Chicago Cubs - 2013

Chicago Cubs @ Los Angeles Angels

Tempe Diablo Stadium, Tempe, AZ

Sat Feb 23 2013, 3:07 PM - 6:09 PM EST

Att. 6,235 - Sunny - 62 F

TOP

livebaseballscorecards.com

Batter	1	2	3	4	5	6	7	8	9	AB	R	H	RBI	BB	SO	LOB
74 Logan Watkins, L (1, 4) OBP: 0.333, SLG: 1.000 6 Alberto Gonzalez, R (5, 4)	G4-3		21 1B 3B	K		K		K		3 2	1 0	1 0	0 0	0 0	1 2	0 2
17 Dave Sappelt, R (1, 8) 72 Matt Szczur, R (5, 8)	F8		K	F8			G5-3	K		3 2	0 0	0 0	0 0	0 0	1 1	1 2
44 Anthony Rizzo, L (1, 3) OBP: 0.667, SLG: 1.000 75 Brad Nelson, L (5, 3) OBP: 1.000, SLG: 2.000	BB		K	2B			1B	1-H 2-H 3B		2 2	0 0	1 2	0 2	1 0	1 0	1 0
21 Scott Hairston, R (1, 9) OBP: 0.333, SLG: 0.333 66 Brian Bogusevic, L (5, 9)	K		24 BB 53 1B 3-H 1B	K			K	L7		3 2	1 0	1 0	1 0	0 0	2 1	2 2
24 Luis Valbuena, L (1, 5) OBP: 1.000, SLG: 4.000 73 Junior Lake, R (5, PH) OBP: 0.333, SLG: 1.333 (5, 5)		HR	53 1B 7 3B 1-2 BB		K		K		HR	1 3	2 1	1 1	1 1	1 0	0 2	0 1
53 Welington Castillo, R (1, 2) OBP: 0.333, SLG: 0.333 51 Steve Clevenger, L (5, 2)	G6-3		7 3B 1-2 2-H 1B		F9			68 2B BB	F8	3 1	1 1	1 0	1 0	0 1	0 0	0 0
7 Brett Jackson, L (1, 7) OBP: 1.000, SLG: 3.000 68 Jorge Soler, R (5, PH) OBP: 0.333, SLG: 0.667 (5, 7)	20 FC4-2 3B		20 1B 1-H 2-H 3B		K			70 1B 79 1B 1-H 2B	G5-3	2 3	1 1	2 1	2 1	0 0	0 1	0 0
20 Brent Lillibridge, R (1, 6) OBP: 0.500, SLG: 0.500 70 Javier Báez, R (5, 6) OBP: 0.333, SLG: 0.333	FC4-2 3-H		16 S 3-H 1B			F7		79 1B 75 3B 2-3 1B	F8	2 3	0 1	1 1	1 1	0 0	0 0	1 0
16 Darnell McDonald, R (1, 10) 79 J.C. Boscan, R (6, PH) OBP: 0.500, SLG: 0.500 (6, 10)	F9		K 1-2			K		75 3B 1-2 3-H 1B		2 2	0 1	0 1	0 1	0 0	1 1	2 0

Inning Stats	1	2	3	4	5	6	7	8	9
	R: 0 E: 0 K: 1 S: 5	H: 0 LOB: 1 BB: 1 P: 9	R: 1 E: 0 K: 0 S: 6	H: 2 LOB: 1 BB: 0 P: 6	R: 5 E: 0 K: 3 S: 14	H: 5 LOB: 1 BB: 1 P: 19	R: 0 E: 0 K: 2 S: 8	H: 1 LOB: 1 BB: 0 P: 8	R: 0 E: 0 K: 2 S: 7	H: 0 LOB: 0 BB: 0 P: 7	R: 0 E: 0 K: 2 S: 7	H: 0 LOB: 0 BB: 0 P: 7	R: 0 E: 0 K: 2 S: 8	H: 1 LOB: 1 BB: 0 P: 8	R: 4 E: 0 K: 2 S: 11	H: 4 LOB: 1 BB: 1 P: 15	R: 1 E: 0 K: 0 S: 4	H: 1 LOB: 0 BB: 0 P: 4

	AB	41
	R	11
	H	14
	RBI	11
	BB	3
	SO	14
	LOB	14

	1B: 6	SF: 0
	2B: 2	SAC: 0
	3B: 4	DP: 0
	HR: 2	HBP: 0

	WP: 0	PA: 44
	PB: 0	
	SB: 1	
	CS: 0	

PITCHER		IP	WLS	BF	H	R	ER	SO	BB	IBB	HBP	BLK	WP	HR	S	P	ERA	WHIP
57 Jerome Williams, R ERA: 4.5	(1, 1)	2.0		9	2	1	1	1	1	0	0	0	0	1	11	15	4.50	1.500
63 Nick Maronde, L ERA: 40.5	(3, 1)	0.2	L	5	2	3	3	2	1	0	0	0	0	0	8	12	40.50	4.500
75 Caleb Graham, R ERA: 54.0	(3, 1)	0.1		4	3	2	2	1	0	0	0	0	0	0	6	7	54.00	9.000
62 Ryan Brasier, R ERA:	(4, 1)	1.0		4	1	0	0	2	0	0	0	0	0	0	8	8	0.00	1.000
58 Michael Kohn, R ERA:	(5, 1)	1.0		3	0	0	0	2	0	0	0	0	0	0	7	7	0.00	0.000
69 Fernando Cabrera, R ERA:	(6, 1)	1.0		3	0	0	0	2	0	0	0	0	0	0	7	7	0.00	0.000
28 David Carpenter, R ERA:	(7, 1)	1.0		4	1	0	0	2	0	0	0	0	0	0	8	8	0.00	1.000
84 Robert Coello, R ERA: 36.0	(8, 1)	1.0		8	4	4	4	2	1	0	0	0	0	0	11	15	36.00	5.000
65 Steve Geltz, R ERA: 9.0	(9, 1)	1.0		4	1	1	1	0	0	0	0	0	0	1	4	4	9.00	1.000

BOTTOM

Chicago Cubs @ Los Angeles Angels

Tempe Diablo Stadium, Tempe, AZ

Sat Feb 23 2013, 3:07 PM - 6:09 PM EST

Att. 6,235 - Sunny - 62 F

livebaseballscorecards.com

Batter	1	2	3	4	5	6	7	8	9	AB	R	H	RBI	BB	SO	LOB
25 Peter Bourjos, R (1, 8) OBP: 1.000, SLG: 1.000 79 Taylor Lindsey, L (6, 4)	BBBB 4-0 2 2B BB		X 0-0 2 F8 2 E 1B			X 0-0 ① F8		S S S 0-3 ② K		1 2	1 0	1 0	0 0	1 0	0 1	0 0
2 Erick Aybar, S (1, 6) OBP: 0.500, SLG: 1.000 71 Kaleb Cowart, S (6, 5) OBP: 0.500, SLG: 0.500	X 0-0 44 G6-3 16 G6-3 1-H 2B		1 SAFE X 0-0 ② F8 1-3			X 0-0 98 FC6-4 1B		X 0-0 ③ G4-3		2 2	1 0	1 1	1 0	0 0	0 0	1 0
44 Mark Trumbo, R (1, 3) 85 Randal Grichuk, R (6, 9)	X 0-0 ① G6-3 2-3		X 0-0 ③ L6			X 0-0 ② P6			X 0-0 ① P3	2 2	0 0	0 0	0 0	0 0	0 0	2 1
16 Hank Conger, L (1, 2) OBP: 0.500, SLG: 0.500 98 Jett Bandy, R (6, 2)	X 0-0 ② G6-3 3-H			X 0-0 3 L4-6 0 G4-3 1B		X 0-0 ③ FC6-4 1-2f			X 0-0 ② P5	2 2	0 0	1 0	1 0	0 0	0 0	0 1
0 Bill Hall, R (1, 5) 19 Travis Witherspoon, R (6, 8)	X 0-0 ③ G5-3			X 0-0 ① G4-3 1-2			X 0-0 ① G6-3		X 0-0 ③ G5-3	2 2	0 0	0 0	0 0	0 0	0 0	1 0
3 Scott Cousins, L (1, 9) 74 Eric Stamets, R (6, 6)	C C C 0-3 ① K			X 0-0 ② ③ L4-6 2-2			X 0-0 ② G6-3			2 1	0 0	0 0	0 0	0 0	1 0	1 0
54 Trent Oeltjen, L (1, 7) OBP: 0.500, SLG: 0.500 12 Matt Long, L (6, 7) OBP: 1.000, SLG: 3.000	S S S 0-3 ② K				X 0-0 8 G6-4-3 1B		X 0-0 3B			2 1	0 0	1 1	0 0	0 0	1 0	0 0
8 Luis Antonio Rodriguez, S (1, 4) 79 Roberto Lopez, R (6, 3)	X 0-0 ③ F8				X 0-0 ① ② G6-4-3 1-2f		X 0-0 ③ F8			2 1	0 0	0 0	0 0	0 0	0 0	1 1
77 Luke Carlin, S (1, 10)			X 0-0 ① G6-3		X 0-0 ③ P6			X 0-0 ① F7		3	0	0	0	0	0	0

	AB	31
	R	2
	H	6
	RBI	2
	BB	1
	SO	3
	LOB	9

Inning Stats	1	2	3	4	5	6	7	8	9	1B: 4	SF: 0	WP: 0	PA: 32
	R: 2 E: 0 K: 0 S: 4	H: 1 LOB: 0 BB: 1 P: 8	R: 0 E: 0 K: 2 S: 7	H: 0 LOB: 0 BB: 0 P: 7	R: 0 E: 1 K: 0 S: 4	H: 1 LOB: 1 BB: 0 P: 4	R: 0 E: 0 K: 0 S: 3	H: 1 LOB: 0 BB: 0 P: 3	R: 0 E: 0 K: 0 S: 3	H: 1 LOB: 0 BB: 0 P: 3	R: 0 E: 0 K: 0 S: 4	H: 1 LOB: 1 BB: 0 P: 4	R: 0 E: 0 K: 0 S: 4	H: 1 LOB: 1 BB: 0 P: 4	R: 0 E: 0 K: 1 S: 5	H: 0 LOB: 0 BB: 0 P: 5	R: 0 E: 0 K: 0 S: 3	H: 0 LOB: 0 BB: 0 P: 3	2B: 2 3B: 1 HR: 0	SAC: 0 DP: 2 HBP: 0	PB: 0 SB: 0 CS: 0	

PITCHER		IP	WLS	BF	H	R	ER	SO	BB	IBB	HBP	BLK	WP	HR	S	P	ERA	WHIP
37 Travis Wood, L ERA: 9.0	(1, 1)	2.0	W	8	1	2	2	2	1	0	0	0	0	0	11	15	9.00	1.000
71 Trey McNutt, R ERA:	(3, 1)	1.0		4	1	0	0	0	0	0	0	0	0	0	4	4	0.00	1.000
47 Hisanori Takahashi, L ERA:	(4, 1)	2.0		6	2	0	0	0	0	0	0	0	0	0	6	6	0.00	1.000
48 Rafael Dolis, R ERA:	(6, 1)	1.0		4	1	0	0	0	0	0	0	0	0	0	4	4	0.00	1.000
56 Héctor Rondón, R ERA:	(7, 1)	1.0		4	1	0	0	0	0	0	0	0	0	0	4	4	0.00	1.000

PITCHER		IP	WLS	BF	H	R	ER	SO	BB	IBB	HBP	BLK	WP	HR	S	P	ERA	WHIP
63 Zach Putnam, R ERA:	(8, 1)	1.0		3	0	0	0	1	0	0	0	0	0	0	5	5	0.00	0.000
37 Jaye Chapman, R ERA:	(9, 1)	1.0		3	0	0	0	0	0	0	0	0	0	0	3	3	0.00	0.000

Batter	1	2	3	4	5	6	7	8	9	AB	R	H	RBI	BB	SO	LOB
7 Grégor Blanco, L (1, 8) 10 Gary Brown, R (5, 8) OBP: 0.333, SLG: 0.667	G6-3		BB 48 2B 88 S	CS 1-2	F9		K			2 1	1 0	0 0	0 0	1 0	0 1	0 1
88 Kensuke Tanaka, L (1, 4) 22 Brock Bond, S (5, 4)	G1-6-3		F7 1-2		F9			G6-3		3 1	0 0	0 0	0 0	0 0	0 0	1 0
48 Pablo Sandoval, S (1, 5) OBP: 0.600, SLG: 0.800 81 Adam Duvall, R (5, 5)	1B		2B 2-H		G3			G5-3		3 1	0 0	2 0	1 0	0 0	0 0	0 0
9 Brandon Belt, L (1, 3) 6 Brett Pill, R (5, 3)	G3		F8			HBP 37 G6-3		K		2 1	0 0	0 0	0 0	0 0	0 1	2 0
23 Roger Kieschnick, L (1, 7) 2 Cole Gillespie, R (6, 7) OBP: 0.500, SLG: 0.500		K	K			F7			G5-3	3 1	0 0	0 0	0 0	0 0	2 0	2 0
35 Brandon Crawford, L (1, 6) 37 Wilson Valdez, R (5, 6) 85 Ricky Oropesa, L (9, PH) OBP: 0.500, SLG: 0.500		K		E3 14 1B 12 SF8		G6-3 1-2f			K	2 1 1	1 0 0	0 0 0	0 0 0	0 0 0	1 0 1	0 1 0
14 Francisco Peguero, R (1, 9) OBP: 0.667, SLG: 1.000 68 Juan Carlos Perez, R (7, 9)		2B 12 1B		1B 7 CS 1-3			F9		K	3 1	1 0	2 0	0 0	0 0	0 1	0 0
12 Guillermo Quiroz, R (1, 2) OBP: 0.333, SLG: 0.500 67 Andrew Susac, R (7, 2)		1B 2-H		SF8 3-H			K2-3			2 0	0 0	1 0	2 0	0 0	1 0	0 0
74 Angel Villalona, R (1, 10) OBP: 0.333, SLG: 0.333		G5-3		L8			1B			3	0	1	0	0	0	2

TOP

San Francisco Giants @ Chicago Cubs

Hohokam Park, Mesa, AZ

Sun Feb 24 2013, 3:12 PM - 5:46 PM EST

Att. 7,784 - Partly Cloudy - 51 F

livebaseballscorecards.com

	AB	R	H	RBI	BB	SO	LOB
	31	3	6	3	1	8	9

Inning Stats	1	2	3	4	5	6	7	8	9
	R: 0 E: 0 K: 0 S: 4	R: 1 E: 0 K: 2 S: 9	R: 1 E: 0 K: 1 S: 6	R: 1 E: 1 K: 0 S: 4	R: 0 E: 0 K: 0 S: 3	R: 0 E: 0 K: 0 S: 2	R: 0 E: 0 K: 2 S: 8	R: 0 E: 0 K: 1 S: 5	R: 0 E: 0 K: 2 S: 7
	H: 1 LOB: 1 BB: 0 P: 4	H: 2 LOB: 1 BB: 0 P: 9	H: 1 LOB: 1 BB: 1 P: 11	H: 1 LOB: 0 BB: 0 P: 5	H: 0 LOB: 0 BB: 0 P: 3	H: 0 LOB: 0 BB: 0 P: 3	H: 1 LOB: 1 BB: 0 P: 8	H: 0 LOB: 0 BB: 0 P: 5	H: 0 LOB: 0 BB: 0 P: 7

	1B: 4	SF: 1	WP: 0	PA: 35
	2B: 2	SAC: 0	PB: 0	
	3B: 0	DP: 1	SB: 1	
	HR: 0	HBP: 1	CS: 1	

PITCHER		IP	WLS	BF	H	R	ER	SO	BB	IBB	HBP	BLK	WP	HR	S	P	ERA	WHIP
29 Jeff Samardzija, R ERA: 4.5	(1, 1)	2.0	W	9	3	1	1	2	0	0	0	0	0	0	13	13	4.50	1.500
49 Carlos Marmol, R ERA: 9.0	(3, 1)	1.0	H	5	1	1	1	1	1	0	0	0	0	0	6	11	9.00	2.000
59 Cory Wade, R ERA:	(4, 1)	2.0	H	7	1	1	0	0	0	0	0	0	0	0	7	8	0.00	0.500
27 Casey Coleman, R ERA:	(6, 1)	1.0	H	3	0	0	0	0	0	0	1	0	0	0	2	3	0.00	0.000
11 Kyuji Fujikawa, R ERA:	(7, 1)	1.0	H	4	1	0	0	2	0	0	0	0	0	0	8	8	0.00	1.000

PITCHER		IP	WLS	BF	H	R	ER	SO	BB	IBB	HBP	BLK	WP	HR	S	P	ERA	WHIP
40 James Russell, L ERA:	(8, 1)	1.0	H	3	0	0	0	1	0	0	0	0	0	0	5	5	0.00	0.000
54 Shawn Camp, R ERA:	(9, 1)	1.0	S	3	0	0	0	2	0	0	0	0	0	0	7	7	0.00	0.000

Batter	1	2	3	4	5	6	7	8	9	AB	R	H	RBI	BB	SO	LOB
9 David DeJesus, L (1, 8) 72 Matt Szczur, R (4, PH) (5, 8)	F8	13 FC5-4 BB		K		F8 2-3				1 2	0 0	0 0	0 0	1 0	0 1	0 1
13 Starlin Castro, R (1, 6) OBP: 0.500, SLG: 0.500 65 Edwin Maysonet, R (4, PH) (5, 6)	12 1B 44 E 19 G3-1 1B	FC5-4 1-2f		F9			P2			2 2	1 0	1 0	0 0	0 0	0 0	1 0
44 Anthony Rizzo, L (1, 3) OBP: 0.400, SLG: 0.500 75 Brad Nelson, L (5, 3) OBP: 0.500, SLG: 1.000	FC3 19 G3-1 12 1B 30 HR 1-2	L8			G3		K			2 2	1 0	0 0	0 0	0 0	0 1	2 0
12 Alfonso Soriano, R (1, 7) OBP: 1.000, SLG: 1.000 16 Darnell McDonald, R (5, 7)	19 G3-1 30 HR 1-2 2-3 1B		19 G4-6-3 1B		F8		F8			2 2	1 0	2 0	0 0	0 0	0 0	0 0
19 Nate Schierholtz, L (1, 9) 80 Johermyn Chavez, R (5, 9) OBP: 1.000, SLG: 1.500	G3-1 1-2 2-3 3-H		G4-6-3 1-2f					82 G3 2B		2 2	0 0	0 2	1 0	0 0	0 0	3 0
30 Dioner Navarro, S (1, 2) OBP: 1.000, SLG: 4.000 82 Raffy Lopez, L (5, 2)	2-1 2-H 3-H HR		66 1B BB		F8			G3 2-3		1 2	1 0	1 0	3 0	1 0	0 0	0 2
66 Brian Bogusevic, L (1, 10) OBP: 0.500, SLG: 0.750 78 Michael Brenly, S (6, PH) (7, 10)	2B		1-3 1B			G1-3		G5-3		2 2	0 0	2 0	0 0	0 0	0 0	0 1
15 Darwin Barney, R (1, 4) 74 Logan Watkins, L (5, 4) OBP: 0.400, SLG: 0.750	G4-3		G4-3			72 WP 6 G4-3 BB		G3		2 1	0 0	0 0	0 1	0 0	0 1	3 1
61 Christian Villanueva, R (1, 5) 6 Alberto Gonzalez, R (5, 5)		K		G5-3		G4-3 1-2				2 1	0 0	0 0	0 0	0 0	1 0	0 1
Inning Stats	R: 4 H: 4 E: 1 LOB: 1 K: 0 BB: 0 S: 9 P: 11	R: 0 H: 0 E: 0 LOB: 1 K: 1 BB: 1 S: 5 P: 9	R: 0 H: 2 E: 0 LOB: 2 K: 0 BB: 1 S: 4 P: 8	R: 0 H: 0 E: 0 LOB: 0 K: 1 BB: 0 S: 5 P: 5	R: 0 H: 1 E: 0 LOB: 1 K: 0 BB: 0 S: 4 P: 4	R: 0 H: 0 E: 0 LOB: 1 K: 0 BB: 1 S: 3 P: 8	R: 0 H: 0 E: 0 LOB: 0 K: 1 BB: 0 S: 5 P: 5	R: 0 H: 1 E: 0 LOB: 1 K: 0 BB: 0 S: 4 P: 4		1B: 5 SF: 0 2B: 2 SAC: 0 3B: 0 DP: 1 HR: 1 HBP: 0						

PITCHER		IP	WLS	BF	H	R	ER	SO	BB	IBB	HBP	BLK	WP	HR	S	P	ERA	WHIP
18 Matt Cain, R	(1, 1)	1.0	L	8	4	4	0	0	0	0	0	0	0	1	9	11	0.00	4.000
ERA:																		
65 Steve Edlefsen, R	(2, 1)	1.0		4	0	0	0	1	1	0	0	0	0	0	5	9	0.00	1.000
ERA:																		
59 Justin Fitzgerald, R	(3, 1)	1.0		5	2	0	0	0	1	0	0	0	0	0	4	8	0.00	3.000
ERA:																		
46 Santiago Casilla, R	(4, 1)	1.0		3	0	0	0	1	0	0	0	0	0	0	5	5	0.00	0.000
ERA:																		
50 Jose Mijares, L	(5, 1)	1.0		4	1	0	0	0	0	0	0	0	0	0	4	4	0.00	1.000
ERA:																		

PITCHER		IP	WLS	BF	H	R	ER	SO	BB	IBB	HBP	BLK	WP	HR	S	P	ERA	WHIP
43 Sandy Rosario, R	(6, 1)	1.0		4	0	0	0	0	1	0	0	0	1	0	3	8	0.00	1.000
ERA:																		
45 Dan Runzler, L	(7, 1)	1.0		3	0	0	0	1	0	0	0	0	0	0	5	5	0.00	0.000
ERA:																		
72 Heath Hembree, R	(8, 1)	1.0		4	1	0	0	0	0	0	0	0	0	0	4	4	0.00	1.000
ERA:																		

BOTTOM

San Francisco Giants @ Chicago Cubs

Hohokam Park, Mesa, AZ

Sun Feb 24 2013, 3:12 PM - 5:46 PM EST

Att. 7,784 - Partly Cloudy - 51 F

livebaseballscorecards.com

AB	32
R	4
H	8
RBI	4
BB	3
SO	3
LOB	15

1B: 5 SF: 0
2B: 2 SAC: 0
3B: 0 DP: 1
HR: 1 HBP: 0

WP: 1 PA: 35
PB: 0
SB: 0
CS: 0

Batter	1	2	3	4	5	6	7	8	9	AB	R	H	RBI	BB	SO	LOB
24 Luis Valbuena, L (1, 4) OBP: 0.750, SLG: 2.000	0-0 15 2B 2B	0-0 F8		1-0 15 FC6-4 HBP		0-0 F7		0-0 G5-3		2	1	1	0	0	0	1
65 Edwin Maysonet, R (4, PH)										2	0	0	0	0	0	2
(4, 4)																
15 Darwin Barney, R (1, 10) OBP: 0.400, SLG: 0.500	0-0 2-H 2B		4-0 21 E 19 1B 16 HR BB	0-0 1-2f FC6-4		0-3 K			0-0 17 CS 1B	2	1	1	1	1	0	1
80 Johermyn Chavez, R (6, PH) OBP: 0.750, SLG: 1.000										2	0	1	0	0	1	0
(6, 10)																
72 Matt Szczur, R (9, PR)										0	0	0	0	0	0	0
19 Nate Schierholtz, L (1, 9) OBP: 0.400, SLG: 1.000	0-1 HR		0-0 1-2 16 HR 1B	0-0 G2-3			0-0 P6		0-3 K	3	2	2	1	0	0	1
7 Brett Jackson, L (5, 9) OBP: 0.500, SLG: 1.500										2	0	0	0	0	1	1
21 Scott Hairston, R (1, 8) OBP: 0.333, SLG: 0.333	0-0 75 G4-3 1B		2 SAFE 0-3 2-3 K		0-3 K		0-0 G5-3		0-1 1-2 G4-3	3	0	1	0	0	2	2
17 Dave Sappelt, R (5, 8)										2	0	0	0	0	0	1
75 Brad Nelson, L (1, 3) OBP: 0.333, SLG: 0.667	0-0 1-2 G4-3		0-3 K		4-0 51 1B BB		0-0 G4-3			2	0	0	0	0	1	3
66 Brian Bogusevic, L (5, PH) OBP: 0.500, SLG: 0.600										1	0	0	0	1	0	0
(5, 3)																
16 Darnell McDonald, R (1, 7) OBP: 0.167, SLG: 0.667	0-0 G6-3		1-1 1-H 3-H HR		0-3 K			0-0 G5-3		2	1	1	3	0	0	1
68 Jorge Soler, R (5, PH) OBP: 0.200, SLG: 0.400										2	0	0	0	0	1	1
(5, 7)																
53 Welington Castillo, R (1, 2) OBP: 0.400, SLG: 1.000		0-3 K	2-0 HR		0-0 1-3 1B			0-0 20 1B 1B		2	1	1	1	0	1	0
51 Steve Clevenger, L (5, PH) OBP: 0.750, SLG: 0.667										2	0	2	0	0	0	0
(5, 2)																
73 Junior Lake, R (1, 5) OBP: 0.200, SLG: 0.800		0-0 P4	0-0 G5-3		0-0 G5-3			0-0 1-3 1B		2	0	0	0	0	0	0
20 Brent Lillibridge, R (5, PH) OBP: 0.500, SLG: 0.500										2	0	1	0	0	0	2
(5, 5)																
6 Alberto Gonzalez, R (1, 6) OBP: 0.200, SLG: 0.200		0-0 1B		0-0 G6-3		0-3 K		0-3 K2-3		2	0	1	0	0	0	0
74 Logan Watkins, L (5, 6) OBP: 0.286, SLG: 0.500										2	0	0	0	0	2	2
Inning Stats	R: 2 E: 0 K: 0 S: 7 H: 4 LOB: 1 BB: 0 P: 7	R: 0 E: 0 K: 1 S: 6 H: 1 LOB: 1 BB: 0 P: 6	R: 4 E: 1 K: 2 S: 11 H: 3 LOB: 0 BB: 1 P: 18	R: 0 E: 0 K: 0 S: 3 H: 0 LOB: 1 BB: 0 P: 4	R: 0 E: 0 K: 2 S: 8 H: 1 LOB: 2 BB: 1 P: 12	R: 0 E: 0 K: 2 S: 7 H: 0 LOB: 0 BB: 0 P: 7	R: 0 E: 0 K: 0 S: 3 H: 0 LOB: 0 BB: 0 P: 3	R: 0 E: 0 K: 1 S: 7 H: 2 LOB: 2 BB: 0 P: 7	R: 0 E: 0 K: 1 S: 6 H: 1 LOB: 1 BB: 0 P: 6	1B: 7 2B: 2 3B: 0 HR: 3 SF: 0 SAC: 0 DP: 0 HBP: 1						

TOP

Chicago Cubs @ Los Angeles Dodgers

Camelback Ranch, Glendale, AZ

Mon Feb 25 2013, 3:09 PM - 6:31 PM EST

Att. 3,655 - Partly Cloudy - 58 F

livebaseballscorecards.com

AB	37
R	6
H	12
RBI	6
BB	2
SO	9
LOB	18

WP: 0 PB: 0 SB: 0 CS: 1 PA: 40

PITCHER		IP	WLS	BF	H	R	ER	SO	BB	IBB	HBP	BLK	WP	HR	S	P	ERA	WHIP
58 Chad Billingsley, R ERA: 9.0	(1, 1)	2.0		10	5	2	2	1	0	0	0	0	0	1	13	13	9.00	2.500
35 Chris Capuano, L ERA: 18.0	(3, 1)	2.0		11	3	4	4	2	1	0	1	0	0	2	14	22	18.00	2.000
38 Shawn Tolleson, R ERA:	(5, 1)	1.0		5	1	0	0	2	1	0	0	0	0	0	8	12	0.00	2.000
55 Matt Guerrier, R ERA:	(6, 1)	1.0		3	0	0	0	2	0	0	0	0	0	0	7	7	0.00	0.000
77 Kevin Gregg, R ERA:	(7, 1)	1.0		3	0	0	0	0	0	0	0	0	0	0	3	3	0.00	0.000

PITCHER		IP	WLS	BF	H	R	ER	SO	BB	IBB	HBP	BLK	WP	HR	S	P	ERA	WHIP
75 Paco Rodríguez, L ERA:	(8, 1)	1.0	W	5	2	0	0	1	0	0	0	0	0	0	7	7	0.00	2.000
82 Blake Johnson, R ERA:	(9, 1)	1.0	S	3	1	0	0	1	0	0	0	0	0	0	6	6	0.00	1.000

Batter	1	2	3	4	5	6	7	8	9	AB	R	H	RBI	BB	SO	LOB
9 Dee Strange-Gordon, L (1, 6) 62 Omar Luna, R (6, 6) OBP: 0.667, SLG: 0.667	S S C 0-3 ① K	B 1-0 ③ CS 1-2	B B B B 4-0 6 1B BB		B B B B 4-0 60 BLK 72 HBP 60 G3-1 1-2 BB		X 0-0 ① F8	X 0-0 64 G1-3 1-3 3-H 1B		1 2	1 0	0 1	0 1	2 0	1 0	0 0
3 Skip Schumaker, L (1, 4) 72 Justin Sellers, R (5, 4) 64 Osvaldo Martínez, R (7, 4)	B B B B 4-0 5 G4-3 6 BB 7 1B BB	X 0-0 ① F7			B H 2-0 60 G3-1 60 BLK 81 BLK 1-2 2-3 HBP		X 0-0 ② G6-3	X 0-0 ① G1-3 1-2		1 0 2	1 1 0	0 0 0	0 0 0	1 0 0	0 0 0	1 0 2
6 Jerry Hairston, R (1, 9) OBP: 0.500, SLG: 0.333 60 Jeremy Moore, L (5, 9) OBP: 0.600, SLG: 0.667	B B B B 4-0 5 G4-3 7 1B 1-2 BB	X 0-0 5 G6-4-3 1-3 1B			X 0-0 ① G3-1 1-3 2-H 3-H		X 0-0 81 1B 2B	B B B B 4-0 BB		1 2	1 1	1 1	0 1	1 1	0 0	0 1
5 Juan Uribe, R (1, 3) OBP: 0.250, SLG: 0.250 44 Dallas McPherson, L (4, 3)	X 0-0 ② G4-3 1-2 2-3	X 0-0 ② ③ G6-4-3 1-2f			S S C 0-3 ② K		B B B B 4-0 66 1B 81 1B BB	S S S 0-3 ② K		2 2	0 0	0 0	0 1	0 2	0 4	4 4
7 Nick Punto, S (1, 10) OBP: 0.500, SLG: 0.250 81 Matt Wallach, L (5, PH) OBP: 0.333, SLG: 0.333 (6, 10)	X 0-0 49 E 2-H 3-H 1B			C S S 0-3 ① K2-3	X 0-0 ③ F9 3-H		X 0-0 70 FC5 66 1B 1-2 2-H 1B	S C S 0-3 ③ K		2 3	0 0	1 1	2 1	0 0	1 1	0 3
49 Alex Castellanos, R (1, 8) 66 Yasiel Puig, R (5, 8) OBP: 0.333, SLG: 0.500	S C C 0-3 ③ K 1-3			X 0-0 ② F9	X 0-0 ① F9		X 0-0 1-2 2-3 1B			2 2	0 0	0 1	0 0	0 0	1 0	1 0
33 Ramon Castro, R (1, 2) OBP: 0.500, SLG: 0.500 70 Jesus Flores, R (5, 2)		X 0-0 ① P4		X 0-0 1B	X 0-0 ② P6		X 0-0 ③ FC5 2-3f			2 2	0 0	1 0	0 0	0 0	0 0	0 3
0 Alfredo Amezaga, S (1, 5) 63 Nick Evans, R (5, 5) OBP: 0.667, SLG: 0.500		X 0-0 ② L8		X 0-0 ③ F7	X 0-0 1B			B B B B 4-0 48 1B 62 1B BB		2 1	0 1	0 1	0 1	0 0	0 1	1 0
10 Tony Gwynn Jr., L (1, 7) 48 Brian Barden, R (6, 7) OBP: 0.750, SLG: 0.750		B B B B 4-0 9 CS BB			B B B B 4-0 72 WP 9 S 60 BLK BB	S S C 0-3 ③ K		B X 1-0 62 1B 1-3 1B		0 2	1 0	0 1	0 0	0 0	2 1	0 1
Inning Stats	R: 2 E: 0 K: 2 S: 8 H: 1 LOB: 1 BB: 2 P: 16	R: 0 E: 0 K: 0 S: 2 H: 0 LOB: 0 BB: 1 P: 7	R: 0 E: 0 K: 0 S: 3 H: 1 LOB: 1 BB: 1 P: 7	R: 0 E: 0 K: 1 S: 6 H: 1 LOB: 1 BB: 0 P: 6	R: 3 E: 0 K: 1 S: 5 H: 0 LOB: 0 BB: 2 P: 15	R: 0 E: 0 K: 1 S: 6 H: 1 LOB: 1 BB: 0 P: 6	R: 1 E: 0 K: 0 S: 6 H: 3 LOB: 3 BB: 1 P: 10	R: 1 E: 0 K: 2 S: 9 H: 2 LOB: 3 BB: 2 P: 18		1B: 8 2B: 1 3B: 0 HR: 0 SF: 0 SAC: 0 DP: 1 HBP: 1						

BOTTOM

Chicago Cubs @ Los Angeles Dodgers

Camelback Ranch, Glendale, AZ

Mon Feb 25 2013, 3:09 PM - 6:31 PM EST

Att. 3,655 - Partly Cloudy - 58 F

livebaseballscorecards.com

AB	31
R	7
H	9
RBI	5
BB	9
SO	7
LOB	21

WP: 1 PB: 0 SB: 1 CS: 1 PA: 42

PITCHER	IP	WLS	BF	H	R	ER	SO	BB	IBB	HBP	BLK	WP	HR	S	P	ERA	WHIP
33 Carlos Villanueva, R (1, 1) ERA: 27.0	0.2		5	1	2	2	1	2	0	0	0	0	0	5	13	27.00	4.500
50 Blake Parker, R (1, 1) ERA:	1.1		4	0	0	0	1	1	0	0	0	0	0	5	10	0.00	0.750
85 Barret Loux, R (3, 1) ERA:	2.0		8	2	0	0	1	1	0	0	0	0	0	9	13	0.00	1.500
67 Robert Whitenack, R (5, 1) ERA: 40.5	0.2		5	0	3	3	1	2	0	1	1	1	0	4	14	40.50	3.000
28 Michael Bowden, R (5, 1) ERA:	1.1	H	5	1	0	0	1	0	0	0	1	0	0	7	7	0.00	0.750

PITCHER	IP	WLS	BF	H	R	ER	SO	BB	IBB	HBP	BLK	WP	HR	S	P	ERA	WHIP
63 Brian Schlitter, R (7, 1) ERA: 9.0	1.0	B	7	3	1	1	0	1	0	0	0	0	0	6	10	9.00	4.000
83 Dontrelle Willis, L (8, 1) ERA:	0.0	L	1	0	1	1	0	1	0	0	0	0	0	0	4	∞	∞
60 Jensen Lewis, R (8, 1) ERA:	1.0		6	2	0	0	2	1	0	0	0	0	0	9	14	0.00	3.000

Colorado Rockies @ Chicago Cubs

Hohokam Park, Mesa, AZ

Tue Feb 26 2013, 3:07 PM - 5:34 PM EST

Att. 4,021 - Sunny - 61 F

TOP

livebaseballscorecards.com

Batter	1	2	3	4	5	6	7	8	9	AB	R	H	RBI	BB	SO	LOB
21 Tyler Colvin, L (1, 8) OBP: 0.167, SLG: 0.167	F7		G6-3		23 CS 1B			SF8 3-H		3	0	1	0	0	0	0
27 Tim Wheeler, L (5, 8) OBP: 0.500, SLG: 1.250										0	0	0	1	0	0	0
23 Charlie Culberson, R (1, 4) OBP: 0.286, SLG: 0.667	G5-3		G6-3		1 SAFE CS 1-2	G4-3		77 FC1-6 1B		3	0	0	0	0	0	0
73 Henry Wrigley, R (8, PH) OBP: 1.000, SLG: 1.000										1	0	1	0	0	0	0
65 Cristhian Adames, S (8, 4)										0	0	0	0	0	0	0
5 Carlos González, L (1, 7) OBP: 0.375, SLG: 0.429	3 1B 1B			BBBB 4-0 3 G5-3 3 S 66 1B BB		3 G4-3 2B		FC1-6 1-2f		2	1	2	0	1	0	0
77 Corey Dickerson, L (6, 7) OBP: 0.400, SLG: 1.000										1	0	0	0	0	0	1
3 Michael Cuddyer, R (1, 9) OBP: 0.333, SLG: 0.333	1-2 1B			B 1-0 G5-3 1-3		G4-3 2-3			P4	3	0	1	0	0	0	2
67 Kent Matthes, R (6, 9) OBP: 0.167, SLG: 0.667										1	0	0	0	0	0	0
66 Ben Paulsen, L (1, 3) OBP: 0.571, SLG: 0.500	G6-3			55 1B 12 CS 3-H 1B		G5-3			F9	3	0	1	1	0	0	3
28 Nolan Arenado, R (6, 5) OBP: 0.400, SLG: 1.000										1	0	0	0	0	0	0
55 Ramon Hernandez, R (1, 2) OBP: 0.500, SLG: 0.333		G4-3		1-3 1B			P4		CCC K	2	0	1	0	0	0	0
15 Jordan Pacheco, R (5, 2) OBP: 0.167, SLG: 0.167										1	0	0	0	0	0	0
16 Lars Davis, L (8, 2)										1	0	0	0	0	1	0
12 Ryan Wheeler, L (1, 5) OBP: 0.143, SLG: 0.143		G4-3		CCC K 3-H			G1-3			3	0	0	0	0	1	2
(6, 3)																
7 Matt McBride, R (1, 10) OBP: 0.167, SLG: 0.333		G3			G6-3		F9			3	0	0	0	0	0	0
18 Jonathan Herrera, S (1, 6) OBP: 0.600, SLG: 0.600			L4		G6-3			27 SF8 3B		2	0	0	0	0	0	0
9 DJ LeMahieu, R (7, 6) OBP: 0.286, SLG: 0.571										1	1	1	0	0	0	0

	AB	31
	R	2
	H	8
	RBI	2
	BB	1
	SO	2
	LOB	8

Inning Stats	1	2	3	4	5	6	7	8	9
	R: 0 H: 2 E: 0 LOB: 2 K: 0 BB: 0 S: 5 P: 5	R: 0 H: 0 E: 0 LOB: 0 K: 0 BB: 0 S: 3 P: 3	R: 0 H: 0 E: 0 LOB: 0 K: 0 BB: 0 S: 3 P: 3	R: 1 H: 2 E: 0 LOB: 2 K: 1 BB: 1 S: 6 P: 11	R: 0 H: 1 E: 0 LOB: 0 K: 0 BB: 0 S: 3 P: 3	R: 0 H: 1 E: 0 LOB: 1 K: 0 BB: 0 S: 4 P: 4	R: 0 H: 0 E: 0 LOB: 0 K: 0 BB: 0 S: 3 P: 3	R: 1 H: 2 E: 0 LOB: 1 K: 0 BB: 0 S: 4 P: 4	R: 0 H: 0 E: 0 LOB: 0 K: 1 BB: 0 S: 5 P: 5

1B: 6 SF: 1
2B: 2 SAC: 0
3B: 1 DP: 1
HR: 0 HBP: 0

WP: 0 PA: 34
PB: 0
SB: 1
CS: 2

PITCHER		IP	WLS	BF	H	R	ER	SO	BB	IBB	HBP	BLK	WP	HR	S	P	ERA	WHIP
36 Edwin Jackson, R ERA:	(1, 1)	2.0		8	2	0	0	0	0	0	0	0	0	0	8	8	0.00	1.000
76 Drew Carpenter, R ERA: 4.5	(3, 1)	2.0	W	8	2	1	1	1	1	0	0	0	0	0	9	14	4.50	1.500
18 Chris Rusin, L ERA:	(5, 1)	2.0	H	7	2	0	0	0	0	0	0	0	0	0	7	7	0.00	1.000
63 Zach Putnam, R ERA:	(7, 1)	1.0	H	3	0	0	0	0	0	0	0	0	0	0	3	3	0.00	0.000
81 Nick Struck, R ERA: 4.5	(8, 1)	2.0	S	7	2	1	1	1	0	0	0	0	0	0	9	9	4.50	1.000

PITCHER	IP	WLS	BF	H	R	ER	SO	BB	IBB	HBP	BLK	WP	HR	S	P	ERA	WHIP

Batter	1	2	3	4	5	6	7	8	9	AB	R	H	RBI	BB	SO	LOB
9 David DeJesus, L (1, 8) 17 Dave Sappelt, R (6, 8) OBP: 0.286, SLG: 0.714	G4-3		K			HR		53 BB; 70 G1; 72 BB; 1B		2 2	0 2	0 2	0 1	0 0	1 0	0 0
13 Starlin Castro, R (1, 6) OBP: 0.500, SLG: 0.750 70 Javier Báez, R (6, 6) OBP: 0.400, SLG: 0.400	G4-3			44 G4-3; 7 SF8; 2B		53 F9; 75 S; 1B		G1; 1-2		2 2	1 0	1 1	0 0	0 0	0 0	0 1
44 Anthony Rizzo, L (1, 3) OBP: 0.286, SLG: 0.333 75 Brad Nelson, L (6, 3) OBP: 0.375, SLG: 0.571	K			G4-3; 2-3		K; 1-2		72 BB; 53 BB; BB		2 1	0 0	0 0	0 0	0 1	1 1	1 1
12 Alfonso Soriano, R (1, 10) OBP: 0.750, SLG: 0.667 53 Welington Castillo, R (6, PH) OBP: 0.429, SLG: 0.833 (7, 10)		L6		BB		F9; 2-3		72 BB; 1-2; 2-3; BB		1 1	0 0	0 0	0 0	1 1	0 0	0 1
7 Brett Jackson, L (1, 7) OBP: 0.333, SLG: 1.200 72 Matt Szczur, R (6, 7)		F7		SF8; 3-H		K		1-2; 2-3; 3-H; BB		1 1	0 0	0 1	1 1	0 1	0 1	0 1
30 Dioner Navarro, S (1, 2) OBP: 0.500, SLG: 1.333 82 Raffy Lopez, L (6, 2)		L3		P6			L7	F7		2 2	0 0	0 0	0 0	0 0	0 0	1 3
20 Brent Lillibridge, R (1, 4) OBP: 0.333, SLG: 0.333 74 Logan Watkins, L (6, 4) OBP: 0.375, SLG: 0.571			G6-3		G4-3		65 P4-3; 1B			2 1	0 0	0 1	0 0	0 0	0 0	0 0
61 Christian Villanueva, R (1, 5) OBP: 0.250, SLG: 1.000 65 Edwin Maysonet, R (6, 5)			HR		F7		P4-3; 1-1f			2 1	1 0	1 0	1 0	0 0	0 0	0 1
80 Johermyn Chavez, R (1, 9) OBP: 0.500, SLG: 0.667 16 Darnell McDonald, R (6, 9) OBP: 0.143, SLG: 0.571			G6-3		K			P3		2 1	0 0	0 0	0 0	0 0	1 0	0 0
Inning Stats	R: 0 E: 0 K: 1 S: 5 H: 0 LOB: 0 BB: 0 P: 5	R: 0 E: 0 K: 0 S: 3 H: 0 LOB: 0 BB: 0 P: 3	R: 1 E: 0 K: 1 S: 6 H: 1 LOB: 0 BB: 0 P: 6	R: 1 E: 0 K: 0 S: 4 H: 1 LOB: 1 BB: 1 P: 8	R: 0 E: 0 K: 1 S: 5 H: 0 LOB: 0 BB: 0 P: 5	R: 1 E: 0 K: 2 S: 10 H: 2 LOB: 1 BB: 0 P: 11	R: 0 E: 0 K: 0 S: 3 H: 1 LOB: 0 BB: 0 P: 3	R: 1 E: 0 K: 0 S: 4 H: 1 LOB: 3 BB: 3 P: 16		1B: 3 2B: 2 3B: 0 HR: 2	SF: 1 SAC: 0 DP: 1 HBP: 0						

BOTTOM

Colorado Rockies @ Chicago Cubs

Hohokam Park, Mesa, AZ

Tue Feb 26 2013, 3:07 PM - 5:34 PM EST

Att. 4,021 - Sunny - 61 F

livebaseballscorecards.com

AB	28
R	4
H	6
RBI	4
BB	4
SO	5
LOB	10

WP: 0 PB: 0 SB: 1 CS: 0 PA: 33

PITCHER		IP	WLS	BF	H	R	ER	SO	BB	IBB	HBP	BLK	WP	HR	S	P	ERA	WHIP
45 Jhoulys Chacín, R ERA:	(1, 1)	2.0		6	0	0	0	1	0	0	0	0	0	0	8	8	0.00	0.000
29 Jorge De La Rosa, L ERA: 9.0	(3, 1)	2.0	L	9	2	2	2	1	1	0	0	0	0	1	10	14	9.00	1.500
49 Rex Brothers, L ERA:	(5, 1)	1.0		3	0	0	0	1	0	0	0	0	0	0	5	5	0.00	0.000
61 Edgmer Escalona, R ERA: 3.0	(6, 1)	2.0		8	3	1	1	2	0	0	0	0	0	1	13	14	4.50	1.500
37 Adam Ottavino, R ERA: 4.5	(8, 1)	1.0		7	1	1	1	0	3	0	0	0	0	0	4	16	9.00	4.000

PITCHER		IP	WLS	BF	H	R	ER	SO	BB	IBB	HBP	BLK	WP	HR	S	P	ERA	WHIP

Los Angeles Dodgers @ Chicago Cubs

Hohokam Park, Mesa, AZ

Wed Feb 27 2013, 3:08 PM - 6:49 PM EST

Att. 4,572 - Sunny - 62 F

TOP

livebaseballscorecards.com

Batter	1	2	3	4	5	6	7	8	9	AB	R	H	RBI	BB	SO	LOB
6 Jerry Hairston, R (1, 9) OBP: 0.429, SLG: 0.600	C C C 0-3 K	X 0-0 0 1B 13 SF7 2B 1-3 2-H 3-H	X 0-0 SF8 2-3 3-H		X 0-0 44 E 84 1B 1B 2-H 3-H		X 0-0 G1-3			2	1	1	3	0	1	0
48 Brian Barden, R (4, 9) OBP: 0.778, SLG: 0.714										2	0	1	2	0	0	0
0 Alfredo Amezaga, S (1, 4) OBP: 0.333, SLG: 0.333	X 0-0 23 1B 13 G5-3 7 WP 1B	X 0-0 23 WP 13 SF7 1B 2-3 3-H	X 0-0 13 G5-4-3 1B 1-3 3-H		X 0-0 44 E 1B 1-2		B B B B 4-0 BB			3	1	3	2	0	0	0
84 Rusty Ryal, R (3, PR) OBP: 1.000, SLG: 1.000 (3, 4)										1	0	1	0	1	0	0
13 Hanley Ramirez, R (1, 6) OBP: 0.250, SLG: 0.200	X 0-0 G5-3 1-2	X 0-0 SF7 1-2 3-H	X 0-0 G5-4-3 1-2f		X 0-0 L7		X 0-0 G3			2	0	0	1	0	0	3
9 Dee Strange-Gordon, L (4, 6)										2	0	0	0	0	0	3
23 Adrián González, L (1, 3) OBP: 0.417, SLG: 0.222	X 0-0 7 WP 62 BB 1B 2-3	B X 1-0 G1-3 2-3		S S S 0-3 K	B 2 SAFE X 1-0 F8 1-2 2-3			X 0-0 G6-3		3	0	1	0	0	1	1
44 Dallas McPherson, L (4, 3)										2	0	0	0	0	0	2
62 Omar Luna, R (1, 5) OBP: 0.375, SLG: 0.286	B B B B 4-0 7 WP BB 1-2	X 0-0 G5-3		X 0-0 G4-3		X 0-0 G6-3		X 0-0 G6-3		2	0	0	0	1	0	1
64 Osvaldo Martínez, R (4, 5)										2	0	0	0	0	0	0
7 Nick Punto, S (1, 10) OBP: 0.444, SLG: 0.167	B X 1-0 G6-3 1-2 2-3 3-H		B B B B 4-0 66 E 18 BB 37 1B BB	C C C 0-3 K		S S S 0-3 K		X 0-0 L9		2	1	0	0	1	1	2
81 Matt Wallach, L (6, PH) OBP: 0.200, SLG: 0.200 (6, 10)										2	0	0	0	0	1	0
18 Tim Federowicz, R (1, 2) OBP: 0.571, SLG: 0.600		X 0-0 37 1B 66 1B 6 2B 1B	B B B B 4-0 37 1B 66 E 6 SF8 1-2		S S S 0-3 K	X 0-0 G6-3			X 0-0 G3-1	2	2	1	0	1	1	0
33 Ramon Castro, R (5, 2) OBP: 0.250, SLG: 0.250										2	0	0	0	0	0	0
66 Yasiel Puig, R (1, 8) OBP: 0.364, SLG: 0.455		X 0-0 37 1B 6 2B 1B 1-2	X 0-0 E8 6 SF8 37 1B 0 1B 1-2 2-3		X 0-0 37 2B 48 1B 1B		B B B C X 3-1 HR		X 0-0 E5 63 CS	3	3	2	0	0	0	2
49 Alex Castellanos, R (5, 8) OBP: 0.250, SLG: 1.000										2	1	1	1	0	0	0
37 Elian Herrera, S (1, 7) OBP: 0.444, SLG: 0.500		X 0-0 6 2B 0 1B 1B 1-2 2-3	X 0-0 0 1B 1-2 2-3 3-H		X 0-0 48 1B 2B 1-3		X 0-0 F9		1 SAFE X 0-0 G5-3 1-2	3	2	3	1	0	0	0
63 Nick Evans, R (5, 7) OBP: 0.286, SLG: 0.167										2	0	0	0	0	0	1
Inning Stats	R: 1 E: 0 K: 1 S: 7 H: 2 LOB: 2 BB: 1 P: 12	R: 4 E: 0 K: 0 S: 8 H: 5 LOB: 1 BB: 0 P: 9	R: 3 E: 1 K: 0 S: 5 H: 2 LOB: 2 BB: 2 P: 13	R: 0 E: 0 K: 2 S: 7 H: 0 LOB: 0 BB: 0 P: 7	R: 2 E: 1 K: 1 S: 9 H: 4 LOB: 2 BB: 0 P: 10	R: 0 E: 0 K: 1 S: 5 H: 0 LOB: 0 BB: 0 P: 5	R: 1 E: 0 K: 0 S: 5 H: 1 LOB: 1 BB: 1 P: 12	R: 0 E: 0 K: 0 S: 3 H: 0 LOB: 0 BB: 0 P: 3	R: 0 E: 1 K: 0 S: 3 H: 0 LOB: 0 BB: 0 P: 3	1B: 11 2B: 2 3B: 0 HR: 1 SF: 2 SAC: 0 DP: 1 HBP: 0						

	AB	39
	R	11
	H	14
	RBI	10
	BB	4
	SO	5
	LOB	15

WP: 2 PB: 0 SB: 0 CS: 1 PA: 45

PITCHER		IP	WLS	BF	H	R	ER	SO	BB	IBB	HBP	BLK	WP	HR	S	P	ERA	WHIP
43 Brooks Raley, L ERA: 36.0	(1, 1)	1.0		9	5	4	4	1	1	0	0	0	1	0	10	15	36.00	6.000
71 Trey McNutt, R ERA: 4.5	(2, 1)	1.0	L	5	2	1	1	0	0	0	0	0	1	0	5	6	9.00	2.000
37 Jaye Chapman, R ERA: 13.5	(3, 1)	0.1		6	2	3	2	0	2	0	0	0	0	0	4	12	54.00	12.000
55 Alberto Cabrera, R ERA: 6.75	(3, 1)	2.2		11	4	2	2	3	0	0	0	0	0	0	17	18	6.75	1.500
28 Michael Bowden, R ERA:	(6, 1)	1.0		3	0	0	0	1	0	0	0	0	0	0	5	5	0.00	0.000
47 Hisanori Takahashi, L ERA: 3.0	(7, 1)	1.0		5	1	1	1	0	1	0	0	0	0	1	5	12	9.00	2.000
54 Shawn Camp, R ERA:	(8, 1)	1.0		3	0	0	0	0	0	0	0	0	0	0	3	3	0.00	0.000
40 James Russell, L ERA:	(9, 1)	1.0		3	0	0	0	0	0	0	0	0	0	0	3	3	0.00	0.000

Batter	1	2	3	4	5	6	7	8	9	AB	R	H	RBI	BB	SO	LOB
24 Luis Valbuena, L (1, 5) OBP: 0.667, SLG: 1.600 73 Junior Lake, R (4, PH) OBP: 0.250, SLG: 0.571 (5, 5)	13 1B 44 1B 2B	G3-1		13 S 13 E BB	K			F8		2 2	1 1	1 0	0 0	0 1	0 1	0 2
13 Starlin Castro, R (1, 10) OBP: 0.429, SLG: 0.571 80 Johermyn Chavez, R (4, PR) OBP: 0.375, SLG: 0.500 (5, 10)	12 FC6-4 44 1B 19 1B 1B 2-3	L6		E6 68 PB 66 BB 16 SF8 1-H		K		F8		3 2	1 1	1 0	0 0	0 0	0 1	0 1
44 Anthony Rizzo, L (1, 3) OBP: 0.333, SLG: 0.375 66 Brian Bogusevic, L (4, PH) OBP: 0.444, SLG: 0.429 (5, 3)	12 FC6-4 1B 1-2 3-H	G5-3		16 SF8 68 PB BB 1-2		G6-3		F9		2 2	0 0	1 0	1 0	0 1	0 0	0 1
12 Alfonso Soriano, R (1, 7) OBP: 0.500, SLG: 0.400 68 Jorge Soler, R (4, PH) OBP: 0.250, SLG: 0.286 (5, 7)	FC6-4 53 BB 19 1B 15 1B 1-2f 2-3		P2	K 1-2 2-3		K			79 F8 16 BB BB	2 2	1 0	0 0	0 0	0 1	0 2	2 2
19 Nate Schierholtz, L (1, 9) OBP: 0.571, SLG: 1.000 16 Darnell McDonald, R (4, PH) OBP: 0.200, SLG: 0.500 (5, 9)	53 BB 15 1B 1B 1-2 3-H		15 1B 53 1B 15 E 1B	SF8 2-3 3-H			G6-3		6 DI BB 1-2	2 1	2 0	2 0	1 1	0 1	0 1	0 0
21 Scott Hairston, R (1, 8) OBP: 0.250, SLG: 0.250 17 Dave Sappelt, R (4, PH) OBP: 0.200, SLG: 0.500 (5, 8)	F4	P5		F8			E4 79 1B		F8	2 3	0 0	0 0	0 0	0 0	0 0	3 4
53 Welington Castillo, R (1, 2) OBP: 0.556, SLG: 0.857 79 J.C. Boscan, R (5, 2) OBP: 0.400, SLG: 0.400	15 1B 1-2 2-3 BB	15 E 1-2 1B			K		6 G6-4-3 1-3 1B		F8 2-3	1 3	0 0	1 1	0 0	1 0	0 1	0 2
15 Darwin Barney, R (1, 4) OBP: 0.571, SLG: 0.667 6 Alberto Gonzalez, R (3, PR) OBP: 0.250, SLG: 0.143 (4, 4)	1-2 2-H 3-H 1B	E5 1-3 2-H 1B			4-0 BB		G6-4-3 1-2f		P4 1-2	2 2	0 0	2 0	2 0	0 1	0 0	0 4
20 Brent Lillibridge, R (1, 6) OBP: 0.250, SLG: 0.250 70 Javier Báez, R (5, 6) OBP: 0.429, SLG: 0.429 (5, 6)	K	K			K			1B		2 2	0 0	0 1	0 0	0 0	2 1	4 1
Inning Stats	R: 4 H: 5 E: 0 LOB: 2 K: 1 BB: 1 S: 10 P: 14	R: 0 H: 0 E: 0 LOB: 0 K: 0 BB: 0 S: 3 P: 3	R: 1 H: 3 E: 1 LOB: 2 K: 1 BB: 0 S: 8 P: 8	R: 2 H: 0 E: 1 LOB: 2 K: 1 BB: 2 S: 6 P: 16	R: 0 H: 0 E: 0 LOB: 1 K: 3 BB: 1 S: 9 P: 13	R: 0 H: 0 E: 0 LOB: 0 K: 2 BB: 0 S: 7 P: 7	R: 0 H: 1 E: 1 LOB: 1 K: 0 BB: 0 S: 4 P: 4	R: 0 H: 1 E: 0 LOB: 1 K: 0 BB: 0 S: 4 P: 4	R: 0 H: 0 E: 0 LOB: 2 K: 0 BB: 2 S: 3 P: 12	1B: 9 2B: 1 3B: 0 HR: 0	SF: 1 SAC: 0 DP: 1 HBP: 0						

PITCHER		IP	WLS	BF	H	R	ER	SO	BB	IBB	HBP	BLK	WP	HR	S	P	ERA	WHIP
41 Aaron Harang, R ERA: 18.0	(1, 1)	2.0	W	12	5	4	4	1	1	0	0	0	0	0	13	17	18.00	3.000
28 Mark Lowe, R ERA:	(3, 1)	1.0		6	3	1	0	1	0	0	0	0	0	0	8	8	0.00	3.000
51 Ronald Belisario, R ERA: 9.0	(4, 1)	1.0	H	6	0	2	0	1	2	0	0	0	0	0	6	16	0.00	2.000
80 Matt Magill, R ERA:	(5, 1)	2.0	H	7	0	0	0	5	1	0	0	0	0	0	16	20	0.00	0.500
54 Javy Guerra, R ERA:	(7, 1)	1.0		4	1	0	0	0	0	0	0	0	0	0	4	4	0.00	1.000

PITCHER		IP	WLS	BF	H	R	ER	SO	BB	IBB	HBP	BLK	WP	HR	S	P	ERA	WHIP
87 Angel Sánchez, R ERA:	(8, 1)	1.0		4	1	0	0	0	0	0	0	0	0	0	4	4	0.00	1.000
73 Juan Abreu, R ERA:	(9, 1)	1.0		5	0	0	0	0	2	0	0	0	0	0	3	12	0.00	2.000

BOTTOM

Los Angeles Dodgers @ Chicago Cubs

Hohokam Park, Mesa, AZ

Wed Feb 27 2013, 3:08 PM - 6:49 PM EST

Att. 4,572 - Sunny - 62 F

livebaseballscorecards.com

AB	37
R	7
H	10
RBI	5
BB	6
SO	8
LOB	26

WP: 0 PA: 44
PB: 1
SB: 1
CS: 0

Oakland Athletics @ Chicago Cubs

Hohokam Park, Mesa, AZ

Thu Feb 28 2013, 3:10 PM - 5:58 PM EST

Att. 4,037 - Sunny - 70 F

TOP

livebaseballscorecards.com

Batter	1	2	3	4	5	6	7	8	9	AB	R	H	RBI	BB	SO	LOB
4 Coco Crisp, S (1, 8) OBP: 0.333, SLG: 0.500	G4-3		29 FC1-4-6 1B		P6		G3		K	1	0	0	0	0	0	0
72 Darwin Perez, S (3, PH) (3, 7) OBP: 0.375, SLG: 0.500										4	0	1	0	0	1	2
29 Scott Sizemore, R (1, 4) OBP: 0.364, SLG: 0.143	K		FC1-4-6 1-2f		BB			63 G4-3 1B	G3-1	2	0	0	0	1	1	1
28 Eric Sogard, L (5, 4) (8, 6) OBP: 0.400, SLG: 0.444										2	0	1	0	0	0	2
16 Josh Reddick, L (1, 9) OBP: 0.300, SLG: 0.125	37 1B BB		F8		G4-3			G4-3 1-2		2	0	0	0	1	0	2
63 Shane Peterson, L (5, 9) OBP: 0.400, SLG: 0.867										1	0	0	0	0	0	1
37 Brandon Moss, L (1, 3) OBP: 0.182, SLG: 0.182	1-3 1B		F7			F7		G5-3		3	0	1	0	0	0	1
71 Luke Montz, R (6, 2)										1	0	0	0	0	0	1
20 Josh Donaldson, R (1, 5) OBP: 0.100, SLG: 0.100		F7		F8		K		G6-3		3	0	0	0	0	1	0
12 Andy Parrino, S (6, 5) OBP: 0.400, SLG: 0.500										1	0	0	0	0	0	1
3 Hiroyuki Nakajima, R (1, 6) OBP: 0.273, SLG: 0.200		K		L6		1B			18 1B 2B	3	0	1	0	0	1	0
35 Grant Green, R (8, 4) OBP: 0.333, SLG: 0.667										1	1	1	0	0	0	0
36 Derek Norris, R (1, 2) OBP: 0.375, SLG: 1.143		BB 32 3B		HR		F9			2-H 32 2B 1B	2	2	1	1	1	0	1
18 Scott Moore, L (6, 3) OBP: 0.571, SLG: 0.400										1	0	1	1	0	0	0
32 Michael Choice, R (1, 7) (3, 8) OBP: 0.500, SLG: 1.000		1-H 3B		FC			FC3-1		1-3 2B	4	0	2	1	0	0	0
74 Miles Head, R (1, 10)		G1-3			K		K		K	4	0	0	0	0	3	3

	AB	35
	R	3
	H	9
	RBI	3
	BB	3
	SO	7
	LOB	15

Inning Stats										
	R: 0	H: 1	R: 1	H: 1	R: 0	H: 1	R: 1	H: 0	R: 0	H: 1
	E: 0	LOB: 2	E: 0	LOB: 1	E: 0	LOB: 1	E: 0	LOB: 0	E: 0	LOB: 1
	K: 1	BB: 1	K: 1	BB: 1	K: 0	BB: 0	K: 0	BB: 0	K: 1	BB: 1
	S: 5	P: 9	S: 6	P: 10	S: 4	P: 4	S: 7	P: 10	S: 5	P: 9

Inning Stats										
	R: 0	H: 1	R: 0	H: 0	R: 1	H: 3	1B: 5	SF: 0	WP: 0	PA: 38
	E: 0	LOB: 1	E: 0	LOB: 0	E: 0	LOB: 2	2B: 2	SAC: 0	PB: 0	
	K: 1	BB: 0	K: 1	BB: 0	K: 2	BB: 0	3B: 1	DP: 0	SB: 0	
	S: 6	P: 6	S: 5	P: 5	S: 4	P: 4	S: 10	P: 10	HR: 1	HBP: 0	CS: 0	

PITCHER		IP	WLS	BF	H	R	ER	SO	BB	IBB	HBP	BLK	WP	HR	S	P	ERA	WHIP
46 Scott Feldman, R ERA: 4.5	(1, 1)	2.0		9	2	1	1	2	2	0	0	0	0	0	11	19	4.50	2.000
37 Travis Wood, L ERA: 6.75	(3, 1)	2.0	W	8	2	1	1	1	0	0	0	0	0	1	11	14	4.50	1.000
49 Carlos Marmol, R ERA: 4.5	(5, 1)	1.0	H	4	0	0	0	1	1	0	0	0	0	0	5	9	0.00	1.000
11 Kyuji Fujikawa, R ERA:	(6, 1)	1.0	H	4	1	0	0	1	0	0	0	0	0	0	6	6	0.00	1.000
56 Héctor Rondón, R ERA:	(7, 1)	1.0	H	3	0	0	0	1	0	0	0	0	0	0	5	5	0.00	0.000

PITCHER		IP	WLS	BF	H	R	ER	SO	BB	IBB	HBP	BLK	WP	HR	S	P	ERA	WHIP
63 Zach Putnam, R ERA:	(8, 1)	1.0	H	4	1	0	0	0	0	0	0	0	0	0	4	4	0.00	1.000
60 Jensen Lewis, R ERA: 4.5	(9, 1)	1.0	S	6	3	1	1	2	0	0	0	0	0	0	10	10	9.00	3.000

Batter	1	2	3	4	5	6	7	8	9	AB	R	H	RBI	BB	SO	LOB
17 Dave Sappelt, R (1, 8) OBP: 0.231, SLG: 0.538	G6-3		15 F9 1-H 2B	G1-3		K		1B		3	0	1	1	0	0	2
72 Matt Szczur, R (6, 8) OBP: 0.250, SLG: 0.143										2	0	1	0	0	1	1
15 Darwin Barney, R (1, 4) OBP: 0.500, SLG: 0.556	G6-3		F9 2-3		16 2B 1B		G3-1	G6-3		3	1	1	0	0	0	1
74 Logan Watkins, L (6, 4) OBP: 0.300, SLG: 0.444										2	0	0	0	0	0	1
21 Scott Hairston, R (1, 10) OBP: 0.182, SLG: 0.182	K		K		K		66 1B BB			3	0	0	0	0	3	2
7 Brett Jackson, L (7, PH) OBP: 0.429, SLG: 1.200 (8, 10)										0	0	0	0	1	0	0
16 Darnell McDonald, R (1, 7) OBP: 0.308, SLG: 0.636		G3		70 1B 20 E 1B	1-H 2B		K			3	1	2	1	0	0	0
80 Johermyn Chavez, R (6, 7) OBP: 0.333, SLG: 0.444										1	0	0	0	0	1	1
68 Jorge Soler, R (1, 9) OBP: 0.273, SLG: 0.300		70 FC5-4 1B	K	K	K		1-3 1B			3	0	1	0	0	2	2
66 Brian Bogusevic, L (6, 9) OBP: 0.500, SLG: 0.500										1	0	1	0	0	0	0
30 Dioner Navarro, S (1, 2) OBP: 0.286, SLG: 0.667		FC7	K	K	K		K			3	0	0	0	0	2	3
51 Steve Clevenger, L (6, 2) OBP: 0.600, SLG: 0.500										1	0	0	0	0	1	2
70 Javier Báez, R (1, 6) OBP: 0.400, SLG: 0.400		FC5-4 1-2f		20 E 73 1B 1-3 1B		K		75 G4-3 61 SF8 2B		3	1	1	0	0	1	1
65 Edwin Maysonet, R (7, 6) OBP: 0.286, SLG: 0.333										1	1	1	0	0	0	0
20 Brent Lillibridge, R (1, 3) OBP: 0.300, SLG: 0.300			17 2B 1B	E6 73 1B 1-2 3-H		P5		G4-3 2-3		2	1	1	0	0	0	1
75 Brad Nelson, L (5, 3) OBP: 0.300, SLG: 0.444										2	0	0	0	0	0	1
73 Junior Lake, R (1, 5) OBP: 0.364, SLG: 0.700			K	1-2 2-H 1B		2B		SF8 3-H		3	0	2	1	0	1	1
61 Christian Villanueva, R (7, 5) OBP: 0.200, SLG: 1.000										0	0	0	1	0	0	0
Inning Stats	R: 0 E: 0 K: 1 S: 5 H: 0 LOB: 0 BB: 0 P: 5	R: 0 E: 0 K: 0 S: 4 H: 1 LOB: 1 BB: 0 P: 4	R: 1 E: 0 K: 2 S: 9 H: 2 LOB: 1 BB: 0 P: 9	R: 2 E: 1 K: 2 S: 11 H: 3 LOB: 2 BB: 0 P: 11	R: 1 E: 0 K: 3 S: 11 H: 2 LOB: 1 BB: 0 P: 11	R: 0 E: 0 K: 2 S: 8 H: 1 LOB: 1 BB: 0 P: 8	R: 0 E: 0 K: 2 S: 8 H: 1 LOB: 2 BB: 1 P: 12	R: 1 E: 0 K: 0 S: 5 H: 2 LOB: 1 BB: 0 P: 5		1B: 8 2B: 4 3B: 0 HR: 0 SF: 1 SAC: 0 DP: 0 HBP: 0						

PITCHER	IP	WLS	BF	H	R	ER	SO	BB	IBB	HBP	BLK	WP	HR	S	P	ERA	WHIP
49 Brett Anderson, L (1, 1) ERA:	2.0		7	1	0	0	1	0	0	0	0	0	0	9	9	0.00	0.500
Bartolo Colon, R (3, 1) ERA: 4.5	2.0	L	12	5	3	1	4	0	0	0	0	0	0	20	20	4.50	2.500
77 Jordan Norberto, L (5, 1) ERA: 21.6	1.0		5	2	1	1	3	0	0	0	0	0	0	11	11	9.00	2.000
58 Evan Scribner, R (6, 1) ERA: 9.0	1.0		4	1	0	0	2	0	0	0	0	0	0	8	8	0.00	1.000
39 Hideki Okajima, L (7, 1) ERA:	1.0		5	1	0	0	2	1	0	0	0	0	0	8	12	0.00	2.000

PITCHER	IP	WLS	BF	H	R	ER	SO	BB	IBB	HBP	BLK	WP	HR	S	P	ERA	WHIP
65 Pedro Figueroa, L (8, 1) ERA: 4.5	1.0		5	2	1	1	0	0	0	0	0	0	0	5	5	9.00	2.000

BOTTOM

Oakland Athletics @ Chicago Cubs

Hohokam Park, Mesa, AZ

Thu Feb 28 2013, 3:10 PM - 5:58 PM EST

Att. 4,037 - Sunny - 70 F

livebaseballscorecards.com

AB	36
R	5
H	12
RBI	4
BB	1
SO	12
LOB	19

Arizona Diamondbacks @ Chicago Cubs

Hohokam Park, Mesa, AZ

Fri Mar 01 2013, 3:08 PM - 6:16 PM EST

Att. 6,867 - Sunny - 78 F

TOP

livebaseballscorecards.com

Batter	1	2	3	4	5	6	7	8	9	AB	R	H	RBI	BB	SO	LOB
8 Gerardo Parra, L (1, 8) OBP: 0.353, SLG: 0.533	F8		G4-3 1-3		G3	1-3 2-H 3-H 2B		3B		3	0	0	0	0	0	1
19 Tony Campana, L (6, PH) OBP: 0.273, SLG: 0.500 (6, 8)										2	0	2	2	0	0	0
14 Martín Prado, R (1, 5) OBP: 0.313, SLG: 0.375	G1-3		G1-3		K	F8		L3		3	0	0	0	0	1	1
70 Matt Davidson, R (6, PH) OBP: 0.235, SLG: 0.143 (6, 5)										2	0	0	0	0	0	3
2 Aaron Hill, R (1, 4) OBP: 0.357, SLG: 0.538	F9		L5		G3	F8			27 G5-4-3 1B	4	0	0	0	0	0	3
33 Kila Ka'aihue, L (6, 7) OBP: 0.250, SLG: 0.250										1	0	1	0	0	0	0
26 Miguel Montero, L (1, 2) OBP: 0.111, SLG: 0.111		22 BB 44 BB 24 G4-6-3 1B		G4-3		E6 24 BB 11 1B 4 BB	F7		G5-4-3 1-2f	4	2	1	0	0	0	0
27 Wil Nieves, R (7, 2) OBP: 0.125, SLG: 0.125										1	0	0	0	0	0	1
44 Paul Goldschmidt, R (1, 10) OBP: 0.571, SLG: 0.444		24 G4-6-3 22 BB 1-2 BB		22 BB 24 1B BB		4 BB 24 BB 39 BB 1-2 1B	10 1B 1B		K	0	1	0	0	2	0	0
11 AJ Pollock, R (6, PH) OBP: 0.357, SLG: 0.250 (6, 10)										3	1	2	0	0	1	0
22 Eric Hinske, L (1, 3) OBP: 0.583, SLG: 0.444		24 G4-6-3 1-2 2-3 BB		24 E 24 1B 1-2 BB	F7		66 G6-4-3 1-2 1B			1	0	0	0	2	0	2
10 Josh Wilson, R (6, 4) OBP: 0.500, SLG: 0.667										1	0	1	0	0	0	0
24 Mark Teahen, L (1, 9) OBP: 0.438, SLG: 0.385		G4-6-3 1-2f 2-3 3-H		E8 1-3 2-H 1B		39 BB 4 BB 19 2B 1-2 2-3 BB	G6-4-3 1-2f			2	1	1	1	1	0	2
66 Alfredo Marte, R (6, 9) OBP: 0.286, SLG: 0.308										1	0	0	0	0	0	2
4 Cliff Pennington, S (1, 6) OBP: 0.533, SLG: 0.818		K		L6		39 BB 19 2B 1-2 2-3 3-H BB		G4-3		2	1	0	1	1	1	3
64 Chris Owings, R (6, 6) OBP: 0.125, SLG: 0.125										1	0	0	0	0	0	0
39 Brad Snyder, L (1, 7) OBP: 0.308, SLG: 0.182			8 G4-3 8 S BB	F8		19 2B 1-2 2-3 3-H BB		G5-3		1	0	0	1	2	0	2
47 Jon Griffin, R (6, 3)										1	0	0	0	0	0	0

	AB	33
	R	6
	H	8
	RBI	5
	BB	8
	SO	3
	LOB	20

Inning Stats																						
	R: 0	H: 0	R: 1	H: 1	R: 0	H: 0	R: 1	H: 1	R: 0	H: 0	R: 4	H: 2	R: 0	H: 2	R: 0	H: 1	R: 0	H: 1	1B: 6	SF: 0	WP: 0	PA: 41
	E: 0	LOB: 0	E: 0	LOB: 1	E: 0	LOB: 1	E: 1	LOB: 2	E: 0	LOB: 0	E: 1	LOB: 2	E: 0	LOB: 1	E: 0	LOB: 1	E: 0	LOB: 0	2B: 1	SAC: 0	PB: 0	
	K: 0	BB: 0	K: 1	BB: 2	K: 0	BB: 1	K: 0	BB: 2	K: 1	BB: 0	K: 0	BB: 3	K: 0	BB: 0	K: 0	BB: 0	K: 1	BB: 0	3B: 1	DP: 3	SB: 1	
	S: 3	P: 3	S: 5	P: 13	S: 3	P: 8	S: 4	P: 12	S: 5	P: 5	S: 6	P: 18	S: 4	P: 4	S: 4	P: 4	S: 5	P: 5	HR: 0	HBP: 0	CS: 0	

PITCHER		IP	WLS	BF	H	R	ER	SO	BB	IBB	HBP	BLK	WP	HR	S	P	ERA	WHIP
29 Jeff Samardzija, R ERA: 3.6	(1, 1)	3.0		12	1	1	1	1	3	0	0	0	0	0	11	24	3.00	1.333
28 Michael Bowden, R ERA: 2.7	(4, 1)	1.0	B	6	1	1	1	0	2	0	0	0	0	0	4	12	9.00	3.000
59 Cory Wade, R ERA:	(5, 1)	1.0		3	0	0	0	1	0	0	0	0	0	0	5	5	0.00	0.000
48 Rafael Dolis, R ERA: 20.25	(6, 1)	0.1	L	6	1	4	3	0	3	0	0	0	0	0	3	15	81.00	12.000
50 Blake Parker, R ERA:	(6, 1)	0.2		3	1	0	0	0	0	0	0	0	0	0	3	3	0.00	1.500

PITCHER		IP	WLS	BF	H	R	ER	SO	BB	IBB	HBP	BLK	WP	HR	S	P	ERA	WHIP
40 James Russell, L ERA:	(7, 1)	1.0		4	2	0	0	0	0	0	0	0	0	0	4	4	0.00	2.000
27 Casey Coleman, R ERA:	(8, 1)	1.0		4	1	0	0	0	0	0	0	0	0	0	4	4	0.00	1.000
54 Shawn Camp, R ERA:	(9, 1)	1.0		3	1	0	0	1	0	0	0	0	0	0	5	5	0.00	1.000

Batter	1	2	3	4	5	6	7	8	9	AB	R	H	RBI	BB	SO	LOB
9 David DeJesus, L (1, 8)	BBBB 4-0 24 1B 44 2B BB		x 0-0 ① L6	SSS 0-3 ③ K			SSS 0-3 ② K		x 0-0 ③ F8	2	1	0	0	1	1	2
73 Junior Lake, R (6, 8) OBP: 0.308, SLG: 0.583										2	0	0	0	0	1	1
24 Luis Valbuena, L (1, 6) OBP: 0.625, SLG: 1.286	x 0-0 44 2B 19 SF8 1-3 1B		x 0-0 ② F8		x 0-0 ① F8		x 0-0 ③ G5-3			2	1	1	0	0	0	0
70 Javier Báez, R (5, PH) (6, 6) OBP: 0.333, SLG: 0.333										2	0	0	0	0	0	0
44 Anthony Rizzo, L (1, 3) OBP: 0.417, SLG: 0.545	x 0-0 1-3 3-H 2B		x 0-0 12 1B 1B		SSS 0-3 ② K			x 0-0 ① P2		3	0	2	1	0	1	0
51 Steve Clevenger, L (6, 3) OBP: 0.500, SLG: 0.400										1	0	0	0	0	0	0
12 Alfonso Soriano, R (1, 10) OBP: 0.444, SLG: 0.375	x 0-0 ① L5		x 0-0 1-2 1B		x 0-0 ③ F7			x 0-0 ② G4-3		3	0	1	0	0	0	2
80 Johermyn Chavez, R (8, PH) (9, 10) OBP: 0.300, SLG: 0.400										1	0	0	0	0	0	0
19 Nate Schierholtz, L (1, 9) OBP: 0.444, SLG: 0.875	x 0-0 ② SF8 3-H		SSS 0-3 ③ K			x 0-0 ① G5-3		x 0-0 3B		1	0	0	1	0	1	2
68 Jorge Soler, R (6, 9) OBP: 0.308, SLG: 0.500										2	0	1	0	0	0	0
53 Welington Castillo, R (1, 2) OBP: 0.455, SLG: 0.667	x 0-0 ③ F7			x 0-0 ① F8		x 0-0 ② P4		x 0-0 ③ G6-3		2	0	0	0	0	0	1
78 Michael Brenly, S (6, 2)										2	0	0	0	0	0	1
7 Brett Jackson, L (1, 7) OBP: 0.333, SLG: 0.857		SSS 0-3 ① K		SSS 0-3 ② K		x 0-0 E6			x 0-0 ① G6-3	2	0	0	0	0	2	0
72 Matt Szczur, R (6, 7) OBP: 0.200, SLG: 0.111										2	0	0	0	0	0	0
74 Logan Watkins, L (1, 4) OBP: 0.333, SLG: 0.455		SSC 0-3 ② K		x 0-0 65 BB 1B		x 0-0 ③ G5-3			x 0-0 2B	2	0	1	0	0	1	0
6 Alberto Gonzalez, R (6, 4) OBP: 0.300, SLG: 0.333										2	0	1	0	0	0	1
65 Edwin Maysonet, R (1, 5) OBP: 0.333, SLG: 0.286		x 0-0 ③ G6-3		BBBB 4-0 1-2 BB			SSC 0-3 ① K		x 0-0 ② F8	1	0	0	0	1	0	0
61 Christian Villanueva, R (6, 5) OBP: 0.143, SLG: 0.667										2	0	0	0	0	1	1
Inning Stats	R: 2 H: 2 E: 0 LOB: 1 K: 0 BB: 1 S: 5 P: 9	R: 0 H: 0 E: 0 LOB: 0 K: 2 BB: 0 S: 7 P: 7	R: 0 H: 2 E: 0 LOB: 2 K: 1 BB: 0 S: 7 P: 7	R: 0 H: 1 E: 0 LOB: 2 K: 2 BB: 1 S: 8 P: 12	R: 0 H: 0 E: 0 LOB: 0 K: 1 BB: 0 S: 5 P: 5	R: 0 H: 0 E: 1 LOB: 1 K: 0 BB: 0 S: 4 P: 4	R: 0 H: 0 E: 0 LOB: 0 K: 2 BB: 0 S: 7 P: 7	R: 0 H: 1 E: 0 LOB: 1 K: 0 BB: 0 S: 4 P: 4	R: 0 H: 1 E: 0 LOB: 1 K: 0 BB: 0 S: 4 P: 4	1B: 4 2B: 2 3B: 1 HR: 0	SF: 1 SAC: 0 DP: 0 HBP: 0						

PITCHER		IP	WLS	BF	H	R	ER	SO	BB	IBB	HBP	BLK	WP	HR	S	P	ERA	WHIP
35 Trevor Cahill, R	(1, 1)	2.0		9	2	2	2	2	1	0	0	0	0	0	12	16	9.00	1.500
ERA: 9.0																		
46 Patrick Corbin, L	(3, 1)	3.0	W	13	3	0	0	4	1	0	0	0	0	0	20	24	0.00	1.333
ERA:																		
21 Heath Bell, R	(6, 1)	1.0		4	0	0	0	0	0	0	0	0	0	0	4	4	0.00	0.000
ERA:																		
30 David Hernandez, R	(7, 1)	1.0		3	0	0	0	2	0	0	0	0	0	0	7	7	0.00	0.000
ERA: 12.0																		
49 Tony Sipp, L	(8, 1)	1.0		4	1	0	0	0	0	0	0	0	0	0	4	4	0.00	1.000
ERA:																		

PITCHER		IP	WLS	BF	H	R	ER	SO	BB	IBB	HBP	BLK	WP	HR	S	P	ERA	WHIP
43 Garrett Mock, R	(9, 1)	1.0		4	1	0	0	0	0	0	0	0	0	0	4	4	0.00	1.000
ERA: 6.0																		

BOTTOM

Arizona Diamondbacks @ Chicago Cubs

Hohokam Park, Mesa, AZ

Fri Mar 01 2013, 3:08 PM - 6:16 PM EST

Att. 6,867 - Sunny - 78 F

livebaseballscorecards.com

AB	34
R	2
H	7
RBI	2
BB	2
SO	8
LOB	11

1B: 4 SF: 1
2B: 2 SAC: 0
3B: 1 DP: 0
HR: 0 HBP: 0

WP: 0 PA: 37
PB: 0
SB: 0
CS: 0

Chicago Cubs @ San Francisco Giants

Scottsdale Stadium, Scottsdale, AZ

Sat Mar 02 2013, 3:06 PM - 6:08 PM EST

Att. 12,077 - Sunny - 82 F

TOP

livebaseballscorecards.com

Batter	1	2	3	4	5	6	7	8	9	AB	R	H	RBI	BB	SO	LOB
9 David DeJesus, L (1, 8) 17 Dave Sappelt, R (6, 8) OBP: 0.267, SLG: 0.533	G4-3		G6-3		BBB 4-0 15 G4-6-3 BB		G1-3		74 2B; 7 SF8; 1-2 1B	2 0 2 1	0 1	0 1	0 0	1 0	0 0	0 0
15 Darwin Barney, R (1, 4) OBP: 0.385, SLG: 0.417 74 Logan Watkins, L (6, 4) OBP: 0.357, SLG: 0.538	F7			SSS 0-3 K	0-0 G4-6-3; 1-2f		G4-3		7 SF8; 1-3 2-H 2B	3 0 2 0	0 1	0 1	0 0	0 0	1 0	1 0
19 Nate Schierholtz, L (1, 10) OBP: 0.417, SLG: 0.700 7 Brett Jackson, L (8, PH) OBP: 0.364, SLG: 1.000 (8, 10)	F8			BBBB 4-0 66 BB; 12 BB; 30 1B BB	SSS 0-3 K			80 S; 80 SF9 2B	SF8; 2-3 3-H	2 1 1 1	0 1	0 1	0 1	1 0	1 0	0 0
12 Alfonso Soriano, R (1, 7) OBP: 0.417, SLG: 0.300 72 Matt Szczur, R (6, 7) OBP: 0.167, SLG: 0.091		L8		BBBB 4-0 66 BB; 30 1B; 1-2 BB		G4-3		F8	CCC 0-3 K	2 1 2 0	0 0	0 0	0 0	1 0	0 1	0 2
66 Brian Bogusevic, L (1, 9) OBP: 0.615, SLG: 0.800 80 Johermyn Chavez, R (6, 9) OBP: 0.273, SLG: 0.400		1B		BBBB 4-0 30 1B; 51 1B; 1-2 2-3 BB		51 1B 3B		B X 1-0 SF9; 2-H		2 2 0 0	2 0	0 0	0 1	1 0	0 0	0 0
30 Dioner Navarro, S (1, 2) OBP: 0.300, SLG: 0.556 79 J.C. Boscan, R (6, 2) OBP: 0.500, SLG: 0.667	F8			51 1B; 1-3 2-H 3-H 1B	SSS 0-3 K			2B		3 0 1 0	1 1	2 0	0 0	1 0	2 0	2 0
51 Steve Clevenger, L (1, 3) OBP: 0.556, SLG: 0.500 75 Brad Nelson, L (6, 3) OBP: 0.273, SLG: 0.400	L9			1-2 3-H 1B		3-H 1B		F8		3 0 1 0	2 0	2 0	0 0	0 0	0 0	1 1
65 Edwin Maysonet, R (1, 6) OBP: 0.250, SLG: 0.200 6 Alberto Gonzalez, R (6, 6) OBP: 0.273, SLG: 0.300			P6	SSS 0-3 K		G5-3			F9	3 0 1 0	0 0	0 0	0 0	0 0	1 0	3 0
61 Christian Villanueva, R (1, 5) OBP: 0.100, SLG: 0.444 73 Junior Lake, R (7, 5) OBP: 0.357, SLG: 0.615			SSS 0-3 K	F8		P6			17 1B; 74 2B; 1B	3 0 1 1	0 1	0 1	0 0	0 0	1 0	2 0
Inning Stats	R: 0 H: 0 E: 0 LOB: 0 K: 0 BB: 0 S: 3 P: 3	R: 0 H: 1 E: 0 LOB: 1 K: 0 BB: 0 S: 4 P: 4	R: 0 H: 0 E: 0 LOB: 0 K: 1 BB: 0 S: 5 P: 5	R: 3 H: 2 E: 0 LOB: 2 K: 2 BB: 3 S: 9 P: 21	R: 0 H: 0 E: 0 LOB: 0 K: 1 BB: 1 S: 4 P: 8	R: 1 H: 2 E: 0 LOB: 1 K: 1 BB: 0 S: 7 P: 7	R: 0 H: 0 E: 0 LOB: 0 K: 0 BB: 0 S: 3 P: 3	R: 1 H: 2 E: 0 LOB: 1 K: 0 BB: 0 S: 5 P: 6	R: 2 H: 3 E: 0 LOB: 1 K: 1 BB: 0 S: 8 P: 8	1B: 6 SF: 2 2B: 3 SAC: 0 3B: 1 DP: 1 HR: 0 HBP: 0						WP: 0 PA: 40 PB: 0 SB: 1 CS: 0	

	AB	34
	R	7
	H	10
	RBI	7
	BB	4
	SO	6
	LOB	12

PITCHER		IP	WLS	BF	H	R	ER	SO	BB	IBB	HBP	BLK	WP	HR	S	P	ERA	WHIP
52 Yusmeiro Petit, R ERA:	(1, 1)	3.0		10	1	0	0	1	0	0	0	0	0	0	12	12	0.00	0.333
41 Jeremy Affeldt, L ERA: 8.1	(4, 1)	0.1	B	6	2	3	3	1	3	0	0	0	0	0	5	17	81.00	15.000
71 Jake Dunning, R ERA:	(4, 1)	1.2	W	5	0	0	0	2	1	0	0	0	0	0	8	12	0.00	0.600
45 Dan Runzler, L ERA: 3.0	(6, 1)	1.0	H	5	2	1	1	1	0	0	0	0	0	0	7	7	9.00	2.000
54 Sergio Romo, R ERA: 4.5	(7, 1)	1.0	H	3	0	0	0	0	0	0	0	0	0	0	3	3	0.00	0.000

PITCHER		IP	WLS	BF	H	R	ER	SO	BB	IBB	HBP	BLK	WP	HR	S	P	ERA	WHIP
51 Scott Proctor, R ERA: 2.25	(8, 1)	1.0	H	5	2	1	1	0	0	0	0	0	0	0	5	6	9.00	2.000
63 Jean Machi, R ERA: 6.0	(9, 1)	1.0		6	3	2	2	1	0	0	0	0	0	0	8	8	18.00	3.000

BOTTOM

Chicago Cubs @ San Francisco Giants

Scottsdale Stadium, Scottsdale, AZ

Sat Mar 02 2013, 3:06 PM - 6:08 PM EST

Att. 12,077 - Sunny - 82 F

Batter	1	2	3	4	5	6	7	8	9	AB	R	H	RBI	BB	SO	LOB
7 Grégor Blanco, L (1, 8) OBP: 0.286, SLG: 0.333	K		F8	88 G3 3B 1-H 2-H		G4-3		88 FC3-6 1B 1-2		5	1	2	2	0	1	0
88 Kensuke Tanaka, L (1, 4) OBP: 0.316, SLG: 0.294	48 G4-3 2B		G3	G3 3-H		81 HR 1B		FC3-6 81 S 12 2B 1-2f 2-3		5	2	2	1	0	0	2
48 Pablo Sandoval, S (1, 5) OBP: 0.563, SLG: 0.857 81 Adam Duvall, R (4, 5) OBP: 0.250, SLG: 0.571	G4-3 2-3		HR	F9		HR 1-H		K 1-2		2 3	1 1	1 1	1 2	0 0	0 1	1 2
28 Buster Posey, R (1, 2) OBP: 0.375, SLG: 0.286 12 Guillermo Quiroz, R (6, 2) OBP: 0.300, SLG: 0.444	F8		1B		G4-3	F9		2B 2-H 3-H		3 2	0 0	1 1	0 2	0 0	0 0	1 0
8 Hunter Pence, R (1, 9) OBP: 0.357, SLG: 0.500 14 Francisco Peguero, R (6, 9) OBP: 0.538, SLG: 0.750		35 G4-3 2B	P4		6 HBP HBP		P6	G4-3		2 2	0 0	1 0	0 0	0 0	0 0	1 1
2 Cole Gillespie, R (1, 7) OBP: 0.444, SLG: 0.500		35 G4-3 BB	L9	L9	L9		85 WP BB			2	0	0	0	2	0	1
6 Brett Pill, R (1, 3) OBP: 0.381, SLG: 0.789 85 Ricky Oropesa, L (6, 3) OBP: 0.286, SLG: 0.167	L9			35 WP 79 1B 1B		HBP 1-2	K 1-2			2 1	1 0	1 0	0 0	0 0	0 1	2 1
35 Brandon Crawford, L (1, 6) 57 Ehire Adrianza, S (6, 6)	G4-3 1-2 2-3			79 1B 7 3B BB 1-2	K		G4-3			2 1	1 0	0 0	0 0	1 0	1 0	4 1
79 Johnny Monell, L (1, 10) OBP: 0.714, SLG: 0.667	K			7 3B 1B 1-2 2-H		P6		88 FC3-6 7 1B 12 2B 1B		4	2	2	1	0	1	2
Inning Stats	R: 0 H: 1 E: 0 LOB: 1 K: 1 BB: 0 S: 6 P: 6	R: 0 H: 1 E: 0 LOB: 2 K: 1 BB: 1 S: 6 P: 10	R: 1 H: 2 E: 0 LOB: 1 K: 0 BB: 0 S: 6 P: 7	R: 4 H: 3 E: 0 LOB: 0 K: 0 BB: 1 S: 6 P: 10	R: 0 H: 0 E: 0 LOB: 2 K: 1 BB: 0 S: 5 P: 7	R: 2 H: 2 E: 0 LOB: 0 K: 0 BB: 0 S: 5 P: 6	R: 0 H: 0 E: 0 LOB: 1 K: 1 BB: 1 S: 5 P: 10	R: 2 H: 3 E: 0 LOB: 1 K: 1 BB: 0 S: 8 P: 8		1B: 6 SF: 0 2B: 3 SAC: 0 3B: 1 DP: 0 HR: 2 HBP: 2				WP: 2 PA: 41 PB: 0 SB: 1 CS: 0		

livebaseballscorecards.com

	AB	36
	R	9
	H	12
	RBI	9
	BB	3
	SO	5
	LOB	19

PITCHER		IP	WLS	BF	H	R	ER	SO	BB	IBB	HBP	BLK	WP	HR	S	P	ERA	WHIP
33 Carlos Villanueva, R ERA: 7.36	(1, 1)	3.0		14	4	1	1	2	1	0	0	0	0	1	18	23	3.00	1.667
85 Barret Loux, R ERA: 9.0	(4, 1)	2.0	L	12	3	4	4	1	1	0	2	0	1	0	11	17	18.00	2.000
37 Jaye Chapman, R ERA: 15.43	(6, 1)	1.0		5	2	2	2	0	0	0	0	0	0	1	5	6	18.00	2.000
67 Robert Whitenack, R ERA: 16.2	(7, 1)	1.0		4	0	0	0	1	1	0	0	0	1	0	5	10	0.00	1.000
63 Brian Schlitter, R ERA: 13.5	(8, 1)	1.0		6	3	2	2	1	0	0	0	0	0	0	8	8	18.00	3.000

PITCHER	IP	WLS	BF	H	R	ER	SO	BB	IBB	HBP	BLK	WP	HR	S	P	ERA	WHIP

Chicago Cubs @ Los Angeles Angels

Tempe Diablo Stadium, Tempe, AZ

Sun Mar 03 2013, 3:12 PM - 5:35 PM EST

Att. 7,119 - Overcast - 72 F

TOP

livebaseballscorecards.com

Batter	1	2	3	4	5	6	7	8	9	AB	R	H	RBI	BB	SO	LOB
9 David DeJesus, L (1, 8)	G4-3		F7		F9		F7			3	0	0	0	0	0	1
88 Albert Almora Jr., R (6, 8)										1	0	0	0	0	0	0
17 Dave Sappelt, R (1, 9) OBP: 0.222, SLG: 0.444	P6			F7		F9		K		3	0	0	0	0	0	0
68 Jorge Soler, R (6, 9) OBP: 0.286, SLG: 0.462										1	0	0	0	0	1	0
66 Brian Bogusevic, L (1, 10) OBP: 0.688, SLG: 1.231	HR			30 1B 2B		75 E 2B		K		3	2	3	1	0	0	0
25 Dustin Geiger, R (8, PH) (8, 10)										1	0	0	0	0	1	0
75 Brad Nelson, L (1, 3) OBP: 0.333, SLG: 0.643	K			F7		E9 2-3 1B		HR		4	1	2	1	0	1	1
30 Dioner Navarro, S (1, 2) OBP: 0.308, SLG: 0.500		P6		2-H 1B		G4-3		F9		3	0	1	1	0	0	2
82 Raffy Lopez, L (6, 2)										1	0	0	0	0	0	0
61 Christian Villanueva, R (1, 5) OBP: 0.143, SLG: 0.333		K		K		P3			BB	3	0	0	0	1	2	3
80 Johermyn Chavez, R (1, 7) OBP: 0.267, SLG: 0.429		G5-3			P3	83 G4-3 6 SF7 2B			G5-4-3 1-2f	4	1	1	0	0	0	1
65 Edwin Maysonet, R (1, 4) OBP: 0.286, SLG: 0.250			P2		6 G6-3 1B	G4-3 2-3			K	2	0	1	0	0	0	0
83 Elliot Soto, R (7, PH) (7, 4)										2	0	0	0	0	1	1
6 Alberto Gonzalez, R (1, 6) OBP: 0.214, SLG: 0.250			P6		G6-3 1-2		SF7 3-H			2	0	0	1	0	0	1
Inning Stats	R: 1 E: 0 K: 1 S: 7 H: 1 LOB: 0 BB: 0 P: 7	R: 0 E: 0 K: 1 S: 5 H: 0 LOB: 0 BB: 0 P: 5	R: 0 E: 0 K: 0 S: 3 H: 0 LOB: 0 BB: 0 P: 3	R: 1 E: 0 K: 1 S: 7 H: 2 LOB: 1 BB: 0 P: 7	R: 0 E: 0 K: 0 S: 4 H: 1 LOB: 1 BB: 0 P: 4	R: 0 E: 1 K: 0 S: 5 H: 2 LOB: 2 BB: 0 P: 5	R: 1 E: 0 K: 0 S: 4 H: 1 LOB: 0 BB: 0 P: 4	R: 1 E: 0 K: 2 S: 9 H: 1 LOB: 0 BB: 0 P: 9	R: 0 E: 0 K: 1 S: 4 H: 0 LOB: 0 BB: 1 P: 8	1B: 3 2B: 3 3B: 0 HR: 2	SF: 1 SAC: 0 DP: 1 HBP: 0						

	AB	33
	R	4
	H	8
	RBI	4
	BB	1
	SO	6
	LOB	10

WP: 0 PB: 0 SB: 0 CS: 0 PA: 35

PITCHER		IP	WLS	BF	H	R	ER	SO	BB	IBB	HBP	BLK	WP	HR	S	P	ERA	WHIP
55 Joe Blanton, R (1, 1) ERA: 4.5		2.0		7	1	1	1	2	0	0	0	0	0	1	12	12	4.50	0.500
58 Michael Kohn, R (3, 1) ERA: 3.0		1.0		3	0	0	0	0	0	0	0	0	0	0	3	3	0.00	0.000
87 A.J. Schugel, R (4, 1) ERA: 7.2		3.0		14	5	1	1	1	0	0	0	0	0	0	16	16	3.00	1.667
51 Brandon Sisk, L (7, 1) ERA: 4.5		1.0	L	4	1	1	1	0	0	0	0	0	0	0	4	4	9.00	1.000
89 Hiroyuki Kobayashi, R (8, 1) ERA: 4.5		1.0		4	1	1	1	2	0	0	0	0	0	1	9	9	9.00	1.000

PITCHER		IP	WLS	BF	H	R	ER	SO	BB	IBB	HBP	BLK	WP	HR	S	P	ERA	WHIP
65 Steve Geltz, R (9, 1) ERA: 2.25		1.0		3	0	0	0	1	1	0	0	0	0	0	4	8	0.00	1.000

BOTTOM

Chicago Cubs @ Los Angeles Angels

Tempe Diablo Stadium, Tempe, AZ

Sun Mar 03 2013, 3:12 PM - 5:35 PM EST

Att. 7,119 - Overcast - 72 F

Batter	1	2	3	4	5	6	7	8	9	AB	R	H	RBI	BB	SO	LOB
27 Mike Trout, R (1, 7) OBP: 0.462, SLG: 0.222	L4		FC6-5 2-3		K 25 FC6-4			G4-3		3	0	0	0	0	1	1
3 Scott Cousins, L (6, 9) OBP: 0.308, SLG: 0.100										1	0	0	0	0	0	0
25 Peter Bourjos, R (1, 8) OBP: 0.389, SLG: 0.400	G4-3		L4		FC6-4 1-2f			G4-3		3	0	0	0	0	0	2
56 Kole Calhoun, L (6, 3) OBP: 0.273, SLG: 0.188										1	0	0	0	0	0	0
32 Josh Hamilton, L (1, 10) OBP: 0.429, SLG: 0.857	L9			17 HBP 44 1B 7 G4-6-3 1B		81 G4-3 3B		G5-3		2	1	1	0	0	0	0
20 Brendan Harris, R (6, PH) OBP: 0.467, SLG: 0.692 (7, 10)										2	1	1	0	0	0	0
44 Mark Trumbo, R (1, 9) OBP: 0.333, SLG: 0.429		F9		7 G4-6-3 17 HBP 1-2 1B		G4-3 3-H			G4-3	2	0	1	0	0	0	0
81 Alex Yarbrough, S (6, 4)										2	0	0	1	0	0	0
17 Chris Iannetta, R (1, 2) OBP: 0.333, SLG: 0.308						L5				2	0	1	0	0	0	0
98 Jett Bandy, R (7, 2) OBP: 0.250, SLG: 0.250		7 G6-3 1B		1-0 7 G4-6-3 1-2 2-3 HBP					1B	1	0	1	0	0	0	0
19 Travis Witherspoon, R (9, PR) OBP: 0.333, SLG: 0.444										0	0	0	0	0	0	0
7 Andrew Romine, S (1, 6) OBP: 0.313, SLG: 0.313		G6-3 1-2		G4-6-3 1-2f 2-3 3-H		F7			F8	2	0	0	0	0	0	3
18 Luis Jimenez, R (6, 5) OBP: 0.455, SLG: 0.438										2	0	0	0	0	0	1
71 Kaleb Cowart, S (1, 5) OBP: 0.294, SLG: 0.333		K		L4		B5-3			F9	2	0	0	0	0	1	2
12 Tommy Field, R (6, 6) OBP: 0.385, SLG: 0.364										2	0	0	0	0	0	1
8 Luis Antonio Rodriguez, S (1, 4) OBP: 0.467, SLG: 0.467			F7		68 G1-6-3 1B	G6-3				2	0	1	0	0	0	0
41 Matt Young, L (6, 8) OBP: 0.615, SLG: 0.833										1	0	0	0	0	0	0
68 Efren Navarro, L (1, 3) OBP: 0.286, SLG: 0.222			27 FC6-5 2B		G1-6-3 1-2f	G4-3				2	0	1	0	0	0	1
39 JB Shuck, L (6, 7) OBP: 0.267, SLG: 0.214										1	0	0	0	0	0	0
Inning Stats	R: 0 H: 0 E: 0 LOB: 0 K: 0 BB: 0 S: 3 P: 3	R: 0 H: 1 E: 0 LOB: 1 K: 1 BB: 0 S: 6 P: 6	R: 0 H: 1 E: 0 LOB: 1 K: 0 BB: 0 S: 4 P: 4	R: 1 H: 2 E: 0 LOB: 1 K: 0 BB: 0 S: 4 P: 5	R: 0 H: 1 E: 0 LOB: 1 K: 1 BB: 0 S: 6 P: 6	R: 1 H: 1 E: 0 LOB: 0 K: 0 BB: 0 S: 4 P: 4	R: 0 H: 0 E: 0 LOB: 0 K: 0 BB: 0 S: 3 P: 3	R: 0 H: 0 E: 0 LOB: 0 K: 0 BB: 0 S: 3 P: 3	R: 0 H: 1 E: 0 LOB: 1 K: 0 BB: 0 S: 4 P: 4	1B: 5 SF: 0 2B: 1 SAC: 0 3B: 1 DP: 2 HR: 0 HBP: 1						

livebaseballscorecards.com

AB	33
R	2
H	7
RBI	1
BB	0
SO	2
LOB	11

WP: 0 PA: 34
PB: 1
SB: 0
CS: 0

PITCHER		IP	WLS	BF	H	R	ER	SO	BB	IBB	HBP	BLK	WP	HR	S	P	ERA	WHIP
81 Nick Struck, R ERA: 1.8	(1, 1)	3.0		11	2	0	0	1	0	0	0	0	0	0	13	13	0.00	0.667
49 Carlos Marmol, R ERA: 6.0	(4, 1)	1.0	H	5	2	1	1	0	0	0	1	0	0	0	4	5	9.00	2.000
18 Chris Rusin, L ERA: 1.8	(5, 1)	3.0	W	11	2	1	1	1	0	0	0	0	0	0	13	13	3.00	0.667
56 Héctor Rondón, R ERA:	(8, 1)	1.0	H	3	0	0	0	0	0	0	0	0	0	0	3	3	0.00	0.000
60 Jensen Lewis, R ERA: 3.0	(9, 1)	1.0	S	4	1	0	0	0	0	0	0	0	0	0	4	4	0.00	1.000

PITCHER	IP	WLS	BF	H	R	ER	SO	BB	IBB	HBP	BLK	WP	HR	S	P	ERA	WHIP

Milwaukee Brewers @ Chicago Cubs

Hohokam Park, Mesa, AZ

Sun Mar 03 2013, 3:08 PM - 6:23 PM EST

Att. 7,431 - Cloudy - 74 F

TOP

livebaseballscorecards.com

Batter	1	2	3	4	5	6	7	8	9	AB	R	H	RBI	BB	SO	LOB
7 Norichika Aoki, L (1, 9) OBP: 0.333, SLG: 0.267	G4-3	P2		G4-3			G4-3		F9	3	0	0	0	0	0	1
3 Scooter Gennett, L (6, 4) OBP: 0.267, SLG: 0.154										2	0	0	0	0	0	0
9 Jean Segura, R (1, 6) OBP: 0.471, SLG: 0.688	27 HBP, 23 S, 22 BB, 1B	FC1, 23 G5-4-3, 1-2		G5-3			F8		P6	3	1	1	0	0	0	1
58 Josh Prince, R (6, 8) OBP: 0.176, SLG: 0.313										2	0	0	0	0	0	0
23 Rickie Weeks Jr., R (1, 4) OBP: 0.294, SLG: 0.467	22 BB, 27 HBP, 5, 1B, 1-2, BB	G5-4-3, 1-2f		K			P4			2	1	0	0	1	1	2
15 Caleb Gindl, L (6, 9) OBP: 0.529, SLG: 0.714										1	0	0	0	0	0	0
27 Carlos Gómez, R (1, 8) OBP: 0.643, SLG: 0.800	5, 1B, 22 BB, 1-2, 2-3, HBP		HR		K2-3			K		2	1	1	1	0	1	0
18 Khris Davis, R (6, 7) OBP: 0.278, SLG: 0.471										1	0	0	0	0	1	0
22 Logan Schafer, L (1, 7) OBP: 0.350, SLG: 0.421	5, 1B, 1-2, 2-3, 3-H, BB		G3-1		5 K, 5 S, 1B			70 G6-3, 2B		2	0	1	1	1	0	0
92 Hunter Morris, L (6, 3) OBP: 0.125, SLG: 0.188										1	0	1	0	0	0	0
5 Taylor Green, L (1, 3) OBP: 0.304, SLG: 0.263	1-2, 2-3, 3-H, 1B		50 2B, 2B		SAFE, K, 1-3			G6-3, 2-3		3	1	2	1	0	1	1
70 Brandon Macias, R (6, 5)										1	0	0	0	0	0	1
21 Donnie Murphy, R (1, 5) OBP: 0.200, SLG: 0.077	K	K	K			K		BB		3	0	0	0	0	3	4
70 Nick Shaw, L (6, 6) OBP: 0.667, SLG: 0.500										0	0	0	0	1	0	0
50 Blake Lalli, L (1, 2) OBP: 0.385, SLG: 0.750	G6-3		2-H, 2B			G3-1		G3		3	0	1	1	0	0	3
91 Adam Weisenburger, R (7, 2) OBP: 0.500, SLG: 0.500										1	0	0	0	0	0	2
93 Kentrail Davis, L (1, 10) OBP: 0.143, SLG: 0.077		9 E, BB	G4-3			F9			F8	3	0	0	0	1	0	1

	AB	33
	R	4
	H	7
	RBI	4
	BB	4
	SO	7
	LOB	16

Inning Stats																																		
	R: 2	H: 2	E: 0	LOB: 3	K: 1	BB: 2	S: 7	P: 16	R: 0	H: 0	E: 1	LOB: 1	K: 0	BB: 1	S: 3	P: 7	R: 2	H: 3	E: 0	LOB: 1	K: 1	BB: 0	S: 8	P: 9	R: 0	H: 0	E: 0	LOB: 0	K: 1	BB: 0	S: 5	P: 5	R: 0	H: 1	E: 0	LOB: 0	K: 2	BB: 0	S: 7	P: 7
	R: 0	H: 0	E: 0	LOB: 0	K: 1	BB: 0	S: 5	P: 5	R: 0	H: 0	E: 0	LOB: 0	K: 0	BB: 0	S: 3	P: 3	R: 0	H: 1	E: 0	LOB: 2	K: 1	BB: 1	S: 6	P: 10	R: 0	H: 0	E: 0	LOB: 0	K: 0	BB: 0	S: 3	P: 3	1B: 3	SF: 0	2B: 3	SAC: 0	3B: 0	DP: 1	HR: 1	HBP: 1
	WP: 0	PA: 38	PB: 0	SB: 2	CS: 0																													

PITCHER		IP	WLS	BF	H	R	ER	SO	BB	IBB	HBP	BLK	WP	HR	S	P	ERA	WHIP
36 Edwin Jackson, R ERA: 4.5	(1, 1)	2.0	L	12	2	2	2	1	3	0	1	0	0	0	10	23	9.00	2.500
76 Drew Carpenter, R ERA: 5.4	(3, 1)	3.0		12	4	2	2	4	0	0	0	0	0	1	20	21	6.00	1.333
47 Hisanori Takahashi, L ERA: 2.25	(6, 1)	1.0		3	0	0	0	1	0	0	0	0	0	0	5	5	0.00	0.000
11 Kyuji Fujikawa, R ERA:	(7, 1)	1.0		3	0	0	0	0	0	0	0	0	0	0	3	3	0.00	0.000
84 Tony Zych, R ERA:	(8, 1)	0.2		3	1	0	0	1	0	0	0	0	0	0	5	5	0.00	1.500

PITCHER		IP	WLS	BF	H	R	ER	SO	BB	IBB	HBP	BLK	WP	HR	S	P	ERA	WHIP
94 Zac Rosscup, L ERA:	(8, 1)	0.1		2	0	0	0	0	1	0	0	0	0	0	1	5	0.00	3.000
71 Trey McNutt, R ERA: 3.0	(9, 1)	1.0		3	0	0	0	0	0	0	0	0	0	0	3	3	0.00	0.000

Milwaukee Brewers @ Chicago Cubs

Hohokam Park, Mesa, AZ

Sun Mar 03 2013, 3:08 PM - 6:23 PM EST

Att. 7,431 - Cloudy - 74 F

BOTTOM

Batter	1	2	3	4	5	6	7	8	9	AB	R	H	RBI	BB	SO	LOB
24 Luis Valbuena, L (1, 5) OBP: 0.545, SLG: 1.000	BBBB 4-0 44 F8 15 S BB		X 0-0 ② F9		X 0-0 ② G5-3	SSS 0-3 ③ K			BBBB 4-0 BB	2	0	0	0	1	0	1
96 Daniel Vogelbach, L (6, 3)										1	0	0	0	1	1	3
91 Zeke DeVoss, S (9, PR)										0	0	0	0	0	0	0
15 Darwin Barney, R (1, 4) OBP: 0.313, SLG: 0.333	BX 1-0 ① P2 1-2		X 0-0 E5 1-2		X 0-0 E6		H 1-0 73 K HBP		SSC 0-3 ③ K	3	0	0	0	0	0	2
95 Tim Saunders, R (6, 4)										1	0	0	0	0	1	1
44 Anthony Rizzo, L (1, 3) OBP: 0.333, SLG: 0.429	X 0-0 ② F8 2-3		X 0-0 ③ F9		X 0-0 ③ G4-3		1 SAFE SSS 0-3 ①② K 1-2			3	0	0	0	0	0	4
73 Junior Lake, R (6, 5) OBP: 0.333, SLG: 0.571										1	0	0	0	0	1	1
12 Alfonso Soriano, R (1, 10) OBP: 0.357, SLG: 0.250	SSS 0-3 ③ K			X 0-0 ① L8		SSC 0-3 ① K	X 0-0 ③ G5-3			2	0	0	0	0	1	1
16 Darnell McDonald, R (6, PH) OBP: 0.267, SLG: 0.538										2	0	0	0	0	1	0
(7, 10)																
19 Nate Schierholtz, L (1, 9) OBP: 0.467, SLG: 0.750		X 0-0 53 P3 2B		X 0-0 ② F7		BBBB 4-0 21 WP 21 S 70 BB BB		X 0-0 ① F8		2	1	1	0	1	0	0
51 Steve Clevenger, L (7, 2) OBP: 0.500, SLG: 0.444										1	0	0	0	0	0	0
53 Welington Castillo, R (1, 2) OBP: 0.357, SLG: 0.500		2 SAFE X 0-0 ①② P3 2-3		X 0-0 ③ G6-3		X 0-0 ② P4		H 1-0 72 G6-4-3 HBP		3	0	0	0	0	0	2
94 John Andreoli, R (7, 9)										0	0	0	0	0	0	0
21 Scott Hairston, R (1, 8) OBP: 0.214, SLG: 0.154		SSS 0-3 ③ K			SSS 0-3 ① K	BBBB 4-0 70 BB 7 HBP 1-3 BB		X 0-0 ②③ G6-4-3 1-2f		2	0	0	0	1	2	0
72 Matt Szczur, R (7, 8) OBP: 0.154, SLG: 0.083										1	0	0	0	0	0	1
7 Brett Jackson, L (1, 7) OBP: 0.467, SLG: 0.889			BBBB 4-0 15 E BB		BBBB 4-0 70 HR BB	H 1-0 70 BB 1-2 HBP			X 0-0 ① G4-3	1	1	0	0	2	0	0
70 Javier Báez, R (1, 6) OBP: 0.375, SLG: 0.533			SSC 0-3 ① K		BFX 1-1 1-H HR	BBBB 4-0 1-2 2-3 3-H BB			X 0-0 ② G4-3	3	1	1	3	1	1	1

Inning Stats	1	2	3	4	5	6	7	8	9
	R: 0 H: 0 E: 0 LOB: 1 K: 1 BB: 1 S: 5 P: 10	R: 0 H: 1 E: 0 LOB: 0 K: 1 BB: 0 S: 5 P: 5	R: 0 H: 0 E: 1 LOB: 2 K: 1 BB: 1 S: 6 P: 10	R: 0 H: 0 E: 0 LOB: 0 K: 0 BB: 0 S: 3 P: 3	R: 2 H: 1 E: 1 LOB: 1 K: 1 BB: 1 S: 8 P: 13	R: 1 H: 0 E: 0 LOB: 3 K: 2 BB: 3 S: 7 P: 20	R: 0 H: 0 E: 0 LOB: 0 K: 1 BB: 0 S: 4 P: 5	R: 0 H: 0 E: 0 LOB: 0 K: 0 BB: 0 S: 2 P: 3	R: 0 H: 0 E: 0 LOB: 1 K: 1 BB: 1 S: 5 P: 9

	AB	28
	R	3
	H	2
	RBI	3
	BB	7
	SO	8
	LOB	17

	1B: 0	SF: 0	WP: 1	PA: 38
	2B: 1	SAC: 0	PB: 0	
	3B: 0	DP: 1	SB: 2	
	HR: 1	HBP: 3	CS: 0	

livebaseballscorecards.com

PITCHER		IP	WLS	BF	H	R	ER	SO	BB	IBB	HBP	BLK	WP	HR	S	P	ERA	WHIP
41 Marco Estrada, R ERA:	(1, 1)	4.0	W	15	1	0	0	3	2	0	0	0	0	0	19	28	0.00	0.750
53 Brandon Kintzler, R ERA: 5.79	(5, 1)	1.0		6	1	2	2	1	1	0	0	0	0	1	8	13	18.00	2.000
45 Kelvim Escobar, R ERA: 13.5	(6, 1)	0.2	H	5	0	1	1	1	2	0	1	0	1	0	4	13	13.50	3.000
74 Michael Olmsted, R ERA: 2.25	(6, 1)	0.1	H	2	0	0	0	1	1	0	0	0	0	0	3	7	0.00	3.000
71 Johnny Hellweg, R ERA:	(7, 1)	2.0	H	6	0	0	0	1	0	0	2	0	0	0	6	8	0.00	0.000

PITCHER		IP	WLS	BF	H	R	ER	SO	BB	IBB	HBP	BLK	WP	HR	S	P	ERA	WHIP
76 Alfredo Figaro, R ERA:	(9, 1)	1.0	S	4	0	0	0	1	1	0	0	0	0	0	5	9	0.00	1.000

Cleveland Indians @ Chicago Cubs

Hohokam Park, Mesa, AZ

Mon Mar 04 2013, 3:05 PM - 5:54 PM EST

Att. 5,465 - Sunny - 73 F

TOP

livebaseballscorecards.com

Batter	1	2	3	4	5	6	7	8	9	AB	R	H	RBI	BB	SO	LOB
11 Drew Stubbs, R (1, 8) OBP: 0.263, SLG: 0.389	P2		P4	22 1B 8 1B 2B	1-H 2-H 3B	G4-3		G3-1		4	1	2	3	0	0	0
62 Cedric Hunter, L (5, 8) OBP: 0.059, SLG: 0.059										2	0	0	0	0	0	4
72 Tim Fedroff, L (9, 8) OBP: 0.333, SLG: 0.333										0	0	0	0	0	0	0
22 Jason Kipnis, L (1, 4) OBP: 0.263, SLG: 0.294	F7		8 2B 1B	33 S 8 1B 33 1B 2-3 1B	P5		K		BB	4	2	2	0	0	0	1
65 Nate Spears, L (5, 4) OBP: 0.333, SLG: 0.214 (8, 7)									61 1B	1	0	0	0	1	1	0
8 Lonnie Chisenhall, L (1, 5) OBP: 0.500, SLG: 0.882	HR		1-H 33 1B 2B	12 K2 33 1B 1-2 3-H 1B		33 HR BB	61 FC5-4 1B		P6	3	3	3	3	1	0	0
89 Ryan Rohlinger, R (6, 5) OBP: 0.250, SLG: 0.250										2	0	1	0	0	0	1
33 Nick Swisher, S (1, 10) OBP: 0.471, SLG: 0.706	K		12 2B 2-H 1B	1-2 2-H 1B		1-H HR	FC5-4 1-2f		1-2 1B	4	2	3	4	0	1	0
61 Mike McDade, S (7, PH) (7, 10) OBP: 0.476, SLG: 0.737										2	0	1	0	0	0	1
12 Mark Reynolds, R (1, 3) OBP: 0.421, SLG: 0.778		HR	1-H 83 F9 2B	K2 2-2f		F7	K		F9	4	1	2	2	0	1	2
74 Jesús Aguilar, R (6, 3) OBP: 0.455, SLG: 0.500										2	0	0	0	0	1	3
83 Matt Carson, R (1, 9) OBP: 0.400, SLG: 0.824		68 G5-4-3 35 BB 1B	F9 2-3		K	35 1B 73 1B BB		G1-3	K	3	1	1	0	1	1	1
71 Chris McGuiness, L (8, PH) (8, 9) OBP: 0.111, SLG: 0.111										2	0	0	0	0	1	2
35 Jeremy Hermida, L (1, 7) OBP: 0.471, SLG: 0.250		68 G5-4-3 1-2 BB	K		G3-1	73 1B 1-2 1B		84 1B 1B		4	0	2	0	1	1	1
89 Matt Antonelli, R (8, PR) (8, 4) OBP: 0.500, SLG: 0.500										0	0	0	0	0	0	0
68 Omir Santos, R (1, 2) OBP: 0.250, SLG: 0.286	G5-4-3 1-2f 2-3			E5 84 G4-3 11 2B		84 11 3B BB	1-3 2-H 1B		F7	2	2	0	0	1	0	2
73 Brian Jeroloman, L (5, 2) OBP: 0.400, SLG: 0.143										2	0	1	1	0	0	1
84 Francisco Lindor, S (1, 6) OBP: 0.375, SLG: 0.286	G5-3			G4-3 2-3	11 3B 1-2 1B			1-2 1B		4	1	2	0	1	0	2

	AB	45
	R	13
	H	20
	RBI	13
	BB	6
	SO	7
	LOB	21

Inning Stats	1	2	3	4	5	6	7	8	9
	R: 1 E: 0 K: 1 S: 8	H: 1 LOB: 0 BB: 0 P: 11	R: 1 E: 0 K: 0 S: 4	H: 2 LOB: 1 BB: 1 P: 9	R: 3 E: 0 K: 1 S: 9	H: 4 LOB: 1 BB: 0 P: 9	R: 3 E: 1 K: 1 S: 9	H: 4 LOB: 2 BB: 0 P: 10	R: 2 E: 0 K: 1 S: 7	H: 2 LOB: 1 BB: 1 P: 11	R: 3 E: 0 K: 0 S: 5	H: 3 LOB: 2 BB: 3 P: 19	R: 0 E: 0 K: 2 S: 8	H: 1 LOB: 1 BB: 0 P: 8	R: 0 E: 0 K: 0 S: 5	H: 2 LOB: 2 BB: 0 P: 5	R: 0 E: 0 K: 1 S: 6	H: 1 LOB: 2 BB: 1 P: 10

	1B: 13	SF: 0	WP: 0	PA: 51
	2B: 4	SAC: 0	PB: 0	
	3B: 1	DP: 2	SB: 1	
	HR: 3	HBP: 0	CS: 0	

PITCHER		IP	WLS	BF	H	R	ER	SO	BB	IBB	HBP	BLK	WP	HR	S	P	ERA	WHIP
55 Alberto Cabrera, R ERA: 11.81	(1, 1)	2.2	L	15	7	5	5	1	1	0	0	0	0	2	18	26	16.88	3.000
43 Brooks Raley, L ERA: 21.6	(3, 1)	2.1		14	6	5	4	3	1	0	0	0	0	0	19	24	15.43	3.000
88 Ty'Relle Harris, R ERA: 27.0	(6, 1)	1.0		8	3	3	3	0	3	0	0	0	0	1	5	19	27.00	6.000
27 Casey Coleman, R ERA:	(7, 1)	2.0		9	3	0	0	2	0	0	0	0	0	0	13	13	0.00	1.500
97 Marcus Hatley, R ERA:	(9, 1)	1.0		5	1	0	0	1	1	0	0	0	0	0	6	10	0.00	2.000

PITCHER	IP	WLS	BF	H	R	ER	SO	BB	IBB	HBP	BLK	WP	HR	S	P	ERA	WHIP

Batter	1	2	3	4	5	6	7	8	9	AB	R	H	RBI	BB	SO	LOB
24 Luis Valbuena, L (1, 6) OBP: 0.500, SLG: 0.833 70 Javier Báez, R (6, 6) OBP: 0.353, SLG: 0.500	S S S 0-3 ① K		x 0-0 ① 12 2B 1B		x 0-0 ① G3		x 0-0 ② G5-3 3-H			3 0 1 0 0 1 0 1 0 0 1 0 0 0						
16 Darnell McDonald, R (1, 8) OBP: 0.222, SLG: 0.438 7 Brett Jackson, L (6, 8) OBP: 0.438, SLG: 0.800	x 0-0 ② G1-6-3		x 0-0 ① L7		x 0-0 ② F8		x 0-0 ③ P6			3 0 0 0 0 0 1 1 0 0 0 0 0 0						
21 Scott Hairston, R (1, 9) OBP: 0.176, SLG: 0.125 80 Johermyn Chavez, R (6, 9) OBP: 0.313, SLG: 0.667	x 0-0 ③ G5-3		x 0-0 ② P6		x 0-0 ③ F8			C S x 0-2 HR		3 0 0 0 0 0 1 1 1 1 1 0 0 0						
12 Alfonso Soriano, R (1, 7) OBP: 0.438, SLG: 0.643 66 Brian Bogusevic, L (6, 7) OBP: 0.611, SLG: 1.067		C x 0-1 HR	x 0-0 1-3 2B			x 0-0 ① G1-3		S S S 0-3 ① K		2 1 2 1 0 0 0 2 0 0 0 0 1 0						
51 Steve Clevenger, L (1, 2) OBP: 0.462, SLG: 0.364 82 Raffy Lopez, L (7, 2)		B B B B 4-0 75 2B BB	x 0-0 ③ G6-3			x 0-0 ② L8		x 0-0 ② F8		2 1 0 0 1 0 2 1 0 0 0 0 0 0						
73 Junior Lake, R (1, 5) OBP: 0.278, SLG: 0.471 61 Christian Villanueva, R (7, 5) OBP: 0.133, SLG: 0.308		S S S 0-3 ① K		x 0-0 ① G3-1		S S S 0-3 ③ K		x 0-0 ③ F9		3 0 0 0 0 2 1 1 0 0 0 0 0 0						
75 Brad Nelson, L (1, 3) OBP: 0.333, SLG: 0.647 65 Edwin Maysonet, R (8, 3) OBP: 0.267, SLG: 0.231		x 0-0 1-H 2B		x 0-0 ② L6			x 0-0 ① F7		x 0-0 ① G5-3	3 0 1 1 0 0 0 1 0 0 0 0 0 0						
68 Jorge Soler, R (1, 10) OBP: 0.333, SLG: 0.438		x 0-0 ② L6		x 0-0 74 FC6-4 1B			B B B B 4-0 74 WP 74 E BB		S S S 0-3 ② K	3 1 1 0 1 1 1						
74 Logan Watkins, L (1, 4) OBP: 0.353, SLG: 0.563 6 Alberto Gonzalez, R (8, 4) OBP: 0.200, SLG: 0.231		x 0-0 ③ F8		x 0-0 ③ FC6-4 1-2f			D x 1-0 E8 70 G5-3 1-H 2B		x 0-0 ③ G5-3	3 1 1 1 0 0 2 1 0 0 0 0 0 0						
Inning Stats	R: 0 H: 0 E: 0 LOB: 0 K: 1 BB: 0 S: 5 P: 5	R: 2 H: 2 E: 0 LOB: 1 K: 1 BB: 1 S: 8 P: 12	R: 0 H: 2 E: 0 LOB: 2 K: 0 BB: 0 S: 5 P: 5	R: 0 H: 1 E: 0 LOB: 1 K: 0 BB: 0 S: 4 P: 4	R: 0 H: 0 E: 0 LOB: 0 K: 0 BB: 0 S: 3 P: 3	R: 0 H: 0 E: 0 LOB: 0 K: 1 BB: 1 S: 5 P: 5	R: 2 H: 1 E: 1 LOB: 0 K: 0 BB: 1 S: 4 P: 9	R: 1 H: 1 E: 0 LOB: 0 K: 1 BB: 0 S: 8 P: 8	R: 0 H: 0 E: 0 LOB: 0 K: 1 BB: 0 S: 5 P: 5	1B: 2 SF: 0 2B: 3 SAC: 0 3B: 0 DP: 0 HR: 2 HBP: 0				WP: 1 PA: 36 PB: 0 SB: 0 CS: 0		

PITCHER	IP	WLS	BF	H	R	ER	SO	BB	IBB	HBP	BLK	WP	HR	S	P	ERA	WHIP
59 Carlos Carrasco, R (1, 1) ERA: 11.25	3.0	W	14	4	2	2	2	1	0	0	0	0	1	18	22	6.00	1.667
34 Zach McAllister, R (4, 1) ERA: 6.43	3.0	H	10	1	0	0	1	0	0	0	0	0	0	12	12	0.00	0.333
47 Trevor Bauer, R (7, 1) ERA: 2.57	3.0	S	12	2	3	2	2	1	0	0	0	1	1	17	22	6.00	1.000

PITCHER	IP	WLS	BF	H	R	ER	SO	BB	IBB	HBP	BLK	WP	HR	S	P	ERA	WHIP

BOTTOM

Cleveland Indians @ Chicago Cubs

Hohokam Park, Mesa, AZ

Mon Mar 04 2013, 3:05 PM - 5:54 PM EST

Att. 5,465 - Sunny - 73 F

livebaseballscorecards.com

AB	34
R	5
H	7
RBI	5
BB	2
SO	5
LOB	8

Chicago Cubs @ Colorado Rockies

Salt River Fields at Talking Stick, Scottsdale, AZ

Tue Mar 05 2013, 3:11 PM - 5:49 PM EST
Att. 7,515 - Partly Cloudy - 72 F

livebaseballscorecards.com

Batter	1	2	3	4	5	6	7	8	9	AB	R	H	RBI	BB	SO	LOB
17 Dave Sappelt, R (1, 8) OBP: 0.190, SLG: 0.381	F7		FC5-4 1-2f			F8	PO 2-3	51 F9 / 68 1B BB	K	3	0	0	0	0	0	1
7 Brett Jackson, L (6, 8) OBP: 0.444, SLG: 0.727										1	0	0	0	1	1	0
15 Darwin Barney, R (1, 4) OBP: 0.316, SLG: 0.333	F7			G1-3		19 1B / 53 1B / 73 1B 1B		74 HBP 1-2 1B		3	1	1	0	0	0	0
68 Jorge Soler, R (6, 9) OBP: 0.368, SLG: 0.471										1	0	1	0	0	0	0
53 Welington Castillo, R (1, 2) OBP: 0.353, SLG: 0.467	G6-3			K		73 1B / 19 1B 1-2 1B		K		3	0	1	0	0	1	0
79 J.C. Boscan, R (7, 2) OBP: 0.429, SLG: 0.571										1	0	0	0	0	1	2
19 Nate Schierholtz, L (1, 9) OBP: 0.444, SLG: 0.667		K		F8		73 1B 1-2 2-3 1B		F9 2-3		3	0	1	0	0	1	0
51 Steve Clevenger, L (6, 3) OBP: 0.429, SLG: 0.333										1	0	0	0	0	0	2
73 Junior Lake, R (1, 5) OBP: 0.286, SLG: 0.450		G5-3			G5-3	G5-3 1-2 2-3 3-H 1B		HBP 1-2		3	0	1	1	0	0	0
74 Logan Watkins, L (6, 4) OBP: 0.389, SLG: 0.563										0	0	0	0	0	0	0
66 Brian Bogusevic, L (1, 3) OBP: 0.524, SLG: 0.889		K			G3-1	G4-3		K		3	0	0	0	0	1	3
6 Alberto Gonzalez, R (6, 5) OBP: 0.188, SLG: 0.214										1	0	0	0	0	1	3
65 Edwin Maysonet, R (1, 6) OBP: 0.278, SLG: 0.438			F8		IHR		K		K	3	1	1	1	0	1	0
70 Javier Báez, R (7, 6) OBP: 0.333, SLG: 0.471										1	0	0	0	0	1	0
72 Matt Szczur, R (1, 7) OBP: 0.125, SLG: 0.067			K		F8		K		K	3	0	0	0	0	2	0
16 Darnell McDonald, R (7, 7) OBP: 0.211, SLG: 0.412										1	0	0	0	0	1	0
46 Scott Feldman, L (1, 1) OBP: 1.000, SLG: 1.000			17 FC5-4 1B			F7	7 PO 2B		HR	1	0	1	0	0	0	0
37 Travis Wood, R (3, 1)										1	0	0	0	0	0	0
82 Raffy Lopez, L (7, PH) OBP: 0.143, SLG: 0.286										1	0	1	0	0	0	0
59 Cory Wade, R (7, 1)										0	0	0	0	0	0	0
48 Rafael Dolis, R (8, 1)										0	0	0	0	0	0	0
75 Brad Nelson, L (9, PH) OBP: 0.368, SLG: 0.833										1	1	1	1	0	0	0

Inning Stats	1	2	3	4	5	6	7	8	9
	R: 0 E: 0 K: 0 S: 3	H: 0 LOB: 0 BB: 0 P: 3	R: 0 E: 0 K: 2 S: 7	H: 0 LOB: 0 BB: 0 P: 7	R: 0 E: 0 K: 1 S: 6	H: 1 LOB: 1 BB: 0 P: 6	R: 0 E: 0 K: 1 S: 5	H: 0 LOB: 0 BB: 0 P: 5	R: 1 E: 0 K: 0 S: 6	H: 1 LOB: 0 BB: 0 P: 7
	R: 1 E: 0 K: 0 S: 7	H: 4 LOB: 3 BB: 0 P: 7	R: 0 E: 0 K: 2 S: 7	H: 1 LOB: 0 BB: 0 P: 8	R: 0 E: 0 K: 2 S: 8	H: 1 LOB: 3 BB: 1 P: 13	R: 1 E: 0 K: 3 S: 11	H: 1 LOB: 0 BB: 0 P: 14		

1B: 6	SF: 0
2B: 1	SAC: 0
3B: 0	DP: 0
HR: 2	HBP: 1

WP: 0	PA: 38
PB: 0	
SB: 0	
CS: 0	

AB	35
R	3
H	9
RBI	3
BB	1
SO	11
LOB	11

PITCHER	IP	WLS	BF	H	R	ER	SO	BB	IBB	HBP	BLK	WP	HR	S	P	ERA	WHIP
26 Jeff Francis, L (1, 1) ERA:	4.0	W	13	1	0	0	4	0	0	0	0	0	0	21	21	0.00	0.250
36 Danny Rosenbaum, L (5, 1) ERA: 3.0	2.0		11	5	2	2	0	0	0	0	0	0	0	13	14	9.00	2.500
34 Matt Belisle, R (7, 1) ERA: 2.45	1.0	H	3	1	0	0	2	0	0	0	0	0	0	7	8	0.00	1.000
49 Rex Brothers, L (8, 1) ERA:	1.0		6	1	0	0	2	1	0	1	0	0	0	8	13	0.00	2.000
60 Manny Corpas, R (9, 1) ERA: 6.0	1.0		4	1	1	1	3	0	0	0	0	0	1	11	14	9.00	1.000

PITCHER	IP	WLS	BF	H	R	ER	SO	BB	IBB	HBP	BLK	WP	HR	S	P	ERA	WHIP

BOTTOM

Chicago Cubs @ Colorado Rockies

Salt River Fields at Talking Stick, Scottsdale, AZ

Tue Mar 05 2013, 3:11 PM - 5:49 PM EST

Att. 7,515 - Partly Cloudy - 72 F

livebaseballscorecards.com

Batter	1	2	3	4	5	6	7	8	9	AB	R	H	RBI	BB	SO	LOB
Dexter Fowler, S (1, 8) OBP: 0.400, SLG: 0.643	F7	3-H 1B		K			F9			3	0	1	1	0	1	1
47 Rafael Ortega, L (6, 8) OBP: 0.571, SLG: 0.833										1	0	0	0	0	0	0
14 Josh Rutledge, R (1, 4) OBP: 0.316, SLG: 0.368	2 S 17 2B 1B	G4-3		F7			18 SH1-3 3B			3	1	1	0	0	0	2
23 Charlie Culberson, R (7, PH) OBP: 0.250, SLG: 0.636 (8, 4)										1	1	1	0	0	0	0
2 Troy Tulowitzki, R (1, 6) OBP: 0.250, SLG: 0.200	K 1-2		20 HR 1B		P4		SH1-3 3-H			3	1	1	0	0	1	1
18 Jonathan Herrera, S (6, 6) OBP: 0.333, SLG: 0.333 (8, 5)										0	0	0	1	0	0	0
20 Wilin Rosario, R (1, 2) OBP: 0.429, SLG: 0.769	17 2B BB	1-H HR			F8		2B			2	1	1	2	1	0	0
72 Jose Gonzalez, R (7, 2) OBP: 0.500, SLG: 0.750										1	0	1	0	0	0	0
16 Lars Davis, L (9, 2)										0	0	0	0	0	0	0
17 Todd Helton, L (1, 3) OBP: 0.250, SLG: 0.500	1-3 2-H 2B	G1-3			G5-3		G5-3			2	0	1	1	0	0	0
7 Matt McBride, R (5, 3) OBP: 0.333, SLG: 0.500										2	0	0	0	0	0	1
4 Chris Nelson, R (1, 5) OBP: 0.222, SLG: 0.278	G4-3	G6-3				12 1B 67 G6-4-3 2B		71 FC6-4 1B		3	1	1	0	0	0	2
65 Cristhian Adames, S (8, 6) OBP: 0.250, SLG: 0.250										1	0	1	0	0	0	0
12 Ryan Wheeler, L (1, 10) OBP: 0.143, SLG: 0.143		G3	G6-3			2-3 67 G6-4-3 1B		K		4	0	1	0	0	1	1
67 Kent Matthes, R (1, 9) OBP: 0.250, SLG: 0.688	27 G3 1B 2B			27 G1-4-3 1B		G6-4-3 1-2f 3-H		FC6-4 77 FC4-6 1-2f		3	1	2	0	0	0	1
71 Kyle Parker, R (7, 9) OBP: 0.308, SLG: 0.100										1	0	0	0	0	0	1
27 Tim Wheeler, L (1, 7) OBP: 0.250, SLG: 0.429	G3 2-3			G1-4-3 1-2		K		FC4-6 1-2f		3	0	0	0	0	1	2
77 Corey Dickerson, L (7, 7) OBP: 0.417, SLG: 0.556										1	0	0	0	0	0	1
Inning Stats	R: 1 E: 0 K: 1 S: 7 H: 2 LOB: 2 BB: 1 P: 11	R: 1 E: 0 K: 0 S: 5 H: 2 LOB: 1 BB: 0 P: 5	R: 2 E: 0 K: 0 S: 6 H: 2 LOB: 0 BB: 0 P: 8	R: 0 E: 0 K: 1 S: 6 H: 1 LOB: 1 BB: 0 P: 6	R: 0 E: 0 K: 0 S: 3 H: 0 LOB: 0 BB: 0 P: 3	R: 1 E: 0 K: 1 S: 6 H: 2 LOB: 0 BB: 0 P: 6	R: 1 E: 0 K: 0 S: 5 H: 2 LOB: 1 BB: 0 P: 5	R: 0 E: 0 K: 1 S: 6 H: 1 LOB: 1 BB: 0 P: 6		1B: 6 2B: 4 3B: 1 HR: 1	SF: 0 SAC: 1 DP: 1 HBP: 0						

	AB	34
	R	6
	H	12
	RBI	5
	BB	1
	SO	4
	LOB	13

WP: 0 PB: 0 SB: 1 CS: 0 PA: 36

PITCHER	IP	WLS	BF	H	R	ER	SO	BB	IBB	HBP	BLK	WP	HR	S	P	ERA	WHIP
46 Scott Feldman, R (1, 1) ERA: 11.25	2.0	L	13	6	4	4	1	1	0	0	0	0	1	15	21	18.00	3.500
37 Travis Wood, L (3, 1) ERA: 4.5	4.0		14	3	1	1	2	0	0	0	0	0	0	18	18	2.25	0.750
59 Cory Wade, R (7, 1) ERA: 2.25	1.0		5	2	1	1	0	0	0	0	0	0	0	5	5	9.00	2.000
48 Rafael Dolis, R (8, 1) ERA: 11.57	1.0		4	1	0	0	1	0	0	0	0	0	0	6	6	0.00	1.000

PITCHER	IP	WLS	BF	H	R	ER	SO	BB	IBB	HBP	BLK	WP	HR	S	P	ERA	WHIP

Batter	1	2	3	4	5	6	7	8	9	AB	R	H	RBI	BB	SO	LOB
9 David DeJesus, L (1, 8) OBP: 0.313, SLG: 0.083 68 Jorge Soler, R (7, PH) OBP: 0.350, SLG: 0.444 (7, 9)	C FF 91 C SL 85 X FF 88 0-2 17 G6-4-3 1B		C FF 90 X FF 90 0-1 ① F7 1-2			B FF 93 B FF 94 C FF 94 F FF 95 B SL 83 B FF 95 4-2 66 2B BB	S SL 83 S SL 83 B FF 95 F SL 84 D SL 83 C SL 82 2-3 ③			2 1 1 0 1 0 1 1 0 0 0 0 1 2						
17 Dave Sappelt, R (1, 10) OBP: 0.174, SLG: 0.348 66 Brian Bogusevic, L (6, PH) OBP: 0.522, SLG: 0.900 (6, 10)	X FF 92 0-0 ① ② G6-4-3 1-2f		B FF 90 F FF 90 C FF 91 B SL 86 X FF 91 2-2 ② G6-3 2-3			B FF 92 X FF 93 1-0 1-H 2B		S FF 91 B FF 91 X FF 90 1-1 ① G3		2 0 0 0 0 0 2 2 0 1 1 0 0 0						
21 Scott Hairston, R (1, 9) OBP: 0.200, SLG: 0.316 80 Johermyn Chavez, R (7, 7) OBP: 0.353, SLG: 0.688	C FF 92 B CH 87 B SL 87 F FF 92 X FF 94 2-2 HR		C CH 87 S FF 92 B FF 93 F FF 93 S FC 89 1-3 ③ K			C SL 80 C SL 80 F SL 83 B FF 96 S SL 84 1-3 ① K		C FF 90 F SL 82 X 0-2 1B		3 1 1 1 0 2 2 1 0 1 0 0 0 0						
16 Darnell McDonald, R (1, 7) OBP: 0.182, SLG: 0.350 74 Logan Watkins, L (7, 4) OBP: 0.368, SLG: 0.529	B FF 88 F FF 92 X FF 92 1-1 ③ G5-3			B FF 90 X FF 91 1-0 ① L4		T FF 95 F FF 95 S SL 83 0-3 ② K		S FF 91 B FF 92 X FF 91 1-1 ② P3		3 0 0 0 0 1 1 1 0 0 0 0 0 1						
70 Javier Báez, R (1, 6) OBP: 0.286, SLG: 0.400 82 Raffy Lopez, L (7, 2) OBP: 0.125, SLG: 0.250		F FF 90 B FF 90 B FF 90 S FF 90 F FF 92 X FF 92 2-2 ① G4-3		F CH 86 C FF 92 X FF 91 0-2 ② F9		S SL 82 B FF 95 F FF 94 S SL 84 1-3 ③ K		C FF 91 S CH 85 B FF 91 X CH 86 1-2 ③ G3		3 0 0 0 0 1 1 1 0 0 0 0 0 1						
30 Dioner Navarro, S (1, 2) OBP: 0.313, SLG: 0.429 61 Christian Villanueva, R (7, 5) OBP: 0.125, SLG: 0.286		C CU 75 S SL 86 X FF 92 0-2 ② G4-3		B CH 84 C CH 84 B CH 83 S CH 84 X FF 93 2-2 ③ G6-3			B CH 85 B FF 93 F FF 93 B FF 96 B FF 93 4-1 65 E 73 WP BB			B SL 76 C FS 74 F SI 89 F SL 76 B FF 87 F SI 89 B SL 75 C FF 88 3-3 ① K	2 0 0 0 1 0 0 1 0 0 0 0 1 0						
73 Junior Lake, R (1, 5) OBP: 0.333, SLG: 0.565 6 Alberto Gonzalez, R (7, 6) OBP: 0.176, SLG: 0.200		X FF 90 0-0 3B			L FF 96 X SL 83 0-1 ① G6-3		F SL 81 B SL 85 X SL 81 1-1 65 E 1-2 1B		X FF 88 0-0 ② G5-3	3 0 2 0 0 0 0 1 0 0 0 0 0 0						
65 Edwin Maysonet, R (1, 4) OBP: 0.238, SLG: 0.368 72 Matt Szczur, R (7, 8) OBP: 0.118, SLG: 0.063		B FF 90 X FF 92 1-0 ③ G4-3			C FF 96 S FF 98 B FF 97 S FF 96 1-3 ② K		B FF 92 2 SAFE F FF 94 B SL 83 C SL 81 D SL 82 X FF 94 3-2 ① F8 1-2 2-3		B SL 74 F FF 88 S FF 88 B SI 88 S SI 89 2-3 ③ K	3 0 0 0 0 1 3 1 0 0 0 0 1 0						
51 Steve Clevenger, L (1, 3) OBP: 0.412, SLG: 0.333			C FF 90 B SL 85 X CU 78 1-1 17 G6-3 9 F7 1B		F FF 96 B FF 97 X CH 86 1-1 ③ F8		F FF 96 F SL 82 F FF 96 B FF 95 T CH 88 1-2 ② K			3 0 1 0 0 1 2						
Inning Stats	R: 1 H: 2 E: 0 LOB: 0 K: 0 BB: 0 S: 9 P: 12	R: 0 H: 1 E: 0 LOB: 1 K: 0 BB: 0 S: 9 P: 12	R: 0 H: 1 E: 0 LOB: 1 K: 1 BB: 0 S: 11 P: 15	R: 0 H: 0 E: 0 LOB: 0 K: 0 BB: 0 S: 7 P: 10	R: 0 H: 0 E: 0 LOB: 0 K: 1 BB: 0 S: 7 P: 9	R: 1 H: 1 E: 0 LOB: 1 K: 3 BB: 1 S: 13 P: 20	R: 0 H: 1 E: 1 LOB: 2 K: 2 BB: 1 S: 14 P: 25	R: 0 H: 1 E: 0 LOB: 1 K: 0 BB: 0 S: 10 P: 13	R: 0 H: 0 E: 0 LOB: 0 K: 2 BB: 0 S: 9 P: 14	1B: 4 SF: 0 2B: 1 SAC: 0 3B: 1 DP: 1 HR: 1 HBP: 0						

TOP

Chicago Cubs @ Texas Rangers

Surprise Stadium, Surprise, AZ

Wed Mar 06 2013, 3:07 PM - 5:24 PM EST

Att. 5,620 - Partly Cloudy - 75 F

livebaseballscorecards.com

AB	33
R	2
H	7
RBI	2
BB	2
SO	9
LOB	16

PITCHER		IP	WLS	BF	H	R	ER	SO	BB	IBB	HBP	BLK	WP	HR	S	P	ERA	WHIP
46 Robbie Ross Jr., L ERA: 3.0	(1, 1)	4.0	W	15	4	1	1	1	0	0	0	0	0	1	36	49	2.25	1.000
41 Alexi Ogando, R ERA: 5.68	(5, 1)	3.0	H	13	2	1	1	6	2	0	0	0	1	0	34	54	3.00	1.333
44 Jason Frasor, R ERA:	(8, 1)	1.0	H	4	1	0	0	0	0	0	0	0	0	0	10	13	0.00	1.000
65 Johan Yan, R ERA:	(9, 1)	1.0	S	3	0	0	0	2	0	0	0	0	0	0	9	14	0.00	0.000

PITCHER	IP	WLS	BF	H	R	ER	SO	BB	IBB	HBP	BLK	WP	HR	S	P	ERA	WHIP

Chicago Cubs @ Texas Rangers

Surprise Stadium, Surprise, AZ

Wed Mar 06 2013, 3:07 PM - 5:24 PM EST

Att. 5,620 - Partly Cloudy - 75 F

livebaseballscorecards.com

BOTTOM

Batter	1	2	3	4	5	6	7	8	9	AB	R	H	RBI	BB	SO	LOB
5 Ian Kinsler, R (1, 4) OBP: 0.250, SLG: 0.263 63 Yangervis Solarte, S (6, 4) OBP: 0.350, SLG: 0.471	B FF 89 F SI 88 B CH 80 B CH 80 B FF 90 4-1 20 CS BB	B FF 88 X FF 88 1-0 ② SF9 1-2 2-3 3-H			B FF 87 B CH 86 X CH 87 2-0 ① P6		C CU 78 X FF 96 0-1 ③ L1-5-3			1 1	0 0	0 0	1 0	1 0	0 0	0 0
20 Julio Borbon, L (1, 9) OBP: 0.385, SLG: 0.500 71 James Adduci, L (6, 9) OBP: 0.389, SLG: 0.500 (8, 7)	C FF 88 ① 1 SAFE C SL 84 B FF 89 T SL 79 ② 1-2 K 1-2	X FF 88 0-0 ③ G4-3			C CH 88 B SL 80 L FF 88 B CH 80 X FF 88 2-2 ② L8			B FF 90 X FF 92 1-0 ① G4-3		3 1	0 0	0 0	0 0	0 0	1 0	3 0
27 Lance Berkman, S (1, 10) OBP: 0.438, SLG: 0.500 70 Brandon Allen, L (8, PH) OBP: 0.333, SLG: 0.625 (9, 10)	C SI 89 B FF 89 B CU 69 B SI 89 B FF 89 4-1 BB		S FF 87 C CU 67 X FF 87 0-2 HR		B SL 80 C SL 79 F FC 88 X FF 89 1-2 ③ G3-1			B CH 86 F FF 93 X FF 93 1-1 ② G3		2 1	1 0	1 0	1 0	1 0	0 0	0 0
29 Adrián Beltré, R (1, 5) OBP: 0.167, SLG: 0.333 15 Jeff Baker, R (7, 5) OBP: 0.409, SLG: 0.524	C FF 88 S CH 80 S CH 80 0-3 ③ K		B FF 88 C FF 87 C CH 79 S CH 81 1-3 ① K			B FF 90 X FF 90 1-0 ① P4		B FF 91 C FF 92 B FF 91 X FF 93 2-1 2B		3 1	0 0	0 1	0 0	0 0	2 0	1 0
7 David Murphy, L (1, 7) OBP: 0.400, SLG: 0.364 19 Aaron Cunningham, R (7, 7) OBP: 0.471, SLG: 0.800 (8, 8)		X FF 87 0-0 12 1B 18 1B 1B	B SL 78 X SL 79 1-0 ② P2			B SI 90 C CH 82 X SI 91 1-1 ② G3-1		B SL 77 B FF 92 C FF 90 C SL 76 C SL 76 2-3 ③ K		3 1	1 0	1 0	0 0	0 0	0 1	0 1
12 A.J. Pierzynski, L (1, 2) OBP: 0.353, SLG: 0.500 19 Jared Hoying, L (6, PR) 8 Geovany Soto, R (7, 2) OBP: 0.308, SLG: 0.250		X FF 87 0-0 23 FC2-5 18 1B 1-2 1B	B CU 67 C FF 88 B SL 78 F FF 87 C FF 88 2-3 ③ K			B SI 90 B SI 89 X FF 90 2-0 1B				3 0 0	0 0 0	2 0 0	0 0 0	0 0 0	1 0 0	0 0 0
18 Mitch Moreland, L (1, 3) OBP: 0.375, SLG: 0.591 21 Brandon Snyder, R (7, 3) OBP: 0.357, SLG: 0.300		B SL 77 X FF 88 1-0 13 1B 23 FC2-5 5 SF9 1-2 2-H 1B		F FF 87 B SL 79 B CH 80 X FF 88 2-1 23 G5-4-3 1B		F CH 81 F FF 87 B CH 81 F CH 80 S SL 81 1-3 ③ K				3 0	1 0	2 0	1 0	0 0	1 0	1 0
23 Craig Gentry, R (1, 8) OBP: 0.476, SLG: 0.588 72 Joey Butler, R (8, 9) OBP: 0.333, SLG: 0.308		B SI 86 X FF 86 1-0 ① FC2-5 5 SF9 13 1B 1-2 2-3f		X FF 87 0-0 ① ② G5-4-3 1-2f			C FF 94 S FF 95 X FF 94 0-2 ① G6-3			3 0	0 0	0 0	0 0	0 0	0 0	3 0
13 Jurickson Profar, S (1, 6) OBP: 0.367, SLG: 0.333 41 Hanser Alberto, R (8, 6)		S CH 78 X CH 78 0-1 5 SF9 1-2 2-3 1B		C FF 88 X FF 89 0-1 ③ L6			B FF 95 X FF 94 1-0 ② F8			3 0	0 0	1 0	0 0	0 0	0 0	0 0
Inning Stats	R: 0 E: 0 K: 2 S: 8 H: 0 LOB: 1 BB: 2 P: 17	R: 2 E: 0 K: 0 S: 8 H: 4 LOB: 2 BB: 0 P: 11	R: 1 E: 0 K: 2 S: 10 H: 1 LOB: 0 BB: 0 P: 14	R: 0 E: 0 K: 0 S: 5 H: 1 LOB: 0 BB: 0 P: 7	R: 0 E: 0 K: 0 S: 7 H: 0 LOB: 0 BB: 0 P: 12	R: 0 E: 0 K: 1 S: 8 H: 1 LOB: 1 BB: 0 P: 13	R: 0 E: 0 K: 0 S: 6 H: 0 LOB: 0 BB: 0 P: 7	R: 0 E: 0 K: 1 S: 8 H: 1 LOB: 1 BB: 0 P: 14		1B: 6 2B: 1 3B: 0 HR: 1 SF: 1 SAC: 0 DP: 1 HBP: 0						

AB	29
R	3
H	8
RBI	3
BB	2
SO	6
LOB	9

PITCHER		IP	WLS	BF	H	R	ER	SO	BB	IBB	HBP	BLK	WP	HR	S	P	ERA	WHIP
47 Hisanori Takahashi, L ERA: 5.14	(1, 1)	3.0	L	15	5	3	3	4	2	0	0	0	0	1	26	42	9.00	2.333
28 Michael Bowden, R ERA: 1.69	(4, 1)	2.0		6	1	0	0	0	0	0	0	0	0	0	12	19	0.00	0.500
37 Jaye Chapman, R ERA: 10.8	(6, 1)	1.0		4	1	0	0	1	0	0	0	0	0	0	8	13	0.00	1.000
71 Trey McNutt, R ERA: 2.25	(7, 1)	1.0		3	0	0	0	0	0	0	0	0	0	0	6	7	0.00	0.000
56 Héctor Rondón, R ERA:	(8, 1)	1.0		4	1	0	0	1	0	0	0	0	0	0	8	14	0.00	1.000

PITCHER	IP	WLS	BF	H	R	ER	SO	BB	IBB	HBP	BLK	WP	HR	S	P	ERA	WHIP

WP: 0	PA: 32		
PB: 0			
SB: 0			
CS: 1			

Chicago White Sox @ Chicago Cubs

Hohokam Park, Mesa, AZ

Thu Mar 07 2013, 3:06 PM - 6:12 PM EST

Att. 10,647 - Sunny - 76 F

TOP

livebaseballscorecards.com

Batter	1	2	3	4	5	6	7	8	9	AB	R	H	RBI	BB	SO	LOB
28 Dewayne Wise, L (1, 8) OBP: 0.350, SLG: 0.529	15 CS 1B		G6-3 1-2		G4-3	SF9 3-H		L9		3	0	1	0	0	0	1
18 Blake Tekotte, L (5, 8) OBP: 0.294, SLG: 0.308										1	0	0	1	0	0	0
15 Gordon Beckham, R (1, 4) OBP: 0.273, SLG: 0.333	1 SAFE P6 1-2		2B 2-H		G6-3	G1-3		12 FC3-6 1B		3	0	1	1	0	0	1
5 Angel Sanchez, R (5, 4) OBP: 0.308, SLG: 0.308										2	0	1	0	0	0	2
7 Jeff Keppinger, R (1, 5) OBP: 0.474, SLG: 0.556	F8		G5-3			44 HR 2B	22 E 80 G4-3 2B	FC3-6 1-2f		3	0	1	0	0	0	1
12 Conor Gillaspie, L (6, PR) OBP: 0.421, SLG: 0.882 (6, 5)										2	2	1	0	0	0	1
44 Adam Dunn, L (1, 10) OBP: 0.381, SLG: 0.588		14 1B 1B	F9			2-H HR	FC1 74 WP 80 G4-3 2-3	K		3	1	2	2	0	0	1
22 Brent Morel, R (7, PH) OBP: 0.208, SLG: 0.304 (7, 10)										2	0	0	0	0	1	2
14 Paul Konerko, R (1, 3) OBP: 0.400, SLG: 0.842		1-2 1B	HR		2-2 HR	G4-3 1-2 3-H			BB 75 FC5-4	3	2	3	2	0	0	0
80 Seth Loman, L (6, 3) OBP: 0.400, SLG: 0.846										1	0	0	1	0	0	1
25 Josh Bell, S (7, 3) OBP: 0.600, SLG: 1.222										0	0	0	0	1	0	0
24 Dayan Viciedo, R (1, 7) OBP: 0.300, SLG: 0.421	K		L8		K	K	K		FC5-4 74 BB 1-2f	3	0	0	0	0	2	3
75 Trayce Thompson, R (6, 7)										2	0	0	0	0	1	2
10 Alexei Ramirez, R (1, 6) OBP: 0.214, SLG: 0.286	P5		G5-3			21 2B 1B	39 BB 2-3 BB		1-2 BB	3	0	1	0	0	0	2
74 Steve Tolleson, R (6, PR) OBP: 0.417, SLG: 0.444 (6, 6)										0	1	0	0	2	0	0
21 Tyler Flowers, R (1, 2) OBP: 0.500, SLG: 0.667	K2-3		K			29 1B 18 SF9 1-H 2B	1-2 BB		K	3	1	1	1	0	2	2
39 Bryan Anderson, L (6, 2) OBP: 0.375, SLG: 0.286										1	0	0	0	1	1	2
29 Jared Mitchell, L (1, 9) OBP: 0.471, SLG: 0.813			28 G6-3 15 2B 1B		P2	2-3 1B	F8		G3-1	3	1	2	0	0	0	0
20 Jordan Danks, L (6, 9) OBP: 0.286, SLG: 0.167										2	0	0	0	0	0	5

	AB	40
	R	8
	H	14
	RBI	8
	BB	4
	SO	7
	LOB	26

Inning Stats	1	2	3	4	5	6	7	8	9
	R: 0 E: 0 K: 0 S: 3	H: 1 LOB: 0 BB: 0 P: 3	R: 0 E: 0 K: 2 S: 9	H: 2 LOB: 2 BB: 0 P: 9	R: 1 E: 0 K: 0 S: 5	H: 2 LOB: 1 BB: 0 P: 5	R: 1 E: 0 K: 1 S: 7	H: 1 LOB: 0 BB: 0 P: 7	R: 0 E: 0 K: 0 S: 3	H: 0 LOB: 0 BB: 0 P: 3	R: 5 E: 0 K: 1 S: 13	H: 6 LOB: 2 BB: 0 P: 15	R: 1 E: 1 K: 1 S: 7	H: 1 LOB: 3 BB: 2 P: 15	R: 0 E: 0 K: 1 S: 6	H: 1 LOB: 1 BB: 0 P: 6	R: 0 E: 0 K: 1 S: 5	H: 0 LOB: 2 BB: 2 P: 13

	1B	7	SF	1	WP	1	PA	45
	2B	4	SAC	0	PB	0		
	3B	0	DP	0	SB	0		
	HR	3	HBP	0	CS	1		

PITCHER		IP	WLS	BF	H	R	ER	SO	BB	IBB	HBP	BLK	WP	HR	S	P	ERA	WHIP
33 Carlos Villanueva, R ERA: 5.87	(1, 1)	4.0	L	17	6	2	2	3	0	0	0	0	0	1	24	24	4.50	1.500
85 Barret Loux, R ERA: 15.19	(5, 1)	1.1		9	5	5	5	1	0	0	0	0	0	2	13	15	33.75	3.750
63 Zach Putnam, R ERA:	(6, 1)	0.2		3	1	0	0	0	0	0	0	0	0	0	3	3	0.00	1.500
49 Carlos Marmol, R ERA: 4.91	(7, 1)	0.2		6	1	1	0	1	2	0	0	0	1	0	6	14	0.00	4.500
92 Frank Batista, R ERA:	(7, 1)	0.1		1	0	0	0	0	0	0	0	0	0	0	1	1	0.00	0.000

PITCHER		IP	WLS	BF	H	R	ER	SO	BB	IBB	HBP	BLK	WP	HR	S	P	ERA	WHIP
67 Robert Whitenack, R ERA: 9.0	(8, 1)	1.1		7	1	0	0	1	2	0	0	0	0	0	7	15	0.00	2.250
60 Jensen Lewis, R ERA: 2.45	(9, 1)	0.2		2	0	0	0	1	0	0	0	0	0	0	4	4	0.00	0.000

BOTTOM

Chicago White Sox @ Chicago Cubs

Hohokam Park, Mesa, AZ

Thu Mar 07 2013, 3:06 PM - 6:12 PM EST

Att. 10,647 - Sunny - 76 F

livebaseballscorecards.com

Batter	1	2	3	4	5	6	7	8	9	AB	R	H	RBI	BB	SO	LOB
9 David DeJesus, L (1, 8) OBP: 0.316, SLG: 0.200 17 Dave Sappelt, R (7, 8) OBP: 0.167, SLG: 0.333	19 WP 19 3B 2B		B1-3		G4-3			F7		3 1 1 0 0 0 1 1 0 0 0 0 0 1						
15 Darwin Barney, R (1, 4) OBP: 0.318, SLG: 0.300 74 Logan Watkins, L (7, 4) OBP: 0.350, SLG: 0.500	G6-3		BB			G6-3		P6		2 0 0 0 1 0 1 1 0 0 0 0 0 1						
19 Nate Schierholtz, L (1, 9) OBP: 0.429, SLG: 0.722 68 Jorge Soler, R (7, 9) OBP: 0.381, SLG: 0.444	2-H 3B		P5			G4-3			66 FC1-4 BB	3 0 1 1 0 0 1 0 0 0 0 1 0 0						
12 Alfonso Soriano, R (1, 7) OBP: 0.368, SLG: 0.529 66 Brian Bogusevic, L (7, 7) OBP: 0.500, SLG: 0.857	K			P4		K			FC1-4 61 HR 1-2f	3 0 0 0 0 2 1 1 1 0 0 0 0 1						
24 Luis Valbuena, L (1, 5) OBP: 0.438, SLG: 0.714 61 Christian Villanueva, R (7, 5) OBP: 0.167, SLG: 0.500	K			B2-3			F9		1-H HR	2 0 0 0 0 1 1 2 1 1 2 0 0 0						
53 Welington Castillo, R (1, 2) OBP: 0.300, SLG: 0.389 67 Robert Whitenack, R (8, 1) 60 Jensen Lewis, R (9, 1) 16 Darnell McDonald, R (9, PH) OBP: 0.174, SLG: 0.333		F9		G6-3			P4		G4-3	3 0 0 0 0 0 0 0 0 0 0 0 0 0 0 0 0 0 0 0 0 1 0 0 0 0 0 0						
75 Brad Nelson, L (1, 3) OBP: 0.348, SLG: 0.714		G5-3			K		G6-3		70 2B BB	3 0 0 0 1 1 0						
65 Edwin Maysonet, R (1, 6) OBP: 0.217, SLG: 0.333 70 Javier Báez, R (7, 6) OBP: 0.348, SLG: 0.500		K			K			1B	1-3 2B	2 0 0 0 0 2 0 2 0 2 0 0 0 0						
33 Carlos Villanueva, R (1, 1) 85 Barret Loux, R (5, 1) OBP: 1.000, SLG: 1.000 63 Zach Putnam, R (6, 1) 49 Carlos Marmol, R (7, 1) 92 Frank Batista, R (7, 1) 51 Steve Clevenger, L (8, 2) OBP: 0.368, SLG: 0.294			K		1B			F7	G3	1 0 0 0 0 1 0 1 0 1 0 0 0 0 0 0 0 0 0 0 0 0 0 0 0 0 0 0 0 0 0 0 0 0 0 2 0 0 0 0 0 3						
Inning Stats	R: 1 H: 2 E: 0 LOB: 1 K: 2 BB: 0 S: 9 P: 10	R: 0 H: 0 E: 0 LOB: 0 K: 1 BB: 0 S: 5 P: 5	R: 0 H: 0 E: 0 LOB: 1 K: 1 BB: 1 S: 5 P: 9	R: 0 H: 0 E: 0 LOB: 0 K: 0 BB: 0 S: 3 P: 3	R: 0 H: 1 E: 0 LOB: 1 K: 2 BB: 0 S: 8 P: 8	R: 0 H: 0 E: 0 LOB: 0 K: 1 BB: 0 S: 5 P: 5	R: 0 H: 0 E: 0 LOB: 0 K: 0 BB: 0 S: 3 P: 3	R: 0 H: 1 E: 0 LOB: 1 K: 0 BB: 0 S: 4 P: 4	R: 2 H: 2 E: 0 LOB: 2 K: 0 BB: 2 S: 8 P: 17	1B: 2 SF: 0 2B: 2 SAC: 0 3B: 1 DP: 0 HR: 1 HBP: 0							

	AB	33
	R	3
	H	6
	RBI	3
	BB	3
	SO	7
	LOB	11

WP: 1 PA: 36
PB: 0
SB: 0
CS: 0

PITCHER		IP	WLS	BF	H	R	ER	SO	BB	IBB	HBP	BLK	WP	HR	S	P	ERA	WHIP
62 Jose Quintana, L ERA: 1.35	(1, 1)	3.2	W	14	2	1	1	4	1	0	0	0	1	0	21	26	2.46	0.818
40 Ramon Troncoso, R ERA: 1.29	(4, 1)	1.0	H	4	1	0	0	2	0	0	0	0	0	0	8	8	0.00	1.000
46 Donnie Veal, L ERA: 4.15	(5, 1)	0.1	H	1	0	0	0	0	0	0	0	0	0	0	1	1	0.00	0.000
48 Brian Omogrosso, R ERA:	(6, 1)	1.0		3	0	0	0	1	0	0	0	0	0	0	5	5	0.00	0.000
54 Deunte Heath, R ERA: 4.5	(7, 1)	1.0		3	0	0	0	0	0	0	0	0	0	0	3	3	0.00	0.000
66 Santos Rodriguez, L ERA: 11.57	(8, 1)	1.0		4	1	0	0	0	0	0	0	0	0	0	4	4	0.00	1.000
52 Leyson Septimo, L ERA: 3.86	(9, 1)	0.2		4	1	2	2	0	1	0	0	0	0	1	4	9	27.00	3.000
57 Jhan Mariñez, R ERA: 2.08	(9, 1)	0.1		3	1	0	0	0	1	0	0	0	0	0	4	8	0.00	6.000

Batter	1	2	3	4	5	6	7	8	9	AB	R	H	RBI	BB	SO	LOB
Inning Stats										1B: 0 2B: 0 3B: 0 HR: 0		SF: 0 SAC: 0 DP: 0 HBP: 0			WP: 0 PB: 0 SB: 0 CS: 0		PA: 0

Chicago Cubs @ Cincinnati Reds

Goodyear Ballpark, Goodyear, AZ

Fri Mar 08 2013, 9:05 PM EST

TOP

livebaseballscorecards.com

AB	0
R	0
H	0
RBI	0
BB	0
SO	0
LOB	0

PITCHER	IP	WLS	BF	H	R	ER	SO	BB	IBB	HBP	BLK	WP	HR	S	P	ERA	WHIP

PITCHER	IP	WLS	BF	H	R	ER	SO	BB	IBB	HBP	BLK	WP	HR	S	P	ERA	WHIP

Batter	1	2	3	4	5	6	7	8	9	AB	R	H	RBI	BB	SO	LOB
Inning Stats																

BOTTOM

Chicago Cubs @ Cincinnati Reds

Goodyear Ballpark, Goodyear, AZ

Fri Mar 08 2013, 9:05 PM EST

livebaseballscorecards.com

AB	0
R	0
H	0
RBI	0
BB	0
SO	0
LOB	0

1B: 0
2B: 0
3B: 0
HR: 0

SF: 0
SAC: 0
DP: 0
HBP: 0

WP: 0
PB: 0
SB: 0
CS: 0

PA: 0

PITCHER	IP	WLS	BF	H	R	ER	SO	BB	IBB	HBP	BLK	WP	HR	S	P	ERA	WHIP

PITCHER	IP	WLS	BF	H	R	ER	SO	BB	IBB	HBP	BLK	WP	HR	S	P	ERA	WHIP

Cleveland Indians @ Chicago Cubs

Hohokam Park, Mesa, AZ

Sat Mar 09 2013, 3:05 PM - 5:45 PM EST

Att. 7,685 - Cloudy - 54 F

TOP

livebaseballscorecards.com

Batter	1	2	3	4	5	6	7	8	9	AB	R	H	RBI	BB	SO	LOB
24 Michael Bourn, L (1, 8) OBP: 0.231, SLG: 0.250	G4-3		G4-3		1-3 22 G4-6-3 1B 2-H	K		F8		3	0	1	1	0	0	1
72 Tim Fedroff, L (5, 7) OBP: 0.263, SLG: 0.263										2	0	0	0	0	1	2
85 Quincy Latimore, R (8, 7)										0	0	0	0	0	0	0
22 Jason Kipnis, L (1, 4) OBP: 0.286, SLG: 0.400	F8			HR	G4-6-3 1-2f		G5-3	G5-3		3	1	1	1	0	0	2
9 Ryan Raburn, R (5, 4) OBP: 0.560, SLG: 1.136										2	0	0	0	0	0	1
25 Jason Giambi, L (1, 10) OBP: 0.333, SLG: 0.333	F8			P5		33 1B 8 SF7 BB	61 1B 89 PB 2B		K	2	0	0	0	1	0	0
10 Ben Francisco, R (6, PR) OBP: 0.500, SLG: 0.737										2	2	1	0	0	1	0
(6, 10)																
33 Nick Swisher, S (1, 3) OBP: 0.538, SLG: 0.917		K		K		6 CS 1-3 1B	68 G3-1 89 PB 2-3 1B		K	3	0	1	0	0	2	0
61 Mike McDade, S (6, PR) OBP: 0.423, SLG: 0.625										2	0	1	0	0	1	0
(6, 3)																
8 Lonnie Chisenhall, L (1, 5) OBP: 0.481, SLG: 0.773	F7			P5		SF7 3-H	68 G3-1 1-2 3-H BB		F9	2	0	0	1	0	0	0
89 Ryan Rohlinger, R (6, 5) OBP: 0.300, SLG: 0.125										1	0	0	0	1	0	0
6 Lou Marson, R (1, 2) OBP: 0.526, SLG: 0.250	1 CS 1B				66 PB 66 1B BB	1 1B 66 E 1-2 BB	G3-1 1-2 2-3			1	2	1	0	2	0	0
68 Omir Santos, R (6, 2) OBP: 0.300, SLG: 0.444										1	0	0	0	0	0	2
1 Ezequiel Carrera, L (1, 9) OBP: 0.269, SLG: 0.304	1 SAFE CS 1-2				F9	66 S 62 HR 1-3 1B	F9			3	1	2	0	0	0	1
83 Matt Carson, R (6, 9) OBP: 0.417, SLG: 0.750			66 G6-4-3 1B							1	0	0	0	0	0	2
66 Juan Diaz, L (1, 6) OBP: 0.364, SLG: 0.632			G6-4-3 1-2f		62 1B 24 1B 1-H	62 HR 1-2 3-H		G3		2	2	1	1	1	0	1
84 Francisco Lindor, S (6, 6) OBP: 0.364, SLG: 0.300										1	0	0	0	0	0	0
62 Cedric Hunter, L (1, 7) OBP: 0.250, SLG: 0.318			1B		24 1B 1-2 1B	1-H 2-H HR		BB		3	1	3	3	1	0	0
(5, 8)																
Inning Stats	R: 0 E: 0 K: 0 S: 3 H: 0 LOB: 0 BB: 0 P: 3	R: 0 E: 0 K: 1 S: 5 H: 1 LOB: 0 BB: 0 P: 5	R: 0 E: 0 K: 0 S: 4 H: 2 LOB: 1 BB: 0 P: 4	R: 1 E: 0 K: 1 S: 6 H: 1 LOB: 0 BB: 0 P: 7	R: 2 E: 0 K: 0 S: 5 H: 3 LOB: 1 BB: 1 P: 10	R: 5 E: 0 K: 1 S: 8 H: 3 LOB: 3 BB: 3 P: 20	R: 1 E: 0 K: 0 S: 5 H: 2 LOB: 2 BB: 1 P: 9	R: 0 E: 0 K: 0 S: 3 H: 0 LOB: 1 BB: 1 P: 7	R: 0 E: 0 K: 2 S: 7 H: 0 LOB: 0 BB: 0 P: 7	1B: 9 2B: 1 3B: 0 HR: 2	SF: 1 SAC: 0 DP: 2 HBP: 0						

AB	34
R	9
H	12
RBI	7
BB	6
SO	5
LOB	12

WP: 0 PB: 2 SB: 1 CS: 2 PA: 42

PITCHER		IP	WLS	BF	H	R	ER	SO	BB	IBB	HBP	BLK	WP	HR	S	P	ERA	WHIP
18 Chris Rusin, L ERA: 1.13	(1, 1)	3.0		10	3	0	0	1	0	0	0	0	0	0	12	12	0.00	1.000
43 Brooks Raley, L ERA: 21.21	(4, 1)	1.1	L	9	4	3	3	1	1	0	0	0	0	1	10	16	20.25	3.750
55 Alberto Cabrera, R ERA: 16.2	(5, 1)	1.1		8	3	5	5	0	3	0	0	0	0	1	6	18	33.75	4.500
40 James Russell, L ERA: 2.08	(6, 1)	1.1		7	2	1	1	1	1	0	0	0	0	0	8	12	6.75	2.250
54 Shawn Camp, R ERA:	(8, 1)	1.0		4	0	0	0	0	1	0	0	0	0	0	3	7	0.00	1.000

PITCHER		IP	WLS	BF	H	R	ER	SO	BB	IBB	HBP	BLK	WP	HR	S	P	ERA	WHIP
11 Kyuji Fujikawa, R ERA:	(9, 1)	1.0		3	0	0	0	2	0	0	0	0	0	0	7	7	0.00	0.000

Cleveland Indians @ Chicago Cubs

Hohokam Park, Mesa, AZ

Sat Mar 09 2013, 3:05 PM - 5:45 PM EST

Att. 7,685 - Cloudy - 54 F

BOTTOM

Batter	1	2	3	4	5	6	7	8	9	AB	R	H	RBI	BB	SO	LOB
9 David DeJesus, L (1, 8) OBP: 0.364, SLG: 0.389 51 Steve Clevenger, L (7, 2) OBP: 0.350, SLG: 0.278	0-0 ① 70 HR 2B		0-0 ① L3		0-0 2B			0-0 ② G1-3		3	1	2	0	0	0	0
										1	0	0	0	0	0	0
70 Javier Báez, R (1, 6) OBP: 0.385, SLG: 0.640 68 Jorge Soler, R (7, 9) OBP: 0.364, SLG: 0.421	S X 0-1 2-H HR		0-0 53 CS 1B		0-0 ③ G3			0-0 ③ G6-3		3	1	2	2	0	0	1
										1	0	0	0	0	0	0
53 Welington Castillo, R (1, 2) OBP: 0.261, SLG: 0.333 16 Darnell McDonald, R (7, 8) OBP: 0.167, SLG: 0.318	0-0 ① G6-3		1 SAFE S S S C 0-3 ② ③ K 1-2			0-0 ① P6			S S S 0-3 ① K	3	0	0	0	0	1	1
										1	0	0	0	0	1	0
19 Nate Schierholtz, L (1, 9) OBP: 0.375, SLG: 0.619 6 Alberto Gonzalez, R (7, 4) OBP: 0.222, SLG: 0.200	S S S 0-3 ② K			S S S 0-3 ① K		0-0 ② F8			B B B B 4-0 21 DI BB	3	0	0	0	0	2	0
										0	0	0	0	1	0	0
21 Scott Hairston, R (1, 10) OBP: 0.167, SLG: 0.261	0-0 ③ G5-3			0-0 ② F8		0-0 ③ F8			B X 1-0 ② F7 1-2	4	0	0	0	0	0	1
24 Luis Valbuena, L (1, 5) OBP: 0.421, SLG: 0.647 61 Christian Villanueva, R (8, 5) OBP: 0.158, SLG: 0.471		0-0 ① F8		0-0 1B			0-0 ① L4		0-0 ③ G5-3	3	0	1	0	0	0	0
										1	0	0	0	0	0	1
80 Johermyn Chavez, R (1, 7) OBP: 0.368, SLG: 0.722 66 Brian Bogusevic, L (7, 7) OBP: 0.520, SLG: 0.864		0-0 75 G4-3 2B		S S C 0-3 ③ K			0-0 75 G4-6-3 1B			2	0	1	0	0	1	1
										1	0	1	0	0	0	0
75 Brad Nelson, L (1, 3) OBP: 0.308, SLG: 0.625		0-0 ② G4-3 2-3			0-0 ① G6-3		0-0 ② ③ G4-6-3 1-2f			3	0	0	0	0	0	2
74 Logan Watkins, L (1, 4) OBP: 0.318, SLG: 0.450 65 Edwin Maysonet, R (7, 6) OBP: 0.208, SLG: 0.318		S S C 0-3 ③ K			S S T 0-2 ② K			S S S 0-3 ① K		2	0	0	0	0	2	1
										1	0	0	0	0	1	0

Inning Stats										
	R: 2	H: 2	R: 0	H: 1	R: 0	H: 1	R: 0	H: 1	R: 0	H: 0
	E: 0	LOB: 0	E: 0	LOB: 1	E: 0	LOB: 0	E: 0	LOB: 1	E: 0	LOB: 0
	K: 1	BB: 0	K: 1	BB: 0	K: 1	BB: 0	K: 2	BB: 0	K: 1	BB: 0
	S: 8	P: 8	S: 6	P: 6	S: 5	P: 5	S: 8	P: 8	S: 6	P: 6

Inning Stats										
	R: 0	H: 0	R: 0	H: 1	R: 0	H: 0	R: 0	H: 1	R: 0	H: 0
	E: 0	LOB: 0	E: 0	LOB: 0	E: 0	LOB: 1	E: 0	LOB: 1	E: 0	LOB: 1
	K: 0	BB: 0	K: 0	BB: 0	K: 1	BB: 0	K: 1	BB: 1	K: 1	BB: 1
	S: 3	P: 3	S: 3	P: 3	S: 5	P: 5	S: 5	P: 10	1B: 3	SF: 0
									2B: 3	SAC: 0
									3B: 0	DP: 1
									HR: 1	HBP: 0

PITCHER		IP	WLS	BF	H	R	ER	SO	BB	IBB	HBP	BLK	WP	HR	S	P	ERA	WHIP
31 David Huff, L	(1, 1)	3.0		12	4	2	2	3	0	0	0	0	0	1	19	19	6.00	1.333
ERA: 5.4																		
34 Zach McAllister, R	(4, 1)	4.0	W	14	3	0	0	3	0	0	0	0	0	0	20	20	0.00	0.750
ERA: 4.09																		
32 Matt Albers, R	(8, 1)	1.0		3	0	0	0	1	0	0	0	0	0	0	5	5	0.00	0.000
ERA: 13.5																		
58 Joe Martinez, R	(9, 1)	1.0		4	0	0	0	1	1	0	0	0	0	0	5	10	0.00	1.000
ERA: 7.5																		

PITCHER	IP	WLS	BF	H	R	ER	SO	BB	IBB	HBP	BLK	WP	HR	S	P	ERA	WHIP

AB	32
R	2
H	7
RBI	2
BB	1
SO	8
LOB	8

WP: 0 PA: 33
PB: 0
SB: 0
CS: 1

livebaseballscorecards.com

Batter	1	2	3	4	5	6	7	8	9	AB	R	H	RBI	BB	SO	LOB
63 Jaff Decker, L (1, 8) (7, 9) (8, 7) OBP: 0.289, SLG: 0.344	G6-3		FC6, 27 HBP, 14 2B, 1-2		K		BB, 70 FC5-4, 1-2		G6-3	4	1	0	0	1	1	2
27 Travis Buck, L (1, 9) OBP: 0.364, SLG: 0.387	K		SAFE, 1-1, 14 2B, 1-2, 2-3, HBP		K		FC5-4, 1-2f			2	1	0	0	0	2	0
70 Jonathan Galvez, R (7, PH) (7, 4) OBP: 0.368, SLG: 0.556										1	0	0	0	0	0	2
14 Mark Kotsay, L (1, 7) OBP: 0.647, SLG: 0.733	G4-3		2B, 1-H, 2-H		K			F8		3	0	1	2	0	1	0
46 Tim Stauffer, R (5, 1)										0	0	0	0	0	0	0
61 Edinson Rincon, R (7, 5) OBP: 0.133, SLG: 0.071										1	0	0	0	0	0	0
23 Yonder Alonso, L (1, 3) OBP: 0.138, SLG: 0.172		G6-3	K			F7		G4-3		4	0	0	0	0	1	1
64 Yeison Asencio, R (8, 9) OBP: 0.154, SLG: 0.154										0	0	0	0	0	0	0
9 Jedd Gyorko, R (1, 4) OBP: 0.314, SLG: 0.636		8 2B, 1B	G5-3			1 CS, 1B		G6-3		3	0	2	0	0	0	1
60 Jeudy Valdez, R (6, PR) (6, 4) (7, 6) OBP: 0.318, SLG: 0.526										1	0	0	0	0	0	0
1 Cody Ransom, R (1, 6) OBP: 0.316, SLG: 0.412		F9		BB, 73 G5-3		1-2			93 G3-1, 1B, 2B	2	0	0	0	1	1	2
90 Rico Noel, R (7, 8) OBP: 0.667, SLG: 1.000										1	1	1	0	0	0	0
8 John Baker, L (1, 2) OBP: 0.167, SLG: 0.222				K			F9		G3-1, 2-3	3	0	1	0	0	1	1
34 Andrew Cashner, R (7, 1)		1-3, 2B								0	0	0	0	0	0	0
40 Tommy Layne, L (8, 1)										0	0	0	0	0	0	0
55 Dale Thayer, R (8, 1)										0	0	0	0	0	0	0
93 Jace Peterson, L (9, PH)										1	0	0	0	0	0	1
73 Gregorio Petit, R (1, 5) OBP: 0.200, SLG: 0.450		K		G5-3, 1-2			BB, 63 BB		88 DI, 1B, 3-H	2	0	0	0	0	1	3
Yasmani Grandal, S (7, PH) (7, 2) OBP: 0.714, SLG: 0.556										1	0	1	1	1	0	0
21 Jason Marquis, L (1, 1) OBP: 0.500, SLG: 0.500			27 CS, 63 E, 1B	K			F9		G5-3, 1-2	2	0	1	0	0	1	1
88 Kyle Blanks, R (5, 7) (8, 3) OBP: 0.487, SLG: 0.767										2	0	0	0	0	0	2

TOP

San Diego Padres @ Chicago Cubs

Hohokam Park, Mesa, AZ

Sun Mar 10 2013, 4:07 PM - 7:02 PM EDT

Att. 8,646 - Sunny - 66 F

livebaseballscorecards.com

	AB	R	H	RBI	BB	SO	LOB
	33	3	7	3	3	9	16

Inning Stats	1	2	3	4	5	6	7	8	9	1B	SF	WP	PA
R	0	0	2	0	0	0	0	0	1	4	0	0	37
E	0	0	1	0	0	0	0	0	0	2B 3	SAC 0	PB 0	
K	1	1	1	2	3	1	3	3	6	3B 0	DP 0	SB 0	
S	5	7	8	7	9	5	6	3	6	HR 0	HBP 1	CS 2	
H	0	2	2	0	0	1	0	0	2				
LOB	0	2	1	0	0	1	1	0	1				
BB	0	0	0	1	0	0	2	0	0				
P	5	7	9	11	9	5	11	3	6				

PITCHER		IP	WLS	BF	H	R	ER	SO	BB	IBB	HBP	BLK	WP	HR	S	P	ERA	WHIP
46 Scott Feldman, R ERA: 9.0	(1, 1)	3.0		14	4	2	2	3	0	0	1	0	0	0	20	21	6.00	1.333
37 Travis Wood, L ERA: 3.0	(4, 1)	4.0	W	15	1	0	0	6	3	0	0	0	0	0	24	36	0.00	1.000
49 Carlos Marmol, R ERA: 3.86	(8, 1)	1.0	H	3	0	0	0	0	0	0	0	0	0	0	3	3	0.00	0.000
28 Michael Bowden, R ERA: 2.84	(9, 1)	1.0		5	2	1	1	0	0	0	0	0	0	0	6	6	9.00	2.000

PITCHER		IP	WLS	BF	H	R	ER	SO	BB	IBB	HBP	BLK	WP	HR	S	P	ERA	WHIP

BOTTOM

Batter	1	2	3	4	5	6	7	8	9	AB	R	H	RBI	BB	SO	LOB
9 David DeJesus, L (1, 8) OBP: 0.360, SLG: 0.381	F7		G4-3			19 G3-1 / 12 2B / 1-2 / 1B		K		3	1	1	0	0	0	0
7 Brett Jackson, L (7, 8) OBP: 0.421, SLG: 0.667										1	0	0	0	0	1	0
15 Darwin Barney, R (1, 4) OBP: 0.280, SLG: 0.261	P6			K		F6		HR		3	0	0	0	0	1	2
68 Jorge Soler, R (7, 9) OBP: 0.391, SLG: 0.600										1	1	1	1	0	0	0
19 Nate Schierholtz, L (1, 9) OBP: 0.370, SLG: 0.583	F7			1B		G3-1 / 1-2 / 2-3		74 S / 79 1B / 1B		3	0	1	0	0	0	2
17 Dave Sappelt, R (7, 7) OBP: 0.200, SLG: 0.360										1	1	1	0	0	0	0
12 Alfonso Soriano, R (1, 7) OBP: 0.364, SLG: 0.550		G5-3		F8		30 HR / 2-H / 3-H / 2B		79 1B / 51 SF7 / 1-2 / BB		3	1	1	2	0	0	1
74 Logan Watkins, L (7, 4) OBP: 0.348, SLG: 0.450										0	1	0	0	1	0	0
30 Dioner Navarro, S (1, 2) OBP: 0.368, SLG: 0.647		66 FC6-4 / 1B		G4-3		2-H / HR		61 HR / 1-3 / 2-H / 1B		3	1	2	2	0	0	1
79 J.C. Boscan, R (8, 2) OBP: 0.500, SLG: 0.625										1	1	1	1	0	0	0
66 Brian Bogusevic, L (1, 3) OBP: 0.481, SLG: 0.792	FC6-4 / 61 S / 1-2f		G4-3			F7		SF7 / 3-H		2	0	0	0	0	0	1
51 Steve Clevenger, L (6, PH) OBP: 0.318, SLG: 0.263 (7, 3)										1	0	0	1	0	0	0
61 Christian Villanueva, R (1, 5) OBP: 0.174, SLG: 0.571	K / 1-2		K			G4-3		HR / 1-H		4	1	1	2	0	2	1
6 Alberto Gonzalez, R (1, 6) OBP: 0.190, SLG: 0.167		G5-3		F8		K		K		3	0	0	0	0	1	0
65 Edwin Maysonet, R (8, 6) OBP: 0.200, SLG: 0.304										1	0	0	0	0	1	0
46 Scott Feldman, L (1, 1) OBP: 0.500, SLG: 0.500		G4-3				19 G3-1 / 9 1B / 12 2B / 1B		G4-3		1	0	0	0	0	0	0
37 Travis Wood, R (4, 1) OBP: 0.333, SLG: 0.333										2	1	1	0	0	0	0
49 Carlos Marmol, R (8, 1)										0	0	0	0	0	0	0
28 Michael Bowden, R (9, 1)										0	0	0	0	0	0	0
Inning Stats	R: 0 E: 0 K: 0 S: 3 H: 0 LOB: 0 BB: 0 P: 3	R: 0 E: 0 K: 1 S: 6 H: 1 LOB: 1 BB: 0 P: 6	R: 0 E: 0 K: 0 S: 3 H: 0 LOB: 0 BB: 0 P: 3	R: 0 E: 0 K: 1 S: 6 H: 1 LOB: 1 BB: 0 P: 6	R: 0 E: 0 K: 1 S: 5 H: 0 LOB: 0 BB: 0 P: 5	R: 4 E: 0 K: 0 S: 9 H: 4 LOB: 0 BB: 0 P: 10	R: 0 E: 0 K: 1 S: 5 H: 0 LOB: 0 BB: 0 P: 5	R: 5 E: 0 K: 2 S: 13 H: 4 LOB: 0 BB: 1 P: 18		1B: 6 2B: 1 3B: 0 HR: 3	SF: 1 SAC: 0 DP: 0 HBP: 0						

PITCHER		IP	WLS	BF	H	R	ER	SO	BB	IBB	HBP	BLK	WP	HR	S	P	ERA	WHIP
21 Jason Marquis, R ERA: 1.0	(1, 1)	4.0		14	2	0	0	2	0	0	0	0	0	0	18	18	0.00	0.500
46 Tim Stauffer, R ERA: 9.0	(5, 1)	2.0	L	10	4	4	4	1	0	0	0	0	0	1	14	15	18.00	2.000
34 Andrew Cashner, R ERA:	(7, 1)	1.0		3	0	0	0	1	0	0	0	0	0	0	5	5	0.00	0.000
40 Tommy Layne, L ERA: 10.8	(8, 1)	0.1		1	0	0	0	1	0	0	0	0	0	0	3	3	0.00	0.000
55 Dale Thayer, R ERA: 9.64	(8, 1)	0.2		7	4	5	5	1	1	0	0	0	0	2	10	15	67.50	7.500

PITCHER	IP	WLS	BF	H	R	ER	SO	BB	IBB	HBP	BLK	WP	HR	S	P	ERA	WHIP

San Diego Padres @ Chicago Cubs
Hohokam Park, Mesa, AZ
Sun Mar 10 2013, 4:07 PM - 7:02 PM EDT
Att. 8,646 - Sunny - 66 F

livebaseballscorecards.com

AB	33
R	9
H	10
RBI	9
BB	1
SO	6
LOB	8

WP: 0 PB: 0 SB: 2 CS: 0 PA: 35

Batter	1	2	3	4	5	6	7	8	9	AB	R	H	RBI	BB	SO	LOB
9 David DeJesus, L (1, 8) OBP: 0.407, SLG: 0.478	X 0-0 2B		X 0-0 15 WP 19 2B 1B		X 0-0 ② P2		H 1-0 15 2B HBP	X 0-0 ② P5		2	1	2	0	0	0	0
17 Dave Sappelt, R (5, PH) OBP: 0.214, SLG: 0.333 (5, 8)										2	1	0	0	0	0	2
15 Darwin Barney, R (1, 4) OBP: 0.300, SLG: 0.296	H 1-0 HBP		B X 1-0 ② G6-3 1-2		S C S 0-3 ③ K		X 0-0 ③ 68 1B 1-H 2-H 2B	X 0-0 ③ G6-3		4	1	1	2	0	1	3
19 Nate Schierholtz, L (1, 9) OBP: 0.379, SLG: 0.615	X 0-0 ① F8		X 0-0 12 WP 2-H 2B			C S S 0-3 ① K	X 0-0 2-H 1B		S C S 0-3 ① K	2	0	1	1	0	0	2
68 Jorge Soler, R (5, 9) OBP: 0.385, SLG: 0.565										3	0	1	1	0	2	0
12 Alfonso Soriano, R (1, 7) OBP: 0.320, SLG: 0.478	X 0-0 ② F9		B S C S 1-3 ③ K 2-3			S S S 0-3 ② K	B B B B 4-0 BB		X 0-0 ② F7	3	0	0	0	0	2	3
7 Brett Jackson, L (6, 7) OBP: 0.429, SLG: 0.615										1	0	0	0	1	0	0
24 Luis Valbuena, L (1, 5) OBP: 0.409, SLG: 0.600	X 0-0 ③ G3			X 0-0 ① G4-3		X 0-0 53 HR 1B	X 0-0 ② F9		X 0-0 ③ G4-3	3	1	1	0	0	0	2
61 Christian Villanueva, R (6, 5) OBP: 0.160, SLG: 0.522										2	0	0	0	0	0	2
53 Welington Castillo, R (1, 2) OBP: 0.269, SLG: 0.458		C S S 0-3 ① K		S S C 0-3 ② K		C S X 0-2 1-H HR	X 0-0 ③ G3			3	1	1	2	0	2	0
82 Raffy Lopez, L (6, 2) OBP: 0.111, SLG: 0.222										1	0	0	0	0	0	2
70 Javier Báez, R (1, 6) OBP: 0.333, SLG: 0.552		C S C 0-3 ② K		X 0-0 ③ G6-3		X 0-0 ③ F8		X 0-0 ① P4		4	0	0	0	0	1	0
51 Steve Clevenger, L (1, 3) OBP: 0.385, SLG: 0.391		S C S 0-3 ③ K			X 0-0 ① 1B		X 0-0 15 2B 2B	X 0-0 66 2B 1B		4	1	3	0	0	1	0
29 Jeff Samardzija, R (1, 1) OBP: 0.500, SLG: 2.000			X 0-0 ① G1-3		C B S B X 2-2 HR		S C S 0-3 ① K	X 0-0 1-3 2B		2	1	1	1	0	0	0
27 Casey Coleman, L (5, 1)										0	0	0	0	0	0	0
56 Héctor Rondón, R (6, 1)										0	0	0	0	0	0	0
16 Darnell McDonald, R (7, PH) OBP: 0.160, SLG: 0.304										1	0	0	0	0	1	1
63 Zach Putnam, R (7, 1)										0	0	0	0	0	0	0
66 Brian Bogusevic, L (8, PH) OBP: 0.500, SLG: 0.640										1	0	1	0	0	0	0
48 Rafael Dolis, R (8, 1)										0	0	0	0	0	0	0
50 Blake Parker, R (9, 1)										0	0	0	0	0	0	0

TOP

Chicago Cubs @ Arizona Diamondbacks

Salt River Fields at Talking Stick, Scottsdale, AZ

Mon Mar 11 2013, 4:14 PM - 7:05 PM EDT

Att. 12,436 - Sunny - 69 F

livebaseballscorecards.com

AB	38
R	7
H	12
RBI	7
BB	1
SO	10
LOB	17

Inning Stats	1	2	3	4	5	6	7	8	9
	R: 0 E: 0 K: 0 S: 4	H: 1 LOB: 2 BB: 0 P: 5	R: 0 E: 0 K: 3 S: 9	H: 0 LOB: 0 BB: 0 P: 9	R: 1 E: 0 K: 1 S: 7	H: 2 LOB: 1 BB: 0 P: 9	R: 0 E: 0 K: 1 S: 5	H: 0 LOB: 0 BB: 0 P: 5	R: 1 E: 0 K: 1 S: 8	H: 2 LOB: 0 BB: 0 P: 10	R: 2 E: 0 K: 2 S: 11	H: 2 LOB: 0 BB: 0 P: 11	R: 3 E: 0 K: 1 S: 8	H: 3 LOB: 2 BB: 1 P: 13	R: 0 E: 0 K: 0 S: 5	H: 2 LOB: 2 BB: 0 P: 5	R: 0 E: 0 K: 1 S: 5	H: 0 LOB: 0 BB: 0 P: 5

| | | | | | | | | | |

Chicago Cubs @ Arizona Diamondbacks

Salt River Fields at Talking Stick, Scottsdale, AZ

Mon Mar 11 2013, 4:14 PM - 7:05 PM EDT

Att. 12,436 - Sunny - 69 F

livebaseballscorecards.com

BOTTOM

Batter	1	2	3	4	5	6	7	8	9	AB	R	H	RBI	BB	SO	LOB
6 Adam Eaton, L (1, 8) OBP: 0.396, SLG: 0.558	G6-3		HR		F9		P5		G6-3	3	1	1	2	0	0	0
71 David Holmberg, R (6, 1)										0	0	0	0	0	0	0
56 Rommie Lewis, L (7, 1)										0	0	0	0	0	0	0
28 Rod Barajas, R (7, PH) OBP: 0.318, SLG: 0.550										1	0	0	0	0	0	1
Bryan Woodall, R (8, 1)										0	0	0	0	0	0	0
58 Bo Schultz, R (9, 1)										0	0	0	0	0	0	0
43 Ryan Court, R (9, PH)										1	0	0	0	0	0	1
2 Aaron Hill, R (1, 4) OBP: 0.458, SLG: 0.609	G1-3		13 G4-3 44 1B 2B		G6-3		FC6 1-2f			2	0	1	0	0	0	0
28 Nick Ahmed, R (3, PR) OBP: 0.235, SLG: 0.200 (4, 4)										2	1	0	0	0	0	1
13 Jason Kubel, L (1, 7) OBP: 0.370, SLG: 0.364	K		G4-3 2-3			L9		F9		2	0	0	0	0	1	1
66 Alfredo Marte, R (5, 7) OBP: 0.200, SLG: 0.250										2	0	0	0	0	0	0
44 Paul Goldschmidt, R (1, 3) OBP: 0.531, SLG: 0.519		G4-3	1B 3-H			G4-3		70 G6-3 1B		3	0	1	1	0	0	0
33 Kila Ka'aihue, L (7, 3) OBP: 0.400, SLG: 0.389										1	0	1	0	0	0	0
24 Mark Teahen, L (1, 5) OBP: 0.375, SLG: 0.333		L7		G4-3		1B		G6-3 1-2		3	0	1	0	0	0	0
70 Matt Davidson, R (7, 5) OBP: 0.233, SLG: 0.259										1	0	0	0	0	0	1
11 AJ Pollock, R (1, 9) OBP: 0.351, SLG: 0.406		BB		F9		K		F7		2	0	0	0	1	1	1
54 Tuffy Gosewisch, R (7, 2) OBP: 0.250, SLG: 0.143										1	0	0	0	0	0	1
27 Wil Nieves, R (1, 2) OBP: 0.125, SLG: 0.125		G4-3		K			39 G1-5-3 64 1B 1B		B1-3	2	0	0	0	0	1	1
12 Evan Frey, L (7, 9) OBP: 0.250, SLG: 0.250										2	1	1	0	0	0	0
4 Cliff Pennington, S (1, 6) OBP: 0.429, SLG: 0.522			G3		G4-3		G1-5-3 1-2		K	2	0	0	0	0	0	0
39 Brad Snyder, L (6, 8) OBP: 0.222, SLG: 0.200										2	0	0	0	0	1	1
35 Trevor Cahill, R (1, 1)			BB		HR		28 FC6 2-H 1B		E1	0	1	0	0	1	0	0
63 Eury De La Rosa, L (5, 1)										0	0	0	0	0	0	0
1 Didi Gregorius, L (5, PH) OBP: 0.429, SLG: 1.000										1	1	1	1	0	0	0
64 Chris Owings, R (6, 6) OBP: 0.316, SLG: 0.737										2	0	1	1	0	0	0
Inning Stats	R: 0 E: 0 K: 1 S: 5 H: 0 LOB: 0 BB: 0 P: 5	R: 0 E: 0 K: 0 S: 3 H: 0 LOB: 1 BB: 1 P: 7	R: 3 E: 0 K: 0 S: 7 H: 3 LOB: 2 BB: 1 P: 14	R: 0 E: 0 K: 1 S: 5 H: 0 LOB: 0 BB: 0 P: 5	R: 1 E: 0 K: 0 S: 5 H: 1 LOB: 0 BB: 0 P: 6	R: 0 E: 0 K: 1 S: 6 H: 1 LOB: 1 BB: 0 P: 6	R: 1 E: 0 K: 0 S: 5 H: 2 LOB: 1 BB: 0 P: 5	R: 0 E: 0 K: 0 S: 4 H: 1 LOB: 1 BB: 0 P: 4	R: 0 E: 1 K: 1 S: 6 H: 0 LOB: 1 BB: 0 P: 6	1B: 5 2B: 1 3B: 0 HR: 2 SF: 0 SAC: 0 DP: 0 HBP: 0							

	AB	35
	R	5
	H	8
	RBI	5
	BB	2
	SO	4
	LOB	9

WP: 0 PB: 0 SB: 0 CS: 0 PA: 37

PITCHER		IP	WLS	BF	H	R	ER	SO	BB	IBB	HBP	BLK	WP	HR	S	P	ERA	WHIP
29 Jeff Samardzija, R ERA: 5.59	(1, 1)	4.2		19	4	4	4	2	2	0	0	0	0	2	24	36	7.71	1.286
27 Casey Coleman, R ERA:	(5, 1)	0.2		2	0	0	0	0	0	0	0	0	0	0	2	2	0.00	0.000
56 Héctor Rondón, R ERA:	(6, 1)	0.2	W	3	1	0	0	1	0	0	0	0	0	0	5	5	0.00	1.500
63 Zach Putnam, R ERA: 1.93	(7, 1)	1.0	H	5	2	1	1	0	0	0	0	0	0	0	5	5	9.00	2.000
48 Rafael Dolis, R ERA: 8.1	(8, 1)	1.0	H	4	1	0	0	0	0	0	0	0	0	0	4	4	0.00	1.000

PITCHER		IP	WLS	BF	H	R	ER	SO	BB	IBB	HBP	BLK	WP	HR	S	P	ERA	WHIP
50 Blake Parker, R ERA:	(9, 1)	1.0	S	4	0	0	0	1	0	0	0	0	0	0	6	6	0.00	0.000

Colorado Rockies @ Chicago Cubs

Hohokam Park, Mesa, AZ

Wed Mar 13 2013, 4:09 PM - 6:49 PM EDT

Att. 10,875 - Sunny - 87 F

TOP

livebaseballscorecards.com

Batter	1	2	3	4	5	6	7	8	9	AB	R	H	RBI	BB	SO	LOB
1 Eric Young Jr., S (1, 8) OBP: 0.481, SLG: 0.440	B x 1-0 14 FC4-6 1B		x 0-0 ② F7			x 0-0 2 SF9 5 BB 1-2 1B		x 0-0 ①② P4-3 1-1f		3	0	2	0	0	0	0
27 Tim Wheeler, L (6, 8) OBP: 0.227, SLG: 0.350										1	0	0	0	0	0	1
14 Josh Rutledge, R (1, 4) OBP: 0.222, SLG: 0.259	x 0-0 ① FC4-6 2 2B 1-2f		x 0-0 ③ F7			C C C 0-3 ① K		x 0-0 ③ G3		3	1	0	0	0	1	3
16 Reid Brignac, L (6, 4) OBP: 0.154, SLG: 0.083										1	0	0	0	0	0	0
5 Carlos González, L (1, 7) OBP: 0.500, SLG: 0.667	x 0-0 ② F8			x 0-0 ① G6-3		B B B B 4-0 1-2 2-3 BB			x 0-0 67 FC5-4 1B	2	0	0	0	1	0	1
77 Corey Dickerson, L (6, 7) OBP: 0.450, SLG: 0.563										1	0	1	0	0	0	0
2 Troy Tulowitzki, R (1, 6) OBP: 0.320, SLG: 0.522	x 0-0 1-H 2B			x 0-0 3 FC5-4 1B		x 0-0 ② SF9 2-3 3-H			x 0-0 ① FC5-4 6 G4-3 1-2f	2	0	2	2	0	0	0
67 Kent Matthes, R (6, 9) OBP: 0.190, SLG: 0.550										1	0	0	0	0	0	1
3 Michael Cuddyer, R (1, 9) OBP: 0.267, SLG: 0.276	x 0-0 ③ P6			x 0-0 ② FC5-4 15 PO 1-2f		S S S 0-3 ③ K			x 0-0 ② G4-3 1-2	3	0	0	0	0	1	4
6 Tommy Manzella, R (6, 6) OBP: 0.154, SLG: 0.083										1	0	0	0	0	0	1
15 Jordan Pacheco, R (1, 3) OBP: 0.423, SLG: 0.417		x 0-0 ① G6-3		B 1 SAFE 1-0 ③ PO 1-2	B B B B 4-0 28 CS BB		x 0-0 ① F9		x 0-0 ③ F7	2	0	0	0	1	0	0
73 Henry Wrigley, R (7, 3) OBP: 0.400, SLG: 0.533										1	0	0	0	0	0	1
28 Nolan Arenado, R (1, 5) OBP: 0.308, SLG: 0.885		x 0-0 ② G6-3			S S S 0-3 ①② K 1-2		x 0-0 ② F7			3	0	0	0	0	1	1
88 Josh Outman, L (7, 1)										0	0	0	0	0	0	0
56 Logan Kensing, R (8, 1)										0	0	0	0	0	0	0
72 Jose Gonzalez, R (9, 2) OBP: 0.500, SLG: 0.750										0	0	0	0	0	0	0
55 Ramon Hernandez, R (1, 2) OBP: 0.273, SLG: 0.200		x 0-0 ③ G6-3			x 0-0 ③ F8		x 0-0 ③ F8			2	0	0	0	0	0	0
60 Manny Corpas, R (5, 1)										0	0	0	0	0	0	0
9 DJ LeMahieu, R (7, PH) OBP: 0.261, SLG: 0.300										1	0	0	0	0	0	0
(7, 5)																
29 Jorge De La Rosa, L (1, 1)			S S S 0-3 ① K			B B B B 4-0 5 BB 1 1B 2 SF9 BB		x 0-0 27 P4-3 1B		1	0	0	0	0	1	0
8 Yorvit Torrealba, R (5, 2) OBP: 0.444, SLG: 0.750										1	1	1	0	1	0	0
48 Will Harris, R (9, 1)										0	0	0	0	0	0	0

	AB	29
	R	2
	H	6
	RBI	2
	BB	3
	SO	4
	LOB	13

Inning Stats	1	2	3	4	5	6	7	8	9	1B: 5	SF: 1	WP: 0	PA: 34
R:	1	0	0	0	0	1	0	0	0	2B: 3	SAC: 0	PB: 0	
E:	0	0	0	0	0	0	0	0	0	3B: 0	DP: 2	SB: 0	
K:	0	0	1	0	1	2	0	0	0	HR: 0	HBP: 0	CS: 1	
S:	5	3	5	3	4	8	3	3	4				
H:	2	0	0	1	0	1	0	1	1				
LOB:	1	0	0	0	0	2	0	0	1				
BB:	0	0	0	0	1	2	0	0	0				
P:	6	3	5	4	8	16	3	3	4				

PITCHER		IP	WLS	BF	H	R	ER	SO	BB	IBB	HBP	BLK	WP	HR	S	P	ERA	WHIP
36 Edwin Jackson, R ERA: 3.0	(1, 1)	5.0	L	17	3	1	1	2	1	0	0	0	0	0	20	26	1.80	0.800
11 Kyuji Fujikawa, R ERA: 1.8	(6, 1)	1.0		6	1	1	1	2	2	0	0	0	0	0	8	16	9.00	3.000
59 Cory Wade, R ERA: 1.8	(7, 1)	1.0		3	0	0	0	0	0	0	0	0	0	0	3	3	0.00	0.000
49 Carlos Marmol, R ERA: 3.18	(8, 1)	1.0		3	1	0	0	0	0	0	0	0	0	0	3	3	0.00	1.000
60 Jensen Lewis, R ERA: 1.93	(9, 1)	1.0		4	1	0	0	0	0	0	0	0	0	0	4	4	0.00	1.000

PITCHER	IP	WLS	BF	H	R	ER	SO	BB	IBB	HBP	BLK	WP	HR	S	P	ERA	WHIP

Colorado Rockies @ Chicago Cubs

Hohokam Park, Mesa, AZ

Wed Mar 13 2013, 4:09 PM - 6:49 PM EDT

Att. 10,875 - Sunny - 87 F

BOTTOM

Batter	1	2	3	4	5	6	7	8	9	AB	R	H	RBI	BB	SO	LOB
24 Luis Valbuena, L (1, 5) OBP: 0.400, SLG: 0.545	G3		BB		K			G5-3		2	0	0	0	1	1	0
61 Christian Villanueva, R (6, 5) OBP: 0.154, SLG: 0.500										1	0	0	0	0	0	0
15 Darwin Barney, R (1, 4) OBP: 0.333, SLG: 0.333	1B		1B		G5-3			1B		3	0	2	0	0	0	0
11 Kyuji Fujikawa, L (6, 1)										0	0	0	0	0	0	0
7 Brett Jackson, L (7, 8) OBP: 0.455, SLG: 0.643										1	0	1	0	0	0	0
13 Starlin Castro, R (1, 6) OBP: 0.556, SLG: 0.625	BB		1B		K			G5-4-3		1	0	1	0	1	0	0
70 Javier Báez, R (4, 6) OBP: 0.313, SLG: 0.516										2	0	0	0	0	1	1
12 Alfonso Soriano, R (1, 7) OBP: 0.286, SLG: 0.423	F8		K			G5-3			80 BB 1B	3	0	0	0	0	1	5
51 Steve Clevenger, L (7, 2) OBP: 0.407, SLG: 0.417										1	0	1	0	0	0	0
21 Scott Hairston, R (1, 8) OBP: 0.185, SLG: 0.269	1B		K			P5			BB	3	0	1	0	0	1	3
80 Johermyn Chavez, R (7, 7) OBP: 0.400, SLG: 0.722										0	0	0	0	1	0	0
30 Dioner Navarro, S (1, 2) OBP: 0.318, SLG: 0.550	K		F8			G3			K	3	0	0	0	0	1	6
59 Cory Wade, R (7, 1)										0	0	0	0	0	0	0
49 Carlos Marmol, R (8, 1)										0	0	0	0	0	0	0
60 Jensen Lewis, R (9, 1)										0	0	0	0	0	0	0
16 Darnell McDonald, R (9, PH) OBP: 0.154, SLG: 0.292										1	0	0	0	0	1	2
68 Jorge Soler, R (1, 9) OBP: 0.333, SLG: 0.481		K	F7				G4-3		P3	4	0	0	0	0	1	2
65 Edwin Maysonet, R (1, 3) OBP: 0.179, SLG: 0.269		F9	K				P4		G4-3	3	0	0	0	0	1	0
75 Brad Nelson, L (9, PH) OBP: 0.296, SLG: 0.600										1	0	0	0	0	0	2
36 Edwin Jackson, R (1, 1)		K	G4-3				F8			2	0	0	0	0	1	0
20 Brent Lillibridge, R (6, 4) OBP: 0.273, SLG: 0.273										1	0	0	0	0	0	0
Inning Stats	R: 0 H: 2 E: 0 LOB: 3 K: 1 BB: 1 S: 7 P: 11		R: 0 H: 2 E: 0 LOB: 3 K: 2 BB: 1 S: 9 P: 13		R: 0 H: 0 E: 0 LOB: 0 K: 1 BB: 0 S: 5 P: 5	R: 0 H: 0 E: 0 LOB: 0 K: 0 BB: 0 S: 3 P: 3	R: 0 H: 0 E: 0 LOB: 0 K: 0 BB: 0 S: 3 P: 3	R: 0 H: 1 E: 0 LOB: 0 K: 0 BB: 0 S: 3 P: 3	R: 0 H: 1 E: 0 LOB: 2 K: 1 BB: 1 S: 6 P: 10	1B: 6 SF: 0 2B: 0 SAC: 0 3B: 0 DP: 1 HR: 0 HBP: 0						

AB	32
R	0
H	6
RBI	0
BB	3
SO	9
LOB	21

WP: 0 PA: 35
PB: 0
SB: 0
CS: 0

livebaseballscorecards.com

PITCHER		IP	WLS	BF	H	R	ER	SO	BB	IBB	HBP	BLK	WP	HR	S	P	ERA	WHIP
29 Jorge De La Rosa, L ERA: 3.52	(1, 1)	4.0	W	18	4	0	0	6	2	0	0	0	0	0	28	36	0.00	1.500
60 Manny Corpas, R ERA: 3.6	(5, 1)	2.0	H	6	0	0	0	2	0	0	0	0	0	0	10	10	0.00	0.000
88 Josh Outman, L ERA: 2.57	(7, 1)	1.0	H	3	0	0	0	0	0	0	0	0	0	0	3	3	0.00	0.000
56 Logan Kensing, R ERA: 4.91	(8, 1)	1.0	H	3	1	0	0	0	0	0	0	0	0	0	3	3	0.00	1.000
48 Will Harris, R ERA:	(9, 1)	1.0	S	5	1	0	0	1	1	0	0	0	0	0	6	10	0.00	2.000

PITCHER	IP	WLS	BF	H	R	ER	SO	BB	IBB	HBP	BLK	WP	HR	S	P	ERA	WHIP

Chicago Cubs @ Los Angeles Dodgers

Camelback Ranch, Glendale, AZ

Thu Mar 14 2013, 4:12 PM - 7:07 PM EDT

Att. 8,814 - Sunny - 88 F

TOP

livebaseballscorecards.com

Batter	1	2	3	4	5	6	7	8	9	AB	R	H	RBI	BB	SO	LOB
15 Darwin Barney, R (1, 4) OBP: 0.306, SLG: 0.303	G4-3	F8		F8			G2-3 1-3		E8 66 2B 1-2	3	0	0	0	0	0	1
6 Alberto Gonzalez, R (5, 4) OBP: 0.174, SLG: 0.150										2	1	0	0	0	0	2
20 Brent Lillibridge, R (1, 5) OBP: 0.357, SLG: 0.429	53 3B 2B		53 HBP 24 1B 1B	G6-3			66 E BB		K	3	2	2	0	0	0	0
65 Edwin Maysonet, R (5, 6) OBP: 0.200, SLG: 0.259										1	0	0	0	1	1	2
19 Nate Schierholtz, L (1, 9) OBP: 0.375, SLG: 0.571	53 3B BB		K		K		SAFE K 1-2 3-H		2B 1-H 2-H	2	1	0	0	1	2	1
66 Brian Bogusevic, L (6, 7) OBP: 0.500, SLG: 0.852										2	0	1	2	0	1	1
53 Welington Castillo, R (1, 2) OBP: 0.310, SLG: 0.538	17 G4-3 3B 1-H 2-H		24 1B 16 1B HBP 1-2		F9		K		G6-3	2	2	1	2	0	0	0
80 Johermyn Chavez, R (6, 9) OBP: 0.364, SLG: 0.650										2	0	0	0	0	1	2
17 Dave Sappelt, R (1, 8) OBP: 0.194, SLG: 0.300	G4-3 3-H		K		K			G6-3		3	0	0	1	0	2	2
79 J.C. Boscan, R (6, 2) OBP: 0.444, SLG: 0.556										1	0	0	0	0	0	0
24 Luis Valbuena, L (1, 6) OBP: 0.407, SLG: 0.542	F9		16 1B 1-3 2-H 1B			G6-3		G4-3		2	0	1	1	0	0	0
5 Josh Vitters, R (5, 5)										2	0	0	0	0	0	0
16 Darnell McDonald, R (1, 7) OBP: 0.207, SLG: 0.333		75 FC5-6 1B	1-2 3-H 1B			G1		K		3	0	2	1	0	0	0
76 Drew Carpenter, R (6, 1)										0	0	0	0	0	0	0
83 Wes Darvill, L (8, PH)										1	0	0	0	0	1	0
37 Jaye Chapman, R (8, 1)										0	0	0	0	0	0	0
50 Blake Parker, R (8, 1)										0	0	0	0	0	0	0
63 Zach Putnam, R (9, 1)										0	0	0	0	0	0	0
75 Brad Nelson, L (1, 3) OBP: 0.290, SLG: 0.552		FC5-6 18 SH3-4 1-2f	G3			K			6 E 66 2B 1B	4	1	1	0	0	1	3
18 Chris Rusin, L (1, 1)										1	0	0	0	0	1	0
7 Brett Jackson, L (6, 8) OBP: 0.458, SLG: 0.625		SH3-4 1-2		K			6 G2-3 6 S 66 E 1B		P4	2	1	1	0	0	0	1

	AB	36
	R	8
	H	9
	RBI	7
	BB	2
	SO	10
	LOB	15

Inning Stats	1	2	3	4	5	6	7	8	9
	R: 3 E: 0 K: 0 S: 5	R: 0 E: 0 K: 0 S: 4	R: 2 E: 0 K: 2 S: 10	R: 0 E: 0 K: 1 S: 5	R: 0 E: 0 K: 2 S: 7	R: 0 E: 0 K: 1 S: 5	R: 1 E: 1 K: 2 S: 8	R: 0 E: 0 K: 1 S: 5	R: 2 E: 1 K: 1 S: 8
	H: 2 LOB: 0 BB: 1 P: 9	H: 1 LOB: 1 BB: 0 P: 4	H: 3 LOB: 2 BB: 0 P: 11	H: 0 LOB: 0 BB: 0 P: 5	H: 0 LOB: 0 BB: 0 P: 7	H: 0 LOB: 0 BB: 0 P: 5	H: 1 LOB: 1 BB: 1 P: 13	H: 0 LOB: 0 BB: 0 P: 5	H: 2 LOB: 1 BB: 0 P: 8

| | | | | | | | | | |

BOTTOM

Chicago Cubs @ Los Angeles Dodgers

Camelback Ranch, Glendale, AZ

Thu Mar 14 2013, 4:12 PM - 7:07 PM EDT

Att. 8,814 - Sunny - 88 F

livebaseballscorecards.com

Batter	1	2	3	4	5	6	7	8	9	AB	R	H	RBI	BB	SO	LOB
14 Mark Ellis, R (1, 4) OBP: 0.355, SLG: 0.345 3 Skip Schumaker, L (7, 4) OBP: 0.300, SLG: 0.429	BBBB 4-0 27 FC6-4 BB		x 0-0 ② G2-3 2-3			x 0-0 ② G1-3		BBBB 4-0 BB		2 0 0 0 1 0 1 0 0 0 0 1 0 0						
16 Andre Ethier, L (1, 9) OBP: 0.440, SLG: 0.619 66 Yasiel Puig, R (6, PR) OBP: 0.400, SLG: 0.588 (7, 9)	x 0-0 ① F8		x 0-0 ③ G1-3			x 0-0 2B		x 0-0 F9		3 0 1 0 0 0 2 1 0 0 0 0 0 1						
27 Matt Kemp, R (1, 8) OBP: 0.190, SLG: 0.105 49 Alex Castellanos, R (6, PR) OBP: 0.241, SLG: 0.536 (7, 8)	x 0-0 ② FC6-4 23 FC5-6 1-2f			x 0-0 ① F8		BBBB 4-0 BB		CCC 0-3 K		2 0 0 0 1 0 1 1 0 0 0 0 1 1						
23 Adrián González, L (1, 3) OBP: 0.333, SLG: 0.182 51 Ronald Belisario, R (7, 1) 10 Tony Gwynn Jr., L (8, 7) OBP: 0.368, SLG: 0.200	x 0-0 ③ FC5-6 1-2f			x 0-0 ② G4-3		x 0-0 ③ G4-3		x 0-0 P5		3 0 0 0 0 0 3 0 0 0 0 0 0 0 1 0 0 0 0 0 1						
6 Jerry Hairston, R (1, 7) OBP: 0.333, SLG: 0.294 28 Mark Lowe, L (8, 1) 90 Yimi García, R (9, 1) 70 Jesus Flores, R (9, PH) OBP: 0.250, SLG: 0.077		x 0-0 ① P4		x 0-0 ③ G4-3			x 0-0 ① F7		BBBB 4-0 37 FC4 BB	3 0 0 0 0 0 0 0 0 0 0 0 0 0 0 0 0 0 0 0 0 0 0 0 0 1 0 0						
47 Luis Alfonso Cruz, R (1, 5) OBP: 0.375, SLG: 0.696 37 Elian Herrera, S (7, PR) OBP: 0.379, SLG: 0.464 (8, 5)		x 0-0 ② P6			x 0-0 ① P4		H 1-0 5 1B HBP		x 0-0 ① FC4 5 DI 5 2B 1-2f	2 0 0 0 0 0 0 1 1 0 0 0 0 1						
17 A.J. Ellis, R (1, 2) OBP: 0.542, SLG: 0.471 33 Ramon Castro, R (7, 2) OBP: 0.250, SLG: 0.583		x 0-0 ③ F9			CCC 0-3 ② K		SSS 0-3 ② K		x 0-0 ② L9	2 0 0 0 0 1 0 2 0 0 0 0 1 2						
0 Alfredo Amezaga, S (1, 6) OBP: 0.344, SLG: 0.300 55 Matt Guerrier, R (6, 1) 5 Juan Uribe, R (7, 3) OBP: 0.269, SLG: 0.440			x 0-0 14 G2-3 35 SH2-3 1B		x 0-0 ③ P4		x 0-0 1-3 1B		B x 1-0 1-H 2B	2 0 1 0 0 0 0 0 0 0 0 0 0 0 2 0 2 1 0 0 0						
35 Chris Capuano, L (1, 1) 77 Kevin Gregg, R (5, 1) 72 Justin Sellers, R (6, 6) OBP: 0.200, SLG: 0.158			x 0-0 ① SH2-3 1-2			x 0-0 ① F8	SSS 0-3 ③ K		x 0-0 ③ G5-3	0 0 0 0 0 0 0 0 0 0 0 0 0 0 3 0 0 0 0 1 3						

Inning Stats	1	2	3	4	5	6	7	8	9
	R: 0 H: 0 E: 0 LOB: 1 K: 0 BB: 1 S: 3 P: 7	R: 0 H: 0 E: 0 LOB: 0 K: 0 BB: 0 S: 3 P: 3	R: 0 H: 1 E: 0 LOB: 1 K: 0 BB: 0 S: 4 P: 4	R: 0 H: 0 E: 0 LOB: 0 K: 0 BB: 0 S: 3 P: 3	R: 0 H: 0 E: 0 LOB: 0 K: 1 BB: 0 S: 5 P: 5	R: 0 H: 1 E: 0 LOB: 2 K: 0 BB: 1 S: 4 P: 8	R: 0 H: 1 E: 0 LOB: 2 K: 2 BB: 0 S: 8 P: 9	R: 0 H: 0 E: 0 LOB: 1 K: 1 BB: 1 S: 5 P: 9	R: 1 H: 1 E: 0 LOB: 1 K: 0 BB: 1 S: 4 P: 9

AB	30
R	1
H	4
RBI	1
BB	4
SO	4
LOB	16

1B: 2 SF: 0
2B: 2 SAC: 1
3B: 0 DP: 0
HR: 0 HBP: 1

WP: 0 PA: 36
PB: 0
SB: 0
CS: 0

PITCHER		IP	WLS	BF	H	R	ER	SO	BB	IBB	HBP	BLK	WP	HR	S	P	ERA	WHIP
18 Chris Rusin, L ERA: 0.69	(1, 1)	5.0	W	17	1	0	0	1	1	0	0	0	0	0	18	22	0.00	0.400
76 Drew Carpenter, R ERA: 3.86	(6, 1)	2.0		10	2	0	0	2	1	0	1	0	0	0	12	17	0.00	1.500
37 Jaye Chapman, R ERA: 9.0	(8, 1)	0.2		3	0	0	0	1	1	0	0	0	0	0	4	8	0.00	1.500
50 Blake Parker, R ERA:	(8, 1)	0.1		1	0	0	0	0	0	0	0	0	0	0	1	1	0.00	0.000
63 Zach Putnam, R ERA: 3.18	(9, 1)	1.0		5	1	1	1	0	1	0	0	0	0	0	4	9	9.00	2.000

PITCHER	IP	WLS	BF	H	R	ER	SO	BB	IBB	HBP	BLK	WP	HR	S	P	ERA	WHIP

Batter	1	2	3	4	5	6	7	8	9	AB	R	H	RBI	BB	SO	LOB
24 Luis Valbuena, L (1, 5) OBP: 0.344, SLG: 0.448	C F S 0-3 ① K		X 0-0 ② E4 15 FC6-4 2-3		X 0-0 ② F9		X 0-0 ③ G3		X 0-0 ② G1-3	5	0	0	0	0	1	3
15 Darwin Barney, R (1, 4) OBP: 0.317, SLG: 0.278	X 0-0 ② G1-3		X 0-0 ③ FC6-4 1-2f		X 0-0 ③ F9			B B B B 4-0 21 WP 19 1B BB	B B B B 4-0 83 FC6-4 BB	3	0	0	0	2	0	2
13 Starlin Castro, R (1, 6) OBP: 0.500, SLG: 0.545 83 Elliot Soto, R (6, 6)	F F S 0-3 ③ K			X 0-0 19 S 30 1B 1B		X 0-0 ① G4-3		X 0-0 P4	X 0-0 ③ FC6-4 1-2f	3 2	1 0	1 0	0 0	0 0	1 0	0 2
19 Nate Schierholtz, L (1, 9) OBP: 0.389, SLG: 0.563		X 0-0 21 G4-3 1B	S F S 0-3 ① K 1-2			X 0-0 ② G6-3		X 0-0 21 WP 1-2 1B		4	0	2	0	0	1	1
21 Scott Hairston, R (1, 10) OBP: 0.161, SLG: 0.233		X 0-0 ① ② G4-3 1-2f	X 0-0 ② G5-3		S S C 0-3 ③ K			B X 1-0 ② P5 1-2 2-3		4	0	0	0	0	1	4
30 Dioner Navarro, S (1, 2) OBP: 0.360, SLG: 0.565 51 Steve Clevenger, L (7, 2) OBP: 0.393, SLG: 0.400		X 0-0 ③ G4-3	X 0-0 66 E 2-H 1B				X 0-0 66 1B 1B	X 0-0 ③ G3-1		3 1	0 0	2 0	1 0	0 0	0 0	0 2
66 Brian Bogusevic, L (1, 7) OBP: 0.485, SLG: 0.800 82 Ty Wright, R (9, PH) OBP: 1.000, SLG: 1.000			F F S 0-3 ① K	X 0-0 E6 1-2			X 0-0 1-2 1B		X 0-0 94 HR 1B	3 1	0 1	1 1	0 1	0 0	1 0	1 0
16 Darnell McDonald, R (1, 8) OBP: 0.188, SLG: 0.300 95 Tim Saunders, R (9, PH)			X 0-0 ② G5-3	C S C 0-3 ③ K			S F C 0-3 ① K		X 0-0 ① F8	3 1	0 0	0 0	0 0	0 0	2 0	4 1
75 Brad Nelson, L (1, 3) OBP: 0.294, SLG: 0.563 94 John Andreoli, R (9, PH) OBP: 1.000, SLG: 4.000			X 0-0 24 E 2B		X 0-0 ① F7		C F S 0-3 ② K		B C B X 2-1 1-H HR	3 1	0 1	1 1	0 2	0 0	1 0	2 0
Inning Stats	R: 0 H: 0 E: 0 LOB: 0 K: 2 BB: 0 S: 7 P: 7	R: 0 H: 1 E: 0 LOB: 0 K: 0 BB: 0 S: 3 P: 3	R: 0 H: 1 E: 1 LOB: 2 K: 1 BB: 0 S: 7 P: 7	R: 1 H: 2 E: 1 LOB: 2 K: 2 BB: 0 S: 10 P: 10	R: 0 H: 0 E: 0 LOB: 0 K: 0 BB: 0 S: 3 P: 3	R: 0 H: 0 E: 0 LOB: 0 K: 1 BB: 0 S: 5 P: 5	R: 0 H: 2 E: 0 LOB: 2 K: 2 BB: 0 S: 9 P: 9	R: 0 H: 1 E: 0 LOB: 2 K: 0 BB: 1 S: 4 P: 9	R: 2 H: 2 E: 0 LOB: 1 K: 0 BB: 1 S: 6 P: 12	1B: 7 SF: 0 2B: 1 SAC: 0 3B: 0 DP: 1 HR: 1 HBP: 0						

PITCHER	IP	WLS	BF	H	R	ER	SO	BB	IBB	HBP	BLK	WP	HR	S	P	ERA	WHIP
34 Gavin Floyd, R (1, 1) ERA: 5.19	5.1	W	21	4	1	1	5	0	0	0	0	0	0	31	31	1.69	0.750
65 Nate Jones, R (6, 1) ERA:	0.2		2	0	0	0	1	0	0	0	0	0	0	4	4	0.00	0.000
33 Dylan Axelrod, R (7, 1) ERA: 2.45	3.0	S	16	5	2	2	2	2	0	0	0	1	1	19	30	6.00	2.333

PITCHER	IP	WLS	BF	H	R	ER	SO	BB	IBB	HBP	BLK	WP	HR	S	P	ERA	WHIP

TOP

Chicago Cubs @ Chicago White Sox

Camelback Ranch, Glendale, AZ

Fri Mar 15 2013, 3:09 PM - 6:24 PM EDT

Att. 10,523 - Sunny - 81 F

livebaseballscorecards.com

AB	37
R	3
H	9
RBI	3
BB	2
SO	8
LOB	22

WP: 1 PA: 39
PB: 0
SB: 1
CS: 0

Batter	1	2	3	4	5	6	7	8	9	AB	R	H	RBI	BB	SO	LOB
28 Dewayne Wise, L (1, 9) OBP: 0.324, SLG: 0.613	F7	K		L3	HR	G5-3		5 1B BB		4	1	1	1	0	1	0
86 Brandon Short, R (6, 9)										1	0	0	0	1	0	1
10 Alexei Ramirez, R (1, 6) OBP: 0.414, SLG: 0.519	F9		G6-3	14 BB 24 HR 2B	G5-3		39 FC3-6 1B	1-2 3-H 1B		3	0	1	0	0	0	0
5 Angel Sanchez, R (4, PR) OBP: 0.375, SLG: 0.435										3	1	2	1	0	0	0
(5, 6)																
85 Drew Garcia, S (9, 6) OBP: 0.500, SLG: 0.750										0	0	0	0	0	0	0
44 Adam Dunn, L (1, 3) OBP: 0.333, SLG: 0.379	14 1B BB		14 2B 24 2B 1B	14 BB 24 HR BB		39 BB BB 74 SF7 BB	L8	P4		1	1	1	0	2	0	0
12 Conor Gillaspie, L (4, PR) OBP: 0.353, SLG: 0.655										2	2	0	0	1	0	3
(5, 3)																
14 Paul Konerko, R (1, 10) OBP: 0.429, SLG: 0.879	1-2 1B		1-3 24 2B 2B	1-2 2-3 24 HR BB		1-2 20 2B BB	1-2f FC3-6 2B			2	1	2	0	1	0	0
39 Bryan Anderson, L (4, PR) OBP: 0.455, SLG: 0.444										1	2	0	0	1	0	1
(5, 10)																
24 Dayan Viciedo, R (1, 7) OBP: 0.371, SLG: 0.618	L3		2-H 3-H 20 2B 2B	1-H 2-H 3-H HR		1-2 2-3 20 2B BB	1-3 2B			3	2	2	6	0	0	2
Jared Mitchell, L (5, 7) OBP: 0.441, SLG: 0.710										1	1	1	0	1	0	0
22 Brent Morel, R (1, 5) OBP: 0.286, SLG: 0.424		20 HR HBP	P4	1B		SF7 3-H	F7			2	1	1	0	0	0	1
74 Steve Tolleson, R (4, PR) OBP: 0.368, SLG: 0.400										1	0	0	1	0	0	2
(5, 5)																
20 Jordan Danks, L (1, 8) OBP: 0.308, SLG: 0.458	1-H HR		2-H 2B	F7		1-H 2-H 77 1B 2B		86 WP 77 G4-3 5 1B BB		4	2	3	5	0	0	2
18 Blake Tekotte, L (7, 8) OBP: 0.300, SLG: 0.375										0	0	0	0	1	0	0
87 Bill Rice, L (8, PR)										0	1	0	0	0	0	0
(9, 8)																
38 Hector Gimenez, S (1, 2) OBP: 0.500, SLG: 0.474	K	F7			K	P4		K		3	0	0	0	0	2	1
Josh Phegley, R (6, PH) OBP: 0.407, SLG: 0.600										2	0	0	0	0	1	2
(7, 2)																
15 Gordon Beckham, R (1, 4) OBP: 0.268, SLG: 0.400	P5			F7	G6-3	2-H 1B		G4-3 1-2		3	0	0	0	0	0	0
77 Yolmer Sánchez, S (6, 4) OBP: 0.200, SLG: 0.130										2	0	1	1	0	0	1
Inning Stats	R: 0 E: 0 K: 0 S: 4 H: 1 LOB: 2 BB: 1 P: 8	R: 2 E: 0 K: 2 S: 8 H: 1 LOB: 0 BB: 0 P: 9	R: 3 E: 0 K: 0 S: 7 H: 4 LOB: 1 BB: 0 P: 7	R: 4 E: 0 K: 0 S: 8 H: 3 LOB: 2 BB: 2 P: 17	R: 1 E: 0 K: 1 S: 8 H: 1 LOB: 0 BB: 0 P: 10	R: 4 E: 0 K: 0 S: 5 H: 2 LOB: 1 BB: 3 P: 17	R: 0 E: 0 K: 0 S: 5 H: 2 LOB: 2 BB: 0 P: 5	R: 1 E: 0 K: 1 S: 6 H: 1 LOB: 2 BB: 2 P: 14		1B: 6 2B: 6 3B: 0 HR: 3 SF: 1 SAC: 0 DP: 0 HBP: 1						

BOTTOM

Chicago Cubs @ Chicago White Sox

Camelback Ranch, Glendale, AZ

Fri Mar 15 2013, 3:09 PM - 6:24 PM EDT

Att. 10,523 - Sunny - 81 F

livebaseballscorecards.com

AB	38
R	15
H	15
RBI	15
BB	8
SO	4
LOB	16

PITCHER		IP	WLS	BF	H	R	ER	SO	BB	IBB	HBP	BLK	WP	HR	S	P	ERA	WHIP
46 Scott Feldman, R ERA: 11.81	(1, 1)	3.2	L	21	7	7	7	2	2	0	1	0	0	1	22	31	17.18	2.455
56 Héctor Rondón, R ERA: 3.6	(4, 1)	0.1		4	2	2	2	0	1	0	0	0	0	1	5	10	54.00	9.000
92 Frank Batista, R ERA: 6.75	(5, 1)	1.0		4	1	1	1	1	0	0	0	0	0	1	8	10	9.00	1.000
94 Zac Rosscup, L ERA: 81.0	(6, 1)	0.0		3	0	3	3	0	3	0	0	0	0	0	0	12	∞	∞
84 Tony Zych, R ERA: 5.4	(6, 1)	1.0		5	2	1	1	0	0	0	0	0	0	0	5	5	9.00	2.000

PITCHER		IP	WLS	BF	H	R	ER	SO	BB	IBB	HBP	BLK	WP	HR	S	P	ERA	WHIP
97 Marcus Hatley, R ERA:	(7, 1)	1.0		5	2	0	0	0	0	0	0	0	0	0	5	5	0.00	2.000
Trey McNutt, R ERA: 3.6	(8, 1)	1.0		6	1	1	1	1	2	0	0	0	1	0	6	14	9.00	3.000

Batter	1	2	3	4	5	6	7	8	9	AB	R	H	RBI	BB	SO	LOB
34 Hisayoshi Chono, R (1, 8) OBP: 0.222, SLG: 0.125	P4	G5-3 1-2		G4-3 1-2			G6-3		FC5-2 1-2 3-H	5	0	0	0	0	0	4
7 Kazuo Matsui, S (1, 4)	F9		E6 10 2B		K		G3		G3-1	3	1	0	0	0	1	0
1 Takashi Toritani, L (5, 4) OBP: 0.400, SLG: 0.600										2	0	0	0	0	0	2
24 Seiichi Uchikawa, R (1, 7) OBP: 0.286, SLG: 0.286	1B		K		F9			F8		3	0	1	0	0	1	1
61 Katsuya Kakunaka, L (5, 7)										1	0	0	0	0	0	0
10 Shinnosuke Abe, L (1, 10) OBP: 0.571, SLG: 0.857	P6		6 HR 1-H		2B					3	1	2	1	0	0	1
41 Atsunori Inaba, L (8, PH) OBP: 0.500, SLG: 1.000								2B		1	0	1	0	0	0	0
46 Yuichi Honda, L (8, PR)										0	0	0	0	0	0	0
(8, 10)																
6 Hayato Sakamoto, R (1, 6) OBP: 0.500, SLG: 1.000		9 FC3-6 1B		HR 2-H	F8			G4-3		3	1	2	2	0	0	1
3 Hirokazu Ibata, R (6, 6)										1	0	0	0	0	0	1
9 Yoshio Itoi, L (1, 9) OBP: 0.125, SLG: 0.125		FC3-6 13 HR 1-2f	K			K		P5		4	1	0	0	0	2	2
13 Sho Nakata, R (1, 3) OBP: 0.750, SLG: 1.375		HR 1-H	G6-3			2 G6-4-3 1B			5 1B 2 G1-3 34 FC5-2 1B	4	1	3	2	0	0	0
2 Ryoji Aikawa, R (1, 2)	K		P3			G6-4-3 1-2f			G1-3 1-2	4	0	0	0	0	1	2
5 Nobuhiro Matsuda, R (1, 5) OBP: 0.375, SLG: 0.375		E5 34 S	34 CS 1B				F8		34 FC5-2 2-3 1B	4	0	2	0	0	0	0
Inning Stats	R: 0 E: 0 K: 0 S: 5 H: 1 LOB: 1 BB: 0 P: 5	R: 2 E: 1 K: 1 S: 9 H: 2 LOB: 1 BB: 0 P: 12	R: 3 E: 1 K: 2 S: 10 H: 2 LOB: 0 BB: 0 P: 11	R: 0 E: 0 K: 0 S: 3 H: 1 LOB: 0 BB: 0 P: 3	R: 0 E: 0 K: 1 S: 6 H: 1 LOB: 1 BB: 0 P: 6	R: 0 E: 0 K: 1 S: 5 H: 1 LOB: 0 BB: 0 P: 5	R: 0 E: 0 K: 0 S: 3 H: 0 LOB: 0 BB: 0 P: 3	R: 0 E: 0 K: 0 S: 4 H: 1 LOB: 1 BB: 0 P: 4	R: 0 E: 0 K: 0 S: 5 H: 2 LOB: 2 BB: 0 P: 5	1B: 6 2B: 3 3B: 0 HR: 2 SF: 0 SAC: 0 DP: 1 HBP: 0						

PITCHER		IP	WLS	BF	H	R	ER	SO	BB	IBB	HBP	BLK	WP	HR	S	P	ERA	WHIP
37 Travis Wood, L ERA: 7.71	(1, 1)	4.2		22	7	5	4	4	0	0	0	0	0	2	32	36	7.71	1.500
59 Cory Wade, R ERA:	(5, 1)	1.1		4	1	0	0	1	0	0	0	0	0	0	6	6	0.00	0.750
48 Rafael Dolis, R ERA:	(7, 1)	1.0		3	0	0	0	0	0	0	0	0	0	0	3	3	0.00	0.000
27 Casey Coleman, R ERA:	(8, 1)	1.0		4	1	0	0	0	0	0	0	0	0	0	4	4	0.00	1.000
60 Jensen Lewis, R ERA:	(9, 1)	1.0	W	5	2	0	0	0	0	0	0	0	0	0	5	5	0.00	2.000

PITCHER	IP	WLS	BF	H	R	ER	SO	BB	IBB	HBP	BLK	WP	HR	S	P	ERA	WHIP

TOP

Japan @ Chicago Cubs

Hohokam Park, Mesa, AZ

Fri Mar 15 2013, 4:14 PM - 7:01 PM EDT

Att. 2,915 - Partly Cloudy - 80 F

livebaseballscorecards.com

AB	38
R	5
H	11
RBI	5
BB	0
SO	5
LOB	14



BOTTOM

Batter	1	2	3	4	5	6	7	8	9	AB	R	H	RBI	BB	SO	LOB
9 David DeJesus, L (1, 8) OBP: 0.333, SLG: 0.667 Christian Villanueva, R (7, 5) OBP: 0.500, SLG: 1.000 86 Trey Martin, R (9, PR)	F8	2B		G3			P3		70 HR 2B	3 2 0	0 0 1	1 1 0	0 0 0	0 0 0	0 0 0	1 0 0
70 Javier Báez, R (1, 6) OBP: 0.600, SLG: 2.000	53 2B 12 SF9 BB	G6-3			K		HR		2-H HR	4	3	2	3	1	1	1
53 Welington Castillo, R (1, 2) OBP: 0.500, SLG: 0.667	12 SF9 17 2B 1-3 2B		G6-3		E8		BB			3	1	1	0	1	0	0
12 Alfonso Soriano, R (1, 10) 95 Chadd Krist, R (7, PH) (8, 10)	SF9 2-3 3-H		F9		G6-3		L1			2 1	0 0	0 0	1 0	0 0	0 0	1 1
17 Dave Sappelt, R (1, 7) OBP: 0.750, SLG: 1.000	5 1B 3-H 2B		1B		F9			92 SH5-4 96 1B 1B		4	2	3	1	0	0	1
5 Josh Vitters, R (1, 5) OBP: 0.333, SLG: 0.333 92 Rubi Silva, L (7, 8)	2-H 1B		P4			G5-3		SH5-4 1-2		3 0	0 0	1 0	1 0	0 0	0 0	1 0
Jorge Soler, R (1, 9)	L6			P4		G6-3		P3		4	0	0	0	0	0	2
96 Daniel Vogelbach, L (1, 3) OBP: 0.250, SLG: 0.250		F7		G6-3		F9		6 1B 2-H 1B		4	0	1	1	0	0	0
6 Alberto Gonzalez, R (1, 4) OBP: 0.500, SLG: 0.500		G4-3		1B			K	2-H 1B		4	0	2	0	0	1	0
Inning Stats	R: 3 H: 3 E: 0 LOB: 1 K: 0 BB: 1 S: 6 P: 10	R: 0 H: 1 E: 0 LOB: 1 K: 0 BB: 0 S: 4 P: 4	R: 0 H: 1 E: 0 LOB: 1 K: 0 BB: 0 S: 4 P: 4	R: 0 H: 1 E: 0 LOB: 1 K: 0 BB: 0 S: 4 P: 4	R: 0 H: 0 E: 1 LOB: 1 K: 1 BB: 0 S: 6 P: 6	R: 0 H: 0 E: 0 LOB: 0 K: 0 BB: 0 S: 3 P: 3	R: 1 H: 1 E: 0 LOB: 1 K: 1 BB: 1 S: 8 P: 15	R: 1 H: 3 E: 0 LOB: 2 K: 0 BB: 0 S: 5 P: 5	R: 2 H: 2 E: 0 LOB: 1 K: 0 BB: 0 S: 2 P: 2	1B: 6 SF: 1 2B: 4 SAC: 1 3B: 0 DP: 0 HR: 2 HBP: 0							

PITCHER	IP	WLS	BF	H	R	ER	SO	BB	IBB	HBP	BLK	WP	HR	S	P	ERA	WHIP
26 Tetsuya Utsumi, L (1, 1) ERA: 9.0	3.0		15	5	3	3	0	1	0	0	0	0	0	14	18	9.00	2.000
11 Hideaki Wakui, R (4, 1) ERA:	3.0	H	11	1	0	0	1	0	0	0	0	0	0	13	13	0.00	0.333
28 Kenji Otonari, L (7, 1) ERA: 9.0	2.0	B	10	4	2	2	1	1	0	0	0	0	1	13	20	9.00	2.500
16 Takeru Imamura, R (9, 1) ERA: 27.0	0.0	L	2	2	2	2	0	0	0	0	0	0	1	2	2	∞	∞

PITCHER	IP	WLS	BF	H	R	ER	SO	BB	IBB	HBP	BLK	WP	HR	S	P	ERA	WHIP

Japan @ Chicago Cubs

Hohokam Park, Mesa, AZ

Fri Mar 15 2013, 4:14 PM - 7:01 PM EDT

Att. 2,915 - Partly Cloudy - 80 F

livebaseballscorecards.com

AB	34
R	7
H	12
RBI	7
BB	2
SO	2
LOB	8

Batter	1	2	3	4	5	6	7	8	9	AB	R	H	RBI	BB	SO	LOB
24 Luis Valbuena, L (1, 6) OBP: 0.343, SLG: 0.438	F7		15 1B 13 SF9 1B		K		G4-3		G5-3	3	1	1	0	0	1	1
95 Tim Saunders, R (5, 4)										2	0	0	0	0	0	2
15 Darwin Barney, R (1, 4) OBP: 0.318, SLG: 0.282	G5-3		1-3 2-H 1B		F8 1-2		G6-3			3	0	1	1	0	0	1
83 Elliot Soto, R (5, 6)										1	0	0	0	0	0	0
13 Starlin Castro, R (1, 10) OBP: 0.467, SLG: 0.615	G5-3		SF9 3-H			30 1B 2B		K		2	1	1	1	0	0	0
75 Brad Nelson, L (8, PH) OBP: 0.286, SLG: 0.545 (8, 10)										1	0	0	0	0	1	0
19 Nate Schierholtz, L (1, 9) OBP: 0.410, SLG: 0.588		30 G3-1 2B	G3			30 1B 66 1B BB		K		2	1	1	0	1	0	1
80 Johermyn Chavez, R (6, 9) OBP: 0.348, SLG: 0.619										1	0	0	0	0	1	0
21 Scott Hairston, R (1, 8) OBP: 0.171, SLG: 0.324		K		HR		K		L9		4	1	1	1	0	2	3
30 Dioner Navarro, S (1, 2) OBP: 0.357, SLG: 0.538		G3-1 2-3		L7		66 1B 1-3 2-H 1B			K2-3	3	0	1	1	0	0	1
79 J.C. Boscan, R (7, 2) OBP: 0.400, SLG: 0.500										1	0	0	0	0	1	0
66 Brian Bogusevic, L (1, 7) OBP: 0.472, SLG: 0.758		G4-3		G4-3		51 G3-6-1 1-2 3-H 1B			51 1B	3	0	1	1	0	0	1
82 Ty Wright, R (8, 7) OBP: 1.000, SLG: 1.000										1	0	1	0	0	0	0
51 Steve Clevenger, L (1, 3) OBP: 0.406, SLG: 0.448			15 1B 2B	F8		G3-6-1 1-2f			1-2 1B	4	1	2	0	0	0	2
65 Edwin Maysonet, R (1, 5) OBP: 0.206, SLG: 0.233 (6, 3)			L9		15 CS BB		F7		P6	3	0	0	0	1	0	3

Inning Stats																				
	R: 0	H: 0	R: 0	H: 1	R: 2	H: 3	R: 1	H: 1	R: 0	H: 0	R: 2	H: 3	R: 0	H: 0	R: 0	H: 0	R: 0	H: 2	1B: 6	SF: 1	WP: 0	PA: 37
	E: 0	LOB: 0	E: 0	LOB: 1	E: 0	LOB: 1	E: 0	LOB: 0	E: 0	LOB: 0	E: 0	LOB: 1	E: 0	LOB: 0	E: 0	LOB: 0	E: 0	LOB: 2	2B: 3	SAC: 0	PB: 0	
	K: 0	BB: 0	K: 1	BB: 0	K: 0	BB: 1	K: 0	BB: 0	K: 1	BB: 1	K: 1	BB: 1	K: 0	BB: 0	K: 2	BB: 0	K: 1	BB: 0	3B: 0	DP: 1	SB: 0	
	S: 3	P: 3	S: 6	P: 6	S: 6	P: 6	S: 4	P: 4	S: 4	P: 8	S: 7	P: 11	S: 3	P: 3	S: 7	P: 7	S: 7	P: 7	HR: 1	HBP: 0	CS: 1	

PITCHER	IP	WLS	BF	H	R	ER	SO	BB	IBB	HBP	BLK	WP	HR	S	P	ERA	WHIP
73 Nick Tepesch, R (1, 1) ERA: 3.46	0.0	L	0	0	0	0	0	0	0	0	0	0	0	0	0	∞	∞
57 Cory Burns, R (6, 1) ERA: 6.48	1.0		6	3	2	2	1	1	0	0	0	0	0	7	11	18.00	4.000
32 Nate Robertson, L (7, 1) ERA:	1.0		3	0	0	0	0	0	0	0	0	0	0	3	3	0.00	0.000
36 Ben Rowen, R (8, 1) ERA:	1.0		3	0	0	0	2	0	0	0	0	0	0	7	7	0.00	0.000
52 Tanner Scheppers, R (9, 1) ERA: 9.0	1.0		5	2	0	0	1	0	0	0	0	0	0	7	7	0.00	2.000

PITCHER	IP	WLS	BF	H	R	ER	SO	BB	IBB	HBP	BLK	WP	HR	S	P	ERA	WHIP

TOP

Chicago Cubs @ Texas Rangers

Cashman Field, Las Vegas, NV

Sat Mar 16 2013, 4:08 PM - 6:30 PM EDT

Att. 9,005 - Sunny - 82 F

livebaseballscorecards.com

AB	34
R	5
H	10
RBI	5
BB	2
SO	6
LOB	15

Chicago Cubs @ Texas Rangers

Cashman Field, Las Vegas, NV

Sat Mar 16 2013, 4:08 PM - 6:30 PM EDT

Att. 9,005 - Sunny - 82 F

BOTTOM

Batter	1	2	3	4	5	6	7	8	9	AB	R	H	RBI	BB	SO	LOB
1 Elvis Andrus, R (1, 6) OBP: 0.414, SLG: 0.538	0-0 1B		0-0 G5-3 1-2		0-0 G5-3			0-0 G5-3		3	0	1	0	0	0	2
41 Hanser Alberto, R (6, 6)										1	0	0	0	0	0	0
23 Craig Gentry, R (1, 8) OBP: 0.390, SLG: 0.543	0-3 K		0-0 G4-3			0-0 18 G3 3B		0-0 G4-3		3	1	1	0	0	1	2
20 Julio Borbon, L (7, 8) OBP: 0.341, SLG: 0.371										1	0	0	0	0	0	0
18 Mitch Moreland, L (1, 3) OBP: 0.389, SLG: 0.576	0-0 F7			0-0 L8		0-0 G3 3-H		0-3 K		3	0	0	1	0	0	1
16 Drew Robinson, L (7, 3)										1	0	0	0	0	1	0
12 A.J. Pierzynski, L (1, 2) OBP: 0.257, SLG: 0.375	0-0 F7			0-0 2B		0-0 P6			0-3 K	3	0	1	0	0	0	1
74 Jose Heberto Felix, R (7, 2)										1	0	0	0	0	1	0
63 Yangervis Solarte, S (1, 4) OBP: 0.333, SLG: 0.394		0-0 G1		0-0 F7		0-3 K			0-3 K	3	0	0	0	0	1	1
8 Rougned Odor, L (7, 4) OBP: 0.500, SLG: 0.333										1	0	0	0	0	1	0
70 Brandon Allen, L (1, 10) OBP: 0.281, SLG: 0.517		0-0 P4		0-3 K			0-3 K		0-3 K	2	0	0	0	0	1	1
Mike Bianucci, R (7, PH)										2	0	0	0	0	2	0
(8, 10)																
19 Aaron Cunningham, R (1, 7) OBP: 0.346, SLG: 0.542		0-0 G6-3			0-0 43 F7 9 WP 1B		0-3 K			2	0	1	0	0	0	0
90 Zach Cone, R (6, 7) OBP: 0.333, SLG: 0.333										1	0	0	0	0	1	0
9 Mike Olt, R (1, 5) OBP: 0.281, SLG: 0.429			4-0 43 FC1-6 BB		0-2 K 1-2		0-0 51 1B 2B			1	0	0	0	1	1	1
12 Joey Gallo, L (6, 5) OBP: 0.500, SLG: 1.000										1	0	1	0	0	0	0
43 Engel Beltre, L (1, 9) OBP: 0.125, SLG: 0.200			0-0 FC1-6 1 S 1-2f		0-0 F7 2-3		0-0 2-H 1B			2	0	0	0	0	0	2
51 Ryan Strausborger, R (6, 9) OBP: 0.400, SLG: 0.400										1	0	1	0	0	0	0
Inning Stats	R: 0 E: 0 K: 1 S: 6 H: 1 LOB: 1 BB: 0 P: 6	R: 0 E: 0 K: 0 S: 3 H: 0 LOB: 0 BB: 0 P: 3	R: 0 E: 0 K: 0 S: 3 H: 0 LOB: 1 BB: 1 P: 7	R: 0 E: 0 K: 1 S: 6 H: 1 LOB: 1 BB: 0 P: 6	R: 0 E: 0 K: 1 S: 5 H: 1 LOB: 1 BB: 0 P: 5	R: 1 E: 0 K: 1 S: 6 H: 1 LOB: 0 BB: 0 P: 6	R: 0 E: 0 K: 2 S: 8 H: 2 LOB: 2 BB: 0 P: 8	R: 0 E: 0 K: 1 S: 5 H: 0 LOB: 0 BB: 0 P: 5	R: 0 E: 0 K: 3 S: 9 H: 0 LOB: 0 BB: 0 P: 9	1B: 3 2B: 2 3B: 1 HR: 0	SF: 0 SAC: 0 DP: 0 HBP: 0						

PITCHER	IP	WLS	BF	H	R	ER	SO	BB	IBB	HBP	BLK	WP	HR	S	P	ERA	WHIP
29 Jeff Samardzija, R (1, 1) ERA: 3.68	5.0	W	19	3	0	0	3	1	0	0	0	1	0	23	27	0.00	0.800
40 James Russell, L (6, 1) ERA: 3.38	1.0		4	1	1	1	1	0	0	0	0	0	0	6	6	9.00	1.000
63 Zach Putnam, R (7, 1) ERA: 2.7	1.0		4	2	0	0	2	0	0	0	0	0	0	8	8	0.00	2.000
37 Jaye Chapman, R (8, 1) ERA: 7.2	1.0		3	0	0	0	1	0	0	0	0	0	0	5	5	0.00	0.000
50 Blake Parker, R (9, 1) ERA:	1.0		3	0	0	0	3	0	0	0	0	0	0	9	9	0.00	0.000

PITCHER	IP	WLS	BF	H	R	ER	SO	BB	IBB	HBP	BLK	WP	HR	S	P	ERA	WHIP

AB	32
R	1
H	6
RBI	1
BB	1
SO	10
LOB	11

livebaseballscorecards.com

WP: 1 PB: 0 SB: 1 CS: 0 PA: 33

Batter	1	2	3	4	5	6	7	8	9	AB	R	H	RBI	BB	SO	LOB
1 Jarrod Dyson, L (1, 8) OBP: 0.341, SLG: 0.378 82 Nick Van Stratten, R (7, 9)	G4-3		K		3B		G1-3 1-2 2-3		F8	4 1	0 0	1 0	0 0	0 0	1 0	4 0
9 Johnny Giavotella, R (1, 4) OBP: 0.297, SLG: 0.333 17 Chris Getz, L (7, PH) OBP: 0.343, SLG: 0.455 (7, 4)	63 CS 1B		G6-3		F7		69 S 1B 2-3 3-H		P4	3 2	0 0	1 1	0 1	0 0	0 0	3 0
8 Mike Moustakas, L (1, 5) OBP: 0.429, SLG: 0.683 69 Anthony Seratelli, S (6, 5) OBP: 0.393, SLG: 0.364 (8, 6)	L9			HR		P2	G3 1-2			3 1	1 0	1 0	1 0	0 0	0 0	1 2
63 Max Ramirez, R (1, 3) OBP: 0.450, SLG: 0.629 70 Brandon Wood, R (7, 3) OBP: 0.321, SLG: 0.630	1 SAFE CS 1-2	BB 7 FC3-6		G6-3	K	26 1B 72 FC8-6 2B				2 1	0 1	0 1	0 0	1 0	1 0	0 0
7 David Lough, L (1, 9) OBP: 0.571, SLG: 0.794 32 Endy Chavez, L (6, 9) OBP: 0.241, SLG: 0.214 (7, 8)		FC3-6 12 G6-3 1-2f		1B	1B			F9		3 1	0 0	2 0	0 0	0 0	0 0	1 1
12 Brett Hayes, R (1, 2) OBP: 0.300, SLG: 0.481 43 Aaron Crow, R (6, 1) 67 Francisley Bueno, L (7, 1) 26 George Kottaras, L (8, PH) OBP: 0.444, SLG: 0.381 75 Michael Mariot, R (8, 1)		G6-3 1-2f		F9		K		72 FC8-6 2-3 1B		3 0 0 1 0	0 0 0 0 0	0 0 0 1 0	0 0 0 0 0	0 0 0 0 0	1 0 0 0 0	3 0 0 0 0
72 Christian Colón, R (1, 6) OBP: 0.231, SLG: 0.240 83 Rey Navarro, S (8, 5) OBP: 1.000, SLG: 1.000			37 1B 2B	F9			1 G1-3 37 BB 17 1B 1B	FC8-6 1-2f 3-H		4 0	1 0	2 0	1 0	0 0	0 0	2 0
37 Willy Taveras, R (1, 7) OBP: 0.455, SLG: 0.548 80 Paulo Orlando, R (8, 7) OBP: 1.000, SLG: 2.000			52 SH5-3 2-3 1B	F9			17 1B 1 G1-3 1-2 BB	P4		3 0	0 0	1 0	0 0	1 0	0 0	1 0
52 Bruce Chen, L (1, 1) 66 Adam Moore, R (6, 2) OBP: 0.304, SLG: 0.739			SH5-3 1-2	F8			K		F7	1 2	0 0	0 0	0 0	0 0	0 1	0 2
Inning Stats	R: 0 E: 0 K: 0 S: 3 H: 1 LOB: 0 BB: 0 P: 3	R: 0 E: 0 K: 0 S: 2 H: 0 LOB: 0 BB: 1 P: 6	R: 0 E: 0 K: 1 S: 7 H: 2 LOB: 2 BB: 0 P: 7	R: 1 E: 0 K: 0 S: 7 H: 2 LOB: 1 BB: 0 P: 10	R: 0 E: 0 K: 0 S: 4 H: 1 LOB: 1 BB: 0 P: 4	R: 0 E: 0 K: 2 S: 8 H: 1 LOB: 1 BB: 0 P: 8	R: 1 E: 0 K: 1 S: 7 H: 2 LOB: 2 BB: 1 P: 12	R: 1 E: 0 K: 0 S: 5 H: 2 LOB: 1 BB: 0 P: 5	R: 0 E: 0 K: 0 S: 3 H: 0 LOB: 0 BB: 0 P: 3	1B: 7 2B: 2 3B: 1 HR: 1	SF: 0 SAC: 1 DP: 1 HBP: 0	WP: 0 PB: 0 SB: 1 CS: 1	PA: 39				

PITCHER		IP	WLS	BF	H	R	ER	SO	BB	IBB	HBP	BLK	WP	HR	S	P	ERA	WHIP
47 Hisanori Takahashi, L ERA: 4.09	(1, 1)	4.0	W	16	5	1	1	1	1	0	0	0	0	1	19	26	2.25	1.500
28 Michael Bowden, R ERA: 2.16	(5, 1)	2.0		8	2	0	0	2	0	0	0	0	0	0	12	12	0.00	1.000
54 Shawn Camp, R ERA: 1.8	(7, 1)	1.0		6	2	1	1	1	1	0	0	0	0	0	7	12	9.00	3.000
11 Kyuji Fujikawa, R ERA: 3.0	(8, 1)	1.0		5	2	1	1	0	0	0	0	0	0	0	5	5	9.00	2.000
49 Carlos Marmol, R ERA: 2.7	(9, 1)	1.0		3	0	0	0	0	0	0	0	0	0	0	3	3	0.00	0.000

PITCHER	IP	WLS	BF	H	R	ER	SO	BB	IBB	HBP	BLK	WP	HR	S	P	ERA	WHIP

TOP

Kansas City Royals @ Chicago Cubs

Hohokam Park, Mesa, AZ

Sat Mar 16 2013, 4:08 PM - 6:42 PM EDT

Att. 9,918 - Partly Cloudy - 82 F

livebaseballscorecards.com

AB	35
R	3
H	11
RBI	3
BB	2
SO	4
LOB	20

Kansas City Royals @ Chicago Cubs

Hohokam Park, Mesa, AZ

Sat Mar 16 2013, 4:08 PM - 6:42 PM EDT

Att. 9,918 - Partly Cloudy - 82 F

livebaseballscorecards.com

BOTTOM

Batter	1	2	3	4	5	6	7	8	9	AB	R	H	RBI	BB	SO	LOB
9 David DeJesus, L (1, 8) OBP: 0.400, SLG: 0.577 17 Dave Sappelt, R (6, 8) OBP: 0.212, SLG: 0.290	HR	F8		F8		F8		BB		3 1	1 0	1 0	1 0	0 1	0 0	1 1
20 Brent Lillibridge, R (1, 5) OBP: 0.412, SLG: 0.529 Christian Villanueva, R (6, 5) OBP: 0.179, SLG: 0.500	12 HR 2B	1-2 1B		G6-3		74 1B 1-2 1B		F9		3 2	1 0	2 1	0 0	0 0	0 0	0 1
44 Anthony Rizzo, L (1, 3) OBP: 0.278, SLG: 0.353 74 Justin Bour, L (6, 3) OBP: 1.000, SLG: 1.000	K	K		G4-3		1-3 2-H 1B				3 1	0 0	0 1	0 1	0 0	2 0	3 0
12 Alfonso Soriano, R (1, 7) OBP: 0.323, SLG: 0.536 92 Pin-Chieh Chen, L (6, 7)	2-H HR	1B E BB		F8		L8				2 1	2 0	1 0	2 0	1 0	0 0	0 2
Josh Vitters, R (1, 10) 96 Bijan Rademacher, L (5, PH) (6, 10)	P3	K			K		K			2 2	0 0	0 0	0 0	0 0	1 2	1 0
70 Javier Báez, R (1, 6) OBP: 0.343, SLG: 0.706 91 Arismendy Alcántara, S (7, PH) (8, 6)	HR	F7			HR		G6-3			3 1	2 0	2 0	2 0	0 0	0 0	1 0
Jorge Soler, R (1, 9) OBP: 0.324, SLG: 0.452 1 Oliver Zapata, S (8, 9)	F9	E4 1-H 1B			P2		F9			4 0	0 0	1 0	0 0	0 0	0 0	0 0
82 Raffy Lopez, L (1, 2) OBP: 0.154, SLG: 0.231		G4-3	L9			1B 74 1B 1B		G4-3		4	1	1	0	0	0	1
6 Alberto Gonzalez, R (1, 4) OBP: 0.240, SLG: 0.364 Carlos Penalver, R (6, PH) (7, 4)		20 1B 1B		HR		F8		G5-3		2 2	1 0	2 0	1 0	0 0	0 0	0 1
Inning Stats	R: 4 H: 4 E: 0 LOB: 0 K: 1 BB: 0 S: 12 P: 15	R: 0 H: 2 E: 0 LOB: 2 K: 1 BB: 0 S: 7 P: 7	R: 1 H: 1 E: 1 LOB: 1 K: 1 BB: 1 S: 6 P: 10	R: 1 H: 1 E: 0 LOB: 0 K: 0 BB: 0 S: 5 P: 5	R: 1 H: 1 E: 0 LOB: 0 K: 1 BB: 0 S: 7 P: 8	R: 1 H: 3 E: 0 LOB: 2 K: 0 BB: 0 S: 6 P: 6	R: 0 H: 0 E: 0 LOB: 0 K: 1 BB: 0 S: 5 P: 5	R: 0 H: 0 E: 0 LOB: 1 K: 0 BB: 1 S: 3 P: 7		1B: 6 SF: 0 2B: 1 SAC: 0 3B: 0 DP: 0 HR: 5 HBP: 0						

	AB	36
	R	8
	H	12
	RBI	7
	BB	2
	SO	5
	LOB	12

WP: 0 PA: 38
PB: 0
SB: 0
CS: 0

PITCHER		IP	WLS	BF	H	R	ER	SO	BB	IBB	HBP	BLK	WP	HR	S	P	ERA	WHIP
52 Bruce Chen, L ERA: 7.9	(1, 1)	5.0	L	25	9	7	6	4	1	0	0	0	0	5	37	45	10.80	2.000
43 Aaron Crow, R ERA: 5.4	(6, 1)	1.0		6	3	1	1	0	0	0	0	0	0	0	6	6	9.00	3.000
67 Francisley Bueno, L ERA: 2.89	(7, 1)	1.0		3	0	0	0	1	0	0	0	0	0	0	5	5	0.00	0.000
75 Michael Mariot, R ERA: 3.86	(8, 1)	1.0		4	0	0	0	0	1	0	0	0	0	0	3	7	0.00	1.000

PITCHER	IP	WLS	BF	H	R	ER	SO	BB	IBB	HBP	BLK	WP	HR	S	P	ERA	WHIP

Chicago Cubs @ Oakland Athletics

Phoenix Municipal Stadium, Phoenix, AZ

Sun Mar 17 2013, 4:08 PM - 7:12 PM EDT

Att. 7,184 - Sunny - 84 F

TOP

livebaseballscorecards.com

Batter	1	2	3	4	5	6	7	8	9	AB	R	H	RBI	BB	SO	LOB
9 David DeJesus, L (1, 10) OBP: 0.382, SLG: 0.533	F7		G4-6-3 1-2f		70 2B 1B		G4-3 2-3		L7	4	1	1	0	0	0	2
83 Wes Darvill, L (9, PH)										1	0	0	0	0	0	2
70 Javier Báez, R (1, 6) OBP: 0.350, SLG: 0.692	44 F8-1-3 1B			K	1-H 2B		K		G3-1	5	0	2	1	0	2	3
44 Anthony Rizzo, L (1, 3) OBP: 0.286, SLG: 0.350	F8-1-3 1-2			20 2B 17 1B 1B	P6		G4-3			3	1	1	0	0	0	2
82 Raffy Lopez, L (6, 3) OBP: 0.143, SLG: 0.214										1	0	0	0	0	0	1
12 Alfonso Soriano, R (1, 7) OBP: 0.324, SLG: 0.516		G5-3		L7		20 HR 1B		FC8		3	1	1	0	0	0	1
88 Jae-Hoon Ha, R (6, 7)										1	0	0	0	0	0	0
20 Brent Lillibridge, R (1, 8) OBP: 0.450, SLG: 0.750		G5-3		17 1B 1-3 2B		1-H HR		G4-3		3	2	2	2	0	0	0
Jorge Soler, R (6, 9) OBP: 0.314, SLG: 0.438										1	0	0	0	0	0	0
17 Dave Sappelt, R (1, 9) OBP: 0.243, SLG: 0.400		HR		53 S 2-H 3-H 1B		F7		P5		4	1	2	3	0	0	0
(6, 8)																
53 Welington Castillo, R (1, 2) OBP: 0.281, SLG: 0.483		K		F8 1-2		F7			BB 1B	3	0	0	0	0	1	1
94 Micah Gibbs, S (7, 2)										0	0	0	0	1	0	0
Christian Villanueva, R (1, 5) OBP: 0.188, SLG: 0.467			F7		L4	P5			1-2 1B	4	0	1	0	0	0	0
6 Alberto Gonzalez, R (1, 4) OBP: 0.286, SLG: 0.440			9 G4-6-3 1B		G5-3		9 G4-3 2B		K	3	0	2	0	0	0	0
71 Jonathan Mota, R (7, 4)										1	0	0	0	0	1	2
Inning Stats	R: 0 E: 0 K: 0 S: 3 H: 1 LOB: 0 BB: 0 P: 3	R: 1 E: 0 K: 1 S: 7 H: 1 LOB: 0 BB: 0 P: 7	R: 0 E: 0 K: 0 S: 3 H: 1 LOB: 0 BB: 0 P: 3	R: 2 E: 0 K: 1 S: 8 H: 3 LOB: 1 BB: 0 P: 9	R: 1 E: 0 K: 0 S: 5 H: 2 LOB: 1 BB: 0 P: 5	R: 2 E: 0 K: 0 S: 7 H: 2 LOB: 0 BB: 0 P: 8	R: 0 E: 0 K: 1 S: 6 H: 1 LOB: 1 BB: 0 P: 6	R: 0 E: 0 K: 0 S: 3 H: 0 LOB: 0 BB: 0 P: 3	R: 0 E: 0 K: 1 S: 6 H: 1 LOB: 2 BB: 1 P: 10	1B: 7 2B: 4 3B: 0 HR: 2 SF: 0 SAC: 0 DP: 2 HBP: 0	WP: 0 PB: 0 SB: 1 CS: 0 PA: 38					

	AB	37
	R	6
	H	12
	RBI	6
	BB	1
	SO	4
	LOB	14

PITCHER		IP	WLS	BF	H	R	ER	SO	BB	IBB	HBP	BLK	WP	HR	S	P	ERA	WHIP
57 Tommy Milone, L ERA: 4.73	(1, 1)	4.2		20	8	4	4	2	0	0	0	0	0	1	25	26	7.71	1.714
39 Hideki Okajima, L ERA: 5.87	(5, 1)	1.1	B	6	2	2	2	0	0	0	0	0	0	1	8	9	13.50	1.500
62 Sean Doolittle, L ERA: 1.8	(7, 1)	1.0	W	4	1	0	0	1	0	0	0	0	0	0	6	6	0.00	1.000
21 Mike Ekstrom, R ERA: 1.69	(8, 1)	2.0	S	8	1	0	0	1	1	0	0	0	0	0	9	13	0.00	1.000

PITCHER	IP	WLS	BF	H	R	ER	SO	BB	IBB	HBP	BLK	WP	HR	S	P	ERA	WHIP

BOTTOM

Batter	1	2	3	4	5	6	7	8	9	AB	R	H	RBI	BB	SO	LOB
28 Eric Sogard, L (1, 4) OBP: 0.545, SLG: 0.700 32 Michael Choice, R (7, 8) OBP: 0.333, SLG: 0.476	0-0 63 BB 25 HR 1B	0-0 63 BLK 1B		0-0 1B		0-0 2B	FC7			4 1	1 0	4 0	0 0	0 0	0 0	0 1
63 Shane Peterson, L (1, 7) OBP: 0.500, SLG: 0.707 (7, 9)	4-0 1-2 25 HR BB	0-3 1-2 K		0-0 L9		4-0 BB		4-0 72 FC4-6 BB		2	1	0	0	3	1	2
25 Chris Young, R (1, 8) OBP: 0.256, SLG: 0.324 72 Darwin Perez, S (7, 7) OBP: 0.412, SLG: 0.400	0-2 1-H 2-H HR	0-0 P6		0-0 P4		0-0 F7		0-0 FC4-6 29 S 1-2f 29 2B		4 1	1 1	1 0	3 0	0 0	0 0	4 1
52 Yoenis Cespedes, R (1, 10) OBP: 0.325, SLG: 0.303 29 Scott Sizemore, R (6, PH) OBP: 0.324, SLG: 0.276 (7, 10)	0-0 F7		1-0 37 CS HBP	0-3 K		0-3 K		1-0 1-H 12 1B 2B		2 2	0 1	0 1	0 1	0 0	1 1	1 2
37 Brandon Moss, L (1, 3) OBP: 0.368, SLG: 0.500 18 Scott Moore, L (6, 3) OBP: 0.304, SLG: 0.350	0-0 20 G1-3 5 BB 1B		1-0 1-2 20 HR 2B		0-3 K		0-3 K	0-0 F8		3 2	1 0	2 0	0 0	0 0	1 1	0 1
5 John Jaso, L (1, 2) OBP: 0.345, SLG: 0.348 12 Andy Parrino, S (6, 6) OBP: 0.471, SLG: 0.667	4-0 1-2 20 G1-3 BB		4-0 20 HR BB		0-0 F8		0-0 17 HR 2B	0-0 17 WP 2-H 17 HR 1B		1 2	1 2	0 2	0 1	2 0	0 0	0 0
20 Josh Donaldson, R (1, 5) OBP: 0.289, SLG: 0.375 17 Adam Rosales, R (5, PR) OBP: 0.548, SLG: 0.727 (6, 5)	0-0 G1-3 1-2 2-3		2-0 1-H 2-H HR		0-0 3 WP 1B		1-2 2-H HR	3-2 2-H HR		3 2	1 2	2 2	3 4	0 0	0 0	2 0
3 Hiroyuki Nakajima, R (1, 6) OBP: 0.324, SLG: 0.226 70 David Freitas, R (6, 2) OBP: 0.471, SLG: 0.706	0-0 F9		0-0 L9		1-0 1-2 G6-3		0-0 G6-3	0-0 G5-3		3 2	0 0	0 0	0 0	0 0	0 0	3 0
Michael Taylor, R (1, 9) OBP: 0.250, SLG: 0.304 19 Jemile Weeks, S (7, 4) OBP: 0.478, SLG: 0.684		0-3 K	0-0 G6-3			0-0 P6	0-0 1B			3 1	0 0	0 1	0 0	0 0	1 0	0 0
Inning Stats	R: 3 E: 0 K: 0 S: 8 H: 3 LOB: 2 BB: 2 P: 16	R: 0 E: 0 K: 2 S: 8 H: 1 LOB: 1 BB: 0 P: 8	R: 3 E: 0 K: 0 S: 4 H: 2 LOB: 0 BB: 1 P: 12	R: 0 E: 0 K: 1 S: 6 H: 1 LOB: 1 BB: 0 P: 6	R: 0 E: 0 K: 1 S: 6 H: 1 LOB: 2 BB: 0 P: 7	R: 0 E: 0 K: 1 S: 6 H: 1 LOB: 2 BB: 1 P: 10	R: 2 E: 0 K: 1 S: 10 H: 3 LOB: 1 BB: 0 P: 11	R: 4 E: 0 K: 0 S: 8 H: 3 LOB: 0 BB: 1 P: 16								

PITCHER		IP	WLS	BF	H	R	ER	SO	BB	IBB	HBP	BLK	WP	HR	S	P	ERA	WHIP
32 Scott Baker, R ERA: 81.0	(1, 1)	0.1		6	3	3	3	0	2	0	0	0	0	1	6	14	81.00	15.000
27 Casey Coleman, R ERA:	(1, 1)	1.2		6	1	0	0	2	0	0	0	1	0	0	10	10	0.00	0.600
59 Cory Wade, R ERA: 5.14	(3, 1)	2.0		10	3	3	3	1	1	0	1	0	0	1	10	18	13.50	2.000
48 Rafael Dolis, R ERA: 5.79	(5, 1)	1.1		6	2	0	0	1	0	0	0	0	1	0	8	9	0.00	1.500
Jason Berken, R ERA: 10.8	(6, 1)	1.2	L	9	3	2	2	2	1	0	0	0	0	1	14	19	10.80	2.400

PITCHER		IP	WLS	BF	H	R	ER	SO	BB	IBB	HBP	BLK	WP	HR	S	P	ERA	WHIP
60 Jensen Lewis, R ERA: 6.75	(8, 1)	0.2		5	2	3	3	0	1	0	0	0	0	0	4	9	40.50	4.500
43 Stephen Perakslis, R ERA: 27.0	(8, 1)	0.1		2	1	1	1	0	0	0	0	0	1	1	4	7	27.00	3.000

Chicago Cubs @ Oakland Athletics

Phoenix Municipal Stadium, Phoenix, AZ

Sun Mar 17 2013, 4:08 PM - 7:12 PM EDT

Att. 7,184 - Sunny - 84 F

livebaseballscorecards.com

AB	38
R	12
H	15
RBI	12
BB	5
SO	6
LOB	17

1B: 7 SF: 0
2B: 4 SAC: 0
3B: 0 DP: 0
HR: 4 HBP: 1

WP: 2 PA: 44
PB: 0
SB: 1
CS: 1

Batter	1	2	3	4	5	6	7	8	9	AB	R	H	RBI	BB	SO	LOB
1 Elvis Andrus, R (1, 10) OBP: 0.406, SLG: 0.517	0-0 23 SH1-3 18 HR 1B	1 SAFE 0-3 K 1-3		C C C 0-3 K		0-0 G6-4-3 1-2f		S S S 0-3 K		3	1	1	0	0	2	3
1 Zach Zaneski, R (6, PH) OBP: 0.500, SLG: 0.500										1	0	0	0	0	0	1
(7, 10)																
54 Chuck Moorman, R (8, PH)										1	0	0	0	0	1	0
(8, 10)																
23 Craig Gentry, R (1, 8) OBP: 0.395, SLG: 0.541	0-0 SH1-3 1-2	0-0 F7			0-0 18 CS 1B		0-0 P5	0-0 1B		2	0	1	0	0	0	1
51 Ryan Strausborger, R (5, PR) OBP: 0.429, SLG: 0.429										2	0	1	0	0	0	0
(5, 8)																
18 Mitch Moreland, L (1, 3) OBP: 0.410, SLG: 0.667	0-0 2-H HR		0-0 G4-3		B X 1-0 12 G6-3 1-2 1B		B B B B 4-0 74 HR BB	0-0 F7		3	1	2	2	0	0	0
70 Brandon Allen, L (5, PR) OBP: 0.294, SLG: 0.500										1	1	0	0	1	0	1
(5, 3)																
12 A.J. Pierzynski, L (1, 2) OBP: 0.263, SLG: 0.371	0-0 20 3B 1B		0-0 P5		0-0 G6-3 1-2f		1-H HR		0-0 19 FC6 1B	3	1	1	0	0	0	1
74 Jose Heberto Felix, R (5, 2) OBP: 0.286, SLG: 0.714										2	1	2	2	0	0	0
63 Yangervis Solarte, S (1, 4) OBP: 0.308, SLG: 0.361	0-0 P5		0-0 F8			0-0 F7	0-0 19 1B 1B		0-0 L8	3	0	0	0	0	0	1
68 Guilder Rodriguez, S (6, 6) OBP: 0.400, SLG: 0.250										2	0	1	0	0	0	1
20 Julio Borbon, L (1, 7) OBP: 0.364, SLG: 0.447	0-0 1-H 3B			0-0 B3		0-0 9 BB 12 HR 1B	0-0 1-2 1B		0-0 FC6 19 E 1-2f	3	0	2	1	0	0	0
19 Aaron Cunningham, R (6, PR) OBP: 0.357, SLG: 0.538										2	1	1	0	0	0	1
(6, 7)																
9 Mike Olt, R (1, 9) OBP: 0.314, SLG: 0.414	0-0 G6-3			B B B B 4-0 12 BB BB		B B B B 4-0 12 HR 1-2 BB	S S S 0-3 K		0-0 E4 1-2	1	0	0	0	2	0	1
19 Jared Hoying, L (6, PR) OBP: 0.125, SLG: 0.250										2	1	0	0	0	1	3
(6, 9)																
12 Joey Gallo, L (1, 5) OBP: 0.800, SLG: 2.000		B B B B 4-0 1 E BB		B B B B 4-0 1-2 BB		0-0 1-H 2-H HR	0-0 P6		0-0 F7	1	1	1	3	2	0	0
16 Drew Robinson, L (6, 5)										2	0	0	0	0	0	4
41 Hanser Alberto, R (1, 6) OBP: 0.143, SLG: 0.143		0-0 L7		0-0 F8		0-0 1 G6-4-3 1B		S S S 0-3 K		3	0	1	0	0	0	3
8 Rougned Odor, L (6, PR) OBP: 0.400, SLG: 0.250										1	0	0	0	0	1	0
(6, 4)																
Inning Stats	R: 3 H: 4 E: 0 LOB: 1 K: 0 BB: 0 S: 7 P: 7	R: 0 H: 0 E: 1 LOB: 1 K: 1 BB: 1 S: 5 P: 9	R: 0 H: 0 E: 0 LOB: 0 K: 0 BB: 0 S: 3 P: 3	R: 0 H: 0 E: 0 LOB: 2 K: 1 BB: 2 S: 5 P: 13	R: 0 H: 2 E: 0 LOB: 1 K: 0 BB: 0 S: 3 P: 4	R: 3 H: 3 E: 0 LOB: 1 K: 0 BB: 1 S: 5 P: 9	R: 2 H: 3 E: 0 LOB: 2 K: 1 BB: 1 S: 8 P: 12	R: 0 H: 1 E: 0 LOB: 1 K: 2 BB: 0 S: 8 P: 8	R: 0 H: 1 E: 1 LOB: 2 K: 0 BB: 0 S: 5 P: 5	1B: 10 SF: 0 2B: 0 SAC: 1 3B: 1 DP: 2 HR: 3 HBP: 0						

PITCHER		IP	WLS	BF	H	R	ER	SO	BB	IBB	HBP	BLK	WP	HR	S	P	ERA	WHIP
33 Carlos Villanueva, R ERA: 6.17	(1, 1)	4.0	L	19	4	3	3	2	3	0	0	0	0	1	20	32	6.75	1.750
92 Frank Batista, R ERA: 3.86	(5, 1)	1.0		3	2	0	0	0	0	0	0	0	0	0	3	4	0.00	2.000
98 Esmailin Caridad, R ERA: 27.0	(6, 1)	1.0		6	3	3	3	0	1	0	0	0	0	1	5	9	27.00	4.000
Kevin Rhoderick, R ERA: 18.0	(7, 1)	1.0		7	3	2	2	1	1	0	0	0	0	1	8	12	18.00	4.000
Trey McNutt, R ERA: 3.0	(8, 1)	1.0		4	1	0	0	2	0	0	0	0	0	0	8	8	0.00	1.000

PITCHER		IP	WLS	BF	H	R	ER	SO	BB	IBB	HBP	BLK	WP	HR	S	P	ERA	WHIP
97 Marcus Hatley, R ERA:	(9, 1)	1.0		5	1	0	0	0	0	0	0	0	0	0	5	5	0.00	1.000

TOP

Texas Rangers @ Chicago Cubs

Cashman Field, Las Vegas, NV

Sun Mar 17 2013, 4:10 PM - 7:30 PM EDT

Att. 8,802 - Sunny - 78 F

livebaseballscorecards.com

AB	38
R	8
H	14
RBI	8
BB	5
SO	5
LOB	21

WP	0
PB	0
SB	0
CS	1
PA	44

Batter	1	2	3	4	5	6	7	8	9	AB	R	H	RBI	BB	SO	LOB
24 Luis Valbuena, L (1, 5) OBP: 0.342, SLG: 0.429	0-0 15 G6-3 1B		0-3 ① K		0-0 ① F8		0-3 ① K	0-0 1-H HR		3	0	1	0	0	1	0
95 Tim Saunders, R (6, 4) OBP: 0.286, SLG: 0.667										2	1	1	2	0	1	0
15 Darwin Barney, R (1, 4) OBP: 0.298, SLG: 0.262	0-0 ①② G6-3 1-2f		0-0 ② L9		0-0 ② F8		4-0 80 2B BB	0-0 ③ G5-3		3	0	0	0	0	0	1
65 Edwin Maysonet, R (6, 5) OBP: 0.222, SLG: 0.226										1	1	0	0	1	0	0
13 Starlin Castro, R (1, 6) OBP: 0.500, SLG: 0.600	0-0 1B		4-0 21 BB 19 1B BB		0-3 ③ K		0-3 ② K		0-0 ① G1	2	0	1	0	1	1	0
83 Elliot Soto, R (6, 6)										1	0	0	0	0	1	1
51 Steve Clevenger, L (9, PH) OBP: 0.394, SLG: 0.433										1	0	0	0	0	0	0
19 Nate Schierholtz, L (1, 9) OBP: 0.429, SLG: 0.676	0-3 ③ K		0-0 21 BB 1-2 1B			0-0 HR	0-0 1-H 82 1B 2B		0-3 ② K	3	1	2	1	0	1	1
80 Johermyn Chavez, R (7, 9) OBP: 0.360, SLG: 0.652										2	1	1	1	0	1	0
21 Scott Hairston, R (1, 8) OBP: 0.184, SLG: 0.306		0-3 ① K	4-0 1-2 2-3 BB			0-0 ① P5	0-0 2-H 1B		0-0 16 BB 94 1B 1B	2	0	0	0	1	1	0
82 Ty Wright, R (7, 7) OBP: 1.000, SLG: 1.000										2	0	2	1	0	0	0
30 Dioner Navarro, S (1, 10) OBP: 0.387, SLG: 0.536		4-0 16 2B BB	0-0 ③ F8			0-0 75 1B 16 PB 1B	0-3 ③ K		0-0 1-2 16 BB 1B	2	0	1	0	1	0	3
94 John Andreoli, R (7, PH) OBP: 0.750, SLG: 1.667										2	0	1	0	0	1	1
(8, 10)																
16 Darnell McDonald, R (1, 7) OBP: 0.243, SLG: 0.333		0-0 1-3 2B	0-3 ① K			1-3 1-2 K	4-0 95 HR BB	4-0 1-2 2-3 BB		3	1	1	0	2	2	1
(7, 8)																
75 Brad Nelson, L (1, 3) OBP: 0.275, SLG: 0.500		0-3 ② K	0-0 ② G4-3			0-0 2-3 1B	0-0 ① L8		0-3 ③ K	5	0	1	0	0	2	6
79 J.C. Boscan, R (1, 2) OBP: 0.333, SLG: 0.417		0-0 ③ G3-1	0-0 ③ P4			0-0 ③ F9		0-3 ② K		2	0	0	0	0	0	2
81 Chad Noble, R (6, 2)										2	0	0	0	0	1	3
Inning Stats	R: 0 E: 0 K: 1 S: 6 H: 2 LOB: 1 BB: 0 P: 6	R: 0 E: 0 K: 2 S: 8 H: 1 LOB: 2 BB: 1 P: 12	R: 0 E: 0 K: 1 S: 6 H: 1 LOB: 3 BB: 2 P: 14	R: 0 E: 0 K: 1 S: 5 H: 0 LOB: 0 BB: 0 P: 5	R: 0 E: 0 K: 1 S: 5 H: 0 LOB: 0 BB: 0 P: 5	R: 1 E: 0 K: 1 S: 8 H: 3 LOB: 2 BB: 0 P: 9	R: 2 E: 0 K: 3 S: 11 H: 2 LOB: 1 BB: 1 P: 15	R: 2 E: 0 K: 1 S: 6 H: 1 LOB: 0 BB: 1 P: 10	R: 0 E: 0 K: 2 S: 9 H: 2 LOB: 3 BB: 1 P: 13	1B: 8 2B: 2 3B: 0 HR: 2	SF: 0 SAC: 0 DP: 1 HBP: 0						

BOTTOM

Texas Rangers @ Chicago Cubs

Cashman Field, Las Vegas, NV

Sun Mar 17 2013, 4:10 PM - 7:30 PM EDT

Att. 8,802 - Sunny - 78 F

livebaseballscorecards.com

AB	38
R	5
H	12
RBI	5
BB	6
SO	13
LOB	19

PITCHER		IP	WLS	BF	H	R	ER	SO	BB	IBB	HBP	BLK	WP	HR	S	P	ERA	WHIP
46 Robbie Ross Jr., L ERA: 3.07	(1, 1)	3.0	W	15	4	0	0	4	3	0	0	0	0	0	20	32	0.00	2.333
60 Coty Woods, R ERA: 2.16	(4, 1)	2.0	H	6	0	0	0	2	0	0	0	0	0	0	10	10	0.00	0.000
59 Collin Balester, R ERA: 10.5	(6, 1)	1.0		6	3	1	1	1	0	0	0	0	0	1	8	9	9.00	3.000
39 Jeff Beliveau, L ERA: 6.35	(7, 1)	1.0		6	2	2	2	3	1	0	0	0	0	0	11	15	18.00	3.000
98 Ryan Feierabend, L ERA: 13.5	(8, 1)	1.0		5	1	2	2	1	1	0	0	0	0	1	6	10	18.00	2.000

PITCHER		IP	WLS	BF	H	R	ER	SO	BB	IBB	HBP	BLK	WP	HR	S	P	ERA	WHIP
89 Ross Wolf, R ERA:	(9, 1)	0.2	H	5	2	0	0	1	1	0	0	0	0	0	6	10	0.00	4.500
94 Chad Bell, L ERA:	(9, 1)	0.1	S	1	0	0	0	1	0	0	0	0	0	0	3	3	0.00	0.000

Batter	1	2	3	4	5	6	7	8	9	AB	R	H	RBI	BB	SO	LOB
17 Dave Sappelt, R (1, 8) OBP: 0.244, SLG: 0.462	B SI 91 X SI 90 1-0 G6-3 ①		B SI 89 C SL 88 X SI 89 1-1 G5-3 ③		X FF 90 0-0 1-H 2-H HR		C SL 85 C SL 82 B CU 78 C CU 77 1-3 K ③			4	1	1	3	0	1	0
16 Darnell McDonald, R (1, 7) OBP: 0.250, SLG: 0.333 66 Brian Bogusevic, L (8, PH) OBP: 0.459, SLG: 0.735 (8, 7)	B SI 91 C CH 83 X SI 90 1-1 P3 ②			C CU 77 X CH 82 0-1 G3 S 70 G5-6-3 1B	C SL 82 B SI 88 F SL 84 S CU 81 1-3 K ③			C SI 85 X CH 77 0-1 F7 ①		3 1	1 0	1 0	0 0	0 0	1 0	0 0
Jorge Soler, R (1, 9) OBP: 0.282, SLG: 0.389	C CU 79 X SI 92 0-1 G5-3 ③			F SI 88 1 SAFE B FF 90 B SL 84 C SL 88 X CU 79 2-2 G3 ① 1-3		S CH 82 B CH 82 X FF 88 1-1 P4 ①		S CH 80 B SI 88 C CH 78 C CH 81 1-3 K ②		4	0	0	0	0	1	1
70 Javier Báez, R (1, 6) OBP: 0.318, SLG: 0.628		B SI 89 T SL 89 X FF 90 1-1 F9 ①		X FF 90 0-0 G5-6-3 ② 3-H		B SL 82 S CH 87 S SL 82 B SL 81 S SI 88 2-3 K ②		C SI 87 B SI 86 B CH 79 C SI 87 S SI 86 2-3 K ③		4	0	0	1	0	2	0
51 Steve Clevenger, L (1, 2) OBP: 0.389, SLG: 0.424 79 J.C. Boscan, R (8, 2) OBP: 0.308, SLG: 0.385		C SL 83 F CU 79 B FF 94 S CU 80 1-3 K ②		B SL 88 X SL 85 1-0 G4-3 ③		B CU 79 X SL 84 1-0 1B			B SI 87 B SI 87 X SI 88 2-0 F7 ①	3 1	0 0	1 0	0 0	0 0	1 0	0 0
65 Edwin Maysonet, R (1, 5) OBP: 0.225, SLG: 0.229		B SI 91 X CH 84 1-0 20 FC6-4 1B			C SI 89 X SL 88 0-1 G5-3 ①	B CH 86 F SL 84 X CH 87 1-1 L4 ③			S SL 81 B SI 89 B CU 75 X SI 88 2-1 P6 ②	4	0	1	0	0	0	1
20 Brent Lillibridge, R (1, 3) OBP: 0.458, SLG: 0.792		C SI 90 1 SAFE B SI 89 B SL 84 X SI 90 2-1 FC6-4 ③ 1-2f			X SL 89 0-0 6 1B 17 HR 1B		C CU 77 F SL 83 B FF 92 X CU 80 1-2 6 SF8 3B		C SI 89 C SL 81 S SL 83 0-3 K ③	4	2	2	0	0	1	1
6 Alberto Gonzalez, R (1, 4) OBP: 0.290, SLG: 0.444			C SI 88 X CH 82 0-1 G4-3 ①		C SL 89 X SI 88 0-1 17 HR 1-2 1B		X FF 88 0-0 SF8 ① 3-H			2	1	1	1	0	0	0
36 Edwin Jackson, R (1, 1) 76 Drew Carpenter, R (7, 1) 63 Zach Putnam, R (8, 1) 56 Héctor Rondón, R (9, 1)			X SL 85 0-0 G6-3 ②		C SI 89 M CH 88 B SI 90 X FF 91 1-2 F4 ②		B SI 88 B CH 83 B CH 88 C SI 88 S SI 88 C SI 89 3-3 K ②			3 0 0 0	0 0 0 0	0 0 0 0	0 0 0 0	1 0 0 0	2 0 0 0	
Inning Stats	R: 0 E: 0 K: 0 S: 5 H: 0 LOB: 0 BB: 0 P: 7	R: 0 E: 0 K: 1 S: 8 H: 1 LOB: 1 BB: 0 P: 13	R: 0 E: 0 K: 0 S: 5 H: 0 LOB: 0 BB: 0 P: 6	R: 1 E: 0 K: 0 S: 7 H: 1 LOB: 0 BB: 0 P: 10	R: 3 E: 0 K: 1 S: 12 H: 3 LOB: 0 BB: 0 P: 14	R: 0 E: 0 K: 1 S: 8 H: 1 LOB: 1 BB: 0 P: 13	R: 1 E: 0 K: 2 S: 10 H: 1 LOB: 0 BB: 0 P: 15	R: 0 E: 0 K: 2 S: 8 H: 0 LOB: 0 BB: 0 P: 11	R: 0 E: 0 K: 1 S: 6 H: 0 LOB: 0 BB: 0 P: 10	1B: 5 2B: 0 3B: 1 HR: 1	SF: 1 SAC: 0 DP: 0 HBP: 0			WP: 0 PB: 0 SB: 1 CS: 0	PA: 34	

PITCHER		IP	WLS	BF	H	R	ER	SO	BB	IBB	HBP	BLK	WP	HR	S	P	ERA	WHIP
33 Clayton Richard, L ERA: 6.59	(1, 1)	6.2	L	27	7	5	5	4	0	0	0	0	0	1	52	74	6.75	1.050
40 Tommy Layne, L ERA: 10.29	(7, 1)	0.1		1	0	0	0	1	0	0	0	0	0	0	3	4	0.00	0.000
16 Huston Street, R ERA: 3.0	(8, 1)	1.0		3	0	0	0	2	0	0	0	0	0	0	8	11	0.00	0.000
57 Luke Gregerson, R ERA:	(9, 1)	1.0		3	0	0	0	1	0	0	0	0	0	0	6	10	0.00	0.000

PITCHER	IP	WLS	BF	H	R	ER	SO	BB	IBB	HBP	BLK	WP	HR	S	P	ERA	WHIP

Chicago Cubs @ San Diego Padres

Peoria Stadium, Peoria, AZ

Mon Mar 18 2013, 4:06 PM - 6:27 PM EDT

Att. 5,566 - Sunny - 80 F

TOP

livebaseballscorecards.com

AB	33
R	5
H	7
RBI	5
BB	0
SO	8
LOB	5

Chicago Cubs @ San Diego Padres

Peoria Stadium, Peoria, AZ

Mon Mar 18 2013, 4:06 PM - 6:27 PM EDT

Att. 5,566 - Sunny - 80 F

BOTTOM

livebaseballscorecards.com

Batter	1	2	3	4	5	6	7	8	9	AB	R	H	RBI	BB	SO	LOB
2 Everth Cabrera, S (1, 6) OBP: 0.440, SLG: 0.405	B SI 92 F SI 92 X FF 92 1-1 25 G4-3 5 G3 1B		X CH 88 0-0 1B		X SI 94 0-0 ③ FC6-4 1-2f			B SI 91 B SI 91 X SI 91 2-0 73 1B 2B		3	0	2	0	0	0	1
60 Jeudy Valdez, R (7, 5) OBP: 0.286, SLG: 0.452										1	1	1	0	0	0	0
5 Alexi Amarista, L (1, 4) OBP: 0.353, SLG: 0.479	C FF 93 X SI 93 0-1 ① G3 1-2		X FF 94 0-0 ③ L7			C SI 93 F CU 78 X SI 96 0-2 ① G6-3		B SI 91 B SI 91 X SI 91 2-0 90 1B 90 WP 2-H 1B		3	0	0	0	0	0	2
73 Gregorio Petit, R (7, 6) OBP: 0.294, SLG: 0.387										1	0	1	1	0	0	0
25 Will Venable, L (1, 9) OBP: 0.250, SLG: 0.459	B SI 93 S CH 86 F FF 94 X SI 95 1-2 ② G4-3 2-3			B FF 94 B SL 82 X FF 93 2-0 ① G3-1		B CU 74 S FF 94 X SI 95 1-1 ② F7		S SI 90 B FS 84 S FS 84 F FS 83 F FS 85 F SI 90 F FS 84 S FS 85 1-3 ② K		3	0	0	0	0	0	1
97 Kyle Gaedele, R (7, 9) OBP: 0.429, SLG: 0.857										1	0	0	0	0	1	1
14 Mark Kotsay, L (1, 7) OBP: 0.552, SLG: 0.652	F SI 94 X SI 94 0-1 ③ F7			C CU 77 B FF 94 B CU 78 X FF 95 2-1 ② G3-1		C CU 78 F SI 96 B SL 86 B SI 96 C SL 86 2-3 ③ K		B SI 90 B FS 84 S SI 91 F SI 90 X FS 86 2-2 S 1-3 1B		2	0	0	0	0	0	1
90 Rico Noel, R (5, 7) OBP: 0.643, SLG: 0.692										2	0	1	0	0	1	0
(8, 8)																
24 Cameron Maybin, R (1, 8) OBP: 0.333, SLG: 0.464		C SI 94 B SI 93 B FF 94 X FF 95 2-1 ① F8		S FF 94 S FF 95 X FF 96 0-2 ③ F9			C SI 89 B SI 89 B SL 82 B SL 82 S SI 90 C CH 84 3-3 ① K	B SI 91 S SI 90 B SI 92 B SI 91 X SI 90 3-1 ③ G5-3 1-2		3	0	0	0	0	1	0
Luis Tejada, R (8, 3)										1	0	0	0	0	0	2
88 Kyle Blanks, R (1, 3) OBP: 0.466, SLG: 0.630		B SL 85 B SL 83 X FF 93 2-0 ② F8			C FF 94 B SL 84 C SL 85 B FF 94 B SI 94 X SL 85 3-2 ① G5-3		C SL 82 C SI 90 B CH 86 B SL 84 B CH 84 T SI 91 3-2 ② K		C FF 93 X SL 80 0-1 ① F8	3	0	0	0	0	1	0
16 Huston Street, R (8, 1)										0	0	0	0	0	0	0
57 Luke Gregerson, L (9, 1)										0	0	0	0	0	0	0
74 Eddy Rodriguez, R (9, PH) OBP: 0.385, SLG: 0.667										1	0	0	0	0	0	0
8 John Baker, L (1, 2) OBP: 0.267, SLG: 0.321		F FF 95 C FF 94 B FF 96 B SL 87 X SL 87 2-2 ③ G1-3			C CH 86 B SI 95 B FF 95 B FF 94 B FF 93 4-1 1 FC5-4 BB		X SL 82 0-0 70 S 1B		C FF 93 B FF 93 C SL 81 B FF 94 X FF 93 2-2 ② G4-3	2	0	1	0	1	0	0
91 Mallex Smith, L (7, PR)										1	0	0	0	0	0	0
(8, 7)																
1 Cody Ransom, R (1, 5) OBP: 0.258, SLG: 0.414			B FF 95 C SL 83 S SL 86 S FF 96 1-3 ① K		S SL 85 B FF 94 X SI 94 1-1 ② FC5-4 33 S 33 1B 1-2f		1 SAFE B SI 88 S SL 81 B SL 83 C SL 84 1 SAFE B CH 83 F SL 84 F SI 90 3-2 2 SAFE X SL 83 P3 1-2		B SL 80 B FF 92 B FF 92 C FF 92 X FF 92 3-1 1B	2	1	0	0	0	1	1
70 Jonathan Galvez, R (7, 4) OBP: 0.436, SLG: 0.595										2	0	1	0	0	0	1
33 Clayton Richard, L (1, 1) OBP: 0.333, SLG: 0.333			C FF 95 S SI 95 F FF 96 B FF 96 S SI 96 1-3 ② K		S FF 94 S SI 95 B FF 95 F FF 94 B FF 96 X FF 94 2-2 2 FC6-4 1-H 1B			X SI 90 0-0 ① G6-3	S FF 92 B SL 79 X SL 80 1-1 ③ F9	2	0	1	1	0	1	0
40 Tommy Layne, L (7, 1)										0	0	0	0	0	0	0
44 René Rivera, R (8, 2) OBP: 0.227, SLG: 0.150										2	0	0	0	0	0	1
Inning Stats	R: 0 E: 0 K: 0 S: 9 H: 1 LOB: 1 BB: 0 P: 11	R: 0 E: 0 K: 0 S: 6 H: 0 LOB: 0 BB: 0 P: 12	R: 0 E: 0 K: 2 S: 9 H: 1 LOB: 1 BB: 0 P: 11	R: 0 E: 0 K: 0 S: 6 H: 0 LOB: 0 BB: 0 P: 10	R: 1 E: 0 K: 0 S: 11 H: 1 LOB: 1 BB: 1 P: 21	R: 0 E: 0 K: 1 S: 8 H: 0 LOB: 0 BB: 0 P: 11	R: 0 E: 0 K: 2 S: 12 H: 1 LOB: 2 BB: 0 P: 21	R: 1 E: 0 K: 1 S: 15 H: 3 LOB: 2 BB: 0 P: 25	R: 0 E: 0 K: 0 S: 9 H: 1 LOB: 1 BB: 0 P: 15	1B: 7 2B: 1 3B: 0 HR: 0 SF: 0 SAC: 0 DP: 0 HBP: 0						

	AB	35
	R	2
	H	8
	RBI	2
	BB	1
	SO	6
	LOB	11

WP: 1 PA: 36
PB: 0
SB: 3
CS: 0

PITCHER		IP	WLS	BF	H	R	ER	SO	BB	IBB	HBP	BLK	WP	HR	S	P	ERA	WHIP
36 Edwin Jackson, R ERA: 2.4	(1, 1)	6.0	W	22	3	1	1	3	1	0	0	0	0	0	49	76	1.50	0.667
76 Drew Carpenter, R ERA: 3.38	(7, 1)	1.0		4	1	0	0	2	0	0	0	0	0	0	12	21	0.00	1.000
63 Zach Putnam, R ERA: 3.52	(8, 1)	1.0		6	3	1	1	1	0	0	0	0	1	0	15	25	9.00	3.000
56 Héctor Rondón, R ERA: 3.0	(9, 1)	1.0	S	4	1	0	0	0	0	0	0	0	0	0	9	15	0.00	1.000

PITCHER	IP	WLS	BF	H	R	ER	SO	BB	IBB	HBP	BLK	WP	HR	S	P	ERA	WHIP

Batter	1	2	3	4	5	6	7	8	9	AB	R	H	RBI	BB	SO	LOB
5 Ian Kinsler, R (1, 4) OBP: 0.288, SLG: 0.356	G5-3	7 SF7-6-4 23 1B 1-2 2-H 1B		G1-3			F8			3	0	1	1	0	0	0
8 Rougned Odor, L (6, 4) OBP: 0.333, SLG: 0.200										1	0	0	0	0	0	0
23 Craig Gentry, R (1, 8) OBP: 0.388, SLG: 0.500	7 1B 29 SF9 HBP	7 SF7-6-4 1-2 2-3 1B			F8			G3-1		2	1	1	0	0	0	0
2 Leonys Martin, L (6, 8) OBP: 0.413, SLG: 0.500										1	0	0	0	0	0	0
7 David Murphy, L (1, 7) OBP: 0.365, SLG: 0.458	12 2B 1-3 1B	SF7-6-4 1-2 2-3 3-H			K			L7		2	1	1	1	0	1	0
19 Aaron Cunningham, R (6, 7) OBP: 0.323, SLG: 0.483					K					1	0	0	0	0	0	0
29 Adrián Beltré, R (1, 5) OBP: 0.235, SLG: 0.406	SF9 3-H		F9		K			BB		2	0	0	1	0	1	0
68 Guilder Rodriguez, S (6, 5) OBP: 0.455, SLG: 0.250										0	0	0	0	1	0	0
12 A.J. Pierzynski, L (1, 2) OBP: 0.268, SLG: 0.395	1-H 2B		K			F7		P4		3	0	1	1	0	1	0
68 Konrad Schmidt, R (6, 2) OBP: 0.214, SLG: 0.500										1	0	0	0	0	0	1
18 Mitch Moreland, L (1, 3) OBP: 0.444, SLG: 0.659	P6		1B			K			80 G3 1B	3	0	1	0	0	1	1
Mike Bianucci, R (6, 3)										0	0	0	0	0	0	0
20 Julio Borbon, L (9, PH) OBP: 0.417, SLG: 0.500										1	0	1	0	0	0	0
71 James Adduci, L (1, 9) OBP: 0.463, SLG: 0.703		G3	G4-3			G4-3			G3 1-2	3	0	0	0	0	0	1
80 Jared Prince, R (6, 9)										1	0	0	0	0	0	1
15 Jeff Baker, R (1, 10) OBP: 0.481, SLG: 0.592	9 1B 5 1B 1B			G4-3			G3-1		K	4	1	1	0	0	1	1
9 Luis Sardinas, S (1, 6) OBP: 0.333, SLG: 0.273				K			K		G6-3	2	1	1	0	0	1	0
41 Hanser Alberto, R (7, PH) OBP: 0.111, SLG: 0.111	23 1B 5 1B 7 SF7-6-4 1-2 1B									2	0	0	0	0	1	1
(7, 6)																
Inning Stats	R: 2 E: 0 K: 0 S: 5 H: 2 LOB: 1 BB: 0 P: 8	R: 2 E: 0 K: 0 S: 6 H: 4 LOB: 1 BB: 0 P: 6	R: 0 E: 0 K: 1 S: 6 H: 1 LOB: 1 BB: 0 P: 6	R: 0 E: 0 K: 1 S: 5 H: 0 LOB: 0 BB: 0 P: 5	R: 0 E: 0 K: 2 S: 7 H: 0 LOB: 0 BB: 0 P: 7	R: 0 E: 0 K: 1 S: 5 H: 0 LOB: 0 BB: 0 P: 5	R: 0 E: 0 K: 1 S: 5 H: 0 LOB: 0 BB: 0 P: 5	R: 0 E: 0 K: 0 S: 3 H: 0 LOB: 1 BB: 1 P: 7	R: 0 E: 0 K: 1 S: 6 H: 1 LOB: 1 BB: 0 P: 6	1B: 7 2B: 2 3B: 0 HR: 0	SF: 2 SAC: 0 DP: 1 HBP: 1						

TOP

Texas Rangers @ Chicago Cubs

Hohokam Park, Mesa, AZ

Tue Mar 19 2013, 4:08 PM - 6:37 PM EDT

Att. 10,024 - Partly Cloudy - 76 F

livebaseballscorecards.com

AB	32
R	4
H	8
RBI	4
BB	1
SO	7
LOB	6

WP: 0 PB: 0 SB: 0 CS: 0 PA: 36

PITCHER		IP	WLS	BF	H	R	ER	SO	BB	IBB	HBP	BLK	WP	HR	S	P	ERA	WHIP
18 Chris Rusin, L ERA: 2.5	(1, 1)	5.0		22	7	4	4	4	0	0	1	0	0	0	29	32	7.20	1.400
54 Shawn Camp, R ERA: 1.5	(6, 1)	1.0	W	3	0	0	0	1	0	0	0	0	0	0	5	5	0.00	0.000
49 Carlos Marmol, R ERA: 2.35	(7, 1)	1.0	H	3	0	0	0	1	0	0	0	0	0	0	5	5	0.00	0.000
40 James Russell, L ERA: 2.84	(8, 1)	1.0	H	4	0	0	0	0	1	0	0	0	0	0	3	7	0.00	1.000
50 Blake Parker, R ERA:	(9, 1)	1.0	S	4	1	0	0	1	0	0	0	0	0	0	6	6	0.00	1.000

PITCHER	IP	WLS	BF	H	R	ER	SO	BB	IBB	HBP	BLK	WP	HR	S	P	ERA	WHIP

Texas Rangers @ Chicago Cubs

Hohokam Park, Mesa, AZ

Tue Mar 19 2013, 4:08 PM - 6:37 PM EDT

Att. 10,024 - Partly Cloudy - 76 F

BOTTOM

Batter	1	2	3	4	5	6	7	8	9	AB	R	H	RBI	BB	SO	LOB
9 David DeJesus, L (1, 8) OBP: 0.405, SLG: 0.545 17 Dave Sappelt, R (7, 8) OBP: 0.238, SLG: 0.450	13 E 13 FC6 44 SF7 1B	G4-3			44 G3 13 1B 1B		K			3 1 2 0 0 0 0 1 0 0 0 0 1 0						
13 Starlin Castro, R (1, 6) OBP: 0.524, SLG: 0.588 51 Steve Clevenger, L (7, 2) OBP: 0.378, SLG: 0.412	FC6 12 HR 1-3		12 S BB		44 G3 1-2 1B		G1-3			2 1 1 0 1 0 1 1 0 0 0 0 0 0						
44 Anthony Rizzo, L (1, 3) OBP: 0.250, SLG: 0.318 75 Brad Nelson, L (7, 3) OBP: 0.293, SLG: 0.513	SF7 3-H		K		G3 1-2 2-3		66 FC4-6 1B			2 0 0 1 0 1 3 1 0 1 0 0 0 0						
12 Alfonso Soriano, R (1, 7) OBP: 0.324, SLG: 0.588 66 Brian Bogusevic, L (7, 7) OBP: 0.447, SLG: 0.714	HR 1-H		F8 1-2		F9		FC4-6 1-2f			3 1 1 2 0 0 3 1 0 0 0 0 0 1						
19 Nate Schierholtz, L (1, 9) OBP: 0.422, SLG: 0.641 80 Johermyn Chavez, R (7, 9) OBP: 0.346, SLG: 0.625	G6-3		BB		K			F8		2 0 0 0 1 1 2 1 0 0 0 0 0 0						
53 Welington Castillo, R (1, 2) OBP: 0.286, SLG: 0.452 6 Alberto Gonzalez, R (7, 6) OBP: 0.281, SLG: 0.429	K		L7			15 G5-4-3 24 1B 21 PB BB		F7		2 1 0 0 1 1 2 1 0 0 0 0 0 0						
24 Luis Valbuena, L (1, 5) OBP: 0.333, SLG: 0.410		F8	F8			15 G5-4-3 1-2 1B		F8		4 0 1 0 0 0 0						
15 Darwin Barney, R (1, 4) OBP: 0.300, SLG: 0.333 65 Edwin Maysonet, R (7, 4) OBP: 0.225, SLG: 0.229		HR	F8			G5-4-3 1-2f 2-3				3 1 1 1 0 0 2 0 0 0 0 0 0 0						
30 Dioner Navarro, S (1, 10) OBP: 0.364, SLG: 0.500 21 Scott Hairston, R (6, PH) OBP: 0.179, SLG: 0.297 (7, 10)		L9	G6-3			K 3-H				2 0 0 0 0 0 0 1 0 0 0 0 1 0						
Inning Stats	R: 3 H: 2 E: 1 LOB: 0 K: 1 BB: 0 S: 9 P: 11	R: 1 H: 1 E: 0 LOB: 0 K: 0 BB: 0 S: 5 P: 7	R: 0 H: 0 E: 0 LOB: 2 K: 1 BB: 2 S: 5 P: 14	R: 0 H: 0 E: 0 LOB: 0 K: 0 BB: 0 S: 3 P: 3	R: 0 H: 2 E: 0 LOB: 2 K: 1 BB: 0 S: 7 P: 7	R: 1 H: 1 E: 0 LOB: 0 K: 1 BB: 1 S: 5 P: 10	R: 0 H: 1 E: 0 LOB: 1 K: 1 BB: 0 S: 6 P: 6	R: 0 H: 0 E: 0 LOB: 0 K: 0 BB: 0 S: 3 P: 3		1B: 5 SF: 1 2B: 0 SAC: 0 3B: 0 DP: 1 HR: 2 HBP: 0						

livebaseballscorecards.com

AB	30
R	5
H	7
RBI	4
BB	3
SO	5
LOB	14

WP: 0 PA: 34
PB: 1
SB: 1
CS: 0

PITCHER		IP	WLS	BF	H	R	ER	SO	BB	IBB	HBP	BLK	WP	HR	S	P	ERA	WHIP
41 Alexi Ogando, R ERA: 4.11	(1, 1)	5.0		23	5	4	3	3	2	0	0	0	0	2	29	42	5.40	1.400
65 Johan Yan, R ERA: 2.45	(6, 1)	1.0	L	4	1	1	0	1	1	0	0	0	0	0	5	10	0.00	2.000
60 Coty Woods, R ERA: 1.93	(7, 1)	1.0		4	1	0	0	1	0	0	0	0	0	0	6	6	0.00	1.000
52 Tanner Scheppers, R ERA: 7.2	(8, 1)	1.0		3	0	0	0	0	0	0	0	0	0	0	3	3	0.00	0.000

PITCHER	IP	WLS	BF	H	R	ER	SO	BB	IBB	HBP	BLK	WP	HR	S	P	ERA	WHIP

Batter	1	2	3	4	5	6	7	8	9	AB	R	H	RBI	BB	SO	LOB
15 Darwin Barney, R (1, 4) OBP: 0.278, SLG: 0.306	S S C 0-3 ① K		x 0-0 ② G5-3		x 0-0 ① P4			S S S 0-3 ① K	x 0-0 ③ G6-3	4	0	0	0	0	2	2
74 Justin Bour, L (8, 3) OBP: 0.500, SLG: 0.500										1	0	0	0	0	0	1
13 Starlin Castro, R (1, 6) OBP: 0.520, SLG: 0.714	S C C 0-3 ② K		B B B S S X 3-2 HR		x 0-0 ②③ L4-3 1-1			x 0-0 17 S 44 1B 1B		4	1	2	1	0	1	2
91 Arismendy Alcántara, S (8, 6)										0	0	0	0	0	0	0
44 Anthony Rizzo, L (1, 3) OBP: 0.286, SLG: 0.346	x 0-0 ③ G3-1		x 0-0 ③ G3-1			x 0-0 21 G6-4-3 1B		x 0-0 17 FC6-4 1-2 1B		4	0	2	0	0	0	0
71 Jonathan Mota, R (8, 4)										0	0	0	0	0	0	0
21 Scott Hairston, R (1, 7) OBP: 0.186, SLG: 0.293		x 0-0 53 G6-4-3 20 1B 17 E/ 1B		x 0-0 ① F8		x 0-0 ①② G6-4-3 1-2f		S S C 0-3 ② K		4	1	1	0	0	1	3
17 Dave Sappelt, R (1, 8) OBP: 0.217, SLG: 0.409		x 0-0 FC1 53 G6-4-3 1-2		x 0-0 ② G6-3		x 0-0 ③ G6-3		x 0-0 ③ FC6-4 1-2f 2-3		4	0	0	0	0	0	3
53 Welington Castillo, R (1, 2) OBP: 0.282, SLG: 0.412		x 0-0 ①② G6-4-3 1-2f 2-3		x 0-0 ③ F8			x 0-0 ① G5-3		B B B B 4-0 66 G3-1 20 BB 80 G3-1 BB	3	1	0	0	1	0	2
20 Brent Lillibridge, R (1, 5) OBP: 0.500, SLG: 0.815		x 0-0 3-H 1B			x 0-0 66 1B 46 1B 2B		x 0-0 ② G6-3		B B B B 4-0 80 G3-1 66 G3-1 1-2 BB	3	1	2	1	1	0	0
66 Brian Bogusevic, L (1, 9) OBP: 0.452, SLG: 0.692	S S S C 0-3 ③ K				x 0-0 46 1B 2-3 1B		x 0-0 51 FC4-6 1B		x 0-0 ① G3-1 1-2 2-3	4	0	2	0	0	1	3
46 Scott Feldman, L (1, 1) OBP: 0.500, SLG: 0.500			x 0-0 ① G4-3		x 0-0 13 L4-3 1-3 3-H 1B		x 0-0 ③ FC4-6 1-2f		x 0-0 ② G3-1 2-3 3-H	2	0	1	1	0	0	0
47 Hisanori Takahashi, L (6, 1)										0	0	0	0	0	0	0
28 Michael Bowden, R (6, 1)										0	0	0	0	0	0	0
51 Steve Clevenger, L (7, PH) OBP: 0.368, SLG: 0.400										1	0	0	0	0	0	1
37 Jaye Chapman, R (7, 1)										0	0	0	0	0	0	0
60 Jensen Lewis, R (8, 1)										0	0	0	0	0	0	0
80 Johermyn Chavez, R (9, PH) OBP: 0.333, SLG: 0.600										1	0	0	1	0	0	1
Inning Stats	R: 0 E: 0 K: 2 S: 7 H: 0 LOB: 0 BB: 0 P: 7	R: 1 E: 1 K: 1 S: 7 H: 2 LOB: 1 BB: 0 P: 7	R: 1 E: 0 K: 0 S: 6 H: 1 LOB: 0 BB: 0 P: 9	R: 0 E: 0 K: 0 S: 3 H: 0 LOB: 0 BB: 0 P: 3	R: 1 E: 0 K: 0 S: 5 H: 3 LOB: 1 BB: 0 P: 5	R: 0 E: 0 K: 0 S: 3 H: 1 LOB: 0 BB: 0 P: 3	R: 0 E: 0 K: 0 S: 4 H: 1 LOB: 1 BB: 0 P: 4	R: 0 E: 0 K: 2 S: 9 H: 2 LOB: 2 BB: 0 P: 9	R: 1 E: 0 K: 0 S: 3 H: 0 LOB: 1 BB: 2 P: 11	1B: 8 2B: 2 3B: 0 HR: 1 SF: 0 SAC: 0 DP: 3 HBP: 0						

PITCHER		IP	WLS	BF	H	R	ER	SO	BB	IBB	HBP	BLK	WP	HR	S	P	ERA	WHIP
59 Stephen Fife, R ERA: 3.45	(1, 1)	6.0	W	23	7	3	2	3	0	0	0	0	0	1	31	34	3.00	1.167
82 Blake Johnson, R ERA:	(7, 1)	2.0	H	9	3	0	0	2	0	0	0	0	0	0	13	13	0.00	1.500
82 Blake Johnson, R ERA:	(8, 1)	2.0	H	9	3	0	0	2	0	0	0	0	0	0	13	13	0.00	1.500
88 Sean White, R ERA: 4.91	(9, 1)	1.0	S	5	0	1	1	0	2	0	0	0	0	0	3	11	9.00	2.000

PITCHER	IP	WLS	BF	H	R	ER	SO	BB	IBB	HBP	BLK	WP	HR	S	P	ERA	WHIP

TOP

Chicago Cubs @ Los Angeles Dodgers

Kino Veterans Memorial Stadium, Tucson, AZ

Thu Mar 21 2013, 4:09 PM - 6:52 PM EDT
Att. 11,118 - Overcast - 75 F

livebaseballscorecards.com

AB	35
R	4
H	10
RBI	4
BB	2
SO	5
LOB	18

WP: 0 PB: 0 SB: 1 CS: 0
PA: 37

BOTTOM

Batter	1	2	3	4	5	6	7	8	9	AB	R	H	RBI	BB	SO	LOB
3 Skip Schumaker, L (1, 7) OBP: 0.275, SLG: 0.404	S S C 0-3 ① K		x 0-0 ② F8		x 0-0 ① G3		x 0-0 ③ G3			4	0	0	0	0	1	1
82 Blake Johnson, R (8, 1)										0	0	0	0	0	0	0
88 Sean White, R (9, 1)										0	0	0	0	0	0	0
14 Mark Ellis, R (1, 4) OBP: 0.367, SLG: 0.432	x 0-0 ② F8		x 0-0 2-H 1B		S S C 0-3 ② K			S S S 0-3 ① K		3	0	1	1	0	1	0
37 Elian Herrera, S (8, 9) OBP: 0.366, SLG: 0.410										1	0	0	0	0	1	0
27 Matt Kemp, R (1, 8) OBP: 0.270, SLG: 0.333	x 0-0 ③ G5-3		x 0-0 ③ L8		x 0-0 3B			x 0-0 E3 81 F9 82 BB 93 1B		3	0	1	0	0	0	1
62 Omar Luna, R (8, 6) OBP: 0.350, SLG: 0.278										1	1	0	0	0	0	0
16 Andre Ethier, L (1, 9) OBP: 0.415, SLG: 0.543		x 0-0 ① G4-3		x 0-0 17 1B 49 HR 1B	x 0-0 ③ G1-3			B B B B 4-0 93 1B 1-2 BB		3	1	1	0	0	0	1
82 Matt Angle, L (8, 8) OBP: 0.583, SLG: 0.909										0	0	0	0	1	0	0
17 A.J. Ellis, R (1, 2) OBP: 0.528, SLG: 0.464		x 0-0 5 PB 1B		x 0-0 1-2 49 HR 1B		x 0-0 ① P6		x 0-0 ② F9 2-3		3	1	2	0	0	0	0
81 Matt Wallach, L (7, 2) OBP: 0.333, SLG: 0.200										1	0	0	0	0	0	2
5 Juan Uribe, R (1, 5) OBP: 0.366, SLG: 0.500		S S 0-2 ② K 1-2		S S S 0-3 ① K		S S S 0-3 ② K		x 0-0 1-2 3-H 1B		3	0	0	0	0	3	3
93 C.J. Retherford, R (8, 5) OBP: 0.500, SLG: 1.333										1	0	1	1	0	0	0
49 Alex Castellanos, R (1, 10) OBP: 0.279, SLG: 0.513		S S S 0-3 ③ K		B B B F X 3-1 1-H 2-H HR		x 0-0 ③ G6-3		S S C 0-3 ③ K		4	1	1	3	0	2	3
(8, 7)																
88 Angelo Songco, L (1, 3) OBP: 0.500, SLG: 1.000			x 0-0 14 WP 14 1B 2B	x 0-0 ② G3			B B B B 4-0 7 CS BB			2	1	1	0	0	0	0
95 O'Koyea Dickson, R (6, 3)										0	0	0	0	1	0	0
7 Nick Punto, S (1, 6) OBP: 0.375, SLG: 0.296			x 0-0 ① P5	x 0-0 ③ F7			S S T 0-2 ① ② K 1-2			3	0	0	0	0	1	2
83 Rafael Ynoa, S (8, 4) OBP: 0.333, SLG: 0.333										0	0	0	0	0	0	0
Inning Stats	R: 0 E: 0 K: 1 S: 5 H: 0 LOB: 0 BB: 0 P: 5	R: 0 E: 0 K: 2 S: 7 H: 1 LOB: 1 BB: 0 P: 7	R: 1 E: 0 K: 0 S: 5 H: 2 LOB: 1 BB: 0 P: 5	R: 3 E: 0 K: 1 S: 9 H: 3 LOB: 0 BB: 0 P: 12	R: 0 E: 0 K: 1 S: 6 H: 1 LOB: 1 BB: 0 P: 6	R: 0 E: 0 K: 1 S: 5 H: 0 LOB: 0 BB: 0 P: 5	R: 0 E: 0 K: 1 S: 4 H: 0 LOB: 0 BB: 1 P: 8	R: 1 E: 1 K: 2 S: 9 H: 1 LOB: 2 BB: 1 P: 13									

PITCHER	IP	WLS	BF	H	R	ER	SO	BB	IBB	HBP	BLK	WP	HR	S	P	ERA	WHIP
46 Scott Feldman, R (1, 1) ERA: 10.34	5.0	L	22	7	4	4	5	0	0	0	0	1	1	32	35	7.20	1.400
47 Hisanori Takahashi, L (6, 1) ERA: 3.86	0.2		2	0	0	0	1	0	0	0	0	0	0	4	4	0.00	0.000
28 Michael Bowden, R (6, 1) ERA: 2.08	0.1		1	0	0	0	0	0	0	0	0	0	0	1	1	0.00	0.000
37 Jaye Chapman, R (7, 1) ERA: 6.0	1.0		3	0	0	0	1	1	0	0	0	0	0	4	8	0.00	1.000
60 Jensen Lewis, R (8, 1) ERA: 5.68	1.0		6	1	1	0	2	1	0	0	0	0	0	9	13	0.00	2.000

PITCHER	IP	WLS	BF	H	R	ER	SO	BB	IBB	HBP	BLK	WP	HR	S	P	ERA	WHIP

Chicago Cubs @ Los Angeles Dodgers

Kino Veterans Memorial Stadium, Tucson, AZ

Thu Mar 21 2013, 4:09 PM - 6:52 PM EDT

Att. 11,118 - Overcast - 75 F

livebaseballscorecards.com

AB	32
R	5
H	8
RBI	5
BB	2
SO	9
LOB	13

1B: 5	SF: 0	WP: 1	PA: 34
2B: 2	SAC: 0	PB: 1	
3B: 1	DP: 1	SB: 0	
HR: 1	HBP: 0	CS: 1	

Chicago Cubs @ Seattle Mariners

Peoria Stadium, Peoria, AZ

Thu Mar 21 2013, 10:07 PM - 12:47 AM EDT

Att. 8,672 - Cloudy - 82 F

TOP

livebaseballscorecards.com

Batter	1	2	3	4	5	6	7	8	9	AB	R	H	RBI	BB	SO	LOB
9 David DeJesus, L (1, 8) OBP: 0.425, SLG: 0.583	C SI 87 B FF 88 X SL 85 1-1 2B		B CU 74 X 1-0 24 CS 1B		X CU 74 0-0 ③ L9		C SI 90 B SI 90 C CU 74 D SL 78 F CH 80 X CH 81 2-2 24 SH5-4 1-2 3-H 1B		B FF 93 B SI 91 B SI 91 B SI 90 4-0 19 G4-3 19 WP 82 1B BB	3 1	0 1	2 1	0 1	0 1	0 0	1 0
16 Darnell McDonald, R (6, 8) OBP: 0.286, SLG: 0.351																
24 Luis Valbuena, L (1, 5) OBP: 0.304, SLG: 0.372	S SI 87 S CU 77 D SI 86 S CH 78 1-3 ① K		D SI 87 1 SAFE S SI 88 S SI 84 X SI 83 1-2 ②③ G4-3 1-2			C SI 87 F SI 82 B SI 82 B CU 76 X FF 88 2-2 ① G3	X SI 89 0-0 ① SH5-4 1-2 2-3		C FF 91 F SI 92 F CH 87 B SI 92 1 SAFE S SL 86 1-3 ① K	4	0	0	0	0	2	3
19 Nate Schierholtz, L (1, 9) OBP: 0.380, SLG: 0.568	C FF 88 F SI 85 B CU 77 B SI 90 F SI 86 B FF 89 X CU 77 3-2 ② P6			X SI 87 0-0 ① L7		F SI 88 X CU 74 0-1 E4 70 FC5 30 1B	B SI 90 D CH 78 X CU 74 2-0 ② G3		C FF 93 C SL 85 B CU 85 F SL 86 F FF 92 X SL 86 1-2 ② G4-3 1-3	5	0	0	0	0	0	4
12 Alfonso Soriano, R (1, 7) OBP: 0.325, SLG: 0.649	B SL 84 X SI 89 1-0 ③ G6-3			C CH 74 B SL 84 F SI 87 B CU 76 X CU 75 2-2 HR		C SL 81 X SI 87 0-1 ② P4	C SI 90 X CU 75 0-1 ③ G6-3		C SL 85 D SL 85 B FF 91 X FF 90 2-1 30 CS 3-H 1B	3	1	1	1	0	0	2
82 Ty Wright, R (6, 7) OBP: 0.833, SLG: 0.833										2	0	1	1	0	0	2
30 Dioner Navarro, S (1, 2) OBP: 0.351, SLG: 0.471		C SI 87 X SL 83 0-1 ① G3		S SI 87 S SI 85 B SI 85 B SI 89 B SI 84 C SI 88 3-3 ② K		X SI 87 0-0 70 FC5 1-2 1B		C CH 86 B CH 76 X CH 77 1-1 ① G5-3	C FF 89 F SI 89 B CH 87 B FF 85 2-2 ③ CS 1-2	4	0	1	0	0	1	0
70 Javier Báez, R (1, 6) OBP: 0.313, SLG: 0.596		B SI 88 S CH 85 F FF 87 B SL 83 S CU 75 2-3 ② K2-3		B SI 89 B SL 85 S SL 83 X SL 83 2-1 ③ G5-3		X SL 84 0-0 ③ FC5 1-2 2-3f		B CU 72 X SI 88 1-0 E6 75 HR 1B		4	1	1	0	0	1	2
75 Brad Nelson, L (1, 3) OBP: 0.311, SLG: 0.581		X SI 88 0-0 ③ G4-3			C SL 81 X CU 74 0-1 ① F7		B SI 91 S FF 89 B CH 80 F F CH 79 F X SI 92 2-2 6 2B 29 1B 1B	C SI 90 B SL 75 X CH 79 1-1 2-H HR		4	2	2	2	0	0	0
6 Alberto Gonzalez, R (1, 4) OBP: 0.306, SLG: 0.452			C SI 87 X SL 83 0-1 ① L7		B SI 87 B CH 84 B FF 86 C FF 87 B 4-1 29 SH1-4 BB		C FF 91 S SL 76 X FC 84 0-2 29 1B 16 1B 1-3 2B	C SI 88 S CU 73 S CU 73 0-3 ② K2-3		3	1	1	0	1	1	0
29 Jeff Samardzija, R (1, 1) OBP: 0.750, SLG: 2.250			B FF 86 X SI 87 1-0 HR		X SI 85 0-0 ② SH1-4 1-2		S SI 93 F CU 76 B FF 89 X SI 92 1-2 24 SH5-4 16 1B 2-3 3-H 1B	S CU 80 X SI 89 0-1 ③ G6-3		2	1	2	2	0	0	0
40 James Russell, L (7, 1)										0	0	0	0	0	0	0
92 Rubi Silva, L (8, PH)										1	0	0	0	0	0	0
49 Carlos Marmol, R (8, 1)										0	0	0	0	0	0	0
11 Kyuji Fujikawa, L (9, 1)										0	0	0	0	0	0	0

	AB	36
	R	7
	H	12
	RBI	7
	BB	2
	SO	5
	LOB	14

Inning Stats																								
	R: 0 E: 0 K: 1 S: 10	H: 1 LOB: 1 BB: 0 P: 16	R: 0 E: 0 K: 1 S: 6	H: 0 LOB: 0 BB: 0 P: 8	R: 1 E: 0 K: 0 S: 7	H: 2 LOB: 0 BB: 0 P: 10	R: 1 E: 0 K: 1 S: 9	H: 1 LOB: 0 BB: 0 P: 16	R: 0 E: 0 K: 0 S: 5	H: 0 LOB: 1 BB: 1 P: 9	R: 0 E: 1 K: 0 S: 9	H: 1 LOB: 2 BB: 0 P: 11	R: 2 E: 0 K: 0 S: 19	H: 4 LOB: 2 BB: 0 P: 26	R: 2 E: 1 K: 1 S: 10	H: 2 LOB: 0 BB: 0 P: 13	R: 1 E: 0 K: 1 S: 13	H: 1 LOB: 0 BB: 1 P: 23	1B: 7 2B: 2 3B: 0 HR: 3	SF: 0 SAC: 2 DP: 0 HBP: 0	WP: 1 PB: 0 SB: 0 CS: 2	PA: 41	

PITCHER		IP	WLS	BF	H	R	ER	SO	BB	IBB	HBP	BLK	WP	HR	S	P	ERA	WHIP
20 Jon Garland, R ERA: 2.25	(1, 1)	6.0		24	5	2	2	3	1	0	0	0	0	2	46	70	3.00	1.000
50 Erasmo Ramírez, R ERA: 3.86	(7, 1)	2.0	L	12	6	4	4	1	0	0	0	0	0	1	29	39	18.00	3.000
73 Carson Smith, R ERA: 1.29	(9, 1)	1.0		4	1	1	1	1	1	0	0	0	1	0	13	23	9.00	2.000

PITCHER	IP	WLS	BF	H	R	ER	SO	BB	IBB	HBP	BLK	WP	HR	S	P	ERA	WHIP

Chicago Cubs @ Seattle Mariners

Peoria Stadium, Peoria, AZ

Thu Mar 21 2013, 10:07 PM - 12:47 AM EDT

Att. 8,672 - Cloudy - 82 F

BOTTOM

Batter	1	2	3	4	5	6	7	8	9	AB	R	H	RBI	BB	SO	LOB
55 Michael Saunders, L (1, 9) OBP: 0.196, SLG: 0.400	B: F FF 96, F FF 92, F, T SL 83 1-2 ① K		F FS 84, X SI 93 0-1 E4 (3 2B, 28 1B)		C FS 83, B CH 84, F FF 93, S FF 95 1-3 ① K		S FF 88, B SL 79, S SL 79, F FC 89, S SL 81 1-3 ③ K		F CH 83, D CH 82, F CH 83, B FF 90, C FF 93 2-3 ③ K	5	1	0	0	0	4	2
3 Robert Andino, R (1, 5) OBP: 0.385, SLG: 0.406	C SI 96, C SI 97, B SI 96, B SL 84, B FF 97, X SI 96 3-2 (17 PO 1B)		1 SAFE, B FC 91, X FF 95 1-0 (28 1B, 17 SF7 2B) 1-3		S FS 84, F SI 96, S FS 86 0-3 ② K			B FF 93, C SI 93, B SL 87, B FF 94, B FF 94 4-1 (28 FC3-6 BB)		3	1	2	0	1	1	0
28 Raul Ibanez, L (1, 10) OBP: 0.375, SLG: 0.676 94 Abraham Almonte, S (8, PR) (9, 10)	C SI 94, S FF 92, X SI 97 0-2 ② L7		B FF 93, X SI 96 1-0 (63 G6-4-3) 2-3 3-H 1B		B FF 94, B SL 83, S FF 91, S SI 96, B FS 85, S CH 84 3-3 ③ K			B FF 92, C FF 87, 1 SAFE, B FF 93, C SL 87, X SL 86 2-2 ① FC3-6 (17 FC4-6) 1-2f		4 0	0 0	1 0	1 0	0 0	1 0	2 0
17 Justin Smoak, S (1, 3) OBP: 0.417, SLG: 0.773	1 SAFE, B FF 92, B FC 90, 1 SAFE 2-0 ③ PO 1-2	F SI 96, C SL 83, B CH 85, B SI 96, S SL 84 2-3 ① K	B CH 84, B FF 93, B FF 92, X SI 95 3-0 ① SF7 3-H			B FC 92, C SI 95, X SL 83 1-1 HR		C SL 86, 1 SAFE, X FF 92 0-1 ② FC4-6 1-2f		3	1	1	2	0	1	1
63 Jesus Montero, R (1, 2) OBP: 0.400, SLG: 0.636 2 Jesús Sucre, R (7, 2) OBP: 0.200, SLG: 0.158		C SI 97, X SI 97 0-1 (12 PB, 12 1B 2B)	B SL 83, C SL 81, X SI 95 1-1 ② ③ G6-4-3 1-2f			S SI 96, S FF 96, S FF 95 0-3 ① K		C FF 92, X FF 92 0-1 ③ G6-3		3 1	1 0	1 0	0 0	0 0	1 0	1 1
12 Jason Bay, R (1, 8) OBP: 0.450, SLG: 0.657		B FF 95, B SI 95, X SI 95 2-0 (13 FC3-6, 33 1B) 2-H 1B		X SI 95 0-0 ① 1B		X SL 83 0-0 ② G5-3			B FF 92, C SL 85, C FF 90, X SL 86 1-2 (13 1B) 1B	4	0	3	1	0	0	0
33 Casper Wells, R (1, 7) OBP: 0.256, SLG: 0.487		C SI 92, X SL 84 0-1 (13 FC3-6) 1-2 1B	B FS 85, C SI 96, S SL 84, F CH 83, B SI 97, C SI 95 2-3 ② K			C SL 81, B SI 96, F SI 95, X FS 85 1-2 ③ G6-3			C FF 93, X 0-1 ① P4	4	0	1	0	0	1	1
13 Dustin Ackley, L (1, 4) OBP: 0.382, SLG: 0.406		L SI 95, B FS 84, B SL 82, F SI 94, B FS 84, X SI 94 3-2 ② FC3-6 (26 FC4-6) 1-2f 2-3	B FS 83, C SL 85, B CH 85, B FF 92, X SI 95 3-1 1B				C FF 88, B FC 85, B SL 85, X FF 88 2-1 ① L9		B FF 90, C FF 90, B CU 81, X FF 92 2-1 1-2 1B	4	0	2	0	0	0	2
26 Brendan Ryan, R (1, 6) OBP: 0.387, SLG: 0.464		1 SAFE, S SL 84, S SL 85, F FS 84, X FF 95 0-2 ③ FC4-6 1-2f	F FF 95, 1 SAFE, B, B SL 83, B FS 82, F FF 95, X SI 95 3-2 ③ F8				B CU 71, C FF 86, B CH 80, B CH 81, X FF 88 3-1 ② G4-3		B SL 86, S FF 94, X FF 92 1-1 ② P3	4	0	0	0	0	0	5
Inning Stats	R: 0, E: 0, K: 1, S: 10 H: 1, LOB: 0, BB: 0, P: 16	R: 1, E: 0, K: 1, S: 15 H: 3, LOB: 2, BB: 0, P: 22	R: 2, E: 1, K: 0, S: 7 H: 2, LOB: 0, BB: 0, P: 13	R: 0, E: 0, K: 1, S: 10 H: 2, LOB: 1, BB: 0, P: 18	R: 0, E: 0, K: 3, S: 9 H: 0, LOB: 0, BB: 0, P: 13	R: 1, E: 0, K: 1, S: 9 H: 1, LOB: 0, BB: 0, P: 11	R: 0, E: 0, K: 1, S: 8 H: 0, LOB: 0, BB: 0, P: 14	R: 0, E: 0, K: 0, S: 8 H: 0, LOB: 1, BB: 1, P: 14	R: 0, E: 0, K: 1, S: 12 H: 2, LOB: 2, BB: 0, P: 18	1B: 8, 2B: 2, 3B: 0, HR: 1 SF: 1, SAC: 0, DP: 1, HBP: 0						

livebaseballscorecards.com

AB	35
R	4
H	11
RBI	4
BB	1
SO	9
LOB	15

WP: 0, PB: 1, SB: 0, CS: 0 — PA: 38

PITCHER		IP	WLS	BF	H	R	ER	SO	BB	IBB	HBP	BLK	WP	HR	S	P	ERA	WHIP
29 Jeff Samardzija, R ERA: 3.92	(1, 1)	6.0		25	9	4	3	7	0	0	0	0	0	1	60	93	4.50	1.500
40 James Russell, L ERA: 2.45	(7, 1)	1.0	W	3	0	0	0	1	0	0	0	0	0	0	8	14	0.00	0.000
49 Carlos Marmol, R ERA: 2.08	(8, 1)	1.0	H	4	0	0	0	0	1	0	0	0	0	0	8	14	0.00	1.000
11 Kyuji Fujikawa, R ERA: 2.57	(9, 1)	1.0	S	5	2	0	0	1	0	0	0	0	0	0	12	18	0.00	2.000

PITCHER	IP	WLS	BF	H	R	ER	SO	BB	IBB	HBP	BLK	WP	HR	S	P	ERA	WHIP

Chicago Cubs @ Milwaukee Brewers

Maryvale Baseball Park, Phoenix, AZ

Fri Mar 22 2013, 4:07 PM - 6:53 PM EDT

Att. 8,806 - Sunny - 80 F

TOP

livebaseballscorecards.com

Batter	1	2	3	4	5	6	7	8	9	AB	R	H	RBI	BB	SO	LOB
9 David DeJesus, L (1, 8) OBP: 0.442, SLG: 0.590	0-0 44 G4-6-3 1B			0-0 13 1B 1B	E6 2-H			0-3 K	0-0 2B	3	0	2	0	0	0	0
20 Brent Lillibridge, R (7, 8) OBP: 0.500, SLG: 0.828										2	0	1	0	0	1	1
13 Starlin Castro, R (1, 6) OBP: 0.500, SLG: 0.654	0-0 L7			1 SAFE 0-0 19 BB 44 1B 1-2 1B	0-0 L7			1-0 1-3 1B	0-0 L8	5	0	2	0	0	0	4
44 Anthony Rizzo, L (1, 3) OBP: 0.281, SLG: 0.333	0-0 G4-6-3 1-2f			0-0 19 BB 1-2 1B		0-3 K		0-3 K		4	0	1	0	0	2	3
12 Alfonso Soriano, R (1, 7) OBP: 0.295, SLG: 0.585		0-0 F7		0-0 F8		0-0 G5-3		0-0 P4		4	0	0	0	0	0	4
19 Nate Schierholtz, L (1, 9) OBP: 0.370, SLG: 0.532		0-0 G3-1		4-0 1-2 2-3 BB		0-0 P6			0-0 F8	3	0	0	0	1	0	0
53 Welington Castillo, R (1, 2) OBP: 0.286, SLG: 0.405		0-0 G6-3		0-3 K			0-0 15 G4-6-3 1B		0-0 24 FC4-6 1B	3	0	1	0	0	1	3
79 J.C. Boscan, R (7, 2) OBP: 0.308, SLG: 0.385										0	0	0	0	0	0	0
51 Steve Clevenger, L (9, PH) OBP: 0.385, SLG: 0.417										1	0	1	0	0	0	0
95 Tim Saunders, R (9, PR) OBP: 0.286, SLG: 0.667										0	0	0	0	0	0	0
63 Zach Putnam, R (9, 1)										0	0	0	0	0	0	0
24 Luis Valbuena, L (1, 5) OBP: 0.300, SLG: 0.348			0-3 K		4-0 33 SH3-4 9 E BB		0-0 F7		0-0 FC4-6 15 HR 1-2f	3	2	0	0	1	1	2
15 Darwin Barney, R (1, 4) OBP: 0.276, SLG: 0.358			0-3 K		0-0 F9		0-0 G4-6-3 1-2f		0-1 1-H HR	4	1	1	2	0	1	2
33 Carlos Villanueva, R (1, 1)			0-0 F8		0-0 SH3-4 1-2			0-0 13 1B 13 WP 1B	1-2 HR	1	0	0	0	0	0	0
59 Cory Wade, R (7, 1)										0	0	0	0	0	0	0
21 Scott Hairston, R (8, PH) OBP: 0.205, SLG: 0.310										1	0	1	0	0	0	0
91 Zeke DeVoss, S (8, PR)										0	0	0	0	0	0	0
56 Héctor Rondón, R (8, 1)										0	0	0	0	0	0	0
30 Dioner Navarro, S (9, PH) OBP: 0.368, SLG: 0.571										1	1	1	1	0	0	0
59 Cory Wade, R (9, 2)																
Inning Stats	R: 0 E: 0 K: 0 S: 3 H: 1 LOB: 0 BB: 0 P: 3	R: 0 E: 0 K: 0 S: 3 H: 0 LOB: 0 BB: 0 P: 3	R: 0 E: 0 K: 2 S: 7 H: 0 LOB: 0 BB: 0 P: 7	R: 0 E: 0 K: 1 S: 7 H: 3 LOB: 3 BB: 1 P: 11	R: 1 E: 1 K: 0 S: 4 H: 0 LOB: 1 BB: 1 P: 8	R: 0 E: 0 K: 1 S: 5 H: 0 LOB: 0 BB: 0 P: 5	R: 0 E: 0 K: 0 S: 3 H: 1 LOB: 0 BB: 0 P: 3	R: 0 E: 0 K: 2 S: 9 H: 2 LOB: 2 BB: 0 P: 10	R: 3 E: 0 K: 0 S: 10 H: 4 LOB: 2 BB: 0 P: 11	1B: 8 2B: 1 3B: 0 HR: 2 SF: 0 SAC: 1 DP: 2 HBP: 0	WP: 1 PB: 0 SB: 0 CS: 0 PA: 38						

	AB	35
	R	4
	H	11
	RBI	3
	BB	2
	SO	6
	LOB	19

PITCHER	IP	WLS	BF	H	R	ER	SO	BB	IBB	HBP	BLK	WP	HR	S	P	ERA	WHIP
49 Yovani Gallardo, R (1, 1) ERA: 4.5	5.1		21	4	1	0	4	2	0	0	0	0	0	27	35	0.00	1.125
76 Alfredo Figaro, R (6, 1) ERA: 2.08	1.2		5	1	0	0	0	0	0	0	0	0	0	5	5	0.00	0.600
51 Michael Gonzalez, L (8, 1) ERA: 5.4	1.0		5	2	0	0	2	0	0	0	0	1	0	9	10	0.00	2.000
74 Michael Olmsted, R (9, 1) ERA: 5.23	0.2	L	6	4	3	3	0	0	0	0	0	0	2	9	10	40.50	6.000
Josh Stinson, R (9, 1) ERA: 0.9	0.1		1	0	0	0	0	0	0	0	0	0	0	1	1	0.00	0.000

PITCHER	IP	WLS	BF	H	R	ER	SO	BB	IBB	HBP	BLK	WP	HR	S	P	ERA	WHIP

BOTTOM

Chicago Cubs @ Milwaukee Brewers

Maryvale Baseball Park, Phoenix, AZ

Fri Mar 22 2013, 4:07 PM - 6:53 PM EDT

Att. 8,806 - Sunny - 80 F

livebaseballscorecards.com

Batter	1	2	3	4	5	6	7	8	9	AB	R	H	RBI	BB	SO	LOB
7 Norichika Aoki, L (1, 9) OBP: 0.354, SLG: 0.310	F9		22 1B		G4-3			P3		3	0	1	0	0	0	1
97 Stephen Parker, L (7, 5)			1B							1	0	0	0	0	0	0
22 Logan Schafer, L (1, 8) OBP: 0.353, SLG: 0.426	K		1-3 1B			B1-3		K		3	0	1	0	0	1	0
Cole Garner, R (8, 7) OBP: 0.417, SLG: 0.636			1B							1	0	0	0	0	1	0
23 Rickie Weeks Jr., R (1, 4) OBP: 0.391, SLG: 0.595	F7		P4			BB		K		2	0	0	0	1	0	2
92 Hainley Statia, S (7, 4)										1	0	0	0	0	1	0
16 Aramis Ramirez, R (1, 5) OBP: 0.214, SLG: 0.393		F9		F7		L7			62 FC5-4 BB	3	0	0	0	0	0	1
90 Yadiel Rivera, R (7, 6)										0	0	0	0	1	0	0
12 Martín Maldonado, R (1, 2) OBP: 0.227, SLG: 0.238		50 L4-6 18 1B		G6-3		K			FC5-4 50 F7 72 1B 1-2f	3	0	1	0	0	1	1
74 Michael Olmsted, R (9, 1)		1B							1B	0	0	0	0	0	0	0
Josh Stinson, R (9, 1)										0	0	0	0	0	0	0
62 Sean Halton, R (9, PH) OBP: 0.290, SLG: 0.448										1	0	0	0	0	0	1
18 Khris Davis, R (1, 7) OBP: 0.375, SLG: 0.756		1-2		G1-3			SSX 0-2		1-2	3	1	2	1	0	0	0
51 Michael Gonzalez, R (8, 1)		1B					HR		1B	0	0	0	0	0	0	0
72 Dayton Buller, R (9, 2) OBP: 0.625, SLG: 0.500										1	0	1	0	0	0	0
50 Blake Lalli, L (1, 3) OBP: 0.390, SLG: 0.500	L4-6 2-2				49 SH2-4		C C C 0-3		F7 2-3	4	0	1	0	0	1	4
21 Donnie Murphy, R (1, 6) OBP: 0.311, SLG: 0.375			G6-3		SSS K				SSS K	2	0	0	0	0	1	1
15 Caleb Gindl, L (7, 9) OBP: 0.275, SLG: 0.319							L3			2	0	0	0	0	1	2
49 Yovani Gallardo, R (1, 1)			SSS K		SH2-4 1-2		L8			1	0	0	0	0	1	0
76 Alfredo Figaro, R (6, 1)										0	0	0	0	0	0	0
76 Mitch Haniger, R (7, PH)										1	0	0	0	0	0	0
(8, 8)																
Inning Stats	R: 0 E: 0 K: 1 S: 5 H: 0 LOB: 0 BB: 0 P: 5	R: 0 E: 0 K: 0 S: 4 H: 2 LOB: 1 BB: 0 P: 4	R: 0 E: 0 K: 1 S: 7 H: 2 LOB: 2 BB: 0 P: 7	R: 0 E: 0 K: 0 S: 3 H: 0 LOB: 0 BB: 0 P: 3	R: 0 E: 0 K: 1 S: 6 H: 1 LOB: 1 BB: 0 P: 6	R: 0 E: 0 K: 1 S: 5 H: 0 LOB: 1 BB: 1 P: 9	R: 1 E: 0 K: 1 S: 8 H: 1 LOB: 0 BB: 0 P: 8	R: 0 E: 0 K: 2 S: 7 H: 0 LOB: 0 BB: 0 P: 7	R: 0 E: 0 K: 1 S: 6 H: 1 LOB: 2 BB: 1 P: 10	1B: 6 2B: 1 3B: 0 HR: 1 SF: 0 SAC: 1 DP: 1 HBP: 0							

	AB	32
	R	1
	H	7
	RBI	1
	BB	2
	SO	8
	LOB	13

WP: 0 PB: 0 SB: 0 CS: 0 PA: 35

PITCHER		IP	WLS	BF	H	R	ER	SO	BB	IBB	HBP	BLK	WP	HR	S	P	ERA	WHIP
33 Carlos Villanueva, R ERA: 4.08	(1, 1)	6.0		23	5	0	0	4	1	0	0	0	0	0	30	34	0.00	1.000
59 Cory Wade, R ERA: 5.63	(7, 1)	1.0	B	4	1	1	1	1	0	0	0	0	0	1	8	8	9.00	1.000
56 Héctor Rondón, R ERA: 2.57	(8, 1)	1.0		3	0	0	0	2	0	0	0	0	0	0	7	7	0.00	0.000
63 Zach Putnam, R ERA: 3.12	(9, 1)	1.0	S	5	1	0	0	1	1	0	0	0	0	0	6	10	0.00	2.000

PITCHER	IP	WLS	BF	H	R	ER	SO	BB	IBB	HBP	BLK	WP	HR	S	P	ERA	WHIP

Batter	1	2	3	4	5	6	7	8	9	AB	R	H	RBI	BB	SO	LOB
39 JB Shuck, L (1, 8) OBP: 0.381, SLG: 0.400	F8		2-H 1B		G4-3 1-2		1B		41 1B	5	0	3	1	0	0	1
8 Luis Antonio Rodriguez, S (1, 4) OBP: 0.302, SLG: 0.282 41 Matt Young, L (7, 7) OBP: 0.560, SLG: 0.636	F7		G3-1		F9		G5-3		1 SAFE 1-2 1B	4 1	0 0	0 1	0 0	0 0	0 0	2 0
56 Kole Calhoun, L (1, 9) OBP: 0.311, SLG: 0.405 71 Kaleb Cowart, S (7, PH) OBP: 0.261, SLG: 0.350 (7, 5)	K			G3-1	2-H 2B		K		F8	3 2	0 0	1 0	1 0	0 0	1 1	0 1
17 Chris Iannetta, R (1, 2) OBP: 0.455, SLG: 0.575 46 Chris Snyder, R (7, 2) OBP: 0.261, SLG: 0.333	G6-3			3 WP 20 1B 3 2B 1B	K			BBB 4-0 3 FC3-6 20 HBP 68 FC3-2 BB	G5-3	3 1	1 0	1 0	0 0	0 1	1 0	1 1
20 Brendan Harris, R (1, 5) OBP: 0.340, SLG: 0.435 (7, 4) Sherman Johnson, L (8, PR) (8, 4)	G6-3			3 WP 1-2 3 2B 1B		68 2B 2B		H 1-0 3 FC3-6 1-2 HBP		3 0	2 0	2 0	0 0	0 0	0 0	0 0
3 Scott Cousins, L (1, 7) OBP: 0.300, SLG: 0.240 (7, 9) 79 Roberto Lopez, R (8, 3)	G6-3			B 1-0 1-H 2-H 2B		F8		FC3-6 68 FC3-2 68 S 7 PB 1-2f 2-3		4 0	1 0	1 0	2 0	0 0	0 0	3 0
68 Efren Navarro, L (1, 3) OBP: 0.333, SLG: 0.286 99 Andy Workman, R (8, PR) (8, 9)			55 SH3-4 39 1B 1B	F9		7 G4-3 2-H 2B		B 1-0 FC3-2 7 PB 1-3 3-H		4 0	1 0	2 0	1 0	0 0	0 0	3 0
7 Andrew Romine, S (1, 6) OBP: 0.341, SLG: 0.333			F8	F7		G4-3 2-3		BBBB 4-0 1-2 3-H BB		3	0	0	0	1	0	3
55 Joe Blanton, R (1, 1) OBP: 0.500, SLG: 0.500 63 Nick Maronde, S (7, 1) 81 Alex Yarbrough, S (8, PH) OBP: 0.300, SLG: 0.333 49 Ernesto Frieri, R (8, 1)			SH3-4 1-2		39 G4-3 56 2B 1B	K		G6-3		2 0 1 0	1 0 0 0	1 0 0 0	0 0 0 0	0 0 0 0	1 0 0 0	1 0 2 0

Inning Stats	1	2	3	4	5	6	7	8	9
	R: 0 E: 0 K: 1 S: 5 H: 0 LOB: 0 BB: 0 P: 5	R: 0 E: 0 K: 0 S: 3 H: 0 LOB: 0 BB: 0 P: 3	R: 1 E: 0 K: 0 S: 5 H: 2 LOB: 0 BB: 0 P: 5	R: 2 E: 0 K: 0 S: 6 H: 3 LOB: 1 BB: 0 P: 7	R: 1 E: 0 K: 1 S: 7 H: 2 LOB: 1 BB: 0 P: 7	R: 1 E: 0 K: 1 S: 7 H: 2 LOB: 1 BB: 0 P: 7	R: 0 E: 0 K: 1 S: 5 H: 1 LOB: 0 BB: 0 P: 5	R: 1 E: 0 K: 0 S: 3 H: 0 LOB: 2 BB: 2 P: 13	R: 0 E: 0 K: 0 S: 4 H: 2 LOB: 1 BB: 0 P: 4

1B: 8 SF: 0
2B: 4 SAC: 1
3B: 0 DP: 0
HR: 0 HBP: 1

WP: 1 PA: 40
PB: 1
SB: 1
CS: 0

PITCHER		IP	WLS	BF	H	R	ER	SO	BB	IBB	HBP	BLK	WP	HR	S	P	ERA	WHIP
36 Edwin Jackson, R ERA: 4.05	(1, 1)	5.0		23	8	5	5	2	0	0	0	0	1	0	27	28	9.00	1.600
47 Hisanori Takahashi, L ERA: 3.29	(6, 1)	2.0		7	2	0	0	2	0	0	0	0	0	0	11	11	0.00	1.000
49 Carlos Marmol, R ERA: 1.86	(8, 1)	1.0	W	6	0	1	0	0	2	0	1	0	0	0	3	13	0.00	2.000
48 Rafael Dolis, R ERA: 4.76	(9, 1)	1.0	S	4	2	0	0	0	0	0	0	0	0	0	4	4	0.00	2.000

PITCHER	IP	WLS	BF	H	R	ER	SO	BB	IBB	HBP	BLK	WP	HR	S	P	ERA	WHIP

TOP

Los Angeles Angels @ Chicago Cubs

Hohokam Park, Mesa, AZ

Sat Mar 23 2013, 4:07 PM - 7:02 PM EDT

Att. 13,012 - Sunny - 76 F

livebaseballscorecards.com

AB	36
R	6
H	12
RBI	5
BB	2
SO	4
LOB	18

BOTTOM

Batter	1	2	3	4	5	6	7	8	9	AB	R	H	RBI	BB	SO	LOB
9 David DeJesus, L (1, 8) OBP: 0.438, SLG: 0.568	G6-3		F7		1B (1-2)		1B (6 2B; 1-3, 3-H)	P3		5	1	2	1	0	0	3
13 Starlin Castro, R (1, 6) OBP: 0.485, SLG: 0.621 6 Alberto Gonzalez, R (7, 6) OBP: 0.324, SLG: 0.500	K			1B	F8		2B (2-H, 3-H)			3 1	0 0	1 1	0 2	0 0	1 0	2 0
44 Anthony Rizzo, L (1, 3) OBP: 0.278, SLG: 0.324	G4-3			K	1B (21 FC6-4)		G6-3			4	0	1	0	0	1	1
21 Scott Hairston, R (1, 7) OBP: 0.208, SLG: 0.370		F7		P6		FC6-4 (19 2B; 1-2f)	HR			4	2	1	1	0	0	2
19 Nate Schierholtz, L (1, 9) OBP: 0.362, SLG: 0.529		K		F9		2B (1-H)	F7			4	0	1	1	0	1	1
30 Dioner Navarro, S (1, 2) OBP: 0.341, SLG: 0.526 51 Steve Clevenger, L (7, 2) OBP: 0.400, SLG: 0.459 90 Shawon Dunston Jr., L (8, PR) 48 Rafael Dolis, R (9, 1)	G3				G6-3	F7		P3 (20 G4-3; 53 WP)		3 1 0 0	0 0 1 0	0 1 0 0	0 0 0 0	0 0 0 0	0 0 0 0	1 0 0 0
24 Luis Valbuena, L (1, 5) OBP: 0.278, SLG: 0.320			G4-3		F9	K		P3		4	0	0	0	0	1	2
15 Darwin Barney, R (1, 4) OBP: 0.283, SLG: 0.382 20 Brent Lillibridge, R (7, 4) OBP: 0.500, SLG: 0.871			K		2B (36 1B)		3B (9 1B)	G4-3 (2-3)		2 2	1 1	1 1	0 0	0 0	1 0	0 1
36 Edwin Jackson, R (1, 1) OBP: 0.286, SLG: 0.286 47 Hisanori Takahashi, L (6, 1) 17 Dave Sappelt, R (7, PH) OBP: 0.234, SLG: 0.409 49 Carlos Marmol, R (8, 1) 53 Welington Castillo, R (8, PH) OBP: 0.302, SLG: 0.405 (9, 2)			1B		2B (9 1B; 2-H)		BB (9 1B; 6 2B)	BB (3-H)		2 0 0 0 0	0 0 1 0 0	2 0 0 0 1	1 0 0 0 0	0 0 1 0 0	0 0 0 0 0	0 0 0 0 0
Inning Stats	R: 0 E: 0 K: 1 S: 5 H: 0 LOB: 0 BB: 0 P: 5	R: 0 E: 0 K: 1 S: 5 H: 0 LOB: 0 BB: 0 P: 5	R: 0 E: 0 K: 1 S: 6 H: 1 LOB: 1 BB: 0 P: 6	R: 0 E: 0 K: 1 S: 6 H: 1 LOB: 1 BB: 0 P: 6	R: 1 E: 0 K: 0 S: 6 H: 3 LOB: 2 BB: 0 P: 6	R: 1 E: 0 K: 1 S: 7 H: 2 LOB: 1 BB: 0 P: 7	R: 4 E: 0 K: 0 S: 7 H: 4 LOB: 0 BB: 1 P: 11	R: 1 E: 0 K: 0 S: 4 H: 1 LOB: 2 BB: 1 P: 8		1B: 6 2B: 4 3B: 1 HR: 1	SF: 0 SAC: 0 DP: 0 HBP: 0						

PITCHER		IP	WLS	BF	H	R	ER	SO	BB	IBB	HBP	BLK	WP	HR	S	P	ERA	WHIP
55 Joe Blanton, R ERA: 3.46	(1, 1)	6.0		25	7	2	2	5	0	0	0	0	0	0	35	35	3.00	1.167
63 Nick Maronde, L ERA: 11.17	(7, 1)	1.0	B	7	4	4	4	0	1	0	0	0	0	1	7	11	36.00	5.000
49 Ernesto Frieri, R ERA: 7.36	(8, 1)	1.0	L	5	1	1	1	0	1	0	0	0	1	0	4	8	9.00	2.000

PITCHER	IP	WLS	BF	H	R	ER	SO	BB	IBB	HBP	BLK	WP	HR	S	P	ERA	WHIP

Los Angeles Angels @ Chicago Cubs
Hohokam Park, Mesa, AZ
Sat Mar 23 2013, 4:07 PM - 7:02 PM EDT
Att. 13,012 - Sunny - 76 F

livebaseballscorecards.com

AB	35
R	7
H	12
RBI	6
BB	2
SO	5
LOB	13

WP: 1	PA: 37		
PB: 0			
SB: 0			
CS: 0			

Chicago Cubs @ Cleveland Indians

Goodyear Ballpark, Goodyear, AZ

Sun Mar 24 2013, 4:06 PM - 6:48 PM EDT

Att. 7,007 - Sunny - 73 F

TOP

livebaseballscorecards.com

Batter	1	2	3	4	5	6	7	8	9	AB	R	H	RBI	BB	SO	LOB
20 Brent Lillibridge, R (1, 8)	B, X, 1-0, G4-3		X, 0-0, F9			X, 0-0, G4-3		X, 0-0, SF9, 2-3, 3-H		3	0	0	0	0	0	1
24 Luis Valbuena, L (8, PH)										0	0	0	1	0	0	0
OBP: 0.273, SLG: 0.320																
86 Trey Martin, R (8, 8)										0	0	0	0	0	0	0
30 Dioner Navarro, S (1, 10)	X, 0-0, F7			S, S, S, 0-3, K		X, 0-0, P5		X, 0-0, FC8-4, 51, 2B, 1-2f, 3-H		4	1	0	1	0	1	1
OBP: 0.311, SLG: 0.476																
44 Anthony Rizzo, L (1, 3)	X, 0-0, G4-3			X, 0-0, 12, 2B, 2B		X, 0-0, F7		X, 0-0, 1-H, 2B		3	1	1	0	0	0	0
OBP: 0.282, SLG: 0.351																
51 Steve Clevenger, L (7, 5)										1	0	1	1	0	0	0
OBP: 0.415, SLG: 0.500																
12 Alfonso Soriano, R (1, 7)		S, S, S, 0-3, K		X, 0-0, 13, G6-3, 2-H, 2B			X, 0-0, G5-3	X, 0-0, P6		4	0	1	1	0	1	1
OBP: 0.292, SLG: 0.578																
77 Reggie Golden, R (8, 7)										0	0	0	0	0	0	0
13 Starlin Castro, R (1, 6)		X, 0-0, G6-3		X, 0-0, G6-3, 2-3			X, 0-0, F7		S, S, S, 0-3, K	3	0	0	0	0	0	1
OBP: 0.444, SLG: 0.563																
74 Justin Bour, L (7, 3)										1	0	0	0	0	1	0
OBP: 0.333, SLG: 0.333																
21 Scott Hairston, R (1, 9)		X, 0-0, P4		X, 0-0, G5-3			X, 0-0, G6-3		X, 0-0, G5-3	4	0	0	0	0	0	1
OBP: 0.192, SLG: 0.340																
53 Welington Castillo, R (1, 2)			X, 0-0, F9		C, C, C, 0-3, K			B, B, B, B, 4-0, 6, BB, 15, 1B, 24, SF9, BB	S, S, S, 0-3, K	3	1	0	0	1	2	0
OBP: 0.298, SLG: 0.375																
15 Darwin Barney, R (1, 4)			X, 0-0, F8		X, 0-0, G5-3			X, 0-0, 24, SF9, 6, BB, 30, FC8-4, 1-2, 1B		3	1	1	0	0	0	0
OBP: 0.286, SLG: 0.379																
71 Jonathan Mota, R (8, 4)										0	0	0	0	0	0	0
6 Alberto Gonzalez, R (1, 5) (7, 6)			X, 0-0, 1B		X, 0-0, F8			B, B, B, B, 4-0, 30, FC8-4, 1-2, 2-3, BB		2	0	1	0	1	0	0
OBP: 0.350, SLG: 0.500																

	AB	R	H	RBI	BB	SO	LOB
	31	4	5	4	2	5	5

Inning Stats	1	2	3	4	5	6	7	8	9
R	0	0	0	1	0	0	0	3	0
E	0	0	0	0	0	0	0	0	0
K	0	1	0	1	1	0	0	0	2
S	3	5	4	7	5	3	3	5	7
H	0	0	1	2	0	0	0	2	0
LOB	0	0	1	1	0	0	0	1	0
BB	0	0	0	0	0	0	0	0	0
P	4	5	4	7	5	3	3	13	7

1B	2
2B	3
3B	0
HR	0
SF	1
SAC	0
DP	0
HBP	0
WP	0
PB	0
SB	0
CS	0
PA	34

PITCHER		IP	WLS	BF	H	R	ER	SO	BB	IBB	HBP	BLK	WP	HR	S	P	ERA	WHIP
30 Ubaldo Jiménez, R	(1, 1)	7.0	L	26	4	3	3	3	1	0	0	0	0	0	31	36	3.86	0.714
ERA: 4.62																		
37 Cody Allen, R	(8, 1)	1.0		5	1	1	1	0	1	0	0	0	0	0	4	8	9.00	2.000
ERA: 8.1																		
27 Bryan Shaw, R	(9, 1)	1.0		3	0	0	0	2	0	0	0	0	0	0	7	7	0.00	0.000
ERA: 1.0																		

PITCHER	IP	WLS	BF	H	R	ER	SO	BB	IBB	HBP	BLK	WP	HR	S	P	ERA	WHIP

BOTTOM

Chicago Cubs @ Cleveland Indians

Goodyear Ballpark, Goodyear, AZ

Sun Mar 24 2013, 4:06 PM - 6:48 PM EDT

Att. 7,007 - Sunny - 73 F

Batter	1	2	3	4	5	6	7	8	9	AB	R	H	RBI	BB	SO	LOB
24 Michael Bourn, L (1, 8) OBP: 0.273, SLG: 0.260	C C C 0-3 K		B B B B 4-0 4 FC5-4 BB			x 0-0 F7		x 0-0 G3 1-2 2-3		2	0	0	0	1	1	0
1 Ezequiel Carrera, L (7, 8) OBP: 0.367, SLG: 0.372										1	0	0	0	0	0	2
4 Mike Aviles, R (1, 6) (8, 7) OBP: 0.333, SLG: 0.381	x 0-0 22 G6-3 1B		x 0-0 FC5-4 1-2f			x 0-0 G6-3		x 0-0 2-H 3-H 1B		4	0	2	2	0	0	1
22 Jason Kipnis, L (1, 4) OBP: 0.196, SLG: 0.238	x 0-0 G6-3 1-2f			x 0-0 F9		S S S 0-3 K2-3		x 0-0 F9		3	0	0	0	0	1	1
9 Ryan Raburn, R (7, 4) OBP: 0.479, SLG: 0.795										1	0	0	0	0	0	1
33 Nick Swisher, S (1, 3) OBP: 0.500, SLG: 0.659		B B B B 4-0 23 BB BB		x 0-0 23 FC4-6 1B			x 0-0 L4		x 0-0 73 1B 40 1B 2B	2	0	1	0	1	0	0
71 Chris McGuiness, L (8, 3) OBP: 0.267, SLG: 0.244										1	1	1	0	0	0	0
23 Michael Brantley, L (1, 7) OBP: 0.444, SLG: 0.636		B 1 B B B 4-0 SAFE 1-2 BB		x 0-0 FC4-6 1-2f			x 0-0 F7		x 0-0 P6	2	0	0	0	1	0	1
82 Luis Hernandez, S (8, 6) OBP: 0.256, SLG: 0.222										1	0	0	0	0	0	1
41 Carlos Santana, S (1, 2) OBP: 0.348, SLG: 0.400		x 0-0 F8		x 0-0 F7			x 0-0 P2		x 0-0 40 1B 2-3 1B	3	0	0	0	0	0	2
73 Brian Jeroloman, L (8, 2) OBP: 0.292, SLG: 0.200										1	0	1	0	0	0	0
12 Mark Reynolds, R (1, 10) OBP: 0.396, SLG: 0.651		S S S 0-3 K		x 0-0 G5-3				x 0-0 F9	x 0-0 1-2 3-H 1B	3	0	0	0	0	1	1
40 Yan Gomes, R (9, PH) OBP: 0.467, SLG: 0.704										1	0	1	1	0	0	0
8 Lonnie Chisenhall, L (1, 5) OBP: 0.473, SLG: 0.745			S S S 0-3 K	x 0-0 G6-3				x 0-0 1 G3 4 1B 11 BB 1B	S S S 0-3 K	3	0	1	0	0	1	0
89 Matt Antonelli, R (8, PR) (9, 5) OBP: 0.500, SLG: 0.400										0	1	0	0	0	0	0
46 Cord Phelps, S (9, PH) OBP: 0.455, SLG: 0.688										1	0	0	0	0	1	2
11 Drew Stubbs, R (1, 9) OBP: 0.288, SLG: 0.354			x 0-0 F7	x 0-0 G6-3				B B B B 4-0 1-2 1 G3 4 1B BB	S S S 0-3 K	2	0	0	0	1	0	0
91 Tyler Holt, R (8, PR) (9, 9) OBP: 0.429, SLG: 0.500										1	1	0	0	0	1	2
Inning Stats	R: 0 E: 0 K: 1 S: 5 H: 1 LOB: 0 BB: 0 P: 5	R: 0 E: 0 K: 1 S: 4 H: 0 LOB: 1 BB: 2 P: 12	R: 0 E: 0 K: 1 S: 5 H: 0 LOB: 1 BB: 1 P: 9	R: 0 E: 0 K: 0 S: 4 H: 1 LOB: 1 BB: 0 P: 4	R: 0 E: 0 K: 0 S: 3 H: 0 LOB: 0 BB: 0 P: 3	R: 0 E: 0 K: 1 S: 5 H: 0 LOB: 0 BB: 0 P: 5	R: 0 E: 0 K: 0 S: 3 H: 0 LOB: 0 BB: 0 P: 3	R: 2 E: 0 K: 0 S: 5 H: 2 LOB: 1 BB: 1 P: 9	R: 1 E: 0 K: 2 S: 10 H: 3 LOB: 2 BB: 0 P: 10	1B: 6 2B: 1 3B: 0 HR: 0	SF: 0 SAC: 0 DP: 1 HBP: 0						

livebaseballscorecards.com

AB	32
R	3
H	7
RBI	3
BB	4
SO	6
LOB	14

WP: 0 PB: 0 SB: 0 CS: 0 PA: 36

PITCHER		IP	WLS	BF	H	R	ER	SO	BB	IBB	HBP	BLK	WP	HR	S	P	ERA	WHIP
18 Chris Rusin, L ERA: 1.93	(1, 1)	5.1	W	19	2	0	0	3	3	0	0	0	0	0	22	34	0.00	0.938
28 Michael Bowden, R ERA: 1.74	(6, 1)	1.2	H	5	0	0	0	1	0	0	0	0	0	0	7	7	0.00	0.000
27 Casey Coleman, R ERA: 2.57	(8, 1)	0.2		4	1	2	2	0	1	0	0	0	0	0	3	7	27.00	3.000
63 Zach Putnam, R ERA: 3.0	(8, 1)	0.1	H	2	1	0	0	0	0	0	0	0	0	0	2	2	0.00	3.000
60 Jensen Lewis, R ERA: 6.14	(9, 1)	1.0	S	6	3	1	1	2	0	0	0	0	0	0	10	10	9.00	3.000

PITCHER	IP	WLS	BF	H	R	ER	SO	BB	IBB	HBP	BLK	WP	HR	S	P	ERA	WHIP

Batter	1	2	3	4	5	6	7	8	9	AB	R	H	RBI	BB	SO	LOB
16 Ángel Pagán, S (1, 8) OBP: 0.310, SLG: 0.414 78 Juan Ciriaco, R (7, 5)	P4	1-2 1B		F7 1-2	2-H 1B		FC4-6 66 E 66 FC6 13 2B 1-2f 2-3 3-H		P4	5	1	2	2	0	0	3
										1	0	0	0	0	0	0
19 Marco Scutaro, R (1, 4) OBP: 0.242, SLG: 0.200 66 Joe Panik, L (5, 4) OBP: 0.267, SLG: 0.154	G5-3	K		G1-3	L8		FC6 13 2B 1-3 3-H		1B	4	0	0	0	0	1	4
										2	1	1	1	0	0	1
13 Joaquin Arias, R (1, 6) OBP: 0.263, SLG: 0.339 70 George Kontos, R (7, 1) 80 Javier Herrera, R (8, 8)	E6 2 BB 28 1B		28 FC5-4 1B	28 2B 2-3 1B		L5 1B	28 G1-3 2-H 3-H 2B		G5-3	5	0	3	2	0	0	0
										0	0	0	0	0	0	0
										1	0	0	0	0	0	1
28 Buster Posey, R (1, 2) OBP: 0.362, SLG: 0.341	2 BB 1-2 1B		FC5-4 2 2B 56 2B 1-2f	1-3 3-H 2B		1B	G1-3 2-3			5	1	3	1	0	0	2
2 Cole Gillespie, R (1, 7) OBP: 0.393, SLG: 0.471	BB 1-2 2-3		56 2B 1-3 2B	BB		F8	K			3	1	1	0	2	1	2
56 Andres Torres, S (1, 9) (7, 8) 49 Javier López, L (8, 1) 54 Sergio Romo, R (9, 1)	P1		84 WP 84 SF8 2-H 3-H 2B	P4		K		K		5	1	1	2	0	2	7
										0	0	0	0	0	0	0
										0	0	0	0	0	0	0
84 Todd Linden, S (1, 3) OBP: 0.200, SLG: 0.250		G5-3	SF8 2-H		K		2B 16 FC4-6 1B	K		4	1	1	1	0	2	0
Nick Noonan, L (1, 5) OBP: 0.246, SLG: 0.407 (7, 6)		F7	P6		16 1B 2B		16 FC4-6 66 FC6 1-3 2B	K		5	2	2	0	0	1	0
32 Ryan Vogelsong, R (1, 1) 14 Francisco Peguero, R (7, PH) OBP: 0.364, SLG: 0.453 (7, 9)		16 1B BB		13 1B 16 WP 28 2B BB	G6-3		16 FC4-6 BB		K	1	1	0	0	2	0	1
										1	0	0	0	1	1	0

Inning Stats										
	R: 0	H: 1	R: 0	H: 1	R: 3	H: 3	R: 1	H: 2	R: 1	H: 2
	E: 1	LOB: 3	E: 0	LOB: 2	E: 0	LOB: 0	E: 0	LOB: 3	E: 0	LOB: 1
	K: 0	BB: 1	K: 1	BB: 1	K: 0	BB: 0	K: 0	BB: 2	K: 1	BB: 0
	S: 5	P: 9	S: 6	P: 10	S: 6	P: 7	S: 5	P: 14	S: 7	P: 7

Inning Stats									
	R: 0	H: 1	R: 4	H: 3	R: 0	H: 0	R: 0	H: 1	
	E: 0	LOB: 1	E: 1	LOB: 1	E: 0	LOB: 0	E: 0	LOB: 1	
	K: 1	BB: 0	K: 1	BB: 1	K: 3	BB: 0	K: 1	BB: 0	
	S: 6	P: 6	S: 9	P: 13	S: 9	P: 9	S: 6	P: 6	

PITCHER		IP	WLS	BF	H	R	ER	SO	BB	IBB	HBP	BLK	WP	HR	S	P	ERA	WHIP
37 Travis Wood, L ERA: 4.5	(1, 1)	4.0	L	24	7	4	4	1	4	0	0	0	2	0	22	40	9.00	2.750
50 Blake Parker, R ERA: 1.42	(5, 1)	1.0		5	2	1	1	1	0	0	0	0	0	0	7	7	9.00	2.000
59 Cory Wade, R ERA: 6.3	(6, 1)	2.0		12	4	4	2	2	1	0	0	0	0	0	15	19	9.00	2.500
54 Shawn Camp, R ERA: 1.29	(8, 1)	1.0		3	0	0	0	3	0	0	0	0	0	0	9	9	0.00	0.000
56 Héctor Rondón, R ERA: 2.25	(9, 1)	1.0		4	1	0	0	1	0	0	0	0	0	0	6	6	0.00	1.000

PITCHER	IP	WLS	BF	H	R	ER	SO	BB	IBB	HBP	BLK	WP	HR	S	P	ERA	WHIP

San Francisco Giants @ Chicago Cubs

Hohokam Park, Mesa, AZ

Mon Mar 25 2013, 4:08 PM - 7:13 PM EDT

Att. 13,374 - Sunny - 83 F

TOP

livebaseballscorecards.com

AB	42
R	9
H	14
RBI	9
BB	5
SO	8
LOB	21

1B: 8	SF: 1	WP: 2	PA: 48
2B: 6	SAC: 0	PB: 0	
3B: 0	DP: 0	SB: 0	
HR: 0	HBP: 0	CS: 0	

BOTTOM

San Francisco Giants @ Chicago Cubs

Hohokam Park, Mesa, AZ

Mon Mar 25 2013, 4:08 PM - 7:13 PM EDT

Att. 13,374 - Sunny - 83 F

livebaseballscorecards.com

Batter	1	2	3	4	5	6	7	8	9	AB	R	H	RBI	BB	SO	LOB
9 David DeJesus, L (1, 8) OBP: 0.431, SLG: 0.574	P5		2-H 2B		G4-3		2B		G5-4-3 1-2f	3	0	1	1	0	0	0
59 Cory Wade, R (6, 1)										0	0	0	0	0	0	0
21 Scott Hairston, R (7, PH) OBP: 0.208, SLG: 0.373										1	0	1	0	0	0	0
54 Shawn Camp, R (8, 1)										0	0	0	0	0	0	0
56 Héctor Rondón, R (9, 1)										0	0	0	0	0	0	0
53 Welington Castillo, R (9, PH) OBP: 0.292, SLG: 0.366										1	0	0	0	0	0	1
20 Brent Lillibridge, R (1, 6) OBP: 0.410, SLG: 0.711	G3		G4-3		F8		K			4	0	0	0	0	1	2
51 Steve Clevenger, L (1, 3) OBP: 0.400, SLG: 0.476	G6-3			24 BB 30 1B 1B		F8	G3-1			4	0	1	0	0	0	1
12 Alfonso Soriano, R (1, 7) OBP: 0.269, SLG: 0.531		G6-3		P6		K		G5-3		4	0	0	0	0	1	1
96 Yasiel Balaguert, R (9, 7)										0	0	0	0	0	0	0
19 Nate Schierholtz, L (1, 9) OBP: 0.355, SLG: 0.527		L5		K		30 HR 2B		G6-3		4	1	1	0	0	1	1
30 Dioner Navarro, S (1, 2) OBP: 0.333, SLG: 0.556		K		24 BB 1-2 1B		2-H HR		BB		3	1	2	2	0	1	0
79 J.C. Boscan, R (8, 2) OBP: 0.357, SLG: 0.385										0	0	0	0	1	0	0
24 Luis Valbuena, L (1, 5) OBP: 0.288, SLG: 0.308			F9	1-2 2-3 BB		BB		K		2	0	0	0	2	1	1
6 Alberto Gonzalez, R (1, 4) OBP: 0.341, SLG: 0.474			37 SH1-3 9 2B 1B	G5-3		P4			G5-3	4	1	1	0	0	0	4
37 Travis Wood, R (1, 1) OBP: 0.333, SLG: 0.333			SH1-3 1-2		G4-3		F8		53 G5-4-3 1B	0	0	0	0	0	0	0
50 Blake Parker, R (5, 1)										0	0	0	0	0	0	0
17 Dave Sappelt, R (5, PH) OBP: 0.229, SLG: 0.400										1	0	0	0	0	0	0
90 Shawon Dunston Jr., L (6, 8) OBP: 0.500, SLG: 0.500										2	0	1	0	0	0	0
Inning Stats	R: 0 E: 0 K: 0 S: 3 H: 0 LOB: 0 BB: 0 P: 3	R: 0 E: 0 K: 1 S: 5 H: 0 LOB: 0 BB: 0 P: 5	R: 1 E: 0 K: 0 S: 5 H: 2 LOB: 1 BB: 0 P: 5	R: 0 E: 0 K: 1 S: 7 H: 2 LOB: 3 BB: 1 P: 11	R: 0 E: 0 K: 0 S: 3 H: 0 LOB: 0 BB: 0 P: 3	R: 2 E: 0 K: 1 S: 7 H: 2 LOB: 1 BB: 1 P: 11	R: 0 E: 0 K: 1 S: 6 H: 1 LOB: 1 BB: 0 P: 6	R: 0 E: 0 K: 1 S: 5 H: 0 LOB: 1 BB: 1 P: 9	R: 0 E: 0 K: 0 S: 3 H: 1 LOB: 0 BB: 0 P: 3	1B: 4 2B: 3 3B: 0 HR: 1	SF: 0 SAC: 1 DP: 1 HBP: 0						

	AB	33
	R	3
	H	8
	RBI	3
	BB	3
	SO	5
	LOB	11

WP: 0 PB: 0 SB: 0 CS: 0 PA: 37

PITCHER	IP	WLS	BF	H	R	ER	SO	BB	IBB	HBP	BLK	WP	HR	S	P	ERA	WHIP
32 Ryan Vogelsong, R (1, 1) ERA: 2.7	6.0	W	26	6	3	3	3	2	0	0	0	0	1	30	38	4.50	1.333
70 George Kontos, R (7, 1) ERA: 3.46	1.0		4	1	0	0	1	0	0	0	0	0	0	6	6	0.00	1.000
49 Javier López, L (8, 1) ERA: 9.95	1.0		4	0	0	0	1	1	0	0	0	0	0	5	9	0.00	1.000
54 Sergio Romo, R (9, 1) ERA: 3.0	1.0		3	1	0	0	0	0	0	0	0	0	0	3	3	0.00	1.000

PITCHER	IP	WLS	BF	H	R	ER	SO	BB	IBB	HBP	BLK	WP	HR	S	P	ERA	WHIP

Batter	1	2	3	4	5	6	7	8	9	AB	R	H	RBI	BB	SO	LOB
78 Emmanuel Burriss, S (1, 6) (9, 4) OBP: 0.263, SLG: 0.264	G6-3		1-H 2B	F8			G1-3	E5 28 1B, 28 S, 32 1B; 1-3, 2-H	5	1	1	1	0	0	2
28 Chris Heisey, R (1, 7) OBP: 0.300, SLG: 0.518	F7		F8			K		P4	32 1B, 3 SF8 1B; 1-3, 3-H	5	1	1	1	0	1	1
32 Jay Bruce, L (1, 9) OBP: 0.291, SLG: 0.600	K			K		K		3B	3 SF8, 81 BB HR 1B; 1-3, 3-H	5	1	2	1	0	3	0
23 Denis Phipps, R (1, 8) OBP: 0.326, SLG: 0.600 81 Derrick Robinson, S (6, 8) OBP: 0.370, SLG: 0.500		21 G6-4-3 1B		2B		K		K	HR BB; 1-2	3 1	0 1	2 0	0 0	0 1	1 1	0 1
21 Todd Frazier, R (1, 5) OBP: 0.327, SLG: 0.600 3 Devin Lohman, R (9, PH) (9, 6)	G6-4-3; 1-2f			L8			HR		P3; SF8; 2-3, 3-H	4 0	1 0	1 0	1 1	0 0	0 0	2 0
Donald Lutz, L (1, 3) OBP: 0.340, SLG: 0.556	K			F7			G4-1		3 2B; HR; 1-H, 3-H	5	2	2	3	0	1	1
16 Jason Donald, R (1, 4) OBP: 0.432, SLG: 0.343 3 Cesar Izturis, S (6, 4) (9, 5) OBP: 0.407, SLG: 0.510			G4-3		G1-3		G1-4-3		37 1B 2B; 2-H 37 WP 1B	2 3	0 1	0 2	0 1	0 0	0 0	0 0
29 Ryan Hanigan, R (1, 2) OBP: 0.385, SLG: 0.542 37 Corky Miller, R (8, 2) OBP: 0.316, SLG: 0.235			K		47 SH1-4 1B		1B		78 E 1B; 2-H G4-3; 1-2	3 2	0 1	2 1	0 1	0 0	1 1	0 1
47 Johnny Cueto, R (1, 1) OBP: 0.500, SLG: 0.500 66 Junior Arias, R (7, PH) 31 Alfredo Simon, R (7, 1) 55 Chris Berset, S (9, PH) 56 Clay Hensley, R (9, 1)			78 WP 78 2B 1B		SH1-4; 1-2		G5-3		78 E 28 1B; 1-2 BB	1 1 0 0 0	1 0 0 1 0	1 0 0 0 0	0 0 0 0 0	0 0 0 1 0	0 0 0 0 0	0 1 0 0 0
Inning Stats	R: 0 E: 0 K: 1 S: 6 H: 0 LOB: 0 BB: 0 P: 6	R: 0 E: 0 K: 1 S: 5 H: 1 LOB: 0 BB: 0 P: 5	R: 1 E: 0 K: 1 S: 7 H: 2 LOB: 1 BB: 0 P: 8	R: 0 E: 0 K: 1 S: 6 H: 1 LOB: 1 BB: 0 P: 6	R: 0 E: 0 K: 0 S: 4 H: 1 LOB: 1 BB: 0 P: 4	R: 0 E: 0 K: 3 S: 9 H: 0 LOB: 0 BB: 0 P: 9	R: 1 E: 0 K: 0 S: 5 H: 2 LOB: 1 BB: 0 P: 5	R: 0 E: 0 K: 1 S: 6 H: 1 LOB: 1 BB: 0 P: 6	R: 9 E: 1 K: 0 S: 11 H: 7 LOB: 1 BB: 2 P: 21	1B: 8 2B: 4 3B: 1 HR: 2 SF: 1 SAC: 1 DP: 1 HBP: 0						

PITCHER		IP	WLS	BF	H	R	ER	SO	BB	IBB	HBP	BLK	WP	HR	S	P	ERA	WHIP
29 Jeff Samardzija, R ERA: 3.51	(1, 1)	5.0	L	19	5	1	1	4	0	0	0	0	1	0	28	29	1.80	1.000
47 Hisanori Takahashi, L ERA: 3.52	(6, 1)	1.2		6	1	1	1	3	0	0	0	0	0	1	12	12	5.40	0.600
54 Shawn Camp, R ERA: 1.23	(7, 1)	0.1		2	1	0	0	0	0	0	0	0	0	0	2	2	0.00	3.000
40 James Russell, L ERA: 3.12	(8, 1)	1.1		6	2	1	1	1	0	0	0	0	0	0	8	8	6.75	1.500
49 Carlos Marmol, R ERA: 4.66	(9, 1)	0.0		6	4	4	3	0	1	0	0	0	0	0	5	10	∞	∞

PITCHER		IP	WLS	BF	H	R	ER	SO	BB	IBB	HBP	BLK	WP	HR	S	P	ERA	WHIP
Michael Hamann, R ERA: 27.0	(9, 1)	0.2		5	2	4	2	0	1	0	0	0	1	1	4	9	27.00	4.500

Cincinnati Reds @ Chicago Cubs

Hohokam Park, Mesa, AZ

Tue Mar 26 2013, 10:13 PM - 12:57 AM EDT

Att. 9,388 - Clear - 81 F

TOP

livebaseballscorecards.com

AB	40
R	11
H	15
RBI	10
BB	2
SO	8
LOB	9

WP: 2	PA:	44
PB: 0		
SB: 1		
CS: 0		

BOTTOM

Cincinnati Reds @ Chicago Cubs

Hohokam Park, Mesa, AZ

Tue Mar 26 2013, 10:13 PM - 12:57 AM EDT

Att. 9,388 - Clear - 81 F

Batter	1	2	3	4	5	6	7	8	9	AB	R	H	RBI	BB	SO	LOB
9 David DeJesus, L (1, 8) OBP: 0.426, SLG: 0.560	G3-1		13 FC6-4 1B		G1-3		F8		P6	3	0	1	0	0	0	0
20 Brent Lillibridge, R (7, 8) OBP: 0.390, SLG: 0.675										2	0	0	0	0	0	3
13 Starlin Castro, R (1, 6) OBP: 0.415, SLG: 0.514	1B		FC6-4 1-2f		K			G5-3	K	5	0	1	0	0	2	3
44 Anthony Rizzo, L (1, 3) OBP: 0.286, SLG: 0.350	K			19 FC6-4 17 1B 1B	K			17 1B BB		3	0	1	0	0	2	1
96 Daniel Vogelbach, L (7, 3)										0	0	0	0	1	0	0
17 Dave Sappelt, R (1, 7) OBP: 0.250, SLG: 0.408	G5-3			19 FC6-4 1-2 1B		F8		1-2 1B		4	0	2	0	0	0	1
19 Nate Schierholtz, L (1, 9) OBP: 0.333, SLG: 0.492		F9		FC6-4 24 BB 1-2f 2-3		G6-3		K		4	0	0	0	0	1	4
53 Welington Castillo, R (1, 2) OBP: 0.294, SLG: 0.364		G5-3		K			24 G3 51 2B 1B	G4-3		3	1	1	0	0	1	2
Jeimer Candelario, S (8, 5)										1	0	0	0	0	0	2
24 Luis Valbuena, L (1, 5) OBP: 0.290, SLG: 0.296		P5		15 FC6-4 1-2 BB			G3 1-2		L8	2	0	0	0	1	0	1
6 Alberto Gonzalez, R (8, 4) OBP: 0.333, SLG: 0.462										1	0	0	0	0	0	0
15 Darwin Barney, R (1, 4) OBP: 0.273, SLG: 0.361			G6-3	FC6-4 1-2f			F9		51 1B BB	3	0	0	0	0	0	4
40 James Russell, L (8, 1)										0	0	0	0	0	0	0
49 Carlos Marmol, R (9, 1)										0	0	0	0	0	0	0
Michael Hamann, R (9, 1)										0	0	0	0	0	0	0
1 Oliver Zapata, S (9, PH)										0	0	0	0	1	0	0
29 Jeff Samardzija, R (1, 1) OBP: 0.600, SLG: 1.800			K		G4-3		2-H 2B		1-3 1B	1	0	0	0	0	1	0
30 Dioner Navarro, S (5, PH) OBP: 0.327, SLG: 0.543										1	0	0	0	0	0	0
47 Hisanori Takahashi, L (6, 1)										0	0	0	0	0	0	0
54 Shawn Camp, R (7, 1)										0	0	0	0	0	0	0
51 Steve Clevenger, L (7, PH) OBP: 0.426, SLG: 0.523										2	0	2	1	0	0	0
(8, 2)																
Inning Stats	R: 0 E: 0 K: 1 S: 6 H: 1 LOB: 1 BB: 0 P: 6	R: 0 E: 0 K: 0 S: 3 H: 0 LOB: 0 BB: 0 P: 3	R: 0 E: 0 K: 1 S: 6 H: 1 LOB: 1 BB: 0 P: 6	R: 0 E: 0 K: 1 S: 7 H: 2 LOB: 3 BB: 1 P: 11	R: 0 E: 0 K: 1 S: 5 H: 0 LOB: 0 BB: 0 P: 5	R: 0 E: 0 K: 1 S: 5 H: 0 LOB: 0 BB: 0 P: 5	R: 1 E: 0 K: 0 S: 5 H: 2 LOB: 1 BB: 0 P: 5	R: 0 E: 0 K: 1 S: 6 H: 1 LOB: 2 BB: 1 P: 10	R: 0 E: 0 K: 1 S: 6 H: 1 LOB: 2 BB: 1 P: 10	1B: 7 2B: 1 3B: 0 HR: 0	SF: 0 SAC: 0 DP: 0 HBP: 0			WP: 0 PB: 0 SB: 0 CS: 0	PA: 38		

livebaseballscorecards.com

AB	35
R	1
H	8
RBI	1
BB	3
SO	7
LOB	21

PITCHER		IP	WLS	BF	H	R	ER	SO	BB	IBB	HBP	BLK	WP	HR	S	P	ERA	WHIP
47 Johnny Cueto, R ERA: 5.16	(1, 1)	6.0	W	23	4	0	0	5	1	0	0	0	0	0	32	36	0.00	0.833
31 Alfredo Simon, R ERA: 9.45	(7, 1)	2.0	H	10	3	1	1	1	1	0	0	0	0	0	11	15	4.50	2.000
56 Clay Hensley, R ERA: 4.5	(9, 1)	1.0		5	1	0	0	1	1	0	0	0	0	0	6	10	0.00	2.000

PITCHER	IP	WLS	BF	H	R	ER	SO	BB	IBB	HBP	BLK	WP	HR	S	P	ERA	WHIP

Batter	1	2	3	4	5	6	7	8	9	10	AB	R	H	RBI	BB	SO	LOB
9 David DeJesus, L (1, 8) OBP: 0.407, SLG: 0.574	C FF 94 F SI 94 S CH 86 0-3 K			C SI 91 B CU 79 F CH 84 C SI 92 1-3 K		B FF 93 C FF 93 C CU 75 X CH 84 1-2 G3		B CU 78 B SI 95 S SI 94 F SI 94 F CU 80 B FF 95 X SI 94 3-2 24 2B 1-H 3B	F SL 85 B FF 94 B FF 95 X SL 83 2-1 SF8 3-H		4	1	1	2	0	2	0
51 Steve Clevenger, L (1, 5) OBP: 0.420, SLG: 0.511 24 Luis Valbuena, L (8, PH) OBP: 0.297, SLG: 0.321 (8, 5)	C FF 95 B CH 87 X FF 93 1-1 G3-1			B CU 80 X SL 90 1-0 G3-1		C CU 75 B CU 77 C FF 94 X CH 84 1-2 1B		B CU 78 X FF 95 1-0 12 1B 3-H 2B	X FF 93 0-0 P5		3 2	0 1	1 1	0 1	0 0	0 0	0 0
44 Anthony Rizzo, L (1, 3) OBP: 0.277, SLG: 0.318 74 Justin Bour, L (9, 3) OBP: 0.333, SLG: 0.333	B FF 94 S CH 86 B FF 88 C SI 95 X SL 92 2-2 G1-6-3			C CU 80 S CH 85 S CH 84 0-3 K		C FF 94 B FC 94 B FF 94 X FF 94 2-1 F7		B SI 88 B CU 79 B FF 95 B SI 95 4-0 12 1B 30 2B BB	B FF 93 S SL 85 B SL 85 B FF 94 C FF 94 S SL 85 3-3 K		4 0	1 0	0 0	0 0	1 0	2 0	1 0
12 Alfonso Soriano, R (1, 10) OBP: 0.263, SLG: 0.500		X SI 92 0-0 G5-3			B SI 91 X FF 91 1-0 G5-3	C CU 79 B FF 99 F SI 97 F FF 99 F FF 98 X CH 85 1-2 G3		B CU 79 F FF 94 S SL 86 X FF 95 1-2 30 2B 1-2 2-H 1B		C FF 91 X CU 78 0-1 F9	5	1	1	1	0	0	1
21 Scott Hairston, R (1, 9) OBP: 0.224, SLG: 0.364 (8, 7)		C SI 93 X CU 80 0-1 30 G4-6-3 1B			C CU 78 B SI 92 B CH 85 B CH 86 B FF 92 4-1 20 WP 30 1B 20 G6-3 BB	C FF 95 S CU 84 B CU 84 B FF 95 S FF 95 2-3 K		F CU 79 S SI 95 F SL 87 X SI 95 0-2 F7		B CU 79 S CU 78 F FF 91 X FF 92 1-2 F9	4	1	1	0	1	1	2
30 Dioner Navarro, S (1, 2) OBP: 0.340, SLG: 0.560 76 Dong-Yub Kim, R (8, PR) 79 J.C. Boscan, R (8, 2) OBP: 0.333, SLG: 0.357		C SI 92 B SI 94 B FF 92 X CH 86 2-1 G4-6-3 1-2f			1 SAFE 1 SAFE 1 SAFE B CH 85 F CH 86 B SI 92 1 SAFE X SL 89 2-1 20 G6-3 15 1B 20 WP 1-2 1B	B SI 95 C CU 80 S CU 82 B CH 88 F SI 95 X CU 81 2-2 G6-3		B SI 95 C CU 78 B CH 88 B SI 95 X SI 94 3-1 1-H 2-H 2B		S FF 92 C CU 80 S SL 80 0-3 K	4 0 1	1 0 0	2 0 0	2 0 0	0 0 1	0 0 0	1 0 0
20 Brent Lillibridge, R (1, 6) OBP: 0.356, SLG: 0.614			C FF 92 B CU 82 X SI 92 1-1 G6-3		B SI 91 X SI 91 1-0 G6-3 1-3 2-H	C CU 82 B SI 94 F FF 95 F CU 83 F SI 95 S CU 82 1-3 K2-3		C FF 94 S SL 84 D SL 85 C SL 84 1-3 K			4	0	0	1	0	2	2
15 Darwin Barney, R (1, 4) OBP: 0.286, SLG: 0.385			C CU 78 B SI 94 B FF 93 C CH 86 X CH 85 2-2 G5-3		X CU 79 0-0 3-H 1B			C FF 94 X SL 86 0-1 G4-3	C FF 91 F SL 82 B FF 93 X SL 83 1-2 19 3B 2B		4	1	2	1	0	0	0
17 Dave Sappelt, R (1, 7) OBP: 0.241, SLG: 0.392 19 Nate Schierholtz, L (8, PH) OBP: 0.353, SLG: 0.541 (8, 9)			C SI 93 C SI 82 X CH 85 0-2 G4-3		B CH 84 B SL 89 F CH 85 F SI 92 S SL 88 2-3 K			F SI 95 C CU 80 F FF 95 B CU 80 X CU 80 1-2 9 S 9 3B 1B	S FF 94 F SL 84 X FF 95 0-2 9 SF8 2-H 3B		2 2	0 2	0 2	0 1	0 0	1 0	1 0
Inning Stats	R: 0 E: 0 K: 1 S: 8 H: 0 LOB: 0 BB: 0 P: 11	R: 0 E: 0 K: 0 S: 5 H: 1 LOB: 0 BB: 0 P: 7	R: 0 E: 0 K: 0 S: 8 H: 0 LOB: 0 BB: 0 P: 11	R: 0 E: 0 K: 2 S: 7 H: 0 LOB: 0 BB: 0 P: 9	R: 2 E: 0 K: 1 S: 9 H: 2 LOB: 1 BB: 1 P: 19	R: 0 E: 0 K: 0 S: 13 H: 1 LOB: 1 BB: 0 P: 18	R: 0 E: 0 K: 2 S: 12 H: 0 LOB: 0 BB: 0 P: 17	R: 5 E: 0 K: 1 S: 23 H: 5 LOB: 1 BB: 1 P: 37	R: 2 E: 0 K: 1 S: 13 H: 2 LOB: 0 BB: 0 P: 19	R: 0 E: 0 K: 1 S: 8 H: 0 LOB: 0 BB: 0 P: 9	1B: 6 2B: 3 3B: 2 HR: 0 SF: 1 SAC: 0 DP: 1 HBP: 0						

PITCHER		IP	WLS	BF	H	R	ER	SO	BB	IBB	HBP	BLK	WP	HR	S	P	ERA	WHIP
33 James Shields, R ERA: 6.75	(1, 1)	5.0		18	3	2	2	4	1	0	0	0	1	0	37	57	3.60	0.800
55 Tim Collins, L ERA: 12.91	(6, 1)	0.2		3	1	0	0	0	0	0	0	0	0	0	8	12	0.00	1.500
40 Kelvin Herrera, R ERA:	(6, 1)	0.1		1	0	0	0	0	0	0	0	0	0	0	5	6	0.00	0.000
27 Juan Gutierrez, R ERA: 4.5	(7, 1)	1.0		3	0	0	0	2	0	0	0	0	0	0	12	17	0.00	0.000
44 Luke Hochevar, R ERA: 7.24	(8, 1)	0.2		8	5	5	5	0	1	0	0	0	0	0	20	33	67.50	9.000

PITCHER		IP	WLS	BF	H	R	ER	SO	BB	IBB	HBP	BLK	WP	HR	S	P	ERA	WHIP
43 Aaron Crow, R ERA: 4.82	(8, 1)	1.1	B	6	2	2	2	2	0	0	0	0	0	0	16	23	13.50	1.500
96 Sam Runion, R ERA:	(10, 1)	1.0		3	0	0	0	1	0	0	0	0	0	0	8	9	0.00	0.000

TOP

Chicago Cubs @ Kansas City Royals

Surprise Stadium, Surprise, AZ

Wed Mar 27 2013, 9:05 PM - 12:36 AM EDT

Att. 6,842 - Partly Cloudy - 81 F

livebaseballscorecards.com

AB	39
R	9
H	11
RBI	9
BB	2
SO	9
LOB	8

WP: 1	PB: 0	SB: 1	CS: 0	PA: 42					

Batter	1	2	3	4	5	6	7	8	9	10	AB	R	H	RBI	BB	SO	LOB
4 Alex Gordon, L (1, 7) OBP: 0.481, SLG: 0.739	F SI 90 B FC 89 X FF 90 1-1 17 3B 1B	1 SAFE C CH 85 B CH 83 X SI 91 1-1 ② G3-1 1-3		B SI 88 B CU 74 F CH 86 X SI 90 2-1 HR		C FF 89 S FF 90 X FF 90 0-2 17 2B 8 SF9 1B	X FF 92 0-0 ③ G4-3		C FF 92 B FF 92 D FF 92 B CH 83 S CU 77 X FF 92 3-2 ③ F7		6	3	3	1	0	0	4
17 Chris Getz, L (1, 4) OBP: 0.492, SLG: 0.600	B SI 90 X FC 89 1-0 16 1B 1-H 3B	C CU 76 X CH 84 0-1 3-H 1B		C CU 74 F CU 73 X SI 90 0-2 16 G5-4-3 1B		X FF 88 0-0 8 SF9 1-3 2B		B SI 91 C SI 90 F FS 85 F FS 85 B SI 91 X FS 85 2-2 8 2B 1B		C CH 85 B SL 76 B FF 85 X FC 74 2-1 16 G5-4-3 1B	6	2	6	2	0	0	0
16 Billy Butler, R (1, 10) OBP: 0.386, SLG: 0.431	X SI 91 0-0 35 FC4-6 3-H 1B	X CU 75 0-0 ③ L4		B CH 87 C CH 86 X SI 91 1-1 ①② G5-4-3 1-2f		C SL 82 C SL 83 F SL 83 F FF 91 S FF 90 0-3 ① K		F SI 90 1 SAFE S FS 84 S FS 84 0-3 ① K		B CH 85 B CH 69 X CH 69 2-0 ①② G5-4-3 1-2f	6	0	1	1	0	2	6
8 Mike Moustakas, L (1, 5) OBP: 0.444, SLG: 0.761	B CU 76 B SI 90 S SI 90 S SI 91 S SI 91 2-3 ① K	C SI 88 S CH 83 B CH 86 B FF 90 X CH 86 2-2 HR	B CU 75 X CH 88 1-0 ③ G3-1	C SL 82 F FF 91 B CH 82 B CH 80 B SL 81 X SL 81 3-2 ② SF9 2-3 3-H		1 SAFE F SI 91 1 SAFE B SI 91 S FS 84 B SI 92 F FS 86 X FS 85 2-2 1-H 2B		B SI 78 C FF 85 C CH 70 B FC 77 S FC 78 2-3 ③ K		5	1	2	3	0	2	1
13 Salvador Perez, R (1, 2) OBP: 0.375, SLG: 0.528	B CH 88 F SI 91 C SI 92 S CU 77 1-3 ② K	C CU 76 F FC 87 B SI 92 B FF 90 X CU 77 2-2 HR	C SI 88 B SI 89 X SI 90 1-1 35 FC6-4 1B	D SL 83 B SL 82 F FF 91 S FF 90 F SL 82 F FF 92 B SL 84 F FF 90 F FF 90 3-2 ③ X FF 91 G5-3		C SI 92 S FS 85 B FF 92 X FS 85 1-2 ② L7				5	1	2	1	0	1	3
35 Eric Hosmer, L (1, 3) OBP: 0.423, SLG: 0.596 63 Max Ramirez, R (7, PR) OBP: 0.412, SLG: 0.523 (8, 3)	C FC 89 X CH 86 0-1 ③ FC4-6 1-2f	X CH 85 0-0 6 G6-3 2B	B CU 76 B FA 89 S SI 90 X CU 76 2-1 ① FC6-4 6 BB 1-2f			B FF 93 X FF 92 1-0 23 BB 1B	S FS 86 X SI 92 0-1 ③ G5-3				4 1	0 0	2 0	0 0	0 0	0 1	2 1
6 Lorenzo Cain, R (1, 8) OBP: 0.530, SLG: 0.661		C SI 90 B CU 77 S CU 78 B SI 90 F FC 90 B SI 93 X CU 79 3-2 HR	C SI 91 D SI 90 F FC 88 B FF 90 B SI 90 F FC 88 X SI 91 3-2 ① G6-3 2-3	C CH 87 B SI 89 S CU 75 B SI 90 B FA 89 B SI 91 4-2 1-2 BB		B FF 92 C FF 92 C SL 81 F FF 93 C FF 92 2-3 ① K			B CU 77 F FF 90 C FF 91 B FF 93 B FF 92 X FF 91 3-2 23 S 21 S 1B	4	1	2	1	1	1	2
21 Jeff Francoeur, R (1, 9) OBP: 0.305, SLG: 0.481		B CH 88 X FC 88 1-0 ① G4-3	B SI 91 B SI 91 S CU 75 F FC 87 C SI 91 2-3 ② K	C FF 89 D SL 82 X FF 89 1-1 ② F7		B FF 91 B CH 86 C FF 92 F FF 91 C FF 90 2-3 ② K			S FF 90 1 SAFE F FF 92 B FF 92 1 SAFE B CU 81 F FF 90 F FF 91 F CH 85 3-2 ① B FF 93 T CU 77 K 1-2	5	0	0	0	0	3	5
23 Elliot Johnson, S (1, 6) OBP: 0.309, SLG: 0.490		C SI 91 F CU 76 B SI 92 X FC 90 1-2 4 G3-1 4 WP 17 1B 1B	B CU 74 C CH 86 C CH 83 S CU 78 1-3 K2-3	C SI 91 S CH 81 B CH 84 X FF 90 1-2 ③ L7		B FF 91 B FF 92 B FF 92 C FF 90 B FF 92 4-1 1-2 BB			F CU 78 C FF 94 C FF 93 0-3 ② K 2-3	4	1	1	0	1	2	4
Inning Stats	R: 2 E: 0 K: 2 S: 12 H: 3 LOB: 1 BB: 0 P: 17	R: 2 E: 0 K: 0 S: 13 H: 3 LOB: 1 BB: 0 P: 19	R: 2 E: 0 K: 2 S: 17 H: 3 LOB: 1 BB: 0 P: 27	R: 1 E: 0 K: 0 S: 8 H: 2 LOB: 0 BB: 0 P: 12	R: 0 E: 0 K: 0 S: 11 H: 1 LOB: 2 BB: 1 P: 20	R: 1 E: 0 K: 1 S: 19 H: 2 LOB: 0 BB: 0 P: 25	R: 0 E: 0 K: 2 S: 10 H: 1 LOB: 2 BB: 1 P: 19	R: 1 E: 0 K: 1 S: 16 H: 2 LOB: 1 BB: 0 P: 21	R: 0 E: 0 K: 2 S: 15 H: 1 LOB: 1 BB: 0 P: 24	R: 0 E: 0 K: 1 S: 6 H: 1 LOB: 0 BB: 0 P: 12	1B: 11 2B: 3 3B: 1 HR: 4 SF: 1 SAC: 0 DP: 2 HBP: 0						

PITCHER		IP	WLS	BF	H	R	ER	SO	BB	IBB	HBP	BLK	WP	HR	S	P	ERA	WHIP
46 Scott Feldman, R ERA: 11.25	(1, 1)	4.1		25	12	7	7	4	1	0	0	0	1	4	56	88	14.54	3.000
28 Michael Bowden, R ERA: 2.25	(5, 1)	1.2		7	2	1	1	1	0	0	0	0	0	0	24	32	5.40	1.200
56 Héctor Rondón, R ERA: 2.0	(7, 1)	1.0		5	1	0	0	2	1	0	0	0	0	0	10	19	0.00	2.000
63 Zach Putnam, R ERA: 3.6	(8, 1)	1.0		5	2	1	1	1	0	0	0	0	0	0	16	21	9.00	2.000
98 Esmailin Caridad, R ERA: 13.5	(9, 1)	1.0		4	1	0	0	2	0	0	0	0	0	0	15	24	0.00	1.000

PITCHER		IP	WLS	BF	H	R	ER	SO	BB	IBB	HBP	BLK	WP	HR	S	P	ERA	WHIP
83 Jeffry Antigua, L ERA:	(10, 1)	1.0		3	1	0	0	1	0	0	0	0	0	0	6	12	0.00	1.000

BOTTOM

Chicago Cubs @ Kansas City Royals

Surprise Stadium, Surprise, AZ

Wed Mar 27 2013, 9:05 PM - 12:36 AM EDT

Att. 6,842 - Partly Cloudy - 81 F

livebaseballscorecards.com

AB	46
R	9
H	19
RBI	9
BB	2
SO	11
LOB	28

WP: 1	PA: 49		
PB: 0			
SB: 2			
CS: 0			

Batter	1	2	3	4	5	6	7	8	9	AB	R	H	RBI	BB	SO	LOB
55 Michael Saunders, L (1, 8) OBP: 0.222, SLG: 0.435	F8		G4-6-3 1-2f 2-3		G4-3 1-2 2-3		K		G4-3 1-3	5	0	0	0	0	1	6
15 Kyle Seager, L (1, 5) OBP: 0.348, SLG: 0.390 77 Brad Miller, L (6, 5) OBP: 0.294, SLG: 0.444	G4-3		BB		2B 2-H 3-H			P3	K	2 2	0 0	1 0	2 0	1 0	0 1	0 1
8 Kendrys Morales, S (1, 10) OBP: 0.323, SLG: 0.610 2 Jesús Sucre, R (8, PH) OBP: 0.208, SLG: 0.174 (8, 10)	F9		G4-3		F8			1B 12 1B 75 1B	K	3 2	0 1	0 1	0 1	0 0	0 1	3 1
38 Michael Morse, R (1, 9) OBP: 0.453, SLG: 0.926 12 Jason Bay, R (4, 9) OBP: 0.407, SLG: 0.538		HR		G5-3		E5 9 CS		1B 75 1B 7 2B 1-2		2 2	1 1	1 1	1 0	0 0	0 0	0 0
28 Raul Ibanez, L (1, 7) OBP: 0.364, SLG: 0.673 9 Endy Chavez, L (4, 7) OBP: 0.250, SLG: 0.237	F8		K2-3		G6-3 1-2			F8		2 2	0 0	0 0	0 0	0 0	1 0	0 3
17 Justin Smoak, S (1, 3) OBP: 0.468, SLG: 0.782 75 Nate Tenbrink, L (4, 3) OBP: 0.400, SLG: 0.600	K		G4-3		F8			1B 7 2B 1-3 2-H		2 2	0 1	0 1	0 1	0 0	1 0	0 0
63 Jesus Montero, R (1, 2) OBP: 0.435, SLG: 0.674 7 Kelly Shoppach, R (6, 2) OBP: 0.319, SLG: 0.432	K		F9		F9			2B 1-H 3-H		2 2	0 0	0 1	0 2	0 0	1 0	0 0
3 Robert Andino, R (1, 4) OBP: 0.426, SLG: 0.472			2B 55 G4-6-3		1B 55 G4-3 26 E 15 2B		1B	G5-3		4	1	3	0	0	0	1
26 Brendan Ryan, R (1, 6) OBP: 0.313, SLG: 0.341 93 Chris Taylor, R (7, 6) OBP: 0.429, SLG: 0.429			BB 55 G4-6-3		FC4 55 G4-3 15 2B 1-2		F7		1B 55 G4-3 55 BLK	2 1	1 0	0 1	0 0	1 0	0 0	2 0
Inning Stats	R: 0 E: 0 K: 0 S: 3 H: 0 LOB: 0 BB: 0 P: 3	R: 1 E: 0 K: 2 S: 10 H: 1 LOB: 0 BB: 0 P: 12	R: 0 E: 0 K: 0 S: 3 H: 1 LOB: 2 BB: 2 P: 11	R: 0 E: 0 K: 1 S: 5 H: 0 LOB: 0 BB: 0 P: 5	R: 2 E: 1 K: 0 S: 6 H: 2 LOB: 1 BB: 0 P: 6	R: 0 E: 1 K: 0 S: 3 H: 0 LOB: 0 BB: 0 P: 4	R: 0 E: 0 K: 1 S: 6 H: 1 LOB: 1 BB: 0 P: 6	R: 3 E: 0 K: 0 S: 7 H: 4 LOB: 1 BB: 0 P: 7	R: 0 E: 0 K: 2 S: 8 H: 1 LOB: 1 BB: 0 P: 8	1B: 6 2B: 3 3B: 0 HR: 1 SF: 0 SAC: 0 DP: 1 HBP: 0						

PITCHER		IP	WLS	BF	H	R	ER	SO	BB	IBB	HBP	BLK	WP	HR	S	P	ERA	WHIP
33 Carlos Villanueva, R ERA: 3.57	(1, 1)	5.0		22	4	3	1	3	2	0	0	0	0	1	28	38	1.80	1.200
47 Hisanori Takahashi, L ERA: 4.42	(6, 1)	3.0	L	13	5	3	3	1	0	0	0	0	0	0	15	16	9.00	1.667
54 Shawn Camp, R ERA: 1.08	(9, 1)	1.0		4	1	0	0	2	0	0	0	1	0	0	8	8	0.00	1.000

PITCHER	IP	WLS	BF	H	R	ER	SO	BB	IBB	HBP	BLK	WP	HR	S	P	ERA	WHIP

TOP

Seattle Mariners @ Chicago Cubs

Hohokam Park, Mesa, AZ

Thu Mar 28 2013, 3:08 PM - 6:03 PM EDT

Att. 11,635 - Partly Cloudy - 82 F

livebaseballscorecards.com

AB	37
R	6
H	10
RBI	6
BB	2
SO	6
LOB	17

WP: 0 PA: 39
PB: 0
SB: 0
CS: 1

Seattle Mariners @ Chicago Cubs

Hohokam Park, Mesa, AZ

Thu Mar 28 2013, 3:08 PM - 6:03 PM EDT

Att. 11,635 - Partly Cloudy - 82 F

BOTTOM

Batter	1	2	3	4	5	6	7	8	9	AB	R	H	RBI	BB	SO	LOB
9 David DeJesus, L (1, 8) OBP: 0.400, SLG: 0.564	G3		12 HR 51 S 1B 3-H		K		K 1-2			1	0	0	0	0	0	0
91 Zeke DeVoss, S (3, PH) OBP: 0.333, SLG: 0.333 (4, 8)										3	1	1	1	0	2	1
15 Darwin Barney, R (1, 4) OBP: 0.296, SLG: 0.394	1B		L8		51 PB 51 S 1B		G5-3			1	0	1	0	0	0	0
95 Tim Saunders, R (3, PH) OBP: 0.333, SLG: 0.625 (4, 4)										2	0	1	0	0	0	1
1 Gioskar Amaya, R (7, PH) (8, 4)										1	0	0	0	0	0	1
44 Anthony Rizzo, L (1, 3) OBP: 0.271, SLG: 0.311	L8		K 1-2		G4-3 1-3			G6-3		1	0	0	0	0	0	1
51 Steve Clevenger, L (3, PH) OBP: 0.396, SLG: 0.480 (4, 3)										3	0	0	0	0	1	2
12 Alfonso Soriano, R (1, 7) OBP: 0.271, SLG: 0.554	F8		HR 2-H			BB 82 F8 30 E		P5		2	1	1	2	0	0	1
7 Brett Jackson, L (4, 9) OBP: 0.462, SLG: 0.588										1	1	0	0	1	0	0
19 Nate Schierholtz, L (1, 9) OBP: 0.348, SLG: 0.532		F8	G4-3			F8 1-2		K		1	0	0	0	0	0	0
82 Ty Wright, R (3, PH) OBP: 0.625, SLG: 0.625 (4, 7)										2	0	0	0	0	0	1
88 Jae-Hoon Ha, R (8, PH) (9, 7)										1	0	0	0	0	1	0
30 Dioner Navarro, S (1, 2) OBP: 0.321, SLG: 0.528		K		K2-3		G5-3 2-H			1B	3	0	0	0	0	2	0
53 Welington Castillo, R (7, 2) OBP: 0.308, SLG: 0.378										1	0	1	0	0	0	0
24 Luis Valbuena, L (1, 5) OBP: 0.308, SLG: 0.333		21 FC6-4 1B		K		P6			F7	1	0	1	0	0	0	0
6 Alberto Gonzalez, R (4, 5) OBP: 0.313, SLG: 0.429										3	0	0	0	0	1	1
21 Scott Hairston, R (1, 10) OBP: 0.220, SLG: 0.357		FC6-4 1-2f		G4-3			G5-3		P4	1	0	0	0	0	0	1
20 Brent Lillibridge, R (4, PH) OBP: 0.348, SLG: 0.600 (5, 10)										1	0	0	0	0	0	0
17 Dave Sappelt, R (7, PH) OBP: 0.232, SLG: 0.377 (8, 10)										2	0	0	0	0	0	1
91 Arismendy Alcántara, S (1, 6) OBP: 0.400, SLG: 0.750			91 1B 3B		G5-3		91 WP BB		G3	3	1	1	0	1	0	1
Inning Stats	R: 0 E: 0 K: 0 S: 4 H: 1 LOB: 1 BB: 0 P: 4	R: 0 E: 0 K: 1 S: 6 H: 1 LOB: 1 BB: 0 P: 6	R: 3 E: 0 K: 1 S: 9 H: 3 LOB: 0 BB: 0 P: 9	R: 0 E: 0 K: 2 S: 7 H: 0 LOB: 0 BB: 0 P: 7	R: 0 E: 0 K: 1 S: 6 H: 1 LOB: 1 BB: 0 P: 8	R: 1 E: 1 K: 0 S: 3 H: 0 LOB: 0 BB: 1 P: 7	R: 0 E: 0 K: 1 S: 5 H: 0 LOB: 1 BB: 1 P: 10	R: 0 E: 0 K: 1 S: 5 H: 0 LOB: 0 BB: 0 P: 5	R: 0 E: 0 K: 0 S: 4 H: 1 LOB: 1 BB: 0 P: 4	1B: 5 2B: 0 3B: 1 HR: 1	SF: 0 SAC: 0 DP: 0 HBP: 0						

livebaseballscorecards.com

AB	34
R	4
H	7
RBI	3
BB	2
SO	7
LOB	12

WP: 1 PB: 1 SB: 2 CS: 0 PA: 36

PITCHER		IP	WLS	BF	H	R	ER	SO	BB	IBB	HBP	BLK	WP	HR	S	P	ERA	WHIP
18 Hisashi Iwakuma, R ERA: 4.26	(1, 1)	4.0		17	5	3	3	4	0	0	0	0	0	1	26	26	6.75	1.250
31 Kameron Loe, R ERA: 1.5	(5, 1)	2.0		8	1	1	0	1	1	0	0	0	0	0	9	15	0.00	1.000
44 Lucas Luetge, L ERA: 3.6	(7, 1)	1.0	W	4	0	0	0	1	1	0	0	0	1	0	5	10	0.00	1.000
58 Carter Capps, R ERA: 1.0	(8, 1)	1.0	H	3	0	0	0	1	0	0	0	0	0	0	5	5	0.00	0.000
96 Tyler Burgoon, R ERA:	(9, 1)	1.0	S	4	1	0	0	0	0	0	0	0	0	0	4	4	0.00	1.000

PITCHER	IP	WLS	BF	H	R	ER	SO	BB	IBB	HBP	BLK	WP	HR	S	P	ERA	WHIP

Chicago Cubs @ Houston Astros

Minute Maid Park, Houston, TX

Fri Mar 29 2013, 7:07 PM - 10:55 PM CDT

Att. 11,820 - Partly Cloudy - 72 F

livebaseballscorecards.com

Batter	1	2	3	4	5	6	7	8	9	10	AB	R	H	RBI	BB	SO	LOB
9 David DeJesus, L (1, 8) OBP: 0.415, SLG: 0.559	C SL 87 B SL 85 F FF 88 B FS 84 X FF 90 2-2 44 BB 13 1B 12 SF9 1B	C SL 78 F FF 89 X SL 78 0-2 13 G6-4-3 1B			C SI 90 X CU 79 0-1 ① P6		B FF 95 B FF 96 B FF 96 C FF 94 F FF 96 X FF 96 3-2 ① F8			B FF 94 B FF 94 B FF 94 B FF 93 4-0 13 SH1-3 BB	4	1	2	0	1	0	0
13 Starlin Castro, R (1, 6) OBP: 0.422, SLG: 0.512	C FF 89 S FF 89 D SL 82 B SL 81 1 SAFE X FF 90 2-2 12 SF9 44 BB 53 2B 1-2 1B	1 SAFE B SL 76 X FF 89 1-0 ②③ G6-4-3 1-2f			B CU 77 C CU 76 B SI 91 S CU 77 B CU 77 X SI 90 3-2 44 WP 12 1B 1B		C SL 82 F FF 97 B FF 96 S FF 97 1-3 ② K			C FF 94 1 SAFE X FF 93 0-1 ① SH1-3 1-2	4	2	2	0	0	1	1
44 Anthony Rizzo, L (1, 3) OBP: 0.302, SLG: 0.298	B FF 89 B SL 79 C FF 89 F FS 87 F FS 85 B FF 90 F FF 90 B FS 88 4-2 12 SF9 53 2B 1-2 2-3 BB		C SL 77 C FF 89 B SL 78 B FC 78 B SL 78 B FF 91 4-2 12 G5-4-3 BB		B SI 90 B SI 89 C SI 90 F SL 82 C SI 90 2-3 ② K 1-2		B FF 95 F FF 97 F FF 97 X SL 82 1-2 ③ L8			B SL 83 B CH 84 B FF 95 I IN 70 4-0 12 G5-4-3 IBB	2	1	0	0	3	1	1
12 Alfonso Soriano, R (1, 7) OBP: 0.266, SLG: 0.533	C SL 82 X SL 82 0-1 ① SF9 1-2 2-3 3-H		B FF 90 B FF 90 B FF 91 S FF 88 X FF 89 3-1 ①② G5-4-3 1-2f		C SL 81 S SI 90 F SL 81 B SI 91 F SL 81 X SI 90 1-2 2-H 1B			B FF 94 S FF 90 S FF 93 F FF 92 B CU 77 C CU 75 2-3 ① K			D SL 86 S FF 94 S FF 95 X FF 96 1-2 ②③ G5-4-3 1-2f	4	0	1	2	0	1	3
19 Nate Schierholtz, L (1, 9) OBP: 0.329, SLG: 0.500	F SL 80 B FS 89 B FF 91 F FS 89 F FS 86 T FS 86 2-2 ② K		S SL 80 B FF 89 S SL 79 S SL 79 1-3 ③ K		C SL 81 D CU 82 X CU 78 1-1 ③ G3			B CH 77 S FF 92 B FF 93 C FF 90 X CU 76 2-2 ② G5-3			4	0	0	0	0	2	3
53 Welington Castillo, R (1, 2) OBP: 0.309, SLG: 0.396 51 Steve Clevenger, L (7, 2) OBP: 0.389, SLG: 0.471	S FF 91 X SL 83 0-1 2-H 3-H 2B			C SI 92 B SI 92 B SI 93 C SI 93 S SI 93 2-3 ① K		B FF 88 B SI 89 X FF 88 2-0 ① G1-3		S CU 74 B FF 92 B FF 92 C FF 90 F CU 76 T FF 93 2-2 ③ K			3 1	0 0	1 0	2 0	0 0	1 1	0 0
24 Luis Valbuena, L (1, 5) OBP: 0.319, SLG: 0.367	F FS 88 X FF 91 0-1 ③ G4-3			B SI 93 F SI 93 B FS 83 B SI 94 S SI 92 F SI 93 B CU 75 4-2 30 PB BB	B CU 79 B CU 78 C FF 88 X SI 89 2-1 15 1B 3B				B FF 91 X FF 92 1-0 ① G4-3		3	1	1	0	1	0	1
15 Darwin Barney, R (1, 4) OBP: 0.293, SLG: 0.386		B FF 90 C FF 90 B FF 91 X FF 91 2-1 ① L8		B SI 95 F SI 94 1 SAFE C CU 75 X CU 76 1-2 ② F8	B FF 87 B SI 89 X FF 87 2-0 21 G6-4-3 3-H 1B				C FF 92 B FF 93 S FF 94 B FF 93 B SL 86 X FF 93 3-2 ② G5-3		4	0	1	1	0	0	1
30 Dioner Navarro, S (1, 10) OBP: 0.328, SLG: 0.582 21 Scott Hairston, R (6, PH) OBP: 0.213, SLG: 0.345 (6, 10)		B FF 91 B FF 90 B FC 78 C FF 90 F FF 91 X FF 90 3-2 HR		B SI 92 B FS 82 F SI 92 S FS 82 F SI 93 S CU 77 2-3 ③ K 1-2	1 SAFE C CU 74 B FF 87 F CU 77 B CU 76 B CH 86 X SI 86 3-2 ②③ G6-4-3 1-2f				C SL 86 B FF 92 S FF 93 F FF 93 F SL 87 C FF 93 2-3 ③ K		2 2	1 0	1 0	1 0	0 0	1 1	1 1
Inning Stats	R: 3 E: 0 K: 1 S: 20 H: 3 LOB: 1 BB: 1 P: 30	R: 1 E: 0 K: 0 S: 9 H: 2 LOB: 0 BB: 0 P: 15	R: 0 E: 0 K: 1 S: 7 H: 0 LOB: 0 BB: 1 P: 15	R: 0 E: 0 K: 2 S: 13 H: 0 LOB: 1 BB: 1 P: 22	R: 1 E: 0 K: 0 S: 15 H: 2 LOB: 1 BB: 0 P: 22	R: 1 E: 0 K: 0 S: 7 H: 2 LOB: 0 BB: 0 P: 16	R: 0 E: 0 K: 1 S: 10 H: 0 LOB: 0 BB: 0 P: 15	R: 0 E: 0 K: 2 S: 11 H: 0 LOB: 0 BB: 0 P: 17	R: 0 E: 0 K: 1 S: 9 H: 0 LOB: 0 BB: 0 P: 15	R: 0 E: 0 K: 0 S: 5 H: 0 LOB: 1 BB: 2 P: 14	1B: 6 2B: 1 3B: 1 HR: 1	SF: 1 SAC: 1 DP: 4 HBP: 0		WP: 1 PB: 1 SB: 0 CS: 0	PA: 40			

TOP

AB	33
R	6
H	9
RBI	6
BB	5
SO	9
LOB	12

PITCHER		IP	WLS	BF	H	R	ER	SO	BB	IBB	HBP	BLK	WP	HR	S	P	ERA	WHIP
36 Alex White, R ERA: 7.84	(1, 1)	1.0		7	3	3	3	1	1	0	0	0	0	0	20	30	27.00	4.000
66 Kevin Chapman, L ERA: 10.29	(2, 1)	2.0		7	2	1	1	1	1	0	0	0	0	1	16	30	4.50	1.500
41 Jose Veras, R ERA: 4.7	(4, 1)	1.0	H	4	0	0	0	2	1	0	0	0	0	0	13	22	0.00	1.000
53 Wesley Wright, L ERA: 11.25	(5, 1)	1.0	B	5	2	1	1	1	0	0	0	0	1	0	15	22	9.00	2.000
63 Xavier Cedeño, L ERA: 6.0	(6, 1)	1.0		4	2	1	1	0	0	0	0	0	0	0	7	16	9.00	2.000
55 Rhiner Cruz, R ERA: 1.04	(7, 1)	1.0		3	0	0	0	1	0	0	0	0	0	0	10	15	0.00	0.000
50 Josh Fields, R ERA: 2.31	(8, 1)	1.0		3	0	0	0	2	0	0	0	0	0	0	11	17	0.00	0.000
62 Hector Ambriz, R ERA: 2.16	(9, 1)	1.0		3	0	0	0	1	0	0	0	0	0	0	9	15	0.00	0.000
81 Josh Zeid, R ERA: 1.5	(10, 1)	1.0		4	0	0	0	0	1	1	0	0	0	0	5	14	0.00	1.000

Chicago Cubs @ Houston Astros

Minute Maid Park, Houston, TX

Fri Mar 29 2013, 7:07 PM - 10:55 PM CDT

Att. 11,820 - Partly Cloudy - 72 F

livebaseballscorecards.com

Batter	1	2	3	4	5	6	7	8	9	10	AB	R	H	RBI	BB	SO	LOB
27 Jose Altuve, R (1, 4) OBP: 0.408, SLG: 0.424	C FF 92 H FF 92 1-1 12 F8 29 BB 23 2B HBP	C FF 92 C FF 93 F FF 95 B SL 87 B FF 95 S SL 86 2-3 ① K		C SL 85 B FF 93 S SL 85 B FF 95 F FF 94 S SL 86 2-3 ③ K			F FF 92 C CU 78 S CU 79 0-3 ① K		B SL 79 C SL 79 B SL 79 X SL 78 2-1 DI 2-3 1B		2	1	0	0	0	2	0
13 Ronny Cedeno, R (5, 6) OBP: 0.391, SLG: 0.524											2	0	1	0	0	1	0
29 Brett Wallace, L (1, 3) OBP: 0.344, SLG: 0.527	B SL 91 C FF 91 B FF 93 1 SAFE B FF 92 B FF 92 4-1 23 2B 1-2 BB	B FF 96 S SL 84 C FF 94 S SL 86 1-3 ② K2-3			C SL 78 C SL 78 B SI 88 X FF 89 1-2 ① G1-3		B FF 92 B FF 91 C FF 91 C CU 78 C FF 92 2-3 ② K		C SL 78 F SL 78 C SL 78 0-3 ② K		2	1	0	0	1	1	0
Jon Singleton, L (6, 3) OBP: 0.357, SLG: 0.917											2	0	0	0	0	2	2
12 Carlos Pena, L (1, 10) OBP: 0.284, SLG: 0.441	C SL 82 D CU 77 S SL 82 B FF 94 X SL 86 2-2 ① F8 2-3	S FF 95 B FF 96 S SL 85 C SL 86 1-3 ③ K			B SL 81 C SL 78 S SL 80 S SL 81 1-3 ② K		B CU 80 C CU 78 F FF 91 F FF 92 B CU 80 B CU 81 S CU 76 3-3 ③ K		C SL 79 S SL 78 S SL 79 0-3 ③ K 1-2		3	0	0	0	0	2	2
J.D. Martinez, R (7, PH) OBP: 0.327, SLG: 0.408											2	0	0	0	0	2	2
(8, 10)																	
23 Chris Carter, R (1, 7) OBP: 0.364, SLG: 0.561	D SL 85 X SL 92 1-0 1-H 3-H 2B		B SL 83 B SL 84 X FF 92 2-0 46 F8 2B		B FF 89 B CH 80 F CH 81 S SI 88 F SL 81 B CH 82 F CH 81 F SI 89 F SI 90 4-2 B SL 80 2 CS BB			B FC 90 X FF 89 1-0 2 SH5-4 75 WP 2B		X FF 88 0-0 ① F9	2	0	2	2	1	0	0
8 Trevor Crowe, S (5, PR) OBP: 0.326, SLG: 0.450											2	1	1	0	0	0	0
(6, 7)																	
46 Rick Ankiel, L (1, 9) OBP: 0.463, SLG: 0.826	B CH 85 S SL 84 2 SAFE T CU 83 B FF 95 S SL 85 2-3 ② K		B FF 93 X SL 84 1-0 ① F8 2-3		B CH 80 F SL 81 1 SAFE S CH 81 1 SAFE 1 SAFE 1-2 ③ CS 1-2	F FF 94 B SL 89 S CU 76 B FF 93 F CU 76 S CH 84 2-3 ① K		C SL 80 B FF 89 X FC 88 1-1 ① SH5-4 2-3		X FF 90 0-0 ② F8	2	0	0	0	0	1	2
2 Brandon Barnes, R (5, PH) OBP: 0.288, SLG: 0.604											2	0	0	0	0	1	0
(6, 9)																	
44 Justin Maxwell, R (1, 8) OBP: 0.231, SLG: 0.356	C FF 93 B SL 85 C SL 85 D SL 87 S FF 93 2-3 ③ K		S SL 85 S SL 86 D SL 88 S SL 87 1-3 ② K			S FF 94 B FF 93 B SL 88 B CH 84 F FF 93 D CH 84 4-2 4 BB BB		S SL 82 D SL 82 F FF 90 B CH 83 C SL 82 2-3 ② K 3-H		B FF 90 B FF 89 B FF 89 X FF 88 3-0 E5	2	0	0	0	0	2	2
75 George Springer, R (6, 8) OBP: 0.423, SLG: 0.619											2	0	0	0	0	1	0
15 Jason Castro, L (1, 2) OBP: 0.404, SLG: 0.814		B FF 90 B FF 92 B CU 82 C FF 92 X FF 92 3-1 30 1B 9 HR 1B	B SL 84 C FF 95 F SL 85 F SL 87 X FF 96 1-2 ③ G5-3			D CH 83 1 SAFE 1 SAFE F FF 91 F FF 92 1 SAFE S CH 83 1-3 ② K		F SL 81 F FC 90 X CH 82 0-2 ③ F7		F SL 80 B FF 89 X CH 80 1-1 ③ P3	2	1	1	0	0	0	1
22 Carlos Corporán, S (6, 2) OBP: 0.273, SLG: 0.442											3	0	0	0	0	1	2
30 Matt Dominguez, R (1, 5) OBP: 0.351, SLG: 0.540		B FF 92 X FF 93 1-0 9 HR 1-2 1B		C SL 91 C FF 93 F FF 95 B SL 86 B SL 86 B SL 85 S SL 84 3-3 ① K		B CU 78 B FF 92 B CU 78 F FF 92 D CH 83 4-1 1-2 BB			B SI 87 X SI 86 1-0 13 1B 73 SH2-3 1B		2	1	1	0	0	1	0
4 Brandon Laird, R (6, 5) OBP: 0.409, SLG: 0.627											1	0	1	0	1	0	0
79 Delino DeShields, R (9, PR) OBP: 0.429, SLG: 0.462											0	0	0	0	0	0	0
(10, 4)																	
9 Marwin Gonzalez, S (1, 6) OBP: 0.333, SLG: 0.389		D SL 83 F FF 93 F SL 85 X FF 93 1-2 1-H 2-H HR		C FF 94 B CH 86 C SL 84 S CU 84 1-3 ② K2-3		C CU 77 F CU 79 X FF 91 0-2 ③ G4-3			1 SAFE X SI 86 0-0 ① SH2-3 1-2		2	1	1	3	0	1	0
(5, 4)																	
73 Jose Martinez, R (6, 4) OBP: 0.333, SLG: 0.457											1	0	0	0	0	0	2
(10, 5)																	
Inning Stats	R: 2 H: 1 E: 0 LOB: 1 K: 2 BB: 1 S: 12 P: 24	R: 3 H: 3 E: 0 LOB: 0 K: 3 BB: 0 S: 16 P: 25	R: 0 H: 1 E: 0 LOB: 1 K: 1 BB: 0 S: 9 P: 14	R: 0 H: 0 E: 0 LOB: 0 K: 3 BB: 0 S: 11 P: 17	R: 0 H: 0 E: 0 LOB: 1 K: 1 BB: 1 S: 14 P: 21	R: 0 H: 0 E: 0 LOB: 2 K: 2 BB: 2 S: 13 P: 24	R: 0 H: 0 E: 0 LOB: 0 K: 3 BB: 0 S: 10 P: 15	R: 1 H: 1 E: 0 LOB: 0 K: 1 BB: 0 S: 9 P: 13	R: 0 H: 2 E: 0 LOB: 3 K: 2 BB: 0 S: 10 P: 13	R: 0 H: 0 E: 1 LOB: 1 K: 0 BB: 0 S: 5 P: 9	1B: 4 2B: 3 3B: 0 HR: 1	SF: 0 SAC: 2 DP: 0 HBP: 1						

PITCHER	IP	WLS	BF	H	R	ER	SO	BB	IBB	HBP	BLK	WP	HR	S	P	ERA	WHIP
36 Edwin Jackson, R (1, 1) ERA: 5.25	4.0		19	5	5	5	9	1	0	1	0	0	1	48	80	11.25	1.500
40 James Russell, L (5, 1) ERA: 2.79	1.0		3	0	0	0	1	1	0	0	0	0	0	14	21	0.00	1.000
11 Kyuji Fujikawa, R (6, 1) ERA: 2.35	0.2	H	4	0	0	0	2	2	0	0	0	0	0	10	21	0.00	3.000
50 Blake Parker, R (6, 1) ERA: 1.17	1.1	H	4	0	0	0	3	0	0	0	0	0	0	13	18	0.00	0.000
28 Michael Bowden, R (8, 1) ERA: 2.77	1.0	B	4	1	1	1	1	0	0	0	0	1	0	9	13	9.00	1.000

PITCHER	IP	WLS	BF	H	R	ER	SO	BB	IBB	HBP	BLK	WP	HR	S	P	ERA	WHIP
54 Shawn Camp, R (9, 1) ERA: 0.96	1.0		5	2	0	0	2	0	0	0	0	0	0	10	13	0.00	2.000
37 Jaye Chapman, R (10, 1) ERA: 5.14	1.0		4	0	0	0	0	0	0	0	0	0	0	5	9	0.00	0.000

BOTTOM

AB	36
R	6
H	8
RBI	5
BB	4
SO	18
LOB	15

WP: 1	PA: 44		
PB: 0			
SB: 0			
CS: 1			

Batter	1	2	3	4	5	6	7	8	9	AB	R	H	RBI	BB	SO	LOB
9 David DeJesus, L (1, 8) OBP: 0.424, SLG: 0.567 17 Dave Sappelt, R (3, PH) OBP: 0.233, SLG: 0.368 (3, 8)	C FF 91 X FF 92 0-1 12 S 1B	F FF 90 B CH 80 X FF 90 1-1 ① F9	C CU 76 C FF 97 B FF 98 B FF 96 S FF 96 2-3 ③ K			B SI 92 X FF 91 1-0 ① F7		C FF 90 B SL 80 B CU 80 F FF 90 X SL 79 2-2 91 1B 51 2B 1B	B FF 94 C FF 94 F FF 94 B SL 85 X SL 84 2-2 ② G6-3 1-2	1 4	0 1	1 1	0 0	0 0	0 1	0 2
13 Starlin Castro, R (1, 6) OBP: 0.413, SLG: 0.500 91 Arismendy Alcántara, S (3, PH) OBP: 0.444, SLG: 0.625 (3, 6)	S FF 91 D CH 80 S FF 92 1 SAFE X FF 92 1-2 F9 ①	C CH 80 F FF 91 B KC 73 B KC 72 1 SAFE X FF 91 2-2 51 G4-6-3 1-3 1B						F FF 89 F FF 89 X FC 88 0-2 51 2B 1B 1-3	X FF 93 0-0 ③ F9	1 4	0 1	0 2	0 0	0 0	0 0	1 1
44 Anthony Rizzo, L (1, 3) OBP: 0.296, SLG: 0.292 51 Steve Clevenger, L (3, PH) OBP: 0.386, SLG: 0.481 (3, 3)	X FF 92 0-0 ② P5	B CH 79 B FF 92 1 SAFE B FF 90 X FF 90 3-0 ② ③ G4-6-3 1-2f				C FF 95 S CH 83 S FF 95 0-3 ② K		C SI 89 B FF 89 X CH 81 1-1 82 G6-3 19 1B 1-H 3-H 2B		1 3	0 1	0 1	0 2	0 0	0 1	0 2
12 Alfonso Soriano, R (1, 7) OBP: 0.262, SLG: 0.525 82 Ty Wright, R (3, 7) OBP: 0.545, SLG: 0.545	1 SAFE C CH 81 C KC 73 B KC 74 T FF 91 1-2 ③ K 1-2			B FF 95 C FF 95 X CU 75 1-1 ① G6-3		S FF 97 X FF 98 0-1 1B		S FF 90 B SL 79 D FF 89 F FF 91 F SL 81 B SL 79 X FF 91 3-2 ② G6-3 2-3		1 3	0 0	0 1	0 0	0 0	1 0	1 1
19 Nate Schierholtz, L (1, 10) OBP: 0.338, SLG: 0.493 91 Zeke DeVoss, S (8, PR) OBP: 0.333, SLG: 0.333 (8, 10)		B FF 90 B FF 92 F FF 90 B CH 82 F FF 91 F FF 92 F CH 82 B FF 91 4-2 BB		C FF 95 S FF 98 S FF 98 0-3 ② K		F FF 96 S CU 76 S CU 80 0-3 ③ K		C FF 90 C FF 89 F CH 82 X SL 77 0-2 30 BB 3-H 1B		3 0	0 0	1 0	1 0	1 0	2 0	1 0
53 Welington Castillo, R (1, 2) OBP: 0.316, SLG: 0.388 30 Dioner Navarro, S (6, 2) OBP: 0.333, SLG: 0.571		1 SAFE B KC 73 1 SAFE F FF 90 B CH 81 F FF 90 1 SAFE C KC 73 2-3 ① K		F FF 98 B CU 79 S FF 97 B FF 98 F FF 97 B CU 75 B FF 95 4-2 BB			B FF 93 F FF 93 B FF 95 X FF 94 2-1 ① P2	C FF 90 B FF 91 1 SAFE 1 SAFE B FC 89 B FF 90 B FC 89 4-1 1-2 BB		1 1	0 0	0 0	0 1	1 0	1 0	1 0
24 Luis Valbuena, L (1, 5) OBP: 0.314, SLG: 0.361 20 Brent Lillibridge, R (4, PH) OBP: 0.327, SLG: 0.563 (4, 4)		D CH 80 F FF 92 B FF 92 B CH 81 X FF 91 3-1 ② F8		C FF 96 C CU 76 S CU 83 0-3 ③ K			C CU 74 B CU 78 S FF 93 F CU 78 F FF 98 F FF 97 B FF 94 X FF 97 2-2 ② G4-3	B FF 91 B FF 91 X FF 92 2-0 ③ F9		1 3	0 0	0 0	0 0	0 0	0 1	1 3
15 Darwin Barney, R (1, 4) OBP: 0.289, SLG: 0.380 6 Alberto Gonzalez, R (3, 4) OBP: 0.314, SLG: 0.422 (4, 5)		C FF 92 B FF 92 C FF 90 X KC 74 1-2 ③ G6-3			S FF 95 F FF 96 F CU 80 B SL 83 F FF 97 F FF 98 T FF 97 1-2 ① K		F FF 94 F CU 79 F FF 98 S FF 97 0-3 ③ K		B SL 74 C FF 92 X SL 76 1-1 17 G6-3 1B	1 3	0 0	0 1	0 0	0 0	0 2	1 0
21 Scott Hairston, R (1, 9) OBP: 0.226, SLG: 0.345 88 Jae-Hoon Ha, R (3, 9)			C FF 91 B FF 91 B FF 90 F FF 91 H FF 91 3-2 91 1B HBP		C FF 96 B CU 76 F FF 96 B FF 98 F FF 97 F FF 98 B FF 97 X FF 94 3-2 ② G4-3			B FC 89 X FF 90 1-0 ① F8	B FF 92 C FF 93 B FF 92 F FF 91 F SL 83 T SL 82 2-2 ① K	0 3	0 0	0 0	0 0	0 0	0 1	0 1
Inning Stats	R: 0 E: 0 K: 1 S: 9 H: 1 LOB: 1 BB: 0 P: 11	R: 0 E: 0 K: 1 S: 12 H: 0 LOB: 1 BB: 1 P: 22	R: 0 E: 0 K: 0 S: 8 H: 1 LOB: 1 BB: 0 P: 17	R: 0 E: 0 K: 2 S: 11 H: 0 LOB: 1 BB: 1 P: 16	R: 0 E: 0 K: 2 S: 14 H: 0 LOB: 0 BB: 0 P: 20	R: 0 E: 0 K: 2 S: 9 H: 1 LOB: 1 BB: 0 P: 10	R: 0 E: 0 K: 1 S: 12 H: 0 LOB: 0 BB: 0 P: 16	R: 3 E: 0 K: 0 S: 19 H: 4 LOB: 2 BB: 1 P: 32	R: 0 E: 0 K: 1 S: 10 H: 1 LOB: 1 BB: 0 P: 15	1B: 7 2B: 1 3B: 0 HR: 0 SF: 0 SAC: 0 DP: 1 HBP: 1						WP: 0 PB: 0 SB: 1 CS: 0 PA: 38	

TOP

Chicago Cubs @ Houston Astros

Minute Maid Park, Houston, TX

Sat Mar 30 2013, 1:06 PM - 4:28 PM CDT

Att. 12,322 - Roof Closed - 73 F

livebaseballscorecards.com

AB	34
R	3
H	8
RBI	3
BB	3
SO	10
LOB	17

PITCHER		IP	WLS	BF	H	R	ER	SO	BB	IBB	HBP	BLK	WP	HR	S	P	ERA	WHIP
43 Brad Peacock, R ERA: 2.78	(1, 1)	3.0		12	2	0	0	2	1	0	1	0	0	0	29	50	0.00	1.000
88 Mike Foltynewicz, R ERA:	(4, 1)	4.0	H	14	1	0	0	7	1	0	0	0	0	0	46	62	0.00	0.500
David Martinez, R ERA: 5.4	(8, 1)	0.2	B	7	4	3	3	0	1	0	0	0	0	0	18	29	40.50	7.500
67 Jose Valdez, R ERA: 1.29	(8, 1)	1.1	W	5	1	0	0	1	0	0	0	0	0	0	11	18	0.00	0.750

PITCHER	IP	WLS	BF	H	R	ER	SO	BB	IBB	HBP	BLK	WP	HR	S	P	ERA	WHIP

BOTTOM

Chicago Cubs @ Houston Astros

Minute Maid Park, Houston, TX

Sat Mar 30 2013, 1:06 PM - 4:28 PM CDT

Att. 12,322 - Roof Closed - 73 F

livebaseballscorecards.com

Batter	1	2	3	4	5	6	7	8	9	AB	R	H	RBI	BB	SO	LOB
8 Trevor Crowe, S (1, 7) OBP: 0.333, SLG: 0.432	F SI 88 C SI 89 X FF 88 0-2 ① G5-3		B SI 89 F FF 88 B FF 86 F SI 89 S SL 79 2-3 ① K		B SI 87 1 SAFE B FF 89 F SI 89 F FF 88 B SL 78 B FF 88 4-2 BB 1-2 2-3 BB		S FF 94 C FF 95 B FF 93 X FF 94 1-2 ① G5-3	S CH 83 C CU 79 D CU 79 B FF 92 X CU 78 2-2 BB 1B 2-H 3-H 1B		4	0	1	2	1	1	0
Carlos Correa, R (1, 6) OBP: 0.417, SLG: 0.455	C SI 90 B CH 77 F SI 90 C FC 89 1-3 ② K		S SL 76 X SI 90 0-1 ① 1B		C CU 77 X CL 78 0-1 ① SF7 3-H		C SL 79 C SL 81 F SL 77 B FF 91 F FF 91 B FF 92 B CH 87 X FF 92 3-2 G1-3 WP 1B	1 SAFE X FF 92 0-0 BB 1-2 1B		4	0	3	1	0	1	0
Jon Singleton, L (1, 3) OBP: 0.368, SLG: 0.733	B SI 91 F FF 87 C SI 92 B SI 92 C SL 79 2-3 ③ K		1 SAFE D CU 72 F SL 78 1 SAFE F FC 86 1 SAFE S FF 91 1-3 ② K		D FC 87 F CU 76 2 SAFE F SL 77 B FC 87 B FC 86 F FF 90 B FF 91 4-2 4 G6-4-3 1-2 2-3 BB		C FF 90 F SL 78 B SL 75 X CH 88 1-2 ② G1-3 1-3	B CU 78 B FF 92 B CH 81 B FF 92 4-0 1-2 2-3 BB		3	0	0	0	2	2	2
4 Brandon Laird, R (1, 5) OBP: 0.394, SLG: 0.609		C SI 88 B FF 88 X CH 77 1-1 75 SH1-3 6 FC5-2-5 2B	C FF 90 1 SAFE F FF 88 B FF 91 S FF 91 1-3 ③ K		C SL 79 F CH 77 X CH 80 0-2 ② ③ G6-4-3 1-2f		S SL 78 C FF 91 S SL 76 0-3 ③ K	B CU 80 S CU 78 S F SI 94 F CU 81 B FF 93 S FF 93 2-3 ③ K		5	0	1	0	0	3	8
14 J.D. Martinez, R (1, 10) OBP: 0.333, SLG: 0.400 74 Marc Krauss, L (6, PH) OBP: 0.476, SLG: 0.538 (7, 10) 73 Jose Martinez, R (8, PR) OBP: 0.333, SLG: 0.457 (9, 10)		B FF 87 F FF 87 B CU 77 B FF 86 B FF 87 4-1 75 SH1-3 2B BB		B SI 87 S SL 78 X FC 87 1-1 ① F8		C FF 84 B CH 78 B CH 77 B FF 86 F FC 85 B FF 86 4-2 3B BB		B FF 94 B FF 93 F FF 93 S SL 86 F SL 87 F SL 86 F SL 85 B FF 94 B SL 87 4-2 69 FC4-6 75 1B 79 1B BB		1 1 0 0 1 0 0 0 1 0 0 2 0 0 0 1 0 0 0 0 0						
75 George Springer, R (1, 8) OBP: 0.414, SLG: 0.583		X SI 90 0-0 ① SH1-3 1-2 2-3		B SL 77 X SI 89 1-0 ② G4-3		B FF 85 B FC 86 F FF 88 F FC 86 S SL 80 2-3 ① K		B FF 93 B FF 93 C SL 85 B SL 85 C SI 84 F SL 85 X FF 93 3-2 69 FC4-6 1-2 1B		3 0 1 0 0 1 1						
6 Jason Jaramillo, S (1, 2) OBP: 0.379, SLG: 0.292 69 René García, R (6, PH) OBP: 0.333, SLG: 0.231 (7, 2)		X FF 89 0-0 ② FC5-2-5 2B 3-H		C SI 90 B SL 79 F SI 90 B FC 87 C SI 91 2-3 ③ K		C FF 87 F FC 88 B FF 88 1 SAFE X SL 80 1-2 ② F8		L FF 94 S FF 93 2 SAFE F SL 86 F SL 86 X SL 86 0-2 ① FC4-6 79 E 79 1B 8 1B 1-2f 2-3		2 0 0 0 0 1 2 2 1 0 0 0 0 3						
Domingo Santana, R (1, 9) OBP: 0.571, SLG: 1.000		C SL 77 B FF 88 S SL 80 B SL 78 B SL 78 X FF 88 3-2 1-3 2-H 2B			X SI 88 0-0 8 WP 79 1B SF7 1B	C SL 81 C FF 87 B FF 87 B SL 83 X SL 81 2-2 1-H 3B		C FF 93 S FF 94 F FF 93 S SL 86 0-3 ② K		4 1 3 2 0 1 2						
79 Delino DeShields, R (1, 4) OBP: 0.444, SLG: 0.471		C FF 90 B FF 90 S SL 78 C FF 92 1-3 ③ K			1 SAFE X CU 77 0-0 BB 8 WP 1-2 1B	B FC 88 X FC 86 1-0 ③ L8		C SL 85 C SL 83 X SL 86 0-2 E6 8 1B 1-3 3-H 1B		4 1 2 1 0 1 3						
Inning Stats	R: 0 E: 0 K: 2 S: 9 H: 0 LOB: 0 BB: 0 P: 12	R: 1 E: 0 K: 1 S: 11 H: 2 LOB: 2 BB: 1 P: 20	R: 0 E: 0 K: 3 S: 11 H: 1 LOB: 1 BB: 0 P: 15	R: 0 E: 0 K: 1 S: 6 H: 0 LOB: 0 BB: 0 P: 10	R: 1 E: 0 K: 0 S: 12 H: 2 LOB: 2 BB: 2 P: 20	R: 1 E: 0 K: 1 S: 12 H: 1 LOB: 1 BB: 1 P: 22	R: 0 E: 0 K: 1 S: 14 H: 1 LOB: 1 BB: 0 P: 19	R: 3 E: 1 K: 2 S: 30 H: 4 LOB: 3 BB: 2 P: 45		1B: 8 2B: 2 3B: 1 HR: 0 SF: 1 SAC: 1 DP: 1 HBP: 0		WP: 2 PB: 0 SB: 0 CS: 0 PA: 40				

	AB	32
	R	6
	H	11
	RBI	6
	BB	6
	SO	11
	LOB	21

PITCHER		IP	WLS	BF	H	R	ER	SO	BB	IBB	HBP	BLK	WP	HR	S	P	ERA	WHIP
37 Travis Wood, L ERA: 4.43	(1, 1)	4.1		21	5	2	2	7	3	0	0	0	1	0	46	74	4.15	1.846
60 Jensen Lewis, R ERA: 6.0	(5, 1)	1.2		6	1	1	1	1	1	0	0	0	0	0	15	25	5.40	1.200
56 Héctor Rondón, R ERA: 1.8	(7, 1)	1.0		4	1	0	0	1	0	0	0	0	1	0	14	19	0.00	1.000
49 Carlos Marmol, R ERA: 6.97	(8, 1)	0.2	L	5	2	3	3	1	1	0	0	0	0	0	21	28	40.50	4.500
27 Casey Coleman, R ERA: 2.45	(8, 1)	0.1		4	2	0	0	1	1	0	0	0	0	0	9	17	0.00	9.000

PITCHER	IP	WLS	BF	H	R	ER	SO	BB	IBB	HBP	BLK	WP	HR	S	P	ERA	WHIP

Chicago Cubs @ Pittsburgh Pirates

PNC Park, Pittsburgh, PA

Mon Apr 01 2013, 1:45 PM - 4:42 PM EDT

Att. 39,078 - Cloudy - 41 F

TOP

livebaseballscorecards.com

Batter	1	2	3	4	5	6	7	8	9	AB	R	H	RBI	BB	SO	LOB
9 David DeJesus, L (1, 8)	B SI 93 B SI 93 C SI 94 F SI 92 F SI 94 C SI 94 2-3 ① K		B FF 93 B FF 91 C FF 92 C KC 82 S KC 82 2-3 ① K		B FF 90 C FF 91 X SI 91 1-1 ① L6		C FF 94 X FF 94 0-1 ③ L7			4	0	0	0	0	2	0
13 Starlin Castro, R (1, 6) OBP: 0.500, SLG: 0.500	F FF 93 B FF 95 C SI 94 X KC 84 1-2 44 HR 1B		B SI 93 F FF 93 F FF 94 X FF 93 1-2 44 S 1B		B KC 82 C KC 82 S KC 83 B KC 83 C FF 94 2-3 ② K			X SI 91 0-0 ① G6-3		4	1	2	0	0	1	0
44 Anthony Rizzo, L (1, 3) OBP: 0.250, SLG: 1.000	X SI 93 0-0 1-H HR		1 SAFE 1 SAFE D CH 88 1 SAFE B CH 88 F FF 93 1 SAFE C KC 83 S KC 84 2-3 ② K 1-2		B CH 88 C FF 92 X KC 80 1-1 ③ G4-3			S SI 92 B SI 92 B SI 92 B SI 91 C SI 91 X SI 91 3-2 ② G4-3		4	1	1	2	0	1	1
12 Alfonso Soriano, R (1, 7)	C SI 94 X KC 83 0-1 ② G4-3		B SI 92 B SI 93 2 SAFE C KC 83 S FF 93 S KC 84 2-3 ③ K			F SI 91 S FF 91 X KC 82 0-2 ① G1-3		B FF 91 B SI 92 S SI 91 F SI 91 B SL 82 S SI 92 3-3 ③ K		4	0	0	0	0	2	1
19 Nate Schierholtz, L (1, 9) OBP: 0.750, SLG: 0.500	C FF 93 X SI 93 0-1 1B			B FF 92 B FF 91 S FF 92 B FF 92 F FF 92 B SI 92 4-2 53 2B BB		C FF 92 B KC 82 F FF 92 B KC 82 H SI 92 3-2 53 2B HBP			X FF 93 0-0 E6 24 F8 53 S	2	1	1	0	1	0	0
53 Welington Castillo, R (1, 2) OBP: 0.500, SLG: 1.000	S KC 83 B KC 83 X FF 94 1-1 ③ G3			F FF 93 D KC 82 1 SAFE 1 SAFE B SI 93 X FF 94 2-1 1-3 2B		1 SAFE B KC 81 B FF 91 F SI 92 1 SAFE X SI 91 2-1 1-H ② 2B			C FC 93 C FC 90 B KC 81 S KC 82 1-3 ① K 1-2	4	0	2	1	0	1	2
24 Luis Valbuena, L (1, 5)		B SI 94 C SI 92 B SI 92 S FF 92 B KC 83 F FF 93 C SI 92 3-3 ① K		B SI 94 C SI 93 F KC 82 S KC 83 1-3 ① K		B FF 94 C FF 94 L FF 94 B CU 76 F FF 94 B FF 95 F FF 94 F FF 95 X SI 95 3-2 ③ F8			X FF 90 0-0 ② F8 2-3	4	0	0	0	0	2	3
20 Brent Lillibridge, R (1, 4) 8 Alberto Gonzalez, R (8, 4)		S FF 95 S FF 94 B FF 94 S KC 85 1-3 ② K		D KC 82 S FF 93 F FF 94 D KC 86 S FF 94 2-3 ② K			F FF 93 C FF 94 F FF 95 S FF 95 0-3 ① K		C FF 92 F FF 91 S KC 81 0-3 ③ K	3 1	0 0	0 0	0 0	0 0	3 1	2 1
29 Jeff Samardzija, R (1, 1) 49 Carlos Marmol, R (9, 1) 40 James Russell, L (9, 1) 11 Kyuji Fujikawa, L (9, 1)		B FF 92 F FF 91 B FF 93 F FF 92 S KC 82 2-3 ③ K		B FF 93 B FF 93 X FF 92 2-0 ③ G5-3			C FF 93 B FF 94 S FF 93 C FF 94 1-3 ② K			3 0 0 0	0 0 0 0	0 0 0 0	0 0 0 0	0 0 0 0	2 0 0 0	2 0 0 0

Inning Stats	1	2	3	4	5	6	7	8	9
	R: 2 E: 0 K: 1 S: 14	H: 3 LOB: 1 BB: 0 P: 18	R: 0 E: 0 K: 3 S: 10	H: 0 LOB: 0 BB: 0 P: 16	R: 0 E: 0 K: 3 S: 12	H: 1 LOB: 1 BB: 0 P: 19	R: 0 E: 0 K: 2 S: 11	H: 1 LOB: 2 BB: 1 P: 22	R: 0 E: 0 K: 1 S: 7	H: 0 LOB: 0 BB: 0 P: 11	R: 1 E: 0 K: 0 S: 13	H: 1 LOB: 0 BB: 0 P: 21	R: 0 E: 0 K: 2 S: 9	H: 0 LOB: 0 BB: 0 P: 10	R: 0 E: 0 K: 1 S: 7	H: 0 LOB: 0 BB: 0 P: 13	R: 0 E: 1 K: 2 S: 8	H: 0 LOB: 1 BB: 0 P: 9

1B: 3	SF: 0
2B: 2	SAC: 0
3B: 0	DP: 0
HR: 1	HBP: 1

WP: 0	PA: 35
PB: 0	
SB: 2	
CS: 0	

	AB	33
	R	3
	H	6
	RBI	3
	BB	1
	SO	15
	LOB	12

PITCHER		IP	WLS	BF	H	R	ER	SO	BB	IBB	HBP	BLK	WP	HR	S	P	ERA	WHIP
34 A.J. Burnett, R ERA: 4.76	(1, 1)	5.2	L	24	6	3	3	10	1	0	1	0	0	1	61	98	4.76	1.235
37 Justin Wilson, L ERA:	(6, 1)	1.1		4	0	0	0	2	0	0	0	0	0	0	15	19	0.00	0.000
48 Jared Hughes, R ERA:	(8, 1)	1.0		3	0	0	0	1	0	0	0	0	0	0	7	13	0.00	0.000
35 Mark Melancon, R ERA:	(9, 1)	1.0		4	0	0	0	2	0	0	0	0	0	0	8	9	0.00	0.000

PITCHER		IP	WLS	BF	H	R	ER	SO	BB	IBB	HBP	BLK	WP	HR	S	P	ERA	WHIP

BOTTOM

Chicago Cubs @ Pittsburgh Pirates

PNC Park, Pittsburgh, PA

Mon Apr 01 2013, 1:45 PM - 4:42 PM EDT

Att. 39,078 - Cloudy - 41 F

livebaseballscorecards.com

Batter	1	2	3	4	5	6	7	8	9	AB	R	H	RBI	BB	SO	LOB
6 Starling Marte, R (1, 7)	B FF 95 B FF 94 B FF 95 C FF 94 F FF 94 D FC 89 4-2 22 FC5-4 46 E BB		X FC 88 0-0 ① G5-3			B FC 88 X SI 93 1-0 ① G1-3		C FC 89 B FC 90 F FF 95 F FF 96 B FF 96 B SL 83 S FC 89 3-3 ③ K		3	0	0	0	1	1	0
17 John McDonald, R (9, 6)										0	0	0	0	0	0	0
46 Garrett Jones, L (1, 9)	C SI 94 X FF 94 0-1 E4 22 FC5-4 1-2		B SI 94 C SL 79 T SI 94 B SI 94 X FS 83 2-2 ② G4-3			B SI 94 X SI 95 1-0 ② G4-3			B FF 92 C FF 93 C SL 83 F SL 84 B SL 83 F SL 84 B FF 94 S SL 84 3-3 ① K2-3	4	0	0	0	0	1	1
22 Andrew McCutchen, R (1, 8) OBP: 0.500, SLG: 0.667	F SL 82 D SL 83 B FF 93 X SL 82 2-1 ① FC5-4 1-2f 2-3		S FF 96 C FC 92 F FF 97 B FS 83 S FS 82 1-3 ③ K			C SL 81 B SI 93 B FC 91 X SL 81 2-1 2B			B FF 93 H FF 90 2-0 24 S 24 1B HBP	3	1	1	0	0	1	2
24 Pedro Alvarez, L (1, 5) OBP: 0.250, SLG: 0.250	F SI 94 C SI 94 1 SAFE B SI 94 D FS 83 1 SAFE S SL 83 2-3 ② K			B SL 80 F SI 94 F FS 82 X SL 81 1-2 ① G3-1		S FS 82 B FS 80 C SL 80 B SI 95 X FS 83 2-2 ③ G4-3			B SL 82 C SL 84 F SL 83 X SL 82 1-2 1-H 14 BB 1B	4	0	1	1	0	1	3
14 Gaby Sanchez, R (1, 3)	B SI 95 C FC 90 B FC 91 F FC 90 S FS 82 2-3 ③ K			B FC 91 X SI 93 1-0 ② G6-3			C FC 88 B SI 94 X FC 88 1-1 ① P5		D FF 93 B SL 85 1 SAFE C SL 83 B SL 83 B FF 92 4-1 1-2 BB	3	0	0	0	1	1	2
5 Josh Harrison, R (9, PR)										0	0	0	0	0	0	0
18 Neil Walker, S (1, 4) OBP: 0.250, SLG: 0.250		F SI 94 B SI 94 C SL 80 X SI 95 1-2 1B		C SI 94 B SI 94 B SI 94 F SL 81 B FS 82 S SL 82 3-3 ③ K2-3			C FS 81 F FS 81 B SL 82 X FS 83 1-2 ② G3-1		C SL 78 F SL 78 D CH 80 B FF 87 X FF 87 2-2 ② F9	4	0	1	0	0	1	2
55 Russell Martin, R (1, 2)		D SL 83 C SL 81 B FC 90 1 SAFE C SL 81 1 SAFE X SI 94 2-2 ① P4			B SL 82 B FC 90 X SI 94 2-0 ① G6-3		B SI 94 C SL 81 X SL 81 1-1 ③ G6-3		C FC 89 X FF 89 0-1 ③ F8	4	0	0	0	0	0	3
12 Clint Barmes, R (1, 6)	B FF 94 1 SAFE F SI 93 S FF 95 F FF 95 F FF 94 1 SAFE S SL 82 1-3 ② K				C FF 96 X FF 96 0-1 ② P2			B FF 95 C FF 92 B SI 93 S FC 90 X FS 82 2-2 ① G6-3		2	0	0	0	0	1	1
31 Jose Tabata, R (8, PH)										1	0	0	0	0	0	0
(9, 7)																
34 A.J. Burnett, R (1, 1)	C FF 95 S FF 93 C SL 83 0-3 ③ K		C FF 96 S SL 83 T FF 97 0-2 ③ K					B SI 95 C SI 94 S SI 93 S SI 96 1-3 ② K		2	0	0	0	0	2	1
37 Justin Wilson, L (6, 1)										0	0	0	0	0	0	0
48 Jared Hughes, R (8, 1)										0	0	0	0	0	0	0
23 Travis Snider, L (8, PH)										1	0	0	0	0	1	0
35 Mark Melancon, R (9, 1)										0	0	0	0	0	0	0
Inning Stats	R: 0 E: 1 K: 2 S: 12 H: 0 LOB: 2 BB: 1 P: 22	R: 0 E: 0 K: 2 S: 14 H: 1 LOB: 1 BB: 0 P: 18	R: 0 E: 0 K: 1 S: 8 H: 0 LOB: 0 BB: 0 P: 11	R: 0 E: 0 K: 1 S: 7 H: 0 LOB: 0 BB: 0 P: 12	R: 0 E: 0 K: 1 S: 6 H: 0 LOB: 0 BB: 0 P: 8	R: 0 E: 0 K: 0 S: 7 H: 1 LOB: 1 BB: 0 P: 13	R: 0 E: 0 K: 0 S: 7 H: 0 LOB: 0 BB: 0 P: 10	R: 0 E: 0 K: 2 S: 10 H: 0 LOB: 0 BB: 0 P: 16	R: 1 E: 0 K: 1 S: 14 H: 1 LOB: 2 BB: 1 P: 26	1B: 2 2B: 1 3B: 0 HR: 0 SF: 0 SAC: 0 DP: 0 HBP: 1						

	AB	R	H	RBI	BB	SO	LOB
	31	1	3	1	2	10	15

WP: 0 PB: 0 SB: 1 CS: 0 PA: 34

PITCHER		IP	WLS	BF	H	R	ER	SO	BB	IBB	HBP	BLK	WP	HR	S	P	ERA	WHIP
29 Jeff Samardzija, R	(1, 1)	8.0	W	28	2	0	0	9	1	0	0	0	0	0	71	110	0.00	0.375
ERA:																		
49 Carlos Marmol, R	(9, 1)	0.1	H	4	1	1	1	1	1	0	1	0	0	0	9	19	27.00	6.000
ERA: 27.0																		
40 James Russell, L	(9, 1)	0.1	H	1	0	0	0	0	0	0	0	0	0	0	3	5	0.00	0.000
ERA:																		
11 Kyuji Fujikawa, R	(9, 1)	0.1	S	1	0	0	0	0	0	0	0	0	0	0	2	2	0.00	0.000
ERA:																		

PITCHER	IP	WLS	BF	H	R	ER	SO	BB	IBB	HBP	BLK	WP	HR	S	P	ERA	WHIP

Batter	1	2	3	4	5	6	7	8	9	AB	R	H	RBI	BB	SO	LOB
17 Dave Sappelt, R (1, 8) 56 Héctor Rondón, R (6, 1) 28 Michael Bowden, R (7, 1) 30 Dioner Navarro, S (8, PH) 54 Shawn Camp, R (8, 1) 47 Hisanori Takahashi, L (8, 1)	B FF 90 C FF 90 X FF 90 1-1 ① F8	B CU 77 B CH 82 B SI 89 C SI 88 X SI 89 3-1 ② F9	C SI 89 C SI 90 S FF 89 0-3 ② K	C SI 90 F SI 91 X SI 91 0-2 ② G6-3			3	0	0	0	0	1	1
							0	0	0	0	0	0	0
							0	0	0	0	0	0	0
							1	0	0	0	0	0	0
							0	0	0	0	0	0	0
							0	0	0	0	0	0	0
13 Starlin Castro, R (1, 6) OBP: 0.250, SLG: 0.250	B FF 90 S SI 90 X SI 90 1-1 ② F9	B CU 78 X SI 90 1-0 ③ F9	F SI 88 B SI 89 C CU 76 X SI 89 1-2 ③ G4-3	C SI 90 F SL 85 S SL 82 0-3 ③ K			4	0	0	0	0	1	1
44 Anthony Rizzo, L (1, 3) OBP: 0.375, SLG: 0.667	C FF 91 B SI 90 F CU 78 F FF 90 B CU 78 B SI 88 B FF 89 4-2 BB	B FF 88 X FF 88 1-0 ① F8	F FF 87 L CU 75 B CU 76 H FF 88 2-2 53 HBP 12 1B HBP	B FF 92 X FF 92 1-0 ① G4-3			2	0	0	0	1	0	0
12 Alfonso Soriano, R (1, 7) OBP: 0.125, SLG: 0.125	F FF 91 C CU 75 B FF 89 D CU 76 X CU 77 2-2 ③ F9	B CU 75 C CU 74 F SI 90 S FF 89 1-3 ② K	C CU 73 S CU 73 F CU 76 1 SAFE F FF 88 B CU 75 1 SAFE F CU 76 B FF 88 2-2 F CU 75 X CU 75 53 HBP 1-2 1B	C FF 93 F FF 92 S SL 84 0-3 ② K			4	0	1	0	0	2	1
21 Scott Hairston, R (1, 9) 19 Nate Schierholtz, L (9, PH) OBP: 0.600, SLG: 0.333		C SI 89 X CU 75 0-1 ① P3	B SI 89 B CH 82 X SI 88 2-0 ③ P3	B CU 72 F CU 73 D CU 75 C SI 88 C SI 88 2-3 ① K	C FF 93 B SL 82 C SL 83 S FF 93 1-3 ③ K		3	0	0	0	0	1	2
							1	0	0	0	0	1	0
53 Welington Castillo, R (1, 2) OBP: 0.429, SLG: 0.667		C SI 90 C SI 90 B SI 89 F CU 76 B FF 90 F CU 78 F CU 77 F FF 89 X SI 90 2-2 ② L8	B FF 89 B SI 89 C FF 88 C CH 82 F FF 88 C CU 77 2-3 ① K	F CU 76 H SI 88 1-1 1-2 2-3 HBP			2	0	0	0	0	1	0
20 Brent Lillibridge, R (1, 5)		B SI 90 X FF 90 1-0 ③ P6	X SI 89 0-0 ② F9	C CU 75 S CU 74 F CU 77 B SI 90 F SI 89 F CU 78 B SI 89 F SI 89 B SI 89 3-3 C CU 76 ② K			3	0	0	0	0	1	3
8 Alberto Gonzalez, R (1, 4) OBP: 0.250, SLG: 0.250			C SI 89 B CU 75 C CU 76 F SI 89 F CU 77 S CU 74 1-3 ③ K	B SI 91 B SI 91 B SI 91 C SI 91 C SI 92 X SI 92 3-2 ③ F8			3	0	1	0	0	1	3
36 Edwin Jackson, R (1, 1) 9 David DeJesus, L (6, PH) (6, 8)		C FF 88 X SI 89 0-1 36 SH3-4 1B B FF 86 X FF 88 1-0 ① SH3-4 1-2		B FF 89 X SI 89 1-0 ① G4-3	C CH 89 B SL 82 B SI 90 X SI 92 2-1 ① G1-3		0	0	0	0	0	0	0
							2	0	0	0	0	0	0
Inning Stats	R: 0 E: 0 K: 0 S: 10 H: 0 LOB: 1 BB: 1 P: 18	R: 0 E: 0 K: 0 S: 10 H: 0 LOB: 0 BB: 0 P: 13	R: 0 E: 0 K: 0 S: 6 H: 1 LOB: 1 BB: 0 P: 11	R: 0 E: 0 K: 1 S: 5 H: 0 LOB: 0 BB: 0 P: 9	R: 0 E: 0 K: 2 S: 10 H: 0 LOB: 0 BB: 0 P: 13	R: 0 E: 0 K: 1 S: 7 H: 0 LOB: 0 BB: 0 P: 9	R: 0 E: 0 K: 2 S: 23 H: 1 LOB: 3 BB: 0 P: 36	R: 0 E: 0 K: 1 S: 8 H: 0 LOB: 0 BB: 0 P: 10	R: 0 E: 0 K: 2 S: 7 H: 0 LOB: 0 BB: 0 P: 9	1B: 2 2B: 0 3B: 0 HR: 0	SF: 0 SAC: 1 DP: 0 HBP: 2			WP: 0 PB: 0 SB: 0 CS: 0	PA: 32		

TOP

Chicago Cubs @ Pittsburgh Pirates

PNC Park, Pittsburgh, PA

Wed Apr 03 2013, 7:06 PM - 10:00 PM EDT

Att. 27,667 - Partly Cloudy - 35 F

livebaseballscorecards.com

AB	28
R	0
H	2
RBI	0
BB	1
SO	9
LOB	11

PITCHER		IP	WLS	BF	H	R	ER	SO	BB	IBB	HBP	BLK	WP	HR	S	P	ERA	WHIP
51 Wandy Rodriguez, L	(1, 1)	6.2	W	25	2	0	0	6	1	0	2	0	0	0	68	103	0.00	0.450
ERA:																		
44 Tony Watson, L	(7, 1)	1.1	H	4	0	0	0	1	0	0	0	0	0	0	11	16	0.00	0.000
ERA:																		
39 Jason Grilli, R	(9, 1)	1.0	S	3	0	0	0	2	0	0	0	0	0	0	7	9	0.00	0.000
ERA:																		

PITCHER	IP	WLS	BF	H	R	ER	SO	BB	IBB	HBP	BLK	WP	HR	S	P	ERA	WHIP

BOTTOM

Chicago Cubs @ Pittsburgh Pirates

PNC Park, Pittsburgh, PA

Wed Apr 03 2013, 7:06 PM - 10:00 PM EDT

Att. 27,667 - Partly Cloudy - 35 F

livebaseballscorecards.com

Batter	1	2	3	4	5	6	7	8	9	AB	R	H	RBI	BB	SO	LOB
6 Starling Marte, R (1, 7) OBP: 0.250, SLG: 0.143	C FF 91 B SI 92 S SL 84 F SL 84 B FF 92 S SL 84 2-3 **K** ①		C FF 92 F FF 93 B SL 85 X SL 84 1-2 **G4-3** ③		B SL 84 B SL 84 C FF 92 C FF 91 B FF 92 F SL 84 F FF 92 X FF 92 3-2 **G3** ②		B FF 88 B FF 87 S SL 81 X SL 83 2-1 46 CS 1B 3-H			4	0	1	1	0	1	0
46 Garrett Jones, L (1, 9) OBP: 0.125, SLG: 0.125 23 Travis Snider, L (8, 9)	C FF 92 F SI 92 S SL 84 0-3 **K** ②			F SL 80 X SI 92 0-1 22 2B 1B	F FF 92 C FF 93 B SL 84 B FF 94 S SL 83 2-3 **K2-3** ③		C FF 88 B SL 81 S FS 82 X FS 81 1-2 **G3** ②③ 1-2			4 0	1 0	1 0	0 0	0 0	2 0	1 0
22 Andrew McCutchen, R (1, 8) OBP: 0.500, SLG: 0.667	F FF 91 C SI 93 F SL 85 B SI 91 B SL 84 B SL 83 F FF 94 S SL 84 3-3 **K** ③			F SL 83 B SL 84 D CU 76 D CH 88 C SL 84 1 SAFE F SL 85 X SL 85 3-2 24 G3-1 14 E 2B 1-H	B SL 79 B FF 88 B FC 88 B FF 90 4-0 14 S BB			B FF 85 C SL 76 X SL 76 1-1 **P3** ①		3	1	1	1	1	1	0
24 Pedro Alvarez, L (1, 5) OBP: 0.250, SLG: 0.250		X FF 90 0-0 **G4-3** ①		F SI 93 D CU 77 S SI 92 D SL 82 X FF 93 2-2 **G3-1** ① 2-3		C FC 90 1 SAFE 1 SAFE B FF 91 1 SAFE B FC 88 F SL 78 S FF 88 2-3 **K** ①		C SL 76 B SL 77 F SL 76 X SL 77 1-2 1B		4	0	1	0	0	1	2
14 Gaby Sanchez, R (1, 3)		C SI 92 B CH 86 C SL 82 B FF 92 X FF 94 2-2 **F9** ②		B FF 91 D FF 92 X SL 84 2-0 E6 55 FC3-6 18 BB 3-H	1 SAFE B FF 88 C FF 86 1 SAFE B SL 78 B FF 88 F FF 88 C SL 77 3-3 **K** ② 1-2			B SI 86 C SL 77 1 SAFE F SI 85 1 SAFE F SL 77 X SL 78 1-2 **P3** ②		4	0	0	1	0	1	2
18 Neil Walker, S (1, 4) OBP: 0.500, SLG: 0.333		B SI 92 B SI 92 C SL 82 X SI 92 2-1 1B		B SI 92 B SL 83 B SL 82 B FF 92 4-0 55 FC3-6 BB 1-2	I IN 73 I IN 74 I IN 75 I IN 73 4-0 IBB			1 SAFE F SI 88 B CH 80 X CH 80 1-1 **L4** ③		2	0	1	0	2	0	1
55 Russell Martin, R (1, 2)		X SL 83 0-0 **G4-3** ③		S SI 91 C FF 92 B FF 92 X FF 92 1-2 **FC3-6** ② 1-2f 2-3		B FC 88 C SL 76 F FC 89 X FF 89 1-2 **F7** ③				3	0	0	0	0	0	5
12 Clint Barmes, R (1, 6) OBP: 0.200, SLG: 0.400			B FF 90 C FF 91 C SL 82 F SL 84 F FF 91 B FF 92 F SL 83 B FF 93 X SL 82 3-2 **P5** ①	D FF 92 B SL 84 S SL 85 X SL 83 2-1 **P3** ③			C FS 86 B SL 82 X SL 80 1-1 44 SH3-4 6 1B 2B			3	1	1	0	0	0	2
51 Wandy Rodriguez, S (1, 1) 44 Tony Watson, L (7, 1) 39 Jason Grilli, R (9, 1)			B FF 90 B FF 90 B FF 91 C FF 90 F FF 90 X FF 92 3-2 **G4-3** ②		C FF 92 S SI 92 S SL 84 0-3 **K** ①		X FS 83 0-0 **SH3-4** ① 2-3			2 0 0	0 0 0	0 0 0	0 0 0	0 0 0	1 0 0	0 0 0
Inning Stats	R: 0 E: 0 K: 3 S: 12 H: 0 LOB: 0 BB: 0 P: 17	R: 0 E: 0 K: 0 S: 7 H: 1 LOB: 1 BB: 0 P: 11	R: 0 E: 0 K: 0 S: 12 H: 0 LOB: 0 BB: 0 P: 19	R: 2 E: 1 K: 0 S: 15 H: 2 LOB: 2 BB: 1 P: 29	R: 0 E: 0 K: 2 S: 11 H: 0 LOB: 0 BB: 0 P: 16	R: 0 E: 0 K: 2 S: 9 H: 0 LOB: 2 BB: 2 P: 23	R: 1 E: 0 K: 0 S: 8 H: 2 LOB: 0 BB: 0 P: 12	R: 0 E: 0 K: 0 S: 11 H: 1 LOB: 1 BB: 0 P: 15		1B: 4 2B: 2 3B: 0 HR: 0 SF: 0 SAC: 1 DP: 0 HBP: 0			WP: 0 PB: 0 SB: 1 CS: 1 PA: 33	

PITCHER		IP	WLS	BF	H	R	ER	SO	BB	IBB	HBP	BLK	WP	HR	S	P	ERA	WHIP
36 Edwin Jackson, R ERA: 3.6	(1, 1)	5.0	L	20	3	2	2	5	1	0	0	0	0	0	57	92	3.60	0.800
56 Héctor Rondón, R ERA:	(6, 1)	1.0		5	0	0	0	2	1	1	0	0	0	0	9	23	0.00	1.000
28 Michael Bowden, R ERA: 9.0	(7, 1)	1.0		4	2	1	1	0	0	0	0	0	0	0	8	12	9.00	2.000
54 Shawn Camp, R ERA:	(8, 1)	0.2		3	1	0	0	0	0	0	0	0	0	0	9	12	0.00	1.500
47 Hisanori Takahashi, L ERA:	(8, 1)	0.1		1	0	0	0	0	0	0	0	0	0	0	2	3	0.00	0.000

PITCHER	IP	WLS	BF	H	R	ER	SO	BB	IBB	HBP	BLK	WP	HR	S	P	ERA	WHIP

Chicago Cubs @ Pittsburgh Pirates

PNC Park, Pittsburgh, PA

Thu Apr 04 2013, 12:38 PM - 3:17 PM EDT

Att. 11,634 - Partly Cloudy - 45 F

TOP

livebaseballscorecards.com

Batter	1	2	3	4	5	6	7	8	9	AB	R	H	RBI	BB	SO	LOB
9 David DeJesus, L (1, 8)	B FF 89 C FF 90 C CU 74 B CU 76 F SI 92 B CU 74 B FF 89 4-2 BB		C FF 88 F FF 89 X FF 89 0-2 ② G4-3 1-2			B FF 87 B CU 73 F FF 88 F FF 89 F CU 75 C SI 89 2-3 ① K		C FF 94 F FC 92 F KC 82 F KC 83 B FC 92 X KC 82 1-2 ③ G1		3	0	0	0	1	1	1
13 Starlin Castro, R (1, 6) OBP: 0.250, SLG: 0.250	1 SAFE B SI 91 1 SAFE X FF 89 1-0 ① F8		C CU 74 D SI 90 F FF 89 B FF 89 X SI 89 2-2 2-H 1B			B FF 89 C FF 90 C SI 90 X CU 76 1-2 ② G4-3			C SI 92 S SI 90 S SI 90 0-3 ① K	4	0	1	1	0	1	1
44 Anthony Rizzo, L (1, 3) OBP: 0.333, SLG: 0.444	C CU 73 B SI 92 C CU 74 F FF 92 B FF 91 1 SAFE X CU 73 2-2 ② F7		B CU 73 1 SAFE 1 SAFE B FF 88 S CU 72 X FF 90 2-1 ③ F8			F FF 89 B SI 90 B SI 90 T CU 73 X CU 76 2-2 ③ G6-3			B SI 90 B SI 91 B SI 92 B SI 91 4-0 19 S 19 HR BB	3	1	0	0	1	0	2
12 Alfonso Soriano, R (1, 7) OBP: 0.083, SLG: 0.083	C SI 90 X SI 90 0-1 ③ F8			B CU 74 C CU 74 F FF 90 F FF 89 F SL 76 X CU 77 1-2 ① F7			C FF 89 F FF 90 C CU 75 0-3 ① K		F SI 91 1 SAFE B SI 90 F SI 91 F SI 92 S SL 81 1-3 ② K	4	0	0	0	0	2	2
19 Nate Schierholtz, L (1, 9) OBP: 0.556, SLG: 0.833		C CU 72 B FF 88 F FF 89 F FF 91 F CU 76 B FF 90 F CU 76 F CU 77 C CU 76 2-3 ① K		C CU 72 S CU 75 B FF 91 B CU 75 B SI 89 X FF 91 3-2 ② G3-1			B FF 90 B FF 88 B FF 89 B FF 89 4-0 BB		B SI 90 C SI 91 B SI 91 B FF 91 X SI 91 3-1 1-H HR	3	1	1	2	1	1	0
30 Dioner Navarro, S (1, 2)		B FF 90 S FF 90 X FF 90 1-1 ② F7		X CU 72 0-0 ③ G1			1 SAFE 1 SAFE B CU 73 X FF 90 1-0 ② L6		C SI 91 B SI 92 X SI 90 1-1 ③ G4-3	4	0	0	0	0	0	1
24 Luis Valbuena, L (1, 5)		B FF 90 X FF 90 1-0 ③ F8			B FF 87 S CH 80 S CU 74 B CU 75 S CU 74 2-3 ① K2-3		C CU 74 1 SAFE B CU 74 X FF 90 1-1 ③ F7			3	0	0	0	0	1	1
20 Brent Lillibridge, R (1, 4) 11 Kyuji Fujikawa, L (8, 1) 49 Carlos Marmol, R (9, 1)			B FF 87 B FF 90 X FF 88 2-0 ① L8		C FF 90 B CU 74 X FF 89 1-1 ② F9			B FC 94 X FC 93 1-0 ① F9		3	0	0	0	0	0	0
										0	0	0	0	0	0	0
										0	0	0	0	0	0	0
37 Travis Wood, R (1, 1) OBP: 0.500, SLG: 0.500 54 Shawn Camp, R (7, 1) 40 James Russell, L (7, 1) 51 Steve Clevenger, L (8, PH) 8 Alberto Gonzalez, R (8, 4) OBP: 0.250, SLG: 0.250			B CU 74 X SI 88 1-0 9 G4-3 13 1B 1B		X FF 90 0-0 ③ F9			C FC 93 C KC 81 X FC 93 0-2 ② G5-3		2	1	1	0	0	0	0
										0	0	0	0	0	0	0
										0	0	0	0	0	0	0
										1	0	0	0	0	0	0
										0	0	0	0	0	0	0

	AB	30
	R	3
	H	3
	RBI	3
	BB	3
	SO	6
	LOB	8

Inning Stats	1	2	3	4	5	6	7	8	9	1B	SF	WP	PA	33
R	0	0	1	0	0	0	0	0	2	2	0	0		
E	0	0	0	0	0	0	0	0	0	0	0	0		
K	0	1	0	0	1	1	1	2	2	0	0	0		
S	10	10	10	9	6	10	6	9	11	3B 0	SAC 0	PB 0		
H	0	0	2	0	0	0	0	0	1	HR 1	DP 0	SB 1		
LOB	1	0	1	0	0	0	1	0	1		HBP 0	CS 0		
BB	1	0	0	0	0	0	1	0	1					
P	17	14	17	13	9	15	12	11	20					

PITCHER		IP	WLS	BF	H	R	ER	SO	BB	IBB	HBP	BLK	WP	HR	S	P	ERA	WHIP
53 James McDonald, R	(1, 1)	7.0	L	25	2	1	1	4	2	0	0	0	0	0	61	97	1.29	0.571
ERA: 1.29																		
35 Mark Melancon, R	(8, 1)	1.0		3	0	0	0	0	0	0	0	0	0	0	9	11	0.00	0.000
ERA:																		
48 Jared Hughes, R	(9, 1)	1.0		5	1	2	2	2	1	0	0	0	0	1	11	20	18.00	2.000
ERA: 9.0																		

PITCHER	IP	WLS	BF	H	R	ER	SO	BB	IBB	HBP	BLK	WP	HR	S	P	ERA	WHIP

Chicago Cubs @ Pittsburgh Pirates

PNC Park, Pittsburgh, PA

Thu Apr 04 2013, 12:38 PM - 3:17 PM EDT

Att. 11,634 - Partly Cloudy - 45 F

livebaseballscorecards.com

BOTTOM

Batter	1	2	3	4	5	6	7	8	9	AB	R	H	RBI	BB	SO	LOB
6 Starling Marte, R (1, 7) OBP: 0.250, SLG: 0.182	C SI 87 S SI 89 F FF 91 B FC 87 X FC 87 1-2 ① F9		D CH 80 X FC 86 1-0 ③ F8			B CH 80 D FC 85 1 SAFE C FC 87 B FF 88 C FC 86 S FC 86 3-3 ② K			B FF 94 B FF 93 C FF 94 X FF 92 2-1 55 BB 22 1B 1B	4	1	1	0	0	1	2
55 Russell Martin, R (1, 2)	B FC 88 C SI 89 X FC 88 1-1 ② P6			B SI 88 C FC 86 F FC 88 S FF 92 1-3 ① K		X SI 89 0-0 ③ FC6-4 1-2f			C FF 94 B FF 94 C SL 84 B SL 84 B SL 85 B SL 83 4-2 22 1B 14 1B BB 1-2	3	1	0	0	1	1	1
22 Andrew McCutchen, R (1, 8) OBP: 0.417, SLG: 0.500	B SI 90 C FC 88 C SI 91 S FF 92 1-3 ③ K			C FC 88 S FF 91 S FF 92 0-3 ② K			S SL 78 B FF 87 C SI 87 X SL 79 1-2 E5 18 S 14 S		B FF 93 X FF 93 1-0 14 1B 1-2 2-H 1B	4	0	1	1	0	2	0
14 Gaby Sanchez, R (1, 3) OBP: 0.250, SLG: 0.100		B FF 89 C SI 90 B CH 80 B FC 88 B FC 87 4-1 24 G5-6-3 BB		B FF 89 B CH 80 C FF 91 C FF 88 X FF 92 2-2 ③ F9			1 SAFE 1 SAFE B SI 85 S SL 78 L SL 78 B SL 80 F SL 79 F SI 87 S SL 78 2-3 ① K 1-2		C SL 84 C SL 83 X SL 84 0-2 18 G4-6-3 1-3 2-H 1B	3	0	1	1	1	1	1
24 Pedro Alvarez, L (1, 5) OBP: 0.167, SLG: 0.167		S FC 87 B FC 85 F FC 86 B SL 78 B FF 90 X FC 87 3-2 ①② G5-6-3 1-2f			S SL 77 S SL 77 F SL 77 B SL 76 F FF 91 F FC 88 B FC 88 X SL 79 2-2 ① G6-3		B CH 79 B FF 86 X FF 87 2-0 ② P3		C FF 93 F FF 93 S SL 85 0-3 ① K	4	0	0	0	0	1	4
18 Neil Walker, S (1, 4) OBP: 0.333, SLG: 0.200		B CU 70 B FC 86 S FC 87 X FC 88 2-1 ③ F9			X FC 86 0-0 ② F8		B CH 79 B FF 88 S CH 80 C FF 89 C SI 90 2-3 ③ K 2-3		B FF 94 X FF 94 1-0 ②③ G4-6-3 1-2f	4	0	0	0	0	1	3
31 Jose Tabata, R (1, 9)			C FF 88 S FF 89 B SI 89 F FF 92 F FF 91 B FC 87 B FF 91 X FF 88 3-2 ① G5-3		C FC 87 F FC 88 F FF 90 B FC 89 B SL 78 X FF 91 2-2 ③ F8			C FF 90 X FF 91 0-1 ① G4-3		3	0	0	0	0	0	0
12 Clint Barmes, R (1, 6) OBP: 0.286, SLG: 0.571 23 Travis Snider, L (8, PH) 48 Jared Hughes, R (9, 1)			C SL 74 X SL 75 0-1 2B			B SI 88 C FC 85 X FC 86 1-1 ① F9		B FF 91 L FC 89 X CH 83 1-1 ② G1-3		2 1 0	0 0 0	1 0 0	0 0 0	0 0 0	0 0 0	0 0 0
53 James McDonald, L (1, 1) 35 Mark Melancon, R (8, 1) 46 Garrett Jones, L (8, PH) OBP: 0.111, SLG: 0.111 17 John McDonald, R (9, 6)			F FF 89 C FF 89 X FF 88 0-2 ② G5-3			B FF 90 B FF 89 B FF 88 C FF 88 C FF 91 B FC 88 4-2 55 FC6-4 BB		C CH 84 S CH 84 B CH 84 S FF 92 1-3 ③ K		1 0 1 0	0 0 0 0	0 0 0 0	0 0 0 0	1 0 0 0	0 0 1 0	1 0 0 0
Inning Stats	R: 0 H: 0 E: 0 LOB: 0 K: 1 BB: 0 S: 9 P: 12	R: 0 H: 0 E: 0 LOB: 0 K: 0 BB: 1 S: 6 P: 15	R: 0 H: 1 E: 0 LOB: 1 K: 0 BB: 0 S: 11 P: 15	R: 0 H: 0 E: 0 LOB: 0 K: 2 BB: 0 S: 9 P: 12	R: 0 H: 0 E: 0 LOB: 0 K: 0 BB: 0 S: 11 P: 15	R: 0 H: 0 E: 0 LOB: 1 K: 1 BB: 1 S: 8 P: 16	R: 0 H: 0 E: 1 LOB: 1 K: 2 BB: 0 S: 12 P: 19	R: 0 H: 0 E: 0 LOB: 0 K: 1 BB: 0 S: 7 P: 9	R: 2 H: 3 E: 0 LOB: 1 K: 1 BB: 1 S: 12 P: 20	1B: 3 SF: 0 2B: 1 SAC: 0 3B: 0 DP: 2 HR: 0 HBP: 0						

	AB	30
	R	2
	H	4
	RBI	2
	BB	3
	SO	8
	LOB	12

PITCHER	IP	WLS	BF	H	R	ER	SO	BB	IBB	HBP	BLK	WP	HR	S	P	ERA	WHIP
37 Travis Wood, L (1, 1) ERA:	6.0	W	20	1	0	0	4	2	0	0	0	0	0	54	85	0.00	0.500
54 Shawn Camp, R (7, 1) ERA:	0.1	H	2	0	0	0	1	0	0	0	0	0	0	8	11	0.00	0.000
40 James Russell, L (7, 1) ERA:	0.2	H	2	0	0	0	1	0	0	0	0	0	0	4	8	0.00	0.000
11 Kyuji Fujikawa, R (8, 1) ERA:	1.0	H	3	0	0	0	1	0	0	0	0	0	0	7	9	0.00	0.000
49 Carlos Marmol, R (9, 1) ERA: 20.25	1.0	S	6	3	2	2	1	1	0	0	0	0	0	12	20	18.00	4.000

PITCHER	IP	WLS	BF	H	R	ER	SO	BB	IBB	HBP	BLK	WP	HR	S	P	ERA	WHIP

Chicago Cubs @ Atlanta Braves

Turner Field, Atlanta, GA

Fri Apr 05 2013, 7:36 PM - 10:11 PM EDT

Att. 33,443 - Clear - 62 F

TOP

livebaseballscorecards.com

Batter	1	2	3	4	5	6	7	8	9	AB	R	H	RBI	BB	SO	LOB
17 Dave Sappelt, R (1, 8)	C FF 91 F FF 91 S KC 80 0-3 K2-3		B FF 91 X KC 80 1-0 G1-3			B FF 89 X CH 84 1-0 G5-3			C FF 96 C KC 86 S FF 98 0-3 K	3	0	0	0	0	1	1
9 David DeJesus, L (9, PH)										1	0	0	0	0	1	0
13 Starlin Castro, R (1, 6) OBP: 0.188, SLG: 0.188	X FF 91 0-0 F9			C KC 77 S CH 84 B KC 80 F FF 90 B KC 81 X SL 83 2-2 L3		C FF 91 B CH 85 S KC 79 S KC 80 1-3 K			X KC 83 0-0 L8	4	0	0	0	0	1	0
44 Anthony Rizzo, L (1, 3) OBP: 0.267, SLG: 0.333	B FF 92 C FF 92 B SL 85 F SL 85 S KC 82 2-3 K			C SL 83 C FF 89 B KC 82 S KC 81 1-3 K			B SL 84 C FF 90 T CH 83 S SL 84 1-3 K			3	0	0	0	0	3	0
12 Alfonso Soriano, R (1, 7) OBP: 0.133, SLG: 0.133		B SL 84 X FF 90 1-0 F9		B FF 91 F CH 85 F SL 84 B KC 81 X KC 79 2-2 P3			X KC 77 0-0 21 G5-4-3 1B			3	0	1	0	0	0	0
21 Scott Hairston, R (1, 9) OBP: 0.167, SLG: 0.667		C FF 90 C FF 91 F FF 92 S KC 81 0-3 K			B KC 78 F FF 90 F FF 90 X SL 84 1-2 HR		C FF 90 F SL 84 B FF 90 F KC 79 X CH 84 1-2 G5-4-3 1-2f			3	1	1	1	0	1	1
53 Welington Castillo, R (1, 2) OBP: 0.400, SLG: 0.556		X FF 91 0-0 F8			B SI 91 B CH 85 X SI 90 2-0 20 G4-6-3 1B			F FF 89 B FF 88 B CH 83 F FF 89 F FF 90 X FF 90 2-2 P6		3	0	1	0	0	0	0
20 Brent Lillibridge, R (1, 5)			C FF 91 B FF 91 F FF 91 B FF 92 F FF 91 B KC 81 X FF 91 3-2 F8		X SI 91 0-0 G4-6-3 1-2f			X FF 89 0-0 24 CS 1B		2	0	0	0	0	0	1
28 Michael Bowden, R (5, 1)										0	0	0	0	0	0	0
30 Dioner Navarro, S (8, PH) OBP: 0.167, SLG: 0.167										1	0	1	0	0	0	0
56 Héctor Rondón, R (8, 1)										0	0	0	0	0	0	0
8 Alberto Gonzalez, R (1, 4) OBP: 0.286, SLG: 0.429			C CH 86 X SL 83 0-1 2B		C CH 84 C FF 91 X CH 85 0-2 G6-3			S SI 90 F SI 91 S SI 90 0-3 K		3	0	1	0	0	1	1
46 Scott Feldman, L (1, 1)			B FF 90 T FF 90 S FF 90 T KC 81 1-2 K			B KC 75 C FF 90 B KC 78 X FF 90 2-1 F9		B SL 85 C SI 91 1-1 CS 1-2	B FF 97 C FF 95 B FF 97 X FF 96 2-1 G1-3	1	0	0	0	0	1	1
24 Luis Valbuena, L (5, 5)										2	0	0	0	0	0	0
Inning Stats	R: 0 E: 0 K: 2 S: 7 H: 0 LOB: 0 BB: 0 P: 9	R: 0 E: 0 K: 1 S: 6 H: 0 LOB: 0 BB: 0 P: 7	R: 0 E: 0 K: 1 S: 10 H: 1 LOB: 1 BB: 0 P: 15	R: 0 E: 0 K: 1 S: 10 H: 0 LOB: 0 BB: 0 P: 15	R: 1 E: 0 K: 0 S: 8 H: 2 LOB: 0 BB: 0 P: 11	R: 0 E: 0 K: 1 S: 6 H: 0 LOB: 0 BB: 0 P: 10	R: 0 E: 0 K: 1 S: 8 H: 1 LOB: 0 BB: 0 P: 10	R: 0 E: 0 K: 1 S: 9 H: 1 LOB: 0 BB: 0 P: 12	R: 0 E: 0 K: 1 S: 6 H: 0 LOB: 0 BB: 0 P: 8	1B: 3 2B: 1 3B: 0 HR: 1 SF: 0 SAC: 0 DP: 2 HBP: 0						

AB	29
R	1
H	5
RBI	1
BB	0
SO	9
LOB	5

PITCHER		IP	WLS	BF	H	R	ER	SO	BB	IBB	HBP	BLK	WP	HR	S	P	ERA	WHIP
36 Mike Minor, L ERA: 1.23	(1, 1)	7.1	W	25	5	1	1	7	0	0	0	0	0	1	60	84	1.23	0.682
34 Eric O'Flaherty, L ERA: 5.4	(8, 1)	0.2	H	1	0	0	0	1	0	0	0	0	0	0	4	5	0.00	0.000
46 Craig Kimbrel, R ERA:	(9, 1)	1.0	S	3	0	0	0	1	0	0	0	0	0	0	6	8	0.00	0.000

PITCHER	IP	WLS	BF	H	R	ER	SO	BB	IBB	HBP	BLK	WP	HR	S	P	ERA	WHIP

Chicago Cubs @ Atlanta Braves

Turner Field, Atlanta, GA

Fri Apr 05 2013, 7:36 PM - 10:11 PM EDT

Att. 33,443 - Clear - 62 F

BOTTOM

Batter	1	2	3	4	5	6	7	8	9	AB	R	H	RBI	BB	SO	LOB
19 Andrelton Simmons, R (1, 6) OBP: 0.222, SLG: 0.235	B SI 92 C SI 92 C CU 76 X FC 90 1-2 G4-3 ①		F FC 88 B CU 76 B FF 88 B CU 75 B SI 92 4-1 8 WP 8 S 8 SF9 BB	B CU 79 S CU 75 B SI 93 X CU 76 2-1 G1-3 ③		C SI 90 X FF 89 0-1 L4 ②		S SL 80 S FC 89 B FF 94 S SL 79 1-3 K ③		4	1	0	0	1	1	4
22 Jason Heyward, L (1, 9) OBP: 0.294, SLG: 0.357	C FC 90 S CU 75 B FC 91 B CU 72 X FC 91 2-2 G6-3 ②		X SI 90 0-0 P2 ①	B CU 76 B FC 90 B FC 89 C FC 89 B FF 90 4-1 5 G6-3 5 S 25 1B BB	C SL 83 X FF 90 0-1 P5 ③					3	1	0	0	1	0	1
8 Justin Upton, R (1, 7) OBP: 0.375, SLG: 1.000	C SI 91 C FC 89 X SI 93 0-2 HR		B FC 89 B CU 77 S FC 87 S CH 85 X CH 86 2-2 SF9 ② 1-H	1 SAFE X CU 74 0-0 F8 ①			C FF 90 B SL 83 F SL 83 B FF 91 X SL 85 2-2 G5-3 ①			3	1	1	2	0	0	1
5 Freddie Freeman, L (1, 3) OBP: 0.533, SLG: 0.769	B SI 91 S FC 89 B CU 76 B CH 87 S CH 86 X CH 86 3-2 1B		B FC 88 B CU 75 B FC 90 F FC 90 B CH 87 4-1 2 WP BB	F CH 86 B SI 90 B CU 75 S CU 78 F FF 91 F CH 86 B CU 78 X FC 90 3-2 G6-3 ② 1-3			B SL 81 F FF 89 S FS 80 B FF 91 C SL 84 2-3 K ②			3	0	1	0	1	1	1
2 B.J. Upton, R (1, 8)	B CU 76 B CH 86 B FC 87 X FC 88 3-0 P3 ③		B SI 89 F CH 85 F CH 85 C CU 73 1-3 K ③ 1-2	C CU 77 H SI 92 1-1 26 S 25 1B HBP			C FF 90 C SL 83 F FF 91 B SL 85 F FS 80 B SL 85 S FS 81 2-3 K ③			3	1	0	0	0	2	2
26 Dan Uggla, R (1, 4) OBP: 0.400, SLG: 0.455		F CH 85 B CU 74 B CH 86 F FC 88 B CU 77 F CH 87 X FC 90 3-2 F8 ①		B FC 88 S CU 74 B FC 89 X CH 86 2-1 P5 ① 1 SAFE 1 SAFE B FC 88 D CU 77 1 SAFE B CH 84 B CU 76 4-0 25 1B 1-2 BB				F FC 93 B FF 94 B SL 82 S FC 91 S SL 83 2-3 K ①		3	0	0	0	1	1	0
25 Juan Francisco, L (1, 5) OBP: 0.250, SLG: 0.250		B CU 76 X FC 90 1-0 L4 ②		C CU 74 B CH 85 F SI 90 B CU 77 X FC 90 2-2 E1 36 24 FC1-5 1B	T SI 90 B CU 77 F FC 89 B CU 76 F CU 75 F FC 91 D CU 76 X FF 91 3-2 1-2 2-H 3-H 1B			B FF 91 B SL 81 X FF 91 2-0 F9 ②		4	0	1	2	0	0	0
24 Evan Gattis, R (1, 2) OBP: 0.500, SLG: 0.875		X CH 85 0-0 1B	F SI 90 B CU 75 X SI 91 1-1 36 FC1-5 1-2 1B	B FF 90 C SL 82 C SL 84 F FS 81 X FF 91 1-2 G4-3 ③				S FF 90 B SL 82 C FF 94 X FC 92 1-2 7 HBP 1B		4	0	3	0	0	0	2
36 Mike Minor, R (1, 1) 34 Eric O'Flaherty, L (8, 1) 7 Reed Johnson, R (8, PH) 46 Craig Kimbrel, R (9, 1)		X SI 91 0-0 G1-3 ③	C SI 92 B FC 90 B CU 76 B SI 91 X 3-1 FC1-5 ② 1-2 2-3f			C SL 86 F FF 88 B SL 84 S SL 83 1-3 K ①		H FF 91 1-0 1-2 HBP		3 0 0 0	0 0 0 0	0 0 0 0	0 0 0 0	0 0 0 0	1 0 0 0	3 0 0 0
Inning Stats	R: 1 E: 0 K: 0 S: 13 H: 2 LOB: 1 BB: 0 P: 22	R: 0 E: 0 K: 0 S: 7 H: 1 LOB: 1 BB: 0 P: 11	R: 1 E: 0 K: 1 S: 9 H: 0 LOB: 1 BB: 2 P: 20	R: 0 E: 1 K: 0 S: 11 H: 1 LOB: 2 BB: 0 P: 21	R: 2 E: 0 K: 0 S: 17 H: 1 LOB: 2 BB: 2 P: 33	R: 0 E: 0 K: 1 S: 7 H: 0 LOB: 0 BB: 0 P: 8	R: 0 E: 0 K: 2 S: 11 H: 0 LOB: 0 BB: 0 P: 17	R: 0 E: 0 K: 2 S: 10 H: 1 LOB: 2 BB: 0 P: 17		1B: 5 2B: 0 3B: 0 HR: 1	SF: 1 SAC: 0 DP: 0 HBP: 2	WP: 2 PB: 0 SB: 3 CS: 0	PA: 37			

livebaseballscorecards.com

AB	30
R	4
H	6
RBI	4
BB	4
SO	6
LOB	14

PITCHER		IP	WLS	BF	H	R	ER	SO	BB	IBB	HBP	BLK	WP	HR	S	P	ERA	WHIP
46 Scott Feldman, R ERA: 7.71	(1, 1)	4.2	L	25	5	4	4	1	4	0	1	0	2	1	53	102	7.71	1.929
28 Michael Bowden, R ERA: 2.7	(5, 1)	2.1		7	0	0	0	3	0	0	0	0	0	0	22	30	0.00	0.000
56 Héctor Rondón, R ERA:	(8, 1)	1.0		5	1	0	0	2	0	0	1	0	0	0	10	17	0.00	1.000

PITCHER	IP	WLS	BF	H	R	ER	SO	BB	IBB	HBP	BLK	WP	HR	S	P	ERA	WHIP

Chicago Cubs @ Atlanta Braves

Turner Field, Atlanta, GA

Sat Apr 06 2013, 7:13 PM - 10:23 PM EDT

Att. 38,498 - Partly Cloudy - 69 F

livebaseballscorecards.com

Batter	1	2	3	4	5	6	7	8	9	AB	R	H	RBI	BB	SO	LOB
9 David DeJesus, L (1, 8) OBP: 0.125, SLG: 0.133	C FF 93 F SI 91 F FF 93 X SL 79 0-2 19 1B 2B	X SI 91 0-0 ③ F7			C FF 91 F SI 89 F CU 70 B FF 91 X SI 88 1-2 ① G3	B SI 90 S CH 84 C SI 90 B SI 91 X CH 82 2-2 ③ G4-3		S CU 79 S FF 94 B FF 95 X CU 81 1-2 ① FC4-2 1-2 2-3 3-Hf		5	1	1	0	0	0	4
13 Starlin Castro, R (1, 6) OBP: 0.190, SLG: 0.190	B SI 89 B CU 76 X SI 89 2-0 ① G5-3	B CU 76 X SI 88 1-0 ① G6-3			S FF 92 S FF 92 B FF 94 F SL 77 F SI 90 F FF 92 F FF 92 X CU 72 1-2 44 HR 1B		B CH 82 B SI 92 X CH 83 2-0 ① G5-3	B SI 88 F SI 88 B SI 88 X SI 86 2-1 ② F8		5	1	1	0	0	0	4
44 Anthony Rizzo, L (1, 3) OBP: 0.300, SLG: 0.529	C SL 77 B FF 92 C SI 89 X CU 74 1-2 ② F7	B CH 81 B SI 88 C SI 89 B FF 91 X SI 88 3-1 ② G4-3			1 SAFE X CU 72 0-0 1-H HR		C SI 89 B SI 90 X CH 81 1-1 12 1B 19 FC3-2 1B	B SI 91 C CH 81 F SI 91 S SL 81 1-3 ③ K		5	1	2	2	0	1	4
12 Alfonso Soriano, R (1, 7) OBP: 0.200, SLG: 0.158	B SL 77 B SI 90 D SL 78 B SI 90 4-0 19 1B BB	C FF 92 X SI 88 0-1 E5			C FF 92 S FF 91 F FF 91 B SI 90 X CU 76 1-2 ② G5-3		X SI 91 0-0 19 FC3-2 1-3 1B		B SI 88 X SI 90 1-0 ① G5-3	4	0	1	0	1	0	0
19 Nate Schierholtz, L (1, 9) OBP: 0.500, SLG: 0.727	C SI 89 B CU 73 B FF 91 X SI 91 2-1 53 FC5-4 1-3 2-H 1B	F SI 89 1 SAFE X CU 72 0-1 ③ P3			F SI 89 F FF 92 X CH 80 0-2 53 1B 2B		B CH 82 X CH 82 1-0 ② FC3-2 53 FC6-4 1-2 3-H		B SI 91 F SI 91 F SI 89 B SI 90 X SL 84 2-2 ② F8	5	1	2	1	0	0	3
53 Welington Castillo, R (1, 2) OBP: 0.400, SLG: 0.500	S FF 94 B SI 91 C SL 77 X FF 94 1-2 ③ FC5-4 1-2f			B CU 76 B CU 75 S SI 86 B SI 87 F SI 87 S FF 92 3-3 ① K	F SI 88 S SL 77 D SL 77 B FF 92 X FF 91 2-2 2-H 1B		C CH 84 B SI 91 F CH 82 X SL 85 1-2 ③ FC6-4 1-2f		C SI 90 X SI 91 0-1 24 S 1B	5	0	2	1	0	1	4
24 Luis Valbuena, L (1, 5) OBP: 0.214, SLG: 0.385		C SI 90 X SI 89 0-1 ① G5-3		B CH 81 X SI 87 1-0 HR	S SI 89 C CH 82 B FF 92 S CU 75 1-3 ③ K			C FF 91 F CU 78 X FF 89 0-2 8 1B 9 FC4-2 1B	B SL 84 C SL 85 B SI 89 B SL 86 S SI 90 B SL 85 4-2 1-2 BB	4	1	2	1	1	1	1
8 Alberto Gonzalez, R (1, 4) OBP: 0.250, SLG: 0.333		C SI 88 C SL 78 B FF 92 X SI 90 1-2 ② G4-3		C SI 88 X CU 71 0-1 ② G5-3		B SI 92 C SI 91 S SL 85 X SI 92 1-2 ① G6-3		1 SAFE B FF 89 B FF 90 B FF 90 C FF 90 F FF 91 X FF 93 3-2 9 FC4-2 51 BB 1-3 1B	C SI 91 S SL 84 D SL 85 S SI 91 1-3 ③ K	5	0	1	0	0	1	2
33 Carlos Villanueva, R (1, 1) OBP: 0.333, SLG: 0.333 40 James Russell, L (7, 1) 51 Steve Clevenger, L (8, PH) 11 Kyuji Fujikawa, L (8, 1) 49 Carlos Marmol, R (9, 1)		C FF 91 B FF 91 X FF 91 1-1 1B		F SI 87 B CU 74 X CH 86 1-1 ③ P5		C SI 92 X SL 84 0-1 ② G1-3		D CH 86 B FF 91 F FF 92 B FF 93 F FF 94 F FF 95 B FF 94 4-2 9 FC4-2 1-2 BB		3 0 0 0 0	0 0 0 0 0	1 0 0 0 0	0 0 1 0 0	0 0 0 0 0	0 0 0 0 0	0 0 0 0 0

TOP	
AB	41
R	5
H	13
RBI	5
BB	3
SO	4
LOB	22

Inning Stats	1	2	3	4	5	6	7	8	9	1B: 9	SF: 0	WP: 0	PA: 44
	R: 1 E: 0 K: 0 S: 13	R: 0 E: 0 K: 0 S: 8	R: 0 E: 1 K: 0 S: 7	R: 1 E: 0 K: 1 S: 8	R: 3 E: 0 K: 1 S: 25	R: 0 E: 0 K: 0 S: 8	R: 0 E: 0 K: 0 S: 8	R: 0 E: 0 K: 1 S: 17	R: 0 E: 0 K: 1 S: 11	2B: 2 3B: 0 HR: 2	SAC: 0 DP: 0 HBP: 0	PB: 0 SB: 1 CS: 0	
	H: 2 LOB: 2 BB: 1 P: 23	H: 1 LOB: 1 BB: 0 P: 10	H: 0 LOB: 1 BB: 0 P: 11	H: 1 LOB: 0 BB: 0 P: 13	H: 4 LOB: 1 BB: 0 P: 31	H: 0 LOB: 0 BB: 0 P: 11	H: 2 LOB: 2 BB: 0 P: 13	H: 2 LOB: 3 BB: 1 P: 28	H: 1 LOB: 2 BB: 1 P: 19				

PITCHER		IP	WLS	BF	H	R	ER	SO	BB	IBB	HBP	BLK	WP	HR	S	P	ERA	WHIP
49 Julio Teheran, R ERA: 9.0	(1, 1)	5.0		25	8	5	5	2	1	0	0	0	0	2	61	88	9.00	1.800
50 Cristhian Martinez, R ERA: 7.71	(6, 1)	2.0		8	2	0	0	0	0	0	0	0	0	0	16	24	0.00	1.000
38 Anthony Varvaro, R ERA:	(8, 1)	0.1		4	2	0	0	0	1	0	0	0	0	0	12	20	0.00	9.000
53 Cory Gearrin, R ERA:	(8, 1)	0.2		2	0	0	0	1	0	0	0	0	0	0	5	8	0.00	0.000
34 Eric O'Flaherty, L ERA: 3.38	(9, 1)	1.0	W	5	1	0	0	1	1	0	0	0	0	0	11	19	0.00	2.000

PITCHER	IP	WLS	BF	H	R	ER	SO	BB	IBB	HBP	BLK	WP	HR	S	P	ERA	WHIP

Chicago Cubs @ Atlanta Braves

Turner Field, Atlanta, GA

Sat Apr 06 2013, 7:13 PM - 10:23 PM EDT

Att. 38,498 - Partly Cloudy - 69 F

BOTTOM

Batter	1	2	3	4	5	6	7	8	9	AB	R	H	RBI	BB	SO	LOB
2 B.J. Upton, R (1, 8) OBP: 0.200, SLG: 0.278	B FF 86 B FF 87 B FF 87 B FF 85 4-0 22 CS BB		B FF 86 F CH 80 B FF 87 X CH 81 2-1 ① F9		B SI 86 F FF 88 X CH 82 1-1 ② L7		B SL 80 F CH 80 X FF 88 1-1 1B		S FF 94 B FF 94 B FF 94 B FF 94 X FF 93 3-1 HR	4	1	2	1	1	0	1
22 Jason Heyward, L (1, 9) OBP: 0.318, SLG: 0.294	C FF 87 B FF 88 1 SAFE 1 SAFE 1 SAFE S CH 81 X SL 82 1-2 ① ② P4 1-2		D CU 74 C CH 82 F FF 89 B CU 74 F CH 83 H SL 83 3-2 1-2 HBP		B FF 88 B CU 71 B CH 80 B FF 85 4-0 BB		1 SAFE C SL 80 B CU 71 1 SAFE D SL 81 X CH 81 2-1 ③ F9		C SL 84 B SL 86 F FF 94 X FF 95 1-2 ① F7	3	0	0	0	1	0	2
8 Justin Upton, R (1, 7) OBP: 0.429, SLG: 1.278	C SI 87 B SI 87 S CH 81 B FF 89 X SL 81 2-2 HR		C FF 88 F CH 83 D CH 83 F CU 75 S FF 90 1-3 ② K		C CU 73 1 SAFE F FF 89 F SL 81 S CH 82 0-3 ③ K			C FC 89 C FF 94 B CH 85 B CH 86 X CU 78 2-2 5 WP 5 1B 2B	B FF 95 C SL 85 F SL 86 X FF 94 1-2 HR	5	3	3	2	0	2	3
5 Freddie Freeman, L (1, 3) OBP: 0.474, SLG: 0.647	F FF 88 B FF 88 X CU 74 1-1 ③ F9		X CU 74 0-0 ③ F7			F FF 88 B FF 89 F CH 80 S SL 82 1-3 ① K		B CU 79 X FF 92 1-0 11 BB 26 1B 14 1B 2-H 1B		4	1	1	1	0	1	2
26 Dan Uggla, R (1, 4) OBP: 0.368, SLG: 0.400		B FF 88 B CH 80 B FF 88 X FF 88 3-0 ① G5-3		X SI 88 0-0 ① G6-3		B SL 79 B CH 80 F CH 79 F FF 89 S CH 83 2-3 ② K		S FF 94 D CH 85 X FF 94 1-1 11 BB 14 1B 1-2 1B		4	1	1	0	0	1	0
25 Juan Francisco, L (1, 5) OBP: 0.250, SLG: 0.250		X CH 81 0-0 ② G1-3		B CU 72 F CH 79 B SI 88 X CH 81 2-1 ② F8		B FF 87 X SI 88 1-0 11 FC6-4 1B		C FC 91 S CH 84 S FF 93 0-3 ① K		4	0	1	0	0	1	2
11 Gerald Laird, R (1, 2) OBP: 0.455, SLG: 0.600		C FF 89 B FF 89 X SL 81 1-1 1B		C FF 87 F CH 82 X FF 88 0-2 2B		C SL 79 F FF 89 B FF 88 X CU 76 1-2 ③ FC6-4 1-2f		F FF 90 B FC 89 B CH 84 S FF 94 B FF 94 F FF 93 B FC 88 4-2 14 1B 1-2 2-3 BB		3	0	2	0	1	0	1
14 Ramiro Pena, S (1, 6) OBP: 0.143, SLG: 0.143		F FF 88 C CU 75 F SL 82 S CU 75 0-3 ③ K		D CH 81 F CU 74 S CU 77 S SL 82 1-3 ③ K			C FF 86 X SI 86 0-1 ① L5	X FF 90 0-0 7 G4-3 1-2 2-H 3-H 1B		4	0	1	2	0	2	2
49 Julio Teheran, R (1, 1) OBP: 1.000, SLG: 1.000 17 Jordan Schafer, L (5, PH) 50 Cristhian Martinez, R (6, 1) 23 Chris Johnson, R (7, PH) OBP: 0.375, SLG: 0.429 38 Anthony Varvaro, R (8, 1) 53 Cory Gearrin, R (8, 1) 7 Reed Johnson, R (8, PH) 34 Eric O'Flaherty, L (9, 1)			C FF 87 X FF 87 0-1 22 HBP 1B		X FF 85 0-0 ① F8		C SI 88 X SI 88 0-1 ② L4	B FC 88 X FF 91 1-0 ② ③ G4-3 1-2f		1 1 0 1 0 0 0 1 0	0 0 0 0 0 0 0 0 0	1 0 0 0 0 0 0 0 0	0 0 0 0 0 0 0 0 0	0 0 0 0 0 0 0 2 0	0 0 0 0 0 0 0 0 0	0 0 0 0 0 0 0 0 0
Inning Stats	R: 1 H: 1 E: 0 LOB: 0 K: 0 BB: 1 S: 8 P: 16	R: 0 H: 1 E: 0 LOB: 1 K: 1 BB: 0 S: 8 P: 12	R: 0 H: 1 E: 0 LOB: 2 K: 1 BB: 0 S: 12 P: 18	R: 0 H: 1 E: 0 LOB: 1 K: 1 BB: 0 S: 9 P: 12	R: 0 H: 1 E: 0 LOB: 1 K: 1 BB: 1 S: 7 P: 12	R: 0 H: 1 E: 0 LOB: 1 K: 2 BB: 0 S: 10 P: 15	R: 0 H: 1 E: 0 LOB: 1 K: 0 BB: 0 S: 8 P: 11	R: 3 H: 4 E: 0 LOB: 1 K: 1 BB: 1 S: 14 P: 23	R: 2 H: 2 E: 0 LOB: 0 K: 0 BB: 0 S: 8 P: 13	1B: 7 2B: 2 3B: 0 HR: 3	SF: 0 SAC: 0 DP: 1 HBP: 1		WP: 1 PB: 0 SB: 0 CS: 1	PA: 39			

livebaseballscorecards.com

	AB	35
	R	6
	H	12
	RBI	6
	BB	3
	SO	7
	LOB	15

PITCHER		IP	WLS	BF	H	R	ER	SO	BB	IBB	HBP	BLK	WP	HR	S	P	ERA	WHIP
33 Carlos Villanueva, R ERA: 1.35	(1, 1)	6.2		28	6	1	1	6	2	0	1	0	0	1	60	92	1.35	1.200
40 James Russell, L ERA:	(7, 1)	0.1		1	0	0	0	0	0	0	0	0	0	0	2	4	0.00	0.000
11 Kyuji Fujikawa, R ERA: 11.57	(8, 1)	1.0		7	4	3	3	1	1	0	0	0	1	0	14	23	27.00	5.000
49 Carlos Marmol, R ERA: 27.0	(9, 1)	0.1	L	3	2	2	2	0	0	0	0	0	0	2	8	13	54.00	6.000

PITCHER		IP	WLS	BF	H	R	ER	SO	BB	IBB	HBP	BLK	WP	HR	S	P	ERA	WHIP

Chicago Cubs @ Atlanta Braves

Turner Field, Atlanta, GA

Sun Apr 07 2013, 1:37 PM - 4:25 PM EDT

Att. 45,800 - Partly Cloudy - 73 F

livebaseballscorecards.com

Batter	1	2	3	4	5	6	7	8	9	AB	R	H	RBI	BB	SO	LOB
9 David DeJesus, L (1, 8) OBP: 0.158, SLG: 0.222 17 Dave Sappelt, R (8, PH) (8, 8)	B FF 88 B SI 88 B SI 88 C FF 88 X SI 88 3-1 13 F8 44 G3 2B		X SI 88 0-0 ② F7			B SI 89 B FC 84 T SI 89 B FS 80 C SI 90 X SI 90 3-2 ① G3		F SI 94 C CH 82 B SI 95 F CU 76 X SI 95 1-2 ① F8		3 1	1 0	1 0	0 0	0 0	0 0	1 0
13 Starlin Castro, R (1, 6) OBP: 0.240, SLG: 0.240	C CU 76 F FC 85 F CU 75 X FC 84 0-2 ① F8 2-3		1 SAFE S FC 84 B CU 75 1 SAFE X FC 82 1-1 ③ FC5-4 1-2f			C CU 77 X SI 91 0-1 1B		B CU 76 S SI 94 B SI 94 B CH 78 X SI 91 3-1 12 1B 1B		4	0	2	0	0	0	2
44 Anthony Rizzo, L (1, 3) OBP: 0.292, SLG: 0.476	F CU 77 B SI 90 X FC 85 1-1 ② G3 3-H			C SI 88 B FC 84 B SI 90 B FS 80 X SI 90 3-1 1B		1 SAFE X SI 89 0-0 ② F7		F SI 92 S SI 94 F SI 94 F SI 92 F CU 75 S SI 91 0-3 ② K		4	0	1	1	0	1	2
12 Alfonso Soriano, R (1, 7) OBP: 0.208, SLG: 0.174	C SI 90 B FS 79 C CU 77 B CU 77 F FS 82 S FC 85 2-3 ③ K			F SI 90 C SI 89 S CU 78 0-3 ① K		S CU 76 1 SAFE B FC 86 D FS 81 C CU 76 S CU 76 2-3 ③ K		F FF 94 X SI 94 0-1 1-2 1B		4	0	1	0	0	3	2
19 Nate Schierholtz, L (1, 9) OBP: 0.389, SLG: 0.533		F FC 84 B SI 88 B FC 85 F FS 80 S CU 77 2-3 ① K2-3		B SI 90 C FS 81 1 SAFE C SI 89 S SI 91 1-3 ② K			S SI 88 F SI 89 X SI 90 0-2 ① P5	F SI 93 B SI 91 B CU 73 F SI 91 F SI 92 X SI 92 2-2 ③ G1-3		4	0	0	0	0	2	3
30 Dioner Navarro, S (1, 2) OBP: 0.100, SLG: 0.100		B SI 89 S SI 89 S FS 82 B CU 77 X FC 86 2-2 ② G1-3		S FS 80 X SI 90 0-1 ③ G3			C FS 80 B FC 86 S SI 89 X SI 90 1-2 ② G4-3		C FF 95 F FF 96 B SL 81 S FF 95 1-3 ① K	4	0	0	0	0	1	1
24 Luis Valbuena, L (1, 5) OBP: 0.222, SLG: 0.313		C FC 85 C SI 89 X CU 76 0-2 ③ F8			B SI 89 X SI 89 1-0 ① F7		B SI 89 B SI 88 C FF 89 B FS 79 B SI 89 4-1 8 E BB		C FF 95 T FF 96 F FF 97 B SL 84 B FF 97 F SL 84 S FF 97 2-3 ② K	3	0	0	0	1	1	0
8 Alberto Gonzalez, R (1, 4) OBP: 0.250, SLG: 0.267			B FC 84 B SI 88 B SI 88 B FF 87 4-0 13 FC5-4 BB		B CU 75 C FC 81 S FC 82 F CU 77 F FC 84 F CU 75 X SI 90 1-2 ② G6-3		B CU 75 C SI 90 B FC 84 S FC 82 X CU 77 2-2 E4 21 FC5-4 1-2		C FF 96 B FF 96 F FF 96 B FF 97 S SL 82 2-3 ③ K	3	0	0	0	1	1	1
29 Jeff Samardzija, R (1, 1) 28 Michael Bowden, R (6, 1) 51 Steve Clevenger, L (7, PH) 21 Scott Hairston, R (7, PH) OBP: 0.143, SLG: 0.571 56 Hector Rondon, R (7, 1) 47 Hisanori Takahashi, L (8, 1)			L SI 88 1 SAFE 1 SAFE B FC 82 F SI 87 S CU 76 1-3 ① K		C SI 89 B SI 90 C SI 90 B FC 84 S SI 89 2-3 ③ K		B SI 95 B SI 95 X SI 94 2-0 ③ FC5-4 1-2f			2 0 0 1 0 0	0 0 0 0 0 0	0 0 0 0 0 0	0 0 0 0 0 0	2 0 0 0 0 0	1 0 0 2 0 0
Inning Stats	R: 1 E: 0 K: 1 S: 12 H: 1 LOB: 0 BB: 0 P: 18	R: 0 E: 0 K: 1 S: 9 H: 0 LOB: 0 BB: 0 P: 13	R: 0 E: 0 K: 1 S: 6 H: 0 LOB: 1 BB: 1 P: 12	R: 0 E: 0 K: 2 S: 10 H: 1 LOB: 1 BB: 0 P: 14	R: 0 E: 0 K: 1 S: 10 H: 0 LOB: 0 BB: 0 P: 14	R: 0 E: 0 K: 1 S: 9 H: 1 LOB: 1 BB: 0 P: 14	R: 0 E: 1 K: 0 S: 11 H: 0 LOB: 2 BB: 1 P: 20	R: 0 E: 0 K: 1 S: 18 H: 2 LOB: 2 BB: 0 P: 24	R: 0 E: 0 K: 3 S: 11 H: 0 LOB: 0 BB: 0 P: 16	1B: 4 2B: 1 3B: 0 HR: 0	SF: 0 SAC: 0 DP: 0 HBP: 0					WP: 0 PB: 0 SB: 0 CS: 0	PA: 35

TOP	
AB	33
R	1
H	5
RBI	1
BB	2
SO	11
LOB	15

PITCHER		IP	WLS	BF	H	R	ER	SO	BB	IBB	HBP	BLK	WP	HR	S	P	ERA	WHIP
15 Tim Hudson, R ERA: 3.27	(1, 1)	6.2	W	26	3	1	1	7	2	0	0	0	0	0	66	102	1.35	0.750
43 Luis Avilán, L ERA:	(7, 1)	1.1	H	6	2	0	0	1	0	0	0	0	0	0	19	27	0.00	1.500
52 Jordan Walden, R ERA: 3.0	(9, 1)	1.0		3	0	0	0	3	0	0	0	0	0	0	11	16	0.00	0.000

PITCHER	IP	WLS	BF	H	R	ER	SO	BB	IBB	HBP	BLK	WP	HR	S	P	ERA	WHIP

Chicago Cubs @ Atlanta Braves

Turner Field, Atlanta, GA

Sun Apr 07 2013, 1:37 PM - 4:25 PM EDT

Att. 45,800 - Partly Cloudy - 73 F

BOTTOM

livebaseballscorecards.com

Batter	1	2	3	4	5	6	7	8	9	AB	R	H	RBI	BB	SO	LOB
2 B.J. Upton, R (1, 8) OBP: 0.292, SLG: 0.300	X FF 96 / 0-0 22 E 22 S 1B		C FC 93 B SI 96 B FC 92 B FC 92 B FC 92 / 4-1 22 S BB		B SL 84 F FF 96 S SL 85 D FS 86 B FS 83 B SL 84 / 4-2 1-3 2-H BB	X FF 89 / 0-0 ③ G1-3				2	0	1	0	2	0	2
22 Jason Heyward, L (1, 9) OBP: 0.308, SLG: 0.250	B SI 94 B FF 94 F SI 93 F FC 91 1 SAFE S FS 83 / 2-3 ① K 1-3		B SI 95 B FS 84 C FS 84 F SL 83 F SI 96 S SL 85 / 2-3 ③ K 1-2		B FF 96 F FS 84 B FF 96 S FS 85 1 SAFE B FS 84 S FS 83 / 3-3 ③ K		H FF 90 / 1-0 24 CS HBP			3	0	0	0	0	3	4
8 Justin Upton, R (1, 7) OBP: 0.360, SLG: 1.045	S SL 84 B SI 95 F FS 83 B SL 83 F FS 84 S FF 97 / 2-3 ② K			T FC 90 F SL 85 S SL 84 / 0-3 ① K		F SL 82 F FF 94 C FF 97 / 0-3 ① K	1 SAFE F FF 89 1 SAFE S FF 90 B FF 91 1 SAFE D SL 78 1 SAFE C FF 92 / 2-3 ① K			4	0	0	0	0	4	2
24 Evan Gattis, R (1, 2) OBP: 0.417, SLG: 0.636	S SL 85 S SL 86 B SL 87 F FF 95 S SL 84 / 1-3 ③ K			B SL 85 C SL 83 B SL 82 C SL 82 X SL 82 / 2-2 ② G5-3		B FC 93 B SL 83 B FC 90 B FF 96 / 4-0 26 FC6-4 BB	P PO 83 S FF 88 1 SAFE B FC 88 S FC 88 1 SAFE F SL 78 S FF 88 / 2-3 ②③ K 1-2			3	0	0	0	1	2	2
26 Dan Uggla, R (1, 4) OBP: 0.348, SLG: 0.526		B FC 92 C FC 91 T FF 96 F FS 84 S SL 81 / 1-3 ① K		F FC 94 C SL 85 B FF 97 T FF 97 / 1-2 ③ K		X SL 84 / 0-0 ② FC6-4 25 1B 14 1B 1-2f		B FF 89 X FF 89 / 1-0 HR		4	2	1	1	0	2	1
25 Juan Francisco, L (1, 5) OBP: 0.250, SLG: 0.250		S FF 97 F FF 97 B FF 97 B FS 85 S FS 84 / 2-3 ② K			B FS 84 F FF 96 S FS 84 B FF 96 S FS 85 / 2-3 ① K	S FF 95 X FF 95 / 0-1 23 HBP 14 1B 1-3 1B		B FF 89 B SL 79 B SL 84 C FF 89 X SI 89 / 3-1 ① G4-3		4	1	1	0	0	2	0
23 Chris Johnson, R (1, 3) OBP: 0.333, SLG: 0.300		B SL 85 B FF 96 B FF 95 C FF 95 F FF 96 T FF 96 / 3-2 ③ K			F FC 93 X FF 97 / 0-1 ② F8	C SL 85 S FS 84 D FS 83 H FF 96 / 2-2 14 1B 15 1B 1-2 HBP		B CH 80 X CH 80 / 1-0 ② G1-3		3	1	0	0	0	1	0
14 Ramiro Pena, S (1, 6) OBP: 0.273, SLG: 0.364			B SI 95 X SI 94 / 1-0 ① G4-3		X FS 85 / 0-0 2 WP 2B	F FF 96 S FF 97 B SI 97 X FF 96 / 1-2 15 1B 1-3 2-H 3-H		F CH 80 S CU 67 B CH 80 S CH 80 / 1-3 ③ K		4	1	2	2	0	1	0
15 Tim Hudson, R (1, 1) OBP: 0.400, SLG: 0.250			S FF 96 B FF 96 S FF 96 C FF 97 / 1-3 ② K		B SI 96 B FF 96 C FF 95 B FF 95 B FF 95 / 4-1 2 WP BB	S FF 88 F FF 90 D SL 85 X SL 82 / 1-2 1-2 3-H 1B				2	0	1	1	1	1	0
43 Luis Avilán, L (7, 1)										0	0	0	0	0	0	0
52 Jordan Walden, R (9, 1)										0	0	0	0	0	0	0
Inning Stats	R: 0 E: 1 K: 3 S: 12 H: 1 LOB: 1 BB: 0 P: 17	R: 0 E: 0 K: 3 S: 10 H: 0 LOB: 0 BB: 0 P: 16	R: 0 E: 0 K: 2 S: 9 H: 0 LOB: 1 BB: 1 P: 17	R: 0 E: 0 K: 2 S: 9 H: 0 LOB: 0 BB: 0 P: 12	R: 1 E: 0 K: 2 S: 12 H: 1 LOB: 2 BB: 2 P: 25	R: 3 E: 0 K: 1 S: 15 H: 3 LOB: 2 BB: 1 P: 23	R: 0 E: 0 K: 2 S: 8 H: 0 LOB: 1 BB: 0 P: 12	R: 1 E: 0 K: 1 S: 7 H: 1 LOB: 0 BB: 0 P: 13		1B: 4 2B: 2 3B: 0 HR: 1	SF: 0 SAC: 0 DP: 1 HBP: 2		WP: 2 PB: 0 SB: 2 CS: 1	PA: 35		

	AB	29
	R	5
	H	6
	RBI	4
	BB	4
	SO	16
	LOB	11

PITCHER		IP	WLS	BF	H	R	ER	SO	BB	IBB	HBP	BLK	WP	HR	S	P	ERA	WHIP
29 Jeff Samardzija, R (1, 1) ERA: 2.63		5.2	L	26	4	4	4	13	4	0	1	0	1	0	63	105	6.35	1.412
28 Michael Bowden, R (6, 1) ERA: 2.45		0.1		2	1	0	0	0	0	0	0	0	0	0	4	5	0.00	3.000
56 Héctor Rondón, R (7, 1) ERA:		1.0		3	0	0	0	2	0	0	1	0	0	0	8	12	0.00	0.000
47 Hisanori Takahashi, L (8, 1) ERA: 6.75		1.0		4	1	1	1	1	0	0	0	0	0	1	7	13	9.00	1.000

PITCHER		IP	WLS	BF	H	R	ER	SO	BB	IBB	HBP	BLK	WP	HR	S	P	ERA	WHIP

Batter	1	2	3	4	5	6	7	8	9	AB	R	H	RBI	BB	SO	LOB
7 Norichika Aoki, L (1, 9) OBP: 0.486, SLG: 0.581	C FF 91 B CU 76 X FF 90 1-1 8 1B 23 FC5-2-5 1B	B SI 92 X SI 92 1-0 27 G4-3 8 2B 2B		C CU 77 B CU 76 B SI 92 B SI 91 X FF 93 3-1 27 2B 1B		B FF 93 B FF 93 B SL 81 C SI 91 B SL 84 4-1 BB	I IN 76 I IN 76 I IN 78 I IN 79 4-0 IBB		C SL 81 B FF 90 X FS 80 1-1 ③ G3-1	4	1	3	0	2	0	0
27 Carlos Gómez, R (1, 8) OBP: 0.167, SLG: 0.233	F FF 91 S SL 82 X SL 83 0-2 ① F9	F SL 82 B CH 86 F SL 81 F SL 83 X FF 91 1-2 ① G4-3 2-3		1 SAFE B SL 82 1 SAFE B FF 92 F SL 82 X SL 80 2-1 1-3 2B		C SI 93 F FF 94 S SL 84 0-3 ② K	S SL 79 B SL 81 B SL 80 C SI 87 F SL 80 S SL 80 2-3 ③ K			5	0	1	0	0	2	6
8 Ryan Braun, R (1, 7) OBP: 0.611, SLG: 0.929 22 Logan Schafer, L (8, 7) OBP: 0.286, SLG: 0.286	1 SAFE X FF 92 0-0 20 PB 23 FC5-2-5 11 BB 1-3 1B	X FF 92 0-0 3-H 2B		I IN 82 I IN 80 I IN 80 I IN 81 4-0 23 G6-4-3 IBB		1 SAFE B FF 93 B SL 84 C FF 95 F FF 93 1 SAFE S SL 87 2-3 ③ K		X FF 92 0-0 20 WP 2B		4 0	1 0	3 0	1 0	1 0	1 0	1 0
23 Rickie Weeks Jr., R (1, 4) OBP: 0.364, SLG: 0.414	C SL 83 X SL 82 0-1 ② FC5-2-5 11 BB 20 PB 12 2B 1-2 3-H	B FF 91 C FF 91 B SL 83 S SL 82 T SL 86 2-2 ② K		D FF 93 X FF 92 1-0 ② ③ G6-4-3 1-2f			B SI 87 T SI 87 B SL 80 F SI 87 S SL 79 2-3 ① K	C SL 84 S SL 84 S SL 82 0-3 ① K		5	1	0	0	0	3	7
20 Jonathan Lucroy, R (1, 2) OBP: 0.296, SLG: 0.182	C FF 92 B FF 91 B FF 92 C SL 82 F FF 90 F SL 84 B FF 91 F SL 83 D FF 90 4-2 11 BB 12 2B 1-2 2-3 BB	D FF 93 X FF 91 1-0 ③ P4			X SL 82 0-0 ① F7		B SI 87 B SL 80 C SI 86 B SI 87 C SI 86 B SL 79 4-2 12 1B 11 1B 3 SF7 BB	C FF 93 B FF 92 B SL 85 B SL 83 B SL 82 4-1 2-3 BB		2	2	0	0	3	0	1
11 Alex Gonzalez, R (1, 6) OBP: 0.241, SLG: 0.280	B SL 82 D FF 90 S FF 90 B FF 91 C FF 92 B SL 83 4-2 12 2B 1-2 2-3 3-H BB		F SI 91 X SI 92 0-1 ① G5-3		B SI 93 S SL 84 C FF 94 X SI 92 1-2 ② G6-3		X SI 87 0-0 12 1B 41 2B 1-2 1B	S SL 84 C SL 83 F SL 82 F FF 93 F SL 82 D SL 84 D SL 83 F FF 93 S SL 83 2-3 ② K		4	2	1	1	1	1	2
12 Martín Maldonado, R (1, 3) OBP: 0.333, SLG: 0.429	X FF 91 0-0 1-H 2-H 3-H 2B		C FF 91 X SI 93 0-1 ② G5-3		X FF 92 0-0 1B		C SL 79 F SL 80 X SI 88 0-2 41 2B 1-2 2-3 1B	F SL 82 B FF 92 F SL 82 F SL 83 B FF 92 D SL 83 X SL 83 3-2 ③ P3		5	0	3	3	0	0	2
3 Yuniesky Betancourt, R (1, 5) OBP: 0.316, SLG: 0.250	I IN 82 I IN 84 I IN 83 I IN 83 4-0 IBB		B FF 92 X SI 93 1-0 ③ G6-3		F SL 82 B FF 92 C SI 93 S SL 84 1-3 ③ K		B SI 88 X SL 81 1-0 ② SF7 3-H		F FF 89 B SL 83 C FF 91 B SL 84 X FF 91 2-2 ① F9	3	0	0	1	1	1	1
41 Marco Estrada, R (1, 1) OBP: 0.333, SLG: 0.500 32 Tom Gorzelanny, R (8, 1) 18 Khris Davis, R (9, PH) OBP: 0.182, SLG: 0.200 53 Brandon Kintzler, R (9, 1) 29 Jim Henderson, L (9, 1)	B FF 91 C SL 81 C FF 91 C SL 85 1-3 ③ K			C FF 90 F FF 91 B FF 91 X SL 83 1-2 ① G6-3		C FF 92 B FF 92 C FF 92 F SL 86 S SL 87 1-3 ① K	C SL 79 S SL 79 X SL 80 0-2 1-3 2-H 2B		B FF 89 C SL 81 X SL 81 1-1 ② F7	4 0 1 0 0	0 0 0 0 0	1 0 0 0 0	1 0 0 0 0	0 0 0 0 0	2 0 0 0 0	2 0 0 0 0
Inning Stats	R: 4 E: 0 K: 1 S: 19 H: 3 LOB: 2 BB: 3 P: 33	R: 1 E: 0 K: 1 S: 10 H: 2 LOB: 1 BB: 0 P: 15	R: 0 E: 0 K: 0 S: 5 H: 0 LOB: 0 BB: 0 P: 6	R: 0 E: 0 K: 0 S: 8 H: 2 LOB: 2 BB: 1 P: 19	R: 0 E: 0 K: 1 S: 8 H: 1 LOB: 1 BB: 0 P: 10	R: 0 E: 0 K: 3 S: 11 H: 0 LOB: 1 BB: 1 P: 18	R: 2 E: 0 K: 2 S: 17 H: 3 LOB: 3 BB: 2 P: 30	R: 0 E: 0 K: 2 S: 16 H: 1 LOB: 2 BB: 1 P: 25	R: 0 E: 0 K: 0 S: 7 H: 0 LOB: 0 BB: 0 P: 11	1B: 6 2B: 6 3B: 0 HR: 0 SF: 1 SAC: 0 DP: 1 HBP: 0						

PITCHER		IP	WLS	BF	H	R	ER	SO	BB	IBB	HBP	BLK	WP	HR	S	P	ERA	WHIP
36 Edwin Jackson, R ERA: 5.73	(1, 1)	6.0	L	30	8	5	5	6	3	2	0	0	0	0	61	101	7.50	1.833
54 Shawn Camp, R ERA: 9.0	(7, 1)	1.0		8	3	2	2	2	1	1	0	0	0	0	17	30	18.00	4.000
49 Carlos Marmol, R ERA: 16.88	(8, 1)	1.0		5	1	0	0	2	1	0	0	0	1	0	16	25	0.00	2.000
28 Michael Bowden, R ERA: 1.93	(9, 1)	1.0		3	0	0	0	0	0	0	0	0	0	0	7	11	0.00	0.000

PITCHER	IP	WLS	BF	H	R	ER	SO	BB	IBB	HBP	BLK	WP	HR	S	P	ERA	WHIP

TOP

Milwaukee Brewers @ Chicago Cubs

Wrigley Field, Chicago, IL

Mon Apr 08 2013, 1:27 PM - 4:50 PM CDT

Att. 40,083 - Partly Cloudy - 60 F

livebaseballscorecards.com

AB	37
R	7
H	12
RBI	7
BB	8
SO	10
LOB	22

WP: 1	PA: 46		
PB: 1			
SB: 0			
CS: 0			

BOTTOM

Milwaukee Brewers @ Chicago Cubs

Wrigley Field, Chicago, IL

Mon Apr 08 2013, 1:27 PM - 4:50 PM CDT

Att. 40,083 - Partly Cloudy - 60 F

livebaseballscorecards.com

Batter	1	2	3	4	5	6	7	8	9	AB	R	H	RBI	BB	SO	LOB
9 David DeJesus, L (1, 8) OBP: 0.136, SLG: 0.190	C FF 87 X FF 88 0-1 ① P6		C FF 88 B CU 78 B CU 76 F FF 89 B FF 90 C FF 90 3-3 ② K		C FF 87 X CH 78 0-1 ③ F9			B FF 89 X FF 89 1-0 ① F9	D SL 85 B FF 95 F FF 94 B FF 94 S FF 94 F FF 94 F S 3-3 ② K	3	0	0	0	0	1	0
17 Dave Sappelt, R (8, PH) (9, 8)										2	0	0	0	0	1	3
13 Starlin Castro, R (1, 6) OBP: 0.267, SLG: 0.367	B FF 88 C FF 88 B FF 90 C FF 89 B CU 76 C FF 90 3-3 ② K		B CU 79 C FF 90 F FF 90 B FF 90 B FF 90 X FF 90 3-2 3B			X CU 77 0-0 44 G5-3 2B		F FF 89 S SL 81 B SL 80 F FF 90 F FF 92 S SL 78 1-3 ② K	B SL 83 S FF 94 S FF 94 F FF 96 F FF 96 F SL 86 F FF 96 X FF 94 1-2 ③ F9	5	0	2	0	0	2	3
44 Anthony Rizzo, L (1, 3) OBP: 0.250, SLG: 0.400	B CU 74 X CU 74 1-0 ③ G4-3		D CU 77 C CH 78 X CU 77 1-1 ③ G6-3			F FF 88 S CH 76 F FF 89 X CH 75 0-2 ① G5-3 2-3		B SL 78 B FF 91 C SL 79 F SI 90 F SL 80 F SL 78 C FF 91 2-3 ③ K		4	0	0	0	0	1	2
12 Alfonso Soriano, R (1, 7) OBP: 0.250, SLG: 0.222		F FF 89 X FF 88 0-1 53 HR 1B		C FF 77 X CU 78 0-1 ① G6-3		C CU 77 F CU 78 X FF 89 0-2 ② F8			F SL 82 F SL 82 F SI 92 X SL 83 0-2 19 DI 19 1B 1B	4	2	2	0	0	0	1
19 Nate Schierholtz, L (1, 9) OBP: 0.409, SLG: 0.579		C FF 88 D FF 88 F CU 77 B CH 75 F FF 88 S CH 74 2-3 ① K		S FF 88 S CH 78 B CH 77 X FF 90 1-2 2B		X CH 77 0-0 ③ L9			B SI 91 B FF 92 B FF 92 C FF 91 X SI 92 3-1 53 1B 1-H 24 1B 1B	4	1	2	1	0	1	2
53 Welington Castillo, R (1, 2) OBP: 0.421, SLG: 0.667		C CU 76 B FF 89 B CH 78 1 SAFE F FF 89 B CU 76 X FF 89 3-2 1-H HR		D CU 78 B CH 76 B CH 76 C FF 88 2 SAFE S CH 77 X CH 76 3-2 ② G6-3			C FF 89 F CU 77 B CH 74 B CH 78 S CH 76 2-3 ① K		C SL 82 X SL 83 0-1 21 E 24 1B 1-2 1B	4	1	2	2	0	1	1
24 Luis Valbuena, L (1, 5) OBP: 0.273, SLG: 0.316		B CH 77 C FF 88 F FF 89 B CH 77 X FF 89 2-2 ② P5		C CH 77 B FF 88 X CH 77 1-1 ③ F9			B FF 90 B FF 88 C FF 88 F FF 89 F FF 88 B CH 78 4-2 20 FC5-4 BB		C FF 94 C SL 84 B FF 93 F FF 96 X SL 84 1-2 21 E 1-2 2-H 1B	3	0	1	1	1	0	1
20 Brent Lillibridge, R (1, 4) 51 Steve Clevenger, L (9, PH)		C FF 89 B CU 79 B CU 78 F FF 90 B FF 91 X FF 90 3-2 ③ F7			C FF 88 F FF 89 B CU 74 S CH 77 1-3 ① K		F FF 89 X CU 78 0-1 ② FC5-4 1-2f		C FF 94 B FF 94 S FF 96 S FF 96 1-3 ① K	3	0	0	0	0	1	1
										1	0	0	0	0	1	2
36 Edwin Jackson, R (1, 1) 54 Shawn Camp, R (7, 1) 30 Dioner Navarro, S (7, PH) OBP: 0.091, SLG: 0.091 49 Carlos Marmol, R (8, 1) 28 Michael Bowden, R (9, 1) 21 Scott Hairston, R (9, PH) OBP: 0.125, SLG: 0.500			X FF 89 0-0 ① P4		X FF 88 0-0 ② P6		S CH 77 S CH 78 D CH 73 B CH 76 C FF 90 2-3 ③ K		B FF 93 B FF 95 C FF 95 F FF 94 X SL 85 2-2 E3 1-2 2-3	2	0	0	0	0	0	0
										0	0	0	0	0	0	0
										1	0	0	0	0	1	1
										0	0	0	0	0	0	0
										0	0	0	0	0	0	0
										1	0	0	0	0	0	2
Inning Stats	R: 0 E: 0 K: 1 S: 6 H: 0 LOB: 0 BB: 0 P: 10	R: 2 E: 0 K: 1 S: 15 H: 2 LOB: 0 BB: 0 P: 25	R: 0 E: 0 K: 1 S: 9 H: 1 LOB: 1 BB: 0 P: 16	R: 0 E: 0 K: 0 S: 10 H: 1 LOB: 1 BB: 0 P: 15	R: 0 E: 0 K: 1 S: 6 H: 0 LOB: 0 BB: 0 P: 7	R: 0 E: 0 K: 0 S: 9 H: 1 LOB: 1 BB: 0 P: 9	R: 0 E: 0 K: 2 S: 10 H: 0 LOB: 1 BB: 1 P: 18	R: 0 E: 0 K: 2 S: 11 H: 0 LOB: 0 BB: 0 P: 15	R: 2 E: 1 K: 2 S: 30 H: 4 LOB: 3 BB: 0 P: 41	1B: 5 2B: 2 3B: 1 HR: 1 SF: 0 SAC: 0 DP: 0 HBP: 0						

PITCHER		IP	WLS	BF	H	R	ER	SO	BB	IBB	HBP	BLK	WP	HR	S	P	ERA	WHIP
41 Marco Estrada, R ERA: 4.5	(1, 1)	7.0	W	27	5	2	2	6	1	0	0	0	0	1	65	100	2.57	0.857
32 Tom Gorzelanny, L ERA: 2.08	(8, 1)	1.0		3	0	0	0	2	0	0	0	0	0	0	11	15	0.00	0.000
53 Brandon Kintzler, R ERA: 6.0	(9, 1)	0.0		3	3	2	2	0	0	0	0	0	0	0	8	11	∞	∞
29 Jim Henderson, R ERA:	(9, 1)	1.0	S	5	1	0	0	2	0	0	0	0	0	0	22	30	0.00	1.000

PITCHER	IP	WLS	BF	H	R	ER	SO	BB	IBB	HBP	BLK	WP	HR	S	P	ERA	WHIP

Batter	1	2	3	4	5	6	7	8	9	AB	R	H	RBI	BB	SO	LOB
7 Norichika Aoki, L (1, 9) OBP: 0.450, SLG: 0.556	B FC 87 B FF 88 C FF 89 X FF 89 2-1 20 S 2B	C FF 89 B FC 87 F FC 86 X FC 83 1-2 FC6 8 1B 23 BB 2-3 3-H		X SI 89 0-0 ② L6		C FC 90 F SL 79 X SL 79 0-2 ③ FC5-4 1-2f			C FF 93 B CH 83 B FF 92 C FF 90 X FF 92 2-2 E5 8 1B	5	0	1	0	0	0	3
23 Rickie Weeks Jr., R (1, 4) OBP: 0.342, SLG: 0.364	B FF 89 F FC 87 D CH 79 X CH 76 2-1 ① P4	1 SAFE B CH 78 B FF 89 C SI 90 B SI 90 C FC 87 B FC 86 4-2 8 1B 1-2 BB		F FC 86 B FF 89 X FC 86 1-1 ③ F8			B SI 87 B SI 87 C FC 85 B FC 85 C FC 84 S FF 90 3-3 ① K		C FF 92 B CH 83 B FF 89 B FF 92 F FF 91 T FF 92 3-2 ② K	4	0	0	0	1	2	3
8 Ryan Braun, R (1, 7) OBP: 0.609, SLG: 0.833	B FF 89 B FC 87 B CH 77 B FF 88 4-0 20 S BB	X SI 89 0-0 20 G6-4-3 1-2 2-3 3-H 1B			B FC 86 C SI 88 S CH 78 B FC 87 F FF 90 B CH 76 C FF 91 3-3 ① K		L FF 91 B FF 93 B FF 92 B FC 90 C FC 92 X FF 92 3-2 ② F9		B FF 90 B FF 92 X FF 91 2-0 1-2 1B	4	0	2	1	1	1	0
20 Jonathan Lucroy, R (1, 2) OBP: 0.281, SLG: 0.185	C FC 85 F SL 80 B FF 89 F FF 90 D SL 79 C FF 91 2-3 ② K 1-2 2-3	X FF 90 0-0 ②③ G6-4-3 1-2f			B FF 89 F FF 88 X FC 87 1-1 1B		X SL 80 0-0 ③ G5-3		S FF 93 S FF 91 B FF 92 X FF 91 1-2 ③ P4	5	0	1	0	0	1	7
11 Alex Gonzalez, R (1, 5) OBP: 0.212, SLG: 0.241	F SL 78 B FF 89 F FC 86 S FF 89 1-3 ③ K		X FF 88 0-0 ① P4		D CH 77 F FC 86 F CH 78 F FF 87 S SL 78 1-3 ② K			C SL 81 X SL 84 0-1 ① G4-3		4	0	0	0	0	2	3
27 Carlos Gómez, R (1, 8) OBP: 0.176, SLG: 0.235		B FF 89 S CH 78 L SL 79 F FF 89 B FC 83 B FF 90 X SL 79 3-2 9 2B 1B	B FF 90 B SI 89 C FC 86 B SI 90 C FC 86 F FF 91 X CH 79 3-2 ② P6		X CH 76 0-0 ③ F9			B FF 93 C SL 83 X SL 81 1-1 ② B1-3		4	1	1	0	0	0	1
9 Jean Segura, R (1, 6) OBP: 0.500, SLG: 0.750		X FC 86 0-0 60 E 7 E 1-H 2B	X CH 77 0-0 ③ G5-3			B CH 75 B SL 77 C SI 88 M SL 78 X SL 79 2-2 ① F9		B SL 81 F FF 91 X SL 81 1-1 3B		4	1	2	1	0	0	0
3 Yuniesky Betancourt, R (1, 3) OBP: 0.304, SLG: 0.250		B SL 78 2 SAFE S FF 89 X SI 90 1-1 7 E 60 E 8 1B 1B		X FC 85 0-0 ① F7		C FC 86 F FF 88 X FF 90 0-2 ② P2		X SL 82 0-0 ③ G6-3		4	1	1	0	0	0	1
60 Wily Peralta, R (1, 1) OBP: 0.600, SLG: 0.500 51 Michael Gonzalez, R (7, 1) 59 John Axford, R (7, 1) 45 Alfredo Figaro, R (8, 1) 22 Logan Schafer, L (9, PH) OBP: 0.250, SLG: 0.250		L SI 88 M CH 77 2 SAFE S FF 89 0-3 ① K 1-2 2-3		B FF 87 B FF 87 B FC 87 C FF 86 B FF 89 4-1 BB		S FF 88 X FC 87 0-1 7 FC5-4 1B			B FF 90 C FF 92 C FF 93 C FF 92 1-3 ① K	2 0 0 0 1	0 0 0 0 0	1 0 0 0 0	0 0 0 0 0	1 0 0 0 1	1 0 0 0 0	2 0 0 0 0
Inning Stats	R: 0 E: 0 K: 2 S: 11 H: 1 LOB: 2 BB: 1 P: 22	R: 3 E: 2 K: 1 S: 17 H: 4 LOB: 2 BB: 1 P: 26	R: 0 E: 0 K: 0 S: 6 H: 0 LOB: 0 BB: 0 P: 9	R: 0 E: 0 K: 0 S: 5 H: 0 LOB: 1 BB: 1 P: 10	R: 0 E: 0 K: 2 S: 11 H: 1 LOB: 1 BB: 0 P: 16	R: 0 E: 0 K: 0 S: 11 H: 1 LOB: 1 BB: 0 P: 13	R: 0 E: 0 K: 1 S: 7 H: 0 LOB: 0 BB: 0 P: 13	R: 0 E: 0 K: 0 S: 7 H: 1 LOB: 1 BB: 0 P: 9	R: 0 E: 1 K: 2 S: 13 H: 1 LOB: 2 BB: 0 P: 22	1B: 6 2B: 2 3B: 1 HR: 0 SF: 0 SAC: 0 DP: 1 HBP: 0						

PITCHER		IP	WLS	BF	H	R	ER	SO	BB	IBB	HBP	BLK	WP	HR	S	P	ERA	WHIP
37 Travis Wood, L ERA: 1.46	(1, 1)	6.1		29	7	3	2	6	3	0	0	0	0	0	64	102	2.84	1.579
56 Héctor Rondón, R ERA:	(7, 1)	0.2		2	0	0	0	0	0	0	0	0	0	0	4	7	0.00	0.000
49 Carlos Marmol, R ERA: 12.27	(8, 1)	1.0	W	4	1	0	0	0	0	0	0	0	0	0	7	9	0.00	1.000
11 Kyuji Fujikawa, R ERA: 8.1	(9, 1)	1.0	S	5	1	0	0	2	0	0	0	0	0	0	13	22	0.00	1.000

PITCHER	IP	WLS	BF	H	R	ER	SO	BB	IBB	HBP	BLK	WP	HR	S	P	ERA	WHIP

TOP

Milwaukee Brewers @ Chicago Cubs

Wrigley Field, Chicago, IL

Tue Apr 09 2013, 7:09 PM - 10:07 PM CDT

Att. 30,065 - Cloudy - 39 F

livebaseballscorecards.com

AB	37
R	3
H	9
RBI	2
BB	3
SO	8
LOB	20

PA: 40

WP: 0
PB: 0
SB: 2
CS: 0

Milwaukee Brewers @ Chicago Cubs

Wrigley Field, Chicago, IL

Tue Apr 09 2013, 7:09 PM - 10:07 PM CDT

Att. 30,065 - Cloudy - 39 F

livebaseballscorecards.com

BOTTOM

Batter	1	2	3	4	5	6	7	8	9	AB	R	H	RBI	BB	SO	LOB
9 David DeJesus, L (1, 8) OBP: 0.222, SLG: 0.308	C SI 90 X SI 93 0-1 ① G5-3		C FF 93 C CH 84 F FF 95 F FF 94 T SI 96 0-2 ② K		X SI 93 0-0 13 E, 13 FC5, 44 G4-3, 1B		D CH 82 B SI 94 X SI 93 2-0 44 2B, 1-3, 2B	C CH 83 F FF 95 X FF 96 0-2 13 WP, 2-H, 3-H, 1B		5	2	3	2	0	1	0
13 Starlin Castro, R (1, 6) OBP: 0.257, SLG: 0.343	C FF 92 B SI 93 S SI 91 X SL 87 1-2 ② F9		F SI 94 X SI 94 0-1 44 BB, 1B		C SI 94 X SI 94 0-1 FC5, 44 G4-3, 1-3		F SI 94 F SI 96 F SI 95 F SI 95 X SL 88 0-2 ② G6-3, 3-H	1 SAFE C SI 95 B FF 95 F FF 95 B SL 83 X FF 95 2-2 ③ F9, 1-2		5	0	1	1	0	0	4
44 Anthony Rizzo, L (1, 3) OBP: 0.313, SLG: 0.444	B SI 93 B FF 94 B SI 93 B FF 92 4-0 BB		B SI 95 S SI 94 D SI 95 B SI 94 B FF 94 4-1 1-2, BB		C SI 94 B SI 94 D SI 92 F SI 95 X SL 87 2-2 ② G4-3, 2-3, 3-H		D SL 79 B FF 90 X SL 77 2-0 2-H, 2B			2	0	1	2	2	0	1
12 Alfonso Soriano, R (1, 7) OBP: 0.219, SLG: 0.194	X FF 94 0-0 ③ L9		B SI 94 X SI 94 1-0 ③ G6-3		X SI 94 0-0 ③ G5-3		B SL 83 S SL 82 X SL 84 1-1 ③ F8			4	0	0	0	0	0	5
19 Nate Schierholtz, L (1, 9) OBP: 0.385, SLG: 0.565		B SI 92 S FF 92 S SI 94 X FF 95 1-2 ① F8		C SI 93 X CH 84 0-1 ① G5-3		B CH 83 X SI 93 1-0 ① G5-3		B FF 93 X FF 93 1-0 53 SH5-4, 21 SF8, 2B		4	1	1	0	0	0	0
53 Welington Castillo, R (1, 2) OBP: 0.409, SLG: 0.619		C SI 94 C SI 94 B SI 94 S SL 85 1-3 ② K		C FF 94 F SL 85 X SI 96 0-2 24 FC4-6, 1B		B SI 93 X SI 94 1-0 ② G4-3		B SL 81 B SL 82 X FF 93 2-0 ① SH5-4, 2-3		3	0	1	0	0	1	0
24 Luis Valbuena, L (1, 5) OBP: 0.308, SLG: 0.318		C FF 95 B SI 94 X SI 94 1-1 1B		X SI 95 0-0 ② FC4-6, 1-2f		C SI 93 C CH 85 B CH 86 B SI 96 B SI 96 F FF 95 X FF 95 3-2 ③ G4-3		D SL 83 B FF 92 I IN 81 I IN 77 4-0 21 SF8, 30 BB, 9, 1B, IBB		3	1	1	0	1	0	1
20 Brent Lillibridge, R (1, 4) 30 Dioner Navarro, S (8, PH) OBP: 0.167, SLG: 0.091 8 Alberto Gonzalez, R (8, PR) OBP: 0.250, SLG: 0.267 (9, 4)		B SI 93 B FF 94 C FF 94 F SI 94 B SI 94 S SI 94 3-3 ③ K		C SI 93 B SL 86 B SI 94 F SI 95 B SI 96 C SI 96 3-3 ③ K			B SL 82 F SI 93 X SI 94 1-1 ① G3-1	B FF 92 B FF 91 B FF 92 B FF 91 4-0 21 SF8, 9, 1B, 1-2, BB		3 0 0	0 0 1	0 0 0	0 1 0	2 0 0	2 0 0
37 Travis Wood, R (1, 1) OBP: 0.250, SLG: 0.250 56 Héctor Rondón, R (7, 1) 51 Steve Clevenger, L (7, PH) OBP: 0.500, SLG: 0.333 49 Carlos Marmol, R (8, 1) 21 Scott Hairston, R (8, PH) OBP: 0.111, SLG: 0.500 11 Kyuji Fujikawa, L (9, 1)			X FF 93 0-0 ① P3		B SI 92 F SI 92 S SI 93 B SI 94 B SI 93 S SI 92 3-3 ① K		X SI 93 0-0 9 2B, 13 G6-3, 1B	D SL 79 X FF 94 1-0 ② SF8, 1-2, 2-3, 3-H		2 0 1 0 0 0	0 0 1 0 0 0	0 0 0 0 0 0	0 0 0 0 0 1	1 0 0 0 0 0	0 0 0 0 0 0
Inning Stats	R: 0 E: 0 K: 0 S: 6 H: 0 LOB: 1 BB: 1 P: 11	R: 0 E: 0 K: 2 S: 11 H: 1 LOB: 1 BB: 0 P: 17	R: 0 E: 0 K: 1 S: 10 H: 1 LOB: 2 BB: 1 P: 15	R: 0 E: 0 K: 1 S: 9 H: 1 LOB: 1 BB: 0 P: 12	R: 1 E: 1 K: 1 S: 10 H: 1 LOB: 1 BB: 0 P: 15	R: 0 E: 0 K: 0 S: 6 H: 0 LOB: 0 BB: 0 P: 11	R: 2 E: 0 K: 0 S: 13 H: 3 LOB: 1 BB: 0 P: 19	R: 3 E: 0 K: 0 S: 9 H: 2 LOB: 1 BB: 2 P: 23		1B: 6 2B: 3 3B: 0 HR: 0 SF: 1 SAC: 1 DP: 0 HBP: 0						

	AB	32
	R	6
	H	9
	RBI	6
	BB	4
	SO	5
	LOB	13

WP: 1 PB: 0 SB: 0 CS: 0 PA: 38

PITCHER		IP	WLS	BF	H	R	ER	SO	BB	IBB	HBP	BLK	WP	HR	S	P	ERA	WHIP
60 Wily Peralta, R ERA: 4.5	(1, 1)	6.2		29	6	3	2	5	2	0	0	0	0	0	62	94	2.70	1.200
51 Michael Gonzalez, L ERA: 13.5	(7, 1)	0.0	B	1	1	0	0	0	0	0	0	0	0	0	1	3	∞	∞
59 John Axford, R ERA: 24.3	(7, 1)	0.2	L	5	1	3	3	0	1	1	0	0	0	0	4	16	40.50	3.000
45 Alfredo Figaro, R ERA: 1.5	(8, 1)	0.2		3	1	0	0	0	0	0	0	0	1	0	7	10	0.00	1.500

PITCHER	IP	WLS	BF	H	R	ER	SO	BB	IBB	HBP	BLK	WP	HR	S	P	ERA	WHIP

San Francisco Giants @ Chicago Cubs

Wrigley Field, Chicago, IL

Thu Apr 11 2013, 1:26 PM - 5:14 PM CDT

Att. 25,460 - Overcast - 40 F

livebaseballscorecards.com

TOP

Batter	1	2	3	4	5	6	7	8	9	AB	R	H	RBI	BB	SO	LOB
16 Ángel Pagán, S (1, 8) OBP: 0.372, SLG: 0.425	E1 35 G4-3	K		35 HBP 48 2B 1B	SF7		F8			4	1	1	2	0	1	2
35 Brandon Crawford, L (1, 6) OBP: 0.368, SLG: 0.455	G4-3		48 G4-6-3 BB	48 2B HBP	48 BB 1B			28 F8 48 G3 BB		2	0	1	1	2	0	1
48 Pablo Sandoval, S (1, 5) OBP: 0.421, SLG: 0.545 13 Joaquin Arias, R (8, 5) OBP: 0.333, SLG: 0.273	P4		G4-6-3	28 FC5 2B	BB			G3		4 0	0 0	1 0	2 0	1 0	0 0	3 0
28 Buster Posey, R (1, 2) OBP: 0.306, SLG: 0.364	BB		G6-3	FC5	K			F8		4	0	0	0	1	1	6
8 Hunter Pence, R (1, 9) OBP: 0.286, SLG: 0.500	K			21 1B 32 E 1B	F8	F7		G4-3		5	1	1	0	0	1	3
9 Brandon Belt, L (1, 3) OBP: 0.182, SLG: 0.219		G4-3		K	21 1B 7 BB 32 BB 1B	G4-3			K	5	1	1	0	0	2	1
7 Grégor Blanco, L (1, 7) OBP: 0.417, SLG: 0.222		32 SH5-4 21 1B 1B		F9	32 BB 21 1B 16 SF7 BB	K			K	4	1	1	0	1	2	1
21 Nick Noonan, L (1, 4) OBP: 0.500, SLG: 0.455		32 SH5-4 1B		32 E 16 1B 1B	32 BB 35 1B 1B		K2-3		K	5	2	3	0	0	2	0
32 Ryan Vogelsong, R (1, 1) 29 Héctor Sánchez, S (7, PH) OBP: 0.273, SLG: 0.111 41 Jeremy Affeldt, L (7, 1) 46 Santiago Casilla, R (8, 1) 54 Sergio Romo, R (9, 1)		SH5-4		E6 35 HBP 16 1B 48 2B	48 BB 35 1B BB		F7			1 1 0 0 0	1 0 0 0 0	0 0 0 0 0	1 0 0 0 0	1 0 0 0 0	0 0 0 0 0	1 0 0 0 0

Inning Stats	1	2	3	4	5	6	7	8	9
	R: 0 E: 1 K: 1 S: 13	R: 0 E: 0 K: 1 S: 12	R: 0 E: 0 K: 0 S: 6	R: 4 E: 1 K: 1 S: 20	R: 3 E: 0 K: 1 S: 24	R: 0 E: 0 K: 1 S: 6	R: 0 E: 0 K: 1 S: 9	R: 0 E: 0 K: 0 S: 10	R: 0 E: 0 K: 3 S: 13
	H: 0 LOB: 2 BB: 1 P: 21	H: 2 LOB: 2 BB: 0 P: 17	H: 0 LOB: 0 BB: 1 P: 14	H: 4 LOB: 2 BB: 0 P: 30	H: 3 LOB: 3 BB: 3 P: 41	H: 0 LOB: 0 BB: 0 P: 9	H: 0 LOB: 0 BB: 0 P: 12	H: 0 LOB: 1 BB: 1 P: 16	H: 0 LOB: 0 BB: 0 P: 19

1B: 8	SF: 1	WP: 0
2B: 1	SAC: 1	PB: 0
3B: 0	DP: 1	SB: 0
HR: 0	HBP: 1	CS: 0
		PA: 44

	AB	35
	R	7
	H	9
	RBI	6
	BB	6
	SO	9
	LOB	18

PITCHER		IP	WLS	BF	H	R	ER	SO	BB	IBB	HBP	BLK	WP	HR	S	P	ERA	WHIP
46 Scott Feldman, R ERA: 6.0	(1, 1)	4.1	L	25	7	6	2	3	3	0	1	0	0	0	56	92	4.15	2.308
47 Hisanori Takahashi, L ERA: 6.0	(5, 1)	1.2		9	2	1	1	2	2	0	0	0	0	0	25	40	5.40	2.400
28 Michael Bowden, R ERA: 1.5	(7, 1)	1.1		5	0	0	0	1	1	0	0	0	0	0	16	25	0.00	0.750
54 Shawn Camp, R ERA: 6.75	(8, 1)	0.2		2	0	0	0	0	0	0	0	0	0	0	3	3	0.00	0.000
40 James Russell, L ERA:	(9, 1)	1.0		3	0	0	0	3	0	0	0	0	0	0	13	19	0.00	0.000

PITCHER		IP	WLS	BF	H	R	ER	SO	BB	IBB	HBP	BLK	WP	HR	S	P	ERA	WHIP

Batter	1	2	3	4	5	6	7	8	9	AB	R	H	RBI	BB	SO	LOB
9 David DeJesus, L (1, 8) OBP: 0.219, SLG: 0.323	C FF 89 B SI 90 C CH 84 F SI 91 X SL 88 1-2 ① F9		B CU 74 B SI 89 F SI 89 X CH 82 2-1 ① F8	B CU 76 F FF 88 F FF 88 S SL 85 1-3 ① K			C SI 89 B CU 75 X SI 89 1-1 ① G4-3		B CH 82 X FF 88 1-0 2B	5	0	1	0	0	1	0
13 Starlin Castro, R (1, 6) OBP: 0.275, SLG: 0.375	S FF 89 B SL 87 B SI 90 C SI 89 X SI 90 2-2 E4 44 WP 1B		C CU 76 B SL 85 S FF 88 X CU 76 1-2 44 HR 2B	B SL 86 B CH 83 B SI 89 C SI 89 X FF 89 3-1 ② P3			B SI 88 B SI 90 X SI 89 2-0 ② G5-3		C SL 78 F SL 78 F SL 79 S SL 79 0-3 ② K	5	1	2	0	0	1	1
44 Anthony Rizzo, L (1, 3) OBP: 0.297, SLG: 0.500	C CH 84 F CH 83 B CU 79 S FF 90 1-3 ② K 2-3		X CH 83 0-0 2-H HR	F CU 76 F FF 89 B SL 86 C SL 87 1-3 ③ K			B CU 75 X CH 88 1-0 ③ G3-1		C SI 88 C SL 79 B FF 89 D CH 83 C FF 89 2-3 ③ K	5	1	1	2	0	3	2
12 Alfonso Soriano, R (1, 7) OBP: 0.222, SLG: 0.229	B SI 86 B FF 89 C CH 84 C SI 90 B FF 91 X CH 85 3-2 ③ G6-3		B CU 77 X CU 77 1-0 ② F9		B FF 88 F SI 88 F SL 87 X FF 88 1-2 ① L9			B SI 88 F SI 88 B SI 89 B SI 89 X SI 90 3-1 19 1B 53 G4-6-3 2B		4	1	1	0	0	0	1
19 Nate Schierholtz, L (1, 9) OBP: 0.433, SLG: 0.593		B FF 89 B FF 90 F SI 90 C CH 83 B SL 87 X FF 91 3-2 53 1B 20 E 1B	X CH 84 0-0 53 1B 53 S 20 1B 1B		B CU 76 C CU 75 F CU 76 B FF 89 F SL 85 X FF 89 2-2 ② G3			F SI 89 B SI 89 F SI 89 X CH 85 1-2 53 G4-6-3 2-3 1B		4	2	3	0	0	0	0
53 Welington Castillo, R (1, 2) OBP: 0.423, SLG: 0.600		B SI 89 1 SAFE F SI 89 X SI 88 1-1 20 FC3-6 1-2 1B	1 SAFE B CU 75 B SL 84 B CH 84 C SI 88 X SI 89 3-1 24 BB 20 1B 1-3 1B		B CU 76 C CU 76 B CU 76 X FF 89 2-1 ③ P4			B SI 91 F SI 92 X SL 87 1-1 ① ② G4-6-3 1-2f 3-H		4	1	2	0	0	0	1
24 Luis Valbuena, L (1, 5) OBP: 0.333, SLG: 0.360 (9, 4)		B SI 88 F FF 88 T SL 86 B FF 89 D CU 78 S CH 83 3-3 ① K	D CU 77 C CU 76 B SL 84 B SL 85 B SI 88 4-1 20 1B 1-2 BB			B CU 75 C CH 82 B FF 87 X CH 82 2-1 ① F8		C SI 93 C SL 86 B CH 87 F KC 78 B SL 87 B SI 93 X FF 92 3-2 2B		3	0	1	0	1	1	2
20 Brent Lillibridge, R (1, 4) OBP: 0.050, SLG: 0.050 51 Steve Clevenger, L (8, PH) OBP: 0.400, SLG: 0.250 (9, 5)	F FF 88 B CU 77 B CU 78 B CH 84 X SI 89 3-1 ② FC3-6 1-2f 2-H	F SI 89 X FF 88 0-1 1-3 2-H 3-H 1B				B CU 76 F FF 88 X SL 85 1-1 ② F9		B FF 93 C SL 87 S FF 94 D KC 81 C KC 81 2-3 ③ K		3 1	0 0	1 0	2 0	0 0	0 1	1 1
46 Scott Feldman, L (1, 1) 47 Hisanori Takahashi, L (5, 1) 17 Dave Sappelt, R (6, PH) 28 Michael Bowden, R (7, 1) 54 Shawn Camp, R (8, 1) 40 James Russell, L (9, 1) 30 Dioner Navarro, S (9, PH) OBP: 0.154, SLG: 0.083		C CU 76 F SI 89 C FF 89 0-3 ③ K	X SI 88 0-0 ③ P6			B CU 76 B SI 88 C FF 88 C FF 88 X SI 89 2-2 ③ F9			C FF 89 C FF 89 F CH 82 X FF 88 0-2 ① G4-3	2 0 1 0 0 0 1	0 0 0 0 0 0 0	0 0 0 0 0 0 0	0 0 0 0 0 0 0	0 0 0 0 0 0 0	1 0 0 0 0 0 0	3 0 0 0 0 0 0
Inning Stats	R: 0 H: 1 E: 1 LOB: 1 K: 1 BB: 0 S: 13 P: 20	R: 1 H: 2 E: 1 LOB: 1 K: 2 BB: 0 S: 13 P: 23	R: 4 H: 5 E: 0 LOB: 2 K: 0 BB: 1 S: 14 P: 25	R: 0 H: 0 E: 0 LOB: 0 K: 2 BB: 0 S: 8 P: 13	R: 0 H: 0 E: 0 LOB: 0 K: 0 BB: 0 S: 9 P: 14	R: 0 H: 0 E: 0 LOB: 0 K: 0 BB: 0 S: 7 P: 12	R: 0 H: 0 E: 0 LOB: 0 K: 0 BB: 0 S: 4 P: 8	R: 1 H: 3 E: 0 LOB: 1 K: 1 BB: 0 S: 14 P: 24	R: 0 H: 1 E: 0 LOB: 1 K: 2 BB: 0 S: 12 P: 15	1B: 7 2B: 4 3B: 0 HR: 1	SF: 0 SAC: 0 DP: 1 HBP: 0			WP: 1 PB: 0 SB: 1 CS: 0	PA: 39		

PITCHER		IP	WLS	BF	H	R	ER	SO	BB	IBB	HBP	BLK	WP	HR	S	P	ERA	WHIP
32 Ryan Vogelsong, R ERA: 7.15	(1, 1)	6.0	W	27	8	5	4	5	1	0	0	0	1	1	64	107	6.00	1.500
41 Jeremy Affeldt, L ERA: 2.25	(7, 1)	1.0	H	5	2	1	1	0	0	0	0	0	0	0	9	17	9.00	2.000
46 Santiago Casilla, R ERA: 2.25	(8, 1)	1.0	H	3	1	0	0	1	0	0	0	0	0	0	9	15	0.00	1.000
54 Sergio Romo, R ERA:	(9, 1)	1.0	S	4	1	0	0	2	0	0	0	0	0	0	12	15	0.00	1.000

PITCHER	IP	WLS	BF	H	R	ER	SO	BB	IBB	HBP	BLK	WP	HR	S	P	ERA	WHIP

BOTTOM

San Francisco Giants @ Chicago Cubs

Wrigley Field, Chicago, IL

Thu Apr 11 2013, 1:26 PM - 5:14 PM CDT

Att. 25,460 - Overcast - 40 F

livebaseballscorecards.com

AB	38
R	6
H	12
RBI	4
BB	1
SO	8
LOB	12

Batter	1	2	3	4	5	6	7	8	9	AB	R	H	RBI	BB	SO	LOB
16 Ángel Pagán, S (1, 8) OBP: 0.362, SLG: 0.409	C SI 84 F FF 86 X SL 81 0-2 19 CS 1B			F SI 85 B CH 80 B CH 77 S CH 80 C SI 88 2-3 K ①		B CH 79 C CU 71 X CH 80 1-1 F9 ②			B FF 91 B FF 90 B FF 91 C FF 91 X FF 90 3-1 F7 ①	4	0	1	0	0	1	1
19 Marco Scutaro, R (1, 4) OBP: 0.268, SLG: 0.289	C FF 85 1 SAFE B FF 87 X FF 88 1-1 G4-3 ①② 1-2			C SI 86 C CU 70 X SI 87 0-2 G6-3 ②		B SI 87 X SL 78 1-0 G5-3 ③			B FF 92 C FF 91 X FF 92 1-1 48 WP 48 1B 2B	4	1	1	0	0	0	2
48 Pablo Sandoval, S (1, 5) OBP: 0.405, SLG: 0.514 13 Joaquin Arias, R (9, PR) OBP: 0.333, SLG: 0.273 (9, 5)	F FF 87 B EP 61 X CH 80 1-1 G4-3 ③			F CU 71 B SL 81 F FF 88 B CU 74 X CH 81 2-2 G6-3 ③			F CU 70 B FF 88 X SI 86 1-1 L5 ①		B FF 92 F CH 82 B CH 83 X CH 82 2-1 8 FC6-4 28 HBP 9 2B 2-H 1B	4 0	0 1	1 0	1 0	0 0	0 0	0 0
28 Buster Posey, R (1, 2) OBP: 0.300, SLG: 0.333		B FF 85 X FF 85 1-0 G6-3 ①			B CU 69 B SL 79 C SI 85 B CU 71 X CH 78 3-1 G6-3 ①		C SI 86 F CU 72 B FF 88 B SL 82 X CH 82 2-2 G5-3 ②		C FF 92 B CH 83 B CH 82 F FF 91 H FF 91 3-2 8 FC6-4 1-2 HBP	3	0	0	0	0	0	0
8 Hunter Pence, R (1, 9) OBP: 0.283, SLG: 0.477		X FF 86 0-0 F8 ②			X CH 80 0-0 9 S 1B		B CH 80 B CU 73 S CH 81 B SI 88 X CH 80 3-1 G6-3 ③		B CH 83 T CH 83 D CH 83 F FF 92 X CH 83 2-2 FC6-4 ② 9 2B 1-2f 2-3	4	1	1	0	0	0	2
9 Brandon Belt, L (1, 3) OBP: 0.189, SLG: 0.250		C FF 85 B FF 87 C SI 86 B SL 81 S CU 74 2-3 K2-3 ③			B SI 86 S CH 79 B CU 72 F SI 88 X CU 74 2-2 L8 ② 1-2			F CH 77 B SI 87 C SI 85 B SL 81 B CH 81 X SL 81 3-2 F8 ①	B FF 92 C CH 83 B FF 91 X CH 84 2-1 2B 1-H 3-H	4	0	1	2	0	1	1
7 Grégor Blanco, L (1, 7) OBP: 0.393, SLG: 0.227			B SI 86 X SI 86 1-0 F9 ①		B CU 72 T CH 82 B SI 88 B CH 80 F CH 80 X SL 81 3-2 G3 ③			C SI 87 C SI 88 B FF 88 X SL 82 1-2 35 1B 1B	C FF 92 B FF 90 B FF 92 X FF 90 2-1 G4-3 ③	4	0	1	0	0	0	3
35 Brandon Crawford, L (1, 6) OBP: 0.390, SLG: 0.457			B SI 85 C SI 86 C CH 80 B SI 87 B SL 81 X CH 79 3-2 F8 ②			B SI 84 S CH 76 B SI 86 B SI 86 B FF 86 4-1 18 SH1-4 BB		1 SAFE S SL 79 F SL 81 1 SAFE B FF 89 X SL 80 1-2 56 G5-4-3 1-3 1B		2	0	1	0	1	0	0
18 Matt Cain, R (1, 1) 56 Andres Torres, S (8, PH) OBP: 0.273, SLG: 0.364 70 George Kontos, R (8, 1) 54 Sergio Romo, R (9, 1)			C FF 87 S SL 80 B SL 81 T SL 80 1-2 K ③			1 SAFE X SI 84 0-0 SH1-4 ① 1-2		C CH 80 S CH 80 B FF 87 F CH 80 B FF 89 X CH 80 2-2 G5-4-3 ②③ 1-2f		1 1 0 0	0 0 0 0	0 0 0 0	0 0 0 0	1 0 0 0	0 0 0 0	0 2 0 0
Inning Stats	R: 0 E: 0 K: 0 S: 7 H: 1 LOB: 0 BB: 0 P: 9	R: 0 E: 0 K: 1 S: 5 H: 0 LOB: 0 BB: 0 P: 8	R: 0 E: 0 K: 1 S: 7 H: 0 LOB: 0 BB: 0 P: 12	R: 0 E: 0 K: 1 S: 9 H: 0 LOB: 0 BB: 0 P: 13	R: 0 E: 0 K: 0 S: 9 H: 1 LOB: 1 BB: 0 P: 17	R: 0 E: 0 K: 0 S: 5 H: 0 LOB: 1 BB: 1 P: 11	R: 0 E: 0 K: 0 S: 7 H: 0 LOB: 0 BB: 0 P: 13	R: 0 E: 0 K: 0 S: 13 H: 2 LOB: 1 BB: 0 P: 20	R: 3 E: 0 K: 0 S: 15 H: 3 LOB: 2 BB: 0 P: 30	1B: 5 2B: 2 3B: 0 HR: 0 SF: 0 SAC: 1 DP: 1 HBP: 1						WP: 1 PB: 0 SB: 1 CS: 1 PA: 34

PITCHER		IP	WLS	BF	H	R	ER	SO	BB	IBB	HBP	BLK	WP	HR	S	P	ERA	WHIP
33 Carlos Villanueva, R ERA: 0.64	(1, 1)	7.1		25	3	0	0	3	1	0	0	0	0	0	55	93	0.00	0.545
40 James Russell, L ERA:	(8, 1)	0.2	H	2	1	0	0	0	0	0	0	0	0	0	7	10	0.00	1.500
11 Kyuji Fujikawa, R ERA: 12.46	(9, 1)	1.0	W	7	3	3	3	0	0	0	1	0	1	0	15	30	27.00	3.000

PITCHER	IP	WLS	BF	H	R	ER	SO	BB	IBB	HBP	BLK	WP	HR	S	P	ERA	WHIP

TOP

San Francisco Giants @ Chicago Cubs

Wrigley Field, Chicago, IL

Fri Apr 12 2013, 1:22 PM - 4:24 PM CDT

Att. 30,996 - Cloudy - 44 F

livebaseballscorecards.com

AB	31
R	3
H	7
RBI	3
BB	1
SO	3
LOB	11

Batter	1	2	3	4	5	6	7	8	9	AB	R	H	RBI	BB	SO	LOB
9 David DeJesus, L (1, 8) OBP: 0.270, SLG: 0.472	B FF 89 F FF 89 B CH 83 B FF 90 X SI 90 3-1 2B		X FF 89 0-0 HR		C CH 83 X CU 77 0-1 ① G4-3		C CH 84 B CH 84 S CH 84 S SI 92 1-3 ① K		C FF 88 F SL 79 B SI 87 X SI 88 1-2 13 2B 1B	5	2	3	1	0	1	0
13 Starlin Castro, R (1, 6) OBP: 0.289, SLG: 0.467	B SL 84 F SL 85 2 SAFE B SI 90 F SL 85 X SI 90 2-2 ① G6-3		B FF 91 X SL 84 1-0 ① F8		B CH 85 F SL 83 F FF 91 F SI 93 X CU 82 1-2 HR		F SI 91 C SL 87 X SI 91 0-2 ② L7		1 SAFE B SL 78 B SL 78 C SL 78 1 SAFE X FF 88 2-1 1-H 2B	5	1	2	2	0	0	1
44 Anthony Rizzo, L (1, 3) OBP: 0.268, SLG: 0.444	B CH 84 F SI 91 S FF 90 F FF 91 S SL 86 1-3 ② K		F CU 79 B SI 91 C FF 91 C FF 91 1-3 ② K		F SI 92 B FF 91 F FF 92 B SL 86 S SI 92 2-3 ② K		F FF 92 S CH 87 F SI 92 B FF 91 X SL 86 1-2 ③ L7			4	0	0	0	0	3	1
12 Alfonso Soriano, R (1, 7) OBP: 0.200, SLG: 0.205	F CU 78 S SL 87 B SL 85 F SI 91 S FF 91 1-3 ③ K		C SI 92 B SL 88 F FF 91 F FF 91 X SL 86 1-2 ③ G2-3		X SL 87 0-0 ③ G6-3			B SL 84 B SL 83 C SI 90 F SL 83 B SL 83 F SI 90 S SI 92 3-3 ① K		4	0	0	0	0	2	1
19 Nate Schierholtz, L (1, 9) OBP: 0.412, SLG: 0.581		C CH 84 B CH 84 B CH 84 X CH 84 2-1 ① G4-3	B FF 89 S FF 89 C CU 78 B CH 85 X CU 79 2-2 2B		S CH 85 B CH 85 C SI 91 F SI 91 B CH 86 X FF 91 2-2 ① G3-1			C SI 92 B FF 91 S SL 84 B SL 84 B SL 83 X SL 83 3-2 ② F9		4	0	1	0	0	0	0
53 Welington Castillo, R (1, 2) OBP: 0.433, SLG: 0.586		B SI 91 B FF 90 B SL 86 C FF 90 F FF 90 X SL 86 3-2 51 FC4-6 1B	C CU 77 X SI 89 0-1 ① G5-3		X SL 86 0-0 24 1B 1B			C SI 91 B SL 85 C SI 90 S SL 84 1-3 ③ K		4	0	2	0	0	1	1
51 Steve Clevenger, L (1, 5) OBP: 0.250, SLG: 0.143 8 Alberto Gonzalez, R (8, 4) OBP: 0.250, SLG: 0.267 30 Dioner Navarro, S (9, PH) OBP: 0.214, SLG: 0.385		C SI 90 F SI 90 B SI 90 B SL 86 B FF 90 X SI 91 3-2 ② FC4-6 24 BB 1-2f	X SI 89 0-0 ② F8		B SI 90 D CH 85 X FF 91 2-0 ② L8				C FF 88 X FF 88 0-1 HR	3 0 1	0 0 1	0 0 1	0 0 1	0 0 1	0 0 0	3 0 0
24 Luis Valbuena, L (1, 4) OBP: 0.382, SLG: 0.370 (8, 5)		B CU 78 B FF 90 B FF 90 B FF 91 4-0 1-2 BB	D CH 85 B SL 84 I IN 75 I IN 79 4-0 IBB		B CU 79 B FF 90 C FF 91 S CH 86 B SL 87 X FF 92 3-2 1-3 1B				F FF 88 B SL 79 B SL 79 C FF 87 F SL 79 S SL 79 2-3 ① K	2	0	1	0	2	1	0
33 Carlos Villanueva, R (1, 1) OBP: 0.167, SLG: 0.167 40 James Russell, L (8, 1) 11 Kyuji Fujikawa, L (9, 1) 20 Brent Lillibridge, R (9, PH) OBP: 0.048, SLG: 0.048		C CU 77 B SI 91 C SL 84 S CU 79 1-3 ③ K	C FF 89 F SI 91 X SL 85 0-2 ③ G6-3		X SL 86 0-0 ③ G5-3				S FC 85 B SL 78 F FF 88 C SL 77 1-3 ② K	3 0 0 1	0 0 0 0	0 0 0 0	0 0 0 0	1 0 0 0	6 0 0 0	0 0 0 0
Inning Stats	R: 0 E: 0 K: 2 S: 13 H: 1 LOB: 1 BB: 0 P: 20	R: 0 E: 0 K: 1 S: 11 H: 1 LOB: 2 BB: 1 P: 24	R: 1 E: 0 K: 1 S: 9 H: 1 LOB: 0 BB: 0 P: 12	R: 0 E: 0 K: 0 S: 9 H: 1 LOB: 2 BB: 1 P: 15	R: 1 E: 0 K: 1 S: 10 H: 1 LOB: 0 BB: 0 P: 13	R: 0 E: 0 K: 0 S: 10 H: 2 LOB: 2 BB: 0 P: 17	R: 0 E: 0 K: 1 S: 10 H: 0 LOB: 0 BB: 0 P: 12	R: 0 E: 0 K: 2 S: 10 H: 0 LOB: 0 BB: 0 P: 17	R: 2 E: 0 K: 2 S: 14 H: 3 LOB: 1 BB: 0 P: 20	1B: 4 2B: 3 3B: 0 HR: 3	SF: 0 SAC: 0 DP: 0 HBP: 0			WP: 0 PB: 0 SB: 0 CS: 0	PA: 38		

PITCHER		IP	WLS	BF	H	R	ER	SO	BB	IBB	HBP	BLK	WP	HR	S	P	ERA	WHIP
18 Matt Cain, R ERA: 5.94	(1, 1)	7.0		30	7	2	2	6	1	1	0	0	0	2	72	113	2.57	1.143
70 George Kontos, R ERA: 9.0	(8, 1)	1.0		3	0	0	0	2	0	0	0	0	0	0	10	17	0.00	0.000
54 Sergio Romo, R ERA: 2.7	(9, 1)	0.2	L	5	3	2	2	2	0	0	0	0	0	1	14	20	27.00	4.500

PITCHER	IP	WLS	BF	H	R	ER	SO	BB	IBB	HBP	BLK	WP	HR	S	P	ERA	WHIP

BOTTOM

San Francisco Giants @ Chicago Cubs

Wrigley Field, Chicago, IL

Fri Apr 12 2013, 1:22 PM - 4:24 PM CDT

Att. 30,996 - Cloudy - 44 F

livebaseballscorecards.com

AB	36
R	4
H	10
RBI	4
BB	2
SO	10
LOB	13

Batter	1	2	3	4	5	6	7	8	9	AB	R	H	RBI	BB	SO	LOB
7 Grégor Blanco, L (1, 8) (8, 7) OBP: 0.394, SLG: 0.259	B SI 94 F SI 93 B SI 93 F SI 94 X FC 91 2-2 ① G4-3		S SL 82 B SL 80 X FC 92 1-1 ② 19 1B 1-2 1B		B FF 94 X FC 91 1-0 ③ 2-H 1B		X SL 80 0-0 ① FC1-5 19 1B 1-2 2-3f		B SL 79 C FF 88 F SL 80 B FF 89 T FF 88 2-2 ③ K	5	0	2	1	0	1	2
19 Marco Scutaro, R (1, 4) OBP: 0.311, SLG: 0.333	B SI 94 C FF 94 T SI 94 X SI 94 1-2 ② G6-3		1 SAFE B SI 93 1 SAFE C SL 83 X SI 93 1-1 1-2 1B			B SL 83 C FC 90 F FC 90 B FS 84 X FS 83 2-2 48 WP 48 1B 1B	D SL 83 C SI 88 X FF 89 1-1 48 G6-3 1-3 2-H 1B			4	1	3	1	0	0	0
48 Pablo Sandoval, S (1, 5) OBP: 0.391, SLG: 0.488	C SI 94 B SI 95 X SL 84 1-1 ③ F9		B FS 83 B SL 82 S SL 83 B SL 82 F SL 85 X SL 82 3-2 ③ G5-3			B SL 82 B SL 83 X SL 84 2-0 8 FC5-4 28 HBP 1-H 1B	1 SAFE X CH 80 0-0 ② ③ G6-3 1-2f			4	0	1	1	0	0	4
28 Buster Posey, R (1, 2) OBP: 0.318, SLG: 0.316		B FF 94 B FF 94 X SI 93 2-0 ① G4-3		C FF 95 C FC 91 C FS 82 0-3 ① K		F FC 90 B SI 93 B SI 93 H FC 91 3-1 8 FC5-4 1-2 HBP		B SL 81 B SL 80 B FF 92 B FF 91 4-0 9 FC3-6 BB		2	0	0	0	1	1	0
8 Hunter Pence, R (1, 9) OBP: 0.280, SLG: 0.458		C FC 90 B SI 94 F FC 90 B FS 83 X FS 83 2-2 1B		F FC 91 T FC 92 B FC 90 S FS 83 1-3 ② K2-3		F SL 82 X SI 93 0-1 ① FC5-4 1-2f 2-3		D SL 82 C SL 82 X SL 80 1-1 ① P5		4	0	1	0	0	1	3
9 Brandon Belt, L (1, 3) OBP: 0.171, SLG: 0.225		F SI 94 S FS 82 B FS 81 B FS 81 1 SAFE F FC 91 X SL 81 2-2 ② F7		B FC 92 B FC 91 X FF 94 2-0 ③ F9		B FS 81 B FC 91 X FC 90 2-0 ② P5		X FF 92 0-0 ② FC3-6 1-2f		4	0	0	0	0	0	4
56 Andres Torres, S (1, 7) OBP: 0.269, SLG: 0.385		B SL 82 F SI 94 B SL 83 C SL 82 D FS 83 S SL 82 3-3 ③ K			B SL 82 S SL 82 S SL 82 X SL 83 1-2 7 1B 2B	B SL 83 B FC 91 B SL 81 C FF 94 C SL 82 F SL 82 C FF 94 3-3 ③ K		C SL 83 F SL 82 S SL 81 0-3 ③ K		4	1	1	0	0	3	4
35 Brandon Crawford, L (1, 6) OBP: 0.378, SLG: 0.436			C SI 93 S FF 93 F FS 83 B FC 93 S SL 82 1-3 ① K		X FF 94 0-0 ① G6-3		C SI 88 S SL 81 F FF 89 B FS 81 X FS 81 1-2 7 FC1-5 40 SH 1B		C FF 88 B FF 88 B SL 79 F SL 79 F SL 81 B FF 90 X SL 80 3-2 ① P2	4	0	1	0	0	1	1
40 Madison Bumgarner, R (1, 1) OBP: 0.500, SLG: 0.250 41 Jeremy Affeldt, L (7, 1) 46 Santiago Casilla, R (8, 1) 16 Ángel Pagán, S (8, 8) OBP: 0.354, SLG: 0.400			B FF 94 S FF 94 F SL 82 F SI 95 F FS 82 B FF 95 B FF 95 B SL 83 4-2 7 1B BB		F SI 94 X FC 91 0-1 ② F8		1 SAFE B FS 84 F FS 84 B SL 79 X FS 84 2-1 SH 7 FC1-5 19 1B 1-2		X CH 80 0-0 ② P3	1 0 0 1	1 0 0 0	0 0 0 0	0 0 0 0	1 0 0 0	0 0 0 0	1 0 0 0

Inning Stats	1	2	3	4	5	6	7	8	9
	R: 0 E: 0 K: 0 S: 8	H: 0 LOB: 0 BB: 0 P: 12	R: 0 E: 0 K: 1 S: 11	H: 1 LOB: 1 BB: 0 P: 20	R: 0 E: 0 K: 1 S: 15	H: 2 LOB: 2 BB: 1 P: 25	R: 0 E: 0 K: 2 S: 7	H: 0 LOB: 0 BB: 0 P: 10	R: 1 E: 0 K: 0 S: 7	H: 2 LOB: 1 BB: 0 P: 9	R: 1 E: 0 K: 1 S: 12	H: 2 LOB: 2 BB: 0 P: 24	R: 1 E: 0 K: 0 S: 10	H: 2 LOB: 1 BB: 0 P: 14	R: 0 E: 0 K: 1 S: 6	H: 0 LOB: 1 BB: 1 P: 11	R: 0 E: 0 K: 1 S: 8	H: 0 LOB: 0 BB: 0 P: 13

1B: 8 SF: 0 2B: 1 SAC: 1 3B: 0 DP: 1 HR: 0 HBP: 1

WP: 1 PA: 37 PB: 0 SB: 0 CS: 0

PITCHER		IP	WLS	BF	H	R	ER	SO	BB	IBB	HBP	BLK	WP	HR	S	P	ERA	WHIP
29 Jeff Samardzija, R ERA: 2.75	(1, 1)	6.0	L	25	7	2	2	5	1	0	1	0	1	0	60	100	3.00	1.333
28 Michael Bowden, R ERA: 2.57	(7, 1)	1.0		5	2	1	1	0	0	0	0	0	0	0	10	14	9.00	2.000
49 Carlos Marmol, R ERA: 9.64	(8, 1)	1.0		4	0	0	0	1	1	0	0	0	0	0	6	11	0.00	1.000
40 James Russell, L ERA:	(9, 1)	1.0		3	0	0	0	1	0	0	0	0	0	0	8	13	0.00	0.000

PITCHER	IP	WLS	BF	H	R	ER	SO	BB	IBB	HBP	BLK	WP	HR	S	P	ERA	WHIP

TOP

San Francisco Giants @ Chicago Cubs

Wrigley Field, Chicago, IL

Sat Apr 13 2013, 12:08 PM - 3:10 PM CDT

Att. 34,778 - Overcast - 38 F

livebaseballscorecards.com

AB	33
R	3
H	9
RBI	3
BB	2
SO	7
LOB	19

BOTTOM

San Francisco Giants @ Chicago Cubs

Wrigley Field, Chicago, IL

Sat Apr 13 2013, 12:08 PM - 3:10 PM CDT

Att. 34,778 - Overcast - 38 F

livebaseballscorecards.com

Batter	1	2	3	4	5	6	7	8	9	AB	R	H	RBI	BB	SO	LOB
17 Dave Sappelt, R (1, 8) OBP: 0.071, SLG: 0.071	C FF 90 S FF 90 F FC 88 B FF 91 X FF 91 1-2 13 G6-4-3 1B		C FF 91 C CU 76 F FF 90 S FF 90 0-3 ① K			C CH 82 B FF 90 C CH 84 F FF 90 X FC 88 1-2 ① P2	B SI 90 C SI 90 X SI 90 1-1 ③ F9			4	0	1	0	0	1	0
13 Starlin Castro, R (1, 6) OBP: 0.286, SLG: 0.449	B FC 88 X FF 89 1-0 ①② G6-4-3 1-2f		B FF 91 B CH 83 C FC 86 F FF 90 X CU 76 2-2 ② F9			C CH 83 C CU 77 B FF 91 S FC 88 1-3 ② K		X SI 90 0-0 12 G5-6-3 44 BB 1B		4	0	1	0	0	1	1
44 Anthony Rizzo, L (1, 3) OBP: 0.289, SLG: 0.421	C FF 91 X FF 91 0-1 ③ P6		B CU 77 X FF 91 1-0 ③ P5			B FC 87 B FC 87 B FC 87 B FF 90 4-0 12 1B BB		F SI 90 F SI 90 B CU 74 F SI 91 B CU 76 B CU 76 B SI 91 4-2 12 G5-6-3 1-2 BB		2	0	0	0	2	0	0
12 Alfonso Soriano, R (1, 7) OBP: 0.250, SLG: 0.256		B CH 84 X CH 83 1-0 E9 53 S 1B		F FF 90 B CU 78 F FF 90 X FF 91 1-2 21 FC6-4 1B		C FF 90 B FF 91 B CU 75 B FC 86 S CH 83 X CH 84 3-2 1-3 1B		C SL 85 D SI 92 X SI 92 1-1 ① G5-6-3 1-2 2-3		4	0	3	0	0	0	2
21 Scott Hairston, R (1, 9) OBP: 0.167, SLG: 0.400 19 Nate Schierholtz, L (8, PH) OBP: 0.429, SLG: 0.581 (9, 9)		D FC 88 F FF 91 T FF 90 H FC 88 2-2 53 S HBP		B FC 87 C FC 87 F FF 91 1 SAFE B FF 91 X CH 82 2-2 ① FC6-4 53 G5-4-3 1-2f		C CH 84 S FC 88 B FC 88 F FC 88 F FF 90 B FC 87 F FC 88 X CU 75 2-2 ③ F7		I IN 70 I IN 76 I IN 74 I IN 73 4-0 53 G6-4-3 IBB		2 0	0 0	0 0	0 0	0 1	0 0	3 0
53 Welington Castillo, R (1, 2) OBP: 0.382, SLG: 0.515		S FF 90 S FC 89 S FF 91 0-3 ① K 1-2 2-3		F FC 87 1 SAFE B FF 89 X FC 86 1-1 ②③ G5-4-3 1-2f			C FC 90 B CH 84 F CH 84 F FF 91 B FF 90 B FC 88 C FC 87 3-3 ① K	X SI 91 0-0 ②③ G6-4-3 1-2f		4	0	0	0	0	2	6
20 Brent Lillibridge, R (1, 5) OBP: 0.042, SLG: 0.042 24 Luis Valbuena, L (9, PH) OBP: 0.371, SLG: 0.357		F FF 91 B FC 89 S FC 89 B FF 91 S FF 91 2-3 ② K			B FF 90 T FF 91 B FC 86 X FF 90 2-1 ① F7		B FF 91 B FC 89 B FC 86 C FC 88 F FC 89 X FC 87 3-2 ② L8		C KC 78 B SI 92 X SI 92 1-1 ① P5	3 1	0 0	0 0	0 0	0 0	1 0	2 0
8 Alberto Gonzalez, R (1, 4) OBP: 0.316, SLG: 0.294 9 David DeJesus, L (9, PH) OBP: 0.263, SLG: 0.459		B FC 89 B FC 90 I IN 73 I IN 72 4-0 IBB			C FF 90 C CU 77 X FF 91 0-2 ② G1		C FF 91 B CH 85 X FC 87 1-1 30 HR 1B		C SI 92 S SL 86 B KC 80 F SL 87 S KC 81 1-3 ② K	2 1	1 0	1 0	0 0	1 0	0 1	0 0
29 Jeff Samardzija, R (1, 1) 28 Michael Bowden, R (7, 1) 30 Dioner Navarro, S (7, PH) OBP: 0.267, SLG: 0.643 49 Carlos Marmol, R (8, 1) 40 James Russell, L (9, 1) 51 Steve Clevenger, L (9, PH) OBP: 0.222, SLG: 0.125		S FC 88 B FC 89 X FC 89 1-1 ③ G6-3			S FF 91 T FF 90 B FF 90 F FF 91 S CU 75 1-3 ③ K		C FC 87 X FF 90 0-1 1-H HR		B SI 92 F SI 91 C SL 87 B SI 93 T KC 80 2-2 ③ K	2 0 1 0 0 0	0 0 1 0 0 0	0 0 2 0 0 0	0 0 0 0 0 0	0 0 0 0 0 0	1 0 1 0 0 1	3 0 0 0 0 0
Inning Stats	R: 0 E: 0 K: 0 S: 7 H: 1 LOB: 0 BB: 0 P: 9	R: 0 E: 1 K: 2 S: 11 H: 1 LOB: 3 BB: 1 P: 21	R: 0 E: 0 K: 1 S: 8 H: 0 LOB: 0 BB: 0 P: 11	R: 0 E: 0 K: 0 S: 8 H: 1 LOB: 0 BB: 0 P: 12	R: 0 E: 0 K: 1 S: 9 H: 0 LOB: 0 BB: 0 P: 12	R: 0 E: 0 K: 1 S: 16 H: 1 LOB: 2 BB: 1 P: 27	R: 2 E: 0 K: 1 S: 13 H: 2 LOB: 0 BB: 0 P: 21	R: 0 E: 0 K: 0 S: 7 H: 1 LOB: 2 BB: 2 P: 16	R: 0 E: 0 K: 2 S: 9 H: 0 LOB: 0 BB: 0 P: 13	1B: 6 2B: 0 3B: 0 HR: 1 SF: 0 SAC: 0 DP: 3 HBP: 1						WP: 0 PB: 0 SB: 2 CS: 0 PA: 36	

PITCHER		IP	WLS	BF	H	R	ER	SO	BB	IBB	HBP	BLK	WP	HR	S	P	ERA	WHIP
40 Madison Bumgarner, L ERA: 1.77	(1, 1)	6.2	W	27	6	2	2	6	1	1	1	0	0	1	70	110	2.70	1.050
41 Jeremy Affeldt, L ERA: 2.08	(7, 1)	0.1	H	3	1	0	0	0	1	0	0	0	0	0	6	11	0.00	6.000
46 Santiago Casilla, R ERA: 1.5	(8, 1)	2.0	S	6	0	0	0	2	0	1	0	0	0	0	12	21	0.00	0.000

PITCHER	IP	WLS	BF	H	R	ER	SO	BB	IBB	HBP	BLK	WP	HR	S	P	ERA	WHIP

Batter	1	2	3	4	5	6	7	8	9	10	AB	R	H	RBI	BB	SO	LOB
16 Ángel Pagán, S (1, 8) OBP: 0.352, SLG: 0.380	B FF 91 C FF 93 F FF 94 C SI 94 1-3 K ①	D CU 79 F FF 93 X FF 94 1-1 1-2 1B			B FF 92 F SI 92 B FF 93 C FF 92 F SL 84 X SL 85 2-2 F8 ①	C FF 89 1 SAFE 1 SAFE B SL 82 B FF 88 F FF 87 B SL 83 B SI 89 4-2 19 G4-6-3 1-3 BB		C SL 83 B FF 92 X SL 82 1-1 G4-3 ③		B CH 82 X CH 82 1-0 FC4-6 ② 19 2B 1-2f	5	1	1	0	1	1	1
19 Marco Scutaro, R (1, 4) OBP: 0.294, SLG: 0.333	C FF 94 B FF 93 X FF 94 1-1 G4-3 ②	B SL 84 X FF 93 1-0 F9 ③			C FF 93 C FF 93 X FF 95 0-2 G6-3 ②	1 SAFE X FF 89 0-0 G4-6-3 ②③ 1-2f			B SI 86 B SI 87 C SI 85 X SI 85 2-1 G6-3 ①	P PO 80 1 SAFE X SI 85 1-0 1-H 2B	6	0	1	1	0	0	4
48 Pablo Sandoval, S (1, 5) OBP: 0.365, SLG: 0.447 54 Sergio Romo, R (10, 1)	B SI 94 C SI 93 B SI 93 X FF 94 2-1 8 1B 7 PB 1B	B CU 79 B CU 76 C SL 82 X FF 93 2-1 G6-3 ①			S SL 85 F FF 95 B FF 93 B SL 86 X SL 86 2-2 G4-3 ③		C FF 92 X SL 81 0-1 G6-3 ①		T SI 88 F SI 88 B SL 79 S SL 79 1-3 K ②	F SI 91 X SI 92 0-1 F8 ③	6 0	1 0	1 0	0 0	0 0	1 0	1 0
8 Hunter Pence, R (1, 9) OBP: 0.327, SLG: 0.538	C FF 92 C FF 93 B FF 94 D SL 86 F FF 93 F FF 94 B SL 85 X FF 92 3-2 7 PB 9 S 1-3 1B	C FF 94 B SL 86 S SL 85 B SL 85 B FF 92 S SL 86 3-3 K ②				B FF 91 S SL 84 C SL 85 B SI 93 B SI 93 B FF 94 4-2 9 WP 7 2B BB	C SL 80 B SL 79 B FF 89 C FC 89 X FF 92 2-2 9 FC9-6 1B		B SL 79 C SI 86 F SL 79 F SL 78 B SL 80 X SL 78 2-2 HR		4	2	3	1	1	1	0
9 Brandon Belt, L (1, 3) OBP: 0.196, SLG: 0.209 13 Joaquin Arias, R (10, 5) OBP: 0.333, SLG: 0.273	1 SAFE B FF 93 F FF 95 B SL 83 B FF 94 B FF 92 4-1 7 PB 1-2 BB	X SI 93 0-0 G4-3 ③				B FF 92 B SL 82 B FF 92 B FF 91 4-0 7 2B 35 WP 1-2 BB	P PO 81 S FF 92 X FF 91 1-1 FC9-6 ② 7 S 7 2B 1-2f		B SI 87 B SI 85 B SI 85 C SI 85 S SI 84 F SL 78 F SL 78 C SI 87 3-3 K ③		3 0	2 0	0 0	0 0	2 0	1 0	1 0
7 Grégor Blanco, L (1, 7) OBP: 0.395, SLG: 0.344	B FF 92 C FF 92 F FF 92 S SL 85 1-3 K ③ 1-2 2-3 3-H			B FF 92 F FF 92 B FF 92 S SL 83 2-3 K ①		B FF 93 C SL 83 T SL 84 D SL 86 B FF 94 X SL 86 3-2 35 WP 21 1B 1-3 2-H 2B	B FF 90 B FC 90 C FF 91 B FF 91 X FF 92 3-1 1-H 2B			X SI 85 0-0 L1 ①	5	1	2	2	0	2	2
29 Héctor Sánchez, S (1, 2) OBP: 0.313, SLG: 0.214		B FF 93 F FF 93 B FF 93 X SL 84 2-1 16 1B 1B		F FF 93 S SL 84 C SI 94 0-3 K ②		B FF 94 F FF 95 B FF 94 C SL 86 T SL 86 2-2 K ①	B FF 90 F FF 91 S SL 80 F SL 78 F FF 92 S SL 80 1-3 K ③			S CH 80 B CH 80 B SI 86 X SI 84 2-1 35 1B 28 BLK 1B	5	1	2	0	0	3	3
35 Brandon Crawford, L (1, 6) OBP: 0.400, SLG: 0.429		C FF 93 F SI 92 B SI 93 S SL 86 1-3 K ①		H CU 78 1-0 HBP		F SI 95 S FF 95 B FF 94 F FF 95 D SL 87 D SL 87 B FF 95 4-2 21 WP 21 1B 2-3 3-H BB		B FF 91 S FF 91 F SL 83 X SL 83 1-2 G3 ①		X SI 86 0-0 28 BLK 28 1B 1-3 1B	3	2	1	0	1	1	1
55 Tim Lincecum, L (1, 1) 21 Nick Noonan, L (8, PH) OBP: 0.000, SLG: 0.000 57 Chad Gaudin, R (8, 1) 56 Andres Torres, S (8, PH) OBP: 0.000, SLG: 0.000 41 Jeremy Affeldt, L (8, 1) 46 Santiago Casilla, R (8, 1) 49 Javier López, L (8, 1) 70 George Kontos, R (8, 1) 28 Buster Posey, R (8, 5) OBP: 0.000, SLG: 0.000		C FF 92 S FF 94 B FF 95 L FF 93 1-3 K ②		C FF 93 D FF 93 S FF 93 B FF 93 C FF 93 2-3 K ③		1 SAFE F FS 80 S FS 81 B FS 82 X FS 82 1-2 16 WP 1-H 3-H 1B		B FF 92 B FF 90 X SL 82 2-0 F9 ②		1 SAFE C SI 86 C SI 87 B SL 81 B SL 80 B SL 81 F SL 80 X SI 87 3-2 16 FC4-6 1-H 3-H 1B	2 1 0 1 0 0 0 0 0 1	0 0 0 0 0 0 0 0 0 0	0 1 0 0 0 0 0 0 0 1	0 2 0 0 0 0 0 0 0 1	0 0 0 0 0 0 0 0 0 0	2 0 0 0 0 0 0 0 0 0	2 0 0 0 0 0 0 0 0 0
Inning Stats	R: 1 E: 0 K: 2 S: 16 H: 2 LOB: 2 BB: 1 P: 28	R: 0 E: 0 K: 2 S: 11 H: 2 LOB: 2 BB: 0 P: 17	R: 0 E: 0 K: 1 S: 6 H: 0 LOB: 0 BB: 0 P: 11	R: 0 E: 0 K: 3 S: 9 H: 0 LOB: 1 BB: 0 P: 14	R: 0 E: 0 K: 0 S: 10 H: 0 LOB: 0 BB: 0 P: 14	R: 4 E: 0 K: 1 S: 17 H: 2 LOB: 1 BB: 4 P: 39	R: 1 E: 0 K: 1 S: 15 H: 2 LOB: 1 BB: 0 P: 21	R: 0 E: 0 K: 0 S: 6 H: 0 LOB: 0 BB: 0 P: 10	R: 1 E: 0 K: 2 S: 14 H: 1 LOB: 0 BB: 0 P: 22	R: 3 E: 0 K: 0 S: 13 H: 4 LOB: 1 BB: 0 P: 19	1B: 9 2B: 3 3B: 0 HR: 1 SF: 0 SAC: 0 DP: 1 HBP: 1	WP: 5 PB: 1 SB: 2 CS: 0 PA: 48					

PITCHER		IP	WLS	BF	H	R	ER	SO	BB	IBB	HBP	BLK	WP	HR	S	P	ERA	WHIP
36 Edwin Jackson, R ERA: 6.06	(1, 1)	5.1		26	5	5	4	9	4	0	1	0	2	0	63	112	6.75	1.688
28 Michael Bowden, R ERA: 2.35	(6, 1)	0.2	B	3	1	0	0	0	1	0	0	0	2	0	6	11	0.00	3.000
56 Héctor Rondón, R ERA: 1.93	(7, 1)	1.0		5	2	1	1	1	0	0	0	0	0	0	15	21	9.00	2.000
49 Carlos Marmol, R ERA: 7.94	(8, 1)	1.0		3	0	0	0	0	0	0	0	0	0	0	6	10	0.00	0.000
54 Shawn Camp, R ERA: 12.46	(9, 1)	1.2	L	10	5	4	4	2	0	0	0	1	0	1	25	39	21.60	3.000

PITCHER		IP	WLS	BF	H	R	ER	SO	BB	IBB	HBP	BLK	WP	HR	S	P	ERA	WHIP
48 Rafael Dolis, R ERA:	(10, 1)	0.1		1	0	0	0	0	0	0	0	0	0	0	2	2	0.00	0.000

TOP

San Francisco Giants @ Chicago Cubs

Wrigley Field, Chicago, IL

Sun Apr 14 2013, 1:26 PM - 5:25 PM CDT
Att. 33,326 - Partly Cloudy - 42 F

livebaseballscorecards.com

AB	42
R	10
H	13
RBI	7
BB	5
SO	12
LOB	15

Batter	1	2	3	4	5	6	7	8	9	10	AB	R	H	RBI	BB	SO	LOB
9 David DeJesus, L (1, 8) OBP: 0.326, SLG: 0.462	B FF 91 B SI 91 C SI 92 F CH 84 B SI 93 B SL 82 4-2 13 HR BB	B SI 91 B CU 78 F FF 90 B CH 83 X SI 91 3-1 ③ P6			B CU 76 X SI 90 1-0 13 1B 1B		B FF 92 B CH 84 B SI 91 C FF 93 F FF 92 B SL 81 4-2 BB		B SI 85 F SI 85 B SL 79 F SI 86 B SL 80 F SI 85 F SI 85 F SI 87 F SI 86 4-2 B SI 87 13 G4-6-3 BB		2	1	1	0	3	0	0
13 Starlin Castro, R (1, 6) OBP: 0.315, SLG: 0.519	C FF 92 B SL 83 1 SAFE F SL 85 B FF 91 F FF 91 B SL 84 X SL 83 3-2 1-H HR		B CU 75 F FF 89 X CH 82 1-1 44 L7-3 1B		F FF 91 1 SAFE 1 SAFE B FF 92 B SL 83 X SL 85 2-1 1-2 1B		S FF 90 B SL 77 C SL 80 F FF 93 F SI 92 S SL 81 1-3 ③ K		1 SAFE B SI 91 F FF 90 X SL 84 1-1 ①② G4-6-3 1-2f		5	1	3	2	0	1	2
44 Anthony Rizzo, L (1, 3) OBP: 0.280, SLG: 0.419	C SI 91 F FF 90 F SI 92 C CH 84 0-3 ① K		1 SAFE X SI 90 0-0 ①② L7-3 1-1		B SI 92 C SL 85 B SL 85 S CH 84 D CH 84 2 SAFE S CH 83 3-3 ③ K			C SI 90 X CU 76 0-1 19 SH1-3 24 BB 2B	C FF 91 B SL 85 B SI 90 B SL 82 F SI 91 F FF 91 S SL 85 3-3 ③ K		5	1	1	0	0	3	3
12 Alfonso Soriano, R (1, 7) OBP: 0.286, SLG: 0.298	C FF 91 X SL 84 0-1 19 HR 1B		B FF 90 X SI 91 1-0 ③ G5-3			B FF 92 S FF 91 X SI 90 1-1 ① G5-3		B SI 90 B SI 92 B SI 91 B SI 91 4-0 24 BB 19 SH1-3 8 SF7 BB		C FF 90 S SL 80 X FF 90 0-2 2B	4	2	2	0	1	0	0
19 Nate Schierholtz, L (1, 9) OBP: 0.410, SLG: 0.629	F SI 91 X CH 83 0-1 1-H HR			B SI 90 S SI 90 F FF 91 F CU 76 B FF 91 F SI 91 F CH 84 B SL 84 X CH 82 3-2 ① G5-3		C FF 92 B CH 87 X CH 85 1-1 ② G4-3		X SI 92 0-0 ① SH1-3 1-2 2-3		C SL 79 X SI 89 0-1 ① L9	4	1	1	2	0	0	1
30 Dioner Navarro, S (1, 2) OBP: 0.250, SLG: 0.500	B SI 90 B SI 90 X SI 91 2-0 ② F7			C CH 84 X FF 91 0-1 ② G6-3		B FF 92 C SL 79 X SL 81 1-1 ③ G3-1		I IN 81 I IN 81 I IN 84 I IN 83 4-0 24 BB IBB		B SI 89 X CH 82 1-0 ② L1	4	0	0	0	1	0	1
24 Luis Valbuena, L (1, 5) OBP: 0.350, SLG: 0.313	B CU 77 C CU 76 C CU 75 X SI 91 1-2 ③ G4-3			B CH 82 C CU 75 S CH 83 S FF 92 1-3 ③ K			C FF 89 F SL 77 B FF 89 F FF 92 B FF 91 F FF 91 X CH 87 2-2 ① G3	B CU 76 B SI 91 B SI 92 C SI 92 B SI 91 4-1 1-2 2-3 3-H BB		C SL 79 X SL 78 0-1 ③ G6-3	4	0	0	1	1	1	1
8 Alberto Gonzalez, R (1, 4) OBP: 0.304, SLG: 0.450		B SL 83 B FF 90 X SI 90 2-0 ① G6-3			C SI 90 C FF 90 X CH 82 0-2 ① P5		X SL 81 0-0 HR	X CH 89 0-0 ② SF7 3-H			3	1	1	2	0	0	0
36 Edwin Jackson, R (1, 1) 28 Michael Bowden, R (6, 1) 56 Héctor Rondón, R (7, 1) 17 Dave Sappelt, R (7, PH) OBP: 0.067, SLG: 0.067 49 Carlos Marmol, R (8, 1) 21 Scott Hairston, R (8, PH) OBP: 0.154, SLG: 0.364 54 Shawn Camp, R (9, 1) 48 Rafael Dolis, R (10, 1)		C SI 91 C CU 77 X CU 77 0-2 ② G5-3			C SI 91 F FF 92 S SL 84 0-3 ② K		B FF 91 C FF 91 F FF 92 X SL 82 1-2 ② P2	F CH 89 S SI 91 D KC 77 B SL 86 X SL 84 2-2 ③ G6-3			2 0 0 1 0 0 1 0 0	0 0 0 0 0 0 0 0 0	0 0 0 0 0 0 0 0 0	0 0 0 0 0 0 0 0 0	0 0 0 0 0 0 0 0 0	1 0 0 0 0 0 0 0 0	0 0 0 0 0 0 2 0 0
Inning Stats	R: 4 H: 3 E: 0 LOB: 0 K: 1 BB: 1 S: 18 P: 28	R: 0 H: 0 E: 0 LOB: 0 K: 0 BB: 0 S: 6 P: 11	R: 0 H: 1 E: 0 LOB: 0 K: 0 BB: 0 S: 4 P: 6	R: 0 H: 0 E: 0 LOB: 0 K: 1 BB: 0 S: 11 P: 15	R: 0 H: 2 E: 0 LOB: 2 K: 2 BB: 0 S: 12 P: 18	R: 0 H: 0 E: 0 LOB: 0 K: 0 BB: 0 S: 6 P: 9	R: 1 H: 1 E: 0 LOB: 1 K: 1 BB: 1 S: 16 P: 24	R: 2 H: 1 E: 0 LOB: 2 K: 0 BB: 3 S: 8 P: 22	R: 0 H: 0 E: 0 LOB: 0 K: 1 BB: 1 S: 12 P: 20	R: 0 H: 1 E: 0 LOB: 1 K: 0 BB: 0 S: 8 P: 9	1B: 4 2B: 3 3B: 0 HR: 3	SF: 1 SAC: 1 DP: 2 HBP: 0	WP: 0 PB: 0 SB: 0 CS: 0	PA: 43			

PITCHER		IP	WLS	BF	H	R	ER	SO	BB	IBB	HBP	BLK	WP	HR	S	P	ERA	WHIP
55 Tim Lincecum, R ERA: 5.63	(1, 1)	5.0		21	6	4	4	4	1	0	0	0	0	2	51	78	7.20	1.400
57 Chad Gaudin, R ERA: 1.13	(6, 1)	2.0	H	8	1	1	1	1	1	0	0	0	0	1	22	33	4.50	1.000
41 Jeremy Affeldt, L ERA: 5.79	(8, 1)	0.1	B	5	1	2	2	0	2	1	0	0	0	0	4	16	54.00	9.000
46 Santiago Casilla, R ERA: 1.35	(8, 1)	0.2		2	0	0	0	0	0	0	0	0	0	0	4	6	0.00	0.000
49 Javier López, L ERA: 3.38	(9, 1)	0.0		1	0	0	0	0	1	0	0	0	0	0	6	10	∞	∞

PITCHER		IP	WLS	BF	H	R	ER	SO	BB	IBB	HBP	BLK	WP	HR	S	P	ERA	WHIP
70 George Kontos, R ERA: 7.71	(9, 1)	1.0	W	2	0	0	0	1	0	0	0	0	0	0	6	10	0.00	0.000
54 Sergio Romo, R ERA: 2.35	(10, 1)	1.0	S	4	1	0	0	0	0	0	0	0	0	0	8	9	0.00	1.000

BOTTOM

San Francisco Giants @ Chicago Cubs

Wrigley Field, Chicago, IL

Sun Apr 14 2013, 1:26 PM - 5:25 PM CDT

Att. 33,326 - Partly Cloudy - 42 F

livebaseballscorecards.com

AB	35
R	7
H	9
RBI	7
BB	6
SO	6
LOB	10

Batter	1	2	3	4	5	6	7	8	9	AB	R	H	RBI	BB	SO	LOB
5 Ian Kinsler, R (1, 4) OBP: 0.379, SLG: 0.529	B FF 87 X SI 87 1-0 29 1 G4-6-3 1B 1B		B CH 77 C FC 86 B SL 79 2 SAFE C FF 88 F FC 86 X FC 88 2-2 ② G4-3 2-3		F FF 88 C FC 84 B FF 86 X CH 78 1-2 ② F7			C FF 87 B FC 85 B FC 85 B CH 77 B FC 86 4-1 1 1B 29 E BB		3	1	1	0	1	0	2
1 Elvis Andrus, R (1, 6) OBP: 0.317, SLG: 0.315	F SI 87 X FC 85 0-1 29 G4-6-3 1-2 1B		C FC 85 X SL 77 0-1 ③ P4		S FC 85 C FC 86 C FF 90 0-3 ③ K			1 SAFE 1 SAFE B SI 84 1 SAFE C SL 78 1 SAFE X SI 85 1-1 29 E 29 HR 1-3 1B		4	1	2	0	0	1	2
29 Adrian Beltré, R (1, 5) OBP: 0.298, SLG: 0.415	B SI 87 F CH 79 C FC 85 B CH 79 X FF 90 2-2 ①② G4-6-3 1-2f 2-3			C FC 84 X FF 88 0-1 12 PB 15 2B 2B		C FC 84 B FF 88 X CH 78 1-1 ① G6-3		B SL 79 1 SAFE B SL 78 X SL 78 2-0 1-H 3-H HR		4	2	2	2	0	0	2
17 Nelson Cruz, R (1, 9) OBP: 0.316, SLG: 0.407	F FF 88 B FC 86 B FC 87 F FC 86 F FF 90 B FC 86 X CH 79 3-2 ③ P6			X FC 85 0-0 ① P3		B FC 85 C FC 85 F FC 85 F FF 90 F SL 78 X CH 80 1-2 ② G4-3		B SI 86 F SL 76 S SI 85 B SL 78 X SL 77 2-2 ② F8		4	0	0	0	0	0	2
12 A.J. Pierzynski, L (1, 2) OBP: 0.333, SLG: 0.500		C FF 86 S SL 76 F FF 89 X SL 77 0-2 ① F7		B SL 77 F FC 84 F FC 85 S FF 89 1-3 ② K 2-3		B FC 85 F SL 78 X FF 87 1-1 ③ G3-1		B FF 87 S SL 81 F SL 80 T FF 89 1-2 ③ K		4	0	0	0	0	2	1
15 Jeff Baker, R (1, 7) OBP: 0.455, SLG: 0.444		C FC 85 C FF 89 B FF 90 S SL 78 1-3 ② K		X SL 78 0-0 3-H 2B			X FC 84 0-0 23 G5-4-3 1B		B SI 88 B SI 89 B SI 88 C SI 87 X SI 89 3-1 ① G3	4	0	2	1	0	1	0
18 Mitch Moreland, L (1, 3) OBP: 0.235, SLG: 0.326		C FF 89 F SL 76 F FC 89 B FC 84 B SL 78 B FC 89 X FC 87 3-2 ③ G3-1		X FF 89 0-0 ③ L5			B FC 84 X FF 88 1-0 ① F7		B SI 90 B SI 88 C SI 89 X SI 89 2-1 ② L8	4	0	0	0	0	0	2
23 Craig Gentry, R (1, 8) OBP: 0.346, SLG: 0.409			B FF 87 C FF 87 B SL 77 B FC 85 B FC 86 4-1 5 45 G4-3 SH1-4 BB		X FC 83 0-0 ① G1-3		B FF 88 X FC 85 1-0 ②③ G5-4-3 1-2f		B SL 80 B SI 90 X SI 87 2-0 2 1B 2B	3	0	1	0	1	0	1
45 Derek Holland, S (1, 1) 3 Leury García, S (8, PH) OBP: 0.375, SLG: 0.571 52 Tanner Scheppers, R (8, 1) 2 Leonys Martin, L (9, PH) OBP: 0.296, SLG: 0.208 50 Michael Kirkman, L (9, 1) 36 Joe Nathan, R (9, 1)			1 SAFE L FF 87 X SI 87 0-1 ① SH1-4 1-2		B FF 86 B FF 87 F FC 84 B FC 84 C FC 84 B FC 85 4-2 BB			X FC 83 0-0 ① F9	C SI 89 X SI 89 0-1 ③ 2-H 1B	0 1 0 1 0 0	0 0 0 0 0 0	0 0 0 1 0 0	1 0 0 0 0 0	0 0 0 0 0 0	0 0 0 0 0 0	0 0 0 0 0 0
Inning Stats	R: 0 E: 0 K: 0 S: 10 H: 2 LOB: 1 BB: 0 P: 16	R: 0 E: 0 K: 1 S: 11 H: 0 LOB: 0 BB: 0 P: 15	R: 0 E: 0 K: 0 S: 9 H: 0 LOB: 1 BB: 1 P: 15	R: 1 E: 0 K: 1 S: 8 H: 2 LOB: 1 BB: 0 P: 9	R: 0 E: 0 K: 1 S: 9 H: 0 LOB: 1 BB: 1 P: 14	R: 0 E: 0 K: 0 S: 9 H: 0 LOB: 0 BB: 0 P: 12	R: 0 E: 0 K: 0 S: 3 H: 1 LOB: 0 BB: 0 P: 5	R: 3 E: 1 K: 1 S: 11 H: 2 LOB: 0 BB: 1 P: 21	R: 0 E: 0 K: 0 S: 7 H: 2 LOB: 2 BB: 0 P: 14	1B: 5 2B: 3 3B: 0 HR: 1 SF: 0 SAC: 1 DP: 2 HBP: 0						

TOP

Texas Rangers @ Chicago Cubs

Wrigley Field, Chicago, IL

Tue Apr 16 2013, 7:10 PM - 9:57 PM CDT

Att. 29,344 - Partly Cloudy - 39 F

livebaseballscorecards.com

AB	32
R	4
H	9
RBI	3
BB	3
SO	4
LOB	12

PITCHER		IP	WLS	BF	H	R	ER	SO	BB	IBB	HBP	BLK	WP	HR	S	P	ERA	WHIP
37 Travis Wood, L ERA: 1.83	(1, 1)	7.1	L	28	5	2	2	3	3	0	0	0	0	0	61	92	2.46	1.091
54 Shawn Camp, R ERA: 15.43	(8, 1)	0.1		3	2	2	2	0	0	0	0	0	0	1	6	11	54.00	6.000
40 James Russell, L ERA:	(8, 1)	0.1		1	0	0	0	1	0	0	0	0	0	0	3	4	0.00	0.000
50 Kameron Loe, R ERA: 9.39	(9, 1)	1.0		4	2	0	0	0	0	0	0	0	0	0	7	14	0.00	2.000

PITCHER	IP	WLS	BF	H	R	ER	SO	BB	IBB	HBP	BLK	WP	HR	S	P	ERA	WHIP

Texas Rangers @ Chicago Cubs

Wrigley Field, Chicago, IL

Tue Apr 16 2013, 7:10 PM - 9:57 PM CDT

Att. 29,344 - Partly Cloudy - 39 F

livebaseballscorecards.com

Batter	1	2	3	4	5	6	7	8	9	AB	R	H	RBI	BB	SO	LOB
17 Dave Sappelt, R (1, 8) OBP: 0.053, SLG: 0.053	C SI 93 B SI 93 X CH 82 1-1 G6-3 ①		C CH 83 C KC 75 S SL 82 0-3 K ③			C SI 92 B CH 83 F SL 82 B CH 83 F CH 82 F KC 76 S SL 82 2-3 K ②			B SI 90 B SI 92 C SI 91 F SI 90 B SI 92 X SI 90 3-2 F9 ②	4	0	0	0	0	2	0
13 Starlin Castro, R (1, 6) OBP: 0.310, SLG: 0.500	C SI 93 B SI 93 B SI 93 F CH 82 F SI 94 F SI 96 S SL 82 2-3 K ②			F FF 91 B SL 81 C SL 79 F SI 92 F SL 81 B SI 94 X SL 82 2-2 F8 ①		C SL 81 B SI 93 X KC 74 1-1 P4 ③			X SI 91 0-0 12 1B 44 DI 19 2B 1B	4	1	1	0	0	1	0
44 Anthony Rizzo, L (1, 3) OBP: 0.296, SLG: 0.413	B SI 93 F SI 93 S SI 93 F SI 94 B SL 84 F SI 94 F SL 83 B KC 76 F SL 83 3-2 X SI 84 1B			B SL 82 B SI 93 C SI 93 S SI 94 X SI 93 2-2 F7 ②			X SI 92 0-0 G4-3 ①		B SL 82 C SI 91 B FF 93 F SI 92 B SL 81 B SI 93 4-2 12 1B 19 2B 1-2 BB	3	1	1	0	1	0	0
12 Alfonso Soriano, R (1, 7) OBP: 0.302, SLG: 0.333	B SI 93 C SI 93 S SI 94 1 SAFE B SI 94 F SL 80 F SI 94 X CH 82 2-2 F7 ③			X SL 81 0-0 21 WP 2B			C SI 92 S SI 92 F SI 94 B KC 77 F SI 93 X KC 76 1-2 G5-3 ②		F SI 88 C CU 82 D CU 75 X CU 76 1-2 19 2B 1-2 2-3 1B	4	0	2	0	0	0	1
21 Scott Hairston, R (1, 9) OBP: 0.125, SLG: 0.286 19 Nate Schierholtz, L (9, PH) OBP: 0.425, SLG: 0.667		C SI 93 F SI 92 X SI 93 0-2 F7 ①		B CH 82 F SI 92 X SI 92 1-1 L6 ③ 2-3			B CH 82 C CH 82 X SI 93 1-1 F7 ③		C CU 82 F SI 89 B FF 90 X SL 83 1-2 1-3 2-H 3-H 2B	3 1	0 0	0 1	0 2	0 0	0 0	1 0
53 Welington Castillo, R (1, 2) OBP: 0.395, SLG: 0.500		B SI 91 B CH 81 X CH 83 2-0 G4-3 ②			B CH 83 C SI 91 B SL 82 C CH 84 F SI 91 F SI 91 F SL 81 X CH 81 2-2 F8 ①			X FF 95 0-0 8 G6-4-3 1B	B SL 84 C SL 84 C SL 84 H FF 91 2-2 HBP	3	0	1	0	0	0	0
15 Darwin Barney, R (1, 4)		B SI 93 F FF 93 B FF 93 F CH 83 F FF 93 F SL 81 C CH 83 2-3 K ③			B FF 92 X SI 91 1-0 F7 ②			B FF 95 F FF 95 B FF 94 X FF 94 2-1 F7 ①	C CU 82 D SL 84 B SL 84 C SL 83 F CU 79 F SI 90 F SL 86 X CU 79 2-2 L8 ③	4	0	0	0	0	1	4
8 Alberto Gonzalez, R (1, 5) OBP: 0.269, SLG: 0.391			B SI 91 S CH 82 B CH 81 B FF 92 X SI 92 3-1 G4-3 ①		C KC 74 B SI 93 F CH 82 S SL 82 1-3 K ③			B CU 83 B FF 93 C FF 94 X FF 95 2-1 G6-4-3 ② ③ 1-2f		3	0	0	0	0	1	1
37 Travis Wood, R (1, 1) OBP: 0.167, SLG: 0.167 54 Shawn Camp, R (8, 1) 40 James Russell, L (8, 1) 50 Kameron Loe, R (9, 1) 30 Dioner Navarro, S (9, PH) OBP: 0.238, SLG: 0.474			C SI 94 B KC 76 F FF 92 F SL 81 F SL 80 B SI 94 S SI 93 2-3 K ②			F SI 91 B SL 80 X SI 91 1-1 F9 ①			B SI 90 B SI 91 C SI 89 X SI 90 2-1 G5-3 ①	2 0 0 0 1	0 0 0 0 0	0 0 0 0 0	0 0 0 0 0	0 0 0 0 0	1 0 0 0 0	0 0 0 0 0
Inning Stats	R: 0 E: 0 K: 1 S: 19 H: 1 LOB: 1 BB: 0 P: 27	R: 0 E: 0 K: 1 S: 9 H: 0 LOB: 0 BB: 0 P: 13	R: 0 E: 0 K: 2 S: 10 H: 0 LOB: 0 BB: 0 P: 15	R: 0 E: 0 K: 0 S: 11 H: 1 LOB: 1 BB: 0 P: 16	R: 0 E: 0 K: 1 S: 10 H: 0 LOB: 0 BB: 0 P: 14	R: 0 E: 0 K: 1 S: 9 H: 0 LOB: 0 BB: 0 P: 13	R: 0 E: 0 K: 0 S: 8 H: 0 LOB: 0 BB: 0 P: 10	R: 0 E: 0 K: 0 S: 5 H: 1 LOB: 0 BB: 0 P: 9	R: 2 E: 0 K: 0 S: 22 H: 3 LOB: 3 BB: 1 P: 37	1B: 4 2B: 2 3B: 0 HR: 0 SF: 0 SAC: 0 DP: 1 HBP: 1						

	AB	32
	R	2
	H	6
	RBI	2
	BB	1
	SO	6
	LOB	7

WP: 1 PA: 34
PB: 0
SB: 0
CS: 0

PITCHER		IP	WLS	BF	H	R	ER	SO	BB	IBB	HBP	BLK	WP	HR	S	P	ERA	WHIP
45 Derek Holland, L ERA: 1.64	(1, 1)	7.0	W	23	2	0	0	6	0	0	0	0	1	0	76	108	0.00	0.286
52 Tanner Scheppers, R ERA:	(8, 1)	1.0		3	1	0	0	0	0	0	0	0	0	0	5	9	0.00	1.000
50 Michael Kirkman, L ERA: 7.2	(9, 1)	0.2		4	1	2	2	0	1	0	0	0	0	0	8	17	27.00	3.000
36 Joe Nathan, R ERA: 1.42	(9, 1)	0.1	S	4	2	0	0	0	0	0	1	0	0	0	14	20	0.00	6.000

PITCHER	IP	WLS	BF	H	R	ER	SO	BB	IBB	HBP	BLK	WP	HR	S	P	ERA	WHIP

Batter	1	2	3	4	5	6	7	8	9	AB	R	H	RBI	BB	SO	LOB
5 Ian Kinsler, R (1, 4) OBP: 0.387, SLG: 0.582	C FF 86 X SI 86 0-1 1 G6-4-3 1B			C FF 85 B CU 72 X CH 78 1-1 HR		B SI 86 X SI 88 1-0 ②③ G6-4-3 1-2f			C SL 84 B SL 85 X FF 92 1-1 ② G1-3	4	1	2	1	0	0	1
1 Elvis Andrus, R (1, 6) OBP: 0.297, SLG: 0.293	X SI 85 0-0 ①② G6-4-3 1-2f			C SI 85 X SL 79 0-1 ① G5-3			B SI 85 C SI 84 B CH 78 B SI 87 X FF 85 3-1 ① G5-3		B FF 92 B FF 90 C SL 81 B SL 82 S SL 80 C SL 80 3-3 ③ K	4	0	0	0	0	1	1
29 Adrián Beltré, R (1, 5) OBP: 0.283, SLG: 0.393	B FF 88 X SI 88 1-0 ③ G6-3			B SI 87 B CH 81 X SI 87 2-0 ② G5-3			C SI 87 B CH 80 B CH 82 B CH 79 F SI 88 X FF 89 3-2 ② P4			3	0	0	0	0	0	0
17 Nelson Cruz, R (1, 9) OBP: 0.333, SLG: 0.474		F FF 85 X SI 86 0-1 12 L1-3 1B		B SI 88 B SL 78 S CH 80 S CU 73 B FF 89 C SI 88 3-3 ③ K			B CU 70 B CH 79 F FF 87 X FF 88 2-1 HR			3	1	2	1	0	1	0
12 A.J. Pierzynski, L (1, 2) OBP: 0.313, SLG: 0.467		F SI 84 B CH 79 X CH 77 1-1 ①② L1-3 1-1			B CH 78 B SI 86 F SI 85 X CU 71 2-1 ① F9		X CH 79 0-0 ③ G4-3			3	0	0	0	0	0	1
7 David Murphy, L (1, 7) OBP: 0.196, SLG: 0.264		C FF 87 F CH 79 B SL 82 F FF 87 F SL 83 B FF 88 B CH 81 X CH 82 3-2 ③ G4-3			C CU 70 C FF 89 B CU 71 S SL 81 1-3 ② K			B SL 81 C SL 80 B FF 89 X SL 81 2-1 ① G4-3		3	0	0	0	0	1	0
18 Mitch Moreland, L (1, 3) OBP: 0.222, SLG: 0.306			C CH 83 B SI 86 S CU 72 F SL 80 S SI 87 1-3 ① K		B CH 80 F SI 86 B SI 88 S CH 82 S SL 82 2-3 ③ K			S SL 80 B FF 88 X SL 80 1-1 ② G4-3		3	0	0	0	0	2	0
2 Leonys Martin, L (1, 8) OBP: 0.300, SLG: 0.192			C CH 78 B CH 78 C SI 88 B SL 81 F CU 76 X SI 88 2-2 ② G4-3			B SI 85 B SI 84 C CH 83 B CH 79 F FF 87 B CH 79 4-2 5 G6-4-3 BB		B SL 81 B SL 79 C FF 89 B SL 80 S FF 89 S FF 89 3-3 ③ K		2	0	0	0	1	1	0
41 Alexi Ogando, R (1, 1) 55 Derek Lowe, R (3, 1) 15 Jeff Baker, R (6, PH) OBP: 0.417, SLG: 0.400 58 Joe Ortiz, L (6, 1) 44 Jason Frasor, R (8, 1) 3 Leury García, S (9, PH) OBP: 0.333, SLG: 0.500			C FF 88 C CU 73 S SL 81 0-3 ③ K			F FF 86 1 SAFE S SL 81 F FF 89 1 SAFE S SL 82 0-3 ① K			C FF 90 S FF 92 C SL 82 0-3 ① K	1 0 1 0 0 1	0 0 0 0 0 0	0 0 0 0 0 0	0 0 0 0 0 0	0 0 1 0 0 1	1 0 1 0 0 0	0 0 1 0 0 0
Inning Stats	R: 0 E: 0 K: 0 S: 4 H: 1 LOB: 0 BB: 0 P: 5	R: 0 E: 0 K: 0 S: 9 H: 1 LOB: 0 BB: 0 P: 13	R: 0 E: 0 K: 2 S: 11 H: 0 LOB: 0 BB: 0 P: 14	R: 1 E: 0 K: 1 S: 8 H: 1 LOB: 0 BB: 0 P: 14	R: 0 E: 0 K: 2 S: 8 H: 0 LOB: 0 BB: 0 P: 13	R: 0 E: 0 K: 1 S: 7 H: 0 LOB: 0 BB: 1 P: 12	R: 1 E: 0 K: 0 S: 8 H: 1 LOB: 0 BB: 0 P: 16	R: 0 E: 0 K: 1 S: 7 H: 0 LOB: 0 BB: 0 P: 13	R: 0 E: 0 K: 2 S: 8 H: 0 LOB: 0 BB: 0 P: 12	1B: 2 2B: 1 3B: 0 HR: 2	SF: 0 SAC: 0 DP: 3 HBP: 0			WP: 0 PB: 0 SB: 0 CS: 0	PA: 29	

TOP

Texas Rangers @ Chicago Cubs

Wrigley Field, Chicago, IL

Thu Apr 18 2013, 1:22 PM - 4:00 PM CDT

Att. 26,083 - Overcast - 58 F

livebaseballscorecards.com

AB	28
R	2
H	4
RBI	2
BB	1
SO	9
LOB	4

PITCHER		IP	WLS	BF	H	R	ER	SO	BB	IBB	HBP	BLK	WP	HR	S	P	ERA	WHIP
33 Carlos Villanueva, R ERA: 1.29	(1, 1)	7.0	W	23	4	2	2	6	1	0	0	0	0	2	55	87	2.57	0.714
40 James Russell, L ERA:	(8, 1)	1.0		3	0	0	0	1	0	0	0	0	0	0	7	13	0.00	0.000
49 Carlos Marmol, R ERA: 6.75	(9, 1)	1.0		3	0	0	0	2	0	0	0	0	0	0	8	12	0.00	0.000

PITCHER	IP	WLS	BF	H	R	ER	SO	BB	IBB	HBP	BLK	WP	HR	S	P	ERA	WHIP

BOTTOM

Texas Rangers @ Chicago Cubs

Wrigley Field, Chicago, IL

Thu Apr 18 2013, 1:22 PM - 4:00 PM CDT

Att. 26,083 - Overcast - 58 F

livebaseballscorecards.com

Batter	1	2	3	4	5	6	7	8	9	AB	R	H	RBI	BB	SO	LOB
9 David DeJesus, L (1, 8) OBP: 0.354, SLG: 0.535	C FF 92 F FF 93 X SL 81 0-2 G3-1		F FF 93 F FF 94 B FF 93 F FF 93 B CH 88 X FF 93 2-2 13 WP 3B	C FC 86 B SI 89 B FC 86 B SI 89 X SI 89 3-1 13 G4-3 2B		C FF 87 F SL 81 C FF 89 0-3 K		B FF 91 B SL 81 C SL 80 F FF 91 B FF 91 B SL 80 4-2 13 FC4-6 BB		4	1	2	0	1	1	0
13 Starlin Castro, R (1, 6) OBP: 0.333, SLG: 0.508	B FF 94 B SL 79 B FF 94 D FF 92 4-0 44 L3 BB		D SL 80 B SL 79 B FF 92 B FF 90 4-0 44 HR 3-H BB	X SI 89 0-0 G4-3 2-3		C CH 81 X CH 82 0-1 2B		C FF 92 F FF 91 D CH 85 F CH 85 F CH 86 B FF 90 X CH 85 2-2 FC4-6 12 S 1-2f 2-3		3	1	1	0	2	0	3
44 Anthony Rizzo, L (1, 3) OBP: 0.305, SLG: 0.460	B SL 79 B FF 92 T FF 93 F FF 93 B FF 95 X SL 80 3-2 L3 1-1		F FF 90 B CH 86 B FF 90 X FF 90 2-1 1-H HR	H SI 88 1-0 12 FC6-4 HBP		D FF 90 B SL 83 B FF 90 C FF 88 X FF 89 3-1 L8		X FF 92 0-0 P5		4	1	1	2	0	0	4
12 Alfonso Soriano, R (1, 7) OBP: 0.293, SLG: 0.375		F FF 93 B FF 94 B FF 94 F SL 79 B FF 95 X FF 93 3-2 G6-3	B SL 78 T FF 93 B FF 92 S FF 91 F FF 93 X SL 81 2-2 HR	X SI 88 0-0 FC6-4 1-2f		C SL 82 F SI 89 F SI 90 S CH 83 0-3 K		C FF 91 F FF 92 B FF 92 D CH 86 S CH 84 2-3 K 1-2		5	1	1	1	0	2	5
19 Nate Schierholtz, L (1, 9) OBP: 0.409, SLG: 0.650		B FF 94 X FF 94 1-0 53 1B 24 1B 2B	S SL 78 F CH 86 B CH 87 B FF 93 F SL 79 F SL 80 F FF 92 X CH 85 2-2 G4-3		C SI 87 X FC 85 0-1 P5		C SL 81 B SL 82 B FF 89 S FF 88 B FF 89 F SL 82 X SL 83 3-2 P5		4	1	1	0	0	0	0
53 Welington Castillo, R (1, 2) OBP: 0.452, SLG: 0.575	C SL 80 C SL 82 X FF 94 0-2 24 1B 2-3 1B		B SI 86 F FC 86 X SI 87 1-1 24 FC3-6 1B		X FC 86 0-0 24 2B 1B		B CH 81 C CH 81 C SL 81 B SL 82 B SL 79 F FF 90 F SL 83 F SL 83 F CH 82 3-2 X SL 83 2B		4	1	4	0	0	0	0
24 Luis Valbuena, L (1, 5) OBP: 0.364, SLG: 0.361	S FF 94 D CH 87 S SL 80 B SL 83 F SL 80 F SL 81 F FF 92 B FF 92 X SL 80 3-2 15 S 1-3 3-H 1B		X SI 86 0-0 FC3-6 1-2f		B SI 87 1 SAFE B SI 88 X SI 87 2-0 1-H 2B		F FF 90 C SI 90 B FF 91 F CH 83 F FF 90 B FF 90 X SL 85 2-2 P5		4	0	2	2	0	0	2
15 Darwin Barney, R (1, 4)	C SL 81 B FF 93 B SL 80 1 SAFE F FF 91 B FF 92 F FF 92 S FF 92 3-3 K 1-2		C SI 87 D SI 87 D SI 88 1 SAFE F SI 86 X SI 88 2-2 G4-3		X SI 88 0-0 G5-3		B SL 82 C CH 81 F SI 89 F SI 90 F CH 83 C SI 90 1-3 K		4	0	0	0	0	2	5
33 Carlos Villanueva, R (1, 1) OBP: 0.111, SLG: 0.111 40 James Russell, L (8, 1) 21 Scott Hairston, R (8, PH) OBP: 0.176, SLG: 0.400 49 Carlos Marmol, R (9, 1)	F SL 80 F SL 82 C FF 93 0-3 K			S SI 87 C SI 88 B SI 88 S SI 88 1-3 K	D FC 86 F SI 87 B SI 87 S SI 87 C SI 88 2-3 K			C SL 81 C FF 91 B CH 85 X SL 82 1-2 13 FC4-6 2B		3 0 1 0	0 0 0 0	0 0 1 0	0 0 0 0	3 0 0 0	0 0 0 0	3 0 0 0

Inning Stats	1	2	3	4	5	6	7	8	9
	R: 0 E: 0 K: 0 S: 6 H: 0 LOB: 0 BB: 1 P: 13	R: 1 E: 0 K: 2 S: 20 H: 3 LOB: 2 BB: 0 P: 30	R: 4 E: 0 K: 0 S: 22 H: 4 LOB: 1 BB: 1 P: 37	R: 0 E: 0 K: 1 S: 7 H: 1 LOB: 2 BB: 0 P: 12	R: 1 E: 0 K: 1 S: 8 H: 2 LOB: 1 BB: 0 P: 12	R: 0 E: 0 K: 2 S: 11 H: 1 LOB: 1 BB: 0 P: 14	R: 0 E: 0 K: 1 S: 21 H: 1 LOB: 1 BB: 0 P: 30	R: 0 E: 0 K: 1 S: 14 H: 1 LOB: 2 BB: 1 P: 23	

1B: 4	SF: 0
2B: 7	SAC: 0
3B: 1	DP: 1
HR: 2	HBP: 1

WP: 1	PA: 40
PB: 0	
SB: 2	
CS: 0	

AB	36
R	6
H	13
RBI	5
BB	3
SO	8
LOB	22

PITCHER		IP	WLS	BF	H	R	ER	SO	BB	IBB	HBP	BLK	WP	HR	S	P	ERA	WHIP
41 Alexi Ogando, R ERA: 3.32	(1, 1)	2.1	L	14	6	5	5	2	2	0	0	0	1	2	42	71	19.29	3.429
55 Derek Lowe, R ERA: 4.91	(3, 1)	2.2		13	4	1	1	2	0	0	1	0	0	0	21	33	3.38	1.500
58 Joe Ortiz, L ERA: 0.84	(6, 1)	2.0		8	2	0	0	3	0	0	0	0	0	0	32	44	0.00	1.000
44 Jason Frasor, R ERA: 4.5	(8, 1)	1.0		5	1	0	0	1	1	0	0	0	0	0	14	23	0.00	2.000

PITCHER	IP	WLS	BF	H	R	ER	SO	BB	IBB	HBP	BLK	WP	HR	S	P	ERA	WHIP

Batter	1	2	3	4	5	6	7	8	9	AB	R	H	RBI	BB	SO	LOB
9 David DeJesus, L (1, 8) OBP: 0.365, SLG: 0.596	C FF 88 B FF 89 F CH 76 C FF 91 1-3 ① K		D CU 77 B CU 77 F FF 88 F FF 89 B FF 90 X FF 89 3-2 1-H HR		B FF 88 X CH 77 1-0 13 G6-4-3 1B		C CU 76 S FF 94 D SL 83 S FF 95 1-3 ② K		1 SAFE B SL 86 C SL 84 1-1 ③ CS 1-2	4	1	2	2	0	2	1
13 Starlin Castro, R (1, 6) OBP: 0.328, SLG: 0.492	C FF 90 F FF 90 S FF 90 0-3 ② K		B CU 76 B FF 89 S FF 90 X FF 90 2-1 44 G3-6-3 1B		1 SAFE B FF 88 F CH 76 X FF 88 1-1 ①② G6-4-3 1-2f		B CU 79 D CU 78 F FF 95 S SL 84 S FF 96 2-3 ③ K			4	0	1	0	0	2	2
44 Anthony Rizzo, L (1, 3) OBP: 0.302, SLG: 0.500	B FF 90 S FF 90 B FF 90 X CH 76 2-1 ③ F9		X CU 76 0-0 ②③ G3-6-3 1-2f		B CU 76 B CH 78 C FF 89 B FF 90 F CH 77 F CH 77 F FF 90 F FF 90 F CH 78 3-2 ③ P5			B SI 90 X FF 89 1-0 HR		4	1	1	1	0	0	1
12 Alfonso Soriano, R (1, 7) OBP: 0.323, SLG: 0.417		F FF 89 X CU 78 0-1 19 L1-3 1B		C CU 77 F FF 88 B CH 77 B CU 79 F FF 89 X FF 91 2-2 15 BB 2B		S CH 79 F FF 89 B CH 76 X FF 90 1-2 19 G4-3 1B		B SL 80 B SI 89 X FF 91 2-0 ① G6-3		4	0	3	0	0	0	0
19 Nate Schierholtz, L (1, 9) OBP: 0.383, SLG: 0.605 21 Scott Hairston, R (8, PH) OBP: 0.167, SLG: 0.375 (8, 9)		B FF 88 F CH 74 F FF 88 B CU 76 X FF 90 2-2 ①② L1-3 1-1		X CH 78 0-0 ① G5-3		S CH 78 D CU 79 F CH 76 X FF 90 1-2 ① G4-3 1-2		C SI 90 B SI 83 B SI 91 F SI 89 C SI 90 2-3 ② K		3 1	0 0	0 0	0 0	0 0	0 1	3 0
53 Welington Castillo, R (1, 2) OBP: 0.413, SLG: 0.523		C FF 89 B FF 90 X CH 78 1-1 ③ G5-3		2 SAFE B CU 76 B CH 76 X CU 77 2-0 ② F8		S CH 76 D CH 75 F FF 88 S CH 76 1-3 ② K		C SI 91 B SI 90 X SI 90 1-1 ③ G4-3		4	0	0	0	0	1	2
24 Luis Valbuena, L (1, 5) OBP: 0.375, SLG: 0.436			C FF 89 B FF 90 X CH 77 1-1 HR	B CU 76 C CU 76 B FF 90 C FF 88 H FF 90 3-2 15 BB HBP		D CU 77 C CH 77 B CH 76 X FF 88 2-1 ③ F7			C SL 84 B FF 96 C SL 84 F FF 97 B SL 85 X FF 94 2-2 ① F7	3	1	1	1	0	0	1
15 Darwin Barney, R (1, 4) OBP: 0.167, SLG: 0.091			B FF 89 C FF 89 F FF 90 X CH 76 1-2 ① F7	B CU 78 B CU 79 B CU 79 C FF 90 B FF 91 4-1 1-2 2-3 BB			C FF 93 F FF 94 B CU 77 B FF 94 F CU 78 X CU 78 2-2 29 SH1-4 1B		C FF 96 S SL 88 B SL 88 F SL 87 B SL 87 C FF 95 2-3 ② K	3	0	1	0	1	1	0
29 Jeff Samardzija, R (1, 1) 63 Kevin Gregg, R (8, 1) 54 Shawn Camp, R (8, 1) 30 Dioner Navarro, S (9, PH) OBP: 0.273, SLG: 0.500 20 Julio Borbon, L (9, PR)			F FF 90 B FF 90 B FF 89 B FF 89 S FF 90 F FF 90 F FF 90 B FF 90 4-2 9 HR BB	D FF 91 S FF 90 B FF 90 S FF 90 C FF 91 2-3 ③ K			B FF 92 L FF 93 B FF 93 C FF 94 X FF 95 2-2 ① SH1-4 1-2		B SL 85 B FF 94 X FF 95 2-0 9 CS 1B	1 0 0 1 0	1 0 0 0 0	0 0 0 1 0	0 0 0 0 0	1 0 0 0 0	1 0 0 0 0	3 0 0 0 0
Inning Stats	R: 0 E: 0 K: 2 S: 8 H: 0 LOB: 0 BB: 0 P: 11	R: 0 E: 0 K: 0 S: 7 H: 1 LOB: 0 BB: 0 P: 10	R: 3 E: 0 K: 0 S: 15 H: 3 LOB: 0 BB: 1 P: 26	R: 0 E: 0 K: 1 S: 12 H: 1 LOB: 3 BB: 1 P: 25	R: 0 E: 0 K: 0 S: 11 H: 1 LOB: 0 BB: 0 P: 16	R: 0 E: 0 K: 1 S: 11 H: 1 LOB: 1 BB: 0 P: 16	R: 0 E: 0 K: 2 S: 13 H: 1 LOB: 1 BB: 0 P: 20	R: 1 E: 0 K: 1 S: 7 H: 1 LOB: 0 BB: 0 P: 13	R: 0 E: 0 K: 1 S: 10 H: 1 LOB: 1 BB: 0 P: 17	1B: 6 2B: 2 3B: 0 HR: 3	SF: 0 SAC: 1 DP: 3 HBP: 1					

PITCHER	IP	WLS	BF	H	R	ER	SO	BB	IBB	HBP	BLK	WP	HR	S	P	ERA	WHIP
41 Marco Estrada, R (1, 1) ERA: 4.5	6.0	W	25	7	3	3	4	2	0	1	0	0	2	64	104	4.50	1.500
59 John Axford, R (7, 1) ERA: 11.05	1.0	H	4	1	0	0	2	0	0	0	0	0	0	13	20	0.00	1.000
32 Tom Gorzelanny, L (8, 1) ERA: 2.35	0.1	H	2	1	1	1	0	0	0	0	0	0	1	2	5	27.00	3.000
31 Burke Badenhop, R (8, 1) ERA: 4.76	0.2	H	2	0	0	0	1	0	0	0	0	0	0	5	8	0.00	0.000
29 Jim Henderson, R (9, 1) ERA: 1.13	1.0	S	3	1	0	0	1	0	0	0	0	0	0	10	17	0.00	1.000

PITCHER	IP	WLS	BF	H	R	ER	SO	BB	IBB	HBP	BLK	WP	HR	S	P	ERA	WHIP

TOP

Chicago Cubs @ Milwaukee Brewers

Miller Park, Milwaukee, WI

Fri Apr 19 2013, 7:12 PM - 10:27 PM CDT

Att. 28,346 - Roof Closed - 62 F

livebaseballscorecards.com

AB	32
R	4
H	10
RBI	4
BB	2
SO	8
LOB	13

Batter	1	2	3	4	5	6	7	8	9	AB	R	H	RBI	BB	SO	LOB
7 Norichika Aoki, L (1, 9) OBP: 0.377, SLG: 0.459	B SI 95 X SI 94 1-0 E3 9 1B 8 HR	B SI 94 B SI 94 X SI 94 2-0 8 CS 1B			C SL 86 B SI 96 B SL 86 C SL 83 B FS 85 F SL 82 X FC 91 3-2 ② G3-1		B SL 84 C FC 93 X FC 93 1-1 ③ G4-3			4	1	1	0	0	0	0
9 Jean Segura, R (1, 6) OBP: 0.411, SLG: 0.509	X FF 94 0-0 8 HR 1-3 1B	1 SAFE C SI 94 F SI 94 1 SAFE S SL 82 0-3 ② K			X FC 92 0-0 ③ B2-3			C CU 79 F FF 92 X CU 80 0-2 20 CS 1B		4	1	2	0	0	1	1
8 Ryan Braun, R (1, 7) OBP: 0.404, SLG: 0.628	C FF 95 1 SAFE S FF 96 F FF 96 1 SAFE F FF 96 X SL 82 0-2 1-H 3-H HR	S FC 93 0-1 ③ CS 1-2	C FC 92 X SL 83 0-1 ① G6-3			F FC 92 B SI 94 S FC 92 B FF 96 B FC 90 F FC 90 F FC 91 X SL 83 3-2 ① G5-3		1 SAFE B FF 92 D FF 92 1 SAFE F FF 92 F FF 92 B FF 92 D FS 84 4-2 23 CS 1-2 BB		3	1	1	3	1	0	0
23 Rickie Weeks Jr., R (1, 4) OBP: 0.284, SLG: 0.317	B FF 96 X FC 92 1-0 20 3B 2B		B FC 91 B SL 84 C FC 90 S SL 83 B SL 84 S FC 91 3-3 ② K			S FC 92 B FC 93 S SL 85 B FF 97 B SL 84 B FC 90 4-2 BB		B SI 85 C SI 86 C SI 85 S SL 79 1-3 ①② K 1-2 2-1		3	1	1	0	1	2	2
20 Jonathan Lucroy, R (1, 2) OBP: 0.309, SLG: 0.420	F FF 94 S FC 92 F FF 95 F FF 96 X FC 93 0-2 2-H 3B		C FF 95 C FF 96 B FF 95 X FF 96 1-2 ③ F9			C SL 85 1 SAFE C FC 91 S SI 93 0-3 ② K		1 SAFE C SI 84 0-1 ③ CS 1-2		3	0	1	1	0	1	1
11 Alex Gonzalez, R (1, 5) OBP: 0.204, SLG: 0.227	B SL 85 F SL 86 S SL 83 B FS 84 F SL 83 F FF 97 X SL 84 2-2 ① G4-3			X FF 94 0-0 ① F8		1 SAFE 1 SAFE C SL 83 F FC 93 X FF 96 0-2 ③ L3				3	0	0	0	0	0	2
27 Carlos Gómez, R (1, 8) OBP: 0.321, SLG: 0.491	S SL 87 X SL 84 0-1 ② P4			F FF 95 B FC 93 X SL 85 1-1 ② F8			X FC 92 0-0 HR			3	1	1	1	0	0	1
3 Yuniesky Betancourt, R (1, 3) OBP: 0.298, SLG: 0.452	C SL 84 B SI 95 X SL 86 1-1 ③ G5-3			C FF 94 B FC 94 X FC 93 1-1 ③ G6-3			X SL 83 0-0 ① P6			3	0	0	0	0	0	1
41 Marco Estrada, R (1, 1) OBP: 0.200, SLG: 0.300 59 John Axford, R (7, 1) 50 Blake Lalli, L (7, PH) OBP: 0.143, SLG: 0.143 32 Tom Gorzelanny, R (8, 1) 31 Burke Badenhop, R (8, 1) 29 Jim Henderson, L (9, 1)		C FF 95 S FF 94 B FF 96 C FF 95 1-3 ① K			C FF 94 B SL 86 S SI 94 X FF 96 1-2 ① G3-1		C SI 94 F FC 92 F SL 83 F SL 82 X FF 96 0-2 ② P6			2 0 1 0 0 0 0	0 0 0 0 0 0 0	0 0 0 0 0 0 0	0 0 0 0 0 0 0	0 0 0 0 0 0 0	1 0 0 0 0 0 0	0 0 0 0 0 0 0
Inning Stats	R: 4 E: 1 K: 0 S: 22 H: 4 LOB: 1 BB: 0 P: 27	R: 0 E: 0 K: 2 S: 8 H: 1 LOB: 0 BB: 0 P: 11	R: 0 E: 0 K: 1 S: 8 H: 0 LOB: 0 BB: 0 P: 12	R: 0 E: 0 K: 0 S: 5 H: 0 LOB: 0 BB: 0 P: 7	R: 0 E: 0 K: 0 S: 8 H: 0 LOB: 0 BB: 0 P: 12	R: 0 E: 0 K: 1 S: 13 H: 0 LOB: 1 BB: 1 P: 20	R: 1 E: 0 K: 0 S: 9 H: 1 LOB: 0 BB: 0 P: 10	R: 0 E: 0 K: 1 S: 9 H: 1 LOB: 0 BB: 1 P: 14		1B: 3 2B: 1 3B: 1 HR: 2	SF: 0 SAC: 0 DP: 0 HBP: 0			WP: 0 PB: 0 SB: 1 CS: 3	PA: 33	

PITCHER		IP	WLS	BF	H	R	ER	SO	BB	IBB	HBP	BLK	WP	HR	S	P	ERA	WHIP
29 Jeff Samardzija, R ERA: 3.38	(1, 1)	7.0	L	28	6	5	4	4	1	0	0	0	0	2	73	99	5.14	1.000
63 Kevin Gregg, R ERA:	(8, 1)	0.0		2	1	0	0	0	1	0	0	0	0	0	5	9	∞	∞
54 Shawn Camp, R ERA: 12.71	(8, 1)	1.0		1	0	0	0	1	0	0	0	0	0	0	4	5	0.00	0.000

PITCHER	IP	WLS	BF	H	R	ER	SO	BB	IBB	HBP	BLK	WP	HR	S	P	ERA	WHIP

BOTTOM

Chicago Cubs @ Milwaukee Brewers

Miller Park, Milwaukee, WI

Fri Apr 19 2013, 7:12 PM - 10:27 PM CDT

Att. 28,346 - Roof Closed - 62 F

livebaseballscorecards.com

AB	29
R	5
H	7
RBI	5
BB	2
SO	5
LOB	8

Batter	1	2	3	4	5	6	7	8	9	AB	R	H	RBI	BB	SO	LOB
9 David DeJesus, L (1, 8) OBP: 0.364, SLG: 0.580	C FF 90 B FF 91 B FF 90 S CH 81 X CH 83 2-2 13 G6-4-3 1B			S CH 80 B FF 87 C FF 89 B CH 82 B FF 90 S CH 82 3-3 ① K	C CU 70 F FF 87 B CH 83 B CU 72 B FF 88 X CH 81 3-2 ③ G3			C SL 76 C SL 83 D SL 82 C FF 93 1-3 ② K		3	0	1	0	0	1	1
21 Scott Hairston, R (8, PH) OBP: 0.158, SLG: 0.353										1	0	0	0	0	1	1
50 Kameron Loe, R (8, 1)										0	0	0	0	0	0	0
13 Starlin Castro, R (1, 6) OBP: 0.324, SLG: 0.478	C FF 90 ① 1 SAFE ② S CU 73 B FF 90 1 SAFE F CU 73 B FF 90 X CU 72 2-2 G6-4-3 1-2f			B FF 90 S SL 84 B SL 83 B CU 73 X SL 86 3-1 44 G4-3 12 1B 1B		C SI 91 X SI 91 0-1 ① G5-3		D FF 90 B FF 90 C SL 79 C FF 91 S FF 92 2-3 ③ K		4	1	1	0	0	1	2
44 Anthony Rizzo, L (1, 3) OBP: 0.299, SLG: 0.483	B FF 89 B CH 82 S CH 81 B FF 89 C FF 90 X CH 80 3-2 ③ F7			C CU 71 1 SAFE F FF 88 F FF 88 1 SAFE X CH 81 0-2 ② G4-3 1-2		B SL 82 C FF 90 B SL 86 F SI 92 B CH 87 S SL 83 3-3 ② K			C SL 79 C FF 91 F FF 90 F SL 80 X FF 91 0-2 1B	4	0	1	0	0	1	1
12 Alfonso Soriano, R (1, 7) OBP: 0.318, SLG: 0.406		C CU 71 F FF 89 X CU 72 0-2 ① G5-3		X CU 72 0-0 19 2B 2-H 1B		B SL 84 C SL 83 F SI 92 F SL 83 B SL 84 S SI 92 2-3 ③ K			B SI 88 X SI 89 1-0 ① F9	4	0	1	1	0	1	1
19 Nate Schierholtz, L (1, 9) OBP: 0.373, SLG: 0.596		B FF 90 C CH 80 B FF 89 X CH 82 2-1 ② G1-3		C FF 88 X CH 81 0-1 1-3 2B			C SL 81 S CH 84 F SL 82 B FF 91 F CH 85 X SL 81 1-2 ① L9		B SI 89 B SI 88 C SI 88 F SI 87 B SI 88 X SI 87 3-2 ② F7	4	0	1	0	0	0	1
30 Dioner Navarro, S (1, 2) OBP: 0.231, SLG: 0.417		C FF 90 B CH 81 F CH 82 X FF 90 1-2 ③ F7		B CH 82 C FF 88 B CU 71 C CU 71 D CH 81 X CH 82 3-2 ③ F8			S SL 82 F SI 91 S SL 82 0-3 ② K		X SI 88 0-0 ③ G5-3	4	0	0	0	0	1	3
24 Luis Valbuena, L (1, 5) OBP: 0.373, SLG: 0.429			C FF 88 B FF 88 F CH 81 B CU 72 X CH 80 2-2 ① G4-3		B FF 87 C FF 87 B FF 87 C CH 79 F CU 70 B CU 70 X CH 78 3-2 36 FC6-4 1B		B SI 91 B SI 91 X SI 91 2-0 ③ G3			3	0	1	0	0	0	0
15 Darwin Barney, R (1, 4) OBP: 0.133, SLG: 0.071			F FF 89 C SL 84 F SL 85 X CU 72 0-2 ② P6		F FF 87 X CU 70 0-1 ① F8			C FF 90 C SL 84 F FF 92 B FF 92 S SL 82 1-3 ① K		3	0	0	0	0	1	1
36 Edwin Jackson, R (1, 1) 56 Héctor Rondón, R (7, 1) 17 Dave Sappelt, R (8, PH) OBP: 0.100, SLG: 0.150 (8, 8)			C FF 90 B CU 71 B FF 90 F FF 89 F CU 71 X FF 85 2-2 ③ G6-3		1 SAFE X SL 81 0-0 ② FC6-4 1-2f			C FF 91 C SL 82 B SL 81 B FF 92 B SL 83 X SL 80 3-2 2B		2	0	0	0	0	0	1
										0	0	0	0	0	0	0
										1	0	1	0	0	0	0

Inning Stats	1	2	3	4	5	6	7	8	9
R:	0	0	0	1	0	0	0	0	0
E:	0	0	0	0	0	0	0	0	0
K:	0	0	0	1	0	2	1	3	0
S:	10	8	11	15	10	9	9	13	10
H:	1	0	0	3	1	0	0	1	1
LOB:	0	0	0	2	0	0	0	1	1
BB:	0	0	0	0	0	0	0	0	0
P:	17	11	15	24	16	14	12	20	14

PITCHER		IP	WLS	BF	H	R	ER	SO	BB	IBB	HBP	BLK	WP	HR	S	P	ERA	WHIP
46 Hiram Burgos, R ERA: 1.8	(1, 1)	5.0	W	19	5	1	1	1	0	0	0	0	0	0	54	83	1.80	1.000
53 Brandon Kintzler, R ERA: 2.57	(6, 1)	2.0	H	6	0	0	0	3	0	0	0	0	0	0	18	26	0.00	0.000
51 Michael Gonzalez, L ERA: 5.79	(8, 1)	1.0		5	2	0	0	3	0	0	0	0	0	0	18	25	0.00	2.000
31 Burke Badenhop, R ERA: 4.05	(9, 1)	1.0		3	0	0	0	0	0	0	0	0	0	0	5	9	0.00	0.000

PITCHER	IP	WLS	BF	H	R	ER	SO	BB	IBB	HBP	BLK	WP	HR	S	P	ERA	WHIP

TOP

Chicago Cubs @ Milwaukee Brewers

Miller Park, Milwaukee, WI

Sat Apr 20 2013, 6:13 PM - 9:09 PM CDT

Att. 42,230 - Roof Closed - 70 F

livebaseballscorecards.com

AB	33
R	1
H	7
RBI	1
BB	0
SO	7
LOB	12

1B:	5	SF:	0	WP:	0	PA:	33		
2B:	2	SAC:	0	PB:	0				
3B:	0	DP:	1	SB:	0				
HR:	0	HBP:	0	CS:	0				

BOTTOM

Chicago Cubs @ Milwaukee Brewers

Miller Park, Milwaukee, WI

Sat Apr 20 2013, 6:13 PM - 9:09 PM CDT

Att. 42,230 - Roof Closed - 70 F

livebaseballscorecards.com

Batter	1	2	3	4	5	6	7	8	9	AB	R	H	RBI	BB	SO	LOB
7 Norichika Aki, L (1, 9) OBP: 0.356, SLG: 0.431 51 Michael Gonzalez, R (8, 1) 31 Burke Badenhop, R (9, 1)	B FF 92 C FF 93 B SI 93 X FF 92 2-1 ① F7		C CU 78 X FF 94 0-1 ③ G4-3		B FF 94 F FF 94 B CU 78 X FF 93 2-1 E6 3-H		X FF 93 0-0 ② G1-3			4 0 0	0 0 0	0 0 0	0 0 0	0 0 0	0 0 0	0 0 0
9 Jean Segura, R (1, 6) OBP: 0.417, SLG: 0.526	C SI 92 B SL 84 X FF 92 1-1 ② G6-3			X SL 83 0-0 23 G4-3 8 S 1B	1 SAFE X FF 92 0-0 ③ G5-3		B FF 91 B FF 92 X FF 91 2-0 23 BB 2B			4	0	2	0	0	0	1
8 Ryan Braun, R (1, 7) OBP: 0.411, SLG: 0.609	C FF 92 B FF 94 B FF 94 B FF 94 S FF 94 X FF 96 3-2 ③ G4-3			1 SAFE B FF 92 1 SAFE F FF 92 B FF 92 F SL 84 B SL 84 1 SAFE 1 SAFE 3-3 S SL 85 ① K 1-2		B SL 83 B FF 93 X FF 92 2-0 20 E 20 FC1 22 SH1 1B	I IN 58 I IN 58 I IN 55 I IN 54 4-0 23 BB IBB			3	1	1	0	1	1	1
23 Rickie Weeks Jr., R (1, 4) OBP: 0.282, SLG: 0.302		C FF 93 C FF 93 B FF 94 X SL 85 1-2 ① G4-3		C SL 85 X FF 92 0-1 ② G4-3 2-3	1 SAFE F FF 92 C SL 82 S SL 85 0-3 ① K		B SL 79 B FF 92 B FF 91 B CH 90 4-0 1-2 2-3 BB			3	0	0	0	1	1	2
20 Jonathan Lucroy, R (1, 2) OBP: 0.305, SLG: 0.463		C FF 94 X FF 94 0-1 HR		B FF 94 X SI 93 1-0 ③ G5-3		C FF 92 1 SAFE X FF 92 0-1 FC1 22 SH1 12 1B 1-3	B FF 88 C FF 91 X FF 89 1-1 ③ F8			4	2	1	1	0	0	5
22 Logan Schafer, L (1, 8) OBP: 0.176, SLG: 0.176 (8, 9)		B FF 92 B SI 92 X FF 93 2-0 ② L9			S CU 78 X CU 78 0-1 E7 3 G3-1 50 G3-1	B FF 94 X FF 93 1-0 ② SH1 1-2 3-H		B FF 90 X FF 89 1-0 ① G4-3		3	1	0	1	0	0	0
12 Martín Maldonado, R (1, 3) OBP: 0.296, SLG: 0.360		B SL 83 F SL 84 B FF 92 C SL 83 F SL 83 F FF 93 F FF 92 F SL 86 B SL 86 3-2 ③ G5-3			C FF 93 S SL 84 D SL 86 D SI 93 B SL 86 B FF 92 4-2 50 G3-1 3 G3-1 7 E BB	B FF 93 X SL 83 1-0 2-H 1B		L FF 90 F SL 82 B SL 83 F FF 91 B SL 83 X FF 91 2-2 2B		3	1	2	1	1	0	0
3 Yuniesky Betancourt, R (1, 5) OBP: 0.275, SLG: 0.413			C FF 93 X FF 93 0-1 ① G6-3		B FF 92 C FF 90 L SL 84 F SL 87 F FF 92 F SL 86 X FF 92 1-2 ① G3-1 1-2 2-3	T FF 92 S FF 94 F FF 94 S SL 86 0-3 ③ K		X FF 88 0-0 ② F8		4	0	0	0	0	1	4
46 Hiram Burgos, R (1, 1) 50 Blake Lalli, L (5, PH) OBP: 0.125, SLG: 0.125 53 Brandon Kintzler, R (6, 1) 27 Carlos Gómez, R (7, PH) OBP: 0.310, SLG: 0.474 (8, 8)			B FF 93 C FF 92 S FF 93 S FF 94 1-3 ② K		B CU 79 X FF 92 1-0 ② G3-1 2-3 3-H		S SL 83 S SL 83 B SL 81 B FF 93 C FF 94 2-3 ① K	S SL 81 B FF 91 F FF 91 F SL 82 F FF 91 D SL 83 D SL 84 F FF 91 S FF 92 3-3 ③ K		1 1 0 2	0 0 0 0	0 0 0 0	0 1 0 0	0 0 0 2	1 0 0 0	0 1 0 1
Inning Stats	R: 0 E: 0 K: 0 S: 7 H: 0 LOB: 0 BB: 0 P: 13	R: 1 E: 0 K: 0 S: 15 H: 1 LOB: 0 BB: 0 P: 21	R: 0 E: 0 K: 1 S: 7 H: 0 LOB: 0 BB: 0 P: 8	R: 0 E: 0 K: 1 S: 7 H: 1 LOB: 1 BB: 0 P: 11	R: 2 E: 2 K: 0 S: 14 H: 0 LOB: 1 BB: 1 P: 22	R: 2 E: 1 K: 2 S: 12 H: 2 LOB: 1 BB: 0 P: 16	R: 0 E: 0 K: 1 S: 7 H: 1 LOB: 3 BB: 2 P: 20	R: 0 E: 0 K: 1 S: 12 H: 1 LOB: 1 BB: 0 P: 18		1B: 3 2B: 2 3B: 0 HR: 1 SF: 0 SAC: 1 DP: 0 HBP: 0		WP: 0 PB: 0 SB: 1 CS: 0 PA: 36				

	AB	32
	R	5
	H	6
	RBI	4
	BB	3
	SO	6
	LOB	15

PITCHER		IP	WLS	BF	H	R	ER	SO	BB	IBB	HBP	BLK	WP	HR	S	P	ERA	WHIP
36 Edwin Jackson, R ERA: 4.84	(1, 1)	6.0	L	26	4	5	1	4	1	0	0	0	0	1	62	91	1.50	0.833
56 Héctor Rondón, R ERA: 1.59	(7, 1)	1.0		6	1	0	0	1	1	1	0	0	0	0	7	20	0.00	2.000
50 Kameron Loe, R ERA: 8.31	(8, 1)	1.0		4	1	0	0	1	0	0	0	0	0	0	12	18	0.00	1.000

PITCHER	IP	WLS	BF	H	R	ER	SO	BB	IBB	HBP	BLK	WP	HR	S	P	ERA	WHIP

Batter	1	2	3	4	5	6	7	8	9	AB	R	H	RBI	BB	SO	LOB
9 David DeJesus, L (1, 8) OBP: 0.356, SLG: 0.547	C FF 95 B SI 96 X SI 96 1-1 E5 44 G3		C SL 84 B FF 94 B SI 96 B FF 94 X FF 95 3-1 ② G3-1		B SL 84 B SI 94 C SI 94 B SI 94 B SI 94 4-1 13 G6-3 BB		B CU 80 B SL 81 F FF 93 F FF 95 F CU 78 X FF 95 2-2 ③ F8 1-2 2-3			3	0	0	0	1	0	2
13 Starlin Castro, R (1, 6) OBP: 0.320, SLG: 0.466	C FF 95 F SI 96 S SI 95 0-3 ① K		C SL 85 F FF 95 X SL 89 0-2 44 HR 1B		F SI 94 X SI 94 0-1 ②③ G6-3 1-2f			B SI 90 X SI 91 1-0 ① G4-3		4	1	1	0	0	1	2
44 Anthony Rizzo, L (1, 3) OBP: 0.310, SLG: 0.532	F SI 96 B SI 96 2 SAFE F FF 95 X SL 89 1-2 ② G3 2-3		C SI 96 D SL 88 F FF 95 D SL 88 X SL 88 2-2 1-H HR			F SI 94 S SL 85 B FF 94 X SI 96 1-2 12 G5-4-3 1B		C SL 79 B SL 82 F SL 80 B SL 83 F SL 79 B FF 91 S SL 80 3-3 ② K		4	1	2	2	0	1	1
12 Alfonso Soriano, R (1, 7) OBP: 0.314, SLG: 0.388	B SI 95 X SI 96 1-0 ③ G5-3		B SL 85 B SI 96 B SI 95 B FF 95 4-0 BB			C SI 95 X SL 86 0-1 ①② G5-4-3 1-2f		C FF 92 B CH 87 X CH 82 1-1 ③ F9		3	0	0	0	1	0	2
19 Nate Schierholtz, L (1, 9) OBP: 0.364, SLG: 0.560		B FF 94 B SI 93 S FF 94 X SI 95 2-1 ① L5	X SL 84 0-0 ③ F8			B SI 95 F CH 83 B FF 93 B CH 84 X FF 93 3-1 ③ G4-3			B SL 80 B FF 92 C FF 93 B SL 82 C SI 92 B FF 92 4-2 24 S BB	3	0	0	0	1	0	1
53 Welington Castillo, R (1, 2) OBP: 0.400, SLG: 0.500		B SI 95 X SI 95 1-0 15 FC6-4 1B		C FF 95 X CH 83 0-1 ① G5-3			S FF 94 F CH 82 F SI 94 S SL 86 0-3 ① K		B SL 85 F FF 95 F FF 95 D SL 86 C SL 85 2-3 ① K	4	0	1	0	0	2	1
24 Luis Valbuena, L (1, 5) OBP: 0.345, SLG: 0.391	C SI 96 X SL 86 0-1 ② F7		C SI 94 F CH 85 B FF 94 X SI 96 1-2 ② F7				B SL 84 F SI 94 B CH 85 X SI 95 2-1 ② G6-3		B FF 94 F SI 94 B FF 95 F SI 96 S FF 96 2-3 ② K 1-2	4	0	0	0	0	1	2
15 Darwin Barney, R (1, 4) OBP: 0.158, SLG: 0.059	C FF 95 B SI 95 B SL 84 F FF 96 X SL 87 2-2 ③ FC6-4 1-2f			C FF 94 X SI 94 0-1 ③ G5-3			B SI 94 B FF 96 B FF 93 B FF 90 4-0 9 WP 20 1B BB		B FF 94 F FF 96 F FF 96 X SL 85 1-2 ③ G4-3	3	0	0	0	1	0	2
46 Scott Feldman, L (1, 1)			B SI 94 C FF 92 S SI 95 S SL 87 1-3 ① K		S FF 93 X SI 94 0-1 ① P6		C SI 95 B SI 95 B SI 94 X FF 94 2-1 9 WP 1-2 1B			2	0	0	0	0	1	0
28 Michael Bowden, R (6, 1)										0	0	0	0	0	0	0
20 Julio Borbon, L (7, PH) OBP: 0.500, SLG: 0.500										1	0	1	0	0	0	0
40 James Russell, L (7, 1)										0	0	0	0	0	0	0
54 Shawn Camp, R (8, 1)										0	0	0	0	0	0	0
Inning Stats	R: 0 E: 1 K: 1 S: 9 H: 0 LOB: 1 BB: 0 P: 12	R: 0 E: 0 K: 0 S: 8 H: 1 LOB: 1 BB: 0 P: 13	R: 2 E: 0 K: 1 S: 12 H: 2 LOB: 1 BB: 1 P: 22	R: 0 E: 0 K: 0 S: 7 H: 0 LOB: 0 BB: 0 P: 8	R: 0 E: 0 K: 0 S: 5 H: 0 LOB: 0 BB: 1 P: 9	R: 0 E: 0 K: 0 S: 7 H: 1 LOB: 0 BB: 0 P: 11	R: 0 E: 0 K: 1 S: 12 H: 1 LOB: 2 BB: 1 P: 22	R: 0 E: 0 K: 1 S: 7 H: 0 LOB: 0 BB: 0 P: 12	R: 0 E: 0 K: 2 S: 11 H: 0 LOB: 1 BB: 1 P: 20	1B: 4 2B: 0 3B: 0 HR: 1		SF: 0 SAC: 0 DP: 2 HBP: 0			WP: 1 PB: 0 SB: 1 CS: 0	PA: 35

TOP

Chicago Cubs @ Milwaukee Brewers

Miller Park, Milwaukee, WI

Sun Apr 21 2013, 1:12 PM - 4:08 PM CDT

Att. 37,123 - Roof Closed - 70 F

livebaseballscorecards.com

AB	31
R	2
H	5
RBI	2
BB	4
SO	6
LOB	13

PITCHER		IP	WLS	BF	H	R	ER	SO	BB	IBB	HBP	BLK	WP	HR	S	P	ERA	WHIP
60 Wily Peralta, R ERA: 5.16	(1, 1)	6.2	W	27	5	2	2	3	3	0	0	0	0	1	56	91	2.70	1.200
59 John Axford, R ERA: 10.57	(7, 1)	0.1	H	1	0	0	0	0	0	0	0	0	1	0	4	6	0.00	0.000
32 Tom Gorzelanny, L ERA: 2.08	(8, 1)	1.0	H	4	0	0	0	1	1	0	0	0	0	0	9	18	0.00	1.000
29 Jim Henderson, R ERA: 1.0	(9, 1)	1.0	S	3	0	0	0	2	0	0	0	0	0	0	9	14	0.00	0.000

PITCHER	IP	WLS	BF	H	R	ER	SO	BB	IBB	HBP	BLK	WP	HR	S	P	ERA	WHIP

Batter	1	2	3	4	5	6	7	8	9	AB	R	H	RBI	BB	SO	LOB
7 Norichika Aoki, L (1, 9) OBP: 0.338, SLG: 0.406	B SI 91 S FC 88 F FC 90 F CU 78 B FC 87 X FC 90 2-2 ① G4-3		C CU 77 B SI 90 B CU 74 F FC 90 D CU 76 X FC 91 3-2 ③ G1-3		C CU 74 T FF 89 D CU 78 B SI 91 S CU 77 2-3 ② K		B SL 82 B CU 72 C SL 81 F FF 90 X SL 84 2-2 ③ F7			4	0	0	0	0	1	2
9 Jean Segura, R (1, 6) OBP: 0.406, SLG: 0.500	B SI 91 X SI 91 1-0 ② L9			B CU 74 B SI 91 C FC 88 B SI 92 B SI 90 4-1 BB 23 E 23 S 11 G5-3	D CU 79 B CU 76 X CH 86 2-0 E1 8 HR 2-3			C SI 86 F SL 78 X SL 77 0-2 ① G6-3		3	2	0	0	1	0	1
8 Ryan Braun, R (1, 7) OBP: 0.400, SLG: 0.640 22 Logan Schafer, L (9, 7) OBP: 0.176, SLG: 0.176	F FC 88 B SI 91 C SI 92 B SI 92 C SI 92 2-3 ③ K			C SI 89 1 SAFE F SI 91 T FC 90 0-2 ① K	F SI 91 B FC 89 C CU 78 B FF 91 X CU 78 2-2 HR 1-H 3-H			B SI 86 B SI 86 B SI 86 C SI 86 C SI 85 C SI 86 3-3 ② K		4 0	1 0	1 0	3 0	0 0	3 0	1 0
23 Rickie Weeks Jr., R (1, 4) OBP: 0.280, SLG: 0.288		B FC 89 B SI 91 B SI 91 C SI 91 C FC 89 X SI 91 3-2 ① G6-3		1 SAFE 1 SAFE C CU 75 B FC 89 1 SAFE 1 SAFE B CU 77 S FC 89 B SI 92 4-2 BB 11 G5-3 12 S 1-3	X FC 87 0-0 ③ G6-3			B SI 86 C SI 85 X SL 78 1-1 ③ P4		3	0	0	0	1	0	0
12 Martín Maldonado, R (1, 2) OBP: 0.300, SLG: 0.333		C SI 91 C FC 90 S SI 92 0-3 ② K		F SI 91 B FC 89 B SI 91 B CU 76 C SI 92 B SI 92 4-2 BB 11 G5-3 1-2		F FF 88 B FF 90 B SL 84 C FF 90 T FF 90 2-2 ① K				2	0	0	0	1	2	0
11 Alex Gonzalez, R (1, 3) OBP: 0.192, SLG: 0.213		X FC 88 0-0 ③ F7		B SI 91 B SI 91 B FC 90 C SI 91 X SI 91 3-1 ② G5-3 1-2 2-3 3-H		C SI 90 F FF 89 B FS 84 X FF 91 1-2 ② P6				3	0	0	1	0	0	2
27 Carlos Gómez, R (1, 8) OBP: 0.311, SLG: 0.467			B SI 90 C FC 89 B CU 77 F SI 91 B SI 92 X CU 77 3-2 60 SH1-3 1B	B SI 92 C CU 77 F SI 92 B CU 77 C CU 77 2-3 ③ K		B FF 90 M SL 83 X SL 83 1-1 ③ F8				3	0	1	0	0	1	2
3 Yuniesky Betancourt, R (1, 5) OBP: 0.278, SLG: 0.429			1 SAFE C SI 90 1 SAFE X SI 90 0-1 ① F9		B SI 91 F FC 89 B SI 92 X FC 88 2-1 9 E 8 HR 2B		F FF 90 X CH 81 0-1 ① G6-3			3	1	1	0	0	0	1
60 Wily Peralta, R (1, 1) OBP: 0.500, SLG: 0.429 59 John Axford, R (7, 1) 18 Khris Davis, R (7, PH) OBP: 0.267, SLG: 0.357 32 Tom Gorzelanny, R (8, 1) 29 Jim Henderson, L (9, 1)			1 SAFE X SI 90 0-0 ② SH1-3 1-2		C CU 77 L CU 77 S CU 76 0-3 ① K		C SL 82 C FF 89 B SL 82 B FF 91 X SL 83 2-2 ② P3			1 0 1 0 0	0 0 0 0 0	0 0 0 0 0	0 0 0 0 0	0 0 0 0 0	1 0 0 0 0	1 0 0 0 0
Inning Stats	R: 0 E: 0 K: 1 S: 8 H: 0 LOB: 0 BB: 0 P: 13	R: 0 E: 0 K: 1 S: 7 H: 0 LOB: 0 BB: 0 P: 10	R: 0 E: 0 K: 0 S: 9 H: 1 LOB: 1 BB: 0 P: 15	R: 1 E: 0 K: 2 S: 14 H: 0 LOB: 2 BB: 3 P: 31	R: 3 E: 1 K: 2 S: 13 H: 2 LOB: 0 BB: 0 P: 21	R: 0 E: 0 K: 1 S: 8 H: 0 LOB: 0 BB: 0 P: 12	R: 0 E: 0 K: 0 S: 8 H: 0 LOB: 0 BB: 0 P: 12	R: 0 E: 0 K: 1 S: 8 H: 0 LOB: 0 BB: 0 P: 12		1B: 1 2B: 1 3B: 0 HR: 1 SF: 0 SAC: 1 DP: 0 HBP: 0				WP: 0 PB: 0 SB: 2 CS: 0 PA: 31		

PITCHER		IP	WLS	BF	H	R	ER	SO	BB	IBB	HBP	BLK	WP	HR	S	P	ERA	WHIP
46 Scott Feldman, R ERA: 4.5	(1, 1)	5.0	L	22	3	4	1	6	3	0	0	0	0	1	51	90	1.80	1.200
28 Michael Bowden, R ERA: 2.08	(6, 1)	1.0		3	0	0	0	1	0	0	0	0	0	0	8	12	0.00	0.000
40 James Russell, L ERA:	(7, 1)	1.0		3	0	0	0	0	0	0	0	0	0	0	8	12	0.00	0.000
54 Shawn Camp, R ERA: 10.8	(8, 1)	1.0		3	0	0	0	1	0	0	0	0	0	0	8	12	0.00	0.000

PITCHER	IP	WLS	BF	H	R	ER	SO	BB	IBB	HBP	BLK	WP	HR	S	P	ERA	WHIP

BOTTOM

Chicago Cubs @ Milwaukee Brewers

Miller Park, Milwaukee, WI

Sun Apr 21 2013, 1:12 PM - 4:08 PM CDT

Att. 37,123 - Roof Closed - 70 F

livebaseballscorecards.com

AB	27
R	4
H	3
RBI	4
BB	3
SO	8
LOB	10

Chicago Cubs @ Cincinnati Reds

Great American Ball Park, Cincinnati, OH

Mon Apr 22 2013, 7:12 PM - 11:46 PM EDT

Att. 18,090 - Partly Cloudy - 70 F

TOP

livebaseballscorecards.com

Batter	1	2	3	4	5	6	7	8	9	10	11	12	13	AB	R	H	RBI	BB	SO	LOB
9 David DeJesus, L (1, 8) OBP: 0.379, SLG: 0.586	B SI 88 F SI 90 X SI 90 1-1 HR		C KC 77 C CH 82 B FF 90 B FC 88 D KC 80 D SL 81 4-2 13 1B BB		F SI 88 B SI 91 X KC 78 1-1 G4-6-3 1-2f		B CH 84 X SI 90 1-0 13 S 1B			B SI 89 B CH 80 X FF 89 2-0 F7	B SI 90 B KC 75 C SI 91 B KC 75 B SI 91 4-1 1-2 2-3 BB		B SI 94 F SI 94 B FS 88 X CU 77 2-1 G2-3	5	1	2	1	2	0	1
13 Starlin Castro, R (1, 6) OBP: 0.309, SLG: 0.443	B SI 90 X SI 89 1-0 G5-3		B SI 92 B CH 86 T SI 91 F SI 91 X SI 92 2-2 1-3 2-H 1B		C FC 88 S FC 88 F FC 88 X SL 80 0-2 P4		C SL 80 F FC 88 F FC 88 1 SAFE B FC 88 F FF 90 X SL 81 1-2 G4-3 1-2			X SL 81 0-0 L6	C FF 91 F FF 93 B FF 93 B FF 92 B FF 92 F FF 93 X FF 92 3-2 L9			6	0	1	1	0	0	4
44 Anthony Rizzo, L (1, 3) OBP: 0.286, SLG: 0.485	C SI 90 F FC 87 S SI 89 0-3 K		C SI 91 1 SAFE F FC 88 F SL 80 F FF 90 B FF 90 C FC 88 1-3 K			F SL 78 B FC 88 X CH 84 1-1 G3-1		X SI 96 0-0 L7		B SI 91 S KC 75 B FF 91 X KC 73 2-1 E3 12 E		C CU 73 C FF 92 B FF 92 F FF 92 B FF 92 F FF 92 B FF 92 S FF 92 3-3 K		6	0	0	0	0	3	2
12 Alfonso Soriano, R (1, 7) OBP: 0.289, SLG: 0.356	C SI 90 X SI 91 0-1 G6-3		S SI 90 B SI 90 S SI 90 B FC 88 B SL 81 F SL 80 X SL 81 3-2 F8			S SL 79 B FC 87 X SL 80 1-1 P4		C FF 96 S SL 90 B FF 96 B SL 87 X SL 91 2-2 G5-3		C SL 79 B SL 80 C SI 89 D SL 82 X SI 92 2-2 E6 1-2		C CU 75 F CU 74 B FF 94 F FF 92 B FF 93 S FF 93 2-3 K		6	0	0	0	0	1	3
19 Nate Schierholtz, L (1, 9) OBP: 0.377, SLG: 0.554 28 Michael Bowden, R (12, 1)		C KC 76 B SI 89 F FC 87 S SL 81 1-3 K		C FC 85 C CH 82 F FC 87 F SL 80 B FF 90 X KC 79 1-2 53 G5-4-3 1B		S SI 90 B CH 85 S SI 91 F SI 91 X FC 88 1-2 53 1B		X SI 94 0-0 1B		C KC 73 B SI 90 C SI 90 B SI 91 S KC 74 2-3 K		F FF 93 C CU 76 S FF 94 0-3 K		6	0	3	0	0	3	2
53 Welington Castillo, R (1, 2) OBP: 0.375, SLG: 0.463		B SI 90 X CH 83 1-0 G5-3		1 SAFE B SI 89 1 SAFE X SI 88 1-0 G5-4-3 1-2f		C KC 77 X SI 92 0-1 1-2 1B		D CU 77 C FC 89 B CU 75 S FC 87 F FC 90 C FC 90 2-3 K			C KC 71 F SL 81 B KC 74 B SL 79 C SI 90 2-3 K		C SI 93 X CU 78 0-1 E5 24 HR	6	1	1	0	0	2	2
24 Luis Valbuena, L (1, 5) OBP: 0.344, SLG: 0.442		C SI 90 F CH 84 S FF 92 0-3 K		C KC 76 B CH 84 B CH 83 B FC 88 F SI 91 X SI 91 3-2 1B		F CH 84 F FC 89 X FF 91 0-2 F9			B FF 97 C FF 93 S FF 96 S SL 86 1-3 K		B CH 82 C FF 89 S KC 75 B KC 75 B SI 90 S KC 72 3-3 K		B SI 93 B SI 93 X SI 93 2-0 2-H HR	6	1	2	2	0	3	2
15 Darwin Barney, R (1, 4) OBP: 0.200, SLG: 0.130		X SI 88 0-0 37 SH2-4 13 1B 1B	B KC 78 F CH 84 F KC 79 X CH 85 1-2 G5-3				F SI 89 F SL 79 F FC 87 B SL 80 X FC 87 1-2 G3-1		C FF 97 B FF 97 C FF 97 S FF 98 1-3 K		C FF 91 F FF 93 F KC 74 F SI 90 F KC 70 X SL 80 1-2 9 BB 20 BB 1B		X SI 94 0-0 G6-3	6	1	2	0	0	1	1
37 Travis Wood, R (1, 1) OBP: 0.200, SLG: 0.143 54 Shawn Camp, R (7, 1) 40 James Russell, L (7, 1) 21 Scott Hairston, R (9, PH) OBP: 0.100, SLG: 0.333 49 Carlos Marmol, R (9, 1) 20 Julio Borbon, L (11, PH) OBP: 0.667, SLG: 0.000 63 Kevin Gregg, R (11, 1) 17 Dave Sappelt, R (12, 9) OBP: 0.095, SLG: 0.143		X SI 88 0-0 SH2-4 1-2		B SI 88 B CH 83 F SI 90 B SI 90 F SI 90 B SI 91 4-2 9 G4-6-3 BB			F SI 90 C KC 79 S FC 88 0-3 K		B FF 98 C FF 97 S FF 97 B FF 99 S FF 99 2-3 K		C KC 70 B FF 89 S KC 74 D KC 74 F KC 74 B SI 90 B SI 91 4-2 9 BB 1-2 BB		B SI 93 C CU 78 C CU 78 B FC 88 S SI 93 2-3 K	1 0 0 0 1 0 0 0 0	0 0 0 0 0 0 0 0 0	0 0 0 0 0 0 0 0 0	0 0 0 0 0 1 0 0 1	1 0 0 0 0 0 0 0 0	1 0 0 0 0 0 0 0 0	0 0 0 0 0 0 0 0 0
Inning Stats	R: 1 E: 0 K: 1 S: 8 H: 1 LOB: 0 BB: 0 P: 10	R: 0 E: 0 K: 2 S: 7 H: 0 LOB: 0 BB: 0 P: 9	R: 1 E: 0 K: 1 S: 16 H: 2 LOB: 2 BB: 1 P: 26	R: 0 E: 0 K: 0 S: 12 H: 2 LOB: 1 BB: 0 P: 18	R: 0 E: 0 K: 0 S: 8 H: 0 LOB: 0 BB: 1 P: 13	R: 0 E: 0 K: 0 S: 13 H: 2 LOB: 2 BB: 0 P: 16	R: 0 E: 0 K: 1 S: 13 H: 1 LOB: 1 BB: 0 P: 16	R: 0 E: 0 K: 1 S: 9 H: 1 LOB: 1 BB: 0 P: 13	R: 0 E: 0 K: 3 S: 9 H: 0 LOB: 0 BB: 0 P: 13	R: 0 E: 2 K: 1 S: 10 H: 0 LOB: 2 BB: 0 P: 18	R: 0 E: 0 K: 2 S: 19 H: 1 LOB: 3 BB: 2 P: 36	R: 0 E: 0 K: 3 S: 12 H: 0 LOB: 0 BB: 0 P: 17	R: 2 E: 1 K: 1 S: 9 H: 1 LOB: 0 BB: 0 P: 15	1B: 9 2B: 0 3B: 0 HR: 2	SF: 0 SAC: 1 DP: 2 HBP: 0	WP: 0 PB: 0 SB: 1 CS: 0	PA: 55			

PITCHER		IP	WLS	BF	H	R	ER	SO	BB	IBB	HBP	BLK	WP	HR	S	P	ERA	WHIP
44 Mike Leake, R ERA: 3.81	(1, 1)	7.0		29	8	2	2	5	2	0	0	0	0	1	77	108	2.57	1.429
51 Jonathan Broxton, R ERA: 7.36	(8, 1)	0.2		3	1	0	0	0	0	0	0	0	0	0	5	7	0.00	1.500
66 Logan Ondrusek, R ERA: 3.6	(8, 1)	0.1		1	0	0	0	1	0	0	0	0	0	0	4	6	0.00	0.000
54 Aroldis Chapman, L ERA: 0.87	(9, 1)	1.0		3	0	0	0	3	0	0	0	0	0	0	9	13	0.00	0.000
63 Sam LeCure, R ERA: 0.93	(10, 1)	1.2		10	1	0	0	3	2	0	0	0	0	0	25	47	0.00	1.800

PITCHER		IP	WLS	BF	H	R	ER	SO	BB	IBB	HBP	BLK	WP	HR	S	P	ERA	WHIP
60 J.J. Hoover, R ERA: 4.22	(11, 1)	1.1		4	0	0	0	3	0	0	0	0	0	0	16	24	0.00	0.000
31 Alfredo Simon, R ERA: 4.91	(13, 1)	1.0	W	5	1	2	1	1	0	0	0	0	0	1	9	15	9.00	1.000

AB	50
R	4
H	11
RBI	4
BB	4
SO	16
LOB	17

Chicago Cubs @ Cincinnati Reds

Great American Ball Park, Cincinnati, OH

Mon Apr 22 2013, 7:12 PM - 11:46 PM EDT

Att. 18,090 - Partly Cloudy - 70 F

livebaseballscorecards.com

BOTTOM

Batter	1	2	3	4	5	6	7	8	9	10	11	12	13	AB	R	H	RBI	BB	SO	LOB
17 Shin-Soo Choo, L (1, 8) OBP: 0.521, SLG: 0.606	C FF 89 C FF 91 B FF 92 X FC 88 1-2 G6-3 ①		C SL 77 F FC 85 B FF 90 B FC 85 F CH 80 D SL 79 B FF 92 4-2 BB			H SL 76 1-0 HBP	B FF 90 F SL 90 C FF 89 F SI 89 B SL 82 T SI 90 2-2 K ③			B SL 84 1 SAFE 1 SAFE B FF 92 I IN 72 I IN 72 4-0 2 G4-3 1-2 IBB		B SL 84 F SL 83 C FF 90 B FS 84 X SL 80 2-2 F7 ③		3	0	0	0	2	1	1
2 Zack Cozart, R (1, 6) OBP: 0.241, SLG: 0.413 60 J.J. Hoover, R (11, 1) 26 Xavier Paul, L (13, 7) OBP: 0.320, SLG: 0.480	C FF 90 T CH 81 F FF 90 X FF 92 0-2 L9 ②		C CH 79 S FC 87 C FC 88 0-3 K ③			1 SAFE X CH 77 0-0 L7 ①		B CH 79 B SI 88 B FF 87 B SI 88 4-0 4 G1-4-3 BB		C SL 82 B SL 84 X FF 92 1-1 G4-3 ② 1-2 2-3			C SL 82 S SL 83 X SL 84 0-2 4 2B 32 2B 1B	4 0 1	0 0 1	0 0 1	0 0 0	1 0 0	1 0 0	5 0 0
19 Joey Votto, L (1, 3) OBP: 0.500, SLG: 0.478	C FF 90 S FF 88 B FF 93 X FC 88 1-2 G6-3 ③			S SL 78 B FC 87 B FF 90 B FF 89 B FC 85 4-1 BB		F FF 87 F FF 88 S FC 86 0-3 K ②	C SL 77 B SI 88 C FC 84 B SI 89 X FC 87 2-2 L8 ③	C SL 80 C SL 80 1 SAFE S FF 88 0-3 K ①		B SL 86 F SL 84 F FF 94 S SL 84 1-3 K ③			C FF 90 B SL 83 F SL 81 F FF 91 X FF 89 2-2 L7 ①	5	0	0	0	1	3	5
4 Brandon Phillips, R (1, 4) OBP: 0.344, SLG: 0.519		X SI 88 0-0 P3 ①		C FC 87 S CH 78 B FF 91 F CH 79 F FC 87 F FF 88 F SL 78 1 SAFE X FC 87 1-2 L9 ①				C SL 80 C SL 80 1 SAFE 1 SAFE X CH 80 0-1 G1-4-3 ②③ 1-2?			C FF 90 C FF 90 X FS 83 0-2 G6-3 ①		S FF 90 B SL 85 S SL 84 X FF 92 1-2 32 2B 1-3 2B	6	1	1	0	0	0	3
32 Jay Bruce, L (1, 9) OBP: 0.351, SLG: 0.400		C FF 90 B SL 80 C SL 78 S SL 79 1-3 K ②		S SL 76 B SL 78 1 SAFE B FC 86 C FF 89 S FC 87 2-3 K ②			F SL 75 X FF 88 0-1 HR		S SL 84 X SL 84 0-1 G3-1 ①		C CU 78 B CU 79 B FF 90 B FS 83 B FS 83 4-1 BB		B SL 80 X SL 81 1-0 21 G4-3 3 1B 2-H 3-H 2B	5	2	2	3	1	2	1
21 Todd Frazier, R (1, 5) OBP: 0.346, SLG: 0.535		B FF 90 F FF 91 B FC 86 F FC 88 F FF 93 S SL 79 2-3 K ③		B FC 87 X FF 89 1-0 P6 ③			C SL 77 X FC 86 0-1 G5-3 ①		B FF 93 C SL 85 B SL 84 B FF 93 C SL 83 S SL 81 3-3 K ②		C FF 91 X FF 90 1-0 L8 ②		C FF 91 X FF 89 0-1 G4-3 ② 2-3	6	0	0	0	0	2	3
28 Chris Heisey, R (1, 7) OBP: 0.203, SLG: 0.269 63 Sam LeCure, R (10, 1) 3 Cesar Izturis, S (11, 6) OBP: 0.333, SLG: 0.238			C SI 87 B SL 78 X CH 79 1-1 L8 ①		X SI 88 0-0 L6 ①		B CH 79 T FC 87 X FC 86 1-1 39 BLK 9 3B 1B		B FF 94 X FF 93 1-0 G4-3 ③		C FF 91 B FF 91 X FF 90 1-1 L8 ③		B FF 90 F FF 90 X FF 90 1-1 3-H 1B	4 0 2	1 0 0	1 0 1	0 0 1	0 0 0	0 0 1	0 0 0
39 Devin Mesoraco, R (1, 2) OBP: 0.385, SLG: 0.375			B SL 73 B SI 88 C SI 89 F CH 79 X FC 86 2-2 44 SH3-4 1B		C SI 88 X FC 86 0-1 44 CS 1B		1 SAFE 1 SAFE B SL 81 C SI 87 D SL 81 C SL 80 F SL 80 X SI 86 2-2 F8 ② 1-2		X FF 93 0-0 F8 ①		C SL 82 L FF 90 B SL 85 B FS 82 X FF 91 2-2 L9 ①		5	0	2	0	0	0	1
44 Mike Leake, R (1, 1) OBP: 0.400, SLG: 0.600 9 Jack Hannahan, L (7, PH) OBP: 0.400, SLG: 0.474 51 Jonathan Broxton, R (8, 1) 66 Logan Ondrusek, R (8, 1) 54 Aroldis Chapman, L (9, 1) 15 Derrick Robinson, S (10, 7) OBP: 0.368, SLG: 0.500 31 Alfredo Simon, R (13, 1) OBP: 1.000, SLG: 1.000			L SI 88 S SI 88 X FC 86 0-2 SH3-4 1-2		S SI 89 S FF 90 B FF 88 X FC 87 1-2 G5-3 ②③ 1-2		S SL 82 B SL 80 X SL 79 1-1 2-H 3B			B SL 84 B SL 83 B FF 93 B FF 93 4-0 2 G4-3 17 S BB		B SL 83 S FF 90 B FF 91 X SI 88 2-1 L7 ②		1 1 0 0 0 0 1 0 0	0 0 0 0 0 0 0 0 0	0 1 0 0 0 0 0 0 0	0 1 0 0 0 0 1 0 0	0 0 0 0 0 0 0 0 0	0 0 0 0 0 0 0 0 0	1 0 0 0 0 0 0 0 0
Inning Stats	R: 0 E: 0 K: 0 S: 10 H: 0 LOB: 0 BB: 0 P: 12	R: 0 E: 0 K: 2 S: 8 H: 0 LOB: 0 BB: 0 P: 11	R: 0 E: 0 K: 1 S: 14 H: 1 LOB: 2 BB: 1 P: 21	R: 0 E: 0 K: 1 S: 12 H: 0 LOB: 1 BB: 1 P: 20	R: 0 E: 0 K: 0 S: 6 H: 1 LOB: 0 BB: 0 P: 7	R: 0 E: 0 K: 1 S: 7 H: 0 LOB: 1 BB: 0 P: 10	R: 2 E: 0 K: 1 S: 16 H: 3 LOB: 1 BB: 0 P: 22	R: 0 E: 0 K: 1 S: 5 H: 0 LOB: 0 BB: 1 P: 9	R: 0 E: 0 K: 1 S: 6 H: 0 LOB: 0 BB: 0 P: 10	R: 0 E: 0 K: 1 S: 6 H: 0 LOB: 2 BB: 2 P: 16	R: 0 E: 0 K: 0 S: 7 H: 0 LOB: 1 BB: 1 P: 13	R: 0 E: 0 K: 0 S: 8 H: 0 LOB: 0 BB: 0 P: 14	R: 3 E: 0 K: 0 S: 14 H: 4 LOB: 1 BB: 0 P: 19	1B: 5 2B: 2 3B: 1 HR: 1 SF: 0 SAC: 1 DP: 1 HBP: 1	WP: 0 PB: 0 SB: 1 CS: 1 PA: 52						

	AB	44
	R	5
	H	9
	RBI	5
	BB	6
	SO	9
	LOB	21

PITCHER		IP	WLS	BF	H	R	ER	SO	BB	IBB	HBP	BLK	WP	HR	S	P	ERA	WHIP
37 Travis Wood, L ERA: 2.08	(1, 1)	6.1		25	4	2	2	5	2	0	1	0	0	1	63	88	2.84	0.947
54 Shawn Camp, R ERA: 10.29	(7, 1)	0.1	H	1	0	0	0	0	0	0	0	1	0	0	4	6	0.00	0.000
40 James Russell, L ERA:	(7, 1)	1.1	B	5	1	0	0	2	1	0	0	0	0	0	11	18	0.00	1.500
49 Carlos Marmol, R ERA: 5.19	(9, 1)	2.0		8	0	0	0	2	1	1	0	0	0	0	12	26	0.00	0.500
63 Kevin Gregg, R ERA:	(11, 1)	1.0		4	0	0	0	0	1	0	0	0	0	0	7	13	0.00	1.000

PITCHER		IP	WLS	BF	H	R	ER	SO	BB	IBB	HBP	BLK	WP	HR	S	P	ERA	WHIP
28 Michael Bowden, R ERA: 4.35	(12, 1)	1.2	L	9	4	3	3	0	0	0	0	0	0	0	22	33	16.20	2.400

Batter	1	2	3	4	5	6	7	8	9	10	AB	R	H	RBI	BB	SO	LOB
17 Dave Sappelt, R (1, 8) OBP: 0.192, SLG: 0.240 (9, 7) 63 Kevin Gregg, R (10, 1)	B C FF 90 B CH 84 F FF 91 C FF 93 2-3 K ①		B SL 77 X FF 93 1-0 F9 ②			B FF 89 X FF 88 1-0 13 F9 44 FC4-2 2B		B CU 79 B FC 90 B FC 90 C FC 93 C FC 92 B FC 93 4-2 BB		B FS 84 B FS 82 C FF 92 B FF 93 X FF 92 3-1 44 L7-4 13 S 2-H 1B	4	0	2	1	1	1	0
13 Starlin Castro, R (1, 6) OBP: 0.302, SLG: 0.422	B SL 78 F FF 92 S FF 91 S FF 94 1-3 K ②		B CH 84 B CH 83 B FF 93 C FF 91 F FF 92 X FF 92 3-2 G6-3 ③			D SL 77 D FF 91 C FF 90 B FF 90 X FF 92 3-1 F9 ① 2-3		X FC 87 0-0 F9 ③		B FS 83 C FF 92 D FS 84 F FF 92 B SL 80 B FS 83 4-2 1-2 BB	4	0	0	0	1	1	2
44 Anthony Rizzo, L (1, 3) OBP: 0.268, SLG: 0.452	C FF 93 S SL 79 C FF 95 0-3 K ③			B SL 78 C SL 78 F FF 93 X FF 94 1-2 G4-3 ①		S FF 92 D FF 93 X SL 79 1-1 FC4-2 12 CS 3-H			C FF 92 F SL 80 F SL 80 B FS 85 S SL 81 1-3 K ① B SI 92 C SI 93 B FS 85 S SI 94 X FS 85 2-2 L7-4 ②③ 2-2		5	0	0	0	0	2	3
12 Alfonso Soriano, R (1, 7) OBP: 0.313, SLG: 0.377 9 David DeJesus, L (9, PR) OBP: 0.379, SLG: 0.586 (9, 8)		T FF 93 B CH 85 S FF 94 X FF 94 1-2 21 S 21 SF7 1B		X FF 92 0-0 F7 ②		1 SAFE 0-0 CS ③ 1-2	C FF 93 B CH 84 B FF 94 F FF 91 F FF 93 B SL 78 X FF 94 3-2 1B		C FS 84 F SI 93 X FF 92 0-2 E6 1B		4	1	3	0	0	0	0
53 Welington Castillo, R (1, 2) OBP: 0.350, SLG: 0.431	C FF 92 1 SAFE B SL 78 F FF 92 D FF 93 B FF 93 T FF 91 3-2 K ①		B SL 76 S FF 91 F FF 92 C FF 90 1-3 K ③				B FF 91 B FF 91 C FF 91 1 SAFE 1 SAFE F FF 88 S FF 90 2-3 K ①		B FF 93 B FS 84 F SL 83 C FS 82 C FF 93 2-3 K ②		4	0	0	0	0	4	3
21 Scott Hairston, R (1, 9) OBP: 0.130, SLG: 0.300 19 Nate Schierholtz, L (8, 9) OBP: 0.371, SLG: 0.544	C FF 92 C SL 78 X FF 94 0-2 SF7 ② 1-H				F CH 82 X FF 91 0-1 F8 ①		B SL 75 S FF 89 X FF 90 1-1 P4 ②		S FS 85 B SL 80 B SL 81 S FS 84 B FF 93 S FS 84 3-3 K ③		2	0	0	1	0	0	1
1 Cody Ransom, R (1, 5) OBP: 0.133, SLG: 0.400	X FF 92 0-0 HR				B SL 77 F FF 91 C SL 79 B SL 80 B FF 93 X FF 92 3-2 15 G3-1 2B		B FF 90 B CH 82 1 SAFE F FF 90 S FF 90 1 SAFE F FF 92 B FF 94 F FF 93 3-2 F FF 93 T FF 93 K ③			S FS 82 C FS 82 B SL 83 B FF 91 B FS 83 X FF 92 3-2 L9 ①	1	4	1	2	1	0	1	1
15 Darwin Barney, R (1, 4) OBP: 0.207, SLG: 0.259	C SL 77 B FF 93 F FF 93 B SL 79 B FF 92 X FF 94 3-2 L8 ③				C FF 89 X SL 78 0-1 G3-1 ② 2-3			C FC 90 F CU 78 F FF 94 B FC 93 F CH 80 B CU 81 B CU 77 X FC 93 3-2 G6-3 ①		B FF 92 S FS 83 B FS 83 X FF 92 2-1 HR	4	1	1	1	0	0	1
33 Carlos Villanueva, R (1, 1) OBP: 0.083, SLG: 0.083 49 Carlos Marmol, R (9, 1) 20 Julio Borbon, L (10, PH) OBP: 0.750, SLG: 0.667 (10, 7)			C FF 87 C FF 89 S FF 92 0-3 K ①		S FF 89 C FF 90 S FF 92 0-3 K ③			C FC 92 F FF 94 S FC 90 0-3 K ②		C SL 82 S FS 84 B SL 80 B FS 84 X FF 92 2-2 E2 17 S 17 1B 1B	3	0	0	0	0	3	1
											0	0	0	0	0	0	0
											1	1	1	0	0	0	0
Inning Stats	R: 0 E: 0 K: 3 S: 9 H: 0 LOB: 0 BB: 0 P: 12	R: 2 E: 0 K: 1 S: 13 H: 2 LOB: 0 BB: 0 P: 20	R: 0 E: 0 K: 1 S: 7 H: 0 LOB: 0 BB: 0 P: 11	R: 0 E: 0 K: 1 S: 7 H: 0 LOB: 0 BB: 0 P: 9	R: 0 E: 0 K: 1 S: 10 H: 1 LOB: 1 BB: 0 P: 13	R: 0 E: 0 K: 0 S: 5 H: 1 LOB: 0 BB: 0 P: 10	R: 0 E: 0 K: 2 S: 15 H: 1 LOB: 1 BB: 0 P: 24	R: 0 E: 0 K: 1 S: 11 H: 0 LOB: 1 BB: 1 P: 18	R: 0 E: 1 K: 3 S: 13 H: 1 LOB: 1 BB: 0 P: 19	R: 2 E: 1 K: 0 S: 15 H: 3 LOB: 1 BB: 1 P: 31	1B: 5 2B: 3 3B: 0 HR: 2 SF: 1 SAC: 0 DP: 1 HBP: 0						

PITCHER		IP	WLS	BF	H	R	ER	SO	BB	IBB	HBP	BLK	WP	HR	S	P	ERA	WHIP
52 Tony Cingrani, L ERA: 2.25	(1, 1)	7.0		25	5	2	2	9	0	0	0	0	0	1	66	99	2.57	0.714
66 Logan Ondrusek, R ERA: 3.0	(8, 1)	1.0		4	0	0	0	1	1	0	0	0	0	0	11	18	0.00	1.000
43 Manny Parra, L ERA: 8.1	(9, 1)	1.1	L	9	4	2	1	3	1	0	0	0	0	1	25	45	6.75	3.750
31 Alfredo Simon, R ERA: 4.63	(10, 1)	0.2		1	0	0	0	0	0	0	0	0	0	0	3	5	0.00	0.000

PITCHER	IP	WLS	BF	H	R	ER	SO	BB	IBB	HBP	BLK	WP	HR	S	P	ERA	WHIP

TOP

Chicago Cubs @ Cincinnati Reds

Great American Ball Park, Cincinnati, OH

Tue Apr 23 2013, 7:11 PM - 10:21 PM EDT

Att. 24,021 - Cloudy - 69 F

livebaseballscorecards.com

AB	36
R	4
H	9
RBI	4
BB	2
SO	13
LOB	13

WP: 0 PA: 40
PB: 0
SB: 4
CS: 1

Batter	1	2	3	4	5	6	7	8	9	10	AB	R	H	RBI	BB	SO	LOB
17 Shin-Soo Choo, L (1, 8) OBP: 0.535, SLG: 0.613	B FF 86 B SI 85 X FF 86 2-0 2 G5-4-3 1B		X CU 71 0-0 G4-3			L CH 78 X EP 60 0-1 1B			B SI 86 F CU 71 B CH 79 C CH 79 B SL 81 B SL 80 4-2 2 SH3-4 19 1B BB	B FF 91 C FF 91 B FF 90 X CU 79 2-1 1-2 1B	4	1	3	0	1	0	0
2 Zack Cozart, R (1, 6) OBP: 0.229, SLG: 0.392	B SI 85 1 SAFE F FF 86 X FF 86 1-1 ① ② G5-4-3 1-2f			C SL 78 C FF 88 X SL 81 0-2 ① G6-3		1 SAFE X FF 85 0-0 ③ F7			1 SAFE X SL 79 0-0 ① SH3-4 1-2	B CU 80 S FF 91 C FF 91 X FF 91 1-2 ② L9	4	0	0	0	0	0	4
19 Joey Votto, L (1, 3) OBP: 0.485, SLG: 0.459	B FF 87 X CH 79 1-0 ③ G4-3			F EP 60 X FF 87 0-1 ② F7			B FF 85 C CH 79 S CH 79 X SL 82 1-2 ① G4-3		B FF 92 X SL 84 1-0 21 BB 4 BB 2-H 1B	B FF 91 C FF 92 C FF 90 D FF 91 S FF 91 2-3 ③ K	5	0	1	1	0	1	2
4 Brandon Phillips, R (1, 4) OBP: 0.340, SLG: 0.500		C FF 85 B CU 72 B SI 87 X CH 78 2-1 ① G5-3		B FF 88 B SL 79 B FF 88 C FF 87 X FF 88 3-1 ③ L8			S CH 79 B FF 88 S SL 79 X CH 79 1-2 E5 21 G5-3 32 BB		B FF 91 C FF 92 B FF 93 D SL 83 B SL 82 4-1 28 FC5 21 BB 1-2 BB		3	0	0	0	1	0	0
32 Jay Bruce, L (1, 9) OBP: 0.347, SLG: 0.386		B FF 88 C FF 87 F SI 88 F SL 81 B SL 84 S CH 81 2-3 ② K			S CH 77 B FF 88 B CU 74 C CH 79 F SL 81 X CH 81 2-2 ① G3		B CU 74 B FF 87 B FF 86 S CH 78 1 SAFE B CH 81 4-1 1-2 BB		C SL 83 B SL 84 S SL 83 S SL 82 1-3 ② K		3	0	0	0	1	2	2
21 Todd Frazier, R (1, 5) OBP: 0.341, SLG: 0.514		C FF 88 B FF 89 B CU 72 S CH 81 F SL 81 F FF 90 F CH 81 S SL 82 2-3 ③ K			X SL 79 0-0 ② G5-3		X CH 78 0-0 ② ③ G5-3 2-3f		C FF 93 C FF 91 B SL 84 B SL 83 F FF 92 B SL 81 D SL 83 4-2 28 FC5 1-2 2-3 BB		3	0	0	0	1	1	2
28 Chris Heisey, R (1, 7) OBP: 0.205, SLG: 0.310			X FF 86 0-0 HR		B SI 89 S CH 79 S CU 74 C CH 81 1-3 ③ K			B CH 77 X CH 78 1-0 ① G5-3	C FF 92 S FF 92 F FF 93 F SL 83 X SL 82 0-2 ③ FC5 1-2 2-3f		4	1	1	1	0	1	3
37 Corky Miller, R (1, 2) 15 Derrick Robinson, S (10, PH) OBP: 0.350, SLG: 0.235			B FF 85 C FF 85 S CU 73 S SL 80 1-3 ① K			C CU 78 B FF 87 C CH 78 S SL 81 1-3 ① K		B FF 86 X CH 78 1-0 ② G5-3	C FF 90 C FF 89 B FF 89 F CU 80 B FF 89 F FF 91 F FF 90 B FS 83 S FF 91 3-3 ① K		3 1	0 0	0 0	0 0	0 0	2 1	0 0
52 Tony Cingrani, L (1, 1) 66 Logan Ondrusek, R (8, 1) 9 Jack Hannahan, L (8, PH) OBP: 0.381, SLG: 0.450 43 Manny Parra, L (9, 1) OBP: 0.500, SLG: 0.500 31 Alfredo Simon, R (10, 1) OBP: 1.000, SLG: 1.000 26 Xavier Paul, L (10, PH) OBP: 0.346, SLG: 0.500			B FF 88 B FF 87 C FF 84 F FF 86 X CH 79 2-2 ② G4-3			B FF 88 F FF 85 S FF 88 T CU 75 1-2 ② K		B CH 78 B SI 88 B CH 79 C FF 87 X CH 79 3-1 ③ F8	F FF 92 B CU 79 C CU 78 X CU 79 1-2 17 1B 1B	2 0 1 0 0 1	0 0 0 0 0 0	0 0 0 0 0 1	0 0 0 0 0 0	1 0 0 0 0 0	0 0 0 0 0 0	0 0 0 0 0 0
Inning Stats	R: 0 E: 0 K: 0 S: 4 H: 1 LOB: 0 BB: 0 P: 8	R: 0 E: 0 K: 2 S: 12 H: 0 LOB: 0 BB: 0 P: 18	R: 1 E: 0 K: 1 S: 8 H: 1 LOB: 0 BB: 0 P: 11	R: 0 E: 0 K: 0 S: 7 H: 0 LOB: 0 BB: 0 P: 10	R: 0 E: 0 K: 1 S: 8 H: 0 LOB: 0 BB: 0 P: 11	R: 0 E: 0 K: 2 S: 9 H: 1 LOB: 1 BB: 0 P: 11	R: 0 E: 1 K: 0 S: 8 H: 0 LOB: 1 BB: 1 P: 14	R: 0 E: 0 K: 0 S: 4 H: 0 LOB: 0 BB: 0 P: 9	R: 1 E: 0 K: 1 S: 16 H: 1 LOB: 3 BB: 3 P: 30	R: 0 E: 0 K: 2 S: 17 H: 2 LOB: 2 BB: 0 P: 26	1B: 5 2B: 0 3B: 0 HR: 1	SF: 0 SAC: 1 DP: 2 HBP: 0					

PITCHER		IP	WLS	BF	H	R	ER	SO	BB	IBB	HBP	BLK	WP	HR	S	P	ERA	WHIP
33 Carlos Villanueva, R ERA: 1.53	(1, 1)	8.1		29	3	2	2	6	2	0	0	0	0	1	63	99	2.16	0.600
49 Carlos Marmol, R ERA: 4.82	(9, 1)	0.2	W	5	1	0	0	1	2	0	0	0	0	0	13	23	0.00	4.500
63 Kevin Gregg, R ERA:	(10, 1)	1.0	S	5	2	0	0	2	0	0	0	0	0	0	17	26	0.00	2.000

PITCHER	IP	WLS	BF	H	R	ER	SO	BB	IBB	HBP	BLK	WP	HR	S	P	ERA	WHIP

BOTTOM

Chicago Cubs @ Cincinnati Reds

Great American Ball Park, Cincinnati, OH

Tue Apr 23 2013, 7:11 PM - 10:21 PM EDT

Att. 24,021 - Cloudy - 69 F

livebaseballscorecards.com

AB	34
R	2
H	6
RBI	2
BB	4
SO	9
LOB	13

1B: 5	SF: 0	WP: 0	PA: 39
2B: 0	SAC: 1	PB: 0	
3B: 0	DP: 2	SB: 0	
HR: 1	HBP: 0	CS: 0	

Batter	1	2	3	4	5	6	7	8	9	AB	R	H	RBI	BB	SO	LOB
9 David DeJesus, L (1, 8) OBP: 0.357, SLG: 0.548	B FF 92 S SI 92 B CU 77 C FF 93 F SL 87 B CU 75 F X SI 93 3-2 ① L9			B CU 73 B SI 89 C SI 89 X SI 91 2-1 ① P6		B SI 90 C CU 76 X CU 76 1-1 ② G4-3 2-3		B SL 91 C SL 91 F SL 90 B SL 90 F SL 92 X FF 96 2-2 ③ G6-3		4	0	0	0	0	0	4
20 Julio Borbon, L (1, 7) OBP: 0.571, SLG: 0.667 17 Dave Sappelt, R (9, PH) OBP: 0.185, SLG: 0.231	C SI 92 B CH 81 C SI 90 B CU 79 F FC 92 B SL 84 X SL 85 3-2 ② G1-3			X SI 92 0-0 2B		B SI 89 C CU 76 X SI 90 1-1 ③ B4-3			C FF 93 C FF 95 B FF 95 S FF 94 1-3 ① K	3 1	0 0	1 0	0 0	0 0	0 1	1 0
13 Starlin Castro, R (1, 6) OBP: 0.300, SLG: 0.414	B SL 84 F FF 92 X SI 93 1-1 ③ G4-3			C SI 90 B SL 83 B SI 91 C SL 84 C SI 91 2-3 ② K			C SL 84 S SL 85 B SL 85 F SL 86 B SL 85 X SL 85 2-2 19 CS 1B		B FF 96 B FF 95 C FF 95 X FF 94 2-1 ② G6-3	4	0	1	0	0	1	1
44 Anthony Rizzo, L (1, 3) OBP: 0.267, SLG: 0.442		F SL 81 X CU 77 0-1 ① L8		X SI 92 0-0 ③ L8			C SI 89 C SI 91 B FC 94 B SL 85 X SL 84 2-2 ① L8		T FF 96 B SL 87 F FF 96 F FF 98 B FF 98 X FF 98 2-2 21 FC6-4 1B	4	0	1	0	0	0	2
19 Nate Schierholtz, L (1, 9) OBP: 0.354, SLG: 0.517 21 Scott Hairston, R (9, PH) OBP: 0.125, SLG: 0.286		C SI 90 B SI 90 C SI 89 S SL 85 1-3 ② K			B SI 89 X SL 81 1-0 ① F7		B SI 91 B SI 93 B SL 85 C FC 93 T FF 91 X SI 93 3-2 ②③ G3-1 1-2		C FF 99 S FF 98 X FF 97 0-2 ③ FC6-4 1-2f	3 1	0 0	0 0	0 0	0 0	1 0	1 1
30 Dioner Navarro, S (1, 2) OBP: 0.241, SLG: 0.385 37 Travis Wood, R (8, PR) OBP: 0.250, SLG: 0.143 53 Welington Castillo, R (8, 2) OBP: 0.350, SLG: 0.431		C FC 92 B CH 79 B FF 91 F SI 91 X SL 85 2-2 ③ F8			X SI 89 0-0 ② L5			C SI 90 C SI 90 B SL 85 B SL 83 F CH 81 B SI 91 B SI 92 4-2 1 SH2-3 24 1B BB		2 0 0	0 0 0	0 0 0	0 0 0	1 0 0	0 0 0	0 0 0
24 Luis Valbuena, L (1, 4) OBP: 0.344, SLG: 0.436			B SL 89 C SI 89 B CU 77 C SI 90 X SI 90 2-2 ① F7		B SI 90 C SI 89 B SI 91 X SI 91 2-1 ③ G1			B SI 91 B SI 91 C FF 92 F CH 84 F FF 92 X SI 91 2-2 1 SH2-3 1-2 1B		3	0	1	0	0	0	0
1 Cody Ransom, R (1, 5) OBP: 0.176, SLG: 0.412			C SL 84 C SL 86 B CU 77 S SL 86 1-3 ② K			X SI 90 0-0 9 G4-3 29 SH2-3 1B		B FF 93 B FF 94 X SL 89 2-0 ① SH2-3 1-2 2-3		2	0	1	0	0	1	0
29 Jeff Samardzija, R (1, 1) 54 Shawn Camp, R (7, 1) 12 Alfonso Soriano, R (8, PH) OBP: 0.309, SLG: 0.372 40 James Russell, L (8, 1)			C FC 92 S FC 94 F SL 84 B SL 85 S SL 84 1-3 ③ K			B FF 93 F FF 92 B FC 92 1 SAFE L FF 91 X SL 85 2-2 ① SH2-3 1-2		F SI 95 S FF 95 B SI 95 S SI 95 1-3 ② K	1 0 1 0	0 0 0 0	0 0 0 0	0 0 0 0	0 0 0 0	1 0 0 0	0 0 3 0
Inning Stats	R: 0 H: 0 E: 0 LOB: 0 K: 0 BB: 0 S: 11 P: 18	R: 0 H: 0 E: 0 LOB: 0 K: 1 BB: 0 S: 8 P: 11	R: 0 H: 0 E: 0 LOB: 0 K: 2 BB: 0 S: 10 P: 14	R: 0 H: 1 E: 0 LOB: 1 K: 1 BB: 0 S: 7 P: 11	R: 0 H: 0 E: 0 LOB: 0 K: 0 BB: 0 S: 4 P: 7	R: 0 H: 1 E: 0 LOB: 1 K: 0 BB: 0 S: 8 P: 12	R: 0 H: 1 E: 0 LOB: 0 K: 0 BB: 0 S: 10 P: 17	R: 0 H: 1 E: 0 LOB: 3 K: 1 BB: 1 S: 15 P: 26	R: 0 H: 1 E: 0 LOB: 1 K: 1 BB: 0 S: 12 P: 17	1B: 4 SF: 0 2B: 1 SAC: 2 3B: 0 DP: 0 HR: 0 HBP: 0						

PITCHER		IP	WLS	BF	H	R	ER	SO	BB	IBB	HBP	BLK	WP	HR	S	P	ERA	WHIP
55 Mat Latos, R ERA: 2.16	(1, 1)	7.0	W	25	4	0	0	4	1	0	0	0	0	0	65	103	0.00	0.714
51 Jonathan Broxton, R ERA: 6.48	(8, 1)	1.0	H	3	0	0	0	1	0	0	0	0	0	0	8	13	0.00	0.000
54 Aroldis Chapman, L ERA: 0.79	(9, 1)	1.0	S	4	1	0	0	1	0	0	0	0	0	0	12	17	0.00	1.000

PITCHER	IP	WLS	BF	H	R	ER	SO	BB	IBB	HBP	BLK	WP	HR	S	P	ERA	WHIP

TOP

Chicago Cubs @ Cincinnati Reds

Great American Ball Park, Cincinnati, OH

Wed Apr 24 2013, 2:07 PM - 4:49 PM EDT

Att. 16,426 - Overcast - 48 F

livebaseballscorecards.com

AB	29
R	0
H	5
RBI	0
BB	1
SO	6
LOB	13

Batter	1	2	3	4	5	6	7	8	9	AB	R	H	RBI	BB	SO	LOB
17 Shin-Soo Choo, L (1, 8) OBP: 0.534, SLG: 0.608	F SI 94 X SI 94 0-1 2 P4-3 1B		B SL 82 B FC 93 S FS 84 S FS 83 B SL 81 C FS 81 3-3 ① K		X FC 90 0-0 ② G6-3		B FF 86 X FF 84 1-0 2 G5-4-3 1B			4	0	2	0	0	1	2
2 Zack Cozart, R (1, 6) OBP: 0.230, SLG: 0.386	B FF 94 B FC 91 C FF 94 1 SAFE F FC 90 X FF 95 2-2 ①② P4-3 1-1f		S SL 82 B SL 83 F SI 94 B SL 83 F FC 91 S FS 84 2-3 ② K		C FC 93 B FS 84 F FF 95 X SI 95 1-2 1B		B FF 86 C SL 79 1 SAFE X SL 78 1-1 ②③ G5-4-3 1-2f			4	0	1	0	0	1	4
19 Joey Votto, L (1, 3) OBP: 0.477, SLG: 0.449	F SI 95 S SL 84 B FF 96 B FC 92 F F SL 83 F FF 96 X SL 82 2-2 4 CS 1B		C SL 83 F FS 84 C SI 94 0-3 ③ K		1 SAFE F FC 91 B FC 92 S FC 92 1 SAFE F SL 83 1 SAFE F SI 95 S FS 82 1-3 ③ K			C SL 82 B CU 73 C FF 88 S FF 90 1-3 ① K		4	0	1	0	0	3	3
4 Brandon Phillips, R (1, 4) OBP: 0.327, SLG: 0.477	F FF 94 B SL 82 B SL 82 B SL 80 S FC 91 3-2 ③ CS 1-2	C FF 95 S SI 95 F SI 98 B SI 97 C SL 81 1-3 ① K		X FC 89 0-0 ① L8		X FF 93 0-0 ① F9		F CH 81 F SL 82 F SL 84 B FF 91 F SI 90 B CH 81 X CH 80 2-2 ② G4-3		4	0	0	0	0	1	0
32 Jay Bruce, L (1, 9) OBP: 0.343, SLG: 0.380		X SI 96 0-0 1B		C SI 94 B SL 82 B FS 82 X SL 81 2-1 ② G4-3		C FS 83 S FS 82 B FS 82 T FS 83 1-2 ② K		B SL 83 S SL 81 F SL 82 X SL 85 1-2 ③ F7		4	0	1	0	0	1	0
21 Todd Frazier, R (1, 5) OBP: 0.352, SLG: 0.553		C SL 84 X SL 84 0-1 ② L7		B SL 81 S FC 91 B SI 94 B SL 82 B FC 90 4-1 26 WP BB		B SL 80 F FC 90 B SL 79 X FC 89 2-1 HR				2	1	1	1	1	0	1
26 Xavier Paul, L (1, 7) OBP: 0.379, SLG: 0.481 28 Chris Heisey, R (9, 7) OBP: 0.205, SLG: 0.310		C SL 83 S FS 83 F SL 83 B FF 94 S FS 83 1-3 ③ K		B FS 83 B SL 81 B FS 82 B SL 82 4-0 39 FC6-4 1-2 BB		B FS 83 C SL 81 S SL 83 B SL 83 B SL 82 B SL 82 4-2 39 FC6-4 BB				1 0	0 0	0 0	0 0	2 0	1 0	1 0
39 Devin Mesoraco, R (1, 2) OBP: 0.381, SLG: 0.371			C SL 82 B FC 92 F SL 81 X FF 96 1-2 55 1B 1B	X SL 83 0-0 ③ FC6-4 1-2f		X FC 91 0-0 ③ FC6-4 1-2f				3	0	1	0	0	0	3
55 Mat Latos, R (1, 1) OBP: 0.231, SLG: 0.250 51 Jonathan Broxton, R (8, 1) 54 Aroldis Chapman, L (9, 1)			B SI 93 F FF 93 1 SAFE B FF 93 L FF 94 F FF 94 B FC 93 X FF 93 3-2 1-2 1B		S SI 93 S SL 83 S SL 85 0-3 ① K		B SI 86 C FF 85 C SL 77 S SL 78 1-3 ① K			3 0 0	0 0 0	1 0 0	0 0 0	0 0 0	2 0 0	0 0 0
Inning Stats	R: 0 E: 0 K: 0 S: 13 H: 2 LOB: 0 BB: 0 P: 20	R: 0 E: 0 K: 2 S: 11 H: 1 LOB: 1 BB: 0 P: 13	R: 0 E: 0 K: 3 S: 17 H: 2 LOB: 2 BB: 0 P: 26	R: 0 E: 0 K: 0 S: 5 H: 0 LOB: 2 BB: 2 P: 15	R: 0 E: 0 K: 2 S: 12 H: 1 LOB: 1 BB: 0 P: 14	R: 1 E: 0 K: 1 S: 9 H: 1 LOB: 1 BB: 1 P: 16	R: 0 E: 0 K: 1 S: 6 H: 1 LOB: 0 BB: 0 P: 9	R: 0 E: 0 K: 1 S: 11 H: 0 LOB: 0 BB: 0 P: 15		1B: 7 2B: 1 3B: 0 HR: 1 SF: 0 SAC: 0 DP: 2 HBP: 0				WP: 1 PB: 0 SB: 0 CS: 1 PA: 33		

BOTTOM

Chicago Cubs @ Cincinnati Reds
Great American Ball Park, Cincinnati, OH
Wed Apr 24 2013, 2:07 PM - 4:49 PM EDT
Att. 16,426 - Overcast - 48 F

livebaseballscorecards.com

AB	29
R	1
H	8
RBI	1
BB	3
SO	10
LOB	14

PITCHER		IP	WLS	BF	H	R	ER	SO	BB	IBB	HBP	BLK	WP	HR	S	P	ERA	WHIP
29 Jeff Samardzija, R ERA: 3.03	(1, 1)	6.0	L	26	7	1	1	8	3	0	0	0	1	1	67	104	1.50	1.667
54 Shawn Camp, R ERA: 9.0	(7, 1)	1.0		3	1	0	0	1	0	0	0	0	0	0	6	9	0.00	1.000
40 James Russell, L ERA:	(8, 1)	1.0		3	0	0	0	1	0	0	0	0	0	0	11	15	0.00	0.000

PITCHER	IP	WLS	BF	H	R	ER	SO	BB	IBB	HBP	BLK	WP	HR	S	P	ERA	WHIP

Batter	1	2	3	4	5	6	7	8	9	AB	R	H	RBI	BB	SO	LOB
9 David DeJesus, L (1, 8) OBP: 0.351, SLG: 0.545	B FF 88 X SI 88 1-0 13 1B 2B		B CH 81 B CU 69 B CH 83 C FF 88 F FF 90 F FF 91 X CH 84 3-2 ① G3-1		B FF 89 C SL 78 B CH 83 F CH 85 C FF 86 2-3 ② K		B SI 90 F SI 93 X SL 86 1-1 ③ L8			4	1	1	0	0	1	0
13 Starlin Castro, R (1, 6) OBP: 0.298, SLG: 0.407	B FF 88 C SL 78 X CU 73 1-1 12 HBP 2-H 1B		B SL 80 X SI 89 1-0 ② L9		B FF 90 F SL 81 S FF 91 B CH 85 X SI 92 2-2 E4			C SL 86 C SI 95 S SL 89 0-3 ① K		4	0	1	1	0	1	0
44 Anthony Rizzo, L (1, 3) OBP: 0.256, SLG: 0.420	1 SAFE C SI 88 S CH 83 B SI 88 B SL 81 1 SAFE C SI 89 2-3 ① K		C FF 90 B CH 85 F SI 90 B SI 86 S SI 91 2-3 ③ K		F CU 72 B FF 89 1 SAFE B FF 88 F CU 74 S SL 79 2-3 ③ K			C SL 86 X FF 94 0-1 ② P5		4	0	0	0	0	3	2
12 Alfonso Soriano, R (1, 7) OBP: 0.306, SLG: 0.358	B FF 89 1 SAFE C FF 88 B SI 88 F FF 88 F FF 89 H SI 89 3-2 1-2 HBP			F FF 89 B SL 80 C SI 90 F SL 82 B CH 84 F FF 90 X SL 81 2-2 ① P4		F FF 89 F SI 89 F FF 90 X SI 91 0-2 ① G6-3		C SL 86 B FF 94 B FF 94 X SL 87 2-1 ③ F8		3	0	0	0	0	0	0
19 Nate Schierholtz, L (1, 9) OBP: 0.362, SLG: 0.578	C SI 88 B CH 83 X FF 87 1-1 ② F7			F SL 80 B CH 85 S SI 90 B CU 73 B FF 91 F FF 90 X FF 90 3-2 53 2B 2B		B SL 80 F SL 79 X CH 82 1-1 HR			B SI 93 S SI 94 B SL 83 S SI 94 F SI 95 F SI 93 X SI 93 2-2 ① G4-3	4	2	2	1	0	0	2
53 Welington Castillo, R (1, 2) OBP: 0.344, SLG: 0.435	B SI 89 S FF 90 F SL 79 X SI 89 1-2 ③ G6-3			C SL 80 X FF 90 0-1 24 G4-3 2-H 2B		C SL 80 B FF 91 C FF 91 F SL 80 S FF 91 1-3 ② K			C SI 93 C SI 93 S SL 85 0-3 ② K	4	0	1	1	0	2	2
24 Luis Valbuena, L (1, 5) OBP: 0.338, SLG: 0.475		C FF 89 B CH 80 F FF 89 F CH 84 F CU 73 B CU 72 F FF 90 X SL 80 2-2 ① P4		X CH 83 0-0 ② G4-3 2-3		C SI 90 B CH 83 S FF 91 B CH 85 F CU 74 F FF 90 F FF 91 F CU 74 F FF 92 2-2 ③ X SI 91 G4-3			X SI 94 0-0 HR	4	1	1	1	0	0	1
15 Darwin Barney, R (1, 4) OBP: 0.182, SLG: 0.226		X SL 79 0-0 ② G1-3		D CU 74 B FF 90 C FF 90 D SL 80 X FF 90 3-1 ③ F8			C SI 93 B SI 94 F SI 93 B SL 88 X SI 95 2-2 ① G5-3		X SI 94 0-0 ③ F8	4	0	0	0	0	0	1
36 Edwin Jackson, R (1, 1) 20 Julio Borbon, L (7, PH) OBP: 0.500, SLG: 0.571 56 Héctor Rondón, R (7, 1) 54 Shawn Camp, R (8, 1) 49 Carlos Marmol, R (9, 1)		C SI 88 C FF 89 B FF 89 X FF 89 1-2 ③ L4			C FF 89 F FF 89 C SI 90 0-3 ① K		C SI 94 F SL 87 B SI 95 S SL 90 1-3 ② K			2 1 0 0 0	0 0 0 0 0	0 0 0 0 0	0 0 0 0 0	0 0 0 0 0	1 1 0 0 0	0 0 0 0 0
Inning Stats	R: 1 E: 0 K: 1 S: 14 H: 2 LOB: 2 BB: 0 P: 23	R: 0 E: 0 K: 0 S: 10 H: 0 LOB: 0 BB: 0 P: 13	R: 0 E: 0 K: 1 S: 8 H: 0 LOB: 0 BB: 0 P: 14	R: 1 E: 0 K: 0 S: 14 H: 2 LOB: 1 BB: 0 P: 22	R: 0 E: 1 K: 3 S: 12 H: 0 LOB: 1 BB: 0 P: 18	R: 1 E: 0 K: 1 S: 18 H: 1 LOB: 0 BB: 0 P: 22	R: 0 E: 0 K: 1 S: 8 H: 0 LOB: 0 BB: 0 P: 12	R: 0 E: 0 K: 1 S: 7 H: 0 LOB: 0 BB: 0 P: 9	R: 1 E: 0 K: 1 S: 10 H: 1 LOB: 0 BB: 0 P: 12	1B: 1 2B: 3 3B: 0 HR: 2 SF: 0 SAC: 0 DP: 0 HBP: 1					WP: 0 PB: 0 SB: 0 CS: 0	PA: 35	

PITCHER		IP	WLS	BF	H	R	ER	SO	BB	IBB	HBP	BLK	WP	HR	S	P	ERA	WHIP
45 Kevin Slowey, R ERA: 2.43	(1, 1)	6.0		25	5	3	3	6	0	0	1	0	0	1	76	112	4.50	0.833
50 Chad Qualls, R ERA: 3.6	(7, 1)	1.1		4	0	0	0	2	0	0	0	0	0	0	11	15	0.00	0.000
40 Mike Dunn, L ERA: 2.45	(8, 1)	0.2		2	0	0	0	0	0	0	0	0	0	0	4	6	0.00	0.000
31 Steve Cishek, R ERA: 5.4	(9, 1)	1.0	L	4	1	1	1	1	0	0	0	0	0	1	10	12	9.00	1.000

PITCHER	IP	WLS	BF	H	R	ER	SO	BB	IBB	HBP	BLK	WP	HR	S	P	ERA	WHIP

Chicago Cubs @ Miami Marlins

Marlins Park, Miami, FL

Thu Apr 25 2013, 7:12 PM - 10:11 PM EDT

Att. 15,394 - Clear - 78 F

TOP

livebaseballscorecards.com

AB	34
R	4
H	6
RBI	4
BB	0
SO	9
LOB	8

Chicago Cubs @ Miami Marlins

Marlins Park, Miami, FL

Thu Apr 25 2013, 7:12 PM - 10:11 PM EDT

Att. 15,394 - Clear - 78 F

livebaseballscorecards.com

BOTTOM

Batter	1	2	3	4	5	6	7	8	9	AB	R	H	RBI	BB	SO	LOB
9 Juan Pierre, L (1, 7) OBP: 0.225, SLG: 0.234	B FF 90 L FF 90 B SI 92 X SI 91 2-1 G6-3 ①	C FF 92 X SL 84 0-1 30 S 27 FC6-4 1B 2-H		B FF 94 X FF 93 1-0 F9 ③		F FF 92 B FF 94 X FF 93 1-1 FC4-6 ③ 1-2f			X FF 92 0-0 FC2-5 ① 1-2 2-3f	5	1	1	1	0	0	4
30 Placido Polanco, R (1, 5) OBP: 0.349, SLG: 0.342	C FF 90 F SI 92 B FF 92 B FF 93 B SI 93 B FF 92 4-2 25 1B 27 1B 19 BB BB	1 SAFE B FF 91 B FF 92 B FF 92 B FF 94 4-0 27 FC6-4 BB 1-3			B FF 93 C SL 82 X FF 91 1-1 25 G2-3 1B		C FF 92 X FF 90 0-1 L1 ①		C FF 93 X FF 93 0-1 L8 ②	3	1	1	0	2	0	2
27 Giancarlo Stanton, R (1, 9) OBP: 0.324, SLG: 0.250	C FF 92 S SL 83 X SL 84 0-2 19 BB 25 1B 1-2 1B	C SL 84 D SL 85 1 SAFE 1 SAFE X FF 92 1-1 FC6-4 ② 1-2f 3-H			X SL 83 0-0 F7 ①		C FF 90 X SL 79 0-1 G1-3 ②		B SL 88 S SL 84 S FF 93 S SL 85 1-3 K ③	5	0	1	1	0	1	4
25 Joe Mahoney, L (1, 3) OBP: 0.286, SLG: 0.333	B SI 94 F SL 82 F FF 93 F SL 84 X SI 92 1-2 19 BB 1-2 2-3 1B	C FF 94 X FF 95 0-1 F7 ③			T SI 93 B SI 93 X SL 82 1-1 G2-3 ② 1-2		B SL 80 X FF 90 1-0 P5 ③			4	0	1	0	0	0	2
20 Justin Ruggiano, R (1, 8) OBP: 0.272, SLG: 0.408	S SL 85 S SL 86 S SL 85 0-3 K ②		C CU 77 B SL 86 S SL 82 F FF 93 B SL 87 S FF 94 2-3 K ①		B SL 85 S SL 84 B SL 87 S SL 85 C FF 95 2-3 K ③			F SI 86 X SL 79 0-1 F8 ①		4	0	0	0	0	3	4
19 Rob Brantly, L (1, 2) OBP: 0.308, SLG: 0.333	B SL 83 B SL 83 B FF 93 B FF 92 4-0 BB 1-2 2-3 3-H		C SI 93 B CU 78 X SI 94 1-1 L4 ②			C SL 82 B SI 94 C FF 95 H FF 95 2-2 13 SH1-3 HBP		B CH 81 B SL 78 C SL 77 F SL 78 B SI 85 F SL 78 X SI 86 3-2 G3-1 ②		2	0	0	1	1	0	0
13 Chris Valaika, R (1, 6) OBP: 0.333, SLG: 0.364	C FF 93 F SL 85 F SL 86 F FF 92 F SL 86 D SL 85 B FF 93 F SL 85 D SL 86 3-3 K ③ S FF 93		C FF 94 X FF 94 0-1 G1-3 ③			X FF 92 0-0 SH1-3 ① 1-2		S SL 78 B SI 86 F SL 79 B SL 79 X SL 77 2-2 F9 ③		3	0	0	0	0	1	3
17 Donovan Solano, R (1, 4) OBP: 0.317, SLG: 0.270		C FF 93 X SI 94 0-1 45 SH3 9 1B 1B		C FF 94 B FF 94 B FF 95 S SL 84 B SL 85 X FF 95 3-2 G6-3 ①		B FF 93 X SL 84 1-0 F7 ②			B FF 93 B FF 92 C FF 93 B SL 82 B SL 83 4-1 9 FC2-5 26 1B BB	3	1	1	0	1	0	1
45 Kevin Slowey, R (1, 1) 29 Greg Dobbs, L (6, PH) OBP: 0.306, SLG: 0.323 50 Chad Qualls, R (7, 1) 40 Mike Dunn, L (8, 1) 31 Steve Cishek, R (9, 1) 26 Austin Kearns, R (9, PH) OBP: 0.318, SLG: 0.211		X FF 92 0-0 SH3 ① 1-2		B FF 94 C FF 92 C FF 92 B FF 93 B FF 93 X FF 92 3-2 F9 ②		I IN 81 I IN 79 I IN 82 I IN 79 4-0 9 FC4-6 IBB			B FF 92 B FF 94 C SL 83 B SL 84 S SL 84 X SL 84 3-2 9 FC2-5 1B 1-2	1 0 0 0 0 1	0 0 0 0 0 0	0 0 0 0 0 1	0 1 0 0 0 0	0 0 0 0 0 0	0 0 0 0 0 0	0 0 0 0 0 0
Inning Stats	R: 1 E: 0 K: 2 S: 21 H: 2 LOB: 3 BB: 2 P: 35	R: 2 E: 0 K: 0 S: 9 H: 2 LOB: 1 BB: 1 P: 14	R: 0 E: 0 K: 1 S: 8 H: 0 LOB: 0 BB: 0 P: 11	R: 0 E: 0 K: 0 S: 7 H: 0 LOB: 0 BB: 0 P: 14	R: 0 E: 0 K: 1 S: 8 H: 1 LOB: 1 BB: 0 P: 12	R: 0 E: 0 K: 0 S: 6 H: 0 LOB: 2 BB: 1 P: 14	R: 0 E: 0 K: 0 S: 5 H: 0 LOB: 0 BB: 0 P: 6	R: 0 E: 0 K: 0 S: 9 H: 0 LOB: 0 BB: 0 P: 14	R: 0 E: 0 K: 1 S: 10 H: 1 LOB: 2 BB: 1 P: 18	1B: 6 2B: 0 3B: 0 HR: 0	SF: 0 SAC: 2 DP: 0 HBP: 1					

	AB	31
	R	3
	H	6
	RBI	3
	BB	5
	SO	5
	LOB	20

PITCHER		IP	WLS	BF	H	R	ER	SO	BB	IBB	HBP	BLK	WP	HR	S	P	ERA	WHIP
36 Edwin Jackson, R ERA: 4.76	(1, 1)	6.0		28	5	3	3	4	3	1	1	0	0	0	59	100	4.50	1.333
56 Héctor Rondón, R ERA: 1.35	(7, 1)	1.0		3	0	0	0	0	0	0	0	0	0	0	5	6	0.00	0.000
54 Shawn Camp, R ERA: 8.0	(8, 1)	1.0	W	3	0	0	0	0	0	0	0	0	0	0	9	14	0.00	0.000
49 Carlos Marmol, R ERA: 4.35	(9, 1)	1.0	S	5	1	0	0	1	1	0	0	0	0	0	10	18	0.00	2.000

PITCHER	IP	WLS	BF	H	R	ER	SO	BB	IBB	HBP	BLK	WP	HR	S	P	ERA	WHIP

Chicago Cubs @ Miami Marlins

Marlins Park, Miami, FL

Fri Apr 26 2013, 7:10 PM - 9:53 PM EDT

Att. 16,017 - Partly Cloudy - 77 F

TOP

livebaseballscorecards.com

Batter	1	2	3	4	5	6	7	8	9	AB	R	H	RBI	BB	SO	LOB
17 Dave Sappelt, R (1, 8) OBP: 0.226, SLG: 0.267	X FF 86 0-0 44 HR 1B		C CH 74 C FF 84 B CH 75 X CH 76 1-2 13 G4-1 44 HR 1B		C CU 69 X FC 82 0-1 ① G6-3		F FF 95 B KC 81 X FF 94 1-1 ② G6-3 1-2 2-3		C FF 94 B FF 94 X CH 85 1-1 ③ F7	4	2	2	0	0	0	2
9 David DeJesus, L (9, PH) OBP: 0.347, SLG: 0.537 (9, 8)										1	0	0	0	0	0	1
13 Starlin Castro, R (1, 6) OBP: 0.286, SLG: 0.389	C FF 86 F FC 83 X FF 87 0-2 ① F8		B FC 82 B CH 75 C CH 74 B FC 82 X FC 82 3-1 ① G4-1 1-2		C FC 82 B CH 74 S CH 75 F FF 86 B FF 85 X CH 73 2-2 ② P4		B KC 81 X FF 95 1-0 ③ L9			4	0	0	0	0	0	4
44 Anthony Rizzo, L (1, 3) OBP: 0.277, SLG: 0.506	1 SAFE 1 SAFE X FC 82 0-0 1-H HR		B CH 78 F FF 85 B CH 76 X CU 77 2-1 2-H HR		X FF 86 0-0 ③ F7			X FF 94 0-0 53 S 1B		4	2	3	4	0	0	0
12 Alfonso Soriano, R (1, 7) OBP: 0.303, SLG: 0.353	B FF 86 S FF 86 S CH 77 X CH 75 1-2 21 CS 1B		C FC 82 C FC 83 F FF 87 B CH 77 S FC 82 1-3 ② K			S CH 75 X FC 83 0-1 ① P4		X FF 94 0-0 ① F9		4	0	1	0	0	1	1
53 Welington Castillo, R (1, 2) OBP: 0.324, SLG: 0.409	S CH 75 1 SAFE B FC 84 1 SAFE X CH 75 1-1 ② P5		X FC 82 0-0 ③ F8			B CH 76 X FF 86 1-0 ② L7		C SL 82 1 SAFE 1 SAFE B FF 94 B SL 80 F FF 90 C CU 76 2-3 ② K 1-2		4	0	0	0	0	1	2
21 Scott Hairston, R (1, 9) OBP: 0.107, SLG: 0.240	C FF 85 F FF 86 B FF 86 1-2 ③ CS 1-2	B CH 75 B FC 83 B FC 80 C FF 85 S FF 85 X FF 85 3-2 ① F9		C FF 86 C FC 83 X FF 88 0-2 ① F8		X CH 76 0-0 ③ G1-3		X FF 93 0-0 ③ F7		4	0	0	0	0	0	1
54 Shawn Camp, R (8, 1)										0	0	0	0	0	0	0
63 Kevin Gregg, R (9, 1)										0	0	0	0	0	0	0
1 Cody Ransom, R (1, 5) OBP: 0.238, SLG: 0.450		X FF 85 0-0 ② 2B		S CH 76 B FC 83 B CH 75 S CH 77 B FC 84 X FC 84 3-2 ② G6-3			F FC 82 S CH 73 F CH 74 B CH 74 B FF 85 F CH 76 B CH 75 B FC 82 4-2 17 G6-3 15 1B BB		B FF 92 X FF 92 1-0 ① P4	3	0	1	0	1	0	0
15 Darwin Barney, R (1, 4) OBP: 0.270, SLG: 0.324		C FF 86 F CH 74 H FF 87 1-2 HBP		C FC 84 X CH 75 0-1 1B			X FF 83 0-0 17 G6-3 1-2 1B		C FF 92 C SL 80 F FF 96 B SL 83 F FF 96 X FF 95 1-2 2B	3	0	3	0	0	0	0
46 Scott Feldman, L (1, 1)		S FF 86 D CU 78 S CU 78 S CU 78 1-3 ③ K		B FF 86 C FF 86 B FF 87 S FF 86 X FC 81 2-2 ③ F8			L FF 93 L FF 95 X FF 96 0-2 ① B2		C FF 94 S CH 85 B CU 77 X FF 95 1-2 ② F7	3	0	0	0	0	1	4
40 James Russell, L (7, 1)										0	0	0	0	0	0	0
20 Julio Borbon, L (8, 9) OBP: 0.444, SLG: 0.500										1	0	0	0	0	0	1

	AB	35
	R	4
	H	10
	RBI	4
	BB	1
	SO	3
	LOB	16

Inning Stats										
	R: 2 E: 0 K: 0 S: 12	H: 3 LOB: 0 BB: 0 P: 15	R: 0 E: 0 K: 1 S: 9	H: 1 LOB: 1 BB: 0 P: 14	R: 2 E: 0 K: 1 S: 12	H: 2 LOB: 0 BB: 0 P: 19	R: 0 E: 0 K: 0 S: 11	H: 1 LOB: 1 BB: 0 P: 16	R: 0 E: 0 K: 0 S: 7	H: 0 LOB: 0 BB: 0 P: 9
	R: 0 E: 0 K: 0 S: 4	H: 0 LOB: 0 BB: 0 P: 5	R: 0 E: 0 K: 0 S: 11	H: 1 LOB: 2 BB: 1 P: 17	R: 0 E: 0 K: 1 S: 6	H: 1 LOB: 1 BB: 0 P: 8	R: 0 E: 0 K: 0 S: 11	H: 1 LOB: 1 BB: 0 P: 15	1B: 6 2B: 2 3B: 0 HR: 2	SF: 0 SAC: 0 DP: 0 HBP: 1

WP: 0 PB: 0 SB: 1 CS: 1 PA: 38

PITCHER		IP	WLS	BF	H	R	ER	SO	BB	IBB	HBP	BLK	WP	HR	S	P	ERA	WHIP
23 Wade LeBlanc, L	(1, 1)	6.0	L	26	8	4	4	2	1	0	1	0	0	2	60	87	6.00	1.500
ERA: 6.2																		
34 Tom Koehler, R	(7, 1)	1.0		3	0	0	0	0	0	0	0	0	0	0	6	8	0.00	0.000
ERA:																		
44 AJ Ramos, R	(8, 1)	2.0		8	2	0	0	1	0	0	0	0	0	0	17	23	0.00	1.000
ERA: 3.07																		

PITCHER	IP	WLS	BF	H	R	ER	SO	BB	IBB	HBP	BLK	WP	HR	S	P	ERA	WHIP

Chicago Cubs @ Miami Marlins

Marlins Park, Miami, FL

Fri Apr 26 2013, 7:10 PM - 9:53 PM EDT

Att. 16,017 - Partly Cloudy - 77 F

BOTTOM

livebaseballscorecards.com

Batter	1	2	3	4	5	6	7	8	9	AB	R	H	RBI	BB	SO	LOB
9 Juan Pierre, L (1, 7) OBP: 0.226, SLG: 0.235	B C L B X 2-2 L6		C CU 75 X FC 89 0-1 30 G1-4-3 1B 1-2		B CU 77 X SI 90 1-0 F7		B SL 82 X SL 80 1-0 F7			4	0	1	0	0	0	2
30 Placido Polanco, R (1, 5) OBP: 0.345, SLG: 0.338	C SI 90 B FC 85 F SI 93 X CU 79 1-2 P3		X CH 86 0-0 G1-4-3 1-2f 2-3			B SI 91 C SI 91 B CU 77 X SI 90 2-1 G6-3		B SI 86 C SI 86 X SI 87 1-1 17 1B 1B		4	0	1	0	0	0	2
27 Giancarlo Stanton, R (1, 9) OBP: 0.320, SLG: 0.250	C SI 92 C FC 85 B SI 93 B SI 92 B CU 79 X SI 92 3-2 1B		X SI 92 0-0 G6-3			B SI 91 X FC 81 1-0 G6-3		C SL 78 B SI 86 B SI 86 B SL 78 1 SAFE C SL 78 1 SAFE S SL 78 3-3 K		4	0	1	0	0	1	2
25 Joe Mahoney, L (1, 3) OBP: 0.280, SLG: 0.440	C CU 76 B SI 91 X CH 86 1-1 F7			B CU 76 F SI 91 B CU 77 F CH 86 X FF 91 2-2 HR		X SI 91 0-0 G4-3		B SI 85 B SI 84 F SI 85 1 SAFE C SL 78 X SL 79 2-2 F8		4	1	1	1	0	0	2
17 Donovan Solano, R (1, 4) OBP: 0.326, SLG: 0.282		B SI 91 B SI 92 X SI 91 2-0 G3		C SI 91 B FC 85 C CU 77 B SI 92 F CU 78 B SI 92 F SI 94 F SI 92 X SI 93 3-2 19 G3-6 1B			C SI 90 X CU 76 0-1 G5-3	B SL 78 C SI 87 X SI 85 1-1 1-2 1B		4	0	2	0	0	0	0
19 Rob Brantly, L (1, 2) OBP: 0.319, SLG: 0.350		B CU 74 C SI 90 X SI 88 1-1 13 WP 2B		1 SAFE C CU 76 B CH 85 X CU 76 1-1 G3-6 1-2f			F SI 88 B CU 75 B CH 86 C SI 89 B SI 92 B SI 91 4-2 8 2B 13 SF7 BB	C SL 78 X SL 78 0-1 P6		3	1	1	0	1	0	3
8 Chris Coghlan, L (1, 8) OBP: 0.229, SLG: 0.244		C CU 76 B CU 76 X CH 85 1-1 G1-3		B CU 77 C FC 90 B SI 92 B FF 91 X SI 91 3-1 G3			C CU 75 1 SAFE F SI 89 X CU 77 0-2 1-3 2B		C FF 90 C FF 92 F FF 91 B FS 83 B FF 91 B FF 92 C FF 91 3-3 K	4	0	1	0	0	1	1
13 Chris Valaika, R (1, 6) OBP: 0.300, SLG: 0.333		B CU 77 C CU 75 B CU 76 C SI 91 B FC 83 C CU 77 3-3 K 2-3			B SI 90 C SI 91 X CU 78 1-1 G5-3		S FC 81 B SI 92 S CU 78 B FC 83 X CU 78 2-2 SF7 3-H		C CU 80 B FF 91 B FF 91 F FF 93 X FF 92 2-2 L4	3	0	0	1	0	1	1
23 Wade LeBlanc, L (1, 1) OBP: 0.125, SLG: 0.125			C SI 90 X SI 89 0-1 30 9 G1-4-3 1B 1B		C SI 91 B CU 78 C CU 77 C SI 91 1-3 K		S CU 77 B SI 91 C SI 90 D CU 78 B FC 83 B CU 78 4-2 BB		C FF 93 B FF 92 X FF 92 1-1 F7	2	0	1	0	0	1	0
34 Tom Koehler, R (7, 1)										0	0	0	0	0	0	0
26 Austin Kearns, R (7, PH) OBP: 0.348, SLG: 0.211										0	0	0	0	1	0	0
44 AJ Ramos, R (8, 1)										0	0	0	0	0	0	0
29 Greg Dobbs, L (9, PH) OBP: 0.301, SLG: 0.318										1	0	0	0	0	0	0
Inning Stats	R: 0 E: 0 K: 0 S: 11 H: 1 LOB: 1 BB: 0 P: 18	R: 0 E: 0 K: 1 S: 8 H: 1 LOB: 1 BB: 0 P: 15	R: 0 E: 0 K: 0 S: 6 H: 2 LOB: 1 BB: 0 P: 6	R: 1 E: 0 K: 0 S: 13 H: 2 LOB: 0 BB: 0 P: 22	R: 0 E: 0 K: 1 S: 6 H: 0 LOB: 0 BB: 0 P: 9	R: 0 E: 0 K: 0 S: 4 H: 0 LOB: 0 BB: 0 P: 7	R: 1 E: 0 K: 0 S: 13 H: 1 LOB: 2 BB: 2 P: 24	R: 0 E: 0 K: 1 S: 12 H: 2 LOB: 2 BB: 0 P: 19	R: 0 E: 0 K: 1 S: 9 H: 0 LOB: 0 BB: 0 P: 15	1B: 6 2B: 2 3B: 0 HR: 1 SF: 1 SAC: 0 DP: 2 HBP: 0						

AB	33
R	2
H	9
RBI	2
BB	2
SO	4
LOB	13

WP: 1 PB: 0 SB: 0 CS: 0 — PA: 36

PITCHER		IP	WLS	BF	H	R	ER	SO	BB	IBB	HBP	BLK	WP	HR	S	P	ERA	WHIP
46 Scott Feldman, R ERA: 3.92	(1, 1)	6.2	W	27	7	2	2	2	2	0	0	0	1	1	60	99	2.70	1.350
40 James Russell, L ERA:	(7, 1)	0.1	H	1	0	0	0	0	0	0	0	0	0	0	1	2	0.00	0.000
54 Shawn Camp, R ERA: 7.2	(8, 1)	1.0	H	5	2	0	0	1	0	0	0	0	0	0	12	19	0.00	2.000
63 Kevin Gregg, R ERA:	(9, 1)	1.0	S	3	0	0	0	1	0	0	0	0	0	0	9	15	0.00	0.000

PITCHER	IP	WLS	BF	H	R	ER	SO	BB	IBB	HBP	BLK	WP	HR	S	P	ERA	WHIP

Batter	1	2	3	4	5	6	7	8	9	AB	R	H	RBI	BB	SO	LOB
9 David DeJesus, L (1, 8) OBP: 0.354, SLG: 0.549	B SI 90 B SI 88 X SI 88 2-0 E9 13 WP 2B	X SI 90 0-0 ② F7	C CH 84 F CH 83 X SL 81 0-2 ① G4-3	F FF 96 B SL 86 B SL 88 X FF 95 2-1 1-3 2-H 1B		4	1	2	1	0	0	0
13 Starlin Castro, R (1, 6) OBP: 0.284, SLG: 0.384	F SI 90 B SL 82 F SL 81 X SI 92 1-2 ① P3 3-H	B FF 92 B FF 90 C SI 89 X SL 81 2-1 ③ F8	F SL 83 F FF 93 X SL 83 0-2 44 BB 1B	F FF 94 1 SAFE B SL 86 F FF 94 X SL 87 1-2 ③ G1-3		4	0	1	0	0	0	2
44 Anthony Rizzo, L (1, 3) OBP: 0.286, SLG: 0.494	F SI 92 X SL 82 0-1 ② G4-3	S CH 82 B SL 81 B SI 90 B CH 82 C SL 82 F SL 81 B SI 91 4-2 19 G6-4-3 BB	S CH 84 S SL 80 1 SAFE B FF 93 F SL 80 1 SAFE B FF 92 B SI 92 B CH 82 4-2 1-2 BB	X SL 87 0-0 ① P6		2	0	0	0	2	0	0
12 Alfonso Soriano, R (1, 7) OBP: 0.290, SLG: 0.337	B SL 82 C SI 91 X SL 84 1-1 ③ G5-3	F SI 91 X SL 82 0-1 ① F9	F SI 92 F SL 83 S FF 91 0-3 ② K	B SL 81 F SI 92 X SL 81 1-1 ② G5-3		4	0	0	0	0	1	3
19 Nate Schierholtz, L (1, 9) OBP: 0.370, SLG: 0.582		B CH 81 F SI 88 B SL 82 X SI 88 2-1 24 1B 2B	B CH 83 1 SAFE T SI 90 F SI 91 X CH 83 1-2 ②③ G6-4-3 1-2f	F CH 82 B FF 91 X CH 83 1-1 ③ G4-3	B CH 84 B SL 81 C SI 91 B CH 82 B SI 90 4-1 53 CS BB		3	1	1	0	1	0	3
53 Welington Castillo, R (1, 2) OBP: 0.333, SLG: 0.414		B SL 82 X SI 91 1-0 ① F8	C FF 92 S SL 85 B SL 83 S SL 82 1-3 ① K	C SL 83 B FF 92 X FF 92 1-1 20 BB 9 1B 1B	1 SAFE B SI 91 1-0 ③ CS 1-2	B SI 93 X SI 91 1-0 1B		4	1	2	0	0	1	1
24 Luis Valbuena, L (1, 5) OBP: 0.347, SLG: 0.492		F CH 83 B SL 82 S SL 80 D SL 80 F SI 91 B SI 92 X CH 82 3-2 15 G5-4-3 2-H 1B	B CH 85 B CH 84 B SI 87 C SI 86 X CH 81 3-1 2B	B SI 92 X CH 82 1-0 ① F7		B SI 91 B SL 84 F SI 92 X SI 93 2-1 ① F7		4	0	2	1	0	0	2
15 Darwin Barney, R (1, 4) OBP: 0.244, SLG: 0.289		C SL 81 T FF 90 X SL 80 0-2 ②③ G5-4-3 1-2f	X SI 92 0-0 ② P3	C SL 84 B SI 92 S SI 90 B SL 80 B SI 92 X SI 91 3-2 ② F7		S SI 94 X SI 95 0-1 ② F8		4	0	0	0	0	0	4
37 Travis Wood, R (1, 1) OBP: 0.200, SLG: 0.111 20 Julio Borbon, L (7, PH) OBP: 0.500, SLG: 0.500 50 Kameron Loe, R (7, 1) 40 James Russell, L (8, 1) 49 Carlos Marmol, R (8, 1) 21 Scott Hairston, R (9, PH) OBP: 0.103, SLG: 0.231 63 Kevin Gregg, R (9, 1)			F SI 89 C SL 81 S SL 81 0-3 ① K2-3	F SI 92 B SL 83 S SL 83 S SL 82 1-3 ③ K	C FF 93 B FF 94 B SL 87 C FF 94 B FF 96 D FF 96 4-2 9 1B 1-2 BB	C SL 88 F SL 88 B SI 96 S SI 96 1-3 ③ K	2 0 0 0 0 2 1 0 0 0 0 1 0 0 0 0 0 0 0 0 0 0 0 0 0 0 0 0 0 0 0 0 0 0 0 1 0 0 0 0 1 1 0 0 0 0 0 0 0						
Inning Stats	R: 1 E: 1 K: 0 S: 8 H: 1 LOB: 0 BB: 0 P: 12	R: 1 E: 0 K: 0 S: 10 H: 2 LOB: 0 BB: 0 P: 16	R: 0 E: 0 K: 1 S: 6 H: 0 LOB: 0 BB: 0 P: 8	R: 0 E: 0 K: 0 S: 8 H: 0 LOB: 0 BB: 1 P: 13	R: 0 E: 0 K: 2 S: 9 H: 1 LOB: 1 BB: 0 P: 14	R: 0 E: 0 K: 1 S: 14 H: 1 LOB: 2 BB: 1 P: 19	R: 1 E: 0 K: 0 S: 13 H: 2 LOB: 2 BB: 1 P: 25	R: 0 E: 0 K: 0 S: 4 H: 0 LOB: 0 BB: 1 P: 10	R: 0 E: 0 K: 1 S: 8 H: 1 LOB: 1 BB: 0 P: 12	1B: 5 2B: 3 3B: 0 HR: 0 SF: 0 SAC: 0 DP: 2 HBP: 0						

PITCHER		IP	WLS	BF	H	R	ER	SO	BB	IBB	HBP	BLK	WP	HR	S	P	ERA	WHIP
28 Alex Sanabia, R ERA: 4.85	(1, 1)	6.2	L	26	6	3	3	4	2	0	0	0	1	0	61	93	4.05	1.200
40 Mike Dunn, L ERA: 2.31	(7, 1)	0.2		4	1	0	0	0	1	0	0	0	0	0	8	15	0.00	3.000
58 Ryan Webb, R ERA: 2.7	(8, 1)	0.2		2	0	0	0	0	1	0	0	0	0	0	3	9	0.00	1.500
50 Chad Qualls, R ERA: 3.27	(9, 1)	1.0		4	1	0	0	1	0	0	0	0	0	0	8	12	0.00	1.000

PITCHER	IP	WLS	BF	H	R	ER	SO	BB	IBB	HBP	BLK	WP	HR	S	P	ERA	WHIP

TOP

Chicago Cubs @ Miami Marlins

Marlins Park, Miami, FL

Sat Apr 27 2013, 7:12 PM - 10:01 PM EDT

Att. 27,519 - Partly Cloudy - 80 F

livebaseballscorecards.com

AB	32
R	3
H	8
RBI	2
BB	4
SO	5
LOB	17

WP: 1	PA: 37
PB: 0	
SB: 0	
CS: 1	

Chicago Cubs @ Miami Marlins

Marlins Park, Miami, FL

Sat Apr 27 2013, 7:12 PM - 10:01 PM EDT

Att. 27,519 - Partly Cloudy - 80 F

BOTTOM

Batter	1	2	3	4	5	6	7	8	9	AB	R	H	RBI	BB	SO	LOB
17 Donovan Solano, R (1, 4) OBP: 0.311, SLG: 0.268	C SI 90 C SI 91 F FF 92 F FF 90 F FC 88 F SL 79 F FF 90 F FF 92 X CH 82 0-2 ① G6-3		C FF 91 B CH 79 X FC 88 1-1 ② G3-1		D SL 77 F FC 87 F CH 78 F FF 90 B SI 89 T FC 88 2-2 ③ K			1 SAFE 1 SAFE C FF 90 1 SAFE B SI 90 X FF 89 1-1 ① F9		4	0	0	0	0	1	2
30 Placido Polanco, R (1, 5) OBP: 0.341, SLG: 0.333	C FF 91 S SL 79 B CH 81 X CH 80 1-2 ② G5-3		B FC 88 C CH 79 B FF 91 F FC 88 X FF 92 2-2 1B			B CH 74 C FC 87 C SL 79 F FC 87 X FF 91 1-2 ① F9		1 SAFE D FF 88 F CH 82 1 SAFE 1 SAFE F SL 82 X CH 81 1-2 ② F8		4	0	1	0	0	0	1
27 Giancarlo Stanton, R (1, 9) OBP: 0.329, SLG: 0.299	C SL 80 B FF 93 B FC 88 B CH 83 X FC 88 3-1 HR		S CH 80 C FC 88 B FF 90 C FF 93 1-3 ③ K			S SL 78 T SL 77 X FF 91 0-2 ② F9		1 SAFE B FF 94 B SL 85 B SL 83 B SL 84 4-0 26 FC6-4 1-2 BB		3	1	1	1	1	1	1
26 Austin Kearns, R (1, 7) OBP: 0.296, SLG: 0.174	C FF 91 X SL 78 0-1 ③ F8			B SI 90 B FC 87 X FC 87 2-0 ① F7		B FF 91 X SL 77 1-0 ③ P2		B FF 94 X FF 94 1-0 ③ FC6-4 1-2f		4	0	0	0	0	0	2
20 Justin Ruggiano, R (1, 8) OBP: 0.271, SLG: 0.392		B FF 88 X CH 77 1-0 ① G4-3		B SL 76 C FC 87 B CH 82 C FC 89 C FF 92 2-3 ② K			B SI 90 B SI 89 S SI 89 F SI 90 B SL 81 F SI 90 B SI 91 4-2 21 25 1B G5-4-3 BB		B CU 80 C FF 91 B CU 80 X FF 92 2-1 ① G4-3	3	0	0	0	1	1	0
25 Joe Mahoney, L (1, 3) OBP: 0.276, SLG: 0.414		B SL 78 C FF 87 F SL 78 X SL 74 1-2 ② F9		C FC 89 S FF 91 F FF 92 B FF 93 X SL 79 1-2 ③ P5			1 SAFE X SI 89 0-0 21 G5-4-3 1-2 1B		S FF 91 C FF 91 B FF 92 B FS 83 S FS 83 2-3 ② K	4	0	1	0	0	1	0
21 Miguel Olivo, R (1, 2) OBP: 0.226, SLG: 0.433		B FF 90 S SL 79 B CH 81 C FC 87 B SL 76 X CH 81 3-2 HR			C SL 76 F FF 90 X SL 78 0-2 ① G1-3		X SI 90 0-0 ① ② G5-4-3 1-2f 2-3		B CU 81 C CU 81 B FF 91 X FF 91 2-1 ③ P3	4	1	1	1	0	0	2
13 Chris Valaika, R (1, 6) OBP: 0.279, SLG: 0.308		F SI 91 F FC 88 T FF 91 0-2 ③ K			F FC 88 B FF 90 X FC 88 1-1 ② G6-3		B SI 91 F SI 90 X SL 82 1-1 ③ F9			3	0	0	0	0	1	1
28 Alex Sanabia, R (1, 1) OBP: 0.222, SLG: 0.125 40 Mike Dunn, L (7, 1) 58 Ryan Webb, R (8, 1) 9 Juan Pierre, L (8, PH) OBP: 0.235, SLG: 0.244 50 Chad Qualls, R (9, 1)			C SI 88 C SI 90 B FF 88 B FF 91 S FC 88 2-3 ① K		B FF 89 B SI 88 B FF 89 B FC 90 4-0 BB			C SL 81 S SL 81 X SL 83 0-2 27 WP 1B		1 0 0 1 0	0 0 0 0 0	0 0 0 1 0	0 0 0 0 0	1 0 0 0 0	1 0 0 0 0	0 0 0 0 0
Inning Stats	R: 1 E: 0 K: 0 S: 16 H: 1 LOB: 0 BB: 0 P: 20	R: 1 E: 0 K: 1 S: 10 H: 1 LOB: 0 BB: 0 P: 15	R: 0 E: 0 K: 2 S: 11 H: 1 LOB: 1 BB: 0 P: 17	R: 0 E: 0 K: 1 S: 8 H: 0 LOB: 0 BB: 0 P: 13	R: 0 E: 0 K: 1 S: 9 H: 0 LOB: 1 BB: 1 P: 16	R: 0 E: 0 K: 0 S: 8 H: 0 LOB: 0 BB: 0 P: 10	R: 0 E: 0 K: 0 S: 7 H: 1 LOB: 1 BB: 1 P: 12	R: 0 E: 0 K: 0 S: 9 H: 1 LOB: 2 BB: 1 P: 16	R: 0 E: 0 K: 1 S: 7 H: 0 LOB: 0 BB: 0 P: 13	1B: 3 2B: 0 3B: 0 HR: 2 SF: 0 SAC: 0 DP: 1 HBP: 0						WP: 1 PB: 0 SB: 0 CS: 0 PA: 34	

livebaseballscorecards.com

AB	31
R	2
H	5
RBI	2
BB	3
SO	6
LOB	9

PITCHER		IP	WLS	BF	H	R	ER	SO	BB	IBB	HBP	BLK	WP	HR	S	P	ERA	WHIP
37 Travis Wood, L ERA: 2.25	(1, 1)	6.0	W	22	3	2	2	5	1	0	0	0	0	2	62	91	3.00	0.667
50 Kameron Loe, R ERA: 7.45	(7, 1)	1.0	H	4	1	0	0	0	1	0	0	0	0	0	7	12	0.00	2.000
40 James Russell, L ERA:	(8, 1)	0.2	H	3	1	0	0	0	0	0	0	0	0	0	8	10	0.00	1.500
49 Carlos Marmol, R ERA: 4.22	(8, 1)	0.1	H	2	0	0	0	0	1	0	0	0	1	0	1	6	0.00	3.000
63 Kevin Gregg, R ERA:	(9, 1)	1.0	S	3	0	0	0	1	0	0	0	0	0	0	7	13	0.00	0.000

PITCHER	IP	WLS	BF	H	R	ER	SO	BB	IBB	HBP	BLK	WP	HR	S	P	ERA	WHIP

Chicago Cubs @ Miami Marlins

Marlins Park, Miami, FL

Sun Apr 28 2013, 1:12 PM - 3:49 PM EDT

Att. 19,817 - Roof Closed - 75 F

TOP

livebaseballscorecards.com

Batter	1	2	3	4	5	6	7	8	9	AB	R	H	RBI	BB	SO	LOB
9 David DeJesus, L (1, 8) OBP: 0.361, SLG: 0.541	C SI 89 B SI 89 B CU 73 B SI 89 B SI 89 4-1 44 2B BB		C SL 80 S FS 79 F SI 90 B CU 73 X SL 79 1-2 13 2B 1-2 1B		C CU 72 F FF 89 B FF 89 X CU 73 1-2 ① G6-3			C SL 86 C FF 94 B FF 95 X SL 88 1-2 ① G3		3	2	1	0	1	0	0
13 Starlin Castro, R (1, 6) OBP: 0.292, SLG: 0.398	X SI 89 0-0 ① F8		C SL 80 B SI 90 B SL 80 C SL 81 X CU 75 2-2 19 FC6-4 1-H 2-H 2B		B CU 73 B SL 78 B SI 89 C FF 88 C FF 90 F SI 90 S FF 90 3-3 ② K			B SL 86 C FF 93 X FF 94 1-1 44 1B 1B		4	0	2	2	0	1	1
44 Anthony Rizzo, L (1, 3) OBP: 0.304, SLG: 0.511	B SI 89 C SI 89 1 SAFE X FS 79 1-1 12 G5-3 1-H 2B		B FF 90 C FF 91 B CU 74 B SI 90 B FF 90 4-1 19 FC6-4 BB		B FF 90 F CU 74 F CU 74 C FF 91 1-3 ③ K			B SL 87 C FF 94 C FF 95 X FF 95 1-2 1-2 1B		3	0	2	1	1	1	0
12 Alfonso Soriano, R (1, 7) OBP: 0.278, SLG: 0.323	C SL 79 B SI 89 X SL 80 1-1 ② G5-3 2-3		F SI 90 T SL 80 X SL 79 0-2 ① F4			B FF 89 B SL 78 X SI 89 2-0 ① G6-3		C FF 94 X SL 87 0-1 ② L7		4	0	0	0	0	0	5
19 Nate Schierholtz, L (1, 9) OBP: 0.355, SLG: 0.557 21 Scott Hairston, R (8, PH) OBP: 0.100, SLG: 0.222 (8, 9)	S FF 90 B SI 90 F CU 73 X FF 91 1-2 ③ P6		C SL 82 B FS 80 C SI 90 X CU 74 1-2 ② FC6-4 1-2f 2-3			B CU 71 F FF 88 B SI 89 B SI 90 T FF 89 X SI 90 3-2 ② G4-3		F FF 93 F FF 94 X FF 94 0-2 ③ F7		3 1	0 0	0 0	0 0	0 0	0 0	3 2
30 Dioner Navarro, S (1, 2) OBP: 0.242, SLG: 0.467		C FF 88 B SI 90 B FS 80 F FF 90 X SI 90 2-2 ① P4	X SI 91 0-0 ③ G4-3			C CU 73 F FS 80 X CU 75 0-2 ③ F8			S SI 94 B SI 94 C SL 85 X SI 94 1-2 HR	4	1	1	1	0	0	2
24 Luis Valbuena, L (1, 5) OBP: 0.329, SLG: 0.463		C CU 72 B CU 74 X FS 79 1-1 ② L9		B FF 89 B CU 72 F SI 89 S SI 90 X FF 90 2-2 ① L3			B FF 87 C SI 88 X CU 72 1-1 ① G6-3		C SL 84 B SI 95 X SL 85 1-1 ① G6-3	4	0	0	0	0	0	0
15 Darwin Barney, R (1, 4) OBP: 0.222, SLG: 0.262		C FF 90 B SL 79 X SL 80 1-1 ③ F8		C SI 90 B FF 91 X SL 79 1-1 ② G6-3			B FF 89 F SI 89 B FF 89 F SL 81 X SL 81 2-2 ② G4-3		B SI 94 X SI 93 1-0 ② G6-3	4	0	0	0	0	0	0
33 Carlos Villanueva, R (1, 1) OBP: 0.143, SLG: 0.143 17 Dave Sappelt, R (7, PH) OBP: 0.219, SLG: 0.258 50 Kameron Loe, R (7, 1) 20 Julio Borbon, L (9, PH) OBP: 0.455, SLG: 0.444			X FF 89 0-0 9 1B 13 2B 1B	F FF 90 X CU 73 0-1 ③ G5-3			B SL 81 C SL 80 B CU 74 X SI 91 2-1 ③ P6		B SL 84 B SI 94 C SI 93 F SI 92 X SL 84 2-2 ③ G1-3	2 1 0 1	1 0 0 0	1 0 0 0	0 0 0 0	0 0 0 0	0 0 0 0	0 0 0 0

Inning Stats	1	2	3	4	5	6	7	8	9
	R: 1 E: 0 K: 0 S: 9	R: 0 E: 0 K: 0 S: 7	R: 2 E: 0 K: 0 S: 16	R: 0 E: 0 K: 0 S: 7	R: 0 E: 0 K: 2 S: 10	R: 0 E: 0 K: 0 S: 7	R: 0 E: 0 K: 0 S: 7	R: 0 E: 0 K: 0 S: 13	R: 1 E: 0 K: 0 S: 9
	H: 1 LOB: 1 BB: 1 P: 16	H: 0 LOB: 0 BB: 0 P: 11	H: 3 LOB: 2 BB: 1 P: 24	H: 0 LOB: 0 BB: 0 P: 10	H: 0 LOB: 0 BB: 0 P: 15	H: 0 LOB: 0 BB: 0 P: 12	H: 0 LOB: 0 BB: 0 P: 12	H: 2 LOB: 2 BB: 0 P: 16	H: 1 LOB: 0 BB: 0 P: 14

1B: 4 SF: 0
2B: 2 SAC: 0
3B: 0 DP: 0
HR: 1 HBP: 0

WP: 0 PA: 36
PB: 0
SB: 0
CS: 0

AB	34
R	4
H	7
RBI	4
BB	2
SO	2
LOB	13

PITCHER		IP	WLS	BF	H	R	ER	SO	BB	IBB	HBP	BLK	WP	HR	S	P	ERA	WHIP
47 Ricky Nolasco, R ERA: 3.82	(1, 1)	7.0	W	27	4	3	3	2	2	0	0	0	0	0	63	100	3.86	0.857
40 Mike Dunn, L ERA: 2.13	(8, 1)	1.0	H	5	2	0	0	0	0	0	0	0	0	0	13	16	0.00	2.000
31 Steve Cishek, R ERA: 5.73	(9, 1)	1.0	S	4	1	1	1	0	0	0	0	0	0	1	9	14	9.00	1.000

PITCHER		IP	WLS	BF	H	R	ER	SO	BB	IBB	HBP	BLK	WP	HR	S	P	ERA	WHIP

Chicago Cubs @ Miami Marlins

Marlins Park, Miami, FL

Sun Apr 28 2013, 1:12 PM - 3:49 PM EDT

Att. 19,817 - Roof Closed - 75 F

BOTTOM

Batter	1	2	3	4	5	6	7	8	9	AB	R	H	RBI	BB	SO	LOB
9 Juan Pierre, L (1, 7) OBP: 0.236, SLG: 0.244	B FF 84 C FF 86 S FF 87 X SI 88 1-2 G1 ①		C FF 89 B SI 89 B CH 80 X SI 88 2-1 P4 ②			C FF 88 B CH 82 X FF 89 1-1 8 S 27 1B 1B	B SI 90 X SI 90 1-0 L7 ②			4	1	1	0	0	0	1
8 Chris Coghlan, L (1, 8) OBP: 0.231, SLG: 0.229	B FF 86 B CH 79 B SI 86 B FF 86 4-0 27 HR BB		C FF 88 B EP 56 F CH 80 X SL 82 1-2 G4-3 ③			B FF 87 C CH 79 B SL 83 C CH 80 F SL 82 C FF 88 2-3 K ② 1-2	C SI 90 B CH 82 D SI 90 X SI 89 2-1 G1-3 ③			3	1	0	0	1	1	2
27 Giancarlo Stanton, R (1, 9) OBP: 0.361, SLG: 0.414	C SI 88 B SL 82 T SL 81 B FF 90 X CH 81 2-2 1-H HR			B FF 87 B FF 87 C CH 81 B SL 81 B FF 88 4-1 29 FC6-4 BB		C SL 81 C SI 88 F SL 84 B CH 82 B SI 90 X SL 81 2-2 17 1B 2-H 1B		C SI 89 B SI 89 X SL 78 1-1 HR		3	3	3	4	1	0	0
29 Greg Dobbs, L (1, 3) OBP: 0.299, SLG: 0.304	F FF 86 F CU 72 C SL 82 0-3 K ②			B FF 86 D FF 87 F CH 79 B FF 87 1 SAFE X FF 88 3-1 FC6-4 17 CS ① 1-2f		I IN 64 I IN 64 I IN 71 I IN 69 4-0 17 1B IBB		X SI 89 0-0 G1-4-3 ①		3	0	0	0	1	1	1
17 Donovan Solano, R (1, 4) OBP: 0.309, SLG: 0.267	C FF 87 B SI 88 X CH 78 1-1 L6 ③			C SL 80 F SI 86 F FF 89 S SL 82 0-3 K2-3 ② ③ 1-2		B CH 81 X CH 80 1-0 1-2 2-H 1B		C SI 90 F SI 89 B FF 88 X SI 91 1-2 G4-3 ②		4	0	1	1	0	1	1
19 Rob Brantly, L (1, 2) OBP: 0.301, SLG: 0.328		C FF 85 C SI 85 B CH 82 B CU 76 S CH 81 2-3 K ①			X CH 77 0-0 G3 ①	C FF 88 B SL 81 X CH 82 1-1 F8 ③		C SI 89 S SI 89 B SI 91 X CH 83 1-2 G4-3 ③		4	0	0	0	0	1	2
22 Nick Green, R (1, 6) OBP: 0.278, SLG: 0.444		F CH 80 S SL 80 S SL 84 0-3 K ②			C FF 86 F CU 73 B FF 89 B CH 82 F SL 81 T SL 82 2-2 K ②		C SL 78 X SI 90 0-1 HR			3	1	1	1	0	2	0
13 Chris Valaika, R (1, 5) OBP: 0.283, SLG: 0.333		B FF 87 C FF 88 X CU 72 1-1 G5-3 ③			C SI 88 S SL 82 F FF 90 F CH 80 F SL 82 F SL 84 F FF 88 F CH 81 X CU 73 0-2 F8 ③		C SI 89 B FF 89 F FF 89 X SL 81 1-2 2B			3	0	1	0	0	0	0
47 Ricky Nolasco, R (1, 1) OBP: 0.100, SLG: 0.100			C FF 86 S CU 73 B SL 81 C SL 81 1-3 K ①			C FF 86 B SL 80 C CU 72 S SL 81 1-3 K ①	B SI 90 C SL 79 B SI 90 X SI 89 2-1 G6-3 ①			2	0	0	0	0	2	0
26 Austin Kearns, R (7, PH) OBP: 0.286, SLG: 0.167										1	0	0	0	0	0	1
40 Mike Dunn, L (8, 1)										0	0	0	0	0	0	0
31 Steve Cishek, R (9, 1)										0	0	0	0	0	0	0
Inning Stats	R: 2 E: 0 K: 1 S: 11 H: 1 LOB: 0 BB: 1 P: 19	R: 0 E: 0 K: 2 S: 8 H: 0 LOB: 0 BB: 0 P: 11	R: 0 E: 0 K: 1 S: 8 H: 0 LOB: 0 BB: 0 P: 12	R: 0 E: 0 K: 1 S: 7 H: 0 LOB: 0 BB: 1 P: 14	R: 0 E: 0 K: 1 S: 14 H: 0 LOB: 0 BB: 0 P: 16	R: 2 E: 0 K: 2 S: 16 H: 3 LOB: 2 BB: 1 P: 28	R: 1 E: 0 K: 0 S: 10 H: 2 LOB: 1 BB: 0 P: 16	R: 1 E: 0 K: 0 S: 9 H: 1 LOB: 0 BB: 0 P: 12		1B: 3 2B: 1 3B: 0 HR: 3	SF: 0 SAC: 0 DP: 0 HBP: 0			WP: 0 PB: 0 SB: 1 CS: 1	PA: 33		

livebaseballscorecards.com

AB	30
R	6
H	7
RBI	6
BB	3
SO	8
LOB	8

PITCHER		IP	WLS	BF	H	R	ER	SO	BB	IBB	HBP	BLK	WP	HR	S	P	ERA	WHIP
33 Carlos Villanueva, R ERA: 2.29	(1, 1)	6.0	L	24	4	4	4	8	2	1	0	0	0	1	64	100	6.00	1.000
50 Kameron Loe, R ERA: 7.71	(7, 1)	2.0		9	3	2	2	0	0	0	0	0	0	2	19	28	9.00	1.500

PITCHER	IP	WLS	BF	H	R	ER	SO	BB	IBB	HBP	BLK	WP	HR	S	P	ERA	WHIP

Batter	1	2	3	4	5	6	7	8	9	AB	R	H	RBI	BB	SO	LOB
2 Everth Cabrera, S (1, 6) OBP: 0.364, SLG: 0.385	C SI 94 B SI 94 B FF 92 B SI 94 D SI 94 4-1 18 WP 1B BB	C SI 94 F SI 94 C SI 95 0-3 ③ K			F SI 94 B FC 91 S FF 94 F SL 83 F SI 94 F SL 83 F SI 94 X FF 94 1-2 18 BB 13 BB 23 1B 1B		X SI 87 0-0 G4-3 13 1B 1B	B FF 90 F FF 89 C SL 82 F FF 90 X SL 85 1-2 1-3 2B		4	2	3	0	1	1	2
13 Chris Denorfia, R (1, 9) (8, 8) OBP: 0.373, SLG: 0.447	C FF 96 X FF 94 0-1 ① F8		C SL 82 F FF 96 S SI 94 0-3 ① K		B SI 94 B SL 82 B FC 92 B FF 96 4-0 18 BB 23 1B 1-2 BB		C SL 78 1 SAFE S SL 78 1 SAFE 1 SAFE B SL 78 X SI 86 1-2 G4-3 1B	C FF 91 X CU 78 0-1 ③ G1-3		4	1	1	0	1	1	3
Chase Headley, S (1, 5) OBP: 0.367, SLG: 0.475	1 SAFE X SI 93 0-0 18 WP 1-2 1B		B FS 82 C SL 84 B FC 91 B FS 84 C SI 94 F SL 84 F FC 90 B SL 84 4-2 BB		B FS 82 F SL 84 B SI 95 B SI 94 C SL 83 S FS 83 3-3 ② K		B SL 79 X CH 82 1-0 ① G4-3 1-2 2-3		B FF 90 B FF 90 S FF 90 S FF 91 F FS 82 B FS 83 C FF 91 3-3 ① K	4	0	1	0	1	2	4
18 Carlos Quentin, R (1, 7) OBP: 0.314, SLG: 0.333	B SI 94 C SL 84 B SL 83 S SL 83 F SL 83 S SL 84 2-3 ② K 1-3 2-H		F SL 84 B SI 94 F FC 91 1 SAFE S FS 84 1-3 ② K		C SL 83 F SL 84 F SL 85 B FF 95 D FS 85 B SL 85 D SL 83 4-2 23 1B 1-2 2-3 BB		B SL 79 B SL 79 D SL 79 B SL 78 4-0 BB		F CU 79 B CU 80 C FF 91 S FS 84 1-3 ② K	3	0	0	0	2	3	2
23 Yonder Alonso, L (1, 3) OBP: 0.343, SLG: 0.407	B SI 95 C SL 83 X SI 96 1-1 ③ G6-3		1 SAFE B SL 83 C SL 84 B FS 84 X SI 95 2-1 ③ G4-3		D FS 84 X SI 95 1-0 1-2 2-H 3-H 1B		C SL 80 B SL 82 F CU 74 D SL 82 S SL 82 2-3 ② K		C CU 79 S FS 84 X FS 83 0-2 ③ G4-3	5	0	1	2	0	1	5
9 Jedd Gyorko, R (1, 4) OBP: 0.303, SLG: 0.303		B SI 95 B SI 94 C SI 95 F SI 94 F SL 82 X FF 96 2-2 ① G6-3		S FC 92 B SI 93 X FC 92 1-1 ① G3	S SL 84 F FC 92 C SI 95 0-3 ③ K		X CH 80 0-0 ③ G5-3			4	0	0	0	0	1	5
25 Will Venable, L (1, 8) OBP: 0.280, SLG: 0.353 15 Jesus Guzman, R (8, PH) OBP: 0.333, SLG: 0.300 58 Brad Brach, R (8, 1)		B SI 95 F SI 95 B FS 83 F SL 83 F FS 84 S SL 83 2-3 ② K2-3		B SI 94 C SL 84 B FC 91 C SL 82 B FS 83 X SL 84 3-2 ② P6	B SL 82 C FF 89 B FC 89 F FF 89 B FS 82 F FF 90 S FS 82 2-3 ① K			C CH 80 C FC 87 C FF 90 0-3 ① K		3 1 0	0 0 0	0 0 0	0 0 0	0 1 0	2 0 0	0 0 0
4 Nick Hundley, R (1, 2) OBP: 0.342, SLG: 0.486		X SI 95 0-0 33 E 1B		C SI 95 F FC 93 T FS 84 0-2 ③ K		B FF 92 X SL 82 1-0 ② G5-3		C FC 88 F SL 83 S FF 90 0-3 ② K		4	0	1	0	0	2	0
33 Clayton Richard, L (1, 1) 45 Anthony Bass, R (6, 1) 88 Kyle Blanks, R (8, PH) OBP: 0.333, SLG: 0.406 (8, 9)		F SI 94 B SI 94 F SI 94 D FS 83 X SI 95 2-2 E6 1-2			B FF 94 X FF 94 1-0 ① P4	X FF 90 0-0 ③ F7		B FF 89 X CH 81 1-0 2 2B 1B		3 0 1	0 0 0	0 0 1	0 0 0	0 0 0	0 0 0	1 0 0
Inning Stats	R: 1 E: 0 K: 1 S: 10 H: 1 LOB: 1 BB: 1 P: 17	R: 0 E: 1 K: 2 S: 15 H: 1 LOB: 2 BB: 0 P: 21	R: 0 E: 0 K: 2 S: 12 H: 0 LOB: 1 BB: 1 P: 19	R: 0 E: 0 K: 1 S: 8 H: 0 LOB: 0 BB: 0 P: 12	R: 2 E: 0 K: 2 S: 18 H: 2 LOB: 2 BB: 2 P: 32	R: 0 E: 0 K: 1 S: 6 H: 0 LOB: 0 BB: 0 P: 9	R: 0 E: 0 K: 1 S: 9 H: 2 LOB: 3 BB: 1 P: 17	R: 0 E: 0 K: 2 S: 13 H: 2 LOB: 2 BB: 0 P: 15	R: 0 E: 0 K: 2 S: 10 H: 0 LOB: 0 BB: 0 P: 14	1B: 7 2B: 1 3B: 0 HR: 0 SF: 0 SAC: 0 DP: 0 HBP: 0						

PITCHER		IP	WLS	BF	H	R	ER	SO	BB	IBB	HBP	BLK	WP	HR	S	P	ERA	WHIP
29 Jeff Samardzija, R ERA: 3.35	(1, 1)	5.0		24	4	3	3	8	4	0	0	0	1	0	63	101	5.40	1.600
28 Michael Bowden, R ERA: 3.97	(6, 1)	1.0	W	3	0	0	0	1	0	0	0	0	0	0	6	9	0.00	0.000
54 Shawn Camp, R ERA: 6.97	(7, 1)	0.1	H	4	2	0	0	0	1	0	0	0	0	0	5	11	0.00	9.000
40 James Russell, L ERA:	(7, 1)	1.1	H	6	2	0	0	3	0	0	0	0	0	0	15	19	0.00	1.500
63 Kevin Gregg, R ERA:	(8, 1)	1.1	S	4	0	0	0	2	0	0	0	0	0	0	12	16	0.00	0.000

PITCHER	IP	WLS	BF	H	R	ER	SO	BB	IBB	HBP	BLK	WP	HR	S	P	ERA	WHIP

TOP

San Diego Padres @ Chicago Cubs

Wrigley Field, Chicago, IL

Mon Apr 29 2013, 7:08 PM - 10:08 PM CDT

Att. 32,169 - Partly Cloudy - 70 F

livebaseballscorecards.com

AB	36
R	3
H	8
RBI	2
BB	5
SO	14
LOB	22

WP: 2 PA: 41
PB: 0
SB: 0
CS: 0

San Diego Padres @ Chicago Cubs

Wrigley Field, Chicago, IL

Mon Apr 29 2013, 7:08 PM - 10:08 PM CDT

Att. 32,169 - Partly Cloudy - 70 F

livebaseballscorecards.com

Batter	1	2	3	4	5	6	7	8	9	AB	R	H	RBI	BB	SO	LOB
17 Dave Sappelt, R (1, 8) OBP: 0.194, SLG: 0.229	C FF 91 F CU 80 X SL 82 0-2 G6-3	X CH 84 0-0 G5-3			C FF 90 X CH 84 0-1 G5-3		C SL 85 B SL 85 B SL 82 X FF 90 2-1 G5-3			4	0	0	0	0	0	1
13 Starlin Castro, R (1, 6) OBP: 0.291, SLG: 0.393	B CH 84 B SI 92 C FF 91 C CH 85 X SI 92 2-2 44 G4-3 1B		X CU 75 0-0 G5-3		B CH 86 B SI 90 B SI 90 C SI 89 C SI 90 X CH 85 3-2 F8		B CH 85 S SL 85 C FF 91 S SL 88 1-3 K			4	0	1	0	0	1	0
44 Anthony Rizzo, L (1, 3) OBP: 0.292, SLG: 0.489	B SI 91 X SI 91 1-0 G4-3 1-2		C SI 91 B SL 83 F FF 91 F SL 85 X SI 92 1-2 G3-1		B SL 86 C SI 91 X SI 91 1-1 G1-3		B CH 87 B CH 85 B SL 83 X FF 91 3-0 F9			4	0	0	0	0	0	1
12 Alfonso Soriano, R (1, 7) OBP: 0.287, SLG: 0.340	B SL 85 C FF 91 S CH 84 X FF 91 1-2 G6-3		C SL 84 X SL 85 0-1 F8			X CH 83 0-0 21 G5-4-3 53 BB 1 1B 1B		C SL 83 B SL 84 F FF 91 B FF 91 B SL 85 F FF 92 F SL 85 X FF 92 3-2 20 1B 2B		4	1	2	0	0	0	1
53 Welington Castillo, R (1, 2) OBP: 0.342, SLG: 0.425		F SI 90 X CU 78 0-1 G6-3		S CU 77 C FF 90 B FF 91 X SL 82 1-2 21 F9 15 2B 2B		B SI 90 1 SAFE 1 SL 85 1 SAFE B SI 91 B SL 86 F CH 84 1 SAFE F SI 92 4-2 B CH 84 21 G5-4-3 1-2 BB		F SL 84 B FF 92 T FF 93 B FF 92 F FF 94 D FS 87 F SL 86 F FF 94 S FF 92 3-3 K		3	1	1	0	1	1	1
21 Scott Hairston, R (1, 9) OBP: 0.121, SLG: 0.333 20 Julio Borbon, L (8, 9) OBP: 0.500, SLG: 0.500		B CH 84 B CH 83 B SI 89 C FF 89 X FF 90 3-1 HR		F FF 90 D SI 88 B CU 80 F CU 78 X FF 91 2-2 F9 2-3		D SI 91 S CH 83 B CH 83 B CU 79 X SI 90 3-1 G5-4-3 1-2f 2-3		2 SAFE C FF 92 C FF 93 X FF 92 0-2 15 S 2-3 1B		3 1	1 0	1 1	1 0	0 0	0 0	3 0
1 Cody Ransom, R (1, 5) OBP: 0.280, SLG: 0.583	B SI 91 B CU 78 B SI 91 C SI 90 F CH 85 X SI 91 3-2 HR		F CU 79 C FF 90 F FF 92 D SL 85 S CU 81 1-3 K		C CU 78 B CU 82 X SI 90 1-1 15 2B 3-H 1B		B SL 85 M SL 84 1 SAFE 1 SAFE S SL 84 3 SAFE T FF 94 1-2 K			4	2	2	2	0	2	3
15 Darwin Barney, R (1, 4) OBP: 0.265, SLG: 0.333		B SI 90 B SI 90 B SI 91 C SI 90 C SI 89 F CH 85 B SL 86 4-2 29 SH2-4 BB		C CU 78 B CU 79 B SI 90 X CU 80 2-1 3-H 2B		D FF 94 C SL 86 1 SAFE F SL 87 X FF 95 1-2 1-H 2B		B FS 84 B FF 91 C SL 83 C FF 91 F FF 93 F FF 94 X SL 86 2-2 G4-3 1-2		3	0	2	2	1	0	2
29 Jeff Samardzija, R (1, 1) 28 Michael Bowden, R (6, 1) 19 Nate Schierholtz, L (6, PH) OBP: 0.351, SLG: 0.549 54 Shawn Camp, R (7, 1) 40 James Russell, L (7, 1) 63 Kevin Gregg, R (8, 1)		L SI 91 1 SAFE X SI 91 0-1 SH2-4 1-2		F SI 89 F SI 90 X SI 92 0-2 G4-3		B CH 86 B SL 87 S SL 87 S SL 87 F SL 88 D FF 95 X SL 87 3-2 P1				1 0 1 0 0 0	0 0 0 0 0 0	0 0 0 0 0 0	0 0 0 0 0 0	0 0 0 0 0 0	0 0 1 0 0 0	1 0 1 0 0 0
Inning Stats	R: 0 E: 0 K: 0 S: 10 H: 1 LOB: 1 BB: 0 P: 14	R: 2 E: 0 K: 0 S: 13 H: 2 LOB: 1 BB: 1 P: 23	R: 0 E: 0 K: 0 S: 7 H: 0 LOB: 0 BB: 0 P: 8	R: 1 E: 0 K: 1 S: 15 H: 2 LOB: 1 BB: 0 P: 21	R: 0 E: 0 K: 0 S: 7 H: 0 LOB: 0 BB: 0 P: 11	R: 2 E: 0 K: 0 S: 15 H: 3 LOB: 1 BB: 1 P: 27	R: 0 E: 0 K: 1 S: 6 H: 0 LOB: 0 BB: 0 P: 12	R: 0 E: 0 K: 2 S: 22 H: 2 LOB: 2 BB: 0 P: 31		1B: 4 2B: 4 3B: 0 HR: 2 SF: 0 SAC: 1 DP: 1 HBP: 0				WP: 0 PB: 0 SB: 1 CS: 0 PA: 35		

PITCHER		IP	WLS	BF	H	R	ER	SO	BB	IBB	HBP	BLK	WP	HR	S	P	ERA	WHIP
33 Clayton Richard, L ERA: 7.94	(1, 1)	5.2	L	25	7	5	5	1	2	0	0	0	0	2	60	93	7.94	1.588
45 Anthony Bass, R ERA: 2.79	(6, 1)	1.1		5	1	0	0	1	0	0	0	0	0	0	13	23	0.00	0.750
58 Brad Brach, R ERA: 5.25	(8, 1)	1.0		5	2	0	0	2	0	0	0	0	0	0	22	31	0.00	2.000

PITCHER	IP	WLS	BF	H	R	ER	SO	BB	IBB	HBP	BLK	WP	HR	S	P	ERA	WHIP

AB	32
R	5
H	10
RBI	5
BB	2
SO	4
LOB	14

San Diego Padres @ Chicago Cubs

Wrigley Field, Chicago, IL

Tue Apr 30 2013, 7:10 PM - 10:36 PM CDT

Att. 31,303 - Partly Cloudy - 81 F

livebaseballscorecards.com

Batter	1	2	3	4	5	6	7	8	9	AB	R	H	RBI	BB	SO	LOB
2 Everth Cabrera, S (1, 6) OBP: 0.371, SLG: 0.400	F FF 93 B FF 95 F FF 94 S FF 96 1-3 K ①		B FF 96 F FF 94 B SL 85 B FF 92 B FF 92 4-1 1B 13 G6-3 18 SF7 BB		B FF 92 B SL 83 X FF 95 2-1 2B 3B C SI 88 C SI 88 X SF 88 1-1 ③ G3		S SI 90 F FF 92 B FF 89 H FC 89 2-2 13 1B HBP		B SI 87 S SL 78 C SL 79 F SI 87 X SL 80 1-2 G3-4-1 ①	4	2	1	0	1	1	2
13 Chris Denorfia, R (1, 8) (6, 9) (8, 7) OBP: 0.360, SLG: 0.427	B FF 93 C FF 94 X SL 85 1-1 G1-3 ②		B SL 83 1 SAFE F FF 90 X SL 84 1-1 G6-3 ① 1-2		X SL 84 0-0 G3 ①	F SI 88 B FF 87 F SI 88 S SL 82 1-3 K2-3 ①	B SL 78 C FF 90 C SL 79 X SL 78 1-2 1-2 2-H 1B		C SL 79 B SL 79 F SI 86 B SL 80 F SL 78 F SL 79 B SL 79 X SL 78 3-2 P3 ②	6	0	1	1	0	1	2
Chase Headley, S (1, 5) OBP: 0.364, SLG: 0.478	C FF 94 B CU 79 F FF 85 B SL 86 T SI 94 2-2 K ③		B CU 79 X SL 84 1-0 23 E 2-3 1B		B FF 94 X FF 93 1-0 18 2B 3-H 2B	F SI 89 F SI 90 F CH 84 F SI 91 S SL 82 0-3 K ②	C FF 90 C FF 91 X FF 91 0-2 P5 ③		B SL 78 B SL 78 S SI 86 F SI 87 X SL 79 2-2 F8 ③	6	1	2	1	0	2	2
18 Carlos Quentin, R (1, 7) OBP: 0.339, SLG: 0.478 25 Will Venable, L (8, 9) OBP: 0.280, SLG: 0.353		F FF 94 F SL 84 S SL 84 0-3 K ① X SL 85 0-0 SF7 ② 3-H		F FF 94 F SL 87 X FF 94 0-2 23 HR 2-H 2B	X SI 90 0-0 HR			B FF 90 C SL 78 B FF 90 X SL 80 2-1 4 HR 2B		4 0	3 0	3 0	3 0	0 0	1 0	0 0
23 Yonder Alonso, L (1, 3) OBP: 0.355, SLG: 0.448		B SI 94 B CH 87 X FF 93 2-0 14 1B 9 2B 1B B SI 94 C SL 83 B FF 93 1 SAFE B SL 86 F SL 85 F SL 86 X FF 94 3-2 G4-3 ③ 1-2		B CU 78 X SL 83 1-0 2-H HR	B SI 89 B SI 88 X SI 88 2-0 14 S 1B			X FF 89 0-0 F7 ①	5	2	3	2	0	0	2
14 Mark Kotsay, L (1, 9) OBP: 0.379, SLG: 0.346 5 Alexi Amarista, L (6, 8) OBP: 0.286, SLG: 0.358		X SI 93 0-0 9 2B 1-3 1B		F CU 76 S FF 94 B SL 84 B FF 94 S SL 86 2-3 K ① B FF 95 F FF 92 X SI 93 1-1 4 G6-3 4 E 1-3 1B	B FF 93 B CH 88 B FF 93 C FF 92 B SL 83 4-1 4 1B 37 1B BB C FF 92 X FF 92 0-1 F9 ②	B SI 89 B SL 77 F SI 88 B SI 90 X SI 89 3-1 L4 ③ 1-2		X FF 90 0-0 F7 ②	3 1	2 0	1 0	0 0	1 0	1 0	1 1
9 Jedd Gyorko, R (1, 4) OBP: 0.317, SLG: 0.323		B SL 85 B FF 92 S SL 84 X SL 85 2-1 4 G6-3 1-H 3-H 2B					F FF 91 B SL 82 B FF 91 X FF 91 2-1 F8 ① 13 1B 2B	B SI 91 F FC 90 C FF 90 B FF 91 B FC 90 F FF 91 B FC 90 4-2 4 HR BB		4	1	2	2	1	0	1
4 Nick Hundley, R (1, 2) OBP: 0.357, SLG: 0.544		X FF 93 0-0 G6-3 ② 2-3		S FF 93 F FF 94 1 SAFE D SL 85 X FF 93 1-2 G6-3 ② 1-3	B FF 93 F FF 93 X SL 84 1-1 37 1B 1-2 1B		B FF 90 B SL 82 B FF 92 C FF 91 X FF 91 3-1 13 1B 2B	S FF 89 S FF 91 F FC 90 X FF 92 0-2 1-H 2-H HR		5	2	3	3	0	0	2
37 Edinson Volquez, R (1, 1) OBP: 0.111, SLG: 0.111 55 Dale Thayer, R (6, 1) 15 Jesus Guzman, R (8, PH) OBP: 0.326, SLG: 0.293 54 Joe Thatcher, L (8, 1) 41 Robbie Erlin, R (9, 1)		F FF 93 F FF 94 D SL 88 D SL 86 F FF 93 S SL 86 2-3 K ③		F FF 93 S SL 86 S SL 85 0-3 K ③ B FF 92 X FF 93 1-0 1-2 2-H 1B			C FF 89 B FF 91 S FF 90 X FF 89 1-2 G1-3 ②	B FC 88 C SL 78 B SL 79 X SI 90 2-1 F9 ③		3 1 1 0 0 0	0 0 0 0 0 0	1 0 0 0 0 0	1 0 0 0 0 0	0 0 0 0 0 0	2 0 0 0 0 0	2 1 0 0 0 0

Totals	AB	R	H	RBI	BB	SO	LOB
	43	13	17	13	3	8	16

Inning Stats	1	2	3	4	5	6	7	8	9	1B: 8	SF: 1	WP: 0	PA: 48
R:	0	2	1	0	5	1	1	3	0	2B: 5	SAC: 0	PB: 0	
E:	0	0	1	1	0	0	0	0	0	3B: 1	DP: 0	SB: 1	
K:	2	2	0	2	0	2	0	0	0	HR: 3	HBP: 1	CS: 0	
S:	8	12	9	11	16	12	15	13	12				
H:	0	3	1	1	6	2	2	2	0				
LOB:	0	1	1	1	2	2	2	0	0				
BB:	0	0	1	0	1	0	0	1	0				
P:	12	18	18	15	28	18	24	21	18				

PITCHER	IP	WLS	BF	H	R	ER	SO	BB	IBB	HBP	BLK	WP	HR	S	P	ERA	WHIP
36 Edwin Jackson, R (1, 1) ERA: 6.27	4.2	L	27	11	8	8	6	2	0	0	0	0	1	54	88	15.43	2.786
50 Kameron Loe, R (5, 1) ERA: 7.62	1.1		6	2	1	1	2	0	0	0	0	0	1	14	21	6.75	1.500
56 Héctor Rondón, R (7, 1) ERA: 5.19	2.0		12	4	4	4	0	1	0	1	0	0	1	28	45	18.00	2.500
54 Shawn Camp, R (9, 1) ERA: 6.35	1.0		3	0	0	0	0	0	0	0	0	0	0	12	18	0.00	0.000

PITCHER	IP	WLS	BF	H	R	ER	SO	BB	IBB	HBP	BLK	WP	HR	S	P	ERA	WHIP

BOTTOM

Batter	1	2	3	4	5	6	7	8	9	AB	R	H	RBI	BB	SO	LOB
9 David DeJesus, L (1, 8) OBP: 0.352, SLG: 0.557	C FF 92 X SI 93 0-1 ① L6		B SI 94 C KC 77 B KC 78 B CH 83 X SI 94 3-1 ③ F7		D KC 80 X CH 83 1-0 ② L3		B SL 82 C FF 92 F SL 81 X FF 93 1-2 HR		C FF 90 B FF 90 B CU 69 X FF 90 2-1 ② F8	5	1	1	1	0	0	1
13 Starlin Castro, R (1, 6) OBP: 0.296, SLG: 0.420	C SI 93 X KC 81 0-1 ② F8			C KC 79 B KC 80 B SI 91 X CH 82 2-1 ① F8	F SI 92 S CH 83 X CH 84 0-2 3-H HR		C SL 81 S FF 94 X FF 93 0-2 ① F9		S CH 78 B FF 91 F CU 72 B FF 91 B CU 72 F CH 77 F CH 77 X FF 91 3-2 44 2B 1B	5	2	2	2	0	0	0
44 Anthony Rizzo, L (1, 3) OBP: 0.315, SLG: 0.531	C CH 82 B FF 93 B KC 80 B SI 94 X SI 92 3-1 12 S 2B			B KC 79 C SI 93 B SI 94 B CH 83 F CH 83 F CH 83 X KC 80 3-2 12 1B 2B	S SI 93 B FF 93 X CH 84 1-1 ③ G3-1		B FF 93 F FF 92 B SL 82 B FF 92 B SI 92 4-1 17 G6-3 BB		X CU 71 0-0 1-H 2B	4	0	3	1	1	0	0
12 Alfonso Soriano, R (1, 7) OBP: 0.291, SLG: 0.343 50 Kameron Loe, R (5, 1) 17 Dave Sappelt, R (6, PH) OBP: 0.205, SLG: 0.216 (7, 7)	C KC 81 D KC 81 F CH 83 S KC 81 1-3 ③ K 2-3			X SI 94 0-0 19 G3-6-3 2-3 1B		B SI 91 C KC 78 B KC 80 C SI 92 F SI 94 B KC 80 B SI 93 4-2 15 BB 53 S BB	C FF 92 X SL 82 0-1 ②③ G6-3 1-2f		C FF 90 D CH 78 X FF 90 1-1 ③ F8	2	0	1	0	0	1	1
										0	0	0	0	0	0	0
										2	0	0	0	1	0	2
19 Nate Schierholtz, L (1, 9) OBP: 0.338, SLG: 0.527 21 Scott Hairston, R (8, PH) OBP: 0.118, SLG: 0.323 (9, 9)		C KC 78 X CH 82 0-1 ① F8		B KC 81 X CH 82 1-0 ②③ G3-6-3 1-2f		C SI 95 X SI 93 0-1 ① F7		C FF 86 B SL 77 X FF 86 1-1 ① P4		3	0	0	0	0	0	3
										1	0	0	0	0	0	0
53 Welington Castillo, R (1, 2) OBP: 0.338, SLG: 0.429		C SI 93 C CH 82 B KC 81 S CH 86 1-3 ② K			S SI 91 B FF 90 X CH 82 1-1 24 HR 2B	C KC 80 B KC 81 S FF 94 F SI 94 S KC 81 1-3 ② K 1-2		C FF 86 S FF 87 B FF 85 F SL 79 B SL 79 F FF 86 F FC 86 F SL 78 B FF 87 3-2 X FF 86 ② F7		4	1	1	0	0	2	1
24 Luis Valbuena, L (1, 5) OBP: 0.338, SLG: 0.500		X SI 93 0-0 ③ F7			C SI 93 B KC 79 X CH 83 1-1 2-H HR	B SI 93 B SI 94 B SI 93 B SI 93 4-0 15 BB BB		C FF 86 B SL 78 B SL 77 F FF 85 B SL 77 C FC 86 3-3 ③ K		3	1	1	2	1	1	0
15 Darwin Barney, R (1, 4) OBP: 0.283, SLG: 0.354			C SI 92 X FF 92 0-1 ① F9		B FF 93 B SI 93 C SI 92 C SI 92 F CH 84 X CH 83 2-2 20 G1-3 13 HR 2B	B SI 94 B KC 80 B SI 93 C FF 92 C SI 92 F FF 93 F SI 92 F SI 93 F SI 94 4-2 F KC 82 B KC 83 1-2 2-3 BB			C FF 89 X CH 75 0-1 ① F9	3	1	1	0	1	0	0
36 Edwin Jackson, R (1, 1) 20 Julio Borbon, L (5, 7) OBP: 0.429, SLG: 0.417 56 Héctor Rondón, R (7, 1) 54 Shawn Camp, R (9, 1) 1 Cody Ransom, R (9, PH) OBP: 0.308, SLG: 0.720			B FF 93 F SI 93 B CH 82 X SI 93 2-1 ② G4-3		X SI 93 0-0 ① G1-3 2-3	B FF 93 X FF 93 1-0 ③ F9			C CH 76 B FF 90 C CU 69 B CU 74 B FF 91 X FF 91 3-2 HR	1	0	0	0	0	0	0
										2	0	0	0	0	0	4
										0	0	0	0	0	0	0
										0	0	0	0	0	0	0
										1	1	1	1	0	0	0
Inning Stats	R: 0 E: 0 K: 1 S: 9 H: 1 LOB: 1 BB: 0 P: 13	R: 0 E: 0 K: 1 S: 6 H: 0 LOB: 0 BB: 0 P: 7	R: 0 E: 0 K: 0 S: 6 H: 0 LOB: 0 BB: 0 P: 11	R: 0 E: 0 K: 0 S: 8 H: 2 LOB: 1 BB: 0 P: 14	R: 4 E: 0 K: 0 S: 15 H: 4 LOB: 0 BB: 0 P: 21	R: 0 E: 0 K: 1 S: 17 H: 0 LOB: 3 BB: 3 P: 31	R: 1 E: 0 K: 0 S: 9 H: 1 LOB: 0 BB: 1 P: 14	R: 0 E: 0 K: 1 S: 12 H: 0 LOB: 0 BB: 0 P: 19	R: 2 E: 0 K: 0 S: 15 H: 3 LOB: 1 BB: 0 P: 24	1B: 2 2B: 5 3B: 0 HR: 4 SF: 0 SAC: 0 DP: 2 HBP: 0						

PITCHER	IP	WLS	BF	H	R	ER	SO	BB	IBB	HBP	BLK	WP	HR	S	P	ERA	WHIP
37 Edinson Volquez, R (1, 1) ERA: 6.39	5.2	W	26	7	4	4	3	3	0	0	0	0	2	60	95	6.35	1.765
55 Dale Thayer, R (6, 1) ERA: 2.13	1.1	H	5	1	1	1	0	1	0	0	0	0	1	10	16	6.75	1.500
54 Joe Thatcher, L (8, 1) ERA: 2.25	1.0		3	0	0	0	1	0	0	0	0	0	0	12	19	0.00	0.000
41 Robbie Erlin, L (9, 1) ERA: 18.0	1.0		6	3	2	2	0	0	0	0	0	0	1	15	24	18.00	3.000

PITCHER	IP	WLS	BF	H	R	ER	SO	BB	IBB	HBP	BLK	WP	HR	S	P	ERA	WHIP

San Diego Padres @ Chicago Cubs

Wrigley Field, Chicago, IL

Tue Apr 30 2013, 7:10 PM - 10:36 PM CDT

Att. 31,303 - Partly Cloudy - 81 F

livebaseballscorecards.com

AB	36
R	7
H	11
RBI	7
BB	4
SO	4
LOB	12

WP: 0 PB: 0 SB: 2 CS: 0

PA: 40

Batter	1	2	3	4	5	6	7	8	9	AB	R	H	RBI	BB	SO	LOB
2 Everth Cabrera, S (1, 6) OBP: 0.358, SLG: 0.385	B SI 89 B FC 88 B SI 90 C SI 89 C FC 89 C FC 89 3-3 K ①		C CU 76 C FC 88 C SI 90 0-3 K ③			F SI 88 X FC 89 0-1 G1-3 ③		C CU 75 F SI 90 B SI 90 B SI 91 S SI 91 2-3 K ③		4	0	0	0	0	3	1
5 Alexi Amarista, L (1, 8) OBP: 0.267, SLG: 0.333	C SI 90 X CH 84 0-1 F8 ②			B SI 89 C SI 88 F SI 90 T FC 91 1-2 K ①			B CU 74 S FC 87 X FC 88 1-1 F9 ①		C CU 73 B SI 88 X SI 90 1-1 G4-3 ①	4	0	0	0	0	1	0
Chase Headley, S (1, 5) OBP: 0.373, SLG: 0.540	C SI 90 B SI 90 S FF 90 B SI 92 B CU 77 X FC 90 3-2 18 S 1B			C CU 76 B CU 73 S FF 90 F FC 91 F SI 91 C SI 91 1-3 K ②			C SI 88 F SI 89 S FF 91 0-3 K ②		B FC 86 F FC 88 B CU 76 F SI 90 X SI 91 2-2 HR	4	1	2	1	0	2	0
18 Carlos Quentin, R (1, 7) OBP: 0.317, SLG: 0.440	F FC 81 S SI 91 F SI 91 D CU 77 B CU 77 B SI 92 F CU 78 X SI 92 3-2 G4-3 ③ 1-2			C SI 91 B SI 92 S SI 92 B FC 85 B SI 92 S FC 90 3-3 K ③			X FC 88 0-0 E5		X SI 89 0-0 G6-3 ②	4	0	0	0	0	1	1
23 Yonder Alonso, L (1, 3) OBP: 0.342, SLG: 0.430		X SI 89 0-0 B1-3 ①			B FC 86 X SI 89 1-0 F8 ①		F SI 89 B FC 88 X FC 89 1-1 F8 ③		C SI 90 F SI 89 B FC 90 S CU 77 1-3 K ③	4	0	0	0	0	1	1
9 Jedd Gyorko, R (1, 4) OBP: 0.318, SLG: 0.354		C SI 89 X FC 88 0-1 F9 ②			B SI 89 S FC 87 F SI 90 B SI 91 F CU 76 S CU 76 2-3 K ②			B FC 87 F SI 89 X SI 90 1-1 HR		3	1	1	1	0	1	0
25 Will Venable, L (1, 9) OBP: 0.273, SLG: 0.343 45 Anthony Bass, R (5, 1) 15 Jesus Guzman, R (8, PH) OBP: 0.319, SLG: 0.286 41 Robbie Erlin, R (8, 1)		B SI 89 X SI 90 1-0 G3 ③			F FC 89 X FC 88 0-1 G4-3 ③			F SI 88 C FC 85 B CU 75 C SI 91 1-3 K ①		2 0 1 0	0 0 0 0	0 0 0 0	0 0 0 0	0 0 1 0	0 0 0 0	0 0 0 0
8 John Baker, L (1, 2) OBP: 0.280, SLG: 0.143			C SI 89 S FC 88 S FC 89 0-3 K ①			X CH 87 0-0 P5 ①		C FC 88 B CU 76 B FC 89 T FF 90 B SI 91 B SI 90 4-2 88 G6-3 BB		2	0	0	0	1	1	0
34 Andrew Cashner, R (1, 1) OBP: 0.333, SLG: 0.333 88 Kyle Blanks, R (5, 9) OBP: 0.316, SLG: 0.382			C SI 90 B SI 90 F FC 88 C CU 76 1-3 K ②			C FC 87 B SI 90 S SI 91 X CU 75 1-2 L7 ②		C FC 87 F SI 91 X SI 90 0-2 G6-3 ② 1-2		1 2	0 0	0 0	0 0	0 0	1 0	0 1
Inning Stats	R: 0 E: 0 K: 1 S: 13 H: 1 LOB: 1 BB: 0 P: 22	R: 0 E: 0 K: 0 S: 4 H: 0 LOB: 0 BB: 0 P: 5	R: 0 E: 0 K: 3 S: 9 H: 0 LOB: 0 BB: 0 P: 10	R: 0 E: 0 K: 3 S: 11 H: 0 LOB: 0 BB: 0 P: 16	R: 0 E: 0 K: 1 S: 7 H: 0 LOB: 0 BB: 0 P: 10	R: 0 E: 0 K: 0 S: 6 H: 0 LOB: 0 BB: 0 P: 7	R: 0 E: 1 K: 1 S: 8 H: 0 LOB: 1 BB: 0 P: 10	R: 1 E: 0 K: 2 S: 13 H: 1 LOB: 1 BB: 1 P: 21	R: 1 E: 0 K: 1 S: 9 H: 1 LOB: 0 BB: 0 P: 13	1B: 1 2B: 0 3B: 0 HR: 2	SF: 0 SAC: 0 DP: 0 HBP: 0			WP: 0 PB: 0 SB: 1 CS: 0	PA: 32		

PITCHER	IP	WLS	BF	H	R	ER	SO	BB	IBB	HBP	BLK	WP	HR	S	P	ERA	WHIP
46 Scott Feldman, R (1, 1) ERA: 3.34	9.0	W	32	3	2	2	12	1	0	0	0	0	2	80	114	2.00	0.444

PITCHER	IP	WLS	BF	H	R	ER	SO	BB	IBB	HBP	BLK	WP	HR	S	P	ERA	WHIP

TOP

San Diego Padres @ Chicago Cubs

Wrigley Field, Chicago, IL

Wed May 01 2013, 7:09 PM - 9:41 PM CDT

Att. 34,832 - Partly Cloudy - 71 F

livebaseballscorecards.com

AB	31
R	2
H	3
RBI	2
BB	1
SO	12
LOB	4

San Diego Padres @ Chicago Cubs

Wrigley Field, Chicago, IL

Wed May 01 2013, 7:09 PM - 9:41 PM CDT

Att. 34,832 - Partly Cloudy - 71 F

BOTTOM

livebaseballscorecards.com

Batter	1	2	3	4	5	6	7	8	9	AB	R	H	RBI	BB	SO	LOB
9 David DeJesus, L (1, 8) OBP: 0.355, SLG: 0.548	C FF 94 B CU 79 X SI 94 1-1 ① F8	X SI 94 0-0 2-3 1B	D CH 87 C CH 86 F FF 94 X SI 96 1-2 ③ G6-3			B SI 90 C CH 83 F SL 86 X FF 94 1-2 20 G3 1B		C FF 89 C CU 68 B CU 74 F FF 90 X CU 73 1-2 ① G4-3		5	0	2	0	0	0	2
20 Julio Borbon, L (1, 7) OBP: 0.421, SLG: 0.375	C SI 93 X FF 95 0-1 44 FC4-6 24 BB 13 1B 1B	T FF 96 S FF 95 F FF 95 1 SAFE X FF 95 0-2 ② P5		C FF 92 B CU 77 S CH 85 B SL 81 F FF 93 B CH 85 F FF 93 F CH 85 B CH 85 4-2 24 E 24 G6-3 BB		B FF 89 X SI 91 1-0 ② G3 1-2		C CU 70 B FF 89 B CU 69 F FF 89 S CU 73 2-3 ② K	4	2	1	0	1	1	3
24 Luis Valbuena, L (1, 5) OBP: 0.329, SLG: 0.473	B SI 94 B SI 94 B CH 86 C FF 95 B SI 94 4-1 44 FC4-6 1-2 BB	X FF 95 0-0 ③ F9		1 SAFE 1 SAFE F FF 93 B SI 95 D CH 87 X CH 86 2-1 ① G6-3 1-H		B FF 91 S CH 85 C CH 86 B SL 89 X SL 90 2-2 ③ G3-1		C CU 71 X CU 72 0-1 ③ G6-3		4	0	0	1	1	0	3
44 Anthony Rizzo, L (1, 3) OBP: 0.313, SLG: 0.520	B SL 80 S CH 87 B FF 96 C CH 88 F SL 84 X FF 96 2-2 ② FC4-6 19 BB 13 1B 30 2-1 1-2f 2-3		B CU 77 C CH 84 X CH 85 1-1 13 FC6 13 S 30 2B 1B	F CU 78 X CH 85 0-1 ② G4-3			C SL 85 B SL 87 B CH 82 F SI 89 S FF 90 2-3 ① K		4	1	1	0	0	1	2
13 Starlin Castro, R (1, 6) OBP: 0.303, SLG: 0.422	C FF 96 X SI 95 0-1 19 BB 1-2 3-H 1B		C SI 95 S SL 83 B SI 96 X SL 85 1-2 FC6 30 WP 30 2B 1-3	B SL 81 C FF 92 S SL 80 X SL 79 1-2 ③ G5-3			S SL 85 B SL 88 X SI 91 1-1 19 2B 1B		4	2	2	1	0	0	1
19 Nate Schierholtz, L (1, 9) OBP: 0.345, SLG: 0.532	B CH 87 B FF 96 B CH 87 C FF 95 B SI 95 4-1 3-H 1-2 2-3 BB		1 SAFE B SI 94 B CH 86 C FF 95 1 SAFE F FF 96 S FF 96 2-3 ① K		S FF 90 X SL 86 0-1 ① F9		B FF 92 C SL 85 X SI 92 1-1 30 F9 1-H 2B			3	0	1	1	1	1	2
30 Dioner Navarro, S (1, 2) OBP: 0.243, SLG: 0.471	B FF 96 1-0 ③ 2-1 3-H	B SI 94 B CH 86 S FF 93 F SI 95 B CH 87 F FF 97 X FF 96 3-2 ① F7	C SI 95 1 SAFE F SI 94 F SL 84 1 SAFE B FF 96 F SI 97 B SL 81 X FF 96 2-2 46 SH1-4 1-H 3-H 2B		C FF 91 B SL 87 X FF 91 1-1 ② G1-4-3		X SL 87 0-0 ② F9 2-3			4	0	1	2	0	0	1
15 Darwin Barney, R (1, 4) OBP: 0.316, SLG: 0.347		B SI 95 B FF 95 B FF 94 C FF 95 B FF 95 4-1 46 S 46 2B BB	H SL 82 1-0 46 SH1-4 HBP		B FF 92 C FF 92 C SL 85 B SL 87 X FF 92 2-2 ③ F8		I IN 68 I IN 67 I IN 66 I IN 65 4-0 IBB			1	1	0	0	2	0	0
46 Scott Feldman, L (1, 1) OBP: 0.091, SLG: 0.182		B FF 94 L FF 95 C FF 95 B SI 96 F FF 96 X CU 79 2-2 9 1B 1-H 2B	B FF 94 L FF 94 B FF 94 L FF 94 X FF 95 2-2 ② SH1-4 1-2 2-3			X FF 91 0-0 ① L6-3	S SL 86 S SL 89 B SL 86 F SL 86 X FF 92 1-2 ③ F9			3	0	1	1	0	0	2
Inning Stats	R: 1 E: 0 K: 0 S: 12 H: 2 LOB: 3 BB: 2 P: 24	R: 1 E: 0 K: 0 S: 15 H: 2 LOB: 2 BB: 1 P: 24	R: 2 E: 0 K: 1 S: 19 H: 2 LOB: 2 BB: 0 P: 29	R: 1 E: 1 K: 0 S: 12 H: 0 LOB: 0 BB: 1 P: 19	R: 0 E: 0 K: 0 S: 7 H: 0 LOB: 0 BB: 0 P: 10	R: 0 E: 0 K: 0 S: 8 H: 1 LOB: 1 BB: 0 P: 12	R: 1 E: 0 K: 1 S: 12 H: 2 LOB: 2 BB: 1 P: 21	R: 0 E: 0 K: 1 S: 9 H: 0 LOB: 0 BB: 0 P: 12		1B: 6 2B: 3 3B: 0 HR: 0 SF: 0 SAC: 1 DP: 0 HBP: 1				WP: 1 PB: 0 SB: 2 CS: 0	PA: 39	

	AB	32
	R	6
	H	9
	RBI	6
	BB	5
	SO	3
	LOB	16

PITCHER		IP	WLS	BF	H	R	ER	SO	BB	IBB	HBP	BLK	WP	HR	S	P	ERA	WHIP
34 Andrew Cashner, R ERA: 4.24	(1, 1)	4.0	L	24	6	5	4	1	4	0	1	0	1	0	58	96	9.00	2.500
45 Anthony Bass, R ERA: 2.82	(5, 1)	3.0		13	3	1	1	1	0	1	0	0	0	0	27	43	3.00	1.000
41 Robbie Erlin, L ERA: 9.0	(8, 1)	1.0		3	0	0	0	1	0	0	0	0	0	0	9	12	0.00	0.000

PITCHER	IP	WLS	BF	H	R	ER	SO	BB	IBB	HBP	BLK	WP	HR	S	P	ERA	WHIP

San Diego Padres @ Chicago Cubs

Wrigley Field, Chicago, IL

Thu May 02 2013, 1:21 PM - 4:11 PM CDT

Att. 32,865 - Partly Cloudy - 45 F

TOP

livebaseballscorecards.com

Batter	1	2	3	4	5	6	7	8	9	AB	R	H	RBI	BB	SO	LOB
13 Chris Denorfia, R (1, 8) OBP: 0.355, SLG: 0.412	C FF 87 B FC 86 X FF 89 1-1 G1-3 ①			C FC 84 B SL 76 C FC 86 C FF 88 1-3 K ①		F FC 85 B SL 78 B FF 88 B FC 85 X FC 85 3-1 L4-3 ②③ 1-1		B SL 79 B SI 88 F SL 78 B SI 86 B SI 87 4-1 2 1B 1B 1-2 3-H BB	C FF 93 B FF 92 F SL 82 D SL 81 F FF 91 F SL 82 X SL 82 2-2 G6-3 ③	3	1	0	0	1	1	1
25 Will Venable, L (9, PH) OBP: 0.269, SLG: 0.338 (9, 9)										1	0	0	0	0	0	2
2 Everth Cabrera, S (1, 6) OBP: 0.355, SLG: 0.380	C SI 88 B FC 87 X FC 88 1-1 L1 ②			X FC 86 0-0 P4 ②			C FC 85 C FF 88 B SL 78 X FC 88 1-2 G6-3 ①	C FF 89 X SL 81 0-1 1B S 1B 1-3 2-H		4	0	1	1	0	0	0
Chase Headley, S (1, 5) OBP: 0.365, SLG: 0.519	B FC 86 C FF 90 X CH 79 1-1 G5-3 ③			S FC 87 B FC 86 B FF 89 X CH 76 2-1 G6-3 ③			B SL 75 F FC 84 X FC 85 1-1 P3 ②	1 SAFE B SI 90 B SI 90 X CH 81 2-0 18 HBP 1B 1-3 3-H		4	0	1	1	0	0	0
18 Carlos Quentin, R (1, 7) OBP: 0.313, SLG: 0.415 5 Alexi Amarista, L (8, PR) OBP: 0.267, SLG: 0.333 (8, 8)		C SI 87 B FC 87 F SL 79 B FF 90 B SL 79 X FC 87 3-2 G1-3 ①			X CH 75 0-0 P6 ①		X FC 86 0-0 P3 ③	F CH 81 H FF 90 1-1 HBP 1-2		3	0	0	0	0	0	0
15 Jesus Guzman, R (1, 3) OBP: 0.314, SLG: 0.283 57 Luke Gregerson, L (8, 1) 16 Huston Street, R (9, 1)		S SL 76 C FC 85 B SL 79 F FC 87 B FF 91 F FF 90 F CH 78 B FF 91 X FC 87 3-2 G5-3 ②			B SL 76 X FC 85 1-0 F9 ②			C FC 85 3-2 4 F9 23 88 BB 1B 1B B FF 90 3-2 K		4	1	1	0	0	1	3
										0	0	0	0	0	0	0
										0	0	0	0	0	0	0
88 Kyle Blanks, R (1, 9) OBP: 0.357, SLG: 0.389 (8, 7)		B FC 87 F FF 90 S SI 89 B SL 80 X FF 91 2-2 F9 ③			F FC 86 F FC 86 X FF 90 0-2 9 FC5-4 1B			B FC 85 B FF 87 C FC 85 C FC 86 1 SAFE D SL 78 B FC 86 4-2 23 1B 13 PB 1-2 BB	C FF 91 B FF 92 H FF 91 2-1 9 FC1-6 HBP	2	1	1	0	1	0	0
9 Jedd Gyorko, R (1, 4) OBP: 0.306, SLG: 0.340			B SI 87 X FC 85 1-0 F8 ①		C SL 76 X FC 85 0-1 FC5-4 ③ 1-2f			B CH 77 F FF 88 X FC 85 1-1 F7 ①	X SL 81 0-0 FC1-6 ① 4 2B 1-2f	4	0	0	0	0	0	4
4 Nick Hundley, R (1, 2) OBP: 0.352, SLG: 0.542			X FC 87 0-0 F9 ②			C FC 85 F FF 87 S SL 77 0-3 K ①		B FC 86 C SI 88 S FC 86 X FF 90 1-2 F9 ② 2-3	1 SAFE B SL 82 C SL 82 X FF 90 1-1 2B 1-3	4	0	1	0	0	1	2
53 Eric Stults, L (1, 1) OBP: 0.300, SLG: 0.600 58 Brad Brach, R (7, 1) 54 Joe Thatcher, L (7, 1) 23 Yonder Alonso, L (8, PH) OBP: 0.345, SLG: 0.431 (8, 3)			B FF 88 C FC 88 F FF 88 F SL 77 S FF 89 1-3 K ③			C FF 87 B FC 86 S SL 77 X SL 76 1-2 13 L4-3 1B		C SL 78 D SL 78 X SL 76 1-1 13 PB 2 1B 1-3 3-H 1B	F SL 84 X SL 82 0-1 L3 ②	2	0	1	0	0	1	0
										0	0	0	0	0	0	0
										0	0	0	0	0	0	0
										2	1	1	1	0	0	2

	AB	R	H	RBI	BB	SO	LOB
	33	4	7	3	2	4	14

Inning Stats	1	2	3	4	5	6	7	8	9	1B	SF	WP	PA
R	0	0	0	0	0	0	0	4	0	6	0	0	37
E	0	0	0	0	0	0	0	0	0	2B: 2	SAC: 0	PB: 1	
K	0	0	1	1	0	1	0	1	1	3B: 0	DP: 1	SB: 1	
S	6	12	6	6	7	8	6	20	11	HR: 0	HBP: 2	CS: 0	
H	0	0	0	0	1	1	0	4	1				
LOB	0	0	0	0	0	1	0	3	1				
BB	0	0	0	0	0	0	0	2	0				
P	9	20	8	9	8	12	8	40	16				

PITCHER		IP	WLS	BF	H	R	ER	SO	BB	IBB	HBP	BLK	WP	HR	S	P	ERA	WHIP
37 Travis Wood, L ERA: 2.5	(1, 1)	7.2	L	27	4	3	3	3	1	0	0	0	0	0	63	96	3.52	0.652
54 Shawn Camp, R ERA: 7.15	(8, 1)	0.0	B	1	0	0	0	0	1	0	0	0	0	0	1	5	∞	∞
40 James Russell, L ERA:	(8, 1)	0.1		4	2	1	1	1	0	0	1	0	0	0	7	13	27.00	6.000
49 Carlos Marmol, R ERA: 3.86	(9, 1)	1.0		5	1	0	0	0	0	0	1	0	0	0	11	16	0.00	1.000

BOTTOM

San Diego Padres @ Chicago Cubs

Wrigley Field, Chicago, IL

Thu May 02 2013, 1:21 PM - 4:11 PM CDT

Att. 32,865 - Partly Cloudy - 45 F

livebaseballscorecards.com

Batter	1	2	3	4	5	6	7	8	9	AB	R	H	RBI	BB	SO	LOB
17 Dave Sappelt, R (1, 8) OBP: 0.209, SLG: 0.220 19 Nate Schierholtz, L (9, PH) OBP: 0.353, SLG: 0.551	B FF 84 X SI 84 1-0 ① F9		C FF 85 B CH 75 B CH 75 F FF 86 X CU 68 2-2 44 1B 1B		C CH 75 B SL 77 X CH 76 1-1 ② G6-3 1-2		B SL 75 C SI 84 X SL 75 1-1 ② F8		C SI 89 X CH 81 0-1 2B	4 1	0 0	1 1	0 0	0 0	0 0	2 0
1 Cody Ransom, R (1, 5) OBP: 0.300, SLG: 0.643 24 Luis Valbuena, L (9, PH) OBP: 0.326, SLG: 0.467	B FF 85 S CH 76 X CH 76 1-1 ② L8		B FF 85 C SL 76 F SL 76 F SL 78 S FF 87 1-3 ① K		B SL 77 F SL 78 F FF 87 S CH 76 1-3 ③ K		B FF 88 C FF 89 C SI 89 D SL 84 B SL 84 F FF 90 B SL 84 4-2 BB 1-2		C SI 89 F SI 90 B SI 90 S SL 84 1-3 ③ K	3 1	0 0	0 0	0 0	1 0	2 1	2 1
44 Anthony Rizzo, L (1, 3) OBP: 0.311, SLG: 0.509	C FF 84 B FF 84 X CU 65 1-1 ③ P2		X SL 76 0-0 12 G1-4-3 1-2 1B			X SL 76 0-0 ① B2	B FF 85 T FF 86 F SL 77 C FF 86 1-3 ③ K			4	0	1	0	0	1	2
12 Alfonso Soriano, R (1, 7) OBP: 0.290, SLG: 0.340		C SL 75 X FF 86 0-1 53 G1-3 13 1B 1B	B SL 77 X CH 75 1-0 ② ③ G1-4-3 1-2f			B SI 83 C CH 75 F CU 64 F SL 78 F FF 87 B CH 76 S CH 76 2-3 ② K		B SL 80 C SI 87 S SL 82 F SL 82 X SL 81 1-2 ① G6-3		4	0	1	0	0	1	2
13 Starlin Castro, R (1, 6) OBP: 0.301, SLG: 0.417		B SI 84 C CH 75 F SL 78 F SL 80 X CU 67 1-2 53 G1-3 1-2 1B		X CH 76 0-0 ① G6-3		B CU 65 C FF 86 F FF 87 F FF 90 X SL 80 1-2 ③ G5-3		C FF 89 B SL 80 F SL 81 S SL 81 1-3 ② K2-3		4	0	1	0	0	1	0
53 Welington Castillo, R (1, 2) OBP: 0.345, SLG: 0.432		B FF 84 C FF 84 D CU 67 X CH 76 2-1 ① G1-3 1-2 2-3		C FF 85 B CU 66 B FF 85 C CU 65 C FF 87 2-3 ② K			B CU 62 B CU 62 F FF 84 F FF 85 B CH 76 X CH 74 3-2 21 HR 1B	C SL 81 X FF 89 0-1 1B		4	1	2	0	0	1	2
21 Scott Hairston, R (1, 9) OBP: 0.135, SLG: 0.412 20 Julio Borbon, L (8, 9) OBP: 0.400, SLG: 0.353		B SL 77 B SL 76 X CH 77 2-0 ② P4		X CH 76 0-0 ③ P4			C SI 84 X CH 76 0-1 1-H HR	C SI 87 B SL 80 C SL 81 D SL 82 F SL 81 X SI 87 2-2 ③ G4-3		3 1	1 0	1 0	2 0	0 0	0 0	2 1
15 Darwin Barney, R (1, 4) OBP: 0.328, SLG: 0.333		I IN 73 I IN 72 I IN 70 I IN 70 4-0 IBB			B FF 84 C FF 85 B SL 76 C CH 74 F CH 76 B FF 86 B FF 85 4-2 17 G6-3 BB		B FF 84 C FF 86 C FF 86 F FF 88 B CU 68 F CH 77 X FF 87 2-2 ① G5-3		C SI 89 X CH 84 0-1 ① G5-3	2	0	0	0	2	0	0
37 Travis Wood, R (1, 1) OBP: 0.231, SLG: 0.167 54 Shawn Camp, R (8, 1) 40 James Russell, L (8, 1) 49 Carlos Marmol, R (9, 1) 9 David DeJesus, L (9, PH) OBP: 0.351, SLG: 0.541		B SL 74 B FF 85 T FF 85 X FF 86 2-1 ③ F9			B FF 85 C CH 75 C FF 85 X CH 76 1-2 ① F7		X FF 86 0-0 1 S 1B		C SI 89 B SL 83 S SI 89 F SI 90 B CH 82 B SI 90 F SI 89 X SI 90 3-2 ② P2	3 0 0 0 1	0 0 0 0 0	1 0 0 0 0	0 0 0 0 0	0 0 0 0 0	0 0 0 0 0	4 0 0 0 0
Inning Stats	R: 0 E: 0 K: 0 S: 5 H: 0 LOB: 0 BB: 0 P: 8	R: 0 E: 0 K: 0 S: 11 H: 2 LOB: 3 BB: 1 P: 22	R: 0 E: 0 K: 1 S: 9 H: 2 LOB: 1 BB: 0 P: 13	R: 0 E: 0 K: 1 S: 5 H: 0 LOB: 0 BB: 0 P: 7	R: 0 E: 0 K: 1 S: 11 H: 0 LOB: 1 BB: 1 P: 18	R: 0 E: 0 K: 1 S: 10 H: 0 LOB: 0 BB: 0 P: 13	R: 2 E: 0 K: 1 S: 19 H: 3 LOB: 2 BB: 1 P: 30	R: 0 E: 0 K: 1 S: 13 H: 1 LOB: 1 BB: 0 P: 17	R: 0 E: 0 K: 1 S: 12 H: 1 LOB: 1 BB: 0 P: 16	1B: 7 2B: 1 3B: 0 HR: 1	SF: 0 SAC: 0 DP: 1 HBP: 0		WP: 0 PB: 0 SB: 1 CS: 0	PA: 38			

	AB	35
	R	2
	H	9
	RBI	2
	BB	3
	SO	7
	LOB	18

PITCHER		IP	WLS	BF	H	R	ER	SO	BB	IBB	HBP	BLK	WP	HR	S	P	ERA	WHIP
53 Eric Stults, L ERA: 5.08	(1, 1)	6.2		28	7	2	2	4	1	1	0	0	0	1	64	100	2.70	1.200
58 Brad Brach, R ERA: 5.25	(7, 1)	0.0		1	0	0	0	0	1	0	0	0	0	0	3	7	∞	∞
54 Joe Thatcher, L ERA: 2.16	(7, 1)	0.1	W	1	0	0	0	1	0	0	0	0	0	0	3	4	0.00	0.000
57 Luke Gregerson, R ERA: 1.35	(8, 1)	1.0	H	4	1	0	0	1	0	0	0	0	0	0	13	17	0.00	1.000
16 Huston Street, R ERA: 4.09	(9, 1)	1.0	S	4	1	0	0	1	0	0	0	0	0	0	12	16	0.00	1.000

PITCHER	IP	WLS	BF	H	R	ER	SO	BB	IBB	HBP	BLK	WP	HR	S	P	ERA	WHIP

Batter	1	2	3	4	5	6	7	8	9	AB	R	H	RBI	BB	SO	LOB
17 Shin-Soo Choo, L (1, 8) OBP: 0.467, SLG: 0.541	B SI 84 C SI 86 C CU 71 B SL 82 C SI 86 2-3 K ①	B CU 73 C CU 73 B SI 86 X CH 80 2-1 2 FC5 1-2 2-H 1B			B CH 84 B SI 84 X CH 76 2-0 F7 ②		B FF 89 C FF 88 B FF 89 F FF 89 B FF 90 F FF 89 B FF 90 4-2 21 BB 19 E 32 G1-3 BB	B SI 88 X SI 88 1-0 2 1B 2B		4	2	2	1	1	1	0
2 Zack Cozart, R (1, 6) OBP: 0.224, SLG: 0.336	C FF 88 C SI 86 S SL 82 0-3 K ② 1-2 2-3f	X SI 86 0-0 FC5 ③			S FF 84 C CU 73 B SL 81 F CH 79 B SL 80 F SI 86 F CU 74 F FF 88 B SL 81 3-3 S CH 78 K ③		1 SAFE 1 SAFE X FF 88 0-0 P3 ①	C SI 88 X SL 79 0-1 19 BB 2-H 1B		5	0	1	1	0	2	3
19 Joey Votto, L (1, 3) OBP: 0.454, SLG: 0.459	X FF 87 0-0 21 2B 1B		B FF 84 B CU 71 T CH 78 B FF 86 X FF 86 3-1 F7 ①			C CH 78 C SI 85 B SL 81 B SL 80 B SI 85 X SI 85 3-2 32 2B 1B	1 SAFE B SI 90 B FF 89 1 SAFE S FF 89 1 SAFE C FS 80 F FS 82 F FF 90 3-2 F FS 82 H FF 90 32 G1-3 21 BB 1-2 HBP	B SI 86 B SI 84 C SL 76 F SI 87 B SI 90 B SI 89 4-2 1-2 BB		3	2	2	0	1	0	0
21 Todd Frazier, R (1, 5) OBP: 0.316, SLG: 0.466	F CH 77 X SI 88 0-1 1-H 2B		B SI 86 F CH 79 X FF 86 1-1 F7 ②			B CU 78 B CH 78 C CH 79 1 SAFE B FF 85 C CH 80 X SL 80 3-2 F7 ① S SL 82 D SL 82 B FS 80 B FF 90 4-1 32 G1-3 1-2 2-3 BB	C SI 88 B SI 89 S SI 89 X SL 81 1-2 G5-3 ③		4	0	1	1	1	0	3
32 Jay Bruce, L (1, 9) OBP: 0.313, SLG: 0.363	C CH 80 T CU 74 F SL 82 B SI 87 D CH 80 B CH 80 S SL 81 3-3 K ③		X CU 71 0-0 F9 ③			C SI 86 F CU 74 B FF 88 X SL 81 1-2 26 G4-3 39 2B 1-H 2B X FF 89 0-0 G1-3 ② 1-2 2-3 3-H			B CU 79 B CU 78 C FF 89 S CU 79 C FF 90 2-3 K ①	5	1	1	2	0	2	3
26 Xavier Paul, L (1, 7) OBP: 0.347, SLG: 0.386 15 Derrick Robinson, S (9, PR) OBP: 0.375, SLG: 0.250 (9, 7)		B CH 77 X CH 78 1-0 17 1B 2B		S SI 83 X CU 72 0-1 F7 ①		C CU 73 S SL 80 X SL 81 0-2 G4-3 ② 2-3	I IN 67 I IN 70 I IN 71 I IN 71 4-0 IBB		B CU 79 B FF 90 B FF 90 B FF 91 4-0 39 L4-3 BB	3 0	1 0	1 0	0 0	2 0	0 0	1 0
39 Devin Mesoraco, R (1, 2) OBP: 0.350, SLG: 0.320		F FF 86 B SI 86 X CH 79 1-1 G5-3 ①		B FF 85 X CH 77 1-0 G6-3 ②		D SL 80 C CU 72 C CH 80 X SL 81 1-2 3-H 2B	F FF 89 B FF 91 D SL 81 B FF 90 X FF 88 3-1 P2 ③		X FF 90 0-0 L4-3 ②③ 1-1	5	0	1	1	0	0	5
3 Cesar Izturis, S (1, 4) OBP: 0.294, SLG: 0.172		B CU 70 D SI 86 B FF 83 C FF 83 B FF 85 4-1 2 FC5 17 1B BB		X FF 86 0-0 P6 ③		B FF 86 F CH 81 B CU 74 C CU 74 F SI 85 B CU 75 D CH 82 4-2 BB		B SI 88 B SI 88 F SI 87 X SI 87 2-1 G6-3 ①		2	0	0	0	2	0	0
44 Mike Leake, R (1, 1) OBP: 0.286, SLG: 0.429 63 Sam LeCure, R (6, 1) 45 Sean Marshall, L (7, 1) 9 Jack Hannahan, L (8, PH) OBP: 0.333, SLG: 0.385 51 Jonathan Broxton, R (8, 1) 54 Aroldis Chapman, L (9, 1) 60 J.J. Hoover, R (9, 1)		B CH 76 L FF 84 S CH 79 X SL 81 1-2 L9 ②			X FF 85 0-0 F7 ①	X FF 88 0-0 P4 ③		C SI 89 B SI 90 X SI 88 1-1 G6-3 ②		3 0 0 1 0 0 0 0	0 0 0 0 0 0 0 0	0 0 0 0 0 0 0 0	0 0 0 0 0 0 0 0	0 0 0 0 0 0 0 0	0 0 0 0 0 0 0 0	4 0 0 0 0 0 0 0

TOP

Cincinnati Reds @ Chicago Cubs

Wrigley Field, Chicago, IL

Fri May 03 2013, 1:23 PM - 4:51 PM CDT

Att. 32,579 - Cloudy - 41 F

livebaseballscorecards.com

AB	35
R	6
H	9
RBI	6
BB	7
SO	5
LOB	19

Inning Stats	1	2	3	4	5	6	7	8	9
	R: 1 E: 0 K: 3 S: 13	R: 1 E: 0 K: 0 S: 10	R: 0 E: 0 K: 0 S: 5	R: 0 E: 0 K: 0 S: 4	R: 0 E: 0 K: 1 S: 9	R: 2 E: 0 K: 0 S: 19	R: 1 E: 1 K: 0 S: 13	R: 1 E: 0 K: 0 S: 12	R: 0 E: 0 K: 1 S: 4
	H: 2 LOB: 1 BB: 0 P: 18	H: 2 LOB: 2 BB: 1 P: 19	H: 0 LOB: 0 BB: 0 P: 9	H: 0 LOB: 0 BB: 0 P: 5	H: 0 LOB: 0 BB: 0 P: 14	H: 3 LOB: 2 BB: 1 P: 31	H: 0 LOB: 3 BB: 3 P: 31	H: 2 LOB: 2 BB: 1 P: 21	H: 0 LOB: 1 BB: 1 P: 10

1B: 4	SF: 0	WP: 0
2B: 6	SAC: 0	PB: 0
3B: 0	DP: 1	SB: 0
HR: 0	HBP: 1	CS: 0

PA: 43

PITCHER		IP	WLS	BF	H	R	ER	SO	BB	IBB	HBP	BLK	WP	HR	S	P	ERA	WHIP
33 Carlos Villanueva, R ERA: 2.85	(1, 1)	5.2	L	26	7	4	4	4	2	0	0	0	0	0	59	95	6.35	1.588
28 Michael Bowden, R ERA: 4.26	(6, 1)	1.1		8	0	1	1	0	2	1	1	0	0	0	14	32	6.75	1.500
50 Kameron Loe, R ERA: 7.71	(8, 1)	1.0		6	2	1	1	0	1	0	0	0	0	0	12	21	9.00	3.000
63 Kevin Gregg, R ERA:	(9, 1)	1.0		3	0	0	0	1	1	0	0	0	0	0	4	10	0.00	1.000

PITCHER	IP	WLS	BF	H	R	ER	SO	BB	IBB	HBP	BLK	WP	HR	S	P	ERA	WHIP

Batter	1	2	3	4	5	6	7	8	9	AB	R	H	RBI	BB	SO	LOB
9 David DeJesus, L (1, 8) OBP: 0.347, SLG: 0.528 17 Dave Sappelt, R (9, PH) OBP: 0.227, SLG: 0.238	B CH 86 C SI 89 F KC 77 F FC 86 B SI 90 X SI 90 2-2 ① G5-3		C SI 89 B CH 82 C CH 82 X FC 87 1-2 ② F7		D KC 78 C KC 78 B KC 77 B CH 83 X SI 89 3-1 ③ P4		B CH 79 C KC 69 X CH 81 1-1 44 1B 13 BB 1B		F FF 95 X FF 97 0-1 21 BB 53 1B 13 1B 1-2 1B	4 1	0 1	1 1	0 1	0 0	0 0	1 0
13 Starlin Castro, R (1, 6) OBP: 0.305, SLG: 0.411	B SI 88 X SI 89 1-0 ② G5-3		C SI 90 B FC 87 B SL 79 S FC 87 B FC 88 X SI 91 3-2 ③ F9			C SI 87 B FC 85 X SI 88 1-1 ① P3	B KC 76 B KC 77 B FF 88 C FF 86 B SI 86 4-1 1-2 44 1B BB		C SL 84 C SL 83 D FF 98 B FF 97 X FF 97 2-2 1-2 2-3 53 1B 21 BB 1B	4	1	1	0	1	0	0
44 Anthony Rizzo, L (1, 3) OBP: 0.323, SLG: 0.523	X SI 89 0-0 12 1B 1B			S FC 86 F KC 78 X FF 90 0-2 ① G5-3		B CH 82 F FC 86 F FC 86 X SI 90 1-2 12 2B 2B	C CU 76 F CU 75 X CU 75 0-2 1-2 2-3 1B		C FF 96 B FF 98 F SL 84 S SL 86 1-3 ① K	5	1	3	0	0	1	3
12 Alfonso Soriano, R (1, 7) OBP: 0.295, SLG: 0.352	C SI 88 1 SAFE X SL 78 0-1 1-2 1B			F SI 89 S FC 88 B FC 89 F FC 88 F SI 91 B FC 87 B SL 80 X SI 91 3-2 ② F9		X SI 89 0-0 2-H 19 1B 2B	B CU 76 B SL 84 F SL 82 F SL 84 B FF 90 S CU 76 3-3 ② K		C FF 98 X FF 96 0-1 ② F9	5	1	2	1	0	1	6
19 Nate Schierholtz, L (1, 9) OBP: 0.360, SLG: 0.549 21 Scott Hairston, R (9, PH) OBP: 0.158, SLG: 0.412	X KC 75 0-0 ③ G3			C SI 89 X FF 90 0-1 53 S 1B		X FC 86 0-0 2-H 24 1B 1B	C SL 83 X FF 89 0-1 ③ G4-3		B SL 88 F FF 96 B FF 98 B FF 99 B FF 95 4-1 1-2 2-3 3-H 1 BB 53 1B BB	4 0	0 0	2 0	1 1	0 1	0 0	5 0
53 Welington Castillo, R (1, 2) OBP: 0.348, SLG: 0.424 37 Travis Wood, R (9, PR) OBP: 0.231, SLG: 0.167		C SI 87 S KC 76 B FC 86 X SL 78 1-2 ① G5-3		1 SAFE 1 SAFE B KC 78 C CH 83 1 SAFE B KC 79 C KC 78 X FC 88 2-2 ③ G1-3 1-2		S KC 77 C SI 89 S FC 85 0-3 ② K		H CU 72 1-0 15 G5-4-3 HBP	F FF 96 X FF 98 0-1 1 BB 1-2 2-H 3-H 1B	4 0	0 0	1 0	2 0	0 0	1 0	2 0
24 Luis Valbuena, L (1, 5) OBP: 0.344, SLG: 0.481 1 Cody Ransom, R (9, PH) OBP: 0.323, SLG: 0.643		C SI 89 B SI 89 B FC 87 B CH 82 F SI 90 X SI 91 3-2 15 G1-6-3 1B			C SI 87 B CH 82 C FC 86 X SI 89 1-2 15 G6-3 1B	X SI 89 0-0 1-3 1B		B SI 91 C SL 87 X SL 88 1-1 ① P6	B FF 97 C FF 96 B FF 97 B FF 97 F FF 96 B FF 95 4-2 1-2 2-3 BB	4 0	0 0	3 0	0 0	0 1	0 0	1 0
15 Darwin Barney, R (1, 4) OBP: 0.303, SLG: 0.304		B SI 88 B KC 76 C CH 82 F SI 90 F SI 91 X CU 79 2-2 ②③ G1-6-3 1-2f			C KC 76 D CH 82 X KC 79 1-1 ① G6-3 1-2	X KC 70 0-0 ③ P4		B FF 91 C SL 87 X SL 88 1-1 ②③ G5-4-3 1-2f	C FF 92 B FF 92 F FF 91 T FF 92 1-2 ③ K	5	0	0	0	0	1	8
33 Carlos Villanueva, R (1, 1) OBP: 0.125, SLG: 0.125 28 Michael Bowden, R (6, 1) 20 Julio Borbon, L (7, PH) OBP: 0.381, SLG: 0.333 50 Kameron Loe, R (8, 1) 63 Kevin Gregg, R (9, 1) 30 Dioner Navarro, S (9, PH) OBP: 0.263, SLG: 0.486			S SI 87 B SI 87 B SI 88 S SI 88 C SI 89 2-3 ① K		L SI 87 F SI 88 C SI 90 0-3 ② K		C FF 88 C SI 86 B KC 72 X SI 86 1-2 ① F8		C FF 94 B FF 93 F FF 94 B FF 95 F FF 94 X FF 93 2-2 13 1B 17 1B 21 BB 1B	2 0 0 1 0 0 1	0 0 0 0 0 0 1	0 0 0 0 0 0 1	0 0 0 0 0 0 0	2 0 0 0 0 0 0	1 0 0 0 0 0 0	0 0 0 0 0 0 0
Inning Stats	R: 0 E: 0 K: 0 S: 9 H: 2 LOB: 2 BB: 0 P: 12	R: 0 E: 0 K: 0 S: 10 H: 1 LOB: 0 BB: 0 P: 16	R: 0 E: 0 K: 1 S: 9 H: 0 LOB: 0 BB: 0 P: 15	R: 0 E: 0 K: 0 S: 13 H: 1 LOB: 1 BB: 0 P: 18	R: 0 E: 0 K: 1 S: 10 H: 1 LOB: 1 BB: 0 P: 15	R: 2 E: 0 K: 1 S: 12 H: 4 LOB: 2 BB: 0 P: 14	R: 0 E: 0 K: 1 S: 14 H: 2 LOB: 3 BB: 1 P: 23	R: 0 E: 0 K: 0 S: 4 H: 0 LOB: 0 BB: 0 P: 7	R: 3 E: 0 K: 2 S: 22 H: 4 LOB: 3 BB: 2 P: 36	1B: 13 2B: 2 3B: 0 HR: 0 SF: 0 SAC: 0 DP: 2 HBP: 1						

PITCHER		IP	WLS	BF	H	R	ER	SO	BB	IBB	HBP	BLK	WP	HR	S	P	ERA	WHIP
44 Mike Leake, R ERA: 4.15	(1, 1)	5.2	W	25	9	2	2	3	0	0	0	0	0	0	62	89	3.18	1.588
63 Sam LeCure, R ERA: 1.54	(6, 1)	0.2	H	4	1	0	0	0	1	0	0	0	0	0	7	13	0.00	3.000
45 Sean Marshall, L ERA:	(7, 1)	0.2	H	3	1	0	0	1	0	0	0	0	0	0	8	11	0.00	1.500
51 Jonathan Broxton, R ERA: 5.84	(8, 1)	1.0		3	0	0	0	0	0	0	1	0	0	0	4	7	0.00	0.000
54 Aroldis Chapman, L ERA: 2.57	(9, 1)	0.2		8	4	3	3	1	2	0	0	0	0	0	19	32	40.50	9.000

PITCHER		IP	WLS	BF	H	R	ER	SO	BB	IBB	HBP	BLK	WP	HR	S	P	ERA	WHIP
60 J.J. Hoover, R ERA: 3.29	(9, 1)	0.1	S	1	0	0	0	1	0	0	0	0	0	0	3	4	0.00	0.000

BOTTOM

Cincinnati Reds @ Chicago Cubs

Wrigley Field, Chicago, IL

Fri May 03 2013, 1:23 PM - 4:51 PM CDT

Att. 32,579 - Cloudy - 41 F

livebaseballscorecards.com

AB	40
R	5
H	15
RBI	5
BB	3
SO	6
LOB	27

Cincinnati Reds @ Chicago Cubs

Wrigley Field, Chicago, IL

Sat May 04 2013, 12:06 PM - 2:57 PM CDT

Att. 36,455 - Partly Cloudy - 60 F

livebaseballscorecards.com

Batter	1	2	3	4	5	6	7	8	9	AB	R	H	RBI	BB	SO	LOB
17 Shin-Soo Choo, L (1, 8) OBP: 0.465, SLG: 0.558	X SI 94 0-0 HR		B SI 94 C SL 81 B FC 90 B SL 82 B FF 94 4-1 2 E 2 1B BB		B FC 90 C SL 82 T FF 93 B FS 84 X FF 94 2-2 ② F7		C FF 89 C FC 88 B FF 90 S FF 89 1-3 ③ K	C FF 93 X FF 93 0-1 ③ G4-3		4	2	1	1	1	1	3
2 Zack Cozart, R (1, 6) OBP: 0.240, SLG: 0.336	F FF 94 X SL 83 0-1 ① P4		B FF 95 C FC 90 1 SAFE X SL 82 1-1 1-H 1B		B FF 96 C FC 91 B FF 95 B FC 89 C FC 90 B FC 90 4-2 BB			B FF 93 B FF 93 B FF 93 B FF 92 4-0 4 HBP 19 BB 32 1B BB	C FF 92 T FF 90 B FF 93 B SL 83 X FF 90 2-2 ① F9	3	1	1	1	2	0	0
19 Joey Votto, L (1, 3) OBP: 0.459, SLG: 0.469	B FF 95 C FF 93 B FS 84 F SI 94 X SI 94 2-2 2B		F FF 93 X FC 90 0-1 ① L7		B FS 83 B SL 82 B SL 80 C SI 95 F SL 82 X SI 93 3-2 ③ G5-3			B SL 84 B SL 83 F SL 82 B SL 84 F SL 82 B SL 82 4-2 32 1B 4 HBP 21 SF9 1-2 BB	B FF 90 B FF 93 F FF 91 X FF 91 3-1 1B	4	1	2	0	1	0	2
4 Brandon Phillips, R (1, 4) OBP: 0.331, SLG: 0.466	D SL 84 C SL 84 B FF 96 F SL 84 S FS 83 2-3 ② K		D SL 83 F SL 80 F FF 94 F FS 84 1 SAFE S FS 83 1-3 ② K			F FC 90 X SL 80 0-1 ① F8		F FF 93 B FF 93 C SL 84 H SL 82 2-2 21 SF9 32 1B 9 BB 1-2 2-3 HBP	X SL 80 0-0 ② F7	4	1	0	0	0	2	3
32 Jay Bruce, L (1, 9) OBP: 0.309, SLG: 0.357	C SI 94 S SL 83 B FF 94 B FS 84 S SL 83 2-3 ③ K		B SI 92 S SL 81 X FF 93 1-1 ③ F7			B FF 92 B SL 80 F SI 92 B SL 79 X SI 93 3-1 ② G4-3		B FF 93 X FF 93 1-0 9 BB 21 SF9 39 SF9 1-2 2-3 3-H 1B	X FF 92 0-0 ③ L8	5	1	1	1	0	1	3
21 Todd Frazier, R (1, 5) OBP: 0.306, SLG: 0.453		B SL 84 C SL 82 B SI 94 F SL 82 F SL 82 F FF 95 B FS 84 F SL 82 X SL 81 3-2 ① F8		B FF 94 B SI 95 C SI 96 B SI 95 C SI 95 F SI 96 X SL 82 3-2 ① G6-3		F SI 94 F SL 80 F FS 84 B SL 83 F FS 84 B FF 96 F FS 84 X SI 94 2-2 ③ G6-3		D SL 82 B FF 93 X FF 93 2-0 ① SF9 1-2 2-3 3-H		3	0	0	1	0	0	0
26 Xavier Paul, L (1, 7) OBP: 0.377, SLG: 0.413		B SL 83 C SL 83 B FF 95 C SL 83 B FS 84 F SL 82 X SL 83 3-2 2B		B SI 95 B SI 96 B SI 94 B SI 93 4-0 37 G4-6-3 BB			B SL 80 B FF 89 C SL 80 B FF 90 F FF 89 X FF 89 3-2 ① G6-3	I IN 63 I IN 67 I IN 70 I IN 71 4-0 9 BB IBB		2	0	1	0	2	0	0
37 Corky Miller, R (1, 2) OBP: 0.313, SLG: 0.083 9 Jack Hannahan, L (8, PH) OBP: 0.357, SLG: 0.385 51 Jonathan Broxton, R (8, 1) 54 Aroldis Chapman, L (9, 1)		B SI 95 B FF 94 C FF 94 T SL 82 B SL 83 C SI 95 3-3 ② K	F SI 94 X SL 84 0-1 ② ③ G4-6-3 1-2f				S FF 89 B SI 88 F CH 80 B SL 83 B FF 90 B FF 90 4-2 BB	C FF 93 B FF 94 B FF 92 B FF 92 B FF 93 4-1 1-2 2-3 3-H BB		2 0 0 0	0 0 0 0	0 1 0 0	1 1 0 0	1 0 0 0	2 0 0 0
52 Tony Cingrani, L (1, 1) OBP: 0.125, SLG: 0.125 23 Donald Lutz, L (7, PH) 66 Logan Ondrusek, R (7, 1) 39 Devin Mesoraco, R (8, PH) OBP: 0.344, SLG: 0.320 (8, 2)		B FF 94 F FF 94 F FF 94 S FS 83 1-3 ③ K2-3			B FF 94 B SI 92 C SI 91 X SI 92 2-1 ① G2-3		S SL 81 S SL 80 X SL 83 0-2 ② P6	B SL 81 S FF 92 X FF 92 1-1 ② SF9 3-H		2 1 0 0	0 0 0 0	0 0 0 1	0 0 0 0	1 0 0 0	0 0 0 0	1 1 0 0

Inning Stats																								
	R: 1	H: 2		R: 0	H: 1		R: 1	H: 1		R: 0	H: 0		R: 0	H: 0		R: 0	H: 0		R: 0	H: 1		1B: 3	SF: 2	
	E: 0	LOB: 1		E: 0	LOB: 1		E: 1	LOB: 1		E: 0	LOB: 0		E: 0	LOB: 0		E: 0	LOB: 1		E: 0	LOB: 1		2B: 2	SAC: 0	
	K: 2	BB: 0		K: 2	BB: 0		K: 1	BB: 1		K: 0	BB: 1		K: 0	BB: 0		K: 1	BB: 1		K: 0	BB: 0		3B: 0	DP: 1	
	S: 12	P: 18		S: 16	P: 26		S: 11	P: 18		S: 6	P: 13		S: 10	P: 15		S: 11	P: 19		S: 11	P: 12		HR: 1	HBP: 1	

PITCHER		IP	WLS	BF	H	R	ER	SO	BB	IBB	HBP	BLK	WP	HR	S	P	ERA	WHIP
29 Jeff Samardzija, R ERA: 3.09	(1, 1)	6.0		24	4	2	1	5	3	0	0	0	0	1	65	111	1.50	1.167
40 James Russell, L ERA:	(7, 1)	1.0	H	4	0	0	0	1	1	0	0	0	0	0	11	19	0.00	1.000
49 Carlos Marmol, R ERA: 6.17	(8, 1)	0.0	L	3	0	3	3	0	2	0	1	0	0	0	4	14	∞	∞
56 Héctor Rondón, R ERA: 5.06	(8, 1)	2.0	B	10	2	1	1	0	1	1	0	0	0	0	14	31	4.50	1.500

PITCHER	IP	WLS	BF	H	R	ER	SO	BB	IBB	HBP	BLK	WP	HR	S	P	ERA	WHIP

TOP

AB	30
R	6
H	6
RBI	6
BB	8
SO	6
LOB	15

WP: 0	PA: 41			
PB: 0				
SB: 0				
CS: 0				

Batter	1	2	3	4	5	6	7	8	9	AB	R	H	RBI	BB	SO	LOB
17 Dave Sappelt, R (1, 8) OBP: 0.234, SLG: 0.227	C FF 92 X FF 93 0-1 ① G4-3		B FF 91 B CH 84 B FF 92 C FF 92 B FF 92 4-1 1 G5-4-3 BB		C FF 91 C CU 76 B FF 93 X FF 92 1-2 ② G4-3			B SI 94 F SL 90 B SL 89 B SI 94 C SL 90 X FF 92 3-2 ② G1		2	0	0	0	1	0	0
9 David DeJesus, L (8, PH) OBP: 0.343, SLG: 0.522 (9, 8)										1	0	0	0	0	0	0
1 Cody Ransom, R (1, 5) OBP: 0.294, SLG: 0.581	C FF 94 C CU 78 B FF 94 B CU 78 F FF 95 C FF 94 3-3 ② K		X FF 90 0-0 ①② G5-4-3 1-2f		B FF 91 F FF 90 B CU 76 F FF 91 C FF 92 2-3 ③ K			B SI 94 F SL 91 F SL 92 S FF 95 1-3 ③ K		3	0	0	0	0	2	1
24 Luis Valbuena, L (8, PH) OBP: 0.341, SLG: 0.475 (9, 5)										1	0	0	0	0	1	0
44 Anthony Rizzo, L (1, 3) OBP: 0.328, SLG: 0.526	B CU 76 C FF 93 C FF 94 H CU 77 2-2 12 HR HBP		B FF 93 S FF 93 X FF 93 1-1 12 HR 2B			X FF 90 0-0 ① F7			C SL 85 X FF 97 0-1 ① F9	3	2	1	0	0	0	0
12 Alfonso Soriano, R (1, 7) OBP: 0.310, SLG: 0.414	1 SAFE B FF 93 F FF 92 B FF 92 B FF 93 X FF 94 3-1 1-H HR		B CH 85 X CH 85 1-0 2-H HR			C FF 93 C CU 79 F FF 94 B FF 94 F FF 93 B CU 76 X FF 92 2-2 ② G5-3			B FF 97 B FF 98 B FF 96 C FF 96 B FF 96 4-1 BB	3	2	2	4	1	0	0
13 Starlin Castro, R (1, 6) OBP: 0.295, SLG: 0.398	B FF 92 B FF 92 F FF 92 B FF 93 S FF 93 S FF 93 3-3 ③ K		B FF 92 B FF 92 C FF 92 F FF 92 F FF 93 F FF 93 X FF 93 2-2 ③ F8			C CU 76 B FF 92 C CU 77 F FF 94 X FF 91 1-2 ③ F9			C SL 85 D SL 86 B FF 95 X FF 96 2-1 ② P4	4	0	0	0	0	1	1
53 Welington Castillo, R (1, 2) OBP: 0.344, SLG: 0.409		B FF 92 F FF 92 H FF 92 2-1 HBP		X FF 91 0-0 ① F9			F FF 91 X FC 90 0-1 ① G6-3		B FF 96 S SL 84 F FF 97 B FF 98 B SL 85 F FF 97 F FF 94 X FF 98 3-2 ③ G5-3	3	0	0	0	0	0	1
21 Scott Hairston, R (1, 9) OBP: 0.146, SLG: 0.378		B FF 92 X FF 94 1-0 ① L7	B FF 90 B FF 91 X FF 91 2-0 ② P2				B FC 88 S FC 89 S CH 81 B CH 81 X FC 90 2-2 ② F8			3	0	0	0	0	0	1
49 Carlos Marmol, R (8, 1)										0	0	0	0	0	0	0
56 Héctor Rondón, R (8, 1)										0	0	0	0	0	0	0
15 Darwin Barney, R (1, 4) OBP: 0.290, SLG: 0.288		D FF 92 B FF 92 B FF 93 C FF 92 C FF 94 F FF 94 X FF 92 3-2 ② F8	C FF 91 F FF 91 B FF 94 B FF 93 F FF 93 F FF 92 B FF 92 X FF 92 3-2 ③ F7				B SI 92 C FF 94 X FC 89 1-1 ③ G4-3			3	0	0	0	0	0	1
29 Jeff Samardzija, R (1, 1)		S FF 91 S FF 93 B FF 94 B FF 92 S FF 92 2-3 ③ K			F FF 91 C FF 92 F FF 92 S FF 92 0-3 ① K			B SI 93 X SI 93 1-0 ① G3		2	0	0	0	0	2	1
40 James Russell, L (7, 1)										0	0	0	0	0	0	0
20 Julio Borbon, L (8, 9) OBP: 0.364, SLG: 0.316										1	0	0	0	0	0	0
Inning Stats	R: 2 E: 0 K: 2 S: 13 H: 1 LOB: 0 BB: 0 P: 24	R: 0 E: 0 K: 1 S: 9 H: 0 LOB: 1 BB: 0 P: 17	R: 2 E: 0 K: 0 S: 10 H: 2 LOB: 0 BB: 1 P: 18	R: 0 E: 0 K: 0 S: 7 H: 0 LOB: 0 BB: 0 P: 12	R: 0 E: 0 K: 2 S: 10 H: 0 LOB: 0 BB: 0 P: 13	R: 0 E: 0 K: 0 S: 10 H: 0 LOB: 0 BB: 0 P: 13	R: 0 E: 0 K: 0 S: 7 H: 0 LOB: 0 BB: 0 P: 10	R: 0 E: 0 K: 1 S: 7 H: 0 LOB: 0 BB: 0 P: 12	R: 0 E: 0 K: 0 S: 10 H: 0 LOB: 1 BB: 1 P: 19	1B: 0 2B: 1 3B: 0 HR: 2 SF: 0 SAC: 0 DP: 1 HBP: 2						

PITCHER		IP	WLS	BF	H	R	ER	SO	BB	IBB	HBP	BLK	WP	HR	S	P	ERA	WHIP
52 Tony Cingrani, L ERA: 2.63	(1, 1)	6.0		23	3	4	4	5	1	0	2	0	0	2	59	97	6.00	0.667
66 Logan Ondrusek, R ERA: 3.27	(7, 1)	1.0	W	3	0	0	0	0	0	0	0	0	0	0	7	10	0.00	0.000
51 Jonathan Broxton, R ERA: 5.4	(8, 1)	1.0	H	3	0	0	0	1	0	0	0	0	0	0	7	12	0.00	0.000
54 Aroldis Chapman, L ERA: 2.4	(9, 1)	1.0	S	4	0	0	0	0	1	0	0	0	0	0	10	19	0.00	1.000

PITCHER	IP	WLS	BF	H	R	ER	SO	BB	IBB	HBP	BLK	WP	HR	S	P	ERA	WHIP

BOTTOM

Cincinnati Reds @ Chicago Cubs
Wrigley Field, Chicago, IL
Sat May 04 2013, 12:06 PM - 2:57 PM CDT
Att. 36,455 - Partly Cloudy - 60 F

livebaseballscorecards.com

AB	29
R	4
H	3
RBI	4
BB	2
SO	6
LOB	6

WP: 0 PB: 0 SB: 0 CS: 0 PA: 33

Batter	1	2	3	4	5	6	7	8	9	AB	R	H	RBI	BB	SO	LOB
17 Shin-Soo Choo, L (1, 8) OBP: 0.463, SLG: 0.551	B FF 91 C FF 92 B SL 87 X FF 91 2-1 2 G4-6-3 1B		B CU 77 F FF 92 B CU 77 B FF 92 C FF 91 C SL 83 3-3 K ②		C FF 92 B CH 85 B CH 85 X FF 92 2-1 2 E 2 S 2 SF8 1B		B SI 87 B SI 86 C SI 85 1 SAFE X SI 86 2-1 G4-3 ① 1-2	B SI 88 F SI 89 F SI 88 F SI 90 S SL 81 1-3 K ②		5	1	2	0	0	2	3
2 Zack Cozart, R (1, 6) OBP: 0.238, SLG: 0.328	X FF 94 0-0 G4-6-3 ① ② 1-2f		C SL 83 S SL 84 B SL 84 X FF 92 1-2 G1-3 ③		1 SAFE C FF 91 S SL 86 B FF 94 B FF 95 X SL 87 2-2 SF8 ① 1-H		B SL 80 B SL 79 B SI 87 C SI 86 B SI 86 4-1 19 2B 4 SF9 BB	B SL 79 C SI 88 C SI 90 B SL 82 F SI 91 X SI 89 2-2 L7 ③ 1-2		3	1	0	1	1	0	3
19 Joey Votto, L (1, 3) OBP: 0.464, SLG: 0.492	F FF 94 B FF 92 S CH 86 S FF 94 1-3 K ③			F CU 76 X SI 93 0-1 4 1B 32 2B 1B	B FF 94 C FF 93 B SL 85 B FF 94 X FF 94 3-1 4 G1-3 2B		F SI 86 X SL 78 0-1 4 SF9 1-3 2-H 2B		B SI 90 S FF 91 B SI 91 B SI 90 C SI 89 X FF 88 3-2 L8 ①	5	1	3	1	0	1	0
4 Brandon Phillips, R (1, 4) OBP: 0.328, SLG: 0.463 3 Cesar Izturis, S (8, 4) OBP: 0.286, SLG: 0.167		X FF 92 0-0 F9 ①		D FF 92 X SL 83 1-0 32 2B 21 1B 1-2 1B	X FF 92 0-0 G1-3 ② 2-3		X SI 88 0-0 SF9 ② 2-3 3-H		B FF 90 X SI 90 1-0 F9 ②	3 1	1 0	1 0	1 0	0 0	0 0	1 0
32 Jay Bruce, L (1, 9) OBP: 0.306, SLG: 0.358		B FF 93 F FF 93 F FF 91 C FF 93 1-3 K ②		F FF 93 X FF 94 0-1 21 1B 1-3 2-H 2B	B CU 80 B FF 94 F FF 93 S SL 85 D SL 86 S SL 84 3-3 K ③		B SL 78 X CH 80 1-0 L3 ③		B SI 92 F FF 90 B CH 82 S FF 90 B FS 82 F SI 90 F SI 90 F SI 90 F FF 90 3-2 X FF 80 F7 ③	5	1	1	1	0	2	2
21 Todd Frazier, R (1, 5) OBP: 0.320, SLG: 0.459		F FF 93 B FF 93 B FF 93 B SL 85 C SL 85 F SL 85 F FF 93 X FF 93 3-2 26 BB 1B		B SL 84 X SL 84 1-0 26 G4-3 26 WP 2-H 3-H 1B		C FF 92 B FF 94 C SL 82 B SL 83 B SL 82 T SL 81 3-2 K ①		B SI 88 B SI 87 B SI 88 C SI 86 B SI 88 4-1 39 1B 9 BB 23 FC4-6 BB		3	1	2	2	1	1	0
26 Xavier Paul, L (1, 7) OBP: 0.375, SLG: 0.396 63 Sam LeCure, R (6, 1) 9 Jack Hannahan, L (8, PH) OBP: 0.379, SLG: 0.385 45 Sean Marshall, L (8, 1) 60 J.J. Hoover, R (9, 1)		B FF 93 B FF 92 B FF 93 C FF 93 B FF 94 4-1 1-2 BB		B FF 93 F FF 93 F SL 85 D SL 86 X SI 93 2-2 G4-3 ① 1-3	X FF 92 0-0 G3-1 ②		B SI 88 B SI 88 B FF 85 C SI 88 F SI 89 B SI 89 4-2 23 FC4-6 39 1B 1-2 BB		2 0 0 0 0	0 0 0 0 0	0 0 0 0 0	1 0 1 0 0	0 0 0 0 0	1 0 0 0 0
39 Devin Mesoraco, R (1, 2) OBP: 0.338, SLG: 0.315		B SL 83 X SL 84 1-0 F9 ③		D FF 93 D SL 86 S SL 85 B FF 94 3 SAFE F SL 86 F SL 87 S SL 86 3-3 K ②	C SL 82 S SL 82 B SL 81 X SL 83 1-2 L3 ③		L SI 90 B SL 80 X SI 89 1-1 23 FC4-6 1-2 2-3 1B		4	0	1	0	0	1	3
55 Mat Latos, R (1, 1) OBP: 0.176, SLG: 0.188 23 Donald Lutz, L (6, 7) OBP: 0.125, SLG: 0.125			B FF 92 X FF 92 1-0 ① F8	S SL 87 F SL 86 B SL 87 X SL 86 1-2 G2-3 ③		C SI 87 B CH 81 C SL 78 B SL 80 B SL 79 X SI 86 3-2 17 G4-3 19 2B 1B	S SI 89 B SI 88 X SI 89 1-1 ① FC4-6 2 S 1-2f 2-3 3-H		2 2	0 1	0 1	0 1	0 0	0 0	1 2

Inning Stats	1	2	3	4	5	6	7	8	9						
	R: 0 E: 0 K: 1 S: 6	H: 1 LOB: 0 BB: 0 P: 9	R: 0 E: 0 K: 1 S: 11	H: 1 LOB: 2 BB: 1 P: 20	R: 0 E: 0 K: 1 S: 7	H: 0 LOB: 0 BB: 0 P: 12	R: 3 E: 0 K: 1 S: 16	H: 4 LOB: 1 BB: 0 P: 24	R: 1 E: 0 K: 1 S: 11	H: 2 LOB: 1 BB: 0 P: 21	R: 0 E: 0 K: 1 S: 7	H: 0 LOB: 0 BB: 0 P: 11	R: 2 E: 0 K: 0 S: 10	H: 2 LOB: 1 BB: 1 P: 20	R: 1 E: 0 K: 1 S: 15	H: 1 LOB: 2 BB: 2 P: 28	R: 0 E: 0 K: 0 S: 11	H: 0 LOB: 0 BB: 0 P: 18

PITCHER	IP	WLS	BF	H	R	ER	SO	BB	IBB	HBP	BLK	WP	HR	S	P	ERA	WHIP
36 Edwin Jackson, R (1, 1) ERA: 6.39	5.0	L	23	8	4	4	5	1	0	0	0	1	0	51	86	7.20	1.800
49 Carlos Marmol, R (6, 1) ERA: 5.68	1.0		3	0	0	0	1	0	0	0	0	0	0	7	11	0.00	0.000
54 Shawn Camp, R (7, 1) ERA: 8.03	1.0		6	2	2	2	0	1	0	0	0	0	0	10	20	18.00	3.000
50 Kameron Loe, R (8, 1) ERA: 7.8	1.0		6	1	1	1	1	2	0	0	0	0	0	15	28	9.00	3.000
28 Michael Bowden, R (9, 1) ERA: 3.95	1.0		3	0	0	0	0	0	0	0	0	0	0	11	18	0.00	0.000

PITCHER	IP	WLS	BF	H	R	ER	SO	BB	IBB	HBP	BLK	WP	HR	S	P	ERA	WHIP

TOP

Cincinnati Reds @ Chicago Cubs

Wrigley Field, Chicago, IL

Sun May 05 2013, 1:25 PM - 4:51 PM CDT

Att. 33,449 - Partly Cloudy - 58 F

livebaseballscorecards.com

AB	35
R	7
H	11
RBI	7
BB	4
SO	7
LOB	16

1B: 8	SF: 2	WP: 1	PA: 41
2B: 3	SAC: 0	PB: 0	
3B: 0	DP: 1	SB: 2	
HR: 0	HBP: 0	CS: 0	

Batter	1	2	3	4	5	6	7	8	9	AB	R	H	RBI	BB	SO	LOB
9 David DeJesus, L (1, 8) OBP: 0.346, SLG: 0.537	C FC 90 B SI 89 C CU 76 B CU 78 F SI 89 B SI 91 X SL 85 3-2 2B		B SI 93 B CH 83 C SI 93 B SI 94 C FC 94 X SI 93 3-2 ② P6		B CH 81 B SI 91 C SI 91 F SI 92 C SI 93 2-3 ② K		C CH 81 X FF 89 0-1 13 G4-3 44 G5-3 2B		C FF 92 C CU 75 F FF 93 F FF 93 D CU 75 F CU 75 X FF 95 1-2 FC1 12 DI 1-3	5	1	2	0	0	1	1
13 Starlin Castro, R (1, 6) OBP: 0.292, SLG: 0.391	C FC 92 F FF 91 S FC 90 0-3 ① K		B SL 87 X SI 94 1-0 ③ G4-3		B FF 95 S SL 85 B SI 90 X SI 91 2-1 44 1B 12 2B 1B		C SI 90 B SI 90 X SL 83 1-1 ① G4-3 2-3		F FF 93 F FF 93 B FF 94 X FF 93 1-2 ① F9	5	1	1	0	0	1	4
44 Anthony Rizzo, L (1, 3) OBP: 0.331, SLG: 0.517	B FF 92 S SL 86 F SI 91 F SL 84 F CU 77 F SL 85 S SI 93 1-3 ② K			B SI 91 B SI 92 F SL 89 B SL 84 B SI 91 4-1 24 BB 30 1B BB	X SI 91 0-0 12 2B 1-2 1B		S KC 74 B SI 91 C SI 91 F SL 82 X FF 90 1-2 ② G5-3 3-H		C CU 75 B FF 93 F CU 74 F FF 93 X FF 95 1-2 ② F7	4	1	1	1	1	1	3
12 Alfonso Soriano, R (1, 7) OBP: 0.306, SLG: 0.414	X SI 92 0-0 ③ P6			B SL 86 X SL 86 1-0 ① P3	C FF 94 B SL 84 F SL 85 X SI 92 1-2 19 1B 1-H 2-H 2B		B SI 92 X SL 82 1-0 ③ F8		S FF 94 B FF 93 B FF 94 F FF 93 B FF 95 X FF 94 3-2 ③ P3 1-2	5	1	1	2	0	0	4
19 Nate Schierholtz, L (1, 9) OBP: 0.355, SLG: 0.535		C SI 90 B SI 90 B CU 76 B SI 91 X SI 89 3-1 ① F7		B SI 91 B CU 75 C FF 92 F FF 93 S SL 84 2-3 ② K	B SL 84 F CU 77 X SI 90 1-1 1B 2-H			C FF 88 F SI 88 X SL 86 0-2 ① G4-3		4	0	1	1	0	1	1
30 Dioner Navarro, S (1, 2) OBP: 0.262, SLG: 0.462		C FC 92 C CH 83 B CH 85 C SI 92 1-3 ② K		X SI 92 0-0 24 BB 1-2 1B	S CU 76 S SL 85 B SI 94 F FF 93 F SL 88 F SL 85 X CH 82 1-2 ③ F9			B CU 78 C CU 77 X SL 85 1-1 ② F7		4	0	1	0	0	1	1
24 Luis Valbuena, L (1, 5) OBP: 0.358, SLG: 0.469		B SI 92 C CH 82 B CU 79 F SI 91 B SI 93 F SI 93 B CH 82 4-2 BB		B CU 76 B SI 93 B CH 83 D FF 93 4-0 1-2 2-3 BB		B FF 88 F CH 83 C KC 72 C SI 88 1-3 ① K		B SL 85 B SL 84 B SI 91 B FF 89 4-0 15 FC6-4 BB		1	0	0	0	3	1	0
15 Darwin Barney, R (1, 4) OBP: 0.274, SLG: 0.270		F FF 93 B FC 94 X SL 85 1-1 ③ G1-3		D SL 86 F SL 86 B SL 85 X FF 94 2-1 ③ L9		C SI 90 B FF 92 X SL 82 1-1 ② G6-3		C CU 78 X FF 90 0-1 ③ FC6-4 1-2f		4	0	0	0	0	0	5
36 Edwin Jackson, R (1, 1) 20 Julio Borbon, L (5, PH) OBP: 0.349, SLG: 0.300 49 Carlos Marmol, R (6, 1) 17 Dave Sappelt, R (6, PH) OBP: 0.226, SLG: 0.222 54 Shawn Camp, R (7, 1) 50 Kameron Loe, R (8, 1) 28 Michael Bowden, R (9, 1) 21 Scott Hairston, R (9, PH) OBP: 0.167, SLG: 0.395			C FC 92 B CU 78 F FF 94 S SL 87 1-3 ① K		C FF 90 B SI 89 C FF 88 X CU 77 1-2 ① L3		C KC 72 B SL 82 X SL 81 1-1 ③ G4-3		B FF 94 F FF 93 S FF 94 B FF 94 B FF 95 X FF 93 3-2 9 E 9 FC1 1B	1 1 0 1 0 0 0 1	0 0 0 0 0 0 0 0	0 0 0 0 0 0 0 1	0 0 0 0 0 0 0 0	0 0 0 0 0 0 0 0	1 0 0 0 0 0 0 0	0 0 0 0 0 0 0 0
Inning Stats	R: 0 E: 0 K: 2 S: 14 H: 1 LOB: 1 BB: 0 P: 18	R: 0 E: 0 K: 1 S: 10 H: 0 LOB: 1 BB: 1 P: 19	R: 0 E: 0 K: 1 S: 7 H: 0 LOB: 0 BB: 0 P: 12	R: 0 E: 0 K: 1 S: 8 H: 1 LOB: 3 BB: 2 P: 21	R: 3 E: 0 K: 1 S: 20 H: 4 LOB: 1 BB: 0 P: 28	R: 0 E: 0 K: 1 S: 7 H: 0 LOB: 0 BB: 0 P: 10	R: 1 E: 0 K: 0 S: 9 H: 1 LOB: 0 BB: 0 P: 12	R: 0 E: 0 K: 0 S: 7 H: 0 LOB: 1 BB: 1 P: 12	R: 0 E: 1 K: 0 S: 19 H: 1 LOB: 2 BB: 0 P: 28	1B: 5 2B: 3 3B: 0 HR: 0 SF: 0 SAC: 0 DP: 0 HBP: 0						

PITCHER		IP	WLS	BF	H	R	ER	SO	BB	IBB	HBP	BLK	WP	HR	S	P	ERA	WHIP
55 Mat Latos, R ERA: 2.23	(1, 1)	5.0	W	24	6	3	3	6	3	0	0	0	0	0	59	98	5.40	1.800
63 Sam LeCure, R ERA: 1.98	(6, 1)	2.0	H	7	1	1	1	1	0	0	0	0	0	0	16	22	4.50	0.500
45 Sean Marshall, L ERA:	(8, 1)	1.0	H	4	0	0	0	0	1	0	0	0	0	0	7	12	0.00	1.000
60 J.J. Hoover, R ERA: 3.07	(9, 1)	1.0	S	5	1	0	0	0	0	0	0	0	0	0	19	28	0.00	1.000

PITCHER	IP	WLS	BF	H	R	ER	SO	BB	IBB	HBP	BLK	WP	HR	S	P	ERA	WHIP

BOTTOM

Cincinnati Reds @ Chicago Cubs

Wrigley Field, Chicago, IL

Sun May 05 2013, 1:25 PM - 4:51 PM CDT

Att. 33,449 - Partly Cloudy - 58 F

livebaseballscorecards.com

AB	36
R	4
H	8
RBI	4
BB	4
SO	7
LOB	19

PA:	40					
WP:	0					
PB:	0					
SB:	0					
CS:	0					

Texas Rangers @ Chicago Cubs

Wrigley Field, Chicago, IL

Mon May 06 2013, 7:08 PM - 10:14 PM CDT

Att. 32,618 - Partly Cloudy - 56 F

TOP

livebaseballscorecards.com

Batter	1	2	3	4	5	6	7	8	9	AB	R	H	RBI	BB	SO	LOB
5 Ian Kinsler, R (1, 4) OBP: 0.390, SLG: 0.528 55 Derek Lowe, R (8, 1)	B SI 91 F SI 91 X FC 89 1-1 ① F9		B CU 76 B SI 91 S FC 89 X SI 91 2-1 ③ G4-3			B FC 86 X SI 90 1-0 ① L5		C FF 94 F SL 82 X FF 94 0-2 ③ F8		4 0	0 0	0 0	0 0	0 0	0 0	1 0
1 Elvis Andrus, R (1, 6) OBP: 0.285, SLG: 0.308	C SI 90 X SI 91 0-1 ② G5-3			C FC 88 B SI 91 X CU 78 1-1 ① F8		C FC 86 C SI 90 B SI 90 F FC 89 B SI 90 F SI 90 B FF 88 X SI 91 3-2 ② G1-3			F FF 94 B SI 94 B SI 94 X FF 94 2-1 29 E 2B	4	1	1	0	0	0	0
29 Adrián Beltré, R (1, 5) OBP: 0.293, SLG: 0.435	C FC 88 B SI 90 F SI 92 F SI 92 B SI 92 F FC 90 F FC 85 S SI 92 2-3 ③ K			C FF 90 B SI 91 F SI 92 B FC 87 F FF 91 F SI 91 X FC 89 2-2 ② G6-3		C CU 76 B FC 87 X SI 90 1-1 ③ P3			C SI 93 S SL 84 X SL 83 0-2 E5 18 G4-3 8 1B 2-H	4	1	0	0	0	1	0
17 Nelson Cruz, R (1, 9) OBP: 0.359, SLG: 0.508		C FC 87 X SI 89 0-1 ① F9		B CU 78 B FF 89 X FC 89 2-0 18 E 18 S 1B			B FC 86 F SI 89 S SI 89 B SI 91 F FC 88 X CU 77 2-2 ① F8		S FF 95 B SI 94 B FF 95 X SI 94 2-1 ① G5-3	4	0	1	0	0	0	1
18 Mitch Moreland, L (1, 3) OBP: 0.325, SLG: 0.449		B FC 87 B SI 90 X SI 91 2-0 ② F7		C CU 75 B FC 89 S CU 76 B SI 91 X FF 91 2-2 ③ G4-3 1-3			B CU 76 F SI 88 F CU 76 X CU 73 1-2 ② G4-1		B SI 94 F SI 95 F SI 94 X FF 95 1-2 ② G4-3 2-3	4	0	0	0	0	0	2
8 Geovany Soto, R (1, 2) OBP: 0.310, SLG: 0.269		C CU 75 B SI 91 B FF 89 X SI 91 2-1 1B			C FC 87 B CU 74 B CU 76 F SI 90 F FC 90 C CU 77 2-3 ① K		C CU 75 X CU 73 0-1 ③ G5-3		X FF 94 0-0 1B 3-H	4	0	2	1	0	1	0
7 David Murphy, L (1, 7) OBP: 0.234, SLG: 0.290		B CU 74 B FC 90 C CH 86 S FC 89 B FC 91 C FC 90 3-3 ③ K			C CU 75 B SI 90 S FC 89 B FF 91 X SI 90 2-2 ② G4-3			B CU 74 B FC 87 B FF 88 C FF 88 C FF 89 X SL 80 3-2 1B	F SI 94 B SI 94 X SI 94 1-1 ③ G6-3	4	0	1	0	0	1	2
2 Leonys Martin, L (1, 8) OBP: 0.338, SLG: 0.345			B FC 87 F SI 90 B FC 90 X CH 87 2-1 ① L8		C SI 91 B FF 90 B CU 75 B FC 89 C SI 91 B FF 91 4-2 15 FC5-4 BB			X SL 81 0-0 ① P5		2	0	0	0	1	0	1
49 Nick Tepesch, R (1, 1) 15 Jeff Baker, R (5, PH) OBP: 0.421, SLG: 0.656 50 Michael Kirkman, L (5, 1) 58 Joe Ortiz, L (6, 1) 3 Leury García, S (8, PH) OBP: 0.250, SLG: 0.333 (8, 4)			B SI 90 C SI 90 X FC 89 1-1 ② G6-3		B FC 89 C SI 89 X FC 88 1-1 ③ FC5-4 1-2f			C FF 90 X SL 81 0-1 ② P3		1 1 0 0 1	0 0 0 0 0	0 0 0 0 0	0 0 0 0 0	0 0 0 0 0	0 0 0 0 0	0 1 0 0 1

Inning Stats																								
	R: 0	H: 0	R: 0	H: 1	R: 0	H: 0	R: 0	H: 1	R: 0	H: 0	R: 0	H: 0	R: 0	H: 0	R: 0	H: 1	R: 2	H: 2	1B: 4	SF: 0	WP: 0	PA: 34
	E: 0	LOB: 0	E: 0	LOB: 1	E: 0	LOB: 0	E: 0	LOB: 1	E: 0	LOB: 1	E: 0	LOB: 0	E: 0	LOB: 0	E: 0	LOB: 1	E: 1	LOB: 1	2B: 1	SAC: 0	PB: 0	
	K: 1	BB: 0	K: 1	BB: 0	K: 0	BB: 0	K: 0	BB: 0	K: 1	BB: 1	K: 0	BB: 0	K: 0	BB: 0	K: 0	BB: 0	K: 0	BB: 0	3B: 0	DP: 0	SB: 1	
	S: 10	P: 13	S: 8	P: 15	S: 6	P: 11	S: 11	P: 18	S: 11	P: 20	S: 8	P: 13	S: 9	P: 12	S: 9	P: 12	S: 13	P: 19	HR: 0	HBP: 0	CS: 0	

PITCHER		IP	WLS	BF	H	R	ER	SO	BB	IBB	HBP	BLK	WP	HR	S	P	ERA	WHIP
46 Scott Feldman, R ERA: 2.7	(1, 1)	7.0	W	24	2	0	0	3	1	0	0	0	0	0	63	102	0.00	0.429
40 James Russell, L ERA:	(8, 1)	0.2		3	1	0	0	0	0	0	0	0	0	0	6	9	0.00	1.500
48 Rafael Dolis, R ERA:	(8, 1)	1.1		7	2	2	0	0	0	0	0	0	0	0	16	22	0.00	1.500

PITCHER	IP	WLS	BF	H	R	ER	SO	BB	IBB	HBP	BLK	WP	HR	S	P	ERA	WHIP

Texas Rangers @ Chicago Cubs

Wrigley Field, Chicago, IL

Mon May 06 2013, 7:08 PM - 10:14 PM CDT

Att. 32,618 - Partly Cloudy - 56 F

BOTTOM

livebaseballscorecards.com

Batter	1	2	3	4	5	6	7	8	9	AB	R	H	RBI	BB	SO	LOB
9 David DeJesus, L (1, 8) OBP: 0.358, SLG: 0.531	B SI 87 C SI 87 C CU 79 B FF 91 X CU 79 2-2 44 E 44 S 12 FC3-6 1B		F SI 89 B FF 91 C CH 84 B SI 92 B CH 84 B CU 79 4-2 13 E BB	F CH 82 F CU 76 B FF 90 B SL 84 B CU 79 F CU 77 B FF 91 4-2 13 1B 1-2 44 1B BB		S SL 83 C SL 82 S SI 92 0-3 ① K	C FF 89 B CH 82 D CH 83 C SL 82 X FF 90 2-2 ③ G6-3		3	2	1	0	2	1	1
13 Starlin Castro, R (1, 6) OBP: 0.303, SLG: 0.394	B SL 84 X FF 89 1-0 ① F8		F CH 83 1 SAFE X SL 83 0-1 E4 1-2	X CH 84 0-0 44 1B 1-3 2-H 3-H 1B		B SL 81 B SI 94 B SI 92 C SI 92 B SL 82 4-1 44 2B 19 SF8 BB		C SI 86 F SI 87 F SI 87 B SI 86 X SI 87 1-2 44 HR 1B		4	3	2	2	1	0	2
44 Anthony Rizzo, L (1, 3) OBP: 0.348, SLG: 0.557	1 SAFE B FF 89 1 SAFE B FF 89 1 SAFE 1 SAFE B FF 89 C SI 88 S FF 89 4-2 F CH 84 B FF 89 12 FC3-6 1-3 BB		F SL 84 F CU 76 B CH 83 S CU 78 1-3 ② K	F CU 77 X CU 77 0-1 2-H 3-H 1B		D SL 84 F SL 82 B SI 92 F SL 83 X SI 93 2-2 1-3 2B		B SI 88 B SI 87 B SI 87 C SI 87 X SI 88 3-1 1-H HR		4	1	3	4	1	1	2
12 Alfonso Soriano, R (1, 7) OBP: 0.302, SLG: 0.400 6 Ryan Sweeney, L (9, 7)	B CU 77 F SI 88 S SL 85 B SL 84 F SI 90 X SL 83 2-2 ② FC3-6 19 S 1-2f 3-H		X SL 84 0-0 F7 ③	C SL 84 1 SAFE B SL 84 S CU 76 S SL 84 1-3 K ③		I IN 68 I IN 65 I IN 69 I IN 69 4-0 IBB		B SI 88 C SI 87 C SI 88 S SL 81 1-3 ① K		4 0	0 0	0 0	1 0	1 0	2 0	4 0
19 Nate Schierholtz, L (1, 9) OBP: 0.337, SLG: 0.511	B SI 91 F SI 90 B CU 78 1 SAFE C CU 76 F FF 89 S CH 82 2-3 ③ K 1-2			B SL 82 F SI 87 F CU 78 F CU 76 B CH 83 B SI 90 X SI 90 3-2 ① F7	B SL 82 B SI 90 C SI 89 F SI 89 S SL 83 2-3 ① K	B SL 80 F SI 89 F FF 90 B FF 91 F SL 84 B FF 91 X FF 90 3-2 ② SF8 3-H		F SI 87 C SI 87 F SI 88 X SL 81 0-2 ② P5		4	0	0	1	0	2	1
53 Welington Castillo, R (1, 2) OBP: 0.337, SLG: 0.398		C FF 88 C CU 77 S SI 90 0-3 ① K		C CU 77 B CU 75 X SI 90 1-1 ② G6-3	C SI 92 X CU 74 0-1 15 WP 1B	D CH 82 S SL 83 C CH 83 D SI 91 S CH 84 2-3 ③ K		X SL 78 0-0 ③ G1-3		5	0	1	0	0	2	2
24 Luis Valbuena, L (1, 5) OBP: 0.374, SLG: 0.494		X SI 89 0-0 15 G6-4-3 1B		C CU 77 B CH 83 B SI 89 B CH 84 X SI 89 3-1 46 1B 2B	C CU 73 D SL 84 B SI 91 B SI 89 X SI 89 3-1 ② F7		X SI 87 0-0 1B			4	1	3	0	0	0	1
15 Darwin Barney, R (1, 4) OBP: 0.286, SLG: 0.262	B SI 88 1 SAFE 1 SAFE X CH 83 1-0 ② ③ G6-4-3 1-2f			B CU 76 B SI 88 I IN 67 I IN 68 4-0 46 1B 13 1B IBB	D FF 92 B SI 90 B SI 89 I IN 66 4-0 1-2 IBB		B SI 88 F CH 81 S SL 81 F SL 81 F CH 79 D SL 80 F CH 82 X FF 90 2-2 ① L9		2	1	0	0	2	0	2
46 Scott Feldman, L (1, 1) OBP: 0.133, SLG: 0.200 40 James Russell, L (8, 1) 48 Rafael Dolis, R (8, 1)			B SI 89 B SI 88 C SI 88 F SI 89 X SI 90 2-2 ① F8	S CU 76 S CU 76 F CU 76 B SI 91 F CU 79 X SI 90 1-2 9 BB 13 1B 1-3 2-H 1B	S SL 80 S SL 83 F SL 82 S SL 83 0-3 ③ K		C FF 89 B FF 90 B SL 84 X FF 89 2-1 ② F8			4 0 0	1 0 0	1 0 0	1 0 0	0 0 0	1 0 0	3 0 0
Inning Stats	R: 1 E: 0 K: 1 S: 15 H: 1 LOB: 1 BB: 1 P: 26	R: 0 E: 0 K: 1 S: 5 H: 1 LOB: 0 BB: 0 P: 6	R: 0 E: 1 K: 1 S: 11 H: 0 LOB: 2 BB: 1 P: 18	R: 5 E: 0 K: 1 S: 22 H: 4 LOB: 1 BB: 2 P: 39	R: 0 E: 0 K: 2 S: 11 H: 1 LOB: 2 BB: 1 P: 20	R: 1 E: 0 K: 2 S: 14 H: 1 LOB: 2 BB: 2 P: 29	R: 0 E: 0 K: 0 S: 12 H: 1 LOB: 1 BB: 0 P: 18	R: 2 E: 0 K: 1 S: 14 H: 2 LOB: 0 BB: 0 P: 19		1B: 8 2B: 2 3B: 0 HR: 1 SF: 1 SAC: 0 DP: 1 HBP: 0		WP: 1 PB: 0 SB: 2 CS: 0 PA: 42			

	AB	34
	R	9
	H	11
	RBI	9
	BB	7
	SO	9
	LOB	18

PITCHER		IP	WLS	BF	H	R	ER	SO	BB	IBB	HBP	BLK	WP	HR	S	P	ERA	WHIP
49 Nick Tepesch, R ERA: 4.5	(1, 1)	4.0	L	22	6	6	5	4	3	1	0	0	0	0	53	89	11.25	2.250
50 Michael Kirkman, L ERA: 6.59	(5, 1)	1.1		9	2	1	1	3	1	2	0	0	1	0	18	37	6.75	2.250
58 Joe Ortiz, L ERA: 3.38	(6, 1)	1.2		6	1	0	0	1	0	0	0	0	0	0	19	30	0.00	0.600
55 Derek Lowe, R ERA: 5.56	(8, 1)	1.0		5	2	2	2	1	0	0	0	0	0	1	14	19	18.00	2.000

PITCHER	IP	WLS	BF	H	R	ER	SO	BB	IBB	HBP	BLK	WP	HR	S	P	ERA	WHIP

Batter	1	2	3	4	5	6	7	8	9	AB	R	H	RBI	BB	SO	LOB
13 Matt Carpenter, L (1, 4) OBP: 0.333, SLG: 0.441	C FF 88 C FF 89 B FC 87 F FC 87 F FC 88 F SL 77 S FF 92 1-3 K		B FC 86 F SL 78 X FF 90 1-1 3 2B 1B		B SL 76 F FC 86 F FC 86 X FF 90 1-2 L5		C SL 77 B CU 73 B FC 86 B SL 76 F FC 86 F FF 89 X FC 87 3-2 L8		L FF 90 B FF 92 X FS 84 1-1 L9	5	0	1	0	0	1	0
3 Carlos Beltrán, S (1, 9) OBP: 0.325, SLG: 0.532	B FF 90 B FC 87 C FC 87 F FC 87 X CH 80 2-2 F8		B FC 89 C FF 88 1 SAFE X FC 87 1-1 1-3 2B		X FF 89 0-0 G1-3		T SL 85 C SL 86 B SL 85 X SL 85 1-2 1B			4	0	2	0	0	0	0
7 Matt Holliday, R (1, 7) OBP: 0.375, SLG: 0.450	T FF 90 S FF 90 S FF 90 0-3 K		B SI 90 B FC 88 X FF 91 2-0 G6-3		B FC 88 B FC 87 C SL 79 B FC 86 B FF 90 4-1 BB		B FF 92 S FF 92 X SL 84 1-1 F8			3	0	0	0	1	1	3
21 Allen Craig, R (1, 3) OBP: 0.320, SLG: 0.438		C FF 88 F FC 88 B FF 90 B CH 80 X FF 91 2-2 HR		C FF 88 B FC 87 B CH 76 C CH 79 X CH 79 2-2 G5-3	C FF 88 F FC 86 B FC 89 X SL 79 1-2 P5			B FF 93 C FF 92 F FF 92 X SL 84 1-2 G6-3		4	1	1	1	0	0	1
4 Yadier Molina, R (1, 2) OBP: 0.365, SLG: 0.458		C SL 76 B FC 87 B FC 87 F FF 89 B SL 80 T FC 87 3-2 K		F CH 76 B FC 87 X SL 79 1-1 23 FC3-6 1B		F SL 77 C CH 77 B FF 89 B SL 78 S FC 88 2-3 K		B SL 85 F SI 92 X FF 93 1-1 38 CS 19 S 1B		4	0	2	0	0	2	0
23 David Freese, R (1, 5) OBP: 0.276, SLG: 0.246		X FC 87 0-0 G6-3		1 SAFE B FF 89 X FC 86 1-0 FC3-6 38 BB 19 1B 1-2f		C FF 89 F FC 88 B FC 88 B SL 78 S FC 87 2-3 K		B SL 83 X SL 81 1-0 F9		4	0	0	0	0	1	2
19 Jon Jay, L (1, 8) OBP: 0.352, SLG: 0.400		B FF 89 B FC 87 X FF 89 2-0 F8		C FC 89 F SL 77 B FC 87 X FC 88 1-2 38 BB 1-2 1B		C SL 79 C CU 73 B FC 87 B SL 77 X FF 87 2-2 38 WP 1B		S SL 84 B SL 84 1 SAFE B FF 93 B FF 91 F SL 85 B SL 82 4-2 1-2 BB		3	0	2	0	1	0	0
38 Pete Kozma, R (1, 6) OBP: 0.313, SLG: 0.327			X FF 86 0-0 P3	B SL 78 B FC 88 C FC 87 F FF 89 B FC 88 D SL 79 4-2 1-2 2-3 BB		1 SAFE 1 SAFE F FC 86 C SL 76 B CH 78 X SL 76 1-2 G5-3 1-2		C SL 84 B SL 84 T FF 93 1-2 CS 2-3	B FF 91 F FF 89 F FF 90 C FF 91 1-3 K	3	0	0	0	1	1	1
31 Lance Lynn, S (1, 1) OBP: 0.143, SLG: 0.077 26 Trevor Rosenthal, R (8, 1) 32 Matt Adams, L (9, PH) OBP: 0.571, SLG: 1.000			C FF 88 B FF 87 C FF 88 F FF 90 B FC 87 F FC 86 C SL 76 2-3 K	F FF 89 B FC 88 C FF 89 S SL 79 1-3 K			C FF 86 S SI 86 S FF 88 0-3 K		B FF 92 B CU 79 F CU 79 B FF 90 X FF 91 3-1 F7	3 0 1	0 0 0	0 0 0	0 0 0	0 0 0	3 0 0	3 0 0
Inning Stats	R: 0 E: 0 K: 2 S: 12 H: 0 LOB: 0 BB: 0 P: 15	R: 1 E: 0 K: 1 S: 8 H: 1 LOB: 0 BB: 0 P: 15	R: 0 E: 0 K: 1 S: 11 H: 2 LOB: 2 BB: 0 P: 17	R: 0 E: 0 K: 1 S: 14 H: 2 LOB: 3 BB: 1 P: 24	R: 0 E: 0 K: 0 S: 8 H: 0 LOB: 1 BB: 1 P: 14	R: 0 E: 0 K: 2 S: 12 H: 1 LOB: 1 BB: 0 P: 19	R: 0 E: 0 K: 1 S: 12 H: 1 LOB: 1 BB: 0 P: 17	R: 0 E: 0 K: 0 S: 10 H: 1 LOB: 1 BB: 1 P: 18	R: 0 E: 0 K: 1 S: 7 H: 0 LOB: 0 BB: 0 P: 12	1B: 6 2B: 1 3B: 0 HR: 1	SF: 0 SAC: 0 DP: 0 HBP: 0					

PITCHER		IP	WLS	BF	H	R	ER	SO	BB	IBB	HBP	BLK	WP	HR	S	P	ERA	WHIP
37 Travis Wood, L ERA: 2.33	(1, 1)	6.2	W	28	6	1	1	8	2	0	0	0	1	1	72	114	1.35	1.200
49 Carlos Marmol, R ERA: 5.14	(7, 1)	1.1	H	6	2	0	0	0	1	0	0	0	0	0	15	25	0.00	2.250
63 Kevin Gregg, R ERA:	(9, 1)	1.0	S	3	0	0	0	1	0	0	0	0	0	0	7	12	0.00	0.000

PITCHER	IP	WLS	BF	H	R	ER	SO	BB	IBB	HBP	BLK	WP	HR	S	P	ERA	WHIP

TOP

St. Louis Cardinals @ Chicago Cubs

Wrigley Field, Chicago, IL

Tue May 07 2013, 7:09 PM - 9:44 PM CDT

Att. 30,161 - Clear - 64 F

livebaseballscorecards.com

AB	34
R	1
H	8
RBI	1
BB	3
SO	9
LOB	10

1B: 6	SF: 0	WP: 1	PA: 38
2B: 1	SAC: 0	PB: 0	
3B: 0	DP: 0	SB: 1	
HR: 1	HBP: 0	CS: 1	

BOTTOM

St. Louis Cardinals @ Chicago Cubs

Wrigley Field, Chicago, IL

Tue May 07 2013, 7:09 PM - 9:44 PM CDT

Att. 30,161 - Clear - 64 F

livebaseballscorecards.com

Batter	1	2	3	4	5	6	7	8	9	AB	R	H	RBI	BB	SO	LOB
9 David DeJesus, L (1, 8) OBP: 0.345, SLG: 0.510	C FF 91 B SI 91 C FF 92 B SI 91 B FF 93 X FF 93 3-2 F7 ①		C FF 92 B CU 80 X FF 92 1-1 G6-3 ③		X SI 90 0-0 G6-3 ③			C FF 96 B FF 97 F CH 88 X FF 98 1-2 G4-3 ②		4	0	0	0	0	0	1
13 Starlin Castro, R (1, 6) OBP: 0.301, SLG: 0.397	C FF 94 B SL 86 X SL 88 1-1 G5-3 ②			S FF 92 F FF 92 S FF 93 0-3 K ①		C FF 91 F FF 91 X FF 92 0-2 F9 ①		F FF 96 B FF 97 S FF 98 F FF 98 F FF 97 B CH 88 F CH 89 F FF 99 F FF 96 2-2 F FF 96 X FF 97 2B		4	0	1	0	0	1	0
44 Anthony Rizzo, L (1, 3) OBP: 0.338, SLG: 0.540	B SI 93 B SI 91 C FF 92 B SI 93 S FF 94 C FF 93 3-3 K ③			B FF 92 C CU 78 S CU 79 B CU 81 B CU 81 S CU 79 3-3 K ②		F FF 92 C FF 92 F FF 93 X FF 92 0-2 G4-3 ②		B FF 98 X FF 96 1-0 F8 ③		4	0	0	0	0	2	1
12 Alfonso Soriano, R (1, 7) OBP: 0.310, SLG: 0.407 63 Kevin Gregg, R (9, 1)		T FF 91 B SL 86 B SL 85 S FF 92 B FF 94 F FF 93 F FF 93 F FF 94 X FF 94 3-2 19 G5-4-3 1B		F FF 93 X SL 86 0-1 19 HR 1B		T FF 93 B FF 93 F FF 93 S CU 80 1-3 K ③				3 0	1 0	2 0	0 0	0 0	1 0	0 0
19 Nate Schierholtz, L (1, 9) OBP: 0.337, SLG: 0.538		B SI 90 F FF 92 X SI 91 1-1 G5-4-3 ①② 1-2f		1 SAFE B SI 91 B FF 92 B FF 91 C FF 90 X FF 91 3-1 1-H HR			C FF 92 B SI 91 S FF 92 S SI 92 1-3 K ①			3	1	1	2	0	1	1
24 Luis Valbuena, L (1, 5) OBP: 0.373, SLG: 0.483		B SI 92 B FF 92 F FF 93 S CU 80 B FF 94 B FF 93 4-2 BB		C SI 93 C CU 80 B FF 93 S FF 92 1-3 K ③			B CU 79 B SI 91 B CU 78 C SI 92 X SI 91 3-1 G1-3 ②			2	0	0	0	1	1	0
53 Welington Castillo, R (1, 2) OBP: 0.347, SLG: 0.400		C FF 92 C FF 92 F FF 93 S SL 86 0-3 K ③			B FF 91 F FF 91 X FF 92 1-1 1B		H FF 92 1-0 HBP			2	0	1	0	0	1	1
15 Darwin Barney, R (1, 4) OBP: 0.275, SLG: 0.250			C FF 91 X SL 84 0-1 G4-3 ①		1 SAFE F SL 85 C FF 91 F FF 91 S FF 92 0-3 K ①		1 SAFE C FF 91 F FF 92 F FF 92 F FF 93 B FF 94 F FF 93 F FF 92 X FF 92 1-2 F9 ③			3	0	0	0	0	1	2
37 Travis Wood, R (1, 1) OBP: 0.200, SLG: 0.143 49 Carlos Marmol, R (7, 1) 6 Ryan Sweeney, L (8, PH) (9, 7)			X FF 91 0-0 F9 ②		X FF 91 0-0 F7 ②			B FF 95 B FF 95 C FF 95 F FF 95 F FF 96 B CH 88 S FF 98 3-3 K ①		2 0 1	0 0 0	0 0 0	0 0 0	0 0 0	0 0 1	1 0 0
Inning Stats	R: 0 E: 0 K: 1 S: 8 H: 0 LOB: 0 BB: 0 P: 15	R: 0 E: 0 K: 1 S: 14 H: 1 LOB: 1 BB: 1 P: 22	R: 0 E: 0 K: 0 S: 5 H: 0 LOB: 0 BB: 0 P: 6	R: 2 E: 0 K: 3 S: 13 H: 2 LOB: 0 BB: 0 P: 20	R: 0 E: 0 K: 1 S: 8 H: 1 LOB: 1 BB: 0 P: 9	R: 0 E: 0 K: 1 S: 10 H: 0 LOB: 0 BB: 0 P: 11	R: 0 E: 0 K: 1 S: 12 H: 0 LOB: 1 BB: 0 P: 18	R: 0 E: 0 K: 1 S: 17 H: 1 LOB: 1 BB: 0 P: 24		1B: 3 2B: 1 3B: 0 HR: 1	SF: 0 SAC: 0 DP: 1 HBP: 1			WP: 0 PB: 0 SB: 0 CS: 0	PA: 30	

	AB	28
	R	2
	H	5
	RBI	2
	BB	1
	SO	9
	LOB	7

PITCHER		IP	WLS	BF	H	R	ER	SO	BB	IBB	HBP	BLK	WP	HR	S	P	ERA	WHIP
31 Lance Lynn, R ERA: 2.72	(1, 1)	7.0	L	26	4	2	2	8	1	0	1	0	0	1	70	101	2.57	0.714
26 Trevor Rosenthal, R ERA: 3.0	(8, 1)	1.0		4	1	0	0	1	0	0	0	0	0	0	17	24	0.00	1.000

PITCHER	IP	WLS	BF	H	R	ER	SO	BB	IBB	HBP	BLK	WP	HR	S	P	ERA	WHIP

St. Louis Cardinals @ Chicago Cubs

Wrigley Field, Chicago, IL

Wed May 08 2013, 1:23 PM - 4:15 PM CDT

Att. 26,354 - Sunny - 60 F

livebaseballscorecards.com

Batter	1	2	3	4	5	6	7	8	9	AB	R	H	RBI	BB	SO	LOB
13 Matt Carpenter, L (1, 4) (6, 5) OBP: 0.351, SLG: 0.455	B FF 86 F FF 86 B SI 86 B SI 87 F FF 87 B FF 87 4-2 3 1B 7 G5-4-3 BB		B CU 70 C FF 84 X CU 73 1-1 ① F7		1 SAFE X CH 78 0-0 3 1B 1-2 1B		C SL 80 B FC 87 F SL 79 F FF 90 F FF 90 X CU 74 1-2 E9 3 1B 2B		C CU 80 B CU 80 F FF 92 B FF 92 F FS 84 B FS 84 B FF 92 4-2 BB	3	2	2	0	2	0	0
3 Carlos Beltrán, S (1, 9) OBP: 0.336, SLG: 0.534	F FF 85 B CU 76 1 SAFE C CH 80 B FF 87 D SL 82 X SI 87 3-2 7 G5-4-3 1-3 1B		B CU 70 S CH 79 B FF 85 X CH 79 2-1 ② G4-3		F CU 75 X FF 87 0-1 ② 7 1B 1-3 2-H 1B		F CH 82 F SI 89 B FF 90 D SL 82 B FF 91 F FF 91 X FF 91 3-2 3-H 1B		S FS 84 B FF 91 S FF 91 F FF 91 1 SAFE X FS 83 1-2 ③ L9	5	0	3	2	0	0	1
7 Matt Holliday, R (1, 7) OBP: 0.371, SLG: 0.442	C SI 88 B SL 84 X SI 88 1-1 ① ② G5-4-3 1-2f 3-H		C SI 87 B FF 87 C CU 74 B FF 88 F SL 81 B FF 88 X CU 74 3-2 ③ G5-3		X SL 81 0-0 1-2 1B		S CH 81 B FC 87 B FC 87 F CH 80 S SL 82 2-3 ③ K			4	0	1	0	0	1	2
21 Allen Craig, R (1, 3) OBP: 0.326, SLG: 0.431	B FF 85 B SI 87 B CH 79 B FF 86 4-0 BB			C CU 72 F SI 85 B CH 79 F CH 80 F SL 81 H FF 87 2-2 4 1B 19 SF8 HBP	B CU 73 C FF 86 B SL 81 F CH 82 F CU 75 D CU 76 F FF 88 X FF 89 3-2 ③ F9			X SL 82 0-0 ① P6		2	1	0	0	1	0	2
4 Yadier Molina, R (1, 2) OBP: 0.369, SLG: 0.460	X CH 79 0-0 ③ F8			X SI 85 0-0 23 G6-4-3 1-3 1B		F CU 73 B CH 80 B FF 86 X CH 79 2-1 ① F8		F FF 92 C FF 91 X FF 91 0-2 19 WP 19 1B 1B		4	1	2	0	0	0	1
19 Jon Jay, L (1, 8) OBP: 0.349, SLG: 0.398		B FF 85 S CH 78 X FF 86 1-1 ① G6-3		B CU 73 B CH 81 X FF 85 2-0 ① SF8 3-H		C CH 79 B FF 88 X FF 87 1-1 ② G6-3		C FF 90 B FS 84 X SI 90 1-1 32 G3-6-1 1-H 1B		3	0	1	2	0	0	0
23 David Freese, R (1, 5) OBP: 0.278, SLG: 0.250 43 Seth Maness, R (6, 1) 32 Matt Adams, L (8, PH) OBP: 0.552, SLG: 0.962 26 Trevor Rosenthal, R (8, 1) 36 Randy Choate, L (8, 1) 44 Edward Mujica, R (9, 1)		C FF 86 B FF 86 S FF 86 B SL 81 B CH 80 X CH 81 3-2 1B		B CU 72 X FF 85 1-0 ② ③ G6-4-3 1-2f		C FF 88 B SL 83 X CU 75 1-1 ③ F8		1 SAFE B SI 89 1 SAFE F FF 89 B FF 90 1 SAFE X SI 90 2-1 ② ③ G3-6-1 1-2f		3 0 1 0 0 0 0	0 0 0 0 0 0 0	1 0 1 0 0 0 0	0 0 0 0 0 0 0	0 0 0 0 0 0 0	1 0 1 0 0 0 0	1 0 1 0 0 0 0
38 Pete Kozma, R (1, 6) OBP: 0.319, SLG: 0.327		X FF 85 0-0 ② F7			C FF 85 B SL 80 X CH 79 1-1 13 3 1B 1B		B FF 86 B CU 74 B FF 85 B CH 82 4-0 33 CS BB		C CU 79 B FF 91 F FF 90 S FF 91 1-3 ① K	3	1	1	0	1	1	1
35 Jake Westbrook, R (1, 1) OBP: 0.214, SLG: 0.154 33 Daniel Descalso, L (6, 4) OBP: 0.236, SLG: 0.258		F FF 86 B CU 73 B CU 69 X FF 86 2-1 ③ G6-3			L FF 84 1 SAFE C SL 80 B SL 81 L SL 81 1-3 ① K		C FF 85 F FF 87 F SL 82 D CU 76 1 SAFE B FF 88 F CH 82 B CH 81 S SL 80 3-3 ① ② K 1-2		B CU 79 B FF 92 F FF 91 F FF 91 F FF 91 B FS 83 C FF 92 3-3 ② K	2 2	0 0	0 0	0 0	1 0	2 2	2 1
Inning Stats	R: 1 E: 0 K: 0 S: 8 H: 1 LOB: 1 BB: 2 P: 20	R: 0 E: 0 K: 0 S: 8 H: 1 LOB: 1 BB: 0 P: 14	R: 0 E: 0 K: 0 S: 8 H: 0 LOB: 0 BB: 0 P: 14	R: 1 E: 0 K: 0 S: 7 H: 1 LOB: 0 BB: 0 P: 12	R: 1 E: 0 K: 1 S: 14 H: 4 LOB: 2 BB: 0 P: 19	R: 0 E: 0 K: 0 S: 6 H: 0 LOB: 0 BB: 0 P: 10	R: 1 E: 1 K: 2 S: 17 H: 2 LOB: 1 BB: 1 P: 30	R: 1 E: 0 K: 0 S: 8 H: 2 LOB: 0 BB: 0 P: 11	R: 0 E: 0 K: 2 S: 15 H: 0 LOB: 1 BB: 1 P: 24	1B: 10 2B: 2 3B: 0 HR: 0 SF: 1 SAC: 0 DP: 4 HBP: 1						

AB	32
R	5
H	11
RBI	4
BB	4
SO	5
LOB	12

WP: 1 PA: 38
PB: 0
SB: 0
CS: 1

PITCHER		IP	WLS	BF	H	R	ER	SO	BB	IBB	HBP	BLK	WP	HR	S	P	ERA	WHIP
33 Carlos Villanueva, R ERA: 3.02	(1, 1)	6.2		27	7	3	3	2	3	0	1	0	0	0	56	101	4.05	1.500
40 James Russell, L ERA: 0.68	(7, 1)	0.1	B	3	2	1	1	1	0	0	0	0	0	0	12	18	27.00	6.000
28 Michael Bowden, R ERA: 4.3	(8, 1)	1.0	L	4	2	1	1	0	0	0	0	0	1	0	8	11	9.00	2.000
63 Kevin Gregg, R ERA:	(9, 1)	1.0		4	0	0	0	2	1	0	0	0	0	0	15	24	0.00	1.000

PITCHER	IP	WLS	BF	H	R	ER	SO	BB	IBB	HBP	BLK	WP	HR	S	P	ERA	WHIP

BOTTOM

St. Louis Cardinals @ Chicago Cubs

Wrigley Field, Chicago, IL

Wed May 08 2013, 1:23 PM - 4:15 PM CDT

Att. 26,354 - Sunny - 60 F

livebaseballscorecards.com

Batter	1	2	3	4	5	6	7	8	9	AB	R	H	RBI	BB	SO	LOB
9 David DeJesus, L (1, 8) OBP: 0.342, SLG: 0.500	B SI 88 X SI 89 1-0 ① P4		F SI 90 F FS 83 B FS 83 F SI 89 X FS 82 1-2 ② G5-3 2-3		B SI 90 B SI 89 X SI 90 2-0 13 G1-4-3 1-2 1B		1 SAFE 1 SAFE 1 SAFE B CH 81 B SI 87 C SI 88 1 SAFE F CH 82 X SI 89 2-2 ②③ G5-4-3 1-2f			4	0	1	0	0	0	2
13 Starlin Castro, R (1, 6) OBP: 0.293, SLG: 0.386	T SI 89 B SI 89 X FC 85 1-1 ② F8		B SI 90 S SI 90 F SI 90 S FS 83 1-3 ③ K		X SI 90 0-0 ①② G1-4-3 1-2f 2-3			B CU 82 C FF 94 S CH 86 S CH 85 1-3 ① K		4	0	0	0	0	2	3
24 Luis Valbuena, L (1, 4) OBP: 0.387, SLG: 0.483	B SI 90 B SI 89 C SI 89 F SI 89 X FS 82 2-2 44 2B 44 E 1B			B SI 87 B SI 88 B SI 89 B SI 87 4-0 44 1B 19 2B BB	B SI 90 C FC 86 D FS 84 F FS 82 B FS 83 X SI 90 3-2 ③ G6-3			B FF 96 B FF 96 B FF 96 B FF 96 4-0 44 1B BB		2	2	1	0	2	0	1
44 Anthony Rizzo, L (1, 3) OBP: 0.349, SLG: 0.554	X SI 89 0-0 E9 19 CS 1-H 2B			B SI 89 B SI 90 C SI 88 S FS 82 X SI 89 2-2 19 2B 1-2 1B		B CH 81 X FC 85 1-0 ① G3-1		B SL 75 F SI 84 X SL 75 1-1 19 G4-6-3 1-3 1B		4	1	3	0	0	0	0
19 Nate Schierholtz, L (1, 9) OBP: 0.343, SLG: 0.546	B FC 83 1-0 ③ CS 2-3	B SI 90 X FC 85 1-0 ① G3		B SI 90 B FC 86 F SI 89 B FC 84 C FS 82 X FS 83 3-2 6 G3-1 30 G4-2-3 1-H 2-H 2B		F CU 73 B SI 89 F FC 85 F FS 82 B SI 89 X SI 89 2-2 6 1B		B SI 87 X SI 85 1-0 ②③ G4-6-3 1-2f		4	1	2	2	0	0	2
6 Ryan Sweeney, L (1, 7) OBP: 0.200, SLG: 0.200		B SI 89 B FS 83 B SI 89 C SI 90 F SI 89 X SI 89 3-2 ② G6-3		B SI 90 C SI 89 X SI 88 1-1 ① G3-1 2-3		B SI 89 1 SAFE 1 SAFE B SI 89 1 SAFE X SI 89 2-0 30 G4-6-3 1-3 1B			C FS 86 S FS 86 X FS 85 0-2 ① G4-3	4	0	1	0	0	0	1
30 Dioner Navarro, S (1, 2) OBP: 0.239, SLG: 0.419		C SI 90 X FC 85 0-1 ③ F8		C SI 89 B SI 89 X CH 81 1-1 ② G4-2-3 3-H		B SI 89 X SI 89 1-0 ②③ G4-6-3 1-2f			X FS 87 0-0 ② P4	4	0	0	1	0	0	2
1 Cody Ransom, R (1, 5) OBP: 0.316, SLG: 0.571			C SI 88 C CU 77 B SI 89 B CH 81 X FC 84 2-2 9 G5-3 33 SH1-4 1B	X SI 89 0-0 ③ G5-3			X SI 88 0-0 9 G5-4-3 1B		B FS 88 F FS 86 B FS 87 S FS 87 S FS 88 2-3 ③ K	4	0	2	0	0	1	0
33 Carlos Villanueva, R (1, 1) OBP: 0.176, SLG: 0.176 40 James Russell, L (7, 1) 20 Julio Borbon, L (7, PH) OBP: 0.333, SLG: 0.286 28 Michael Bowden, R (8, 1) 63 Kevin Gregg, R (9, 1)			C SI 89 L SI 89 1 SAFE X SI 88 0-2 ① SH1-4 1-2		C SI 88 C SI 88 X SI 88 0-2 13 G1-4-3 9 1B 1B		L SI 88 1 SAFE X CH 82 0-1 ① B5-3			1 0 1 0 0	0 0 0 0 0	1 0 0 0 0	0 0 0 0 0	0 0 0 0 0	0 0 0 0 0	0 0 1 0 0

Inning Stats																															
	R: 1	H: 2	R: 0	H: 0	R: 0	H: 1	R: 3	H: 2	R: 0	H: 2	R: 0	H: 2	R: 0	H: 1	R: 0	H: 1	R: 0	H: 0	1B: 9	SF: 0	WP: 0	PA: 36
	E: 1	LOB: 0	E: 0	LOB: 0	E: 0	LOB: 1	E: 0	LOB: 0	E: 0	LOB: 1	E: 0	LOB: 1	E: 0	LOB: 0	E: 0	LOB: 1	E: 0	LOB: 0	2B: 2	SAC: 1	PB: 0	
	K: 0	BB: 0	K: 0	BB: 0	K: 1	BB: 0	K: 0	BB: 1	K: 0	BB: 0	K: 0	BB: 1	K: 0	BB: 0	K: 0	BB: 1	K: 1	BB: 0	3B: 0	DP: 4	SB: 0	
	S: 7	P: 12	S: 6	P: 10	S: 13	P: 17	S: 11	P: 22	S: 8	P: 13	S: 7	P: 13	S: 6	P: 8	S: 6	P: 13	S: 7	P: 9	HR: 0	HBP: 0	CS: 1	

PITCHER		IP	WLS	BF	H	R	ER	SO	BB	IBB	HBP	BLK	WP	HR	S	P	ERA	WHIP
35 Jake Westbrook, R ERA: 1.62	(1, 1)	5.1		24	9	4	3	1	1	0	0	0	0	0	51	85	5.06	1.875
43 Seth Maness, R ERA:	(6, 1)	1.2	W	4	1	0	0	0	0	0	0	0	0	0	7	10	0.00	0.600
26 Trevor Rosenthal, R ERA: 2.95	(8, 1)	0.1	H	2	0	0	0	1	1	0	0	0	0	0	3	8	0.00	3.000
36 Randy Choate, L ERA: 1.93	(8, 1)	0.2	H	2	1	0	0	0	0	0	0	0	0	0	3	5	0.00	1.500
44 Edward Mujica, R ERA: 1.93	(9, 1)	1.0	S	3	0	0	0	1	0	0	0	0	0	0	7	9	0.00	0.000

PITCHER	IP	WLS	BF	H	R	ER	SO	BB	IBB	HBP	BLK	WP	HR	S	P	ERA	WHIP

Chicago Cubs @ Washington Nationals

Nationals Park, Washington, DC

Fri May 10 2013, 7:08 PM - 9:30 PM EDT

Att. 37,191 - Partly Cloudy - 80 F

livebaseballscorecards.com

Batter	1	2	3	4	5	6	7	8	9	AB	R	H	RBI	BB	SO	LOB
13 Starlin Castro, R (1, 6) OBP: 0.297, SLG: 0.400	C FF 94 B SI 93 B FF 94 X SI 92 2-1 1 G1-3 44 G4-3 2B		B SI 92 F FF 94 B SI 92 X CH 85 2-1 44 1B 2-H 2B		C SL 77 B FF 92 B FF 92 X FF 92 2-1 ② F9		B SI 92 S SI 92 D FC 84 B SI 92 X SI 92 3-1 ③ G6-3		X FC 85 0-0 ③ G5-3	5	1	2	1	0	0	2
1 Cody Ransom, R (1, 5) OBP: 0.317, SLG: 0.579 24 Luis Valbuena, L (8, PH) OBP: 0.383, SLG: 0.478 (8, 5)	B SI 91 F FF 93 S FF 93 B FF 94 B FF 93 F FF 94 F SI 93 X SI 93 3-2 ① G1-3 2-3		F SI 90 F SI 90 F SL 78 D SL 76 B SI 94 F SI 91 B SI 91 S SI 91 3-3 ① K		C SL 77 X SI 91 0-1 2B			C SI 91 B KC 80 S KC 80 F FC 84 S KC 80 1-3 ① K		3 1	0 0	1 0	0 0	0 0	1 1	2 0
44 Anthony Rizzo, L (1, 3) OBP: 0.353, SLG: 0.552	X SI 93 0-0 ② G4-3 3-H		B SI 91 F SI 91 X SL 77 1-1 ② 2-H 1B		D SI 91 B SI 92 S SI 93 X SI 93 2-1 ③ G4-3			X SI 92 0-0 1B		4	0	2	1	0	0	1
12 Alfonso Soriano, R (1, 7) OBP: 0.301, SLG: 0.394	C FF 92 X FF 93 0-1 ③ P3		C SL 77 F FF 92 B FF 93 S FF 94 1-3 ③ K			C SI 90 B FF 92 X FF 93 1-1 ① F9		C SI 90 B SI 91 F FC 83 F KC 80 F SI 92 S FC 83 1-3 ② K		4	0	0	0	0	2	2
21 Scott Hairston, R (1, 9) OBP: 0.178, SLG: 0.415 19 Nate Schierholtz, L (8, PH) OBP: 0.340, SLG: 0.541 (8, 9)		B SI 90 X SI 90 1-0 ① G6-3		B SI 88 C SI 90 X FF 91 1-1 6 G4-3 2B		B SI 91 B SI 91 F SI 91 B SI 91 F SI 91 X SI 91 3-2 ② F9		X SI 92 0-0 ③ L4		3 1	0 0	1 0	0 0	0 0	0 0	0 1
53 Welington Castillo, R (1, 2) OBP: 0.333, SLG: 0.384		B FF 91 S SI 90 X SI 90 1-1 ② G5-3		B SI 89 X FF 89 1-0 ① F9		B SL 78 X SI 90 1-0 ③ G5-3			B SI 90 C SI 91 X FC 82 1-1 ① G5-3	4	0	0	0	0	0	1
6 Ryan Sweeney, L (1, 8) OBP: 0.444, SLG: 0.500		C FF 92 B SI 90 X SI 90 1-1 1B		B SI 92 B SI 90 C SI 91 X SI 90 2-1 ② G4-3 2-3			C FF 92 C SL 78 B FF 94 X SI 91 1-2 20 G3 2B		C SI 91 B KC 79 S KC 80 B FC 83 B KC 80 B FF 91 4-2 15 2B 9 G4-3 BB	3	1	2	0	1	0	1
15 Darwin Barney, R (1, 4) OBP: 0.274, SLG: 0.264		C SI 93 X SI 91 0-1 ③ G4-3		B SL 76 B SI 90 B SI 90 C SI 91 F SI 91 X FF 94 3-2 ③ P3			X SI 91 0-0 ① G6-3		B SI 91 X SI 91 1-0 9 G4-3 1-3 2B	4	0	1	0	0	0	3
29 Jeff Samardzija, R (1, 1) OBP: 0.133, SLG: 0.143 56 Hector Rondon, R (6, 1) 20 Julio Borbon, L (7, PH) OBP: 0.320, SLG: 0.273 11 Kyuji Fujikawa, L (7, 1) 54 Shawn Camp, R (8, 1) 9 David DeJesus, L (9, PH) OBP: 0.339, SLG: 0.495			X FF 92 0-0 13 2B 2B		S SI 91 X SI 91 0-1 ① L8		D SI 92 X SI 92 1-0 ② G3 2-3		X SI 92 0-0 ② G4-3 2-3 3-H	2 0 1 0 0 1	1 0 0 0 0 0	1 0 0 0 0 1	0 0 0 0 0 1	0 0 0 0 0 0	0 0 1 0 0 1	0 1 1 0 0 1

TOP

AB	36
R	3
H	10
RBI	3
BB	1
SO	4
LOB	15

Inning Stats	1	2	3	4	5	6	7	8	9	1B: 3	SF: 0	WP: 0	PA: 37
R:	1	0	1	0	0	0	0	0	1	2B: 7	SAC: 0	PB: 0	
E:	0	0	0	0	0	0	0	0	0	3B: 0	DP: 0	SB: 0	
K:	0	0	2	0	0	0	0	2	0	HR: 0	HBP: 0	CS: 0	
S:	10	7	13	8	8	6	7	11	7				
H:	1	1	3	1	1	0	1	1	1				
LOB:	0	1	0	1	1	0	1	1	1				
BB:	0	0	0	0	0	0	0	0	1				
P:	15	10	20	15	12	11	12	13	13				

PITCHER		IP	WLS	BF	H	R	ER	SO	BB	IBB	HBP	BLK	WP	HR	S	P	ERA	WHIP
48 Ross Detwiler, L	(1, 1)	6.2	W	27	8	2	2	2	0	0	0	0	0	0	57	90	2.70	1.200
ERA: 2.53																		
35 Craig Stammen, R	(7, 1)	2.1		10	2	1	1	2	1	0	0	0	0	0	20	31	3.86	1.286
ERA: 2.65																		

PITCHER	IP	WLS	BF	H	R	ER	SO	BB	IBB	HBP	BLK	WP	HR	S	P	ERA	WHIP

BOTTOM

Chicago Cubs @ Washington Nationals

Nationals Park, Washington, DC

Fri May 10 2013, 7:08 PM - 9:30 PM EDT

Att. 37,191 - Partly Cloudy - 80 F

livebaseballscorecards.com

Batter	1	2	3	4	5	6	7	8	9	AB	R	H	RBI	BB	SO	LOB
2 Denard Span, L (1, 8) OBP: 0.353, SLG: 0.352	C SI 94 T SI 95 B SI 96 F SI 95 C SI 95 1-3 K ①		F SI 94 X SI 95 0-1 P2 ①		C SL 84 B FF 94 B SI 96 B SI 95 F SI 94 B SI 94 4-2 33 G4-6-3 BB	B FF 90 X FF 95 1-0 G6-3 ③				3	0	0	0	1	1	0
33 Roger Bernadina, L (1, 9) OBP: 0.184, SLG: 0.114	X SI 96 0-0 G4-3 ②		B FF 95 B SI 95 X SI 95 2-0 P5 ②		1 SAFE B SI 94 1 SAFE X SI 94 1-0 G4-6-3 ①② 1-2f		C FF 92 B CU 77 C FF 93 S FF 94 1-3 K ①			4	0	0	0	0	1	1
11 Ryan Zimmerman, R (1, 5) OBP: 0.345, SLG: 0.365	C SI 95 C FF 96 C SI 96 0-3 K ③		C FF 96 F FF 96 S SL 85 0-3 K ③		B SI 95 B FF 95 B FF 95 C FF 95 B FC 91 4-1 25 1B 20 2B BB		F FF 93 F CU 80 F FF 93 B CH 83 B CH 83 F FF 93 X CU 76 2-2 1B ②			3	1	1	0	1	2	0
25 Adam LaRoche, L (1, 3) OBP: 0.298, SLG: 0.321		F SI 96 B FF 97 F SI 96 F FS 84 F FS 84 B SI 95 X SL 82 2-2 F7 ①	C SL 84 B FF 96 X SI 95 1-1 20 HR 1B	C SL 82 B FS 84 F FS 84 B FF 95 X FS 83 2-2 20 2B 8 2B 1-3 1B		X FF 92 0-0 P6 ③				4	2	2	0	0	0	0
20 Ian Desmond, R (1, 6) OBP: 0.298, SLG: 0.515		X FF 97 0-0 8 E 24 2B 1B	C FF 95 X SL 83 0-1 1-H HR	C FC 93 X FF 96 0-1 8 2B 1-3 3-H 2B				X SI 86 0-0 G5-3 ①		4	3	3	3	0	0	0
8 Danny Espinosa, S (1, 4) OBP: 0.229, SLG: 0.369		F FF 95 B SI 94 X FF 94 1-1 E1 24 2B 1-2	B FF 96 F FF 95 F SL 84 S SI 96 1-3 K ①	X FS 84 0-0 2-H 3-H 2B				C SI 86 X CH 81 0-1 G3 ②		4	1	1	2	0	1	1
12 Tyler Moore, R (1, 7) OBP: 0.200, SLG: 0.319		C FF 95 X SL 84 0-1 P5 ②	X SI 96 0-0 1B	X SL 84 0-0 L8 ③				X SI 86 0-0 F9 ③		4	0	1	0	0	0	3
24 Kurt Suzuki, R (1, 2) OBP: 0.333, SLG: 0.429		D FF 95 F SI 96 X FF 95 1-1 1-H 2-H 2B	B SL 82 1 SAFE X SI 95 1-0 F9 ②			C FF 95 B SL 83 C FC 92 B SL 81 B FF 92 X FF 93 3-2 F8 ①				3	0	1	2	0	0	1
48 Ross Detwiler, R (1, 1) 35 Craig Stammen, R (7, 1)		B FF 96 X FF 95 1-0 G3 ③	S FF 96 C SI 95 B SI 96 C SI 96 1-3 K ③			F FF 92 F FF 91 B SL 82 F FC 93 X FC 92 1-2 G3 ②				3 0	0 0	0 0	0 0	0 0	1 0	2 0
Inning Stats	R: 0 E: 0 K: 2 S: 8 H: 0 LOB: 0 BB: 0 P: 9	R: 2 E: 1 K: 0 S: 13 H: 2 LOB: 1 BB: 0 P: 18	R: 0 E: 0 K: 1 S: 6 H: 0 LOB: 0 BB: 0 P: 8	R: 2 E: 0 K: 2 S: 12 H: 3 LOB: 1 BB: 0 P: 16	R: 3 E: 0 K: 0 S: 11 H: 3 LOB: 1 BB: 2 P: 22	R: 0 E: 0 K: 0 S: 8 H: 0 LOB: 0 BB: 0 P: 13	R: 0 E: 0 K: 1 S: 9 H: 1 LOB: 0 BB: 0 P: 12	R: 0 E: 0 K: 0 S: 4 H: 0 LOB: 0 BB: 0 P: 4		1B: 5 2B: 3 3B: 0 HR: 1 SF: 0 SAC: 0 DP: 1 HBP: 0				WP: 0 PB: 0 SB: 0 CS: 0 PA: 34	

	AB	32
	R	7
	H	9
	RBI	7
	BB	2
	SO	6
	LOB	8

PITCHER		IP	WLS	BF	H	R	ER	SO	BB	IBB	HBP	BLK	WP	HR	S	P	ERA	WHIP
29 Jeff Samardzija, R ERA: 3.7	(1, 1)	5.0	L	25	8	7	5	5	2	0	0	0	0	1	50	73	9.00	2.000
56 Héctor Rondón, R ERA: 4.63	(6, 1)	1.0		3	0	0	0	0	0	0	0	0	0	0	8	13	0.00	0.000
11 Kyuji Fujikawa, R ERA: 10.13	(7, 1)	1.0		3	1	0	0	1	0	0	0	0	0	0	9	12	0.00	1.000
54 Shawn Camp, R ERA: 7.43	(8, 1)	1.0		3	0	0	0	0	0	0	0	0	0	0	4	4	0.00	0.000

PITCHER	IP	WLS	BF	H	R	ER	SO	BB	IBB	HBP	BLK	WP	HR	S	P	ERA	WHIP

Batter	1	2	3	4	5	6	7	8	9	AB	R	H	RBI	BB	SO	LOB
9 David DeJesus, L (1, 8) OBP: 0.341, SLG: 0.486	B FF 95 B SI 96 B FF 96 C FF 96 C FF 96 F SI 97 F FF 97 X FF 99 3-2 ① F9			C CH 88 X SI 96 0-1 ① F9	B CH 87 B CH 87 C FF 95 B SI 94 F FF 96 B CH 86 4-2 13 1B, 44 1B, BB	D SL 78 B SI 87 X SI 88 2-0 2-H 3-H 1B		C SL 84 S CH 90 B FF 100 B CH 90 X FF 99 2-2 ③ P4		4	1	1	2	1	0	1
13 Starlin Castro, R (1, 6) OBP: 0.294, SLG: 0.394	F FF 97 C CU 81 F FF 98 S SI 91 0-3 ② K			C CU 80 B FF 97 B CU 80 F FF 97 F FF 97 S FF 97 2-3 ② K	B FF 95 F SI 96 X CU 79 1-1 44 1B, 1-2, 2-3, 1B	F SI 93 C FS 84 S FS 83 0-3 ③ K			B FF 98 B FF 97 C FF 98 F SL 85 F SL 85 B SL 84 X FF 99 3-2 ① G4-3	5	0	1	0	0	3	1
44 Anthony Rizzo, L (1, 3) OBP: 0.361, SLG: 0.554	F FF 97 C FF 98 B FF 98 X CU 80 1-2 ③ G6-3			F FF 98 X CH 89 0-1 1B	C CU 80 F FF 96 X SI 96 0-2 12 CS, 1-3, 2-H, 3-H, 1B		B SI 92 C FF 93 B SI 92 F SI 93 X FS 83 2-2 12 E, 1B		B FF 98 C SL 86 B CH 92 S FF 99 B CH 92 F FF 100 F CH 89 F FF 100 X FF 101 3-2 ② G6-3	5	0	3	2	0	0	0
12 Alfonso Soriano, R (1, 7) OBP: 0.304, SLG: 0.409		F FF 95 C FF 96 S CU 82 0-3 ① K2-3		B FF 97 F FF 95 B FF 94 S CU 80 S CU 80 2-3 ③ K	1 SAFE F FF 94 B CU 79 1-1 ③ CS, 1-2	C SI 89 B SL 78 X CU 72 1-1 19 1B, 1 WP, 2B	F SI 91 B SL 84 X SI 92 1-1 FC5, 1 G5-4-3, 1-2, 1B		B SI 100 F SL 85 B SL 85 X FF 98 2-1 2B	5	1	2	0	0	2	2
19 Nate Schierholtz, L (1, 9) OBP: 0.333, SLG: 0.524		X CH 88 0-0 ② G3-1			C FF 95 B CU 80 B CH 89 S FF 96 F FF 98 X SI 90 2-2 ① L8	B SI 90 B SI 89 X SI 90 2-0 1 WP, 1 2B, 2-3, 1B	B FF 93 F SI 93 X FS 82 1-1 ① L7		C CH 88 C SL 86 S CH 90 0-3 ③ K	5	1	1	0	0	1	3
24 Luis Valbuena, L (1, 5) OBP: 0.385, SLG: 0.489 1 Cody Ransom, R (5, 5) OBP: 0.326, SLG: 0.600		C FF 96 F CU 81 F FF 98 F FF 98 B CH 90 B CH 89 F FF 98 S CU 82 2-3 ③ K			B FF 96 F FF 97 C FF 96 F CU 81 F FF 98 B FF 98 B SI 92 X FF 98 3-2 ② 2B	B SI 90 B CH 83 X SI 89 2-0 15 F8, 9 1B, 1-H, 3-H, 2B	B SI 91 D SI 93 X FF 93 2-0 ② ③ G5-4-3, 1-2f			2	0	1	0	0	1	0
										2	1	1	1	0	0	2
53 Welington Castillo, R (1, 2) OBP: 0.330, SLG: 0.373			C FF 95 B CU 79 C FF 95 S CH 90 1-3 ① K		B SI 96 X FF 97 1-0 E5, 15 BB, 36 2B	B CH 84 S CH 84 H FF 88 2-1 36 SH1-4, 9 1B, HBP		S FF 97 F FF 98 S SL 88 0-3 ① K		3	2	0	0	0	2	0
15 Darwin Barney, R (1, 4) OBP: 0.284, SLG: 0.280			C CU 81 X FF 95 0-1 ② G6-3		C FF 96 B FF 95 B CU 80 C FF 96 D CH 89 B FF 96 4-2 36 2B, 1-2, BB	B SI 88 B SI 86 X SI 89 2-0 ① F8, 2-3		F FF 99 C SL 85 B SL 89 X FF 98 1-2 2B		3	1	1	0	1	0	2
36 Edwin Jackson, R (1, 1) OBP: 0.083, SLG: 0.167 54 Shawn Camp, R (6, 1) 6 Ryan Sweeney, L (8, PH) OBP: 0.400, SLG: 0.444 56 Héctor Rondón, R (8, 1)			B FF 97 C FF 96 S FF 97 C CU 81 1-3 ③ K		S FF 95 C SI 96 D CU 81 B FF 97 B SI 97 X FF 96 3-2 13 1B, 44 1B, 1-H, 2-H, 2B	1 SAFE C SI 87 X FF 87 0-1 ② SH1-4, 1-2		C SI 98 X FF 98 0-1 ② L9		2	1	1	2	0	1	0
										0	0	0	0	0	0	0
										1	0	0	0	0	0	1
										0	0	0	0	0	0	0
Inning Stats	R: 0 E: 0 K: 1 S: 12 H: 0 LOB: 0 BB: 0 P: 16	R: 0 E: 0 K: 2 S: 10 H: 0 LOB: 0 BB: 0 P: 12	R: 0 E: 0 K: 2 S: 8 H: 0 LOB: 0 BB: 0 P: 10	R: 0 E: 0 K: 2 S: 11 H: 1 LOB: 1 BB: 0 P: 15	R: 4 E: 1 K: 0 S: 23 H: 4 LOB: 1 BB: 2 P: 42	R: 4 E: 0 K: 1 S: 12 H: 4 LOB: 1 BB: 0 P: 23	R: 0 E: 1 K: 0 S: 8 H: 1 LOB: 1 BB: 0 P: 14	R: 0 E: 0 K: 1 S: 11 H: 1 LOB: 1 BB: 0 P: 14	R: 0 E: 0 K: 1 S: 15 H: 1 LOB: 1 BB: 0 P: 23	1B: 6 2B: 6 3B: 0 HR: 0 SF: 0 SAC: 1 DP: 1 HBP: 1						

PITCHER		IP	WLS	BF	H	R	ER	SO	BB	IBB	HBP	BLK	WP	HR	S	P	ERA	WHIP
37 Stephen Strasburg, R ERA: 3.1	(1, 1)	5.0	L	21	5	4	0	7	2	0	0	0	0	0	64	95	0.00	1.400
30 Zach Duke, L ERA: 8.4	(6, 1)	0.2		7	4	4	4	0	0	0	1	0	1	0	9	20	54.00	6.000
52 Ryan Mattheus, R ERA: 2.51	(6, 1)	1.1		5	1	0	0	1	0	0	0	0	0	0	11	17	0.00	0.750
63 Henry Alberto Rodriguez, R ERA: 3.09	(8, 1)	2.0		8	2	0	0	2	0	0	0	0	0	0	26	37	0.00	1.000

PITCHER	IP	WLS	BF	H	R	ER	SO	BB	IBB	HBP	BLK	WP	HR	S	P	ERA	WHIP

TOP

Chicago Cubs @ Washington Nationals

Nationals Park, Washington, DC

Sat May 11 2013, 4:10 PM - 7:14 PM EDT

Att. 37,116 - Overcast - 76 F

livebaseballscorecards.com

AB	37
R	8
H	12
RBI	7
BB	2
SO	10
LOB	12

WP: 1 PA: 42
PB: 0
SB: 0
CS: 1

BOTTOM

Batter	1	2	3	4	5	6	7	8	9	AB	R	H	RBI	BB	SO	LOB
2 Denard Span, L (1, 8) OBP: 0.345, SLG: 0.344	B FF 91 F FF 91 F FF 92 B SI 93 F FF 93 B FF 93 F FF 93 X FF 92 3-2 ① F8		C FF 95 F SI 95 B SL 86 B SL 85 C FF 94 2-3 ③ K			B FF 94 F FF 91 B FF 93 F FF 93 X FF 93 2-2 ① G1-3	F SI 86 X SL 79 0-1 ② F8			3	0	0	0	0	1	0
3 Eury Pérez, R (7, 8)										1	0	0	0	0	0	1
33 Roger Bernadina, L (1, 9) OBP: 0.190, SLG: 0.105	C FF 93 F FF 95 B FF 93 X FF 93 1-2 ② F9			F FF 92 B SL 84 F FF 94 B SL 86 S FF 94 2-3 ① K		B FF 95 B FF 95 B FF 94 B SI 91 4-0 25 1B 11 BB 20 1B BB	B CH 82 X CH 81 1-0 ③ F8			3	1	0	0	1	1	1
11 Ryan Zimmerman, R (1, 5) OBP: 0.341, SLG: 0.351	C FF 94 S FF 94 B FF 94 B SL 87 B FF 95 X FF 93 3-2 ③ G1-3			S SL 84 F FF 93 B FF 94 X SL 85 1-2 ② F9		C SL 85 D FF 93 F SL 86 D SL 87 B SI 92 B FF 93 4-2 20 1B 25 1B 1-2 BB		B FF 94 C FF 93 X SI 94 1-1 ① P3		3	0	0	0	1	0	0
25 Adam LaRoche, L (1, 3) OBP: 0.296, SLG: 0.318		B FF 94 X FF 93 1-0 ① G3-1		B CU 77 B SL 83 F FF 94 X FF 94 2-1 ③ L7		B SL 84 F FF 94 C FF 94 D SL 86 F FF 95 B SL 84 X FF 94 3-2 12 FC5 20 1B 1-2 2-3 1B		F FF 94 X CH 88 0-1 ② P4		4	0	1	0	0	0	0
20 Ian Desmond, R (1, 6) OBP: 0.310, SLG: 0.550		B FF 93 F FF 94 B FF 92 B SL 85 X FF 94 3-1 8 F8 2B			B FF 91 X FF 91 1-0 HR	S SI 86 C SI 86 B SL 80 F SI 87 X SI 87 1-2 12 FC5 1-2 2-3 3-H 1B		F SI 93 F SI 94 S FF 93 0-3 ③ K		4	1	3	2	0	1	0
8 Danny Espinosa, S (1, 4) OBP: 0.230, SLG: 0.364		B FF 94 B FF 93 S FF 95 X FF 95 2-1 ② F8 2-3			X FF 93 0-0 40 G6-3 12 G5-3 1B	B SI 86 C SI 86 S CH 82 S CH 82 1-3 ② K			F FF 93 B FF 93 B FF 93 S FF 93 X SI 94 2-2 ① F7	4	0	1	0	0	1	4
12 Tyler Moore, R (1, 7) OBP: 0.185, SLG: 0.294	C FF 94 S SL 86 S SL 86 0-3 ③ K				F SL 83 D SL 86 D FF 92 X FF 92 2-1 ① G5-3 1-2	X SI 86 0-0 ③ FC5 1-2 2-3f			B SI 94 F FF 94 F SI 95 S SL 84 1-3 ② K	4	0	0	0	0	2	5
40 Wilson Ramos, R (1, 2) OBP: 0.298, SLG: 0.419			C FF 93 B SL 86 X FF 93 1-1 ① G1-3		F SL 85 F FF 93 X SI 93 0-2 ② G6-3 2-3		C SI 85 F CH 80 S SL 78 0-3 ① K		C SL 80 B SI 93 B FF 93 S FF 93 X SL 83 2-2 ③ G5-3	4	0	0	0	0	1	1
37 Stephen Strasburg, R (1, 1) OBP: 0.143, SLG: 0.214 18 Chad Tracy, L (5, PH) OBP: 0.211, SLG: 0.143 30 Zach Duke, L (6, 1) 52 Ryan Mattheus, R (6, 1) 1 Steve Lombardozzi, S (7, PH) OBP: 0.273, SLG: 0.340 63 Henry Alberto Rodriguez, R (8, 1)			B FF 93 X FF 94 1-0 ② F9		X FF 94 0-0 ③ F8		B SI 85 X SI 86 1-0 3B			1 1 0 0 1 0	0 0 0 0 0 0	0 0 0 0 1 0	0 0 0 0 0 0	0 0 0 0 0 0	0 0 0 0 0 0	0 1 0 0 0 0
Inning Stats	R: 0 E: 0 K: 0 S: 11 H: 0 LOB: 0 BB: 0 P: 18	R: 0 E: 0 K: 1 S: 8 H: 1 LOB: 1 BB: 0 P: 14	R: 0 E: 0 K: 1 S: 6 H: 0 LOB: 0 BB: 0 P: 10	R: 0 E: 0 K: 1 S: 8 H: 0 LOB: 0 BB: 0 P: 13	R: 1 E: 0 K: 0 S: 8 H: 2 LOB: 1 BB: 0 P: 11	R: 1 E: 0 K: 1 S: 17 H: 2 LOB: 3 BB: 2 P: 32	R: 0 E: 0 K: 1 S: 7 H: 1 LOB: 1 BB: 0 P: 9	R: 0 E: 0 K: 1 S: 7 H: 0 LOB: 0 BB: 0 P: 8	R: 0 E: 0 K: 1 S: 9 H: 0 LOB: 0 BB: 0 P: 14	1B: 3 2B: 1 3B: 1 HR: 1	SF: 0 SAC: 0 DP: 0 HBP: 0	WP: 0 PB: 0 SB: 0 CS: 0	PA: 35			

PITCHER		IP	WLS	BF	H	R	ER	SO	BB	IBB	HBP	BLK	WP	HR	S	P	ERA	WHIP
36 Edwin Jackson, R ERA: 6.02	(1, 1)	5.1	W	22	4	2	2	3	2	0	0	0	0	1	50	88	3.38	1.125
54 Shawn Camp, R ERA: 6.6	(6, 1)	1.2		7	2	0	0	2	0	0	0	0	0	0	15	19	0.00	1.200
56 Héctor Rondón, R ERA: 3.95	(8, 1)	2.0		6	0	0	0	2	0	0	0	0	0	0	16	22	0.00	0.000

PITCHER	IP	WLS	BF	H	R	ER	SO	BB	IBB	HBP	BLK	WP	HR	S	P	ERA	WHIP

Chicago Cubs @ Washington Nationals

Nationals Park, Washington, DC

Sat May 11 2013, 4:10 PM - 7:14 PM EDT

Att. 37,116 - Overcast - 76 F

livebaseballscorecards.com

AB	33
R	2
H	6
RBI	2
BB	2
SO	7
LOB	13

Batter	1	2	3	4	5	6	7	8	9	AB	R	H	RBI	BB	SO	LOB
13 Starlin Castro, R (1, 6) OBP: 0.299, SLG: 0.392	C SI 89 X SI 90 0-1 G4-3			B FF 92 B CH 82 X SI 92 2-0 F8		B SI 93 F FF 92 B FF 93 B FF 93 B FF 92 4-1 1 1B 1-2 BB		B SL 81 X SL 82 1-0 1 1B 3-H 1B		3	0	1	1	1	0	0
1 Cody Ransom, R (1, 5) OBP: 0.340, SLG: 0.591	X SI 88 0-0 G6-3			B SI 92 F CH 84 B SI 93 F SI 93 S CH 84 2-3 K		B CH 83 B SI 92 T FF 92 B FF 91 X FF 92 3-1 1-2 2-3 1B		B FF 94 X FF 94 1-0 1-2 1B		4	0	2	0	0	1	0
44 Anthony Rizzo, L (1, 3) OBP: 0.352, SLG: 0.538	C FF 91 S CU 78 B FF 93 B CU 78 X SI 91 2-2 L1			C CU 78 B SI 92 X SI 93 1-1 P5		C SI 91 B SI 92 C SI 92 X CU 79 1-2 G3		B SL 81 F FF 93 F CH 87 X SL 82 1-2 G4-3		4	0	0	0	0	0	5
12 Alfonso Soriano, R (1, 7) OBP: 0.303, SLG: 0.404 63 Kevin Gregg, R (9, 1)		X SI 88 0-0 L9			F FF 92 F FF 93 F CU 78 B FF 92 S CU 78 1-3 K		C CU 77 F FF 92 B CU 78 S CU 79 1-3 K		B FF 90 F FC 91 B FF 92 F FC 91 X SL 83 2-2 53 S 20 1B 53 E 1B	4 0	1 0	1 0	0 0	0 0	2 0	0 0
21 Scott Hairston, R (1, 9) OBP: 0.167, SLG: 0.386 40 James Russell, L (8, 1) 20 Julio Borbon, L (9, PH) OBP: 0.346, SLG: 0.304 (9, 7)		C SI 88 F SI 90 B CU 78 X SI 92 1-2 F8			B CU 78 X SI 93 1-0 L6		C CH 84 B CU 79 X SI 91 1-1 F7		B FF 89 X FF 91 1-0 53 S 1-2 1B	3 0 1	0 0 0	0 0 1	0 0 0	0 0 0	0 0 0	0 0 0
6 Ryan Sweeney, L (1, 8) OBP: 0.286, SLG: 0.308 (8, 9)		C FF 92 C CU 79 F FF 93 B FF 93 B SI 92 B FF 93 F FF 93 T FF 93 3-2 K			B CU 78 C FF 93 B SI 93 C FF 93 F FF 93 C FF 94 2-3 K		B FF 92 X FF 93 1-0 L7		C FF 92 F FF 91 B FC 92 S FC 92 1-3 K	4	0	0	0	0	3	2
30 Dioner Navarro, S (1, 2) OBP: 0.265, SLG: 0.435 37 Travis Wood, R (8, PR) OBP: 0.200, SLG: 0.143 53 Welington Castillo, R (8, 2) OBP: 0.327, SLG: 0.369			C SI 90 F CU 78 B FF 91 F FF 93 S CU 79 1-3 K		X SI 91 0-0 1 1B 13 BB 1B			X FF 94 0-0 9 P3 15 SH1-4 13 1B 1B	C FF 91 B FF 93 B FC 91 F FC 91 X SL 83 2-2 P4 1-3 2-H	3 0 1	0 1 0	2 0 0	0 0 0	0 0 0	1 0 0	0 0 1
15 Darwin Barney, R (1, 4) OBP: 0.275, SLG: 0.269			B SI 91 X SI 92 1-0 F8		C SI 91 C SI 91 B CU 79 X CU 78 1-2 F7			B FF 96 X FF 95 1-0 SH1-4 1-2	F FC 93 C FF 92 B FC 92 F FC 92 F SL 84 X FF 93 1-2 F7	3	0	0	0	0	0	2
46 Scott Feldman, L (1, 1) OBP: 0.118, SLG: 0.176 11 Kyuji Fujikawa, L (7, 1) 9 David DeJesus, L (8, PH) OBP: 0.339, SLG: 0.482 (8, 8)			C FF 93 B FF 92 C FF 93 X CU 77 1-2 G3		B FF 91 X FF 92 1-0 B5			F SI 94 F CH 88 B SL 82 F SL 82 X FF 95 1-2 P3 2-3		2 0 1	0 0 0	0 0 0	0 0 0	0 0 0	0 0 0	1 0 2
Inning Stats	R: 0 E: 0 K: 0 S: 6 H: 0 LOB: 0 BB: 0 P: 8	R: 0 E: 0 K: 1 S: 9 H: 0 LOB: 0 BB: 0 P: 13	R: 0 E: 0 K: 1 S: 8 H: 0 LOB: 0 BB: 0 P: 11	R: 0 E: 0 K: 1 S: 6 H: 0 LOB: 0 BB: 0 P: 11	R: 0 E: 0 K: 2 S: 9 H: 0 LOB: 0 BB: 0 P: 13	R: 0 E: 0 K: 0 S: 11 H: 2 LOB: 3 BB: 1 P: 21	R: 0 E: 0 K: 1 S: 6 H: 0 LOB: 0 BB: 0 P: 9	R: 1 E: 0 K: 0 S: 11 H: 3 LOB: 2 BB: 0 P: 16	R: 1 E: 0 K: 1 S: 15 H: 2 LOB: 1 BB: 0 P: 22	1B: 7 2B: 0 3B: 0 HR: 0 SF: 0 SAC: 1 DP: 0 HBP: 0						

PITCHER	IP	WLS	BF	H	R	ER	SO	BB	IBB	HBP	BLK	WP	HR	S	P	ERA	WHIP
47 Gio González, L (1, 1) ERA: 4.2	7.0		24	2	0	0	6	1	0	0	0	0	0	55	86	0.00	0.429
22 Drew Storen, R (8, 1) ERA: 4.73	1.0	B	6	3	1	1	0	0	0	0	0	0	0	11	16	9.00	3.000
29 Rafael Soriano, R (9, 1) ERA: 2.12	1.0	L	5	2	1	0	1	0	0	0	0	0	0	15	22	0.00	2.000

PITCHER	IP	WLS	BF	H	R	ER	SO	BB	IBB	HBP	BLK	WP	HR	S	P	ERA	WHIP

TOP

Chicago Cubs @ Washington Nationals

Nationals Park, Washington, DC

Sun May 12 2013, 1:37 PM - 4:26 PM EDT

Att. 38,788 - Partly Cloudy - 63 F

livebaseballscorecards.com

AB	33
R	2
H	7
RBI	1
BB	1
SO	7
LOB	13

WP: 0 PA: 35
PB: 0
SB: 3
CS: 0

Chicago Cubs @ Washington Nationals

Nationals Park, Washington, DC

Sun May 12 2013, 1:37 PM - 4:26 PM EDT

Att. 38,788 - Partly Cloudy - 63 F

livebaseballscorecards.com

BOTTOM

Batter	1	2	3	4	5	6	7	8	9	AB	R	H	RBI	BB	SO	LOB
2 Denard Span, L (1, 8) OBP: 0.342, SLG: 0.348	B SI 88 C SI 89 X FC 88 1-1 11 2B 2B	F FC 88 F CU 78 B SI 91 F FC 90 X CU 77 1-2 ② G6-3 2-3			B CU 76 C FC 88 B CU 77 X FF 90 2-1 ① G4-3		F FF 94 B FF 94 X FF 93 1-1 ② F8			4	1	1	0	0	0	1
1 Steve Lombardozzi, S (1, 7) OBP: 0.254, SLG: 0.316 22 Drew Storen, S (8, 1) 29 Rafael Soriano, R (9, 1)	B SI 89 S SI 89 B SI 88 X FC 88 2-1 ① P3	B FC 89 F FC 89 B FC 89 C FC 88 C SI 91 2-3 ③ K			C CU 74 B FC 88 X FF 90 1-1 ② G3-1		F FF 92 B FF 92 B FF 92 F FF 92 X FF 93 2-2 ③ G5-3			4 0 0	0 0 0	0 0 0	0 0 0	0 0 0	1 0 0	2 0 0
34 Bryce Harper, L (1, 9) OBP: 0.387, SLG: 0.619	B SI 91 B CH 86 B CH 86 C FC 88 B CH 85 4-1 11 2B BB		C CU 74 X FC 88 0-1 ① L6		C SI 90 X CH 87 0-1 ③ G3-1			B SL 79 C SL 80 S SL 81 B SL 82 B SL 82 B SL 82 4-2 BB		2	0	0	0	2	0	0
11 Ryan Zimmerman, R (1, 5) OBP: 0.347, SLG: 0.370	C FC 88 B FC 87 X SI 92 1-1 1-3 2-H 2B		B SI 91 C FC 87 B FC 84 X FC 88 2-1 25 S 1B			C SI 89 C SI 90 C SI 90 0-3 ① K		B FF 90 B CH 80 X CH 81 2-0 ① P5		4	0	2	1	0	1	1
25 Adam LaRoche, L (1, 3) OBP: 0.295, SLG: 0.316	B CU 74 B CU 73 S SI 91 F FC 89 S CU 78 2-3 ② K		C SI 90 B FC 87 C FC 87 B SI 90 S FC 89 2-3 ② K 1-2			B CU 76 C CU 75 B FC 89 F FC 88 F SI 91 F CU 77 X SI 91 2-2 20 BB 1B		1 SAFE 1 SAFE C SL 79 B SL 82 B FF 89 B SL 81 X FF 89 3-1 ② F8		4	0	1	0	0	2	4
20 Ian Desmond, R (1, 6) OBP: 0.315, SLG: 0.542	B FC 88 B SI 90 F FC 86 F SI 91 B CU 78 B CU 78 4-2 BB		F SI 91 B FC 88 C SI 91 B SI 92 B FC 88 C SI 91 3-3 ③ K			F FC 87 C SI 90 B FC 88 B SI 91 B SI 92 B SI 91 4-2 1-2 BB		1 SAFE S CH 80 X SL 83 0-1 ③ F9		2	0	0	0	2	1	2
8 Danny Espinosa, S (1, 4) OBP: 0.222, SLG: 0.351	B CU 77 S FC 90 X SI 92 1-1 ③ F7		C SI 88 S CU 76 S CU 76 0-3 ① K			B CU 76 B SI 91 X FC 90 2-0 ② F6			B FF 91 X FF 90 1-0 ① F7	4	0	0	0	0	1	5
24 Kurt Suzuki, R (1, 2) OBP: 0.329, SLG: 0.419		B SI 90 S SI 90 C FC 88 X SI 89 1-2 E5 2 G6-3 47 SH1-4			C FC 86 B SI 91 F SI 92 F CU 75 B FC 90 X CU 77 2-2 47 G6-3 1B	B FC 88 B FC 85 X CH 86 2-0 ③ G5-3			C FF 91 C FF 91 B FF 92 B FS 83 C FF 92 2-3 ② K	4	0	1	0	0	1	2
47 Gio González, R (1, 1) OBP: 0.273, SLG: 0.500 18 Chad Tracy, L (7, PH) OBP: 0.205, SLG: 0.139 33 Roger Bernadina, L (8, 7) OBP: 0.186, SLG: 0.103		X SI 90 0-0 ① SH1-4 1-2			1 SAFE X FF 88 0-0 ② ③ G6-3 1-2f		B FF 91 C FF 93 C CH 83 S FF 93 1-3 ① K		C FF 92 B CU 80 B CU 79 S FF 91 B FF 92 S FF 92 3-3 ③ K	1 1 1	0 0 0	0 0 0	0 0 0	0 0 0	0 1 1	1 0 0
Inning Stats	R: 1 E: 0 K: 1 S: 14 H: 2 LOB: 3 BB: 2 P: 29	R: 0 E: 1 K: 1 S: 11 H: 0 LOB: 1 BB: 0 P: 15	R: 0 E: 0 K: 2 S: 10 H: 1 LOB: 1 BB: 0 P: 17	R: 0 E: 0 K: 1 S: 8 H: 1 LOB: 0 BB: 0 P: 10	R: 0 E: 0 K: 0 S: 6 H: 0 LOB: 0 BB: 0 P: 9	R: 0 E: 0 K: 1 S: 12 H: 1 LOB: 2 BB: 1 P: 22	R: 0 E: 0 K: 1 S: 8 H: 0 LOB: 0 BB: 0 P: 12	R: 0 E: 0 K: 0 S: 7 H: 0 LOB: 1 BB: 1 P: 16	R: 0 E: 0 K: 2 S: 7 H: 0 LOB: 0 BB: 0 P: 13	1B: 3 2B: 2 3B: 0 HR: 0 SF: 0 SAC: 1 DP: 1 HBP: 0						

	AB	31
	R	1
	H	5
	RBI	1
	BB	4
	SO	9
	LOB	18

WP: 0 PA: 36
PB: 0
SB: 1
CS: 0

PITCHER		IP	WLS	BF	H	R	ER	SO	BB	IBB	HBP	BLK	WP	HR	S	P	ERA	WHIP
46 Scott Feldman, R ERA: 2.53	(1, 1)	6.0		26	5	1	1	6	3	0	0	0	0	0	61	102	1.50	1.333
11 Kyuji Fujikawa, R ERA: 8.53	(7, 1)	1.0		3	0	0	0	1	0	0	0	0	0	0	8	12	0.00	0.000
40 James Russell, L ERA: 0.63	(8, 1)	1.0	W	4	0	0	0	0	1	0	0	0	0	0	7	16	0.00	1.000
63 Kevin Gregg, R ERA:	(9, 1)	1.0	S	3	0	0	0	2	0	0	0	0	0	0	7	13	0.00	0.000

PITCHER	IP	WLS	BF	H	R	ER	SO	BB	IBB	HBP	BLK	WP	HR	S	P	ERA	WHIP

Batter	1	2	3	4	5	6	7	8	9	AB	R	H	RBI	BB	SO	LOB
1 Eric Young Jr., S (1, 8) OBP: 0.308, SLG: 0.396	C FF 86 X FF 88 0-1 ① F7		L FF 88 F FF 89 F FC 87 X FC 87 0-2 ②③ G6-3 1-2f			B FF 88 X FC 88 1-0 ③ F8			B FF 92 B SI 92 C SI 92 B FF 93 F FF 93 C SL 81 3-3 ① K	4	0	0	0	0	1	1
14 Josh Rutledge, R (1, 4) OBP: 0.306, SLG: 0.376	C FF 88 B FF 88 C FC 86 F FF 90 F SL 77 B FC 88 B FF 89 T FC 87 3-2 ② K			C FF 88 F SI 88 X FC 87 0-2 ① F8			C FF 87 B FC 86 B SL 77 B FF 88 C FC 87 B FC 87 4-2 2 WP BB		C FF 93 X FF 93 0-1 HR	3	1	1	1	1	1	0
5 Carlos González, L (1, 7) OBP: 0.365, SLG: 0.518	C FF 90 B FF 90 B SL 78 F FC 86 B FC 87 S FC 87 3-3 ③ K			X SL 76 0-0 ② F7			C FF 88 B SL 76 X SL 75 1-1 ① F8		C SL 84 B SL 84 S SL 84 S SL 84 1-3 ② K	4	0	0	0	0	2	1
2 Troy Tulowitzki, R (1, 6) OBP: 0.402, SLG: 0.604		C FF 87 B SI 88 B FC 87 X FC 86 2-1 ① G5-3		F SI 88 B FF 89 B FC 88 F FC 87 X FF 90 2-2 ③ F9			F FF 87 F FC 87 B SL 78 X FF 90 1-2 ② G6-3 1-2		C FF 92 C SL 83 B SL 82 S FF 92 1-3 ③ K	4	0	0	0	0	1	1
20 Wilin Rosario, R (1, 2) OBP: 0.308, SLG: 0.500		B SI 88 F SI 89 B FC 88 X SI 89 2-1 ② F9			B SL 76 B FF 85 X FF 88 2-0 ① L7		B SL 73 B FC 85 B FC 86 B SI 88 4-0 BB			2	0	0	0	1	0	0
17 Todd Helton, L (1, 3) OBP: 0.323, SLG: 0.407		C SL 77 C FF 88 B FF 90 F FC 86 B FC 87 F FF 90 F SL 78 F FF 89 X FC 88 2-2 1B			B FF 89 B FC 88 B FF 90 C FF 88 B FF 89 4-1 28 G6-4-3 BB		B FF 88 X FC 86 1-0 ③ F8			2	0	1	0	1	0	2
28 Nolan Arenado, R (1, 5) OBP: 0.268, SLG: 0.463		F SI 88 B CH 78 X FC 87 1-1 ③ F8			C CH 79 X FC 86 0-1 ②③ G6-4-3 1-2f			F FF 92 C FF 90 B FF 91 F FF 93 S CH 82 1-3 ① K		3	0	0	0	0	1	2
19 Charlie Blackmon, L (1, 9) OBP: 0.286, SLG: 0.714			B FF 89 F FF 89 B FF 89 B FF 90 X FF 89 3-1 ① F7			C FF 88 X FC 87 0-1 ① F8			B FF 92 B FF 93 X FF 91 2-0 ② L6	3	0	0	0	0	0	0
44 Juan Nicasio, R (1, 1) OBP: 0.364, SLG: 0.222 0 Adam Ottavino, S (7, 1) 16 Reid Brignac, L (8, PH) OBP: 0.280, SLG: 0.298 59 Wilton Lopez, R (8, 1)			C SI 89 B FF 89 C SI 89 B SI 90 X SI 88 2-2 1 G6-3 1B			B FF 88 C FF 87 F FC 86 F FF 89 B FC 86 X FC 86 2-2 ② G5-3			S FF 93 S CH 83 B FF 92 B FF 91 B CH 82 F FF 92 F FF 92 S FF 93 3-3 ③ K	2 0 1 0	0 0 0 0	1 0 0 0	0 0 0 0	0 0 0 0	0 0 1 0	0 0 0 0

TOP

Colorado Rockies @ Chicago Cubs

Wrigley Field, Chicago, IL

Mon May 13 2013, 7:07 PM - 9:47 PM CDT

Att. 35,080 - Cloudy - 49 F

livebaseballscorecards.com

AB	28
R	1
H	3
RBI	1
BB	3
SO	7
LOB	7

Inning Stats	1	2	3	4	5	6	7	8	9
	R: 0 E: 0 K: 2 S: 10	H: 0 LOB: 0 BB: 0 P: 16	R: 0 E: 0 K: 0 S: 13	H: 1 LOB: 1 BB: 0 P: 20	R: 0 E: 0 K: 0 S: 9	H: 1 LOB: 0 BB: 0 P: 14	R: 0 E: 0 K: 0 S: 7	H: 0 LOB: 0 BB: 0 P: 9	R: 0 E: 0 K: 0 S: 4	H: 0 LOB: 0 BB: 1 P: 10
	R: 0 E: 0 K: 0 S: 7	H: 0 LOB: 0 BB: 0 P: 10	R: 0 E: 0 K: 0 S: 8	H: 0 LOB: 2 BB: 2 P: 19	R: 0 E: 0 K: 2 S: 10	H: 0 LOB: 0 BB: 0 P: 16	R: 1 E: 0 K: 3 S: 11	H: 1 LOB: 0 BB: 0 P: 16		

| | | |

Batter	1	2	3	4	5	6	7	8	9	AB	R	H	RBI	BB	SO	LOB
9 David DeJesus, L (1, 8) OBP: 0.349, SLG: 0.491	B FF 92 C FF 92 B FF 92 F FF 92 B FF 92 X FF 90 3-2 12 HR 2B	B SL 82 C FF 91 B CH 85 B FF 92 B FF 92 4-1 13 2B BB		X FF 90 0-0 ② P5			B FF 91 C ST 79 B SI 90 X FF 90 2-1 ① G4-3	F SI 91 X SI 90 0-1 13 BB 2-H 3-H 1B		4	2	2	2	1	0	1
13 Starlin Castro, R (1, 6) OBP: 0.314, SLG: 0.404	2 SAFE C FF 91 B FF 91 X SL 83 1-1 ① G6-3	B FF 90 X FF 91 1-0 1-H 2-H 2B		B FF 91 B FF 91 F SL 83 B FF 91 H SI 88 4-1 1-2 HBP			C ST 80 B FF 92 S ST 81 X FF 91 1-2 44 1B 19 2B 1B	B SI 90 B FS 83 B SI 90 C SI 90 B SI 90 4-1 44 G4-6-3 1-2 BB		3	1	2	2	1	0	1
44 Anthony Rizzo, L (1, 3) OBP: 0.348, SLG: 0.527	B FF 88 C FF 92 F FF 92 B FF 91 F SL 83 B FF 91 F SL 82 X FF 92 3-2 ② L8	C FF 91 X SL 86 0-1 ③ F9		C FF 90 F CH 84 X FF 90 0-2 ③ G5-3			B SI 90 B SI 90 F FF 90 B FF 92 C ST 82 X ST 82 3-2 19 2B 19 E 1-3 1B	X SI 90 0-0 ②③ G4-6-3 1-2f		5	1	1	0	0	0	6
12 Alfonso Soriano, R (1, 7) OBP: 0.308, SLG: 0.436 11 Kyuji Fujikawa, L (8, 1) 49 Carlos Marmol, R (9, 1)	C FF 92 X SL 83 0-1 2-H HR	X SL 82 0-0 2B	C FF 90 S FF 91 B FF 94 X FF 91 1-2 ① G5-3				F FF 90 F ST 83 S ST 81 0-3 ② K			4 0 0	1 0 0	2 0 0	2 0 0	0 0 0	1 0 0	2 0 0
19 Nate Schierholtz, L (1, 9) OBP: 0.339, SLG: 0.533	C FF 94 B CH 85 X FF 92 1-1 1 CS 1B	C FF 89 F SL 84 F FF 92 X FF 92 0-2 ① P6			X FF 91 0-0 ② G4-3		F FF 93 X FF 93 0-1 E7 1-H 3-H 2B			4	0	2	1	0	0	1
1 Cody Ransom, R (1, 5) OBP: 0.314, SLG: 0.542	1 SAFE 1 SAFE B FF 91 1-0 ③ CS 1-2	F SL 81 F FF 91 C FF 92 0-3 ① K	X FF 90 0-0 ② P4		S SL 82 S SL 84 B FF 92 B SL 84 F FF 93 X FF 91 2-2 ③ P3		B ST 82 C ST 82 F FF 91 D ST 82 B ST 82 X FF 92 3-2 ③ L9			4	0	0	0	0	1	2
53 Welington Castillo, R (1, 2) OBP: 0.333, SLG: 0.393		B FF 90 B SL 80 S FF 90 B FF 91 X FF 89 3-1 15 G6-3 37 2B 2B	C SL 84 B FF 94 X SI 92 1-1 ③ G5-3			B SL 81 B SI 90 X FF 90 2-0 ① F7		B SI 90 X SI 90 1-0 20 G4-3 9 1B 2B		4	2	2	0	0	0	1
15 Darwin Barney, R (1, 4) OBP: 0.274, SLG: 0.268		F FF 90 X FF 92 0-1 ② G6-3 2-3		B FF 88 C FF 89 B CH 86 X FF 89 2-1 ① F7			C FF 90 F CH 83 B FF 93 X SL 82 1-2 ② G4-3	C SI 90 F SI 90 X SI 90 0-2 20 G4-3 9 1B 1B		4	1	1	0	0	0	1
37 Travis Wood, R (1, 1) OBP: 0.278, SLG: 0.294 20 Julio Borbon, L (8, 7) OBP: 0.333, SLG: 0.292		B FF 93 B FF 92 X FF 92 2-0 13 2B 3-H 2B		C FF 92 B SL 85 X FF 93 1-1 13 HBP 1B			B SI 91 C SL 84 B SL 83 F FF 92 F FF 95 S FF 94 2-3 ③ K2-3	B SI 90 X FS 83 1-0 ① G4-3 1-2 2-3		3 1	1 0	2 0	1 0	0 0	1 0	0 2
Inning Stats	R: 2 E: 0 K: 0 S: 14 H: 3 LOB: 0 BB: 0 P: 23	R: 3 E: 0 K: 1 S: 12 H: 3 LOB: 1 BB: 1 P: 22	R: 0 E: 0 K: 0 S: 8 H: 1 LOB: 1 BB: 0 P: 9	R: 0 E: 0 K: 0 S: 9 H: 1 LOB: 2 BB: 0 P: 16	R: 0 E: 0 K: 0 S: 8 H: 0 LOB: 0 BB: 0 P: 11	R: 0 E: 0 K: 1 S: 8 H: 0 LOB: 0 BB: 0 P: 13	R: 2 E: 1 K: 1 S: 16 H: 3 LOB: 1 BB: 0 P: 25	R: 2 E: 0 K: 0 S: 9 H: 3 LOB: 1 BB: 1 P: 15		1B: 6 2B: 7 3B: 0 HR: 1 SF: 0 SAC: 0 DP: 1 HBP: 1						

PITCHER		IP	WLS	BF	H	R	ER	SO	BB	IBB	HBP	BLK	WP	HR	S	P	ERA	WHIP
44 Juan Nicasio, R ERA: 5.13	(1, 1)	6.0	L	27	8	5	5	2	1	0	1	0	0	1	59	94	7.50	1.500
0 Adam Ottavino, R ERA: 2.29	(7, 1)	1.0		6	3	2	1	1	0	0	0	0	0	0	16	25	9.00	3.000
59 Wilton Lopez, R ERA: 4.74	(8, 1)	1.0		6	3	2	2	0	1	0	0	0	0	0	9	15	18.00	4.000

PITCHER	IP	WLS	BF	H	R	ER	SO	BB	IBB	HBP	BLK	WP	HR	S	P	ERA	WHIP

BOTTOM

Colorado Rockies @ Chicago Cubs

Wrigley Field, Chicago, IL

Mon May 13 2013, 7:07 PM - 9:47 PM CDT

Att. 35,080 - Cloudy - 49 F

livebaseballscorecards.com

AB	36
R	9
H	14
RBI	8
BB	2
SO	3
LOB	17

WP: 0 PA: 40
PB: 0
SB: 0
CS: 1

Batter	1	2	3	4	5	6	7	8	9	AB	R	H	RBI	BB	SO	LOB
1 Eric Young Jr., S (1, 9) OBP: 0.313, SLG: 0.434	C FF 86 B FF 87 C FF 87 X FF 88 1-2 SH5-3 5 1B 2B	S CH 81 B FF 87 X SI 88 1-1 3-H HR	D CU 73 S CH 81 C FF 85 X CH 80 1-2 ③ P6	B SI 93 F SI 92 S SI 93 B SI 92 X SL 80 2-2 ② FC6-4 1-2f	B SL 83 B FF 91 F FF 89 X SL 82 2-1 ③ G1-3		5	2	2	2	0	0	2
Dexter Fowler, S (1, 8) OBP: 0.368, SLG: 0.500	X CU 73 0-0 ① SH5-3 2-3	C FF 88 B CU 73 S CU 74 F SL 81 F FF 86 X CH 80 1-2 ③ P4	B CH 76 C FF 85 X CU 72 1-1 ① 2B	B SI 92 B FF 89 F SI 92 S SI 92 1 SAFE X SI 92 2-2 ③ G4-3	C SI 86 B CH 81 F CH 79 C SL 78 1-3 ①		4	0	1	0	0	1	1
5 Carlos González, L (1, 7) OBP: 0.384, SLG: 0.583	B SI 88 C FF 87 X CH 83 1-1 3-H 1B	C CU 72 B FF 86 C FF 86 X SL 80 1-2 HR	B CH 83 B CH 79 B CH 81 C FF 85 X CH 80 3-1 2 2B 2B	B FF 90 S FF 89 X FF 90 1-1 2 1B 1B	B SI 86 B SI 86 C SI 85 X CH 80 2-1 HR		5	3	5	3	0	0	0
2 Troy Tulowitzki, R (1, 6) OBP: 0.409, SLG: 0.622	D FF 86 X FF 87 1-0 ② F9	B CH 81 C SI 86 X CU 73 1-1 ① F7	C FF 86 B FF 86 B CH 79 X CH 82 2-1 17 1B 2-H 2B	B FF 92 B FF 91 B FF 92 C FF 91 X FF 89 3-1 28 FC6-4 1-3 1B	C SI 86 C SL 79 B SL 79 F SL 78 X SI 87 1-2 20 1B 17 SF7 2B		5	2	3	1	0	0	1
20 Wilin Rosario, R (1, 2) OBP: 0.304, SLG: 0.487	1 SAFE B CH 83 X FF 86 1-0 ③ G6-3	B CH 80 B CU 74 X CH 81 2-0 ② G6-3	B CH 80 D SL 80 X CH 80 2-0 ② G5-3	C SL 82 S FF 92 S FF 92 0-3 ① K	C SL 79 X SL 78 0-1 17 SF7 2-3 1B		5	0	1	0	0	1	4
17 Todd Helton, L (1, 3)	X FF 86 0-0 ③ 28 1B 14 1B 1B	X CH 79 0-0 ③ F9	C CH 80 X CU 74 0-1 2-H 1B	C FF 92 C SL 82 X FF 92 0-2 ② P4	C SI 86 B SI 86 D CH 83 F SI 86 X SL 78 2-2 ② SF7 1-2 3-H		4	0	2	2	0	0	2
28 Nolan Arenado, R (1, 5) OBP: 0.279, SLG: 0.475	B CH 83 B FF 87 S CH 80 X FF 86 2-1 14 1B 26 SF8 1-2 1B	S SL 78 X FF 86 0-1 14 G5-3 2B	B FF 85 S CH 79 X CH 81 1-1 ③ G4-3	X FF 92 0-0 ③ FC6-4 1-2f	X SI 86 0-0 ③ G5-3		5	1	2	0	0	0	4
14 Josh Rutledge, R (1, 4) OBP: 0.305, SLG: 0.372	C FF 87 S CH 81 X CH 82 0-2 ① 26 SF8 1 HR 1-3 2-H 1B	B SL 80 B CH 80 F CH 80 X SL 79 2-1 ① G5-3 2-3	C FF 94 B FF 93 S SL 81 F SL 82 B FF 94 C SL 81 2-3 ① K	C SL 83 X SL 83 0-1 ① G6-3			4	1	1	0	0	1	1
26 Jeff Francis, L (1, 1) 61 Edgmer Escalona, R (7, 1) 63 Rafael Betancourt, R (9, 1)	B FF 88 F FF 87 X CU 76 1-1 ② SF8 2-3 3-H	C FF 87 S FF 87 D SL 81 F FF 88 F SL 77 B FF 86 L FF 89 2-3 ② K	B SI 93 B FF 92 C SI 93 F SI 92 B FF 93 B FF 92 4-2 1 FC6-4 BB	S FF 91 X FF 91 0-1 ② L1			1 1 0	0 0 0	0 0 0	1 0 0	1 0 0	1 0 0	1 0 0
Inning Stats	R: 1 E: 0 K: 0 S: 8 H: 2 LOB: 1 BB: 0 P: 12	R: 3 E: 0 K: 0 S: 15 H: 4 LOB: 0 BB: 0 P: 20	R: 1 E: 0 K: 0 S: 7 H: 1 LOB: 0 BB: 0 P: 11	R: 0 E: 0 K: 1 S: 12 H: 1 LOB: 1 BB: 0 P: 17	R: 2 E: 0 K: 0 S: 11 H: 4 LOB: 1 BB: 0 P: 20	R: 0 E: 0 K: 1 S: 12 H: 0 LOB: 1 BB: 1 P: 22	R: 0 E: 0 K: 1 S: 11 H: 2 LOB: 2 BB: 0 P: 15	R: 0 E: 0 K: 0 S: 6 H: 0 LOB: 0 BB: 0 P: 8	R: 2 E: 0 K: 1 S: 15 H: 3 LOB: 1 BB: 0 P: 21	1B: 8 2B: 6 3B: 0 HR: 3 SF: 2 SAC: 1 DP: 0 HBP: 0						WP: 0 PB: 0 SB: 0 CS: 0		PA: 43

TOP

Colorado Rockies @ Chicago Cubs

Wrigley Field, Chicago, IL

Tue May 14 2013, 7:08 PM - 9:59 PM CDT

Att. 38,123 - Partly Cloudy - 70 F

livebaseballscorecards.com

AB	39
R	9
H	17
RBI	9
BB	1
SO	4
LOB	16

PITCHER		IP	WLS	BF	H	R	ER	SO	BB	IBB	HBP	BLK	WP	HR	S	P	ERA	WHIP
33 Carlos Villanueva, R ERA: 3.93	(1, 1)	5.0	L	25	12	7	7	1	0	0	0	0	0	2	53	80	12.60	2.400
56 Héctor Rondón, R ERA: 3.68	(6, 1)	1.0		4	0	0	0	1	1	0	0	0	0	0	12	22	0.00	1.000
28 Michael Bowden, R ERA: 3.78	(7, 1)	2.0		8	2	0	0	1	0	0	0	0	0	0	17	23	0.00	1.000
54 Shawn Camp, R ERA: 7.31	(9, 1)	1.0		6	3	2	2	1	0	0	0	0	0	1	15	21	18.00	3.000

PITCHER	IP	WLS	BF	H	R	ER	SO	BB	IBB	HBP	BLK	WP	HR	S	P	ERA	WHIP

Batter	1	2	3	4	5	6	7	8	9	AB	R	H	RBI	BB	SO	LOB
9 David DeJesus, L (1, 8) OBP: 0.351, SLG: 0.488	C SI 86 B FF 84 X CH 79 1-1 ① G3-1		B CU 70 C SI 86 B CU 70 F SI 86 D CU 73 F SI 84 S SI 87 3-3 ③ K		C FF 86 F CH 79 C SI 89 0-3 ③ K			C SI 96 F CH 88 X SI 96 0-2 44 FC1 13 E 44 E 1B	C SL 77 X FF 89 0-1 13 DI 2-3 1B	5	1	2	0	0	2	2
13 Starlin Castro, R (1, 6) OBP: 0.310, SLG: 0.404	F SI 87 B SI 88 F FF 86 S CU 69 1-3 ② K			C CU 71 X SI 85 0-1 2B		B CH 80 B SI 84 C SI 86 X FF 84 2-1 ① G5-3		B SI 96 B SL 85 X SI 94 2-0 E9 44 E 12 G5-3 1-2	B FF 90 B FF 90 F FF 89 F FF 90 X FF 90 2-2 ③ G6-3 1-2	5	1	1	0	0	1	3
44 Anthony Rizzo, L (1, 3) OBP: 0.339, SLG: 0.513	F CU 70 B SI 86 X CH 79 1-1 ③ G4-3			B SI 86 B SI 85 B SI 83 C SI 85 X CH 80 3-1 ① P6		B FF 84 S CH 80 F CH 79 X SI 88 1-2 ② L8		C SI 95 C SL 86 X SL 87 0-2 FC1 12 G5-3 1-3 2-H		4	0	0	0	0	0	2
12 Alfonso Soriano, R (1, 7) OBP: 0.300, SLG: 0.424		X SI 87 0-0 ① G5-3		B CH 80 C SI 85 B CH 79 X CH 79 2-1 ② F8		C SI 88 B CU 70 F CH 79 S CU 67 1-3 ③ K		B SI 95 X SI 95 1-0 ② G5-3 1-2 3-H		4	0	0	1	0	1	2
21 Scott Hairston, R (1, 9) OBP: 0.154, SLG: 0.354		C SI 87 S CU 70 C SI 88 0-3 ② K		B CU 71 B CU 68 X SI 82 2-0 ③ P4			B SI 95 F SI 95 B SI 96 X SI 96 2-1 ① P6	B SL 85 F SL 86 F SI 94 B SL 87 X CH 87 2-2 ③ F7		4	0	0	0	0	1	2
53 Welington Castillo, R (1, 2) OBP: 0.331, SLG: 0.396		C CU 70 F CH 80 B CU 66 F CH 80 B SI 87 X CH 79 2-2 ③ P3			C SI 87 S CU 68 X SI 89 0-2 ① G4-3		X SI 96 0-0 ② F7		B FF 89 F FF 90 F SL 78 X FF 90 1-2 15 2B 2B	4	1	1	0	0	0	0
1 Cody Ransom, R (1, 5) OBP: 0.309, SLG: 0.510			C CU 70 F CH 79 T CU 69 0-2 ① K		F CH 79 S CH 79 F CU 69 S SI 88 0-3 ② K		B SL 86 B SL 85 B SI 96 B SI 96 4-0 BB		C FF 91 F FF 91 B FF 90 B SL 79 F FF 90 S FF 90 2-3 ① K	3	0	0	0	1	3	1
15 Darwin Barney, R (1, 4) OBP: 0.293, SLG: 0.337			C SI 87 S CU 70 B CU 66 B SI 88 X SI 84 2-2 33 SH1-4 1B		B FF 84 C CU 69 X CU 68 1-1 HR		C SI 96 F SL 86 S SI 97 0-3 ③ K		B FF 89 F FF 90 X FF 90 1-1 9 1B 2-H 2B	4	1	3	2	0	1	1
33 Carlos Villanueva, R (1, 1) OBP: 0.176, SLG: 0.176 20 Julio Borbon, L (5, PH) OBP: 0.357, SLG: 0.292 56 Hector Rondon, R (6, 1) 28 Michael Bowden, R (7, 1) 6 Ryan Sweeney, L (8, PH) OBP: 0.267, SLG: 0.286 54 Shawn Camp, R (9, 1) 30 Dioner Navarro, S (9, PH) OBP: 0.260, SLG: 0.426			L SI 85 X SI 84 0-1 ② SH1-4 1-2		B CU 70 B FF 83 B SI 86 B SI 85 4-0 BB			C SI 94 F SI 95 B SI 96 S SI 96 1-3 ① K	S SL 78 D SL 79 F FF 91 S FF 90 1-3 ② K	0 0 0 0 1 0 1	0 0 0 0 0 0 0	0 0 0 0 0 0 0	0 0 0 0 0 0 0	0 1 0 0 0 1 0	0 0 0 0 0 0 0	0 0 0 0 0 0 1
Inning Stats	R: 0 E: 0 K: 1 S: 7 H: 0 LOB: 0 BB: 0 P: 10	R: 0 E: 0 K: 1 S: 8 H: 0 LOB: 0 BB: 0 P: 10	R: 0 E: 0 K: 2 S: 12 H: 1 LOB: 1 BB: 0 P: 17	R: 0 E: 0 K: 0 S: 7 H: 1 LOB: 1 BB: 0 P: 14	R: 1 E: 0 K: 2 S: 12 H: 1 LOB: 1 BB: 1 P: 17	R: 0 E: 0 K: 1 S: 8 H: 0 LOB: 0 BB: 0 P: 12	R: 0 E: 0 K: 1 S: 6 H: 0 LOB: 1 BB: 1 P: 12	R: 2 E: 2 K: 1 S: 14 H: 1 LOB: 1 BB: 0 P: 20	R: 1 E: 0 K: 2 S: 17 H: 3 LOB: 2 BB: 0 P: 24	1B: 3 2B: 3 3B: 0 HR: 1 SF: 0 SAC: 1 DP: 0 HBP: 0						WP: 0 PB: 0 SB: 0 CS: 0 PA: 38	

PITCHER		IP	WLS	BF	H	R	ER	SO	BB	IBB	HBP	BLK	WP	HR	S	P	ERA	WHIP
26 Jeff Francis, L ERA: 6.0	(1, 1)	6.0	W	22	3	1	1	7	1	0	0	0	0	1	54	80	1.50	0.667
61 Edgmer Escalona, R ERA: 1.54	(7, 1)	2.0		10	1	2	0	2	1	0	0	0	0	0	20	32	0.00	1.000
63 Rafael Betancourt, R ERA: 1.76	(9, 1)	1.0		6	3	1	1	2	0	0	0	0	0	0	17	24	9.00	3.000

PITCHER	IP	WLS	BF	H	R	ER	SO	BB	IBB	HBP	BLK	WP	HR	S	P	ERA	WHIP

BOTTOM

Colorado Rockies @ Chicago Cubs

Wrigley Field, Chicago, IL

Tue May 14 2013, 7:08 PM - 9:59 PM CDT

Att. 38,123 - Partly Cloudy - 70 F

livebaseballscorecards.com

AB	35
R	4
H	7
RBI	3
BB	2
SO	11
LOB	14

Batter	1	2	3	4	5	6	7	8	9	AB	R	H	RBI	BB	SO	LOB
1 Eric Young Jr., S (1, 9) OBP: 0.302, SLG: 0.418	B SI 94 C SI 94 B SI 93 X SI 94 2-1 ① F7		B SL 80 B SI 94 C FF 95 F SI 93 F SI 94 S FS 83 2-3 ② K			T SI 94 B FC 90 F FC 90 B FS 86 F SI 94 S FS 84 2-3 ① K		F SI 94 B SI 92 S FC 90 B FC 90 S FS 85 2-3 ② K		4	0	0	0	0	3	1
Dexter Fowler, S (1, 8) OBP: 0.359, SLG: 0.485	B SI 95 X SI 94 1-0 ② F7		F FC 91 B FS 84 B FS 84 S SI 94 B FF 96 S FC 91 3-3 ③ K			S FS 84 S FS 84 F FS 85 B FF 94 S FC 91 1-3 ② K		B FC 91 B FS 83 F SI 94 X FC 90 2-1 ③ G4-3		4	0	0	0	0	2	1
5 Carlos González, L (1, 7) OBP: 0.381, SLG: 0.571	B SI 94 F SI 96 X FC 91 1-1 ③ P5			C FC 92 B FS 85 X SI 94 1-1 ① G4-3		B FC 92 B FS 85 B FC 90 C FC 91 B SI 94 4-1 BB			C FF 89 C FF 87 B FF 89 B FF 89 C SL 83 2-3 ① K	3	0	0	0	1	1	0
2 Troy Tulowitzki, R (1, 6) OBP: 0.404, SLG: 0.609		B FF 95 F FF 96 B SI 95 X FF 95 2-1 ① G6-3		B FF 96 F FC 90 X FF 95 1-1 ② L7		1 SAFE X FC 90 0-0 ③ F8			B FF 90 C FF 90 B FF 90 B FF 91 X FF 91 3-1 28 E 28 DI 14 1B 1B	4	1	1	0	0	0	1
17 Todd Helton, L (1, 3) OBP: 0.324, SLG: 0.394		B SI 95 B SI 95 B FF 94 B SI 94 4-0 28 1B 14 1B BB		C SI 94 F FC 92 B FF 94 S FS 85 1-3 ③ K			B SI 93 F SI 94 B FC 91 F SI 93 F SI 95 B FS 84 X FF 95 3-2 ① F9		C FF 90 D CU 79 C CU 78 X FF 90 1-2 ② F8	3	1	0	0	1	1	1
28 Nolan Arenado, R (1, 5) OBP: 0.277, SLG: 0.460		X SI 94 0-0 14 1B 1-3 1B			C SI 94 F SL 82 B FF 93 B FS 84 F FS 84 S FS 85 2-3 ① K		F SI 94 X SI 96 0-1 ② G6-3		D CU 79 X FF 92 1-0 E1 14 1B 1-3	4	0	1	0	0	1	1
14 Josh Rutledge, R (1, 4) OBP: 0.316, SLG: 0.383		C FC 90 B SI 94 X FC 90 1-1 8 G5-4-3 1-2 3-H 1B			C SI 94 B SI 94 X SI 94 1-1 ② G3-1		C SI 94 B FS 84 X SI 94 1-1 ③ 1B		X FF 91 0-0 1-3 3-H 1B	4	0	3	2	0	0	0
8 Yorvit Torrealba, R (1, 2) OBP: 0.356, SLG: 0.243 20 Wilin Rosario, R (9, PH) OBP: 0.302, SLG: 0.483		B FF 94 D SI 93 X SI 93 2-0 ② ③ G5-4-3 1-2f			X SI 95 0-0 ③ G1-3		C FF 95 B SL 83 X SL 81 1-1 ① F7	B CU 80 B CU 80 F FF 91 C FF 92 X FF 91 2-2 ③ L8		3 1	0 0	0 0	0 0	0 0	0 0	2 2
27 Jon Garland, R (1, 1) OBP: 0.077, SLG: 0.077 16 Reid Brignac, L (6, PH) OBP: 0.294, SLG: 0.375 88 Josh Outman, L (6, 1) 59 Wilton Lopez, R (7, 1) 19 Charlie Blackmon, L (8, PH) OBP: 0.375, SLG: 0.750 34 Matt Belisle, R (8, 1)			C FF 94 B FF 95 M SI 94 X FF 94 1-2 ① G1-3		X SI 93 0-0 HR		F FC 90 B FS 84 X FS 83 1-1 1B			1 1 0 0 1 0	0 1 0 0 0 0	0 1 0 0 1 0	0 1 0 0 0 0	0 0 0 0 0 0	0 0 0 0 0 0	0 0 0 0 0 0
Inning Stats	R: 0 H: 0 E: 0 LOB: 0 K: 0 BB: 0 S: 5 P: 9	R: 1 H: 2 E: 0 LOB: 1 K: 0 BB: 1 S: 6 P: 15	R: 0 H: 0 E: 0 LOB: 0 K: 2 BB: 0 S: 10 P: 16	R: 0 H: 0 E: 0 LOB: 0 K: 1 BB: 0 S: 7 P: 10	R: 0 H: 0 E: 0 LOB: 0 K: 1 BB: 0 S: 7 P: 10	R: 1 H: 1 E: 0 LOB: 1 K: 2 BB: 1 S: 11 P: 18	R: 0 H: 1 E: 0 LOB: 1 K: 0 BB: 0 S: 8 P: 12	R: 0 H: 1 E: 0 LOB: 1 K: 1 BB: 0 S: 9 P: 15	R: 1 H: 2 E: 1 LOB: 2 K: 1 BB: 0 S: 13 P: 22	1B: 6 SF: 0 2B: 0 SAC: 0 3B: 0 DP: 1 HR: 1 HBP: 0						

PITCHER		IP	WLS	BF	H	R	ER	SO	BB	IBB	HBP	BLK	WP	HR	S	P	ERA	WHIP
29 Jeff Samardzija, R ERA: 3.49	(1, 1)	8.0	W	29	5	2	2	7	2	0	0	0	0	1	63	105	2.25	0.875
40 James Russell, L ERA: 0.61	(9, 1)	0.1		1	0	0	0	1	0	0	0	0	0	0	3	5	0.00	0.000
63 Kevin Gregg, R ERA:	(9, 1)	0.2		5	2	1	0	0	0	0	0	0	0	0	10	17	0.00	3.000

PITCHER	IP	WLS	BF	H	R	ER	SO	BB	IBB	HBP	BLK	WP	HR	S	P	ERA	WHIP

TOP

Colorado Rockies @ Chicago Cubs

Wrigley Field, Chicago, IL

Wed May 15 2013, 7:08 PM - 9:54 PM CDT

Att. 38,083 - Partly Cloudy - 65 F

livebaseballscorecards.com

AB	33
R	3
H	7
RBI	3
BB	2
SO	8
LOB	9

Batter	1	2	3	4	5	6	7	8	9	AB	R	H	RBI	BB	SO	LOB
9 David DeJesus, L (1, 8) OBP: 0.362, SLG: 0.516	B SI 88 B SI 87 C SI 87 X SI 88 2-1 HR	C CH 80 F SI 88 S CU 78 0-3 ③ K			B FF 85 B CH 81 S CH 80 X CH 80 2-1 44 BB 13 1B 1B		H FF 94 1-0 13 1B 44 1B HBP			3	2	2	1	0	1	0
13 Starlin Castro, R (1, 6) OBP: 0.315, SLG: 0.406	B SI 88 X FF 84 1-0 ① G6-3		X FF 85 0-0 ① L4		1 SAFE C SI 89 F SI 88 1 SAFE B FF 87 X SI 89 1-2 1-2 44 BB 1B		C FF 92 F FF 93 F FF 94 B FF 94 F CH 80 B FF 94 D CH 78 1 SAFE X CH 78 3-2 1-3 3-H 44 1B 12 FC6-4 1B			4	1	2	1	0	0	0
44 Anthony Rizzo, L (1, 3) OBP: 0.349, SLG: 0.523	B SI 88 B SI 88 S CH 81 X SI 88 2-1 12 FC5 2B		F FF 88 F FF 88 B SI 88 F SL 84 F CH 80 X SI 88 1-2 ② F7		F FF 88 F FF 88 D SL 82 D CH 81 F FF 88 B SI 88 B CU 78 4-2 1-2 2-3 BB		X FF 94 0-0 1-3 3-H 12 FC6-4 1B			3	0	2	1	1	0	0
12 Alfonso Soriano, R (1, 7) OBP: 0.292, SLG: 0.412 6 Ryan Sweeney, L (9, 7) OBP: 0.267, SLG: 0.286	B SI 89 B SI 89 S SI 88 S SI 89 F SI 88 X SI 89 2-2 ② FC5 2-3		B FF 89 B SI 89 X SI 88 2-0 ③ F9		C SI 89 F SI 88 X SI 87 0-2 ③ L5		B SI 88 F SI 89 F SI 90 X SI 89 1-2 ② FC6-4 1-2f 3-H			4 0	0 0	0 0	1 0	0 0	0 0	5 0
19 Nate Schierholtz, L (1, 9) OBP: 0.328, SLG: 0.514	B SI 89 F SI 88 1 SAFE S FF 87 C SI 88 1-3 ③ K			B CU 77 F SL 84 B CH 79 X CH 80 2-1 ① F8		C SL 80 B FF 91 X SL 81 1-1 ① L3	X FS 83 0-0 ③ F7			4	0	0	0	0	1	2
24 Luis Valbuena, L (1, 5) OBP: 0.381, SLG: 0.479		C CU 76 F CH 80 B SL 82 X SI 88 1-2 30 CS 1B		S SI 88 B FF 89 B CH 80 F CH 80 B SL 85 X SL 85 3-2 ② G4-3		F FF 93 F FF 94 S SL 83 0-3 ② K		C FF 90 S CU 73 F FF 91 F CU 74 X FF 91 0-2 ① G1-3		4	0	1	0	0	1	0
30 Dioner Navarro, S (1, 2) OBP: 0.241, SLG: 0.392		B SI 88 1 SAFE C SI 88 B SI 88 1 SAFE C SI 89 F SI 89 B SI 89 C CH 80 3-3 ①② 1-2 K		S CU 77 B SI 88 S SI 88 X SL 80 1-2 ③ F9		C CH 81 F FF 93 B FF 93 B FF 93 B FF 94 S CH 82 3-3 ③ K		C FF 91 C FF 91 B CU 74 S FF 92 1-3 ② K		4	0	0	0	0	3	1
15 Darwin Barney, R (1, 4) OBP: 0.301, SLG: 0.348		C FF 88 B SI 89 B FF 85 X SI 89 2-1 29 HR 2B			B SI 87 F SI 88 F SI 88 B SI 90 B CU 78 X SL 83 3-2 ① F7		B FF 93 B CH 80 C CH 82 B FF 93 B CH 82 4-1 29 SH3-4 29 S 13 1B BB	B SL 85 F FF 91 S FF 92 X SI 91 1-2 ③ P4		3	2	1	0	1	0	0
29 Jeff Samardzija, R (1, 1) OBP: 0.176, SLG: 0.375 40 James Russell, L (9, 1) 63 Kevin Gregg, R (9, 1)		X SL 83 0-0 2-H HR			B SI 89 C SI 89 C SI 89 F SI 90 B SI 90 S SI 88 2-3 ② K		1 SAFE C FF 89 M FF 89 X FF 90 0-2 ① SH3-4 1-3			2 0 0	1 0 0	1 0 0	2 0 0	0 0 0	1 0 0	0 0 0
Inning Stats	R: 1 E: 0 K: 1 S: 12 H: 2 LOB: 1 BB: 0 P: 20	R: 2 E: 0 K: 2 S: 13 H: 3 LOB: 0 BB: 0 P: 19	R: 0 E: 0 K: 0 S: 7 H: 0 LOB: 0 BB: 0 P: 10	R: 0 E: 0 K: 0 S: 8 H: 0 LOB: 0 BB: 0 P: 14	R: 0 E: 0 K: 1 S: 18 H: 2 LOB: 3 BB: 1 P: 30	R: 0 E: 0 K: 2 S: 8 H: 0 LOB: 0 BB: 0 P: 12	R: 3 E: 0 K: 0 S: 14 H: 2 LOB: 1 BB: 1 P: 23	R: 0 E: 0 K: 1 S: 11 H: 0 LOB: 0 BB: 0 P: 13		1B: 5 2B: 3 3B: 0 HR: 2 SF: 0 SAC: 1 DP: 1 HBP: 1			WP: 0 PB: 0 SB: 1 CS: 1 PA: 35	

PITCHER		IP	WLS	BF	H	R	ER	SO	BB	IBB	HBP	BLK	WP	HR	S	P	ERA	WHIP
27 Jon Garland, R ERA: 4.89	(1, 1)	5.0	L	22	7	3	3	4	1	0	0	0	0	2	58	93	5.40	1.600
88 Josh Outman, L ERA: 5.4	(6, 1)	1.1		8	2	3	3	2	1	0	1	0	0	0	18	30	20.25	2.250
59 Wilton Lopez, R ERA: 4.58	(7, 1)	0.2		2	0	0	0	0	0	0	0	0	0	0	4	5	0.00	0.000
34 Matt Belisle, R ERA: 3.98	(8, 1)	1.0		3	0	0	0	1	0	0	0	0	0	0	11	13	0.00	0.000

PITCHER	IP	WLS	BF	H	R	ER	SO	BB	IBB	HBP	BLK	WP	HR	S	P	ERA	WHIP

BOTTOM

Colorado Rockies @ Chicago Cubs

Wrigley Field, Chicago, IL

Wed May 15 2013, 7:08 PM - 9:54 PM CDT

Att. 38,083 - Partly Cloudy - 65 F

livebaseballscorecards.com

AB	31
R	6
H	9
RBI	6
BB	2
SO	7
LOB	8

New York Mets @ Chicago Cubs

Wrigley Field, Chicago, IL

Fri May 17 2013, 1:24 PM - 4:19 PM CDT

Att. 34,890 - Cloudy - 49 F

TOP

livebaseballscorecards.com

Batter	1	2	3	4	5	6	7	8	9	AB	R	H	RBI	BB	SO	LOB
1 Jordany Valdespin, L (1, 9) OBP: 0.293, SLG: 0.400 6 Marlon Byrd, R (7, PH) OBP: 0.298, SLG: 0.454 (7, 9)	B FF 90 C FF 90 F SL 82 B SL 84 C SI 91 2-3 ① K		C SL 81 S SL 81 B SL 84 B FF 93 X SL 84 2-2 ③ F8			B SL 80 F SI 92 B SL 82 F FF 92 F SI 93 F SL 85 B SL 84 B FF 91 4-2 29 1B BB	B SL 80 F CH 79 B FF 89 S CH 80 X SL 82 2-2 ③ F7			2	0	0	0	1	1	0
										1	0	0	0	0	0	1
28 Daniel Murphy, L (1, 4) OBP: 0.333, SLG: 0.454	C SI 92 X FF 91 0-1 ② G4-3			B FF 90 X FF 90 1-0 HR		1 SAFE C FF 92 B CH 88 1 SAFE X SL 82 1-1 ① F8		F SL 82 B FF 89 F SL 81 B FF 89 F FF 89 B SL 82 S SL 82 3-3 ① K		4	1	1	1	0	1	1
5 David Wright, R (1, 5) OBP: 0.424, SLG: 0.543	C FF 92 B FF 93 F SL 83 X FF 93 1-2 HR			B FF 90 X SL 82 1-0 29 G4-6-3 1B		S SL 85 1 SAFE C SL 84 B FF 90 D SL 86 X FF 93 2-2 ② P6		C SL 81 B FF 89 F CH 81 F FC 88 X CH 81 1-2 29 G4-3 29 S 1B		4	1	3	1	0	0	1
29 Ike Davis, L (1, 3) OBP: 0.245, SLG: 0.267	C FF 91 C FF 91 B SL 84 C SI 92 1-3 ③ K			S FF 90 F FF 92 X FF 92 0-2 ① ② G4-6-3 1-2f		S FF 92 B FF 91 1 SAFE X FF 94 1-1 1-3 1B		S SL 83 1 SAFE S SL 83 X SL 84 0-2 ② G4-3 1-3		4	0	1	0	0	1	2
21 Lucas Duda, L (1, 7) OBP: 0.352, SLG: 0.466 39 Bobby Parnell, R (9, 1)		C FF 91 X FF 91 0-1 ① F7		C SL 82 X FF 93 0-1 44 FC5-4 1B		B SL 83 B SL 84 F FF 93 X FF 93 2-1 ③ G4-3		S SL 82 S SL 82 B SL 83 S SL 81 1-3 ③ K		4	0	1	0	0	1	3
										0	0	0	0	0	0	0
44 John Buck, R (1, 2) OBP: 0.281, SLG: 0.474		B FF 91 S FF 90 X FF 91 1-1 ② G6-3		F SL 83 S FF 92 1 SAFE B FF 92 D SL 85 1 SAFE X SL 85 2-2 ③ FC5-4 1-2f			X SL 83 0-0 ① F9		B FF 92 F FC 90 B CH 83 S FF 93 B FF 92 S FF 92 3-3 ① K	4	0	0	0	0	1	1
16 Rick Ankiel, L (1, 8) OBP: 0.244, SLG: 0.500		C SL 82 B SI 92 F CH 87 S SL 84 1-3 ③ K2-3			F SL 81 B SI 93 X CH 86 1-1 ① G1-3		X CH 85 0-0 33 E 2B		B FF 93 F CH 83 B FF 92 S FF 92 S CH 85 2-3 ② K2-3	4	1	1	0	0	2	0
11 Rubén Tejada, R (1, 6) OBP: 0.287, SLG: 0.280			C FF 92 X FF 91 0-1 ① F8		F FF 92 X FF 93 0-1 ② F8	B FF 93 S SL 84 C SL 83 F SL 84 B FF 91 D SL 86 X SL 84 3-2 ② F7		X FF 93 0-0 ③ P4		4	0	0	0	0	0	1
33 Matt Harvey, R (1, 1) OBP: 0.158, SLG: 0.211 56 Scott Rice, L (8, 1) 46 Greg Burke, R (8, 1) 23 Mike Baxter, L (9, 7) OBP: 0.346, SLG: 0.308			B CU 76 X FF 92 1-0 ② F7		B FF 93 C FF 91 F FF 93 S SL 84 1-3 ③ K	S SL 85 D SL 85 X FF 92 1-1 E7 2-H 1B				3	0	1	1	0	1	0
										0	0	0	0	0	0	0
										0	0	0	0	0	0	0
										0	0	0	0	0	0	0

	AB	34
	R	3
	H	8
	RBI	3
	BB	1
	SO	8
	LOB	10

Inning Stats	1	2	3	4	5	6	7	8	9	1B: 5	SF: 0	WP: 0	PA: 35
R:	1	0	0	1	0	0	1	0	0	2B: 1	SAC: 0	PB: 0	
E:	0	0	0	0	0	0	1	0	0	3B: 0	DP: 1	SB: 1	
K:	2	1	0	0	1	0	0	2	2	HR: 2	HBP: 0	CS: 0	
S:	11	7	6	10	7	13	11	14	7				
H:	1	0	0	3	0	1	2	1	0				
LOB:	0	0	0	1	0	2	1	1	0				
BB:	0	0	0	0	0	1	0	0	0				
P:	15	9	9	14	9	23	17	19	12				

PITCHER		IP	WLS	BF	H	R	ER	SO	BB	IBB	HBP	BLK	WP	HR	S	P	ERA	WHIP
36 Edwin Jackson, R ERA: 5.76	(1, 1)	6.2	L	27	7	3	3	4	1	0	0	0	0	2	62	91	4.05	1.200
40 James Russell, L ERA: 0.56	(7, 1)	1.1		5	1	0	0	2	0	0	0	0	0	0	17	24	0.00	0.750
11 Kyuji Fujikawa, R ERA: 6.48	(9, 1)	1.0		3	0	0	0	2	0	0	0	0	0	0	7	12	0.00	0.000

PITCHER		IP	WLS	BF	H	R	ER	SO	BB	IBB	HBP	BLK	WP	HR	S	P	ERA	WHIP

New York Mets @ Chicago Cubs

Wrigley Field, Chicago, IL

Fri May 17 2013, 1:24 PM - 4:19 PM CDT

Att. 34,890 - Cloudy - 49 F

livebaseballscorecards.com

BOTTOM

Batter	1	2	3	4	5	6	7	8	9	AB	R	H	RBI	BB	SO	LOB
9 David DeJesus, L (1, 8) OBP: 0.359, SLG: 0.508	B FF 94 F FF 95 B CH 85 F FF 96 F SL 86 X SL 89 2-2 ① F9		B CU 82 C CH 87 F FF 96 B SL 90 X SL 92 2-2 ① G4-3		C SL 91 X CH 89 0-1 ③ G4-3			B SL 81 B SL 81 D CH 80 C SI 88 F SI 89 X SI 89 3-2 ② 2-H 1B		4	0	1	0	0	0	0
13 Starlin Castro, R (1, 6) OBP: 0.319, SLG: 0.408	C FF 95 X SL 89 0-1 44 2B 12 1B 1B		S CU 84 S CH 90 F FF 99 F CH 89 X FF 96 0-2 1B			B CH 85 B FF 95 C SL 88 X FF 94 2-1 ① G3-1		C SI 88 B SL 80 C SI 89 X SL 80 1-2 ③ G5-3		4	1	2	0	0	0	1
44 Anthony Rizzo, L (1, 3) OBP: 0.347, SLG: 0.522	F FF 95 B FF 95 B CH 87 X FF 96 2-1 1-3 12 E 2B		S CH 87 1 SAFE B CH 87 X FF 97 1-1 ② F7			C CH 86 B SL 90 B FF 94 C FF 95 X CH 88 2-2 ② G3			C FF 93 B KC 81 B FF 94 B FF 94 F FF 95 X FF 97 3-2 ① F9	4	1	1	0	0	0	1
12 Alfonso Soriano, R (1, 7) OBP: 0.291, SLG: 0.408	B FF 95 X SL 90 1-0 E6 2-H 3-H 1B		F FF 96 C CU 83 S SL 90 0-3 ③ K			F CU 85 F SL 90 F CU 80 B FF 97 S CH 86 1-3 ③ K			B FF 94 F FF 94 X KC 85 1-1 ② G5-3	4	0	1	1	0	2	1
19 Nate Schierholtz, L (1, 9) OBP: 0.317, SLG: 0.496	B FF 97 B FF 96 1 SAFE S CH 86 F CU 82 F FF 94 F SL 88 X CH 87 2-2 ② L8			B CU 81 C CH 86 F FF 94 F SL 91 X CH 88 1-2 ① G3-1			F FF 95 B CH 88 C CU 83 X CH 86 1-2 ① G6-3		B FF 96 B FF 96 C FF 97 F FF 97 B FF 95 X FF 98 3-2 ③ F7	4	0	0	0	0	0	1
24 Luis Valbuena, L (1, 5) OBP: 0.371, SLG: 0.465	D CH 87 1 SAFE F FF 96 1 SAFE C FF 96 S CU 84 1-3 ③ K			F FF 96 F FF 96 B CU 83 X CH 88 1-2 ② G5-3			C CU 82 B CU 84 X CH 88 1-1 ② F7			3	0	0	0	0	1	1
53 Welington Castillo, R (1, 2) OBP: 0.322, SLG: 0.386		C FF 96 X SL 89 0-1 ① F8		C CU 84 B CU 80 F FF 97 F FF 97 F SL 91 S FF 98 1-3 ③ K			F FF 96 B CH 88 C CU 83 S SL 92 1-3 ③ K			3	0	0	0	0	2	0
15 Darwin Barney, R (1, 4) OBP: 0.302, SLG: 0.348		C FF 96 F FF 94 F FF 97 B SL 90 B CU 83 F FF 96 X CU 83 2-2 ② G6-3			C FF 95 X SL 89 0-1 ① L8			X FF 94 0-0 20 SH1-3 9 1B 1B		3	0	1	0	0	0	0
36 Edwin Jackson, R (1, 1) OBP: 0.071, SLG: 0.143 40 James Russell, L (7, 1) 20 Julio Borbon, L (8, PH) OBP: 0.357, SLG: 0.292 11 Kyuji Fujikawa, L (9, 1)		B FF 97 B FF 95 C FF 96 F FF 96 C CU 83 2-3 ③ K			C FF 96 S SL 90 B SL 91 X FF 96 1-2 ② L4			B FF 95 X FF 94 1-0 ① SH1-3 1-2	2 0 0 0	0 0 0 0	0 0 0 0	0 0 0 0	0 0 0 0	1 0 0 0	0 0 0 0
Inning Stats	R: 2 E: 1 K: 1 S: 17 H: 3 LOB: 1 BB: 0 P: 25	R: 0 E: 0 K: 1 S: 10 H: 0 LOB: 0 BB: 0 P: 14	R: 0 E: 0 K: 1 S: 13 H: 1 LOB: 1 BB: 0 P: 16	R: 0 E: 0 K: 1 S: 12 H: 0 LOB: 0 BB: 0 P: 15	R: 0 E: 0 K: 0 S: 7 H: 0 LOB: 0 BB: 0 P: 8	R: 0 E: 0 K: 1 S: 9 H: 0 LOB: 0 BB: 0 P: 14	R: 0 E: 0 K: 1 S: 8 H: 0 LOB: 0 BB: 0 P: 11	R: 0 E: 0 K: 0 S: 8 H: 2 LOB: 1 BB: 0 P: 13	R: 0 E: 0 K: 0 S: 8 H: 0 LOB: 0 BB: 0 P: 15	1B: 5 2B: 1 3B: 0 HR: 0	SF: 0 SAC: 1 DP: 0 HBP: 0					

	AB	31
	R	2
	H	6
	RBI	1
	BB	0
	SO	6
	LOB	5

WP: 0 PA: 32
PB: 0
SB: 0
CS: 0

PITCHER		IP	WLS	BF	H	R	ER	SO	BB	IBB	HBP	BLK	WP	HR	S	P	ERA	WHIP
33 Matt Harvey, R ERA: 1.55	(1, 1)	7.1	W	27	5	2	2	6	0	0	0	0	0	0	78	106	2.46	0.682
56 Scott Rice, L ERA: 3.38	(8, 1)	0.1	H	1	1	0	0	0	0	0	0	0	0	0	3	6	0.00	3.000
46 Greg Burke, R ERA: 5.4	(8, 1)	0.1	H	1	0	0	0	0	0	0	0	0	0	0	3	4	0.00	0.000
39 Bobby Parnell, R ERA: 0.98	(9, 1)	1.0	S	3	0	0	0	0	0	0	0	0	0	0	8	15	0.00	0.000

PITCHER		IP	WLS	BF	H	R	ER	SO	BB	IBB	HBP	BLK	WP	HR	S	P	ERA	WHIP

New York Mets @ Chicago Cubs

Wrigley Field, Chicago, IL

Sat May 18 2013, 12:08 PM - 2:59 PM CDT

Att. 38,766 - Partly Cloudy - 67 F

livebaseballscorecards.com

Batter	1	2	3	4	5	6	7	8	9	AB	R	H	RBI	BB	SO	LOB
23 Mike Baxter, L (1, 9) OBP: 0.341, SLG: 0.304	C CH 87 F SI 89 B CU 76 S FC 89 1-3 ① K	D CU 76 C FC 87 B CU 74 F FC 88 X CU 77 2-2 ③ P6			B CU 76 X FC 87 1-0 1-2 1B		S SL 81 F SL 82 X SL 82 0-2 ③ FC4-6 1-2f			4	0	1	0	0	1	3
28 Daniel Murphy, L (1, 4) OBP: 0.337, SLG: 0.455	X SI 89 0-0 5 1B 1B		C FC 86 B CU 77 B FC 88 F FC 87 X CH 85 2-2 29 CS 1B		C SI 88 B CU 75 F FC 88 B SI 90 S CU 78 2-3 ② K			X SL 80 0-0 ① F7		4	0	2	0	0	1	2
5 David Wright, R (1, 5) OBP: 0.420, SLG: 0.535	C SI 90 F SI 91 1 SAFE 1 SAFE B CU 76 X SI 92 1-2 21 S 1-3 1B		C CU 76 S SI 91 B SI 90 C SI 91 1-3 ① K		C CU 75 F FC 87 B SI 90 F FC 90 F SI 90 S CU 79 1-3 ③ K			C SL 81 B FF 86 X CH 80 1-1 ② P3		4	0	1	0	0	2	3
29 Ike Davis, L (1, 3) OBP: 0.238, SLG: 0.259	F FC 88 B FC 89 B SI 90 1 SAFE B SI 90 X FC 90 3-1 ② F9		1 SAFE 1 SAFE B SI 89 F FC 89 X SI 90 1-1 ②③ F7 1-2			B CU 72 F FC 86 B SI 89 X FC 88 2-1 ① F8		S CH 81 X SL 81 0-1 ③ G3-1		4	0	0	0	0	0	3
21 Lucas Duda, L (1, 7) OBP: 0.349, SLG: 0.459	B CU 77 B FC 89 X SI 91 2-0 ③ F8 1-2			C CU 75 B FC 88 C CU 77 X SI 90 1-2 ① F8		B FC 84 S CU 74 S FC 88 B CU 78 X FC 89 2-2 44 G5-4-3 1B			B FF 92 B SI 95 C FF 93 X SI 94 2-1 ① F8	4	0	1	0	0	0	2
44 John Buck, R (1, 2) OBP: 0.287, SLG: 0.471		C SI 88 B FC 85 B CU 75 B FC 86 B SI 91 4-1 53 SH2-4 11 E BB		C CU 76 S SI 90 B SI 90 B CU 79 B SI 92 X SI 92 3-2 G5-3		F CU 74 F SI 90 1 SAFE X CU 71 0-2 ②③ G5-4-3 1-2f			X FF 94 0-0 16 HR 1B	3	1	1	0	1	0	1
16 Rick Ankiel, L (1, 8) OBP: 0.256, SLG: 0.537		B CU 75 B FC 87 1 SAFE F FC 87 S SI 90 B FC 89 F SI 90 F SI 90 1 SAFE 3-3 S CU 76 ① K		B CU 75 B FC 88 X FC 89 2-0 ③ P5			X CH 87 0-0 23 FC4-6 1B		F SI 93 F SI 94 B FF 94 F SI 95 X SL 80 1-2 1-H HR	4	1	2	2	0	1	1
11 Rubén Tejada, R (1, 6) OBP: 0.280, SLG: 0.272		1 SAFE C SI 89 X CU 74 0-1 FC6 53 SH2-4 1-2			C SI 89 B FC 87 F SI 90 B FC 88 X CU 77 2-2 ① F8		C CU 75 B SI 88 B FC 86 F SI 88 F CU 76 F SI 89 1 SAFE D CU 71 X FC 88 3-2 ① L9		X FF 93 0-0 ② L4	4	0	0	0	0	0	2
53 Jeremy Hefner, R (1, 1) 6 Marlon Byrd, R (5, PH) OBP: 0.305, SLG: 0.459 73 Robert Carson, L (5, 1) Justin Turner, R (7, PH) OBP: 0.344, SLG: 0.356 36 Collin McHugh, R (7, 1) 1 Jordany Valdespin, L (9, PH) OBP: 0.289, SLG: 0.395		M CU 76 X CU 77 0-1 ② SH2-4 1-2 2-3			X FC 87 0-0 23 1B 1B		C CU 74 B FC 86 T CU 76 D CU 75 T SI 90 2-2 ② K		C SL 80 X SL 81 0-1 ③ G3	0 1 0 1 0 1	0 0 0 0 0 0	0 1 0 0 0 0	0 0 0 0 0 0	0 0 0 1 0 0	0 0 0 0 1 0	0 0 0 1 0 0
Inning Stats	R: 0 E: 0 K: 1 S: 10 H: 2 LOB: 2 BB: 0 P: 17	R: 0 E: 1 K: 1 S: 13 H: 0 LOB: 2 BB: 1 P: 22	R: 0 E: 0 K: 1 S: 8 H: 1 LOB: 0 BB: 0 P: 12	R: 0 E: 0 K: 0 S: 7 H: 0 LOB: 0 BB: 0 P: 13	R: 0 E: 0 K: 2 S: 13 H: 2 LOB: 2 BB: 0 P: 19	R: 0 E: 0 K: 0 S: 8 H: 1 LOB: 0 BB: 0 P: 12	R: 0 E: 0 K: 1 S: 12 H: 1 LOB: 1 BB: 0 P: 17	R: 0 E: 0 K: 0 S: 5 H: 0 LOB: 0 BB: 0 P: 6	R: 2 E: 0 K: 0 S: 10 H: 2 LOB: 0 BB: 0 P: 13	1B: 8 2B: 0 3B: 0 HR: 1 SF: 0 SAC: 1 DP: 1 HBP: 0						

TOP	
AB	34
R	2
H	9
RBI	2
BB	1
SO	6
LOB	18

WP: 0 PB: 0 SB: 1 CS: 1 PA: 36

PITCHER		IP	WLS	BF	H	R	ER	SO	BB	IBB	HBP	BLK	WP	HR	S	P	ERA	WHIP
46 Scott Feldman, R ERA: 2.19	(1, 1)	6.2	W	27	7	0	0	6	1	0	0	0	0	0	68	109	0.00	1.200
40 James Russell, L ERA: 0.52	(7, 1)	1.1		4	0	0	0	0	0	0	0	0	0	0	8	9	0.00	0.000
56 Héctor Rondón, R ERA: 4.6	(9, 1)	1.0		5	2	2	2	0	0	0	0	0	0	1	10	13	18.00	2.000

PITCHER	IP	WLS	BF	H	R	ER	SO	BB	IBB	HBP	BLK	WP	HR	S	P	ERA	WHIP

New York Mets @ Chicago Cubs

Wrigley Field, Chicago, IL

Sat May 18 2013, 12:08 PM - 2:59 PM CDT

Att. 38,766 - Partly Cloudy - 67 F

livebaseballscorecards.com

BOTTOM

Batter	1	2	3	4	5	6	7	8	9	AB	R	H	RBI	BB	SO	LOB
9 David DeJesus, L (1, 8) OBP: 0.361, SLG: 0.500	C FF 90 F FF 91 B SL 86 B SI 91 S CU 78 2-3 K ①	C CU 73 F SI 91 B FF 92 S SL 87 1-3 K ②	B CH 85 B FF 92 C CH 86 B FF 92 B SI 91 4-1 BB	B SL 84 C FF 93 C SL 84 X FF 93 1-2 F7 ③		B SI 92 S CH 82 B SI 91 F FC 86 F CH 83 X FC 84 3-2 2-H 3-H 1B				4	0	1	2	1	2	0
13 Starlin Castro, R (1, 6) OBP: 0.310, SLG: 0.397	X FF 92 0-0 F9 ②	B FF 92 B CU 77 S SL 85 X CH 85 2-1 F9 ③	B SL 86 B FF 92 X SL 86 2-0 F9 ③			C SI 91 S FC 85 S CU 74 0-3 K ① B FF 91 C FC 84 X FC 84 1-1 F9 ③				5	0	0	0	0	1	3
44 Anthony Rizzo, L (1, 3) OBP: 0.350, SLG: 0.540	B SI 90 S CU 77 S SL 85 B FF 92 X FF 92 2-2 L6 ③			B CU 75 C CU 75 C FF 90 B SL 86 X SL 86 2-2 19 1B 12 HBP 24 SF9 1B	B SL 82 X FF 94 1-0 HR		C SI 93 X CU 72 0-1 G3-1 ②			4	2	2	1	0	0	0
12 Alfonso Soriano, R (1, 7) OBP: 0.296, SLG: 0.413 56 Héctor Rondón, R (9, 1)		C FF 90 F SL 85 B SL 84 B CH 85 F FF 91 F SL 86 X CH 85 2-2 19 G4-3 2B		F SL 86 C SI 91 B SL 86 1 SAFE B SL 85 H FF 92 3-2 24 SF9 19 1B 53 1B 1-2 HBP	C SL 82 F SL 81 X FF 94 0-2 F9 ①		X FC 84 0-0 F9 ③			3 0	1 0	1 0	0 0	0 0	0 0	0 0
19 Nate Schierholtz, L (1, 9) OBP: 0.323, SLG: 0.521		X SI 90 0-0 G4-3 ① 2-3		B SI 91 X SI 90 1-0 53 1B 46 2B 1-2 2-3 1B	X FF 94 0-0 F8 ②			F SI 91 X FF 90 0-1 HR		4	2	2	1	0	0	1
24 Luis Valbuena, L (1, 5) OBP: 0.375, SLG: 0.465		B SI 91 B FF 91 B CH 85 C SI 91 D CH 85 4-1 BB	D SI 92 F FF 92 F SI 92 X SL 86 1-2 SF9 ① 2-3 3-H	B SL 83 B SL 82 F FF 93 X FF 93 2-1 E3				B SI 91 B CH 82 X SI 89 2-0 53 G6-4-3 1B		2	0	1	1	1	0	0
53 Welington Castillo, R (1, 2) OBP: 0.320, SLG: 0.381		S SL 86 C SL 83 B SL 85 S FF 92 1-3 K ②	B FF 91 C SL 85 1 SAFE X SL 86 1-1 46 2B 1-2 3-H 1B	D FF 93 X FF 93 1-0 F8 ③				B FF 89 S FC 84 X FF 91 1-1 G6-4-3 ① ② 1-2f		4	1	1	1	0	1	4
15 Darwin Barney, R (1, 4) OBP: 0.300, SLG: 0.344		B SI 91 S SL 87 F SI 92 1 SAFE X SL 85 1-2 P6 ③		F FF 91 X SI 90 0-1 L8 ②		F FF 92 B SL 84 X SL 84 1-1 G1-3 ①		B SI 92 S FC 84 B CU 72 C SI 90 X FC 83 2-2 6 2B 9 1B 1B		4	1	1	0	0	0	4
46 Scott Feldman, L (1, 1) OBP: 0.150, SLG: 0.250 40 James Russell, L (7, 1) 6 Ryan Sweeney, L (8, PH) OBP: 0.313, SLG: 0.400 (9, 7)			C SI 89 B SI 89 X SI 90 1-1 G4-3 ① 1-H 2-H 2B	T SI 91 D CU 77 F FF 91 X FF 92 1-2		C FF 93 S SL 82 S SL 84 0-3 K ②		X SI 92 1-3 9 1B 2B		3 0 1	0 0 1	1 0 1	2 0 1	0 0 0	1 0 0	0 0 0
Inning Stats	R: 0 E: 0 K: 1 S: 7 H: 0 LOB: 0 BB: 0 P: 11	R: 0 E: 0 K: 1 S: 13 H: 1 LOB: 2 BB: 1 P: 21	R: 0 E: 0 K: 1 S: 7 H: 0 LOB: 0 BB: 0 P: 11	R: 4 E: 0 K: 0 S: 18 H: 4 LOB: 2 BB: 1 P: 33	R: 1 E: 1 K: 0 S: 8 H: 1 LOB: 1 BB: 0 P: 12	R: 0 E: 0 K: 1 S: 8 H: 0 LOB: 0 BB: 0 P: 10	R: 0 E: 0 K: 1 S: 6 H: 0 LOB: 0 BB: 0 P: 6	R: 3 E: 0 K: 0 S: 15 H: 5 LOB: 1 BB: 0 P: 24		1B: 6 2B: 3 3B: 0 HR: 2 SF: 1 SAC: 0 DP: 1 HBP: 1				WP: 0 PB: 0 SB: 0 CS: 0 PA: 38		

	AB	34
	R	8
	H	11
	RBI	8
	BB	2
	SO	5
	LOB	12

PITCHER		IP	WLS	BF	H	R	ER	SO	BB	IBB	HBP	BLK	WP	HR	S	P	ERA	WHIP
53 Jeremy Hefner, R ERA: 5.0	(1, 1)	4.0	L	20	5	4	4	3	2	0	1	0	0	0	45	76	9.00	1.750
73 Robert Carson, L ERA: 10.64	(5, 1)	2.0		8	1	1	1	1	0	0	0	0	0	1	16	22	4.50	0.500
36 Collin McHugh, R ERA: 13.5	(7, 1)	2.0		10	5	3	3	1	0	0	0	0	0	1	21	30	13.50	2.500

PITCHER	IP	WLS	BF	H	R	ER	SO	BB	IBB	HBP	BLK	WP	HR	S	P	ERA	WHIP

Batter	1	2	3	4	5	6	7	8	9	AB	R	H	RBI	BB	SO	LOB
28 Daniel Murphy, L (1, 4) OBP: 0.335, SLG: 0.469	C FF 87 C FF 89 F SL 79 S FC 87 0-3 K		X FF 89 0-0 ② FC1-6-5 2-3			C FC 86 B SL 78 S SL 77 F SL 77 F FF 90 B SL 78 X FC 88 2-2 ① FC4-6 WP 5 1B 1-2f		B FF 94 B FF 93 X FF 92 2-0 HR		4	2	1	1	0	1	2
Justin Turner, R (1, 3) OBP: 0.324, SLG: 0.333	B SI 89 B SI 89 F FC 88 C FF 89 X FF 91 2-2 ② G4-3		B CH 77 B SI 88 C FF 89 F FC 87 X FF 88 2-2 ③ G4-3			1 SAFE 1 SAFE B FC 88 B SI 87 B SI 89 C SI 89 F FC 88 S FF 88 3-3 ② K 1-2		C FF 94 F FF 93 B CH 84 F FF 93 F CH 83 B FC 89 B FF 93 F FF 93 X CH 83 3-2 ① F9		4	0	0	0	0	1	2
5 David Wright, R (1, 5) OBP: 0.416, SLG: 0.527	X SI 89 0-0 ③ F9			B CU 71 F FC 88 X FC 88 1-1 ① G5-3		B FF 88 X FF 89 1-0 2-H 1B		C FC 90 B FC 90 C FF 92 F FF 93 F FF 93 S CH 85 1-3 ② K		4	0	1	1	0	1	0
6 Marlon Byrd, R (1, 9) OBP: 0.303, SLG: 0.446		B FF 88 B FC 87 B FC 86 C FC 86 B FC 87 4-1 21 1B BB		X FF 88 0-0 ② G5-3		1 SAFE 1 SAFE C FF 88 X FC 88 0-1 ③ F7		C FC 91 F FF 93 B FF 92 S CH 83 1-3 ③ K		3	0	0	0	1	1	1
21 Lucas Duda, L (1, 7) OBP: 0.346, SLG: 0.452 39 Bobby Parnell, R (9, 1)		D SL 78 1 SAFE F FF 88 B FC 87 X FF 87 2-1 11 G5-4-3 1-2 1B		F FF 90 B FF 90 B SL 77 S FC 87 C FC 88 2-3 ③ K			B SL 75 S FC 86 B FC 87 F FC 86 X FC 87 2-2 ① F7		C FF 94 C SL 84 S SL 85 0-3 ① K	4 0	0 0	1 0	0 0	0 0	2 0	0 0
20 Anthony Recker, R (1, 2) OBP: 0.261, SLG: 0.368	C FF 88 X FF 88 0-1 ① F8				B FC 86 C CH 75 F FC 86 B CH 78 F CH 76 B FF 89 F FC 88 X CH 78 3-2 ① P1		F CH 74 B CH 77 B FF 88 X FC 87 2-1 ② F7		C SL 85 C SL 84 C SL 82 0-3 ② K	4	0	0	0	0	1	2
11 Rubén Tejada, R (1, 6) OBP: 0.285, SLG: 0.278	S CH 77 B SL 79 F SI 89 D SL 78 X FF 91 2-2 ②③ G5-4-3 1-2f				F SI 89 B CH 78 X SI 89 1-1 ② P4		B FF 88 B FF 88 F FC 86 X FC 87 2-1 12 HR 1B		B FF 94 B FF 92 C SL 82 X SL 83 2-1 12 CS 1B	4	1	2	0	0	0	2
12 Juan Lagares, R (1, 8) OBP: 0.220, SLG: 0.308			C SI 88 X SL 77 0-1 28 FC1-6-5 2B		B SI 89 X FC 88 1-0 ③ G5-3		1 SAFE C FC 87 B FF 88 S CH 77 D CH 78 X CH 78 2-2 1-H HR		C FF 93 0-1 ③ CS 1-2	3	1	2	2	0	0	0
35 Dillon Gee, R (1, 1) OBP: 0.125, SLG: 0.067 46 Greg Burke, R (6, 1) 1 Jordany Valdespin, L (7, PH) OBP: 0.286, SLG: 0.390 56 Scott Rice, L (7, 1) 23 Mike Baxter, L (9, 7) OBP: 0.341, SLG: 0.304			B FF 88 L FF 88 L FC 87 X SL 76 1-2 ① L6			S SI 87 B FF 88 F FC 87 B FF 88 B SL 76 F FF 88 B FC 88 4-2 28 FC4-6 BB	X FC 88 0-0 ③ B5-3			1 0 1 0 0	0 0 0 0 0	0 0 0 0 0	0 0 0 0 0	1 0 0 0 0	0 0 0 0 0	1 0 0 0 0
Inning Stats	R: 0 E: 0 K: 1 S: 8 H: 0 LOB: 0 BB: 0 P: 10	R: 0 E: 0 K: 0 S: 8 H: 1 LOB: 1 BB: 1 P: 16	R: 0 E: 0 K: 0 S: 9 H: 1 LOB: 1 BB: 0 P: 12	R: 0 E: 0 K: 1 S: 6 H: 0 LOB: 0 BB: 0 P: 9	R: 0 E: 0 K: 0 S: 8 H: 0 LOB: 0 BB: 0 P: 13	R: 1 E: 0 K: 1 S: 14 H: 1 LOB: 1 BB: 1 P: 24	R: 2 E: 0 K: 0 S: 11 H: 2 LOB: 0 BB: 0 P: 19	R: 1 E: 0 K: 2 S: 15 H: 1 LOB: 0 BB: 0 P: 22	R: 0 E: 0 K: 2 S: 9 H: 1 LOB: 0 BB: 0 P: 11	1B: 4 2B: 1 3B: 0 HR: 2 SF: 0 SAC: 0 DP: 1 HBP: 0						

PITCHER		IP	WLS	BF	H	R	ER	SO	BB	IBB	HBP	BLK	WP	HR	S	P	ERA	WHIP
37 Travis Wood, L ERA: 2.24	(1, 1)	7.0		27	5	3	3	3	2	0	0	0	1	1	64	103	3.86	1.000
11 Kyuji Fujikawa, R ERA: 6.75	(8, 1)	1.0	L	4	1	1	1	2	0	0	0	0	0	1	15	22	9.00	1.000
49 Carlos Marmol, R ERA: 5.06	(9, 1)	1.0		3	1	0	0	2	0	0	0	0	0	0	9	11	0.00	1.000

PITCHER	IP	WLS	BF	H	R	ER	SO	BB	IBB	HBP	BLK	WP	HR	S	P	ERA	WHIP

New York Mets @ Chicago Cubs

Wrigley Field, Chicago, IL

Sun May 19 2013, 1:23 PM - 4:22 PM CDT

Att. 34,258 - Partly Cloudy - 76 F

TOP

livebaseballscorecards.com

AB	32
R	4
H	7
RBI	4
BB	2
SO	7
LOB	10

1B: 4	SF: 0	WP: 1	PA: 35
2B: 1	SAC: 0	PB: 0	
3B: 0	DP: 1	SB: 0	
HR: 2	HBP: 0	CS: 1	

New York Mets @ Chicago Cubs

Wrigley Field, Chicago, IL

Sun May 19 2013, 1:23 PM - 4:22 PM CDT

Att. 34,258 - Partly Cloudy - 76 F

livebaseballscorecards.com

BOTTOM

Batter	1	2	3	4	5	6	7	8	9	AB	R	H	RBI	BB	SO	LOB
9 David DeJesus, L (1, 8) OBP: 0.364, SLG: 0.507	C FF 89 B KC 74 X SI 90 1-1 13 F8 2B		B FF 89 F CH 84 F CH 85 X FF 90 1-2 ① F8		B CH 85 C SL 79 X FF 89 1-1 13 F8 13 S 1B		B SI 89 F SI 89 B SI 90 X SI 90 2-1 ② G4-3			4	0	2	0	0	0	0
13 Starlin Castro, R (1, 6) OBP: 0.304, SLG: 0.388	C SL 83 B FF 89 B KC 76 B CH 84 X SL 81 3-1 ① F8 2-3		B SL 82 S SI 90 B SL 82 X SL 80 2-1 ② G3-1		1 SAFE B FF 88 C SL 81 B SL 80 X KC 74 2-1 ② F8 1-3		B SI 90 B CH 82 X SI 90 2-0 ③ G6-3			4	0	0	0	0	0	2
44 Anthony Rizzo, L (1, 3) OBP: 0.342, SLG: 0.527	S CH 84 B CH 84 F SI 91 S KC 77 1-3 ② K		B FF 90 X CH 85 1-0 ③ G4-3		C KC 75 D KC 75 C KC 75 B FF 90 S SI 90 2-3 ③ K			S CH 81 B SI 89 B SL 82 S SL 82 F SL 82 F CH 82 F SI 88 S SL 82 2-3 ① K		4	0	0	0	0	3	2
6 Ryan Sweeney, L (1, 7) OBP: 0.400, SLG: 0.667	C SI 91 B FF 91 B KC 76 B FF 91 F CH 85 B KC 76 4-2 BB			B FF 89 C CH 84 B SL 82 X CH 85 2-1 ① 2B		B KC 74 B SI 88 X SI 88 2-0 HR		B SI 90 F SI 89 B SL 81 S SL 82 F SI 90 X CH 83 2-2 ② G4-3		3	1	2	1	1	0	0
19 Nate Schierholtz, L (1, 9) OBP: 0.321, SLG: 0.520	S CH 85 F CH 85 1 SAFE B FF 90 X KC 76 1-2 ③ G1-3			C CH 85 F SI 90 B FF 91 X FF 92 1-2 ② G6-3		B CH 83 X SI 89 1-0 24 F8 2B		B SL 82 C SL 81 X SL 80 1-1 ③ G3		4	0	1	0	0	0	2
24 Luis Valbuena, L (1, 5) OBP: 0.363, SLG: 0.448		C SI 88 F FF 89 F SL 82 F KC 75 B FF 90 B CH 85 S CH 85 2-3 ① K		S SI 92 B CH 86 F FF 91 F SL 82 B KC 76 F FF 92 B KC 77 F CH 85 F SI 91 3-2 X CH 85 F8		X SI 88 0-0 ① F8 2-3			C KC 83 B KC 85 F FF 95 B FF 93 F FF 96 S KC 86 2-3 ① K2-3	4	0	0	0	0	2	1
53 Welington Castillo, R (1, 2) OBP: 0.326, SLG: 0.393		X FF 90 0-0 1B			B SI 88 B SL 82 C SL 81 B SI 89 X SL 81 3-1 37 HR 2B	C SI 89 B SL 81 B SI 88 S SL 80 B SL 80 S SL 80 3-3 ② K			C KC 84 B FF 95 B KC 85 X FF 96 2-1 ② G4-3	4	1	2	0	0	1	1
15 Darwin Barney, R (1, 4) OBP: 0.292, SLG: 0.333 30 Dioner Navarro, S (9, PH) OBP: 0.236, SLG: 0.385		C SL 83 F SL 81 F FF 91 S KC 76 0-3 ② K			B SI 90 C SI 90 F SL 81 D KC 77 C SI 90 2-3 ① K	S SL 80 B SL 81 B SL 79 X SL 80 2-1 ③ L7			C FF 96 C KC 86 B FF 95 S KC 88 1-3 ③ K	3 1	0 0	0 0	0 0	0 0	2 1	3 0
37 Travis Wood, R (1, 1) OBP: 0.300, SLG: 0.474 21 Scott Hairston, R (7, PH) OBP: 0.151, SLG: 0.347 11 Kyuji Fujikawa, L (8, 1) 49 Carlos Marmol, R (9, 1)		C SL 82 S SL 82 B FF 92 B SL 82 C SL 81 2-3 ③ K			C SL 81 X FF 90 0-1 2-H HR		C SI 89 S CH 80 B CH 80 X CH 81 1-2 ① L7			2 1 0 0	1 0 0 0	1 0 0 0	2 0 0 0	0 0 0 0	1 0 0 0	1 0 0 0

AB	34
R	3
H	8
RBI	3
BB	1
SO	10
LOB	12

Inning Stats	1	2	3	4	5	6	7	8	9
	R: 0 E: 0 K: 1 S: 12 H: 1 LOB: 2 BB: 1 P: 22	R: 0 E: 0 K: 3 S: 13 H: 1 LOB: 1 BB: 0 P: 17	R: 0 E: 0 K: 0 S: 6 H: 0 LOB: 0 BB: 0 P: 10	R: 0 E: 0 K: 0 S: 12 H: 1 LOB: 0 BB: 0 P: 18	R: 2 E: 0 K: 2 S: 14 H: 3 LOB: 1 BB: 0 P: 24	R: 1 E: 0 K: 1 S: 8 H: 2 LOB: 1 BB: 0 P: 16	R: 0 E: 0 K: 0 S: 6 H: 0 LOB: 0 BB: 0 P: 11	R: 0 E: 0 K: 1 S: 12 H: 0 LOB: 0 BB: 0 P: 17	R: 0 E: 0 K: 2 S: 9 H: 0 LOB: 0 BB: 0 P: 14

| | | |

Chicago Cubs @ Pittsburgh Pirates

PNC Park, Pittsburgh, PA

Tue May 21 2013, 7:08 PM - 10:31 PM EDT

Att. 16,092 - Partly Cloudy - 85 F

livebaseballscorecards.com

Batter	1	2	3	4	5	6	7	8	9	AB	R	H	RBI	BB	SO	LOB
20 Julio Borbon, L (1, 8) OBP: 0.333, SLG: 0.250	B SI 88 S FF 89 X SI 89 1-1 F8 ①	B CU 78 B SI 90 B FF 90 C SI 89 X FF 90 3-1 F8 ③			L CU 75 S CU 74 B CU 75 X CU 75 1-2 G4-3 ①		B FF 94 B FF 95 C FF 96 S SI 95 S SI 95 2-3 K ②		B FF 93 F FF 93 F FF 93 B FF 93 F SL 84 B FF 93 B FF 92 4-2 13 1B BB	4	0	0	0	1	1	3
13 Starlin Castro, R (1, 6) OBP: 0.301, SLG: 0.383	C SI 89 B CU 73 C SI 90 X SI 90 1-2 F9 ②	C SI 89 B CU 76 C CU 74 X SI 89 1-2 G2-3 ①			B CH 83 C FF 89 B CU 72 X CH 84 2-1 F8 ②		B FF 96 B FC 92 C FF 96 F FF 95 F FF 92 X FF 91 2-2 G6-3 ③		C FF 93 X SL 84 0-1 1-3 3-H 1B	5	0	1	1	0	0	2
44 Anthony Rizzo, L (1, 3) OBP: 0.333, SLG: 0.512	C SI 90 B FF 89 X FF 90 1-1 F7 ③		B CU 74 X SI 90 1-0 L6 ②		C SI 90 B CU 76 X SI 90 1-1 P5 ③			S FC 93 S FF 94 F FC 93 F KC 82 C FF 94 0-3 K ①	C SL 84 F FF 93 B FF 93 F FF 93 B FF 94 F SL 84 S SL 84 2-3 K ③	5	0	0	0	0	2	2
12 Alfonso Soriano, R (1, 7) OBP: 0.301, SLG: 0.415		B SI 87 X SI 88 1-0 53 1B 15 1B 1B	B CU 76 S SI 88 C CU 74 X SI 89 1-2 1B			B CU 72 X FF 87 1-0 L5 ①		F FF 94 S KC 82 S KC 82 0-3 K2-3 ②		4	1	2	0	0	1	0
21 Scott Hairston, R (1, 9) OBP: 0.143, SLG: 0.327 49 Carlos Marmol, R (7, 1) 9 David DeJesus, L (8, PH) OBP: 0.368, SLG: 0.511 63 Kevin Gregg, R (8, 1)		C SI 88 B FF 89 B CH 82 F CH 82 C CU 75 2-3 K ①	F CH 82 B FF 88 C SI 89 B CH 82 F CU 76 F SI 90 F CU 75 B SI 89 S CU 76 3-3 K2-3 ③			X SI 89 0-0 G5-3 ②		C FF 94 X FC 92 0-1 1B		3 0 1 0	0 0 0 0	0 0 1 0	0 0 0 0	0 0 0 0	2 0 0 0	2 0 0 0
53 Welington Castillo, R (1, 2) OBP: 0.323, SLG: 0.389		1 SAFE B SI 88 C CU 72 X SI 88 1-1 15 1B 22 2B 1-3 1B		C CU 74 B CU 73 X FF 88 1-1 G5-3 ①		C FF 88 X CU 74 0-1 G5-3 ③		S FC 91 F FC 91 B KC 82 X FC 92 1-2 F8 ③		4	1	1	0	0	0	1
1 Cody Ransom, R (1, 5) OBP: 0.293, SLG: 0.481 24 Luis Valbuena, L (9, PH) OBP: 0.360, SLG: 0.443		C SI 88 B CU 74 S CH 83 F SI 90 C FF 90 1-3 K ②		F SI 89 C CU 76 B CU 75 B SI 90 C CU 76 2-3 K ②			C FF 96 S FC 90 F FC 92 F FF 97 X FC 91 0-2 G5-3 ①		C SL 80 B SI 93 B FF 93 B FF 94 C FF 91 X FF 92 3-2 F7 ①	3 1	0 0	0 0	0 0	0 0	2 0	2 0
15 Darwin Barney, R (1, 4) OBP: 0.316, SLG: 0.379		C CU 75 F CU 75 B CU 79 X SI 90 1-2 22 2B 1-2 3-H 1B		C SI 89 B SI 89 F CU 74 B CH 83 X FF 90 2-2 1B			C SI 94 B CU 77 X FF 91 1-1 6 1B 1B		C FF 93 B SL 83 B FF 94 F FF 93 B FF 94 X FF 93 3-2 13 1B 3B	4	2	4	1	0	0	0
22 Matt Garza, R (1, 1) OBP: 0.500, SLG: 1.000 56 Héctor Rondón, R (6, 1) 40 James Russell, L (6, 1) 54 Shawn Camp, R (6, 1) 6 Ryan Sweeney, L (6, 9) OBP: 0.409, SLG: 0.650		B SI 90 X SI 89 1-0 1-H 2-H 2B		C FF 89 S CU 73 S CU 73 0-3 K ③			B FF 96 B FF 94 B FF 94 C FF 93 X FC 90 3-1 1-2 1B		C FF 92 B SL 83 B SL 82 C FF 93 F FF 94 F FF 93 X FF 92 2-2 P1 ②	2 0 0 0 2	0 0 0 0 0	1 0 0 0 1	2 0 0 0 0	0 0 0 0 1	1 0 0 0 1	1 0 0 0 1
Inning Stats	R: 0 E: 0 K: 0 S: 7 H: 0 LOB: 0 BB: 0 P: 10	R: 3 E: 0 K: 2 S: 16 H: 4 LOB: 1 BB: 0 P: 26	R: 0 E: 0 K: 1 S: 13 H: 1 LOB: 1 BB: 0 P: 19	R: 0 E: 0 K: 2 S: 11 H: 1 LOB: 1 BB: 0 P: 16	R: 0 E: 0 K: 0 S: 7 H: 0 LOB: 0 BB: 0 P: 11	R: 0 E: 0 K: 0 S: 4 H: 0 LOB: 0 BB: 0 P: 5	R: 0 E: 0 K: 1 S: 16 H: 2 LOB: 2 BB: 0 P: 24	R: 0 E: 0 K: 2 S: 13 H: 1 LOB: 1 BB: 0 P: 14	R: 1 E: 0 K: 1 S: 21 H: 2 LOB: 2 BB: 1 P: 35	1B: 9 2B: 1 3B: 1 HR: 0 SF: 0 SAC: 0 DP: 0 HBP: 0						

	AB	38
	R	4
	H	11
	RBI	4
	BB	1
	SO	9
	LOB	14

WP: 0 PA: 39
PB: 0
SB: 0
CS: 0

PITCHER	IP	WLS	BF	H	R	ER	SO	BB	IBB	HBP	BLK	WP	HR	S	P	ERA	WHIP
51 Wandy Rodriguez, L (1, 1) ERA: 3.4	6.0	W	24	6	3	3	5	0	0	0	0	0	0	58	87	4.50	1.000
37 Justin Wilson, L (7, 1) ERA: 1.35	1.0	H	5	2	0	0	1	0	0	0	0	0	0	16	24	0.00	2.000
35 Mark Melancon, R (8, 1) ERA: 0.75	1.0	H	4	1	0	0	2	0	0	0	0	0	0	13	14	0.00	1.000
39 Jason Grilli, R (9, 1) ERA: 1.31	1.0	S	6	2	1	1	1	1	0	0	0	0	0	21	35	9.00	3.000

PITCHER	IP	WLS	BF	H	R	ER	SO	BB	IBB	HBP	BLK	WP	HR	S	P	ERA	WHIP

Batter	1	2	3	4	5	6	7	8	9	AB	R	H	RBI	BB	SO	LOB
31 Jose Tabata, R (1, 7) OBP: 0.337, SLG: 0.418 37 Justin Wilson, L (7, 1) 35 Mark Melancon, R (8, 1) 2 Brandon Inge, R (8, PH) OBP: 0.288, SLG: 0.286 39 Jason Grilli, R (9, 1)	C FF 92 C SI 92 B FF 93 B CU 75 F FF 92 B FF 93 X FF 93 3-2 ① G4-3		C FF 94 B CU 76 X FF 94 1-1 ③ G5-3		B FF 93 S SL 85 B FF 93 D CU 75 X FF 94 3-1 ③ G6-3	F SI 87 B SI 86 S SL 78 F SL 78 X SI 87 1-2 18 BB 2-3 1B		X CU 80 0-0 ② P4	4 0 0 1 0	0 0 0 0 0	1 0 0 0 0	0 0 0 0 0	0 0 0 0 0	0 0 0 0 0	2 0 0 1 0
18 Neil Walker, S (1, 4) OBP: 0.349, SLG: 0.315	B FF 92 C FF 93 S SL 85 F FF 93 F SL 85 B SI 93 B FF 94 B FF 94 4-2 BB			B SL 82 S SL 84 F SI 93 B SL 86 B SL 83 B SL 84 4-2 22 FC6-4 BB		F SI 87 B SI 86 S SL 78 F SL 78 X SI 87 46 1B 24 BB 2B 1 SAFE 1 SAFE 1 SAFE D SL 79 B SI 86 B SI 85 B SI 85 4-0 1-2 BB		B FF 91 D CU 80 C FF 91 1 SAFE F FF 92 D CU 82 X CU 79 3-2 ③ G3		2	1	1	0	3	0	1
22 Andrew McCutchen, R (1, 8) OBP: 0.341, SLG: 0.457	X FF 94 0-0 ② F8			C SL 84 1 SAFE X SI 93 0-1 ① FC6-4 46 G4-3 46 WP 1-2f		C FF 81 X FF 90 0-1 ① G5-3 F SI 87 S SL 79 X SL 79 0-2 ③ L7				4	0	0	0	0	0	6
46 Garrett Jones, L (1, 9) OBP: 0.331, SLG: 0.484 6 Starling Marte, R (7, 7) OBP: 0.376, SLG: 0.466	B SL 84 D FF 92 B CH 85 C FF 93 C FF 93 S SL 87 3-3 ③ K			B CU 75 C SL 83 X FF 94 1-1 ② G4-3 1-3		F FF 95 X FF 93 0-1 24 BB 55 BB 23 HR 2-3 1B	C FF 94 F SL 84 X SL 85 0-2 55 CS 1B			3 1	1 0	1 1	0 0	0 0	1 0	2 0
55 Russell Martin, R (1, 2) OBP: 0.360, SLG: 0.504		C FF 93 B SL 86 S SL 85 B FF 93 T FF 93 2-2 ① K		X SL 86 0-0 ③ G5-3		1 SAFE C SL 82 B FF 93 F FF 94 D SL 80 B FF 91 B SL 80 4-2 24 BB 23 HR 1-2 BB	C SI 94 C SI 94 B SL 85 B SL 85 F SI 93 F SL 84 B FF 93 F FF 94 X SL 85 3-2 ① E7 24 G3-1 1-2			3	1	0	0	1	1	2
24 Pedro Alvarez, L (1, 5) OBP: 0.253, SLG: 0.380		C SL 85 B FF 94 S CU 74 B FF 95 B FF 94 F FF 94 S SL 86 3-3 ② K			C CU 74 S SL 85 X FF 94 0-2 ① G1	B SL 80 B SL 82 B SL 81 C FF 90 S FF 88 F FF 88 D SL 82 4-2 23 HR BB 1-2 2-3 3-H	F SI 95 X FF 95 0-1 ② G3-1 2-3			3	1	0	1	1	1	1
14 Gaby Sanchez, R (1, 3) OBP: 0.374, SLG: 0.474		C FF 95 B SI 94 S SL 87 B FF 95 B SL 88 S FF 93 3-3 ③ K			C SL 83 B FF 93 B SI 93 C SL 85 B SL 85 B FF 94 4-2 51 SH5-4 12 1B BB	C SI 86 F SL 78 B SL 79 X SI 87 1-2 ② L7	B SL 87 B SL 85 X FF 93 2-0 ③ F7			3	0	0	0	1	1	4
12 Clint Barmes, R (1, 6) OBP: 0.273, SLG: 0.307 23 Travis Snider, L (6, PH) OBP: 0.345, SLG: 0.417 (7, 9)			C FF 92 C FF 94 X FF 93 0-2 ① F9		C FF 94 F FF 95 B FF 94 F FF 95 1 SAFE X SL 86 1-2 51 SH5-4 1B 1-2	B SL 78 B SL 77 F SI 85 X CH 80 2-1 1-H 2-H 3-H HR		C CU 80 B FF 91 X FF 92 1-1 ① G4-3		2 2	0 1	1 1	0 4	0 0	0 0	0 0
51 Wandy Rodriguez, S (1, 1) OBP: 0.111, SLG: 0.111 10 Jordy Mercer, R (6, PH) OBP: 0.295, SLG: 0.558 (7, 6)			C FF 92 S CU 74 B SL 86 S SL 84 1-3 ② K		X SL 82 0-0 ② SH5-4 1-2 2-3	X SI 86 0-0 31 1B 2B		C FF 92 B CU 81 C FF 93 X FF 92 1-2 1B		1 2	0 0	0 2	0 0	0 0	1 0	0 0
Inning Stats	R: 0 E: 0 K: 1 S: 12 H: 0 LOB: 1 BB: 1 P: 22	R: 0 E: 0 K: 3 S: 10 H: 0 LOB: 0 BB: 0 P: 18	R: 0 E: 0 K: 1 S: 8 H: 0 LOB: 0 BB: 0 P: 10	R: 0 E: 0 K: 0 S: 7 H: 0 LOB: 1 BB: 1 P: 12	R: 0 E: 0 K: 0 S: 12 H: 1 LOB: 2 BB: 1 P: 20	R: 5 E: 0 K: 0 S: 23 H: 5 LOB: 3 BB: 3 P: 41	R: 0 E: 1 K: 0 S: 12 H: 1 LOB: 1 BB: 0 P: 17	R: 0 E: 0 K: 0 S: 9 H: 1 LOB: 1 BB: 0 P: 14		1B: 5 2B: 2 3B: 0 HR: 1	SF: 0 SAC: 1 DP: 0 HBP: 0		WP: 1 PB: 0 SB: 0 CS: 1	PA: 38		

PITCHER	IP	WLS	BF	H	R	ER	SO	BB	IBB	HBP	BLK	WP	HR	S	P	ERA	WHIP
22 Matt Garza, R (1, 1) ERA:	5.0		19	1	0	0	5	3	0	0	0	1	0	49	82	0.00	0.800
56 Héctor Rondón, R (6, 1) ERA: 6.19	0.1	H	4	2	3	3	0	1	0	0	0	0	0	7	13	81.00	9.000
40 James Russell, L (6, 1) ERA: 1.04	0.0	L	1	0	0	0	0	1	0	0	0	0	0	3	7	∞	∞
54 Shawn Camp, R (6, 1) ERA: 7.56	0.2	B	6	3	2	2	0	1	0	0	0	0	1	13	21	27.00	6.000
49 Carlos Marmol, R (7, 1) ERA: 4.76	1.0		4	1	0	0	0	0	0	0	0	0	0	12	17	0.00	1.000

PITCHER	IP	WLS	BF	H	R	ER	SO	BB	IBB	HBP	BLK	WP	HR	S	P	ERA	WHIP
63 Kevin Gregg, R (8, 1) ERA:	1.0		4	1	0	0	0	0	0	0	0	0	0	9	14	0.00	1.000

BOTTOM

Chicago Cubs @ Pittsburgh Pirates

PNC Park, Pittsburgh, PA

Tue May 21 2013, 7:08 PM - 10:31 PM EDT

Att. 16,092 - Partly Cloudy - 85 F

livebaseballscorecards.com

AB	31
R	5
H	8
RBI	5
BB	6
SO	5
LOB	19

Chicago Cubs @ Pittsburgh Pirates

PNC Park, Pittsburgh, PA

Wed May 22 2013, 7:17 PM - 10:01 PM EDT

Att. 12,675 - Cloudy - 72 F

TOP

livebaseballscorecards.com

Batter	1	2	3	4	5	6	7	8	9	AB	R	H	RBI	BB	SO	LOB
20 Julio Borbon, L (1, 8) OBP: 0.324, SLG: 0.250 33 Carlos Villanueva, R (8, 1) OBP: 0.176, SLG: 0.176	C SI 92 C SI 93 X SI 94 0-2 G3-1		B SI 94 X SI 93 1-0 FC3-2 1-2 2-3 3-Hf		C SI 94 S SL 88 S SL 87 0-3 K			B SI 94 X SI 94 1-0 44 S 1B		4 0	0 0	1 0	0 0	0 0	1 0	3 0
13 Starlin Castro, R (1, 6) OBP: 0.295, SLG: 0.375	X SI 92 0-0 G6-3		D SL 90 F CH 87 D FF 95 S SL 88 S SL 87 2-3 K			C CH 86 F SL 84 B SL 87 X SL 86 1-2 G5-3		B SI 94 C SI 94 B SI 92 1 SAFE F CH 86 B SI 94 1 SAFE 1 SAFE F SI 94 3-2 X CH 87 F9		4	0	0	0	0	1	4
44 Anthony Rizzo, L (1, 3) OBP: 0.326, SLG: 0.500	C SI 94 B SL 89 F SI 95 S SL 88 1-3 K		B SL 87 B SL 89 X SI 94 2-0 F9			S SL 86 S CH 87 B SL 89 F SL 88 B SI 95 S SL 89 2-3 K		S SI 96 P PO 84 B SI 94 F SL 85 S SI 95 2-3 K 1-2		4	0	0	0	0	3	4
12 Alfonso Soriano, R (1, 7) OBP: 0.294, SLG: 0.405		B SI 92 S CH 85 X SI 93 1-1 F8		C SL 83 C SL 87 B SI 93 S SL 88 1-3 K		B SI 94 B SL 88 F CH 88 S SL 87 C SL 88 2-3 K			F FC 92 F KC 82 B FC 92 B KC 81 S KC 82 2-3 K 19 FC5-4	4	0	0	0	0	3	0
21 Scott Hairston, R (1, 9) OBP: 0.136, SLG: 0.309 19 Nate Schierholtz, L (9, PH) OBP: 0.318, SLG: 0.516		B SI 94 X SI 94 1-0 G5-3		S CH 88 B CH 86 X CH 86 1-1 E6			C CH 86 B SL 85 B CH 86 B SI 93 X SI 94 3-1 G5-3		C FF 92 B FC 91 1 SAFE B FC 91 B FC 90 X FC 90 3-1 FC5-4 53 1B 1-2f	3 1	0 0	0 0	0 0	0 0	0 0	0 1
53 Welington Castillo, R (1, 2) OBP: 0.328, SLG: 0.392		C SI 93 F SL 86 S SL 87 0-3 K		1 SAFE B SI 92 X SI 88 1-0 L7			B SI 94 B SL 86 C SI 92 S SL 86 X SI 93 2-2 1B		B FC 91 X FC 91 1-0 1-2 1B	4	0	2	0	0	1	1
1 Cody Ransom, R (1, 5) OBP: 0.295, SLG: 0.474 6 Ryan Sweeney, L (9, PH) OBP: 0.391, SLG: 0.619			X SI 93 0-0 29 SH 15 BB 20 FC3-2 1B	S CH 87 C SL 86 B SL 89 S SL 86 1-3 K			B FF 93 S SI 94 S SL 88 C SL 86 1-3 K		C FC 91 D FC 89 S FC 90 F FC 92 X FC 92 1-2 P4	3 1	0 0	1 0	0 0	0 0	2 0	2 2
15 Darwin Barney, R (1, 4) OBP: 0.314, SLG: 0.368			C CH 86 S SL 87 D SL 87 B SL 85 B CH 88 B SI 94 4-2 20 FC3-2 29 SH 1-2 BB		B SI 92 F CH 86 B SL 86 X SI 94 2-1 F9		X CH 87 0-0 G1-3		C FC 92 B FC 92 F FC 92 B FC 92 X FC 92 2-2 P4	3	0	0	0	1	0	3
29 Jeff Samardzija, R (1, 1) OBP: 0.167, SLG: 0.353 9 David DeJesus, L (8, PH) OBP: 0.366, SLG: 0.507 (8, 8)			L SI 92 X SL 86 0-1 SH 20 FC3-2 1-2 2-3		B SI 92 C SI 94 B SI 94 S CH 87 B CH 87 X SI 94 3-2 F8			C SI 93 B SL 84 S SL 85 F SL 85 B SL 86 X SL 84 2-2 F9		1 1	0 0	0 0	0 0	0 0	0 0	0 0
Inning Stats	R: 0 E: 0 K: 1 S: 7 H: 0 LOB: 0 BB: 0 P: 8	R: 0 E: 0 K: 1 S: 6 H: 0 LOB: 0 BB: 0 P: 8	R: 0 E: 1 K: 1 S: 10 H: 1 LOB: 3 BB: 1 P: 19	R: 0 E: 1 K: 2 S: 9 H: 0 LOB: 1 BB: 0 P: 13	R: 0 E: 0 K: 1 S: 8 H: 0 LOB: 0 BB: 0 P: 13	R: 0 E: 0 K: 2 S: 10 H: 0 LOB: 0 BB: 0 P: 15	R: 0 E: 0 K: 1 S: 9 H: 1 LOB: 1 BB: 0 P: 15	R: 0 E: 0 K: 1 S: 13 H: 1 LOB: 1 BB: 0 P: 20	R: 0 E: 0 K: 1 S: 13 H: 1 LOB: 2 BB: 0 P: 22	1B: 4 2B: 0 3B: 0 HR: 0 SF: 0 SAC: 1 DP: 0 HBP: 0						

	AB	33
	R	0
	H	4
	RBI	0
	BB	1
	SO	11
	LOB	20

WP: 1 PA: 35
PB: 0
SB: 1
CS: 0

PITCHER		IP	WLS	BF	H	R	ER	SO	BB	IBB	HBP	BLK	WP	HR	S	P	ERA	WHIP
47 Francisco Liriano, L ERA: 1.0	(1, 1)	7.0	W	26	2	0	0	9	1	0	0	0	0	0	59	91	0.00	0.429
44 Tony Watson, L ERA: 4.98	(8, 1)	1.0	H	4	1	0	0	1	0	0	0	0	0	0	13	20	0.00	1.000
35 Mark Melancon, R ERA: 0.72	(9, 1)	1.0	S	5	1	0	0	1	0	0	0	0	1	0	13	22	0.00	1.000

PITCHER	IP	WLS	BF	H	R	ER	SO	BB	IBB	HBP	BLK	WP	HR	S	P	ERA	WHIP

Batter	1	2	3	4	5	6	7	8	9	AB	R	H	RBI	BB	SO	LOB
6 Starling Marte, R (1, 7) OBP: 0.370, SLG: 0.459	C FF 95 F SI 94 B FF 95 S FS 85 2-3 K2-3 ①		X SL 81 0-0 G5-3 ②		C FC 92 C SI 95 X FS 83 0-2 L7 ③			1 SAFE X FF 88 0-0 SH5-3 ① 1-2		3	0	0	0	0	1	1
23 Travis Snider, L (1, 9) OBP: 0.333, SLG: 0.402	B SI 96 X SI 96 1-0 G6-3 ②		C FF 97 B FC 91 C FS 84 B FF 96 F FS 84 S SI 98 2-3 K ③			C SI 95 X SI 95 0-1 L6 ①		F FF 89 X CU 77 0-1 F9 ② 2-3		4	0	0	0	0	1	1
22 Andrew McCutchen, R (1, 8) OBP: 0.344, SLG: 0.470	C FF 96 B FF 96 B FF 96 S FF 96 F FF 97 B FS 86 X FS 84 3-2 46 1B 2B			B FC 90 C FC 91 B SI 96 F FC 91 F FF 96 X FF 98 2-2 2B		S FF 97 B FF 97 B FC 93 F FC 91 S SL 85 2-3 K 46 S		B CU 77 C CU 75 D CH 84 X CU 76 2-1 G5-3 ③		4	1	2	0	0	1	1
46 Garrett Jones, L (1, 3) OBP: 0.338, SLG: 0.484 14 Gaby Sanchez, R (8, 3) OBP: 0.374, SLG: 0.474	X SI 94 0-0 2-H 1B			S FC 92 B FC 91 B SL 82 S SL 83 S FF 95 2-3 K ①		1 SAFE B FF 93 C FF 94 1 SAFE 1 SAFE B FF 94 S SL 84 B FF 95 F FF 95 4-2 F FF 95 D FS 84 18 G6-3 1-2 BB				2 0	0 0	1 0	1 0	1 0	1 0	1 0
18 Neil Walker, S (1, 4) OBP: 0.341, SLG: 0.306	B SL 83 S FS 84 C SI 94 X FS 84 1-2 G3 ③			F FC 93 F SL 84 B FF 94 B FC 91 C SL 84 2-3 K ②		S SL 83 F SI 95 F FC 90 F SL 84 B FF 94 D SL 84 B SL 81 X FF 96 3-2 G6-3 ②③ 1-2f				3	0	0	0	0	1	4
55 Russell Martin, R (1, 2) OBP: 0.353, SLG: 0.492		C FF 96 B FF 96 C FF 96 X SI 96 1-2 G6-3 ①		C FC 91 B FF 95 B SL 81 B FS 84 X FC 91 3-1 P4 ③			S SL 82 X FF 95 0-1 F8 ①			3	0	0	0	0	0	1
24 Pedro Alvarez, L (1, 5) OBP: 0.248, SLG: 0.371		B FF 96 S FF 96 B FC 92 F SI 96 S FS 85 2-3 K ②			C SL 83 F SI 96 S SL 84 0-3 K ①		B SI 96 C SL 83 B SL 82 B SL 83 X FC 93 3-1 F8 ②			3	0	0	0	0	2	0
10 Jordy Mercer, R (1, 6) OBP: 0.277, SLG: 0.522		C FF 97 F FF 97 B FF 96 F FF 97 S SL 85 1-3 K ③			B FC 94 B FC 92 C FF 96 X FF 96 2-1 E6 47 FC2-6		C SL 84 B SI 97 F SL 83 X FF 97 1-2 G4-3 ③			3	0	0	0	0	1	0
47 Francisco Liriano, L (1, 1) 44 Tony Watson, L (8, 1) 31 Jose Tabata, R (8, PH) OBP: 0.345, SLG: 0.418 35 Mark Melancon, R (9, 1)			C SI 95 B SI 94 S SI 94 X SI 95 1-2 L5 ①		M SI 94 X SI 93 0-1 FC2-6 ② 1-2f			B FF 89 C FF 88 B FF 89 B CH 83 C FF 89 F FF 90 B SL 84 4-2 23 F9 6 SH5-3 BB		2 0 0 0	0 0 0 0	0 0 0 0	0 0 1 0	0 0 0 0	0 0 0 0	1 0 0 0
Inning Stats	R: 1 E: 0 K: 1 S: 12 H: 2 LOB: 1 BB: 0 P: 19	R: 0 E: 0 K: 2 S: 10 H: 0 LOB: 0 BB: 0 P: 14	R: 0 E: 0 K: 1 S: 8 H: 0 LOB: 0 BB: 0 P: 11	R: 0 E: 0 K: 2 S: 12 H: 1 LOB: 1 BB: 0 P: 21	R: 0 E: 1 K: 1 S: 10 H: 0 LOB: 1 BB: 0 P: 12	R: 0 E: 0 K: 1 S: 14 H: 0 LOB: 1 BB: 1 P: 23	R: 0 E: 0 K: 0 S: 7 H: 0 LOB: 0 BB: 0 P: 11	R: 0 E: 0 K: 0 S: 8 H: 0 LOB: 1 BB: 1 P: 14		1B: 1 2B: 2 3B: 0 HR: 0 SF: 0 SAC: 1 DP: 1 HBP: 0						

PITCHER		IP	WLS	BF	H	R	ER	SO	BB	IBB	HBP	BLK	WP	HR	S	P	ERA	WHIP
29 Jeff Samardzija, R ERA: 3.25	(1, 1)	7.0	L	26	3	1	1	8	1	0	0	0	1	0	73	111	1.29	0.571
33 Carlos Villanueva, R ERA: 3.86	(8, 1)	1.0		4	0	0	0	0	1	0	0	0	0	0	8	14	0.00	1.000

PITCHER		IP	WLS	BF	H	R	ER	SO	BB	IBB	HBP	BLK	WP	HR	S	P	ERA	WHIP

BOTTOM

Chicago Cubs @ Pittsburgh Pirates

PNC Park, Pittsburgh, PA

Wed May 22 2013, 7:17 PM - 10:01 PM EDT

Att. 12,675 - Cloudy - 72 F

livebaseballscorecards.com

AB	27
R	1
H	3
RBI	1
BB	2
SO	8
LOB	10

Chicago Cubs @ Pittsburgh Pirates

PNC Park, Pittsburgh, PA

Thu May 23 2013, 12:37 PM - 5:39 PM EDT

Att. 24,552 - Cloudy - 73 F

TOP

livebaseballscorecards.com

Batter	1	2	3	4	5	6	7	8	9	AB	R	H	RBI	BB	SO	LOB
9 David DeJesus, L (1, 8) OBP: 0.363, SLG: 0.507	B SI 89 X SI 90 1-0 ① P5			B SI 87 B CH 81 B SI 89 C SI 87 C SI 89 X SI 89 3-2 13 1B 44 FC6-4 2B	B SL 85 D SI 94 F SI 94 C SL 86 F SL 87 X SI 95 2-2 ③ L9		F FF 95 F SI 94 B FC 90 F SI 95 X CU 77 1-2 ③ F8			4	1	1	0	0	0	3
13 Starlin Castro, R (1, 6) OBP: 0.299, SLG: 0.378	C SI 90 X SL 87 0-1 ② G6-3			S SL 81 X SI 90 0-1 44 FC6-4 2-3 1B		C SL 85 B SL 86 B SI 92 B FF 94 X SI 93 3-1 ① 1B		F FF 93 B FC 90 F SI 95 F CU 77 F FF 94 B FF 95 S CU 77 2-3 ① K		4	0	2	0	0	1	0
44 Anthony Rizzo, L (1, 3) OBP: 0.320, SLG: 0.489	B SI 89 B CH 82 C SI 90 C CH 83 X SL 84 2-2 ③ G4-3			D CH 84 F SI 89 C SI 90 X SI 91 1-2 ① FC6-4 19 E5 12 G6-3 1-2f 3-H		S SI 93 B SI 94 X SL 86 1-1 ② G3-1		C FF 94 B CU 79 B FF 95 C FC 90 F CU 78 X SI 96 2-2 ② G4-3		4	0	0	1	0	0	1
12 Alfonso Soriano, R (1, 7) OBP: 0.293, SLG: 0.401		C SI 89 B SL 86 X SI 90 1-1 19 G4-6-3 1B		F SI 90 C SI 91 B SL 88 F SI 90 1 SAFE F SL 85 B CH 79 B SI 93 X SL 85 3-2 ② G6-3 1-2		B SL 86 C FF 94 S SL 86 F SL 86 B FF 94 X SI 95 2-2 ③ G1-3		F FC 90 S FF 96 F FF 95 X FC 91 0-2 ③ G1-3		4	0	1	0	0	0	1
19 Nate Schierholtz, L (1, 9) OBP: 0.309, SLG: 0.500		C SI 90 B SI 89 1 SAFE 1 SAFE 1 SAFE X CH 83 1-1 ① ② G4-6-3 1-2f		B CH 81 C SI 91 F CH 84 X SI 91 1-2 E3 2-3			C FF 90 B FS 79 B SL 85 X SI 90 2-1 ① G6-3		B FF 92 F FF 92 C SL 81 B FF 92 F FF 93 X SL 84 2-2 ① F8	4	0	0	0	0	0	2
53 Welington Castillo, R (1, 2) OBP: 0.326, SLG: 0.383		B SI 89 C SI 91 F SI 91 C SL 86 1-3 ③ K		B SI 93 1 SAFE X SI 94 1-0 ③ G5-3			B SL 87 F SL 86 B SI 91 B FF 93 D SL 86 4-2 15 1B 6 1B BB		S SL 83 B FF 93 F SL 83 B FF 92 C FF 93 2-3 ② K	3	1	0	0	1	2	2
24 Luis Valbuena, L (1, 5) OBP: 0.349, SLG: 0.427			C SI 90 B SI 90 B CH 84 F SI 89 F SL 83 X SI 89 2-2 ① G2-3		C SI 92 B SL 84 C SL 84 B FF 93 X SL 87 2-2 ① G3		F SI 92 F SL 86 S FS 79 0-3 ② K		F FF 92 C SL 84 C FF 94 0-3 ③ K	4	0	0	0	0	2	1
15 Darwin Barney, R (1, 4) OBP: 0.315, SLG: 0.367			B SI 90 B SI 90 C SI 88 X SI 91 2-1 ② G5-3		X SI 93 0-0 ② L9		1 SAFE B SL 85 S SI 89 S SL 85 B SL 87 F FS 79 B FF 93 X SI 92 3-2 6 1B 1-3 1B			3	0	1	0	0	0	0
36 Edwin Jackson, R (1, 1) OBP: 0.067, SLG: 0.133 48 Rafael Dolis, R (4, 1) 21 Scott Hairston, R (5, PH) OBP: 0.150, SLG: 0.321 33 Carlos Villanueva, R (5, 1) OBP: 0.176, SLG: 0.176 6 Ryan Sweeney, L (7, PH) OBP: 0.417, SLG: 0.636 49 Carlos Marmol, R (7, 1) 11 Kyuji Fujikawa, L (8, 1)			C SI 88 F SI 91 S SL 85 0-3 ③ K		C SI 94 F SI 94 B SL 88 X FF 94 1-2 1B		C SI 90 F FF 95 B FF 97 X CU 78 1-2 1-3 3-H 1B			1 0 0 0 0 1 0 0 0 0 0 0 0 0 1 0 1 0 0 0 0 0 0 0 0 0 0 0 1 0 1 1 0 0 0 0 0 0 0 0 0 0 0 0 0 0 0 0 0						
Inning Stats	R: 0 E: 0 K: 0 S: 6 H: 0 LOB: 0 BB: 0 P: 9	R: 0 E: 0 K: 1 S: 7 H: 1 LOB: 0 BB: 0 P: 10	R: 0 E: 0 K: 1 S: 9 H: 0 LOB: 0 BB: 0 P: 13	R: 1 E: 1 K: 0 S: 17 H: 2 LOB: 2 BB: 0 P: 26	R: 0 E: 0 K: 0 S: 11 H: 1 LOB: 1 BB: 0 P: 16	R: 0 E: 0 K: 0 S: 8 H: 1 LOB: 0 BB: 0 P: 14	R: 1 E: 0 K: 1 S: 18 H: 2 LOB: 2 BB: 1 P: 29	R: 0 E: 0 K: 1 S: 13 H: 0 LOB: 0 BB: 0 P: 17	R: 0 E: 0 K: 2 S: 10 H: 0 LOB: 0 BB: 0 P: 14	1B: 6 2B: 1 3B: 0 HR: 0 SF: 0 SAC: 0 DP: 1 HBP: 0						

	AB	33
	R	2
	H	7
	RBI	2
	BB	1
	SO	6
	LOB	10

WP: 0 PB: 0 SB: 0 CS: 0 PA: 34

PITCHER		IP	WLS	BF	H	R	ER	SO	BB	IBB	HBP	BLK	WP	HR	S	P	ERA	WHIP
30 Jeanmar Gómez, R ERA: 2.75	(1, 1)	3.2		14	3	1	1	2	0	0	0	0	0	0	38	56	2.46	0.818
32 Vin Mazzaro, R ERA: 2.5	(4, 1)	2.1	W	8	2	0	0	0	0	0	0	0	0	0	20	32	0.00	0.857
52 Jose Contreras, R ERA: 5.79	(7, 1)	0.2	H	4	1	1	1	1	1	0	0	0	0	0	11	20	13.50	3.000
37 Justin Wilson, L ERA: 1.29	(7, 1)	1.1	H	5	1	0	0	1	0	0	0	0	0	0	20	26	0.00	0.750
39 Jason Grilli, R ERA: 1.25	(9, 1)	1.0	S	3	0	0	0	2	0	0	0	0	0	0	10	14	0.00	0.000

PITCHER	IP	WLS	BF	H	R	ER	SO	BB	IBB	HBP	BLK	WP	HR	S	P	ERA	WHIP

Chicago Cubs @ Pittsburgh Pirates

PNC Park, Pittsburgh, PA

Thu May 23 2013, 12:37 PM - 5:39 PM EDT

Att. 24,552 - Cloudy - 73 F

BOTTOM

livebaseballscorecards.com

Batter	1	2	3	4	5	6	7	8	9	AB	R	H	RBI	BB	SO	LOB
6 Starling Marte, R (1, 7) OBP: 0.377, SLG: 0.462	B FF 92 F FF 91 B FF 92 F FF 92 B FF 92 F FF 93 X FF 91 3-2 23 S 22 1B 1B	B SL 86 S FF 92 B FF 93 X FF 91 2-1 23 3B 1B		C FF 96 B SL 86 S FF 96 B FF 96 B FF 96 F SI 95 B FF 96 4-2 BB		C FF 88 X CH 82 0-1 ③ FC6-4 1-2f				3	2	2	0	1	0	2
23 Travis Snider, L (1, 9) OBP: 0.331, SLG: 0.414	B FF 93 C FF 92 F FF 93 1 SAFE S FF 94 1-3 ① K 1-2	1 SAFE B FF 93 1 SAFE 1 SAFE B SI 92 1 SAFE C FF 94 F SI 93 1 SAFE 3-2 F SL 86 1 SAFE D SL 85 X SL 84 22 1B 1-H 3B		B FF 94 F SI 95 X FF 95 1-1 ③ F7			B FF 93 S FF 93 B FF 94 B SL 84 S SL 85 T SL 85 3-2 ① K			4	1	1	1	0	2	2
22 Andrew McCutchen, R (1, 8) OBP: 0.353, SLG: 0.477	X CU 77 0-0 46 S 19 1B 2-H 1B	X FF 94 0-0 3-H 1B			B FF 88 S CH 80 B FF 89 B CU 76 C SI 89 F SL 84 S CH 82 3-3 ① K		X SI 95 0-0 18 S 1B			4	1	3	2	0	1	0
46 Garrett Jones, L (1, 3) OBP: 0.329, SLG: 0.469 14 Gaby Sanchez, R (8, 3) OBP: 0.374, SLG: 0.474	B FF 92 F FF 93 B SL 83 F FF 92 1 SAFE 1 SAFE B FF 92 S SL 84 3-3 ② K 1-2	C FF 92 B SI 95 X FF 92 1-1 ③ G5-3			C CU 74 B FF 90 F SL 82 S SL 83 1-3 ② K		1 SAFE X SI 94 0-0 ② F7			4 0	0 0	0 0	0 0	0 0	2 0	3 0
18 Neil Walker, S (1, 4) OBP: 0.338, SLG: 0.298	B FF 93 B FF 92 B SL 82 B FF 92 4-0 19 E 19 1B BB	F FF 94 B FF 94 S SL 83 B SL 86 C SI 93 2-3 ① K			C FF 90 B CU 69 F FF 90 S FF 90 1-3 ③ K		1 SAFE B FF 94 C SL 86 B SL 88 B SL 85 S SL 86 X SL 85 3-2 ③ F8 1-2			3	0	0	0	1	2	1
19 Michael McKenry, R (1, 2) OBP: 0.295, SLG: 0.446	X FF 93 0-0 E7 1-3 2-H 1B	B FF 94 S SL 85 X SI 93 1-1 ② G6-3				B CU 71 C CH 79 X CH 82 1-1 ① G3-1		X FC 89 0-0 ① G6-3		4	0	1	1	0	0	0
24 Pedro Alvarez, L (1, 5) OBP: 0.248, SLG: 0.364	S SL 82 S SL 84 B FF 94 D SL 85 F FF 92 S SL 86 2-3 ③ K	F FF 95 B SL 82 F FF 94 B FF 92 F SL 84 S SL 85 2-3 ③ K2-3				C SL 82 B FF 89 F CU 77 F SL 83 B SL 83 B SI 84 F SL 83 F FF 90 F SL 84 4-2 D SL 83 2 1B BB		B FC 92 F FF 94 X CH 84 1-1 ② G4-3		3	0	0	0	1	2	2
12 Clint Barmes, R (1, 6) OBP: 0.272, SLG: 0.314		B FF 92 X FF 92 1-0 ① F8		C FF 95 X FF 95 0-1 ① F8		B SI 90 C SL 82 B SI 89 1 SAFE F CH 82 D CU 76 F SL 81 X FF 89 3-2 ② F7		B FC 90 F FC 90 B FF 94 X FC 89 2-1 2B		4	0	1	0	0	0	1
30 Jeanmar Gómez, R (1, 1) OBP: 0.091, SLG: 0.091 32 Vin Mazzaro, R (4, 1) 2 Brandon Inge, R (6, PH) OBP: 0.300, SLG: 0.298 52 Jose Contreras, R (7, 1) 37 Justin Wilson, L (7, 1) 31 Jose Tabata, R (8, PH) OBP: 0.341, SLG: 0.413 39 Jason Grilli, R (9, 1)		C FF 92 B FF 92 T FF 92 S SL 84 1-3 ② K		B FF 95 C FF 96 C FF 96 F SL 86 F FF 96 X SL 85 1-2 ② P4		C CH 81 B SL 82 S CH 78 B FF 89 X SL 83 2-2 6 FC6-4 1-2 1B		B FF 94 F FF 94 C FF 93 S FF 93 1-3 ③ K		1 1 1 0 0 0 1	0 0 0 0 0 0 0	0 0 1 0 0 0 0	0 0 0 0 0 0 1	1 0 0 0 0 0 1	0 0 0 0 0 0 0	0 0 0 0 0 0 0
Inning Stats	R: 2 E: 1 K: 3 S: 16 H: 3 LOB: 2 BB: 1 P: 29	R: 2 E: 0 K: 1 S: 13 H: 3 LOB: 1 BB: 0 P: 21	R: 0 E: 0 K: 2 S: 9 H: 0 LOB: 0 BB: 0 P: 14	R: 0 E: 0 K: 0 S: 12 H: 0 LOB: 1 BB: 1 P: 18	R: 0 E: 0 K: 3 S: 10 H: 0 LOB: 0 BB: 0 P: 15	R: 0 E: 0 K: 0 S: 17 H: 1 LOB: 2 BB: 1 P: 27	R: 0 E: 0 K: 1 S: 8 H: 1 LOB: 1 BB: 0 P: 14	R: 0 E: 0 K: 1 S: 8 H: 1 LOB: 1 BB: 0 P: 12		1B: 7 2B: 1 3B: 1 HR: 0	SF: 0 SAC: 0 DP: 0 HBP: 0		WP: 0 PB: 0 SB: 3 CS: 0	PA: 36		

	AB	33
	R	4
	H	9
	RBI	4
	BB	3
	SO	11
	LOB	12

PITCHER	IP	WLS	BF	H	R	ER	SO	BB	IBB	HBP	BLK	WP	HR	S	P	ERA	WHIP
36 Edwin Jackson, R (1, 1) ERA: 6.11	3.0	L	16	6	4	4	6	1	0	0	0	0	0	38	64	12.00	2.333
48 Rafael Dolis, R (4, 1) ERA:	1.0		4	0	0	0	0	1	0	0	0	0	0	12	18	0.00	1.000
33 Carlos Villanueva, R (5, 1) ERA: 3.72	2.0		8	1	0	0	3	1	0	0	0	0	0	27	42	0.00	1.000
49 Carlos Marmol, R (7, 1) ERA: 4.5	1.0		4	1	0	0	1	0	0	0	0	0	0	8	14	0.00	1.000
11 Kyuji Fujikawa, R (8, 1) ERA: 6.1	1.0		4	1	0	0	1	0	0	0	0	0	0	8	12	0.00	1.000

PITCHER	IP	WLS	BF	H	R	ER	SO	BB	IBB	HBP	BLK	WP	HR	S	P	ERA	WHIP

Chicago Cubs @ Cincinnati Reds

Great American Ball Park, Cincinnati, OH

Fri May 24 2013, 7:12 PM - 10:27 PM EDT

Att. 40,716 - Clear - 66 F

TOP

livebaseballscorecards.com

Batter	1	2	3	4	5	6	7	8	9	AB	R	H	RBI	BB	SO	LOB
9 David DeJesus, L (1, 8) OBP: 0.358, SLG: 0.497	C CU 71 C CU 69 B SI 85 B SI 87 X CH 75 2-2 ① F8	B SI 86 B SI 86 C CH 78 B SI 86 C CU 72 F SI 86 F CU 72 X SL 74 3-2 ③ G4-3			C CH 76 C SL 74 B SL 74 X SI 86 1-2 13 FC6-4 1B		B FF 92 X FF 90 1-0 ① F9		C FF 97 B FF 98 S FF 98 B FF 98 S SL 87 2-3 ① K 1-2	5	0	1	0	0	1	2
13 Starlin Castro, R (1, 6) OBP: 0.301, SLG: 0.375	C CU 67 C SI 86 F SL 77 B SL 76 B SI 87 X SI 88 2-2 1B		C SI 85 X SI 86 0-1 ① G6-3		B SI 86 1 SAFE F SI 86 X SL 75 1-1 ② FC6-4 1-2f		F FF 94 B FC 90 S FC 89 S CU 77 1-3 ② K		C FF 98 B FF 98 D FF 95 D FF 96 B FF 96 4-1 BB	4	0	1	0	1	1	2
44 Anthony Rizzo, L (1, 3) OBP: 0.312, SLG: 0.476	S CH 75 C SI 87 B CH 81 X SL 78 1-2 ② F8		S CH 78 B CH 79 F SI 86 B CH 73 X SL 74 2-2 ② L9		C SI 87 B CH 81 F CH 76 1 SAFE X SI 88 1-2 ③ P4		B FF 93 D FF 92 B FF 93 X FF 93 3-0 ③ F9		F FF 95 F SL 87 C FF 98 0-3 ② K	5	0	0	0	0	1	5
6 Ryan Sweeney, L (1, 7) OBP: 0.393, SLG: 0.615 12 Alfonso Soriano, R (9, PH) OBP: 0.291, SLG: 0.399	B CU 68 1 SAFE C CU 71 C CU 69 S SI 86 1-3 ③ K		C SI 85 X SL 76 0-1 ③ P4			C CU 68 F SL 76 X SL 76 0-2 ① G4-3		F SI 91 X CU 73 0-1 19 G6-3 24 1B 2B	B SL 87 C FF 98 S SL 87 F FF 98 S SL 88 1-3 ③ K	4 1	1 0	1 0	0 0	0 0	1 1	1 2
19 Nate Schierholtz, L (1, 9) OBP: 0.307, SLG: 0.492		C SI 84 B SL 75 X SI 86 1-1 ① F7		B CU 70 C CU 67 S CH 78 B SI 86 X SI 88 2-2 24 FC6-4 1B		X SI 87 0-0 ② F8		B SI 91 S SI 91 B SI 91 S SI 91 B SI 93 X SI 92 3-2 ① G6-3 2-3		4	0	1	0	0	0	1
24 Luis Valbuena, L (1, 5) OBP: 0.361, SLG: 0.442		C SI 86 B CU 68 X CU 68 1-1 30 1B 15 SF8 2B		X SI 87 0-0 ① FC6-4 30 BLK 1-2f		C CH 78 C SI 88 B SL 75 F SI 88 B SI 88 B SI 89 B SI 88 4-2 30 BB BB		B SI 91 X SI 92 1-0 3-H 1B		3	1	2	1	1	0	1
30 Dioner Navarro, S (1, 2) OBP: 0.254, SLG: 0.382		B CU 72 2 SAFE C CH 81 D CH 80 X SI 87 2-1 46 HR 2-3 1B		1 SAFE B SI 86 F CU 69 1 SAFE B CH 74 X CH 75 2-1 ② F9 1-2		B SI 88 B SI 89 B SI 88 B SL 73 4-0 1-2 BB		C SI 90 S SI 91 1 SAFE B SI 90 B SI 90 F SI 91 S SI 91 2-3 ② K		3	1	1	0	1	1	2
15 Darwin Barney, R (1, 4) OBP: 0.305, SLG: 0.357		C SI 87 X SL 75 0-1 ② SF8 3-H		C SI 86 B SI 86 X SI 86 1-1 ③ F7		F CU 72 X SL 76 0-1 ③ G6-3		C FF 90 B SL 88 F SL 88 B FF 92 X SL 88 2-2 ③ L3		3	0	0	1	0	0	4
46 Scott Feldman, L (1, 1) OBP: 0.182, SLG: 0.409 40 James Russell, L (6, 1) 20 Julio Borbon, L (7, PH) OBP: 0.342, SLG: 0.273 56 Héctor Rondón, R (7, 1) 21 Scott Hairston, R (9, PH) OBP: 0.164, SLG: 0.333		F CH 80 F CH 76 B CH 77 B FF 87 B SL 73 X CU 71 3-2 1-H HR			F SI 86 B CH 76 F SI 87 S CH 79 1-3 ① K		B FF 93 S FC 90 X FF 94 1-1 1B		B FF 95 C FF 95 S SL 84 X FF 98 1-2 9 DI 1B	2 0 1 0 1	1 0 0 0 0	1 0 1 0 1	2 0 0 0 0	0 0 0 0 0	1 0 0 0 0	0 0 0 0 0
Inning Stats	R: 0 E: 0 K: 1 S: 13 H: 1 LOB: 1 BB: 0 P: 19	R: 3 E: 0 K: 0 S: 16 H: 3 LOB: 0 BB: 0 P: 26	R: 0 E: 0 K: 0 S: 7 H: 0 LOB: 0 BB: 0 P: 9	R: 0 E: 0 K: 0 S: 8 H: 1 LOB: 1 BB: 0 P: 13	R: 0 E: 0 K: 1 S: 11 H: 1 LOB: 1 BB: 0 P: 15	R: 0 E: 0 K: 0 S: 9 H: 0 LOB: 2 BB: 2 P: 17	R: 0 E: 0 K: 1 S: 7 H: 1 LOB: 1 BB: 0 P: 13	R: 1 E: 0 K: 1 S: 13 H: 2 LOB: 1 BB: 0 P: 21	R: 0 E: 0 K: 3 S: 14 H: 1 LOB: 2 BB: 1 P: 22	1B: 7 2B: 2 3B: 0 HR: 1 SF: 1 SAC: 0 DP: 0 HBP: 0						

	AB	36
	R	4
	H	10
	RBI	4
	BB	3
	SO	7
	LOB	20

WP: 0 PB: 0 SB: 0 CS: 0 PA: 40

PITCHER		IP	WLS	BF	H	R	ER	SO	BB	IBB	HBP	BLK	WP	HR	S	P	ERA	WHIP
61 Bronson Arroyo, R ERA: 3.39	(1, 1)	6.0	W	26	6	3	3	2	2	0	0	1	0	1	64	99	4.50	1.333
66 Logan Ondrusek, R ERA: 3.5	(7, 1)	1.0	H	4	1	0	0	1	0	0	0	0	0	0	7	13	0.00	1.000
51 Jonathan Broxton, R ERA: 4.58	(8, 1)	1.0	H	5	2	1	1	1	0	0	0	0	0	0	13	21	9.00	2.000
54 Aroldis Chapman, L ERA: 2.86	(9, 1)	1.0	S	5	1	0	0	3	1	0	0	0	0	0	14	22	0.00	2.000

PITCHER		IP	WLS	BF	H	R	ER	SO	BB	IBB	HBP	BLK	WP	HR	S	P	ERA	WHIP

Chicago Cubs @ Cincinnati Reds

Great American Ball Park, Cincinnati, OH

Fri May 24 2013, 7:12 PM - 10:27 PM EDT

Att. 40,716 - Clear - 66 F

BOTTOM

livebaseballscorecards.com

Batter	1	2	3	4	5	6	7	8	9	AB	R	H	RBI	BB	SO	LOB
17 Shin-Soo Choo, L (1, 8) OBP: 0.441, SLG: 0.523	B SI 88 S SI 88 B CU 74 S FC 87 X SI 90 2-2 ① G6-3		B CU 75 B FC 87 X FC 87 2-0 ③ G3		C FC 87 S CU 77 B CU 77 B FC 88 C SI 89 2-3 ① K		B FF 90 B FF 92 X FF 92 2-0 ② F7			4	0	0	0	0	1	0
2 Zack Cozart, R (1, 6) OBP: 0.253, SLG: 0.362	B CH 87 F SI 88 B SI 90 X SI 90 2-1 1B			C FC 85 L SI 90 C SI 89 0-3 ① K	C CU 75 X SI 89 0-1 1B		S FF 91 F FF 90 B FF 93 S FF 93 1-3 ③ K			4	0	2	0	0	2	0
19 Joey Votto, L (1, 3) OBP: 0.484, SLG: 0.561	C SI 89 B FC 88 S FC 88 S SI 90 1-3 ② K			X SI 90 0-0 HR	**B FC 86** **1 SAFE** 1 SAFE F CU 76 F FC 87 B SI 90 X CU 73 2-2 ② L9			B FC 90 X SL 80 1-0 4 HR 1B		4	2	2	1	0	1	2
4 Brandon Phillips, R (1, 4) OBP: 0.333, SLG: 0.481	C FC 86 C FF 89 B FC 87 X SI 90 1-2 ③ G5-3			C FC 86 C CU 77 B SI 89 B CU 74 F SI 91 X SI 91 2-2 32 WP 26 1B 1B	1 SAFE C FC 84 B FC 86 B CU 74 F SI 88 B FC 87 F SI 90 X SI 91 3-2 ③ G6-3			**B FF 92** **B FC 92** **B FF 92** C FF 91 S FC 92 1 SAFE F FF 91 F FC 92 1 SAFE 3-2 F FF 91 X FF 91 1-H HR		4	2	2	2	0	0	2
32 Jay Bruce, L (1, 9) OBP: 0.321, SLG: 0.459		B SI 89 B FC 87 F FC 88 X FC 88 2-1 ① F8		F FC 88 B FC 88 S FC 88 F FF 92 B CU 75 S FC 89 2-3 ② K 1-3		B CU 73 B FC 86 B FC 86 C FC 86 X FC 86 3-1 26 FC4-6 1B		C FF 93 X SL 83 0-1 ① G3-1		4	0	1	0	0	1	1
21 Todd Frazier, R (1, 5) OBP: 0.319, SLG: 0.406 54 Aroldis Chapman, L (9, 1)		X SI 90 0-0 ② G5-3		B FC 86 C CU 76 B SI 92 F FC 87 B SI 90 F CU 77 B FC 88 4-2 26 1B 29 HR BB	D CU 75 B CH 87 C FC 84 F SI 88 F SI 88 T FC 86 2-2 ① K			B SL 82 S SL 81 S FF 92 X SL 80 1-2 1B		3 0	1 0	1 0	0 0	1 0	1 0	1 0
26 Xavier Paul, L (1, 7) OBP: 0.381, SLG: 0.383 51 Jonathan Broxton, R (8, 1) 9 Jack Hannahan, L (8, PH) OBP: 0.292, SLG: 0.256 (9, 5)		B SI 89 X FC 87 1-0 ③ G3-1		B CU 75 S FC 88 S CU 76 B CU 75 X FC 89 2-2 29 HR 1-3 3-H 1B		X FF 88 0-0 ② FC4-6 1-2f		B SI 91 B FF 91 F FF 91 C FF 91 S FC 89 2-3 ② K		3 0 1	1 0 0	1 0 0	1 0 0	0 0 1	0 0 1	1 0 1
29 Ryan Hanigan, R (1, 2) OBP: 0.263, SLG: 0.258			B SI 90 C SI 90 B FC 86 C SI 90 B FC 88 X FC 89 3-2 ① G1-4-3	1 SAFE B FC 88 B CU 77 D CU 77 C SI 90 C SI 90 F SI 91 X CU 77 3-2 1-H 3-H HR		F FF 90 F SI 88 F SL 82 X SI 90 0-2 ③ G4-3		C FF 91 B SL 82 S FC 92 B FC 89 B SL 82 X FF 89 3-2 ③ L9		4	1	1	3	0	0	2
61 Bronson Arroyo, R (1, 1) OBP: 0.118, SLG: 0.118 66 Logan Ondrusek, R (7, 1) 23 Donald Lutz, L (7, PH) OBP: 0.263, SLG: 0.368 (8, 7)			X SI 88 0-0 ② F7	F FC 86 B CU 75 C SI 90 B CU 74 X FC 87 2-2 ③ F9			C SL 81 B FF 93 F SL 82 S FF 92 1-3 ① K			2 0 1	0 0 0	0 0 0	0 0 0	0 0 1	0 0 0	0 0 0
Inning Stats	R: 0 E: 0 K: 1 S: 11 H: 1 LOB: 1 BB: 0 P: 17	R: 0 E: 0 K: 0 S: 4 H: 0 LOB: 0 BB: 0 P: 7	R: 0 E: 0 K: 0 S: 5 H: 0 LOB: 0 BB: 0 P: 10	R: 5 E: 0 K: 2 S: 25 H: 4 LOB: 0 BB: 1 P: 40	R: 0 E: 0 K: 1 S: 12 H: 1 LOB: 1 BB: 0 P: 19	R: 0 E: 0 K: 1 S: 11 H: 1 LOB: 1 BB: 0 P: 16	R: 0 E: 0 K: 2 S: 7 H: 0 LOB: 0 BB: 0 P: 11	R: 2 E: 0 K: 1 S: 18 H: 3 LOB: 1 BB: 0 P: 28		1B: 7 2B: 0 3B: 0 HR: 3 SF: 0 SAC: 0 DP: 0 HBP: 0			WP: 1 PB: 0 SB: 0 CS: 0 PA: 35		

	AB	34
	R	7
	H	10
	RBI	7
	BB	1
	SO	8
	LOB	10

PITCHER		IP	WLS	BF	H	R	ER	SO	BB	IBB	HBP	BLK	WP	HR	S	P	ERA	WHIP
46 Scott Feldman, R ERA: 2.8	(1, 1)	5.1	L	24	7	5	5	5	1	0	0	0	1	2	63	104	8.44	1.500
40 James Russell, L ERA: 1.0	(6, 1)	0.2		2	0	0	0	0	0	0	0	0	0	0	5	5	0.00	0.000
56 Héctor Rondón, R ERA: 6.5	(7, 1)	2.0		9	3	2	2	3	0	0	0	0	0	1	25	39	9.00	1.500

PITCHER	IP	WLS	BF	H	R	ER	SO	BB	IBB	HBP	BLK	WP	HR	S	P	ERA	WHIP

Chicago Cubs @ Cincinnati Reds

Great American Ball Park, Cincinnati, OH

Sat May 25 2013, 4:12 PM - 7:32 PM EDT

Att. 40,909 - Cloudy - 65 F

TOP

livebaseballscorecards.com

Batter	1	2	3	4	5	6	7	8	9	AB	R	H	RBI	BB	SO	LOB
9 David DeJesus, L (1, 8) OBP: 0.355, SLG: 0.487	C FF 91 S FF 92 B CH 87 X FF 93 1-2 G3-1 ①		C KC 78 B KC 78 F CH 85 B SI 94 B FF 94 F FF 93 B FF 95 4-2 44 2B BB		C SI 91 C SI 92 F SL 89 B SI 92 F SL 88 F FF 95 S KC 80 1-3 K ①		B FF 90 C FF 89 X CH 82 1-1 F7 ③			3	1	0	0	1	1	0
13 Starlin Castro, R (1, 6) OBP: 0.296, SLG: 0.368	B KC 78 C FF 92 F SI 92 S FF 92 1-3 K ②		F SI 93 1 SAFE 1 SAFE F FF 92 1 SAFE F FF 92 F FF 92 C FF 93 0-3 K ②		C KC 79 F FF 93 B FF 93 X SI 92 1-2 L5 ②			C SI 91 X FF 92 0-1 L9 ①		4	0	0	0	0	2	1
44 Anthony Rizzo, L (1, 3) OBP: 0.325, SLG: 0.495	B KC 80 B FF 92 B SI 92 C FF 94 B SI 92 4-1 BB		D CH 84 B FF 92 C FF 93 F FF 92 B SL 88 X FF 93 3-2 12 1B 1-H 2B		X SI 95 0-0 1B ③			X SL 84 0-0 2B		3	1	3	1	1	0	0
12 Alfonso Soriano, R (1, 7) OBP: 0.291, SLG: 0.395	B SL 89 S FF 93 C SI 93 X FF 92 1-2 F8 ③		B FF 92 F SI 91 B SL 87 B SL 87 T SL 89 F KC 78 X SL 89 3-2 19 1B 2-H 1B			B SL 87 S FF 94 F KC 79 B FF 96 S FF 95 2-3 K ①		B SL 90 B SL 88 C SL 89 B SL 88 X SI 93 3-1 L8 ②		4	0	1	1	0	1	2
19 Nate Schierholtz, L (1, 9) OBP: 0.315, SLG: 0.496 48 Rafael Dolis, R (6, 1) 6 Ryan Sweeney, L (8, PH) OBP: 0.414, SLG: 0.615 63 Kevin Gregg, R (8, 1)		B SI 90 F FF 92 F SI 92 B KC 78 B KC 77 F KC 77 X FF 93 3-2 24 G4-3 1B	C KC 79 S FF 92 X CH 85 0-2 1-3 1B			B SL 89 C SL 89 B FF 95 C SL 88 S FF 96 2-3 K ②		B SI 92 B SI 93 F SI 92 B SI 93 2 SAFE B SI 92 4-1 BB		3 0 0 0	0 0 0 0	2 0 0 0	0 0 1 0	0 0 0 0	1 0 0 0	0 0 0 0
53 Welington Castillo, R (1, 2) OBP: 0.324, SLG: 0.375		1 SAFE C SL 87 B SL 91 X SL 91 1-1 F8 ①	T SL 88 C SI 93 X SI 92 0-2 P3 ③			F FF 95 C FF 94 B SL 85 F FF 95 F FF 95 B SL 86 F SI 94 F FF 95 F SL 86 4-2 B CH 87 B CH 87 BB		C FF 92 B SL 91 X FF 92 1-1 F9 ③		3	0	0	0	1	0	5
24 Luis Valbuena, L (1, 5) OBP: 0.353, SLG: 0.431 1 Cody Ransom, R (9, PH) OBP: 0.290, SLG: 0.466		C FF 91 B SL 91 X SI 92 1-1 G4-3 ② 1-2		C SL 86 B SI 90 S KC 77 F SL 88 S FF 92 1-3 K ①		B SL 85 C SL 87 X SI 92 1-1 F9 ③			B FF 95 B FF 95 B FF 94 C FF 94 C FF 94 F FF 94 S FF 96 3-3 K ①	3 1	0 0	0 0	0 0	0 0	1 1	2 0
15 Darwin Barney, R (1, 4) OBP: 0.295, SLG: 0.345		B FF 92 X FF 92 1-0 G6-3 ③		B CH 85 F FF 92 C FF 93 B FF 92 F FF 92 F FF 95 S SL 88 2-3 K ②			C FF 86 B FF 90 C SI 87 B SI 90 X SI 90 2-2 L3 ①		X FF 94 0-0 F7 ②	4	0	0	0	0	1	1
37 Travis Wood, R (1, 1) OBP: 0.273, SLG: 0.429 20 Julio Borbon, L (6, 9) OBP: 0.333, SLG: 0.265 21 Scott Hairston, R (9, PH) OBP: 0.161, SLG: 0.328			B FF 93 S SI 93 C KC 79 S KC 79 1-3 K ① X FF 94 0-0 F7 ③				B SI 88 C SI 88 B KC 74 F FF 89 C SI 89 2-3 K ②		B FF 100 S FF 97 C SL 87 B SL 89 C SL 85 2-3 K ③	2 1 1	0 0 0	0 0 0	0 0 0	0 0 0	1 1 1	0 0 0
Inning Stats	R: 0 E: 0 K: 1 S: 10 H: 0 LOB: 1 BB: 1 P: 17	R: 0 E: 0 K: 0 S: 9 H: 1 LOB: 1 BB: 0 P: 15	R: 2 E: 0 K: 2 S: 24 H: 3 LOB: 2 BB: 1 P: 35	R: 0 E: 0 K: 2 S: 10 H: 0 LOB: 0 BB: 0 P: 13	R: 0 E: 0 K: 1 S: 10 H: 1 LOB: 1 BB: 0 P: 12	R: 0 E: 0 K: 2 S: 15 H: 0 LOB: 1 BB: 1 P: 24	R: 0 E: 0 K: 1 S: 8 H: 0 LOB: 0 BB: 0 P: 13	R: 0 E: 0 K: 0 S: 8 H: 1 LOB: 2 BB: 1 P: 16	R: 0 E: 0 K: 2 S: 8 H: 0 LOB: 0 BB: 0 P: 13	1B: 4 2B: 2 3B: 0 HR: 0	SF: 0 SAC: 0 DP: 0 HBP: 0					

	AB	32
	R	2
	H	6
	RBI	2
	BB	4
	SO	11
	LOB	11

WP: 0 PA: 36
PB: 0
SB: 0
CS: 0

PITCHER		IP	WLS	BF	H	R	ER	SO	BB	IBB	HBP	BLK	WP	HR	S	P	ERA	WHIP
34 Homer Bailey, R ERA: 3.08	(1, 1)	6.0	W	25	5	2	2	8	3	0	0	0	0	0	78	116	3.00	1.333
63 Sam LeCure, R ERA: 1.29	(7, 1)	1.0	H	3	0	0	0	1	0	0	0	0	0	0	8	13	0.00	0.000
51 Jonathan Broxton, R ERA: 4.35	(8, 1)	1.0	H	5	1	0	0	0	1	0	0	0	0	0	8	16	0.00	2.000
54 Aroldis Chapman, L ERA: 2.74	(9, 1)	1.0	S	3	0	0	0	2	0	0	0	0	0	0	8	13	0.00	0.000

PITCHER		IP	WLS	BF	H	R	ER	SO	BB	IBB	HBP	BLK	WP	HR	S	P	ERA	WHIP

Chicago Cubs @ Cincinnati Reds

Great American Ball Park, Cincinnati, OH

Sat May 25 2013, 4:12 PM - 7:32 PM EDT

Att. 40,909 - Cloudy - 65 F

BOTTOM

Batter	1	2	3	4	5	6	7	8	9	AB	R	H	RBI	BB	SO	LOB
17 Shin-Soo Choo, L (1, 8) OBP: 0.438, SLG: 0.514	B FF 87 B FF 89 C SI 88 B FF 88 X SI 90 3-1 ① F7		B FF 89 D SL 77 C FF 90 F FC 87 S FF 90 2-3 ② K		B SI 89 C FC 87 S FF 89 C FC 89 1-3 ② K	1 SAFE C FF 94 B FF 93 B SI 94 1 SAFE B FF 93 F FF 93 B FF 94 4-2 1-2 BB				3	0	0	0	1	2	2
2 Zack Cozart, R (1, 6) OBP: 0.247, SLG: 0.354	S SI 89 F FF 89 F CH 80 F FF 91 B FF 90 S SL 79 1-3 ② K		X SI 90 0-0 ③ FC5 1-2 2-3f		C SL 76 F FC 87 X FF 89 0-2 ③ F7	C SL 84 X SL 84 0-1 ③ P6				4	0	0	0	0	1	4
19 Joey Votto, L (1, 3) OBP: 0.480, SLG: 0.552	B SL 77 C FF 90 B SL 78 C FC 88 S FF 92 2-3 ③ K			S SL 76 T SI 88 S FF 92 0-3 ① K		B SI 86 B FC 86 B FC 86 B FC 87 4-0 4 1B 21 1B BB	C SI 94 B SI 94 B FF 94 X FF 94 2-1 ① L7			3	1	0	0	1	2	0
4 Brandon Phillips, R (1, 4) OBP: 0.336, SLG: 0.479		B SI 89 X SI 89 1-0 ① P4		B FC 88 B CH 77 F FC 88 B FF 90 B FF 91 4-1 32 1B 21 SF8 BB		C FC 87 D CH 76 1 SAFE F FC 87 F FF 89 D SL 78 X FF 89 2-2 21 1B 15 SH1-3 1-2 1B	C FF 95 X FF 96 0-1 ② G4-3			3	2	1	0	1	0	0
32 Jay Bruce, L (1, 9) OBP: 0.319, SLG: 0.455		C FF 90 X FF 88 0-1 ② P5		B FC 88 B FF 89 C SI 90 1 SAFE X FC 88 2-1 15 BB 1-3 1B		B FC 86 S FF 88 F FC 87 B SL 76 B FC 88 F FF 90 X FF 90 3-2 ① F4	S SL 83 B SI 95 X FF 94 1-1 ③ G4-3			4	0	1	0	0	0	2
21 Todd Frazier, R (1, 5) OBP: 0.317, SLG: 0.405		S SL 75 B FF 90 B FF 89 B SL 78 C SI 91 X FF 91 3-2 ③ F7		D SL 78 1 SAFE T FF 89 1 SAFE B FC 87 B SI 88 X FF 88 3-1 ② SF8 3-H		B FF 88 C FF 89 S FC 86 B SI 89 X FF 90 2-2 15 SH1-3 29 2B 1-3 2-H 1B		B CU 79 S FF 90 C FF 90 B FS 82 B FS 83 T FF 90 3-2 ① K		3	1	1	2	0	1	0
15 Derrick Robinson, S (1, 7) OBP: 0.415, SLG: 0.294			C FF 86 X FF 86 0-1 34 FC3-5 29 1B 1B	B SI 90 B FF 89 C FC 88 1 SAFE B FF 88 C SI 90 B SI 91 4-2 1-2 BB		T FF 86 1 SAFE X FF 89 0-1 ② SH1-3 1-2 3-H		C FF 91 B FS 83 L FF 90 F FS 83 B FF 90 B FF 91 F CU 78 X FF 92 3-2 ② G5-3		2	0	1	1	1	0	0
29 Ryan Hanigan, R (1, 2) OBP: 0.275, SLG: 0.286			B FF 87 C SI 88 B FC 88 1 SAFE 1 SAFE X FC 88 2-1 2 FC5 34 FC3-5 1-2 1B	C SI 90 B FC 88 C SI 88 B FF 91 F SL 76 X SI 90 2-2 ③ G6-3		C FF 89 C FF 87 F FF 88 B FF 90 B FC 89 X FF 87 2-2 3 1B 2-H 2B		B FF 92 B FF 91 C CU 79 F FF 91 X FF 91 2-2 ③ L8		4	1	2	1	0	0	2
34 Homer Bailey, R (1, 1) OBP: 0.176, SLG: 0.235 3 Cesar Izturis, S (6, PH) OBP: 0.269, SLG: 0.196 63 Sam LeCure, R (7, 1) 51 Jonathan Broxton, R (8, 1) 54 Aroldis Chapman, L (9, 1)			L FF 87 B FF 88 X FC 87 1-1 ① FC3-5 2 FC5 1-2 2-3f		C SI 88 B FC 87 S SI 88 X FC 87 1-2 ① G6-3	C SI 89 S FF 87 B FF 89 X FC 86 1-2 17 BB 2-H 1B				2 0 0 0 0 0 2 1 0 1 1 0 0 0 0 0 0 0 0 0 0 0 0 0 0 0 0 0 0 0 0 0 0 0 0						
Inning Stats	R: 0 H: 0 E: 0 LOB: 0 K: 2 BB: 0 S: 10 P: 16	R: 0 H: 0 E: 0 LOB: 0 K: 0 BB: 0 S: 6 P: 10	R: 0 H: 2 E: 0 LOB: 2 K: 1 BB: 0 S: 10 P: 15	R: 1 H: 1 E: 0 LOB: 2 K: 1 BB: 2 S: 14 P: 29	R: 0 H: 0 E: 0 LOB: 0 K: 1 BB: 0 S: 9 P: 11	R: 4 H: 4 E: 0 LOB: 2 K: 0 BB: 2 S: 24 P: 42	R: 0 H: 0 E: 0 LOB: 0 K: 0 BB: 0 S: 6 P: 9	R: 0 H: 0 E: 0 LOB: 0 K: 1 BB: 0 S: 12 P: 20		1B: 6 SF: 1 2B: 1 SAC: 1 3B: 0 DP: 0 HR: 0 HBP: 0				WP: 0 PA: 35 PB: 0 SB: 0 CS: 0		

livebaseballscorecards.com

	AB	29
	R	5
	H	7
	RBI	5
	BB	4
	SO	6
	LOB	12

PITCHER		IP	WLS	BF	H	R	ER	SO	BB	IBB	HBP	BLK	WP	HR	S	P	ERA	WHIP
37 Travis Wood, L ERA: 2.73	(1, 1)	5.2	L	27	7	5	5	5	3	0	0	0	0	0	69	115	7.94	1.765
48 Rafael Dolis, R ERA:	(6, 1)	1.1		5	0	0	0	0	1	0	0	0	0	0	10	17	0.00	0.750
63 Kevin Gregg, R ERA:	(8, 1)	1.0		3	0	0	0	1	0	0	0	0	0	0	12	20	0.00	0.000

PITCHER	IP	WLS	BF	H	R	ER	SO	BB	IBB	HBP	BLK	WP	HR	S	P	ERA	WHIP

Chicago Cubs @ Cincinnati Reds

Great American Ball Park, Cincinnati, OH

Sun May 26 2013, 1:13 PM - 5:31 PM EDT

Att. 41,321 - Partly Cloudy - 70 F

livebaseballscorecards.com

TOP

Batter	1	2	3	4	5	6	7	8	9	10	AB	R	H	RBI	BB	SO	LOB
9 David DeJesus, L (1, 8) OBP: 0.345, SLG: 0.471	B FC 86 C FC 88 B SI 91 F CH 87 F FF 90 X SL 85 2-2 F7 ①			C SL 86 X CH 82 0-1 G1-3 ①		C FC 89 B FF 91 B FC 90 X SL 82 2-1 F9 ②		C FF 94 B CH 81 X CH 82 1-1 P6 ②	X FF 92 0-0 G3-1 ② 2-3		5	0	0	0	0	0	1
63 Kevin Gregg, R (9, 1)											0	0	0	0	0	0	0
13 Starlin Castro, R (1, 6) OBP: 0.298, SLG: 0.373	C SI 90 X SI 92 0-1 G6-3 ②			B FF 92 X SI 91 1-0 44 G3-1 2B		C FF 93 X FF 94 0-1 L9 ③		C FF 94 B FC 89 B FF 93 C FF 91 B FC 88 X FC 90 3-2 44 WP 44 2B 1B	B FF 93 B FF 93 S FF 92 T FF 93 F FF 94 S FF 94 2-3 K ③		5	1	2	0	0	1	1
44 Anthony Rizzo, L (1, 3) OBP: 0.322, SLG: 0.492	B FC 88 B SI 91 C FC 87 B FF 90 F FC 88 X FC 88 3-2 G4-3 ③			B CH 82 C FC 88 B FC 89 F FF 93 F CH 84 B CH 84 2 SAFE X CH 84 3-2 G3-1 ② 2-3			F FF 89 B CH 81 B FC 89 F FC 89 X CH 84 2-2 G4-3 ①	F FF 93 B CH 82 S FF 91 D CH 80 F CU 75 D CU 76 X FF 93 3-2 12 HR 1-H 2B		X FF 90 0-0 P5 ①	5	1	1	1	0	0	1
12 Alfonso Soriano, R (1, 7) OBP: 0.299, SLG: 0.415		F SI 90 S SL 84 F SL 83 B SL 83 B FC 87 B SL 81 F FC 89 F SL 80 B FF 94 4-2 19 CS BB		C SI 95 F FF 96 X SI 96 0-2 G4-3 ③			F CU 70 C FF 93 B SL 82 X SI 94 1-2 53 FC6-4 19 24 1B 1B	S FC 89 B FC 92 B FC 87 X FF 91 2-1 2-H HR		C CU 74 B FF 93 B CU 75 X CU 74 2-1 F7 ②	4	2	2	2	1	0	1
19 Nate Schierholtz, L (1, 9) OBP: 0.320, SLG: 0.496		C FC 88 1 SAFE T SI 90 P PO 93 B FC 89 F FF 94 F CH 84 C SI 92 2-3 K ① ② 1-2	C FC 88 B CH 81 F CH 83 B CH 84 X CH 84 2-2 E1 15 G5-3 24 BB			B FC 87 X SL 84 1-0 53 FC6-4 1-2 1B	S FF 92 X SL 80 0-1 53 BB 1B		B FF 93 B FF 93 C CU 73 F FF 93 F FF 93 B CU 74 F FF 93 B CU 73 4-2 53 2B BB	4	0	2	0	0	1	1
11 Kyuji Fujikawa, L (8, 1)											0	0	0	0	0	0	0
21 Scott Hairston, R (9, 9) OBP: 0.175, SLG: 0.328											0	1	0	0	1	0	0
53 Welington Castillo, R (1, 2) OBP: 0.327, SLG: 0.379		C CU 78 B FC 87 X FF 93 1-1 G6-3 ③			F FF 92 S SL 85 X SL 85 0-2 P3 ①		B FF 93 S SI 94 C SI 94 D SI 94 F SI 95 X SI 95 2-2 FC6-4 24 1B ② 1-2f 2-3	C SL 81 S SL 82 1 SAFE D FS 84 1 SAFE D SL 81 F FF 92 B SL 81 B SL 83 4-2 1-2 BB		B FF 92 C FF 91 X FF 91 1-1 1-H 2B	4	0	1	1	1	0	3
24 Luis Valbuena, L (1, 5) OBP: 0.362, SLG: 0.429			B SL 85 B FC 87 C SL 85 X FC 87 2-1 F9 ①		B FC 87 B FC 88 F SI 92 B FC 87 B SI 93 4-1 1-2 BB		X FF 94 0-0 1-2 3-H 1B	C SL 82 S SL 81 B FF 93 B SL 81 X SL 82 2-2 L8 ③		I IN 69 I IN 74 I IN 76 I IN 74 4-0 IBB	3	0	1	1	2	0	2
15 Darwin Barney, R (1, 4) OBP: 0.292, SLG: 0.347		B FF 92 B SI 93 C SI 90 X FC 87 2-1 G1-3 ②		B SI 94 S FF 93 X SI 95 1-1 G5-3 ② ③ 2-3f			C FF 92 B FF 93 F FF 94 B FF 95 S FF 95 2-3 K ③		X FF 92 0-0 9 G3-1 2B	C FF 91 B CU 73 T FF 91 S FF 91 1-3 K ③	5	0	1	0	0	2	6
22 Matt Garza, R (1, 1) OBP: 0.333, SLG: 0.667			S SI 90 B FC 87 B FF 92 X FC 88 2-1 G1-3 ③			C SI 90 X CH 84 0-1 G1 ①		B FF 93 F FF 93 S FF 93 F CU 78 X CH 83 1-2 G1-3 ①	B FF 92 B FF 91 D FF 92 C FF 91 F FF 92 X FF 94 3-2 L6 ①		1	0	0	0	0	0	0
48 Rafael Dolis, R (5, 1)											0	0	0	0	0	0	0
20 Julio Borbon, L (6, PH) OBP: 0.325, SLG: 0.257											1	0	0	0	0	0	0
49 Carlos Marmol, R (6, 1)											0	0	0	0	0	0	0
40 James Russell, L (7, 1)											0	0	0	0	0	0	0
6 Ryan Sweeney, L (8, PH) OBP: 0.387, SLG: 0.571											2	0	0	0	0	0	1
(8, 9)																	
(9, 8)																	

Inning Stats										
	R: 0 H: 0 E: 0 LOB: 0 K: 0 BB: 0 S: 9 P: 14	R: 0 H: 0 E: 0 LOB: 0 K: 1 BB: 1 S: 13 P: 19	R: 0 H: 0 E: 0 LOB: 0 K: 0 BB: 0 S: 6 P: 12	R: 0 H: 1 E: 0 LOB: 1 K: 0 BB: 0 S: 10 P: 14	R: 0 H: 0 E: 1 LOB: 1 K: 0 BB: 1 S: 9 P: 16	R: 0 H: 0 E: 0 LOB: 0 K: 0 BB: 0 S: 6 P: 8	R: 1 H: 3 E: 0 LOB: 2 K: 1 BB: 0 S: 15 P: 23	R: 3 H: 4 E: 0 LOB: 2 K: 0 BB: 1 S: 23 P: 39	R: 0 H: 1 E: 0 LOB: 1 K: 1 BB: 0 S: 9 P: 14	R: 1 H: 1 E: 0 LOB: 2 K: 1 BB: 2 S: 12 P: 24

	AB	39
	R	5
	H	10
	RBI	5
	BB	5
	SO	4
	LOB	17

	1B: 5	SF: 0	WP: 1	PA: 44
	2B: 4	SAC: 0	PB: 0	
	3B: 0	DP: 1	SB: 0	
	HR: 1	HBP: 0	CS: 1	

PITCHER		IP	WLS	BF	H	R	ER	SO	BB	IBB	HBP	BLK	WP	HR	S	P	ERA	WHIP
47 Johnny Cueto, R ERA: 2.76	(1, 1)	7.0		26	4	1	1	2	2	0	0	0	0	0	68	106	1.29	0.857
66 Logan Ondrusek, R ERA: 4.82	(8, 1)	0.2	B	5	3	3	3	0	0	0	0	0	1	1	15	25	40.50	4.500
43 Manny Parra, L ERA: 7.71	(8, 1)	0.1		3	1	0	0	0	1	0	0	0	0	0	8	14	0.00	6.000
60 J.J. Hoover, R ERA: 3.8	(9, 1)	2.0	L	10	2	1	1	2	1	1	0	0	0	0	21	38	4.50	1.500

PITCHER	IP	WLS	BF	H	R	ER	SO	BB	IBB	HBP	BLK	WP	HR	S	P	ERA	WHIP

Chicago Cubs @ Cincinnati Reds

Great American Ball Park, Cincinnati, OH

Sun May 26 2013, 1:13 PM - 5:31 PM EDT

Att. 41,321 - Partly Cloudy - 70 F

livebaseballscorecards.com

BOTTOM

Batter	1	2	3	4	5	6	7	8	9	10	AB	R	H	RBI	BB	SO	LOB
17 Shin-Soo Choo, L (1, 8) OBP: 0.441, SLG: 0.508	C FF 91 F SI 92 F FF 91 B FF 92 S SL 85 1-3 ① K		B CU 73 B FF 91 C SI 92 C FF 92 F FF 92 X SI 93 2-2 ① F7	I IN 80 I IN 81 I IN 78 I IN 74 4-0 2 2B IBB		B FF 92 B FF 92 B SL 82 C FF 91 B FF 92 4-1 BB			B FC 90 S CH 84 B FF 93 F FF 93 F CH 84 B FF 92 H FF 93 4-2 19 BB HBP		2	0	0	0	2	1	0
2 Zack Cozart, R (1, 6) OBP: 0.246, SLG: 0.355	B FF 92 F FF 93 B SL 84 F SI 92 F FF 93 B SL 85 S SL 84 3-3 ② K		C SI 90 S SL 85 B FF 95 F FF 93 B SL 84 F FF 94 F FF 94 S CU 75 2-3 ② K	S SL 86 X SL 86 0-1 1-3 2-H 3-H 2B		1 SAFE C FF 92 B FF 92 1 SAFE F SL 82 F SL 84 X SL 85 1-2 ③ P3			1 SAFE 1 SAFE C FC 90 B FF 94 1 SAFE F CH 84 X CH 84 1-2 ② P4		5	0	1	2	0	2	2
19 Joey Votto, L (1, 3) OBP: 0.479, SLG: 0.545	B CU 75 X FF 93 1-0 4 BB 1B		B CU 74 B SL 83 S FF 94 B FF 94 S FF 95 3-3 ③ K	X CU 74 0-0 ③ G3			B SL 82 S SL 80 C SL 82 S SL 81 1-3 ① K		B FF 94 S FC 91 B CH 84 B FF 93 F FC 90 B FF 93 4-2 1-2 BB		4	0	1	0	1	2	2
4 Brandon Phillips, R (1, 4) OBP: 0.333, SLG: 0.469	C FF 92 D FF 91 D SL 84 B SL 82 B FF 92 4-1 1-2 BB			X FF 89 0-0 ① P2	C FF 95 S SL 83 X FF 96 0-2 ① G4-3		C SI 87 B FF 88 B CH 80 X CH 80 2-1 ② F9		B CU 80 S CU 80 X FF 91 1-1 ③ F8		4	0	0	0	1	0	2
32 Jay Bruce, L (1, 9) OBP: 0.317, SLG: 0.463	D SL 83 F SI 92 B FF 92 F FF 92 B SL 86 F FF 92 X FF 93 3-2 ③ P5			F FF 91 X FF 90 0-1 HR	C SL 84 B SI 95 B FF 95 S FF 95 F FF 95 B FF 96 X SI 95 3-2 ② F7		C SL 82 B FF 88 X SL 82 1-1 ③ P5			B CU 80 C FF 91 X FF 90 1-1 ① L7	5	1	1	1	0	0	2
21 Todd Frazier, R (1, 5) OBP: 0.325, SLG: 0.416 15 Derrick Robinson, S (10, PR) OBP: 0.415, SLG: 0.294		C FF 91 F FF 92 F CU 76 F FF 92 B SL 85 S FF 94 1-3 ① K		B FF 93 B SL 83 H SI 92 3-0 26 BB 29 1B HBP	X FF 97 0-0 3B		X FC 91 0-0 ① G3-1			B FF 92 C FF 92 B FF 92 S FF 91 B FF 93 B FF 91 4-2 9 CI BB	3	1	1	0	1	1	0
											0	0	0	0	0	0	0
26 Xavier Paul, L (1, 7) OBP: 0.386, SLG: 0.373 60 J.J. Hoover, R (9, 1) 9 Jack Hannahan, L (10, PH) OBP: 0.292, SLG: 0.256		B SL 84 C SI 91 B CU 75 B FF 92 B FF 92 4-1 BB		B FF 90 1 SAFE B FF 92 F FF 89 B FF 91 1 SAFE F FF 90 D FF 91 4-2 47 WP 29 1B 2 2B 1-2 BB	C SL 83 B FF 95 F FF 95 B SI 96 X FF 95 2-2 ③ F8		C FC 91 B FF 94 S CH 84 F CH 84 B FF 93 B FF 93 X FF 93 3-2 ② G5-3			B FF 92 C FF 91 C FF 91 B FF 92 F FF 92 2-2 1-2 CI	2	1	0	0	2	0	1
											0	0	0	0	0	0	0
											0	0	0	0	0	0	0
29 Ryan Hanigan, R (1, 2) OBP: 0.271, SLG: 0.280		B FF 91 C FF 91 F FF 93 S SI 92 1-3 ② K		B SI 90 X FF 92 1-0 47 WP 2 2B 1-2 2-H 1B		B FF 91 C FF 92 B FF 90 F SL 82 B SL 82 X SL 82 3-2 ① G4-3	B FC 90 B FF 93 C FF 94 B FC 91 C FF 93 F CH 84 X FF 94 3-2 ③ G6-3		B FF 92 C FF 91 F FF 92 X FS 83 1-2 ② F7	5	1	1	1	0	1	3
47 Johnny Cueto, R (1, 1) OBP: 0.091, SLG: 0.091 66 Logan Ondrusek, R (8, 1) 43 Manny Parra, L (8, 1) OBP: 0.500, SLG: 0.500 23 Donald Lutz, L (9, 7) OBP: 0.250, SLG: 0.350		X FF 92 0-0 ③ B5-3		B SL 80 B CH 88 B FF 91 C FF 92 C FF 92 F FF 94 F SL 85 F SI 93 S FF 93 3-3 ② K 1-2 2-3		B FF 92 B FF 90 C FF 90 C FF 90 F SL 81 X SL 83 2-2 ② G1-3			F CH 85 C FF 93 S FF 94 0-3 ① K	B FF 91 X FS 83 1-0 ③ G4-3	3	0	0	0	0	1	3
											0	0	0	0	0	0	0
											0	0	0	0	0	0	0
											2	0	0	0	0	1	2
Inning Stats	R: 0 E: 0 K: 2 S: 14 H: 1 LOB: 2 BB: 1 P: 26	R: 0 E: 0 K: 2 S: 10 H: 0 LOB: 1 BB: 1 P: 16	R: 0 E: 0 K: 2 S: 13 H: 0 LOB: 0 BB: 0 P: 20	R: 4 E: 0 K: 1 S: 15 H: 3 LOB: 2 BB: 2 P: 30	R: 0 E: 0 K: 0 S: 11 H: 1 LOB: 1 BB: 0 P: 16	R: 0 E: 0 K: 0 S: 13 H: 0 LOB: 1 BB: 1 P: 23	R: 0 E: 0 K: 1 S: 7 H: 0 LOB: 0 BB: 0 P: 11	R: 0 E: 0 K: 0 S: 9 H: 0 LOB: 0 BB: 0 P: 15	R: 0 E: 0 K: 1 S: 13 H: 0 LOB: 2 BB: 1 P: 23	R: 0 E: 1 K: 0 S: 11 H: 0 LOB: 2 BB: 1 P: 20	1B: 2 2B: 1 3B: 1 HR: 1 SF: 0 SAC: 0 DP: 0 HBP: 2	WP: 1 PB: 0 SB: 0 CS: 0 PA: 45					

PITCHER		IP	WLS	BF	H	R	ER	SO	BB	IBB	HBP	BLK	WP	HR	S	P	ERA	WHIP
22 Matt Garza, R ERA: 4.0	(1, 1)	4.0		21	4	4	4	7	3	1	1	0	1	1	52	92	9.00	1.750
48 Rafael Dolis, R ERA:	(5, 1)	1.0		4	1	0	0	0	0	0	0	0	0	0	11	16	0.00	1.000
49 Carlos Marmol, R ERA: 4.26	(6, 1)	1.0		4	0	0	0	0	1	0	0	0	0	0	13	23	0.00	1.000
40 James Russell, L ERA: 0.95	(7, 1)	1.0		3	0	0	0	1	0	0	0	0	0	0	7	11	0.00	0.000
11 Kyuji Fujikawa, R ERA: 5.25	(8, 1)	1.2		7	0	0	0	1	1	0	1	0	0	0	20	35	0.00	0.600

PITCHER		IP	WLS	BF	H	R	ER	SO	BB	IBB	HBP	BLK	WP	HR	S	P	ERA	WHIP
63 Kevin Gregg, R ERA:	(9, 1)	1.1	W	6	0	0	0	0	1	0	0	0	0	0	13	23	0.00	0.750

AB	35
R	4
H	5
RBI	4
BB	7
SO	9
LOB	17

Batter	1	2	3	4	5	6	7	8	9	AB	R	H	RBI	BB	SO	LOB
20 Julio Borbon, L (1, 8) OBP: 0.333, SLG: 0.350	C FF 92 B SL 90 F FF 93 B FF 91 C FF 94 2-3 K ①		C FF 92 L FF 92 S CU 79 0-3 K ②		1 SAFE X FF 92 0-0 1-H HR		F SI 97 X SI 97 0-1 13 1B 44 3B 1-2 1B		B CU 79 F FF 94 C SL 80 B CH 86 F SL 82 S FF 94 2-3 K ②	5	2	2	2	0	3	0
13 Starlin Castro, R (1, 6) OBP: 0.305, SLG: 0.380	C FF 94 B FF 94 B CH 87 B FF 92 B FF 94 4-1 44 S 12 1B BB		F FF 92 B CU 79 X CU 80 1-1 G6-3 ③		C CU 79 B CU 79 B CH 85 B SL 88 F SL 89 X CU 79 3-2 G6-3 ③		B SI 99 X SI 97 1-0 44 3B 1-3 2-H 1B ②		B CU 79 B FF 93 C FF 92 S FF 92 X SL 81 2-2 2B	4	2	2	0	1	0	0
44 Anthony Rizzo, L (1, 3) OBP: 0.324, SLG: 0.505	B FF 90 C FF 93 B FF 93 B FF 91 F FF 93 1 SAFE S FF 94 3-3 K ② 1-2			C FF 91 F FF 92 B FF 91 X CU 79 1-2 F8 ①		S CU 78 B SL 86 B CU 79 X SL 87 2-1 12 F9 21 SF9 2B	X SI 98 0-0 12 1B 1-H 3-H 3B		C CU 75 B FF 94 F FF 92 X FF 95 1-2 G1-3 ③	5	2	2	2	0	1	2
12 Alfonso Soriano, R (1, 7) OBP: 0.309, SLG: 0.422	C FF 94 X FF 92 0-1 2-H 1B			C FF 92 X CH 84 0-1 21 S 1B		F CU 80 S FF 90 B FF 91 D CU 82 B FF 91 X CU 79 3-2 F9 ① 2-3	C SI 99 F SL 87 F SL 88 X SI 98 0-2 3-H 1B			4	0	3	2	0	0	1
21 Scott Hairston, R (1, 10) OBP: 0.164, SLG: 0.311	B FF 93 B FF 92 F FF 92 F FF 93 1 SAFE F FF 93 S FF 92 2-3 K ③			B CU 80 B FF 92 S FF 91 X CU 82 2-1 P3 ② 1-2		F FF 92 X CU 79 0-1 SF9 ② 3-H	B SI 98 D SL 87 F SI 97 B SL 86 F SI 97 X SI 99 3-2 F7 ③			3	0	0	1	0	1	3
53 Welington Castillo, R (1, 2) OBP: 0.325, SLG: 0.371		B FF 89 F SL 87 C CU 79 X CU 78 1-2 G6-3 ①		X CU 81 0-0 G5-3 ③		B CU 79 B CU 80 B FF 91 B FF 90 4-0 BB		C CU 80 B SL 83 C CU 80 B FF 94 X FF 94 2-2 F8 ①		3	0	0	0	1	0	1
1 Cody Ransom, R (1, 5) OBP: 0.273, SLG: 0.435		C FF 92 B SI 92 B CH 87 S FF 89 B CU 80 X FF 92 3-2 G5-3 ②			B CU 80 X FF 91 1-0 P6 ①	C SL 89 B CU 83 F FF 90 S FF 92 1-3 K ③		B FF 94 B CU 80 X FF 94 2-0 P4 ②		4	0	0	0	0	1	1
6 Ryan Sweeney, L (1, 9) OBP: 0.371, SLG: 0.516		C FF 92 B SI 92 F FF 92 F FF 93 B SL 89 X FF 92 2-2 P5 ③			C FF 92 B CU 80 B CU 79 F FF 92 B FF 91 B FF 90 4-2 20 HR BB		C SI 98 B SI 98 F SI 97 S SL 87 1-3 K 20 1B 13 1B	B FF 93 X FF 93 1-0 F8 ③		3	1	0	0	1	1	0
15 Darwin Barney, R (1, 4) OBP: 0.284, SLG: 0.336			X FF 90 0-0 F7 ①		C SL 88 1 SAFE 1 SAFE X SL 89 0-1 P3 ②		C SI 97 X SL 86 0-1 L6 ①		C FF 90 S SL 81 B SL 81 S FF 94 1-3 K ①	4	0	0	0	0	1	2
Inning Stats	R: 1 E: 0 K: 3 S: 13 H: 1 LOB: 1 BB: 1 P: 24	R: 0 E: 0 K: 0 S: 10 H: 0 LOB: 0 BB: 0 P: 16	R: 0 E: 0 K: 1 S: 6 H: 0 LOB: 0 BB: 0 P: 7	R: 0 E: 0 K: 0 S: 8 H: 1 LOB: 1 BB: 0 P: 11	R: 2 E: 0 K: 0 S: 9 H: 1 LOB: 0 BB: 1 P: 17	R: 1 E: 0 K: 1 S: 10 H: 1 LOB: 1 BB: 1 P: 20	R: 3 E: 1 K: 1 S: 16 H: 4 LOB: 1 BB: 0 P: 21	R: 0 E: 0 K: 0 S: 5 H: 0 LOB: 0 BB: 0 P: 10	R: 0 E: 0 K: 2 S: 13 H: 1 LOB: 1 BB: 0 P: 19	1B: 5 2B: 2 3B: 1 HR: 1 SF: 1 SAC: 0 DP: 0 HBP: 0						WP: 0 PB: 0 SB: 2 CS: 0 PA: 39	

TOP

Chicago Cubs @ Chicago White Sox

U.S. Cellular Field, Chicago, IL

Mon May 27 2013, 7:13 PM - 9:38 PM EDT

Att. 30,631 - Cloudy - 57 F

livebaseballscorecards.com

AB	35
R	7
H	9
RBI	7
BB	3
SO	8
LOB	10

PITCHER		IP	WLS	BF	H	R	ER	SO	BB	IBB	HBP	BLK	WP	HR	S	P	ERA	WHIP
62 Jose Quintana, L ERA: 3.75	(1, 1)	6.0	L	25	4	4	4	5	3	0	0	0	0	1	56	95	6.00	1.167
65 Nate Jones, R ERA: 7.04	(7, 1)	1.0		7	4	3	3	1	0	0	0	0	0	0	16	21	27.00	4.000
48 Brian Omogrosso, R ERA: 4.5	(8, 1)	2.0		7	1	0	0	2	0	0	0	0	0	0	18	29	0.00	0.500

PITCHER		IP	WLS	BF	H	R	ER	SO	BB	IBB	HBP	BLK	WP	HR	S	P	ERA	WHIP

BOTTOM

Chicago Cubs @ Chicago White Sox

U.S. Cellular Field, Chicago, IL

Mon May 27 2013, 7:13 PM - 9:38 PM EDT

Att. 30,631 - Cloudy - 57 F

livebaseballscorecards.com

Batter	1	2	3	4	5	6	7	8	9	AB	R	H	RBI	BB	SO	LOB
30 Alejandro De Aza, L (1, 8) OBP: 0.286, SLG: 0.411	C SI 97 B SI 96 F SI 96 B FF 96 X SI 96 2-2 L9 ①			C SI 95 B FC 91 F SL 81 X FS 84 1-2 G4-3 ①		B SI 97 C SL 82 C SI 96 B SI 97 S SL 85 2-3 K2-3 ③			C FC 92 S SL 84 S FS 85 0-3 K ②	4	0	0	0	0	2	1
10 Alexei Ramirez, R (1, 6) OBP: 0.321, SLG: 0.350	C SI 96 B SL 86 S FF 97 B SI 97 F FF 98 F SI 97 S FS 85 2-3 K ②			S SL 82 F FF 98 X SI 96 0-2 G5-3 ②			C FF 96 X SL 84 0-1 F7 ①		X FC 93 0-0 1-3 1B	4	0	1	0	0	1	0
51 Alex Rios, R (1, 9) OBP: 0.351, SLG: 0.516	C SI 97 B FF 98 X SL 83 1-1 F9 ③			B SL 85 B FC 92 C FF 97 X FC 92 2-1 G5-3 ③			B FF 93 X SL 83 1-0 P3 ②		D FS 85 B SI 94 X SL 82 2-0 P4 ③	4	0	0	0	0	0	2
44 Adam Dunn, L (1, 10) OBP: 0.250, SLG: 0.395		C FF 96 B FC 91 X FF 96 1-1 F9 ①			B FF 93 C SL 83 C SL 84 F SL 85 B FS 85 S FS 84 2-3 K ①		B FF 93 B SL 82 S SL 83 F SL 80 B SI 97 S FS 85 3-3 K ③			3	0	0	0	0	2	0
14 Paul Konerko, R (1, 3) OBP: 0.302, SLG: 0.353		X FF 98 0-0 G5-3 ②			B FC 92 B FC 92 B SI 96 B SI 96 4-0 BB			X FF 93 0-0 P6 ①		2	0	0	0	1	0	0
24 Dayan Viciedo, R (1, 7) OBP: 0.328, SLG: 0.448		B SI 98 F SI 98 X SI 97 1-1 L4 ③			C SI 95 C FC 93 F FS 85 B SI 96 S FS 86 1-3 K ②			B SL 85 F FF 98 S FS 86 S SL 86 1-3 K ②		3	0	0	0	0	2	1
12 Conor Gillaspie, L (1, 5) OBP: 0.354, SLG: 0.431			B SI 96 X SI 96 1-0 7 G6-4-3 1B		B SL 82 X SL 82 1-0 F7 ③			B FF 98 B SL 82 S SI 97 F FF 97 F SL 85 F FF 98 B SL 85 X SL 82 3-2 F7 ③		3	0	1	0	0	0	1
7 Jeff Keppinger, R (1, 4) OBP: 0.217, SLG: 0.251			B SI 95 B SI 96 X SI 95 2-0 G6-4-3 1-2f ① ②			X FF 97 0-0 G4-3 ①			B SI 96 F SI 96 B SI 97 B SL 82 X SI 96 3-1 G3-1 ①	3	0	0	0	0	0	1
21 Tyler Flowers, R (1, 2) OBP: 0.271, SLG: 0.339			B SI 98 B SI 96 C SI 95 B FC 91 X SI 96 3-1 G6-3 ③			C FF 97 F SI 97 S SL 85 0-3 K ②			B SI 98 B SL 82 B SI 96 B FF 97 4-0 10 1B BB	2	0	0	0	1	1	0

Inning Stats	R: 0 E: 0 K: 1 S: 10	H: 0 LOB: 0 BB: 0 P: 15	R: 0 E: 0 K: 0 S: 5	H: 0 LOB: 0 BB: 0 P: 7	R: 0 E: 0 K: 0 S: 4	H: 1 LOB: 0 BB: 0 P: 10	R: 0 E: 0 K: 0 S: 8	H: 0 LOB: 0 BB: 0 P: 11	R: 0 E: 0 K: 2 S: 9	H: 0 LOB: 1 BB: 1 P: 17	R: 0 E: 0 K: 2 S: 7	H: 0 LOB: 0 BB: 0 P: 9	R: 0 E: 0 K: 1 S: 6	H: 0 LOB: 0 BB: 0 P: 10	R: 0 E: 0 K: 1 S: 9	H: 0 LOB: 0 BB: 0 P: 13	R: 0 E: 0 K: 1 S: 7	H: 1 LOB: 2 BB: 1 P: 16	1B: 2 2B: 0 3B: 0 HR: 0	SF: 0 SAC: 0 DP: 1 HBP: 0	WP: 0 PB: 0 SB: 0 CS: 0	PA: 30

PITCHER	IP	WLS	BF	H	R	ER	SO	BB	IBB	HBP	BLK	WP	HR	S	P	ERA	WHIP
29 Jeff Samardzija, R (1, 1) ERA: 2.85	9.0	W	30	2	0	0	8	2	0	0	0	0	0	65	108	0.00	0.444

PITCHER	IP	WLS	BF	H	R	ER	SO	BB	IBB	HBP	BLK	WP	HR	S	P	ERA	WHIP

AB	28
R	0
H	2
RBI	0
BB	2
SO	8
LOB	6

Batter	1	2	3	4	5	6	7	8	9	AB	R	H	RBI	BB	SO	LOB
30 Alejandro De Aza, L (1, 8) (6, 7) OBP: 0.281, SLG: 0.404	C CH 86 B SI 88 F FC 88 B SI 90 S SI 89 2-3 K	C CU 76 X SI 90 0-1 G4-3			B SI 90 X SI 90 1-0 SF7 3-H		B CH 80 B CH 82 C CH 80 C SI 90 F CU 75 B FF 89 F SL 83 F CH 82 X FF 88 3-2 G4-3			3	0	0	1	0	1	3
10 Alexei Ramirez, R (1, 6) OBP: 0.325, SLG: 0.358	X FC 88 0-0 51 S 1B	S CU 75 C FC 83 X CU 76 0-2 F9			1 SAFE C FC 86 F CU 74 B SI 90 X SI 90 1-2 FC4-6 51 S 1-2f			C FF 92 F FF 93 F SL 84 B SL 84 X SL 84 1-2 44 PB 44 SF8 2B		4	1	2	0	0	0	1
51 Alex Rios, R (1, 9) OBP: 0.344, SLG: 0.505	B CH 87 C FC 86 X SI 90 1-1 G5-3 1-2	C SI 88 X FC 86 0-1 F9			1 SAFE C SI 89 X CU 75 0-1 G5-3 1-2			B FF 92 S SL 86 S SL 84 F SL 85 S SL 85 1-3 K		4	0	0	0	0	1	3
44 Adam Dunn, L (1, 3) OBP: 0.245, SLG: 0.388	B SI 88 C SI 88 B CU 75 F SI 88 B SI 91 S CU 76 3-3 K	C CU 76 B FC 87 F CU 76 B FC 89 S FC 89 3-3 K				C CU 73 B FC 88 B SI 89 S FC 89 B CU 77 S CU 77 3-3 K		F FF 93 B FF 94 B SL 84 S SL 84 X SL 84 2-2 SF8 2-H		3	0	0	1	0	3	1
24 Dayan Viciedo, R (1, 7) OBP: 0.319, SLG: 0.435 27 Matt Lindstrom, R (6, 1) 48 Brian Omogrosso, R (7, 1) 38 Hector Gimenez, S (8, PH) OBP: 0.304, SLG: 0.395 65 Nate Jones, R (8, 1)		C CH 87 B CH 87 F FC 85 B SI 89 X CU 77 2-2 G4-3		F FC 86 B CU 76 B SI 90 C SI 89 B SI 89 C SI 91 3-3 K		C CU 75 B SI 89 C SI 90 F FC 86 S SI 88 1-3 K		B FF 93 C SL 83 S SL 85 S SL 85 1-3 K		3 0 0 1	0 0 0 0	0 0 0 0	0 0 0 1	0 0 0 0	2 0 0 1	0 0 0 0
12 Conor Gillaspie, L (1, 5) OBP: 0.351, SLG: 0.425		C SI 89 F FC 86 B SI 90 X SI 89 1-2 7 1B 21 1B 1B		C SI 89 B CH 86 F FC 87 S CU 76 1-3 K		B FC 88 C CU 74 C SI 89 B CU 76 F CU 77 X FC 89 2-3 G4-3			B SI 91 B SI 90 C SI 88 X SI 91 2-1 F7	4	1	1	0	0	1	0
7 Jeff Keppinger, R (1, 4) OBP: 0.229, SLG: 0.263		1 SAFE C FC 86 F CU 74 B FC 86 1 SAFE 1 SAFE B SI 90 F FC 87 B SI 90 3-2 F FC 88 F SI 90 F CU 76 1 SAFE X CH 86 50 SH5-4 21 1B 1-3 1B		B CU 77 C CH 86 B SI 89 X FC 88 2-1 G4-3			C FF 89 B FF 88 X FF 88 1-1 1B		C SL 84 B FF 92 C SL 82 X FF 91 1-2 1B	4	0	3	0	0	0	0
21 Tyler Flowers, R (1, 2) OBP: 0.277, SLG: 0.352		S CU 77 D CU 76 B FC 86 B CH 87 X FC 87 3-1 50 SH5-4 1-2 3-H 1B			B SI 90 X CH 85 1-0 39 1B 30 SF7 2B		B CH 82 F CH 81 B FF 89 F SL 80 S SL 84 2-3 K		C SI 90 B SL 85 X SL 82 1-1 P5	4	1	2	1	0	1	2
50 John Danks, L (1, 1) 39 Casper Wells, R (5, PH) OBP: 0.182, SLG: 0.190 53 Héctor Santiago, R (5, 1) 28 Dewayne Wise, L (6, 8) OBP: 0.258, SLG: 0.328		B SI 90 X SI 89 1-0 SH5-4 1-2 2-3			L CU 76 D CU 74 F FC 86 D CU 74 B SI 90 F FC 88 X SI 90 3-2 10 FC4-6 2-3 1B		C FF 90 B FF 91 S CH 82 F SL 82 S CH 82 1-3 K		C SI 91 X SI 91 0-1 G3-1	0 1 0 2	0 0 0 0	0 1 0 0	0 0 0 0	0 0 0 0	0 0 0 1	0 0 0 2
Inning Stats	R: 0 H: 1 E: 0 LOB: 1 K: 2 BB: 0 S: 9 P: 15	R: 1 H: 3 E: 0 LOB: 2 K: 0 BB: 0 S: 19 P: 29	R: 0 H: 0 E: 0 LOB: 0 K: 1 BB: 0 S: 8 P: 11	R: 0 H: 0 E: 0 LOB: 0 K: 2 BB: 0 S: 8 P: 14	R: 1 H: 2 E: 0 LOB: 1 K: 0 BB: 0 S: 12 P: 18	R: 0 H: 0 E: 0 LOB: 0 K: 2 BB: 0 S: 11 P: 17	R: 0 H: 1 E: 0 LOB: 1 K: 2 BB: 0 S: 15 P: 22	R: 1 H: 1 E: 0 LOB: 0 K: 2 BB: 0 S: 14 P: 19	R: 0 H: 1 E: 0 LOB: 1 K: 0 BB: 0 S: 9 P: 13	1B: 7 2B: 2 3B: 0 HR: 0	SF: 2 SAC: 1 DP: 0 HBP: 0	WP: 0 PB: 1 SB: 2 CS: 0	PA: 36			

PITCHER	IP	WLS	BF	H	R	ER	SO	BB	IBB	HBP	BLK	WP	HR	S	P	ERA	WHIP
46 Scott Feldman, R (1, 1) ERA: 2.82	6.0	W	24	6	2	2	7	0	0	0	0	0	0	67	104	3.00	1.000
33 Carlos Villanueva, R (7, 1) ERA: 3.65	1.0		4	1	0	0	2	0	0	0	0	0	0	15	22	0.00	1.000
49 Carlos Marmol, R (8, 1) ERA: 4.05	1.0		4	1	1	0	2	0	0	0	0	0	0	14	19	0.00	1.000
50 Alex Burnett, R (9, 1) ERA: 11.57	1.0		4	1	0	0	0	0	0	0	0	0	0	9	13	0.00	1.000

PITCHER	IP	WLS	BF	H	R	ER	SO	BB	IBB	HBP	BLK	WP	HR	S	P	ERA	WHIP

TOP

Chicago White Sox @ Chicago Cubs

Wrigley Field, Chicago, IL

Wed May 29 2013, 1:23 PM - 4:31 PM CDT

Att. 31,279 - Sunny - 73 F

livebaseballscorecards.com

AB	33
R	3
H	9
RBI	3
BB	0
SO	11
LOB	12

BOTTOM

Chicago White Sox @ Chicago Cubs

Wrigley Field, Chicago, IL

Wed May 29 2013, 1:23 PM - 4:31 PM CDT

Att. 31,279 - Sunny - 73 F

livebaseballscorecards.com

Batter	1	2	3	4	5	6	7	8	9	AB	R	H	RBI	BB	SO	LOB
9 David DeJesus, L (1, 8) OBP: 0.352, SLG: 0.481	B FF 89 X FF 89 1-0 13 1B 44 FC3-6 2B		B FC 84 B FF 89 C FF 88 F CH 82 B FC 87 S CH 81 3-3 ① K		C FC 82 X CU 73 0-1 1B	C SI 95 S SL 86 B SI 95 X SL 85 1-2 1-2 1B		B SL 86 C SL 84 S SL 87 F SI 98 F SL 87 F SI 98 X CH 91 1-2 ② F8		5	1	3	0	0	1	0
13 Starlin Castro, R (1, 6) OBP: 0.303, SLG: 0.376	B SI 88 B FC 86 B FC 86 C FF 89 F FF 89 X FF 90 3-2 44 FC3-6 2-3 1B		C CU 76 F FC 86 B FF 89 B FC 85 B CH 81 X CH 82 3-2 ② G6-3		B SI 88 C SI 89 F FF 87 P PO 83 1 SAFE S CU 81 2-3 ① K	D SL 86 B SI 95 C FF 95 X SI 95 2-1 ③ L4		C SL 85 S SL 87 X SL 87 0-2 ③ G6-3		5	0	1	0	0	1	3
44 Anthony Rizzo, L (1, 3) OBP: 0.323, SLG: 0.500	D FC 85 D FF 88 S CH 81 B FF 88 X CH 81 3-1 ① FC3-6 12 G6-4-3 1-2f 3-H		X CU 75 0-0 ③ G3-1		C FC 83 C SI 88 X SC 71 0-2 ② L9		B CU 70 X FF 91 1-0 12 HBP 30 HR 1B			4	1	1	1	0	0	2
12 Alfonso Soriano, R (1, 7) OBP: 0.307, SLG: 0.415 49 Carlos Marmol, R (8, 1) 50 Alex Burnett, R (9, 1)	C CH 82 1 SAFE B FC 87 X FF 90 1-1 ②③ G6-4-3 1-2f			C CH 81 S CH 80 F FF 90 B CU 74 B CH 81 X FF 89 2-2 ① F8	1 SAFE F SI 88 B SI 90 X CH 79 1-1 ③ F9		S CU 79 S FF 94 F FF 94 H SL 80 1-2 1-2 30 HR HBP			3 1 0 0 0 0 2 0 0 0 0 0 0 0 0 0 0 0 0 0 0						
21 Scott Hairston, R (1, 9) OBP: 0.183, SLG: 0.323 (8, 7)		B FF 88 X FF 89 1-0 ① P3	B CU 75 B CH 82 S CH 81 B CH 81 X FF 90 3-1 30 HR 1B		C SC 78 X SI 87 0-1 24 SH1-4 30 BB 15 WP 1B	C FF 93 F SL 82 B SL 82 F FF 93 S CU 76 1-3 ① K				4	2	2	0	0	1	2
30 Dioner Navarro, S (1, 2) OBP: 0.302, SLG: 0.569		F FF 88 C FF 89 F CH 81 F FF 89 X CH 82 0-2 HR	C FC 83 B FC 87 1 SAFE 1 SAFE X CH 79 1-1 1-H HR		B FF 89 B FF 88 1 SAFE C FF 89 S CH 79 F FF 90 B SC 73 1 SAFE F SI 90 4-2 B CH 78 15 WP 24 SH1-4 6 1B 1-2 BB	B FF 94 B FF 94 X FF 92 2-0 1-H 2-H HR			3	4	3	6	1	0	0
24 Luis Valbuena, L (1, 5) OBP: 0.361, SLG: 0.421		B FF 89 B FC 85 B FF 89 C FF 88 B FF 90 4-1 BB	X FC 84 0-0 ② F7		B FF 86 X FF 87 1-0 ① SH1-4 1-2 2-3	C FF 92 F CU 73 B CU 78 S SI 94 1-3 ② K				2	0	0	0	1	1	0
15 Darwin Barney, R (1, 4) OBP: 0.283, SLG: 0.341		C FF 88 1 SAFE B FF 90 X CH 79 1-1 ② F9		B FF 87 B FF 90 B FF 87 C FF 87 X FF 88 3-1 2B	B FF 95 B FF 95 B SI 94 X FF 93 3-0 ② G6-3 2-3 3-H	B FF 93 C FF 92 S CU 79 B SL 85 S CU 76 2-3 ③ K				4	0	1	0	0	1	2
46 Scott Feldman, L (1, 1) OBP: 0.167, SLG: 0.375 6 Ryan Sweeney, L (6, PH) OBP: 0.389, SLG: 0.531 33 Carlos Villanueva, R (7, 1) OBP: 0.176, SLG: 0.176 19 Nate Schierholtz, L (8, 9) OBP: 0.318, SLG: 0.493		S FF 89 B FF 90 B FC 87 C FF 90 S FC 86 2-3 ③ K	B FF 89 C FF 89 F FC 85 B FC 86 B FF 90 F FF 90 F CH 82 F FF 90 F FF 88 3-2 F CH 80 X CH 81 L5		B SI 96 C SI 96 D SI 96 B SI 94 X SI 92 3-1 9 1B 3-H 1B			S SL 86 B SL 85 B CH 87 F CH 88 S SI 98 2-3 ① K		2 0 0 0 0 1 2 1 0 1 1 0 0 0 0 0 0 0 0 0 0 1 0 0 0 0 1 0						
Inning Stats	R: 1 E: 0 K: 0 S: 8 H: 2 LOB: 0 BB: 0 P: 16	R: 1 E: 0 K: 1 S: 12 H: 1 LOB: 1 BB: 1 P: 20	R: 0 E: 0 K: 1 S: 7 H: 0 LOB: 0 BB: 0 P: 13	R: 2 E: 0 K: 0 S: 19 H: 3 LOB: 1 BB: 0 P: 31	R: 0 E: 0 K: 1 S: 11 H: 1 LOB: 1 BB: 0 P: 13	R: 2 E: 0 K: 3 S: 15 H: 3 LOB: 2 BB: 1 P: 29	R: 3 E: 0 K: 3 S: 15 H: 2 LOB: 0 BB: 0 P: 23	R: 0 E: 0 K: 1 S: 12 H: 0 LOB: 0 BB: 0 P: 15		1B: 7 2B: 2 3B: 0 HR: 3 SF: 0 SAC: 1 DP: 1 HBP: 1			WP: 1 PB: 0 SB: 0 CS: 0 PA: 38			

PITCHER		IP	WLS	BF	H	R	ER	SO	BB	IBB	HBP	BLK	WP	HR	S	P	ERA	WHIP
50 John Danks, L ERA: 6.3	(1, 1)	4.0	L	18	6	4	4	2	1	0	0	0	0	2	46	80	9.00	1.750
53 Héctor Santiago, L ERA: 3.14	(5, 1)	1.1		7	2	2	2	1	1	0	0	0	0	0	18	25	13.50	2.250
27 Matt Lindstrom, R ERA: 3.98	(6, 1)	0.2		4	2	0	0	0	0	0	0	0	1	0	8	17	0.00	3.000
48 Brian Omogrosso, R ERA: 7.0	(7, 1)	1.0		6	2	3	3	3	0	0	1	0	0	1	15	23	27.00	2.000
65 Nate Jones, R ERA: 6.75	(8, 1)	1.0		3	0	0	0	1	0	0	0	0	0	0	12	15	0.00	0.000

PITCHER	IP	WLS	BF	H	R	ER	SO	BB	IBB	HBP	BLK	WP	HR	S	P	ERA	WHIP

AB	34
R	9
H	12
RBI	8
BB	2
SO	7
LOB	13

Batter	1	2	3	4	5	6	7	8	9	AB	R	H	RBI	BB	SO	LOB
30 Alejandro De Aza, L (1, 8) OBP: 0.293, SLG: 0.408	B SI 89 B FF 90 B SI 89 C FF 90 B FF 90 4-1 51 CI BB		B FF 89 C FC 86 C SL 77 F FC 88 B FF 90 B SL 79 B FC 88 4-2 51 G5-4-3 10 1B 14 1B BB		C SL 76 B FF 90 B FC 89 F SI 90 S FF 93 2-3 ② K		B SL 80 X SI 88 1-0 ② 1-3 1B		D CU 79 C FF 92 C FF 91 D FS 83 F FF 92 X FF 91 2-2 1-2 2-H 1B	3	1	2	1	2	1	0
10 Alexei Ramirez, R (1, 6) OBP: 0.322, SLG: 0.354	C SI 88 X FC 88 0-1 ① P4		X FF 89 0-0 51 G5-4-3 1-2 1B		B FF 90 B SL 78 X FC 88 2-0 ③ P1		B SI 90 B FS 84 X SI 91 2-0 ③ G5-3		C FF 92 B FF 91 B CU 79 F CU 80 F FS 83 X FF 91 2-2 ③ G5-3	5	0	1	0	0	0	4
51 Alex Rios, R (1, 9) OBP: 0.344, SLG: 0.508	C FF 89 C FC 88 B FF 91 B FC 88 1 SAFE B CH 81 F FF 89 3-2 CI 1-2		B FF 89 F FF 88 X FC 88 1-1 ①② G5-4-3 1-2f 2-3			B SL 74 B FC 86 F FF 89 X SI 90 2-1 14 2B 2B		C FF 92 F FF 93 B SL 86 X SL 83 1-2 ① G5-3		3	1	1	0	0	0	2
14 Paul Konerko, R (1, 3) OBP: 0.306, SLG: 0.362	C FF 89 F FC 88 X FC 88 0-2 ② F4		F FF 88 F FC 88 F FF 91 D CH 80 X FF 91 1-2 3-H 1B			B FF 90 X SI 89 1-0 2-H 2B		S SL 86 B SL 84 B FF 91 S SL 85 X SL 84 2-2 ② F9		4	0	2	2	0	0	2
24 Dayan Viciedo, R (1, 7) OBP: 0.309, SLG: 0.420	S FF 90 F FF 88 S FF 89 F FC 88 F SL 79 S FF 92 1-3 ③ K		S FC 88 F FC 87 S SL 78 0-3 ③ K			B SL 76 X FC 87 1-0 ① F7		B FF 93 F SL 84 S SL 84 B SL 85 B FF 92 S SL 84 3-3 ③ K		4	0	0	0	0	3	4
12 Conor Gillaspie, L (1, 5) OBP: 0.342, SLG: 0.413		B FF 89 X FF 88 1-0 ① G6-3		C FF 88 F SL 77 S SL 77 0-3 ① K		X FF 89 0-0 ② L8			C FF 90 B FS 83 S FS 83 F FS 82 C FF 90 1-3 ① K	4	0	0	0	0	2	1
7 Jeff Keppinger, R (1, 4) OBP: 0.230, SLG: 0.263		B SI 88 B FF 89 X SI 89 2-0 ② F9		X SI 88 0-0 ② F9		C FC 88 B SI 91 F SL 78 X FF 92 1-2 ③ G6-3			B FF 91 C FF 91 B FF 90 X FF 90 2-1 38 BB 30 1B 1B	4	1	1	0	0	0	1
21 Tyler Flowers, R (1, 2) OBP: 0.277, SLG: 0.349		C SI 90 F SI 89 X FF 92 0-2 1B		B FF 88 C FC 87 C SL 79 S SL 79 1-3 ③ K			B FF 89 X CH 80 1-0 ① G5-3		C CU 78 D FS 83 B FF 90 C FF 91 S FS 83 2-3 ② K	4	0	1	0	0	2	1
44 Jake Peavy, R (1, 1) 39 Casper Wells, R (5, PH) OBP: 0.174, SLG: 0.182 65 Nate Jones, R (5, 1) 1 Tyler Greene, R (7, PH) OBP: 0.278, SLG: 0.373 27 Matt Lindstrom, R (7, 1) 48 Brian Omogrosso, R (8, 1) 38 Hector Gimenez, S (9, PH) OBP: 0.319, SLG: 0.395		B SI 87 F FC 87 B SI 88 X FF 89 2-1 ③ L4		C SL 76 B SI 89 B SL 76 B FC 88 S SI 89 C FF 91 3-3 ① K		C SL 81 S SL 80 B SL 81 B FF 90 B CH 80 F CH 81 F SL 80 F FF 89 B SL 82 4-2 30 1B BB		C CU 78 S FF 91 B FF 91 D FS 84 D FS 83 B FF 92 4-2 30 1B 1-2 BB	1 1 0 0 0 0 0	0 0 0 0 0 0 0	0 0 0 0 0 0 0	0 0 0 0 1 0 0	0 1 0 0 0 0 0	0 0 0 0 0 0 0	1 0 0 0 0 0 0
Inning Stats	R: 0 E: 1 K: 1 S: 14 H: 0 LOB: 2 BB: 1 P: 22	R: 0 E: 0 K: 0 S: 7 H: 1 LOB: 1 BB: 0 P: 12	R: 1 E: 0 K: 1 S: 13 H: 2 LOB: 1 BB: 1 P: 19	R: 0 E: 0 K: 2 S: 7 H: 0 LOB: 0 BB: 0 P: 8	R: 0 E: 0 K: 2 S: 7 H: 0 LOB: 0 BB: 0 P: 14	R: 1 E: 0 K: 0 S: 8 H: 2 LOB: 1 BB: 0 P: 13	R: 0 E: 0 K: 0 S: 8 H: 1 LOB: 1 BB: 1 P: 16	R: 0 E: 0 K: 1 S: 9 H: 0 LOB: 0 BB: 0 P: 15	R: 1 E: 0 K: 2 S: 19 H: 2 LOB: 2 BB: 1 P: 32	1B: 6 2B: 2 3B: 0 HR: 0 SF: 0 SAC: 0 DP: 1 HBP: 0				WP: 0 PB: 0 SB: 0 CS: 0	PA: 38	

PITCHER		IP	WLS	BF	H	R	ER	SO	BB	IBB	HBP	BLK	WP	HR	S	P	ERA	WHIP
37 Travis Wood, L ERA: 2.75	(1, 1)	6.0	W	25	5	2	2	6	2	0	0	0	0	0	56	88	3.00	1.167
40 James Russell, L ERA: 0.92	(7, 1)	0.2		3	1	0	0	0	1	0	0	0	0	0	7	13	0.00	3.000
57 Zach Putnam, R ERA:	(7, 1)	0.1		1	0	0	0	0	0	0	0	0	0	0	1	3	0.00	0.000
49 Carlos Marmol, R ERA: 3.86	(8, 1)	1.0		3	0	0	0	1	0	0	0	0	0	0	9	15	0.00	0.000
63 Kevin Gregg, R ERA: 0.63	(9, 1)	1.0		6	2	1	1	2	1	0	0	0	0	0	19	32	9.00	3.000

PITCHER IP WLS BF H R ER SO BB IBB HBP BLK WP HR S P ERA WHIP

Chicago White Sox @ Chicago Cubs

Wrigley Field, Chicago, IL

Thu May 30 2013, 1:22 PM - 4:17 PM CDT

Att. 31,968 - Cloudy - 80 F

TOP

livebaseballscorecards.com

AB	33
R	3
H	8
RBI	3
BB	4
SO	9
LOB	16

Chicago White Sox @ Chicago Cubs

Wrigley Field, Chicago, IL

Thu May 30 2013, 1:22 PM - 4:17 PM CDT

Att. 31,968 - Cloudy - 80 F

BOTTOM

livebaseballscorecards.com

Batter	1	2	3	4	5	6	7	8	9	AB	R	H	RBI	BB	SO	LOB
9 David DeJesus, L (1, 8) OBP: 0.348, SLG: 0.473	C FF 88 B FC 87 B FC 87 F FC 86 X CU 80 2-2 E3	X FC 88 0-0 1-2 2-H 1B		C FC 86 S SI 90 X CU 80 0-2 G6-3		B CH 87 B SL 86 X CH 86 2-0 G3		C FF 90 C CU 80 B FF 92 B CU 80 F FF 92 X SI 93 2-2 FC5-4 1-2f		5	0	1	1	0	0	1
13 Starlin Castro, R (1, 6) OBP: 0.296, SLG: 0.368	B SI 90 1 SAFE C FC 86 F FC 86 1 SAFE S SL 84 1-3 K	C FF 92 B FF 91 X FC 87 1-1 F9		C FC 87 B SI 89 C SI 90 F FC 87 X FF 90 1-2 P3		B SL 86 B SL 85 X CH 86 2-0 G6-3		B FF 92 T FF 93 X FF 92 1-1 F9		5	0	0	0	0	1	4
44 Anthony Rizzo, L (1, 3) OBP: 0.321, SLG: 0.505	C FC 86 C FF 91 1 SAFE 1 SAFE F FF 90 B FF 91 S CU 80 1-3 K		X FC 85 0-0 G4-3	B SI 90 X FC 86 1-0 3B			B SL 81 F SI 94 X CH 85 1-1 F8			4	0	1	0	0	1	1
12 Alfonso Soriano, R (1, 7) OBP: 0.306, SLG: 0.409 63 Kevin Gregg, R (9, 1)	C SI 90 X FF 91 0-1 P3		C SI 88 B FF 90 X SI 90 1-1 F8	X FF 89 0-0 F8			B SL 85 B SI 94 B FF 95 C FF 92 B SI 93 4-1 19 FC3-6 BB			3 0	0 0	0 0	0 0	1 0	0 0	2 0
19 Nate Schierholtz, L (1, 9) OBP: 0.316, SLG: 0.507		C FF 90 B FF 90 F FF 89 B CU 80 B CU 80 S FC 86 3-3 K	B FF 90 S FF 90 C FC 86 F FF 91 B CU 80 X CH 83 2-2 F9		F SL 85 C SL 87 B SI 97 F SL 86 F SL 87 X SI 96 1-2 HR		B SL 84 F SI 95 C SI 95 F SL 85 1 SAFE F CH 87 F SI 95 X SL 84 1-2 FC3-6 53 FC5-4 1-2f		4	1	1	1	0	1	1
53 Welington Castillo, R (1, 2) OBP: 0.329, SLG: 0.374		X FF 90 0-0 P2		B FF 88 S FC 86 X FF 89 1-1 24 1B 37 HR 1B	C SL 85 B SL 84 B SL 83 X SI 95 2-1 15 G6-3 24 WP 1B		B SL 83 C SL 83 1 SAFE F FF 95 B SL 84 X SL 84 2-2 FC5-4 1-2f			4	1	2	0	0	0	1
24 Luis Valbuena, L (1, 5) OBP: 0.372, SLG: 0.464		C FF 88 B FF 89 C FF 89 B FF 90 F FC 86 B SI 90 X FF 88 3-2 15 1B 2B		B FC 87 X FF 90 1-0 15 HBP 37 HR 1-3 1B	B CH 86 1 SAFE F CH 86 S SL 86 B SI 98 X SI 97 2-2 F8 1-2			C FF 92 X CH 83 0-1 HR		4	3	3	1	0	0	1
15 Darwin Barney, R (1, 4) OBP: 0.289, SLG: 0.341		C FC 88 X FC 88 0-1 37 1B 9 1B 2-H 1B		H FC 87 1-0 37 HR 1-2 HBP	B SL 86 B SL 86 C SI 97 X SL 86 2-1 G6-3 2-3			B FF 93 C FF 91 C FF 93 B SL 82 X SL 81 2-2 G4-3		3	2	1	1	0	0	1
37 Travis Wood, R (1, 1) OBP: 0.320, SLG: 0.583 40 James Russell, L (7, 1) 57 Zach Putnam, R (7, 1) 49 Carlos Marmol, R (8, 1) 6 Ryan Sweeney, L (8, PH) OBP: 0.405, SLG: 0.531 (9, 7)		C FC 86 X FC 87 0-1 9 1B 1-2 1B		B SL 83 B SI 91 C SI 91 X FC 87 2-1 1-H 2-H 3-H HR		B SL 83 F SI 95 F SL 85 B SI 98 F SI 96 X CH 88 2-2 F8		B FF 92 B FF 92 F FF 94 B FF 94 B FF 92 4-1 9 FC5-4 BB		3 0 0 0 0	1 0 0 0 0	2 0 0 0 0	4 0 0 0 1	0 0 0 0 0	0 0 0 0 0	0 0 0 0 0
Inning Stats	R: 0 E: 1 K: 2 S: 12 H: 0 LOB: 1 BB: 0 P: 16	R: 2 E: 0 K: 1 S: 15 H: 4 LOB: 2 BB: 0 P: 22	R: 0 E: 0 K: 0 S: 7 H: 0 LOB: 0 BB: 0 P: 10	R: 4 E: 0 K: 0 S: 14 H: 4 LOB: 1 BB: 0 P: 21	R: 1 E: 0 K: 0 S: 12 H: 2 LOB: 0 BB: 0 P: 19	R: 0 E: 0 K: 0 S: 6 H: 0 LOB: 0 BB: 0 P: 12	R: 0 E: 0 K: 0 S: 12 H: 0 LOB: 1 BB: 1 P: 20	R: 1 E: 0 K: 0 S: 12 H: 1 LOB: 1 BB: 1 P: 21		1B: 6 2B: 1 3B: 1 HR: 3 SF: 0 SAC: 0 DP: 0 HBP: 1						

	AB	35
	R	8
	H	11
	RBI	8
	BB	2
	SO	3
	LOB	12

WP: 1 PA: 38
PB: 0
SB: 0
CS: 0

PITCHER		IP	WLS	BF	H	R	ER	SO	BB	IBB	HBP	BLK	WP	HR	S	P	ERA	WHIP
44 Jake Peavy, R ERA: 3.62	(1, 1)	4.0	L	22	8	6	6	3	0	0	1	0	0	1	48	69	13.50	2.000
65 Nate Jones, R ERA: 6.58	(5, 1)	2.0		7	2	1	1	0	0	0	0	0	1	1	18	31	4.50	1.000
27 Matt Lindstrom, R ERA: 3.8	(7, 1)	1.0		4	0	0	0	0	1	0	0	0	0	0	12	20	0.00	1.000
48 Brian Omogrosso, R ERA: 7.2	(8, 1)	1.0		5	1	1	1	0	1	0	0	0	0	1	12	21	9.00	2.000

PITCHER	IP	WLS	BF	H	R	ER	SO	BB	IBB	HBP	BLK	WP	HR	S	P	ERA	WHIP

Arizona Diamondbacks @ Chicago Cubs

Wrigley Field, Chicago, IL

Fri May 31 2013, 1:24 PM - 3:46 PM CDT

Att. 24,645 - Cloudy - 75 F

TOP

livebaseballscorecards.com

Batter	1	2	3	4	5	6	7	8	9	AB	R	H	RBI	BB	SO	LOB
8 Gerardo Parra, L (1, 8) OBP: 0.370, SLG: 0.460	C FF 91 X SI 93 0-1 ① F9		F SI 93 B CH 85 X SL 84 1-1 1B			B FF 92 B FF 91 C FF 91 X SI 93 2-1 44 G4-3 26 2B 1-3 2B		C SL 81 B FF 88 C SL 80 B SL 82 B FF 88 F FF 89 F SL 80 X FF 89 3-2 ② G3		4	1	2	0	0	0	0
1 Didi Gregorius, L (1, 6) OBP: 0.374, SLG: 0.521	B SI 91 B FF 92 C FF 93 F SI 93 B FF 93 F SI 93 T SL 84 3-2 ② K		C FF 91 F SI 93 X CU 76 0-2 ③ L8			F FF 93 B FF 94 X FF 93 1-1 ① SF8 3-H		F SL 82 B FC 87 F SL 81 B SL 82 B FF 90 X FF 89 3-2 ③ P5		3	0	0	1	0	1	1
44 Paul Goldschmidt, R (1, 3) OBP: 0.409, SLG: 0.593	X FF 93 0-0 ③ F9			B FF 92 B FF 93 C FF 92 F SI 92 F SL 84 F SL 85 C FF 94 2-3 ① K		F FF 93 B SI 93 X FF 94 1-1 ② G4-3 2-3			B CH 81 C SL 79 B FF 84 X CH 81 2-1 ① G6-3	4	0	0	0	0	1	1
26 Miguel Montero, L (1, 2) OBP: 0.284, SLG: 0.287		B FF 91 X SI 91 1-0 7 FC5-4 1B		B FF 93 F CH 84 T FF 95 B FF 94 F FF 92 X SL 85 2-2 ② L3		X FF 94 0-0 3-H 2B			S CU 74 C SI 89 X SL 83 0-2 ② L3	4	0	2	1	0	0	0
14 Martín Prado, R (1, 5) OBP: 0.309, SLG: 0.360		B FF 91 C FF 92 F SL 84 X SI 93 1-2 ① P6		C FF 94 X CU 75 0-1 ③ F7		C FF 94 B SL 85 F SI 93 F FF 95 F SL 84 C FF 93 1-3 ③ K			C FF 89 B CH 83 X CH 81 1-1 1B	4	0	1	0	0	1	2
13 Jason Kubel, L (1, 7) OBP: 0.290, SLG: 0.385		X SI 92 0-0 ② L8			B FF 92 F FF 93 B CH 86 B FF 93 F FF 94 F FF 95 S CU 77 3-3 ① K		C FF 91 F FF 93 B SL 83 F SI 94 X CU 75 1-2 ① L4		D CH 82 F CH 82 C FF 90 S SL 84 1-3 ③ K	4	0	0	0	0	2	2
7 Cody Ross, R (1, 9) OBP: 0.307, SLG: 0.358		C FF 92 B SI 92 X CU 76 1-1 ③ FC5-4 1-2f			F FF 94 X SI 93 0-1 ② G5-3		B FF 92 S FF 92 B SI 93 C SI 92 B FF 94 X SI 92 3-2 ② G5-3			3	0	0	0	0	0	1
4 Cliff Pennington, S (1, 4) OBP: 0.291, SLG: 0.278			C SI 92 X SI 92 0-1 36 G4-6-3 1B		B SI 95 F FF 91 X SI 94 1-1 ③ L4		C SI 90 C SI 92 X SI 91 0-2 ③ F9			3	0	1	0	0	0	0
36 Wade Miley, L (1, 1) OBP: 0.167, SLG: 0.294 22 Eric Hinske, L (8, PH) OBP: 0.220, SLG: 0.308 29 Brad Ziegler, R (8, 1)			B FF 91 X FF 91 1-0 ① ② G4-6-3 1-2f			B FF 92 B FF 92 F FF 92 C FF 93 X FF 93 2-2 8 2B 1 SF8 1B		S SL 80 B SL 80 X SL 80 1-1 ① G2-3		2 1 0	1 0 0	1 0 0	0 0 0	0 0 0	0 0 0	1 0 0
Inning Stats	R: 0 E: 0 K: 1 S: 7 H: 0 LOB: 0 BB: 0 P: 10	R: 0 E: 0 K: 0 S: 7 H: 1 LOB: 1 BB: 0 P: 10	R: 0 E: 0 K: 0 S: 8 H: 2 LOB: 1 BB: 0 P: 10	R: 0 E: 0 K: 1 S: 11 H: 0 LOB: 0 BB: 0 P: 15	R: 0 E: 0 K: 1 S: 8 H: 0 LOB: 0 BB: 0 P: 12	R: 2 E: 0 K: 1 S: 15 H: 3 LOB: 1 BB: 0 P: 22	R: 0 E: 0 K: 0 S: 10 H: 0 LOB: 0 BB: 0 P: 14	R: 0 E: 0 K: 0 S: 10 H: 0 LOB: 0 BB: 0 P: 17	R: 0 E: 0 K: 1 S: 10 H: 1 LOB: 1 BB: 0 P: 14	1B: 5 2B: 2 3B: 0 HR: 0 SF: 1 SAC: 0 DP: 1 HBP: 0						

AB	32
R	2
H	7
RBI	2
BB	0
SO	5
LOB	8

PITCHER		IP	WLS	BF	H	R	ER	SO	BB	IBB	HBP	BLK	WP	HR	S	P	ERA	WHIP
22 Matt Garza, R ERA: 3.38	(1, 1)	7.0	W	26	6	2	2	4	0	0	0	0	0	0	66	93	2.57	0.857
40 James Russell, L ERA: 0.87	(8, 1)	1.0		3	0	0	0	0	0	0	0	0	0	0	10	17	0.00	0.000
33 Carlos Villanueva, R ERA: 3.59	(9, 1)	1.0		4	1	0	0	1	0	0	0	0	0	0	10	14	0.00	1.000

PITCHER	IP	WLS	BF	H	R	ER	SO	BB	IBB	HBP	BLK	WP	HR	S	P	ERA	WHIP

BOTTOM

Arizona Diamondbacks @ Chicago Cubs

Wrigley Field, Chicago, IL

Fri May 31 2013, 1:24 PM - 3:46 PM CDT

Att. 24,645 - Cloudy - 75 F

livebaseballscorecards.com

Batter	1	2	3	4	5	6	7	8	9	AB	R	H	RBI	BB	SO	LOB
9 David DeJesus, L (1, 8) OBP: 0.351, SLG: 0.470	C FF 88 B FF 89 H FF 90 2-1 44 G4-6-3 13 1B 12 HR HBP		B FF 87 C FF 90 B SL 82 X FF 91 2-1 44 2B 21 HR 1B	C FF 90 B SI 90 C SL 82 C SI 91 1-3 ② K			B SL 81 F FF 88 B FF 90 C FF 91 X FF 89 2-2 ① L5			3	2	1	0	0	1	0
13 Starlin Castro, R (1, 6) OBP: 0.295, SLG: 0.366	C FF 89 X SL 81 0-1 44 G4-6-3 1-2 1B		D FF 90 1 SAFE 1 SAFE 1 SAFE C SI 88 F FF 88 1 SAFE T FF 88 1-2 ① K	C SI 90 B FF 89 B CH 83 X SI 92 2-1 ③ G6-3			B CH 84 C SI 91 B FF 89 X SI 92 2-1 ② G5-3			4	0	1	0	0	1	1
44 Anthony Rizzo, L (1, 3) OBP: 0.320, SLG: 0.505	D SI 91 F SI 90 X SI 90 1-1 ①② G4-6-3 1-2f 2-3		X FF 88 0-0 21 HR 1-3 2B		B SL 82 C SI 90 C SL 83 B SI 90 X FF 90 2-2 ① G3		X SL 84 0-0 ③ G4-3			4	1	1	0	0	0	2
12 Alfonso Soriano, R (1, 7) OBP: 0.310, SLG: 0.423	S SL 82 B SL 82 X SL 83 1-1 3-H HR		B FF 90 D SL 83 I IN 69 I IN 71 4-0 21 HR IBB		C SI 91 S CH 83 F FF 92 F SL 83 X SL 83 0-2 ② F8			C SI 86 F SI 87 X CU 75 0-2 ① G5-3		3	2	1	2	1	0	0
21 Scott Hairston, R (1, 9) OBP: 0.189, SLG: 0.368 19 Nate Schierholtz, L (8, PH) OBP: 0.314, SLG: 0.503 (9, 9)	C FF 89 B CH 82 X CH 82 1-1 ③ G5-3		C SI 91 B SL 84 X SL 82 1-1 1-H 2-H 3-H HR		C SI 92 X CH 83 0-1 ③ G5-3			F SI 86 F CH 79 F CU 75 F SI 88 X CH 79 0-2 ② G4-3		3 1	1 0	1 0	4 0	0 0	0 0	0 0
53 Welington Castillo, R (1, 2) OBP: 0.321, SLG: 0.364		B FF 88 C FF 89 C CH 82 F FF 88 X FF 88 1-2 ① G6-3	B FF 92 B SI 92 B FF 92 C FF 92 X SI 92 3-1 ② G6-3			B FF 89 B SI 91 X SI 90 2-0 ① F9		B SI 88 F SI 87 F CH 80 S CU 76 1-3 ③ K		4	0	0	0	0	1	0
1 Cody Ransom, R (1, 5) OBP: 0.275, SLG: 0.477		B SL 82 B SI 91 X FF 90 2-0 ② G6-3	B SI 92 B SI 92 B SI 93 C SI 90 X SI 92 3-1 HR			C FF 90 B FF 91 S CH 84 C FF 92 1-3 ② K				3	1	1	1	0	1	0
15 Darwin Barney, R (1, 4) OBP: 0.296, SLG: 0.343		B SI 88 B SI 90 B FF 89 C FF 90 B FF 90 4-1 BB	F SI 91 C FF 91 B FF 92 S FF 91 1-3 ③ K			B SI 90 F SI 90 F CH 83 B FF 92 X SL 84 2-2 1B				2	0	1	0	1	1	0
22 Matt Garza, R (1, 1) OBP: 0.167, SLG: 0.333 40 James Russell, L (8, 1) 33 Carlos Villanueva, R (9, 1) OBP: 0.176, SLG: 0.176		1 SAFE C FF 90 S SL 83 S SL 82 0-3 ③ K		F FF 90 F SI 91 S SL 82 0-3 ① K		F SI 90 C SI 90 C SL 80 0-3 ③ K				3 0 0	0 0 0	0 0 0	0 0 0	0 0 0	3 0 0	2 0 0
Inning Stats	R: 2 E: 0 K: 0 S: 9 H: 2 LOB: 0 BB: 0 P: 14	R: 0 E: 0 K: 1 S: 9 H: 0 LOB: 1 BB: 1 P: 16	R: 5 E: 0 K: 2 S: 15 H: 4 LOB: 0 BB: 1 P: 30	R: 0 E: 0 K: 2 S: 8 H: 0 LOB: 0 BB: 0 P: 11	R: 0 E: 0 K: 0 S: 10 H: 0 LOB: 0 BB: 0 P: 12	R: 0 E: 0 K: 0 S: 10 H: 1 LOB: 1 BB: 0 P: 15	R: 0 E: 0 K: 0 S: 6 H: 0 LOB: 0 BB: 0 P: 10	R: 0 E: 0 K: 1 S: 11 H: 0 LOB: 0 BB: 0 P: 12		1B: 3 2B: 1 3B: 0 HR: 3	SF: 0 SAC: 0 DP: 1 HBP: 1				WP: 0 PB: 0 SB: 0 CS: 0	PA: 33

	AB	R	H	RBI	BB	SO	LOB
AB	**30**						
R	**7**						
H	**7**						
RBI	**7**						
BB	**2**						
SO	**8**						
LOB	**5**						

PITCHER		IP	WLS	BF	H	R	ER	SO	BB	IBB	HBP	BLK	WP	HR	S	P	ERA	WHIP
36 Wade Miley, L ERA: 5.01	(1, 1)	7.0	L	30	7	7	7	7	1	1	1	0	0	3	67	108	9.00	1.143
29 Brad Ziegler, R ERA: 2.49	(8, 1)	1.0		3	0	0	0	1	0	0	0	0	0	0	11	12	0.00	0.000

PITCHER	IP	WLS	BF	H	R	ER	SO	BB	IBB	HBP	BLK	WP	HR	S	P	ERA	WHIP

Arizona Diamondbacks @ Chicago Cubs

Wrigley Field, Chicago, IL

Sat Jun 01 2013, 8:36 PM - 12:01 AM CDT

Att. 31,465 - Overcast - 63 F

livebaseballscorecards.com

Batter	1	2	3	4	5	6	7	8	9	AB	R	H	RBI	BB	SO	LOB
8 Gerardo Parra, L (1, 9) OBP: 0.378, SLG: 0.481	HR	BB			FC4-6		BB	2B	SF7	3	2	2	2	2	0	1
1 Didi Gregorius, L (1, 6) OBP: 0.380, SLG: 0.524	F8	K			2B		FC4-6	HR	1B	5	3	2	0	1	1	4
44 Paul Goldschmidt, R (1, 3) OBP: 0.411, SLG: 0.603	K	K	K		K2-3		BB	BB	1B	5	3	2	4	1	3	2
26 Miguel Montero, L (1, 2) OBP: 0.296, SLG: 0.291	1B	K	K		BB		F8	BB	1B	4	0	2	0	2	1	2
14 Martín Prado, R (1, 5) OBP: 0.309, SLG: 0.356	FC6-4	K	K		K		BB	F9	1B	5	1	1	1	1	2	5
13 Jason Kubel, L (1, 7) OBP: 0.292, SLG: 0.392		K	K	K		F7	2B	1B	FC4-6	6	0	2	4	0	2	2
11 AJ Pollock, R (1, 8) OBP: 0.302, SLG: 0.439		1B	K	K		F8	F8	F8	K	6	0	1	0	0	2	5
18 Willie Bloomquist, R (1, 4) OBP: 0.800, SLG: 0.750		1B	F8			1B		BB	1B	4	2	3	0	1	0	0
31 Ian Kennedy, R (1, 1) OBP: 0.182, SLG: 0.238		SH5-4			FC4-6	K		F9	SF7	2	0	1	0	0	1	1
22 Eric Hinske, L (8, PH) OBP: 0.214, SLG: 0.300										1	0	0	0	0	0	1
30 David Hernandez, R (8, 1)										0	0	0	0	0	0	0
4 Cliff Pennington, S (9, PH) OBP: 0.296, SLG: 0.291										1	1	1	1	0	0	0
45 Matt Reynolds, L (9, 1)										0	0	0	0	0	0	0

Inning Stats	1	2	3	4	5	6	7	8	9
	R: 1	R: 0	R: 0	R: 0	R: 0	R: 0	R: 3	R: 4	R: 4
	E: 0	E: 0	E: 0	E: 0	E: 0	E: 0	E: 0	E: 0	E: 0
	K: 1	K: 2	K: 3	K: 2	K: 2	K: 1	K: 0	K: 0	K: 1
	S: 11	S: 18	S: 11	S: 10	S: 14	S: 8	S: 13	S: 22	S: 24
	H: 2	H: 2	H: 0	H: 0	H: 2	H: 1	H: 1	H: 3	H: 6
	LOB: 1	LOB: 3	LOB: 0	LOB: 0	LOB: 3	LOB: 1	LOB: 1	LOB: 2	LOB: 2
	BB: 0	BB: 1	BB: 0	BB: 0	BB: 1	BB: 0	BB: 3	BB: 3	BB: 0
	P: 18	P: 28	P: 13	P: 12	P: 21	P: 11	P: 27	P: 42	P: 36

1B: 11	SF: 1
2B: 4	SAC: 1
3B: 0	DP: 0
HR: 2	HBP: 0

WP: 0	PA: 52
PB: 0	
SB: 0	
CS: 0	

AB	42
R	12
H	17
RBI	12
BB	8
SO	12
LOB	23

PITCHER		IP	WLS	BF	H	R	ER	SO	BB	IBB	HBP	BLK	WP	HR	S	P	ERA	WHIP
29 Jeff Samardzija, R (1, 1) ERA: 2.96		6.1		30	7	3	3	11	4	0	0	0	0	1	76	115	4.26	1.737
40 James Russell, L (7, 1) ERA: 1.29		0.1	B	3	1	1	1	0	1	0	0	0	0	0	7	13	27.00	6.000
33 Carlos Villanueva, R (7, 1) ERA: 3.57		0.1		1	0	0	0	0	0	0	0	0	0	0	2	2	0.00	0.000
49 Carlos Marmol, R (8, 1) ERA: 5.48		0.1	L	6	2	4	4	0	3	0	0	0	0	1	14	30	108.00	15.000
50 Blake Parker, R (8, 1) ERA:		0.2		3	1	0	0	0	0	0	0	0	0	0	8	12	0.00	1.500

PITCHER		IP	WLS	BF	H	R	ER	SO	BB	IBB	HBP	BLK	WP	HR	S	P	ERA	WHIP
57 Zach Putnam, R (9, 1) ERA: 27.0		1.0		9	6	4	4	1	0	0	0	0	0	0	24	36	36.00	6.000

BOTTOM

Arizona Diamondbacks @ Chicago Cubs

Wrigley Field, Chicago, IL

Sat Jun 01 2013, 8:36 PM - 12:01 AM CDT

Att. 31,465 - Overcast - 63 F

livebaseballscorecards.com

Batter	1	2	3	4	5	6	7	8	9	AB	R	H	RBI	BB	SO	LOB
9 David DeJesus, L (1, 8) OBP: 0.349, SLG: 0.471	C FF 90 B FF 92 T KC 80 B CH 83 X SI 93 2-2 44 BB 12 SF8 2B	B SI 91 B CH 81 X FF 91 2-0 ③ F9			B FF 89 B FF 90 C FF 92 B FC 87 X FF 92 3-1 ③ F8			C FF 93 B CU 83 F FF 94 C CU 81 1-3 ② K		4	1	1	0	0	1	0
13 Starlin Castro, R (1, 6) OBP: 0.295, SLG: 0.361	H FF 91 1-0 44 BB 19 2B HBP		C CH 84 X SI 91 0-1 ① G3-1			F FF 90 S CH 79 S CH 80 0-3 ① K		C FF 93 B FF 94 X CU 82 1-1 ③ G6-3		3	1	0	0	0	1	0
44 Anthony Rizzo, L (1, 3) OBP: 0.319, SLG: 0.498	B FF 91 B FF 91 C SI 92 B SI 91 B FF 91 4-1 19 2B 53 G6-3 1-2 2-3 BB		C SI 91 F KC 80 B SI 90 F SI 91 X CH 82 1-2 ② F8			X CH 80 0-0 ② G3			C FF 88 B KC 79 S KC 77 B CH 83 X FF 90 2-2 ① F7	3	1	0	0	1	0	0
12 Alfonso Soriano, R (1, 7) OBP: 0.304, SLG: 0.417	C FF 92 X FF 92 0-1 ① SF8 3-H		F SI 92 F FF 91 B SI 93 F CH 82 B SI 92 X FF 92 2-2 ③ P4			B CH 81 B CH 81 B FF 90 T CH 87 F FF 92 F CH 82 S CH 81 3-3 ③ K			B FF 90 F FF 90 F KC 79 B CH 85 T CH 84 2-2 ② K	3	0	0	1	0	2	0
19 Nate Schierholtz, L (1, 9) OBP: 0.318, SLG: 0.530	B CH 83 F CH 83 B SI 91 C KC 79 X KC 79 2-2 1-3 2-H 2B			T FF 89 F FF 90 F SI 90 S CH 80 0-3 ① K			C CH 80 F FF 90 X FF 92 0-2 HR		F FF 90 F FF 88 B KC 80 X KC 78 1-2 ③ G1-3	4	1	2	2	0	1	0
53 Welington Castillo, R (1, 2) OBP: 0.315, SLG: 0.357	X CH 87 0-0 ② G6-3 3-H			X CH 87 0-0 ② G4-3			B FC 85 B SL 87 C SI 91 F SI 91 S CH 81 2-3 ① K			3	0	0	1	0	1	1
24 Luis Valbuena, L (1, 5) OBP: 0.364, SLG: 0.453	F SI 91 C FF 91 X SI 91 0-2 ③ F8			C SI 91 B CH 82 B CH 82 S FC 87 X SI 92 2-2 ③ F9			F CH 82 C SI 90 F KC 80 S CH 81 0-3 ② K			3	0	0	0	0	1	1
15 Darwin Barney, R (1, 4) OBP: 0.290, SLG: 0.336		B CH 87 B FF 89 C FF 89 F CH 87 F FF 90 S CH 82 2-3 ① K			X FF 88 0-0 ① P3		B FF 91 X FF 91 1-0 ③ F9			3	0	0	0	0	1	0
29 Jeff Samardzija, R (1, 1) OBP: 0.150, SLG: 0.316 40 James Russell, L (7, 1) 33 Carlos Villanueva, R (7, 1) OBP: 0.176, SLG: 0.176 49 Carlos Marmol, R (8, 1) 50 Blake Parker, R (8, 1) 20 Julio Borbon, L (8, PH) OBP: 0.326, SLG: 0.341 57 Zach Putnam, R (9, 1)		F FF 90 C FF 91 C KC 80 0-3 ② K			X FF 89 0-0 ② P3			B SI 94 B SI 93 C FF 93 F FF 93 F FF 94 B CU 81 X SI 94 3-2 ① P5		2 0 0 0 0 1 0	0 0 0 0 0 0 0	0 0 0 0 0 0 0	0 0 0 0 0 0 0	1 0 0 0 0 0 0	0 0 0 0 0 0 0	0 0 0 0 0 0 0
Inning Stats	R: 3 E: 0 K: 0 S: 13 H: 2 LOB: 1 BB: 1 P: 22	R: 0 E: 0 K: 2 S: 8 H: 0 LOB: 0 BB: 0 P: 12	R: 0 E: 0 K: 0 S: 10 H: 0 LOB: 0 BB: 0 P: 13	R: 0 E: 0 K: 1 S: 8 H: 0 LOB: 0 BB: 0 P: 10	R: 0 E: 0 K: 0 S: 4 H: 0 LOB: 0 BB: 0 P: 7	R: 0 E: 0 K: 2 S: 8 H: 0 LOB: 0 BB: 0 P: 11	R: 1 E: 0 K: 2 S: 11 H: 1 LOB: 0 BB: 0 P: 14	R: 0 E: 0 K: 1 S: 9 H: 0 LOB: 0 BB: 0 P: 14	R: 0 E: 0 K: 1 S: 9 H: 0 LOB: 0 BB: 0 P: 14	1B: 0 2B: 2 3B: 0 HR: 1 SF: 1 SAC: 0 DP: 0 HBP: 1						

	AB	29
	R	4
	H	3
	RBI	4
	BB	1
	SO	9
	LOB	2

PITCHER		IP	WLS	BF	H	R	ER	SO	BB	IBB	HBP	BLK	WP	HR	S	P	ERA	WHIP
31 Ian Kennedy, R ERA: 4.74	(1, 1)	7.0	W	26	3	4	4	7	1	0	1	0	0	1	62	89	5.14	0.571
30 David Hernandez, R ERA: 3.04	(8, 1)	1.0		3	0	0	0	1	0	0	0	0	0	0	9	14	0.00	0.000
45 Matt Reynolds, L ERA: 1.11	(9, 1)	1.0		3	0	0	0	1	0	0	0	0	0	0	9	14	0.00	0.000

PITCHER	IP	WLS	BF	H	R	ER	SO	BB	IBB	HBP	BLK	WP	HR	S	P	ERA	WHIP

Arizona Diamondbacks @ Chicago Cubs

Wrigley Field, Chicago, IL

Sun Jun 02 2013, 1:26 PM - 4:51 PM CDT

Att. 29,667 - Cloudy - 47 F

livebaseballscorecards.com

Batter	1	2	3	4	5	6	7	8	9	AB	R	H	RBI	BB	SO	LOB
8 Gerardo Parra, L (1, 8) OBP: 0.377, SLG: 0.475	F FF 92 B FF 93 B FF 92 B FF 92 F FF 93 B FF 90 4-2 14 G6-3 1 WP BB	B SI 91 F FF 91 B SL 82 B FF 90 X FF 89 3-1 1 FC1-6 1-2 2-H 3-H 1B		X FF 92 0-0 ② L7		B CU 79 X FF 92 1-0 ② G4-3	X FS 82 0-0 ② G3 2-3		C FF 91 B FS 82 C FF 90 B FF 90 F FF 90 F FF 91 F FF 90 X CU 80 2-2 ② F8	5	0	1	2	1	0	1
1 Didi Gregorius, L (1, 6) OBP: 0.371, SLG: 0.508	L FF 91 B SI 93 1 SAFE 1 SAFE S FF 90 1 SAFE B FF 92 B SL 85 C SI 92 3-3 ① K 1-2	S SL 83 X SL 85 0-1 ② FC1-6 14 WP 1-2f 2-3		B FF 92 S FF 92 B FF 92 C FF 92 C FF 93 2-3 ③ K		C FF 94 X SL 86 0-1 14 1B 44 1B 1B	S FF 90 B FF 91 C CU 78 B FF 91 B FF 90 S FF 90 3-3 ③ K		B FF 91 B FF 91 X FF 90 2-0 ③ G5-3	6	1	1	0	0	3	4
14 Martín Prado, R (1, 5) OBP: 0.311, SLG: 0.354	C FF 92 B SI 93 X SL 84 1-1 ② G6-3 2-3	F FF 92 F FF 93 B FF 94 D SL 86 B SL 85 F FF 90 X FF 91 3-2 ③ G5-3 1-2 3-H			X FF 92 0-0 ① G4-3	1 SAFE B FF 91 X FF 92 1-0 13 WP 44 1B 7 1B 1-2 1B		C FF 89 B FF 92 C SL 82 B SL 83 B SL 82 B SL 83 4-2 7 CS 44 BB BB		4	1	1	0	1	0	2
44 Paul Goldschmidt, R (1, 3) OBP: 0.419, SLG: 0.604	B FF 93 B FF 89 B SL 84 C FF 92 D SI 93 4-1 13 S BB		B FF 93 C FF 93 X SI 91 1-1 ① G4-3		C FF 92 F FF 93 B SL 86 X SL 84 1-2 13 1B 27 1B 1B	X SL 85 0-0 13 WP 7 1B 1-2 2-H 1B		B FF 91 B FF 93 C SL 82 B SL 83 B SL 83 4-1 7 S 27 1B 1-2 BB		3	3	2	1	2	0	0
13 Jason Kubel, L (1, 7) OBP: 0.306, SLG: 0.396	F FF 92 B CU 79 B FF 92 S SL 86 1-3 ③ K2-3 1-2		S CU 78 B CU 79 X FF 92 1-1 7 2B 27 FC3-2 1B		X FF 92 0-0 4 WP 27 1B 1-2 1B	B SL 81 I IN 79 I IN 81 I IN 79 4-0 7 1B 1-2 2-3 IBB		B FF 92 B FF 91 B SL 83 C SI 91 F FF 91 F SL 82 F SL 83 S SL 84 3-3 ① K		4	0	2	0	1	2	4
7 Cody Ross, R (1, 9) OBP: 0.316, SLG: 0.369		C FF 90 B FF 91 B FF 90 X FF 89 2-1 ① F8	S FF 92 X FF 91 0-1 1-3 2B		X SL 83 0-0 ② P6	D FF 92 X FF 92 1-0 1-3 2-H 3-H 1B		B FF 89 B SL 81 C FF 91 F FF 90 B SL 83 F SL 82 B SL 83 4-2 ② 27 1B 1-2 2-3 BB		4	0	2	2	1	0	2
27 Wil Nieves, R (1, 2) OBP: 0.419, SLG: 0.436		C FF 92 F FF 92 X SI 92 0-2 46 E 4 1B 8 1B 1B	D SL 84 X FF 92 1-0 ② FC3-2 3-H		B SL 85 B FF 92 X FF 92 2-0 1-2 2-H 1B	F FF 91 C FF 92 S FF 93 0-3 ③ K		X SI 90 0-0 1-2 2-H 1B		5	1	3	2	0	1	4
4 Cliff Pennington, S (1, 4) OBP: 0.299, SLG: 0.290		B FF 91 F FF 91 D FF 90 F FF 90 B FF 91 X FF 91 3-2 46 E 8 1B 1-2 1B	B FF 92 S CU 77 B CU 79 C SL 83 X SL 84 2-2 ③ G4-3		B CU 79 F SI 91 D SL 84 S SL 83 B SL 84 X SL 83 3-2 ③ G4-3 2-3		B FF 90 C FF 90 B FF 90 B FF 90 F FF 90 B FF 90 4-2 8 G3 22 S BB	D SL 85 C FF 92 B FF 91 F FF 90 F SL 84 F SL 84 S SL 82 2-3 ③ K		4	1	1	0	1	1	6
46 Patrick Corbin, L (1, 1) OBP: 0.083, SLG: 0.125 22 Eric Hinske, L (7, PH) OBP: 0.209, SLG: 0.293 29 Brad Ziegler, R (7, 1) 30 David Hernandez, R (8, 1) 10 Josh Wilson, R (9, PH) OBP: 0.267, SLG: 0.309 21 Heath Bell, R (9, 1)		X 0-0 E8 1 FC1-6 8 1B 14 WP 1-2 2-3		B FF 92 X FF 92 1-0 ① G4-3		B FF 92 C FF 91 C FF 92 S SL 85 1-3 ① K	B FF 90 B CU 76 F FF 90 S FF 91 F CU 78 B FS 82 S CU 76 3-3 ① K 1-2		X FF 89 0-0 ① F7	3 1 0 0 0 1	1 0 0 0 0 0	0 0 0 0 0 0	0 0 0 0 0 0	1 1 0 0 0 0	2 1 0 0 0 0	2 1 0 0 0 0
Inning Stats	R: 0 E: 0 K: 2 S: 11 H: 0 LOB: 2 BB: 2 P: 24	R: 3 E: 1 K: 0 S: 17 H: 3 LOB: 1 BB: 0 P: 28	R: 0 E: 0 K: 0 S: 10 H: 2 LOB: 2 BB: 0 P: 15	R: 0 E: 0 K: 1 S: 5 H: 0 LOB: 0 BB: 0 P: 8	R: 1 E: 0 K: 0 S: 10 H: 3 LOB: 2 BB: 0 P: 16	R: 3 E: 0 K: 2 S: 12 H: 4 LOB: 2 BB: 1 P: 20	R: 0 E: 0 K: 2 S: 10 H: 0 LOB: 1 BB: 1 P: 20	R: 1 E: 0 K: 2 S: 17 H: 1 LOB: 2 BB: 3 P: 34	R: 0 E: 0 K: 0 S: 8 H: 0 LOB: 0 BB: 0 P: 12	1B: 12 2B: 1 3B: 0 HR: 0 SF: 0 SAC: 0 DP: 0 HBP: 0						

PITCHER		IP	WLS	BF	H	R	ER	SO	BB	IBB	HBP	BLK	WP	HR	S	P	ERA	WHIP
36 Edwin Jackson, R ERA: 6.29	(1, 1)	5.2	L	33	12	7	5	4	2	1	0	0	4	0	62	108	7.94	2.471
56 Héctor Rondón, R ERA: 6.38	(6, 1)	0.1		1	0	0	0	1	0	0	0	0	0	0	3	3	0.00	0.000
50 Blake Parker, R ERA:	(7, 1)	1.0		4	0	0	0	2	1	0	0	0	0	0	10	20	0.00	1.000
49 Carlos Marmol, R ERA: 5.64	(8, 1)	1.0		6	1	1	1	2	3	0	0	0	0	0	17	34	9.00	4.000
63 Kevin Gregg, R ERA: 0.59	(9, 1)	1.0		3	0	0	0	0	0	0	0	0	0	0	8	12	0.00	0.000

PITCHER	IP	WLS	BF	H	R	ER	SO	BB	IBB	HBP	BLK	WP	HR	S	P	ERA	WHIP

TOP

AB	40
R	8
H	13
RBI	7
BB	7
SO	9
LOB	26

WP: 4 PA: 47
PB: 0
SB: 3
CS: 1

BOTTOM

Arizona Diamondbacks @ Chicago Cubs

Wrigley Field, Chicago, IL

Sun Jun 02 2013, 1:26 PM - 4:51 PM CDT

Att. 29,667 - Cloudy - 47 F

livebaseballscorecards.com

Batter	1	2	3	4	5	6	7	8	9	AB	R	H	RBI	BB	SO	LOB
20 Julio Borbon, L (1, 8) OBP: 0.314, SLG: 0.326	C FF 91 B SI 91 S SI 91 F SI 92 F SL 79 F SI 92 B SL 77 X SI 92 2-2 ① G3	B FF 91 X FF 91 1-0 E4 1B		X FF 90 0-0 ③ F8		C SI 91 B SI 90 X SI 91 1-1 ③ G3-1			C SI 91 B SI 92 X SI 91 1-1 ③ F9	5	0	1	0	0	0	2
13 Starlin Castro, R (1, 6) OBP: 0.294, SLG: 0.356	C SI 91 H FF 92 1-1 21 HBP 44 BB 30 BB HBP	C SI 91 B SI 92 X CH 81 1-1 ③ F8			B SI 91 B SI 90 F SI 90 B SI 88 X SI 90 3-1 ① G6-3		B SI 83 C SI 83 B SI 84 F SI 85 F SI 86 F CU 73 F CU 73 F SI 86 F SI 86 2-2 ① X CH 78 L4			3	1	0	0	0	0	1
44 Anthony Rizzo, L (1, 3) OBP: 0.322, SLG: 0.493	B FF 93 B FF 92 B FF 93 B SI 92 4-0 30 BB 21 HBP 1-2 BB	F FF 92 C SL 78 B FF 92 X FF 92 1-2 ① F7			B FF 91 C FF 92 B SL 78 S SI 91 S SI 92 2-3 ② K		B SI 85 B CH 78 B SI 85 B SI 85 4-0 12 G5-4-3 BB			2	0	0	0	2	1	0
12 Alfonso Soriano, R (1, 7) OBP: 0.303, SLG: 0.418	B SI 93 S SI 92 F SI 93 S SL 78 1-3 ② K	C SI 92 B SI 92 S CH 81 B SI 92 F FF 91 F SL 79 S SL 78 2-3 ② K			B FF 92 X SI 91 1-0 21 HR 2B		X SI 85 0-0 ②③ G5-4-3 1-2f			4	1	1	0	0	2	3
21 Scott Hairston, R (1, 9) OBP: 0.208, SLG: 0.414 19 Nate Schierholtz, L (8, PH) OBP: 0.316, SLG: 0.527 (9, 9)	B SI 92 F SI 92 S CH 80 B CH 77 H SL 80 3-2 30 BB 1-2 2-3 HBP	X CH 82 0-0 ③ G5-3			C SI 91 X SI 92 0-1 2-H HR			S SI 93 S FF 94 B FF 95 F FF 94 B CU 82 F FF 94 F CU 82 B CU 83 F FF 95 3-3 ① K		2 1	1 0	1 0	2 0	0 1	0 0	0 0
30 Dioner Navarro, S (1, 2) OBP: 0.299, SLG: 0.541	B SI 93 C SI 93 D CH 81 F SI 93 B CH 80 B SI 92 4-2 1-2 2-3 3-H BB			C SI 90 X SI 91 0-1 ① G6-3	C SI 91 S SL 79 F SL 80 F SI 91 X SL 78 0-2 ③ G5-3			S FF 95 B FF 94 C FF 94 C SI 94 1-3 ② K		3	0	0	1	1	1	0
1 Cody Ransom, R (1, 5) OBP: 0.264, SLG: 0.456 24 Luis Valbuena, L (8, PH) OBP: 0.362, SLG: 0.450 (9, 5)	F SI 92 F SI 92 B SL 79 X CH 80 1-2 ③ F8			S CH 82 F SI 92 B SL 78 B SI 91 F SI 91 F SI 92 C SI 93 3-3 ② K		F SI 90 X SI 89 0-1 ① F8		B FF 94 B CH 85 B SI 93 C SI 94 F SI 93 F SI 94 T SI 93 3-2 ③ K		3 1	0 0	0 0	0 0	0 0	1 1	3 0
15 Darwin Barney, R (1, 4) OBP: 0.302, SLG: 0.350		C SI 90 C SI 91 F SL 79 F SI 92 B SI 91 X FF 91 1-2 ① F8		C SI 92 X CH 82 0-1 36 1B 2B		C SI 90 B SI 90 X SI 91 1-1 1B			C FF 90 B CU 80 C FF 90 B CU 80 F FF 93 B SI 93 F SI 91 B CU 80 4-2 6 G6-3 BB	3	1	2	0	1	0	0
36 Edwin Jackson, R (1, 1) OBP: 0.118, SLG: 0.176 56 Hector Rondon, R (6, 1) 9 David DeJesus, L (6, PH) OBP: 0.347, SLG: 0.468 50 Blake Parker, R (7, 1) 49 Carlos Marmol, R (8, 1) 63 Kevin Gregg, R (9, 1) 6 Ryan Sweeney, L (9, PH) OBP: 0.395, SLG: 0.515		C SI 90 X SI 92 0-1 ② F9		X SI 92 0-0 2-H 1B		B FF 90 B FF 91 C SI 90 S SI 90 C SI 91 2-3 ② K			C FF 92 X CU 80 0-1 ①② G6-3 1-2f	2 0 1 0 0 0 0 1	0 0 0 0 0 0 0 0	1 0 0 0 0 0 0 0	1 0 0 0 0 0 0 0	0 0 1 0 0 0 0 0	0 0 1 0 0 0 0 0	0 0 1 0 0 0 0 1

	AB	31
	R	4
	H	6
	RBI	4
	BB	4
	SO	8
	LOB	11

Inning Stats	1	2	3	4	5	6	7	8	9
	R: 1 E: 0 K: 1 S: 17	H: 0 LOB: 3 BB: 2 P: 33	R: 0 E: 1 K: 0 S: 10	H: 1 LOB: 1 BB: 0 P: 13	R: 0 E: 0 K: 1 S: 9	H: 0 LOB: 0 BB: 0 P: 12	R: 1 E: 0 K: 1 S: 11	H: 2 LOB: 1 BB: 0 P: 14	R: 2 E: 0 K: 1 S: 13	H: 2 LOB: 0 BB: 0 P: 19	R: 0 E: 0 K: 1 S: 9	H: 1 LOB: 1 BB: 0 P: 13	R: 0 E: 0 K: 0 S: 9	H: 0 LOB: 0 BB: 1 P: 15	R: 0 E: 0 K: 3 S: 15	H: 0 LOB: 0 BB: 0 P: 22	R: 0 E: 0 K: 0 S: 8	H: 0 LOB: 0 BB: 1 P: 13

	1B: 3	SF: 0	WP: 0	PA: 37
	2B: 2	SAC: 0	PB: 0	
	3B: 0	DP: 2	SB: 0	
	HR: 1	HBP: 2	CS: 0	

PITCHER		IP	WLS	BF	H	R	ER	SO	BB	IBB	HBP	BLK	WP	HR	S	P	ERA	WHIP
46 Patrick Corbin, L ERA: 2.06	(1, 1)	6.0	W	28	6	4	4	5	2	0	2	0	0	1	69	104	6.00	1.333
29 Brad Ziegler, R ERA: 2.39	(7, 1)	1.0	H	3	0	0	0	0	1	0	0	0	0	0	9	15	0.00	1.000
30 David Hernandez, R ERA: 2.92	(8, 1)	1.0		3	0	0	0	3	0	0	0	0	0	0	15	22	0.00	0.000
21 Heath Bell, R ERA: 3.74	(9, 1)	1.0		3	0	0	0	0	1	0	0	0	0	0	8	13	0.00	1.000

PITCHER	IP	WLS	BF	H	R	ER	SO	BB	IBB	HBP	BLK	WP	HR	S	P	ERA	WHIP

Chicago Cubs @ Los Angeles Angels

Angel Stadium of Anaheim, Anaheim, CA

Tue Jun 04 2013, 7:10 PM - 10:09 PM PDT

Att. 32,223 - Clear - 69 F

livebaseballscorecards.com

Batter	1	2	3	4	5	6	7	8	9	AB	R	H	RBI	BB	SO	LOB
9 David DeJesus, L (1, 8) OBP: 0.338, SLG: 0.455	C SI 85 B SI 88 B SI 87 B CU 71 X SI 87 3-1 F9 ①		B SI 86 C CU 71 X CH 78 1-1 E5 44 BB 12 1B ①	C SI 87 S FF 86 F SL 80 B SI 87 F CH 78 C FF 89 1-3 K ③			B SI 88 C SI 88 B SI 87 F SI 88 S SI 88 2-3 K ①		B SI 96 F SI 94 X SI 95 1-1 G3 ② 1-2	5	1	0	0	0	2	1
24 Luis Valbuena, L (1, 5) OBP: 0.357, SLG: 0.436	C SI 88 B SI 87 S CU 71 H SL 81 2-2 44 1B 19 1B HBP		B CH 81 S CH 78 X SI 86 1-1 P4 ①		B SI 84 B CH 78 X SI 84 2-0 P5 ①		B SI 88 B SI 88 C SI 89 B SI 88 C FF 87 F FF 89 F SI 88 F FF 89 S SI 88 3-3 K ②		F SI 95 F SI 95 S FF 96 0-3 K ③	4	1	0	0	0	2	2
44 Anthony Rizzo, L (1, 3) OBP: 0.325, SLG: 0.491	B SI 86 C CU 72 B SI 88 1 SAFE X SI 87 2-1 19 1B 1-2 1B		B CH 77 B SI 86 B CU 71 B FF 86 4-0 12 1B 6 1B 1-2 BB		X CU 70 0-0 P5 ②		C SI 88 B CU 74 S CU 74 B SI 90 B SI 89 X SI 90 3-2 G4-3 ③			3	1	1	0	1	0	0
12 Alfonso Soriano, R (1, 10) OBP: 0.307, SLG: 0.425	C FF 87 F SL 80 B FF 85 S SL 82 1-3 K ②		2 SAFE B FF 87 2 SAFE B SL 79 S FF 86 X SL 81 2-1 6 1B 1-2 2-H 1B		B FF 85 C FF 86 S FF 87 X CH 78 1-2 2B			F FF 90 F CU 79 S FF 93 0-3 K ①		4	0	2	1	0	2	2
19 Nate Schierholtz, L (1, 9) OBP: 0.315, SLG: 0.519	F CU 72 F CU 72 B CH 80 B SI 87 F SI 87 X FF 88 3-2 1-3 2-H 1B		C SI 87 B CU 72 S CH 78 B FF 87 X SI 87 2-2 L9 ②		F SI 87 F SL 75 S SI 86 0-3 K ③			F FF 90 X FO 79 0-1 F7 ②		4	0	1	1	0	1	3
6 Ryan Sweeney, L (1, 7) OBP: 0.429, SLG: 0.541	B SI 87 C CU 73 F CH 80 S SL 78 1-3 K ③		X CU 71 0-0 1-2 2-H 1B			C CH 78 B FF 84 X CU 71 1-1 1B		C FF 91 X CU 80 0-1 1B		4	0	3	1	0	1	2
13 Starlin Castro, R (1, 6) OBP: 0.289, SLG: 0.350		B FF 86 C SL 79 F FF 88 X SL 81 1-2 G6-3 ① X FF 87 0-0 P6 ③				C FF 85 F FC 86 B FF 84 B FF 87 F SL 82 X SL 80 2-2 P2 ①		B FF 90 C FF 91 B FF 90 D FF 91 X FF 91 3-1 F9 ③		4	0	0	0	0	0	4
53 Welington Castillo, R (1, 2) OBP: 0.308, SLG: 0.348		B FF 86 X FF 86 1-0 G5-3 ②		C FC 85 B CH 78 X SL 78 1-1 G5-3 ①		C FF 86 S CH 78 B FF 86 S FF 88 1-3 K ②			C SI 95 B FF 95 S SI 96 S FF 96 1-3 K ①	4	0	0	0	0	2	1
15 Darwin Barney, R (1, 4) OBP: 0.301, SLG: 0.347		C FF 86 B FF 88 X SL 80 1-1 P6 ③		B SL 80 F SL 78 F FF 86 X CH 78 1-2 F7 ②		X CH 78 0-0 F9 ③			C FF 96 C SI 96 F SI 96 X SI 96 0-2 9 G3 1B	4	0	1	0	0	0	1
Inning Stats	R: 1 E: 0 K: 2 S: 15 H: 2 LOB: 2 BB: 0 P: 27	R: 0 E: 0 K: 0 S: 6 H: 0 LOB: 0 BB: 0 P: 9	R: 2 E: 1 K: 0 S: 11 H: 2 LOB: 2 BB: 1 P: 21	R: 0 E: 0 K: 1 S: 10 H: 0 LOB: 0 BB: 0 P: 13	R: 0 E: 0 K: 1 S: 8 H: 1 LOB: 1 BB: 0 P: 11	R: 0 E: 0 K: 1 S: 10 H: 1 LOB: 1 BB: 0 P: 14	R: 0 E: 0 K: 2 S: 12 H: 0 LOB: 0 BB: 0 P: 20	R: 0 E: 0 K: 1 S: 9 H: 1 LOB: 1 BB: 0 P: 12	R: 0 E: 0 K: 2 S: 12 H: 1 LOB: 1 BB: 0 P: 14	1B: 7 2B: 1 3B: 0 HR: 0 SF: 0 SAC: 0 DP: 0 HBP: 1						

TOP	
AB	36
R	3
H	8
RBI	3
BB	1
SO	10
LOB	16

WP: 0	PA: 38
PB: 0	
SB: 0	
CS: 0	

PITCHER		IP	WLS	BF	H	R	ER	SO	BB	IBB	HBP	BLK	WP	HR	S	P	ERA	WHIP
36 Jered Weaver, R ERA: 3.13	(1, 1)	6.0		27	6	3	1	5	1	0	1	0	0	0	60	95	1.50	1.167
37 Scott Downs, L ERA: 2.2	(7, 1)	1.0		3	0	0	0	2	0	0	0	0	0	0	12	20	0.00	0.000
59 Robert Coello, R ERA: 0.68	(8, 1)	1.0	W	4	1	0	0	1	0	0	0	0	0	0	9	12	0.00	1.000
49 Ernesto Frieri, R ERA: 3.28	(9, 1)	1.0	S	4	1	0	0	2	0	0	0	0	0	0	12	14	0.00	1.000

PITCHER	IP	WLS	BF	H	R	ER	SO	BB	IBB	HBP	BLK	WP	HR	S	P	ERA	WHIP

Batter	1	2	3	4	5	6	7	8	9	AB	R	H	RBI	BB	SO	LOB
2 Erick Aybar, S (1, 6) OBP: 0.289, SLG: 0.373	C CH 86 B CU 75 X FC 88 1-1 27 1B 5 SF7 2B		C CU 76 B SI 89 X CU 77 1-1 ① F7		B CU 76 S CU 77 B SI 91 F CU 76 X CU 77 2-2 ③ G1-3			L CU 74 X SL 83 0-1 27 F8 5 HR 1B		4	2	2	0	0	0	0
27 Mike Trout, R (1, 8) OBP: 0.369, SLG: 0.542	B FC 87 C SI 90 F SI 90 X CU 77 1-2 5 S 2-3 1B		B SI 90 X SI 90 1-0 ② L8			B CU 76 C FC 88 F SI 90 X FC 87 1-2 ① F9		1 SAFE B FF 89 S CH 81 X FF 89 1-1 ① F8 1-2		4	0	1	0	0	0	1
5 Albert Pujols, R (1, 3) OBP: 0.313, SLG: 0.421	B SI 90 B SI 92 C FC 89 X SI 92 2-1 ① SF7 1-2 3-H		C FC 89 C SI 91 B SI 93 S CU 77 1-3 ③ K			B SI 90 X FC 88 1-0 ② G1-3		X FF 89 0-0 2-H HR		3	1	1	3	0	1	0
44 Mark Trumbo, R (1, 10) (9, 7) OBP: 0.336, SLG: 0.496	B FC 88 B SI 90 X CH 84 2-0 ② L7			C CU 76 C FF 89 B SI 91 B CU 77 X CU 78 2-2 ① G6-3		C FC 88 B CU 79 C SI 90 B FC 87 B SI 91 X SI 91 3-2 ③ G4-3		B FF 88 B CH 82 C CH 81 F CU 75 S SL 83 2-3 ② K		4	0	0	0	0	1	1
32 Josh Hamilton, L (1, 9) OBP: 0.279, SLG: 0.382	B FC 89 B SI 88 X FC 89 2-0 ③ L6			B CH 85 B CH 86 F FC 91 S FF 90 B CU 79 X FC 90 3-2 ② G4-3			F FC 87 S CH 83 F FC 88 B CU 77 B CH 85 X SI 88 2-2 47 1B 2B	X CH 83 0-0 ③ F7		4	1	1	0	0	0	1
47 Howie Kendrick, R (1, 4) (8, 7) (9, 4) OBP: 0.344, SLG: 0.453		C SI 90 B FC 87 X FC 89 1-1 17 S 6 G6-3 1B		C CU 76 F FC 88 F FC 86 B SI 91 B CU 78 X SI 90 2-2 1B			S CU 77 D FC 88 B CU 75 C SI 89 X CU 78 2-2 6 SH1-3 2-H 1B			3	0	3	1	0	0	0
6 Alberto Callaspo, S (1, 5) OBP: 0.310, SLG: 0.375		1 SAFE B SI 88 X FC 88 1-0 ① G6-3 1-2		1 SAFE S CU 75 B FC 89 1 SAFE D CU 76 C CH 86 F CU 78 F SI 91 1 SAFE 3-2 B FC 90 X FF 91 ③ G4-3			1 SAFE 1 SAFE C FF 89 X SL 83 0-1 ① SH1-3 1-2			2	0	0	0	0	0	2
17 Chris Iannetta, R (1, 2) OBP: 0.366, SLG: 0.384		C SI 90 B FC 87 B SI 90 B SI 90 D SI 92 4-1 39 G1-3 2-3 BB			C SI 89 B FC 88 C SI 91 B SI 91 F SI 91 B CU 77 X SI 91 3-2 ① F8		C SL 83 B FF 88 D SL 83 T CH 82 C SI 89 2-3 ② K			2	0	0	0	1	1	1
39 JB Shuck, L (1, 7) OBP: 0.323, SLG: 0.348 8 Chris Nelson, R (7, PH) (8, 4) OBP: 0.274, SLG: 0.306 49 Ernesto Frieri, R (9, 1)		C CU 77 B FC 89 1 SAFE B CU 79 X FC 90 2-1 ②③ G1-3 1-2			C CU 76 B CU 77 F FC 89 F CU 78 F FC 89 X SI 90 1-2 ② G1-3		B SL 82 C SL 81 C SL 82 X CH 82 1-2 ③ F9			2 1 0	0 0 0	0 0 0	0 0 0	0 0 0	0 0 0	2 1 0
Inning Stats	R: 1 E: 0 K: 0 S: 9 H: 2 LOB: 1 BB: 0 P: 17	R: 0 E: 0 K: 0 S: 6 H: 1 LOB: 1 BB: 1 P: 14	R: 0 E: 0 K: 1 S: 6 H: 0 LOB: 0 BB: 0 P: 9	R: 0 E: 0 K: 0 S: 15 H: 1 LOB: 1 BB: 0 P: 25	R: 0 E: 0 K: 0 S: 12 H: 0 LOB: 0 BB: 0 P: 18	R: 0 E: 0 K: 0 S: 7 H: 0 LOB: 0 BB: 0 P: 12	R: 1 E: 0 K: 1 S: 15 H: 2 LOB: 1 BB: 0 P: 22	R: 2 E: 0 K: 1 S: 9 H: 2 LOB: 0 BB: 0 P: 12		1B: 5 2B: 2 3B: 0 HR: 1 SF: 1 SAC: 1 DP: 0 HBP: 0						

PITCHER		IP	WLS	BF	H	R	ER	SO	BB	IBB	HBP	BLK	WP	HR	S	P	ERA	WHIP
46 Scott Feldman, R ERA: 2.84	(1, 1)	6.0		24	6	2	2	1	1	0	0	0	0	0	62	106	3.00	1.167
40 James Russell, L ERA: 1.23	(7, 1)	1.0	H	3	0	0	0	1	0	0	0	0	0	0	8	11	0.00	0.000
33 Carlos Villanueva, R ERA: 3.81	(8, 1)	1.0	L	5	2	2	2	1	0	0	0	0	0	1	9	12	18.00	2.000

PITCHER	IP	WLS	BF	H	R	ER	SO	BB	IBB	HBP	BLK	WP	HR	S	P	ERA	WHIP

BOTTOM

Chicago Cubs @ Los Angeles Angels

Angel Stadium of Anaheim, Anaheim, CA

Tue Jun 04 2013, 7:10 PM - 10:09 PM PDT

Att. 32,223 - Clear - 69 F

livebaseballscorecards.com

AB	29
R	4
H	8
RBI	4
BB	1
SO	3
LOB	9

WP: 0 PA: 32
PB: 0
SB: 2
CS: 0

Chicago Cubs @ Los Angeles Angels

Angel Stadium of Anaheim, Anaheim, CA

Wed Jun 05 2013, 4:09 PM - 8:22 PM PDT

Att. 30,171 - Sunny - 75 F

livebaseballscorecards.com

Batter	1	2	3	4	5	6	7	8	9	10	AB	R	H	RBI	BB	SO	LOB
15 Darwin Barney, R (1, 4) OBP: 0.302, SLG: 0.347	B FF 87 C FF 88 C FF 88 S SI 89 1-3 K ①		F SI 87 B CH 81 X SI 88 1-1 G6-3 ① 3-H		B SI 88 X FF 88 1-0 1 HR 1-2 1B	C FF 95 F FF 95 D SL 89 B FF 95 F FF 96 F FF 94 F SL 87 F FF 94 X FF 95 2-2 P5 ①		C FF 96 B FF 93 B FF 96 F FF 95 S FF 96 2-3 K ③		X FF 91 0-0 24 DI 44 2B 1-3 1B	6	2	2	1	0	2	2
1 Cody Ransom, R (1, 5) OBP: 0.276, SLG: 0.514 24 Luis Valbuena, L (9, PH) OBP: 0.365, SLG: 0.436 (9, 5)	C SI 88 X FF 88 0-1 P4 ②		S CH 79 S CH 80 F CH 80 F FF 88 B KC 78 F CH 81 X CH 81 1-2 44 G3 2B		X CH 80 0-0 1-H 2-H HR	C FF 96 X FF 95 0-1 P4 ②			B FF 94 F FF 94 B SL 85 B FF 95 B FF 94 4-1 44 1B BB	B FF 92 B FF 92 C FF 92 B FF 92 S FF 92 F FF 92 B FF 92 4-2 44 2B 1-2 BB	4 0	1 1	2 0	3 0	0 2	0 0	2 0
44 Anthony Rizzo, L (1, 3) OBP: 0.325, SLG: 0.491	C FF 89 X SI 89 0-1 G3-1 ③		X SI 87 0-0 G3 ② 2-3		F SI 88 X KC 77 0-1 G3 ②	C SI 86 S CU 73 X CU 73 0-2 G3-1 ③			1 SAFE C SI 94 C SI 95 F SI 95 B SI 95 B SI 96 1 SAFE F SI 95 X FF 96 2-2 1B	B FF 92 B FF 91 S FF 91 X FF 90 2-1 1-H 2-H 3-H 2B	6	0	2	3	0	0	3
12 Alfonso Soriano, R (1, 7) OBP: 0.307, SLG: 0.432		X FF 86 0-0 53 G4-3 2B	C FF 88 S CH 80 D CH 81 X SI 88 1-2 F9 ③		X FF 87 0-0 53 S 2B		X FF 96 0-0 L7 ①		F SL 85 C SI 96 F SI 95 B SI 96 X SL 86 1-2 P4 ①	B FF 92 S FC 91 S SI 93 X SI 94 1-2 F9 ③	6	0	2	0	0	0	5
21 Scott Hairston, R (1, 9) OBP: 0.213, SLG: 0.403 19 Nate Schierholtz, L (7, PH) OBP: 0.317, SLG: 0.519 (7, 9)		C FF 87 F CH 80 T CH 81 0-2 K ①	C KC 76 B CH 80 F FF 87 C FF 89 1-3 K ①		B CH 80 C FF 88 B SI 88 D CH 82 B CH 80 4-1 53 S BB		B FF 96 X FF 95 1-0 1B		S SI 96 F CH 88 F FF 95 F SL 86 X SI 96 0-2 P5 ②		2 2	0 0	0 1	0 0	1 0	2 0	1 2
53 Welington Castillo, R (1, 2) OBP: 0.305, SLG: 0.344		X FF 88 0-0 G4-3 ② 2-3	B FF 87 C FF 89 X FF 88 1-1 13 G6-4-3 1B		B CH 82 F FF 88 B CH 82 S CH 82 B CH 81 X FF 89 3-2 L8 ③ 1-2 2-3		B SL 87 1 SAFE B FF 96 X FF 95 2-0 F8 ②		X SI 95 0-0 P6 ③		5	0	1	0	0	0	6
13 Starlin Castro, R (1, 6) OBP: 0.291, SLG: 0.353		B KC 78 B KC 79 B FF 88 B FF 88 4-0 BB	B FF 87 X FF 89 1-0 G6-4-3 ②③ 1-2f			X FF 87 0-0 30 1B 6 1B 2B	1 SAFE P PO 93 1 SAFE C FC 96 1 SAFE F FF 96 D SL 87 T FF 95 2-2 K ③			C FF 91 B FF 92 F FF 90 B FF 92 S CU 79 2-3 K ①	4	1	1	0	1	2	2
30 Dioner Navarro, S (1, 10) OBP: 0.319, SLG: 0.538 20 Julio Borbon, L (10, PR) OBP: 0.314, SLG: 0.326 (10, 10)		B FF 89 D CH 82 F FF 88 S CH 82 1 SAFE 1 SAFE S CH 80 2-3 K ③			B FC 85 C FF 87 X CH 80 1-1 15 1B 1 HR 1B	X FF 87 0-0 6 1B 2-3 1B		F FF 97 C FF 95 B CU 82 B CU 83 F FF 97 B FF 96 S FF 96 3-3 K ①		B FF 92 B FF 92 C FF 91 B FF 92 B FF 91 4-1 15 1B 44 2B BB	4 0	1 1	2 0	0 0	1 0	2 0	2 0
6 Ryan Sweeney, L (1, 8) OBP: 0.426, SLG: 0.571			B FF 87 C SI 87 B SI 87 B FF 88 X FF 88 3-1 15 G6-3 3B		C SI 88 C KC 77 X SI 88 1-2 P6 ①	F SI 88 X SI 88 0-1 1-2 3-H 1B		X FF 97 0-0 G6-3 ②		C FF 91 1 SAFE C FF 90 C FF 91 0-3 K ②	5	1	2	1	0	1	2
Inning Stats	R: 0 E: 0 K: 1 S: 7 H: 0 LOB: 0 BB: 0 P: 8	R: 0 E: 0 K: 2 S: 8 H: 1 LOB: 2 BB: 1 P: 14	R: 1 E: 0 K: 0 S: 14 H: 2 LOB: 1 BB: 0 P: 20	R: 0 E: 0 K: 1 S: 6 H: 1 LOB: 0 BB: 0 P: 9	R: 3 E: 0 K: 0 S: 14 H: 4 LOB: 2 BB: 1 P: 24	R: 1 E: 0 K: 0 S: 16 H: 3 LOB: 2 BB: 0 P: 18	R: 0 E: 0 K: 1 S: 7 H: 1 LOB: 1 BB: 0 P: 11	R: 0 E: 0 K: 2 S: 8 H: 0 LOB: 0 BB: 0 P: 13	R: 0 E: 0 K: 0 S: 16 H: 1 LOB: 2 BB: 1 P: 23	R: 3 E: 0 K: 2 S: 16 H: 2 LOB: 2 BB: 2 P: 29	1B: 8 2B: 5 3B: 1 HR: 1	SF: 0 SAC: 0 DP: 1 HBP: 0		WP: 0 PB: 0 SB: 2 CS: 0	PA: 49		

TOP	AB	44
	R	8
	H	15
	RBI	8
	BB	5
	SO	9
	LOB	27

PITCHER		IP	WLS	BF	H	R	ER	SO	BB	IBB	HBP	BLK	WP	HR	S	P	ERA	WHIP
60 Jason Vargas, L ERA: 3.71	(1, 1)	5.0		27	11	5	5	4	2	0	0	0	0	1	53	79	9.00	2.600
58 Michael Kohn, R ERA: 2.3	(6, 1)	0.2		2	0	0	0	0	0	0	0	0	0	0	9	11	0.00	0.000
37 Scott Downs, L ERA: 2.16	(6, 1)	0.1		1	0	0	0	0	0	0	0	0	0	0	3	3	0.00	0.000
Garrett Richards, R ERA: 5.04	(7, 1)	1.0		4	1	0	0	1	0	0	0	0	0	0	7	11	0.00	1.000
40 Kevin Jepsen, R ERA: 4.32	(8, 1)	1.0		3	0	0	0	2	0	0	0	0	0	0	8	13	0.00	0.000

PITCHER		IP	WLS	BF	H	R	ER	SO	BB	IBB	HBP	BLK	WP	HR	S	P	ERA	WHIP
49 Ernesto Frieri, R ERA: 3.16	(9, 1)	1.0		5	1	0	0	0	1	0	0	0	0	0	16	23	0.00	2.000
59 Robert Coello, R ERA: 2.57	(10, 1)	0.2	L	6	2	3	3	2	2	0	0	0	0	0	13	25	40.50	6.000
57 Jerome Williams, R ERA: 2.56	(10, 1)	0.1		1	0	0	0	0	0	0	0	0	0	0	3	4	0.00	0.000

Batter	1	2	3	4	5	6	7	8	9	10	AB	R	H	RBI	BB	SO	LOB
2 Erick Aybar, S (1, 6) OBP: 0.280, SLG: 0.361	B FF 89 X FF 92 1-0 F8 ①		B CU 75 B SL 84 X SI 92 2-0 L8 ①	B FF 93 B FF 94 1 SAFE 2-0 PO ③ 1-2	C CU 72 F SI 92 S SL 85 0-3 K2-3 ①		B SL 81 B FF 88 X SL 82 2-0 P2 ②		B SL 81 D SL 81 C SI 84 X SI 93 2-1 G4-3 ② 2-3		5	0	0	0	0	1	3
27 Mike Trout, R (1, 8) OBP: 0.366, SLG: 0.533	X SI 91 0-0 F8 ②		C CU 76 B SI 95 B CH 87 X FF 96 2-1 L3 ②		B FF 94 B CU 73 C FF 92 F SI 94 X SL 86 3-2 F9 ②		B CH 80 B SL 83 B CH 81 D SL 84 4-0 BB		B CU 80 B FF 93 C FF 92 C FF 92 S FS 85 2-3 K2-3 ③		4	0	0	0	1	1	2
5 Albert Pujols, R (1, 10) OBP: 0.311, SLG: 0.420	X FF 94 0-0 2B		C SL 87 F FF 96 B FF 96 X SI 97 1-2 F7 ③		B FF 95 C CH 83 B SL 85 C FF 95 S FF 94 2-3 K ③		1 SAFE C SL 82 B SL 82 1 SAFE S CH 82 F CH 82 X FC 85 1-2 L8 ③			C CU 79 B FF 92 X FF 92 1-1 F9 ①	5	0	1	0	0	1	2
44 Mark Trumbo, R (1, 3) OBP: 0.341, SLG: 0.521	F FF 92 X CU 74 0-1 G1-3 ③			B CU 76 B SL 83 C FF 95 B SI 94 B FF 94 4-1 32 FC4-6 BB	C SL 82 S FF 93 S FF 91 0-3 K 32 G3-6-3			C CH 80 X CU 73 0-1 HR		C FF 92 T FF 93 B FS 84 X FS 84 1-2 HR	4	2	2	2	1	1	1
32 Josh Hamilton, L (1, 9) OBP: 0.278, SLG: 0.383		B SI 91 F FF 92 X CU 74 1-1 47 HR 2B		C SI 92 F FF 95 D SL 88 X SL 86 1-2 FC4-6 ① 47 1B 17 1B 1-2f		B FF 91 B FF 89 B CH 81 C FF 90 X FF 94 3-1 G3-6-3 ①② 1-2f		B CU 74 X FF 89 1-0 P6 ①		B FF 93 T FF 92 C FF 92 B FF 92 S FS 85 2-3 K ②	5	2	1	0	0	1	2
47 Howie Kendrick, R (1, 4) OBP: 0.354, SLG: 0.474		X SI 93 0-0 2-H HR		D SL 86 X SI 94 1-0 17 1B 39 1B 1-3 1B		B CU 75 S SL 84 B FF 95 X FF 94 2-1 1B		B CH 82 C SL 81 F FF 89 S FC 87 1-3 K ②		B CU 79 C FF 92 X FF 92 1-1 6 BB 1B	5	2	4	2	0	1	0
6 Alberto Callaspo, S (1, 5) OBP: 0.306, SLG: 0.364 20 Brendan Harris, R (10, PR) OBP: 0.272, SLG: 0.376	C SI 94 X SL 85 0-1 G4-3 ①			1 SAFE 1 SAFE C FF 90 B SI 93 D CU 76 B FF 94 1 SAFE C FF 94 X FF 95 3-2 P6 ②	1 SAFE C FF 92 D SL 84 B SI 91 X FF 92 2-1 L8 ③			B FF 89 B SL 81 B FF 89 C FF 87 X SI 87 3-1 G3-1 ③		B FF 93 B FF 92 B FF 92 B FF 93 4-0 1-2 BB	4 0	0 0	0 0	0 0	1 0	0 0	3 0
17 Chris Iannetta, R (1, 2) OBP: 0.369, SLG: 0.383 8 Chris Nelson, R (9, PR) OBP: 0.274, SLG: 0.306 16 Hank Conger, L (10, 2) OBP: 0.297, SLG: 0.420	S SI 94 B FF 93 B FF 91 F SI 94 S SL 85 2-3 K ②		C FF 94 B SI 94 D SL 87 1 SAFE B FF 94 F FF 94 X FF 94 3-2 39 1B 1-3 3-H 1B				F FF 92 B FF 92 B SL 83 S FF 93 C FF 94 2-3 K ①		C FF 93 B FF 93 C FF 94 B FF 95 B FF 92 F FF 95 B FF 94 4-2 2 G4-3 39 SH1-4 BB	C CU 81 S CU 80 B FF 92 D FS 85 B FS 84 S CU 80 3-3 K ③	3 0 1	0 0 0	1 0 0	1 0 0	2 0 1	0 0 2
39 JB Shuck, L (1, 7) OBP: 0.323, SLG: 0.347	C FF 94 F FF 94 B SL 86 F SL 87 B FF 94 X SI 95 2-2 G6-3 ③		B FF 91 D CU 76 C FF 94 X FF 93 2-1 2 PO 1-2 3-H 1B				B CU 75 C FF 93 C CU 75 B SL 85 X SL 85 2-2 E9		1 SAFE B FF 94 X FF 92 1-0 SH1-4 ① 1-2		3	0	1	1	0	0	0
Inning Stats	R: 0 E: 0 K: 0 S: 5 H: 1 LOB: 1 BB: 0 P: 6	R: 2 E: 0 K: 1 S: 12 H: 2 LOB: 0 BB: 0 P: 17	R: 0 E: 0 K: 0 S: 6 H: 0 LOB: 0 BB: 0 P: 11	R: 2 E: 0 K: 0 S: 13 H: 3 LOB: 1 BB: 1 P: 29	R: 0 E: 0 K: 2 S: 9 H: 0 LOB: 0 BB: 0 P: 14	R: 0 E: 0 K: 1 S: 9 H: 1 LOB: 1 BB: 0 P: 16	R: 0 E: 1 K: 1 S: 11 H: 0 LOB: 2 BB: 1 P: 22	R: 1 E: 0 K: 1 S: 8 H: 1 LOB: 0 BB: 0 P: 13	R: 0 E: 0 K: 1 S: 9 H: 0 LOB: 2 BB: 1 P: 18	R: 1 E: 0 K: 2 S: 13 H: 2 LOB: 2 BB: 1 P: 25	1B: 5 2B: 2 3B: 0 HR: 3 SF: 0 SAC: 1 DP: 1 HBP: 0	WP: 0 PB: 1 SB: 0 CS: 0 PA: 45					

PITCHER	IP	WLS	BF	H	R	ER	SO	BB	IBB	HBP	BLK	WP	HR	S	P	ERA	WHIP
22 Matt Garza, R (1, 1) ERA: 4.03	6.1		27	7	4	4	5	1	0	0	0	0	1	60	103	5.68	1.263
40 James Russell, L (7, 1) ERA: 1.52	1.2	B	7	1	1	1	1	1	0	0	0	0	1	13	25	5.40	1.200
56 Héctor Rondón, R (9, 1) ERA: 6.16	0.2		3	0	0	0	0	1	0	0	0	0	0	6	13	0.00	1.500
63 Kevin Gregg, R (9, 1) ERA: 1.08	1.1	W	7	2	1	1	3	1	0	0	0	0	1	16	30	6.75	2.250

PITCHER	IP	WLS	BF	H	R	ER	SO	BB	IBB	HBP	BLK	WP	HR	S	P	ERA	WHIP

BOTTOM

Chicago Cubs @ Los Angeles Angels

Angel Stadium of Anaheim, Anaheim, CA

Wed Jun 05 2013, 4:09 PM - 8:22 PM PDT

Att. 30,171 - Sunny - 75 F

livebaseballscorecards.com

AB	39
R	6
H	10
RBI	6
BB	4
SO	9
LOB	15

Batter	1	2	3	4	5	6	7	8	9	AB	R	H	RBI	BB	SO	LOB
6 Starling Marte, R (1, 7) OBP: 0.347, SLG: 0.409	C SI 88 B FC 87 S FF 90 S FF 90 1-3 K ①		X SL 74 0-0 F7 ①			C SL 72 B FC 86 B CH 76 B FC 86 F FC 87 X FC 87 3-2 G5-3 ①		X FF 88 0-0 L8 ①	D CU 76 T CH 82 F CU 78 H FF 87 2-2 10 FC5-4 1-2 2-3 HBP	4	0	0	0	0	1	0
10 Jordy Mercer, R (1, 6) OBP: 0.276, SLG: 0.486	C FF 90 S SI 90 B FF 92 F FF 91 F FC 89 F FF 88 B SL 78 F CH 78 X FF 91 2-2 L6 ②		C SI 88 X FC 87 0-1 L3 ②			M SL 77 B CH 78 X FC 87 1-1 22 F9 55 2B 2B		C FF 89 B CU 75 F CH 80 B SL 83 X SL 82 2-2 2B	X CH 81 0-0 FC5-4 ③ 1-2f	5	1	2	0	0	0	3
22 Andrew McCutchen, R (1, 8) OBP: 0.341, SLG: 0.441	B SL 77 B SI 90 S FC 86 B FF 90 X FC 88 3-1 P3 ③		B SI 90 C FF 88 F SI 90 F FF 90 B SL 76 X FF 91 2-2 F8 ③			B FC 87 F FC 87 C SL 74 B SL 76 B FC 86 X FF 90 3-2 F9 ② 2-3		B CU 74 C CH 82 D CU 75 B CH 82 S CH 83 X CU 76 3-2 F8 ②		4	0	0	0	0	0	2
14 Gaby Sanchez, R (1, 3) OBP: 0.351, SLG: 0.455		B SI 89 F SI 89 B FF 88 B CH 77 X SI 89 3-1 F8 ①	B FF 88 B CH 73 C FC 87 F FC 86 X FC 88 2-2 F7 ①			C SL 74 F FF 89 B CH 80 F FF 91 D SL 76 F SI 90 D CH 81 B SL 76 4-2 55 2B BB		B CH 82 C SL 81 C FF 89 S SL 83 1-3 K2-3 ③		3	0	0	0	1	1	1
55 Russell Martin, R (1, 2) OBP: 0.339, SLG: 0.427		B FF 90 C FF 88 B CH 79 X FC 87 2-1 23 BB 18 1B 1B	B FF 88 C FC 87 B FC 87 S FF 88 C SI 90 2-3 K ②			X SL 73 0-0 1-3 3-H 2B			B SL 80 F CH 80 B SI 89 B SI 89 B CH 80 4-1 24 1B 23 FC5-4 BB	3	1	2	1	1	1	0
24 Pedro Alvarez, L (1, 5) OBP: 0.263, SLG: 0.417		C FC 87 S FC 87 F FC 87 S FF 91 0-3 K ②	B FC 88 X FC 87 1-0 G4-3 ③			B FF 89 X FC 87 1-0 F8 ③			B CH 81 B SI 86 S CH 80 B FF 88 X FF 87 3-1 23 FC5-4 1-3 1B	4	0	1	0	0	1	3
18 Neil Walker, S (1, 4) OBP: 0.356, SLG: 0.388		1 SAFE C SI 89 X SL 77 0-1 23 BB 1-2 1B			B FF 87 B FF 85 C SI 88 S SI 88 F SI 90 X FF 90 2-2 P4 ①		B FF 94 C FF 94 F FF 94 S SL 85 1-3 K ①		F FF 88 S FF 89 D SL 83 D CU 78 1 SAFE S CH 82 2-3 K ①	4	0	1	0	0	2	2
23 Travis Snider, L (1, 9) OBP: 0.310, SLG: 0.367		B FF 90 2 SAFE B FC 86 S FC 87 B FC 87 B FF 90 4-1 1-2 2-3 BB			F FF 89 B FF 90 F SI 89 S FC 88 1-3 K ②		X FF 95 0-0 B1-3 ②		C CU 76 B FF 90 F CU 78 B SL 82 1 SAFE F SL 84 X SL 84 2-2 6 HBP 46 1B FC5-4 ② 1-2f 3-H	3	0	0	1	1	1	1
47 Francisco Liriano, L (1, 1) OBP: 0.091, SLG: 0.091 35 Mark Melancon, R (8, 1) 46 Garrett Jones, L (9, PH) OBP: 0.307, SLG: 0.434 39 Jason Grilli, R (9, 1)		B FF 90 C SI 89 C FF 91 S FF 91 1-3 K ③			B FF 89 C FC 88 C FF 89 S FF 90 1-3 K ③		C FF 93 B FF 92 C FF 93 B FF 93 C FF 92 2-3 K ③		C FF 88 X FF 84 0-1 6 HBP 1-2 1B	3 0 1 0	0 0 0 0	0 0 1 0	0 0 0 0	0 0 0 0	3 0 0 0	3 0 0 0
Inning Stats	R: 0 E: 0 K: 1 S: 12 H: 0 LOB: 0 BB: 0 P: 18	R: 0 E: 0 K: 2 S: 14 H: 2 LOB: 3 BB: 1 P: 24	R: 0 E: 0 K: 0 S: 7 H: 0 LOB: 0 BB: 0 P: 9	R: 0 E: 0 K: 1 S: 7 H: 0 LOB: 0 BB: 0 P: 12	R: 0 E: 0 K: 2 S: 10 H: 0 LOB: 0 BB: 0 P: 14	R: 1 E: 0 K: 0 S: 14 H: 2 LOB: 2 BB: 1 P: 26	R: 0 E: 0 K: 2 S: 7 H: 0 LOB: 0 BB: 0 P: 10	R: 0 E: 0 K: 1 S: 10 H: 1 LOB: 1 BB: 0 P: 16	R: 1 E: 0 K: 1 S: 15 H: 2 LOB: 3 BB: 1 P: 28	1B: 4 2B: 3 3B: 0 HR: 0 SF: 0 SAC: 0 DP: 0 HBP: 1						

TOP

Pittsburgh Pirates @ Chicago Cubs

Wrigley Field, Chicago, IL

Fri Jun 07 2013, 1:24 PM - 4:33 PM CDT

Att. 31,614 - Partly Cloudy - 55 F

livebaseballscorecards.com

AB	34
R	2
H	7
RBI	2
BB	3
SO	10
LOB	15

PITCHER		IP	WLS	BF	H	R	ER	SO	BB	IBB	HBP	BLK	WP	HR	S	P	ERA	WHIP
37 Travis Wood, L ERA: 2.65	(1, 1)	6.0	L	24	4	1	1	6	2	0	0	0	0	0	64	103	1.50	1.000
49 Carlos Marmol, R ERA: 5.4	(7, 1)	1.0		3	0	0	0	2	0	0	0	0	0	0	7	10	0.00	0.000
33 Carlos Villanueva, R ERA: 3.84	(8, 1)	2.0		11	3	1	1	2	1	0	1	0	0	0	25	44	4.50	2.000

PITCHER	IP	WLS	BF	H	R	ER	SO	BB	IBB	HBP	BLK	WP	HR	S	P	ERA	WHIP

BOTTOM

Batter	1	2	3	4	5	6	7	8	9	AB	R	H	RBI	BB	SO	LOB
15 Darwin Barney, R (1, 4) OBP: 0.293, SLG: 0.335	C SI 92 X CH 85 0-1 ① F7		C SI 92 B SL 86 C SL 85 S SL 85 1-3 ② K		X CH 84 0-0 ② FC6-4 44 WP 1 BB 1-2f		B CH 86 B SI 92 C SI 92 F SL 86 F SL 84 B CH 87 S SL 87 3-3 ③ K		C FF 92 B SL 82 T FF 93 F SL 83 F FF 94 F FF 94 S SL 83 1-3 ③ K	5	0	0	0	0	3	3
1 Cody Ransom, R (1, 5) OBP: 0.278, SLG: 0.500 24 Luis Valbuena, L (8, PH) OBP: 0.363, SLG: 0.433 (9, 5)	B SI 93 C CH 86 B SL 87 X SI 92 2-1 ② G4-3		F SI 93 B SL 86 S CH 86 B SL 86 S CH 86 2-3 ③ K		1 SAFE B CH 84 B CH 85 B CH 86 B SI 90 4-0 44 WP BB 1-2			C FF 91 B FC 92 F FF 93 B KC 81 F FF 91 S KC 82 2-3 ① K		2 1	0 0	0 0	0 0	1 0	1 0	0 0
44 Anthony Rizzo, L (1, 3) OBP: 0.324, SLG: 0.485	F SI 94 B SL 87 X FF 92 1-1 ③ P6			B SI 91 B SI 92 C SL 84 B SI 92 B SL 84 4-1 12 F8 BB	B SL 85 B FF 93 C SI 92 C SI 93 C SL 88 2-3 ③ K 1-2 2-3			B FF 92 C FF 94 X FC 92 1-1 ② G4-3		3	0	0	0	1	1	2
12 Alfonso Soriano, R (1, 7) OBP: 0.306, SLG: 0.429		B SL 83 F SL 82 S SI 91 X SL 85 1-2 E7 53 CS		B CH 85 X FF 92 1-0 ① F8 1-2		C SL 83 S SL 82 B SL 84 B SL 90 S SL 85 2-3 ① K		C KC 82 B KC 81 B FC 91 F FF 93 X KC 81 2-2 1B		4	0	1	0	0	1	1
21 Scott Hairston, R (1, 9) OBP: 0.214, SLG: 0.387		C SI 92 F SI 92 F CH 86 S SL 86 0-3 ① K		D CH 86 B SL 85 S CH 85 S CH 86 B CH 86 B SL 86 4-2 BB		X SI 91 0-0 ② G6-3		C FF 91 B FC 91 B FC 90 F FC 92 F KC 81 1 SAFE B FF 93 F FF 93 F FC 91 3-3 C FC 90 ③ K		3	0	0	0	1	2	2
53 Welington Castillo, R (1, 2) OBP: 0.311, SLG: 0.345 9 David DeJesus, L (9, PH) OBP: 0.337, SLG: 0.453		1 SAFE F CH 84 1 SAFE B SI 92 S CH 87 B SL 87 B SL 87 F CH 87 B CH 87 4-2 ② 13 BB 1-2 BB		F CH 85 B CH 85 1 SAFE C SI 92 C SL 87 1-3 ② K		B FF 91 B SL 84 X SI 92 2-0 1B			B FF 92 F FF 92 B SL 81 C FF 92 F FF 93 S SL 82 2-3 ① K	2 1	0 0	1 0	0 0	1 0	1 1	2 0
13 Starlin Castro, R (1, 6) OBP: 0.291, SLG: 0.348		B SI 91 B SI 92 B CH 86 C SI 92 B SI 93 4-1 1-2 BB		C SL 86 F SL 84 D SL 87 D SL 87 X CH 86 2-2 L4		B SL 83 B CH 85 C SL 84 B FF 90 S SI 92 X SL 85 3-2 ③ F8			B FF 92 S FF 92 B SL 83 C FF 92 F FF 92 S FF 93 2-3 ② K	3	0	0	0	1	1	3
6 Ryan Sweeney, L (1, 8) OBP: 0.412, SLG: 0.543		B SI 93 C SI 95 X SL 88 1-1 ③ F8			C SI 91 B SI 92 B SI 91 F SI 92 X SI 93 2-2 ① G4-3		C SI 91 X SI 92 0-1 ① G6-3		F FF 93 B SL 81 B SL 81 X FF 92 2-1 30 1B 1B	4	0	1	0	0	0	2
37 Travis Wood, R (1, 1) OBP: 0.333, SLG: 0.577 49 Carlos Marmol, R (7, 1) 20 Julio Borbon, L (7, PH) OBP: 0.308, SLG: 0.319 33 Carlos Villanueva, R (8, 1) OBP: 0.176, SLG: 0.176 30 Dioner Navarro, S (9, PH) OBP: 0.329, SLG: 0.545			X SI 92 0-0 ① P3		B SI 92 C CH 85 X SI 93 1-1 15 FC6-4 1B		C SI 90 B SI 93 C SL 86 S SL 86 1-3 ② K		C SL 81 X FF 92 0-1 1-2 1B	2 0 0 1 0 1	0 0 0 0 0 0	1 0 0 0 0 0	0 0 0 0 0 0	0 0 0 0 0 0	0 0 1 0 0 0	0 0 0 0 0 0
Inning Stats	R: 0 E: 0 K: 0 S: 6 H: 0 LOB: 0 BB: 0 P: 9	R: 0 E: 1 K: 1 S: 13 H: 0 LOB: 2 BB: 2 P: 23	R: 0 E: 0 K: 2 S: 7 H: 0 LOB: 0 BB: 0 P: 10	R: 0 E: 0 K: 1 S: 10 H: 0 LOB: 2 BB: 2 P: 22	R: 0 E: 0 K: 1 S: 9 H: 1 LOB: 2 BB: 1 P: 18	R: 0 E: 0 K: 1 S: 8 H: 1 LOB: 1 BB: 0 P: 15	R: 0 E: 0 K: 2 S: 9 H: 0 LOB: 0 BB: 0 P: 13	R: 0 E: 0 K: 2 S: 15 H: 1 LOB: 1 BB: 0 P: 23	R: 0 E: 0 K: 3 S: 18 H: 2 LOB: 2 BB: 0 P: 25	1B: 5 2B: 0 3B: 0 HR: 0	SF: 0 SAC: 0 DP: 0 HBP: 0					

PITCHER		IP	WLS	BF	H	R	ER	SO	BB	IBB	HBP	BLK	WP	HR	S	P	ERA	WHIP
47 Francisco Liriano, L ERA: 1.75	(1, 1)	7.0	W	28	2	0	0	8	5	0	0	0	1	0	62	110	0.00	1.000
35 Mark Melancon, R ERA: 1.15	(8, 1)	1.0	H	4	1	0	0	2	0	0	0	0	0	0	15	23	0.00	1.000
39 Jason Grilli, R ERA: 0.98	(9, 1)	1.0	S	5	2	0	0	3	0	0	0	0	0	0	18	25	0.00	2.000

PITCHER	IP	WLS	BF	H	R	ER	SO	BB	IBB	HBP	BLK	WP	HR	S	P	ERA	WHIP

Pittsburgh Pirates @ Chicago Cubs

Wrigley Field, Chicago, IL

Fri Jun 07 2013, 1:24 PM - 4:33 PM CDT

Att. 31,614 - Partly Cloudy - 55 F

livebaseballscorecards.com

AB	32
R	0
H	5
RBI	0
BB	5
SO	13
LOB	15

WP: 1 PA: 37
PB: 0
SB: 0
CS: 1

Batter	1	2	3	4	5	6	7	8	9	AB	R	H	RBI	BB	SO	LOB
6 Starling Marte, R (1, 7) OBP: 0.350, SLG: 0.411	C FF 95 B SI 94 T FF 94 F SI 95 B SI 96 F FF 96 F FS 84 X FS 82 2-2 ① L7		C SL 83 B FC 92 F FF 96 X SI 96 1-2 23 S 23 1B 1B		F FF 94 X SL 83 0-1 23 CS 1B		B FS 85 F FF 91 B FS 84 S SI 91 S FS 84 2-3 ③ K			4	1	2	0	0	1	0
23 Travis Snider, L (1, 9) OBP: 0.309, SLG: 0.364	B SI 96 C SI 95 F FF 95 B FF 96 F SI 96 S FS 83 2-3 ② K		B SI 95 B FS 83 X SI 95 2-0 1-H 1B		B SI 93 B FF 95 1 SAFE C FF 94 X SI 94 2-1 ① ② F7 1-2			B SI 94 B SI 93 B FF 92 C FF 93 S SI 94 X SI 94 3-2 ① G6-3		4	0	1	1	0	1	1
22 Andrew McCutchen, R (1, 8) OBP: 0.344, SLG: 0.440	X FF 95 0-0 ③ F8		C SL 83 1 SAFE F FC 91 B FS 84 1 SAFE F SI 94 1 SAFE D FS 86 S FS 84 2-3 ② K		B FC 92 C SI 96 B FF 95 B FF 96 F FF 94 F FF 95 X FF 95 3-2 1B			B SL 80 F FF 95 B SI 93 F FF 90 B FF 93 F SI 94 F SI 94 B SL 78 4-2 55 HR BB		3	1	1	0	1	1	1
46 Garrett Jones, L (1, 3) OBP: 0.306, SLG: 0.435 14 Gaby Sanchez, R (8, 3) OBP: 0.351, SLG: 0.455		C FF 95 B FC 90 X SI 95 1-1 55 G4-3 24 1B 2B	B SL 84 F FC 91 F FF 96 S FS 84 1-3 ③ K		X FF 94 0-0 ③ L9			1 SAFE 1 SAFE B FF 86 F SI 90 S FF 90 X FF 91 1-2 ② F7		4 0	1 0	1 0	0 0	0 0	1 0	3 0
55 Russell Martin, R (1, 2) OBP: 0.342, SLG: 0.443		F SI 94 B SI 94 B SL 84 X SI 94 2-1 ① G4-3 2-3		C FF 96 B FC 93 B SL 82 F FF 96 B FS 84 B FF 96 4-2 24 HR BB		C SL 81 B SL 81 B FF 95 B FF 95 F FF 96 X FF 95 3-2 ① F7		1 SAFE 1 SAFE C FF 91 B FF 91 F FF 91 1 SAFE D SL 80 X FF 92 2-2 1-H HR		3	2	1	2	1	0	1
24 Pedro Alvarez, L (1, 5) OBP: 0.267, SLG: 0.435		D FS 85 F FC 91 B FS 83 F SL 84 F SI 95 X SL 81 2-2 18 1B 3-H 1B		C SL 82 B SI 93 1 SAFE 1 SAFE B FC 91 S FC 90 1 SAFE F FS 84 F FC 92 2-2 X SL 84 1-H HR		C SL 82 B FF 96 F SL 83 F SL 83 F SL 84 F FF 97 S SL 84 1-3 ② K2-3		B SI 92 B FF 92 C FF 93 B FF 93 T SI 93 X FF 94 3-2 ③ L9		4	1	2	3	0	1	0
18 Neil Walker, S (1, 4) OBP: 0.354, SLG: 0.385		B SI 94 B SL 84 B SI 95 C SI 95 F SI 94 X SI 95 3-2 12 G4-3 1-3 1B		C FF 96 B FF 96 T FF 96 X FS 85 1-2 ① G1-3		B FF 96 B SL 82 B FF 95 C FF 95 S FF 96 S SL 84 3-3 ③ K			F FF 92 B SI 92 B CU 76 F FF 91 X CU 79 2-2 ① F7	4	0	1	0	0	1	0
12 Clint Barmes, R (1, 6) OBP: 0.239, SLG: 0.276		C SI 94 X SI 95 0-1 ② ③ G4-3 1-2f		B FF 96 F FF 96 F SI 96 S SL 82 1-3 ② K			B FF 89 C SI 90 F FF 90 S FS 85 1-3 ① K		X FF 91 0-0 ② P4	4	0	0	0	0	2	2
34 A.J. Burnett, R (1, 1) OBP: 0.037, SLG: 0.037 44 Tony Watson, L (9, 1)			X FF 94 0-0 ① F8	C FF 95 F FF 95 C SL 84 0-3 ③ K			C FF 92 B FF 92 F SI 91 S FS 84 1-3 ② K		B FF 90 C FF 90 F FF 90 S CU 79 1-3 ③ K	4 0	0 0	0 0	0 0	0 0	3 0	0 0
Inning Stats	R: 0 E: 0 K: 1 S: 11 H: 0 LOB: 0 BB: 0 P: 15	R: 1 E: 0 K: 0 S: 13 H: 3 LOB: 1 BB: 0 P: 21	R: 1 E: 0 K: 2 S: 12 H: 2 LOB: 1 BB: 0 P: 18	R: 2 E: 0 K: 2 S: 16 H: 1 LOB: 0 BB: 1 P: 24	R: 0 E: 0 K: 0 S: 9 H: 2 LOB: 1 BB: 0 P: 14	R: 0 E: 0 K: 2 S: 13 H: 0 LOB: 0 BB: 0 P: 20	R: 0 E: 0 K: 3 S: 9 H: 0 LOB: 0 BB: 0 P: 13	R: 2 E: 0 K: 0 S: 16 H: 1 LOB: 0 BB: 1 P: 29	R: 0 E: 0 K: 1 S: 7 H: 0 LOB: 0 BB: 0 P: 10	1B: 6 2B: 1 3B: 0 HR: 2	SF: 0 SAC: 0 DP: 1 HBP: 0	WP: 0 PB: 0 SB: 1 CS: 1	PA: 36			

PITCHER		IP	WLS	BF	H	R	ER	SO	BB	IBB	HBP	BLK	WP	HR	S	P	ERA	WHIP
29 Jeff Samardzija, R ERA: 3.18	(1, 1)	6.0	L	25	8	4	4	7	1	0	0	0	0	1	74	112	6.00	1.500
57 Zach Putnam, R ERA: 15.43	(7, 1)	1.0		3	0	0	0	3	0	0	0	0	0	0	9	13	0.00	0.000
56 Héctor Rondón, R ERA: 6.75	(8, 1)	1.0		5	1	2	2	0	1	0	0	0	0	1	16	29	18.00	2.000
50 Blake Parker, R ERA:	(9, 1)	1.0		3	0	0	0	1	0	0	0	0	0	0	7	10	0.00	0.000

PITCHER	IP	WLS	BF	H	R	ER	SO	BB	IBB	HBP	BLK	WP	HR	S	P	ERA	WHIP

TOP

Pittsburgh Pirates @ Chicago Cubs

Wrigley Field, Chicago, IL

Sat Jun 08 2013, 3:09 PM - 5:59 PM CDT

Att. 38,405 - Cloudy - 63 F

livebaseballscorecards.com

AB	34
R	6
H	9
RBI	6
BB	2
SO	11
LOB	8

Pittsburgh Pirates @ Chicago Cubs

Wrigley Field, Chicago, IL

Sat Jun 08 2013, 3:09 PM - 5:59 PM CDT

Att. 38,405 - Cloudy - 63 F

livebaseballscorecards.com

Batter	1	2	3	4	5	6	7	8	9	AB	R	H	RBI	BB	SO	LOB
9 David DeJesus, L (1, 8) OBP: 0.335, SLG: 0.448	C SI 92 T KC 81 S KC 81 0-3 ① **K**		C SI 93 X SI 95 0-1 ③ **F7**			C KC 80 S KC 81 F KC 82 X SI 94 0-2 44 G3 24 BB 1B		B SI 90 X SI 90 1-0 ③ **F9**		4	0	1	0	0	1	1
24 Luis Valbuena, L (1, 5) OBP: 0.360, SLG: 0.423	C SI 92 B KC 80 F SI 92 F KC 80 X SI 93 1-2 ② **G4-3**			C KC 80 B KC 81 C SI 92 S KC 80 1-3 ① **K**		C KC 82 1 SAFE B KC 81 1 SAFE F SI 93 B KC 82 F KC 83 B KC 83 F SI 92 4-2 B SI 94 44 G3 **1-2** BB			C SI 90 B KC 80 X SI 90 1-1 ① **G4-3**	3	0	0	0	1	1	0
44 Anthony Rizzo, L (1, 3) OBP: 0.327, SLG: 0.483	C KC 82 F KC 82 S KC 82 0-3 ③ **K**			B SI 92 B KC 81 B CH 88 B FF 92 4-0 12 G5-4-3 BB		T KC 82 X SI 94 0-1 ② **G3** **1-2** **2-3**			B CH 86 B SI 91 X SI 90 2-0 12 HR 1B	3	1	1	0	1	1	2
12 Alfonso Soriano, R (1, 7) OBP: 0.305, SLG: 0.439		X FF 92 0-0 ① **F9**		S KC 83 X KC 83 0-1 ②③ **G5-4-3** **1-2f**		X KC 83 0-0 ③ **G5-3**			B KC 84 S SI 91 B SI 91 S KC 84 X KC 81 2-2 **1-H** HR	4	1	1	2	0	0	3
19 Nate Schierholtz, L (1, 9) OBP: 0.315, SLG: 0.519		C SI 92 B SI 92 F SI 92 F KC 81 B KC 82 F SI 92 X KC 80 2-2 ② **F7**			X KC 80 0-0 **2B**		C FF 91 X KC 80 0-1 ① **G4-3**		S SI 92 B SI 94 F SL 84 B SL 85 F SI 92 X SI 94 2-2 ② **G4-3**	4	0	1	0	0	0	0
53 Welington Castillo, R (1, 2) OBP: 0.304, SLG: 0.337		C SI 92 B SI 91 B SI 92 C FF 92 B FF 92 X SI 92 3-2 ③ **G1-3**			C KC 82 C KC 82 S KC 82 0-3 ① **K**		C SI 91 B CH 88 F KC 82 F SI 92 F KC 83 X KC 83 1-2 ② **G5-3**		F SI 94 F CH 86 X CH 86 0-2 ③ **P3**	4	0	0	0	0	1	1
13 Starlin Castro, R (1, 6) OBP: 0.287, SLG: 0.344			X SI 92 0-0 ① **F8**		C SI 93 F FF 93 X KC 83 0-2 ② **L6**		B SI 91 C SI 91 X SI 92 1-1 ③ **F9**			3	0	0	0	0	0	1
15 Darwin Barney, R (1, 4) OBP: 0.294, SLG: 0.331			C FF 92 B FF 93 F KC 81 B KC 84 F KC 83 B KC 83 B SI 92 4-2 29 SH1-4 BB		B FF 92 B FF 92 X SI 92 2-0 ③ **L7**			F SI 90 C SI 90 B FF 91 B SI 91 X SI 91 2-2 ① **G6-3**		2	0	0	0	1	0	1
29 Jeff Samardzija, R (1, 1) OBP: 0.150, SLG: 0.316 20 Julio Borbon, L (6, PH) OBP: 0.302, SLG: 0.313 57 Zach Putnam, R (7, 1) 56 Héctor Rondón, R (8, 1) 6 Ryan Sweeney, L (8, PH) OBP: 0.404, SLG: 0.532 50 Blake Parker, R (9, 1)			C SI 91 1 SAFE B SI 91 L SI 91 X KC 82 1-2 ② **SH1-4** **1-2**			F SI 91 F KC 80 B SI 92 X SI 92 1-2 ① **G4-3**		B FF 90 C SI 91 B SI 90 F SI 91 S KC 82 2-3 ② **K**		0 1 0 0 1 0	0 0 0 0 0 0	0 0 0 0 0 0	0 0 0 0 1 0	0 0 0 0 0 0	0 0 0 0 1 0	0 0 0 0 0 0
Inning Stats	R: 0 E: 0 K: 2 S: 10 H: 0 LOB: 0 BB: 0 P: 11	R: 0 E: 0 K: 0 S: 9 H: 0 LOB: 0 BB: 0 P: 14	R: 0 E: 0 K: 0 S: 9 H: 0 LOB: 1 BB: 1 P: 14	R: 0 E: 0 K: 1 S: 5 H: 0 LOB: 0 BB: 1 P: 10	R: 0 E: 0 K: 1 S: 8 H: 1 LOB: 1 BB: 0 P: 10	R: 0 E: 0 K: 0 S: 14 H: 1 LOB: 2 BB: 1 P: 19	R: 0 E: 0 K: 0 S: 9 H: 0 LOB: 0 BB: 0 P: 11	R: 0 E: 0 K: 1 S: 7 H: 0 LOB: 0 BB: 0 P: 12	R: 2 E: 0 K: 0 S: 13 H: 2 LOB: 0 BB: 0 P: 20	1B: 2 2B: 1 3B: 0 HR: 1 SF: 0 SAC: 1 DP: 1 HBP: 0						

BOTTOM	
AB	29
R	2
H	4
RBI	2
BB	3
SO	5
LOB	9

WP: 0 PB: 0 SB: 0 CS: 0 PA: 33

PITCHER		IP	WLS	BF	H	R	ER	SO	BB	IBB	HBP	BLK	WP	HR	S	P	ERA	WHIP
34 A.J. Burnett, R ERA: 3.12	(1, 1)	8.1	W	31	4	2	2	5	3	0	0	0	0	1	77	112	2.16	0.840
44 Tony Watson, L ERA: 4.3	(9, 1)	0.2		2	0	0	0	0	0	0	0	0	0	0	7	9	0.00	0.000

PITCHER	IP	WLS	BF	H	R	ER	SO	BB	IBB	HBP	BLK	WP	HR	S	P	ERA	WHIP

Batter	1	2	3	4	5	6	7	8	9	AB	R	H	RBI	BB	SO	LOB
6 Starling Marte, R (1, 7) OBP: 0.348, SLG: 0.408	C FF 94 F FF 94 F FF 94 B FF 94 F FF 95 S SL 87 1-3 K2-3		S SL 87 X SI 94 0-1 23 S 2-3 1B			B FF 94 S FF 95 B FF 94 C SL 86 B SI 95 F SL 87 S SL 87 3-3 K2-3		C SL 86 F FF 94 X SL 86 0-2 G4-3		4	0	1	0	0	2	0
23 Travis Snider, L (1, 9) OBP: 0.302, SLG: 0.355	X FF 94 0-0 G4-3		B FF 95 C SI 94 C FF 96 X FF 96 1-2 F7 1-2			B SL 86 X SI 93 1-0 F7			B FF 91 C FF 90 S FF 90 B FF 91 F FF 91 B FF 92 C FF 91 3-3	4	0	0	0	0	1	2
22 Andrew McCutchen, R (1, 8) OBP: 0.350, SLG: 0.447	B FF 95 B SI 94 X FF 94 2-0 F8			B FF 93 X FF 93 1-0 46 1B 2B		S SL 88 B SL 88 B FF 96 B SL 88 C SI 94 B SI 94 4-2 BB			C FF 93 B FF 92 C FF 92 B FF 92 F FF 92 X FF 92 2-2 46 CS 1B	3	1	2	0	1	0	0
46 Garrett Jones, L (1, 3) OBP: 0.310, SLG: 0.442		B SI 93 F FF 94 S CH 87 C SI 94 1-3 K		F FF 96 X FF 94 0-1 24 G5-3 2-H 1B		1 SAFE P PO 89 B FF 95 F SI 95 1 SAFE B FF 94 F SI 94 C FF 92 3-3 K			C FF 92 S FF 93 B FF 92 X FF 92 1-2 1-2 2B	4	0	2	1	0	2	1
55 Russell Martin, R (1, 2) OBP: 0.335, SLG: 0.433		B FF 93 X FF 94 1-0 G5-3		S SL 86 D SL 87 C FF 95 S SI 96 1-3 K			B FF 95 B SL 85 X FF 94 2-0 L7		B FF 93 C FF 92 S CU 78 B FF 92 C FF 93 2-3 K	4	0	0	0	0	2	2
24 Pedro Alvarez, L (1, 5) OBP: 0.263, SLG: 0.428		X FF 94 0-0 F7		1 SAFE B FF 94 1 SAFE S FF 95 X SI 96 1-1 G5-3 1-2f			S SL 85 B FF 94 B SL 86 S SI 93 B SL 85 F FF 92 S SI 91 3-3 K			3	0	0	0	0	1	1
18 Neil Walker, S (1, 4) OBP: 0.348, SLG: 0.378			C FF 93 B SL 84 S SL 85 S SI 95 1-3 K		B SL 84 X SL 85 1-0 F8	C FF 93 B FF 95 S SI 95 B SL 88 X SI 94 2-2 G3				3	0	0	0	0	1	0
12 Clint Barmes, R (1, 6) OBP: 0.241, SLG: 0.277			C FF 95 B SI 93 X SI 94 1-1 6 1B 49 SH2-4 1B		C FF 94 X FF 96 0-1 F9			C FF 92 S FF 94 B FF 93 S SL 86 1-3 K		3	0	1	0	0	1	0
49 Jeff Locke, L (1, 1)			B FF 93 X FF 93 1-0 SH2-4 1-2		B FF 94 C FF 95 F FF 94 B FF 94 F FF 95 B FF 94 F FF 94 S FF 94 3-3 K			B FF 94 C FF 92 F FF 93 S SL 86 1-3 K2-3		1	0	0	0	0	1	0
37 Justin Wilson, L (6, 1)										0	0	0	0	0	0	0
7 Alex Presley, L (8, PH) OBP: 0.267, SLG: 0.267										1	0	0	0	0	1	0
43 Ryan Reid, L (8, 1)										0	0	0	0	0	0	0
57 Mike Zagurski, L (8, 1)										0	0	0	0	0	0	0
Inning Stats	R: 0 E: 0 K: 1 S: 7 H: 0 LOB: 0 BB: 0 P: 10	R: 0 E: 0 K: 1 S: 5 H: 0 LOB: 0 BB: 0 P: 7	R: 0 E: 0 K: 1 S: 11 H: 2 LOB: 2 BB: 0 P: 15	R: 1 E: 0 K: 1 S: 8 H: 2 LOB: 0 BB: 0 P: 11	R: 0 E: 0 K: 1 S: 8 H: 0 LOB: 0 BB: 0 P: 12	R: 0 E: 0 K: 2 S: 11 H: 0 LOB: 1 BB: 1 P: 21	R: 0 E: 0 K: 1 S: 8 H: 0 LOB: 0 BB: 0 P: 15	R: 0 E: 0 K: 2 S: 9 H: 0 LOB: 0 BB: 0 P: 11	R: 0 E: 0 K: 2 S: 14 H: 2 LOB: 1 BB: 0 P: 22	1B: 4 2B: 2 3B: 0 HR: 0 SF: 0 SAC: 1 DP: 1 HBP: 0						

PITCHER		IP	WLS	BF	H	R	ER	SO	BB	IBB	HBP	BLK	WP	HR	S	P	ERA	WHIP
36 Edwin Jackson, R ERA: 5.76	(1, 1)	7.0	W	25	4	1	1	8	1	0	0	0	0	0	58	91	1.29	0.714
49 Carlos Marmol, R ERA: 5.18	(8, 1)	1.0	H	3	0	0	0	2	0	0	0	0	0	0	9	11	0.00	0.000
63 Kevin Gregg, R ERA: 1.02	(9, 1)	1.0	S	4	2	0	0	2	0	0	0	0	0	0	14	22	0.00	2.000

PITCHER	IP	WLS	BF	H	R	ER	SO	BB	IBB	HBP	BLK	WP	HR	S	P	ERA	WHIP

Pittsburgh Pirates @ Chicago Cubs

Wrigley Field, Chicago, IL

Sun Jun 09 2013, 1:25 PM - 4:19 PM CDT

Att. 31,858 - Cloudy - 72 F

TOP

livebaseballscorecards.com

AB	30
R	1
H	6
RBI	1
BB	1
SO	12
LOB	6

1B: 4	SF: 0
2B: 2	SAC: 1
3B: 0	DP: 1
HR: 0	HBP: 0

WP: 0	PA: 32
PB: 0	
SB: 1	
CS: 1	

Batter	1	2	3	4	5	6	7	8	9	AB	R	H	RBI	BB	SO	LOB
15 Darwin Barney, R (1, 4) OBP: 0.293, SLG: 0.329	B FF 89 X FF 90 1-0 G4-3 ①		C KC 79 X CH 82 0-1 G6-3 ②		C FF 91 C KC 80 F KC 80 B KC 78 B SI 91 X KC 81 2-2 G6-3 ③		1 SAFE F FF 96 B CU 78 X FF 96 1-1 1 HR 1B 1-2			4	1	1	0	0	0	0
1 Cody Ransom, R (1, 5) OBP: 0.301, SLG: 0.539	C FF 88 B KC 79 S CH 82 C FF 91 1-3 K ②		B KC 80 B CH 83 B SI 92 B SI 91 4-0 12 PO 44 BB BB			B KC 75 B KC 77 B SI 88 B FF 89 4-0 44 G4 21 SF8 BB	C FF 95 B FF 95 B FF 96 X FF 96 2-1 1-H 2-H HR			2	2	1	3	2	1	0
44 Anthony Rizzo, L (1, 3) OBP: 0.329, SLG: 0.478	B SI 90 B FF 90 B FF 90 C FF 90 B FF 90 4-1 12 S BB		B FF 91 B FF 90 B SI 90 F FF 91 B SI 90 4-1 1-2 BB			B SI 89 C SI 89 B KC 76 B SI 89 F FF 89 F SI 90 X FF 91 3-2 ① G4 1-3	C FF 95 X CU 77 0-1 ② G3-1			2	0	0	0	2	0	1
12 Alfonso Soriano, R (1, 7) OBP: 0.309, SLG: 0.438	F SI 90 B KC 81 F CH 81 S FF 90 1-3 K ③ 1-2		2 SAFE 0-0 PO ③ 2-3	C KC 75 X SI 88 0-1 F7 ①		F KC 78 D KC 79 D CH 81 D KC 79 B FF 91 4-1 30 1B BB	X FC 90 0-0 21 S 1B			3	0	1	0	1	1	1
21 Scott Hairston, R (1, 9) OBP: 0.205, SLG: 0.372 49 Carlos Marmol, R (8, 1) 63 Kevin Gregg, R (9, 1)		C SI 87 S FF 89 C SI 90 0-3 K ①		F CH 81 F FF 89 F CH 80 S KC 79 0-3 K ②		B CH 81 B SI 88 F FF 91 1 SAFE B FF 90 X FF 90 3-1 SF8 ② 3-H	1 SAFE B FF 95 B FF 95 B FF 94 C FF 95 F FF 94 X FF 96 3-2 F9 ③ 1-2			3 0 0	0 0 0	0 0 0	1 0 0	0 0 0	2 0 0	1 0 0
30 Dioner Navarro, S (1, 2) OBP: 0.364, SLG: 0.559		B FF 90 C FF 91 B KC 79 B CH 82 B FF 90 4-1 6 WP BB		B SI 90 B CH 81 F FF 89 B SI 90 D SI 92 4-1 13 FC6-4 BB		B CH 81 B FF 90 F SI 89 B SI 90 1 SAFE X SI 90 2-1 1-2 1B	X SI 92 0-0 6 FC4-6 1B			2	0	2	0	2	0	0
13 Starlin Castro, R (1, 6) OBP: 0.283, SLG: 0.339		F SI 90 B FF 90 1 SAFE B CH 81 C KC 76 C FF 89 2-3 K ②		B KC 78 F FF 90 B SI 89 X SI 90 2-1 FC6-4 ③ 1-2f		C FF 95 F FF 96 S FF 98 0-3 K ③		C SI 93 S SL 88 X SL 86 0-2 L9 ①		4	0	0	0	0	2	5
6 Ryan Sweeney, L (1, 8) OBP: 0.393, SLG: 0.510		C FF 90 F SI 90 B KC 81 F FF 91 C KC 81 1-3 K ③ 1-2			X FF 89 0-0 G3-1 ①		C FF 94 B FF 95 B FC 94 X FF 95 2-1 20 FC5-6 1B	C FF 91 B SL 82 B FF 93 F FF 92 X SL 81 2-2 FC4-6 ② 1-2f		4	0	1	0	0	1	2
36 Edwin Jackson, R (1, 1) OBP: 0.105, SLG: 0.158 20 Julio Borbon, L (7, PH) OBP: 0.291, SLG: 0.300 (8, 9)			C SI 88 B CH 81 B SI 90 C FF 90 F FF 91 X CH 81 2-2 G6-3 ①		C FF 89 S KC 78 X KC 75 0-2 G5-3 ②		C FF 94 M FF 96 B FF 97 1 SAFE X FF 97 1-2 FC5-6 15 1B 1 HR ① 1-2f	X FF 93 0-0 G4-3 ③		2 2	0 1	0 0	0 0	0 0	0 0	0 2
Inning Stats	R: 0 E: 0 K: 2 S: 8 H: 0 LOB: 1 BB: 1 P: 15	R: 0 E: 0 K: 3 S: 11 H: 0 LOB: 1 BB: 1 P: 18	R: 0 E: 0 K: 0 S: 7 H: 0 LOB: 1 BB: 2 P: 17	R: 0 E: 0 K: 1 S: 9 H: 0 LOB: 1 BB: 1 P: 15	R: 0 E: 0 K: 0 S: 8 H: 0 LOB: 0 BB: 0 P: 10	R: 1 E: 0 K: 1 S: 12 H: 1 LOB: 2 BB: 2 P: 28	R: 3 E: 0 K: 0 S: 15 H: 4 LOB: 1 BB: 0 P: 24	R: 0 E: 0 K: 0 S: 8 H: 1 LOB: 1 BB: 0 P: 10		1B: 5 2B: 0 3B: 0 HR: 1 SF: 1 SAC: 0 DP: 0 HBP: 0						

BOTTOM

Pittsburgh Pirates @ Chicago Cubs

Wrigley Field, Chicago, IL

Sun Jun 09 2013, 1:25 PM - 4:19 PM CDT

Att. 31,858 - Cloudy - 72 F

livebaseballscorecards.com

AB	28
R	4
H	6
RBI	4
BB	7
SO	7
LOB	12

PITCHER		IP	WLS	BF	H	R	ER	SO	BB	IBB	HBP	BLK	WP	HR	S	P	ERA	WHIP
49 Jeff Locke, L ERA: 2.39	(1, 1)	5.2		24	1	1	1	6	7	0	0	0	1	0	52	100	1.59	1.412
37 Justin Wilson, L ERA: 1.98	(6, 1)	1.1	L	8	4	3	3	1	0	0	0	0	0	1	18	27	20.25	3.000
43 Ryan Reid, R ERA: 3.38	(8, 1)	0.1		2	1	0	0	0	0	0	0	0	0	0	4	4	0.00	3.000
57 Mike Zagurski, L ERA: 9.0	(8, 1)	0.2		2	0	0	0	0	0	0	0	0	0	0	4	6	0.00	0.000

PITCHER	IP	WLS	BF	H	R	ER	SO	BB	IBB	HBP	BLK	WP	HR	S	P	ERA	WHIP

Batter	1	2	3	4	5	6	7	8	9	AB	R	H	RBI	BB	SO	LOB
17 Shin-Soo Choo, L (1, 8) OBP: 0.433, SLG: 0.485	B SI 88 C FC 87 C SI 89 H FC 87 2-2 2 FC5-4 HBP		X FC 87 0-0 ① P6		C CU 74 B SI 88 F FC 88 F SI 89 B CU 77 C SI 88 2-3 ① K			X FF 91 0-0 ① G4-3		3	0	0	0	0	1	1
2 Zack Cozart, R (1, 6) OBP: 0.269, SLG: 0.369	1 SAFE B CH 86 C FC 85 1 SAFE F FC 86 F SI 89 X SI 88 1-2 ① FC5-4 19 G4-3 4 1B 1-2f		S FC 86 B SI 89 B SI 90 X FC 88 2-1 19 1B 4 HR 1B 1-2		C CU 76 C SI 88 F SI 90 X CU 76 0-2 ② G5-3			F FF 91 B FF 91 X FF 90 1-1 4 WP 19 BB 4 G4-3 1B		4	3	2	0	0	0	1
19 Joey Votto, L (1, 3) OBP: 0.446, SLG: 0.508	1 SAFE B CU 75 S FC 87 B SI 89 1 SAFE B CH 85 F FC 88 X SI 90 3-2 ② G4-3 1-2		F CU 78 B SI 90 B SI 89 B FC 88 X FC 89 3-1 4 HR 1B 1-2 2-3		X CH 84 0-0 ③ F8			B FF 91 B FS 83 C FS 81 D FS 83 B FF 91 4-1 4 G4-3 BB 1-2		3	1	1	0	1	0	1
4 Brandon Phillips, R (1, 4) OBP: 0.344, SLG: 0.478	B FC 86 C SI 88 X SI 89 1-1 2-H 1B		B FC 86 C SI 90 X CU 76 1-1 1-H 2-H 3-H HR			B FC 85 B SI 88 X FC 86 2-0 ① G6-3		B SI 91 F FF 92 S FS 83 B FS 85 B FF 91 X FF 91 3-2 ② G4-3 1-2 2-H		4	1	2	6	0	0	1
32 Jay Bruce, L (1, 9) OBP: 0.318, SLG: 0.469	C FC 86 1 SAFE B SI 88 B CU 77 B FC 87 X FC 87 3-1 ③ F7		X SI 88 0-0 ② G4-3			C FC 86 S CH 84 B SI 88 F CU 77 X FC 87 1-2 ② F7		C FF 92 D FS 84 B FS 82 S CU 78 X FS 83 2-2 ③ G3-1		4	0	0	0	0	0	2
26 Xavier Paul, L (1, 7) OBP: 0.379, SLG: 0.439 31 Alfredo Simon, R (9, 1) OBP: 0.200, SLG: 0.200		X CH 87 0-0 9 CS 1B	B CU 76 B FC 87 X FC 87 2-0 ③ G3-1			B FC 87 B CH 83 F FC 87 B FC 87 F FC 88 X CU 74 3-2 ③ G4-3			C CU 77 C FS 84 B FF 91 B CU 78 B SI 90 X CU 76 3-2 1B	4 0	0 0	2 0	0 0	0 0	0 0	0 0
9 Jack Hannahan, L (1, 5) OBP: 0.284, SLG: 0.279		B CH 87 F CH 83 S FC 87 B FC 88 C SI 90 2-3 ①② K 1-2		C SI 88 C CU 76 B SI 88 X FC 88 1-2 29 G3-6-3 1B			C SI 90 S FS 85 B FS 86 X FS 84 1-2 ① G4-3		X FF 90 0-0 ① F7	4	0	1	0	0	1	2
29 Ryan Hanigan, R (1, 2) OBP: 0.276, SLG: 0.250		B SI 89 B FC 87 C SI 88 C SI 90 F SI 89 B FC 85 X SI 91 3-2 ③ L3		C FC 86 C SI 88 B FC 85 F SI 89 X SI 89 1-2 ①② G3-6-3 1-2f			F SI 91 C FF 90 X FF 91 0-2 ② G3		C FF 90 1 SAFE B FF 90 X FF 89 1-1 ② F8	4	0	0	0	0	0	2
34 Homer Bailey, R (1, 1) OBP: 0.182, SLG: 0.227 23 Donald Lutz, L (9, PH) OBP: 0.255, SLG: 0.320 (9, 7)			C SI 88 B SI 90 F SI 90 X CU 76 1-2 19 1B 2 1B 4 HR 1B		F SI 89 B SI 88 S FC 87 F FC 87 X SI 90 1-2 ③ G4-3			X SI 90 0-0 ③ G4-3	S FS 82 D FS 83 C CU 76 X CU 77 1-2 ③ F7	3 1	1 0	1 0	0 0	0 0	0 0	0 1

Inning Stats	1	2	3	4	5	6	7	8	9
	R: 1 E: 0 K: 0 S: 13 H: 1 LOB: 1 BB: 0 P: 23	R: 0 E: 0 K: 1 S: 8 H: 1 LOB: 0 BB: 0 P: 13	R: 4 E: 0 K: 0 S: 12 H: 4 LOB: 0 BB: 0 P: 21	R: 0 E: 0 K: 0 S: 11 H: 1 LOB: 0 BB: 0 P: 14	R: 0 E: 0 K: 1 S: 9 H: 0 LOB: 0 BB: 0 P: 11	R: 0 E: 0 K: 0 S: 8 H: 0 LOB: 0 BB: 0 P: 14	R: 0 E: 0 K: 0 S: 7 H: 0 LOB: 0 BB: 0 P: 8	R: 1 E: 0 K: 0 S: 10 H: 1 LOB: 1 BB: 1 P: 20	R: 0 E: 0 K: 0 S: 9 H: 1 LOB: 1 BB: 0 P: 14

PITCHER	IP	WLS	BF	H	R	ER	SO	BB	IBB	HBP	BLK	WP	HR	S	P	ERA	WHIP
46 Scott Feldman, R (1, 1) ERA: 3.22	6.0	L	24	7	5	5	2	0	0	1	0	0	1	61	96	7.50	1.167
57 Zach Putnam, R (7, 1) ERA: 10.8	1.0		3	0	0	0	0	0	0	0	0	0	0	7	8	0.00	0.000
50 Blake Parker, R (8, 1) ERA: 1.93	2.0		9	2	1	1	0	1	0	0	0	1	0	19	34	4.50	1.500

PITCHER	IP	WLS	BF	H	R	ER	SO	BB	IBB	HBP	BLK	WP	HR	S	P	ERA	WHIP

TOP

Cincinnati Reds @ Chicago Cubs

Wrigley Field, Chicago, IL

Mon Jun 10 2013, 7:09 PM - 10:11 PM CDT

Att. 28,052 - Cloudy - 61 F

livebaseballscorecards.com

AB	34
R	6
H	9
RBI	6
BB	1
SO	2
LOB	11

1B: 8	SF: 0	WP: 1	PA: 36
2B: 1	SAC: 0	PB: 0	
3B: 0	DP: 2	SB: 0	
HR: 1	HBP: 1	CS: 1	

Cincinnati Reds @ Chicago Cubs

Wrigley Field, Chicago, IL

Mon Jun 10 2013, 7:09 PM - 10:11 PM CDT

Att. 28,052 - Cloudy - 61 F

BOTTOM

Batter	1	2	3	4	5	6	7	8	9	AB	R	H	RBI	BB	SO	LOB
9 David DeJesus, L (1, 8) OBP: 0.328, SLG: 0.439	C SI 91 X CH 85 0-1 G3-1		C SI 94 C SI 91 F SI 94 T SI 93 0-2 K		C FF 92 S CH 85 S SI 94 0-3 K			C KC 78 C KC 77 F CH 86 F CH 84 F CH 84 X FF 93 0-2 G6-3		4	0	0	0	0	2	1
24 Luis Valbuena, L (1, 5) OBP: 0.363, SLG: 0.429	C SI 93 F CH 86 B CH 85 F KC 81 X CH 85 1-2 F7		B SI 93 C SL 90 B SI 93 B CH 86 F SI 92 F SI 94 B SL 88 4-2 1-2 BB			C SL 81 B CH 85 X CH 85 1-1 19 E 2B		B KC 79 C SI 92 F SL 89 F SI 94 X SI 94 1-2 G4-3		3	1	1	0	1	0	0
44 Anthony Rizzo, L (1, 3) OBP: 0.328, SLG: 0.472	B KC 80 F SI 94 B CH 86 B KC 81 B KC 81 4-1 12 WP BB		C CH 85 C KC 80 X SI 93 0-2 G4-3			F SI 92 S CH 84 B CH 85 X SI 94 1-2 L9		C KC 79 B CH 86 B CH 87 F SL 89 X SI 96 2-2 G5-3		3	0	0	0	1	0	3
12 Alfonso Soriano, R (1, 7) OBP: 0.308, SLG: 0.434	F FF 93 B CH 84 S KC 79 F CH 86 S CH 85 1-3 K 1-2			C KC 77 B SI 93 S CH 86 S CH 86 1-3 K		F KC 80 S KC 80 S CH 86 0-3 K			B FF 93 F FF 94 B CU 79 F SI 94 X CU 78 2-2 19 DI 13 2B 1B	4	1	1	0	0	3	2
19 Nate Schierholtz, L (1, 9) OBP: 0.320, SLG: 0.524		B SI 91 S KC 80 B CH 85 F SI 95 B SI 94 X SI 94 3-2 G3-1		X KC 78 0-0 30 G4-3 2B		F FF 92 X CH 86 0-1 E4 2-H 1B			B SI 94 X SI 96 1-0 F7 1-2	4	0	2	0	0	0	1
30 Dioner Navarro, S (1, 2) OBP: 0.358, SLG: 0.535		F FF 94 C KC 81 F CH 86 B CH 87 F CH 86 X SI 94 1-2 G3		X KC 79 0-0 G4-3 2-3		C SI 94 B SI 92 B SI 93 C SI 92 D CH 85 C CH 85 3-3 K			C CU 78 B FF 94 D FS 87 B FF 94 F FF 94 B CU 76 4-2 13 2B 15 FC5-2 BB	3	0	0	0	1	1	2
13 Starlin Castro, R (1, 6) OBP: 0.283, SLG: 0.341		F SI 93 B SL 87 S SI 94 T SI 94 1-2 K		B SI 95 X SI 93 1-0 L4			C KC 80 B SL 85 F KC 78 F FF 95 F SI 93 F SI 94 F CH 85 F CH 84 X SI 95 1-2 G4-3		F SI 95 X SI 94 0-1 15 FC5-2 1-3 2-H 2B	4	0	1	1	0	1	1
15 Darwin Barney, R (1, 4) OBP: 0.286, SLG: 0.321			C KC 78 S SL 87 X SI 94 0-2 G4-3		C SI 91 F KC 79 F CH 85 F CH 85 X CH 84 0-2 F7		B CH 83 B SI 94 X SI 94 2-0 G3-1		C FF 95 X SI 94 0-1 FC5-2 6 DI 2-3 3-H	4	0	0	0	0	0	2
46 Scott Feldman, L (1, 1) 57 Zach Putnam, R (7, 1) 20 Julio Borbon, L (7, PH) OBP: 0.286, SLG: 0.294 50 Blake Parker, R (8, 1) 6 Ryan Sweeney, L (9, PH) OBP: 0.386, SLG: 0.500			B FF 93 C SI 92 X CH 87 1-1 24 BB 1B		X SI 92 0-0 F7		C SI 93 B SI 93 F SI 94 T CH 84 1-2 K		C FS 88 B FF 94 F FF 95 X FF 94 1-2 L3 1-2	2 0 1 0 0	0 0 0 0 0	1 0 0 0 0	0 0 0 0 0	0 0 1 0 0	0 0 0 0 0	0 0 0 0 2
Inning Stats	R: 0 E: 0 K: 1 S: 11 H: 0 LOB: 1 BB: 1 P: 17	R: 0 E: 0 K: 1 S: 11 H: 0 LOB: 0 BB: 0 P: 16	R: 0 E: 0 K: 1 S: 15 H: 1 LOB: 2 BB: 1 P: 20	R: 0 E: 0 K: 1 S: 6 H: 1 LOB: 1 BB: 0 P: 8	R: 0 E: 0 K: 1 S: 9 H: 0 LOB: 0 BB: 0 P: 9	R: 1 E: 1 K: 2 S: 13 H: 2 LOB: 1 BB: 0 P: 18	R: 0 E: 0 K: 1 S: 12 H: 0 LOB: 0 BB: 0 P: 16	R: 0 E: 0 K: 0 S: 13 H: 0 LOB: 0 BB: 0 P: 16	R: 1 E: 0 K: 0 S: 13 H: 2 LOB: 2 BB: 1 P: 21	1B: 3 2B: 3 3B: 0 HR: 0 SF: 0 SAC: 0 DP: 0 HBP: 0						WP: 1 PB: 0 SB: 0 CS: 0 PA: 36

PITCHER		IP	WLS	BF	H	R	ER	SO	BB	IBB	HBP	BLK	WP	HR	S	P	ERA	WHIP
34 Homer Bailey, R ERA: 3.47	(1, 1)	8.0	W	30	4	1	0	8	2	0	0	0	1	0	90	120	0.00	0.750
31 Alfredo Simon, R ERA: 3.27	(9, 1)	1.0		6	2	1	1	0	1	0	0	0	0	0	13	21	9.00	3.000

PITCHER	IP	WLS	BF	H	R	ER	SO	BB	IBB	HBP	BLK	WP	HR	S	P	ERA	WHIP

livebaseballscorecards.com

AB	33
R	2
H	6
RBI	1
BB	3
SO	8
LOB	14

Cincinnati Reds @ Chicago Cubs

Wrigley Field, Chicago, IL

Tue Jun 11 2013, 7:14 PM - 10:30 PM CDT

Att. 30,937 - Cloudy - 80 F

livebaseballscorecards.com

Batter	1	2	3	4	5	6	7	8	9	AB	R	H	RBI	BB	SO	LOB
17 Shin-Soo Choo, L (1, 8) OBP: 0.430, SLG: 0.483 46 Curtis Partch, R (9, 1)	K		SH1-3		L4	G4-6-3		2 HR 2B	G4-3	5 0	1 0	1 0	0 0	0 0	1 0	4 0
2 Zack Cozart, R (1, 6) OBP: 0.272, SLG: 0.382 43 Manny Parra, L (8, 1) OBP: 0.500, SLG: 0.500 15 Derrick Robinson, S (9, 8) OBP: 0.415, SLG: 0.357	P3		G5-3		G4-6-3	1B		HR		5 0 0	1 0 0	2 0 0	4 0 0	0 0 0	0 0 0	2 0 0
19 Joey Votto, L (1, 3) OBP: 0.446, SLG: 0.520 3 Cesar Izturis, S (8, PH) OBP: 0.243, SLG: 0.190 (8, 6)	G5-3		HR			E9 G4-3		G6-3 2B		4 1	2 0	2 1	2 0	0 0	0 0	1 0
4 Brandon Phillips, R (1, 4) OBP: 0.345, SLG: 0.475		L8	G5-3			BB	1B		G6-3	4	1	1	0	1	0	1
32 Jay Bruce, L (1, 9) OBP: 0.323, SLG: 0.475		K		1B		2B	1B		K	5	1	3	2	0	2	1
21 Todd Frazier, R (1, 5) OBP: 0.341, SLG: 0.412		HR		F8		HBP	F9		G6-3	4	2	1	1	0	0	4
26 Xavier Paul, L (1, 7) OBP: 0.382, SLG: 0.475 23 Donald Lutz, L (9, PH) OBP: 0.250, SLG: 0.314 (9, 7)		2B		K		HR	K		K	4 1	1 0	2 0	3 0	0 0	2 1	3 0
29 Ryan Hanigan, R (1, 2) OBP: 0.273, SLG: 0.240	G5-3			L9		BB	G6-3		E5	4	1	0	0	1	0	4
52 Tony Cingrani, L (1, 1) OBP: 0.250, SLG: 0.250 9 Jack Hannahan, L (8, PH) OBP: 0.290, SLG: 0.286 (8, 3)			E5 SH1-3 HR	1B		SH G4-6-3		2 HR	K	2 2	1 1	2 1	0 0	0 0	0 1	0 1
Inning Stats	R: 0 E: 0 K: 1 S: 9 H: 0 LOB: 0 BB: 0 P: 12	R: 1 E: 0 K: 1 S: 17 H: 2 LOB: 1 BB: 0 P: 26	R: 2 E: 1 K: 0 S: 10 H: 2 LOB: 0 BB: 0 P: 12	R: 0 E: 0 K: 1 S: 11 H: 1 LOB: 1 BB: 0 P: 15	R: 0 E: 0 K: 0 S: 5 H: 1 LOB: 0 BB: 0 P: 7	R: 6 E: 2 K: 0 S: 15 H: 4 LOB: 1 BB: 2 P: 29	R: 0 E: 0 K: 1 S: 17 H: 2 LOB: 2 BB: 0 P: 27	R: 3 E: 0 K: 1 S: 18 H: 4 LOB: 1 BB: 0 P: 24	R: 0 E: 1 K: 2 S: 13 H: 0 LOB: 1 BB: 0 P: 20	1B: 8 2B: 4 3B: 0 HR: 4 SF: 0 SAC: 2 DP: 2 HBP: 1						

TOP	
AB	41
R	12
H	16
RBI	12
BB	2
SO	7
LOB	21

WP: 0 PB: 0 SB: 0 CS: 0 PA: 46

PITCHER		IP	WLS	BF	H	R	ER	SO	BB	IBB	HBP	BLK	WP	HR	S	P	ERA	WHIP
22 Matt Garza, R ERA: 6.26	(1, 1)	5.0	L	26	9	9	9	3	2	0	1	0	0	3	59	89	16.20	2.200
56 Héctor Rondón, R ERA: 6.14	(6, 1)	2.0		9	3	0	0	1	0	0	0	0	0	0	25	39	0.00	1.500
57 Zach Putnam, R ERA: 18.9	(8, 1)	0.0		3	3	3	3	0	0	0	0	0	0	1	6	10	∞	∞
33 Carlos Villanueva, R ERA: 3.77	(8, 1)	1.0		4	1	0	0	1	0	0	0	0	0	0	12	14	0.00	1.000
50 Blake Parker, R ERA: 1.59	(9, 1)	1.0		4	0	0	0	2	0	0	0	0	0	0	13	20	0.00	0.000

PITCHER	IP	WLS	BF	H	R	ER	SO	BB	IBB	HBP	BLK	WP	HR	S	P	ERA	WHIP

BOTTOM

Batter	1	2	3	4	5	6	7	8	9	AB	R	H	RBI	BB	SO	LOB
15 Darwin Barney, R (1, 4) OBP: 0.280, SLG: 0.314	C FF 92 F FF 94 S FF 93 0-3 K ①		C CU 76 F FF 93 B FF 94 B FF 92 F CH 86 F FF 92 F FF 91 X FF 93 2-2 F8 ③			B FF 88 X FF 90 1-0 P5 ①		C FF 93 X FS 87 0-1 G6-4-3 ②③ 1-2f		4	0	0	0	0	1	2
1 Cody Ransom, R (1, 5) OBP: 0.310, SLG: 0.570	C FF 94 B FF 87 F FF 94 B CU 78 X FF 94 2-2 F8 ②			B CU 74 B FF 92 B FF 92 C FF 92 B FF 91 4-1 44 1B 12 SF7 BB		F FF 90 B CU 74 X FF 91 1-1 HR			C FF 96 F FF 96 C SL 84 0-3 K ①	3	2	1	1	1	1	0
44 Anthony Rizzo, L (1, 3) OBP: 0.331, SLG: 0.471	X FF 93 0-0 F7 ③			B FF 91 1 SAFE F FF 90 B CU 75 C FF 92 B SL 80 X FF 93 3-2 21 1B 1-3 1B		B FF 90 F FF 90 F FF 90 S SL 81 1-3 K ②			B FF 95 B FF 96 B FF 97 B FF 94 4-0 BB	3	0	1	0	1	1	0
12 Alfonso Soriano, R (1, 7) OBP: 0.303, SLG: 0.429		C FF 95 C CU 78 B FF 96 S FF 95 1-3 K ①		B FF 93 B CU 74 1 SAFE F FF 92 B FF 92 3 SAFE X FF 92 3-1 SF7 ① 3-H		B CH 85 B FF 93 S FF 93 C FF 93 S FF 92 2-3 K ③			X FF 96 0-0 P3 ②	3	0	0	1	0	2	1
21 Scott Hairston, R (1, 9) OBP: 0.207, SLG: 0.366		C FF 95 B FF 88 X FF 94 1-1 F8 ②		F FF 90 X FF 92 0-1 53 G3-6-1 1-2 1B			B FF 89 B FF 90 X FF 91 2-0 P2 ①		C FF 95 B FF 95 F FF 95 F SL 86 F FF 97 X SL 86 1-2 L5 ③	4	0	1	0	0	0	1
53 Welington Castillo, R (1, 2) OBP: 0.299, SLG: 0.331		X FF 92 0-0 L9 ③		C CU 75 D FF 91 X FF 91 1-1 G3-6-1 ②③ 1-2f			B CH 84 T FF 89 B CU 73 F FF 90 B CH 85 X FF 92 3-2 F8 ②			3	0	0	0	0	0	2
13 Starlin Castro, R (1, 6) OBP: 0.279, SLG: 0.337			C FF 91 X FF 91 0-1 G6-3 ①		C FF 90 F CH 82 F FF 90 B FF 92 F FF 91 B CH 84 X FF 92 2-2 G3-1 ①		B FF 89 B FF 88 C FF 88 X FF 90 2-1 F8 ③			3	0	0	0	0	0	0
6 Ryan Sweeney, L (1, 8) OBP: 0.400, SLG: 0.509			B FF 91 B FF 91 X FF 93 2-0 22 SH3-4 1B		C FF 89 X SL 82 0-1 G3-1 ②			B FF 93 B FF 94 C FF 93 C FF 91 X FF 94 2-2 15 G6-4-3 1B		3	0	2	0	0	0	0
22 Matt Garza, R (1, 1) OBP: 0.143, SLG: 0.286 56 Hector Rondon, R (6, 1) 57 Zach Putnam, R (8, 1) 33 Carlos Villanueva, R (8, 1) OBP: 0.176, SLG: 0.176 20 Julio Borbon, L (8, PH) OBP: 0.261, SLG: 0.288 50 Blake Parker, R (9, 1)			C FF 89 X FF 90 0-1 SH3-4 ② 1-2		F FF 90 S FF 91 C FF 90 0-3 K ③			X FF 94 0-0 L8 ①		1 0 0 0 1 0	0 0 0 0 0 0	0 0 0 0 0 0	0 0 0 0 0 0	1 0 0 0 0 0	0 0 0 0 0 0	0 0 0 0 1 0
Inning Stats	R: 0 E: 0 K: 1 S: 7 H: 0 LOB: 0 BB: 0 P: 9	R: 0 E: 0 K: 1 S: 6 H: 0 LOB: 0 BB: 0 P: 8	R: 0 E: 0 K: 0 S: 11 H: 1 LOB: 1 BB: 0 P: 15	R: 1 E: 0 K: 0 S: 10 H: 2 LOB: 1 BB: 1 P: 21	R: 0 E: 0 K: 1 S: 10 H: 0 LOB: 0 BB: 0 P: 12	R: 1 E: 0 K: 2 S: 9 H: 1 LOB: 0 BB: 0 P: 14	R: 0 E: 0 K: 0 S: 6 H: 0 LOB: 0 BB: 0 P: 13	R: 0 E: 0 K: 0 S: 6 H: 1 LOB: 0 BB: 0 P: 8	R: 0 E: 0 K: 1 S: 9 H: 0 LOB: 1 BB: 1 P: 14	1B: 4 2B: 0 3B: 0 HR: 1	SF: 1 SAC: 1 DP: 2 HBP: 0			WP: 0 PB: 0 SB: 0 CS: 0	PA: 32		

PITCHER		IP	WLS	BF	H	R	ER	SO	BB	IBB	HBP	BLK	WP	HR	S	P	ERA	WHIP
52 Tony Cingrani, L ERA: 3.15	(1, 1)	7.0	W	25	4	2	2	5	1	0	0	0	0	1	59	92	2.57	0.714
43 Manny Parra, L ERA: 7.71	(8, 1)	1.0		3	1	0	0	0	0	0	0	0	0	0	6	8	0.00	1.000
46 Curtis Partch, R ERA: 6.75	(9, 1)	1.0		4	0	0	0	1	1	0	0	0	0	0	9	14	0.00	1.000

PITCHER	IP	WLS	BF	H	R	ER	SO	BB	IBB	HBP	BLK	WP	HR	S	P	ERA	WHIP

Cincinnati Reds @ Chicago Cubs
Wrigley Field, Chicago, IL
Tue Jun 11 2013, 7:14 PM - 10:30 PM CDT
Att. 30,937 - Cloudy - 80 F

livebaseballscorecards.com

AB	28
R	2
H	5
RBI	2
BB	2
SO	6
LOB	7

Batter	1	2	3	4	5	6	7	8	9	AB	R	H	RBI	BB	SO	LOB
15 Derrick Robinson, S (1, 7) OBP: 0.406, SLG: 0.367	C FF 87 F FC 88 F FF 90 X FF 87 0-2 ① F9		B SI 88 F FC 87 X FF 89 1-1 ③ B1-3			C SL 74 X FC 87 0-1 ① F7		C FF 89 X FC 88 0-1 2B		4	0	1	0	0	0	0
17 Shin-Soo Choo, L (1, 8) OBP: 0.430, SLG: 0.485	B FF 90 B SI 88 B FF 89 C FF 89 F FF 90 B FC 88 4-2 19 S BB			B FC 87 S FC 88 C SL 76 T FF 91 1-2 ① K		B FC 86 X FF 90 1-0 4 1B 2B		C SL 81 L FF 89 S SL 83 0-3 ① K		3	1	1	0	1	2	1
19 Joey Votto, L (1, 3) OBP: 0.440, SLG: 0.512	B SL 77 1 SAFE 1 SAFE C FC 86 S SL 78 S FC 88 1-3 ② K 1-2			B SL 76 F FC 87 B FF 90 F FC 87 F FC 91 X FF 92 2-2 ② G1-3		C FC 86 X FC 86 0-1 ② F7		S SL 81 F SL 80 F SL 83 X FF 89 0-2 ② F7		4	0	0	0	0	1	3
4 Brandon Phillips, R (1, 4) OBP: 0.347, SLG: 0.473	F FC 87 X FC 88 0-1 ③ G1-3			B FF 89 B FF 89 F FF 89 F FF 89 X FF 91 2-2 ③ F9		C FF 89 B FF 91 F FC 88 B FF 90 F FF 90 X FF 90 2-2 2-H 1B		I IN 67 I IN 69 I IN 68 I IN 66 4-0 IBB		3	0	1	1	1	0	1
32 Jay Bruce, L (1, 9) OBP: 0.318, SLG: 0.468		S FC 86 X SL 77 0-1 ① L8			X FC 84 0-0 ① F8	1 SAFE C FC 87 B SL 75 F FC 87 1 SAFE 1 SAFE B FC 88 X FC 87 2-2 ③ G4-3		X SL 80 0-0 ③ G1-3		4	0	0	0	0	0	3
21 Todd Frazier, R (1, 5) OBP: 0.344, SLG: 0.425		B SL 77 B FF 88 F FC 88 S SI 89 X FF 89 2-2 ② F9			B SL 74 F SI 88 B FC 87 F FC 87 B FF 88 F FF 89 B FC 88 4-2 3 1B BB		B SL 75 X FC 86 1-0 HR		B FF 91 C CU 77 C FF 90 B FF 90 S FS 83 2-3 ① K	3	1	1	1	1	1	0
39 Devin Mesoraco, R (1, 2) OBP: 0.323, SLG: 0.389		X FC 87 0-0 ③ L6			D SL 75 B FF 88 X FF 88 2-0 ② F8		X SI 89 0-0 ① F8		B CU 79 X CU 76 1-0 3 G4-6-3 1B	4	0	1	0	0	0	1
3 Cesar Izturis, S (1, 6) OBP: 0.243, SLG: 0.194			C FF 87 B FC 86 B FC 87 X FF 87 2-1 ① P6		1 SAFE B FC 84 B FF 88 B FF 88 C FF 88 X FF 88 3-1 1-2 1B		B FF 89 B FC 85 X FF 88 2-0 ② G4-3		B FF 91 1 SAFE B FF 90 F FF 91 X FF 90 2-1 ②③ G4-6-3 1-2f	4	0	1	0	0	0	1
44 Mike Leake, R (1, 1) OBP: 0.161, SLG: 0.226 54 Aroldis Chapman, L (9, 1)			C FF 88 C FF 88 F FF 89 T FF 90 0-2 ② K		F FC 87 F FC 87 F FF 90 F FF 89 D SL 76 D CH 81 X FC 87 2-2 ③ G4-3		C SI 89 F SL 77 F FC 89 F FC 87 B FF 88 S CH 78 1-3 ③ K			3 0	0 0	0 0	0 0	2 0	2 0
Inning Stats	R: 0 E: 0 K: 1 S: 11 H: 0 LOB: 1 BB: 1 P: 16	R: 0 E: 0 K: 0 S: 6 H: 0 LOB: 0 BB: 0 P: 8	R: 0 E: 0 K: 1 S: 8 H: 0 LOB: 0 BB: 0 P: 11	R: 0 E: 0 K: 1 S: 10 H: 0 LOB: 0 BB: 0 P: 15	R: 0 E: 0 K: 0 S: 12 H: 1 LOB: 2 BB: 1 P: 23	R: 1 E: 0 K: 0 S: 12 H: 2 LOB: 1 BB: 0 P: 17	R: 1 E: 0 K: 1 S: 8 H: 1 LOB: 0 BB: 0 P: 12	R: 0 E: 0 K: 1 S: 10 H: 1 LOB: 2 BB: 1 P: 14	R: 0 E: 0 K: 1 S: 6 H: 1 LOB: 0 BB: 0 P: 11	1B: 3 2B: 2 3B: 0 HR: 1 SF: 0 SAC: 0 DP: 1 HBP: 0						

PITCHER		IP	WLS	BF	H	R	ER	SO	BB	IBB	HBP	BLK	WP	HR	S	P	ERA	WHIP
37 Travis Wood, L ERA: 2.65	(1, 1)	7.0	L	27	4	2	2	4	2	0	0	0	0	1	67	102	2.57	0.857
40 James Russell, L ERA: 1.46	(8, 1)	1.0		5	1	0	0	1	0	1	0	0	0	0	10	14	0.00	1.000
63 Kevin Gregg, R ERA: 0.96	(9, 1)	1.0		3	1	0	0	1	0	0	0	0	0	0	6	11	0.00	1.000

PITCHER	IP	WLS	BF	H	R	ER	SO	BB	IBB	HBP	BLK	WP	HR	S	P	ERA	WHIP

TOP

Cincinnati Reds @ Chicago Cubs

Wrigley Field, Chicago, IL

Wed Jun 12 2013, 1:22 PM - 3:48 PM CDT

Att. 24,749 - Cloudy - 76 F

livebaseballscorecards.com

AB	32
R	2
H	6
RBI	2
BB	3
SO	6
LOB	12

PA: 35	WP: 0	PB: 0	SB: 1	CS: 0														

Batter	1	2	3	4	5	6	7	8	9	AB	R	H	RBI	BB	SO	LOB
9 David DeJesus, L (1, 8) OBP: 0.322, SLG: 0.429	C CH 86 X KC 76 0-1 ① G4-3		B SI 89 C CH 82 X CH 83 1-1 ② F8			C SI 87 B FC 86 B KC 78 C CH 83 B FC 88 X FC 88 3-2 ① G4-3		S SI 91 X SI 91 0-1 ③ L7		4	0	0	0	0	0	2
24 Luis Valbuena, L (1, 5) OBP: 0.357, SLG: 0.420 21 Scott Hairston, R (9, PH) OBP: 0.204, SLG: 0.361	B SI 87 B SI 88 B SI 88 C SI 88 C SI 89 X FC 88 3-2 ② P5		C SI 90 B FC 86 C KC 79 F KC 79 F FF 90 1 SAFE B FC 87 X SI 91 2-2 ③ F8			C CU 78 B CU 79 C CH 85 F FC 87 F SI 92 F SI 92 X SL 80 1-2 ② P5			C FF 97 B FF 98 C SL 84 S FF 99 1-3 ① K	3 1	0 0	0 0	0 0	0 1	0 0	1 0
44 Anthony Rizzo, L (1, 3) OBP: 0.326, SLG: 0.463	X SI 89 0-0 ③ G3-1			C CH 80 B KC 77 X FC 87 1-1 ① G4-3		B FC 88 X CH 85 1-0 ③ G3-1			S FF 99 C SL 86 S SL 90 0-3 ② K	4	0	0	0	0	1	0
6 Ryan Sweeney, L (1, 7) OBP: 0.397, SLG: 0.500 12 Alfonso Soriano, R (9, PH) OBP: 0.301, SLG: 0.427		B SI 88 B KC 77 X FC 86 2-0 ① L6		B FC 86 C FC 86 B CH 82 F FC 87 X SI 92 2-2 1B			C KC 77 F FC 86 S KC 80 0-3 ① K		X FF 100 0-0 ③ G4-3	3 1	0 0	1 0	0 0	0 0	1 0	0 0
19 Nate Schierholtz, L (1, 9) OBP: 0.320, SLG: 0.539		B KC 76 X SI 89 1-0 HR		1 SAFE 1 SAFE C KC 78 B SI 90 X FC 88 1-1 ② F8			B KC 77 B CH 84 B SL 78 C SI 91 F SI 87 S CU 81 3-3 ② K			3	1	1	1	0	1	1
13 Starlin Castro, R (1, 6) OBP: 0.276, SLG: 0.333		C SL 78 B CH 82 X SI 90 1-1 ② P2		B SI 90 F FC 88 D SL 80 X SI 91 2-1 ③ P6			B FC 89 C SI 91 B SL 81 F FC 88 C SL 80 2-3 ③ K			3	0	0	0	0	1	1
53 Welington Castillo, R (1, 2) OBP: 0.294, SLG: 0.326		X SI 89 0-0 ③ F9			B KC 77 X FC 86 1-0 ① G1-3			C FC 86 S SL 78 F FC 88 B SL 80 S SL 80 1-3 ① K		3	0	0	0	0	1	0
15 Darwin Barney, R (1, 4) OBP: 0.281, SLG: 0.314			C CH 80 B SI 89 X CH 81 1-1 ① F7		C SI 91 B FC 88 X FC 87 1-1 ② G5-3			C SL 79 X FC 88 0-1 1B		3	0	1	0	0	0	0
37 Travis Wood, R (1, 1) OBP: 0.345, SLG: 0.556 40 James Russell, L (8, 1) 20 Julio Borbon, L (8, PH) OBP: 0.276, SLG: 0.283 63 Kevin Gregg, R (9, 1)			B SI 88 B SI 89 B SI 89 C SI 90 B SI 90 4-1 BB		C KC 77 S SL 80 B SI 89 S SL 80 1-3 ③ K			1 SAFE B KC 79 F FC 87 C FC 88 B KC 81 1 SAFE C SI 90 2-3 ② K		1 0 1 0	0 0 0 0	0 0 0 0	0 0 0 0	1 0 1 0	1 0 1 0	0 0 1 0
Inning Stats	R: 0 E: 0 K: 0 S: 6 H: 0 LOB: 0 BB: 0 P: 9	R: 1 E: 0 K: 0 S: 5 H: 1 LOB: 0 BB: 0 P: 9	R: 0 E: 0 K: 0 S: 10 H: 0 LOB: 1 BB: 1 P: 18	R: 0 E: 0 K: 0 S: 9 H: 1 LOB: 1 BB: 0 P: 15	R: 0 E: 0 K: 1 S: 6 H: 0 LOB: 0 BB: 0 P: 9	R: 0 E: 0 K: 0 S: 10 H: 0 LOB: 0 BB: 0 P: 15	R: 0 E: 0 K: 3 S: 9 H: 0 LOB: 0 BB: 0 P: 14	R: 0 E: 0 K: 2 S: 11 H: 1 LOB: 1 BB: 0 P: 14	R: 0 E: 0 K: 2 S: 7 H: 0 LOB: 0 BB: 0 P: 8	1B: 2 2B: 0 3B: 0 HR: 1 SF: 0 SAC: 0 DP: 0 HBP: 0						

PITCHER		IP	WLS	BF	H	R	ER	SO	BB	IBB	HBP	BLK	WP	HR	S	P	ERA	WHIP
44 Mike Leake, R ERA: 2.76	(1, 1)	8.0	W	28	3	1	1	6	1	0	0	0	0	1	66	103	1.12	0.500
54 Aroldis Chapman, L ERA: 2.17	(9, 1)	1.0	S	3	0	0	0	2	0	0	0	0	0	0	7	8	0.00	0.000

PITCHER	IP	WLS	BF	H	R	ER	SO	BB	IBB	HBP	BLK	WP	HR	S	P	ERA	WHIP

BOTTOM

Cincinnati Reds @ Chicago Cubs

Wrigley Field, Chicago, IL

Wed Jun 12 2013, 1:22 PM - 3:48 PM CDT

Att. 24,749 - Cloudy - 76 F

livebaseballscorecards.com

AB	30
R	1
H	3
RBI	1
BB	1
SO	8
LOB	6

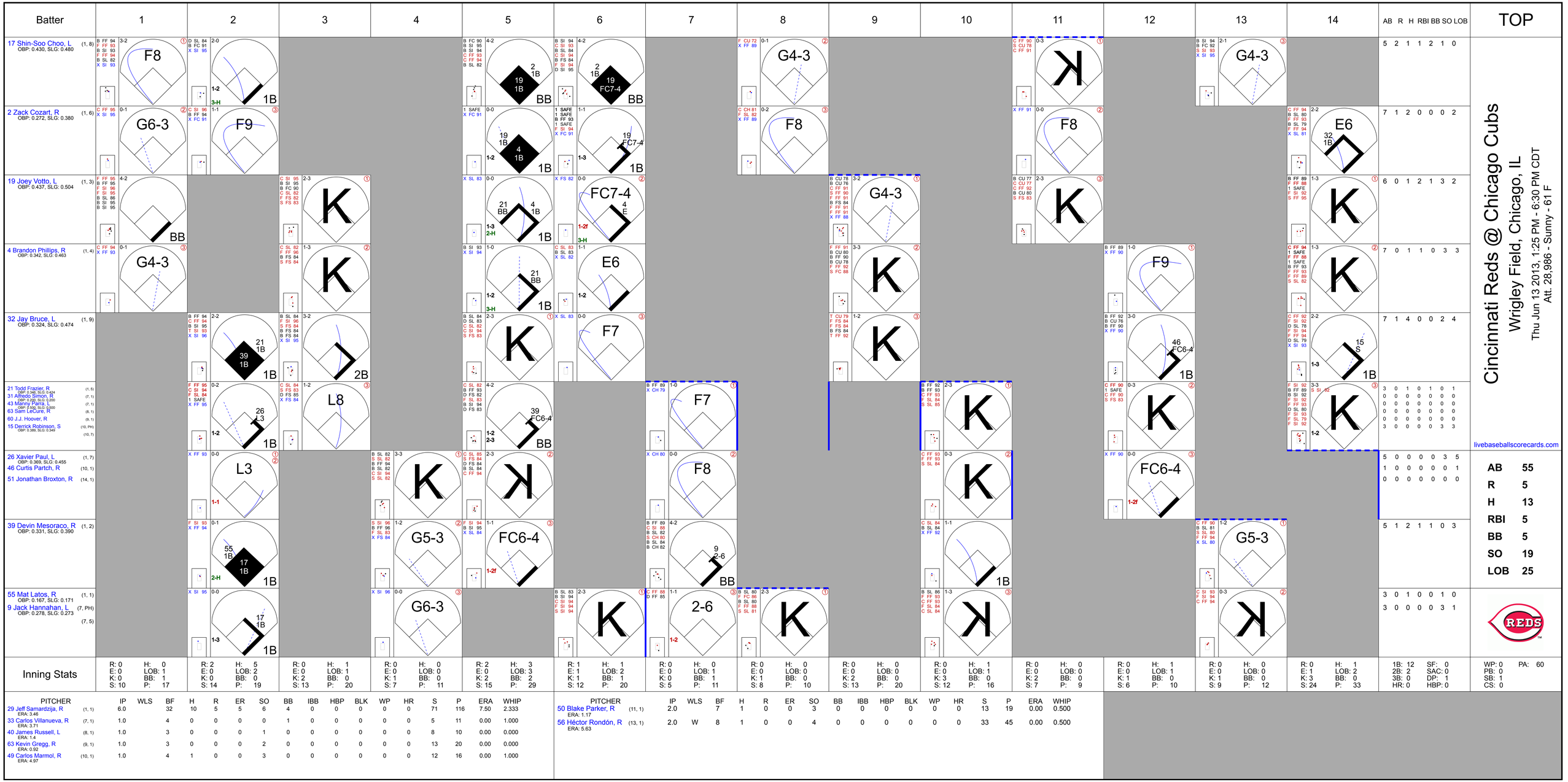
Batter
1
2
3
4
5
6
7
8
9
10
11
12
13
14
AB R H RBI BB SO LOB
TOP
17 Shin-Soo Choo, L (1, 9)
OBP: 0.430, SLG: 0.480
5 2 1 1 2 1 0
2 Zack Cozart, R (1, 6)
OBP: 0.272, SLG: 0.380
7 1 2 0 0 0 2
19 Joey Votto, L (1, 3)
OBP: 0.437, SLG: 0.504
6 0 1 2 1 3 2
4 Brandon Phillips, R (1, 4)
OBP: 0.342, SLG: 0.463
7 0 1 1 0 3 3
32 Jay Bruce, L (1, 9)
OBP: 0.324, SLG: 0.474
7 1 4 0 0 2 4
21 Todd Frazier, R (1, 5)
OBP: 0.346, SLG: 0.424
31 Alfredo Simon, R (7, 1)
OBP: 0.200, SLG: 0.200
43 Manny Parra, L (7, 1)
OBP: 0.500, SLG: 0.500
63 Sam LeCure, R (8, 1)
60 J.J. Hoover, R (9, 1)
15 Derrick Robinson, S (10, PH)
OBP: 0.389, SLG: 0.349
(10, 7)
3 0 1 0 1 0 1
0 0 0 0 0 0 0
0 0 0 0 0 0 0
0 0 0 0 0 0 0
3 0 0 0 0 3 3
26 Xavier Paul, L (1, 7)
OBP: 0.369, SLG: 0.455
46 Curtis Partch, R (10, 1)
51 Jonathan Broxton, R (14, 1)
5 0 0 0 0 3 5
1 0 0 0 0 0 1
0 0 0 0 0 0 0
39 Devin Mesoraco, R (1, 2)
OBP: 0.331, SLG: 0.390
5 1 2 1 1 0 3
55 Mat Latos, R (1, 1)
OBP: 0.167, SLG: 0.171
9 Jack Hannahan, L (7, PH)
OBP: 0.278, SLG: 0.273
(7, 5)
3 0 1 0 0 1 0
3 0 0 0 0 3 1
Cincinnati Reds @ Chicago Cubs
Wrigley Field, Chicago, IL
Thu Jun 13 2013, 1:25 PM - 6:30 PM CDT
Att. 28,986 - Sunny - 61 F
livebaseballscorecards.com
AB 55
R 5
H 13
RBI 5
BB 5
SO 19
LOB 25
Inning Stats
R: 0 E: 0 K: 0 S: 10 H: 0 LOB: 1 BB: 1 P: 17
R: 2 E: 0 K: 0 S: 14 H: 5 LOB: 2 BB: 0 P: 19
R: 0 E: 0 K: 2 S: 13 H: 1 LOB: 1 BB: 0 P: 20
R: 0 E: 0 K: 1 S: 7 H: 0 LOB: 0 BB: 0 P: 11
R: 2 E: 0 K: 2 S: 15 H: 3 LOB: 3 BB: 2 P: 29
R: 1 E: 1 K: 1 S: 12 H: 1 LOB: 2 BB: 1 P: 20
R: 0 E: 0 K: 0 S: 5 H: 0 LOB: 1 BB: 1 P: 11
R: 0 E: 0 K: 1 S: 8 H: 0 LOB: 0 BB: 0 P: 10
R: 0 E: 0 K: 2 S: 13 H: 0 LOB: 0 BB: 0 P: 20
R: 0 E: 0 K: 3 S: 12 H: 1 LOB: 1 BB: 0 P: 16
R: 0 E: 0 K: 2 S: 7 H: 0 LOB: 0 BB: 0 P: 9
R: 0 E: 0 K: 1 S: 6 H: 1 LOB: 1 BB: 0 P: 10
R: 0 E: 0 K: 1 S: 9 H: 0 LOB: 0 BB: 0 P: 12
R: 0 E: 1 K: 3 S: 24 H: 1 LOB: 2 BB: 0 P: 33
1B: 12 2B: 2 3B: 0 HR: 0 SF: 0 SAC: 0 DP: 1 HBP: 0
WP: 0 PB: 0 SB: 1 CS: 0 PA: 60
PITCHER IP WLS BF H R ER SO BB IBB HBP BLK WP HR S P ERA WHIP
29 Jeff Samardzija, R (1, 1) ERA: 3.46 6.0 32 10 5 5 6 4 0 0 0 0 0 71 116 7.50 2.333
33 Carlos Villanueva, R (7, 1) ERA: 3.71 1.0 4 0 0 0 0 1 0 0 0 0 0 5 11 0.00 1.000
40 James Russell, L (8, 1) ERA: 1.4 1.0 3 0 0 0 1 0 0 0 0 0 0 8 10 0.00 0.000
63 Kevin Gregg, R (9, 1) ERA: 0.92 1.0 3 0 0 0 2 0 0 0 0 0 0 13 20 0.00 0.000
49 Carlos Marmol, R (10, 1) ERA: 4.97 1.0 4 1 0 0 3 0 0 0 0 0 0 12 16 0.00 1.000
PITCHER IP WLS BF H R ER SO BB IBB HBP BLK WP HR S P ERA WHIP
50 Blake Parker, R (11, 1) ERA: 1.17 2.0 7 1 0 0 3 0 0 0 0 0 0 13 19 0.00 0.500
56 Héctor Rondón, R (13, 1) ERA: 5.63 2.0 W 8 1 0 0 4 0 0 0 0 0 0 33 45 0.00 0.500

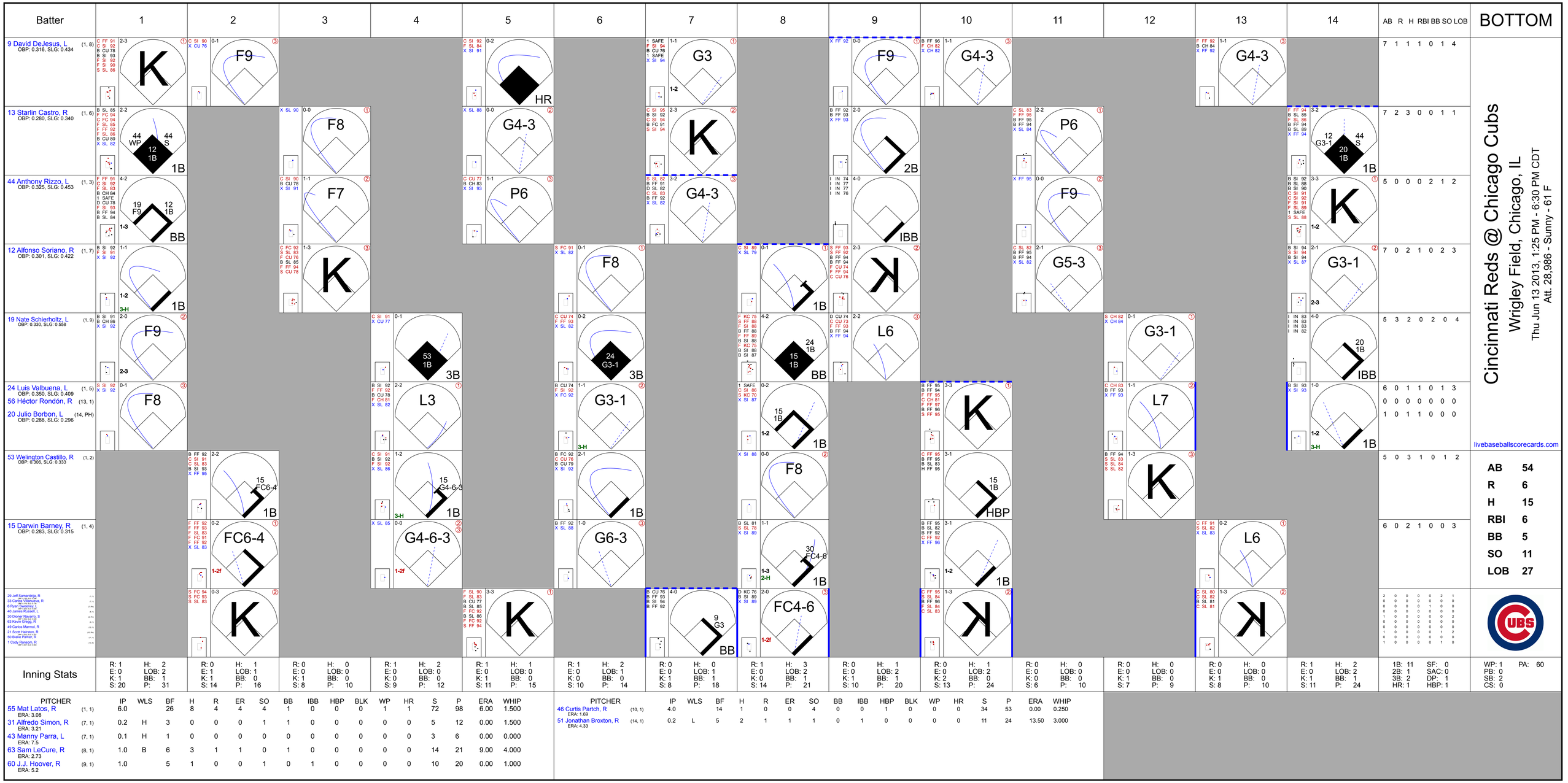
Batter
1
2
3
4
5
6
7
8
9
10
11
12
13
14
AB R H RBI BB SO LOB
BOTTOM
9 David DeJesus, L (1, 8) OBP: 0.316, SLG: 0.434
13 Starlin Castro, R (1, 6) OBP: 0.280, SLG: 0.340
44 Anthony Rizzo, L (1, 3) OBP: 0.325, SLG: 0.453
12 Alfonso Soriano, R (1, 7) OBP: 0.301, SLG: 0.422
19 Nate Schierholtz, L (1, 9) OBP: 0.330, SLG: 0.558
24 Luis Valbuena, L (1, 5) OBP: 0.350, SLG: 0.409
56 Héctor Rondón, R (13, 1)
20 Julio Borbon, L (14, PH) OBP: 0.288, SLG: 0.296
53 Welington Castillo, R (1, 2) OBP: 0.306, SLG: 0.333
15 Darwin Barney, R (1, 4) OBP: 0.283, SLG: 0.315
29 Jeff Samardzija, R
33 Carlos Villanueva, R
6 Ryan Sweeney, L
46 James Russell, L
30 Dioner Navarro, S
63 Kevin Gregg, R
49 Carlos Marmol, R
21 Scott Hairston, R
50 Blake Parker, R
1 Cody Ransom, R
Cincinnati Reds @ Chicago Cubs
Wrigley Field, Chicago, IL
Thu Jun 13 2013, 1:25 PM - 6:30 PM CDT
Att. 28,986 - Sunny - 61 F
livebaseballscorecards.com
AB 54
R 6
H 15
RBI 6
BB 5
SO 11
LOB 27
Inning Stats
PITCHER IP WLS BF H R ER SO BB IBB HBP BLK WP HR S P ERA WHIP
55 Mat Latos, R (1, 1) ERA: 3.08
31 Alfredo Simon, R (7, 1) ERA: 3.21
43 Manny Parra, L (7, 1) ERA: 7.5
63 Sam LeCure, R (8, 1) ERA: 2.73
60 J.J. Hoover, R (9, 1) ERA: 5.2
46 Curtis Partch, R (10, 1) ERA: 1.69
51 Jonathan Broxton, R (14, 1) ERA: 4.33
1B: 11 SF: 0
2B: 1 SAC: 0
3B: 2 DP: 1
HR: 1 HBP: 1
WP: 1 PA: 60
PB: 0
SB: 2
CS: 0

Chicago Cubs @ New York Mets

Citi Field, Flushing, NY

Fri Jun 14 2013, 7:13 PM - 10:27 PM EDT

Att. 32,213 - Cloudy - 70 F

livebaseballscorecards.com

TOP

Batter	1	2	3	4	5	6	7	8	9	AB	R	H	RBI	BB	SO	LOB
9 David DeJesus, L (1, 8) OBP: 0.318, SLG: 0.445 6 Ryan Sweeney, L (3, 8) OBP: 0.388, SLG: 0.475	B CH 79 C FF 83 S CH 75 B CH 81 C SI 85 2-3 ① K	B FC 85 B CH 82 X SI 87 2-0 1-H 2-H 3-H 3B			B CH 81 C FF 84 B FC 82 B SI 83 X FF 84 3-1 ① F8		C FF 91 T FF 92 F FF 93 B FS 85 B FF 93 F FF 92 X FF 92 2-2 ② P3		C SI 89 B SI 90 B SL 79 X SI 88 2-1 ③ F7	2 3	0 0	1 0	3 0	0 0	1 0	0 0
13 Starlin Castro, R (1, 6) OBP: 0.276, SLG: 0.335	C FF 85 S FC 83 B FC 83 X FC 82 1-2 ② G5-3	C FC 86 X FC 85 0-1 ② P4			B SL 80 X FC 83 1-0 ② F8		F FF 92 S SL 84 F FF 93 C SL 83 0-3 ③ K			4	0	0	0	0	1	1
19 Nate Schierholtz, L (1, 9) OBP: 0.328, SLG: 0.568	B SI 85 C CU 71 B FF 86 X FF 82 2-1 HR	X CH 82 0-0 ③ G4-3			B CU 71 S CH 79 F CH 80 B SI 85 F CU 74 F SI 85 B CH 81 S CH 78 3-3 ③ K			B FF 91 C CU 79 B FF 92 F FF 91 X CU 79 2-2 ① G5-3		4	1	1	1	0	1	1
12 Alfonso Soriano, R (1, 7) OBP: 0.296, SLG: 0.415	B FC 82 X FF 86 1-0 ③ F9		C SL 78 B SI 85 X FC 83 1-1 ① G3			S SL 75 S CH 76 B SL 78 C FC 82 1-3 ① K		B FF 91 X CU 79 1-0 ② F9		4	0	0	0	0	1	0
44 Anthony Rizzo, L (1, 3) OBP: 0.331, SLG: 0.462		B FF 83 C CH 78 F FF 84 X CU 72 1-2 24 BB 30 1B 15 1B 1B	C FF 86 B CU 74 X CH 80 1-1 ② G4-3			X CU 72 0-0 24 2B 2B		X FF 91 0-0 30 1B 1B		4	2	3	0	0	0	0
30 Dioner Navarro, S (1, 2) OBP: 0.360, SLG: 0.526		B FF 85 B FF 84 1 SAFE X SI 85 2-0 15 1B 24 BB 9 3B 1-2 1B	C CU 73 B FF 86 C CU 74 X CH 78 1-2 ③ F8			B CH 80 B SI 85 B FF 85 X CH 82 3-0 ② F8		1 SAFE B FF 90 C FF 90 X FF 89 1-1 1-2 1B		4	1	2	0	0	0	1
24 Luis Valbuena, L (1, 5) OBP: 0.354, SLG: 0.414		B SI 85 B CH 79 B CH 79 B FF 85 4-0 15 1B 9 3B 1-2 2-3 BB		B CU 69 C FF 84 C CH 77 B CU 70 X CH 77 2-2 ① F7		F CH 78 X CH 74 0-1 2-H 2B		S SL 82 B CU 78 B FF 92 F FF 91 B CU 79 S FF 91 3-3 ③ K		3	1	1	1	1	1	2
15 Darwin Barney, R (1, 4) OBP: 0.282, SLG: 0.313		C FC 83 X SL 79 0-1 9 3B 1-2 2-3 3-H 1B		C FF 85 X CU 68 0-1 ② F8		C FF 92 D SL 83 X SL 82 1-1 ③ F8			C SI 86 X SL 79 0-1 ① G6-3	4	1	1	1	0	0	1
36 Edwin Jackson, R (1, 1) OBP: 0.095, SLG: 0.143 20 Julio Borbon, L (7, PH) OBP: 0.283, SLG: 0.291 40 James Russell, L (7, 1) 49 Carlos Marmol, R (8, 1) 21 Scott Hairston, R (9, PH) OBP: 0.200, SLG: 0.353 63 Kevin Gregg, R (9, 1)		C FC 84 F FC 83 C FC 84 0-3 ① K		C SL 80 X FF 84 0-1 ③ F9			F FF 91 C FS 84 B FS 86 S FF 93 1-3 ① K		C SL 79 B SL 80 S SI 88 B SL 79 B SI 88 T SI 87 3-2 ② K	2 1 0 0 1 0	0 0 0 0 0 0	0 0 0 0 0 0	0 0 0 0 0 0	1 1 0 0 1 0	3 0 0 0 0 0

	AB	36
	R	6
	H	9
	RBI	6
	BB	1
	SO	8
	LOB	9

Inning Stats	1	2	3	4	5	6	7	8	9	1B: 5	SF: 0	WP: 0	PA: 37
	R: 1 E: 0 K: 1 S: 9	R: 4 E: 0 K: 1 S: 13	R: 0 E: 0 K: 0 S: 7	R: 0 E: 0 K: 0 S: 7	R: 0 E: 0 K: 1 S: 8	R: 1 E: 0 K: 1 S: 9	R: 0 E: 0 K: 2 S: 12	R: 0 E: 0 K: 1 S: 10	R: 0 E: 0 K: 1 S: 7	2B: 2 3B: 1 HR: 1	SAC: 0 DP: 0 HBP: 0	PB: 0 SB: 0 CS: 0	
	H: 1 LOB: 0 BB: 0 P: 15	H: 4 LOB: 1 BB: 1 P: 22	H: 0 LOB: 0 BB: 0 P: 10	H: 0 LOB: 0 BB: 0 P: 9	H: 0 LOB: 0 BB: 0 P: 15	H: 2 LOB: 1 BB: 0 P: 14	H: 0 LOB: 0 BB: 0 P: 15	H: 2 LOB: 2 BB: 0 P: 17	H: 0 LOB: 0 BB: 0 P: 12				

PITCHER		IP	WLS	BF	H	R	ER	SO	BB	IBB	HBP	BLK	WP	HR	S	P	ERA	WHIP
38 Shaun Marcum, R ERA: 5.43	(1, 1)	5.2	L	25	7	6	6	4	1	0	0	0	0	1	51	82	9.53	1.412
30 David Aardsma, R ERA: 2.45	(6, 1)	1.1		4	0	0	0	2	0	0	0	0	0	0	14	18	0.00	0.000
66 Josh Edgin, L ERA: 7.3	(8, 1)	1.0		5	2	0	0	1	0	0	0	0	0	0	10	17	0.00	2.000
46 Greg Burke, R ERA: 4.26	(9, 1)	1.0		3	0	0	0	1	0	0	0	0	0	0	7	12	0.00	0.000

PITCHER	IP	WLS	BF	H	R	ER	SO	BB	IBB	HBP	BLK	WP	HR	S	P	ERA	WHIP

BOTTOM

Batter	1	2	3	4	5	6	7	8	9	AB	R	H	RBI	BB	SO	LOB
1 Jordany Valdespin, L (1, 4) OBP: 0.274, SLG: 0.343 Justin Turner, R (7, PH) OBP: 0.323, SLG: 0.348 (8, 4)	B FF 90 F FF 92 F FF 91 F FF 92 S SL 85 1-3 ① K		C SI 94 X SL 85 0-1 ② P6		C CU 79 T SL 85 B FF 94 B SL 87 B SI 95 T SL 87 3-2 ① K		D SI 89 C CH 81 F FF 88 D SL 81 X SL 82 2-2 ① L6		F FF 91 B FF 91 B FF 90 X FF 90 2-1 ② F8	3 2	0 0	0 0	0 0	0 0	2 0	1 1
28 Daniel Murphy, L (1, 3) OBP: 0.323, SLG: 0.430	B FF 92 C SI 92 B FF 93 F FF 93 B SI 93 X SL 84 3-2 ② P6		B FF 94 X FF 93 1-0 5 BB 3-H 1B		F FF 94 X FF 95 0-1 ② G6-3		T FC 87 F FC 87 B SI 88 F SL 84 B SL 84 X FF 90 2-2 5 1B 21 1B 2-H 1B		B CU 79 C FF 90 X CU 78 1-1 ③ G4-3	5	1	2	2	0	0	0
5 David Wright, R (1, 5) OBP: 0.392, SLG: 0.493	B FF 92 B FF 92 T FF 92 X FF 94 2-1 1B		B SL 85 D SL 86 B FF 95 C SI 94 B FF 94 4-1 1-2 BB		C FF 96 B SI 89 X FF 94 1-1 21 BB 1B		F SI 89 X CH 82 0-1 21 1B 1-2 1B			3	0	3	0	1	0	0
21 Lucas Duda, L (1, 7) OBP: 0.336, SLG: 0.442	S FF 93 B FF 93 B SL 81 F FF 93 S SL 84 2-3 ③ K		C SL 84 D SL 86 F FF 94 B FF 93 F SL 85 D SL 87 S SL 87 3-3 ③ K		B FF 94 S FF 94 B FF 96 S SL 86 D SL 87 B FF 93 4-2 1-2 BB		C FC 87 C SL 82 D SL 82 X FF 87 1-2 ② 1-3 2-H 1B			3	0	1	1	1	2	3
6 Marlon Byrd, R (1, 9) OBP: 0.313, SLG: 0.500		B FF 92 C FF 92 H SI 93 2-1 44 G4-6-3 HBP		B FF 95 F FF 93 X FF 93 1-1 3 BB 1B	C FF 94 T FF 94 F FF 95 S SL 88 0-3 ③ K		S CU 76 C CU 75 B SL 82 F SI 89 F SL 83 S FC 87 1-3 ③ K			3	0	1	0	0	2	3
44 John Buck, R (1, 2) OBP: 0.276, SLG: 0.408		B FF 92 T FF 92 X FF 92 1-1 ① ② G4-6-3 1-2f		B FF 92 X FF 94 1-0 ① F9		S SL 83 S SL 86 B SL 86 S FF 92 1-3 ① K		B FF 93 F FF 94 S SL 85 F SL 84 F SL 85 B FF 94 X FF 93 2-2 ① G1-3		4	0	0	0	0	1	2
3 Omar Quintanilla, L (1, 6) OBP: 0.309, SLG: 0.451		C FF 93 B FF 94 S FF 94 B SI 94 S SL 86 2-3 ③ K2-3		1 SAFE B SI 93 D FF 94 B FF 94 C FF 94 B FF 93 4-1 1-2 BB	F FF 94 S FF 95 B FF 93 B SL 87 B SL 88 X SI 93 3-2 ② G3			C FF 94 B SL 84 B SL 88 F FF 93 B SL 86 F SL 86 X SL 86 3-2 ② P5		3	0	0	0	1	1	0
12 Juan Lagares, R (1, 8) OBP: 0.222, SLG: 0.314			C FF 92 B FF 92 B FF 93 X FF 93 2-1 28 1B 3B	C SL 85 X SL 86 0-1 ② F8	B SL 86 C SI 93 F FF 95 B SI 93 X SL 86 2-2 ③ G4-3			B SL 86 F FF 92 C FF 94 F SL 85 F SL 85 S SL 85 1-3 ③ K		4	1	1	0	0	1	2
38 Shaun Marcum, R (1, 1) OBP: 0.222, SLG: 0.235 30 David Aardsma, R (6, 1) 4 Collin Cowgill, R (7, PH) OBP: 0.189, SLG: 0.327 66 Josh Edgin, R (8, 1) 46 Greg Burke, R (9, 1) 9 Kirk Nieuwenhuis, L (9, PH) OBP: 0.133, SLG: 0.107			X FF 94 0-0 ① P6	B SL 86 X FF 96 1-0 ③ F7			C SI 87 S CU 74 X FF 88 0-2 28 WP 28 1B 2B		C CU 77 S FS 82 B FS 82 F FF 90 S FF 90 1-3 ① K	2 0 1 0 0 1	0 0 1 0 0 0	0 0 1 0 0 0	0 0 0 0 0 0	0 0 0 0 0 1	0 0 0 0 0 0	3 0 0 0 0 0
Inning Stats	R: 0 E: 0 K: 2 S: 12 H: 1 LOB: 1 BB: 0 P: 20	R: 0 E: 0 K: 1 S: 6 H: 0 LOB: 0 BB: 0 P: 11	R: 1 E: 0 K: 1 S: 11 H: 2 LOB: 2 BB: 1 P: 21	R: 0 E: 0 K: 0 S: 7 H: 1 LOB: 2 BB: 1 P: 14	R: 0 E: 0 K: 2 S: 13 H: 1 LOB: 2 BB: 1 P: 21	R: 0 E: 0 K: 1 S: 9 H: 0 LOB: 0 BB: 0 P: 15	R: 2 E: 0 K: 1 S: 20 H: 4 LOB: 1 BB: 0 P: 26	R: 0 E: 0 K: 1 S: 14 H: 0 LOB: 0 BB: 0 P: 20	R: 0 E: 0 K: 1 S: 8 H: 0 LOB: 0 BB: 0 P: 12	1B: 7 2B: 1 3B: 1 HR: 0	SF: 0 SAC: 0 DP: 1 HBP: 1	WP: 1 PB: 0 SB: 0 CS: 0	PA: 38			

PITCHER		IP	WLS	BF	H	R	ER	SO	BB	IBB	HBP	BLK	WP	HR	S	P	ERA	WHIP
36 Edwin Jackson, R ERA: 5.4	(1, 1)	6.0	W	26	5	1	1	7	3	0	1	0	0	0	58	102	1.50	1.333
40 James Russell, L ERA: 2.03	(7, 1)	1.0		6	4	2	2	1	0	0	0	0	1	0	20	26	18.00	4.000
49 Carlos Marmol, R ERA: 4.78	(8, 1)	1.0	H	3	0	0	0	1	0	0	0	0	0	0	14	20	0.00	0.000
63 Kevin Gregg, R ERA: 0.87	(9, 1)	1.0	S	3	0	0	0	1	0	0	0	0	0	0	8	12	0.00	0.000

PITCHER	IP	WLS	BF	H	R	ER	SO	BB	IBB	HBP	BLK	WP	HR	S	P	ERA	WHIP

Chicago Cubs @ New York Mets

Citi Field, Flushing, NY

Fri Jun 14 2013, 7:13 PM - 10:27 PM EDT

Att. 32,213 - Cloudy - 70 F

livebaseballscorecards.com

AB	34
R	3
H	9
RBI	3
BB	3
SO	10
LOB	15

Batter	1	2	3	4	5	6	7	8	9	AB	R	H	RBI	BB	SO	LOB
15 Darwin Barney, R (1, 4) OBP: 0.284, SLG: 0.314	F FF 88 F FC 87 B FF 89 B CH 84 F FC 86 X FF 91 2-2 G6-3		C FF 90 X FF 91 0-1 G6-3	B FC 87 F FF 90 C FC 87 F FF 91 B FC 87 F FF 91 F FC 87 X CU 77 2-2 1 BB 1-3 1B		C FF 88 B SL 84 X FF 88 1-1 G6-3		C FC 85 X FF 85 0-1 1 BB 13 2B 1-2 2-3 1B	S SL 80 F FF 87 X SI 87 0-2 FC8-6 1-2f	6	1	2	0	0	0	4
1 Cody Ransom, R (1, 5) OBP: 0.330, SLG: 0.560	B SI 91 B CH 83 X FC 88 2-0 E4 1B		S SI 89 F SI 90 B FC 86 F FC 88 B CU 76 B SI 92 X SI 91 3-2 1B	D CU 73 D CU 75 C FC 85 F CU 74 B CU 75 B CU 76 4-2 1-2 BB			F FF 89 B FF 89 X SL 83 1-1 E1 13 FC5-4	B FC 84 C FF 87 B SI 88 F FF 87 B CU 78 D FC 87 4-2 13 2B 1-2 2-3 3-H BB	B SL 80 S SL 79 S SL 80 B SL 79 S SL 79 2-3 K	4	0	2	1	2	1	3
13 Starlin Castro, R (1, 6) OBP: 0.274, SLG: 0.335	B FC 86 C FC 87 B FF 91 F CH 85 F FF 92 F FF 92 F FF 92 C FC 89 2-3 K		F FF 91 B FF 91 S FC 88 1 SAFE S FF 91 1-3 K	F FF 90 B FF 90 F FF 90 S FC 87 1-3 K			C SL 86 1 SAFE X FF 91 0-1 FC5-4 44 S 1-2f	B SI 88 C SI 87 F FC 86 F SI 87 X SL 80 1-2 1-3 2-H 3-H 2B	X SL 80 0-0 P3	6	0	1	2	0	3	9
12 Alfonso Soriano, R (1, 7) OBP: 0.290, SLG: 0.407	C FC 88 F FF 92 X CU 76 0-2 G5-3		F FC 87 B FF 90 X FF 91 1-1 L8		B CH 86 B FC 85 X FF 88 2-0 G5-3		1 SAFE X SL 86 0-0 F9	B FC 87 F SI 88 F FC 86 F CU 76 X CU 75 1-2 P6		5	0	0	0	0	0	5
44 Anthony Rizzo, L (1, 3) OBP: 0.336, SLG: 0.458		C SI 89 C SI 90 B FC 88 X CU 77 1-2 G5-3		C SI 89 B CU 77 F FC 86 B FF 90 B CU 78 B SI 90 4-2 6 G3 21 BB 46 1B BB	X FC 85 0-0 F9		B FF 92 C CU 76 B FF 92 I IN 67 I IN 70 4-1 1-2 IBB	I IN 58 I IN 58 I IN 62 I IN 58 4-0 IBB		2	1	0	0	3	0	0
21 Scott Hairston, R (1, 9) OBP: 0.210, SLG: 0.348 33 Carlos Villanueva, R (8, 1) OBP: 0.176, SLG: 0.176 63 Kevin Gregg, R (9, 1)		C FF 90 S FC 88 X FC 88 0-2 6 FC5-4 53 BB 1B		B SI 90 B SI 89 D FC 83 1 SAFE B FF 88 4-0 6 G3 46 1B 1-2 BB	C FF 88 X FF 90 0-1 F8		B SL 85 C FF 93 B FF 92 C FF 94 X FF 94 2-2 G5-3	B CU 75 S FC 86 B FC 87 F CU 75 X FC 87 2-2 P3		4 0 0	1 0 0	1 0 0	0 0 0	1 0 0	0 0 0	5 0 0
53 Welington Castillo, R (1, 2) OBP: 0.313, SLG: 0.337		B SI 90 1 SAFE B FC 86 B SI 90 C FF 90 F FF 90 D FC 88 4-2 6 FC5-4 1-2 BB		C SI 89 F SI 90 S FC 87 0-3 K		C CU 71 B FF 89 X FF 89 1-1 G1-3		B SI 88 X SI 88 1-0 15 1B 6 SH1-3 1 BB 1B	B SL 77 X SI 86 1-0 6 2B 1B	4	1	2	0	1	1	2
6 Ryan Sweeney, L (1, 8) OBP: 0.394, SLG: 0.508		B FF 92 C FC 87 X SI 90 1-1 FC5-4 1-2f 2-3		C CU 74 X SI 90 0-1 G3 1-2 2-3		C CU 72 F FC 87 B SI 90 B FC 86 X CU 75 2-2 2B		X SL 80 0-0 SH1-3 1-2	C FF 87 C SL 79 X SI 88 0-2 1-3 2B	4	0	2	0	0	0	4
46 Scott Feldman, L (1, 1) OBP: 0.207, SLG: 0.379 19 Nate Schierholtz, L (8, PH) OBP: 0.335, SLG: 0.568 (8, 9)		S FC 86 B FF 92 S FC 89 S FC 87 1-3 K		S SI 88 X FC 87 0-1 15 1B 2-H 3-H 1B		X FF 90 0-0 P5		B SL 79 B SI 91 S CH 82 B SI 90 B SL 80 4-1 1 BB 15 1B 13 2B BB	I IN 60 I IN 58 I IN 54 I IN 55 4-0 15 FC8-6 IBB	3 0	0 1	1 0	2 0	0 2	1 0	3 0

Inning Stats	1	2	3	4	5	6	7	8	9
	R: 0 E: 1 K: 1 S: 14 H: 1 LOB: 1 BB: 0 P: 20	R: 0 E: 0 K: 1 S: 13 H: 1 LOB: 2 BB: 1 P: 20	R: 0 E: 0 K: 1 S: 11 H: 1 LOB: 1 BB: 0 P: 16	R: 2 E: 0 K: 2 S: 20 H: 2 LOB: 3 BB: 3 P: 35	R: 0 E: 0 K: 0 S: 4 H: 0 LOB: 0 BB: 0 P: 6	R: 0 E: 0 K: 0 S: 8 H: 1 LOB: 1 BB: 0 P: 12	R: 0 E: 1 K: 0 S: 9 H: 0 LOB: 2 BB: 1 P: 16	R: 3 E: 0 K: 0 S: 18 H: 3 LOB: 3 BB: 3 P: 35	R: 0 E: 0 K: 1 S: 11 H: 2 LOB: 3 BB: 1 P: 18

| | | |

Batter	1	2	3	4	5	6	7	8	9	AB	R	H	RBI	BB	SO	LOB
1 Jordany Valdespin, L (1, 4) OBP: 0.273, SLG: 0.339	C CH 87 S FC 87 B CU 76 S FC 89 1-3 ① K		C CU 75 S SI 90 F FF 89 B CU 78 B FC 89 B CU 76 F FC 89 X SI 90 3-2 ③ F8			C CU 73 B CU 72 F FC 86 F FC 89 B CU 76 X FC 88 2-2 ① F8		X CU 74 0-0 ② 28 G3-1 1B 1-2 3-H		4	0	1	1	0	1	0
28 Daniel Murphy, L (1, 3) OBP: 0.322, SLG: 0.431	F SI 89 B CU 74 F FC 88 B FC 87 X SI 90 2-2 ② G3-1			B SI 89 C FC 87 B CU 77 X FC 88 2-1 5 S 5 2B 2B		X CU 74 0-0 ② F8		C FF 87 F SL 81 D SL 84 X SL 82 1-2 ② G3-1 1-2 2-3		4	1	1	0	0	0	2
5 David Wright, R (1, 5) OBP: 0.394, SLG: 0.496	B SI 88 B FC 86 C SI 89 F FC 87 B SI 90 B SI 90 4-2 BB			C CU 76 C SI 89 B FF 88 X FC 88 1-2 2-H 2B		B SI 90 B SI 91 C CU 76 X SI 90 2-1 ③ F7		C CH 82 D SL 82 D CH 83 C CU 76 S SL 83 2-3 ③ K		3	0	1	1	1	1	2
6 Marlon Byrd, R (1, 9) OBP: 0.311, SLG: 0.494	C SI 90 1 SAFE B SI 90 F FC 87 S FC 86 1-3 ③ K			B FC 87 C SI 89 S SI 90 B SI 92 B FC 88 S CU 77 3-3 ① K			B SI 89 B SI 90 C SI 90 X FC 88 2-1 ① L9		F FF 90 B FF 89 C FF 90 F FS 82 D FS 82 X FF 90 2-2 E 1B	4	0	1	0	0	2	2
21 Lucas Duda, L (1, 7) OBP: 0.331, SLG: 0.433		B CU 72 B FC 87 X SI 88 2-0 ① P6		B CU 76 S CU 76 X FC 88 1-1 ② F7			B CU 76 X CU 74 1-0 ② B2-3		F FF 92 B FF 89 B FF 90 B FF 90 X FF 91 3-1 ① P5	4	0	0	0	0	0	2
Justin Turner, R (1, 6) OBP: 0.310, SLG: 0.333		C CH 87 X SI 88 0-1 ② G1-3		C CU 75 B FC 88 C SI 91 D CU 75 F SI 90 B FC 88 F SI 90 X SI 91 3-2 ③ G6-3			F FC 87 F FC 87 B CU 77 B FC 88 X SI 90 2-2 ③ F9		T FF 91 F FF 90 F FF 90 X CU 78 0-2 FC5 1-2	4	0	0	0	0	0	2
20 Anthony Recker, R (1, 2) OBP: 0.233, SLG: 0.316 44 John Buck, R (9, PH) OBP: 0.274, SLG: 0.406		C SI 88 B FC 87 C SI 89 B SI 91 X SI 91 3-2 ③ P6			B SI 90 B SI 90 C SI 90 F FC 89 C SI 91 2-3 ① K			S FF 87 B FF 88 S CH 80 S SL 83 1-3 ① K	D CU 79 C FF 91 X FS 83 1-1 ② P6	3 1	0 0	0 0	0 0	0 0	2 0	0 2
12 Juan Lagares, R (1, 8) OBP: 0.224, SLG: 0.311			C SI 88 X SI 88 0-1 ① B1-3		C SI 89 B FC 88 F SI 89 S CU 76 1-3 ② K2-3			C FF 88 F CU 76 X FF 89 0-2 9 1B 1 1B 1B	C FF 91 B FF 90 F FF 91 B FS 83 B FF 91 X CU 79 3-2 ③ F9	4	1	1	0	0	1	2
49 Jonathon Niese, L (1, 1) OBP: 0.286, SLG: 0.211 32 LaTroy Hawkins, R (6, 1) 56 Scott Rice, L (8, 1) 34 Brandon Lyon, R (8, 1) 9 Kirk Nieuwenhuis, L (8, PH) OBP: 0.161, SLG: 0.138 46 Greg Burke, R (9, 1)			C SI 89 B FC 87 C FC 87 X SI 90 1-2 ② G1-3		F SI 90 B FC 88 F FC 88 B CU 77 B FC 88 S SI 90 3-3 ③ K			S CH 81 X CU 75 0-1 28 G3-1 1 1B 1B 1-3		2 0 0 0 1 0	0 0 0 0 0 0	0 0 0 0 1 0	0 0 0 0 0 0	1 0 0 0 0 0	0 0 0 0 0 0	0 0 0 0 0 0
Inning Stats	R: 0 H: 0 E: 0 LOB: 1 K: 2 BB: 1 S: 11 P: 19	R: 0 H: 0 E: 0 LOB: 0 K: 0 BB: 0 S: 6 P: 11	R: 0 H: 0 E: 0 LOB: 0 K: 0 BB: 0 S: 10 P: 14	R: 1 H: 2 E: 0 LOB: 1 K: 1 BB: 0 S: 15 P: 25	R: 0 H: 0 E: 0 LOB: 0 K: 3 BB: 0 S: 9 P: 15	R: 0 H: 0 E: 0 LOB: 0 K: 0 BB: 0 S: 7 P: 11	R: 0 H: 0 E: 0 LOB: 0 K: 0 BB: 0 S: 6 P: 11	R: 1 H: 3 E: 0 LOB: 2 K: 2 BB: 0 S: 15 P: 19	R: 0 H: 1 E: 1 LOB: 2 K: 0 BB: 0 S: 15 P: 24	1B: 4 SF: 0 2B: 2 SAC: 0 3B: 0 DP: 0 HR: 0 HBP: 0						PA: 35

PITCHER		IP	WLS	BF	H	R	ER	SO	BB	IBB	HBP	BLK	WP	HR	S	P	ERA	WHIP
46 Scott Feldman, R ERA: 3.05	(1, 1)	7.0	W	24	2	1	1	6	1	0	0	0	0	0	64	106	1.29	0.429
33 Carlos Villanueva, R ERA: 3.8	(8, 1)	1.0		6	3	1	1	2	0	0	0	0	0	0	15	19	9.00	3.000
63 Kevin Gregg, R ERA: 0.83	(9, 1)	1.0	S	5	1	0	0	0	0	0	0	0	0	0	15	24	0.00	1.000

PITCHER	IP	WLS	BF	H	R	ER	SO	BB	IBB	HBP	BLK	WP	HR	S	P	ERA	WHIP

BOTTOM

Chicago Cubs @ New York Mets

Citi Field, Flushing, NY

Sat Jun 15 2013, 1:13 PM - 4:44 PM EDT

Att. 27,004 - Partly Cloudy - 78 F

livebaseballscorecards.com

AB	34
R	2
H	6
RBI	2
BB	1
SO	8
LOB	14

Chicago Cubs @ New York Mets

Citi Field, Flushing, NY

Sun Jun 16 2013, 1:11 PM - 4:02 PM EDT

Att. 30,256 - Cloudy - 81 F

TOP

livebaseballscorecards.com

Batter	1	2	3	4	5	6	7	8	9	AB	R	H	RBI	BB	SO	LOB
24 Luis Valbuena, L (1, 5) OBP: 0.357, SLG: 0.417	C FF 90 X CU 75 0-1 19 FC3-6 13 1B 12 1B 1B		X FF 89 0-0 13 FC6-4 1B		B FF 90 C FF 90 B CH 85 C FF 90 B SL 85 X FF 91 3-2 ② P5		C FF 89 C CH 80 B FC 85 S CU 81 1-3 ① K2-3			4	1	2	0	0	1	0
13 Starlin Castro, R (1, 6) OBP: 0.277, SLG: 0.337	B FF 91 1 SAFE X FF 91 1-0 19 FC3-6 1-2 1B		1 SAFE B SL 85 C FF 90 B SL 85 X FF 90 2-1 ① FC6-4 19 1B 1-2f		B FF 91 X CU 75 1-0 19 BB 12 E 1B		C FC 86 B FF 88 F FF 88 X CU 81 1-2 ② G5-3			4	1	2	0	0	0	1
19 Nate Schierholtz, L (1, 9) OBP: 0.339, SLG: 0.564	B FF 91 B CH 85 C FF 91 X CH 85 2-1 ① FC3-6 12 1B 1-2f 2-3		C FF 90 B CH 85 X FF 91 1-1 1-2 1B		B FF 89 B CH 84 F SI 90 1 SAFE B CH 83 B CH 84 4-1 12 E 12 E 1-2 BB		B FF 91 S FF 89 X FC 89 1-1 ③ G4-3			3	1	1	0	1	0	2
12 Alfonso Soriano, R (1, 7) OBP: 0.290, SLG: 0.404 49 Carlos Marmol, R (9, 1)	B SI 91 S SL 86 S SI 91 B SL 85 X SL 85 2-2 1-2 3-H 1B		B SI 91 S SL 84 F SL 85 B FF 90 S CU 76 2-3 ② K		F SL 84 B FF 90 C SL 85 X FF 90 1-2 E5 1-H 2-H			S FF 93 S SL 84 S SL 83 0-3 ① K		4 0	0 0	1 0	1 0	0 0	2 0	2 0
44 Anthony Rizzo, L (1, 3) OBP: 0.331, SLG: 0.451	C FF 92 C FF 86 B FF 92 X CH 85 2-1 ② F7		B CH 84 C FF 91 F FF 91 S SL 84 1-3 ③ K		X CH 85 0-0 ③ G1-3			C FS 84 B FF 92 T FF 93 X SL 84 1-2 ② F8		4	0	0	0	0	1	5
30 Dioner Navarro, S (1, 2) OBP: 0.344, SLG: 0.500	F FF 92 F FF 92 S SL 85 0-3 ③ K			B CH 83 F FF 90 B CU 75 X FF 91 2-1 ① F8		B FF 87 B FC 86 F FC 86 X FF 88 2-1 ① F7		C FF 92 S FF 93 X SL 85 0-2 ③ G3		4	0	0	0	0	1	2
6 Ryan Sweeney, L (1, 8) OBP: 0.373, SLG: 0.478		C FF 89 B FF 90 C FF 90 F FF 90 X SL 84 1-2 ① G3		C CU 74 B FF 90 S FF 91 F FF 91 F SL 85 X SL 85 1-2 ② L7		C FC 87 X FF 92 0-1 ② G4-3			B FF 91 X FF 92 1-0 ① L8	4	0	0	0	0	0	0
15 Darwin Barney, R (1, 4) OBP: 0.283, SLG: 0.313		C FF 90 F FF 90 B SL 85 B FF 90 S SL 86 2-3 ② K		C SL 84 X CU 75 0-1 ③ G4-3		C FC 88 B FC 89 X FF 90 1-1 1B			B FF 91 X FF 92 1-0 ② P3	4	0	1	0	0	1	0
22 Matt Garza, R (1, 1) OBP: 0.100, SLG: 0.200 40 James Russell, L (8, 1) 20 Julio Borbon, L (9, PH) OBP: 0.279, SLG: 0.286 (9, 7)		C FF 91 B SL 86 T FF 91 F SL 85 C FF 91 1-3 ③ K		B FF 90 C FF 90 C FF 90 B SL 85 X FF 90 2-2 ① G4-3		F FF 88 B FC 87 F FF 89 F FF 94 D FC 88 X FF 91 2-2 ③ G4-3			B FS 87 X FF 93 1-0 ③ G6-3	3 0 1	0 0 0	0 0 0	0 0 0	0 0 0	1 0 0	1 0 0
Inning Stats	R: 1 E: 0 K: 1 S: 13 H: 3 LOB: 2 BB: 0 P: 20	R: 0 E: 0 K: 2 S: 11 H: 0 LOB: 0 BB: 0 P: 15	R: 0 E: 0 K: 2 S: 11 H: 2 LOB: 2 BB: 0 P: 17	R: 0 E: 0 K: 0 S: 9 H: 0 LOB: 0 BB: 0 P: 12	R: 2 E: 1 K: 0 S: 12 H: 1 LOB: 1 BB: 1 P: 23	R: 0 E: 0 K: 0 S: 10 H: 1 LOB: 1 BB: 0 P: 15	R: 0 E: 0 K: 1 S: 8 H: 0 LOB: 0 BB: 0 P: 11	R: 0 E: 0 K: 1 S: 9 H: 0 LOB: 0 BB: 0 P: 10	R: 0 E: 0 K: 0 S: 3 H: 0 LOB: 0 BB: 0 P: 6	1B: 7 2B: 0 3B: 0 HR: 0	SF: 0 SAC: 0 DP: 0 HBP: 0				WP: 0 PB: 0 SB: 0 CS: 0	PA: 36	

	AB	35
	R	3
	H	7
	RBI	1
	BB	1
	SO	7
	LOB	13

PITCHER		IP	WLS	BF	H	R	ER	SO	BB	IBB	HBP	BLK	WP	HR	S	P	ERA	WHIP
53 Jeremy Hefner, R ERA: 3.96	(1, 1)	5.0		23	6	3	1	5	1	0	0	0	0	0	56	87	1.80	1.400
52 Carlos Torres, R ERA:	(6, 1)	2.0		7	1	0	0	1	0	0	0	0	0	0	18	26	0.00	0.500
30 David Aardsma, R ERA: 1.93	(8, 1)	1.0		3	0	0	0	1	0	0	0	0	0	0	9	10	0.00	0.000
39 Bobby Parnell, R ERA: 2.83	(9, 1)	1.0	W	3	0	0	0	0	0	0	0	0	0	0	3	6	0.00	0.000

PITCHER	IP	WLS	BF	H	R	ER	SO	BB	IBB	HBP	BLK	WP	HR	S	P	ERA	WHIP

BOTTOM

Chicago Cubs @ New York Mets

Citi Field, Flushing, NY

Sun Jun 16 2013, 1:11 PM - 4:02 PM EDT

Att. 30,256 - Cloudy - 81 F

livebaseballscorecards.com

Batter	1	2	3	4	5	6	7	8	9	AB	R	H	RBI	BB	SO	LOB
1 Jordany Valdespin, L (1, 4) OBP: 0.264, SLG: 0.328	C FF 90 X SI 91 0-1 ① F7		C FF 92 X FF 92 0-1 ③ L9			B CU 72 C FF 89 X FF 91 1-1 E6 5 F7 28 BB		C FC 87 B FF 88 X SL 82 1-1 ① F7		4	0	0	0	0	0	0
28 Daniel Murphy, L (1, 3) OBP: 0.321, SLG: 0.426	X FF 91 0-0 ② F9			B FF 91 C FF 92 F FF 92 B SL 84 F SL 86 B FF 93 X FF 92 3-2 ① G5-3		B FF 91 B FF 92 B FF 91 D SI 93 4-0 5 F7 BB 1-2		C FF 89 C FF 90 F FF 90 F SI 85 B FF 89 C FF 88 1-3 ② K		3	0	0	0	1	1	0
5 David Wright, R (1, 5) OBP: 0.392, SLG: 0.496	B FF 92 X FF 93 1-0 2B			B SI 92 C SI 94 C SL 85 B SI 94 X SL 84 2-2 ② G5-3		S SL 84 B SI 92 S SL 85 B FF 91 X SL 85 2-2 ① F7 1-2 2-3		B FF 88 F FF 88 B FF 87 X CH 81 2-1 ③ F9		4	0	1	0	0	0	2
6 Marlon Byrd, R (1, 9) OBP: 0.310, SLG: 0.506	C FF 92 B SL 85 B FF 93 B FF 91 X FF 93 3-1 ③ F8			B SL 84 B SL 85 X FF 93 2-0 ③ G5-3		B SL 84 D SL 85 S SL 85 F FF 93 S SL 86 2-3 ② K			B FF 92 C FF 95 X FF 94 1-1 HR	4	1	1	1	0	1	3
21 Lucas Duda, L (1, 7) OBP: 0.337, SLG: 0.439		C FF 91 B SI 92 F FF 93 H SI 94 2-2 3 G3-6 HBP			B FF 92 X FF 92 1-0 2B	C CU 75 B SI 93 D SL 86 S SL 83 F FF 93 F SL 84 S SL 84 2-3 ③ K			B SL 87 B SL 84 B FF 95 C FF 94 F FF 94 B SL 86 4-2 3 SH5-4 9 HR 44 1B BB	2	1	1	0	1	1	2
44 John Buck, R (1, 2) OBP: 0.278, SLG: 0.408		X SL 84 0-0 ① F8			F FF 92 F SL 85 B SI 91 D SL 86 B SL 84 T SL 84 3-2 ① K		F FF 92 F FF 92 X FF 94 0-2 3 FC6-4 1B		B SL 87 S SL 87 B SL 86 S SL 86 F SL 87 X FF 94 2-2 3 SH5-4 9 HR 1-2 1B	4	1	2	0	0	1	2
3 Omar Quintanilla, L (1, 6) OBP: 0.293, SLG: 0.426		B SI 91 B FF 92 F FF 92 C FF 92 F SI 93 X SL 86 2-2 ② ③ G3-6 1-2f			C CU 74 C CU 76 B SL 84 F FF 94 B FF 92 X SL 84 2-2 ② P4		B SI 91 F FF 92 F FF 92 B FF 91 X CU 75 2-2 ① FC6-4 1-2f		B FF 94 X FF 94 1-0 ① SH5-4 1-2 2-3	3	0	0	0	0	0	3
9 Kirk Nieuwenhuis, L (1, 8) OBP: 0.200, SLG: 0.250			C FF 93 L SI 93 S FF 92 0-3 ① K		B SI 92 C FF 92 B FF 92 F FF 93 B CU 76 B FF 92 4-2 BB		X FF 91 0-0 ② P5		B SL 88 X FF 94 1-0 2-H 3-H HR	3	1	1	3	1	1	1
53 Jeremy Hefner, R (1, 1) Justin Turner, R (5, PH) OBP: 0.307, SLG: 0.330 52 Carlos Torres, R (6, 1) 13 Josh Satin, R (7, PH) 30 David Aardsma, R (8, 1) 39 Bobby Parnell, R (9, 1)			C FF 93 F FF 93 X FF 93 0-2 ② G3-1		T FF 93 B SI 92 B SL 84 X FF 93 2-1 ③ P6		C SL 84 F SL 83 B SL 82 B FF 93 B SL 83 C FF 93 3-3 ③ K			1 1 0 1 0 0	0 0 0 0 0 0	0 0 0 0 0 0	0 0 0 1 0 0	0 0 0 1 0 0	0 2 0 1 0 0	0 0 0 1 0 0

Inning Stats	1	2	3	4	5	6	7	8	9
	R: 0 E: 0 K: 0 S: 6	H: 1 LOB: 1 BB: 0 P: 10	R: 0 E: 0 K: 0 S: 7	H: 0 LOB: 0 BB: 0 P: 11	R: 0 E: 0 K: 1 S: 8	H: 0 LOB: 0 BB: 0 P: 8	R: 0 E: 0 K: 0 S: 8	H: 0 LOB: 0 BB: 0 P: 15	R: 0 E: 0 K: 1 S: 12	H: 1 LOB: 2 BB: 1 P: 24	R: 0 E: 1 K: 2 S: 13	H: 0 LOB: 2 BB: 1 P: 24	R: 0 E: 0 K: 1 S: 10	H: 1 LOB: 1 BB: 0 P: 15	R: 0 E: 0 K: 1 S: 9	H: 0 LOB: 0 BB: 0 P: 13	R: 4 E: 0 K: 0 S: 10	H: 3 LOB: 0 BB: 1 P: 19

1B: 2	SF: 0	WP: 0
2B: 2	SAC: 1	PB: 0
3B: 0	DP: 1	SB: 0
HR: 2	HBP: 1	CS: 0

PA: 35

AB	30
R	4
H	6
RBI	4
BB	3
SO	6
LOB	16

PITCHER		IP	WLS	BF	H	R	ER	SO	BB	IBB	HBP	BLK	WP	HR	S	P	ERA	WHIP
22 Matt Garza, R ERA: 4.98	(1, 1)	7.0		27	3	0	0	5	2	0	1	0	0	0	64	107	0.00	0.714
40 James Russell, L ERA: 1.95	(8, 1)	1.0	H	3	0	0	0	1	0	0	0	0	0	0	9	13	0.00	0.000
49 Carlos Marmol, R ERA: 6.08	(9, 1)	0.1	L	5	3	4	4	0	1	0	0	0	0	2	10	19	108.00	12.000

PITCHER	IP	WLS	BF	H	R	ER	SO	BB	IBB	HBP	BLK	WP	HR	S	P	ERA	WHIP

Batter	1	2	3	4	5	6	7	8	9	AB	R	H	RBI	BB	SO	LOB
24 Luis Valbuena, L (1, 5) OBP: 0.365, SLG: 0.418	B FF 93 B FF 93 B FF 92 C FF 94 B FF 93 4-1 BB		B CU 79 C FF 92 B CH 85 X FF 94 2-1 1B		B FF 93 X FF 94 1-0 ③ F9			C FF 96 B FF 98 B FF 98 B CH 88 C FF 98 B FF 98 4-2 13 1B 19 1B BB		2	1	1	0	2	0	1
13 Starlin Castro, R (1, 6) OBP: 0.277, SLG: 0.336	C FF 94 C FF 93 B FF 96 F FF 96 B CU 79 S CU 80 2-3 ① K		B FF 94 1 SAFE F FF 94 F FF 94 B FF 93 F FF 94 T FF 94 2-2 ② K			B FF 92 X FF 93 1-0 ① F9		C FF 98 X FF 98 0-1 19 1B 1-2 1B		4	0	1	0	0	2	2
19 Nate Schierholtz, L (1, 9) OBP: 0.342, SLG: 0.560	F FF 93 C FF 92 D CU 79 X CU 80 1-2 ② L9		F FF 93 C FF 93 D CU 77 B FF 93 C FF 94 2-3 ③ K			B FF 93 B FF 93 B FF 94 C FF 93 B FF 93 4-1 BB		B FF 97 X FF 96 1-0 1-2 2-H 1B		3	0	1	1	1	1	2
12 Alfonso Soriano, R (1, 7) OBP: 0.285, SLG: 0.398	B FF 92 F FF 94 F FF 95 D CU 80 B FF 95 F CU 81 T CU 82 3-2 ③ K			C FF 93 B FF 94 F FF 94 X FF 95 1-2 ① G6-3		1 SAFE C FF 93 F FF 93 X FF 93 0-2 ② F9		C FF 97 S FF 97 T FF 97 0-2 ② K		4	0	0	0	0	2	4
44 Anthony Rizzo, L (1, 3) OBP: 0.327, SLG: 0.444		X FF 95 0-0 ① G3		C FF 93 B CH 85 B CH 84 S CH 83 X FF 94 2-2 ② F8		C FF 93 1 SAFE C FF 93 B FF 93 B FF 94 B CU 80 F FF 94 F FF 93 C FF 94 3-3 ③ K		F FS 86 B FS 86 X FS 86 1-1 ③ L9		4	0	0	0	0	1	3
6 Ryan Sweeney, L (1, 8) OBP: 0.354, SLG: 0.452		C FF 95 X FF 95 0-1 ② F7		C CU 79 X FF 93 0-1 ③ G4-3			B FF 93 B FF 93 X FF 92 2-0 ① G6-3		C FF 91 F FF 91 X FF 90 0-2 ① F7	4	0	0	0	0	0	0
53 Welington Castillo, R (1, 2) OBP: 0.317, SLG: 0.337		C FF 94 F FF 95 B FF 95 B FF 94 B FF 95 B FF 92 4-2 15 WP BB			F FF 90 B CU 78 B CU 78 B FF 93 X FF 93 3-1 1B		B SI 91 F SI 91 X SI 92 1-1 ② G4-3		F FF 92 F FF 93 F FF 91 B FF 92 X FF 93 1-2 ② F9	3	0	1	0	1	0	0
15 Darwin Barney, R (1, 4) OBP: 0.282, SLG: 0.327		C FF 93 C CU 81 B FF 95 F CU 81 F FF 95 F FF 95 F FF 96 X CU 79 1-2 ③ F8			C CU 79 C FF 93 X FF 94 0-2 ① F7		B SI 92 X SI 91 1-0 ③ G3		X FF 92 0-0 HR	4	1	1	1	0	0	2
37 Travis Wood, R (1, 1) OBP: 0.323, SLG: 0.517 20 Julio Borbon, L (8, PH) OBP: 0.274, SLG: 0.281 62 Henry Alberto Rodriguez, R (8, PH) 30 Dioner Navarro, S (9, PH) OBP: 0.341, SLG: 0.494			B CU 78 C CU 78 X CU 80 1-1 ① F7		M CU 80 B FF 94 B FF 92 S FF 92 C FF 94 2-3 ② K			F FF 94 C CH 87 F FF 97 F FF 96 F FF 98 S CH 87 0-3 ① K	B FS 87 X FS 85 1-0 ③ L7	2 1 0 1	0 0 0 0	0 0 0 0	0 0 0 0	0 0 0 0	1 1 0 0	1 0 0 0
Inning Stats	R: 0 E: 0 K: 2 S: 12 H: 0 LOB: 1 BB: 1 P: 22	R: 0 E: 0 K: 0 S: 12 H: 0 LOB: 1 BB: 1 P: 17	R: 0 E: 0 K: 2 S: 11 H: 1 LOB: 1 BB: 0 P: 18	R: 0 E: 0 K: 0 S: 8 H: 0 LOB: 0 BB: 0 P: 11	R: 0 E: 0 K: 1 S: 9 H: 1 LOB: 1 BB: 0 P: 15	R: 0 E: 0 K: 1 S: 10 H: 0 LOB: 1 BB: 1 P: 18	R: 0 E: 0 K: 0 S: 4 H: 0 LOB: 0 BB: 0 P: 8	R: 1 E: 0 K: 2 S: 16 H: 2 LOB: 2 BB: 1 P: 22	R: 1 E: 0 K: 0 S: 9 H: 1 LOB: 0 BB: 0 P: 11	1B: 4 2B: 0 3B: 0 HR: 1	SF: 0 SAC: 0 DP: 0 HBP: 0					

PITCHER		IP	WLS	BF	H	R	ER	SO	BB	IBB	HBP	BLK	WP	HR	S	P	ERA	WHIP
40 Shelby Miller, R ERA: 2.08	(1, 1)	5.0	W	19	2	0	0	5	2	0	0	0	1	0	52	83	0.00	0.800
46 Kevin Siegrist, L ERA: 3.43	(6, 1)	1.1	H	5	0	0	0	1	1	0	0	0	0	0	11	21	0.00	0.750
43 Seth Maness, R ERA: 1.82	(7, 1)	0.2	H	2	0	0	0	0	0	0	0	0	0	0	3	5	0.00	0.000
26 Trevor Rosenthal, R ERA: 2.03	(8, 1)	0.2		5	2	1	1	2	1	0	0	0	0	0	14	19	13.50	4.500
44 Edward Mujica, R	(8, 1)	1.1	S	5	1	1	1	0	0	0	0	0	0	1	11	14	6.75	0.750

PITCHER	IP	WLS	BF	H	R	ER	SO	BB	IBB	HBP	BLK	WP	HR	S	P	ERA	WHIP

TOP

Chicago Cubs @ St. Louis Cardinals

Busch Stadium, St. Louis, MO

Mon Jun 17 2013, 8:06 PM - 10:48 PM CDT

Att. 44,172 - Rain - 69 F

livebaseballscorecards.com

AB	32
R	2
H	5
RBI	2
BB	4
SO	8
LOB	15

Batter	1	2	3	4	5	6	7	8	9	AB	R	H	RBI	BB	SO	LOB
13 Matt Carpenter, L (1, 4) OBP: 0.400, SLG: 0.460	B FC 88 C FF 89 C FC 87 B SL 79 T FF 91 2-2 **K** ①		X SL 75 0-0 F8 ③		C FC 88 C FF 91 B FF 92 X FC 88 1-2 L8 ③		C FF 89 X FC 87 0-1 L7 ③			4	0	0	0	0	1	2
3 Carlos Beltrán, S (1, 9) OBP: 0.340, SLG: 0.535	B FF 89 F FF 90 B FC 89 B FF 90 X FF 90 3-1 P4 ②			X FF 88 0-0 21 F9 7 1B 4 2B 1B		C FF 88 B FC 86 B FC 87 X FC 87 2-1 F7 ①		B FF 99 H SI 99 2-0 7 E 7 1B 21 SF9 HBP		3	2	1	0	0	0	0
7 Matt Holliday, R (1, 7) OBP: 0.355, SLG: 0.445	C FF 90 F FF 89 B FF 93 S SL 77 1-3 **K** ③			B FF 89 B SI 89 X FC 88 2-0 **1-2** 4 2B 1B		X FC 87 0-0 L5 ②		S FF 97 1 SAFE F FF 98 X SL 84 0-2 E7 21 SF9 **1-3** 1B		4	1	2	0	0	1	0
21 Allen Craig, R (1, 3) OBP: 0.352, SLG: 0.453		B SI 89 B FC 88 F FF 90 T FF 92 B FF 92 S FC 90 3-3 **K** ①		X CH 80 0-0 F9 ① **2-3**		C FC 88 B FF 90 X FF 88 1-1 L8 ③		D SL 83 X FF 97 1-0 SF9 ① **2-3** **3-H**		3	0	0	1	0	1	2
4 Yadier Molina, R (1, 2) OBP: 0.399, SLG: 0.500		S FF 91 X FC 89 0-1 G4-3 ②		D SL 79 X CH 80 1-0 **1-H** **3-H** 2B			F FC 86 X FF 88 0-1 19 SH5-3 23 1B 38 E 1B	X SI 97 0-0 G6-3 ②		4	1	2	2	0	0	1
23 David Freese, R (1, 5) OBP: 0.362, SLG: 0.403		C FF 90 X SL 77 0-1 G4-3 ③		X FC 87 0-0 G5-3 ②			F FC 87 B FC 86 B FC 86 1 SAFE X SI 89 2-1 **1-2** 38 E 19 SH5-3 43 SF7 1B	X FF 97 0-0 F8 ③		4	1	1	0	0	0	2
19 Jon Jay, L (1, 8) OBP: 0.324, SLG: 0.339			C FC 88 X FC 88 0-1 G4-3 ① B FF 89 X FC 87 1-0 P6 ③				X FC 88 0-0 SH5-3 ① **1-2** **2-3**			2	0	0	0	0	0	1
38 Pete Kozma, R (1, 6) OBP: 0.306, SLG: 0.329			C FF 90 B FC 88 B SL 78 C FC 88 F FF 90 F FC 88 B SL 77 X FC 88 3-2 2B		B FC 88 X FC 87 1-0 F8 ①		F FF 87 F FC 87 X FF 90 0-2 E3 **2-3** **3-H** 1B			3	0	2	0	0	0	0
40 Shelby Miller, R (1, 1) 12 Ty Wigginton, R (5, PH) OBP: 0.273, SLG: 0.224 46 Kevin Siegrist, L (6, 1) 43 Seth Maness, R (7, 1) 43 Shane Robinson, R (7, PH) OBP: 0.343, SLG: 0.333 26 Trevor Rosenthal, R (8, 1) 44 Edward Mujica, R (8, 1)			X FF 88 0-0 P3 ②		B FC 88 B FF 88 B SI 89 C SI 89 S FF 90 S FF 90 3-3 **K** ②		B SI 87 1 SAFE F SI 88 B FC 87 F FF 88 1 SAFE 1 SAFE X FF 88 2-2 SF7 ② **3-H**			1 1 0 0 0 0 0	0 0 0 0 0 0 0	0 0 0 0 0 1 0	0 0 0 0 0 0 0	0 1 0 0 0 0 0	0 0 0 0 0 0 0	1 0 0 0 0 0 0
Inning Stats	R: 0 E: 0 K: 2 S: 8 H: 0 LOB: 0 BB: 0 P: 14	R: 0 E: 0 K: 1 S: 7 H: 0 LOB: 0 BB: 0 P: 10	R: 0 E: 0 K: 0 S: 9 H: 1 LOB: 1 BB: 0 P: 12	R: 2 E: 0 K: 0 S: 6 H: 3 LOB: 1 BB: 0 P: 10	R: 0 E: 0 K: 1 S: 7 H: 0 LOB: 0 BB: 0 P: 12	R: 0 E: 0 K: 0 S: 5 H: 0 LOB: 0 BB: 0 P: 8	R: 2 E: 1 K: 0 S: 13 H: 3 LOB: 1 BB: 0 P: 17	R: 1 E: 1 K: 0 S: 6 H: 1 LOB: 1 BB: 0 P: 9		1B: 6 2B: 2 3B: 0 HR: 0 SF: 2 SAC: 1 DP: 0 HBP: 1				WP: 0 PB: 0 SB: 0 CS: 0 PA: 33		

PITCHER		IP	WLS	BF	H	R	ER	SO	BB	IBB	HBP	BLK	WP	HR	S	P	ERA	WHIP
37 Travis Wood, L ERA: 2.74	(1, 1)	7.0	L	28	7	4	3	4	0	0	0	0	0	0	55	83	3.86	1.000
62 Henry Alberto Rodriguez, R ERA: 3.79	(8, 1)	1.0		5	1	1	0	0	0	0	1	0	0	0	6	9	0.00	1.000

PITCHER	IP	WLS	BF	H	R	ER	SO	BB	IBB	HBP	BLK	WP	HR	S	P	ERA	WHIP

BOTTOM

Chicago Cubs @ St. Louis Cardinals

Busch Stadium, St. Louis, MO

Mon Jun 17 2013, 8:06 PM - 10:48 PM CDT

Att. 44,172 - Rain - 69 F

livebaseballscorecards.com

AB	29
R	5
H	8
RBI	4
BB	0
SO	4
LOB	9

Batter	1	2	3	4	5	6	7	8	9	AB	R	H	RBI	BB	SO	LOB
24 Luis Valbuena, L (1, 5) OBP: 0.363, SLG: 0.420	C SI 91 X FC 89 0-1 ① F8	B SI 92 X CH 85 1-0 2B			C SI 90 X CU 73 0-1 ② G3		B CU 75 X FC 88 1-0 ③ G6-3			4	0	1	0	0	0	1
13 Starlin Castro, R (1, 6) OBP: 0.273, SLG: 0.331	S SI 93 B FC 90 S FC 88 X FF 94 1-2 ② G6-3	C FF 90 B CU 77 C SI 93 X FF 89 1-2 ③ F9			C CU 74 B FF 89 X FC 87 1-1 ③ F9			B FF 90 F SI 88 B CU 75 B CH 80 C FF 91 X FF 93 3-2 ① G5-3		4	0	0	0	0	0	1
19 Nate Schierholtz, L (1, 9) OBP: 0.345, SLG: 0.562	B SI 92 B CH 85 X FF 90 2-0 12 2B		F FC 88 C CU 73 B CU 74 B SI 92 X CU 76 2-2 ① G3			B CH 82 B FC 88 C CU 72 B FC 88 F SI 93 X CU 74 3-2 ① F8		B CU 74 B CH 80 B CH 80 C CH 80 S FF 91 F FF 92 B FF 94 4-2 BB		3	1	1	0	1	0	0
12 Alfonso Soriano, R (1, 7) OBP: 0.285, SLG: 0.399	B FC 87 F FF 92 B FC 89 C CU 74 B FC 89 X FF 94 3-2 6 HR 2-H 2B		S FC 87 B CH 83 F SI 91 X CU 77 1-2 ② G1			B FC 89 X FC 88 1-0 ② G1-3		C FF 91 B FF 91 C CH 80 X CU 76 1-2 ② P6		4	1	1	1	0	0	1
6 Ryan Sweeney, L (1, 8) OBP: 0.361, SLG: 0.506	F FC 90 B CU 75 X FC 90 1-1 2-H HR		C SI 91 C CH 83 F CU 77 B CU 74 B SI 92 S FF 92 2-3 ③ K			C FC 88 X SI 92 0-1 2B		B FF 90 C CH 79 1 SAFE B FF 90 X CH 80 2-1 ③ P4		4	1	2	2	0	1	1
1 Cody Ransom, R (1, 3) OBP: 0.327, SLG: 0.580	B SI 92 S FF 92 B CU 75 B SI 92 X SI 92 3-1 HR			X SI 92 0-0 ① F8		B CU 74 F FC 88 S CU 76 S CU 76 1-3 ③ K			X SI 96 0-0 ① G5-3	4	1	1	1	0	1	1
53 Welington Castillo, R (1, 2) OBP: 0.316, SLG: 0.335	C SI 92 S FC 88 B CU 77 F FC 87 X CU 76 1-2 ③ G6-3			F SI 91 X FC 85 0-1 ② L8			S FC 87 B SI 90 F CU 74 F FC 88 F SI 91 B CH 85 F FC 89 B CU 74 X FC 88 3-2 ① G6-3		X SI 94 0-0 1B	4	0	1	0	0	0	0
15 Darwin Barney, R (1, 4) OBP: 0.282, SLG: 0.325		C SI 90 B SI 91 B FF 88 X FC 88 2-1 ① G4-3		B SI 91 C FC 86 F FF 91 F CU 76 S FC 90 1-3 ③ K			C SI 91 F FC 88 F FF 92 X CU 76 0-2 29 SH2-4 1B		X SI 94 0-0 ② F9	4	0	1	0	0	1	1
29 Jeff Samardzija, R (1, 1) OBP: 0.120, SLG: 0.250 63 Kevin Gregg, R (9, 1)		F SI 91 B FC 88 B FC 89 X SI 92 2-1 ② P4			C CU 71 C FC 87 X CU 75 0-2 ① G6-3		L FC 85 X CU 73 0-1 ② SH2-4 1-2		C SI 97 C SI 97 S SI 97 0-3 ③ K	3 0	0 0	0 0	0 0	0 0	1 0	1 0
Inning Stats	R: 4 E: 0 K: 0 S: 17 H: 4 LOB: 0 BB: 0 P: 28	R: 0 E: 0 K: 0 S: 8 H: 1 LOB: 1 BB: 0 P: 14	R: 0 E: 0 K: 1 S: 10 H: 0 LOB: 0 BB: 0 P: 15	R: 0 E: 0 K: 1 S: 7 H: 0 LOB: 0 BB: 0 P: 8	R: 0 E: 0 K: 0 S: 7 H: 0 LOB: 0 BB: 0 P: 8	R: 0 E: 0 K: 1 S: 9 H: 1 LOB: 1 BB: 0 P: 14	R: 0 E: 0 K: 0 S: 13 H: 1 LOB: 1 BB: 0 P: 17	R: 0 E: 0 K: 0 S: 11 H: 0 LOB: 1 BB: 1 P: 21	R: 0 E: 0 K: 1 S: 6 H: 1 LOB: 1 BB: 0 P: 6	1B: 2 2B: 4 3B: 0 HR: 2 SF: 0 SAC: 1 DP: 0 HBP: 0						

PITCHER		IP	WLS	BF	H	R	ER	SO	BB	IBB	HBP	BLK	WP	HR	S	P	ERA	WHIP
50 Adam Wainwright, R ERA: 2.37	(1, 1)	7.0	L	28	7	4	4	3	0	0	0	0	0	2	71	104	5.14	1.000
65 Keith Butler, R ERA: 2.61	(8, 1)	1.0		4	0	0	0	0	1	0	0	0	0	0	11	21	0.00	1.000
58 Joe Kelly, R ERA: 5.0	(9, 1)	1.0		4	1	0	0	1	0	0	0	0	0	0	6	6	0.00	1.000

PITCHER	IP	WLS	BF	H	R	ER	SO	BB	IBB	HBP	BLK	WP	HR	S	P	ERA	WHIP

TOP

Chicago Cubs @ St. Louis Cardinals

Busch Stadium, St. Louis, MO

Tue Jun 18 2013, 7:17 PM - 9:53 PM CDT

Att. 44,139 - Partly Cloudy - 84 F

livebaseballscorecards.com

AB	34
R	4
H	8
RBI	4
BB	1
SO	4
LOB	7

WP: 0 PA: 36
PB: 0
SB: 0
CS: 0

Batter	1	2	3	4	5	6	7	8	9	AB	R	H	RBI	BB	SO	LOB
13 Matt Carpenter, L (1, 4) OBP: 0.395, SLG: 0.453	C FF 94 B SI 96 X FF 96 1-1 ① L6		C FF 96 B SL 87 X SI 96 1-1 ③ G4-3			B SI 96 X FC 91 1-0 ② P6		C SI 96 X FS 84 0-1 ③ F9		4	0	0	0	0	0	0
3 Carlos Beltrán, S (1, 9) OBP: 0.346, SLG: 0.552	X SI 95 0-0 2B			B SI 94 B SL 83 B SI 95 C SI 94 F SI 94 B FC 91 4-2 7 G4-3 BB		B FS 81 B FC 92 X FC 90 2-0 HR			C SI 96 B SI 96 C SI 96 X FS 84 1-2 ① G4-3	3	1	2	1	1	0	0
7 Matt Holliday, R (1, 7) OBP: 0.353, SLG: 0.442	C SI 96 X SI 94 0-1 ② G5-3			F SI 95 S FS 84 1 SAFE X FF 96 0-2 ① ② G4-3 1-2f		B SI 94 F SI 94 B SI 93 X SI 94 2-1 ③ G5-3			X SI 96 0-0 21 1B 4 1B 1B	4	1	1	0	0	0	2
21 Allen Craig, R (1, 3) OBP: 0.351, SLG: 0.450	F SI 96 F SI 95 X SL 87 0-2 ③ G4-3			C FF 97 B FF 97 C FS 86 S FS 84 1-3 ③ K			C SL 82 F FS 83 B FF 96 S FS 84 1-3 ① K		B SI 94 C SL 85 F SI 96 B SI 95 B FS 83 X SI 95 3-2 23 G6-3-4-6 4 1B 1-2 1B	4	0	1	0	0	2	1
4 Yadier Molina, R (1, 2) OBP: 0.408, SLG: 0.506 43 Shane Robinson, R (9, PR) OBP: 0.343, SLG: 0.333		B SL 84 F FF 96 C SL 84 F FF 97 B SI 96 X SL 82 2-2 23 G5-4-3 1B			C SI 95 B SI 96 C SI 97 H FS 84 2-2 23 G6-4-3 HBP		B SL 85 S FS 84 B FS 82 B SI 96 X SI 95 3-1 1B		F FF 90 F FF 91 B FS 92 B FS 83 X FF 91 2-2 23 G6-3-4-6 1-2 2-H 1B	3 0	0 0	3 0	1 0	0 0	0 0	0 0
23 David Freese, R (1, 5) OBP: 0.355, SLG: 0.395		D SI 95 C SI 95 X SI 95 1-1 ① ② G5-4-3 1-2f			B SI 95 X SI 93 1-0 ① ② G6-4-3 1-2f		C SI 94 C SI 94 F FS 82 F SI 94 S SI 95 0-3 ② K		B FF 91 F FF 91 D CU 80 B FF 90 X FF 92 3-1 ② ③ G6-3-4-6 1-2f 2-3	4	0	0	0	0	1	5
19 Jon Jay, L (1, 8) OBP: 0.324, SLG: 0.339		C SI 96 S SL 85 B FF 96 C FF 97 1-3 ③ K			S FF 97 X FF 96 0-1 1B		X SI 96 0-0 ③ P5			3	0	1	0	0	1	1
38 Pete Kozma, R (1, 6) OBP: 0.303, SLG: 0.325			C FF 94 X FF 94 0-1 ① G5-3		1 SAFE C SL 83 F SI 94 1 SAFE 1 SAFE F FS 83 D SI 95 1 SAFE D FS 84 3-3 ③ K			B FF 94 X SI 94 1-0 ① G6-3		3	0	0	0	0	1	1
50 Adam Wainwright, R (1, 1) OBP: 0.139, SLG: 0.167 65 Keith Butler, R (8, 1) Matt Adams, L (8, PH) OBP: 0.345, SLG: 0.538 58 Joe Kelly, R (9, 1)			B FF 95 B SI 95 C FF 93 B SI 95 C FF 94 X FF 94 3-2 ② G4-3			F SI 93 B FS 83 C SI 95 F FS 82 B SI 94 X SI 94 2-2 ① G5-3		C SI 95 S FS 82 B FS 83 B FS 82 F SI 96 F FS 82 B FS 84 C SI 95 3-3 ② K		2 0 1 0	0 0 0 0	0 0 0 0	0 0 0 0	0 0 1 0	0 0 0 0	0 0 0 0
Inning Stats	R: 0 H: 1 E: 0 LOB: 1 K: 0 BB: 0 S: 8 P: 9	R: 0 H: 1 E: 0 LOB: 0 K: 1 BB: 0 S: 9 P: 13	R: 0 H: 0 E: 0 LOB: 0 K: 0 BB: 0 S: 7 P: 11	R: 0 H: 0 E: 0 LOB: 0 K: 1 BB: 1 S: 8 P: 13	R: 0 H: 1 E: 0 LOB: 1 K: 1 BB: 0 S: 10 P: 16	R: 1 H: 1 E: 0 LOB: 0 K: 0 BB: 0 S: 8 P: 15	R: 0 H: 1 E: 0 LOB: 1 K: 2 BB: 0 S: 11 P: 15	R: 0 H: 0 E: 0 LOB: 0 K: 1 BB: 0 S: 8 P: 12	R: 1 H: 3 E: 0 LOB: 2 K: 0 BB: 0 S: 12 P: 21	1B: 6 2B: 2 3B: 0 HR: 1	SF: 0 SAC: 0 DP: 4 HBP: 1			WP: 0 PB: 0 SB: 0 CS: 0	PA: 33		

PITCHER		IP	WLS	BF	H	R	ER	SO	BB	IBB	HBP	BLK	WP	HR	S	P	ERA	WHIP
29 Jeff Samardzija, R ERA: 3.35	(1, 1)	8.1	W	31	7	2	2	6	1	0	1	0	0	1	76	115	2.16	0.960
63 Kevin Gregg, R ERA: 0.81	(9, 1)	0.2	S	2	1	0	0	0	0	0	0	0	0	0	5	10	0.00	1.500

PITCHER	IP	WLS	BF	H	R	ER	SO	BB	IBB	HBP	BLK	WP	HR	S	P	ERA	WHIP

BOTTOM

Chicago Cubs @ St. Louis Cardinals

Busch Stadium, St. Louis, MO

Tue Jun 18 2013, 7:17 PM - 9:53 PM CDT

Att. 44,139 - Partly Cloudy - 84 F

livebaseballscorecards.com

AB	31
R	2
H	8
RBI	2
BB	1
SO	6
LOB	10

Batter	1	2	3	4	5	6	7	8	9	AB	R	H	RBI	BB	SO	LOB
24 Luis Valbuena, L (1, 5) OBP: 0.360, SLG: 0.416	F SI 89 F SI 90 B FC 86 X FS 82 1-2 ① G3		C SI 90 B SI 90 B SI 89 F SI 90 X SI 91 2-2 13 CS 1B		X SI 90 0-0 ②③ G5-4-3 1-2f			C FF 96 F FF 97 C FF 99 0-3 ② K		4	0	1	0	0	1	2
13 Starlin Castro, R (1, 6) OBP: 0.269, SLG: 0.327	C SI 90 S CU 79 B SI 90 B CH 81 B SI 89 X SI 89 3-2 ② G6-3		P PO 82 X SI 91 1-0 ①② G3-1 1-2			B SI 88 B SI 89 X SI 89 2-0 ① G6-3		B FF 98 C CH 86 F CU 82 D CH 89 S CH 88 2-3 ③ K 1-2		4	0	0	0	0	1	2
19 Nate Schierholtz, L (1, 9) OBP: 0.343, SLG: 0.553	C SI 91 X SI 89 0-1 ③ P5		B FS 82 F SI 91 F SI 90 B SI 90 F FS 82 S FC 86 2-3 ③ K			F SI 90 C CH 81 B CH 80 F SI 89 B FC 83 B FS 82 F SI 89 F SI 89 F SI 90 4-2 B SI 91 12 G6-4-3 BB			B FF 92 X FF 92 1-0 ① F7	3	0	0	0	1	1	0
12 Alfonso Soriano, R (1, 7) OBP: 0.280, SLG: 0.393		X SI 89 0-0 ① G6-3		C SI 89 B SI 90 B CH 80 S CU 78 F CH 82 F CU 78 S CH 81 2-3 ① K		C SI 89 X SI 90 0-1 ②③ G6-4-3 1-2f			B SL 85 T FF 92 X FF 92 1-1 ② P6	4	0	0	0	0	1	1
44 Anthony Rizzo, L (1, 3) OBP: 0.329, SLG: 0.443		C SI 89 C CH 82 X CU 78 0-2 ③ 6 E 6 FC4 15 SF8 1B		C SI 90 F CH 82 F FC 85 H SI 90 1-2 6 G6-3 HBP			B CU 74 C SI 88 B SI 89 B FC 85 X SI 89 3-1 ① G4-3		C SI 92 F FF 94 X FF 93 0-2 ③ F8	3	1	1	0	0	0	0
6 Ryan Sweeney, L (1, 8) OBP: 0.349, SLG: 0.488		B SI 89 1 SAFE C SI 89 X SI 90 1-1 FC4 15 E 1-3		C SI 90 D SI 90 1 SAFE S CH 82 D FS 83 B SI 89 X SI 89 3-2 ② G6-3 1-2			C SI 89 B SI 89 F SI 89 X CH 81 1-2 ② G4-3			3	0	0	0	0	0	2
53 Welington Castillo, R (1, 2) OBP: 0.316, SLG: 0.332		S SI 89 D SI 90 F SI 90 B CU 81 B SI 91 B CU 80 4-2 15 E BB		S SI 91 X SI 90 0-1 ③ G6-3			F SI 89 C SI 89 X SI 90 0-2 ③ G6-3			2	0	0	0	1	0	1
15 Darwin Barney, R (1, 4) OBP: 0.283, SLG: 0.323		X SI 91 0-0 ② SF8 1-2 2-3 3-H			B SI 89 X SI 89 1-0 ① F8			B FF 96 B FF 95 B FF 96 C FF 96 B FF 96 4-1 13 PB BB		1	0	0	1	1	0	0
36 Edwin Jackson, R (1, 1) OBP: 0.130, SLG: 0.136 33 Carlos Villanueva, R (6, 1) OBP: 0.176, SLG: 0.176 54 Shawn Camp, R (7, 1) 20 Julio Borbon, L (8, PH) OBP: 0.270, SLG: 0.276 50 Blake Parker, R (8, 1)		B SI 91 X SI 90 1-0 ③ G5-3			B SI 90 B SI 89 F SI 88 F SI 89 B SI 89 B SI 88 4-2 24 G5-4-3 BB			S FF 96 L FF 97 F FF 97 B FF 96 X CH 88 1-2 ① P4		1 0 0 1 0	0 0 0 0 0	0 0 0 0 0	0 0 0 0 0	1 0 0 0 0	0 0 0 0 0	2 0 0 1 0
Inning Stats	R: 0 E: 0 K: 0 S: 8 H: 0 LOB: 0 BB: 0 P: 12	R: 1 E: 2 K: 0 S: 10 H: 1 LOB: 2 BB: 1 P: 16	R: 0 E: 0 K: 1 S: 9 H: 1 LOB: 0 BB: 0 P: 13	R: 0 E: 0 K: 1 S: 13 H: 0 LOB: 1 BB: 0 P: 19	R: 0 E: 0 K: 0 S: 4 H: 0 LOB: 0 BB: 1 P: 9	R: 0 E: 0 K: 0 S: 9 H: 0 LOB: 0 BB: 1 P: 15	R: 0 E: 0 K: 0 S: 8 H: 0 LOB: 0 BB: 0 P: 12	R: 0 E: 0 K: 2 S: 11 H: 0 LOB: 1 BB: 1 P: 18	R: 0 E: 0 K: 0 S: 6 H: 0 LOB: 0 BB: 0 P: 8	1B: 2 2B: 0 3B: 0 HR: 0	SF: 1 SAC: 0 DP: 2 HBP: 1			WP: 0 PB: 1 SB: 0 CS: 1	PA: 32		

TOP

Chicago Cubs @ St. Louis Cardinals

Busch Stadium, St. Louis, MO

Wed Jun 19 2013, 7:16 PM - 10:08 PM CDT

Att. 43,878 - Partly Cloudy - 83 F

livebaseballscorecards.com

AB	26
R	1
H	2
RBI	1
BB	4
SO	4
LOB	11

PITCHER		IP	WLS	BF	H	R	ER	SO	BB	IBB	HBP	BLK	WP	HR	S	P	ERA	WHIP
35 Jake Westbrook, R ERA: 1.76	(1, 1)	7.0	W	25	2	1	0	2	3	0	1	0	0	0	61	96	0.00	0.714
26 Trevor Rosenthal, R ERA: 1.77	(8, 1)	1.0	H	4	0	0	0	2	1	0	0	0	0	0	11	18	0.00	1.000
44 Edward Mujica, R ERA: 1.97	(9, 1)	1.0	S	3	0	0	0	0	0	0	0	0	0	0	6	8	0.00	0.000

PITCHER		IP	WLS	BF	H	R	ER	SO	BB	IBB	HBP	BLK	WP	HR	S	P	ERA	WHIP

Batter	1	2	3	4	5	6	7	8	9	AB	R	H	RBI	BB	SO	LOB
13 Matt Carpenter, L (1, 4) OBP: 0.396, SLG: 0.454	B FF 91 C SI 91 X SI 94 1-1 3 BB 21 1B 1B	X SI 93 0-0 ③ F7			C SI 94 F SI 94 F SI 94 B SI 94 F SL 86 X SL 86 1-2 3 WP 1B	C CU 75 B FF 88 B SI 84 C CU 75 F SL 85 F SL 83 D SL 79 X CH 83 3-2 ③ G3-1				4	1	2	0	0	0	3
3 Carlos Beltrán, S (1, 9) OBP: 0.348, SLG: 0.550	B SL 82 D SL 84 B SI 92 B FF 91 4-0 21 1B 1-2 BB		B FF 94 C CH 85 B FF 95 X SL 83 2-1 7 G4-3 1B		B SI 94 C SL 85 C FF 96 B SI 96 B SI 94 X SI 93 3-2 ③ G6-3 1-2		B SL 78 C SI 86 B SI 86 X SI 87 2-1 ① G3			3	0	1	0	1	0	1
7 Matt Holliday, R (1, 7) OBP: 0.355, SLG: 0.443 43 Shane Robinson, R (9, 7) OBP: 0.343, SLG: 0.333	B FF 92 C FF 94 F FF 92 F SL 87 X FF 92 1-2 ① F8		B FF 92 F FF 92 1 SAFE 1 SAFE B FF 94 C SL 85 B SI 93 X SL 87 3-2 ① ② G4-3 1-2f			X SI 92 0-0 21 FC6-4 1B	F SI 88 X SL 78 0-1 21 G4-6-3 1B			4 0	0 0	2 0	0 0	0 0	0 0	3 0
21 Allen Craig, R (1, 3) OBP: 0.349, SLG: 0.447	C SL 85 B FF 94 B SI 92 F SL 85 X FF 93 2-2 1-2 2-H 1B		B SL 88 C SL 87 F FF 95 B SL 88 S SI 93 2-3 ③ K			1 SAFE S SI 92 X FF 92 0-1 ① FC6-4 4 HR 1-2f	C SI 86 1 SAFE X SI 87 0-1 ② ③ G4-6-3 1-2f			4	1	1	1	0	1	2
4 Yadier Molina, R (1, 2) OBP: 0.406, SLG: 0.514	X SL 83 0-0 ② P3			B SI 92 B FF 91 C SL 85 B CH 86 F FF 95 X SL 86 3-2 ① G5-3		C FF 92 B FF 93 F FF 94 F SI 92 X FF 93 1-2 1-H HR		S FF 93 S FF 92 F FF 92 X CU 79 0-2 ① F8		4	1	1	2	0	0	2
19 Jon Jay, L (1, 8) OBP: 0.323, SLG: 0.335	B SI 93 F SI 95 C SI 93 X FF 96 1-2 ③ G3-1			B SI 94 F FF 95 B FF 95 F SI 94 X FF 94 2-2 ② G5-3		S FF 96 B SL 86 B SL 85 B FF 95 H FF 95 4-1 33 1B 38 1B HBP		B SI 92 C FF 93 S CU 80 F FS 83 B FF 92 B FS 82 F FF 92 C CU 78 3-3 ② K		3	1	0	0	0	1	2
33 Daniel Descalso, L (1, 5) OBP: 0.338, SLG: 0.442		B SI 93 B SI 94 X FF 94 2-0 ① F7		S FF 93 X SI 94 0-1 ③ G6-3		1 SAFE X FF 90 0-0 35 SH1-4 38 1B 1-3 1B		C CU 78 B FS 86 C FF 92 S FS 84 1-3 ③ K2-3		4	0	1	0	0	1	0
38 Pete Kozma, R (1, 6) OBP: 0.303, SLG: 0.325		X FF 94 0-0 ② G6-3			B FF 92 C SL 84 B FF 93 F SI 92 F SL 86 X SI 92 2-2 ① F8	B FF 89 F SL 81 X SI 89 1-1 35 SH1-4 1-2 3-H 1B				3	0	1	1	0	0	0
35 Jake Westbrook, R (1, 1) OBP: 0.222, SLG: 0.125 26 Trevor Rosenthal, R (8, 1) 44 Edward Mujica, R (9, 1)		C FF 95 B FF 95 F FF 94 B FF 94 B SL 86 B SI 94 4-2 BB			C SI 92 X SI 93 0-1 ② G3	X 0-0 ② SH1-4 1-2 2-3				1 0 0	0 0 0	0 0 0	0 0 0	1 0 0	0 0 0	0 0 0
Inning Stats	R: 1 E: 0 K: 0 S: 13 H: 2 LOB: 2 BB: 1 P: 22	R: 0 E: 0 K: 0 S: 5 H: 0 LOB: 1 BB: 1 P: 11	R: 0 E: 0 K: 1 S: 8 H: 1 LOB: 0 BB: 0 P: 15	R: 0 E: 0 K: 0 S: 8 H: 0 LOB: 0 BB: 0 P: 13	R: 0 E: 0 K: 0 S: 14 H: 1 LOB: 1 BB: 0 P: 20	R: 3 E: 0 K: 0 S: 17 H: 4 LOB: 2 BB: 0 P: 26	R: 0 E: 0 K: 0 S: 6 H: 1 LOB: 0 BB: 0 P: 8	R: 0 E: 0 K: 2 S: 12 H: 0 LOB: 0 BB: 0 P: 16		1B: 8 2B: 0 3B: 0 HR: 1	SF: 0 SAC: 1 DP: 2 HBP: 1			WP: 1 PB: 0 SB: 0 CS: 0	PA: 34	

BOTTOM

Chicago Cubs @ St. Louis Cardinals

Busch Stadium, St. Louis, MO

Wed Jun 19 2013, 7:16 PM - 10:08 PM CDT

Att. 43,878 - Partly Cloudy - 83 F

livebaseballscorecards.com

AB	30
R	4
H	9
RBI	4
BB	2
SO	3
LOB	13

PITCHER		IP	WLS	BF	H	R	ER	SO	BB	IBB	HBP	BLK	WP	HR	S	P	ERA	WHIP
36 Edwin Jackson, R ERA: 5.49	(1, 1)	5.1	L	24	6	4	4	1	2	0	1	0	1	1	56	94	6.75	1.500
33 Carlos Villanueva, R ERA: 3.76	(6, 1)	0.2		4	2	0	0	0	0	0	0	0	0	0	9	13	0.00	3.000
54 Shawn Camp, R ERA: 7.13	(7, 1)	1.0		3	1	0	0	0	0	0	0	0	0	0	6	8	0.00	1.000
50 Blake Parker, R ERA: 1.04	(8, 1)	1.0		3	0	0	0	2	0	0	0	0	0	0	12	16	0.00	0.000

PITCHER	IP	WLS	BF	H	R	ER	SO	BB	IBB	HBP	BLK	WP	HR	S	P	ERA	WHIP

Chicago Cubs @ St. Louis Cardinals

Busch Stadium, St. Louis, MO

Thu Jun 20 2013, 7:18 PM - 10:19 PM CDT

Att. 43,651 - Partly Cloudy - 88 F

livebaseballscorecards.com

Batter	1	2	3	4	5	6	7	8	9	AB	R	H	RBI	BB	SO	LOB
24 Luis Valbuena, L (1, 5) OBP: 0.363, SLG: 0.411	B FF 92 C FF 92 C SI 93 F FF 94 X FF 94 1-2 ① F8		B CU 77 B SI 91 B CU 76 C FF 93 B SI 91 4-1 BB		C SI 94 C SI 93 F SI 94 B FF 93 B FF 94 F FF 94 F SL 88 D CU 81 B FF 93 4-2 1-2 2-3 BB			C SI 85 F SI 85 B SL 75 B SL 75 S SI 86 2-3 ① K		2	0	0	0	2	1	0
13 Starlin Castro, R (1, 6) OBP: 0.266, SLG: 0.322	B FF 93 B FF 93 S FF 94 F FF 93 F FF 94 T SL 88 2-2 ② K		C SL 84 C FF 92 B FF 93 S FF 94 1-3 ③ K		F FF 94 B FF 93 F FF 94 B FF 95 X FF 94 2-2 ③ P2			F SI 86 X SI 84 0-1 ② G6-3		4	0	0	0	0	2	4
19 Nate Schierholtz, L (1, 9) OBP: 0.338, SLG: 0.545 21 Scott Hairston, R (8, PH) OBP: 0.208, SLG: 0.344 (8, 9)	C SI 92 B SI 92 B CU 78 X SI 92 2-1 ③ L7			S CU 78 F SI 90 F FF 93 B FF 92 S SI 93 1-3 ① K		C SI 89 F FF 91 X CU 78 0-2 ① G3-1		B SI 86 F SI 87 F SI 86 C SI 87 1-3 ③ K		3 1	0 0	0 0	0 0	0 0	1 1	0 0
12 Alfonso Soriano, R (1, 7) OBP: 0.276, SLG: 0.387		B FF 91 F FF 92 S FF 92 F SL 88 C CH 84 1-3 ① K		B FF 93 X SL 87 1-0 ② F8		B CU 80 F FF 92 F FF 93 B FF 94 B FF 94 S FF 94 3-3 ② K			C FF 95 F CH 84 B FF 97 X CU 77 1-2 ① L7	4	0	0	0	0	2	0
44 Anthony Rizzo, L (1, 3) OBP: 0.328, SLG: 0.440		F FF 93 F FF 93 B CH 84 S FF 93 1-3 ② K		B FF 92 C CU 79 X FF 92 1-1 ③ F8		C FF 93 X FF 94 0-1 ③ P4			F CU 80 B CU 79 B FF 95 X FF 94 2-1 53 DI 1B	4	0	1	0	0	1	0
6 Ryan Sweeney, L (1, 8) OBP: 0.337, SLG: 0.470 1 Cody Ransom, R (9, PH) OBP: 0.323, SLG: 0.573		C SI 90 C FF 91 B CH 85 X CH 84 1-2 ③ G3-1			C SI 88 B CH 83 F SI 91 X FF 93 1-2 ① F7		C SI 91 X CH 86 0-1 ① F8		B FF 95 F FF 94 C FF 94 B FF 95 X FF 95 2-2 ② P4	3 1	0 0	0 0	0 0	0 0	0 0	0 1
53 Welington Castillo, R (1, 2) OBP: 0.324, SLG: 0.355			X FF 91 0-0 HR		X SL 86 0-0 46 FC2-5 15 1B 1B		C SI 91 B SI 92 X SI 91 1-1 15 FC6-4 1B		C FF 95 B FF 96 X FF 95 1-1 ③ F9 1-2	4	1	3	1	0	0	1
15 Darwin Barney, R (1, 4) OBP: 0.283, SLG: 0.324			T FF 92 B FF 92 X FF 92 1-1 ① F9		B FF 92 X FF 92 1-0 24 BB 46 FC2-5 1-2 1B		C SI 91 X SI 90 0-1 ② FC6-4 1-2f			3	0	1	0	0	0	1
46 Scott Feldman, L (1, 1) OBP: 0.194, SLG: 0.355 56 Héctor Rondón, R (6, 1) 20 Julio Borbon, L (7, PH) OBP: 0.266, SLG: 0.271 62 Henry Alberto Rodriguez, R (7, 1) 49 Carlos Marmol, R (8, 1)			C FF 91 B SI 91 F SI 92 F CH 83 X CU 78 1-2 ② G4-3		L FF 91 B FF 92 C FF 93 X SI 92 1-2 ② FC2-5 24 BB 1-2 2-3f		S SI 85 B FF 86 F SI 84 B SL 76 X SI 85 2-2 ③ G4-3			2 0 1 0 0	0 0 0 0 0	0 0 0 0 0	0 0 0 0 0	0 0 0 0 0	0 0 1 0 0	2 0 1 0 0

Inning Stats	1	2	3	4	5	6	7	8	9
R:	0	0	1	0	0	0	0	0	0
E:	0	0	0	0	0	0	0	0	0
K:	1	2	1	1	0	1	0	2	0
S:	10	10	11	7	16	8	9	8	10
H:	0	0	1	0	2	0	1	0	1
LOB:	0	0	1	0	3	0	0	0	1
BB:	0	0	1	0	1	0	0	0	0
P:	15	13	18	10	25	11	12	11	16

1B:	4
2B:	0
3B:	0
HR:	1
SF:	0
SAC:	0
DP:	0
HBP:	0
WP:	0
PB:	0
SB:	0
CS:	0
PA:	34

TOP	
AB	32
R	1
H	5
RBI	1
BB	2
SO	8
LOB	10

PITCHER		IP	WLS	BF	H	R	ER	SO	BB	IBB	HBP	BLK	WP	HR	S	P	ERA	WHIP
31 Lance Lynn, R ERA: 3.42	(1, 1)	6.0	W	23	3	1	1	6	2	0	0	0	0	1	62	92	1.50	0.833
43 Seth Maness, R ERA: 3.32	(7, 1)	0.2		3	1	0	0	0	0	0	0	0	0	0	6	7	0.00	1.500
36 Randy Choate, L ERA: 2.4	(7, 1)	1.1		4	0	0	0	2	0	0	0	0	0	0	11	16	0.00	0.000
46 Kevin Siegrist, L ERA:	(9, 1)	1.0		4	1	0	0	0	0	0	0	0	0	0	10	16	0.00	1.000

PITCHER		IP	WLS	BF	H	R	ER	SO	BB	IBB	HBP	BLK	WP	HR	S	P	ERA	WHIP

Batter	1	2	3	4	5	6	7	8	9	AB	R	H	RBI	BB	SO	LOB
13 Matt Carpenter, L (1, 4) OBP: 0.397, SLG: 0.458	C SI 88 C SI 89 B FC 89 B SI 92 F FC 90 X SI 91 2-2 ① L4		C CH 86 B CU 75 B CH 86 X FC 89 2-1 7 1B 2B		B CU 74 B CU 76 C SI 89 C SI 90 B SI 91 S FC 90 3-3 ② K	B SI 93 F FF 94 F SI 94 D SL 80 X FF 96 2-2 1-2 3-H 1B				4	1	2	1	0	1	0
3 Carlos Beltrán, S (1, 9) OBP: 0.347, SLG: 0.543	B SI 90 C FC 89 B SI 91 F FC 90 S CU 78 2-3 ② K		D CU 78 B CH 86 B FC 90 C FF 89 F FC 90 D CU 79 4-2 4 BB 7 1B BB		B CH 87 B CH 83 B FC 89 F SI 90 F SI 90 X CU 77 3-2 ③ G3	B SL 80 C FF 95 F SI 94 B SL 80 F SI 95 B SI 96 X SI 93 3-2 ③ P5				3	0	0	0	1	1	2
7 Matt Holliday, R (1, 7) OBP: 0.357, SLG: 0.456	F SI 91 B SI 91 X SI 91 1-1 ③ L5		B FC 88 C SI 92 B FC 89 S FF 90 F SI 92 X SI 93 2-2 4 BB 1-2 2-H 1B			X SI 88 0-0 HR	B FF 99 S FF 96 X FF 101 1-1 ① L8			4	1	2	2	0	0	0
4 Yadier Molina, R (1, 2) OBP: 0.411, SLG: 0.518		B SI 90 B FC 88 B SI 91 B SI 89 4-0 2B 23 G6-3 BB	B FC 88 F SI 92 D CU 77 B FC 89 T CU 76 F SI 91 F SI 92 F CU 76 B SI 92 4-2 G4-6-3 1-2 2-3 BB			S SI 90 C FC 87 B FC 89 F CU 73 F FC 88 B CU 76 F CU 77 X SI 90 2-2 19 1B 21 1B 2B	B FF 100 S FF 100 B FF 100 X SI 101 2-1 ② L9			2	2	1	0	2	0	0
Matt Adams, L (1, 3) OBP: 0.341, SLG: 0.536		C FC 88 X SI 91 0-1 19 G3 1-3 2B	B CU 74 F FC 89 X CU 75 1-1 ② ③ G4-6-3 1-2f			B CU 74 B FC 87 X CU 72 2-0 ① F8	B FF 101 B SI 100 X FF 100 2-0 ③ G4-3			4	0	1	0	0	0	4
23 David Freese, R (1, 5) OBP: 0.353, SLG: 0.389		B CU 75 B FC 90 B SI 90 X FC 89 3-0 ① G6-3 3-H		B SI 91 C FC 88 X SI 91 1-1 ① G6-3		B SI 90 B FC 87 F SI 88 F SI 90 D CU 76 B SI 90 4-2 19 1B 21 1B BB		B FF 94 X FF 94 1-0 ① P3		3	1	0	1	1	0	1
19 Jon Jay, L (1, 8) OBP: 0.325, SLG: 0.337		C FC 90 X FF 90 0-1 ② G3 2-3	C CU 77 B FC 89 S CU 79 X SI 92 1-2 38 G6-3 1B			X SI 95 0-0 21 1B 13 1B 1-2 2-3 1B		C FF 95 S SL 86 C SL 88 0-3 ② K		4	1	2	0	0	1	1
38 Pete Kozma, R (1, 6) OBP: 0.302, SLG: 0.324		B CU 76 X CU 76 1-0 ③ F7	1 SAFE C FC 89 C SI 90 1 SAFE X SI 91 0-2 ② ③ G6-3 1-2f			X SI 95 0-0 ② F5		B FF 96 F FF 96 C SL 88 X SL 86 1-2 1B		4	0	1	0	0	0	5
31 Lance Lynn, S (1, 1) OBP: 0.207, SLG: 0.115 21 Allen Craig, R (6, PH) OBP: 0.351, SLG: 0.449 43 Seth Maness, R (7, 1) 36 Randy Choate, L (7, 1) 12 Ty Wigginton, R (8, PH) OBP: 0.286, SLG: 0.220 46 Kevin Siegrist, L (9, 1)			C SI 88 C SI 90 B FC 89 C SI 91 1-3 ① K		C SI 91 S FC 88 B SI 92 B CU 78 S SI 90 2-3 ① K	B SL 80 B SI 95 B FF 94 C FF 93 F FF 93 X SI 94 3-2 13 1B 1-3 2-H 3-H 1B		F FF 94 X FF 96 0-1 ③ L1		2 1 0 0 0 1 0	0 0 0 0 0 0 0	0 1 0 0 0 0 0	0 2 0 0 0 0 0	2 0 0 0 0 0 1	0 0 0 0 0 1 0	0 0 0 0 0 1 0
Inning Stats	R: 0 E: 0 K: 1 S: 9 H: 0 LOB: 0 BB: 0 P: 14	R: 1 E: 0 K: 0 S: 6 H: 1 LOB: 1 BB: 1 P: 14	R: 1 E: 0 K: 1 S: 18 H: 2 LOB: 2 BB: 2 P: 32	R: 0 E: 0 K: 0 S: 8 H: 1 LOB: 0 BB: 0 P: 10	R: 0 E: 0 K: 2 S: 9 H: 0 LOB: 0 BB: 0 P: 17	R: 4 E: 0 K: 0 S: 22 H: 5 LOB: 2 BB: 1 P: 38	R: 0 E: 0 K: 0 S: 5 H: 0 LOB: 0 BB: 0 P: 10	R: 0 E: 0 K: 1 S: 9 H: 1 LOB: 1 BB: 0 P: 11		1B: 6 2B: 3 3B: 0 HR: 1 SF: 0 SAC: 0 DP: 2 HBP: 0		WP: 0 PB: 0 SB: 0 CS: 0 PA: 36		

PITCHER		IP	WLS	BF	H	R	ER	SO	BB	IBB	HBP	BLK	WP	HR	S	P	ERA	WHIP
46 Scott Feldman, R ERA: 3.39	(1, 1)	5.1	L	24	6	5	5	4	4	0	0	0	0	1	60	105	8.44	1.875
56 Héctor Rondón, R ERA: 5.84	(6, 1)	0.2		5	3	1	1	0	0	0	0	0	0	0	12	20	13.50	4.500
62 Henry Alberto Rodriguez, R ERA: 3.6	(7, 1)	1.0		3	0	0	0	0	0	0	0	0	0	0	5	10	0.00	0.000
49 Carlos Marmol, R ERA: 5.86	(8, 1)	1.0		4	1	0	0	1	0	0	0	0	0	0	9	11	0.00	1.000

PITCHER	IP	WLS	BF	H	R	ER	SO	BB	IBB	HBP	BLK	WP	HR	S	P	ERA	WHIP

BOTTOM

Chicago Cubs @ St. Louis Cardinals

Busch Stadium, St. Louis, MO

Thu Jun 20 2013, 7:18 PM - 10:19 PM CDT

Att. 43,651 - Partly Cloudy - 88 F

livebaseballscorecards.com

AB	32
R	6
H	10
RBI	6
BB	4
SO	5
LOB	14

Batter	1	2	3	4	5	6	7	8	9	AB	R	H	RBI	BB	SO	LOB
2 Brandon Barnes, R (1, 8) OBP: 0.325, SLG: 0.387	B FF 93 B FF 92 X FF 92 2-0 ① F8		B SL 87 F FF 94 X SI 94 1-1 E6 27 G6-4-3			C SL 85 F SL 84 X SL 85 0-2 ② G6-3		F FF 94 B FF 93 S SL 85 B SL 85 S SL 84 2-3 ③ K2-3		4	0	0	0	0	1	0
27 Jose Altuve, R (1, 4) OBP: 0.326, SLG: 0.378	X FF 92 0-0 ② G1-6-3		C FF 93 1 SAFE 1 SAFE X FF 92 0-1 ②③ G6-4-3 1-2f			F FF 93 X FF 93 0-1 1B			B SL 81 C FF 91 B SL 84 B FF 93 C FF 91 F SL 84 B SL 84 4-2 12 DI BB	3	0	1	0	1	0	1
15 Jason Castro, L (1, 2) OBP: 0.327, SLG: 0.475	C FF 92 B SI 93 B FF 92 C FF 92 S FF 94 2-3 ③ K			C FF 92 B CU 76 X CU 75 1-1 ① G3		B CU 76 X FF 92 1-0 ③ G4-3			T FF 91 B FS 83 F FF 91 B FF 91 X CU 78 2-2 ① F8	4	0	0	0	0	1	2
23 Chris Carter, R (1, 7) OBP: 0.309, SLG: 0.450		B FF 92 X FF 93 1-0 2B		B FF 93 F SL 85 X SI 94 1-1 ② G5-3			B FF 92 S SL 85 B SL 84 X FF 94 2-1 HR		B CU 79 C CU 77 D CU 79 B FF 91 C FF 92 1 SAFE C CU 79 3-3 ② K	4	1	2	1	0	1	1
12 Carlos Pena, L (1, 3) OBP: 0.327, SLG: 0.376		X FF 91 0-0 ① L8		C FF 93 F SI 93 B SL 85 B SL 86 S FF 94 2-3 ③ K			C CU 75 B CU 78 F FF 93 F FF 93 B SL 86 S SL 85 2-3 ① K		B FF 92 X CU 78 1-0 ③ G4-3 1-2	4	0	0	0	0	2	2
44 Justin Maxwell, R (1, 9) OBP: 0.296, SLG: 0.360		C SI 92 F FF 93 B SI 92 F FF 93 X SL 86 1-2 ② G5-3			X FF 92 0-0 ① F8		X SL 83 0-0 30 G6-4-3 1B			3	0	1	0	0	0	1
30 Matt Dominguez, R (1, 5) OBP: 0.267, SLG: 0.414		B FF 92 B FF 93 B SL 84 C FF 92 F SL 85 F FF 94 D CU 76 4-2 BB			C FF 92 S SL 85 X SL 86 0-2 ② G1-3		B FF 94 X FF 93 1-0 ②③ G6-4-3 1-2f			2	0	0	0	1	0	1
9 Marwin Gonzalez, S (1, 6) OBP: 0.244, SLG: 0.335		B SI 91 X FF 93 1-0 ③ F8			B FF 94 B FF 94 X FF 94 2-0 ③ G4-3			B FF 92 C FF 92 S SL 84 S SL 83 1-3 ① K		3	0	0	0	0	1	2
60 Dallas Keuchel, L (1, 1) 35 Josh Fields, R (7, 1) 59 Marc Krauss, L (8, PH) 53 Wesley Wright, R (8, 1) 56 Paul Clemens, R (8, 1) 54 Travis Blackley, L (8, 1)			B SI 92 C FF 93 C FF 92 S FF 95 1-3 ① K			C FF 91 F FF 93 B SL 84 B SL 84 S FF 95 2-3 ① K		B CU 75 F FF 94 C CU 76 S SL 84 1-3 ② K		2 0 1 0 0 0	0 0 0 0 0 0	0 0 0 0 0 0	0 0 0 0 0 0	2 0 1 0 0 0	0 0 0 0 0 0	0 0 0 0 0 0
Inning Stats	R: 0 E: 0 K: 1 S: 5 H: 0 LOB: 0 BB: 0 P: 9	R: 0 E: 0 K: 0 S: 10 H: 1 LOB: 2 BB: 1 P: 17	R: 0 E: 1 K: 1 S: 7 H: 0 LOB: 0 BB: 0 P: 9	R: 0 E: 0 K: 1 S: 7 H: 0 LOB: 0 BB: 0 P: 11	R: 0 E: 0 K: 0 S: 5 H: 0 LOB: 0 BB: 0 P: 7	R: 0 E: 0 K: 1 S: 9 H: 1 LOB: 1 BB: 0 P: 12	R: 1 E: 0 K: 1 S: 8 H: 2 LOB: 0 BB: 0 P: 13	R: 0 E: 0 K: 3 S: 9 H: 0 LOB: 0 BB: 0 P: 13	R: 0 E: 0 K: 1 S: 10 H: 0 LOB: 1 BB: 1 P: 20	1B: 2 2B: 1 3B: 0 HR: 1	SF: 0 SAC: 0 DP: 2 HBP: 0			WP: 0 PB: 0 SB: 0 CS: 0	PA: 32		

TOP

Houston Astros @ Chicago Cubs

Wrigley Field, Chicago, IL

Fri Jun 21 2013, 4:39 PM - 7:20 PM CDT

Att. 33,119 - Cloudy - 74 F

livebaseballscorecards.com

AB	30
R	1
H	4
RBI	1
BB	2
SO	9
LOB	10

PITCHER		IP	WLS	BF	H	R	ER	SO	BB	IBB	HBP	BLK	WP	HR	S	P	ERA	WHIP
22 Matt Garza, R ERA: 4.25	(1, 1)	8.0	W	29	4	1	1	8	2	0	0	0	0	1	63	98	1.12	0.750
63 Kevin Gregg, R ERA: 0.77	(9, 1)	1.0	S	3	0	0	0	1	0	0	0	0	0	0	7	13	0.00	0.000

PITCHER		IP	WLS	BF	H	R	ER	SO	BB	IBB	HBP	BLK	WP	HR	S	P	ERA	WHIP

BOTTOM

Houston Astros @ Chicago Cubs

Wrigley Field, Chicago, IL

Fri Jun 21 2013, 4:39 PM - 7:20 PM CDT

Att. 33,119 - Cloudy - 74 F

livebaseballscorecards.com

Batter	1	2	3	4	5	6	7	8	9	AB	R	H	RBI	BB	SO	LOB
15 Darwin Barney, R (1, 4) OBP: 0.291, SLG: 0.351	C FC 88 X SI 88 0-1 1 CS 1B		C SL 77 B FC 86 X FC 88 1-1 2B		B SL 76 F FF 88 S CH 77 X SL 79 1-2 HR		F FF 93 B FF 92 B KC 75 X FF 90 2-1 ① F8			4	1	3	1	0	0	0
1 Cody Ransom, R (1, 5) OBP: 0.320, SLG: 0.554	B SI 89 B SL 77 S SI 90 F CH 77 F FF 87 B SL 79 S FC 88 3-3 ①② K 1-2		B SL 78 B CH 76 F SI 89 D CH 77 D SI 89 4-1 12 FC6-4 BB		B SI 89 C CH 79 F CH 78 C SL 79 1-3 ① K		S FF 93 F FF 93 S KC 78 0-3 ② K			3	0	0	0	1	3	1
12 Alfonso Soriano, R (1, 7) OBP: 0.276, SLG: 0.385	B CH 76 B SI 88 C FF 90 B SL 78 X SI 88 3-1 1B		B SL 78 C FF 90 X FF 86 1-1 ③ FC6-4 1-2f		B FF 90 X CH 78 1-0 ② F7		F FF 93 X KC 79 0-1 ③ G5-3			4	0	1	0	0	0	2
44 Anthony Rizzo, L (1, 3) OBP: 0.330, SLG: 0.452	B SL 77 C FF 90 X FF 89 1-1 ③ G3			X FF 88 0-0 HR	X CH 78 0-0 1B			C SI 89 C SI 89 C SI 90 0-3 ① K		4	1	2	1	0	1	1
13 Starlin Castro, R (1, 6) OBP: 0.266, SLG: 0.325		C FF 87 B SL 76 T FC 86 B SL 80 B FF 87 S FF 89 3-3 ① K		B FF 87 X FF 89 1-0 ① L9	C CU 71 B FF 89 B FF 89 B FF 89 F FF 90 C SI 89 3-3 ③ K			B FF 94 B FF 92 B FF 92 C FF 92 F FF 94 F FF 92 X FF 92 3-2 30 G4-3 6 CS 2B		4	0	1	0	0	2	1
30 Dioner Navarro, S (1, 2) OBP: 0.337, SLG: 0.482		X FF 90 0-0 ② F8		B CU 73 F FF 87 B CU 71 C CH 76 X SL 79 2-2 6 1B 1B		B FF 87 B CH 76 X FC 88 2-0 ① G5-3		B FF 92 X FF 92 1-0 ② G4-3 2-3		4	0	1	0	0	0	1
21 Scott Hairston, R (1, 9) OBP: 0.219, SLG: 0.376 20 Julio Borbon, L (9, 9) OBP: 0.266, SLG: 0.271		B FF 89 B CH 77 S FF 89 S CH 77 S CH 76 2-3 ③ K		C FF 89 B CH 77 X FF 90 1-1 ② F9		C CH 78 X FF 90 0-1 HR		D CU 78 F FF 95 B CH 83 S CH 82 B CU 80 B FF 95 4-2 BB		3 0	1 0	1 0	1 0	1 0	1 0	1 0
6 Ryan Sweeney, L (1, 8) OBP: 0.337, SLG: 0.465			B FF 89 X FF 88 1-0 ① F7	B SL 79 B SI 89 C SI 89 X SI 90 2-1 1-2 1B		C SL 77 S SL 79 S SL 80 0-3 ② K		C FC 86 B CU 74 C SI 89 D FC 87 1 SAFE 2-2 ③ CS 3-H		3	0	1	0	0	1	0
22 Matt Garza, R (1, 1) OBP: 0.077, SLG: 0.154 63 Kevin Gregg, R (9, 1)			S FF 88 C CU 73 S CU 76 0-3 ② K2-3	S CU 72 C FF 90 S CU 76 0-3 ③ K		F FF 89 B FF 90 C SL 78 S SL 79 1-3 ③ K2-3				3 0	0 0	0 0	0 0	0 0	3 0	2 0
Inning Stats	R: 0 E: 0 K: 1 S: 10 H: 2 LOB: 1 BB: 0 P: 17	R: 0 E: 0 K: 2 S: 7 H: 0 LOB: 0 BB: 0 P: 12	R: 0 E: 0 K: 1 S: 9 H: 1 LOB: 2 BB: 1 P: 16	R: 1 E: 0 K: 1 S: 12 H: 3 LOB: 2 BB: 0 P: 18	R: 1 E: 0 K: 2 S: 11 H: 2 LOB: 1 BB: 0 P: 17	R: 1 E: 0 K: 2 S: 9 H: 1 LOB: 0 BB: 0 P: 12	R: 0 E: 0 K: 1 S: 7 H: 0 LOB: 0 BB: 0 P: 9	R: 0 E: 0 K: 1 S: 12 H: 1 LOB: 1 BB: 1 P: 22		1B: 5 2B: 3 3B: 0 HR: 3 SF: 0 SAC: 0 DP: 1 HBP: 0				WP: 0 PB: 0 SB: 0 CS: 2 PA: 35		

	AB	32
	R	3
	H	10
	RBI	3
	BB	2
	SO	11
	LOB	9

PITCHER		IP	WLS	BF	H	R	ER	SO	BB	IBB	HBP	BLK	WP	HR	S	P	ERA	WHIP
60 Dallas Keuchel, L ERA: 4.25	(1, 1)	6.0	L	27	9	3	3	9	1	0	0	0	0	3	58	92	4.50	1.667
35 Josh Fields, R ERA: 2.84	(7, 1)	1.0		3	0	0	0	1	0	0	0	0	0	0	7	9	0.00	0.000
53 Wesley Wright, L ERA: 4.1	(8, 1)	0.1		1	0	0	0	1	0	0	0	0	0	0	3	3	0.00	0.000
56 Paul Clemens, R ERA: 4.42	(8, 1)	0.1		3	1	0	0	0	1	0	0	0	0	0	7	15	0.00	6.000
54 Travis Blackley, L ERA: 4.18	(8, 1)	0.1		0	0	0	0	0	0	0	0	0	0	0	2	4	0.00	0.000

PITCHER	IP	WLS	BF	H	R	ER	SO	BB	IBB	HBP	BLK	WP	HR	S	P	ERA	WHIP

TOP

Houston Astros @ Chicago Cubs

Wrigley Field, Chicago, IL

Sat Jun 22 2013, 3:07 PM - 6:08 PM CDT

Att. 38,870 - Cloudy - 74 F

livebaseballscorecards.com

Batter	1	2	3	4	5	6	7	8	9	AB	R	H	RBI	BB	SO	LOB
2 Brandon Barnes, R (1, 8) OBP: 0.318, SLG: 0.377	B FF 88 C FF 88 B SI 88 F SI 89 F FF 88 T FF 91 2-2 ① **K**		C SI 90 B FF 91 F FF 88 B FF 91 X CH 80 2-2 **E6**			F FF 87 X FC 88 0-1 ② **F9**	C SL 78 F SL 80 F SL 78 B SI 86 B SL 79 F SL 79 F SL 77 F SL 78 F SL 78 3-2 ③ **P4**			4	0	0	0	0	1	1
27 Jose Altuve, R (1, 4) OBP: 0.331, SLG: 0.384	X SI 90 0-0 23 G6-3 **2B**		1 SAFE C SI 89 1 SAFE 1 SAFE F FC 87 B CH 80 X CH 78 1-2 ③ **G5-3**			B FF 88 B CH 79 C FC 88 B FC 87 C FC 88 X FF 91 3-2 14 HR 23 1B **1B**		B CU 78 F FF 91 B CU 78 B FF 92 B FF 91 4-1 14 G6-3 23 S **BB**		3	1	2	0	1	0	1
23 Chris Carter, R (1, 3) OBP: 0.308, SLG: 0.447	B CH 78 X CH 79 1-0 ② **G6-3** **2-3**			F FF 88 X CH 76 0-1 ① **G1**		1 SAFE D CH 78 X CH 77 1-0 14 HR **1-2** **1B**		C CU 77 B CU 78 X CU 79 1-1 ① **G5-3** **1-2**		4	1	1	0	0	0	2
14 J.D. Martinez, R (1, 7) OBP: 0.277, SLG: 0.419	F SI 90 B FC 88 T FF 89 B FF 91 F FC 88 S FF 90 2-3 ③ **K**			B SI 89 X SI 89 1-0 ② **F8**		X FC 86 0-0 **1-H** **2-H** **HR**		C CU 78 X FF 93 0-1 ② **G6-3** **2-3**		4	1	1	3	0	1	2
22 Carlos Corporán, S (1, 2) OBP: 0.365, SLG: 0.484		B SI 87 S SI 89 S SI 90 B FF 90 S FF 91 2-3 ① **K**		C SI 88 F FC 87 F SI 91 F CH 80 X SI 91 0-2 ③ **G6-3**		F SI 90 B CH 78 B CH 80 S SI 88 B FC 88 F SI 90 H FF 90 4-2 **HBP**		B FF 94 B CU 80 C CU 79 S FS 86 B FS 86 S FS 85 3-3 ③ **K**		3	0	0	0	0	2	1
44 Justin Maxwell, R (1, 9) OBP: 0.304, SLG: 0.376		X SI 89 0-0 30 G5-4-3 **1B**	B FF 87 B CH 78 X FC 87 2-0 ① **G6-3**			B SI 87 B FF 87 X FC 86 2-0 ③ **L7**			T FF 88 S CU 78 B CU 77 X FS 81 1-2 30 SH5-3 13 SH1-3 **2B**	4	1	2	0	0	0	1
30 Matt Dominguez, R (1, 5) OBP: 0.267, SLG: 0.411		B FF 88 X FC 87 1-0 ② ③ **G5-4-3** **1-2f**	C SI 88 S CH 77 B FF 90 S CH 80 1-3 ② **K**			B FF 87 B SI 88 B FF 88 B FF 89 4-0 59 E 13 SH1-4 **BB**			F CU 78 B FF 90 B FF 90 X FF 89 2-1 ① **SH5-3** **2-3**	2	0	0	0	1	1	1
13 Ronny Cedeno, R (1, 6) OBP: 0.282, SLG: 0.351			B FF 88 F FF 87 F FC 87 B FC 88 S CH 80 2-3 ① **K**		F SI 90 C FF 88 F FF 89 B FF 89 B CH 78 X CH 76 2-2 ③ **G5-3**		1 SAFE L SI 85 1 SAFE X SI 85 0-1 ① **SH1-4** **1-2**		F FF 90 X FF 90 0-1 ② **SH1-3** **3-H**	2	0	0	1	0	1	0
20 Bud Norris, R (1, 1) 59 Marc Krauss, L (7, PH) 68 José Cisnero, R (7, 1) 64 Lucas Harrell, S (9, PH) OBP: 0.500, SLG: 0.250 41 Jose Veras, R (9, 1)			C FF 89 X SI 90 0-1 ② **G4-3**			B FF 86 C SI 87 X FC 87 1-1 ① **F8**	F SL 78 B SI 87 2 SAFE C SL 79 B SI 86 X SL 80 2-2 ② **G3** **2-3**		C CU 78 B FS 82 S FF 90 C FF 90 1-3 ③ **K**	2 1 0 1 0	0 0 0 0 0	0 0 0 0 0	0 0 0 0 0	0 0 0 1 0	0 1 0 0 0	0 1 0 0 0
Inning Stats	R: 0 E: 0 K: 2 S: 10 H: 1 LOB: 1 BB: 0 P: 15	R: 0 E: 0 K: 1 S: 5 H: 1 LOB: 0 BB: 0 P: 8	R: 0 E: 1 K: 1 S: 11 H: 0 LOB: 1 BB: 0 P: 16	R: 0 E: 0 K: 0 S: 8 H: 0 LOB: 0 BB: 0 P: 9	R: 0 E: 0 K: 1 S: 8 H: 0 LOB: 0 BB: 0 P: 13	R: 3 E: 0 K: 0 S: 13 H: 3 LOB: 1 BB: 0 P: 24	R: 0 E: 1 K: 0 S: 14 H: 0 LOB: 1 BB: 1 P: 23	R: 0 E: 0 K: 1 S: 8 H: 0 LOB: 1 BB: 1 P: 16	R: 1 E: 0 K: 1 S: 10 H: 1 LOB: 0 BB: 0 P: 14	1B: 3 2B: 2 3B: 0 HR: 1 SF: 0 SAC: 3 DP: 1 HBP: 1						

	AB	30
	R	4
	H	6
	RBI	4
	BB	2
	SO	7
	LOB	10

WP: 0 PB: 0 SB: 1 CS: 0 PA: 36

PITCHER		IP	WLS	BF	H	R	ER	SO	BB	IBB	HBP	BLK	WP	HR	S	P	ERA	WHIP
37 Travis Wood, L ERA: 2.85	(1, 1)	6.0		25	5	3	3	5	1	0	1	0	0	1	55	89	4.50	1.000
54 Shawn Camp, R ERA: 6.75	(7, 1)	1.0		3	0	0	0	0	0	0	0	0	0	0	14	19	0.00	0.000
50 Blake Parker, R ERA: 0.93	(8, 1)	1.0		4	0	0	0	1	1	0	0	0	0	0	8	16	0.00	1.000
63 Kevin Gregg, R ERA: 1.11	(9, 1)	1.0	L	4	1	1	1	1	0	0	0	0	0	0	10	14	9.00	1.000

PITCHER	IP	WLS	BF	H	R	ER	SO	BB	IBB	HBP	BLK	WP	HR	S	P	ERA	WHIP

Batter	1	2	3	4	5	6	7	8	9	AB	R	H	RBI	BB	SO	LOB
24 Luis Valbuena, L (1, 5) OBP: 0.359, SLG: 0.405	C FF 91 B FF 90 B FF 91 B FF 91 C FF 91 X FF 92 3-2 ① P6		S FF 92 B SL 84 S FF 93 F SI 93 X SL 83 1-2 19 BB 13 1B 1B 2-H 3-H	X SI 92 0-0 ③ F9			C FF 93 C SI 92 F SI 94 B SI 93 X SI 94 1-2 ② G4-3		X SI 94 0-0 ② G3	5	0	1	2	0	0	2
13 Starlin Castro, R (1, 6) OBP: 0.265, SLG: 0.322	X FF 91 0-0 ② G6-3		C FF 92 B SI 92 1 SAFE X SL 84 1-1 19 BB 1B 1-2		F SL 83 B FF 90 B FF 90 B SL 82 F FF 90 F FF 90 T FF 90 3-2 ① K		B FF 94 X FF 94 1-0 ③ F8		B SI 93 X SI 93 1-0 ③ F8	5	0	1	0	0	1	0
19 Nate Schierholtz, L (1, 9) OBP: 0.341, SLG: 0.557	B FF 91 S SL 85 X SI 91 1-1 ③ F7		B SL 84 F FF 92 B CH 86 B SI 92 B FF 91 4-1 BB 1-2 2-3		B SI 90 B CH 84 X FF 92 2-0 HR			T FF 92 F SI 90 B SI 92 F FF 94 X FF 93 1-2 ① L1		3	1	1	1	1	0	0
12 Alfonso Soriano, R (1, 7) OBP: 0.276, SLG: 0.387		B SL 82 S FF 90 C FF 91 F SL 85 S SL 83 1-3 ① K	X FF 92 0-0 ② F3		C FF 91 C SL 83 B FF 92 F SL 82 F FF 93 B SL 82 F SL 82 B FF 91 X FF 92 3-2 ② G5-3			C SL 86 B FF 94 X FF 94 1-1 6 1B 2B		4	0	1	0	0	1	3
44 Anthony Rizzo, L (1, 3) OBP: 0.332, SLG: 0.449		B CH 85 B FF 92 B SI 91 F FF 90 C FF 92 D SL 83 4-2 6 G6-3 BB	C SL 84 F SI 92 S SL 88 0-3 ③ K		F SI 92 C SL 80 X SI 92 0-2 ③ G4-3			B SI 91 B SI 92 I IN 73 I IN 76 4-0 53 BB 6 1B IBB		2	0	0	0	2	1	3
6 Ryan Sweeney, L (1, 8) OBP: 0.344, SLG: 0.461		X SI 92 0-0 ②③ G6-3 1-2f		C FF 89 C SI 90 C FF 93 0-3 ① K		B SL 80 C FF 90 B SI 91 B SI 90 B FF 92 4-1 15 F9-3 BB		B SI 92 C SI 92 B SI 91 2 SAFE B SI 91 F FF 92 X FF 94 3-2 ② 53 BB 1-2 2-3 1B		3	0	1	0	1	1	1
53 Welington Castillo, R (1, 2) OBP: 0.332, SLG: 0.360			C SL 81 B SI 90 S SL 82 X SL 82 1-2 37 E 15 E 24 1B 1B	S SI 90 X SI 92 0-1 15 1B 1B		F FF 91 X FF 90 0-1 ① F9		B FF 94 B SI 93 B FF 94 B FF 93 4-0 1-2 2-3 BB		3	1	2	0	1	0	1
15 Darwin Barney, R (1, 4) OBP: 0.291, SLG: 0.349			B SI 90 F FF 91 X SI 91 1-1 FC5 37 E 24 1B 1-2	C FF 91 X SI 91 0-1 1-2 1B		1 SAFE S SL 82 B FF 91 1 SAFE F FF 91 B SL 84 X FF 92 2-2 ②③ F9-3 1-1		B FF 93 B SI 90 C FF 94 B FF 95 C FF 93 F FF 94 X FF 96 3-2 ③ F8		4	1	1	0	0	0	5
37 Travis Wood, R (1, 1) OBP: 0.303, SLG: 0.484 54 Shawn Camp, R (7, 1) 20 Julio Borbon, L (7, PH) OBP: 0.262, SLG: 0.267 50 Blake Parker, R (8, 1) 63 Kevin Gregg, R (9, 1) 21 Scott Hairston, R (9, PH) OBP: 0.217, SLG: 0.372			B FF 90 2 SAFE M FF 90 B FF 91 2 SAFE F FF 93 X SL 84 2-2 ① G5-3 1-2 2-3	C SL 84 S SL 83 B SL 84 L SL 82 1-3 ② K			L SI 92 X SI 92 0-1 ① G6-3		C SI 92 C CU 74 S SI 94 0-3 ① K	2 0 1 0 0 0 1	0 0 0 0 0 0 0	0 0 0 0 0 0 0	0 0 0 0 0 0 0	0 0 0 0 0 0 0	1 0 0 0 0 0 0	4 0 0 0 0 0 0
Inning Stats	R: 0 E: 0 K: 0 S: 6 H: 0 LOB: 0 BB: 0 P: 10	R: 0 E: 0 K: 1 S: 7 H: 0 LOB: 0 BB: 1 P: 12	R: 2 E: 2 K: 1 S: 19 H: 3 LOB: 3 BB: 1 P: 29	R: 0 E: 0 K: 2 S: 11 H: 2 LOB: 2 BB: 0 P: 12	R: 1 E: 0 K: 1 S: 14 H: 1 LOB: 0 BB: 0 P: 22	R: 0 E: 0 K: 0 S: 6 H: 0 LOB: 0 BB: 1 P: 12	R: 0 E: 0 K: 0 S: 7 H: 0 LOB: 0 BB: 0 P: 9	R: 0 E: 0 K: 0 S: 13 H: 2 LOB: 3 BB: 2 P: 29	R: 0 E: 0 K: 1 S: 5 H: 0 LOB: 0 BB: 0 P: 6	1B: 6 2B: 2 3B: 0 HR: 1	SF: 0 SAC: 0 DP: 2 HBP: 0	WP: 0 PB: 0 SB: 0 CS: 0	PA: 38			

PITCHER		IP	WLS	BF	H	R	ER	SO	BB	IBB	HBP	BLK	WP	HR	S	P	ERA	WHIP
20 Bud Norris, R ERA: 3.6	(1, 1)	6.0		26	6	3	2	5	3	0	0	0	0	1	63	97	3.00	1.500
68 José Cisnero, R ERA: 2.2	(7, 1)	2.0	W	9	2	0	0	0	1	1	0	0	0	0	20	38	0.00	1.500
41 Jose Veras, R ERA: 3.82	(9, 1)	1.0	S	3	0	0	0	1	0	0	0	0	0	0	5	6	0.00	0.000

PITCHER	IP	WLS	BF	H	R	ER	SO	BB	IBB	HBP	BLK	WP	HR	S	P	ERA	WHIP

BOTTOM

Houston Astros @ Chicago Cubs

Wrigley Field, Chicago, IL

Sat Jun 22 2013, 3:07 PM - 6:08 PM CDT

Att. 38,870 - Cloudy - 74 F

livebaseballscorecards.com

AB	33
R	3
H	8
RBI	3
BB	5
SO	6
LOB	19

Batter	1	2	3	4	5	6	7	8	9	AB	R	H	RBI	BB	SO	LOB
44 Justin Maxwell, R (1, 8) OBP: 0.308, SLG: 0.371	F FF 94 F FF 94 C SL 85 0-3 K		F FF 95 B SL 86 B FF 96 X FF 94 2-1 G5-3		C FF 95 C FF 95 B SL 84 B FF 96 S FS 84 2-3 K		F SI 93 X SI 94 0-1 27 L1-3 1B		B SI 95 C FF 96 C FF 97 F FF 97 B SI 98 B SL 87 D SI 97 4-2 15 1B 27 E 14 G5-3 BB	4	1	1	0	1	2	0
27 Jose Altuve, R (1, 4) OBP: 0.329, SLG: 0.381	S FF 94 X SI 94 0-1 F9			B FF 94 C FF 93 F SL 84 B FS 83 X FF 96 2-2 15 2B 14 G4-3 1B	S SL 82 X SL 84 0-1 L9		X SL 83 0-0 L1-3 1-1		C SI 98 X SI 98 0-1 FC3 14 G5-3 15 1B 1-2	5	1	1	0	0	0	2
15 Jason Castro, L (1, 2) OBP: 0.332, SLG: 0.486	X SI 94 0-0 L7			C SI 94 X FS 84 0-1 14 G4-3 23 2B 1-3 2B	B FF 94 X SI 95 1-0 2B		C FF 94 B FF 94 B SI 94 C SL 83 B FS 83 X SI 96 3-2 G4-3		B SI 99 D SI 98 C SI 98 B FF 98 X FF 97 3-1 14 G5-3 1-2 2-3 1B	5	1	3	0	0	0	0
14 J.D. Martinez, R (1, 7) OBP: 0.275, SLG: 0.413		B FF 93 B FF 94 F SI 93 B FF 94 S SI 94 F SI 94 X SI 94 3-2 G4-3		C SI 95 B SL 81 X SI 95 1-1 G4-3 2-3 3-H	X SI 95 0-0 G5-3			F FF 89 C SI 89 B FF 89 X SL 84 1-2 23 2B 1B	D SI 98 C FF 97 F FF 97 B FF 97 F FF 98 X SL 85 2-2 G5-3 1-2 2-3f 3-H	5	1	1	1	0	0	4
23 Chris Carter, R (1, 3) OBP: 0.317, SLG: 0.466		F SL 84 X SI 95 0-1 1B		D SL 86 C SL 84 X SL 84 1-1 30 E 3-H 2B		C FF 94 B SI 94 X SL 83 1-1 30 1B 2B		D CH 82 F CH 82 S SI 88 B FF 90 F CH 82 X FF 88 2-2 9 1B 1-H 2B	B FF 98 B FF 98 B SI 98 C FF 98 X SI 98 3-1 G6-3	5	2	4	2	0	0	1
59 Marc Krauss, L (1, 9)		B SI 94 X FF 94 1-0 F9		B SI 96 F SI 94 B SI 95 T SI 94 X FS 83 2-2 F8		C SI 95 B SL 86 B FS 83 B SI 94 C SI 94 X SL 81 3-2 F9		F FF 88 B SL 82 X SL 84 1-1 P5		4	0	0	0	0	0	4
30 Matt Dominguez, R (1, 5) OBP: 0.267, SLG: 0.408		F FF 95 X SL 84 0-1 F9		C FF 95 S FF 95 B FF 96 F FS 84 X FF 96 1-2 E6 9 1B 2-H		X SI 95 0-0 2-H 1B		F FC 88 B FC 87 F FF 89 F FF 89 D SL 82 F FC 88 X CH 82 2-2 G1-3		4	0	1	1	0	0	2
9 Marwin Gonzalez, S (1, 6) OBP: 0.250, SLG: 0.339			L FF 94 X SI 95 0-1 G3	F FF 95 X SI 95 0-1 2-3 1B		X SI 93 0-0 F8		X FF 90 0-0 2-3 1B		4	0	2	0	0	0	1
18 Jordan Lyles, R (1, 1) 2 Brandon Barnes, R (6, PH) OBP: 0.316, SLG: 0.375 46 Wade LeBlanc, L (6, 1) OBP: 0.167, SLG: 0.167 35 Josh Fields, R (7, 1) 13 Ronny Cedeno, R (8, PH) OBP: 0.280, SLG: 0.348 53 Wesley Wright, R (8, 1)			C FF 94 C FF 94 S SI 94 0-3 K	1 SAFE C FF 94 B SI 95 S SI 95 S SI 95 1-3 K		B FF 94 F FF 93 S FF 95 F FF 97 1 SAFE T FF 96 1-2 K		B CU 73 S CH 82 S SL 82 T SL 83 1-2 K		2 1 0 0 1 0	0 0 0 0 0 0	0 0 0 0 0 0	0 0 0 0 0 0	2 1 0 0 1 0	2 1 0 0 2 0	2 1 0 0 1 0
Inning Stats	R: 0 E: 0 K: 1 S: 6 H: 0 LOB: 0 BB: 0 P: 6	R: 0 E: 0 K: 0 S: 9 H: 1 LOB: 1 BB: 0 P: 13	R: 0 E: 0 K: 1 S: 7 H: 0 LOB: 0 BB: 0 P: 9	R: 3 E: 1 K: 1 S: 21 H: 4 LOB: 2 BB: 0 P: 29	R: 0 E: 0 K: 1 S: 7 H: 1 LOB: 1 BB: 0 P: 10	R: 1 E: 0 K: 1 S: 11 H: 2 LOB: 0 BB: 0 P: 16	R: 0 E: 0 K: 0 S: 6 H: 1 LOB: 0 BB: 0 P: 9	R: 1 E: 0 K: 1 S: 18 H: 3 LOB: 2 BB: 0 P: 25	R: 1 E: 1 K: 0 S: 13 H: 1 LOB: 1 BB: 1 P: 25	1B: 8 2B: 6 3B: 0 HR: 0 SF: 0 SAC: 0 DP: 2 HBP: 0						

TOP

Houston Astros @ Chicago Cubs

Wrigley Field, Chicago, IL

Sun Jun 23 2013, 1:24 PM - 4:38 PM CDT

Att. 35,121 - Sunny - 84 F

livebaseballscorecards.com

AB	40
R	6
H	13
RBI	4
BB	1
SO	6
LOB	19

WP: 0 PB: 0 SB: 0 CS: 0 PA: 41

PITCHER		IP	WLS	BF	H	R	ER	SO	BB	IBB	HBP	BLK	WP	HR	S	P	ERA	WHIP
29 Jeff Samardzija, R ERA: 3.39	(1, 1)	7.0	W	30	9	4	3	5	0	0	0	0	0	0	67	92	3.86	1.286
40 James Russell, L ERA: 2.22	(8, 1)	0.2		5	3	1	1	0	0	0	0	0	0	0	15	21	13.50	4.500
33 Carlos Villanueva, R ERA: 3.74	(8, 1)	0.1		1	0	0	0	1	0	0	0	0	0	0	3	4	0.00	0.000
62 Henry Alberto Rodriguez, R ERA: 3.43	(9, 1)	1.0		5	1	1	0	0	1	0	0	0	0	0	13	25	0.00	2.000

BOTTOM

Batter	1	2	3	4	5	6	7	8	9	AB	R	H	RBI	BB	SO	LOB
24 Luis Valbuena, L (1, 5) OBP: 0.355, SLG: 0.410	F FF 92 C SI 92 X CU 80 0-2 ① F7		B SI 93 C CU 77 X SI 93 1-1 FC6, 13 BB 1-2 19 1B	C CU 79 B SL 86 B CU 79 X SI 92 2-1 ② G4-3		B FF 88 B CU 78 C CU 78 C CU 77 X SI 88 2-2 ① F8	B CU 77 B FF 86 X SI 85 2-0 1-H 3B			5	1	1	1	0	0	1
13 Starlin Castro, R (1, 6) OBP: 0.264, SLG: 0.318	B SI 93 B FF 93 C SI 94 F SL 87 X SL 87 2-2 ② G3		B SL 86 B FF 93 B SI 92 B SI 91 4-0 19 1B 1-2 2-3 44 SF8 BB	S SL 85 C SL 85 F SL 84 B SI 93 X CU 80 1-2 ③ L8		C FF 88 X CU 80 0-1 ② L5	B FF 92 B FF 93 C FF 92 B FF 93 F FF 92 T FF 92 3-2 ③ K			4	1	0	0	1	1	1
19 Nate Schierholtz, L (1, 9) OBP: 0.347, SLG: 0.558	X SI 94 0-0 1B		F CU 80 B CH 80 X CH 82 1-1 44 SF8 1-3 2-H 3-H 6 2B 1B		C CU 82 B CH 80 S CH 80 F SI 92 S CU 79 1-3 ① K	B CU 79 X FF 88 1-0 ③ P2		B FF 88 S KC 80 B SL 81 B FF 89 X SI 89 3-1 44 HR 1B		5	2	3	2	0	1	0
12 Alfonso Soriano, R (1, 7) OBP: 0.278, SLG: 0.398 62 Henry Alberto Rodriguez, R (9) C CU 79 C CU 79 1 SAFE B SI 92 X CU 81 1-2 ③ F9		F SI 91 B SI 94 F SI 91 F CU 80 S CU 81 1-3 ① K	C CU 79 B FF 93 B SI 93 X SI 93 2-1 44 1B 3B			F SI 87 B CH 73 S CH 75 X FF 86 1-2 6 HR 2B	C FF 90 F FF 90 F CH 85 B FF 91 X CH 86 1-2 ① F7		5 0	2 0	2 0	0 0	0 0	1 0	4 0
44 Anthony Rizzo, L (1, 3) OBP: 0.340, SLG: 0.469		F SI 92 B CH 81 X SI 92 1-1 E9 6 G4-3 2B	B CH 81 B CU 78 X CH 81 2-0 ② SF8 1-2 3-H		X SI 92 0-0 6 2B 3-H 1B	H FF 87 1-0 6 HR HBP	B FF 91 X KC 79 1-0 1-H HR			3	4	3	4	0	0	0
6 Ryan Sweeney, L (1, 8) OBP: 0.356, SLG: 0.521		C SL 84 D CH 81 S SI 92 D SL 87 D SL 88 X CH 81 3-2 ① G4-3 3-H	B SI 92 B SL 84 X SI 93 2-0 15 1B 2-H 2B		D CU 78 B CH 80 C SI 91 B SI 91 X SI 91 3-1 15 1B 1-H 2B	D CU 79 B SI 87 X CU 77 2-0 1-H 2-H HR	C FF 90 F FF 91 C FF 92 0-3 ② K			5	2	3	6	0	1	0
53 Welington Castillo, R (1, 2) OBP: 0.333, SLG: 0.363		B SI 95 C SL 86 F CU 81 B CU 82 X FF 94 2-2 ② F8	C CU 80 H SI 90 1-1 15 1B HBP		B CU 81 F SL 85 B CU 79 F SL 84 D CU 81 S CU 78 3-3 ② K	B SI 87 F SI 86 C CH 76 B CH 74 X FF 87 2-2 ① P3	S CH 86 B SI 91 B SI 87 X FF 92 2-1 2B			4	0	1	0	0	1	1
15 Darwin Barney, R (1, 4) OBP: 0.293, SLG: 0.350		X CU 79 0-0 ③ G5-3	X SL 86 0-0 ③ 1-2 2-H 1B		C SL 85 X SL 86 0-1 2-H 1B	B CH 75 B SI 87 F SI 87 X SI 87 2-1 ② L7	C CH 85 B SI 91 F SL 82 C FF 91 1-3 ③ K			5	0	2	1	0	1	1
29 Jeff Samardzija, R (1, 1) OBP: 0.143, SLG: 0.259 21 Scott Hairston, R (7, PH) OBP: 0.224, SLG: 0.372 40 James Russell, L (8, 1) 33 Carlos Villanueva, R (8, 1) OBP: 0.176, SLG: 0.176 20 Julio Borbon, L (9, 7) OBP: 0.262, SLG: 0.267			X SI 92 0-0 13 BB 24 E 19 1B 1B	B FF 92 B SI 92 X SI 91 2-0 ① G4-3	F FF 92 B CU 79 X FF 93 1-1 ③ F9	C CH 75 B CH 73 S CH 73 B CH 75 F FF 87 B CH 74 D CH 76 4-2 24 3B BB				3 0 0 0 0	1 1 0 0 0	1 0 0 0 0	0 0 0 0 0	0 1 0 0 0	0 0 0 0 0	1 0 0 0 0
Inning Stats	R: 0 E: 0 K: 0 S: 10 H: 1 LOB: 1 BB: 0 P: 13	R: 1 E: 1 K: 0 S: 9 H: 1 LOB: 0 BB: 0 P: 15	R: 4 E: 1 K: 1 S: 13 H: 4 LOB: 2 BB: 1 P: 25	R: 0 E: 0 K: 0 S: 7 H: 0 LOB: 0 BB: 0 P: 12	R: 3 E: 0 K: 2 S: 16 H: 4 LOB: 1 BB: 0 P: 26	R: 0 E: 0 K: 0 S: 6 H: 0 LOB: 0 BB: 0 P: 9	R: 4 E: 0 K: 1 S: 16 H: 3 LOB: 1 BB: 1 P: 33	R: 2 E: 0 K: 2 S: 15 H: 3 LOB: 0 BB: 0 P: 23		1B: 7 2B: 5 3B: 2 HR: 2 SF: 1 SAC: 0 DP: 0 HBP: 2				WP: 0 PB: 0 SB: 0 CS: 0 PA: 44	

PITCHER		IP	WLS	BF	H	R	ER	SO	BB	IBB	HBP	BLK	WP	HR	S	P	ERA	WHIP
18 Jordan Lyles, R ERA: 3.68	(1, 1)	5.0	L	27	10	8	5	3	1	0	1	0	0	0	55	91	9.00	2.200
46 Wade LeBlanc, L ERA: 5.5	(6, 1)	1.2		10	3	4	4	0	1	0	1	0	0	1	19	36	21.60	2.400
35 Josh Fields, R ERA: 2.7	(7, 1)	0.1		1	0	0	0	1	0	0	0	0	0	0	3	6	0.00	0.000
53 Wesley Wright, L ERA: 4.61	(8, 1)	1.0		6	3	2	2	2	0	0	0	0	0	1	15	23	18.00	3.000

PITCHER	IP	WLS	BF	H	R	ER	SO	BB	IBB	HBP	BLK	WP	HR	S	P	ERA	WHIP

Houston Astros @ Chicago Cubs

Wrigley Field, Chicago, IL

Sun Jun 23 2013, 1:24 PM - 4:38 PM CDT

Att. 35,121 - Sunny - 84 F

livebaseballscorecards.com

AB	39
R	14
H	16
RBI	14
BB	2
SO	6
LOB	9

Chicago Cubs @ Milwaukee Brewers

Miller Park, Milwaukee, WI

Tue Jun 25 2013, 7:11 PM - 9:58 PM CDT

Att. 30,172 - Overcast - 73 F

TOP

livebaseballscorecards.com

Batter	1	2	3	4	5	6	7	8	9	AB	R	H	RBI	BB	SO	LOB
24 Luis Valbuena, L (1, 5) OBP: 0.353, SLG: 0.407	C SI 89 B SL 86 F SI 90 X SL 84 1-2 15 SH1-3 1B		F SI 89 B SL 83 C SI 89 X SI 91 1-2 ① F7		C CU 74 F SL 83 X SI 89 0-2 ① P3		B SI 91 C SI 90 B SL 85 X SI 90 2-1 ② L8			4	0	1	0	0	0	1
15 Darwin Barney, R (1, 4) OBP: 0.293, SLG: 0.350	X SI 89 0-0 ① SH1-3 1-2		X CU 73 0-0 19 HR 1-2 1B		B SI 89 X SI 89 1-0 ② L8		X SI 90 0-0 ③ F9			3	1	1	0	0	0	0
19 Nate Schierholtz, L (1, 9) OBP: 0.350, SLG: 0.576	F SI 89 B SL 84 S CH 81 B CH 81 B SI 91 F CH 80 F CH 80 S SL 85 3-3 ② K		B CH 80 B CH 79 C SI 89 X SI 90 2-1 1-H 2-H HR		C CU 74 B CH 80 F SL 84 F CH 80 F SL 85 F CU 75 X CH 81 1-2 2B			B FF 92 C FF 92 X SL 82 1-1 ① F9		4	1	2	3	0	1	1
12 Alfonso Soriano, R (1, 7) OBP: 0.274, SLG: 0.392	F CU 74 S SL 84 T SI 91 0-2 ③ K		B SL 84 C SI 89 X SL 83 1-1 ② G5-3		B SL 84 B CU 75 S SL 85 X CU 74 2-1 ③ G5-3			B FF 92 B SL 78 F SI 90 S SL 80 B FF 92 C SL 81 3-3 ② K		4	0	0	0	0	2	2
44 Anthony Rizzo, L (1, 3) OBP: 0.339, SLG: 0.470		X CU 74 0-0 ① G4-3	C CU 73 C SI 89 X CH 80 0-2 ③ G4-3			X CU 72 0-0 2B		B FF 92 S FF 93 S SL 83 B FF 92 X SL 82 2-2 ③ L4		4	0	1	0	0	0	0
6 Ryan Sweeney, L (1, 8) OBP: 0.352, SLG: 0.520		C SI 89 X SL 84 0-1 2B		C SI 89 X CH 80 0-1 ① F9		C CH 77 F SI 87 F SL 81 B SI 89 X CH 79 1-2 ① P6			B SI 91 B SI 89 X SI 88 2-0 ① P6	4	0	1	0	0	0	1
53 Welington Castillo, R (1, 2) OBP: 0.332, SLG: 0.365		B CU 74 B SL 85 F SL 83 C CH 80 C CU 73 2-3 ② K		C SI 90 B CH 80 F SL 84 X CU 74 1-2 1 FC6-5 2B		F SL 84 B SI 89 S CH 79 B SL 83 X SI 89 2-2 ② G1-3			C SI 90 C SL 81 B SL 82 X SL 80 1-2 ② L8	4	0	1	0	0	1	2
1 Cody Ransom, R (1, 6) OBP: 0.308, SLG: 0.531		X CU 74 0-0 ③ G5-3		F SL 83 X SI 90 0-1 ② FC6-5 2-3		X SL 84 0-0 ③ G3			C SI 89 B SI 88 F SL 81 B SL 81 F SI 90 B SI 89 X SI 88 3-2 ③ G6-3	4	0	0	0	0	0	3
36 Edwin Jackson, R (1, 1) OBP: 0.160, SLG: 0.167			B SI 89 C SI 89 B SL 83 X SI 89 2-1 15 1B 19 HR 1B	B SL 84 C SL 84 B SI 89 C SI 90 X SL 82 2-2 ③ F9			B SI 87 B CH 80 S SI 90 C SI 90 F SI 90 X FF 90 2-2 ① L9			2	1	1	0	0	0	1
56 Héctor Rondón, R (5, 1)										0	0	0	0	0	0	0
20 Julio Borbon, L (7, PH) OBP: 0.258, SLG: 0.262										1	0	0	0	0	0	0
54 Shawn Camp, R (7, 1)										0	0	0	0	0	0	0

Inning Stats										
	R: 0 E: 0 K: 2 S: 12	H: 1 LOB: 1 BB: 0 P: 16	R: 0 E: 0 K: 1 S: 7	H: 1 LOB: 1 BB: 0 P: 9	R: 3 E: 0 K: 0 S: 13	H: 3 LOB: 0 BB: 0 P: 19	R: 0 E: 0 K: 0 S: 10	H: 1 LOB: 1 BB: 0 P: 13	R: 0 E: 0 K: 0 S: 12	H: 1 LOB: 1 BB: 0 P: 16
	R: 0 E: 0 K: 0 S: 9	H: 1 LOB: 1 BB: 0 P: 12	R: 0 E: 0 K: 0 S: 7	H: 0 LOB: 0 BB: 0 P: 11	R: 0 E: 0 K: 1 S: 8	H: 0 LOB: 0 BB: 0 P: 14	R: 0 E: 0 K: 0 S: 8	H: 0 LOB: 0 BB: 0 P: 14	1B: 3 2B: 4 3B: 0 HR: 1	SF: 0 SAC: 1 DP: 0 HBP: 0	WP: 0 PB: 0 SB: 0 CS: 0	PA: 35

PITCHER		IP	WLS	BF	H	R	ER	SO	BB	IBB	HBP	BLK	WP	HR	S	P	ERA	WHIP
26 Kyle Lohse, R ERA: 3.69	(1, 1)	7.0	W	29	8	3	3	3	0	0	0	0	0	1	70	96	3.86	1.143
51 Michael Gonzalez, L ERA: 3.33	(8, 1)	1.0		3	0	0	0	1	0	0	0	0	0	0	8	14	0.00	0.000
31 Burke Badenhop, R ERA: 3.41	(9, 1)	1.0		3	0	0	0	0	0	0	0	0	0	0	8	14	0.00	0.000

PITCHER	IP	WLS	BF	H	R	ER	SO	BB	IBB	HBP	BLK	WP	HR	S	P	ERA	WHIP

AB	34
R	3
H	8
RBI	3
BB	0
SO	4
LOB	11

BOTTOM

Chicago Cubs @ Milwaukee Brewers

Miller Park, Milwaukee, WI

Tue Jun 25 2013, 7:11 PM - 9:58 PM CDT

Att. 30,172 - Overcast - 73 F

livebaseballscorecards.com

Batter	1	2	3	4	5	6	7	8	9	AB	R	H	RBI	BB	SO	LOB
7 Norichika Aoki, L (1, 9) OBP: 0.369, SLG: 0.381	B FF 90 B SI 91 B FF 91 C FF 90 X FF 91 3-1 ① G4-3		C SI 93 B FF 94 X CU 79 1-1 ② FC3-6 9 PO 1-2f		B FF 94 C CU 80 D FF 95 D CU 81 B FF 94 4-1 9 2B 20 1B BB		X SI 87 0-0 9 G3 9 E 20 FC1-2-5-1 1B			3	1	1	0	1	0	1
9 Jean Segura, R (1, 6) OBP: 0.367, SLG: 0.528	C FF 90 B FF 91 B SL 83 B SI 92 X FF 92 3-1 ② G4-3		1 SAFE 0-0 ③ PO 1-2	C SL 85 F CU 79 B SL 87 X FF 93 1-2 ① L9	B SL 84 C FF 92 B FF 94 F SI 93 X FF 93 2-2 20 1B 1-3 2-H 2B		1 SAFE C SI 87 X SL 79 0-1 ① G3 1-3			4	1	1	1	0	0	1
20 Jonathan Lucroy, R (1, 2) OBP: 0.327, SLG: 0.451	C FF 92 B FF 91 B FF 91 X FF 92 2-1 ③ L9			C FF 92 F SI 92 F FF 92 B FF 94 F CU 80 F FF 95 S SL 87 1-3 ② K	F FF 93 B CU 80 S SL 85 D SL 86 F SI 94 X SL 86 2-2 16 PB 2-H 3-H 1B		C SI 87 F SI 87 F FF 88 X SL 80 0-2 ② FC1-2-5-1 3-H			4	0	1	2	0	1	1
16 Aramis Ramirez, R (1, 5) OBP: 0.347, SLG: 0.413		B FF 91 S SL 84 S FF 90 B FF 93 X SI 93 2-2 ① G5-3		B FF 92 B CU 78 C SL 84 X FF 93 2-1 ③ G1-3	B FF 92 C FF 91 F FF 92 S FF 92 1-3 ③ K 1-2		C SL 78 X SI 87 0-1 ③ G6-3			4	0	0	0	0	1	2
21 Juan Francisco, L (1, 3) OBP: 0.289, SLG: 0.391		B SL 81 F SI 92 B CU 77 B SL 83 X SI 92 3-1 HR			F SL 84 B CU 78 B SL 84 B SL 82 B CH 87 4-1 23 2B BB	X FF 92 0-0 23 HR 2B		B CH 81 B SI 86 F SL 79 X SI 87 2-1 ① F7		3	3	2	1	1	0	0
23 Rickie Weeks Jr., R (1, 4) OBP: 0.327, SLG: 0.396		B SL 84 F SI 92 B FF 92 X FF 92 2-1 ② F9			F FF 93 B SL 85 B SI 93 X FF 94 2-1 22 WP 15 1B 1-H 2B	C SI 94 X FF 93 0-1 2-H HR		C SL 78 X CH 81 0-1 HR		4	3	3	4	0	0	0
22 Logan Schafer, L (1, 8) OBP: 0.272, SLG: 0.299		C SI 90 C FF 92 H SI 93 1-2 15 PO HBP			F SI 93 S SL 84 B SL 86 X FF 94 1-2 ① G3 2-3	X SI 96 0-0 ① P3		F SI 87 C SL 78 X SI 85 0-2 ② F9		3	0	0	0	0	0	1
15 Caleb Gindl, L (1, 7) OBP: 0.333, SLG: 0.231	B FF 92 1 SAFE F FF 93 B FF 93 1 SAFE 2-1 ③ PO 1-2		B FF 92 X FF 91 1-0 ① F7		X FF 94 0-0 26 SH1-4 9 2B 3-H 1B	F SI 94 X FF 93 0-1 ② G1-6-3		B SL 78 B SL 78 B SI 86 C SI 85 F SI 86 X SI 86 3-2 1B		4	1	2	1	0	0	0
26 Kyle Lohse, R (1, 1) OBP: 0.148, SLG: 0.148 51 Michael Gonzalez, R (8, 1) 2 Scooter Gennett, L (8, PH) OBP: 0.256, SLG: 0.366 31 Burke Badenhop, R (9, 1)			C FF 91 X FF 92 0-1 7 FC3-6 1B		L FF 92 1 SAFE X SL 85 0-1 ② SH1-4 1-2	C FF 95 X FF 93 0-1 ③ G6-3		C SI 87 X SL 78 0-1 ③ G4-3		2 0 1 0	0 0 0 0	1 0 0 0	0 0 0 0	0 0 0 0	0 0 1 0	0 0 1 0
Inning Stats	R: 0 E: 0 K: 0 S: 6 H: 0 LOB: 0 BB: 0 P: 14	R: 1 E: 0 K: 0 S: 10 H: 1 LOB: 0 BB: 0 P: 20	R: 0 E: 0 K: 0 S: 5 H: 1 LOB: 0 BB: 0 P: 7	R: 0 E: 0 K: 1 S: 11 H: 0 LOB: 0 BB: 0 P: 15	R: 5 E: 0 K: 1 S: 20 H: 4 LOB: 1 BB: 2 P: 36	R: 2 E: 0 K: 0 S: 8 H: 2 LOB: 0 BB: 0 P: 8	R: 0 E: 1 K: 0 S: 9 H: 1 LOB: 1 BB: 0 P: 9	R: 1 E: 0 K: 0 S: 12 H: 2 LOB: 1 BB: 0 P: 17		1B: 5 2B: 3 3B: 0 HR: 3	SF: 0 SAC: 1 DP: 0 HBP: 1		WP: 1 PB: 1 SB: 0 CS: 0	PA: 38		

	AB	32
	R	9
	H	11
	RBI	9
	BB	2
	SO	2
	LOB	7

PITCHER		IP	WLS	BF	H	R	ER	SO	BB	IBB	HBP	BLK	WP	HR	S	P	ERA	WHIP
36 Edwin Jackson, R ERA: 5.84	(1, 1)	4.2	L	21	6	6	6	1	2	0	1	0	1	1	49	88	11.57	1.714
56 Héctor Rondón, R ERA: 6.23	(5, 1)	1.1		6	2	2	2	1	0	0	0	0	0	1	11	12	13.50	1.500
54 Shawn Camp, R ERA: 6.53	(7, 1)	2.0		9	3	1	1	0	0	0	0	0	0	1	21	26	4.50	1.500

PITCHER	IP	WLS	BF	H	R	ER	SO	BB	IBB	HBP	BLK	WP	HR	S	P	ERA	WHIP

Batter	1	2	3	4	5	6	7	8	9	AB	R	H	RBI	BB	SO	LOB
24 Luis Valbuena, L (1, 5) OBP: 0.359, SLG: 0.409	B FF 89 F FF 89 F FF 91 B FF 90 B CU 78 B FF 91 4-2 44 BB 13 1B BB	F CU 78 B SL 86 D CU 78 S FF 91 X CU 78 2-2 3-H 1B		C SL 85 X CU 77 0-1 E4 19 F8 13 1B 44 1B	C FF 91 B SL 82 X FF 88 1-1 1B		B SI 87 B SI 88 X SI 88 2-0 ③ G4-3			4	1	2	1	1	0	2
13 Starlin Castro, R (1, 6) OBP: 0.266, SLG: 0.320	X FF 91 0-0 44 BB 1-2 1B	B SL 85 C FF 91 F FF 92 S CU 78 1-3 ② K		1 SAFE B CU 79 B SL 85 F FF 91 B FF 91 X FF 91 3-1 6 BB 44 1B 1-2 1B	B SL 80 B FF 92 C SI 92 F FF 92 1 SAFE F SL 82 F FF 91 B SI 92 X SL 82 3-2 ③ G5-3			F SL 83 X SI 88 0-1 ① G5-3		5	1	2	0	0	1	2
19 Nate Schierholtz, L (1, 9) OBP: 0.342, SLG: 0.563	C FF 91 F SL 88 S CU 78 0-3 ① K	B CU 78 B SL 83 B CH 84 X SL 84 3-0 ③ F8		B CU 78 C CU 78 T FF 92 F CU 79 F CU 77 F FF 92 B FF 92 X CU 79 2-2 ② F8 2-3		C FF 92 X SL 82 0-1 ① G1-3		X SI 90 0-0 ② G4-3		5	0	0	0	0	1	5
6 Ryan Sweeney, L (1, 8) OBP: 0.355, SLG: 0.539	B CU 77 C SI 90 B SL 87 X SL 86 2-1 ② L7		B FF 89 C CU 75 X FF 90 1-1 HR	B SI 91 B CU 78 B SL 85 C SL 82 C SL 83 B CU 78 4-2 44 1B 1-2 BB		C FF 90 B SL 83 F SL 81 F SL 84 F SL 82 F FF 91 C FF 92 1-3 ② K		B SI 90 C SI 90 B SL 83 X SI 90 2-1 ③ G6-3		4	1	1	1	1	1	2
44 Anthony Rizzo, L (1, 3) OBP: 0.343, SLG: 0.474	B FF 92 D SL 87 B SL 87 B SI 91 4-0 1-2 2-3 BB		X CU 76 0-0 47 E 15 F8-2 2B	S SL 85 C SL 86 X FF 92 0-2 47 BB 1-3 2-H 3-H 1B		C SL 82 S SL 84 S SL 82 0-3 ③ K			B FF 94 X FF 94 1-0 ① G4-3	4	0	2	2	1	1	0
47 Brian Bogusevic, L (1, 7) OBP: 0.600, SLG: 0.500	C CU 78 F FF 91 B SL 87 B FF 92 F CU 79 T FF 92 2-2 ③ K		T FF 91 F SL 85 D CU 79 B SI 91 F FF 91 X CU 78 2-2 E7 2-3	B CU 78 B SL 84 B SL 86 C FF 90 D SL 84 4-1 53 FC6-4 1-2 BB			C SL 78 B FS 84 C SL 79 B SI 87 X SL 80 2-2 15 S 1B		B FF 95 C FF 95 X FF 95 1-1 53 G6-4-3 1B	4	0	2	0	1	1	4
53 Welington Castillo, R (1, 2) OBP: 0.329, SLG: 0.362		C SL 86 X SL 86 0-1 15 2B 1B	D CU 79 C CU 78 C SI 92 X CU 78 1-2 ① G5-3	C CU 78 X SI 90 0-1 ③ FC6-4 1-2f			1 SAFE 1 SAFE F SI 88 B SI 87 F SI 87 1 SAFE S 1 SAFE 1-3 ① K		1 SAFE P PO 87 X FF 95 1-0 ②③ G6-4-3 1-2f	5	1	1	0	0	1	7
15 Darwin Barney, R (1, 4) OBP: 0.293, SLG: 0.353		C FF 90 F SL 85 B FF 91 X SL 88 1-2 46 S 24 1B 1-H 2B	X FF 91 0-0 ②③ F8-2 3-H		B SI 91 F SI 90 S SL 79 B SL 81 X FF 91 2-2 ① P6		1 SAFE C SI 87 B SL 79 X SL 79 1-1 ② P3 1-2			4	1	1	1	0	0	3
46 Scott Feldman, L (1, 1) OBP: 0.176, SLG: 0.324 20 Julio Borbon, L (7, PH) OBP: 0.269, SLG: 0.262 40 James Russell, L (7, 1) 33 Carlos Villanueva, R (8, 1) OBP: 0.176, SLG: 0.176 63 Kevin Gregg, R (9, 1)		L CU 76 S CU 76 S CU 79 0-3 ① K 2-3		C SL 88 B CU 77 S CU 77 S CU 78 1-3 ① K	S FF 91 S SL 80 S SL 81 0-3 ② K		C FS 83 B SI 88 B SL 78 F SI 87 B SL 80 B SL 79 4-2 BB			3 0 0 0 0	0 0 0 0 0	0 0 0 0 0	0 1 0 0 0	3 0 0 0 0	1 0 0 0 0

Inning Stats																																			
	R: 0	E: 0	K: 2	S: 12	H: 1	LOB: 3	BB: 2	P: 24	R: 2	E: 0	K: 2	S: 15	H: 3	LOB: 1	BB: 0	P: 22	R: 1	E: 1	K: 0	S: 11	H: 2	LOB: 1	BB: 0	P: 15	R: 2	E: 1	K: 1	S: 21	H: 2	LOB: 3	BB: 2	P: 35	R: 0	E: 0	K: 1	S: 13	H: 1	LOB: 1	BB: 0	P: 19	R: 0	E: 0	K: 2	S: 11	H: 0	LOB: 0	BB: 0	P: 12	R: 0	E: 0	K: 1	S: 11	H: 1	LOB: 2	BB: 1	P: 21	R: 0	E: 0	K: 0	S: 5	H: 0	LOB: 0	BB: 0	P: 7	R: 0	E: 0	K: 0	S: 5	H: 1	LOB: 0	BB: 0	P: 7	1B: 8	2B: 3	3B: 0	HR: 1	SF: 0	SAC: 0	DP: 2	HBP: 0	WP: 0	PB: 0	SB: 2	CS: 0	PA: 43
---	---	---	---	---	---	---	---	---	---	---	---	---	---	---	---	---	---	---

Chicago Cubs @ Milwaukee Brewers

Miller Park, Milwaukee, WI

Wed Jun 26 2013, 7:12 PM - 10:27 PM CDT

Att. 28,061 - Partly Cloudy - 73 F

BOTTOM

livebaseballscorecards.com

Batter	1	2	3	4	5	6	7	8	9	AB	R	H	RBI	BB	SO	LOB
7 Norichika Aoki, L (1, 9) OBP: 0.371, SLG: 0.386	B CH 87 C SI 88 F FC 87 B FC 88 X SI 90 2-2 ① F8		C CU 76 X FC 89 0-1 9 S 2-H 2B		F CU 75 X FC 89 0-1 ③ G3			C SL 80 X SL 80 0-1 20 PB 20 S 1B		4	0	2	1	0	0	0
9 Jean Segura, R (1, 6) OBP: 0.366, SLG: 0.525	C FC 90 X CU 74 0-1 ② F8		B CU 76 C CU 76 S SI 91 B SI 91 C FC 90 2-3 ② K 2-3			B FC 86 F CU 76 B SI 90 F CU 76 X SI 92 2-2 20 G6-3 16 1B 20 S 1B		1 SAFE 1 SAFE B SL 81 B CU 75 X CH 82 2-0 ① F8		4	1	1	0	0	1	2
20 Jonathan Lucroy, R (1, 2) OBP: 0.321, SLG: 0.443	B SI 89 C FC 87 X SI 90 1-1 ③ L6		D CU 76 B FC 88 C SI 91 C CU 76 S SI 92 2-3 ③ K			1 SAFE 1 SAFE C FC 87 1 SAFE B SI 90 F FC 88 F SI 92 1 SAFE B CU 69 2-2 ① G6-3 1-3		B SI 89 B SI 90 B CU 74 X CH 81 3-0 ② F7 1-3		4	0	0	0	0	1	3
16 Aramis Ramirez, R (1, 5) OBP: 0.351, SLG: 0.435		X CH 87 0-0 HR		X FC 87 0-0 ① G5-3		D CU 75 X FC 88 1-0 23 FC6-4 3-H 1B		B CH 83 S CU 76 B FF 90 F CU 77 S SL 85 2-3 ③ K		4	1	2	2	0	1	1
21 Juan Francisco, L (1, 3) OBP: 0.288, SLG: 0.406		B CU 71 X FC 88 1-0 ① G4-3		B CU 74 F CU 75 F FC 87 B CU 79 B CH 85 X FC 89 3-2 ② P6		F CU 76 B SI 90 F CU 75 X CU 77 1-2 ② F8			F CU 78 B CU 78 X FS 83 1-1 HR	4	1	1	1	0	0	1
23 Rickie Weeks Jr., R (1, 4) OBP: 0.329, SLG: 0.403		B FC 86 B CU 76 C FC 87 C SI 89 S SI 90 2-3 ② K		F FC 87 B SI 91 X CU 76 1-1 1B		1 SAFE B SI 90 X FC 88 1-0 ③ FC6-4 1-2f			C FF 90 B FF 90 B SI 91 C FF 91 B FF 90 F FF 91 F FF 90 X FF 90 3-2 22 SH5-4 3 FC5-2 2B	4	0	2	0	0	1	1
22 Logan Schafer, L (1, 8) OBP: 0.266, SLG: 0.292		B SI 90 X FC 88 1-0 ③ G3		1 SAFE 1 SAFE B CU 74 1 SAFE F FC 88 X CU 74 1-1 ③ G1-3			X SL 82 0-0 ① B2-3	X CU 80 0-0 ① SH5-4 2-3		3	0	0	0	0	0	1
15 Caleb Gindl, L (1, 7) OBP: 0.353, SLG: 0.267 3 Yuniesky Betancourt, R (7, PH) OBP: 0.231, SLG: 0.343 (8, 7)			B SI 90 F FC 88 B FC 88 F SI 88 X SI 89 2-2 49 SH3-4 7 2B 1B		F SI 88 B SI 90 S CU 77 X FC 90 1-2 ① G4-3		C SI 89 F FC 88 F FF 91 B SL 84 X FF 91 1-2 ② G6-3	X CU 80 0-0 ② FC5-2 3-H		2	1	1	0	0	0	0
										2	0	0	0	0	0	1
49 Yovani Gallardo, R (1, 1) OBP: 0.250, SLG: 0.469 32 Tom Gorzelanny, R (5, 1) OBP: 0.333, SLG: 0.333 31 Burke Badenhop, R (7, 1) 14 Jeff Bianchi, R (7, PH) OBP: 0.265, SLG: 0.328 48 Donovan Hand, R (8, 1) 59 John Axford, R (9, 1) 2 Scooter Gennett, L (9, PH) OBP: 0.250, SLG: 0.357			X SI 89 0-0 ① SH3-4 1-2		B SI 89 F SI 89 F FC 88 X CU 77 1-2 ② G5-3		B SI 90 X FF 90 1-0 ③ G6-3	B CU 79 X CU 78 1-0 ③ F9	0 1 0 1 0 0 1	0 0 0 0 0 0 0	0 0 0 0 0 0 0	0 0 0 0 0 0 0	0 0 0 0 0 0 0	0 0 0 0 0 0 0	0 0 0 0 0 0 0	0 0 0 0 0 0 1

	AB	34
	R	4
	H	9
	RBI	4
	BB	0
	SO	4
	LOB	11

Inning Stats	1	2	3	4	5	6	7	8	9
	R: 0 E: 0 K: 0 S: 7	R: 1 E: 0 K: 1 S: 6	R: 1 E: 0 K: 2 S: 12	R: 0 E: 0 K: 0 S: 8	R: 0 E: 0 K: 0 S: 8	R: 1 E: 0 K: 0 S: 13	R: 0 E: 0 K: 0 S: 6	R: 0 E: 0 K: 1 S: 7	R: 1 E: 0 K: 0 S: 10
	H: 0 LOB: 0 BB: 0 P: 10	H: 1 LOB: 0 BB: 0 P: 10	H: 2 LOB: 1 BB: 0 P: 18	H: 1 LOB: 1 BB: 0 P: 13	H: 0 LOB: 0 BB: 0 P: 10	H: 2 LOB: 1 BB: 0 P: 20	H: 0 LOB: 0 BB: 0 P: 8	H: 1 LOB: 1 BB: 0 P: 14	H: 2 LOB: 1 BB: 0 P: 15

| | | | | | | | | | |

Batter	1	2	3	4	5	6	7	8	9	AB	R	H	RBI	BB	SO	LOB
24 Luis Valbuena, L (1, 5) OBP: 0.360, SLG: 0.405	C FF 93 F SI 95 B SI 96 X SL 88 1-2 13 G6-4-3 1B	X SL 84 0-0 G1-3		B SI 93 D SI 95 B SI 94 C FF 92 B FF 94 4-1 19 SF9 13 G3-1 1-2 BB		B SI 91 C SI 92 X CH 87 1-1 L8		B FF 93 F SI 93 B SI 94 X SI 93 2-1 P6		4	0	1	0	1	0	3
13 Starlin Castro, R (1, 6) OBP: 0.268, SLG: 0.324	B FF 95 C FF 96 F FF 95 X FF 95 1-2 G6-4-3 1-2f		C FF 94 B FF 96 B CH 86 B SI 94 C SI 95 F SI 97 X SI 96 3-2 19 S 6 E 1B	C SL 83 X SL 84 0-1 G3-1 1-2 2-3			C SI 90 B SL 83 X SI 90 1-1 2B		B FF 92 F FF 92 S FF 91 F CH 79 X FF 91 1-2 F9	5	1	2	0	0	0	3
19 Nate Schierholtz, L (1, 9) OBP: 0.339, SLG: 0.555	B SI 96 B SI 95 B SI 95 C FF 94 T FF 96 X FF 96 3-2 G4-3		B FF 95 1 SAFE B SI 94 F FF 95 C FF 94 F SL 87 S SL 88 2-3 K 1-2	F FF 95 X FF 95 0-1 SF9 2-3 3-H			B SI 91 S CH 86 D CH 86 F SI 91 F SI 92 F SL 84 F CH 85 B SI 92 F SI 92 4-2 B CH 86 BB		C CU 77 F FF 91 F FF 91 S CH 83 0-3 K	3	0	0	1	1	2	1
6 Ryan Sweeney, L (1, 8) OBP: 0.348, SLG: 0.523		C FF 94 X SI 94 0-1 47 WP 44 S 47 2B 1B	B SL 84 C SI 96 B SI 95 X SI 95 2-1 E7 47 E 30 HR 2-H	B CH 84 C FF 93 X SL 84 1-1 F9			X SI 92 0-0 F7		C CU 76 X CH 82 0-1 F8	5	2	1	0	0	0	3
44 Anthony Rizzo, L (1, 3) OBP: 0.338, SLG: 0.467		S SL 85 B SL 86 B FF 95 1 SAFE B SI 96 C FF 96 S SL 88 3-3 K 1-2	B FF 94 B CH 84 C SI 95 F SL 85 F SL 88 X FF 96 2-2 F8		C SI 90 B CH 82 X CH 83 1-1 P6		X CH 86 0-0 F7			4	0	0	0	0	1	4
47 Brian Bogusevic, L (1, 7) OBP: 0.444, SLG: 0.500		C SL 85 B SI 96 F FF 97 X SL 88 1-2 30 G4-3 15 1B 2-H 2B	S SL 84 C SL 84 X SI 95 0-2 E3 30 HR 2-3		B FF 92 X FF 93 1-0 L6		C SL 84 C FF 92 S SL 82 0-3 K			4	2	1	1	0	1	3
30 Dioner Navarro, S (1, 2) OBP: 0.333, SLG: 0.506		C SI 96 F SI 97 B FF 94 X SL 88 1-2 G4-3 2-3	X SL 83 0-0 1-H 3-H HR		C SI 94 B SI 93 F CH 84 B FF 95 F CH 86 X SI 95 2-2 G4-3			B FF 91 B SI 92 X FF 91 2-0 L8		4	1	1	3	0	0	1
15 Darwin Barney, R (1, 4) OBP: 0.292, SLG: 0.351		B SL 86 C SL 84 X FF 96 1-1 22 1B 3-H 1B	B FF 94 F SI 94 B SI 94 B SI 95 C FF 95 X FF 95 3-2 F9			B SI 90 B SI 90 B SI 90 C SI 89 C SI 91 X SI 90 3-2 G5-3		S FF 92 X SL 82 0-1 L9		4	0	1	1	0	0	0
22 Matt Garza, R (1, 1) OBP: 0.188, SLG: 0.250 20 Julio Borbon, L (8, PH) OBP: 0.279, SLG: 0.262 50 Blake Parker, R (8, 1) 40 James Russell, L (8, 1) 54 Shawn Camp, R (9, 1)		C FF 96 X FF 96 0-1 1-2 1B	C FF 91 X SL 82 0-1 13 G3-1 24 BB 19 SF9 1B			C SI 90 B SI 91 F SI 92 X SI 92 1-2 G1-3		B SI 91 F SI 92 C SI 92 F SL 82 F SL 84 B SL 84 B FF 93 F FF 93 B FF 93 4-2 BB		3 0 0 0 0	1 0 0 0 0	2 0 0 0 0	0 0 0 0 0	0 1 0 0 0	0 0 0 0 0	0 0 0 0 0

Inning Stats	1	2	3	4	5	6	7	8	9
	R: 0 E: 0 K: 0 S: 9	R: 2 E: 0 K: 1 S: 16	R: 4 E: 2 K: 1 S: 21	R: 1 E: 0 K: 0 S: 9	R: 0 E: 0 K: 0 S: 7	R: 0 E: 0 K: 0 S: 8	R: 0 E: 0 K: 1 S: 13	R: 0 E: 0 K: 0 S: 10	R: 0 E: 0 K: 1 S: 10
	H: 1 LOB: 0 BB: 0 P: 14	H: 4 LOB: 2 BB: 0 P: 22	H: 2 LOB: 0 BB: 0 P: 33	H: 1 LOB: 1 BB: 1 P: 14	H: 0 LOB: 0 BB: 0 P: 11	H: 0 LOB: 0 BB: 0 P: 13	H: 1 LOB: 2 BB: 1 P: 18	H: 0 LOB: 1 BB: 1 P: 18	H: 0 LOB: 0 BB: 0 P: 11

1B: 6 SF: 1
2B: 2 SAC: 0
3B: 0 DP: 1
HR: 1 HBP: 0

WP: 1 PA: 40
PB: 0
SB: 2
CS: 0

PITCHER		IP	WLS	BF	H	R	ER	SO	BB	IBB	HBP	BLK	WP	HR	S	P	ERA	WHIP
60 Wily Peralta, R ERA: 5.58	(1, 1)	5.0	L	25	8	7	3	2	1	0	0	0	1	1	62	94	5.40	1.800
53 Brandon Kintzler, R ERA: 3.77	(6, 1)	2.0		8	1	0	0	1	1	0	0	0	0	0	21	31	0.00	1.000
29 Jim Henderson, R ERA: 1.95	(8, 1)	1.0		4	0	0	0	0	1	0	0	0	0	0	10	18	0.00	1.000
57 Francisco Rodríguez, R ERA: 0.55	(9, 1)	1.0		3	0	0	0	1	0	0	0	0	0	0	10	11	0.00	0.000

PITCHER		IP	WLS	BF	H	R	ER	SO	BB	IBB	HBP	BLK	WP	HR	S	P	ERA	WHIP

TOP

Chicago Cubs @ Milwaukee Brewers

Miller Park, Milwaukee, WI

Thu Jun 27 2013, 1:12 PM - 4:21 PM CDT
Att. 31,792 - Partly Cloudy - 80 F

livebaseballscorecards.com

AB	36
R	7
H	9
RBI	6
BB	3
SO	4
LOB	18

Batter	1	2	3	4	5	6	7	8	9	AB	R	H	RBI	BB	SO	LOB
23 Rickie Weeks Jr., R (1, 4) OBP: 0.331, SLG: 0.400	B FF 93 F FF 92 B SI 92 F FF 93 B SL 85 S SL 84 3-3 ① **K**		S SL 84 B FF 95 H SI 93 2-1 **HBP**		F FF 93 B SL 84 X SL 84 1-1 1-3 **1B**		B SL 84 T FF 94 S FF 94 X SL 85 1-2 ① **F9**		C SI 86 X SI 87 0-1 ②③ **G6-4-3** 1-2f	4	0	1	0	0	1	3
7 Norichika Aoki, L (1, 9) OBP: 0.366, SLG: 0.381	B FF 91 X FF 94 1-0 ② **F8**		F FF 92 B FF 93 X FF 93 1-1 ③ **G5-3**		B FF 94 X FF 92 1-0 ③ **F7**		X FF 93 0-0 ② **F7**			4	0	0	0	0	0	5
9 Jean Segura, R (1, 6) OBP: 0.364, SLG: 0.521	C FF 93 C SI 93 B FF 91 F FF 94 B CU 77 F SL 84 T FF 94 2-2 ③ **K**			C FF 92 C SI 93 S SL 84 0-3 ① **K**		X SL 83 0-0 21 K 16 1B 22 2B 1B	X SI 94 0-0 ③ **G4-3**			4	1	1	0	0	2	2
16 Aramis Ramirez, R (1, 5) OBP: 0.360, SLG: 0.439		B FF 92 B FF 91 B SI 90 B FF 92 4-0 **BB**		B SL 85 S FF 93 B SI 92 X SL 85 2-1 **1B**		F FF 93 1 SAFE X SI 91 0-1 21 K 1-2 **1B**		B FF 91 S FF 91 T FF 91 F FF 92 B CU 78 S CU 78 2-3 ① **K**		3	0	2	0	1	1	0
21 Juan Francisco, L (1, 3) OBP: 0.287, SLG: 0.421		C SI 90 B CU 74 F FF 93 T SL 83 1-2 ① **K**		B CU 74 B SI 92 F FF 93 S SL 84 2-3 ② **K**		C CU 75 C CU 74 D SL 84 B SI 92 S CU 76 2-3 ①② 1-2 2-3 **K**		B CU 76 B CU 78 F FF 91 C CU 77 F FS 84 X FS 84 2-2 **HR**		4	1	1	1	0	3	4
22 Logan Schafer, L (1, 8) OBP: 0.265, SLG: 0.298		C FF 91 C FF 92 B FF 91 B SI 93 S SL 83 2-3 ② **K**		B FF 92 X FF 93 1-0 ③ **F8**		C FF 92 X CU 76 0-1 3-H **2B**		F SL 82 C FF 88 B FF 89 B FF 89 F SL 81 C FF 90 2-3 ② **K**		4	0	1	1	0	2	2
12 Martín Maldonado, R (1, 2) OBP: 0.240, SLG: 0.306		L FF 94 X SL 84 0-1 ③ **F9**			F FF 92 B FF 93 F SI 92 B FF 94 B SL 84 X FF 94 3-2 ① **L8**	S SI 93 X FF 94 0-1 ③ **F8**		X SI 88 0-0 ③ **F8**		4	0	0	0	0	0	2
15 Caleb Gindl, L (1, 7) OBP: 0.333, SLG: 0.263			B FF 92 F FF 92 C FF 93 T CU 75 1-2 ① **K**		C CU 74 F CU 77 B SL 83 S FF 94 1-3 ② **K**		F FF 91 S FF 93 B FF 92 B SL 85 X SL 84 2-2 14 1B **1B**		B FF 88 F FF 89 F FC 87 X SL 81 1-2 ① **F7**	4	0	1	0	0	2	0
60 Wily Peralta, R (1, 1) OBP: 0.222, SLG: 0.192 11 Sean Halton, R (5, PH) OBP: 1.000, SLG: 1.000 53 Brandon Kintzler, R (6, 1) 14 Jeff Bianchi, R (7, PH) OBP: 0.275, SLG: 0.338 29 Jim Henderson, L (8, 1) 57 Francisco Rodríguez, R (9, 1) 3 Yuniesky Betancourt, R (9, PH) OBP: 0.234, SLG: 0.343			C FF 93 S SL 83 B SL 84 S FF 95 1-3 ② **K**		F SL 83 B FF 93 F FF 94 X FF 95 1-2 23 1B **1B**		X FF 93 0-0 1-2 **1B**		B SI 85 F SI 85 B SI 85 B SI 86 B SI 84 4-1 23 G6-4-3 **BB**	1 1 0 1 0 0 0 0	0 0 0 0 0 0 0 0	0 1 0 0 0 0 0 0	0 0 0 0 0 0 0 1	0 0 0 0 0 0 0 0	1 0 0 0 0 0 0 0	0 0 0 0 0 0 0 0
Inning Stats	R: 0 E: 0 K: 2 S: 9 H: 0 LOB: 0 BB: 0 P: 15	R: 0 E: 0 K: 2 S: 8 H: 0 LOB: 1 BB: 1 P: 15	R: 0 E: 0 K: 2 S: 9 H: 0 LOB: 1 BB: 0 P: 14	R: 0 E: 0 K: 2 S: 9 H: 1 LOB: 1 BB: 0 P: 14	R: 0 E: 0 K: 1 S: 12 H: 2 LOB: 2 BB: 0 P: 19	R: 1 E: 0 K: 1 S: 10 H: 3 LOB: 1 BB: 0 P: 12	R: 0 E: 0 K: 0 S: 9 H: 2 LOB: 2 BB: 0 P: 12	R: 1 E: 0 K: 2 S: 13 H: 1 LOB: 0 BB: 0 P: 19	R: 0 E: 0 K: 0 S: 6 H: 0 LOB: 0 BB: 1 P: 11	1B: 7 2B: 1 3B: 0 HR: 1	SF: 0 SAC: 0 DP: 1 HBP: 1					

PITCHER		IP	WLS	BF	H	R	ER	SO	BB	IBB	HBP	BLK	WP	HR	S	P	ERA	WHIP
22 Matt Garza, R ERA: 3.83	(1, 1)	7.0	W	30	8	1	1	10	1	0	1	0	0	0	66	101	1.29	1.286
50 Blake Parker, R ERA: 1.8	(8, 1)	0.1		2	1	1	1	1	0	0	0	0	0	1	8	12	27.00	3.000
40 James Russell, L ERA: 2.08	(8, 1)	1.0		3	0	0	0	1	0	0	0	0	0	0	8	11	0.00	0.000
54 Shawn Camp, R ERA: 6.33	(9, 1)	0.2		2	0	0	0	0	1	0	0	0	0	0	3	7	0.00	1.500

PITCHER	IP	WLS	BF	H	R	ER	SO	BB	IBB	HBP	BLK	WP	HR	S	P	ERA	WHIP

BOTTOM

Chicago Cubs @ Milwaukee Brewers

Miller Park, Milwaukee, WI

Thu Jun 27 2013, 1:12 PM - 4:21 PM CDT

Att. 31,792 - Partly Cloudy - 80 F

livebaseballscorecards.com

AB	34
R	2
H	9
RBI	2
BB	2
SO	12
LOB	18

1B: 7	SF: 0	WP: 0	PA: 37
2B: 1	SAC: 0	PB: 0	
3B: 0	DP: 1	SB: 0	
HR: 1	HBP: 1	CS: 0	

Batter	1	2	3	4	5	6	7	8	9	10	AB	R	H	RBI	BB	SO	LOB
24 Luis Valbuena, L (1, 5) OBP: 0.354, SLG: 0.397	C SI 88 F FF 88 X FS 85 0-2 G6-3		C SL 78 X SI 90 0-1 F8			B SI 89 X SI 89 1-0 P6		B SL 78 B FS 87 S SL 78 F SI 89 X FS 84 2-2 G4-3			4	0	0	0	0	0	0
13 Starlin Castro, R (1, 6) OBP: 0.265, SLG: 0.320	C FF 89 X SL 80 0-1 F9		C SI 90 F FS 85 X SL 80 0-2 P6			X CU 72 0-0 G5-3		C CU 72 X FF 88 0-1 G6-3			4	0	0	0	0	0	0
19 Nate Schierholtz, L (1, 9) OBP: 0.333, SLG: 0.544	S SI 90 B FS 84 F FS 85 S FF 91 1-3 K			B SI 90 B FS 86 F SI 91 F SI 90 B FF 91 X FF 91 3-2 G4-3		B SI 90 S SI 87 S SI 86 X FS 86 1-2 G4-3		F SL 83 B FS 84 F FF 91 B SL 77 X FF 91 2-2 P2			4	0	0	0	0	1	0
12 Alfonso Soriano, R (1, 10) OBP: 0.277, SLG: 0.404		C SI 90 B SL 81 X SL 81 1-1 6 E 1B		C FF 90 F FF 91 B FS 88 S SL 79 1-3 K			X SL 82 0-0 HR		S FF 92 B FF 93 B FF 90 F FF 93 F SI 93 B FF 94 F SI 94 S FF 93 3-3 K		4	2	2	1	0	2	0
44 Anthony Rizzo, L (1, 3) OBP: 0.337, SLG: 0.468		F FF 90 F FF 91 D FS 87 B FF 91 F FF 91 X FS 86 2-2 L8		X SL 80 0-0 6 WP 2B			C SI 88 S FS 85 S SL 77 0-3 K		C SL 80 C SI 94 S SL 82 0-3 K		4	0	1	0	0	2	1
6 Ryan Sweeney, L (1, 8) OBP: 0.345, SLG: 0.532		B FF 90 C SL 82 X SL 81 1-1 E4 1-H 3B		C SI 91 S SI 86 S SI 87 0-3 K 2-3			F FF 90 F CU 72 X FF 89 0-2 P5		S SI 94 C FF 94 C SI 94 0-3 K		4	1	1	1	0	2	1
30 Dioner Navarro, S (1, 2) OBP: 0.340, SLG: 0.538 20 Julio Borbon, L (10, PR) OBP: 0.279, SLG: 0.262 53 Welington Castillo, R (10, 2) OBP: 0.329, SLG: 0.362		F FF 91 B SI 90 F FF 91 X FS 86 1-2 G4-3			B SI 89 B FF 90 C FF 89 X SI 89 2-1 L9		X SI 90 0-0 HR			C FF 96 S CH 89 F FF 96 B CU 84 B SI 95 F CU 86 X CH 89 2-2 47 L3 1B	4 0 0	1 0 0	2 0 0	1 0 0	0 0 0	0 0 0	0 0 0
47 Brian Bogusevic, L (1, 7) OBP: 0.385, SLG: 0.417		C SI 90 S SI 90 B FF 87 S SL 79 1-3 K			X SL 81 0-0 F9		B SL 79 X FF 88 1-0 15 FC6-4 1B			X FF 95 0-0 L3 1-1	4	0	1	0	0	1	1
15 Darwin Barney, R (1, 4) OBP: 0.287, SLG: 0.345			C FF 89 X FF 89 0-1 G4-3		C FF 87 C FF 91 X SL 80 0-2 F7		B SI 88 C SL 80 X FF 88 1-1 FC6-4 1-2f			X FF 96 0-0 L9	4	0	0	0	0	0	2
Inning Stats	R: 0 E: 0 K: 1 S: 8 H: 0 LOB: 0 BB: 0 P: 9	R: 2 E: 1 K: 1 S: 14 H: 2 LOB: 0 BB: 0 P: 20	R: 0 E: 0 K: 0 S: 7 H: 0 LOB: 0 BB: 0 P: 7	R: 0 E: 0 K: 2 S: 10 H: 1 LOB: 1 BB: 0 P: 14	R: 0 E: 0 K: 0 S: 6 H: 0 LOB: 0 BB: 0 P: 8	R: 0 E: 0 K: 0 S: 5 H: 0 LOB: 0 BB: 0 P: 7	R: 2 E: 0 K: 1 S: 11 H: 3 LOB: 1 BB: 0 P: 13	R: 0 E: 0 K: 0 S: 8 H: 0 LOB: 0 BB: 0 P: 12	R: 0 E: 0 K: 3 S: 11 H: 0 LOB: 0 BB: 0 P: 14	R: 0 E: 0 K: 0 S: 7 H: 1 LOB: 1 BB: 0 P: 9	1B: 3 2B: 2 3B: 1 HR: 2	SF: 0 SAC: 0 DP: 1 HBP: 0	WP: 1 PB: 0 SB: 0 CS: 0	PA: 36				

TOP

Chicago Cubs @ Seattle Mariners

Safeco Field, Seattle, WA

Fri Jun 28 2013, 7:11 PM - 10:22 PM PDT

Att. 31,471 - Clear - 79 F

livebaseballscorecards.com

AB	36
R	4
H	7
RBI	3
BB	0
SO	8
LOB	5

PITCHER	IP	WLS	BF	H	R	ER	SO	BB	IBB	HBP	BLK	WP	HR	S	P	ERA	WHIP
18 Hisashi Iwakuma, R (1, 1) ERA: 2.42	8.0		30	6	4	4	5	0	0	0	0	1	2	69	90	4.50	0.750
59 Oliver Pérez, L (9, 1) ERA: 0.94	1.0		3	0	0	0	3	0	0	0	0	0	0	11	14	0.00	0.000
31 Yoervis Medina, R (10, 1) ERA: 2.86	1.0	W	3	1	0	0	0	0	0	0	0	0	0	7	9	0.00	1.000

PITCHER	IP	WLS	BF	H	R	ER	SO	BB	IBB	HBP	BLK	WP	HR	S	P	ERA	WHIP

Chicago Cubs @ Seattle Mariners

Safeco Field, Seattle, WA

Fri Jun 28 2013, 7:11 PM - 10:22 PM PDT

Att. 31,471 - Clear - 79 F

BOTTOM

livebaseballscorecards.com

Batter	1	2	3	4	5	6	7	8	9	10	AB	R	H	RBI	BB	SO	LOB
9 Endy Chavez, L (1, 9) OBP: 0.278, SLG: 0.335	B SI 89 T SI 89 X FF 91 1-1 ① F7		B FF 88 C FC 88 B FF 92 C FF 92 B FC 88 F FC 89 F FF 92 X FC 89 3-2 ③ F8		1 SAFE C FC 87 S FF 90 F FF 91 B FF 91 X SL 78 1-2 ③ P6		B FF 89 C CH 83 X CU 78 1-1 ③ F8 1-2		B FF 93 C FF 93 B FS 84 X FF 93 2-1 ② F7		5	0	0	0	0	0	2
6 Nick Franklin, S (1, 4) OBP: 0.368, SLG: 0.500	B SI 90 F FF 89 C FF 89 F FF 91 F FF 91 C FC 90 1-3 ② K			B FF 87 X FF 87 1-0 2B		X FF 88 0-0 ① P4		C FF 89 X SI 88 0-1 15 G3 8 2B 2B	C CU 79 C FF 94 B FF 92 B FS 86 B FS 86 X FF 92 3-2 1B		5	1	3	0	0	1	0
15 Kyle Seager, L (1, 5) OBP: 0.333, SLG: 0.448	C FF 90 B FF 91 F SI 89 B FF 93 F FF 91 S SL 79 2-3 ③ K			B FC 87 F FF 89 F FC 87 C FC 88 1-3 ① K		B SL 78 X FF 89 1-0 ② F9		F FF 88 B FC 88 C FF 90 B SI 86 F SL 82 X FF 88 2-2 ① G3 2-3	1 SAFE X FF 92 0-0 ③ F7		5	0	0	0	0	2	3
8 Kendrys Morales, S (1, 3) OBP: 0.334, SLG: 0.436 55 Michael Saunders, L (8, PR) OBP: 0.296, SLG: 0.320 (9, 8)		B SI 88 C SI 88 B CH 77 F FC 89 B SL 78 C FC 89 3-3 ① K		C CH 80 F FC 88 S FF 89 0-3 ② K		C FF 90 B SI 89 S FC 88 X SL 78 1-2 1B		S CH 82 B SI 91 X FF 89 1-1 28 3B 2B 3-H	B FF 93 C FF 92 T CU 80 B FF 94 B FS 84 B CU 79 4-2 12 SH5-4 28 BB 3 1B BB		4 0	0 2	2 0	1 0	0 1	2 0	1 0
28 Raul Ibanez, L (1, 10) OBP: 0.292, SLG: 0.537		B FC 89 S FF 89 X FF 91 1-1 ② G4-3		F FC 87 S FF 90 B FF 91 B FC 89 X SI 89 2-2 ③ P5		C SL 77 B FC 88 X FC 88 1-1 ③ L8		B SI 88 C SL 81 F SL 80 B FF 90 X SI 89 2-2 2-H 3B	1 SAFE C CU 79 1 SAFE D FS 85 B FF 92 1 SAFE B CU 78 F FF 93 B CU 78 4-2 3 1B 12 SH5-4 1-2 BB		4	0	1	1	1	0	2
12 Jason Bay, R (1, 7) OBP: 0.323, SLG: 0.405		B SI 90 B CH 78 B FC 88 B FF 90 4-0 BB	B SI 88 X FF 88 1-0 HR				B CH 77 B FC 87 B FF 88 B FF 87 4-0 3 1B 5 FC4-6 BB	I IN 69 I IN 72 I IN 72 I IN 71 4-0 13 FC3-6 IBB		X SI 87 0-0 ① SH5-4 1-2 2-3	1	2	1	1	3	0	0
13 Dustin Ackley, L (1, 8) OBP: 0.260, SLG: 0.244 17 Justin Smoak, S (9, 3) OBP: 0.352, SLG: 0.367		C SI 90 F FF 90 B FF 89 F FF 91 F SL 78 X SL 78 1-2 ③ P2		C SI 89 S FC 88 X FF 91 0-2 ① P5			C SI 89 F FC 86 F FF 89 C FC 87 0-3 ① K	X SI 87 0-0 ② FC3-6 1-2f		I IN 77 I IN 76 I IN 77 I IN 76 4-0 3 1B IBB	4 0	0 0	0 0	0 0	0 1	1 0	5 0
3 Mike Zunino, R (1, 2) OBP: 0.275, SLG: 0.342			C FC 88 B SI 89 B SI 89 S FC 88 B FF 89 F FC 88 X FC 89 3-2 ① F7	F CH 77 B FC 88 X FC 88 1-1 ② G5-3			S CH 80 B SI 89 X CH 84 1-1 5 FC4-6 1-3 1B	C CU 79 1 SAFE F CU 80 F CU 81 B FF 93 C FF 93 1-3 ③ K		C SI 88 B SI 88 S SL 78 B SI 88 B SI 88 X SI 88 3-2 1-2 2-3 3-H 1B	5	0	2	1	0	1	3
5 Brad Miller, L (1, 6)			F FF 90 X SL 78 0-1 ② L9	S SL 79 B SL 79 B SI 89 F FF 90 F FC 87 B FF 89 B FF 88 4-2 BB			C CU 76 X CH 82 0-1 ② FC4-6 9 S 1-2f 3-H		C CU 79 F FS 85 S FS 86 0-3 ① K2-3		3	0	0	1	1	1	1
Inning Stats	R: 0 H: 0 E: 0 LOB: 0 K: 2 BB: 0 S: 11 P: 15	R: 0 H: 0 E: 0 LOB: 1 K: 1 BB: 1 S: 10 P: 19	R: 0 H: 0 E: 0 LOB: 0 K: 0 BB: 0 S: 11 P: 17	R: 0 H: 1 E: 0 LOB: 1 K: 2 BB: 0 S: 10 P: 14	R: 1 H: 1 E: 0 LOB: 1 K: 0 BB: 1 S: 13 P: 20	R: 0 H: 1 E: 0 LOB: 1 K: 0 BB: 0 S: 7 P: 10	R: 1 H: 1 E: 0 LOB: 1 K: 1 BB: 1 S: 10 P: 16	R: 2 H: 3 E: 0 LOB: 3 K: 1 BB: 1 S: 16 P: 26	R: 0 H: 1 E: 0 LOB: 1 K: 1 BB: 0 S: 9 P: 14	R: 1 H: 1 E: 0 LOB: 3 K: 0 BB: 3 S: 8 P: 23	1B: 4 2B: 3 3B: 1 HR: 1	SF: 0 SAC: 1 DP: 0 HBP: 0						

	AB	36
	R	5
	H	9
	RBI	5
	BB	7
	SO	8
	LOB	17

WP: 0 PA: 44
PB: 0
SB: 1
CS: 0

PITCHER		IP	WLS	BF	H	R	ER	SO	BB	IBB	HBP	BLK	WP	HR	S	P	ERA	WHIP
37 Travis Wood, L ERA: 2.85	(1, 1)	6.1		25	3	2	2	6	3	0	0	0	0	1	66	103	2.84	0.947
33 Carlos Villanueva, R ERA: 3.65	(7, 1)	0.2	H	3	1	0	0	0	0	0	0	0	0	0	6	8	0.00	1.500
40 James Russell, L ERA: 2.61	(8, 1)	0.2	B	6	3	2	2	0	0	1	0	0	0	0	12	21	27.00	4.500
50 Blake Parker, R ERA: 2.38	(8, 1)	1.1	L	7	1	1	1	2	2	0	0	0	0	0	17	31	6.75	2.250
54 Shawn Camp, R ERA: 6.23	(10, 1)	0.1		3	1	0	0	0	0	1	0	0	0	0	4	11	0.00	3.000

PITCHER		IP	WLS	BF	H	R	ER	SO	BB	IBB	HBP	BLK	WP	HR	S	P	ERA	WHIP

Chicago Cubs @ Seattle Mariners

Safeco Field, Seattle, WA

Sat Jun 29 2013, 4:18 PM - 7:49 PM PDT

Att. 34,630 - Sunny - 82 F

TOP

livebaseballscorecards.com

Batter	1	2	3	4	5	6	7	8	9	10	11	AB	R	H	RBI	BB	SO	LOB
24 Luis Valbuena, L (1, 5) OBP: 0.350, SLG: 0.397	C SI 89 C SL 80 B SL 80 F B CU 75 X SI 91 2-2 ① L8		B SI 90 F SI 89 C B F X 2-2 ③ F7			B F X 1-1 19 1B 2B		F SI 90 B SI 90 F CH 84 B SL 81 B SI 91 F SI 91 F FF 91 X SL 83 3-2 ② F9		B SI 94 X FF 93 1-0 ② FC9-6 13 FC5-4 1-2f 2-3		5	1	1	0	0	0	2
13 Starlin Castro, R (1, 6) OBP: 0.267, SLG: 0.330	C SI 90 X SI 91 0-1 HR			B SL 81 F SI 89 B SI 90 X FF 90 2-1 19 FC5-4 1B		F SI 90 C SL 81 B F SL 78 X CU 73 1-2 ② G6-3		F SL 82 X SL 80 0-1 ③ L7		B FF 95 C SI 95 C CU 86 D CU 85 F FF 95 X CU 85 2-2 ③ FC5-4 1-2f		5	1	2	1	0	0	3
19 Nate Schierholtz, L (1, 9) OBP: 0.335, SLG: 0.541	B S B CH 83 X SI 90 2-1 ② P5			X SI 89 0-0 ① FC5-4 12 S 1-2f		B B F SI 90 X CH 84 2-1 12 1B 1B 2-H			C SI 93 S SL 82 S SL 82 0-3 ① K		X SI 93 0-0 12 HR 1B	5	2	2	1	0	1	1
12 Alfonso Soriano, R (1, 10) OBP: 0.282, SLG: 0.422	F FF 89 X CU 74 0-1 ③ F8			C FF 89 1 SAFE D CU 76 S FF 90 D SL 79 X FF 92 2-2 ② G6-3 1-2		X SL 81 0-0 1B 2-H			F FF 94 B SI 93 X FF 93 1-1 2B		1 SAFE C SI 93 F SI 92 B SL 80 X FF 95 1-2 HR 1-H	5	1	3	3	0	0	1
44 Anthony Rizzo, L (1, 3) OBP: 0.332, SLG: 0.460		B C X 1-1 ① L4		F SI 89 C FF 90 D CU 73 B SI 90 X CH 83 2-2 ③ G4-3		B SI 91 X SI 90 1-0 ③ F8			C SL 80 X FF 92 0-1 ② P2		F FF 93 C SI 93 X SL 80 0-2 ① F8	5	0	0	0	0	0	3
6 Ryan Sweeney, L (1, 8) 20 Julio Borbon, L (4, 8) OBP: 0.278, SLG: 0.262		B C S X 1-2 ② L8			L SI 87 X CH 81 0-1 ① G1-3		C SI 87 B CH 82 X CH 83 1-1 ① P2		C SL 81 C SL 80 F SL 81 S SL 81 0-3 ③ K		X FF 93 0-0 1B	1 4	0 0	0 1	0 0	0 1	0 1	0 1
47 Brian Bogusevic, L (1, 7) OBP: 0.278, SLG: 0.294	C S CU 74 X 0-2 ③ G3				B SI 88 F SI 89 X CH 84 1-1 ② G4-3		F SI 87 X CH 83 0-1 ② G4-3			B FF 95 F FF 94 S CH 88 S FF 95 1-3 ① K	F FF 92 S SL 76 S SL 81 0-3 ② K	5	0	0	0	0	2	1
15 Darwin Barney, R (1, 4) OBP: 0.286, SLG: 0.339			C B SI 87 B SL 81 F F SI 90 X CU 77 2-2 ① G6-3		B SI 87 X FF 89 1-0 ③ L6		X SI 87 0-0 ③ F9			C FF 95 B SI 94 B CU 84 F SI 94 F CU 85 B CU 85 D CH 88 4-2 24 FC9-6 53 1B BB	1 SAFE C SL 77 B SL 81 S FF 94 1 SAFE B SI 92 T SI 93 2-2 ③ K	4	0	0	0	1	1	1
53 Welington Castillo, R (1, 2) OBP: 0.328, SLG: 0.359			C SI 89 C B B CU 77 X 2-2 ② G6-3			B FF 88 B FF 88 X 2-0 ① L9		C SI 87 S SL 78 B SL 78 F SL 78 F SI 90 B CU 73 B SL 79 C SL 82 3-3 ① K		F FF 94 1 SAFE X SI 93 0-1 24 FC9-6 1-2		4	0	1	0	0	1	0

	AB	43
	R	5
	H	10
	RBI	5
	BB	1
	SO	6
	LOB	13

Inning Stats	1	2	3	4	5	6	7	8	9	10	11
	R: 1 E: 0 K: 0 S: 10	H: 1 LOB: 0 BB: 0 P: 14	R: 0 E: 0 K: 0 S: 8	H: 0 LOB: 0 BB: 0 P: 10	R: 0 E: 0 K: 0 S: 11	H: 0 LOB: 0 BB: 0 P: 17	R: 0 E: 0 K: 0 S: 9	H: 1 LOB: 1 BB: 0 P: 15	R: 0 E: 0 K: 0 S: 5	H: 0 LOB: 0 BB: 0 P: 7	R: 2 E: 0 K: 0 S: 11	H: 3 LOB: 1 BB: 0 P: 18	R: 0 E: 0 K: 0 S: 5	H: 0 LOB: 0 BB: 0 P: 6	R: 0 E: 0 K: 1 S: 12	H: 0 LOB: 0 BB: 0 P: 18	R: 0 E: 0 K: 2 S: 11	H: 1 LOB: 1 BB: 0 P: 12	R: 0 E: 0 K: 1 S: 13	H: 1 LOB: 2 BB: 1 P: 21	R: 2 E: 0 K: 2 S: 14	H: 3 LOB: 1 BB: 0 P: 17

1B: 6	SF: 0	WP: 0	PA: 44
2B: 2	SAC: 0	PB: 0	
3B: 0	DP: 0	SB: 1	
HR: 2	HBP: 0	CS: 0	

PITCHER		IP	WLS	BF	H	R	ER	SO	BB	IBB	HBP	BLK	WP	HR	S	P	ERA	WHIP
39 Aaron Harang, R ERA: 5.08	(1, 1)	8.0		29	5	3	3	1	0	0	0	0	0	1	71	105	3.38	0.625
41 Charlie Furbush, L ERA: 3.9	(9, 1)	1.0		4	1	0	0	2	0	0	0	0	0	0	11	12	0.00	1.000
41 Charlie Furbush, L ERA: 3.9	(9, 1)	1.0		4	1	0	0	2	0	0	0	0	0	0	11	12	0.00	1.000
31 Yoervis Medina, R ERA: 2.76	(10, 1)	1.0		5	1	0	0	1	1	0	0	0	0	0	13	21	0.00	2.000
59 Oliver Pérez, L ERA: 1.52	(11, 1)	1.0	L	6	3	2	2	2	0	0	0	0	0	1	14	17	18.00	3.000

PITCHER	IP	WLS	BF	H	R	ER	SO	BB	IBB	HBP	BLK	WP	HR	S	P	ERA	WHIP

Chicago Cubs @ Seattle Mariners

Safeco Field, Seattle, WA

Sat Jun 29 2013, 4:18 PM - 7:49 PM PDT

Att. 34,630 - Sunny - 82 F

BOTTOM

livebaseballscorecards.com

Batter	1	2	3	4	5	6	7	8	9	10	11	AB	R	H	RBI	BB	SO	LOB
9 Endy Chavez, L (1, 9) (9, 8) OBP: 0.286, SLG: 0.335	C FF 93 B SI 93 B B B 5 FC4 BB	B S SL 89 C D SL 87 D B BB			B SI 96 X SI 96 G4-3		1 SAFE F FF 96 B FF 95 F FF 96 D SL 84 X SI 97 F7		D CU 80 X FC 85 2-H 1B			3	0	1	1	2	0	1
5 Brad Miller, L (1, 4) (8, 6)	C F B F D FS 84 1 SAFE X 8 S FC4 1-2f	X L7			C SL 83 C SI 87 F FF 98 B FS 86 S K2-3		S SI 96 B FS 84 1 SAFE F SL 84 1 SAFE D FS 85 X FS 84 F8 1-2		F FF 93 C FF 93 F FF 93 1 SAFE P PO 88 1 SAFE B FS 85 F SI 92 S FF 92 K			5	0	0	0	0	2	5
15 Kyle Seager, L (1, 5) OBP: 0.328, SLG: 0.441	C SI 94 B B SI 93 C SL 84 T K	C SL 87 S SL 86 B F SL 84 S K2-3			C SL 84 X FS 83 G4-3			F SL 82 C SL 82 F SL 84 X SL 83 L4		X CU 75 F9		5	0	0	0	0	2	1
8 Kendrys Morales, S (1, 10) OBP: 0.336, SLG: 0.437 12 Jason Bay, R (8, PR) OBP: 0.322, SLG: 0.402 (9, 10) (9, 9)	B F SI 93 S S K 1-2	X SL 87 L8				C SI 96 B FS 83 B SI 95 B FS 82 F SI 97 F SL 82 X 3 FC5-4 1B		C CH 82 B CU 77 F SI 88 B CH 83 X CH 82 28 CS 1B		B CH 82 B SI 88 C CH 82 X CH 82 F8		4 1	0 0	2 0	0 0	0 0	1 0	1 0
28 Raul Ibanez, L (1, 7) OBP: 0.294, SLG: 0.538		C B FF 92 B X SI 94 G3-1	C B FC 91 X SI 98 17 FC4-6 1B			B SL 85 X SI 96 F8		1 SAFE D SL 83 B CU 73 B SL 82 C SI 88 1 SAFE X FF 89 17 1B 1-2 2B		B FF 88 S CH 84 B SI 89 B CH 84 F SL 78 S SL 85 K		5	0	2	0	0	1	1
17 Justin Smoak, S (1, 3) OBP: 0.353, SLG: 0.384		X SI 93 HR	B SL 87 B SL 84 X SI 96 FC4-6 1-2f			B FS 84 C FS 84 C FF 97 B FS 84 B FF 96 S FS 83 K		D CU 75 F SL 80 X CU 74 2-H 1B			C FF 92 C FF 93 B CU 79 B FS 87 X FF 91 G3	5	1	2	1	0	1	2
3 Mike Zunino, R (1, 2) OBP: 0.267, SLG: 0.349		B FF 94 X 13 1B 2B				X SL 84 FC5-4 1-2f			X CU 80 G5-3		B CU 78 S FF 91 B FF 91 T FF 92 S FF 92 K	5	1	1	0	0	1	1
13 Dustin Ackley, L (1, 8) OBP: 0.261, SLG: 0.245 41 Charlie Furbush, L (9, 1) 33 Henry Blanco, R (9, PH) OBP: 0.293, SLG: 0.300 55 Michael Saunders, L (9, PR) OBP: 0.296, SLG: 0.326 31 Yoervis Medina, R (10, 1) 59 Oliver Pérez, L (11, 1) 23 Joe Saunders, L (11, PH)	B B X 2-H 26 CS 1B						B SL 82 B SL 83 F FF 97 B SI 96 X SI 96 G1-3		B CU 80 B FF 92 C SI 93 S FF 92 F FF 93 B CU 81 F FF 94 B FC 88 6 G3 9 1B BB		C FF 92 X FF 92 F8	3 0 0 0 0 0 1	0 0 0 1 0 0 0	1 0 0 0 0 0 0	1 0 0 0 0 0 0	0 0 0 0 0 0 0	0 0 0 0 0 0 0	0 0 1 0 0 0 0
26 Brendan Ryan, R (1, 6) OBP: 0.256, SLG: 0.259 6 Nick Franklin, S (7, PH) OBP: 0.370, SLG: 0.495 (8, 4)	B SL 84 S SL 83 C SL 85 F X 1-2 2B					C FF 97 B FF 97 B SL 85 B SI 96 X FF 96 G6-3	B SL 84 B SI 96 C SI 95 B SI 94 F SI 96 F FS 85 B SI 96 5 S BB		B CU 78 C FF 93 1 SAFE F FF 92 1 SAFE 1 SAFE X CU 79 1-2 G3			2 1	0 0	1 0	0 0	0 1	0 0	0 1
Inning Stats	R: 0 E: 0 K: 2 S: 11 H: 0 LOB: 1 BB: 1 P: 20	R: 2 E: 0 K: 0 S: 12 H: 4 LOB: 2 BB: 1 P: 22	R: 0 E: 0 K: 1 S: 8 H: 1 LOB: 1 BB: 0 P: 12	R: 0 E: 0 K: 0 S: 6 H: 0 LOB: 0 BB: 0 P: 12	R: 0 E: 0 K: 1 S: 7 H: 0 LOB: 0 BB: 0 P: 9	R: 0 E: 0 K: 1 S: 9 H: 1 LOB: 1 BB: 0 P: 16	R: 0 E: 0 K: 0 S: 11 H: 0 LOB: 1 BB: 1 P: 22	R: 0 E: 0 K: 0 S: 11 H: 3 LOB: 2 BB: 0 P: 17	R: 1 E: 0 K: 1 S: 15 H: 1 LOB: 1 BB: 1 P: 22	R: 0 E: 0 K: 1 S: 6 H: 0 LOB: 0 BB: 0 P: 11	R: 0 E: 0 K: 1 S: 8 H: 0 LOB: 0 BB: 0 P: 12	1B: 6 2B: 3 3B: 0 HR: 1	SF: 0 SAC: 0 DP: 0 HBP: 0			WP: 0 PB: 0 SB: 2 CS: 2	PA: 44		

	AB	40
	R	3
	H	10
	RBI	3
	BB	4
	SO	8
	LOB	13

PITCHER		IP	WLS	BF	H	R	ER	SO	BB	IBB	HBP	BLK	WP	HR	S	P	ERA	WHIP
29 Jeff Samardzija, R (1, 1) ERA: 3.34		7.0		29	6	2	2	5	3	0	0	0	0	1	64	113	2.57	1.286
40 James Russell, L (8, 1) ERA: 2.53		1.0	H	4	3	0	0	0	0	0	0	0	0	0	11	17	0.00	3.000
63 Kevin Gregg, R (9, 1) ERA: 1.71		1.0	B	5	1	1	1	1	1	0	0	0	0	0	15	22	9.00	2.000
33 Carlos Villanueva, R (10, 1) ERA: 3.59		1.0	W	3	0	0	0	1	0	0	0	0	0	0	6	11	0.00	0.000
50 Blake Parker, R (11, 1) ERA: 2.19		1.0	S	3	0	0	0	1	0	0	0	0	0	0	8	12	0.00	0.000

PITCHER	IP	WLS	BF	H	R	ER	SO	BB	IBB	HBP	BLK	WP	HR	S	P	ERA	WHIP

Batter	1	2	3	4	5	6	7	8	9	AB	R	H	RBI	BB	SO	LOB
24 Luis Valbuena, L (1, 5) OBP: 0.343, SLG: 0.387	B FF 89 B FF 89 X FF 90 2-0 ① F8	B FF 92 X SL 82 1-0 ③ L9		D SI 90 F CH 82 B SI 91 D FF 90 X SI 90 3-1 ① G3 2-3		C FF 88 F FF 89 B SI 90 B CH 84 S SL 80 2-3 ① K		F SL 79 B CH 81 F SI 89 X FF 90 1-2 ③ L9		5	0	0	0	0	1	2
13 Starlin Castro, R (1, 6) OBP: 0.266, SLG: 0.328	C FF 92 B SL 81 X SL 79 1-1 ② L4		X SL 82 0-0 ① F8	B SI 89 B SI 92 C FF 91 X SL 82 2-1 12 2B 1B 3-H		B SL 78 C SI 91 F SI 90 S FF 91 1-3 ② K			B B CU 78 S FF 95 B FF 95 S FF 97 F FF 99 F F CU 80 X FF 97 3-2 ① F9	5	1	1	1	0	1	0
19 Nate Schierholtz, L (1, 9) OBP: 0.336, SLG: 0.536	B FF 92 B FF 91 X SI 92 2-0 ③ F8		B SI 91 F CH 84 C CH 85 H SL 83 2-2 30 BB 44 BB HBP	C SI 90 C SL 78 B FF 90 F SI 90 X SL 80 1-2 ② F9		B SL 78 B SI 90 S SI 89 F SL 79 B CU 72 X SL 80 3-2 1B			C X 0-1 ② G4-3	4	0	1	0	0	0	1
12 Alfonso Soriano, R (1, 7) OBP: 0.284, SLG: 0.428		X FF 90 0-0 44 2B 2B	C SI 92 S FF 92 S SL 83 0-3 ② K	X SL 79 0-0 44 1B 2B 1-H		X SI 90 0-0 ③ F9			S CU 79 S B S FF 97 1-3 ③ K	5	2	2	1	0	2	2
44 Anthony Rizzo, L (1, 3) OBP: 0.337, SLG: 0.465		F SI 92 F SI 93 B SI 91 X SI 92 1-2 30 G4-3 47 2B 2B 2-H	F SI 90 B SL 81 B CH 83 B CH 82 B FF 90 4-1 30 BB BB 1-2	C SL 79 F FF 91 F SL 79 X SL 78 0-2 1B 2-H			X SI 89 0-0 ① G3			3	1	2	2	1	0	0
30 Dioner Navarro, S (1, 10) OBP: 0.336, SLG: 0.521		S SL 80 B SI 90 B SI 91 X SL 80 2-1 ① G4-3 2-3	B SI 90 B FF 92 B SI 93 B SI 91 4-0 1-2 2-3 BB	C SI 91 F SI 90 B FF 89 X CH 84 1-2 ③ G6-3			X FF 89 0-0 ② P5			3	0	0	0	1	0	2
47 Brian Bogusevic, L (1, 8) OBP: 0.273, SLG: 0.333		F FF 92 X SL 80 0-1 15 2B 2B 3-H	X SI 91 0-0 ③ F7		B SI 89 X FF 89 1-0 ① G4-3		C SI 89 S FF 90 X CH 83 0-2 ③ G5-3			4	1	1	1	0	0	3
15 Darwin Barney, R (1, 4) OBP: 0.289, SLG: 0.350		B SI 91 F SI 90 B SI 90 X SL 81 2-1 2-H 2B		B FF 90 B FF 89 X FF 90 2-0 53 E 2B	B FF 88 F SI 89 F SI 89 B SL 79 B SI 91 X SI 89 3-2 ② F8			C SI 88 F SI 88 C SL 78 0-3 ① K		4	1	2	1	0	1	0
53 Welington Castillo, R (1, 2) OBP: 0.322, SLG: 0.353		D SL 82 C SL 82 F SI 91 S SL 83 1-3 ② K		D SL 83 X SI 89 1-0 E5 24 G3 13 1B 2-H	C SL 79 B SI 89 S SL 77 B SL 79 F SI 90 S SL 78 2-3 ③ K			S SI 88 F SL 79 B FF 88 X CU 68 1-2 ② P4		4	1	0	0	0	2	1
Inning Stats	R: 0 E: 0 K: 0 S: 4 H: 0 LOB: 0 BB: 0 P: 9	R: 3 E: 0 K: 1 S: 14 H: 4 LOB: 1 BB: 0 P: 21	R: 0 E: 0 K: 1 S: 8 H: 0 LOB: 3 BB: 2 P: 18	R: 4 E: 1 K: 0 S: 18 H: 4 LOB: 1 BB: 0 P: 28	R: 0 E: 0 K: 1 S: 8 H: 0 LOB: 0 BB: 0 P: 14	R: 0 E: 0 K: 2 S: 10 H: 1 LOB: 1 BB: 0 P: 16	R: 0 E: 0 K: 0 S: 5 H: 0 LOB: 0 BB: 0 P: 5	R: 0 E: 0 K: 1 S: 9 H: 0 LOB: 0 BB: 0 P: 11	R: 0 E: 0 K: 1 S: 11 H: 0 LOB: 0 BB: 0 P: 15	1B: 3 2B: 6 3B: 0 HR: 0 SF: 0 SAC: 0 DP: 0 HBP: 1						

TOP

Chicago Cubs @ Seattle Mariners

Safeco Field, Seattle, WA

Sun Jun 30 2013, 1:11 PM - 4:22 PM PDT

Att. 24,757 - Sunny - 73 F

livebaseballscorecards.com

AB	37
R	7
H	9
RBI	6
BB	2
SO	7
LOB	11

WP: 0 PB: 0 SB: 0 CS: 0 PA: 40

PITCHER		IP	WLS	BF	H	R	ER	SO	BB	IBB	HBP	BLK	WP	HR	S	P	ERA	WHIP
32 Jeremy Bonderman, R ERA: 4.05	(1, 1)	3.1	L	20	6	6	5	2	2	0	1	0	0	0	32	62	13.50	2.400
49 Blake Beavan, R ERA: 5.97	(4, 1)	4.2		17	3	1	0	4	0	0	0	0	0	0	44	60	0.00	0.643
54 Tom Wilhelmsen, R ERA: 3.89	(9, 1)	1.0		3	0	0	0	1	0	0	0	0	0	0	11	15	0.00	0.000

PITCHER	IP	WLS	BF	H	R	ER	SO	BB	IBB	HBP	BLK	WP	HR	S	P	ERA	WHIP

BOTTOM

Chicago Cubs @ Seattle Mariners

Safeco Field, Seattle, WA

Sun Jun 30 2013, 1:11 PM - 4:22 PM PDT

Att. 24,757 - Sunny - 73 F

Batter	1	2	3	4	5	6	7	8	9	AB	R	H	RBI	BB	SO	LOB
9 Endy Chavez, L (1, 8) OBP: 0.288, SLG: 0.347	B FF 93 C FF 92 X SI 94 1-1 28 F8 2B		C SI 95 C FF 96 1 SAFE F FF 96 F SL 88 X FF 95 0-2 6 G4-3 1-3 2B		F SI 93 B SL 84 F SL 83 S SL 87 1-3 ② K2-3		C SL 78 X SL 79 0-1 ② F8	C SL 81 X SL 82 0-1 ③ G5-3		5	0	2	0	0	1	4
6 Nick Franklin, S (1, 4) OBP: 0.363, SLG: 0.482	F FF 93 F SL 84 S SL 86 0-3 ① K		F SL 86 B SL 85 S SI 94 D SL 88 F SI 96 B SL 88 F SI 96 X SI 95 3-2 ② G4-3 2-3 3-H		C SL 84 B X SL 83 1-1 3-H 1B		B SL 78 B SI 87 B SI 87 C SI 87 F SI 87 X SI 87 3-2 ③ G3		C B S S 1-3 ① K	5	0	1	2	0	2	3
28 Raul Ibanez, L (1, 7) OBP: 0.292, SLG: 0.544	B FF 94 B CH 87 C SL 84 X SI 94 2-1 ② F8 2-3		B SI 96 B FF 97 B SI 97 C SI 94 F FF 96 S SL 87 3-3 ③ K		B SI 94 C SI 94 D SL 85 X SI 93 2-1 ③ G4-3			C SI 86 F SL 80 X SL 81 0-2 HR	F FF 94 B FF 92 F FF 92 X 1-2 ② G4-3	5	1	1	1	0	1	3
8 Kendrys Morales, S (1, 10) OBP: 0.334, SLG: 0.433	X SL 86 0-0 ③ G6-3			C CH 88 B FF 92 F SL 82 B SL 85 F SI 92 B SL 84 S FF 91 3-3 ① K		F SI 89 B SI 92 S SL 83 S SL 86 1-3 ① K2-3		B SI 87 B SI 87 C SI 87 X SI 88 2-1 15 HR 1B	S CU 83 B FF 92 B B CU 82 C F CU 83 S FF 95 3-3 ③ K	5	1	1	0	0	3	1
15 Kyle Seager, L (1, 5) OBP: 0.328, SLG: 0.448		B SI 92 X SI 94 1-0 ① G4-3		C SI 92 B SL 84 S SL 85 S SL 85 1-3 ② K2-3		F SI 92 B SL 85 X SL 84 1-1 ② F7		F SI 87 C SL 79 B SL 79 X SI 88 1-2 1-H HR		4	1	1	2	0	1	0
17 Justin Smoak, S (1, 3) OBP: 0.352, SLG: 0.378		B SI 92 B CH 88 X SI 92 2-0 ② G3		B SL 84 B SI 93 B SI 92 B FF 91 4-0 12 WP BB		C SI 90 B SL 84 X SL 83 1-1 ③ G6-3		X SI 84 0-0 ① F8		3	0	0	0	1	0	0
12 Jason Bay, R (1, 9) OBP: 0.325, SLG: 0.418		B SL 87 F SI 93 B SI 93 B SI 94 C FF 95 X FF 95 3-2 ③ F8		B SI 91 C SL 84 B SI 93 B FF 94 X FF 94 3-1 ③ G5-3 1-2			C SL 82 S SL 81 B SL 82 B SL 82 B SI 92 X SL 82 3-2 HR	C SL 79 B SI 88 B SI 87 B SL 79 C SL 78 B SI 87 4-2 5 WP BB		3	1	1	1	1	0	1
5 Brad Miller, L (1, 6) OBP: 0.308, SLG: 0.364			X SI 93 0-0 ① G4-3		B SI 90 F SI 90 X SI 90 1-1 33 G4-3 6 1B 2B		B SI 92 C FF 92 X SL 83 1-1 2B	1 SAFE B SI 97 B SI 96 B C FF 96 B 4-1 1-2 BB		3	1	2	0	1	0	0
33 Henry Blanco, R (1, 2) OBP: 0.295, SLG: 0.302 3 Mike Zunino, R (8, PH) OBP: 0.261, SLG: 0.341 (9, 2)			C FF 96 B FF 95 C SI 95 F SL 87 B SI 95 B FF 95 X FF 95 3-2 9 2B 6 G4-3 1B		C FF 92 X SI 93 0-1 ① G4-3 2-3		C SI 87 S SL 78 F SL 79 S SL 80 0-3 ① K	C SL 80 B SL 81 B FF 93 1 SAFE X SL 80 2-1 ② P3		3 1	1 0	1 0	0 0	0 0	1 0	2 2
Inning Stats	R: 0 E: 0 K: 1 S: 8 H: 1 LOB: 1 BB: 0 P: 11	R: 0 E: 0 K: 0 S: 5 H: 0 LOB: 0 BB: 0 P: 11	R: 1 E: 0 K: 1 S: 18 H: 2 LOB: 1 BB: 0 P: 27	R: 0 E: 0 K: 2 S: 9 H: 0 LOB: 1 BB: 1 P: 20	R: 1 E: 0 K: 1 S: 11 H: 2 LOB: 1 BB: 0 P: 16	R: 0 E: 0 K: 1 S: 7 H: 0 LOB: 0 BB: 0 P: 10	R: 1 E: 0 K: 1 S: 14 H: 2 LOB: 1 BB: 0 P: 21	R: 3 E: 0 K: 0 S: 16 H: 3 LOB: 2 BB: 2 P: 29	R: 0 E: 0 K: 2 S: 10 H: 0 LOB: 0 BB: 0 P: 15	1B: 3 2B: 4 3B: 0 HR: 3	SF: 0 SAC: 0 DP: 0 HBP: 0	WP: 2 PB: 0 SB: 0 CS: 0	PA: 40			

livebaseballscorecards.com

AB	37
R	6
H	10
RBI	6
BB	3
SO	9
LOB	16

PITCHER		IP	WLS	BF	H	R	ER	SO	BB	IBB	HBP	BLK	WP	HR	S	P	ERA	WHIP
36 Edwin Jackson, R ERA: 5.75	(1, 1)	6.0	W	26	7	3	3	6	1	0	0	0	1	1	63	104	4.50	1.333
54 Shawn Camp, R ERA: 7.04	(7, 1)	1.1		8	3	3	3	1	1	0	0	0	0	2	20	30	20.25	3.000
56 Héctor Rondón, R ERA: 6.08	(8, 1)	0.2	H	3	0	0	0	0	1	0	0	0	1	0	5	11	0.00	1.500
63 Kevin Gregg, R ERA: 1.65	(9, 1)	1.0	S	3	0	0	0	2	0	0	0	0	0	0	10	15	0.00	0.000

PITCHER	IP	WLS	BF	H	R	ER	SO	BB	IBB	HBP	BLK	WP	HR	S	P	ERA	WHIP

Chicago Cubs @ Oakland Athletics

O.co Coliseum, Oakland, CA

Tue Jul 02 2013, 10:08 PM - 1:25 AM EDT

Att. 17,273 - Partly Cloudy - 64 F

livebaseballscorecards.com

Batter	1	2	3	4	5	6	7	8	9	AB	R	H	RBI	BB	SO	LOB
24 Luis Valbuena, L (1, 5) OBP: 0.348, SLG: 0.389	C FF 87 B FF 88 B CH 81 S FF 88 C FF 88 2-3 ① K		B SL 82 B FF 87 F FF 90 B FF 88 C FF 90 F FF 90 S CH 82 3-3 ③ K	B FF 86 X CH 80 1-0 1-2 1B		B SL 86 X SI 90 1-0 1B			C SI 93 B CU 83 F FF 94 B CU 80 B FF 93 F SI 93 B FF 94 4-2 13 CS BB	4	0	2	0	1	2	0
13 Starlin Castro, R (1, 6) OBP: 0.265, SLG: 0.326	C FF 87 F SL 82 B FF 88 X CU 68 1-2 ② G5-3			B FF 87 2-1 S FF 88 X FF 88 12 WP 19 1B 12 HR 1B B FF 87 C FF 87 X FF 86 1-1 ③ F9		B SI 90 S CH 83 C SI 89 1 SAFE B SL 85 F SI 91 C SI 92 2-3 ③ K			B SL 85 B FF 92 S FF 93 F FF 94 B FF 94 F SI 94 S FF 92 3-3 ① ② K 1-2	5	1	1	0	0	2	4
19 Nate Schierholtz, L (1, 9) OBP: 0.333, SLG: 0.528	B FF 87 C CH 80 S CH 79 S SL 81 1-3 ③ K			B FF 87 F CH 80 X FF 88 1-1 12 WP 12 HR 1-2 1B	B CU 67 C FF 86 X FF 87 1-1 ① G3-1		S SL 85 B CU 71 S SL 84 B SL 84 F SI 91 S CU 72 2-3 ① K		B FF 91 B FF 93 B FF 93 C FF 93 F FF 92 X FF 93 3-2 ③ G4-3	5	1	1	0	0	2	0
12 Alfonso Soriano, R (1, 7) OBP: 0.284, SLG: 0.436		X FF 86 0-0 ① L9		B SL 82 F FF 89 B SL 80 F FF 89 X FF 88 2-2 1-H 2-H HR	F FF 87 F FF 88 F SL 81 X SL 80 0-2 ② L8		F SI 90 B SL 85 B SI 91 B SL 85 X SL 85 3-1 ② P5			4	1	1	3	0	0	0
44 Anthony Rizzo, L (1, 3) OBP: 0.336, SLG: 0.461		C FF 88 B FF 88 X CH 80 1-1 ② L4		B FF 86 B SL 80 B FF 88 B FF 87 4-0 47 1B 15 SF7 BB	X FF 88 0-0 ③ P5		S SI 91 S CU 73 B SI 92 F SI 90 S SI 90 1-3 ③ K			3	1	0	0	1	1	0
30 Dioner Navarro, S (1, 10) OBP: 0.351, SLG: 0.540		B FF 86 X FF 88 1-0 2B		F CH 80 S CU 66 C CH 80 0-3 ① K		B SL 81 C FF 86 F CH 79 B SL 80 F CH 80 B FF 90 F FF 88 X FF 89 3-2 47 1B 53 2B 1B		S SL 82 X SI 90 0-1 47 FC6-4 1B		4	1	3	0	0	1	1
47 Brian Bogusevic, L (1, 8) OBP: 0.308, SLG: 0.360		C CU 67 B CH 78 F FF 88 S FF 89 1-3 ③ K		1 SAFE B FF 87 F CH 79 B FF 88 1 SAFE 1 SAFE F CH 81 B CU 66 X FF 89 3-2 53 WP 53 1B 1-3 1B		X FF 88 0-0 53 2B 1-2 1B		C SI 90 F SL 82 B FF 90 B FF 89 1 SAFE X SI 89 3-2 ① FC6-4 15 1B 1-2f		4	2	2	0	0	1	2
15 Darwin Barney, R (1, 4) OBP: 0.288, SLG: 0.350			B FF 85 X FF 87 1-0 ① P3	B CH 81 C FF 88 1 SAFE B SL 82 S CH 81 X CU 66 2-2 ② SF7 3-H		B FF 85 X CH 79 1-0 ① F4		B SI 89 X SI 88 1-0 53 G6-4-3 1-2 1B		3	0	1	1	0	0	2
53 Welington Castillo, R (1, 2) OBP: 0.325, SLG: 0.360			B SL 81 S FF 87 C SL 81 C CU 66 1-3 ② K	B SL 83 C FF 88 B FF 88 S CH 80 X CU 67 2-2 24 1B 1-H 1B		B SL 80 C FF 87 F CH 80 X SL 78 1-2 ② 1-H 2-H 2B		B SI 90 X SI 90 1-0 ② ③ G6-4-3 1-2f		4	0	2	3	0	1	2

Inning Stats																		
	R: 0	H: 0	R: 0	H: 1	R: 0	H: 0	R: 5	H: 6	R: 0	H: 0	R: 2	H: 4	R: 0	H: 0	R: 0	H: 2	R: 0	H: 0
	E: 0	LOB: 0	E: 0	LOB: 1	E: 0	LOB: 0	E: 0	LOB: 2	E: 0	LOB: 0	E: 0	LOB: 1	E: 0	LOB: 0	E: 0	LOB: 1	E: 0	LOB: 0
	K: 2	BB: 0	K: 1	BB: 0	K: 2	BB: 0	K: 1	BB: 1	K: 0	BB: 0	K: 1	BB: 0	K: 2	BB: 0	K: 0	BB: 0	K: 1	BB: 1
	S: 9	P: 13	S: 7	P: 10	S: 8	P: 13	S: 22	P: 40	S: 7	P: 8	S: 15	P: 23	S: 10	P: 16	S: 7	P: 12	S: 10	P: 20

1B: 10	SF: 1
2B: 3	SAC: 0
3B: 0	DP: 2
HR: 1	HBP: 0

WP: 2	PA: 39
PB: 0	
SB: 0	
CS: 1	

AB	36
R	7
H	13
RBI	7
BB	2
SO	10
LOB	11

PITCHER		IP	WLS	BF	H	R	ER	SO	BB	IBB	HBP	BLK	WP	HR	S	P	ERA	WHIP
64 A.J. Griffin, R ERA: 3.95	(1, 1)	5.2		27	10	7	7	6	1	0	0	0	2	1	63	99	11.12	1.941
13 Jerry Blevins, L ERA: 3.0	(6, 1)	1.1		5	1	0	0	3	0	0	0	0	0	0	15	24	0.00	0.750
61 Dan Otero, R ERA: 3.38	(8, 1)	1.0	W	4	2	0	0	0	0	0	0	0	0	0	7	12	0.00	2.000
50 Grant Balfour, R ERA: 1.91	(9, 1)	1.0	S	3	0	0	0	1	1	0	0	0	0	0	10	20	0.00	1.000

PITCHER		IP	WLS	BF	H	R	ER	SO	BB	IBB	HBP	BLK	WP	HR	S	P	ERA	WHIP

Batter	1	2	3	4	5	6	7	8	9	AB	R	H	RBI	BB	SO	LOB
4 Coco Crisp, S (1, 10) OBP: 0.363, SLG: 0.452	X FF 87 0-0 ① F8	C SI 88 D SI 89 X SI 88 1-1 ② FC4-6 8 S 1-2f 2-3		D CU 75 X CH 82 1-0 52 CS 1B 2-H 3-H			B FF 91 C FF 91 S FF 92 X CU 79 1-2 ① P5			4	0	1	2	0	0	2
8 Jed Lowrie, S (1, 4) (5, 6) OBP: 0.376, SLG: 0.427	B FF 88 C SI 88 B SI 89 X SI 88 2-1 ② G6-3	1 SAFE B SI 88 B SI 88 1 SAFE C SI 86 F SI 89 S FC 84 2-3 ③ K 1-2		1 SAFE F SI 88 B FF 88 X SI 87 1-1 ② P6			B FF 92 X FF 91 1-0 ② P6			4	0	0	0	0	1	3
52 Yoenis Cespedes, R (1, 7) OBP: 0.287, SLG: 0.450	B SI 89 B CH 79 X SI 88 2-0 20 HR 1B		F SI 87 X CH 78 0-1 ① L7	1 SAFE 1 SAFE 0-0 ③ CS 1-2	B CU 72 X CH 80 1-0 ① G6-3		S FF 92 B CU 79 C CU 78 F FF 92 F FF 91 S CU 79 1-3 ③ K			4	1	1	0	0	1	0
20 Josh Donaldson, R (1, 5) OBP: 0.386, SLG: 0.534	C SI 89 1 SAFE B FC 86 X FF 88 1-1 1-H HR		B FC 85 C FC 85 X FC 84 1-1 ② P6		B FF 87 S SL 81 B CU 76 F CH 82 X SL 82 2-2 ② G6-3			B CU 77 S FF 90 B CU 78 B CU 77 X FF 90 3-1 16 BB 36 HR 1B		4	2	2	2	0	0	0
7 Nate Freiman, R (1, 3) OBP: 0.336, SLG: 0.415 37 Brandon Moss, L (9, 3) OBP: 0.320, SLG: 0.465	C SI 89 B CU 79 S SI 88 B FC 83 X SI 87 3-1 ③ F9		C SI 88 B FC 84 S CH 80 B FC 84 B CH 79 X FC 84 3-2 1B		C CH 81 X SI 88 0-1 1B			F FF 91 F FF 91 1 SAFE X FF 90 0-2 ① F9		4 0	0 0	2 0	0 0	0 0	0 0	1 0
25 Chris Young, R (1, 8) OBP: 0.271, SLG: 0.383		C SI 87 B FC 84 B CH 78 B SI 86 F SI 87 X SI 88 3-2 HR	C FC 84 B SI 87 B CH 78 S CH 79 B FC 83 1 SAFE F CH 79 S FC 82 3-3 ③ K		C CU 76 B SL 81 X CH 80 1-1 ③ P6			B CU 78 C FF 89 D CU 78 1 SAFE F FF 91 1 SAFE 1 SAFE F CU 78 X FF 91 2-2 ② P1		4	1	1	1	0	1	3
16 Josh Reddick, L (1, 9) OBP: 0.298, SLG: 0.323		C FF 89 X CU 79 0-1 ① F8		C FC 84 F SI 88 F CU 80 X CU 81 0-2 ① G3-1		X SI 86 0-0 ① F7		D CU 74 B SL 79 C SL 82 1 SAFE B FC 87 S SL 80 B SL 82 4-2 36 HR 1-2 BB		3	1	0	0	1	0	0
36 Derek Norris, R (1, 2) OBP: 0.312, SLG: 0.331		B FF 89 C SI 88 B CH 79 B FC 84 X SI 88 3-1 4 FC4-6 17 1B 1B		C SI 88 S CU 75 B SL 83 B SL 82 F CH 81 F SL 82 B CU 77 F CH 81 B CH 81 4-2 28 2B 4 1B BB		C CH 80 B SL 82 F CH 81 F FF 89 S SL 82 1-3 ② K		F CH 81 F SI 88 D CU 76 D CH 81 X CH 81 2-2 1-H 2-H HR		3	2	2	3	1	1	0
17 Adam Rosales, R (1, 6) OBP: 0.275, SLG: 0.336 28 Eric Sogard, L (4, PH) OBP: 0.343, SLG: 0.342 (5, 4)		C SI 87 X CU 80 0-1 4 FC4-6 1-2 1B		C FF 86 B CU 74 B CU 74 S CH 82 B FF 89 1 SAFE F CH 82 X FF 88 3-2 4 1B 1-3 2B		B FF 88 B CH 81 F SI 87 C CH 80 X SL 83 2-2 ③ P5		B FF 90 F FF 89 B FF 89 F FC 86 X SL 81 2-2 ③ P2		1 3	0 1	1 1	0 0	0 0	0 0	0 0
Inning Stats	R: 2 E: 0 K: 0 S: 8 H: 2 LOB: 0 BB: 0 P: 16	R: 1 E: 0 K: 1 S: 14 H: 3 LOB: 2 BB: 0 P: 23	R: 0 E: 0 K: 1 S: 11 H: 1 LOB: 1 BB: 0 P: 18	R: 2 E: 0 K: 0 S: 16 H: 2 LOB: 0 BB: 1 P: 25	R: 0 E: 0 K: 0 S: 8 H: 1 LOB: 1 BB: 0 P: 12	R: 0 E: 0 K: 1 S: 8 H: 0 LOB: 0 BB: 0 P: 11	R: 0 E: 0 K: 1 S: 9 H: 0 LOB: 0 BB: 0 P: 12	R: 3 E: 0 K: 0 S: 17 H: 2 LOB: 0 BB: 1 P: 30		1B: 7 2B: 1 3B: 0 HR: 3 SF: 0 SAC: 0 DP: 0 HBP: 0				WP: 0 PB: 0 SB: 1 CS: 1 PA: 37		

PITCHER		IP	WLS	BF	H	R	ER	SO	BB	IBB	HBP	BLK	WP	HR	S	P	ERA	WHIP
18 Chris Rusin, L ERA: 8.1	(1, 1)	3.1		16	6	3	3	2	0	0	0	0	0	2	37	61	8.10	1.800
33 Carlos Villanueva, R ERA: 3.71	(4, 1)	2.2		11	3	2	2	1	1	0	0	0	0	0	28	44	6.75	1.500
50 Blake Parker, R ERA: 2.57	(7, 1)	1.2	H	6	1	1	1	1	0	0	0	0	0	0	18	26	5.40	0.600
40 James Russell, L ERA: 3.06	(8, 1)	0.1	L	3	1	2	2	0	1	0	0	0	0	1	8	16	54.00	6.000

PITCHER	IP	WLS	BF	H	R	ER	SO	BB	IBB	HBP	BLK	WP	HR	S	P	ERA	WHIP

BOTTOM

Chicago Cubs @ Oakland Athletics

O.co Coliseum, Oakland, CA

Tue Jul 02 2013, 10:08 PM - 1:25 AM EDT

Att. 17,273 - Partly Cloudy - 64 F

livebaseballscorecards.com

AB	34
R	8
H	11
RBI	8
BB	2
SO	4
LOB	9

Batter	1	2	3	4	5	6	7	8	9	AB	R	H	RBI	BB	SO	LOB
24 Luis Valbuena, L (1, 5) OBP: 0.349, SLG: 0.404	C FF 87 B FF 89 S FF 88 X FF 91 1-2 ① G3-1		C SI 86 F FF 90 B FF 91 F FF 92 X SI 89 1-2 HR		F SI 86 B SI 87 X SI 86 1-1 ② L9		X FF 92 0-0 ② P6		C FF 92 S CU 75 F CU 76 F FC 88 B CU 73 B FF 92 X FC 89 2-2 1B	5	1	2	1	0	0	2
13 Starlin Castro, R (1, 6) OBP: 0.269, SLG: 0.328	B SI 85 C SI 86 B SI 86 X SI 86 2-1 12 WP 12 1B 1B		B SI 87 C SI 87 C FF 90 F FF 92 F SL 83 X SL 82 1-2 ② G5-3		1 SAFE 1 SAFE F SI 87 F SI 85 X SI 86 0-2 1-2 1B		B SI 90 B FF 92 B SI 91 C SI 89 B FF 90 4-1 BB		S FC 89 B FC 90 B FC 89 1 SAFE B SI 91 1 SAFE F SI 91 F SI 92 X SI 91 3-2 ② F9	4	1	2	0	1	0	1
19 Nate Schierholtz, L (1, 9) OBP: 0.331, SLG: 0.530	C SI 85 C CH 84 B FF 89 X CH 80 1-2 ② P5		F SI 88 B FF 91 C SI 88 X FF 92 1-2 3B		B FF 91 D SI 90 F FF 92 C CH 82 F CH 82 F FF 93 B SI 91 X FF 93 3-2 ③ L8		B CH 82 X FF 91 1-0 ③ F7		F SI 92 F FC 89 B CU 73 X FC 90 1-2 ③ P5	5	0	1	0	0	0	6
12 Alfonso Soriano, R (1, 10) OBP: 0.283, SLG: 0.433	S SL 79 C SL 81 D SL 81 D SI 89 X SL 84 2-2 1-H 1B		C SI 90 B FF 92 X SI 88 1-1 ③ F8			F SI 86 B FF 91 B SI 89 X SI 88 2-1 ① L9		S FF 94 X FF 95 0-1 ① F9		4	0	1	1	0	0	1
44 Anthony Rizzo, L (1, 3) OBP: 0.332, SLG: 0.455	X SI 87 0-0 ③ P5			C SL 79 B FF 90 F SL 81 X FF 92 1-2 ① F8		C SI 89 B FF 91 F FF 91 X FF 92 1-2 ② L7		C FF 95 X FF 96 0-1 ② P4		4	0	0	0	0	0	1
30 Dioner Navarro, S (1, 2) OBP: 0.357, SLG: 0.548		B FF 88 C FF 89 B FF 90 F FF 89 X FF 91 2-2 ① L8		B SI 88 X SI 88 1-0 ② P5		F FF 91 X FF 92 0-1 47 FC6-4 1B		C FF 94 B FF 94 X FF 95 1-1 47 2B 2B		4	1	2	0	0	0	0
47 Brian Bogusevic, L (1, 7) OBP: 0.333, SLG: 0.414		F SI 87 B FF 90 S FF 91 X SI 89 1-2 15 G4-6-3 1B		C FF 90 S FF 93 X FF 92 0-2 ③ G5-3		B FF 90 F FF 91 B SL 81 X SL 81 2-1 ③ FC6-4 1-2f		S FF 95 C CU 81 X FF 96 0-2 2-H 2B		4	0	2	1	0	0	1
15 Darwin Barney, R (1, 4) OBP: 0.284, SLG: 0.344		B CH 84 1 SAFE F SI 86 X SI 86 1-1 ② ③ G4-6-3 1-2f			C SI 86 X FF 90 0-1 ① F7		B SI 86 B SI 86 C SI 87 X SI 87 2-1 ① G3	C FF 96 B FF 95 S FF 95 X FF 94 1-2 ③ G4-3		4	0	0	0	0	0	2
20 Julio Borbon, L (1, 8) OBP: 0.289, SLG: 0.304			X FF 89 0-0 ① B1-3		B FF 89 F SI 88 L FF 90 X FF 93 1-2 13 1B 1B		F SI 87 X FF 92 0-1 3B		B FF 91 C FC 88 X FC 90 1-1 ① B1	4	0	2	0	0	0	0
Inning Stats	R: 1 H: 2 E: 0 LOB: 1 K: 0 BB: 0 S: 12 P: 18	R: 0 H: 1 E: 0 LOB: 0 K: 0 BB: 0 S: 8 P: 12	R: 1 H: 2 E: 0 LOB: 1 K: 0 BB: 0 S: 15 P: 19	R: 0 H: 0 E: 0 LOB: 0 K: 0 BB: 0 S: 7 P: 9	R: 0 H: 2 E: 0 LOB: 2 K: 0 BB: 0 S: 15 P: 20	R: 0 H: 1 E: 0 LOB: 1 K: 0 BB: 0 S: 9 P: 14	R: 0 H: 1 E: 0 LOB: 2 K: 0 BB: 1 S: 7 P: 14	R: 1 H: 2 E: 0 LOB: 1 K: 0 BB: 0 S: 12 P: 14	R: 0 H: 1 E: 0 LOB: 1 K: 0 BB: 0 S: 14 P: 21	1B: 7 SF: 0 2B: 2 SAC: 0 3B: 2 DP: 1 HR: 1 HBP: 0						WP: 1 PA: 39 PB: 0 SB: 0 CS: 0

TOP

Chicago Cubs @ Oakland Athletics

O.co Coliseum, Oakland, CA

Wed Jul 03 2013, 10:08 PM - 1:02 AM EDT

Att. 35,067 - Partly Cloudy - 73 F

livebaseballscorecards.com

AB	38
R	3
H	12
RBI	3
BB	1
SO	0
LOB	14

PITCHER		IP	WLS	BF	H	R	ER	SO	BB	IBB	HBP	BLK	WP	HR	S	P	ERA	WHIP
40 Bartolo Colon, R ERA: 2.78	(1, 1)	7.0	L	30	9	2	2	0	1	0	0	0	1	1	73	106	2.57	1.429
62 Sean Doolittle, L ERA: 3.35	(8, 1)	1.0		5	2	1	1	0	0	0	0	0	0	0	12	14	9.00	2.000
60 Jesse Chavez, R ERA: 3.62	(9, 1)	1.0		4	1	0	0	0	0	0	0	0	0	0	14	21	0.00	1.000

PITCHER	IP	WLS	BF	H	R	ER	SO	BB	IBB	HBP	BLK	WP	HR	S	P	ERA	WHIP

Batter	1	2	3	4	5	6	7	8	9	AB	R	H	RBI	BB	SO	LOB
4 Coco Crisp, S (1, 8) OBP: 0.361, SLG: 0.449	B FF 92 B FF 90 C FF 92 B FF 91 C FF 92 X FF 94 3-2 ① F9		F FF 92 B SI 92 X CU 73 1-1 ② G5-3		F FF 94 B FF 90 B FF 91 X FF 93 2-1 ③ L8			X FF 92 0-0 8 F8 15 G3 1B		4	0	1	0	0	0	1
15 Seth Smith, L (1, 10) OBP: 0.350, SLG: 0.425	B FF 93 X SI 92 1-0 52 FC6-4 1B		C CU 74 F FF 94 X FF 93 0-2 ③ P5			S FF 93 X FF 92 0-1 ① L8		C FF 89 D CU 74 X SI 92 1-1 ① G3 1-2		4	0	1	0	0	0	1
8 Jed Lowrie, S (1, 6) OBP: 0.375, SLG: 0.425	B FF 92 X FF 92 1-0 ② F9			B FF 92 F FF 93 B FF 94 C FF 93 B SI 93 X SL 85 3-2 ① P5		C FF 93 F FF 91 F SL 85 X FF 91 0-2 52 BB 1B		B CU 76 B FF 93 C FF 93 X SI 93 2-1 ② F8 2-3		4	0	1	0	0	0	2
52 Yoenis Cespedes, R (1, 7) OBP: 0.287, SLG: 0.445	S FF 93 C FF 92 X SI 92 0-2 ③ FC6-4 1-2f			S SL 84 B SI 94 F SI 94 B SL 84 B FF 95 X FF 95 3-2 ② P4		B SI 92 B FF 92 C SL 85 B FF 93 B FF 93 4-1 BB 1-2		B SL 85 X SI 92 1-0 ③ P4		3	0	0	0	1	0	2
37 Brandon Moss, L (1, 3) OBP: 0.319, SLG: 0.473		C FF 91 S FF 92 B SI 91 T FF 94 1-2 ① K		B CU 74 X CU 74 1-0 HR		S SI 93 F SI 93 S SI 93 0-3 ② K			F FF 90 X FS 82 0-1 ① F7	4	1	1	1	0	2	2
20 Josh Donaldson, R (1, 5) OBP: 0.384, SLG: 0.529		F FF 94 B FF 94 B FF 94 C SL 85 B SL 85 B SL 86 4-2 BB		S SL 86 S SL 86 B FF 92 C FF 94 1-3 ③ K		C SI 92 X SL 87 0-1 ③ F8			F FF 91 F FF 90 C FF 91 0-3 ② K	3	0	0	0	1	2	2
5 John Jaso, L (1, 2) OBP: 0.375, SLG: 0.362		C FF 91 X FF 92 0-1 ② F7			S FF 93 X FF 92 0-1 ① G3-1		C FF 93 S SI 92 B SL 86 B FF 95 F FF 93 C SL 85 2-3 ① K		B FF 90 B FF 90 B FF 90 C FF 90 B FF 90 4-1 16 S BB	3	0	0	0	1	1	1
16 Josh Reddick, L (1, 9) OBP: 0.297, SLG: 0.318		C FF 92 B SI 93 F FF 92 F FF 93 1 SAFE B SL 84 B FF 93 X SL 85 3-2 ③ F7			B FF 93 B FF 93 C FF 92 L FF 94 B FF 95 F FF 93 B SL 86 4-2 BB		F FF 93 B SI 94 B FF 93 X FF 92 2-1 ② F7		B FF 90 B FF 90 F FF 92 C FF 90 S FF 91 2-3 ③ K 1-2	3	0	0	0	1	1	2
28 Eric Sogard, L (1, 4) OBP: 0.338, SLG: 0.337			C FF 91 B FF 92 X FF 91 1-1 ① L7		C FF 91 F FF 92 B FF 92 1 SAFE B FF 92 S SL 84 2-3 ② K		X FF 94 0-0 ③ G4-3			3	0	0	0	0	1	1
Inning Stats	R: 0 E: 0 K: 0 S: 8 H: 1 LOB: 1 BB: 0 P: 13	R: 0 E: 0 K: 1 S: 11 H: 0 LOB: 1 BB: 1 P: 19	R: 0 E: 0 K: 0 S: 7 H: 0 LOB: 0 BB: 0 P: 9	R: 1 E: 0 K: 1 S: 10 H: 1 LOB: 0 BB: 0 P: 18	R: 0 E: 0 K: 1 S: 10 H: 0 LOB: 1 BB: 1 P: 18	R: 0 E: 0 K: 1 S: 12 H: 1 LOB: 2 BB: 1 P: 16	R: 0 E: 0 K: 1 S: 7 H: 0 LOB: 0 BB: 0 P: 11	R: 0 E: 0 K: 0 S: 6 H: 1 LOB: 1 BB: 0 P: 10	R: 0 E: 0 K: 2 S: 9 H: 0 LOB: 1 BB: 1 P: 15	1B: 3 2B: 0 3B: 0 HR: 1 SF: 0 SAC: 0 DP: 0 HBP: 0						PA: 35 WP: 0 PB: 0 SB: 1 CS: 0

PITCHER		IP	WLS	BF	H	R	ER	SO	BB	IBB	HBP	BLK	WP	HR	S	P	ERA	WHIP
22 Matt Garza, R ERA: 3.45	(1, 1)	8.0	W	31	4	1	1	5	3	0	0	0	0	1	71	114	1.12	0.875
63 Kevin Gregg, R ERA: 1.59	(9, 1)	1.0	S	4	0	0	0	2	1	0	0	0	0	0	9	15	0.00	1.000

PITCHER	IP	WLS	BF	H	R	ER	SO	BB	IBB	HBP	BLK	WP	HR	S	P	ERA	WHIP

BOTTOM

Chicago Cubs @ Oakland Athletics

O.co Coliseum, Oakland, CA

Wed Jul 03 2013, 10:08 PM - 1:02 AM EDT

Att. 35,067 - Partly Cloudy - 73 F

livebaseballscorecards.com

AB	31
R	1
H	4
RBI	1
BB	4
SO	7
LOB	14

Chicago Cubs @ Oakland Athletics

O.co Coliseum, Oakland, CA

Thu Jul 04 2013, 4:08 PM - 6:50 PM EDT

Att. 26,967 - Partly Cloudy - 75 F

TOP

livebaseballscorecards.com

Batter	1	2	3	4	5	6	7	8	9	AB	R	H	RBI	BB	SO	LOB
24 Luis Valbuena, L (1, 5) OBP: 0.348, SLG: 0.398	F FF 88 B CH 81 B SI 89 B FF 88 X FF 89 3-1 ① F9		C SL 84 B FF 90 B SL 82 B FF 90 C FF 90 X SL 83 3-2 ③ G3-1			B CH 82 B FF 87 B FF 89 C FF 88 B CH 85 4-1 BB			C CU 83 B CU 81 B FF 92 F FF 94 B FF 94 F FF 93 X FF 94 3-2 ② G4-3	3	0	0	0	1	0	0
13 Starlin Castro, R (1, 6) OBP: 0.272, SLG: 0.329	C FF 90 F FF 90 B SL 82 F SL 82 X SL 83 1-2 ② F7			B SL 83 S FF 91 B FF 91 B FF 90 B FF 89 4-1 19 G3 12 1B BB		F FF 88 C FF 89 S SL 82 0-3 ③ K2-3			B SL 87 B FF 93 B FF 93 C FF 93 X FF 93 3-1 19 E 1B	3	0	1	0	1	1	1
19 Nate Schierholtz, L (1, 9) OBP: 0.326, SLG: 0.521	X FF 89 0-0 ③ L6			B FF 88 X FF 89 1-0 ① G3 1-2			C SL 81 F FF 87 X FF 88 0-2 ① P4		B FF 93 C FF 93 C FF 92 X FF 94 1-2 E6 1-2	4	0	0	0	0	0	2
12 Alfonso Soriano, R (1, 7) OBP: 0.283, SLG: 0.431		B FF 90 S FF 90 X FF 91 1-1 ① P3		C SL 85 F FF 92 F SL 83 X SL 82 0-2 ② 44 CS 1B 2-H			S FF 89 X FF 89 0-1 ② G6-3		D SL 86 B FF 93 S FF 94 X FF 94 2-1 ③ F9	4	0	1	0	0	0	2
44 Anthony Rizzo, L (1, 3) OBP: 0.332, SLG: 0.452		B SL 83 B FF 90 C FF 90 F FF 90 B SL 83 B FF 89 4-2 BB		1 SAFE B CH 83 C FF 90 1-1 ③ CS 1-2	C FF 90 B CH 80 C SL 83 S FF 90 1-3 ① K		S FF 83 X FF 89 0-1 ③ F8			2	0	0	0	1	1	0
30 Dioner Navarro, S (1, 10) OBP: 0.347, SLG: 0.533		S FF 90 C SL 84 C SI 91 0-3 ② K			S SL 84 B FF 92 X CH 82 1-1 ② L9			C FF 96 B SL 83 F FF 96 X CH 87 1-2 ① L1		3	0	0	0	0	1	1
47 Brian Bogusevic, L (1, 8) OBP: 0.323, SLG: 0.400 20 Julio Borbon, L (3, 8) OBP: 0.282, SLG: 0.296		C FF 90 1 SAFE S FF 90 1 SAFE S SL 83 0-3 ③ K			C FF 89 B FF 90 X SL 84 1-1 ③ L8			B FF 95 X SI 94 1-0 ② G4-3		1 2	0 0	0 0	0 0	0 0	1 0	1 0
15 Darwin Barney, R (1, 4) OBP: 0.281, SLG: 0.340			C SL 84 C SL 83 F SL 83 B SL 82 X FF 90 1-2 ① G6-3			B SL 83 X FF 88 1-0 ① F7		C FF 94 B FF 94 X FF 95 1-1 ③ P4		3	0	0	0	0	0	0
53 Welington Castillo, R (1, 2) OBP: 0.321, SLG: 0.355			C FF 91 B FF 90 B FF 90 C FF 90 C FF 90 2-3 ② K			S SL 82 B FF 90 B SL 82 F FF 89 C FF 90 2-3 ② K			B SL 85 F FF 93 F FF 92 S FF 93 1-3 ① K	3	0	0	0	0	3	0

Inning Stats	1	2	3	4	5	6	7	8	9
	R: 0 E: 0 K: 0 S: 7	H: 0 LOB: 0 BB: 0 P: 11	R: 0 E: 0 K: 2 S: 10	H: 0 LOB: 1 BB: 1 P: 15	R: 0 E: 0 K: 1 S: 10	H: 0 LOB: 0 BB: 0 P: 16	R: 0 E: 0 K: 0 S: 7	H: 1 LOB: 0 BB: 1 P: 13	R: 0 E: 0 K: 1 S: 7	H: 0 LOB: 0 BB: 0 P: 10	R: 0 E: 0 K: 2 S: 8	H: 0 LOB: 1 BB: 1 P: 15	R: 0 E: 0 K: 0 S: 7	H: 0 LOB: 0 BB: 0 P: 7	R: 0 E: 0 K: 0 S: 6	H: 0 LOB: 0 BB: 0 P: 9	R: 0 E: 1 K: 1 S: 14	H: 1 LOB: 2 BB: 0 P: 24

1B: 2	SF: 0
2B: 0	SAC: 0
3B: 0	DP: 0
HR: 0	HBP: 0

WP: 0	PA: 32
PB: 0	
SB: 0	
CS: 1	

AB	28
R	0
H	2
RBI	0
BB	3
SO	7
LOB	7

PITCHER		IP	WLS	BF	H	R	ER	SO	BB	IBB	HBP	BLK	WP	HR	S	P	ERA	WHIP
67 Dan Straily, R ERA: 4.52	(1, 1)	7.0	W	23	1	0	0	6	3	0	0	0	0	0	56	87	0.00	0.571
48 Ryan Cook, R ERA: 2.72	(8, 1)	1.0	H	3	0	0	0	0	0	0	0	0	0	0	6	9	0.00	0.000
50 Grant Balfour, R ERA: 1.85	(9, 1)	1.0	S	5	1	0	0	1	0	0	0	0	0	0	14	24	0.00	1.000

PITCHER	IP	WLS	BF	H	R	ER	SO	BB	IBB	HBP	BLK	WP	HR	S	P	ERA	WHIP

Batter	1	2	3	4	5	6	7	8	9	AB	R	H	RBI	BB	SO	LOB
4 Coco Crisp, S (1, 8) OBP: 0.356, SLG: 0.442	X FF 88 0-0 ① B3		B SI 89 F SI 89 F FC 87 F FF 90 F SL 77 F FF 90 X FC 88 1-2 ② L8			B SI 87 C FF 86 B FF 86 C FF 87 F CH 79 F FF 88 X SL 76 2-2 ② F8	C CU 76 C CU 77 B FC 85 B CU 78 X FC 89 2-2 ③ L5			4	0	0	0	0	0	2
8 Jed Lowrie, S (1, 4) (8, 6) OBP: 0.374, SLG: 0.421	B SI 88 B SI 89 X SI 89 2-0 ② F8		X SI 89 0-0 ③ L8			B FF 88 B FC 86 F FC 87 C CH 77 B FF 90 B CH 78 4-2 20 1B BB		C FF 95 F SI 95 F SI 95 F CH 88 F CH 88 X SI 96 0-2 ① F8		3	0	0	0	1	0	0
20 Josh Donaldson, R (1, 5) OBP: 0.382, SLG: 0.526	B SI 89 C FC 87 F FC 86 B SL 78 X FF 92 2-2 ③ F9			B SL 77 B FF 87 F FC 86 B FC 87 F FC 88 F FF 91 X FF 91 3-2 ① F9		B SI 87 B SI 88 F FF 88 X SI 88 2-1 52 FC5-4 1-3 1B		S SL 83 B SI 95 F FF 94 X SL 84 1-2 ② G1-3		4	0	1	0	0	0	0
52 Yoenis Cespedes, R (1, 7) OBP: 0.283, SLG: 0.438		B FC 84 F FF 88 B FC 86 F FC 86 F FF 91 B FF 90 S FC 90 3-3 ① K		C SI 90 B FF 88 S CH 79 B SL 78 F FC 87 S CH 76 2-3 ② K		X FC 86 0-0 ③ FC5-4 1-2f		B SI 95 F SL 84 B SI 95 X SI 96 2-1 ③ P4		4	0	0	0	0	2	2
7 Nate Freiman, R (1, 3) OBP: 0.339, SLG: 0.417 37 Brandon Moss, L (7, PH) OBP: 0.318, SLG: 0.472 (8, 3)		B SI 89 X FC 86 1-0 36 1B 1B		C SI 90 B FF 87 C FF 87 X SI 90 1-2 ③ L1			C FF 89 B CH 83 B CU 76 X SI 88 2-1 ① P6			2 1	0 0	1 0	0 0	0 0	0 0	0 0
25 Chris Young, R (1, 9) OBP: 0.272, SLG: 0.382		C SI 88 B FF 88 B FF 87 C FF 89 F FC 88 F FF 91 F CH 78 F FC 86 F FF 90 2-3 ② S SL 77 K			B SI 88 B FC 86 X SI 88 2-0 ① L7		X FF 90 0-0 36 CS 1B			3	0	1	0	0	1	1
36 Derek Norris, R (1, 2) OBP: 0.317, SLG: 0.333		B FC 85 B FF 89 C FC 87 C FF 90 B FC 87 X FC 87 3-2 1-2 1B			B FF 88 F SI 88 F FF 88 F FF 90 S SL 78 1-3 ② K		C FF 89 1 SAFE D FC 86 1 SAFE 1 SAFE D CH 83 B FF 90 S FF 89 B FF 89 4-2 ② 15 1B 28 PB 1-2 BB			2	1	1	0	1	1	0
15 Seth Smith, L (1, 10) OBP: 0.350, SLG: 0.424		C FC 86 S SL 77 S SL 76 0-3 ③ K			S FF 89 B FC 87 X SL 77 1-1 ③ G3-1		B CH 84 X FC 89 1-0 28 PB 1-3 1B			3	0	1	0	0	1	2
17 Adam Rosales, R (1, 6) OBP: 0.271, SLG: 0.331 28 Eric Sogard, L (7, PH) OBP: 0.341, SLG: 0.337 (8, 4)			F SI 88 F FC 87 F FF 90 B SL 78 B CH 76 X FF 89 2-2 ① F9			C FC 84 B SI 87 F FF 87 X CH 73 1-2 ① F9	C SI 88 S CH 83 B FF 89 B CU 78 B FF 89 B FC 85 4-2 1-2 3-H BB			2 0	0 0	0 0	0 0	0 1	0 0	0 0
Inning Stats	R: 0 E: 0 K: 0 S: 5 H: 0 LOB: 0 BB: 0 P: 9	R: 0 E: 0 K: 3 S: 19 H: 2 LOB: 2 BB: 0 P: 28	R: 0 E: 0 K: 0 S: 11 H: 0 LOB: 0 BB: 0 P: 14	R: 0 E: 0 K: 1 S: 11 H: 0 LOB: 0 BB: 0 P: 17	R: 0 E: 0 K: 1 S: 7 H: 0 LOB: 0 BB: 0 P: 11	R: 0 E: 0 K: 0 S: 13 H: 1 LOB: 2 BB: 1 P: 22	R: 1 E: 0 K: 0 S: 11 H: 2 LOB: 2 BB: 2 P: 24	R: 0 E: 0 K: 0 S: 11 H: 0 LOB: 0 BB: 0 P: 14		1B: 5 2B: 0 3B: 0 HR: 0 SF: 0 SAC: 0 DP: 0 HBP: 0				WP: 0 PB: 1 SB: 0 CS: 1 PA: 31		

PITCHER		IP	WLS	BF	H	R	ER	SO	BB	IBB	HBP	BLK	WP	HR	S	P	ERA	WHIP
37 Travis Wood, L ERA: 2.69	(1, 1)	6.0		22	3	0	0	5	1	0	0	0	0	0	66	101	0.00	0.667
51 Matt Guerrier, R ERA: 4.65	(7, 1)	1.0	L	6	2	1	0	0	2	0	0	0	0	0	11	24	0.00	4.000
46 Pedro Strop, R ERA: 6.94	(8, 1)	1.0		3	0	0	0	0	0	0	0	0	0	0	11	14	0.00	0.000

PITCHER	IP	WLS	BF	H	R	ER	SO	BB	IBB	HBP	BLK	WP	HR	S	P	ERA	WHIP

BOTTOM

Chicago Cubs @ Oakland Athletics

O.co Coliseum, Oakland, CA

Thu Jul 04 2013, 4:08 PM - 6:50 PM EDT

Att. 26,967 - Partly Cloudy - 75 F

livebaseballscorecards.com

AB	28
R	1
H	5
RBI	0
BB	3
SO	5
LOB	7

Batter	1	2	3	4	5	6	7	8	9	AB	R	H	RBI	BB	SO	LOB
6 Starling Marte, R (1, 7) OBP: 0.343, SLG: 0.459	B FF 94 X FF 95 1-0 18 G3-6 1B		X SL 84 0-0 18 S 18 3B 1B	B SI 94 T SL 84 X SL 85 1-1 ② F8 2-3		C FC 91 B SI 93 B SI 95 B FC 91 S SI 94 F SI 92 F SI 94 X SI 94 3-2 ① G5-3 1-2		C FF 94 B FF 93 X FF 95 1-1 18 G4-3 18 S 22 G6-3 1B	B SL 83 C SI 96 S SL 83 B SL 83 F SL 81 F SI 95 X SI 94 2-2 ③ F8	6	2	3	0	0	0	2
18 Neil Walker, S (1, 4) OBP: 0.349, SLG: 0.387	X SI 93 0-0 ①② G3-6 1-2f		1 SAFE P PO 86 L SI 94 1 SAFE B FC 91 C SI 94 X SI 94 2-2 46 1B 1-H 3B	X FC 91 0-0 ③ G4-3		B SL 83 B SI 94 B SI 93 B SI 94 4-0 22 FC5-4 BB		1 SAFE B SI 93 F FF 94 X FF 94 1-1 ① G4-3 1-3		4	1	1	1	1	0	3
22 Andrew McCutchen, R (1, 8) OBP: 0.370, SLG: 0.467	C FF 95 B SI 95 C FC 91 X FF 94 1-2 1B		F SL 85 F FS 85 F SL 84 B FF 93 F SI 97 D FS 86 D SL 85 B FC 92 4-2 46 1B 55 S BB		B SL 84 C SI 96 F FF 94 S FS 83 1-3 ① K	F FC 90 B SL 83 X SL 82 1-1 ② FC5-4 46 FC3-6 1-2f 2-3		C FC 91 S FF 94 X SL 79 0-2 ② G6-3 3-H		4	1	1	1	1	1	2
46 Garrett Jones, L (1, 3) OBP: 0.312, SLG: 0.442 14 Gaby Sanchez, R (7, 3) OBP: 0.347, SLG: 0.420	C SI 93 C SI 94 X FF 93 0-2 ③ F8		B FC 91 X FS 84 1-0 55 S 1-3 3-H 1B		B SI 96 B FF 93 X FC 92 2-0 31 1B 3B	C SL 83 X SL 82 0-1 ③ FC3-6 1-2f		C FF 94 X FF 92 0-1 55 BB 24 1B 1B		4 1	1 0	2 1	1 0	0 0	0 0	3 0
24 Pedro Alvarez, L (1, 5) OBP: 0.307, SLG: 0.507		X FC 91 0-0 ① F9	B SL 84 X FC 92 1-0 ① F7		C FS 84 B FS 85 X SI 95 1-1 ② G6-3		F CH 93 C CH 87 F SI 97 S CH 90 0-3 ① K	B SL 84 X SI 93 1-0 55 BB 1-2 1B		5	0	1	0	0	1	3
55 Russell Martin, R (1, 2) OBP: 0.353, SLG: 0.420		C SI 95 C FC 91 B FC 92 X SI 96 1-2 47 1B 2B	B SI 94 B SI 94 F FC 92 D SL 84 F SI 95 S FF 96 3-3 ② K 1-2 3-H		H SI 94 1-0 31 1B HBP		B SI 98 B SI 98 X SI 96 2-0 ② F7	B FF 93 B FF 95 S FF 94 S FF 94 D SL 82 B FF 93 4-2 31 FC6-4 1-2 2-3 BB		3	1	1	0	1	1	1
31 Jose Tabata, R (1, 9) OBP: 0.347, SLG: 0.441		B FF 94 B FF 94 C FF 93 S FF 95 B FC 92 S SL 83 3-3 ② K	X SL 83 0-0 ③ F7		1 SAFE F SL 83 X SL 84 0-1 1-2 3-H 1B		B FF 97 B SI 96 C FF 97 C SI 98 B SL 83 X SI 97 3-2 3B	B FC 89 X FF 94 1-0 ③ FC6-4 1-2f		5	0	2	1	0	1	5
10 Jordy Mercer, R (1, 6) OBP: 0.333, SLG: 0.425		I IN 68 I IN 68 I IN 71 I IN 73 4-0 47 1B IBB		C FF 94 C FC 92 F FS 84 B FS 86 F FF 95 F FS 85 B FS 85 B FF 96 B FF 96 4-2 6 F8 47 SH2-4 BB	X FC 92 0-0 ③ P3		I IN 78 I IN 83 I IN 77 I IN 74 4-0 IBB		B FF 95 B FF 95 F SI 95 B SI 95 X SI 95 3-1 ① G6-3	2	0	0	0	3	0	2
47 Francisco Liriano, L (1, 1) OBP: 0.143, SLG: 0.100		S SI 94 S SI 95 B SI 95 X SI 96 1-2 ③ 1-3 2-H 1B		X SI 93 0-0 ① SH2-4 1-2		B FF 93 B SI 93 B SI 93 B FF 93 4-0 22 FC5-4 6 G5-3 BB	B CH 94 C FF 96 T CH 94 F SI 96 X FF 94 1-2 ③ L8		X SI 95 0-0 ② G4-3	3	0	1	1	1	0	2
Inning Stats	R: 0 E: 0 K: 0 S: 8 H: 2 LOB: 1 BB: 0 P: 10	R: 1 E: 0 K: 1 S: 10 H: 2 LOB: 2 BB: 1 P: 19	R: 3 E: 0 K: 1 S: 15 H: 3 LOB: 1 BB: 1 P: 25	R: 0 E: 0 K: 0 S: 9 H: 0 LOB: 1 BB: 1 P: 14	R: 1 E: 0 K: 1 S: 9 H: 2 LOB: 2 BB: 0 P: 14	R: 0 E: 0 K: 0 S: 9 H: 0 LOB: 2 BB: 2 P: 21	R: 0 E: 0 K: 1 S: 12 H: 1 LOB: 2 BB: 1 P: 22	R: 1 E: 0 K: 0 S: 13 H: 3 LOB: 3 BB: 1 P: 21	R: 0 E: 0 K: 0 S: 8 H: 0 LOB: 0 BB: 0 P: 13	1B: 9 2B: 1 3B: 3 HR: 0 SF: 0 SAC: 1 DP: 1 HBP: 1	WP: 0 PB: 0 SB: 4 CS: 0 PA: 46					

TOP

Pittsburgh Pirates @ Chicago Cubs

Wrigley Field, Chicago, IL

Fri Jul 05 2013, 3:10 PM - 5:58 PM CDT

Att. 38,615 - Partly Cloudy - 75 F

livebaseballscorecards.com

AB	37
R	6
H	13
RBI	5
BB	7
SO	4
LOB	23

PITCHER		IP	WLS	BF	H	R	ER	SO	BB	IBB	HBP	BLK	WP	HR	S	P	ERA	WHIP
29 Jeff Samardzija, R ERA: 3.54	(1, 1)	6.0	L	31	9	5	5	3	4	1	1	0	0	0	60	103	7.50	2.167
62 Henry Alberto Rodriguez, R ERA: 3.27	(7, 1)	1.0		5	1	0	0	1	0	1	0	0	0	0	12	22	0.00	1.000
56 Héctor Rondón, R ERA: 6.18	(8, 1)	1.0		7	3	1	1	0	1	0	0	0	0	0	13	21	9.00	4.000
46 Pedro Strop, R ERA: 6.66	(9, 1)	1.0		3	0	0	0	0	0	0	0	0	0	0	8	13	0.00	0.000

BOTTOM

Pittsburgh Pirates @ Chicago Cubs

Wrigley Field, Chicago, IL

Fri Jul 05 2013, 3:10 PM - 5:58 PM CDT

Att. 38,615 - Partly Cloudy - 75 F

livebaseballscorecards.com

Batter	1	2	3	4	5	6	7	8	9	AB	R	H	RBI	BB	SO	LOB
17 Dave Sappelt, R (1, 8) OBP: 0.212, SLG: 0.204	C FF 92 C SL 84 X CH 86 0-2 G2-3		B SI 91 X FF 92 1-0 L4		B SL 87 X CH 87 1-0 G5-3			C FF 91 X CH 86 0-1 G6-3		4	0	0	0	0	0	0
13 Starlin Castro, R (1, 6) OBP: 0.272, SLG: 0.330	F FF 92 S SL 87 S SL 85 0-3 K		C CH 85 X SL 86 0-1 L6			C SL 85 B SL 86 S SL 85 S SL 87 1-3 K		B SL 86 B SL 85 F SI 92 X SL 86 2-1 30 PO 2B		4	0	1	0	0	2	0
30 Dioner Navarro, S (1, 2) OBP: 0.361, SLG: 0.536	F SI 92 X SL 87 0-1 1B		C SL 86 B CH 87 B SL 86 B CH 87 B SI 94 4-1 BB			B SI 93 C SI 93 X CH 88 1-1 12 FC4 1B		B SI 93 C SL 87 D CH 85 B CH 87 2 SAFE 3-1 PO 2-3	C SL 86 X CH 86 0-1 G1-3	3	0	2	0	1	0	0
12 Alfonso Soriano, R (1, 7) OBP: 0.280, SLG: 0.425	C SL 87 B SI 92 F SL 88 S SL 87 1-3 K		S SL 88 S SL 86 D SL 87 S CH 88 1-3 K			X CH 86 0-0 FC4 1 FC4 1-2f			C CH 85 S SL 86 C SL 85 0-3 K	4	0	0	0	0	3	3
1 Cody Ransom, R (1, 5) OBP: 0.315, SLG: 0.520		B SL 86 S CH 85 B CH 85 B CH 85 F SL 87 B SL 89 4-2 44 G4-3 21 HR BB	B SI 92 B FF 93 S SL 88 X SI 93 2-1 L9		X CH 86 0-0 FC4 1-2f			F SI 92 S SL 88 B SL 86 B SL 85 B CH 87 B SL 85 4-2 44 DI BB	2	1	0	0	2	0	1
44 Anthony Rizzo, L (1, 3) OBP: 0.331, SLG: 0.447		B SL 85 F SI 93 1 SAFE X SI 93 1-1 G4-3 1-3	B SI 95 S SL 89 S SI 93 X SL 90 1-2 G5-3				B SL 84 B SI 93 S SL 86 B SI 94 S SI 94 B SI 94 4-2 21 G6-4-3 BB		B SI 92 X SI 92 1-0 G4-3 1-2	3	0	0	0	1	0	2
21 Scott Hairston, R (1, 9) OBP: 0.227, SLG: 0.402		F SL 86 X SI 93 0-1 3-H HR	F CH 88 B SL 88 F SL 85 X SL 88 1-2 P4				D CH 87 F SL 86 C SL 87 X CH 87 1-2 G6-4-3 1-2f			3	1	1	2	0	0	1
15 Darwin Barney, R (1, 4) OBP: 0.278, SLG: 0.336		X SI 94 0-0 F7			C SI 92 B CH 87 X SL 87 1-1 G6-3		B SL 88 B SI 93 F SI 93 C SL 87 X CH 88 2-2 G1-3			3	0	0	0	0	0	0
29 Jeff Samardzija, R (1, 1) OBP: 0.133, SLG: 0.241 62 Henry Alberto Rodriguez, R (7) 56 Héctor Rondón, R (8, 1) 20 Julio Borbon, L (8, PH) OBP: 0.278, SLG: 0.292 46 Pedro Strop, R (9, 1)		B SI 93 S CH 86 C CH 87 F CH 86 B SL 89 S CH 88 2-3 K			C SL 86 S CH 86 S SL 87 0-3 K			X SI 92 0-0 G4-3		2 0 0 1 0	0 0 0 0 0	0 0 0 0 0	0 0 0 0 0	0 0 0 0 0	2 0 0 0 0	0 0 0 0 0

	AB	29
	R	2
	H	4
	RBI	2
	BB	4
	SO	7
	LOB	7

Inning Stats	1	2	3	4	5	6	7	8	9
	R: 0 E: 0 K: 2 S: 11	R: 2 E: 0 K: 1 S: 11	R: 0 E: 0 K: 1 S: 7	R: 0 E: 0 K: 0 S: 8	R: 0 E: 0 K: 1 S: 6	R: 0 E: 0 K: 1 S: 7	R: 0 E: 0 K: 0 S: 8	R: 0 E: 0 K: 0 S: 6	R: 0 E: 0 K: 1 S: 8
	H: 1 LOB: 1 BB: 0 P: 12	H: 1 LOB: 0 BB: 1 P: 18	H: 0 LOB: 1 BB: 1 P: 13	H: 0 LOB: 0 BB: 0 P: 12	H: 0 LOB: 0 BB: 0 P: 8	H: 1 LOB: 1 BB: 0 P: 9	H: 0 LOB: 0 BB: 1 P: 15	H: 1 LOB: 0 BB: 0 P: 11	H: 0 LOB: 1 BB: 1 P: 13

	1B: 2	SF: 0	WP: 0	PA: 34
	2B: 1	SAC: 0	PB: 0	
	3B: 0	DP: 1	SB: 0	
	HR: 1	HBP: 0	CS: 0	

PITCHER	IP	WLS	BF	H	R	ER	SO	BB	IBB	HBP	BLK	WP	HR	S	P	ERA	WHIP
47 Francisco Liriano, L (1, 1) ERA: 2.2	9.0	W	33	4	2	2	7	4	0	0	0	0	1	72	111	2.00	0.889

PITCHER	IP	WLS	BF	H	R	ER	SO	BB	IBB	HBP	BLK	WP	HR	S	P	ERA	WHIP

Batter	1	2	3	4	5	6	7	8	9	AB	R	H	RBI	BB	SO	LOB
6 Starling Marte, R (1, 7) OBP: 0.345, SLG: 0.460	F FF 91 B FF 92 S FF 91 F FF 90 B FF 92 X FF 92 2-2 22 WP 18 S 1B		C FF 92 S CU 77 B FF 91 B FF 92 X CU 77 2-2 18 CS 18 S 1B			F FF 92 B CU 78 F FF 90 X FF 90 1-2 G5-3		C CU 76 C FF 88 S CH 82 0-3 K2-3		4	0	2	0	0	1	0
18 Neil Walker, S (1, 4) OBP: 0.347, SLG: 0.384 2 Brandon Inge, R (5, 4) OBP: 0.222, SLG: 0.260	C FF 90 B SI 92 B SI 93 1 SAFE S SI 90 X SI 92 2-2 F7 1-2		**S SI 93** **1 SAFE** 1 SAFE **F FF 93** 1 SAFE P PO 85 D CU 76 B FF 93 F FF 93 3-3 K 1-3			C FF 93 B FF 93 F FF 93 T FF 92 1-2 K		C FF 89 X FC 86 0-1 F9		2 2	0 0	0 0	0 0	0 0	1 1	2 0
22 Andrew McCutchen, R (1, 8) OBP: 0.372, SLG: 0.467	D SL 82 C FF 92 C FF 94 B FF 92 D CU 77 X SL 86 3-2 G6-3 2-3			X FF 93 0-0 G6-3		B FF 93 F FF 94 X FF 94 1-1 46 BB 1B			B FF 91 F FF 91 X FF 91 1-1 19 DI 1B	4	0	2	0	0	0	1
46 Garrett Jones, L (1, 3) OBP: 0.311, SLG: 0.437	C SL 83 F SL 83 D SL 86 F SI 93 B SL 84 X FF 94 2-2 G4-3			B SL 83 B SL 82 F FF 92 S SI 93 F FF 94 B SL 84 X SL 84 3-2 G3		**C SI 94** **D SL 85** **1 SAFE** **B SL 84** **1 SAFE** 1 SAFE B SI 93 B SI 95 4-1 1-2 BB			X FF 91 0-0 F8	3	0	0	0	1	0	2
24 Pedro Alvarez, L (1, 5) OBP: 0.306, SLG: 0.514		B SI 91 F SI 90 X FF 91 1-1 G3-1		B SL 83 X SI 93 1-0 HR		B SL 82 C FF 90 S SL 83 B SL 83 S SL 83 2-3 K			C CU 78 S CU 78 D CU 78 X FF 91 1-2 F7	4	1	1	1	0	1	3
19 Michael McKenry, R (1, 2) OBP: 0.248, SLG: 0.330		B FF 92 C FF 93 X FF 93 1-1 G5-3		C FF 93 X SI 93 0-1 G4-3			B FF 88 C FF 89 X FF 89 1-1 G6-3		C FF 92 X FF 91 0-1 F9 1-2	4	0	0	0	0	0	1
31 Jose Tabata, R (1, 9) OBP: 0.346, SLG: 0.432		B SI 92 B FF 92 B FF 92 C FF 91 B FF 93 4-1 10 S BB			B FF 92 C FF 93 B SI 92 B FF 92 X FF 92 3-1 G6-3		B SI 88 X FF 89 1-0 F9			2	0	0	0	1	0	0
10 Jordy Mercer, R (1, 6) OBP: 0.327, SLG: 0.416		C FF 92 B FF 93 B SL 86 S SL 84 S SL 87 2-3 K 1-2			X SL 84 0-0 B1		B FF 89 B FF 89 X FF 89 2-0 G6-3			3	0	0	0	0	1	1
50 Charlie Morton, R (1, 1) 37 Justin Wilson, L (7, 1) 23 Travis Snider, L (8, PH) OBP: 0.297, SLG: 0.336 29 Bryan Morris, L (8, 1) OBP: 0.250, SLG: 0.250			B FF 89 B FF 90 B FF 90 C FF 91 X FF 90 3-1 G6-3		B FF 93 C FF 92 B FF 92 F FF 92 X FF 93 2-2 G6-3			C SI 87 F CU 76 S CH 83 0-3 K		2 0 1 0	0 0 0 0	0 0 0 0	0 0 0 0	0 0 1 0	0 0 0 0
Inning Stats	R: 0 E: 0 K: 0 S: 14 H: 1 LOB: 1 BB: 0 P: 23	R: 0 E: 0 K: 1 S: 8 H: 0 LOB: 1 BB: 1 P: 16	R: 0 E: 0 K: 1 S: 11 H: 1 LOB: 0 BB: 0 P: 18	R: 1 E: 0 K: 0 S: 8 H: 1 LOB: 0 BB: 0 P: 12	R: 0 E: 0 K: 0 S: 6 H: 0 LOB: 0 BB: 0 P: 11	R: 0 E: 0 K: 2 S: 12 H: 1 LOB: 2 BB: 1 P: 21	R: 0 E: 0 K: 0 S: 4 H: 0 LOB: 0 BB: 0 P: 8	R: 0 E: 0 K: 2 S: 8 H: 0 LOB: 0 BB: 0 P: 8	R: 0 E: 0 K: 0 S: 8 H: 1 LOB: 1 BB: 0 P: 10	1B: 4 2B: 0 3B: 0 HR: 1	SF: 0 SAC: 0 DP: 0 HBP: 0					

PITCHER		IP	WLS	BF	H	R	ER	SO	BB	IBB	HBP	BLK	WP	HR	S	P	ERA	WHIP
36 Edwin Jackson, R ERA: 5.5	(1, 1)	5.2	W	22	4	1	1	3	2	0	0	0	1	1	56	96	1.59	1.059
40 James Russell, L ERA: 3.03	(6, 1)	0.1	H	1	0	0	0	1	0	0	0	0	0	0	3	5	0.00	0.000
51 Matt Guerrier, R ERA: 4.36	(7, 1)	2.0	H	6	0	0	0	2	0	0	0	0	0	0	12	16	0.00	0.000
63 Kevin Gregg, R ERA: 1.53	(9, 1)	1.0	S	4	1	0	0	0	0	0	0	0	0	0	8	10	0.00	1.000

PITCHER	IP	WLS	BF	H	R	ER	SO	BB	IBB	HBP	BLK	WP	HR	S	P	ERA	WHIP

TOP

Pittsburgh Pirates @ Chicago Cubs

Wrigley Field, Chicago, IL

Sat Jul 06 2013, 3:10 PM - 6:02 PM CDT

Att. 36,590 - Cloudy - 80 F

livebaseballscorecards.com

AB	31
R	1
H	5
RBI	1
BB	2
SO	6
LOB	10

Batter	1	2	3	4	5	6	7	8	9	AB	R	H	RBI	BB	SO	LOB
20 Julio Borbon, L (1, 8) OBP: 0.289, SLG: 0.284	B FF 94 B SI 93 C SI 94 B SI 93 B SI 94 4-1 13 E 13 S BB		C SI 92 B SI 91 C CU 77 S CU 78 1-3 ② K		C SI 92 B CU 78 F SI 92 B CU 78 B CU 78 B FF 94 4-2 44 G6-3 44 S 12 HR BB		X FF 95 0-0 ① G1-5-3			2	1	0	0	2	1	1
13 Starlin Castro, R (1, 6) OBP: 0.269, SLG: 0.327	1 SAFE B SI 93 1 SAFE B FF 90 C SI 94 S SI 93 X CU 77 2-2 ① F9 1-3		B SI 93 C SI 91 X FS 86 1-1 ③ G1-3		F SI 91 S SI 91 1 SAFE B SI 92 X CU 78 1-2 ① L6		C FF 96 B FC 91 S FF 97 B FF 98 X FF 98 2-2 ② G1-3			4	0	0	0	0	0	3
44 Anthony Rizzo, L (1, 3) OBP: 0.331, SLG: 0.448	B CU 78 T CU 79 B FF 93 F CU 79 F CU 79 B CU 77 F CU 78 F FS 87 T SI 94 3-2 ② K			X SI 91 0-0 12 HR 2B	1 SAFE C CU 78 B FF 94 C SI 91 X CU 78 1-2 ② G6-3 1-3		B FC 92 C FF 98 C FC 92 X FC 93 1-2 ③ F7			4	1	1	0	0	1	2
12 Alfonso Soriano, R (1, 7) OBP: 0.282, SLG: 0.446	C SI 94 X SI 94 0-1 ③ G6-3			C SI 92 X CU 79 0-1 2-H HR	B SI 93 X SI 93 1-0 3-H HR			X FF 94 0-0 ① F8		4	2	2	4	0	0	1
24 Luis Valbuena, L (1, 5) OBP: 0.354, SLG: 0.402		C FF 94 B SI 93 X FS 87 1-1 15 L4-3 1B		B FF 94 X FS 86 1-0 15 G6-3 19 HBP 1B	B SI 94 C CU 79 B CU 79 X SI 92 2-1 ③ G4-3			B FF 94 B SI 96 B SI 95 B FF 94 4-0 15 FC6-4 BB		3	0	2	0	1	0	0
19 Nate Schierholtz, L (1, 9) OBP: 0.324, SLG: 0.515		C SI 92 D CU 78 1 SAFE F SI 91 B CU 77 F SI 92 F CU 80 F FF 94 S CU 78 2-3 ① K		1 SAFE C SI 92 C CU 79 H CU 79 1-2 15 G6-3 1-2 HBP		F FF 92 F FF 93 S CU 79 0-3 ① K		X FC 91 0-0 ② F9		3	0	0	0	0	2	2
15 Darwin Barney, R (1, 4) OBP: 0.274, SLG: 0.331		B SI 91 1 SAFE F SI 92 X SI 93 1-1 L4-3 1-1 ②③		C SI 93 X SI 93 0-1 ①② G6-3 1-2f 2-3		B SI 94 X SI 92 1-0 ② G5-3		1 SAFE C FF 95 1 SAFE S FC 90 D CU 86 X FC 90 1-2 ③ FC6-4 1-2f		4	0	0	0	0	0	4
53 Welington Castillo, R (1, 2) OBP: 0.329, SLG: 0.365			F FF 92 B SI 93 B SI 93 X SI 92 2-1 1B	I IN 66 I IN 70 I IN 69 I IN 68 4-0 IBB		B FF 93 B FF 93 X FF 93 2-0 2B				2	0	2	0	1	0	0
36 Edwin Jackson, R (1, 1) OBP: 0.148, SLG: 0.154 40 James Russell, L (6, 1) 21 Scott Hairston, R (6, PH) OBP: 0.225, SLG: 0.398 51 Matt Guerrier, R (7, 1) 63 Kevin Gregg, R (9, 1)			C SI 91 L SI 92 C CU 78 0-3 ① K	S SI 93 X SI 93 0-1 ③ G6-3		B SI 93 B SI 92 B SI 92 C SI 92 C SI 92 S SI 93 3-3 ③ K				2 0 1 0 0	0 0 0 0 0	0 0 0 0 0	0 0 0 0 0	0 0 1 0 0	1 0 1 0 0	3 0 1 0 0
Inning Stats	R: 0 E: 0 K: 1 S: 12 H: 0 LOB: 1 BB: 1 P: 21	R: 0 E: 0 K: 1 S: 10 H: 1 LOB: 0 BB: 0 P: 14	R: 0 E: 0 K: 2 S: 10 H: 1 LOB: 1 BB: 0 P: 14	R: 2 E: 0 K: 0 S: 10 H: 3 LOB: 2 BB: 1 P: 16	R: 2 E: 0 K: 0 S: 11 H: 1 LOB: 0 BB: 1 P: 20	R: 0 E: 0 K: 2 S: 8 H: 1 LOB: 1 BB: 0 P: 14	R: 0 E: 0 K: 0 S: 7 H: 0 LOB: 0 BB: 0 P: 10	R: 0 E: 0 K: 0 S: 5 H: 0 LOB: 1 BB: 1 P: 10		1B: 3 2B: 3 3B: 0 HR: 2	SF: 0 SAC: 0 DP: 2 HBP: 1			WP: 0 PB: 0 SB: 2 CS: 0	PA: 34	

BOTTOM

Pittsburgh Pirates @ Chicago Cubs

Wrigley Field, Chicago, IL

Sat Jul 06 2013, 3:10 PM - 6:02 PM CDT

Att. 36,590 - Cloudy - 80 F

livebaseballscorecards.com

AB	29
R	4
H	7
RBI	4
BB	4
SO	6
LOB	17

PITCHER		IP	WLS	BF	H	R	ER	SO	BB	IBB	HBP	BLK	WP	HR	S	P	ERA	WHIP
50 Charlie Morton, R ERA: 3.38	(1, 1)	6.0	L	27	7	4	4	6	2	1	1	0	0	2	61	99	6.00	1.500
37 Justin Wilson, L ERA: 2.06	(7, 1)	1.0		3	0	0	0	0	0	0	0	0	0	0	7	10	0.00	0.000
29 Bryan Morris, R ERA: 2.61	(8, 1)	1.0		4	0	0	0	0	1	0	0	0	0	0	5	10	0.00	1.000

PITCHER	IP	WLS	BF	H	R	ER	SO	BB	IBB	HBP	BLK	WP	HR	S	P	ERA	WHIP

Batter	1	2	3	4	5	6	7	8	9	10	11	AB	R	H	RBI	BB	SO	LOB
6 Starling Marte, R (1, 7) OBP: 0.343, SLG: 0.465	B CH 76 C FF 86 X CH 78 1-1 ① F7		C CU 70 B FF 89 F CU 75 F CH 80 B SL 82 F CU 76 S FF 89 2-3 ③ K		C SL 78 B SI 92 X FF 92 1-1 ② FC6-4 (31 2B) 1-2f		C SI 95 B SL 82 F SI 96 X SI 97 1-2 ① G6-3		B CU 79 F FF 92 F FF 91 B FF 92 B FF 92 F FF 92 F FF 93 X FF 93 3-2 HR			5	2	1	1	0	1	1
31 Jose Tabata, R (1, 9) OBP: 0.367, SLG: 0.459 35 Mark Melancon, R (9, 1) 29 Bryan Morris, L (10, 1) OBP: 0.250, SLG: 0.250	C FF 87 B CU 73 S CH 79 S SL 83 1-3 ② K			B CU 70 C CH 78 X FF 86 1-1 (22 2B) 2B	1 SAFE X SI 90 0-0 1-H 2B		B SL 83 F SI 96 B SI 97 F SL 84 B SL 82 B SI 96 4-2 (22 G6-4-3) BB		B CU 80 B CU 80 C FF 92 B CU 80 B FF 92 4-2 BB			3 0 0	1 0 0	2 0 0	1 0 0	2 0 0	1 0 0	0 0 0
22 Andrew McCutchen, R (1, 8) OBP: 0.375, SLG: 0.471	B SI 87 X SI 88 1-0 1B			B FF 87 S CH 79 S CH 82 D SL 82 X CH 82 2-2 (46 G4-3) 2-H 2B	B SL 78 B FF 92 B SI 92 F FF 92 B FF 93 4-1 BB		B SL 84 X SI 95 1-0 ②③ G6-4-3 1-2f		X FF 92 0-0 ③ L7			4	0	2	1	1	0	2
46 Garrett Jones, L (1, 3) OBP: 0.305, SLG: 0.428	F CH 80 B FF 88 F CU 74 X SL 83 1-2 ③ G4-3			D CU 74 B CU 72 B SI 87 C FF 87 X SL 80 3-1 ① G4-3 2-3	F SL 79 F FF 92 F SL 77 B FF 94 S FF 93 1-3 ③ K			B SL 83 F FF 86 F SL 83 X SL 83 1-2 ① G3-1		C SI 88 X CU 78 0-1 E4 (24 G4-6-3)		5	0	0	0	0	1	4
24 Pedro Alvarez, L (1, 5) OBP: 0.307, SLG: 0.512		S CH 78 B FF 87 C CU 75 B FF 89 X SL 82 2-2 ① L8		B FF 88 F CU 76 C CH 79 C SI 89 1-3 ② K		B SL 80 C SL 78 B SL 79 B FC 89 X FC 89 3-1 (2 SH2-4) (55 BB) (10 FC6-2-5) 1B		F SL 81 B SL 82 X FC 87 1-1 1B		D CU 76 B CH 83 X CH 83 2-0 ①② G4-6-3 1-2f		5	0	2	0	0	1	2
55 Russell Martin, R (1, 2) OBP: 0.354, SLG: 0.415		B SI 88 C CH 80 B SL 82 X CH 82 2-1 ② G6-3		B SL 82 B CH 81 D SL 83 C CH 80 C SL 82 B SL 84 4-2 (2 S) BB		F SI 92 C SI 92 B FF 93 1 SAFE D SL 80 B SI 90 B SI 90 4-2 (2 SH2-4) 1-2 BB		S FF 93 X FF 92 0-1 ② P6		B FF 91 B CH 83 B FF 89 S FF 89 F FF 90 X FF 91 3-2 ③ G1-4-3		3	0	0	0	2	0	1
2 Brandon Inge, R (1, 4) OBP: 0.214, SLG: 0.250		C SI 89 C FF 88 B SL 83 B CH 79 F FF 90 T SL 82 2-2 ③ K		B CH 82 B FF 89 X CH 81 2-0 ③ G6-3 1-2		B SI 90 X SI 90 1-0 ① SH2-4 1-2 2-3		B FF 93 C FF 92 B FF 92 X FF 93 2-1 ③ P4		F FF 89 X FF 90 0-1 ① F8		4	0	0	0	0	1	3
10 Jordy Mercer, R (1, 6) OBP: 0.323, SLG: 0.409		B SI 87 B CH 78 X SI 86 2-0 ① G5-3			C FF 93 B FF 91 S SL 77 B SL 80 C FF 92 2-3 ① K	B SI 92 X FF 92 1-0 ② FC6-2-5 3-H			B FF 91 C FF 91 C CU 78 B FF 91 S FF 92 2-3 ① K		B CU 78 X FC 85 1-0 (23 G4-6-3) 1B	5	0	1	0	0	2	2
34 A.J. Burnett, R (1, 1) OBP: 0.069, SLG: 0.069 14 Gaby Sanchez, R (6, PH) OBP: 0.345, SLG: 0.418 44 Tony Watson, L (6, 1) 32 Vin Mazzaro, R (8, 1) OBP: 0.200, SLG: 0.200 23 Travis Snider, L (9, PH) OBP: 0.286, SLG: 0.333 (9, 9)		C FF 87 B CU 73 B SI 88 C FF 87 S CH 79 2-3 ② K		C FF 92 X FC 91 0-1 (6 FC6-4) 1B		B SL 82 S SL 82 F SI 96 S SL 82 1-3 ③ K			B FF 91 C FF 92 C CU 79 F FF 92 S FF 91 1-3 ② K		F SI 88 F SI 88 D CH 83 B FF 88 F CU 78 1 SAFE X SI 89 2-2 ②③ G4-6-3 1-2f	2 1 0 0 0 2	0 0 0 0 0 0	1 0 0 0 0 0	0 0 0 0 0 0	1 1 0 0 0 1	0 2 0 0 0 1	0 0 0 0 0 1
Inning Stats	R: 0 E: 0 K: 1 S: 9 H: 1 LOB: 1 BB: 0 P: 13	R: 0 E: 0 K: 1 S: 9 H: 0 LOB: 0 BB: 0 P: 15	R: 0 E: 0 K: 2 S: 9 H: 0 LOB: 0 BB: 0 P: 15	R: 1 E: 0 K: 1 S: 13 H: 2 LOB: 2 BB: 1 P: 26	R: 1 E: 0 K: 2 S: 13 H: 2 LOB: 2 BB: 1 P: 21	R: 0 E: 0 K: 1 S: 9 H: 1 LOB: 2 BB: 1 P: 19	R: 0 E: 0 K: 0 S: 6 H: 0 LOB: 0 BB: 1 P: 12	R: 0 E: 0 K: 0 S: 9 H: 1 LOB: 1 BB: 0 P: 13	R: 1 E: 0 K: 2 S: 16 H: 1 LOB: 1 BB: 1 P: 26	R: 0 E: 1 K: 0 S: 6 H: 0 LOB: 0 BB: 0 P: 11	R: 0 E: 0 K: 0 S: 7 H: 1 LOB: 0 BB: 0 P: 10	1B: 5 2B: 3 3B: 0 HR: 1	SF: 0 SAC: 1 DP: 3 HBP: 0	WP: 0 PB: 0 SB: 1 CS: 0	PA: 45			

PITCHER		IP	WLS	BF	H	R	ER	SO	BB	IBB	HBP	BLK	WP	HR	S	P	ERA	WHIP
33 Carlos Villanueva, R ERA: 3.63	(1, 1)	4.0		16	3	1	1	5	1	0	0	0	0	0	40	69	2.25	1.000
56 Héctor Rondón, R ERA: 6.14	(5, 1)	1.2		10	3	1	1	2	2	0	0	0	0	0	19	36	5.40	3.000
46 Pedro Strop, R ERA: 8.31	(6, 1)	1.1		4	0	0	0	1	1	0	0	0	0	0	9	16	0.00	0.750
40 James Russell, L ERA: 3.0	(8, 1)	0.1	H	2	1	0	0	0	0	0	0	0	0	0	5	7	0.00	3.000
50 Blake Parker, R ERA: 2.45	(8, 1)	0.2	H	2	0	0	0	0	0	0	0	0	0	0	4	6	0.00	0.000

PITCHER		IP	WLS	BF	H	R	ER	SO	BB	IBB	HBP	BLK	WP	HR	S	P	ERA	WHIP
63 Kevin Gregg, R ERA: 1.78	(9, 1)	1.0	B	5	1	1	1	2	1	0	0	0	0	1	16	26	9.00	2.000
51 Matt Guerrier, R ERA: 4.11	(10, 1)	2.0	W	6	1	0	0	0	0	0	0	0	0	0	13	21	0.00	0.500

TOP

Pittsburgh Pirates @ Chicago Cubs

Wrigley Field, Chicago, IL

Sun Jul 07 2013, 1:24 PM - 5:08 PM CDT

Att. 33,146 - Partly Cloudy - 88 F

livebaseballscorecards.com

AB	39
R	3
H	9
RBI	3
BB	5
SO	10
LOB	18

Pittsburgh Pirates @ Chicago Cubs

Wrigley Field, Chicago, IL

Sun Jul 07 2013, 1:24 PM - 5:08 PM CDT

Att. 33,146 - Partly Cloudy - 88 F

livebaseballscorecards.com

Batter	1	2	3	4	5	6	7	8	9	10	11	AB	R	H	RBI	BB	SO	LOB
20 Julio Borbon, L (1, 8) OBP: 0.284, SLG: 0.278	T SI 92 X SI 92 0-1 G3 ①		B SI 93 F SI 92 F SI 92 F KC 82 C SI 93 1-3 K ①		L SI 92 X SI 91 0-1 G3 ①		B SI 93 B SI 93 B SI 93 C SI 93 X SI 93 3-1 F8 ③			1 SAFE C SI 95 1 SAFE B SI 94 F FF 94 F FC 89 B CU 84 X FC 89 2-2 13 FC6-4 1-2 1B ②		5	0	1	0	0	1	1
13 Starlin Castro, R (1, 6) OBP: 0.268, SLG: 0.328	C FF 92 X KC 82 0-1 G5-3 ②		B FF 93 F FF 93 X FF 93 1-1 44 E 12 SF8 1-3 2B		B KC 82 B KC 82 C SI 92 X SI 92 2-1 G6-3 ②			C SL 86 C SI 93 B SL 88 S SL 86 1-3 K ①		C FC 88 F FC 87 B FC 89 1 SAFE F FC 89 D CU 85 X FC 88 2-2 FC6-4 1-2f ③		5	1	1	0	0	1	1
44 Anthony Rizzo, L (1, 3) OBP: 0.329, SLG: 0.444	B SI 92 C KC 82 X SI 92 1-1 G4-3 ③		C KC 82 X SI 94 0-1 E3 2-3 3-H		X SI 92 0-0 G4-3 ③			F SI 92 F SI 93 B SL 88 B SL 87 S SL 87 2-3 K ②			C FC 90 B FF 94 B FC 89 C FC 89 F FC 90 X SI 93 2-2 24 E 12 1B 30 SF9 1B	5	1	1	1	0	1	1
12 Alfonso Soriano, R (1, 7) OBP: 0.281, SLG: 0.443		C FF 92 B FF 93 S KC 83 S KC 84 1-3 K ① D KC 84 S KC 84 1 SAFE S KC 84 X KC 85 1-2 SF8 ② 3-H				B SI 94 X CH 85 1-0 P3 ①		C SL 86 B SI 93 F SL 88 S SL 87 1-3 K ③			X SI 95 0-0 24 E 1-2 1B	4	0	1	1	0	2	0
24 Luis Valbuena, L (1, 5) OBP: 0.355, SLG: 0.396		B SI 94 C SI 93 B SI 92 B SI 93 B SI 93 4-1 15 FC6-4 19 1B BB	B SI 93 1 SAFE B CH 89 X SI 94 2-0 F8 ③			B SI 94 B SI 94 F SI 93 X SI 93 2-1 G6-3 ②			B FF 92 F FC 90 B FC 91 X FC 91 2-1 P4 ①		L SI 95 B FC 89 2 SAFE I IN 59 I IN 61 I IN 59 4-1 1-2 2-3 IBB	3	0	0	0	2	0	1
19 Nate Schierholtz, L (1, 9) OBP: 0.323, SLG: 0.510 51 Matt Guerrier, R (10, 1) 30 Dioner Navarro, S (11, PH) OBP: 0.358, SLG: 0.536	X SI 94 0-0 15 FC6-4 1-2 1B		B SI 91 B KC 80 F SI 90 B SI 91 F SI 91 X KC 81 3-2 G3-1 ①			X SI 94 0-0 B3 ③			X FC 93 0-0 G3 ②		C FC 90 B FC 90 D FC 90 S SI 93 X FC 89 2-2 SF9 ① 3-H	4 0 0 0	0 0 0 0	1 0 0 1	0 0 0 0	0 0 0 0	0 0 0 0	0 0 0 0
15 Darwin Barney, R (1, 4) OBP: 0.270, SLG: 0.326	C SI 93 B SI 93 F SI 94 X KC 83 1-2 FC6-4 1-2f 2-3 ②		X SI 92 0-0 G5-3 ②				F SI 94 S CH 85 F CH 85 F SL 84 C SL 84 0-3 K ①		B FC 91 X FC 90 1-0 F9 ③			4	0	0	0	0	1	2
53 Welington Castillo, R (1, 2) OBP: 0.328, SLG: 0.361	S KC 84 D KC 83 X SI 93 1-1 L6 ③		C SI 91 B KC 82 B KC 82 C SI 92 B KC 84 B SI 92 4-2 BB				B SI 94 X CH 86 1-0 L1 ②			B FF 95 X FC 91 1-0 P4 ①		3	0	0	0	1	0	2
33 Carlos Villanueva, R (1, 1) 47 Brian Bogusevic, L (4, PH) Injury: left thumb sprain 56 Hector Rondon, R (6, 1) 46 Pedro Strop, R (6, 1) Scott Hairston, R (7, PH) 40 James Russell, L (8, 1) 50 Blake Parker, R (8, 1) 63 Kevin Gregg, R (8, 1) 17 Dave Sappelt, R (10, 8) Injury: left hand strain			B FF 90 X FF 91 1-0 13 2B 44 E 1B	C KC 81 S KC 81 S KC 83 0-3 K ③			B SI 94 B SI 93 S CH 86 X SI 93 2-1 HR			B FF 95 X FF 95 1-0 20 CS 1B		1 1 0 0 0 1 1 0	1 0 0 0 0 0 0 1	1 0 0 0 0 1 0 0	0 0 0 0 0 0 0 0	0 1 0 0 0 0 0 0	0 1 0 0 0 0 0 0	0 1 0 0 0 0 0 0

BOTTOM	
AB	37
R	4
H	8
RBI	4
BB	3
SO	7
LOB	9

Inning Stats	1	2	3	4	5	6	7	8	9	10	11	1B: 6	SF: 2	WP: 0	PA: 42
	R: 0 E: 0 K: 0 S: 6 H: 0 LOB: 0 BB: 0 P: 7	R: 0 E: 0 K: 1 S: 10 H: 1 LOB: 2 BB: 1 P: 17	R: 2 E: 1 K: 1 S: 13 H: 2 LOB: 1 BB: 0 P: 19	R: 0 E: 0 K: 1 S: 9 H: 0 LOB: 1 BB: 1 P: 16	R: 0 E: 0 K: 0 S: 5 H: 0 LOB: 0 BB: 0 P: 7	R: 0 E: 0 K: 0 S: 4 H: 0 LOB: 0 BB: 0 P: 7	R: 1 E: 0 K: 1 S: 10 H: 1 LOB: 0 BB: 0 P: 16	R: 0 E: 0 K: 3 S: 9 H: 0 LOB: 0 BB: 0 P: 13	R: 0 E: 0 K: 0 S: 4 H: 0 LOB: 0 BB: 0 P: 7	R: 0 E: 0 K: 0 S: 10 H: 2 LOB: 1 BB: 0 P: 16	R: 1 E: 1 K: 0 S: 9 H: 2 LOB: 2 BB: 1 P: 17	2B: 1 3B: 0 HR: 1	SAC: 0 DP: 0 HBP: 0	PB: 0 SB: 0 CS: 1	

PITCHER		IP	WLS	BF	H	R	ER	SO	BB	IBB	HBP	BLK	WP	HR	S	P	ERA	WHIP
34 A.J. Burnett, R ERA: 3.05	(1, 1)	5.0		21	3	2	1	3	2	0	0	0	0	0	43	66	1.80	1.000
44 Tony Watson, L ERA: 3.48	(6, 1)	2.0		7	1	1	1	1	0	0	0	0	0	1	14	23	4.50	0.500
32 Vin Mazzaro, R ERA: 2.9	(8, 1)	1.0		3	0	0	0	3	0	0	0	0	0	0	9	13	0.00	0.000
35 Mark Melancon, R ERA: 0.85	(9, 1)	1.0		3	0	0	0	0	0	0	0	0	0	0	4	7	0.00	0.000
29 Bryan Morris, R ERA: 2.75	(10, 1)	1.1	L	8	4	1	1	0	0	1	0	0	0	0	19	33	6.75	3.000

PITCHER		IP	WLS	BF	H	R	ER	SO	BB	IBB	HBP	BLK	WP	HR	S	P	ERA	WHIP

Batter	1	2	3	4	5	6	7	8	9	AB	R	H	RBI	BB	SO	LOB
13 Starlin Castro, R (1, 6) OBP: 0.267, SLG: 0.326	C FF 91 S FF 88 F FF 95 B FF 93 B CH 82 X CH 84 2-2 ① F8		B CH 82 B SI 92 S FF 93 X SI 92 2-1 ① F9		1 SAFE C CH 81 S SI 89 1 SAFE X SC 73 0-2 ② L8		1 SAFE C SI 95 1 SAFE B SI 96 1 SAFE C SL 84 S SL 84 1 SAFE 1-3 ①② K2-3-2 1-1	D SI 98 S SL 89 D SL 89 X SI 98 2-1 1 1B 1-2 2-3 1B		5	0	1	0	0	1	4
1 Cody Ransom, R (1, 5) OBP: 0.319, SLG: 0.524	C FF 92 B CH 82 S CH 83 F CU 79 F SI 94 X CH 82 1-2 ② F9		F CH 83 C CU 78 1 SAFE B FF 95 F CH 84 B CU 80 X CH 82 2-2 ② F7		1 SAFE 1 SAFE B CH 80 C SC 75 B CU 76 B SI 91 X CH 84 3-1 1-3 2B		B SI 96 X SL 82 1-0 ③ F8	D SL 88 X SI 98 1-0 1-2 2-H 3-H 1B		5	0	2	2	0	0	2
44 Anthony Rizzo, L (1, 3) OBP: 0.324, SLG: 0.437	B FF 92 C CH 84 F CH 84 S CU 80 1-3 ③ K		B SI 92 X CU 78 1-0 ③ F8		B CU 77 C FF 93 X CH 85 1-1 ③ P5			C SI 93 S SI 94 S FF 94 1-1 ① P5 0-3 ② K		5	0	0	0	0	2	6
12 Alfonso Soriano, R (1, 7) OBP: 0.289, SLG: 0.459		B FF 93 F FC 87 B FF 94 S CH 84 X FF 95 2-2 30 S 24 SF9 2B	F SC 75 S SC 74 S SC 74 0-3 K 15 S		B SI 89 X SC 76 1-0 HR			B FC 84 B FF 97 B FF 95 B FF 95 4-0 30 1B 24 2B BB	C FF 94 X FF 94 0-1 15 1B 17 1B	4	4	3	1	1	1	0
30 Dioner Navarro, S (1, 2) OBP: 0.359, SLG: 0.526		B CH 83 B FF 92 B CH 80 C FF 91 C FF 93 B CH 84 4-2 15 G6-4-3 2-3 BB	X SI 90 0-0 ① P5		B SI 89 C SI 90 X SI 89 1-1 ① F9			1 SAFE B FF 95 1 SAFE B FF 94 1 SAFE F FF 94 B FF 95 X FF 96 3-1 1-2 24 2B 1B	S SI 95 X SL 86 0-1 ① P4	4	1	1	0	1	0	2
24 Luis Valbuena, L (1, 10) OBP: 0.356, SLG: 0.400		C FF 91 F FC 87 F CH 82 B CU 76 X FF 93 1-2 ① SF9 3-H	B CU 75 C CH 80 T SC 73 1 SAFE F CU 78 B SI 91 C CU 75 2-3 ② K		C SI 90 F CU 77 B CU 76 F FF 93 F CU 78 H CU 74 2-2 HBP			X FF 96 0-0 1-H 2-H 17 1B 2B	C SL 86 F SL 86 S FF 94 0-3 ② K	3	1	1	3	0	2	2
15 Darwin Barney, R (1, 4) OBP: 0.269, SLG: 0.323		X FF 92 0-0 ②③ G6-4-3 1-2f	1 SAFE C SC 75 C CU 78 D SC 75 B FF 92 F CH 81 F SC 75 D CU 78 X FF 92 3-2 ③ F8 1-2		F SI 94 1 SAFE C SL 83 S SL 83 0-3 ② K			B SL 87 F SL 90 X SI 99 1-1 ② G1-3	B FF 94 B SL 86 C FF 94 F SL 86 F FF 95 F SL 85 D SL 89 X SL 86 3-2 17 1B 1-2 1B	5	0	1	0	0	1	4
17 Dave Sappelt, R (1, 9) OBP: 0.276, SLG: 0.273			X CH 82 0-0 20 BB 1B		F SI 89 B SC 74 F FF 92 F SI 92 B CU 77 F FF 93 B FF 94 X CH 83 3-2 1 2B 1B	X FF 95 0-0 ③ F8		B SL 89 B SL 89 X SI 98 2-0 13 1B 20 WP 1 1B 2-H 1B	C SL 84 C FF 94 B FF 94 X SL 85 1-2 1B 1-2 2-H	5	1	4	2	0	0	1
20 Julio Borbon, L (1, 8) OBP: 0.301, SLG: 0.272			1 SAFE B SI 89 1 SAFE B FC 84 1 SAFE B FF 91 C FF 91 C FF 90 B CH 83 4-2 1-2 BB		X SI 88 0-0 ① F9		C SI 95 C SL 84 B FF 95 B SL 83 B SL 86 B SI 94 4-2 13 K2-3-2 BB	B SI 98 C SL 88 B SI 98 B SL 89 B SI 98 4-1 13 1B 1 1B 1-2 BB	F FF 94 B SL 86 X CH 84 1-1 ③ P3	2	1	0	0	3	0	3
Inning Stats	R: 0 E: 0 K: 1 S: 12 H: 0 LOB: 0 BB: 0 P: 16	R: 1 E: 0 K: 0 S: 10 H: 1 LOB: 0 BB: 1 P: 17	R: 0 E: 0 K: 0 S: 10 H: 1 LOB: 2 BB: 1 P: 19	R: 0 E: 0 K: 2 S: 13 H: 0 LOB: 1 BB: 0 P: 18	R: 0 E: 0 K: 0 S: 13 H: 2 LOB: 2 BB: 0 P: 20	R: 1 E: 0 K: 1 S: 11 H: 1 LOB: 1 BB: 0 P: 15	R: 0 E: 0 K: 1 S: 6 H: 0 LOB: 0 BB: 1 P: 12	R: 5 E: 0 K: 1 S: 15 H: 5 LOB: 2 BB: 2 P: 33	R: 1 E: 0 K: 1 S: 17 H: 3 LOB: 2 BB: 0 P: 22	1B: 9 2B: 4 3B: 0 HR: 1 SF: 1 SAC: 0 DP: 2 HBP: 1						

PITCHER		IP	WLS	BF	H	R	ER	SO	BB	IBB	HBP	BLK	WP	HR	S	P	ERA	WHIP
53 Héctor Santiago, L ERA: 3.49	(1, 1)	5.1		24	5	2	2	3	2	0	1	0	1	1	65	101	3.38	1.312
27 Matt Lindstrom, R ERA: 3.06	(6, 1)	1.2		5	0	0	0	2	1	0	0	0	0	0	10	16	0.00	0.600
37 Matt Thornton, L ERA: 4.0	(8, 1)	0.1	L	4	2	3	3	0	1	0	0	0	0	0	5	13	81.00	9.000
65 Nate Jones, R ERA: 4.67	(8, 1)	0.1		5	3	2	2	0	1	0	0	0	1	0	7	17	54.00	12.000
40 Ramon Troncoso, R ERA: 6.57	(8, 1)	0.1		1	0	0	0	1	0	0	0	0	0	0	3	3	0.00	0.000

PITCHER		IP	WLS	BF	H	R	ER	SO	BB	IBB	HBP	BLK	WP	HR	S	P	ERA	WHIP
43 Addison Reed, R ERA: 3.92	(9, 1)	1.0		6	3	1	1	1	0	0	0	0	0	0	17	22	9.00	3.000

TOP

Chicago Cubs @ Chicago White Sox
U.S. Cellular Field, Chicago, IL
Mon Jul 08 2013, 8:41 PM - 12:13 AM EDT
Att. 31,552 - Partly Cloudy - 80 F

livebaseballscorecards.com

AB	38
R	8
H	13
RBI	8
BB	5
SO	7
LOB	24

WP: 2	PA: 45		
PB: 0			
SB: 2			
CS: 0			

Batter	1	2	3	4	5	6	7	8	9	AB	R	H	RBI	BB	SO	LOB
30 Alejandro De Aza, L (1, 7) OBP: 0.311, SLG: 0.402	B FF 91 F FF 91 B FF 94 B SI 92 C FF 94 X FF 94 3-2 ① F9		C SI 93 B SI 91 C CU 74 S SL 84 1-3 ③ K			B CU 72 F FF 93 F SL 83 B SI 93 C SI 92 2-3 ① K		B FF 92 X FF 92 1-0 ② P6		4	0	0	0	0	2	0
15 Gordon Beckham, R (1, 4) OBP: 0.364, SLG: 0.426	C FF 93 F FF 93 B FF 92 S SL 86 1-3 ② K			F SL 84 B SL 84 X FF 94 1-1 ① G4-3		F FF 93 X SI 94 0-1 E4 51 1B 7 S 1B		C FF 93 X CU 78 0-1 ③ F8		4	1	1	0	0	1	0
51 Alex Rios, R (1, 9) OBP: 0.322, SLG: 0.432	B SI 94 X SI 94 1-0 ③ L9			C FF 94 B SL 84 C SL 85 X FF 93 1-2 ② P4		B FF 94 C SL 84 X FF 92 1-1 7 S 2-3 1B			C FF 92 F FF 94 F FF 92 B CU 77 X FF 93 1-2 ① L4	4	0	1	0	0	0	0
44 Adam Dunn, L (1, 3) OBP: 0.301, SLG: 0.467		B FF 92 X FF 93 1-0 ① G4-1		C FF 93 X SI 94 0-1 7 FC6-4 1B		C CU 75 B SI 93 B SI 91 C FF 94 S SL 86 2-3 ② K			B FF 91 B FF 91 C FF 91 X SL 83 2-1 ② P2	4	0	1	0	0	1	2
7 Jeff Keppinger, R (1, 10) OBP: 0.268, SLG: 0.295		B FF 94 C FF 93 F SL 86 B FF 93 B FF 94 X FF 92 3-2 ② F8		B SL 85 B FF 94 B FF 94 C FF 94 X FF 95 3-1 ③ FC6-4 1-2f		C SL 85 B FF 94 B FF 94 F SL 84 X SL 85 2-2 ③ G6-3 1-2 3-H			C SL 77 X SI 90 0-1 ③ G6-3	4	0	0	0	0	0	2
12 Conor Gillaspie, L (1, 5) OBP: 0.310, SLG: 0.385		X FF 92 0-0 ③ L8			F CU 72 F SL 83 F SL 84 F FF 94 B CU 75 S FF 94 1-3 ① K		C FF 92 B FF 94 F CU 74 B CU 75 F SI 95 X FF 95 2-2 ① F7			3	0	0	0	0	1	0
10 Alexei Ramirez, R (1, 6) OBP: 0.305, SLG: 0.345			C FF 93 F FF 94 B FF 93 X FF 93 1-2 ① L9		B SL 84 X FF 94 1-0 2B		F SI 92 B SL 84 F SL 84 B SL 87 X FF 95 2-2 ② G3-1			3	0	1	0	0	0	0
36 Josh Phegley, R (1, 2) OBP: 0.273, SLG: 0.900			X FF 94 0-0 HR		B SL 83 B SL 81 B SL 83 X SI 93 3-0 ② G6-3		C SL 84 F SI 93 B FF 93 B SL 86 F SL 86 S SL 87 2-3 ③ K			3	1	1	1	0	1	1
18 Blake Tekotte, L (1, 8) OBP: 0.231, SLG: 0.167			B FF 93 C FF 93 X SI 92 1-1 ② G6-3		S FF 93 B SI 92 B FF 93 B FF 93 F FF 92 X SL 86 3-2 ③ F8			B FF 92 X FF 93 1-0 ① F9		3	0	0	0	0	0	1
Inning Stats	R: 0 E: 0 K: 1 S: 7 H: 0 LOB: 0 BB: 0 P: 12	R: 0 E: 0 K: 0 S: 5 H: 0 LOB: 0 BB: 0 P: 9	R: 1 E: 0 K: 1 S: 9 H: 1 LOB: 0 BB: 0 P: 12	R: 0 E: 0 K: 0 S: 9 H: 1 LOB: 1 BB: 0 P: 14	R: 0 E: 0 K: 1 S: 10 H: 1 LOB: 1 BB: 0 P: 18	R: 1 E: 1 K: 2 S: 13 H: 2 LOB: 1 BB: 0 P: 20	R: 0 E: 0 K: 1 S: 11 H: 0 LOB: 0 BB: 0 P: 17	R: 0 E: 0 K: 0 S: 4 H: 0 LOB: 0 BB: 0 P: 6	R: 0 E: 0 K: 0 S: 8 H: 0 LOB: 0 BB: 0 P: 11	1B: 3 2B: 1 3B: 0 HR: 1 SF: 0 SAC: 0 DP: 0 HBP: 0						

PITCHER		IP	WLS	BF	H	R	ER	SO	BB	IBB	HBP	BLK	WP	HR	S	P	ERA	WHIP
22 Matt Garza, R ERA: 3.22	(1, 1)	7.0	W	26	5	2	1	6	0	0	0	0	0	1	64	102	1.29	0.714
50 Blake Parker, R ERA: 2.25	(8, 1)	1.1		4	0	0	0	0	0	0	0	0	0	0	8	11	0.00	0.000
40 James Russell, L ERA: 2.94	(9, 1)	0.2		2	0	0	0	0	0	0	0	0	0	0	4	6	0.00	0.000

PITCHER	IP	WLS	BF	H	R	ER	SO	BB	IBB	HBP	BLK	WP	HR	S	P	ERA	WHIP

BOTTOM

Chicago Cubs @ Chicago White Sox

U.S. Cellular Field, Chicago, IL

Mon Jul 08 2013, 8:41 PM - 12:13 AM EDT

Att. 31,552 - Partly Cloudy - 80 F

livebaseballscorecards.com

AB	32
R	2
H	5
RBI	1
BB	0
SO	6
LOB	6

Batter	1	2	3	4	5	6	7	8	9	AB	R	H	RBI	BB	SO	LOB
2 Erick Aybar, S (1, 6) OBP: 0.302, SLG: 0.378	B SI 88 F SI 88 F FC 87 F SI 89 S FF 91 1-3 ① K			B FC 86 C FC 85 B CH 76 B FF 89 F FC 87 X SI 90 3-2 ① G5-3		C SI 87 F FC 85 F FF 88 B SI 88 S SL 74 1-3 ③ K		C FF 92 X CU 78 0-1 ① G3		4	0	0	0	0	2	1
27 Mike Trout, R (1, 8) OBP: 0.394, SLG: 0.552	C SI 89 S CH 75 B FF 91 B FC 87 F SL 78 B FC 87 C FC 87 3-3 ② K			C CU 71 B FF 88 F FF 88 B FF 91 F SI 91 T CH 76 2-2 ② K			B CU 66 B FC 86 B FC 85 B FF 86 4-0 5 HR BB	C FF 92 B FF 92 X FF 92 1-1 5 G6-4-3 1B		3	1	1	0	1	2	0
5 Albert Pujols, R (1, 3) OBP: 0.322, SLG: 0.424	B SI 90 B SI 89 F FC 87 X FC 88 2-1 ③ 1B			B CU 72 X FF 87 1-0 ③ G6-3			1 SAFE C FC 85 B SI 89 B SI 89 C FC 87 X FF 89 2-2 1-H HR	B CU 77 X FF 92 1-0 ②③ G6-4-3 1-2f		4	1	2	2	0	0	1
47 Howie Kendrick, R (1, 4) OBP: 0.350, SLG: 0.466		B SI 88 X SI 88 1-0 ① G5-3			C FF 88 X FC 87 0-1 ① F9		B CU 69 X FC 87 1-0 ① P4		C SI 94 S SL 82 B SL 83 X SI 96 1-2 ① G6-3	4	0	0	0	0	0	0
32 Josh Hamilton, L (1, 7) OBP: 0.288, SLG: 0.404		C FF 88 F FF 88 X FF 90 0-2 ② G3			F SL 75 X FF 88 0-1 ② G3-1		S FF 88 X FF 90 0-1 ② F7		B CH 85 F SI 95 B SL 82 S SL 83 B SI 96 S SL 83 3-3 ② K	4	0	0	0	0	1	0
44 Mark Trumbo, R (1, 9) OBP: 0.315, SLG: 0.466		B FC 86 X CH 77 1-0 ③ F8			C CU 69 X FC 86 0-1 ③ F8		B CH 77 C FC 87 B SL 76 B SI 89 B FC 87 4-1 6 2B BB		F SI 96 B SL 83 X SI 95 1-1 2B	3	0	1	0	1	0	0
6 Alberto Callaspo, S (1, 5) OBP: 0.330, SLG: 0.366			B FF 88 X SI 88 1-0 ① F8			B FF 87 C FF 87 F FC 86 B SI 89 F FC 87 F FF 90 X CH 76 2-2 ① G6-3	X FC 86 0-0 1-3 2B		F SI 95 B CH 87 B SI 97 B SI 96 F SI 96 S SI 96 3-3 ③ K	4	0	1	0	0	1	1
17 Chris Iannetta, R (1, 2) OBP: 0.365, SLG: 0.358 16 Hank Conger, L (7, PH) OBP: 0.308, SLG: 0.464 (7, 2)			B FF 88 S FC 86 B FC 87 S FF 90 C SI 90 2-3 ② K			B FC 87 X FF 87 1-0 ② P2	B CU 78 B CH 83 B SI 88 C FF 90 B CH 84 4-1 BB			2	0	0	0	0	1	0
										0	0	0	0	1	0	0
55 Joe Blanton, R (1, 1) OBP: 0.167, SLG: 0.167 Garrett Richards, R (6, 1) 10 Brad Hawpe, L (7, PH) OBP: 0.357, SLG: 0.217 58 Michael Kohn, R (7, 1) 51 Michael Roth, L (8, 1)			B FF 88 C FF 88 X FC 86 1-1 ③ G5-3			B FC 84 F FF 86 X FC 86 1-1 1B	C FF 90 F CU 79 S FF 91 0-3 ③ K			2	0	1	0	0	0	0
										0	0	0	0	0	0	0
										1	0	0	0	0	1	3
										0	0	0	0	0	0	0
										0	0	0	0	0	0	0

Inning Stats	1	2	3	4	5	6	7	8	9
R:	0	0	0	0	0	0	2	0	0
E:	0	0	0	0	0	0	0	0	0
K:	2	0	1	1	0	1	1	0	2
S:	10	5	6	8	6	12	12	5	11
H:	1	0	0	0	0	1	2	1	1
LOB:	1	0	0	0	0	1	3	0	1
BB:	0	0	0	0	0	0	3	0	0
P:	16	7	10	14	6	17	27	7	19

PITCHER		IP	WLS	BF	H	R	ER	SO	BB	IBB	HBP	BLK	WP	HR	S	P	ERA	WHIP
37 Travis Wood, L ERA: 2.69	(1, 1)	6.2	W	25	4	2	2	5	2	0	0	0	0	1	55	89	2.70	0.900
51 Matt Guerrier, R ERA: 4.08	(7, 1)	0.1	H	2	0	0	0	1	1	0	0	0	0	0	4	8	0.00	3.000
50 Blake Parker, R ERA: 2.12	(8, 1)	1.0		3	1	0	0	0	0	0	0	0	0	0	5	7	0.00	1.000
46 Pedro Strop, R ERA: 6.08	(9, 1)	1.0		4	1	0	0	2	0	0	0	0	0	0	11	19	0.00	1.000

PITCHER	IP	WLS	BF	H	R	ER	SO	BB	IBB	HBP	BLK	WP	HR	S	P	ERA	WHIP

TOP

Los Angeles Angels @ Chicago Cubs

Wrigley Field, Chicago, IL

Tue Jul 09 2013, 7:09 PM - 9:49 PM CDT

Att. 31,579 - Partly Cloudy - 84 F

livebaseballscorecards.com

AB	31
R	2
H	6
RBI	2
BB	3
SO	8
LOB	6

1B:	3	SF:	0	WP:	0	PA:	34
2B:	2	SAC:	0	PB:	0		
3B:	0	DP:	1	SB:	0		
HR:	1	HBP:	0	CS:	0		

BOTTOM

Los Angeles Angels @ Chicago Cubs

Wrigley Field, Chicago, IL

Tue Jul 09 2013, 7:09 PM - 9:49 PM CDT

Att. 31,579 - Partly Cloudy - 84 F

livebaseballscorecards.com

Batter	1	2	3	4	5	6	7	8	9	AB	R	H	RBI	BB	SO	LOB
20 Julio Borbon, L (1, 8) OBP: 0.286, SLG: 0.256	X CH 86 0-0 ① B1		B CU 75 S CH 82 S CH 82 B CH 83 F CH 82 X FF 89 2-2 ① G4-3		C CH 82 B CH 83 F SI 88 X CU 77 1-2 ① FC6-4 (12 BB, 13 S) 1-2f	B SI 96 C SI 95 S SI 96 B SL 87 B SL 88 X SI 95 3-2 ② G3		B FF 87 C SI 85 S SL 80 B SL 81 C CH 76 2-3 ③ K		5	0	0	0	0	1	2
13 Starlin Castro, R (1, 6) OBP: 0.269, SLG: 0.334	C FF 87 C FF 88 B FC 85 X FF 90 1-2 ② G5-3		B FC 84 B FF 89 X FF 90 2-0 HR		1 SAFE B SL 83 C CH 83 B FF 89 D CH 84 B SL 83 4-1 12 BB 1-2 BB	X FF 95 0-0 ③ F9				3	1	1	1	1	0	0
44 Anthony Rizzo, L (1, 3) OBP: 0.326, SLG: 0.447	B FF 88 F FF 88 F FF 89 B FF 90 F FF 89 X SI 89 2-2 HR		X SI 89 0-0 12 G6-4-3 1B		S CH 84 S CH 84 S CH 84 0-3 ② K		X FF 95 0-0 ① G4-3			4	1	2	1	0	1	2
12 Alfonso Soriano, R (1, 7) OBP: 0.294, SLG: 0.480	B FF 89 X FF 89 1-0 HR		B CH 83 X FC 84 1-0 ②③ G6-4-3 1-2f		B CH 84 B SI 89 B SL 83 S SI 90 B CH 83 4-1 1-2 2-3 BB		B FF 94 F FF 93 S FF 94 F SL 90 X FF 93 1-2 HR			3	2	2	2	1	0	1
24 Luis Valbuena, L (1, 5) OBP: 0.351, SLG: 0.393	C SI 88 S CH 83 B CH 83 X SI 89 1-2 ③ G6-3			C CU 74 B CU 74 S CH 82 X CH 83 1-2 ① G6-3	C CH 83 B CH 83 F SI 89 B SL 80 F CU 78 C CH 84 2-3 ③ K		F FF 95 F FF 95 X CH 87 0-2 ② G4-3			4	0	0	0	0	1	3
30 Dioner Navarro, S (1, 2) OBP: 0.364, SLG: 0.530		B CH 86 B CH 82 B FF 87 B FF 86 4-0 BB		X FF 86 0-0 ② P4		B CH 83 X CH 83 1-0 15 HR 2B	B CH 85 S FF 94 F FF 94 S FF 94 1-3 ③ K			3	1	1	0	1	1	0
19 Nate Schierholtz, L (1, 9) OBP: 0.330, SLG: 0.510		C CH 82 F CH 82 F FF 87 F CU 77 B FF 89 X CU 77 1-2 ① L7		C SI 87 B CU 75 B CH 84 B CH 83 S CH 82 X CH 82 3-2 1B		H FC 85 1-0 15 HR HBP		B SL 79 B SI 86 B SI 84 B FF 86 4-0 BB		2	1	1	0	1	0	1
15 Darwin Barney, R (1, 4) OBP: 0.269, SLG: 0.333		C FC 83 F FC 83 F CH 83 F CH 82 B FF 88 X FF 88 1-2 ② L7		1 SAFE B SL 83 X CH 82 1-0 ③ G5-3		C CU 78 B FF 89 B FC 84 X CH 84 2-1 1-H 2-H HR		C SI 86 F CH 77 B CH 77 F FF 86 F SL 79 B CH 76 X SI 86 2-2 ① F9		4	1	1	3	0	0	3
37 Travis Wood, R (1, 1) OBP: 0.306, SLG: 0.471 51 Matt Guerrier, R (7, 1) 50 Blake Parker, R (8, 1) 17 Dave Sappelt, R (8, PH) OBP: 0.271, SLG: 0.268 46 Pedro Strop, R (9, 1)		S FF 89 F FC 84 S SL 80 0-3 ③ K			X FF 86 0-0 20 FC6-4 1B	B FF 94 S FF 96 X FF 95 1-1 ① G6-3		B CH 76 B SI 85 B SI 87 C SI 86 C SI 87 1 SAFE X SI 86 3-2 ② F7		3 0 0 1 0	0 0 0 0 0	1 0 0 0 0	0 0 0 0 0	1 0 0 0 0	1 0 0 1 0	1 0 0 1 0
Inning Stats	R: 2 E: 0 K: 0 S: 12 H: 2 LOB: 0 BB: 0 P: 17	R: 0 E: 0 K: 1 S: 13 H: 0 LOB: 1 BB: 1 P: 19	R: 1 E: 0 K: 0 S: 7 H: 2 LOB: 0 BB: 0 P: 12	R: 0 E: 0 K: 0 S: 8 H: 1 LOB: 1 BB: 0 P: 13	R: 0 E: 0 K: 2 S: 13 H: 1 LOB: 3 BB: 2 P: 24	R: 3 E: 0 K: 0 S: 9 H: 2 LOB: 0 BB: 0 P: 17	R: 1 E: 0 K: 1 S: 11 H: 1 LOB: 0 BB: 0 P: 13	R: 0 E: 0 K: 1 S: 11 H: 0 LOB: 1 BB: 1 P: 22		1B: 3 2B: 1 3B: 0 HR: 5	SF: 0 SAC: 0 DP: 1 HBP: 1		WP: 0 PB: 0 SB: 1 CS: 0	PA: 37		

	AB	32
	R	7
	H	9
	RBI	7
	BB	4
	SO	5
	LOB	14

PITCHER	IP	WLS	BF	H	R	ER	SO	BB	IBB	HBP	BLK	WP	HR	S	P	ERA	WHIP
55 Joe Blanton, R (1, 1) ERA: 5.4	5.0	L	26	8	6	6	3	3	0	1	0	0	4	56	92	10.80	2.200
Garrett Richards, R (6, 1) ERA: 4.87	1.0		3	0	0	0	0	0	0	0	0	0	0	6	10	0.00	0.000
58 Michael Kohn, R (7, 1) ERA: 2.63	1.0		4	1	1	1	1	0	0	0	0	0	1	11	13	9.00	1.000
51 Michael Roth, L (8, 1) ERA: 8.47	1.0		4	0	0	0	1	1	0	0	0	0	0	11	22	0.00	1.000

PITCHER	IP	WLS	BF	H	R	ER	SO	BB	IBB	HBP	BLK	WP	HR	S	P	ERA	WHIP

Batter	1	2	3	4	5	6	7	8	9	AB	R	H	RBI	BB	SO	LOB
2 Erick Aybar, S (1, 6) OBP: 0.306, SLG: 0.384	C SI 93 C FF 94 B SI 94 B FS 82 X SI 94 2-2 27 2B 2B	C SL 83 F FF 93 F FS 82 X FS 82 0-2 ② G3-1		B SL 80 F SL 81 B FF 94 B SL 80 X SI 94 3-1 ③ G5-3	B CH 93 C SI 95 C SL 80 X FF 96 1-2 5 BB 27 BB 1-3 1B		B SI 88 B SI 88 B FF 88 C FF 88 F FF 89 F SI 88 B SL 87 4-2 BB		B CU 79 C FF 89 X CU 75 1-1 ② SF9 2-3 3-H	4	1	2	1	1	0	0
27 Mike Trout, R (1, 8) OBP: 0.399, SLG: 0.560 10 Brad Hawpe, L (8, 9) OBP: 0.345, SLG: 0.208	B FC 92 C SI 94 X SL 83 1-1 5 WP 32 HR 2-H 2B	B SI 95 X FC 91 1-0 2B			C SL 81 B SI 88 B FF 96 B FF 94 X SI 94 3-1 5 S 5 HR 1B B SL 81 D FF 96 B SI 95 4-0 5 BB 1-2 BB		C FF 89 B SI 89 D SL 88 F SI 90 X CU 76 2-2 ③ G1-3		C SI 89 F CU 75 D SL 82 B FF 90 X CU 77 2-2 ③ G3-1	4 1	2 0	3 0	1 0	1 0	0 0	1 1
5 Albert Pujols, R (1, 3) OBP: 0.329, SLG: 0.435 19 Collin Cowgill, R (6, 9) OBP: 0.215, SLG: 0.349 (8, 8)	B FF 94 T SI 94 F FC 90 D FS 84 B SI 94 B FF 95 4-2 32 HR 2-3 BB	C SL 83 B FF 94 F FF 94 F FS 83 B SL 80 B FF 94 D SL 82 4-2 BB			1 SAFE 1 SAFE SI 92 1 SAFE SI 92 B FS 81 B FF 94 X SI 94 2-2 1-H HR B FF 97 B SL 82 B FF 97 S FF 97 B SI 95 4-1 1-2 2-3 3-H BB			X SI 88 0-0 32 G3 3B		1 1	2 1	1 1	3 0	3 0	0 0	0 0
32 Josh Hamilton, L (1, 7) OBP: 0.289, SLG: 0.422 65 Dane De La Rosa, R (8, 1) 31 Billy Buckner, R (9, 1)	B SI 94 B SI 94 X SI 93 2-0 1-H 3-H HR	C SI 94 S FS 81 D FS 83 S SL 81 0-3 ① K2-3			B FF 94 B SL 82 B FF 97 S FF 97 X SL 82 2-2 HR C FF 88 X CU 79 0-1 ③ L9			X CU 79 0-0 ① G3 3-H		5 0 0	2 0 0	2 0 0	5 0 0	0 0 0	1 0 0	5 0 0
6 Alberto Callaspo, S (1, 5) OBP: 0.331, SLG: 0.364	C SI 94 X SL 83 0-1 ① F7	B SI 93 F SI 93 X SI 93 2-1 ① F8			B SI 95 B SL 81 B SI 94 C SI 93 X SI 94 3-1 ① G4-3	C SL 87 F SL 86 B CH 83 X SI 89 1-2 16 G5-4-3 1B		B SI 89 F CH 83 B SI 89 B CH 84 B SI 90 4-1 44 G5-4-3 BB		4	0	1	0	1	0	0
44 Mark Trumbo, R (1, 9) OBP: 0.313, SLG: 0.471 (6, 3)	C SL 84 B SI 94 X SL 84 1-1 HR	B SI 96 B SI 94 C FF 94 C FF 94 S FS 83 2-3 ② K			B SI 94 F SI 94 F SI 94 B FS 83 S FS 82 2-3 ② K	B CU 74 X SI 88 1-0 ① F8		C CU 74 B SI 89 B FF 89 F SI 90 X CU 80 2-2 ②③ G5-4-3 1-2f		5	1	1	1	0	2	2
16 Hank Conger, L (1, 2) OBP: 0.312, SLG: 0.466	C SI 95 C FC 91 B FS 82 B FS 84 S SL 84 2-3 ② K	C SL 82 F SL 81 X SI 95 0-2 ③ P6			F SL 80 X SI 94 0-1 20 HR 2B	B SI 89 X SI 89 1-0 ②③ G5-4-3 1-2f			C CU 74 B SI 88 B SI 88 B CU 74 B FF 88 4-1 20 FC6-4 BB	4	1	1	0	1	1	1
20 Brendan Harris, R (1, 4) OBP: 0.252, SLG: 0.355	C SI 95 X FF 95 0-1 ③ G6-3			B SI 94 C SL 80 X SI 93 1-1 ① G4-3	F SI 96 B SI 98 D SI 98 B SI 98 S FF 97 X FF 97 3-2 2-H HR		X SI 88 0-0 ① G6-3		B SI 88 C CU 78 X CU 79 1-1 ① FC6-4 39 2B 2 SF9 1-2f	5	2	1	2	0	0	1
33 C.J. Wilson, L (1, 1) OBP: 0.143, SLG: 0.143 39 JB Shuck, L (8, 7) OBP: 0.348, SLG: 0.388		C SI 93 S SI 93 S FS 82 0-3 ① K2-3		C SI 93 X SI 94 0-1 ② G4-3	X FF 94 0-0 2 1B 5 BB 1B		C FF 88 S CU 74 F CU 76 S CU 81 0-3 ② K		D CU 80 C FF 89 C FF 89 X CU 80 1-2 2 SF9 1-3 2B	4 1	1 0	1 1	0 0	0 0	2 0	0 0
Inning Stats	R: 5 E: 0 K: 1 S: 17 H: 4 LOB: 0 BB: 1 P: 29	R: 0 E: 0 K: 2 S: 14 H: 1 LOB: 2 BB: 1 P: 20	R: 0 E: 0 K: 1 S: 8 H: 0 LOB: 0 BB: 0 P: 12	R: 0 E: 0 K: 0 S: 6 H: 0 LOB: 0 BB: 0 P: 10	R: 6 E: 0 K: 1 S: 25 H: 7 LOB: 3 BB: 2 P: 50	R: 0 E: 0 K: 0 S: 5 H: 1 LOB: 0 BB: 0 P: 8	R: 0 E: 0 K: 1 S: 11 H: 0 LOB: 1 BB: 1 P: 17	R: 1 E: 0 K: 0 S: 6 H: 1 LOB: 0 BB: 1 P: 12	R: 1 E: 0 K: 0 S: 11 H: 1 LOB: 1 BB: 1 P: 20	1B: 4 2B: 5 3B: 1 HR: 5 SF: 1 SAC: 0 DP: 2 HBP: 0						WP: 1 PB: 0 SB: 1 CS: 0 PA: 47	

TOP

Los Angeles Angels @ Chicago Cubs

Wrigley Field, Chicago, IL

Wed Jul 10 2013, 7:09 PM - 10:11 PM CDT

Att. 31,111 - Clear - 74 F

livebaseballscorecards.com

AB	39
R	13
H	15
RBI	13
BB	7
SO	6
LOB	11

PITCHER		IP	WLS	BF	H	R	ER	SO	BB	IBB	HBP	BLK	WP	HR	S	P	ERA	WHIP
29 Jeff Samardzija, R ERA: 4.06	(1, 1)	4.2	L	25	9	9	9	5	2	0	0	0	1	4	60	99	17.36	2.357
62 Henry Alberto Rodriguez, R ERA: 4.09	(5, 1)	0.0		5	3	2	2	0	2	0	0	0	0	1	8	20	∞	∞
43 Brooks Raley, L ERA: 4.15	(5, 1)	4.1		17	3	2	2	1	3	0	0	0	0	0	35	59	4.15	1.385

PITCHER	IP	WLS	BF	H	R	ER	SO	BB	IBB	HBP	BLK	WP	HR	S	P	ERA	WHIP

Batter	1	2	3	4	5	6	7	8	9	AB	R	H	RBI	BB	SO	LOB
17 Dave Sappelt, R (1, 9) OBP: 0.270, SLG: 0.267	B FF 90 C FF 89 X FC 87 1-1 1B		C FF 91 S CU 78 F FF 91 F CU 78 X SI 93 0-2 ③ G4-3			F FF 88 B CU 74 X FF 90 1-1 ① F9			B FF 84 C FF 85 B CU 75 C FF 85 T CH 79 2-2 ① K	4	0	1	0	0	1	0
1 Cody Ransom, R (1, 5) OBP: 0.325, SLG: 0.561	X SI 90 0-0 ① F8			C FF 90 B FF 90 B CU 78 F CH 85 B SL 84 F FF 90 X FC 90 3-2 44 1B 2B		S SL 81 C CU 76 X SI 92 0-2 ② F9			B FF 86 C FF 86 F FF 88 F CU 79 F CH 79 X CH 82 1-2 HR	4	2	2	1	0	0	1
44 Anthony Rizzo, L (1, 3) OBP: 0.325, SLG: 0.445	B FF 91 B CU 75 B FF 92 C FF 90 1 SAFE F FC 89 F FC 89 F SL 82 X FF 91 3-2 ② F7			F FF 90 B FF 90 B FF 90 B SL 81 C FF 91 F FF 91 X FF 91 3-2 13 G4-6-3 2-H 1B		B FF 90 C FF 89 S SL 83 B SI 92 B SL 85 C FF 91 3-3 ③ K			B SI 87 X FF 87 1-0 ② G1-3	4	0	1	1	0	1	1
12 Alfonso Soriano, R (1, 7) OBP: 0.292, SLG: 0.475 24 Luis Valbuena, L (8, 7) OBP: 0.349, SLG: 0.391	B CU 78 C SL 83 S CU 79 B FF 92 S SL 83 2-3 ③ K			C CU 80 B FF 91 B SI 91 F FF 90 S SL 81 2-3 ① K			C FF 89 B SI 91 C SL 82 F FF 92 B FF 91 F SL 82 B CU 76 X FF 91 3-2 ① L8		C FF 87 B CH 82 X SI 88 1-1 ③ F7	3 1	0 0	0 0	0 0	0 0	2 0	2 0
13 Starlin Castro, R (1, 6) OBP: 0.267, SLG: 0.332		C FF 90 B CU 79 B CU 77 F SL 84 F FC 88 X SI 92 2-2 ① F9		D CH 86 C CU 79 B FC 88 F FF 90 F SL 84 X FF 91 2-2 ② ③ G4-6-3 1-2f			X FF 90 0-0 ② F9			3	0	0	0	0	0	1
15 Darwin Barney, R (1, 4) OBP: 0.266, SLG: 0.330		B FF 90 C FF 92 F FC 89 F CU 77 C FF 92 1-3 ② K			C FF 90 B FC 87 C FF 90 X CU 80 1-2 ① P4		C SI 89 C CH 85 B SL 84 X SI 90 1-2 ③ F7			3	0	0	0	0	1	0
53 Welington Castillo, R (1, 2) OBP: 0.324, SLG: 0.356		C SI 92 B CH 85 C FF 92 F SL 84 C SI 93 1-3 ③ K			B FF 90 B CH 85 F FF 89 F SI 91 X SL 81 2-2 ② F9			C FF 94 X FF 94 0-1 ① G1-3		3	0	0	0	0	1	0
20 Julio Borbon, L (1, 8) OBP: 0.287, SLG: 0.258			C FF 90 B SL 83 S SL 84 B SL 85 B FF 91 S FF 92 3-3 ① K		C FF 90 X FC 89 0-1 43 DI 1B			C FF 95 B FF 95 F FF 95 B FS 89 F FF 95 S FF 95 2-3 ② K		3	0	1	0	0	2	0
29 Jeff Samardzija, R (1, 1) OBP: 0.129, SLG: 0.233 62 Henry Alberto Rodriguez, R (5,) 43 Brooks Raley, L (5, 1)			B SI 92 X SI 91 1-0 ② L8		B FF 90 C FF 89 S SL 83 D SL 83 X FF 91 2-2 ③ G6-3 1-2			B FF 94 B FF 92 B FF 92 C FF 92 X FF 94 3-1 ③ G5-3		1 0 2	0 0 0	0 0 0	0 0 0	0 0 0	0 0 0	0 0 1
Inning Stats	R: 0 E: 0 K: 1 S: 11 H: 1 LOB: 1 BB: 0 P: 17	R: 0 E: 0 K: 2 S: 12 H: 0 LOB: 0 BB: 0 P: 16	R: 0 E: 0 K: 1 S: 9 H: 0 LOB: 0 BB: 0 P: 13	R: 1 E: 0 K: 1 S: 15 H: 2 LOB: 0 BB: 0 P: 25	R: 0 E: 0 K: 0 S: 11 H: 1 LOB: 1 BB: 0 P: 16	R: 0 E: 0 K: 1 S: 8 H: 0 LOB: 0 BB: 0 P: 12	R: 0 E: 0 K: 0 S: 9 H: 0 LOB: 0 BB: 0 P: 13	R: 0 E: 0 K: 1 S: 8 H: 0 LOB: 0 BB: 0 P: 13	R: 1 E: 0 K: 1 S: 11 H: 1 LOB: 0 BB: 0 P: 16	1B: 3 2B: 1 3B: 0 HR: 1 SF: 0 SAC: 0 DP: 1 HBP: 0						

PITCHER	IP	WLS	BF	H	R	ER	SO	BB	IBB	HBP	BLK	WP	HR	S	P	ERA	WHIP
33 C.J. Wilson, L (1, 1) ERA: 3.37	7.0	W	24	4	1	1	6	0	0	0	0	0	0	75	112	1.29	0.571
65 Dane De La Rosa, R (8, 1) ERA: 3.24	1.0		3	0	0	0	1	0	0	0	0	0	0	8	13	0.00	0.000
31 Billy Buckner, R (9, 1) ERA: 3.78	1.0		4	1	1	1	1	0	0	0	0	0	1	11	16	9.00	1.000

PITCHER	IP	WLS	BF	H	R	ER	SO	BB	IBB	HBP	BLK	WP	HR	S	P	ERA	WHIP

BOTTOM

Los Angeles Angels @ Chicago Cubs

Wrigley Field, Chicago, IL

Wed Jul 10 2013, 7:09 PM - 10:11 PM CDT

Att. 31,111 - Clear - 74 F

livebaseballscorecards.com

AB	31
R	2
H	5
RBI	2
BB	0
SO	8
LOB	6

WP: 0 PA: 31
PB: 0
SB: 0
CS: 0

Batter	1	2	3	4	5	6	7	8	9	AB	R	H	RBI	BB	SO	LOB
13 Matt Carpenter, L (1, 4) OBP: 0.390, SLG: 0.497	C FF 90 B SL 82 B FF 91 X SI 92 2-1 ① G4-3		C FF 94 B SL 85 B CU 78 F SI 93 F FF 93 B SL 85 X SI 92 3-2 ③ G4-3			C SI 92 B FF 92 B SL 84 T FF 92 X SL 86 2-2 ② F8		B SL 80 F FF 88 B SL 80 B FF 88 X FF 88 3-1 ② L8		4	0	0	0	0	0	2
3 Carlos Beltrán, S (1, 9) OBP: 0.343, SLG: 0.527	S CU 78 C SI 93 X FF 93 0-2 ② P6			C SL 83 B CU 79 X SL 83 1-1 ① F9		C SI 93 C FF 93 B SI 95 F FF 95 F CU 81 S SL 87 1-3 ③ K		B SL 81 B SI 95 C SL 81 S SI 95 S SL 82 2-3 ③ K 1-2 2-3		4	0	0	0	0	2	2
7 Matt Holliday, R (1, 7) OBP: 0.351, SLG: 0.448 Matt Adams, L (4, 3) OBP: 0.364, SLG: 0.567	C FF 92 B SI 92 B FF 92 B SI 91 F SI 91 F SI 92 X SL 85 3-2 ③ G6-3			S FF 92 B FF 92 X FF 93 1-1 ② G6-3			B SL 82 X SL 83 1-0 ① F8		C FF 90 F FF 90 C FF 90 0-3 ① K	2 2	0 0	0 0	0 0	0 0	0 1	0 0
21 Allen Craig, R (1, 3) (4, 7) OBP: 0.374, SLG: 0.494		B FF 91 C FF 90 B CU 78 F SI 89 X SI 93 2-2 ① G6-3		C SL 85 X SI 93 0-1 1B			C SL 86 X SL 86 0-1 4 G5-3 2B		C FF 90 C FF 91 B FF 90 F CU 78 B FS 83 X FF 90 2-2 E1 23 BB	4	0	2	0	0	0	0
4 Yadier Molina, R (1, 2) OBP: 0.383, SLG: 0.479		B FF 91 X FF 91 1-0 ② G1-3		F FF 92 X SL 86 0-1 ③ F7			F SL 86 X FF 93 0-1 ② G5-3 2-3		X FF 91 0-0 ② F9	4	0	0	0	0	0	3
23 David Freese, R (1, 5) OBP: 0.346, SLG: 0.389		B FF 92 F FF 92 X FF 94 1-1 2B		C SL 81 B SL 85 B FF 92 F SI 92 B SL 85 S SL 84 3-3 ① K			S SL 87 B FF 92 S SL 87 D SL 87 B FF 92 S SL 85 3-3 ③ K		B FF 91 D CU 81 C FF 90 B FF 92 B FF 91 4-1 BB 1-2	3	0	1	0	1	2	1
19 Jon Jay, L (1, 8) OBP: 0.324, SLG: 0.334		B SL 81 X FF 92 1-0 ③ G4-3		C FF 91 X FF 93 0-1 ② G4-3				C FF 92 S CU 78 B CU 79 F CU 78 X FF 92 1-2 3 WP 33 BB 1B	C CU 79 B FF 91 X FF 90 1-1 ③ L7	4	0	1	0	0	0	3
38 Pete Kozma, R (1, 6) OBP: 0.279, SLG: 0.293			C FF 92 S SL 84 S SL 85 0-3 ① K		C FF 92 B SL 85 B SL 86 X SI 91 2-1 ③ G6-3			C FF 91 1 SAFE C FF 92 C FF 92 0-3 ① K		3	0	0	0	0	2	1
35 Jake Westbrook, R (1, 1) OBP: 0.182, SLG: 0.100 33 Daniel Descalso, L (8, PH) OBP: 0.341, SLG: 0.431 36 Randy Choate, L (8, 1)			B SI 93 B FF 92 C FF 92 F FF 92 B SI 92 X FF 92 3-2 ② P6			C FF 91 F SI 92 B SL 85 C SL 85 1-3 ① K		S CU 79 B CU 78 F FF 92 1 SAFE 1 SAFE B FF 91 D FS 86 B CU 78 4-2 3 WP BB 1-2		2 0 0	0 0 0	0 0 0	0 0 0	0 1 0	1 0 0	0 0 0
Inning Stats	R: 0 E: 0 K: 0 S: 9 H: 0 LOB: 0 BB: 0 P: 14	R: 0 E: 0 K: 0 S: 7 H: 1 LOB: 1 BB: 0 P: 12	R: 0 E: 0 K: 1 S: 10 H: 0 LOB: 0 BB: 0 P: 16	R: 0 E: 0 K: 0 S: 8 H: 1 LOB: 1 BB: 0 P: 10	R: 0 E: 0 K: 1 S: 7 H: 0 LOB: 0 BB: 0 P: 12	R: 0 E: 0 K: 2 S: 11 H: 0 LOB: 0 BB: 0 P: 15	R: 0 E: 0 K: 1 S: 8 H: 1 LOB: 1 BB: 0 P: 12	R: 0 E: 0 K: 2 S: 14 H: 1 LOB: 2 BB: 1 P: 24	R: 0 E: 1 K: 1 S: 11 H: 0 LOB: 2 BB: 1 P: 18	1B: 2 2B: 2 3B: 0 HR: 0 SF: 0 SAC: 0 DP: 0 HBP: 0	WP: 1 PB: 0 SB: 0 CS: 0 PA: 34					

TOP

St. Louis Cardinals @ Chicago Cubs

Wrigley Field, Chicago, IL

Thu Jul 11 2013, 7:09 PM - 9:52 PM CDT

Att. 35,379 - Clear - 72 F

livebaseballscorecards.com

AB	32
R	0
H	4
RBI	0
BB	2
SO	8
LOB	12

PITCHER		IP	WLS	BF	H	R	ER	SO	BB	IBB	HBP	BLK	WP	HR	S	P	ERA	WHIP
36 Edwin Jackson, R ERA: 5.11	(1, 1)	7.0	W	24	3	0	0	5	0	0	0	0	0	0	60	91	0.00	0.429
50 Blake Parker, R ERA: 2.08	(8, 1)	0.1	H	3	1	0	0	1	1	0	0	0	0	0	9	14	0.00	6.000
40 James Russell, L ERA: 2.91	(8, 1)	0.1	H	1	0	0	0	0	0	0	0	0	0	0	2	5	0.00	0.000
46 Pedro Strop, R ERA: 6.0	(8, 1)	0.1	H	1	0	0	0	1	0	0	0	0	1	0	3	5	0.00	0.000
63 Kevin Gregg, R ERA: 1.72	(9, 1)	1.0	S	5	0	0	0	1	1	0	0	0	0	0	11	18	0.00	1.000

PITCHER	IP	WLS	BF	H	R	ER	SO	BB	IBB	HBP	BLK	WP	HR	S	P	ERA	WHIP

Batter	1	2	3	4	5	6	7	8	9	AB	R	H	RBI	BB	SO	LOB
24 Luis Valbuena, L (1, 5) OBP: 0.348, SLG: 0.386	C SI 88 F SI 88 X CH 81 0-2 ① G4-3		B FC 83 B FC 83 B SI 88 C SI 87 B SI 88 4-1 44 WP 13 1B 44 1B BB	C SI 88 F SI 87 X FC 84 0-2 ② F6			C SI 86 B SI 87 F FC 83 B FC 84 B CH 81 F SI 88 X SI 88 3-2 ② G3			3	1	0	0	1	0	2
13 Starlin Castro, R (1, 6) OBP: 0.272, SLG: 0.336	B SI 89 B SI 89 X SI 89 2-0 44 2B 1B		C SI 89 1 SAFE D FC 84 X SI 88 1-1 44 WP 44 1B 1-2 1B	C FC 84 D CH 81 F FC 83 D CH 81 F FC 84 F CU 76 X FC 82 2-2 ③ F9			X FC 83 0-0 1B			4	2	3	0	0	0	2
44 Anthony Rizzo, L (1, 3) OBP: 0.330, SLG: 0.450	F FC 85 B SI 89 D SI 88 X SI 88 2-1 1-H 2B		C SI 89 B FC 85 B FC 85 B FC 85 S CH 81 X CH 81 3-2 1-H 2-H 1B		B FC 84 B FC 84 B SI 88 C SI 88 B SI 88 4-1 12 G6-4-3 BB		1 SAFE S FC 83 B SI 87 1 SAFE C SI 88 X FC 83 1-2 ③ F9			3	0	2	3	1	0	1
12 Alfonso Soriano, R (1, 7) OBP: 0.288, SLG: 0.470	C SI 89 C SI 89 D FS 82 S FS 82 1-3 ② K		X SI 88 0-0 ① P2		C SI 88 B FC 85 1 SAFE X SI 87 1-1 ①② G6-4-3 1-2f			B SI 84 B SI 85 X SI 84 2-0 ① G5-3		4	0	0	0	0	1	3
19 Nate Schierholtz, L (1, 9) OBP: 0.328, SLG: 0.504	S SI 89 B CH 82 B CH 82 B FC 83 B CH 80 4-1 BB		C SI 89 B SI 89 B SI 88 X SI 86 2-1 ② P6		X FC 84 0-0 ③ P4			F SI 85 S SI 84 S SL 75 0-3 ② K		3	0	0	0	1	1	1
47 Brian Bogusevic, L (1, 8) OBP: 0.306, SLG: 0.371	X FC 85 0-0 ③ G3-1		1 SAFE D SI 88 C SI 87 X SI 87 1-1 ③ G4-3			B CH 80 X FC 83 1-0 53 G6-4-3 1B		F SI 84 C SI 85 X SL 76 0-2 ③ F8		4	0	1	0	0	0	3
15 Darwin Barney, R (1, 4) OBP: 0.267, SLG: 0.330		C SI 87 B SI 88 X SI 88 1-1 ① G5-3		X SI 87 0-0 53 BB 1B		B SI 88 S FC 84 X CU 82 1-1 ① F7				3	0	1	0	0	0	1
53 Welington Castillo, R (1, 2) OBP: 0.324, SLG: 0.353		C SI 88 B SI 88 B SI 88 X SI 88 2-1 ② G1-3		C CU 82 C SI 87 D FS 84 B SI 87 B SI 88 B SI 87 4-2 1-2 BB		X SI 87 0-0 ②③ G6-4-3 1-2f				2	0	0	0	1	0	1
36 Edwin Jackson, R (1, 1) OBP: 0.138, SLG: 0.143 17 Dave Sappelt, R (7, PH) OBP: 0.266, SLG: 0.262 50 Blake Parker, R (8, 1) 40 James Russell, L (8, 1) 46 Pedro Strop, R (8, 1) 63 Kevin Gregg, R (9, 1)		C SI 89 X SI 89 0-1 ③ G5-3		B SI 86 L SI 87 C SI 87 L SI 87 1-3 ① K			B FS 86 X SI 87 1-0 ① F9			2 0 0 0 0 1 2 1 0 0 0 0 0 0 0 0 0 0 0 0 0 0 0 0 0 0 0 0 0 0 0 0 0 0 0 0 0 0 0 0 0 0						
Inning Stats	R: 1 E: 0 K: 1 S: 11 H: 2 LOB: 2 BB: 1 P: 20	R: 0 E: 0 K: 0 S: 6 H: 0 LOB: 0 BB: 0 P: 9	R: 2 E: 0 K: 0 S: 11 H: 2 LOB: 1 BB: 1 P: 22	R: 0 E: 0 K: 1 S: 14 H: 1 LOB: 2 BB: 1 P: 21	R: 0 E: 0 K: 0 S: 4 H: 0 LOB: 0 BB: 0 P: 9	R: 0 E: 0 K: 0 S: 4 H: 1 LOB: 0 BB: 0 P: 6	R: 0 E: 0 K: 0 S: 9 H: 1 LOB: 1 BB: 0 P: 14	R: 0 E: 0 K: 1 S: 7 H: 0 LOB: 0 BB: 0 P: 9		1B: 6 2B: 1 3B: 0 HR: 0 SF: 0 SAC: 0 DP: 2 HBP: 0						

PITCHER	IP	WLS	BF	H	R	ER	SO	BB	IBB	HBP	BLK	WP	HR	S	P	ERA	WHIP
35 Jake Westbrook, R (1, 1) ERA: 2.88	7.0	L	30	7	3	3	2	4	0	0	0	1	0	59	101	3.86	1.571
36 Randy Choate, L (8, 1) ERA: 2.37	1.0		3	0	0	0	1	0	0	0	0	0	0	7	9	0.00	0.000

PITCHER	IP	WLS	BF	H	R	ER	SO	BB	IBB	HBP	BLK	WP	HR	S	P	ERA	WHIP

BOTTOM

St. Louis Cardinals @ Chicago Cubs

Wrigley Field, Chicago, IL

Thu Jul 11 2013, 7:09 PM - 9:52 PM CDT

Att. 35,379 - Clear - 72 F

livebaseballscorecards.com

AB	29
R	3
H	7
RBI	3
BB	4
SO	3
LOB	16

1B: 6 SF: 0 WP: 1 PA: 33
2B: 1 SAC: 0 PB: 0
3B: 0 DP: 2 SB: 0
HR: 0 HBP: 0 CS: 0

Batter	1	2	3	4	5	6	7	8	9	AB	R	H	RBI	BB	SO	LOB
13 Matt Carpenter, L (1, 4) OBP: 0.392, SLG: 0.500	B SI 86 F SI 87 T SI 88 F SL 83 B SI 89 B CU 76 X SI 89 3-2 3 3B 1B	B FF 84 B SI 87 B FF 86 C FF 84 C CH 78 B CU 73 4-2 BB			B CH 79 C FF 86 B CU 76 X CH 77 2-1 ① G6-3		C CU 76 C FF 91 X CU 79 0-2 3-H 2B		B SL 81 F FC 88 F SL 82 X FF 90 1-2 ③ F7	4	1	2	1	1	0	0
19 Jon Jay, L (1, 8) OBP: 0.320, SLG: 0.330	X FF 88 0-0 ① F7	C CH 78 X CU 75 0-1 ③ G4-3			C CH 79 B SI 88 B CU 77 F CH 80 F FF 89 S SL 82 2-3 ② K		B FF 88 B CU 77 F SI 88 B SI 88 X FF 89 3-1 ③ G4-3			4	0	0	0	0	1	3
3 Carlos Beltrán, S (1, 9) OBP: 0.348, SLG: 0.539	1 SAFE C FF 88 1 SAFE S CH 79 1 SAFE X CU 75 0-2 1-H 21 1B 3B		B FF 87 B CU 75 C CH 80 X CH 80 2-1 1B		C FF 89 C FF 89 X SL 83 0-2 ③ G6-3			B SI 94 B SI 95 X SI 95 2-0 2B		4	1	3	1	0	0	0
21 Allen Craig, R (1, 7) OBP: 0.373, SLG: 0.491	B SL 82 F CH 82 X FF 88 1-1 BB 3-H 1B		B CH 79 D SI 88 C CH 80 1 SAFE C SL 82 1 SAFE X SL 83 2-2 ① F9			B SL 79 X CH 78 1-0 ① P3		C SL 81 B SI 95 B SL 81 F SL 80 S SI 95 2-3 ① K		4	0	1	1	0	1	2
4 Yadier Molina, R (1, 2) OBP: 0.382, SLG: 0.475	C SI 88 F CH 81 S CU 77 0-3 ② K		C CH 81 S CU 77 1 SAFE D SL 84 X CU 77 1-2 ② P4			C FF 87 B FF 90 C EP 62 X CH 77 1-2 ② G4-3		D SL 81 B SL 80 B SL 81 C SI 94 B SI 94 4-1 BB		3	0	0	0	1	1	2
Matt Adams, L (1, 3) OBP: 0.361, SLG: 0.553	B CH 80 B CH 79 F CH 81 B SI 88 1 SAFE F CH 79 B SL 81 4-2 1-2 BB		B SI 87 X CH 81 1-0 ③ G6-3			C CH 79 B FF 89 C FF 90 B SL 83 B CH 81 F CH 81 X FF 91 3-2 ③ G5-3		C SI 95 S SL 81 F SL 81 B SI 96 F SI 96 B SL 81 F CH 86 B SI 95 F SL 81 3-3 ② K		3	0	0	0	1	1	3
23 David Freese, R (1, 5) OBP: 0.342, SLG: 0.383 26 Trevor Rosenthal, R (8, 1) 44 Edward Mujica, R (9, 1)	B SI 87 F CH 80 D SL 81 S CH 80 X SL 83 2-2 ③ F9			X CH 77 0-0 ① F8			B CU 77 X FC 87 1-0 ① G6-3	B SL 82 C SI 96 S SL 83 S SL 82 1-3 ③ K		4 0 0	0 0 0	0 0 0	0 0 0	0 0 0	1 0 0	4 0 0
38 Pete Kozma, R (1, 6) OBP: 0.275, SLG: 0.289		C FF 85 X CH 78 0-1 ① F9		C FF 87 C FF 88 F FF 89 S SL 83 0-3 ② K			B FF 90 B SI 90 F FF 91 C FF 90 F FC 87 B SI 91 X FF 90 3-2 ② P2		F FF 91 F FF 92 B FF 88 X FF 92 1-2 ① G6-3	4	0	0	0	0	1	0
58 Joe Kelly, R (1, 1) OBP: 0.125, SLG: 0.125 36 Randy Choate, L (6, 1) 32 Rob Johnson, R (7, PH) OBP: 1.000, SLG: 3.000 43 Seth Maness, R (7, 1) 46 Kevin Siegrist, L (7, 1) 33 Daniel Descalso, L (8, 5) OBP: 0.339, SLG: 0.429		C FF 86 X FF 87 0-1 ② F9		L SI 87 C CU 72 B SL 82 T CH 83 1-2 ③ K			C FF 91 X FC 87 0-1 13 2B 3B		C FC 88 B FC 88 C SL 82 B FF 90 X SL 83 2-2 ② F8	2 0 1 0 0 1	0 0 1 0 0 0	0 0 1 0 0 0	0 0 0 0 0 0	1 0 0 0 0 0	0 0 0 0 0 0	0 0 0 0 0 0
Inning Stats	R: 2 E: 0 K: 1 S: 18 H: 3 LOB: 2 BB: 1 P: 28	R: 0 E: 0 K: 0 S: 8 H: 0 LOB: 1 BB: 1 P: 12	R: 0 E: 0 K: 0 S: 9 H: 1 LOB: 1 BB: 0 P: 15	R: 0 E: 0 K: 2 S: 8 H: 0 LOB: 0 BB: 0 P: 9	R: 0 E: 0 K: 1 S: 9 H: 0 LOB: 0 BB: 0 P: 13	R: 0 E: 0 K: 0 S: 8 H: 0 LOB: 0 BB: 0 P: 13	R: 1 E: 0 K: 0 S: 12 H: 2 LOB: 1 BB: 0 P: 19	R: 0 E: 0 K: 3 S: 17 H: 1 LOB: 2 BB: 1 P: 29	R: 0 E: 0 K: 0 S: 9 H: 0 LOB: 0 BB: 0 P: 13	1B: 3 2B: 2 3B: 2 HR: 0 SF: 0 SAC: 0 DP: 0 HBP: 0						

TOP

St. Louis Cardinals @ Chicago Cubs

Wrigley Field, Chicago, IL

Fri Jul 12 2013, 3:10 PM - 6:06 PM CDT

Att. 37,322 - Sunny - 77 F

livebaseballscorecards.com

AB	34
R	3
H	7
RBI	3
BB	3
SO	7
LOB	14

| | | | | | |

St. Louis Cardinals @ Chicago Cubs

Wrigley Field, Chicago, IL

Fri Jul 12 2013, 3:10 PM - 6:06 PM CDT

Att. 37,322 - Sunny - 77 F

BOTTOM

livebaseballscorecards.com

Batter	1	2	3	4	5	6	7	8	9	AB	R	H	RBI	BB	SO	LOB
24 Luis Valbuena, L (1, 5) OBP: 0.346, SLG: 0.381	G4-3		BB		G4-3		K			3	1	0	0	1	1	1
13 Starlin Castro, R (1, 6) OBP: 0.277, SLG: 0.347	1B		HBP		G6-3			HR		3	1	2	1	0	0	0
44 Anthony Rizzo, L (1, 3) OBP: 0.329, SLG: 0.450	K		FC6-4			2B		K		4	0	1	0	0	2	3
12 Alfonso Soriano, R (1, 7) OBP: 0.291, SLG: 0.468	BB		1B			F9		G5-3		3	0	1	1	1	0	1
19 Nate Schierholtz, L (1, 9) OBP: 0.327, SLG: 0.498	K		G4-3			BB		K		3	0	0	0	1	2	4
47 Brian Bogusevic, L (1, 8) OBP: 0.275, SLG: 0.333		G4-3		G4-3		G4-6-3			G3	4	0	0	0	0	0	2
15 Darwin Barney, R (1, 4) OBP: 0.263, SLG: 0.325		F7		G4-3			K		G4-3	4	0	0	0	0	1	0
53 Welington Castillo, R (1, 2) OBP: 0.324, SLG: 0.353		K		K			1B		G4-3	3	0	1	0	0	2	0
30 Dioner Navarro, S (9, PH) OBP: 0.361, SLG: 0.525										1	0	0	0	0	0	0
33 Carlos Villanueva, R (1, 1) OBP: 0.200, SLG: 0.200			G4-3		L4		K			2	0	0	0	0	0	0
51 Matt Guerrier, R (7, 1)										0	0	0	0	0	0	0
20 Julio Borbon, L (7, PH) OBP: 0.284, SLG: 0.256										1	0	0	0	0	1	1
46 Pedro Strop, R (8, 1)										0	0	0	0	0	0	0
28 Michael Bowden, R (9, 1)										0	0	0	0	0	0	0
40 James Russell, L (9, 1)										0	0	0	0	0	0	0

Inning Stats	1	2	3	4	5	6	7	8	9
	R: 0 E: 0 K: 2 S: 12	H: 1 LOB: 2 BB: 1 P: 21	R: 0 E: 0 K: 1 S: 7	H: 0 LOB: 0 BB: 0 P: 10	R: 1 E: 0 K: 0 S: 6	H: 1 LOB: 2 BB: 1 P: 13	R: 0 E: 0 K: 1 S: 7	H: 0 LOB: 0 BB: 0 P: 13	R: 0 E: 0 K: 0 S: 5	H: 0 LOB: 0 BB: 0 P: 9	R: 0 E: 0 K: 0 S: 5	H: 1 LOB: 1 BB: 1 P: 12	R: 0 E: 0 K: 3 S: 11	H: 1 LOB: 1 BB: 0 P: 18	R: 1 E: 0 K: 2 S: 11	H: 1 LOB: 0 BB: 0 P: 15	R: 0 E: 0 K: 0 S: 6	H: 0 LOB: 0 BB: 0 P: 6

1B: 3	SF: 0	WP: 0
2B: 1	SAC: 0	PA: 35
3B: 0	DP: 1	PB: 0
HR: 1	HBP: 1	SB: 0
		CS: 0

AB	31
R	2
H	5
RBI	2
BB	3
SO	9
LOB	12

PITCHER		IP	WLS	BF	H	R	ER	SO	BB	IBB	HBP	BLK	WP	HR	S	P	ERA	WHIP
58 Joe Kelly, R ERA: 3.88	(1, 1)	5.1	W	22	3	1	1	4	2	0	1	0	0	0	41	73	1.69	0.938
36 Randy Choate, L ERA: 2.29	(6, 1)	0.2	H	2	0	0	0	0	1	0	0	0	0	0	1	5	0.00	1.500
43 Seth Maness, R ERA: 2.7	(7, 1)	0.1	H	2	1	0	0	1	0	0	0	0	0	0	5	7	0.00	3.000
46 Kevin Siegrist, L ERA: 0.69	(7, 1)	1.0	H	4	1	1	1	3	0	0	0	0	0	1	12	20	9.00	1.000
26 Trevor Rosenthal, R ERA: 1.85	(8, 1)	0.2	H	2	0	0	0	1	0	0	0	0	0	0	5	6	0.00	0.000

PITCHER		IP	WLS	BF	H	R	ER	SO	BB	IBB	HBP	BLK	WP	HR	S	P	ERA	WHIP
44 Edward Mujica, R ERA: 2.27	(9, 1)	1.0	S	3	0	0	0	0	0	0	0	0	0	0	6	6	0.00	0.000

St. Louis Cardinals @ Chicago Cubs

Wrigley Field, Chicago, IL

Sat Jul 13 2013, 6:22 PM - 9:45 PM CDT

Att. 42,240 - Clear - 79 F

TOP

livebaseballscorecards.com

Batter	1	2	3	4	5	6	7	8	9	AB	R	H	RBI	BB	SO	LOB
13 Matt Carpenter, L (1, 4) OBP: 0.393, SLG: 0.499	C FF 89 B FF 93 C SI 92 B SI 92 B FF 90 X FF 93 3-2 ① G4-3		C FF 91 B CH 84 C FF 92 B SI 93 B SL 85 B FF 94 4-2 33 FC3-6 BB		C FF 92 B FF 92 X FF 92 1-1 ① G4-3		C SI 90 C CU 74 B SL 86 X SI 90 1-2 33 1B 21 1B 1B	B FC 89 C FF 90 B FF 87 F FF 90 B FC 88 X FF 91 3-2 ② SF7 3-H		3	1	1	1	1	0	0
33 Daniel Descalso, L (1, 6) OBP: 0.335, SLG: 0.422	C SI 91 B SI 90 X SI 92 1-1 ② G3		C CU 73 X CU 74 0-1 ① FC3-6 3 CS 1-2f		B FF 93 F FF 91 X CU 74 1-1 ② G3-1		C SI 90 F FF 92 B SL 84 B SL 83 B FF 92 X SL 83 3-2 21 1B 1-3 1B	F SL 83 X SL 84 0-1 ③ F8		5	0	1	0	0	0	3
3 Carlos Beltrán, S (1, 9) OBP: 0.346, SLG: 0.534	B SI 92 F FF 92 S SI 93 F SI 92 B SL 85 X FF 92 2-2 ③ F8		C SI 92 D CU 76 B SI 93 1 SAFE 1 SAFE B SI 93 F SI 93 S SL 85 3-3 ②③ K 1-2		C CU 75 B FF 92 B CU 75 F FF 93 B SI 94 X SI 94 3-2 21 FC6 1B		C SI 91 F SL 83 B FF 91 B SL 84 F SL 85 F FF 93 S SI 93 2-3 ② K	C FF 90 B FS 83 C FF 90 B FF 90 X FF 90 2-2 ① F8		5	0	1	0	0	2	3
21 Allen Craig, R (1, 7) OBP: 0.371, SLG: 0.487		F FF 91 X FF 90 0-1 ① G4-3		X FF 92 0-0 ① G5-3	B SL 83 S SL 83 B SL 84 F FF 92 X FF 91 2-2 ③ FC6 1-2f		C SI 84 X SL 84 0-1 1-2 3-H 1B	C FF 91 C FF 91 F FF 91 S FF 91 0-3 ② K		5	0	1	1	0	1	1
Matt Adams, L (1, 3) OBP: 0.370, SLG: 0.551		C FF 90 F SI 92 X FF 93 0-2 19 1B 48 1B 1B		B SI 93 B FF 91 X FF 93 2-0 23 2B 1B		B CU 74 C SI 90 C CU 73 S SL 85 1-3 ① K	B SI 89 C CU 77 B FF 91 B FF 91 F FF 91 X FC 87 3-2 ③ F7		B FF 92 B FF 90 B FF 90 B FF 91 4-0 23 BB 19 1B BB	4	2	2	0	1	1	2
23 David Freese, R (1, 5) OBP: 0.343, SLG: 0.385		F FF 91 X SI 92 0-1 ② F8		B SL 84 F SL 84 F FF 93 F SL 84 F FF 93 B FF 93 X FF 94 2-2 1-3 2B		F FF 94 B FF 94 X SL 85 1-1 ② G5-3		C FF 92 B CU 79 B FF 92 F FF 92 S CU 79 2-3 ① K	C FF 91 B CU 79 B FF 91 B FF 91 F FF 91 B FF 92 4-2 19 1B 1-2 BB	4	0	1	0	1	1	1
19 Jon Jay, L (1, 8) OBP: 0.327, SLG: 0.341		B FF 91 F FF 91 B CU 73 X FF 92 2-1 48 1B 1-2 1B		C CU 75 X FF 93 0-1 ② F8		C FF 93 X FF 94 0-1 1B		S CU 77 B FS 86 B FF 91 F FF 92 B CU 78 X FF 92 3-2 4 E 13 SF7 2B	C FF 92 B CU 80 X FF 92 1-1 1-3 2-H 1B	5	1	4	1	0	0	2
48 Tony Cruz, R (1, 2) OBP: 0.255, SLG: 0.234 62 Carlos Martinez, R (6, 1) 43 Shane Robinson, R (8, PH) OBP: 0.378, SLG: 0.349 36 Randy Choate, L (8, 1) 43 Seth Maness, R (8, 1) 38 Pete Kozma, R (9, PH) OBP: 0.274, SLG: 0.288		X SI 92 0-0 1-2 2-H 1B		I IN 79 I IN 79 I IN 75 I IN 69 4-0 IBB		B SL 83 C FF 92 C SL 84 S SL 85 1-3 ③ K		S FF 93 C FF 93 B FF 92 D CU 79 B FF 93 B FF 92 4-2 4 E BB	B CU 79 X FF 91 1-0 ③ G6-3	2 0 0 0 0 1	0 0 0 0 0 0	1 0 0 0 0 0	1 0 0 0 0 0	1 0 1 0 0 0	1 0 0 0 0 2	1 0 0 0 0 2
31 Lance Lynn, S (1, 1) OBP: 0.212, SLG: 0.103 65 Keith Butler, R (5, 1) 32 Rob Johnson, R (6, 2) OBP: 0.500, SLG: 1.500 4 Yadier Molina, R (8, PH) OBP: 0.381, SLG: 0.473 (8, 2)		B SI 93 X FF 92 1-0 ③ L8		S SL 84 X SL 84 0-1 ③ G4-3			C SI 91 X SI 90 0-1 ① P6	X FF 92 0-0 1-2 2-3 E9		2 0 1 1	0 0 0 0	0 0 0 0	0 0 0 0	0 0 0 0	0 0 0 0	5 0 0 2
Inning Stats	R: 0 E: 0 K: 0 S: 9 H: 0 LOB: 0 BB: 0 P: 15	R: 1 E: 0 K: 0 S: 11 H: 3 LOB: 2 BB: 0 P: 14	R: 0 E: 0 K: 1 S: 7 H: 0 LOB: 1 BB: 1 P: 14	R: 0 E: 0 K: 0 S: 11 H: 2 LOB: 3 BB: 1 P: 19	R: 0 E: 0 K: 0 S: 10 H: 1 LOB: 1 BB: 0 P: 17	R: 0 E: 0 K: 2 S: 10 H: 1 LOB: 1 BB: 0 P: 13	R: 1 E: 0 K: 1 S: 18 H: 3 LOB: 2 BB: 0 P: 27	R: 1 E: 1 K: 1 S: 14 H: 1 LOB: 2 BB: 1 P: 26	R: 1 E: 0 K: 1 S: 12 H: 1 LOB: 2 BB: 2 P: 24	1B: 10 2B: 3 3B: 0 HR: 0 SF: 1 SAC: 0 DP: 1 HBP: 0						

AB	38
R	4
H	12
RBI	4
BB	5
SO	6
LOB	22

WP: 0 PB: 0 SB: 0 CS: 1 PA: 44

PITCHER		IP	WLS	BF	H	R	ER	SO	BB	IBB	HBP	BLK	WP	HR	S	P	ERA	WHIP
22 Matt Garza, R ERA: 3.17	(1, 1)	6.2	W	31	10	2	2	4	1	1	0	0	0	0	73	113	2.70	1.650
51 Matt Guerrier, R ERA: 4.17	(7, 1)	0.1	H	1	0	0	0	0	0	0	0	0	0	0	3	6	0.00	0.000
50 Blake Parker, R ERA: 2.04	(8, 1)	0.1		4	1	1	0	1	1	0	0	0	0	0	9	18	0.00	6.000
40 James Russell, L ERA: 2.8	(8, 1)	0.2	H	2	0	0	0	0	0	0	0	0	0	0	5	8	0.00	0.000
63 Kevin Gregg, R ERA: 1.95	(9, 1)	1.0	S	6	1	1	1	1	2	0	0	0	0	0	12	24	9.00	3.000

PITCHER	IP	WLS	BF	H	R	ER	SO	BB	IBB	HBP	BLK	WP	HR	S	P	ERA	WHIP

BOTTOM

Batter	1	2	3	4	5	6	7	8	9	AB	R	H	RBI	BB	SO	LOB
24 Luis Valbuena, L (1, 5) OBP: 0.344, SLG: 0.390	C SI 90 S FF 90 B SI 93 X CH 85 1-2 ① G3	S CH 83 F FF 92 B CH 85 S CH 85 1-3 ② K		F FF 92 X FF 92 0-1 1-H HR	C FF 91 X CH 79 0-1 ③ F9			C SI 86 B SL 76 B SL 76 S SI 85 S SL 76 2-3 ② K		5	1	1	2	0	2	7
13 Starlin Castro, R (1, 6) OBP: 0.281, SLG: 0.352	C FF 92 X SL 87 0-1 ② G5-3	C SI 92 B SI 92 X SL 87 1-1 1-2 2-3 3-H 1B		X CU 77 0-0 2B		B FF 96 B FF 96 B FF 96 C FF 95 F FF 97 F FF 97 S FF 98 3-3 ① K		X SI 87 0-0 44 BB 2-3 1B		5	0	3	1	0	1	0
44 Anthony Rizzo, L (1, 3) OBP: 0.330, SLG: 0.446	B SI 92 X SI 91 1-0 ③ L7	B FF 93 F FF 93 S FF 93 F FF 94 B CH 86 X CH 86 2-2 ③ G6-3		B CH 83 B CH 82 C SI 91 B SL 87 B CH 82 4-1 12 G5-4-3 BB		C CU 80 B CH 86 B FF 98 B CH 86 C FF 96 F FF 97 S FF 97 3-3 ② K		B SI 87 B SI 87 B SL 76 B SI 86 4-0 12 FC5-4 1-2 BB		3	0	0	0	2	1	3
12 Alfonso Soriano, R (1, 7) OBP: 0.292, SLG: 0.479		B FF 92 B FF 92 X FF 92 2-0 30 E 2B	X SL 86 0-0 HR	B SI 91 X SI 91 1-0 ②③ G5-4-3 1-2f		B FF 98 S FF 96 X FF 97 1-1 ③ G6-3		C SI 90 X SI 90 0-1 ③ FC5-4 1-2f		5	2	2	1	0	0	5
30 Dioner Navarro, S (1, 2) OBP: 0.358, SLG: 0.516		B SI 91 F CH 85 X FF 93 1-1 E9 47 G4-3 17 1B 47 PB 2-H 1B	B SI 91 F SI 90 C SI 92 B CH 85 X CH 85 2-2 ① L5		B SI 90 X SI 90 1-0 ① G4-3		C CH 90 B CU 77 B CH 84 F FF 94 B FF 96 F FF 95 X FF 96 3-2 ① F8			4	1	1	0	0	0	0
47 Brian Bogusevic, L (1, 8) OBP: 0.273, SLG: 0.326		C FF 92 B FF 92 B FF 93 X CH 86 2-1 ① G4-3 1-3	F CH 84 C SI 92 B FF 93 B SL 87 B FF 93 X SI 93 3-2 ② G1-3		F SI 90 X CH 84 0-1 15 S 17 1B 1B		F FF 95 B FF 96 S CU 79 X FF 96 1-2 ② G6-3			4	0	1	0	0	0	1
17 Dave Sappelt, R (1, 9) OBP: 0.279, SLG: 0.277 50 Blake Parker, R (8, 1) 40 James Russell, L (8, 1) 63 Kevin Gregg, R (9, 1)		B FF 93 X SL 87 1-0 22 1B 15 1B 13 1B 3-H 1B	C FF 92 B FF 92 F FF 93 C FF 93 1-3 ③ K		F SI 91 X SI 90 0-1 15 S 1-2 1B		B CU 79 C FF 95 F CU 79 X FF 94 1-2 ③ F9			4 0 0 0	1 0 0 0	2 0 0 0	1 0 0 0	0 0 0 0	1 0 0 0	0 0 0 0
15 Darwin Barney, R (1, 4) OBP: 0.266, SLG: 0.327		1 SAFE C SL 86 B FF 92 B SI 90 B SL 86 X SI 91 3-1 13 1B 22 1B 1-2 1B		F CU 76 X SI 90 0-1 24 HR 1B	C CU 73 C CU 73 B FF 91 B FF 92 B FF 92 F FF 91 F CU 74 S CU 72 3-3 ② K 1-2 2-3			B SI 86 X SI 85 1-0 ① G5-3		4	1	2	0	0	1	2
22 Matt Garza, R (1, 1) OBP: 0.263, SLG: 0.278 51 Matt Guerrier, R (7, 1) 20 Julio Borbon, L (8, 9) OBP: 0.291, SLG: 0.275		X FF 91 0-0 13 1B 1-2 2-3 1B		X SI 90 0-0 ① B3	B FF 90 H CU 72 2-0 HBP			S SI 84 B SL 76 B SI 85 C SI 85 F SI 86 F SL 75 X SI 86 2-2 13 1B 2B		2 0 1	0 0 0	1 0 1	0 0 0	0 0 0	0 0 0	1 0 0
Inning Stats	R: 0 E: 0 K: 0 S: 6 H: 0 LOB: 0 BB: 0 P: 8	R: 3 E: 1 K: 1 S: 18 H: 6 LOB: 3 BB: 0 P: 31	R: 1 E: 0 K: 1 S: 10 H: 1 LOB: 0 BB: 0 P: 16	R: 2 E: 0 K: 0 S: 8 H: 3 LOB: 1 BB: 1 P: 13	R: 0 E: 0 K: 1 S: 12 H: 2 LOB: 3 BB: 0 P: 18	R: 0 E: 0 LOB: 0 BB: 0 S: 10 P: 17	R: 0 E: 0 K: 0 S: 10 H: 0 LOB: 0 BB: 0 P: 15	R: 0 E: 0 K: 1 S: 12 H: 2 LOB: 3 BB: 1 P: 21		1B: 9 2B: 3 3B: 0 HR: 2 SF: 0 SAC: 0 DP: 1 HBP: 1					WP: 0 PB: 1 SB: 2 CS: 0 PA: 40	

PITCHER		IP	WLS	BF	H	R	ER	SO	BB	IBB	HBP	BLK	WP	HR	S	P	ERA	WHIP
31 Lance Lynn, R ERA: 4.0	(1, 1)	4.1	L	25	12	6	6	2	1	0	0	0	0	2	47	74	12.46	3.000
65 Keith Butler, R ERA: 1.98	(5, 1)	0.2		3	0	0	0	1	0	0	1	0	0	0	7	12	0.00	0.000
62 Carlos Martinez, R ERA: 3.6	(6, 1)	2.0		6	0	0	0	2	0	0	0	0	0	0	20	32	0.00	0.000
36 Randy Choate, L ERA: 2.21	(8, 1)	0.2		5	2	0	0	1	1	0	0	0	0	0	10	19	0.00	4.500
43 Seth Maness, R ERA: 2.67	(8, 1)	0.1		1	0	0	0	0	0	0	0	0	0	0	2	2	0.00	0.000

PITCHER	IP	WLS	BF	H	R	ER	SO	BB	IBB	HBP	BLK	WP	HR	S	P	ERA	WHIP

St. Louis Cardinals @ Chicago Cubs

Wrigley Field, Chicago, IL

Sat Jul 13 2013, 6:22 PM - 9:45 PM CDT

Att. 42,240 - Clear - 79 F

AB	37
R	6
H	14
RBI	5
BB	2
SO	6
LOB	19

livebaseballscorecards.com

St. Louis Cardinals @ Chicago Cubs

Wrigley Field, Chicago, IL

Sun Jul 14 2013, 7:09 PM - 10:55 PM CDT

Att. 35,178 - Clear - 81 F

TOP

livebaseballscorecards.com

Batter	1	2	3	4	5	6	7	8	9	AB	R	H	RBI	BB	SO	LOB
13 Matt Carpenter, L (1, 4) OBP: 0.394, SLG: 0.497	C FF 87 X FF 88 0-1 F8	C SL 76 F FC 86 B FF 91 B FC 87 F SL 76 B FC 86 B FF 90 4-2 BB		B FF 87 X FF 88 1-0 L7		C FF 88 X FC 86 0-1 21 BB 1B	C FF 88 B SL 82 F FF 91 B FF 91 X SL 83 2-2 1-3 3-H 1B		F FF 89 C FS 81 X CU 77 0-2 F9	5	0	2	1	1	0	0
3 Carlos Beltrán, S (1, 9) OBP: 0.346, SLG: 0.533	B SI 88 X SI 87 1-0 21 4 1B 1B	F CH 80 F FC 87 D SL 77 X FC 88 1-2 G6-3		B CU 68 S FC 87 B FC 86 S CH 76 B SI 89 X FC 88 3-2 L8		S CU 67 F FC 85 1 SAFE X FC 86 0-2 F9	C FF 89 F CH 83 B FF 90 1 SAFE S SL 82 1-3 K		C CU 76 B CU 77 F FF 89 F FF 89 B FF 90 X FF 90 2-2 E9 21 1B 2B	6	2	2	0	0	1	5
21 Allen Craig, R (1, 7) OBP: 0.378, SLG: 0.494	C FC 86 X SI 88 0-1 4 1B 1-2 1B		C CU 68 B CH 76 S CH 76 S CH 77 1-3 K	C FF 88 X FF 87 0-1 23 1B 2B		B CH 75 B SI 89 B FC 88 C FC 87 B FC 87 4-1 23 FC6-4 1-2 BB		C CU 78 B CU 78 B CU 78 C FF 92 F FF 91 F CU 79 B FF 93 X FF 92 3-2 23 FC5-4 1B	X CU 78 0-0 23 4 HR 3-H 1B	5	2	4	1	1	1	0
23 David Freese, R (1, 5) OBP: 0.342, SLG: 0.383	C FC 86 X FC 87 0-1 L3		S FC 86 F FC 86 B FC 88 F FF 91 B SL 77 X SI 90 2-2 P4	D CH 77 B FC 86 C FC 86 F FC 86 F SI 89 X FC 87 2-2 2-H 1B		X SI 94 0-0 FC6-4 1-2f		B CU 78 C FF 91 B CU 79 F CU 78 X CU 79 2-2 FC5-4 1-2f 2B	X FF 90 0-0 4 HR 1-2 1B	6	2	2	1	0	0	5
4 Yadier Molina, R (1, 2) OBP: 0.386, SLG: 0.489	X FC 86 0-0 FC6 1-2 2-H 1B		X FF 87 0-0 1B 38 1B 1B	B CH 74 B CH 76 X FC 86 2-0 L5			X FC 87 0-0 G3-1 38 1B 2B	B FF 93 X CU 78 1-0 F8	F FF 91 F FS 84 X FS 84 0-2 1-H 2-H HR	6	3	4	4	0	0	2
Matt Adams, L (1, 3) OBP: 0.368, SLG: 0.549	B SL 78 B FF 87 F FC 86 X FC 86 2-1 FC6 1-2f		B FF 88 C FC 85 B SI 88 B FC 86 F FF 87 X FC 87 3-2 19 BB 38 1B 1-3 1B		B SL 75 C SI 87 T FC 86 B FF 87 X FC 87 2-2 L3		F CH 83 B FF 91 X FF 91 1-1 G3-1 2-3	B CU 77 B FF 92 B CU 77 C FF 92 X FF 92 3-1 38 1B 1-H 2B	T CU 80 X FF 91 0-1 F7	6	0	2	1	0	0	3
38 Pete Kozma, R (1, 6) OBP: 0.278, SLG: 0.293		C FF 87 X CH 74 0-1 L7	B FC 87 X FC 87 1-0 19 BB 1-2 3-H 1B		C FF 88 B FF 88 F FC 87 X FC 88 1-2 G6-3		B FC 88 C FF 90 B FF 91 D CU 79 C SI 90 X SI 90 3-2 33 1B 13 1B 3-H 1B	B CU 80 C FF 92 C FF 91 F FF 92 D CU 79 B CU 78 X FF 90 3-2 19 HBP 2-3 1B	T FF 91 B FF 91 X CU 79 1-1 F8	6	1	3	2	0	0	0
19 Jon Jay, L (1, 8) OBP: 0.331, SLG: 0.341		B FC 87 X FC 86 1-0 50 SH2-4 1B	B FF 89 B FF 89 B FF 88 C SL 76 B FF 88 4-1 1-2 2-3 BB		B SI 90 F FF 90 F FF 89 B CU 68 B FC 88 X FC 88 3-2 L7		1 SAFE B FF 90 X SI 88 1-0 F8	B CU 77 B FF 91 H FF 91 3-0 1-2 HBP		3	0	1	0	1	0	1
50 Adam Wainwright, R (1, 1) OBP: 0.119, SLG: 0.143 33 Daniel Descalso, L (7, PH) OBP: 0.339, SLG: 0.425 36 Randy Choate, L (7, 1) 26 Trevor Rosenthal, R (7, 1) 44 Edward Mujica, R (8, 1)		X FF 87 0-0 SH2-4 1-2	C FC 87 X FC 86 0-1 P4			X FF 87 0-0 F7	X FF 91 0-0 13 1B 1-3 1B	B FF 91 C FF 90 C FF 92 S FF 92 1-3 K		2 1 0 1 0	0 0 0 0 0	0 1 0 0 0	0 0 0 0 0	0 0 0 0 0	0 0 0 1 0	3 0 0 3 0
Inning Stats	R: 1 E: 0 K: 0 S: 10 H: 3 LOB: 2 BB: 0 P: 13	R: 0 E: 0 K: 0 S: 10 H: 1 LOB: 2 BB: 1 P: 16	R: 1 E: 0 K: 1 S: 15 H: 3 LOB: 3 BB: 1 P: 26	R: 1 E: 0 K: 0 S: 11 H: 2 LOB: 1 BB: 0 P: 19	R: 0 E: 0 K: 0 S: 9 H: 0 LOB: 0 BB: 0 P: 15	R: 0 E: 0 K: 0 S: 8 H: 1 LOB: 2 BB: 1 P: 12	R: 2 E: 0 K: 1 S: 14 H: 4 LOB: 2 BB: 0 P: 22	R: 1 E: 0 K: 1 S: 18 H: 3 LOB: 3 BB: 0 P: 34	R: 4 E: 1 K: 0 S: 16 H: 4 LOB: 0 BB: 0 P: 19	1B: 16 2B: 4 3B: 0 HR: 1 SF: 0 SAC: 1 DP: 0 HBP: 1						

	AB	47
	R	10
	H	21
	RBI	10
	BB	3
	SO	3
	LOB	22

WP: 0 PB: 0 SB: 0 CS: 0 PA: 52

PITCHER		IP	WLS	BF	H	R	ER	SO	BB	IBB	HBP	BLK	WP	HR	S	P	ERA	WHIP
37 Travis Wood, L ERA: 2.79	(1, 1)	5.2		30	10	3	3	1	3	0	0	0	0	0	62	100	4.76	2.294
46 Pedro Strop, R ERA: 5.72	(6, 1)	0.1		1	0	0	0	0	0	0	0	0	0	0	1	1	0.00	0.000
51 Matt Guerrier, R ERA: 4.58	(7, 1)	0.2	B	5	3	2	2	0	0	0	0	0	0	0	8	13	27.00	4.500
40 James Russell, L ERA: 2.78	(7, 1)	0.1		2	1	0	0	1	0	0	0	0	0	0	6	9	0.00	3.000
50 Blake Parker, R ERA: 2.45	(8, 1)	0.2		6	3	1	1	0	0	0	1	0	0	0	15	30	13.50	4.500

PITCHER		IP	WLS	BF	H	R	ER	SO	BB	IBB	HBP	BLK	WP	HR	S	P	ERA	WHIP
28 Michael Bowden, R ERA: 3.63	(8, 1)	0.1		1	0	0	0	1	0	0	0	0	0	0	3	4	0.00	0.000
63 Kevin Gregg, R ERA: 2.97	(9, 1)	1.0	L	7	4	4	4	0	0	0	0	0	0	1	16	19	36.00	4.000

Batter	1	2	3	4	5	6	7	8	9	AB	R	H	RBI	BB	SO	LOB
24 Luis Valbuena, L (1, 5) OBP: 0.345, SLG: 0.394	B SI 90 C FC 88 C CU 71 B CU 75 F FC 90 F SI 92 X CU 74 2-2 ① G4-3		B SI 90 X FC 87 1-0 44 G4-6-3 2B		B SI 90 X SI 89 1-0 13 FC6-4 1B		C SI 85 B SL 77 C SL 75 B SL 76 F SL 77 F SI 86 X SI 86 2-2 ① G4-3	F FS 87 F FF 92 X FS 87 0-2 ③ L9		5	0	2	0	0	0	1
13 Starlin Castro, R (1, 6) OBP: 0.283, SLG: 0.357	B FC 88 B FC 88 F FF 92 B FC 89 F FC 90 F CU 74 X SI 92 3-2 3B		H SI 90 1-0 44 G4-6-3 HBP		C FC 87 B CU 77 S CU 77 X FC 88 1-2 ② FC6-4 1-2f		C FF 97 B FF 96 S CH 88 F FF 98 B CH 87 F CH 86 S CH 86 2-3 ② K		C FF 90 C SI 91 B FS 85 F FS 86 X SI 92 1-2 ① G6-3	4	0	1	0	0	1	1
44 Anthony Rizzo, L (1, 3) OBP: 0.328, SLG: 0.441	B FF 92 B FC 90 X FC 89 2-0 ② L4		C CU 74 B FC 90 B FC 90 F FC 90 X CU 77 2-2 ①② G4-6-3 1-2f 2-3		X FC 88 0-0 ③ F9		C CU 79 B CU 80 S CH 89 B CH 87 B FF 98 B FF 99 4-2 BB		C FF 92 X SI 91 0-1 ② G4-3	4	0	0	0	1	0	4
12 Alfonso Soriano, R (1, 7) OBP: 0.288, SLG: 0.472	C FC 89 S CU 75 B FC 88 D CU 76 B FF 94 X CU 77 3-2 ③ F8		C FC 89 B SI 91 F FC 88 B FC 89 F CU 78 B FC 88 S CU 76 3-3 ③ K			X FF 90 0-0 ① F9	C FF 99 S FF 99 F FF 101 F FF 100 D CH 87 C FF 99 1-3 ③ K		B FF 91 C SI 92 F FF 92 X SI 92 1-2 ③ G6-3	5	0	0	0	0	2	3
30 Dioner Navarro, S (1, 2) OBP: 0.362, SLG: 0.512		B SI 88 F SI 91 B SI 92 S FC 88 X CU 75 2-2 ① G5-3		B FC 86 T FF 89 B CH 84 F FC 88 B FC 89 F SI 90 F FC 89 F CU 75 B FF 92 4-2 17 FC4-6 BB		C FF 90 B SI 89 X CU 74 1-1 47 1B 15 HR 1B		C FF 95 B FF 96 X FF 96 1-1 ① G3-1		3	1	1	0	1	0	0
47 Brian Bogusevic, L (1, 8) OBP: 0.277, SLG: 0.326 2 Cole Gillespie, R (8, PH) OBP: 0.182, SLG: 0.100 (9, 8)		C SI 90 B CH 81 B FC 88 X FF 91 2-1 ② G3		C FC 88 S FF 90 F CU 75 F FC 87 F CU 74 B FF 91 F FF 91 S FC 87 1-3 ① K		F FC 88 X FF 91 0-1 15 HR 1-2 1B		B FF 96 B FF 96 F FF 95 B FF 97 C FF 98 F FF 98 X FF 97 3-2 15 1B 1 2B 1B		3 1	1 1	1 1	0 0	0 0	1 0	1 0
17 Dave Sappelt, R (1, 9) OBP: 0.278, SLG: 0.290		B SI 90 C FF 91 B FC 87 X FC 87 2-1 15 1B 2B		S FC 87 B CU 76 B FC 88 X FC 88 2-1 ② FC4-6 1-2f		C CU 74 D FC 88 C CU 76 S CU 77 1-3 ② K		C FF 98 F FF 97 D CH 88 D CH 88 S CH 87 2-3 ② K		4	1	1	0	0	2	4
15 Darwin Barney, R (1, 4) OBP: 0.272, SLG: 0.344		C FF 90 F FC 89 B FC 88 B CU 76 D FC 88 X CU 76 3-2 2-H 1B		C FF 89 F FC 86 F CU 75 B CH 80 X FC 87 1-2 ③ F9		X FC 87 0-0 1-H 2-H HR		C FF 98 C FF 99 X FF 100 0-2 1 2B 1-2 1B		4	2	3	4	0	0	1
37 Travis Wood, R (7, 1) 46 Pedro Strop, R (8, 1) 20 Julio Borbon, L (8, PH) OBP: 0.000, SLG: 0.000 51 Matt Guerrier, R (7, 1) 40 James Russell, L (7, 1) 50 Blake Parker, R (8, 1) 28 Michael Bowden, R (8, 1) 1 Cody Ransom, R (8, PH) OBP: 0.000, SLG: 0.000 63 Kevin Gregg, R (9, 1)		S FC 87 F FF 91 S CU 76 0-3 ③ K	C CU 71 F FC 86 B CU 76 F SI 91 B FC 88 X FC 87 2-2 ① P3		X SI 91 0-0 ③ B1		S FS 86 B FS 86 T FS 86 B FS 87 B FS 87 X FS 87 3-2 1-H 2-H 2B		2 0 0 0 0 1 1 0 0 0 0 0 0 0 1 0 0 0 0 0 0 0 0 0 0 0 0 0 0 0 0 0 0 0 0 0 0 0 0 0 0 0 0 0 0 0 0 0 0 1 0 1 2 0 0 0 0 0 0 0 0 0 0						
Inning Stats	R: 0 H: 1 E: 0 LOB: 1 K: 0 BB: 0 S: 13 P: 23	R: 1 H: 2 E: 0 LOB: 1 K: 1 BB: 0 S: 13 P: 22	R: 0 H: 1 E: 0 LOB: 1 K: 1 BB: 0 S: 8 P: 15	R: 0 H: 0 E: 0 LOB: 1 K: 1 BB: 1 S: 18 P: 26	R: 0 H: 1 E: 0 LOB: 1 K: 0 BB: 0 S: 9 P: 13	R: 3 H: 3 E: 0 LOB: 0 K: 1 BB: 0 S: 10 P: 12	R: 0 H: 0 E: 0 LOB: 1 K: 2 BB: 1 S: 17 P: 26	R: 2 H: 3 E: 0 LOB: 1 K: 1 BB: 0 S: 18 P: 27	R: 0 H: 0 E: 0 LOB: 0 K: 0 BB: 0 S: 9 P: 11	1B: 6 2B: 3 3B: 1 HR: 1	SF: 0 SAC: 0 DP: 1 HBP: 1						

PITCHER	IP	WLS	BF	H	R	ER	SO	BB	IBB	HBP	BLK	WP	HR	S	P	ERA	WHIP
50 Adam Wainwright, R (1, 1) ERA: 2.45	6.0		27	8	4	4	4	1	0	1	0	0	1	71	111	6.00	1.500
36 Randy Choate, L (7, 1) ERA: 2.18	0.1	H	1	0	0	0	0	0	0	0	0	0	0	5	7	0.00	0.000
26 Trevor Rosenthal, R (7, 1) ERA: 2.2	1.1	H	7	2	2	2	3	1	0	0	0	0	0	24	37	13.50	2.250
44 Edward Mujica, R (8, 1) ERA: 2.2	1.1	W	5	1	0	0	0	0	0	0	0	0	0	15	20	0.00	0.750

PITCHER	IP	WLS	BF	H	R	ER	SO	BB	IBB	HBP	BLK	WP	HR	S	P	ERA	WHIP

BOTTOM

St. Louis Cardinals @ Chicago Cubs

Wrigley Field, Chicago, IL

Sun Jul 14 2013, 7:09 PM - 10:55 PM CDT

Att. 35,178 - Clear - 81 F

St.

livebaseballscorecards.com

AB	37
R	6
H	11
RBI	6
BB	2
SO	7
LOB	16

1B: 6	SF: 0	WP: 0	PA: 40	
2B: 3	SAC: 0	PB: 0		
3B: 1	DP: 1	SB: 0		
HR: 1	HBP: 1	CS: 0		

Batter	1	2	3	4	5	6	7	8	9	AB	R	H	RBI	BB	SO	LOB
15 Darwin Barney, R (1, 4) OBP: 0.271, SLG: 0.345	B FF 89 X FF 90 1-0 ① P6		C FS 80 F SL 83 F FF 90 F FS 81 X FS 83 0-2 ① G4-3		X FF 92 0-0 ② G4-3 2-3		F SI 95 F FF 96 T FF 96 0-2 ② K		C FF 95 B FF 94 1 SAFE X SL 88 1-1 1 F8 1-H 2B	5	0	1	1	0	1	1
1 Cody Ransom, R (1, 5) OBP: 0.333, SLG: 0.559	F FF 91 B FS 82 B FF 91 S FS 82 B FS 83 X FS 83 3-2 ② G5-3		B CU 72 X FS 82 1-0 ② G5-3		C FF 91 B FF 92 S FS 83 B FF 91 B FF 88 F FS 83 4-2 BB		B FF 95 B SL 86 B FF 94 C FF 95 B SI 95 4-1 44 2B BB		C FF 94 B FF 94 B SL 88 S FF 94 B FF 93 X FF 94 3-2 ② F8 2-3	3	1	0	0	2	0	1
44 Anthony Rizzo, L (1, 3) OBP: 0.329, SLG: 0.442	B FF 92 S FC 85 B FF 92 C FS 83 B FF 91 B FF 92 4-2 BB		S FS 85 B SL 84 B SL 84 B FS 82 X FF 92 3-1 ③ P4		F FF 92 C FF 93 B SL 85 1 SAFE S SL 86 1-3 ③ K		B FF 94 D FF 96 S FF 95 X FF 96 2-1 ③ 1-H 2B		C FF 95 D SL 89 B FF 95 S SL 88 X SL 88 2-2 ③ F8	4	0	1	1	1	1	3
12 Alfonso Soriano, R (1, 7) OBP: 0.288, SLG: 0.478	1 SAFE B FF 89 S FS 82 B FF 91 C FF 91 S SL 86 2-3 ③ K			S FS 81 X FF 90 0-1 HR		B CU 73 F FS 81 B FS 82 B FS 82 X FF 92 3-1 ① F8		F FF 90 C FC 92 S SL 84 0-3 ① K		4	1	1	1	0	2	1
13 Starlin Castro, R (1, 6) OBP: 0.280, SLG: 0.353		C FF 90 C SL 83 T SL 83 0-2 ① K		X FF 92 0-0 ① G1-4-3		B FF 90 C FS 81 B FF 91 F FF 90 F FS 85 X FF 91 2-2 ② L9		B FF 91 C FF 92 F SL 84 F FF 93 S SL 86 1-3 ② K		4	0	0	0	0	2	0
21 Junior Lake, R (1, 8) OBP: 0.750, SLG: 1.000		X FF 90 0-0 17 S 17 FC1-5 2B		B CU 74 S FS 82 S FS 83 F FS 82 B SL 86 X FS 82 2-2 ② G1-3		S CU 73 F FF 92 B SL 86 X FC 83 1-2 17 1B 1B		X FF 92 0-0 1B		4	0	3	0	0	0	0
17 Dave Sappelt, R (1, 9) OBP: 0.276, SLG: 0.288 46 Pedro Strop, R (8, 1) 63 Kevin Gregg, R (9, 1)		C FS 83 B FF 91 X FS 83 1-1 ② FC1-5 2-H		B FF 92 X FF 90 1-0 ③ G6-3		1 SAFE 1 SAFE B FF 91 B FF 91 1 SAFE F FF 91 C FF 91 X FS 83 2-2 53 FC6-4 1-3 1B		1 SAFE C FF 92 B SL 85 1 SAFE B FF 92 B FF 90 C FF 91 X FF 91 3-2 ③ G6-3		4 0 0	0 0 0	1 0 0	0 0 0	0 0 0	0 0 0	2 0 0
53 Welington Castillo, R (1, 2) OBP: 0.327, SLG: 0.352		B FF 91 B FF 92 I IN 66 I IN 68 4-0 IBB			B CU 73 B FF 88 F FF 91 X FS 82 2-1 15 G4-3 29 SH5-4 1B	F FF 92 F FF 92 D SL 87 X FF 93 1-2 ③ FC6-4 1-2f			F FF 93 B FF 94 F SL 88 B SL 89 F FF 95 C FF 95 2-3 ① K	3	0	1	0	1	1	2
29 Jeff Samardzija, R (1, 1) OBP: 0.121, SLG: 0.219 2 Cole Gillespie, R (8, 9) OBP: 0.250, SLG: 0.100		F FF 92 C CU 73 S FF 91 0-3 ③ K			L FF 91 X FS 81 0-1 ① SH5-4 1-2		F FF 94 X SI 95 0-1 ① G5-3		B FF 95 B FF 94 S SL 88 B FF 94 D SL 89 4-1 15 2B BB	2 0	0 1	0 0	0 0	1 1	2 0	2 0
Inning Stats	R: 0 E: 0 K: 1 S: 9 H: 0 LOB: 1 BB: 1 P: 19	R: 0 E: 0 K: 2 S: 9 H: 1 LOB: 2 BB: 1 P: 14	R: 0 E: 0 K: 0 S: 8 H: 0 LOB: 0 BB: 0 P: 12	R: 1 E: 0 K: 0 S: 8 H: 1 LOB: 0 BB: 0 P: 11	R: 0 E: 0 K: 1 S: 11 H: 1 LOB: 2 BB: 1 P: 18	R: 0 E: 0 K: 0 S: 15 H: 2 LOB: 2 BB: 0 P: 24	R: 1 E: 0 K: 1 S: 8 H: 1 LOB: 1 BB: 1 P: 14	R: 0 E: 0 K: 2 S: 11 H: 1 LOB: 1 BB: 0 P: 15	R: 1 E: 0 K: 1 S: 13 H: 1 LOB: 1 BB: 1 P: 25	1B: 4 2B: 3 3B: 0 HR: 1 SF: 0 SAC: 1 DP: 0 HBP: 0						

TOP

Chicago Cubs @ Colorado Rockies

Coors Field, Denver, CO

Fri Jul 19 2013, 6:42 PM - 9:41 PM MDT

Att. 43,976 - Clear - 77 F

livebaseballscorecards.com

AB	33
R	3
H	8
RBI	3
BB	5
SO	8
LOB	12

WP: 0 PB: 0 SB: 1 CS: 0 PA: 39

PITCHER		IP	WLS	BF	H	R	ER	SO	BB	IBB	HBP	BLK	WP	HR	S	P	ERA	WHIP
29 Jorge De La Rosa, L ERA: 3.12	(1, 1)	6.0		26	5	1	1	4	2	1	0	0	0	1	60	98	1.50	1.167
61 Edgmer Escalona, R ERA: 4.7	(7, 1)	1.0	L	4	1	1	1	1	1	0	0	0	0	0	8	14	9.00	2.000
34 Matt Belisle, R ERA: 4.37	(8, 1)	1.0		4	1	0	0	2	0	0	0	0	0	0	11	15	0.00	1.000
49 Rex Brothers, L ERA: 1.11	(9, 1)	1.0		5	1	1	1	1	1	0	0	0	0	0	13	25	9.00	2.000

PITCHER		IP	WLS	BF	H	R	ER	SO	BB	IBB	HBP	BLK	WP	HR	S	P	ERA	WHIP

Batter	1	2	3	4	5	6	7	8	9	AB	R	H	RBI	BB	SO	LOB
24 Dexter Fowler, S (1, 8) OBP: 0.382, SLG: 0.468	B FF 94 B FF 94 B FF 94 B FF 93 4-0 9 G6-3 BB			X FC 93 0-0 HR		B FC 92 C SL 84 B SL 82 S SL 86 S SL 84 2-3 ② K		S SL 83 C SL 84 B SI 95 S SL 85 1-3 ③ K		3	1	1	1	1	2	2
9 DJ LeMahieu, R (1, 4) OBP: 0.317, SLG: 0.351	C FF 94 ①② B FF 93 1 SAFE F FF 96 X SL 83 1-2 G6-3 1-2			C FF 95 B SL 86 F FF 94 S SL 84 1-3 ① K		C FF 96 B FC 94 X FS 83 1-1 ③ F8			B FF 89 C FF 89 B FF 90 C FF 90 B FF 91 F FF 90 X FF 90 3-2 5 G6-3 2B	4	0	1	0	0	1	1
5 Carlos González, L (1, 7) OBP: 0.366, SLG: 0.603	C FF 95 F FF 93 B FF 95 B SL 84 F FF 96 B FS 85 F FF 96 S FS 84 3-3 ③ K			B SL 85 F FC 92 X FS 84 1-1 ② G6-3			B SL 85 T FS 83 M FC 90 S SL 84 1-3 ① K		F CU 79 B FF 91 C FF 91 D FS 83 F FF 91 X FF 91 2-2 ① G6-3 2-3	4	0	0	0	0	2	1
2 Troy Tulowitzki, R (1, 6) OBP: 0.405, SLG: 0.609		B FF 94 T FF 94 X FF 95 1-1 3 G5-4-3 1B		F SL 86 X FF 96 0-1 3 1B 17 2-1 1B			B FF 94 C SL 82 F FF 96 F SL 83 B SL 85 B SL 82 F FF 96 S FS 84 3-3 ② K		B FF 92 B FF 92 B FF 90 C FF 91 B FF 91 4-1 3 G4-6-3 BB	3	0	2	0	1	1	0
3 Michael Cuddyer, R (1, 9) OBP: 0.389, SLG: 0.564		C FF 94 ①② B SI 94 C FF 94 B FF 94 1 SAFE F FS 83 X FS 84 2-2 G5-4-3 1-2f		B FF 95 X SL 86 1-0 1-3 1B			F FF 95 B FS 84 C FF 96 B FS 86 F SL 84 S SL 83 2-3 ③ K		X FF 91 0-0 ②③ G4-6-3 1-2f	4	0	1	0	0	1	3
17 Todd Helton, L (1, 3) OBP: 0.333, SLG: 0.380 14 Josh Rutledge, R (8, PR) OBP: 0.272, SLG: 0.314 49 Rex Brothers, L (9, 1)		B FF 96 B FF 94 X FF 96 2-0 ③ G4-3		B FS 84 1-0 ③ 2-1 3-H	C SL 85 F FC 90 B FF 95 X SL 85 1-2 ① G4-3			F SL 86 B SL 82 S FF 94 B FF 93 F SL 83 B FF 95 B SL 83 4-2 20 G6-3 BB		2 0 0	0 0 0	0 0 0	0 0 0	1 0 0	0 0 0	0 0 0
20 Wilin Rosario, R (1, 2) OBP: 0.308, SLG: 0.465			B FF 95 X FF 95 1-0 ① L9		X SL 86 0-0 ② G6-3			1 SAFE B SL 83 S SL 85 B FF 94 1 SAFE S SL 86 D SL 85 F SL 85 X SL 84 3-2 ① G6-3 1-2		3	0	0	0	0	0	1
28 Nolan Arenado, R (1, 5) OBP: 0.284, SLG: 0.392			X FF 96 0-0 ② G4-3		B FF 96 F FF 95 X SL 87 1-1 ③ L9			B FF 94 B SL 85 B SL 86 B FF 94 4-0 BB		2	0	0	0	1	0	0
29 Jorge De La Rosa, L (1, 1) OBP: 0.114, SLG: 0.061 19 Charlie Blackmon, L (6, PH) OBP: 0.279, SLG: 0.405 61 Edgmer Escalona, R (7, 1) 34 Matt Belisle, R (8, 1) 15 Jordan Pacheco, R (8, PH) OBP: 0.272, SLG: 0.304 (9, 3)			B FF 93 C FF 94 B FF 94 F FF 94 X FF 94 2-2 ③ G4-3			B SL 84 S SL 85 F FC 90 X SL 84 1-2 ① P5		C SL 82 S SL 82 X SL 84 0-2 ② F8		1 1 0 0 1	0 0 0 0 0	0 0 0 0 0	0 0 0 0 0	0 0 0 0 0	0 0 0 0 0	0 0 0 0 2
Inning Stats	R: 0 E: 0 K: 1 S: 8 H: 0 LOB: 0 BB: 1 P: 16	R: 0 E: 0 K: 0 S: 7 H: 1 LOB: 0 BB: 0 P: 12	R: 0 E: 0 K: 0 S: 5 H: 0 LOB: 0 BB: 0 P: 8	R: 1 E: 0 K: 1 S: 9 H: 3 LOB: 2 BB: 0 P: 13	R: 0 E: 0 K: 0 S: 6 H: 0 LOB: 0 BB: 0 P: 8	R: 0 E: 0 K: 1 S: 8 H: 0 LOB: 0 BB: 0 P: 12	R: 0 E: 0 K: 3 S: 12 H: 0 LOB: 0 BB: 0 P: 18	R: 0 E: 0 K: 1 S: 13 H: 0 LOB: 2 BB: 2 P: 25	R: 0 E: 0 K: 0 S: 10 H: 1 LOB: 1 BB: 1 P: 19	1B: 3 2B: 1 3B: 0 HR: 1	SF: 0 SAC: 0 DP: 2 HBP: 0		WP: 0 PB: 0 SB: 0 CS: 0	PA: 32		

PITCHER		IP	WLS	BF	H	R	ER	SO	BB	IBB	HBP	BLK	WP	HR	S	P	ERA	WHIP
29 Jeff Samardzija, R ERA: 3.91	(1, 1)	7.1	W	27	4	1	1	6	3	0	0	0	0	1	62	105	1.23	0.955
46 Pedro Strop, R ERA: 5.59	(8, 1)	0.2	H	2	0	0	0	1	0	0	0	0	0	0	6	7	0.00	0.000
63 Kevin Gregg, R ERA: 2.88	(9, 1)	1.0	S	4	1	0	0	0	1	0	0	0	0	0	10	19	0.00	2.000

PITCHER	IP	WLS	BF	H	R	ER	SO	BB	IBB	HBP	BLK	WP	HR	S	P	ERA	WHIP

BOTTOM

Chicago Cubs @ Colorado Rockies

Coors Field, Denver, CO

Fri Jul 19 2013, 6:42 PM - 9:41 PM MDT

Att. 43,976 - Clear - 77 F

livebaseballscorecards.com

AB	28
R	1
H	5
RBI	1
BB	4
SO	7
LOB	10

Batter	1	2	3	4	5	6	7	8	9	AB	R	H	RBI	BB	SO	LOB
24 Luis Valbuena, L (1, 5) OBP: 0.349, SLG: 0.408	C SL 89 B FF 91 T FF 90 F FF 91 F SL 83 B FF 92 F FF 93 B FF 94 X FF 92 3-2 ① G3-1		C SL 81 B SL 85 B FF 90 T FF 91 B FF 91 X FF 92 3-2 HR		B FF 89 B FF 89 B FF 91 C FF 88 F FF 90 X FF 92 3-2 ③ G4-3		F SI 91 S FS 85 B FF 94 B FS 84 F FF 94 X FS 86 2-2 13 G6-3 1B 1-2 2-H		B SI 93 B FF 92 B CH 92 B CH 92 4-0 13 FC6-4 BB 1-2 2-3	4	1	2	2	1	0	0
13 Starlin Castro, R (1, 6) OBP: 0.279, SLG: 0.351	C FF 91 B SL 85 B X FF 92 2-1 12 S 1B		B FF 92 C FF 91 B CH 85 F FF 92 F FF 92 X SL 82 2-2 ② G6-3			B ST 81 B ST 79 C FF 88 X SI 90 2-1 ① G6-3	X SI 92 0-0 ②③ G6-3 1-2f		C FF 93 S SL 89 F SL 88 D SL 90 B FF 94 X SL 88 2-2 ③ FC6-4 1-2f	5	0	1	0	0	0	5
44 Anthony Rizzo, L (1, 3) OBP: 0.328, SLG: 0.440	B FF 90 C FF 90 X SI 88 1-1 ② F7		B CH 84 B FF 92 B FF 91 F FF 90 C SL 80 S FF 93 3-3 ③ K			B ST 82 F SI 91 B CH 85 X SI 90 2-1 12 2B 19 G3 1B		S SL 82 B FF 94 S SL 84 1-3 ① K		4	1	1	0	0	2	1
12 Alfonso Soriano, R (1, 7) OBP: 0.290, SLG: 0.480	B FF 90 1 SAFE B FF 90 B SI 90 B FF 90 4-0 1-2 BB			B CH 87 X SL 88 1-0 ① L8		B FF 90 B ST 81 S ST 81 C CH 88 F ST 81 X FF 92 2-2 19 G3 1-3 2B		S SL 83 B SL 83 B FF 92 T SI 91 F SL 84 T SI 92 2-2 ② K		3	0	1	0	1	1	0
19 Nate Schierholtz, L (1, 9) OBP: 0.324, SLG: 0.492 2 Cole Gillespie, R (8, PH) OBP: 0.231, SLG: 0.091 (8, 9)	B FF 91 C FF 92 F FF 87 B FF 94 F FF 92 B FF 94 X FF 95 3-2 ③ G4-3			C CH 87 B CH 84 B FF 90 F FF 91 F FF 92 X SL 85 2-2 ② F9		B SI 92 X SI 92 1-0 ② G3 2-3 3-H		B CH 83 B SI 91 C FF 91 B CH 81 X SI 91 3-1 ③ G5-3		3 1	0 0	0 0	1 0	0 0	0 0	3 0
21 Junior Lake, R (1, 8) OBP: 0.625, SLG: 0.714		F FF 90 B SL 85 B FF 92 B FF 92 F FF 90 F FF 91 B SL 84 4-2 15 CS BB		B SL 84 B FF 92 C FF 91 X 2-1 1B		C SI 91 S ST 82 B ST 83 B ST 82 B FF 91 S ST 83 3-3 ③ K			B FF 93 B FF 93 C FF 93 X FF 94 2-1 ① G5-3	3	0	1	0	1	1	1
15 Darwin Barney, R (1, 4) OBP: 0.274, SLG: 0.350		B FF 90 S FF 92 1 SAFE 1 SAFE B FF 90 1 SAFE C FF 91 X SL 86 2-2 ①② L7 1-2		X SL 82 0-0 ③ G6-3			B FF 89 C ST 78 X FF 89 1-1 53 WP 24 1B 1B		C FF 92 F SL 89 X FF 93 0-2 24 BB 2B	4	1	2	0	0	0	2
53 Welington Castillo, R (1, 2) OBP: 0.326, SLG: 0.348		B FF 93 B SL 85 X FF 93 2-0 ③ L9			C SL 85 B SL 83 X SL 88 1-1 ① L7		C FF 89 B ST 80 S SI 90 B ST 80 B SI 91 B ST 81 4-2 24 1B 1-2 BB		F FF 93 F FF 94 D SL 90 S SL 90 1-3 ② K	3	0	0	0	1	1	1
33 Carlos Villanueva, R (1, 1) OBP: 0.182, SLG: 0.182 28 Michael Bowden, R (5, 1) 20 Julio Borbon, L (7, PH) OBP: 0.286, SLG: 0.269 56 Héctor Rondón, R (7, 1) 50 Blake Parker, R (8, 1) 1 Cody Ransom, R (9, PH) OBP: 0.339, SLG: 0.559			C FF 89 C FF 89 F SL 81 B FF 92 F FF 91 C FF 92 1-3 ① K		B SL 87 F FF 90 B FF 90 F FF 88 C FF 93 2-3 ② K		B SI 90 X SI 90 1-0 ① F7		F FC 94 B FF 94 H CH 92 2-1 24 BB HBP	2 0 1 0 0 0	0 0 0 0 0 0	0 0 0 0 0 0	0 0 0 0 0 0	2 0 0 0 0 0	0 0 2 0 0 0	0 0 0 0 0 0
Inning Stats	R: 0 E: 0 K: 0 S: 14 H: 1 LOB: 2 BB: 1 P: 27	R: 0 E: 0 K: 0 S: 7 H: 0 LOB: 0 BB: 1 P: 15	R: 1 E: 0 K: 2 S: 15 H: 1 LOB: 0 BB: 0 P: 24	R: 0 E: 0 K: 0 S: 8 H: 1 LOB: 1 BB: 0 P: 13	R: 0 E: 0 K: 1 S: 8 H: 0 LOB: 0 BB: 0 P: 14	R: 1 E: 0 K: 1 S: 12 H: 2 LOB: 1 BB: 0 P: 22	R: 1 E: 0 K: 0 S: 10 H: 2 LOB: 1 BB: 1 P: 18	R: 0 E: 0 K: 2 S: 9 H: 0 LOB: 0 BB: 0 P: 15	R: 0 E: 0 K: 1 S: 13 H: 1 LOB: 3 BB: 1 P: 24	1B: 5 2B: 2 3B: 0 HR: 1 SF: 0 SAC: 0 DP: 1 HBP: 1						

PITCHER	IP	WLS	BF	H	R	ER	SO	BB	IBB	HBP	BLK	WP	HR	S	P	ERA	WHIP
12 Juan Nicasio, R (1, 1) ERA: 4.73	5.0	W	19	3	1	1	3	2	0	0	0	0	1	52	93	1.80	1.000
0 Adam Ottavino, R (6, 1) ERA: 2.79	1.0		7	3	2	2	1	1	0	0	0	1	0	16	31	18.00	4.000
59 Wilton Lopez, R (7, 1) ERA: 4.47	1.0		3	1	0	0	0	0	0	0	0	0	0	6	9	0.00	1.000
88 Josh Outman, L (8, 1) ERA: 4.5	1.0		3	0	0	0	2	0	0	0	0	0	0	9	15	0.00	0.000
41 Mitchell Boggs, R (9, 1) ERA: 10.34	1.0		6	1	0	0	1	1	0	1	0	0	0	13	24	0.00	2.000

PITCHER	IP	WLS	BF	H	R	ER	SO	BB	IBB	HBP	BLK	WP	HR	S	P	ERA	WHIP

TOP

Chicago Cubs @ Colorado Rockies

Coors Field, Denver, CO

Sat Jul 20 2013, 6:15 PM - 9:41 PM MDT

Att. 45,616 - Cloudy - 86 F

livebaseballscorecards.com

AB	33
R	3
H	8
RBI	3
BB	4
SO	7
LOB	15

WP: 1	PA: 38		
PB: 0			
SB: 1			
CS: 1			

Batter	1	2	3	4	5	6	7	8	9	AB	R	H	RBI	BB	SO	LOB
24 Dexter Fowler, S (1, 8) OBP: 0.385, SLG: 0.477	X FF 88 0-0 ① F7		C CU 68 B FF 88 B FF 88 B CU 71 B FF 89 4-1 9 G4-3 BB	B CU 74 1 SAFE B FF 89 S SL 82 S CH 83 B FF 90 X SL 86 3-2 1-H 3-H 3B	B FC 90 C FF 91 B SL 80 B FF 90 X FC 90 3-1 ② SF7 3-H			C FF 92 C CU 78 F FF 92 X FF 93 0-2 9 1B 9 S 2 2B 1B		3	1	2	3	1	0	0
9 DJ LeMahieu, R (1, 4) OBP: 0.319, SLG: 0.353	C FF 88 B FF 87 X SL 82 1-1 1B		1 SAFE X FF 86 0-0 ① G4-3 1-2	B SL 83 B FF 88 C FF 88 X CH 82 2-1 ③ L8	B FF 92 S FC 91 F FF 91 T FF 92 1-2 ③ K			B FF 92 C FF 93 X FF 92 1-1 5 E 2 2B 1-3 1B		5	1	2	0	0	1	4
5 Carlos González, L (1, 7) OBP: 0.366, SLG: 0.608	B FF 87 C CU 72 B FF 88 X SL 80 2-1 ② F9		B CU 71 B CU 74 B FF 88 B FF 89 4-0 2 G1-4-3 BB		B FF 87 B CH 81 C CU 72 X SL 81 2-1 HR	C SL 85 F FS 83 B FF 91 B SL 85 F SL 85 S SL 84 2-3 ① K		1 SAFE F CU 80 F FF 92 S CU 79 0-3 ① K 1-2		4	1	1	1	1	2	3
2 Troy Tulowitzki, R (1, 6) OBP: 0.405, SLG: 0.608	1 SAFE C FF 88 B CU 69 S CH 80 1 SAFE B FF 89 B CU 75 X CH 82 3-2 ③ F8		B CU 76 B FF 87 X CH 82 2-0 ② ③ G1-4-3 1-2f		X CU 72 0-0 3 E 17 1B 1B	C FC 91 X SL 86 0-1 ② F9		C CU 80 B CU 81 B CU 79 B CU 79 F CU 78 X CU 79 3-2 2-H 3-H 2B		5	1	2	2	0	0	3
3 Michael Cuddyer, R (1, 9) OBP: 0.390, SLG: 0.560		C FF 86 B FF 87 C FF 88 X FF 89 1-2 ① G4-3		F SL 78 F FF 88 F SL 87 B SL 84 F CU 77 F FF 90 B SL 81 F FF 90 X SL 85 2-2 ① G5-3	X FF 86 0-0 E8 17 1B 20 1B 1-3 1B	C SL 86 B FF 91 C FF 91 F FF 91 D SL 84 B FF 92 B FF 91 4-2 BB		C FF 92 X FF 92 0-1 ② L9		4	1	1	0	1	0	1
17 Todd Helton, L (1, 3) OBP: 0.343, SLG: 0.392		B FF 88 C CH 81 X FF 89 1-1 2B		X SL 80 0-0 20 2B 28 G3 1B	C FF 88 C FF 88 F FF 87 X SL 79 0-2 28 L9 24 SF7 20 1B 2-3 3-H 1B	1 SAFE S FC 90 C FC 91 B FC 91 1 SAFE B FS 83 S FC 90 2-3 ③ K		B FF 93 B FF 92 F FF 91 B FF 93 F FF 93 B FF 92 4-2 BB		4	2	3	1	1	1	1
20 Wilin Rosario, R (1, 2) OBP: 0.309, SLG: 0.467		B CH 81 B CH 81 S SL 83 X CU 72 2-1 ② F8		D FF 87 C SL 80 X SL 83 1-1 28 G3 24 3B 1-3 2B	C SL 85 X SL 86 0-1 19 BB 1-2 3-H 1B	B FF 94 C FC 90 S SL 84 B FC 93 S SL 83 2-3 ① K		B CU 78 F FF 92 X CU 79 1-1 ③ L5		5	1	2	1	0	1	3
28 Nolan Arenado, R (1, 5) OBP: 0.283, SLG: 0.388		D CH 81 B CU 72 B SL 82 I IN 73 4-0 12 FC6-4 IBB		B SL 84 X CH 82 1-0 ② G3 2-3 3-H	X FC 91 0-0 ① L9 2-3	B FF 95 F FC 92 C SI 94 X SI 93 1-2 ② G6-3				3	0	0	1	1	0	3
12 Juan Nicasio, R (1, 1) OBP: 0.280, SLG: 0.182 19 Charlie Blackmon, L (5, PH) OBP: 0.295, SLG: 0.405 0 Adam Ottavino, S (6, 1) 59 Wilton Lopez, R (7, 1) 14 Josh Rutledge, R (7, PH) OBP: 0.271, SLG: 0.313 88 Josh Outman, L (8, 1) 41 Mitchell Boggs, R (9, 1)		S SL 79 D CU 76 F SL 83 X SL 84 1-2 ③ FC6-4 1-2f		B SL 81 F CH 78 S SL 83 D SL 80 B SL 84 B SL 78 4-2 24 3B BB	B SL 79 F SL 79 B FF 92 C FC 90 1 SAFE F SL 81 B FC 90 B FC 90 4-2 1-2 BB		S SI 94 T SI 94 C FF 96 0-3 ③ K			1 0 0 0 1 0 0 0	1 0 0 0 0 0 0 0	0 0 0 0 0 0 0 0	0 0 0 0 0 0 0 0	1 1 0 0 0 0 0 0	0 0 0 0 1 0 0 0	2 0 0 0 0 0 0 0
Inning Stats	R: 0 E: 0 K: 0 S: 8 H: 1 LOB: 1 BB: 0 P: 14	R: 0 E: 0 K: 0 S: 10 H: 1 LOB: 2 BB: 1 P: 19	R: 0 E: 0 K: 0 S: 3 H: 0 LOB: 1 BB: 2 P: 13	R: 3 E: 0 K: 0 S: 18 H: 3 LOB: 1 BB: 1 P: 31	R: 4 E: 1 K: 1 S: 19 H: 5 LOB: 2 BB: 1 P: 29	R: 0 E: 0 K: 2 S: 12 H: 0 LOB: 1 BB: 1 P: 20	R: 0 E: 0 K: 2 S: 9 H: 0 LOB: 0 BB: 0 P: 12	R: 2 E: 1 K: 1 S: 18 H: 3 LOB: 2 BB: 1 P: 27		1B: 8 2B: 3 3B: 1 HR: 1 SF: 1 SAC: 0 DP: 1 HBP: 0					WP: 0 PB: 0 SB: 1 CS: 0	PA: 43

PITCHER		IP	WLS	BF	H	R	ER	SO	BB	IBB	HBP	BLK	WP	HR	S	P	ERA	WHIP
33 Carlos Villanueva, R ERA: 4.16	(1, 1)	4.0	L	24	9	7	7	0	3	1	0	0	0	1	47	87	15.75	3.000
28 Michael Bowden, R ERA: 3.26	(5, 1)	2.0		9	1	0	0	3	2	0	0	0	0	0	23	39	0.00	1.500
56 Héctor Rondón, R ERA: 5.93	(7, 1)	1.0		3	0	0	0	2	0	0	0	0	0	0	9	12	0.00	0.000
50 Blake Parker, R ERA: 2.79	(8, 1)	1.0		7	3	2	1	1	1	0	0	0	0	0	18	27	9.00	4.000

PITCHER	IP	WLS	BF	H	R	ER	SO	BB	IBB	HBP	BLK	WP	HR	S	P	ERA	WHIP

BOTTOM

Chicago Cubs @ Colorado Rockies

Coors Field, Denver, CO

Sat Jul 20 2013, 6:15 PM - 9:41 PM MDT

Att. 45,616 - Cloudy - 86 F

livebaseballscorecards.com

AB	35
R	9
H	13
RBI	9
BB	7
SO	6
LOB	20

Batter	1	2	3	4	5	6	7	8	9	AB	R	H	RBI	BB	SO	LOB
24 Luis Valbuena, L (1, 5) OBP: 0.347, SLG: 0.402	C SI 91 X SI 93 0-1 G4-3		F FF 93 X CH 83 0-1 G1-3		C CU 79 S FF 94 D SL 87 B SL 87 D CH 83 B CH 84 4-2 BB		C SL 80 B SI 88 F SL 81 B SI 93 B SI 93 X SI 93 3-2 G4-3	X SL 89 0-0 G4-1		4	0	0	0	1	0	2
13 Starlin Castro, R (1, 6) OBP: 0.285, SLG: 0.359	B FF 93 F FF 93 C SI 92 B SL 87 X FF 93 2-2 12 FC6-4 44 1B 1B		C FF 94 B CU 79 B FF 94 X FF 93 2-1 44 G3-6-3 1B		C SI 94 B FF 95 B SI 94 B SL 86 S FF 94 F FF 94 X SI 94 3-2 L6		L CH 82 B CH 81 C CH 77 B SI 93 X SI 92 2-2 44 BB 1B		C FF 92 T FF 94 B SL 87 B SL 90 X FF 95 2-2 44 G4-3 12 G6-3 2B	5	1	4	0	0	0	2
44 Anthony Rizzo, L (1, 3) OBP: 0.332, SLG: 0.449	X SI 93 0-0 12 FC6-4 1-2 1B		B FF 93 B SI 94 X FF 94 2-0 G3-6-3 1-2f		B SI 94 S CU 78 B SI 93 X SI 93 2-1 HR		C FF 93 B SL 83 1 SAFE B SL 82 B SL 82 C SL 83 B FF 94 4-2 1-2 BB		C FF 93 C FF 95 X FF 96 0-2 G4-3 2-3	4	1	2	1	1	0	2
12 Alfonso Soriano, R (1, 7) OBP: 0.289, SLG: 0.476	D SI 94 S SI 94 F FF 95 X SI 94 1-2 FC6-4 19 BB 1-2f 2-3			C FF 93 B SI 93 X FF 94 1-1 19 CS 1B		B SI 94 B SI 94 B FF 94 C FF 94 X FF 94 3-1 G5-3	S FF 95 F FF 94 B FF 94 B FF 95 X FF 94 2-2 P3		C FF 93 F FF 93 X FF 95 0-2 G6-3 3-H	5	0	1	1	0	0	4
19 Nate Schierholtz, L (1, 9) OBP: 0.326, SLG: 0.490 1 Cody Ransom, R (9, PH) OBP: 0.344, SLG: 0.559	B CU 78 B CU 79 B FF 93 B FF 92 4-0 1-2 BB			C SI 93 S SI 93 B FF 92 F CU 80 S SL 87 1-3 K 1-2		B CU 78 S FF 94 X FF 94 1-1 15 E 21 1B 15 SF7 1B	B FF 95 F SI 94 X FF 95 1-1 L7		S SL 86 S SL 88 B SL 89 B SL 88 B FF 95 F SL 87 B SL 89 4-2 BB	3 0	1 0	1 0	0 0	1 1	1 0	3 0
21 Junior Lake, R (1, 8) OBP: 0.462, SLG: 0.500	F FF 95 C FF 95 B SL 87 B SL 88 S SI 95 2-3 K			C SL 84 B SL 86 X FF 95 1-1 G5-3		B SI 94 X FF 92 1-0 15 E 1-2 1B		B FF 92 C SL 84 F SL 85 S SL 84 1-3 K	S FF 94 F FF 94 1 SAFE B FF 96 S SL 89 1-3 K	5	0	1	0	0	3	4
15 Darwin Barney, R (1, 4) OBP: 0.274, SLG: 0.348		C FF 92 B FF 93 B SI 91 X FF 92 2-1 G5-3			X SL 84 0-0 G5-3	D FF 94 B FF 93 2 SAFE F SI 94 D SI 94 X SL 86 3-1 SF7 1-2 2-H		C FF 92 B FF 94 F FF 94 F FF 93 B SL 87 F FF 93 B FF 94 B FF 93 4-2 20 1B BB		2	0	0	1	1	0	0
53 Welington Castillo, R (1, 2) OBP: 0.330, SLG: 0.347 30 Dioner Navarro, S (8, PH) OBP: 0.359, SLG: 0.508 (8, 2)		C SL 87 X FF 93 0-1 G3			B FF 93 B FF 94 B SI 92 B FF 91 4-0 36 SH1-4 BB	I I IN 55 I I 4-0 IBB		B FF 91 B SI 93 C FF 92 F FF 92 S CU 76 2-3 K		1 1	0 0	0 0	0 0	2 0	0 1	0 1
36 Edwin Jackson, R (1, 1) OBP: 0.129, SLG: 0.133 20 Julio Borbon, L (8, PH) OBP: 0.292, SLG: 0.277 40 James Russell, L (8, 1) 51 Matt Guerrier, R (8, 1)		C FF 92 B FF 94 F FF 92 X FF 94 1-2 G4-3			X FF 92 0-0 SH1-4 1-2	X SL 85 0-0 G6-3		C FF 91 S CU 76 B FC 93 X SL 88 1-2 1-2 1B		2 1 0 0	0 0 0 0	0 1 0 0	0 0 0 0	0 0 0 0	0 0 0 0	2 0 0 0
Inning Stats	R: 0 H: 2 E: 0 LOB: 3 K: 1 BB: 1 S: 12 P: 21	R: 0 H: 0 E: 0 LOB: 0 K: 0 BB: 0 S: 7 P: 10	R: 0 H: 1 E: 0 LOB: 0 K: 0 BB: 0 S: 5 P: 9	R: 0 H: 1 E: 0 LOB: 0 K: 1 BB: 0 S: 8 P: 11	R: 0 H: 0 E: 0 LOB: 2 K: 0 BB: 2 S: 8 P: 19	R: 2 H: 3 E: 1 LOB: 2 K: 0 BB: 1 S: 10 P: 24	R: 0 H: 1 E: 0 LOB: 2 K: 0 BB: 1 S: 13 P: 25	R: 0 H: 1 E: 0 LOB: 2 K: 2 BB: 1 S: 15 P: 23	R: 1 H: 1 E: 0 LOB: 1 K: 1 BB: 1 S: 15 P: 22	1B: 8 SF: 1 2B: 1 SAC: 1 3B: 0 DP: 1 HR: 1 HBP: 0					WP: 0 PA: 42 PB: 0 SB: 0 CS: 1	

TOP

Chicago Cubs @ Colorado Rockies

Coors Field, Denver, CO

Sun Jul 21 2013, 2:12 PM - 5:23 PM MDT

Att. 43,108 - Sunny - 82 F

livebaseballscorecards.com

AB	33
R	3
H	10
RBI	3
BB	7
SO	5
LOB	20

PITCHER		IP	WLS	BF	H	R	ER	SO	BB	IBB	HBP	BLK	WP	HR	S	P	ERA	WHIP
32 Tyler Chatwood, R ERA: 2.48	(1, 1)	6.0	W	27	7	2	1	2	3	1	0	0	0	1	50	94	1.50	1.667
88 Josh Outman, L ERA: 4.46	(7, 1)	0.1	H	3	1	0	0	0	1	0	0	0	0	0	8	17	0.00	6.000
61 Edgmer Escalona, R ERA: 4.62	(7, 1)	0.2	H	2	0	0	0	0	0	0	0	0	0	0	5	8	0.00	0.000
34 Matt Belisle, R ERA: 4.28	(8, 1)	1.0	H	5	1	0	0	2	1	0	0	0	0	0	15	23	0.00	2.000
49 Rex Brothers, L ERA: 1.3	(9, 1)	1.0	S	5	1	1	1	1	1	0	0	0	0	0	15	22	9.00	2.000

Batter	1	2	3	4	5	6	7	8	9	AB	R	H	RBI	BB	SO	LOB
24 Dexter Fowler, S (1, 8) OBP: 0.381, SLG: 0.470	C FF 94 B FF 94 F SL 83 S SL 86 1-3 ① K2-3		X SL 84 0-0 ① G3-1		C SL 86 F FF 95 B SL 88 S SL 88 1-3 ③ K		B SI 89 S SL 84 F FF 96 B FF 95 S SL 88 2-3 ③ K			4	0	0	0	0	3	0
19 Charlie Blackmon, L (1, 9) OBP: 0.292, SLG: 0.413	B FF 94 X FF 94 1-0 5 1B 2B		C FF 95 B SL 84 F SL 84 B SL 88 B SL 85 X FF 96 3-2 ② G4-3			C FF 93 B FF 93 F FF 95 F FF 95 S SL 88 1-3 ① K		B FC 86 F SI 90 B SI 89 F FF 89 F FF 88 F SL 82 X SL 82 2-2 ① F9		4	1	1	0	0	1	0
2 Troy Tulowitzki, R (1, 6) OBP: 0.399, SLG: 0.598	F FF 95 F FF 93 B SL 85 X SL 86 1-2 ② G5-3		X SL 87 0-0 ③ G6-3			B FF 94 B FF 94 C SL 85 X FF 94 2-1 ② G6-3		C FF 90 B FF 91 B CU 78 B FF 90 F FF 91 C CU 78 3-3 ② K		4	0	0	0	0	1	1
5 Carlos González, L (1, 7) OBP: 0.370, SLG: 0.608	X FF 93 0-0 3 2B 2-H 1B			X FF 94 0-0 28 G4-3 3 S 1B		B SL 85 B SL 85 S CH 87 B FF 96 B FF 96 4-1 3 S 28 1B BB		C SI 89 B FF 90 B FF 90 F CU 77 X CU 78 2-2 ③ G3-1		3	2	2	1	1	0	0
3 Michael Cuddyer, R (1, 3) OBP: 0.392, SLG: 0.563	X FF 93 0-0 1-H 2B			1 SAFE 1 SAFE D SL 84 C SL 85 1 SAFE F FF 95 1 SAFE D SL 87 B FF 94 3-2 ① X SL 89 G5-3 1-2		1 SAFE F SL 86 1 SAFE B FF 93 1 SAFE D SL 86 B SL 87 B FF 93 4-1 28 1B 28 E 1-2 BB				2	1	1	1	1	0	1
28 Nolan Arenado, R (1, 5) OBP: 0.284, SLG: 0.387	C SL 87 D SL 86 F FF 92 X SL 86 1-2 ③ P4			D SL 88 F SL 86 B FF 94 S SL 88 X SL 88 2-2 ② G4-3 2-3		D SL 88 X SL 87 1-0 E8 1-H 2-H 1B				3	0	1	1	0	0	2
8 Yorvit Torrealba, R (1, 2) OBP: 0.350, SLG: 0.333		X FF 94 0-0 ① G6-3		C SL 89 D SL 88 X FF 96 1-1 ③ G1-3		F FF 93 X FF 95 0-1 ③ G6-3				3	0	0	0	0	0	2
18 Jonathan Herrera, S (1, 4) OBP: 0.309, SLG: 0.359		C FF 95 S SL 85 S SL 86 0-3 ② K			B FF 93 C SL 82 X CH 86 1-1 ① L8		X FF 91 0-0 ① G4-1			3	0	0	0	0	1	0
32 Tyler Chatwood, R (1, 1) OBP: 0.321, SLG: 0.296 88 Josh Outman, L (7, 1) 61 Edgmer Escalona, R (7, 1) 15 Jordan Pacheco, R (7, PH) OBP: 0.271, SLG: 0.302 34 Matt Belisle, R (8, 1) 49 Rex Brothers, L (9, 1)		B SI 94 C FF 95 X FF 95 1-1 ③ G4-3			C FF 94 F FF 94 X SL 87 0-2 ② G5-3		B FF 94 C FF 93 C FF 96 F FF 94 B SL 89 B FF 94 F FF 95 X FF 95 3-2 ② G5-3			2 0 0 1 0 0 0	0 0 0 0 0 0 0	0 0 0 0 0 0 0	0 0 0 0 0 0 0	0 0 0 0 0 0 0	0 0 0 0 0 0 0	0 0 0 0 0 0 0
Inning Stats	R: 2 E: 0 K: 1 S: 12 H: 3 LOB: 1 BB: 0 P: 16	R: 0 E: 0 K: 1 S: 6 H: 0 LOB: 0 BB: 0 P: 7	R: 0 E: 0 K: 0 S: 5 H: 0 LOB: 0 BB: 0 P: 8	R: 0 E: 0 K: 0 S: 9 H: 1 LOB: 1 BB: 0 P: 15	R: 0 E: 0 K: 1 S: 8 H: 0 LOB: 0 BB: 0 P: 10	R: 2 E: 1 K: 1 S: 11 H: 1 LOB: 1 BB: 2 P: 23	R: 0 E: 0 K: 1 S: 9 H: 0 LOB: 0 BB: 0 P: 14	R: 0 E: 0 K: 1 S: 11 H: 0 LOB: 0 BB: 0 P: 18		1B: 3 2B: 2 3B: 0 HR: 0 SF: 0 SAC: 0 DP: 0 HBP: 0						

PITCHER		IP	WLS	BF	H	R	ER	SO	BB	IBB	HBP	BLK	WP	HR	S	P	ERA	WHIP
36 Edwin Jackson, R ERA: 5.03	(1, 1)	7.0	L	28	5	4	3	5	2	0	0	0	0	0	60	93	3.86	1.000
40 James Russell, L ERA: 2.75	(8, 1)	0.1		1	0	0	0	0	0	0	0	0	0	0	5	7	0.00	0.000
51 Matt Guerrier, R ERA: 4.5	(8, 1)	0.2		2	0	0	0	1	0	0	0	0	0	0	6	11	0.00	0.000

PITCHER	IP	WLS	BF	H	R	ER	SO	BB	IBB	HBP	BLK	WP	HR	S	P	ERA	WHIP

BOTTOM

Chicago Cubs @ Colorado Rockies

Coors Field, Denver, CO

Sun Jul 21 2013, 2:12 PM - 5:23 PM MDT

Att. 43,108 - Sunny - 82 F

livebaseballscorecards.com

AB	29
R	4
H	5
RBI	3
BB	2
SO	6
LOB	6

Chicago Cubs @ Arizona Diamondbacks

Chase Field, Phoenix, AZ

Mon Jul 22 2013, 6:40 PM - 9:47 PM MST

Att. 21,302 - Roof Closed - 80 F

livebaseballscorecards.com

Batter	1	2	3	4	5	6	7	8	9	AB	R	H	RBI	BB	SO	LOB
21 Junior Lake, R (1, 8) OBP: 0.556, SLG: 0.765	X SI 88 0-0 ① G6-3		X SI 88 0-0 1B		B CH 84 B CH 79 X SI 87 2-0 1-H HR		B CH 78 C CH 79 X CH 79 1-1 44 CS 1B		C CU 78 D CU 80 X CU 78 1-1 1-2 2-H 1B	5	1	4	3	0	0	0
13 Starlin Castro, R (1, 6) OBP: 0.286, SLG: 0.362	C SI 89 B SI 89 B CH 84 X SI 89 2-1 44 F9 2B		1 SAFE B SI 87 1 SAFE 1 SAFE B CH 80 F CH 80 C SI 88 S CU 73 2-3 ② K		X SI 88 0-0 1B		B FC 88 X FC 88 1-0 ② L9		X FC 91 0-0 ②③ G5-3 2-3f	5	0	2	0	0	1	4
44 Anthony Rizzo, L (1, 3) OBP: 0.331, SLG: 0.445	F SI 89 X FF 90 0-1 ② F9 2-3		F SI 88 F CH 82 F SI 89 1 SAFE X CU 75 0-2 ③ G3		B CU 70 F SI 87 1 SAFE F SI 86 1 SAFE F CU 73 S SI 87 1-3 ① K		C FC 88 1 SAFE B CH 78 1-1 ③ CS 1-2	C SL 80 B SL 82 B SL 81 B FF 91 B FF 90 4-1 30 CS 12 G1-3 BB		3	0	0	0	1	1	3
12 Alfonso Soriano, R (1, 7) OBP: 0.286, SLG: 0.471	C SI 89 B CH 83 C SI 90 S CU 77 1-3 ③ K			S CH 80 B CH 81 F CH 81 B SI 88 X CU 72 2-2 ① G3-1	C CU 71 1 SAFE 1 SAFE S CH 80 S CU 73 0-3 ② K			B SL 86 B SI 90 F SI 92 X SL 86 2-1 ① G1-3 1-2		4	0	0	0	0	2	3
1 Cody Ransom, R (1, 5) OBP: 0.341, SLG: 0.544		F SI 88 B CU 73 X CH 82 1-1 ① G6-3		B CH 79 B CH 81 C SI 88 X SI 88 2-1 ② G5-3	S CH 80 1 SAFE F CH 79 B CU 73 1 SAFE X CU 73 1-2 ③ P4			B SL 86 D SL 86 C SI 92 D SI 92 B FS 86 4-1 30 CS BB		3	0	0	0	1	0	1
30 Dioner Navarro, S (1, 2) OBP: 0.363, SLG: 0.527		B SI 90 B SI 90 F SI 89 X SI 89 2-1 HR		B CU 71 C CH 81 H SI 89 2-1 2 1B HBP		C CU 69 C CH 80 B CU 74 F CU 72 B CU 73 X CH 80 2-2 ① G1-3		B SI 92 B SI 92 F SI 92 C SI 93 D FS 87 S FS 87 3-3 ②③ K 1-2 2-3		3	1	1	1	0	1	2
2 Cole Gillespie, R (1, 9) OBP: 0.235, SLG: 0.133		B SI 89 C CH 82 C SI 89 B SI 90 S CU 74 2-3 ② K		C SI 87 X SI 88 0-1 1-2 1B	X SI 88 0-0 ② F9				B FF 92 F FF 92 S CU 80 F FC 92 X CU 80 1-2 ① G6-3	4	0	1	0	0	1	0
15 Darwin Barney, R (1, 4) OBP: 0.274, SLG: 0.347		F SI 89 X CH 82 0-1 ③ F8		C CH 80 X SI 88 0-1 ③ G4-3		B SI 88 C CU 70 S CH 81 S CU 74 1-3 ③ K			C CU 78 B FC 92 B FC 92 F CU 78 B CU 81 X FC 91 3-2 19 1B 21 1B	4	1	1	0	0	1	2
18 Chris Rusin, L (1, 1) OBP: 0.500, SLG: 0.500 50 Blake Parker, R (6, 1) 17 Dave Sappelt, R (7, PH) OBP: 0.273, SLG: 0.284 40 James Russell, L (7, 1) 51 Matt Guerrier, R (7, 1) 46 Pedro Strop, R (8, 1) 19 Nate Schierholtz, L (9, PH) OBP: 0.329, SLG: 0.492 63 Kevin Gregg, R (9, 1)			C SI 86 C FF 88 B CU 72 X CU 72 1-2 ① G3		B SI 85 B SI 86 C SI 86 X SI 86 2-1 21 HR 1B		C CH 79 F FC 89 S FC 89 0-3 ① K		B FC 90 B FC 91 1 SAFE C CU 77 1 SAFE B FC 91 X FC 91 3-1 13 G5-3 21 1B 1-2 1B	2 0 1 0 0 0 0 1	1 0 0 0 0 0 0 0	1 0 0 0 0 0 0 1	0 0 0 0 0 0 0 0	0 0 1 0 0 0 0 0	0 0 0 0 0 1 0 0	0 0 0 0 0 0 0 0

TOP	
AB	35
R	4
H	11
RBI	4
BB	2
SO	8
LOB	15

Inning Stats	1	2	3	4	5	6	7	8	9	1B: 8	SF: 0	WP: 0	PA: 39
	R: 0 E: 0 K: 1 S: 8 H: 1 LOB: 1 BB: 0 P: 11	R: 1 E: 0 K: 1 S: 9 H: 1 LOB: 0 BB: 0 P: 14	R: 0 E: 0 K: 1 S: 11 H: 1 LOB: 1 BB: 0 P: 14	R: 0 E: 0 K: 0 S: 10 H: 1 LOB: 2 BB: 0 P: 16	R: 2 E: 0 K: 2 S: 14 H: 3 LOB: 1 BB: 0 P: 20	R: 0 E: 0 K: 1 S: 8 H: 0 LOB: 0 BB: 0 P: 11	R: 0 E: 0 K: 1 S: 7 H: 1 LOB: 0 BB: 0 P: 10	R: 0 E: 0 K: 1 S: 7 H: 0 LOB: 2 BB: 2 P: 20	R: 1 E: 0 K: 0 S: 12 H: 3 LOB: 1 BB: 0 P: 20	2B: 2 3B: 0 HR: 2	SAC: 0 DP: 2 HBP: 1	PB: 0 SB: 0 CS: 3	

PITCHER		IP	WLS	BF	H	R	ER	SO	BB	IBB	HBP	BLK	WP	HR	S	P	ERA	WHIP
37 Tyler Skaggs, L ERA: 4.11	(1, 1)	6.0	L	26	7	3	3	6	0	0	1	0	0	2	60	86	4.50	1.167
55 Josh Collmenter, R ERA: 2.78	(7, 1)	1.0		3	1	0	0	1	0	0	0	0	0	0	7	10	0.00	1.000
49 Tony Sipp, L ERA: 3.9	(8, 1)	0.0		1	0	0	0	0	1	0	0	0	0	0	1	5	∞	∞
40 J.J. Putz, R ERA: 3.15	(8, 1)	1.0		3	0	0	0	1	1	0	0	0	0	0	6	15	0.00	1.000
38 Will Harris, R ERA: 2.1	(9, 1)	1.0		5	3	1	1	0	0	0	0	0	0	0	12	20	9.00	3.000

PITCHER	IP	WLS	BF	H	R	ER	SO	BB	IBB	HBP	BLK	WP	HR	S	P	ERA	WHIP

Chicago Cubs @ Arizona Diamondbacks

Chase Field, Phoenix, AZ

Mon Jul 22 2013, 6:40 PM - 9:47 PM MST

Att. 21,302 - Roof Closed - 80 F

BOTTOM

livebaseballscorecards.com

Batter	1	2	3	4	5	6	7	8	9	AB	R	H	RBI	BB	SO	LOB
11 AJ Pollock, R (1, 8) OBP: 0.291, SLG: 0.409	B FF 88 B FF 89 C FF 89 B SI 89 X SI 89 3-1 F8 ①		B CH 80 B FC 85 1 SAFE B FF 88 C FF 87 C SI 87 F FC 85 X SI 88 3-2 P2 ③			S CU 79 C FF 94 S CU 80 0-3 K ① 1-2 2-3	B CU 79 X SI 91 1-0 F8 ③			3	0	0	0	0	1	3
55 Josh Collmenter, R (7, 1) OBP: 0.143, SLG: 0.143										0	0	0	0	0	0	0
27 Wil Nieves, R (7, PH) OBP: 0.387, SLG: 0.414										0	0	0	0	0	0	0
12 Eric Chavez, L (7, PH) OBP: 0.342, SLG: 0.520										1	0	0	0	0	0	3
49 Tony Sipp, L (8, 1)										0	0	0	0	0	0	0
40 J.J. Putz, R (8, 1)										0	0	0	0	0	0	0
38 Will Harris, R (9, 1)										0	0	0	0	0	0	0
14 Martín Prado, R (1, 5) OBP: 0.305, SLG: 0.369	B FF 88 C SI 90 X CH 81 1-1 G6-3 ②			B SI 87 C FC 83 C SI 87 B CU 78 X SI 88 2-2 F7 ①		C FF 91 X FF 93 0-1 SF9 ② 2-3 3-H		B SI 96 X SI 95 1-0 G4-3 ①		3	0	0	1	0	0	0
44 Paul Goldschmidt, R (1, 3) OBP: 0.393, SLG: 0.549	C SI 89 B CU 77 B SI 89 X CH 79 2-1 G6-3 ③			B CU 75 C CH 78 B CH 78 S FC 84 C FF 89 2-3 K ②		B CU 80 B FF 93 X CU 78 2-0 3-H 1B		X SI 96 0-0 26 WP 2 S 1B		4	0	2	1	0	1	0
2 Aaron Hill, R (1, 4) OBP: 0.336, SLG: 0.440		B FF 88 X SI 89 1-0 F9 ①		C CU 75 B SI 89 B SI 88 F CH 79 S SI 89 2-3 K ③		X FF 92 0-0 P4 ③		C SL 82 S SL 84 B SL 82 B SI 96 B SI 96 S SL 84 3-3 K ② 1-2		4	0	0	0	0	2	2
26 Miguel Montero, L (1, 2) OBP: 0.314, SLG: 0.335		B FF 89 F FC 85 S FF 89 B FF 89 F FC 82 X SI 89 2-2 G1-3 ②			B FC 83 F FF 88 B FF 88 C FC 84 X SI 89 2-2 G6-3 ①		B FF 87 B FF 90 S FF 89 X FF 88 2-1 L8 ①	B CH 88 D SI 98 B SL 83 S SI 96 F SL 84 S SI 94 3-3 K2-3 ③ 2-3		4	0	0	0	0	1	1
7 Cody Ross, R (1, 7) OBP: 0.324, SLG: 0.375		B SI 88 S CH 80 S SL 85 X CH 80 1-2 G4-3 ③			B CU 74 B SI 88 C FC 83 B SI 88 B FC 83 4-1 8 L9-3 BB		B FF 90 F CH 82 X CU 76 1-1 1 BB 2B		C FF 89 B FF 90 B FF 90 X FF 91 2-1 G3-1 ①	3	0	1	0	1	0	0
8 Gerardo Parra, L (1, 9) OBP: 0.338, SLG: 0.415			C FF 87 F FC 85 C FC 84 0-3 K ①		X FC 83 0-0 L9-3 ②③ 1-1		B SL 82 F FC 86 B FF 88 F SL 80 B FF 88 B FF 90 4-2 1 BB BB		F FF 90 F FF 90 B FF 91 F FF 91 X FS 84 1-2 G3-1 ②	3	0	0	0	1	1	1
1 Didi Gregorius, L (1, 6) OBP: 0.348, SLG: 0.411			B FF 88 B FF 89 S FC 84 M SL 86 X CU 80 2-2 1B			C FC 82 C FF 89 B FF 88 X CU 76 1-2 11 WP 14 SF9 2B	F FC 87 B SL 82 B SL 81 F FF 89 B FF 90 D SL 82 4-2 1-2 2-3 BB		C FF 91 B CU 79 X FF 91 1-1 1B	3	1	3	0	1	0	0
37 Tyler Skaggs, L (1, 1) OBP: 0.222, SLG: 0.222			L FF 87 1 SAFE T FC 83 S FC 82 0-3 K ②			B FC 81 B FC 83 L SI 88 B SI 87 C SI 88 B FF 88 4-2 14 SF9 11 WP 44 1B BB	C FC 88 X SL 82 0-1 F8 ②		F FF 91 X FF 91 0-1 G5-3 ③	1	0	0	0	0	1	1
6 Adam Eaton, L (6, PH) (7, 8) OBP: 0.290, SLG: 0.259										2	1	0	0	1	0	4
Inning Stats	R: 0 E: 0 K: 0 S: 6 H: 0 LOB: 0 BB: 0 P: 12	R: 0 E: 0 K: 0 S: 8 H: 0 LOB: 0 BB: 0 P: 12	R: 0 E: 0 K: 2 S: 13 H: 1 LOB: 1 BB: 0 P: 18	R: 0 E: 0 K: 2 S: 9 H: 0 LOB: 0 BB: 0 P: 15	R: 0 E: 0 K: 0 S: 5 H: 0 LOB: 0 BB: 1 P: 11	R: 2 E: 0 K: 1 S: 12 H: 2 LOB: 1 BB: 1 P: 19	R: 0 E: 0 K: 0 S: 11 H: 1 LOB: 3 BB: 2 P: 23	R: 0 E: 0 K: 2 S: 8 H: 1 LOB: 1 BB: 0 P: 15	R: 0 E: 0 K: 0 S: 10 H: 1 LOB: 1 BB: 0 P: 14	1B: 4 2B: 3 3B: 0 HR: 0 SF: 1 SAC: 0 DP: 1 HBP: 0						PA: 36 WP: 2 PB: 0 SB: 1 CS: 0

	AB	31
	R	2
	H	6
	RBI	2
	BB	4
	SO	7
	LOB	15

PITCHER		IP	WLS	BF	H	R	ER	SO	BB	IBB	HBP	BLK	WP	HR	S	P	ERA	WHIP
18 Chris Rusin, L ERA: 5.4	(1, 1)	5.0	W	18	2	2	2	4	2	0	0	0	0	0	46	78	3.60	0.800
50 Blake Parker, R ERA: 2.66	(6, 1)	1.0	H	4	1	0	0	1	0	0	0	0	1	0	7	9	0.00	1.000
40 James Russell, L ERA: 2.7	(7, 1)	0.2	H	5	1	0	0	0	2	0	0	0	0	0	10	21	0.00	4.500
51 Matt Guerrier, R ERA: 4.46	(7, 1)	0.1	H	1	0	0	0	0	0	0	0	0	0	0	1	2	0.00	0.000
46 Pedro Strop, R ERA: 5.4	(8, 1)	1.0	H	4	1	0	0	2	0	0	0	0	1	0	8	15	0.00	1.000

PITCHER		IP	WLS	BF	H	R	ER	SO	BB	IBB	HBP	BLK	WP	HR	S	P	ERA	WHIP
63 Kevin Gregg, R ERA: 2.8	(9, 1)	1.0	S	4	1	0	0	0	0	0	0	0	0	0	10	14	0.00	1.000

Batter	1	2	3	4	5	6	7	8	9	AB	R	H	RBI	BB	SO	LOB
21 Junior Lake, R (1, 8) OBP: 0.565, SLG: 0.864	C SI 93 B FF 94 S CH 86 B SL 83 X SI 94 2-2 E6 13 WP		1 SAFE 1 SAFE C CH 84 C SI 92 D SL 82 F SL 81 F SI 93 S SL 82 1-3 K ①		X SI 93 0-0 12 WP 44 BB 1B		C CU 81 B FF 94 X SI 94 1-1 E1 1B		C FF 91 S CH 80 B CH 78 X SL 81 1-2 HR	5	1	3	1	0	1	1
13 Starlin Castro, R (1, 6) OBP: 0.285, SLG: 0.359	C SI 94 1 SAFE B CH 85 C CH 84 S SL 80 1-3 K ① 1-2		B SL 79 B CH 84 B CH 85 B SI 94 4-0 44 1B 1-2 BB		B SI 91 1 SAFE 1 SAFE 1 SAFE B SI 91 C SI 92 X SI 91 2-1 L9 ②		B CU 82 X CU 80 1-0 L8 ②		C FF 91 S FF 91 S CH 80 0-3 K	4	0	0	0	1	2	3
44 Anthony Rizzo, L (1, 3) OBP: 0.332, SLG: 0.443	C SL 79 S SI 94 F FF 94 S SL 82 0-3 K ②		B SI 92 S SI 92 X SI 94 1-1 1-2 2-H 1B		C FF 93 1 SAFE B FF 92 B FF 92 B FF 92 B SI 93 4-1 12 WP 1-2 BB		D CU 82 B FF 92 B SI 93 C FF 92 C FF 94 F SI 94 F FF 94 S CU 80 3-3 K ③		X FF 91 0-0 P5 ②	4	0	1	1	1	2	3
12 Alfonso Soriano, R (1, 7) OBP: 0.287, SLG: 0.467	S SL 80 B FF 93 B CH 86 X CH 87 2-1 G1 ③		S CH 85 B CH 86 B SL 82 F CH 87 F CH 84 B SI 93 F SL 82 F SI 93 C SI 93 3-3 K ②		F SI 93 F SI 91 B SI 91 D SL 81 F SI 93 B SL 81 D SL 82 4-2 1-2 2-3 BB			B CU 79 B FF 94 B FF 96 C FF 94 B FF 94 4-1 19 HR BB	C FF 91 S CH 79 S CH 79 0-3 K ③	3	1	0	0	2	2	4
1 Cody Ransom, R (1, 5) OBP: 0.331, SLG: 0.525		S SI 93 B SI 93 F FF 86 C SI 94 1-3 K ①	F SI 93 B SL 81 D SL 82 C CH 86 B SL 82 C SL 81 3-3 K ③		X SI 91 0-0 L6 ③			C FF 95 F CH 88 B CU 81 C FF 95 1-3 K ①		4	0	0	0	0	3	6
30 Dioner Navarro, S (1, 2) OBP: 0.360, SLG: 0.519		B SI 95 B SI 94 X SI 93 2-0 1B		X SI 93 0-0 G6-3 ①		C SI 92 X SI 91 0-1 L9 ①		X CH 87 0-0 F8 ②		4	0	1	0	0	0	1
2 Cole Gillespie, R (1, 9) OBP: 0.200, SLG: 0.111 19 Nate Schierholtz, L (8, PH) OBP: 0.331, SLG: 0.506 (8, 9)		X SI 94 0-0 F8 ②		C FF 92 X SI 93 0-1 L9 ②		B SI 91 F SI 92 B SI 91 X SI 92 2-1 L8 ②		B FF 95 B FF 96 F FF 95 X CH 88 2-1 1-H HR		3 1	0 1	0 1	0 2	0 0	0 0	1 0
15 Darwin Barney, R (1, 4) OBP: 0.270, SLG: 0.342		C SI 94 D CH 86 D CH 86 F SI 94 F SL 82 F SI 94 B SI 94 X SL 82 3-2 F8 ③		C SI 92 B FF 93 X SI 92 1-1 G5-3 ③		X SI 91 0-0 G6-3 ③		C FF 95 S FF 95 F FF 96 X CU 83 0-2 P2 ③		4	0	0	0	0	0	1
37 Travis Wood, R (1, 1) OBP: 0.300, SLG: 0.447 51 Matt Guerrier, R (6, 1) 20 Julio Borbon, L (7, PH) OBP: 0.280, SLG: 0.274 56 Héctor Rondón, R (7, 1) 28 Michael Bowden, R (7, 1) 17 Dave Sappelt, R (9, PH) OBP: 0.269, SLG: 0.280			X SI 93 0-0 13 BB 44 1B 1B		C SI 92 F SI 91 X SL 80 0-2 L9 ①		C SI 92 B CU 81 S FF 93 S SI 94 1-3 K ①		B FF 89 T FF 89 B FF 90 X FF 90 2-1 G3 ①	2 0 1 0 0 0	1 0 0 0 0 0	1 0 0 0 0 0	0 0 0 0 0 0	0 0 1 0 0 0	0 0 0 0 0 0	0 0 0 0 0 0
Inning Stats	R: 0 E: 1 K: 2 S: 12 H: 0 LOB: 1 BB: 0 P: 17	R: 0 E: 0 K: 1 S: 10 H: 1 LOB: 1 BB: 0 P: 16	R: 1 E: 0 K: 3 S: 17 H: 2 LOB: 2 BB: 1 P: 29	R: 0 E: 0 K: 0 S: 5 H: 0 LOB: 0 BB: 0 P: 6	R: 0 E: 0 K: 0 S: 11 H: 1 LOB: 3 BB: 2 P: 21	R: 0 E: 0 K: 0 S: 5 H: 0 LOB: 0 BB: 0 P: 7	R: 0 E: 1 K: 2 S: 11 H: 1 LOB: 1 BB: 0 P: 17	R: 2 E: 0 K: 1 S: 11 H: 1 LOB: 0 BB: 1 P: 18	R: 1 E: 0 K: 2 S: 12 H: 1 LOB: 1 BB: 0 P: 15	1B: 5 2B: 0 3B: 0 HR: 2	SF: 0 SAC: 0 DP: 0 HBP: 0			WP: 3 PB: 0 SB: 0 CS: 0	PA: 40		

PITCHER		IP	WLS	BF	H	R	ER	SO	BB	IBB	HBP	BLK	WP	HR	S	P	ERA	WHIP
46 Patrick Corbin, L ERA: 2.31	(1, 1)	6.0	W	26	4	1	1	6	3	0	0	0	2	0	60	96	1.50	1.167
21 Heath Bell, R ERA: 4.23	(7, 1)	1.0	H	4	1	0	0	2	0	0	0	0	0	0	11	17	0.00	1.000
30 David Hernandez, R ERA: 4.67	(8, 1)	1.0		5	1	2	2	1	1	0	0	0	0	1	11	18	18.00	2.000
49 Tony Sipp, L ERA: 4.08	(9, 1)	1.0		5	1	1	1	2	0	0	0	0	1	1	12	15	9.00	1.000

PITCHER	IP	WLS	BF	H	R	ER	SO	BB	IBB	HBP	BLK	WP	HR	S	P	ERA	WHIP

TOP

Chicago Cubs @ Arizona Diamondbacks

Chase Field, Phoenix, AZ

Tue Jul 23 2013, 6:42 PM - 10:10 PM MST

Att. 21,280 - Roof Closed - 79 F

livebaseballscorecards.com

AB	36
R	4
H	7
RBI	4
BB	4
SO	11
LOB	20

Batter	1	2	3	4	5	6	7	8	9	AB	R	H	RBI	BB	SO	LOB
6 Adam Eaton, L (1, 7) OBP: 0.361, SLG: 0.323	C SI 88 S FF 89 F FF 90 F FF 88 X SI 91 0-2 ① G6-3			C FC 87 F SI 89 X FC 88 0-2 11 CS 1B		F FC 85 B SL 76 F FF 87 B SL 78 F FF 91 F FF 90 B SL 76 X FF 90 3-2 11 2B 1B	C FF 93 D SL 81 B FF 93 F FF 94 B FF 94 F FF 94 B FF 92 4-2 11 F8 12 1B BB	1 SAFE C SL 86 C FF 91 B FF 92 D FS 85 X FS 84 2-2 1-2 11 3B 1B		4	3	3	0	1	0	0
11 AJ Pollock, R (1, 8) OBP: 0.293, SLG: 0.420	C SI 90 B CH 78 B FF 88 B FF 88 C FF 89 X SI 91 3-2 ② L9			C SI 89 D CH 78 1 SAFE 1 SAFE F FF 88 B SL 78 B FF 88 X SI 90 3-2 ①② G5-3 1-2		1 SAFE 1 SAFE F FF 89 B FC 87 X FC 87 1-1 7 G6-4-3 1-H 12 3B 2B	B FC 89 B FC 89 C FF 93 X FF 94 2-1 ① F8 1-2 2-3	C SL 88 B SL 85 T SL 87 B FF 93 F SL 87 B FC 92 F FF 91 F FF 91 3-2 X FF 91 1-H 2-H 44 2B 3B		5	2	2	3	0	0	3
44 Paul Goldschmidt, R (1, 3) OBP: 0.398, SLG: 0.553	B CU 71 C FF 88 B SI 91 S SI 91 F SI 93 B FF 92 F CH 79 X SI 92 3-2 ③ P3			B CU 72 B CH 81 X CH 80 2-0 1B		B FC 86 B FF 86 B FC 87 C FF 88 B SI 89 4-1 7 G6-4-3 BB	I IN 50 I IN 51 I IN 46 4-0 12 1B 14 1B IBB	C FC 88 X SL 84 0-1 3-H 2B		3	1	2	1	2	0	0
7 Cody Ross, R (1, 9) OBP: 0.319, SLG: 0.369		B SI 88 B FC 87 X SI 89 2-0 ① F9		F SI 89 B FC 87 1 SAFE B FC 87 F FC 87 T SI 90 2-2 ③ K		F SI 89 F SI 88 B SI 90 D SL 77 F SI 90 X FC 87 2-2 ①② G6-4-3 1-2f 2-3	B FC 92 B FC 93 S FF 93 B FF 93 X FF 92 3-1 ② F7	C SL 84 B FF 92 B SL 87 S FF 92 S SL 87 2-3 ② K		5	0	0	0	0	2	7
12 Eric Chavez, L (1, 5) OBP: 0.345, SLG: 0.533 30 David Hernandez, R (8, 1) 8 Gerardo Parra, L (8, PH) OBP: 0.337, SLG: 0.414 49 Tony Sipp, L (9, 1)		C SI 89 X SI 88 0-1 ② G3-1			C FC 86 T FF 88 B SI 87 B FF 90 S FF 91 2-3 ① K	F FC 87 B FF 90 X FC 86 1-1 27 1B 3-H 3B	B FC 93 C FF 93 F FF 94 F SL 79 X FF 94 1-2 14 1B 1-3 2-H 3-H 1B	C FF 92 X FS 84 0-1 ③ G6-3		4 0 1 0	1 0 0 0	2 0 0 0	3 0 0 0	0 0 0 0	1 0 1 0	0 0 1 0
14 Martín Prado, R (1, 4) OBP: 0.310, SLG: 0.380 (8, 5)		C SI 89 C SI 87 F SI 90 B SI 90 X CH 79 1-2 ③ G6-3			C FF 87 F SI 90 X SI 89 0-2 HR	B CH 79 F SI 90 B SI 91 B FC 87 B FC 88 4-1 27 1B BB	B FC 92 X FF 94 1-0 1-3 3-H 1B			3	1	2	2	1	0	0
27 Wil Nieves, R (1, 2) OBP: 0.380, SLG: 0.405		C SI 87 F FC 86 B SI 88 F CH 78 X FC 88 1-2 ① G3			S CH 75 B CH 78 X SI 89 1-1 ② G3-1	C SI 89 S FC 86 B FC 86 F CU 71 F SL 76 X SI 90 1-2 1-2 3-H 1B	C FF 92 T SL 88 B FF 92 X FF 92 1-2 ③ G1-3			4	0	1	1	0	0	2
1 Didi Gregorius, L (1, 6) OBP: 0.351, SLG: 0.410		X SI 88 0-0 ② G4-3			B FC 87 B SL 78 F FC 86 B FF 90 X FC 87 3-1 1B	B CH 83 S SI 89 B CU 78 B SI 90 S SI 89 X SI 90 3-2 ③ G4-3		B FF 90 B FF 90 B FC 90 B FF 89 4-0 6 1B 11 3B BB		3	1	1	0	1	0	2
46 Patrick Corbin, L (1, 1) OBP: 0.152, SLG: 0.200 21 Heath Bell, R (7, 1) 13 Jason Kubel, L (7, PH) OBP: 0.318, SLG: 0.364 4 Cliff Pennington, S (8, 4) OBP: 0.286, SLG: 0.278		B SI 89 X SI 88 1-0 ③ G4-3			T FC 86 X FF 87 0-1 ③ G6-3		C FF 95 B SI 95 X FF 94 1-1 11 F8 12 1B 2B	B SL 86 C FF 88 S FF 90 F FS 83 X FF 91 1-2 ① L7		2 0 1 1	0 0 1 0	0 0 1 0	0 0 1 0	0 0 0 0	0 0 0 0	1 0 0 1
Inning Stats	R: 0 E: 0 K: 0 S: 13 H: 0 LOB: 0 BB: 0 P: 19	R: 0 E: 0 K: 0 S: 7 H: 0 LOB: 0 BB: 0 P: 10	R: 0 E: 0 K: 0 S: 6 H: 0 LOB: 0 BB: 0 P: 8	R: 0 E: 0 K: 1 S: 10 H: 2 LOB: 1 BB: 0 P: 17	R: 1 E: 0 K: 1 S: 12 H: 2 LOB: 1 BB: 0 P: 18	R: 3 E: 0 K: 0 S: 23 H: 4 LOB: 2 BB: 2 P: 42	R: 3 E: 0 K: 0 S: 17 H: 3 LOB: 2 BB: 2 P: 34	R: 3 E: 0 K: 1 S: 21 H: 3 LOB: 1 BB: 1 P: 33		1B: 8 2B: 3 3B: 2 HR: 1 SF: 0 SAC: 0 DP: 1 HBP: 0						

PITCHER		IP	WLS	BF	H	R	ER	SO	BB	IBB	HBP	BLK	WP	HR	S	P	ERA	WHIP
37 Travis Wood, L ERA: 2.95	(1, 1)	5.2	L	25	8	4	4	2	2	0	0	0	0	1	68	108	6.35	1.765
51 Matt Guerrier, R ERA: 4.42	(6, 1)	0.1		1	0	0	0	0	0	0	0	0	0	0	3	6	0.00	0.000
56 Héctor Rondón, R ERA: 6.68	(7, 1)	0.2		7	3	3	3	0	1	1	0	0	0	0	14	30	40.50	6.000
28 Michael Bowden, R ERA: 4.35	(7, 1)	1.1		8	3	3	3	1	1	0	0	0	0	0	24	37	20.25	3.000

PITCHER	IP	WLS	BF	H	R	ER	SO	BB	IBB	HBP	BLK	WP	HR	S	P	ERA	WHIP

BOTTOM

Chicago Cubs @ Arizona Diamondbacks

Chase Field, Phoenix, AZ

Tue Jul 23 2013, 6:42 PM - 10:10 PM MST

Att. 21,280 - Roof Closed - 79 F

livebaseballscorecards.com

AB	36
R	10
H	14
RBI	10
BB	5
SO	3
LOB	17

Batter	1	2	3	4	5	6	7	8	9	10	11	12	AB	R	H	RBI	BB	SO	LOB
9 David DeJesus, L (1, 8) OBP: 0.318, SLG: 0.447	C FF 90 F FF 91 F FF 92 C KC 80 0-3 K			B FF 89 X FF 91 1-0 21 SH5-3 44 2B 2B	C KC 78 B KC 76 C CH 81 B FF 92 F FF 92 X KC 79 2-2 E4 21 2B	C FC 87 D CH 79 X CH 79 1-1 G1-3			C SI 87 S CH 79 X CU 75 0-2 21 FC6-4 1B			B FF 95 F FF 95 B SI 96 F FF 96 X FF 95 2-2 G6-3	6	2	2	0	0	1	2
21 Junior Lake, R (1, 7) OBP: 0.536, SLG: 0.852	C FF 91 B FF 91 X CH 82 1-1 44 L6 2B			X FF 90 0-0 SH5-3 2-3	X FF 91 0-0 19 HR 1-H 2B		B FF 86 C FC 87 B FC 88 S FC 89 F FC 88 X FC 89 2-2 P6		X SI 86 0-0 FC6-4 1-2f			C CU 81 F FF 97 X CU 82 0-2 G6-3	5	1	2	1	0	0	1
44 Anthony Rizzo, L (1, 3) OBP: 0.334, SLG: 0.444	S FF 90 F FF 92 B FF 91 X CH 82 1-2 L6 2-2			B FF 92 F FF 92 B FF 93 T FF 92 X FF 93 2-2 19 1B 2B 3-H	B CH 80 B CH 80 B CH 82 B SI 90 4-0 19 HR BB		C CH 80 B FC 88 X FC 88 1-1 F7			B FF 93 F FF 94 F CU 81 B CU 80 F FF 94 B CU 83 X CU 82 3-2 G4-3		B FF 95 C FF 94 B FF 96 B CU 81 B FF 95 4-1 19 2B BB	4	3	1	1	2	0	1
19 Nate Schierholtz, L (1, 9) OBP: 0.334, SLG: 0.521		B FF 90 B FF 90 C FF 91 X FF 91 2-1 P5		F FF 92 B FF 92 X FF 92 1-1 13 BB 2-H 1B	S KC 78 B KC 76 C KC 75 F KC 79 X FF 92 1-2 1-H 2-H HR		B FC 88 C FC 88 S CH 79 B CH 79 S CH 80 2-3 K			B CU 81 B FF 93 B SI 92 F FF 93 X FF 95 3-1 F7		X FF 96 0-0 1-H 2B	6	1	3	5	0	1	0
13 Starlin Castro, R (1, 6) OBP: 0.286, SLG: 0.357		C FF 91 B KC 79 B FF 91 S FF 92 F CH 83 B FF 92 T CH 82 3-2 K		B KC 78 D SL 87 B FF 91 C FF 89 B FF 90 4-1 1-2 BB	B CH 79 F FF 89 B KC 76 F FF 91 X FF 92 2-2 G6-3			C FC 91 B CU 80 X FC 91 1-1 15 G1-4-3 1B		B SI 94 F FF 94 F CU 84 F FF 95 B FF 96 F CU 82 B SI 95 S CU 82 3-3 K		D CU 82 B FF 97 S CU 81 F FF 96 S CU 82 2-3 K	5	0	1	0	1	3	1
24 Luis Valbuena, L (1, 5) OBP: 0.341, SLG: 0.394		S FF 92 C FF 92 B KC 80 F FF 94 X CH 83 1-2 G4-3		C FF 90 B FF 90 S CH 82 S CH 82 1-3 K	C FC 86 C FC 87 X CH 78 0-2 G4-3			B FC 90 B FC 92 X FC 91 2-0 F9			B SI 93 B FF 93 X SI 93 2-0 F7		5	0	0	0	0	1	3
15 Darwin Barney, R (1, 4) OBP: 0.269, SLG: 0.343			C FF 89 C FF 91 F CH 82 B FF 91 S CH 81 1-3 K	D FF 88 C CH 81 B FF 91 X FF 91 2-1 F9	F FC 86 B FC 88 F FC 87 F FC 89 B FC 89 F CH 80 F FC 89 X CU 73 2-2 G5-3			D FF 91 F FC 90 C FF 92 T SAFE F CU 80 F CU 80 T SAFE B FC 92 X FC 91 2-2 G1-4-3 1-2f			C FF 94 B FF 95 B SI 94 X SI 93 2-1 2B		5	0	1	0	0	1	3
53 Welington Castillo, R (1, 2) OBP: 0.324, SLG: 0.340			B KC 78 S FF 91 F FF 91 C FF 93 1-3 K		B KC 74 C FF 86 B FF 88 S CH 79 S CH 78 2-3 K	B CU 72 X FC 88 1-0 E6 29 1B			B SI 85 B SI 86 X SI 86 2-0 G4-3			C FF 93 S CU 82 S CU 83 0-3 K	5	0	0	0	0	3	1
29 Jeff Samardzija, R (1, 1) SP: 1-0, ACI: 0.00 50 Blake Parker, R (0, 1) 51 Matt Guerrier, R (1, 1) 40 James Russell, L (1, 1) 46 Pedro Strop, R (0, 1) 20 Julio Borbon, L (0, PH) SP: 0-0, ACI: 1.00 63 Kevin Gregg, R (0, 1) 30 Dioner Navarro, S (0, PH) SP: 0-0, ACI: 1.00 56 Hector Rondon, R (1, 1)			C FF 91 C FF 92 C FF 94 0-3 K	C FF 89 B FF 91 X FF 90 1-1 L3	B FC 88 F FC 88 B FC 89 X FC 88 2-1 1-2 1B		B SI 86 S CH 78 F CH 79 B CU 74 F CH 79 B CH 79 X SI 86 3-2 L3		B CU 81 C FF 94 S FF 95 S CU 81 1-3 K		3 0 1 0 0 1 0 0 0 0 0 0 0 0 0 0 0 0 0 0 0 0 0 0 0 0 0 0 0 0 0 0 0 0 0 1 0 0 0 0 0 0 0 0 0 0 0 0 0 1 0 0 0 0 1 1 0 0 0 0 0 0 0			
Inning Stats	R: 0 E: 0 K: 1 S: 9 H: 1 LOB: 0 BB: 0 P: 11	R: 0 E: 0 K: 1 S: 10 H: 0 LOB: 0 BB: 0 P: 16	R: 0 E: 0 K: 3 S: 10 H: 0 LOB: 0 BB: 0 P: 12	R: 2 E: 0 K: 1 S: 13 H: 3 LOB: 2 BB: 1 P: 24	R: 4 E: 1 K: 1 S: 17 H: 2 LOB: 0 BB: 1 P: 29	R: 0 E: 1 K: 0 S: 14 H: 1 LOB: 2 BB: 0 P: 20	R: 0 E: 0 K: 1 S: 9 H: 0 LOB: 0 BB: 0 P: 14	R: 0 E: 0 K: 0 S: 8 H: 1 LOB: 0 BB: 0 P: 13	R: 0 E: 0 K: 0 S: 9 H: 1 LOB: 1 BB: 0 P: 14	R: 0 E: 0 K: 1 S: 11 H: 0 LOB: 0 BB: 0 P: 20	R: 0 E: 0 K: 2 S: 9 H: 1 LOB: 1 BB: 0 P: 14	R: 1 E: 0 K: 1 S: 11 H: 1 LOB: 1 BB: 1 P: 19	1B: 4 2B: 7 3B: 0 HR: 1	SF: 0 SAC: 1 DP: 2 HBP: 0	WP: 0 PB: 0 SB: 0 CS: 0	PA: 50

PITCHER		IP	WLS	BF	H	R	ER	SO	BB	IBB	HBP	BLK	WP	HR	S	P	ERA	WHIP
31 Ian Kennedy, R ERA: 5.22	(1, 1)	5.0		23	6	6	2	7	2	0	0	0	0	1	59	92	3.60	1.600
55 Josh Collmenter, R ERA: 2.68	(6, 1)	2.0		8	1	0	0	1	0	0	0	0	0	0	23	34	0.00	0.500
38 Will Harris, R ERA: 2.03	(8, 1)	1.0		3	1	0	0	0	0	0	0	0	0	0	8	13	0.00	1.000
29 Brad Ziegler, R ERA: 2.33	(9, 1)	1.0		4	1	0	0	0	0	0	0	0	0	0	9	14	0.00	1.000
21 Heath Bell, R ERA: 4.02	(10, 1)	2.0		7	1	0	0	3	0	0	0	0	0	0	20	34	0.00	0.500

PITCHER		IP	WLS	BF	H	R	ER	SO	BB	IBB	HBP	BLK	WP	HR	S	P	ERA	WHIP
30 David Hernandez, R ERA: 4.76	(12, 1)	1.0	L	5	1	1	1	1	1	0	0	0	0	0	11	19	9.00	2.000

TOP

Chicago Cubs @ Arizona Diamondbacks

Chase Field, Phoenix, AZ

Wed Jul 24 2013, 6:42 PM - 10:57 PM MST

Att. 21,128 - Roof Closed - 80 F

livebaseballscorecards.com

AB	46
R	7
H	11
RBI	7
BB	3
SO	12
LOB	13

Chicago Cubs @ Arizona Diamondbacks

Chase Field, Phoenix, AZ

Wed Jul 24 2013, 6:42 PM - 10:57 PM MST

Att. 21,128 - Roof Closed - 80 F

livebaseballscorecards.com

Batter	1	2	3	4	5	6	7	8	9	10	11	12	AB	R	H	RBI	BB	SO	LOB
6 Adam Eaton, L (1, 8) (7, 7) OBP: 0.349, SLG: 0.324	C FF 93 X FF 94 0-1 G1-3 ①		C FF 95 B FF 94 F FF 95 F FS 85 B SI 96 B FF 95 S SL 85 3-3 K ①		B SI 96 B SI 96 C SI 96 F SL 84 B FF 96 B SL 82 4-2 44 BB 8 1B 14 E BB	B FF 96 X FF 96 1-0 F7 ②		B SL 82 B SI 96 B SI 96 C SI 95 X SI 96 3-1 G5-3 ②		F FF 90 B FF 90 F FF 90 S FF 91 B FF 90 X FF 91 3-2 8 G3 2B	X FC 90 0-0 F8 ③		6	1	1	0	1	1	3
8 Gerardo Parra, L (1, 9) OBP: 0.336, SLG: 0.412	S SL 85 X FC 91 0-1 G3-1 ②		C SL 85 B FS 83 C FC 93 X SL 84 1-2 G4-3 ②		B SL 84 S SL 84 X SL 84 1-1 14 E 44 BB 1-2 1B	1 SAFE B SL 85 B SL 82 X FF 95 2-0 44 HR 1-3 1B		C SL 82 S SL 84 S SL 84 0-3 K ③		F FC 88 D CU 80 X CU 80 1-1 G3 2-3 ②		C SI 95 B SL 79 F FF 94 B SL 82 X FF 94 2-2 G6-3 ①	7	2	2	0	0	1	1
44 Paul Goldschmidt, R (1, 3) OBP: 0.403, SLG: 0.559	B FF 95 C FF 95 B SI 93 B FF 94 B SI 94 4-1 14 BB 12 1B BB		C SL 85 S FF 98 S FF 98 0-3 K ③		D SL 84 F SI 94 B SL 83 T SI 94 B SI 96 B SI 95 4-2 14 E 1-2 2-3 BB	B CU 80 C CU 78 1 SAFE X FF 92 1-1 1-H 3-H HR			C FF 91 C FC 88 B FF 91 B FC 87 B FC 89 B FC 89 4-2 12 1B 7 SF7 BB	I IN 81 I IN 82 I IN 84 I IN 84 4-0 4 DI IBB		C FF 94 S FF 94 B FF 94 X SI 95 1-2 P6 ②	3	2	1	3	4	1	0
12 Eric Chavez, L (1, 5) OBP: 0.347, SLG: 0.529 4 Cliff Pennington, S (9, PR) (10, 4) OBP: 0.288, SLG: 0.277	B FF 94 B FF 94 X SI 92 2-0 14 BB 1-2 1B			F SL 86 B FF 95 S FF 96 F FF 96 B FS 84 S FF 97 2-3 K ①	B FF 96 S FF 96 F FF 96 B FS 84 F FF 96 X SL 86 2-2 F6 ①	C CU 79 B FF 94 C CU 78 B FF 93 S CU 80 2-3 K ③			X CU 80 0-0 27 1B 1-3 1B	D CU 80 B FF 91 S FF 91 B FC 88 F FF 92 B FF 92 4-2 14 FC6 1-2 BB		X FF 95 0-0 G4-3 ③	5	0	2	0	0	2	3
													1	0	0	0	1	0	0
14 Martín Prado, R (1, 4) (10, 5) OBP: 0.312, SLG: 0.380	B SL 84 B FF 94 B SI 94 C FF 95 B SL 86 4-1 1-2 2-3 BB			B FF 97 B SL 86 C FF 95 T SI 96 F SL 87 F SI 97 B FS 86 X SL 83 3-2 1 BB 27 1B 1B	X SI 95 0-0 E4 1-3 2-H 3-H		B FF 91 F FF 90 B FC 87 X CH 83 2-1 2 S 1B		C CU 80 B FF 92 X FF 91 1-1 F9 ①	B CU 80 X FF 92 1-0 FC6 1-2f ③			5	0	2	1	1	0	6
13 Jason Kubel, L (1 PA) 55 Josh Collmenter, R (0 PA) 2 Aaron Hill, R (2 PA) 38 Will Harris, R (0 PA) 29 Brad Ziegler, R (0 PA) 7 Cody Ross, R (0 PA) 21 Heath Bell, R (0 PA) 46 Patrick Corbin, L (1 PA) 30 David Hernández, R (1 PA)	C SL 86 F FF 93 B FS 84 B FS 83 F FF 96 F SL 82 C SI 95 2-3 K ③			S SL 85 B FF 95 S SL 85 B SI 96 1 SAFE F SL 87 X SL 85 2-2 F8 ②	C FF 96 B SL 87 X FF 95 1-1 F7 ②		D CU 79 D SI 90 B SI 90 C FF 90 S SI 90 S SI 90 3-3 K ① 1-2		B FF 93 X FF 91 1-0 SF7 ② 3-H	C FF 95 S FF 96 S SI 96 0-3 K ①		3 0 0 0 0 1 6 0 0 0 0 0 0 0 1 0 0 0 0 1 1 0 0 0 0 0 0 0 0 0 0 0 0 0 0 0 0 0 1 0 0 0 0 0 0 0 0 0 0 1 0 0 0 0 1 0 0 0 0 0 0 0 0						
27 Wil Nieves, R (1, 2) OBP: 0.388, SLG: 0.425		X FF 94 0-0 F9 ①		C FF 97 X FF 96 0-1 1 BB 1-2 1B	F SI 96 X SI 96 0-1 G4-3 ③		S FC 88 D FC 87 S FC 87 S FC 88 1-3 K2-3 ②		X FF 93 0-0 1-2 1B		F FF 96 B FC 93 X SI 95 1-1 2B	6	0	3	0	0	1	3
1 Didi Gregorius, L (1, 6) OBP: 0.347, SLG: 0.402		B FF 96 X FF 95 1-0 F9 ②		B SL 86 B FS 84 C SL 87 B SL 85 B FS 84 4-1 1-2 2-3 BB		C FF 94 X FC 92 0-1 F8 ①	C SL 81 S SL 80 X SL 82 0-2 F7 ③		D CU 80 D CU 80 B FF 92 X FF 92 3-0 G6-3 ③		F FF 94 F FF 93 B SI 96 X FC 93 1-2 P1 ②	5	0	0	0	1	0	4
31 Ian Kennedy, R (1, 1) OBP: 0.179, SLG: 0.189 11 AJ Pollock, R (6, 7) (7, 8) OBP: 0.295, SLG: 0.419		B FF 95 C FF 94 C SL 85 F FF 96 F FF 97 B SL 87 C FF 98 2-3 K ③		C FF 96 C SL 87 X SI 96 0-2 G6-3 ③		C SL 86 B FF 96 B FF 97 B SI 96 C FF 95 X FF 95 3-2 8 1B 44 HR 1B		B SI 95 C SI 96 F SI 96 X SI 96 1-2 P3 ①		C FF 89 X FF 90 0-1 L9 ①	B FF 94 B SI 95 B SI 94 B FF 94 4-0 BB	2	0	0	0	0	1	3
												3	1	1	0	1	0	0
Inning Stats	R: 0 E: 0 K: 1 S: 12 H: 1 LOB: 3 BB: 2 P: 24	R: 0 E: 0 K: 1 S: 7 H: 0 LOB: 0 BB: 0 P: 10	R: 0 E: 0 K: 2 S: 10 H: 0 LOB: 0 BB: 0 P: 14	R: 0 E: 0 K: 1 S: 19 H: 2 LOB: 3 BB: 1 P: 30	R: 2 E: 1 K: 0 S: 15 H: 1 LOB: 2 BB: 2 P: 27	R: 3 E: 0 K: 1 S: 12 H: 3 LOB: 0 BB: 0 P: 21	R: 0 E: 0 K: 2 S: 11 H: 1 LOB: 1 BB: 0 P: 17	R: 0 E: 0 K: 1 S: 8 H: 0 LOB: 0 BB: 0 P: 12	R: 1 E: 0 K: 0 S: 8 H: 2 LOB: 2 BB: 1 P: 17	R: 0 E: 0 K: 0 S: 10 H: 1 LOB: 3 BB: 2 P: 23	R: 0 E: 0 K: 1 S: 9 H: 1 LOB: 2 BB: 1 P: 15	R: 0 E: 0 K: 0 S: 7 H: 0 LOB: 0 BB: 0 P: 10	1B: 9 2B: 2 3B: 0 HR: 1	SF: 1 SAC: 0 DP: 0 HBP: 0		WP: 0 PB: 0 SB: 1 CS: 0	PA: 58		

PITCHER	IP	WLS	BF	H	R	ER	SO	BB	IBB	HBP	BLK	WP	HR	S	P	ERA	WHIP
29 Jeff Samardzija, R (1, 1) ERA: 3.94	5.2		29	6	4	3	5	5	0	0	0	0	0	70	118	4.76	1.941
50 Blake Parker, R (6, 1) ERA: 3.05	0.1	H	2	1	1	1	1	0	0	0	0	0	1	5	8	27.00	3.000
51 Matt Guerrier, R (7, 1) ERA: 4.35	0.2	H	3	1	0	0	2	0	0	0	0	0	0	8	14	0.00	1.500
40 James Russell, L (7, 1) ERA: 2.68	0.1	H	1	0	0	0	0	0	0	0	0	0	0	3	3	0.00	0.000
46 Pedro Strop, R (8, 1) ERA: 5.23	1.0	H	3	0	0	0	1	0	0	0	0	0	0	8	12	0.00	0.000

PITCHER	IP	WLS	BF	H	R	ER	SO	BB	IBB	HBP	BLK	WP	HR	S	P	ERA	WHIP
63 Kevin Gregg, R (9, 1) ERA: 2.89	2.0	B	12	3	1	1	0	2	1	0	0	0	0	18	40	4.50	2.500
56 Héctor Rondón, R (11, 1) ERA: 6.27	2.0	W	8	1	0	0	1	1	0	0	0	0	0	16	25	0.00	1.000

AB	48
R	6
H	12
RBI	5
BB	9
SO	10
LOB	30

Batter	1	2	3	4	5	6	7	8	9	AB	R	H	RBI	BB	SO	LOB
21 Junior Lake, R (1, 8) OBP: 0.500, SLG: 0.774	S SI 91 F SI 92 B SI 94 F SI 93 X CH 84 1-2 G6-3 ①		B CH 85 X SI 93 1-0 FC6-4 ③ 1-2f			B SI 91 C SI 91 X SI 91 1-1 44 G3-1 44 WP 1B		C SI 90 B SI 92 X SI 93 1-1 G4-3 ①		4	0	1	0	0	0	1
13 Starlin Castro, R (1, 6) OBP: 0.288, SLG: 0.359	B SI 93 B SI 93 C SI 91 B SI 93 C SI 94 X SI 92 3-2 G6-3 ②			B SI 91 B CH 82 X SI 92 2-0 2B		1 SAFE B SI 90 S SI 90 C CH 83 D SL 86 F FF 92 X FF 92 2-2 P3 ①		B SI 92 B SI 91 S SI 92 S FF 92 B FF 93 B FF 93 4-2 44 G6-3 44 WP BB		3	0	1	0	1	0	1
44 Anthony Rizzo, L (1, 3) OBP: 0.331, SLG: 0.439	B SI 93 B FF 93 X FF 93 2-0 F8 ③			C SL 86 X SI 91 0-1 L6 ①		B SL 87 X SL 85 1-0 G3-1 ② 1-3		B SI 92 D SI 91 C FF 92 B FF 92 F FF 93 X SI 92 3-2 G6-3 ② 1-3		4	0	0	0	0	0	3
1 Cody Ransom, R (1, 5) OBP: 0.324, SLG: 0.512 28 Michael Bowden, R (6, 1) 30 Dioner Navarro, S (8, PH) OBP: 0.355, SLG: 0.511 50 Blake Parker, R (8, 1)		B SI 90 F SI 91 S CH 82 B CH 84 B CH 84 X SI 93 3-2 F8 ①		S SI 93 C FF 92 S FF 87 0-3 K ②		X CH 82 0-0 G5-3 ③		S FF 93 F FS 87 S FF 93 0-3 K ③		3 0 1 0	0 0 0 0	0 0 0 0	0 0 0 0	0 0 0 0	1 0 1 0	2 0 1 0
19 Nate Schierholtz, L (1, 9) OBP: 0.337, SLG: 0.528		B SI 92 C SL 85 B SI 93 F SI 93 C SL 86 2-3 K ②		B SI 92 S SI 92 F SI 92 D FF 88 X SL 87 2-2 F7 ③			X SL 85 0-0 15 G5-3 2B		B SI 85 B SI 86 C SI 86 F SI 85 B CH 78 X SI 88 3-2 2B	4	0	2	0	0	1	1
2 Cole Gillespie, R (1, 7) OBP: 0.217, SLG: 0.100 9 David DeJesus, L (9, PH) OBP: 0.317, SLG: 0.444		C SI 91 X CH 84 0-1 G5-3 ③			B SI 91 C SI 91 X CH 83 1-1 F7 ①		B SI 91 B SI 91 B SI 92 B FF 92 4-0 53 2B 15 G5-3 BB		F SI 87 F SI 86 F CH 78 S CH 78 0-3 K ①	2 1	1 0	0 0	0 0	1 1	0 1	0 1
15 Darwin Barney, R (1, 4) OBP: 0.266, SLG: 0.339			X SI 91 0-0 G6-3 ①		C SI 91 F SI 92 X SL 85 0-2 G5-3 ②		C SI 92 X CH 83 0-1 G5-3 ①② 1-2 2-3f		B SI 86 B SI 86 F SI 86 B SI 86 F SI 85 X SI 86 3-2 G1-3 ②	4	0	0	0	0	0	3
53 Welington Castillo, R (1, 2) OBP: 0.330, SLG: 0.348			B SI 91 C SI 93 B CH 83 B CH 84 S SI 91 X SI 93 3-2 21 FC6-4 1B		B CH 84 C SI 92 B SL 86 B SL 86 B SI 93 4-1 BB		C SI 91 X CH 82 0-1 2-H 2B		C SI 86 F SI 86 X CU 75 0-2 P4 ③	3	0	2	1	1	0	1
33 Carlos Villanueva, R (1, 1) OBP: 0.167, SLG: 0.167 24 Luis Valbuena, L (6, 5) OBP: 0.340, SLG: 0.392			L SI 91 B SI 92 L SI 92 L SL 86 1-3 K ②		C SI 92 S SI 92 S SI 94 0-3 K ③		B FF 87 C FF 91 C SI 93 B SL 85 X SL 85 2-2 L9 ③			2 1	0 0	0 0	0 0	0 0	2 0	2 1
Inning Stats	R: 0 E: 0 K: 0 S: 8 H: 0 LOB: 0 BB: 0 P: 14	R: 0 E: 0 K: 1 S: 8 H: 0 LOB: 0 BB: 0 P: 13	R: 0 E: 0 K: 1 S: 8 H: 1 LOB: 1 BB: 0 P: 13	R: 0 E: 0 K: 1 S: 9 H: 1 LOB: 1 BB: 0 P: 13	R: 0 E: 0 K: 1 S: 9 H: 0 LOB: 1 BB: 1 P: 14	R: 0 E: 0 K: 0 S: 8 H: 1 LOB: 1 BB: 0 P: 12	R: 1 E: 0 K: 0 S: 8 H: 2 LOB: 1 BB: 1 P: 14	R: 0 E: 0 K: 1 S: 10 H: 0 LOB: 1 BB: 1 P: 18	R: 0 E: 0 K: 1 S: 13 H: 1 LOB: 1 BB: 0 P: 19	1B: 2 2B: 4 3B: 0 HR: 0 SF: 0 SAC: 0 DP: 1 HBP: 0						

PITCHER		IP	WLS	BF	H	R	ER	SO	BB	IBB	HBP	BLK	WP	HR	S	P	ERA	WHIP
36 Wade Miley, L ERA: 3.86	(1, 1)	7.2	W	30	5	1	1	4	3	0	0	0	2	0	65	108	1.17	1.043
40 J.J. Putz, R ERA: 3.1	(8, 1)	0.1	H	1	0	0	0	1	0	0	0	0	0	0	3	3	0.00	0.000
29 Brad Ziegler, R ERA: 2.28	(9, 1)	1.0	S	4	1	0	0	1	0	0	0	0	0	0	13	19	0.00	1.000

PITCHER	IP	WLS	BF	H	R	ER	SO	BB	IBB	HBP	BLK	WP	HR	S	P	ERA	WHIP

TOP

Chicago Cubs @ Arizona Diamondbacks

Chase Field, Phoenix, AZ

Thu Jul 25 2013, 6:42 PM - 9:32 PM MST

Att. 23,347 - Roof Closed - 78 F

livebaseballscorecards.com

AB	32
R	1
H	6
RBI	1
BB	3
SO	6
LOB	17

WP: 2 PA: 35
PB: 0
SB: 0
CS: 0

Chicago Cubs @ Arizona Diamondbacks

Chase Field, Phoenix, AZ

Thu Jul 25 2013, 6:42 PM - 9:32 PM MST

Att. 23,347 - Roof Closed - 78 F

livebaseballscorecards.com

BOTTOM

Batter	1	2	3	4	5	6	7	8	9	AB	R	H	RBI	BB	SO	LOB
6 Adam Eaton, L (1, 8) OBP: 0.340, SLG: 0.300	B FF 85 B FF 85 C FF 86 B FF 87 B FF 86 4-1 2 2B BB	B FF 87 C FF 86 D SL 80 C CH 78 F FF 88 X SL 83 2-2 ② G3		S FF 87 D CH 80 B CU 76 C FF 90 F SL 84 F FF 89 C FF 88 2-3 ③ K		1 SAFE C FF 90 1 SAFE 1 SAFE F FC 91 X FF 92 0-2 ③ L8				3	1	0	0	1	1	3
2 Aaron Hill, R (1, 4) OBP: 0.338, SLG: 0.469	B FF 87 C SI 86 B SL 81 B FF 88 X FF 87 3-1 8 BB 1-H 2B	C FF 87 X CH 79 0-1 ③ FC6-4 1-2f			X SL 78 0-0 HR		C SL 87 X FF 92 0-1 ① L6			4	1	2	2	0	0	1
44 Paul Goldschmidt, R (1, 3) OBP: 0.400, SLG: 0.553	B SL 82 C CH 80 B FF 89 C FF 88 S SL 83 2-3 ① K		C CH 77 F FF 88 C FF 89 0-3 ① K		B CH 76 C FF 87 X CH 79 1-1 ① G6-3		F FF 89 S FF 92 B FS 86 X FF 93 1-2 ② P4			4	0	0	0	0	2	1
13 Jason Kubel, L (1, 7) OBP: 0.313, SLG: 0.353	D CU 73 S CH 79 D CU 77 S CH 80 F SL 83 D SL 83 D SL 83 4-2 8 BB BB		B FF 88 B CH 80 F CH 78 F CH 78 C FF 89 2-3 ② K		B FF 85 B CH 78 F FF 86 F CH 79 B CU 78 X FF 87 3-2 ② G3-1		C SL 81 B FS 86 X FF 92 1-1 ③ F8			3	0	0	0	1	1	0
14 Martín Prado, R (1, 5) OBP: 0.312, SLG: 0.381	B FF 88 C FF 87 C FF 88 X FF 89 1-2 ② F8		B CH 77 B FF 89 X CH 78 2-0 ③ F9		C FF 88 B SL 82 X SL 82 1-1 8 S 2B			C FF 92 B FF 93 F FF 91 X CU 80 1-2 ① G5-3		4	0	1	0	0	0	2
8 Gerardo Parra, L (1, 9) OBP: 0.338, SLG: 0.410	D CU 76 C CH 81 F SL 83 F SL 83 F SL 82 B FF 88 D CH 82 D SL 83 4-2 1-2 2-3 BB			B CU 70 C CH 76 F SL 82 F SL 82 B CU 76 F CH 78 F CH 77 F FF 89 X SL 82 2-2 ① G4-3	C CU 75 F SL 82 F SL 83 F FF 88 D CU 77 F SL 82 B FF 89 X SL 80 2-2 ③ G6-3 2-3			B CU 78 B FF 91 B FF 92 C FF 92 C FF 92 B FF 92 4-2 27 G6-4-3 BB		2	0	0	0	2	0	1
27 Wil Nieves, R (1, 2) OBP: 0.393, SLG: 0.440	C CH 78 S SL 83 S SL 83 0-3 ③ K			S CH 77 X FF 89 0-1 4 2B 2B		C FF 91 X SL 81 0-1 4 FC3-6 1B		1 SAFE 1 SAFE X FF 92 0-0 ②③ G6-4-3 1-2f		4	1	2	0	0	1	4
4 Cliff Pennington, S (1, 6) OBP: 0.293, SLG: 0.287		C FF 85 X FF 86 0-1 36 FC4-6 1B		B CH 77 X CH 79 1-0 2-H 2B		X FF 89 0-0 ① FC3-6 1-2f				3	0	2	1	0	0	1
36 Wade Miley, L (1, 1) OBP: 0.125, SLG: 0.205 40 J.J. Putz, R (8, 1) 29 Brad Ziegler, R (9, 1)		X FF 86 0-0 ① FC4-6 2 FC6-4 1-2f		C CH 76 B FF 87 X FF 87 1-1 ② F7		X FF 89 0-0 ② B1				3 0 0	0 0 0	0 0 0	0 0 0	0 0 0	0 0 0	3 0 0
Inning Stats	R: 1 E: 0 K: 2 S: 19 H: 1 LOB: 3 BB: 3 P: 37	R: 0 E: 0 K: 0 S: 9 H: 1 LOB: 1 BB: 0 P: 11	R: 0 E: 0 K: 2 S: 7 H: 0 LOB: 0 BB: 0 P: 11	R: 1 E: 0 K: 1 S: 17 H: 2 LOB: 1 BB: 0 P: 23	R: 1 E: 0 K: 0 S: 14 H: 2 LOB: 1 BB: 0 P: 21	R: 0 E: 0 K: 0 S: 7 H: 1 LOB: 1 BB: 0 P: 7	R: 0 E: 0 K: 0 S: 7 H: 0 LOB: 0 BB: 0 P: 9	R: 0 E: 0 K: 0 S: 6 H: 0 LOB: 0 BB: 1 P: 11		1B: 2 2B: 4 3B: 0 HR: 1 SF: 0 SAC: 0 DP: 1 HBP: 0				WP: 0 PB: 0 SB: 1 CS: 0 PA: 34	

	AB	30
	R	3
	H	7
	RBI	3
	BB	4
	SO	5
	LOB	16

PITCHER		IP	WLS	BF	H	R	ER	SO	BB	IBB	HBP	BLK	WP	HR	S	P	ERA	WHIP
33 Carlos Villanueva, R ERA: 4.23	(1, 1)	5.0	L	24	6	3	3	5	3	0	0	0	0	1	66	103	5.40	1.800
28 Michael Bowden, R ERA: 3.97	(6, 1)	2.0		7	1	0	0	0	0	0	0	0	0	0	14	16	0.00	0.500
50 Blake Parker, R ERA: 2.91	(8, 1)	1.0		3	0	0	0	0	1	0	0	0	0	0	6	11	0.00	1.000

PITCHER		IP	WLS	BF	H	R	ER	SO	BB	IBB	HBP	BLK	WP	HR	S	P	ERA	WHIP

Chicago Cubs @ San Francisco Giants

AT&T Park, San Francisco, CA

Fri Jul 26 2013, 7:16 PM - 10:31 PM PDT

Att. 41,797 - Overcast - 58 F

TOP

livebaseballscorecards.com

Batter	1	2	3	4	5	6	7	8	9	AB	R	H	RBI	BB	SO	LOB
9 David DeJesus, L (1, 8) OBP: 0.319, SLG: 0.453	B FF 91 X FF 91 1-0 21 E 1B		B CH 85 B SL 86 X SL 86 2-0 ① P6		B CH 84 B CH 85 C FF 92 X SL 87 2-1 3B		C SL 83 B SL 83 T FF 90 S CH 85 1-3 ② K		S SL 79 F SL 79 B SI 87 C FF 88 1-3 ① K	5	0	2	0	0	2	3
21 Junior Lake, R (1, 7) OBP: 0.432, SLG: 0.667	S FF 91 1 SAFE B SL 85 F FF 91 F FF 92 F FF 92 1 SAFE X SL 84 1-2 FC5 1-2		B SL 86 S SL 84 F FF 91 S FF 92 1-3 ② K		B FF 91 B SL 86 B SL 86 C FF 91 X SL 87 3-1 ③ P3		X SL 86 0-0 ③ P3		B SL 78 S SL 78 X SL 78 1-1 ② FC5-4 44 E 44 E 1-2f 2-3	5	1	0	0	0	1	5
44 Anthony Rizzo, L (1, 3) OBP: 0.329, SLG: 0.434	C SL 87 C FF 92 S CH 86 0-3 ① K		B SI 91 B SI 92 B SI 92 C FF 91 B SL 87 4-1 BB			B CH 84 F CH 85 X FF 90 1-1 ① F9		C SL 80 C SI 86 X CU 72 0-2 ① G1-3	B SL 79 C FF 88 B SL 78 B FF 87 C SL 79 F FF 88 F SI 88 X SL 78 3-2 E3 1-H 3-H	4	0	0	0	1	1	2
19 Nate Schierholtz, L (1, 9) OBP: 0.341, SLG: 0.529	B SL 87 F SL 88 B SL 87 B FF 92 F SL 88 F FF 92 S SL 88 3-3 ② K		S CH 85 B SL 87 F FF 92 B FF 91 B SL 87 X FF 92 3-2 ③ F9			S CH 85 C SL 88 X FF 91 0-2 13 1B 2B		B SI 86 F SI 84 F SI 85 B SL 81 F SL 80 B SI 85 B SI 85 4-2 24 WP 13 1B BB	B FF 90 B FF 90 B FF 91 B FF 89 4-0 BB	3	1	1	0	2	1	3
13 Starlin Castro, R (1, 6) OBP: 0.289, SLG: 0.359	B CU 80 B FF 92 F SL 87 S SL 88 S SL 86 2-3 ③ K			B FF 90 X FF 91 1-0 ① L8		B SI 90 C FF 90 C FF 91 B SL 87 X SL 86 2-2 2-H 1B		1 SAFE C SI 90 B SI 91 1 SAFE X SI 91 1-1 24 WP 1-2 1B	B SL 78 C FF 89 B FF 91 B FF 90 F FF 90 F FF 92 X SL 76 3-2 ③ G4-3	5	0	2	1	0	1	4
24 Luis Valbuena, L (1, 5) OBP: 0.335, SLG: 0.386		C FF 91 B FF 91 B CH 86 S CH 86 X SL 88 2-2 ① F8		C FF 91 C SL 87 B CH 85 C SL 87 1-3 ② K		1 SAFE S SL 84 F SL 85 1 SAFE X FF 89 0-2 ② F7		C SL 88 B SI 93 F FF 93 B SL 90 S KC 81 2-3 ② K 1-2 2-3		4	0	0	0	0	2	3
15 Darwin Barney, R (1, 4) OBP: 0.263, SLG: 0.334		C CU 80 F FF 91 F FF 92 B FF 93 F FF 92 X SL 87 1-2 ② F8		C FF 91 S FF 91 F FF 92 B CH 86 X FF 92 1-2 ③ F7		F FF 90 1 SAFE P PO 88 X FF 90 1-1 ③ L6		B SL 88 X SI 94 1-0 ③ G5-3		4	0	0	0	0	0	3
53 Welington Castillo, R (1, 2) OBP: 0.333, SLG: 0.351 20 Julio Borbon, L (9, PH) OBP: 0.294, SLG: 0.278 63 Kevin Gregg, R (9, 1)		C SI 92 X CU 79 0-1 1B			C SL 86 B CH 86 X FF 91 1-1 ① F8		C FF 90 X SL 87 0-1 1B		B SI 86 S SI 87 X SI 87 1-1 21 FC5-4 30 BB 44 E 1B	3 1 0	0 1 0	2 1 0	0 0 0	0 0 0	0 0 0	0 0 0
36 Edwin Jackson, R (1, 1) OBP: 0.118, SLG: 0.121 40 James Russell, L (7, 1) 51 Matt Guerrier, R (7, 1) 30 Dioner Navarro, S (9, PH) OBP: 0.359, SLG: 0.511 (9, 2)		F FF 91 C FF 91 F FF 92 B FF 92 B SL 86 X SL 86 2-2 ③ P4			C SL 86 C CU 78 X CU 79 0-2 ② G5-3		C CH 88 L SL 85 F FF 91 B SL 88 L CU 80 1-3 ① K		B SI 85 B SI 87 B SL 78 1 SAFE B SI 87 4-0 21 FC5-4 1-2 BB	3 0 0 0	0 0 0 0	0 0 0 0	0 0 0 0	0 0 0 1	1 0 0 0	2 0 0 0
Inning Stats	R: 0 E: 1 K: 3 S: 16 H: 1 LOB: 2 BB: 0 P: 23	R: 0 E: 0 K: 0 S: 14 H: 1 LOB: 1 BB: 0 P: 19	R: 0 E: 0 K: 1 S: 8 H: 0 LOB: 1 BB: 1 P: 18	R: 0 E: 0 K: 1 S: 8 H: 0 LOB: 0 BB: 0 P: 11	R: 0 E: 0 K: 0 S: 9 H: 1 LOB: 1 BB: 0 P: 15	R: 1 E: 0 K: 0 S: 14 H: 2 LOB: 1 BB: 0 P: 17	R: 0 E: 0 K: 2 S: 10 H: 1 LOB: 0 BB: 0 P: 12	R: 0 E: 0 K: 1 S: 12 H: 1 LOB: 2 BB: 1 P: 20	R: 2 E: 1 K: 1 S: 16 H: 1 LOB: 2 BB: 2 P: 33	1B: 6 2B: 1 3B: 1 HR: 0	SF: 0 SAC: 0 DP: 0 HBP: 0					WP: 1 PB: 0 SB: 0 CS: 0	PA: 41	

	AB	37
	R	3
	H	8
	RBI	1
	BB	4
	SO	9
	LOB	25

PITCHER		IP	WLS	BF	H	R	ER	SO	BB	IBB	HBP	BLK	WP	HR	S	P	ERA	WHIP
18 Matt Cain, R ERA: 4.79	(1, 1)	7.0		29	6	1	1	7	1	0	0	0	0	0	79	115	1.29	1.000
49 Javier López, L ERA: 1.46	(8, 1)	0.1	H	2	0	0	0	0	1	0	0	0	0	0	6	10	0.00	3.000
46 Santiago Casilla, R ERA: 1.54	(8, 1)	0.2	H	3	1	0	0	1	0	0	0	0	1	0	6	10	0.00	1.500
54 Sergio Romo, R ERA: 2.79	(9, 1)	0.2	L	5	1	2	0	1	1	0	0	0	0	0	12	22	0.00	3.000
50 Jose Mijares, L ERA: 2.8	(9, 1)	0.1		2	0	0	0	0	1	0	0	0	0	0	4	11	0.00	3.000

PITCHER	IP	WLS	BF	H	R	ER	SO	BB	IBB	HBP	BLK	WP	HR	S	P	ERA	WHIP

BOTTOM

Batter	1	2	3	4	5	6	7	8	9	AB	R	H	RBI	BB	SO	LOB
7 Grégor Blanco, L (1, 8) OBP: 0.321, SLG: 0.344	C FF 91 B SI 92 X FF 92 1-1 ① G4-3		B SI 94 B SI 94 C SI 93 F SI 94 F FF 94 B FF 94 X FF 93 3-2 ③ F9			B SI 91 X SI 92 1-0 ② F7		B SI 87 B SI 88 X SI 87 2-0 ① L8		4	0	0	0	0	0	0
10 Tony Abreu, S (1, 4) OBP: 0.313, SLG: 0.429	B FF 93 X SI 92 1-0 ② G3			C SL 82 B SI 94 F SL 83 S SL 85 1-3 ① K		B SI 92 C SI 92 F SL 85 B FF 94 F SL 87 F SI 94 S SL 86 2-3 ③ K		F CH 82 B FF 89 F FC 86 F CU 78 F FC 86 B SI 90 X CU 77 2-2 ② G3		4	0	0	0	0	2	0
28 Buster Posey, R (1, 2) OBP: 0.384, SLG: 0.522	C FF 94 C FF 94 B FF 94 B SL 87 X FF 94 2-2 ③ L9			X FF 94 0-0 ② L9			B SL 83 C SI 92 S SI 92 B FF 92 B SL 87 X FF 93 3-2 ① G4-3	C CU 78 B CU 78 S FF 89 S FF 90 1-3 ③ K		4	0	0	0	0	1	0
48 Pablo Sandoval, S (1, 5) OBP: 0.321, SLG: 0.407 37 Kensuke Tanaka, L (9, PR) OBP: 0.333, SLG: 0.267		B FF 92 X SI 93 1-0 9 G3-1 2B		C SI 93 B SL 84 B SL 86 X SI 93 2-1 ③ G5-3			F SL 84 F SL 82 B SL 86 B SI 92 B SL 85 B SL 84 4-2 8 2B 23 1B BB		C FF 90 F FF 90 B FF 91 B FF 89 X FS 83 2-2 1B	3 0	1 0	2 0	0 0	1 0	0 0	0 0
8 Hunter Pence, R (1, 9) OBP: 0.319, SLG: 0.458		B FF 94 X SL 85 1-0 ① G5-3			B SI 94 B SL 85 B FF 93 C FF 94 F FF 93 X SL 86 3-2 ① G6-3		B SI 93 X SL 84 1-0 23 1B 1-3 2B		X FF 90 0-0 ① F8	4	1	1	0	0	0	2
9 Brandon Belt, L (1, 3) OBP: 0.335, SLG: 0.434		C FF 93 X FF 94 0-1 ② G3-1 2-3			B SL 84 F SI 93 F SL 85 B SL 87 F SI 94 B SL 87 F SI 92 F SI 93 S SL 86 3-3 ② K		I IN 79 I IN 78 I IN 79 I IN 80 4-0 23 1B 23 1B IBB		1 SAFE X FF 90 0-0 ② F8	3	0	0	0	1	1	2
23 Jeff Francoeur, R (1, 7) OBP: 0.253, SLG: 0.319	C FF 94 D SL 88 F SL 87 S SL 86 1-3 ③ K			F SL 86 X FF 92 0-1 1B			X SI 91 0-0 ② 1-H 2-H 3-H 1B		S FF 90 F FF 90 B FF 89 B FF 90 1 SAFE F FF 89 X FC 85 2-2 ③ F7	4	0	2	2	0	1	2
35 Brandon Crawford, L (1, 6) OBP: 0.337, SLG: 0.383			B SI 91 B SI 93 C SI 92 X FF 93 2-1 ① G4-3		B SI 92 B FF 94 X FF 92 2-0 ③ L4		C SL 80 B FF 88 C SL 80 D SL 80 B SL 80 F FF 90 B SL 82 4-2 BB			2	0	0	0	1	0	1
18 Matt Cain, R (1, 1) OBP: 0.111, SLG: 0.086 56 Andres Torres, S (7, PH) OBP: 0.309, SLG: 0.363 49 Javier López, L (8, 1) 46 Santiago Casilla, R (8, 1) 54 Sergio Romo, R (9, 1) 50 Jose Mijares, L (9, 1)			C FF 94 B FF 93 F SI 93 S SL 87 1-3 ② K			B FF 93 X FF 92 1-0 ① F7	D CU 77 F FF 90 C SI 89 D CU 80 B SI 89 S SI 90 3-3 ③ K			2 1 0 0 0 0	0 0 0 0 0 0	0 0 0 0 0 0	0 0 0 0 0 0	1 1 0 0 0 0	0 2 0 0 0 0	0 2 0 0 0 0
Inning Stats	R: 0 E: 0 K: 0 S: 6 H: 0 LOB: 0 BB: 0 P: 10	R: 0 E: 0 K: 1 S: 7 H: 1 LOB: 1 BB: 0 P: 10	R: 0 E: 0 K: 1 S: 9 H: 0 LOB: 0 BB: 0 P: 15	R: 0 E: 0 K: 1 S: 6 H: 0 LOB: 0 BB: 0 P: 9	R: 0 E: 0 K: 1 S: 12 H: 1 LOB: 1 BB: 0 P: 20	R: 0 E: 0 K: 1 S: 7 H: 0 LOB: 0 BB: 0 P: 11	R: 2 E: 0 K: 1 S: 13 H: 2 LOB: 2 BB: 3 P: 32	R: 0 E: 0 K: 1 S: 9 H: 0 LOB: 0 BB: 0 P: 14	R: 0 E: 0 K: 0 S: 9 H: 1 LOB: 1 BB: 0 P: 13	1B: 3 2B: 2 3B: 0 HR: 0 SF: 0 SAC: 0 DP: 0 HBP: 0						WP: 0 PB: 0 SB: 0 CS: 0 PA: 34

PITCHER		IP	WLS	BF	H	R	ER	SO	BB	IBB	HBP	BLK	WP	HR	S	P	ERA	WHIP
36 Edwin Jackson, R ERA: 4.89	(1, 1)	6.2		25	4	2	2	5	1	1	0	0	0	0	54	94	2.70	0.750
40 James Russell, L ERA: 2.68	(7, 1)	0.0		1	0	0	0	0	1	0	0	0	0	0	3	7	∞	∞
51 Matt Guerrier, R ERA: 4.2	(7, 1)	1.1	W	4	0	0	0	2	0	0	0	0	0	0	12	20	0.00	0.000
63 Kevin Gregg, R ERA: 2.82	(9, 1)	1.0	S	4	1	0	0	0	0	0	0	0	0	0	9	13	0.00	1.000

PITCHER	IP	WLS	BF	H	R	ER	SO	BB	IBB	HBP	BLK	WP	HR	S	P	ERA	WHIP

Chicago Cubs @ San Francisco Giants

AT&T Park, San Francisco, CA

Fri Jul 26 2013, 7:16 PM - 10:31 PM PDT

Att. 41,797 - Overcast - 58 F

livebaseballscorecards.com

AB	31
R	2
H	5
RBI	2
BB	3
SO	7
LOB	9

Batter	1	2	3	4	5	6	7	8	9	AB	R	H	RBI	BB	SO	LOB
21 Junior Lake, R (1, 8) (9, 7) OBP: 0.415, SLG: 0.615	F FF 94 B FF 93 S FC 90 F FC 89 B CU 76 B FC 87 X FF 93 3-2 ① F9		C CU 79 B FF 93 X FC 89 1-1 E5		B FC 89 T FC 88 X FC 89 1-1 ③ FC6-4 1-2f			B CU 75 B FC 88 F FC 87 L FC 88 B CU 78 F FC 88 B FF 92 4-2 BB		3	0	0	0	1	0	1
1 Cody Ransom, R (1, 5) OBP: 0.315, SLG: 0.496	B FF 93 X FC 88 1-0 ② F7		B FC 88 B CH 84 F FF 92 F FC 89 1 SAFE F FC 88 S CU 77 2-3 ③ K			B FC 86 X CH 85 1-0 ① G3-1		B FC 88 X CH 84 1-0 ① L7		4	0	0	0	0	1	2
44 Anthony Rizzo, L (1, 3) OBP: 0.326, SLG: 0.430	T FF 93 C FF 93 B FF 92 S FF 93 1-3 ③ K			S FF 92 T FF 93 X FF 93 0-2 ① F8		B FF 92 B FC 87 S FF 92 C FF 92 F FC 88 F FF 92 S FC 89 2-3 ② K		C FC 88 F FF 92 F CU 75 S FC 88 1-3 ② K		4	0	0	0	0	3	1
30 Dioner Navarro, S (1, 2) OBP: 0.357, SLG: 0.504		C FF 93 B CH 87 B CH 85 X FC 88 2-1 ① F7		X CH 86 0-0 ② G5-3		B CU 77 B CH 85 B FC 88 C FF 91 F FC 88 X FC 88 3-2 13 1B		1 SAFE C CU 78 X CU 78 0-1 ③ G5-3		4	0	1	0	0	0	1
13 Starlin Castro, R (1, 6) OBP: 0.291, SLG: 0.361		S FF 92 X CU 76 0-1 1B		C FF 93 B FC 89 S FC 88 B FF 93 B FC 88 X FC 89 3-2 E4		B CH 85 F FF 92 B CU 76 X FC 88 2-1 1-2 1B			C FF 87 F SL 77 S SL 77 0-3 ① K	4	0	2	0	0	1	0
19 Nate Schierholtz, L (1, 9) OBP: 0.340, SLG: 0.536		B FF 92 C FC 88 F FF 92 C FF 94 1-3 ② K		B FF 93 B FC 89 B FF 93 C FF 90 F FC 88 S FC 89 3-3 ③ K		C FC 88 S CU 78 X FF 92 0-2 ③ L8			B SI 87 F CH 81 B CH 80 F SL 78 B FF 88 X FF 88 3-2 HR	4	1	1	1	0	2	4
2 Cole Gillespie, R (1, 7) OBP: 0.231, SLG: 0.091 9 David DeJesus, L (9, PH) OBP: 0.317, SLG: 0.451 (9, 8)		C FF 93 C FC 89 1 SAFE 1 SAFE B FF 94 S FF 93 1-3 ③ K			X FF 92 0-0 ① G6-3		B CU 77 B FC 86 F FF 91 F FC 86 F FC 87 B CU 78 B FF 92 4-2 15 G6-4-3 BB		C SI 85 F SI 86 B SI 88 B CU 74 F SL 79 X SI 86 2-2 ② G4-3	2	0	0	0	1	1	1
										1	0	0	0	0	0	0
15 Darwin Barney, R (1, 4) OBP: 0.263, SLG: 0.333			F FF 91 X FC 89 0-1 ① G6-3		C FF 92 X FC 90 0-1 18 FC1-6 1B		B CH 84 X FC 88 1-0 ① ② G6-4-3 1-2f		B SI 84 B SI 86 C SI 84 B SI 86 F SI 84 F SI 84 S SI 85 3-3 ③ K	4	0	1	0	0	1	1
18 Chris Rusin, L (1, 1) OBP: 0.200, SLG: 0.200 46 Pedro Strop, R (8, 1) 63 Kevin Gregg, R (9, 1)			C FF 93 X FF 93 0-1 ② G6-3		1 SAFE L FC 89 M FC 89 X FF 91 0-2 ② FC1-6 21 FC6-4 1-2f		B FF 91 C FC 87 B FF 92 X FC 87 2-1 ③ G3			3	0	0	0	0	0	1
										0	0	0	0	0	0	0
										0	0	0	0	0	0	0
Inning Stats	R: 0 E: 0 K: 1 S: 8 H: 0 LOB: 0 BB: 0 P: 13	R: 0 E: 0 K: 2 S: 10 H: 1 LOB: 1 BB: 0 P: 14	R: 0 E: 1 K: 1 S: 10 H: 0 LOB: 1 BB: 0 P: 13	R: 0 E: 1 K: 1 S: 10 H: 0 LOB: 1 BB: 0 P: 16	R: 0 E: 0 K: 0 S: 8 H: 1 LOB: 1 BB: 0 P: 9	R: 0 E: 0 K: 1 S: 14 H: 2 LOB: 2 BB: 0 P: 22	R: 0 E: 0 K: 0 S: 6 H: 0 LOB: 0 BB: 1 P: 13	R: 0 E: 0 K: 1 S: 10 H: 0 LOB: 1 BB: 1 P: 16	R: 1 E: 0 K: 2 S: 14 H: 1 LOB: 0 BB: 0 P: 22	1B: 4 2B: 0 3B: 0 HR: 1 SF: 0 SAC: 0 DP: 1 HBP: 0						

PITCHER		IP	WLS	BF	H	R	ER	SO	BB	IBB	HBP	BLK	WP	HR	S	P	ERA	WHIP
40 Madison Bumgarner, L ERA: 2.76	(1, 1)	8.0		31	4	0	0	7	2	0	0	0	0	0	76	116	0.00	0.750
54 Sergio Romo, R ERA: 3.0	(9, 1)	0.1	L	2	1	1	1	1	0	0	0	0	0	1	6	9	27.00	3.000
49 Javier López, L ERA: 1.42	(9, 1)	0.2		2	0	0	0	1	0	0	0	0	0	0	8	13	0.00	0.000

PITCHER	IP	WLS	BF	H	R	ER	SO	BB	IBB	HBP	BLK	WP	HR	S	P	ERA	WHIP

TOP

Chicago Cubs @ San Francisco Giants

AT&T Park, San Francisco, CA

Sat Jul 27 2013, 6:09 PM - 9:01 PM PDT

Att. 41,953 - Partly Cloudy - 59 F

livebaseballscorecards.com

AB	33
R	1
H	5
RBI	1
BB	2
SO	9
LOB	12

Batter	1	2	3	4	5	6	7	8	9	AB	R	H	RBI	BB	SO	LOB
56 Andres Torres, S (1, 8) OBP: 0.305, SLG: 0.359 54 Sergio Romo, R (9, 1) 49 Javier López, L (9, 1) 10 Tony Abreu, S (9, PH) OBP: 0.310, SLG: 0.423	C FF 88 B SI 88 X SI 88 1-1 G4-3 ①			B CH 76 B SI 87 B FF 87 C FF 85 F SI 87 X FC 84 3-2 G5-3 ①		B CH 77 B FF 88 C FF 87 F CH 77 X SI 88 2-2 L8 ②		1 SAFE X SI 94 0-0 SH 28 FC6-2 19 1B 48 FC3-2 1-2	C FF 92 X FC 88 0-1 G3-2-3 ② ③ 3-Hf	3 0 0 1	0 0 0 0	0 0 0 0	0 0 0 0	0 0 0 0	0 0 0 0	0 0 0 3
19 Marco Scutaro, R (1, 4) OBP: 0.371, SLG: 0.392	C FF 88 B SI 88 F SI 89 B FC 86 X SI 88 2-2 G4-3 ②			B FF 89 B SI 88 C FF 87 X FF 89 2-1 G6-3 ②		C FF 87 B SI 87 B SI 87 X FC 83 2-1 28 BB 1B		B SI 95 X SI 94 1-0 48 FC3-2 28 FC6-2 1-2 2-3 1B		4	0	2	0	0	0	0
28 Buster Posey, R (1, 2) OBP: 0.383, SLG: 0.517	C SI 89 F FC 85 B FC 84 X SI 88 1-2 G1-3 ③			B CH 79 F SI 88 X CH 79 1-1 G6-3 ③		B SI 87 B CH 78 B SI 87 B SI 86 4-0 1-2 BB		F SI 95 B SI 97 F SI 96 F SL 83 D SL 84 F SI 95 F SL 84 F SI 96 X SI 97 2-2 FC6-2 ① 48 FC3-2 1-2 2-3 3-Hf		3	0	0	0	1	0	3
48 Pablo Sandoval, S (1, 5) OBP: 0.318, SLG: 0.402		B FF 87 X SI 87 1-0 G1-3 ①			C CH 77 F FC 84 F FF 89 B CH 78 F SI 90 S CU 77 1-3 K ①	X CH 77 0-0 F8 ③		X SL 82 0-0 FC3-2 ② 1-2 2-3 3-Hf		4	0	0	0	0	1	5
8 Hunter Pence, R (1, 9) OBP: 0.321, SLG: 0.459		C SI 88 X CH 80 0-1 G1-3 ②			B SI 89 F SI 89 B FC 85 S CH 78 B FC 84 D CU 77 4-2 13 1B BB		B CH 76 X SI 87 1-0 23 G4-3 2B	S SL 83 B SL 83 S SL 82 S SL 83 1-3 K ③		3	0	1	0	1	1	3
23 Jeff Francoeur, R (1, 7) OBP: 0.249, SLG: 0.313		X SI 88 0-0 L9 ③			B CH 79 1 SAFE S CH 78 1 SAFE X FF 88 1-1 F8 ②		X SI 87 0-0 G4-3 ① 2-3		B FF 90 C FF 90 B FF 90 X FF 91 2-1 G4-3 ①	4	0	0	0	0	0	2
13 Joaquin Arias, R (1, 6) OBP: 0.308, SLG: 0.333			B SI 88 B CH 78 X FF 87 2-0 F9 ①		F SI 87 X SI 88 0-1 1-2 1B		B CH 79 X CH 78 1-0 G5-3 ②		C FF 91 B CU 79 B CU 79 C FF 90 F FF 91 F X FF 91 2-2 7 BB 9 BB 10 G3-2-3 1B	4	0	2	0	0	0	1
9 Brandon Belt, L (1, 3) OBP: 0.334, SLG: 0.430			B FC 85 B FC 85 F FF 88 F SI 88 S CU 75 2-3 K ②		X FC 84 0-0 G4-3 ③		F SI 88 C FC 84 F FF 88 F CU 76 F CU 76 B SI 88 F SI 88 B SI 89 X CU 80 2-2 L3 ③		B FF 90 D FS 86 B FF 90 C FF 90 S FF 91 B FF 90 4-2 7 BB 1-2 BB	3	0	0	0	1	1	3
40 Madison Bumgarner, R (1, 1) OBP: 0.209, SLG: 0.132 7 Grégor Blanco, L (8, PH) OBP: 0.325, SLG: 0.344 (9, 8)			B SI 87 X FF 87 1-0 G5-3 ③			B SI 86 F SI 85 F CH 77 C CU 76 1-3 K ①		C SI 92 B CH 86 S SL 83 B SI 95 F SL 83 B SL 84 B SI 95 4-2 19 1B 56 SH 28 FC6-2 BB	B FS 85 B FF 91 B FF 91 B FF 91 4-0 1-2 2-3 BB	2 0	0 0	0 0	0 0	1 2	0 0	0 0
Inning Stats	R: 0 E: 0 K: 0 S: 8 H: 0 LOB: 0 BB: 0 P: 12	R: 0 E: 0 K: 0 S: 4 H: 0 LOB: 0 BB: 0 P: 5	R: 0 E: 0 K: 1 S: 5 H: 0 LOB: 0 BB: 0 P: 10	R: 0 E: 0 K: 0 S: 7 H: 0 LOB: 0 BB: 0 P: 13	R: 0 E: 0 K: 1 S: 12 H: 1 LOB: 2 BB: 1 P: 18	R: 0 E: 0 K: 1 S: 9 H: 1 LOB: 2 BB: 1 P: 18	R: 0 E: 0 K: 0 S: 10 H: 1 LOB: 1 BB: 0 P: 14	R: 0 E: 0 K: 1 S: 16 H: 1 LOB: 3 BB: 1 P: 24	R: 0 E: 0 K: 0 S: 11 H: 1 LOB: 2 BB: 2 P: 23	1B: 4 2B: 1 3B: 0 HR: 0	SF: 0 SAC: 1 DP: 1 HBP: 0	WP: 0 PB: 0 SB: 0 CS: 0	PA: 37				

PITCHER	IP	WLS	BF	H	R	ER	SO	BB	IBB	HBP	BLK	WP	HR	S	P	ERA	WHIP
18 Chris Rusin, L (1, 1) ERA: 2.93	7.0		26	3	0	0	3	2	0	0	0	0	0	55	90	0.00	0.714
46 Pedro Strop, R (8, 1) ERA: 5.06	1.0	W	6	1	0	0	1	1	0	0	0	0	0	16	24	0.00	2.000
63 Kevin Gregg, R (9, 1) ERA: 2.75	1.0	S	5	1	0	0	0	2	0	0	0	0	0	11	23	0.00	3.000

PITCHER	IP	WLS	BF	H	R	ER	SO	BB	IBB	HBP	BLK	WP	HR	S	P	ERA	WHIP

BOTTOM

Chicago Cubs @ San Francisco Giants

AT&T Park, San Francisco, CA

Sat Jul 27 2013, 6:09 PM - 9:01 PM PDT

Att. 41,953 - Partly Cloudy - 59 F

livebaseballscorecards.com

AB	31
R	0
H	5
RBI	0
BB	5
SO	4
LOB	20

Batter	1	2	3	4	5	6	7	8	9	AB	R	H	RBI	BB	SO	LOB
9 David DeJesus, L (1, 8) OBP: 0.321, SLG: 0.447	C SI 90 B SI 90 F SI 90 B CH 84 B CH 84 B CH 84 4-2 44 2B BB		F FF 88 B SI 90 F CH 83 C CH 83 1-3 ① K		B SI 89 B FF 88 B FF 88 B FF 88 4-0 BB			C FF 89 B FF 91 F FF 90 S SL 79 1-3 ① K		2	0	0	0	2	2	1
21 Junior Lake, R (1, 7) OBP: 0.378, SLG: 0.558	1 SAFE B SL 80 C SI 89 C FF 89 D CU 77 F SI 90 F CH 84 S SL 82 2-3 ① K		B FF 89 X SI 88 1-0 ② L7		X CU 74 0-0 ③ G5-3			F CH 81 B SL 78 F FF 92 B SL 78 X SL 78 2-2 ② F8		4	0	0	0	0	1	3
44 Anthony Rizzo, L (1, 3) OBP: 0.328, SLG: 0.432	B FF 91 F FF 91 B SI 91 B SI 90 S SL 81 X SL 80 3-2 1-3 2B		B SL 80 C SI 90 F SI 90 X FF 91 1-2 ③ G3			X CH 83 0-0 ① G2-3		B FF 91 B FF 91 C FF 90 F FF 92 B SL 80 F FF 91 B SL 80 4-2 19 CS BB		3	0	1	0	1	0	1
19 Nate Schierholtz, L (1, 9) OBP: 0.339, SLG: 0.530	D SI 91 S CH 84 D CH 84 C SL 83 D CH 84 F SL 83 S FF 91 3-3 ② K			B CH 84 X CH 83 1-0 ① G4-3		B SI 91 F SL 81 X SL 81 1-1 ② F9		B FF 90 1-0 ③ CS 1-2	H SL 78 1-0 13 G6-4-3 HBP	3	0	0	0	0	1	2
13 Starlin Castro, R (1, 6) OBP: 0.289, SLG: 0.357	D SL 82 C SI 91 F CH 84 D SL 82 B FF 91 X FF 90 3-2 ③ F9			C SI 91 F FF 90 B FF 90 S CH 82 1-3 ② K		B SL 78 F FF 91 F FF 92 B CH 85 C FF 90 2-3 ③ K			B CH 89 C SL 77 1 SAFE X FF 90 1-1 ①② G6-4-3 1-2f	4	0	0	0	0	2	3
24 Luis Valbuena, L (1, 5) OBP: 0.334, SLG: 0.384		C SI 89 F CH 82 B SL 81 F SI 91 F CH 82 B CH 84 S FF 91 2-3 ① K		C FF 90 B SI 90 F SI 90 S SL 81 1-3 ③ K			B CH 83 S CH 82 B SL 82 B SI 90 C FF 88 X FF 89 3-2 ① L8		C FF 92 X CH 86 0-1 1B	4	0	1	0	0	2	0
15 Darwin Barney, R (1, 4) OBP: 0.260, SLG: 0.329		C SI 89 B FF 90 F SI 88 S CH 84 1-3 ② K			X SI 90 0-0 ① L9		C FF 91 B CU 75 X SL 80 1-1 ② G6-3		B FF 91 D FF 90 C FF 91 S FF 93 X FF 93 2-2 ③ F8	4	0	0	0	0	1	1
53 Welington Castillo, R (1, 2) OBP: 0.333, SLG: 0.363		X SI 90 0-0 ③ P3			C FF 90 C CH 82 B FF 89 S CH 84 1-3 ② K		C FF 90 B CH 84 B FF 91 B FF 89 X FF 88 3-1 HR			3	1	1	1	0	1	0
37 Travis Wood, R (1, 1) OBP: 0.326, SLG: 0.537 46 Pedro Strop, R (8, 1) 63 Kevin Gregg, R (9, 1)			C FF 89 S SL 79 F CU 74 B FF 91 B CH 84 B SL 81 X FF 90 3-2 1B		C SL 80 B FF 90 B CH 82 S FF 88 X FF 90 2-2 HR		B FF 88 B SL 82 F FF 88 B SL 82 F FF 88 S SL 81 3-3 ③ K			3 0 0	1 0 0	2 0 0	1 0 0	0 0 0	1 0 0	0 0 0
Inning Stats	R: 0 E: 0 K: 2 S: 17 H: 1 LOB: 2 BB: 1 P: 32	R: 0 E: 0 K: 2 S: 9 H: 0 LOB: 0 BB: 0 P: 12	R: 0 E: 0 K: 1 S: 11 H: 1 LOB: 1 BB: 0 P: 17	R: 0 E: 0 K: 2 S: 7 H: 0 LOB: 0 BB: 0 P: 10	R: 1 E: 0 K: 1 S: 8 H: 1 LOB: 1 BB: 1 P: 15	R: 0 E: 0 K: 1 S: 6 H: 0 LOB: 0 BB: 0 P: 9	R: 1 E: 0 K: 1 S: 10 H: 1 LOB: 0 BB: 0 P: 20	R: 0 E: 0 K: 1 S: 9 H: 0 LOB: 0 BB: 1 P: 17	R: 0 E: 0 K: 0 S: 7 H: 1 LOB: 1 BB: 0 P: 11	1B: 2 2B: 1 3B: 0 HR: 2 SF: 0 SAC: 0 DP: 1 HBP: 1						

PITCHER		IP	WLS	BF	H	R	ER	SO	BB	IBB	HBP	BLK	WP	HR	S	P	ERA	WHIP
55 Tim Lincecum, R ERA: 4.61	(1, 1)	7.0	L	27	4	2	2	10	2	0	0	0	0	2	68	115	2.57	0.857
50 Jose Mijares, L ERA: 2.72	(8, 1)	1.0		4	0	0	0	1	1	0	1	0	0	0	9	18	0.00	1.000
43 Sandy Rosario, R ERA: 2.42	(9, 1)	1.0		3	1	0	0	0	0	0	0	0	0	0	7	10	0.00	1.000

PITCHER	IP	WLS	BF	H	R	ER	SO	BB	IBB	HBP	BLK	WP	HR	S	P	ERA	WHIP

TOP

Chicago Cubs @ San Francisco Giants

AT&T Park, San Francisco, CA

Sun Jul 28 2013, 1:08 PM - 3:57 PM PDT

Att. 41,608 - Cloudy - 62 F

livebaseballscorecards.com

AB	30
R	2
H	5
RBI	2
BB	3
SO	11
LOB	11

BOTTOM

Chicago Cubs @ San Francisco Giants

AT&T Park, San Francisco, CA

Sun Jul 28 2013, 1:08 PM - 3:57 PM PDT

Att. 41,608 - Cloudy - 62 F

livebaseballscorecards.com

Batter	1	2	3	4	5	6	7	8	9	AB	R	H	RBI	BB	SO	LOB
56 Andres Torres, S (1, 8) OBP: 0.304, SLG: 0.354 7 Grégor Blanco, L (9, PH) OBP: 0.324, SLG: 0.343	C SI 86 F SI 87 B FF 88 B FC 87 F FC 87 B FF 89 F FF 87 B FF 88 4-2 8 FC5 48 BB BB		B FF 87 B FF 86 C FC 86 X FC 86 2-1 ① F7		F FC 85 F SL 75 B FF 86 X SL 76 1-2 FC5 28 FC5-2 19 1B 1-2		C SI 88 C FC 87 F SL 78 X SI 88 0-2 ② G3-1		F FF 91 F FF 90 B FF 90 B FS 84 X FF 91 2-2 ③ P6 1-3	3 1	0 0	0 0	0 0	1 0	0 0	2 1
19 Marco Scutaro, R (1, 4) OBP: 0.373, SLG: 0.391	C SI 88 B FC 86 F SI 88 F SI 89 B FF 90 1 SAFE X FC 86 2-2 ① P4		B SI 88 B FC 86 B SI 89 C SI 88 B FC 87 4-1 48 BB 1-2 BB		B SI 88 X SI 89 1-0 28 FC5-2 48 2B 1-2 2-3 1B		X SI 89 0-0 ③ L8			3	1	1	0	1	0	1
28 Buster Posey, R (1, 2) OBP: 0.379, SLG: 0.511	1 SAFE B FC 86 F SI 89 1 SAFE S FC 86 1 SAFE S SL 79 1-3 ② K		C FC 86 F SI 89 C FF 90 0-3 ② K		X FC 87 0-0 ①② FC5-2 48 2B 1-2 2-3 3-H			B FF 93 B SI 93 B SL 81 C SI 94 S SI 94 X SI 94 3-2 ① G6-3		4	0	0	0	0	2	6
48 Pablo Sandoval, S (1, 5) OBP: 0.322, SLG: 0.405	1 SAFE D SL 76 B SI 89 B CH 80 C SI 88 B SI 89 4-1 8 FC5 1-2 BB		F FC 87 B FF 89 D SI 91 D FF 89 B FC 88 4-1 1-2 2-3 BB		F FC 87 X SI 90 0-1 1-3 2-H 2B			B SI 95 F SI 95 X SI 95 1-1 ② G6-3		2	0	1	1	2	0	0
8 Hunter Pence, R (1, 9) OBP: 0.320, SLG: 0.457	C FF 89 D SL 77 X FC 86 1-1 ③ FC5 1-2 2-3f		X FF 87 0-0 ③ P1		F SL 78 C FF 89 D SL 79 B FF 90 D SL 79 S FF 89 3-3 ③ K			B SI 95 B SI 96 F SI 96 X SL 82 2-1 1B		4	0	1	0	0	1	7
23 Jeff Francoeur, R (1, 7) OBP: 0.245, SLG: 0.307		B FC 86 B SI 88 X FC 87 2-0 ① F9		F FC 86 F SI 88 F SL 78 B SL 78 F CH 81 S FF 90 1-3 ① K		B SI 87 B FC 85 S FC 87 X FC 86 2-1 ① F9		C SI 95 F SI 95 1 SAFE D SL 84 S SL 82 1-3 ③ K		4	0	0	0	0	2	1
13 Joaquin Arias, R (1, 6) OBP: 0.298, SLG: 0.322		C SI 89 B SI 89 X FF 87 1-1 ② G5-3		B FC 88 F SI 89 X FC 87 1-1 ② P3		B SI 88 X SI 89 1-0 ② F9			B FF 90 C CU 78 F FF 90 F CU 79 X FF 90 1-2 ① L9	4	0	0	0	0	0	0
9 Brandon Belt, L (1, 3) OBP: 0.331, SLG: 0.425		F FF 89 S SI 90 S SL 80 0-3 ③ K		C FF 88 F FC 87 C FC 87 0-3 ③ K		B FC 86 C SI 89 F SL 76 F SL 78 B SI 90 S FC 88 2-3 ③ K			F FF 90 B FF 90 S FF 90 B FF 90 B CU 80 C FF 90 3-3 ② K	4	0	0	0	0	4	0
55 Tim Lincecum, L (1, 1) OBP: 0.150, SLG: 0.158 10 Tony Abreu, S (7, PH) OBP: 0.306, SLG: 0.418 50 Jose Mijares, L (8, 1) 43 Sandy Rosario, R (9, 1) 37 Kensuke Tanaka, L (9, PH) OBP: 0.353, SLG: 0.267			B SI 89 C SI 88 F FF 90 X FC 86 1-2 48 BB 19 BB 1B		X FF 86 0-0 19 1B 56 E 28 FC5-2 1B		S SI 87 B FC 87 F FC 86 F SI 89 X SL 76 1-2 ① P4		B CU 79 C FF 89 F FF 90 B FF 90 B FF 90 F FF 90 B FF 91 4-2 7 E 7 S BB	2 1 0 0 0	0 0 0 0 0	2 0 0 0 0	0 0 0 0 1	0 0 0 0 0	0 0 0 0 0	0 0 0 0 0

Inning Stats	1	2	3	4	5	6	7	8	9
	R: 0 E: 0 K: 1 S: 14 H: 0 LOB: 2 BB: 2 P: 26	R: 0 E: 0 K: 1 S: 6 H: 0 LOB: 0 BB: 0 P: 9	R: 0 E: 0 K: 1 S: 11 H: 1 LOB: 3 BB: 2 P: 22	R: 0 E: 0 K: 2 S: 10 H: 0 LOB: 0 BB: 0 P: 12	R: 1 E: 1 K: 1 S: 11 H: 3 LOB: 2 BB: 0 P: 16	R: 0 E: 0 K: 1 S: 7 H: 0 LOB: 0 BB: 0 P: 12	R: 0 E: 0 K: 0 S: 9 H: 0 LOB: 0 BB: 0 P: 10	R: 0 E: 0 K: 1 S: 10 H: 1 LOB: 1 BB: 0 P: 17	R: 0 E: 0 K: 1 S: 13 H: 0 LOB: 1 BB: 1 P: 23

1B: 4	SF: 0
2B: 1	SAC: 0
3B: 0	DP: 1
HR: 0	HBP: 0

WP: 0	PA: 37
PB: 0	
SB: 1	
CS: 0	

PITCHER	IP	WLS	BF	H	R	ER	SO	BB	IBB	HBP	BLK	WP	HR	S	P	ERA	WHIP
37 Travis Wood, L (1, 1) ERA: 2.79	7.0	W	29	4	1	0	7	4	0	0	0	0	0	68	107	0.00	1.143
46 Pedro Strop, R (8, 1) ERA: 4.91	1.0	H	4	1	0	0	1	0	0	0	0	0	0	10	17	0.00	1.000
63 Kevin Gregg, R (9, 1) ERA: 2.68	1.0	S	4	0	0	0	1	1	0	0	0	0	0	13	23	0.00	1.000

PITCHER	IP	WLS	BF	H	R	ER	SO	BB	IBB	HBP	BLK	WP	HR	S	P	ERA	WHIP

Batter	1	2	3	4	5	6	7	8	9	AB	R	H	RBI	BB	SO	LOB
23 Rickie Weeks Jr., R (1, 4) OBP: 0.316, SLG: 0.366	C FC 92 B SI 92 B SI 92 X FF 94 2-1 G6-3			B SI 93 X SL 84 1-0 F8		B SI 94 B SI 94 C SL 85 B SI 94 S SI 94 D SL 84 4-2 7 G1-3 1-2 BB		S SI 90 B FC 87 S FC 87 B FC 88 B SI 91 X FC 87 3-2 F8	B FF 92 C FF 92 X CU 80 1-1 2-H 3-H 2B	4	0	1	2	1	0	0
7 Norichika Aoki, L (1, 9) OBP: 0.356, SLG: 0.376	C FF 92 B SI 93 S FC 91 F FF 94 X FS 82 1-2 E4 9 G6-4-3			F FC 91 S SI 94 F FC 92 F SL 82 C SI 95 0-3 K		B FC 92 B SI 94 B SI 93 X SI 93 3-0 G1-3 1-2 2-3		C CU 76 B FF 90 X CU 78 1-1 G3	L FF 92 C CU 80 D CU 81 B CU 80 F FF 93 S FF 92 2-3 K	5	0	0	0	0	2	3
9 Jean Segura, R (1, 6) OBP: 0.349, SLG: 0.461	B SI 93 C SI 93 B SI 92 X SI 92 2-1 G6-4-3 1-2f			B SI 94 C SL 85 B SI 94 C SL 85 F SI 96 S SL 83 2-3 K		C SL 85 B SI 93 F SI 94 F FS 83 S FS 82 1-3 K			B SL 80 B SI 96 F SI 94 B SL 82 B SI 95 4-1 20 1B 27 1B BB	3	1	0	0	1	2	3
20 Jonathan Lucroy, R (1, 2) OBP: 0.335, SLG: 0.498		C SI 93 F SI 93 B SI 94 B FS 84 S FF 95 2-3 K			F SI 94 H FS 81 1-1 27 G5-4-3 HBP		C SI 93 B SI 94 X SI 94 1-1 P6		C SI 94 C SI 95 D SI 95 X SI 95 1-2 15 SH 27 1B 14 2B 1-2 1B	3	1	1	0	0	1	0
27 Carlos Gómez, R (1, 8) OBP: 0.346, SLG: 0.554		C SI 94 B SI 94 F SI 93 B FS 84 X SL 82 2-2 F8			C SI 94 X SI 94 0-1 G5-4-3 1-2f		S SI 94 B SI 96 B SI 94 S SI 95 B SI 94 S FF 95 3-3 K		L SI 94 F SI 94 X SL 82 0-2 15 SH 14 2B 1-2 2-H 1B	4	1	1	1	0	1	1
15 Caleb Gindl, L (1, 7) OBP: 0.389, SLG: 0.500		F SI 94 B FC 91 C FC 91 B FS 82 X SI 94 2-2 G3-1			B SL 86 F SL 86 B FS 83 B FC 92 X SI 94 3-1 1B		B SI 95 X SL 84 1-0 2B		L SI 94 D SI 94 X SI 94 1-1 SH 14 2B 23 2B 1-2 2-3	3	1	2	0	0	0	0
21 Juan Francisco, L (1, 3) OBP: 0.298, SLG: 0.415 47 Rob Wooten, R (9, 1)			B SI 94 F FC 91 C SL 85 B FS 83 C FC 91 2-3 K		B SL 85 S SI 92 B FF 92 B SI 92 1 SAFE C SI 93 C SI 94 3-3 K		S SI 94 B SI 95 B SL 86 B SI 94 S SL 83 F SI 94 D FS 84 4-2 BB		F SL 81 B SI 93 B SI 95 S SL 83 S SL 81 2-3 K	3	0	0	0	1	3	4
										0	0	0	0	0	0	0
14 Jeff Bianchi, R (1, 5) OBP: 0.273, SLG: 0.308			C FF 94 B FF 93 X FF 94 1-1 G6-3			B SL 84 X FF 94 1-0 L8	B SL 86 C SI 95 X SL 84 1-1 F9		X SI 94 0-0 23 2B 1-3 2-H 3-H 2B	4	1	1	2	0	0	2
26 Kyle Lohse, R (1, 1) OBP: 0.190, SLG: 0.171 51 Michael Gonzalez, R (7, 1) 22 Logan Schafer, L (8, PH) OBP: 0.282, SLG: 0.343 18 Khris Davis, R (8, PH) OBP: 0.333, SLG: 0.476 53 Brandon Kintzler, R (8, 1) 3 Yuniesky Betancourt, R (9, PH) OBP: 0.234, SLG: 0.355 (9, 3)			C FF 94 C FF 94 B SI 95 X SI 94 1-2 L9			C SI 94 C FF 94 X SL 84 0-2 7 G1-3 23 BB 1B		B SI 89 F FF 90 X CH 81 1-1 F9	B CU 80 B CU 79 B CU 78 S FF 92 C CU 78 C FF 92 3-3 K	2	0	1	0	0	0	0
										0	0	0	0	0	0	0
										0	0	0	0	0	0	0
										1	0	0	0	0	0	0
										0	0	0	0	0	0	0
										1	0	0	0	0	1	2

TOP

Milwaukee Brewers @ Chicago Cubs

Wrigley Field, Chicago, IL

Mon Jul 29 2013, 7:09 PM - 10:13 PM CDT

Att. 32,848 - Partly Cloudy - 64 F

livebaseballscorecards.com

AB	33
R	5
H	7
RBI	5
BB	3
SO	10
LOB	15

Inning Stats	1	2	3	4	5	6	7	8	9
	R: 0 E: 1 K: 0 S: 8	R: 0 E: 0 K: 1 S: 9	R: 0 E: 0 K: 1 S: 8	R: 0 E: 0 K: 2 S: 10	R: 0 E: 0 K: 1 S: 8	R: 0 E: 0 K: 1 S: 11	R: 0 E: 0 K: 1 S: 11	R: 0 E: 0 K: 0 S: 7	R: 5 E: 0 K: 3 S: 22
	H: 0 LOB: 0 BB: 0 P: 13	H: 0 LOB: 0 BB: 0 P: 15	H: 0 LOB: 0 BB: 0 P: 12	H: 0 LOB: 0 BB: 0 P: 13	H: 1 LOB: 1 BB: 0 P: 15	H: 1 LOB: 2 BB: 1 P: 20	H: 1 LOB: 2 BB: 1 P: 21	H: 0 LOB: 0 BB: 0 P: 12	H: 4 LOB: 1 BB: 1 P: 36

1B: 4	SF: 0
2B: 3	SAC: 1
3B: 0	DP: 2
HR: 0	HBP: 1

WP: 0	PA: 38
PB: 0	
SB: 0	
CS: 0	

PITCHER		IP	WLS	BF	H	R	ER	SO	BB	IBB	HBP	BLK	WP	HR	S	P	ERA	WHIP
29 Jeff Samardzija, R ERA: 3.75	(1, 1)	7.0		26	3	0	0	7	2	0	1	0	0	0	65	109	0.00	0.714
40 James Russell, L ERA: 2.65	(8, 1)	0.1		1	0	0	0	0	0	0	0	0	0	0	2	3	0.00	0.000
51 Matt Guerrier, R ERA: 4.14	(8, 1)	0.2		2	0	0	0	0	0	0	0	0	0	0	5	9	0.00	0.000
46 Pedro Strop, R ERA: 6.21	(9, 1)	0.1	L	6	3	5	5	1	1	0	0	0	0	0	13	21	135.00	12.000
50 Blake Parker, R ERA: 2.82	(9, 1)	0.2		3	1	0	0	2	0	0	0	0	0	0	9	15	0.00	1.500

PITCHER		IP	WLS	BF	H	R	ER	SO	BB	IBB	HBP	BLK	WP	HR	S	P	ERA	WHIP

Batter	1	2	3	4	5	6	7	8	9	AB	R	H	RBI	BB	SO	LOB
9 David DeJesus, L (1, 8) OBP: 0.319, SLG: 0.447	B SI 88 C SI 88 B CH 79 X SI 90 2-1 2B		B CU 76 C CU 77 X CH 79 1-1 ② G4-3		C CU 73 C SI 90 C SI 90 0-3 ① K		L FF 89 F SL 82 X FF 91 0-2 ① F7			4	0	1	0	0	1	0
21 Junior Lake, R (1, 7) OBP: 0.388, SLG: 0.553	B SL 84 S SL 84 C SL 84 D SL 84 F CH 79 S SI 89 2-3 ① K		C SI 89 S SL 84 B SI 89 F SL 84 X SI 89 1-2 44 1B 1B		S SL 86 X SL 85 0-1 ② P4		S CH 78 B FF 89 X SL 78 1-1 44 CS 1B			4	0	2	0	0	1	1
44 Anthony Rizzo, L (1, 3) OBP: 0.332, SLG: 0.433	F CU 73 X SI 89 0-1 1B		B CH 80 C SI 89 B SL 84 F CH 80 1 SAFE F SL 84 X SL 82 2-2 **1-3** 1B		B SI 89 C SI 89 B CH 80 B SL 84 B SI 89 4-1 BB		C SL 82 F FF 91 S SL 82 0-3 ②③ **1-2** K			3	0	2	0	1	1	1
19 Nate Schierholtz, L (1, 9) OBP: 0.334, SLG: 0.523	B SL 85 F SI 89 D CH 81 B CH 79 S SL 85 T SL 84 3-2 ② K		C SI 74 B SI 88 B CH 80 C SI 88 1 SAFE S SL 83 2-3 ③ K		X SI 89 0-0 ③ G3			B SI 92 C SI 92 C SI 93 B SL 82 S SI 93 2-3 ① K		4	0	0	0	0	3	5
13 Starlin Castro, R (1, 6) OBP: 0.286, SLG: 0.354	B SL 84 X SI 89 1-0 ③ F9			C SI 89 C SI 89 B SL 83 B SL 85 F SI 89 B SI 90 F SI 90 X SI 90 3-2 ① G4-3		C SL 83 F SI 88 F SL 83 F SL 84 B SI 90 X SI 90 1-2 ① G6-3		C SI 92 F SI 92 F SI 94 F SI 92 F SI 93 X SL 84 0-2 ② G6-3		4	0	0	0	0	0	2
24 Luis Valbuena, L (1, 5) OBP: 0.333, SLG: 0.382		X SI 88 0-0 ① F8		C CU 74 B CH 80 C SI 90 F CH 80 X SI 90 1-2 E3		C CU 72 X SL 83 0-1 15 FC4-6 1B		B SI 91 C SI 92 X SI 92 1-1 ③ F7		4	0	1	0	0	0	0
15 Darwin Barney, R (1, 4) OBP: 0.263, SLG: 0.327		B SL 84 F SI 88 F SL 85 B CH 80 X SI 90 2-2 ② F8		B SL 84 B SI 90 S SI 90 B SI 90 F SL 85 F SI 90 B SL 84 4-2 BB		1 SAFE B SI 88 X SL 83 1-0 ② FC4-6 53 BB **1-2f**			C SI 88 B CU 74 B SL 84 B SI 88 C SI 88 F SI 88 F SL 84 B SL 83 4-2 53 G4-6-3 BB	2	0	0	0	2	0	1
53 Welington Castillo, R (1, 2) OBP: 0.332, SLG: 0.358		F SI 89 X SL 85 0-1 ③ L1		C CU 74 F SI 89 F SL 84 X SL 83 0-2 ② F9		S SL 83 B SI 89 B SL 85 B SL 84 C SL 84 B CU 72 4-2 **1-2** BB			F SL 84 F SL 84 X FS 84 0-2 ①② G4-6-3 **1-2f**	3	0	0	0	1	0	3
29 Jeff Samardzija, R (1, 1) OBP: 0.128, SLG: 0.211 40 James Russell, L (8, 1) 51 Matt Guerrier, R (8, 1) 46 Pedro Strop, R (9, 1) 50 Blake Parker, R (9, 1) 20 Julio Borbon, L (9, PH) OBP: 0.291, SLG: 0.276			C SI 89 S SL 83 S SL 84 0-3 ① K	S CU 73 M SL 84 B SL 84 S SL 83 1-3 ③ K	X SL 84 0-0 ③ G5-3			C SI 88 B SL 84 X SI 89 1-1 ③ L8		3 0 0 0 0 1	0 0 0 0 0 0	0 0 0 0 0 0	0 0 0 0 0 0	2 0 0 0 0 0	4 0 0 0 0 0	0 0 0 0 0 0
Inning Stats	R: 0 E: 0 K: 2 S: 12 H: 2 LOB: 2 BB: 0 P: 20	R: 0 E: 0 K: 0 S: 6 H: 0 LOB: 0 BB: 0 P: 8	R: 0 E: 0 K: 2 S: 16 H: 2 LOB: 2 BB: 0 P: 22	R: 0 E: 1 K: 1 S: 19 H: 0 LOB: 2 BB: 1 P: 28	R: 0 E: 0 K: 1 S: 7 H: 0 LOB: 1 BB: 1 P: 11	R: 0 E: 0 K: 0 S: 11 H: 1 LOB: 2 BB: 1 P: 17	R: 0 E: 0 K: 1 S: 8 H: 1 LOB: 1 BB: 0 P: 9	R: 0 E: 0 K: 1 S: 11 H: 0 LOB: 0 BB: 0 P: 14	R: 0 E: 0 K: 0 S: 9 H: 0 LOB: 0 BB: 1 P: 14	1B: 5 2B: 2 3B: 0 HR: 0 SF: 0 SAC: 0 DP: 2 HBP: 0						

PITCHER	IP	WLS	BF	H	R	ER	SO	BB	IBB	HBP	BLK	WP	HR	S	P	ERA	WHIP
26 Kyle Lohse, R (1, 1) ERA: 3.22	6.0		27	5	0	0	6	3	0	0	0	0	0	71	106	0.00	1.333
51 Michael Gonzalez, L (7, 1) ERA: 3.86	1.0		3	1	0	0	1	0	0	0	0	0	0	8	9	0.00	1.000
53 Brandon Kintzler, R (8, 1) ERA: 2.87	1.0	W	3	0	0	0	1	0	0	0	0	0	0	11	14	0.00	0.000
47 Rob Wooten, R (9, 1) ERA:	1.0		3	0	0	0	0	1	0	0	0	0	0	9	14	0.00	1.000

PITCHER	IP	WLS	BF	H	R	ER	SO	BB	IBB	HBP	BLK	WP	HR	S	P	ERA	WHIP

BOTTOM

Milwaukee Brewers @ Chicago Cubs

Wrigley Field, Chicago, IL

Mon Jul 29 2013, 7:09 PM - 10:13 PM CDT

Att. 32,848 - Partly Cloudy - 64 F

livebaseballscorecards.com

AB	32
R	0
H	6
RBI	0
BB	4
SO	8
LOB	17

Batter	1	2	3	4	5	6	7	8	9	AB	R	H	RBI	BB	SO	LOB
23 Rickie Weeks Jr., R (1, 4) OBP: 0.312, SLG: 0.361	C FF 88 C FF 87 B CH 81 B SL 78 F SL 82 B FF 88 X FF 90 3-2 ① F9		C FF 89 B CU 75 T CU 72 B FF 88 F FF 89 F CH 79 S SL 82 2-3 ③ K		B SI 87 S CH 79 X CU 76 1-1 ② G5-3		B FF 90 X CH 81 1-0 ② P4		F FF 92 F FF 92 B FF 92 F CU 80 F FS 86 F FF 93 F CU 79 X CU 78 1-2 ② P4	5	0	0	0	0	1	0
7 Norichika Aoki, L (1, 9) (6, 8) (8, 9) OBP: 0.354, SLG: 0.374	B FF 89 C CU 73 X FF 89 1-1 ② P4			C CU 70 B SL 81 S SL 80 F SI 88 X SL 83 1-2 ① F7	B SI 88 C CH 79 C CU 78 B FF 89 S SL 82 2-3 ③ K		B FF 90 C FF 90 B FC 88 S FF 89 X FF 90 2-2 9 S 9 2B 1B		F FF 92 C CU 79 B FF 91 F CU 79 X FF 92 1-2 ③ L6	5	1	1	0	0	1	0
9 Jean Segura, R (1, 6) OBP: 0.351, SLG: 0.471	B SI 89 F CH 81 B FF 88 B SL 83 F CH 80 F SL 83 S FF 90 3-3 ③ K			B SL 80 B SL 80 C CH 79 X SI 89 2-1 HR		X CU 67 0-0 ① F9	1 SAFE 1 SAFE C CH 81 1 SAFE C SI 89 B FC 85 X SL 84 1-2 12 CS 1-H 2B			4	1	2	2	0	1	0
20 Jonathan Lucroy, R (1, 2) OBP: 0.337, SLG: 0.500 53 Brandon Kintzler, R (7, 1) 51 Michael Gonzalez, R (8, 1) 29 Jim Henderson, L (9, 1)		C FF 86 X FF 86 0-1 ① G6-3		B FF 87 X CH 80 1-0 15 G3 14 FC5-2 2B		B CH 82 B SI 85 B FF 86 C FF 85 C SI 87 X SI 88 3-2 ② F8	I IN 72 I IN 73 I IN 72 I IN 73 4-0 IBB			3 0 0 0	0 0 0 0	1 0 0 0	0 0 0 0	1 0 0 0	0 0 0 0	0 0 0 0
27 Carlos Gómez, R (1, 8) OBP: 0.346, SLG: 0.551 47 Rob Wooten, R (6, 1) 12 Martín Maldonado, R (7, PH) OBP: 0.233, SLG: 0.295 (7, 2)		C SI 87 B SL 83 F SI 86 B CU 76 S FF 88 2-3 ② K		F SI 88 B FF 87 F FF 88 B SL 83 B FF 87 B SL 84 4-2 15 G3 BB		F SI 88 B FF 90 S SL 80 B FF 87 B FF 89 F FF 89 S SL 82 3-3 ③ K	C FF 89 0-1 ③ CS 2-3	C FF 92 S FF 93 S FF 94 0-3 ① K		2 0 1	0 0 0	0 0 0	0 0 0	1 0 1	2 0 0	0 0 0
15 Caleb Gindl, L (1, 7) OBP: 0.397, SLG: 0.500 (6, 9) (8, 7)		C CH 78 X FF 88 0-1 1B		X CH 80 0-0 ② G3 1-2 2-3			B CU 67 S CH 75 B FF 88 X CH 78 2-1 ① P4	F FF 94 B FF 92 X FF 93 1-1 1B		4	0	2	0	0	0	2
14 Jeff Bianchi, R (1, 5) OBP: 0.272, SLG: 0.300		C FF 87 1 SAFE F SL 82 X SL 83 0-2 ③ F7		X SL 83 0-0 ③ FC5-2 3-H			B SI 87 B CH 78 B SI 86 B CH 83 4-0 3 1B 18 HR BB	X FF 92 0-0 ② P2		3	1	0	0	1	0	4
3 Yuniesky Betancourt, R (1, 3) OBP: 0.241, SLG: 0.371			B CH 78 F CH 78 B SI 88 X CH 78 2-1 49 G4-3 1B		F SI 86 B FF 88 F SL 81 B SL 82 X SL 82 2-2 HR		C FF 87 X FF 87 0-1 18 HR 1-3 1B	B FF 92 F FF 93 1 SAFE D CU 81 S FF 92 D CU 81 X FF 92 3-2 ③ F8		4	2	3	1	0	0	1
49 Yovani Gallardo, R (1, 1) OBP: 0.238, SLG: 0.429 59 John Axford, R (5, 1) 18 Khris Davis, R (6, 7) OBP: 0.360, SLG: 0.636 22 Logan Schafer, L (8, 8) OBP: 0.281, SLG: 0.342			C FF 86 B SI 88 1 SAFE X FF 86 1-1 ① ② G4-3 1-2f		C SI 85 F CU 77 S SL 82 0-3 ① K		X FF 88 0-0 1-H 3-H HR		C FF 92 S FF 93 B FF 93 S FF 93 1-3 ① K	2 0 1 1	0 0 1 0	0 0 1 0	0 0 3 0	0 0 0 0	1 0 0 1	1 0 0 0
Inning Stats	R: 0 E: 0 K: 1 S: 10 H: 0 LOB: 0 BB: 0 P: 17	R: 0 E: 0 K: 1 S: 10 H: 1 LOB: 1 BB: 0 P: 12	R: 0 E: 0 K: 1 S: 9 H: 1 LOB: 0 BB: 0 P: 14	R: 1 E: 0 K: 0 S: 11 H: 2 LOB: 2 BB: 1 P: 19	R: 1 E: 0 K: 2 S: 11 H: 1 LOB: 0 BB: 0 P: 16	R: 0 E: 0 K: 1 S: 8 H: 0 LOB: 0 BB: 0 P: 14	R: 4 E: 0 K: 0 S: 13 H: 4 LOB: 1 BB: 2 P: 27	R: 0 E: 0 K: 1 S: 9 H: 1 LOB: 1 BB: 0 P: 13	R: 0 E: 0 K: 1 S: 14 H: 0 LOB: 0 BB: 0 P: 17	1B: 5 2B: 2 3B: 0 HR: 3	SF: 0 SAC: 0 DP: 1 HBP: 0			WP: 0 PB: 0 SB: 2 CS: 1	PA: 39		

PITCHER		IP	WLS	BF	H	R	ER	SO	BB	IBB	HBP	BLK	WP	HR	S	P	ERA	WHIP
33 Carlos Villanueva, R ERA: 4.33	(1, 1)	6.1		26	6	4	4	6	2	0	0	0	0	2	63	102	5.68	1.263
40 James Russell, L ERA: 3.08	(7, 1)	0.2	L	5	3	2	2	0	0	1	0	0	0	1	9	17	27.00	4.500
50 Blake Parker, R ERA: 2.59	(8, 1)	2.0		7	1	0	0	2	0	0	0	0	0	0	23	30	0.00	0.500

PITCHER	IP	WLS	BF	H	R	ER	SO	BB	IBB	HBP	BLK	WP	HR	S	P	ERA	WHIP

TOP

Milwaukee Brewers @ Chicago Cubs

Wrigley Field, Chicago, IL

Tue Jul 30 2013, 1:26 PM - 5:07 PM CDT

Att. 34,996 - Cloudy - 70 F

livebaseballscorecards.com

AB	35
R	6
H	10
RBI	6
BB	3
SO	8
LOB	8

Milwaukee Brewers @ Chicago Cubs

Wrigley Field, Chicago, IL

Tue Jul 30 2013, 1:26 PM - 5:07 PM CDT

Att. 34,996 - Cloudy - 70 F

livebaseballscorecards.com

BOTTOM

Batter	1	2	3	4	5	6	7	8	9	AB	R	H	RBI	BB	SO	LOB
9 David DeJesus, L (1, 8) OBP: 0.321, SLG: 0.446	C FF 88 B FF 90 X FF 89 1-1 19 FC3-6 44 BB 1B		B CU 77 C CU 77 C CU 78 B SI 90 X CU 78 2-2 ① G1-3	C CU 78 X SI 92 0-1 ③ G5-3	S CU 79 S CU 78 D CU 78 B FF 95 X CU 78 2-2 1-2 3-H 1B			B FF 90 B FF 89 C FF 88 X FF 91 2-1 ① G3		5	0	2	1	0	0	2
21 Junior Lake, R (1, 7) OBP: 0.352, SLG: 0.500	B SL 86 1 SAFE 1 SAFE X SL 86 1-0 ① F7		X SL 88 0-0 ② F7		B CU 78 S FF 95 B SL 85 C FF 90 C SL 86 X SL 87 2-2 ③ F9 B CU 78 S FF 95 B FF 94 B SL 82 S FF 96 3-3 K			B CH 81 B FF 88 S SI 88 L SI 87 S SL 83 2-3 ② K		5	0	0	0	0	2	3
44 Anthony Rizzo, L (1, 3) OBP: 0.337, SLG: 0.435	B SI 89 F CH 84 B FF 91 1 SAFE B FF 89 B SI 89 4-1 19 FC3-6 1-2 BB		B CU 79 B CH 86 C SI 92 B CH 85 F SI 91 B SL 87 4-2 19 1B BB		C CU 77 C SL 87 X CU 79 0-2 24 BB 13 1B 15 1B 1B	B SI 89 C SL 84 B FS 85 F SL 84 C CU 74 2-3 ① K		X FF 91 0-0 1B		3	1	2	0	2	1	0
19 Nate Schierholtz, L (1, 9) OBP: 0.333, SLG: 0.519 2 Cole Gillespie, R (8, PH) OBP: 0.222, SLG: 0.087 (9, 9)	B SL 88 S SL 86 C FF 91 F CU 79 D SL 87 X SL 86 2-2 ② FC3-6 13 FC5-4 1-2f 2-3		1 SAFE B CU 76 X SL 86 1-0 1-2 1B		D CU 78 X SI 90 1-0 ② P5	S SL 85 C SL 84 F FS 84 B SL 83 S FS 84 1-3 ② K		1 SAFE 1 SAFE C SI 88 B FF 90 D SL 82 1 SAFE S SL 80 F SL 82 B FF 90 3-3 S SL 81 K		4	0	1	0	0	1	3
										1	0	0	0	0	1	1
13 Starlin Castro, R (1, 6) OBP: 0.285, SLG: 0.352	D SL 87 C SL 88 B FF 90 B SL 87 X SI 91 3-1 ③ FC5-4 1-2f		D SL 88 F SL 87 D SL 88 X FF 92 2-1 ③ G4-3		C SL 86 B FF 91 B SL 84 S SI 91 D SL 89 X SL 85 3-2 24 BB 15 1B 1-2 1B	C SL 85 X SL 84 0-1 ③ G5-3			S FF 95 C FF 96 B FF 97 S SL 87 1-3 ① K	5	1	1	0	0	1	4
24 Luis Valbuena, L (1, 5) OBP: 0.334, SLG: 0.380		B FF 90 X SI 90 1-0 ① G4-3		C CU 76 B FF 90 X FF 90 1-1 15 E 1B	C CU 76 B SI 92 F CU 77 B FF 90 F CU 79 B SI 91 B SL 86 4-2 15 1B 53 1B 1-2 2-3 BB		C SI 91 X SI 90 0-1 ① G6-3		B FF 96 F FF 95 C FF 97 F FF 97 X SL 85 1-2 ② F7	4	1	1	0	1	0	0
15 Darwin Barney, R (1, 4) OBP: 0.262, SLG: 0.326 30 Dioner Navarro, S (9, PH) OBP: 0.361, SLG: 0.504 37 Travis Wood, R (9, PR) OBP: 0.326, SLG: 0.537		F FF 91 F SL 87 B SI 90 F SL 88 B SL 84 B SI 90 F SI 90 T SI 91 3-2 ② K		B SI 90 F SL 86 F SL 86 X SL 87 1-2 FC6 1-2	B SL 87 F FF 91 F FF 92 F SL 86 F FF 93 B FF 94 X FF 95 2-2 53 1B 33 1B 1-2 2-H 3-H 1B		C SI 91 F SI 92 B SI 92 B SL 84 X SI 93 2-2 ② G4-3		B FF 94 B FF 96 B FF 96 B FF 96 4-0 53 BB BB	4	1	1	2	0	1	1
										0	0	0	0	1	0	0
										0	0	0	0	0	0	0
53 Welington Castillo, R (1, 2) OBP: 0.340, SLG: 0.368		C SL 89 C CU 78 X FF 91 0-2 1B		X CU 78 0-0 ① L9	B SL 81 C SL 81 F FF 94 F SL 81 F FF 93 X CU 77 1-2 33 1B 9 1B 1-2 2-H 1B		C SI 93 B SL 83 B SI 93 X SI 92 2-1 2B		B FF 95 B FF 96 F FF 95 B SL 87 D SL 88 4-1 1-2 BB	4	1	3	1	1	0	2
33 Carlos Villanueva, R (1, 1) OBP: 0.185, SLG: 0.185 40 James Russell, L (7, 1) 20 Julio Borbon, L (7, PH) OBP: 0.288, SLG: 0.273 50 Blake Parker, R (8, 1) 1 Cody Ransom, R (9, PH) OBP: 0.313, SLG: 0.492		X SI 91 0-0 ③ F7		M SL 86 D SL 86 X SL 85 1-1 ② B3-1	C FF 94 S FF 95 D FF 95 X FF 95 1-2 9 1B 1-3 2-H 1B		B SL 82 S SI 92 C SI 92 S CH 88 1-3 ③ K		B SL 87 S FF 95 S FF 96 B FF 95 X FF 96 2-2 ③ F8	3	0	1	1	0	0	3
										0	0	0	0	0	0	0
										1	0	0	0	0	1	1
										0	0	0	0	0	0	0
										1	0	0	0	0	0	2
Inning Stats	R: 0 E: 0 K: 0 S: 10 H: 1 LOB: 2 BB: 1 P: 21	R: 0 E: 0 K: 1 S: 10 H: 1 LOB: 1 BB: 0 P: 14	R: 0 E: 0 K: 0 S: 9 H: 1 LOB: 2 BB: 1 P: 18	R: 0 E: 1 K: 0 S: 10 H: 1 LOB: 2 BB: 0 P: 13	R: 5 E: 0 K: 1 S: 32 H: 6 LOB: 2 BB: 1 P: 51	R: 0 E: 0 K: 2 S: 9 H: 0 LOB: 0 BB: 0 P: 12	R: 0 E: 0 K: 1 S: 10 H: 1 LOB: 1 BB: 0 P: 15	R: 0 E: 0 K: 2 S: 10 H: 1 LOB: 1 BB: 0 P: 17	R: 0 E: 0 K: 1 S: 11 H: 0 LOB: 2 BB: 2 P: 23	1B: 11 2B: 1 3B: 0 HR: 0 SF: 0 SAC: 0 DP: 0 HBP: 0						

	AB	40
	R	5
	H	12
	RBI	5
	BB	5
	SO	8
	LOB	22

PITCHER		IP	WLS	BF	H	R	ER	SO	BB	IBB	HBP	BLK	WP	HR	S	P	ERA	WHIP
49 Yovani Gallardo, R ERA: 4.91	(1, 1)	4.2		24	6	3	3	1	3	0	0	0	0	0	52	89	5.79	1.929
59 John Axford, R ERA: 4.26	(5, 1)	0.1		5	4	2	2	1	0	0	0	0	0	0	19	28	54.00	12.000
47 Rob Wooten, R ERA:	(6, 1)	1.0	W	3	0	0	0	2	0	0	0	0	0	0	9	12	0.00	0.000
53 Brandon Kintzler, R ERA: 2.81	(7, 1)	1.0	H	4	1	0	0	1	0	0	0	0	0	0	10	15	0.00	1.000
51 Michael Gonzalez, L ERA: 3.76	(8, 1)	1.0	H	4	1	0	0	2	0	0	0	0	0	0	10	17	0.00	1.000

PITCHER		IP	WLS	BF	H	R	ER	SO	BB	IBB	HBP	BLK	WP	HR	S	P	ERA	WHIP
29 Jim Henderson, R ERA: 2.04	(9, 1)	1.0	S	5	0	0	0	1	2	0	0	0	0	0	11	23	0.00	2.000

Batter	1	2	3	4	5	6	7	8	9	AB	R	H	RBI	BB	SO	LOB
22 Logan Schafer, L (1, 9) (9, 7) OBP: 0.293, SLG: 0.348	C FF 96 B SI 96 B FF 95 F SI 95 B SI 96 B SI 96 4-2 20 CS 14 G6-3 BB			B SI 94 X SI 95 1-0 20 G3 2B		B CU 81 X SI 93 1-0 ① P4		B FF 90 C FF 90 F FF 90 B FS 83 B FF 92 B FF 90 4-2 20 F9 14 BLK BB	B FF 90 B FS 85 C FF 90 F FF 90 D CU 80 B FF 90 4-2 14 1B BB 1-2 2-3	2	0	1	0	3	0	0
14 Jeff Bianchi, R (1, 6) (9, 5) OBP: 0.269, SLG: 0.296	B SI 95 B FF 96 1 SAFE B SI 96 C FF 95 1 SAFE X SI 95 3-1 ① G6-3 1-2			X SI 94 0-0 ① B1		B SI 94 C FF 92 X SL 86 1-1 ② F8		1 SAFE 1 SAFE F FF 90 L SL 79 T FF 92 0-2 ① K 1-2	C FF 91 C FF 91 B FF 90 F FF 90 F FC 87 X FF 90 1-2 1-3 2-H 3-H 1B	5	0	1	2	0	1	3
20 Jonathan Lucroy, R (1, 2) OBP: 0.332, SLG: 0.492	C CU 83 C CU 84 B FF 94 B SI 96 X CU 83 2-2 ② ③ L8 2-3			B SI 94 X SI 95 1-0 ② G3 2-3		B SL 89 C SI 94 C SI 94 X SI 95 1-2 E1 27 BB		B SL 81 S FF 91 X FF 92 1-1 ② F9 2-3	S FC 87 F FF 90 B FC 86 B FF 90 B FF 91 X FC 87 3-2 ③ F8	5	0	0	0	0	0	5
27 Carlos Gómez, R (1, 8) OBP: 0.350, SLG: 0.550		C SI 95 X SI 94 0-1 ① B1-3		B CU 82 S SI 94 B SI 95 B SL 87 F SI 96 B SI 94 4-2 18 S BB		B SL 84 B SI 94 F SI 94 C SI 94 B FF 94 B SL 87 4-2 1-2 BB		B FF 92 S FF 93 B FF 92 B FF 92 C FF 93 B FF 92 4-2 BB		1	0	0	0	3	0	0
18 Khris Davis, R (1, 7) OBP: 0.310, SLG: 0.538 29 Jim Henderson, L (9, 1)		B SL 88 C FF 94 C SI 96 B FF 95 F CU 82 X SL 89 2-2 ② F8		B SI 94 B CU 83 S SI 94 C SI 95 F SI 95 F SI 95 F CU 81 X SI 95 2-2 ③ G4-3 1-2		S SL 86 F SL 86 B SL 90 F SI 95 B CU 80 F SI 94 T SL 89 2-2 ③ K		1 SAFE 1 SAFE S FF 91 S FF 90 1 SAFE 1 SAFE B FF 91 B FF 92 F FF 92 2-2 X FF 92 ③ F7		4 0	0 0	0 0	0 0	0 0	1 0	6 0
21 Juan Francisco, L (1, 3) OBP: 0.301, SLG: 0.428 7 Norichika Aoki, L (9, PR) OBP: 0.354, SLG: 0.374 (9, 9)		C FF 95 B SI 96 X FF 96 1-1 ③ L3			S CU 80 X SI 94 0-1 HR		B FF 92 C FF 91 C SL 81 B FS 85 S FS 83 2-3 ① K		C FF 89 X CU 78 0-1 22 BB 9 1B 14 1B 1B	4 0	1 1	2 0	1 0	0 0	1 0	0 0
3 Yuniesky Betancourt, R (1, 5) OBP: 0.238, SLG: 0.366 (9, 3)			B SI 93 F SI 94 B SI 94 X SI 94 2-1 ① P4		B SI 93 B SI 93 X SI 93 2-0 ① F9		F FF 92 C FF 92 S FF 91 0-3 ② K		C FF 89 C FF 89 F FF 89 B FF 89 X FF 89 1-2 ① F9	4	0	0	0	0	1	1
2 Scooter Gennett, L (1, 4) OBP: 0.250, SLG: 0.348			B SI 94 B FF 94 F SI 94 F SI 94 X CU 81 2-2 ② F7		C SI 93 F CH 86 B FF 93 X CU 80 1-2 ② G4-3		X SL 87 0-0 1B		C FF 89 F FF 88 F FF 89 F FF 89 B FS 83 T FF 89 1-2 ② K	4	0	1	0	0	1	1
63 Tyler Thornburg, R (1, 1) 15 Caleb Gindl, L (7, PH) OBP: 0.390, SLG: 0.491 31 Burke Badenhop, R (7, 1) 9 Jean Segura, R (9, PH) OBP: 0.352, SLG: 0.472 (9, 6)			B FF 93 C SI 94 C SI 95 C SI 94 1-3 ③ K		B FF 93 X SI 93 1-0 ③ G5-3		C FF 90 S FF 92 S FF 91 0-3 ③ K		B FC 86 C FF 90 X FF 88 1-1 22 BB 14 1B 1-2 1B	2 1 0 1	0 0 0 1	0 0 0 1	0 0 0 0	0 0 0 0	1 1 0 0	0 1 0 0
Inning Stats	R: 0 E: 0 K: 0 S: 7 H: 0 LOB: 0 BB: 1 P: 16	R: 0 E: 0 K: 0 S: 8 H: 0 LOB: 0 BB: 0 P: 11	R: 0 E: 0 K: 1 S: 8 H: 0 LOB: 0 BB: 0 P: 13	R: 0 E: 0 K: 0 S: 11 H: 1 LOB: 2 BB: 1 P: 19	R: 1 E: 0 K: 0 S: 7 H: 1 LOB: 0 BB: 0 P: 11	R: 0 E: 1 K: 1 S: 14 H: 0 LOB: 2 BB: 1 P: 23	R: 0 E: 0 K: 3 S: 10 H: 1 LOB: 1 BB: 0 P: 12	R: 0 E: 0 K: 1 S: 13 H: 0 LOB: 2 BB: 2 P: 24	R: 2 E: 0 K: 1 S: 23 H: 3 LOB: 2 BB: 1 P: 34	1B: 4 2B: 1 3B: 0 HR: 1 SF: 0 SAC: 0 DP: 0 HBP: 0						WP: 0 PB: 0 SB: 1 CS: 1 PA: 39	

PITCHER		IP	WLS	BF	H	R	ER	SO	BB	IBB	HBP	BLK	WP	HR	S	P	ERA	WHIP
49 Jake Arrieta, R ERA: 6.07	(1, 1)	6.0		23	2	1	1	2	3	0	0	0	0	1	55	93	1.50	0.833
28 Michael Bowden, R ERA: 3.65	(7, 1)	2.0		9	1	0	0	4	2	0	0	1	0	0	23	36	0.00	1.500
63 Kevin Gregg, R ERA: 3.05	(9, 1)	1.0	L	7	3	2	2	1	1	0	0	0	0	0	23	34	18.00	4.000

PITCHER	IP	WLS	BF	H	R	ER	SO	BB	IBB	HBP	BLK	WP	HR	S	P	ERA	WHIP

TOP

Milwaukee Brewers @ Chicago Cubs

Wrigley Field, Chicago, IL

Tue Jul 30 2013, 7:10 PM - 10:29 PM CDT

Att. 31,638 - Overcast - 69 F

livebaseballscorecards.com

AB	33
R	3
H	6
RBI	3
BB	6
SO	7
LOB	17

Batter	1	2	3	4	5	6	7	8	9	AB	R	H	RBI	BB	SO	LOB
9 David DeJesus, L (1, 8) OBP: 0.327, SLG: 0.452	C FF 91 S CH 82 S CH 83 0-3 K ①		C CU 74 X FF 92 0-1 G5-3 ①		B CU 77 F FF 92 B CU 76 B CH 81 B CH 78 4-1 BB		C SI 90 B FS 85 X SI 90 1-1 2-H 3-H 2B		B FF 96 B FF 96 B FF 95 C FF 95 S FF 95 X FF 98 3-2 1B	4	0	2	2	1	1	0
21 Junior Lake, R (1, 7) OBP: 0.339, SLG: 0.474	S FF 93 B FF 94 B FF 94 X FF 94 2-1 1B		F FF 93 C CU 77 X FF 91 0-2 F9 ②		C CU 76 B FF 92 B CU 77 S FF 92 B FF 93 C CU 77 3-3 K ③		C SL 81 C SI 90 F SL 82 B SL 82 S SL 82 1-3 K ②		B FF 96 F FF 96 S FF 96 B FF 97 S FF 96 2-3 K ③	5	0	1	0	0	3	4
44 Anthony Rizzo, L (1, 3) OBP: 0.334, SLG: 0.431	F FF 93 1 SAFE S CH 82 F CH 83 B FF 93 1 SAFE C FF 94 1-3 K ②		F CU 75 S CH 83 S FF 92 0-3 K ③			F FF 91 B CU 76 T FF 91 X CH 81 1-2 F8 ①	B SI 90 X FS 84 1-0 F8 ③			4	0	0	0	0	2	2
30 Dioner Navarro, S (1, 2) OBP: 0.370, SLG: 0.510	B FF 91 S CH 81 X CH 83 1-1 F8 ③			B CU 74 C CH 79 X FF 92 1-1 13 FC6-4 1B		B CU 74 C FF 92 C FF 92 X CH 82 1-2 13 FC5-4 1B		B SL 78 B FS 82 X SI 88 2-0 19 FC4-6 1B		4	0	3	0	0	0	1
24 Luis Valbuena, L (1, 4) OBP: 0.331, SLG: 0.376 28 Michael Bowden, R (7, 1) 19 Nate Schierholtz, L (8, PH) OBP: 0.332, SLG: 0.517 63 Kevin Gregg, R (9, 1)		C FF 91 B CU 76 B CU 77 C FF 92 X FF 93 2-2 G4-3 ①		C CU 75 B FF 91 B CU 76 F FF 91 S CH 81 2-3 K ①		C FF 91 F CU 76 F FF 91 1 SAFE X CU 77 0-2 P5 ②		C SI 88 X SL 81 0-1 FC4-6 ① 1-2f		3 0 1 0	0 0 0 0	0 0 0 0	0 0 0 0	0 0 0 0	1 0 0 0	2 0 1 0
13 Starlin Castro, R (1, 6) OBP: 0.283, SLG: 0.349		B FF 94 B FF 92 S FF 91 X FF 93 2-1 F9 ②		C CU 75 1 SAFE B FF 93 X FF 93 1-1 FC6-4 1 CS 1-2f ②		X CU 76 0-0 FC5-4 ③ 1-2f		X SI 88 0-0 F8 ②		4	0	0	0	0	0	3
1 Cody Ransom, R (1, 5) OBP: 0.311, SLG: 0.481		S FF 92 B CU 78 B FF 92 T FF 92 B FF 93 F FF 92 F FF 93 B FF 93 4-2 2 BB BB		F FF 92 1 SAFE B FF 91 F FF 92 1 SAFE P PO 87 2-2 CS ③ 1-2	C CU 76 X FF 92 0-1 F8 ①		X SI 90 0-0 E3 15 PB 2 E 9 2B	X SI 89 0-0 P2 ③		3	1	0	0	1	0	1
2 Cole Gillespie, R (1, 9) OBP: 0.258, SLG: 0.115		B FF 92 B FF 92 B FF 92 C FF 91 C FF 90 B CH 81 4-2 1-2 BB			X FF 91 0-0 49 SH5-4 1B		C SI 90 C SI 90 B SL 83 B SI 90 B SI 89 F SI 90 X SI 88 3-2 E6 15 PB 9 2B 1-2		F FF 95 B FF 96 F FF 96 X FF 96 1-2 P3 ①	3	1	1	0	1	0	1
49 Jake Arrieta, R (1, 1) 15 Darwin Barney, R (7, 4) OBP: 0.261, SLG: 0.324		S FF 91 C CU 78 S FF 93 0-3 K ③			C FF 88 X CU 78 0-1 SH5-4 ② 1-2		B SI 89 B SI 88 X SI 90 2-0 G6-3 ① 1-2 2-3		C FF 94 B FF 96 S FF 95 S FF 97 1-3 K ②	1 2	0 0	0 0	0 0	0 0	1 1	2 2
Inning Stats	R: 0 H: 1 E: 0 LOB: 1 K: 2 BB: 0 S: 11 P: 15	R: 0 H: 0 E: 0 LOB: 2 K: 1 BB: 2 S: 14 P: 26	R: 0 H: 0 E: 0 LOB: 0 K: 1 BB: 0 S: 8 P: 8	R: 0 H: 1 E: 0 LOB: 0 K: 1 BB: 0 S: 10 P: 15	R: 0 H: 1 E: 0 LOB: 2 K: 1 BB: 1 S: 9 P: 16	R: 0 H: 1 E: 0 LOB: 1 K: 0 BB: 0 S: 11 P: 13	R: 2 H: 1 E: 2 LOB: 1 K: 1 BB: 0 S: 13 P: 21	R: 0 H: 1 E: 0 LOB: 1 K: 0 BB: 0 S: 5 P: 7	R: 0 H: 1 E: 0 LOB: 1 K: 2 BB: 0 S: 12 P: 19	1B: 6 2B: 1 3B: 0 HR: 0	SF: 0 SAC: 1 DP: 0 HBP: 0	WP: 0 PB: 1 SB: 0 CS: 1	PA: 39			

PITCHER		IP	WLS	BF	H	R	ER	SO	BB	IBB	HBP	BLK	WP	HR	S	P	ERA	WHIP
63 Tyler Thornburg, R ERA: 2.22	(1, 1)	6.0		24	4	0	0	6	3	0	0	0	0	0	63	93	0.00	1.167
31 Burke Badenhop, R ERA: 3.59	(7, 1)	2.0	W	10	2	2	0	1	0	0	0	0	0	0	18	28	0.00	1.000
29 Jim Henderson, R ERA: 1.99	(9, 1)	1.0	S	4	1	0	0	2	0	0	0	0	0	0	12	19	0.00	1.000

PITCHER	IP	WLS	BF	H	R	ER	SO	BB	IBB	HBP	BLK	WP	HR	S	P	ERA	WHIP

BOTTOM

Milwaukee Brewers @ Chicago Cubs

Wrigley Field, Chicago, IL

Tue Jul 30 2013, 7:10 PM - 10:29 PM CDT

Att. 31,638 - Overcast - 69 F

livebaseballscorecards.com

AB	34
R	2
H	7
RBI	2
BB	3
SO	9
LOB	19

Batter	1	2	3	4	5	6	7	8	9	AB	R	H	RBI	BB	SO	LOB
23 Rickie Weeks Jr., R (1, 4) OBP: 0.311, SLG: 0.360	B FF 92 X FF 93 1-0 ① G6-3		D SL 86 B SI 92 C FF 93 D SL 86 C FF 94 F SL 86 F FF 93 S SL 86 3-3 ② K		X SL 85 0-0 ③ G4-3			C SI 93 X SI 95 0-1 7 G4-3 20 2B 1B		4	1	1	0	0	1	2
7 Norichika Aoki, L (1, 9) OBP: 0.353, SLG: 0.373	B FF 92 X FF 93 1-0 1B		D CU 79 B CU 77 B SI 92 F SI 93 C FF 93 X SI 94 3-2 ③ G5-3			F FF 92 B SI 93 B CU 76 X FF 93 2-1 ① L9		X CU 78 0-0 ② G4-3 1-2		4	0	1	0	0	0	2
20 Jonathan Lucroy, R (1, 3) OBP: 0.334, SLG: 0.498	B FF 93 C FF 93 B FF 93 1 SAFE X FF 92 2-1 ② F9			C SI 93 B FF 93 X FF 93 1-1 15 1B 2B		X SI 94 0-0 ② F8		C FF 94 X SI 96 0-1 2-H 2B		4	0	2	1	0	0	1
27 Carlos Gómez, R (1, 8) OBP: 0.347, SLG: 0.545 45 Alfredo Figaro, R (6, 1) OBP: 0.273, SLG: 0.273 21 Juan Francisco, L (8, PH) OBP: 0.300, SLG: 0.426 47 Rob Wooten, R (8, 1)	F FF 92 S FF 93 B FF 94 S SL 87 1-3 ③ K			C FF 92 B SI 94 S SI 93 T FF 94 1-2 ① K		B SI 94 B FF 93 B FF 92 C FF 92 C FF 94 X FF 93 3-2 ③ G6-3		X SL 86 0-0 ③ G3-1		3 0 1 0	0 0 0 0	0 0 0 0	0 0 0 0	0 0 0 0	2 0 0 0	2 0 1 0
15 Caleb Gindl, L (1, 7) OBP: 0.397, SLG: 0.491		B SI 92 S SI 92 B SI 94 F SI 93 B FF 94 X SI 92 3-2 ① G3		S SL 84 C SL 85 D SL 86 X FF 94 1-2 ② 2-H 1B			B SL 81 F FF 91 X FF 94 1-1 ① P6		C FF 92 B CU 79 B FF 92 X FF 92 2-1 14 FC9-6 2 DI 1B	4	0	2	0	0	0	0
12 Martín Maldonado, R (1, 2) OBP: 0.229, SLG: 0.289 2 Scooter Gennett, L (9, PH) OBP: 0.265, SLG: 0.348		B FF 94 X SI 93 1-0 ② P5		F FF 94 X SI 94 0-1 ③ G6-3			C FF 94 B SI 94 X FF 94 1-1 ② G6-3		C FF 92 B FF 92 B FF 92 S FF 93 F FF 94 B CU 79 F FF 93 F FF 92 B FF 92 4-2 14 FC9-6 1-2 BB	3 0	0 0	0 0	0 0	0 1	0 0	1 0
14 Jeff Bianchi, R (1, 6) OBP: 0.276, SLG: 0.302		B FF 94 X SI 93 1-0 ③ F8			B FF 94 C FF 93 C SI 95 B SL 86 X FF 94 2-2 60 SH2-4 1B		B FF 95 B FF 94 F FF 94 X SI 92 2-1 1B		S FF 92 T FF 92 D CU 80 X FF 92 1-2 ① FC9-6 22 DI 1-2f 2-3	4	0	2	0	0	0	2
3 Yuniesky Betancourt, R (1, 5) OBP: 0.238, SLG: 0.368			X FF 93 0-0 60 SH5-4 2B		1 SAFE X FF 94 0-0 ① F8		S FF 94 D FF 94 X FF 95 1-1 ③ G5-3		S FF 92 X FF 92 0-1 ② F8	4	0	1	0	0	0	4
60 Wily Peralta, R (1, 1) OBP: 0.162, SLG: 0.139 22 Logan Schafer, L (6, 8) OBP: 0.290, SLG: 0.345			X FF 89 0-0 ① SH5-4 2-3		1 SAFE L FF 92 X FF 92 0-1 ② SH2-4 1-3			C FF 93 F FF 95 B FF 94 C SL 86 1-3 ① K	B FF 93 X FF 92 1-0 ③ F9 1-2	0 2	0 0	0 0	0 0	0 0	0 1	0 2
Inning Stats	R: 0 E: 0 K: 1 S: 7 H: 1 LOB: 1 BB: 0 P: 12	R: 0 E: 0 K: 0 S: 5 H: 0 LOB: 0 BB: 0 P: 10	R: 0 E: 0 K: 1 S: 10 H: 1 LOB: 1 BB: 0 P: 16	R: 0 E: 0 K: 1 S: 10 H: 2 LOB: 1 BB: 0 P: 13	R: 0 E: 0 K: 0 S: 7 H: 1 LOB: 1 BB: 0 P: 9	R: 0 E: 0 K: 0 S: 6 H: 0 LOB: 0 BB: 0 P: 11	R: 0 E: 0 K: 0 S: 8 H: 1 LOB: 1 BB: 0 P: 13	R: 1 E: 0 K: 1 S: 9 H: 2 LOB: 1 BB: 0 P: 10	R: 0 E: 0 K: 0 S: 13 H: 1 LOB: 2 BB: 1 P: 21	1B: 6 2B: 3 3B: 0 HR: 0 SF: 0 SAC: 2 DP: 0 HBP: 0						

PITCHER		IP	WLS	BF	H	R	ER	SO	BB	IBB	HBP	BLK	WP	HR	S	P	ERA	WHIP
36 Edwin Jackson, R ERA: 4.65	(1, 1)	8.0	W	31	8	1	1	4	0	0	0	0	0	0	62	94	1.12	1.000
50 Blake Parker, R ERA: 2.49	(9, 1)	1.0		5	1	0	0	0	1	0	0	0	0	0	13	21	0.00	2.000

PITCHER	IP	WLS	BF	H	R	ER	SO	BB	IBB	HBP	BLK	WP	HR	S	P	ERA	WHIP

TOP

Milwaukee Brewers @ Chicago Cubs

Wrigley Field, Chicago, IL

Wed Jul 31 2013, 7:09 PM - 11:00 PM CDT

Att. 29,817 - Partly Cloudy - 68 F

livebaseballscorecards.com

AB	33
R	1
H	9
RBI	1
BB	1
SO	4
LOB	17

Batter	1	2	3	4	5	6	7	8	9	AB	R	H	RBI	BB	SO	LOB
9 David DeJesus, L (1, 8) OBP: 0.333, SLG: 0.455	C FF 92 X SI 95 0-1 G6-3 ①		B SI 92 C CH 84 B SI 94 B SI 95 B FF 95 4-1 20 WP 44 HR BB	S SL 84 F SL 84 D SL 84 X SI 95 1-2 20 E 1-2 3-H 1B		D FF 95 C SL 80 X SL 83 1-1 2-H 3-H 1B				3	1	2	3	1	0	0
20 Julio Borbon, L (1, 7) OBP: 0.278, SLG: 0.262	X SI 94 0-0 G3 ②		C CH 85 B CH 87 B SI 95 X CH 86 2-1 P6 ② 1-2	S SI 94 X SI 95 0-1 E3 1-2 2-3		F FF 95 D CH 86 X CH 86 1-1 L8 ②				4	0	0	0	0	0	4
44 Anthony Rizzo, L (1, 3) OBP: 0.336, SLG: 0.441	B SI 94 X FF 94 1-0 2B		B FF 95 C CH 85 B CH 87 B FF 94 X CH 86 3-1 2-H HR	B SL 84 B SL 82 B SI 94 C SI 93 X SI 94 3-1 L7 ③		D FF 96 C SL 81 X FF 95 1-1 F7 ③				4	1	2	2	0	0	4
19 Nate Schierholtz, L (1, 9) OBP: 0.328, SLG: 0.510	C SL 83 F SI 95 F SL 86 D SL 85 X SL 85 1-2 F7 ③		C SL 84 C SL 86 S FF 95 0-3 K ③		B SI 91 F SL 82 X SL 84 1-1 P5 ①		S SL 82 X FF 94 0-1 G4-3 ①			4	0	0	0	0	1	1
24 Luis Valbuena, L (1, 4) OBP: 0.327, SLG: 0.371		B FF 94 C FF 93 C SI 96 X SL 84 1-2 G6-3 ①		C SL 82 X SI 94 0-1 G4-3 ①	B FF 93 X FF 92 1-0 P6 ②		B FF 96 B FF 95 X FF 93 2-0 G4-3 ②			4	0	0	0	0	0	0
13 Starlin Castro, R (1, 6) OBP: 0.285, SLG: 0.357		C SL 84 B SI 96 B SI 95 B FF 96 X SI 94 3-1 53 FC6-4 1B	B FF 93 X CH 82 1-0 HR	B FF 95 F FF 93 F SI 96 S SI 94 1-3 K ③			B SL 80 X SI 96 1-0 F9 ③			4	1	2	1	0	1	0
53 Welington Castillo, R (1, 2) OBP: 0.339, SLG: 0.366		C FF 95 F CH 85 X SL 86 0-2 FC6-4 ② 1-2f	C FF 94 B SI 94 F SL 84 S SL 85 1-3 K2-3 ②			X FF 93 0-0 1 2B 9 1B 1B		C SL 85 S SL 85 B SL 84 B FS 84 F SI 88 S CU 75 2-3 K ①		4	1	1	0	0	2	1
1 Cody Ransom, R (1, 5) OBP: 0.316, SLG: 0.485		C SI 96 S SL 84 D SL 86 S SI 95 1-3 K ③	F SL 82 B SI 96 B SI 95 B FF 95 S SI 95 F SI 95 F SI 96 D SL 84 4-2 36 E 9 1B BB			C FF 95 X SL 82 0-1 9 1B 1-3 2B		S SI 88 X SL 84 0-1 G4-3 ②		3	2	1	0	1	1	1
36 Edwin Jackson, R (1, 1) 21 Junior Lake, R (8, PH) OBP: 0.333, SLG: 0.466 50 Blake Parker, R (9, 1)			C FF 92 C FF 95 B SL 86 F FF 94 C SL 85 1-3 K ①	B FF 93 B SI 93 X SI 92 2-0 E6 20 E 9 1B 1-3		C FF 95 S FF 94 F FF 96 B SL 84 D FF 95 F FF 94 T FF 96 2-2 K ①		C SL 85 S CU 76 F CU 75 X CU 75 0-2 P4 ③		3 1 0	0 0 0	0 0 0	0 0 0	0 0 0	2 0 0	3 0 0
Inning Stats	R: 0 E: 0 K: 0 S: 8 H: 1 LOB: 1 BB: 0 P: 10	R: 0 E: 0 K: 1 S: 11 H: 1 LOB: 1 BB: 0 P: 16	R: 2 E: 0 K: 2 S: 12 H: 1 LOB: 0 BB: 1 P: 22	R: 2 E: 2 K: 1 S: 18 H: 2 LOB: 3 BB: 1 P: 30	R: 0 E: 0 K: 1 S: 6 H: 0 LOB: 0 BB: 0 P: 9	R: 2 E: 0 K: 1 S: 14 H: 3 LOB: 1 BB: 0 P: 19	R: 0 E: 0 K: 0 S: 4 H: 0 LOB: 0 BB: 0 P: 7	R: 0 E: 0 K: 1 S: 10 H: 0 LOB: 0 BB: 0 P: 12		1B: 4 2B: 2 3B: 0 HR: 2 SF: 0 SAC: 0 DP: 0 HBP: 0				WP: 1 PB: 0 SB: 0 CS: 0 PA: 36		

PITCHER		IP	WLS	BF	H	R	ER	SO	BB	IBB	HBP	BLK	WP	HR	S	P	ERA	WHIP
60 Wily Peralta, R ERA: 4.57	(1, 1)	5.0	L	24	5	4	3	5	2	0	0	0	1	2	55	87	5.40	1.400
45 Alfredo Figaro, R ERA: 4.6	(6, 1)	2.0		9	3	2	2	1	0	0	0	0	0	0	18	26	9.00	1.500
47 Rob Wooten, R ERA:	(8, 1)	1.0		3	0	0	0	1	0	0	0	0	0	0	10	12	0.00	0.000

PITCHER	IP	WLS	BF	H	R	ER	SO	BB	IBB	HBP	BLK	WP	HR	S	P	ERA	WHIP

BOTTOM

Milwaukee Brewers @ Chicago Cubs

Wrigley Field, Chicago, IL

Wed Jul 31 2013, 7:09 PM - 11:00 PM CDT

Att. 29,817 - Partly Cloudy - 68 F

livebaseballscorecards.com

AB	34
R	6
H	8
RBI	6
BB	2
SO	7
LOB	14

Batter	1	2	3	4	5	6	7	8	9	AB	R	H	RBI	BB	SO	LOB
25 Carl Crawford, L (1, 7) OBP: 0.329, SLG: 0.409	C FF 87 B FF 89 B FF 89 F FF 89 X FC 85 2-2 ① G6-3		B FC 83 X FF 88 1-0 ① F8	F SI 87 B FC 84 S FF 88 F FF 87 F FC 83 X FF 88 1-2 1-2 1B		C FF 90 F FS 83 F FF 91 F FF 91 B FS 82 F FF 91 F FF 91 D FS 85 X FF 90 2-2 ② L9			X FF 95 0-0 ① L8	5	0	1	0	0	0	1
66 Yasiel Puig, R (1, 8) OBP: 0.415, SLG: 0.598	S SI 89 B SI 89 S CH 80 C SI 90 1-3 ② K		B CU 73 B CH 78 B CH 78 B FF 88 4-0 23 1B 13 2B BB	B SI 86 C FC 84 B FC 83 X CH 78 2-1 ③ F7		C FF 91 B FF 91 X SL 81 1-1 1-3 23 1B 2B			S SL 82 B FF 95 S FF 94 B FF 93 X SL 81 2-2 HR	4	2	2	1	1	1	2
23 Adrián González, L (1, 3) OBP: 0.351, SLG: 0.467	C FF 89 B FC 86 S FC 85 B SL 85 X FF 89 2-2 ③ F8		B FC 84 C FF 88 B SL 86 F SI 89 B SI 88 F FC 85 X SI 87 3-2 13 2B 1-3 1B		C FC 83 X SI 88 0-1 ① G3	X FS 84 0-0 ③ 2-H 3-H 1B			B FF 92 B SI 94 C FF 95 F FF 95 X FF 96 2-2 ② F7	5	1	2	1	0	0	0
13 Hanley Ramirez, R (1, 6) OBP: 0.418, SLG: 0.663		T SI 86 C SI 88 B FC 84 C SI 88 1-3 ① K	X SI 87 0-0 1-H 3-H 2B		S FC 84 X FC 84 0-1 ② F9		B SL 78 F FF 92 B FF 92 B SL 81 F FF 92 X FF 93 3-2 ① F8		C FF 93 S FF 96 B FF 95 B FF 96 X FF 96 2-2 ③ G5-3	5	0	1	2	0	1	0
5 Juan Uribe, R (1, 5) OBP: 0.332, SLG: 0.400		C SI 87 C SI 88 B FF 87 B CH 79 X CH 79 2-2 14 2B 1B	S FC 85 S FC 84 B FF 86 F FC 84 S CU 75 1-3 ② K		B FC 84 B SI 87 F FC 85 C FC 83 C FF 88 2-3 ③ K		F FF 93 X FF 93 0-1 ② F9			4	0	1	0	0	2	1
33 Scott Van Slyke, R (1, 9) OBP: 0.317, SLG: 0.527		C SI 87 B CH 78 B SI 88 B SI 87 X FF 87 3-1 ② F8	B CH 79 X FC 83 1-0 ③ P4			B CH 77 C SI 87 B FC 85 B FC 85 X FF 87 3-1 18 SH5-4 14 BB 6 1B 1B	B SL 81 B FF 93 B FF 93 C FF 91 S FF 91 X FF 91 3-2 14 2-4-5 2B			4	1	2	0	0	0	2
14 Mark Ellis, R (1, 4) OBP: 0.326, SLG: 0.364		L CH 78 C FC 85 F CH 76 X SI 89 0-2 1-3 2B		C SI 86 X CU 75 0-1 ① F8		1 SAFE S SI 87 B SI 86 1 SAFE B SI 86 B SI 86 B FC 84 4-1 18 SH5-4 6 1B 1-2 BB C FF 91 S SL 78 D SL 78 1-2 ③ 2-4-5 2-3		C FF 95 B FF 93 F FF 94 X FF 95 1-2 ① G4-3	3	1	1	0	1	0	0
18 Tim Federowicz, R (1, 2) OBP: 0.255, SLG: 0.350		I IN 70 I IN 69 I IN 68 I IN 68 4-0 IBB		B SI 87 C FF 86 B SI 85 X CH 78 2-1 47 FC3-6 1B		C FF 89 B FF 89 2 SAFE X SL 79 1-1 ① SH5-4 1-2 2-3		B FF 96 X FF 95 1-0 ② G4-3		2	0	1	0	1	0	0
47 Ricky Nolasco, R (1, 1) OBP: 0.231, SLG: 0.200 6 Jerry Hairston, R (6, PH) OBP: 0.313, SLG: 0.348 56 J.P. Howell, L (6, 1) 44 Chris Withrow, R (6, 1) 55 Skip Schumaker, L (8, PH) OBP: 0.331, SLG: 0.344 75 Paco Rodríguez, L (8, 1) 74 Kenley Jansen, S (9, 1)		X SI 87 0-0 ③ G6-3	X FF 87 0-0 ② FC3-6 25 1B 1-2f			X SL 81 0-0 66 2B 23 1B 2-H 3-H 1B		B SI 96 F FF 95 C FF 96 S SI 96 1-3 ③ K		2 0 0 0 0 0 4 1 1 1 2 0 0 0 0 0 0 0 0 0 0 0 0 0 0 0 0 0 1 0 0 0 0 1 0 0 0 0 0 0 0 0 0 0 0 0 0 0 0						
Inning Stats	R: 0 E: 0 K: 1 S: 9 H: 0 LOB: 0 BB: 0 P: 14	R: 0 E: 0 K: 1 S: 13 H: 2 LOB: 3 BB: 1 P: 23	R: 2 E: 0 K: 1 S: 11 H: 2 LOB: 1 BB: 1 P: 21	R: 0 E: 0 K: 0 S: 12 H: 2 LOB: 2 BB: 0 P: 17	R: 0 E: 0 K: 1 S: 7 H: 0 LOB: 0 BB: 0 P: 9	R: 3 E: 0 K: 0 S: 16 H: 4 LOB: 2 BB: 1 P: 27	R: 0 E: 0 K: 0 S: 10 H: 1 LOB: 1 BB: 0 P: 17	R: 0 E: 0 K: 1 S: 7 H: 0 LOB: 0 BB: 0 P: 10	R: 1 E: 0 K: 0 S: 10 H: 1 LOB: 0 BB: 0 P: 16	1B: 7 2B: 4 3B: 0 HR: 1	SF: 0 SAC: 1 DP: 0 HBP: 0					

TOP

Los Angeles Dodgers @ Chicago Cubs

Wrigley Field, Chicago, IL

Thu Aug 01 2013, 7:10 PM - 10:12 PM CDT

Att. 34,005 - Partly Cloudy - 70 F

livebaseballscorecards.com

AB	36
R	6
H	12
RBI	6
BB	3
SO	5
LOB	10

PITCHER		IP	WLS	BF	H	R	ER	SO	BB	IBB	HBP	BLK	WP	HR	S	P	ERA	WHIP
18 Chris Rusin, L ERA: 3.98	(1, 1)	5.0	L	25	7	4	4	4	2	1	0	0	0	0	55	94	7.20	1.800
28 Michael Bowden, R ERA: 3.86	(6, 1)	1.0	B	5	3	1	1	0	0	0	0	0	0	0	13	17	9.00	3.000
52 Eduardo Sanchez, R ERA:	(7, 1)	1.0		4	1	0	0	0	0	0	0	0	0	0	10	17	0.00	1.000
56 Héctor Rondón, R ERA: 6.17	(8, 1)	2.0		7	1	1	1	1	0	0	0	0	0	1	17	26	4.50	0.500

PITCHER	IP	WLS	BF	H	R	ER	SO	BB	IBB	HBP	BLK	WP	HR	S	P	ERA	WHIP

BOTTOM

Batter	1	2	3	4	5	6	7	8	9	AB	R	H	RBI	BB	SO	LOB
9 David DeJesus, L (1, 8) OBP: 0.328, SLG: 0.447	C FF 91 B SI 92 F CU 75 B SL 83 B CU 75 S FF 90 3-3 ① **K**	B FF 91 C SI 91 B SL 85 B FS 79 F SI 90 F SI 92 S SL 82 3-3 ① **K**	C SI 90 B CU 75 B CU 73 X SI 91 2-1 ② **F7**	B FF 94 C SL 87 X SL 88 1-1 ③ **G3**				4	0	0	0	0	2	0
21 Junior Lake, R (1, 7) OBP: 0.344, SLG: 0.565	S SL 84 B SL 83 B CU 76 B SI 91 X FF 91 3-1 **HR**	B CU 75 C SL 80 X SL 82 1-1 **HR**	S SL 84 C CU 75 S SL 82 0-3 ③ **K2-3**					B SL 87 C SL 87 B CU 80 S SL 86 X CU 78 2-2 ① **G6-3**		4	2	2	2	0	1	0
44 Anthony Rizzo, L (1, 3) OBP: 0.339, SLG: 0.458	X SI 91 0-0 **HR**	F FS 82 F SL 84 B FS 82 S SI 92 1-3 ② **K**				S SI 86 B KC 80 B SI 86 C SI 87 B KC 80 B KC 80 4-2 30 G6-4-3 **BB**		B CU 80 B SI 87 X SL 85 2-0 **HR**		3	2	2	2	1	1	0
30 Dioner Navarro, S (1, 2) OBP: 0.361, SLG: 0.497	B SL 81 S FS 82 F SI 91 X SL 82 1-2 ② **G4-3**	C CU 74 B SL 83 B FF 92 S SL 85 F CU 75 X SL 82 2-2 ③ **P4**			B KC 80 B KC 79 F SI 88 1 SAFE X SI 88 2-1 ① ② **G6-4-3** 1-2f		C SL 85 B SI 87 X SL 87 1-1 ② **L7**		4	0	0	0	0	0	1
19 Nate Schierholtz, L (1, 9) OBP: 0.327, SLG: 0.505	F FF 91 B CU 74 X FS 82 1-1 ③ **F9**		F FS 79 C CU 73 B FF 91 B SL 82 X CU 74 2-2 ① **F7**		C SI 87 B SI 87 B SI 87 B KC 78 B SI 88 4-1 13 E **BB**			C CU 77 F CU 79 C SL 84 0-3 ③ **K**		3	0	0	0	1	1	0
13 Starlin Castro, R (1, 6) OBP: 0.282, SLG: 0.354		C SL 84 F SI 89 S SL 82 0-3 ① **K**	C SL 81 S SL 82 X SL 81 0-2 ② **F8**		C KC 80 S KC 79 1 SAFE 1 SAFE D KC 79 D KC 81 X SI 88 2-2 **FC6** 1-2				B FC 88 C FC 90 F FC 90 S FC 92 1-3 ① **K**	4	0	0	0	0	2	1
24 Luis Valbuena, L (1, 5) OBP: 0.328, SLG: 0.370 1 Cody Ransom, R (6, PH) OBP: 0.312, SLG: 0.478 (7, 5)		B CU 73 T SI 90 F CU 74 F FS 80 S SL 82 1-3 ② **K**	B FS 80 B SL 82 B SI 90 C FF 92 B SI 92 4-1 **BB**		C SL 85 S FF 95 S FF 95 1-3 ③ **K**				C FC 89 B FC 91 F FC 91 C FC 92 1-3 ② **K**	1 2	0 0	0 0	0 0	1 0	1 2	0 2
15 Darwin Barney, R (1, 4) OBP: 0.261, SLG: 0.324		B FF 91 F FF 92 C CU 76 B SL 83 X FF 92 2-2 **1B**	C FF 91 1 SAFE B SL 81 X SL 81 1-1 ③ **G4-3**				C FF 94 F FF 94 B CU 75 B FF 96 F CU 77 S SL 87 2-3 ① **K**		C FC 92 C FC 92 F FC 94 C FC 92 0-3 ③ **K**	4	0	1	0	0	2	1
18 Chris Rusin, L (1, 1) OBP: 0.143, SLG: 0.143 28 Michael Bowden, R (6, 1) 52 Eduardo Sanchez, R (7, 1) 20 Julio Borbon, L (7, PH) OBP: 0.276, SLG: 0.260 56 Héctor Rondón, R (8, 1)		C SI 91 B SI 91 B CU 73 S SI 92 B SI 92 X FF 92 3-2 ③ **G3**			X SI 90 0-0 ① **G4-3**		C FF 96 S FF 94 X SL 88 0-2 ② **P5**			2 0 0 1 0	0 0 0 0 0	0 0 0 0 0	0 0 0 0 0	0 0 0 0 0	0 0 0 0 0	1 0 0 0 0
Inning Stats	R: 2 E: 0 K: 1 S: 11 H: 2 LOB: 0 BB: 0 P: 19	R: 0 E: 0 K: 2 S: 13 H: 1 LOB: 1 BB: 0 P: 19	R: 1 E: 0 K: 2 S: 13 H: 1 LOB: 0 BB: 0 P: 20	R: 0 E: 0 K: 0 S: 9 H: 0 LOB: 1 BB: 1 P: 16	R: 0 E: 0 K: 1 S: 6 H: 0 LOB: 0 BB: 0 P: 8	R: 0 E: 1 K: 1 S: 11 H: 0 LOB: 2 BB: 2 P: 24	R: 0 E: 0 K: 1 S: 9 H: 0 LOB: 0 BB: 0 P: 12	R: 1 E: 0 K: 1 S: 9 H: 1 LOB: 0 BB: 0 P: 14	R: 0 E: 0 K: 3 S: 10 H: 0 LOB: 0 BB: 0 P: 12	1B: 1 2B: 0 3B: 0 HR: 4	SF: 0 SAC: 0 DP: 1 HBP: 0			WP: 0 PB: 0 SB: 0 CS: 0	PA: 35		

PITCHER		IP	WLS	BF	H	R	ER	SO	BB	IBB	HBP	BLK	WP	HR	S	P	ERA	WHIP
47 Ricky Nolasco, R ERA: 3.78	(1, 1)	5.0	W	20	4	3	3	6	1	0	0	0	0	3	52	82	5.40	1.000
56 J.P. Howell, L ERA: 2.25	(6, 1)	0.2	H	4	0	0	0	0	2	0	0	0	0	0	8	20	0.00	3.000
44 Chris Withrow, R ERA: 2.84	(6, 1)	1.1	H	4	0	0	0	2	0	0	0	0	0	0	12	16	0.00	0.000
75 Paco Rodríguez, L ERA: 2.39	(8, 1)	1.0	H	4	1	1	1	1	0	0	0	0	0	1	9	14	9.00	1.000
74 Kenley Jansen, R ERA: 2.11	(9, 1)	1.0	S	3	0	0	0	3	0	0	0	0	0	0	10	12	0.00	0.000

PITCHER	IP	WLS	BF	H	R	ER	SO	BB	IBB	HBP	BLK	WP	HR	S	P	ERA	WHIP

Los Angeles Dodgers @ Chicago Cubs

Wrigley Field, Chicago, IL

Thu Aug 01 2013, 7:10 PM - 10:12 PM CDT

Att. 34,005 - Partly Cloudy - 70 F

livebaseballscorecards.com

AB	32
R	4
H	5
RBI	4
BB	3
SO	12
LOB	6

Los Angeles Dodgers @ Chicago Cubs

Wrigley Field, Chicago, IL

Fri Aug 02 2013, 3:07 PM - 6:35 PM CDT

Att. 32,520 - Cloudy - 75 F

livebaseballscorecards.com

Batter	1	2	3	4	5	6	7	8	9	AB	R	H	RBI	BB	SO	LOB
14 Mark Ellis, R (1, 4) OBP: 0.326, SLG: 0.367	C SI 87 X SI 88 0-1 F8		C SI 87 B SL 76 X SI 88 1-1 7 2B 2B	B FC 85 C FC 85 B FC 85 C SI 88 B FF 88 F FC 85 C FC 85 3-3 K	X FF 92 0-0 G1-3 1-2		C FF 90 F SL 83 X FF 90 0-2 G3			3	1	1	0	0	1	1
55 Skip Schumaker, L (4, 4) OBP: 0.328, SLG: 0.341										2	0	0	0	0	0	2
7 Nick Punto, S (1, 6) OBP: 0.312, SLG: 0.300	C SI 88 C SI 89 B FF 91 F FF 89 X SL 77 1-2 L6		B FC 85 F SI 87 X FC 86 1-1 23 F8 33 CS 2-H 2B	B SL 76 F SI 88 F FC 85 X FC 86 1-2 23 E 33 SF9 1-2 1B	B SL 78 X FF 92 1-0 SF8 3-H			C FF 91 C CU 80 C CU 80 0-3 K		4	1	2	2	0	1	0
23 Adrián González, L (1, 3) OBP: 0.351, SLG: 0.469	B FF 89 C FF 89 B FF 91 F FC 87 X FF 91 2-2 66 1B 2B		T SL 79 X FC 87 0-1 F8 2-3	F SL 77 F SL 76 X FC 85 0-2 E8 16 BB 1-3 2-H 1B	B FF 92 C FF 92 X CH 80 1-1 F8			F FF 92 C FF 93 B FF 93 B FF 93 S CU 80 2-3 K		5	1	2	0	0	1	2
66 Yasiel Puig, R (1, 9) OBP: 0.423, SLG: 0.599	T FC 86 S FC 87 X FC 86 0-2 33 BB 2-H 1B		B SI 88 B FF 88 B SI 89 C SI 89 F SI 89 F FF 90 D SL 79 4-2 16 BB 33 CS 17 BB BB	S SL 86 F FF 91 H FF 91 1-2 16 BB HBP		C SL 79 X FF 92 0-1 1B		C FF 93 S CU 80 S CU 81 0-3 K		3	1	2	1	1	1	0
33 Scott Van Slyke, R (1, 7) OBP: 0.321, SLG: 0.516	C SI 89 B FC 85 B FC 86 1 SAFE F CH 79 B FF 90 B FC 86 4-2 1-2 BB		1 SAFE 1 SAFE B SI 88 B FC 86 B FC 87 C SI 87 C FC 86 B FC 87 4-2 17 BB 16 BB 1-2 3-H BB	C SL 86 F FF 91 F FF 92 X SL 86 0-2 SF9 3-H		1 SAFE S FF 91 B FF 91 1 SAFE T FF 90 B SL 78 1 SAFE X FF 90 2-2 P4		S SI 96 B SI 96 B SL 82 B SI 96 X SI 96 3-1 G4-3	2	0	0	1	2	0	1
16 Andre Ethier, L (1, 8) OBP: 0.347, SLG: 0.392	S SL 79 D SL 79 X FC 85 1-1 F8		B FF 90 B FF 88 B FC 85 B FF 89 4-0 17 BB 1-2 2-3 BB	C FS 82 B FS 85 S FF 91 F FF 91 B FS 84 B FF 91 4-2 1-2 2-3 BB		B SL 78 S FF 90 S FF 92 B FF 92 1 SAFE S FF 90 2-3 K		C SI 96 B CH 89 F SI 97 S SL 83 1-3 K		3	0	0	0	2	2	3
17 A.J. Ellis, R (1, 2) OBP: 0.343, SLG: 0.374		B SI 87 C SI 87 X FC 86 1-1 G3-1	C SL 78 C FC 86 B FF 89 D SL 76 F FF 90 F FC 87 B FF 89 F FC 87 B FC 88 4-2 1-2 2-3 3-H BB	B FF 91 B FF 91 S FF 91 F FF 91 S FF 92 2-3 K		B FF 91 B FF 90 X FF 89 2-0 F9		B SI 96 F SI 96 X SI 96 1-1 G6-3	4	0	0	1	1	1	4
5 Juan Uribe, R (1, 5) OBP: 0.331, SLG: 0.397		F SI 88 B SI 89 F SI 89 F FC 87 B SL 77 F FF 90 S FF 89 2-3 K	F FC 86 B FF 87 F SL 78 B FF 89 B CH 80 X SI 89 3-2 L6		B FF 89 B FF 89 F FF 90 X FF 90 2-1 99 SH 99 S 7 SF8 1B		B FF 89 X FC 87 1-0 F8		4	1	1	0	0	1	3
99 Hyun Jin Ryu, R (1, 1) OBP: 0.250, SLG: 0.333 56 J.P. Howell, L (6, 1) 6 Jerry Hairston, R (7, PH) OBP: 0.311, SLG: 0.346 43 Brandon League, R (7, 1) 54 Ronald Belisario, R (8, 1) 49 Carlos Marmol, R (9, 1)		F SI 88 C SI 88 B FF 88 X FF 89 1-2 G5-3		S SI 87 B SI 88 X SI 87 1-1 23 1B 7 1B 23 E 1B	B FF 88 L FF 89 X FF 89 1-1 SH 55 G1-3 1-3		C FF 89 X FF 88 0-1 F7			2 0 1 0 0 0	1 0 0 0 0 0	1 0 0 0 0 0	0 0 0 0 0 0	0 0 0 0 0 0	0 0 0 0 0 0	0 0 0 0 0 0
Inning Stats	R: 1 E: 0 K: 0 S: 16 H: 2 LOB: 2 BB: 1 P: 24	R: 0 E: 0 K: 1 S: 10 H: 0 LOB: 0 BB: 0 P: 14	R: 2 E: 0 K: 0 S: 20 H: 2 LOB: 3 BB: 4 P: 41	R: 2 E: 1 K: 2 S: 24 H: 3 LOB: 3 BB: 1 P: 36	R: 1 E: 0 K: 0 S: 8 H: 1 LOB: 1 BB: 0 P: 13	R: 0 E: 0 K: 1 S: 9 H: 1 LOB: 1 BB: 0 P: 15	R: 0 E: 0 K: 0 S: 6 H: 0 LOB: 0 BB: 0 P: 7	R: 0 E: 0 K: 3 S: 9 H: 0 LOB: 0 BB: 0 P: 11	R: 0 E: 0 K: 1 S: 7 H: 0 LOB: 0 BB: 0 P: 12	1B: 6 2B: 3 3B: 0 HR: 0 SF: 2 SAC: 1 DP: 0 HBP: 1						

AB	33
R	6
H	9
RBI	5
BB	6
SO	8
LOB	16

WP: 0 PB: 0 SB: 1 CS: 2 PA: 43

PITCHER		IP	WLS	BF	H	R	ER	SO	BB	IBB	HBP	BLK	WP	HR	S	P	ERA	WHIP
37 Travis Wood, L ERA: 3.05	(1, 1)	3.1	L	21	7	5	5	2	5	0	0	0	0	0	58	96	13.50	3.600
28 Michael Bowden, R ERA: 3.76	(4, 1)	0.2		4	0	0	0	1	1	0	1	0	0	0	12	19	0.00	1.500
52 Eduardo Sanchez, R ERA: 3.0	(5, 1)	2.0		9	2	1	1	1	0	0	0	0	0	0	17	28	4.50	1.000
40 James Russell, L ERA: 3.0	(7, 1)	1.0		3	0	0	0	0	0	0	0	0	0	0	6	7	0.00	0.000
50 Blake Parker, R ERA: 2.39	(8, 1)	1.0		3	0	0	0	3	0	0	0	0	0	0	9	11	0.00	0.000

PITCHER		IP	WLS	BF	H	R	ER	SO	BB	IBB	HBP	BLK	WP	HR	S	P	ERA	WHIP
46 Pedro Strop, R ERA: 6.03	(9, 1)	1.0		3	0	0	0	1	0	0	0	0	0	0	7	12	0.00	0.000

Batter	1	2	3	4	5	6	7	8	9	AB	R	H	RBI	BB	SO	LOB
9 David DeJesus, L (1, 8) OBP: 0.330, SLG: 0.444	B CH 85 F FF 88 C CU 70 X FF 88 1-2 44 21 G6-4-3 1B 1B		C SI 87 B SL 79 C SL 79 X CU 73 1-2 ① L3		B CU 75 F FF 87 X SL 79 1-1 ① F7	B SI 87 C SI 87 X SI 88 1-1 ② ③ G4-6-3 1-2f			C SI 95 F SI 96 D SL 90 F FF 96 B SL 86 F SL 88 B SI 95 B SL 85 4-2 ① 44 DI 2-3 BB	4	0	1	0	1	0	3
21 Junior Lake, R (1, 7) OBP: 0.377, SLG: 0.582	S FF 87 B FF 87 F CH 77 B CH 75 F CH 78 B FF 88 F CH 78 1 SAFE F FF 89 3-2 X FF 90 44 G6-4-3 1B 1-2		B CH 78 S CH 78 B FF 90 X FF 90 2-1 1B		C CU 68 X SI 88 0-1 53 1B 1B		B SL 85 B SI 94 X SI 93 2-0 44 G3 1B		C FF 94 B SL 87 B SI 94 S SL 89 X SL 88 2-2 ② P4	5	0	4	0	0	0	1
44 Anthony Rizzo, L (1, 3) OBP: 0.335, SLG: 0.452	B FF 89 C FF 89 B SL 82 X SL 80 2-1 ① ② G6-4-3 1-2f 2-3		X FF 88 0-0 ② F7		C SI 88 F SI 87 T SL 82 0-2 ② K		X SI 95 0-0 ① G3 1-2		B SI 94 C SL 88 C SL 88 F SL 88 B FF 93 X SL 88 2-2 ③ G3-1 1-2	5	0	0	0	0	1	6
53 Welington Castillo, R (1, 2) OBP: 0.338, SLG: 0.365	C SI 90 B SI 91 B SI 91 F SI 91 X SI 90 2-2 ③ G6-3		F FF 88 F FF 89 1 SAFE B SI 89 B FF 89 B SL 79 S CH 78 3-3 ③ K		C CU 68 F FF 88 1 SAFE X SI 88 0-2 1-3 1B		B SI 93 S FS 86 F SI 93 X FS 86 1-2 ② P4			4	0	1	0	0	1	3
13 Starlin Castro, R (1, 6) OBP: 0.282, SLG: 0.355		B CU 66 X FF 88 1-0 ① L6		C CH 83 X SL 78 0-1 2 2B 2B	F CH 77 F CH 75 D CH 75 X CH 77 1-2 ③ F9		X FS 86 0-0 ③ G5-3			4	1	1	0	0	0	3
1 Cody Ransom, R (1, 5) OBP: 0.304, SLG: 0.464		B CU 69 B CH 76 C FF 88 S CH 78 F CH 78 C SL 80 2-3 ② K		C SL 85 B CH 78 F FF 87 B CH 78 F CH 77 C SI 88 2-3 ① K		B CU 67 S CH 74 B SL 80 S CH 77 F CH 77 S CH 76 2-3 ① K		F SI 94 X SI 95 0-1 ① G5-3		4	0	0	0	0	3	1
2 Cole Gillespie, R (1, 9) OBP: 0.314, SLG: 0.267		F SI 88 B SI 88 B CH 78 B CH 77 X FF 90 3-1 15 2B 2B		X SI 88 0-0 15 G4-3 2B 2-H		B FF 87 C CH 76 C CU 69 X SI 90 1-2 24 15 1B 1B		C SI 94 B SI 95 F SI 94 C SI 95 1-3 ② K		4	1	3	1	0	1	0
15 Darwin Barney, R (1, 4) OBP: 0.263, SLG: 0.328		C SI 89 F CH 79 B FF 90 B FF 92 X CU 74 2-2 2-H 2B		B SI 87 X SI 87 1-0 ② G4-3 2-3		C FF 86 B CH 77 X CH 77 1-1 24 1B 1-2 1B		F SI 95 X SI 95 0-1 ③ F9		4	0	2	1	0	0	1
37 Travis Wood, R (1, 1) 28 Michael Bowden, R (4, 1) 19 Nate Schierholtz, L (4, PH) 52 Eduardo Sanchez, R (6, 1) 24 Luis Valbuena, L (5, PH) 40 James Russell, L (7, 1) 50 Blake Parker, R (8, 1) 46 Pedro Strop, R (9, 1) 20 Julio Borbon, L (5, PH)	C CH 78 C FF 90 S FF 90 0-3 ③ K			C FF 88 B SL 83 S SL 82 X SL 81 1-2 ③ G4-3		C SI 86 B SI 86 X SI 86 1-1 9 G4-6-3 1-2 2-3 1B		B SI 94 C FF 95 C SL 88 B SL 87 F SL 87 X SL 88 2-2 9 BB 2B	1 0 0 0 0 1 1 0 0 0 0 0 0 0 1 0 0 0 0 0 1 0 0 0 0 0 0 0 1 0 1 0 0 0 0 0 0 0 0 0 0 0 0 0 0 0 0 0 0 0 0 0 0 0 0 0 1 0 1 0 0 0 0						
Inning Stats	R: 0 H: 2 E: 0 LOB: 1 K: 0 BB: 0 S: 14 P: 22	R: 1 H: 2 E: 0 LOB: 1 K: 2 BB: 0 S: 13 P: 21	R: 0 H: 1 E: 0 LOB: 1 K: 1 BB: 0 S: 9 P: 15	R: 1 H: 2 E: 0 LOB: 1 K: 1 BB: 0 S: 11 P: 15	R: 0 H: 2 E: 0 LOB: 2 K: 1 BB: 0 S: 13 P: 15	R: 0 H: 3 E: 0 LOB: 2 K: 1 BB: 0 S: 13 P: 19	R: 0 H: 1 E: 0 LOB: 1 K: 0 BB: 0 S: 6 P: 9	R: 0 H: 0 E: 0 LOB: 0 K: 1 BB: 0 S: 7 P: 8	R: 0 H: 1 E: 0 LOB: 1 K: 0 BB: 1 S: 15 P: 25	1B: 9 SF: 0 2B: 5 SAC: 0 3B: 0 DP: 2 HR: 0 HBP: 0						

BOTTOM

Los Angeles Dodgers @ Chicago Cubs

Wrigley Field, Chicago, IL

Fri Aug 02 2013, 3:07 PM - 6:35 PM CDT

Att. 32,520 - Cloudy - 75 F

livebaseballscorecards.com

AB	38
R	2
H	14
RBI	2
BB	1
SO	7
LOB	20

PITCHER		IP	WLS	BF	H	R	ER	SO	BB	IBB	HBP	BLK	WP	HR	S	P	ERA	WHIP
99 Hyun Jin Ryu, L ERA: 3.15	(1, 1)	5.1	W	26	11	2	2	6	0	0	0	0	0	0	69	101	3.38	2.062
56 J.P. Howell, L ERA: 2.22	(6, 1)	0.2	H	2	1	0	0	0	0	0	0	0	0	0	4	6	0.00	1.500
43 Brandon League, R ERA: 4.99	(7, 1)	1.0		4	1	0	0	0	0	0	0	0	0	0	6	9	0.00	1.000
54 Ronald Belisario, R ERA: 3.49	(8, 1)	1.0		3	0	0	0	1	0	0	0	0	0	0	7	8	0.00	0.000
49 Carlos Marmol, R ERA: 6.32	(9, 1)	1.0		4	1	0	0	0	1	0	0	0	0	0	15	25	0.00	2.000

PITCHER	IP	WLS	BF	H	R	ER	SO	BB	IBB	HBP	BLK	WP	HR	S	P	ERA	WHIP

Los Angeles Dodgers @ Chicago Cubs

Wrigley Field, Chicago, IL

Sat Aug 03 2013, 3:08 PM - 6:22 PM CDT

Att. 40,490 - Partly Cloudy - 70 F

TOP

livebaseballscorecards.com

Batter	1	2	3	4	5	6	7	8	9	AB	R	H	RBI	BB	SO	LOB
25 Carl Crawford, L (1, 7) OBP: 0.333, SLG: 0.417	C FF 93 X FF 93 0-1 66 CS 1B		F FF 93 X FC 90 0-1 ① G4-3	B FF 94 F FC 91 B FF 94 F FC 91 F SL 84 F FC 92 S SL 84 2-3 ② K		X FC 90 0-0 66 BB 2-H 3-H 1B			X FF 89 0-0 14 FC3-6 2B	5	0	3	2	0	1	3
66 Yasiel Puig, R (1, 9) OBP: 0.429, SLG: 0.600 14 Mark Ellis, R (8, 4) OBP: 0.325, SLG: 0.366	B FF 93 B FF 93 M FF 93 B FF 95 F FF 93 X FF 94 3-2 ① 1-2 1B		X SL 84 0-0 16 1B 6 1B 1B	B SI 94 C SL 83 F FS 85 B FF 95 T SL 83 2-2 ③ K		F FF 95 D SL 85 B SL 82 1 SAFE B FF 93 B FF 94 4-1 1-2 BB			X FF 90 0-0 ① FC3-6 16 BB 13 1B 2-3	3 1	1 0	2 0	0 0	1 0	1 0	3 1
13 Hanley Ramirez, R (1, 6) OBP: 0.413, SLG: 0.651	F FF 93 C FC 92 B FC 92 S SL 82 1-3 ② K		F FF 93 X SL 83 0-1 ② P4		B FF 93 X FF 92 1-0 ① G4-3	B FF 93 C FC 93 S SL 82 F SL 82 F FF 94 D SL 83 D SL 84 F FC 92 F FF 92 3-3 ③ K			X FF 89 0-0 23 L6 16 BB 1-2 1B	5	0	1	0	0	2	4
16 Andre Ethier, L (1, 8) OBP: 0.350, SLG: 0.393	B FF 94 C FF 94 X SL 83 1-1 ③ F8		1 SAFE B FF 93 1 SAFE 1 SAFE B FF 93 B FC 90 X FF 93 3-0 6 1B 1-3 1B		F SI 93 X FC 91 0-1 ② P6		B SI 94 B SI 94 C FF 94 B FF 91 X FF 94 3-1 6 FC5-4 1B		B FS 85 C CU 78 B FF 90 C FF 90 F FS 82 B FF 91 B FF 92 4-2 1-2 2-3 BB	4	0	2	0	1	0	1
6 Jerry Hairston, R (1, 5) OBP: 0.316, SLG: 0.345 54 Ronald Belisario, R (8, 1) 75 Paco Rodríguez, L (8, 1) 23 Adrián González, L (9, PH) OBP: 0.351, SLG: 0.468 74 Kenley Jansen, S (9, 1)		B FF 93 B FF 93 C FF 93 B FF 93 B FF 93 4-1 33 BB BB	B FF 94 C FF 94 X FF 94 1-1 ③ 1-3 3-H 1B		F FF 94 C FF 94 X FF 92 0-2 ③ G5-3		B SI 93 X SI 94 1-0 ① FC5-4 55 G3-6-1 1-2f		S FF 90 S FF 91 X FF 91 0-2 ②③ L6 2-2	3 0 0 1 0	0 0 0 0 0	1 0 0 0 0	1 0 0 0 0	1 0 0 0 0	0 0 0 0 0	1 0 0 3 0
55 Skip Schumaker, L (1, 4) OBP: 0.331, SLG: 0.338 (8, 9)		C FF 94 1 SAFE F FC 90 S FS 83 0-3 ① K		B SL 83 F SL 82 B FF 94 B FC 90 F FF 93 F FF 95 B FS 82 4-2 18 F9 33 HBP BB		B FF 93 B FF 92 B FF 93 B FC 92 4-0 18 2B 25 1B BB	1 SAFE X FF 90 0-0 ②③ G3-6-1 1-2f			2	1	0	0	2	1	2
33 Scott Van Slyke, R (1, 3) OBP: 0.327, SLG: 0.505		B FF 94 1 SAFE B FF 93 B FF 94 C FF 92 F FF 93 1 SAFE B FF 93 4-2 1-2 BB	B FF 93 S FF 93 F FC 92 H FS 82 2-2 35 E 1-2 HBP		C FF 92 F SI 93 S FS 84 0-3 ① K	B FF 91 F FF 91 C FC 88 F CU 79 B FC 88 S FF 92 2-3 ① K			2	0	0	0	1	2	1
18 Tim Federowicz, R (1, 2) OBP: 0.255, SLG: 0.356		B FF 95 C FF 94 C SL 83 B SL 83 S SL 84 2-3 ② K	B SL 85 S FF 93 X FF 93 1-1 ① F9 2-3		X FF 93 0-0 25 1B 1-3 2B	B SI 90 X FF 91 1-0 ② G6-3			4	1	1	0	0	1	4
35 Chris Capuano, L (1, 1) OBP: 0.056, SLG: 0.056 43 Brandon League, R (7, 1) 5 Juan Uribe, R (8, PH) OBP: 0.329, SLG: 0.396 (8, 5)		C FF 95 F FF 94 S FS 83 0-3 ③ K	1 SAFE B FF 92 X FC 92 1-0 FC1 1-2		C FF 93 S FF 93 S FS 84 0-3 ② K2-3	X FF 91 0-0 ③ F7			3 0 1	0 0 0	0 0 0	0 0 0	0 0 0	2 0 0	6 0 0
Inning Stats	R: 0 E: 0 K: 1 S: 10 H: 2 LOB: 1 BB: 0 P: 15	R: 0 E: 0 K: 3 S: 12 H: 0 LOB: 2 BB: 2 P: 22	R: 1 E: 0 K: 0 S: 8 H: 3 LOB: 2 BB: 0 P: 12	R: 0 E: 1 K: 2 S: 16 H: 0 LOB: 3 BB: 1 P: 28	R: 0 E: 0 K: 0 S: 6 H: 0 LOB: 0 BB: 0 P: 7	R: 2 E: 0 K: 3 S: 17 H: 2 LOB: 2 BB: 2 P: 28	R: 0 E: 0 K: 0 S: 4 H: 1 LOB: 0 BB: 0 P: 8	R: 0 E: 0 K: 1 S: 6 H: 0 LOB: 0 BB: 0 P: 9	R: 0 E: 0 K: 0 S: 9 H: 2 LOB: 2 BB: 1 P: 13	1B: 8 2B: 3 3B: 0 HR: 0 SF: 0 SAC: 0 DP: 2 HBP: 1						

PITCHER	IP	WLS	BF	H	R	ER	SO	BB	IBB	HBP	BLK	WP	HR	S	P	ERA	WHIP
29 Jeff Samardzija, R (1, 1) ERA: 3.78	6.0	L	30	7	3	3	9	5	0	1	0	0	0	69	112	4.50	2.000
56 Héctor Rondón, R (7, 1) ERA: 6.0	1.0		3	1	0	0	0	0	0	0	0	0	0	4	8	0.00	1.000
51 Matt Guerrier, R (8, 1) ERA: 4.04	1.0		3	0	0	0	1	0	0	0	0	0	0	6	9	0.00	0.000
63 Kevin Gregg, R (9, 1) ERA: 2.98	1.0		5	2	0	0	0	1	0	0	0	0	0	9	13	0.00	3.000

PITCHER	IP	WLS	BF	H	R	ER	SO	BB	IBB	HBP	BLK	WP	HR	S	P	ERA	WHIP

AB	34
R	3
H	10
RBI	3
BB	6
SO	10
LOB	29

PA: 41
WP: 0
PB: 0
SB: 0
CS: 1

BOTTOM

Los Angeles Dodgers @ Chicago Cubs

Wrigley Field, Chicago, IL

Sat Aug 03 2013, 3:08 PM - 6:22 PM CDT

Att. 40,490 - Partly Cloudy - 70 F

livebaseballscorecards.com

Batter	1	2	3	4	5	6	7	8	9	AB	R	H	RBI	BB	SO	LOB
21 Junior Lake, R (1, 8) (9, 7) OBP: 0.370, SLG: 0.563	B SI 87 C CH 76 B SI 88 X SI 88 2-1 2 G6-4-3 1B		F SI 88 S CH 78 S CH 75 0-3 ② K			B CH 76 B CH 75 C SI 88 S CH 76 S CH 78 2-3 ② K		B FF 94 X FF 94 1-0 ② FC6-4 44 BB 2 1B 1-2f		4	0	1	0	0	2	1
2 Cole Gillespie, R (1, 7) OBP: 0.333, SLG: 0.294 63 Kevin Gregg, R (9, 1)	C CH 75 1 SAFE S CH 77 X CH 77 0-2 ① ② G6-4-3 1-2f		C CU 74 S CH 76 B SI 90 S SI 90 1-3 ③ K			T SI 89 C CU 75 X SI 90 0-2 1B		C FF 95 B FF 95 X FF 94 1-1 44 BB 1-2 1B		4 0	0 0	2 0	0 0	0 0	1 0	1 0
44 Anthony Rizzo, L (1, 3) OBP: 0.335, SLG: 0.449	C SL 80 X SL 79 0-1 ③ L7			B SL 78 C SI 87 X SI 89 1-1 ① G3		S SI 89 X SL 80 0-1 ③ G3		B CU 79 B CU 79 B CU 79 D CU 78 4-0 1-2 2-3 BB		3	0	0	0	1	0	1
53 Welington Castillo, R (1, 2) OBP: 0.340, SLG: 0.368		C SI 89 X CU 75 0-1 ① F7		C CU 73 B SI 89 B CH 78 B CH 76 C SI 89 B CH 75 4-2 13 G5-4-3 BB			X SI 88 0-0 19 1B 2B	B CU 79 D SL 88 C SL 87 B SL 88 F SL 87 F CU 78 S SL 87 3-3 ③ K		3	0	1	0	1	1	3
13 Starlin Castro, R (1, 6) OBP: 0.282, SLG: 0.354		B CH 76 C CH 77 C SL 80 B SI 90 F SI 90 X CH 77 2-2 1 E 1B		B SI 89 X CH 77 1-0 ② ③ G5-4-3 1-2f			C CU 72 X CH 76 0-1 ① L9		B FC 92 B FC 89 C FC 90 C FC 90 B FC 91 S FC 91 3-3 ① K	4	0	1	0	0	1	2
19 Nate Schierholtz, L (1, 9) OBP: 0.325, SLG: 0.500		1 SAFE C SI 87 C SL 80 B SL 79 1 SAFE B SI 89 F SL 80 F SI 89 T SL 78 2-2 ② K			X SI 88 0-0 ① P6		D SL 78 X SI 88 1-0 1 G5-4-3 1B 2-3		C FC 90 B FF 92 X FC 91 1-1 ② G3	4	0	1	0	0	1	1
1 Cody Ransom, R (1, 5) OBP: 0.302, SLG: 0.458		B CU 72 B CH 78 C SI 89 S CH 78 F CH 78 B SI 90 X CH 77 3-2 E5 1-2			C SI 86 B CU 72 B SL 81 F CH 75 B SI 89 F SI 89 X CH 76 3-2 15 G4-6-3 1B		B FF 93 B FF 93 C FF 93 X FF 94 2-1 ② ③ G5-4-3 1-2f		B FC 92 C FC 90 F FC 92 S FC 94 1-3 ③ K	4	0	1	0	0	1	3
15 Darwin Barney, R (1, 4) OBP: 0.264, SLG: 0.329		C SL 80 D CH 79 B SI 90 X CH 77 2-1 ③ L6			C SL 79 1 SAFE C SI 90 D CH 78 F SI 89 B SI 90 F CH 75 X SI 90 2-2 ② ③ G4-6-3 1-2f			C FF 94 S FF 95 F FF 95 X FF 96 0-2 21 FC6-4 1B		3	0	1	0	0	0	3
29 Jeff Samardzija, R (1, 1) OBP: 0.122, SLG: 0.200 56 Héctor Rondón, R (7, 1) 51 Matt Guerrier, R (8, 1) 9 David DeJesus, L (8, PH) (9, 8) OBP: 0.328, SLG: 0.442			F SI 87 X SI 87 0-1 ① P4			C SI 87 S CU 72 S CH 74 0-3 ① K		C FF 95 B SL 89 X FF 93 1-1 ① L7		2 0 0 1	0 0 0 0	0 0 0 0	0 0 0 0	0 0 0 0	1 0 0 0	0 0 0 1

Inning Stats																															
	R: 0 E: 0 K: 0 S: 7	H: 1 LOB: 0 BB: 0 P: 9	R: 0 E: 1 K: 1 S: 17	H: 1 LOB: 2 BB: 0 P: 26	R: 0 E: 0 K: 2 S: 8	H: 0 LOB: 0 BB: 0 P: 9	R: 0 E: 0 K: 0 S: 5	H: 0 LOB: 0 BB: 1 P: 11	R: 0 E: 0 K: 0 S: 10	H: 1 LOB: 0 BB: 0 P: 15	R: 0 E: 0 K: 2 S: 11	H: 1 LOB: 1 BB: 0 P: 13	R: 0 E: 0 K: 0 S: 6	H: 2 LOB: 1 BB: 0 P: 9	R: 0 E: 0 K: 1 S: 13	H: 2 LOB: 3 BB: 1 P: 23	R: 0 E: 0 K: 2 S: 8	H: 0 LOB: 0 BB: 0 P: 13	1B: 7 2B: 1 3B: 0 HR: 0	SF: 0 SAC: 0 DP: 4 HBP: 0	WP: 0 PB: 0 SB: 0 CS: 0	PA: 34

	AB	32
	R	0
	H	8
	RBI	0
	BB	2
	SO	8
	LOB	16

PITCHER		IP	WLS	BF	H	R	ER	SO	BB	IBB	HBP	BLK	WP	HR	S	P	ERA	WHIP
35 Chris Capuano, L ERA: 4.16	(1, 1)	6.1	W	24	6	0	0	5	1	0	0	0	0	0	62	88	0.00	1.105
43 Brandon League, R ERA: 4.91	(7, 1)	0.2	H	1	0	0	0	0	0	0	0	0	0	0	2	4	0.00	0.000
54 Ronald Belisario, R ERA: 3.44	(8, 1)	0.2	H	4	2	0	0	0	0	0	0	0	0	0	9	12	0.00	3.000
75 Paco Rodríguez, L ERA: 2.37	(8, 1)	0.1	H	2	0	0	0	1	1	0	0	0	0	0	4	11	0.00	3.000
74 Kenley Jansen, R ERA: 2.08	(9, 1)	1.0	S	3	0	0	0	2	0	0	0	0	0	0	8	13	0.00	0.000

PITCHER	IP	WLS	BF	H	R	ER	SO	BB	IBB	HBP	BLK	WP	HR	S	P	ERA	WHIP

Batter	1	2	3	4	5	6	7	8	9	AB	R	H	RBI	BB	SO	LOB
25 Carl Crawford, L (1, 7) OBP: 0.329, SLG: 0.410	B FF 87 S FF 87 F SI 88 B FF 88 B FF 89 F CH 80 F FF 88 X CH 81 3-2 F7 ①		B FF 88 X CH 78 1-0 F9 ①		B FF 90 C SI 86 S SL 79 F FF 89 X SL 82 1-2 F9 ③			C SI 95 X CH 89 0-1 L6 ②		4	0	0	0	0	0	0
14 Mark Ellis, R (1, 4) OBP: 0.324, SLG: 0.362	C FF 89 C FF 89 B FF 89 B CU 76 F CU 76 F FF 89 F SL 82 S SL 83 2-3 K ②		C FF 88 C FF 88 T FF 88 0-2 K ②			B SL 79 C CH 78 C FF 87 B SL 78 F FF 88 F FF 89 F SL 84 B SL 84 B SI 88 4-2 BB		B SI 95 C SL 81 F SI 96 X SL 83 1-2 E3		3	0	0	0	1	2	0
23 Adrián González, L (1, 3) OBP: 0.348, SLG: 0.463	X CH 79 0-0 G3 ③		C SI 88 S SI 86 B SL 84 F FF 89 B CH 81 B SL 84 X CH 81 3-2 F8 ③			B FF 86 C CH 80 F CH 81 X CH 81 1-2 F8 ①		F SI 96 F SI 96 D SL 84 B SI 96 X SI 96 2-2 G5-3 ③		4	0	0	0	0	0	2
13 Hanley Ramirez, R (1, 6) OBP: 0.411, SLG: 0.644 7 Nick Punto, S (7, 6) OBP: 0.315, SLG: 0.300		B FF 87 C FF 84 B FF 88 C CU 74 B FF 88 D SI 84 4-2 16 BB 17 1B BB	S FF 88 X FF 86 0-1 F7 ①		B CU 76 X CH 80 1-0 P3 ②		F SI 94 B CH 87 B SI 95 B SI 94 B SI 95 4-1 17 FC1-5 16 HBP BB	2 0	1 0	0 0	0 0	1 1	0 0	1 0
16 Andre Ethier, L (1, 8) OBP: 0.354, SLG: 0.397		C FF 88 B FF 88 S CH 79 B FF 89 B FF 88 1 SAFE B FF 88 4-2 17 1B 1-2 BB	X CH 78 0-0 2B		S SI 89 X CU 77 0-1 F7 ③		1 SAFE S SI 96 F SI 96 B SI 95 1 SAFE F SL 83 F SI 96 H SI 95 2-2 17 FC1-5 1-2 HBP	2	0	1	0	1	0	1
17 A.J. Ellis, R (1, 2) OBP: 0.342, SLG: 0.372		C SI 87 B SL 82 F SI 88 X CU 76 1-2 1-2 2-H 1B	F SI 86 B FF 88 B SI 87 C SL 80 F FF 89 B FF 87 F SL 82 X FF 87 3-2 F7 ②				C FF 89 F FF 87 B FC 88 B SI 89 X CH 80 2-2 F8 ①	X SI 94 0-0 FC1-5 ① 1-2 2-3f	4	0	1	1	0	0	3
55 Skip Schumaker, L (1, 9) OBP: 0.325, SLG: 0.332		C FF 86 B FF 89 X CH 80 1-1 F9 ①	B CU 71 B FF 88 X CH 80 2-0 F8 ③				S FF 90 C FF 89 T FF 89 0-2 K ②	F SI 95 C SI 96 B SI 95 T SI 95 1-2 K ②	4	0	0	0	0	2	5
5 Juan Uribe, R (1, 5) OBP: 0.324, SLG: 0.389		B SI 88 F SI 90 X FF 89 1-1 F8 ②			C SL 80 B FF 88 S SL 76 S SL 83 1-3 K ①		F CH 80 B CH 81 X SI 87 1-1 F8 ③	X SL 82 0-0 L8 ③	4	0	0	0	0	1	4
59 Stephen Fife, R (1, 1) OBP: 0.133, SLG: 0.071 44 Chris Withrow, R (6, 1) 6 Jerry Hairston, R (8, PH) OBP: 0.314, SLG: 0.343 56 J.P. Howell, L (8, 1) 74 Kenley Jansen, S (9, 1)		C SI 89 F SL 83 B SL 84 S SL 82 1-3 K ③	B SI 87 B FF 88 C SI 85 C FF 89 B SL 83 S SI 88 3-3 K ②					F SI 95 X SI 95 0-1 G3 ①	2 0 1 0 0	0 0 0 0 0	0 0 0 0 0	0 0 0 0 0	2 0 0 0 0	2 0 0 0 0	2 0 0 0 0
Inning Stats	R: 0 E: 0 K: 1 S: 12 H: 0 LOB: 0 BB: 0 P: 17	R: 1 E: 0 K: 1 S: 14 H: 1 LOB: 2 BB: 2 P: 26	R: 0 E: 0 K: 1 S: 8 H: 0 LOB: 0 BB: 0 P: 12	R: 0 E: 0 K: 0 S: 9 H: 1 LOB: 1 BB: 0 P: 14	R: 0 E: 0 K: 2 S: 10 H: 0 LOB: 0 BB: 0 P: 15	R: 0 E: 0 K: 0 S: 11 H: 0 LOB: 1 BB: 1 P: 17	R: 0 E: 0 K: 1 S: 8 H: 0 LOB: 0 BB: 0 P: 11	R: 0 E: 1 K: 0 S: 10 H: 0 LOB: 1 BB: 0 P: 13	R: 0 E: 0 K: 1 S: 10 H: 0 LOB: 2 BB: 1 P: 17	1B: 1 2B: 1 3B: 0 HR: 0	SF: 0 SAC: 0 DP: 0 HBP: 1	WP: 0 PB: 0 SB: 0 CS: 0	PA: 35			

PITCHER		IP	WLS	BF	H	R	ER	SO	BB	IBB	HBP	BLK	WP	HR	S	P	ERA	WHIP
33 Carlos Villanueva, R ERA: 4.16	(1, 1)	6.0	L	23	2	1	1	5	3	0	0	0	0	0	64	101	1.50	0.833
40 James Russell, L ERA: 2.93	(7, 1)	1.0		3	0	0	0	1	0	0	0	0	0	0	8	11	0.00	0.000
46 Pedro Strop, R ERA: 5.7	(8, 1)	2.0		9	0	0	0	1	1	0	1	0	0	0	20	30	0.00	0.500

PITCHER	IP	WLS	BF	H	R	ER	SO	BB	IBB	HBP	BLK	WP	HR	S	P	ERA	WHIP

TOP

Los Angeles Dodgers @ Chicago Cubs

Wrigley Field, Chicago, IL

Sun Aug 04 2013, 1:26 PM - 4:30 PM CDT

Att. 38,409 - Partly Cloudy - 66 F

livebaseballscorecards.com

AB	30
R	1
H	2
RBI	1
BB	4
SO	7
LOB	18

Batter	1	2	3	4	5	6	7	8	9	AB	R	H	RBI	BB	SO	LOB
9 David DeJesus, L (1, 8) OBP: 0.331, SLG: 0.440	C FF 88 B CU 78 B CU 77 C FF 90 B FF 90 B CU 79 4-2 44 FC3-6 BB		X FF 91 0-0 44 1B 1B		C FF 88 C CU 77 B CU 77 F CU 77 F FF 90 X CH 85 1-2 ① G6-3		B FF 96 X FF 96 1-0 ① P6			3	0	1	0	1	0	0
21 Junior Lake, R (1, 7) OBP: 0.351, SLG: 0.533	C FF 89 B CU 77 F FF 90 B FF 86 X CU 77 2-2 ① F9		C FF 89 C CU 80 F CH 86 F CU 79 B FF 86 C FF 92 1-3 ② K		S CU 77 B CU 76 B CU 78 F CU 77 B FF 91 X CU 79 3-2 ② F9		S SL 85 L SL 86 C FF 96 0-3 ② K			4	0	0	0	0	2	2
44 Anthony Rizzo, L (1, 3) OBP: 0.334, SLG: 0.447	C FF 89 C FF 90 D FF 88 X FF 91 1-2 ② FC3-6 30 2B 1-2f		1 SAFE B CH 84 1 SAFE C FF 90 S FF 90 F FF 90 X CH 86 1-2 1-3 1B		S SI 84 B FF 90 B FF 89 C FF 88 F CU 80 B FF 89 C CU 78 3-3 ③ K		C SL 86 C SL 87 F FF 97 F FF 95 F FF 96 S SL 88 0-3 ③ K			4	0	1	0	0	2	1
30 Dioner Navarro, S (1, 2) OBP: 0.365, SLG: 0.503	F FF 89 1 SAFE X CU 78 0-1 1-3 2B		C FF 90 X FF 92 0-1 ③ G5-3			B CU 75 F CH 81 B CH 83 B CH 86 X FF 87 3-1 22 1B 19 1B 1B		B SI 88 X SI 87 1-0 ① F7		4	0	2	0	0	0	2
19 Nate Schierholtz, L (1, 9) OBP: 0.327, SLG: 0.500	X FF 91 0-0 ③ G4-3			C CU 76 X CH 83 0-1 22 G4-3 1B		C FF 87 X FF 87 0-1 22 1B 1-2 1B		C SI 87 X SI 87 0-1 ② G4-3		4	0	2	0	0	0	2
1 Cody Ransom, R (1, 5) OBP: 0.295, SLG: 0.445		B CU 78 X FF 90 1-0 ① L6		1 SAFE X FF 89 0-0 ① P6		D CU 76 S FF 88 F FF 88 F CU 76 B CU 76 F FF 89 F CU 77 F CU 77 S FF 90 2-3 ① K		X SI 88 0-0 ③ G5-3		4	0	0	0	0	1	3
22 Logan Watkins, L (1, 4) OBP: 0.250, SLG: 0.250		B FF 89 X FF 89 1-0 ② G3		B FF 87 B FF 86 C FF 87 B FF 88 X FF 89 3-1 ② G4-3 1-2		C CU 75 F FF 88 B CH 85 B CU 77 D CU 78 X FF 88 3-2 1-2 2-3 1B		C FC 90 B FF 92 F FC 92 B FC 93 C FC 92 2-3 ① K		4	0	1	0	0	1	1
8 Donnie Murphy, R (1, 6) 13 Starlin Castro, R (9, PH) OBP: 0.281, SLG: 0.354		C FF 90 T SI 86 S CU 79 0-3 ③ K		D CU 78 B FF 87 I IN 54 I IN 55 4-0 IBB		F FF 96 S FF 96 B FF 96 F SL 86 F FF 97 X CU 78 1-2 ② F6		S FC 93 S FC 94 S FC 95 0-3 ② K		2 1	0 0	0 0	0 0	1 0	1 1	3 0
33 Carlos Villanueva, R (1, 1) OBP: 0.172, SLG: 0.172 2 Cole Gillespie, R (6, PH) OBP: 0.325, SLG: 0.286 40 James Russell, L (7, 1) 46 Pedro Strop, R (8, 1) 53 Welington Castillo, R (9, PH) OBP: 0.339, SLG: 0.367			C FF 88 F FF 89 C CU 78 0-3 ① K	C CU 74 T CU 76 X CU 78 0-2 ③ G6-3		C FF 96 B FF 96 C FF 96 B FF 97 X FF 97 2-2 ③ G3		B FC 93 B FC 93 C FC 90 C FC 93 B FC 93 F FC 94 S FC 93 3-3 ③ K		2 1 0 0 1	0 0 0 0 0	0 0 0 0 0	0 0 0 0 0	1 0 0 0 1	2 3 0 0 0	2 3 0 0 0
Inning Stats	R: 0 E: 0 K: 0 S: 11 H: 1 LOB: 2 BB: 1 P: 18	R: 0 E: 0 K: 1 S: 5 H: 0 LOB: 0 BB: 0 P: 7	R: 0 E: 0 K: 2 S: 15 H: 2 LOB: 2 BB: 0 P: 17	R: 0 E: 0 K: 0 S: 8 H: 1 LOB: 2 BB: 1 P: 15	R: 0 E: 0 K: 1 S: 12 H: 0 LOB: 0 BB: 0 P: 19	R: 0 E: 0 K: 1 S: 22 H: 3 LOB: 3 BB: 0 P: 33	R: 0 E: 0 K: 2 S: 10 H: 0 LOB: 0 BB: 0 P: 11	R: 0 E: 0 K: 0 S: 4 H: 0 LOB: 0 BB: 0 P: 5	R: 0 E: 0 K: 3 S: 10 H: 0 LOB: 0 BB: 0 P: 15	1B: 6 2B: 1 3B: 0 HR: 0	SF: 0 SAC: 0 DP: 0 HBP: 0			WP: 0 PB: 0 SB: 0 CS: 0	PA: 36	

PITCHER		IP	WLS	BF	H	R	ER	SO	BB	IBB	HBP	BLK	WP	HR	S	P	ERA	WHIP
59 Stephen Fife, R ERA: 2.47	(1, 1)	5.1	W	25	7	0	0	5	1	1	0	0	0	0	65	98	0.00	1.500
44 Chris Withrow, R ERA: 2.51	(6, 1)	1.2	H	5	0	0	0	2	0	0	0	0	0	0	18	22	0.00	0.000
56 J.P. Howell, L ERA: 2.17	(8, 1)	1.0	H	3	0	0	0	0	0	0	0	0	0	0	4	5	0.00	0.000
74 Kenley Jansen, R ERA: 2.04	(9, 1)	1.0	S	3	0	0	0	3	0	0	0	0	0	0	10	15	0.00	0.000

PITCHER	IP	WLS	BF	H	R	ER	SO	BB	IBB	HBP	BLK	WP	HR	S	P	ERA	WHIP

BOTTOM

Los Angeles Dodgers @ Chicago Cubs

Wrigley Field, Chicago, IL

Sun Aug 04 2013, 1:26 PM - 4:30 PM CDT

Att. 38,409 - Partly Cloudy - 66 F

livebaseballscorecards.com

AB	34
R	0
H	7
RBI	0
BB	2
SO	10
LOB	19

Batter	1	2	3	4	5	6	7	8	9	AB	R	H	RBI	BB	SO	LOB
9 David DeJesus, L (1, 8) OBP: 0.328, SLG: 0.440	C SI 90 B CH 84 C CH 81 S CH 82 1-3 **K** ①	C SI 91 C SI 91 C FC 88 0-3 **K** ③		B FC 88 X SI 90 1-0 F8 ③			B SI 96 X SI 96 1-0 G4-3 ②		C FF 91 X FS 87 0-1 19 1B 1-3 2B	5	1	1	0	0	2	0
21 Junior Lake, R (1, 7) OBP: 0.341, SLG: 0.513	S CH 82 B CH 83 B SL 78 C SI 90 B CH 83 X SI 91 3-2 G4-3 ②		B FC 86 C SI 90 B FC 88 F SI 90 F FC 87 X CH 82 2-2 P5 ①		M SI 89 B SI 89 S CH 82 B SI 92 F SI 90 B SI 92 S SI 92 3-3 **K** ①		C SI 98 S SL 87 B SL 87 X SI 98 1-2 1B		C SL 76 C FF 91 S FS 85 0-3 **K** ①	5	0	1	0	0	2	2
44 Anthony Rizzo, L (1, 3) OBP: 0.333, SLG: 0.451	X SI 90 0-0 F8 ③		X CH 82 0-0 HR		B FC 87 F FC 87 F FC 89 F SI 91 B FC 87 B SI 91 X CH 83 3-2 G4-3 ②		B SL 85 B SI 97 C SI 97 X SI 97 2-1 G4-3 ③		C FF 92 B FF 92 B FF 92 S FS 85 F FF 93 C FF 93 2-3 **K** ②	5	1	1	1	0	1	3
19 Nate Schierholtz, L (1, 9) OBP: 0.331, SLG: 0.505		C SI 89 B SI 90 B CH 83 X CH 81 2-1 13 F9 53 FC5 2B	X FC 87 0-0 53 1B 1B		B CH 82 B CH 83 X FC 88 2-0 G5-3 ③			S SI 97 S SI 94 C SI 96 0-3 **K** ①	X FS 87 0-0 13 E 1B 2-H 3-H	5	2	3	2	0	1	0
13 Starlin Castro, R (1, 6) OBP: 0.280, SLG: 0.352		B CH 82 B SI 90 B CH 82 C SI 90 C SI 91 F SI 91 F SI 91 F CH 82 X SI 91 3-2 F9 ① 2-3	F SI 90 X CH 82 0-1 L7 ②			C SI 89 B SI 90 B CH 83 C SI 91 F SI 92 F FC 87 B SI 91 F SI 92 X SI 91 3-2 P3 ①		C FF 92 S SL 83 X SL 81 0-2 53 1B 1B	C FF 92 C FF 92 F FF 93 B FF 91 D FS 86 B FF 93 X FF 91 3-2 E7 53 WP 1-H	5	0	1	0	0	0	2
53 Welington Castillo, R (1, 2) OBP: 0.346, SLG: 0.372		F CH 83 B SI 91 B SI 90 X CH 82 2-1 FC5 15 CI 8 HR 3-H	1 SAFE C FC 86 X SI 90 0-1 1B 1-2			C FC 87 F CH 83 F SI 92 B SI 91 B SI 91 X FC 88 2-2 1B		B SI 93 S FF 93 C SL 82 X FF 94 1-2 1B	B FF 91 B FS 86 B SL 76 B FF 92 4-0 BB 2-3	4	1	3	1	1	0	0
15 Darwin Barney, R (1, 4) OBP: 0.263, SLG: 0.327 56 Héctor Rondón, R (6, 1) 30 Dioner Navarro, S (8, PH) OBP: 0.363, SLG: 0.500 28 Michael Bowden, R (8, 1) 54 Thomas Neal, R (9, PH) OBP: 0.286, SLG: 0.167		B FC 86 C SI 90 F SI 92 1-2 CI 8 HR 1-2	C SI 90 B FC 87 F CH 82 F SI 91 B SI 92 F FC 87 X FC 86 2-2 F9 ③			C SI 90 F FC 87 S CH 84 0-3 **K** ②		S FF 92 F SI 93 S SL 83 0-3 **K** ②	C FF 92 F FF 91 F FF 92 X SL 76 0-2 F7 ③	2 0 1 0 1	1 0 0 0 0	0 0 0 0 0	0 0 0 0 0	0 0 1 0 0	1 0 0 0 0	3 0 2 0 2
8 Donnie Murphy, R (1, 5) OBP: 0.286, SLG: 0.667		B SI 91 C CH 82 S SI 90 F SI 92 X SL 79 1-2 HR 1-H 2-H		C SI 88 S SI 89 B SI 90 X SI 90 1-2 G4-3 ①		X SI 91 0-0 F8 ③		C FF 94 F FF 95 S FF 96 0-3 **K** ③		4	1	1	3	0	1	3
36 Edwin Jackson, R (1, 1) OBP: 0.103, SLG: 0.105 22 Logan Watkins, L (6, 4) OBP: 0.333, SLG: 0.333		X SI 91 0-0 F7 ②		C SI 90 S CH 80 B CH 82 X SI 91 1-2 G3-1 ②			B SI 94 C SI 95 L SI 95 B SL 86 B SI 98 S SI 96 3-3 **K** ①		F FF 91 B FF 90 X FF 91 1-1 9 2B 19 1B 1B	2 2	0 1	0 1	0 0	0 0	0 1	0 0
Inning Stats	R: 0 E: 0 K: 1 S: 7 H: 0 LOB: 0 BB: 0 P: 11	R: 4 E: 1 K: 1 S: 20 H: 2 LOB: 0 BB: 0 P: 29	R: 1 E: 0 K: 0 S: 15 H: 3 LOB: 2 BB: 0 P: 19	R: 0 E: 0 K: 0 S: 7 H: 0 LOB: 0 BB: 0 P: 10	R: 0 E: 0 K: 1 S: 9 H: 0 LOB: 0 BB: 0 P: 17	R: 0 E: 0 K: 1 S: 14 H: 1 LOB: 1 BB: 0 P: 19	R: 0 E: 0 K: 1 S: 9 H: 1 LOB: 1 BB: 0 P: 16	R: 0 E: 0 K: 3 S: 15 H: 2 LOB: 2 BB: 0 P: 16	R: 3 E: 1 K: 2 S: 20 H: 3 LOB: 2 BB: 1 P: 30	1B: 8 2B: 2 3B: 0 HR: 2 SF: 0 SAC: 0 DP: 0 HBP: 0						

PITCHER		IP	WLS	BF	H	R	ER	SO	BB	IBB	HBP	BLK	WP	HR	S	P	ERA	WHIP
38 Kyle Kendrick, R ERA: 4.36	(1, 1)	6.0	W	26	6	5	4	4	0	0	0	0	0	2	72	105	6.00	1.000
63 Jake Diekman, L ERA: 3.54	(7, 1)	1.1	H	5	1	0	0	2	0	0	0	0	0	0	12	19	0.00	0.750
30 Justin De Fratus, R ERA: 4.23	(8, 1)	0.2	H	4	2	0	0	2	0	0	0	0	0	0	12	13	0.00	3.000
58 Jonathan Papelbon, R ERA: 2.82	(9, 1)	1.0		8	3	3	2	2	1	0	0	0	1	0	20	30	18.00	4.000

PITCHER	IP	WLS	BF	H	R	ER	SO	BB	IBB	HBP	BLK	WP	HR	S	P	ERA	WHIP

TOP

Chicago Cubs @ Philadelphia Phillies

Citizens Bank Park, Philadelphia, PA

Tue Aug 06 2013, 7:10 PM - 10:29 PM EDT

Att. 36,841 - Cloudy - 72 F

livebaseballscorecards.com

AB	41
R	8
H	12
RBI	7
BB	1
SO	10
LOB	17

WP: 1 PA: 43
PB: 0
SB: 0
CS: 0

BOTTOM

Chicago Cubs @ Philadelphia Phillies

Citizens Bank Park, Philadelphia, PA

Tue Aug 06 2013, 7:10 PM - 10:29 PM EDT

Att. 36,841 - Cloudy - 72 F

livebaseballscorecards.com

Batter	1	2	3	4	5	6	7	8	9	AB	R	H	RBI	BB	SO	LOB
10 Michael Young, R (1, 3) OBP: 0.342, SLG: 0.406	C FF 92 B FF 94 X SI 95 1-1 26 1B 2B	B SI 94 S SL 87 S SL 87 C SL 88 1-3 ③ K 1-2			B CU 76 C SL 84 F SL 85 B SL 87 F FF 95 B SL 87 B FF 94 4-2 26 3B BB	B SL 78 B FF 92 B SI 94 C FF 94 X SI 94 3-1 2-H 2B				3	2	2	1	1	1	1
26 Chase Utley, L (1, 4) OBP: 0.336, SLG: 0.505	X SI 94 0-0 11 FC4 2-H 1B		B SI 92 C SI 94 C SL 84 B SL 86 X SI 94 2-2 11 1B 9 G6-3 1B		B SI 93 1 SAFE X SI 93 1-0 9 G3 1-H 3B	C SI 94 B FF 90 F FF 90 S SL 78 1-3 ③ K				4	2	3	2	0	1	1
11 Jimmy Rollins, S (1, 6) OBP: 0.310, SLG: 0.348	B SL 84 X FF 94 1-0 ① FC4 9 1B 1-2f		F FF 95 X SL 84 0-1 9 G6-3 18 2B 1-3 1B		F SL 86 B FF 93 X FF 94 1-1 ① G4-3		C FF 89 X FF 90 0-1 ① F8			4	1	1	0	0	0	2
9 Domonic Brown, L (1, 7) OBP: 0.315, SLG: 0.528	1 SAFE B SI 94 1 SAFE F FF 93 1 SAFE B SI 93 D CH 87 S SI 93 X SI 94 3-2 18 L6-3 1-3 1B		C FF 96 1 SAFE B SI 94 1 SAFE S SL 86 D SL 87 B SL 85 X SI 94 3-2 ① G6-3 1-3 3-H		B SL 86 B SL 85 F SL 85 X SI 94 2-1 ② G3 3-H		F SI 94 B FF 90 C SI 94 B SL 77 X SI 93 2-2 ② F8			4	0	1	2	0	0	1
18 Darin Ruf, R (1, 9) OBP: 0.417, SLG: 0.543 7 Michael Martinez, S (9, 8) OBP: 0.091, SLG: 0.091	D SL 86 X FF 94 1-0 ②③ L6-3 1-1		C SL 87 F SL 87 D SL 88 X SI 94 1-2 ② 3-H 2B		B FF 92 B CU 76 F SL 85 B FF 94 X FF 93 3-1 HR		C SI 93 X SL 78 0-1 ③ G5-3			4 0	1 0	2 0	2 0	0 0	0 0	2 0
15 John Mayberry Jr., R (1, 8) OBP: 0.304, SLG: 0.425 (9, 9)		B FF 94 C SI 94 X SL 86 1-1 ① G1-3	C SI 95 B SL 88 X FF 95 1-1 ③ F9		F FF 95 S SL 85 B SL 86 B FF 93 B SL 86 X FF 93 3-2 ③ G3-1			C FF 91 B SL 86 F FF 92 S FF 92 1-3 ① K		4	0	0	0	0	1	0
25 Cody Asche, L (1, 5) OBP: 0.227, SLG: 0.200		F FF 95 F SI 93 B SL 86 B SL 85 F FF 94 F SI 94 B SL 86 X FF 93 3-2 38 1B 2B		B SI 93 B FF 90 B SI 94 B SI 92 4-1 51 G5-4-3 BB		B SI 93 B FF 90 S FF 93 X SI 93 2-1 51 SH3-4 10 2B 1B		F SI 91 B FS 84 C FF 91 B FS 86 F FF 91 X FF 92 2-2 ② F8		3	2	2	0	1	0	0
51 Carlos Ruiz, R (1, 2) OBP: 0.308, SLG: 0.329		B CU 79 B FF 95 X FF 94 2-0 ② G5-3		B SL 84 X FF 91 1-0 ①② G5-4-3 1-2f		B FF 91 X SI 90 1-0 ① SH3-4 1-2		S SL 87 X FF 92 0-1 HR		3	1	1	1	0	0	2
38 Kyle Kendrick, R (1, 1) OBP: 0.174, SLG: 0.182 3 Delmon Young, R (6, PH) OBP: 0.304, SLG: 0.491 63 Jake Diekman, R (7, 1) 30 Justin De Fratus, S (8, 1) 28 Kevin Frandsen, R (8, PH) OBP: 0.344, SLG: 0.374 58 Jonathan Papelbon, R (9, 1)		X SI 95 0-0 10 WP 2-H 1B		C FF 94 C FF 94 B SL 86 B SL 86 S FF 93 2-3 ③ K		B SI 91 B FF 94 X SI 94 2-0 ② G6-3		C SI 91 C FF 92 B FF 92 X SI 92 1-2 ③ F9		2 1 0 0 1 0	0 0 0 0 0 0	1 0 0 0 0 0	1 0 0 0 0 0	0 0 0 0 0 0	1 0 0 0 0 0	0 1 0 0 0 0
Inning Stats	R: 1 E: 0 K: 0 S: 8 H: 3 LOB: 1 BB: 0 P: 14	R: 1 E: 0 K: 1 S: 12 H: 2 LOB: 1 BB: 0 P: 19	R: 2 E: 0 K: 0 S: 13 H: 3 LOB: 0 BB: 0 P: 20	R: 0 E: 0 K: 1 S: 5 H: 0 LOB: 0 BB: 1 P: 12	R: 3 E: 0 K: 0 S: 13 H: 2 LOB: 0 BB: 1 P: 27	R: 1 E: 0 K: 1 S: 9 H: 2 LOB: 1 BB: 0 P: 18	R: 0 E: 0 K: 0 S: 7 H: 0 LOB: 0 BB: 0 P: 9	R: 1 E: 0 K: 1 S: 12 H: 1 LOB: 0 BB: 0 P: 16		1B: 6 2B: 5 3B: 1 HR: 2 SF: 0 SAC: 1 DP: 2 HBP: 0					WP: 1 PB: 0 SB: 1 CS: 0 PA: 36	

	AB	33
	R	9
	H	13
	RBI	9
	BB	2
	SO	4
	LOB	10

PITCHER		IP	WLS	BF	H	R	ER	SO	BB	IBB	HBP	BLK	WP	HR	S	P	ERA	WHIP
36 Edwin Jackson, R ERA: 4.96	(1, 1)	5.0	L	24	10	7	7	2	2	0	0	0	1	1	51	92	12.60	2.400
56 Héctor Rondón, R ERA: 5.92	(6, 1)	2.0		8	2	1	1	1	0	0	0	0	0	0	16	27	4.50	1.000
28 Michael Bowden, R ERA: 3.95	(8, 1)	1.0		4	1	1	1	1	0	0	0	0	0	1	12	16	9.00	1.000

PITCHER	IP	WLS	BF	H	R	ER	SO	BB	IBB	HBP	BLK	WP	HR	S	P	ERA	WHIP

Batter	1	2	3	4	5	6	7	8	9	AB	R	H	RBI	BB	SO	LOB
21 Junior Lake, R (1, 8) (7, 7) OBP: 0.349, SLG: 0.512	X FF 91 0-0 13 G6-4-3 1B		B CU 78 C CH 83 X FF 93 1-1 ② F8		X FF 92 0-0 1-2 3-H 1B			S SL 84 C SL 85 B SL 87 F FF 95 B SL 87 S SL 88 2-3 ① K		4	0	2	1	0	1	0
15 Darwin Barney, R (1, 4) OBP: 0.260, SLG: 0.323	C FF 91 C FF 92 S FF 93 0-3 ① K		X FF 92 0-0 ③ G6-3		C CH 82 F FC 89 C FC 89 0-3 ③ K			B SI 95 X SI 95 1-0 ② F8		4	0	0	0	0	2	3
13 Starlin Castro, R (1, 6) OBP: 0.280, SLG: 0.351	1 SAFE F FF 93 B FF 93 X CH 84 1-1 ② ③ G6-4-3 1-2f			C CH 83 F FF 92 X CU 78 0-2 30 G5-4-3 1B		S FF 90 C CU 76 X CH 82 0-2 ① G5-3		C SL 85 X SI 95 0-1 ③ G4-3		4	0	1	0	0	0	1
30 Dioner Navarro, S (1, 2) OBP: 0.356, SLG: 0.490 53 Welington Castillo, R (7, 2) OBP: 0.348, SLG: 0.372		B FF 91 B FC 88 F FF 91 C CH 84 X FF 93 2-2 E7 54 FC6-4		1 SAFE 1 SAFE C FC 88 B FF 89 C FF 93 D CU 80 X CH 85 2-2 ① ② G5-4-3 1-2f		F FF 91 B FF 92 S FC 89 F CU 78 X FF 92 1-2 ② P2			B SL 84 F FF 94 B SL 86 B SI 95 F SI 92 D SI 93 4-2 9 S 8 HR BB	3 0	0 1	0 0	0 0	0 1	0 0	1 0
54 Thomas Neal, R (1, 7) OBP: 0.235, SLG: 0.133 9 David DeJesus, L (7, 8) OBP: 0.327, SLG: 0.438		F FF 93 C FF 93 F FC 90 X CH 83 0-2 ① FC6-4 1 F7 1-2f		B FF 91 F FF 92 F FC 88 F CU 80 F FF 92 X FC 89 1-2 ③ G4-3		B CH 83 X CH 83 1-0 ③ G6-3			B FF 95 B FF 93 B FF 94 C SI 93 S FF 92 T FF 94 3-2 ① K 1-2	3 1	0 0	0 0	0 0	0 1	0 1	1 1
1 Cody Ransom, R (1, 3) OBP: 0.300, SLG: 0.450		B CH 84 S CH 83 X CH 84 1-1 ② F7 1-2			X FF 89 0-0 37 FC4-6 21 1B 2B		B FC 86 X CH 82 1-0 ① G5-3		B SL 86 D SL 85 C SL 84 B FF 96 B SL 84 4-1 2 BB BB	3	1	1	0	1	0	1
2 Cole Gillespie, R (1, 9) OBP: 0.318, SLG: 0.263		B CH 84 X FF 92 1-0 ③ F9			B FC 87 X CH 82 1-0 ① G5-3		C FF 90 B FF 92 F CH 83 B FF 91 F SI 91 X FF 90 2-2 ② L6		B SL 84 D SL 82 B FF 95 1 SAFE C SI 94 B FF 94 4-1 ② 8 HR 1-2 BB	3	1	0	0	1	0	2
8 Donnie Murphy, R (1, 5) OBP: 0.545, SLG: 1.556			B FF 92 B FF 91 X FF 92 2-0 HR		S FC 87 S FF 92 B FC 89 H FC 90 2-2 37 FC4-6 HBP		X FF 91 0-0 2B		B FF 94 B FF 93 F FF 93 B FF 93 X FF 93 3-1 1-H 2-H HR	3	2	3	4	0	0	0
37 Travis Wood, R (1, 1) OBP: 0.296, SLG: 0.489 51 Matt Guerrier, R (7, 1) 40 James Russell, L (7, 1) 46 Pedro Strop, R (8, 1) 44 Anthony Rizzo, L (9, PH) OBP: 0.352, SLG: 0.450 63 Kevin Gregg, R (9, 1)			S FF 90 F FF 92 X FF 93 0-2 ① G6-3		F FF 91 X CH 84 0-1 ② FC4-6 21 1B 1-2f 2-3		D CU 76 S CH 82 B FF 91 S FF 92 S CH 84 2-3 ③ K		C SL 82 B SI 93 C SL 83 X FF 94 1-2 ③ L7	3 0 0 0 1 0	0 0 0 0 0 0	0 0 0 0 0 0	0 0 0 0 0 0	1 0 0 0 0 0	3 0 0 0 0 0	3 0 0 0 0 0
Inning Stats	R: 0 E: 0 K: 1 S: 6 H: 1 LOB: 0 BB: 0 P: 7	R: 0 E: 1 K: 0 S: 10 H: 0 LOB: 1 BB: 0 P: 14	R: 1 E: 0 K: 0 S: 7 H: 1 LOB: 0 BB: 0 P: 10	R: 0 E: 0 K: 0 S: 11 H: 1 LOB: 0 BB: 0 P: 14	R: 1 E: 0 K: 1 S: 10 H: 2 LOB: 2 BB: 0 P: 13	R: 0 E: 0 K: 0 S: 8 H: 0 LOB: 0 BB: 0 P: 10	R: 0 E: 0 K: 1 S: 9 H: 1 LOB: 1 BB: 0 P: 14	R: 0 E: 0 K: 1 S: 7 H: 0 LOB: 0 BB: 0 P: 10	R: 3 E: 0 K: 1 S: 12 H: 1 LOB: 0 BB: 3 P: 31	1B: 3 2B: 2 3B: 0 HR: 2 SF: 0 SAC: 0 DP: 2 HBP: 1						

TOP

Chicago Cubs @ Philadelphia Phillies

Citizens Bank Park, Philadelphia, PA

Wed Aug 07 2013, 7:08 PM - 10:17 PM EDT

Att. 36,171 - Cloudy - 75 F

livebaseballscorecards.com

AB	32
R	5
H	7
RBI	5
BB	3
SO	5
LOB	13

WP: 0 PA: 36
PB: 0
SB: 1
CS: 0

PITCHER		IP	WLS	BF	H	R	ER	SO	BB	IBB	HBP	BLK	WP	HR	S	P	ERA	WHIP
35 Cole Hamels, L ERA: 3.81	(1, 1)	7.0		27	6	2	2	3	0	0	1	0	0	1	61	82	2.57	0.857
57 Luis García, R ERA: 3.75	(8, 1)	1.2	L	7	0	2	2	2	3	0	0	0	0	0	14	32	10.80	1.800
30 Justin De Fratus, R ERA: 4.5	(9, 1)	0.1		2	1	1	1	0	0	0	0	0	0	1	5	9	27.00	3.000

PITCHER		IP	WLS	BF	H	R	ER	SO	BB	IBB	HBP	BLK	WP	HR	S	P	ERA	WHIP

Batter	1	2	3	4	5	6	7	8	9	AB	R	H	RBI	BB	SO	LOB
10 Michael Young, R (1, 5) OBP: 0.343, SLG: 0.404	C SI 89 B SI 89 C SI 89 F FC 88 B CH 81 F FC 88 F FF 91 F CH 82 T FF 92 2-2 ① **K**		B CU 69 B SI 90 C FC 87 F FC 87 T FF 91 2-2 ② **K**		X FC 88 0-0 28 1B 1B		B FC 87 D SI 91 B SI 90 B FF 89 4-0 11 BB 28 1B 1-2 BB		C FF 92 C CU 81 B CU 79 B FS 84 F FF 91 S FC 87 2-3 ② **K**	4	0	1	0	1	3	0
28 Kevin Frandsen, R (1, 4) OBP: 0.348, SLG: 0.378 57 Luis García, R (8, 1) 30 Justin De Fratus, S (9, 1) 25 Cody Asche, L (9, PH) OBP: 0.217, SLG: 0.190	F FF 90 F FF 88 B SL 74 X FC 88 1-2 ② **G5-3**		B CU 70 X FC 87 1-0 ③ **G6-3**		X CH 81 0-0 1-2 1B		B FC 85 S FF 89 X FC 84 1-1 ② 11 BB 1-2 2-H 1B		B CU 79 X FF 91 1-0 ③ **P6**	4 0 0 1	0 0 0 0	2 0 0 0	0 0 0 0	0 0 0 0	0 0 0 0	0 0 0 0
11 Jimmy Rollins, S (1, 6) OBP: 0.312, SLG: 0.348	B FF 90 F CH 80 B FF 88 X SI 90 2-1 ③ **F9**			B FC 86 F FC 86 X FC 88 1-1 9 BB 1B	C SI 89 B FC 87 F FF 90 F FF 92 B CU 73 B FC 86 X FF 91 3-2 ③ **F7**		B CU 73 B CU 73 S CH 85 C CH 80 B FC 84 F CH 80 F CH 86 B CH 80 4-2 9 FC6 1-2 2-3 BB			3	0	1	0	1	0	2
9 Domonic Brown, L (1, 7) OBP: 0.317, SLG: 0.534		X FC 86 0-0 HR		S FF 89 F FF 90 B FF 87 F FF 90 1 SAFE B FC 87 B FC 87 B FF 89 4-2 1-2 BB	C SL 76 F SI 88 S FF 88 0-3 ① **K**		F SL 82 S CU 83 B SL 84 B CU 75 X FC 89 2-2 ③ **FC6** 1-2f			3	1	1	1	1	1	3
18 Darin Ruf, R (1, 3) OBP: 0.400, SLG: 0.518		C SI 88 B FC 86 X FC 87 1-1 ① **G5-3**		B SI 90 S SI 89 F CH 80 F FC 86 B SL 80 F FC 88 T FF 91 2-2 ① **K**		B CH 78 B CH 77 X SI 90 2-0 ② **F8**		B SL 81 B SI 95 B SI 94 C SI 94 F SI 96 S SI 96 3-3 ① **K**		4	0	0	0	0	2	2
3 Delmon Young, R (1, 9) OBP: 0.303, SLG: 0.399		X SI 90 0-0 15 FC4-6 1B		S FC 87 C FC 87 B FF 88 T FF 88 1-2 ② **K**		F FC 86 S FC 87 B FF 90 X FF 90 1-2 ③ **F9**		S SI 96 F SI 95 B FF 94 B SI 97 S SL 84 2-3 ② **K**		4	0	1	0	0	2	2
15 John Mayberry Jr., R (1, 8) OBP: 0.307, SLG: 0.427	C SI 88 F FC 86 X FC 85 0-2 ② **FC4-6** 1-2f			F CH 80 X FF 88 0-1 ③ **F7**			C FC 86 X FC 85 0-1 31 F9 26 1B 2B	B SI 97 B SI 96 B SI 96 B SI 95 4-0 BB		3	1	1	0	1	0	3
31 Erik Kratz, R (1, 2) OBP: 0.280, SLG: 0.403	F FC 86 B FC 87 B CH 80 X FC 87 2-1 ③ **F7**				B CU 70 B SI 90 C FC 87 F FC 87 X FF 91 2-2 ① **L9**		C CU 69 F FC 84 X FF 86 0-2 ① **F9** 2-3	1 SAFE C SI 96 S SL 83 1 SAFE 1 SAFE D SL 85 S SL 84 1-3 ③ **K**		4	0	0	0	0	1	3
35 Cole Hamels, L (1, 1) OBP: 0.179, SLG: 0.184 51 Carlos Ruiz, R (7, PH) OBP: 0.308, SLG: 0.329 26 Chase Utley, L (7, PH) OBP: 0.337, SLG: 0.505 (8, 4)			C FF 89 F FF 88 B FF 90 C FF 90 1-3 ① **K**		C FF 89 B FF 89 F FF 89 S FC 88 1-3 ② **K**		B CU 77 F SI 91 F CH 84 X CU 79 1-2 10 BB 28 1B 3-H 1B		C FF 90 B FS 84 B CU 79 X FF 91 2-1 ① **F8**	2 0 2	0 0 0	0 0 1	0 0 1	0 0 0	2 0 0	0 0 0
Inning Stats	R: 0 E: 0 K: 1 S: 12 H: 0 LOB: 0 BB: 0 P: 17	R: 1 E: 0 K: 0 S: 9 H: 2 LOB: 1 BB: 0 P: 12	R: 0 E: 0 K: 2 S: 7 H: 0 LOB: 0 BB: 0 P: 11	R: 0 E: 0 K: 2 S: 15 H: 1 LOB: 2 BB: 1 P: 23	R: 0 E: 0 K: 1 S: 12 H: 2 LOB: 2 BB: 0 P: 18	R: 0 E: 0 K: 1 S: 7 H: 0 LOB: 0 BB: 0 P: 10	R: 1 E: 0 K: 0 S: 17 H: 3 LOB: 3 BB: 2 P: 29	R: 0 E: 0 K: 3 S: 9 H: 0 LOB: 1 BB: 1 P: 19	R: 0 E: 0 K: 1 S: 7 H: 0 LOB: 0 BB: 0 P: 12	1B: 6 2B: 1 3B: 0 HR: 1	SF: 0 SAC: 0 DP: 0 HBP: 0		WP: 0 PB: 0 SB: 0 CS: 0	PA: 38			

BOTTOM

Chicago Cubs @ Philadelphia Phillies

Citizens Bank Park, Philadelphia, PA

Wed Aug 07 2013, 7:08 PM - 10:17 PM EDT

Att. 36,171 - Cloudy - 75 F

livebaseballscorecards.com

AB	34
R	2
H	8
RBI	2
BB	4
SO	11
LOB	15

PITCHER		IP	WLS	BF	H	R	ER	SO	BB	IBB	HBP	BLK	WP	HR	S	P	ERA	WHIP
37 Travis Wood, L ERA: 3.04	(1, 1)	6.1		26	6	2	2	7	1	0	0	0	0	1	67	96	2.84	1.105
51 Matt Guerrier, R ERA: 4.01	(7, 1)	0.1	B	4	2	0	0	0	2	0	0	0	0	0	9	19	0.00	12.000
40 James Russell, L ERA: 2.9	(7, 1)	0.1		1	0	0	0	0	0	0	0	0	0	0	3	5	0.00	0.000
46 Pedro Strop, R ERA: 5.54	(8, 1)	1.0	W	4	0	0	0	3	1	0	0	0	0	0	9	19	0.00	1.000
63 Kevin Gregg, R ERA: 2.91	(9, 1)	1.0	S	3	0	0	0	1	0	0	0	0	0	0	7	12	0.00	0.000

PITCHER	IP	WLS	BF	H	R	ER	SO	BB	IBB	HBP	BLK	WP	HR	S	P	ERA	WHIP

Chicago Cubs @ Philadelphia Phillies

Citizens Bank Park, Philadelphia, PA

Thu Aug 08 2013, 1:07 PM - 4:51 PM EDT

Att. 42,510 - Cloudy - 84 F

livebaseballscorecards.com

Batter	1	2	3	4	5	6	7	8	9	AB	R	H	RBI	BB	SO	LOB
9 David DeJesus, L (1, 8) OBP: 0.329, SLG: 0.435	B FF 94 C FF 94 B CU 74 X FF 94 2-1 ① G3		B CH 85 X FF 94 1-0 21 1B 1B		B FF 92 B FF 90 C FF 91 B FF 91 B FF 90 4-1 44 2B BB		B SI 91 C SI 90 B CH 81 X SI 89 2-1 ① L9		B FF 85 C FF 85 F CU 76 F FF 86 X FF 87 1-2 ① L7	4	0	1	0	1	0	1
21 Junior Lake, R (1, 7) OBP: 0.352, SLG: 0.500	C SL 85 C FF 94 S CU 76 0-3 K 44 G1-3		B FF 93 1 SAFE S SL 84 B SL 84 X FF 93 2-1 1-3 1B		C SL 82 X SL 81 0-1 ① F8		B FF 93 F SI 93 H CH 81 2-1 44 FC6-4 1-2 HBP		C CU 76 B FF 86 B FF 86 C SI 87 F SI 87 B CU 77 S CU 75 3-3 ② K	4	0	1	0	0	2	1
44 Anthony Rizzo, L (1, 3) OBP: 0.331, SLG: 0.450	F FF 94 X CH 85 0-1 ② G1-3 1-2		X FF 91 0-0 ③ F8		C FF 91 D CU 72 B SL 84 B FF 92 C FF 91 F FF 93 X FF 92 3-2 1-3 2B		X CH 80 0-0 ② FC6-4 1-2f 2-3		B CU 75 B CU 76 C SI 87 X FF 87 2-1 ③ F7	5	0	1	0	0	0	5
19 Nate Schierholtz, L (1, 9) OBP: 0.330, SLG: 0.511	B CU 75 C CU 75 F FF 93 F FF 94 F CU 76 B SL 87 S FF 94 2-3 ③ K			C FF 92 B CH 84 B FF 92 X FF 92 2-1 HR	X FF 93 0-0 ② P5		B FF 93 C CH 81 B FF 94 S SL 84 F SL 84 B CH 81 S CH 79 3-3 ③ K			4	1	1	1	0	2	5
8 Donnie Murphy, R (1, 5) OBP: 0.467, SLG: 1.231		B FF 93 C SL 85 X FF 93 1-1 ① P4		B SL 85 F FF 94 F SL 86 F FF 94 B CU 75 F SL 84 X FF 94 2-2 ① P4	B FF 90 X FF 92 1-0 ③ P5			C FF 90 B CH 79 B FF 89 X FF 89 2-1 13 1B 2B		4	0	1	0	0	0	2
53 Welington Castillo, R (1, 2) OBP: 0.347, SLG: 0.368		B FF 93 C FF 93 X FF 94 1-1 ② F9		B FF 93 B SL 84 B FF 91 C FF 91 B FF 94 4-1 15 FC4-6 13 BB BB		F FF 92 S FF 93 B FF 92 F SL 82 X FF 92 1-2 ① G5-3		C FF 90 S SL 81 X SL 82 0-2 ① G6-3		3	0	0	0	1	0	1
13 Starlin Castro, R (1, 6) OBP: 0.282, SLG: 0.351		B SL 86 C FF 94 B CU 74 C SL 86 F FF 95 S FF 95 2-3 ③ K		D SL 84 B FF 92 B FF 92 B FF 92 4-0 15 FC4-6 1-2 BB		C FF 93 B CH 81 F SL 84 B FF 95 S SI 92 2-3 ② K		B FF 88 B FF 89 C FF 90 F SL 82 B FF 90 X FF 90 3-2 2-3 1B		3	0	1	0	1	2	0
15 Darwin Barney, R (1, 4) OBP: 0.258, SLG: 0.320 56 Héctor Rondón, R (6, 1) 2 Cole Gillespie, R (8, PH) OBP: 0.311, SLG: 0.256 28 Michael Bowden, R (8, 1)			B FF 92 C FF 92 B FF 93 F FF 92 B FF 94 X FF 94 3-2 ① P6	C FF 93 B FF 94 F FF 92 F FF 92 X FF 93 2-2 ② FC4-6 1-2f 2-3		C SL 84 X CH 82 0-1 ③ G1-3		B SL 81 S SL 81 B FF 89 C SL 82 S CH 80 2-3 ② K		3 0 1 0	0 0 0 0	0 0 0 0	0 0 0 0	0 0 1 0	0 0 2 0	2 0 2 0
29 Jeff Samardzija, R (1, 1) OBP: 0.116, SLG: 0.190 52 Eduardo Sanchez, R (4, 1) 22 Logan Watkins, L (6, 4) OBP: 0.375, SLG: 0.286			B FF 91 F FF 91 F SL 82 B CU 75 F FF 93 F FF 93 F FF 92 S SL 85 2-3 ② K	C FF 93 B FF 91 X FF 93 1-1 ③ G3			B FF 91 B CH 78 B SI 88 C SI 86 D SI 88 4-1 44 FC6-4 21 HBP BB	B SL 82 X SL 82 1-0 ③ G3		2 0 1	0 0 0	0 0 0	0 0 1	1 0 0	2 0 2	2 0 2
Inning Stats	R: 0 E: 0 K: 2 S: 12 H: 0 LOB: 1 BB: 0 P: 16	R: 0 E: 0 K: 1 S: 8 H: 0 LOB: 0 BB: 0 P: 12	R: 0 E: 0 K: 1 S: 13 H: 2 LOB: 2 BB: 0 P: 21	R: 1 E: 0 K: 0 S: 14 H: 1 LOB: 2 BB: 2 P: 29	R: 0 E: 0 K: 0 S: 9 H: 1 LOB: 2 BB: 1 P: 17	R: 0 E: 0 K: 1 S: 9 H: 0 LOB: 0 BB: 0 P: 12	R: 0 E: 0 K: 1 S: 9 H: 0 LOB: 2 BB: 1 P: 20	R: 0 E: 0 K: 1 S: 12 H: 2 LOB: 2 BB: 0 P: 20	R: 0 E: 0 K: 1 S: 10 H: 0 LOB: 0 BB: 0 P: 16	1B: 3 2B: 2 3B: 0 HR: 1 SF: 0 SAC: 0 DP: 0 HBP: 1						

TOP	
AB	34
R	1
H	6
RBI	1
BB	4
SO	8
LOB	23

WP: 1 PB: 0 SB: 0 CS: 0 PA: 39

PITCHER		IP	WLS	BF	H	R	ER	SO	BB	IBB	HBP	BLK	WP	HR	S	P	ERA	WHIP
49 Ethan Martin, R ERA: 6.75	(1, 1)	5.0	W	23	4	1	1	4	3	0	0	0	1	1	56	95	1.80	1.400
45 Zach Miner, R ERA:	(6, 1)	2.0		8	0	0	0	2	1	0	1	0	0	0	18	32	0.00	0.500
56 Cesar Jimenez, L ERA:	(8, 1)	1.0		5	2	0	0	1	0	0	0	0	0	0	12	20	0.00	2.000
46 Raul Valdes, L ERA: 7.59	(9, 1)	1.0		3	0	0	0	1	0	0	0	0	0	0	10	16	0.00	0.000

PITCHER		IP	WLS	BF	H	R	ER	SO	BB	IBB	HBP	BLK	WP	HR	S	P	ERA	WHIP

Batter	1	2	3	4	5	6	7	8	9	AB	R	H	RBI	BB	SO	LOB
28 Kevin Frandsen, R (1, 3) OBP: 0.338, SLG: 0.364	B FC 92 C FF 93 F SI 92 X FS 81 1-2 G1-3 ①	X SL 87 0-0 FC6-4 ③ 1-2f		D SL 86 C SI 93 D SL 87 X SI 93 2-1 FC1 51 1B 26 2B 2-3	B SL 81 S FF 93 X FF 93 1-1 P3 ③		C FF 93 F SI 95 D SL 79 B FF 92 F SI 94 B SI 92 F FF 95 X SI 94 3-2 F9 ③			5	1	0	0	0	0	4
51 Carlos Ruiz, R (1, 2) OBP: 0.311, SLG: 0.331	C SI 93 B SL 86 F SI 94 C SL 87 1-3 K ②	C SL 84 B SL 86 B SI 94 F SI 94 X SL 86 2-2 F8 ①	X SL 86 0-0 26 2B 9 1B 1-2 3-H 1B			C SL 79 B FF 93 C FF 92 B FF 94 F FF 94 F FF 94 X FF 94 2-2 L9 ①		B FF 92 C FF 92 C SL 85 B SL 87 X FF 92 2-2 4 HR 1B		5	2	2	1	0	1	0
26 Chase Utley, L (1, 4) OBP: 0.342, SLG: 0.513 4 John McDonald, R (7, 4) OBP: 0.179, SLG: 0.176	C SI 94 B FC 92 C SI 95 B SI 95 F SI 95 F SI 95 F FS 82 F SI 95 B FS 82 3-2 X FF 84 G6-3 ③		B SL 87 F SI 94 F SI 94 X SL 82 1-2 18 HR 2B	B SL 86 B SI 93 F SI 94 X SI 95 2-1 9 1B 1-3 2-H 2B		B FF 92 C SL 80 F FF 94 F FF 93 B SL 82 F SL 82 B FF 93 F FF 92 F FF 92 4-2 B SI 92 9 BLK BB		C FF 92 B SL 86 B FF 92 X FF 92 2-1 1-H HR		3 1	2 1	2 1	1 2	1 0	0 0	0 0
9 Domonic Brown, L (1, 7) OBP: 0.316, SLG: 0.530		F FC 93 X SI 94 0-1 G3-1 ①	B SI 92 B SI 92 X SI 94 2-0 L9 ②	B FS 83 B SI 94 B FS 82 F SI 94 X SI 94 3-1 25 HR 1B 2-H 3-H		C FF 91 F FF 92 D SL 81 1-3 K ② 1-2		F FS 84 S FS 85 B SL 86 B FF 92 X FS 85 2-2 G4-3 ①		5	1	1	2	0	1	2
18 Darin Ruf, R (1, 9) OBP: 0.410, SLG: 0.551		C SI 94 F SI 93 B FC 89 B SI 95 B SL 87 X SI 95 3-2 25 2B 15 1B 1B	C SI 93 C SL 86 X SI 94 0-2 2-H HR	B FF 86 C FF 88 F SL 76 F SL 76 S FF 88 1-3 K ②		S SL 81 D SL 82 S FF 93 B SL 82 B SL 82 B FF 92 4-2 BB		B FF 88 X SL 86 1-0 L9 ②		4	2	2	2	1	1	1
25 Cody Asche, L (1, 5) OBP: 0.286, SLG: 0.423		X SI 94 0-0 15 1B 7 1B 1-3 2B	X SI 96 0-0 1B	D CH 78 X SI 87 1-0 1-H HR		B FF 92 F SI 94 B FF 93 X FF 95 2-1 G6-3 ③		X FF 91 0-0 F8 ③		5	2	3	2	0	0	2
15 John Mayberry Jr., R (1, 8) OBP: 0.306, SLG: 0.425		B SI 94 F SI 94 D SL 86 F SI 94 B FS 83 F SL 87 X FS 83 3-2 7 1B 2-3 3-H 1B	C SL 86 B SI 95 F FF 95 1 SAFE C SL 87 1-3 K ③	C FF 91 C SL 79 X SL 79 0-2 L8 ③			C FF 96 B FF 96 B FF 95 S FF 94 F FF 95 F SL 82 S FF 91 2-3 K ①			4	0	1	1	0	2	1
7 Michael Martinez, S (1, 6) OBP: 0.200, SLG: 0.200		L SL 87 F SI 94 B SL 82 B SI 95 B SI 94 F SI 95 X SI 93 3-2 28 FC6-4 1-3 3-H 1B		F SI 93 B FS 82 X SI 94 1-1 28 FC1 49 SH1-4 51 1B 1B	X FF 90 0-0 F7 ①		B SI 94 B FF 91 C FF 95 X SI 95 2-1 G5-3 ②			4	1	2	1	0	0	0
49 Ethan Martin, R (1, 1) 3 Delmon Young, R (5, PH) OBP: 0.302, SLG: 0.397 45 Zach Miner, R (6, 1) 31 Erik Kratz, R (7, PH) OBP: 0.284, SLG: 0.403 56 Cesar Jimenez, L (8, 1) 46 Raul Valdes, L (9, 1) OBP: 0.333, SLG: 0.667		1 SAFE L SI 93 L SL 85 L SL 85 0-3 K ②		X FC 90 0-0 SH1-4 ① 1-2	C FF 91 S FF 93 B FF 94 S FF 94 1-3 K ②		B SL 82 S FF 95 B FF 96 F FF 95 B SI 95 F SI 97 B SI 96 4-2 BB			1 1 0 0 0 0 0	0 0 0 0 0 0 0	0 0 0 0 0 0 0	0 0 0 0 1 0 0	0 0 0 0 0 0 0	1 0 0 0 0 0 0	2 0 0 0 0 0 0
Inning Stats	R: 0 E: 0 K: 1 S: 13 H: 0 LOB: 0 BB: 0 P: 18	R: 2 E: 0 K: 1 S: 18 H: 4 LOB: 2 BB: 0 P: 27	R: 2 E: 0 K: 1 S: 14 H: 3 LOB: 1 BB: 0 P: 20	R: 6 E: 0 K: 1 S: 18 H: 5 LOB: 0 BB: 0 P: 28	R: 0 E: 0 K: 1 S: 6 H: 0 LOB: 0 BB: 0 P: 8	R: 0 E: 0 K: 1 S: 18 H: 0 LOB: 2 BB: 2 P: 31	R: 0 E: 0 K: 1 S: 15 H: 0 LOB: 1 BB: 1 P: 26	R: 2 E: 0 K: 0 S: 10 H: 2 LOB: 0 BB: 0 P: 17		1B: 8 2B: 3 3B: 0 HR: 3 SF: 0 SAC: 1 DP: 0 HBP: 0			WP: 0 PB: 0 SB: 0 CS: 0 PA: 42	

PITCHER	IP	WLS	BF	H	R	ER	SO	BB	IBB	HBP	BLK	WP	HR	S	P	ERA	WHIP
29 Jeff Samardzija, R (1, 1) ERA: 4.23	3.1	L	22	11	9	9	3	0	0	0	0	0	1	55	83	24.30	3.300
52 Eduardo Sanchez, R (4, 1) ERA: 3.38	2.1		10	1	1	1	3	2	0	0	1	0	1	30	45	3.86	1.286
56 Héctor Rondón, R (6, 1) ERA: 5.72	1.1		5	0	0	0	1	1	0	0	0	0	0	17	30	0.00	0.750
28 Michael Bowden, R (8, 1) ERA: 4.45	1.0		5	2	2	2	0	0	0	0	0	0	1	10	17	18.00	2.000

PITCHER	IP	WLS	BF	H	R	ER	SO	BB	IBB	HBP	BLK	WP	HR	S	P	ERA	WHIP

BOTTOM

Chicago Cubs @ Philadelphia Phillies

Citizens Bank Park, Philadelphia, PA

Thu Aug 08 2013, 1:07 PM - 4:51 PM EDT

Att. 42,510 - Cloudy - 84 F

livebaseballscorecards.com

AB	38
R	12
H	14
RBI	12
BB	3
SO	7
LOB	12

Batter	1	2	3	4	5	6	7	8	9	AB	R	H	RBI	BB	SO	LOB
21 Junior Lake, R (1, 7) OBP: 0.354, SLG: 0.489	S SI 92 C SI 92 B FF 95 B FF 90 B SI 92 X SL 89 3-2 ① F7		B CU 79 B SL 89 B FF 93 C FF 93 B SI 92 4-1 2 G1-6-3 BB		1 SAFE 1 SAFE 1 SAFE F SL 88 B SL 88 B SI 92 B SL 88 1 SAFE X FF 93 3-1 ③ P4		B SL 88 B SL 88 B SL 86 F SL 88 X SL 87 3-1 ③ 44 1B 1-3 2-H 1B	B SI 89 F SI 90 X SI 90 1-1 ③ F9		4	1	1	1	1	0	4
2 Cole Gillespie, R (1, 9) OBP: 0.300, SLG: 0.233	B FF 93 B FF 93 C FF 94 S SI 94 S FF 94 2-3 ② K		B SI 92 B FF 94 F SI 93 B SL 87 C SI 93 X SI 94 3-2 ②③ G1-6-3 1-2f			C CH 87 B SL 86 B CU 79 F FF 92 B SI 92 X FF 92 3-2 ① L6	H SI 92 1-0 44 1B HBP		C FF 90 X SL 80 0-1 ① F9	4	0	0	0	0	1	2
44 Anthony Rizzo, L (1, 3) OBP: 0.329, SLG: 0.447	C SI 93 F SL 89 B CH 86 B SI 94 B SL 89 C FF 95 3-3 ③ K			B FF 92 B SL 89 F CH 85 T SL 88 B SI 94 X SI 95 3-2 ① L1-3		X CH 86 0-0 ② G4-3	B SL 77 C SI 87 F SI 86 B SL 76 X SI 87 2-2 1-3 2-H 3-H 1B		C FS 84 F FS 86 X FS 85 0-2 ② L7	5	0	1	2	0	1	0
9 David DeJesus, L (1, 8) OBP: 0.330, SLG: 0.430		B CU 76 C SL 88 B SI 92 X SI 93 2-1 ① F8		C SL 88 B CH 86 H SL 89 2-1 HBP		C SI 94 B SL 85 B SL 88 B CH 86 F SL 89 B FF 94 4-2 BB	C SI 87 B SL 77 S SL 76 S SL 77 1-3 ③ K		F FF 92 B FS 86 F FS 86 F FS 86 S FF 92 1-3 ③ K	3	0	0	0	1	2	2
8 Donnie Murphy, R (1, 5) OBP: 0.368, SLG: 0.941		B SI 92 C SI 92 X SL 89 1-1 ② G6-3		X SL 89 0-0 ② F8		B CU 79 C SI 92 1 SAFE F SI 92 S FF 93 1-3 ③ K		B CU 79 F FF 95 F FF 95 B FF 96 F CH 88 S CH 89 2-3 ① K		4	0	0	0	0	2	2
53 Welington Castillo, R (1, 2) OBP: 0.352, SLG: 0.369		F SI 92 S SI 93 B FF 94 F SI 92 X SI 93 1-2 1B		B SI 92 C SL 88 X FF 92 1-1 ③ F9			B SL 86 B SI 90 B FF 92 C FF 92 F SI 93 F FF 93 B SI 93 4-2 13 SH1 21 1B BB	B FF 98 B FF 96 H FF 97 3-0 13 1B HBP		2	1	1	0	1	0	1
13 Starlin Castro, R (1, 6) OBP: 0.282, SLG: 0.351		C SL 90 B SI 92 B FF 94 X SL 88 2-1 ③ G6-3			C CU 78 X SI 89 0-1 ① G6-3		X FF 91 0-0 ① SH1 1-2	C FF 97 X CH 88 0-1 1-3 1B		3	0	1	0	0	0	1
15 Darwin Barney, R (1, 4) OBP: 0.263, SLG: 0.321			C SL 87 B SL 86 X FF 91 1-1 18 SH1-3 1B		B FF 89 B CH 88 B SI 93 C FF 92 B SI 92 4-1 BB		B FF 92 B SL 87 B FF 92 B FF 90 4-0 21 1B 44 1B BB	F FF 98 F FF 97 F FF 98 B FF 99 B CU 81 X FF 98 2-2 ② G6-3		2	1	1	0	2	0	2
18 Chris Rusin, L (1, 1) OBP: 0.125, SLG: 0.125 22 Logan Watkins, L (7, PH) OBP: 0.333, SLG: 0.250 40 James Russell, L (7, 1) 50 Blake Parker, R (7, 1) 1 Cody Ransom, R (8, PH) OBP: 0.304, SLG: 0.450 46 Pedro Strop, R (8, 1) 63 Kevin Gregg, R (9, 1)			X SI 91 0-0 ① SH1-3 1-2		C SI 91 M SI 91 M SI 92 0-3 ② K		B FF 92 C FF 93 C FF 93 S SL 89 1-3 ② K	D CH 88 B FF 99 S CH 90 B FF 98 B CH 88 4-1 BB		1 1 0 0 0 0 0	0 0 0 0 0 0 0	0 0 0 0 0 0 0	0 0 0 0 1 0 0	1 1 0 0 0 0 0	1 2 0 0 0 0 0	1 2 0 0 0 0 0
Inning Stats	R: 0 E: 0 K: 2 S: 9 H: 0 LOB: 0 BB: 0 P: 17	R: 0 E: 0 K: 0 S: 10 H: 1 LOB: 1 BB: 0 P: 16	R: 0 E: 0 K: 0 S: 7 H: 1 LOB: 1 BB: 1 P: 15	R: 0 E: 0 K: 0 S: 7 H: 0 LOB: 1 BB: 0 P: 13	R: 0 E: 0 K: 1 S: 8 H: 0 LOB: 1 BB: 1 P: 15	R: 0 E: 0 K: 1 S: 9 H: 0 LOB: 1 BB: 1 P: 17	R: 3 E: 0 K: 2 S: 15 H: 2 LOB: 2 BB: 2 P: 31	R: 0 E: 0 K: 1 S: 13 H: 1 LOB: 3 BB: 1 P: 25	R: 0 E: 0 K: 1 S: 9 H: 0 LOB: 0 BB: 0 P: 10	1B: 5 2B: 0 3B: 0 HR: 0 SF: 0 SAC: 2 DP: 1 HBP: 3						

PITCHER		IP	WLS	BF	H	R	ER	SO	BB	IBB	HBP	BLK	WP	HR	S	P	ERA	WHIP
31 Lance Lynn, R ERA: 3.79	(1, 1)	6.2	L	29	3	3	3	5	5	0	2	0	0	0	59	115	4.05	1.200
36 Randy Choate, L ERA: 2.52	(7, 1)	0.1		2	1	0	0	1	0	0	0	0	0	0	6	9	0.00	3.000
26 Trevor Rosenthal, R ERA: 2.17	(8, 1)	0.2		5	1	0	0	1	1	0	1	0	0	0	11	22	0.00	3.000
43 Seth Maness, R ERA: 2.41	(8, 1)	0.1		1	0	0	0	0	0	0	0	0	0	0	2	3	0.00	0.000
44 Edward Mujica, R ERA: 1.89	(9, 1)	1.0		3	0	0	0	1	0	0	0	0	0	0	9	10	0.00	0.000

PITCHER	IP	WLS	BF	H	R	ER	SO	BB	IBB	HBP	BLK	WP	HR	S	P	ERA	WHIP

TOP

Chicago Cubs @ St. Louis Cardinals

Busch Stadium, St. Louis, MO

Fri Aug 09 2013, 7:18 PM - 10:30 PM CDT

Att. 42,664 - Cloudy - 78 F

livebaseballscorecards.com

AB	29
R	3
H	5
RBI	3
BB	6
SO	8
LOB	17

BOTTOM

Batter	1	2	3	4	5	6	7	8	9	AB	R	H	RBI	BB	SO	LOB
13 Matt Carpenter, L (1, 4) OBP: 0.375, SLG: 0.458	C FF 87 B FC 86 B SI 89 B FF 89 S SI 89 X SI 89 3-2 ① G3		B FF 88 B FC 83 C SI 88 B SI 90 F SI 89 X SI 88 3-2 ① L7		C CU 78 X FC 84 0-1 ① F7		B SL 82 B FF 88 L FF 90 S FC 89 B FF 89 S FC 89 3-3 ② K		C FF 90 B CU 79 F FF 90 B FS 83 B FC 87 X FC 88 3-2 ③ L9 1-2	5	0	0	0	0	1	1
23 David Freese, R (1, 5) OBP: 0.354, SLG: 0.394	C FF 90 B FC 86 F FC 86 C SI 90 1-3 ② K		C CH 78 T CU 80 X FF 88 0-2 ② L9		B FC 85 S CH 78 B FC 85 F CH 78 X SI 89 2-2 7 1B 1B		B FF 92 B FF 92 C FF 93 F FF 92 X FF 94 2-2 ③ G3			4	0	1	0	0	1	0
21 Allen Craig, R (1, 9) OBP: 0.365, SLG: 0.462	C FF 90 C FC 85 C SI 90 0-3 ③ K		B CH 80 B FC 86 X SI 89 2-0 1B		X SI 89 0-0 ② F7			C SL 82 X SI 96 0-1 ① G6-3		4	0	1	0	0	1	1
7 Matt Holliday, R (1, 7) OBP: 0.365, SLG: 0.448		B FC 84 X FF 88 1-0 19 2B 1B	C FF 89 B FC 86 X FC 85 1-1 ③ F8		B FF 88 X FC 86 1-0 1-3 1B			B SI 97 H SI 96 2-0 HBP		3	0	2	0	0	0	1
Matt Adams, L (1, 3) OBP: 0.340, SLG: 0.489		B SI 88 B FF 87 C SI 88 1 SAFE F FC 86 X FC 82 2-2 ① L6		C CU 75 C SI 88 S SI 89 0-3 ① K	B CU 76 F FC 86 X SI 88 1-1 ③ G1-3			C SI 96 B SI 97 B SI 97 B SI 96 X SL 83 3-1 ② F8		4	0	0	0	0	1	4
48 Tony Cruz, R (1, 2) OBP: 0.263, SLG: 0.303		B SI 89 X FC 85 1-0 ② P3		B CU 79 C FC 85 C SI 89 S CH 80 1-3 ② K		X CU 79 0-0 ① L6		C SI 96 D SI 97 B SI 96 F SI 96 C SL 84 2-3 ③ K		4	0	0	0	0	2	2
19 Jon Jay, L (1, 8) OBP: 0.343, SLG: 0.364		C FF 89 S FF 88 F SI 88 F FF 89 1 SAFE D FC 84 X SI 88 1-2 1-3 2B		X CU 76 0-0 2B		C FF 88 X SI 85 0-1 38 G6-4-3 1B			B FF 91 F FF 90 X CU 77 1-1 ① G3	4	0	3	0	0	0	0
38 Pete Kozma, R (1, 6) OBP: 0.282, SLG: 0.293 33 Daniel Descalso, L (9, PH) OBP: 0.313, SLG: 0.416		I IN 67 I IN 70 I IN 68 I IN 68 4-0 IBB		I IN 72 I IN 70 I IN 68 I IN 65 4-0 IBB		1 SAFE B FF 86 1 SAFE B SI 89 S SI 87 B SI 88 F SI 88 X SI 90 3-2 ② ③ G6-4-3 1-2f			C CU 78 B CU 78 S FF 90 B FS 84 B FF 91 F FC 86 F FF 92 C FF 91 3-3 ② K	1	0	0	0	2	0	1
										1	0	0	0	0	1	0
31 Lance Lynn, S (1, 1) OBP: 0.105, SLG: 0.105 36 Randy Choate, L (7, 1) 56 Adron Chambers, L (7, PH) OBP: 0.250, SLG: 0.286 26 Trevor Rosenthal, R (8, 1) 43 Seth Maness, R (8, 1) 44 Edward Mujica, R (9, 1) 3 Carlos Beltrán, S (9, PH) OBP: 0.339, SLG: 0.518		B SI 89 D SI 88 C FF 87 F SI 88 C SI 90 2-3 ③ K		S FC 83 F FC 86 D FC 82 X SI 89 1-2 ③ G5-3			B FF 89 F FF 90 B SL 80 F FF 90 T SL 82 2-2 ① K		B CU 77 B FF 90 B FF 90 B FF 90 4-0 13 DI BB	2	0	0	0	0	1	5
										0	0	0	0	0	0	0
										1	0	0	0	0	0	0
										0	0	0	0	0	0	0
										0	0	0	0	0	0	0
										0	0	0	0	0	0	0
										0	0	0	0	1	0	0
Inning Stats	R: 0 E: 0 K: 2 S: 9 H: 0 LOB: 0 BB: 0 P: 13	R: 0 E: 0 K: 1 S: 13 H: 2 LOB: 3 BB: 1 P: 24	R: 0 E: 0 K: 0 S: 9 H: 1 LOB: 1 BB: 0 P: 15	R: 0 E: 0 K: 2 S: 10 H: 1 LOB: 2 BB: 1 P: 16	R: 0 E: 0 K: 0 S: 9 H: 2 LOB: 2 BB: 0 P: 13	R: 0 E: 0 K: 0 S: 6 H: 1 LOB: 0 BB: 0 P: 9	R: 0 E: 0 K: 2 S: 9 H: 0 LOB: 0 BB: 0 P: 16	R: 0 E: 0 K: 1 S: 7 H: 0 LOB: 1 BB: 0 P: 14	R: 0 E: 0 K: 1 S: 10 H: 0 LOB: 1 BB: 1 P: 21	1B: 5 2B: 2 3B: 0 HR: 0 SF: 0 SAC: 0 DP: 1 HBP: 1						

PITCHER		IP	WLS	BF	H	R	ER	SO	BB	IBB	HBP	BLK	WP	HR	S	P	ERA	WHIP
18 Chris Rusin, L ERA: 3.08	(1, 1)	6.0	W	26	7	0	0	5	0	2	0	0	0	0	56	90	0.00	1.167
40 James Russell, L ERA: 2.85	(7, 1)	0.2	H	2	0	0	0	2	0	0	0	0	0	0	6	11	0.00	0.000
50 Blake Parker, R ERA: 2.36	(7, 1)	0.1	H	1	0	0	0	0	0	0	0	0	0	0	3	5	0.00	0.000
46 Pedro Strop, R ERA: 5.4	(8, 1)	1.0	H	4	0	0	0	1	0	0	1	0	0	0	7	14	0.00	0.000
63 Kevin Gregg, R ERA: 2.84	(9, 1)	1.0	S	4	0	0	0	1	1	0	0	0	0	0	10	21	0.00	1.000

PITCHER	IP	WLS	BF	H	R	ER	SO	BB	IBB	HBP	BLK	WP	HR	S	P	ERA	WHIP

Chicago Cubs @ St. Louis Cardinals

Busch Stadium, St. Louis, MO

Fri Aug 09 2013, 7:18 PM - 10:30 PM CDT

Att. 42,664 - Cloudy - 78 F

livebaseballscorecards.com

AB	33
R	0
H	7
RBI	0
BB	3
SO	9
LOB	15

WP: 0 PA: 37
PB: 0
SB: 0
CS: 0

Batter	1	2	3	4	5	6	7	8	9	AB	R	H	RBI	BB	SO	LOB
9 David DeJesus, L (1, 8) OBP: 0.328, SLG: 0.423	C FF 92 C CU 74 F FF 95 X FF 95 0-2 ① L7		B FF 93 S CH 85 F CH 86 F FF 96 B CU 76 B FF 94 B CH 85 4-2 44 G4-3 21 BB BB		B CH 82 C FF 91 B FF 90 F FF 92 X FF 93 2-2 ① L8		B FF 92 B FF 94 C FF 94 B FF 94 X FF 94 3-1 ① F9	B SL 75 X SI 86 1-0 ③ G6-3		4	0	0	0	1	0	2
21 Junior Lake, R (1, 7) OBP: 0.366, SLG: 0.500	B FF 96 B CH 84 X FF 95 2-0 ② G6-3		C FF 93 D CH 86 1 SAFE S CH 84 B FF 95 B FF 95 B FF 91 4-2 44 G4-3 1-2 BB		B CU 72 X FF 94 1-0 44 1B 53 SF7 1B		1 SAFE B FF 95 S CH 85 1 SAFE C FF 95 X CH 86 1-2 ② F8		B FF 94 B CU 75 X FF 94 2-0 44 G3 19 1B 2B	4	2	2	0	1	0	1
44 Anthony Rizzo, L (1, 3) OBP: 0.328, SLG: 0.444	C CU 75 S CH 85 S FF 96 0-3 ③ K		C FF 93 C FF 93 B FF 95 F FF 94 F FF 93 F CH 86 X FF 94 1-2 ② G4-3 1-2 2-3		F FF 92 F FF 93 B FF 94 B FF 94 X FF 92 2-2 1-3 1B		C FF 95 B FF 94 B CU 80 B FF 95 X FF 95 3-1 ③ P5		C CU 75 F FF 96 X SL 84 1-2 ① G3 2-3	5	0	1	0	0	1	4
53 Welington Castillo, R (1, 2) OBP: 0.359, SLG: 0.381		B FF 92 B FF 92 X FF 93 2-0 HR	C FF 93 B FF 94 B CH 86 B FF 93 B FF 94 4-1 BB		X FF 90 0-0 ② SF7 3-H			B FF 98 B FF 98 B FF 99 C FF 98 F FF 98 F FF 99 B FF 98 4-2 19 BB 15 2B BB	B CU 76 C SL 84 H FF 95 2-1 19 1B HBP	1	2	1	2	2	0	0
19 Nate Schierholtz, L (1, 9) OBP: 0.331, SLG: 0.508		C FF 94 S FF 95 S FF 95 0-3 ① K	D FF 92 B FF 93 F FF 93 X FF 93 2-1 ③ P5		S CH 82 D CH 85 B FF 91 B CH 84 X FF 91 3-1 ③ L9			B FF 98 B FF 98 B FF 98 C FF 99 B FF 98 4-1 1-2 15 2B BB	1 SAFE B SI 94 X SI 93 1-0 1-3 3-H 1 BB 1B	4	1	1	1	1	1	4
13 Starlin Castro, R (1, 6) OBP: 0.283, SLG: 0.351		B CU 76 C FF 95 C CU 75 B CH 87 F FF 96 X FF 94 2-2 1B		C FF 92 B FF 94 B CU 73 C FF 89 X CH 83 2-2 ① G6-3		C SI 91 S CH 84 B CU 80 F SL 84 X CH 85 1-2 1 G6-4-3 1B		C FF 99 C FF 99 F FF 100 S FF 100 0-3 ① K	C CU 75 S SL 85 S SL 84 0-3 ② K	5	0	2	0	0	2	4
1 Cody Ransom, R (1, 5) OBP: 0.307, SLG: 0.458		C FF 94 S CH 84 F FF 94 S FF 95 0-3 ② K		X FF 92 0-0 3B		X SI 90 0-0 ①② G6-4-3 1-2f		C FF 100 S FF 99 B FF 100 F FF 100 B SI 100 B FF 100 S FF 100 3-3 ② K	C SL 83 B CU 76 B FF 95 B SL 84 B FF 96 4-1 1-2 BB	4	0	1	0	1	2	4
15 Darwin Barney, R (1, 4) OBP: 0.262, SLG: 0.322		B FF 94 1 SAFE C FF 92 B CU 76 X FF 92 2-1 ③ F9		D FF 92 C FF 92 F FF 92 F FF 93 F CH 84 X FF 92 1-2 ② P2		C SI 91 X CH 85 0-1 ③ G5-3		C FF 99 B FF 99 F FF 99 B FF 100 F FF 99 X FF 100 2-2 1-H 2-H 30 2B 2B	C CU 76 B SL 84 F FF 95 X SI 95 1-2 ③ G6-3	5	1	1	2	0	0	5
33 Carlos Villanueva, R (1, 1) OBP: 0.161, SLG: 0.161 2 Cole Gillespie, R (7, PH) OBP: 0.314, SLG: 0.233 50 Blake Parker, R (7, 1) 30 Dioner Navarro, S (8, PH) OBP: 0.360, SLG: 0.500 37 Travis Wood, R (8, PR) OBP: 0.286, SLG: 0.489 46 Pedro Strop, R (8, 1) 63 Kevin Gregg, R (9, 1)			B FF 91 C FF 90 C FF 93 B CU 77 B FF 93 X FF 91 3-2 ① P4	B FF 92 F FF 91 C FF 92 C FF 95 1-3 ③ K			B SI 90 B SI 90 B SI 90 C SI 89 B SI 90 4-1 BB	B FF 98 C FF 98 D CU 83 X FF 97 2-1 2-H 2B		2 0 0 1 0 0 0	0 0 0 0 0 0 0	0 0 0 1 0 0 0	0 1 0 1 0 0 0	1 0 0 0 0 0 0	1 0 0 0 0 0 0
Inning Stats	R: 0 E: 0 K: 1 S: 8 H: 0 LOB: 0 BB: 0 P: 10	R: 1 E: 0 K: 2 S: 14 H: 2 LOB: 1 BB: 0 P: 20	R: 0 E: 0 K: 0 S: 17 H: 0 LOB: 3 BB: 3 P: 35	R: 0 E: 0 K: 1 S: 12 H: 1 LOB: 1 BB: 0 P: 16	R: 1 E: 0 K: 0 S: 10 H: 2 LOB: 1 BB: 0 P: 18	R: 0 E: 0 K: 0 S: 7 H: 1 LOB: 0 BB: 0 P: 8	R: 0 E: 0 K: 0 S: 8 H: 0 LOB: 1 BB: 1 P: 19	R: 3 E: 0 K: 2 S: 19 H: 2 LOB: 1 BB: 2 P: 35	R: 1 E: 0 K: 1 S: 13 H: 2 LOB: 3 BB: 1 P: 24	1B: 5 2B: 3 3B: 1 HR: 1 SF: 1 SAC: 0 DP: 1 HBP: 1				WP: 0 PB: 0 SB: 0 CS: 0	PA: 44	

PITCHER		IP	WLS	BF	H	R	ER	SO	BB	IBB	HBP	BLK	WP	HR	S	P	ERA	WHIP
52 Michael Wacha, R ERA: 4.37	(1, 1)	5.0		23	5	2	2	4	3	0	0	0	0	1	61	99	3.60	1.600
43 Seth Maness, R ERA: 2.36	(6, 1)	1.0	H	4	1	0	0	0	1	0	0	0	0	0	8	13	0.00	2.000
46 Kevin Siegrist, L ERA: 0.89	(7, 1)	1.0	H	3	0	0	0	0	0	0	0	0	0	0	7	14	0.00	0.000
26 Trevor Rosenthal, R ERA: 2.63	(8, 1)	0.2	L	6	2	3	3	2	2	0	0	0	0	0	18	33	40.50	6.000
36 Randy Choate, L ERA: 2.49	(8, 1)	0.1		1	0	0	0	0	0	0	0	0	0	0	1	2	0.00	0.000

PITCHER		IP	WLS	BF	H	R	ER	SO	BB	IBB	HBP	BLK	WP	HR	S	P	ERA	WHIP
67 Michael Blazek, R ERA: 8.31	(9, 1)	1.0		7	2	1	1	1	1	0	1	0	0	0	13	24	9.00	3.000

TOP

Chicago Cubs @ St. Louis Cardinals

Busch Stadium, St. Louis, MO

Sat Aug 10 2013, 6:17 PM - 9:24 PM CDT

Att. 43,908 - Clear - 87 F

livebaseballscorecards.com

AB	35
R	6
H	10
RBI	6
BB	7
SO	7
LOB	25

BOTTOM

Chicago Cubs @ St. Louis Cardinals

Busch Stadium, St. Louis, MO

Sat Aug 10 2013, 6:17 PM - 9:24 PM CDT

Att. 43,908 - Clear - 87 F

livebaseballscorecards.com

Batter	1	2	3	4	5	6	7	8	9	AB	R	H	RBI	BB	SO	LOB
13 Matt Carpenter, L (1, 4) OBP: 0.376, SLG: 0.461	C FF 87 C SI 88 B SI 88 F SL 78 B SL 82 F FF 91 C FF 91 2-3 ① K			C SI 88 X CU 77 0-1 21 F8 3 1B 7 HR 1B		C SI 88 S FF 89 B SI 84 X FF 90 1-2 3 2B 2B		B SI 96 B SI 97 C SI 96 X SI 97 2-1 ② G5-3		4	2	2	0	0	1	0
3 Carlos Beltrán, S (1, 9) OBP: 0.340, SLG: 0.520	B CH 81 S CU 74 C FF 90 S FF 91 1-3 ② K			X CU 74 0-0 7 HR 1-2 1B		B SI 88 B CU 78 X CH 81 2-0 2-H 2B		B SL 84 X SI 96 1-0 ③ G4-3		4	1	2	1	0	1	0
21 Allen Craig, R (1, 3) OBP: 0.362, SLG: 0.458	B FF 90 F CH 82 B SL 78 F SL 82 F CH 83 F FF 90 X SL 78 2-2 ③ G4-3			C CH 80 X SI 88 0-1 ① F8 2-3		B CH 82 C SI 88 B SL 81 F CH 82 X SI 89 2-2 ① G5-3			F FF 89 F FF 89 F FF 89 B FS 83 X FS 82 1-2 ① P6	4	0	0	0	0	0	3
7 Matt Holliday, R (1, 7) OBP: 0.369, SLG: 0.466		X SI 88 0-0 ① G5-3		C SI 89 1 SAFE B SI 88 X CH 82 1-1 1-H 3-H HR		S CH 83 B FF 88 B SI 88 B FF 88 B SI 88 4-1 23 G6-4-3 BB			B CU 78 F FF 90 B FF 90 B FF 90 X FF 91 3-1 HR	3	2	2	4	1	0	0
23 David Freese, R (1, 5) OBP: 0.353, SLG: 0.392		C FF 88 B SI 88 X CH 83 1-1 19 CS 1B		F CH 81 C CU 78 X SL 84 0-2 ② G1-3		X SL 82 0-0 ② ③ G6-4-3 1-2f			X FF 88 0-0 ② L1-6-3	4	0	1	0	0	0	2
19 Jon Jay, L (1, 8) OBP: 0.340, SLG: 0.360		B SI 88 S SL 77 B SI 89 S CU 77 S FF 90 2-3 ② ③ K 1-2		B CU 76 B SI 89 F CH 81 X CU 76 2-1 ③ L3			C CU 78 B FF 93 F FF 92 S FF 94 1-3 ① K		X FC 86 0-0 ③ G1-3	4	0	0	0	0	2	1
32 Rob Johnson, R (1, 2) OBP: 0.368, SLG: 0.471			C FF 87 X SI 88 0-1 ① F7		B SI 86 C SI 88 B SL 83 C CH 81 F FF 90 F FF 89 B SL 82 X FF 90 3-2 33 G4-6-3 1B		C FF 93 B CU 79 X FF 93 1-1 ② 1B			3	0	2	0	0	0	0
33 Daniel Descalso, L (1, 6) OBP: 0.309, SLG: 0.410			B CH 80 C CH 79 S CU 76 S SL 83 1-3 ② K2-3		S CU 75 X FF 89 0-1 ① ② G4-6-3 1-2f		C CU 78 S CU 79 F CU 79 S FF 93 0-3 ③ K			3	0	0	0	0	2	1
52 Michael Wacha, R (1, 1) OBP: 0.111, SLG: 0.111 43 Seth Maness, R (6, 1) 46 Kevin Siegrist, L (7, 1) 26 Trevor Rosenthal, R (8, 1) 36 Randy Choate, L (8, 1) 56 Adron Chambers, L (8, PH) OBP: 0.222, SLG: 0.250 67 Michael Blazek, R (9, 1)			C FF 86 X SI 90 0-1 ③ L9		B SI 88 X SI 89 1-0 ③ G6-3			B SI 95 C SI 95 F SI 96 B SL 82 F SL 84 X SI 96 2-2 ① F8		2 0 0 0 0 1 0	0 0 0 0 0 0 0	0 0 0 0 0 0 0	0 0 0 0 0 0 0	0 0 0 0 0 0 0	0 0 0 0 0 0 0	0 0 0 0 0 0 0
Inning Stats	R: 0 E: 0 K: 2 S: 13 H: 0 LOB: 0 BB: 0 P: 18	R: 0 E: 0 K: 1 S: 6 H: 1 LOB: 0 BB: 0 P: 9	R: 0 E: 0 K: 1 S: 7 H: 0 LOB: 0 BB: 0 P: 8	R: 3 E: 0 K: 0 S: 12 H: 3 LOB: 0 BB: 0 P: 15	R: 0 E: 0 K: 0 S: 8 H: 1 LOB: 0 BB: 0 P: 12	R: 1 E: 0 K: 0 S: 9 H: 2 LOB: 1 BB: 1 P: 18	R: 0 E: 0 K: 2 S: 9 H: 1 LOB: 0 BB: 0 P: 11	R: 0 E: 0 K: 0 S: 7 H: 0 LOB: 0 BB: 0 P: 12	R: 1 E: 0 K: 0 S: 8 H: 1 LOB: 0 BB: 0 P: 12	1B: 5 2B: 2 3B: 0 HR: 2	SF: 0 SAC: 0 DP: 2 HBP: 0	WP: 0 PB: 0 SB: 0 CS: 1	PA: 33			

	AB	32
	R	5
	H	9
	RBI	5
	BB	1
	SO	6
	LOB	7

PITCHER		IP	WLS	BF	H	R	ER	SO	BB	IBB	HBP	BLK	WP	HR	S	P	ERA	WHIP
33 Carlos Villanueva, R ERA: 4.26	(1, 1)	6.0		23	7	4	4	4	1	0	0	0	0	1	55	80	6.00	1.333
50 Blake Parker, R ERA: 2.28	(7, 1)	1.0	W	3	1	0	0	2	0	0	0	0	0	0	9	11	0.00	1.000
46 Pedro Strop, R ERA: 5.26	(8, 1)	1.0	H	3	0	0	0	0	0	0	0	0	0	0	7	12	0.00	0.000
63 Kevin Gregg, R ERA: 2.98	(9, 1)	1.0	S	4	1	1	1	0	0	0	0	0	0	1	8	12	9.00	1.000

PITCHER		IP	WLS	BF	H	R	ER	SO	BB	IBB	HBP	BLK	WP	HR	S	P	ERA	WHIP

Batter	1	2	3	4	5	6	7	8	9	AB	R	H	RBI	BB	SO	LOB
9 David DeJesus, L (1, 8) OBP: 0.325, SLG: 0.417	B SI 95 C CH 85 B SI 96 B SI 94 X SI 95 3-1 ① F8		B SI 96 C SI 96 B CH 86 F CH 85 B CH 84 B SI 95 4-2 21 2B BB		B SI 94 B SI 94 B SI 94 C SI 95 F SI 96 F SI 95 X CH 85 3-2 ① G4-3	F SI 86 X SL 76 0-1 ③ P6		C FF 92 C FF 94 B SI 94 F FF 93 B FF 93 F FF 93 X FF 92 2-2 ③ F7		4	1	0	0	1	0	3
21 Junior Lake, R (1, 7) OBP: 0.358, SLG: 0.495	S SI 96 X SI 95 0-1 ② P3		1 SAFE C CU 78 B SI 96 X SI 95 1-1 1-H 2B		B SL 84 B SI 93 F SI 94 X SI 95 2-1 ② L6		C CH 84 B FF 94 B FF 95 F FF 93 S FF 96 2-3 ① K		B FF 90 F FF 91 B FS 86 X FF 92 2-1 ① F9	5	0	1	1	0	1	0
44 Anthony Rizzo, L (1, 3) OBP: 0.327, SLG: 0.440	B SI 96 X CH 87 1-0 ③ G3-1		X SI 95 0-0 ③ G3		B SI 94 B SI 95 C CH 84 B CH 84 F SI 94 X SI 96 3-2 ③ F7		B CU 78 C FF 95 C FF 95 B CU 81 F FF 96 F FF 95 B CU 80 B FF 95 4-2 16 BB BB		S FS 86 X FS 86 0-1 ② G5-3	4	0	0	0	1	0	1
53 Welington Castillo, R (1, 2) OBP: 0.359, SLG: 0.380		B SI 96 B SI 96 C CH 85 C SI 95 S CU 80 2-3 ① K	B CU 79 F SI 96 C CU 80 B SI 96 B SI 98 B SI 96 4-2 13 1B 15 1B BB		C SI 94 B CH 84 B CH 85 C SI 94 F CH 83 B CU 77 X SI 95 3-2 8 1B 13 1B 1B	1 SAFE B FF 94 1 SAFE X CH 84 1-0 ② P6		C FF 92 B SL 81 B FF 92 X FF 92 2-1 ③ L8	4	2	1	0	1	1	1
19 Nate Schierholtz, L (1, 9) OBP: 0.331, SLG: 0.506 16 Darnell McDonald, R (7, PH) (7, 9)		C SI 96 F SI 97 X SI 97 0-2 8 E 8 S 1B	B SI 95 F SI 96 B CH 85 B CH 83 X SI 95 3-1 ① F8		L SI 95 F SI 95 B SI 93 1 SAFE B CU 77 T SI 96 2-2 ① K	B FF 93 F FF 93 B FF 94 B CH 82 B FF 94 4-1 1-2 BB				3	0	1	0	0	1	2
8 Donnie Murphy, R (1, 5) OBP: 0.348, SLG: 0.810		B SI 96 B SI 94 C SI 97 F CH 86 F SI 95 D SL 82 X SI 95 3-2 ② G5-3 1-3	B SI 81 X SI 96 1-0 ② F8		X SI 95 0-0 13 1B 15 1B 1-2 1B	C FF 94 B FF 94 B CU 80 F FF 95 S FF 96 2-3 ③ K				4	1	1	0	0	1	4
13 Starlin Castro, R (1, 6) OBP: 0.287, SLG: 0.357		C SI 96 B SI 97 F CU 80 T CU 77 1-2 ③ K	F SI 95 X SI 95 0-1 15 1B 1-3 1B		F SI 90 B SI 90 F SI 90 D SL 80 X SI 90 2-2 22 FC3-6 15 1B 1-2 2-H 1B			C FF 91 B SI 91 X SI 92 1-1 2B		4	0	3	1	0	1	1
15 Darwin Barney, R (1, 4) OBP: 0.264, SLG: 0.324			B SI 95 B CU 78 C SI 95 X CU 78 2-1 ① G6-3	C SI 96 B CH 84 C CU 80 X CU 77 1-2 1-2 3-H 1B	C SI 91 C SI 91 F SI 91 F CH 84 X SI 91 0-2 22 FC3-6 1-2 2-H 1B			B SL 84 B SI 92 B SI 93 C FF 94 C SI 94 F FF 93 X FF 93 3-2 ① P4		4	0	2	2	0	0	1
36 Edwin Jackson, R (1, 1) OBP: 0.098, SLG: 0.100 22 Logan Watkins, L (6, PH) OBP: 0.300, SLG: 0.222 50 Blake Parker, R (6, 1) 40 James Russell, L (6, 1) 56 Héctor Rondón, R (7, 1) 30 Dioner Navarro, S (8, PH) OBP: 0.358, SLG: 0.497 28 Michael Bowden, R (8, 1)			X SI 95 0-0 ② G6-3	B CU 77 F SI 93 C SI 94 X CU 79 1-2 ③ F8	F SI 91 B CH 84 X SI 90 1-1 ② FC3-6 1-2f 2-3			S FF 92 F FF 93 X FF 95 0-2 ② F7		2 1 0 0 0 1 0	0 0 0 0 0 0 0	0 0 0 0 0 0 0	0 0 0 0 0 0 0	0 0 0 0 0 0 0	0 2 0 0 0 0 1	2 2 0 0 0 0 0
Inning Stats	R: 0 E: 0 K: 0 S: 5 H: 0 LOB: 0 BB: 0 P: 9	R: 0 E: 0 K: 2 S: 13 H: 1 LOB: 1 BB: 0 P: 19	R: 1 E: 0 K: 0 S: 8 H: 1 LOB: 1 BB: 1 P: 15	R: 1 E: 0 K: 0 S: 13 H: 2 LOB: 2 BB: 1 P: 23	R: 0 E: 0 K: 0 S: 9 H: 0 LOB: 0 BB: 0 P: 17	R: 2 E: 0 K: 1 S: 20 H: 4 LOB: 2 BB: 0 P: 28	R: 0 E: 0 K: 2 S: 12 H: 0 LOB: 2 BB: 2 P: 25	R: 0 E: 0 K: 0 S: 14 H: 1 LOB: 1 BB: 0 P: 20	R: 0 E: 0 K: 0 S: 6 H: 0 LOB: 0 BB: 0 P: 10	1B: 7 2B: 2 3B: 0 HR: 0 SF: 0 SAC: 0 DP: 0 HBP: 0						

PITCHER		IP	WLS	BF	H	R	ER	SO	BB	IBB	HBP	BLK	WP	HR	S	P	ERA	WHIP
58 Joe Kelly, R ERA: 3.27	(1, 1)	5.1		24	6	4	4	3	2	0	0	0	0	0	56	96	6.75	1.500
43 Seth Maness, R ERA: 2.34	(6, 1)	0.1	B	3	2	0	0	0	0	0	0	0	0	0	10	13	0.00	6.000
36 Randy Choate, L ERA: 2.45	(6, 1)	0.1	W	1	0	0	0	0	0	0	0	0	0	0	2	2	0.00	0.000
46 Kevin Siegrist, L ERA: 0.84	(7, 1)	1.0	H	5	0	0	0	2	2	0	0	0	0	0	12	25	0.00	2.000
44 Edward Mujica, R ERA: 1.81	(8, 1)	2.0	S	7	1	0	0	0	0	0	0	0	0	0	20	30	0.00	0.500

PITCHER	IP	WLS	BF	H	R	ER	SO	BB	IBB	HBP	BLK	WP	HR	S	P	ERA	WHIP

TOP

Chicago Cubs @ St. Louis Cardinals

Busch Stadium, St. Louis, MO

Sun Aug 11 2013, 1:18 PM - 5:00 PM CDT

Att. 43,240 - Sunny - 82 F

livebaseballscorecards.com

AB	36
R	4
H	9
RBI	4
BB	4
SO	5
LOB	18

WP: 0	PA: 40
PB: 0	
SB: 1	
CS: 0	

BOTTOM

Chicago Cubs @ St. Louis Cardinals

Busch Stadium, St. Louis, MO

Sun Aug 11 2013, 1:18 PM - 5:00 PM CDT

Att. 43,240 - Sunny - 82 F

livebaseballscorecards.com

Batter	1	2	3	4	5	6	7	8	9	AB	R	H	RBI	BB	SO	LOB
13 Matt Carpenter, L (1, 4) OBP: 0.378, SLG: 0.467	C FF 92 B SI 92 B SI 92 C FF 92 X FF 94 2-2 ① F8		C SI 92 B SI 94 S SL 84 X FF 95 1-2 3 PB 23 G5-3 2B		X SI 92 0-0 21 1B 1B	C FC 86 1 SAFE 1 SAFE C SL 82 X SL 82 0-2 ③ F8		B FF 92 1 SAFE X FF 90 1-0 1-H 21 2B 2B		5	2	3	1	0	0	2
3 Carlos Beltrán, S (1, 9) OBP: 0.340, SLG: 0.519 Matt Adams, L (6, 3) OBP: 0.342, SLG: 0.486	C SI 92 S CU 77 B SL 85 F FF 94 B SI 94 F SL 86 F SI 93 X SI 94 2-2 21 BB 7 1B 1B		B SI 94 X SL 85 1-0 ① G4-3 2-3		C SI 92 F SI 94 F FF 94 1 SAFE D SL 86 F SL 85 S SI 94 1-3 ① K		B SL 80 S FC 87 X SI 88 1-1 ① F8	D FS 84 F FS 83 D FF 93 B FS 82 D FF 92 4-1 21 CS BB		3 1	1 0	1 0	0 0	0 1	1 0	2 0
21 Allen Craig, R (1, 3) OBP: 0.368, SLG: 0.464 (6, 9)	B SI 93 D FF 94 B SI 94 D FF 94 4-0 7 1B 23 SF8 1-2 BB		B SI 93 B SI 92 F SL 85 B SI 93 B SL 85 4-1 23 G5-3 7 BB BB		1 SAFE B SL 84 S SL 85 X SI 93 1-1 7 G6-4-3 1-2 1B		B FF 92 C SI 96 X FF 93 1-1 23 WP 7 1B 19 SF9 1B	B SL 87 B FF 87 S FF 92 1 SAFE B FC 92 F FF 92 X FF 93 3-2 ② 1-2 2-H 2B		3	2	3	1	2	0	0
7 Matt Holliday, R (1, 7) OBP: 0.374, SLG: 0.468	C SI 91 B SI 95 X SI 94 1-1 19 S 19 1B 1-3 2-H 1B		B SI 93 1 SAFE F SL 85 1 SAFE B SI 92 B SI 93 C SL 86 B SL 86 4-2 23 G5-3 1-2 BB		B FF 92 F FF 94 T FF 95 F FF 96 D SL 88 X FF 96 2-2 ② ③ G6-4-3 1-2f		B SI 95 X SI 94 1-0 23 WP 1-2 1B	I IN 66 I IN 66 I IN 67 I IN 72 4-0 IBB		3	1	2	1	2	0	2
23 David Freese, R (1, 5) OBP: 0.352, SLG: 0.390 44 Edward Mujica, R (8, 1)	D SL 86 X SL 85 1-0 ② SF8 3-H		X SL 84 0-0 ② G5-3 1-2 2-3 3-H			C CU 79 B CU 80 B CU 77 S FF 93 F FF 93 F FF 94 X CU 78 2-2 ① F8	C SI 94 S SI 96 F SI 94 B SI 96 B SL 82 B SL 80 B SI 93 4-2 1-2 2-3 BB	F FF 89 F FF 92 S SL 87 0-3 ③ K		2 1	0 0	0 0	2 0	1 0	0 1	2 2
19 Jon Jay, L (1, 8) OBP: 0.339, SLG: 0.360	B CU 78 B FF 94 X FF 94 2-0 48 PO 1-H 1B		X SL 84 0-0 ③ L3			B CU 77 C FF 94 S CU 78 B FF 93 X CU 79 2-2 ② G3-1	S FF 90 X FF 91 0-1 ② SF9 3-H			3	0	1	2	0	0	2
48 Tony Cruz, R (1, 2) OBP: 0.263, SLG: 0.312	B SI 93 B SI 94 1 SAFE 2-0 ③ PO 1-2	X FF 92 0-0 ① G1	B SL 84 S SL 85 B SI 93 X FF 94 2-1 ① G6-3			B CU 77 X FF 93 1-0 38 1B 2B	F SI 95 X SI 96 0-1 ③ G1-3			4	1	1	0	0	0	2
38 Pete Kozma, R (1, 6) OBP: 0.282, SLG: 0.293		C FF 92 C SL 84 B SL 84 X FF 92 1-2 ② F7	C SI 93 B FF 94 B SI 94 X SI 93 2-1 ② L9			F FF 94 X FF 93 0-1 56 E 2-H 1B		B FF 91 B FF 90 X FF 91 2-0 ① P3		4	0	1	1	0	0	0
58 Joe Kelly, R (1, 1) OBP: 0.176, SLG: 0.176 43 Seth Maness, R (6, 1) 36 Randy Choate, L (6, 1) 56 Adron Chambers, L (6, PH) OBP: 0.200, SLG: 0.222 46 Kevin Siegrist, L (7, 1) 33 Daniel Descalso, L (8, 5) OBP: 0.312, SLG: 0.413		B FF 94 B FF 94 C FF 91 L FF 93 S FF 94 2-3 ③ K	C SI 93 B FF 94 B FF 93 X FF 92 2-1 ③ G5-3			C SL 82 B SL 83 F FC 89 X SL 82 1-2 E5 2-3		B FF 88 X FF 92 1-0 13 2B 1B		2 0 0 0 1 0 1 1	0 0 0 0 0 0 0 1	0 0 0 0 0 0 0 1	0 0 0 0 0 0 0 1	1 0 0 0 0 0 0 0	0 0 0 1 0 0 0 0	0 0 0 1 0 0 0 0
Inning Stats	R: 3 E: 0 K: 0 S: 13 H: 3 LOB: 0 BB: 1 P: 27	R: 0 E: 0 K: 1 S: 7 H: 0 LOB: 0 BB: 0 P: 10	R: 1 E: 0 K: 0 S: 9 H: 1 LOB: 2 BB: 2 P: 19	R: 0 E: 0 K: 0 S: 6 H: 0 LOB: 0 BB: 0 P: 12	R: 0 E: 0 K: 1 S: 12 H: 2 LOB: 1 BB: 0 P: 16	R: 1 E: 1 K: 0 S: 17 H: 2 LOB: 2 BB: 0 P: 23	R: 1 E: 0 K: 0 S: 12 H: 2 LOB: 2 BB: 1 P: 19	R: 2 E: 0 K: 1 S: 10 H: 3 LOB: 2 BB: 2 P: 25		1B: 9 2B: 4 3B: 0 HR: 0 SF: 2 SAC: 0 DP: 1 HBP: 0						

AB	33
R	8
H	13
RBI	8
BB	6
SO	3
LOB	15

WP: 1 PA: 42
PB: 1
SB: 1
CS: 1

PITCHER		IP	WLS	BF	H	R	ER	SO	BB	IBB	HBP	BLK	WP	HR	S	P	ERA	WHIP
36 Edwin Jackson, R ERA: 5.05	(1, 1)	5.0		22	6	4	4	2	3	0	0	0	0	0	47	84	7.20	1.800
50 Blake Parker, R ERA: 2.54	(6, 1)	0.2	L	4	2	1	1	0	0	0	0	0	0	0	11	16	13.50	3.000
40 James Russell, L ERA: 2.81	(6, 1)	0.2		3	0	0	0	0	0	0	0	0	0	0	8	10	0.00	0.000
56 Héctor Rondón, R ERA: 5.85	(7, 1)	0.2		5	2	1	1	0	1	0	0	0	1	0	10	16	13.50	4.500
28 Michael Bowden, R ERA: 4.91	(8, 1)	1.0		7	3	2	2	1	1	1	0	0	0	0	10	25	18.00	4.000

PITCHER	IP	WLS	BF	H	R	ER	SO	BB	IBB	HBP	BLK	WP	HR	S	P	ERA	WHIP

Cincinnati Reds @ Chicago Cubs

Wrigley Field, Chicago, IL

Mon Aug 12 2013, 7:08 PM - 9:33 PM CDT

Att. 33,277 - Partly Cloudy - 70 F

TOP

livebaseballscorecards.com

Batter	1	2	3	4	5	6	7	8	9	AB	R	H	RBI	BB	SO	LOB
17 Shin-Soo Choo, L (1, 8) OBP: 0.409, SLG: 0.449	C FF 88 B SL 80 X SI 89 1-1 ① F7			C SL 76 H SI 88 1-1 21 G5-4-3 HBP		C FF 89 S FC 87 B SI 88 S SL 78 1-3 ③ K			C SL 81 B FF 89 F SL 81 X FF 90 1-2 ① G4-3	3	0	0	0	0	1	0
21 Todd Frazier, R (1, 5) OBP: 0.324, SLG: 0.378	F FC 87 B SI 90 X CH 80 1-1 ② F7			B FC 85 X SI 87 1-0 ① G5-4-3 1-2f ②			B FC 85 B SI 87 F FC 86 B CH 78 C FF 89 B FF 89 4-2 4 HR BB		B SI 87 X CH 81 1-0 ② P6	3	1	0	0	1	0	1
19 Joey Votto, L (1, 3) OBP: 0.436, SLG: 0.507	C CU 70 S SL 79 B SI 89 B FF 91 B FF 91 C FC 88 3-3 ③ K			F FC 87 C SI 89 X FF 88 0-2 4 WP 1B			F CU 69 D SL 80 1 SAFE F SL 78 B FF 89 1 SAFE B FF 89 1 SAFE F FC 85 3-2 ① X FC 85 F7		B CU 74 B FF 90 T SL 81 B FF 88 X FF 90 3-1 ③ L8	4	0	1	0	0	1	1
4 Brandon Phillips, R (1, 4) OBP: 0.310, SLG: 0.410		C SI 88 B FC 87 F FC 87 X CH 80 1-2 ① G6-3		C FC 86 B SI 88 F SI 88 F SI 88 B SL 80 X FF 90 2-2 ③ F9 1-2			1 SAFE F SI 86 F FC 86 1 SAFE 1 SAFE F FF 89 X SL 77 0-2 1-H HR			3	1	1	2	0	0	1
32 Jay Bruce, L (1, 9) OBP: 0.326, SLG: 0.502		B SL 80 B SL 76 X FC 87 2-0 48 G6-4-3 1B			B CU 69 F FF 89 F SI 87 X SL 78 1-2 ① F8		X CU 69 0-0 ② P6			3	0	1	0	0	0	0
48 Ryan Ludwick, R (1, 7)		X SI 89 0-0 ② ③ G6-4-3 1-2f			X SI 89 0-0 ② F9		B CH 75 S SL 78 B CH 78 X SL 77 2-1 ③ G3-1			3	0	0	0	0	0	1
39 Devin Mesoraco, R (1, 2) OBP: 0.308, SLG: 0.396			B SI 87 B SI 88 X SI 88 2-0 ① 1B		C SI 89 B SL 78 S CH 79 X SL 79 1-2 ③ F8			B CH 76 X FC 86 1-0 ① G5-3		3	0	1	0	0	0	0
2 Zack Cozart, R (1, 6) OBP: 0.271, SLG: 0.367			F SI 88 B CH 76 F FC 87 B SL 80 F FF 91 B CH 80 X FC 87 3-2 ② G1-3			C SL 76 B SI 88 B CH 76 F CH 79 S FF 90 2-3 ① K		B SI 87 F SI 88 C CH 78 C FF 89 1-3 ② K		3	0	0	0	0	2	0
55 Mat Latos, R (1, 1) OBP: 0.145, SLG: 0.167 54 Aroldis Chapman, L (9, 1)			B SI 89 F SI 88 S FF 89 S SL 77 1-3 ③ K			B SI 88 X SI 89 1-0 ② G4-3		B SI 88 X SI 88 1-0 ③ P3		3 0	0 0	0 0	0 0	0 0	1 0	0 0

	AB	28
	R	2
	H	4
	RBI	2
	BB	1
	SO	5
	LOB	4

Inning Stats																																
	R: 0	E: 0	K: 1	S: 7	H: 0	LOB: 0	BB: 0	P: 12	R: 0	E: 0	K: 0	S: 5	H: 1	LOB: 0	BB: 0	P: 8	R: 0	E: 0	K: 1	S: 8	H: 1	LOB: 0	BB: 0	P: 14	R: 0	E: 0	K: 0	S: 9	H: 1	LOB: 1	BB: 0	P: 13
	R: 0	E: 0	K: 1	S: 7	H: 0	LOB: 0	BB: 0	P: 9	R: 0	E: 0	K: 2	S: 7	H: 0	LOB: 0	BB: 0	P: 11	R: 2	E: 0	K: 0	S: 13	H: 1	LOB: 0	BB: 1	P: 22	R: 0	E: 0	K: 1	S: 5	H: 0	LOB: 0	BB: 0	P: 8
	R: 0	E: 0	K: 0	S: 6	H: 0	LOB: 0	BB: 0	P: 11	1B: 3	2B: 0	3B: 0	HR: 1	SF: 0	SAC: 0	DP: 2	HBP: 1	WP: 1	PB: 0	SB: 0	CS: 0	PA: 30											

PITCHER		IP	WLS	BF	H	R	ER	SO	BB	IBB	HBP	BLK	WP	HR	S	P	ERA	WHIP
37 Travis Wood, L ERA: 3.0	(1, 1)	8.0	L	27	4	2	2	5	1	0	1	0	1	1	61	97	2.25	0.625
40 James Russell, L ERA: 2.74	(9, 1)	1.0		3	0	0	0	0	0	0	0	0	0	0	6	11	0.00	0.000

PITCHER	IP	WLS	BF	H	R	ER	SO	BB	IBB	HBP	BLK	WP	HR	S	P	ERA	WHIP

Cincinnati Reds @ Chicago Cubs

Wrigley Field, Chicago, IL

Mon Aug 12 2013, 7:08 PM - 9:33 PM CDT

Att. 33,277 - Partly Cloudy - 70 F

BOTTOM

livebaseballscorecards.com

Batter	1	2	3	4	5	6	7	8	9	AB	R	H	RBI	BB	SO	LOB
9 David DeJesus, L (1, 7) OBP: 0.324, SLG: 0.414	C FC 93 X SI 93 0-1 P5 ①		X SI 94 0-0 F8 ③			C SI 92 C CU 79 B CH 87 S CH 87 1-3 K ①		X SI 93 0-0 1B		4	0	1	0	0	1	0
21 Junior Lake, R (1, 8) OBP: 0.355, SLG: 0.486	C FF 94 X SI 94 0-1 L6 ②			C SL 83 X SL 86 0-1 G6-3 ①		S SL 89 T SL 86 X SI 95 0-2 44 1B 1B		F FF 94 B SI 87 B SI 92 C SL 85 1 SAFE F SL 86 S SL 86 2-3 K ②		4	0	1	0	0	1	1
44 Anthony Rizzo, L (1, 3) OBP: 0.326, SLG: 0.438	C FF 95 S SL 88 F SI 95 S SL 88 0-3 K ③			X SI 93 0-0 G1-3 ②		1 SAFE C SI 92 1 SAFE X SI 93 0-1 1-3 1B ②		B FF 93 C SI 92 F FF 93 D SL 88 B SL 88 X SL 87 3-2 G3-1 ③		4	0	1	0	0	1	1
53 Welington Castillo, R (1, 2) OBP: 0.358, SLG: 0.376		C FF 94 H SI 92 1-1 HBP		C FF 95 X SI 95 0-1 F9 ③		B FF 94 1 SAFE C FC 93 T SI 92 S SL 89 1-3 K ③			B FF 98 F FF 97 C SL 87 S FF 101 1-3 K ①	3	0	0	0	0	2	1
19 Nate Schierholtz, L (1, 9) OBP: 0.329, SLG: 0.502 30 Dioner Navarro, S (9, PH) OBP: 0.356, SLG: 0.494		B SI 92 F FF 93 F FF 92 S SL 87 1-3 K ①			C FF 91 B FF 94 F FF 92 T SL 86 1-2 K ①		X FF 92 0-0 G4-3 ①		T FF 99 B SL 88 S SL 86 F FF 101 B FF 101 C SL 90 2-3 K ②	3 1	0 0	0 0	0 0	0 0	2 1	1 0
13 Starlin Castro, R (1, 6) OBP: 0.285, SLG: 0.354		X SI 94 0-0 L4 ②			C FF 95 B SI 93 F SI 94 B SL 87 F SI 95 F SI 95 X SL 89 2-2 G6-3 ②		B FF 92 X SI 91 1-0 G5-3 ②		C SL 86 B FF 101 S SL 88 S FF 101 1-3 K ③	4	0	0	0	0	1	1
8 Donnie Murphy, R (1, 5) OBP: 0.385, SLG: 0.833		C FC 92 F FC 94 B SL 87 S SL 87 1-3 K ③			B FC 95 X FF 94 1-0 15 1B 1B		B FF 93 X FF 92 1-0 2B			3	0	2	0	0	1	1
15 Darwin Barney, R (1, 4) OBP: 0.265, SLG: 0.324			B SI 94 C SI 94 B SL 85 C SI 93 X SI 93 2-2 G3-1 ①		B FF 94 D FF 93 C FF 93 1 SAFE X SL 85 2-1 1-3 1B		B FF 93 B SI 92 C SL 85 C SI 93 X SL 87 2-2 G6-3 ③			3	0	1	0	0	0	1
37 Travis Wood, R (1, 1) OBP: 0.286, SLG: 0.468 22 Logan Watkins, L (8, PH) OBP: 0.273, SLG: 0.200 40 James Russell, L (9, 1)			C FF 94 B SL 87 B SL 87 S SI 94 S FF 96 2-3 K ②		X FF 93 0-0 F7 ③			C SI 92 C SI 92 B SL 87 B SL 87 S SI 93 2-3 K ①		2 1 0	0 0 0	0 0 0	0 0 0	0 0 0	1 1 0	2 0 0
Inning Stats	R: 0 E: 0 K: 1 S: 8 H: 0 LOB: 0 BB: 0 P: 8	R: 0 E: 0 K: 2 S: 8 H: 0 LOB: 1 BB: 0 P: 11	R: 0 E: 0 K: 1 S: 7 H: 0 LOB: 0 BB: 0 P: 11	R: 0 E: 0 K: 0 S: 5 H: 0 LOB: 0 BB: 0 P: 5	R: 0 E: 0 K: 1 S: 12 H: 2 LOB: 2 BB: 0 P: 18	R: 0 E: 0 K: 2 S: 11 H: 2 LOB: 1 BB: 0 P: 13	R: 0 E: 0 K: 0 S: 6 H: 1 LOB: 1 BB: 0 P: 10	R: 0 E: 0 K: 2 S: 11 H: 1 LOB: 1 BB: 0 P: 18	R: 0 E: 0 K: 3 S: 10 H: 0 LOB: 0 BB: 0 P: 14	1B: 5 2B: 1 3B: 0 HR: 0 SF: 0 SAC: 0 DP: 0 HBP: 1						WP: 0 PB: 0 SB: 0 CS: 0 PA: 33	

	AB	32
	R	0
	H	6
	RBI	0
	BB	0
	SO	12
	LOB	9

PITCHER	IP	WLS	BF	H	R	ER	SO	BB	IBB	HBP	BLK	WP	HR	S	P	ERA	WHIP
55 Mat Latos, R (1, 1) ERA: 3.04	8.0	W	30	6	0	0	9	0	0	1	0	0	0	68	94	0.00	0.750
54 Aroldis Chapman, L (9, 1) ERA: 2.85	1.0	S	3	0	0	0	3	0	0	0	0	0	0	10	14	0.00	0.000

PITCHER	IP	WLS	BF	H	R	ER	SO	BB	IBB	HBP	BLK	WP	HR	S	P	ERA	WHIP

Cincinnati Reds @ Chicago Cubs

Wrigley Field, Chicago, IL

Tue Aug 13 2013, 7:10 PM - 11:03 PM CDT

Att. 33,286 - Partly Cloudy - 63 F

TOP

livebaseballscorecards.com

Batter	1	2	3	4	5	6	7	8	9	10	11	AB	R	H	RBI	BB	SO	LOB
17 Shin-Soo Choo, L (1, 8) OBP: 0.408, SLG: 0.446	B FF 94 B FC 91 B FF 93 C FF 93 D FF 93 4-1 19 2B 4 1B BB	B SI 93 S SL 85 B FC 90 B FF 93 C SI 93 X SI 93 3-2 ③ F8		F SI 93 B SL 84 F FS 81 F FS 81 C FC 90 1-3 ② K		X FS 83 0-0 ③ B5-3			1 SAFE C SL 81 C SI 95 C SL 82 0-3 ② K		X FF 93 0-0 19 G3-2-3 21 BB 1-3 2-H 3-H 1B	5	1	1	2	1	2	3
21 Todd Frazier, R (1, 5) OBP: 0.324, SLG: 0.376	B FF 94 B SL 86 C FF 93 1 SAFE 1 SAFE X SI 92 2-1 ① F8		T FF 94 C FF 94 F FF 94 X FF 95 0-2 ① F9	F SL 83 B FS 83 B FS 83 B FF 93 X FS 82 2-2 2-3 1B			B CU 78 F FF 91 F FF 93 F FF 93 X CU 80 1-2 ① L7		C SL 82 X SI 96 0-1 ③ L8		C SL 79 T FF 92 D SL 80 B SL 79 B FF 93 B FF 90 4-2 19 G3-2-3 1-2 BB	5	0	1	0	1	0	2
19 Joey Votto, L (1, 3) OBP: 0.434, SLG: 0.506	B SL 85 X FC 90 1-0 4 1B 32 G4-3 1-3 2B		B FS 84 B FS 82 B SI 94 B SI 94 4-0 32 S 4 1B 32 WP BB	C FF 94 C FF 94 B FF 94 F FF 94 B FS 83 X FS 83 2-2 ③ P5			B CU 79 C FF 93 F FF 93 S FS 88 1-3 ② K			S FS 82 S FF 89 B FF 90 B FC 87 B FS 84 X FF 90 3-2 ① G3-1	S CH 82 S SL 79 B SL 82 F FF 92 F SL 81 X FF 92 3-2 ①② G3-2-3 1-2 2-3 3-Hf	5	2	1	0	1	1	5
4 Brandon Phillips, R (1, 4) OBP: 0.313, SLG: 0.411	B FF 93 F SL 84 F SI 92 F FC 91 D FS 83 F SI 93 F SL 86 F FS 80 D FS 82 3-2 X SL 82 32 G4-3 2-3 3-H 1B		C FF 93 S FF 94 X FF 94 0-2 32 WP 32 S 26 FC6-4 1-2 1B		C FF 92 B FC 91 X FF 92 1-1 2 S 1B		C FF 93 F CU 80 S CU 80 0-3 ③ K			S FC 87 S FF 91 S FF 90 0-3 ② K	B FF 94 B FF 93 F FF 92 S FF 92 S FF 93 2-3 ③ K	6	1	3	1	0	3	2
32 Jay Bruce, L (1, 9) OBP: 0.327, SLG: 0.500	C SI 94 X SI 94 0-1 ② G4-3 1-2 3-H		S FS 82 D FS 82 S FS 83 B FC 93 B FS 83 B FS 84 4-2 26 FC6-4 1-3 2-H BB		S SL 86 F SI 92 S SI 93 0-3 ① K			S SL 78 S FC 86 B SL 82 B FF 87 X CU 74 2-2 ① P5		B FS 84 B FS 83 X FF 91 2-0 1B		4	0	1	1	1	1	2
26 Xavier Paul, L (1, 7) OBP: 0.327, SLG: 0.403 28 Chris Heisey, R (8, PH) OBP: 0.254, SLG: 0.369 (8, 7)	C FS 83 B FF 93 C SL 85 D FS 83 S FC 91 2-3 ③ K		F SL 85 X SI 94 0-1 ② FC6-4 1-2f 3-H		1 SAFE B SI 93 1 SAFE X FF 92 1-0 ② F7			X SL 81 0-0 ② G1-3		B FC 87 C FF 91 F FC 86 S FF 92 1-3 ③ K		3	0	0	1	0	1	3
2 Zack Cozart, R (1, 6) OBP: 0.269, SLG: 0.363 60 J.J. Hoover, R (8, 1) 48 Ryan Ludwick, R (11, PH) 54 Aroldis Chapman, L (11, 1)		B FF 94 X FF 93 1-0 ① G6-3	1 SAFE F FC 90 F SL 83 D SL 86 D FS 84 D FS 84 S FF 94 3-3 ③ K		C FC 91 D FS 83 C SL 85 D FS 84 F FS 81 F FF 94 X FF 93 2-2 ③ P2 1-2			C SI 95 X SL 83 0-1 ③ G5-3			B SL 79 B SL 80 B FF 92 B FF 93 4-0 3 SH 39 WP 17 1B BB	4	0	0	0	0	1	2
												0	0	0	0	0	0	0
												0	1	0	0	1	0	0
												0	0	0	0	0	0	0
29 Ryan Hanigan, R (1, 2) OBP: 0.307, SLG: 0.273 39 Devin Mesoraco, R (9, PR) OBP: 0.311, SLG: 0.396 (9, 2)		B FF 94 X FF 94 1-0 ② L7		X FF 93 0-0 21 1B 34 SH1-4 1B		B SL 84 C SL 83 C FF 94 F FS 83 C SL 85 1-3 ① K			C SI 94 B SL 82 B SL 82 C SI 96 B SL 83 B SI 94 4-2 3 FC2-6 BB	1 SAFE L FF 91 B FF 92 S SL 80 D SL 80 D SL 79 B SL 80 4-2 3 SH 1-2 17 1B BB	3	0	1	0	1	1	0
												0	1	0	0	1	0	0
34 Homer Bailey, R (1, 1) OBP: 0.186, SLG: 0.171 63 Sam LeCure, R (7, 1) 43 Manny Parra, L (7, 1) OBP: 0.500, SLG: 0.500 3 Cesar Izturis, S (8, 6) OBP: 0.237, SLG: 0.218		B FF 93 B FF 94 C FC 92 B FF 94 B FF 92 4-1 BB		X 0-0 ① SH1-4 1-2		C FF 93 F FF 94 X FF 94 0-2 ② L3			1 SAFE L SI 95 X SI 95 0-1 ① FC2-6 1-2f		B FF 91 S FF 92 X FF 91 1-1 SH 17 1B 19 G3-2-3 1-2 2-3	1	0	0	0	1	0	0
												0	0	0	0	0	0	0
												0	0	0	0	0	0	0
												1	0	0	0	0	0	1
Inning Stats	R: 2 E: 0 K: 1 S: 16 H: 2 LOB: 1 BB: 1 P: 28	R: 0 E: 0 K: 0 S: 6 H: 0 LOB: 1 BB: 1 P: 15	R: 2 E: 0 K: 1 S: 14 H: 1 LOB: 1 BB: 2 P: 25	R: 0 E: 0 K: 1 S: 13 H: 2 LOB: 2 BB: 0 P: 18	R: 0 E: 0 K: 1 S: 11 H: 1 LOB: 1 BB: 0 P: 15	R: 0 E: 0 K: 1 S: 8 H: 0 LOB: 0 BB: 0 P: 9	R: 0 E: 0 K: 2 S: 10 H: 0 LOB: 0 BB: 0 P: 12	R: 0 E: 0 K: 0 S: 6 H: 0 LOB: 0 BB: 0 P: 8	R: 0 E: 0 K: 1 S: 9 H: 0 LOB: 1 BB: 1 P: 13	R: 0 E: 0 K: 2 S: 10 H: 1 LOB: 1 BB: 0 P: 16	R: 2 E: 1 K: 1 S: 13 H: 1 LOB: 2 BB: 3 P: 31	1B: 7 2B: 1 3B: 0 HR: 0 SF: 0 SAC: 2 DP: 1 HBP: 0	WP: 2 PB: 0 SB: 3 CS: 0 PA: 49						

PITCHER		IP	WLS	BF	H	R	ER	SO	BB	IBB	HBP	BLK	WP	HR	S	P	ERA	WHIP
29 Jeff Samardzija, R ERA: 4.29	(1, 1)	6.0		28	6	4	4	5	4	0	0	0	1	0	68	110	6.00	1.667
50 Blake Parker, R ERA: 2.45	(7, 1)	1.0		3	0	0	0	2	0	0	0	0	0	0	10	12	0.00	0.000
40 James Russell, L ERA: 2.72	(8, 1)	0.1		1	0	0	0	0	0	0	0	0	0	0	3	5	0.00	0.000
46 Pedro Strop, R ERA: 5.05	(8, 1)	1.2		6	0	0	0	1	1	0	0	0	0	0	12	16	0.00	0.600
63 Kevin Gregg, R ERA: 2.91	(10, 1)	1.0		4	1	0	0	2	0	0	0	0	0	0	10	16	0.00	1.000

PITCHER		IP	WLS	BF	H	R	ER	SO	BB	IBB	HBP	BLK	WP	HR	S	P	ERA	WHIP
52 Eduardo Sanchez, R ERA: 5.68	(11, 1)	1.0	L	7	1	2	2	1	3	0	0	0	1	0	13	31	18.00	4.000

AB	39
R	6
H	8
RBI	5
BB	8
SO	11
LOB	21

Cincinnati Reds @ Chicago Cubs

Wrigley Field, Chicago, IL

Tue Aug 13 2013, 7:10 PM - 11:03 PM CDT

Att. 33,286 - Partly Cloudy - 63 F

livebaseballscorecards.com

BOTTOM

Batter	1	2	3	4	5	6	7	8	9	10	11	AB	R	H	RBI	BB	SO	LOB
9 David DeJesus, L (1, 7) OBP: 0.329, SLG: 0.413	C FF 92 H CH 90 1-1 21 FC5-4 HBP		C SI 93 B SI 92 D SL 90 B FF 91 X FF 94 3-1 ① L7		C SL 89 F CH 86 C FF 94 0-3 ② K		1 SAFE M SI 91 B CH 85 B SI 93 D KC 78 B SI 93 4-1 1-2 BB			B FF 92 B FF 91 C FF 92 F FF 92 F FF 93 X FF 92 2-2 44 G1-6-3 1B		3	0	1	0	1	1	2
21 Junior Lake, R (1, 8) OBP: 0.339, SLG: 0.464	X SI 92 0-0 ① FC5-4 44 G4-6-3 1-2f		C FF 94 B FF 94 B SL 90 S SL 90 F SL 89 S KC 78 2-3 ② K		C FF 94 X FF 93 0-1 ③ B1-3		B SL 82 C SI 89 S KC 73 S KC 74 1-3 ② K			1 SAFE L FF 90 B CU 73 1 SAFE L FF 91 X CU 72 1-2 ① B1		5	0	0	0	0	2	6
44 Anthony Rizzo, L (1, 3) OBP: 0.325, SLG: 0.434	B FF 92 C SI 93 T SI 92 X FF 93 1-2 ②③ G4-6-3 1-2f		D FF 90 X SI 94 1-0 ③ F8			B KC 78 B FF 94 B SI 94 B SI 94 4-0 30 G4-3 BB	B SL 82 C SL 82 B SL 82 C SL 83 S SL 83 2-3 ③ K			X CU 74 0-0 ②③ G1-6-3 1-2f		4	0	0	0	1	1	5
30 Dioner Navarro, S (1, 2) OBP: 0.357, SLG: 0.509		C FF 94 C SI 93 B SI 94 F FF 94 B SI 94 B SI 95 F SI 94 X FF 96 3-2 19 HR 1B		C KC 78 B SI 94 B SI 94 B SI 94 C SI 94 X SI 94 3-2 HR		B SL 89 C SL 90 X SI 91 1-1 ① G4-3 1-2		B SL 83 C SL 82 C FF 93 X SL 86 1-2 ① L7		X FF 97 0-0 ① P6	5	2	2	1	0	0	1
19 Nate Schierholtz, L (1, 9) OBP: 0.328, SLG: 0.508 53 Welington Castillo, R (11, PH) OBP: 0.357, SLG: 0.375		C SI 92 B SI 94 X SI 93 1-1 1-H HR		C SL 88 B SI 95 C FF 90 X SI 95 1-2 ① F7		B SL 87 B SL 84 B SL 89 C SL 88 C SI 93 S SL 89 3-3 ② K		C SL 82 C SL 82 S SL 81 0-3 ② K		B FF 98 C FF 98 B SL 87 F FF 97 S FF 100 2-3 ② K	4 1	1 0	1 0	2 0	0 0	2 1	1 0
13 Starlin Castro, R (1, 6) OBP: 0.282, SLG: 0.350	C SI 96 C SI 96 X SI 94 0-2 ① L9		X SI 93 0-0 ② L8			B SL 87 C FF 93 B SI 94 B FF 94 F FF 93 S SI 95 3-3 ③ K		B FF 92 B FF 92 C CU 72 F FF 92 T FF 93 2-2 ③ K		B FF 100 B FF 98 C FF 98 C FF 97 X FF 100 2-2 ③ G5-3	5	0	0	0	0	2	1
8 Donnie Murphy, R (1, 5) OBP: 0.367, SLG: 0.857		B SI 95 B KC 80 C SI 95 C SI 96 S FF 92 2-3 ② K		B SI 94 X SI 93 1-0 ③ G5-3			C SI 93 X SI 93 0-1 HR		X FF 91 0-0 ① F8		4	1	1	1	0	1	0
15 Darwin Barney, R (1, 4) OBP: 0.262, SLG: 0.321		C SI 95 B SI 94 B SI 95 X SI 94 2-1 ③ L8		C SL 87 C SI 96 F SI 93 B FF 95 B KC 79 F SI 94 F KC 80 X FF 94 2-2 ① F9			C CH 88 B SL 89 B KC 81 F SI 94 X SI 93 2-2 ① L7		B FF 91 C FF 91 F CU 74 B FF 93 B FF 92 T FF 92 3-2 ② K	4	0	0	0	0	1	0
29 Jeff Samardzija, R (1, 1) OBP: 0.156, SLG: 0.227 50 Blake Parker, R (7, 1) 22 Logan Watkins, L (7, PH) OBP: 0.333, SLG: 0.200 40 James Russell, L (8, 1) 46 Pedro Strop, R (8, 1) 16 Darnell McDonald, R (9, PH) 63 Kevin Gregg, R (10, 1) 52 Eduardo Sanchez, R (11, 1)			X SI 93 0-0 1B		X FF 95 0-0 1B		B KC 78 C SI 93 B FF 94 F SI 94 B KC 77 D FF 96 4-2 9 BB BB		B CU 75 F FF 92 C CU 73 F FF 93 X CU 75 1-2 ③ G6-3		2 0 0 0 0 1 0 0	0 0 0 0 0 0 0 0	2 0 0 0 0 0 0 0	0 0 0 0 0 0 0 0	0 0 1 0 0 0 0 0	0 0 0 0 0 0 0 0	0 0 0 0 0 0 0 0
Inning Stats	R: 0 E: 0 K: 0 S: 5 H: 0 LOB: 0 BB: 0 P: 7	R: 2 E: 0 K: 1 S: 15 H: 2 LOB: 0 BB: 0 P: 23	R: 0 E: 0 K: 1 S: 8 H: 1 LOB: 1 BB: 0 P: 14	R: 1 E: 0 K: 0 S: 8 H: 1 LOB: 0 BB: 0 P: 13	R: 0 E: 0 K: 1 S: 12 H: 1 LOB: 1 BB: 0 P: 14	R: 0 E: 0 K: 2 S: 8 H: 0 LOB: 1 BB: 1 P: 19	R: 1 E: 0 K: 2 S: 14 H: 1 LOB: 2 BB: 2 P: 27	R: 0 E: 0 K: 2 S: 9 H: 0 LOB: 0 BB: 0 P: 12	R: 0 E: 0 K: 1 S: 8 H: 0 LOB: 0 BB: 0 P: 12	R: 0 E: 0 K: 0 S: 8 H: 1 LOB: 0 BB: 0 P: 11	R: 0 E: 0 K: 1 S: 7 H: 0 LOB: 0 BB: 0 P: 11	1B: 4 2B: 0 3B: 0 HR: 3	SF: 0 SAC: 0 DP: 2 HBP: 1	WP: 0 PB: 0 SB: 0 CS: 0	PA: 42			

PITCHER	IP	WLS	BF	H	R	ER	SO	BB	IBB	HBP	BLK	WP	HR	S	P	ERA	WHIP
34 Homer Bailey, R (1, 1) ERA: 3.81	6.1		28	6	4	4	5	3	0	1	0	0	3	64	108	5.68	1.421
63 Sam LeCure, R (7, 1) ERA: 2.74	0.1		1	0	0	0	1	0	0	0	0	0	0	3	4	0.00	0.000
43 Manny Parra, L (7, 1) ERA: 3.45	1.0		3	0	0	0	2	0	0	0	0	0	0	9	12	0.00	0.000
60 J.J. Hoover, R (8, 1) ERA: 2.81	2.1	W	7	1	0	0	2	0	0	0	0	0	0	19	28	0.00	0.429
54 Aroldis Chapman, L (11, 1) ERA: 2.79	1.0	S	3	0	0	0	1	0	0	0	0	0	0	7	11	0.00	0.000

PITCHER	IP	WLS	BF	H	R	ER	SO	BB	IBB	HBP	BLK	WP	HR	S	P	ERA	WHIP

AB	38
R	4
H	7
RBI	4
BB	3
SO	11
LOB	16

Cincinnati Reds @ Chicago Cubs

Wrigley Field, Chicago, IL

Wed Aug 14 2013, 1:22 PM - 3:53 PM CDT

Att. 33,642 - Partly Cloudy - 64 F

livebaseballscorecards.com

Batter	1	2	3	4	5	6	7	8	9	AB	R	H	RBI	BB	SO	LOB
28 Chris Heisey, R (1, 8) OBP: 0.260, SLG: 0.368	C FF 86 X SI 88 0-1 ① F8		C SI 88 B CH 80 S FC 85 B CH 79 B SI 88 F FC 84 F SI 88 B FC 84 4-2 BB			L FC 82 F FC 84 X CU 76 0-2 ① F9		X CH 77 0-0 21 2B 1B		3	1	1	0	1	0	0
21 Todd Frazier, R (1, 5) OBP: 0.326, SLG: 0.388	X FF 87 0-0 HR		1 SAFE 1 SAFE S CH 80 1 SAFE F CU 80 S FC 83 0-3 ③ K			B CU 78 B FC 84 C CH 78 F CH 79 F CU 78 C FC 84 2-3 ② K		C CH 78 1 SAFE B SL 81 1 SAFE B CH 79 F FF 87 F SL 81 B FF 89 X CH 81 3-2 1-H 19 2B 2B		4	2	2	2	0	2	1
19 Joey Votto, L (1, 3) OBP: 0.433, SLG: 0.506	S CU 77 X SI 88 0-1 ② G3-1			B FC 84 B CU 81 C FC 84 C SI 89 B CU 77 X FC 84 3-2 ① G4-3		C CU 76 B FC 84 B SI 88 X FF 87 2-1 ③ F7		X CH 81 0-0 2-H 2B		4	0	1	1	0	0	0
4 Brandon Phillips, R (1, 4) OBP: 0.310, SLG: 0.408	X FF 89 0-0 ③ G4-3			B SI 90 F SI 88 X SI 89 1-1 ② F7			C CU 72 B SL 81 X FF 88 1-1 ① F9	C SI 87 B FF 88 X SI 87 1-1 ① F9		4	0	0	0	0	0	1
32 Jay Bruce, L (1, 9) OBP: 0.326, SLG: 0.500		S CU 81 X FF 88 0-1 ① P5		B CU 80 X FC 84 1-0 ③ G3-1			C CH 80 B CU 76 B CH 81 X CH 79 2-1 2 2B 2B	C CU 75 X FF 88 0-1 ② F9		4	1	1	0	0	0	1
48 Ryan Ludwick, R (1, 7)		B SI 90 B CH 80 B SI 88 C FF 87 F SI 87 S FC 83 3-3 ② K			B FC 84 S CH 80 B SI 88 S CH 79 F FC 84 X SI 89 2-2 ① F9		F CH 81 C SL 82 S FF 88 0-3 ② K	B SI 86 F FF 88 S SL 81 S SL 82 1-3 ③ K		4	0	0	0	0	3	2
2 Zack Cozart, R (1, 6) OBP: 0.271, SLG: 0.367		B SI 88 B FC 85 C FF 86 X SI 88 2-1 ③ G6-3			B FC 84 X CH 80 1-0 29 2B 1B		X SL 80 0-0 2-H 2B		F FF 90 T FF 91 F FF 92 B SL 85 F FS 84 S FF 92 1-3 ① K	4	1	2	1	0	1	0
29 Ryan Hanigan, R (1, 2) OBP: 0.311, SLG: 0.281			C FF 86 F FC 84 F SI 88 B CU 78 X CH 80 1-2 ① G5-3		B SI 88 C FC 84 1 SAFE B FC 83 1 SAFE S FF 87 D FC 84 X SI 88 3-2 61 B2-6 1-H 2B		I IN 74 I IN 75 I IN 74 I IN 66 4-0 IBB		C FF 91 B FF 91 X SL 87 1-1 ② L5	3	0	1	1	1	0	0
61 Bronson Arroyo, R (1, 1) OBP: 0.091, SLG: 0.091 31 Alfredo Simon, R (8, 1) OBP: 0.143, SLG: 0.143 9 Jack Hannahan, L (9, PH) OBP: 0.315, SLG: 0.266 51 Jonathan Broxton, R (9, 1)			X FF 87 0-0 ② P3		B SI 87 S SI 87 X SI 86 1-1 ② ③ B2-6 2-2f		B FF 87 F FF 88 B SL 82 C CH 78 S SL 81 2-3 ③ K		B SL 85 B FF 91 B FF 91 C FF 91 X FF 91 3-1 ③ G3-1	3 0 1 0	0 0 0 0	0 0 0 0	0 0 0 0	0 0 0 0	1 0 0 0	3 0 0 0
Inning Stats	R: 1 E: 0 K: 0 S: 6 H: 1 LOB: 0 BB: 0 P: 6	R: 0 E: 0 K: 1 S: 7 H: 0 LOB: 0 BB: 0 P: 12	R: 0 E: 0 K: 1 S: 12 H: 0 LOB: 1 BB: 1 P: 17	R: 0 E: 0 K: 0 S: 6 H: 0 LOB: 0 BB: 0 P: 11	R: 1 E: 0 K: 0 S: 10 H: 2 LOB: 0 BB: 0 P: 17	R: 0 E: 0 K: 1 S: 9 H: 0 LOB: 0 BB: 0 P: 13	R: 1 E: 0 K: 2 S: 11 H: 2 LOB: 2 BB: 1 P: 20	R: 2 E: 0 K: 1 S: 13 H: 3 LOB: 1 BB: 0 P: 18	R: 0 E: 0 K: 1 S: 9 H: 0 LOB: 0 BB: 0 P: 14	1B: 2 2B: 6 3B: 0 HR: 1 SF: 0 SAC: 0 DP: 1 HBP: 0						

TOP	
AB	34
R	5
H	8
RBI	5
BB	2
SO	7
LOB	8

PITCHER		IP	WLS	BF	H	R	ER	SO	BB	IBB	HBP	BLK	WP	HR	S	P	ERA	WHIP
18 Chris Rusin, L ERA: 3.06	(1, 1)	6.0	L	21	3	2	2	3	1	0	0	0	0	1	50	76	3.00	0.667
33 Carlos Villanueva, R ERA: 4.43	(7, 1)	2.0		12	5	3	3	3	0	1	0	0	0	0	24	38	13.50	2.500
28 Michael Bowden, R ERA: 4.75	(9, 1)	1.0		3	0	0	0	1	0	0	0	0	0	0	9	14	0.00	0.000

PITCHER		IP	WLS	BF	H	R	ER	SO	BB	IBB	HBP	BLK	WP	HR	S	P	ERA	WHIP

Batter	1	2	3	4	5	6	7	8	9	AB	R	H	RBI	BB	SO	LOB
9 David DeJesus, L (1, 8) OBP: 0.331, SLG: 0.412	B SI 85 C CU 70 B SI 87 B SI 87 C CH 79 X SI 86 3-2 ① G5-3			B SI 87 F SI 86 X SI 87 1-1 16 G4-6-3 1B			B CU 72 B SI 87 C CH 78 B CH 79 C SI 87 X SI 88 3-2 ① L3		C SI 95 C CU 76 B FF 96 B FF 96 H SL 88 3-2 16 DI HBP	3	0	1	0	0	0	0
16 Darnell McDonald, R (1, 7) OBP: 0.333, SLG: 0.200	C CH 76 C SL 77 T SL 78 0-2 ② K			X SI 87 0-0 ① ② G4-6-3 1-2f			C CH 78 B SL 76 S CU 72 X SI 87 1-2 1B		C FF 94 F FF 94 B FF 95 B SL 91 X FF 94 2-2 ③ F8 1-2	4	0	1	0	0	1	2
44 Anthony Rizzo, L (1, 3) OBP: 0.323, SLG: 0.431	C SL 75 B SI 87 B SI 88 B SI 86 C SL 75 S SL 77 3-3 ③ K			B CH 78 B CH 80 F SL 74 X SI 88 2-1 ③ L6			X SI 87 0-0 ② F8			3	0	0	0	0	1	1
53 Welington Castillo, R (1, 2) OBP: 0.354, SLG: 0.371		C CH 75 B SL 75 C SL 74 X SI 86 1-2 ① G5-3			B CU 67 B SL 74 C SL 73 F CH 77 C SL 77 2-3 ① K		B SI 89 B SI 88 B CH 83 C CH 80 X CH 79 3-1 ③ L5			3	0	0	0	0	1	1
19 Nate Schierholtz, L (1, 9) OBP: 0.325, SLG: 0.503		X SI 88 0-0 ② F8			C SL 75 F SL 76 B CH 81 X CH 80 1-2 ② G3			B FC 88 C FC 88 S FC 90 B CU 78 S FC 90 2-3 ① K		3	0	0	0	0	1	0
8 Donnie Murphy, R (1, 6) OBP: 0.333, SLG: 0.774		B SI 88 C CU 71 X SI 88 1-1 ③ F9			C CU 71 F SL 77 B SL 78 X SI 88 1-2 ③ G1-3			B CU 78 T FF 94 X FC 89 1-1 ② G5-3		3	0	0	0	0	0	0
22 Logan Watkins, L (1, 4) OBP: 0.267, SLG: 0.154			L CU 71 B SI 85 B CH 76 C CU 72 B SI 86 C SL 76 3-3 ① K			C CU 66 S CH 76 B SI 88 B CH 78 B SL 76 S SI 87 3-3 ① K		S SI 95 X FC 88 0-1 ③ L6		3	0	0	0	0	2	0
1 Cody Ransom, R (1, 5) OBP: 0.302, SLG: 0.449			C SI 88 C SL 76 B SL 77 B SL 78 F CU 67 B SI 89 C SI 89 3-3 ② K			S CH 74 F SI 87 B SL 79 B SL 78 F CH 76 B CH 78 F SL 74 S CH 82 3-3 ② K			F FF 94 S FF 94 B FF 96 S FF 95 1-3 ① K	3	0	0	0	0	3	0
18 Chris Rusin, L (1, 1) OBP: 0.111, SLG: 0.111 13 Starlin Castro, R (6, PH) OBP: 0.281, SLG: 0.349 33 Carlos Villanueva, R (7, 1) OBP: 0.161, SLG: 0.161 28 Michael Bowden, R (9, 1) 2 Cole Gillespie, R (9, PH) OBP: 0.308, SLG: 0.227			C CU 72 X SI 87 0-1 ③ G2-3			C SI 88 F CH 78 X SL 77 0-2 ③ F7			C FF 95 F FF 96 F FF 97 B FF 96 S FF 94 1-3 ② K	1 1 0 0 1	0 0 0 0 0	0 0 0 0 0	0 0 0 0 0	0 0 0 0 0	0 0 0 0 1	0 0 0 0 0
Inning Stats	R: 0 E: 0 K: 2 S: 9 H: 0 LOB: 0 BB: 0 P: 15	R: 0 E: 0 K: 0 S: 6 H: 0 LOB: 0 BB: 0 P: 8	R: 0 E: 0 K: 2 S: 9 H: 0 LOB: 0 BB: 0 P: 15	R: 0 E: 0 K: 0 S: 5 H: 1 LOB: 0 BB: 0 P: 8	R: 0 E: 0 K: 1 S: 9 H: 0 LOB: 0 BB: 0 P: 13	R: 0 E: 0 K: 2 S: 11 H: 0 LOB: 0 BB: 0 P: 17	R: 0 E: 0 K: 0 S: 9 H: 1 LOB: 1 BB: 0 P: 16	R: 0 E: 0 K: 1 S: 7 H: 0 LOB: 0 BB: 0 P: 10	R: 0 E: 0 K: 2 S: 12 H: 0 LOB: 1 BB: 0 P: 19	1B: 2 2B: 0 3B: 0 HR: 0 SF: 0 SAC: 0 DP: 1 HBP: 1						

PITCHER		IP	WLS	BF	H	R	ER	SO	BB	IBB	HBP	BLK	WP	HR	S	P	ERA	WHIP
61 Bronson Arroyo, R ERA: 3.35	(1, 1)	7.0	W	22	2	0	0	7	0	0	0	0	0	0	58	92	0.00	0.286
31 Alfredo Simon, R ERA: 2.93	(8, 1)	1.0		3	0	0	0	1	0	0	0	0	0	0	7	10	0.00	0.000
51 Jonathan Broxton, R ERA: 3.9	(9, 1)	1.0		4	0	0	0	2	0	0	1	0	0	0	12	19	0.00	0.000

PITCHER	IP	WLS	BF	H	R	ER	SO	BB	IBB	HBP	BLK	WP	HR	S	P	ERA	WHIP

BOTTOM

Cincinnati Reds @ Chicago Cubs

Wrigley Field, Chicago, IL

Wed Aug 14 2013, 1:22 PM - 3:53 PM CDT

Att. 33,642 - Partly Cloudy - 64 F

livebaseballscorecards.com

AB	28
R	0
H	2
RBI	0
BB	0
SO	10
LOB	4

WP: 0 PA: 29
PB: 0
SB: 0
CS: 0

Batter	1	2	3	4	5	6	7	8	9	AB	R	H	RBI	BB	SO	LOB
13 Matt Carpenter, L (1, 5) (7, 4) OBP: 0.384, SLG: 0.477	B FF 95 C FF 96 C SI 96 B CU 84 F SI 96 F SL 92 X SI 96 2-2 G4-3		C SI 96 C CU 81 X CU 82 0-2 G3-1			D CU 79 B SI 92 B SI 94 B FF 92 4-0 19 FC3-6 1-2 BB		B FF 90 X FF 90 1-0 F7		3	0	0	0	1	0	0
19 Jon Jay, L (1, 8) OBP: 0.340, SLG: 0.363	C FF 96 X SL 92 0-1 G3-1			B CU 81 F SI 94 C SL 90 C FF 96 1-3 K		C SI 92 X CU 79 0-1 FC3-6 1-2f 2-3			B FF 92 S FF 92 S FF 93 B FF 93 B FF 93 F FF 92 F FF 91 F FF 93 F FF 92 3-2 F FF 93 F FF 92 X FF 93 P6	4	0	0	0	0	1	2
7 Matt Holliday, R (1, 7) OBP: 0.375, SLG: 0.464	B FF 96 X CU 82 1-0 F9			B SL 92 X SI 96 1-0 F9		S CU 79 B SI 94 B SI 94 C FF 94 C FF 94 2-3 K			B FF 93 F FF 93 X FF 93 1-1 P6	4	0	0	0	0	1	2
21 Allen Craig, R (1, 3) OBP: 0.368, SLG: 0.453		C SI 95 H SI 94 1-1 16 G4-6-3 3 1B HBP		B SL 91 S SL 92 B SI 94 B SL 90 S FF 95 F SL 90 C FF 96 3-3 K			C SI 91 F SL 87 C FF 94 0-3 K		B FF 92 F FF 91 B FF 92 B CU 79 B FF 91 4-1 BB	2	0	0	0	1	2	0
3 Carlos Beltrán, S (1, 9) OBP: 0.342, SLG: 0.513		C SI 95 B SL 89 B CU 79 1 SAFE F SI 96 F SL 85 F SI 94 X CH 88 2-2 16 G4-6-3 1-2 1B			B CU 80 B SI 94 X SI 94 2-0 F7		X SI 93 0-0 16 G3-1 2B		C FF 92 S CU 79 X FF 93 0-2 F8	4	0	2	0	0	0	1
16 Kolten Wong, L (1, 4) 71 Sam Freeman, R (7, 1)		D CU 82 B SI 95 X SI 96 2-0 G4-6-3 1-2f 2-3			C SI 92 B CU 80 F SI 95 F SL 91 C CU 80 1-3 K		X SI 93 0-0 G3-1 2-3			3 0	0 0	0 0	0 0	0 0	1 0	3 0
32 Rob Johnson, R (1, 2) OBP: 0.269, SLG: 0.333		B FF 95 C SI 96 B SI 94 X SI 96 2-1 G6-3			B SI 94 B SI 94 C SI 95 F FF 95 B SL 89 X SI 94 3-2 G1-3		X SI 91 0-0 L5			3	0	0	0	0	0	2
33 Daniel Descalso, L (1, 6) OBP: 0.306, SLG: 0.399			C FF 96 B SI 96 S CU 82 S FF 96 1-3 K			B SI 92 B CU 78 C SI 93 B FF 94 X SI 93 3-1 F8		C FF 90 S SL 82 X SL 82 0-2 G1-3		3	0	0	0	0	1	0
35 Jake Westbrook, R (1, 1) OBP: 0.265, SLG: 0.200 23 David Freese, R (7, 5) OBP: 0.347, SLG: 0.385			C FF 94 B FF 95 B SI 95 S FF 94 S FF 96 2-3 K			C FF 91 B FF 92 S FF 92 B FF 93 B FF 93 B FF 93 4-2 19 FC3-6 13 BB BB		B FF 90 C FF 90 B CH 82 F SI 90 S CH 81 2-3 K		1 1	0 0	0 0	0 0	1 0	1 1	0 0
Inning Stats	R: 0 E: 0 K: 0 S: 8 H: 0 LOB: 0 BB: 0 P: 11	R: 0 E: 0 K: 0 S: 9 H: 1 LOB: 1 BB: 0 P: 16	R: 0 E: 0 K: 2 S: 9 H: 0 LOB: 0 BB: 0 P: 12	R: 0 E: 0 K: 2 S: 8 H: 0 LOB: 0 BB: 0 P: 13	R: 0 E: 0 K: 1 S: 8 H: 0 LOB: 0 BB: 0 P: 14	R: 0 E: 0 K: 1 S: 9 H: 0 LOB: 2 BB: 2 P: 22	R: 0 E: 0 K: 1 S: 6 H: 1 LOB: 1 BB: 0 P: 6	R: 0 E: 0 K: 1 S: 7 H: 0 LOB: 0 BB: 0 P: 10	R: 0 E: 0 K: 0 S: 15 H: 0 LOB: 1 BB: 1 P: 23	1B: 1 2B: 1 3B: 0 HR: 0 SF: 0 SAC: 0 DP: 1 HBP: 1						

PITCHER		IP	WLS	BF	H	R	ER	SO	BB	IBB	HBP	BLK	WP	HR	S	P	ERA	WHIP
49 Jake Arrieta, R ERA: 4.91	(1, 1)	7.0	W	25	2	0	0	7	2	0	1	0	0	0	57	94	0.00	0.571
40 James Russell, L ERA: 2.66	(8, 1)	1.0		3	0	0	0	1	0	0	0	0	0	0	7	10	0.00	0.000
50 Blake Parker, R ERA: 2.37	(9, 1)	1.0		4	0	0	0	0	1	0	0	0	0	0	15	23	0.00	1.000

PITCHER	IP	WLS	BF	H	R	ER	SO	BB	IBB	HBP	BLK	WP	HR	S	P	ERA	WHIP

TOP

St. Louis Cardinals @ Chicago Cubs

Wrigley Field, Chicago, IL

Fri Aug 16 2013, 3:10 PM - 5:44 PM CDT

Att. 35,258 - Sunny - 74 F

livebaseballscorecards.com

AB	28
R	0
H	2
RBI	0
BB	3
SO	8
LOB	10

1B: 1	SF: 0	WP: 0	PA: 32
2B: 1	SAC: 0	PB: 0	
3B: 0	DP: 1	SB: 0	
HR: 0	HBP: 1	CS: 0	

Batter	1	2	3	4	5	6	7	8	9	AB	R	H	RBI	BB	SO	LOB
9 David DeJesus, L (1, 8) OBP: 0.332, SLG: 0.410	B SI 87 B SI 88 C SI 88 B SI 89 B SI 89 4-1 44 BB 21 BB 19 1B BB	C SI 90 C FC 85 X SI 89 0-2 ③ F9			S CH 78 B SI 88 B FC 84 F SI 89 B CH 82 X SI 88 3-2 21 FC5-4 1B	B SI 88 C FC 84 X CH 82 1-1 ③ G4-3		C SI 92 C CU 78 S FS 85 0-3 ③ K		4	1	1	0	1	1	0
21 Junior Lake, R (1, 7) OBP: 0.336, SLG: 0.451	B SI 89 S SI 89 B SI 89 B SI 89 1 SAFE T SI 88 F SI 89 B SI 90 4-2 44 BB 19 1B 1-2 BB		S CH 80 S CH 82 B CH 81 B CH 81 C SI 92 2-3 ① K		S CH 78 1 SAFE L SI 88 1 SAFE F CH 81 B FC 83 X SI 88 1-2 ① FC5-4 44 1B 19 SF7 1-2f		X CH 79 0-0 ① F7			3	2	0	0	1	1	1
44 Anthony Rizzo, L (1, 3) OBP: 0.326, SLG: 0.432	C CH 82 B SI 87 F FC 84 B FC 84 F CH 81 B SI 90 B SI 89 4-2 53 G5-4-3 19 1B 8 1B 1-2 2-3 BB		B SI 90 C SI 91 X FC 85 1-1 ② F8		X FC 84 0-0 53 FC6-4 1-3 1B		C SI 87 B FC 83 B SI 88 B FC 84 B SI 87 4-1 53 1B 8 WP BB			2	2	1	0	2	0	0
19 Nate Schierholtz, L (1, 9) OBP: 0.324, SLG: 0.501	B SI 90 X SI 90 1-0 53 G5-4-3 1-2 2-H 3-H 1B		F SI 90 B FC 85 B FC 85 F CH 82 X CH 82 2-2 ③ G4-3		X CH 81 0-0 ② SF7 3-H		B CH 81 B SI 88 S SI 88 F FS 87 X CU 80 2-2 ② F9			3	0	1	3	0	0	1
53 Welington Castillo, R (1, 2) OBP: 0.355, SLG: 0.373	C SI 90 B SI 89 B FC 84 T SI 90 F SI 90 X SI 89 2-2 ①② G5-4-3 1-2f 2-3			B SI 89 C FC 85 F SI 89 B CU 79 B FS 83 F SI 90 X SI 89 3-2 13 8 G5-4-3 1B	1 SAFE C FC 84 X SI 87 0-1 ③ FC6-4 1-2f		B FC 83 B SI 87 B SI 87 C SI 88 X SI 88 3-1 8 WP 1-2 1B			4	0	2	0	0	0	3
8 Donnie Murphy, R (1, 5) OBP: 0.405, SLG: 0.788	F SI 89 X SI 88 0-1 3-H 1B			C SI 89 X SI 88 0-1 13 G5-4-3 1-2 1B		C SI 88 C FC 84 B CH 82 H FS 82 2-2 15 E HBP	B SI 93 B FF 94 B FF 90 C FF 94 F FF 93 F FF 94 B FF 95 4-2 1-3 2-H BB			2	1	2	1	1	0	0
13 Starlin Castro, R (1, 6) OBP: 0.279, SLG: 0.347	X SI 89 0-0 ③ G4-3			C SI 90 X FC 84 0-1 ①② G5-4-3 1-2f 2-3		F SI 89 B SI 88 X SI 89 1-1 ① F7	C FF 94 F FS 85 S FF 96 0-3 ③ K			4	0	0	0	0	1	6
15 Darwin Barney, R (1, 4) OBP: 0.267, SLG: 0.326		C SI 89 B SI 88 C FC 85 B SI 89 B SI 89 X SI 89 3-2 ① G6-3		I IN 72 I IN 71 I IN 72 I IN 70 4-0 49 FC4-6 IBB		B SI 88 C SI 87 B SI 88 F SI 87 B SI 89 F SI 88 X SI 88 3-2 E6 49 SH5-3 1-H 2B		B SI 93 B SI 93 C FF 92 C SI 92 X SI 93 2-2 54 G6-4-3 1B		3	1	2	1	1	0	0
49 Jake Arrieta, R (1, 1) 40 James Russell, L (8, 1) 54 Darnell McDonald, R (8, PH) OBP: 0.286, SLG: 0.167 50 Blake Parker, R (9, 1)		C SI 87 B SI 90 F SI 88 C SI 91 1-3 ② K		B SI 88 C SI 88 X SI 88 1-1 ③ FC4-6 1-2f		C SI 88 X SI 88 0-1 ② SH5-3 3-H		C SI 92 X FS 83 0-1 ①② G6-4-3 1-2f		2 0 1 0	0 0 0 0	0 0 0 0	1 0 0 0	0 0 0 0	1 0 0 0	2 0 1 0
Inning Stats	R: 3 H: 2 E: 0 LOB: 1 K: 0 BB: 3 S: 15 P: 30	R: 0 H: 0 E: 0 LOB: 0 K: 1 BB: 0 S: 9 P: 13	R: 0 H: 0 E: 0 LOB: 0 K: 1 BB: 0 S: 8 P: 13	R: 0 H: 2 E: 0 LOB: 2 K: 0 BB: 1 S: 10 P: 18	R: 1 H: 2 E: 0 LOB: 1 K: 0 BB: 0 S: 11 P: 15	R: 2 H: 1 E: 1 LOB: 0 K: 0 BB: 0 S: 12 P: 19	R: 1 H: 1 E: 0 LOB: 2 K: 1 BB: 2 S: 13 P: 26	R: 0 H: 1 E: 0 LOB: 0 K: 1 BB: 0 S: 8 P: 10		1B: 8 SF: 1 2B: 1 SAC: 1 3B: 0 DP: 3 HR: 0 HBP: 1						WP: 2 PA: 37 PB: 0 SB: 0 CS: 0	

PITCHER	IP	WLS	BF	H	R	ER	SO	BB	IBB	HBP	BLK	WP	HR	S	P	ERA	WHIP
35 Jake Westbrook, R (1, 1) ERA: 4.35	6.2	L	32	8	7	6	2	4	1	1	0	0	0	72	124	8.10	1.800
71 Sam Freeman, L (7, 1) ERA:	1.1		5	1	0	0	2	1	0	0	0	1	0	14	20	0.00	1.500

PITCHER	IP	WLS	BF	H	R	ER	SO	BB	IBB	HBP	BLK	WP	HR	S	P	ERA	WHIP

BOTTOM

St. Louis Cardinals @ Chicago Cubs

Wrigley Field, Chicago, IL

Fri Aug 16 2013, 3:10 PM - 5:44 PM CDT

Att. 35,258 - Sunny - 74 F

livebaseballscorecards.com

AB	28
R	7
H	9
RBI	6
BB	6
SO	4
LOB	14

Batter	1	2	3	4	5	6	7	8	9	AB	R	H	RBI	BB	SO	LOB
13 Matt Carpenter, L (1, 4) OBP: 0.383, SLG: 0.478	F FF 88 X FF 88 0-1 F7			C FC 85 B FC 84 B FC 87 C FF 87 X FF 85 2-2 3 2B 2B	C FF 88 S SL 75 X SL 76 0-2 SF6 1-2 2-3 3-H		B SI 92 B FF 92 C FF 92 F FF 91 B FF 92 X FF 92 3-2 G6-3			3	1	1	1	0	0	0
3 Carlos Beltrán, S (1, 9) OBP: 0.341, SLG: 0.513	B FF 88 B FC 86 C FF 88 X CH 78 2-1 L8			X CH 76 0-0 2-H 2B	C FF 88 F FC 86 B SL 81 B FC 85 F FF 89 F SL 78 F FF 89 X FC 85 2-2 P4			C FF 98 B SL 84 F FF 93 X SL 82 1-2 F8		4	0	1	1	0	0	2
7 Matt Holliday, R (1, 7) OBP: 0.374, SLG: 0.460 36 Randy Choate, L (8, 1) 52 Michael Wacha, R (9, 1) OBP: 0.111, SLG: 0.111	C FF 88 X FC 86 0-1 F9			C FC 88 C FC 85 S SL 76 0-3 K		F FC 86 H FC 84 1-1 4 HR HBP		B FF 95 C SI 96 S SL 83 C FF 97 1-3 K		3 0 0	1 0 0	0 0 0	0 0 0	0 0 0	2 0 0	1 0 0
21 Allen Craig, R (1, 3) OBP: 0.365, SLG: 0.449		X FF 86 0-0 G6-3		C CH 79 B FC 85 X CH 79 1-1 L1		B SI 87 B CH 79 S FC 87 F FF 88 1 SAFE B FF 89 S FF 88 3-3 K		F FF 95 C SL 83 S SL 82 0-3 K		4	0	0	0	0	2	2
4 Yadier Molina, R (1, 2) OBP: 0.371, SLG: 0.484		B SI 87 C SI 87 B FC 86 F FF 89 F FF 90 F SL 80 F SL 76 F FF 88 F FF 90 3-2 F SL 78 B FC 88 X FC 85 L7		F CH 78 F CH 79 S SL 79 0-3 K		B FF 88 C FC 88 X SL 77 1-1 1-H HR			X FF 94 0-0 19 WP 38 FC3-2 2B	4	1	2	2	0	1	1
23 David Freese, R (1, 5) OBP: 0.343, SLG: 0.380		X FF 88 0-0 L5			B CH 76 B FF 86 C FC 85 F FF 88 F FC 88 B SL 76 F FF 89 X FF 89 3-2 P4	B FF 90 F FF 90 B CU 79 F FF 91 F FF 92 S CU 78 2-3 K			B SI 94 B SI 93 F FF 93 S FF 94 F FF 95 C SL 81 2-3 K	4	0	0	0	0	2	1
19 Jon Jay, L (1, 8) OBP: 0.342, SLG: 0.365			B CU 68 B FC 84 C FF 87 X FF 88 2-1 F8		C FF 88 X FC 85 0-1 58 HBP 13 SF6 2B	C FF 92 S CU 77 S CU 78 0-3 K			B FC 90 S SL 81 B FF 93 F FF 93 B SL 79 B SI 94 4-2 38 FC3-2 2-3 BB	3	1	1	0	1	1	0
38 Pete Kozma, R (1, 6) OBP: 0.273, SLG: 0.281			B FF 87 F FF 87 C FF 87 F FF 89 X SL 78 1-2 G6-3		F FF 86 C FC 84 D SL 77 B CH 80 F FF 87 D SL 78 D CH 78 4-2 13 SF6 58 HBP BB		B FF 90 B FF 91 X FF 91 2-0 F9		F FF 92 F FF 94 F FF 94 1 SAFE 1 SAFE B SL 80 B SL 80 F FF 95 X FF 95 2-2 FC3-2 1-2 3-H	3	0	0	0	1	0	2
58 Joe Kelly, R (1, 1) OBP: 0.211, SLG: 0.167 16 Kolten Wong, L (7, PH) 43 Seth Maness, R (7, 1) OBP: 0.200, SLG: 0.200 43 Shane Robinson, R (8, 7) OBP: 0.382, SLG: 0.370			C FC 86 S FF 87 F FF 88 F SL 78 X FC 86 0-2 L4		L FF 86 M CH 77 H SL 75 1-2 13 SF6 1-2 2-3 HBP		F FF 91 C FS 84 S FS 84 0-3 K		C FF 94 B FF 94 X FF 94 1-1 F9	1 1 0 1	0 0 0 0	0 0 0 0	0 0 0 0	0 1 0 0	0 0 0 0	0 0 0 2
Inning Stats	R: 0 E: 0 K: 0 S: 6 H: 0 LOB: 0 BB: 0 P: 8	R: 0 E: 0 K: 0 S: 11 H: 0 LOB: 0 BB: 0 P: 14	R: 0 E: 0 K: 0 S: 11 H: 0 LOB: 0 BB: 0 P: 14	R: 1 E: 0 K: 2 S: 12 H: 2 LOB: 1 BB: 0 P: 15	R: 1 E: 0 K: 0 S: 21 H: 1 LOB: 2 BB: 1 P: 31	R: 2 E: 0 K: 3 S: 13 H: 1 LOB: 0 BB: 0 P: 20	R: 0 E: 0 K: 1 S: 7 H: 0 LOB: 0 BB: 0 P: 12	R: 0 E: 0 K: 2 S: 9 H: 0 LOB: 0 BB: 0 P: 11	R: 0 E: 0 K: 1 S: 14 H: 1 LOB: 2 BB: 1 P: 23	1B: 0 2B: 4 3B: 0 HR: 1 SF: 1 SAC: 0 DP: 0 HBP: 2						

TOP

St. Louis Cardinals @ Chicago Cubs

Wrigley Field, Chicago, IL

Sat Aug 17 2013, 3:07 PM - 6:18 PM CDT

Att. 41,981 - Sunny - 73 F

livebaseballscorecards.com

AB	31
R	4
H	5
RBI	4
BB	2
SO	9
LOB	11

WP: 1 PB: 0 SB: 0 CS: 0 PA: 36

PITCHER		IP	WLS	BF	H	R	ER	SO	BB	IBB	HBP	BLK	WP	HR	S	P	ERA	WHIP
37 Travis Wood, L ERA: 3.13	(1, 1)	5.1	L	23	4	4	4	3	1	0	2	0	0	1	67	93	6.75	0.938
50 Blake Parker, R ERA: 2.32	(6, 1)	0.2		2	0	0	0	2	0	0	0	0	0	0	7	9	0.00	0.000
28 Michael Bowden, R ERA: 4.6	(7, 1)	1.0		3	0	0	0	1	0	0	0	0	0	0	7	12	0.00	0.000
56 Héctor Rondón, R ERA: 5.57	(8, 1)	2.0		8	1	0	0	3	1	0	0	0	1	0	23	34	0.00	1.000

PITCHER	IP	WLS	BF	H	R	ER	SO	BB	IBB	HBP	BLK	WP	HR	S	P	ERA	WHIP

BOTTOM

St. Louis Cardinals @ Chicago Cubs

Wrigley Field, Chicago, IL

Sat Aug 17 2013, 3:07 PM - 6:18 PM CDT

Att. 41,981 - Sunny - 73 F

livebaseballscorecards.com

Batter	1	2	3	4	5	6	7	8	9	AB	R	H	RBI	BB	SO	LOB
9 David DeJesus, L (1, 8) OBP: 0.328, SLG: 0.404	C SI 93 B SI 95 F SI 94 S SI 96 1-3 K ①		B SI 95 X CH 84 1-0 FC2-5 21 BB ① 1-2 2-3f		B SI 93 B SI 95 X SI 95 2-0 FC1-6 ② 2-3			S SI 85 C SL 74 X SL 75 0-2 G6-3 ①		4	0	0	0	0	1	3
21 Junior Lake, R (1, 7) OBP: 0.333, SLG: 0.440	X SI 96 0-0 L5 ②		F SL 85 B SI 94 B SI 95 D CH 84 F SI 95 B CH 84 4-2 BB 1-2 2-3		B SI 96 B SI 95 S SI 96 C SI 96 C SI 95 2-3 K ③			X SI 85 0-0 L3 ②		3	0	0	0	1	1	1
44 Anthony Rizzo, L (1, 3) OBP: 0.326, SLG: 0.429	B SI 96 B SI 96 B CH 87 C SI 93 C CH 83 F SI 95 B SI 97 4-2 BB		F SI 96 C SI 95 F SI 96 S SI 95 0-3 K ②			F SI 95 B CH 83 F SI 94 X CH 84 1-2 G3-1 ①		B SI 85 X SI 86 1-0 G4-3 ③		3	0	0	0	1	1	3
19 Nate Schierholtz, L (1, 9) OBP: 0.326, SLG: 0.504	B SI 96 F SI 95 B SI 96 S CH 85 S CH 84 2-3 K ③		C SI 95 F SI 95 B SI 96 F SI 95 D CH 83 F CH 86 F SI 95 X CU 78 2-2 G4-3 ③			B CH 84 F SI 95 X SI 96 1-1 53 F9 2B			B SI 83 C SI 86 F SI 84 X SL 76 1-2 1B	4	0	2	0	0	1	4
53 Welington Castillo, R (1, 2) OBP: 0.351, SLG: 0.368		B SL 83 S CH 83 X CH 85 1-1 G5-3 ①		C SL 81 B CU 72 B CU 76 C CH 83 B SI 94 C SI 94 3-3 K ①		C SI 94 C SI 95 B SI 94 D CH 85 X SI 96 2-2 F9 ② 2-3			D FF 94 C FF 93 F FF 93 F CH 85 F FF 96 D FF 95 S CH 84 2-3 K ①	4	0	0	0	0	2	2
8 Donnie Murphy, R (1, 5) OBP: 0.390, SLG: 0.730 (6, 6)		C SL 84 F SI 96 X SI 96 0-2 13 G6-4-3 1B		S SI 96 X SI 97 0-1 F9 ②		C SI 95 B SI 96 X SI 95 1-1 G6-3 ③			S FF 93 S CH 84 F FF 96 B FF 96 S CH 86 1-3 K ②	4	0	1	0	0	1	2
13 Starlin Castro, R (1, 6) OBP: 0.278, SLG: 0.345 1 Cody Ransom, R (6, 5) OBP: 0.298, SLG: 0.443		X SI 94 0-0 G6-4-3 ②③ 1-2f		C SI 98 B CH 86 F SL 85 B SI 97 B SI 95 F CH 86 S CH 84 3-3 K ③			C SI 91 B SI 91 B SL 84 F SI 91 B CH 84 C SI 91 3-3 K ①		F FF 94 S FF 95 F FF 96 B CH 86 D CH 86 B CH 84 F FF 94 C CH 85 3-3 K ③	2 2	0 0	0 0	0 0	0 0	1 2	1 1
15 Darwin Barney, R (1, 4) OBP: 0.270, SLG: 0.327			C SI 96 C SL 86 B SI 96 B SI 97 F SL 86 F CU 75 B CH 84 F SL 84 X SI 96 3-2 9 FC2-5 37 1B 1B		C SL 83 B SI 94 B SI 96 B SI 93 B SI 94 4-1 9 FC1-6 37 G6-3 BB		B SI 91 C SI 91 C SI 91 F FF 92 F FF 91 B SL 86 F FF 92 F FF 91 B CH 85 3-2 X FF 91 F8 ②			2	0	1	0	1	0	0
37 Travis Wood, R (1, 1) OBP: 0.294, SLG: 0.469 50 Blake Parker, R (6, 1) 28 Michael Bowden, R (7, 1) 22 Logan Watkins, L (7, PH) OBP: 0.250, SLG: 0.143 56 Héctor Rondón, R (8, 1)			F SI 96 C SI 94 F SI 96 F SI 93 1 SAFE X SL 84 0-2 21 BB 9 FC2-5 1B 1-2		B SI 94 1 SAFE L SI 94 M SI 91 X SI 97 1-2 G6-3 ① 1-2		F SI 89 B SI 91 S CH 84 C SI 91 1-3 K ③			2 0 0 1 0	0 0 0 0 0	1 0 0 0 0	0 0 0 0 0	0 0 0 1 0	0 0 0 0 0	1 0 0 0 0
Inning Stats	R: 0 H: 0 E: 0 LOB: 1 K: 2 BB: 1 S: 10 P: 17	R: 0 H: 1 E: 0 LOB: 0 K: 0 BB: 0 S: 6 P: 7	R: 0 H: 2 E: 0 LOB: 3 K: 1 BB: 1 S: 24 P: 34	R: 0 H: 0 E: 0 LOB: 0 K: 2 BB: 0 S: 9 P: 15	R: 0 H: 0 E: 0 LOB: 1 K: 1 BB: 1 S: 8 P: 17	R: 0 H: 1 E: 0 LOB: 1 K: 0 BB: 0 S: 10 P: 15	R: 0 H: 0 E: 0 LOB: 0 K: 2 BB: 0 S: 13 P: 20	R: 0 H: 0 E: 0 LOB: 0 K: 0 BB: 0 S: 5 P: 6	R: 0 H: 1 E: 0 LOB: 1 K: 3 BB: 0 S: 17 P: 24	1B: 4 2B: 1 3B: 0 HR: 0	SF: 0 SAC: 0 DP: 1 HBP: 0			WP: 0 PB: 0 SB: 0 CS: 0	PA: 34		

	AB	31
	R	0
	H	5
	RBI	0
	BB	3
	SO	11
	LOB	18

PITCHER		IP	WLS	BF	H	R	ER	SO	BB	IBB	HBP	BLK	WP	HR	S	P	ERA	WHIP
58 Joe Kelly, R ERA: 3.01	(1, 1)	6.0	W	24	4	0	0	6	3	0	0	0	0	0	67	105	0.00	1.167
43 Seth Maness, R ERA: 2.12	(7, 1)	1.0		3	0	0	0	2	0	0	0	0	0	0	13	20	0.00	0.000
36 Randy Choate, L ERA: 2.25	(8, 1)	1.0		4	1	0	0	0	0	0	0	0	0	0	8	10	0.00	1.000
52 Michael Wacha, R ERA: 3.86	(9, 1)	1.0		3	0	0	0	3	0	0	0	0	0	0	14	20	0.00	0.000

PITCHER	IP	WLS	BF	H	R	ER	SO	BB	IBB	HBP	BLK	WP	HR	S	P	ERA	WHIP

St. Louis Cardinals @ Chicago Cubs

Wrigley Field, Chicago, IL

Sun Aug 18 2013, 1:25 PM - 4:34 PM CDT

Att. 33,830 - Sunny - 72 F

TOP

livebaseballscorecards.com

Batter	1	2	3	4	5	6	7	8	9	AB	R	H	RBI	BB	SO	LOB
13 Matt Carpenter, L (1, 5) OBP: 0.383, SLG: 0.476	C FF 92 C SI 94 F SI 94 B SL 84 F SI 94 S SL 86 1-3 K	B SI 94 X FF 94 1-0 1-3 2-H 3-H 1B		C FF 95 B SI 96 B CU 78 F FF 94 X FF 95 2-2 G6-3 2-3		D CU 79 C FF 94 B SI 94 C FF 94 B FF 95 B FF 94 4-2 1-2 BB		C FF 90 X FS 85 0-1 G4-3		4	0	1	2	1	1	1
3 Carlos Beltrán, S (1, 9) OBP: 0.337, SLG: 0.507	S CU 77 B SI 94 T CH 85 B FF 95 X FF 94 2-2 G6-3	B SL 84 D SL 84 F CH 86 F SI 94 B FF 95 F SL 84 F SI 94 F FF 93 X FF 92 3-2 G4-3		X FF 94 0-0 F8		X SI 94 0-0 F8		B FS 85 C FF 91 B FS 85 X FF 91 2-1 L6		5	0	0	0	0	0	5
7 Matt Holliday, R (1, 7) OBP: 0.369, SLG: 0.455	B FF 94 X FF 94 1-0 F9		X FF 93 0-0 G5-3		C FF 94 X FF 93 0-1 G4-3		C FF 88 X FF 88 0-1 L6		B FF 90 X FF 89 1-0 G5-3	5	0	0	0	0	0	0
21 Allen Craig, R (1, 3) OBP: 0.367, SLG: 0.448		C CU 77 S FF 95 B FF 95 S FF 94 1-3 K	C FF 93 X SI 94 0-1 19 BB 1B		B SL 84 B SL 85 B FF 93 B FF 93 4-0 BB		B CU 74 B CH 81 B CH 80 B SI 88 4-0 4 2B 19 HR BB		C CU 77 B FF 90 X FF 89 1-1 G5-3	3	1	1	0	2	1	0
4 Yadier Molina, R (1, 2) OBP: 0.371, SLG: 0.488		S CU 78 B SL 85 X CH 86 1-1 19 2B 2B	D FF 94 1 SAFE F FF 94 X SL 86 1-1 P3		B FF 95 1 SAFE S SL 84 B FF 91 F SL 85 X FF 93 2-2 P3		C CU 77 1 SAFE B SL 84 S SI 90 F FF 89 B SL 79 D SL 84 F FF 90 X CH 81 3-2 1-3 19 HR 2B		X FC 87 0-0 G4-3	5	2	2	0	0	0	2
19 Jon Jay, L (1, 8) OBP: 0.345, SLG: 0.376		B FF 95 B FF 94 F FF 95 X FF 94 2-1 16 E 13 1B 2-H 2B	B SL 84 S CU 77 B FF 93 B SI 93 C FF 94 F FF 93 D SL 84 4-2 1-2 BB		1 SAFE C FF 93 X CU 78 0-1 G4-3		D SL 81 S SL 82 X SL 80 1-1 2-H 3-H HR			3	2	2	4	1	0	1
16 Kolten Wong, L (1, 4)		B CU 78 C FF 94 S SL 84 D SL 85 F SL 84 B FF 95 F FF 94 F SL 85 X FF 92 3-2 E8 13 1B 2-3	B CU 76 X SI 92 1-0 L5			C SI 93 S CU 76 F SL 85 B CU 78 B FF 96 B CU 79 X FF 95 3-2 F8	C FF 88 F SL 83 F SL 82 X FF 90 0-2 F9			4	1	0	0	0	0	3
33 Daniel Descalso, L (1, 6) OBP: 0.310, SLG: 0.403		I IN 82 I IN 80 I IN 80 I IN 79 4-0 13 1B IBB		C CU 76 B FF 93 X SI 93 1-1 13 G6-3 2B		B CU 78 B SL 84 C SL 83 B CH 86 F FF 93 T FF 93 3-2 K	B FF 90 S SL 82 F SI 88 S FF 90 1-3 K			3	0	1	0	1	2	0
50 Adam Wainwright, R (1, 1) OBP: 0.145, SLG: 0.164 43 Shane Robinson, R (8, PH) OBP: 0.379, SLG: 0.366 46 Kevin Siegrist, L (8, 1) 26 Trevor Rosenthal, R (9, 1)		X FF 91 0-0 F7		C FF 91 X FF 93 0-1 G5-3		C FF 94 C SI 94 B SL 88 B FF 94 F FF 94 B FF 94 F FF 94 F FF 94 X FF 94 3-2 13 BB 1B		C FF 89 C FF 92 F FF 92 B SL 84 F FF 90 B SL 84 B FF 91 X FF 89 3-2 F8		3 1 0 0	0 0 0 0	1 0 0 0	0 0 0 0	0 0 0 0	0 0 0 0	4 0 0 0
Inning Stats	R: 0 E: 0 K: 1 S: 9 H: 0 LOB: 0 BB: 0 P: 13	R: 3 E: 1 K: 1 S: 21 H: 3 LOB: 2 BB: 1 P: 36	R: 0 E: 0 K: 0 S: 9 H: 1 LOB: 2 BB: 1 P: 15	R: 0 E: 0 K: 0 S: 8 H: 1 LOB: 1 BB: 0 P: 11	R: 0 E: 0 K: 0 S: 7 H: 0 LOB: 1 BB: 1 P: 13	R: 0 E: 0 K: 1 S: 16 H: 1 LOB: 2 BB: 1 P: 29	R: 3 E: 0 K: 1 S: 16 H: 2 LOB: 0 BB: 1 P: 25	R: 0 E: 0 K: 0 S: 9 H: 0 LOB: 0 BB: 0 P: 14	R: 0 E: 0 K: 0 S: 4 H: 0 LOB: 0 BB: 0 P: 6	1B: 3 2B: 4 3B: 0 HR: 1 SF: 0 SAC: 0 DP: 0 HBP: 0	WP: 0 PB: 0 SB: 0 CS: 0 PA: 41					

	AB	36
	R	6
	H	8
	RBI	6
	BB	5
	SO	4
	LOB	16

PITCHER		IP	WLS	BF	H	R	ER	SO	BB	IBB	HBP	BLK	WP	HR	S	P	ERA	WHIP
36 Edwin Jackson, R ERA: 4.89	(1, 1)	6.0	L	29	6	3	1	3	3	1	0	0	0	0	70	117	1.50	1.500
33 Carlos Villanueva, R ERA: 4.58	(7, 1)	0.1		3	1	2	2	0	1	0	0	0	0	0	7	14	54.00	6.000
40 James Russell, L ERA: 2.82	(7, 1)	0.2		3	1	1	1	1	0	0	0	0	0	1	9	11	13.50	1.500
28 Michael Bowden, R ERA: 4.45	(8, 1)	1.0		3	0	0	0	0	0	0	0	0	0	0	9	14	0.00	0.000
63 Kevin Gregg, R ERA: 2.85	(9, 1)	1.0		3	0	0	0	0	0	0	0	0	0	0	4	6	0.00	0.000

PITCHER		IP	WLS	BF	H	R	ER	SO	BB	IBB	HBP	BLK	WP	HR	S	P	ERA	WHIP

BOTTOM

Batter	1	2	3	4	5	6	7	8	9	AB	R	H	RBI	BB	SO	LOB
David DeJesus, L (1, 7) OBP: 0.330, SLG: 0.401	C SI 91 C FC 89 C CU 75 0-3 ① K		F FC 87 B CU 76 B CU 75 F SI 91 X CU 77 2-2 ③ FC4-6 1-2f			B CU 74 B FF 92 C SI 91 S CU 75 F FF 93 B CU 77 B FF 91 4-2 21 2B BB		B FF 94 B FF 95 B FF 95 C FF 94 C FF 94 B FF 94 4-2 21 1B 44 F7-2 BB		2	1	0	0	2	1	1
21 Junior Lake, R (1, 8) OBP: 0.346, SLG: 0.458	S FC 88 M CU 74 X FC 87 0-2 44 G3-6-3 1B			C CU 74 F SI 91 S CU 76 0-3 ① K		X FC 88 0-0 1-H 2B		C FF 93 F FF 94 B FF 95 X FF 94 1-2 1-3 1B		4	0	3	1	0	1	0
44 Anthony Rizzo, L (1, 3) OBP: 0.323, SLG: 0.425	X FC 89 0-0 ② ③ G3-6-3 1-2f			C SI 90 B CU 74 X FF 91 1-1 ② P6		B FC 90 C FC 89 F FF 91 B FC 87 F CU 78 C CU 78 2-3 ③ K		C FF 94 B FF 94 X FF 94 1-1 ② ③ F7-2 3-H		4	0	0	0	0	1	4
19 Nate Schierholtz, L (1, 9) OBP: 0.325, SLG: 0.501		C SI 90 C CU 73 F FC 88 X SI 91 0-2 ① F9		B SI 91 B FF 90 F SI 90 C FC 87 B FF 92 C CU 76 3-3 ③ K			B SI 88 F FC 87 C CU 74 X SI 92 1-2 53 1B 1B		B FF 94 B FF 95 C FF 94 F FF 93 S FF 96 2-3 ① K	4	0	1	0	0	2	0
53 Welington Castillo, R (1, 2) OBP: 0.350, SLG: 0.366		C FF 90 F FC 88 B FC 87 B CU 76 B SI 91 X FC 89 3-2 ② P3			C CU 73 C SI 89 S FC 87 0-3 ① K		C FC 86 B SI 89 X SI 89 1-1 1-2 1B		C FF 95 F FF 94 F FF 96 F FF 97 C CH 86 0-3 ② K	4	0	1	0	0	2	0
8 Donnie Murphy, R (1, 5) OBP: 0.378, SLG: 0.675		B FC 86 F SI 90 B CU 74 F FF 89 F SI 92 B CU 76 S FF 93 3-3 ③ K			C CU 73 X FC 87 0-1 ② G6-3		C CU 75 F FC 87 S CU 77 0-3 ① K		B CU 78 B CH 86 F FF 96 B FF 97 F FF 95 F FF 96 B CH 87 4-2 13 DI BB	3	0	0	0	1	2	2
13 Starlin Castro, R (1, 6) OBP: 0.280, SLG: 0.345			C FF 90 C CU 75 B FC 86 F FC 88 F FF 93 X CU 76 1-2 FC4-6 1B		C CU 74 B FC 88 S SI 90 F FC 88 S CU 73 1-3 ③ K		C FF 91 T FF 91 T FF 92 0-2 ② K		B FF 96 B CH 88 B FF 96 B FF 96 4-0 1-2 BB	3	0	1	0	1	2	2
15 Darwin Barney, R (1, 4) OBP: 0.267, SLG: 0.324			B FF 90 C FC 87 C SI 91 X FF 92 1-2 ① F8			C FF 91 C FC 87 B SI 92 X FC 87 1-2 ① L8	C FF 91 F FF 92 F CU 78 D CU 76 F FF 93 S FC 88 1-3 ③ K		B FF 96 B FF 95 C FF 96 B FF 97 C FF 97 F FF 97 F FF 95 F FF 97 F FF 97 3-2 ③ F FF 88 X FF 96 F8	4	0	0	0	0	1	5
36 Edwin Jackson, R (1, 1) OBP: 0.095, SLG: 0.098 22 Logan Watkins, L (6, PH) OBP: 0.235, SLG: 0.133 33 Carlos Villanueva, R (7, 1) OBP: 0.161, SLG: 0.161 40 James Russell, L (7, 1) 28 Michael Bowden, R (8, 1) 2 Cole Gillespie, R (8, PH) OBP: 0.302, SLG: 0.222 63 Kevin Gregg, R (9, 1)			C SI 92 L FC 86 B FC 86 C CU 76 1-3 ② K			C CU 74 F FC 86 B CU 76 X FC 89 1-2 ② L4		B FF 94 S FF 93 T FF 95 F FF 93 S FF 95 1-3 ① K		1 1 0 0 0 1 0	0 0 0 0 0 0 0	0 0 0 0 0 0 0	0 0 0 0 0 0 0	0 0 0 0 0 1 0	1 0 0 0 0 0 0	1 0 0 0 0 0 0
Inning Stats	R: 0 E: 0 K: 1 S: 7 H: 1 LOB: 0 BB: 0 P: 7	R: 0 E: 0 K: 1 S: 11 H: 0 LOB: 0 BB: 0 P: 17	R: 0 E: 0 K: 1 S: 14 H: 1 LOB: 1 BB: 0 P: 19	R: 0 E: 0 K: 2 S: 8 H: 0 LOB: 0 BB: 0 P: 12	R: 0 E: 0 K: 2 S: 9 H: 0 LOB: 0 BB: 0 P: 10	R: 1 E: 0 K: 1 S: 14 H: 1 LOB: 1 BB: 1 P: 22	R: 0 E: 0 K: 3 S: 16 H: 2 LOB: 2 BB: 0 P: 19	R: 0 E: 0 K: 1 S: 11 H: 1 LOB: 1 BB: 1 P: 18	R: 0 E: 0 K: 2 S: 19 H: 0 LOB: 2 BB: 2 P: 32	1B: 5 2B: 2 3B: 0 HR: 0 SF: 0 SAC: 0 DP: 2 HBP: 0						

PITCHER	IP	WLS	BF	H	R	ER	SO	BB	IBB	HBP	BLK	WP	HR	S	P	ERA	WHIP
50 Adam Wainwright, R (1, 1) ERA: 2.66	7.0	W	26	5	1	1	11	1	0	0	0	0	0	79	106	1.29	0.857
46 Kevin Siegrist, L (8, 1) ERA: 0.74	1.1		5	1	0	0	2	1	0	0	0	0	0	14	23	0.00	1.500
26 Trevor Rosenthal, R (9, 1) ERA: 2.62	0.2		4	0	0	0	1	2	0	0	0	0	0	16	27	0.00	3.000

PITCHER	IP	WLS	BF	H	R	ER	SO	BB	IBB	HBP	BLK	WP	HR	S	P	ERA	WHIP

St. Louis Cardinals @ Chicago Cubs

Wrigley Field, Chicago, IL

Sun Aug 18 2013, 1:25 PM - 4:34 PM CDT

Att. 33,830 - Sunny - 72 F

livebaseballscorecards.com

AB	31
R	1
H	6
RBI	1
BB	4
SO	14
LOB	15

Batter	1	2	3	4	5	6	7	8	9	AB	R	H	RBI	BB	SO	LOB
2 Denard Span, L (1, 8) OBP: 0.313, SLG: 0.355	C FF 93 B SI 94 C FF 93 S FC 91 1-3 ① K		X FF 94 0-0 ① 11 1B 1B			F SI 93 X SL 85 0-1 ① F7		B SL 84 B SI 94 B SI 92 C SI 93 X FF 94 3-1 ② F7		4	0	1	0	0	1	0
46 Ian Krol, L (8, 1)										0	0	0	0	0	0	0
11 Ryan Zimmerman, R (1, 5) OBP: 0.342, SLG: 0.431	C FC 91 F SI 94 X FF 94 0-2 ② P3		1 SAFE C SL 86 B SL 87 X SI 94 1-1 1-2 1B			B SI 94 C FF 93 X FC 92 1-1 ② L3		C FF 95 X SI 94 0-1 ③ P6		3	0	1	0	0	0	0
58 Fernando Abad, L (6, 1)										0	0	0	0	0	0	0
4 David DeJesus, L (8, PH) OBP: 0.329, SLG: 0.400										1	0	0	0	0	0	0
(8, 8)																
34 Bryce Harper, L (1, 7) OBP: 0.366, SLG: 0.502	F SI 95 S FC 91 X FS 85 0-2 28 FC6-4 1B		C FS 84 X FS 84 0-1 ③ G6-3			B FC 92 X SI 94 1-0 1B			B SI 95 F SI 95 X SL 86 1-1 ① G6-3	4	0	2	0	0	0	2
28 Jayson Werth, R (1, 9) OBP: 0.403, SLG: 0.524	X SI 93 0-0 ③ FC6-4 1-2f			B FF 94 C FC 91 X FF 94 1-1 ① F8		B SI 92 B FC 90 X SI 94 2-0 ③ G5-3			C FC 91 C SI 96 B SI 96 C FS 83 1-3 ② K	4	0	0	0	0	1	2
25 Adam LaRoche, L (1, 3) OBP: 0.318, SLG: 0.419		C SI 93 B FS 84 F FF 93 B FC 90 B FS 83 X SI 94 3-2 20 G1-4-3 1B		C SL 87 F FS 84 B FF 94 B FS 84 X FS 84 2-2 ② F8			B FC 91 B SI 94 B SI 93 C SI 93 X SI 95 3-1 ① F7		F SI 95 S FS 84 B SI 96 X FS 85 1-2 ③ G4-1	4	0	1	0	0	0	0
20 Ian Desmond, R (1, 6) OBP: 0.327, SLG: 0.464		B FC 90 F SI 94 B SI 93 F FC 90 X FF 94 2-2 ① ② G1-4-3 1-2f		C SL 87 F FF 96 B FS 82 S FS 84 1-3 ③ K			B FC 92 X SI 94 1-0 ② G4-3			3	0	0	0	0	1	1
18 Chad Tracy, L (8, 5) OBP: 0.221, SLG: 0.312										0	0	0	0	0	0	0
40 Wilson Ramos, R (1, 2) OBP: 0.325, SLG: 0.491		B FF 95 B FC 91 C FF 94 F FF 94 S FS 84 2-3 ③ K			X SL 84 0-0 ① L9		C SI 96 B SI 96 S FC 92 B SI 95 X FS 83 2-2 HR			3	1	1	1	0	1	0
6 Anthony Rendon, R (1, 4) OBP: 0.320, SLG: 0.399			C FC 93 X SL 85 0-1 ① F8		B FC 91 B SI 94 X FF 93 2-0 ② F9		B SI 95 B SI 94 B SI 94 C SI 94 X SI 94 3-1 ③ G5-3			3	0	0	0	0	0	0
(8, 6)																
27 Jordan Zimmermann, R (1, 1) OBP: 0.137, SLG: 0.143			C FF 94 B FF 95 F FC 93 X FF 95 1-2 ② G6-3		B FF 94 C FF 94 C SI 94 C SI 94 1-3 ③ K			X FF 94 0-0 ① G4-3		2	0	0	0	0	1	0
1 Steve Lombardozzi, S (6, 5) OBP: 0.267, SLG: 0.317										1	0	0	0	0	0	0
(8, 4)																
Inning Stats	R: 0 E: 0 K: 1 S: 10 H: 1 LOB: 1 BB: 0 P: 11	R: 0 E: 0 K: 1 S: 9 H: 1 LOB: 0 BB: 0 P: 16	R: 0 E: 0 K: 0 S: 10 H: 2 LOB: 2 BB: 0 P: 12	R: 0 E: 0 K: 1 S: 8 H: 0 LOB: 0 BB: 0 P: 12	R: 0 E: 0 K: 1 S: 5 H: 0 LOB: 0 BB: 0 P: 8	R: 0 E: 0 K: 0 S: 6 H: 1 LOB: 1 BB: 0 P: 10	R: 1 E: 0 K: 0 S: 8 H: 1 LOB: 0 BB: 0 P: 17	R: 0 E: 0 K: 0 S: 5 H: 0 LOB: 0 BB: 0 P: 8	R: 0 E: 0 K: 1 S: 8 H: 0 LOB: 0 BB: 0 P: 11	1B: 5 2B: 0 3B: 0 HR: 1	SF: 0 SAC: 0 DP: 1 HBP: 0					

PITCHER	IP	WLS	BF	H	R	ER	SO	BB	IBB	HBP	BLK	WP	HR	S	P	ERA	WHIP
29 Jeff Samardzija, R (1, 1) ERA: 4.12	9.0	W	32	6	1	1	5	0	0	0	0	0	1	69	105	1.00	0.667

PITCHER	IP	WLS	BF	H	R	ER	SO	BB	IBB	HBP	BLK	WP	HR	S	P	ERA	WHIP

TOP

Washington Nationals @ Chicago Cubs

Wrigley Field, Chicago, IL

Mon Aug 19 2013, 7:10 PM - 9:23 PM CDT

Att. 31,290 - Cloudy - 77 F

livebaseballscorecards.com

AB	32
R	1
H	6
RBI	1
BB	0
SO	5
LOB	5

WP: 0 PA: 32
PB: 0
SB: 0
CS: 0

Batter	1	2	3	4	5	6	7	8	9	AB	R	H	RBI	BB	SO	LOB
21 Junior Lake, R (1, 8) OBP: 0.351, SLG: 0.476	X FF 93 0-0 15 SH5-3 19 HR 2B	X SL 82 0-0 ① B5-3	B CU 76 X SL 85 1-0 30 HR 2B	B CH 72 B CH 74 S FF 92 F SI 90 B KC 77 F FF 95 X SI 93 3-2 ① F9	4	2	2	0	0	0	0
15 Darwin Barney, R (1, 4) OBP: 0.270, SLG: 0.325	X FF 93 0-0 ① SH5-3 2-3	C FF 93 B SL 86 C SL 85 X FF 94 1-2 19 2B 1B	B FF 93 F FF 93 B SL 85 B FF 92 C FF 94 F FF 92 F FF 93 B FF 93 4-2 30 HR BB	C SI 92 C SI 93 B FF 95 X SI 93 1-2 ② P4	2	2	1	0	1	0	0
30 Dioner Navarro, S (1, 2) OBP: 0.366, SLG: 0.527	B CU 76 B CU 77 B FF 94 B FF 94 4-0 19 HR BB	C FF 93 1 SAFE B FF 92 X FF 93 1-1 ② F7	F FF 92 B FF 92 B FF 93 X FF 93 2-1 1-H 2-H HR	B FF 92 B SI 92 B FF 92 B FF 92 4-0 19 HR BB	2	3	1	3	2	0	1
19 Nate Schierholtz, L (1, 9) OBP: 0.330, SLG: 0.524	B FF 94 S FF 94 D CH 88 F FF 94 X CU 79 2-2 1-H 3-H HR	C FF 92 X FF 92 0-1 1-H 2B	B FF 93 X CH 86 1-0 ① G1-3	S FF 94 B SI 92 S KC 81 B FF 96 D KC 82 X FF 94 3-2 1-H HR	4	2	3	6	0	0	0
13 Starlin Castro, R (1, 6) OBP: 0.278, SLG: 0.343	B FF 94 B FF 95 X FF 95 2-0 ② F9	C SL 85 F FF 93 F FF 93 D SL 84 F FF 94 C FF 94 1-3 ③ K	F FF 92 X FF 93 0-1 ② G5-3	X CH 78 0-0 ③ G4-3	4	0	0	0	0	1	1
8 Donnie Murphy, R (1, 5) OBP: 0.388, SLG: 0.795	F FF 94 F FF 95 B FF 94 S SL 85 1-3 ③ K	B SL 84 X FF 93 1-0 HR	B FF 92 F FF 92 B CU 78 F SL 86 C FF 93 2-3 ③ K	B FF 94 X FF 92 1-0 HR	4	2	2	2	0	2	0
54 Darnell McDonald, R (1, 7) OBP: 0.182, SLG: 0.100	B FF 93 B FF 94 X FF 93 2-0 ① G4-3	B FF 92 B SL 85 C FF 93 S FF 94 F FF 93 S CU 78 2-3 ① K	C SI 90 X CH 78 0-1 ① F8	B FF 92 X CH 82 1-0 ① G5-3	4	0	0	0	0	1	0
1 Cody Ransom, R (1, 3) OBP: 0.292, SLG: 0.432	B FF 93 S SL 86 X SL 86 1-1 ② G5-3	S SL 85 S SL 86 B SL 86 B SL 85 S SL 85 2-3 ② K	F SI 90 B FF 93 S CH 78 X FF 94 1-2 ② G5-3	S CH 83 C FF 94 F FF 94 F CU 79 B CU 78 S CH 83 1-3 ② K	4	0	0	0	0	2	0
29 Jeff Samardzija, R (1, 1) OBP: 0.143, SLG: 0.208	F FF 93 X SL 85 0-1 ③ G1-3	S FF 93 B SL 86 X SL 86 1-1 ③ L9	X FF 92 0-0 ③ G1-3	F FF 94 C FF 93 C FF 94 0-3 ③ K	4	0	0	0	0	1	0
Inning Stats	R: 3 E: 0 K: 1 S: 9 H: 2 LOB: 0 BB: 1 P: 18	R: 0 E: 0 K: 0 S: 5 H: 0 LOB: 0 BB: 0 P: 8	R: 1 E: 0 K: 1 S: 13 H: 2 LOB: 1 BB: 0 P: 16	R: 1 E: 0 K: 2 S: 10 H: 1 LOB: 0 BB: 0 P: 16	R: 3 E: 0 K: 1 S: 13 H: 2 LOB: 0 BB: 1 P: 23	R: 0 E: 0 K: 0 S: 6 H: 0 LOB: 0 BB: 0 P: 7	R: 2 E: 0 K: 0 S: 11 H: 1 LOB: 0 BB: 1 P: 22	R: 1 E: 0 K: 2 S: 10 H: 1 LOB: 0 BB: 0 P: 13		1B: 1 2B: 3 3B: 0 HR: 5 SF: 0 SAC: 1 DP: 0 HBP: 0				WP: 0 PB: 0 SB: 0 CS: 0 PA: 36	

PITCHER		IP	WLS	BF	H	R	ER	SO	BB	IBB	HBP	BLK	WP	HR	S	P	ERA	WHIP
27 Jordan Zimmermann, R ERA: 3.37	(1, 1)	5.0	L	24	7	8	8	5	2	0	0	0	0	3	50	81	14.40	1.800
58 Fernando Abad, L ERA: 3.56	(6, 1)	2.0		8	1	2	2	0	1	0	0	0	0	1	17	29	9.00	1.000
46 Ian Krol, L ERA: 3.24	(8, 1)	1.0		4	1	1	1	2	0	0	0	0	0	1	10	13	9.00	1.000

PITCHER	IP	WLS	BF	H	R	ER	SO	BB	IBB	HBP	BLK	WP	HR	S	P	ERA	WHIP

BOTTOM

Washington Nationals @ Chicago Cubs

Wrigley Field, Chicago, IL

Mon Aug 19 2013, 7:10 PM - 9:23 PM CDT

Att. 31,290 - Cloudy - 77 F

livebaseballscorecards.com

AB	32
R	11
H	9
RBI	11
BB	3
SO	7
LOB	2

Washington Nationals @ Chicago Cubs

Wrigley Field, Chicago, IL

Tue Aug 20 2013, 7:09 PM - 10:22 PM CDT

Att. 30,975 - Partly Cloudy - 83 F

livebaseballscorecards.com

Batter	1	2	3	4	5	6	7	8	9	AB	R	H	RBI	BB	SO	LOB
34 Bryce Harper, L (1, 8) (7, 7) OBP: 0.369, SLG: 0.505	B SI 87 X FC 85 1-0 20 FC4-6 1B	X CU 81 0-0 ③ G1-3			C FC 86 B SI 88 S SI 88 B FC 82 B FC 82 B FC 84 4-2 20 FC5-4 BB		F FF 92 B CU 78 F CU 79 B FS 85 B FF 93 C FF 91 3-3 ① K		C CU 74 S SL 81 X SI 89 0-2 20 1B 2B	4	1	2	0	1	1	2
20 Ian Desmond, R (1, 6) OBP: 0.329, SLG: 0.464	X FF 88 0-0 ① FC4-6 11 E 1-2f	F FC 84 B FF 88 B FC 84 X FC 85 2-1 11 L5-3 1B			S FC 85 X CH 80 0-1 ③ FC5-4 1-2f		B CU 77 C FF 92 B CU 77 F FF 92 F FF 92 B CU 78 B CU 77 4-2 BB		D CU 79 X FF 91 1-0 11 CS 1B 2-H	4	1	2	1	1	0	2
11 Ryan Zimmerman, R (1, 5) OBP: 0.345, SLG: 0.436	B FC 84 1 SAFE X SI 87 1-0 E2 2B 1-H	B FC 84 S CH 79 1 SAFE X FF 88 1-1 ① ② L5-3 1-1			C FF 86 B FC 84 B FC 85 X CH 79 2-1 28 12 1B 2B		1 SAFE C FF 92 B FF 92 1 SAFE X FF 92 1-1 ② F8		C FF 90 F FF 90 B CU 78 B FF 90 1 SAFE F CU 78 B FF 91 B FC 88 4-2 ① 28 2 1B BB 1-2	4	2	2	1	1	0	2
28 Jayson Werth, R (1, 9) OBP: 0.405, SLG: 0.523	D SI 89 C FC 86 B CH 81 B FC 84 B FC 84 4-1 40 G5-4-3 BB	B FF 88 B FF 89 X CH 80 2-0 ③ F7			C SI 88 B FC 84 X SI 87 1-1 12 1B 1B 2-3		B FF 92 D CU 79 B FF 91 F FF 91 1 SAFE X FF 91 3-1 ③ F9		B FC 87 B FF 91 B FF 91 F FF 92 B FF 91 4-1 2 1B BB 1-2	3	0	1	0	2	0	1
40 Wilson Ramos, R (1, 2) OBP: 0.327, SLG: 0.494	F FF 88 X FC 86 0-1 ② ③ G5-4-3 1-2f			F FF 87 F FC 84 F CU 77 B FC 84 X FC 84 1-2 6 FC6-4 1B	C FC 84 1 SAFE B FC 83 B FF 89 X CH 80 2-1 ① L4			B FF 96 S SI 95 X SI 96 1-1 2 SH2-3 2B	F FF 90 B FF 91 F FC 87 D CU 80 D CU 79 F FC 86 C FF 91 3-3 ② K	5	0	2	0	0	1	6
12 Tyler Moore, R (1, 3) (6, 7) OBP: 0.217, SLG: 0.301 2 Denard Span, L (7, 8) OBP: 0.315, SLG: 0.357		C FC 84 C SI 88 B CH 79 X SI 90 1-2 6 2B 1B		S FC 83 S CH 79 S CU 77 0-3 ① K	X FC 84 0-0 ② 25 BB 6 1B 1-3 3-H 1B			X SI 96 0-0 ① SH2-3 2-3	C FF 91 F FF 90 B FF 90 B FS 82 X FF 91 2-2 1-3 2-H 1B	3 1	0 0	2 1	1 1	0 0	1 0	1 0
6 Anthony Rendon, R (1, 4) OBP: 0.322, SLG: 0.403		C FF 88 D FC 86 B SI 88 1 SAFE F FC 85 F FC 81 D CH 80 1 SAFE X FC 84 3-2 1-3 2B		C FF 88 C SI 88 B CU 78 B SI 90 X CH 80 2-2 ② FC6-4 7 CS 1-2f	X SI 88 0-0 25 BB 1-2 1B			X SI 96 0-0 ② P4	B FF 91 F FF 91 X FF 91 1-1 ③ P3	5	0	2	0	0	0	4
7 Scott Hairston, R (1, 7) OBP: 0.235, SLG: 0.396 25 Adam LaRoche, L (6, PH) (6, 3) OBP: 0.321, SLG: 0.419		B SI 88 X CH 79 1-0 ① G2-3		1 SAFE B SI 88 1 SAFE 1 SAFE 1-0 ③ CS 1-2	B FF 88 X SI 87 1-0 ① G4-3	C CU 79 D CU 79 C FF 93 B FS 84 B CU 77 F CU 76 D CU 78 4-2 15 FC6-4 BB 1-2 2-3		D SL 85 C SI 97 B SI 96 C SL 84 B SL 84 B SI 96 4-2 BB		2 0	0 0	0 0	0 0	0 2	0 0	2 0
15 Dan Haren, R (1, 1) OBP: 0.220, SLG: 0.256 22 Drew Storen, S (7, 1) 18 Chad Tracy, L (8, PH) OBP: 0.219, SLG: 0.309 36 Tyler Clippard, R (8, 1) 29 Rafael Soriano, R (9, 1)		F SI 88 S FC 84 S CU 77 0-3 ② K2-3			C FF 86 C SI 87 B CU 76 B SI 87 X SI 87 2-2 ② G5-3	C FF 93 C FF 93 F CU 78 X FF 92 0-2 ③ FC6-4 1-2f		B SI 96 F SI 97 X SI 97 1-1 ③ F7		3 0 1 0 0	0 0 0 0 0	0 0 0 0 0	0 0 0 0 0	1 0 0 0 0	5 0 2 0 0

AB	35
R	4
H	14
RBI	4
BB	7
SO	4
LOB	27

Inning Stats																		
	R: 1	H: 2	R: 0	H: 2	R: 0	H: 1	R: 0	H: 1	R: 0	H: 0	R: 1	H: 4	R: 0	H: 0	R: 0	H: 1	R: 2	H: 3
	E: 1	LOB: 1	E: 0	LOB: 2	E: 0	LOB: 0	E: 0	LOB: 0	E: 0	LOB: 1	E: 0	LOB: 3	E: 0	LOB: 1	E: 0	LOB: 2	E: 0	LOB: 2
	K: 0	BB: 1	K: 1	BB: 0	K: 0	BB: 0	K: 1	BB: 0	K: 0	BB: 1	K: 0	BB: 1	K: 1	BB: 1	K: 0	BB: 1	K: 1	BB: 2
	S: 6	P: 12	S: 12	P: 17	S: 5	P: 10	S: 10	P: 14	S: 8	P: 15	S: 15	P: 24	S: 10	P: 21	S: 8	P: 14	S: 17	P: 32

1B: 9	SF: 0	WP: 0	PA: 44
2B: 6	SAC: 1	PB: 0	
3B: 0	DP: 2	SB: 0	
HR: 0	HBP: 0	CS: 2	

PITCHER		IP	WLS	BF	H	R	ER	SO	BB	IBB	HBP	BLK	WP	HR	S	P	ERA	WHIP
18 Chris Rusin, L ERA: 3.08	(1, 1)	5.2	L	25	10	2	2	2	2	0	0	0	0	0	49	81	3.18	2.118
50 Blake Parker, R ERA: 2.23	(6, 1)	1.1		6	0	0	0	1	2	0	0	0	0	0	17	32	0.00	1.500
46 Pedro Strop, R ERA: 4.93	(8, 1)	1.0		5	1	0	0	0	1	0	0	0	0	0	8	14	0.00	2.000
40 James Russell, L ERA: 3.02	(9, 1)	0.0		1	1	1	1	0	0	0	0	0	0	0	3	3	∞	∞
63 Kevin Gregg, R ERA: 3.0	(9, 1)	0.2		5	2	1	1	1	2	0	0	0	0	0	12	26	13.50	6.000

PITCHER		IP	WLS	BF	H	R	ER	SO	BB	IBB	HBP	BLK	WP	HR	S	P	ERA	WHIP
28 Michael Bowden, R ERA: 4.41	(9, 1)	0.1		1	0	0	0	0	0	0	0	0	0	0	2	3	0.00	0.000

Batter	1	2	3	4	5	6	7	8	9	AB	R	H	RBI	BB	SO	LOB
21 Junior Lake, R (1, 8) OBP: 0.348, SLG: 0.477	B FC 83 C FF 86 X FC 84 1-1 E6 19 WP 44 S		B SI 89 F FF 88 B FF 88 B FC 85 F FF 88 X FF 88 3-2 2B		F FC 84 B FS 81 S FC 85 X FC 85 1-2 E5 15 1B		B SL 82 C SL 81 B SL 83 S FF 94 X FF 93 2-2 ③ G6-3			4	0	1	0	0	0	0
15 Darwin Barney, R (1, 4) OBP: 0.270, SLG: 0.324	C FF 86 I FC 84 B FS 82 1 SAFE F FC 83 X FF 86 1-2 ① L7		C FC 85 B FF 88 F FF 88 X FF 88 1-2 ② F8		1 SAFE C FC 82 1 SAFE S FC 83 B FC 83 1 SAFE X FC 84 1-2 1-3 1B			C FC 84 C FF 91 X FF 92 0-2 ① F9		4	0	1	0	0	0	2
44 Anthony Rizzo, L (1, 3) OBP: 0.321, SLG: 0.422	S FC 83 D FC 84 F FF 87 X FS 80 1-2 ② F9 1-2		F FS 81 F FC 84 X FS 81 0-2 ③ L7		F FC 84 F FC 83 B FS 81 D FS 81 C SI 89 2-3 ③ K			B FF 92 B CH 80 B FF 92 S FF 92 C CH 80 F FF 92 X CH 81 3-2 ② F9		4	0	0	0	0	1	4
19 Nate Schierholtz, L (1, 9) OBP: 0.329, SLG: 0.521	B FF 86 F FC 84 F FS 80 B FF 88 B FF 88 S FS 80 3-3 ③ K 2-3			F KC 77 S FC 83 F FS 80 S FS 80 0-3 ① K		C FC 83 X FS 84 0-1 1B		B FF 92 B FF 91 F FF 92 B CH 79 C FF 91 F FF 92 X CH 79 3-2 ③ F8		4	0	1	0	0	2	1
8 Donnie Murphy, R (1, 5) OBP: 0.396, SLG: 0.854		C SI 86 X FC 84 0-1 47 G3 2B		B SI 88 F FS 80 X FC 84 1-1 ② G5-3		B FF 87 B FC 84 X FF 88 2-0 ① P4			B FF 91 C FF 92 S FF 92 X SL 85 1-2 HR	4	1	2	1	0	0	1
47 Brian Bogusevic, L (1, 7) OBP: 0.275, SLG: 0.380		B FC 84 D FC 84 C FS 79 B SI 87 F FC 84 F FS 80 X FC 84 3-2 ① G3 2-3		B KC 76 F FC 84 C FF 88 B FS 81 X FS 80 2-2 HR		B FF 86 1 SAFE F FC 84 B FF 87 1 SAFE C SI 87 F FF 88 X FC 84 2-2 ② L6			C SI 92 B FF 91 C FF 92 B FF 92 B FF 92 T FF 92 3-2 ① K	4	1	1	1	0	1	2
53 Welington Castillo, R (1, 2) OBP: 0.346, SLG: 0.362	C FC 84 B FF 87 S FC 86 D FC 85 F FC 84 S FS 80 2-3 ② K		B FC 85 X FC 84 1-0 ③ G5-3		B FC 84 B FC 84 X FC 85 2-0 ③ F8			B FF 93 C FF 92 C SL 84 S FF 92 1-3 ② K		4	0	0	0	0	2	2
13 Starlin Castro, R (1, 6) OBP: 0.276, SLG: 0.340	B FC 84 D FC 85 B FC 84 C FC 84 F FF 87 X FC 83 3-2 ③ F9				C FC 84 F FF 86 T FC 85 0-2 ① K		C SL 83 F SL 84 B FF 94 X SL 84 1-2 ① G5-3		C FF 93 X FF 91 0-1 ③ L9	4	0	0	0	0	1	1
18 Chris Rusin, L (1, 1) OBP: 0.091, SLG: 0.091 50 Blake Parker, R (6, 1) 54 Darnell McDonald, R (7, PH) OBP: 0.167, SLG: 0.091 46 Pedro Strop, R (8, 1) 40 James Russell, L (9, 1) 63 Kevin Gregg, R (9, 1) 28 Michael Bowden, R (9, 1)			C SI 87 C FF 88 F FF 88 X FC 84 0-2 ① F9		C FF 88 F FC 85 S FF 88 0-3 ② K		S FF 95 B SL 83 B FF 94 X FF 94 2-1 ② L8			2 0 1 0 0 0 0	0 0 0 0 0 0 0	0 0 0 0 0 0 0	0 0 0 0 0 0 0	0 0 0 0 0 0 0	1 0 0 0 0 0 0	0 0 0 0 0 0 0
Inning Stats	R: 0 E: 1 K: 1 S: 12 H: 0 LOB: 1 BB: 0 P: 18	R: 0 E: 0 K: 1 S: 13 H: 1 LOB: 1 BB: 0 P: 21	R: 0 E: 0 K: 0 S: 13 H: 1 LOB: 1 BB: 0 P: 17	R: 1 E: 0 K: 1 S: 10 H: 1 LOB: 0 BB: 0 P: 14	R: 0 E: 1 K: 3 S: 15 H: 1 LOB: 2 BB: 0 P: 19	R: 0 E: 0 K: 0 S: 8 H: 1 LOB: 1 BB: 0 P: 14	R: 0 E: 0 K: 0 S: 8 H: 0 LOB: 0 BB: 0 P: 13	R: 0 E: 0 K: 0 S: 11 H: 0 LOB: 0 BB: 0 P: 17	R: 1 E: 0 K: 2 S: 11 H: 1 LOB: 0 BB: 0 P: 16	1B: 2 2B: 2 3B: 0 HR: 2 SF: 0 SAC: 0 DP: 0 HBP: 0						

PITCHER		IP	WLS	BF	H	R	ER	SO	BB	IBB	HBP	BLK	WP	HR	S	P	ERA	WHIP
15 Dan Haren, R ERA: 4.64	(1, 1)	6.0	W	25	5	1	1	6	0	0	0	0	1	1	71	103	1.50	0.833
22 Drew Storen, R ERA: 5.44	(7, 1)	1.0	H	3	0	0	0	0	0	0	0	0	0	0	8	13	0.00	0.000
36 Tyler Clippard, R ERA: 2.11	(8, 1)	1.0	H	3	0	0	0	0	0	0	0	0	0	0	11	17	0.00	0.000
29 Rafael Soriano, R ERA: 3.78	(9, 1)	1.0	S	4	1	1	1	2	0	0	0	0	0	1	11	16	9.00	1.000

PITCHER	IP	WLS	BF	H	R	ER	SO	BB	IBB	HBP	BLK	WP	HR	S	P	ERA	WHIP

BOTTOM

Washington Nationals @ Chicago Cubs

Wrigley Field, Chicago, IL

Tue Aug 20 2013, 7:09 PM - 10:22 PM CDT

Att. 30,975 - Partly Cloudy - 83 F

livebaseballscorecards.com

AB	35
R	2
H	6
RBI	2
BB	0
SO	8
LOB	13

1B: 2	SF: 0	WP: 1	PA: 35
2B: 2	SAC: 0	PB: 0	
3B: 0	DP: 0	SB: 1	
HR: 2	HBP: 0	CS: 0	

Batter	1	2	3	4	5	6	7	8	9	AB	R	H	RBI	BB	SO	LOB
2 Denard Span, L (1, 8) OBP: 0.314, SLG: 0.359	X FF 93 0-0 ① G6-3	B SI 94 X SI 94 1-0 ③ G4-3		C SI 93 B SL 87 X SI 94 1-1 ①② G5-6-3 1-2f			C FF 88 F FF 88 B SL 83 F SL 82 F FF 90 X SL 81 1-2 ① G3-1	B SI 95 X FF 94 1-0 1-H 11 1B 3B		5	1	1	1	0	0	2
11 Ryan Zimmerman, R (1, 5) OBP: 0.345, SLG: 0.436	B FF 93 F FF 94 C FF 94 C SI 95 1-3 ② K		F SI 93 X CU 80 0-1 34 BB 28 HR 1B	C SI 93 B SL 89 C SI 94 F SI 95 C SI 94 1-3 ③ K			C CU 74 B FC 86 B CH 81 S CH 81 F SL 84 B CH 80 X CH 80 3-2 ② L6	B SI 96 B SI 96 S FF 96 X FF 96 2-1 34 FC6 3-H 1B		5	1	2	1	0	2	0
34 Bryce Harper, L (1, 7) OBP: 0.370, SLG: 0.505	C SI 95 B SL 90 C SI 95 F SI 96 B SL 91 X CH 87 2-2 ③ F7		B CU 80 B SI 95 B CH 87 C FF 94 B FF 94 4-1 28 HR 1-2 BB		C SI 88 B SL 84 F CU 73 B SI 89 S SL 83 2-3 ① K		X CU 75 0-0 7 HR 2B	C FF 93 F FF 92 B FF 96 B SL 80 X SI 95 2-2 ③ FC6 1-2f		4	2	1	0	1	1	1
28 Jayson Werth, R (1, 9) OBP: 0.408, SLG: 0.530 29 Rafael Soriano, R (9, 1)		C FF 92 B SI 94 C CU 82 T FF 94 1-2 ① K	B SI 94 B SL 89 B FF 94 X FF 94 3-0 1-H 2-H HR		C FF 90 C EP 57 B SL 85 X FF 90 1-2 ② F9		I IN 72 I IN 74 I IN 71 I IN 71 4-0 7 HR IBB		B FF 95 B FF 94 B FF 94 B FF 95 4-0 4 G3-1 BB	3 0	2 0	1 0	3 0	2 0	1 0	0 0
20 Ian Desmond, R (1, 6) OBP: 0.329, SLG: 0.462 59 Tanner Roark, R (5, 1) OBP: 0.500, SLG: 1.000 7 Scott Hairston, R (7, PH) OBP: 0.240, SLG: 0.422 35 Craig Stammen, R (7, 1) 36 Tyler Clippard, R (8, 1) 4 David DeJesus, L (9, PH) OBP: 0.328, SLG: 0.399 (9, 9)		B SI 94 B SI 94 B FF 95 B FF 95 4-0 1 BB 25 1B 24 1B BB	B FF 95 B FF 94 C FF 94 F SI 94 C SL 88 2-3 ① K	F FF 90 X CU 77 0-1 ③ G5-3		C CH 80 F FF 88 F CH 80 B CH 81 X CH 80 1-2 1-H 2-H HR		C FF 95 X SI 95 0-1 ① G3-1 1-2	2 0 0 1 0 0 0	1 0 0 1 0 0 0	0 0 0 1 0 0 0	0 0 0 3 0 0 0	1 0 0 0 0 0 0	1 0 0 0 0 0 0	0 0 0 0 0 0 1
25 Adam LaRoche, L (1, 3) OBP: 0.322, SLG: 0.421		C SI 93 B SL 88 D CU 81 X SI 94 2-1 1 BB 24 1B 1-2 1B	C SI 94 B CH 87 F SI 93 C CU 80 1-3 ② K		B FF 91 B FF 91 F FF 91 F SI 92 B FF 91 F FF 91 X FF 92 3-2 2B	B FF 90 X FF 90 1-0 ③ F9		B FF 93 F FF 94 C FF 92 S SL 79 1-3 ② K	5	1	2	0	0	2	1
1 Steve Lombardozzi, S (1, 4) OBP: 0.270, SLG: 0.316		F SI 95 B CH 88 B SI 96 F SI 95 B CU 80 F SL 90 F SI 95 B SL 90 4-2 24 1B 43 SH5-3 1-2 2-3 BB	X SI 94 0-0 24 FC6-4 1B		C FF 92 B FF 91 S SL 82 B SL 82 C FF 92 2-3 ① K		B FF 92 S FF 94 X FF 95 1-1 ① G3-1	S FF 91 B FF 96 F FC 90 F SL 79 X FF 95 1-2 ③ G6-3	4	1	1	0	1	1	2
24 Kurt Suzuki, R (1, 2) OBP: 0.284, SLG: 0.311		B SI 95 F FF 95 B SI 95 T FF 94 F FF 95 X SI 96 2-2 43 SH5-3 1-3 2-H 3-H 1B	B SI 95 X FF 94 1-0 ③ FC6-4 1-2f		B SL 81 B FF 91 F FF 91 X FF 92 2-1 ② P4		C FF 94 B SL 82 S SL 82 X SL 81 1-2 2 WP 2 3B 1B		4	1	2	2	0	0	2
43 Ross Ohlendorf, R (1, 1) 6 Anthony Rendon, R (5, 6) OBP: 0.320, SLG: 0.400		L SI 94 L SI 94 X SI 94 0-2 ② SH5-3 1-2 3-H	C SL 90 B FF 93 B FF 92 B FF 94 4-1 2 G5-6-3 BB		B FF 93 F FF 91 S SL 84 B FF 92 B SL 83 X FF 92 3-2 ③ G6-3		B FF 94 C SI 94 C FF 94 C FF 96 1-3 ② K		0 2	0 0	0 0	1 0	1 0	0 1	0 2

Inning Stats	1	2	3	4	5	6	7	8	9
	R: 0 E: 0 K: 1 S: 8	H: 0 LOB: 0 BB: 0 P: 11	R: 3 E: 0 K: 1 S: 17	H: 2 LOB: 1 BB: 2 P: 31	R: 3 E: 0 K: 2 S: 12	H: 3 LOB: 1 BB: 1 P: 23	R: 0 E: 0 K: 1 S: 7	H: 0 LOB: 0 BB: 1 P: 13	R: 0 E: 0 K: 1 S: 8	H: 0 LOB: 0 BB: 0 P: 11
	R: 0 E: 0 K: 1 S: 12	H: 1 LOB: 1 BB: 0 P: 22	R: 3 E: 0 K: 0 S: 15	H: 2 LOB: 0 BB: 1 P: 25	R: 2 E: 0 K: 1 S: 14	H: 3 LOB: 1 BB: 0 P: 22	R: 0 E: 0 K: 1 S: 9	H: 0 LOB: 1 BB: 1 P: 15	1B: 6 2B: 2 3B: 1 HR: 2	SF: 0 SAC: 1 DP: 1 HBP: 0	WP: 1 PB: 0 SB: 0 CS: 0	PA: 43

PITCHER		IP	WLS	BF	H	R	ER	SO	BB	IBB	HBP	BLK	WP	HR	S	P	ERA	WHIP
49 Jake Arrieta, R ERA: 5.75	(1, 1)	4.0		20	5	6	6	5	4	0	0	0	0	1	44	78	13.50	2.250
33 Carlos Villanueva, R ERA: 4.54	(5, 1)	1.0		3	0	0	0	1	0	0	0	0	0	0	8	11	0.00	0.000
28 Michael Bowden, R ERA: 4.28	(6, 1)	1.0		4	1	0	0	1	0	0	0	0	0	0	12	22	0.00	1.000
40 James Russell, L ERA: 3.55	(7, 1)	1.0	L	6	2	3	3	0	0	1	0	0	0	1	15	25	27.00	2.000
56 Héctor Rondón, R ERA: 5.73	(8, 1)	2.0		10	3	2	2	2	1	0	0	0	1	0	23	37	9.00	2.000

PITCHER	IP	WLS	BF	H	R	ER	SO	BB	IBB	HBP	BLK	WP	HR	S	P	ERA	WHIP

TOP

Washington Nationals @ Chicago Cubs

Wrigley Field, Chicago, IL

Wed Aug 21 2013, 7:08 PM - 10:34 PM CDT

Att. 31,936 - Partly Cloudy - 84 F

livebaseballscorecards.com

AB	36
R	11
H	11
RBI	11
BB	6
SO	9
LOB	11

BOTTOM

Washington Nationals @ Chicago Cubs

Wrigley Field, Chicago, IL

Wed Aug 21 2013, 7:08 PM - 10:34 PM CDT

Att. 31,936 - Partly Cloudy - 84 F

livebaseballscorecards.com

Batter	1	2	3	4	5	6	7	8	9	AB	R	H	RBI	BB	SO	LOB
13 Starlin Castro, R (1, 6) OBP: 0.275, SLG: 0.338	B FF 92 C FF 93 X FF 93 1-1 ① G4-3		C FF 94 B SL 82 X SL 81 1-1 44 BB 1B		B SL 80 C FF 91 X FF 92 1-1 ① FC5-4 44 HR 1-2f	C SI 92 F SL 83 B SL 85 S SI 93 1-3 ① K		B FC 85 X FF 91 1-0 ③ L6		5	1	1	0	0	1	1
44 Anthony Rizzo, L (1, 3) OBP: 0.325, SLG: 0.437	C FF 93 B FF 93 B CH 83 S CH 85 F FF 94 B CH 84 F FF 93 F FF 93 X FF 94 3-2 HR		B FF 93 B FF 93 1 SAFE B FF 93 B FF 92 4-0 1-2 BB		B FF 91 X CH 80 1-0 1-H HR	C SI 92 B SL 82 B SI 92 C SI 92 S SL 86 2-3 ② K			F SI 90 B SI 90 F FF 92 B FF 90 B FF 91 F FF 92 X SL 84 3-2 8 1B 47 1B 1B	4	2	3	3	1	1	0
21 Junior Lake, R (1, 8) OBP: 0.350, SLG: 0.481	C FF 94 C SL 83 B SL 83 X SL 83 1-2 2B		B SL 80 B FF 93 S FF 92 X FF 92 2-1 ② L8		B SL 78 F FF 90 B SI 92 L FF 91 F FF 92 X FF 92 2-2 19 1B 8 1B 1B	C SI 92 B SL 84 F SI 94 B SI 94 C SI 93 2-3 ③ K			B FF 92 X FF 92 1-0 ① P5	5	1	2	0	0	1	3
19 Nate Schierholtz, L (1, 9) OBP: 0.330, SLG: 0.520	F SI 92 S FF 94 B FF 94 B CH 85 F FF 94 S FF 94 2-3 ② K		X CH 82 0-0 ③ G6-3		C SI 92 1 SAFE X SI 93 0-1 47 1B 8 1B 2 1B 1-3 1B		X SI 94 0-0 1B		C FF 92 S SL 84 F FF 93 F FF 93 S SL 84 0-3 ② K	5	1	2	0	0	2	4
8 Donnie Murphy, R (1, 5) OBP: 0.397, SLG: 0.811	C SL 83 X FF 93 0-1 ③ P3			B FF 88 C SL 77 F FF 92 F CH 82 F CH 83 F FF 94 F FF 94 B SL 83 F FF 94 2-2 X CH 84 ① G5-3	B SL 84 S SL 85 X SI 93 1-1 2 1B 47 1B 53 SF8 1-2 3-H 1B		B SI 90 S FC 88 T FC 88 B FC 87 S SI 92 2-3 ① K		C FF 92 B FF 92 S FF 93 X FF 93 1-2 47 1B 1B	5	1	2	1	0	1	2
47 Brian Bogusevic, L (1, 7) OBP: 0.286, SLG: 0.382		C FF 92 C SI 92 F FF 94 F CH 82 X FF 94 0-2 ① P6		C SL 79 F FF 92 B FF 93 X CH 83 1-2 ② G1-3	F SI 93 F SI 94 X SI 92 0-2 2 1B 1-2 2-3 1B		S KC 82 S FC 88 D FC 88 S KC 82 1-3 ② K		T FF 93 F FF 93 B FF 93 X FF 92 1-2 ③ 1-2 2-H 1B	5	0	2	0	0	1	1
15 Darwin Barney, R (1, 4) OBP: 0.271, SLG: 0.323 33 Carlos Villanueva, R (5, 1) OBP: 0.161, SLG: 0.161 2 Cole Gillespie, R (5, PH) OBP: 0.315, SLG: 0.239 28 Michael Bowden, R (6, 1) 40 James Russell, L (7, 1) 54 Darnell McDonald, R (7, PH) OBP: 0.154, SLG: 0.083 56 Hector Rondon, R (8, 1)	B FF 94 C FF 94 F SL 81 X SL 83 1-2 ② G6-3		B SL 80 C FF 91 B CH 82 C FF 90 B CH 82 B FF 91 4-2 53 FC5-4 BB	D SL 85 B SL 84 B SI 93 C SI 92 X SI 94 3-1 1-2 2-3 3-H 1B		C FC 87 X FC 87 0-1 ③ G4-3			1 0 1 0 0 0 1 0	0 0 0 0 0 0 0 0	0 0 1 0 0 0 0 0	0 0 1 0 0 0 0 0	1 0 0 0 0 0 0 0	0 0 0 0 0 0 0 0	0 0 0 0 1 0 0 0
53 Welington Castillo, R (1, 2) OBP: 0.343, SLG: 0.358	C FF 94 F FF 94 B FF 94 B FF 94 S CH 81 2-3 ③ K		X FF 91 0-0 ③ FC5-4 1-2f	C SI 94 C SL 85 F SL 84 F SI 94 X SL 86 0-2 ② SF8 3-H			B FF 90 C FF 90 B FC 84 F FF 90 S FF 92 2-3 ① K		3	0	0	1	0	2	1
49 Jake Arrieta, R (1, 1) 22 Logan Watkins, L (5, 4) OBP: 0.250, SLG: 0.167			C FF 91 S FF 93 B FF 94 X SL 82 1-2 ① G5-3		F FF 88 C SL 77 F FF 92 F CH 82 F CH 83 F FF 94 F FF 94 B SL 83 F FF 94 2-2 13 FC5-4 1B B CU 73 S SI 93 B CH 83 B SI 94 X SL 86 2-2 ③ G3			C FF 92 S CH 80 F FF 92 F FF 92 B CH 80 X CH 79 1-2 ② G1-3	1 3	0 0	0 1	0 0	0 0	0 0	0 2
Inning Stats	R: 1 E: 0 K: 1 S: 17 H: 2 LOB: 1 BB: 0 P: 24	R: 0 E: 0 K: 1 S: 11 H: 0 LOB: 0 BB: 0 P: 14	R: 0 E: 0 K: 0 S: 8 H: 1 LOB: 2 BB: 1 P: 16	R: 0 E: 0 K: 0 S: 14 H: 0 LOB: 1 BB: 1 P: 21	R: 5 E: 0 K: 0 S: 27 H: 7 LOB: 2 BB: 0 P: 39	R: 0 E: 0 K: 3 S: 9 H: 0 LOB: 0 BB: 0 P: 14	R: 0 E: 0 K: 2 S: 9 H: 1 LOB: 1 BB: 0 P: 12	R: 0 E: 0 K: 1 S: 9 H: 0 LOB: 0 BB: 0 P: 13	R: 0 E: 0 K: 1 S: 16 H: 3 LOB: 2 BB: 0 P: 22	1B: 11 2B: 1 3B: 0 HR: 2 SF: 1 SAC: 0 DP: 0 HBP: 0						WP: 0 PB: 0 SB: 0 CS: 0 PA: 42

	AB	39
	R	6
	H	14
	RBI	6
	BB	2
	SO	9
	LOB	15

PITCHER		IP	WLS	BF	H	R	ER	SO	BB	IBB	HBP	BLK	WP	HR	S	P	ERA	WHIP
43 Ross Ohlendorf, R ERA: 2.58	(1, 1)	4.1		21	6	4	4	2	2	0	0	0	0	2	60	91	8.31	1.846
59 Tanner Roark, R ERA: 1.54	(5, 1)	1.2	W	9	4	2	2	3	0	0	0	0	0	0	26	37	10.80	2.400
35 Craig Stammen, R ERA: 3.11	(7, 1)	1.0	H	4	1	0	0	2	0	0	0	0	0	0	9	12	0.00	1.000
36 Tyler Clippard, R ERA: 2.08	(8, 1)	1.0		3	0	0	0	1	0	0	0	0	0	0	9	13	0.00	0.000
29 Rafael Soriano, R ERA: 3.71	(9, 1)	1.0		5	3	0	0	1	0	0	0	0	0	0	16	22	0.00	3.000

PITCHER		IP	WLS	BF	H	R	ER	SO	BB	IBB	HBP	BLK	WP	HR	S	P	ERA	WHIP

Batter	1	2	3	4	5	6	7	8	9	10	11	12	13	AB	R	H	RBI	BB	SO	LOB
34 Bryce Harper, L (1, 8) (7, 7) OBP: 0.371, SLG: 0.503	B FF 86 B FC 84 C FF 87 X FF 88 2-1 F7 ①	F FC 84 B SL 77 B FF 89 3 SAFE C FC 85 D SL 76 B FC 85 4-2 1-2 BB		B FF 88 S FC 86 X FF 88 1-1 F7 ③			C FC 84 F SL 77 B FC 86 T FF 88 1-2 K ①		X CH 88 0-0 2B		F CU 74 B SL 82 B FF 88 X CH 82 2-1 F8 ②		B FF 92 B SL 85 B FS 84 H SI 92 4-0 HBP	5	0	1	0	1	1	1
6 Anthony Rendon, R (1, 6) OBP: 0.315, SLG: 0.393	B FF 87 X FF 88 1-0 L8 ②	B CH 78 C FC 85 B FC 85 F FC 85 B SI 88 X FF 88 3-2 SF8 ② 3-H			X FC 87 0-0 F9 ①		C CH 78 B FC 84 C FC 84 F CU 72 X FC 87 1-2 L4 ②		B SL 83 C SI 95 B SL 83 B SI 96 F SI 96 B SL 83 4-2 BB		B SI 89 C CH 81 F FF 89 B SL 84 B SL 85 X FF 90 3-2 P2 ③		S FF 92 X FF 92 0-1 F8 ③	5	0	0	1	1	0	2
11 Ryan Zimmerman, R (1, 5) OBP: 0.347, SLG: 0.444	X FF 87 0-0 HR	C CH 76 X FC 86 0-1 G6-3 ③			C FF 87 B CH 79 X CH 78 1-1 L8 ②		C FC 85 C FF 87 B FC 86 B SL 78 F FC 84 F CH 80 X FF 88 2-2 1-2 1B		C SI 96 F SI 96 C SL 83 0-3 K ②			X CH 78 0-0 SH2-3 1B		6	1	3	1	0	1	4
28 Jayson Werth, R (1, 9) OBP: 0.406, SLG: 0.525 David DeJesus, L (7, 9) OBP: 0.327, SLG: 0.397	C FC 84 B CU 70 C CH 78 B SI 87 B FC 85 B FF 88 4-2 40 FC6-4 BB	F FC 85 B FC 85 F CH 78 B FC 85 S FC 88 2-3 K ①			F FC 85 F FC 86 B FF 89 B FC 85 F FF 88 F FF 88 F CH 79 B FF 88 X FC 86 3-2 F8 ③		D CU 80 B FF 91 B FF 91 X FF 91 3-0 P4 ③		F SI 96 B CH 89 B SI 96 F SI 96 B SL 83 F SL 84 S SL 84 3-3 K ③			1 SAFE X SI 85 0-0 SH2-3 ① 1-2		3 1	0 0	0 0	0 0	1 0	1 1	2 2
40 Wilson Ramos, R (1, 2) OBP: 0.324, SLG: 0.482 Kurt Suzuki, R (10, PR) OBP: 0.283, SLG: 0.310 (10, 2)	X FC 83 0-0 FC6-4 1-2f	F FC 88 X FC 86 0-1 G5-3 ②				F FF 87 F FF 88 F SI 87 S CH 79 0-3 K ① X FC 87 0-0 G4-3 ②		S FF 92 F FF 92 S FF 92 0-3 K ① F FF 92 B CU 78 C CU 78 B CU 80 B FF 92 X CU 77 3-2 1B		C FF 89 B FF 90 B FF 89 B FF 90 F FF 89 B FF 90 4-2 12 SH1-3 BB		C CU 74 X FF 88 0-1 G6-3 ②	4 1	0 0	0 0	0 0	1 0	2 0	1 1
12 Tyler Moore, R (1, 3) OBP: 0.224, SLG: 0.305		C FC 85 X CU 70 0-1 1 2B 37 1B 1B	B FC 85 S FC 85 C FF 88 B SL 76 X FC 85 2-2 E6							1 SAFE B FF 90 X FF 89 1-0 SH1-3 ① 1-2			S SL 84 B FF 88 C SI 88 B SL 84 S SL 85 2-3 K ③	5	1	2	0	0	1	1
7 Scott Hairston, R (1, 7) OBP: 0.235, SLG: 0.413 2 Denard Span, L (7, 8) OBP: 0.314, SLG: 0.361		C FF 86 B FC 86 S FF 87 F FF 88 F SI 87 D SL 78 C FC 85 2-3 K ①	C FC 84 B FF 86 X CH 77 1-1 P4 ③			B CU 70 C FC 86 X FC 86 1-1 P6 ③		X FF 92 0-0 F9 ②		C FF 90 B FF 90 2 SAFE D FS 83 F FF 91 B FC 87 C FC 86 3-3 K ②			C FF 89 X FF 90 0-1 1 SH2-4 18 G1-4 2B	3 3	0 1	0 1	0 0	0 0	1 1	2 3
1 Steve Lombardozzi, S (1, 4) OBP: 0.273, SLG: 0.335		C FC 84 X FF 87 0-1 37 1B 6 SF8 1-3 2B	X FF 86 0-0 F8 ①		C FC 85 X FC 84 0-1 HR	F FF 92 L FF 92 B FF 92 X FS 86 1-2 L8 ③				C FF 91 B CU 78 X FF 90 1-1 F8 ③			L FF 89 X FF 90 0-1 SH2-4 ① 2-3	5	2	2	1	0	0	3
37 Stephen Strasburg, R (1, 1) OBP: 0.188, SLG: 0.214 29 Rafael Soriano, R (9, 1) 36 Tyler Clippard, R (10, 1) 25 Adam LaRoche, L (11, PH) OBP: 0.321, SLG: 0.429 35 Craig Stammen, R (11, 1) 18 Chad Tracy, L (13, PH) OBP: 0.217, SLG: 0.306 22 Drew Storen, S (13, 1)	B FC 88 F FC 88 F FC 85 F SL 77 B FC 88 F FC 86 X FC 85 2-2 34 BB 2-3 3-H 1B		C FF 86 B FF 86 B FF 87 B FF 87 X FF 88 3-1 G4-3 ②		X FC 87 0-0 11 1B 1B	F SI 94 F SI 95 C SL 82 0-3 K ①	C CH 78 B SI 87 C FF 89 B SL 83 S SL 83 2-3 K ①		B SL 83 S FF 90 F FF 91 B FF 91 F FF 91 X SL 82 2-2 G1-4 ② 3-H	4 0 0 0 1 1 0 1	0 0 0 0 0 0 0 0	2 0 0 0 0 0 1 0	1 0 0 0 1 0 0 0	0 0 0 0 0 0 0 0	1 0 0 0 0 0 0 0	0 0 0 0 0 0 0 0

Inning Stats																												
	R: 1	H: 1	R: 2	H: 3	R: 0	H: 0	R: 0	H: 0	R: 0	H: 0	R: 0	H: 0	R: 1	H: 3	R: 0	H: 1	R: 0	H: 0	R: 0	H: 1	R: 0	H: 0	R: 0	H: 1	R: 1	H: 1	1B: 6	SF: 1
	E: 0	LOB: 1	E: 0	LOB: 2	E: 1	LOB: 1	E: 0	LOB: 0	E: 0	LOB: 0	E: 0	LOB: 1	E: 0	LOB: 2	E: 0	LOB: 1	E: 0	LOB: 2	E: 0	LOB: 0	E: 0	LOB: 1	E: 0	LOB: 1	E: 0	LOB: 1	2B: 3	SAC: 3
	K: 0	BB: 1	K: 1	BB: 1	K: 1	BB: 0	K: 0	BB: 0	K: 0	BB: 0	K: 1	BB: 0	K: 1	BB: 0	K: 1	BB: 0	K: 3	BB: 1	K: 1	BB: 0	K: 1	BB: 0	K: 0	BB: 0	K: 0	BB: 0	3B: 0	DP: 0
	S: 7	P: 14	S: 21	P: 32	S: 10	P: 15	S: 5	P: 9	S: 9	P: 13	S: 7	P: 8	S: 16	P: 23	S: 10	P: 14	S: 13	P: 20	S: 8	P: 17	S: 8	P: 15	S: 7	P: 9	S: 10	P: 16	HR: 2	HBP: 1

PITCHER		IP	WLS	BF	H	R	ER	SO	BB	IBB	HBP	BLK	WP	HR	S	P	ERA	WHIP
37 Travis Wood, L ERA: 3.22	(1, 1)	6.2		30	7	4	4	4	2	0	0	0	0	2	74	110	5.40	1.350
50 Blake Parker, R ERA: 2.14	(7, 1)	1.1		5	1	0	0	1	0	0	0	0	0	0	11	18	0.00	0.750
46 Pedro Strop, R ERA: 4.81	(9, 1)	1.0		5	1	0	0	3	1	0	0	0	0	0	13	20	0.00	2.000
63 Kevin Gregg, R ERA: 2.94	(10, 1)	1.0		4	0	0	0	1	1	0	0	0	0	0	8	17	0.00	1.000
33 Carlos Villanueva, R ERA: 4.46	(11, 1)	2.0		7	1	0	0	2	0	0	0	0	0	0	15	24	0.00	0.500

PITCHER		IP	WLS	BF	H	R	ER	SO	BB	IBB	HBP	BLK	WP	HR	S	P	ERA	WHIP
28 Michael Bowden, R ERA: 4.41	(13, 1)	1.0	L	5	1	1	1	0	0	0	1	0	0	0	10	16	9.00	1.000

TOP

Washington Nationals @ Chicago Cubs

Wrigley Field, Chicago, IL

Thu Aug 22 2013, 3:22 PM - 7:25 PM CDT

Att. 29,393 - Cloudy - 69 F

livebaseballscorecards.com

AB	47
R	5
H	11
RBI	5
BB	4
SO	11
LOB	22

WP: 0 PB: 0 SB: 0 CS: 0 PA: 56

BOTTOM

Batter	1	2	3	4	5	6	7	8	9	10	11	12	13	AB	R	H	RBI	BB	SO	LOB
13 Starlin Castro, R (1, 6) OBP: 0.274, SLG: 0.335	T FF 95 B FF 95 F FF 96 S CU 81 1-3 K ①		B CU 78 B FF 95 B FF 95 B SI 93 4-0 30 CS BB			C CU 79 F CU 79 B SI 96 F FF 96 B CU 80 X CU 80 2-2 E5 30 CS		C FF 96 S CU 80 X CU 79 0-2 G5-4-3 1-2f ②③		B FC 85 F FC 85 S FF 91 S FF 92 1-3 K ②			C SI 94 F SI 94 B SL 82 S SL 82 1-3 K ①	5	0	0	0	1	3	1
44 Anthony Rizzo, L (1, 3) OBP: 0.322, SLG: 0.432	S FF 96 F FF 97 S CU 81 0-3 K ②		1 SAFE C FF 95 C FF 95 C FF 95 0-3 K ②			X FF 94 0-0 P5 ①			C CH 85 S CH 86 X CH 86 0-2 G1-3 ①	S FF 91 S FF 91 F FF 92 B CH 80 X CH 80 1-2 P5 ③			C SL 81 X SI 94 0-1 E4 30 G1-4-6-3	6	0	0	0	0	2	2
30 Dioner Navarro, S (1, 2) OBP: 0.365, SLG: 0.520	B SI 96 F FF 96 S FF 96 X CU 80 1-2 19 FC6 1B		C FF 96 S CU 81 B CH 87 B FF 96 2-2 CS ③ 1-2	X FF 95 0-0 G3 ①		B SI 95 1 SAFE B CH 86 C SI 94 X SI 96 2-1 L8 ②③ 1-2			X FF 94 0-0 19 FC4-6 1B		T SI 91 S FC 87 B FC 87 F FC 85 B SI 92 S KC 81 2-3 K ①		B SL 81 X SI 92 1-0 G1-4-6-3 1-2f ②③	6	0	2	0	0	1	2
19 Nate Schierholtz, L (1, 9) OBP: 0.326, SLG: 0.512	C FF 95 S CH 88 D CH 89 F FF 95 X CU 80 1-2 FC6 ③ 1-2f			C CU 79 X CH 90 0-1 G1-3 ②			X CH 86 0-0 L3 ①		C FF 94 F CU 80 X CH 88 0-2 FC4-6 21 DI 21 E 1-2f ②		C KC 80 X FF 92 0-1 G4-3 ②			5	1	0	0	0	0	2
21 Junior Lake, R (1, 8) OBP: 0.352, SLG: 0.474		C FF 96 B CU 79 B CU 79 B FF 96 B FF 96 4-1 BB		C FF 95 B CU 78 S CU 80 B FF 97 B CU 80 F FF 97 S CH 88 3-3 K ③			C FF 94 F FF 95 X CU 79 0-2 L4 ②		C CU 79 B SI 96 D CU 80 B FF 96 X FF 96 3-1 E6 8 HR 1-H 1B		B FC 87 S FC 88 B SI 91 S SI 90 B SI 91 X FC 86 3-2 G5-3 ③			4	1	1	0	1	1	0
8 Donnie Murphy, R (1, 5) OBP: 0.381, SLG: 0.810		C SI 94 S FF 96 1 SAFE C CU 80 0-3 K ①			B SI 95 F SI 96 B FF 96 C CU 76 F CH 88 S FF 97 2-3 K ①		T FF 96 F CU 79 B CU 78 B FF 95 F CU 79 S CH 88 2-3 K ③		B SI 96 S FF 96 X CU 80 1-1 1-H HR			B SI 91 B FC 87 B SI 92 C SI 91 X FC 87 3-1 F7 ①		5	1	1	2	0	3	1
47 Brian Bogusevic, L (1, 7) OBP: 0.328, SLG: 0.475		X SI 95 0-0 F8 ②			X FF 96 0-0 15 G5-3 1B			X FF 94 0-0 HR	C FF 89 X FF 88 0-1 2B			B KC 81 C KC 81 B SI 92 S KC 82 B FF 92 F KC 81 F FC 86 B SI 92 4-2 15 FC6-4 BB		4	1	3	1	1	0	1
15 Darwin Barney, R (1, 4) OBP: 0.268, SLG: 0.319		B FF 94 C FF 94 C CU 80 B FF 96 S CU 80 2-3 K ③			C FF 95 D CU 79 X CU 79 1-1 G5-3 1-2 ②			B FF 92 X FF 93 1-0 L5 ①	B FF 92 F FF 90 F FF 90 F SL 85 F FF 92 F SL 84 F SL 84 X FF 91 1-2 L7 ③			1 SAFE X SI 91 0-0 FC6-4 1-2f ②		5	0	0	0	0	1	4
37 Travis Wood, R (-1, 1) 50 Blake Parker, R (0, 1) 2 Cole Gillespie, R (0, PH) 40 Pedro Strop, R (-1, 1) 63 Kevin Gregg, R (-1, 1) 54 Darnell McDonald, R (1, PH) 33 Carlos Villanueva, R (-1, 1) 22 Logan Watkins, L (-1, PH) 28 Michael Bowden, R (-1, 1)			X SI 95 0-0 F9 ①		B FF 96 B FF 94 X FF 95 2-0 F8 ③			C SI 94 F CU 79 F SI 95 B CU 79 X CU 79 1-2 13 G5-4-3 1B		F FC 83 B FF 91 S FF 90 F FF 92 S CH 79 1-3 K ①		C KC 79 1 SAFE F SI 91 D FC 87 F FC 86 1 SAFE X KC 81 1-2 G4-3 ③	2 0 0 0 0 0 1 0 0 0 0 0 0 0 1 0 1 0 0 0 0 0 0 0 0 0 0 0 0 0 0 0 0 0 0 1 0 0 0 0 1 0 0 0 0 0 0 0 0 1 0 0 0 0 0 1 0 0 0 0 0 0 0						
Inning Stats	R: 0 E: 0 K: 2 S: 13 H: 1 LOB: 1 BB: 0 P: 16	R: 0 E: 0 K: 2 S: 8 H: 0 LOB: 1 BB: 1 P: 14	R: 0 E: 0 K: 1 S: 6 H: 0 LOB: 0 BB: 1 P: 12	R: 0 E: 0 K: 1 S: 7 H: 0 LOB: 0 BB: 0 P: 10	R: 0 E: 0 K: 1 S: 8 H: 0 LOB: 1 BB: 0 P: 13	R: 0 E: 1 K: 0 S: 7 H: 0 LOB: 0 BB: 0 P: 11	R: 0 E: 0 K: 1 S: 8 H: 0 LOB: 0 BB: 0 P: 10	R: 1 E: 0 K: 0 S: 9 H: 2 LOB: 0 BB: 0 P: 11	R: 3 E: 1 K: 0 S: 20 H: 4 LOB: 1 BB: 0 P: 25	R: 0 E: 0 K: 2 S: 11 H: 0 LOB: 0 BB: 0 P: 14	R: 0 E: 0 K: 1 S: 9 H: 0 LOB: 0 BB: 0 P: 14	R: 0 E: 0 K: 0 S: 11 H: 0 LOB: 1 BB: 1 P: 19	R: 0 E: 1 K: 1 S: 6 H: 0 LOB: 0 BB: 0 P: 8	1B: 5 2B: 1 3B: 0 HR: 2 SF: 0 SAC: 0 DP: 2 HBP: 0	WP: 0 PB: 0 SB: 0 CS: 2 PA: 49					

PITCHER		IP	WLS	BF	H	R	ER	SO	BB	IBB	HBP	BLK	WP	HR	S	P	ERA	WHIP
37 Stephen Strasburg, R ERA: 3.0	(1, 1)	8.2		33	7	4	4	8	2	0	0	0	0	2	77	112	4.15	1.038
29 Rafael Soriano, R ERA: 3.69	(9, 1)	0.1		2	1	0	0	0	0	0	0	0	0	0	9	10	0.00	3.000
36 Tyler Clippard, R ERA: 2.04	(10, 1)	1.0		3	0	0	0	2	0	0	0	0	0	0	11	14	0.00	0.000
35 Craig Stammen, R ERA: 3.01	(11, 1)	2.0	W	7	0	0	0	1	1	0	0	0	0	0	20	33	0.00	0.500
22 Drew Storen, R ERA: 5.32	(13, 1)	1.0	S	3	0	0	0	1	0	0	0	0	0	0	6	8	0.00	0.000

PITCHER	IP	WLS	BF	H	R	ER	SO	BB	IBB	HBP	BLK	WP	HR	S	P	ERA	WHIP

Washington Nationals @ Chicago Cubs

Wrigley Field, Chicago, IL

Thu Aug 22 2013, 3:22 PM - 7:25 PM CDT

Att. 29,393 - Cloudy - 69 F

livebaseballscorecards.com

AB	45
R	4
H	8
RBI	3
BB	3
SO	12
LOB	15

Batter	1	2	3	4	5	6	7	8	9	AB	R	H	RBI	BB	SO	LOB
13 Starlin Castro, R (1, 6) OBP: 0.273, SLG: 0.334	E5		X SL 88 FC1-4 1-2f			C FF 93 X SL 83 19 FC3-6 30 1B 1B		B SI 89 F SL 83 S SI 87 X FC 89 G4-3		5	1	1	0	0	0	3
44 Anthony Rizzo, L (1, 3) OBP: 0.322, SLG: 0.430	19 HR 1B F9 BB		C SL 88 B FF 92 S SL 88 F SL 87 B FF 93 S CH 81 K			C FF 91 1 SAFE B FF 92 F FF 91 C FF 92 K		B CH 77 X FF 87 L7		4	1	1	0	1	2	2
30 Dioner Navarro, S (1, 2) OBP: 0.365, SLG: 0.517	19 HR 1B G6-3			C CH 81 B SL 87 X SI 91 G4-3		1 SAFE C FF 92 1 SAFE F FF 92 X SL 80 19 FC3-6 1B			C SI 89 X CH 82 F9	5	1	2	1	0	0	3
19 Nate Schierholtz, L (1, 9) OBP: 0.324, SLG: 0.516	D CH 84 S SI 94 F SI 93 B KC 79 F KC 78 X KC 78 HR	C SI 91 B CH 81 F SL 87 F FF 93 S SL 87 K		B CU 73 S SL 87 B SI 92 F CH 82 F SL 86 S FF 92 K		F FF 92 F FF 92 B CH 84 X SL 80 FC3-6 21 CS			C CH 80 B CH 82 C SI 90 F SL 84 S SI 90 K	5	1	1	3	0	3	2
21 Junior Lake, R (1, 8) OBP: 0.360, SLG: 0.479	X SI 94 8 HBP 47 3B 1B	F CH 81 X SI 92 G6-3		B CU 74 C FF 91 F FF 92 C SL 87 K		B SL 82 S SL 82 F FF 93 1 SAFE F SL 80 B FF 92 1 SAFE 1 SAFE 3 SAFE CS	B SL 88 S FF 90 X SL 87 8 F8 1B		C SI 91 B SL 84 X SL 83 8 DI 1B	5	1	3	0	0	1	0
8 Donnie Murphy, R (1, 5) OBP: 0.382, SLG: 0.770	1 SAFE B SI 92 S CH 82 F SI 93 1 SAFE H CH 82 47 3B HBP	B SL 88 C FF 92 F FF 93 B CH 82 F SL 88 H SI 92 HBP			B FF 91 X SL 86 G6-3		X SL 88 F8		B SL 83 C SL 83 B SI 90 X SL 84 G1-3	3	1	0	0	0	0	2
47 Brian Bogusevic, L (1, 7) OBP: 0.323, SLG: 0.492	S SI 93 B CH 84 F SI 93 X KC 80 36 FC5-2-5 3B	C FF 92 B SL 87 X SL 87 L4			B SI 90 B SI 90 F SI 91 S SL 87 F SL 87 X FF 92 L5		S SL 89 F SL 88 T FF 90 K			4	0	1	2	0	1	2
15 Darwin Barney, R (1, 4) OBP: 0.270, SLG: 0.319	B SI 94 B SI 93 B FF 92 C SI 92 B SI 92 13 F9 36 FC5-2-5 BB		B FF 90 B FF 91 C SI 90 C FF 92 F FF 92 F SL 88 F CH 82 B SI 91 F FF 93 G6-3		B FF 92 C FF 91 X CH 81 1B		C FF 90 B FF 91 B SL 88 B SL 89 C FF 89 X SL 88 P3			3	0	1	0	1	0	1
36 Edwin Jackson, R (1, 1) OBP: 0.111, SLG: 0.093 40 James Russell, L (7, 1) 22 Logan Watkins, L (8, PH) OBP: 0.227, SLG: 0.150 50 Blake Parker, R (8, 1)	F FF 93 1 SAFE C KC 80 1 SAFE B KC 79 1 SAFE X KC 81 FC5-2-5 44 BB 3-H		F FF 92 B SL 87 F FF 93 B CH 82 F SI 93 B FF 94 D FF 92 13 FC1-4 BB		S SL 87 B FF 89 B SL 86 C FF 91 F SL 86 X SI 91 G6-3			C SI 88 F CH 76 F SL 81 F SL 81 C FC 89 K	2 0 1 0	0 0 0 0	0 0 0 0	0 0 0 0	1 0 0 0	0 0 1 0	3 0 0 0

Inning Stats									
	R: 6 E: 1 K: 0 S: 30	H: 5 LOB: 3 BB: 2 P: 48	R: 0 E: 0 K: 1 S: 11	H: 0 LOB: 1 BB: 0 P: 16	R: 0 E: 0 K: 1 S: 15	H: 0 LOB: 1 BB: 1 P: 24	R: 0 E: 0 K: 2 S: 9	H: 0 LOB: 0 BB: 0 P: 13	R: 0 E: 0 K: 0 S: 11	H: 1 LOB: 1 BB: 0 P: 17
	R: 0 E: 0 K: 1 S: 14	H: 2 LOB: 1 BB: 0 P: 18	R: 0 E: 0 K: 1 S: 9	H: 1 LOB: 1 BB: 0 P: 13	R: 0 E: 0 K: 1 S: 9	H: 0 LOB: 0 BB: 0 P: 11	R: 0 E: 0 K: 1 S: 10	H: 1 LOB: 1 BB: 0 P: 14	1B: 8 2B: 0 3B: 1 HR: 1	SF: 0 SAC: 0 DP: 0 HBP: 2	WP: 0 PB: 0 SB: 0 CS: 1	PA: 43

PITCHER		IP	WLS	BF	H	R	ER	SO	BB	IBB	HBP	BLK	WP	HR	S	P	ERA	WHIP
37 Edinson Volquez, R ERA: 6.01	(1, 1)	0.2		11	5	6	5	0	2	0	1	0	0	1	26	42	67.50	10.500
46 Tim Stauffer, R ERA: 3.81	(1, 1)	4.1		16	1	0	0	4	1	0	1	0	0	0	50	76	0.00	0.462
55 Dale Thayer, R ERA: 2.84	(6, 1)	1.0		4	2	0	0	1	0	0	0	0	0	0	14	18	0.00	2.000
50 Nick Vincent, R ERA: 1.99	(7, 1)	1.0	W	4	1	0	0	1	0	0	0	0	0	0	9	13	0.00	1.000
57 Luke Gregerson, R ERA: 3.33	(8, 1)	1.0	H	3	0	0	0	1	0	0	0	0	0	0	9	11	0.00	0.000

PITCHER		IP	WLS	BF	H	R	ER	SO	BB	IBB	HBP	BLK	WP	HR	S	P	ERA	WHIP
16 Huston Street, R ERA: 2.95	(9, 1)	1.0	S	4	1	0	0	1	0	0	0	0	0	0	10	14	0.00	1.000

TOP

Chicago Cubs @ San Diego Padres

Petco Park, San Diego, CA

Fri Aug 23 2013, 7:14 PM - 10:24 PM PDT

Att. 23,561 - Clear - 68 F

livebaseballscorecards.com

AB	37
R	6
H	10
RBI	6
BB	3
SO	8
LOB	18

Chicago Cubs @ San Diego Padres

Petco Park, San Diego, CA

Fri Aug 23 2013, 7:14 PM - 10:24 PM PDT

Att. 23,561 - Clear - 68 F

BOTTOM

livebaseballscorecards.com

Batter	1	2	3	4	5	6	7	8	9	AB	R	H	RBI	BB	SO	LOB
25 Will Venable, L (1, 9) OBP: 0.308, SLG: 0.503	B FF 92 C FF 92 F SI 93 F FF 94 S SL 84 1-3 ① K			X FF 93 0-0 23 1B 9 HR 1B	X CU 77 0-0 2-H 3-H 3B		1 SAFE B SI 88 X SL 80 1-0 ① 1-2 HR			4	2	3	3	0	1	0
13 Chris Denorfia, R (1, 7) OBP: 0.329, SLG: 0.389	B FF 93 X FF 93 1-0 ② G6-3			B FF 93 B FF 92 1 SAFE C FF 92 X FF 92 2-1 ① F9	S SL 86 F SL 86 B FF 93 X FF 94 1-2 ② G3		S FF 91 C SI 87 F SI 88 F CU 74 B FF 86 B SL 80 X SI 88 2-2 ② F8			4	0	0	0	0	0	2
23 Yonder Alonso, L (1, 3) OBP: 0.348, SLG: 0.378	B FF 94 F FF 94 X FF 95 1-1 ③ G3			C FF 94 X FF 93 0-1 1-2 9 HR 1B	B FF 92 B FF 94 B FF 93 X FF 94 3-0 ③ F7		X SI 87 0-0 ③ F8			4	1	1	0	0	0	1
9 Jedd Gyorko, R (1, 4) OBP: 0.301, SLG: 0.451		B FF 91 F FF 92 F FF 93 F FF 92 F SL 86 F SL 84 X CH 88 1-2 G5-6-3 1B		D SL 86 S FF 92 X SL 85 1-1 1-H 2-H HR		B FF 92 C FF 93 S FF 94 B FF 95 F FF 95 C SL 86 2-3 ①		X FF 92 0-0 HR		4	2	3	4	0	1	0
Chase Headley, S (1, 5) OBP: 0.326, SLG: 0.367		F FF 92 B FF 93 B FF 92 S FF 94 X FF 92 2-2 ① ② G5-6-3 1-2f		B FF 94 F FF 93 B CU 79 B FF 93 X FF 93 3-1 5 L5-3 1B		X FF 94 0-0 11 3B 2B		C CU 77 B FF 93 B FS 85 S FF 92 S FF 93 2-3 ① K		4	1	2	0	0	1	1
5 Alexi Amarista, L (1, 8) OBP: 0.300, SLG: 0.382		C FF 94 B CU 78 X FF 93 1-1 ③ F7		B SI 92 X FF 92 1-0 ② ③ L5-3 1-1		S FF 94 B FF 94 2 SAFE S SL 85 D SL 86 X SL 86 2-2 ② P6		B FF 93 B FF 91 F FF 92 B FF 92 C FF 92 S FF 92 3-3 ② K		4	0	0	0	0	1	2
11 Logan Forsythe, R (1, 6) OBP: 0.309, SLG: 0.363			B FF 92 F FF 92 X FF 93 1-1 ① L8	C FF 94 B CU 79 B FF 93 C FF 93 F FF 94 B SL 86 X FF 92 3-2 E5 14 G5-3 4 1B 25 3B	B FF 93 X SL 86 1-0 2-H 3B		B CU 77 C CU 77 C FF 92 F CU 79 X FF 92 1-2 1B		4	1	2	1	0	0	0
4 Nick Hundley, R (1, 2) OBP: 0.301, SLG: 0.401			B FF 93 X FF 94 1-0 ② L9		X FF 94 0-0 14 G5-3 25 3B 1-2 1B	F FF 91 S FF 94 F FF 94 F SL 86 S SL 85 0-3 ③ K2-3		1 SAFE X FF 92 0-0 ③ F9		4	1	1	0	0	1	2
37 Edinson Volquez, R (1, 1) OBP: 0.143, SLG: 0.235 46 Tim Stauffer, R (1, 1) 14 Mark Kotsay, L (5, PH) OBP: 0.246, SLG: 0.234 55 Dale Thayer, R (6, 1) 50 Nick Vincent, R (7, 1) 3 Ronny Cedeno, R (7, PH) OBP: 0.262, SLG: 0.301 57 Luke Gregerson, L (8, 1) 16 Huston Street, R (9, 1)			C FF 93 C FF 93 S FF 94 0-3 ③ K		C FF 94 B FF 93 C FF 93 X FF 93 1-2 ① G5-3 1-2 2-3		C FF 93 C FF 93 B FF 93 B SL 86 X FF 92 2-2 25 CS 1B			0 1 1 0 0 0 1 0 1	0 0 0 0 0 0 0 0 0	0 0 0 0 0 0 0 0 0	0 0 0 0 0 0 0 0 0	0 1 0 0 0 0 0 0 0	0 0 2 0 0 0 0 0 0	0 0 0 0 0 0 0 0 0
Inning Stats	R: 0 E: 0 K: 1 S: 7 H: 0 LOB: 0 BB: 0 P: 10	R: 0 E: 0 K: 0 S: 11 H: 1 LOB: 0 BB: 0 P: 15	R: 0 E: 0 K: 1 S: 6 H: 0 LOB: 0 BB: 0 P: 8	R: 3 E: 0 K: 0 S: 10 H: 4 LOB: 0 BB: 0 P: 17	R: 2 E: 1 K: 0 S: 13 H: 2 LOB: 1 BB: 0 P: 21	R: 1 E: 0 K: 2 S: 14 H: 2 LOB: 1 BB: 0 P: 19	R: 1 E: 0 K: 0 S: 10 H: 2 LOB: 0 BB: 0 P: 15	R: 1 E: 0 K: 2 S: 12 H: 2 LOB: 1 BB: 0 P: 18		1B: 7 2B: 2 3B: 2 HR: 3 SF: 0 SAC: 0 DP: 2 HBP: 0				WP: 0 PB: 0 SB: 0 CS: 1 PA: 35		

	AB	35
	R	8
	H	13
	RBI	8
	BB	0
	SO	6
	LOB	10

PITCHER		IP	WLS	BF	H	R	ER	SO	BB	IBB	HBP	BLK	WP	HR	S	P	ERA	WHIP
36 Edwin Jackson, R ERA: 5.0	(1, 1)	6.0		27	10	7	6	4	0	0	0	0	0	1	64	95	9.00	1.667
40 James Russell, L ERA: 3.66	(7, 1)	1.0	L	3	1	0	0	0	0	0	0	0	0	1	7	10	0.00	1.000
50 Blake Parker, R ERA: 2.34	(8, 1)	1.0		5	2	1	1	2	0	0	0	0	0	1	12	18	9.00	2.000

PITCHER	IP	WLS	BF	H	R	ER	SO	BB	IBB	HBP	BLK	WP	HR	S	P	ERA	WHIP

Chicago Cubs @ San Diego Padres

Petco Park, San Diego, CA

Sat Aug 24 2013, 5:41 PM - 8:21 PM PDT

Att. 30,870 - Clear - 72 F

TOP

livebaseballscorecards.com

Batter	1	2	3	4	5	6	7	8	9	AB	R	H	RBI	BB	SO	LOB
13 Starlin Castro, R (1, 6) OBP: 0.274, SLG: 0.333	C SI 84 X FF 86 0-1 1B		B FF 85 X SL 79 1-0 ② G6-3		F CU 64 B FF 88 B SL 77 B SI 86 X CH 76 3-1 ③ G6-3		B SL 88 F SL 89 C FF 90 F FF 91 H FF 90 2-2 44 1B HBP		1 SAFE 1 SAFE F SL 82 C SL 81 B FF 93 X FF 93 1-2 ② G6-3 1-2	4	0	1	0	0	0	2
44 Anthony Rizzo, L (1, 3) OBP: 0.323, SLG: 0.429	S SL 79 X FF 86 0-1 ① P5		B FF 84 B SL 80 C SL 79 B FF 88 B CH 78 4-1 BB			F SL 76 B SL 76 B FF 86 X FF 86 2-1 ① F8	B SL 88 X FF 90 1-0 1-3 3-H 1B		B SI 92 B SI 93 C FF 93 X FF 93 2-1 ③ L7	4	0	1	1	1	0	2
30 Dioner Navarro, S (1, 2) OBP: 0.363, SLG: 0.511	X SL 78 0-0 ② F7		C SL 81 X FF 87 0-1 ③ F9			C SI 85 F SL 78 F FF 87 B CH 78 B CH 76 X CH 77 2-2 8 1B 1B	B SL 87 B SL 88 X CH 83 2-0 ③ G4-3			4	0	1	0	0	0	5
8 Donnie Murphy, R (1, 5) OBP: 0.375, SLG: 0.738	1 SAFE B FF 86 B FF 86 C CH 76 B SL 80 S FF 86 C FF 88 3-3 ③ K			C SL 78 B FF 87 S CH 77 B CH 76 B FF 88 F SL 79 C SL 77 3-3 ① K		X CH 76 0-0 21 G6-4-3 1-2 1B		C FF 90 B CH 78 B SL 84 C FF 91 C FF 92 2-3 ① K		4	0	1	0	0	3	1
21 Junior Lake, R (1, 8) OBP: 0.357, SLG: 0.479		B CU 62 X SI 84 1-0 ① L7		F CH 77 B FF 88 F FF 87 X CU 69 1-2 ② G6-3		B FF 87 X CH 77 1-0 ②③ G6-4-3 1-2f		B CH 78 C CH 78 F FF 91 X FF 94 1-2 ② 2B		4	0	1	0	0	0	2
54 Darnell McDonald, R (1, 7) OBP: 0.222, SLG: 0.125 63 Kevin Gregg, R (9, 1)		B SI 84 B SI 85 C SL 77 X FF 86 2-1 ② L9		C FF 86 B CH 78 S CH 77 X FF 89 1-2 ③ G6-3			C SI 84 C CU 65 B FF 88 B CH 77 F SL 79 B FF 88 B CH 77 4-2 15 E BB	F FF 90 X CU 75 0-1 1B		3 0	1 0	1 0	0 0	1 0	0 0	0 0
2 Cole Gillespie, R (1, 9) OBP: 0.305, SLG: 0.235		C CH 76 F FF 87 B CH 78 B FF 88 B FF 89 F FF 87 X CH 78 3-2 ③ F9			C SL 77 C FF 87 F FF 88 B CH 76 S CH 75 1-3 ① K2-3		C SL 78 D FF 87 B SL 78 S CH 76 X FF 88 2-2 ① F9	1 SAFE C FF 92 C FF 93 1 SAFE B FF 92 S CH 79 1-3 ③ K		4	0	0	0	0	2	2
15 Darwin Barney, R (1, 4) OBP: 0.275, SLG: 0.333			B SI 84 C CH 75 X FF 86 1-1 ① F9		C CH 76 F FF 87 X CH 78 0-2 HR		D SI 85 C SL 76 X FF 86 1-1 E6 44 1B 1-H 2B		C FF 92 B SL 82 X FF 92 1-1 13 G6-3 1B	4	2	3	2	0	0	0
29 Jeff Samardzija, R (1, 1) OBP: 0.154, SLG: 0.235 47 Brian Bogusevic, L (9, PH) OBP: 0.318, SLG: 0.484 (9, 7)			B SI 84 S SL 77 S SL 76 B SL 77 X FF 88 2-2 2B		F FF 86 F CH 77 F SL 79 S CH 78 0-3 ② K		B SL 88 C SL 87 F FF 91 F FF 91 T SL 89 1-2 ② K		1 SAFE B FF 93 X FF 92 1-0 ① L7	3 1	0 0	1 0	0 0	0 0	2 0	1 1

	AB	35
	R	3
	H	10
	RBI	3
	BB	2
	SO	7
	LOB	16

Inning Stats	1	2	3	4	5	6	7	8	9
	R: 0 E: 0 K: 1 S: 8	R: 0 E: 0 K: 0 S: 7	R: 0 E: 0 K: 0 S: 9	R: 0 E: 0 K: 1 S: 10	R: 1 E: 0 K: 2 S: 13	R: 0 E: 0 K: 0 S: 8	R: 2 E: 1 K: 1 S: 17	R: 0 E: 0 K: 2 S: 11	R: 0 E: 0 K: 0 S: 8
	H: 1 LOB: 1 BB: 0 P: 11	H: 0 LOB: 0 BB: 0 P: 13	H: 1 LOB: 2 BB: 1 P: 17	H: 0 LOB: 0 BB: 0 P: 15	H: 1 LOB: 0 BB: 0 P: 17	H: 2 LOB: 1 BB: 0 P: 13	H: 2 LOB: 2 BB: 1 P: 30	H: 2 LOB: 1 BB: 0 P: 15	H: 1 LOB: 1 BB: 0 P: 13

	1B: 6	SF: 0	WP: 0	PA: 38
	2B: 3	SAC: 0	PB: 0	
	3B: 0	DP: 1	SB: 0	
	HR: 1	HBP: 1	CS: 0	

PITCHER		IP	WLS	BF	H	R	ER	SO	BB	IBB	HBP	BLK	WP	HR	S	P	ERA	WHIP
53 Eric Stults, L ERA: 3.72	(1, 1)	6.1	L	26	6	3	3	4	2	0	0	0	0	1	63	101	4.26	1.263
50 Nick Vincent, R ERA: 1.95	(7, 1)	0.2		4	1	0	0	1	0	0	1	0	0	0	9	15	0.00	1.500
29 Brad Boxberger, R ERA: 3.0	(8, 1)	1.0		4	2	0	0	2	0	0	0	0	0	0	11	15	0.00	2.000
55 Dale Thayer, R ERA: 2.79	(9, 1)	1.0		4	1	0	0	0	0	0	0	0	0	0	8	13	0.00	1.000

PITCHER		IP	WLS	BF	H	R	ER	SO	BB	IBB	HBP	BLK	WP	HR	S	P	ERA	WHIP

Chicago Cubs @ San Diego Padres

Petco Park, San Diego, CA

Sat Aug 24 2013, 5:41 PM - 8:21 PM PDT

Att. 30,870 - Clear - 72 F

livebaseballscorecards.com

BOTTOM

Batter	1	2	3	4	5	6	7	8	9	AB	R	H	RBI	BB	SO	LOB
25 Will Venable, L (1, 9) OBP: 0.313, SLG: 0.514	B FC 91 X FF 92 1-0 23 G1-6-3 5 S 1B		S FS 84 S FS 84 X FS 84 0-2 ② FC3-6 1-2f			B SI 94 C FS 83 B SL 84 F FC 90 X SL 84 2-2 HR		B FF 92 X FS 84 1-0 PB 5 1B 1-2 1B		4	1	3	1	0	0	1
5 Alexi Amarista, L (1, 8) OBP: 0.300, SLG: 0.381	B FC 92 B SL 90 F FC 92 X FC 90 2-1 ① F7 1-2		B FF 93 C SL 86 1 SAFE 1 SAFE X FS 83 1-1 ③ F7			B SL 86 F FF 94 B SI 95 F SI 93 T FS 85 2-2 ② K		X FF 93 0-0 PB 1-2 2-3 1B		4	0	1	0	0	1	2
23 Yonder Alonso, L (1, 3) OBP: 0.347, SLG: 0.381	B FF 93 C FF 93 X SL 86 1-1 ② G1-6-3 2-3			X SI 93 0-0 ① G4-3		B SL 85 X SI 95 1-0 2B		S FS 85 X FS 85 0-1 ① SF7 3-H		3	0	1	1	0	0	1
9 Jedd Gyorko, R (1, 4) OBP: 0.297, SLG: 0.446	X FC 91 0-0 ③ L7			C FF 94 B FS 84 B FF 94 C FC 90 S FS 84 2-3 ② K		C FC 91 X FF 94 0-1 ③ G6-3		F FF 94 F FS 84 B FF 93 X FS 84 1-2 ② F7		4	0	0	0	0	1	4
Chase Headley, S (1, 5) OBP: 0.330, SLG: 0.370		H FC 90 1-0 11 G4-6-3 HBP		B SL 85 B FF 94 X FF 94 2-0 ③ L8			B FC 91 B SI 93 X FF 93 2-0 2B	B SL 83 B FS 85 B FS 84 I 4-0 1-2 2-3 IBB		2	0	1	0	1	0	0
11 Logan Forsythe, R (1, 6) OBP: 0.303, SLG: 0.354		B FF 93 1 SAFE X SI 93 1-0 ①② G4-6-3 1-2f			C FF 94 F SL 87 B FS 85 T SL 83 1-2 ① K		X FC 90 0-0 ① F7	C FF 96 B FF 94 S SL 87 S FF 95 1-3 ③ K		4	0	0	0	0	2	5
4 Nick Hundley, R (1, 2) OBP: 0.297, SLG: 0.395		C FC 93 B SL 86 B FC 94 C FF 94 X FF 94 2-2 ③ G6-3			S SL 86 S FC 92 F FS 84 B FF 96 F FS 85 B SL 84 B FC 93 S FS 84 3-3 ② K		C FC 93 S FF 94 B FC 93 S FS 83 1-3 ② K		B FF 90 B FF 90 F FF 90 F FF 90 F FF 92 F FC 87 X FF 91 2-2 ① G4-3	4	0	0	0	0	2	1
1 Jaff Decker, L (1, 7) OBP: 0.233, SLG: 0.269 13 Chris Denorfia, R (9, PH) OBP: 0.328, SLG: 0.388			X SI 93 0-0 ① G3-1		B FS 83 F SI 95 C SL 87 X FS 85 1-2 ③ G3-1		S FS 84 D FS 84 B FF 94 C SL 82 F FC 90 S FS 84 2-3 ③ K		F FC 87 B CU 78 X FF 90 1-1 ② G6-3	3 1	0 0	0 0	0 0	1 0	1 0	1 0
53 Eric Stults, L (1, 1) OBP: 0.180, SLG: 0.260 50 Nick Vincent, R (7, 1) 29 Brad Boxberger, R (8, 1) 14 Mark Kotsay, L (8, PH) OBP: 0.262, SLG: 0.234 55 Dale Thayer, R (9, 1) 15 Jesus Guzman, R (9, PH) OBP: 0.293, SLG: 0.395			C FC 92 F SI 93 X SL 83 0-2 25 FC3-6 1B			C FC 92 S FC 93 B FF 94 X FS 83 1-2 ① L7		B FF 93 B SI 93 B SI 94 B FF 92 4-0 5 1B 25 1B 23 SF7 BB	B CU 78 B FF 91 C FF 91 C FF 91 C FF 91 2-3 ③ K	2 0 0 0 0 0 1	0 0 0 1 0 0 0	1 0 0 0 0 0 0	0 0 0 1 0 0 0	0 0 0 0 0 0 1	0 0 0 0 0 0 0	0 0 0 0 0 0 0
Inning Stats	R: 0 E: 0 K: 0 S: 6 H: 1 LOB: 1 BB: 0 P: 10	R: 0 E: 0 K: 0 S: 4 H: 0 LOB: 0 BB: 0 P: 8	R: 0 E: 0 K: 0 S: 9 H: 1 LOB: 1 BB: 1 P: 10	R: 0 E: 0 K: 1 S: 5 H: 0 LOB: 0 BB: 0 P: 9	R: 0 E: 0 K: 2 S: 11 H: 0 LOB: 0 BB: 0 P: 16	R: 1 E: 0 K: 1 S: 12 H: 2 LOB: 1 BB: 0 P: 18	R: 0 E: 0 K: 2 S: 9 H: 1 LOB: 1 BB: 0 P: 14	R: 1 E: 0 K: 1 S: 10 H: 2 LOB: 3 BB: 2 P: 21	R: 0 E: 0 K: 1 S: 10 H: 0 LOB: 0 BB: 0 P: 15	1B: 4 2B: 2 3B: 0 HR: 1	SF: 1 SAC: 0 DP: 1 HBP: 1	WP: 0 PB: 1 SB: 1 CS: 0	PA: 36			

PITCHER		IP	WLS	BF	H	R	ER	SO	BB	IBB	HBP	BLK	WP	HR	S	P	ERA	WHIP
29 Jeff Samardzija, R ERA: 4.03	(1, 1)	8.0	W	33	7	2	2	7	1	1	1	0	0	1	66	106	2.25	1.000
63 Kevin Gregg, R ERA: 2.88	(9, 1)	1.0	S	3	0	0	0	1	0	0	0	0	0	0	10	15	0.00	0.000

PITCHER	IP	WLS	BF	H	R	ER	SO	BB	IBB	HBP	BLK	WP	HR	S	P	ERA	WHIP

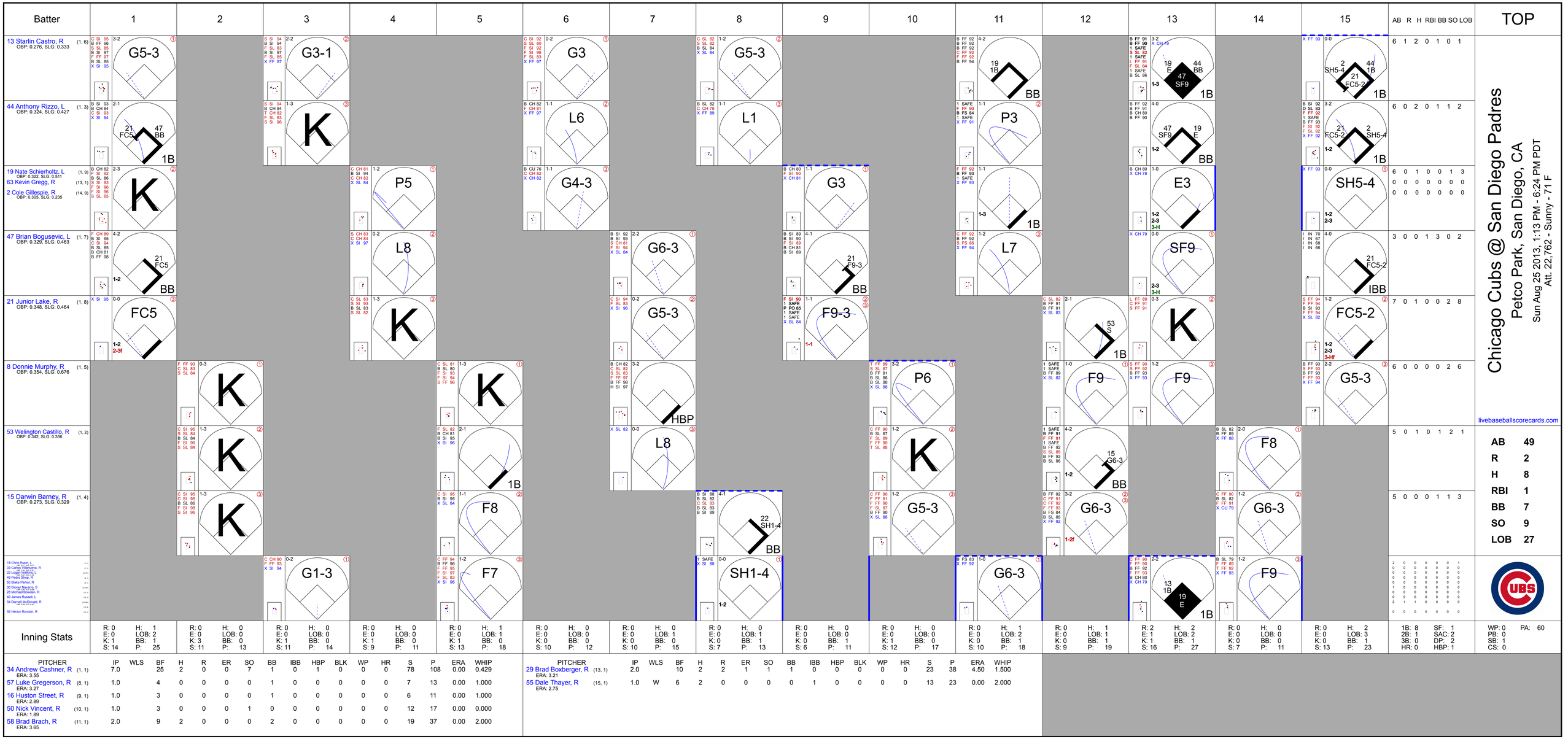
Batter
1
2
3
4
5
6
7
8
9
10
11
12
13
14
15
AB R H RBI BB SO LOB
TOP
13 Starlin Castro, R (1, 6) OBP: 0.276, SLG: 0.333
44 Anthony Rizzo, L (1, 3) OBP: 0.324, SLG: 0.427
19 Nate Schierholtz, L (1, 9) OBP: 0.322, SLG: 0.511
63 Kevin Gregg, R (13, 1)
2 Cole Gillespie, R (14, 9) OBP: 0.305, SLG: 0.235
47 Brian Bogusevic, L (1, 7) OBP: 0.329, SLG: 0.463
21 Junior Lake, R (1, 8) OBP: 0.348, SLG: 0.464
8 Donnie Murphy, R (1, 5) OBP: 0.354, SLG: 0.676
53 Welington Castillo, R (1, 2) OBP: 0.342, SLG: 0.356
15 Darwin Barney, R (1, 4) OBP: 0.273, SLG: 0.329
18 Chris Rusin, L
33 Carlos Villanueva, R
22 Logan Watkins, L
49 Pedro Strop, R
50 Blake Parker, R
30 Donge Navarro, S
28 Michael Bowden, R
40 James Russell, L
54 Darnell McDonald, R
56 Hector Rondon, R
Inning Stats
PITCHER IP WLS BF H R ER SO BB IBB HBP BLK WP HR S P ERA WHIP
34 Andrew Cashner, R (1, 1) ERA: 3.55 7.0 25 2 0 0 7 1 0 1 0 0 0 78 108 0.00 0.429
57 Luke Gregerson, R (8, 1) ERA: 3.27 1.0 4 0 0 0 0 1 0 0 0 0 0 7 13 0.00 1.000
16 Huston Street, R (9, 1) ERA: 2.89 1.0 3 0 0 0 0 1 0 0 0 0 0 6 11 0.00 1.000
50 Nick Vincent, R (10, 1) ERA: 1.89 1.0 3 0 0 0 1 0 0 0 0 0 0 12 17 0.00 0.000
58 Brad Brach, R (11, 1) ERA: 3.65 2.0 9 2 0 0 0 2 0 0 0 0 0 19 37 0.00 2.000
PITCHER IP WLS BF H R ER SO BB IBB HBP BLK WP HR S P ERA WHIP
29 Brad Boxberger, R (13, 1) ERA: 3.21 2.0 10 2 2 1 1 1 0 0 0 0 0 23 38 4.50 1.500
55 Dale Thayer, R (15, 1) ERA: 2.75 1.0 W 6 2 0 0 0 1 0 0 0 0 0 13 23 0.00 2.000
Chicago Cubs @ San Diego Padres
Petco Park, San Diego, CA
Sun Aug 25 2013, 1:13 PM - 6:24 PM PDT
Att. 22,762 - Sunny - 71 F
livebaseballscorecards.com
AB 49
R 2
H 8
RBI 1
BB 7
SO 9
LOB 27
1B: 8 SF: 1
2B: 1 SAC: 2
3B: 0 DP: 2
HR: 0 HBP: 1
WP: 0 PA: 60
PB: 0
SB: 1
CS: 0

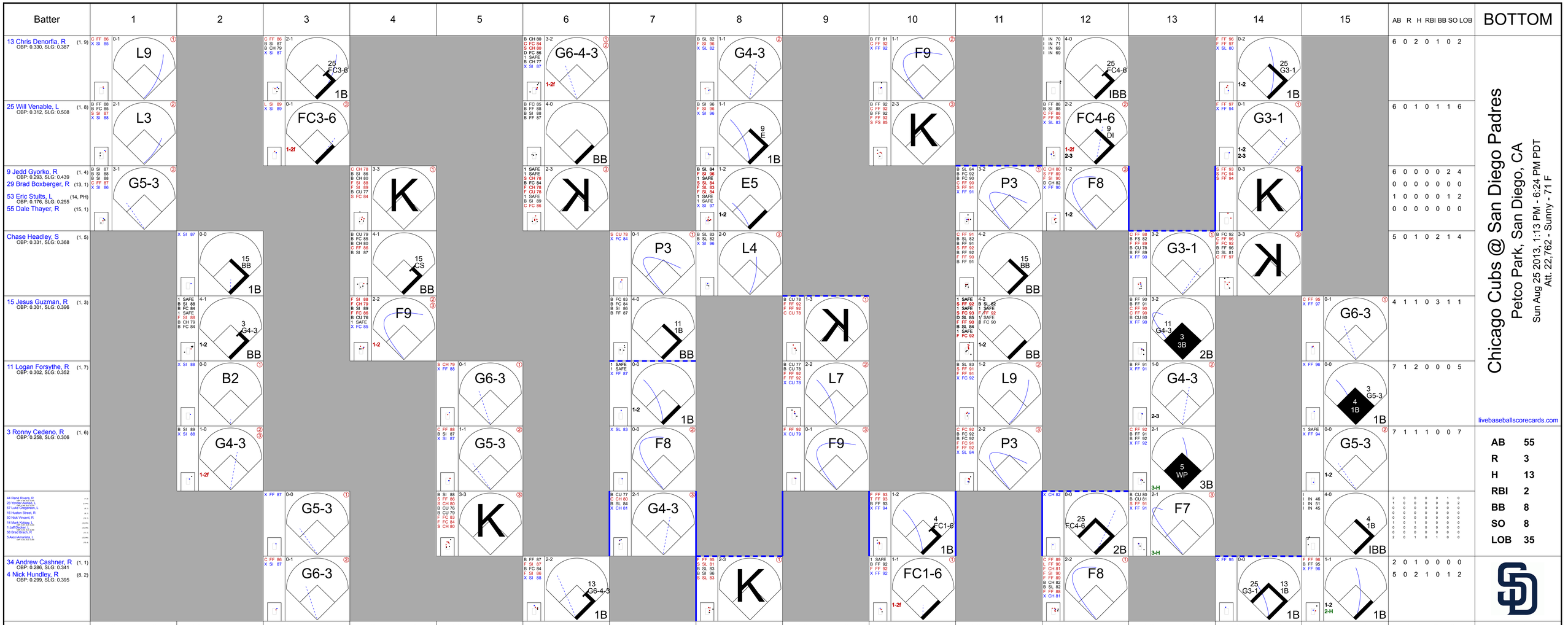
Batter
1
2
3
4
5
6
7
8
9
10
11
12
13
14
15
AB R H RBI BB SO LOB
BOTTOM
13 Chris Denorfia, R (1, 9) OBP: 0.330, SLG: 0.387
25 Will Venable, L (1, 8) OBP: 0.312, SLG: 0.508
9 Jedd Gyorko, R (1, 4) OBP: 0.293, SLG: 0.439
29 Brad Boxberger, R (13, 1)
53 Eric Stults, L (14, PH) OBP: 0.176, SLG: 0.255
55 Dale Thayer, R (15, 1)
Chase Headley, S (1, 5) OBP: 0.331, SLG: 0.368
15 Jesus Guzman, R (1, 3) OBP: 0.301, SLG: 0.396
11 Logan Forsythe, R (1, 7) OBP: 0.302, SLG: 0.352
3 Ronny Cedeno, R (1, 6) OBP: 0.258, SLG: 0.306
34 Andrew Cashner, R (1, 1) OBP: 0.286, SLG: 0.341
4 Nick Hundley, R (8, 2) OBP: 0.299, SLG: 0.395
Chicago Cubs @ San Diego Padres
Petco Park, San Diego, CA
Sun Aug 25 2013, 1:13 PM - 6:24 PM PDT
Att. 22,762 - Sunny - 71 F
livebaseballscorecards.com
AB 55
R 3
H 13
RBI 2
BB 8
SO 8
LOB 35
Inning Stats
PITCHER IP WLS BF H R ER SO BB IBB HBP BLK WP HR S P ERA WHIP
18 Chris Rusin, L (1, 1) ERA: 2.64 6.1 23 3 0 0 3 4 0 0 0 0 0 47 87 0.00 1.105
33 Carlos Villanueva, R (7, 1) ERA: 4.43 0.2 3 1 0 0 0 0 0 0 0 0 0 4 6 0.00 1.500
46 Pedro Strop, R (8, 1) ERA: 4.7 1.0 5 1 0 0 1 0 0 0 0 0 0 13 20 0.00 1.000
50 Blake Parker, R (9, 1) ERA: 2.21 2.0 7 1 0 0 2 0 0 0 0 0 0 18 26 0.00 0.500
28 Michael Bowden, R (11, 1) ERA: 4.29 1.0 5 0 0 0 0 2 0 0 0 0 0 18 32 0.00 2.000
PITCHER IP WLS BF H R ER SO BB IBB HBP BLK WP HR S P ERA WHIP
40 James Russell, L (12, 1) ERA: 3.59 1.0 5 1 0 0 0 0 0 1 0 0 0 0 15 24 0.00 1.000
63 Kevin Gregg, R (13, 1) ERA: 3.18 1.0 B 5 2 2 2 0 0 0 0 0 1 0 11 22 18.00 2.000
56 Héctor Rondón, R (14, 1) ERA: 5.72 1.2 L 10 4 1 1 2 0 1 0 0 0 0 18 26 5.40 2.400
1B: 10 SF: 0
2B: 2 SAC: 0
3B: 1 DP: 2
HR: 0 HBP: 0
WP: 1 PA: 63
PB: 0
SB: 0
CS: 1

Chicago Cubs @ Los Angeles Dodgers

Dodger Stadium, Los Angeles, CA

Mon Aug 26 2013, 7:10 PM - 10:22 PM PDT

Att. 40,965 - Cloudy - 83 F

livebaseballscorecards.com

Batter	1	2	3	4	5	6	7	8	9	AB	R	H	RBI	BB	SO	LOB
13 Starlin Castro, R (1, 6) OBP: 0.276, SLG: 0.333	C FF 91 X CU 75 0-1 44 CS 1B			F FF 92 C FF 91 X FC 84 0-2 ① G2-3		F FC 85 B FF 90 F CH 87 B SI 92 C SI 93 2-3 ③ K			F FF 89 F FF 90 X SI 90 0-2 ① G1-3	4	0	1	0	0	1	0
21 Junior Lake, R (1, 8) OBP: 0.345, SLG: 0.459	F SI 92 L SI 92 P PO 90 F FF 86 1 SAFE B FC 85 F CU 72 S SI 93 2-3 ① K			B FC 84 C CU 71 F FC 84 S CU 74 1-3 ② K			X SI 90 0-0 44 G4-6-3 1B		B FC 86 B FF 90 S FF 92 S FF 91 S FF 93 2-3 ② K	4	0	1	0	0	3	1
44 Anthony Rizzo, L (1, 3) OBP: 0.324, SLG: 0.428	F FF 93 B CH 89 B CH 88 S CH 88 F SI 94 X FC 86 2-2 ②③ F7 1-2			C FF 92 X FF 91 0-1 ③ F8			B CH 87 B CH 88 B FF 93 C FF 89 C CH 86 X CH 88 3-2 ①② G4-6-3 1-2f		C FF 92 X FF 91 0-1 47 2B 2B	4	1	1	0	0	0	2
19 Nate Schierholtz, L (1, 9) OBP: 0.321, SLG: 0.507		X CU 72 0-0 ① F7			C FF 92 X CH 87 0-1 ① G3-1		B SI 93 C CU 75 F CH 88 S FC 86 1-3 ③ K		F CH 86 B CH 87 H FF 91 2-1 47 2B HBP	3	1	0	0	0	1	0
47 Brian Bogusevic, L (1, 7) OBP: 0.325, SLG: 0.465		B SI 91 B CH 86 X CH 86 2-0 ② G4-3			C SI 93 S CH 88 B FF 94 S FC 85 1-3 ② K2-3			C CU 73 B FF 91 F FF 91 B SL 83 B CH 88 S CH 86 3-3 ① K	S CH 87 B CH 86 F CH 86 B FC 85 F CU 77 D CH 87 X FF 92 3-2 1-H 2-H 2B	4	0	1	2	0	2	0
8 Donnie Murphy, R (1, 5) OBP: 0.361, SLG: 0.662		B FF 92 S FF 92 B FF 91 X SI 92 2-1 ③ G6-3			C FC 84 S FF 92 X FF 93 0-2 1B			C FC 84 B CH 87 F FF 92 B CU 71 F CH 88 F SI 93 B CH 83 B SI 92 4-2 15 FC5-4 53 BB BB	C SL 88 B SL 88 F FF 93 B SL 88 C SL 88 2-3 ③ K	3	0	1	0	1	1	1
53 Welington Castillo, R (1, 2) OBP: 0.342, SLG: 0.354			C FF 90 B FC 84 X FF 91 1-1 ① G6-3		F FF 92 B SI 93 1 SAFE C CH 87 D CH 89 B CU 74 F SI 94 1 SAFE X CH 88 3-2 ③ G1-3			B FC 85 B SI 92 B SI 92 B CH 87 4-0 15 FC5-4 1-2 BB		2	0	0	0	1	0	1
15 Darwin Barney, R (1, 4) OBP: 0.271, SLG: 0.327			C FF 90 B FF 92 X SI 91 1-1 ② P6		B FF 90 C FF 91 X SI 92 1-1 ① L7			F FF 92 C FC 86 X SL 81 0-2 ② FC5-4 1-2f 2-3		3	0	0	0	0	0	2
49 Jake Arrieta, R (1, 1) 33 Carlos Villanueva, R (6, 1) OBP: 0.161, SLG: 0.161 30 Dioner Navarro, S (8, PH) OBP: 0.360, SLG: 0.505 28 Michael Bowden, R (8, 1)			C FF 91 C FF 91 B FF 92 S FF 92 1-3 ③ K		C FF 90 S FF 91 S FF 92 0-3 ② K			X CH 87 0-0 ③ G5-3		2 0 1 0	0 0 0 0	0 0 0 0	0 0 0 0	2 0 0 0	0 0 2 0	0 0 0 0
Inning Stats	R: 0 E: 0 K: 1 S: 12 H: 1 LOB: 0 BB: 0 P: 15	R: 0 E: 0 K: 0 S: 4 H: 0 LOB: 0 BB: 0 P: 8	R: 0 E: 0 K: 1 S: 7 H: 0 LOB: 0 BB: 0 P: 10	R: 0 E: 0 K: 1 S: 8 H: 0 LOB: 0 BB: 0 P: 9	R: 0 E: 0 K: 1 S: 12 H: 1 LOB: 1 BB: 0 P: 16	R: 0 E: 0 K: 2 S: 8 H: 0 LOB: 0 BB: 0 P: 11	R: 0 E: 0 K: 1 S: 7 H: 1 LOB: 0 BB: 0 P: 11	R: 0 E: 0 K: 1 S: 11 H: 0 LOB: 2 BB: 2 P: 22	R: 2 E: 0 K: 2 S: 16 H: 2 LOB: 1 BB: 0 P: 25	1B: 3 2B: 2 3B: 0 HR: 0 SF: 0 SAC: 0 DP: 1 HBP: 1						

PITCHER	IP	WLS	BF	H	R	ER	SO	BB	IBB	HBP	BLK	WP	HR	S	P	ERA	WHIP
21 Zack Greinke, R (1, 1) ERA: 2.86	8.2	W	32	5	2	2	9	2	0	1	0	0	0	82	122	2.08	0.808
0 Brian Wilson, R (9, 1) ERA:	0.1		1	0	0	0	1	0	0	0	0	0	0	3	5	0.00	0.000

PITCHER	IP	WLS	BF	H	R	ER	SO	BB	IBB	HBP	BLK	WP	HR	S	P	ERA	WHIP

TOP

AB	30
R	2
H	5
RBI	2
BB	2
SO	10
LOB	9

WP: 0 PB: 0 SB: 0 CS: 1 PA: 33

Batter	1	2	3	4	5	6	7	8	9	AB	R	H	RBI	BB	SO	LOB
25 Carl Crawford, L (1, 7) OBP: 0.341, SLG: 0.414	B FF 94 T SI 95 F FF 96 X FF 96 1-2 G5-3 ①		X FF 95 0-0 P5 ①	B SL 90 B SI 95 B SI 95 C FF 94 F SI 95 X SI 94 3-2 1-3 3-H 2B		F FF 90 X SL 83 0-1 SF7 ② 3-H		F FF 91 B FS 86 X FF 92 1-1 F7 ②		4	0	1	2	0	0	1
66 Yasiel Puig, R (1, 9) OBP: 0.405, SLG: 0.562	C SI 95 T FF 96 F FF 94 X FF 96 0-2 2B		B CU 80 B FF 96 M FF 94 F SI 94 F CU 81 F SL 89 X SL 90 2-2 1-2 1B	S FF 93 F CU 80 D CU 82 X SI 94 1-2 G1-3 ③		C CU 75 S SL 82 F FF 91 S SL 85 0-3 K ③		X SL 85 0-0 HR		5	1	3	1	0	1	2
23 Adrián González, L (1, 3) OBP: 0.341, SLG: 0.456	C CU 82 X SL 91 0-1 L3 ②		C CU 80 F SI 96 S CU 82 0-3 K ②		B SI 92 F SL 88 F CU 80 T SL 88 1-2 K ①		X CU 75 0-0 L9 ①	F FF 92 B FS 86 F FF 92 X FS 86 1-2 G1-3 ③		5	0	0	0	0	2	3
13 Hanley Ramirez, R (1, 6) OBP: 0.388, SLG: 0.620	B SI 96 F FF 96 X SL 90 1-1 P4 ③		X SI 94 0-0 L1 ③		C CU 78 X FF 92 0-1 G6-3 ②		C FF 90 B EP 56 B SL 79 X CU 77 2-1 HR			4	1	1	1	0	0	3
16 Andre Ethier, L (1, 8) OBP: 0.356, SLG: 0.406		B SI 94 B SL 91 B FF 95 C FF 96 B FF 95 4-1 BB	F CU 80 F SL 88 B CU 82 B SI 94 F SI 94 X CH 87 2-2 G6-3 ① B CU 80 C SL 86 S CH 87 B SI 94 F SL 86 F CH 86 F CU 80 B SI 93 X SI 93 3-2 2B			B FF 90 F CH 80 B FF 90 B FF 90 F FF 89 B SL 84 4-2 17 1B BB			2	0	1	0	2	0	0
17 A.J. Ellis, R (1, 2) OBP: 0.334, SLG: 0.357		C FF 95 S FF 96 X SI 95 0-2 P3 ①	B SI 93 B SL 90 B FF 94 B FF 93 4-0 7 BB 21 1B BB B SI 92 B SI 91 X FF 93 2-0 L5 ③			B FF 87 B SI 88 B CH 80 C FF 87 X FF 88 3-1 1-2 1B			3	1	1	0	1	0	2
14 Mark Ellis, R (1, 4) OBP: 0.324, SLG: 0.365		C SI 95 F SI 95 S SI 95 0-3 K ②	C SI 94 X SI 94 0-1 F7 ②		B FF 92 C FF 90 F SL 87 B SI 92 B SL 87 B SI 93 4-2 7 S 7 2B BB	B SI 89 C FF 89 T SL 84 S SL 85 1-3 K ②				3	1	0	0	1	2	4
7 Nick Punto, S (1, 5) OBP: 0.331, SLG: 0.329		X FF 95 0-0 F8 ③	C SL 90 B SI 95 F CU 80 F FF 95 D CU 82 1 SAFE B SI 95 F SI 94 F SL 89 4-2 21 1B 25 2B 1-2 BB		B SL 87 F SI 92 F SI 93 B SI 93 F SI 94 F SI 94 X SI 93 2-2 21 SH1-4 25 SF7 1-H 2B	C CU 75 F FF 90 S SL 84 0-3 K ③			3	2	1	1	1	1	3
21 Zack Greinke, R (1, 1) OBP: 0.426, SLG: 0.383 0 Brian Wilson, R (9, 1)			F FF 94 B SI 94 F SI 94 F FF 96 B CU 79 B FF 95 F SI 95 B SI 95 4-2 66 1B BB	S CU 80 S CU 80 X CU 80 0-2 25 2B 1-3 2-H 1B		L FF 88 X FF 88 0-1 SH1-4 ① 2-3		S FF 90 B FF 91 S FF 91 X SL 84 1-2 P4 ①		2 0	0 0	1 0	1 0	1 0	0 0	0 0
Inning Stats	R: 0 E: 0 K: 0 S: 11 H: 1 LOB: 1 BB: 0 P: 13	R: 0 E: 0 K: 1 S: 8 H: 0 LOB: 1 BB: 1 P: 12	R: 0 E: 0 K: 1 S: 14 H: 1 LOB: 2 BB: 1 P: 20	R: 2 E: 0 K: 0 S: 21 H: 2 LOB: 2 BB: 2 P: 35	R: 0 E: 0 K: 1 S: 12 H: 1 LOB: 1 BB: 0 P: 18	R: 2 E: 0 K: 1 S: 15 H: 1 LOB: 0 BB: 1 P: 21	R: 1 E: 0 K: 2 S: 13 H: 2 LOB: 2 BB: 1 P: 23	R: 1 E: 0 K: 0 S: 9 H: 1 LOB: 0 BB: 0 P: 12		1B: 3 2B: 4 3B: 0 HR: 2 SF: 1 SAC: 1 DP: 0 HBP: 0						

PITCHER		IP	WLS	BF	H	R	ER	SO	BB	IBB	HBP	BLK	WP	HR	S	P	ERA	WHIP
49 Jake Arrieta, R ERA: 5.91	(1, 1)	5.0	L	26	6	4	4	3	5	0	0	0	0	0	73	111	7.20	2.200
33 Carlos Villanueva, R ERA: 4.44	(6, 1)	2.0		9	2	1	1	3	1	0	0	0	0	1	21	31	4.50	1.500
28 Michael Bowden, R ERA: 4.42	(8, 1)	1.0		4	1	1	1	0	0	0	0	0	0	1	9	12	9.00	1.000

PITCHER	IP	WLS	BF	H	R	ER	SO	BB	IBB	HBP	BLK	WP	HR	S	P	ERA	WHIP

BOTTOM

Chicago Cubs @ Los Angeles Dodgers

Dodger Stadium, Los Angeles, CA

Mon Aug 26 2013, 7:10 PM - 10:22 PM PDT

Att. 40,965 - Cloudy - 83 F

livebaseballscorecards.com

AB	31
R	6
H	9
RBI	6
BB	6
SO	6
LOB	18

WP: 0 PA: 39
PB: 0
SB: 1
CS: 0

Batter	1	2	3	4	5	6	7	8	9	AB	R	H	RBI	BB	SO	LOB
13 Starlin Castro, R (1, 6) OBP: 0.277, SLG: 0.333	C FF 92 S SL 88 X SL 87 0-2 G5-3		C FF 93 1 SAFE X FF 92 0-1 F8		B SL 83 B SL 82 X FF 92 2-0 8 BB 1B	B FF 92 S SL 86 B FF 93 X FF 92 2-1 15 FC6-4 1-2 3-H 1B		C SI 96 X SL 89 0-1 G5-3		5	0	2	1	0	0	1
15 Darwin Barney, R (1, 4) OBP: 0.271, SLG: 0.326	B FF 92 B FF 93 C FF 92 B FF 92 F FF 93 X FF 93 3-2 30 BB 1B		B FF 92 S CH 86 C FF 93 F SL 86 1-2 CI 30 1B 1-2		X FF 92 0-0 ① B3	B SL 89 C SL 87 B SL 86 X SL 88 2-1 ③ FC6-4 1-2f		C SI 97 C SI 97 X SI 96 0-2 ③ G6-3		4	0	1	0	0	0	3
30 Dioner Navarro, S (1, 2) OBP: 0.365, SLG: 0.505	F FF 93 B CU 74 F SL 88 1 SAFE D CU 75 F FF 93 F SL 85 B FF 93 B SL 84 4-2 1-2 BB		2 SAFE X FF 93 0-0 1-3 2-H 1B		F SL 84 S SL 85 S CU 74 0-3 ② K		B SI 95 F SI 95 S SL 87 F SL 90 X SL 90 1-2 21 HBP 8 1B 47 G6-4-3 1B		C SL 89 B FF 97 F FF 96 S SL 91 1-3 ① K	4	1	2	1	1	2	1
8 Donnie Murphy, R (1, 5) OBP: 0.375, SLG: 0.649	C FF 93 F FF 93 D CU 74 D CU 74 F FF 93 F FF 94 F SL 83 S SL 86 2-3 ② K		C FF 93 S SL 84 S CU 74 0-3 ② K		F FF 92 B SL 83 C SL 87 1 SAFE 1 SAFE B CU 73 F FF 93 F SL 83 B FF 92 4-2 B FF 92 1-2 BB		B SI 95 X SI 95 1-0 47 G6-4-3 21 HBP 1-2 1B		B FF 95 S FF 95 B FF 91 B SL 89 B FF 96 4-1 21 E BB	3	0	1	0	2	2	4
21 Junior Lake, R (1, 8) OBP: 0.341, SLG: 0.447	C SL 84 S CU 74 B CU 74 S SL 84 1-3 ③ K		F FF 93 S SL 81 1 SAFE B CU 73 D CU 73 B SL 85 C SL 83 3-3 ③ K		C FF 92 X FF 92 0-1 ③ G6-3		L SI 95 H SI 95 1-1 47 G6-4-3 1-2 2-3 HBP		B SL 88 F SL 90 B FF 96 1 SAFE F SL 89 F FF 97 1 SAFE 1 SAFE X SL 89 2-2 FC5 1-2	4	0	0	0	0	2	7
1 Cody Ransom, R (1, 3) OBP: 0.293, SLG: 0.430 47 Brian Bogusevic, L (7, PH) OBP: 0.316, SLG: 0.452 (7, 7)		S FF 92 C FF 91 B FF 92 B CU 73 S FF 93 2-3 ① K		B SL 83 X FF 92 1-0 ① G5-3		B FF 91 F FF 92 X SL 83 1-1 2 WP 54 BB 13 1B 1B	C SI 94 B SI 96 B SI 95 C SI 94 X SI 95 2-2 ① ② G6-4-3 1-2f 2-3 3-H		C CU 82 F CU 81 S CU 81 0-3 ② K	3 2	1 0	1 0	0 0	0 0	1 1	0 4
54 Darnell McDonald, R (1, 7) OBP: 0.261, SLG: 0.150 44 Anthony Rizzo, L (7, PH) OBP: 0.324, SLG: 0.427 (7, 3)	B SL 86 S SL 85 X FF 94 1-1 ② G5-3		C FF 92 C CU 73 S SL 87 0-3 ② K2-3		1 SAFE B FF 92 1 SAFE B FF 91 B FF 92 C FF 92 B FF 91 4-1 13 1B 1-2 BB	I IN 77 I IN 76 I IN 77 I IN 76 4-0 2 FC6-4 IBB		B FF 89 C CU 82 D SI 91 C SL 88 S CU 81 2-3 ③ K	2 1	0 0	0 0	0 0	1 1	1 1	0 2
2 Cole Gillespie, R (1, 9) OBP: 0.302, SLG: 0.236	C FF 93 X FF 93 0-1 ③ F8		B FF 93 C SL 87 C SL 85 B CU 74 B CU 74 F FF 94 X SL 87 3-2 1B		L FF 91 B SL 85 D FF 93 S FF 92 S SL 84 2-3 ① K 2-3	C SI 95 X SI 95 0-1 ③ FC6-4 1-2f				4	0	1	0	0	1	4
37 Travis Wood, R (1, 1) OBP: 0.281, SLG: 0.436 46 Pedro Strop, R (8, 1) 63 Kevin Gregg, R (9, 1)			X FF 91 0-0 15 CI 30 1B 1B	X FF 93 0-0 ③ G5-3	M FF 91 1 SAFE B CU 70 S FF 92 S CU 73 1-3 ② K			X FF 96 0-0 ① G3		4 0 0	1 0 0	1 0 0	0 0 0	0 0 0	1 0 0	3 0 0

Chicago Cubs @ Los Angeles Dodgers

Dodger Stadium, Los Angeles, CA

Tue Aug 27 2013, 7:12 PM - 10:37 PM PDT

Att. 52,326 - Clear - 80 F

TOP

livebaseballscorecards.com

	AB	R	H	RBI	BB	SO	LOB
	36	3	9	2	5	12	29

Inning Stats	1	2	3	4	5	6	7	8	9
	R: 0 E: 0 K: 2 S: 19	R: 0 E: 0 K: 1 S: 7	R: 1 E: 1 K: 2 S: 13	R: 0 E: 0 K: 1 S: 9	R: 0 E: 0 K: 1 S: 11	R: 1 E: 0 K: 2 S: 13	R: 1 E: 0 K: 0 S: 11	R: 0 E: 0 K: 0 S: 6	R: 0 E: 1 K: 3 S: 14
	H: 1 LOB: 2 BB: 1 P: 29	H: 0 LOB: 0 BB: 0 P: 10	H: 2 LOB: 2 BB: 0 P: 17	H: 1 LOB: 1 BB: 0 P: 13	H: 1 LOB: 2 BB: 1 P: 17	H: 2 LOB: 2 BB: 1 P: 25	H: 2 LOB: 2 BB: 1 P: 20	H: 0 LOB: 0 BB: 0 P: 6	H: 0 LOB: 2 BB: 1 P: 23

1B: 9	SF: 0	WP: 1	PA: 43
2B: 0	SAC: 0	PB: 0	
3B: 0	DP: 1	SB: 0	
HR: 0	HBP: 1	CS: 0	

PITCHER		IP	WLS	BF	H	R	ER	SO	BB	IBB	HBP	BLK	WP	HR	S	P	ERA	WHIP
22 Clayton Kershaw, L ERA: 1.72	(1, 1)	5.2	L	28	7	2	1	9	3	0	0	0	1	0	70	107	1.59	1.765
0 Brian Wilson, R ERA:	(6, 1)	0.1		1	0	0	0	0	0	0	0	0	0	0	2	4	0.00	0.000
54 Ronald Belisario, R ERA: 3.18	(7, 1)	2.0		9	2	1	1	0	0	1	1	0	0	0	17	26	4.50	1.000
49 Carlos Marmol, R ERA: 4.99	(9, 1)	0.1		3	0	0	0	1	1	0	0	0	0	0	8	15	0.00	3.000
75 Paco Rodríguez, L ERA: 1.89	(9, 1)	0.2		2	0	0	0	2	0	0	0	0	0	0	6	8	0.00	0.000

PITCHER	IP	WLS	BF	H	R	ER	SO	BB	IBB	HBP	BLK	WP	HR	S	P	ERA	WHIP

BOTTOM

Chicago Cubs @ Los Angeles Dodgers

Dodger Stadium, Los Angeles, CA

Tue Aug 27 2013, 7:12 PM - 10:37 PM PDT

Att. 52,326 - Clear - 80 F

livebaseballscorecards.com

Batter	1	2	3	4	5	6	7	8	9	AB	R	H	RBI	BB	SO	LOB
25 Carl Crawford, L (1, 7) OBP: 0.340, SLG: 0.409	B FC 87 C FF 88 X FF 89 1-1 ① G6-3		C FF 89 X FC 90 0-1 ② L8		B FC 84 X FF 87 1-0 ① G3		X FC 86 0-0 ② F7		B FS 85 B FF 91 C FF 91 F FF 91 B FC 88 B FC 87 4-2 BB	4	0	0	0	1	0	0
66 Yasiel Puig, R (1, 9) OBP: 0.405, SLG: 0.559	X FC 88 0-0 1B		X FC 86 0-0 23 S 1B		B CH 79 S FC 87 B FF 88 S CH 79 C FF 91 2-3 ② K		F CH 77 B FF 86 F FF 87 B FF 88 X CH 79 2-2 ③ P2		1 SAFE X FC 87 0-0 ③ P3	5	0	2	0	0	1	1
23 Adrián González, L (1, 3) OBP: 0.338, SLG: 0.452	C FF 89 F FF 90 B FC 89 S FC 86 1-3 ② K		B FC 87 C FC 86 X FF 88 1-1 ③ G4-3 1-2		X FC 86 0-0 ③ F7			B SI 97 B SI 96 C SI 96 F SI 97 F SI 97 F SL 84 T SL 85 2-2 ① K		4	0	0	0	0	2	2
13 Hanley Ramirez, R (1, 6) OBP: 0.394, SLG: 0.622	1 SAFE C FF 90 X FF 88 0-1 ③ P4			C CU 70 B FF 89 F FF 88 X FC 88 1-2 5 WP 14 F8 1B		C FC 86 B FC 84 C FC 85 B SI 87 F SL 77 F FF 90 X FF 90 2-2 16 E 5 1B 1B		X FF 96 0-0 14 HBP 16 1B 1B		4	2	3	0	0	0	1
14 Mark Ellis, R (1, 4) OBP: 0.323, SLG: 0.362		C FF 88 B FF 89 B FF 90 C FF 90 B FC 87 F FF 91 X FC 88 3-2 ① L6		S FF 89 X FF 88 0-1 ① F8 1-2		C CH 76 B FF 88 X FF 87 1-1 ① F8		B FF 96 H FF 96 2-0 16 1B 1-2 HBP		3	0	0	0	0	0	2
16 Andre Ethier, L (1, 8) OBP: 0.359, SLG: 0.406		B FF 90 B FF 89 S FC 88 S FF 91 F FC 89 B FF 92 H FC 89 4-2 HBP		S FC 86 B FF 89 B FC 86 B FC 86 B FF 90 4-1 5 WP BB		1 SAFE S FC 85 F FC 85 X SL 76 0-2 ② P5 1-2		B FF 97 F SI 97 X SI 97 1-1 55 G6-3 1-2 2-H 1B		2	0	1	1	1	0	1
5 Juan Uribe, R (1, 5) OBP: 0.330, SLG: 0.401 54 Ronald Belisario, R (7, 1) 55 Skip Schumaker, L (8, PH) OBP: 0.343, SLG: 0.342 49 Carlos Marmol, R (9, 1) 75 Paco Rodríguez, L (9, 1)		F FF 89 X FC 86 0-1 ② L7		F FC 86 B FF 89 F FF 90 F SL 79 S SL 79 1-3 ② K 1-2 2-3		C FC 86 B FF 88 B FF 88 X FF 89 1-2 2-H 1B		B SI 96 C FF 97 S SL 84 F SL 85 X SI 97 1-2 ② ③ G6-3 1-2f		3 0 1 1 0 1 3 0 0 0 0 0 0 0 1 0 0 0 0 0 2 0 0 0 0 0 0 0 0 0 0 0 0 0 0						
17 A.J. Ellis, R (1, 2) OBP: 0.333, SLG: 0.353		C FC 87 C FF 88 B FF 90 D CH 83 T FC 87 2-2 ③ K		I IN 62 I IN 64 I IN 68 I IN 65 4-0 IBB		B FF 87 F FC 84 B FC 86 X FC 86 2-1 ③ P3			C FC 85 B FC 85 B FF 90 X FF 91 2-1 ① P3	3	0	0	0	1	1	2
22 Clayton Kershaw, L (1, 1) OBP: 0.211, SLG: 0.242 0 Brian Wilson, R (6, 1) 7 Nick Punto, S (7, 5) OBP: 0.329, SLG: 0.327			C FF 88 S FC 88 T FF 89 0-2 ① K	B FC 85 C FF 89 S FF 90 F FF 89 B FF 89 S FF 90 2-3 ③ K			C FC 84 C FC 84 B FF 86 X SL 76 1-2 ① F8		C FF 91 B FF 90 C FC 87 B FF 91 X FC 86 2-2 ② F7	2 0 0 0 0 2 3 0 0 0 0 0 0 0 2 0 0 0 0 0 0						

Inning Stats	1	2	3	4	5	6	7	8	9
	R: 0 E: 0 K: 1 S: 8	R: 0 E: 0 K: 1 S: 12	R: 0 E: 0 K: 1 S: 8	R: 0 E: 0 K: 2 S: 14	R: 0 E: 0 K: 1 S: 5	R: 1 E: 1 K: 0 S: 15	R: 0 E: 0 K: 0 S: 7	R: 1 E: 0 K: 1 S: 12	R: 0 E: 0 K: 0 S: 8
	H: 1 LOB: 1 BB: 0 P: 10	H: 0 LOB: 1 BB: 0 P: 21	H: 1 LOB: 1 BB: 0 P: 9	H: 1 LOB: 3 BB: 2 P: 26	H: 0 LOB: 0 BB: 0 P: 8	H: 2 LOB: 1 BB: 0 P: 21	H: 0 LOB: 0 BB: 0 P: 10	H: 2 LOB: 1 BB: 0 P: 18	H: 0 LOB: 1 BB: 1 P: 16

| | | | | | |

Batter	1	2	3	4	5	6	7	8	9	AB	R	H	RBI	BB	SO	LOB
13 Starlin Castro, R (1, 6) OBP: 0.277, SLG: 0.332	C FF 90 C CU 75 S FS 82 0-3 K2-3		C CU 74 F SI 91 S SL 82 0-3 K2-3			C SL 80 S CU 74 B FF 91 B SL 82 F SL 82 X SL 82 2-2 G1-3		B SL 83 F SL 80 B FS 80 B FF 91 B SI 91 4-1 BB		3	0	0	0	1	2	0
15 Darwin Barney, R (1, 4) OBP: 0.269, SLG: 0.323	C FF 90 F SI 90 B CU 75 S SL 81 1-3 K		B FF 92 C SL 83 X SL 83 1-1 L4			C SI 91 B CU 77 F FS 80 B SL 81 F FF 92 X SI 91 2-2 G5-3		C SL 83 C CU 74 F FS 84 D SL 85 F CU 76 B SI 90 S SL 84 2-3 K		4	0	0	0	0	2	1
44 Anthony Rizzo, L (1, 3) OBP: 0.324, SLG: 0.426	S SL 85 S FS 80 F SL 83 B CU 76 F CU 74 F FS 80 X FF 91 1-2 P5			B FS 79 C CU 73 X FF 90 1-1 L9		X FF 89 0-0 1B			C FC 91 B FF 93 C FC 91 S FF 94 1-3 K	4	0	1	0	0	1	0
19 Nate Schierholtz, L (1, 9) OBP: 0.318, SLG: 0.501		C SI 86 B SL 82 S SL 82 X CU 75 1-2 G3		C FS 79 B SI 91 S SL 85 B SL 82 B FS 80 C SI 92 3-3 K		F FF 90 S FS 80 X FS 80 0-2 F9			C FC 92 F SL 81 B FF 95 F FC 94 S FC 94 1-3 K	4	0	0	0	0	2	1
47 Brian Bogusevic, L (1, 7) OBP: 0.313, SLG: 0.434		X SL 82 0-0 B1-3		C CU 75 F SI 92 B FF 92 B SL 82 X SL 82 2-2 F9			B FS 79 S FS 78 F CU 74 B FF 92 B SI 91 S SL 80 3-3 K		B FC 91 F FC 90 B FC 96 B FC 94 B FC 94 4-1 21 DI BB	3	0	0	0	1	1	0
21 Junior Lake, R (1, 8) OBP: 0.333, SLG: 0.436		C SL 83 X SI 89 0-1 E6 53 2B			C CU 74 S SL 81 B SL 80 S SL 82 1-3 K		C SI 90 X CU 76 0-1 L9		S FC 91 S FC 94 B FC 96 S FC 96 1-3 K 1-2	4	0	0	0	0	2	1
53 Welington Castillo, R (1, 2) OBP: 0.345, SLG: 0.360		C SI 90 D SL 82 1 SAFE X SL 81 1-1 1-3 2B			B FS 80 C SL 82 B FC 90 X FF 91 2-1 1 FC6-4 1B		C FS 80 S FS 81 B SL 82 C CU 76 1-3 K			3	0	2	0	0	1	0
1 Cody Ransom, R (1, 5) OBP: 0.288, SLG: 0.423		B CU 78 C SL 83 S FF 91 B SL 82 D SL 79 C SL 83 3-3 K			X SI 91 0-0 FC6-4 1-2f			B SI 88 T SL 80 B SL 81 B SI 88 X SI 91 3-1 F8		3	0	0	0	0	1	3
36 Edwin Jackson, R (1, 1) OBP: 0.106, SLG: 0.089 40 James Russell, L (7, 1) 22 Logan Watkins, L (8, PH) OBP: 0.217, SLG: 0.143 50 Blake Parker, R (8, 1)			B FF 89 X FF 90 1-0 G1		B FF 91 C SL 82 C SL 81 S FF 92 1-3 K			F SI 89 B SL 86 S CU 73 B CU 76 B CU 72 F SI 91 C SL 81 3-3 K		2 0 1 0	0 0 0 0	0 0 0 0	0 0 0 0	1 0 1 0	1 0 0 0	1 0 0 0
Inning Stats	R: 0 E: 0 K: 2 S: 12 H: 0 LOB: 0 BB: 0 P: 14	R: 0 E: 1 K: 1 S: 11 H: 1 LOB: 2 BB: 0 P: 16	R: 0 E: 0 K: 1 S: 6 H: 0 LOB: 0 BB: 0 P: 8	R: 0 E: 0 K: 1 S: 8 H: 0 LOB: 0 BB: 0 P: 14	R: 0 E: 0 K: 2 S: 9 H: 1 LOB: 1 BB: 0 P: 13	R: 0 E: 0 K: 0 S: 12 H: 1 LOB: 1 BB: 0 P: 16	R: 0 E: 0 K: 2 S: 8 H: 0 LOB: 0 BB: 0 P: 12	R: 0 E: 0 K: 2 S: 12 H: 0 LOB: 1 BB: 1 P: 24	R: 0 E: 0 K: 3 S: 11 H: 0 LOB: 1 BB: 1 P: 18	1B: 2 2B: 1 3B: 0 HR: 0	SF: 0 SAC: 0 DP: 0 HBP: 0	WP: 0 PB: 0 SB: 0 CS: 0	PA: 33			

PITCHER		IP	WLS	BF	H	R	ER	SO	BB	IBB	HBP	BLK	WP	HR	S	P	ERA	WHIP
47 Ricky Nolasco, R ERA: 3.26	(1, 1)	8.0	W	29	3	0	0	11	1	0	0	0	0	0	78	117	0.00	0.500
74 Kenley Jansen, R ERA: 1.92	(9, 1)	1.0		4	0	0	0	3	1	0	0	0	0	0	11	18	0.00	1.000

PITCHER	IP	WLS	BF	H	R	ER	SO	BB	IBB	HBP	BLK	WP	HR	S	P	ERA	WHIP

TOP

Chicago Cubs @ Los Angeles Dodgers

Dodger Stadium, Los Angeles, CA

Wed Aug 28 2013, 12:10 PM - 3:05 PM PDT

Att. 38,851 - Sunny - 88 F

livebaseballscorecards.com

AB	31
R	0
H	3
RBI	0
BB	2
SO	14
LOB	7

Batter	1	2	3	4	5	6	7	8	9	AB	R	H	RBI	BB	SO	LOB
66 Yasiel Puig, R (1, 9) OBP: 0.406, SLG: 0.557	C FF 89 B FF 91 B FF 92 4-2 25 G4-6-3 BB	B FF 94 C FF 94 B FF 95 F FF 95 S FF 94 2-3 ② K	C FF 93 F FF 94 B FF 96 X SL 88 1-2 13 FC5-4 1B 1-2 3-H	C FF 95 S FF 96 F FF 96 B SL 88 F FF 97 B FF 92 B SI 96 B FF 94 4-2 BB			1	0	0	0	1	1	0
55 Skip Schumaker, L (5, 9) OBP: 0.347, SLG: 0.345										1	0	1	1	1	0	0
25 Carl Crawford, L (1, 7) OBP: 0.336, SLG: 0.405	1 SAFE B FF 90 1 SAFE B FF 90 B FF 90 C FF 91 F FF 92 X FF 91 3-2 ① ② G4-6-3 1-2f	F FF 94 F FF 94 B FF 95 B SL 85 X FF 95 2-2 ③ L8	X FF 94 0-0 ① F8	1 SAFE B FF 90 X SL 82 1-0 ③ G2-3						4	0	0	0	0	0	4
13 Hanley Ramirez, R (1, 6) OBP: 0.392, SLG: 0.628	X FF 93 0-0 HR	B FF 94 X FF 94 1-0 ① F7	D SL 88 C SL 86 B FF 92 X SL 86 2-1 ② FC5-4 16 S 1-2f 2-3				B CU 76 F CU 77 S FF 92 B CU 79 B FF 93 F FF 93 S CU 79 3-3 ① K			4	1	1	1	0	1	2
16 Andre Ethier, L (1, 8) OBP: 0.360, SLG: 0.414	B FF 91 F SI 92 X CU 78 1-1 1B	B CU 78 F FF 94 X CH 86 1-1 HR	B SI 93 B SI 94 C SI 95 F FF 94 F FF 95 D SL 87 S SL 87 3-3 ③ K 1-2				C SI 93 C SI 93 B SI 89 B FF 92 B FF 93 F FF 91 S FF 92 3-3 ② K			4	1	2	1	0	2	2
6 Jerry Hairston, R (1, 3) OBP: 0.292, SLG: 0.306	C FF 93 F SL 84 F SL 86 F FF 94 X SL 85 0-2 ③ G5-3	F FF 93 B FF 95 F SL 86 B FF 96 S SL 87 2-3 ② K	X FF 94 0-0 ① G4-3	F FF 92 C FF 93 B FF 93 B CU 79 S CU 78 2-3 ③ K						4	0	0	0	0	2	1
14 Mark Ellis, R (1, 4) OBP: 0.320, SLG: 0.359	B FF 93 F FF 92 S SL 85 B SL 85 B FF 93 X FF 92 3-2 ① G4-3	C FF 94 F SL 86 S FF 94 0-3 ③ K	C FF 94 B SL 86 B FF 95 F FF 95 B FF 96 X FF 94 3-2 ② F9							3	0	0	0	0	1	0
5 Juan Uribe, R (1, 5) OBP: 0.330, SLG: 0.401	X SL 84 0-0 ② F8	C SL 85 B FF 93 F FF 94 F SL 86 X SL 85 1-2 47 FC1 18 1B 47 E 1B	C FF 95 X FF 96 0-1 ③ G4-3							3	1	1	0	0	0	0
18 Tim Federowicz, R (1, 2) OBP: 0.285, SLG: 0.352	C FF 93 S SL 84 F SL 85 S FF 93 0-3 ③ K	D FF 94 B SI 92 F FF 94 F FF 94 1 SAFE X FF 94 2-2 47 E 55 1B 1-2 1B	C SL 87 B SL 86 B FF 94 F FF 94 F SL 87 X SL 88 2-2 ① G5-3				3	1	1	0	0	1	0
47 Ricky Nolasco, R (1, 1) OBP: 0.204, SLG: 0.178		B FF 92 B FF 90 C FF 92 C FF 93 F FF 93 F FF 92 X SL 85 2-2 ① G5-3	L FF 91 F FF 92 D SL 87 B FF 94 X FF 92 2-2 FC1 13 FC5-4 55 1B 1-3 2-H	F FF 92 C FF 93 F FF 96 B SL 88 B FF 94 F FF 94 X SL 86 2-2 ② G1-3						3	0	0	0	0	0	1
74 Kenley Jansen, S (9, 1)										0	0	0	0	0	0	0
Inning Stats	R: 1 H: 2 E: 0 LOB: 1 K: 0 BB: 1 S: 14 P: 22	R: 0 H: 0 E: 0 LOB: 0 K: 1 BB: 0 S: 8 P: 11	R: 0 H: 0 E: 0 LOB: 0 K: 1 BB: 0 S: 11 P: 17	R: 1 H: 1 E: 0 LOB: 0 K: 2 BB: 0 S: 9 P: 13	R: 2 H: 3 E: 1 LOB: 2 K: 1 BB: 0 S: 20 P: 31	R: 0 H: 0 E: 0 LOB: 0 K: 0 BB: 0 S: 6 P: 9	R: 0 H: 0 E: 0 LOB: 1 K: 0 BB: 1 S: 14 P: 23	R: 0 H: 0 E: 0 LOB: 0 K: 3 BB: 0 S: 11 P: 19		1B: 4 SF: 0 2B: 0 SAC: 0 3B: 0 DP: 1 HR: 2 HBP: 0				WP: 0 PA: 32 PB: 0 SB: 1 CS: 0		

PITCHER	IP	WLS	BF	H	R	ER	SO	BB	IBB	HBP	BLK	WP	HR	S	P	ERA	WHIP
36 Edwin Jackson, R (1, 1) ERA: 4.9	6.2	L	28	6	4	2	5	2	0	0	0	0	2	81	124	2.70	1.200
40 James Russell, L (7, 1) ERA: 3.56	0.1		1	0	0	0	0	0	0	0	0	0	0	1	2	0.00	0.000
50 Blake Parker, R (8, 1) ERA: 2.15	1.0		3	0	0	0	3	0	0	0	0	0	0	11	19	0.00	0.000

PITCHER	IP	WLS	BF	H	R	ER	SO	BB	IBB	HBP	BLK	WP	HR	S	P	ERA	WHIP

BOTTOM

Chicago Cubs @ Los Angeles Dodgers

Dodger Stadium, Los Angeles, CA

Wed Aug 28 2013, 12:10 PM - 3:05 PM PDT

Att. 38,851 - Sunny - 88 F

livebaseballscorecards.com

AB	30
R	4
H	6
RBI	3
BB	2
SO	8
LOB	10

Batter	1	2	3	4	5	6	7	8	9	AB	R	H	RBI	BB	SO	LOB
10 Michael Young, R (1, 5) OBP: 0.333, SLG: 0.389	B FF 93 B FC 90 X SI 92 2-0 1B		C SL 90 S FS 84 B FS 85 S FS 85 1-3 ② K			X FC 91 0-0 11 1B 26 3B 3-H 1B	X FF 95 0-0 2B		C CU 79 B FC 87 B FC 87 C FF 91 X FC 86 2-2 2-H 1B	5	1	4	2	0	1	0
11 Jimmy Rollins, S (1, 6) OBP: 0.310, SLG: 0.337	X SI 92 0-0 ① P6		C FF 94 S SI 95 B FF 94 B FS 85 S FS 84 2-3 ③ K			B FF 93 C FF 93 C FS 83 X FS 84 1-2 26 3B 1B	B FS 84 C FC 90 B FC 93 B FS 83 F FC 92 B FF 94 4-2 BB		C FF 91 B FS 83 C FC 86 B FF 92 X FC 87 2-2 ③ F7	4	1	1	0	1	1	2
26 Chase Utley, L (1, 4) OBP: 0.342, SLG: 0.482	B FF 92 F SI 93 S FS 83 S FS 84 1-3 ② K			F SL 85 B FS 82 B FC 91 X SI 94 2-1 ① F8		B FS 84 B FF 94 B FC 91 X SI 94 3-1 9 G4-3 1-H 2-H 3B	C FF 87 X SL 82 0-1 ③ F7			4	1	1	2	0	1	3
9 Domonic Brown, L (1, 7) OBP: 0.321, SLG: 0.516 45 Zach Miner, R (6, 1) 63 Jake Diekman, R (7, 1) 12 Pete Orr, L (8, PH) OBP: 0.400, SLG: 0.250 B.J. Rosenberg, R (8, 1) 58 Jonathan Papelbon, R (9, 1)	D FS 83 B SI 93 X FC 90 2-0 ③ P4			S FS 83 S FS 83 S FS 84 0-3 ② K		F FS 85 B FC 92 F FC 91 B FS 85 X FS 84 2-2 ① G4-3 3-H		M FC 87 F FC 87 B FF 88 S FF 89 1-3 ① K		3 0 0 1 0 0	0 0 0 0 0 0	0 0 0 0 0 0	1 0 0 0 0 0	0 0 0 0 1 0	1 0 0 0 0 0	1 0 0 0 0 0
51 Carlos Ruiz, R (1, 2) OBP: 0.324, SLG: 0.388		B SL 90 B FF 94 B SI 93 C FF 92 X FF 93 3-1 ① P5		F FC 90 C SL 86 B FF 94 B FS 84 F FS 85 B FC 91 F FF 95 F FS 84 X FF 95 3-2 ③ G4-3		F FC 93 B FF 96 B FS 85 S FC 92 B FS 86 B FS 85 4-2 18 G5-4-3 BB		S SL 83 C SL 82 B SI 95 B SI 96 X SL 83 2-2 ② G5-3		3	0	0	0	1	0	0
18 Darin Ruf, R (1, 3) OBP: 0.342, SLG: 0.503 (6, 7)		C SL 84 X FC 90 0-1 15 FC6-4 1B			C FC 91 B FC 82 B FC 90 S FF 94 B FF 96 X FF 94 3-2 ① P6	B SL 88 X FC 91 1-0 ②③ G5-4-3 1-2f		B SI 96 S SL 83 S SL 86 B SL 85 C SI 95 2-3 ③ K		4	0	1	0	0	1	1
15 John Mayberry Jr., R (1, 9) OBP: 0.299, SLG: 0.411		B FC 90 X SI 94 1-0 ② FC6-4 1-2f			X FF 95 0-0 ② G5-3		C SL 85 X SL 85 0-1 ① P5		B FC 85 B FF 89 C FF 90 X FF 89 2-1 ① F9	4	0	0	0	0	0	1
3 Roger Bernadina, L (1, 8) OBP: 0.239, SLG: 0.287		F FF 93 B FC 91 1 SAFE B FS 82 S FS 83 S FF 94 2-3 ③ K			C FC 92 F FF 95 B FF 95 B FS 84 C FS 83 2-3 ③ K		C FF 92 X SI 95 0-1 ② G6-3		B FF 88 T FF 89 C FC 85 H FF 89 2-2 28 S 10 1B HBP	3	1	0	0	0	2	1
34 Roy Halladay, R (1, 1) 28 Kevin Frandsen, R (6, PH) OBP: 0.305, SLG: 0.350 (6, 3)			B FF 93 C FC 92 X FF 93 1-1 ① G3-1			B SL 87 X FF 94 1-0 10 1B 3B	F FF 92 X FS 84 0-1 HR		1 SAFE 1 SAFE C FF 90 1 SAFE B FF 91 P PO 88 F FF 91 B FC 86 X FC 88 3-2 ② F8 1-2	1 3	0 2	0 2	0 1	0 0	0 0	0 1
Inning Stats	R: 0 E: 0 K: 1 S: 6 H: 1 LOB: 1 BB: 0 P: 11	R: 0 E: 0 K: 1 S: 8 H: 1 LOB: 1 BB: 0 P: 14	R: 0 E: 0 K: 2 S: 8 H: 0 LOB: 0 BB: 0 P: 12	R: 0 E: 0 K: 1 S: 11 H: 0 LOB: 0 BB: 0 P: 16	R: 0 E: 0 K: 1 S: 7 H: 0 LOB: 0 BB: 0 P: 12	R: 4 E: 0 K: 0 S: 13 H: 4 LOB: 0 BB: 1 P: 25	R: 1 E: 0 K: 0 S: 11 H: 2 LOB: 2 BB: 1 P: 15	R: 0 E: 0 K: 2 S: 9 H: 0 LOB: 0 BB: 0 P: 14	R: 1 E: 0 K: 0 S: 14 H: 1 LOB: 1 BB: 0 P: 24	1B: 5 2B: 1 3B: 2 HR: 1 SF: 0 SAC: 0 DP: 1 HBP: 1				WP: 0 PB: 0 SB: 1 CS: 0 PA: 38		

PITCHER		IP	WLS	BF	H	R	ER	SO	BB	IBB	HBP	BLK	WP	HR	S	P	ERA	WHIP
29 Jeff Samardzija, R ERA: 4.13	(1, 1)	6.2		29	8	5	5	6	2	0	0	0	0	1	62	103	6.75	1.500
40 James Russell, L ERA: 3.51	(7, 1)	0.2		2	0	0	0	1	0	0	0	0	0	0	5	6	0.00	0.000
46 Pedro Strop, R ERA: 4.73	(8, 1)	0.2		2	0	0	0	1	0	0	0	0	0	0	6	10	0.00	0.000
63 Kevin Gregg, R ERA: 3.23	(9, 1)	1.0	L	5	1	1	1	0	0	0	1	0	0	0	14	24	9.00	1.000

PITCHER	IP	WLS	BF	H	R	ER	SO	BB	IBB	HBP	BLK	WP	HR	S	P	ERA	WHIP

TOP

Philadelphia Phillies @ Chicago Cubs

Wrigley Field, Chicago, IL

Fri Aug 30 2013, 1:22 PM - 4:21 PM CDT

Att. 27,763 - Partly Cloudy - 91 F

livebaseballscorecards.com

AB	35
R	6
H	9
RBI	6
BB	2
SO	8
LOB	10

BOTTOM

Philadelphia Phillies @ Chicago Cubs

Wrigley Field, Chicago, IL

Fri Aug 30 2013, 1:22 PM - 4:21 PM CDT

Att. 27,763 - Partly Cloudy - 91 F

livebaseballscorecards.com

Batter	1	2	3	4	5	6	7	8	9	AB	R	H	RBI	BB	SO	LOB
13 Starlin Castro, R (1, 6) OBP: 0.280, SLG: 0.336	F CH 84 X SI 85 0-1 ① G5-3		B CU 72 C CH 78 C FC 84 X SI 88 1-2 ① G4-3	B SI 87 C FC 87 X CH 79 1-1 21 WP 2-H 3-H 2B		C FF 94 B FF 94 B SI 94 B SL 84 B SL 82 4-1 BB		X CU 78 0-0 2B		4	0	2	2	1	0	0
21 Junior Lake, R (1, 8) OBP: 0.324, SLG: 0.424	L CH 84 S CH 79 B CH 79 B SI 87 S CU 76 2-3 ② K		B CU 72 X FC 85 1-0 ② L8	F CU 74 B SI 86 X FC 85 1-1 ③ G6-3 2-3		X FF 94 0-0 ③ L8		B SL 84 F FF 94 F SI 93 S SL 83 1-3 ③ K		5	0	0	0	0	2	3
44 Anthony Rizzo, L (1, 3) OBP: 0.326, SLG: 0.432	X CH 80 0-0 HR		B FC 86 B CU 75 B FC 86 C SI 87 C SI 87 F CU 74 B CH 82 4-2 BB		X FC 84 0-0 30 1B 47 1B 1B		S CH 83 B FF 92 B SI 92 B SL 82 F SI 91 S CH 81 3-3 ① K		B FF 89 X FS 86 1-0 ① G4-3	4	2	2	1	1	1	0
30 Dioner Navarro, S (1, 2) OBP: 0.366, SLG: 0.503	C SI 85 B SI 86 C SI 86 X CH 78 1-2 ③ G3-1		F SI 87 B SI 88 D CU 76 S SI 87 F SI 87 X CH 79 2-2 ③ G3-4-1		X CH 77 0-0 47 1B 1-2 1B		F CH 82 B SI 93 X SL 86 1-1 19 BB 54 1B 1B		F FF 90 X FS 86 0-1 ② G4-3	5	0	2	0	0	0	1
19 Nate Schierholtz, L (1, 9) OBP: 0.319, SLG: 0.507		C FC 84 F FC 85 X CH 79 0-2 ① L8		F CU 71 B SI 87 X FC 85 1-1 HR	C CH 77 X CU 72 0-1 ① F5		B SL 84 B SI 94 B SI 95 C SI 96 B SI 95 4-1 54 1B 1-2 BB		B FF 91 C FF 91 X FF 91 2-1 ③ G4-3	4	1	1	1	1	0	2
8 Donnie Murphy, R (1, 5) OBP: 0.370, SLG: 0.642		B SI 87 B CH 81 X FC 86 2-0 ② F7		X CH 79 0-0 15 F9 13 2B 2B	B FC 85 C FC 85 X CU 72 1-1 ② F7		C SI 96 B CH 86 F SI 95 C SI 97 1-3 ② K			4	1	1	0	0	1	4
47 Brian Bogusevic, L (1, 7) OBP: 0.337, SLG: 0.442 54 Darnell McDonald, R (7, PH) OBP: 0.292, SLG: 0.190 (8, 7)		F SI 86 C FC 86 B SI 87 F FC 86 H CU 74 2-2 15 HBP HBP		C SI 86 B SI 87 B CH 79 B SI 86 4-1 29 SH3 13 2B BB	B FC 85 X CU 74 1-0 ③ 1-3 2-H 1B		B CH 85 X SI 95 1-0 ③ 1-2 2-H 1B			1 1	1 0	1 1	1 0	1 0	0 0	0 0
15 Darwin Barney, R (1, 4) OBP: 0.269, SLG: 0.321		B FC 85 C CU 75 H SI 86 2-1 1-2 HBP		B FC 85 B CH 79 F FC 86 X SI 86 2-1 ① F9 2-3		C FF 92 C FF 93 B FF 94 B CH 80 F FF 93 B FF 94 C SL 82 3-3 ① K		B SL 84 B FF 92 B FF 93 C FF 92 C SI 94 F SI 94 X FF 94 3-2 ① F7		3	0	0	0	0	1	2
29 Jeff Samardzija, R (1, 1) OBP: 0.148, SLG: 0.226 40 James Russell, L (7, 1) 46 Pedro Strop, R (8, 1) 22 Logan Watkins, L (8, PH) OBP: 0.208, SLG: 0.136 63 Kevin Gregg, R (9, 1)		X FC 84 0-0 ③ F8		L CU 74 B CU 73 X FC 86 1-1 ② SH3 1-2		F FF 93 C SL 84 B FF 93 F CU 75 S SL 83 1-3 ② K		C SI 92 B SI 93 C CU 79 S SI 95 1-3 ② K		2 0 0 1 0	0 0 0 0 0	0 0 0 0 0	0 0 0 0 0	1 0 0 1 0	2 0 0 0 0	2 0 0 0 0
Inning Stats	R: 1 H: 1 E: 0 LOB: 0 K: 1 BB: 0 S: 9 P: 12	R: 0 H: 0 E: 0 LOB: 2 K: 0 BB: 0 S: 9 P: 15	R: 0 H: 0 E: 0 LOB: 1 K: 0 BB: 1 S: 11 P: 19	R: 3 H: 3 E: 0 LOB: 1 K: 0 BB: 1 S: 12 P: 22	R: 1 H: 3 E: 0 LOB: 2 K: 0 BB: 0 S: 7 P: 9	R: 0 H: 0 E: 0 LOB: 1 K: 2 BB: 1 S: 10 P: 18	R: 0 H: 2 E: 0 LOB: 2 K: 2 BB: 1 S: 10 P: 20	R: 0 H: 1 E: 0 LOB: 1 K: 2 BB: 0 S: 11 P: 16	R: 0 H: 0 E: 0 LOB: 0 K: 0 BB: 0 S: 5 P: 8	1B: 5 2B: 3 3B: 0 HR: 2	SF: 0 SAC: 1 DP: 0 HBP: 2	WP: 1 PB: 0 SB: 0 CS: 0	PA: 41			

PITCHER	IP	WLS	BF	H	R	ER	SO	BB	IBB	HBP	BLK	WP	HR	S	P	ERA	WHIP
34 Roy Halladay, R (1, 1) ERA: 7.94	5.0		25	7	5	5	1	2	0	2	0	1	2	48	77	9.00	1.800
45 Zach Miner, R (6, 1) ERA: 3.14	1.1		6	1	0	0	3	1	0	0	0	0	0	15	27	0.00	1.500
63 Jake Diekman, L (7, 1) ERA: 3.0	0.2		3	1	0	0	1	1	0	0	0	0	0	5	11	0.00	3.000
B.J. Rosenberg, R (8, 1) ERA: 3.6	1.0	W	4	1	0	0	2	0	0	0	0	0	0	11	16	0.00	1.000
58 Jonathan Papelbon, R (9, 1) ERA: 2.44	1.0	S	3	0	0	0	0	0	0	0	0	0	0	5	8	0.00	0.000

PITCHER	IP	WLS	BF	H	R	ER	SO	BB	IBB	HBP	BLK	WP	HR	S	P	ERA	WHIP

AB	34
R	5
H	10
RBI	5
BB	4
SO	7
LOB	14

Batter	1	2	3	4	5	6	7	8	9	AB	R	H	RBI	BB	SO	LOB
Michael Young, R (1, 5) OBP: 0.336, SLG: 0.395	B FF 87 B SI 88 C FF 88 X FC 86 2-1 1B		B SI 86 C FC 84 X CH 78 1-1 ① G5-3	X SI 88 0-0 1-H 3B		C FF 89 F CH 81 B SL 84 B SL 84 1 SAFE B SL 84 F CH 80 F FF 90 F SL 82 3-2 ② ③ 1 SAFE X FF 90 1-1 L8-3			X FF 91 0-0 1B	5	0	3	1	0	0	1
11 Jimmy Rollins, S (1, 6) OBP: 0.309, SLG: 0.335	C FF 89 C FF 90 D CU 80 S FC 86 1-3 ① K		X FC 84 0-0 ② G6-3	B FC 85 B CH 79 B FC 83 B SI 87 4-0 BB			B CU 74 B CH 78 C SL 79 X SI 88 2-1 ① G3-1		C CU 77 B FF 91 F FF 90 B FF 92 X FC 87 2-2 ③ G3	4	0	0	0	1	1	2
26 Chase Utley, L (1, 4) OBP: 0.339, SLG: 0.477	F FF 89 X FC 86 0-1 ② F8		C FF 86 B SI 88 F CU 80 X CU 77 1-2 E3 51 S 51 2B	C FC 85 1 SAFE X FC 82 0-1 ③ G3			C SL 81 B SL 82 F FF 89 X SL 82 1-2 ② P5			4	1	0	0	0	0	3
51 Carlos Ruiz, R (1, 2) OBP: 0.323, SLG: 0.389	B SI 89 S FF 86 1 SAFE B FC 86 X SI 88 2-1 ③ F9		B SI 87 B SI 87 1 SAFE S CH 79 1 SAFE F FC 86 F CU 77 X FC 84 2-2 18 WP 1-H 2B		X SI 85 0-0 ① G6-3		B CU 78 B CU 77 C FF 92 X CU 78 2-1 ③ F7			4	0	1	1	0	0	1
18 Darin Ruf, R (1, 7) OBP: 0.345, SLG: 0.497		B FF 86 B FF 87 T FC 82 S FC 86 C SI 89 2-3 ① K	S FC 84 D CH 79 S FC 83 F CU 78 F FF 88 B CH 79 D CU 79 B FC 86 4-2 2-3 BB		C FF 85 B CH 77 F FC 84 F CH 77 B FC 83 B CU 77 B CH 78 4-2 BB			B SI 95 C SI 95 X SI 95 1-1 ① L9	2	0	0	0	2	1	0
15 John Mayberry Jr., R (1, 9) OBP: 0.295, SLG: 0.406		C FF 88 X SI 89 0-1 ② G6-3	B SI 88 X SI 88 1-0 ③ P3		C SI 88 B SI 87 S CH 79 X FF 89 1-2 ② F8			C SL 84 B SI 96 F SI 95 B SL 83 X SI 96 2-2 ② L5		4	0	0	0	0	0	3
28 Kevin Frandsen, R (1, 3) OBP: 0.309, SLG: 0.366		B FF 88 F FC 85 X FC 85 1-1 HR		B SI 87 C CH 78 H FC 85 2-1 3 FC3-6 HBP	S FC 84 B CH 78 F CH 78 S CU 77 1-3 ③ K			B SI 96 B SL 84 X SI 96 2-0 ③ G4-3		3	1	1	1	0	1	1
3 Roger Bernadina, L (1, 8) OBP: 0.239, SLG: 0.283		C FF 88 B SI 88 H SI 88 2-1 HBP		1 SAFE X FC 84 0-0 ① FC3-6 33 FC1-6 1-2f		C FF 88 B SI 86 S CH 80 X SL 82 1-2 ① G3-1			X FF 89 0-0 ① F7	3	0	0	0	0	0	1
33 Cliff Lee, L (1, 1) OBP: 0.180, SLG: 0.167 12 Pete Orr, L (6, PH) OBP: 0.500, SLG: 0.400 45 Zach Miner, R (6, 1) 56 Cesar Jimenez, L (7, 1) B.J. Rosenberg, R (8, 1) 9 Domonic Brown, L (9, PH) OBP: 0.320, SLG: 0.515		B FF 88 F SI 87 S FC 85 X CU 81 1-2 ③ G4-3		B FC 84 X SI 87 1-0 ② FC1-6 1-2f 3B		S CH 80 F FF 89 B FF 89 X SL 83 1-2 L8-3 1B			B FF 90 C FF 90 C FF 90 B FF 90 S FF 90 2-3 ② K	2 1 0 0 0 0 1	1 0 0 0 0 0 0	0 1 0 0 0 0 0	0 0 0 0 0 0 0	0 0 0 0 0 0 0	0 0 0 0 0 0 1	2 0 0 0 0 0 0
Inning Stats	R: 0 E: 0 K: 1 S: 9 H: 1 LOB: 1 BB: 0 P: 14	R: 1 E: 0 K: 1 S: 11 H: 1 LOB: 1 BB: 0 P: 17	R: 1 E: 1 K: 0 S: 15 H: 1 LOB: 2 BB: 1 P: 24	R: 1 E: 0 K: 0 S: 6 H: 1 LOB: 2 BB: 1 P: 13	R: 0 E: 0 K: 1 S: 10 H: 0 LOB: 1 BB: 1 P: 16	R: 0 E: 0 K: 0 S: 12 H: 1 LOB: 0 BB: 0 P: 17	R: 0 E: 0 K: 0 S: 7 H: 0 LOB: 0 BB: 0 P: 12	R: 0 E: 0 K: 0 S: 6 H: 0 LOB: 0 BB: 0 P: 11	R: 0 E: 0 K: 1 S: 8 H: 1 LOB: 1 BB: 0 P: 12	1B: 3 2B: 2 3B: 1 HR: 1 SF: 0 SAC: 0 DP: 1 HBP: 2						

PITCHER		IP	WLS	BF	H	R	ER	SO	BB	IBB	HBP	BLK	WP	HR	S	P	ERA	WHIP
18 Chris Rusin, L ERA: 2.74	(1, 1)	5.0		25	4	3	2	3	3	0	2	0	1	1	51	84	3.60	1.400
33 Carlos Villanueva, R ERA: 4.38	(6, 1)	1.1	W	4	1	0	0	0	0	0	0	0	0	0	14	21	0.00	0.750
40 James Russell, L ERA: 3.49	(7, 1)	0.1	H	1	0	0	0	0	0	0	0	0	0	0	3	4	0.00	0.000
50 Blake Parker, R ERA: 2.13	(7, 1)	0.1	H	1	0	0	0	0	0	0	0	0	0	0	2	4	0.00	0.000
46 Pedro Strop, R ERA: 4.63	(8, 1)	1.0	H	3	0	0	0	0	0	0	0	0	0	0	6	11	0.00	0.000

PITCHER		IP	WLS	BF	H	R	ER	SO	BB	IBB	HBP	BLK	WP	HR	S	P	ERA	WHIP
63 Kevin Gregg, R ERA: 3.17	(9, 1)	1.0	S	4	1	0	0	1	0	0	0	0	0	0	8	12	0.00	1.000

TOP

Philadelphia Phillies @ Chicago Cubs

Wrigley Field, Chicago, IL

Sat Aug 31 2013, 3:07 PM - 6:29 PM CDT

Att. 36,410 - Cloudy - 72 F

livebaseballscorecards.com

AB	33
R	3
H	6
RBI	3
BB	3
SO	4
LOB	14

WP: 1 PA: 38
PB: 0
SB: 1
CS: 0

Batter	1	2	3	4	5	6	7	8	9	AB	R	H	RBI	BB	SO	LOB
13 Starlin Castro, R (1, 6) OBP: 0.281, SLG: 0.344	C SI 90 B SI 90 F FF 90 F SI 90 B FC 87 C SI 90 2-3 ① K	B FC 86 C FC 86 T CH 83 B CU 74 X CH 84 2-2 ③ F8		F CH 82 B CH 82 X FF 89 1-1 2B		B SI 91 X FF 90 1-0 HR		C SL 83 B SL 83 S SL 82 B SI 93 F SL 84 F FF 95 F SI 92 F SL 85 X SL 83 2-2 ① P5		5	1	2	1	0	1	2
15 Darwin Barney, R (1, 4) OBP: 0.272, SLG: 0.325	C SI 90 X SI 90 0-1 8 CS 2B		C FF 89 B FC 86 B SI 90 X SI 89 2-1 ① F8	B CH 82 F CH 83 B FC 85 B SI 89 B SI 89 4-1 BB		C SL 84 B FF 91 B SL 84 X SI 93 2-1 21 S 1B		B FF 95 C FF 94 F SL 85 F CU 78 X SL 84 1-2 ② F7		4	0	2	0	1	0	0
44 Anthony Rizzo, L (1, 3) OBP: 0.325, SLG: 0.429	C SI 90 B FC 87 B FF 90 C SI 90 F FC 87 B SI 91 F SI 89 B SL 81 4-2 BB		C FC 87 X FF 90 0-1 ② G3	B SI 88 C SI 90 2 SAFE X SI 90 1-1 ③ G3		F FF 91 B CH 81 B FF 92 B SI 91 X SI 90 3-1 ① F7		B CU 78 C CH 85 T CU 78 X FF 95 1-2 ③ F7		4	0	0	0	1	0	3
8 Donnie Murphy, R (1, 5) OBP: 0.365, SLG: 0.635	B SI 89 B SI 89 C CH 83 B FC 86 F SI 88 F FF 89 C CH 82 3-3 ② ③ K 2-3		B SI 90 F SI 90 X CH 83 1-1 E5 21 1B 53 1B		F CH 81 F SI 88 B SI 89 B CU 74 X FF 90 2-2 21 1B 2 SF8 2B	F SL 84 D CH 82 B SL 85 S SL 84 F FF 92 F CH 82 1 SAFE D SL 84 F SL 84 3-2 ② P6 X SL 84				4	2	1	0	0	1	3
21 Junior Lake, R (1, 8) OBP: 0.333, SLG: 0.428		L CH 82 B SI 89 S CH 83 B SI 90 X SI 90 2-2 ① L4	X SI 89 0-0 53 1B 1-3 1B		L FC 85 B CU 71 L CH 82 X CH 82 1-2 2 SF8 54 BB 2-3 1B	1 SAFE B CH 82 C SL 85 B SI 92 S SL 83 B SL 83 B SL 83 4-2 1-2 BB				3	0	2	0	1	0	0
53 Welington Castillo, R (1, 2) OBP: 0.347, SLG: 0.361		B CH 82 C SI 90 C SI 90 X CH 82 1-2 54 1B 2 1B 1B	C SI 90 B CU 74 C FC 87 B SI 89 F FC 87 B SI 90 X SI 90 3-2 1-3 3-H 1B		F FC 85 C FC 86 S SI 90 0-3 ① K	B SL 85 F FF 93 S FF 93 B SL 85 B CH 81 X FF 93 3-2 ③ G5-3				4	1	2	1	0	1	4
54 Darnell McDonald, R (1, 7) OBP: 0.321, SLG: 0.208		C SI 89 C FC 86 B SI 90 X FC 87 1-2 18 SH1-4 2 1B 1-2 1B	F CH 83 B SI 89 B CH 82 B SI 90 C FC 86 X CH 82 3-2 ③ G6-3		B SI 90 B FC 86 T FC 86 F FC 87 B SI 90 B CH 84 4-2 1-2 BB		B FF 89 B FF 88 T FF 89 B FF 89 F FF 89 F FF 90 X FF 90 3-2 ① F9			3	0	1	0	1	0	2
2 Cole Gillespie, R (1, 9) OBP: 0.299, SLG: 0.241		C CH 83 X SI 89 0-1 18 SH1-4 1-2 2-H 1B		B SI 89 C FF 88 B FC 85 F CH 82 X FC 87 2-2 ① G4-3	S FC 85 F FC 86 B CH 83 X FC 87 1-2 ② SF8 2-3 3-H		F FF 89 S CH 78 B CH 78 X SL 80 1-2 ② G5-3			3	0	1	2	0	0	0
18 Chris Rusin, L (1, 1) OBP: 0.071, SLG: 0.071 1 Cody Ransom, R (5, PH) OBP: 0.286, SLG: 0.420 33 Carlos Villanueva, R (6, 1) OBP: 0.161, SLG: 0.161 40 James Russell, L (7, 1) 50 Blake Parker, R (7, 1) 47 Brian Bogusevic, L (7, PH) OBP: 0.333, SLG: 0.436 46 Pedro Strop, R (8, 1) 63 Kevin Gregg, R (9, 1)		L SI 90 C FC 86 X FC 87 0-2 ② SH1-4 1-2 2-3		B SI 88 X SI 88 1-0 ② F8	T CH 82 C FC 86 1 SAFE F SI 90 S CU 73 0-3 ③ K	X SL 80 0-0 ③ F8			1 1 0 0 0 1 0 0 0	0 0 0 0 0 0 0 0 0	0 0 0 0 0 0 0 0 0	0 0 0 0 0 0 0 0 0	0 1 0 0 0 0 0 0 0	0 0 0 0 0 0 0 0 0	0 2 0 0 0 0 0 0 0
Inning Stats	R: 0 E: 0 K: 2 S: 14 H: 1 LOB: 2 BB: 1 P: 23	R: 1 E: 0 K: 0 S: 17 H: 3 LOB: 2 BB: 0 P: 23	R: 1 E: 1 K: 0 S: 14 H: 2 LOB: 2 BB: 0 P: 23	R: 0 E: 0 K: 0 S: 9 H: 1 LOB: 2 BB: 1 P: 18	R: 1 E: 0 K: 2 S: 18 H: 2 LOB: 2 BB: 1 P: 26	R: 1 E: 0 K: 0 S: 16 H: 2 LOB: 2 BB: 1 P: 32	R: 0 E: 0 K: 0 S: 8 H: 0 LOB: 0 BB: 0 P: 12	R: 0 E: 0 K: 0 S: 14 H: 0 LOB: 0 BB: 0 P: 18		1B: 7 2B: 4 3B: 0 HR: 1	SF: 1 SAC: 1 DP: 1 HBP: 0			WP: 0 PB: 0 SB: 1 CS: 1	PA: 39	

BOTTOM

Philadelphia Phillies @ Chicago Cubs

Wrigley Field, Chicago, IL

Sat Aug 31 2013, 3:07 PM - 6:29 PM CDT

Att. 36,410 - Cloudy - 72 F

livebaseballscorecards.com

AB	33
R	4
H	11
RBI	4
BB	4
SO	4
LOB	16

PITCHER		IP	WLS	BF	H	R	ER	SO	BB	IBB	HBP	BLK	WP	HR	S	P	ERA	WHIP
33 Cliff Lee, L ERA: 3.09	(1, 1)	5.0		27	9	3	2	4	3	0	0	0	0	0	72	113	3.60	2.400
45 Zach Miner, R ERA: 3.52	(6, 1)	1.0	L	6	2	1	1	0	1	0	0	0	0	1	16	32	9.00	3.000
56 Cesar Jimenez, L ERA: 2.31	(7, 1)	1.0		3	0	0	0	0	0	0	0	0	0	0	8	12	0.00	0.000
B.J. Rosenberg, R ERA: 3.27	(8, 1)	1.0		3	0	0	0	0	0	0	0	0	0	0	14	18	0.00	0.000

PITCHER	IP	WLS	BF	H	R	ER	SO	BB	IBB	HBP	BLK	WP	HR	S	P	ERA	WHIP

Philadelphia Phillies @ Chicago Cubs

Wrigley Field, Chicago, IL

Sun Sep 01 2013, 1:27 PM - 4:24 PM CDT

Att. 31,859 - Sunny - 75 F

livebaseballscorecards.com

TOP

Batter	1	2	3	4	5	6	7	8	9	AB	R	H	RBI	BB	SO	LOB
3 Roger Bernadina, L (1, 8) OBP: 0.239, SLG: 0.282	B FF 92 B SI 93 F FF 94 C SI 94 F SI 94 X SL 89 2-2 ① G3		C SI 94 C CU 80 B SL 90 F CU 79 F SI 94 X SL 90 1-2 1B			L SI 92 B CU 78 X SI 93 1-1 ① G5-3		F FC 87 B FF 89 C SL 80 X SL 82 1-2 ① G4-3		4	0	1	0	0	0	0
11 Jimmy Rollins, S (1, 6) OBP: 0.310, SLG: 0.333	B SI 94 B SI 95 C FF 95 B SI 94 B FF 94 4-1 BB		1 SAFE B SI 94 X SI 94 1-0 ③ L6			B SI 91 B CH 85 B SI 93 B FF 94 4-0 18 S 26 G4-3 BB		C SI 88 B SL 81 C SI 88 B FF 90 S SL 82 2-3 ② K		2	0	0	0	2	1	1
26 Chase Utley, L (1, 4) OBP: 0.338, SLG: 0.475	1 SAFE C SI 94 B SL 90 1 SAFE B CU 79 T SI 95 F SI 95 C CU 80 2-3 ② K			B CU 81 B SI 93 C FF 94 C SI 93 F SL 89 S SL 89 2-3 ① K		B SI 94 X SI 94 1-0 ② G4-3 1-2		B SL 81 F FC 89 C SL 80 F SL 81 X FF 91 1-2 1B		4	0	1	0	0	2	2
18 Darin Ruf, R (1, 9) OBP: 0.348, SLG: 0.512	B SI 94 X FF 94 1-0 ③ F7			F SI 93 X SL 91 0-1 HR		C CU 78 C SI 94 D CU 82 B FF 95 B CU 80 D SL 89 4-2 2-3 BB		F FF 94 F SI 95 C SL 84 0-3 ③ K		3	1	1	1	1	1	2
25 Cody Asche, L (1, 5) OBP: 0.299, SLG: 0.400		B FF 94 S FF 94 X FF 94 2-0 ① F8		C CU 78 S SI 93 S CU 80 0-3 ② K		X SI 93 0-0 ③ G6-3			C SI 92 B CU 78 S CU 78 X CU 79 1-2 ① G6-3	4	0	0	0	0	1	2
28 Kevin Frandsen, R (1, 3) OBP: 0.303, SLG: 0.358		F FF 93 B SI 94 X SL 89 1-1 ② G4-3		C CU 78 B SL 91 B SI 93 F FF 93 X CU 79 2-2 ③ G4-3			B FF 92 F SI 92 B SI 93 X SI 93 2-1 ① G6-3		F FF 92 F CU 78 F FF 93 S CU 79 0-3 ② K	4	0	0	0	0	1	0
12 Pete Orr, L (1, 7) OBP: 0.400, SLG: 0.250		B SI 95 X SI 94 1-0 ③ G3-1			C SI 92 F CU 79 B SI 93 B CU 82 C SL 91 2-3 ① K		B SI 93 B SI 92 X SI 93 2-0 ② F9		B SI 93 F SI 91 B CU 78 B FF 92 B FF 92 4-1 BB	3	0	0	0	1	1	0
31 Erik Kratz, R (1, 2) OBP: 0.274, SLG: 0.374			X FF 93 0-0 ① P5		C CU 79 B SI 94 B CU 79 X SL 88 2-1 ② F7		S FF 94 B FF 94 F FF 94 B FF 93 F SI 94 X SL 88 2-2 1B		F FF 92 D CU 78 F CU 92 F CU 79 X CU 77 1-2 ③ P1	4	0	1	0	0	0	1
38 Kyle Kendrick, R (1, 1) OBP: 0.148, SLG: 0.154 9 Domonic Brown, L (7, PH) OBP: 0.320, SLG: 0.513 63 Jake Diekman, R (7, 1) 66 JC Ramírez, R (8, 1)			C FF 93 F SI 93 B CU 79 B FF 94 B SI 92 F FF 94 X FF 93 3-2 ② P3		B FF 92 B FF 93 B FF 93 C FF 92 X FF 92 3-1 ③ F7		F FF 89 F FC 87 X SL 82 0-2 ③ P5			2 1 0 0	0 0 0 0	0 0 0 0	0 0 0 0	0 0 0 0	0 0 0 0	0 1 0 0
Inning Stats	R: 0 E: 0 K: 1 S: 10 H: 0 LOB: 1 BB: 1 P: 19	R: 0 E: 0 K: 0 S: 4 H: 0 LOB: 0 BB: 0 P: 8	R: 0 E: 0 K: 0 S: 11 H: 1 LOB: 1 BB: 0 P: 16	R: 1 E: 0 K: 2 S: 12 H: 1 LOB: 0 BB: 0 P: 16	R: 0 E: 0 K: 1 S: 7 H: 0 LOB: 0 BB: 0 P: 14	R: 0 E: 0 K: 0 S: 6 H: 0 LOB: 2 BB: 2 P: 16	R: 0 E: 0 K: 0 S: 10 H: 1 LOB: 1 BB: 0 P: 16	R: 0 E: 0 K: 2 S: 13 H: 1 LOB: 1 BB: 0 P: 17	R: 0 E: 0 K: 1 S: 12 H: 0 LOB: 1 BB: 1 P: 18	1B: 3 2B: 0 3B: 0 HR: 1 SF: 0 SAC: 0 DP: 0 HBP: 0						

AB	31
R	1
H	4
RBI	1
BB	4
SO	7
LOB	9

WP: 0 PB: 0 SB: 1 CS: 0 PA: 35

PITCHER		IP	WLS	BF	H	R	ER	SO	BB	IBB	HBP	BLK	WP	HR	S	P	ERA	WHIP
49 Jake Arrieta, R ERA: 5.33	(1, 1)	6.2	W	26	3	1	1	4	3	0	0	0	0	1	57	102	1.35	0.900
40 James Russell, L ERA: 3.42	(7, 1)	1.0		4	1	0	0	1	0	0	0	0	0	0	13	17	0.00	1.000
46 Pedro Strop, R ERA: 4.6	(8, 1)	0.1		1	0	0	0	1	0	0	0	0	0	0	3	3	0.00	0.000
50 Blake Parker, R ERA: 2.08	(9, 1)	1.0		4	0	0	0	1	1	0	0	0	0	0	12	18	0.00	1.000

PITCHER	IP	WLS	BF	H	R	ER	SO	BB	IBB	HBP	BLK	WP	HR	S	P	ERA	WHIP

BOTTOM

Philadelphia Phillies @ Chicago Cubs

Wrigley Field, Chicago, IL

Sun Sep 01 2013, 1:27 PM - 4:24 PM CDT

Att. 31,859 - Sunny - 75 F

livebaseballscorecards.com

Batter	1	2	3	4	5	6	7	8	9	AB	R	H	RBI	BB	SO	LOB
13 Starlin Castro, R (1, 6) OBP: 0.282, SLG: 0.344	C SI 86 B CH 79 F SI 87 B SI 88 X CH 80 2-2 ① L5		X CH 78 0-0 15 G4-3 44 2B 1B	H SI 87 1-0 15 SF9 HBP		C SI 87 F CH 78 B SI 88 X CH 80 1-2 ③ FC5-4 1-2f		S SL 81 T SL 84 B SL 82 B FF 93 X SL 84 2-2 ② SF9 2-3 3-H		3	1	1	1	0	0	1
15 Darwin Barney, R (1, 4) OBP: 0.271, SLG: 0.324	B SI 88 C SI 88 B FC 86 F SI 88 F SI 89 F FC 86 F SI 88 X SI 88 2-2 44 BB 6 1B 1B		C FC 84 B SI 87 X CH 81 1-1 ① G4-3 1-2	X SI 87 0-0 ② SF9 1-2 3-H			B SI 95 C SI 95 X SI 95 1-1 ① F8	B FF 92 C FF 92 C SL 82 T SL 82 1-2 ③ K		4	1	1	1	0	1	3
44 Anthony Rizzo, L (1, 3) OBP: 0.326, SLG: 0.430	F FC 86 B SI 88 B FC 87 B CH 80 B FC 86 4-1 6 1B 1-2 BB		S CH 80 B CH 81 X FC 87 1-1 2-H 2B	B FC 86 C CH 79 B CH 80 C SI 89 X SI 90 2-2 ③ P6			C SI 94 C SL 84 B SI 96 X SL 83 2-2 ② L8			3	0	1	1	1	0	1
19 Nate Schierholtz, L (1, 9) OBP: 0.316, SLG: 0.501	C FC 86 B CH 80 F FC 86 F SI 89 F CH 81 C SI 90 1-3 ② K		F FC 86 F SI 88 B FC 86 F CH 81 B SI 89 B SI 89 X CH 81 3-2 ② P4		X FC 83 0-0 ① P6		B SI 94 B SI 94 C SI 95 C SI 95 F SI 94 X SL 84 2-2 ③ L9			4	0	0	0	0	1	3
6 Ryan Sweeney, L (1, 8) OBP: 0.347, SLG: 0.522	B CH 81 C FC 87 B FC 86 X CH 81 2-1 1-3 2-H 1B		B FC 86 C CH 81 B SI 89 B FC 86 X SI 88 3-1 ③ F9		C CH 84 B CH 78 X SI 86 1-1 ② F9			C FF 93 B CH 84 B CH 84 F SI 92 B SL 84 B SI 91 4-2 53 BB 47 1B 24 BB BB		3	1	1	1	1	0	1
8 Donnie Murphy, R (1, 5) OBP: 0.360, SLG: 0.618	C SI 90 B SI 90 X SI 90 1-1 ③ L1			C FC 84 X SI 86 0-1 47 2B 53 2B 1B	B SL 75 S FC 83 S CH 78 X SI 88 1-2 ③ F7			X FF 91 0-0 ① P4		4	1	1	0	0	0	3
47 Brian Bogusevic, L (1, 7) OBP: 0.341, SLG: 0.451		C SI 87 B FF 86 B SI 88 F FF 86 C FC 86 2-3 ① K		B CH 78 F SI 87 S CH 80 B SI 89 B FC 86 X SI 89 3-2 53 2B 1-3 2B		X CH 76 0-0 ① G5-3		X FF 93 0-0 24 BB 53 BB 13 SF9 1-2 1B		4	2	2	0	0	1	0
53 Welington Castillo, R (1, 2) OBP: 0.348, SLG: 0.364		F SI 88 F SI 88 F SI 88 B FC 85 C SL 76 1-3 ② K		B SI 88 B SI 89 B SI 90 F SI 88 X SI 89 3-1 49 F9 15 SF9 2-H 3-H 2B		B SI 86 X SI 86 1-0 ② L7		B SL 84 T FF 93 B FF 94 B FF 93 D FF 93 4-1 13 SF9 24 BB 1-2 2-3 BB		3	1	1	2	1	1	0
49 Jake Arrieta, R (1, 1) OBP: 0.111, SLG: 0.111 40 James Russell, L (7, 1) 46 Pedro Strop, R (8, 1) 24 Luis Valbuena, L (8, PH) OBP: 0.332, SLG: 0.372 50 Blake Parker, R (9, 1)		F CH 85 F SI 88 S CH 79 0-3 ③ K		L CH 85 X FC 84 0-1 ① F9 2-3		B SI 86 X SI 86 1-0 13 FC5-4 1B		B SI 93 S SI 92 D SL 84 B FF 92 F FF 92 B FF 92 4-2 1-2 2-3 3-H BB		3 0 0 0 0	0 0 0 0 0	1 0 0 1 0	0 0 0 1 0	0 0 0 1 0	1 0 0 0 0	1 0 0 0 0
Inning Stats	R: 1 E: 0 K: 1 S: 19 H: 2 LOB: 2 BB: 1 P: 31	R: 0 E: 0 K: 3 S: 10 H: 0 LOB: 0 BB: 0 P: 13	R: 1 E: 0 K: 0 S: 11 H: 2 LOB: 1 BB: 0 P: 19	R: 3 E: 0 K: 0 S: 13 H: 3 LOB: 1 BB: 0 P: 22	R: 0 E: 0 K: 0 S: 6 H: 0 LOB: 0 BB: 0 P: 8	R: 0 E: 0 K: 0 S: 6 H: 1 LOB: 1 BB: 0 P: 9	R: 0 E: 0 K: 0 S: 9 H: 0 LOB: 0 BB: 0 P: 14	R: 2 E: 0 K: 1 S: 13 H: 1 LOB: 2 BB: 3 P: 28		1B: 6 2B: 3 3B: 0 HR: 0 SF: 2 SAC: 0 DP: 0 HBP: 1						

	AB	31
	R	7
	H	9
	RBI	7
	BB	4
	SO	5
	LOB	13

WP: 0 PB: 0 SB: 0 CS: 0 PA: 38

PITCHER		IP	WLS	BF	H	R	ER	SO	BB	IBB	HBP	BLK	WP	HR	S	P	ERA	WHIP
38 Kyle Kendrick, R ERA: 4.51	(1, 1)	6.0	L	28	8	5	5	4	1	0	1	0	0	0	65	102	7.50	1.500
63 Jake Diekman, L ERA: 2.9	(7, 1)	1.0		3	0	0	0	0	0	0	0	0	0	0	9	14	0.00	0.000
66 JC Ramírez, R ERA: 9.18	(8, 1)	1.0		7	1	2	2	1	3	0	0	0	0	0	13	28	18.00	4.000

PITCHER	IP	WLS	BF	H	R	ER	SO	BB	IBB	HBP	BLK	WP	HR	S	P	ERA	WHIP

Batter	1	2	3	4	5	6	7	8	9	AB	R	H	RBI	BB	SO	LOB
3 Adeiny Hechavarría, R (1, 6) OBP: 0.271, SLG: 0.298	C FC 87 X FC 86 0-1 ① L8	B FC 86 B FC 86 B FF 89 C FF 88 S FC 86 F FC 86 B FF 90 4-2 BB		C CU 69 F CH 78 B SL 77 S FF 89 1-3 ③ K			X FC 84 0-0 ① P3	S SI 89 B FF 90 B SL 82 X CH 80 2-1 ③ F9	4	0	0	0	1	1	2
21 Christian Yelich, L (1, 7) OBP: 0.353, SLG: 0.399	C FF 87 B FF 88 F FC 86 B FF 90 B FF 90 F FC 87 F FF 91 X SL 78 3-2 HR	1 SAFE C FC 87 B FF 88 F FC 87 X SL 80 1-2 ② L8			F FF 87 X FF 88 0-1 27 G6-4-3 1B		B FC 85 F FC 84 X FF 88 1-1 1-2 1B			4	1	3	1	0	0	1
27 Giancarlo Stanton, R (1, 9) OBP: 0.359, SLG: 0.469	C FF 89 B FF 89 S FF 89 X FF 90 1-2 ② G5-3	X FC 86 0-0 ③ P6			C FC 86 B FC 86 S FC 85 B FC 86 X FF 90 2-2 ①② G6-4-3 1-2f		B FC 86 B CH 78 T FC 86 F FC 87 C FC 87 2-3 ② K			4	0	0	0	0	1	4
20 Justin Ruggiano, R (1, 8) OBP: 0.301, SLG: 0.405	X FF 88 0-0 2B		B FC 85 F FC 86 B CH 80 F CH 78 F FC 86 B SL 80 X FC 86 3-2 ① F8		L CU 68 B FC 87 S CH 78 F CH 79 B FF 88 X FF 89 2-2 30 FC5-4 1B		B CH 79 B CH 79 F FC 86 F FC 87 B FF 89 X FF 88 3-2 ③ P6			4	0	2	0	0	0	2
30 Placido Polanco, R (1, 5) OBP: 0.304, SLG: 0.286	C FC 86 X FC 86 0-1 ③ G4-3		B FC 86 B FC 86 X FF 89 2-0 ② G6-3		1 SAFE C FF 87 B CH 77 B FC 85 X FC 85 2-1 ③ FC5-4 1-2f			C FF 87 B SI 88 B SL 82 F FF 90 F SL 83 B SL 79 F FF 90 X FF 90 3-2 ① F8		4	0	0	0	0	0	2
59 Ed Lucas, R (1, 3) OBP: 0.300, SLG: 0.301		C FF 87 S CU 70 X CU 73 0-2 6 1B 37 HR 2B	F FC 85 X FC 86 0-1 ③ G3			B FC 84 X CH 76 1-0 ① G6-3		B FF 90 F CH 80 C CU 77 F FF 90 S SL 83 1-3 ② K		4	1	1	0	0	1	0
17 Donovan Solano, R (1, 4) OBP: 0.296, SLG: 0.293		F FF 87 S FC 84 F FF 88 F FC 86 F FF 88 B CH 81 S FF 90 1-3 ① K		C FC 83 X FC 85 0-1 ① F8		B FC 86 X FF 87 1-0 ② P4		C SI 90 X SL 78 0-1 ③ F8		4	0	0	0	0	1	1
6 Jeff Mathis, R (1, 2) OBP: 0.275, SLG: 0.321		B CH 80 X CH 79 1-0 37 HR 2-3 1B		B FF 87 C FC 84 B FF 88 B FC 84 B FF 88 4-1 37 SH2-4 BB		B CU 67 X FC 85 1-0 ③ P3			X SL 79 0-0 ① G6-3	3	1	1	0	1	0	0
37 Henderson Alvarez III, R (1, 1) OBP: 0.350, SLG: 0.632 40 Mike Dunn, L (7, 1) 50 Chad Qualls, R (8, 1) 29 Greg Dobbs, L (9, PH) OBP: 0.306, SLG: 0.308 31 Steve Cishek, R (9, 1)		X FF 89 0-0 1-H 3-H HR		X CH 78 0-0 ② SH2-4 1-2			C FC 84 X CH 75 0-1 21 1B 1B		F CH 78 C CU 77 F SL 82 S FF 90 0-3 ② K	2 0 0 1 0	1 0 0 0 0	2 0 0 0 0	3 0 0 0 0	0 0 0 1 0	0 0 0 0 0	0 0 0 0 0
Inning Stats	R: 1 E: 0 K: 0 S: 13 H: 2 LOB: 1 BB: 0 P: 17	R: 3 E: 0 K: 1 S: 18 H: 3 LOB: 1 BB: 1 P: 25	R: 0 E: 0 K: 0 S: 7 H: 0 LOB: 0 BB: 0 P: 12	R: 0 E: 0 K: 1 S: 7 H: 0 LOB: 1 BB: 1 P: 12	R: 0 E: 0 K: 0 S: 11 H: 2 LOB: 1 BB: 0 P: 17	R: 0 E: 0 K: 0 S: 3 H: 0 LOB: 0 BB: 0 P: 6	R: 0 E: 0 K: 1 S: 11 H: 2 LOB: 2 BB: 0 P: 17	R: 0 E: 0 K: 1 S: 11 H: 0 LOB: 0 BB: 0 P: 15	R: 0 E: 0 K: 1 S: 7 H: 0 LOB: 0 BB: 0 P: 9	1B: 5 2B: 2 3B: 0 HR: 2 SF: 0 SAC: 1 DP: 1 HBP: 0						

TOP

Miami Marlins @ Chicago Cubs

Wrigley Field, Chicago, IL

Mon Sep 02 2013, 1:24 PM - 4:05 PM CDT

Att. 26,978 - Partly Cloudy - 71 F

livebaseballscorecards.com

AB	34
R	4
H	9
RBI	4
BB	2
SO	5
LOB	12

WP: 0 PB: 0 SB: 0 CS: 0 PA: 37

PITCHER		IP	WLS	BF	H	R	ER	SO	BB	IBB	HBP	BLK	WP	HR	S	P	ERA	WHIP
37 Travis Wood, L ERA: 3.17	(1, 1)	7.0	L	31	9	4	4	3	2	0	0	0	0	2	70	106	5.14	1.571
33 Carlos Villanueva, R ERA: 4.31	(8, 1)	2.0		6	0	0	0	2	0	0	0	0	0	0	18	24	0.00	0.000

PITCHER	IP	WLS	BF	H	R	ER	SO	BB	IBB	HBP	BLK	WP	HR	S	P	ERA	WHIP

Miami Marlins @ Chicago Cubs

Wrigley Field, Chicago, IL

Mon Sep 02 2013, 1:24 PM - 4:05 PM CDT

Att. 26,978 - Partly Cloudy - 71 F

livebaseballscorecards.com

BOTTOM

Batter	1	2	3	4	5	6	7	8	9	AB	R	H	RBI	BB	SO	LOB
13 Starlin Castro, R (1, 6) OBP: 0.283, SLG: 0.344	C SI 94 C SI 93 X SL 81 0-2 24 1B 44 1B 1B	B FF 93 X SI 93 1-0 ③ G3			B CU 76 B SI 92 B SI 92 C SI 91 F SI 91 F SI 93 B SI 93 4-2 44 G6-4-3 BB		C FF 94 X FF 94 0-1 ③ G4-3			3	1	1	0	1	0	0
24 Luis Valbuena, L (1, 5) OBP: 0.332, SLG: 0.372 8 Donnie Murphy, R (8, PH) OBP: 0.366, SLG: 0.618 (9, 5)	B FF 92 F SI 90 1 SAFE X CU 74 1-1 44 1B 30 1B 1-3 1B	C SI 92 B SI 88 C FF 95 B SI 94 F SI 94 B SI 94 X SI 93 3-2 ① G6-3	B SI 91 S CH 86 F FF 92 X SL 80 1-2 ① P3			B FF 92 C FF 94 F FF 94 B SL 86 B SL 87 F FF 94 B FF 95 4-2 BB			3 0	1 0	1 0	0 0	0 1	0 0	1 0
44 Anthony Rizzo, L (1, 3) OBP: 0.326, SLG: 0.429	B SI 92 B SI 92 X CH 88 2-0 30 1B 19 SF8 1-3 3-H 1B	C SI 93 C CU 72 S SL 85 0-3 ② K	X SI 90 0-0 ②③ G6-4-3 1-2f					B SL 85 1 SAFE F FF 95 S SL 85 B FF 94 C FF 95 2-3 ① K		4	1	1	1	0	2	2
30 Dioner Navarro, S (1, 2) OBP: 0.369, SLG: 0.503	C SI 93 1 SAFE B SI 92 X CH 87 1-1 19 E 1-3 3-H 1B	X FF 91 0-0 1B				B CH 85 C CH 87 B FF 93 X SI 88 2-1 ① P2		X SI 94 0-0 ② L6		4	0	2	1	0	0	1
19 Nate Schierholtz, L (1, 9) OBP: 0.313, SLG: 0.497	D SI 94 F SI 94 F SI 94 X SL 82 1-2 ① SF8 1-3 3-H	S CH 87 X FF 94 0-1 ③ F8				C EP 57 S SL 81 B SI 94 X SL 82 1-2 ② G5-3		B SI 94 F SI 93 B SL 86 1 SAFE 1 SAFE B SI 92 C SI 92 F SL 88 X SL 88 3-2 ③ F9		3	0	0	1	0	0	2
6 Ryan Sweeney, L (1, 8) OBP: 0.352, SLG: 0.529	B SI 94 B SI 94 X FF 94 2-0 ② G3			B SI 90 C SI 90 B FF 95 C SI 91 X SI 93 2-2 15 G6-4-3 2B		C FF 93 X SI 93 0-1 21 FC5-4 1B			C SI 89 C SL 84 S SI 91 0-3 ① K	4	0	2	0	0	1	1
21 Junior Lake, R (1, 7) OBP: 0.337, SLG: 0.426	C SI 94 F FF 96 S SI 95 0-3 ③ K			F SI 92 H SI 93 1-1 15 G6-4-3 HBP		X SI 93 0-0 ③ FC5-4 1-2f			C SL 83 S SL 83 B SL 82 B SI 91 X SL 83 2-2 15 G3-6-3 1B	3	0	1	0	0	1	2
15 Darwin Barney, R (1, 4) OBP: 0.269, SLG: 0.321		B SI 91 C SI 92 F SI 91 C SI 93 1-3 ① K		C SI 93 F SI 94 F SI 95 X SI 94 0-2 ①② G6-4-3 1-2f 2-3			C FF 94 F SI 94 F SL 86 F FF 94 X SL 85 0-2 ① F7		X SI 91 0-0 ②③ G3-6-3 1-2f	4	0	0	0	0	1	3
37 Travis Wood, R (1, 1) OBP: 0.271, SLG: 0.421 2 Cole Gillespie, R (7, PH) OBP: 0.294, SLG: 0.237 33 Carlos Villanueva, R (8, 1) OBP: 0.161, SLG: 0.161		F SI 93 X SI 92 0-1 ② G6-3		B SL 82 X SI 94 1-0 ③ F8			C FF 94 F CU 76 F FF 94 S SL 87 0-3 ② K			2 1 0	0 0 0	0 0 0	0 0 0	0 0 0	0 1 0	1 0 0
Inning Stats	R: 3 H: 4 E: 1 LOB: 1 K: 1 BB: 0 S: 15 P: 22	R: 0 H: 0 E: 0 LOB: 0 K: 1 BB: 0 S: 6 P: 8	R: 0 H: 1 E: 0 LOB: 1 K: 1 BB: 0 S: 10 P: 13	R: 0 H: 1 E: 0 LOB: 1 K: 0 BB: 0 S: 9 P: 13	R: 0 H: 0 E: 0 LOB: 0 K: 0 BB: 1 S: 7 P: 12	R: 0 H: 1 E: 0 LOB: 1 K: 0 BB: 0 S: 8 P: 11	R: 0 H: 0 E: 0 LOB: 0 K: 1 BB: 0 S: 11 P: 11	R: 0 H: 0 E: 0 LOB: 1 K: 1 BB: 1 S: 11 P: 20	R: 0 H: 1 E: 0 LOB: 0 K: 1 BB: 0 S: 7 P: 9	1B: 7 SF: 1 2B: 1 SAC: 0 3B: 0 DP: 3 HR: 0 HBP: 1				WP: 0 PA: 35 PB: 0 SB: 0 CS: 0		

	AB	31
	R	3
	H	8
	RBI	3
	BB	2
	SO	6
	LOB	13

PITCHER		IP	WLS	BF	H	R	ER	SO	BB	IBB	HBP	BLK	WP	HR	S	P	ERA	WHIP
37 Henderson Alvarez III, R ERA: 3.95	(1, 1)	6.0	W	25	7	3	3	3	1	0	1	0	0	0	55	79	4.50	1.333
40 Mike Dunn, L ERA: 3.07	(7, 1)	1.1	H	5	0	0	0	2	1	0	0	0	0	0	17	23	0.00	0.750
50 Chad Qualls, R ERA: 2.85	(8, 1)	0.2	H	2	0	0	0	0	0	0	0	0	0	0	5	8	0.00	0.000
31 Steve Cishek, R ERA: 2.52	(9, 1)	1.0	S	3	1	0	0	1	0	0	0	0	0	0	7	9	0.00	1.000

PITCHER	IP	WLS	BF	H	R	ER	SO	BB	IBB	HBP	BLK	WP	HR	S	P	ERA	WHIP

Miami Marlins @ Chicago Cubs

Wrigley Field, Chicago, IL

Tue Sep 03 2013, 7:12 PM - 10:31 PM CDT

Att. 30,024 - Partly Cloudy - 67 F

TOP

livebaseballscorecards.com

Batter	1	2	3	4	5	6	7	8	9	AB	R	H	RBI	BB	SO	LOB
8 Chris Coghlan, L (1, 5) OBP: 0.320, SLG: 0.404	B FF 91 B FF 92 B FF 92 C FF 92 F FF 93 X FF 93 3-2 F8		B SL 85 C SL 85 X FF 93 1-1 G6-3		C SL 86 X SL 85 0-1 F9	1 SAFE F SL 81 1 SAFE B SL 80 B SI 91 F FF 91 S SL 82 2-3 K 1-2		1 SAFE X SI 92 0-0 17 2B 1-3 1B		5	1	1	0	0	1	2
40 Mike Dunn, L (8, 1)										0	0	0	0	0	0	0
44 AJ Ramos, R (9, 1)										0	0	0	0	0	0	0
17 Donovan Solano, R (1, 4) OBP: 0.305, SLG: 0.307	C FF 93 X SI 94 0-1 L8		X FF 93 0-0 2B		B SL 86 F SL 85 S FF 93 B FF 93 D SL 86 F FF 91 F FF 93 X SL 86 3-2 21 2B 27 1B 1-2 1B	C FF 91 B FF 91 S SL 81 D SL 82 D SL 82 B FF 92 4-2 21 S 2-3 BB		B CU 78 F FF 92 F FF 92 D FF 92 1 SAFE 1 SAFE D CU 79 X FF 92 3-2 21 1B 1-H 3-H 2B		4	2	3	2	1	0	0
21 Christian Yelich, L (1, 7) OBP: 0.360, SLG: 0.411	B FF 93 B SI 92 X FF 93 2-0 27 S 1B		C FF 94 B SL 84 B FF 93 C SL 85 S SL 85 2-3 K		F FF 94 B FF 94 S SL 85 B FF 95 D SL 86 X FF 92 3-2 27 1B 20 E 1-3 2-H 2B	C SL 81 B FF 90 B SL 83 X SL 81 2-2 F7 1-2		B CU 79 C FF 92 B FF 92 S CU 78 F CU 79 X FF 92 2-2 2-H 1B		5	1	3	2	0	1	3
27 Giancarlo Stanton, R (1, 9) OBP: 0.362, SLG: 0.468	C SL 84 C SL 86 D SL 85 1 SAFE 1 SAFE F FF 94 D SL 85 S SL 86 2-3 K 1-2			B SL 84 B FF 92 C FF 92 B SL 84 B FF 92 4-1 3 FC6-4 5 BB BB	C FF 94 B SL 87 D SL 88 X SL 85 2-1 20 E 2-3 3-H 1B		B FF 96 B FF 96 B FF 97 B FF 96 4-0 5 G6-3 BB	C FF 92 S FF 91 B FF 91 T FF 91 1-2 K		3	0	1	1	2	2	2
20 Justin Ruggiano, R (1, 8) OBP: 0.297, SLG: 0.399		C FF 92 B SL 84 S SL 86 B SL 86 F FF 93 B SL 86 S FF 93 3-3 K		1 SAFE X FF 92 0-0 F8	F FF 93 S SL 87 X SL 86 0-2 E6 1-2 3-H		B SL 82 B FF 96 C FF 94 C FF 94 C FF 95 2-3 K		X FF 91 0-0 P6	5	0	0	1	0	2	3
5 Logan Morrison, L (1, 3) OBP: 0.349, SLG: 0.394		B FF 94 B FF 94 F FF 94 X SL 85 2-1 F8		B FF 94 B FF 93 B SI 92 B FF 93 4-0 3 FC6-4 1-2 BB	B FF 94 C SL 85 B FF 93 X FF 93 2-1 F7		C FF 92 B SI 96 B FF 91 B FF 91 F FF 94 X FF 94 3-2 G6-3 1-2f		C FF 91 S FF 91 T FF 91 0-2 K	4	0	0	0	1	1	3
3 Adeiny Hechavarría, R (1, 6) OBP: 0.270, SLG: 0.300		B FF 93 X FF 92 1-0 2B		C SL 84 D SL 85 F FF 91 D SL 86 D SL 86 F FF 92 F FF 92 F FF 91 F FF 92 3-2 X FF 91 FC6-4 1-2f 2-3	B SI 92 F FF 93 F FF 93 D SL 86 X FF 93 2-2 F9			B FF 91 S FF 92 F FF 92 F FF 92 F CU 79 X FF 92 1-2 F9	X FF 92 0-0 G1-3	5	0	1	0	0	0	4
6 Jeff Mathis, R (1, 2) OBP: 0.275, SLG: 0.320		C SL 85 B FF 93 S SL 86 B SL 87 F FF 93 S SL 86 2-3 K		C SL 85 S SL 86 X SL 85 0-2 F7		C SI 93 F SL 80 S SL 85 0-3 K		F FF 92 X CU 78 0-1 8 1B 17 2B 1B		4	1	1	0	0	2	3
34 Tom Koehler, R (1, 1) OBP: 0.094, SLG: 0.094 43 Dan Jennings, L (5, 1) 9 Juan Pierre, L (6, PH) OBP: 0.281, SLG: 0.297 58 Ryan Webb, R (6, 1) OBP: 0.333, SLG: 0.333 29 Greg Dobbs, L (8, PH) OBP: 0.305, SLG: 0.307 30 Placido Polanco, R (8, 5) OBP: 0.304, SLG: 0.286			C FF 92 X FF 92 0-1 G6-3		C FF 93 X FF 92 0-1 17 1B 21 2B 1B	B SI 94 X SI 92 1-0 17 S 8 S 1B		C SI 92 B SI 92 F SI 92 B FS 87 S SI 91 2-3 K		2 0 1 0 1 0	1 0 0 0 0 0	1 0 1 0 0 0	0 0 0 0 0 0	0 0 0 0 1 0	0 0 0 0 1 0	0 0 0 0 1 0
Inning Stats	R: 0 E: 0 K: 1 S: 10 H: 1 LOB: 1 BB: 0 P: 17	R: 0 E: 0 K: 2 S: 11 H: 1 LOB: 1 BB: 0 P: 19	R: 0 E: 0 K: 1 S: 8 H: 1 LOB: 0 BB: 0 P: 11	R: 0 E: 0 K: 0 S: 12 H: 0 LOB: 2 BB: 2 P: 23	R: 3 E: 1 K: 0 S: 22 H: 4 LOB: 2 BB: 0 P: 34	R: 0 E: 0 K: 2 S: 12 H: 1 LOB: 2 BB: 1 P: 21	R: 0 E: 0 K: 1 S: 6 H: 0 LOB: 0 BB: 1 P: 15	R: 3 E: 0 K: 2 S: 21 H: 4 LOB: 1 BB: 0 P: 30	R: 0 E: 0 K: 1 S: 5 H: 0 LOB: 0 BB: 0 P: 5	1B: 8 2B: 4 3B: 0 HR: 0 SF: 0 SAC: 0 DP: 1 HBP: 0						

	AB	39
	R	6
	H	12
	RBI	6
	BB	4
	SO	10
	LOB	21

WP: 0 PA: 43
PB: 0
SB: 4
CS: 0

PITCHER		IP	WLS	BF	H	R	ER	SO	BB	IBB	HBP	BLK	WP	HR	S	P	ERA	WHIP
36 Edwin Jackson, R ERA: 4.91	(1, 1)	5.0	L	25	7	3	3	4	2	0	0	0	0	0	63	104	5.40	1.800
55 Alberto Cabrera, R ERA:	(6, 1)	0.1		2	1	0	0	1	0	0	0	0	0	0	4	5	0.00	3.000
59 Zac Rosscup, L ERA:	(6, 1)	0.2		3	0	0	0	1	1	0	0	0	0	0	8	16	0.00	1.500
56 Héctor Rondón, R ERA: 5.59	(7, 1)	1.0		3	0	0	0	1	1	0	0	0	0	0	6	15	0.00	1.000
50 Blake Parker, R ERA: 2.7	(8, 1)	1.0		7	4	3	3	2	0	0	0	0	0	0	21	30	27.00	4.000

PITCHER		IP	WLS	BF	H	R	ER	SO	BB	IBB	HBP	BLK	WP	HR	S	P	ERA	WHIP
28 Michael Bowden, R ERA: 4.3	(9, 1)	1.0		3	0	0	0	1	0	0	0	0	0	0	5	5	0.00	0.000

Miami Marlins @ Chicago Cubs

Wrigley Field, Chicago, IL

Tue Sep 03 2013, 7:12 PM - 10:31 PM CDT

Att. 30,024 - Partly Cloudy - 67 F

livebaseballscorecards.com

BOTTOM

Batter	1	2	3	4	5	6	7	8	9	AB	R	H	RBI	BB	SO	LOB
13 Starlin Castro, R (1, 6) OBP: 0.283, SLG: 0.343	C FF 93 X FF 94 0-1 24 G3-6-1 1B		B SL 85 X KC 79 1-0 ② G1-5-3 2-3		C FF 93 F SL 84 B KC 82 F FF 93 B KC 82 C SI 93 2-3 ① K		C SI 93 B SI 92 B SI 92 B SI 92 X SI 92 3-1 ③ G6-3			4	0	1	0	0	1	3
24 Luis Valbuena, L (1, 5) OBP: 0.335, SLG: 0.370 15 Darwin Barney, R (8, PH) OBP: 0.268, SLG: 0.320 (9, 4)	B FF 92 S SI 92 1 SAFE C SI 93 1 SAFE B FF 93 X KC 80 2-2 ① ② G3-6-1 1-2f		F SL 85 H SI 94 1-1 44 FC5-4 HBP		C SI 94 B SI 95 S KC 79 B KC 81 B SI 94 B KC 81 4-2 1-2 2-3 BB			B FF 93 B FF 93 F FF 93 X FF 94 2-1 ① F8		1 1	0 0	0 0	0 0	1 0	0 0	1 0
44 Anthony Rizzo, L (1, 3) OBP: 0.324, SLG: 0.426	B KC 81 X SI 95 1-0 ③ G4-3		C KC 80 S KC 82 D SL 86 X KC 82 1-2 ③ FC5-4 1-2f		F SL 82 D SL 82 F SL 82 X SL 81 1-2 ② SF9 2-3 3-H			X FF 94 0-0 ② G3-1		3	0	0	1	0	0	2
19 Nate Schierholtz, L (1, 9) OBP: 0.310, SLG: 0.492		B KC 79 X SI 93 1-0 ① F8		C KC 77 B FF 93 S KC 79 B KC 81 S SL 85 2-3 ① K	S SL 82 D SL 82 B FF 91 B SL 83 X FF 92 3-1 ③ G4-3			B SL 86 B FF 94 S FF 94 S FF 93 S FF 94 2-3 ③ K		4	0	0	0	0	2	2
6 Ryan Sweeney, L (1, 8) OBP: 0.348, SLG: 0.516		C SI 94 F FF 93 S KC 82 0-3 ② K	X SI 94 0-0 ② G5-3		B SI 92 C SI 92 B SI 93 X SI 94 2-1 ① G6-3				B FF 90 B FF 91 C FF 92 B FF 93 C FF 92 F FF 91 B FF 93 4-2 BB	3	0	0	0	1	1	0
8 Donnie Murphy, R (1, 4) OBP: 0.362, SLG: 0.602 (9, 5)		B SI 94 C FF 94 X KC 81 1-1 1B	C FF 93 X SI 94 0-1 ③ G6-3		S SI 93 X SI 94 0-1 ② G6-3				C FF 91 C SL 80 C SL 81 0-3 ① K	4	0	1	0	0	1	1
47 Brian Bogusevic, L (1, 7) OBP: 0.337, SLG: 0.477		B SI 93 C KC 79 X KC 80 1-1 ③ G6-3		B SI 92 X FF 90 1-0 HR	F SI 93 C SL 80 X SL 82 0-2 ③ G1-3				B CU 75 B FF 91 X FF 91 2-0 ② F8	4	1	1	1	0	0	2
53 Welington Castillo, R (1, 2) OBP: 0.350, SLG: 0.367			X FF 92 0-0 13 G1-5-3 2B	B SL 84 B FF 92 B FF 92 B FF 91 4-0 24 BB 21 BB 44 SF9 BB			S SL 80 S SL 91 B SI 92 B SL 82 C SL 82 2-3 ① K		C FF 92 B CH 85 C SL 81 D SL 83 S SL 82 2-3 ③ K	3	1	1	0	1	2	1
36 Edwin Jackson, R (1, 1) OBP: 0.104, SLG: 0.087 21 Junior Lake, R (5, PH) OBP: 0.340, SLG: 0.426 55 Alberto Cabrera, R (6, 1) 59 Zac Rosscup, R (6, 1) 56 Héctor Rondón, R (7, 1) 54 Darnell McDonald, R (7, PH) OBP: 0.310, SLG: 0.200 50 Blake Parker, R (8, 1) 28 Michael Bowden, R (9, 1)			C SI 93 L SL 85 S SL 86 0-3 ① K	S KC 77 C KC 80 D KC 82 B SL 85 B FF 94 B KC 78 4-2 44 SF9 24 BB 1-2 BB			B SL 81 C SI 93 S SI 93 B SL 82 X SI 94 2-2 ② G6-3			1 0 0 0 0 0 1 0 0	0 0 0 0 0 0 0 0 0	0 0 0 0 0 0 0 0 0	0 1 0 0 0 0 0 0 0	0 0 0 0 0 0 0 0 0	1 0 0 0 0 0 0 0 0	1 0 0 0 0 0 0 0 0
Inning Stats	R: 0 E: 0 K: 0 S: 6 H: 1 LOB: 0 BB: 0 P: 9	R: 0 E: 0 K: 1 S: 8 H: 1 LOB: 1 BB: 0 P: 11	R: 0 E: 0 K: 1 S: 9 H: 1 LOB: 2 BB: 0 P: 12	R: 0 E: 0 K: 1 S: 6 H: 0 LOB: 0 BB: 0 P: 8	R: 2 E: 0 K: 1 S: 14 H: 1 LOB: 2 BB: 3 P: 33	R: 0 E: 0 K: 0 S: 7 H: 0 LOB: 0 BB: 0 P: 9	R: 0 E: 0 K: 1 S: 8 H: 0 LOB: 0 BB: 0 P: 15	R: 0 E: 0 K: 1 S: 6 H: 0 LOB: 0 BB: 0 P: 10	R: 0 E: 0 K: 2 S: 10 H: 0 LOB: 1 BB: 1 P: 18	1B: 2 2B: 1 3B: 0 HR: 1 SF: 1 SAC: 0 DP: 1 HBP: 1						

	AB	R	H	RBI	BB	SO	LOB
AB	29						
R		2					
H			4				
RBI				2			
BB					4		
SO						8	
LOB							13

WP: 0 PA: 35
PB: 0
SB: 0
CS: 0

PITCHER		IP	WLS	BF	H	R	ER	SO	BB	IBB	HBP	BLK	WP	HR	S	P	ERA	WHIP
34 Tom Koehler, R ERA: 4.7	(1, 1)	4.1		20	4	2	2	4	3	0	1	0	0	1	38	64	4.15	1.615
43 Dan Jennings, L ERA: 4.15	(5, 1)	0.2		2	0	0	0	0	0	0	0	0	0	0	5	9	0.00	0.000
58 Ryan Webb, R ERA: 2.87	(6, 1)	2.0	W	6	0	0	0	1	0	0	0	0	0	0	15	24	0.00	0.000
40 Mike Dunn, L ERA: 3.02	(8, 1)	1.0		3	0	0	0	1	0	0	0	0	0	0	6	10	0.00	0.000
44 AJ Ramos, R ERA: 3.15	(9, 1)	1.0		4	0	0	0	2	1	0	0	0	0	0	10	18	0.00	1.000

PITCHER	IP	WLS	BF	H	R	ER	SO	BB	IBB	HBP	BLK	WP	HR	S	P	ERA	WHIP

TOP

Miami Marlins @ Chicago Cubs

Wrigley Field, Chicago, IL

Wed Sep 04 2013, 1:25 PM - 4:41 PM CDT

Att. 20,696 - Partly Cloudy - 78 F

livebaseballscorecards.com

Batter	1	2	3	4	5	6	7	8	9	AB	R	H	RBI	BB	SO	LOB
8 Chris Coghlan, L (1, 5) OBP: 0.309, SLG: 0.390	C FC 91 C SI 93 B FF 92 B FS 84 F FC 91 X FS 83 2-2 ① G4-3		F SL 85 X FS 83 0-1 ① G4-3		S SI 94 S FF 94 F FF 95 B FS 84 S FS 85 1-3 ① K	B SI 94 B SI 94 F SI 94 B SI 94 X SI 95 3-1 ③ G3-1		X SI 97 0-0 ③ G4-3		5	0	0	0	0	1	2
17 Donovan Solano, R (1, 4) OBP: 0.306, SLG: 0.314	B FC 90 B SI 93 S FC 93 B FF 93 X FF 93 3-1 ② G6-3		C SI 92 F SL 86 F FS 84 B SI 94 S FF 95 1-3 ② K		F FF 94 B FC 92 X FF 94 1-1 ②③ G6-4-3 1-2f		B FF 89 B FF 88 B FF 88 C FF 88 X FF 88 3-1 21 E 3B		B FF 91 B FF 91 B FF 91 B FF 91 4-0 27 BB BB	4	1	1	0	1	1	1
21 Christian Yelich, L (1, 7) OBP: 0.356, SLG: 0.405	S SL 89 F FC 91 C SI 93 0-3 ③ K		F FF 94 S FS 84 S FS 84 0-3 ③ K			X FC 90 0-0 ① B1-3	C CU 75 B FF 88 3 SAFE C FF 88 B SL 82 F SL 83 X FF 89 2-2 20 S 1B 3-H		C FF 91 B FF 91 B FC 88 B FF 92 T FF 92 S FF 89 3-3 ① K	5	0	1	0	0	3	1
27 Giancarlo Stanton, R (1, 9) OBP: 0.365, SLG: 0.468		B FF 92 F FF 93 X FF 93 1-1 5 HR 1B		C FC 91 B FC 91 C FS 85 B FS 86 S FS 86 2-3 ① K		B SI 93 C FC 92 S SI 94 X FF 96 1-2 5 BB 20 1B 3 HR 1B	D SI 88 X CH 83 1-0 ① F9		C FC 88 B FF 93 B FF 92 1 SAFE B FC 88 F FC 88 1 SAFE B FF 92 4-2 1-2 BB	4	2	2	0	1	1	1
20 Justin Ruggiano, R (1, 8) OBP: 0.298, SLG: 0.398		C SL 90 S SL 86 D FS 87 S FC 92 1-3 ① K		S SL 87 B SI 94 F FC 91 B FS 85 F FS 86 B SI 95 4-2 3 1B BB		F SI 93 B FF 94 S FS 84 B FS 84 1 SAFE X FF 93 2-2 5 BB 3 HR 1B 1-2	D CU 76 S CH 81 B SL 82 S CH 80 B CH 83 X SL 84 3-2 ② G6-3 1-2		C FF 89 S CU 79 B FC 88 D CU 80 B FF 93 S FC 88 3-3 ② K	4	1	1	0	1	2	4
5 Logan Morrison, L (1, 3) OBP: 0.354, SLG: 0.406		X FC 90 0-0 1-H HR		X SI 95 0-0 ② F7		B FS 84 B FS 85 B FS 85 C FF 94 B FS 84 4-1 3 HR BB 1-2 2-3	I IN 73 I IN 66 I IN 73 I IN 72 4-0 IBB		C CU 79 B FF 92 C FF 92 X FC 87 1-2 ③ P6	3	2	1	2	2	0	3
3 Adeiny Hechavarría, R (1, 6) OBP: 0.274, SLG: 0.310		B SL 86 C FF 94 F FF 93 X FS 84 1-2 1B		1 SAFE B SL 87 B FC 91 C FF 94 1 SAFE B SI 93 X FF 94 3-1 1-3 1B		B SI 95 X FC 92 1-0 1-H 2-H 3-H HR	B SL 83 S CH 82 C FF 89 D SL 85 S SL 84 2-3 ③ K2-3			4	1	3	4	0	1	2
46 Koyie Hill, S (1, 2) OBP: 0.192, SLG: 0.269		F SI 94 S FS 84 S FS 83 0-3 ② K		C FS 85 S FS 85 B FS 85 C FF 94 1-3 ③ K		X FF 95 0-0 59 G4-3 2B		B SI 96 F SI 95 S SL 84 B SL 83 X SL 83 2-2 ① G5-3		4	0	1	0	0	2	3
35 Brian Flynn, L (1, 1) OBP: 0.500, SLG: 0.500 39 Chris Hatcher, R (5, 1) 59 Ed Lucas, R (6, PH) OBP: 0.299, SLG: 0.300 49 Arquimedes Caminero, R (6, 1) 44 AJ Ramos, R (7, 1) 58 Ryan Webb, R (7, 1) OBP: 0.333, SLG: 0.333 9 Juan Pierre, L (8, PH) OBP: 0.281, SLG: 0.296 50 Chad Qualls, R (8, 1)		C FF 93 B FC 93 F FF 93 B FF 94 C FF 94 2-3 ③ K			B FF 93 C FF 93 F FF 94 F FF 95 B FF 93 F FF 93 F FF 95 X FS 84 2-2 17 G6-4-3 1B	C SL 86 D FS 85 B SI 93 B FF 94 X SI 95 3-1 ② G4-3 2-3		X SI 95 0-0 ② F7	2 0 1 0 0 0 0 1 0	0 0 0 0 0 0 0 0 0	1 0 0 0 0 0 0 0 0	0 0 0 0 0 0 0 0 0	1 0 0 0 0 0 0 0 0	1 0 1 0 0 0 0 0 0	1 0 0 0 0 0 0 0 0
Inning Stats	R: 0 E: 0 K: 1 S: 9 H: 0 LOB: 0 BB: 0 P: 14	R: 2 E: 0 K: 3 S: 15 H: 3 LOB: 1 BB: 0 P: 20	R: 0 E: 0 K: 2 S: 9 H: 0 LOB: 0 BB: 0 P: 10	R: 0 E: 0 K: 2 S: 12 H: 1 LOB: 2 BB: 1 P: 22	R: 0 E: 0 K: 1 S: 12 H: 1 LOB: 0 BB: 0 P: 16	R: 4 E: 0 K: 0 S: 14 H: 4 LOB: 1 BB: 1 P: 28	R: 1 E: 1 K: 1 S: 13 H: 2 LOB: 2 BB: 1 P: 28	R: 0 E: 0 K: 0 S: 5 H: 0 LOB: 0 BB: 0 P: 7	R: 0 E: 0 K: 2 S: 11 H: 0 LOB: 2 BB: 2 P: 26	1B: 7 2B: 1 3B: 1 HR: 2 SF: 0 SAC: 0 DP: 1 HBP: 0						

AB	37
R	7
H	11
RBI	6
BB	5
SO	12
LOB	19

WP: 0 PB: 0 SB: 1 CS: 0 PA: 42

PITCHER		IP	WLS	BF	H	R	ER	SO	BB	IBB	HBP	BLK	WP	HR	S	P	ERA	WHIP
29 Jeff Samardzija, R ERA: 4.29	(1, 1)	6.0		28	9	6	6	9	2	0	0	0	0	2	71	110	9.00	1.833
33 Carlos Villanueva, R ERA: 4.35	(7, 1)	1.0	W	6	2	1	1	1	0	1	0	0	0	0	13	28	9.00	2.000
46 Pedro Strop, R ERA: 4.5	(8, 1)	1.0	H	3	0	0	0	0	0	0	0	0	0	0	5	7	0.00	0.000
63 Kevin Gregg, R ERA: 3.11	(9, 1)	1.0	S	5	0	0	0	2	2	0	0	0	0	0	11	26	0.00	2.000

PITCHER		IP	WLS	BF	H	R	ER	SO	BB	IBB	HBP	BLK	WP	HR	S	P	ERA	WHIP

Batter	1	2	3	4	5	6	7	8	9	AB	R	H	RBI	BB	SO	LOB
13 Starlin Castro, R (1, 6) OBP: 0.284, SLG: 0.351	B FF 90 X FF 91 1-0 E5 15 G5-4-3		B FF 90 B SI 89 X SI 89 2-0 HR	C CU 72 B SL 81 X FF 89 1-1 L9 ③		B CU 81 X FF 95 1-0 G6-3 ③		C SI 94 1 SAFE 1 SAFE 1 SAFE C SI 94 D SL 88 X SL 88 1-2 30 G4-3 1-H 2B		5	1	2	2	0	0	2
15 Darwin Barney, R (1, 4) OBP: 0.270, SLG: 0.322	B FF 90 C SI 89 1 SAFE X FF 90 1-1 ①② G5-4-3 1-2f		X FF 90 0-0 ① G6-3	C SI 87 B SI 88 X SI 87 1-1 8 F9 2B			B FF 91 C FF 92 B SL 81 F FF 92 B FF 93 B FF 92 4-2 30 PB 44 BB 30 1B BB	L SI 94 L SI 93 S SI 94 0-3 ① K		4	1	1	0	1	1	2
44 Anthony Rizzo, L (1, 3) OBP: 0.326, SLG: 0.425	B FF 92 S FF 92 S SL 82 S SL 82 1-3 ③ K		C FF 91 C FF 91 F FF 91 B SL 81 X FF 92 1-2 ② G4-3		B SL 81 B FF 88 C FF 87 S SL 81 F SL 82 B FF 91 D SL 81 4-2 BB		C CH 84 B CH 85 B FF 90 B CH 82 B FF 91 4-1 30 PB 30 1B 1-2 BB	I IN 69 I IN 65 I IN 64 I IN 64 4-0 30 G4-3 IBB		2	1	0	0	3	1	0
30 Dioner Navarro, S (1, 2) OBP: 0.369, SLG: 0.515		S SI 90 B CU 71 F FF 91 F SI 93 B SL 83 X SI 92 2-2 ① G6-3	C CU 74 B CH 83 B FF 91 X SI 91 2-1 HR		C SI 95 C SI 95 X SL 87 0-2 ① P4		B FF 91 B FF 92 S FF 90 F FF 89 X FF 92 2-2 8 HR 1-H 2-H 1B	B SI 94 X SI 92 1-0 ② G4-3 1-2 2-3		5	2	2	3	0	0	4
8 Donnie Murphy, R (1, 5) OBP: 0.355, SLG: 0.612		B CU 73 B CU 74 B SI 92 C FF 91 F SI 90 S FF 92 3-3 ② K	T FF 90 C CU 72 B SL 82 X FF 90 1-2 ③ L8		B SI 95 F SL 85 F SL 86 F FF 95 B SL 86 F SI 94 X SI 96 2-2 ② F9 2-3		X SI 91 0-0 1-H HR	C SI 94 B SL 88 S SL 90 F SL 89 D SL 90 S SI 95 2-3 ③ K		5	1	1	2	0	2	4
21 Junior Lake, R (1, 7) OBP: 0.339, SLG: 0.428		B SI 92 B FF 91 X FF 91 2-0 54 2B 2B		B CU 70 B FF 88 X FF 88 2-0 ① F8	T SI 95 C SI 96 T SI 95 0-2 ③ K		B SL 78 S SI 90 B SI 92 S SI 91 B SL 81 S SI 93 3-3 ① K			4	1	1	0	0	2	2
54 Darnell McDonald, R (1, 9) OBP: 0.333, SLG: 0.276		T SL 82 B SL 82 F FF 90 D SL 81 B SL 82 X SL 78 3-2 2-H 2B		B SI 89 S CH 82 F CU 74 B FF 90 X SL 79 2-2 29 SH5-4 6 BB 1B		C FF 96 S FF 97 F FF 97 B CU 80 B FF 96 S FF 97 2-3 ① K	B SI 93 F SI 92 F SL 81 B SL 80 F SI 92 B SI 93 F SI 92 S SL 81 3-3 ② K			4	0	2	1	0	2	0
6 Ryan Sweeney, L (1, 8) OBP: 0.360, SLG: 0.540		B FF 91 D SL 81 B FF 90 C FF 90 B SL 78 4-1 BB		B FF 89 C FF 87 D SL 80 B FF 89 C FF 87 B FF 88 4-2 29 SH5-4 1-2 BB		B FF 97 C FF 96 S FF 96 F FF 98 F FF 96 B CH 92 F FF 96 B CH 88 F FF 96 3-2 X FF 96 HR	C SL 80 B SI 91 C SL 81 B SI 93 F SL 83 S SL 82 2-3 ③ K			2	1	1	1	2	1	0
29 Jeff Samardzija, R (1, 1) OBP: 0.146, SLG: 0.222 24 Luis Valbuena, L (6, PH) OBP: 0.334, SLG: 0.369 33 Carlos Villanueva, R (7, 1) OBP: 0.161, SLG: 0.161 46 Pedro Strop, R (8, 1) 47 Brian Bogusevic, L (8, PH) OBP: 0.344, SLG: 0.483 63 Kevin Gregg, R (9, 1)		X SI 89 0-0 ③ L9		X FF 85 0-0 ② SH5-4 1-2 2-3		B CU 78 C FF 95 B CH 88 X FF 93 2-1 ② P6		C SI 94 C SL 84 B SL 87 X SL 86 1-2 13 2B 1B		1 1 0 0 1 0	0 0 0 0 1 0	0 0 0 0 1 0	0 0 0 0 0 0	0 0 0 0 0 0	0 0 0 0 0 0	2 0 0 0 0 0
Inning Stats	R: 0 E: 1 K: 1 S: 6 H: 0 LOB: 0 BB: 0 P: 9	R: 1 E: 0 K: 1 S: 13 H: 2 LOB: 2 BB: 1 P: 27	R: 2 E: 0 K: 0 S: 11 H: 2 LOB: 0 BB: 0 P: 17	R: 0 E: 0 K: 0 S: 9 H: 1 LOB: 2 BB: 1 P: 18	R: 0 E: 0 K: 1 S: 16 H: 1 LOB: 2 BB: 1 P: 23	R: 1 E: 0 K: 1 S: 14 H: 1 LOB: 0 BB: 0 P: 22	R: 4 E: 0 K: 3 S: 19 H: 2 LOB: 0 BB: 2 P: 37	R: 1 E: 0 K: 2 S: 14 H: 2 LOB: 2 BB: 1 P: 23		1B: 3 2B: 4 3B: 0 HR: 4 SF: 0 SAC: 1 DP: 1 HBP: 0		WP: 0 PB: 1 SB: 0 CS: 0 PA: 41		

PITCHER		IP	WLS	BF	H	R	ER	SO	BB	IBB	HBP	BLK	WP	HR	S	P	ERA	WHIP
35 Brian Flynn, L ERA: 6.75	(1, 1)	4.0		21	6	3	3	2	3	0	0	0	0	0	44	81	6.75	2.250
39 Chris Hatcher, R ERA: 22.5	(5, 1)	1.0		3	0	0	0	1	0	0	0	0	0	0	11	13	0.00	0.000
49 Arquimedes Caminero, R ERA: 3.6	(6, 1)	1.0	H	4	1	1	1	1	0	0	0	0	0	1	14	22	9.00	1.000
44 AJ Ramos, R ERA: 3.53	(7, 1)	0.0		3	1	3	3	0	2	0	0	0	0	0	6	16	∞	∞
58 Ryan Webb, R ERA: 2.96	(7, 1)	1.0	L	4	1	1	1	3	0	0	0	0	0	1	13	21	9.00	1.000

PITCHER		IP	WLS	BF	H	R	ER	SO	BB	IBB	HBP	BLK	WP	HR	S	P	ERA	WHIP
50 Chad Qualls, R ERA: 2.96	(8, 1)	1.0		6	2	1	1	2	0	1	0	0	0	0	14	23	9.00	2.000

BOTTOM

Miami Marlins @ Chicago Cubs

Wrigley Field, Chicago, IL

Wed Sep 04 2013, 1:25 PM - 4:41 PM CDT

Att. 20,696 - Partly Cloudy - 78 F

livebaseballscorecards.com

AB	34
R	9
H	11
RBI	9
BB	6
SO	9
LOB	16

Batter	1	2	3	4	5	6	7	8	9	AB	R	H	RBI	BB	SO	LOB
7 Norichika Aoki, L (1, 9) OBP: 0.353, SLG: 0.365	B FC 86 C SI 88 B SI 88 F FC 86 B SI 89 X FC 85 3-2 G1-3	B SI 89 F FC 85 B SI 89 D SI 89 X SI 88 3-1 SF7 2-3 3-H		C SI 89 F CU 78 X FF 89 0-2 20 S 9 1B 1B			C FF 93 C CU 80 B SL 83 X FF 93 1-2 G4-3	B SI 95 B SI 95 X SI 96 2-0 F9		4	0	1	1	0	0	0
9 Jean Segura, R (1, 6) OBP: 0.337, SLG: 0.437	B FF 88 F SI 87 B CH 79 X FC 85 2-1 P4	C SI 87 S FC 84 B FF 87 X CH 78 1-2 G6-3		1 SAFE C FF 89 C FC 86 B FC 84 B SI 89 1 SAFE 1 SAFE F CU 79 F CH 79 2-2 X FF 90 20 S 1-2 1B			B FF 95 B SI 93 F FF 94 B SL 86 B FF 94 4-1 BB		C FF 88 F FF 88 F FF 88 B FF 89 F FF 90 X CU 78 1-2 P4	4	0	1	0	1	0	1
20 Jonathan Lucroy, R (1, 2) OBP: 0.341, SLG: 0.469	C FF 88 B SI 88 F FC 85 B SI 88 B CU 76 B FC 86 4-2 27 BB 16 1B BB		X FC 86 0-0 F8	C FF 88 B FF 89 B SL 82 S FF 90 C SL 84 2-3 K 1-2 2-3			X FF 92 0-0 P5		B FF 90 B FF 90 C FF 89 B FC 85 X FF 90 3-1 F8	4	0	0	0	1	1	3
16 Aramis Ramirez, R (1, 5) OBP: 0.357, SLG: 0.445	S FC 81 B FC 85 F CH 80 F SI 89 F SL 85 X CH 78 1-2 27 BB 1-2 1B		C FC 86 B FC 84 B SI 87 X CH 78 2-1 HR		C FF 88 B SI 88 S FF 89 B FF 86 B SL 79 S FF 91 3-3 K		X FF 92 0-0 P2		B FF 90 C CU 78 S FF 91 B FF 89 B FF 90 X CU 79 3-2 F8	5	1	2	1	0	1	1
27 Carlos Gómez, R (1, 8) OBP: 0.336, SLG: 0.497	S CH 79 F FC 85 B FF 87 B SI 89 B FF 88 F CH 80 D FC 86 4-2 1-2 2-3 BB		B FF 87 X SI 86 1-0 G6-3		B FF 91 S SI 90 C FF 90 S FF 90 1-3 K			B FF 94 C FF 95 B FF 96 S FF 95 B SI 97 S SL 84 3-3 K		3	0	0	0	1	2	0
11 Sean Halton, R (1, 3) OBP: 0.286, SLG: 0.322	F SI 87 B FC 84 X CH 80 1-1 G6-3		B SI 87 X SI 86 1-0 1B		B SL 80 B SL 81 S SL 80 X FF 91 2-1 F8			C SL 83 S SI 96 B SL 85 B SL 83 X SI 97 2-2 14 1B 2 HR 1B		4	1	2	0	0	0	3
14 Jeff Bianchi, R (1, 4) OBP: 0.280, SLG: 0.294		C FC 86 F SI 86 X SI 88 0-2 26 SH5-4 22 1B 7 SF7 1B	C SI 86 C FC 85 X CH 78 0-2 F8			C SL 81 B SL 84 X FF 90 1-1 F9		D SL 84 B SI 97 X SI 96 2-0 2 HR 1-2 1B		4	2	2	0	0	0	1
22 Logan Schafer, L (1, 7) OBP: 0.288, SLG: 0.331		1 SAFE B SI 88 1 SAFE C FC 85 1 SAFE S FC 81 B SI 88 X CU 80 2-2 7 SF7 26 SH5-4 1-2 1B		C FC 86 C FC 83 B FC 85 X CU 81 1-2 G4-3		C SL 80 B FF 90 S CU 77 C FF 90 1-3 K		B SI 95 B SI 96 B SI 96 C SI 96 C SI 96 C SL 85 3-3 K	4	0	1	0	0	2	2
26 Kyle Lohse, R (1, 1) OBP: 0.163, SLG: 0.146 21 Juan Francisco, L (6, PH) OBP: 0.304, SLG: 0.448 52 Jimmy Nelson, R (6, 1) 2 Scooter Gennett, L (8, PH) OBP: 0.372, SLG: 0.541 54 Michael Blazek, R (8, 1)		B SI 86 B FF 86 C FC 86 X FC 86 2-1 SH5-4 1-2 2-3		C FC 86 F SI 87 F CU 78 B FC 83 F SI 86 S SI 88 1-3 K		B CU 76 C CU 76 S SL 83 S SL 84 1-3 K2-3		S SL 84 B SL 85 X SL 84 1-1 1-H 2-H HR	1 1 0 1 0	0 0 0 1 0	0 0 0 1 0	0 0 0 3 0	0 0 0 0 0	1 1 0 0 0	0 0 0 0 0

Inning Stats	1	2	3	4	5	6	7	8	9
R:	0	1	1	0	0	0	0	3	0
E:	0	0	0	0	0	0	0	0	0
K:	0	0	0	2	2	2	0	2	0
S:	17	13	8	19	8	6	8	13	10
H:	1	2	2	2	0	0	0	3	0
LOB:	3	1	2	2	0	0	1	0	0
BB:	2	0	0	0	0	0	1	0	0
P:	32	21	12	25	14	11	11	26	17

PITCHER		IP	WLS	BF	H	R	ER	SO	BB	IBB	HBP	BLK	WP	HR	S	P	ERA	WHIP
18 Chris Rusin, L ERA: 2.89	(1, 1)	3.2		20	7	2	2	1	2	0	0	0	0	1	54	85	4.91	2.455
33 Carlos Villanueva, R ERA: 4.27	(4, 1)	2.1	W	7	0	0	0	5	0	0	0	0	0	0	19	30	0.00	0.000
52 Justin Grimm, R ERA: 6.3	(7, 1)	1.0		4	0	0	0	0	1	0	0	0	0	0	6	11	0.00	1.000
46 Pedro Strop, R ERA: 4.96	(8, 1)	1.0		6	3	3	3	2	0	0	0	0	0	1	13	26	27.00	3.000
63 Kevin Gregg, R ERA: 3.05	(9, 1)	1.0	S	3	0	0	0	0	0	0	0	0	0	0	10	17	0.00	0.000

PITCHER IP WLS BF H R ER SO BB IBB HBP BLK WP HR S P ERA WHIP

TOP

Milwaukee Brewers @ Chicago Cubs

Wrigley Field, Chicago, IL

Fri Sep 06 2013, 1:24 PM - 4:16 PM CDT

Att. 25,351 - Sunny - 76 F

livebaseballscorecards.com

AB	35
R	5
H	10
RBI	5
BB	3
SO	8
LOB	11

1B:	8	SF:	1	WP:	0	PA:	40
2B:	0	SAC:	1	PB:	0		
3B:	0	DP:	0	SB:	2		
HR:	2	HBP:	0	CS:	0		

Milwaukee Brewers @ Chicago Cubs

Wrigley Field, Chicago, IL

Fri Sep 06 2013, 1:24 PM - 4:16 PM CDT

Att. 25,351 - Sunny - 76 F

BOTTOM

Batter	1	2	3	4	5	6	7	8	9	AB	R	H	RBI	BB	SO	LOB
13 Starlin Castro, R (1, 6) OBP: 0.283, SLG: 0.349	B SI 87 X SI 87 1-0 F9 ①	C SI 88 B SI 87 F SI 87 X SL 83 1-2 1B	F SI 90 X SI 90 0-1 G5-4-3 ②③ 1-2f			C SI 95 X SL 83 0-1 L9 ②		F SI 92 X SI 94 0-1 G6-3 ②		5	0	1	0	0	0	4
15 Darwin Barney, R (1, 4) OBP: 0.269, SLG: 0.321	C SI 88 C SI 89 X SL 85 0-2 19 1B, 44 1B, 1B	F CU 71 1 SAFE X CU 74 0-1 P4 ①		C CU 72 X SI 87 0-1 G5-3 ①		B SI 95 C FF 94 F SI 95 X SL 84 1-2 L4 ③		B SI 92 D SI 93 C FF 95 X SI 93 2-1 P5 ③		5	1	1	0	0	0	3
44 Anthony Rizzo, L (1, 3) OBP: 0.327, SLG: 0.427	C CH 78 B SI 88 X CH 78 1-1 6 BB, 19 1B, 21 HR 1-2 1B	B SI 88 F SI 89 X CU 75 1-1 F7 ②		X CU 74 0-0 19 G3 2B			C SI 94 B FF 92 B SL 82 X SI 94 2-1 G4-3 ①			4	1	2	0	0	0	1
19 Nate Schierholtz, L (1, 9) OBP: 0.309, SLG: 0.490	C SL 84 B SI 88 F SL 84 B SL 84 X SL 85 2-2 6 BB, 21 HR 1-2 2-H 1B	1 SAFE C CU 72 1 SAFE B SI 88 X SL 84 1-1 F7 ③		X CU 74 0-0 G3 ② 2-3			C SI 94 X CH 87 0-1 L4 ②			4	1	1	1	0	0	2
6 Ryan Sweeney, L (1, 8) OBP: 0.364, SLG: 0.535	B CH 78 B SI 89 B CH 79 C SI 89 D SL 86 4-1 21 HR 1-2 2-3 BB	B SI 87 C CH 79 X SI 88 1-1 21 1B, 8 1B, 18 1B, 1B	B SI 88 B SL 84 S CH 79 S CH 79 C SL 85 2-3 K ③				B FF 94 B CH 87 F SI 94 X FF 93 2-1 L9 ③			3	2	1	0	1	1	1
8 Donnie Murphy, R (1, 5) OBP: 0.360, SLG: 0.608	C SL 86 X SI 90 0-1 F6 ②	B CU 72 B SL 83 C SL 84 X CH 79 2-1 21 1B, 18 1B 1-2 1B			S SI 88 X CH 79 0-1 G5-3 ①			B FF 95 S FF 94 F FF 95 X SL 83 1-2 53 1B, 53 S, 47 E, 1B		4	2	2	0	0	0	3
21 Junior Lake, R (1, 7) OBP: 0.342, SLG: 0.446	B SL 85 X SL 86 1-0 1-H 2-H 3-H HR	X SI 88 0-0 18 1B 1-2 2-3 1B	F SI 88 F CU 75 C SI 89 0-3 K ②					1 SAFE S FF 94 D SI 93 X FF 95 1-1 F9 ①		4	1	2	4	0	1	1
53 Welington Castillo, R (1, 2) OBP: 0.351, SLG: 0.371	C CU 74 X SI 89 0-1 2B	F SI 88 F CH 80 B SI 90 D CH 80 S SL 85 2-3 K ①	C CU 75 X SI 88 0-1 F8 ③					B CU 73 1 SAFE F FF 94 B FF 94 F FF 96 X FF 94 2-2 47 E 1-3 1B		4	0	2	0	0	1	3
18 Chris Rusin, L (1, 1) OBP: 0.125, SLG: 0.125 33 Carlos Villanueva, R (4, 1) OBP: 0.161, SLG: 0.161 22 Logan Watkins, L (6, PH) OBP: 0.200, SLG: 0.130 52 Justin Grimm, R (7, 1) 46 Pedro Strop, R (8, 1) 47 Brian Bogusevic, L (8, PH) OBP: 0.340, SLG: 0.477 63 Kevin Gregg, R (9, 1)	S CU 74 X CH 79 0-1 G1-3 ③	C CU 75 X CH 80 0-1 13 G5-4-3 1-2 2-H 3-H 1B				B FF 94 B SI 94 X SI 94 2-0 G4-3 ①		C FF 93 B SI 94 S SI 92 F FF 95 X FF 95 1-2 FC6 1-3 3-H		2 0 1 0 0 1 0	0 0 0 0 0 0 0	1 0 0 0 0 0 0	2 0 0 0 0 0 0	0 0 0 0 0 0 0	0 0 0 0 0 0 1	1 0 0 0 0 1 0
Inning Stats	R: 5 E: 0 K: 0 S: 17 H: 5 LOB: 1 BB: 1 P: 26	R: 0 E: 0 K: 0 S: 9 H: 1 LOB: 1 BB: 0 P: 12	R: 2 E: 0 K: 1 S: 12 H: 4 LOB: 1 BB: 0 P: 17	R: 0 E: 0 K: 1 S: 7 H: 1 LOB: 1 BB: 0 P: 9	R: 0 E: 0 K: 1 S: 7 H: 0 LOB: 0 BB: 0 P: 7	R: 0 E: 0 K: 0 S: 6 H: 0 LOB: 0 BB: 0 P: 9	R: 0 E: 0 K: 0 S: 6 H: 0 LOB: 0 BB: 0 P: 10	R: 1 E: 1 K: 0 S: 16 H: 2 LOB: 2 BB: 0 P: 23		1B: 10 2B: 2 3B: 0 HR: 1	SF: 0 SAC: 0 DP: 1 HBP: 0			WP: 0 PB: 0 SB: 1 CS: 0	PA: 38		

livebaseballscorecards.com

AB	37
R	8
H	13
RBI	7
BB	1
SO	3
LOB	20

PITCHER		IP	WLS	BF	H	R	ER	SO	BB	IBB	HBP	BLK	WP	HR	S	P	ERA	WHIP
26 Kyle Lohse, R ERA: 3.59	(1, 1)	5.0	L	26	11	7	7	3	1	0	0	0	0	1	52	71	12.60	2.400
52 Jimmy Nelson, R ERA:	(6, 1)	2.0		6	0	0	0	0	0	0	0	0	0	0	12	19	0.00	0.000
54 Michael Blazek, R ERA: 5.84	(8, 1)	1.0		6	2	1	0	0	0	0	0	0	0	0	16	23	0.00	2.000

PITCHER	IP	WLS	BF	H	R	ER	SO	BB	IBB	HBP	BLK	WP	HR	S	P	ERA	WHIP

Batter	1	2	3	4	5	6	7	8	9	AB	R	H	RBI	BB	SO	LOB
7 Norichika Aoki, L (1, 9) OBP: 0.353, SLG: 0.364	C FF 93 C SI 94 F CU 82 S FF 95 0-3 ① K		B SI 94 F SI 94 B SI 94 B SI 95 B SI 94 4-1 BB	B CU 79 B SI 94 B SI 94 C FF 94 X FF 92 3-1 ③ G4-3			C SI 90 B FF 89 D CH 82 B FF 89 X FF 89 3-1 9 G6-4-3 1-2 1B		C FF 93 C FF 92 B CU 81 F FF 92 X FF 91 1-2 E6 20 3B	4	1	1	0	1	1	1
9 Jean Segura, R (1, 6) OBP: 0.334, SLG: 0.433	B FF 95 X SI 94 1-0 ② G4-3		X FF 94 0-0 ③ P4		C SI 91 S CU 80 B FF 91 F CU 80 F FF 94 X SI 93 1-2 ① G6-3		X FF 88 0-0 ②③ G6-4-3 1-2f		B SI 91 B SI 91 1 SAFE S FF 92 X FF 91 2-1 ② F9	5	0	0	0	0	0	5
20 Jonathan Lucroy, R (1, 2) OBP: 0.342, SLG: 0.472	C FF 94 B FF 95 B SI 93 X SI 94 2-1 ③ G3-1			C CU 79 B SI 93 X FF 93 1-1 16 BB 2 1B 1B	B CU 79 B SI 93 C SI 93 X SI 92 2-1 ② F9			B SL 82 B SL 80 B FF 92 C FF 93 C FF 92 F FF 93 S FF 93 3-3 ① K	C FF 91 X FF 91 0-1 1-H 3B	5	1	2	1	0	1	0
16 Aramis Ramirez, R (1, 5) OBP: 0.361, SLG: 0.442		S FF 92 B SI 94 B SL 91 X SI 94 2-1 ① L3		C SI 93 B SL 90 B SL 88 F FF 93 D CU 81 B SI 94 4-2 2 1B 22 3B 1-2 BB	C SI 92 F SL 89 X FF 94 0-2 ③ F9			B SL 83 B SL 82 B FF 93 B SL 92 4-0 3 BB 15 BB BB	F FF 92 B CU 80 B CU 77 F FF 92 H FF 91 3-2 HBP	2	1	0	0	2	0	0
2 Scooter Gennett, L (1, 4) OBP: 0.367, SLG: 0.529		B FF 95 F SI 94 X SI 94 1-1 ② G6-3		F SI 95 F CU 80 F SL 91 X FF 94 0-2 15 BB 22 3B 1-3 2-H 1B		B FF 88 F FF 88 C CU 80 S SL 81 1-3 ① K		B SL 83 C FF 93 S FF 92 B SL 83 S FF 92 2-3 ② K	C FF 91 C FF 91 B FF 92 1 SAFE F FF 91 F CU 78 F FF 91 S CU 78 1-3 ③ K	5	1	1	1	0	3	3
15 Caleb Gindl, L (1, 7) OBP: 0.339, SLG: 0.412		B SI 93 F SI 94 B SL 89 C SL 91 B FF 95 C SL 91 3-3 ③ K		B FF 94 B SI 94 B SI 94 B FF 94 4-0 22 3B 1-2 BB		B FF 88 B FF 89 X SI 88 2-0 ② L5		B FF 93 B FF 92 F FF 93 B SL 84 B FF 91 4-1 3 BB 1-2 BB		2	1	0	0	2	1	0
21 Juan Francisco, L (1, 3) OBP: 0.306, SLG: 0.446 3 Yuniesky Betancourt, R (6, PH) OBP: 0.234, SLG: 0.363 (6, 3)			C SI 93 B CU 80 H SL 90 2-1 22 SH5-3 HBP	S CU 81 C SI 95 S CU 82 0-3 ① K		B FF 89 X SI 88 1-0 ③ F9		B FF 92 C FF 93 B FF 92 D SL 84 B FF 92 4-1 1-2 2-3 BB		1 1	0 0	0 0	0 0	0 1	1 0	3 0
22 Logan Schafer, L (1, 8) OBP: 0.290, SLG: 0.340 27 Carlos Gómez, R (8, PH) OBP: 0.335, SLG: 0.496 (8, 8)			X SI 93 0-0 ① SH5-3 1-2	B FF 96 B FF 95 X SI 95 2-0 1-H 2-H 3-H 3B			C CU 80 B SL 84 F FF 89 X SL 82 1-2 ① F8	B FF 92 B FF 92 X FF 92 2-0 ③ F8		2 1	0 0	1 0	3 0	0 0	0 0	0 3
40 Johnny Hellweg, R (1, 1) 11 Sean Halton, R (7, PH) OBP: 0.297, SLG: 0.322 47 Rob Wooten, R (7, 1) 53 Brandon Kintzler, R (8, 1) 14 Jeff Bianchi, R (9, PH) OBP: 0.279, SLG: 0.293 29 Jim Henderson, L (9, 1)			B SI 93 F FF 93 C SI 94 B SI 94 S CU 80 2-3 ② K	F SI 94 C CU 79 F CU 79 X CU 80 0-2 ② P4			B SI 91 C SI 90 B SI 90 F SI 90 B FC 93 F FC 92 F FC 92 B FC 93 4-2 7 1B BB		C FF 92 B CU 79 S CU 78 B CU 79 F FF 93 S CU 79 2-3 ① K	2 0 0 0 1 0	0 0 0 0 0 0	0 0 0 0 0 0	0 1 0 0 0 1	1 0 0 0 0 0	2 0 0 0 0 0	0 0 0 0 0 0

Inning Stats	1	2	3	4	5	6	7	8	9
	R: 0 E: 0 K: 1 S: 7	R: 0 E: 0 K: 1 S: 7	R: 0 E: 0 K: 1 S: 7	R: 4 E: 0 K: 1 S: 18	R: 0 E: 0 K: 0 S: 10	R: 0 E: 0 K: 1 S: 5	R: 0 E: 0 K: 0 S: 10	R: 0 E: 0 K: 2 S: 10	R: 1 E: 1 K: 2 S: 20
	H: 0 LOB: 0 BB: 0 P: 10	H: 0 LOB: 0 BB: 0 P: 13	H: 0 LOB: 2 BB: 1 P: 15	H: 3 LOB: 1 BB: 2 P: 32	H: 0 LOB: 0 BB: 0 P: 13	H: 0 LOB: 0 BB: 0 P: 9	H: 1 LOB: 1 BB: 1 P: 18	H: 0 LOB: 3 BB: 3 P: 29	H: 1 LOB: 2 BB: 0 P: 29

1B: 3 SF: 0
2B: 0 SAC: 1
3B: 2 DP: 1
HR: 0 HBP: 2

WP: 0 PA: 41
PB: 0
SB: 0
CS: 0

PITCHER		IP	WLS	BF	H	R	ER	SO	BB	IBB	HBP	BLK	WP	HR	S	P	ERA	WHIP
49 Jake Arrieta, R ERA: 5.49	(1, 1)	5.0	L	22	3	4	4	4	3	0	1	0	0	0	49	83	7.20	1.200
43 Brooks Raley, L ERA: 3.18	(6, 1)	1.1		4	0	0	0	1	0	0	0	0	0	0	8	13	0.00	0.000
12 Chang-Yong Lim, R ERA:	(7, 1)	0.2		3	1	0	0	0	1	0	0	0	0	0	7	14	0.00	3.000
55 Alberto Cabrera, R ERA:	(8, 1)	0.1		2	0	0	0	1	1	0	0	0	0	0	4	11	0.00	3.000
59 Zac Rosscup, L ERA:	(8, 1)	0.2		4	0	0	0	1	2	0	0	0	0	0	6	18	0.00	3.000

PITCHER		IP	WLS	BF	H	R	ER	SO	BB	IBB	HBP	BLK	WP	HR	S	P	ERA	WHIP
50 Blake Parker, R ERA: 2.63	(9, 1)	1.0		6	1	1	0	2	0	0	1	0	0	0	20	29	0.00	1.000

TOP

Milwaukee Brewers @ Chicago Cubs

Wrigley Field, Chicago, IL

Sat Sep 07 2013, 3:09 PM - 6:20 PM CDT

Att. 34,929 - Cloudy - 82 F

livebaseballscorecards.com

AB	31
R	5
H	5
RBI	5
BB	7
SO	9
LOB	17

Milwaukee Brewers @ Chicago Cubs

Wrigley Field, Chicago, IL

Sat Sep 07 2013, 3:09 PM - 6:20 PM CDT

Att. 34,929 - Cloudy - 82 F

BOTTOM

livebaseballscorecards.com

Batter	1	2	3	4	5	6	7	8	9	AB	R	H	RBI	BB	SO	LOB
13 Starlin Castro, R (1, 6) OBP: 0.281, SLG: 0.347	C FF 88 B FF 88 X FF 90 1-1 L9 ①	X SI 93 0-0 G6-4-3 ②③ 1-2f			1 SAFE C FF 93 S CH 83 X FF 92 0-2 FC6-4 ① 15 G4-3 1-2f		1 SAFE C SI 88 S FS 83 B FS 84 S SL 82 1-3 K ②③ 1-2			4	0	0	0	0	1	3
15 Darwin Barney, R (1, 4) OBP: 0.269, SLG: 0.318	C FF 91 H FF 92 1-1 44 1B HBP		C CU 77 C SI 94 C FF 94 0-3 K ①		B FF 93 X FF 94 1-0 G4-3 ② 1-2			C SI 91 S CH 86 X SI 93 0-2 G6-3 ①		3	0	0	0	0	1	1
44 Anthony Rizzo, L (1, 3) OBP: 0.328, SLG: 0.428	B FF 91 B FF 91 C CH 82 C FF 92 X FF 92 2-2 1B 1-2		B SI 92 B SI 94 C FF 92 X FF 93 2-1 G4-3 ②		C CU 81 X FF 94 0-1 F8 ③			X SI 92 0-0 19 L3 1B		4	0	2	0	0	0	1
19 Nate Schierholtz, L (1, 9) OBP: 0.307, SLG: 0.485	C CU 77 B FF 92 F SI 92 X FF 91 1-2 P6 ②		F SI 94 B CU 79 F SI 93 X CH 85 1-2 G4-3 ③			B CU 78 B FF 93 X FF 94 2-0 F8 ①		X SI 91 0-0 L3 ②③ 1-1		4	0	0	0	0	0	3
6 Ryan Sweeney, L (1, 8) OBP: 0.354, SLG: 0.519	B FF 92 B CH 82 C CH 84 S FF 93 X CH 85 2-2 G4-3 ③			B CH 83 C FF 92 C FF 92 X CU 79 1-2 G4-3 ①		B CU 80 C FF 94 B SI 92 S CH 84 B FF 95 3-2 G4-3 ②			C FF 95 B FF 97 F FF 96 B FF 96 F FF 96 S FF 97 2-3 K ①	4	0	0	0	0	1	2
47 Brian Bogusevic, L (1, 7) OBP: 0.347, SLG: 0.505		C FF 91 B FF 92 F SI 92 F FF 93 B CH 84 B FF 94 F FF 94 F SI 93 F CH 84 4-2 24 HR BB B FF 95		C FF 93 B FF 94 F CH 84 F FF 95 B CH 84 X FF 94 2-2 G6-3 ②		B FF 94 B SI 93 S FF 94 S FF 94 X FF 94 2-2 HR			X FF 97 0-0 F9 ②	3	2	1	1	1	0	0
24 Luis Valbuena, L (1, 5) OBP: 0.336, SLG: 0.379		C FF 93 1 SAFE 1 SAFE B SI 92 X CU 79 1-1 1-H HR		C CU 80 B CH 85 B SI 94 B FF 93 B FF 94 4-1 53 FC6-4 BB		B FF 94 F FF 94 B FF 95 B FF 93 X FF 95 3-1 F8 ③			C FF 94 S SL 86 F FF 96 X SL 85 0-2 L8 ③	3	1	1	2	1	0	0
53 Welington Castillo, R (1, 2) OBP: 0.351, SLG: 0.371		X FF 93 0-0 G6-3 ①		X FF 93 0-0 FC6-4 ③ 1-2f			S SL 84 F FF 88 X SL 85 0-2 1B ①			3	0	1	0	0	0	1
49 Jake Arrieta, R (1, 1) OBP: 0.200, SLG: 0.200 22 Logan Watkins, L (5, PH) OBP: 0.231, SLG: 0.130 43 Brooks Raley, L (6, 1) 12 Chang-Yong Lim, R (7, 1) 21 Junior Lake, R (7, PH) OBP: 0.345, SLG: 0.449 55 Alberto Cabrera, R (8, 1) 59 Zac Rosscup, R (8, 1) 50 Blake Parker, R (9, 1)		B FF 92 F FF 93 F FF 93 B CU 80 X FF 94 2-2 13 G6-4-3 1B			B FF 92 B FF 92 C FF 90 F SI 92 B FF 94 B SI 93 4-2 13 FC6-4 BB		F FS 84 S FS 84 B FS 84 F SI 89 X SI 89 1-2 13 CS 1B			1 0 0 0 1 0 0 0	0 0 0 0 0 0 0 0	1 0 0 0 1 0 0 0	0 0 0 0 0 0 0 0	0 1 0 0 0 0 0 0	0 0 0 0 0 0 0 0	0 0 0 0 0 0 0 0
Inning Stats	R: 0 E: 0 K: 0 S: 12 H: 1 LOB: 2 BB: 0 P: 19	R: 2 E: 0 K: 0 S: 13 H: 2 LOB: 0 BB: 1 P: 20	R: 0 E: 0 K: 1 S: 8 H: 0 LOB: 0 BB: 0 P: 11	R: 0 E: 0 K: 0 S: 9 H: 0 LOB: 1 BB: 1 P: 16	R: 0 E: 0 K: 0 S: 8 H: 0 LOB: 1 BB: 1 P: 13	R: 1 E: 0 K: 0 S: 10 H: 1 LOB: 0 BB: 0 P: 20	R: 0 E: 0 K: 1 S: 10 H: 2 LOB: 0 BB: 0 P: 12	R: 0 E: 0 K: 0 S: 5 H: 1 LOB: 0 BB: 0 P: 5	R: 0 E: 0 K: 1 S: 9 H: 0 LOB: 0 BB: 0 P: 11	1B: 5 2B: 1 3B: 0 HR: 2	SF: 0 SAC: 0 DP: 2 HBP: 1	WP: 0 PB: 0 SB: 0 CS: 1	PA: 34				

	AB	R	H	RBI	BB	SO	LOB
	30	3	7	3	3	3	11

PITCHER		IP	WLS	BF	H	R	ER	SO	BB	IBB	HBP	BLK	WP	HR	S	P	ERA	WHIP
40 Johnny Hellweg, R ERA: 8.64	(1, 1)	6.0	W	25	4	3	3	1	3	0	1	0	0	2	60	99	4.50	1.167
47 Rob Wooten, R ERA: 3.15	(7, 1)	1.0	H	3	2	0	0	1	0	0	0	0	0	0	10	12	0.00	2.000
53 Brandon Kintzler, R ERA: 2.71	(8, 1)	1.0	H	3	1	0	0	0	0	0	0	0	0	0	5	5	0.00	1.000
29 Jim Henderson, R ERA: 2.24	(9, 1)	1.0	S	3	0	0	0	1	0	0	0	0	0	0	9	11	0.00	0.000

PITCHER	IP	WLS	BF	H	R	ER	SO	BB	IBB	HBP	BLK	WP	HR	S	P	ERA	WHIP

Milwaukee Brewers @ Chicago Cubs

Wrigley Field, Chicago, IL

Sun Sep 08 2013, 1:25 PM - 4:07 PM CDT

Att. 27,802 - Partly Cloudy - 71 F

livebaseballscorecards.com

Batter	1	2	3	4	5	6	7	8	9	AB	R	H	RBI	BB	SO	LOB
7 Norichika Aoki, L (1, 9) OBP: 0.352, SLG: 0.362	C SI 87 F SI 88 B SI 89 F SI 89 B SI 90 B SI 90 B SI 89 4-2 20 G4-3 9 SH1-3 BB		F SI 87 B SI 88 X SI 88 1-1 ③ G5-3			B FF 93 F SI 90 X SI 91 1-1 ② G4-3	B SL 81 C FF 90 F FF 91 B FF 90 B SL 82 X SL 82 3-2 ③ F7 2-3			3	0	0	0	1	0	2
9 Jean Segura, R (1, 6) OBP: 0.334, SLG: 0.432	X SI 88 0-0 ① SH1-3 1-2			B SI 86 C SI 87 C SI 88 X SL 82 1-2 20 CS 1B		C SI 92 B SL 85 F SI 91 S SL 85 1-3 ③ K		B SL 81 B FF 89 C FF 88 C FF 89 X SL 83 2-2 ① G1-3		3	0	1	0	0	1	0
20 Jonathan Lucroy, R (1, 2) OBP: 0.339, SLG: 0.468	C SI 89 F SI 89 X SL 81 0-2 ② G4-3 2-3			1 SAFE C SI 86 B SI 87 B SI 89 F SI 89 B SL 82 F SI 88 X SI 88 3-2 ①② G6-3 1-2			B CU 77 X FF 93 1-0 ① L8	C FF 90 F FF 90 B FF 90 S FF 86 1-3 ② K		4	0	0	0	0	1	2
16 Aramis Ramirez, R (1, 5) OBP: 0.363, SLG: 0.450	C SI 89 B FF 90 F SL 80 B SL 81 X SI 90 2-2 ③ F9			F SI 88 X SI 89 0-1 ③ G5-3			C FF 94 X FF 93 0-1 27 1B 14 1B 2B	B CU 75 C FF 90 B CU 78 B SL 84 S SL 82 X FF 92 3-2 27 1B 2B		4	1	2	0	0	0	1
27 Carlos Gómez, R (1, 8) OBP: 0.337, SLG: 0.496		B SI 86 X SI 88 1-0 ① L6			F SI 85 F SI 88 F SL 81 B SI 89 F SI 89 X SL 81 1-2 ① P6		B FF 94 X FF 95 1-0 14 1B 2-3 1B	B FF 90 B FF 90 S SL 85 F FF 90 X FF 86 2-2 14 S 2-3 1B		4	1	2	0	0	0	0
2 Scooter Gennett, L (1, 4) OBP: 0.368, SLG: 0.535 14 Jeff Bianchi, R (7, PH) OBP: 0.281, SLG: 0.295 (7, 4)		C SI 87 B CH 80 X SI 88 1-1 ② F8			X SI 87 0-0 3 FC5-4-3 2B		F SL 82 X FF 89 0-1 22 FC3-6 49 1B 2-H 3-H 1B	B SL 83 F SL 82 B SL 80 F CH 82 X SL 84 2-2 ③ G6-3 1-2		2 2	0 1	1 1	0 2	0 0	0 2	0 2
3 Yuniesky Betancourt, R (1, 3) OBP: 0.235, SLG: 0.360		C SI 88 S SI 89 S SL 82 0-3 ③ K			X SI 88 0-0 ② FC5-4-5 2-3		I IN 70 I IN 71 I IN 71 4-0 22 FC3-6 IBB		C FF 95 X FF 96 0-1 ① G6-3	3	0	0	0	1	1	1
22 Logan Schafer, L (1, 7) OBP: 0.286, SLG: 0.335			B SI 86 C SI 86 X SI 88 1-1 ① G3-1		B SI 87 X SI 86 1-0 ③ P3		C SL 81 X SI 89 0-1 ② FC3-6 7 S 49 1B 1-2f 2-3		X FF 95 0-0 ② P6	4	0	0	0	0	0	3
49 Yovani Gallardo, R (1, 1) OBP: 0.226, SLG: 0.377 53 Brandon Kintzler, R (8, 1) 21 Juan Francisco, L (9, PH) OBP: 0.305, SLG: 0.445 29 Jim Henderson, L (9, 1)			C SI 87 X SI 88 0-1 ② F9			C FF 93 F FF 93 X CU 80 0-2 ① F9	1 SAFE C SL 82 1 SAFE T SL 83 F SL 82 B FF 89 X SL 82 1-2 1-2 3-H 1B		B FF 92 F FF 92 B FF 91 F FF 95 S SL 83 2-3 ③ K	3 0 1 0	0 0 0 0	1 0 0 0	1 0 0 0	0 0 1 0	0 0 0 0	0 0 0 0
Inning Stats	R: 0 E: 0 K: 0 S: 10 H: 0 LOB: 1 BB: 1 P: 16	R: 0 E: 0 K: 1 S: 6 H: 0 LOB: 0 BB: 0 P: 8	R: 0 E: 0 K: 0 S: 6 H: 0 LOB: 0 BB: 0 P: 8	R: 0 E: 0 K: 0 S: 9 H: 1 LOB: 0 BB: 0 P: 13	R: 0 E: 0 K: 0 S: 8 H: 1 LOB: 1 BB: 0 P: 10	R: 0 E: 0 K: 1 S: 8 H: 0 LOB: 0 BB: 0 P: 10	R: 3 E: 0 K: 0 S: 15 H: 4 LOB: 2 BB: 1 P: 25	R: 0 E: 0 K: 1 S: 15 H: 2 LOB: 2 BB: 0 P: 25	R: 0 E: 0 K: 1 S: 6 H: 0 LOB: 0 BB: 0 P: 8	1B: 5 2B: 3 3B: 0 HR: 0 SF: 0 SAC: 1 DP: 0 HBP: 0						

TOP

AB	33
R	3
H	8
RBI	3
BB	2
SO	4
LOB	11

WP: 0 PB: 0 SB: 2 CS: 1 PA: 36

PITCHER		IP	WLS	BF	H	R	ER	SO	BB	IBB	HBP	BLK	WP	HR	S	P	ERA	WHIP
32 Scott Baker, R ERA:	(1, 1)	5.0		17	2	0	0	1	1	0	0	0	0	0	39	55	0.00	0.600
52 Justin Grimm, R ERA: 6.41	(6, 1)	1.1	L	6	2	2	2	1	0	0	0	0	0	0	12	16	13.50	1.500
40 James Russell, L ERA: 3.55	(7, 1)	0.2	B	5	2	1	1	0	0	1	0	0	0	0	11	19	13.50	3.000
33 Carlos Villanueva, R ERA: 4.23	(8, 1)	1.0		5	2	0	0	1	0	0	0	0	0	0	15	25	0.00	2.000
56 Héctor Rondón, R ERA: 5.48	(9, 1)	1.0		3	0	0	0	1	0	0	0	0	0	0	6	8	0.00	0.000

PITCHER	IP	WLS	BF	H	R	ER	SO	BB	IBB	HBP	BLK	WP	HR	S	P	ERA	WHIP

Batter	1	2	3	4	5	6	7	8	9	AB	R	H	RBI	BB	SO	LOB
13 Starlin Castro, R (1, 6) OBP: 0.279, SLG: 0.345	B SL 88 F SI 90 X SI 90 1-1 ① P3		C SL 87 F FF 90 B FF 91 X SL 86 1-2 ③ G4-3		X FF 91 0-0 ③ G6-3			B SI 92 C SI 93 X SI 92 1-1 ③ G1-3		4	0	0	0	0	0	1
24 Luis Valbuena, L (1, 5) OBP: 0.335, SLG: 0.377	C FF 90 B FF 90 S SL 86 F SI 90 F SL 86 B CU 78 F FF 90 X SI 91 2-2 ② G4-3			B CU 76 X FF 90 1-0 44 G3 1B		C FF 89 B CH 83 X FF 89 1-1 ① F7			B FF 95 B FF 96 C FF 94 F FF 96 X FF 97 2-2 ① F7	4	0	1	0	0	0	0
44 Anthony Rizzo, L (1, 3) OBP: 0.326, SLG: 0.425	C SI 91 B SI 91 X SL 87 1-1 ③ F8			X SI 89 0-0 ① G3 1-2		B CU 77 B FF 91 C SI 90 C FF 91 B SL 83 X FF 91 3-2 ② F7			C FF 96 F FF 96 B SL 87 C FF 96 1-3 ② K	4	0	0	0	0	1	1
19 Nate Schierholtz, L (1, 9) OBP: 0.306, SLG: 0.481		C FC 89 B SI 90 B FF 90 X SL 86 2-1 ① G4-3		B SL 85 B FF 90 B SL 84 C SL 84 B FF 90 4-1 BB		C FF 91 X SI 91 0-1 ③ L5			B FF 95 C FF 94 B FF 96 S FF 96 X FF 96 2-2 ③ F7	3	0	0	0	1	0	0
47 Brian Bogusevic, L (1, 7) OBP: 0.337, SLG: 0.489		B FF 91 C FF 90 S FF 91 X FF 91 1-2 ② G6-3		B FF 91 C FF 90 C SL 86 F FF 91 F FF 91 B SL 86 T SL 85 2-2 ② K			C SL 84 B FF 91 B SI 91 C FF 90 S SL 84 2-3 ① K			3	0	0	0	0	2	2
8 Donnie Murphy, R (1, 4) OBP: 0.350, SLG: 0.590		B FF 90 B SI 91 F SI 91 C SL 85 C FF 91 2-3 ③ K		X SL 86 0-0 ③ F7			C FF 91 S CU 79 B CU 79 B FF 91 X SL 84 2-2 ② G6-3			3	0	0	0	0	1	2
21 Junior Lake, R (1, 8) OBP: 0.350, SLG: 0.468			C FF 90 S CU 79 X FF 91 0-2 53 FC5-4 1B		C CU 78 B FF 90 B CU 75 X FF 90 2-1 HR		B CU 78 X FF 92 1-0 ③ L9			3	1	2	1	0	0	0
53 Welington Castillo, R (1, 2) OBP: 0.348, SLG: 0.368			B SI 90 C SL 84 S SL 85 B SI 90 F CU 80 F FF 92 1 SAFE 1 SAFE X SL 86 2-2 ① FC5-4 1-2f		C SL 85 F FF 90 S CU 80 0-3 ① K			B SI 93 C SI 92 C SI 92 B SI 93 F SI 92 F CH 88 B SI 94 F SI 93 F SI 93 3-3 S CH 88 K		3	0	0	0	0	2	1
32 Scott Baker, R (1, 1) 22 Logan Watkins, L (5, PH) OBP: 0.222, SLG: 0.125 52 Justin Grimm, R (6, 1) 40 James Russell, L (7, 1) 33 Carlos Villanueva, R (8, 1) OBP: 0.161, SLG: 0.161 6 Ryan Sweeney, L (8, PH) OBP: 0.352, SLG: 0.515 56 Hector Rondon, R (9, 1)			L FF 90 L FF 89 L CU 78 0-3 ② K		B FF 90 B FF 90 C FF 90 C FF 91 S SL 84 2-3 ② K			B SI 93 F SI 92 F SI 89 B FF 92 F CH 88 X SI 94 2-2 ② G6-3		1 1 0 0 0 1 0	0 0 0 0 0 0 0	0 0 0 0 0 0 0	0 0 0 0 0 0 0	1 0 0 0 0 0 0	1 0 0 0 0 0 0	1 0 0 0 0 0 0
Inning Stats	R: 0 E: 0 K: 0 S: 10 H: 0 LOB: 0 BB: 0 P: 14	R: 0 E: 0 K: 1 S: 8 H: 0 LOB: 0 BB: 0 P: 13	R: 0 E: 0 K: 1 S: 14 H: 1 LOB: 1 BB: 0 P: 17	R: 0 E: 0 K: 1 S: 9 H: 1 LOB: 2 BB: 1 P: 16	R: 1 E: 0 K: 2 S: 9 H: 1 LOB: 0 BB: 0 P: 13	R: 0 E: 0 K: 0 S: 7 H: 0 LOB: 0 BB: 0 P: 11	R: 0 E: 0 K: 1 S: 7 H: 0 LOB: 0 BB: 0 P: 12	R: 0 E: 0 K: 1 S: 13 H: 0 LOB: 0 BB: 0 P: 19	R: 0 E: 0 K: 1 S: 9 H: 0 LOB: 0 BB: 0 P: 14	1B: 2 2B: 0 3B: 0 HR: 1	SF: 0 SAC: 0 DP: 0 HBP: 0			WP: 0 PB: 0 SB: 0 CS: 0	PA: 31		

PITCHER		IP	WLS	BF	H	R	ER	SO	BB	IBB	HBP	BLK	WP	HR	S	P	ERA	WHIP
49 Yovani Gallardo, R ERA: 4.18	(1, 1)	7.0	W	25	3	1	1	6	1	0	0	0	0	1	64	96	1.29	0.571
53 Brandon Kintzler, R ERA: 2.67	(8, 1)	1.0	H	3	0	0	0	1	0	0	0	0	0	0	13	19	0.00	0.000
29 Jim Henderson, R ERA: 2.19	(9, 1)	1.0	S	3	0	0	0	1	0	0	0	0	0	0	9	14	0.00	0.000

PITCHER	IP	WLS	BF	H	R	ER	SO	BB	IBB	HBP	BLK	WP	HR	S	P	ERA	WHIP

BOTTOM

Milwaukee Brewers @ Chicago Cubs

Wrigley Field, Chicago, IL

Sun Sep 08 2013, 1:25 PM - 4:07 PM CDT

Att. 27,802 - Partly Cloudy - 71 F

livebaseballscorecards.com

AB	30
R	1
H	3
RBI	1
BB	1
SO	8
LOB	8

Batter	1	2	3	4	5	6	7	8	9	AB	R	H	RBI	BB	SO	LOB
13 Starlin Castro, R (1, 6) OBP: 0.278, SLG: 0.342	C SL 73 C SI 85 T SL 76 0-2 ① K		B SI 84 C SI 85 X FF 87 1-1 ① L4		B SI 86 X SL 75 1-0 ② L9			X FF 95 0-0 ① G6-3		4	0	0	0	0	1	0
24 Luis Valbuena, L (1, 5) OBP: 0.337, SLG: 0.392	C SI 85 X SI 86 0-1 30 1B 2B		B SI 87 C SL 76 X SI 87 1-1 HR		C CH 78 C SL 75 B FF 86 S SL 75 1-3 ③ K			C FF 94 C SL 84 F FF 94 F FF 94 B SL 84 F FF 95 B SL 85 C FF 96 2-3 ② K		4	1	2	1	0	2	0
44 Anthony Rizzo, L (1, 3) OBP: 0.324, SLG: 0.421	B CH 78 X CU 68 1-0 ② F8		C SI 86 B FF 87 B SL 73 X CU 70 2-1 ② G4-3			C CH 76 X SI 86 0-1 ① G4-3		X FF 96 0-0 ③ L7		4	0	0	0	0	0	1
30 Dioner Navarro, S (1, 2) OBP: 0.367, SLG: 0.510	C CH 72 B SI 85 X SL 74 1-1 ③ 2-3 1B		B SI 86 B FF 86 C SI 87 B CH 78 F SI 85 X SI 88 3-2 ③ G4-3			C SL 74 B SI 84 F FF 88 X SI 89 1-2 ② G5-3			T FF 94 X SL 83 0-1 ① L8	4	0	1	0	0	0	0
19 Nate Schierholtz, L (1, 9) OBP: 0.308, SLG: 0.483		C CU 68 F CU 72 B SI 85 S SI 86 1-3 ① K	B SI 85 F CH 77 B CH 79 S SL 73 C SL 76 2-3 ① K		B SI 88 B SI 86 C CU 69 B SL 78 F SL 75 X SI 89 3-2 2B				B FF 94 B SL 83 B FF 93 B FF 94 4-0 15 FC5 6 BB BB	3	0	1	0	1	2	0
6 Ryan Sweeney, L (1, 8) OBP: 0.356, SLG: 0.533		B SI 86 C SL 75 X CH 76 1-1 HR	C SI 87 B SI 86 B SI 86 C SL 74 B SI 86 F SL 76 X SL 76 3-2 ② G4-3		C SI 87 2 SAFE B SI 86 X SI 87 1-1 ③ G4-3				C FF 94 B FF 95 1 SAFE B FF 94 B FF 95 B FF 94 4-1 15 FC5 1-2 BB	3	1	1	1	1	0	1
47 Brian Bogusevic, L (1, 7) OBP: 0.333, SLG: 0.480		B CH 78 B SL 74 S SL 73 C SI 86 F SI 88 T SI 86 2-2 ② K	F SI 87 S SI 86 F SI 87 X SL 76 0-2 1B				X CU 67 0-0 ① G3-1		S FF 94 C FF 95 F FF 95 F FF 94 F FF 95 F SL 83 F FF 95 S FF 95 0-3 ② K	4	0	1	0	0	2	2
15 Darwin Barney, R (1, 4) OBP: 0.269, SLG: 0.318		X CH 78 0-0 37 FC6-4 1B	X CH 81 0-0 ③ G4-3				B CU 70 C CU 72 S SL 75 F SL 78 X FF 87 1-2 ② G6-3		C SI 95 X SI 95 0-1 ③ FC5 1-2 2-3f	4	0	1	0	0	0	3
37 Travis Wood, R (1, 1) OBP: 0.258, SLG: 0.400 46 Pedro Strop, R (8, 1) 63 Kevin Gregg, R (9, 1)		X SI 87 0-0 ③ FC6-4 1-2f			C CU 68 S SL 75 S SI 86 0-3 ① K		X SI 89 0-0 ③ L8			3 0 0	0 0 0	0 0 0	0 0 0	1 0 0	1 0 0	1 0 0
Inning Stats	R: 0 E: 0 K: 1 S: 8 H: 2 LOB: 2 BB: 0 P: 10	R: 1 E: 0 K: 2 S: 11 H: 2 LOB: 1 BB: 0 P: 15	R: 1 E: 0 K: 0 S: 9 H: 1 LOB: 0 BB: 0 P: 16	R: 0 E: 0 K: 1 S: 12 H: 1 LOB: 1 BB: 0 P: 17	R: 0 E: 0 K: 2 S: 7 H: 0 LOB: 0 BB: 0 P: 9	R: 0 E: 0 K: 0 S: 10 H: 1 LOB: 1 BB: 0 P: 15	R: 0 E: 0 K: 0 S: 6 H: 0 LOB: 0 BB: 0 P: 7	R: 0 E: 0 K: 1 S: 8 H: 0 LOB: 0 BB: 0 P: 10	R: 0 E: 0 K: 1 S: 13 H: 0 LOB: 2 BB: 2 P: 21	1B: 3 2B: 2 3B: 0 HR: 2 SF: 0 SAC: 0 DP: 0 HBP: 0						

PITCHER		IP	WLS	BF	H	R	ER	SO	BB	IBB	HBP	BLK	WP	HR	S	P	ERA	WHIP
61 Bronson Arroyo, R ERA: 3.58	(1, 1)	7.0	L	27	7	2	2	6	0	0	0	0	0	2	63	89	2.57	1.000
Logan Ondrusek, R ERA: 4.43	(8, 1)	0.1		1	0	0	0	0	0	0	0	0	0	0	1	1	0.00	0.000
43 Manny Parra, L ERA: 3.32	(8, 1)	1.1		6	0	0	0	2	2	0	0	0	0	0	18	28	0.00	1.500
31 Alfredo Simon, R ERA: 3.28	(9, 1)	0.1		1	0	0	0	0	0	0	0	0	0	0	2	2	0.00	0.000

PITCHER	IP	WLS	BF	H	R	ER	SO	BB	IBB	HBP	BLK	WP	HR	S	P	ERA	WHIP

TOP

Chicago Cubs @ Cincinnati Reds

Great American Ball Park, Cincinnati, OH

Mon Sep 09 2013, 7:10 PM - 9:58 PM EDT

Att. 22,920 - Clear - 88 F

livebaseballscorecards.com

AB	33
R	2
H	7
RBI	2
BB	2
SO	8
LOB	8

WP: 0 PB: 0 SB: 0 CS: 0 PA: 35

Batter	1	2	3	4	5	6	7	8	9	AB	R	H	RBI	BB	SO	LOB
17 Shin-Soo Choo, L (1, 8) OBP: 0.425, SLG: 0.472	F FF 87 X SL 79 0-1 ① L8		B SL 80 B FF 88 F FC 87 F FF 90 B FC 87 H SI 88 4-2 19 1B HBP		B SL 78 F FC 85 B FF 87 C FF 89 F FF 89 B SL 80 F FF 90 X SI 90 3-2 2B		C SI 89 F FC 87 B FF 89 X FC 87 1-2 ③ G3			3	0	1	0	0	0	0
4 Brandon Phillips, R (1, 4) OBP: 0.314, SLG: 0.415	B SI 88 F SI 88 X FC 86 1-1 19 1B 1B		X FF 87 0-0 ② P4		C SI 90 S FC 87 C FF 89 0-3 ② K			C FF 96 F SI 98 B SL 84 B SI 96 B SL 86 B FF 97 4-2 32 WP BB		3	0	1	0	1	1	2
19 Joey Votto, L (1, 3) OBP: 0.430, SLG: 0.494	B FF 86 B FC 86 F FF 89 1 SAFE X FC 87 2-1 1-2 1B		C FF 88 D SL 82 X SI 89 1-1 1-2 1B		S FC 86 B FF 89 F FC 86 F FF 90 C FC 87 1-3 ③ K			X FF 97 0-0 ① L7		4	0	2	0	0	1	2
32 Jay Bruce, L (1, 9) OBP: 0.328, SLG: 0.492	C FF 90 B FF 90 F FF 87 S FF 89 1-3 ② K		S FC 86 C FC 86 B FF 90 X SL 80 1-2 ③ L8			B SL 79 B FC 85 X FC 85 2-0 ① F8		D FF 98 F FF 97 C SL 84 S SL 85 1-3 1-2 ② K		4	0	0	0	0	2	5
21 Todd Frazier, R (1, 5) OBP: 0.313, SLG: 0.395	F CH 81 X FC 87 0-1 ③ G5-3			F FC 85 B FF 88 F FF 88 F FF 88 B FC 87 S SL 81 2-3 ① K		S FF 88 X FF 89 0-1 ② F9		C SL 84 S SL 85 F SL 84 X SI 98 0-2 ③ L3		4	0	0	0	0	1	3
48 Ryan Ludwick, R (1, 7) OBP: 0.306, SLG: 0.380		S SI 89 B FF 90 F SI 89 S FF 90 1-3 ① K		C CU 70 B CH 78 X FF 89 1-1 ② F8		X FC 86 0-0 2B			F FF 90 B FC 87 S FC 86 B FC 88 B FC 88 X FF 91 3-2 ① F9	4	0	1	0	0	1	0
2 Zack Cozart, R (1, 6) OBP: 0.288, SLG: 0.379		B CU 70 F SI 90 T SI 90 X FF 91 1-2 ② G6-3		F FF 89 F FF 90 F FF 89 X FF 89 0-2 2B		C CH 80 B CH 80 F FC 86 C FC 87 1-3 ③ K			B FF 91 X FF 91 1-0 2B	4	0	2	0	0	1	1
29 Ryan Hanigan, R (1, 2) OBP: 0.321, SLG: 0.283		B FC 87 C SI 87 F FF 90 B FC 88 X FF 90 2-2 ③ L7		C FF 88 B FC 87 B FC 87 X FC 87 2-1 ③ G5-3			C FF 88 B CH 77 X FC 86 1-1 ① F7		C FF 91 F FC 88 B FC 87 B FF 91 X FC 87 2-2 ② L7	4	0	0	0	0	0	2
61 Bronson Arroyo, R (1, 1) OBP: 0.077, SLG: 0.077 50 Neftali Soto, R (7, PH) Logan Ondrusek, R (8, 1) 43 Manny Parra, L (8, 1) OBP: 0.500, SLG: 0.500 31 Alfredo Simon, R (9, 1) OBP: 0.143, SLG: 0.143 26 Xavier Paul, L (9, PH) OBP: 0.324, SLG: 0.394			B FF 87 C FF 87 C FF 88 S FF 89 1-3 ① K		X FF 87 0-0 ① L7		B CU 71 F FC 87 X FC 86 1-1 ② F7		D CU 79 B FF 90 X FF 90 2-0 ③ G4-3	2 1 0 0 0 0	0 0 0 0 0 1	0 0 0 0 0 0	0 0 0 0 0 0	1 0 0 0 0 0	0 0 0 0 0 0	0 0 0 0 0 1
Inning Stats	R: 0 E: 0 K: 1 S: 11 H: 2 LOB: 2 BB: 0 P: 15	R: 0 E: 0 K: 1 S: 9 H: 0 LOB: 0 BB: 0 P: 13	R: 0 E: 0 K: 1 S: 11 H: 1 LOB: 2 BB: 0 P: 18	R: 0 E: 0 K: 1 S: 12 H: 1 LOB: 1 BB: 0 P: 17	R: 0 E: 0 K: 2 S: 13 H: 1 LOB: 1 BB: 0 P: 17	R: 0 E: 0 K: 1 S: 7 H: 1 LOB: 1 BB: 0 P: 10	R: 0 E: 0 K: 0 S: 7 H: 0 LOB: 0 BB: 0 P: 10	R: 0 E: 0 K: 1 S: 10 H: 0 LOB: 1 BB: 1 P: 15	R: 0 E: 0 K: 0 S: 8 H: 1 LOB: 1 BB: 0 P: 16	1B: 3 2B: 4 3B: 0 HR: 0	SF: 0 SAC: 0 DP: 0 HBP: 1					

PITCHER		IP	WLS	BF	H	R	ER	SO	BB	IBB	HBP	BLK	WP	HR	S	P	ERA	WHIP
37 Travis Wood, L ERA: 3.05	(1, 1)	7.0	W	28	6	0	0	7	0	0	1	0	0	0	70	100	0.00	0.857
46 Pedro Strop, R ERA: 4.86	(8, 1)	1.0	H	4	0	0	0	1	1	0	0	0	1	0	10	15	0.00	1.000
63 Kevin Gregg, R ERA: 3.0	(9, 1)	1.0	S	4	1	0	0	0	0	0	0	0	0	0	8	16	0.00	1.000

PITCHER	IP	WLS	BF	H	R	ER	SO	BB	IBB	HBP	BLK	WP	HR	S	P	ERA	WHIP

BOTTOM

Chicago Cubs @ Cincinnati Reds

Great American Ball Park, Cincinnati, OH

Mon Sep 09 2013, 7:10 PM - 9:58 PM EDT

Att. 22,920 - Clear - 88 F

livebaseballscorecards.com

AB	34
R	0
H	7
RBI	0
BB	1
SO	8
LOB	16

WP: 1 PB: 0 SB: 0 CS: 0 PA: 36

Chicago Cubs @ Cincinnati Reds

Great American Ball Park, Cincinnati, OH

Tue Sep 10 2013, 7:13 PM - 10:59 PM EDT

Att. 21,396 - Overcast - 90 F

TOP

livebaseballscorecards.com

Batter	1	2	3	4	5	6	7	8	9	AB	R	H	RBI	BB	SO	LOB
13 Starlin Castro, R (1, 6) OBP: 0.279, SLG: 0.343	B FF 91 S FF 91 F CH 84 B FF 90 F FF 91 X FF 92 2-2 44 G5-4-3 15 BB 1B		X CU 77 0-0 ① G5-3	B SI 88 B SL 84 C FF 89 B FF 89 F FF 89 X FF 89 3-2 1-3 44 HBP 1B		B FF 97 B FF 96 X FF 98 2-0 ② G6-3	C SI 90 S CH 83 F CH 83 B CH 83 B SI 90 B SL 83 F SI 90 X SI 90 3-2 ③ L4			5	0	2	0	0	0	0
15 Darwin Barney, R (1, 4) OBP: 0.272, SLG: 0.319	B FF 89 1 SAFE B CH 83 B FF 90 B FF 90 4-0 1-2 44 G5-4-3 BB		C FF 88 C SL 86 B SI 89 X SI 89 1-2 8 HR 1B	X SI 92 0-0 ② SF8 3-H		B FF 98 C FF 97 B FF 98 B FF 97 C FF 97 B FF 97 4-2 8 2B 44 BB BB		B SI 88 F SL 81 B SI 89 B SI 89 X SI 90 3-1 ① L7		2	2	1	1	2	0	0
44 Anthony Rizzo, L (1, 3) OBP: 0.325, SLG: 0.419	B FF 92 F FF 92 X FF 91 1-1 ①② 1-2f 2-3 G5-4-3		B CU 81 B CU 81 F FF 89 F FF 90 F SI 88 X FF 89 2-2 ② F8	F FF 94 H FF 92 1-1 1-2 HBP		B FF 97 B FF 96 C FF 96 B FF 98 B FF 96 B FF 98 4-2 1-2 8 2B BB		C SI 89 B CU 75 F CU 74 X SI 90 1-2 ② G1-3		3	0	0	0	1	0	3
8 Donnie Murphy, R (1, 5) OBP: 0.352, SLG: 0.618	C FF 91 S FF 90 B FF 92 F FF 91 T FF 90 1-2 ③ K		X CU 77 0-0 1-H HR	F SI 94 C FF 93 X FF 92 0-2 ③ P6		C FF 97 B FF 97 S FF 96 B FF 97 X FF 97 2-2 1-3 2-H 2B		B FC 92 B FF 94 C FF 95 S FC 92 S FC 93 2-3 ③ K		5	1	2	3	0	2	3
21 Junior Lake, R (1, 7) OBP: 0.356, SLG: 0.474		B FF 88 X CH 83 1-0 53 S 53 HR 2B	S SL 85 X SL 85 0-1 E9 54 1B 1B		F SI 92 B SI 93 B SI 93 F SI 92 F FF 92 B SL 85 F SI 93 F SI 93 F SI 93 4-2 54 FC4-6 BB	B FF 94 X FF 98 1-0 ③ G6-3			C FC 91 S CH 82 S FC 93 0-3 ① K	4	2	2	0	1	1	2
54 Darnell McDonald, R (1, 9) OBP: 0.316, SLG: 0.265		F FF 88 C FF 87 B FF 89 F FF 89 B FF 88 X FF 88 2-2 ① G5-3	X FF 88 0-0 2-H 1B		C SI 93 X SI 93 0-1 ① 1-2f FC4-6 6 FC4-6		F FF 94 X SL 86 0-1 ① G6-3		C CU 76 S FC 92 X FC 91 0-2 ② L8	5	0	1	1	0	0	2
53 Welington Castillo, R (1, 2) OBP: 0.352, SLG: 0.388 7 J.C. Boscan, R (9, 2)		B FF 87 B FF 88 B FF 87 C FF 89 F FF 90 X FF 89 3-2 2-H HR	D SI 89 B SI 88 F FF 90 X CU 82 2-1 ③ F7		F SI 93 D SI 93 F SI 93 X SI 93 1-2 ② L8		B SL 87 C FF 95 C SL 86 X FF 95 1-2 HR		B FF 94 C FC 91 S CH 81 X FF 96 1-2 1B	5 0	2 0	3 0	3 0	0 0	0 0	2 0
6 Ryan Sweeney, L (1, 8) OBP: 0.351, SLG: 0.529		B FF 87 C FF 88 B SL 84 X FF 89 2-1 ② F7		C FF 89 B CH 81 B FF 88 F FF 88 B CU 82 X SL 88 3-2 36 FC1-5 2B	C SI 92 F FF 93 X FF 93 0-2 ③ 1-2f FC4-6		C FF 93 F FF 94 B FF 96 B FF 96 B SL 86 F FF 96 X FF 97 3-2 ② L8		C FF 93 B FC 90 F CH 81 B FC 90 F FC 90 B CH 80 X FC 90 3-2 ③ F8	5	0	1	0	0	0	2
36 Edwin Jackson, R (1, 1) OBP: 0.115, SLG: 0.160 12 Chang-Yong Lim, R (8, 1) 52 Justin Grimm, R (9, 1)		B CH 84 C FF 88 B SL 88 X SI 88 2-1 G5-3		X SI 89 0-0 ① FC1-5 13 1B 15 SF8 2-3		S FF 95 B FF 96 F FF 96 B FF 97 X FF 98 2-2 ① F9	X FF 95 0-0 HR			4 0 0	2 0 0	1 0 0	1 0 0	0 0 0	0 0 0	1 0 0

Inning Stats	1	2	3	4	5	6	7	8	9
	R: 0 E: 0 K: 1 S: 10 H: 1 LOB: 1 BB: 1 P: 18	R: 2 E: 0 K: 0 S: 12 H: 2 LOB: 0 BB: 0 P: 22	R: 3 E: 1 K: 0 S: 14 H: 4 LOB: 1 BB: 0 P: 19	R: 1 E: 0 K: 0 S: 12 H: 2 LOB: 2 BB: 0 P: 19	R: 0 E: 0 K: 0 S: 14 H: 0 LOB: 1 BB: 1 P: 19	R: 1 E: 0 K: 0 S: 12 H: 1 LOB: 2 BB: 2 P: 27	R: 2 E: 0 K: 0 S: 15 H: 2 LOB: 0 BB: 0 P: 22	R: 0 E: 0 K: 1 S: 8 H: 0 LOB: 0 BB: 0 P: 14	R: 0 E: 0 K: 1 S: 13 H: 1 LOB: 1 BB: 0 P: 17

	AB	R	H	RBI	BB	SO	LOB
AB	38						
R	9						
H	13						
RBI	9						
BB	4						
SO	3						
LOB	15						

	1B	SF	WP	PA
	6	1	0	44
2B:	3	SAC: 0	PB: 0	
3B:	0	DP: 1	SB: 1	
HR:	4	HBP: 1	CS: 0	

PITCHER		IP	WLS	BF	H	R	ER	SO	BB	IBB	HBP	BLK	WP	HR	S	P	ERA	WHIP
52 Tony Cingrani, L ERA: 2.92	(1, 1)	1.2	L	8	3	2	2	1	1	0	0	0	0	1	20	36	10.80	2.400
40 Greg Reynolds, R ERA: 5.66	(2, 1)	1.2		11	6	4	3	0	0	0	0	0	0	1	23	36	16.20	3.600
58 Nick Christiani, R ERA:	(4, 1)	1.2		7	0	0	0	0	1	0	1	0	0	0	19	25	0.00	0.600
46 Curtis Partch, R ERA: 6.75	(6, 1)	1.2		10	3	3	3	0	2	0	0	0	0	2	22	41	16.20	3.000
30 Zach Duke, L ERA: 7.2	(7, 1)	1.0		3	0	0	0	0	0	0	0	0	0	0	10	17	0.00	0.000

PITCHER		IP	WLS	BF	H	R	ER	SO	BB	IBB	HBP	BLK	WP	HR	S	P	ERA	WHIP
Logan Ondrusek, R ERA: 4.3	(8, 1)	1.1		5	1	0	0	2	0	0	0	0	0	0	16	22	0.00	0.750

BOTTOM

Batter	1	2	3	4	5	6	7	8	9	AB	R	H	RBI	BB	SO	LOB
17 Shin-Soo Choo, L (1, 8) OBP: 0.425, SLG: 0.471	B FF 92 B FF 93 C FF 93 F FF 94 F SL 85 F SL 93 B FF 90 F FF 91 X FF 92 3-2 ① L9		X FF 90 0-0 4 G3-6-3 1B		S CU 77 B SL 84 B FF 93 C FF 93 F FF 94 F SL 84 X FF 92 2-2 ①② G1-6-3 1-2f 2-3		B FF 92 S SI 94 X FF 94 1-1 ③ L6		C FF 94 C CU 81 B FF 95 X FF 94 1-2 ③ G6-3	3	0	1	0	0	0	2
6 Billy Hamilton, S (7, 8)										2	0	0	0	0	0	1
4 Brandon Phillips, R (1, 4) OBP: 0.313, SLG: 0.413	C FF 92 F FF 94 C FF 94 0-3 ② K		F FF 93 1 SAFE F FF 93 B FF 93 1 SAFE B FF 94 F FF 92 X FF 94 2-2 ①② G3-6-3 1-2f		C FF 95 X FF 92 0-1 ③ G3			F FC 91 B FF 84 F FC 90 X FC 94 1-2 ① G5-3		3	0	0	0	0	1	2
3 Cesar Izturis, S (7, 4) OBP: 0.248, SLG: 0.242										1	0	0	0	0	0	0
19 Joey Votto, L (1, 3) OBP: 0.431, SLG: 0.497	B FF 94 B FF 93 X FF 94 2-0 48 2B 1B		F CU 80 X FF 93 0-1 2B			S CU 76 C SL 82 B FF 92 B SI 92 B FF 93 X SL 84 3-2 ① G1-3		H SL 79 1-0 26 1B HBP		3	0	2	0	0	0	0
50 Neftali Soto, R (7, 3)										0	0	0	0	0	0	0
48 Ryan Ludwick, R (1, 7) OBP: 0.307, SLG: 0.390	X FF 94 0-0 1-3 2B		F FF 95 F SL 87 F SL 87 D SL 87 B FF 95 S SL 88 2-3 ③ K			C SL 85 F FF 92 B FF 94 S SL 85 1-3 ② K		X FC 89 0-0 2 FC5 15 WP 1B 1-3		3	0	1	0	0	2	1
30 Zach Duke, L (7, 1) OBP: 1.000, SLG: 1.000										0	0	0	0	0	0	0
26 Xavier Paul, L (8, 7) OBP: 0.327, SLG: 0.397										1	0	1	0	0	0	0
32 Jay Bruce, L (1, 9) OBP: 0.326, SLG: 0.489	D FF 93 B SL 85 C FF 92 X SL 85 2-1 ③ G3			X CU 76 0-0 ① F8		C FF 93 B SL 87 B FF 92 F SL 83 S FF 94 2-3 ③ K		B FC 92 B FC 91 S FC 91 X FC 91 2-1 ② L7 1-2		3	0	0	0	0	1	2
15 Derrick Robinson, S (7, 9) OBP: 0.318, SLG: 0.322										1	0	0	0	0	0	2
(7, 7)																
(8, 9)																
21 Todd Frazier, R (1, 5) OBP: 0.314, SLG: 0.395	C FF 93 B FF 92 X FF 94 1-1 2 G4-3 1B			B FF 92 F SL 84 F FF 94 B FF 94 X FF 96 2-2 ② F9			B SL 84 B CH 87 X CH 89 2-0 ① F8	B FC 92 F FC 93 B CH 83 B FC 92 F FC 91 B FC 92 4-2 2 FC5 BB		2	0	1	0	0	0	0
9 Jack Hannahan, L (7, 5) OBP: 0.327, SLG: 0.273										1	0	0	0	1	0	0
2 Zack Cozart, R (1, 6) OBP: 0.288, SLG: 0.380	B FF 92 F FF 94 F FF 94 B FF 93 F SL 85 F FF 94 F SL 87 X FF 91 2-2 ① G4-3 1-2			X FF 94 0-0 ③ G1-3			C SL 88 X SL 82 0-1 37 2B 2B	C SI 92 B FC 92 X FC 92 1-1 ③ FC5 1-2 2-3f		4	1	1	0	0	0	4
29 Ryan Hanigan, R (1, 2) OBP: 0.323, SLG: 0.285	X FF 94 0-0 ② L9				X FF 90 0-0 17 G1-6-3 36 1B 1B		B FF 91 X FF 92 1-0 2-H 2B		X FF 94 0-0 ① F8	2	0	1	0	0	0	1
37 Corky Miller, R (7, PH) OBP: 0.350, SLG: 0.353										2	0	1	1	0	0	0
(8, 2)																
52 Tony Cingrani, L (1, 1) OBP: 0.250, SLG: 0.286	C FF 93 X FF 94 0-1 ③ G6-3				C FF 91 B FF 91 X FF 92 1-1 17 G1-6-3 1-2 1B		C FF 91 B FF 91 F FF 92 X FF 93 1-2 ② L9		B FF 94 B FF 94 X FF 94 2-0 ② G6-3	0	0	0	0	0	0	0
40 Greg Reynolds, R (2, 1) OBP: 0.167, SLG: 0.333										1	0	0	0	0	0	1
58 Nick Christiani, R (4, 1)										0	0	0	0	0	0	0
36 Henry Alejandro Rodriguez, S (5, PH) OBP: 0.400, SLG: 0.250										1	0	1	0	0	0	0
46 Curtis Partch, R (6, 1)										0	0	0	0	0	0	0
28 Chris Heisey, R (7, 9) OBP: 0.281, SLG: 0.424										1	0	0	0	0	0	1
Logan Ondrusek, R (8, 1)										0	0	0	0	0	0	0
39 Devin Mesoraco, R (9, PH) OBP: 0.294, SLG: 0.364										1	0	0	0	0	0	0
Inning Stats	R: 0 E: 0 K: 1 S: 13 H: 2 LOB: 2 BB: 0 P: 20	R: 0 E: 0 K: 0 S: 11 H: 1 LOB: 1 BB: 0 P: 14	R: 0 E: 0 K: 1 S: 11 H: 2 LOB: 1 BB: 0 P: 15	R: 0 E: 0 K: 0 S: 5 H: 0 LOB: 0 BB: 0 P: 7	R: 0 E: 0 K: 0 S: 10 H: 2 LOB: 1 BB: 0 P: 13	R: 0 E: 0 K: 2 S: 9 H: 0 LOB: 0 BB: 0 P: 15	R: 1 E: 0 K: 0 S: 9 H: 2 LOB: 1 BB: 0 P: 14	R: 0 E: 0 K: 0 S: 10 H: 1 LOB: 3 BB: 1 P: 19	R: 0 E: 0 K: 0 S: 5 H: 0 LOB: 0 BB: 0 P: 8	1B: 6 2B: 4 3B: 0 HR: 0		SF: 0 SAC: 0 DP: 2 HBP: 1		WP: 1 PB: 0 SB: 0 CS: 0	PA: 37	

PITCHER		IP	WLS	BF	H	R	ER	SO	BB	IBB	HBP	BLK	WP	HR	S	P	ERA	WHIP
36 Edwin Jackson, R ERA: 4.76	(1, 1)	7.0	W	28	9	1	1	4	0	0	0	0	0	0	68	98	1.29	1.286
12 Chang-Yong Lim, R ERA:	(8, 1)	1.0		6	1	0	0	0	1	0	1	0	1	0	10	19	0.00	2.000
52 Justin Grimm, R ERA: 6.34	(9, 1)	1.0		3	0	0	0	0	0	0	0	0	0	0	5	8	0.00	0.000

PITCHER	IP	WLS	BF	H	R	ER	SO	BB	IBB	HBP	BLK	WP	HR	S	P	ERA	WHIP

Chicago Cubs @ Cincinnati Reds
Great American Ball Park, Cincinnati, OH
Tue Sep 10 2013, 7:13 PM - 10:59 PM EDT
Att. 21,396 - Overcast - 90 F

livebaseballscorecards.com

AB	35
R	1
H	10
RBI	1
BB	1
SO	4
LOB	17

Batter	1	2	3	4	5	6	7	8	9	AB	R	H	RBI	BB	SO	LOB
13 Starlin Castro, R (1, 6) OBP: 0.280, SLG: 0.343	C SI 87 S FC 87 B SL 80 C FC 89 1-3 ① K		B FC 89 B SI 91 B FC 90 C SI 91 F SI 91 B SI 93 4-2 24 BB BB		B SI 91 S FC 90 B SL 83 F SI 92 F FC 91 X KC 83 2-2 1B		B SI 96 D SI 96 X SI 95 2-0 ②③ G6-4-3 1-2f			3	0	1	0	1	1	1
24 Luis Valbuena, L (1, 5) OBP: 0.337, SLG: 0.389 8 Donnie Murphy, R (8, PH) OBP: 0.350, SLG: 0.613 (8, 5)	C SI 88 F SI 88 X FC 90 0-2 ② P5		C KC 78 B SI 90 B SI 90 B SI 91 F SI 92 D FC 92 4-2 1-2 BB		B FC 90 1 SAFE F SI 92 F FC 90 S KC 81 1-3 ② K			S FF 92 F FF 92 F SL 83 F SL 86 B FF 93 F FF 94 S FF 94 1-3 ① K		2 1	0 0	0 0	0 0	1 0	1 1	1 0
44 Anthony Rizzo, L (1, 3) OBP: 0.324, SLG: 0.417	B SI 88 B CH 83 S FC 88 B SI 91 B SI 90 4-1 19 2B BB		F FC 90 F FC 90 S FC 91 0-3 ② K		C SI 91 F FC 89 B SI 92 S KC 82 1-3 ③ K			C FF 93 F FF 93 S SL 81 0-3 ② K		3	0	0	0	1	3	3
19 Nate Schierholtz, L (1, 9) OBP: 0.307, SLG: 0.483	B KC 77 X FC 88 1-0 1-3 2B		B KC 80 D CH 85 B FC 90 F FC 89 X FC 91 3-1 ③ G3			B SI 90 B CH 84 X CH 84 2-0 ① G4-3		B SL 82 B SL 82 C FF 94 S FF 92 X FF 92 2-2 ③ P1		4	0	1	0	0	0	2
47 Brian Bogusevic, L (1, 7) OBP: 0.330, SLG: 0.471	B SI 90 S FC 89 S FC 89 X FC 90 1-2 ③ G3-1			B SI 89 C FC 87 F FC 89 X SL 80 1-2 ① L9		B KC 79 B CH 84 B FC 89 C SI 91 F FC 90 F FC 91 X FC 90 3-2 ② G4-3			B FF 88 F FF 89 B KC 72 X FF 91 2-1 54 G4-6-3 1B	4	0	1	0	0	0	2
21 Junior Lake, R (1, 8) OBP: 0.356, SLG: 0.477 43 Brooks Raley, L (6, 1) 55 Alberto Cabrera, R (7, 1) 59 Zac Rosscup, R (8, 1) 54 Darnell McDonald, R (9, PH) OBP: 0.308, SLG: 0.257		F KC 75 C SI 90 B FC 88 B KC 80 B FC 89 X KC 81 3-2 ① G5-3		B SI 91 B SI 91 X KC 80 2-1 ② L9		B FC 90 S SI 92 C SI 91 B FC 92 X FC 90 2-2 2B			C FF 91 B KC 76 B KC 74 F FF 91 X SI 90 2-2 ①② G4-6-3 1-2f	3 0 0 0 1	0 0 0 0 0	1 0 0 0 0	0 0 0 0 0	0 0 0 0 0	0 0 0 0 0	0 0 0 0 1
53 Welington Castillo, R (1, 2) OBP: 0.354, SLG: 0.388 7 J.C. Boscan, R (9, PH)		B SI 90 B SI 90 F FC 88 B CH 84 B SI 92 4-1 15 G4-6-3 BB		B SI 92 C KC 80 X CH 85 1-1 1B		B CU 73 B CU 73 B FF 92 C FF 92 X FF 92 3-1 ③ L8			S SL 81 C KC 76 X SI 92 0-2 ③ G4-3	2 1	0 0	1 0	0 0	1 0	0 0	1 0
15 Darwin Barney, R (1, 4) OBP: 0.273, SLG: 0.319 22 Logan Watkins, L (7, 4) OBP: 0.222, SLG: 0.125		C KC 78 B CH 85 X FC 84 1-1 ②③ G4-6-3 1-2f		C SI 92 F SI 92 B FC 90 D SL 82 C FC 91 2-3 ③ K			B SI 94 X SI 94 1-0 13 G6-4-3 1B			3 0	0 0	1 0	0 0	0 0	1 0	2 0
29 Jeff Samardzija, R (1, 1) OBP: 0.140, SLG: 0.214 6 Ryan Sweeney, L (6, 8) OBP: 0.348, SLG: 0.525			C SI 88 B FC 86 S KC 77 S SL 80 1-3 ① K		B SI 87 B FC 88 C SI 91 B SI 91 S SI 92 X KC 81 3-2 ① G6-3		C SI 96 B SI 95 F SI 96 C FC 88 1-3 ① K			2 1	0 0	0 0	0 0	0 0	1 1	0 1
Inning Stats	R: 0 H: 1 E: 0 LOB: 2 K: 1 BB: 1 S: 11 P: 18	R: 0 H: 0 E: 0 LOB: 0 K: 0 BB: 1 S: 6 P: 14	R: 0 H: 0 E: 0 LOB: 2 K: 2 BB: 2 S: 12 P: 24	R: 0 H: 1 E: 0 LOB: 1 K: 1 BB: 0 S: 10 P: 16	R: 0 H: 1 E: 0 LOB: 1 K: 2 BB: 0 S: 13 P: 20	R: 0 H: 1 E: 0 LOB: 1 K: 2 BB: 0 S: 10 P: 20	R: 0 H: 1 E: 0 LOB: 0 K: 1 BB: 0 S: 5 P: 9	R: 0 H: 0 E: 0 LOB: 0 K: 2 BB: 0 S: 12 P: 15	R: 0 H: 1 E: 0 LOB: 0 K: 0 BB: 0 S: 8 P: 12	1B: 4 SF: 0 2B: 2 SAC: 0 3B: 0 DP: 3 HR: 0 HBP: 0						

TOP

Chicago Cubs @ Cincinnati Reds

Great American Ball Park, Cincinnati, OH

Wed Sep 11 2013, 12:37 PM - 3:40 PM EDT

Att. 22,088 - Overcast - 84 F

livebaseballscorecards.com

AB	30
R	0
H	6
RBI	0
BB	4
SO	9
LOB	14

PITCHER		IP	WLS	BF	H	R	ER	SO	BB	IBB	HBP	BLK	WP	HR	S	P	ERA	WHIP
44 Mike Leake, R ERA: 3.35	(1, 1)	5.2	W	24	4	0	0	6	4	0	0	0	0	0	60	107	0.00	1.412
60 J.J. Hoover, R ERA: 2.83	(6, 1)	0.1	H	1	0	0	0	0	0	0	0	0	0	0	2	5	0.00	0.000
31 Alfredo Simon, R ERA: 3.24	(7, 1)	1.0		3	1	0	0	1	0	0	0	0	0	0	5	9	0.00	1.000
43 Manny Parra, L ERA: 3.24	(8, 1)	1.0		3	0	0	0	2	0	0	0	0	0	0	12	15	0.00	0.000
63 Sam LeCure, R ERA: 2.73	(9, 1)	1.0		3	1	0	0	0	0	0	0	0	0	0	8	12	0.00	1.000

PITCHER	IP	WLS	BF	H	R	ER	SO	BB	IBB	HBP	BLK	WP	HR	S	P	ERA	WHIP

Batter	1	2	3	4	5	6	7	8	9	AB	R	H	RBI	BB	SO	LOB
17 Shin-Soo Choo, L (1, 8) OBP: 0.424, SLG: 0.469	B FC 92 F FF 94 F SL 86 B FF 95 B FF 94 X SL 88 3-2 ① G3-1		C FF 93 F SL 89 X SL 86 0-2 ① G3-1	S FC 92 C SI 94 S SL 85 0-3 ③ K		B SI 95 B FF 93 B SI 95 B FF 94 4-0 BB				3	0	0	0	1	1	0
4 Brandon Phillips, R (1, 4) OBP: 0.311, SLG: 0.410	C FC 93 S FC 92 F SL 89 B FF 94 F SL 88 X FF 95 1-2 ② G6-3		B SL 86 X SL 86 1-0 ② L7		X FC 91 0-0 ① P4	C SI 88 1 SAFE B SI 90 B CH 82 X SI 90 2-1 ③ G4-3				4	0	0	0	0	0	1
19 Joey Votto, L (1, 3) OBP: 0.432, SLG: 0.496	B FF 95 F FF 95 C SL 88 C SI 95 1-3 ③ K		X FF 95 0-0 21 BB 32 S 1B		X FC 92 0-0 ② G6-3		B CU 74 B SI 89 B FF 89 C FF 89 B FF 89 4-1 21 G3-1 BB			3	0	1	0	1	1	0
32 Jay Bruce, L (1, 9) OBP: 0.328, SLG: 0.489		F FF 93 B FF 93 B SL 89 X FF 94 2-1 21 2B 26 G4-3 1B	B SL 84 D SL 87 C SI 94 1 SAFE S SL 85 B FS 85 D FS 86 4-2 21 BB 1-2 BB		B FC 93 X SI 92 1-0 ③ L7		S FF 90 C FF 90 B SL 81 S FF 91 1-3 ① K			3	1	1	0	1	1	1
21 Todd Frazier, R (1, 5) OBP: 0.315, SLG: 0.397		S SL 88 S FF 93 F SL 88 B FF 94 X FF 93 1-2 26 G4-3 2 G4-3 1-3 2B	B SL 88 B SL 86 F FF 94 B SI 94 C SL 86 F SL 87 F SL 88 B FF 95 4-2 BB 1-2 2-3			B SL 81 S FF 94 C SL 84 B SL 85 S FF 96 2-3 ① K	S SL 82 X SL 82 0-1 ② G3-1 1-2			3	1	1	0	1	1	1
26 Xavier Paul, L (1, 7) OBP: 0.328, SLG: 0.396 15 Derrick Robinson, S (6, PR) OBP: 0.316, SLG: 0.320 (7, 7)		S SL 89 B SL 88 B SI 95 F SL 89 F SL 88 X FC 93 2-2 ① G4-3 2-3 3-H	F SL 88 S SL 85 D SL 86 F SL 89 F FS 86 F SI 94 T SL 85 1-2 ③ K			B SL 85 X FC 91 1-0 2 FC4-6 1B	B FF 93 S FF 93 B SL 82 X FF 95 2-1 ③ L7			3 1	0 0	1 0	1 0	0 0	1 0	4 1
2 Zack Cozart, R (1, 6) OBP: 0.285, SLG: 0.377		S SL 89 X SL 89 0-1 ② G4-3 3-H		B FC 92 B FF 94 F SI 93 B SL 85 F SI 94 F SL 85 X SI 94 3-2 ① G5-3		B FC 91 C SI 94 1 SAFE X SI 92 1-1 ② FC4-6 39 1B 39 WP 9 HR 1-2f		B FF 94 B FF 92 S SI 92 X SI 93 2-1 ① P3		4	1	0	1	0	0	1
39 Devin Mesoraco, R (1, 2) OBP: 0.300, SLG: 0.379		B FF 95 F SL 87 F SI 94 F SL 87 B FF 96 B SI 96 F SL 88 X SI 95 3-2 1B		F SL 86 X SL 86 0-1 HR		F FC 91 B FS 84 X FC 91 1-1 9 HR 1-3 1B		B FF 94 X SI 93 1-0 ② P2		4	2	3	1	0	0	0
44 Mike Leake, R (1, 1) OBP: 0.215, SLG: 0.254 60 J.J. Hoover, R (6, 1) 9 Jack Hannahan, L (6, PH) OBP: 0.331, SLG: 0.302 31 Alfredo Simon, R (7, 1) OBP: 0.143, SLG: 0.143 43 Manny Parra, L (8, 1) OBP: 0.500, SLG: 0.500 28 Chris Heisey, R (8, PH) OBP: 0.279, SLG: 0.422 63 Sam LeCure, R (9, 1)		T SI 93 F SI 95 T SI 93 0-2 ③ K		F FF 94 B FF 95 F FF 94 X FS 85 1-2 ② G6-3		C SL 85 D FS 86 F FC 92 B FS 85 D SL 85 X SL 86 3-2 1-H 3-H HR		C SI 93 S SI 93 X SI 93 0-2 ③ G5-3		2 0 1 0 0 1 0	0 0 1 0 0 0 0	0 0 1 0 0 0 0	0 0 3 0 0 0 0	1 0 0 0 0 0 0	1 0 1 0 0 0 0	1 0 1 0 0 0 0
Inning Stats	R: 0 E: 0 K: 1 S: 11 H: 0 LOB: 0 BB: 0 P: 16	R: 2 E: 0 K: 1 S: 20 H: 3 LOB: 1 BB: 0 P: 28	R: 0 E: 0 K: 1 S: 17 H: 1 LOB: 3 BB: 2 P: 27	R: 1 E: 0 K: 1 S: 12 H: 1 LOB: 1 BB: 0 P: 16	R: 0 E: 0 K: 0 S: 3 H: 0 LOB: 0 BB: 0 P: 4	R: 3 E: 0 K: 1 S: 13 H: 3 LOB: 1 BB: 1 P: 27	R: 0 E: 0 K: 1 S: 8 H: 0 LOB: 1 BB: 1 P: 15	R: 0 E: 0 K: 0 S: 6 H: 0 LOB: 0 BB: 0 P: 9		1B: 5 2B: 1 3B: 0 HR: 2 SF: 0 SAC: 0 DP: 0 HBP: 0				WP: 1 PB: 0 SB: 1 CS: 0 PA: 36	

PITCHER		IP	WLS	BF	H	R	ER	SO	BB	IBB	HBP	BLK	WP	HR	S	P	ERA	WHIP
29 Jeff Samardzija, R ERA: 4.44	(1, 1)	5.2	L	28	8	6	6	5	3	0	0	0	1	2	74	114	9.53	1.941
43 Brooks Raley, L ERA: 2.84	(6, 1)	0.2		3	0	0	0	1	1	0	0	0	0	0	6	13	0.00	1.500
55 Alberto Cabrera, R ERA:	(7, 1)	0.2		2	0	0	0	0	0	0	0	0	0	0	4	6	0.00	0.000
59 Zac Rosscup, L ERA:	(8, 1)	1.0		3	0	0	0	0	0	0	0	0	0	0	6	9	0.00	0.000

PITCHER	IP	WLS	BF	H	R	ER	SO	BB	IBB	HBP	BLK	WP	HR	S	P	ERA	WHIP

BOTTOM

Chicago Cubs @ Cincinnati Reds

Great American Ball Park, Cincinnati, OH

Wed Sep 11 2013, 12:37 PM - 3:40 PM EDT

Att. 22,088 - Overcast - 84 F

livebaseballscorecards.com

AB	32
R	6
H	8
RBI	6
BB	4
SO	6
LOB	10

Batter	1	2	3	4	5	6	7	8	9	AB	R	H	RBI	BB	SO	LOB
13 Starlin Castro, R (1, 6) OBP: 0.280, SLG: 0.342	B SI 92 X SI 92 1-0 ① G4-3		F CH 82 B SI 91 B KC 80 C SI 92 F CH 81 F SI 92 X SI 91 2-2 3-H 1B		B SI 90 F SI 91 B KC 81 X CH 81 2-1 ③ G5-3			F SI 94 X CH 86 0-1 ③ L7		4	0	1	1	0	0	0
15 Darwin Barney, R (1, 4) OBP: 0.270, SLG: 0.316	C SI 92 B CH 84 C SI 92 X CH 84 1-2 ② G1-3		X SI 92 0-0 ③ L3			B SI 90 B SI 90 C SI 90 X CH 81 2-1 ① F9			C FC 92 B FC 91 S FC 92 F FC 92 S KC 82 1-3 K 44 1B	4	0	0	0	0	1	1
44 Anthony Rizzo, L (1, 3) OBP: 0.324, SLG: 0.415	B SI 91 X SI 92 1-0 ③ L9			F SI 90 F SI 90 X SI 90 0-2 ① G4-3		C KC 79 C KC 80 B KC 81 B SI 92 S CH 81 2-3 ② K			X FC 91 0-0 53 FC6-4 1-2 1B	4	0	1	0	0	1	0
8 Donnie Murphy, R (1, 5) OBP: 0.339, SLG: 0.591		B SI 90 F SI 91 S CH 82 S CH 81 1-3 ① K		C KC 78 F CH 81 S KC 82 0-3 ② K		B SI 93 B SI 91 B CH 81 C SI 92 X SI 90 3-1 ③ G6-3			X FC 91 0-0 ① B2	4	0	0	0	0	2	2
21 Junior Lake, R (1, 7) OBP: 0.354, SLG: 0.472		B SI 92 F CH 81 B SI 91 X SI 92 2-1 ② P3		B SI 91 S CH 82 S KC 82 B KC 83 X CH 82 2-2 53 BB 1B			C KC 76 C SI 91 B KC 78 B SI 90 X CH 80 2-2 ① L8		C FC 91 S FC 91 X FC 91 0-2 ② F8	4	0	1	0	0	0	2
53 Welington Castillo, R (1, 2) OBP: 0.353, SLG: 0.385		C SI 92 S KC 82 F CH 82 C SI 91 0-3 ③ K		B KC 80 F SI 91 D KC 77 B CH 81 B SI 90 4-1 1-2 BB			B SI 92 B SI 89 B SI 89 X SI 91 3-0 ② G4-3		C FC 91 F FC 92 D KC 82 B FC 90 X FC 91 2-2 ③ 1-2f FC6-4	3	0	0	0	1	1	2
54 Darnell McDonald, R (1, 9) OBP: 0.310, SLG: 0.289			B SI 91 B SI 91 C SI 88 C SI 93 X SI 92 2-2 6 G6-3 13 1B 2B	F CH 81 C CH 80 F CH 80 D KC 80 B SI 91 F CH 80 X SI 91 2-2 ③ P3			F SI 91 B KC 81 B KC 79 B SI 91 X SI 92 3-1 ③ G6-3			3	1	1	0	0	0	2
6 Ryan Sweeney, L (1, 8) OBP: 0.342, SLG: 0.514			B SI 90 X SI 91 1-0 ① G6-3 2-3		C SI 88 X KC 80 0-1 ① G1-3			C SI 93 S SL 83 F SI 93 B SL 84 X SI 94 1-2 ① G4-3		3	0	0	0	0	0	1
18 Chris Rusin, L (1, 1) OBP: 0.111, SLG: 0.111 30 Dioner Navarro, S (8, PH) OBP: 0.366, SLG: 0.507 40 James Russell, L (8, 1) 50 Blake Parker, R (8, 1) 59 Zac Rosscup, R (8, 1) 52 Justin Grimm, R (8, 1)			B SI 91 B SI 91 C SI 90 F SI 90 S KC 79 2-3 ② K2-3		C SI 90 B SI 91 X SI 89 1-1 ② G3-1			B CH 86 S SI 93 X CH 87 1-1 ② G5-3		2 1 0 0 0 0	0 0 0 0 0 0	0 0 0 0 0 0	0 0 0 0 0 0	1 0 0 0 0 0	1 0 0 0 0 0
Inning Stats	R: 0 E: 0 K: 0 S: 5 H: 0 LOB: 0 BB: 0 P: 8	R: 0 E: 0 K: 2 S: 9 H: 0 LOB: 0 BB: 0 P: 12	R: 1 E: 0 K: 1 S: 13 H: 2 LOB: 1 BB: 0 P: 20	R: 0 E: 0 K: 1 S: 15 H: 1 LOB: 2 BB: 1 P: 23	R: 0 E: 0 K: 0 S: 6 H: 0 LOB: 0 BB: 0 P: 9	R: 0 E: 0 K: 1 S: 7 H: 0 LOB: 0 BB: 0 P: 14	R: 0 E: 0 K: 0 S: 6 H: 0 LOB: 0 BB: 0 P: 14	R: 0 E: 0 K: 0 S: 8 H: 0 LOB: 0 BB: 0 P: 10	R: 0 E: 0 K: 1 S: 12 H: 1 LOB: 2 BB: 0 P: 15	1B: 3 2B: 1 3B: 0 HR: 0 SF: 0 SAC: 0 DP: 0 HBP: 0						

PITCHER		IP	WLS	BF	H	R	ER	SO	BB	IBB	HBP	BLK	WP	HR	S	P	ERA	WHIP
49 Jeff Locke, L ERA: 3.14	(1, 1)	7.0	W	25	3	1	1	5	1	0	0	0	0	0	61	100	1.29	0.571
44 Tony Watson, L ERA: 2.51	(8, 1)	1.0	H	3	0	0	0	0	0	0	0	0	0	0	8	10	0.00	0.000
35 Mark Melancon, R ERA: 1.1	(9, 1)	1.0	S	5	1	0	0	1	0	0	0	0	1	0	12	15	0.00	1.000

PITCHER	IP	WLS	BF	H	R	ER	SO	BB	IBB	HBP	BLK	WP	HR	S	P	ERA	WHIP

TOP

Chicago Cubs @ Pittsburgh Pirates

PNC Park, Pittsburgh, PA

Thu Sep 12 2013, 7:08 PM - 9:40 PM EDT

Att. 23,541 - Cloudy - 72 F

livebaseballscorecards.com

AB	32
R	1
H	4
RBI	1
BB	1
SO	6
LOB	11

WP: 1 PA: 33
PB: 0
SB: 0
CS: 0

Batter	1	2	3	4	5	6	7	8	9	AB	R	H	RBI	BB	SO	LOB
5 Josh Harrison, R (1, 4) OBP: 0.294, SLG: 0.425	C FF 86 B SI 88 S FC 86 H FC 86 2-2 22 L6-3 HBP			B SI 87 C SI 86 S CH 79 X CU 78 1-2 ① G6-3	F CH 79 B FC 84 F FC 83 B SI 88 X CU 78 2-2 ③ G4-3			F FF 92 B CU 79 F CU 78 X CU 80 1-2 10 2B 1B		2	0	0	0	0	0	0
12 Clint Barmes, R (8, 6) OBP: 0.265, SLG: 0.331										1	1	1	0	0	0	0
10 Jordy Mercer, R (1, 6) OBP: 0.333, SLG: 0.413 (8, 4)	B FF 89 1 SAFE 1 SAFE 1 SAFE B SI 88 X SI 88 2-0 ① L8			C SI 87 B CU 79 F CH 79 X FF 87 1-2 22 2B 66 FC1-2-5 1B		B CU 76 S CH 78 X SI 87 1-1 ① G5-3		X FF 92 0-0 66 BB 1-H 2B		4	0	2	1	0	0	1
22 Andrew McCutchen, R (1, 8) OBP: 0.406, SLG: 0.520	B SI 88 C FC 85 B CU 80 B CH 81 C SI 88 X SI 89 3-2 ②③ L6-3 1-1			B FC 86 B SI 88 X CH 80 2-0 66 FC1-2-5 2 1B 1-3 2B		F CU 78 B SI 87 C FC 84 T CH 78 1-2 ② K		B FF 93 D CU 77 I IN 76 I IN 72 4-0 66 BB IBB		3	1	1	0	1	1	1
66 Justin Morneau, L (1, 3) OBP: 0.321, SLG: 0.421		C FF 87 X FC 86 0-1 ① L7		F FC 84 X SI 88 0-1 ② FC1-2-5 2 1B 24 1B 2-3 3-H		C SI 88 X SI 87 0-1 ③ G3		B SL 82 B SI 93 B FF 93 B FF 93 4-0 1-2 2-3 BB		3	1	0	0	1	0	2
2 Marlon Byrd, R (1, 9) OBP: 0.334, SLG: 0.515		C SI 88 B CU 80 X CH 80 1-1 ② G6-3		C CU 80 X SI 88 0-1 24 1B 1-2 3-H 1B			X CH 77 0-0 ① L7	S FF 93 F FF 95 T FF 96 0-2 ③ K		4	0	1	1	0	1	3
24 Pedro Alvarez, L (1, 5) OBP: 0.297, SLG: 0.472		C FC 85 X CU 79 0-1 ③ F7		D CU 80 F FC 86 C SI 89 X CU 76 1-2 1-3 2-H 1B			F SI 86 X SI 88 0-1 ② G3			3	0	1	1	0	0	0
55 Russell Martin, R (1, 2) OBP: 0.338, SLG: 0.384			C FF 87 B SI 87 B SI 88 X SI 86 2-1 ① G6-3	C SI 87 1 SAFE X FC 84 0-1 ③ L7			X SI 88 0-0 ③ G6-3			3	0	0	0	0	0	2
31 Jose Tabata, R (1, 7) OBP: 0.329, SLG: 0.395			C FF 88 B SI 87 X FC 85 1-1 ② L3		B SI 86 C CH 79 X FC 84 1-1 ① G6-3			B FF 90 B CH 82 S SI 88 B SI 90 F SI 88 F FF 90 F SI 90 B FF 88 4-2 14 CS BB		2	0	0	0	0	0	0
26 Felix Pie, L (8, 7) OBP: 0.240, SLG: 0.217										0	0	0	0	0	0	0
17 Gaby Sanchez, R (8, PH) OBP: 0.359, SLG: 0.405										0	0	0	0	1	0	0
6 Starling Marte, R (8, PR) OBP: 0.343, SLG: 0.443 (9, 7)										0	0	0	0	0	0	0
49 Jeff Locke, L (1, 1) OBP: 0.125, SLG: 0.087			B FF 87 C SI 86 X SI 85 1-1 ③ G4-3		C FF 86 F SI 86 B CU 74 F SI 85 F FC 84 F SI 88 S SI 86 1-3 ② K			D SL 82 F CH 82 B FF 90 1 SAFE S FF 88 X FF 88 2-2 ①② P3 1-2		2	0	0	0	0	1	0
44 Tony Watson, L (8, 1)										0	0	0	0	0	0	0
14 John Buck, R (8, PH) OBP: 0.289, SLG: 0.368										1	0	0	0	0	0	1
35 Mark Melancon, R (9, 1)										0	0	0	0	0	0	0
Inning Stats	R: 0 E: 0 K: 0 S: 6 H: 0 LOB: 0 BB: 0 P: 13	R: 0 E: 0 K: 0 S: 6 H: 0 LOB: 0 BB: 0 P: 7	R: 0 E: 0 K: 0 S: 6 H: 0 LOB: 0 BB: 0 P: 10	R: 2 E: 0 K: 0 S: 16 H: 4 LOB: 2 BB: 0 P: 21	R: 0 E: 0 K: 1 S: 11 H: 0 LOB: 0 BB: 0 P: 15	R: 0 E: 0 K: 1 S: 7 H: 0 LOB: 0 BB: 0 P: 9	R: 0 E: 0 K: 0 S: 4 H: 0 LOB: 0 BB: 0 P: 4	R: 1 E: 0 K: 1 S: 14 H: 2 LOB: 3 BB: 3 P: 29		1B: 4 2B: 3 3B: 0 HR: 0 SF: 0 SAC: 0 DP: 1 HBP: 1				WP: 0 PB: 0 SB: 0 CS: 1 PA: 32		

PITCHER		IP	WLS	BF	H	R	ER	SO	BB	IBB	HBP	BLK	WP	HR	S	P	ERA	WHIP
18 Chris Rusin, L ERA: 2.85	(1, 1)	7.0	L	25	4	2	2	2	0	0	1	0	0	0	56	79	2.57	0.571
40 James Russell, L ERA: 3.51	(8, 1)	0.2		2	0	1	1	0	1	0	0	0	0	0	7	13	13.50	1.500
50 Blake Parker, R ERA: 2.85	(8, 1)	0.0		3	2	0	0	0	0	1	0	0	0	0	4	9	∞	∞
59 Zac Rosscup, L ERA:	(8, 1)	0.0		1	0	0	0	0	1	0	0	0	0	0	0	4	∞	∞
52 Justin Grimm, R ERA: 6.31	(8, 1)	0.1		1	0	0	0	1	0	0	0	0	0	0	3	3	0.00	0.000

PITCHER	IP	WLS	BF	H	R	ER	SO	BB	IBB	HBP	BLK	WP	HR	S	P	ERA	WHIP

BOTTOM

Chicago Cubs @ Pittsburgh Pirates

PNC Park, Pittsburgh, PA

Thu Sep 12 2013, 7:08 PM - 9:40 PM EDT

Att. 23,541 - Cloudy - 72 F

livebaseballscorecards.com

AB	28
R	3
H	6
RBI	3
BB	3
SO	3
LOB	10

Chicago Cubs @ Pittsburgh Pirates

PNC Park, Pittsburgh, PA

Fri Sep 13 2013, 7:08 PM - 10:23 PM EDT

Att. 35,962 - Cloudy - 59 F

TOP

livebaseballscorecards.com

Batter	1	2	3	4	5	6	7	8	9	AB	R	H	RBI	BB	SO	LOB
13 Starlin Castro, R (1, 6) OBP: 0.279, SLG: 0.341	K		G4-3		1B		K		G6-3	5	0	1	0	0	2	0
24 Luis Valbuena, L (1, 5) OBP: 0.338, SLG: 0.386	BB		F8		F8		44 HR BB		K	3	1	0	0	2	1	1
44 Anthony Rizzo, L (1, 3) OBP: 0.324, SLG: 0.421	F8		G3		F7		1-H HR		1B	5	1	2	2	0	0	2
30 Dioner Navarro, S (1, 2) OBP: 0.366, SLG: 0.505	K			47 HR 1B		G5-3	19 WP 1B		G1-3	5	1	2	0	0	1	2
19 Nate Schierholtz, L (1, 9) OBP: 0.307, SLG: 0.480		47 1B 6 SH1-3 15 FC6-4 BB	K		F7	L9				3	1	0	0	1	1	2
6 Ryan Sweeney, L (1, 8) OBP: 0.342, SLG: 0.510		SH1-3	L8		47 1B 1B			K		3	0	1	0	0	1	1
47 Brian Bogusevic, L (1, 7) OBP: 0.345, SLG: 0.509		15 FC6-4 1B	1-H HR		1-3 1B			E6		4	1	3	2	0	0	0
15 Darwin Barney, R (1, 4) OBP: 0.268, SLG: 0.313		FC6-4	F9		K			F9		4	0	0	1	0	1	4
49 Jake Arrieta, R (1, 1) OBP: 0.167, SLG: 0.167		K			K		K	G5-3		2	0	0	0	0	2	1
43 Brooks Raley, L (6, 1)										0	0	0	0	0	0	0
33 Carlos Villanueva, R (6, 1) OBP: 0.161, SLG: 0.161										0	0	0	0	0	0	0
21 Junior Lake, R (7, PH) OBP: 0.352, SLG: 0.470										1	0	0	0	0	1	0
52 Justin Grimm, R (7, 1)										0	0	0	0	0	0	0
8 Donnie Murphy, R (8, PH) OBP: 0.336, SLG: 0.586										1	0	0	0	0	0	1
46 Pedro Strop, R (8, 1)										0	0	0	0	0	0	0
63 Kevin Gregg, R (9, 1)										0	0	0	0	0	0	0
Inning Stats	R: 0 E: 0 K: 2 S: 12 H: 0 LOB: 1 BB: 1 P: 19	R: 1 E: 0 K: 1 S: 13 H: 1 LOB: 1 BB: 1 P: 22	R: 0 E: 0 K: 0 S: 7 H: 0 LOB: 0 BB: 0 P: 10	R: 2 E: 0 K: 1 S: 12 H: 2 LOB: 0 BB: 0 P: 19	R: 0 E: 0 K: 1 S: 14 H: 1 LOB: 1 BB: 0 P: 23	R: 0 E: 0 K: 1 S: 11 H: 2 LOB: 2 BB: 0 P: 18	R: 2 E: 0 K: 2 S: 17 H: 2 LOB: 1 BB: 1 P: 26	R: 0 E: 1 K: 1 S: 8 H: 0 LOB: 1 BB: 0 P: 12	R: 0 E: 0 K: 1 S: 11 H: 1 LOB: 1 BB: 0 P: 17	1B: 7 2B: 0 3B: 0 HR: 2	SF: 0 SAC: 1 DP: 0 HBP: 0						

	AB	36
	R	5
	H	9
	RBI	5
	BB	3
	SO	10
	LOB	14

WP: 1 PB: 0 SB: 0 CS: 0 PA: 40

PITCHER		IP	WLS	BF	H	R	ER	SO	BB	IBB	HBP	BLK	WP	HR	S	P	ERA	WHIP
50 Charlie Morton, R ERA: 3.54	(1, 1)	5.0		21	4	3	3	5	2	0	0	0	0	1	58	93	5.40	1.200
37 Justin Wilson, L ERA: 2.15	(6, 1)	1.0		5	2	0	0	1	0	0	0	0	0	0	11	18	0.00	2.000
39 Jason Grilli, R ERA: 2.98	(7, 1)	0.2	L	5	2	2	2	2	1	0	0	0	0	1	12	20	27.00	4.500
32 Vin Mazzaro, R ERA: 2.57	(7, 1)	1.1		5	0	0	0	1	0	0	0	0	1	0	13	18	0.00	0.000
25 Kyle Farnsworth, R ERA: 4.93	(9, 1)	1.0		4	1	0	0	1	0	0	0	0	0	0	11	17	0.00	1.000

BOTTOM

Batter	1	2	3	4	5	6	7	8	9	AB	R	H	RBI	BB	SO	LOB
31 Jose Tabata, R (1, 7) OBP: 0.333, SLG: 0.396 6 Starling Marte, R (9, PR) OBP: 0.343, SLG: 0.443	B FF 93 B FF 92 B FF 94 C FF 93 B SL 91 4-1 66 PB 22 1B BB		C FF 94 F SI 94 B FF 93 S SL 86 1-3 ② K		B SI 92 F SI 92 B SI 92 X SI 93 2-1 18 L9-3 1B		B SL 86 C FF 93 B FF 94 X FF 93 2-1 ② L9		B FC 86 F FC 86 X FC 86 1-1 1B	4 0	0 0	2 0	0 0	1 0	1 0	0 0
18 Neil Walker, S (1, 4) OBP: 0.340, SLG: 0.394	C SI 94 X CH 88 0-1 ① F9		C CU 80 B CU 80 C FF 94 F FF 94 F CU 81 S SL 89 1-3 ③ K		1 SAFE X CH 85 0-0 ②③ L9-3 1-1		B CU 80 B FF 93 B FF 92 B FF 90 4-0 BB		1 SAFE B FF 90 X FF 90 1-0 ③ F8	4	0	0	0	1	1	3
22 Andrew McCutchen, R (1, 8) OBP: 0.407, SLG: 0.521	1 SAFE F SL 92 X CU 81 0-1 66 PB 1-2 1B			X SI 92 0-0 ① L6		F SL 87 S SI 92 X SI 92 0-2 24 E 2B	C SL 85 B SL 86 B FF 92 X SL 83 2-1 ③ P2			4	1	2	0	0	0	1
66 Justin Morneau, L (1, 3) OBP: 0.319, SLG: 0.418	B SI 94 B SI 94 S SI 95 S SL 90 S SL 91 2-3 ② K 1-2 2-3			C CU 79 B SI 94 B SL 90 F SI 93 F CU 82 F SL 90 F SI 93 F SL 88 F SL 88 3-2 B CU 81 F CU 81 X SI 95 G1-3 ②		B SL 81 X SI 89 1-0 ① P1		S SI 96 F SI 97 F SL 85 S SL 84 0-3 ① K2-3		4	0	0	0	0	2	3
24 Pedro Alvarez, L (1, 5) OBP: 0.299, SLG: 0.478 5 Josh Harrison, R (8, PR) OBP: 0.294, SLG: 0.425 (9, 5)	S CU 82 X CU 82 0-1 ③ G3-1			C SL 89 B SI 94 B CU 81 X SL 88 2-1 IHR		B SL 82 C SL 81 X SI 90 1-1 E1 2 1B 55 G5-3 2-H		F SI 97 X CH 90 0-1 1B		4 0	1 0	2 0	1 0	0 0	0 0	2 0
55 Russell Martin, R (1, 2) OBP: 0.337, SLG: 0.390		F FF 94 C SI 93 B SI 95 S FF 95 1-3 ① K		X SI 92 0-0 HR		B SI 89 1 SAFE B SI 89 C CH 83 X SI 90 2-1 ② G5-3 1-2		C SL 84 B SI 98 F SI 97 D SI 97 F SL 84 S SI 97 2-3 ② K		4	1	1	1	0	2	2
46 Garrett Jones, L (1, 9) OBP: 0.295, SLG: 0.421 2 Marlon Byrd, R (6, PH) OBP: 0.335, SLG: 0.514 (7, 9)		X SI 95 0-0 ② F7		C CU 79 X CU 80 0-1 HR		B FF 89 B SI 90 C CH 82 B FF 91 S FF 91 F FF 90 X CH 82 3-2 2-3 1B		1 SAFE S FF 97 X SI 98 0-1 ③ G4-3		2 2	1 0	1 1	1 0	0 0	0 0	0 1
12 Clint Barmes, R (1, 6) OBP: 0.264, SLG: 0.329 23 Travis Snider, L (6, PH) OBP: 0.287, SLG: 0.333 39 Jason Grilli, R (7, 1) 32 Vin Mazzaro, R (7, 1) OBP: 0.167, SLG: 0.167 25 Kyle Farnsworth, R (9, 1) 17 Gaby Sanchez, R (9, PH) OBP: 0.357, SLG: 0.403		C SI 94 F SI 95 B SI 95 B FF 94 X SI 94 2-2 ③ L5		B SL 89 B SI 92 C SI 93 S SL 90 B SI 93 S SL 89 3-3 ③ K		1 SAFE C CU 76 B FF 90 B FF 90 S CH 82 X FF 92 2-2 ③ L8		X FC 86 0-0 ① P6	2 1 0 0 0 0 1	0 0 0 0 0 0 0	0 0 0 0 0 0 0	0 0 0 0 0 0 0	0 0 0 0 0 0 0	1 0 0 0 0 0 0	0 2 0 0 0 0 0
50 Charlie Morton, R (1, 1) OBP: 0.138, SLG: 0.138 57 Andrew Lambo, L (5, PH) OBP: 0.308, SLG: 0.304 37 Justin Wilson, L (6, 1) 10 Jordy Mercer, R (7, 6) OBP: 0.331, SLG: 0.410			B FF 92 B FF 94 C FF 94 F FF 94 B SI 94 F SI 94 F SI 94 F SI 94 F SI 95 3-2 F SI 94 X SI 95 G1-3 ①		C SI 92 S CU 79 B FF 92 S FF 93 1-3 ① K		X FF 93 0-0 ① F8		C FC 86 X FC 85 0-1 ② G1-3	1 1 0 2	0 0 0 0	0 0 0 0	0 0 0 0	0 1 0 0	0 0 0 0	0 0 0 0
Inning Stats	R: 0 E: 0 K: 1 S: 10 H: 1 LOB: 2 BB: 1 P: 16	R: 0 E: 0 K: 1 S: 7 H: 0 LOB: 0 BB: 0 P: 10	R: 0 E: 0 K: 2 S: 16 H: 0 LOB: 0 BB: 0 P: 21	R: 3 E: 0 K: 1 S: 18 H: 3 LOB: 0 BB: 0 P: 26	R: 0 E: 0 K: 1 S: 6 H: 1 LOB: 0 BB: 0 P: 9	R: 1 E: 1 K: 0 S: 15 H: 2 LOB: 2 BB: 0 P: 24	R: 0 E: 0 K: 0 S: 5 H: 0 LOB: 1 BB: 1 P: 13	R: 0 E: 0 K: 2 S: 12 H: 1 LOB: 1 BB: 0 P: 14	R: 0 E: 0 K: 0 S: 6 H: 1 LOB: 1 BB: 0 P: 8	1B: 5 2B: 2 3B: 0 HR: 3	SF: 0 SAC: 0 DP: 1 HBP: 0					

PITCHER		IP	WLS	BF	H	R	ER	SO	BB	IBB	HBP	BLK	WP	HR	S	P	ERA	WHIP
49 Jake Arrieta, R ERA: 5.49	(1, 1)	5.0		21	6	4	3	6	1	0	0	0	0	2	60	85	5.40	1.400
43 Brooks Raley, L ERA: 2.57	(6, 1)	0.2		3	0	0	0	0	0	0	0	0	0	0	5	9	0.00	0.000
33 Carlos Villanueva, R ERA: 4.22	(6, 1)	0.1	W	2	1	0	0	0	0	0	0	0	0	0	7	12	0.00	3.000
52 Justin Grimm, R ERA: 6.25	(7, 1)	1.0	H	4	0	0	0	0	1	0	0	0	0	0	5	13	0.00	1.000
46 Pedro Strop, R ERA: 4.76	(8, 1)	1.0	H	4	1	0	0	2	0	0	0	0	0	0	12	14	0.00	1.000

PITCHER		IP	WLS	BF	H	R	ER	SO	BB	IBB	HBP	BLK	WP	HR	S	P	ERA	WHIP
63 Kevin Gregg, R ERA: 2.95	(9, 1)	1.0	S	4	1	0	0	0	0	0	0	0	0	0	6	8	0.00	1.000

Chicago Cubs @ Pittsburgh Pirates

PNC Park, Pittsburgh, PA

Fri Sep 13 2013, 7:08 PM - 10:23 PM EDT

Att. 35,962 - Cloudy - 59 F

livebaseballscorecards.com

AB	36
R	4
H	9
RBI	3
BB	2
SO	8
LOB	14

WP: 0 PA: 38
PB: 1
SB: 0
CS: 0

Chicago Cubs @ Pittsburgh Pirates

PNC Park, Pittsburgh, PA

Sat Sep 14 2013, 7:09 PM - 9:41 PM EDT

Att. 37,534 - Clear - 64 F

TOP

livebaseballscorecards.com

Batter	1	2	3	4	5	6	7	8	9	AB	R	H	RBI	BB	SO	LOB
13 Starlin Castro, R (1, 6) OBP: 0.281, SLG: 0.341	B FF 95 C FF 94 B SL 87 X FF 95 2-1 44 BB 19 2B 1B		B FF 94 F FF 96 B SI 95 B SI 96 C FF 94 F SL 88 S FF 97 3-3 ② K		B FF 97 B FF 95 F FF 96 1 SAFE B FF 97 B FF 98 4-1 1-2 BB		D KC 85 C FF 97 X FF 96 1-1 ③ G6-3			3	1	1	0	1	1	2
24 Luis Valbuena, L (1, 5) OBP: 0.335, SLG: 0.382 8 Donnie Murphy, R (8, PH) OBP: 0.333, SLG: 0.581 (8, 5)	C FF 96 D KC 84 1 SAFE B FF 95 X FF 96 2-1 ① F8		C SI 96 B KC 84 S KC 84 S SL 87 1-3 ③ K		X CH 88 0-0 ③ F8			B CH 86 X SI 94 1-0 ① G1-3		3 1	0 0	0 0	0 0	1 0	3 0
44 Anthony Rizzo, L (1, 3) OBP: 0.325, SLG: 0.422	1 SAFE B FF 96 B FF 96 B CH 89 B SI 95 4-0 19 2B 1-2 BB			C CH 88 B CH 86 X FF 95 1-1 6 G3 2B		C FF 94 B CH 89 S SI 96 S KC 84 1-3 ① K		B SI 94 B SL 83 S SI 94 X SL 83 2-1 ② L9		3	0	1	0	1	1	0
19 Nate Schierholtz, L (1, 9) OBP: 0.306, SLG: 0.480	B FF 96 F FF 95 B FF 97 X SI 95 2-1 ② 1-H 2-H 2B			D KC 83 F CH 87 X FF 97 1-1 ① L7		T FF 95 C SL 88 F KC 83 B CH 90 S KC 84 1-3 ② K		F SL 83 X SI 94 0-1 ③ G4-3		4	0	1	1	0	1	1
6 Ryan Sweeney, L (1, 8) OBP: 0.333, SLG: 0.497	C FF 96 F KC 85 X KC 84 0-2 ③ G1-3			F FF 97 S SI 96 D KC 85 X SL 88 1-2 ② G3 2-3		B FF 96 C CH 89 B KC 85 F KC 85 B SI 97 X FF 97 3-2 ③ P4			F FC 92 B FC 92 X FC 92 1-1 ① G4-3	4	0	0	0	0	0	2
47 Brian Bogusevic, L (1, 7) OBP: 0.342, SLG: 0.495		S KC 84 B KC 83 S FF 96 B CH 88 S KC 85 2-3 ① K		F CH 89 X FF 98 0-1 ③ F8			B FF 96 B SL 86 B CH 88 B FF 93 4-0 15 SH5-4 53 1B BB		C FC 92 S FC 91 S KC 82 0-3 K 53 G6-4-3	3	0	0	0	1	2	1
53 Welington Castillo, R (1, 2) OBP: 0.352, SLG: 0.384		B FF 94 B FF 94 X FF 95 2-0 ② F8			F FF 94 F SI 96 B KC 84 X SL 86 1-2 ① F8		1 SAFE 1 SAFE X FF 96 0-0 15 SH5-4 1-2 1B		C FC 91 X FC 90 0-1 ②③ G6-4-3 1-2f	4	0	1	0	0	0	1
15 Darwin Barney, R (1, 4) OBP: 0.269, SLG: 0.314		C FF 96 X KC 87 0-1 ③ G5-3			F FF 93 X FF 93 0-1 13 BB 1B		B FF 96 C SI 94 X FF 96 1-1 ① SH5-4 1-2 2-3			2	0	1	0	0	0	0
32 Scott Baker, R (1, 1) 30 Dioner Navarro, S (7, PH) OBP: 0.365, SLG: 0.502 40 James Russell, L (7, 1) 33 Carlos Villanueva, R (7, 1) OBP: 0.161, SLG: 0.161 59 Zac Rosscup, R (8, 1) 50 Blake Parker, R (8, 1)			C FF 92 B KC 84 S SI 93 S FF 96 1-3 ① K		L FF 95 X FF 97 0-1 ② B2		S KC 84 D KC 83 S KC 84 D KC 86 T FF 96 2-2 ② K			2 1 0 0 0 0	0 0 0 0 0 0	0 0 0 0 0 0	0 0 0 0 0 0	1 1 0 0 0 0	1 2 0 0 0 0	1 0 0 0 0 0
Inning Stats	R: 1 E: 0 K: 0 S: 9 H: 2 LOB: 1 BB: 1 P: 19	R: 0 E: 0 K: 1 S: 6 H: 0 LOB: 0 BB: 0 P: 10	R: 0 E: 0 K: 3 S: 10 H: 0 LOB: 0 BB: 0 P: 15	R: 0 E: 0 K: 0 S: 9 H: 1 LOB: 1 BB: 0 P: 12	R: 0 E: 0 K: 0 S: 9 H: 1 LOB: 2 BB: 1 P: 14	R: 0 E: 0 K: 2 S: 10 H: 0 LOB: 0 BB: 0 P: 15	R: 0 E: 0 K: 1 S: 8 H: 1 LOB: 2 BB: 1 P: 16	R: 0 E: 0 K: 0 S: 5 H: 0 LOB: 0 BB: 0 P: 8	R: 0 E: 0 K: 1 S: 7 H: 0 LOB: 0 BB: 0 P: 8	1B: 3 2B: 2 3B: 0 HR: 0 SF: 0 SAC: 1 DP: 1 HBP: 0						

	AB	30
	R	1
	H	5
	RBI	1
	BB	3
	SO	8
	LOB	13

WP: 1 PA: 34
PB: 0
SB: 0
CS: 0

PITCHER		IP	WLS	BF	H	R	ER	SO	BB	IBB	HBP	BLK	WP	HR	S	P	ERA	WHIP
45 Gerrit Cole, R ERA: 3.33	(1, 1)	7.0	W	28	5	1	1	7	3	0	0	0	0	0	61	101	1.29	1.143
44 Tony Watson, L ERA: 2.48	(8, 1)	1.0	H	3	0	0	0	0	0	0	0	0	0	0	5	8	0.00	0.000
35 Mark Melancon, R ERA: 1.09	(9, 1)	1.0	S	3	0	0	0	1	0	0	0	0	1	0	7	8	0.00	0.000

PITCHER	IP	WLS	BF	H	R	ER	SO	BB	IBB	HBP	BLK	WP	HR	S	P	ERA	WHIP

Batter	1	2	3	4	5	6	7	8	9	AB	R	H	RBI	BB	SO	LOB
31 Jose Tabata, R (1, 7) OBP: 0.333, SLG: 0.406 44 Tony Watson, L (8, 1) 46 Garrett Jones, L (8, PH) OBP: 0.295, SLG: 0.421 17 Gaby Sanchez, R (8, PH) OBP: 0.356, SLG: 0.402 35 Mark Melancon, R (9, 1)	B SI 85 B SI 87 C SI 87 X SI 88 2-1 ① F9		C SI 88 B SI 89 F SI 88 X SI 89 1-2 ② F8			X SI 88 0-0 HR		X FF 92 0-0 ② F8		3 0 0 1 0	1 0 0 0 0	1 0 0 0 0	1 0 0 0 0	0 0 0 0 0	0 0 0 0 0	1 0 0 1 0
18 Neil Walker, S (1, 4) OBP: 0.339, SLG: 0.393	S SI 87 F SI 88 B SI 90 X SI 91 1-2 ② F8		X SI 88 0-0 ③ F7			B SI 88 X SI 89 1-0 ② F8		C FF 92 B SI 93 B FF 92 X FF 93 2-1 1-2 1B		4	0	1	0	0	0	1
22 Andrew McCutchen, R (1, 8) OBP: 0.404, SLG: 0.518	C SI 89 F SI 90 S SL 82 0-3 ③ K			S CH 79 B SI 89 F SI 90 C SL 82 1-3 ① K		X SI 89 0-0 ③ F8		C CU 79 X FF 93 0-1 ③ G6-3		4	0	0	0	0	2	2
66 Justin Morneau, L (1, 3) OBP: 0.319, SLG: 0.417		B SI 88 B SI 88 C SI 88 X SI 88 2-1 1B		B SL 80 B SI 89 F SI 89 F SI 89 X SI 90 2-2 ② G5-3			X SL 82 0-0 ① G2-3			3	0	1	0	0	0	0
2 Marlon Byrd, R (1, 9) OBP: 0.335, SLG: 0.520		F SI 87 S SI 89 F SI 90 F SL 82 S SI 90 0-3 ① K		X SI 89 0-0 ③ L6			B SI 89 X SI 89 1-0 HR			3	1	1	1	0	1	1
24 Pedro Alvarez, L (1, 5) OBP: 0.297, SLG: 0.475		B SI 90 C SI 89 F SI 90 T SI 91 1-2 ② K			B SL 79 F SI 88 S SI 88 X SL 82 1-2 ① F8		B SL 82 S SL 81 F FF 88 F SL 82 F SI 91 X SL 84 1-2 ② L8			3	0	0	0	0	1	1
55 Russell Martin, R (1, 2) OBP: 0.335, SLG: 0.387		B SI 89 X SI 89 1-0 ③ F7			B SL 80 C SI 89 C SI 90 X SI 90 1-2 ② F8		C CH 80 C FF 90 B SL 83 S SL 85 1-3 ③ K			3	0	0	0	0	1	1
10 Jordy Mercer, R (1, 6) OBP: 0.328, SLG: 0.406			C SI 88 S CH 81 F SI 91 F SL 82 F SI 91 B SL 82 B CH 83 X SI 91 2-2 ① F9		C SI 88 F SI 89 B SL 82 X SL 82 1-2 ③ F7			C FF 90 X SI 89 0-1 ① G5-3		3	0	0	0	0	0	0
45 Gerrit Cole, R (1, 1) OBP: 0.233, SLG: 0.207 26 Felix Pie, L (8, 7) OBP: 0.240, SLG: 0.217 23 Travis Snider, L (8, PH) OBP: 0.289, SLG: 0.333 6 Starling Marte, R (8, PR) OBP: 0.343, SLG: 0.443 (9, 7)			B SI 89 B SI 89 B SI 88 C SI 88 X SI 88 3-1 1B			B SI 86 C SI 87 F SI 87 F SI 88 X SL 79 1-2 ① G6-3		B FF 90 B CU 75 F FF 89 B CH 82 F CH 82 B CU 78 4-2 18 1B BB		2 0 0 0 0	0 0 0 0 0	1 0 0 0 0	0 0 0 1 0	0 0 0 0 0	0 0 0 0 0	0 0 0 0 0
Inning Stats	R: 0 E: 0 K: 1 S: 8 H: 0 LOB: 0 BB: 0 P: 11	R: 0 E: 0 K: 2 S: 11 H: 1 LOB: 1 BB: 0 P: 15	R: 0 E: 0 K: 0 S: 12 H: 1 LOB: 1 BB: 0 P: 18	R: 0 E: 0 K: 1 S: 7 H: 0 LOB: 0 BB: 0 P: 10	R: 0 E: 0 K: 0 S: 9 H: 0 LOB: 0 BB: 0 P: 12	R: 1 E: 0 K: 0 S: 7 H: 1 LOB: 0 BB: 0 P: 9	R: 1 E: 0 K: 1 S: 10 H: 1 LOB: 0 BB: 0 P: 13	R: 0 E: 0 K: 0 S: 9 H: 1 LOB: 2 BB: 1 P: 15		1B: 3 2B: 0 3B: 0 HR: 2	SF: 0 SAC: 0 DP: 0 HBP: 0		WP: 0 PB: 0 SB: 0 CS: 0	PA: 30		

BOTTOM

Chicago Cubs @ Pittsburgh Pirates

PNC Park, Pittsburgh, PA

Sat Sep 14 2013, 7:09 PM - 9:41 PM EDT

Att. 37,534 - Clear - 64 F

livebaseballscorecards.com

AB	29
R	2
H	5
RBI	2
BB	1
SO	5
LOB	8

PITCHER		IP	WLS	BF	H	R	ER	SO	BB	IBB	HBP	BLK	WP	HR	S	P	ERA	WHIP
32 Scott Baker, R ERA: 0.82	(1, 1)	6.0		21	3	1	1	4	0	0	0	0	0	1	54	75	1.50	0.500
40 James Russell, L ERA: 3.63	(7, 1)	0.2	L	3	1	1	1	0	0	0	0	0	0	1	7	9	13.50	1.500
33 Carlos Villanueva, R ERA: 4.2	(7, 1)	0.2		3	0	0	0	1	1	0	0	0	0	0	7	12	0.00	1.500
59 Zac Rosscup, L ERA:	(8, 1)	0.1		2	1	0	0	0	0	0	0	0	0	0	3	5	0.00	3.000
50 Blake Parker, R ERA: 2.83	(8, 1)	0.1		1	0	0	0	0	0	0	0	0	0	0	2	2	0.00	0.000

PITCHER	IP	WLS	BF	H	R	ER	SO	BB	IBB	HBP	BLK	WP	HR	S	P	ERA	WHIP

Chicago Cubs @ Pittsburgh Pirates

PNC Park, Pittsburgh, PA

Sun Sep 15 2013, 1:38 PM - 4:22 PM EDT

Att. 36,559 - Partly Cloudy - 68 F

livebaseballscorecards.com

Batter	1	2	3	4	5	6	7	8	9	AB	R	H	RBI	BB	SO	LOB
13 Starlin Castro, R (1, 6) OBP: 0.280, SLG: 0.339	G6-3		BB			F9	K			3	0	0	0	1	1	2
15 Darwin Barney, R (1, 4) OBP: 0.271, SLG: 0.313	BB		F9			44 FC6-4 BB		G4-3		2	0	0	0	2	0	1
44 Anthony Rizzo, L (1, 3) OBP: 0.325, SLG: 0.420	F8			G4-3		FC6-4 8 FC4-6		8 L9-3 BB		3	0	0	0	1	0	3
8 Donnie Murphy, R (1, 5) OBP: 0.323, SLG: 0.562	K			G6-3		FC4-6		L9-3		4	0	0	0	0	1	4
21 Junior Lake, R (1, 8) OBP: 0.350, SLG: 0.466		K		F8			53 HR 1B		G5-3	4	1	1	0	0	1	0
53 Welington Castillo, R (1, 2) OBP: 0.351, SLG: 0.390		F7			G5-3		1-H HR		K2-3	4	1	1	2	0	1	0
54 Darnell McDonald, R (1, 9) OBP: 0.311, SLG: 0.293 30 Dioner Navarro, S (9, PH) OBP: 0.363, SLG: 0.500		G1-3			G1-3		47 FC6-4 1B		G3-1	3 1	0 0	1 0	0 0	0 0	0 0	0 0
47 Brian Bogusevic, L (1, 7) OBP: 0.333, SLG: 0.482			K		F7		FC6-4			3	0	0	0	0	1	1
37 Travis Wood, R (1, 1) OBP: 0.266, SLG: 0.393 19 Nate Schierholtz, L (7, PH) OBP: 0.306, SLG: 0.479 52 Justin Grimm, R (7, 1) 46 Pedro Strop, R (8, 1)			K			44 FC6-4 15 BB BB	F8			1 1 0 0	0 0 0 0	0 0 0 0	0 0 0 0	1 0 0 0	1 0 0 0	0 1 0 0
Inning Stats	R: 0 E: 0 K: 1 S: 9 H: 0 LOB: 1 BB: 1 P: 16	R: 0 E: 0 K: 1 S: 9 H: 0 LOB: 0 BB: 0 P: 13	R: 0 E: 0 K: 2 S: 9 H: 0 LOB: 1 BB: 1 P: 19	R: 0 E: 0 K: 0 S: 11 H: 0 LOB: 0 BB: 0 P: 15	R: 0 E: 0 K: 0 S: 10 H: 0 LOB: 0 BB: 0 P: 15	R: 0 E: 0 K: 0 S: 10 H: 0 LOB: 2 BB: 2 P: 21	R: 2 E: 0 K: 1 S: 12 H: 3 LOB: 1 BB: 0 P: 16	R: 0 E: 0 K: 0 S: 9 H: 0 LOB: 0 BB: 1 P: 13	R: 0 E: 0 K: 1 S: 9 H: 0 LOB: 0 BB: 0 P: 11	1B: 2 2B: 1 3B: 0 HR: 1 SF: 0 SAC: 0 DP: 1 HBP: 0						

PITCHER		IP	WLS	BF	H	R	ER	SO	BB	IBB	HBP	BLK	WP	HR	S	P	ERA	WHIP
47 Francisco Liriano, L ERA: 2.92	(1, 1)	6.0		25	3	2	2	4	4	0	0	0	0	1	63	107	3.00	1.167
29 Bryan Morris, R ERA: 3.58	(7, 1)	1.0		3	0	0	0	1	0	0	0	0	0	0	7	8	0.00	0.000
25 Kyle Farnsworth, R ERA: 4.79	(8, 1)	1.0	W	3	0	0	0	0	1	0	0	0	0	0	9	13	0.00	1.000
35 Mark Melancon, R ERA: 1.07	(9, 1)	1.0	S	3	0	0	0	1	0	0	0	0	0	0	9	11	0.00	0.000

PITCHER	IP	WLS	BF	H	R	ER	SO	BB	IBB	HBP	BLK	WP	HR	S	P	ERA	WHIP

AB	29
R	2
H	3
RBI	2
BB	5
SO	6
LOB	12

WP: 0 PA: 34
PB: 0
SB: 0
CS: 0

Batter	1	2	3	4	5	6	7	8	9	AB	R	H	RBI	BB	SO	LOB
31 Jose Tabata, R (1, 7) OBP: 0.332, SLG: 0.411 6 Starling Marte, R (9, 7) OBP: 0.343, SLG: 0.443	C FF 87 F FF 89 X FF 89 0-2 10 WP 3B		B FC 85 F CH 79 X FC 86 1-1 ① F8	B CH 79 C FC 86 F CH 80 C FC 86 1-3 ③ K			S CU 80 F SL 86 X CU 81 0-2 ③ F9			4 0	1 0	1 0	0 0	0 0	1 0	0 0
10 Jordy Mercer, R (1, 6) OBP: 0.331, SLG: 0.410 23 Travis Snider, L (8, PH) OBP: 0.288, SLG: 0.332 12 Clint Barmes, R (9, 6) OBP: 0.264, SLG: 0.329	C FC 87 B CH 78 X FC 87 1-1 22 1B 3-H 2B		X CH 79 0-0 ② G5-3		C CH 79 S FC 86 B FC 86 F FF 90 B FC 87 B CH 82 F FF 90 F FF 90 B CH 80 4-2 22 FC5-4 BB			C SL 84 F SI 96 B CH 90 S SL 84 1-3 ① K		2 1 0	0 0 0	1 0 0	0 0 0	1 0 0	0 1 0	0 0 0
22 Andrew McCutchen, R (1, 8) OBP: 0.406, SLG: 0.517	X FF 88 0-0 2 G3 2-3 1B		B FF 89 B CH 80 C SI 89 B FC 87 C SI 90 F FF 92 B FC 89 4-2 2 1B BB		F FC 85 F FC 86 X FF 90 0-2 ① FC5-4 2 G6-4-3 1-2f			S SL 85 B SL 86 B SI 96 H SL 83 3-1 2 1B 66 1B HBP		2	1	1	0	1	0	1
2 Marlon Byrd, R (1, 9) OBP: 0.336, SLG: 0.519	B FC 86 F FC 86 X CH 80 1-1 ① G3 1-2		F FF 88 F FC 86 F FF 89 X SL 78 0-2 17 HBP 1-3 1B		1 SAFE B SI 90 1 SAFE C FC 85 S FF 89 1 SAFE X FF 90 1-2 ②③ G6-4-3 1-2f			B SI 96 F FF 98 X SI 97 1-1 66 1B 1-2 1B		4	0	2	0	0	0	3
17 Gaby Sanchez, R (1, 3) OBP: 0.356, SLG: 0.398 66 Justin Morneau, L (8, PH) OBP: 0.320, SLG: 0.418 (9, 3)	F FF 87 B FF 86 F CH 81 X FF 90 1-2 ② P3		F CH 80 H FC 86 1-1 1-2 HBP			B FC 85 B FF 88 C FC 86 X FC 86 2-1 ① P3		X SI 98 0-0 ② 1-3 2-H 1B		2 1	0 0	0 1	0 1	0 0	0 0	2 0
24 Pedro Alvarez, L (1, 5) OBP: 0.295, SLG: 0.472	C SL 79 X FC 86 0-1 ③ F8		B FF 89 X FC 86 1-0 ③ G3-1			C SL 76 F FC 86 C FF 91 0-3 ② K		F SI 98 X SL 85 0-1 ③ P6		4	0	0	0	0	1	6
59 Tony Sanchez, R (1, 2) OBP: 0.286, SLG: 0.412		C SI 87 F FF 85 B FF 88 X FC 87 1-2 ① G4-3		F FC 84 B FC 85 X FF 89 1-1 HR		B FC 87 F FC 86 X FC 87 1-1 ③ P4				3	1	1	1	0	0	0
18 Neil Walker, S (1, 4) OBP: 0.337, SLG: 0.390		C FC 87 F CH 79 B FC 88 X CH 80 1-2 ② G6-3		C FC 86 B CH 77 X CH 80 1-1 ① F7			F FF 93 B CU 78 S CU 79 X FF 94 1-2 ① G6-3			3	0	0	0	0	0	0
47 Francisco Liriano, L (1, 1) OBP: 0.149, SLG: 0.070 29 Bryan Morris, L (7, 1) OBP: 0.200, SLG: 0.200 46 Garrett Jones, L (7, PH) OBP: 0.294, SLG: 0.420 25 Kyle Farnsworth, R (8, 1) 35 Mark Melancon, R (9, 1)		C FF 87 F FF 87 B FF 90 S FF 90 1-3 ③ K		C FF 88 B FF 88 S FC 85 S FC 86 1-3 ② K				C CU 79 F SL 85 B FF 94 F CU 80 F FF 95 S SL 86 1-3 ② K		2 0 1 0 0	0 0 0 0 0	0 0 0 0 0	0 0 0 0 0	2 0 1 0 0	0 0 0 0 0	0 0 0 0 0
Inning Stats	R: 1 E: 0 K: 0 S: 13 H: 3 LOB: 2 BB: 0 P: 16	R: 0 E: 0 K: 1 S: 9 H: 0 LOB: 0 BB: 0 P: 12	R: 0 E: 0 K: 0 S: 12 H: 1 LOB: 3 BB: 1 P: 19	R: 1 E: 0 K: 2 S: 10 H: 1 LOB: 0 BB: 0 P: 14	R: 0 E: 0 K: 0 S: 11 H: 0 LOB: 0 BB: 1 P: 16	R: 0 E: 0 K: 1 S: 7 H: 0 LOB: 0 BB: 0 P: 10	R: 0 E: 0 K: 1 S: 11 H: 0 LOB: 0 BB: 0 P: 13	R: 1 E: 0 K: 1 S: 9 H: 2 LOB: 1 BB: 0 P: 14		1B: 4 2B: 1 3B: 1 HR: 1	SF: 0 SAC: 0 DP: 1 HBP: 2				WP: 1 PB: 0 SB: 0 CS: 0	PA: 33	

PITCHER		IP	WLS	BF	H	R	ER	SO	BB	IBB	HBP	BLK	WP	HR	S	P	ERA	WHIP
37 Travis Wood, L ERA: 3.05	(1, 1)	6.0		25	5	2	2	4	2	0	1	0	1	1	62	87	3.00	1.167
52 Justin Grimm, R ERA: 6.18	(7, 1)	1.0		3	0	0	0	1	0	0	0	0	0	0	11	13	0.00	0.000
46 Pedro Strop, R ERA: 4.85	(8, 1)	1.0	L	5	2	1	1	1	0	0	1	0	0	0	9	14	9.00	2.000

PITCHER	IP	WLS	BF	H	R	ER	SO	BB	IBB	HBP	BLK	WP	HR	S	P	ERA	WHIP

BOTTOM

Chicago Cubs @ Pittsburgh Pirates

PNC Park, Pittsburgh, PA

Sun Sep 15 2013, 1:38 PM - 4:22 PM EDT

Att. 36,559 - Partly Cloudy - 68 F

livebaseballscorecards.com

AB	29
R	3
H	7
RBI	2
BB	2
SO	6
LOB	12

Batter	1	2	3	4	5	6	7	8	9	AB	R	H	RBI	BB	SO	LOB
13 Starlin Castro, R (1, 6) OBP: 0.282, SLG: 0.342	C FF 94 C FF 96 B FF 96 F SL 84 B SI 92 T FF 96 2-2 ① K		X SL 84 0-0 2B		X SI 96 0-0 3-H 1B			B SI 91 B SI 91 C SI 91 B SI 92 X SI 93 3-1 ① G5-3		4	0	2	1	0	1	0
24 Luis Valbuena, L (1, 5) OBP: 0.334, SLG: 0.378	B SI 95 B SI 96 B FF 93 B SL 90 4-0 19 CS 44 1B BB		B SI 95 B SI 95 X SI 96 2-0 ③ L8		1 SAFE 1 SAFE B SL 82 B SI 93 X SI 94 2-0 ③ F7			B SI 90 C SI 92 X SI 90 1-1 ② F8		3	0	0	0	1	0	2
44 Anthony Rizzo, L (1, 3) OBP: 0.324, SLG: 0.419	C SL 83 1 SAFE B SI 95 1 SAFE S SL 84 X SL 86 1-2 1B			B SL 81 F FF 94 B SL 83 X SL 80 2-1 ① G3		X SI 94 0-0 ① F7		B SI 93 C SI 93 B SI 91 X SI 92 2-1 ③ G4-3		4	0	1	0	0	0	0
19 Nate Schierholtz, L (1, 9) OBP: 0.303, SLG: 0.474	B SI 95 F SI 95 B FF 95 F SL 84 B SL 85 F FF 96 F SI 96 S SL 84 3-3 ② ③ K 2-3			F SI 93 C SI 94 B FF 93 B SL 86 B SI 97 X SI 96 3-2 ② L8		C SI 92 S SL 81 F SL 84 B FF 93 X SI 94 1-2 ② F7			F FF 92 B FF 92 B SL 82 B FF 93 X FF 92 3-1 ① F8	4	0	0	0	0	1	2
6 Ryan Sweeney, L (1, 8) OBP: 0.337, SLG: 0.494		C FF 92 T FF 93 B SL 84 B SI 95 F SI 95 B SL 84 B SI 97 4-2 53 G6-4-3 BB		C SI 94 C FF 95 F SI 97 B SI 96 F SL 84 B SI 98 X SI 97 2-2 E6		B SI 93 F SI 93 B SL 83 B SI 96 X SI 95 3-1 1B			F FF 93 X SL 83 0-1 ② G3	3	0	1	0	1	0	0
21 Junior Lake, R (1, 7) OBP: 0.345, SLG: 0.459 12 Chang-Yong Lim, R (6, 1) 59 Zac Rosscup, R (7, 1) 56 Héctor Rondón, R (8, 1) 8 Donnie Murphy, R (9, PH) OBP: 0.328, SLG: 0.562		B FF 95 D FF 96 B FF 95 C SI 92 F SI 95 F SI 94 F SI 95 C SL 84 3-3 ① K		S SL 82 C SL 84 S SL 86 0-3 ③ K		1 SAFE C FF 94 B SL 85 1 SAFE X SL 83 1-1 ③ F8			B SI 91 B FF 92 C SI 90 T FF 92 B FF 92 B SL 81 4-2 53 DI BB	3 0 0 0 0	0 0 0 0 0	0 0 0 0 0	0 0 0 0 0	0 0 0 0 1	2 0 0 0 0	3 0 0 0 0
53 Welington Castillo, R (1, 2) OBP: 0.350, SLG: 0.391		C SL 84 B SL 85 X FF 95 1-1 ② ③ G6-4-3 1-2f			C FF 94 S FF 94 F FF 95 X SL 83 0-2 E9 13 1B 2B		B SL 84 C FF 89 C SI 90 B FS 87 X SL 85 2-2 ① G4-3		C SI 90 S CU 70 B CU 71 X SI 91 1-2 ③ L8 1-2	4	1	1	0	0	0	2
15 Darwin Barney, R (1, 4) OBP: 0.271, SLG: 0.311		C FF 92 C FF 94 B FF 96 F SL 84 S SL 85 1-3 ① K2-3			X SI 94 0-0 ① G5-3		B SI 90 B SI 89 C SI 88 F SI 89 F SL 84 B SL 84 B SI 89 4-2 54 G4-6-3 BB			2	0	0	0	1	1	1
36 Edwin Jackson, R (1, 1) OBP: 0.113, SLG: 0.157 47 Brian Bogusevic, L (5, PH) OBP: 0.331, SLG: 0.478 55 Alberto Cabrera, R (5, 1) 43 Brooks Raley, L (5, 1) 54 Darnell McDonald, R (6, 7) OBP: 0.304, SLG: 0.286		C FF 94 S FF 96 B FF 97 B SL 86 C FF 96 2-3 ② K			F FF 92 B FF 93 F SL 85 D SL 85 S FF 96 2-3 ② K		S SL 83 B SL 83 X SI 88 1-1 ② ③ G4-6-3 1-2f			1 1 0 0 1	0 0 0 0 0	0 0 0 0 0	0 0 0 0 0	0 0 0 0 0	1 1 0 0 0	0 1 0 0 1
Inning Stats	R: 0 H: 1 E: 0 LOB: 2 K: 2 BB: 1 S: 12 P: 22	R: 0 H: 0 E: 0 LOB: 0 K: 1 BB: 1 S: 10 P: 18	R: 0 H: 1 E: 0 LOB: 1 K: 2 BB: 0 S: 9 P: 14	R: 0 H: 0 E: 1 LOB: 1 K: 1 BB: 0 S: 13 P: 20	R: 1 H: 2 E: 1 LOB: 1 K: 1 BB: 0 S: 10 P: 14	R: 0 H: 1 E: 0 LOB: 1 K: 0 BB: 0 S: 9 P: 14	R: 0 H: 0 E: 0 LOB: 0 K: 0 BB: 1 S: 8 P: 15	R: 0 H: 0 E: 0 LOB: 0 K: 0 BB: 0 S: 6 P: 12	R: 0 H: 0 E: 0 LOB: 1 K: 0 BB: 1 S: 9 P: 17	1B: 3 2B: 3 3B: 0 HR: 0	SF: 0 SAC: 0 DP: 3 HBP: 0			WP: 0 PB: 0 SB: 0 CS: 1	PA: 34		

PITCHER		IP	WLS	BF	H	R	ER	SO	BB	IBB	HBP	BLK	WP	HR	S	P	ERA	WHIP
60 Wily Peralta, R ERA: 4.34	(1, 1)	6.0	W	24	5	1	0	7	2	0	0	0	0	0	63	102	0.00	1.167
47 Rob Wooten, R ERA: 2.74	(7, 1)	1.0	H	3	0	0	0	0	1	0	0	0	0	0	8	15	0.00	1.000
53 Brandon Kintzler, R ERA: 2.96	(8, 1)	1.0		3	0	0	0	0	0	0	0	0	0	0	6	12	0.00	0.000
51 Michael Gonzalez, L ERA: 4.5	(9, 1)	0.2		3	0	0	0	0	1	0	0	0	0	0	6	13	0.00	1.500
48 Donovan Hand, R ERA: 3.65	(9, 1)	0.1		1	0	0	0	0	0	0	0	0	0	0	3	4	0.00	0.000

PITCHER	IP	WLS	BF	H	R	ER	SO	BB	IBB	HBP	BLK	WP	HR	S	P	ERA	WHIP

TOP

Chicago Cubs @ Milwaukee Brewers

Miller Park, Milwaukee, WI

Mon Sep 16 2013, 7:13 PM - 10:34 PM CDT

Att. 24,464 - Roof Closed - 68 F

livebaseballscorecards.com

AB	30
R	1
H	5
RBI	1
BB	4
SO	7
LOB	12

Batter	1	2	3	4	5	6	7	8	9	AB	R	H	RBI	BB	SO	LOB
7 Norichika Aoki, L (1, 9) OBP: 0.349, SLG: 0.355	B FF 91 B FF 91 F FF 92 F FF 92 X SL 84 2-2 ① F7		B FF 92 B SL 83 B FF 93 C FF 91 F FF 93 X FF 92 3-2 E6 9 WP	B FF 94 B FF 94 C FF 94 S FF 94 F FF 94 F FF 95 S SL 86 2-3 ③ K		B SL 80 B FF 89 F SI 90 F SL 81 X SL 81 2-2 ② G4-3 2-3		B FF 98 X FF 95 1-0 ② G3-1		5	0	0	0	0	1	2
9 Jean Segura, R (1, 6) OBP: 0.332, SLG: 0.429	B FF 94 F FF 94 C SI 91 B FF 93 X FF 93 2-2 ② G6-3		B SI 91 C FF 92 S FF 94 X FF 92 1-2 ① F7 2-3		B SL 83 X SI 93 1-0 ① F8	C FF 88 B SL 79 F FF 89 B FF 94 F FF 94 F FF 93 X SL 80 2-2 20 S 2B 3-H		B FF 97 B FF 98 S FF 97 F FF 98 X FF 97 2-2 ③ L9		5	0	1	1	0	0	1
20 Jonathan Lucroy, R (1, 3) OBP: 0.338, SLG: 0.459	C FF 93 B FF 92 X SL 85 1-1 ③ G5-3		S SL 87 S SL 87 D SL 87 F FF 96 F FF 96 S SL 86 1-3 ② K		B SI 95 B SI 94 B SI 95 C SI 93 B SI 94 4-1 27 2B BB	B SL 79 C CU 78 B SI 90 F SI 90 F SI 92 X SI 93 2-2 ③ F9 2-3				3	0	0	0	1	1	2
16 Aramis Ramirez, R (1, 5) OBP: 0.359, SLG: 0.437 14 Jeff Bianchi, R (9, 5) OBP: 0.282, SLG: 0.285		C FF 92 X SI 93 0-1 ① G5-3	B SL 87 X SL 85 1-0 ③ G1-3		B SL 82 S SI 94 B SI 95 1 SAFE X SI 94 2-1 ② L7		B SI 91 X SI 89 1-0 15 HR 1B			4	1	1	0	0	0	2
										0	0	0	0	0	0	0
27 Carlos Gómez, R (1, 8) OBP: 0.339, SLG: 0.489		B FF 95 T FF 94 X FF 95 1-1 ② L9		B FF 93 B FF 92 C FF 92 X FF 93 2-1 ① F8	D SL 84 1 SAFE B SI 93 F SI 94 1 SAFE B SI 94 X SI 93 3-1 1-3 2B		B FF 90 F SI 90 L FF 92 B FF 93 F SL 80 F SI 93 F FF 93 X FF 91 2-2 ① F8			4	0	1	0	0	0	1
2 Scooter Gennett, L (1, 4) OBP: 0.374, SLG: 0.521		B SI 94 B FF 94 F FF 94 B FF 93 B FF 92 4-1 12 BB 15 BB BB		S FF 94 B FF 94 F FF 93 X SL 85 1-2 15 3B 1B	C SL 80 C SL 80 T SL 82 0-2 ③ K		C FF 92 B SL 82 S FF 92 X SL 83 1-2 ② L7			3	1	1	0	1	1	3
15 Caleb Gindl, L (1, 7) OBP: 0.348, SLG: 0.487		B FF 93 S SL 84 B FF 93 1 SAFE D SL 85 B FF 93 4-1 12 BB 1-2 BB		B SI 92 B FF 93 1 SAFE B FF 93 X FF 93 3-0 12 SH 1-H 3B		B SI 86 B SI 88 L FF 88 B CU 79 X FF 89 3-1 12 SH3-4 3 1B 1B	F FF 92 B SL 82 B FF 92 B FF 92 F FF 92 X FF 91 3-2 1-H HR			3	3	3	3	1	0	0
12 Martín Maldonado, R (1, 2) OBP: 0.245, SLG: 0.279		B SI 93 B FF 91 F SL 85 D SL 85 B FF 94 4-1 1-2 2-3 BB		B FF 93 X SL 85 1-0 SH 60 E 3-H		1 SAFE 1 SAFE B SI 88 X SI 87 1-0 ① SH3-4 1-2	X FF 92 0-0 ③ F8			1	0	0	1	1	0	0
60 Wily Peralta, R (1, 1) OBP: 0.160, SLG: 0.143 3 Yuniesky Betancourt, R (6, PH) OBP: 0.237, SLG: 0.363 47 Rob Wooten, R (7, 1) 53 Brandon Kintzler, R (8, 1) 21 Juan Francisco, L (8, PH) OBP: 0.302, SLG: 0.438 51 Michael Gonzalez, R (9, 1) 48 Donovan Hand, R (9, 1) OBP: 0.167, SLG: 0.091		C FF 94 F FF 93 S SL 85 0-3 ③ K		X FF 92 0-0 ② L5 2-3		B FF 90 D SI 91 F SI 88 X FF 90 2-1 7 G4-3 9 2B 2-H 1B		F FF 95 S FF 94 B FF 93 F FF 94 S FF 97 1-3 ① K		2 1 0 0 1 0 0	0 1 0 0 0 0 0	0 1 0 0 0 0 0	0 1 0 0 0 0 0	1 0 0 0 1 0 0	4 2 0 0 0 0 0	4 0 0 0 0 0 0
Inning Stats	R: 0 E: 0 K: 0 S: 8 H: 0 LOB: 0 BB: 0 P: 13	R: 0 E: 0 K: 1 S: 10 H: 0 LOB: 3 BB: 3 P: 23	R: 0 E: 1 K: 1 S: 12 H: 0 LOB: 1 BB: 0 P: 18	R: 2 E: 2 K: 1 S: 13 H: 2 LOB: 1 BB: 0 P: 22	R: 0 E: 0 K: 1 S: 9 H: 1 LOB: 2 BB: 1 P: 19	R: 2 E: 0 K: 0 S: 17 H: 3 LOB: 1 BB: 0 P: 29	R: 2 E: 0 K: 0 S: 14 H: 2 LOB: 0 BB: 0 P: 21	R: 0 E: 0 K: 1 S: 8 H: 0 LOB: 0 BB: 0 P: 12		1B: 4 2B: 2 3B: 1 HR: 1 SF: 0 SAC: 2 DP: 0 HBP: 0						

BOTTOM

Chicago Cubs @ Milwaukee Brewers

Miller Park, Milwaukee, WI

Mon Sep 16 2013, 7:13 PM - 10:34 PM CDT

Att. 24,464 - Roof Closed - 68 F

livebaseballscorecards.com

AB	32
R	6
H	8
RBI	6
BB	4
SO	5
LOB	15

WP: 1 PA: 38
PB: 0
SB: 1
CS: 0

PITCHER		IP	WLS	BF	H	R	ER	SO	BB	IBB	HBP	BLK	WP	HR	S	P	ERA	WHIP
36 Edwin Jackson, R ERA: 4.75	(1, 1)	4.0	L	19	2	2	2	3	3	0	0	0	1	0	43	76	4.50	1.250
55 Alberto Cabrera, R ERA:	(5, 1)	0.2		4	1	0	0	0	1	0	0	0	0	0	6	16	0.00	3.000
43 Brooks Raley, L ERA: 4.5	(5, 1)	1.0		5	2	2	2	1	0	0	0	0	0	0	11	19	18.00	2.000
12 Chang-Yong Lim, R ERA: 3.86	(6, 1)	0.2		4	2	1	1	0	0	0	0	0	0	0	16	23	13.50	3.000
59 Zac Rosscup, L ERA: 2.7	(7, 1)	0.2		3	1	1	1	0	0	0	0	0	0	1	7	11	13.50	1.500

PITCHER		IP	WLS	BF	H	R	ER	SO	BB	IBB	HBP	BLK	WP	HR	S	P	ERA	WHIP
56 Héctor Rondón, R ERA: 5.36	(8, 1)	1.0		3	0	0	0	1	0	0	0	0	0	0	8	12	0.00	0.000

Chicago Cubs @ Milwaukee Brewers

Miller Park, Milwaukee, WI

Tue Sep 17 2013, 7:10 PM - 10:05 PM CDT

Att. 22,506 - Roof Closed - 68 F

TOP

livebaseballscorecards.com

Batter	1	2	3	4	5	6	7	8	9	AB	R	H	RBI	BB	SO	LOB
13 Starlin Castro, R (1, 6) OBP: 0.283, SLG: 0.343	X FF 89 0-0 ① F8			B CH 78 X FF 88 1-0 44 L5 21 S 1B		B FF 89 F CH 79 F FF 88 X CH 78 1-2 ③ G6-3		B SI 93 B SI 92 F SI 93 F SI 93 X SI 94 2-2 2-3 1B		4	0	2	0	0	0	0
21 Junior Lake, R (1, 7) OBP: 0.344, SLG: 0.460	C FF 88 B FF 88 S CU 78 B CU 78 C FF 90 2-3 ② K			D CU 78 B FF 88 S CH 78 1 SAFE S CH 78 F FF 88 S FF 88 2-3 ① K 1-2			S CU 77 X CU 77 0-1 44 G4-3 6 SF9 2B	C SI 93 D SI 92 1 SAFE S SI 93 C SI 93 1-3 ② K		4	1	1	0	0	3	4
44 Anthony Rizzo, L (1, 3) OBP: 0.322, SLG: 0.416	C FF 89 F FF 88 B CH 78 S FF 90 1-3 ③ K			C CU 77 X FF 89 0-1 ② ③ L5 2-2			X CH 77 0-0 ① G4-3 2-3	X FF 93 0-0 ③ G6-3		4	0	0	0	0	1	5
19 Nate Schierholtz, L (1, 9) OBP: 0.305, SLG: 0.475		B FF 88 F CH 78 F FF 88 S FF 89 1-3 ① K			B CU 77 C CH 77 B FF 88 X FF 89 2-1 ① P4		C CH 78 B FF 88 F FF 88 B FF 88 D CH 79 B FF 88 4-2 53 HR BB		B FF 95 X FF 96 1-0 2B	3	1	1	0	1	1	0
6 Ryan Sweeney, L (1, 8) OBP: 0.329, SLG: 0.484		B FF 88 C CH 78 B FF 88 X FF 90 2-1 ② P5			C CH 76 B FF 88 B FF 88 B CH 78 F FF 88 X FF 90 3-2 ② F8		C CH 78 B CH 77 B FF 88 1 SAFE X CH 79 2-1 ② SF9 3-H		S FF 96 S FF 96 T FF 97 0-2 ① K	3	0	0	1	0	1	1
53 Welington Castillo, R (1, 2) OBP: 0.351, SLG: 0.401		B FF 89 F CH 78 X CH 77 1-1 ③ G5-3			B CU 78 X FF 89 1-0 1B		1 SAFE C CU 78 X CH 78 0-1 1-H HR		B SL 84 D SL 87 F FF 96 X FF 96 2-1 ② G5-3	4	1	2	2	0	0	1
8 Donnie Murphy, R (1, 5) OBP: 0.321, SLG: 0.548 24 Luis Valbuena, L (7, 5) OBP: 0.333, SLG: 0.377			X FF 88 0-0 ① P3		C CH 78 F FF 88 F FF 87 F FF 89 C CH 77 0-3 ③ K		B FF 89 B FF 89 F FF 88 S CH 80 B FF 89 F FF 90 F CH 79 S CH 79 3-3 ③ K		C FF 96 S FF 98 B FF 97 F FF 97 B FF 97 S FF 97 3-3 ③ K	3 1	0 0	0 0	0 0	0 0	2 1	1 1
15 Darwin Barney, R (1, 4) OBP: 0.270, SLG: 0.309			C FF 88 B FF 88 X CU 77 1-1 ② F7			C FF 88 S FF 88 F CH 78 F FF 88 B CU 77 B CH 78 X FF 88 2-2 ① F7		C SI 92 X SI 91 0-1 ① L3		3	0	0	0	0	0	0
29 Jeff Samardzija, R (1, 1) OBP: 0.136, SLG: 0.207 30 Dioner Navarro, S (8, PH) OBP: 0.366, SLG: 0.507 22 Logan Watkins, L (8, PR) OBP: 0.222, SLG: 0.125 46 Pedro Strop, R (8, 1) 52 Justin Grimm, R (9, 1)			C FF 88 B FF 89 B FF 89 S FF 89 C FF 90 2-3 ③ K			C FF 88 X CU 77 0-1 ② F7		S SI 91 F SI 91 B CH 88 X SI 93 1-2 13 1B 2B		2 1 0 0 0	0 0 0 0 0	0 1 0 0 0	0 0 0 0 0	1 0 0 0 0	0 0 0 0 0	0 0 0 0 0

Inning Stats	1	2	3	4	5	6	7	8	9
	R: 0 E: 0 K: 2 S: 7 H: 0 LOB: 0 BB: 0 P: 10	R: 0 E: 0 K: 1 S: 7 H: 0 LOB: 0 BB: 0 P: 11	R: 0 E: 0 K: 1 S: 6 H: 0 LOB: 0 BB: 0 P: 9	R: 0 E: 0 K: 1 S: 7 H: 1 LOB: 0 BB: 0 P: 10	R: 0 E: 0 K: 1 S: 11 H: 1 LOB: 1 BB: 0 P: 17	R: 0 E: 0 K: 0 S: 10 H: 0 LOB: 0 BB: 0 P: 13	R: 3 E: 0 K: 1 S: 14 H: 2 LOB: 0 BB: 1 P: 23	R: 0 E: 0 K: 1 S: 12 H: 2 LOB: 3 BB: 0 P: 16	R: 0 E: 0 K: 2 S: 10 H: 1 LOB: 1 BB: 0 P: 16

1B: 3 SF: 1
2B: 4 SAC: 0
3B: 0 DP: 1
HR: 1 HBP: 0

WP: 0 PA: 34
PB: 0
SB: 1
CS: 0

	AB	32
	R	3
	H	7
	RBI	3
	BB	1
	SO	10
	LOB	13

PITCHER		IP	WLS	BF	H	R	ER	SO	BB	IBB	HBP	BLK	WP	HR	S	P	ERA	WHIP
41 Marco Estrada, R ERA: 4.26	(1, 1)	7.0		25	4	3	3	7	1	0	0	0	0	1	62	93	3.86	0.714
53 Brandon Kintzler, R ERA: 2.92	(8, 1)	1.0		5	2	0	0	1	0	0	0	0	0	0	12	16	0.00	2.000
29 Jim Henderson, R ERA: 2.24	(9, 1)	1.0	W	4	1	0	0	2	0	0	0	0	0	0	10	16	0.00	1.000

PITCHER	IP	WLS	BF	H	R	ER	SO	BB	IBB	HBP	BLK	WP	HR	S	P	ERA	WHIP

Batter	1	2	3	4	5	6	7	8	9	AB	R	H	RBI	BB	SO	LOB
7 Norichika Aoki, L (1, 9) OBP: 0.350, SLG: 0.360	B FF 94 X FF 94 1-0 ① F8		B SL 84 C FC 92 F FF 95 X FS 86 1-2 9 FC1-6 1B			F FF 94 X FF 93 0-1 20 FC5-2-5-4 3B		B FF 96 X SI 96 1-0 ① F9		4	0	2	0	0	0	0
9 Jean Segura, R (1, 6) OBP: 0.330, SLG: 0.426	C FF 94 B FF 93 F SI 94 B FF 94 X SI 95 2-2 ② G4-3		B SL 83 X SI 94 1-0 ① FC1-6 20 CS 1-2f			B FF 94 B FF 94 X FC 92 2-0 ① P6		B SI 97 F FF 97 B SI 97 B SI 97 S FF 97 X FF 97 3-2 ② F8		4	0	0	0	0	0	2
20 Jonathan Lucroy, R (1, 2) OBP: 0.336, SLG: 0.455	B FF 94 X FF 95 1-0 ③ F9		B SI 94 C FF 94 1 SAFE B SI 94 C SL 84 F FS 84 F FF 96 S FS 85 2-3 ② ③ K 1-2			F FF 96 B SI 95 C SL 85 X FS 86 1-2 ② ③ FC5-2-5-4 3-H		C SL 84 B FF 97 F FF 96 S CH 86 1-3 ③ K		4	0	0	0	0	2	2
16 Aramis Ramirez, R (1, 5) OBP: 0.364, SLG: 0.441 14 Jeff Bianchi, R (9, PR) OBP: 0.282, SLG: 0.285		X FF 94 0-0 E8 27 SF8 2B		C SL 83 F SI 93 F FF 94 T FS 86 0-2 ① K			B SL 82 B SI 93 S FC 91 B FC 91 S FF 95 F FF 95 B FF 95 4-2 27 HR BB		S CU 80 B SL 86 B FF 95 B FF 95 S FF 94 B FF 95 4-2 2 SH 27 1B 22 SH1-3 BB	2 0	2 1	1 0	0 0	2 0	1 0	0 0
27 Carlos Gómez, R (1, 8) OBP: 0.341, SLG: 0.496		B FF 94 F SI 94 X SI 94 1-1 ① SF8 3-H		B FF 96 C SL 87 F FF 95 S FF 95 1-3 ② K			F FF 94 S SI 93 B FF 94 F SI 93 X FS 85 1-2 1-H HR		1 SAFE F FF 94 B FF 92 X FF 95 1-1 22 SH1-3 2 SH 1-2 1B	3	1	2	3	0	1	0
2 Scooter Gennett, L (1, 4) OBP: 0.368, SLG: 0.512		X FF 95 0-0 ② F7		C FF 96 X FF 93 0-1 ③ G4-3			C FF 95 B SI 95 B FC 92 C SL 84 S FS 86 2-3 ① K2-3		T FF 93 L CU 77 X CU 80 0-2 SH 22 SH1-3 1-2 2-3	3	0	0	0	0	1	0
15 Caleb Gindl, L (1, 7) OBP: 0.353, SLG: 0.483		B FF 95 C FF 96 B SI 95 B FC 93 B FF 94 4-1 11 HBP BB			B SL 84 X FC 92 1-0 ① F7		B FF 95 C SL 82 B FS 86 F FF 94 B FS 85 F SL 84 F FF 96 X FF 95 3-2 1B		B FF 93 B FF 92 X FF 92 2-0 ① F6	3	0	1	0	1	0	3
11 Sean Halton, R (1, 3) OBP: 0.329, SLG: 0.405 22 Logan Schafer, L (9, PH) OBP: 0.290, SLG: 0.341		C FF 95 D SL 85 H SI 94 2-1 1-2 HBP			C SL 86 F FF 96 B FF 94 B FF 95 S FS 85 2-3 ② K		1 SAFE C SI 94 F FF 92 B FF 93 S FS 86 1-3 ② K		C FF 95 B FF 94 X CU 80 1-1 ② SH1-3 1-2 2-3 3-H	2 0	0 0	0 0	0 1	0 0	2 0	1 0
41 Marco Estrada, R (1, 1) OBP: 0.200, SLG: 0.207 21 Juan Francisco, L (7, PH) OBP: 0.302, SLG: 0.437 53 Brandon Kintzler, R (8, 1) 29 Jim Henderson, L (9, 1)		C FF 94 F FF 95 B FF 94 S SL 85 1-3 ③ K			C FF 94 B SI 96 C FF 94 F SL 85 F FF 95 F FS 86 F FF 95 B SL 85 S FF 95 2-3 ③ K		B FS 86 S FS 85 X FS 85 1-1 ③ F8			2 1 0 0	0 0 0 0	0 0 0 0	0 0 0 0	0 0 0 0	2 0 0 0	2 1 0 0
Inning Stats	R: 0 E: 0 K: 0 S: 5 H: 0 LOB: 0 BB: 0 P: 9	R: 1 E: 1 K: 1 S: 9 H: 1 LOB: 2 BB: 1 P: 17	R: 0 E: 0 K: 1 S: 9 H: 1 LOB: 0 BB: 0 P: 13	R: 0 E: 0 K: 2 S: 9 H: 0 LOB: 0 BB: 0 P: 10	R: 0 E: 0 K: 2 S: 11 H: 0 LOB: 0 BB: 0 P: 16	R: 0 E: 0 K: 0 S: 6 H: 1 LOB: 0 BB: 0 P: 9	R: 2 E: 0 K: 2 S: 20 H: 2 LOB: 1 BB: 1 P: 32	R: 0 E: 0 K: 1 S: 7 H: 0 LOB: 0 BB: 0 P: 12	R: 1 E: 1 K: 0 S: 10 H: 1 LOB: 3 BB: 1 P: 18	1B: 3 2B: 2 3B: 1 HR: 1	SF: 1 SAC: 2 DP: 1 HBP: 1					

PITCHER		IP	WLS	BF	H	R	ER	SO	BB	IBB	HBP	BLK	WP	HR	S	P	ERA	WHIP
29 Jeff Samardzija, R ERA: 4.42	(1, 1)	7.0		27	5	3	3	8	2	0	1	0	0	1	69	106	3.86	1.000
46 Pedro Strop, R ERA: 4.75	(8, 1)	1.0		3	0	0	0	1	0	0	0	0	0	0	7	12	0.00	0.000
52 Justin Grimm, R ERA: 6.14	(9, 1)	0.2	L	5	1	1	0	0	1	0	0	0	0	0	10	18	0.00	3.000

PITCHER	IP	WLS	BF	H	R	ER	SO	BB	IBB	HBP	BLK	WP	HR	S	P	ERA	WHIP

BOTTOM

Chicago Cubs @ Milwaukee Brewers

Miller Park, Milwaukee, WI

Tue Sep 17 2013, 7:10 PM - 10:05 PM CDT

Att. 22,506 - Roof Closed - 68 F

livebaseballscorecards.com

AB	28
R	4
H	6
RBI	4
BB	3
SO	9
LOB	11

Chicago Cubs @ Milwaukee Brewers

Miller Park, Milwaukee, WI

Wed Sep 18 2013, 7:11 PM - 9:57 PM CDT

Att. 24,632 - Clear - 74 F

TOP

livebaseballscorecards.com

Batter	1	2	3	4	5	6	7	8	9	AB	R	H	RBI	BB	SO	LOB
13 Starlin Castro, R (1, 6) OBP: 0.283, SLG: 0.341	F FF 90 C FF 92 C FF 94 0-3 ① K		C FF 93 B CH 83 B FF 92 B FF 92 B FF 92 4-1 BB			B FF 91 B FF 90 C FF 90 F FF 91 X FF 93 2-2 ① G4-3		B SL 83 C SI 93 S SI 94 X SI 95 1-2 ① G3		3	0	0	0	1	1	0
24 Luis Valbuena, L (1, 5) OBP: 0.335, SLG: 0.375	B FF 93 B FF 91 B FF 92 C FF 92 X FF 91 3-1 ② L9		B CH 81 X FF 91 1-0 ③ P5			B FF 91 B FF 91 C FF 90 B FF 91 B FF 90 4-1 44 FC3-6 BB		B SI 95 B SI 94 C FF 94 F SI 94 B FF 94 B SI 95 4-2 BB		2	0	0	0	2	0	1
44 Anthony Rizzo, L (1, 3) OBP: 0.320, SLG: 0.413	S FF 93 B CH 85 B FF 95 B CH 84 S FF 93 T FF 93 3-2 ③ K			B CU 76 B CH 82 F FF 92 C CH 82 F FF 93 F FF 92 S CU 78 2-3 ① K		S CU 74 B CH 81 D FF 90 X FF 89 2-1 ② FC3-6 1-2f		C SI 93 C SL 83 B FF 94 S SL 82 1-3 ② K		4	0	0	0	0	3	2
30 Dioner Navarro, S (1, 2) OBP: 0.360, SLG: 0.498		C FF 91 X FF 92 0-1 ① F9		S CU 76 B FF 92 F FF 93 F FF 94 S CU 80 1-3 ② K		B CU 74 C FF 90 F FF 90 X CU 77 1-2 ③ G3		C SI 94 T SL 83 B SL 82 F SL 84 S FF 93 1-3 ③ K		4	0	0	0	0	2	2
19 Nate Schierholtz, L (1, 9) OBP: 0.306, SLG: 0.476		C FF 92 X CH 85 0-1 ② G3-1		C CU 76 B FF 94 B FF 92 X FF 93 2-1 1B			F SI 95 B SI 95 B SI 95 X SI 94 2-1 ① F7		C FF 95 B FF 95 X FF 94 1-1 1B	4	0	2	0	0	0	0
6 Ryan Sweeney, L (1, 8) OBP: 0.333, SLG: 0.491		B FF 92 B FF 92 F FF 91 F FF 92 F CH 82 X CH 82 2-2 1B		C FF 91 B FF 92 1 SAFE B CH 82 X FF 92 2-1 ③ F8			F FF 96 B CH 87 B FF 94 X SI 94 2-1 2B		C SL 82 F FF 94 X FF 95 0-2 ① L7	4	0	2	0	0	0	2
47 Brian Bogusevic, L (1, 7) OBP: 0.328, SLG: 0.466		X FF 92 0-0 ③ G4-3			B FF 91 B CH 79 C FF 90 X FF 91 2-1 ① P6		B FF 94 C FF 94 B SI 95 C FF 93 B SL 84 F SI 95 B SI 95 4-2 BB		F FF 94 C SL 83 S SL 85 0-3 ② K	3	0	0	0	1	1	2
15 Darwin Barney, R (1, 4) OBP: 0.268, SLG: 0.307			C FF 92 F FF 94 F FF 93 B FF 94 X CH 83 1-2 ① F7		C CU 74 F FF 93 X CU 78 0-2 ② G5-3		B SL 84 F SI 94 F SL 82 X SI 95 1-2 ② L9		F FF 96 X SL 84 0-1 ③ L7	4	0	0	0	0	0	3
18 Chris Rusin, L (1, 1) OBP: 0.105, SLG: 0.105 22 Logan Watkins, L (5, PH) OBP: 0.214, SLG: 0.120 55 Alberto Cabrera, R (5, 1) 56 Héctor Rondón, R (6, 1) 21 Junior Lake, R (7, PH) OBP: 0.342, SLG: 0.458 12 Chang-Yong Lim, R (7, 1) 50 Blake Parker, R (8, 1)			B FF 91 F FF 91 B FF 92 X FF 91 2-1 ② G3		S CU 76 B FF 93 B FF 92 B FF 90 X FF 90 3-1 ③ G4-3		S SL 84 C SI 95 D SL 86 X SI 95 1-2 ③ G6-3			1 1 0 0 1 0 0 0	0 0 0 0 0 0 0 0	0 0 0 0 0 0 0 0	0 0 0 0 0 0 0 0	0 0 0 0 0 0 0 0	0 0 0 0 0 0 0 0	0 0 0 0 2 0 0 0
Inning Stats	R: 0 E: 0 K: 2 S: 8 H: 0 LOB: 0 BB: 0 P: 14	R: 0 E: 0 K: 0 S: 9 H: 1 LOB: 1 BB: 0 P: 11	R: 0 E: 0 K: 0 S: 8 H: 0 LOB: 1 BB: 1 P: 16	R: 0 E: 0 K: 2 S: 13 H: 1 LOB: 1 BB: 0 P: 20	R: 0 E: 0 K: 0 S: 7 H: 0 LOB: 0 BB: 0 P: 12	R: 0 E: 0 K: 0 S: 9 H: 0 LOB: 1 BB: 1 P: 18	R: 0 E: 0 K: 0 S: 13 H: 1 LOB: 2 BB: 1 P: 23	R: 0 E: 0 K: 2 S: 12 H: 0 LOB: 1 BB: 1 P: 19	R: 0 E: 0 K: 1 S: 10 H: 1 LOB: 1 BB: 0 P: 11	1B: 3 2B: 1 3B: 0 HR: 0 SF: 0 SAC: 0 DP: 0 HBP: 0						

	AB	31
	R	0
	H	4
	RBI	0
	BB	4
	SO	7
	LOB	14

WP: 0 PA: 35
PB: 0
SB: 0
CS: 0

PITCHER		IP	WLS	BF	H	R	ER	SO	BB	IBB	HBP	BLK	WP	HR	S	P	ERA	WHIP
63 Tyler Thornburg, R ERA: 1.96	(1, 1)	6.0	W	22	2	0	0	4	2	0	0	0	0	0	54	91	0.00	0.667
52 Jimmy Nelson, R ERA:	(7, 1)	2.0		9	1	0	0	2	2	0	0	0	0	0	25	42	0.00	1.500
54 Michael Blazek, R ERA: 6.28	(9, 1)	1.0		4	1	0	0	1	0	0	0	0	0	0	10	11	0.00	1.000

PITCHER	IP	WLS	BF	H	R	ER	SO	BB	IBB	HBP	BLK	WP	HR	S	P	ERA	WHIP

BOTTOM

Chicago Cubs @ Milwaukee Brewers

Miller Park, Milwaukee, WI

Wed Sep 18 2013, 7:11 PM - 9:57 PM CDT

Att. 24,632 - Clear - 74 F

livebaseballscorecards.com

Batter	1	2	3	4	5	6	7	8	9	AB	R	H	RBI	BB	SO	LOB
7 Norichika Aoki, L (1, 9) OBP: 0.349, SLG: 0.358	G5-3	G4-3			F8 HBP	F8				3	1	0	0	0	0	0
9 Jean Segura, R (1, 6) OBP: 0.331, SLG: 0.426 14 Jeff Bianchi, R (2, 6) OBP: 0.278, SLG: 0.281	BB	G5-3			F9		L3			0 3	1 0	0 0	0 0	1 0	0 0	0 1
20 Jonathan Lucroy, R (1, 2) OBP: 0.335, SLG: 0.454	1B		F7		G1-6-3		K			4	1	1	0	0	1	1
16 Aramis Ramirez, R (1, 5) OBP: 0.367, SLG: 0.441 3 Yuniesky Betancourt, R (7, PH) OBP: 0.237, SLG: 0.362 (8, 5)	1B		L6		BB		K			2 1	1 0	1 0	1 0	1 0	0 1	0 0
27 Carlos Gómez, R (1, 8) OBP: 0.341, SLG: 0.497 22 Logan Schafer, L (8, 8) OBP: 0.289, SLG: 0.339	F9		K		2B			F8		3 1	0 0	1 0	1 0	0 0	1 0	2 0
18 Khris Davis, R (1, 7) OBP: 0.361, SLG: 0.615	BB			HR	BB			K		2	2	1	1	2	1	0
11 Sean Halton, R (1, 3) OBP: 0.326, SLG: 0.436	HR			G6-3	K			K		4	1	1	4	0	2	3
2 Scooter Gennett, L (1, 4) OBP: 0.362, SLG: 0.503	K			K		G6-3				3	0	0	0	0	2	0
63 Tyler Thornburg, R (1, 1) 21 Juan Francisco, L (6, PH) OBP: 0.301, SLG: 0.435 52 Jimmy Nelson, R (7, 1) 54 Michael Blazek, R (9, 1)		F9		F8		F8				2 1 0 0	0 0 0 0	0 0 0 0	0 0 0 0	0 0 0 0	0 0 0 0	0 0 0 0
Inning Stats	R: 5 E: 0 K: 1 S: 16 H: 3 LOB: 0 BB: 2 P: 31	R: 0 E: 0 K: 0 S: 7 H: 0 LOB: 0 BB: 0 P: 10	R: 0 E: 0 K: 1 S: 7 H: 0 LOB: 0 BB: 0 P: 9	R: 1 E: 0 K: 1 S: 11 H: 1 LOB: 0 BB: 0 P: 15	R: 1 E: 0 K: 1 S: 15 H: 1 LOB: 3 BB: 2 P: 30	R: 0 E: 0 K: 0 S: 9 H: 0 LOB: 0 BB: 0 P: 15	R: 0 E: 0 K: 2 S: 9 H: 0 LOB: 0 BB: 0 P: 13	R: 0 E: 0 K: 2 S: 13 H: 0 LOB: 0 BB: 0 P: 21		1B: 2 2B: 1 3B: 0 HR: 2 SF: 0 SAC: 0 DP: 0 HBP: 1				WP: 0 PB: 0 SB: 2 CS: 0 PA: 34	

	AB	29
	R	7
	H	5
	RBI	7
	BB	4
	SO	8
	LOB	7

PITCHER	IP	WLS	BF	H	R	ER	SO	BB	IBB	HBP	BLK	WP	HR	S	P	ERA	WHIP
18 Chris Rusin, L (1, 1) ERA: 3.52	4.0	L	18	4	6	6	3	2	0	0	0	0	2	41	65	13.50	1.500
55 Alberto Cabrera, R (5, 1) ERA: 3.0	1.0		7	1	1	1	1	2	0	1	0	0	0	15	30	9.00	3.000
56 Héctor Rondón, R (6, 1) ERA: 5.26	1.0		3	0	0	0	0	0	0	0	0	0	0	9	15	0.00	0.000
12 Chang-Yong Lim, R (7, 1) ERA: 2.7	1.0		3	0	0	0	2	0	0	0	0	0	0	9	13	0.00	0.000
50 Blake Parker, R (8, 1) ERA: 2.76	1.0		3	0	0	0	2	0	0	0	0	0	0	13	21	0.00	0.000

PITCHER	IP	WLS	BF	H	R	ER	SO	BB	IBB	HBP	BLK	WP	HR	S	P	ERA	WHIP

Batter	1	2	3	4	5	6	7	8	9	AB	R	H	RBI	BB	SO	LOB
13 Starlin Castro, R (1, 6) OBP: 0.282, SLG: 0.340	C SI 88 F SI 89 B SI 88 B SL 84 F SI 90 X SI 90 2-2 ① G4-3	C SI 91 B SI 91 F SI 90 F SL 84 X SL 84 1-2 ③ G4-3		B SI 90 B SI 90 B SI 90 C SI 89 X SL 83 3-1 ③ G6-3		C SI 88 B SI 89 C SI 88 F SL 80 B SL 81 X SL 80 2-2 ③ F9			B SI 90 X SI 90 1-0 24 G3-6-3 1B	5	0	1	0	0	0	5
24 Luis Valbuena, L (1, 5) OBP: 0.333, SLG: 0.381	B SI 89 F SI 89 X SL 83 1-1 HR		B SI 89 B SI 89 C SI 89 F SI 89 B SL 86 X SI 91 3-2 ① P5		B CU 73 B CU 74 B SI 88 C SI 88 X SI 87 3-1 ① F7		C FF 92 S FF 93 X FF 93 0-2 ① F8		1 SAFE C SI 89 F CU 68 X FF 89 0-2 ①② G3-6-3 1-2f	5	1	1	1	0	0	1
44 Anthony Rizzo, L (1, 3) OBP: 0.323, SLG: 0.416	B CU 73 F CU 74 F FF 89 S SL 84 1-3 ② K		C SL 85 F SL 85 B SI 89 F SL 84 F SL 87 F SL 87 B SI 91 X SI 91 2-2 19 HR 1B		X SL 85 0-0 6 FC6 1B		B SL 82 C FF 94 C FF 94 B CH 86 X FF 93 2-2 ② F7		X SI 89 0-0 2B	5	1	3	0	0	1	0
19 Nate Schierholtz, L (1, 9) OBP: 0.305, SLG: 0.479	S SI 90 B SI 90 B CU 74 F CH 79 X SL 85 2-2 ③ G3		C SL 84 B SI 89 B SI 89 1 SAFE B SL 84 X SI 90 3-1 1-H HR		X CU 74 0-0 ② F8		C SL 82 C SL 82 B FF 94 F FF 93 F FF 94 S SL 86 1-3 ③ K		B CU 69 X CU 69 1-0 ③ G1-3	5	1	1	2	0	1	2
6 Ryan Sweeney, L (1, 8) OBP: 0.331, SLG: 0.482		B SI 88 B SI 88 F SI 88 C SL 83 F SL 84 B SL 84 F SL 83 F SI 90 B SL 85 4-2 22 1B 21 1B BB	C CU 75 F SL 84 B SI 90 B CU 73 X SL 84 2-2 ② G4-3		B SI 88 C SL 83 1 SAFE B SI 88 X SI 88 2-1 ③ FC6 1-2f			B FF 94 F FF 95 X FF 95 1-1 ① G3-1		3	0	0	0	1	0	1
53 Welington Castillo, R (1, 2) OBP: 0.349, SLG: 0.397 7 J.C. Boscan, R (6, 2) OBP: 0.500, SLG: 0.500		C SI 90 X CH 81 0-1 ① F8	C CU 74 B SI 89 S CH 79 B CH 79 S SL 86 2-3 ③ K			B SI 88 B SI 88 C SI 88 F SI 88 B SI 88 F SI 88 F SI 88 F SI 88 X SI 88 3-2 ① G6-3		C FF 96 C FF 96 B FF 98 B SL 84 B FF 97 X FF 95 3-2 1B		3 1	0 0	0 1	0 0	0 0	1 0	1 0
21 Junior Lake, R (1, 7) OBP: 0.345, SLG: 0.458		X SL 85 0-0 1-2 22 1B 1B		C SI 90 C SI 90 B SI 91 F SL 83 B SI 90 B SI 91 S SI 91 3-3 ① K		B SI 88 S SI 88 F SI 88 X SL 79 1-2 22 E 22 1B 49 SH1-3 1B		S SL 82 S SL 84 S SL 83 0-3 ② K		4	1	2	0	0	2	1
22 Logan Watkins, L (1, 4) OBP: 0.281, SLG: 0.207		D CU 76 B SI 90 D CH 80 C SI 90 X SL 84 3-1 1-2 2-3 1B		B CU 75 C CU 74 S SI 90 X SI 91 1-2 49 SH3 1B		1 SAFE X SI 88 0-0 E1 49 SH1-3 1-3 1B		B FF 96 X FF 94 1-0 ③ F8		4	0	3	0	0	0	1
49 Jake Arrieta, R (1, 1) OBP: 0.154, SLG: 0.154 46 Pedro Strop, R (8, 1) 47 Brian Bogusevic, L (9, PH) OBP: 0.333, SLG: 0.496 63 Kevin Gregg, R (9, 1)		C SI 90 C SI 91 S SL 84 0-3 ② K		X SI 89 0-0 ② SH3 1-2		1 SAFE X SI 86 0-0 ② SH1-3 1-2 3-H			B CU 67 B CU 68 S SI 89 B SI 89 F SI 89 X SI 90 3-2 HR	1 0 1 0	0 0 1 0	0 0 1 0	1 0 1 0	0 0 0 0	1 0 0 0	3 0 0 0
Inning Stats	R: 1 E: 0 K: 1 S: 12 H: 1 LOB: 0 BB: 0 P: 18	R: 0 E: 0 K: 1 S: 17 H: 2 LOB: 3 BB: 1 P: 25	R: 2 E: 0 K: 1 S: 17 H: 2 LOB: 0 BB: 0 P: 29	R: 0 E: 0 K: 1 S: 10 H: 1 LOB: 1 BB: 0 P: 17	R: 0 E: 0 K: 0 S: 6 H: 1 LOB: 1 BB: 0 P: 11	R: 1 E: 1 K: 0 S: 15 H: 2 LOB: 1 BB: 0 P: 21	R: 0 E: 0 K: 1 S: 11 H: 0 LOB: 0 BB: 0 P: 14	R: 0 E: 0 K: 1 S: 9 H: 1 LOB: 1 BB: 0 P: 14	R: 1 E: 0 K: 0 S: 9 H: 3 LOB: 1 BB: 0 P: 14	1B: 9 2B: 1 3B: 0 HR: 3 SF: 0 SAC: 2 DP: 1 HBP: 0						

PITCHER		IP	WLS	BF	H	R	ER	SO	BB	IBB	HBP	BLK	WP	HR	S	P	ERA	WHIP
26 Kyle Lohse, R ERA: 3.51	(1, 1)	5.0	L	23	7	3	3	4	1	0	0	0	0	2	62	100	5.40	1.600
31 Burke Badenhop, R ERA: 3.48	(6, 1)	1.0		5	2	1	0	0	0	0	0	0	0	0	15	21	0.00	2.000
51 Michael Gonzalez, L ERA: 4.41	(7, 1)	1.0		3	0	0	0	1	0	0	0	0	0	0	11	14	0.00	0.000
45 Alfredo Figaro, R ERA: 4.39	(8, 1)	1.0		4	1	0	0	1	0	0	0	0	0	0	9	14	0.00	1.000
48 Donovan Hand, R ERA: 3.73	(9, 1)	1.0		5	3	1	1	0	0	0	0	0	0	1	9	14	9.00	3.000

PITCHER	IP	WLS	BF	H	R	ER	SO	BB	IBB	HBP	BLK	WP	HR	S	P	ERA	WHIP

TOP

Chicago Cubs @ Milwaukee Brewers

Miller Park, Milwaukee, WI

Thu Sep 19 2013, 1:12 PM - 4:01 PM CDT

Att. 21,625 - Partly Cloudy - 78 F

livebaseballscorecards.com

AB	37
R	5
H	13
RBI	5
BB	1
SO	6
LOB	15

WP: 0	PB: 0	SB: 0	CS: 0
PA: 40			

Batter	1	2	3	4	5	6	7	8	9	AB	R	H	RBI	BB	SO	LOB
7 Norichika Aoki, L (1, 9) OBP: 0.348, SLG: 0.356	C FF 92 B CU 78 F SI 93 B CU 81 B SI 92 B FF 94 4-2 2 G1-3 BB		F FF 94 F SL 89 F FF 94 B CU 79 X CH 85 1-2 ③ L7			X SI 92 0-0 ② G4-3		X SI 96 0-0 ② G6-3 2-3		3	0	0	0	1	0	1
2 Scooter Gennett, L (1, 4) OBP: 0.354, SLG: 0.492	B SI 94 1 SAFE B SI 94 F SI 94 X SI 94 2-1 ① G1-3 1-2			F FF 91 B SL 89 F SI 93 F CU 80 F FF 94 X CU 79 1-2 ① L9		B CU 78 F SI 93 F SI 92 F SL 90 F SI 94 B CU 79 B CU 78 X SI 94 3-2 ③ G1-3		D SI 97 X FF 97 1-0 ③ G4-3		4	0	0	0	0	0	2
27 Carlos Gómez, R (1, 8) OBP: 0.340, SLG: 0.501	F SI 93 S SI 93 X CU 81 0-2 ② L9			X SL 89 0-0 ② L8			F SI 92 X CU 83 0-1 HR		B FF 91 B FF 91 B FF 90 C FF 91 S FC 86 C FF 92 3-3 ① K	4	1	1	1	0	1	1
16 Aramis Ramirez, R (1, 5) OBP: 0.366, SLG: 0.439	X CU 80 0-0 ③ F9			C SI 92 C CU 78 X SI 93 0-2 1B			F SL 90 B CU 80 C SI 92 B SL 89 B CU 80 X SL 91 3-2 ① G6-3		B CU 79 C FF 92 B CU 78 X FF 92 2-1 ② L8	4	0	1	0	0	0	1
22 Logan Schafer, L (1, 7) OBP: 0.286, SLG: 0.335		B FF 92 F SI 93 C SI 93 B CH 87 X SL 91 2-2 ① G4-3		B SI 93 X SI 93 1-0 ③ F7			C SI 93 S CU 81 F CH 86 S SL 88 0-3 ② K		C FF 91 C FS 84 F FF 91 F FC 89 B FS 83 B FF 92 B FC 88 C FF 92 3-3 ③ K	4	0	0	0	0	2	1
14 Jeff Bianchi, R (1, 6) OBP: 0.278, SLG: 0.286		C FF 93 F SL 89 X FF 93 0-2 ② G3-1			C FF 92 S CU 79 S FF 93 0-3 ① K		X FF 93 0-0 2B			3	0	1	0	0	1	0
21 Juan Francisco, L (1, 3) OBP: 0.298, SLG: 0.432		B CU 82 B SL 92 S CH 88 B SL 92 F CH 86 S SL 88 3-3 ③ K			C CU 79 B CH 84 S CU 79 C FF 94 1-3 ② K		X CU 80 0-0 ③ G3-1			3	0	0	0	0	2	1
12 Martín Maldonado, R (1, 2) OBP: 0.241, SLG: 0.274			C SI 90 C SL 90 B FF 92 X SI 93 1-2 ① G1-3		C CU 79 X CU 79 0-1 ③ G1-3			C FF 97 S SL 84 S FF 95 0-3 ① K		3	0	0	0	0	1	0
26 Kyle Lohse, R (1, 1) OBP: 0.151, SLG: 0.135 31 Burke Badenhop, R (6, 1) 15 Caleb Gindl, L (6, PH) OBP: 0.350, SLG: 0.479 51 Michael Gonzalez, R (7, 1) 45 Alfredo Figaro, R (8, 1) OBP: 0.250, SLG: 0.250 11 Sean Halton, R (8, PH) OBP: 0.333, SLG: 0.456 48 Donovan Hand, R (9, 1) OBP: 0.167, SLG: 0.091			B FF 92 C FF 92 C SI 92 S FF 94 1-3 ② K			C SI 93 S CU 80 X CU 79 0-2 ① G1-3		C SI 97 S SL 85 F SL 85 B FF 97 B SI 96 X SL 84 2-2 7 G6-3 2B		1 0 1 0 0 1 0	0 0 0 0 0 0 0	0 0 0 0 0 1 0	0 0 0 0 0 0 0	0 0 0 0 0 0 0	1 0 0 0 0 0 0	0 0 0 0 0 0 0
Inning Stats	R: 0 E: 0 K: 0 S: 8 H: 0 LOB: 1 BB: 1 P: 14	R: 0 E: 0 K: 1 S: 9 H: 0 LOB: 0 BB: 0 P: 14	R: 0 E: 0 K: 1 S: 10 H: 0 LOB: 0 BB: 0 P: 13	R: 0 E: 0 K: 0 S: 10 H: 1 LOB: 1 BB: 0 P: 12	R: 0 E: 0 K: 2 S: 8 H: 0 LOB: 0 BB: 0 P: 9	R: 0 E: 0 K: 0 S: 9 H: 0 LOB: 0 BB: 0 P: 12	R: 1 E: 0 K: 1 S: 11 H: 2 LOB: 1 BB: 0 P: 14	R: 0 E: 0 K: 1 S: 9 H: 1 LOB: 1 BB: 0 P: 12	R: 0 E: 0 K: 2 S: 10 H: 0 LOB: 0 BB: 0 P: 18	1B: 1 2B: 2 3B: 0 HR: 1	SF: 0 SAC: 0 DP: 0 HBP: 0	WP: 0 PB: 0 SB: 0 CS: 0	PA: 32			

PITCHER		IP	WLS	BF	H	R	ER	SO	BB	IBB	HBP	BLK	WP	HR	S	P	ERA	WHIP
49 Jake Arrieta, R ERA: 5.06	(1, 1)	7.0	W	25	3	1	1	5	1	0	0	0	0	1	65	88	1.29	0.571
46 Pedro Strop, R ERA: 4.67	(8, 1)	1.0	H	4	1	0	0	1	0	0	0	0	0	0	9	12	0.00	1.000
63 Kevin Gregg, R ERA: 2.9	(9, 1)	1.0		3	0	0	0	2	0	0	0	0	0	0	10	18	0.00	0.000

PITCHER	IP	WLS	BF	H	R	ER	SO	BB	IBB	HBP	BLK	WP	HR	S	P	ERA	WHIP

BOTTOM

Chicago Cubs @ Milwaukee Brewers

Miller Park, Milwaukee, WI

Thu Sep 19 2013, 1:12 PM - 4:01 PM CDT

Att. 21,625 - Partly Cloudy - 78 F

livebaseballscorecards.com

AB	31
R	1
H	4
RBI	1
BB	1
SO	8
LOB	7

Atlanta Braves @ Chicago Cubs

Wrigley Field, Chicago, IL

Fri Sep 20 2013, 1:26 PM - 4:38 PM CDT

Att. 29,539 - Cloudy - 76 F

TOP

livebaseballscorecards.com

Batter	1	2	3	4	5	6	7	8	9	AB	R	H	RBI	BB	SO	LOB
22 Jason Heyward, L (1, 8) OBP: 0.347, SLG: 0.421	F SI 86 B SI 87 S SI 87 B SI 88 F SI 88 B SI 89 (6, PH) F SI 88 F SI 88 F SI 88 (6, 8) (9, 9) 3-2 T SI 88 ① K		B CH 80 S SI 89 B SI 89 S SI 89 B SI 90 B SI 89 4-2 8 BB 5 HR BB	F SL 80 X SI 88 0-1 ③ F7		B FF 95 S FF 96 S FF 96 B FF 96 F FF 95 B SL 82 F FF 95 C SI 94 3-3 ③ K		B FF 89 B FF 88 B FF 89 C FF 89 T FF 89 B FF 90 4-2 24 F9 8 G6-3 16 1B BB	2 1 0 0 1 1 1 1 1 0 0 1 1 0						
8 Justin Upton, R (1, 9) OBP: 0.354, SLG: 0.463 (9, 7)	F SI 87 C SI 88 F SI 90 X SL 83 0-2 ② G6-3		1 SAFE S SL 80 B SI 88 1 SAFE B SI 88 B SI 90 S SL 81 B SI 89 4-2 5 HR 1-2 BB		C FF 92 B FF 92 B SL 84 B FF 93 B FF 92 4-1 24 2B BB		S SL 84 C SL 83 B FF 94 T FF 94 1-2 ① K		1 SAFE B FC 83 1 SAFE B FF 90 F FC 85 1 SAFE X FC 86 2-1 ① G6-3 1-2	3 1 0 0 2 1 1						
5 Freddie Freeman, L (1, 3) OBP: 0.388, SLG: 0.493	B CH 80 X SI 89 1-0 ③ F9		B CH 81 X SI 88 1-0 1-H 2-H HR		X FF 92 0-0 ① P6		F FF 95 F SL 82 B SL 86 B SL 84 H FF 94 3-2 16 HBP HBP		I IN 81 I IN 82 I IN 83 I IN 86 4-0 16 1B 23 1B IBB	3 2 1 3 1 0 1						
24 Evan Gattis, R (1, 7) OBP: 0.286, SLG: 0.483 46 Craig Kimbrel, R (9, 1)		B SL 77 X SI 89 1-0 ① F9	X SI 90 0-0 ② F8		X FF 93 0-0 1-3 2B		C CU 81 X FF 94 0-1 ② F8		X FC 86 0-0 2-3 ② F9	5 0 1 0 0 0 3 0 0 0 0 0 0 0						
16 Brian McCann, L (1, 2) OBP: 0.338, SLG: 0.470		C SI 88 F SI 89 B SL 82 F SI 89 X SL 82 1-2 ② F9	B SL 80 F SI 90 F SI 89 B SL 83 X SL 82 2-2 ③ G3-1		B SL 85 B FF 93 X FF 92 2-0 ② P6		C CU 78 1 SAFE H SI 89 1-1 1-2 HBP		C FF 90 F FC 86 F FF 90 B FF 90 X FF 90 1-2 26 BB 23 1B 19 2B 1-2 3-H 1B	4 1 1 1 0 0 2						
23 Chris Johnson, R (1, 5) OBP: 0.368, SLG: 0.466 4 Paul Janish, R (9, PR) OBP: 0.244, SLG: 0.243 (9, 5)		S SI 89 X SI 88 0-1 HR		C SL 78 F CH 78 F SL 80 B SI 89 F SI 89 X SL 82 1-2 28 2B 2B	I IN 86 I IN 87 I IN 85 I IN 87 4-0 IBB		B CU 78 S CU 77 X CU 78 1-1 ③ F8		B FC 87 X FC 86 1-0 26 BB 19 2B 1-2 2-H 1B	4 2 3 2 1 0 2 0 1 0 0 0 0 0						
26 Dan Uggla, R (1, 4) OBP: 0.310, SLG: 0.371		B SL 80 B SI 89 F SI 89 B SI 89 F SI 89 F SI 90 B SL 80 4-2 BB	X SI 89 0-0 ① F8		D SL 84 F FF 92 B FF 92 F FF 93 B SL 83 F FF 92 F FF 93 S SL 83 3-3 ③ K			B CU 78 B FF 91 F FF 90 F CU 79 B CU 80 S FF 92 3-3 ① K	B CU 77 B FC 85 C FC 86 B FF 91 F FF 91 B FC 86 4-2 19 2B 1-2 2-3 BB	3 0 0 0 2 2 4						
19 Andrelton Simmons, R (1, 6) OBP: 0.294, SLG: 0.386		S SL 79 F SL 79 X SI 90 0-2 ③ F8	X SI 88 0-0 ② F9		B FF 96 X FF 96 1-0 ① F9			B FF 96 F FF 95 X SL 82 1-1 ② G5-3	S FC 86 B CU 80 B FC 87 X FC 87 2-1 1-3 2-H 3-H 2B	5 0 1 2 0 0 2						
28 Paul Maholm, L (1, 1) OBP: 0.157, SLG: 0.180 32 Scott Downs, L (6, 1) 20 Luis Ayala, R (6, 1) 43 Luis Avilán, L (7, 1) 30 Elliot Johnson, S (8, PH) OBP: 0.227, SLG: 0.274 48 David Carpenter, R (8, 1) 2 B.J. Upton, R (9, PH) OBP: 0.270, SLG: 0.294 (9, 8)			C SI 87 X SI 88 0-1 ① G4-3	C SI 88 B SI 88 X SI 88 1-1 2-H 2B		B FF 96 F FF 96 X SI 93 1-1 ② G6-3		C SI 95 F SI 95 F FF 95 B SL 85 S SL 83 1-3 ③ K	C FF 91 C FF 88 D CU 80 B CU 79 C FF 91 2-3 ③ K	3 0 1 1 0 0 0 0 0 0 0 0 0 0 0 0 0 0 0 0 0 0 0 0 0 0 0 0 1 0 0 0 0 1 0 0 0 0 0 0 0 0 1 0 0 0 0 1 3						
Inning Stats	R: 0 H: 0 E: 0 LOB: 0 K: 1 BB: 0 S: 12 P: 16	R: 1 H: 1 E: 0 LOB: 1 K: 0 BB: 1 S: 13 P: 19	R: 3 H: 1 E: 0 LOB: 0 K: 0 BB: 2 S: 11 P: 22	R: 1 H: 2 E: 0 LOB: 1 K: 0 BB: 0 S: 11 P: 13	R: 0 H: 1 E: 0 LOB: 3 K: 1 BB: 2 S: 9 P: 22	R: 0 H: 0 E: 0 LOB: 2 K: 1 BB: 0 S: 8 P: 13	R: 0 H: 0 E: 0 LOB: 0 K: 1 BB: 0 S: 10 P: 16	R: 0 H: 0 E: 0 LOB: 0 K: 2 BB: 0 S: 9 P: 14	R: 4 H: 3 E: 0 LOB: 3 K: 1 BB: 3 S: 17 P: 37	1B: 2 SF: 0 2B: 4 SAC: 0 3B: 0 DP: 0 HR: 2 HBP: 2						

	AB	35
	R	9
	H	8
	RBI	9
	BB	8
	SO	7
	LOB	19

WP: 0 PA: 45
PB: 0
SB: 0
CS: 0

PITCHER		IP	WLS	BF	H	R	ER	SO	BB	IBB	HBP	BLK	WP	HR	S	P	ERA	WHIP
32 Scott Baker, R ERA: 3.6	(1, 1)	4.0		19	4	5	5	1	3	0	0	0	0	2	47	70	11.25	1.750
59 Zac Rosscup, L ERA: 2.08	(5, 1)	1.0		6	1	0	0	1	1	1	0	0	0	0	9	22	0.00	2.000
56 Héctor Rondón, R ERA: 5.15	(6, 1)	1.0		3	0	0	0	1	0	0	0	0	0	0	8	13	0.00	0.000
52 Justin Grimm, R ERA: 6.09	(7, 1)	0.2		3	0	0	0	1	0	0	1	0	0	0	7	11	0.00	0.000
43 Brooks Raley, L ERA: 4.5	(7, 1)	0.0		1	0	0	0	0	0	0	1	0	0	0	1	2	∞	∞

PITCHER		IP	WLS	BF	H	R	ER	SO	BB	IBB	HBP	BLK	WP	HR	S	P	ERA	WHIP
50 Blake Parker, R ERA: 2.72	(7, 1)	0.2		2	0	0	0	1	0	0	0	0	0	0	5	9	0.00	0.000
46 Pedro Strop, R ERA: 4.61	(8, 1)	0.2		2	0	0	0	1	0	0	0	0	0	0	6	8	0.00	0.000
63 Kevin Gregg, R ERA: 3.45	(9, 1)	1.0	L	9	3	4	4	1	2	1	0	0	0	0	17	37	36.00	5.000

Atlanta Braves @ Chicago Cubs

Wrigley Field, Chicago, IL

Fri Sep 20 2013, 1:26 PM - 4:38 PM CDT

Att. 29,539 - Cloudy - 76 F

livebaseballscorecards.com

BOTTOM

Batter	1	2	3	4	5	6	7	8	9	AB	R	H	RBI	BB	SO	LOB
13 Starlin Castro, R (1, 6) OBP: 0.282, SLG: 0.344	C SI 87 X SI 86 0-1 ① F9		C FF 89 B FC 84 F FC 85 D CH 81 F SI 88 X SI 88 2-2 ② FC6-5 15 1B 44 1B 2-3		X SI 87 0-0 HR	C SI 88 F FF 88 F SI 88 1 SAFE F SI 88 B SL 84 F SL 86 1 SAFE S SI 88 1-3 ③ K			B FF 97 C FF 97 X FF 98 1-1 ①② G4-6-3 1-2f	5	2	1	1	0	1	3
15 Darwin Barney, R (1, 4) OBP: 0.267, SLG: 0.306	F SI 87 F SI 88 F CH 81 X SI 88 0-2 ② G4-3		C SI 86 X SI 87 0-1 44 1B 1-2 1B		B SI 87 F CH 80 C FC 83 B FC 83 X CH 81 2-2 ① P5		C SL 83 X SL 82 0-1 ① F8		B FF 98 X FF 97 1-0 ③ F7	5	0	1	0	0	0	0
44 Anthony Rizzo, L (1, 3) OBP: 0.324, SLG: 0.417	C SL 78 X SI 87 0-1 1B		C SI 88 X SL 80 0-1 1-3 2-H 1B		B FF 88 C SI 88 X CH 82 1-1 ② G6-3		B SI 92 B SI 92 B SI 90 X SI 91 3-0 ② F7			4	0	2	1	0	0	0
30 Dioner Navarro, S (1, 2) OBP: 0.358, SLG: 0.507	C CU 72 S CH 80 B CH 80 F SL 78 B FF 89 B CH 80 X FC 84 3-2 ③ G6-3		B SI 88 X SI 87 1-0 ③ G4-3		X CH 81 0-0 ③ F7		B SI 93 B SI 92 B SI 92 C SI 92 X SI 93 3-1 HR			4	1	1	1	0	0	3
8 Donnie Murphy, R (1, 5) OBP: 0.319, SLG: 0.563		C CH 79 F SI 88 B FF 87 S CH 81 1-3 ① K		X SI 87 0-0 ① G5-3		B CU 69 F FC 82 X CH 79 1-1 HR	B SI 92 C CU 74 B SI 92 F SI 92 B CU 74 X SI 90 3-2 ③ G6-3			4	1	1	1	0	1	0
21 Junior Lake, R (1, 7) OBP: 0.348, SLG: 0.461		X SI 88 0-0 ② G6-3		C SI 87 B CH 81 C CH 81 H SL 78 2-2 54 1B HBP		S CH 80 X CH 81 0-1 6 F9 24 1B 2B		B SL 86 F FF 95 X SL 85 1-1 ① G5-3		3	1	1	0	0	0	0
54 Darnell McDonald, R (1, 9) OBP: 0.300, SLG: 0.283		B FF 88 B CH 80 X SI 84 2-0 ③ G6-3		C SI 87 B CH 82 F CH 80 B CU 72 X CH 79 2-2 1-2 1B		B SI 88 B SI 86 F CH 80 X SI 88 2-1 ① G5-3		B SL 85 F FF 95 S FF 95 F FF 96 B SL 84 S SL 85 2-3 ② K		4	0	1	0	0	1	1
6 Ryan Sweeney, L (1, 8) OBP: 0.330, SLG: 0.476			B SI 86 C SI 86 F CH 80 B SL 77 X SI 87 2-2 13 FC6-5 32 SH1-4 1B	B FF 88 C SI 88 B SI 88 B SL 80 X FF 89 3-1 ② F7		B SI 86 D SI 87 X SI 88 2-0 ② F9 2-3		B FF 95 B FF 95 B FF 95 C FF 96 X SL 84 3-1 ③ G6-3		4	0	1	0	0	0	3
32 Scott Baker, R (1, 1) 47 Brian Bogusevic, L (4, PH) OBP: 0.167, SLG: 0.500 59 Zac Rosscup, R (6, 1) 56 Héctor Rondón, R (6, 1) 24 Luis Valbuena, L (6, PH) OBP: 0.250, SLG: 0.500 52 Justin Grimm, R (7, 1) 43 Brooks Raley, L (7, 1) 50 Blake Parker, R (7, 1) 46 Pedro Strop, R (8, 1) 63 Kevin Gregg, R (9, 1) 19 Nate Schierholtz, L (9, PH) OBP: 0.357, SLG: 0.467			X SI 86 0-0 ① SH1-4 1-2	F SL 79 C SI 88 B SL 80 S CU 74 1-3 ③ K	C CU 72 B CU 73 B SI 88 B SI 88 X SI 88 3-1 3-H 1B			B FF 97 F FF 97 X FF 97 1-1 13 G4-6-3 1B	0 1 0 0 1 0 0 0 0 0 0 0 1	0 0 0 0 1 0 0 0 0 0 0 0 0	0 0 0 0 1 0 0 0 0 0 0 0 1	0 0 0 0 0 0 0 0 0 0 0 0 0	0 1 0 0 0 0 0 0 0 0 0 0 0	0 0 0 0 1 0 0 0 0 0 0 0 0	0 2 0 0 0 0 0 0 0 0 0 0 0
Inning Stats	R: 0 E: 0 K: 0 S: 12 H: 1 LOB: 1 BB: 0 P: 15	R: 0 E: 0 K: 1 S: 5 H: 0 LOB: 0 BB: 0 P: 8	R: 1 E: 0 K: 0 S: 13 H: 3 LOB: 2 BB: 0 P: 18	R: 0 E: 0 K: 1 S: 11 H: 1 LOB: 2 BB: 0 P: 19	R: 1 E: 0 K: 0 S: 7 H: 1 LOB: 0 BB: 0 P: 10	R: 2 E: 0 K: 1 S: 15 H: 3 LOB: 1 BB: 0 P: 24	R: 1 E: 0 K: 0 S: 8 H: 1 LOB: 0 BB: 0 P: 17	R: 0 E: 0 K: 1 S: 8 H: 0 LOB: 0 BB: 0 P: 14	R: 0 E: 0 K: 0 S: 5 H: 1 LOB: 0 BB: 0 P: 8	1B: 7 2B: 1 3B: 0 HR: 3	SF: 0 SAC: 1 DP: 1 HBP: 1					

	AB	36
	R	5
	H	11
	RBI	5
	BB	0
	SO	4
	LOB	12

WP: 0 PB: 0 SB: 0 CS: 0 PA: 38

PITCHER		IP	WLS	BF	H	R	ER	SO	BB	IBB	HBP	BLK	WP	HR	S	P	ERA	WHIP
28 Paul Maholm, L ERA: 4.44	(1, 1)	5.1		25	8	4	4	2	0	0	1	0	0	2	54	79	6.75	1.500
32 Scott Downs, L ERA: 1.91	(6, 1)	0.1	H	2	1	0	0	0	0	0	0	0	0	0	3	8	0.00	3.000
20 Luis Ayala, R ERA: 2.9	(6, 1)	0.2	H	2	0	0	0	1	0	0	0	0	0	0	8	9	0.00	0.000
43 Luis Avilán, L ERA: 1.6	(7, 1)	0.2	B	3	1	1	1	0	0	0	0	0	0	1	6	15	13.50	1.500
48 David Carpenter, R ERA: 1.86	(8, 1)	1.0	W	3	0	0	0	1	0	0	0	0	0	0	8	14	0.00	0.000

PITCHER		IP	WLS	BF	H	R	ER	SO	BB	IBB	HBP	BLK	WP	HR	S	P	ERA	WHIP
46 Craig Kimbrel, R ERA: 1.29	(9, 1)	1.0		3	1	0	0	0	0	0	0	0	0	0	5	8	0.00	1.000

Batter	1	2	3	4	5	6	7	8	9	AB	R	H	RBI	BB	SO	LOB
19 Andrelton Simmons, R (1, 6) OBP: 0.293, SLG: 0.383	C FF 87 B CH 79 B FF 88 X FF 88 2-1 G6-3		B CU 70 X FF 90 1-0 F9		F FC 85 B FC 86 B FC 85 X FC 88 2-1 G1-3		B FC 85 X FF 88 1-0 F9			4	0	0	0	0	0	1
8 Justin Upton, R (1, 9) OBP: 0.353, SLG: 0.463 (8, 7)	F FF 89 B FF 89 S FF 89 F FF 91 F FF 89 X FC 87 1-2 F9			C CU 71 S FC 86 F FF 90 B FC 87 S FF 90 1-3 K	X FC 86 0-0 G5-3			B FC 87 X FC 85 1-0 23 G5-3 2B		4	0	1	0	0	1	0
5 Freddie Freeman, L (1, 3) OBP: 0.390, SLG: 0.493	C FF 90 F FC 87 B FF 91 S FC 86 1-3 K			B FC 86 B FC 86 B FC 86 B FF 89 4-0 24 1B 24 E 23 1B BB		S FF 88 X FF 88 0-1 1B		F FC 84 S SL 79 B FC 85 B FC 85 F SL 78 B FC 85 D FC 87 4-2 23 G5-3 BB		2	1	1	0	2	1	0
23 Chris Johnson, R (1, 5) OBP: 0.369, SLG: 0.466		C FF 87 F FF 88 X FF 89 0-2 1B		B FC 86 F FC 86 X CH 79 1-1 24 E 1-2 1B		B FC 85 F FF 88 X FC 86 1-1 F9		C FF 89 S SL 83 F FF 90 F SL 85 X FF 85 0-2 G5-3 1-2 2-3f		4	0	2	0	0	0	3
24 Evan Gattis, R (1, 7) OBP: 0.286, SLG: 0.480 22 Jason Heyward, L (8, 9) OBP: 0.347, SLG: 0.421		F FC 86 X FC 86 0-1 F8		D CU 71 X FF 88 1-0 E9 1-3 2-H 1B		F FC 86 B CU 72 S FF 88 B FC 86 F FF 90 S FC 86 2-3 K		C CH 82 B SL 84 S CH 81 X FF 90 1-2 F9		4 0	0 0	1 0	0 0	0 0	1 0	3 0
11 Gerald Laird, R (1, 2) OBP: 0.333, SLG: 0.342		B FF 88 C FF 88 F FF 88 F FF 90 C FF 89 1-3 K		B FC 86 X FC 86 1-0 G5-3		F FF 89 B FF 89 B FC 86 X FC 86 2-1 L5			B FF 97 B FF 96 C FF 96 F FF 96 F SL 84 F SI 96 S SL 84 2-3 K	4	0	0	0	0	2	4
26 Dan Uggla, R (1, 4) OBP: 0.310, SLG: 0.368		C FF 88 S FF 88 1 SAFE X FF 89 0-2 P6		B CH 79 B FC 86 B FF 88 C FC 88 B FC 86 4-1 BB			B CU 70 F FC 84 S FC 85 C FC 85 1-3 K		S SL 83 C SL 83 F SL 82 B FF 95 C SI 96 1-3 K	3	0	0	0	1	2	1
2 B.J. Upton, R (1, 8) OBP: 0.270, SLG: 0.291			B FF 88 X FF 88 1-0 F8	F FC 86 C FF 89 C FC 85 0-3 K			F FC 86 B FF 89 B FC 85 F FC 86 B FF 90 B FC 88 4-2 54 SH1 BB		S FF 96 S FF 96 F SI 96 S SL 84 0-3 K2-3	3	0	0	0	1	2	3
54 Kris Medlen, S (1, 1) OBP: 0.224, SLG: 0.264 32 Scott Downs, L (8, 1) 48 David Carpenter, R (8, 1)			C FF 87 B FF 89 T FF 88 X FF 89 1-2 G4-3		C FF 86 T FF 87 B FF 88 F FF 88 S FC 85 1-3 K		1 SAFE X FC 86 0-0 SH1 1-2			2 0 0	0 0 0	0 0 0	0 0 0	0 0 0	1 0 0	0 0 0
Inning Stats	R: 0 E: 0 K: 1 S: 10 H: 0 LOB: 0 BB: 0 P: 14	R: 0 E: 0 K: 1 S: 12 H: 1 LOB: 1 BB: 0 P: 13	R: 0 E: 0 K: 0 S: 5 H: 0 LOB: 0 BB: 0 P: 8	R: 1 E: 1 K: 2 S: 12 H: 2 LOB: 3 BB: 2 P: 24	R: 0 E: 0 K: 1 S: 7 H: 0 LOB: 0 BB: 0 P: 10	R: 0 E: 0 K: 1 S: 10 H: 1 LOB: 1 BB: 0 P: 15	R: 0 E: 0 K: 1 S: 7 H: 0 LOB: 1 BB: 1 P: 13	R: 0 E: 0 K: 0 S: 12 H: 1 LOB: 1 BB: 1 P: 18	R: 0 E: 0 K: 3 S: 13 H: 0 LOB: 0 BB: 0 P: 16	1B: 4 2B: 1 3B: 0 HR: 0 SF: 0 SAC: 1 DP: 1 HBP: 0						

PITCHER		IP	WLS	BF	H	R	ER	SO	BB	IBB	HBP	BLK	WP	HR	S	P	ERA	WHIP
37 Travis Wood, L ERA: 2.98	(1, 1)	7.0		30	5	1	1	7	4	0	0	0	0	0	67	106	1.29	1.286
33 Carlos Villanueva, R ERA: 4.16	(8, 1)	1.0	W	2	0	0	0	0	0	0	0	0	0	0	8	9	0.00	0.000
46 Pedro Strop, R ERA: 4.53	(9, 1)	1.0	S	3	0	0	0	3	0	0	0	0	0	0	13	16	0.00	0.000

PITCHER	IP	WLS	BF	H	R	ER	SO	BB	IBB	HBP	BLK	WP	HR	S	P	ERA	WHIP

TOP

Atlanta Braves @ Chicago Cubs

Wrigley Field, Chicago, IL

Sat Sep 21 2013, 3:06 PM - 5:48 PM CDT

Att. 34,612 - Partly Cloudy - 63 F

livebaseballscorecards.com

AB	30
R	1
H	5
RBI	0
BB	4
SO	10
LOB	15

Atlanta Braves @ Chicago Cubs

Wrigley Field, Chicago, IL

Sat Sep 21 2013, 3:06 PM - 5:48 PM CDT

Att. 34,612 - Partly Cloudy - 63 F

BOTTOM

Batter	1	2	3	4	5	6	7	8	9	AB	R	H	RBI	BB	SO	LOB
13 Starlin Castro, R (1, 6) OBP: 0.283, SLG: 0.345	F CH 88 F SI 88 F FF 90 B CH 88 X FF 90 1-2 30 BB 1B		X SI 89 0-0 ② G6-3		C CU 77 F CH 89 F CU 77 S FF 90 0-3 ③ K			C SI 89 B CU 78 X SI 90 1-1 8 1B 44 2B 1B		4	1	2	0	0	1	0
24 Luis Valbuena, L (1, 5) OBP: 0.338, SLG: 0.387 8 Donnie Murphy, R (8, PH) OBP: 0.324, SLG: 0.566 (9, 5)	1 SAFE X CH 89 0-0 ① P4		C CH 88 B CH 82 F CH 82 F CU 76 X SI 90 1-2 44 WP 2B			B CU 75 B CH 81 B SI 88 C SI 89 B SI 90 4-1 BB		B SI 87 B SI 87 X SI 87 2-0 44 2B 30 1B 1-2 1B		2 1	0 1	1 1	0 1	1 0	0 0	1 0
44 Anthony Rizzo, L (1, 3) OBP: 0.323, SLG: 0.417	C CU 76 1 SAFE X FF 89 0-1 ② F7		S CH 82 B CH 81 S CU 77 X CU 77 1-2 ③ G4-3 2-3			F SI 89 1 SAFE F FF 89 S FF 89 0-3 ① K		C SI 90 B SI 89 B SI 89 C SI 88 B SI 88 F SI 88 X SI 88 3-2 30 1B 19 SF8 1-3 2-H 2B		4	1	1	1	0	1	3
30 Dioner Navarro, S (1, 2) OBP: 0.360, SLG: 0.504	B SI 89 B SI 89 B CH 82 B SI 89 4-0 1-2 BB			S CH 80 B FF 89 B CH 80 X CH 82 2-1 ① L9		1 SAFE B CH 88 B SI 88 C CH 82 S FF 90 S CH 83 2-3 ② K		B FF 95 B SL 86 C FF 96 F FF 95 X SL 85 2-2 2-3 3-H 1B		3	0	1	1	1	1	1
19 Nate Schierholtz, L (1, 9) OBP: 0.304, SLG: 0.477	C SI 89 F CU 77 X CH 83 0-2 ③ G4-3			B CH 89 B FF 90 S CH 82 X SI 89 2-1 ② F7		S CH 83 B CH 82 C SI 89 B CU 78 B FF 90 X CH 81 3-2 ③ F9		F FF 95 B FF 95 X SL 86 1-1 ② SF8 3-H		3	0	0	1	0	0	3
6 Ryan Sweeney, L (1, 8) OBP: 0.328, SLG: 0.471		B CH 89 C CH 88 X CH 82 1-1 ① L4		B SI 89 B SI 90 F SI 89 X SI 90 2-1 1B			C SI 88 F FF 89 B CU 76 X FF 90 1-2 ① L9	B FF 96 F FF 94 F FF 96 X FF 95 1-2 ③ F7		4	0	1	0	0	0	1
47 Brian Bogusevic, L (1, 7) OBP: 0.338, SLG: 0.496		C SI 88 X SI 89 0-1 15 G6-3 1B		S CH 81 S CH 82 B FF 90 F CH 82 B CU 78 S CH 82 2-3 ③ K			S CH 82 C CU 77 B CH 82 B CU 77 F SI 91 X CH 82 2-2 15 G4-6-3 1B			3	0	2	0	0	1	1
15 Darwin Barney, R (1, 4) OBP: 0.266, SLG: 0.304		B SI 89 F CH 82 1 SAFE 1 SAFE F CU 77 X SI 90 1-2 ②③ G6-3 1-2f			F CH 81 C SI 88 B SI 90 B CU 77 X CH 88 2-2 ① G5-3		1 SAFE B SI 89 X SI 89 1-0 ②③ G4-6-3 1-2f			3	0	0	0	0	0	2
37 Travis Wood, R (1, 1) OBP: 0.258, SLG: 0.381 33 Carlos Villanueva, R (8, 1) OBP: 0.161, SLG: 0.161 21 Junior Lake, R (8, PH) OBP: 0.346, SLG: 0.459 46 Pedro Strop, R (9, 1)			C CH 88 B CU 76 S CH 82 S CU 77 1-3 ① K		S CH 81 X SI 89 0-1 ② G6-3			C SI 88 S CH 80 F CH 82 B FF 90 S CU 78 1-3 ① K		2 0 1 0	0 0 0 0	0 0 0 0	0 0 0 0	1 0 1 0	0 0 0 0	0 0 0 0
Inning Stats	R: 0 E: 0 K: 0 S: 10 H: 1 LOB: 2 BB: 1 P: 15	R: 0 E: 0 K: 0 S: 7 H: 1 LOB: 0 BB: 0 P: 9	R: 0 E: 0 K: 1 S: 11 H: 1 LOB: 1 BB: 0 P: 14	R: 0 E: 0 K: 1 S: 10 H: 1 LOB: 1 BB: 0 P: 18	R: 0 E: 0 K: 1 S: 9 H: 0 LOB: 0 BB: 0 P: 11	R: 0 E: 0 K: 2 S: 10 H: 0 LOB: 1 BB: 1 P: 19	R: 0 E: 0 K: 0 S: 8 H: 1 LOB: 0 BB: 0 P: 12	R: 3 E: 0 K: 1 S: 19 H: 4 LOB: 1 BB: 0 P: 30		1B: 7 2B: 2 3B: 0 HR: 0 SF: 1 SAC: 0 DP: 2 HBP: 0					WP: 1 PB: 0 SB: 0 CS: 0 PA: 33	

livebaseballscorecards.com

AB	30
R	3
H	9
RBI	3
BB	2
SO	6
LOB	12

PITCHER		IP	WLS	BF	H	R	ER	SO	BB	IBB	HBP	BLK	WP	HR	S	P	ERA	WHIP
54 Kris Medlen, R ERA: 3.24	(1, 1)	7.1		28	6	1	1	6	2	0	0	0	1	0	71	106	1.23	1.091
32 Scott Downs, L ERA: 2.34	(8, 1)	0.0	L	2	2	0	0	0	0	0	0	0	0	0	5	10	∞	∞
48 David Carpenter, R ERA: 1.84	(8, 1)	0.2		3	1	2	2	0	0	0	0	0	0	0	8	12	27.00	1.500

PITCHER	IP	WLS	BF	H	R	ER	SO	BB	IBB	HBP	BLK	WP	HR	S	P	ERA	WHIP

Batter	1	2	3	4	5	6	7	8	9	AB	R	H	RBI	BB	SO	LOB
22 Jason Heyward, L (1, 8) OBP: 0.345, SLG: 0.418	B FF 93 C FF 93 B FF 92 F FF 94 X FF 94 2-2 8 WP 5 HR 1B		B FF 93 C FF 93 B FF 94 T FF 94 X SI 94 2-2 ① G4-3		B CU 79 F FF 94 X CH 86 1-1 ① G1-3		1 SAFE C FC 86 1 SAFE B SL 81 F SL 81 B FF 90 1 SAFE B SL 82 S FF 89 3-3 ①② 1-2 K		F FF 95 S FF 95 S FF 95 0-3 ① K	5	1	1	0	0	2	1
8 Justin Upton, R (1, 9) (6, 7) OBP: 0.353, SLG: 0.463	C FF 93 F FF 94 B FF 94 F FF 94 F SL 87 B FF 94 F FF 91 B SL 88 F FF 92 3-3 ① S FF 92 1-2 K		F FF 94 X SI 94 0-1 ② L8		C SL 85 B FF 94 F FF 93 X SL 88 1-2 ② G6-3		X CU 77 0-0 1B		S FF 96 S FF 96 X FF 95 0-2 1B	5	0	2	0	0	1	1
5 Freddie Freeman, L (1, 3) OBP: 0.392, SLG: 0.500	X FF 94 0-0 2-H HR		B SL 81 B CU 78 T CH 88 C CH 88 X FF 94 2-2 23 FC6-4 1B		B CH 88 B CH 88 C CH 86 B SL 84 F SL 85 F SL 87 X SL 85 3-2 23 FC6-4 1B		B SL 81 S SL 81 D SL 81 C CU 78 1 SAFE F CU 80 X SL 81 2-2 ③ G4-3		C SL 82 F FF 95 S FF 96 0-3 ② K	5	1	3	2	0	1	2
23 Chris Johnson, R (1, 5) OBP: 0.366, SLG: 0.463 4 Paul Janish, R (8, 5) OBP: 0.238, SLG: 0.237	F FF 94 F FF 93 S SL 87 0-3 ② K		C FF 93 S SL 86 B SL 88 X FF 94 1-2 ③ FC6-4 1-2f		X SL 87 0-0 ③ FC6-4 1-2f			C CH 84 B CH 83 B SI 88 F SI 89 F CU 80 S SI 89 2-3 ① K	B FF 96 B FF 95 X FF 93 2-0 ③ F7	4 1	0 0	0 0	0 0	0 0	2 1	2 1
16 Brian McCann, L (1, 2) OBP: 0.340, SLG: 0.470	C FF 93 B CH 88 X CH 88 1-1 1B			F FF 93 B CU 78 F CU 79 S SL 87 1-3 ① K		F FF 94 C CH 85 F SL 85 B SI 94 B FF 90 C SL 85 3-3 ① K		B CU 80 F SI 89 F SL 82 X SL 81 1-2 19 HR 1B		4	1	2	0	0	2	0
24 Evan Gattis, R (1, 7) OBP: 0.283, SLG: 0.475 17 Jordan Schafer, L (6, 9) OBP: 0.335, SLG: 0.354	S SL 86 B SL 87 B FF 94 S SL 86 F SL 88 C FF 94 2-3 ③ K			X SL 86 0-0 ② P4		B FF 92 C FF 93 F FF 94 B SL 87 S SL 88 2-3 ② K		F FF 89 B FF 90 S FF 89 F SL 82 S SL 81 1-3 ② K		3 1	0 0	0 0	0 0	0 0	2 1	1 1
19 Andrelton Simmons, R (1, 6) OBP: 0.294, SLG: 0.394		T FF 92 B FF 93 B FF 93 C FF 93 B SL 88 X FF 93 3-2 ① F8		C FF 92 B FF 92 S SL 87 X SL 87 1-2 HR		B SI 93 B SL 88 B FF 93 C FF 92 X FF 93 3-1 E6		B SI 89 F CH 83 B SI 88 X SI 89 2-1 1-H HR		4	2	2	3	0	0	0
30 Elliot Johnson, S (1, 4) OBP: 0.241, SLG: 0.274		B FF 93 X FF 92 1-0 ② G3-1		X FF 92 0-0 1B		1 SAFE D FF 92 B SI 90 X SI 91 2-0 ③ G4-3		B CH 81 B SI 88 C SI 87 B SI 87 C FF 87 B FF 88 4-2 BB		3	0	1	0	1	0	1
49 Julio Teheran, R (1, 1) OBP: 0.241, SLG: 0.268 13 Jose Constanza, L (7, PH) OBP: 0.207, SLG: 0.207 43 Luis Avilán, L (7, 1) 7 Reed Johnson, R (8, PH) OBP: 0.320, SLG: 0.359 20 Luis Ayala, R (8, 1) 58 Alex Wood, R (8, 1) 46 Craig Kimbrel, R (9, 1)		B FF 93 C FF 93 B FF 93 B FF 93 C FF 93 X FF 93 3-2 ③ G6-3		B FF 93 F FF 93 X FF 92 1-1 ③ G1-3			F FF 93 B CU 78 F SI 93 X SL 86 1-2 22 CS 1B	B CH 83 C FF 88 F CH 82 C CU 76 1-3 ③ K		2 1 0 1 0 0 0	0 0 0 0 0 0 0	0 1 0 0 0 0 0	0 0 0 0 0 0 0	0 1 0 1 0 0 0	0 0 0 1 0 0 0	1 0 0 1 0 0 0
Inning Stats	R: 2 E: 0 K: 3 S: 20 H: 3 LOB: 1 BB: 0 P: 28	R: 0 E: 0 K: 0 S: 7 H: 0 LOB: 0 BB: 0 P: 14	R: 0 E: 0 K: 0 S: 11 H: 1 LOB: 1 BB: 0 P: 16	R: 1 E: 0 K: 1 S: 10 H: 2 LOB: 1 BB: 0 P: 13	R: 0 E: 0 K: 0 S: 10 H: 1 LOB: 1 BB: 0 P: 15	R: 0 E: 1 K: 2 S: 9 H: 0 LOB: 1 BB: 0 P: 19	R: 0 E: 0 K: 1 S: 11 H: 2 LOB: 1 BB: 0 P: 17	R: 2 E: 0 K: 3 S: 18 H: 2 LOB: 1 BB: 1 P: 29	R: 0 E: 0 K: 2 S: 10 H: 1 LOB: 1 BB: 0 P: 12	1B: 9 2B: 1 3B: 0 HR: 3 SF: 0 SAC: 0 DP: 1 HBP: 0						WP: 1 PB: 0 SB: 0 CS: 1 PA: 40	

PITCHER		IP	WLS	BF	H	R	ER	SO	BB	IBB	HBP	BLK	WP	HR	S	P	ERA	WHIP
36 Edwin Jackson, R ERA: 4.74	(1, 1)	6.0	L	27	8	3	3	6	0	0	0	0	1	2	70	109	4.50	1.333
40 James Russell, L ERA: 3.59	(7, 1)	0.2		1	0	0	0	1	0	0	0	0	0	0	3	6	0.00	0.000
50 Blake Parker, R ERA: 2.72	(7, 1)	0.0		1	1	0	0	0	0	0	0	0	0	0	1	1	∞	∞
43 Brooks Raley, L ERA: 5.79	(7, 1)	1.1		7	2	2	2	3	1	0	0	0	0	1	22	35	13.50	2.250
56 Héctor Rondón, R ERA: 5.05	(9, 1)	1.0		4	1	0	0	2	0	0	0	0	0	0	10	12	0.00	1.000

PITCHER	IP	WLS	BF	H	R	ER	SO	BB	IBB	HBP	BLK	WP	HR	S	P	ERA	WHIP

TOP

Atlanta Braves @ Chicago Cubs

Wrigley Field, Chicago, IL

Sun Sep 22 2013, 1:24 PM - 4:40 PM CDT

Att. 30,515 - Partly Cloudy - 63 F

livebaseballscorecards.com

AB	39
R	5
H	12
RBI	5
BB	1
SO	12
LOB	12

Atlanta Braves @ Chicago Cubs

Wrigley Field, Chicago, IL

Sun Sep 22 2013, 1:24 PM - 4:40 PM CDT

Att. 30,515 - Partly Cloudy - 63 F

livebaseballscorecards.com

BOTTOM

Batter	1	2	3	4	5	6	7	8	9	AB	R	H	RBI	BB	SO	LOB
13 Starlin Castro, R (1, 6) OBP: 0.281, SLG: 0.343	C FF 93 X SL 82 0-1 G6-3		C CU 74 X SL 83 0-1 G6-3		C FF 93 B FF 93 S FF 92 F FF 93 B FF 92 F FF 94 F SL 82 F FF 94 B FF 93 3-3 F FF 93 S FF 94 K			B SI 90 S SL 84 S SL 84 X SI 90 1-2 FC4-6 8 G5-4-3 1-2f 3-H		4	0	0	1	0	1	3
24 Luis Valbuena, L (1, 5) OBP: 0.335, SLG: 0.383 8 Donnie Murphy, R (8, PH) OBP: 0.322, SLG: 0.562 (9, 5)	B SI 91 C FF 92 X SI 92 1-1 G4-3		B CH 82 C SI 92 C CH 82 X FF 92 1-2 G5-3			C SI 88 C CU 73 B FF 91 F SL 83 S SL 82 1-3 K		C CH 86 X CH 85 0-1 G5-4-3 1-2f		3 1	0 0	0 0	0 0	0 0	1 0	0 1
44 Anthony Rizzo, L (1, 3) OBP: 0.323, SLG: 0.418	B FF 93 C CU 73 S SI 92 X FF 93 1-2 30 1B 2B			S CH 81 B CH 84 T FF 93 F FF 92 F FF 94 T SL 84 1-2 K		B CU 73 F CU 73 C CH 81 B FF 91 X FF 92 2-2 F8			C FF 96 B SI 97 F FF 96 C KC 86 1-3 K	4	1	1	0	0	2	0
30 Dioner Navarro, S (1, 2) OBP: 0.363, SLG: 0.504	D FF 93 C SI 93 D CH 83 B SI 92 X SI 93 3-1 2-H 1B			B CU 71 C FF 92 X SI 91 1-1 L6		X FF 91 0-0 P6			C FF 96 X FF 97 0-1 19 1B 1B	4	0	2	1	0	0	0
19 Nate Schierholtz, L (1, 9) OBP: 0.304, SLG: 0.475	C SI 93 F SI 92 F CU 76 X SL 84 0-2 P6			X SL 83 0-0 G4-3			C CU 75 C B SI 91 X SI 92 1-2 G4-3		B FF 96 C FF 96 C KC 83 X FF 97 1-2 1B	4	0	1	0	0	0	1
47 Brian Bogusevic, L (1, 8) OBP: 0.336, SLG: 0.488		B SI 89 B FF 92 X FF 90 2-0 F7			C FF 91 F SI 89 B SL 82 F FF 93 B CH 80 B SL 83 B FF 92 F FF 93 X FF 92 3-2 36 SH2-4 15 1B 1B		B CU 72 B SI 92 C SI 92 S SI 92 F SI 92 X SI 92 2-2 G1-3		S KC 85 C KC 84 S FF 96 0-3 K	4	0	1	0	0	1	2
21 Junior Lake, R (1, 7) OBP: 0.340, SLG: 0.451		C FF 93 L SI 91 B FF 93 S FF 94 1-3 K			B SL 82 F SL 81 S FF 92 F FF 92 1 SAFE F SL 82 C FF 92 1-3 K		C CU 74 B SI 92 B SI 92 B F SI 94 C CU 75 3-3 K		B KC 85 B FF 97 C FF 97 C KC 85 S FF 98 2-3 K	4	0	0	0	0	4	3
15 Darwin Barney, R (1, 4) OBP: 0.268, SLG: 0.306		B FF 92 S SL 82 F FF 91 F FF 94 B SL 82 S FF 93 2-3 K			1 SAFE F FF 90 1 SAFE X FF 91 0-1 36 SH2-4 1-2 1B			C SI 86 B SI 89 S SI 89 X SI 90 1-2 6 1B 13 FC4-6 1B		3	1	2	0	0	1	0
36 Edwin Jackson, R (1, 1) 40 James Russell, L (7, 1) 50 Blake Parker, R (7, 1) 43 Brooks Raley, L (7, 1) 6 Ryan Sweeney, L (8, PH) OBP: 0.332, SLG: 0.474 56 Hector Rondón, R (9, 1)			C FF 90 S FF 91 B FF 92 S FF 93 1-3 K		X FF 89 0-0 SH2-4 1-2 2-3			B CH 85 F CH 84 F CH 86 B FF 90 B FF 88 F SL 86 X SI 90 3-2 13 FC4-6 1-3 1B		1 0 0 0 0 1	0 0 0 0 0 0	0 0 0 0 0 0	0 0 0 0 0 0	1 0 0 0 0 0	0 0 0 0 0 0	0 0 0 0 0 0
Inning Stats	R: 1 E: 0 K: 0 S: 13 H: 2 LOB: 1 BB: 0 P: 18	R: 0 E: 0 K: 2 S: 8 H: 0 LOB: 0 BB: 0 P: 13	R: 0 E: 0 K: 1 S: 8 H: 0 LOB: 0 BB: 0 P: 10	R: 0 E: 0 K: 1 S: 8 H: 0 LOB: 0 BB: 0 P: 10	R: 0 E: 0 K: 2 S: 22 H: 2 LOB: 2 BB: 0 P: 29	R: 0 E: 0 K: 1 S: 8 H: 0 LOB: 0 BB: 0 P: 11	R: 0 E: 0 K: 1 S: 10 H: 0 LOB: 0 BB: 0 P: 16	R: 1 E: 0 K: 0 S: 12 H: 2 LOB: 0 BB: 0 P: 17	R: 0 E: 0 K: 3 S: 14 H: 2 LOB: 2 BB: 0 P: 18	1B: 7 2B: 1 3B: 0 HR: 0	SF: 0 SAC: 1 DP: 1 HBP: 0	WP: 0 PB: 0 SB: 0 CS: 0	PA: 34				

PITCHER		IP	WLS	BF	H	R	ER	SO	BB	IBB	HBP	BLK	WP	HR	S	P	ERA	WHIP
49 Julio Teheran, R ERA: 3.09	(1, 1)	6.0	W	22	4	1	1	7	0	0	0	0	0	0	67	91	1.50	0.667
43 Luis Avilán, L ERA: 1.57	(7, 1)	1.0	H	3	0	0	0	1	0	0	0	0	0	0	10	16	0.00	0.000
20 Luis Ayala, R ERA: 3.16	(8, 1)	0.1		3	2	1	1	0	0	0	0	0	0	0	10	15	27.00	6.000
58 Alex Wood, L ERA: 3.21	(8, 1)	0.2	H	1	0	0	0	0	0	0	0	0	0	0	2	2	0.00	0.000
46 Craig Kimbrel, R ERA: 1.27	(9, 1)	1.0	S	5	2	0	0	3	0	0	0	0	0	0	14	18	0.00	2.000

PITCHER	IP	WLS	BF	H	R	ER	SO	BB	IBB	HBP	BLK	WP	HR	S	P	ERA	WHIP

AB	33
R	2
H	8
RBI	2
BB	0
SO	11
LOB	10

Batter	1	2	3	4	5	6	7	8	9	AB	R	H	RBI	BB	SO	LOB
31 Jose Tabata, R (1, 7) OBP: 0.337, SLG: 0.418 6 Starling Marte, R (7, 7) OBP: 0.343, SLG: 0.445	B FF 94 S SI 94 F SI 94 X SI 95 1-2 ① G6-3	B SL 83 B FF 92 C FF 94 X FF 93 2-1 ③ FC6-4 1-2f			C FC 91 S FC 92 S FF 94 0-3 ① K	F SI 93 S FF 92 S FF 94 0-3 ③ K			S FC 86 B FF 91 B FF 92 X CU 78 2-1 HR	4 1	0 1	0 1	0 1	0 0	2 0	4 0
18 Neil Walker, S (1, 4) OBP: 0.340, SLG: 0.412	B FF 94 F FF 95 X SI 95 1-1 HR		C SL 82 S FS 84 X FS 86 1-2 ① G6-3		S FS 84 F FS 85 B FS 84 C SI 95 1-3 ② K		X FF 88 0-0 ① F8		C FF 92 B FS 84 C FC 86 B FF 91 C FF 91 2-3 ③ K	5	1	1	1	0	2	0
22 Andrew McCutchen, R (1, 8) OBP: 0.405, SLG: 0.510	C FC 92 B SL 85 B SL 84 X FF 94 2-1 2 WP 1B		B FC 91 X FC 91 1-0 ② F9		S FF 94 B FS 85 F FF 95 B FS 86 B FS 85 D FC 93 4-2 66 PB BB		X CH 80 0-0 ② F8			3	0	1	0	1	0	0
66 Justin Morneau, L (1, 3) OBP: 0.320, SLG: 0.411	X FC 91 0-0 ② F9		X FS 85 0-0 ③ G4-3		1 SAFE B SI 93 B FS 84 S SL 84 B FS 83 B SL 85 4-1 2 FC6-4 1-2 BB		C SI 89 B SI 90 C FF 90 B SL 85 F SL 84 S CH 82 2-3 ③ K			3	0	0	0	1	1	1
2 Marlon Byrd, R (1, 9) OBP: 0.328, SLG: 0.501	C FF 93 1 SAFE B FF 93 B FF 94 X SI 92 2-1 ③ G4-3 1-2			S FC 92 C FF 94 S FF 94 0-3 ① K	X FC 92 0-0 ③ FC6-4 1-2f			S FF 96 F FF 96 B FF 96 X FF 98 1-2 ① L3-1		4	0	0	0	0	1	3
24 Pedro Alvarez, L (1, 5) OBP: 0.293, SLG: 0.463		T FF 92 S FS 85 B FS 85 B FS 84 C SI 94 2-3 ① K		B SL 84 C SL 86 F SL 86 B FS 86 X FC 93 2-2 55 G5-3 1B		S FC 91 B FF 91 X FS 84 1-1 ① G4-3		C SL 83 F SI 97 B FF 95 F FF 96 X SL 83 1-2 ② P6		4	0	1	0	0	1	0
55 Russell Martin, R (1, 2) OBP: 0.329, SLG: 0.384		F FC 91 B SL 84 S SL 82 F SL 84 F FF 94 B FS 85 B FS 86 B FF 94 4-2 10 E 10 FC5 50 FC1-2 BB		B SL 81 B SI 93 X FF 93 2-0 ② G5-3 1-2		B SL 84 X FC 90 1-0 50 1B 1B		C SL 83 B SL 82 B SL 82 X FF 92 2-1 ③ G6-3		3	0	1	0	1	0	1
10 Jordy Mercer, R (1, 6) OBP: 0.332, SLG: 0.409 12 Clint Barmes, R (8, 6) OBP: 0.255, SLG: 0.316		X FF 93 0-0 FC5 50 FC1-2 1-3		I IN 72 I IN 73 I IN 73 I IN 77 4-0 IBB		C SL 83 S SL 84 S SL 86 0-3 ② K			B FF 90 C FF 90 B FF 91 F FF 90 F FF 92 F FC 88 S FF 90 2-3 ① K	2 1	0 0	0 0	0 0	1 0	1 1	2 0
50 Charlie Morton, R (1, 1) OBP: 0.147, SLG: 0.147 35 Mark Melancon, R (8, 1) 23 Travis Snider, L (9, PH) OBP: 0.287, SLG: 0.341 44 Tony Watson, L (9, 1) 39 Jason Grilli, R (9, 1)		D FF 92 X FF 93 1-0 ② FC1-2 31 FC6-4 1-2 3-H		S FF 94 F FF 94 C SL 83 0-3 ③ K		S FF 93 S FF 94 X FF 94 0-2 1-2 1B			S FF 91 B CU 78 F FF 91 F FF 91 B FF 91 F FC 87 S FF 91 2-3 ② K	3 0 1 0 0	0 0 0 0 0	1 0 0 0 0	0 0 0 0 0	0 0 1 0 0	1 0 0 0 0	4 0 0 0 0
Inning Stats	R: 1 E: 0 K: 0 S: 10 H: 2 LOB: 1 BB: 0 P: 16	R: 0 E: 1 K: 1 S: 11 H: 0 LOB: 2 BB: 1 P: 20	R: 0 E: 0 K: 0 S: 5 H: 0 LOB: 0 BB: 0 P: 7	R: 0 E: 0 K: 2 S: 10 H: 1 LOB: 2 BB: 1 P: 18	R: 0 E: 0 K: 2 S: 10 H: 0 LOB: 2 BB: 2 P: 19	R: 0 E: 0 K: 2 S: 12 H: 2 LOB: 2 BB: 0 P: 14	R: 0 E: 0 K: 1 S: 6 H: 0 LOB: 0 BB: 0 P: 8	R: 0 E: 0 K: 0 S: 9 H: 0 LOB: 0 BB: 0 P: 13	R: 1 E: 0 K: 3 S: 15 H: 1 LOB: 0 BB: 0 P: 23	1B: 4 2B: 0 3B: 0 HR: 2		SF: 0 SAC: 0 DP: 0 HBP: 0		WP: 1 PB: 1 SB: 0 CS: 0	PA: 38	

PITCHER		IP	WLS	BF	H	R	ER	SO	BB	IBB	HBP	BLK	WP	HR	S	P	ERA	WHIP
29 Jeff Samardzija, R ERA: 4.33	(1, 1)	6.0		28	5	1	1	7	3	1	0	0	1	1	58	94	1.50	1.333
33 Carlos Villanueva, R ERA: 4.13	(7, 1)	1.0		3	0	0	0	1	0	0	0	0	0	0	6	8	0.00	0.000
56 Héctor Rondón, R ERA: 4.96	(8, 1)	1.0		3	0	0	0	0	0	0	0	0	0	0	9	13	0.00	0.000
63 Kevin Gregg, R ERA: 3.54	(9, 1)	1.0	L	4	1	1	1	3	0	0	0	0	0	1	15	23	9.00	1.000

PITCHER	IP	WLS	BF	H	R	ER	SO	BB	IBB	HBP	BLK	WP	HR	S	P	ERA	WHIP

TOP

Pittsburgh Pirates @ Chicago Cubs

Wrigley Field, Chicago, IL

Mon Sep 23 2013, 7:08 PM - 9:50 PM CDT

Att. 32,289 - Clear - 63 F

livebaseballscorecards.com

AB	34
R	2
H	6
RBI	2
BB	4
SO	11
LOB	15

BOTTOM

Pittsburgh Pirates @ Chicago Cubs

Wrigley Field, Chicago, IL

Mon Sep 23 2013, 7:08 PM - 9:50 PM CDT

Att. 32,289 - Clear - 63 F

livebaseballscorecards.com

Batter	1	2	3	4	5	6	7	8	9	AB	R	H	RBI	BB	SO	LOB
13 Starlin Castro, R (1, 6) OBP: 0.281, SLG: 0.342	B SI 91 B SI 91 F SI 91 X SI 92 2-1 G5-3 ①		B SI 92 C SI 90 X CU 78 1-1 G6-3 ②			C SI 91 S SI 91 B SI 90 X SI 91 1-2 24 G3-6 1B		F FF 92 S FC 91 X FF 92 0-2 F8 ②		4	0	1	0	0	0	1
24 Luis Valbuena, L (1, 5) OBP: 0.332, SLG: 0.379	B FF 94 X SI 92 1-0 P6 ②		C CU 77 X SI 92 0-1 G4-3 ③			1 SAFE B SI 90 1 SAFE 1 SAFE B SI 90 B SI 91 C SI 90 X SI 90 3-1 G3-6 ①② 1-2f		F FF 91 F FF 91 S KC 81 0-3 K ③		4	0	0	0	0	1	2
44 Anthony Rizzo, L (1, 3) OBP: 0.321, SLG: 0.415	C FF 93 X FS 85 0-1 G5-3 ③			C SI 91 L CU 77 B CU 76 F CU 77 X SI 92 1-2 G1-3 ①		S FF 93 B SI 91 X SI 91 1-1 G3 ③			B SI 93 B SI 93 C SI 93 C SI 94 F SL 84 F SI 94 X SI 94 2-2 G5-3 ①	4	0	0	0	0	0	0
30 Dioner Navarro, S (1, 2) OBP: 0.365, SLG: 0.502 22 Logan Watkins, L (9, PR) OBP: 0.281, SLG: 0.207		X FF 93 0-0 L8 ①		C SI 92 B CU 75 F CU 77 B CU 77 F SI 91 F CU 77 B FF 93 X SI 93 3-2 G6-3 ②			X SI 91 0-0 6 G4-3-6 1B		B SL 82 C FF 92 C SL 82 B FF 91 B SL 83 B FF 92 4-2 19 FC3-6 BB	3 0	0 0	1 0	0 0	1 0	0 0	0 0
19 Nate Schierholtz, L (1, 9) OBP: 0.301, SLG: 0.471		B SI 92 X SI 92 1-0 G6-3 ②		B SI 92 X SI 92 1-0 G6-3 ③			C CU 77 S FF 91 F CU 78 F FF 91 S FF 91 0-3 K ①		C FF 93 1 SAFE C FF 92 X FF 92 0-2 FC3-6 6 1B 6 1B 1-2f ②	4	0	0	0	0	1	2
6 Ryan Sweeney, L (1, 8) OBP: 0.335, SLG: 0.472		B FF 94 B SI 92 B SI 92 C FF 93 F SI 93 B SI 93 4-2 47 2B BB			B SI 92 C SI 91 S CU 78 F CU 78 F CU 77 B SI 92 B SI 91 F SI 92 S FF 92 3-3 K ①		C SI 90 X SI 90 0-1 G4-3-6 ②③ 1-2f		B SI 92 C SI 92 D SL 83 F FF 93 X FF 92 2-2 1-H 1B ③	3	0	1	0	1	1	1
47 Brian Bogusevic, L (1, 7) OBP: 0.343, SLG: 0.500		C CU 77 X FS 84 0-1 1-3 2B			C FF 93 B SI 91 F CU 77 S FF 91 1-3 K ②			F FF 93 F FC 90 B KC 82 B KC 81 X KC 82 2-2 8 WP 15 G1-3 8 1B 1B		3	1	2	0	0	1	0
15 Darwin Barney, R (1, 4) OBP: 0.268, SLG: 0.305		B SI 92 F SI 93 B SI 93 B SI 93 X SI 92 3-1 L7 ③			C SI 92 C CU 77 F CU 77 H CU 76 1-2 HBP			B FF 91 X FF 93 1-0 G1-3 ① 1-2		2	0	0	0	0	0	3
29 Jeff Samardzija, R (1, 1) OBP: 0.131, SLG: 0.200 33 Carlos Villanueva, R (7, 1) OBP: 0.161, SLG: 0.161 56 Héctor Rondón, R (8, 1) 8 Donnie Murphy, R (8, PH) OBP: 0.326, SLG: 0.565 63 Kevin Gregg, R (9, 1)			C SI 91 S SI 92 C CU 77 0-3 K ①			T SI 92 B SI 92 T SI 91 F SI 91 C SI 92 1-3 K ③		B FC 91 C FF 93 B KC 82 B FF 93 F FC 92 X KC 82 3-2 2-H 1B		2 0 0 1 0	0 0 0 0 0	0 0 0 1 0	0 0 0 1 0	2 0 0 0 0	1 0 0 0 0
Inning Stats	R: 0 E: 0 K: 0 S: 5 H: 0 LOB: 0 BB: 0 P: 8	R: 0 E: 0 K: 0 S: 8 H: 1 LOB: 2 BB: 1 P: 16	R: 0 E: 0 K: 1 S: 7 H: 0 LOB: 0 BB: 0 P: 8	R: 0 E: 0 K: 0 S: 10 H: 0 LOB: 0 BB: 0 P: 15	R: 0 E: 0 K: 3 S: 16 H: 0 LOB: 1 BB: 0 P: 22	R: 0 E: 0 K: 0 S: 7 H: 1 LOB: 0 BB: 0 P: 12	R: 0 E: 0 K: 1 S: 8 H: 1 LOB: 0 BB: 0 P: 8	R: 1 E: 0 K: 1 S: 13 H: 2 LOB: 1 BB: 0 P: 19	R: 0 E: 0 K: 0 S: 13 H: 1 LOB: 2 BB: 1 P: 21	1B: 5 2B: 1 3B: 0 HR: 0	SF: 0 SAC: 0 DP: 2 HBP: 1	WP: 1 PB: 0 SB: 0 CS: 0	PA: 33			

	AB	R	H	RBI	BB	SO	LOB
	30	1	6	1	2	6	10

PITCHER		IP	WLS	BF	H	R	ER	SO	BB	IBB	HBP	BLK	WP	HR	S	P	ERA	WHIP
50 Charlie Morton, R ERA: 3.14	(1, 1)	7.0		24	3	0	0	5	1	0	1	0	0	0	61	89	0.00	0.571
35 Mark Melancon, R ERA: 1.41	(8, 1)	1.0	W	5	2	1	1	1	0	0	0	0	1	0	13	19	9.00	2.000
44 Tony Watson, L ERA: 2.42	(9, 1)	0.1	H	1	0	0	0	0	0	0	0	0	0	0	5	7	0.00	0.000
39 Jason Grilli, R ERA: 2.76	(9, 1)	0.2	S	3	1	0	0	0	1	0	0	0	0	0	8	14	0.00	3.000

PITCHER	IP	WLS	BF	H	R	ER	SO	BB	IBB	HBP	BLK	WP	HR	S	P	ERA	WHIP

Batter	1	2	3	4	5	6	7	8	9	AB	R	H	RBI	BB	SO	LOB
6 Starling Marte, R (1, 7) OBP: 0.343, SLG: 0.447	C FF 86 B SI 88 F FC 86 C SI 87 1-3 ① K	F FC 85 F CH 79 B FC 84 F SI 87 X SI 88 1-2 ③ G5-3		X SI 88 0-0 1B	S FF 91 B FF 90 C FF 91 T FF 91 1-2 ③ K			B SI 91 F SI 91 F SI 92 2 SAFE X SL 84 1-2 23 G6-3 22 1B 2B 2-H		5	1	2	1	0	2	4
10 Jordy Mercer, R (1, 6) OBP: 0.331, SLG: 0.416 23 Travis Snider, L (8, PH) OBP: 0.286, SLG: 0.340 29 Bryan Morris, L (8, 1) OBP: 0.200, SLG: 0.200 25 Kyle Farnsworth, R (9, 1)	C FF 88 B CU 78 B CU 78 S SI 88 B SI 87 X FC 84 3-2 ② G6-3		C CH 77 C CU 76 B CU 80 F FC 84 F SI 85 B CU 79 B CH 80 X FC 84 3-2 HR	B CH 81 1 SAFE 1 SAFE X SI 89 1-0 ③ L9		C FF 90 B CU 79 B CU 79 B CU 78 F FF 91 F FF 91 F FF 90 X FF 91 3-2 ① G5-3		D SI 92 B SI 91 X SI 92 2-1 ② G6-3 2-3	4 1 0 0	1 0 0 0	1 0 0 0	1 0 0 0	0 0 0 0	1 1 0 0
22 Andrew McCutchen, R (1, 8) OBP: 0.405, SLG: 0.509	C FF 88 B SI 87 X SI 88 1-1 ③ F9		B FC 83 X FC 84 1-0 ① G5-3		B FF 88 B CH 85 C CH 87 B SI 88 X CH 85 3-1 17 BB 2 BB 24 2B 1B	B CU 78 C FF 91 C CU 79 S FF 91 1-3 ② K		C SL 83 C SL 85 X SL 85 0-2 3-H 1B		5	1	2	1	0	1	0
2 Marlon Byrd, R (1, 9) OBP: 0.330, SLG: 0.501		B FF 87 B SI 88 X SI 87 2-0 55 F8 17 BB 24 2B 1B	B CU 78 B CH 78 F FC 82 X FC 86 2-1 17 2B 1B		B FF 87 B SL 77 B FF 87 B FF 86 4-0 17 BB 24 2B 1-2 BB	F FF 91 X FF 91 0-1 ③ G6-3		B SI 91 B SL 82 S SI 91 X SI 92 2-1 ③ F8		4	2	2	0	1	0	2
17 Gaby Sanchez, R (1, 3) OBP: 0.363, SLG: 0.405		C SI 88 B CH 80 B FC 86 B FC 86 B FC 85 4-1 24 2B 45 1B 1-2 BB	B FC 84 X CH 79 1-0 1-3 2B		B CU 77 B CH 86 C FF 86 B FF 87 B CH 86 4-1 24 2B 1-2 2-3 BB		C SL 81 B SL 83 B SI 93 X SI 92 2-1 ① L5		C FF 92 F FF 92 S FF 92 0-3 ① K	3	1	1	0	2	1	0
55 Russell Martin, R (1, 2) OBP: 0.326, SLG: 0.380		X SI 88 0-0 ① F8 2-3	B CH 79 C SI 85 F CU 75 F CU 78 B CU 74 B SI 88 S CU 79 3-3 ② K		C FF 87 C CH 77 B SL 79 S FF 90 1-3 ① K		C SL 82 F SL 84 F SI 94 B SI 93 F SL 83 S SL 84 1-3 ② K		X FF 93 0-0 ② G5-3	5	0	0	0	0	3	7
24 Pedro Alvarez, L (1, 5) OBP: 0.294, SLG: 0.466		B FC 86 B FF 85 X SL 85 2-0 1-3 3-H 45 1B 2B	B CU 79 C CU 78 S CU 78 B CU 78 F FF 88 S FF 88 2-3 ③ K		B CH 82 B SI 89 S CH 86 F FF 86 B SL 76 X SL 77 3-2 1-3 2-H 3-H 2B		C CH 86 X CH 82 0-1 ③ P6		B FF 93 F SI 93 X SL 83 1-1 ③ F9	5	1	2	3	0	1	2
5 Josh Harrison, R (1, 4) OBP: 0.281, SLG: 0.405 18 Neil Walker, S (5, PH) OBP: 0.340, SLG: 0.411 (5, 4)		F CH 80 B CU 77 X CH 80 1-1 ② G5-3		B CH 80 C SI 86 F SI 87 B CU 78 S CU 78 2-3 ① K	I IN 68 I IN 70 I IN 71 I IN 70 4-0 IBB			B CH 84 C CH 85 B CH 84 X SI 90 2-1 ① L9		2 1	0 0	0 0	0 0	1 1	2 0	2 0
45 Gerrit Cole, R (1, 1) OBP: 0.229, SLG: 0.206 37 Justin Wilson, L (7, 1) 46 Garrett Jones, L (8, PH) OBP: 0.292, SLG: 0.418 26 Felix Pie, L (8, PR) OBP: 0.231, SLG: 0.208 12 Clint Barmes, R (8, 6) OBP: 0.255, SLG: 0.316		F SI 86 X CU 76 0-1 2-H 3-H 1B		B FF 88 C FF 87 F SI 88 F CU 80 F SI 89 B SI 88 S CU 79 2-3 ② K	C CH 86 B FF 86 B FF 85 S FF 85 F CH 85 S FF 86 2-3 ② K			B SI 92 S SI 90 X SI 92 1-1 6 E 6 2B 2B		3 0 1 0 0	0 0 0 1 0	1 0 1 0 0	2 0 0 0 0	0 0 0 0 0	2 0 0 0 0	3 0 0 0 0
Inning Stats	R: 0 E: 0 K: 1 S: 8 H: 0 LOB: 0 BB: 0 P: 13	R: 3 E: 0 K: 0 S: 12 H: 3 LOB: 1 BB: 1 P: 22	R: 1 E: 0 K: 2 S: 17 H: 3 LOB: 2 BB: 0 P: 29	R: 0 E: 0 K: 2 S: 10 H: 1 LOB: 1 BB: 0 P: 15	R: 2 E: 0 K: 3 S: 16 H: 2 LOB: 3 BB: 3 P: 38	R: 0 E: 0 K: 1 S: 10 H: 0 LOB: 0 BB: 0 P: 14	R: 0 E: 0 K: 1 S: 9 H: 0 LOB: 0 BB: 0 P: 12	R: 2 E: 1 K: 0 S: 14 H: 3 LOB: 2 BB: 0 P: 22	R: 0 E: 0 K: 1 S: 6 H: 0 LOB: 0 BB: 0 P: 7	1B: 6 2B: 5 3B: 0 HR: 1 SF: 0 SAC: 0 DP: 0 HBP: 0						

Pittsburgh Pirates @ Chicago Cubs

Wrigley Field, Chicago, IL

Tue Sep 24 2013, 7:07 PM - 10:25 PM CDT

Att. 34,138 - Partly Cloudy - 63 F

TOP

livebaseballscorecards.com

AB	39
R	8
H	12
RBI	8
BB	4
SO	11
LOB	22

WP: 0 PB: 0 SB: 0 CS: 0 PA: 43

PITCHER		IP	WLS	BF	H	R	ER	SO	BB	IBB	HBP	BLK	WP	HR	S	P	ERA	WHIP
18 Chris Rusin, L ERA: 3.93	(1, 1)	2.1	L	14	6	4	4	1	1	0	0	0	0	1	29	51	15.43	3.000
43 Brooks Raley, L ERA: 4.91	(3, 1)	1.2		6	1	0	0	4	0	0	0	0	0	0	18	28	0.00	0.600
12 Chang-Yong Lim, R ERA: 6.75	(5, 1)	0.2		7	2	2	2	2	2	1	0	0	0	0	13	34	27.00	6.000
50 Blake Parker, R ERA: 2.64	(5, 1)	1.1		4	0	0	0	2	0	0	0	0	0	0	13	18	0.00	0.000
55 Alberto Cabrera, R ERA: 5.4	(7, 1)	2.0		9	3	2	2	1	0	0	0	0	0	0	23	34	9.00	1.500

PITCHER		IP	WLS	BF	H	R	ER	SO	BB	IBB	HBP	BLK	WP	HR	S	P	ERA	WHIP
59 Zac Rosscup, L ERA: 1.69	(9, 1)	1.0		3	0	0	0	1	0	0	0	0	0	0	6	7	0.00	0.000

BOTTOM

Pittsburgh Pirates @ Chicago Cubs

Wrigley Field, Chicago, IL

Tue Sep 24 2013, 7:07 PM - 10:25 PM CDT

Att. 34,138 - Partly Cloudy - 63 F

livebaseballscorecards.com

Batter	1	2	3	4	5	6	7	8	9	AB	R	H	RBI	BB	SO	LOB
13 Starlin Castro, R (1, 6) OBP: 0.283, SLG: 0.343	C FF 94 X SL 87 0-1 ① P4		F SL 86 X FF 97 0-1 21 G1-6-3 1B 2-H			X FF 96 0-0 44 E 21 BB 1B 1-2	C SI 96 F FC 92 B FF 96 S CU 82 1-3 ③ K		B SI 93 B SI 92 B SI 92 C FF 94 B SI 92 4-1 BB 1-2	4	0	2	1	1	1	1
21 Junior Lake, R (1, 7) OBP: 0.337, SLG: 0.443	C FF 94 B FF 94 S SL 88 B FF 93 B SL 88 X FF 96 3-2 ② G5-3		C FF 95 1 SAFE X KC 84 0-1 ②③ G1-6-3 1-2f			C SL 86 C SI 96 D SL 86 B FF 96 B FF 96 F SL 87 F FF 98 B FF 96 4-2 44 E BB 1-2 2-3		X FF 94 0-0 ① F8	C FF 95 S SL 86 S SL 86 0-3 ③ K	4	0	0	0	1	1	3
44 Anthony Rizzo, L (1, 3) OBP: 0.320, SLG: 0.414	F FF 96 B KC 82 C KC 83 F SL 88 F KC 83 F FF 97 B FF 96 S KC 85 2-3 ③ K			X KC 83 0-0 ① G6-3		D KC 85 C SL 89 F FF 96 X KC 85 1-2 E6 1-2 2-3 3-H		C SI 94 S CU 82 X CU 83 0-2 30 BB 1B		4	0	1	1	0	1	2
30 Dioner Navarro, S (1, 2) OBP: 0.367, SLG: 0.500		B FF 94 B KC 84 X SI 94 2-0 8 1B 19 1B 1B		B FF 95 S CH 85 X CH 84 1-1 ② G4-3		B CH 87 B SI 96 B FF 96 C FF 95 F FF 96 S FF 97 3-3 ① K		B FC 90 B FC 90 D SI 93 B FF 93 4-0 BB 1-2		3	0	1	0	1	1	3
19 Nate Schierholtz, L (1, 9) OBP: 0.302, SLG: 0.471 50 Blake Parker, R (5, 1) 24 Luis Valbuena, L (6, PH) OBP: 0.333, SLG: 0.378 55 Alberto Cabrera, R (7, 1) 54 Darnell McDonald, R (8, PH) OBP: 0.294, SLG: 0.277 59 Zac Rosscup, R (9, 1)		S FF 95 X FF 95 0-1 ① 1-2 1B		C CH 85 X FF 98 0-1 ③ P5		S FF 97 C FF 98 D SL 87 B FF 97 F FF 97 F SL 89 C FF 96 2-3 ② K		B FF 93 C FF 94 F FC 91 B FC 90 T FC 90 2-2 ② K		2 0 1 0 1 0	0 0 0 0 0 0	1 0 0 0 0 0	0 0 0 0 0 0	0 0 1 0 0 1	0 0 3 0 0 2	0 0 0 0 0 0
8 Donnie Murphy, R (1, 5) OBP: 0.324, SLG: 0.556		C FF 95 F SL 86 F KC 84 X FF 98 0-2 47 G6-4-3 1B 2-3			C FF 95 B FF 94 S SL 86 F KC 85 S KC 84 1-3 ① K	B FF 97 X FF 96 1-0 ③ F9		D FC 89 S FC 88 F FC 88 D CU 82 F FC 88 S FC 88 2-3 ③ K		4	0	1	0	0	2	5
47 Brian Bogusevic, L (1, 8) OBP: 0.333, SLG: 0.485 (5, 9)		D SL 87 S SL 88 F FF 98 X SL 87 1-2 ②③ G6-4-3 1-2f			S FF 96 B KC 84 S KC 85 B KC 84 C SI 96 2-3 ② K		B SI 96 C FF 96 S CU 82 S CU 81 1-3 ① K		B SL 83 F SI 91 X SL 85 1-1 ① F8	4	0	0	0	0	2	2
22 Logan Watkins, L (1, 4) OBP: 0.278, SLG: 0.212			B FF 95 C FF 95 C KC 84 X SI 96 1-2 43 SH1-4 13 1B 1B		C FF 96 B FF 97 C KC 85 S SL 87 C KC 84 2-3 ③ K		S SI 96 B FF 97 S SI 96 B FF 97 S FF 96 2-3 ② K		F FF 93 B SL 87 F SI 92 F FF 95 B SL 86 X SL 86 2-2 ② G3	4	1	1	0	0	2	0
18 Chris Rusin, L (1, 1) OBP: 0.105, SLG: 0.105 43 Brooks Raley, L (3, 1) 12 Chang-Yong Lim, R (5, 1) 6 Ryan Sweeney, L (5, 8) OBP: 0.345, SLG: 0.480			L X SI 97 0-1 ① SH1-4 1-2			C FF 95 B CH 84 B KC 83 F FF 94 B KC 85 X FF 97 3-2 21 BB 13 1B 44 E 1B	C FF 96 B SI 97 X FF 96 1-1 1B		B SI 92 X SI 92 1-0 13 BB 1B	0 0 0 3	0 0 0 1	0 0 0 3	0 0 0 0	0 0 0 0	0 0 0 0	0 0 0 0

Inning Stats	1	2	3	4	5	6	7	8	9
	R: 0 E: 0 K: 1 S: 11	R: 0 E: 0 K: 0 S: 10	R: 1 E: 0 K: 0 S: 9	R: 0 E: 0 K: 0 S: 5	R: 0 E: 0 K: 3 S: 10	R: 1 E: 1 K: 2 S: 20	R: 0 E: 0 K: 3 S: 11	R: 0 E: 0 K: 2 S: 11	R: 0 E: 0 K: 1 S: 11
	H: 0 LOB: 0 BB: 0 P: 16	H: 3 LOB: 1 BB: 0 P: 13	H: 2 LOB: 0 BB: 0 P: 10	H: 0 LOB: 0 BB: 0 P: 6	H: 0 LOB: 0 BB: 0 P: 15	H: 2 LOB: 3 BB: 1 P: 34	H: 1 LOB: 1 BB: 0 P: 16	H: 1 LOB: 2 BB: 1 P: 19	H: 1 LOB: 2 BB: 1 P: 19

1B: 10	SF: 0
2B: 0	SAC: 1
3B: 0	DP: 2
HR: 0	HBP: 0

WP: 0	PA: 38
PB: 0	
SB: 0	
CS: 0	

AB	34
R	2
H	10
RBI	2
BB	3
SO	12
LOB	21

PITCHER		IP	WLS	BF	H	R	ER	SO	BB	IBB	HBP	BLK	WP	HR	S	P	ERA	WHIP
45 Gerrit Cole, R ERA: 3.22	(1, 1)	6.0	W	24	7	2	2	6	1	0	0	0	0	0	65	94	3.00	1.333
37 Justin Wilson, L ERA: 2.11	(7, 1)	1.0		4	1	0	0	3	0	0	0	0	0	0	11	16	0.00	1.000
29 Bryan Morris, R ERA: 3.57	(8, 1)	1.0		5	1	0	0	2	1	0	0	0	0	0	11	19	0.00	2.000
25 Kyle Farnsworth, R ERA: 4.82	(9, 1)	1.0		5	1	0	0	1	1	0	0	0	0	0	11	19	0.00	2.000

PITCHER	IP	WLS	BF	H	R	ER	SO	BB	IBB	HBP	BLK	WP	HR	S	P	ERA	WHIP

Pittsburgh Pirates @ Chicago Cubs

Wrigley Field, Chicago, IL

Wed Sep 25 2013, 1:23 PM - 4:28 PM CDT

Att. 26,171 - Sunny - 65 F

TOP

livebaseballscorecards.com

Batter	1	2	3	4	5	6	7	8	9	AB	R	H	RBI	BB	SO	LOB
6 Starling Marte, R (1, 7) OBP: 0.345, SLG: 0.447	C FF 94 X SI 94 0-1 18 S 1B		C SL 90 X CU 81 0-1 18 1B, 18 S, 66 BB, 1B		C FF 91 S SL 86 B SL 89 H FF 93 2-2 22 S HBP		S SL 87 S FF 93 B SL 85 B CU 83 F FF 95 S FF 94 2-3 ③ K		C FF 91 C FF 91 C FF 91 0-3 ③ K	4	1	2	0	0	2	2
18 Neil Walker, S (1, 4) OBP: 0.340, SLG: 0.409	L SI 94 1 SAFE B SI 95 X CU 79 1-1 ① B2 1-2		1 SAFE C CH 86 1 SAFE 1 SAFE D CU 82 X CU 79 1-1 66 BB, 22 BB, 1B 1-3		1 SAFE 1 SAFE B CH 84 X SI 92 1-0 ② F7			B SL 83 B SI 96 B SI 97 C FF 96 X FF 96 3-1 ① F7		4	0	1	0	0	0	2
22 Andrew McCutchen, R (1, 8) OBP: 0.404, SLG: 0.506	C SI 95 X SL 88 0-1 ② F9		B SI 94 B SL 91 F SL 89 B SI 95 B SL 87 4-1 66 BB 1-2 BB		1 SAFE B SL 87 C SI 93 F FF 93 B FF 94 B SI 95 X CU 82 3-2 ③ G1-3 1-2			B FF 96 B FF 96 F FF 96 C SI 97 B FF 96 S CH 86 3-3 ② K		3	0	0	0	1	1	2
66 Justin Morneau, L (1, 3) OBP: 0.323, SLG: 0.414	X CU 79 0-0 ③ G6-3		C SI 94 B FF 95 S SL 91 B SL 91 B SI 96 F SL 92 B SL 91 4-2 1-2 2-3 3-H BB			B SL 90 B SI 94 B SL 90 C FF 93 F SI 94 F SI 95 X SL 92 3-2 46 G3-1 2B		B SL 85 X SI 96 1-0 46 FC6 1B		3	0	2	1	1	0	1
46 Garrett Jones, L (1, 9) OBP: 0.289, SLG: 0.414		C FF 93 X CH 86 0-1 ① G6-3	B SL 92 X CH 86 1-0 ③ G4-3			F SI 93 C SI 94 X CH 88 0-2 ① G3-1 2-3		S SI 96 X FF 96 0-1 ③ FC6 1-2f		4	0	0	0	0	0	5
24 Pedro Alvarez, L (1, 5) OBP: 0.292, SLG: 0.463		B CU 80 S CH 88 S FF 94 B CU 82 X CH 87 2-2 ② F8		C SL 87 B SI 93 B CH 86 X SI 93 2-1 12 L5 E6		C CU 78 F SI 94 X CU 81 0-2 ② G3			C CU 77 B FF 90 S FS 83 S FS 82 1-3 ① K2-3	4	0	0	0	0	1	1
59 Tony Sanchez, R (1, 2) OBP: 0.292, SLG: 0.407 26 Felix Pie, L (9, PR) OBP: 0.231, SLG: 0.208		B FF 95 F SI 95 X SL 88 1-1 ③ G1-3		B SI 93 X SI 93 1-0 ① P6		C SL 88 F FF 95 B SL 90 C FF 94 1-3 ③ K			B FF 90 F FF 91 B FF 90 X FC 86 2-1 31 3B E6	4 0	0 1	0 0	0 0	0 0	1 0	2 0
12 Clint Barmes, R (1, 6) OBP: 0.252, SLG: 0.313 31 Jose Tabata, R (9, PH) OBP: 0.339, SLG: 0.426			B SI 94 S SL 88 X SI 94 1-1 ① F9	F SI 93 B FF 93 L SI 93 X FF 93 1-2 ② ③ L5 3-3			C FF 93 B CU 82 X SL 83 1-1 ① F7		C FF 90 B FF 90 B FF 90 F FF 90 B FF 90 X FF 90 3-2 1-H 3B	3 1	0 0	0 1	0 1	0 0	0 0	1 0
47 Francisco Liriano, L (1, 1) OBP: 0.137, SLG: 0.064 32 Vin Mazzaro, R (6, 1) OBP: 0.167, SLG: 0.167 57 Andrew Lambo, L (7, PH) OBP: 0.267, SLG: 0.259 29 Bryan Morris, L (7, 1) OBP: 0.200, SLG: 0.200 30 Jeanmar Gomez, R (8, 1) OBP: 0.077, SLG: 0.077 2 Marlon Byrd, R (9, PH) OBP: 0.330, SLG: 0.500			C FF 93 S SI 94 X SI 94 0-2 ② L7		B FF 91 X FF 91 1-0 ① P5		C CU 77 B FF 95 B FF 84 F FF 92 C FF 94 2-3 ② K		S FF 91 F FF 91 B FF 92 F FC 88 S FF 91 1-3 ② K	2 0 1 0 0 1	0 0 0 0 0 0	0 0 0 0 0 0	0 0 0 0 0 1	0 0 1 0 0 2	0 0 0 0 0 0	0 0 0 0 0 2
Inning Stats	R: 0 E: 0 K: 0 S: 7 H: 1 LOB: 1 BB: 0 P: 8	R: 0 E: 0 K: 0 S: 7 H: 0 LOB: 0 BB: 0 P: 10	R: 1 E: 0 K: 0 S: 14 H: 2 LOB: 3 BB: 2 P: 25	R: 0 E: 1 K: 0 S: 6 H: 0 LOB: 0 BB: 0 P: 10	R: 0 E: 0 K: 0 S: 7 H: 0 LOB: 1 BB: 0 P: 14	R: 0 E: 0 K: 1 S: 13 H: 1 LOB: 1 BB: 0 P: 17	R: 0 E: 0 K: 2 S: 9 H: 0 LOB: 0 BB: 0 P: 14	R: 0 E: 0 K: 1 S: 8 H: 1 LOB: 1 BB: 0 P: 15	R: 1 E: 1 K: 3 S: 15 H: 1 LOB: 2 BB: 0 P: 22	1B: 4 2B: 2 3B: 1 HR: 0 SF: 0 SAC: 0 DP: 1 HBP: 1						WP: 0 PB: 0 SB: 3 CS: 0 PA: 37	

	AB	34
	R	2
	H	6
	RBI	2
	BB	2
	SO	7
	LOB	18

PITCHER		IP	WLS	BF	H	R	ER	SO	BB	IBB	HBP	BLK	WP	HR	S	P	ERA	WHIP
49 Jake Arrieta, R ERA: 4.78	(1, 1)	6.0	W	25	4	1	1	1	2	0	1	0	0	0	54	84	1.50	1.000
52 Justin Grimm, R ERA: 6.03	(7, 1)	1.0	H	3	0	0	0	2	0	0	0	0	0	0	9	14	0.00	0.000
46 Pedro Strop, R ERA: 4.45	(8, 1)	1.0	H	4	1	0	0	1	0	0	0	0	0	0	8	15	0.00	1.000
63 Kevin Gregg, R ERA: 3.48	(9, 1)	1.0	S	5	1	1	0	3	0	0	0	0	0	0	15	22	0.00	1.000

PITCHER		IP	WLS	BF	H	R	ER	SO	BB	IBB	HBP	BLK	WP	HR	S	P	ERA	WHIP

Batter	1	2	3	4	5	6	7	8	9	AB	R	H	RBI	BB	SO	LOB
13 Starlin Castro, R (1, 6) OBP: 0.283, SLG: 0.344	C SI 92 S SI 93 B SL 88 B SI 92 S SL 89 2-3 ① K		C SL 86 S CH 86 X CH 87 0-2 ① P2		C SL 86 B SL 85 X SI 92 1-1 ① G6-3		B FC 90 X FF 93 1-0 21 WP 2B			4	0	1	0	0	1	0
15 Darwin Barney, R (1, 4) OBP: 0.270, SLG: 0.308	F FF 92 F SL 88 F SL 87 B SL 86 F SI 94 B SI 93 X SL 86 2-2 44 1B 2B		C CH 86 B SI 93 B CH 87 X FF 87 2-1 44 1B 44 PB 1B		X SI 92 0-0 ② F8		L SI 93 L FC 88 X CU 83 0-2 ① G5-3			4	1	2	0	0	0	1
44 Anthony Rizzo, L (1, 3) OBP: 0.323, SLG: 0.415	B SI 93 C SL 87 S SL 87 X SL 89 1-2 8 FC5-4 2-H 1B		1 SAFE B CH 89 C SI 94 B SI 95 B SI 96 X SI 95 3-1 8 S 1-3 1B		C SI 93 F FF 91 F SI 94 B SL 91 S SL 89 1-3 ③ K		I IN 73 I IN 76 I IN 74 I IN 71 4-0 21 WP IBB			3	0	2	1	1	1	0
8 Donnie Murphy, R (1, 5) OBP: 0.322, SLG: 0.547	X CH 86 0-0 ② FC5-4 1-2f		B CH 87 C SL 88 F SL 87 F FF 94 B SL 87 F CH 87 B SL 88 S SI 95 3-3 ② K 1-2			C FF 91 F SI 92 X SL 86 0-2 21 S 54 HR 1B	B SI 93 D FC 89 F SI 93 F SI 94 S SI 95 2-3 ② K			4	1	1	0	0	2	5
21 Junior Lake, R (1, 7) OBP: 0.336, SLG: 0.437	S SL 87 C SI 93 D SL 86 1 SAFE D SL 89 F CH 87 B SL 87 C SL 88 3-3 ③ K		S SL 88 D SL 88 S CH 88 X SL 88 1-2 ③ P4			1 SAFE D CH 86 1 SAFE 1 SAFE B SI 92 S CH 86 B CH 86 L SI 93 F CH 88 4-2 D SL 90 54 HR BB 1-2	B FC 90 F SI 94 B CU 82 F FC 90 X CU 84 2-2 ③ G5-3 1-2 2-3			3	1	0	0	1	1	5
54 Darnell McDonald, R (1, 9) OBP: 0.327, SLG: 0.412		C SL 86 B SI 92 X SI 93 1-1 6 G6-3 2B		C SI 91 X SL 87 0-1 6 FC6-5 2B		B CH 86 C FF 94 B SI 94 X SI 94 2-1 1-H 2-H HR		L SI 91 X SL 86 0-1 ① P4		4	1	3	3	0	0	0
6 Ryan Sweeney, L (1, 8) OBP: 0.338, SLG: 0.470		B SI 94 D SL 90 X SL 90 2-0 ① G6-3 2-3		B SL 88 B SI 93 C SL 89 B SL 87 X SI 95 3-1 ① FC6-5 2-3		C SI 93 F SL 86 F SL 87 F SL 87 B SI 93 F FF 93 X SL 87 1-2 ① G3		C SL 81 B SL 82 B SI 92 F CH 84 F SI 92 B SL 83 X SI 92 3-2 E3 7 G4-3		4	0	0	0	0	0	2
7 J.C. Boscan, R (1, 2) OBP: 0.333, SLG: 0.200		S CH 87 S CH 86 D CH 87 D SL 89 D SL 89 F CH 87 S SL 86 3-3 ② K		B FF 93 S SI 93 D SL 88 1 SAFE F CH 87 1 SAFE S SL 90 2-3 ② K		H SI 93 1-0 19 G6-4-3 HBP		1 SAFE 1 SAFE X SI 91 0-0 ② G4-3 1-2		3	0	0	0	0	2	3
49 Jake Arrieta, R (1, 1) OBP: 0.133, SLG: 0.133 19 Nate Schierholtz, L (6, PH) OBP: 0.301, SLG: 0.470 52 Justin Grimm, R (7, 1) 46 Pedro Strop, R (8, 1) 47 Brian Bogusevic, L (8, PH) OBP: 0.331, SLG: 0.481 63 Kevin Gregg, R (9, 1)		B SI 94 C SL 87 S CH 87 B SL 88 S CH 88 2-3 ③ K		C SI 94 C CH 86 S SL 85 0-3 ③ K		S SI 94 F SI 93 F SI 88 F FF 94 F SL 88 F SI 94 X SI 95 0-2 ② ③ G6-4-3 1-2f		C SL 83 B SL 85 S SI 93 S SI 93 1-3 ③ K		2 1 0 0 1 0	0 0 0 0 0 0	0 0 0 0 0 0	0 0 0 0 0 0	0 0 0 0 1 0	2 0 0 0 1 0	2 1 0 0 1 0
Inning Stats	R: 1 E: 0 K: 2 S: 16 H: 2 LOB: 1 BB: 0 P: 24	R: 0 E: 0 K: 2 S: 10 H: 1 LOB: 1 BB: 0 P: 18	R: 0 E: 0 K: 1 S: 15 H: 2 LOB: 2 BB: 0 P: 24	R: 0 E: 0 K: 2 S: 10 H: 1 LOB: 1 BB: 0 P: 15	R: 0 E: 0 K: 1 S: 7 H: 0 LOB: 0 BB: 0 P: 9	R: 3 E: 0 K: 0 S: 21 H: 2 LOB: 0 BB: 1 P: 29	R: 0 E: 0 K: 1 S: 10 H: 1 LOB: 2 BB: 1 P: 19	R: 0 E: 1 K: 1 S: 10 H: 0 LOB: 1 BB: 0 P: 14		1B: 4 2B: 4 3B: 0 HR: 1 SF: 0 SAC: 0 DP: 1 HBP: 1			WP: 1 PB: 1 SB: 2 CS: 0 PA: 36	

PITCHER		IP	WLS	BF	H	R	ER	SO	BB	IBB	HBP	BLK	WP	HR	S	P	ERA	WHIP
47 Francisco Liriano, L ERA: 3.02	(1, 1)	5.0	L	24	8	4	4	8	1	0	0	0	0	1	66	104	7.20	1.800
32 Vin Mazzaro, R ERA: 2.84	(6, 1)	1.0		3	0	0	0	0	0	0	1	0	0	0	13	15	0.00	0.000
29 Bryan Morris, R ERA: 3.52	(7, 1)	1.0		5	1	0	0	1	0	1	0	0	1	0	10	19	0.00	1.000
30 Jeanmar Gómez, R ERA: 3.16	(8, 1)	1.0		4	0	0	0	1	0	0	0	0	0	0	10	14	0.00	0.000

PITCHER	IP	WLS	BF	H	R	ER	SO	BB	IBB	HBP	BLK	WP	HR	S	P	ERA	WHIP

BOTTOM

Pittsburgh Pirates @ Chicago Cubs

Wrigley Field, Chicago, IL

Wed Sep 25 2013, 1:23 PM - 4:28 PM CDT

Att. 26,171 - Sunny - 65 F

livebaseballscorecards.com

AB	33
R	4
H	9
RBI	4
BB	2
SO	10
LOB	20

Batter	1	2	3	4	5	6	7	8	9	AB	R	H	RBI	BB	SO	LOB
13 Starlin Castro, R (1, 6) OBP: 0.286, SLG: 0.348	C FF 92 B FF 94 X SI 92 1-1 1B		B FF 94 B FF 94 X FF 94 2-0 1B			B SL 86 F FF 92 B FF 93 F FF 93 X FF 94 2-2 44 F8 2B		F FF 97 B CU 84 S CU 84 B SI 98 C CU 84 2-3 ②		4	0	3	0	0	1	0
8 Donnie Murphy, R (1, 5) OBP: 0.321, SLG: 0.538	B FF 94 B SI 91 C FF 93 S FF 93 F FF 94 F FF 94 S FF 95 2-3 ①		F SL 88 C FF 93 F FF 94 B FF 95 S SL 87 1-3 ③			C SI 91 B FF 94 S SL 87 F FF 95 B FF 93 F FF 94 F SL 88 X FF 95 2-2 ①		F SI 98 B FF 100 S SI 98 X SI 99 1-2 1B		4	0	1	0	0	2	3
44 Anthony Rizzo, L (1, 3) OBP: 0.323, SLG: 0.414	F FF 93 B SI 92 X FF 94 1-1 ②			X FF 93 0-0 1B		B FF 94 C FF 93 B FF 93 X FF 94 2-1 ② 2-3		C SI 96 X SI 97 0-1 ③		4	0	1	0	0	0	3
30 Dioner Navarro, S (1, 2) OBP: 0.369, SLG: 0.498	C SI 91 B FF 93 S FF 93 T FF 94 1-2 ③			B SI 90 F FF 92 1 SAFE B FF 93 F FF 94 X FF 94 2-2 ①		H FF 94 1-0 HBP			B FF 97 X FF 97 1-0 47 1B	3	0	1	0	0	1	2
19 Nate Schierholtz, L (1, 9) OBP: 0.299, SLG: 0.466		B SI 92 F FF 93 F SI 91 B SI 94 S FF 95 2-3 ①		T FF 93 X FF 94 0-1 ②		X FF 93 0-0 ③			C FF 98 F FF 98 B FF 99 F CH 89 S CH 89 1-3 ①	4	0	0	0	0	2	4
6 Ryan Sweeney, L (1, 8) OBP: 0.332, SLG: 0.460		C FF 93 T FF 94 B FF 94 S FF 94 1-3 ②		B FF 94 C FF 94 B SI 92 S FF 94 B FF 94 F FF 94 X FF 94 3-2 ③			C FF 96 C FF 97 B SI 98 B CU 80 X FF 97 2-2 ①		B FF 99 F FF 98 C FF 99 S CH 89 1-3 ②	4	0	0	0	0	2	2
47 Brian Bogusevic, L (1, 7) OBP: 0.329, SLG: 0.474		C FF 94 F FF 94 B SI 92 F FF 94 S CU 81 1-3 ③			C SL 87 S CU 79 F FF 94 B FF 94 F FF 93 F FF 94 F FF 93 B CU 80 B FF 94 3-2 X FF 94 ①		F FF 98 C FF 97 B FF 98 F FF 98 B CU 82 B CU 81 X FF 98 3-2 ②		C FF 99 X FF 100 0-1 1-2 1B	4	0	1	0	0	1	0
15 Darwin Barney, R (1, 4) OBP: 0.268, SLG: 0.306		C FF 92 B FF 92 B FF 93 F FF 92 T FF 94 2-2 ①		F FF 93 X FF 93 0-1 ②			X FF 90 0-0 ③		C FF 99 X FF 99 0-1 ③	4	0	0	0	0	1	2
37 Travis Wood, R (1, 1) OBP: 0.258, SLG: 0.381 43 Brooks Raley, L (2, 1) 22 Logan Watkins, L (5, PH) OBP: 0.270, SLG: 0.206 55 Alberto Cabrera, R (5, 1) 50 Blake Parker, R (6, 1) 56 Héctor Rondón, R (7, 1) 21 Junior Lake, R (8, PH) OBP: 0.335, SLG: 0.435 12 Chang-Yong Lim, R (8, 1)		B FF 93 C FF 92 F FF 93 B FF 93 T FF 94 2-2 ②		C SI 94 F FF 94 S FF 94 0-3 ③			S FF 100 C CU 81 B FF 101 F SI 97 B CU 83 T FF 100 2-2 ①			0 1 1 0 0 0 0 1 0	0 0 0 0 0 0 0 0 0	0 0 0 0 0 0 0 0 0	0 0 0 0 0 0 0 0 0	0 1 1 0 0 0 0 1 0	0 0 0 0 0 0 0 0 0	0 0 0 0 0 0 0 0 0
Inning Stats	R: 0 E: 0 K: 2 S: 12 H: 1 LOB: 1 BB: 0 P: 17	R: 0 E: 0 K: 3 S: 10 H: 0 LOB: 0 BB: 0 P: 14	R: 0 E: 0 K: 3 S: 11 H: 1 LOB: 1 BB: 0 P: 18	R: 0 E: 0 K: 0 S: 10 H: 1 LOB: 1 BB: 0 P: 15	R: 0 E: 0 K: 1 S: 12 H: 0 LOB: 0 BB: 0 P: 15	R: 0 E: 0 K: 0 S: 12 H: 1 LOB: 2 BB: 0 P: 19	R: 0 E: 0 K: 0 S: 8 H: 0 LOB: 0 BB: 0 P: 13	R: 0 E: 0 K: 2 S: 12 H: 1 LOB: 1 BB: 0 P: 17	R: 0 E: 0 K: 2 S: 12 H: 2 LOB: 2 BB: 0 P: 15	1B: 6 2B: 1 3B: 0 HR: 0 SF: 0 SAC: 0 DP: 0 HBP: 1						

Chicago Cubs @ St. Louis Cardinals

Busch Stadium, St. Louis, MO

Fri Sep 27 2013, 7:17 PM - 10:10 PM CDT

Att. 44,030 - Clear - 82 F

TOP

livebaseballscorecards.com

AB	34
R	0
H	7
RBI	0
BB	0
SO	13
LOB	16

WP: 0 PB: 0 SB: 0 CS: 0 PA: 35

PITCHER		IP	WLS	BF	H	R	ER	SO	BB	IBB	HBP	BLK	WP	HR	S	P	ERA	WHIP
31 Lance Lynn, R ERA: 3.97	(1, 1)	6.0	W	23	4	0	0	9	0	0	1	0	0	0	67	98	0.00	0.667
46 Kevin Siegrist, L ERA: 0.47	(7, 1)	0.2		2	0	0	0	0	0	0	0	0	0	0	7	12	0.00	0.000
44 Edward Mujica, R ERA: 2.52	(7, 1)	0.1		1	0	0	0	0	0	0	0	0	0	0	1	1	0.00	0.000
44 Carlos Martinez, R ERA: 5.27	(8, 1)	1.0		4	1	0	0	2	0	0	0	0	0	0	12	17	0.00	1.000
26 Trevor Rosenthal, R ERA: 2.63	(9, 1)	1.0		5	2	0	0	2	0	0	0	0	0	0	12	15	0.00	2.000

PITCHER	IP	WLS	BF	H	R	ER	SO	BB	IBB	HBP	BLK	WP	HR	S	P	ERA	WHIP

Batter	1	2	3	4	5	6	7	8	9	AB	R	H	RBI	BB	SO	LOB
13 Matt Carpenter, L (1, 4) OBP: 0.395, SLG: 0.486	C FF 90 S FC 86 B FF 91 X SL 81 1-2 ① P6	B FF 89 B FF 90 C FF 89 X FF 89 2-1 ① 1B		C FF 89 B SL 82 B SI 90 B SI 90 C CU 79 B SL 81 4-2 7 BB 3 1B 7 E BB	B CH 86 X SI 93 1-0 ②③ G4-6-3 1-2f			B FF 89 S SI 89 B SI 89 B SI 89 F SI 89 F SI 88 B SI 91 4-2 7 BB BB		3	1	1	0	2	0	2
3 Carlos Beltrán, S (1, 9) OBP: 0.340, SLG: 0.493 43 Shane Robinson, R (6, 9) OBP: 0.343, SLG: 0.317	C FC 88 B SL 75 X FC 87 1-1 ② P1	B SI 90 B CH 83 B SI 90 B SI 90 4-0 7 HBP BB		C SI 89 X CU 76 0-1 7 E 4 FC6-4 1-2 1B		B FF 92 F FF 90 X FF 93 1-1 ① F9		B SI 89 B SI 88 S FF 88 C SI 90 S SI 90 2-3 ① K		2 2	1 0	1 0	0 0	1 0	0 1	0 1
7 Matt Holliday, R (1, 7) OBP: 0.387, SLG: 0.484	B FC 88 C FF 91 X CH 83 1-1 1B 4 2B 1B	C FF 90 1 SAFE F FF 91 F SL 82 F SL 82 F SI 91 1 SAFE H SL 82 1-2 HBP		B FF 91 B SI 90 S SI 91 C SI 90 F SI 89 F SI 90 D CU 80 2 SAFE F SI 91 4-2 B SI 90 E2 4 FC6-4 1-3 2-H BB		X CU 79 0-0 HR		C SI 89 B SL 78 S SL 77 B FF 93 B SI 91 B SI 90 4-2 G6-3 1-2 BB		2	2	2	1	2	0	0
Matt Adams, L (1, 3) OBP: 0.334, SLG: 0.505	B FC 88 F FC 87 F SL 80 F FF 90 B FF 92 F FC 86 X FF 91 2-2 4 2B 1-3 1B	C CU 80 B FF 90 F FF 91 B FF 90 F CU 79 F SL 81 T FF 90 2-2 ② K		B SI 89 S SI 90 S SI 90 S SI 90 1-3 ① K		B FF 92 S FF 93 X FF 91 1-1 ② L7		C SI 89 X FF 91 0-1 ②③ G6-3 1-2f		5	1	1	0	0	2	6
4 Yadier Molina, R (1, 2) OBP: 0.356, SLG: 0.473	B SL 73 F FF 90 X FC 87 1-1 19 1B 1-H 3-H 2B	B SI 90 F SI 91 X SI 91 1-1 ③ F8		X CH 85 0-0 ② FC6-4 1-2f 3-H		C FF 93 F FF 93 B FF 92 B CU 81 B CU 80 X FF 92 3-2 1B				4	1	2	3	0	0	3
23 David Freese, R (1, 5) OBP: 0.340, SLG: 0.381	B FF 90 C FC 87 B FC 90 S FF 89 F FC 86 F FF 89 B FF 91 B FC 86 4-2 19 1B BB		B CU 74 T FF 89 X CH 83 1-1 HR	X FF 91 0-0 ③ L6		C FF 92 T FF 93 T FF 92 0-2 ③ K				3	1	1	1	1	1	2
19 Jon Jay, L (1, 8) OBP: 0.348, SLG: 0.369	X FF 90 0-0 1-3 2-H 1B		C FF 89 C FF 90 B CU 80 X SL 81 1-2 ① G6-3		B SI 94 X SI 93 1-0 31 FC1-6 2B		B FF 98 C FF 97 B SL 85 F FF 97 B FF 99 X SI 98 3-2 ① G1-3			4	0	2	1	0	0	0
38 Pete Kozma, R (1, 6) OBP: 0.274, SLG: 0.269	I IN 64 I IN 67 I IN 70 I IN 66 4-0 IBB		B CU 74 X FF 90 1-0 ② P6		D SL 83 B SI 94 B SI 92 C SI 94 F SI 91 B SI 95 4-2 31 FC1-6 BB		F FF 98 F FF 98 B SI 98 B FF 98 F FF 98 F SI 97 B SL 85 X FF 97 3-2 ② F9			2	0	0	0	2	0	0
31 Lance Lynn, S (1, 1) OBP: 0.138, SLG: 0.074 46 Kevin Siegrist, L (7, 1) 44 Edward Mujica, R (7, 1) 16 Kolten Wong, L (7, PH) OBP: 0.193, SLG: 0.167 44 Carlos Martinez, R (8, 1) 26 Trevor Rosenthal, R (9, 1)	B FC 89 S FC 89 S FF 89 S FF 91 1-3 ③ K		C FF 89 S SI 90 S SI 89 0-3 ③ K		X SI 90 0-0 ① FC1-6 13 G4-6-3 1-2f 2-3		B SL 83 S FF 98 F FF 98 B FF 97 F FF 97 B FF 98 X FF 97 3-2 ③ F8			3 0 0 1 0 0	0 0 0 0 0 0	0 0 0 0 0 0	0 0 0 0 0 0	2 0 0 0 0 0	5 0 0 0 0 0
Inning Stats	R: 3 E: 0 K: 1 S: 22 H: 4 LOB: 3 BB: 2 P: 37	R: 0 E: 0 K: 1 S: 14 H: 1 LOB: 2 BB: 1 P: 24	R: 1 E: 0 K: 1 S: 9 H: 1 LOB: 0 BB: 0 P: 12	R: 2 E: 1 K: 1 S: 14 H: 1 LOB: 1 BB: 2 P: 23	R: 0 E: 0 K: 0 S: 5 H: 1 LOB: 1 BB: 1 P: 11	R: 1 E: 0 K: 1 S: 11 H: 2 LOB: 1 BB: 0 P: 16	R: 0 E: 0 K: 0 S: 12 H: 0 LOB: 0 BB: 0 P: 21	R: 0 E: 0 K: 1 S: 10 H: 0 LOB: 1 BB: 2 P: 20		1B: 6 2B: 2 3B: 0 HR: 2	SF: 0 SAC: 0 DP: 2 HBP: 1			WP: 0 PB: 0 SB: 0 CS: 0	PA: 40	

PITCHER		IP	WLS	BF	H	R	ER	SO	BB	IBB	HBP	BLK	WP	HR	S	P	ERA	WHIP
37 Travis Wood, L ERA: 3.11	(1, 1)	1.0	L	9	4	3	3	1	1	1	0	0	0	0	22	37	27.00	5.000
43 Brooks Raley, L ERA: 5.14	(2, 1)	3.0		15	3	3	2	3	3	0	1	0	0	1	37	59	6.00	2.000
55 Alberto Cabrera, R ERA: 4.5	(5, 1)	1.0		4	1	0	0	0	1	0	0	0	0	0	5	11	0.00	2.000
50 Blake Parker, R ERA: 2.78	(6, 1)	1.0		5	2	1	1	1	0	0	0	0	0	1	11	16	9.00	2.000
56 Héctor Rondón, R ERA: 4.86	(7, 1)	1.0		3	0	0	0	0	0	0	0	0	0	0	12	21	0.00	0.000

PITCHER		IP	WLS	BF	H	R	ER	SO	BB	IBB	HBP	BLK	WP	HR	S	P	ERA	WHIP
12 Chang-Yong Lim, R ERA: 5.4	(8, 1)	1.0		4	0	0	0	1	2	0	0	0	0	0	10	20	0.00	2.000

BOTTOM

Chicago Cubs @ St. Louis Cardinals

Busch Stadium, St. Louis, MO

Fri Sep 27 2013, 7:17 PM - 10:10 PM CDT

Att. 44,030 - Clear - 82 F

livebaseballscorecards.com

AB	31
R	7
H	10
RBI	6
BB	8
SO	6
LOB	19

Batter	1	2	3	4	5	6	7	8	9	AB	R	H	RBI	BB	SO	LOB
13 Starlin Castro, R (1, 6) OBP: 0.286, SLG: 0.349	C SI 90 X CU 74 0-1 L9		B FC 87 B FC 89 F FF 92 F FC 88 B CU 76 F FC 89 X FF 93 3-2 F9			B FC 88 B SI 92 B SI 92 C FF 88 C FF 93 X FF 94 3-2 F9		X FF 97 0-0 2B		4	0	1	0	0	0	1
21 Junior Lake, R (1, 7) OBP: 0.333, SLG: 0.430	C FF 91 F CU 73 B FC 88 B SI 91 S CU 76 2-3 K			B FF 91 X SI 91 1-0 G5-3		C FF 95 S SI 96 F SI 96 B FF 97 B SI 96 F FS 86 F FS 86 B FF 97 B FF 96 4-2 BB		C FF 98 S CU 81 B FF 97 B FF 98 C FF 98 2-3 K		3	0	0	0	1	2	1
44 Anthony Rizzo, L (1, 3) OBP: 0.324, SLG: 0.419	C SI 91 B CU 74 B CH 86 B FC 89 F SI 93 F CU 77 C FF 93 3-3 K			C FC 88 B CU 74 B CU 74 B FF 92 C FF 91 B FF 91 4-2 19 1B BB		B SI 96 X FF 95 1-0 F8			B FS 84 X FF 91 1-0 HR	3	1	1	1	1	1	1
30 Dioner Navarro, S (1, 2) OBP: 0.365, SLG: 0.492 7 J.C. Boscan, R (9, PH) OBP: 0.429, SLG: 0.500		C SI 90 C CU 72 S CU 73 0-3 K		C SI 90 B SI 90 B SI 90 F FC 89 F FC 88 B FF 91 X FF 92 3-2 L7		B SI 96 1 SAFE X SI 95 1-0 P4			S FF 90 B FF 92 B FF 92 S FF 93 X FF 92 2-2 8 2B 2B	3 1	0 1	0 1	0 1	0 0	1 0	2 0
19 Nate Schierholtz, L (1, 9) OBP: 0.299, SLG: 0.464		C SI 90 S FC 88 X SI 92 0-2 G6-3		B FC 87 X FF 90 1-0 1-3 1B			B FF 95 S FF 94 C FF 95 F CU 79 B FF 97 X FF 95 2-2 F8		S FS 86 X FS 87 0-1 G1-3	4	0	1	0	0	0	1
8 Donnie Murphy, R (1, 5) OBP: 0.319, SLG: 0.537		S SI 90 X FC 87 0-1 P3		C FC 87 S CU 76 S CU 77 0-3 K			S FS 85 F FF 97 B FS 87 B FS 84 X FS 84 2-2 P3		S FS 87 C FS 86 B FS 85 D FS 87 F FS 87 X FS 87 2-2 54 1B 2-H 2B	4	0	1	1	0	1	2
47 Brian Bogusevic, L (1, 8) OBP: 0.329, SLG: 0.471 54 Darnell McDonald, R (9, PH) OBP: 0.339, SLG: 0.423			X SI 91 0-0 36 SH2-3 1B		B FC 87 B FC 88 B SI 91 C FF 88 X SI 91 3-1 F7		F FS 86 B FS 87 T SI 96 F SI 97 S CU 82 1-3 K		C SI 86 X SI 83 0-1 15 G6-4-3 2-3 1B	3 1	0 0	1 1	0 0	0 0	1 0	0 0
15 Darwin Barney, R (1, 4) OBP: 0.266, SLG: 0.303			B FF 90 B SI 91 C SI 92 X FC 88 2-1 F7		C SI 90 C FF 90 S CU 75 0-3 K			B FF 96 B FF 97 F FF 96 X FF 96 2-1 F7	F SI 89 X SI 89 0-1 1-2f G6-4-3	4	0	0	0	0	1	3
36 Edwin Jackson, R (1, 1) OBP: 0.111, SLG: 0.154 33 Carlos Villanueva, R (3, 1) OBP: 0.156, SLG: 0.156 59 Zac Rosscup, R (6, 1) 52 Justin Grimm, R (7, 1) 6 Ryan Sweeney, L (8, PH) OBP: 0.330, SLG: 0.457 50 Blake Parker, R (8, 1)			M SI 90 X FC 86 0-1 SH2-3 1-2		C FF 90 X SI 90 0-1 G1-3			C FF 97 B FF 97 X FF 96 1-1 G6-3		0 1 0 0 1 0	0 0 0 0 0 0	0 0 0 0 0 0	0 0 0 0 0 0	0 0 0 0 0 0	0 0 0 0 0 0	0 0 0 0 0 0
Inning Stats	R: 0 E: 0 K: 2 S: 9 H: 0 LOB: 0 BB: 0 P: 14	R: 0 E: 0 K: 1 S: 8 H: 0 LOB: 0 BB: 0 P: 8	R: 0 E: 0 K: 0 S: 9 H: 1 LOB: 1 BB: 0 P: 14	R: 0 E: 0 K: 1 S: 11 H: 1 LOB: 2 BB: 1 P: 20	R: 0 E: 0 K: 1 S: 7 H: 0 LOB: 0 BB: 0 P: 10	R: 0 E: 0 K: 0 S: 10 H: 0 LOB: 1 BB: 1 P: 19	R: 0 E: 0 K: 1 S: 11 H: 0 LOB: 0 BB: 0 P: 16	R: 0 E: 0 K: 1 S: 8 H: 1 LOB: 1 BB: 0 P: 13	R: 2 E: 0 K: 0 S: 14 H: 4 LOB: 1 BB: 0 P: 19	1B: 3 2B: 3 3B: 0 HR: 1 SF: 0 SAC: 1 DP: 1 HBP: 0						

TOP

Chicago Cubs @ St. Louis Cardinals

Busch Stadium, St. Louis, MO

Sat Sep 28 2013, 3:18 PM - 6:18 PM CDT

Att. 42,520 - Partly Cloudy - 82 F

livebaseballscorecards.com

AB	32
R	2
H	7
RBI	2
BB	2
SO	7
LOB	11

PITCHER		IP	WLS	BF	H	R	ER	SO	BB	IBB	HBP	BLK	WP	HR	S	P	ERA	WHIP
50 Adam Wainwright, R ERA: 2.94	(1, 1)	5.1	W	19	2	0	0	5	1	0	0	0	0	0	47	72	0.00	0.562
71 Sam Freeman, L ERA: 2.19	(6, 1)	1.2		6	0	0	0	1	1	0	0	0	0	0	18	29	0.00	0.600
34 John Axford, R ERA: 4.02	(8, 1)	1.0		4	1	0	0	1	0	0	0	0	0	0	8	13	0.00	1.000
44 Edward Mujica, R ERA: 2.78	(9, 1)	0.1		4	3	2	2	0	0	0	0	0	0	1	10	15	54.00	9.000
36 Randy Choate, L ERA: 2.34	(9, 1)	0.0		1	1	0	0	0	0	0	0	0	0	0	2	2	∞	∞

PITCHER		IP	WLS	BF	H	R	ER	SO	BB	IBB	HBP	BLK	WP	HR	S	P	ERA	WHIP
43 Seth Maness, R ERA: 2.32	(9, 1)	0.2	S	1	0	0	0	0	0	0	0	0	0	0	2	2	0.00	0.000

WP: 0 PA: 35
PB: 0
SB: 0
CS: 0

BOTTOM

Chicago Cubs @ St. Louis Cardinals

Busch Stadium, St. Louis, MO

Sat Sep 28 2013, 3:18 PM - 6:18 PM CDT

Att. 42,520 - Partly Cloudy - 82 F

livebaseballscorecards.com

Batter	1	2	3	4	5	6	7	8	9	AB	R	H	RBI	BB	SO	LOB
13 Matt Carpenter, L (1, 4) OBP: 0.394, SLG: 0.484 (6, 5) 8 Ryan Jackson, R (6, PR) (7, 5)	X FF 90 0-0 ① G3	B SI 90 C SI 92 X CH 85 1-1 ③ G4-3	C FF 88 B CH 81 B FF 89 F CH 80 X SL 83 2-2 ③ G3-1			C FF 93 B SL 84 S SL 84 B FF 93 B FF 94 B FF 94 4-2 BB		B CU 78 B FF 94 B FF 92 C FF 92 X FF 92 3-1 ③ F8		3 0 0 0 1 0 2 1 0 0 0 0 0 1						
19 Jon Jay, L (1, 8) OBP: 0.348, SLG: 0.369 41 Brock Peterson, R (6, PH) OBP: 0.111, SLG: 0.077 (7, 7)	C CH 88 S CH 86 X CH 84 0-2 7 HR 1B	C CH 85 B SI 91 X FF 92 1-1 ① L7	B FF 88 F CH 76 B CH 77 F FF 88 F CU 76 X SL 83 2-2 ① L6			C FF 93 B FF 93 C FF 92 B FF 92 S FF 92 2-3 ③ K				3 1 1 0 0 0 0 1 0 0 0 0 1 1						
7 Matt Holliday, R (1, 7) OBP: 0.389, SLG: 0.490 43 Shane Robinson, R (3, PR) OBP: 0.345, SLG: 0.319 (4, 9) (7, 8)	B FF 91 X FF 90 1-0 1-H HR	B SL 85 B SL 84 B SI 91 C FF 93 S SL 85 F FF 94 F FF 93 F FF 95 B SL 85 4-2 BB 4 2B BB	B SL 80 X CH 78 1-0 ② F8				B FF 93 X FF 94 1-0 1B			1 1 1 2 1 0 0 2 1 1 0 0 0 0						
Matt Adams, L (1, 3) OBP: 0.333, SLG: 0.500	B CH 84 S CH 86 F SI 91 F SL 83 B SL 84 S SI 92 2-3 ② K	B CH 86 B FF 93 1 SAFE B SI 91 B SI 91 4-0 1-2 4 2B BB	C CH 80 F FF 89 S SL 84 0-3 ③ K				C FF 94 C CH 85 B SL 87 B FF 92 F CH 85 X FF 94 2-2 ① F8			3 1 0 0 1 2 1						
4 Yadier Molina, R (1, 2) OBP: 0.359, SLG: 0.477 48 Tony Cruz, R (5, PH) OBP: 0.240, SLG: 0.286 (6, 2)	B SI 91 B FF 92 X FF 93 2-0 33 1B 1B	C SL 85 B FF 94 X FF 93 1-1 38 2B 1-H 2-H 2B	B SI 89 B CH 78 S FF 86 F CH 79 B FF 85 S FF 91 3-3 ① K				B FF 94 F FF 94 F FF 94 B FF 94 S SL 86 2-3 ② K			2 1 2 2 0 0 0 2 0 0 0 0 2 1						
33 Daniel Descalso, L (1, 5) OBP: 0.280, SLG: 0.363 71 Sam Freeman, R (6, 1) 63 Audry Pérez, R (7, PH) 34 John Axford, R (8, 1) 44 Edward Mujica, R (9, 1) 36 Randy Choate, L (9, 1) 43 Seth Maness, R (9, 1) OBP: 0.200, SLG: 0.200	B CH 86 X FF 92 1-0 1-3 1B	C CH 86 F CU 77 B SI 92 B SI 93 X SL 83 2-2 ② P3	B CU 72 X CH 80 1-0 ② F7				S SL 84 B SL 86 S SL 86 B SL 86 F FF 95 S FF 94 2-3 ③ K			3 0 1 0 0 0 2 0 0 0 0 0 0 0 1 0 0 0 0 1 1 0 0 0 0 0 0 0 0 0 0 0 0 0 0 0 0 0 0 0 0 0 0 0 0 0 0 0 0						
38 Pete Kozma, R (1, 6) OBP: 0.276, SLG: 0.274	C FF 92 B FF 92 C SL 85 X FF 94 1-2 ③ G6-3	C SL 83 B FF 92 F SI 91 D SL 85 X SL 83 2-2 50 1B 2-H 2B	B SI 89 C FF 89 X FF 91 1-1 ③ G4-3					F FF 92 C CU 78 F FF 92 X FF 93 0-2 16 G1-3 1B		4 1 2 1 0 0 2						
56 Adron Chambers, L (1, 9) OBP: 0.259, SLG: 0.208 (4, 7) (7, 9)		C CH 88 S CU 78 B SL 83 X SL 84 1-2 50 CS 1B	I IN 81 I IN 81 I IN 80 I IN 78 4-0 50 1B IBB			B FF 93 B SI 93 F FF 94 F FF 93 F FF 93 B SL 84 F FF 93 C FF 92 3-3 ① K		C FF 92 C FF 92 B FF 92 C FF 93 1-3 ① K		3 0 1 0 1 2 1						
50 Adam Wainwright, R (1, 1) OBP: 0.208, SLG: 0.268 16 Kolten Wong, L (6, 4) OBP: 0.186, SLG: 0.161		1 SAFE M CH 88 B SL 85 X SL 84 1-1 ① ② G5-3 1-2	X SL 81 0-0 1-2 2-H 1B			B FF 93 X FF 94 1-0 ② L7		F FF 92 B CU 78 B CU 77 F FF 92 X CU 78 2-2 ② G1-3 1-2		2 0 1 1 0 0 1 2 0 0 0 0 0 1						
Inning Stats	R: 2 E: 0 K: 1 S: 14 H: 4 LOB: 2 BB: 0 P: 21	R: 0 E: 0 K: 0 S: 7 H: 1 LOB: 0 BB: 0 P: 10	R: 4 E: 0 K: 0 S: 19 H: 3 LOB: 2 BB: 3 P: 39	R: 0 E: 0 K: 1 S: 8 H: 0 LOB: 0 BB: 0 P: 11	R: 0 E: 0 K: 1 S: 6 H: 0 LOB: 0 BB: 0 P: 11	R: 0 E: 0 K: 2 S: 11 H: 0 LOB: 1 BB: 1 P: 21	R: 0 E: 0 K: 2 S: 12 H: 1 LOB: 1 BB: 0 P: 19	R: 0 E: 0 K: 1 S: 12 H: 1 LOB: 1 BB: 0 P: 18		1B: 7 2B: 2 3B: 0 HR: 1 SF: 0 SAC: 0 DP: 0 HBP: 0				WP: 0 PB: 0 SB: 0 CS: 1 PA: 37		

	AB	33
	R	6
	H	10
	RBI	6
	BB	4
	SO	8
	LOB	14

PITCHER		IP	WLS	BF	H	R	ER	SO	BB	IBB	HBP	BLK	WP	HR	S	P	ERA	WHIP
36 Edwin Jackson, R ERA: 4.98	(1, 1)	2.2	L	18	8	6	6	1	2	1	0	0	0	1	37	65	20.25	3.750
33 Carlos Villanueva, R ERA: 4.06	(3, 1)	2.1		7	0	0	0	2	0	0	0	0	0	0	17	27	0.00	0.000
59 Zac Rosscup, L ERA: 1.42	(6, 1)	1.0		4	0	0	0	2	1	0	0	0	0	0	11	21	0.00	1.000
52 Justin Grimm, R ERA: 5.97	(7, 1)	1.0		4	1	0	0	2	0	0	0	0	0	0	12	19	0.00	1.000
50 Blake Parker, R ERA: 2.72	(8, 1)	1.0		4	1	0	0	1	0	0	0	0	0	0	12	18	0.00	1.000

PITCHER	IP	WLS	BF	H	R	ER	SO	BB	IBB	HBP	BLK	WP	HR	S	P	ERA	WHIP

Batter	1	2	3	4	5	6	7	8	9	AB	R	H	RBI	BB	SO	LOB
13 Starlin Castro, R (1, 6) OBP: 0.284, SLG: 0.347	F SI 91 B SI 90 C SI 91 B FS 84 X SI 92 2-2 ① G6-3		B SI 97 C SI 97 C SI 96 B CU 79 C CU 77 2-3 ③ K			C CU 78 F SI 97 X SI 96 0-2 ② G3-1		B FF 100 B SI 96 F FF 100 F SI 98 B CU 82 X CU 82 3-2 ③ G5-3		4	0	0	0	0	1	0
22 Logan Watkins, L (1, 4) OBP: 0.268, SLG: 0.237	B SI 90 F SI 92 X SI 92 1-1 ② G1-3			B SI 95 F SI 95 C CH 84 B CH 83 X SI 96 2-2 ① F9		B CH 86 F SI 96 B SI 97 B CH 87 X SI 95 3-1 2B			B FF 96 B FF 97 C FF 96 S FF 98 B FF 98 X FF 96 3-2 ① G6-3	4	0	1	0	0	0	0
44 Anthony Rizzo, L (1, 3) OBP: 0.323, SLG: 0.419	X SI 92 0-0 2B			F SI 97 S SI 96 B SI 95 X CH 85 1-2 ② G4-3		C SI 96 B SI 96 X SI 96 1-1 ③ F8			C FF 98 C FF 97 F FF 99 X FF 99 0-2 ② G3	4	0	1	0	0	0	1
19 Nate Schierholtz, L (1, 9) OBP: 0.301, SLG: 0.470 54 Darnell McDonald, R (9, PH) OBP: 0.351, SLG: 0.434	B SI 91 B SI 92 F SI 90 F SI 91 X SI 90 2-2 ③ F9			X SI 96 0-0 2B			B SI 95 X SI 95 1-0 6 G4-3 2B		C FF 98 S FF 99 B FF 99 F FF 99 B CH 89 F FF 99 X FF 99 2-2 1B	3 1	0 0	2 1	0 0	0 0	0 0	1 0
6 Ryan Sweeney, L (1, 8) OBP: 0.324, SLG: 0.448		C SI 94 F SI 95 S SI 96 0-3 ① K		C SI 95 X CH 86 0-1 ③ P5			S SI 96 F SI 95 B SI 94 X CH 83 1-2 ① G4-3 2-3		X FF 98 0-0 ③ G5-3	4	0	0	0	0	1	3
8 Donnie Murphy, R (1, 5) OBP: 0.319, SLG: 0.530		C CU 79 F SI 95 B SI 97 S CU 77 1-3 ② K			B SI 95 F SI 96 B CU 77 F CH 86 F SI 96 S SI 97 2-3 ① K		F SI 97 H SI 94 1-1 47 G6-4-3 HBP			2	0	0	0	0	2	0
47 Brian Bogusevic, L (1, 7) OBP: 0.323, SLG: 0.462		F SI 96 X SI 96 0-1 ③ F7			F SI 97 B SI 97 X CH 86 1-1 ② G4-3		X FF 85 0-0 ②③ G6-4-3 1-2f			3	0	0	0	0	0	2
7 J.C. Boscan, R (1, 2) OBP: 0.300, SLG: 0.333			B SI 96 C SI 94 X SI 95 1-1 ① G3		X SI 96 0-0 ③ G5-3			C FF 98 X FF 99 0-1 ① F9		3	0	0	0	0	0	0
29 Jeff Samardzija, R (1, 1) OBP: 0.127, SLG: 0.194 56 Héctor Rondón, R (7, 1) 21 Junior Lake, R (8, PH) OBP: 0.332, SLG: 0.428 46 Pedro Strop, R (8, 1) 59 Zac Rosscup, R (8, 1)			C SI 94 B SL 86 B SI 96 S SI 95 C SI 96 2-3 ② K			S SI 95 F SI 98 B SI 97 X CU 78 1-2 ① G5-3		B FF 99 X CU 82 1-0 ② F8		2 0 1 0 0	0 0 0 0 0	0 0 0 0 0	0 0 0 0 0	1 0 0 0 0	0 0 0 0 0	0 0 0 0 0
Inning Stats	R: 0 H: 1 E: 0 LOB: 1 K: 0 BB: 0 S: 9 P: 14	R: 0 H: 0 E: 0 LOB: 0 K: 2 BB: 0 S: 8 P: 9	R: 0 H: 0 E: 0 LOB: 0 K: 2 BB: 0 S: 8 P: 13	R: 0 H: 1 E: 0 LOB: 1 K: 0 BB: 0 S: 9 P: 12	R: 0 H: 0 E: 0 LOB: 0 K: 1 BB: 0 S: 7 P: 10	R: 0 H: 1 E: 0 LOB: 1 K: 0 BB: 0 S: 10 P: 15	R: 0 H: 1 E: 0 LOB: 1 K: 0 BB: 0 S: 6 P: 9	R: 0 H: 0 E: 0 LOB: 0 K: 0 BB: 0 S: 6 P: 10	R: 0 H: 1 E: 0 LOB: 1 K: 0 BB: 0 S: 13 P: 18	1B: 1 SF: 0 2B: 4 SAC: 0 3B: 0 DP: 1 HR: 0 HBP: 1						

PITCHER		IP	WLS	BF	H	R	ER	SO	BB	IBB	HBP	BLK	WP	HR	S	P	ERA	WHIP
35 Jake Westbrook, R ERA: 4.63	(1, 1)	1.0		4	1	0	0	0	0	0	0	0	0	0	9	14	0.00	1.000
58 Joe Kelly, R ERA: 2.69	(2, 1)	5.1	W	20	3	0	0	5	0	0	1	0	0	0	47	67	0.00	0.562
36 Randy Choate, L ERA: 2.29	(7, 1)	0.2	H	1	0	0	0	0	0	0	0	0	0	0	1	1	0.00	0.000
44 Carlos Martinez, R ERA: 5.08	(8, 1)	1.0	H	3	0	0	0	0	0	0	0	0	0	0	6	10	0.00	0.000
46 Kevin Siegrist, L ERA: 0.45	(9, 1)	1.0		4	1	0	0	0	0	0	0	0	0	0	13	18	0.00	1.000

PITCHER	IP	WLS	BF	H	R	ER	SO	BB	IBB	HBP	BLK	WP	HR	S	P	ERA	WHIP

TOP

Chicago Cubs @ St. Louis Cardinals

Busch Stadium, St. Louis, MO

Sun Sep 29 2013, 1:18 PM - 3:50 PM CDT

Att. 44,808 - Sunny - 70 F

livebaseballscorecards.com

AB	31
R	0
H	5
RBI	0
BB	0
SO	5
LOB	7

BOTTOM

Chicago Cubs @ St. Louis Cardinals

Busch Stadium, St. Louis, MO

Sun Sep 29 2013, 1:18 PM - 3:50 PM CDT

Att. 44,808 - Sunny - 70 F

livebaseballscorecards.com

Batter	1	2	3	4	5	6	7	8	9	AB	R	H	RBI	BB	SO	LOB
13 Matt Carpenter, L (1, 5) OBP: 0.392, SLG: 0.481	C SI 94 X SI 94 0-1 ① G4-3		B SI 94 C SL 87 F FF 96 B SI 95 B FS 87 X SL 88 3-2 ② G4-3 2-3		B FC 93 C SI 96 X FF 94 1-1 ① G3-1		C FF 94 C SI 97 D SI 98 B SI 97 F SI 98 B SI 98 F SL 82 T FF 97 3-2 ③ K			4	0	0	0	0	1	2
19 Jon Jay, L (1, 8) OBP: 0.351, SLG: 0.370	B SI 94 B FF 94 B SI 94 C FF 94 F FF 95 X SI 95 3-2 1B		D SL 88 D SI 87 B FS 87 C SI 95 T SL 88 F SL 88 X FF 96 3-2 3 CS 1B 3-H		C FC 93 B FF 94 B FS 86 F FS 88 S FS 87 2-3 ② K			B SI 97 F FF 97 S CH 91 B SI 98 F CH 91 F SL 85 B SI 98 B SI 93 4-2 56 G4-3 48 2B BB		3	1	2	1	1	1	0
3 Carlos Beltrán, S (1, 9) OBP: 0.339, SLG: 0.491 56 Adron Chambers, L (5, 9) OBP: 0.241, SLG: 0.192 (6, 7)	C SL 85 S SL 86 B SI 96 1 SAFE S SL 86 1-3 ② K		1 SAFE B FS 85 1-0 ③ CS 1-2	B SI 95 F SL 86 B FS 87 S SI 95 F FS 87 B SI 96 X SL 87 3-2 ① P5	B SL 88 B SI 96 S FF 94 X SI 96 2-1 ③ G6-3			B SI 97 C SI 98 1 SAFE X SI 98 1-1 ① G4-3 1-2		2 2	0 0	0 0	0 0	0 0	1 0	1 1
Matt Adams, L (1, 3) OBP: 0.335, SLG: 0.503	1 SAFE C SI 95 B SI 95 C SI 96 1 SAFE B SI 96 B SI 95 S SL 87 3-3 ③ K			T FS 86 B SI 96 C SI 96 F FS 86 B SI 97 F FS 86 B FS 84 X SI 97 3-2 33 2B 2B	X SI 94 0-0 48 G4-6-3 1B			C SI 98 B CH 92 S CH 92 B SI 98 B SI 98 F SI 92 S SL 86 3-3 ② K		4	1	2	0	0	2	2
4 Yadier Molina, R (1, 2) OBP: 0.359, SLG: 0.477 48 Tony Cruz, R (1, 2) OBP: 0.240, SLG: 0.293		C FF 95 X SL 86 0-1 ① G5-3		C SI 96 B SI 95 F SL 87 S SI 96 1-3 ② K		B SL 87 X SI 94 1-0 ①② G4-6-3 1-2f		S SL 84 B FF 99 B SI 99 C FF 99 X SL 86 2-2 2-H 2B		0 4	0 0	0 1	0 1	0 0	0 1	0 2
33 Daniel Descalso, L (1, 6) OBP: 0.290, SLG: 0.366 38 Pete Kozma, R (8, PH) OBP: 0.275, SLG: 0.273 (9, 6)		B SI 95 C SL 86 B SI 95 C SL 86 F SI 96 X SL 86 2-2 ② G3-1		X SL 86 0-0 43 1B 2-H 2B		B SI 95 B SI 94 X FF 94 2-0 ③ G4-3		C FF 93 S FF 93 D SL 83 F FF 94 C SL 82 1-3 ③ K		3 1	1 0	1 0	1 0	0 0	0 1	0 1
43 Shane Robinson, R (1, 7) OBP: 0.345, SLG: 0.319 (6, 9)		X SI 96 0-0 ③ L5		B SL 87 B SI 96 C SL 86 B SI 96 F SI 97 X SL 87 3-2 16 1B 2-H 1B			C SL 85 B SI 97 X SI 97 1-1 ① G1-3			3	0	1	1	0	0	0
16 Kolten Wong, L (1, 4) OBP: 0.194, SLG: 0.169			C FS 86 X SI 94 0-1 ① B1	X SI 96 0-0 1-2 1B			C SL 85 B SI 98 F FF 98 B FF 97 S FF 99 2-3 ② K			3	0	1	0	0	1	0
35 Jake Westbrook, R (1, 1) OBP: 0.263, SLG: 0.235 58 Joe Kelly, R (2, 1) OBP: 0.171, SLG: 0.182 36 Randy Choate, L (7, 1) 41 Brock Peterson, R (7, PH) OBP: 0.143, SLG: 0.077 44 Carlos Martínez, R (8, 1) 46 Kevin Siegrist, L (9, 1)			B SI 96 C SI 96 F SI 96 B SI 96 X FF 97 2-2 13 G4-3 19 1B 2B	F SI 95 X SL 87 0-1 ③ F7			B SL 84 B SI 97 S SL 83 B FF 98 F SI 97 B FF 97 4-2 BB		0 2 0 0 0 0 0	0 1 0 0 0 0 0	0 1 0 0 0 0 0	0 0 0 0 0 0 0	0 0 0 1 0 0 0	0 0 0 0 0 0 0	0 2 0 0 0 0 0
Inning Stats	R: 0 H: 1 E: 0 LOB: 1 K: 2 BB: 0 S: 11 P: 18	R: 0 H: 0 E: 0 LOB: 0 K: 0 BB: 0 S: 7 P: 9	R: 1 H: 2 E: 0 LOB: 0 K: 0 BB: 0 S: 12 P: 21	R: 2 H: 4 E: 0 LOB: 2 K: 1 BB: 0 S: 19 P: 29	R: 0 H: 0 E: 0 LOB: 0 K: 1 BB: 0 S: 7 P: 12	R: 0 H: 1 E: 0 LOB: 0 K: 0 BB: 0 S: 3 P: 6	R: 0 H: 0 E: 0 LOB: 1 K: 2 BB: 1 S: 12 P: 22	R: 1 H: 1 E: 0 LOB: 1 K: 2 BB: 1 S: 17 P: 28		1B: 5 2B: 4 3B: 0 HR: 0	SF: 0 SAC: 0 DP: 1 HBP: 0			WP: 0 PB: 0 SB: 0 CS: 1	PA: 34	

	AB	31
	R	4
	H	9
	RBI	4
	BB	2
	SO	8
	LOB	11

PITCHER		IP	WLS	BF	H	R	ER	SO	BB	IBB	HBP	BLK	WP	HR	S	P	ERA	WHIP
29 Jeff Samardzija, R ERA: 4.34	(1, 1)	6.0	L	24	8	3	3	4	0	0	0	0	0	0	59	95	4.50	1.333
56 Héctor Rondón, R ERA: 4.77	(7, 1)	1.0		4	0	0	0	2	1	0	0	0	0	0	12	22	0.00	1.000
46 Pedro Strop, R ERA: 4.55	(8, 1)	0.2		4	1	1	1	1	1	0	0	0	0	0	13	23	13.50	3.000
59 Zac Rosscup, L ERA: 1.35	(8, 1)	0.1		1	0	0	0	1	0	0	0	0	0	0	4	5	0.00	0.000

PITCHER	IP	WLS	BF	H	R	ER	SO	BB	IBB	HBP	BLK	WP	HR	S	P	ERA	WHIP