Chicago Cubs - 2014

Batter	1	2	3	4	5	6	7	8	9	AB	R	H	RBI	BB	SO	LOB
8 Gerardo Parra, L (1, 9) OBP: 0.667, SLG: 0.667	BBB 4-0 44 F9 14 1B BB		X 0-0 ② L7		H 1-0 14 2B HBP	H 1-0 44 1B 1-2 2-3 HBP		SSC 0-3 ② K		1	1	0	0	1	0	0
71 Nick Evans, R (6, 3)										1	0	0	0	0	1	1
14 Martín Prado, R (1, 5) OBP: 0.714, SLG: 1.000	X 0-0 1-2 1B		X 0-0 44 FC5-4 1B		X 0-0 1-H 12 HR 2B	SSS 0-3 ② K		SSS 0-3 ③ K		4	1	3	1	0	1	3
75 Nick Ahmed, R (6, 4)										1	0	0	0	0	1	1
(8, 6)																
44 Paul Goldschmidt, R (1, 3) OBP: 0.143, SLG: 0.143	X 0-0 ① F9 2-3		X 0-0 ③ FC5-4 1-2f		SSC 0-3 ① K	X 0-0 2 FC6-4 1-3 2-H 3-H 1B			X 0-0 ① G5-3	4	0	1	2	0	1	4
78 Justin Greene, R (6, 7)										1	0	0	0	0	0	0
2 Aaron Hill, R (1, 4) OBP: 0.429, SLG: 0.333	CCS 0-3 ② K			BBBB 4-0 11 BB 15 1B BB	SSS 0-3 ② K	X 0-0 ③ FC6-4 1-2f			X 0-0 80 CS 1B	3	0	0	0	1	2	5
25 Breland Almadova, R (6, 9) OBP: 1.000, SLG: 1.000										1	0	1	0	0	0	0
12 Eric Chavez, L (1, 10) OBP: 0.333, SLG: 1.333	CCS 0-3 ③ K			SSS 0-3 ① K	BFBBSX 3-2 2-H HR		X 0-0 ① L8		X 0-0 ② F7	3	1	1	2	0	2	3
34 Rudy Flores, L (7, PH)										2	0	0	0	0	0	1
(7, 10)																
15 Mark Trumbo, R (1, 7) OBP: 0.400, SLG: 0.250		X 0-0 ① G3-1		X 0-0 11 BB 1-2 1B	X 0-0 ③ G5-3		X 0-0 ② F7		0-0 ③ CS 1-2	3	0	1	0	0	0	0
80 Evan Marzilli, L (6, 8)										1	0	0	0	0	0	0
26 Miguel Montero, L (1, 2) OBP: 0.250, SLG: 0.250		X 0-0 11 G6-4-3 1B		X 0-0 ② L6		BBBB 4-0 8 HBP 11 1B 44 1B BB	X 0-0 ③ F9			2	0	1	0	0	0	2
18 Bobby Wilson, R (5, 2)										1	1	0	0	1	0	0
11 AJ Pollock, R (1, 8) OBP: 0.500, SLG: 0.800		X 0-0 ②③ G6-4-3 1-2f		BBBB 4-0 1-2 2-3 BB	X 0-0 8 HBP 44 1B 1-2 1B			SSS 0-3 ① K		2	1	1	0	1	0	1
23 Brandon Drury, R (6, 5)										1	0	0	0	0	1	0
1 Didi Gregorius, L (1, 6) OBP: 0.333, SLG: 0.500			STT 0-2 ① K	X 0-0 ③ G4-3		X 0-0 ① F6		X 0-0 2B		4	0	1	0	0	1	5
3 Gerson Montilla, R (8, 4)										0	0	0	0	0	0	0
Inning Stats	R: 0 E: 0 K: 2 S: 8 H: 1 LOB: 2 BB: 1 P: 12	R: 0 E: 0 K: 0 S: 3 H: 1 LOB: 0 BB: 0 P: 3	R: 0 E: 0 K: 1 S: 6 H: 1 LOB: 1 BB: 0 P: 6	R: 0 E: 0 K: 1 S: 6 H: 1 LOB: 3 BB: 2 P: 14	R: 3 E: 0 K: 2 S: 11 H: 2 LOB: 0 BB: 0 P: 15	R: 2 E: 0 K: 1 S: 7 H: 2 LOB: 2 BB: 1 P: 12	R: 0 E: 0 K: 0 S: 3 H: 0 LOB: 0 BB: 0 P: 3	R: 0 E: 0 K: 3 S: 10 H: 1 LOB: 1 BB: 0 P: 10	R: 0 E: 0 K: 0 S: 3 H: 1 LOB: 0 BB: 0 P: 3	1B: 7 2B: 2 3B: 0 HR: 1 SF: 0 SAC: 0 DP: 1 HBP: 2						

PITCHER		IP	WLS	BF	H	R	ER	SO	BB	IBB	HBP	BLK	WP	HR	S	P	ERA	WHIP
29 Jeff Samardzija, R	(1, 1)	2.0		8	2	0	0	2	1	0	0	0	0	0	11	15	0.00	1.500
ERA:																		
52 Justin Grimm, R	(3, 1)	1.0	H	4	1	0	0	1	0	0	0	0	0	0	6	6	0.00	1.000
ERA:																		
46 Pedro Strop, R	(4, 1)	1.0	H	6	1	0	0	1	2	0	0	0	0	0	6	14	0.00	3.000
ERA:																		
53 Wesley Wright, L	(5, 1)	1.0	L	6	2	3	3	2	0	0	1	0	0	1	11	15	27.00	2.000
ERA: 27.0																		
41 Jose Veras, R	(6, 1)	1.0		7	2	2	2	1	1	0	1	0	0	0	7	12	18.00	3.000
ERA: 18.0																		

PITCHER		IP	WLS	BF	H	R	ER	SO	BB	IBB	HBP	BLK	WP	HR	S	P	ERA	WHIP
50 Blake Parker, R	(7, 1)	1.0		3	0	0	0	0	0	0	0	0	0	0	3	3	0.00	0.000
ERA:																		
56 Héctor Rondón, R	(8, 1)	1.0		4	1	0	0	3	0	0	0	0	0	0	10	10	0.00	1.000
ERA:																		
62 Alberto Cabrera, R	(9, 1)	1.0		3	1	0	0	0	0	0	0	0	0	0	3	3	0.00	1.000
ERA:																		

TOP

Arizona Diamondbacks @ Chicago Cubs

Cubs Park, Mesa, AZ

Thu Feb 27 2014, 3:11 PM - 6:06 PM EST

Att. 14,486 - Sunny - 75 F

livebaseballscorecards.com

AB	35
R	5
H	10
RBI	5
BB	4
SO	10
LOB	26

PA: 42

WP: 0
PB: 0
SB: 0
CS: 1

Batter	1	2	3	4	5	6	7	8	9	AB	R	H	RBI	BB	SO	LOB
43 Emilio Bonifácio, S (1, 4) OBP: 0.500, SLG: 1.500	24 G3 3B		G6-3		L8			P5		2	1	1	0	0	0	0
22 Logan Watkins, L (5, 4)										2	0	0	0	0	0	0
24 Luis Valbuena, L (1, 5)	G3 3-H		K 13 2B		G6-3			L9		2	1	0	1	0	1	0
61 Christian Villanueva, R (5, 5)										2	0	0	0	0	0	0
13 Starlin Castro, R (1, 6) OBP: 1.000, SLG: 1.500	44 G3-6-3 1B		1-H 2B			4 CS 1B		G6-3		2	0	2	1	0	0	0
76 Jeudy Valdez, R (5, 6) OBP: 0.500, SLG: 0.500										2	0	1	0	0	0	0
44 Anthony Rizzo, L (1, 3)	G3-6-3 1-2f		P2			F7 1-2			83 WP 2B	2	0	0	0	0	0	2
4 Ryan Roberts, R (5, 3) OBP: 0.500, SLG: 1.000										2	0	1	0	0	0	1
21 Junior Lake, R (1, 8)		P3		L9		G6-3			K	2	0	0	0	0	0	0
72 Matt Szczur, R (5, 8)										2	0	0	0	0	1	1
5 Welington Castillo, R (1, 2)		20 FC6-4 BB		G6-3			51 FC4-6 BB		K 2-3	1	0	0	0	1	0	0
32 Eli Whiteside, R (5, 2)										0	0	0	0	1	0	0
83 Luis Flores, R (9, 2)										1	0	0	0	0	1	1
20 Justin Ruggiano, R (1, 7)	FC6-4 1-2f			BB		FC4-6 48 G4-3 1-2f			L4	1	0	0	0	1	0	1
51 Ryan Kalish, L (5, 7)										2	0	0	0	0	0	2
30 Mike Olt, R (1, 10)	P4			K			G4-3 1-2			2	0	0	0	0	1	2
48 Aaron Cunningham, R (7, PH) (8, 10)										1	0	0	0	0	0	1
54 Darnell McDonald, R (1, 9)			G6-3		G5-3		K			2	0	0	0	0	0	0
66 Casper Wells, R (6, 9)										1	0	0	0	0	1	1
Inning Stats	R: 1 E: 0 K: 0 S: 4 H: 2 LOB: 0 BB: 0 P: 4	R: 0 E: 0 K: 0 S: 3 H: 0 LOB: 1 BB: 1 P: 7	R: 1 E: 0 K: 1 S: 7 H: 1 LOB: 1 BB: 0 P: 7	R: 0 E: 0 K: 1 S: 5 H: 0 LOB: 1 BB: 1 P: 9	R: 0 E: 0 K: 0 S: 3 H: 0 LOB: 0 BB: 0 P: 3	R: 0 E: 0 K: 0 S: 3 H: 1 LOB: 0 BB: 0 P: 3	R: 0 E: 0 K: 1 S: 5 H: 0 LOB: 1 BB: 1 P: 9	R: 0 E: 0 K: 0 S: 3 H: 0 LOB: 0 BB: 0 P: 3	R: 0 E: 0 K: 2 S: 7 H: 1 LOB: 1 BB: 0 P: 7	1B: 2 2B: 2 3B: 1 HR: 0	SF: 0 SAC: 0 DP: 1 HBP: 0						

PITCHER	IP	WLS	BF	H	R	ER	SO	BB	IBB	HBP	BLK	WP	HR	S	P	ERA	WHIP
61 Bronson Arroyo, R (1, 1)	3.0		13	3	2	1	1	1	0	0	0	0	0	14	18	3.00	1.333
ERA: 3.0																	
38 Will Harris, R (4, 1)	1.0	W	4	0	0	0	1	1	0	0	0	0	0	5	9	0.00	1.000
ERA:																	
47 Joe Paterson, L (5, 1)	1.0	H	3	0	0	0	0	0	0	0	0	0	0	3	3	0.00	0.000
ERA:																	
59 Adam Russell, R (6, 1)	1.0	H	3	1	0	0	0	0	0	0	0	0	0	3	3	0.00	1.000
ERA:																	
12 Matt Stites, R (7, 1)	1.0	H	4	0	0	0	1	1	0	0	0	0	0	5	9	0.00	1.000
ERA:																	

PITCHER	IP	WLS	BF	H	R	ER	SO	BB	IBB	HBP	BLK	WP	HR	S	P	ERA	WHIP
30 David Hernandez, R (8, 1)	1.0	H	3	0	0	0	0	0	0	0	0	0	0	3	3	0.00	0.000
ERA:																	
43 Jake Barrett, R (9, 1)	1.0	S	4	1	0	0	2	0	0	0	0	1	0	7	7	0.00	1.000
ERA:																	

BOTTOM

Arizona Diamondbacks @ Chicago Cubs

Cubs Park, Mesa, AZ

Thu Feb 27 2014, 3:11 PM - 6:06 PM EST

Att. 14,486 - Sunny - 75 F

livebaseballscorecards.com

AB	31
R	2
H	5
RBI	2
BB	3
SO	5
LOB	12

1B: 2 2B: 2 3B: 1 HR: 0 SF: 0 SAC: 0 DP: 1 HBP: 0

WP: 1 PB: 1 SB: 0 CS: 1 PA: 34

Chicago Cubs @ Los Angeles Angels

Tempe Diablo Stadium, Tempe, AZ

Fri Feb 28 2014, 3:12 PM - 6:19 PM EST

Att. 4,044 - Partly Cloudy - 75 F

livebaseballscorecards.com

TOP

Batter	1	2	3	4	5	6	7	8	9	AB	R	H	RBI	BB	SO	LOB
28 Chris Coghlan, L (1, 10)	L4			P5		L3		G4-6-3 1-2f		3	0	0	0	0	0	0
85 Daniel Vogelbach, L (8, PH) (8, 10)										1	0	0	0	0	0	1
15 Darwin Barney, R (1, 4) OBP: 1.000, SLG: 2.500	6 G6-3 1B			HR			P4		G6-3	2	1	2	1	0	0	0
75 Arismendy Alcántara, S (5, 4)										2	0	0	0	0	0	0
6 Ryan Sweeney, L (1, 8) OBP: 0.500, SLG: 0.500	G6-3 1-2f			19 G4-6-3 1B			77 HR 2B		G6-3	2	0	1	0	0	0	1
78 Albert Almora Jr., R (5, 8) OBP: 0.500, SLG: 1.000										2	1	1	0	0	0	0
19 Nate Schierholtz, L (1, 9)		P6		G4-6-3 1-2f			K		G6-3	2	0	0	0	0	0	1
68 Jorge Soler, R (5, 9)										2	0	0	0	0	1	1
8 Donnie Murphy, R (1, 5)		F7			K		2-H HR			2	0	0	0	0	1	0
77 Kris Bryant, R (5, 5) OBP: 1.000, SLG: 4.000										1	1	1	2	0	0	0
66 Casper Wells, R (1, 7)		G5-3			P4		BB			2	0	0	0	0	0	0
7 Brett Jackson, L (5, 7)										0	0	0	0	1	0	0
70 Javier Báez, R (1, 6)			G6-3		F9		L5			3	0	0	0	0	0	1
95 Walter Ibarra, S (7, 6)										0	0	0	0	0	0	0
9 George Kottaras, L (1, 2)			K			F9		85 G4-6-3 1B		1	0	0	0	0	1	0
38 John Baker, L (5, 2) OBP: 0.500, SLG: 0.500										2	0	1	0	0	0	0
60 Chris Valaika, R (1, 3)			F9			P4		K		2	0	0	0	0	0	0
27 Josh Vitters, R (6, 3)										1	0	0	0	0	1	1

	AB	30
	R	3
	H	6
	RBI	3
	BB	1
	SO	4
	LOB	6

Inning Stats	1	2	3	4	5	6	7	8	9
	R: 0 E: 0 K: 0 S: 3	R: 0 E: 0 K: 0 S: 3	R: 0 E: 0 K: 1 S: 5	R: 1 E: 0 K: 0 S: 5	R: 0 E: 0 K: 1 S: 5	R: 0 E: 0 K: 0 S: 3	R: 2 E: 0 K: 1 S: 9	R: 0 E: 0 K: 1 S: 5	R: 0 E: 0 K: 0 S: 3
	H: 1 LOB: 0 BB: 0 P: 3	H: 0 LOB: 0 BB: 0 P: 3	H: 0 LOB: 0 BB: 0 P: 5	H: 2 LOB: 0 BB: 0 P: 5	H: 0 LOB: 0 BB: 0 P: 5	H: 0 LOB: 0 BB: 0 P: 3	H: 2 LOB: 1 BB: 1 P: 16	H: 1 LOB: 0 BB: 0 P: 5	H: 0 LOB: 0 BB: 0 P: 3

1B: 3 2B: 1 3B: 0 HR: 2 | SF: 0 SAC: 0 DP: 3 HBP: 0 | WP: 0 PB: 0 SB: 0 CS: 0 | PA: 31

PITCHER		IP	WLS	BF	H	R	ER	SO	BB	IBB	HBP	BLK	WP	HR	S	P	ERA	WHIP
36 Jered Weaver, R ERA:	(1, 1)	3.0	W	9	1	0	0	1	0	0	0	0	0	0	11	11	0.00	0.333
60 Brian Moran, L ERA: 9.0	(4, 1)	1.0		4	2	1	1	0	0	0	0	0	0	1	5	5	9.00	2.000
59 Fernando Salas, R ERA:	(5, 1)	1.0		3	0	0	0	1	0	0	0	0	0	0	5	5	0.00	0.000
96 Jarrett Grube, R ERA: 9.0	(6, 1)	2.0		9	2	2	2	1	1	0	0	0	0	1	12	19	9.00	1.500
46 Cory Rasmus, R ERA:	(8, 1)	1.0		3	1	0	0	1	0	0	0	0	0	0	5	5	0.00	1.000

PITCHER		IP	WLS	BF	H	R	ER	SO	BB	IBB	HBP	BLK	WP	HR	S	P	ERA	WHIP
35 Josh Wall, R ERA:	(9, 1)	1.0		3	0	0	0	0	0	0	0	0	0	0	3	3	0.00	0.000

Batter	1	2	3	4	5	6	7	8	9	AB	R	H	RBI	BB	SO	LOB
56 Kole Calhoun, L (1, 9) OBP: 0.500, SLG: 0.333 87 Matt Long, L (6, 9) OBP: 1.000, SLG: 2.000	L8	27 1B 1-3 1B		27 HR BB G4-3			1-3 2B	44 1B BB		3 1	1 0	1 1	0 0	1 0	0 0	1 0
27 Mike Trout, R (1, 8) OBP: 0.667, SLG: 1.667 44 Ian Stewart, L (5, PH) OBP: 0.333, SLG: 0.333 (6, 5)	K	1-3 3-H 1B		1-H 2-H 3-H HR	K	K	1-2 1B	0 FC5-4		3 3	1 0	2 1	5 0	0 0	1 2	0 2
5 Albert Pujols, R (1, 3) 0 Collin Cowgill, R (5, PH) (6, 8)	F8	K		6 G4-3 6 WP 28 FC6-4 BB	K		P6	FC5-4 1-2f		2 3	1 0	0 0	0 0	1 0	1 1	2 4
6 David Freese, R (1, 5) 77 Carlos Pena, L (5, PH) (6, 3)		G5-3	G6-3	G4-3 1-3	L7		7 FC6-4 BB			3 1	0 0	0 0	0 0	0 1	0 0	1 0
47 Howie Kendrick, R (1, 4) OBP: 0.333, SLG: 0.333 7 Andrew Romine, S (6, 6)		28 BB 17 2B 1B	F7	FC3 28 FC6-4		G6-3	FC6-4 1-2f			3 2	1 0	1 0	0 0	0 0	0 0	1 3
28 Raul Ibanez, L (1, 10) 48 Chad Tracy, L (6, PH) (7, 10)		17 2B 1-2 BB	F8	FC6-4 2 BB 17 BB 3 3B 1-2f 3-H		K	F9			2 2	2 0	0 0	1 0	1 0	0 1	1 0
17 Chris Iannetta, R (1, 2) OBP: 1.000, SLG: 3.000 18 John McDonald, R (6, 4) OBP: 1.000, SLG: 1.000 81 Alex Yarbrough, S (8, PH) OBP: 1.000, SLG: 1.000 (9, 4)		2 1B 1-H 2-H 2B		HR 2 BB 3 3B 1-2 BB		1B	98 HR 1B			2 1 1	3 0 1	2 1 1	3 0 0	1 0 0	0 0 0	0 0 0
2 Erick Aybar, S (1, 6) OBP: 1.000, SLG: 1.000 8 Yorvit Torrealba, R (6, 2) 98 Jett Bandy, R (8, PH) OBP: 1.000, SLG: 4.000 (9, 2)		3 FC4-6 2-H 1B		3 1B 27 HR BB 3 3B 1-2 2-3 BB		K	1-H HR			1 1 1	2 0 1	1 0 1	1 0 2	2 0 0	0 1 0	0 1 0
3 JB Shuck, L (1, 7) OBP: 0.667, SLG: 1.333 0 Brennan Boesch, L (6, 7) OBP: 0.500, SLG: 0.500		FC4-6 56 1B 27 1B 1-2f		56 BB 27 HR 1B 3B			87 2B 1B	G5-3		3 2	2 0	2 1	3 0	0 0	0 0	1 0
Inning Stats	R: 0 E: 0 K: 1 S: 5 H: 0 LOB: 0 BB: 0 P: 5	R: 4 E: 0 K: 1 S: 10 H: 5 LOB: 2 BB: 1 P: 14	R: 0 E: 0 K: 0 S: 3 H: 0 LOB: 0 BB: 0 P: 3	R: 9 E: 0 K: 0 S: 8 H: 4 LOB: 1 BB: 5 P: 33	R: 0 E: 0 K: 2 S: 7 H: 0 LOB: 0 BB: 0 P: 7	R: 0 E: 0 K: 2 S: 8 H: 1 LOB: 1 BB: 0 P: 8	R: 0 E: 0 K: 1 S: 7 H: 2 LOB: 3 BB: 1 P: 11	R: 2 E: 0 K: 0 S: 6 H: 3 LOB: 2 BB: 1 P: 11		1B: 9 2B: 2 3B: 1 HR: 3 SF: 0 SAC: 0 DP: 0 HBP: 0						

BOTTOM

Chicago Cubs @ Los Angeles Angels

Tempe Diablo Stadium, Tempe, AZ

Fri Feb 28 2014, 3:12 PM - 6:19 PM EST

Att. 4,044 - Partly Cloudy - 75 F

livebaseballscorecards.com

AB	40
R	15
H	15
RBI	15
BB	8
SO	7
LOB	17

WP: 1 PA: 48
PB: 0
SB: 0
CS: 0

PITCHER		IP	WLS	BF	H	R	ER	SO	BB	IBB	HBP	BLK	WP	HR	S	P	ERA	WHIP
18 Chris Rusin, L ERA: 18.0	(1, 1)	2.0	L	12	5	4	4	2	1	0	0	0	0	0	15	19	18.00	3.000
James McDonald, R ERA: 54.0	(3, 1)	1.0		9	3	6	6	0	3	0	0	0	0	2	6	22	54.00	6.000
57 Jonathan Sánchez, L ERA: 40.5	(4, 1)	0.2		6	1	3	3	0	2	0	0	0	1	0	4	13	40.50	4.500
Paolo Espino, R ERA:	(4, 1)	1.1		4	0	0	0	2	0	0	0	0	0	0	8	8	0.00	0.000
65 Tommy Hottovy, L ERA:	(6, 1)	1.0		4	1	0	0	2	0	0	0	0	0	0	8	8	0.00	1.000

PITCHER		IP	WLS	BF	H	R	ER	SO	BB	IBB	HBP	BLK	WP	HR	S	P	ERA	WHIP
84 Carlos Pimentel, R ERA:	(7, 1)	1.0		6	2	0	0	1	1	0	0	0	0	0	7	11	0.00	3.000
90 Frank Batista, R ERA: 18.0	(8, 1)	1.0		7	3	2	2	0	1	0	0	0	0	1	6	11	18.00	4.000

Batter	1	2	3	4	5	6	7	8	9	AB R H RBI BB SO LOB
Inning Stats										1B: 0 SF: 0 2B: 0 SAC: 0 3B: 0 DP: 0 HR: 0 HBP: 0

Chicago Cubs @ Arizona Diamondbacks

Salt River Fields at Talking Stick, Scottsdale, AZ

Sat Mar 01 2014, 9:10 PM EST

TOP

livebaseballscorecards.com

AB	0
R	0
H	0
RBI	0
BB	0
SO	0
LOB	0

WP: 0 PA: 0
PB: 0
SB: 0
CS: 0

PITCHER	IP	WLS	BF	H	R	ER	SO	BB	IBB	HBP	BLK	WP	HR	S	P	ERA	WHIP

PITCHER	IP	WLS	BF	H	R	ER	SO	BB	IBB	HBP	BLK	WP	HR	S	P	ERA	WHIP

Batter	1	2	3	4	5	6	7	8	9	AB	R	H	RBI	BB	SO	LOB
Inning Stats																

BOTTOM

Chicago Cubs @ Arizona Diamondbacks

Salt River Fields at Talking Stick, Scottsdale, AZ

Sat Mar 01 2014, 9:10 PM EST

livebaseballscorecards.com

AB	**0**
R	**0**
H	**0**
RBI	**0**
BB	**0**
SO	**0**
LOB	**0**

1B: 0
2B: 0
3B: 0
HR: 0

SF: 0
SAC: 0
DP: 0
HBP: 0

WP: 0
PB: 0
SB: 0
CS: 0

PA: 0

PITCHER	IP	WLS	BF	H	R	ER	SO	BB	IBB	HBP	BLK	WP	HR	S	P	ERA	WHIP

PITCHER	IP	WLS	BF	H	R	ER	SO	BB	IBB	HBP	BLK	WP	HR	S	P	ERA	WHIP

Batter	1	2	3	4	5	6	7	8	9	AB	R	H	RBI	BB	SO	LOB
Inning Stats										1B: 0 2B: 0 3B: 0 HR: 0		SF: 0 SAC: 0 DP: 0 HBP: 0			WP: 0 PB: 0 SB: 0 CS: 0		PA: 0

San Francisco Giants @ Chicago Cubs

Cubs Park, Mesa, AZ

Sat Mar 01 2014, 3:05 PM EST

TOP

livebaseballscorecards.com

AB	0
R	0
H	0
RBI	0
BB	0
SO	0
LOB	0

PITCHER	IP	WLS	BF	H	R	ER	SO	BB	IBB	HBP	BLK	WP	HR	S	P	ERA	WHIP

PITCHER	IP	WLS	BF	H	R	ER	SO	BB	IBB	HBP	BLK	WP	HR	S	P	ERA	WHIP

Batter	1	2	3	4	5	6	7	8	9	AB	R	H	RBI	BB	SO	LOB
Inning Stats																

BOTTOM

San Francisco Giants @ Chicago Cubs

Cubs Park, Mesa, AZ

Sat Mar 01 2014, 3:05 PM EST

livebaseballscorecards.com

AB	0
R	0
H	0
RBI	0
BB	0
SO	0
LOB	0

1B: 0
2B: 0
3B: 0
HR: 0

SF: 0
SAC: 0
DP: 0
HBP: 0

WP: 0
PB: 0
SB: 0
CS: 0

PA: 0

PITCHER	IP	WLS	BF	H	R	ER	SO	BB	IBB	HBP	BLK	WP	HR	S	P	ERA	WHIP

PITCHER	IP	WLS	BF	H	R	ER	SO	BB	IBB	HBP	BLK	WP	HR	S	P	ERA	WHIP

Batter	1	2	3	4	5	6	7	8	9	AB	R	H	RBI	BB	SO	LOB
23 Norichika Aoki, L (1, 8) OBP: 0.300, SLG: 0.375	C C S 0-3 ① K	X 0-0 ③ L7		X 0-0 ② SF7 3-H		X 0-0 ③ G6-3			X 0-0 ② G5-3	2	0	0	1	0	1	2
65 Melky Mesa, R (6, PH) (6, 8)										2	0	0	0	0	0	0
19 Danny Valencia, R (1, 4) OBP: 0.143, SLG: 0.571	X 0-0 ② G5-3		S S S 0-3 ① K	S F C 0-3 ③ K			S C C 0-3 ① K		B B B B 4-0 BB	3	0	0	0	0	2	1
45 Jason Donald, R (6, 4) OBP: 0.444, SLG: 0.375										1	0	0	0	1	1	0
35 Eric Hosmer, L (1, 3) OBP: 0.500, SLG: 0.727	X 0-0 2B		X 0-0 8 HR 2B		X 0-0 8 G6-3 27 G5-3 7 1B 1B		X 0-0 ② F8		X 0-0 ③ F8	3	2	3	0	0	0	0
34 Brandon Laird, R (6, 3) OBP: 0.333, SLG: 0.200										2	0	0	0	0	0	1
27 Justin Maxwell, R (1, 10) OBP: 0.300, SLG: 0.700	X 0-0 ③ G5-3		S S S 0-3 ② K		X 0-0 ① G5-3 1-2		X 0-0 ③ F8			4	0	0	0	0	1	3
8 Mike Moustakas, L (1, 5) OBP: 0.636, SLG: 1.444		B C B F X 2-2 HR	B B B S S X 3-2 2-H HR		X 0-0 ② G6-3 2-3			B B B B 4-0 BB		3	2	2	3	0	0	1
61 Cheslor Cuthbert, R (6, 5)										0	0	0	0	1	0	0
7 Carlos Peguero, L (1, 7) OBP: 0.167, SLG: 0.167		S S S 0-3 ① K	X 0-0 ③ P6		X 0-0 6 FC5-4 3-H 1B			S S S 0-3 ① K		3	0	1	1	0	1	0
63 Lane Adams, R (6, 7) OBP: 0.333, SLG: 0.333										1	0	0	0	0	1	1
6 Lorenzo Cain, R (1, 9) OBP: 0.500, SLG: 0.429		X 0-0 12 HBP 1B		X 0-0 37 2B 23 SF7 1B	X 0-0 ③ FC5-4 1-2f			S S S 0-3 ② K		3	1	2	0	0	0	1
64 Jimmy Paredes, S (6, 9)										1	0	0	0	0	1	1
12 Brett Hayes, R (1, 2) OBP: 0.286, SLG: 0.167		H 1-0 1-2 HBP		X 0-0 ① F7		X 0-0 ① G5-3		X 0-0 ③ L7		1	0	0	0	0	0	1
26 Francisco Peña, R (5, 2)										2	0	0	0	0	0	1
37 Pedro Ciriaco, R (1, 6) OBP: 0.286, SLG: 0.429		C F T 0-2 ② K		X 0-0 1-3 2B		X 0-0 ② L7			S S C 0-3 ① K	3	0	1	0	0	1	2
24 Christian Colón, R (6, 6) OBP: 0.429, SLG: 0.571										1	0	0	0	0	1	0
Inning Stats	R: 0 H: 1 E: 0 LOB: 1 K: 1 BB: 0 S: 6 P: 6	R: 1 H: 2 E: 0 LOB: 2 K: 2 BB: 0 S: 11 P: 14	R: 2 H: 2 E: 0 LOB: 0 K: 2 BB: 0 S: 11 P: 14	R: 1 H: 2 E: 0 LOB: 1 K: 1 BB: 0 S: 7 P: 7	R: 1 H: 2 E: 0 LOB: 1 K: 0 BB: 0 S: 5 P: 5	R: 0 H: 0 E: 0 LOB: 0 K: 0 BB: 0 S: 3 P: 3	R: 0 H: 0 E: 0 LOB: 0 K: 1 BB: 0 S: 5 P: 5	R: 0 H: 0 E: 0 LOB: 1 K: 2 BB: 1 S: 7 P: 11	R: 0 H: 0 E: 0 LOB: 1 K: 1 BB: 1 S: 5 P: 9	1B: 4 SF: 1 2B: 3 SAC: 0 3B: 0 DP: 0 HR: 2 HBP: 1						

TOP

Kansas City Royals @ Chicago Cubs

Cubs Park, Mesa, AZ

Sun Mar 02 2014, 3:08 PM - 5:56 PM EST

Att. 14,680 - Partly Cloudy - 65 F

livebaseballscorecards.com

AB	35
R	5
H	9
RBI	5
BB	2
SO	10
LOB	15

WP: 0 PA: 39
PB: 0
SB: 0
CS: 0

PITCHER	IP	WLS	BF	H	R	ER	SO	BB	IBB	HBP	BLK	WP	HR	S	P	ERA	WHIP
36 Edwin Jackson, R (1, 1) ERA: 4.5	2.0	L	10	3	1	1	3	0	0	1	0	0	1	17	20	4.50	1.500
33 Carlos Villanueva, R (3, 1) ERA: 13.5	2.0		10	4	3	3	3	0	0	0	0	0	1	18	21	13.50	2.000
71 Dallas Beeler, R (5, 1) ERA: 4.5	2.0		8	2	1	1	0	0	0	0	0	0	0	8	8	4.50	1.000
85 Neil Ramírez, R (7, 1) ERA:	1.0		3	0	0	0	1	0	0	0	0	0	0	5	5	0.00	0.000
81 Armando Rivero, R (8, 1) ERA:	1.0		4	0	0	0	2	1	0	0	0	0	0	7	11	0.00	1.000

PITCHER	IP	WLS	BF	H	R	ER	SO	BB	IBB	HBP	BLK	WP	HR	S	P	ERA	WHIP
83 Yoanner Negrin, R (9, 1) ERA:	1.0		4	0	0	0	1	1	0	0	0	0	0	5	9	0.00	1.000

Batter	1	2	3	4	5	6	7	8	9	AB	R	H	RBI	BB	SO	LOB
43 Emilio Bonifácio, S (1, 8) OBP: 0.200, SLG: 0.600 7 Brett Jackson, L (6, 8)	G3-1		L7		L4		L4			3 0 0 0 0 0 1 1 0 0 0 0 0 0						
13 Starlin Castro, R (1, 6) OBP: 1.000, SLG: 1.500 70 Javier Báez, R (2, 6) OBP: 0.333, SLG: 0.500 76 Jeudy Valdez, R (9, 6) OBP: 0.500, SLG: 0.500	44 CS HBP		K			44 E 2B		48 FC1-6 1B		0 0 0 0 0 0 0 3 1 2 0 0 1 0 0 0 0 0 0 0 0						
44 Anthony Rizzo, L (1, 3) OBP: 0.400, SLG: 0.500 27 Josh Vitters, R (7, 3)	BB			F7		E7 20 1B 2B		K		2 1 1 1 1 0 0 1 0 0 0 0 1 1						
20 Justin Ruggiano, R (1, 7) OBP: 0.600, SLG: 0.500 48 Aaron Cunningham, R (7, 7)	K			6 G6-4-3 1B		1B		FC1-6		3 0 2 1 0 1 1 1 0 0 0 0 0 1						
6 Ryan Sweeney, L (1, 10) OBP: 0.200, SLG: 0.200 77 Kris Bryant, R (8, PH) OBP: 0.500, SLG: 2.000 (9, 10)		G4-3		G6-4-3		K		K		3 0 0 0 0 1 2 1 0 0 0 0 1 1						
5 Welington Castillo, R (1, 2) OBP: 0.400, SLG: 0.500 32 Eli Whiteside, R (7, 2)		2B			G6-3	F8			K	3 0 1 0 0 0 1 1 0 0 0 0 1 0						
19 Nate Schierholtz, L (1, 9) 68 Jorge Soler, R (7, 9)		K			F8	G4-3			F8	3 0 0 0 0 1 2 1 0 0 0 0 0 0						
8 Donnie Murphy, R (1, 5) OBP: 0.200, SLG: 0.200 61 Christian Villanueva, R (8, 5)		K			15 2B 1B		F9		K	3 1 1 0 0 1 1 1 0 0 0 0 1 0						
15 Darwin Barney, R (1, 4) OBP: 0.600, SLG: 1.400 22 Logan Watkins, L (8, 4)			F8		1-H 2B		F7			3 0 1 1 0 0 0 0 0 0 0 0 0 0						
Inning Stats	R: 0 H: 0 E: 0 LOB: 1 K: 1 BB: 1 S: 4 P: 8	R: 0 H: 1 E: 0 LOB: 1 K: 2 BB: 0 S: 8 P: 8	R: 0 H: 0 E: 0 LOB: 0 K: 1 BB: 0 S: 5 P: 5	R: 0 H: 1 E: 0 LOB: 0 K: 0 BB: 0 S: 3 P: 3	R: 1 H: 2 E: 0 LOB: 1 K: 0 BB: 0 S: 5 P: 5	R: 2 H: 3 E: 1 LOB: 1 K: 1 BB: 0 S: 8 P: 8	R: 0 H: 0 E: 0 LOB: 0 K: 0 BB: 0 S: 4 P: 4	R: 0 H: 1 E: 0 LOB: 1 K: 2 BB: 0 S: 8 P: 8	R: 0 H: 0 E: 0 LOB: 0 K: 2 BB: 0 S: 7 P: 7	1B: 4 SF: 0 2B: 4 SAC: 0 3B: 0 DP: 1 HR: 0 HBP: 1						

PITCHER		IP	WLS	BF	H	R	ER	SO	BB	IBB	HBP	BLK	WP	HR	S	P	ERA	WHIP
17 Wade Davis, R ERA:	(1, 1)	2.0	W	8	1	0	0	3	1	0	1	0	0	0	12	16	0.00	1.000
30 Yordano Ventura, R ERA:	(3, 1)	2.0	H	6	1	0	0	1	0	0	0	0	0	0	8	8	0.00	0.500
38 John Lamb, L ERA: 9.0	(5, 1)	1.0		5	2	1	1	0	0	0	0	0	0	0	5	5	9.00	2.000
60 Jon Rauch, R ERA: 18.0	(6, 1)	1.0		6	3	2	2	1	0	0	0	0	0	0	8	8	18.00	3.000
67 Francisley Bueno, L ERA:	(7, 1)	1.0	H	3	0	0	0	0	0	0	0	0	0	0	4	4	0.00	0.000

PITCHER		IP	WLS	BF	H	R	ER	SO	BB	IBB	HBP	BLK	WP	HR	S	P	ERA	WHIP
39 P.J. Walters, R ERA:	(8, 1)	1.0	H	4	1	0	0	2	0	0	0	0	0	0	8	8	0.00	1.000
48 Michael Mariot, R ERA:	(9, 1)	1.0	S	3	0	0	0	2	0	0	0	0	0	0	7	7	0.00	0.000

BOTTOM

Kansas City Royals @ Chicago Cubs

Cubs Park, Mesa, AZ

Sun Mar 02 2014, 3:08 PM - 5:56 PM EST

Att. 14,680 - Partly Cloudy - 65 F

livebaseballscorecards.com

AB	33
R	3
H	8
RBI	3
BB	1
SO	9
LOB	11

Batter	1	2	3	4	5	6	7	8	9	AB	R	H	RBI	BB	SO	LOB
28 Chris Coghlan, L (1, 7) OBP: 0.167, SLG: 0.167	G3-1		1B		G4-3		7 95 1B 1-2 1B		22 CS BB	3	0	1	0	0	0	0
51 Ryan Kalish, L (6, 7) OBP: 0.500, SLG: 0.333										1	1	1	0	1	0	0
4 Ryan Roberts, R (1, 4) OBP: 0.400, SLG: 0.600	F7		P3		24 2B 1B		K		K 1-2	3	1	1	0	0	0	1
22 Logan Watkins, L (6, 4)										2	0	0	0	0	2	3
24 Luis Valbuena, L (1, 5) OBP: 0.200, SLG: 0.400	P5		P5		1-H 2B		K		G5-3	3	0	1	1	0	0	1
61 Christian Villanueva, R (6, 5)										2	0	0	0	0	1	2
21 Junior Lake, R (1, 8)		K		K2-3	BB		95 1B 1-2 2-3 BB			2	0	0	0	1	2	0
7 Brett Jackson, L (6, 8)										0	0	0	0	1	0	0
70 Javier Báez, R (1, 6) OBP: 0.444, SLG: 0.889		HR		48 FC4-6 1B	G4-3		1-3 2-H 3-H 1B			3	1	2	1	0	0	2
95 Walter Ibarra, S (6, 6) OBP: 1.000, SLG: 1.000										1	0	1	2	0	0	0
48 Aaron Cunningham, R (1, 10) OBP: 0.167, SLG: 0.167		38 CS 1B		FC4-6 38 2B 1-2f		K	P6			4	0	1	0	0	1	3
38 John Baker, L (1, 2) OBP: 0.600, SLG: 0.800										3	0	2	0	0	1	0
82 Raffy Lopez, L (7, 2)		1-2 1B		1-3 2B		K		K		1	0	0	0	0	1	0
60 Chris Valaika, R (1, 3)		L7		F9		F7		F8		4	0	0	0	0	0	3
93 Dustin Geiger, R (8, 3)										0	0	0	0	0	0	0
54 Darnell McDonald, R (1, 9) OBP: 0.200, SLG: 0.200			G1-3		K		7 BB 51 1B 95 1B 1B		K	3	1	1	0	0	1	0
66 Casper Wells, R (7, 9)										1	0	0	0	0	1	0
Inning Stats	R: 0 E: 0 K: 0 S: 3 H: 0 LOB: 0 BB: 0 P: 3	R: 1 E: 0 K: 1 S: 7 H: 3 LOB: 1 BB: 0 P: 7	R: 0 E: 0 K: 0 S: 4 H: 1 LOB: 0 BB: 0 P: 4	R: 0 E: 0 K: 1 S: 7 H: 2 LOB: 2 BB: 0 P: 7	R: 1 E: 0 K: 1 S: 7 H: 2 LOB: 2 BB: 1 P: 11	R: 0 E: 0 K: 2 S: 7 H: 0 LOB: 0 BB: 0 P: 7	R: 2 E: 0 K: 2 S: 10 H: 3 LOB: 2 BB: 1 P: 14	R: 0 E: 0 K: 2 S: 7 H: 0 LOB: 0 BB: 0 P: 7	R: 0 E: 0 K: 1 S: 3 H: 0 LOB: 0 BB: 1 P: 7	1B: 8 2B: 2 3B: 0 HR: 1 SF: 0 SAC: 0 DP: 0 HBP: 0						

PITCHER		IP	WLS	BF	H	R	ER	SO	BB	IBB	HBP	BLK	WP	HR	S	P	ERA	WHIP
41 Marco Estrada, R ERA: 5.4	(1, 1)	3.0		12	4	1	1	1	0	0	0	0	0	1	14	14	3.00	1.333
13 Will Smith, L ERA:	(4, 1)	1.0		5	2	0	0	1	0	0	0	0	0	0	7	7	0.00	2.000
53 Brandon Kintzler, R ERA: 4.5	(5, 1)	1.0		6	2	1	1	1	1	0	0	0	0	0	7	11	9.00	3.000
51 Wei-Chung Wang, L ERA:	(6, 1)	1.0		3	0	0	0	2	0	0	0	0	0	0	7	7	0.00	0.000
64 Mike Fiers, R ERA: 18.0	(7, 1)	1.0	L	7	3	2	2	2	1	0	0	0	0	0	10	14	18.00	4.000

PITCHER		IP	WLS	BF	H	R	ER	SO	BB	IBB	HBP	BLK	WP	HR	S	P	ERA	WHIP
50 Jose De La Torre, R ERA: 10.8	(8, 1)	1.0		3	0	0	0	2	0	0	0	0	0	0	7	7	0.00	0.000
54 Michael Blazek, R ERA:	(9, 1)	1.0		3	0	0	0	1	1	0	0	0	0	0	3	7	0.00	1.000

TOP

Chicago Cubs @ Milwaukee Brewers

Maryvale Baseball Park, Phoenix, AZ

Mon Mar 03 2014, 3:08 PM - 6:09 PM EST

Att. 4,009 - Sunny - 68 F

livebaseballscorecards.com

AB	36
R	4
H	11
RBI	4
BB	3
SO	10
LOB	15

WP: 0 PB: 0 SB: 0 CS: 2 PA: 39

BOTTOM

Batter	1	2	3	4	5	6	7	8	9	AB	R	H	RBI	BB	SO	LOB
9 Jean Segura, R (1, 6) OBP: 0.556, SLG: 0.571 62 Héctor Gómez, R (6, 6) OBP: 0.800, SLG: 2.000	L4		G6-3		G6-3	F8			BB: 75 DI	3 0 0 0 0 0 0 1 0 0 0 1 0 2						
2 Scooter Gennett, L (1, 4) OBP: 0.100, SLG: 0.100 67 Eugenio Velez, S (8, 4)	P6		F9		G4-3		K		L9	4 0 0 0 0 1 0 1 0 0 0 0 0 1						
8 Ryan Braun, R (1, 9) OBP: 0.857, SLG: 1.600 73 Kentrail Davis, L (5, PR) OBP: 0.167, SLG: 0.167 (6, 9)	BB: 27 FC6-4			2B: 21 1B	1B: 27 2B		P2		F9	2 1 2 0 1 0 0 2 1 0 0 0 0 1						
27 Carlos Gómez, R (1, 8) OBP: 0.375, SLG: 0.571 75 Mitch Haniger, R (6, 8) OBP: 0.500, SLG: 1.000	FC6-4 1-2f			L5	2B 1-H		BB		L7 1-2	3 0 1 1 0 0 2 1 0 0 0 1 0 1						
7 Mark Reynolds, R (1, 3) OBP: 0.364, SLG: 0.125 25 Hunter Morris, L (6, 3)		F8		F9	G1-6-3		K			3 0 0 0 0 0 3 1 0 0 0 0 1 1						
21 Juan Francisco, L (1, 5) OBP: 0.500, SLG: 1.200 5 Taylor Green, L (7, 5)		K		1B: 12 BB 2-H		2B		HBP: 61 G5-3		3 0 2 1 0 1 0 0 0 0 0 0 0 0						
11 Sean Halton, R (1, 10) 61 Jason Rogers, R (8, PH) OBP: 0.333, SLG: 0.250 (9, 10)		BB: 12 FC6-4		BB: 12 BB		K		G5-3 1-2		1 0 0 0 2 1 1 1 0 0 0 0 0 1						
12 Martín Maldonado, R (1, 2) 68 Matt Pagnozzi, R (7, 2) OBP: 0.250, SLG: 0.250 72 Cameron Garfield, R (9, 2)		FC6-4 1-2f		BB 1-2 2-3		L7		P4		2 0 0 0 1 0 2 1 0 0 0 0 0 1 0 0 0 0 0 0 0						
3 Elian Herrera, S (1, 7) OBP: 0.400, SLG: 0.333 76 Kevin Mattison, L (8, 7) OBP: 0.125, SLG: 0.375			P3	K		BB		F7		2 0 0 0 1 1 3 1 0 0 0 0 0 1						
Inning Stats	R: 0 H: 0 E: 0 LOB: 1 K: 0 BB: 1 S: 3 P: 7	R: 0 H: 0 E: 0 LOB: 1 K: 1 BB: 1 S: 5 P: 9	R: 0 H: 0 E: 0 LOB: 0 K: 0 BB: 0 S: 3 P: 3	R: 1 H: 2 E: 0 LOB: 3 K: 1 BB: 2 S: 7 P: 15	R: 1 H: 2 E: 0 LOB: 2 K: 0 BB: 0 S: 5 P: 5	R: 0 H: 1 E: 0 LOB: 2 K: 1 BB: 1 S: 6 P: 10	R: 0 H: 0 E: 0 LOB: 1 K: 2 BB: 1 S: 7 P: 11	R: 0 H: 0 E: 0 LOB: 1 K: 0 BB: 1 S: 3 P: 4	R: 0 H: 0 E: 0 LOB: 1 K: 0 BB: 1 S: 3 P: 7	1B: 2 SF: 0 2B: 3 SAC: 0 3B: 0 DP: 0 HR: 0 HBP: 1						

PITCHER		IP	WLS	BF	H	R	ER	SO	BB	IBB	HBP	BLK	WP	HR	S	P	ERA	WHIP
80 Eric Jokisch, L ERA:	(1, 1)	3.0		11	0	0	0	1	2	0	0	0	0	0	11	19	0.00	0.667
50 Blake Parker, R ERA: 4.5	(4, 1)	1.0	B	7	2	1	1	1	2	0	0	0	0	0	7	15	9.00	4.000
53 Wesley Wright, L ERA: 18.0	(5, 1)	1.0	B	5	2	1	1	0	0	0	0	0	0	0	5	5	9.00	2.000
73 Marcus Hatley, R ERA:	(6, 1)	1.0	W	5	1	0	0	1	1	0	0	0	0	0	6	10	0.00	2.000
65 Tommy Hottovy, L ERA:	(7, 1)	1.0	H	4	0	0	0	2	1	0	0	0	0	0	7	11	0.00	1.000

PITCHER		IP	WLS	BF	H	R	ER	SO	BB	IBB	HBP	BLK	WP	HR	S	P	ERA	WHIP
47 Arodys Vizcaíno, R ERA:	(8, 1)	1.0	H	4	0	0	0	0	0	0	1	0	0	0	3	4	0.00	0.000
62 Alberto Cabrera, R ERA:	(9, 1)	1.0	S	4	0	0	0	0	1	0	0	0	0	0	3	7	0.00	1.000

Chicago Cubs @ Milwaukee Brewers

Maryvale Baseball Park, Phoenix, AZ

Mon Mar 03 2014, 3:08 PM - 6:09 PM EST

Att. 4,009 - Sunny - 68 F

livebaseballscorecards.com

AB	32
R	2
H	5
RBI	2
BB	7
SO	5
LOB	20

WP: 0 PA: 40
PB: 0
SB: 0
CS: 0

Batter	1	2	3	4	5	6	7	8	9	AB	R	H	RBI	BB	SO	LOB
19 Billy Burns, S (1, 8) OBP: 0.435, SLG: 0.316	BBBB 4-0 37 S 1 S 37 1B BB	x 0-0 ③ G1-3			BBBB 4-0 37 1B 16 1B BB	x 0-0 ② FC5-4 1 WP 1-2f			x 0-0 E1 E 38 G6-3 1B	3	3	1	0	2	0	2
1 Nick Punto, S (1, 6) OBP: 0.467, SLG: 0.417 Daniel Robertson, R (6, 6) OBP: 0.500, SLG: 0.500	SSS 1-3 ① K 1-2	x 0-0 2B			SSS 0-3 ① K	BX 1-0 ③ F8 1-2			x 0-0 E7 38 G6-3 2-3 1B	4 1	0 0	1 1	0 0	0 0	2 0	3 0
20 Josh Donaldson, R (1, 5) OBP: 0.286, SLG: 0.091 32 Shane Peterson, L (7, 9) OBP: 0.364, SLG: 0.222	BBBB 4-0 37 1B BB	x 0-0 ① P3			x 0-0 ② F7		x 0-0 ① F9		SSS 0-3 ① K	3 1	0 0	0 0	0 0	1 0	0 1	2 2
37 Brandon Moss, L (1, 3) OBP: 0.600, SLG: 0.500 38 Jose Martinez, R (7, 5) OBP: 0.273, SLG: 0.273	BX 1-0 1-2 2-H 1B	x 0-0 ② P4			x 0-0 16 1B 1-3 1B		SSS 0-3 ② K		x 0-0 ② G6-3 2-3 3-H	4 1	0 0	2 0	1 1	0 0	1 0	1 1
16 Josh Reddick, L (1, 9) OBP: 0.500, SLG: 0.615 88 Anthony Aliotti, L (7, 3)	CCC 0-3 ② K		BBBB 4-0 BB		x 0-0 1-3 3-H 1B		x 0-0 1B		x 0-0 ③ G1-3	3 1	0 0	2 0	1 0	1 0	1 0	2 1
36 Derek Norris, R (1, 2) OBP: 0.333, SLG: 0.636 95 Beau Taylor, L (7, 2) Ryan Lipkin, R (8, 2)	x 0-0 ③ F9		SSS 0-3 ③ K		x 0-0 ③ F9		x 0-0 ③ G5-3			4 0 0	0 0 0	0 0 0	0 0 0	0 0 0	1 0 0	7 0 0
29 Sam Fuld, L (1, 7) OBP: 0.438, SLG: 0.571 79 Billy McKinney, L (8, 7)		BBBB 4-0 28 G3 BB		CCC 0-3 ① K		x 0-0 21 F9 28 1B 2B		x 0-0 ① G1-3		3 0	1 0	1 0	0 0	1 0	1 0	0 0
21 Stephen Vogt, L (1, 10) OBP: 0.455, SLG: 0.600		x 0-0 ① F9		BBBB 4-0 28 G6-4-3 BB		x 0-0 ① F9 2-3		x 0-0 ② F7		3	0	0	0	1	0	2
28 Eric Sogard, L (1, 4) OBP: 0.143, SLG: 0.077		x 0-0 ② G3 1-2		x 0-0 ②③ G6-4-3 1-2f		x 0-0 19 FC5-4 3-H 1B		x 0-0 ③ P5		4	0	1	1	0	0	2
Inning Stats	R: 1 H: 1 E: 0 LOB: 2 K: 2 BB: 2 S: 8 P: 18	R: 0 H: 0 E: 0 LOB: 1 K: 0 BB: 1 S: 3 P: 7	R: 0 H: 1 E: 0 LOB: 2 K: 1 BB: 1 S: 6 P: 10	R: 0 H: 0 E: 0 LOB: 0 K: 1 BB: 1 S: 4 P: 8	R: 1 H: 2 E: 0 LOB: 2 K: 1 BB: 1 S: 7 P: 11	R: 1 H: 2 E: 0 LOB: 1 K: 0 BB: 0 S: 5 P: 6	R: 0 H: 1 E: 0 LOB: 1 K: 1 BB: 0 S: 6 P: 6	R: 0 H: 0 E: 0 LOB: 0 K: 0 BB: 0 S: 3 P: 3	R: 1 H: 2 E: 2 LOB: 1 K: 1 BB: 0 S: 7 P: 7	1B: 7 SF: 0 2B: 2 SAC: 0 3B: 0 DP: 1 HR: 0 HBP: 0						

TOP

Oakland Athletics @ Chicago Cubs

Cubs Park, Mesa, AZ

Tue Mar 04 2014, 3:10 PM - 5:56 PM EST

Att. 10,049 - Partly Cloudy - 66 F

livebaseballscorecards.com

AB	35
R	4
H	9
RBI	4
BB	6
SO	7
LOB	25

WP: 1 PA: 41
PB: 0
SB: 2
CS: 0

PITCHER		IP	WLS	BF	H	R	ER	SO	BB	IBB	HBP	BLK	WP	HR	S	P	ERA	WHIP
79 Kyle Hendricks, R ERA: 4.5	(1, 1)	2.0		10	1	1	1	2	3	0	0	0	0	0	11	25	4.50	2.000
84 Carlos Pimentel, R ERA:	(3, 1)	2.0		8	1	0	0	2	2	0	0	0	0	0	10	18	0.00	1.500
57 Jonathan Sánchez, L ERA: 16.88	(5, 1)	2.0	B	11	4	2	2	1	1	0	0	0	1	0	12	17	9.00	2.500
85 Neil Ramírez, R ERA:	(7, 1)	1.0		4	1	0	0	1	0	0	0	0	0	0	6	6	0.00	1.000
59 Zac Rosscup, L ERA:	(8, 1)	1.0	W	3	0	0	0	0	0	0	0	0	0	0	3	3	0.00	0.000

PITCHER		IP	WLS	BF	H	R	ER	SO	BB	IBB	HBP	BLK	WP	HR	S	P	ERA	WHIP
63 Brian Schlitter, R ERA:	(9, 1)	1.0	S	5	2	1	0	1	0	0	0	0	0	0	7	7	0.00	2.000

Oakland Athletics @ Chicago Cubs

Cubs Park, Mesa, AZ

Tue Mar 04 2014, 3:10 PM - 5:56 PM EST

Att. 10,049 - Partly Cloudy - 66 F

BOTTOM

livebaseballscorecards.com

Batter	1	2	3	4	5	6	7	8	9	AB	R	H	RBI	BB	SO	LOB
43 Emilio Bonifácio, S (1, 6) OBP: 0.125, SLG: 0.375 76 Jeudy Valdez, R (6, 6) OBP: 0.333, SLG: 0.333	K		B1-4		G5-3		K			3 0 0 0 0 1 0 1 0 0 0 0 1 0						
8 Donnie Murphy, R (1, 5) OBP: 0.125, SLG: 0.125 77 Kris Bryant, R (6, 5) OBP: 0.333, SLG: 1.333	F9		G6-3		F9		K			3 0 0 0 0 0 0 1 0 0 0 0 1 0						
44 Anthony Rizzo, L (1, 3) OBP: 0.500, SLG: 0.714 27 Josh Vitters, R (6, 3)	20 2B 2B		20 HR 1B		G4-3			BB 72 CS BB		3 2 2 0 0 0 0 0 0 0 0 1 0 0						
20 Justin Ruggiano, R (1, 7) OBP: 0.750, SLG: 1.333 72 Matt Szczur, R (6, PR) (7, 7)	2-H 2B		1-H HR			BB 19 1B		1-2 HBP 78 S 78 1B		2 1 2 3 1 0 0 0 1 0 0 0 0 0						
6 Ryan Sweeney, L (1, 8) OBP: 0.125, SLG: 0.125 78 Albert Almora Jr., R (7, 8) OBP: 0.667, SLG: 1.000	L7		F9			F8		1-H 1B 68 G5-3 30 HR		3 0 0 0 0 0 2 1 1 1 1 0 0 0						
66 Casper Wells, R (1, 9) OBP: 0.143, SLG: 0.143 68 Jorge Soler, R (7, 9)		1B		F9				1-2 G5-3		3 0 1 0 0 1 1 1 0 0 0 0 0 1						
19 Nate Schierholtz, L (1, 10) OBP: 0.250, SLG: 0.375 30 Mike Olt, R (8, PH) OBP: 0.333, SLG: 1.333 (9, 10)		P6		2B		1-2 1B		2-H HR		3 0 2 0 0 0 1 1 1 1 2 0 0 0						
15 Darwin Barney, R (1, 4) OBP: 0.375, SLG: 0.875 75 Arismendy Alcántara, S (7, 4)		P3		P4		P5		F9		3 0 0 0 0 0 4 1 0 0 0 0 0 0						
32 Eli Whiteside, R (1, 2) 82 Raffy Lopez, L (7, 2)		F9		G4-3			G4-3			2 0 0 0 0 0 2 1 0 0 0 0 0 0						
Inning Stats	R: 1 H: 2 E: 0 LOB: 1 K: 1 BB: 0 S: 7 P: 7		R: 0 H: 1 E: 0 LOB: 1 K: 0 BB: 0 S: 4 P: 4		R: 2 H: 2 E: 0 LOB: 0 K: 0 BB: 0 S: 6 P: 7		R: 0 H: 0 E: 0 LOB: 0 K: 0 BB: 0 S: 4 P: 4		R: 0 H: 0 E: 0 LOB: 0 K: 0 BB: 0 S: 3 P: 3	R: 0 H: 1 E: 0 LOB: 2 K: 1 BB: 1 S: 6 P: 10	R: 0 H: 0 E: 0 LOB: 0 K: 2 BB: 0 S: 7 P: 7	R: 3 H: 2 E: 0 LOB: 0 K: 0 BB: 1 S: 4 P: 11		1B: 4 SF: 0 2B: 3 SAC: 0 3B: 0 DP: 0 HR: 2 HBP: 1		WP: 0 PA: 35 PB: 0 SB: 1 CS: 1		

PITCHER		IP	WLS	BF	H	R	ER	SO	BB	IBB	HBP	BLK	WP	HR	S	P	ERA	WHIP
57 Tommy Milone, L ERA: 10.8	(1, 1)	3.0		14	5	3	3	1	0	0	0	0	0	1	17	18	9.00	1.667
68 Arnold Leon, R ERA:	(4, 1)	3.0		12	2	0	0	1	1	0	0	0	0	0	13	17	0.00	1.000
66 Michael Ynoa, R ERA: 9.0	(7, 1)	1.2	L	8	2	3	3	2	1	0	1	0	0	1	10	17	16.20	1.800
31 Andrew Werner, L ERA:	(8, 1)	0.1		1	0	0	0	0	0	0	0	0	0	0	1	1	0.00	0.000

PITCHER	IP	WLS	BF	H	R	ER	SO	BB	IBB	HBP	BLK	WP	HR	S	P	ERA	WHIP

AB	32
R	6
H	9
RBI	6
BB	2
SO	4
LOB	11

Batter	1	2	3	4	5	6	7	8	9	AB	R	H	RBI	BB	SO	LOB
19 Charlie Blackmon, L (1, 8) OBP: 0.286, SLG: 0.571 Joey Wong, L (7, 4)	0-0 5 G4-3 3B		0-0 ① G5-3 1-2 2-3		0-0 ② L1		0-0 ② G3 1-2	0-0 ③ G3-1		4 1 1 0 0 0 4 1 0 0 0 0 0 0						
3 Michael Cuddyer, R (1, 9) 26 Jason Pridie, L (3, PR) (3, 9) (7, 8) OBP: 0.500, SLG: 0.667	0-0 ① G1-3		B H 2-0 2 SF8 5 BB HBP		0-0 ③ F7	B B B B 4-0 7 BB 76 1B BB	S S S 0-3 ① K			1 0 0 0 0 0 1 2 1 0 0 1 1 1						
5 Carlos González, L (1, 7) OBP: 0.600, SLG: 0.750 7 Matt McBride, R (6, 7) OBP: 0.417, SLG: 0.444	0-0 ② G4-3 3-H		B B B B 4-0 36 CS 1-2 2-3 3-H BB			0-0 2B	B B B B 4-0 76 1B 76 E 1-2 2-3 BB		0-0 36 1B 76 1B 1B	2 0 1 2 1 0 0 1 1 1 0 1 0 0						
2 Troy Tulowitzki, R (1, 6) 76 Rosell Herrera, S (3, 6) OBP: 0.600, SLG: 1.000	C C C 0-3 ③ K		0-0 ② SF8 2-3 3-H			0-0 ① G5-3	0-0 E5 1-H 2-H 3-H 1B		0-0 36 1B 1-2 1B	1 0 0 1 0 1 0 3 1 2 2 0 0 1						
36 Ben Paulsen, L (1, 3) OBP: 0.375, SLG: 0.467		0-0 8 G6-4-3 1B	B 1-0 ③ CS 1-2	0-0 ① F8		0-0 ② G6-3	B B B B 4-0 72 BB BB		0-0 G6-3 1-2 2-3 1B	4 0 2 0 1 0 1						
8 Michael McKenry, R (1, 2) OBP: 0.125, SLG: 0.250 72 Jackson Williams, R (5, 2) OBP: 0.571, SLG: 0.400 Dillon Thomas, L (7, 9)		0-0 ① ② G6-4-3 1-2f		0-0 ② F7		B H 2-0 HBP	B B B B 4-0 1-2 BB		0-0 ② ③ G6-3 1-2f	2 0 0 0 0 0 1 0 0 0 0 1 0 0 1 0 0 0 0 0 3						
4 Ryan Wheeler, L (1, 5) OBP: 0.313, SLG: 0.467 78 Angelys Nina, R (7, 5)		0-0 ③ G4-3		0-0 ③ G3		0-0 ③ G3	0-0 ③ G1-3			4 0 0 0 0 0 4 0 0 0 0 0 0 0						
50 Dustin Garneau, R (1, 10) OBP: 0.250, SLG: 0.375			0-0 19 G5-3 9 1B 5 BB 1B		0-0 9 F8 2B		C C C 0-3 ① K	0-0 ① G5-3		4 1 2 0 0 1 0						
9 DJ LeMahieu, R (1, 4) OBP: 0.273, SLG: 0.200 Chris O'Dowd, L (7, 2)			0-0 5 BB 19 G5-3 2 SF8 1-2 1B		0-0 ① F8 2-3		0-0 7 BB 19 G3 76 1B 1B	0-0 ② G4-3		3 2 2 0 0 0 1 1 0 0 0 0 0 0						
Inning Stats	R: 1 H: 1 E: 0 LOB: 0 K: 1 BB: 0 S: 6 P: 6	R: 0 H: 1 E: 0 LOB: 0 K: 0 BB: 0 S: 3 P: 3	R: 2 H: 2 E: 0 LOB: 2 K: 0 BB: 1 S: 4 P: 11	R: 0 H: 0 E: 0 LOB: 0 K: 0 BB: 0 S: 3 P: 3	R: 0 H: 1 E: 0 LOB: 1 K: 0 BB: 0 S: 4 P: 4	R: 0 H: 1 E: 0 LOB: 2 K: 0 BB: 0 S: 4 P: 6	R: 4 H: 2 E: 1 LOB: 2 K: 1 BB: 4 S: 7 P: 23	R: 0 H: 0 E: 0 LOB: 0 K: 0 BB: 0 S: 3 P: 3	R: 0 H: 3 E: 0 LOB: 2 K: 1 BB: 0 S: 7 P: 7	1B: 8 SF: 1 2B: 2 SAC: 0 3B: 1 DP: 2 HR: 0 HBP: 2						

TOP

Colorado Rockies @ Chicago Cubs

Cubs Park, Mesa, AZ

Wed Mar 05 2014, 3:10 PM - 6:35 PM EST

Att. 10,598 - Partly Cloudy - 78 F

livebaseballscorecards.com

AB	34
R	7
H	11
RBI	5
BB	5
SO	3
LOB	17

WP: 0 PB: 0 SB: 0 CS: 1 PA: 43

PITCHER		IP	WLS	BF	H	R	ER	SO	BB	IBB	HBP	BLK	WP	HR	S	P	ERA	WHIP
29 Jeff Samardzija, R ERA: 5.4	(1, 1)	3.0		13	4	3	3	1	1	0	1	0	0	0	13	20	9.00	1.667
41 Jose Veras, R ERA: 9.0	(4, 1)	1.0		3	0	0	0	0	0	0	0	0	0	0	3	3	0.00	0.000
18 Chris Rusin, L ERA: 13.5	(5, 1)	2.2	L	14	3	3	3	1	2	0	1	0	0	0	13	23	10.12	1.875
96 Ryan Searle, R ERA:	(7, 1)	0.1		4	1	1	0	0	2	0	0	0	0	0	2	10	0.00	9.000
46 Pedro Strop, R ERA:	(8, 1)	1.0		3	0	0	0	0	0	0	0	0	0	0	3	3	0.00	0.000

PITCHER		IP	WLS	BF	H	R	ER	SO	BB	IBB	HBP	BLK	WP	HR	S	P	ERA	WHIP
81 Armando Rivero, R ERA:	(9, 1)	1.0		5	3	0	0	1	0	0	0	0	0	0	7	7	0.00	3.000

BOTTOM

Colorado Rockies @ Chicago Cubs

Cubs Park, Mesa, AZ

Wed Mar 05 2014, 3:10 PM - 6:35 PM EST

Att. 10,598 - Partly Cloudy - 78 F

livebaseballscorecards.com

Batter	1	2	3	4	5	6	7	8	9	AB	R	H	RBI	BB	SO	LOB
51 Ryan Kalish, L (1, 7) OBP: 0.429, SLG: 0.200	E6 21 S 4 WP		BBBB 4-0 21 FC5-4 BB		P2 ①		48 1B 61 1B 28 WP 1-2 1B	61 HBP 1B		2	1	0	0	1	0	1
27 Josh Vitters, R (7, 7) OBP: 0.600, SLG: 0.500										2	1	2	0	0	0	0
24 Luis Valbuena, L (1, 5) OBP: 0.125, SLG: 0.250	L8 ①		SSS 0-3 K ①		B X 1-0 G3 ② 1-3		28 WP 48 1B 1-2 2-3 1B	B H 2-0 HBP 1-2		3	0	0	0	0	1	3
61 Christian Villanueva, R (7, 5) OBP: 0.286, SLG: 0.167										1	0	1	0	0	0	0
21 Junior Lake, R (1, 8)	B SSS 1-3 K ② 1-2		X 0-0 FC5-4 4 E ② 1-2f		SSS 0-3 K ③		68 FC5 28 WP 1-2 2-3 3-H 1B	B FST 1-2 K ③		3	0	0	0	0	2	3
48 Aaron Cunningham, R (7, 8) OBP: 0.250, SLG: 0.250										2	0	1	1	0	1	2
4 Ryan Roberts, R (1, 3) OBP: 0.250, SLG: 0.375	B X 1-0 G5-3 ③ 2-H		X 0-0 E3 ① 1-2			SSS 0-3 K ①	B SSS 1-3 K ① 1-2 2-3 3-H		X 0-0 G4-3 ①	3	0	0	0	0	1	1
28 Chris Coghlan, L (7, 3) OBP: 0.125, SLG: 0.125										2	0	0	0	0	1	2
70 Javier Báez, R (1, 6) OBP: 0.417, SLG: 1.000		X 0-0 P4 ①	SSS 0-3 K ③			BBCCX 2-2 HR	X 0-0 E7		SSS 0-3 K ②	3	1	1	1	0	1	2
76 Jeudy Valdez, R (7, 6) OBP: 0.200, SLG: 0.200										2	0	0	0	0	1	2
9 George Kottaras, L (1, 2) OBP: 0.500, SLG: 1.333		BBBB 4-0 60 1B BB		X 0-0 G4-3 ①		CX 0-1 HR	SSS 0-3 K ②		X 0-0 G5-3 ③	2	1	1	1	1	0	0
83 Luis Flores, R (7, 2)										2	0	0	0	0	1	3
7 Brett Jackson, L (1, 9)		SSS 0-3 K ②		X 0-0 L4 ②		CCC 0-3 K ②	X 0-0 FC5 ③ 2-3f			3	0	0	0	0	2	1
68 Jorge Soler, R (7, 9)										1	0	0	0	0	0	3
60 Chris Valaika, R (1, 4) OBP: 0.111, SLG: 0.111		X 0-0 1-2 1B		SSS 0-3 K ③		CCC 0-3 K ③		X 0-0 G3-1 ①		3	0	1	0	0	2	0
22 Logan Watkins, L (7, 4)										1	0	0	0	0	0	0
54 Darnell McDonald, R (1, 10) OBP: 0.375, SLG: 0.167		X 0-0 G5-3 ③			BBBB 4-0 24 G3 24 S BB		BBBB 4-0 61 1B 27 1B 48 1B BB	X 0-0 P5 ②		1	1	0	0	2	0	2
75 Arismendy Alcántara, S (8, PH) (9, 10)										1	0	0	0	0	0	0
Inning Stats	R: 1 E: 1 K: 1 S: 6 H: 0 LOB: 0 BB: 0 P: 8	R: 0 E: 0 K: 1 S: 6 H: 1 LOB: 2 BB: 1 P: 10	R: 0 E: 1 K: 2 S: 8 H: 0 LOB: 2 BB: 1 P: 12	R: 0 E: 0 K: 1 S: 5 H: 0 LOB: 0 BB: 0 P: 5	R: 0 E: 0 K: 1 S: 5 H: 0 LOB: 1 BB: 1 P: 10	R: 2 E: 0 K: 3 S: 14 H: 2 LOB: 0 BB: 0 P: 16	R: 2 E: 1 K: 2 S: 11 H: 3 LOB: 3 BB: 1 P: 16	R: 0 E: 0 K: 1 S: 6 H: 1 LOB: 2 BB: 0 P: 9	R: 0 E: 0 K: 1 S: 5 H: 0 LOB: 0 BB: 0 P: 5	1B: 5 2B: 0 3B: 0 HR: 2 SF: 0 SAC: 0 DP: 0 HBP: 1							

AB	37
R	5
H	7
RBI	3
BB	4
SO	13
LOB	25

WP: 2 PA: 42
PB: 0
SB: 2
CS: 0

PITCHER		IP	WLS	BF	H	R	ER	SO	BB	IBB	HBP	BLK	WP	HR	S	P	ERA	WHIP
27 Tyler Chatwood, R ERA:	(1, 1)	2.2		13	1	1	0	3	2	0	0	0	1	0	17	27	0.00	1.125
73 Jayson Aquino, L ERA:	(3, 1)	0.1	H	1	0	0	0	1	0	0	0	0	0	0	3	3	0.00	0.000
49 Rex Brothers, L ERA:	(4, 1)	1.0	H	3	0	0	0	1	0	0	0	0	0	0	5	5	0.00	0.000
54 Tommy Kahnle, R ERA:	(5, 1)	1.0	H	4	0	0	0	1	1	0	0	0	0	0	5	10	0.00	1.000
47 Chris Martin, R ERA: 5.4	(6, 1)	1.0	W	5	2	2	2	3	0	0	0	0	0	2	14	16	18.00	2.000
75 Kraig Sitton, L ERA: 13.5	(7, 1)	0.1		6	3	2	2	1	1	0	0	0	1	0	7	12	54.00	12.000
59 Wilton Lopez, R ERA:	(7, 1)	1.2	H	7	1	0	0	2	0	0	1	0	0	0	10	13	0.00	0.600
79 Scott Oberg, R ERA: 4.5	(9, 1)	1.0	S	3	0	0	0	1	0	0	0	0	0	0	5	5	0.00	0.000

Batter	1	2	3	4	5	6	7	8	9	AB	R	H	RBI	BB	SO	LOB
43 Emilio Bonifácio, S (1, 7) OBP: 0.250, SLG: 0.417 28 Chris Coghlan, L (7, 7) OBP: 0.111, SLG: 0.111	G3-1		8 FC5-4 1B		B2		77 S 1B		G3	4 1	0 0	2 0	0 0	0 0	0 0	2 0
8 Donnie Murphy, R (1, 5) OBP: 0.182, SLG: 0.273 77 Kris Bryant, R (6, 5) OBP: 0.200, SLG: 0.800	44 1B 2B		FC5-4 19 L9-3 1-2f		K		1-2 K		K	3 2	0 0	1 0	0 0	0 0	1 2	3 1
19 Nate Schierholtz, L (1, 9) OBP: 0.273, SLG: 0.300 38 John Baker, L (6, 2) OBP: 0.500, SLG: 0.667	44 1B BB		L9-3 1-1		F8		K			2 1	0 0	0 0	0 0	1 0	0 1	3 1
44 Anthony Rizzo, L (1, 10) OBP: 0.545, SLG: 0.700 68 Jorge Soler, R (8, PH) (8, 10)	1-2 2-3 1B			1B	K			27 CS BB		3 0	0 0	2 0	0 0	0 1	1 0	0 0
5 Welington Castillo, R (1, 2) OBP: 0.375, SLG: 0.333 7 Brett Jackson, L (6, PR) (6, 9)	K			F8	15 1B 30 1B BB			K		2 1	0 0	0 0	0 0	1 0	1 1	4 1
30 Mike Olt, R (1, 3) OBP: 0.333, SLG: 0.833 27 Josh Vitters, R (6, 3) OBP: 0.667, SLG: 0.500	F8			K	15 1B 1-2 1B			22 1B 1-2 BB		3 0	0 0	1 0	0 0	0 1	1 0	4 0
15 Darwin Barney, R (1, 6) OBP: 0.364, SLG: 0.727 22 Logan Watkins, L (6, 6) OBP: 0.167, SLG: 0.167		K		L8	78 G6-3 1-2 2-3 1B			1-2 1B		3 1	0 0	1 1	0 0	0 0	1 0	1 0
78 Albert Almora Jr., R (1, 8) OBP: 0.500, SLG: 0.667 72 Matt Szczur, R (7, 8)		K			75 BB 1B	G6-3 1-2f		G1-3		3 1	0 0	1 0	0 0	0 0	1 0	3 2
75 Arismendy Alcántara, S (1, 4) 4 Ryan Roberts, R (7, 4) OBP: 0.222, SLG: 0.333		G3			1-2 BB		K		F8	2 1	0 0	0 0	0 0	1 0	1 0	0 0
Inning Stats	R: 0 E: 0 K: 1 S: 7 H: 2 LOB: 3 BB: 1 P: 11	R: 0 E: 0 K: 2 S: 7 H: 0 LOB: 0 BB: 0 P: 7	R: 0 E: 0 K: 0 S: 3 H: 1 LOB: 0 BB: 0 P: 3	R: 0 E: 0 K: 1 S: 6 H: 1 LOB: 1 BB: 0 P: 6	R: 0 E: 0 K: 1 S: 6 H: 1 LOB: 2 BB: 1 P: 10	R: 0 E: 0 K: 1 S: 6 H: 2 LOB: 3 BB: 1 P: 10	R: 0 E: 0 K: 3 S: 10 H: 1 LOB: 1 BB: 0 P: 11	R: 0 E: 0 K: 1 S: 6 H: 1 LOB: 2 BB: 2 P: 14	R: 0 E: 0 K: 1 S: 5 H: 0 LOB: 0 BB: 0 P: 5	1B: 8 2B: 2 3B: 0 HR: 0	SF: 0 SAC: 0 DP: 2 HBP: 0					

PITCHER	IP	WLS	BF	H	R	ER	SO	BB	IBB	HBP	BLK	WP	HR	S	P	ERA	WHIP
63 Justin Masterson, R (1, 1) ERA:	3.0		12	3	0	0	3	1	0	0	0	0	0	17	21	0.00	1.333
54 Aaron Harang, R (4, 1) ERA: 1.8	2.0	W	9	2	0	0	2	1	0	0	0	0	0	12	16	0.00	1.500
47 Trevor Bauer, R (6, 1) ERA: 3.6	2.0	H	9	3	0	0	4	1	0	0	0	0	0	16	21	0.00	2.000
20 C.C. Lee, R (8, 1) ERA: 6.0	1.0	H	5	1	0	0	1	2	0	0	0	0	0	6	14	0.00	3.000
51 Scott Barnes, L (9, 1) ERA: 3.0	1.0	S	3	0	0	0	1	0	0	0	0	0	0	5	5	0.00	0.000

PITCHER	IP	WLS	BF	H	R	ER	SO	BB	IBB	HBP	BLK	WP	HR	S	P	ERA	WHIP

TOP

Chicago Cubs @ Cleveland Indians

Goodyear Ballpark, Goodyear, AZ

Thu Mar 06 2014, 3:08 PM - 5:47 PM EST

Att. 3,303 - Cloudy - 77 F

livebaseballscorecards.com

AB	33
R	0
H	9
RBI	0
BB	5
SO	11
LOB	25

WP: 0	PA: 38		
PB: 0			
SB: 1			
CS: 1			

BOTTOM

Chicago Cubs @ Cleveland Indians

Goodyear Ballpark, Goodyear, AZ

Thu Mar 06 2014, 3:08 PM - 5:47 PM EST

Att. 3,303 - Cloudy - 77 F

Batter	1	2	3	4	5	6	7	8	9	AB	R	H	RBI	BB	SO	LOB
24 Michael Bourn, L (1, 8) OBP: 0.100, SLG: 0.100	G6-3		K		B5-3		K			3	0	0	0	0	1	0
72 Tyler Naquin, L (6, 8) OBP: 0.500, SLG: 0.625										1	0	0	0	0	1	1
33 Nick Swisher, S (1, 3) OBP: 0.333, SLG: 0.143	F8			41 G3 / 22 1B / 13 BB / 1B	BB			K		2	1	1	0	1	0	0
46 David Cooper, L (6, 3)										1	0	0	0	0	1	0
22 Jason Kipnis, L (1, 4) OBP: 0.385, SLG: 0.545	F8			13 BB / 41 G3 / 1-2 / 1B	F9			F8		3	0	1	0	0	0	1
62 José Ramírez, S (6, 4)										1	0	0	0	0	0	0
41 Carlos Santana, S (1, 5) OBP: 0.182, SLG: 0.273		F9		G3 1-2 2-3		P4		G6-3		3	0	0	0	0	0	2
76 Ryan Rohlinger, R (8, 5) OBP: 0.375, SLG: 0.400										1	0	0	0	0	0	0
23 Michael Brantley, L (1, 7) OBP: 0.545, SLG: 0.556		2B		13 BB / HBP		F7				2	0	1	0	0	0	0
26 Matt Carson, R (7, 7) OBP: 0.200, SLG: 0.214										0	0	0	0	0	0	0
13 Asdrúbal Cabrera, S (1, 6) OBP: 0.308, SLG: 0.273	K			1-2 / 2-3 / 3-H / BB		G4-3				2	0	0	1	1	1	1
78 Erik González, R (7, 6) OBP: 0.500, SLG: 0.571										0	0	0	0	0	0	0
10 Yan Gomes, R (1, 10) OBP: 0.182, SLG: 0.100	F8		K			F9				3	0	0	0	0	1	4
7 David Murphy, L (1, 9) OBP: 0.300, SLG: 0.444		F8	G4-3			1B				3	0	1	0	0	0	3
75 Carlos Moncrief, L (7, PR) OBP: 0.333, SLG: 0.455 (8, 9)										0	0	0	0	0	0	0
79 Roberto Pérez, R (1, 2)			K		K	P3				2	0	0	0	0	2	0
68 Jake Lowery, L (6, 2) OBP: 0.333, SLG: 1.333										1	0	0	0	0	0	1
Inning Stats	R: 0 E: 0 K: 0 S: 3 H: 0 LOB: 0 BB: 0 P: 3	R: 0 E: 0 K: 1 S: 6 H: 1 LOB: 1 BB: 0 P: 6	R: 0 E: 0 K: 2 S: 7 H: 0 LOB: 0 BB: 0 P: 7	R: 1 E: 0 K: 1 S: 7 H: 2 LOB: 3 BB: 1 P: 12	R: 0 E: 0 K: 1 S: 5 H: 0 LOB: 1 BB: 1 P: 9	R: 0 E: 0 K: 0 S: 3 H: 0 LOB: 0 BB: 0 P: 3	R: 0 E: 0 K: 1 S: 6 H: 1 LOB: 1 BB: 0 P: 6	R: 0 E: 0 K: 1 S: 5 H: 0 LOB: 0 BB: 0 P: 5		1B: 3 2B: 1 3B: 0 HR: 0 SF: 0 SAC: 0 DP: 0 HBP: 1						

livebaseballscorecards.com

AB	28
R	1
H	4
RBI	1
BB	2
SO	7
LOB	13

WP: 0 PB: 0 SB: 0 CS: 0 PA: 31

PITCHER	IP	WLS	BF	H	R	ER	SO	BB	IBB	HBP	BLK	WP	HR	S	P	ERA	WHIP
37 Travis Wood, L (1, 1) ERA:	3.0		10	1	0	0	3	0	0	0	0	0	0	16	16	0.00	0.333
52 Justin Grimm, R (4, 1) ERA: 4.5	1.0	L	7	2	1	1	1	1	0	1	0	0	0	7	12	9.00	3.000
56 Héctor Rondón, R (5, 1) ERA:	1.0		4	0	0	0	1	1	0	0	0	0	0	5	9	0.00	1.000
12 Chang-Yong Lim, R (6, 1) ERA:	1.0		3	0	0	0	0	0	0	0	0	0	0	3	3	0.00	0.000
73 Marcus Hatley, R (7, 1) ERA:	1.0		4	1	0	0	1	0	0	0	0	0	0	6	6	0.00	1.000

PITCHER	IP	WLS	BF	H	R	ER	SO	BB	IBB	HBP	BLK	WP	HR	S	P	ERA	WHIP
65 Tommy Hottovy, L (8, 1) ERA:	1.0		3	0	0	0	1	0	0	0	0	0	0	5	5	0.00	0.000

Chicago Cubs @ Los Angeles Angels

Tempe Diablo Stadium, Tempe, AZ

Fri Mar 07 2014, 3:10 PM - 5:59 PM EST

Att. 5,088 - Partly Cloudy - 75 F

livebaseballscorecards.com

TOP

Batter	1	2	3	4	5	6	7	8	9	AB	R	H	RBI	BB	SO	LOB
28 Chris Coghlan, L (1, 7) OBP: 0.154, SLG: 0.083 7 Anthony Giansanti, R (8, 7)	F8		P4			BBB 4-0 24 CS BB		F9		3 0 0 0 1 0 1 0 0 0 0 0 0 0						
24 Luis Valbuena, L (1, 4) OBP: 0.182, SLG: 0.364 22 Logan Watkins, L (7, 4) OBP: 0.143, SLG: 0.143	K			K		B 1-0 CS 1-2	60 1B 2B		G4-3	3 1 1 0 0 2 0 1 0 0 0 0 0 0						
21 Junior Lake, R (1, 8) OBP: 0.182, SLG: 0.100 78 Albert Almora Jr., R (7, 8) OBP: 0.571, SLG: 0.714	30 S 1B			B5-3			K		60 2B 30 G1-3 1B	3 0 1 0 0 1 1 1 1 1 0 0 0 0						
30 Mike Olt, R (1, 10) OBP: 0.200, SLG: 0.500	K 1-2			F8			K		G1-3 1-2	4 0 0 0 0 2 3						
60 Chris Valaika, R (1, 6) OBP: 0.231, SLG: 0.308		P4			P6		2-H 1B		68 3B 2-H 2B	4 1 2 2 0 0 0						
66 Casper Wells, R (1, 9) OBP: 0.100, SLG: 0.100 68 Jorge Soler, R (7, 9) OBP: 0.286, SLG: 0.500		K			K		F7		2-H 3B	3 0 0 0 0 2 1 1 0 1 1 0 0 0						
27 Josh Vitters, R (1, 3) OBP: 0.444, SLG: 0.286 93 Dustin Geiger, R (8, 3)		K			K			K	G6-3	3 0 0 0 0 3 0 1 0 0 0 0 0 1						
38 John Baker, L (1, 2) OBP: 0.333, SLG: 0.444 82 Raffy Lopez, L (8, 2)			G6-3			F9		K		3 0 0 0 0 1 0 0 0 0 0 0 0 0						
61 Christian Villanueva, R (1, 5) OBP: 0.300, SLG: 0.333			F7			G6-3		2B		3 0 1 0 0 0 0						
Inning Stats	R: 0 E: 0 K: 2 S: 8 H: 1 LOB: 1 BB: 0 P: 8	R: 0 E: 0 K: 2 S: 7 H: 0 LOB: 0 BB: 0 P: 7	R: 0 E: 0 K: 0 S: 3 H: 0 LOB: 0 BB: 0 P: 3	R: 0 E: 0 K: 1 S: 5 H: 0 LOB: 0 BB: 0 P: 5	R: 0 E: 0 K: 2 S: 7 H: 0 LOB: 0 BB: 0 P: 7	R: 0 E: 0 K: 0 S: 2 H: 0 LOB: 0 BB: 1 P: 7	R: 1 E: 0 K: 2 S: 9 H: 2 LOB: 1 BB: 0 P: 9	R: 0 E: 0 K: 2 S: 8 H: 1 LOB: 1 BB: 0 P: 8	R: 2 E: 0 K: 0 S: 6 H: 3 LOB: 1 BB: 0 P: 6	1B: 3 2B: 3 3B: 1 HR: 0 SF: 0 SAC: 0 DP: 0 HBP: 0						

	AB	33
	R	3
	H	7
	RBI	3
	BB	1
	SO	11
	LOB	7

WP: 0 PB: 0 SB: 1 CS: 1 PA: 35

PITCHER	IP	WLS	BF	H	R	ER	SO	BB	IBB	HBP	BLK	WP	HR	S	P	ERA	WHIP
53 Héctor Santiago, L (1, 1) ERA:	4.0		13	1	0	0	5	0	0	0	0	0	0	23	23	0.00	0.250
58 Michael Kohn, R (5, 1) ERA:	1.0	H	3	0	0	0	2	0	0	0	0	0	0	7	7	0.00	0.000
54 Buddy Boshers, L (6, 1) ERA:	1.0	H	3	0	0	0	0	1	0	0	0	0	0	2	7	0.00	1.000
52 Matt Shoemaker, R (7, 1) ERA: 2.25	2.0	B	9	3	1	1	4	0	0	0	0	0	0	17	17	4.50	1.500
35 Josh Wall, R (9, 1) ERA: 12.0	1.0	L	6	3	2	2	0	0	0	0	0	0	0	6	6	18.00	3.000

PITCHER	IP	WLS	BF	H	R	ER	SO	BB	IBB	HBP	BLK	WP	HR	S	P	ERA	WHIP

BOTTOM

Chicago Cubs @ Los Angeles Angels

Tempe Diablo Stadium, Tempe, AZ

Fri Mar 07 2014, 3:10 PM - 5:59 PM EST

Att. 5,088 - Partly Cloudy - 75 F

Batter	1	2	3	4	5	6	7	8	9	AB	R	H	RBI	BB	SO	LOB
56 Kole Calhoun, L (1, 9) OBP: 0.364, SLG: 0.222	F8		CS 1-2	5 F8 / 28 G3 / 27 1B / 1B	F8		E9 1-3		BB	4	1	1	0	1	0	1
27 Mike Trout, R (1, 8) OBP: 0.467, SLG: 0.786 79 Taylor Lindsey, L (7, 4)	F9			47 1B / 28 G3 / 1-2 / 1B		K	K		P5	3	0	1	0	0	1	0
										2	0	0	0	0	1	3
5 Albert Pujols, R (1, 3) OBP: 0.200, SLG: 0.077 41 Luis Martinez, R (7, 2)	G5-3			F8 / 2-3		F8	F9		G4-3	3	0	0	0	0	0	2
										2	0	0	0	0	0	3
28 Raul Ibanez, L (1, 10) OBP: 0.286, SLG: 0.462 85 Shawn O'Malley, S (8, PH) OBP: 0.500, SLG: 0.333 (9, 7)		G4-3		G3 / 1-2 / 3-H		47 1B / 6 BB / 1B		77 G4-3 / 84 1B / SH3 / 1B		3	0	1	1	0	0	1
										1	1	1	0	0	0	0
6 David Freese, R (1, 5) OBP: 0.286, SLG: 0.091 Ranyelmy Alberto, R (7, 7) (9, 8)		47 G6-4-3 / 1B		BB / 47 1B		BB / 47 1B / 1-2		SH3 / 1-2		1	0	1	0	2	0	0
										0	0	0	0	0	0	0
47 Howie Kendrick, R (1, 4) OBP: 0.500, SLG: 0.462 59 Kyle Hudson, L (7, 8) 77 Carlos Pena, L (8, PH) OBP: 0.286, SLG: 0.250 35 Josh Wall, R (9, 1)		G6-4-3 / 1-2f		1B / 1-2 / 2-3		1B / 1-2 / 2-3		G4-3 / 2-3		3	0	2	0	0	0	1
										0	0	0	0	0	0	0
										1	0	0	0	0	0	1
										0	0	0	0	0	0	0
3 JB Shuck, L (1, 7) OBP: 0.263, SLG: 0.353 84 C.J. Cron, R (6, PH) OBP: 0.571, SLG: 1.167 (7, 3)			G4-3	G3		F8		1B / 3-H		2	0	0	0	0	0	3
										2	0	1	1	0	0	3
16 Hank Conger, L (1, 2) OBP: 0.091, SLG: 0.091 18 John McDonald, R (7, 6) OBP: 0.444, SLG: 0.375			P5		2 CS / 1B		56 E / 1B	G5-3		2	0	1	0	0	0	0
										2	0	1	0	0	0	1
2 Erick Aybar, S (1, 6) OBP: 0.438, SLG: 0.182 13 Luis Jimenez, R (7, 5) OBP: 0.200, SLG: 0.200			56 CS / BB		F9 / 1-2		K		K	1	0	0	0	1	0	1
										2	0	0	0	0	2	1
Inning Stats	R: 0 E: 0 K: 0 S: 3 H: 0 LOB: 0 BB: 0 P: 3	R: 0 E: 0 K: 0 S: 3 H: 1 LOB: 0 BB: 0 P: 3	R: 0 E: 0 K: 0 S: 3 H: 0 LOB: 0 BB: 1 P: 7	R: 1 E: 0 K: 0 S: 6 H: 3 LOB: 3 BB: 1 P: 10	R: 0 E: 0 K: 0 S: 4 H: 1 LOB: 0 BB: 0 P: 4	R: 0 E: 0 K: 1 S: 7 H: 2 LOB: 3 BB: 1 P: 11	R: 0 E: 1 K: 2 S: 9 H: 1 LOB: 2 BB: 0 P: 9	R: 1 E: 0 K: 0 S: 5 H: 2 LOB: 1 BB: 0 P: 5	R: 0 E: 0 K: 1 S: 5 H: 0 LOB: 1 BB: 1 P: 9	1B: 10 2B: 0 3B: 0 HR: 0	SF: 0 SAC: 1 DP: 1 HBP: 0						

	AB	34
	R	2
	H	10
	RBI	2
	BB	4
	SO	4
	LOB	21

WP: 0 PB: 0 SB: 0 CS: 2 PA: 40

livebaseballscorecards.com

PITCHER	IP	WLS	BF	H	R	ER	SO	BB	IBB	HBP	BLK	WP	HR	S	P	ERA	WHIP
55 James McDonald, R (1, 1) ERA: 18.0	2.0		6	1	0	0	0	0	0	0	0	0	0	6	6	0.00	0.500
71 Dallas Beeler, R (3, 1) ERA: 4.5	2.0		10	3	1	1	0	2	0	0	0	0	0	9	17	4.50	2.500
92 Casey Coleman, R (5, 1) ERA:	1.0		3	1	0	0	0	0	0	0	0	0	0	4	4	0.00	1.000
67 Tsuyoshi Wada, L (6, 1) ERA:	2.0		11	3	0	0	3	1	0	0	0	0	0	16	20	0.00	2.000
63 Brian Schlitter, R (8, 1) ERA: 4.5	1.0	W	5	2	1	1	0	0	0	0	0	0	0	5	5	9.00	2.000

PITCHER	IP	WLS	BF	H	R	ER	SO	BB	IBB	HBP	BLK	WP	HR	S	P	ERA	WHIP
Julio Sanchez, R (9, 1) ERA:	0.0		0	0	0	0	0	0	0	0	0	0	0	0	0	∞	∞

Cleveland Indians @ Chicago Cubs

Cubs Park, Mesa, AZ

Fri Mar 07 2014, 3:08 PM - 6:07 PM EST

Att. 13,440 - Sunny - 73 F

TOP

livebaseballscorecards.com

Batter	1	2	3	4	5	6	7	8	9	AB	R	H	RBI	BB	SO	LOB
6 Nyjer Morgan, L (1, 8) OBP: 0.381, SLG: 0.250	4 HR 1B		K		10 G6-4-3 8 HBP BB	F7			76 1B 40 BB 81 BB 1B	2	1	1	0	1	1	0
72 Tyler Naquin, L (5, 8) OBP: 0.500, SLG: 0.600										2	1	1	0	0	0	2
4 Mike Aviles, R (1, 6) OBP: 0.600, SLG: 1.111	HR		10 S 10 2B HBP		F7	G6-3			81 BB 76 1B 1 SF8 BB	2	2	1	2	0	0	1
40 Justin Sellers, R (5, 6) OBP: 0.500, SLG: 0.333										1	1	0	0	1	0	0
8 Lonnie Chisenhall, L (1, 5) OBP: 0.389, SLG: 0.214	F7		K		10 G6-4-3 HBP	L1			1 SF8 81 BB 1B	3	0	0	0	0	1	1
76 Ryan Rohlinger, R (7, 5) OBP: 0.444, SLG: 0.500										1	0	1	1	0	0	0
10 Yan Gomes, R (1, 2) OBP: 0.200, SLG: 0.214	F8		2B		G6-4-3	K			BB	4	0	1	1	0	1	2
81 Tony Wolters, L (7, 2) OBP: 0.750, SLG: 0.500										0	0	0	1	1	0	0
25 Jason Giambi, L (1, 10)	G3-1		HBP			11 FC6-4 75 1B 46 1B BB	K	SF8		1	0	0	0	0	0	0
1 David Adams, R (6, PH) OBP: 0.316, SLG: 0.267 (6, 10)										1	1	0	1	1	1	0
9 Ryan Raburn, R (1, 9) OBP: 0.667, SLG: 1.400		11 L8 2B	F8			11 FC6-4 1B	K	K	K	1	0	1	0	0	0	0
75 Carlos Moncrief, L (3, PH) OBP: 0.333, SLG: 0.429 (3, 9)										3	0	1	0	0	1	2
26 Matt Carson, R (9, PH) OBP: 0.188, SLG: 0.200 (9, 9)										1	0	0	0	0	1	2
11 Jeff Francoeur, R (1, 7) OBP: 0.286, SLG: 0.308		L8		G1-3		FC6-4 46 1B	G4-3			3	0	0	0	0	0	3
80 Joey Wendle, L (6, PR) OBP: 0.154, SLG: 0.154 (6, 4)										1	0	0	0	0	0	0
30 Elliot Johnson, S (1, 4) OBP: 0.385, SLG: 0.923		F8		K		K			K	3	0	0	0	0	2	3
74 Jesús Aguilar, R (6, 3)										1	0	0	0	0	1	0
46 David Cooper, L (1, 3) OBP: 0.286, SLG: 0.167		F7		G4-3					40 BB 72 1B 76 1B 1B	3	0	1	1	0	0	1
86 Tim Fedroff, L (6, 7) OBP: 1.000, SLG: 1.000						1B				1	1	1	0	0	0	0

AB	34
R	7
H	9
RBI	7
BB	4
SO	9
LOB	17

Inning Stats	1	2	3	4	5	6	7	8	9
	R: 2 E: 0 K: 0 S: 5	H: 2 LOB: 0 BB: 0 P: 7	R: 0 E: 0 K: 0 S: 4	H: 1 LOB: 1 BB: 0 P: 4	R: 1 E: 0 K: 2 S: 8	H: 1 LOB: 2 BB: 0 P: 11	R: 0 E: 0 K: 1 S: 5	H: 0 LOB: 0 BB: 0 P: 5	R: 0 E: 0 K: 0 S: 2	H: 0 LOB: 1 BB: 1 P: 7
	R: 1 E: 0 K: 1 S: 7	H: 2 LOB: 2 BB: 1 P: 11	R: 0 E: 0 K: 1 S: 5	H: 0 LOB: 0 BB: 0 P: 5	R: 0 E: 0 K: 2 S: 7	H: 0 LOB: 0 BB: 0 P: 7	R: 3 E: 0 K: 2 S: 10	H: 3 LOB: 2 BB: 2 P: 18	1B: 6 2B: 2 3B: 0 HR: 1	SF: 1 SAC: 0 DP: 1 HBP: 3

WP: 0	PA: 42
PB: 0	
SB: 1	
CS: 0	

PITCHER		IP	WLS	BF	H	R	ER	SO	BB	IBB	HBP	BLK	WP	HR	S	P	ERA	WHIP
36 Edwin Jackson, R ERA: 7.2	(1, 1)	3.0	L	15	4	3	3	2	0	0	2	0	0	1	17	22	9.00	1.333
33 Carlos Villanueva, R ERA: 7.71	(4, 1)	2.2		12	2	1	1	2	2	0	1	0	0	0	13	22	3.38	1.500
83 Yoanner Negrin, R ERA:	(6, 1)	0.1		1	0	0	0	0	0	0	0	0	0	0	1	1	0.00	0.000
53 Wesley Wright, L ERA: 12.0	(7, 1)	1.0		3	0	0	0	1	0	0	0	0	0	0	5	5	0.00	0.000
47 Arodys Vizcaíno, R ERA:	(8, 1)	1.0		3	0	0	0	2	0	0	0	0	0	0	7	7	0.00	0.000
50 Blake Parker, R ERA: 15.43	(9, 1)	0.1		2	0	0	0	1	0	0	0	0	0	0	4	4	0.00	0.000
90 Frank Batista, R ERA: 10.8	(9, 1)	0.2		6	3	3	3	1	2	0	0	0	0	0	6	14	81.00	15.000

Batter	1	2	3	4	5	6	7	8	9	AB	R	H	RBI	BB	SO	LOB
15 Darwin Barney, R (1, 10) OBP: 0.267, SLG: 0.533	G5-3		K			P3		L7		4	0	0	0	0	1	0
4 Ryan Roberts, R (1, 4) OBP: 0.333, SLG: 0.500 75 Arismendy Alcántara, S (6, PR) (7, 4)	K		44 CS 1B			2B			G3	3 1	0 0	2 0	0 0	0 0	1 0	0 0
44 Anthony Rizzo, L (1, 3) OBP: 0.500, SLG: 0.615 85 Daniel Vogelbach, L (7, 3)	1B		K 1-2			K			K	3 1	0 0	1 0	0 0	0 0	2 1	2 0
20 Justin Ruggiano, R (1, 9) OBP: 0.545, SLG: 0.889 54 Darnell McDonald, R (7, 9) OBP: 0.333, SLG: 0.143	K			G6-3		F9			K	3 1	0 0	0 0	0 0	0 0	1 1	2 0
6 Ryan Sweeney, L (1, 8) OBP: 0.091, SLG: 0.091 72 Matt Szczur, R (8, 8)		E7 9 E 77 HR		K			G3			3 0	1 0	0 0	0 0	0 0	1 0	0 0
70 Javier Báez, R (1, 6) OBP: 0.333, SLG: 0.800 76 Jeudy Valdez, R (8, 6) OBP: 0.200, SLG: 0.200		F7		G6-3			G6-3			3 0	0 0	0 0	0 0	0 0	0 0	1 0
9 George Kottaras, L (1, 2) OBP: 0.333, SLG: 0.800 32 Eli Whiteside, R (7, 2)		K 1-3			K		K			2 1	0 0	0 0	0 0	0 0	2 1	1 0
77 Kris Bryant, R (1, 5) OBP: 0.250, SLG: 1.000 94 Jeimer Candelario, S (9, 5)		3-H HR			K			K		3 0	1 0	1 0	2 0	0 0	2 0	0 0
48 Aaron Cunningham, R (1, 7) OBP: 0.200, SLG: 0.200 7 Brett Jackson, L (8, 7)		K			K			K		2 1	0 0	0 0	0 0	0 0	2 1	0 0
Inning Stats	R: 0 E: 0 K: 2 S: 8 H: 1 LOB: 1 BB: 0 P: 8	R: 2 E: 2 K: 2 S: 9 H: 1 LOB: 0 BB: 0 P: 11	R: 0 E: 0 K: 2 S: 7 H: 1 LOB: 0 BB: 0 P: 7	R: 0 E: 0 K: 1 S: 5 H: 0 LOB: 0 BB: 0 P: 5	R: 0 E: 0 K: 3 S: 9 H: 0 LOB: 0 BB: 0 P: 9	R: 0 E: 0 K: 1 S: 6 H: 1 LOB: 1 BB: 0 P: 6	R: 0 E: 0 K: 1 S: 5 H: 0 LOB: 0 BB: 0 P: 5	R: 0 E: 0 K: 2 S: 7 H: 0 LOB: 0 BB: 0 P: 7	R: 0 E: 0 K: 2 S: 7 H: 0 LOB: 0 BB: 0 P: 7	1B: 2 2B: 1 3B: 0 HR: 1	SF: 0 SAC: 0 DP: 0 HBP: 0			WP: 0 PB: 0 SB: 0 CS: 1	PA: 31		

PITCHER	IP	WLS	BF	H	R	ER	SO	BB	IBB	HBP	BLK	WP	HR	S	P	ERA	WHIP
59 Carlos Carrasco, R (1, 1) ERA: 1.29	3.0	W	12	3	2	0	6	0	0	0	0	0	1	24	26	0.00	1.000
28 Corey Kluber, R (4, 1) ERA: 3.0	3.0	H	10	1	0	0	5	0	0	0	0	0	0	20	20	0.00	0.333
52 Vinnie Pestano, R (7, 1) ERA:	1.0	H	3	0	0	0	1	0	0	0	0	0	0	5	5	0.00	0.000
49 Blake Wood, R (8, 1) ERA: 2.25	1.0	H	3	0	0	0	2	0	0	0	0	0	0	7	7	0.00	0.000
71 Bryan Price, R (9, 1) ERA:	1.0		3	0	0	0	2	0	0	0	0	0	0	7	7	0.00	0.000

PITCHER	IP	WLS	BF	H	R	ER	SO	BB	IBB	HBP	BLK	WP	HR	S	P	ERA	WHIP

BOTTOM

Cleveland Indians @ Chicago Cubs

Cubs Park, Mesa, AZ

Fri Mar 07 2014, 3:08 PM - 6:07 PM EST

Att. 13,440 - Sunny - 73 F

livebaseballscorecards.com

AB	31
R	2
H	4
RBI	2
BB	0
SO	16
LOB	6

Chicago Cubs @ Cincinnati Reds

Goodyear Ballpark, Goodyear, AZ

Sat Mar 08 2014, 3:06 PM - 6:22 PM EST

Att. 5,632 - Sunny - 77 F

TOP

livebaseballscorecards.com

Batter	1	2	3	4	5	6	7	8	9	AB	R	H	RBI	BB	SO	LOB
43 Emilio Bonifácio, S (1, 6) OBP: 0.250, SLG: 0.533 76 Jeudy Valdez, R (6, 6) OBP: 0.333, SLG: 0.200	G6-3	2-H 3B		G4-3		SF9 2-3 3-H		61 1B 1-2 2-3 3-H BB		3 0 1 2 0 0 1 0 0 0 1 1 0 0						
8 Donnie Murphy, R (1, 5) OBP: 0.200, SLG: 0.214 61 Christian Villanueva, R (6, 5) OBP: 0.364, SLG: 0.400	19 HR BB	G6-3			K	F7		1-2 2-H 3-H 1B		3 1 0 0 1 1 3 1 0 1 2 0 0 0						
19 Nate Schierholtz, L (1, 9) OBP: 0.400, SLG: 0.615 78 Albert Almora Jr., R (7, 8) OBP: 0.500, SLG: 0.625	1-H HR		5 1B 30 G6-3 1B		BB		K	K		3 2 2 2 1 1 0 1 0 0 0 0 1 2						
5 Welington Castillo, R (1, 2) OBP: 0.333, SLG: 0.300 85 Daniel Vogelbach, L (7, 3)	G5-3		1-3 1B		P4		L4	K		4 0 1 0 0 0 1 1 0 0 0 0 1 2						
30 Mike Olt, R (1, 3) OBP: 0.214, SLG: 0.429 68 Jorge Soler, R (7, PR) OBP: 0.250, SLG: 0.429 (7, 9)	K		G6-3 3-H		K		1B	K		4 0 1 1 0 2 1 1 0 0 0 0 1 2						
51 Ryan Kalish, L (1, 8) OBP: 0.455, SLG: 0.250 83 Luis Flores, R (7, 2)		54 G6-3 22 FC3 54 S BB	L7			22 1B 54 BB 43 SF9 1B	G1-3		F9	3 2 1 0 1 0 1 1 0 0 0 0 0 0						
54 Darnell McDonald, R (1, 7) OBP: 0.385, SLG: 0.111 94 Rubi Silva, L (8, PR) (8, 7)	G6-3 1-3			G5-3		43 SF9 22 1B 1-2 BB		88 BB 75 BB 76 BB BB	F8	2 0 0 0 2 0 1 1 1 0 0 0 0 0						
22 Logan Watkins, L (1, 4) OBP: 0.200, SLG: 0.200 75 Arismendy Alcántara, S (7, 4)	FC3 39 SH5-6-4 43 3B 3-H			F9		1-2 2-3 1B		76 BB 88 BB 61 1B 1-2 BB	G3-1	3 1 1 1 0 0 0 1 1 0 0 1 0 0						
39 Jason Hammel, R (1, 1) 89 Rock Shoulders, L (4, PH) OBP: 1.000, SLG: 1.000 73 Marcus Hatley, R (4, 1) 80 Eric Jokisch, R (5, 1) 88 Will Remillard, R (8, PH) 84 Carlos Pimentel, R (8, 1) 85 Neil Ramírez, R (9, 1)	SH5-6-4 1-2			1B	K			76 BB 1-2 2-3 61 1B BB		0 0 0 0 0 0 0 1 0 1 0 0 0 0 0 0 0 0 0 0 0 1 0 0 0 0 1 3 0 1 0 0 1 0 0 0 0 0 0 0 0 0 0 0 0 0 0 0 0						

AB	34
R	9
H	9
RBI	9
BB	8
SO	8
LOB	17

Inning Stats	1	2	3	4	5	6	7	8	9
	R: 2 H: 1 E: 0 LOB: 0 K: 1 BB: 1 S: 7 P: 11	R: 2 H: 1 E: 0 LOB: 1 K: 0 BB: 1 S: 5 P: 10	R: 1 H: 2 E: 0 LOB: 0 K: 0 BB: 0 S: 4 P: 4	R: 0 H: 1 E: 0 LOB: 1 K: 0 BB: 0 S: 4 P: 4	R: 0 H: 0 E: 0 LOB: 1 K: 2 BB: 1 S: 7 P: 11	R: 1 H: 2 E: 0 LOB: 2 K: 1 BB: 1 S: 7 P: 11	R: 0 H: 1 E: 0 LOB: 1 K: 1 BB: 0 S: 6 P: 6	R: 3 H: 1 E: 0 LOB: 2 K: 3 BB: 4 S: 10 P: 26	R: 0 H: 0 E: 0 LOB: 0 K: 0 BB: 0 S: 3 P: 3

1B: 7	SF: 1	WP: 0	PA: 44
2B: 0	SAC: 1	PB: 0	
3B: 1	DP: 0	SB: 1	
HR: 1	HBP: 0	CS: 0	

PITCHER		IP	WLS	BF	H	R	ER	SO	BB	IBB	HBP	BLK	WP	HR	S	P	ERA	WHIP
31 Alfredo Simon, R ERA: 5.0	(1, 1)	4.0	L	19	5	5	5	1	2	0	0	0	0	1	20	29	11.25	1.750
78 Chad Rogers, R ERA: 10.13	(5, 1)	2.0		10	2	1	1	3	2	0	0	0	0	0	14	22	4.50	2.000
43 Manny Parra, L ERA: 3.0	(7, 1)	1.0		4	1	0	0	1	0	0	0	0	0	0	6	6	0.00	1.000
Logan Ondrusek, R ERA: 11.57	(8, 1)	0.1		6	1	3	3	1	4	0	0	0	0	0	4	20	81.00	15.000
62 Trevor Bell, R ERA:	(8, 1)	0.2		2	0	0	0	2	0	0	0	0	0	0	6	6	0.00	0.000

PITCHER		IP	WLS	BF	H	R	ER	SO	BB	IBB	HBP	BLK	WP	HR	S	P	ERA	WHIP
58 Nick Christiani, R ERA: 3.0	(9, 1)	1.0		3	0	0	0	0	0	0	0	0	0	0	3	3	0.00	0.000

BOTTOM

Batter	1	2	3	4	5	6	7	8	9	AB	R	H	RBI	BB	SO	LOB
6 Billy Hamilton, S (1, 8) OBP: 0.450, SLG: 0.375	BBBB 4-0 19 S 2 S BB	X 0-0 ③ P2			X 0-0 ① G6-3		S S S 0-3 ② K		S S S 0-3 ③ K	2	0	0	0	1	0	1
77 Yorman Rodriguez, R (7, 8) OBP: 0.188, SLG: 0.200										2	0	0	0	0	2	0
2 Zack Cozart, R (1, 6) OBP: 0.353, SLG: 0.471	S S S 0-3 ① K 1-2		C C C 0-3 ① K		X 0-0 ② F9		S S S 0-3 ③ K			3	0	0	0	0	2	1
81 Rey Navarro, S (7, 6) OBP: 0.273, SLG: 0.200										1	0	0	0	0	1	0
19 Joey Votto, L (1, 3) OBP: 0.278, SLG: 0.353	BBBBB 4-0 32 BB 2-3 BB		X 0-0 32 G6-3 2B		X 0-0 2B			X 0-0 92 BB 1B		2	0	2	0	1	0	0
27 Chris Nelson, R (7, 5) OBP: 0.278, SLG: 0.412										1	0	1	0	0	0	0
32 Jay Bruce, L (1, 9) OBP: 0.526, SLG: 0.786	BBBBB 4-0 1-2 BB		X 0-0 ② G6-3 2-3		S S S 0-3 ③ K			BBBBB 4-0 1-2 BB		2	0	0	0	1	1	2
92 Josh Fellhauer, L (7, 9)										0	0	0	0	1	0	0
21 Todd Frazier, R (1, 5) OBP: 0.250, SLG: 0.429	S S S 0-3 ② K		S S S 0-3 ③ K			S S S 0-3 ① K		X 0-0 ① L8		3	0	0	0	0	3	4
37 Corky Miller, R (7, 2)										1	0	0	0	0	0	2
39 Devin Mesoraco, R (1, 2) OBP: 0.263, SLG: 0.316	X 0-0 ③ P3			X 0-0 ① G1-3		X 0-0 25 1B		S S S 0-3 ② K		3	0	1	0	0	0	3
76 Argenis Diaz, R (7, 4) OBP: 0.231, SLG: 0.462										1	0	0	0	0	1	2
25 Skip Schumaker, L (1, 4) OBP: 0.579, SLG: 0.600		X 0-0 31 SH1-3 1B		X 0-0 ② G6-3		X 0-0 70 G6-4-3 1-2 1B		S S S 0-3 ③ K		3	0	2	0	0	0	0
69 Juan Duran, R (7, 7) OBP: 0.125, SLG: 0.067										1	0	0	0	0	1	2
70 Kristopher Negrón, R (1, 7) OBP: 0.222, SLG: 0.250		X 0-0 ① L9		H 1-0 30 WP HBP		X 0-0 ②③ G6-4-3 1-2f			X 0-0 ① P3	2	0	0	0	0	0	3
43 Manny Parra, L (7, 1)										0	0	0	0	0	0	0
Logan Ondrusek, R (8, 1)										0	0	0	0	0	0	0
62 Trevor Bell, L (8, 1)										0	0	0	0	0	0	0
58 Nick Christiani, R (9, 1)										0	0	0	0	0	0	0
89 Devin Lohman, R (9, PH)										1	0	0	0	0	0	0
31 Alfredo Simon, R (1, 1)		X 0-0 ② SH1-3 1-2		B S S S 1-3 ③ K 1-2			X 0-0 ① G4-3		X 0-0 ② G1-3	0	0	0	0	0	0	0
30 Jason Bourgeois, R (4, PH)										1	0	0	0	0	1	1
78 Chad Rogers, R (5, 1)										0	0	0	0	0	0	0
23 Donald Lutz, L (7, 3) OBP: 0.333, SLG: 0.563										2	0	0	0	0	0	0
Inning Stats	R: 0 E: 0 K: 2 S: 7 H: 0 LOB: 3 BB: 3 P: 19	R: 0 E: 0 K: 0 S: 4 H: 1 LOB: 1 BB: 0 P: 4	R: 0 E: 0 K: 2 S: 8 H: 1 LOB: 1 BB: 0 P: 8	R: 0 E: 0 K: 1 S: 5 H: 0 LOB: 1 BB: 0 P: 7	R: 0 E: 0 K: 1 S: 6 H: 1 LOB: 1 BB: 0 P: 6	R: 0 E: 0 K: 1 S: 6 H: 2 LOB: 1 BB: 0 P: 6	R: 0 E: 0 K: 2 S: 7 H: 0 LOB: 0 BB: 0 P: 7	R: 0 E: 0 K: 2 S: 8 H: 1 LOB: 2 BB: 1 P: 12	R: 0 E: 0 K: 1 S: 5 H: 0 LOB: 0 BB: 0 P: 5	1B: 4 2B: 2 3B: 0 HR: 0	SF: 0 SAC: 1 DP: 1 HBP: 1						

PITCHER	IP	WLS	BF	H	R	ER	SO	BB	IBB	HBP	BLK	WP	HR	S	P	ERA	WHIP
39 Jason Hammel, R (1, 1)	3.0	W	14	2	0	0	4	3	0	0	0	0	0	19	31	0.00	1.667
ERA:																	
73 Marcus Hatley, R (4, 1)	1.0		4	0	0	0	1	0	0	1	0	1	0	5	7	0.00	0.000
ERA:																	
80 Eric Jokisch, L (5, 1)	3.0	H	11	3	0	0	4	0	0	0	0	0	0	19	19	0.00	1.000
ERA:																	
84 Carlos Pimentel, R (8, 1)	1.0		5	1	0	0	2	1	0	0	0	0	0	8	12	0.00	2.000
ERA:																	
85 Neil Ramírez, R (9, 1)	1.0		3	0	0	0	1	0	0	0	0	0	0	5	5	0.00	0.000
ERA:																	

PITCHER	IP	WLS	BF	H	R	ER	SO	BB	IBB	HBP	BLK	WP	HR	S	P	ERA	WHIP

Chicago Cubs @ Cincinnati Reds

Goodyear Ballpark, Goodyear, AZ

Sat Mar 08 2014, 3:06 PM - 6:22 PM EST

Att. 5,632 - Sunny - 77 F

livebaseballscorecards.com

AB	31
R	0
H	6
RBI	0
BB	4
SO	12
LOB	21

WP: 1	PA: 37		
PB: 0			
SB: 2			
CS: 0			

Batter	1	2	3	4	5	6	7	8	9	AB	R	H	RBI	BB	SO	LOB
Rickie Weeks Jr., R (1, 4) OBP: 0.500, SLG: 0.588 3 Elian Herrera, S (5, 4) OBP: 0.333, SLG: 0.600 (7, 6)	S S C 0-3 ① K		x 0-0 1 G4-6-3 1B		x 0-0 ② P6		x 0-0 ① FC5-4 1 15 E 1B 1-2f 2-3	x 0-0 ② F8		3 0 1 0 0 1 0 2 1 0 0 0 0 3						
1 Logan Schafer, L (1, 8) OBP: 0.500, SLG: 0.526 68 Matt Pagnozzi, R (7, 2) OBP: 0.429, SLG: 0.429	x 0-0 ② F7		x 0-0 ① ② G4-6-3 1-2f		H 1-0 HBP		x 0-0 15 E 28 2B 1B 1-2 3-H	x 0-0 2-H 1B		3 1 1 1 0 0 1 1 0 1 1 0 0 0						
8 Ryan Braun, R (1, 9) OBP: 0.714, SLG: 1.364 15 Caleb Gindl, L (5, PH) OBP: 0.182, SLG: 0.286 (5, 9) (8, 8)	S S S 0-3 ③ K		x 0-0 2B		x 0-0 ③ G4-3		x 0-0 E5 28 WP 28 2B 1-3 2-H	x 0-0 F7		2 0 1 0 0 1 0 3 1 0 0 0 0 3						
18 Khris Davis, R (1, 7) OBP: 0.227, SLG: 0.381 28 Pete Orr, L (6, 5) OBP: 1.000, SLG: 1.333		x 0-0 ① G6-3	S S S 0-3 ③ K			x 0-0 ① F9	B x 1-0 96 1B 2B 1-H 3-H		x 0-0 28 1B 96 G3 1B	3 0 0 0 0 1 1 2 1 2 2 0 0 0						
21 Juan Francisco, L (1, 5) OBP: 0.444, SLG: 0.813 96 Nick Ramirez, L (6, 3) OBP: 0.333, SLG: 0.333	B B B B 4-0 24 BB 14 2B BB			S S S 0-3 ① K		x 0-0 ② F9	x 0-0 2-H 1B		x 0-0 ① G3 1-2	2 1 0 0 1 1 0 2 0 1 1 0 0 1						
24 Lyle Overbay, L (1, 3) OBP: 0.450, SLG: 0.267 73 Kentrail Davis, L (6, PR) OBP: 0.273, SLG: 0.111 (6, 7) (8, 9)	B B B B 4-0 14 2B 12 SF8 1-2 BB			B B B B 4-0 12 FC5-4 BB		B B B B 4-0 BB	x 0-0 ② F7		B B B B 4-0 28 1B BB	0 1 0 0 3 0 0 1 0 0 0 1 0 1						
14 Jeff Bianchi, R (1, 6) OBP: 0.333, SLG: 0.476 28 Jeremy Hermida, L (7, 8) OBP: 1.000, SLG: 1.000 (8, 7)	x 0-0 12 SF8 1-3 2-H 2B			S S S 0-3 ② K		x 0-0 ③ G6-3	S S S 0-3 ③ K		x 0-0 1-2 2-3 1B	4 0 1 1 0 2 3 1 0 1 0 0 0 0						
12 Martín Maldonado, R (1, 2) OBP: 0.190, SLG: 0.235 91 Nick Shaw, L (7, PR) (7, 4)	x 0-0 ② SF8 2-3 3-H			x 0-0 ③ FC5-4 1-2f			x 0-0 3 FC5-4 1 1B 2B	x 0-0 ① F8	x 0-0 ② F4	2 0 1 1 0 0 1 2 1 0 0 0 0 3						
5 Taylor Green, L (1, 10) OBP: 0.353, SLG: 0.231		S S S 0-3 ③ K			x 0-0 ① G5-3		B B B B 4-0 3 FC5-4 BB	x 0-0 68 1B 2B	x 0-0 ③ G1-3	4 1 1 0 1 1 4						
Inning Stats	R: 0 H: 0 E: 0 LOB: 0 K: 2 BB: 0 S: 7 P: 7	R: 2 H: 1 E: 0 LOB: 1 K: 1 BB: 2 S: 6 P: 14	R: 0 H: 2 E: 0 LOB: 1 K: 1 BB: 0 S: 6 P: 6	R: 0 H: 0 E: 0 LOB: 1 K: 2 BB: 1 S: 7 P: 11	R: 0 H: 0 E: 0 LOB: 1 K: 0 BB: 0 S: 3 P: 4	R: 0 H: 0 E: 0 LOB: 1 K: 0 BB: 1 S: 3 P: 7	R: 5 H: 4 E: 1 LOB: 1 K: 1 BB: 1 S: 10 P: 15	R: 1 H: 2 E: 0 LOB: 1 K: 0 BB: 0 S: 5 P: 5	R: 0 H: 2 E: 0 LOB: 3 K: 0 BB: 1 S: 5 P: 9	1B: 6 SF: 1 2B: 5 SAC: 0 3B: 0 DP: 1 HR: 0 HBP: 1						

TOP

Milwaukee Brewers @ Chicago Cubs

Cubs Park, Mesa, AZ

Sun Mar 09 2014, 4:08 PM - 7:38 PM EDT

Att. 14,770 - Sunny - 75 F

livebaseballscorecards.com

AB	37
R	8
H	11
RBI	7
BB	6
SO	7
LOB	21

WP: 1 PA: 45
PB: 0
SB: 0
CS: 0

PITCHER		IP	WLS	BF	H	R	ER	SO	BB	IBB	HBP	BLK	WP	HR	S	P	ERA	WHIP
79 Kyle Hendricks, R ERA: 5.4	(1, 1)	3.0		13	3	2	2	4	2	0	0	0	0	0	19	27	6.00	1.667
46 Pedro Strop, R ERA:	(4, 1)	1.0		4	0	0	0	2	1	0	0	0	0	0	7	11	0.00	1.000
41 Jose Veras, R ERA: 6.0	(5, 1)	1.0		4	0	0	0	0	0	0	1	0	0	0	3	4	0.00	0.000
56 Héctor Rondón, R ERA:	(6, 1)	1.0	H	4	0	0	0	0	1	0	0	0	0	0	3	7	0.00	1.000
81 Armando Rivero, R ERA: 11.57	(7, 1)	0.1		5	2	5	4	0	1	0	0	0	0	0	4	8	108.00	9.000
90 Frank Batista, R ERA: 11.57	(7, 1)	0.2	W	4	2	0	0	1	0	0	0	0	1	0	6	7	0.00	3.000
59 Zac Rosscup, L ERA: 4.5	(8, 1)	1.0	H	5	2	1	1	0	0	0	0	0	0	0	5	5	9.00	2.000
52 Justin Grimm, R ERA: 3.0	(9, 1)	1.0	S	6	2	0	0	0	1	0	0	0	0	0	5	9	0.00	3.000

Batter	1	2	3	4	5	6	7	8	9	AB	R	H	RBI	BB	SO	LOB
72 Matt Szczur, R (1, 7) OBP: 0.286, SLG: 0.167	x 0-0 20 HR 1B		x 0-0 ② B1-3		x 0-0 ③ F8		x 0-0 ① SH1-3 1-2	x 0-0 ② G3-1		3	1	1	0	0	0	1
28 Chris Coghlan, L (8, 7) OBP: 0.143, SLG: 0.077										1	0	0	0	0	0	0
24 Luis Valbuena, L (1, 5) OBP: 0.214, SLG: 0.308	x 0-0 ① F9		x 0-0 ③ L3			BBBB 4-0 44 3B BB	BBBB 4-0 4 BB 7 1B BB	x 0-0 ③ G6-3		2	1	0	0	1	0	1
77 Kris Bryant, R (7, 5) OBP: 0.300, SLG: 0.889										1	1	0	0	1	0	0
44 Anthony Rizzo, L (1, 3) OBP: 0.471, SLG: 0.688	x 0-0 ② F8			x 0-0 ① G1-6-3		x 0-0 20 1B 1-H 3B	BBBB 4-0 7 1B 48 E 1-2 2-3 BB			3	1	1	1	0	0	1
4 Ryan Roberts, R (7, 3) OBP: 0.385, SLG: 0.500										0	1	0	0	1	0	0
20 Justin Ruggiano, R (1, 10) OBP: 0.643, SLG: 1.167	BSSx 1-2 1-H HR			x 0-0 48 G4-6-3 1B		x 0-0 48 2B 21 SF7 3-H 1B	x 0-0 60 E 48 E 66 SF8 1-3 2-H 3-H 1B			3	2	3	3	0	0	0
7 Brett Jackson, L (7, PH) OBP: 0.333, SLG: 0.143										1	1	1	2	0	0	0
(8, 10)																
6 Ryan Sweeney, L (1, 9) OBP: 0.083, SLG: 0.083	x 0-0 ③ L4			x 0-0 ②③ G4-6-3 1-2f		x 0-0 1-3 2B	x 0-0 E5 66 SF8 60 E 1-2 3-H			1	0	0	0	0	0	0
48 Aaron Cunningham, R (2, 9) OBP: 0.231, SLG: 0.308										3	0	1	1	0	0	2
(7, 8)																
70 Javier Báez, R (1, 6) OBP: 0.333, SLG: 0.778		x 0-0 ① F9			x 0-0 21 1B 2B	SSS 0-3 ① K	x 0-0 E5 1-2 2-3			3	1	1	0	0	1	2
60 Chris Valaika, R (7, 6) OBP: 0.214, SLG: 0.286										1	0	0	0	0	0	2
21 Junior Lake, R (1, 8) OBP: 0.214, SLG: 0.167	SSS 0-3 ② K				x 0-0 15 G6-3 2-H 1B	x 0-0 ② SF7 3-H	x 0-0 ② SF8 2-3 3-H			2	0	1	2	0	1	0
66 Casper Wells, R (7, 9) OBP: 0.091, SLG: 0.100										0	0	0	1	0	0	0
9 George Kottaras, L (1, 2) OBP: 0.222, SLG: 0.500	SSS 0-3 ③ K				SSS 0-3 ① K	SSS 0-3 ③ K	SSS 0-3 ③ K			3	0	0	0	0	3	2
38 John Baker, L (7, 2) OBP: 0.300, SLG: 0.400										1	0	0	0	0	1	2
15 Darwin Barney, R (1, 4) OBP: 0.278, SLG: 0.471			x 0-0 ① F8		x 0-0 ② G6-3 1-2	BBBB	SSS 4-0 4 BB 72 SH1-3 7 1B BB	SSS 0-3 ① K		2	0	0	0	1	0	1
75 Arismendy Alcántara, S (7, PR)										1	1	0	0	0	1	0
(8, 4)																
Inning Stats	R: 2 E: 0 K: 0 S: 7 H: 2 LOB: 0 BB: 0 P: 8	R: 0 E: 0 K: 2 S: 7 H: 0 LOB: 0 BB: 0 P: 7	R: 0 E: 0 K: 0 S: 3 H: 0 LOB: 0 BB: 0 P: 3	R: 0 E: 0 K: 0 S: 3 H: 1 LOB: 0 BB: 0 P: 3	R: 1 E: 0 K: 1 S: 7 H: 2 LOB: 1 BB: 0 P: 7	R: 3 E: 0 K: 2 S: 10 H: 3 LOB: 1 BB: 1 P: 14	R: 4 E: 2 K: 1 S: 8 H: 1 LOB: 2 BB: 3 P: 20	R: 0 E: 0 K: 1 S: 5 H: 0 LOB: 0 BB: 0 P: 5		1B: 5 2B: 2 3B: 1 HR: 1 SF: 2 SAC: 1 DP: 1 HBP: 0						

BOTTOM

Milwaukee Brewers @ Chicago Cubs

Cubs Park, Mesa, AZ

Sun Mar 09 2014, 4:08 PM - 7:38 PM EDT

Att. 14,770 - Sunny - 75 F

livebaseballscorecards.com

AB	31
R	10
H	9
RBI	10
BB	4
SO	7
LOB	14

WP: 0 PA: 38
PB: 0
SB: 0
CS: 0

PITCHER		IP	WLS	BF	H	R	ER	SO	BB	IBB	HBP	BLK	WP	HR	S	P	ERA	WHIP
30 Tyler Thornburg, R ERA: 5.0	(1, 1)	4.0		14	3	2	2	2	0	0	0	0	0	1	20	21	4.50	0.750
59 Zach Duke, L ERA: 2.08	(5, 1)	1.0		5	2	1	1	1	0	0	0	0	0	0	7	7	9.00	2.000
46 Hiram Burgos, R ERA: 7.71	(6, 1)	0.2		6	3	3	3	1	1	0	0	0	0	0	7	11	40.50	6.000
74 Michael Olmsted, R ERA: 6.75	(6, 1)	0.1		1	0	0	0	1	0	0	0	0	0	0	3	3	0.00	0.000
77 David Goforth, R ERA: 19.29	(7, 1)	0.1	L	4	0	3	3	0	3	0	0	0	0	0	1	13	81.00	9.000

PITCHER		IP	WLS	BF	H	R	ER	SO	BB	IBB	HBP	BLK	WP	HR	S	P	ERA	WHIP
92 Brad Mills, L ERA:	(7, 1)	0.2	B	5	1	1	0	1	0	0	0	0	0	0	7	7	0.00	1.500
63 Brooks Hall, R ERA:	(8, 1)	1.0		3	0	0	0	1	0	0	0	0	0	0	5	5	0.00	0.000

Chicago Cubs @ San Francisco Giants

Scottsdale Stadium, Scottsdale, AZ

Mon Mar 10 2014, 4:06 PM - 6:43 PM EDT

Att. 10,545 - Partly Cloudy - 73 F

TOP

livebaseballscorecards.com

Batter	1	2	3	4	5	6	7	8	9	AB	R	H	RBI	BB	SO	LOB
43 Emilio Bonifácio, S (1, 6) OBP: 0.263, SLG: 0.500 76 Jeudy Valdez, R (6, 6) OBP: 0.250, SLG: 0.143	F8		K	2-H 1B		F9	F8	3 0 1 1 0 1 0 2 0 0 0 0 0 3								
51 Ryan Kalish, L (1, 8) OBP: 0.357, SLG: 0.182 66 Casper Wells, R (6, 8) OBP: 0.083, SLG: 0.091	K		G1-3	F8		K		3 0 0 0 0 1 1 1 0 0 0 0 1 0								
19 Nate Schierholtz, L (1, 9) OBP: 0.333, SLG: 0.500 68 Jorge Soler, R (7, 9) OBP: 0.333, SLG: 0.500	K		P2	G6-3			1B	3 0 0 0 0 1 0 1 0 1 0 0 0 0								
30 Mike Olt, R (1, 3) OBP: 0.235, SLG: 0.412 60 Chris Valaika, R (7, 3) OBP: 0.200, SLG: 0.267		F8	K	8 1B 28 1B	G5-3			3 1 1 0 0 1 0 1 0 0 0 0 0 1								
8 Donnie Murphy, R (1, 5) OBP: 0.222, SLG: 0.235 61 Christian Villanueva, R (7, PR) OBP: 0.333, SLG: 0.364 (7, 5)		K	G6-3	28 1B 4 E 1-3			G1-3	3 0 1 0 0 1 0 1 1 0 0 0 0 0								
28 Chris Coghlan, L (1, 7) OBP: 0.176, SLG: 0.125 54 Darnell McDonald, R (7, 7) OBP: 0.429, SLG: 0.200		G3	G4-3	4 E 1-2 3-H			75 FC4-6	3 0 1 1 0 0 0 1 0 1 0 0 0 0								
4 Ryan Roberts, R (1, 4) OBP: 0.375, SLG: 0.467 75 Arismendy Alcántara, S (7, PR) (7, 4)		K		27 WP 43 1B		FC6	FC4-6 7 BB 82 WP 1-2f	3 1 1 0 0 1 1 1 0 0 0 0 0 1								
32 Eli Whiteside, R (1, 2) 82 Raffy Lopez, L (7, 2)		F8		F9	K		7 BB 1-2	3 0 0 0 0 1 4 0 0 0 0 1 0 0								
29 Jeff Samardzija, R (1, 1) 62 Alberto Cabrera, R (5, 1) 27 Josh Vitters, R (6, PH) OBP: 0.400, SLG: 0.250 18 Chris Rusin, L (6, 1) 7 Brett Jackson, L (9, PH) OBP: 0.400, SLG: 0.143 57 Jonathan Sánchez, L (9, 1)		K		F7 1-2		K		1 0 0 0 0 1 0 0 0 0 0 0 0 0 1 0 0 0 0 0 1 1 0 0 0 0 1 3 0 0 0 0 1 0 0 0 0 0 0 0 0 0								

	AB	R	H	RBI	BB	SO	LOB
	35	3	7	2	2	10	15

Inning Stats	1	2	3	4	5	6	7	8	9	1B: 7	SF: 0	WP: 2	PA: 37
R:	0	0	0	0	0	1	2	0	0	2B: 0	SAC: 0	PB: 0	
E:	0	0	0	0	0	0	1	0	0	3B: 0	DP: 0	SB: 0	
K:	2	1	2	1	1	0	2	1	0	HR: 0	HBP: 0	CS: 0	
BB:	0	0	0	0	0	0	0	0	2				
LOB:	0	0	0	0	0	1	3	1	3				
H:	0	0	0	0	0	2	3	1	1				
P:	7	5	7	5	5	6	11	6	12				
S:	7	5	7	5	5	5	11	6	4				

PITCHER		IP	WLS	BF	H	R	ER	SO	BB	IBB	HBP	BLK	WP	HR	S	P	ERA	WHIP
18 Matt Cain, R	(1, 1)	5.0		15	0	0	0	7	0	0	0	0	0	0	29	29	0.00	0.000
ERA:																		
34 David Huff, L	(6, 1)	1.0	H	5	2	1	1	0	0	0	0	0	1	0	5	6	9.00	2.000
ERA: 9.0																		
41 Jeremy Affeldt, L	(7, 1)	1.0	L	7	3	2	1	2	0	0	0	0	0	0	11	11	9.00	3.000
ERA: 3.0																		
34 Jose De Paula, L	(8, 1)	1.0		4	1	0	0	1	0	0	0	0	0	0	6	6	0.00	1.000
ERA:																		
70 George Kontos, R	(9, 1)	1.0		6	1	0	0	0	2	0	0	0	1	0	4	12	0.00	3.000
ERA: 4.5																		

PITCHER	IP	WLS	BF	H	R	ER	SO	BB	IBB	HBP	BLK	WP	HR	S	P	ERA	WHIP

Chicago Cubs @ San Francisco Giants

Scottsdale Stadium, Scottsdale, AZ

Mon Mar 10 2014, 4:06 PM - 6:43 PM EDT

Att. 10,545 - Partly Cloudy - 73 F

livebaseballscorecards.com

BOTTOM

Batter	1	2	3	4	5	6	7	8	9	AB	R	H	RBI	BB	SO	LOB
7 Grégor Blanco, L (1, 8) OBP: 0.200, SLG: 0.278	F8		F8		F8			G4-3		3	0	0	0	0	0	2
56 Gary Brown, R (6, 8) OBP: 0.412, SLG: 0.231										1	0	0	0	0	0	0
38 Michael Morse, R (1, 7) OBP: 0.333, SLG: 0.267	K			8 2B 48 1B 1B	F8			F9		3	1	1	0	0	1	1
34 David Huff, S (6, 1)										0	0	0	0	0	0	0
41 Jeremy Affeldt, L (7, 1)										0	0	0	0	0	0	0
6 Ehire Adrianza, S (8, 6) OBP: 0.313, SLG: 0.667										1	0	0	0	0	0	0
9 Brandon Belt, L (1, 3) OBP: 0.333, SLG: 0.400	F8			F7		F7			L9	3	0	0	0	0	0	1
71 Mark Minicozzi, R (7, 3) OBP: 0.500, SLG: 0.750										1	0	0	0	0	0	0
8 Hunter Pence, R (1, 9) OBP: 0.333, SLG: 0.526		K		48 1B 2B		G5-3			L7	3	1	1	0	0	1	0
2 Juan Carlos Perez, R (7, 7) OBP: 0.414, SLG: 0.458										1	0	0	0	0	0	0
48 Pablo Sandoval, S (1, 5) OBP: 0.417, SLG: 0.524				29 E 2-H 3-H 1B		L1-4-3			G5-3	3	0	2	2	0	0	0
21 Nick Noonan, L (7, 5) OBP: 0.222, SLG: 0.176		10 G3-6-1 1B								0	0	0	0	0	0	0
(8, 4)																
14 Brandon Hicks, R (9, PH) OBP: 0.526, SLG: 0.867										1	0	0	0	0	0	0
10 Tony Abreu, S (1, 4) OBP: 0.217, SLG: 0.217		G3-6-1 1-2f		F8			E5			3	0	0	0	0	0	2
79 Chris Dominguez, R (8, 5) OBP: 0.429, SLG: 0.200										0	0	0	0	0	0	0
29 Héctor Sánchez, S (1, 2) OBP: 0.222, SLG: 0.278			K	SAFE 1-2 K			G5-3			2	0	0	0	0	2	1
12 Guillermo Quiroz, R (7, 2) OBP: 0.364, SLG: 0.300										1	0	0	0	0	0	0
35 Brandon Crawford, L (1, 6) OBP: 0.100, SLG: 0.200			K		G3		G3			3	0	0	0	0	1	0
34 Jose De Paula, R (8, 1)										0	0	0	0	0	0	0
70 George Kontos, R (9, 1)										0	0	0	0	0	0	0
18 Matt Cain, R (1, 1) OBP: 1.000, SLG: 1.000			1B		1B			G3		1	0	1	0	0	0	0
13 Joaquin Arias, R (5, PH) OBP: 0.353, SLG: 0.375										1	0	1	0	0	0	0
22 Roger Kieschnick, L (6, 7) OBP: 0.211, SLG: 0.063										1	0	0	0	0	0	0
(7, 9)																

Inning Stats	1	2	3	4	5	6	7	8	9
	R: 0 E: 0 K: 1 S: 5	H: 0 LOB: 0 BB: 0 P: 5	R: 0 E: 0 K: 1 S: 5	H: 1 LOB: 0 BB: 0 P: 5	R: 0 E: 0 K: 2 S: 8	H: 1 LOB: 1 BB: 0 P: 8	R: 2 E: 1 K: 1 S: 8	H: 3 LOB: 1 BB: 0 P: 8	R: 0 E: 0 K: 0 S: 4	H: 1 LOB: 1 BB: 0 P: 4	R: 0 E: 0 K: 0 S: 3	H: 0 LOB: 0 BB: 0 P: 3	R: 0 E: 1 K: 0 S: 3	H: 0 LOB: 0 BB: 0 P: 3	R: 0 E: 0 K: 0 S: 3	H: 0 LOB: 0 BB: 0 P: 3	R: 0 E: 0 K: 0 S: 3	H: 0 LOB: 0 BB: 0 P: 3

1B: 5	SF: 0	WP: 0
2B: 1	SAC: 0	PB: 0
3B: 0	DP: 1	SB: 0
HR: 0	HBP: 0	CS: 0

PA: 32

	AB	32
	R	2
	H	6
	RBI	2
	BB	0
	SO	5
	LOB	7

PITCHER		IP	WLS	BF	H	R	ER	SO	BB	IBB	HBP	BLK	WP	HR	S	P	ERA	WHIP
29 Jeff Samardzija, R ERA: 5.0	(1, 1)	4.0		16	5	2	2	5	0	0	0	0	0	0	26	26	4.50	1.250
62 Alberto Cabrera, R ERA:	(5, 1)	1.0		4	1	0	0	0	0	0	0	0	0	0	4	4	0.00	1.000
18 Chris Rusin, L ERA: 8.22	(6, 1)	3.0	W	9	0	0	0	0	0	0	0	0	0	0	9	9	0.00	0.000
57 Jonathan Sánchez, L ERA: 9.64	(9, 1)	1.0	S	3	0	0	0	0	0	0	0	0	0	0	3	3	0.00	0.000

PITCHER		IP	WLS	BF	H	R	ER	SO	BB	IBB	HBP	BLK	WP	HR	S	P	ERA	WHIP

Batter	1	2	3	4	5	6	7	8	9	AB	R	H	RBI	BB	SO	LOB
1 Brandon Barnes, R (1, 9) OBP: 0.370, SLG: 0.385	F9		G4-3	F7		G5-3 1-2 2-3	P3		1B	6	0	1	0	0	0	2
6 Corey Dickerson, L (1, 7) OBP: 0.370, SLG: 0.615	28 1B 13 1B 1B		G6-3	G5-3		P4		BBBB 4 HR BB	F7	4	1	1	0	0	0	2
16 Tim Wheeler, L (6, 7) OBP: 0.429, SLG: 0.471										1	1	0	0	1	0	1
28 Nolan Arenado, R (1, 5) OBP: 0.500, SLG: 0.773	13 1B 1-2 1B		71 HR 3B	BBBB BB		BSBCX 2-H 3-H HR		BSSX 1-H HR		3	2	3	2	1	0	0
4 Ryan Wheeler, L (6, 5) OBP: 0.375, SLG: 0.609										1	1	1	2	0	0	0
71 Kyle Parker, R (1, 3) OBP: 0.318, SLG: 0.571	P6		CX 3-H HR	SSS K		G3-1		E4 65 WP		3	1	1	2	0	1	3
36 Ben Paulsen, L (6, PH) OBP: 0.345, SLG: 0.500										2	0	0	0	0	0	0
(6, 3)																
13 Drew Stubbs, R (1, 8) OBP: 0.316, SLG: 0.278	1-3 2-H 1B		8 2B 1B		G5-3		L3	SSS K		3	1	2	1	0	0	0
26 Jason Pridie, L (6, 8) OBP: 0.435, SLG: 0.500										2	0	0	0	0	1	1
8 Michael McKenry, R (1, 2) OBP: 0.267, SLG: 0.600		F7	14 1B 1-H 2B		CCC K		65 1B 67 HR 1B	SSS K		4	2	2	1	0	1	0
72 Jackson Williams, R (7, 2) OBP: 0.500, SLG: 0.333										1	0	0	0	0	1	1
14 Josh Rutledge, R (1, 4) OBP: 0.300, SLG: 0.600		F7	58 1B 2-H 1B		G1		67 HR 1-2 1B	B X F8 1-2		3	0	1	1	0	0	0
65 Cristhian Adames, S (6, 4) OBP: 0.278, SLG: 0.278										2	1	1	0	0	0	1
58 Jordan Pacheco, R (1, 10) OBP: 0.667, SLG: 0.500	BBBB BB		1-2 1B	BBBB 1 G5-3 10 1B 28 PB BB		BBX 1-H 2-H HR			G5-3	1	1	1	0	2	0	0
67 Kent Matthes, R (7, PH) OBP: 0.273, SLG: 0.600										2	1	1	3	0	0	0
(7, 10)																
10 Paul Janish, R (1, 6) OBP: 0.478, SLG: 0.455	F7		G1-3			28 PB 1 G5-3 28 HR 1-2 1B	G4-3		G1-3	3	1	1	0	0	0	3
76 Rosell Herrera, S (6, 6) OBP: 0.455, SLG: 0.636										2	0	0	0	0	0	0

TOP

Colorado Rockies @ Chicago Cubs

Cubs Park, Mesa, AZ

Tue Mar 11 2014, 4:09 PM - 7:24 PM EDT

Att. 14,840 - Sunny - 78 F

livebaseballscorecards.com

AB	43
R	13
H	16
RBI	12
BB	4
SO	4
LOB	14

Inning Stats	1	2	3	4	5	6	7	8	9
	R: 1 E: 0 K: 0 S: 5	R: 0 E: 0 K: 0 S: 3	R: 4 E: 0 K: 0 S: 10	R: 0 E: 0 K: 1 S: 5	R: 0 E: 0 K: 1 S: 5	R: 3 E: 0 K: 0 S: 7	R: 3 E: 0 K: 0 S: 6	R: 2 E: 1 K: 2 S: 11	R: 0 E: 0 K: 0 S: 4
	H: 3 LOB: 2 BB: 0 P: 5	H: 0 LOB: 1 BB: 1 P: 7	H: 6 LOB: 2 BB: 0 P: 10	H: 0 LOB: 1 BB: 1 P: 9	H: 0 LOB: 0 BB: 0 P: 5	H: 2 LOB: 0 BB: 1 P: 13	H: 3 LOB: 0 BB: 0 P: 8	H: 1 LOB: 1 BB: 1 P: 17	H: 1 LOB: 1 BB: 0 P: 4

1B: 10	SF: 0	WP: 1
2B: 1	SAC: 0	PB: 1
3B: 1	DP: 0	SB: 0
HR: 4	HBP: 0	CS: 0
		PA: 47

PITCHER		IP	WLS	BF	H	R	ER	SO	BB	IBB	HBP	BLK	WP	HR	S	P	ERA	WHIP
37 Travis Wood, L ERA: 7.94	(1, 1)	2.2	L	17	9	5	5	0	1	0	0	0	0	1	17	21	16.88	3.750
83 Yoanner Negrin, R ERA:	(3, 1)	0.1		1	0	0	0	0	0	0	0	0	0	0	1	1	0.00	0.000
84 Carlos Pimentel, R ERA:	(4, 1)	2.0		7	0	0	0	2	1	0	0	0	0	0	10	14	0.00	0.500
56 Héctor Rondón, R ERA: 12.46	(6, 1)	1.1		10	5	6	6	0	1	0	0	0	0	2	11	19	40.50	4.500
94 Tony Zych, R ERA:	(7, 1)	0.2		2	0	0	0	0	0	0	0	0	0	0	2	2	0.00	0.000

PITCHER		IP	WLS	BF	H	R	ER	SO	BB	IBB	HBP	BLK	WP	HR	S	P	ERA	WHIP
12 Chang-Yong Lim, R ERA: 9.0	(8, 1)	1.0		6	1	2	2	2	1	0	0	0	1	1	11	17	18.00	2.000
63 Brian Schlitter, R ERA: 3.0	(9, 1)	1.0		4	1	0	0	0	0	0	0	0	0	0	4	4	0.00	1.000

BOTTOM

Batter	1	2	3	4	5	6	7	8	9	AB	R	H	RBI	BB	SO	LOB
21 Junior Lake, R (1, 8) OBP: 0.176, SLG: 0.133 78 Albert Almora Jr., R (6, 8) OBP: 0.556, SLG: 0.667	F7		G5-4-3 1-2f 2-3		K			54 G4-3 1-2 1B		3 0 0 0 0 1 4 1 0 1 0 0 0 0						
19 Nate Schierholtz, L (1, 10) OBP: 0.286, SLG: 0.421 27 Josh Vitters, R (8, PH) OBP: 0.364, SLG: 0.222 (9, 10)	K		P3		G4-3			K		3 0 0 0 0 1 3 1 0 0 0 0 1 2						
20 Justin Ruggiano, R (1, 7) OBP: 0.588, SLG: 1.000 54 Darnell McDonald, R (7, 7) OBP: 0.400, SLG: 0.182 (8, 9)	G5-3			1B		K		G4-3 1-2 2-3		3 0 1 0 0 1 0 1 0 0 0 0 0 2						
44 Anthony Rizzo, L (1, 3) OBP: 0.400, SLG: 0.579 4 Ryan Roberts, R (7, 3) OBP: 0.353, SLG: 0.438		G5-3		F8		F8		G4-3		3 0 0 0 0 0 1 1 0 0 0 0 0 3						
5 Welington Castillo, R (1, 2) OBP: 0.333, SLG: 0.308 9 George Kottaras, L (7, 2) OBP: 0.200, SLG: 0.444		1B		K		K			G4-3	3 0 1 0 0 2 1 1 0 0 0 0 0 0						
6 Ryan Sweeney, L (1, 9) OBP: 0.067, SLG: 0.067 7 Brett Jackson, L (8, 7) OBP: 0.455, SLG: 0.143		F7		L7			G4-3		22 G4-6-3 BB	3 0 0 0 0 0 2 0 0 0 0 1 0 0						
8 Donnie Murphy, R (1, 4) OBP: 0.238, SLG: 0.250 22 Logan Watkins, L (8, 4) OBP: 0.182, SLG: 0.182		P2			15 FC6-4 24 HBP 1B		G6-3		G4-6-3 1-2f	3 0 1 0 0 0 1 1 0 0 0 0 0 1						
24 Luis Valbuena, L (1, 5) OBP: 0.294, SLG: 0.286 77 Kris Bryant, R (8, 5) OBP: 0.300, SLG: 0.889			21 G5-4-3 15 1B BB		15 FC6-4 1-2 HBP		F7			1 0 0 0 1 0 0 0 0 0 0 0 0 0						
15 Darwin Barney, R (1, 6) OBP: 0.333, SLG: 0.474 76 Jeudy Valdez, R (8, PR) OBP: 0.250, SLG: 0.143 (9, 6)			21 G5-4-3 1-2 1B		FC6-4 1-2f 2-3			54 G4-3 78 1B BB		2 0 1 0 1 0 2 0 0 0 0 0 0 0						
Inning Stats	R: 0 H: 0 E: 0 LOB: 0 K: 1 BB: 0 S: 5 P: 5	R: 0 H: 1 E: 0 LOB: 1 K: 0 BB: 0 S: 4 P: 4	R: 0 H: 1 E: 0 LOB: 1 K: 0 BB: 1 S: 3 P: 7	R: 0 H: 1 E: 0 LOB: 1 K: 1 BB: 0 S: 6 P: 6	R: 0 H: 1 E: 0 LOB: 2 K: 1 BB: 0 S: 6 P: 8	R: 0 H: 0 E: 0 LOB: 0 K: 2 BB: 0 S: 7 P: 7	R: 0 H: 0 E: 0 LOB: 0 K: 0 BB: 0 S: 3 P: 3	R: 0 H: 1 E: 0 LOB: 3 K: 1 BB: 1 S: 6 P: 10	R: 0 H: 0 E: 0 LOB: 0 K: 0 BB: 1 S: 2 P: 6	1B: 5 SF: 0 2B: 0 SAC: 0 3B: 0 DP: 2 HR: 0 HBP: 1						

PITCHER		IP	WLS	BF	H	R	ER	SO	BB	IBB	HBP	BLK	WP	HR	S	P	ERA	WHIP
29 Jorge De La Rosa, L ERA: 5.87	(1, 1)	3.0	W	11	2	0	0	1	1	0	0	0	0	0	12	16	0.00	1.000
24 Jordan Lyles, R ERA: 1.13	(4, 1)	3.0	H	12	2	0	0	4	0	0	1	0	0	0	19	21	0.00	0.667
32 LaTroy Hawkins, R ERA: 6.0	(7, 1)	1.0		3	0	0	0	0	0	0	0	0	0	0	3	3	0.00	0.000
49 Rex Brothers, L ERA:	(8, 1)	1.0		5	1	0	0	1	1	0	0	0	0	0	6	10	0.00	2.000
47 Chris Martin, R ERA: 4.15	(9, 1)	1.0		3	0	0	0	0	1	0	0	0	0	0	2	6	0.00	1.000

PITCHER	IP	WLS	BF	H	R	ER	SO	BB	IBB	HBP	BLK	WP	HR	S	P	ERA	WHIP

Colorado Rockies @ Chicago Cubs

Cubs Park, Mesa, AZ

Tue Mar 11 2014, 4:09 PM - 7:24 PM EDT

Att. 14,840 - Sunny - 78 F

livebaseballscorecards.com

AB	30
R	0
H	5
RBI	0
BB	3
SO	6
LOB	22

1B: 5 SF: 0
2B: 0 SAC: 0
3B: 0 DP: 2
HR: 0 HBP: 1

WP: 0 PA: 34
PB: 0
SB: 0
CS: 0

Batter	1	2	3	4	5	6	7	8	9	10	AB	R	H	RBI	BB	SO	LOB
43 Emilio Bonifácio, S (1, 4) OBP: 0.261, SLG: 0.455 Arismendy Alcántara, S (6, 4)	B FC 87 B FC 87 C FC 88 F SL 78 F FC 87 S CU 68 2-3 K ①		C CU 70 X CH 76 0-1 G6-3 ① 1-2		B CH 79 B SI 92 X SI 92 2-0 21 S 1B	C FF 91 X FF 90 0-1 G4-3 ③		B CH 85 B CH 86 B SI 92 C SI 92 B SI 91 4-1 1-2 2-3 BB			4 0 1 0 0 1 2 0 0 0 0 1 0 0						
21 Junior Lake, R (1, 8) OBP: 0.200, SLG: 0.167 78 Albert Almora Jr., R (6, 8) OBP: 0.545, SLG: 0.636	X FC 88 0-0 66 CS 1B		B SL 78 F SL 78 F FC 85 S SL 80 1-3 K ②		C SI 92 B CH 79 F CH 80 X SI 94 1-2 F9 ③ 1-2		B CH 87 S FF 90 B CH 88 S CH 89 X CH 89 2-2 BB 30 1B 1B	D CU 83 C SI 92 F SI 92 S CU 82 1-3 K ②			3 0 1 0 0 1 2 2 1 1 0 0 1 3						
66 Casper Wells, R (1, 9) OBP: 0.071, SLG: 0.077 Jorge Soler, R (5, 9) OBP: 0.364, SLG: 0.444 7 Brett Jackson, L (8, PH) OBP: 0.417, SLG: 0.125 (8, 9)	B CU 68 C FC 88 1 SAFE B CH 77 S CH 77 B FC 88 S CH 77 3-3 1-2 K ②③		D CU 70 X CH 77 1-0 G5-3 ③			C FF 90 F FF 91 B SL 80 X FF 91 1-2 F9 ①	1 SAFE B CH 88 D CH 89 B FF 90 F SI 90 B CH 89 4-1 G4-6-3 30 1B 1-2 BB	B CH 86 B SI 91 B CH 86 C SI 91 F SI 92 C CU 82 3-3 K ③			2 0 0 0 0 1 2 1 0 0 0 1 0 0 1 0 0 0 0 1 3						
30 Mike Olt, R (1, 10) OBP: 0.333, SLG: 0.762 27 Josh Vitters, R (7, PR) OBP: 0.333, SLG: 0.200 (7, 10)		X FC 86 0-0 HR		C FC 86 C FC 86 B SL 78 F SL 78 B SL 76 B CH 76 X CH 76 3-2 F7 ①		B CH 85 X FF 91 1-0 HR	B CH 84 B CH 85 F FF 90 B FF 89 X CH 89 3-1 1-2 2-H G4-6-3 1B		B SI 95 X FF 94 1-0 F8 ①		4 2 3 3 0 0 0 1 0 0 0 0 0 0						
70 Javier Báez, R (1, 6) OBP: 0.333, SLG: 0.857 Logan Watkins, L (6, 6) OBP: 0.154, SLG: 0.154		X FC 86 0-0 G4-3 ①		C CU 69 C CU 62 B FC 89 B FC 88 X SL 77 2-2 HR		S CU 74 S CU 76 F SL 80 F FF 90 F FF 91 B CU 75 F FF 88 C FF 91 1-3 K ②	X SI 91 0-0 G4-6-3 ①② 1-2f 2-3		X SI 94 0-0 G4-3 ②		3 1 1 1 0 1 0 2 0 0 0 0 0 2						
51 Ryan Kalish, L (1, 7) OBP: 0.353, SLG: 0.214 32 Eli Whiteside, R (6, 2)		C FC 85 B SL 78 X FC 86 1-1 61 S 60 1B 1B		B SL 77 B SL 79 B FC 89 C FC 87 X FC 87 3-1 G6-3 ②		C FF 90 B SL 79 F SL 79 F FF 91 F FF 92 B CU 77 X FF 91 2-2 E3 60 E 38 2B	X SI 91 0-0 P4 ③		C CH 90 B CU 78 T SI 94 B CH 91 C CU 77 2-3 K ③		3 1 1 0 0 0 0 2 0 0 0 0 1 2						
60 Chris Valaika, R (1, 3) OBP: 0.222, SLG: 0.278 28 Chris Coghlan, L (6, 3) OBP: 0.211, SLG: 0.222		X CU 69 0-0 61 G4-6-3 1-2 1B		C FC 86 B FC 87 X SL 81 1-1 L6 ③		1 SAFE 1 SAFE B FF 90 B FF 91 X FF 92 2-0 E4 61 BB 38 2B 1-3		X SI 92 0-0 BB 2B		S FF 91 S SL 86 B SL 88 S SL 85 1-3 K ①	3 1 1 0 0 0 1 2 0 1 0 0 1 0						
61 Christian Villanueva, R (1, 5) OBP: 0.333, SLG: 0.308 77 Kris Bryant, R (6, 5) OBP: 0.250, SLG: 0.727		C FC 86 B SL 77 B CH 76 X FC 87 2-1 G4-6-3 ②③ 1-2f 2-3			B SI 92 S SI 92 X CH 79 1-1 P3 ①	B FA 90 D CH 84 B FA 91 C FF 91 F CH 90 B FF 93 4-2 38 2B 1-2 BB		C CU 80 B SI 90 S CU 81 S CU 83 1-3 K ①		B SL 84 B SI 90 B SI 90 C SI 89 X FF 90 3-1 G6-3 ②	2 1 0 0 1 0 2 2 0 0 0 0 1 1						
38 John Baker, L (1, 2) OBP: 0.385, SLG: 0.538 Matt Szczur, R (6, PR) OBP: 0.333, SLG: 0.143 (6, 7)		X FC 86 0-0 43 G6-3 1B			C SI 92 B SI 94 X SI 93 1-1 L7 ②	B FF 91 D CH 85 X FF 90 2-0 1-H 2-H 3-H 2B		B SI 92 B CU 80 C SI 92 B CU 82 C SI 91 B CU 81 4-2 BB		X FF 90 0-0 F8 ③	3 0 2 3 0 0 0 1 0 0 0 1 0 0						
Inning Stats	R: 0 H: 1 E: 0 LOB: 0 K: 2 BB: 0 S: 8 P: 13	R: 1 H: 3 E: 0 LOB: 1 K: 0 BB: 0 S: 7 P: 10	R: 0 H: 1 E: 0 LOB: 1 K: 1 BB: 0 S: 7 P: 9	R: 1 H: 1 E: 0 LOB: 0 K: 0 BB: 0 S: 11 P: 20	R: 0 H: 1 E: 0 LOB: 1 K: 0 BB: 0 S: 8 P: 13	R: 4 H: 2 E: 2 LOB: 1 K: 1 BB: 1 S: 22 P: 35	R: 1 H: 2 E: 0 LOB: 2 K: 0 BB: 1 S: 8 P: 17	R: 0 H: 1 E: 0 LOB: 3 K: 3 BB: 2 S: 13 P: 26	R: 0 H: 0 E: 0 LOB: 0 K: 1 BB: 0 S: 5 P: 8	R: 0 H: 0 E: 0 LOB: 0 K: 1 BB: 0 S: 6 P: 10	1B: 7 SF: 0 2B: 2 SAC: 0 3B: 0 DP: 2 HR: 3 HBP: 0						

PITCHER		IP	WLS	BF	H	R	ER	SO	BB	IBB	HBP	BLK	WP	HR	S	P	ERA	WHIP
28 Randy Wolf, L ERA: 6.0	(1, 1)	4.0		16	6	2	2	3	0	0	0	0	0	2	33	52	4.50	1.500
56 Fernando Rodney, R ERA: 10.13	(5, 1)	1.0	H	4	1	0	0	0	0	0	0	0	0	0	8	13	0.00	1.000
41 Charlie Furbush, L ERA: 6.75	(6, 1)	0.2	B	4	1	2	1	1	0	0	0	0	0	1	16	21	13.50	1.500
52 Ramon E Ramirez, R ERA: 7.94	(6, 1)	0.1		7	3	3	1	0	2	0	0	0	0	0	12	29	27.00	15.000
Logan Kensing, R ERA:	(7, 1)	2.0		8	1	0	0	3	2	0	0	0	0	0	15	28	0.00	1.500

PITCHER		IP	WLS	BF	H	R	ER	SO	BB	IBB	HBP	BLK	WP	HR	S	P	ERA	WHIP
54 Tom Wilhelmsen, R ERA: 3.18	(9, 1)	1.0		3	0	0	0	1	0	0	0	0	0	0	5	8	0.00	0.000
44 Lucas Luetge, L ERA: 5.68	(10, 1)	1.0	W	3	0	0	0	1	0	0	0	0	0	0	6	10	0.00	0.000

TOP

Chicago Cubs @ Seattle Mariners

Peoria Stadium, Peoria, AZ

Wed Mar 12 2014, 10:09 PM - 1:54 AM EDT

Att. 8,933 - Cloudy - 76 F

livebaseballscorecards.com

AB	41
R	7
H	12
RBI	7
BB	4
SO	9
LOB	20

WP: 0	PA: 45		
PB: 0			
SB: 2			
CS: 1			

Chicago Cubs @ Seattle Mariners

Peoria Stadium, Peoria, AZ

Wed Mar 12 2014, 10:09 PM - 1:54 AM EDT

Att. 8,933 - Cloudy - 76 F

livebaseballscorecards.com

Batter	1	2	3	4	5	6	7	8	9	10	AB	R	H	RBI	BB	SO	LOB
36 Abraham Almonte, S (1, 8) OBP: 0.212, SLG: 0.267	C SI 91 B SI 92 B SI 83 X SI 91 2-1 G6-3 ①	C CU 74 B CU 78 B SI 93 C CU 75 D SI 94 B CU 75 4-2 15 G6-4-3 1-2 2-3 BB		B FC 87 S CH 79 C SL 80 X CH 78 1-2 G5-3 ③		X SI 92 0-0 FC6-4 ② 1-2f 2-3		X CH 83 0-0 F9 ③		F FF 90 B FF 88 B FF 92 X FF 91 2-1 8 1B 69 1B 1B	5	1	1	0	1	0	2
15 Kyle Seager, L (1, 5) OBP: 0.345, SLG: 0.280 8 Willie Bloomquist, R (6, 5) OBP: 0.304, SLG: 0.348	B SI 90 B SI 92 B SI 90 B 4-0 22 S 22 2B BB	C SI 92 F CU 77 F SI 93 D SL 80 B CU 77 D CU 77 X SI 92 3-2 ② ③ G6-4-3 1-2f			C SI 92 X SI 93 0-1 G4-3 ①	C SI 91 F SI 93 F SI 92 X CU 80 0-2 P3 ③			B SL 82 S FF 89 B CU 73 X FF 90 2-1 F8 ①	1 SAFE F FF 91 X SI 91 0-1 69 1B 1-3 1B	2 3	1 0	0 1	0 0	1 0	0 0	3 3
22 Robinson Canó, L (1, 4) OBP: 0.682, SLG: 0.737 69 Ty Kelly, S (5, PR) OBP: 0.313, SLG: 0.231 (6, 4)	C SI 90 D SI 92 1 SAFE B SI 89 S SI 91 X CU 76 2-2 17 F9 1-H 2B	S CU 75 B SI 92 B SI 91 B CU 75 B FF 90 4-1 17 G4-6-3 BB			X SI 92 0-0 17 F8 2B		B SI 90 C SI 89 B FS 87 X SI 91 2-1 G3 ①		B SL 81 B FF 89 B FF 89 C FF 88 B FF 89 4-1 63 2B 99 1B BB	B FA 88 C CH 87 B FF 92 C CH 86 X FF 92 2-2 1-2 3-H 1B	2 2	0 1	2 1	1 1	1 1	0 0	0 0
17 Justin Smoak, S (1, 3) OBP: 0.364, SLG: 0.481 63 Jesus Montero, R (6, 3) OBP: 0.355, SLG: 0.621	C SI 93 S SI 92 B SI 95 F SI 93 D CU 77 B SI 92 X SI 92 3-2 ② F9 2-3	T SI 91 X SI 92 0-1 ① ② G4-6-3 1-2f			B FC 89 B SI 92 X FC 91 2-0 ② F8 2-3		B SI 91 X SI 93 1-0 ② G5-3		C FF 88 X CU 74 0-1 99 1B 4 1B 1-3 2B		3 2	0 1	0 1	0 0	0 0	0 0	3 0
20 Logan Morrison, L (1, 10) OBP: 0.353, SLG: 0.345 39 Xavier Avery, L (9, PH) OBP: 0.357, SLG: 0.250 (10, 10)	B SI 93 B SI 93 B SI 92 C SI 92 X SI 92 3-1 ③ G4-3	B CU 76 C SI 82 B SI 91 B CU 76 C SI 91 B SI 92 4-2 BB			B SI 91 X FC 91 1-0 ③ P5		S SI 90 C CU 80 B SI 91 B FS 87 B SI 90 F FC 90 B SI 94 4-2 99 FC5 7 1B BB		F SL 83 B SL 82 F FF 90 F FF 90 T SL 83 1-2 ② K		2 1	0 0	0 0	0 0	2 0	0 1	3 2
13 Dustin Ackley, L (1, 7) OBP: 0.500, SLG: 0.821 7 Stefen Romero, R (7, 7) OBP: 0.281, SLG: 0.548		B SI 90 B CH 83 C SI 91 B SI 91 F SI 90 B SI 91 4-2 55 G3 5 1B BB	B FF 92 F FF 91 F FF 92 F CU 80 C FC 88 1-3 ③ K			B SI 89 C FF 90 S SI 90 X FS 88 1-2 55 2B 1B	X SI 92 0-0 1-2 1B		B SL 83 S FF 89 B FF 91 B FF 90 B FF 90 4-1 99 1B 4 1B BB		2 1	2 1	1 1	0 0	1 1	1 0	1 0
55 Michael Saunders, L (1, 9) OBP: 0.400, SLG: 0.571 99 James Jones, L (6, PR) OBP: 0.273, SLG: 0.364 (7, 9)		1 SAFE B SI 90 B SI 92 X SI 90 2-0 ① G3 1-2		C FF 87 S SL 80 X CU 72 0-2 ① F8		B SI 91 B SI 89 X FC 89 2-0 36 FC6-4 1-H 2B	C CU 80 B SI 90 X SI 92 1-1 ③ FC5 2-3f		X SL 82 0-0 4 1B 1-2 2-3 3-H 1B		3 2	0 0	1 1	1 1	0 0	0 0	1 2
3 Mike Zunino, R (1, 2) OBP: 0.333, SLG: 0.500 4 John Buck, R (6, 2) OBP: 0.294, SLG: 0.333		H SI 90 1-0 36 BB 5 1B HBP		S FF 87 S SL 80 S SL 80 0-3 ② K		X SI 92 0-0 ① L9		C CU 73 C FF 91 S SL 82 0-3 ① K	S SI 89 B SI 90 S CH 80 B FF 90 X SI 92 2-2 1-2 2-H 3-H 1B		1 3	0 0	0 1	0 2	0 0	1 1	0 1
5 Brad Miller, L (1, 6) OBP: 0.429, SLG: 0.800 74 Chris Taylor, R (7, 6) OBP: 0.238, SLG: 0.368		B SI 92 B SI 91 X SI 90 2-0 36 BB 1-2 2-H 1B		S SL 81 S SL 80 F SL 82 B CU 73 B FC 86 F CU 73 F SL 79 X FC 88 2-2 HR		S CU 80 B SI 92 F SI 91 F SI 92 X 1-2 CI 36 FC6-4		B FF 91 F FF 90 S SL 83 B SL 83 F FF 91 B CH 83 S SL 83 3-3 ② K	B CH 80 C CU 80 B SI 90 B CH 80 C CH 79 S CH 81 3-3 ③ K		2 2	1 0	2 0	2 0	0 2	0 2	0 2
Inning Stats	R: 1 H: 1 E: 0 LOB: 1 K: 0 BB: 1 S: 11 P: 25	R: 1 H: 1 E: 0 LOB: 2 K: 0 BB: 2 S: 10 P: 26	R: 0 H: 0 E: 0 LOB: 1 K: 1 BB: 2 S: 9 P: 18	R: 1 H: 1 E: 0 LOB: 0 K: 1 BB: 0 S: 15 P: 18	R: 0 H: 1 E: 0 LOB: 2 K: 0 BB: 0 S: 5 P: 8	R: 1 H: 2 E: 1 LOB: 3 K: 0 BB: 0 S: 14 P: 18	R: 0 H: 1 E: 0 LOB: 2 K: 0 BB: 1 S: 9 P: 17	R: 0 H: 0 E: 0 LOB: 0 K: 2 BB: 0 S: 8 P: 11	R: 3 H: 3 E: 0 LOB: 2 K: 2 BB: 2 S: 17 P: 33	R: 1 H: 3 E: 0 LOB: 2 K: 0 BB: 0 S: 7 P: 11						

PITCHER		IP	WLS	BF	H	R	ER	SO	BB	IBB	HBP	BLK	WP	HR	S	P	ERA	WHIP
55 James McDonald, R	(1, 1)	2.2		14	2	2	2	0	5	0	1	0	0	0	26	64	6.75	2.625
ERA: 12.71																		
83 Hunter Cervenka, L	(3, 1)	0.1		1	0	0	0	1	0	0	0	0	0	0	4	5	0.00	0.000
ERA:																		
40 James Russell, L	(4, 1)	1.0		4	1	1	1	1	0	0	0	0	0	1	15	18	9.00	1.000
ERA: 9.0																		
71 Dallas Beeler, R	(5, 1)	3.0		15	4	1	1	0	1	0	0	0	0	0	28	43	3.00	1.667
ERA: 3.86																		
67 Tsuyoshi Wada, L	(8, 1)	1.2	H	9	2	3	3	3	2	0	0	0	0	0	19	33	16.20	2.400
ERA: 7.36																		

PITCHER		IP	WLS	BF	H	R	ER	SO	BB	IBB	HBP	BLK	WP	HR	S	P	ERA	WHIP
90 Frank Batista, R	(9, 1)	0.1	B	2	1	0	0	1	0	0	0	0	0	0	6	11	0.00	3.000
ERA: 10.13																		
73 Marcus Hatley, R	(10, 1)	0.0	L	3	3	1	1	0	0	0	0	0	0	0	7	11	∞	∞
ERA: 3.0																		

BOTTOM

AB	38
R	8
H	13
RBI	8
BB	8
SO	6
LOB	23

1B: 8	SF: 0	WP: 0	PA: 48
2B: 4	SAC: 0	PB: 0	
3B: 0	DP: 2	SB: 1	
HR: 1	HBP: 1	CS: 0	

Batter	1	2	3	4	5	6	7	8	9	AB	R	H	RBI	BB	SO	LOB
9 Dee Strange-Gordon, L (1, 4) OBP: 0.308, SLG: 0.417 7 Alex Guerrero, R (6, 4) OBP: 0.333, SLG: 0.500	1B		K		3B		2B			3 1	0 0	2 1	1 2	0 0	1 0	0 0
25 Carl Crawford, L (1, 7) OBP: 0.313, SLG: 0.154 91 Trayvon Robinson, S (8, 9) OBP: 0.200, SLG: 0.800	P5		L3		F7		PO	1B		4 0	0 0	1 0	0 0	0 0	0 0	2 0
66 Yasiel Puig, R (1, 9) OBP: 0.167, SLG: 0.242 95 O'Koyea Dickson, R (8, 3)	P6			K		G6-3		F8		4 0	0 0	0 0	0 0	0 0	1 0	2 0
23 Adrián González, L (1, 3) OBP: 0.394, SLG: 0.500 60 José Domínguez, R (8, 1)	G5-3			G3-1		K		P6		4 0	0 0	0 0	0 0	0 0	1 0	2 0
16 Andre Ethier, L (1, 8) OBP: 0.400, SLG: 0.515 28 Jamey Wright, R (6, 1) 44 Chris Withrow, R (7, 1) 37 Mike Baxter, L (8, PH) OBP: 0.324, SLG: 0.355 (8, 7)		BB		2B		F7		G4-3		2 0 0 1	0 0 0 0	1 0 0 0	0 0 0 0	1 0 0 0	0 0 0 0	0 0 0 1
10 Justin Turner, R (1, 5) OBP: 0.394, SLG: 0.407 Brendan Harris, R (7, 5) OBP: 0.250, SLG: 0.150		K		G3			G6-3		K	3 1	0 0	0 0	0 0	0 0	1 1	2 0
17 A.J. Ellis, R (1, 2) OBP: 0.226, SLG: 0.111 31 Drew Butera, R (7, 2) OBP: 0.429, SLG: 0.600		K			F9		1B		HR	3 1	1 1	1 1	0 1	0 0	1 0	1 0
72 Miguel Rojas, R (1, 6) OBP: 0.458, SLG: 0.500 91 Corey Seager, L (7, 6) OBP: 0.333, SLG: 0.333		G4-3			2B		2B		K	3 1	2 0	2 0	0 0	0 0	0 1	1 0
61 Josh Beckett, R (1, 1) 75 Paco Rodríguez, L (4, 1) Chris O'Brien, S (5, PH) 52 Javy Guerra, R (5, 1) 65 Joc Pederson, L (6, 8) OBP: 0.375, SLG: 0.480			K	F8		K			K	1 0 1 0 2	0 0 0 0 0	0 0 0 0 0	0 0 0 0 0	0 0 0 0 0	1 0 0 0 2	0 0 1 0 2
Inning Stats	R: 0 E: 0 K: 0 S: 4 H: 1 LOB: 1 BB: 0 P: 4	R: 0 E: 0 K: 2 S: 7 H: 0 LOB: 1 BB: 1 P: 11	R: 0 E: 0 K: 2 S: 7 H: 0 LOB: 0 BB: 0 P: 7	R: 0 E: 0 K: 1 S: 6 H: 1 LOB: 1 BB: 0 P: 7	R: 1 E: 0 K: 0 S: 6 H: 2 LOB: 1 BB: 0 P: 6	R: 0 E: 0 K: 1 S: 5 H: 0 LOB: 0 BB: 0 P: 5	R: 2 E: 0 K: 1 S: 7 H: 3 LOB: 0 BB: 0 P: 7	R: 0 E: 0 K: 0 S: 4 H: 1 LOB: 1 BB: 0 P: 5	R: 1 E: 0 K: 3 S: 12 H: 1 LOB: 0 BB: 0 P: 15	1B: 3 2B: 4 3B: 1 HR: 1 SF: 0 SAC: 0 DP: 0 HBP: 0						

TOP

Los Angeles Dodgers @ Chicago Cubs

Cubs Park, Mesa, AZ

Fri Mar 14 2014, 4:10 PM - 7:05 PM EDT

Att. 15,191 - Partly Cloudy - 77 F

livebaseballscorecards.com

AB	35
R	4
H	9
RBI	4
BB	1
SO	10
LOB	14

PITCHER		IP	WLS	BF	H	R	ER	SO	BB	IBB	HBP	BLK	WP	HR	S	P	ERA	WHIP
79 Kyle Hendricks, R ERA: 3.38	(1, 1)	3.0		11	1	0	0	4	1	0	0	0	0	0	18	22	0.00	0.667
33 Carlos Villanueva, R ERA: 5.87	(4, 1)	3.0	W	12	3	1	1	2	0	0	0	0	1	0	17	18	3.00	1.000
41 Jose Veras, R ERA: 9.0	(7, 1)	1.0		5	3	2	2	1	0	0	0	0	0	0	7	7	18.00	3.000
85 Neil Ramírez, R ERA:	(8, 1)	1.0	H	4	1	0	0	0	0	0	0	0	0	0	4	5	0.00	1.000
62 Alberto Cabrera, R ERA: 2.25	(9, 1)	1.0	S	4	1	1	1	3	0	0	0	0	0	1	12	15	9.00	1.000

PITCHER	IP	WLS	BF	H	R	ER	SO	BB	IBB	HBP	BLK	WP	HR	S	P	ERA	WHIP

WP: 1 PB: 0 SB: 2 CS: 0 PA: 37

Batter	1	2	3	4	5	6	7	8	9	AB	R	H	RBI	BB	SO	LOB
43 Emilio Bonifácio, S (1, 8) OBP: 0.269, SLG: 0.440 7 Brett Jackson, L (7, 8) OBP: 0.385, SLG: 0.111	6 CS 1B		L5			G6-3	P5			3 0 1 0 0 0 0 1 0 0 0 0 0 1						
6 Ryan Sweeney, L (1, 10) OBP: 0.056, SLG: 0.056 54 Darnell McDonald, R (7, PH) OBP: 0.375, SLG: 0.167 (8, 10)	K 1-2			K		K	K			3 0 0 0 0 3 1 1 0 0 0 0 1 1						
19 Nate Schierholtz, L (1, 9) OBP: 0.375, SLG: 0.524 51 Ryan Kalish, L (6, PR) OBP: 0.333, SLG: 0.200 (7, 9)	44 FC6 BB			20 FC5-4 44 BB 1B		44 E 2B		G3		2 0 2 0 1 0 0 1 1 0 0 0 0 0						
44 Anthony Rizzo, L (1, 3) OBP: 0.435, SLG: 0.571 60 Chris Valaika, R (6, PR) OBP: 0.211, SLG: 0.263 (7, 3)	FC6 1-2f			20 FC5-4 1-2 BB		E9 20 1B 2-H 1B		K		2 0 1 1 1 0 1 1 1 0 0 0 1 0						
20 Justin Ruggiano, R (1, 7) OBP: 0.550, SLG: 0.889 28 Chris Coghlan, L (7, 7) OBP: 0.250, SLG: 0.316		G5-3		FC5-4 24 PO 1-2f 2-3		24 HR 2-H 1B		2B		3 1 1 1 0 0 2 1 0 1 0 0 0 0						
24 Luis Valbuena, L (1, 5) OBP: 0.350, SLG: 0.500 61 Christian Villanueva, R (7, 5) OBP: 0.313, SLG: 0.286		G3		1 SAFE PO 1-2	8 1B 9 FC3-6 BB	1-H HR		F9		2 2 1 2 1 0 0 1 0 0 0 0 0 1						
8 Donnie Murphy, R (1, 6) OBP: 0.250, SLG: 0.261 82 Raffy Lopez, L (7, 2)		G5-3			9 FC3-6 1-3 1B	K				3 0 1 0 0 1 1 0 0 0 0 0 0 0						
9 George Kottaras, L (1, 2) OBP: 0.250, SLG: 0.400 70 Javier Báez, R (7, 6) OBP: 0.318, SLG: 0.818			15 G6-4-3 BB		FC3-6 15 G5-4-3 1-2f 3-H		K			1 0 0 1 1 0 1 1 0 0 0 0 1 0						
15 Darwin Barney, R (1, 4) OBP: 0.333, SLG: 0.429 4 Ryan Roberts, R (7, PR) OBP: 0.353, SLG: 0.438 (8, 4)			G6-4-3 1-2f		G5-4-3 1-2f		BB			2 0 0 0 1 0 2 0 0 0 0 0 0 0						
Inning Stats	R: 0 H: 1 E: 0 LOB: 1 K: 1 BB: 1 S: 5 P: 9	R: 0 H: 0 E: 0 LOB: 0 K: 0 BB: 0 S: 3 P: 3	R: 0 H: 0 E: 0 LOB: 0 K: 0 BB: 1 S: 2 P: 6	R: 0 H: 1 E: 0 LOB: 1 K: 1 BB: 1 S: 5 P: 9	R: 1 H: 1 E: 0 LOB: 0 K: 0 BB: 1 S: 3 P: 7	R: 4 H: 4 E: 1 LOB: 1 K: 2 BB: 0 S: 12 P: 12	R: 0 H: 0 E: 0 LOB: 1 K: 2 BB: 1 S: 7 P: 11	R: 0 H: 1 E: 0 LOB: 1 K: 1 BB: 0 S: 6 P: 6		1B: 5 SF: 0 2B: 2 SAC: 0 3B: 0 DP: 2 HR: 1 HBP: 0						

BOTTOM

Los Angeles Dodgers @ Chicago Cubs

Cubs Park, Mesa, AZ

Fri Mar 14 2014, 4:10 PM - 7:05 PM EDT

Att. 15,191 - Partly Cloudy - 77 F

livebaseballscorecards.com

AB	28
R	5
H	8
RBI	5
BB	5
SO	7
LOB	11

1B: 5 SF: 0
2B: 2 SAC: 0
3B: 0 DP: 2
HR: 1 HBP: 0

WP: 0 PA: 34
PB: 0
SB: 0
CS: 1

PITCHER	IP	WLS	BF	H	R	ER	SO	BB	IBB	HBP	BLK	WP	HR	S	P	ERA	WHIP
61 Josh Beckett, R (1, 1) ERA: 5.63	3.0		10	1	0	0	1	2	0	0	0	0	0	10	18	0.00	1.000
75 Paco Rodríguez, L (4, 1) ERA:	1.0		4	1	0	0	1	1	0	0	0	0	0	5	9	0.00	2.000
52 Javy Guerra, R (5, 1) ERA: 2.57	1.0	B	4	1	1	1	0	1	0	0	0	0	0	3	7	9.00	2.000
28 Jamey Wright, R (6, 1) ERA: 10.5	1.0	L	7	4	4	4	2	0	0	0	0	0	1	12	12	36.00	4.000
44 Chris Withrow, R (7, 1) ERA: 4.26	1.0		4	0	0	0	2	1	0	0	0	0	0	7	11	0.00	1.000

PITCHER	IP	WLS	BF	H	R	ER	SO	BB	IBB	HBP	BLK	WP	HR	S	P	ERA	WHIP
60 José Domínguez, R (8, 1) ERA:	1.0		4	1	0	0	1	0	0	0	0	0	0	6	6	0.00	1.000

Batter	1	2	3	4	5	6	7	8	9	AB	R	H	RBI	BB	SO	LOB
21 Junior Lake, R (1, 8) OBP: 0.167, SLG: 0.136	F FF 92 B FF 94 S FC 87 B CH 84 S CH 85 2-3 ① K	B FC 89 D CH 84 1 SAFE B FC 87 1 SAFE F FF 93 C FF 93 F CH 83 X CH 85 3-2 ③ L8	X KC 77 0-0 ③ G6-3	B FF 88 F FC 88 B X FF 88 2-1 ③ F8		4	0	0	0	0	1	1
4 Ryan Roberts, R (1, 4) OBP: 0.300, SLG: 0.368 38 John Baker, L (7, 2) OBP: 0.429, SLG: 0.643	C FF 94 F FC 88 B FF 94 S CH 85 1-3 ② K	B FF 91 S FC 85 B FF 90 B CH 82 X FF 91 3-1 ① G5-3	C FF 86 F SL 80 F SL 80 F SL 79 S SL 81 0-3 ① K	C FF 89 B CU 72 B CU 73 X FF 90 2-1 94 1B 86 1B 2B	3 1	0 1	0 1	0 1	0 0	2 0	0 0
5 Welington Castillo, R (1, 2) OBP: 0.333, SLG: 0.267 94 Wes Darvill, L (7, PR) OBP: 1.000, SLG: 1.000 (7, 4)	B FF 94 C CH 83 B FC 88 X CH 83 2-1 ③ P1	C FF 92 B KC 78 F CH 82 B FC 88 S CH 84 2-3 ② K	B FF 86 B FF 87 B SI 86 B FF 87 4-0 94 G3-6 BB	X FF 90 0-0 86 1B 7 1B 1B 2-3	2 1	0 1	0 1	1 0	1 0	1 0	0 0
20 Justin Ruggiano, R (1, 7) OBP: 0.500, SLG: 0.800 94 Rubi Silva, L (5, 9)	C FF 92 F FC 85 F FF 94 S CH 85 0-3 ① K	C KC 77 B FF 90 S FC 85 B FF 92 B CH 82 S FC 86 3-3 ③ K	B FF 87 X FF 87 1-0 ② ③ G3-6 1-2f	S FF 90 B FF 90 F FF 91 S CH 83 1-3 ① K	2 2	0 0	0 0	0 0	0 1	2 3	0 0
30 Mike Olt, R (1, 3) OBP: 0.280, SLG: 0.640	B FF 92 X FC 89 1-0 ② F7	B FF 90 C CH 83 F CH 83 B FC 86 S CH 82 2-3 ① K	C SL 82 B CH 82 X FF 88 1-1 ① P6	B CU 73 C FF 92 B CH 82 B FF 90 1 SAFE C FF 90 F FF 91 F FF 90 1 SAFE 3-3 ② K	4	0	0	0	0	2	2
60 Chris Valaika, R (1, 6) OBP: 0.227, SLG: 0.273 86 Marco Hernández, L (8, 6) OBP: 1.000, SLG: 1.000	B FF 93 S CH 85 S CH 85 F CH 85 S CH 85 1-3 ③ K	X KC 78 0-0 ② G5-3	C FF 89 F SL 84 X CU 72 0-2 7 HR 27 E 1B	X FF 91 0-0 7 1B 27 BB 1-3 3-H 1B	3 1	1 1	1 1	0 1	0 0	1 0	0 0
27 Josh Vitters, R (1, 10) OBP: 0.313, SLG: 0.154	C FF 92 F KC 78 B FF 93 B CH 84 S CH 83 2-3 ① K	B FF 92 F FF 91 F FC 85 B FF 92 S CH 82 2-3 ③ K	F FC 87 B FF 88 B SL 82 C FF 89 X SL 81 2-2 FC6 7 HR 1-2	B CH 82 F CH 82 B CU 73 B FF 91 B FF 90 4-1 7 1B BB 1-2	3	1	0	0	1	2	1
7 Brett Jackson, L (1, 9) OBP: 0.412, SLG: 0.462 (5, 7)	B KC 78 C FF 92 S KC 80 S FC 88 1-3 ② K	C FF 90 C CH 82 B FC 86 X FC 86 1-2 ① G1	B FF 89 B CH 82 X FF 88 2-0 1-H 2-H HR	F FF 91 B CU 72 F FF 91 D CU 75 D CU 74 F FF 90 X FF 91 3-2 1-3 2-H 3-H 1B	4	1	2	5	0	1	0
61 Christian Villanueva, R (1, 5) OBP: 0.300, SLG: 0.278	S FF 92 X CH 82 0-1 1B	X FF 91 0-0 ② L9	X SL 83 0-0 ② G5-3	X CH 76 0-0 ③ P2	4	0	1	0	0	0	2
Inning Stats	R: 0 E: 0 K: 2 S: 8 H: 0 LOB: 0 BB: 0 P: 13	R: 0 E: 0 K: 2 S: 9 H: 0 LOB: 0 BB: 0 P: 11	R: 0 E: 0 K: 2 S: 12 H: 1 LOB: 1 BB: 0 P: 18	R: 0 E: 0 K: 2 S: 8 H: 0 LOB: 0 BB: 0 P: 16	R: 0 E: 0 K: 2 S: 7 H: 0 LOB: 0 BB: 0 P: 11	R: 0 E: 0 K: 0 S: 5 H: 0 LOB: 0 BB: 0 P: 6	R: 0 E: 0 K: 1 S: 6 H: 0 LOB: 1 BB: 1 P: 11	R: 3 E: 1 K: 0 S: 12 H: 2 LOB: 0 BB: 0 P: 19	R: 3 E: 0 K: 2 S: 22 H: 4 LOB: 2 BB: 1 P: 35	1B: 5 2B: 1 3B: 0 HR: 1 SF: 0 SAC: 0 DP: 1 HBP: 0						

TOP

Chicago Cubs @ Kansas City Royals

Surprise Stadium, Surprise, AZ

Sat Mar 15 2014, 4:08 PM - 7:03 PM EDT

Att. 7,361 - Sunny - 81 F

livebaseballscorecards.com

AB	34
R	6
H	7
RBI	6
BB	2
SO	13
LOB	9

PITCHER		IP	WLS	BF	H	R	ER	SO	BB	IBB	HBP	BLK	WP	HR	S	P	ERA	WHIP
33 James Shields, R ERA: 0.61	(1, 1)	6.0		19	1	0	0	10	0	0	0	0	0	0	49	75	0.00	0.167
49 Donnie Joseph, L ERA:	(7, 1)	1.0		3	0	0	0	1	1	0	0	0	0	0	6	11	0.00	1.000
60 Jon Rauch, R ERA: 9.0	(8, 1)	1.0		6	2	3	2	0	0	0	0	0	0	1	12	19	18.00	2.000
55 Tim Collins, L ERA: 6.75	(9, 1)	0.2	L	7	4	3	3	2	1	0	0	0	0	0	21	34	40.50	7.500
47 Cory Wade, R ERA: 9.64	(9, 1)	0.1		1	0	0	0	0	0	0	0	0	0	0	1	1	0.00	0.000

PITCHER	IP	WLS	BF	H	R	ER	SO	BB	IBB	HBP	BLK	WP	HR	S	P	ERA	WHIP

Chicago Cubs @ Kansas City Royals

Surprise Stadium, Surprise, AZ

Sat Mar 15 2014, 4:08 PM - 7:03 PM EDT

Att. 7,361 - Sunny - 81 F

BOTTOM

Batter	1	2	3	4	5	6	7	8	9	AB	R	H	RBI	BB	SO	LOB
1 Jarrod Dyson, L (1, 8) OBP: 0.548, SLG: 0.545 6 Brett Eibner, R (6, PH) OBP: 0.143, SLG: 0.143 (7, 8)	HR		BB	BB		G5-3			1B	1 2	2 0	1 1	1 0	2 0	0 0	0 0
9 Johnny Giavotella, R (1, 4) OBP: 0.345, SLG: 0.667 64 Jimmy Paredes, S (7, 4) OBP: 0.174, SLG: 0.136	1B		HR	SF7			G6-3		F7	2 2	1 0	2 0	3 0	0 0	0 0	0 1
35 Eric Hosmer, L (1, 3) OBP: 0.325, SLG: 0.553 50 Ramon Hernandez, R (7, 3) OBP: 0.600, SLG: 0.545	G4-6-3		1B	F8			G6-3		1B	3 2	0 0	1 1	0 0	0 0	0 0	2 0
16 Billy Butler, R (1, 10) OBP: 0.425, SLG: 0.472 12 Brett Hayes, R (7, PH) OBP: 0.389, SLG: 0.333 (8, 10)	K		1B	K			P4			3 1	0 0	1 0	0 0	0 0	2 0	0 0
4 Alex Gordon, L (1, 7) OBP: 0.371, SLG: 0.636 38 Brian Fletcher, R (7, 7) OBP: 0.250, SLG: 1.000		G4-3	L8		G4-3			HR		3 1	0 1	0 1	0 1	0 0	0 0	2 0
13 Salvador Perez, R (1, 2) OBP: 0.433, SLG: 0.704 32 Adam Moore, R (7, 2) OBP: 0.235, SLG: 0.133		1B	BB		1B			K		2 1	0 0	2 0	0 0	1 0	0 1	0 0
8 Mike Moustakas, L (1, 5) OBP: 0.513, SLG: 0.906 92 Brian Bocock, R (7, 5)		L7	F8		G6-3			G4-3		3 1	0 0	0 0	0 0	0 0	0 0	5 0
27 Justin Maxwell, R (1, 9) OBP: 0.385, SLG: 0.605 7 Carlos Peguero, L (7, 9) OBP: 0.462, SLG: 0.350		G4-3		1B		K		K		3 1	1 0	1 0	0 0	0 0	1 1	1 0
45 Jason Donald, R (1, 6) OBP: 0.382, SLG: 0.333 37 Pedro Ciriaco, R (7, 6) OBP: 0.357, SLG: 0.571			F9	G1-3		G5-3			K	3 1	0 0	0 0	0 0	0 0	0 1	1 0
Inning Stats	R: 1 E: 0 K: 1 S: 11 H: 2 LOB: 0 BB: 0 P: 18	R: 0 E: 0 K: 0 S: 13 H: 1 LOB: 1 BB: 0 P: 19	R: 2 E: 0 K: 0 S: 21 H: 3 LOB: 3 BB: 2 P: 39	R: 1 E: 0 K: 0 S: 6 H: 1 LOB: 1 BB: 1 P: 16	R: 0 E: 0 K: 1 S: 10 H: 1 LOB: 1 BB: 0 P: 17	R: 0 E: 0 K: 1 S: 9 H: 0 LOB: 0 BB: 0 P: 14	R: 0 E: 0 K: 0 S: 4 H: 0 LOB: 0 BB: 0 P: 7	R: 1 E: 0 K: 2 S: 9 H: 1 LOB: 0 BB: 0 P: 12	R: 0 E: 0 K: 1 S: 9 H: 2 LOB: 2 BB: 0 P: 14	1B: 8 2B: 0 3B: 0 HR: 3	SF: 1 SAC: 0 DP: 1 HBP: 0					WP: 2 PB: 0 SB: 1 CS: 0	PA: 39

livebaseballscorecards.com

	AB	35
	R	5
	H	11
	RBI	5
	BB	3
	SO	6
	LOB	12

PITCHER		IP	WLS	BF	H	R	ER	SO	BB	IBB	HBP	BLK	WP	HR	S	P	ERA	WHIP
29 Jeff Samardzija, R ERA: 6.39	(1, 1)	3.2		20	7	4	4	1	3	0	0	0	2	2	49	87	9.82	2.727
83 Hunter Cervenka, L ERA:	(4, 1)	0.1		1	0	0	0	0	0	0	0	0	0	0	2	5	0.00	0.000
46 Pedro Strop, R ERA:	(5, 1)	1.0		4	1	0	0	1	0	0	0	0	0	0	10	17	0.00	1.000
12 Chang-Yong Lim, R ERA: 6.0	(6, 1)	1.0		3	0	0	0	1	0	0	0	0	0	0	9	14	0.00	0.000
53 Wesley Wright, L ERA: 9.0	(7, 1)	1.0		3	0	0	0	0	0	0	0	0	0	0	4	7	0.00	0.000

PITCHER		IP	WLS	BF	H	R	ER	SO	BB	IBB	HBP	BLK	WP	HR	S	P	ERA	WHIP
Marcos Mateo, R ERA: 3.6	(8, 1)	1.0	W	4	1	1	1	2	0	0	0	0	0	1	9	12	9.00	1.000
83 Jeff Lorick, L ERA:	(9, 1)	1.0	S	4	2	0	0	1	0	0	0	0	0	0	9	14	0.00	2.000

Batter	1	2	3	4	5	6	7	8	9	AB	R	H	RBI	BB	SO	LOB
22 Eric Young Jr., S (1, 7) OBP: 0.385, SLG: 0.348	0-0 12 2B 5 2B 1B	0-0 F9		BBBB 4-0 BB			CFC 0-3 K 1	0-0 2-H 2B		4	1	2	1	1	1	0
12 Juan Lagares, R (1, 8) OBP: 0.387, SLG: 0.393	0-0 1-3 5 2B 2B		BBBBB 4-0 3 HBP 5 BB 30 1B BB	CFC 0-3 K 2			BBBBB 4-0 BB	0-0 G5-3 3		3	2	1	0	2	1	2
5 David Wright, R (1, 5) OBP: 0.278, SLG: 0.250 19 Zach Lutz, R (7, 5) OBP: 0.263, SLG: 0.667	0-0 2-H 3-H 30 2B 2B		BBBBB 4-0 30 1B 3 HBP 68 FC5-2 1-2 BB	0-0 G5-3 3			0-0 P6 2		0-0 9 2B 2B	3 1	1 1	1 1	2 1	1 0	0 0	2 0
3 Curtis Granderson, L (1, 9) OBP: 0.286, SLG: 0.480 9 Kirk Nieuwenhuis, L (7, 9) OBP: 0.467, SLG: 0.625	0-0 P5 1		H 1-0 68 FC5-2 30 1B 1-2 2-3 HBP		CSS 0-3 K 1		0-0 G3 3		0-0 30 S 30 SF8 2-H 2B	3 1	0 1	0 1	0 1	0 0	1 0	2 0
30 Andrew Brown, R (1, 10) OBP: 0.258, SLG: 0.464	0-0 2-H 2B		0-0 68 FC5-2 1-2 2-3 3-H 1B		FFT 0-2 K 2			BBBBB 4-0 4 HR 68 E BB	B X 1-0 SF8 1 2-H	3	1	2	3	1	1	0
68 Eric Campbell, R (1, 3) OBP: 0.393, SLG: 0.462	CFS 0-3 K 2		0-0 FC5-2 1 15 FC5-4 1-2 2-3 3-Hf		0-0 G6-3 3			1 SAFE X 0-0 F7 1 1-2	0-0 1B 2B	5	0	1	0	0	1	5
4 Wilmer Flores, R (1, 4) OBP: 0.281, SLG: 0.333	0-0 F9 3		STC 0-3 K 2			CFC 0-3 K 1		SX 0-1 2-H HR	CTC 0-3 K 2	5	1	1	2	0	3	5
15 Travis d'Arnaud, R (1, 2) OBP: 0.222, SLG: 0.240 Kevin Plawecki, R (7, 2) OBP: 0.600, SLG: 0.750		0-0 G6-3 1	0-0 FC5-4 3 1-2f			0-0 P4 2		BBBBB 4-0 22 2B 0 G4-3 BB	0-0 2-3 1B	3 1	0 1	0 1	0 1	0 0	0 1	3 0
0 Omar Quintanilla, L (1, 6) OBP: 0.217, SLG: 0.227		0-0 F8 2		0-0 F8 1		0-0 G4-3 3		0-0 G4-3 2 1-2	0-0 G6-3 3	5	0	0	0	0	0	3
Inning Stats	R: 3 H: 4 E: 0 LOB: 1 K: 1 BB: 0 S: 9 P: 9	R: 0 H: 0 E: 0 LOB: 0 K: 0 BB: 0 S: 3 P: 3	R: 1 H: 1 E: 0 LOB: 3 K: 1 BB: 2 S: 6 P: 15	R: 0 H: 0 E: 0 LOB: 1 K: 1 BB: 1 S: 5 P: 9	R: 0 H: 0 E: 0 LOB: 0 K: 2 BB: 0 S: 7 P: 7	R: 0 H: 0 E: 0 LOB: 1 K: 1 BB: 1 S: 5 P: 5	R: 0 H: 0 E: 0 LOB: 1 K: 1 BB: 1 S: 5 P: 9	R: 3 H: 2 E: 1 LOB: 1 K: 0 BB: 2 S: 6 P: 14	R: 2 H: 4 E: 0 LOB: 2 K: 1 BB: 0 S: 9 P: 10	1B: 3 SF: 1 2B: 7 SAC: 0 3B: 0 DP: 0 HR: 1 HBP: 1						

PITCHER		IP	WLS	BF	H	R	ER	SO	BB	IBB	HBP	BLK	WP	HR	S	P	ERA	WHIP
67 Tsuyoshi Wada, L ERA: 11.12	(1, 1)	2.0		14	5	4	4	1	2	0	1	0	0	0	13	22	18.00	3.500
90 Frank Batista, R ERA: 7.36	(3, 1)	1.0		3	0	0	0	1	0	0	0	0	0	0	5	5	0.00	0.000
Carlos Pimentel, R ERA:	(4, 1)	2.2		9	0	0	0	4	1	0	0	0	0	0	16	20	0.00	0.375
83 Yoanner Negrin, R ERA:	(6, 1)	0.1		1	0	0	0	0	0	0	0	0	0	0	1	1	0.00	0.000
50 Blake Parker, R ERA: 10.8	(7, 1)	1.0		4	0	0	0	1	1	0	0	0	0	0	5	9	0.00	1.000

PITCHER		IP	WLS	BF	H	R	ER	SO	BB	IBB	HBP	BLK	WP	HR	S	P	ERA	WHIP
59 Zac Rosscup, L ERA: 13.5	(8, 1)	0.2	L	5	1	3	3	0	2	0	0	0	0	1	4	12	40.50	4.500
Paolo Espino, R ERA:	(8, 1)	0.1		2	1	0	0	0	0	0	0	0	0	0	2	2	0.00	3.000
52 Justin Grimm, R ERA: 6.75	(9, 1)	1.0		7	4	2	2	1	0	0	0	0	0	0	9	10	18.00	4.000

TOP

New York Mets @ Chicago Cubs

Cashman Field, Las Vegas, NV

Sat Mar 15 2014, 4:10 PM - 7:31 PM EDT

Att. 9,106 - Sunny - 75 F

livebaseballscorecards.com

AB	37
R	9
H	11
RBI	9
BB	6
SO	8
LOB	22

WP: 0 PA: 45
PB: 0
SB: 1
CS: 0

New York Mets @ Chicago Cubs

Cashman Field, Las Vegas, NV

Sat Mar 15 2014, 4:10 PM - 7:31 PM EDT

Att. 9,106 - Sunny - 75 F

BOTTOM

livebaseballscorecards.com

Batter	1	2	3	4	5	6	7	8	9	AB	R	H	RBI	BB	SO	LOB
15 Darwin Barney, R (1, 4) OBP: 0.370, SLG: 0.458 Arismendy Alcántara, S (6, 4)	x 0-0 19 G3-6-3 1B		x 0-0 1B		x 0-0 ② L8		SST 0-2 ① K		CSC 0-3 ③ K	3 0 2 0 0 0 0 2 0 0 0 0 2 1						
8 Donnie Murphy, R (1, 5) OBP: 0.250, SLG: 0.296 Kris Bryant, R (8, 5) OBP: 0.250, SLG: 0.727	x 0-0 ① F8		x 0-0 ③ G5-3		x 0-0 44 BB 6 BB 2B		CFC 0-3 ② K			4 1 1 0 0 1 2 0 0 0 0 0 0 0						
19 Nate Schierholtz, L (1, 10) OBP: 0.393, SLG: 0.500	x 0-0 ② ③ G3-6-3 1-2f			x 0-0 44 HR 1B	BBBB 4-0 6 BB 44 BB BB		CCS 0-3 ③ K			3 1 1 0 1 1 1						
44 Anthony Rizzo, L (1, 3) OBP: 0.481, SLG: 0.833 28 Chris Coghlan, L (9, 3) OBP: 0.250, SLG: 0.316		BBFBX 3-1 HR		BFFX 1-2 1-H HR	BBBB 4-0 6 BB 1-2 2-3 BB			x 0-0 ① G4-3		3 2 2 3 1 0 0 0 0 0 0 0 0 0						
6 Ryan Sweeney, L (1, 8) OBP: 0.095, SLG: 0.050 98 Zeke DeVoss, S (7, 8)		x 0-0 ① L4		x 0-0 ① L9	BBBB 4-0 1-2 2-3 3-H BB			x 0-0 ② G3-1		2 0 0 1 1 0 0 1 0 0 0 0 0 0						
70 Javier Báez, R (1, 6) OBP: 0.269, SLG: 0.692 95 Walter Ibarra, S (9, 6) OBP: 1.000, SLG: 1.000		x 0-0 ② G5-3		x 0-0 ② G4-3	FSC 0-3 ③ K			FSS 0-3 ③ K		4 0 0 0 0 2 3 0 0 0 0 0 0 0						
54 Darnell McDonald, R (1, 9) OBP: 0.368, SLG: 0.200 90 John Andreoli, R (7, 9)		x 0-0 ③ G4-3		x 0-0 1B		x 0-0 ① G6-3			BBBB 4-0 FC6-4 BB	3 0 1 0 0 0 0 0 0 0 0 1 0 0						
32 Eli Whiteside, R (1, 2) 82 Raffy Lopez, L (7, 2)			x 0-0 ① L9	x 0-0 ③ G5-3		FCS 0-3 ② K			x 0-0 ① P6	3 0 0 0 0 1 1 1 0 0 0 0 0 1						
Matt Szczur, R (1, 7) OBP: 0.231, SLG: 0.091			x 0-0 ② G6-3		x 0-0 ① G1-3	x 0-0 ③ G5-3			x 0-0 ② FC6-4 1-2f	4 0 0 0 0 0 1						
Inning Stats	R: 0 H: 1 E: 0 LOB: 0 K: 0 BB: 0 S: 3 P: 3	R: 1 H: 1 E: 0 LOB: 0 K: 0 BB: 0 S: 5 P: 8	R: 0 H: 1 E: 0 LOB: 1 K: 0 BB: 0 S: 4 P: 4	R: 2 H: 3 E: 0 LOB: 1 K: 0 BB: 0 S: 8 P: 9	R: 1 H: 1 E: 0 LOB: 3 K: 1 BB: 3 S: 6 P: 18	R: 0 H: 0 E: 0 LOB: 0 K: 1 BB: 0 S: 5 P: 5	R: 0 H: 0 E: 0 LOB: 0 K: 3 BB: 0 S: 9 P: 9	R: 0 H: 0 E: 0 LOB: 0 K: 1 BB: 0 S: 5 P: 5	R: 0 H: 0 E: 0 LOB: 1 K: 1 BB: 1 S: 5 P: 9	1B: 4 SF: 0 2B: 1 SAC: 0 3B: 0 DP: 1 HR: 2 HBP: 0						

	AB	33
	R	4
	H	7
	RBI	4
	BB	4
	SO	7
	LOB	10

WP: 0 PA: 37
PB: 0
SB: 0
CS: 0

PITCHER		IP	WLS	BF	H	R	ER	SO	BB	IBB	HBP	BLK	WP	HR	S	P	ERA	WHIP
40 Bartolo Colon, R ERA: 7.27	(1, 1)	4.2		21	7	4	4	0	1	0	0	0	0	2	23	31	7.71	1.714
43 Ryan Reid, R ERA: 10.5	(5, 1)	1.1	B	6	0	0	0	2	2	0	0	0	0	0	8	16	0.00	1.500
75 Cory Mazzoni, R ERA: 15.75	(7, 1)	1.0	W	3	0	0	0	3	0	0	0	0	0	0	9	9	0.00	0.000
39 Bobby Parnell, R ERA:	(8, 1)	1.0	H	3	0	0	0	1	0	0	0	0	0	0	5	5	0.00	0.000
34 Joel Carreno, R ERA: 3.6	(9, 1)	1.0		4	0	0	0	1	1	0	0	0	0	0	5	9	0.00	1.000

PITCHER	IP	WLS	BF	H	R	ER	SO	BB	IBB	HBP	BLK	WP	HR	S	P	ERA	WHIP

Chicago Cubs @ New York Mets

Cashman Field, Las Vegas, NV

Sun Mar 16 2014, 4:10 PM - 7:13 PM EDT

Att. 10,408 - Sunny - 74 F

TOP

livebaseballscorecards.com

Batter	1	2	3	4	5	6	7	8	9	AB	R	H	RBI	BB	SO	LOB
15 Darwin Barney, R (1, 6) OBP: 0.379, SLG: 0.500	F7	51 1B 2B		G2-3		86 L3-6 51 G6-3 1B		K		2	0	1	0	0	0	0
70 Javier Báez, R (2, 6) OBP: 0.276, SLG: 0.655										3	0	1	0	0	1	1
51 Ryan Kalish, L (1, 9) OBP: 0.409, SLG: 0.235	9 1B 8 S 9 E BB	2-H 1B		6 S 6 1B BB		G6-3 1-2			K	2	2	1	0	2	0	1
90 John Andreoli, R (8, 9)										1	0	0	0	0	1	0
6 Ryan Sweeney, L (1, 10) OBP: 0.125, SLG: 0.087	K		G6-3	9 BLK 1B 1-H 1B		L3-6 2-3			K	3	0	1	1	0	1	1
86 Jonathan Mota, R (4, PR)										1	0	0	0	0	0	1
(4, 10)																
98 Chadd Krist, R (9, PH)										1	0	0	0	0	1	0
(9, 10)																
8 Donnie Murphy, R (1, 4) OBP: 0.300, SLG: 0.429	9 E 9 E 1-2 BB		HR	9 BLK 1-2 1B			82 G4-3 1B		HR	1	2	1	1	1	0	0
Arismendy Alcántara, S (3, 4) OBP: 0.333, SLG: 0.400										3	1	3	1	0	0	0
9 George Kottaras, L (1, 2) OBP: 0.267, SLG: 0.385	E4 1-H 2-H 1B	E4 FC6-4		P5 1-2 2-3			G4-3 1-2f		L7	3	0	1	0	0	0	2
82 Raffy Lopez, L (6, 2)										2	0	0	0	0	0	1
Kris Bryant, R (1, 5) OBP: 0.250, SLG: 0.571	HBP	FC6-4 1-2f			L7		K			3	0	0	0	0	1	1
28 Chris Coghlan, L (1, 7) OBP: 0.217, SLG: 0.273	L8	G4-3			F9			K		3	0	0	0	0	0	3
7 Anthony Giansanti, R (5, 7)										1	0	0	0	0	1	0
85 Daniel Vogelbach, L (1, 3) OBP: 0.286, SLG: 0.714		G3		HR	1B			G3		4	1	2	1	0	0	0
Matt Szczur, R (1, 8) OBP: 0.188, SLG: 0.071		P3		K	L9			1B		3	0	0	0	0	1	1
98 Zeke DeVoss, S (5, 8) OBP: 0.500, SLG: 0.500										1	0	1	0	0	0	0
Inning Stats	R: 2 E: 1 K: 1 S: 6 H: 1 LOB: 2 BB: 2 P: 15	R: 0 E: 0 K: 0 S: 4 H: 2 LOB: 2 BB: 0 P: 4	R: 1 E: 1 K: 0 S: 6 H: 1 LOB: 1 BB: 0 P: 9	R: 2 E: 0 K: 1 S: 10 H: 3 LOB: 3 BB: 1 P: 14	R: 0 E: 0 K: 0 S: 4 H: 1 LOB: 1 BB: 0 P: 4	R: 0 E: 0 K: 0 S: 3 H: 1 LOB: 0 BB: 0 P: 3	R: 0 E: 0 K: 1 S: 5 H: 1 LOB: 0 BB: 0 P: 5	R: 0 E: 0 K: 2 S: 8 H: 1 LOB: 1 BB: 0 P: 8	R: 1 E: 0 K: 2 S: 8 H: 1 LOB: 0 BB: 0 P: 9	1B: 8 2B: 2 3B: 0 HR: 3	SF: 0 SAC: 0 DP: 2 HBP: 1						

	AB	37
	R	6
	H	12
	RBI	4
	BB	3
	SO	7
	LOB	12

WP: 0 PB: 0 SB: 2 CS: 0 PA: 41

PITCHER		IP	WLS	BF	H	R	ER	SO	BB	IBB	HBP	BLK	WP	HR	S	P	ERA	WHIP
58 Jenrry Mejia, R ERA: 4.15	(1, 1)	2.1	L	13	4	3	2	1	2	0	1	0	0	1	13	25	7.71	2.571
50 Rafael Montero, R ERA: 3.0	(3, 1)	2.2		14	4	2	2	1	1	0	0	1	0	1	17	21	6.75	1.875
61 Miguel Socolovich, R ERA:	(6, 1)	1.0		3	1	0	0	0	0	0	0	0	0	0	3	3	0.00	1.000
52 Carlos Torres, R ERA: 1.0	(7, 1)	3.0		11	3	1	1	5	0	0	0	0	0	1	21	22	3.00	1.000

PITCHER		IP	WLS	BF	H	R	ER	SO	BB	IBB	HBP	BLK	WP	HR	S	P	ERA	WHIP

Chicago Cubs @ New York Mets

Cashman Field, Las Vegas, NV

Sun Mar 16 2014, 4:10 PM - 7:13 PM EDT

Att. 10,408 - Sunny - 74 F

BOTTOM

Batter	1	2	3	4	5	6	7	8	9	AB	R	H	RBI	BB	SO	LOB
22 Eric Young Jr., S (1, 10) OBP: 0.379, SLG: 0.320 Kevin Plawecki, R (7, PH) (8, 10) OBP: 0.667, SLG: 0.750	E3 12 FC6-4		G5-3		BBBB 4-0 1-2 BB		BBBB 4-0 BB			2 0	0 0	0 0	0 0	1 1	0 0	0 0
12 Juan Lagares, R (1, 8) OBP: 0.343, SLG: 0.344	FC6-4 1-2f		G4-3		L9		L9			4	0	0	0	0	0	5
5 David Wright, R (1, 5) OBP: 0.250, SLG: 0.222 68 Eric Campbell, R (5, 5) OBP: 0.400, SLG: 0.500	L9			L5		30 HR 2B	L9			2 2	0 1	0 1	0 0	0 0	0 0	1 2
3 Curtis Granderson, L (1, 9) OBP: 0.267, SLG: 0.444 30 Andrew Brown, R (5, 9) OBP: 0.273, SLG: 0.567	G3			CFS K		BBX 2-0 2-H HR		G1-3		2 2	0 1	0 1	0 2	0 0	1 0	1 0
15 Travis d'Arnaud, R (1, 2) OBP: 0.200, SLG: 0.214 36 Juan Centeno, L (7, 2) OBP: 0.375, SLG: 0.286		CSS K		L1		G1-3		CSS K		3 1	0 0	0 0	0 0	0 0	1 1	0 0
9 Kirk Nieuwenhuis, L (1, 7) OBP: 0.412, SLG: 0.536		F8			G1-6-3	CSS K2-3		G4-1		4	0	0	0	0	1	0
19 Zach Lutz, R (1, 3) OBP: 0.304, SLG: 0.773		1B			FCBBBFX 3-2 HR	F9			G3-1	4	1	2	1	0	0	0
4 Wilmer Flores, R (1, 6) OBP: 0.306, SLG: 0.333		L9			22 BB 1B		P6		BBBB 4-0 2 G4-6-3 BB	3	0	1	0	1	0	1
2 Anthony Seratelli, S (1, 4) OBP: 0.233, SLG: 0.276			B1-3		L9		2B		G4-6-3 1-2f	4	0	1	0	0	0	2
Inning Stats	R: 0 E: 1 K: 0 S: 4 H: 0 LOB: 1 BB: 0 P: 4	R: 0 E: 0 K: 1 S: 6 H: 1 LOB: 1 BB: 0 P: 6	R: 0 E: 0 K: 0 S: 3 H: 0 LOB: 0 BB: 0 P: 3	R: 0 E: 0 K: 1 S: 5 H: 0 LOB: 0 BB: 0 P: 5	R: 1 E: 0 K: 0 S: 8 H: 2 LOB: 2 BB: 1 P: 15	R: 2 E: 0 K: 1 S: 7 H: 2 LOB: 0 BB: 0 P: 9	R: 0 E: 0 K: 0 S: 4 H: 1 LOB: 2 BB: 1 P: 8	R: 0 E: 0 K: 1 S: 5 H: 0 LOB: 0 BB: 0 P: 5	R: 0 E: 0 K: 0 S: 2 H: 0 LOB: 0 BB: 1 P: 6	1B: 2 2B: 2 3B: 0 HR: 2	SF: 0 SAC: 0 DP: 1 HBP: 0					

	AB	33
	R	3
	H	6
	RBI	3
	BB	3
	SO	4
	LOB	12

	WP: 0	PA: 36
	PB: 0	
	SB: 0	
	CS: 0	

livebaseballscorecards.com

PITCHER		IP	WLS	BF	H	R	ER	SO	BB	IBB	HBP	BLK	WP	HR	S	P	ERA	WHIP
18 Chris Rusin, L ERA: 5.4	(1, 1)	4.0	W	14	1	0	0	2	0	0	0	0	0	0	18	18	0.00	0.250
92 Casey Coleman, R ERA: 5.4	(5, 1)	0.2		5	2	1	1	0	1	0	0	0	0	1	7	14	13.50	4.500
94 Tony Zych, R ERA:	(5, 1)	0.1		1	0	0	0	0	0	0	0	0	0	0	1	1	0.00	0.000
81 Armando Rivero, R ERA: 13.5	(6, 1)	1.0		5	2	2	2	1	0	0	0	0	0	1	7	9	18.00	2.000
Marcus Hatley, R ERA: 2.25	(7, 1)	1.0	H	5	1	0	0	0	1	0	0	0	0	0	4	8	0.00	2.000
63 Brian Schlitter, R ERA: 2.25	(8, 1)	1.0	H	3	0	0	0	1	0	0	0	0	0	0	5	5	0.00	0.000
62 Alberto Cabrera, R ERA: 1.8	(9, 1)	1.0	S	3	0	0	0	0	1	0	0	0	0	0	2	6	0.00	1.000

Batter	1	2	3	4	5	6	7	8	9	AB	R	H	RBI	BB	SO	LOB
13 Asdrúbal Cabrera, S (1, 10) OBP: 0.472, SLG: 0.483	41 2B / 11 2B 1B		CCC 0-3 ① K		x 0-0 ③ F9			x 0-0 ① F9		4	1	1	0	0	1	1
30 Elliot Johnson, S (1, 6) OBP: 0.387, SLG: 0.700 Francisco Lindor, S (6, 6) OBP: 0.313, SLG: 0.533	CCC 0-3 ① K		SSS 0-3 ② K			x 0-0 ① G3-1		BBBB 4-0 10 1B / 86 1B BB		3 0	0 0	0 0	0 0	0 1	2 0	1 0
41 Carlos Santana, S (1, 5) OBP: 0.212, SLG: 0.438 80 Joey Wendle, L (8, 4) OBP: 0.143, SLG: 0.143	x 0-0 11 2B / 1-3 2B		x 0-0 ③ F9			x 0-0 HR		x 0-0 ② L9		4 0	2 0	2 0	1 0	0 0	0 0	1 0
10 Yan Gomes, R (1, 2) OBP: 0.303, SLG: 0.300 Jake Lowery, L (8, 2) OBP: 0.333, SLG: 1.333	SSS 0-3 ② K			SSS 0-3 ① K		SSS 0-3 ② K		x 0-0 86 1B / 1-3 1B		4 0	0 0	1 0	0 0	0 0	3 0	2 0
11 Jeff Francoeur, R (1, 7) OBP: 0.313, SLG: 0.310 86 Tyler Holt, R (6, 7) OBP: 0.600, SLG: 0.600	x 0-0 2-H 3-H 2B			x 0-0 ② G5-3		x 0-0 ③ F7		x 0-0 ③ 1-3 3-H 1B		3 1	0 0	1 1	2 0	0 0	0 0	0 0
4 Mike Aviles, R (1, 8) OBP: 0.370, SLG: 0.577 87 Logan Vick, L (7, 9)	x 0-0 ③ G6-3			SSS 0-3 ③ K			x 0-0 ① P4		BBBB 4-0 1 G6-4-3 BB	3 0	0 0	0 0	0 0	0 1	1 0	1 0
92 Jordan Smith, L (1, 9) (7, 8)		SSS 0-3 ① K			CCC 0-3 ① K		x 0-0 ② G4-3		SSS 0-3 ① K	4	0	0	0	0	3	1
1 David Adams, R (1, 3) OBP: 0.324, SLG: 0.286		x 0-0 ② G4-3			x 0-0 1B		x 0-0 1B		x 0-0 ②③ G6-4-3 1-2f	4	0	2	0	0	0	1
76 Ryan Rohlinger, R (1, 4) OBP: 0.529, SLG: 0.500 (8, 5)		x 0-0 ③ G4-3			x 0-0 ② F8		x 0-0 ③ F9			3	0	0	0	0	0	2
Inning Stats	R: 2 E: 0 K: 2 S: 10 H: 3 LOB: 1 BB: 0 P: 10	R: 0 E: 0 K: 1 S: 5 H: 0 LOB: 0 BB: 0 P: 5	R: 0 E: 0 K: 2 S: 7 H: 0 LOB: 0 BB: 0 P: 7	R: 0 E: 0 K: 2 S: 7 H: 0 LOB: 0 BB: 0 P: 7	R: 0 E: 0 K: 1 S: 6 H: 1 LOB: 1 BB: 0 P: 6	R: 1 E: 0 K: 1 S: 6 H: 1 LOB: 0 BB: 0 P: 6	R: 0 E: 0 K: 0 S: 4 H: 1 LOB: 1 BB: 0 P: 4	R: 0 E: 0 K: 0 S: 4 H: 2 LOB: 2 BB: 1 P: 8	R: 0 E: 0 K: 1 S: 4 H: 0 LOB: 0 BB: 1 P: 8	1B: 5 2B: 2 3B: 0 HR: 1	SF: 0 SAC: 0 DP: 1 HBP: 0						

TOP

Cleveland Indians @ Chicago Cubs

Cubs Park, Mesa, AZ

Sun Mar 16 2014, 4:09 PM - 6:33 PM EDT

Att. 14,918 - Sunny - 75 F

livebaseballscorecards.com

AB	33
R	3
H	8
RBI	3
BB	2
SO	10
LOB	10

WP: 0 PB: 0 SB: 0 CS: 0 PA: 35

PITCHER		IP	WLS	BF	H	R	ER	SO	BB	IBB	HBP	BLK	WP	HR	S	P	ERA	WHIP
37 Travis Wood, L ERA: 5.91	(1, 1)	5.0	L	19	4	2	2	8	0	0	0	0	0	0	35	35	3.60	0.800
56 Héctor Rondón, R ERA: 11.81	(6, 1)	1.0		4	1	1	1	1	0	0	0	0	0	1	6	6	9.00	1.000
40 James Russell, L ERA: 4.5	(7, 1)	1.0		4	1	0	0	0	0	0	0	0	0	0	4	4	0.00	1.000
47 Arodys Vizcaíno, R ERA:	(8, 1)	1.0		5	2	0	0	0	1	0	0	0	0	0	4	8	0.00	3.000
57 Jonathan Sánchez, L ERA: 7.94	(9, 1)	1.0		3	0	0	0	1	1	0	0	0	0	0	4	8	0.00	1.000

PITCHER	IP	WLS	BF	H	R	ER	SO	BB	IBB	HBP	BLK	WP	HR	S	P	ERA	WHIP

Batter	1	2	3	4	5	6	7	8	9	AB	R	H	RBI	BB	SO	LOB
43 Emilio Bonifácio, S (1, 6) OBP: 0.241, SLG: 0.393	SSS 0-3 ① K		X 0-0 ② G3 2-3			SSS 0-3 ① K	X 0-0 ③ L8		X 0-0 ③ P4	3	0	0	0	0	2	1
Albert Almora Jr., R (7, 8) OBP: 0.462, SLG: 0.538										2	0	0	0	0	0	3
21 Junior Lake, R (1, 8) OBP: 0.185, SLG: 0.160	SSS 0-3 ② K		SSS 0-3 ③ K			X 0-0 24 2B 1B		CCC 0-3 ① K		3	1	1	0	0	2	1
92 Gioskar Amaya, R (7, 4)										1	0	0	0	0	1	0
24 Luis Valbuena, L (1, 4) OBP: 0.391, SLG: 0.632	X 0-0 ③ G4-3			X 0-0 38 G6-3 2B		X 0-0 1-H 2B		BBB 4-0 BB		3	0	2	1	0	0	0
74 Carlos Penalver, R (7, 6)										0	0	0	0	1	0	0
30 Mike Olt, R (1, 10) OBP: 0.241, SLG: 0.552		X 0-0 ① F9		SSS 0-3 ① K		X 0-0 ② P2		CCC 0-3 ② K		4	0	0	0	0	2	3
38 John Baker, L (1, 2) OBP: 0.353, SLG: 0.529		CCC 0-3 ② K		X 0-0 ② G6-3 2-3		X 0-0 ③ G6-3		X 0-0 ③ G4-3		3	0	0	0	0	1	2
83 Luis Flores, R (8, 2)										1	0	0	0	0	0	1
4 Ryan Roberts, R (1, 3) OBP: 0.348, SLG: 0.429		H 1-0 HBP		X 0-0 ③ P4			X 0-0 60 F8 2B		BBBB 4-0 94 E 61 1B 7 G6-4-3 BB	2	0	1	0	0	0	1
93 Dustin Geiger, R (8, 3)										0	1	0	0	1	0	0
60 Chris Valaika, R (1, 5) OBP: 0.200, SLG: 0.240		SSS 0-3 ③ K			X 0-0 ① G4-3		X 0-0 ① F8 2-3		X 0-0 7 G6-4-3 94 E 1-2 1B	3	0	0	0	0	1	2
61 Christian Villanueva, R (8, 5) OBP: 0.333, SLG: 0.316										1	0	1	0	0	0	0
27 Josh Vitters, R (1, 7) OBP: 0.316, SLG: 0.133			CCC 0-3 ① K		X 0-0 ② G6-3		BBBB 4-0 BB		X 0-0 FC6 7 G6-4-3 1-2 2-3	2	0	0	0	1	1	0
94 Rubi Silva, L (8, 7)										1	0	0	0	0	0	2
7 Brett Jackson, L (1, 9) OBP: 0.381, SLG: 0.471			X 0-0 43 G3 2B		SSS 0-3 ③ K		SSS 0-3 ② K		X 0-0 ① ② G6-4-3 1-2f 2-3 3-H	4	0	1	0	0	2	4
Inning Stats	R: 0 E: 0 K: 2 S: 7 H: 0 LOB: 0 BB: 0 P: 7	R: 0 E: 0 K: 2 S: 7 H: 0 LOB: 1 BB: 0 P: 8	R: 0 E: 0 K: 2 S: 8 H: 1 LOB: 1 BB: 0 P: 8	R: 0 E: 0 K: 1 S: 6 H: 1 LOB: 1 BB: 0 P: 6	R: 0 E: 0 K: 1 S: 5 H: 0 LOB: 0 BB: 0 P: 5	R: 1 E: 0 K: 1 S: 7 H: 2 LOB: 1 BB: 0 P: 7	R: 0 E: 0 K: 1 S: 6 H: 1 LOB: 2 BB: 1 P: 10	R: 0 E: 0 K: 2 S: 7 H: 0 LOB: 1 BB: 1 P: 11	R: 1 E: 1 K: 0 S: 4 H: 1 LOB: 1 BB: 1 P: 8	1B: 2 2B: 4 3B: 0 HR: 0	SF: 0 SAC: 0 DP: 1 HBP: 1						

PITCHER		IP	WLS	BF	H	R	ER	SO	BB	IBB	HBP	BLK	WP	HR	S	P	ERA	WHIP
63 Justin Masterson, R ERA:	(1, 1)	5.0	W	18	2	0	0	8	0	0	1	0	0	0	33	34	0.00	0.400
27 Bryan Shaw, R ERA: 1.5	(6, 1)	1.0	H	5	2	1	1	1	0	0	0	0	0	0	7	7	9.00	2.000
37 Cody Allen, R ERA: 2.25	(7, 1)	1.0	H	5	1	0	0	1	1	0	0	0	0	0	6	10	0.00	2.000
Kyle Crockett, L ERA:	(8, 1)	1.0	H	4	0	0	0	2	1	0	0	0	0	0	7	11	0.00	1.000
20 C.C. Lee, R ERA: 3.0	(9, 1)	1.0	S	5	1	1	0	0	1	0	0	0	0	0	4	8	0.00	2.000

PITCHER	IP	WLS	BF	H	R	ER	SO	BB	IBB	HBP	BLK	WP	HR	S	P	ERA	WHIP

BOTTOM

Cleveland Indians @ Chicago Cubs

Cubs Park, Mesa, AZ

Sun Mar 16 2014, 4:09 PM - 6:33 PM EDT

Att. 14,918 - Sunny - 75 F

livebaseballscorecards.com

AB	33
R	2
H	6
RBI	1
BB	3
SO	12
LOB	20

1B: 2 SF: 0
2B: 4 SAC: 0
3B: 0 DP: 1
HR: 0 HBP: 1

WP: 0 PA: 37
PB: 0
SB: 0
CS: 0

Batter	1	2	3	4	5	6	7	8	9	AB	R	H	RBI	BB	SO	LOB
21 Junior Lake, R (1, 8) OBP: 0.167, SLG: 0.143	K		P6			K		G4-6-3 1-2f		3	0	0	0	0	2	0
98 Zeke DeVoss, S (6, 8) OBP: 0.333, SLG: 0.333										1	0	0	0	0	0	1
15 Darwin Barney, R (1, 6) OBP: 0.344, SLG: 0.448	K		E6			F8			K	3	0	0	0	0	1	0
94 Wes Darvill, L (6, 6) OBP: 0.500, SLG: 0.500										1	0	0	0	0	1	0
51 Ryan Kalish, L (1, 9) OBP: 0.440, SLG: 0.300	60 1B		F8			60 FC5-4 1B			86 HR 1B	3	0	2	0	0	0	1
88 Yasiel Balaguert, R (6, PR) OBP: 1.000, SLG: 1.000 (6, 9)										1	1	1	0	0	0	0
60 Chris Valaika, R (1, 3) OBP: 0.207, SLG: 0.241	1-2 1B			G6-3		FC5-4 1-2f			F9	4	0	1	0	0	0	2
70 Javier Báez, R (1, 4) OBP: 0.281, SLG: 0.625	K			61 CS 1B			K		1-H HR	3	0	1	0	0	2	2
86 Jonathan Mota, R (7, 4) OBP: 0.500, SLG: 2.000										1	1	1	2	0	0	0
61 Christian Villanueva, R (1, 5) OBP: 0.320, SLG: 0.273		27 CS BB		G5-3 1-2			K		G5-3	3	0	0	0	1	1	1
27 Josh Vitters, R (1, 10) OBP: 0.318, SLG: 0.118	K 1-2				7 FC3-6 BB		K			2	0	0	0	1	2	1
7 Brett Jackson, L (1, 7) OBP: 0.333, SLG: 0.400	K				FC3-6 32 G6-4-3 1-2f			K		3	0	0	0	0	2	1
32 Eli Whiteside, R (1, 2)			G6-3		G6-4-3 1-2f			98 G4-6-3 1B		2	0	0	0	0	0	1
82 Raffy Lopez, L (7, 2) OBP: 0.286, SLG: 0.167										1	0	1	0	0	0	0
Inning Stats	R: 0 E: 0 K: 3 S: 11 H: 2 LOB: 2 BB: 0 P: 11	R: 0 E: 0 K: 2 S: 6 H: 0 LOB: 0 BB: 1 P: 10	R: 0 E: 1 K: 0 S: 4 H: 0 LOB: 1 BB: 0 P: 4	R: 0 E: 0 K: 0 S: 4 H: 1 LOB: 0 BB: 0 P: 4	R: 0 E: 0 K: 0 S: 2 H: 0 LOB: 0 BB: 1 P: 6	R: 0 E: 0 K: 1 S: 6 H: 1 LOB: 1 BB: 0 P: 6	R: 0 E: 0 K: 3 S: 9 H: 0 LOB: 0 BB: 0 P: 9	R: 0 E: 0 K: 1 S: 5 H: 1 LOB: 0 BB: 0 P: 5	R: 2 E: 0 K: 1 S: 7 H: 2 LOB: 0 BB: 0 P: 7	1B: 6 2B: 1 3B: 0 HR: 1 SF: 0 SAC: 0 DP: 3 HBP: 0						

PITCHER		IP	WLS	BF	H	R	ER	SO	BB	IBB	HBP	BLK	WP	HR	S	P	ERA	WHIP
50 Joe Savery, L ERA:	(1, 1)	2.0	W	8	2	0	0	5	1	0	0	0	0	0	17	21	0.00	1.500
Paul Smyth, R ERA: 3.0	(3, 1)	1.0	H	4	0	0	0	0	0	0	0	0	0	0	4	4	0.00	0.000
45 Jim Johnson, R ERA: 3.0	(4, 1)	1.0	H	3	1	0	0	0	0	0	0	0	0	0	4	4	0.00	1.000
62 Sean Doolittle, L ERA: 4.5	(5, 1)	1.0	H	3	0	0	0	0	1	0	0	0	0	0	2	6	0.00	1.000
56 Fernando Abad, L ERA: 4.5	(6, 1)	1.0	H	4	1	0	0	1	0	0	0	0	0	0	6	6	0.00	1.000

PITCHER		IP	WLS	BF	H	R	ER	SO	BB	IBB	HBP	BLK	WP	HR	S	P	ERA	WHIP
81 Zach Neal, R ERA:	(7, 1)	2.0		6	1	0	0	4	0	0	0	0	0	0	14	14	0.00	0.500
Frank Gailey, L ERA: 9.0	(9, 1)	1.0		5	2	2	2	1	0	0	0	0	0	1	7	7	18.00	2.000

TOP

Chicago Cubs @ Oakland Athletics

Phoenix Municipal Stadium, Phoenix, AZ

Mon Mar 17 2014, 4:07 PM - 6:47 PM EDT

Att. 6,099 - Sunny - 84 F

livebaseballscorecards.com

AB	31
R	2
H	7
RBI	2
BB	2
SO	11
LOB	10

BOTTOM

Chicago Cubs @ Oakland Athletics

Phoenix Municipal Stadium, Phoenix, AZ

Mon Mar 17 2014, 4:07 PM - 6:47 PM EDT

Att. 6,099 - Sunny - 84 F

livebaseballscorecards.com

Batter	1	2	3	4	5	6	7	8	9	AB	R	H	RBI	BB	SO	LOB
4 Coco Crisp, S (1, 8) OBP: 0.486, SLG: 0.400 19 Billy Burns, S (6, 8) OBP: 0.356, SLG: 0.288	BBBB 4-0 BB	x 0-0 G5-3			x 0-0 16 G6-4-3 2-H 1B		x 0-0 35 F8 16 1B 2B			2 0 1 1 1 0 1 1 1 1 0 0 0 0						
5 John Jaso, L (1, 2) OBP: 0.351, SLG: 0.452 35 Chris Gimenez, R (7, 2) OBP: 0.250, SLG: 0.190	SSS 0-3 ① K		x 0-0 ① G4-3		CCC 0-3 ① K		x 0-0 ① F8 2-3			3 0 0 0 0 2 2 1 0 0 0 0 0 1						
16 Josh Reddick, L (1, 9) OBP: 0.361, SLG: 0.515 Jake Goebbert, L (7, PR) OBP: 0.250, SLG: 0.154 (8, 9)	x 0-0 ② F9		SSS 0-3 ② K		x 0-0 ②③ G6-4-3 1-2f		x 0-0 15 1B 3-H 1B			4 0 1 1 0 1 2 0 0 0 0 0 0 0						
52 Yoenis Cespedes, R (1, 7) OBP: 0.167, SLG: 0.179 15 Jake Elmore, R (7, 5) OBP: 0.421, SLG: 0.375	x 0-0 ③ L5		x 0-0 ③ L7			x 0-0 37 2B 1B	x 0-0 7 G6-4-3 1-2 1B			3 1 1 0 0 0 1 1 0 1 0 0 0 0						
37 Brandon Moss, L (1, 3) OBP: 0.531, SLG: 0.857 7 Nate Freiman, R (7, PH) OBP: 0.333, SLG: 0.344 (8, 3)		x 0-0 21 BB 1 1B 1B		BBBB 4-0 21 FC4-6 BB		x 0-0 18 F9 1 1B 1-H 2B	x 0-0 ②③ G6-4-3 1-2f			2 2 2 1 1 0 0 1 0 0 0 0 0 2						
18 Alberto Callaspo, S (1, 5) OBP: 0.324, SLG: 0.333 74 Chad Oberacker, L (7, 7) OBP: 0.333, SLG: 0.333		x 0-0 ① P4		x 0-0 ① F8		x 0-0 ① F9 2-3		SSS 0-3 ① K		3 0 0 0 0 0 3 1 0 0 0 0 1 0						
21 Stephen Vogt, L (1, 10) OBP: 0.485, SLG: 0.655 23 Michael Taylor, R (8, PH) OBP: 0.388, SLG: 0.605 (9, 10)	BBBB 4-0 1 1B 28 SH1-3 1-2 BB			x 0-0 ② FC4-6 1-2f		SSS 0-3 ② K		x 0-0 ② L8		2 1 0 0 1 1 2 1 0 0 0 0 0 0						
1 Nick Punto, S (1, 6) OBP: 0.444, SLG: 0.438 Daniel Robertson, R (6, PR) OBP: 0.235, SLG: 0.235 (7, 6)	x 0-0 28 SH1-3 1-3 2-H 1B			x 0-0 ③ F8		x 0-0 3-H 1B		SSS 0-3 ③ K		3 0 2 2 0 0 1 1 0 0 0 0 1 0						
28 Eric Sogard, L (1, 4) OBP: 0.270, SLG: 0.235	x 0-0 ② SH1-3 1-2 3-H				x 0-0 4 1B 2B	SSS 0-3 ③ K				2 1 1 1 0 1 1						
Inning Stats	R: 0 E: 0 K: 1 S: 5 H: 0 LOB: 1 BB: 1 P: 9	R: 2 E: 0 K: 0 S: 5 H: 2 LOB: 1 BB: 1 P: 9	R: 0 E: 0 K: 1 S: 5 H: 0 LOB: 0 BB: 0 P: 5	R: 0 E: 0 K: 0 S: 3 H: 0 LOB: 1 BB: 1 P: 7	R: 1 E: 0 K: 1 S: 6 H: 2 LOB: 0 BB: 0 P: 6	R: 2 E: 0 K: 2 S: 10 H: 3 LOB: 1 BB: 0 P: 10	R: 1 E: 0 K: 0 S: 5 H: 3 LOB: 2 BB: 0 P: 5	R: 0 E: 0 K: 2 S: 7 H: 0 LOB: 0 BB: 0 P: 7		1B: 7 2B: 3 3B: 0 HR: 0 SF: 0 SAC: 1 DP: 2 HBP: 0						

	AB	31
	R	6
	H	10
	RBI	6
	BB	3
	SO	7
	LOB	16

WP: 0 PB: 0 SB: 0 CS: 0 PA: 35

PITCHER	IP	WLS	BF	H	R	ER	SO	BB	IBB	HBP	BLK	WP	HR	S	P	ERA	WHIP
55 James McDonald, R (1, 1) ERA: 12.71	0.0		0	0	0	0	0	0	0	0	0	0	0	0	0	∞	∞
87 Yao-Lin Wang, R (1, 1) ERA: 13.5	1.1	L	8	2	2	2	1	2	0	0	0	0	0	8	16	13.50	3.000
83 Jeff Lorick, L (2, 1) ERA:	0.2		2	0	0	0	0	0	0	0	0	0	0	2	2	0.00	0.000
Dallas Beeler, R (3, 1) ERA: 5.06	3.2		16	5	3	3	3	1	0	0	0	0	0	21	25	7.36	1.636
Marcos Mateo, R (6, 1) ERA: 3.38	0.1		1	0	0	0	1	0	0	0	0	0	0	3	3	0.00	0.000

PITCHER	IP	WLS	BF	H	R	ER	SO	BB	IBB	HBP	BLK	WP	HR	S	P	ERA	WHIP
57 Jonathan Sánchez, L (7, 1) ERA: 8.1	1.0		5	3	1	1	0	0	0	0	0	0	0	5	5	9.00	3.000
59 Zac Rosscup, L (8, 1) ERA: 9.82	1.0		3	0	0	0	2	0	0	0	0	0	0	7	7	0.00	0.000

Batter	1	2	3	4	5	6	7	8	9	AB	R	H	RBI	BB	SO	LOB
7 Andrew Romine, S (1, 4) OBP: 0.281, SLG: 0.357	G4-3	K			G4-3 1-3			0-0 ② 0 G3-1 41 WP 2B	G6-3	5	1	1	0	0	1	2
0 Brennan Boesch, L (1, 9) OBP: 0.286, SLG: 0.346	G4-3	K			BB			G3-1 2-3	G1-3	4	0	0	0	1	1	1
16 Hank Conger, L (1, 2) OBP: 0.200, SLG: 0.172 41 Luis Martinez, R (7, 2) OBP: 0.375, SLG: 0.286	48 BB 44 1B 1B	K			F8			48 1B 77 WP 3-H BB		3 0	0 1	1 0	0 0	0 1	1 0	2 0
44 Ian Stewart, L (1, 5) OBP: 0.371, SLG: 0.300	48 BB 1-2 1B	G4-3				K		F8		4	0	1	0	0	1	1
48 Chad Tracy, L (1, 10) OBP: 0.276, SLG: 0.321	1-2 2-3 BB	K				F7		0 1B 77 WP 1-3 1B		3	0	1	0	1	1	0
77 Carlos Pena, L (1, 3) OBP: 0.242, SLG: 0.200	K	G4-3				G3-1		0 1B 1-2 3-H BB		3	0	0	0	1	1	3
0 Collin Cowgill, R (1, 8) OBP: 0.310, SLG: 0.526		K		P4			B1-3	1-2 2-3 1B		4	0	1	0	0	1	0
87 Matt Long, L (1, 7) OBP: 0.465, SLG: 0.675		1B			P6		F7	G4-3		4	0	1	0	0	0	3
18 John McDonald, R (1, 6) OBP: 0.440, SLG: 0.409		F7			7 G4-3 7 PB 1B		F7		G5-3	4	0	1	0	0	0	1
Inning Stats	R: 0 E: 0 K: 1 S: 7 H: 2 LOB: 3 BB: 1 P: 11	R: 0 E: 0 K: 2 S: 8 H: 1 LOB: 1 BB: 0 P: 8	R: 0 E: 0 K: 2 S: 7 H: 0 LOB: 0 BB: 0 P: 7	R: 0 E: 0 K: 1 S: 5 H: 0 LOB: 0 BB: 0 P: 5	R: 0 E: 0 K: 0 S: 4 H: 1 LOB: 2 BB: 1 P: 9	R: 0 E: 0 K: 1 S: 5 H: 0 LOB: 0 BB: 0 P: 5	R: 0 E: 0 K: 0 S: 3 H: 0 LOB: 0 BB: 0 P: 3	R: 2 E: 0 K: 0 S: 6 H: 3 LOB: 3 BB: 2 P: 14	R: 0 E: 0 K: 0 S: 3 H: 0 LOB: 0 BB: 0 P: 3	1B: 6 2B: 1 3B: 0 HR: 0	SF: 0 SAC: 0 DP: 0 HBP: 0			WP: 2 PB: 1 SB: 0 CS: 0	PA: 38	

PITCHER	IP	WLS	BF	H	R	ER	SO	BB	IBB	HBP	BLK	WP	HR	S	P	ERA	WHIP
36 Edwin Jackson, R (1, 1) ERA: 4.0	4.0	W	16	3	0	0	6	1	0	0	0	0	0	27	31	0.00	1.000
12 Chang-Yong Lim, R (5, 1) ERA: 4.5	1.0	H	5	1	0	0	0	1	0	0	0	0	0	4	9	0.00	2.000
41 Jose Veras, R (6, 1) ERA: 7.2	1.0	H	3	0	0	0	1	0	0	0	0	0	0	5	5	0.00	0.000
50 Blake Parker, R (7, 1) ERA: 10.8	1.2		7	1	2	2	0	1	0	0	0	1	0	6	10	10.80	1.200
Paolo Espino, R (8, 1) ERA:	0.1	H	4	2	0	0	0	1	0	0	0	1	0	3	7	0.00	9.000

PITCHER	IP	WLS	BF	H	R	ER	SO	BB	IBB	HBP	BLK	WP	HR	S	P	ERA	WHIP
85 Neil Ramírez, R (9, 1) ERA:	1.0	S	3	0	0	0	0	0	0	0	0	0	0	3	3	0.00	0.000

TOP

Los Angeles Angels @ Chicago Cubs

Cubs Park, Mesa, AZ

Mon Mar 17 2014, 4:07 PM - 6:59 PM EDT

Att. 14,787 - Sunny - 77 F

livebaseballscorecards.com

AB	34
R	2
H	7
RBI	0
BB	4
SO	7
LOB	13

Batter	1	2	3	4	5	6	7	8	9	AB	R	H	RBI	BB	SO	LOB
43 Emilio Bonifácio, S (1, 6) (6, 4) OBP: 0.273, SLG: 0.452	x 0-0 ① F8		x 0-0 4 2B 1-H 3B		B B B B 4-0 BB		x 0-0 ① F9			3	1	1	1	1	0	0
4 Ryan Roberts, R (1, 4) OBP: 0.346, SLG: 0.458 95 Walter Ibarra, S (6, 6) OBP: 0.500, SLG: 0.500	x 0-0 ② F8		x 0-0 44 1B 3-H 2B		x 0-0 ② F3		x 0-0 ② F7			3 1	1 0	1 0	1 0	0 0	0 0	2 0
44 Anthony Rizzo, L (1, 3) OBP: 0.452, SLG: 0.750 92 Lars Anderson, L (8, 3)	x 0-0 ③ G4-3		x 0-0 2-H 1B		x 0-0 ③ G2-3		C C C 0-3 ③ K			4 0	0 0	1 0	1 0	0 0	1 0	2 0
20 Justin Ruggiano, R (1, 8) OBP: 0.423, SLG: 0.667		x 0-0 ① G5-3	x 0-0 ③ G1-3			x 0-0 ① F8		x 0-0 ① F7		4	0	0	0	0	0	1
19 Nate Schierholtz, L (1, 9) OBP: 0.375, SLG: 0.444 7 Anthony Giansanti, R (9, 9)		x 0-0 ② G4-3		x 0-0 ① F8		H 1-0 6 FC3-6 54 5 1B 1B HBP		x 0-0 ② G3-1		3 0	1 0	0 0	0 0	0 0	0 0	0 0
5 Welington Castillo, R (1, 2) OBP: 0.333, SLG: 0.278 9 George Kottaras, L (7, 2) OBP: 0.250, SLG: 0.357		x 0-0 ③ P3		C C C 0-3 ② K		x 0-0 6 FC3-6 1-2 1B		S S S 0-3 ③ K		3 1	0 0	1 0	0 0	0 0	1 1	0 0
6 Ryan Sweeney, L (1, 10) OBP: 0.111, SLG: 0.077			x 0-0 ① F8	x 0-0 ③ G3		x 0-0 ② FC3-6 54 1B 1-2f 2-3				3	0	0	0	0	0	2
54 Darnell McDonald, R (1, 7) OBP: 0.455, SLG: 0.353 28 Chris Coghlan, L (7, 7) OBP: 0.217, SLG: 0.273			B B B B 4-0 43 3B BB		x 0-0 2B	x 0-0 1-2 3-H 1B				2 0	1 0	2 0	1 0	1 0	0 0	0 0
24 Luis Valbuena, L (1, 5) OBP: 0.346, SLG: 0.545			x 0-0 ② F9		x 0-0 ① G1-3	S S S 0-3 ③ K				3	0	0	0	0	1	4
Inning Stats	R: 0 H: 0 E: 0 LOB: 0 K: 0 BB: 0 S: 3 P: 3	R: 0 H: 0 E: 0 LOB: 0 K: 0 BB: 0 S: 3 P: 3	R: 3 H: 3 E: 0 LOB: 1 K: 0 BB: 1 S: 6 P: 10	R: 0 H: 0 E: 0 LOB: 0 K: 1 BB: 0 S: 5 P: 5	R: 0 H: 1 E: 0 LOB: 2 K: 0 BB: 1 S: 4 P: 8	R: 1 H: 2 E: 0 LOB: 2 K: 1 BB: 0 S: 7 P: 8	R: 0 H: 0 E: 0 LOB: 0 K: 1 BB: 0 S: 5 P: 5	R: 0 H: 0 E: 0 LOB: 0 K: 1 BB: 0 S: 5 P: 5		1B: 3 SF: 0 2B: 2 SAC: 0 3B: 1 DP: 0 HR: 0 HBP: 1				WP: 0 PA: 33 PB: 0 SB: 0 CS: 0		

PITCHER	IP	WLS	BF	H	R	ER	SO	BB	IBB	HBP	BLK	WP	HR	S	P	ERA	WHIP
55 Joe Blanton, R (1, 1) ERA: 6.75	5.1	L	22	4	3	3	1	2	0	0	0	0	0	22	30	5.06	1.125
64 Clay Rapada, L (6, 1) ERA: 9.64	0.1		3	1	0	0	0	0	0	1	0	0	0	2	3	0.00	3.000
52 Matt Shoemaker, R (6, 1) ERA: 2.16	2.1		8	1	1	1	3	0	0	0	0	0	0	14	14	3.86	0.429

PITCHER	IP	WLS	BF	H	R	ER	SO	BB	IBB	HBP	BLK	WP	HR	S	P	ERA	WHIP

BOTTOM

Los Angeles Angels @ Chicago Cubs

Cubs Park, Mesa, AZ

Mon Mar 17 2014, 4:07 PM - 6:59 PM EDT

Att. 14,787 - Sunny - 77 F

livebaseballscorecards.com

AB	30
R	4
H	6
RBI	4
BB	2
SO	4
LOB	11

Batter	1	2	3	4	5	6	7	8	9	10	AB	R	H	RBI	BB	SO	LOB
28 Chris Coghlan, L (1, 3) OBP: 0.250, SLG: 0.269	B FF 94 C FF 94 B FF 95 B FF 94 F FF 94 F FF 94 B FF 94 4-2 51 2B BB		C SL 76 B SL 78 B FF 92 F FF 91 C FF 93 2-3 K ①	L CH 90 B FF 91 B CH 84 F SI 92 F CH 84 F FF 92 F CH 85 X FF 93 2-2 51 E 30 SF8 1B		B FF 85 B CH 84 F SI 83 C SL 72 S SL 73 2-3 K ②		X SL 88 0-0 E4 ③			4	1	1	0	1	2	0
8 Donnie Murphy, R (1, 6) OBP: 0.286, SLG: 0.375 Jeudy Valdez, R (9, 6) OBP: 0.250, SLG: 0.143	B FF 93 F FF 92 B FF 93 X FF 93 2-1 F9 ①		C FF 93 B CH 84 S SL 79 X FF 92 1-2 G6-3 ②	B FF 92 D FF 92 F FF 92 T FF 91 F SL 77 X FF 91 2-2 F9 ①		B FF 84 B CH 84 B CH 78 C FF 85 S FC 78 B CU 73 4-2 BB				B FF 88 B FF 88 X FF 87 2-0 G4-3 ①		4	0	0	0	1	0	2
												0	0	0	0	0	0	0
51 Ryan Kalish, L (1, 8) OBP: 0.433, SLG: 0.360 96 Jacob Hannemann, L (9, 8)	B FF 93 1 SAFE B FF 92 X FF 92 2-0 1-3 2B		B CH 84 S CH 85 B CH 85 S FF 93 X FF 92 2-2 E5 30 HR	L FF 92 X FF 91 0-1 E9 30 SF8 1-3 1B		C CH 84 B SL 78 D SL 73 F CH 84 B CH 77 S SL 73 3-3 K ③			S FF 88 C FF 89 F CU 68 X CH 80 0-2 L5 ②		5	1	2	0	0	1	1
											0	0	0	0	0	0	0
30 Mike Olt, R (1, 10) OBP: 0.273, SLG: 0.645 85 Daniel Vogelbach, L (9, PH) OBP: 0.250, SLG: 0.625 (9, 10)	C SL 80 D SL 83 B FF 94 S SL 80 D CH 84 B CH 80 4-2 BB		B SL 78 X FF 90 1-0 1-H HR	C SL 79 C FF 93 B CH 86 F SL 78 X FF 94 1-2 SF8 2-3 3-H ②			B SI 88 C CH 84 F SI 90 C SL 84 1-3 K ①		B FF 90 S FF 88 S FF 90 F FC 90 B CU 69 S CH 81 2-3 K ③		2	1	1	3	1	1	0
											1	0	0	0	0	1	0
70 Javier Báez, R (1, 4) OBP: 0.297, SLG: 0.703	S FF 94 B FF 94 S CH 82 S SL 82 1-3 K ②		S CH 84 B SL 80 B CH 84 X FF 92 2-1 HR	S FF 94 B FF 95 X FF 93 1-1 FC8 ③			C SI 90 X CH 81 0-1 54 S 2B			B FF 88 S SI 80 B SI 80 B FF 90 X FF 90 3-1 L6 ①	5	1	2	1	0	1	4
82 Raffy Lopez, L (1, 2) OBP: 0.273, SLG: 0.200 83 Luis Flores, R (7, 2)	B FF 94 X FF 93 1-0 FC8 ③		C FF 92 S CH 86 X FF 92 0-2 54 2B 1B		C FF 90 B FF 90 X CH 84 1-1 G3-1 ①		F FF 89 C SI 91 T SI 91 0-2 K ②			S FF 90 C CU 73 B SL 83 S SI 82 1-3 K ②	4	1	1	0	0	1	4
											1	0	0	0	0	1	0
54 Darnell McDonald, R (1, 7) OBP: 0.423, SLG: 0.381 Josh Vitters, R (7, 7) OBP: 0.304, SLG: 0.111		B FF 91 F FF 91 F SL 80 B FF 94 F SL 80 X FF 92 2-2 G4-3 ①	X FF 92 0-0 1-H 3B 2B		X SL 83 0-0 G6-3 ②		B CH 84 C SL 85 B SI 91 B SL 84 C SI 90 C SL 84 3-3 K 2-3 ③			C FF 88 B CH 80 B SI 81 X FF 89 2-1 L9 ③	4	1	1	1	0	1	1
											1	0	0	0	0	0	0
Brett Jackson, L (1, 9) OBP: 0.321, SLG: 0.458		F FF 93 B FF 94 B SL 81 S FF 92 B FF 94 F FF 93 C FF 94 3-3 K ②	C SL 78 B SL 80 C FF 91 F SL 80 X CH 86 1-2 2-H 3B		B FF 90 B FF 90 C FF 89 S FF 90 X FF 90 2-2 L7 ③			C FF 91 F SI 91 S FF 92 0-3 K ①			4	0	1	1	0	2	0
94 Jeimer Candelario, S (1, 5)		C FF 94 B CH 86 S CH 85 S SL 81 1-3 K ③	B FF 92 D FF 92 S FF 92 B SL 79 F FF 91 X FF 92 3-2 F9 ③			B CH 84 S CH 77 X CH 76 1-1 G6-3 ①		C FF 91 B SL 85 F FF 92 T SL 87 1-2 K ②			4	0	0	0	0	2	1
Inning Stats	R: 0 E: 0 K: 1 S: 12 H: 1 LOB: 3 BB: 2 P: 26	R: 0 E: 0 K: 2 S: 11 H: 0 LOB: 0 BB: 0 P: 17	R: 5 E: 1 K: 1 S: 23 H: 5 LOB: 1 BB: 0 P: 35	R: 1 E: 1 K: 0 S: 18 H: 2 LOB: 1 BB: 0 P: 24	R: 0 E: 0 K: 0 S: 6 H: 0 LOB: 0 BB: 0 P: 9	R: 0 E: 0 K: 2 S: 10 H: 0 LOB: 1 BB: 1 P: 20	R: 0 E: 0 K: 3 S: 11 H: 1 LOB: 1 BB: 0 P: 15	R: 0 E: 1 K: 2 S: 7 H: 0 LOB: 1 BB: 0 P: 8	R: 0 E: 0 K: 1 S: 9 H: 0 LOB: 0 BB: 0 P: 13	R: 0 E: 0 K: 1 S: 7 H: 0 LOB: 0 BB: 0 P: 13	1B: 3 2B: 3 3B: 1 HR: 2 SF: 1 SAC: 0 DP: 0 HBP: 0	WP: 0 PB: 0 SB: 1 CS: 0 PA: 43					

PITCHER		IP	WLS	BF	H	R	ER	SO	BB	IBB	HBP	BLK	WP	HR	S	P	ERA	WHIP
41 Alexi Ogando, R ERA: 6.35	(1, 1)	3.0		18	6	5	0	4	2	0	0	0	0	2	46	78	0.00	2.667
30 Neftalí Feliz, R ERA: 3.86	(4, 1)	1.0		5	2	1	1	0	0	0	0	0	0	0	18	24	9.00	2.000
44 Jason Frasor, R ERA:	(5, 1)	1.0		3	0	0	0	0	0	0	0	0	0	0	6	9	0.00	0.000
33 Cody Ege, L ERA:	(6, 1)	1.0		4	0	0	0	2	1	0	0	0	0	0	10	20	0.00	1.000
83 Daniel McCutchen, R ERA:	(7, 1)	1.0		4	1	0	0	3	0	0	0	0	0	0	11	15	0.00	1.000

PITCHER		IP	WLS	BF	H	R	ER	SO	BB	IBB	HBP	BLK	WP	HR	S	P	ERA	WHIP
56 Neal Cotts, L ERA: 11.57	(8, 1)	1.0		3	0	0	0	2	0	0	0	0	0	0	7	8	0.00	0.000
28 Joakim Soria, R ERA:	(9, 1)	1.0		3	0	0	0	1	0	0	0	0	0	0	9	13	0.00	0.000
96 Ryne Slack, L ERA:	(10, 1)	1.0	W	3	0	0	0	1	0	0	0	0	0	0	7	13	0.00	0.000

TOP

Chicago Cubs @ Texas Rangers

Surprise Stadium, Surprise, AZ

Tue Mar 18 2014, 10:07 PM - 1:29 AM EDT

Att. 6,806 - Clear - 74 F

livebaseballscorecards.com

AB	39
R	6
H	9
RBI	6
BB	3
SO	13
LOB	13

Chicago Cubs @ Texas Rangers

Surprise Stadium, Surprise, AZ

Tue Mar 18 2014, 10:07 PM - 1:29 AM EDT

Att. 6,806 - Clear - 74 F

Batter	1	2	3	4	5	6	7	8	9	10	AB	R	H	RBI	BB	SO	LOB
13 Jurickson Profar, S (1, 4) OBP: 0.308, SLG: 0.438	S SI 91 X SI 92 0-1 G3		C SI 91 B SI 91 B CH 84 X CH 84 2-1 F8 2-3	B FF 91 B CH 85 1 SAFE X CH 84 2-0 G3		C CH 86 B SL 83 B SI 92 C CH 85 S CH 87 2-3 K			B SI 92 F SI 92 F FF 93 X SI 94 1-2 G4-3	B FC 91 X FF 89 1-0 FC3-2 15 1B 1-2 2-3 3-Hf	6	0	0	0	0	1	6
15 Michael Choice, R (1, 8) OBP: 0.409, SLG: 0.643	B SI 92 B SI 92 C SL 84 X SL 84 2-1 FC4-3		C SL 84 S SL 83 B FF 91 S SL 83 1-3 FC2-3		F SI 92 B SL 82 X SI 91 1-1 84 2B SF8 1B		C SI 92 X SL 82 0-1 FC4		B SI 93 B SI 93 B SI 93 B SI 92 4-0 32 1B BB	S FC 90 B FF 91 X SI 87 1-1 1-2 2-3 3-H 1B	5	1	2	1	1	0	1
84 Prince Fielder, L (1, 3) OBP: 0.279, SLG: 0.452 32 Nick Urbanus, S (8, 5) OBP: 1.000, SLG: 1.000	B FF 92 B SI 92 B CH 86 B SI 93 4-0 FC5-4 BB		B SI 92 C CU 76 X SI 93 1-1 G6-3		S CH 84 1 SAFE B SI 92 X SL 84 1-1 SF8 1-3 6 2B		B SI 92 X SI 93 1-0 G6-3		1 SAFE B SI 92 1 SAFE 1 SAFE B SI 92 C SI 92 X SI 93 2-1 6 FC6-4 1-3 1B		3 1	1 0	1 1	0 0	1 0	0 0	1 0
Alex Rios, R (1, 9) OBP: 0.370, SLG: 0.480	B SI 92 B SL 84 X SI 92 2-0 FC5-4 1-2f			B SI 91 C SI 91 F SI 91 B SI 92 B SL 84 X SL 84 3-2 F7	B SL 84 S CH 85 X SL 84 1-1 SF8 2-3 3-H		S SI 92 B SI 93 X SL 81 1-1 F8		F SI 94 B SI 94 T SI 94 F SI 94 S SI 95 1-3 K		4	0	0	1	0	1	3
6 Kevin Kouzmanoff, R (1, 5) OBP: 0.467, SLG: 0.538 (8, 3)		B SI 92 B SI 92 F SI 92 F SL 84 B SL 84 B SI 93 4-2 BB		X SI 92 0-0 35 3B 2B	X CU 76 0-0 35 G4-3 3-H 2B			S FF 94 B FF 96 S SL 81 B CU 83 X FF 96 2-2 35 HR 1B	F SI 94 B SI 94 X SI 95 1-1 FC6-4 1-2f		4	2	3	1	1	0	2
35 James Adduci, L (1, 7) OBP: 0.405, SLG: 0.583		S SI 92 1 SAFE B SI 91 B CH 87 F SI 92 S SL 85 2-3 K		F SI 92 X SI 92 0-1 7 1B 2-H 3B	B CH 84 F SI 92 B CH 84 B FF 91 X CH 84 3-1 G4-3 2-3			B FF 94 F FF 92 D SL 80 1 SAFE S FF 94 B FF 94 1 SAFE F FF 94 F FF 94 3-2 F FF 90 F FF 93 X FF 92 1-H HR		B FF 90 B SI 86 C FF 89 B SI 85 B FC 90 4-1 SH5-3 7 1B 13 FC3-2 BB	4	2	2	3	1	1	2
7 J.P. Arencibia, R (1, 2) OBP: 0.211, SLG: 0.351 6 Jose Cardona, R (10, PR)		S SL 85 F SI 92 B SI 93 X SL 85 1-2 F8		X SL 85 0-0 E FC4 3-H 1B	B SL 83 X FF 91 1-0 L9			C FF 94 S SL 83 B FF 94 S CU 82 1-3 K		1 SAFE F FF 90 B SI 86 1 SAFE 1 SAFE X FF 90 1-1 13 FC3-2 SH5-3 15 1B 1-2 1B	5 0	0 1	2 0	1 0	0 0	1 0	2 0
Bryan Petersen, L (1, 10) OBP: 0.313, SLG: 0.345		C SI 93 1 SAFE B SI 92 X CH 85 1-1 G4-3		S SI 92 B FF 92 X SL 84 1-1 FC4 1-3		F SI 92 X SI 92 0-1 L7		B FC 87 B FF 86 F FF 86 C FF 87 F SL 76 B CU 75 C FF 88 3-3 K		D FF 89 X FF 89 1-0 SH5-3 1-2 2-3	4	0	0	0	0	1	2
14 Hanser Alberto, R (1, 6) OBP: 0.333, SLG: 0.400			C SI 91 X SL 83 0-1 13 F8 2B	X SL 84 0-0 L5		B SI 93 X SI 91 1-0 F7		B SI 81 S FF 87 F FF 87 X CH 82 1-2 F8		I IN 80 I IN 80 I IN 81 I IN 82 4-0 15 1B 13 FC3-2 IBB	4	0	1	0	1	0	2
Inning Stats	R: 0 E: 0 K: 0 S: 5 H: 0 LOB: 1 BB: 1 P: 13	R: 0 E: 0 K: 1 S: 10 H: 0 LOB: 1 BB: 1 P: 18	R: 0 E: 0 K: 0 S: 9 H: 1 LOB: 1 BB: 0 P: 13	R: 2 E: 1 K: 0 S: 11 H: 3 LOB: 2 BB: 0 P: 17	R: 2 E: 0 K: 0 S: 10 H: 3 LOB: 1 BB: 0 P: 17	R: 0 E: 0 K: 1 S: 6 H: 0 LOB: 0 BB: 0 P: 9	R: 0 E: 0 K: 0 S: 5 H: 0 LOB: 0 BB: 0 P: 7	R: 2 E: 0 K: 2 S: 20 H: 2 LOB: 0 BB: 0 P: 30	R: 0 E: 0 K: 1 S: 11 H: 1 LOB: 2 BB: 1 P: 20	R: 1 E: 0 K: 0 S: 7 H: 2 LOB: 3 BB: 2 P: 19	1B: 6 2B: 4 3B: 1 HR: 1 SF: 1 SAC: 1 DP: 0 HBP: 0	WP: 0 PB: 0 SB: 0 CS: 0 PA: 47					

livebaseballscorecards.com

AB	40
R	7
H	12
RBI	7
BB	5
SO	5
LOB	21

PITCHER		IP	WLS	BF	H	R	ER	SO	BB	IBB	HBP	BLK	WP	HR	S	P	ERA	WHIP
39 Jason Hammel, R ERA: 4.5	(1, 1)	5.0		25	7	4	4	2	2	0	0	0	0	0	45	78	7.20	1.800
62 Alberto Cabrera, R ERA: 1.29	(6, 1)	2.0	H	6	0	0	0	1	0	0	0	0	0	0	11	16	0.00	0.000
81 Armando Rivero, R ERA: 17.18	(8, 1)	0.1	B	3	2	2	2	1	0	0	0	0	0	1	13	19	54.00	6.000
95 Frank Del Valle, L ERA:	(8, 1)	0.2		2	0	0	0	1	0	0	0	0	0	0	7	11	0.00	0.000
63 Brian Schlitter, R ERA: 1.8	(9, 1)	1.0		5	1	0	0	1	1	0	0	0	0	0	11	20	0.00	2.000

PITCHER		IP	WLS	BF	H	R	ER	SO	BB	IBB	HBP	BLK	WP	HR	S	P	ERA	WHIP
Marcus Hatley, R ERA: 3.86	(10, 1)	0.2	L	6	2	1	1	0	1	1	0	0	0	0	7	19	13.50	4.500

Chicago Cubs @ Colorado Rockies

Salt River Fields at Talking Stick, Scottsdale, AZ

Wed Mar 19 2014, 9:45 PM - 12:57 AM EDT

Att. 12,511 - Clear - 72 F

TOP

livebaseballscorecards.com

Batter	1	2	3	4	5	6	7	8	9	AB	R	H	RBI	BB	SO	LOB
43 Emilio Bonifácio, S (1, 6) OBP: 0.297, SLG: 0.441	B B B B 4-0 15 E 20 FC4 BB		X 0-0 ② G6-3 2-3		X 0-0 15 2B 1B		S S S 0-3 ③ K		B B B B 4-0 60 E 1-2 BB	3	2	1	0	1	1	2
53 Wesley Wright, R (7, 1)										0	0	0	0	0	0	0
56 Héctor Rondón, R (8, 1)										0	0	0	0	0	0	0
30 Mike Olt, R (9, PH) OBP: 0.294, SLG: 0.645										0	0	0	0	1	0	0
Paolo Espino, R (9, 1)										0	0	0	0	0	0	0
15 Darwin Barney, R (1, 4) OBP: 0.371, SLG: 0.484	1 SAFE X 0-0 ① G5-3 1-3		B B B B 4-0 BB		X 0-0 1-H 2B			X 0-0 ① F8	X 0-0 E6 4 BB 1-3 2-H 3-H 1B	2	0	1	1	1	0	1
60 Chris Valaika, R (6, 4) OBP: 0.226, SLG: 0.258										2	0	1	1	0	0	0
20 Justin Ruggiano, R (1, 7) OBP: 0.379, SLG: 0.593	X 0-0 FC4 44 CS 3-H		X 0-0 ③ L6		X 0-0 ③ F9			B B C C X 2-2 HR	S S S 0-3 ② K	3	0	0	1	0	0	3
70 Javier Báez, R (7, 6) OBP: 0.308, SLG: 0.769										2	1	1	1	0	1	2
44 Anthony Rizzo, L (1, 3) OBP: 0.412, SLG: 0.677	S S S 0-3 ② ③ K 1-2			X 0-0 ① G4-3		C C C 0-3 ① K		X 0-0 ② G5-3	B B B B 4-0 1-2 BB	3	0	0	0	0	2	1
4 Ryan Roberts, R (7, 3) OBP: 0.357, SLG: 0.440										1	0	0	0	1	0	0
19 Nate Schierholtz, L (1, 9) OBP: 0.343, SLG: 0.400		X 0-0 ① G4-3		X 0-0 ② F9		S S S 0-3 ② K		X 0-0 ③ G3	X 0-0 ③ G4-3	3	0	0	0	0	1	0
95 Oliver Zapata, S (6, 9)										2	0	0	0	0	0	3
6 Ryan Sweeney, L (1, 8) OBP: 0.133, SLG: 0.103		S S S 0-3 ② K		X 0-0 1B		X 0-0 ③ G6-3			S S S 0-3 ① K	3	0	1	0	0	1	0
46 Pedro Strop, R (6, 1)										0	0	0	0	0	0	0
32 Eli Whiteside, R (7, 2)										1	0	0	0	0	1	0
24 Luis Valbuena, L (1, 5) OBP: 0.333, SLG: 0.615		X 0-0 ③ G4-3		S S S 0-3 ③ K			X 0-0 ① P5		C X 0-1 HR	4	1	1	1	0	1	1
9 George Kottaras, L (1, 2) OBP: 0.316, SLG: 0.333		B B B B 4-0 43 G6-3 33 SH3-4 BB			X 0-0 ① P2		B B B B 4-0 BB		X 0-0 28 1B 60 1B 1B	1	0	0	0	2	0	0
7 Anthony Giansanti, R (7, 7) OBP: 0.500, SLG: 0.500										1	1	1	0	0	0	0
33 Carlos Villanueva, R (1, 1)			X 0-0 ① SH3-4 1-2		X 0-0 ② G4-3		S S S 0-3 ② K		X 0-0 60 1B 30 BB 60 E 1-3 1B	0	0	0	0	0	0	0
98 Jordan Hankins, L (5, PH)										1	0	0	0	0	0	0
41 Jose Veras, R (5, 1)										0	0	0	0	0	0	0
28 Chris Coghlan, L (6, 8) OBP: 0.267, SLG: 0.286										2	1	1	0	0	1	1
Inning Stats	R: 1 E: 1 K: 1 S: 5 H: 0 LOB: 1 BB: 1 P: 9	R: 0 E: 0 K: 1 S: 5 H: 0 LOB: 0 BB: 0 P: 5	R: 0 E: 0 K: 0 S: 3 H: 0 LOB: 2 BB: 2 P: 11	R: 0 E: 0 K: 1 S: 6 H: 1 LOB: 1 BB: 0 P: 6	R: 1 E: 0 K: 0 S: 5 H: 2 LOB: 1 BB: 0 P: 5	R: 0 E: 0 K: 2 S: 7 H: 0 LOB: 0 BB: 0 P: 7	R: 0 E: 0 K: 2 S: 7 H: 0 LOB: 1 BB: 1 P: 11	R: 1 E: 0 K: 0 S: 6 H: 1 LOB: 0 BB: 0 P: 8	R: 3 E: 1 K: 2 S: 12 H: 4 LOB: 3 BB: 2 P: 20	1B: 5 2B: 2 3B: 0 HR: 2 SF: 0 SAC: 1 DP: 1 HBP: 0						

AB	34
R	6
H	8
RBI	5
BB	6
SO	9
LOB	14

WP: 0 PB: 0 SB: 0 CS: 1 PA: 41

PITCHER	IP	WLS	BF	H	R	ER	SO	BB	IBB	HBP	BLK	WP	HR	S	P	ERA	WHIP
56 Franklin Morales, L (1, 1) ERA: 2.93	4.0		16	1	1	0	3	3	0	0	0	0	0	5	19	0.00	1.000
32 LaTroy Hawkins, R (5, 1) ERA: 4.5	1.0	H	5	2	1	1	0	0	0	0	0	0	0	5	5	9.00	2.000
34 Matt Belisle, R (6, 1) ERA: 7.71	1.0	H	3	0	0	0	2	0	0	0	0	0	0	7	7	0.00	0.000
0 Adam Ottavino, R (7, 1) ERA: 2.25	1.0	H	4	0	0	0	2	1	0	0	0	0	0	7	11	0.00	1.000
62 Rob Scahill, R (8, 1) ERA: 11.57	1.0	H	4	1	1	1	0	0	0	0	0	0	1	6	8	9.00	1.000

PITCHER	IP	WLS	BF	H	R	ER	SO	BB	IBB	HBP	BLK	WP	HR	S	P	ERA	WHIP
46 Greg Burke, R (9, 1) ERA: 5.87	0.2	B	8	4	3	3	2	2	0	0	0	0	1	11	19	40.50	9.000
77 Ryan Arrowood, R (9, 1) ERA:	0.1	W	1	0	0	0	0	0	0	0	0	0	0	1	1	0.00	0.000

BOTTOM

Chicago Cubs @ Colorado Rockies

Salt River Fields at Talking Stick, Scottsdale, AZ

Wed Mar 19 2014, 9:45 PM - 12:57 AM EDT

Att. 12,511 - Clear - 72 F

livebaseballscorecards.com

Batter	1	2	3	4	5	6	7	8	9	AB	R	H	RBI	BB	SO	LOB
19 Charlie Blackmon, L (1, 8) (6, 9) OBP: 0.293, SLG: 0.462	G1-3		5 HR 1B (2-3)		K (1-3)		G6-3		HR (1-H, 2-H)	5	2	2	3	0	1	1
3 Michael Cuddyer, R (1, 9) OBP: 0.219, SLG: 0.172	K		K		G5-3 (3-H)			K		3	0	0	0	0	2	2
6 Corey Dickerson, L (6, 8) OBP: 0.350, SLG: 0.526										1	0	0	0	0	1	0
5 Carlos González, L (1, 7) OBP: 0.484, SLG: 0.731	BB		HR (1-H, 3-H)			BB (33 FC5-4, 2 BB, 20 SF8)		P6		1	2	1	3	2	0	0
16 Tim Wheeler, L (7, 7) OBP: 0.412, SLG: 0.655										1	0	0	0	0	0	0
2 Troy Tulowitzki, R (1, 6) OBP: 0.333, SLG: 0.556	K		P4			BB (33 FC5-4, 1-2)		L6		2	0	0	0	1	1	1
36 Ben Paulsen, L (7, 3) OBP: 0.282, SLG: 0.395										1	0	0	0	0	0	0
33 Justin Morneau, L (1, 3) OBP: 0.211, SLG: 0.263		F7		K		FC5-4 (28 FC5-4, 1-2f, 2-3)			4 2B, 23 SF8 1B	3	0	0	0	0	1	2
58 Jordan Pacheco, R (7, 2) OBP: 0.357, SLG: 0.273										1	1	1	0	0	0	0
20 Wilin Rosario, R (1, 2) OBP: 0.321, SLG: 0.481		K		K		SF8 (3-H)			19 HR 2B (1-3)	2	0	0	1	0	2	0
4 Ryan Wheeler, L (7, 5) OBP: 0.381, SLG: 0.575										1	1	1	0	0	0	0
28 Nolan Arenado, R (1, 5) OBP: 0.359, SLG: 0.595		K		K		FC5-4 (1-2f)			19 HR IBB	3	0	0	0	0	2	1
66 Rafael Ynoa, S (7, 6) OBP: 0.400, SLG: 0.333										0	1	0	0	1	0	0
9 DJ LeMahieu, R (1, 4) OBP: 0.371, SLG: 0.323			P3		19 S, 3 BLK 1B		G4-3		K	3	1	1	0	0	0	0
62 Rob Scahill, L (8, 1)										0	0	0	0	0	0	0
46 Greg Burke, R (9, 1)										0	0	0	0	0	0	0
77 Ryan Arrowood, R (9, 1)										0	0	0	0	0	0	0
7 Matt McBride, R (9, PH) OBP: 0.412, SLG: 0.467										1	0	0	0	0	1	3
56 Franklin Morales, L (1, 1) OBP: 1.000, SLG: 2.000			19 1B, 5 HR 2B		K		K2-3		SF8 (3-H)	1	1	1	0	0	0	0
32 LaTroy Hawkins, R (5, 1)										0	0	0	0	0	0	0
72 Jackson Williams, R (5, PH) OBP: 0.450, SLG: 0.438										1	0	0	0	0	1	1
34 Matt Belisle, R (6, 1)										0	0	0	0	0	0	0
0 Adam Ottavino, S (7, 1)										0	0	0	0	0	0	0
23 Charlie Culberson, R (7, PH) (8, 4) OBP: 0.297, SLG: 0.457										1	0	0	1	0	1	0

Inning Stats	1	2	3	4	5	6	7	8	9	1B: 3	SF: 2	WP: 0	PA: 37
R:	0	0	3	0	1	1	0	0	4	2B: 2	SAC: 0	PB: 0	
E:	0	0	0	0	0	0	0	0	0	3B: 0	DP: 0	SB: 2	
H:	0	0	3	0	1	0	0	0	3	HR: 2	HBP: 0	CS: 0	
K:	2	2	1	0	0	1	1	0	1				
LOB:	1	0	0	0	0	0	0	0	0				
BB:	1	0	0	0	0	2	0	0	1				
S:	7	7	10	9	8	3	5	5	8				
P:	11	7	13	9	9	11	5	5	13				

PITCHER		IP	WLS	BF	H	R	ER	SO	BB	IBB	HBP	BLK	WP	HR	S	P	ERA	WHIP
33 Carlos Villanueva, R (1, 1) ERA: 6.17		4.0		16	3	3	3	8	1	0	0	0	0	1	33	40	6.75	1.000
41 Jose Veras, R (5, 1) ERA: 7.5		1.0		4	1	1	1	2	0	0	0	1	0	0	8	9	9.00	1.000
46 Pedro Strop, R (6, 1) ERA: 1.8		1.0		5	0	1	1	0	2	0	0	0	0	0	3	11	9.00	2.000
53 Wesley Wright, L (7, 1) ERA: 7.2		1.0		3	0	0	0	1	0	0	0	0	0	0	5	5	0.00	0.000
56 Héctor Rondón, R (8, 1) ERA: 9.95		1.0		3	0	0	0	1	0	0	0	0	0	0	5	5	0.00	0.000

PITCHER		IP	WLS	BF	H	R	ER	SO	BB	IBB	HBP	BLK	WP	HR	S	P	ERA	WHIP
Paolo Espino, R (9, 1) ERA: 13.5		0.2	L	6	3	4	4	1	0	1	0	0	0	1	8	13	54.00	4.500

AB	31
R	9
H	7
RBI	8
BB	4
SO	13
LOB	11

Seattle Mariners @ Chicago Cubs

Cubs Park, Mesa, AZ

Thu Mar 20 2014, 7:11 PM - 7:25 PM EDT

Att. 15,243 - Partly Cloudy - 82 F

livebaseballscorecards.com

Batter	1	2	3	4	5	6	7	8	9	AB	R	H	RBI	BB	SO	LOB
36 Abraham Almonte, S (1, 8) OBP: 0.218, SLG: 0.320	K		F7		15 WP 15 SF7 1B	G6-3			FC4-6 8 G5-4-3 1-2f 2-H	4	1	1	0	0	1	2
9 Endy Chavez, L (6, 8) OBP: 0.310, SLG: 0.321										1	0	0	1	0	0	1
15 Kyle Seager, L (1, 5) OBP: 0.269, SLG: 0.283	G3-1		22 WP BB		SF7 1-H		P5		G5-4-3 1-2f	2	0	0	1	1	0	0
8 Willie Bloomquist, R (7, 4) OBP: 0.257, SLG: 0.294										1	0	0	0	0	0	1
22 Robinson Canó, L (1, 4) OBP: 0.618, SLG: 0.633	17 S 1B		1-2 BB		1B		G4-3			3	0	2	0	1	0	0
83 Leury Bonilla, R (7, 5) OBP: 1.000, SLG: 3.000										0	0	0	0	0	0	0
17 Justin Smoak, S (1, 3) OBP: 0.321, SLG: 0.417	K 1-2		G4-3		K		G4-3			4	0	0	0	0	2	4
7 Stefen Romero, R (9, 3) OBP: 0.256, SLG: 0.553										0	0	0	0	0	0	0
27 Corey Hart, R (1, 10) OBP: 0.250, SLG: 0.171		K	K	K		13 2B 4 SF8 1B		G5-3		4	1	1	0	0	2	0
20 Logan Morrison, L (1, 9) OBP: 0.327, SLG: 0.354		G1-3	K	K		F7		P5		4	0	0	0	0	1	1
99 Austin Wilson, R (8, 9)										0	0	0	0	0	0	0
13 Dustin Ackley, L (1, 7) OBP: 0.490, SLG: 0.696										4	0	3	0	0	0	0
80 Patrick Brady, R (8, 4)	1B	1B	1B	1B		4 SF8 1-3 2B		P2		0	0	0	0	0	0	0
6 Nick Franklin, S (1, 6) OBP: 0.349, SLG: 0.405		K	F8			4 SF8 BB			9 WP 35 FC4 9 FC4-6 1B	3	1	1	0	1	1	2
4 John Buck, R (1, 2) OBP: 0.261, SLG: 0.300			K		L9	SF8 1-2 2-3 3-H			FC4 9 FC4-6 1-2	2	0	0	1	0	1	0
35 Humberto Quintero, R (7, 2) OBP: 0.263, SLG: 0.316										1	0	0	0	0	0	1

TOP

	AB	33
	R	3
	H	8
	RBI	3
	BB	3
	SO	8
	LOB	12

Inning Stats																		
	R: 0	H: 1	R: 0	H: 1	R: 0	H: 0	R: 0	H: 1	R: 1	H: 2	R: 1	H: 2	R: 0	H: 0	R: 0	H: 0	R: 1	H: 1
	E: 0	LOB: 1	E: 0	LOB: 1	E: 0	LOB: 2	E: 0	LOB: 1	E: 0	LOB: 2	E: 0	LOB: 0	E: 0	LOB: 0	E: 0	LOB: 0	E: 0	LOB: 0
	K: 2	BB: 0	K: 2	BB: 0	K: 1	BB: 2	K: 2	BB: 0	K: 1	BB: 0	K: 0	BB: 1	K: 0	BB: 0	S: 3	BB: 0	K: 0	BB: 0
	S: 8	P: 10	S: 8	P: 8	S: 5	P: 13	S: 8	P: 8	S: 7	P: 8	S: 5	P: 9	S: 3	P: 3	S: 3	P: 3	S: 4	P: 5

	1B: 7	SF: 2	WP: 3	PA: 38
	2B: 1	SAC: 0	PB: 0	
	3B: 0	DP: 1	SB: 1	
	HR: 0	HBP: 0	CS: 0	

PITCHER		IP	WLS	BF	H	R	ER	SO	BB	IBB	HBP	BLK	WP	HR	S	P	ERA	WHIP
29 Jeff Samardzija, R ERA: 5.5	(1, 1)	5.1	L	24	6	2	2	8	2	0	0	0	2	0	38	49	3.38	1.500
40 James Russell, L ERA: 3.38	(6, 1)	0.2		4	1	0	0	0	1	0	0	0	0	0	3	7	0.00	3.000
Arodys Vizcaíno, R ERA:	(7, 1)	1.0		3	0	0	0	0	0	0	0	0	0	0	3	3	0.00	0.000
50 Blake Parker, R ERA: 9.0	(8, 1)	1.0		3	0	0	0	0	0	0	0	0	0	0	3	3	0.00	0.000
52 Justin Grimm, R ERA: 7.2	(9, 1)	1.0		4	1	1	1	0	0	0	0	0	1	0	4	5	9.00	1.000

PITCHER	IP	WLS	BF	H	R	ER	SO	BB	IBB	HBP	BLK	WP	HR	S	P	ERA	WHIP

Seattle Mariners @ Chicago Cubs

Cubs Park, Mesa, AZ

Thu Mar 20 2014, 7:11 PM - 7:25 PM EDT

Att. 15,243 - Partly Cloudy - 82 F

BOTTOM

Batter	1	2	3	4	5	6	7	8	9	AB	R	H	RBI	BB	SO	LOB
21 Junior Lake, R (1, 7) OBP: 0.182, SLG: 0.194	P5		15 FC4-5-6-4 2B			K		K		3	0	1	0	0	1	0
28 Chris Coghlan, L (7, 7) OBP: 0.258, SLG: 0.276										1	0	0	0	0	1	1
15 Darwin Barney, R (1, 4) OBP: 0.342, SLG: 0.441	L8		FC4-5-6-4 2-3			K			G5-3	3	0	0	0	0	1	1
60 Chris Valaika, R (7, 4) OBP: 0.219, SLG: 0.250										1	0	0	0	0	0	0
19 Nate Schierholtz, L (1, 9) OBP: 0.342, SLG: 0.394	30 1B 30 S 1B			F7		F8			G4-3	3	0	1	0	0	0	0
Arodys Vizcaíno, R (7, 1)										0	0	0	0	0	0	0
51 Ryan Kalish, L (8, 8) OBP: 0.419, SLG: 0.346										1	0	0	0	0	0	0
30 Mike Olt, R (1, 5) OBP: 0.297, SLG: 0.618	1-3 1B			G1-3			F9		G5-3	3	0	1	0	0	0	0
86 Jonathan Mota, R (8, 5) OBP: 0.333, SLG: 1.333										1	0	0	0	0	0	0
6 Ryan Sweeney, L (1, 8) OBP: 0.121, SLG: 0.094	L3			K			K			3	0	0	0	0	2	2
32 Eli Whiteside, R (8, 2)										0	0	0	0	0	0	0
5 Welington Castillo, R (1, 2) OBP: 0.333, SLG: 0.286		F8			1B		F8			3	0	1	0	0	0	0
50 Blake Parker, R (8, 1)										0	0	0	0	0	0	0
92 Lars Anderson, L (9, 3)										0	0	0	0	0	0	0
8 Donnie Murphy, R (1, 6) OBP: 0.289, SLG: 0.353		4 G6-4-3 HBP			K			G5-3		2	0	0	0	0	1	1
4 Ryan Roberts, R (1, 3) OBP: 0.355, SLG: 0.407		G6-4-3 1-2f			F8			BB		2	0	0	0	1	0	2
52 Justin Grimm, R (9, 1)										0	0	0	0	0	0	0
29 Jeff Samardzija, R (1, 1)			F9		P4			K		2	0	0	0	0	0	1
40 James Russell, L (6, 1)										0	0	0	0	0	0	0
54 Darnell McDonald, R (7, 9) OBP: 0.407, SLG: 0.364										1	0	0	0	0	1	1
Inning Stats	R: 0 H: 2 E: 0 LOB: 2 K: 0 BB: 0 S: 5 P: 6	R: 0 H: 0 E: 0 LOB: 0 K: 0 BB: 0 S: 2 P: 4	R: 0 H: 1 E: 0 LOB: 0 K: 0 BB: 0 S: 3 P: 3	R: 0 H: 0 E: 0 LOB: 0 K: 1 BB: 0 S: 5 P: 5	R: 0 H: 1 E: 0 LOB: 1 K: 1 BB: 0 S: 6 P: 6	R: 0 H: 0 E: 0 LOB: 0 K: 2 BB: 0 S: 7 P: 7	R: 0 H: 0 E: 0 LOB: 0 K: 1 BB: 0 S: 5 P: 5	R: 0 H: 0 E: 0 LOB: 1 K: 2 BB: 1 S: 7 P: 11	R: 0 H: 0 E: 0 LOB: 0 K: 0 BB: 0 S: 3 P: 3	1B: 3 SF: 0 2B: 2 SAC: 0 3B: 0 DP: 2 HR: 0 HBP: 1						

PITCHER	IP	WLS	BF	H	R	ER	SO	BB	IBB	HBP	BLK	WP	HR	S	P	ERA	WHIP
50 Erasmo Ramírez, R (1, 1) ERA: 0.96	6.0	W	21	4	0	0	4	0	0	1	0	0	0	28	31	0.00	0.667
97 Joe Beimel, L (7, 1) ERA: 3.6	1.0	H	3	0	0	0	1	0	0	0	0	0	0	5	5	0.00	0.000
56 Fernando Rodney, R (8, 1) ERA: 12.6	1.0	H	4	0	0	0	2	1	0	0	0	0	0	7	11	0.00	1.000
31 Yoervis Medina, R (9, 1) ERA: 1.13	1.0	S	3	0	0	0	0	0	0	0	0	0	0	3	3	0.00	0.000

livebaseballscorecards.com

AB	29
R	0
H	4
RBI	0
BB	1
SO	7
LOB	9

WP: 0 PA: 31
PB: 0
SB: 1
CS: 0

Batter	1	2	3	4	5	6	7	8	9	AB	R	H	RBI	BB	SO	LOB
43 Emilio Bonifácio, S (1, 4) OBP: 0.293, SLG: 0.405 94 Wes Darvill, L (7, PR) OBP: 0.333, SLG: 0.333 (7, 4)	G3-4		G6-3		G1-3		44 G3 / 21 BB / 30 WP / BB		G3 1-2	3 1	0 1	0 0	0 0	1 0	0 0	0 1
21 Junior Lake, R (1, 8) OBP: 0.237, SLG: 0.257	P4		G5-3		2B		30 WP / 44 G3 / 1-2 / BB		2-H 1B	4	0	2	1	1	0	0
44 Anthony Rizzo, L (1, 3) OBP: 0.368, SLG: 0.600 Raffy Lopez, L (7, 2) OBP: 0.250, SLG: 0.182	G6-3			G6-3	P4		G3 1-2 2-3		K	4 1	0 0	0 0	0 0	0 0	0 1	3 1
30 Mike Olt, R (1, 10) OBP: 0.333, SLG: 0.632		51 FC4-6 / 2B		20 1B / 20 WP / 51 1B / 1B	P6		2-3 3-H / BB		L7	4	1	2	0	1	0	2
20 Justin Ruggiano, R (1, 7) OBP: 0.364, SLG: 0.548 93 Dustin Geiger, R (7, 3)		E5 / 51 FC4-6		1-3 / 51 1B / 24 HR / 1B		G6-3	K			4 0	1 0	1 0	0 0	0 0	1 0	3 0
70 Javier Báez, R (1, 6) OBP: 0.310, SLG: 0.738 60 Chris Valaika, R (6, PR) OBP: 0.212, SLG: 0.242 (6, 6)		P4		K		24 CS / 1B		G4-3		3 1	0 0	1 0	0 0	0 0	1 0	4 0
51 Ryan Kalish, L (1, 9) OBP: 0.400, SLG: 0.333		FC4-6 / 1-2f 2-3		24 HR / 1-2 / 3-H / 1B		K		K		4	1	1	1	0	2	3
24 Luis Valbuena, L (1, 5) OBP: 0.364, SLG: 0.828 54 Darnell McDonald, R (7, 7) OBP: 0.393, SLG: 0.348		K		1-H 2-H / HR		CS 1-2	2-2 / HR	G6-3		3 1	2 0	2 0	4 0	0 0	1 0	2 0
38 John Baker, L (1, 2) OBP: 0.300, SLG: 0.450 28 Chris Coghlan, L (7, 5) OBP: 0.281, SLG: 0.276			F8	L7			G4-3		21 WP / 94 G3 / 21 1B / BB	3 0	0 1	0 0	0 0	0 1	0 0	0 0
Inning Stats	R: 0 E: 0 K: 0 S: 3 / H: 0 LOB: 0 BB: 0 P: 3	R: 0 E: 1 K: 1 S: 7 / H: 1 LOB: 2 BB: 0 P: 7	R: 0 E: 0 K: 0 S: 3 / H: 0 LOB: 0 BB: 0 P: 3	R: 4 E: 0 K: 1 S: 9 / H: 4 LOB: 0 BB: 0 P: 10	R: 0 E: 0 K: 0 S: 4 / H: 1 LOB: 1 BB: 0 P: 4	R: 0 E: 0 K: 1 S: 5 / H: 1 LOB: 1 BB: 0 P: 6	R: 2 E: 0 K: 1 S: 8 / H: 1 LOB: 2 BB: 3 P: 22	R: 0 E: 0 K: 1 S: 5 / H: 0 LOB: 0 BB: 0 P: 5	R: 1 E: 0 K: 1 S: 6 / H: 1 LOB: 1 BB: 1 P: 11	1B: 5 2B: 2 3B: 0 HR: 2	SF: 0 SAC: 0 DP: 0 HBP: 0					

PITCHER		IP	WLS	BF	H	R	ER	SO	BB	IBB	HBP	BLK	WP	HR	S	P	ERA	WHIP
50 John Danks, L ERA: 3.5	(1, 1)	5.0	L	22	6	4	4	2	0	0	0	0	1	1	26	27	7.20	1.200
27 Matt Lindstrom, R ERA:	(6, 1)	1.0		3	1	0	0	1	0	0	0	0	0	0	5	6	0.00	1.000
37 Scott Downs, L ERA: 12.46	(7, 1)	0.1		3	1	2	2	0	1	0	0	0	0	1	4	10	54.00	6.000
51 Ronald Belisario, R ERA: 7.36	(7, 1)	1.0		5	0	0	0	1	2	0	0	0	1	0	5	13	0.00	2.000
46 Donnie Veal, L ERA: 1.29	(8, 1)	0.2		2	0	0	0	1	0	0	0	0	0	0	4	4	0.00	0.000

PITCHER		IP	WLS	BF	H	R	ER	SO	BB	IBB	HBP	BLK	WP	HR	S	P	ERA	WHIP
39 Maikel Cleto, R ERA: 1.29	(9, 1)	1.0		5	1	1	1	1	1	0	0	0	1	0	6	11	9.00	2.000

Chicago Cubs @ Chicago White Sox

Camelback Ranch, Glendale, AZ

Fri Mar 21 2014, 4:09 PM - 6:50 PM EDT

Att. 13,038 - Sunny - 79 F

TOP

livebaseballscorecards.com

AB	36
R	7
H	9
RBI	6
BB	4
SO	6
LOB	19

BOTTOM

Batter	1	2	3	4	5	6	7	8	9	AB	R	H	RBI	BB	SO	LOB
1 Adam Eaton, L (1, 8) OBP: 0.409, SLG: 0.500	S S S 0-3 K ①		x 0-0 G3 ③			x 0-0 G3-1 ②			x 0-0 G5-3 ①	3	0	0	0	0	1	0
20 Jordan Danks, L (7, 8) OBP: 0.415, SLG: 0.816										1	0	0	0	0	0	0
5 Marcus Semien, R (1, 4) OBP: 0.462, SLG: 0.469	x 0-0 G5-3 ②			x 0-0 G6-3 ①		B B B B 4-0 BB			x 0-0 G1-3 ②	3	0	0	0	1	0	0
79 José Abreu, R (1, 3) OBP: 0.333, SLG: 0.512	x 0-0 G5-3 ③			x 0-0 1B		x 0-0 F7 ③			S S S 0-3 K ③	2	0	1	0	0	0	0
Alex Liddi, R (5, 3) OBP: 0.263, SLG: 0.632										2	0	0	0	0	1	1
44 Adam Dunn, L (1, 10) OBP: 0.250, SLG: 0.235		S S S 0-3 K ①		x 0-0 P4 ②			x 0-0 12 G4-6-3 1B			3	0	1	0	0	1	1
26 Avisaíl García, R (1, 9) OBP: 0.306, SLG: 0.404		x 0-0 24 FC6-4 1B		x 0-0 G4-3 ③			x 0-0 F9 ①			3	0	1	0	0	0	2
12 Conor Gillaspie, L (1, 5) OBP: 0.289, SLG: 0.556		S S S 0-3 K ②			x 0-0 F8 ①		x 0-0 1-2f G4-6-3 ②③			3	0	0	0	0	1	2
24 Dayan Viciedo, R (1, 7) OBP: 0.317, SLG: 0.342		x 0-0 1-2f FC6-4 ③			x 0-0 L9 ②			S S S 0-3 K ①		3	0	0	0	0	1	1
18 Blake Tekotte, L (9, 7) OBP: 0.211, SLG: 0.333										0	0	0	0	0	0	0
10 Alexei Ramirez, R (1, 6) OBP: 0.273, SLG: 0.341			x 0-0 P5 ①		x 0-0 G5-3 ③			x 0-0 G5-3 ②		3	0	0	0	0	0	0
87 Cleuluis Rondon, S (9, 6)										0	0	0	0	0	0	0
21 Tyler Flowers, R (1, 2) OBP: 0.281, SLG: 0.467			x 0-0 G5-3 ②			6 S S S S 1-3 K ①		S S S 0-3 K ③		1	0	0	0	0	0	0
90 Jaime Pedroza, S (6, PH)										1	0	0	0	0	1	0
17 Adrian Nieto, S (7, 2) OBP: 0.333, SLG: 0.313										1	0	0	0	0	1	0
Inning Stats	R: 0 E: 0 K: 1 S: 5 H: 0 LOB: 0 BB: 0 P: 5	R: 0 E: 0 K: 2 S: 8 H: 1 LOB: 1 BB: 0 P: 8	R: 0 E: 0 K: 0 S: 3 H: 0 LOB: 0 BB: 0 P: 3	R: 0 E: 0 K: 0 S: 4 H: 1 LOB: 1 BB: 0 P: 4	R: 0 E: 0 K: 0 S: 3 H: 0 LOB: 0 BB: 0 P: 3	R: 0 E: 0 K: 1 S: 5 H: 0 LOB: 1 BB: 1 P: 10	R: 0 E: 0 K: 0 S: 3 H: 1 LOB: 0 BB: 0 P: 3	R: 0 E: 0 K: 2 S: 7 H: 0 LOB: 0 BB: 0 P: 7	R: 0 E: 0 K: 1 S: 5 H: 0 LOB: 0 BB: 0 P: 5	1B: 3 2B: 0 3B: 0 HR: 0	SF: 0 SAC: 0 DP: 1 HBP: 0						

PITCHER		IP	WLS	BF	H	R	ER	SO	BB	IBB	HBP	BLK	WP	HR	S	P	ERA	WHIP
18 Chris Rusin, L ERA: 3.78	(1, 1)	5.0	W	17	2	0	0	3	0	0	0	0	0	0	23	23	0.00	0.400
62 Alberto Cabrera, R ERA: 1.13	(6, 1)	1.0		4	0	0	0	1	1	0	0	0	0	0	5	10	0.00	1.000
53 Wesley Wright, L ERA: 6.0	(7, 1)	1.0		3	1	0	0	0	0	0	0	0	0	0	3	3	0.00	1.000
57 Jonathan Sánchez, L ERA: 7.04	(8, 1)	1.0		3	0	0	0	2	0	0	0	0	0	0	7	7	0.00	0.000
63 Brian Schlitter, R ERA: 1.5	(9, 1)	1.0		3	0	0	0	1	0	0	0	0	0	0	5	5	0.00	0.000

PITCHER	IP	WLS	BF	H	R	ER	SO	BB	IBB	HBP	BLK	WP	HR	S	P	ERA	WHIP

Chicago Cubs @ Chicago White Sox

Camelback Ranch, Glendale, AZ

Fri Mar 21 2014, 4:09 PM - 6:50 PM EDT

Att. 13,038 - Sunny - 79 F

livebaseballscorecards.com

AB	29
R	0
H	3
RBI	0
BB	1
SO	7
LOB	7

1B: 3 SF: 0 WP: 0 PA: 30
2B: 0 SAC: 0 PB: 0
3B: 0 DP: 1 SB: 0
HR: 0 HBP: 0 CS: 0

Cincinnati Reds @ Chicago Cubs

Cubs Park, Mesa, AZ

Sat Mar 22 2014, 4:14 PM - 7:28 PM EDT

Att. 15,241 - Partly Cloudy - 72 F

TOP

livebaseballscorecards.com

Batter	1	2	3	4	5	6	7	8	9	AB	R	H	RBI	BB	SO	LOB
6 Billy Hamilton, S (1, 8) OBP: 0.420, SLG: 0.500	K		F7	70 G4-6-3 1-3 1B			70 1B 3B	70 G6-3 2-3 3-H 1B		4	1	2	0	0	1	0
30 Jason Bourgeois, R (8, PH) (8, 7) OBP: 0.364, SLG: 0.263										1	0	1	1	0	0	0
70 Kristopher Negrón, R (1, 5) (8, 8) OBP: 0.385, SLG: 0.600	4 BB 15 HR 1B		48 1B 15 1B 1B	G4-6-3 1-2f			48 S 3-H 1B	G6-3 1-2f		5	2	3	1	0	0	4
4 Brandon Phillips, R (1, 4) OBP: 0.292, SLG: 0.524	15 HR 1-2 BB		K		G4-3		F9		HR	4	2	1	1	1	1	2
48 Ryan Ludwick, R (1, 7) OBP: 0.250, SLG: 0.341	K		29 1B 15 1B 1-2 1B		F7		K 1-2		G1-3	4	0	1	0	0	2	3
50 Neftali Soto, R (8, 3) OBP: 0.375, SLG: 0.725										1	0	0	0	0	0	0
15 Roger Bernadina, L (1, 9) OBP: 0.533, SLG: 0.833	1-H 2-H HR		29 1B 1-2 2-H 1B		K		P6		G4-3	5	1	2	4	0	1	1
29 Brayan Peña, S (1, 2) OBP: 0.308, SLG: 0.314	G6-3		1-2 2-3 1B			2 1B 2B		G4-3	G6-3	5	0	2	0	0	0	0
2 Zack Cozart, R (1, 6) OBP: 0.234, SLG: 0.283		P4	F7			91 CS 2-3 1B		27 1B 91 2B 1B		4	1	2	0	0	0	3
27 Chris Nelson, R (1, 3) (8, 5) OBP: 0.389, SLG: 0.563		K		6 1B 1B		K		91 2B 30 1B 1-2 1B		4	1	2	0	0	2	2
52 Tony Cingrani, L (1, 1) 80 Jumbo Díaz, R (5, 1) 91 Jesse Winker, L (6, PH) OBP: 0.250, SLG: 0.500 43 Manny Parra, L (6, 1) 63 Sam LeCure, R (7, 1) 91 Ruben Gotay, S (8, PH) OBP: 0.667, SLG: 1.333 Logan Ondrusek, R (8, 1)		K		K		K 1-2		30 1B 1-3 2-H 2B		2 0 1 0 0 1 0	0 0 0 0 0 0 0	0 0 0 0 0 1 0	0 0 0 0 0 0 0	2 0 0 0 0 0 0	0 0 1 0 0 0 0	1 0 2 0 0 0 0
Inning Stats	R: 3 E: 0 K: 2 S: 10 H: 2 LOB: 0 BB: 1 P: 15	R: 0 E: 0 K: 2 S: 7 H: 0 LOB: 0 BB: 0 P: 7	R: 1 E: 0 K: 1 S: 9 H: 4 LOB: 3 BB: 0 P: 9	R: 0 E: 0 K: 1 S: 6 H: 2 LOB: 1 BB: 0 P: 6	R: 0 E: 0 K: 1 S: 5 H: 0 LOB: 0 BB: 0 P: 5	R: 0 E: 0 K: 2 S: 8 H: 2 LOB: 2 BB: 0 P: 8	R: 1 E: 0 K: 1 S: 7 H: 2 LOB: 1 BB: 0 P: 7	R: 2 E: 0 K: 0 S: 6 H: 4 LOB: 1 BB: 0 P: 6	R: 1 E: 0 K: 0 S: 4 H: 1 LOB: 0 BB: 0 P: 5	1B: 12 2B: 3 3B: 1 HR: 2	SF: 0 SAC: 0 DP: 3 HBP: 0						

AB	41
R	8
H	17
RBI	8
BB	1
SO	10
LOB	18

WP: 0 PB: 0 SB: 1 CS: 1 PA: 42

PITCHER		IP	WLS	BF	H	R	ER	SO	BB	IBB	HBP	BLK	WP	HR	S	P	ERA	WHIP
36 Edwin Jackson, R ERA: 5.14	(1, 1)	5.0	L	23	8	4	4	7	1	0	0	0	0	1	37	42	7.20	1.800
41 Jose Veras, R ERA: 6.43	(6, 1)	1.0		4	2	0	0	2	0	0	0	0	0	0	8	8	0.00	2.000
56 Héctor Rondón, R ERA: 9.82	(7, 1)	1.0		5	2	1	1	1	0	0	0	0	0	0	7	7	9.00	2.000
46 Pedro Strop, R ERA: 4.5	(8, 1)	1.0		6	4	2	2	0	0	0	0	0	0	0	6	6	18.00	4.000
52 Justin Grimm, R ERA: 7.5	(9, 1)	1.0		4	1	1	1	0	0	0	0	0	0	1	4	5	9.00	1.000

Cincinnati Reds @ Chicago Cubs

Cubs Park, Mesa, AZ

Sat Mar 22 2014, 4:14 PM - 7:28 PM EDT

Att. 15,241 - Partly Cloudy - 72 F

BOTTOM

Batter	1	2	3	4	5	6	7	8	9	AB	R	H	RBI	BB	SO	LOB
15 Darwin Barney, R (1, 4) OBP: 0.366, SLG: 0.429	BBBB 4-0 44 1B 19 SF8 BB		BBBB 4-0 44 2B BB		X 0-0 ① G5-3		X 0-0 54 FC5-2 3B		X 0-0 ② F7	1	2	0	0	2	0	0
Logan Watkins, L (6, 4) OBP: 0.200, SLG: 0.333										2	0	1	0	0	0	1
20 Justin Ruggiano, R (1, 7) OBP: 0.361, SLG: 0.588	X 0-0 ① F8		CSC 0-3 ① K		X 0-0 44 1B 3B		X 0-0 ① FC5-2 3-H		SSS 0-3 ③ K	3	1	1	0	0	1	2
54 Darnell McDonald, R (6, 7) OBP: 0.367, SLG: 0.320										2	0	0	0	0	1	2
44 Anthony Rizzo, L (1, 3) OBP: 0.415, SLG: 0.658	X 0-0 30 BB 1-3 1B		X 0-0 1-H 2B		X 0-0 19 BB 3-H 1B		X 0-0 ② F9			3	0	3	2	0	0	0
28 Chris Coghlan, L (6, 3) OBP: 0.273, SLG: 0.267										1	0	0	0	0	0	1
30 Mike Olt, R (1, 5) OBP: 0.333, SLG: 0.600	BBBB 4-0 1-2 BB		X 0-0 ② G5-3		SSS 0-3 ② K		X 0-0 ③ F8			2	0	0	0	1	1	2
4 Ryan Roberts, R (6, 5) OBP: 0.344, SLG: 0.393										1	0	0	0	0	0	1
19 Nate Schierholtz, L (1, 9) OBP: 0.333, SLG: 0.371	X 0-0 ② SF8 3-H		X 0-0 ③ L9		BBBB 4-0 1-2 BB			X 0-0 ① F8		2	0	0	1	1	0	1
5 Welington Castillo, R (1, 2) OBP: 0.333, SLG: 0.292	X 0-0 ③ F8			X 0-0 6 FC6 1B	SSS 0-3 ③ K			X 0-0 ② G4-3		3	0	1	0	0	1	4
9 George Kottaras, L (7, 2) OBP: 0.300, SLG: 0.313										1	0	0	0	0	0	0
6 Ryan Sweeney, L (1, 8) OBP: 0.108, SLG: 0.083		SSS 0-3 ① K		X 0-0 ① FC6 1-2f		X 0-0 ① F8		X 0-0 ③ F8		4	0	0	0	0	1	1
8 Donnie Murphy, R (1, 6) OBP: 0.268, SLG: 0.324		X 0-0 ② F8		SSS 0-3 ② K		CSC 0-3 ② K			X 0-0 1B	3	0	0	0	0	2	1
56 Héctor Rondón, R (7, 1)										0	0	0	0	0	0	0
46 Pedro Strop, R (8, 1)										0	0	0	0	0	0	0
52 Justin Grimm, R (9, 1)										0	0	0	0	0	0	0
86 Shawon Dunston Jr., L (9, PH) OBP: 1.000, SLG: 1.000										1	0	1	0	0	0	0
36 Edwin Jackson, R (1, 1)		X 0-0 ③ G4-3		X 0-0 ③ P4		SSS 0-3 ③ K			SSS 0-3 ① K	2	0	0	0	0	0	1
41 Jose Veras, R (6, 1)										0	0	0	0	0	0	0
60 Chris Valaika, R (6, PH) OBP: 0.200, SLG: 0.229										2	0	0	0	0	2	1
(7, 6)																

livebaseballscorecards.com

AB	33
R	3
H	7
RBI	3
BB	4
SO	9
LOB	18

Inning Stats	1	2	3	4	5	6	7	8	9
	R: 1 E: 0 K: 0 S: 4	H: 1 LOB: 2 BB: 2 P: 12	R: 0 E: 0 K: 1 S: 5	H: 0 LOB: 0 BB: 0 P: 5	R: 1 E: 0 K: 1 S: 6	H: 1 LOB: 1 BB: 1 P: 10	R: 0 E: 0 K: 1 S: 6	H: 1 LOB: 1 BB: 0 P: 6	R: 1 E: 0 K: 2 S: 9	H: 2 LOB: 2 BB: 1 P: 13	R: 0 E: 0 K: 2 S: 7	H: 0 LOB: 0 BB: 0 P: 7	R: 0 E: 0 K: 0 S: 4	H: 1 LOB: 1 BB: 0 P: 4	R: 0 E: 0 K: 0 S: 3	H: 0 LOB: 0 BB: 0 P: 3	R: 0 E: 0 K: 2 S: 8	H: 1 LOB: 1 BB: 0 P: 8

| | | | | | | | | | | | | | | | |

Chicago Cubs @ Oakland Athletics

Phoenix Municipal Stadium, Phoenix, AZ

Sun Mar 23 2014, 4:06 PM - 7:20 PM EDT

Att. 6,511 - Sunny - 86 F

TOP

livebaseballscorecards.com

Batter	1	2	3	4	5	6	7	8	9	AB	R	H	RBI	BB	SO	LOB
43 Emilio Bonifácio, S (1, 8) OBP: 0.295, SLG: 0.400 54 Darnell McDonald, R (6, 7) OBP: 0.344, SLG: 0.296	C C C 0-3 ① K		X 0-0 ② ③ G4-6-3 1-2f			X 0-0 21 HR 2-3 1B	S S S 0-3 ② K 1-3		X 0-0 ② L9	3 1 1 0 0 1 2 2 0 0 0 0 1 1						
21 Junior Lake, R (1, 7) OBP: 0.279, SLG: 0.525 (6, 8) 98 Zeke DeVoss, S (9, 8) OBP: 0.333, SLG: 0.333	X 0-0 ② G5-3			X 0-0 ① B2		C X 0-1 1-H 3-H HR	B S X 1-1 3-H HR		B B B S S X 3-2 HR	5 3 3 6 0 0 0 0 0 0 0 0 0 0						
24 Luis Valbuena, L (1, 4) OBP: 0.368, SLG: 0.941	S S S 0-3 ③ K			S S S 0-3 ② K		X 0-0 HR	S S S 0-3 ③ K		B B B S S X 3-2 HR	5 2 2 2 0 3 1						
30 Mike Olt, R (1, 5) OBP: 0.327, SLG: 0.636 96 Charlie Cutler, L (8, 3) OBP: 1.000, SLG: 1.000		X 0-0 ① P4		C C C 0-3 ③ K		X 0-0 ① G3		B B B S S X 3-2 HR	X 0-0 1B	4 1 1 1 0 1 0 1 0 1 0 0 0 0						
51 Ryan Kalish, L (1, 9) OBP: 0.375, SLG: 0.314		X 0-0 ② G4-3			X 0-0 4 G5-4-3 1B	S S S 0-3 ② K		X 0-0 ① P6	X 0-0 ③ G4-3	5 0 1 0 0 1 1						
4 Ryan Roberts, R (1, 3) OBP: 0.361, SLG: 0.406 86 Jonathan Mota, R (8, PR) OBP: 0.333, SLG: 1.333 (8, 5)		C C C 0-3 ③ K			X 0-0 ① ② G5-4-3 1-2f	X 0-0 1B		X 0-0 94 FC4-6 1B		4 0 2 0 0 1 1 0 0 0 0 0 0 0						
9 George Kottaras, L (1, 2) OBP: 0.304, SLG: 0.278 32 Eli Whiteside, R (7, 2)			B B B B 4-0 15 FC5-4 BB		X 0-0 ③ G3	S S S 0-3 ③ K		X 0-0 ② F7		2 0 0 0 1 1 1 1 0 0 0 0 0 1						
15 Darwin Barney, R (1, 6) OBP: 0.364, SLG: 0.421 94 Wes Darvill, L (7, PR) OBP: 0.250, SLG: 0.250 (7, 6)			X 0-0 ① FC5-4 28 1B 1-2f			X 0-0 28 2B 1B	X 0-0 54 WP E6 54 S 21 HR	X 0-0 ③ FC4-6 1-2f		3 1 1 0 0 0 1 1 1 0 0 0 0 1						
28 Chris Coghlan, L (1, 10) OBP: 0.297, SLG: 0.324			X 0-0 43 G4-6-3 1-2 1B			X 0-0 43 1B 1-H 21 HR 2B	S S S 0-3 ① K		X 0-0 ① G4-3	4 1 2 1 0 1 1						

| Inning Stats | | | | | |

Batter	1	2	3	4	5	6	7	8	9	AB	R	H	RBI	BB	SO	LOB
4 Coco Crisp, S (1, 8) OBP: 0.511, SLG: 0.457 Josh Whitaker, R (8, PR) (9, 9)	0-0 5 G3-6-3 1B	4-0 BBB 8 WP 1-2 BB		0-0 F8 ②		0-0 L3 ②		0-0 1B		4	0	2	0	1	0	0
										0	0	0	0	0	0	0
5 John Jaso, L (1, 2) OBP: 0.348, SLG: 0.450 Jake Goebbert, L (7, 7) OBP: 0.250, SLG: 0.176	0-0 G3-6-3 ①② 1-2f	0-0 F7 ②		0-0 2B		0-3 SSS K ③		0-3 SSS K ①		4	0	1	0	0	1	3
										1	0	0	0	0	1	1
8 Jed Lowrie, S (1, 6) OBP: 0.340, SLG: 0.595 78 Ryan Ortiz, R (9, 2) OBP: 0.500, SLG: 0.500	0-0 16 1B 3B	4-0 BBB 1-2 2-3 BB		0-0 F7 ③			0-0 E5 35 G6-4-3 37 1B E	0-0 F8 ②		4	2	1	0	1	0	2
										0	0	0	0	0	0	0
37 Brandon Moss, L (1, 3) OBP: 0.488, SLG: 0.694	H 1-0 16 1B 18 1B HBP	0-0 F7 ③			4-0 BBB 28 BB BB		0-0 35 G6-4-3 1-2 1B	0-0 F8 ③		3	1	1	0	1	0	4
16 Josh Reddick, L (1, 9) OBP: 0.340, SLG: 0.442 35 Chris Gimenez, R (7, 2) OBP: 0.290, SLG: 0.222 (9, 5)	0-0 18 1B 1-2 3-H 1B		0-3 CCC K ①		0-3 SSS K ①		0-0 G6-4-3 ①② 1-2f 2-3		0-0 L6 ①	3	0	1	1	0	2	1
										2	0	0	0	0	0	2
18 Alberto Callaspo, S (1, 5) OBP: 0.378, SLG: 0.325 Hiroyuki Nakajima, R (6, 5) OBP: 0.429, SLG: 0.333 Daniel Robertson, R (8, 5) OBP: 0.250, SLG: 0.250 (9, 6)	0-0 1-2 2-H 1B		0-0 28 2B 1B		0-0 L9 ②		0-0 E5 86 2B 1B 3-H		0-0 88 2B 1B	3	0	2	1	0	0	1
										1	1	0	0	0	0	0
										1	1	1	0	0	0	0
28 Eric Sogard, L (1, 4) OBP: 0.326, SLG: 0.293 86 Tyler Ladendorf, R (7, 4) OBP: 0.375, SLG: 0.500	0-0 G3-1 ③		0-0 1-H 2B ②		BBB 4-0 1-2 BB		0-0 1-3 1B 2B		0-0 F8 ②	2	0	1	0	1	0	2
										2	1	1	0	0	0	1
Nate Freiman, R (1, 10) OBP: 0.327, SLG: 0.405 88 Anthony Aliotti, L (9, PH) OBP: 0.250, SLG: 0.500		0-0 F8 ①	0-0 G6-3 ③		0-0 F9 ③		0-0 2-H 3-H 1B		0-0 1-H 2B	4	0	1	2	0	0	3
										1	0	1	1	0	0	0
29 Sam Fuld, L (1, 7) OBP: 0.386, SLG: 0.500 79 Billy McKinney, L (7, 9) OBP: 0.429, SLG: 0.462 (9, 8)		0-0 8 WP 4 S 1B		0-0 G3 ①		0-0 F7 ①	0-0 G1-3 ③		SSS 0-3 K ③	3	0	1	0	0	0	0
										2	0	0	0	0	1	2
Inning Stats	R: 2 E: 0 K: 0 S: 6 H: 4 LOB: 2 BB: 0 P: 7	R: 0 E: 0 K: 0 S: 4 H: 1 LOB: 3 BB: 2 P: 12	R: 0 E: 0 K: 1 S: 6 H: 2 LOB: 1 BB: 0 P: 6	R: 0 E: 0 K: 0 S: 4 H: 1 LOB: 1 BB: 0 P: 4	R: 0 E: 0 K: 1 S: 5 H: 0 LOB: 2 BB: 2 P: 13	R: 0 E: 0 K: 1 S: 5 H: 0 LOB: 0 BB: 0 P: 5	R: 3 E: 2 K: 0 S: 7 H: 3 LOB: 1 BB: 0 P: 7	R: 0 E: 0 K: 1 S: 6 H: 1 LOB: 1 BB: 0 P: 6	R: 1 E: 0 K: 1 S: 7 H: 2 LOB: 1 BB: 0 P: 7	1B: 9 2B: 4 3B: 1 HR: 0	SF: 0 SAC: 0 DP: 2 HBP: 1						

BOTTOM

Chicago Cubs @ Oakland Athletics

Phoenix Municipal Stadium, Phoenix, AZ

Sun Mar 23 2014, 4:06 PM - 7:20 PM EDT

Att. 6,511 - Sunny - 86 F

livebaseballscorecards.com

AB	40
R	6
H	14
RBI	5
BB	4
SO	5
LOB	22

WP: 1 PA: 45
PB: 0
SB: 1
CS: 0

PITCHER		IP	WLS	BF	H	R	ER	SO	BB	IBB	HBP	BLK	WP	HR	S	P	ERA	WHIP
39 Jason Hammel, R ERA: 4.26	(1, 1)	4.2		24	8	2	2	2	3	0	1	0	1	0	24	37	3.86	2.357
40 James Russell, L ERA: 3.0	(5, 1)	0.1	W	2	0	0	0	0	1	0	0	0	0	0	1	5	0.00	3.000
62 Alberto Cabrera, R ERA: 1.0	(6, 1)	1.0	H	3	0	0	0	1	0	0	0	0	0	0	5	5	0.00	0.000
53 Wesley Wright, L ERA: 5.14	(7, 1)	1.0		7	3	3	0	0	0	0	0	0	0	0	7	7	0.00	3.000
Arodys Vizcaíno, R ERA:	(8, 1)	1.0	H	4	1	0	0	1	0	0	0	0	0	0	6	6	0.00	1.000

PITCHER		IP	WLS	BF	H	R	ER	SO	BB	IBB	HBP	BLK	WP	HR	S	P	ERA	WHIP
Blake Parker, R ERA: 9.0	(9, 1)	1.0		5	2	1	1	1	0	0	0	0	0	0	7	7	9.00	2.000

Batter	1	2	3	4	5	6	7	8	9	AB	R	H	RBI	BB	SO	LOB
2 Everth Cabrera, S (1, 6) OBP: 0.339, SLG: 0.358 82 Daniel Robertson, R (8, 7) OBP: 0.111, SLG: 0.222	BBBB 4-0 BB		X 0-0 G4-3 ①		X 0-0 25 S 2B 1B	X 0-0 1B		X 0-0 SH1-3 ① 1-2		3 1 2 0 1 0 0 0 0 0 0 0 0 0						
25 Will Venable, L (1, 8) OBP: 0.245, SLG: 0.319 89 Stephen Carmon, L (8, 6) OBP: 1.000, SLG: 1.000	X 0-0 F7 ①		SST 0-2 K ②		BBBB 4-0 2B 12 1B 1-2 BB	SSS 0-3 K ②		BX 1-0 G4-3 ② 2-H 3-H		4 1 0 1 1 2 2 0 0 0 0 0 0 0						
Chase Headley, S (1, 5) OBP: 0.286, SLG: 0.500 46 Tim Stauffer, R (6, 1) 92 Brooks Conrad, S (8, PH) 33 Dale Thayer, R (8, 1) 16 Huston Street, R (9, 1)	X 0-0 F8 ②		X 0-0 F8 ③		X 0-0 12 1B 1-3 2-H 2B	SSS 0-3 K ③		CCC 0-3 K ③		4 0 1 1 0 1 2 0 0 0 0 0 0 0 1 0 0 0 0 1 0 0 0 0 0 0 0 0 0 0 0 0 0 0 0						
18 Carlos Quentin, R (1, 7) OBP: 0.200, SLG: 0.424 3 Alberto Gonzalez, R (7, PR) OBP: 0.172, SLG: 0.214 (7, 5)	SSS 0-3 K ③			X 0-0 F7 ①	SSS 0-3 K ①		X 0-0 9 G4-3 2B		X 0-0 E5	4 0 1 0 0 2 3 1 0 0 0 0 0 0						
9 Jedd Gyorko, R (1, 4) OBP: 0.304, SLG: 0.423		X 0-0 12 2B 1B		SSS 0-3 K ②	H 1-0 12 1B HBP		X 0-0 G4-3 ① 2-3		SSS 0-3 K ①	4 1 1 0 0 2 2						
12 Seth Smith, L (1, 9) OBP: 0.375, SLG: 0.414 92 Hunter Renfroe, R (6, 9)		X 0-0 4 G4-3 1-H 2B		BBBB 4-0 14 HR BB	X 0-0 4 FC6-4 1-2 2-3 3-H 1B		BBBB 4-0 14 G6-4-3 BB		SSS 0-3 K ②	2 1 2 2 1 0 0 1 0 0 0 1 1 1						
14 Tommy Medica, R (1, 3) OBP: 0.369, SLG: 0.587 44 René Rivera, R (8, 3) OBP: 0.355, SLG: 0.433		X 0-0 F9 ①	BCX 1-1 1-H HR		X 0-0 F7 ②		X 0-0 G6-4-3 ②③ 1-2f		SSS 0-3 K ③	4 1 1 2 0 0 7 1 0 0 0 0 1 1						
4 Nick Hundley, R (1, 2) OBP: 0.378, SLG: 0.588		X 0-0 G4-3 ② 2-3	BBBB 4-0 BB		X 0-0 FC6-4 ③ 1-2f			X 0-0 5 1B 25 WP 2B		3 1 1 0 1 0 4						
53 Eric Stults, L (1, 1) 5 Alexi Amarista, L (6, 5) OBP: 0.279, SLG: 0.405 (7, 7) (8, 8)		X 0-0 F8 ③		X 0-0 G3 ③		CCC 0-3 K ①		X 0-0 25 WP 2 SH1-3 25 G4-3 2-3 1B		3 0 0 0 0 1 2 1 1 1 0 0 0 0						
Inning Stats	R: 0 H: 0 E: 0 LOB: 1 K: 1 BB: 1 S: 5 P: 9	R: 1 H: 2 E: 0 LOB: 1 K: 0 BB: 0 S: 5 P: 5	R: 0 H: 0 E: 0 LOB: 0 K: 1 BB: 0 S: 5 P: 5	R: 2 H: 1 E: 0 LOB: 1 K: 1 BB: 2 S: 7 P: 16	R: 2 H: 3 E: 0 LOB: 3 K: 1 BB: 1 S: 8 P: 13	R: 0 H: 1 E: 0 LOB: 1 K: 3 BB: 0 S: 10 P: 10	R: 0 H: 1 E: 0 LOB: 2 K: 0 BB: 1 S: 3 P: 7	R: 2 H: 2 E: 0 LOB: 0 K: 1 BB: 0 S: 7 P: 8	R: 0 H: 0 E: 1 LOB: 1 K: 3 BB: 0 S: 10 P: 10	1B: 5 SF: 0 2B: 4 SAC: 1 3B: 0 DP: 1 HR: 1 HBP: 1						

TOP

San Diego Padres @ Chicago Cubs

Cubs Park, Mesa, AZ

Mon Mar 24 2014, 10:10 PM - 1:13 AM EDT

Att. 15,126 - Partly Cloudy - 79 F

livebaseballscorecards.com

AB	36
R	7
H	10
RBI	6
BB	5
SO	11
LOB	24

WP: 1 PA: 43
PB: 0
SB: 1
CS: 0

PITCHER		IP	WLS	BF	H	R	ER	SO	BB	IBB	HBP	BLK	WP	HR	S	P	ERA	WHIP
33 Carlos Villanueva, R ERA: 6.32	(1, 1)	4.0	L	18	3	3	3	3	3	0	0	0	0	1	22	35	6.75	1.500
41 Jose Veras, R ERA: 7.88	(5, 1)	1.0		8	3	2	2	1	1	0	1	0	0	0	8	13	18.00	4.000
63 Brian Schlitter, R ERA: 1.29	(6, 1)	1.0		4	1	0	0	3	0	0	0	0	0	0	10	10	0.00	1.000
52 Justin Grimm, R ERA: 8.59	(7, 1)	1.1		7	3	2	2	0	1	0	0	0	0	0	6	10	13.50	3.000
83 Hunter Cervenka, L ERA:	(8, 1)	0.2		2	0	0	0	1	0	0	0	0	1	0	4	5	0.00	0.000

PITCHER		IP	WLS	BF	H	R	ER	SO	BB	IBB	HBP	BLK	WP	HR	S	P	ERA	WHIP
Neil Ramírez, R ERA:	(9, 1)	1.0		4	0	0	0	3	0	0	0	0	0	0	10	10	0.00	0.000

BOTTOM

San Diego Padres @ Chicago Cubs

Cubs Park, Mesa, AZ

Mon Mar 24 2014, 10:10 PM - 1:13 AM EDT

Att. 15,126 - Partly Cloudy - 79 F

livebaseballscorecards.com

Batter	1	2	3	4	5	6	7	8	9	AB	R	H	RBI	BB	SO	LOB
43 Emilio Bonifácio, S (1, 4) OBP: 0.292, SLG: 0.432 Arismendy Alcántara, S (8, 4) OBP: 0.333, SLG: 0.400	8 G5-3 3B		F7 ①		G5-3 ①		F9 ②			4 0	1 0	1 0	0 0	0 0	0 0	2 0
8 Donnie Murphy, R (1, 6) OBP: 0.273, SLG: 0.325 63 Brian Schlitter, R (6, 1) 28 Chris Coghlan, L (7, 7) OBP: 0.289, SLG: 0.314	G5-3 ① 3-H		44 1B 1B		G5-3 ② 2-3		L3 ③			3 0 1	0 0 0	1 0 0	1 0 0	0 0 0	0 0 0	1 0 1
44 Anthony Rizzo, L (1, 3) OBP: 0.422, SLG: 0.634	19 1B HBP		1-2 1B		F7 ③			F7 ①		3	0	1	0	0	0	1
20 Justin Ruggiano, R (1, 7) OBP: 0.333, SLG: 0.541 51 Ryan Kalish, L (7, 8) OBP: 0.366, SLG: 0.306	K ②		F4 ②			P4 ①		F7 ②		3 1	0 0	0 0	0 0	0 0	1 0	3 0
19 Nate Schierholtz, L (1, 9) OBP: 0.333, SLG: 0.368 38 John Baker, L (7, 2) OBP: 0.286, SLG: 0.429	1-2 1B		G3-1 ③			K ②		K ③		3 1	0 0	1 0	0 0	0 0	1 1	2 0
5 Welington Castillo, R (1, 2) OBP: 0.367, SLG: 0.346 90 John Andreoli, R (7, 9)	G6-3 ③			6 G4-6-3 BB		2B			G4-3 ①	2 1	0 0	1 0	0 0	1 0	0 0	2 0
6 Ryan Sweeney, L (1, 8) OBP: 0.100, SLG: 0.077 52 Justin Grimm, R (7, 1) 83 Hunter Cervenka, L (8, 1) Neil Ramírez, R (9, 1) 96 Jacob Hannemann, L (9, PH)	P6 ①			G4-6-3 ① ② 1-2f		G4-3 ③			K ②	3 0 0 0 1	0 0 0 0 0	0 0 0 0 0	0 0 0 0 0	0 0 0 0 1	0 0 0 0 0	2 0 0 0 0
4 Ryan Roberts, R (1, 5) OBP: 0.333, SLG: 0.371 94 Jeimer Candelario, S (8, 5)	K ②			F9 ③			K ①		K ③	3 1	0 0	0 0	0 0	0 0	2 1	0 0
33 Carlos Villanueva, R (1, 1) 41 Jose Veras, R (5, 1) 86 Willson Contreras, R (5, PH) OBP: 1.000, SLG: 1.000 Chris Valaika, R (6, 6) OBP: 0.222, SLG: 0.250	G4-3 ③				E5 8 G5-3 1B		1B			1 0 1 1	0 0 0 0	0 0 1 1	0 0 0 0	0 0 0 0	0 0 0 0	0 0 0 0
Inning Stats	R: 1 H: 2 E: 0 LOB: 2 K: 1 BB: 0 S: 7 P: 8		R: 0 H: 0 E: 0 LOB: 0 K: 1 BB: 0 S: 5 P: 5	R: 0 H: 2 E: 0 LOB: 2 K: 0 BB: 0 S: 5 P: 5	R: 0 H: 0 E: 0 LOB: 0 K: 0 BB: 1 S: 2 P: 6	R: 0 H: 1 E: 1 LOB: 1 K: 0 BB: 0 S: 4 P: 4	R: 0 H: 1 E: 0 LOB: 1 K: 1 BB: 0 S: 6 P: 6	R: 0 H: 1 E: 0 LOB: 1 K: 1 BB: 0 S: 6 P: 6	R: 0 H: 0 E: 0 LOB: 0 K: 1 BB: 0 S: 5 P: 5	R: 0 H: 0 E: 0 LOB: 0 K: 2 BB: 0 S: 7 P: 7	1B: 5 SF: 0 2B: 1 SAC: 0 3B: 1 DP: 1 HR: 0 HBP: 1						

	AB	33
	R	1
	H	7
	RBI	1
	BB	1
	SO	7
	LOB	14

PITCHER		IP	WLS	BF	H	R	ER	SO	BB	IBB	HBP	BLK	WP	HR	S	P	ERA	WHIP
53 Eric Stults, L ERA: 5.29	(1, 1)	5.2	W	23	5	1	1	3	1	0	1	0	0	0	27	32	1.59	1.059
46 Tim Stauffer, R ERA: 2.16	(6, 1)	1.1		6	2	0	0	1	0	0	0	0	0	0	8	8	0.00	1.500
33 Dale Thayer, R ERA: 2.25	(8, 1)	1.0		3	0	0	0	1	0	0	0	0	0	0	5	5	0.00	0.000
16 Huston Street, R ERA:	(9, 1)	1.0		3	0	0	0	2	0	0	0	0	0	0	7	7	0.00	0.000

PITCHER	IP	WLS	BF	H	R	ER	SO	BB	IBB	HBP	BLK	WP	HR	S	P	ERA	WHIP

Batter	1	2	3	4	5	6	7	8	9	AB	R	H	RBI	BB	SO	LOB
43 Emilio Bonifácio, S (1, 4) OBP: 0.302, SLG: 0.417	C SI 94 X SI 96 0-1 44 G3-1 51 G4-3 1B		C SI 86 F CH 84 F SI 94 B SI 95 B SI 97 S CH 86 2-3 ② K		X FF 87 0-0 ① FC1-5 51 BB 1-2 2-3f		F SI 96 S SL 88 X SL 89 0-2 ② G4-3		B FF 91 C FF 90 S CH 86 B CH 85 D CH 87 B FF 92 4-2 93 1B 1-2 E BB	4	1	1	0	1	1	3
51 Ryan Kalish, L (1, 9) OBP: 0.370, SLG: 0.300 (8, 8)	1 SAFE B SI 94 B SI 96 1 SAFE C SI 97 1 SAFE F SI 96 F SI 96 F SI 97 3-2 ① G4-3 1-2		D SI 87 F CH 85 S SI 95 X SI 96 1-2 44 S 2-H 1B		C SI 89 B FF 89 F FF 89 D SI 92 2 SAFE B CU 80 F SI 91 F CU 77 B CH 85 4-2 ② 1-2 2-3 BB		C CH 84 B CH 86 X CH 86 1-1 ③ G6-3		C FF 92 F FF 90 X CU 75 0-2 ① P5	4	0	1	1	1	0	3
44 Anthony Rizzo, L (1, 3) OBP: 0.388, SLG: 0.578 93 Dustin Geiger, R (8, 3) OBP: 0.667, SLG: 0.500	X SI 87 0-0 ② G3-1 2-3		C SI 96 B SI 96 X CH 84 1-1 ③ L7 1-2		B CH 84 B FF 88 B SI 89 S CH 87 F FF 89 X FF 89 3-2 ③ G4-3			B SI 87 B FF 87 C SI 90 B FF 88 C SI 88 T SI 87 3-2 ① K	S SL 87 X SL 86 0-1 E 1-2 2-H 1B	4 1	0 1	0 1	0 1	1 0	4 0	4 0
6 Ryan Sweeney, L (1, 8) OBP: 0.159, SLG: 0.119 Armando Rivero, R (8, 1) 92 Gioskar Amaya, R (9, PH) 96 Ryan Searle, R (9, 1)	B SI 96 C SI 96 C SI 97 B SI 97 X FF 99 2-2 ③ G5-3			B FF 90 C FF 89 B FC 82 B FC 82 S FF 92 B FC 90 4-2 BB		C SI 90 B SI 89 B SI 91 X CU 76 2-1 38 1B 1B		B FF 90 B FF 88 C FF 87 F SI 90 F SI 88 X SI 91 2-2 94 2B 1B	C FF 93 S SI 93 B FF 93 D CU 77 S FF 89 2-3 ② K	3 0 1 0	1 0 0 0	2 0 0 0	0 0 0 0	1 0 0 0	0 0 1 0	1 0 2 0
Javier Báez, R (1, 6) OBP: 0.298, SLG: 0.681		B SI 95 F SI 95 F SI 96 X SI 96 1-2 ① G5-3		C FC 85 B FF 89 F FF 93 S CH 82 1-3 ① K		C SI 90 S CU 77 S CU 77 0-3 ① K		X FF 86 0-0 94 2B 1-2 1B	X SL 88 0-0 E4 94 S 1-H 2-H	5	0	1	0	0	2	2
38 John Baker, L (1, 2) OBP: 0.292, SLG: 0.417 Marcus Hatley, R (6, 1) Jonathan Sánchez, L (7, 1) 83 Jeff Lorick, L (7, 1) 94 Rubi Silva, L (8, PH) OBP: 0.167, SLG: 0.333 (8, 9)		F SI 96 C SI 97 B SI 98 B CH 86 X CH 86 2-2 ② G1-3		B FF 91 C FF 93 S FC 86 S FC 84 1-3 ② K		B SL 88 D FA 89 B FF 89 C FA 88 F SI 89 X SI 89 3-2 1-3 1B		C SI 90 F SI 90 X SI 90 0-2 1-3 2-H 2B	B CH 87 F SL 87 B CU 74 X FF 91 2-1 ③ G6-3 2-3	3 0 0 0 0 2	0 0 0 0 0 0	1 0 0 0 0 1	0 0 0 0 0 1	0 0 0 0 0 0	1 0 0 0 0 1	1 0 0 0 0 1
Kris Bryant, R (1, 5) OBP: 0.200, SLG: 0.444		B SI 96 X SI 96 1-0 ③ G1-3		S CH 83 D FC 80 B FF 91 F FF 92 1 SAFE S FC 83 2-3 ③ K		B SI 90 F CU 75 C SI 88 C SI 90 1-3 ② K		B SI 87 B FF 88 S SI 88 C SI 91 B FF 89 S SI 89 3-3 ② K		4	0	0	0	0	3	5
28 Chris Coghlan, L (1, 7) OBP: 0.286, SLG: 0.308			C SI 94 C SI 95 X CH 83 0-2 E4 89 SH3 51 1B		C SI 89 B FF 89 B CH 87 X SI 89 2-1 43 FC1-5 88 1B 1B	B SI 89 B CU 75 X SI 89 2-0 ③ G4-3		C FF 87 F SI 90 B SI 90 C SI 88 1-3 ③ K		4	1	1	0	0	1	4
89 Carl Edwards Jr., R (1, 1) Zac Rosscup, R (3, 1) 88 Yasiel Balaguert, R (5, PH) OBP: 1.000, SLG: 1.000 53 Wesley Wright, R (5, 1) Raffy Lopez, L (6, 2) OBP: 0.286, SLG: 0.231			X SI 94 0-0 ① SH3 1-2		C SI 88 S SI 88 1 SAFE 1 SAFE X SI 89 0-2 51 BB 43 FC1-5 1-2 1B		B SI 93 F SI 95 F SI 94 S SI 87 1-3 ① K		C FF 91 B FF 88 B SL 86 F FF 92 X FF 93 2-2 43 BB 93 1B 1B	0 0 1 0 2	0 0 0 0 1	0 0 1 0 1	0 0 0 0 0	0 0 0 0 1	0 0 0 0 0	0 0 0 0 0

Inning Stats	1	2	3	4	5	6	7	8	9
	R: 0 E: 0 K: 0 S: 11 H: 1 LOB: 1 BB: 0 P: 16	R: 0 E: 0 K: 0 S: 7 H: 0 LOB: 0 BB: 0 P: 11	R: 1 E: 1 K: 1 S: 13 H: 1 LOB: 1 BB: 0 P: 17	R: 0 E: 0 K: 3 S: 11 H: 0 LOB: 1 BB: 1 P: 19	R: 0 E: 0 K: 0 S: 13 H: 2 LOB: 2 BB: 1 P: 22	R: 0 E: 0 K: 2 S: 12 H: 2 LOB: 2 BB: 0 P: 20	R: 0 E: 0 K: 1 S: 8 H: 0 LOB: 0 BB: 0 P: 10	R: 1 E: 0 K: 3 S: 17 H: 3 LOB: 2 BB: 0 P: 26	R: 3 E: 1 K: 1 S: 16 H: 2 LOB: 1 BB: 1 P: 26

| | | |

Chicago Cubs @ San Diego Padres

Peoria Stadium, Peoria, AZ

Tue Mar 25 2014, 10:05 PM - 1:21 AM EDT

Att. 5,407 - Partly Cloudy - 85 F

livebaseballscorecards.com

BOTTOM

Batter	1	2	3	4	5	6	7	8	9	AB	R	H	RBI	BB	SO	LOB
5 Alexi Amarista, L (1, 6) OBP: 0.271, SLG: 0.370	C FF 92 X FF 91 0-1 ① G4-3		C FF 90 B CU 77 F CH 84 F FF 93 B CU 75 X FF 91 2-2 ① F8		B SL 81 B SL 83 B SI 89 B FF 88 4-0 12 K BB		C FF 92 X FF 92 0-1 E6 94 PB 12 BB 94 2B	C FF 95 X CH 82 0-1 ③ F8		4	1	0	0	1	0	0
12 Seth Smith, L (1, 7) OBP: 0.405, SLG: 0.424	C FF 93 X FF 91 0-1 88 G6-4-3 1B		C CU 74 B FF 93 B CU 76 X FC 90 2-1 88 21 2B BB 1B		C FF 88 1 SAFE C FF 89 D CU 77 B FF 87 S SL 82 2-3 ①② K 1-2		B FF 92 1 SAFE 1 SAFE B FF 92 1 SAFE F FF 91 F FF 90 B FF 92 F FF 90 4-2 F FF 91 1 SAFE F FF 91 B FF 91 94 PB 94 2B BB 1-2		B SI 92 B FF 92 X FF 91 2-0 ① G4-3	4	2	2	0	1	1	1
88 Kyle Blanks, R (1, 9) OBP: 0.400, SLG: 0.511 (7, 3)	X FF 93 0-0 ②③ G6-4-3 1-2f		B FF 91 B FF 88 S FF 90 B FF 90 B SI 89 4-1 21 2B 44 SF8 1-2 BB		C CU 76 F SI 88 B CH 83 F SL 83 S CU 77 1-3 ③ K		C SL 84 B FF 90 B SL 80 F FF 91 X FF 90 2-2 ① F8		S SL 84 C CU 77 B FF 92 F SL 84 S CH 85 1-3 ② K	4	1	0	0	1	2	3
21 Xavier Nady, R (1, 3) OBP: 0.362, SLG: 0.587 94 Gabriel Quintana, R (7, 5) OBP: 0.333, SLG: 0.667		B FF 92 C CU 75 C FF 93 X FF 93 1-2 E9 44 SF7 1B	C FF 91 B FF 92 B CH 76 X FF 88 2-1 1-3 2-H 2B			B FF 91 S SI 92 C FF 90 S CH 83 1-3 ① K2-3	B CH 84 C CH 83 X FF 90 1-1 1-H 2-H 2B		C FF 93 B CH 84 C FF 90 S CH 84 1-3 ③ K2-3	3 2	1 0	2 1	1 2	0 0	1 1	0 0
44 René Rivera, R (1, 2) OBP: 0.343, SLG: 0.469		F FF 94 B CU 78 X CU 78 1-1 ① SF7 3-H	B CU 77 D FA 89 X FF 88 2-0 ② SF8 3-H			F FF 93 X FA 88 0-1 E 2B	C SL 80 X SL 81 0-1 ② F8			2	0	1	2	0	0	1
Cory Spangenberg, L (1, 4) OBP: 0.367, SLG: 0.240 50 Nick Vincent, R (8, 1) 58 Blaine Boyer, R (9, 1)	B FF 92 B FF 92 B FF 89 B FF 90 4-0 87 FC3-6 3 BB BB		D SL 82 B FF 93 C FF 93 X FF 94 2-1 ③ G5-3			B FF 91 F SI 88 X FA 89 1-1 E6 3 S 2-3	B SL 80 B FF 90 B FF 90 B FF 91 4-0 BB			2 0 0	0 0 0	0 0 0	0 0 0	2 0 0	0 0 0	2 0 0
3 Alberto Gonzalez, R (1, 5) OBP: 0.188, SLG: 0.200 56 Joaquín Benoit, R (7, 1) 93 Clint Moore, R (7, PH) (8, 4)	1 SAFE B FF 90 1 SAFE C FF 89 1 SAFE B FF 89 D FF 91 B FF 89 4-1 87 FC3-6 1-2 BB		S FF 91 S FF 91 B FC 92 X FF 91 1-2 ① G4-3			F FF 92 S FF 91 F FF 91 B CH 81 S CH 83 1-3 ② K 1-2	S SL 81 S SL 79 F FC 92 B SL 82 F FF 91 F FF 92 D SL 81 C FF 92 2-3 ③ K			2 0 1	0 0 0	0 0 0	0 0 0	1 0 0	1 0 1	2 0 2
87 Travis Jankowski, L (1, 8) OBP: 0.286, SLG: 0.167	C FF 91 X FC 90 0-1 ② FC3-6 1-2f 2-3		C SL 81 S FF 91 S FF 91 0-3 ② K			B CH 79 B FC 87 B FF 92 C FF 90 F FF 92 F FF 91 B SI 91 4-2 BB		B FF 94 B FF 94 B FF 94 C FF 95 X FF 94 3-1 ① F8		3	0	0	0	1	1	2
34 Andrew Cashner, R (1, 1) OBP: 0.333, SLG: 0.333 54 Alex Torres, L (4, 1) 14 Tommy Medica, R (4, PH) OBP: 0.364, SLG: 0.578 39 Donn Roach, R (5, 1) 89 Alberth Martinez, R (6, PH) (7, 9)	B FF 91 C FF 90 T FF 92 C FF 92 1-3 ③ K		B SL 81 C FF 92 F SL 80 C FF 92 1-3 ③ K			C SI 91 B FF 92 F CH 87 F CH 82 F FF 91 C FF 92 2-3 ③ K		B CU 81 C FF 95 X FF 96 1-1 ② F8		1 0 1 0 2	0 0 0 0 0	0 0 0 0 0	0 0 0 0 0	0 0 0 0 1	1 0 0 0 3	2 0 0 0 3
Inning Stats	R: 0 E: 0 K: 0 S: 5 H: 1 LOB: 0 BB: 0 P: 5	R: 1 E: 1 K: 1 S: 11 H: 1 LOB: 2 BB: 2 P: 22	R: 2 E: 0 K: 0 S: 12 H: 2 LOB: 1 BB: 1 P: 26	R: 0 E: 0 K: 2 S: 9 H: 0 LOB: 0 BB: 0 P: 11	R: 0 E: 0 K: 2 S: 7 H: 0 LOB: 0 BB: 1 P: 14	R: 0 E: 1 K: 3 S: 19 H: 1 LOB: 3 BB: 1 P: 28	R: 2 E: 1 K: 1 S: 20 H: 1 LOB: 2 BB: 2 P: 33	R: 0 E: 0 K: 0 S: 6 H: 0 LOB: 0 BB: 0 P: 10	R: 0 E: 0 K: 2 S: 8 H: 0 LOB: 0 BB: 0 P: 12	1B: 3 2B: 3 3B: 0 HR: 0 SF: 2 SAC: 0 DP: 1 HBP: 0						WP: 0 PB: 1 SB: 1 CS: 0 PA: 40

	AB	31
	R	5
	H	6
	RBI	5
	BB	7
	SO	11
	LOB	18

PITCHER		IP	WLS	BF	H	R	ER	SO	BB	IBB	HBP	BLK	WP	HR	S	P	ERA	WHIP
89 Carl Edwards Jr., R ERA: 10.13	(1, 1)	2.2		14	4	3	3	1	3	0	0	0	0	0	26	49	10.12	2.625
Zac Rosscup, L ERA: 7.2	(3, 1)	1.1		4	0	0	0	2	0	0	0	0	0	0	11	15	0.00	0.000
53 Wesley Wright, L ERA: 4.5	(5, 1)	1.0		3	0	0	0	2	1	0	0	0	0	0	7	14	0.00	1.000
Marcus Hatley, R ERA: 3.18	(6, 1)	1.0		6	1	0	0	3	1	0	0	0	0	0	19	28	0.00	2.000
Jonathan Sánchez, L ERA: 7.56	(7, 1)	0.2		6	1	2	1	0	2	0	0	0	0	0	14	25	13.50	4.500

PITCHER		IP	WLS	BF	H	R	ER	SO	BB	IBB	HBP	BLK	WP	HR	S	P	ERA	WHIP
83 Jeff Lorick, L ERA:	(7, 1)	0.1		1	0	0	0	1	0	0	0	0	0	0	6	8	0.00	0.000
Armando Rivero, R ERA: 13.5	(8, 1)	1.0		3	0	0	0	0	0	0	0	0	0	0	6	10	0.00	0.000
96 Ryan Searle, R ERA:	(9, 1)	1.0		3	0	0	0	2	0	0	0	0	0	0	8	12	0.00	0.000

Batter	1	2	3	4	5	6	7	8	9	AB	R	H	RBI	BB	SO	LOB
56 Kole Calhoun, L (1, 9) OBP: 0.380, SLG: 0.426	BBBB	SSS K		X F8		X G5-3		X 3 1B 1B 2B 3-H	1	1	0	0	1	1	1
0 Collin Cowgill, R (4, PH) OBP: 0.353, SLG: 0.556									3	1	1	1	0	0	1
(4, 8)	27 1B 5 SF9 BB														
27 Mike Trout, R (1, 8) OBP: 0.464, SLG: 0.824	X 17 F9 32 BB 1-3 1B		X B5-3		SST K		X F8		X 1B 84 S 1B 2-3 1B	2	0	1	0	0	0	0
3 JB Shuck, L (4, 9) OBP: 0.308, SLG: 0.510										3	1	1	0	0	1	0
5 Albert Pujols, R (1, 3) OBP: 0.382, SLG: 0.532	X SF9 3-H	CSS K			X G5-3		CCC K		SSS K 1-2	1	0	0	1	0	1	0
84 C.J. Cron, R (4, 3) OBP: 0.316, SLG: 0.500										3	0	0	0	0	2	2
32 Josh Hamilton, L (1, 7) OBP: 0.444, SLG: 0.667	BBBB 1-2 BB	X 2B			SSS K			BBB 22 S BB	III 1B 1B IBB	1	0	1	0	1	0	0
0 Brennan Boesch, L (4, 7) OBP: 0.351, SLG: 0.394										1	1	0	0	2	1	0
17 Chris Iannetta, R (1, 2) OBP: 0.488, SLG: 0.742	X F9 2-3	SSS K				X 44 1B 1B		BX G6-3 1-2	X 1B 44 1B 1-2 2-3 3-H 1B	2	0	0	0	0	1	3
22 John Hester, R (5, 2) OBP: 0.375, SLG: 0.333										2	0	1	0	0	0	1
Shawn O'Malley, S (9, PH) OBP: 0.455, SLG: 0.333										1	1	1	1	0	0	0
Robert Carson, L (9, 1)										0	0	0	0	0	0	0
28 Raul Ibanez, L (1, 10) OBP: 0.284, SLG: 0.362	X G4-3			BX HR		X P2		SSS K	X 44 1B 1-2 2-H 3-H 1B	2	1	1	1	0	0	2
25 Roberto Lopez, R (6, PH) (6, 10)										1	0	0	0	0	0	1
Abel Baker, L (8, PH) OBP: 0.500, SLG: 0.500 (8, 10)										2	0	1	2	0	1	1
(9, 2)																
2 Erick Aybar, S (1, 6) OBP: 0.404, SLG: 0.455		X L9		X G6-3		X F9		X G1-3	X F9	2	0	0	0	0	0	0
79 Taylor Lindsey, L (4, 4) OBP: 0.077, SLG: 0.077										3	0	0	0	0	0	4
44 Ian Stewart, L (1, 5) OBP: 0.396, SLG: 0.548		SSS K		X F7		X 1-2 1B			HR 1-2 2-H 1B	5	1	3	2	0	1	0
10 Grant Green, R (1, 4) OBP: 0.373, SLG: 0.553		BBBB BB		X 2B		CCC K			0 2B 3B	4	1	2	0	1	2	4
(4, 6)																

Inning Stats																																
	R: 1	H: 1	R: 0	H: 0	R: 0	H: 1	R: 1	H: 2	R: 0	H: 0	R: 0	H: 2	R: 0	H: 0	R: 0	H: 0	R: 6	H: 7	1B: 7	SF: 1	WP: 0	PA: 45
	E: 0	LOB: 2	E: 0	LOB: 1	E: 0	LOB: 1	E: 0	LOB: 1	E: 0	LOB: 0	E: 0	LOB: 2	E: 0	LOB: 0	E: 0	LOB: 1	E: 0	LOB: 2	2B: 3	SAC: 0	PB: 0	
	K: 0	BB: 2	K: 2	BB: 1	K: 0	BB: 0	K: 0	BB: 0	K: 2	BB: 0	K: 1	BB: 0	K: 1	BB: 0	K: 1	BB: 1	K: 2	BB: 1	3B: 1	DP: 0	SB: 2	
	S: 4	P: 12	S: 7	P: 11	S: 8	P: 8	S: 5	P: 6	S: 7	P: 7	S: 7	P: 7	S: 5	P: 5	S: 5	P: 10	S: 15	P: 19	HR: 2	HBP: 0	CS: 0	

PITCHER		IP	WLS	BF	H	R	ER	SO	BB	IBB	HBP	BLK	WP	HR	S	P	ERA	WHIP
Tsuyoshi Wada, L ERA: 8.38	(1, 1)	4.0		19	4	2	2	4	3	0	0	0	0	1	24	37	4.50	1.750
46 Pedro Strop, R ERA: 3.86	(5, 1)	1.0		3	0	0	0	2	0	0	0	0	0	0	7	7	0.00	0.000
40 James Russell, L ERA: 2.25	(6, 1)	1.0	H	5	2	0	0	1	0	0	0	0	0	0	7	7	0.00	2.000
56 Héctor Rondón, R ERA: 8.64	(7, 1)	1.0	H	3	0	0	0	1	0	0	0	0	0	0	5	5	0.00	0.000
Blake Parker, R ERA: 7.88	(8, 1)	1.0	H	4	0	0	0	1	1	0	0	0	0	0	5	10	0.00	1.000

PITCHER		IP	WLS	BF	H	R	ER	SO	BB	IBB	HBP	BLK	WP	HR	S	P	ERA	WHIP
62 Alberto Cabrera, R ERA: 5.79	(9, 1)	0.1	L	6	4	5	5	1	0	1	0	0	0	1	7	11	135.00	12.000
90 Frank Batista, R ERA: 6.23	(9, 1)	0.2		5	3	1	0	1	0	0	0	0	0	0	8	8	0.00	4.500

TOP

Los Angeles Angels @ Chicago Cubs

Cubs Park, Mesa, AZ

Tue Mar 25 2014, 4:25 PM - 7:35 PM EDT

Att. 15,276 - Sunny - 78 F

livebaseballscorecards.com

AB	39
R	8
H	13
RBI	8
BB	5
SO	11
LOB	20

BOTTOM

Los Angeles Angels @ Chicago Cubs

Cubs Park, Mesa, AZ

Tue Mar 25 2014, 4:25 PM - 7:35 PM EDT

Att. 15,276 - Sunny - 78 F

livebaseballscorecards.com

Batter	1	2	3	4	5	6	7	8	9	AB	R	H	RBI	BB	SO	LOB
21 Junior Lake, R (1, 7) OBP: 0.277, SLG: 0.568 (5, 8) 90 John Andreoli, R (9, 7)	G6-3	K			HR		K 1-2			4	1	1	1	0	2	3
										0	0	0	0	0	0	0
24 Luis Valbuena, L (1, 4) OBP: 0.333, SLG: 0.842 (7, 5)	G4-3		G4-3		K			F9		4	0	0	0	0	1	0
19 Nate Schierholtz, L (1, 9) OBP: 0.327, SLG: 0.357	G3-1		L3			G3		94 S 1B		4	0	1	0	0	0	0
30 Mike Olt, R (1, 5) OBP: 0.327, SLG: 0.617 94 Wes Darvill, L (7, 4) OBP: 0.200, SLG: 0.200		85 1B 15 1B 1B	G6-3			P3		K 1-2		3	1	1	0	0	0	0
										1	0	0	0	0	1	1
85 Daniel Vogelbach, L (1, 3) OBP: 0.333, SLG: 0.583		32 1B 15 1B 1-3 FC5 1B		32 PO 1B		K		G3		4	1	2	0	0	1	1
Christian Villanueva, R (1, 10) OBP: 0.310, SLG: 0.240		F7		F7			K 1-2		15 G6-4-3 BB	3	0	0	0	1	1	3
15 Darwin Barney, R (1, 6) OBP: 0.375, SLG: 0.415		FC5 32 1B 1-2 3-H 1B		K			9 CS BB		G6-4-3 1-2f	3	0	1	1	1	1	2
32 Eli Whiteside, R (1, 2) OBP: 0.105, SLG: 0.056 9 George Kottaras, L (7, 2) OBP: 0.320, SLG: 0.350		FC5 1-2 2-3 1B		1 SAFE PO 1-2	P4		98 1B 1-2 2B		F9	2	0	1	0	0	0	0
										2	1	1	0	0	0	0
Albert Almora Jr., R (1, 8) OBP: 0.429, SLG: 0.500 98 Zeke DeVoss, S (5, 7) OBP: 0.400, SLG: 0.400 (9, 8)		FC5 1-2 2-3f 3-H			K		21 S 2-H 1B			1	0	0	1	0	0	2
										2	0	1	1	0	1	0

Inning Stats									
	R: 0 H: 0 E: 0 LOB: 0 K: 0 BB: 0 S: 3 P: 3	R: 2 H: 4 E: 0 LOB: 2 K: 1 BB: 0 S: 9 P: 9	R: 0 H: 0 E: 0 LOB: 0 K: 0 BB: 0 S: 3 P: 3	R: 0 H: 1 E: 0 LOB: 0 K: 1 BB: 0 S: 5 P: 5	R: 1 H: 1 E: 0 LOB: 0 K: 2 BB: 0 S: 9 P: 9	R: 0 H: 0 E: 0 LOB: 0 K: 1 BB: 0 S: 5 P: 5	R: 1 H: 2 E: 0 LOB: 1 K: 2 BB: 1 S: 8 P: 14	R: 0 H: 1 E: 0 LOB: 1 K: 1 BB: 0 S: 6 P: 6	R: 0 H: 0 E: 0 LOB: 0 K: 0 BB: 1 S: 2 P: 6

1B: 7	SF: 0
2B: 1	SAC: 0
3B: 0	DP: 1
HR: 1	HBP: 0

WP: 0	PA: 36
PB: 0	
SB: 2	
CS: 1	

PITCHER		IP	WLS	BF	H	R	ER	SO	BB	IBB	HBP	BLK	WP	HR	S	P	ERA	WHIP
99 Brandon Lyon, R ERA: 4.5	(1, 1)	1.1		8	4	2	2	0	0	0	0	0	0	0	8	8	13.50	3.000
52 David Carpenter, R ERA:	(2, 1)	0.2		2	0	0	0	1	0	0	0	0	0	0	4	4	0.00	0.000
49 Ernesto Frieri, R ERA:	(3, 1)	1.0		3	0	0	0	0	0	0	0	0	0	0	3	3	0.00	0.000
52 Matt Shoemaker, R ERA: 2.61	(4, 1)	2.0		7	2	1	1	3	0	0	0	0	0	1	14	14	4.50	1.000
59 Fernando Salas, R ERA: 3.0	(6, 1)	1.0		3	0	0	0	1	0	0	0	0	0	0	5	5	0.00	0.000
58 Michael Kohn, R ERA: 7.0	(7, 1)	1.0		5	2	1	1	2	1	0	0	0	0	0	8	14	9.00	3.000
46 Cory Rasmus, R ERA: 1.46	(8, 1)	1.0	W	4	1	0	0	1	0	0	0	0	0	0	6	6	0.00	1.000
Robert Carson, L ERA:	(9, 1)	1.0		3	0	0	0	0	1	0	0	0	0	0	2	6	0.00	1.000

AB	33
R	4
H	9
RBI	4
BB	2
SO	8
LOB	12

Batter	1	2	3	4	5	6	7	8	9	AB	R	H	RBI	BB	SO	LOB
21 Junior Lake, R (1, 8) OBP: 0.255, SLG: 0.521	B X 1-0 G6-3 ①		C C C 0-3 K ③			X 0-0 G5-3 ①		X 0-0 P6 ①		4	0	0	0	0	1	0
28 Chris Coghlan, L (1, 7) OBP: 0.304, SLG: 0.419	C C C 0-3 K ②			X 0-0 19 1B 30 G5-3 2B		S S S 0-3 K ②		B B B C X 3-1 HR		4	2	2	1	0	2	0
19 Nate Schierholtz, L (1, 9) OBP: 0.358, SLG: 0.413	X 0-0 1B			X 0-0 30 G5-3 5 1B 2-3 1B		X 0-0 30 2B 2B		X 0-0 F8 ②		4	2	3	0	0	0	0
30 Mike Olt, R (1, 5) OBP: 0.321, SLG: 0.608 52 Justin Grimm, R (8, 1)	X 0-0 G6-3 ③			X 0-0 G5-3 ① 1-2 3-H		X 0-0 2-H 2B		S S S 0-3 K ③		4 0	0 0	1 0	2 0	0 0	1 0	2 0
5 Welington Castillo, R (1, 2) OBP: 0.382, SLG: 0.345		X 0-0 G6-3 ①		X 0-0 G5-4-3 2-H 1B		B B B B 4-0 FC6-4 BB			X 0-0 G3 ①	3	0	1	1	1	0	0
Javier Báez, R (1, 6) OBP: 0.294, SLG: 0.640		S S S 0-3 K ②		X 0-0 G5-4-3 ②③ 1-2f		X 0-0 FC6-4 ③ 1-2f			B B B B 4-0 BB	3	0	0	0	1	1	3
4 Ryan Roberts, R (1, 4) OBP: 0.310, SLG: 0.342 62 Alberto Cabrera, R (7, 1) Jeudy Valdez, R (8, 5) OBP: 0.250, SLG: 0.143 38 John Baker, L (9, PH) OBP: 0.280, SLG: 0.400		X 0-0 F9 ③			X 0-0 F9 ①		X 0-0 F9 ①		S S S 0-3 K ②	3 0 0 1	0 0 0 0	0 0 0 0	0 0 0 0	0 0 0 1	0 0 0 1	0 0 0 1
92 Lars Anderson, L (1, 3) 86 Jonathan Mota, R (7, PH) OBP: 0.200, SLG: 0.800 (7, 3)			S S S 0-3 K ①		X 0-0 G6-3 ②		S S S 0-3 K ②		S S S 0-3 K ③	2 2	0 0	0 0	0 0	0 0	1 2	0 1
29 Jeff Samardzija, R (1, 1) 18 Chris Rusin, L (4, 1) Marcos Mateo, R (6, 1) Arismendy Alcántara, S (7, PH) OBP: 0.316, SLG: 0.375 (7, 4)			C C C 0-3 K ②		X 0-0 G4-3 ③		X 0-0 P3 ③			1 1 0 1	0 0 0 0	0 0 0 0	0 0 0 0	1 0 0 0	0 0 0 0	0 0 0 0

TOP

Chicago Cubs @ Arizona Diamondbacks

Salt River Fields at Talking Stick, Scottsdale, AZ

Wed Mar 26 2014, 4:12 PM - 6:58 PM EDT

Att. 12,755 - Sunny - 74 F

livebaseballscorecards.com

AB	33
R	4
H	7
RBI	4
BB	2
SO	10
LOB	7

Inning Stats	1	2	3	4	5	6	7	8	9
	R: 0 E: 0 K: 1 S: 6	H: 1 LOB: 1 BB: 0 P: 7	R: 0 E: 0 K: 1 S: 5	H: 0 LOB: 0 BB: 0 P: 5	R: 0 E: 0 K: 3 S: 9	H: 0 LOB: 0 BB: 0 P: 9	R: 2 E: 0 K: 0 S: 5	H: 3 LOB: 0 BB: 0 P: 5	R: 0 E: 0 K: 0 S: 3	H: 0 LOB: 0 BB: 0 P: 3	R: 1 E: 0 K: 1 S: 7	H: 2 LOB: 2 BB: 1 P: 11	R: 0 E: 0 K: 1 S: 5	H: 0 LOB: 0 BB: 0 P: 5	R: 1 E: 0 K: 1 S: 7	H: 1 LOB: 0 BB: 0 P: 10	R: 0 E: 0 K: 2 S: 7	H: 0 LOB: 1 BB: 1 P: 11

1B: 3	SF: 0	WP: 0
2B: 3	SAC: 0	PB: 0
3B: 0	DP: 1	SB: 0
HR: 1	HBP: 0	CS: 0

PA: 35

PITCHER		IP	WLS	BF	H	R	ER	SO	BB	IBB	HBP	BLK	WP	HR	S	P	ERA	WHIP
32 Brandon McCarthy, R ERA: 2.7	(1, 1)	6.0	W	24	6	3	3	6	1	0	0	0	0	0	35	40	4.50	1.167
59 Oliver Pérez, L ERA:	(7, 1)	0.2		2	0	0	0	1	0	0	0	0	0	0	4	4	0.00	0.000
38 Will Harris, R ERA: 2.16	(7, 1)	0.1		1	0	0	0	0	0	0	0	0	0	0	1	1	0.00	0.000
30 David Hernandez, R ERA: 2.16	(8, 1)	1.0		4	1	1	1	1	0	0	0	0	0	1	7	10	9.00	1.000
40 J.J. Putz, R ERA: 5.4	(9, 1)	1.0		4	0	0	0	2	1	0	0	0	0	0	7	11	0.00	1.000

PITCHER		IP	WLS	BF	H	R	ER	SO	BB	IBB	HBP	BLK	WP	HR	S	P	ERA	WHIP

BOTTOM

Chicago Cubs @ Arizona Diamondbacks

Salt River Fields at Talking Stick, Scottsdale, AZ

Wed Mar 26 2014, 4:12 PM - 6:58 PM EDT

Att. 12,755 - Sunny - 74 F

livebaseballscorecards.com

Batter	1	2	3	4	5	6	7	8	9	AB	R	H	RBI	BB	SO	LOB
8 Gerardo Parra, L (1, 9) OBP: 0.420, SLG: 0.415	F7		2 1B 1B		G6-3	HR	K			3	0	1	0	0	0	0
39 Jordan Parraz, R (6, 9) OBP: 0.250, SLG: 1.000										2	1	1	1	0	1	0
2 Aaron Hill, R (1, 4) OBP: 0.370, SLG: 0.488	K		44 G4-6-3 1-3 1B		44 2B 2B	G6-3	F9			3	1	2	0	0	1	0
Andy Marte, R (6, 5) OBP: 0.269, SLG: 0.440										2	0	0	0	0	0	0
44 Paul Goldschmidt, R (1, 3) OBP: 0.333, SLG: 0.404	G4-3		G4-6-3 1-2f		14 1B 2-H 2B	HR	G3			3	1	1	1	0	0	2
44 Brandon Jacobs, R (6, 3) OBP: 0.200, SLG: 0.800										2	1	1	1	0	0	0
14 Martín Prado, R (1, 5) OBP: 0.500, SLG: 0.698		26 2B 11 SF9 1B		G1-3	2-H 1B	24 2B 1B		F7		3	1	2	1	0	0	0
19 Tony Campana, L (6, 8) OBP: 0.302, SLG: 0.231										2	1	1	0	0	0	0
26 Miguel Montero, L (1, 2) OBP: 0.342, SLG: 0.472		1-3 2B		15 HR 1B	F7	1-H 2B		K		3	1	2	0	0	0	1
24 Henry Blanco, R (6, PH) OBP: 0.238, SLG: 0.286 (7, 2)										2	0	1	1	0	1	0
15 Mark Trumbo, R (1, 7) OBP: 0.317, SLG: 0.526		K		1-H HR		4 1B 16 HR 1B		2-1 HR		2	1	1	2	0	1	2
Aaron Cunningham, R (6, 7) OBP: 0.375, SLG: 0.600						BB				2	2	2	1	1	0	0
11 AJ Pollock, R (1, 8) OBP: 0.457, SLG: 0.732	SF9		G5-3		16 HR 1B 1-2			16 FC6 1B		1	0	0	1	0	0	0
4 Cliff Pennington, S (6, 4) OBP: 0.366, SLG: 0.389	3-H				K					3	1	2	0	0	1	2
1 Didi Gregorius, L (1, 6) OBP: 0.233, SLG: 0.244	F8		G4-3			1-H 2-H HR		FC6 1-2f		2	0	0	0	0	0	1
16 Chris Owings, R (6, 6) OBP: 0.340, SLG: 0.468							34 HR 2B			3	2	2	3	0	0	1
32 Brandon McCarthy, R (1, 1)										2	0	0	0	0	0	0
11 Tyler Bortnick, R (6, PH) OBP: 0.200, SLG: 0.200										1	0	0	0	0	0	0
59 Oliver Perez, L (7, 1)										0	0	0	0	0	0	0
38 Will Harris, R (7, 1)										0	0	0	0	0	0	0
34 Rudy Flores, L (7, PH) OBP: 0.556, SLG: 1.556										1	1	1	2	0	0	0
30 David Hernandez, R (8, 1)										0	0	0	0	0	0	0
40 J.J. Putz, R (9, 1)			G1-3		G3-1	F9	2-H HR			0	0	0	0	0	0	0
Inning Stats	R: 0 E: 0 K: 1 S: 5 H: 0 LOB: 0 BB: 0 P: 5	R: 1 E: 0 K: 1 S: 7 H: 2 LOB: 1 BB: 0 P: 7	R: 0 E: 0 K: 0 S: 4 H: 2 LOB: 1 BB: 0 P: 4	R: 2 E: 0 K: 0 S: 5 H: 2 LOB: 0 BB: 0 P: 5	R: 2 E: 0 K: 0 S: 6 H: 3 LOB: 1 BB: 0 P: 6	R: 6 E: 0 K: 1 S: 12 H: 7 LOB: 2 BB: 1 P: 17	R: 2 E: 0 K: 1 S: 8 H: 2 LOB: 0 BB: 0 P: 10	R: 1 E: 0 K: 1 S: 8 H: 2 LOB: 1 BB: 0 P: 10		1B: 9 2B: 5 3B: 0 HR: 6 SF: 1 SAC: 0 DP: 1 HBP: 0						

	AB	42
	R	14
	H	20
	RBI	14
	BB	1
	SO	5
	LOB	9

PITCHER		IP	WLS	BF	H	R	ER	SO	BB	IBB	HBP	BLK	WP	HR	S	P	ERA	WHIP
29 Jeff Samardzija, R ERA: 5.14	(1, 1)	3.0		12	4	1	1	2	0	0	0	0	0	0	16	16	3.00	1.333
18 Chris Rusin, L ERA: 7.45	(4, 1)	2.2	L	18	10	9	9	0	0	0	0	0	0	4	18	19	30.38	3.750
Marcos Mateo, R ERA: 4.76	(6, 1)	0.1		4	2	1	1	1	1	0	0	0	0	0	5	9	27.00	9.000
62 Alberto Cabrera, R ERA: 6.97	(7, 1)	1.0		5	2	2	2	1	0	0	0	0	0	1	8	10	18.00	2.000
52 Justin Grimm, R ERA: 8.64	(8, 1)	1.0		5	2	1	1	1	0	0	0	0	0	1	8	10	9.00	2.000

PITCHER	IP	WLS	BF	H	R	ER	SO	BB	IBB	HBP	BLK	WP	HR	S	P	ERA	WHIP

Batter	1	2	3	4	5	6	7	8	9	AB	R	H	RBI	BB	SO	LOB
1 Adam Eaton, L (1, 8) OBP: 0.438, SLG: 0.491	79 1B		FSS K			1B		5 1B 2B		3	0	2	0	0	1	0
18 Blake Tekotte, L (6, 8) OBP: 0.321, SLG: 0.519										1	1	1	0	0	0	0
5 Marcus Semien, R (1, 4) OBP: 0.422, SLG: 0.481	P3		CCS K			F8		2-H 1B		4	0	1	1	0	1	2
83 Micah Johnson, L (8, PR) OBP: 0.407, SLG: 0.400 (8, 4)										0	0	0	0	0	0	0
79 José Abreu, R (1, 3) OBP: 0.298, SLG: 0.482	1-3 26 G6-4-3 1B			F7		STS K		L9		3	0	1	0	0	1	1
Andy Wilkins, L (6, 3) OBP: 0.571, SLG: 0.625										1	0	0	0	0	0	1
26 Avisaíl García, R (1, 9) OBP: 0.294, SLG: 0.375	1-2f G6-4-3			SSS K			SCS K		G5-3	3	0	0	0	0	2	2
Denis Phipps, R (7, 9)										1	0	0	0	0	0	0
14 Paul Konerko, R (1, 10) OBP: 0.295, SLG: 0.341		L7		G3			FFS K		BBBCX HR	2	0	0	0	0	0	0
44 Adam Dunn, L (7, PH) OBP: 0.286, SLG: 0.314 (7, 10)										2	1	1	1	0	1	0
24 Dayan Viciedo, R (1, 7) OBP: 0.345, SLG: 0.380		BBBB BB			L8		2B		SBX HR	1	0	0	0	1	0	0
30 Alejandro De Aza, L (6, 7) OBP: 0.400, SLG: 0.596					F9		G5-3		SFS K	2	1	2	1	0	0	0
10 Alexei Ramirez, R (1, 6) OBP: 0.230, SLG: 0.279		CFS K								3	0	0	0	0	1	2
28 Leury García, S (7, 6) OBP: 0.405, SLG: 0.333										1	0	0	0	0	1	0
12 Conor Gillaspie, L (1, 5) OBP: 0.286, SLG: 0.528		CFC K			TFT K			G4-3	SFS K	3	0	0	0	0	2	1
Alex Liddi, R (8, 5) OBP: 0.192, SLG: 0.462										1	0	0	0	0	1	0
21 Tyler Flowers, R (1, 2) OBP: 0.267, SLG: 0.381			F7			L7		G3-1		2	0	0	0	0	0	0
17 Adrian Nieto, S (6, 2) OBP: 0.296, SLG: 0.320										1	0	0	0	0	0	0
Inning Stats	R: 0 E: 0 K: 0 S: 4 H: 2 LOB: 1 BB: 0 P: 4	R: 0 E: 0 K: 2 S: 7 H: 0 LOB: 1 BB: 1 P: 11	R: 0 E: 0 K: 2 S: 7 H: 0 LOB: 0 BB: 0 P: 7	R: 0 E: 0 K: 1 S: 5 H: 0 LOB: 0 BB: 0 P: 5	R: 0 E: 0 K: 1 S: 5 H: 0 LOB: 0 BB: 0 P: 5	R: 0 E: 0 K: 1 S: 6 H: 1 LOB: 1 BB: 0 P: 6	R: 0 E: 0 K: 2 S: 8 H: 1 LOB: 1 BB: 0 P: 8	R: 1 E: 0 K: 0 S: 5 H: 2 LOB: 1 BB: 0 P: 5	R: 2 E: 0 K: 2 S: 11 H: 2 LOB: 0 BB: 0 P: 15	1B: 4 2B: 2 3B: 0 HR: 2 SF: 0 SAC: 0 DP: 1 HBP: 0							

TOP

Chicago White Sox @ Chicago Cubs

Cubs Park, Mesa, AZ

Thu Mar 27 2014, 3:08 PM - 5:35 PM EDT

Att. 15,170 - Sunny - 68 F

livebaseballscorecards.com

AB	34
R	3
H	8
RBI	3
BB	1
SO	11
LOB	9

WP: 0	PA: 35
PB: 0	
SB: 0	
CS: 0	

PITCHER		IP	WLS	BF	H	R	ER	SO	BB	IBB	HBP	BLK	WP	HR	S	P	ERA	WHIP
37 Travis Wood, L ERA: 4.61	(1, 1)	3.0	W	11	2	0	0	4	1	0	0	0	0	0	18	22	0.00	1.000
33 Carlos Villanueva, R ERA: 5.6	(4, 1)	2.0	H	6	0	0	0	2	0	0	0	0	0	0	10	10	0.00	0.000
40 James Russell, L ERA: 1.8	(6, 1)	1.0	H	4	1	0	0	1	0	0	0	0	0	0	6	6	0.00	1.000
63 Brian Schlitter, R ERA: 2.08	(7, 1)	1.2		8	3	1	1	2	0	0	0	0	0	0	12	12	5.40	1.800
53 Wesley Wright, L ERA: 6.23	(8, 1)	0.2	H	4	2	2	2	0	0	0	0	0	0	2	6	10	27.00	3.000

PITCHER		IP	WLS	BF	H	R	ER	SO	BB	IBB	HBP	BLK	WP	HR	S	P	ERA	WHIP
Neil Ramírez, R ERA:	(9, 1)	0.2	S	2	0	0	0	2	0	0	0	0	0	0	6	6	0.00	0.000

BOTTOM

Chicago White Sox @ Chicago Cubs

Cubs Park, Mesa, AZ

Thu Mar 27 2014, 3:08 PM - 5:35 PM EDT

Att. 15,170 - Sunny - 68 F

Batter	1	2	3	4	5	6	7	8	9	AB	R	H	RBI	BB	SO	LOB
43 Emilio Bonifácio, S (1, 6) OBP: 0.304, SLG: 0.412 86 Marco Hernández, L (6, 6) OBP: 0.500, SLG: 0.500	51 G3 / 51 S / 44 G3-1 1B		LFC 0-3 K		X 0-0 G5-3	SSS 0-3 K				3 1 1 0 0 1 0 1 0 0 0 0 1 3						
51 Ryan Kalish, L (1, 9) OBP: 0.347, SLG: 0.279 Matt Szczur, R (6, 9) OBP: 0.176, SLG: 0.067	BX 1-0 G3 1-3		X 0-0 P6		CFC 0-3 K		X 0-0 F8			3 0 0 0 0 1 1 1 0 0 0 0 0 0						
44 Anthony Rizzo, L (1, 3) OBP: 0.365, SLG: 0.542 86 Jonathan Mota, R (6, 3) OBP: 0.167, SLG: 0.667	X 0-0 G3-1 3-H		FCS 0-3 K		X 0-0 G4-3		X 0-0 P3			3 0 0 1 0 1 0 1 0 0 0 0 0 0						
30 Mike Olt, R (1, 10) OBP: 0.317, SLG: 0.582	X 0-0 P3			CFC 0-3 K	X 0-0 6 1B / 15 1B 1B	CSS 0-3 K				4 1 1 0 0 2 0						
6 Ryan Sweeney, L (1, 8) OBP: 0.191, SLG: 0.222 98 Zeke DeVoss, S (6, PR) OBP: 0.333, SLG: 0.333 (7, 8)		BBBCX 3-1 HR		X 0-0 F8	X 0-0 15 1B / 38 S 1-3 1B			X 0-0 G6-3		3 1 2 1 0 0 0 1 0 0 0 0 0 0						
5 Welington Castillo, R (1, 2) OBP: 0.417, SLG: 0.387 38 John Baker, L (5, 2) OBP: 0.259, SLG: 0.370		X 0-0 1B		X 0-0 20 2B 1B	SX 0-1 G1-3 1-2			X 0-0 F7		2 1 2 0 0 0 0 2 0 0 0 0 0 2						
20 Justin Ruggiano, R (1, 7) OBP: 0.333, SLG: 0.550 28 Chris Coghlan, L (7, 7) OBP: 0.298, SLG: 0.409		X 0-0 P4		X 0-0 1-H 2B	CSC 0-3 K			CSC 0-3 K		3 0 1 1 0 1 4 1 0 0 0 0 1 0						
24 Luis Valbuena, L (1, 5) OBP: 0.356, SLG: 0.821 Chris Valaika, R (6, PR) OBP: 0.222, SLG: 0.250 (7, 5)		X 0-0 F7		BBBD 4-0 BB	BBBD 4-0 15 1B BB					1 0 0 0 2 0 1 0 0 0 0 0 0 0						
15 Darwin Barney, R (1, 4) OBP: 0.373, SLG: 0.409 99 Stephen Bruno, R (6, PR) (7, 4)		X 0-0 P4		X 0-0 L8	X 0-0 1-2 2-3 3-H 1B					3 0 1 1 0 0 3 0 0 0 0 0 0 0						
Inning Stats	R: 1 H: 1 E: 0 LOB: 0 K: 0 BB: 0 S: 4 P: 5	R: 1 H: 2 E: 0 LOB: 1 K: 0 BB: 0 S: 6 P: 9	R: 0 H: 0 E: 0 LOB: 0 K: 2 BB: 0 S: 7 P: 7	R: 1 H: 2 E: 0 LOB: 2 K: 1 BB: 1 S: 7 P: 11	R: 0 H: 0 E: 0 LOB: 0 K: 1 BB: 0 S: 5 P: 5	R: 1 H: 3 E: 0 LOB: 3 K: 2 BB: 1 S: 11 P: 15	R: 0 H: 0 E: 0 LOB: 0 K: 1 BB: 0 S: 5 P: 5	R: 0 H: 0 E: 0 LOB: 0 K: 1 BB: 0 S: 5 P: 5		1B: 6 SF: 0 2B: 1 SAC: 0 3B: 0 DP: 0 HR: 1 HBP: 0						

livebaseballscorecards.com

AB	32
R	4
H	8
RBI	4
BB	2
SO	8
LOB	14

WP: 0 PA: 34
PB: 0
SB: 2
CS: 0

PITCHER		IP	WLS	BF	H	R	ER	SO	BB	IBB	HBP	BLK	WP	HR	S	P	ERA	WHIP
55 Felipe Paulino, R ERA: 6.75	(1, 1)	4.0	L	18	5	3	3	3	1	0	0	0	0	1	24	32	6.75	1.500
46 Donnie Veal, L ERA: 3.6	(5, 1)	1.0		3	0	0	0	1	0	0	0	0	0	0	5	5	0.00	0.000
39 Maikel Cleto, R ERA: 1.69	(6, 1)	1.0		7	3	1	1	2	1	0	0	0	0	0	11	15	9.00	4.000
40 Daniel Webb, R ERA: 2.57	(7, 1)	1.0		3	0	0	0	1	0	0	0	0	0	0	5	5	0.00	0.000
65 Nate Jones, R ERA: 2.35	(8, 1)	1.0		3	0	0	0	1	0	0	0	0	0	0	5	5	0.00	0.000

PITCHER	IP	WLS	BF	H	R	ER	SO	BB	IBB	HBP	BLK	WP	HR	S	P	ERA	WHIP

Chicago Cubs @ Arizona Diamondbacks

Chase Field, Phoenix, AZ

Fri Mar 28 2014, 6:41 PM - 9:37 PM MST

Att. 16,361 - Partly Cloudy - 77 F

livebaseballscorecards.com

Batter	1	2	3	4	5	6	7	8	9	AB	R	H	RBI	BB	SO	LOB
43 Emilio Bonifácio, S (1, 6) OBP: 0.300, SLG: 0.418 Javier Báez, R (6, 6) OBP: 0.288, SLG: 0.627	C SI 90 X SI 88 0-1 21 G6-3 44 G5-3 2B		1 SAFE C SI 90 B FF 90 X SI 88 1-1 ② G1-6-3 1-2		C SI 87 B SI 89 X CH 81 1-1 ① F7	X FF 89 0-0 ③ L7			S FF 91 S CU 79 X CU 81 0-2 ① G6-3	4 1	1 0	1 0	0 0	0 0	0 0	2 0
21 Junior Lake, R (1, 7) OBP: 0.255, SLG: 0.490 Brett Jackson, L (7, 7) OBP: 0.310, SLG: 0.440	C SI 88 D SI 89 X SI 91 1-1 ① G6-3 2-3		X SI 90 0-0 ③ G6-3		B CU 78 C CU 78 S CH 79 B SI 90 B CH 79 F SI 90 B SI 90 4-2 44 FC3-6 BB		B FF 91 C FF 91 B FF 91 S SI 90 S SL 79 2-3 ① K		C FC 91 F FC 92 B FC 92 B CU 80 B FC 92 S FC 91 3-3 ② K	3 1	0 0	0 0	0 0	1 0	1 1	2 0
44 Anthony Rizzo, L (1, 3) OBP: 0.364, SLG: 0.529 85 Daniel Vogelbach, L (6, 3) OBP: 0.357, SLG: 0.538	B SI 91 X SI 89 1-0 ② G5-3 3-H			B FF 90 C CH 81 X FF 90 1-1 19 1B 6 1B 1B	B SI 89 S CH 81 B SI 88 X SI 89 2-1 ② FC3-6 30 1B 19 1B 1-2f		S SL 78 C SL 78 X SI 91 0-2 ② G4-3		B FC 91 B FC 92 B FC 90 B FC 90 4-0 BB	3 1	2 0	1 0	1 0	0 1	0 0	1 0
30 Mike Olt, R (1, 5) OBP: 0.317, SLG: 0.569 Christian Villanueva, R (6, 5) OBP: 0.290, SLG: 0.222	B SI 91 C SI 90 F SI 92 B SI 91 S CH 83 2-3 ③ K			C CU 78 B SI 89 C CU 78 1 SAFE 1 SAFE D CU 79 S CH 80 2-3 ① K	X SI 88 0-0 19 1B 1-2 1B		B FF 89 C FF 90 F SL 79 B FF 91 F SI 91 F FF 92 X SL 80 2-2 ③ P3		C FC 91 C FC 91 D CU 79 S CU 80 1-3 ③ K	3 2	0 0	1 0	0 0	0 0	2 1	1 1
19 Nate Schierholtz, L (1, 9) OBP: 0.368, SLG: 0.420 94 Rubi Silva, L (8, 9) OBP: 0.167, SLG: 0.333		C SI 88 S SI 89 X SI 90 0-2 ① G5-3		B CU 77 X SI 86 1-0 15 BB 6 1B 1-3 1B	S CH 81 D CH 80 X CH 81 1-1 1-3 2-H 1B			X FF 89 0-0 ① F7		4 0	0 0	2 0	1 0	0 0	0 0	0 0
6 Ryan Sweeney, L (1, 8) OBP: 0.220, SLG: 0.250 Matt Szczur, R (6, 8) OBP: 0.222, SLG: 0.188		C SI 91 B SI 89 X CU 79 1-1 38 L6-3 1B		B SI 86 X SI 89 1-0 15 BB 1-2 3-H 1B	C FF 91 X FF 90 0-1 ③ G4-3			C FF 90 B FF 90 B SL 82 X SL 83 2-1 WP 2B		3 1	0 0	2 1	1 0	0 0	0 0	2 0
38 John Baker, L (1, 2) OBP: 0.258, SLG: 0.355 32 Eli Whiteside, R (8, 2) OBP: 0.105, SLG: 0.056		F SI 89 B SI 89 F SI 90 B SI 91 X CH 84 2-2 ②③ L6-3 1-1		S SI 90 B SI 90 C CH 82 C SI 90 1-3 ② K	C CU 76 X SI 88 0-1 G3 15 G5-3 1B			D FF 89 T FS 85 D FS 84 F FF 90 C FF 90 2-3 ② K		4 0	0 0	1 0	0 0	0 0	2 0	4 0
15 Darwin Barney, R (1, 4) OBP: 0.389, SLG: 0.400 Arismendy Alcántara, S (6, 4) OBP: 0.350, SLG: 0.375			C SI 90 B SI 89 B SI 90 B SI 90 B SI 89 4-1 43 G1-6-3 BB	B CU 78 C CU 79 B SI 89 D CH 82 B SI 89 4-1 1-2 2-3 BB	B SI 89 F SI 88 X SI 90 1-1 ① G5-3 1-2			B FS 85 B FF 90 B FF 88 B FF 90 4-0 2-3 BB		1 0	0 0	0 0	0 0	2 1	0 0	1 0
36 Edwin Jackson, R (1, 1) 56 Héctor Rondón, R (5, 1) Chris Coghlan, L (6, PH) OBP: 0.292, SLG: 0.400 Zac Rosscup, R (6, 1) Chris Valaika, R (8, PH) OBP: 0.216, SLG: 0.243 46 Pedro Strop, R (8, 1) Armando Rivero, R (8, 1) 41 Jose Veras, R (9, 1)			B SI 90 F SI 88 B SI 90 B SI 90 L SI 88 L SI 90 3-3 ① K	C SI 90 D SI 90 F SI 91 B CU 78 C CU 78 2-3 ③ K	B CU 79 X CH 80 1-0 ② G3 2-3			S SL 82 B FF 88 S FF 89 1 SAFE X FS 83 1-2 ③ F8		2 0 1 0 1 0 0 0 0	0 0 0 0 0 0 0 0 0	0 0 0 0 0 0 0 0 0	0 0 0 0 0 0 0 0 0	2 0 0 0 0 0 0 0 0	4 0 1 0 2 0 0 0 0

TOP	
AB	35
R	3
H	9
RBI	3
BB	5
SO	9
LOB	21

Inning Stats	1	2	3	4	5	6	7	8	9
	R: 1 E: 0 K: 1 S: 8	R: 0 E: 0 K: 0 S: 8	R: 0 E: 0 K: 1 S: 7	R: 1 E: 0 K: 3 S: 14	R: 1 E: 0 K: 0 S: 12	R: 0 E: 0 K: 0 S: 6	R: 0 E: 0 K: 1 S: 11	R: 0 E: 0 K: 1 S: 9	R: 0 E: 0 K: 2 S: 9
	H: 1 LOB: 0 BB: 0 P: 12	H: 1 LOB: 0 BB: 0 P: 11	H: 0 LOB: 1 BB: 1 P: 15	H: 3 LOB: 3 BB: 1 P: 26	H: 2 LOB: 2 BB: 1 P: 20	H: 1 LOB: 1 BB: 0 P: 8	H: 0 LOB: 0 BB: 0 P: 15	H: 1 LOB: 2 BB: 1 P: 18	H: 0 LOB: 1 BB: 1 P: 17

1B: 7	SF: 0	WP: 1	PA: 40
2B: 3	SAC: 0	PB: 0	
3B: 0	DP: 1	SB: 0	
HR: 0	HBP: 0	CS: 0	

PITCHER		IP	WLS	BF	H	R	ER	SO	BB	IBB	HBP	BLK	WP	HR	S	P	ERA	WHIP
35 Trevor Cahill, R ERA: 6.95	(1, 1)	6.0	L	28	8	3	3	5	3	0	0	0	0	0	55	92	4.50	1.833
59 Oliver Pérez, L ERA:	(7, 1)	1.0		3	0	0	0	1	0	0	0	0	0	0	11	15	0.00	0.000
40 J.J. Putz, R ERA: 4.7	(8, 1)	1.0		5	1	0	0	1	1	0	0	0	1	0	9	18	0.00	2.000
38 Will Harris, R ERA: 1.93	(9, 1)	1.0		4	0	0	0	2	1	0	0	0	0	0	9	17	0.00	1.000

PITCHER	IP	WLS	BF	H	R	ER	SO	BB	IBB	HBP	BLK	WP	HR	S	P	ERA	WHIP

Chicago Cubs @ Arizona Diamondbacks

Chase Field, Phoenix, AZ

Fri Mar 28 2014, 6:41 PM - 9:37 PM MST

Att. 16,361 - Partly Cloudy - 77 F

livebaseballscorecards.com

BOTTOM

Batter	1	2	3	4	5	6	7	8	9	AB	R	H	RBI	BB	SO	LOB
8 Gerardo Parra, L (1, 9) OBP: 0.382, SLG: 0.370 4 Cliff Pennington, S (7, 4) OBP: 0.356, SLG: 0.425	C FF 94 X SI 94 0-1 G4-3 ①			B CU 74 C CU 75 X SI 91 1-1 L9 ①		B FF 90 C FF 92 F SL 80 T FF 93 1-2 K ①		F SI 96 B SL 86 B SL 81 X SI 95 2-1 2B 3B	F SI 92 X FS 83 0-1 G3-1 ③	3 0 0 0 0 1 0 2 1 1 0 0 0 2						
2 Aaron Hill, R (1, 4) OBP: 0.373, SLG: 0.479 Evan Marzilli, L (7, 9) OBP: 0.200, SLG: 0.333	B FF 94 B FF 93 F FF 94 S SL 88 F SL 87 B FF 95 F SL 86 X FF 94 3-2 F8 ②			C SL 84 F SL 84 B FF 92 F SL 84 F SI 92 X FF 94 1-2 1B		X FF 92 0-0 F9 ②		F SI 96 X SI 96 0-1 BB 3-H 2B		3 0 1 0 0 0 0 1 0 1 1 0 0 0						
44 Paul Goldschmidt, R (1, 3) OBP: 0.305, SLG: 0.365 Mike Jacobs, L (7, 3) OBP: 0.176, SLG: 0.161	C CU 80 C SL 88 B FF 95 X FF 94 1-2 G1-3 ③			C FF 93 B FF 92 1 SAFE X FF 93 1-1 L8 ②		B SL 81 X FF 93 1-0 F9 ③		B SL 81 F SL 82 D CH 89 2 SAFE D SL 83 C SL 86 F CH 86 D SL 83 4-2 BB BB		3 0 0 0 0 0 1 0 0 0 0 1 0 0						
14 Martín Prado, R (1, 5) OBP: 0.469, SLG: 0.646 Aaron Cunningham, R (7, PR) OBP: 0.429, SLG: 0.529 (8, 7)		B FF 92 B CH 88 C FF 93 X SL 85 2-1 L7 ①		C SI 92 C FF 92 X SI 93 0-2 G5-3 ③			B FF 92 X FF 91 1-0 26 G1-6-3 1B	B FF 96 C FF 95 S FF 96 B CU 83 B FF 96 B FF 95 4-2 1-2 2-3 BB		3 0 1 0 0 0 1 0 0 0 0 1 0 0						
26 Miguel Montero, L (1, 2) OBP: 0.341, SLG: 0.462 9 Tuffy Gosewisch, R (8, 2) OBP: 0.316, SLG: 0.579		X SI 93 0-0 F7 ②			C FF 94 C FF 96 B FF 95 X SI 96 1-2 15 G4-6-3 1B		B FF 92 F FF 92 1 SAFE 1 SAFE S FF 92 X SI 92 1-2 G1-6-3 1-2f	B CU 82 F FF 95 F FF 97 B CU 82 S FF 96 2-3 K ③		3 0 1 0 0 0 1 1 0 0 0 0 1 3						
15 Mark Trumbo, R (1, 7) OBP: 0.311, SLG: 0.488 23 Brandon Drury, R (7, PR) OBP: 0.600, SLG: 0.750 (8, 5)		C FF 93 X SL 86 0-1 G6-3 ③			F FF 94 C SL 82 X FF 95 0-2 G4-6-3 1-2f		B FF 92 B FF 92 B FF 92 C FF 93 B FF 92 4-1 BB		B SI 92 F SI 92 F FS 82 C CU 75 1-3 K ①	2 0 0 0 1 0 1 1 0 0 0 0 1 0							
1 Didi Gregorius, L (1, 6) OBP: 0.255, SLG: 0.267			B CU 76 X FF 92 1-0 G1-3 ①		B FF 95 C SL 82 B SL 83 X FF 95 2-1 11 BB 1B		C FF 91 B SL 79 1 SAFE B FF 91 S FF 90 B SL 82 C FF 92 3-3 K ③		C SI 92 T FS 82 F CU 76 B SI 92 F FS 82 X CU 76 1-2 16 HBP 1B	4 0 2 0 0 1 1							
11 AJ Pollock, R (1, 8) OBP: 0.440, SLG: 0.682 19 Tony Campana, L (8, 8) OBP: 0.277, SLG: 0.209			B SL 83 B SL 83 C FF 94 S SL 85 S SL 86 2-3 K ②		1 SAFE B FF 92 B FF 88 B FF 91 B FF 91 4-0 1-2 BB			B SI 95 C FF 94 S SL 84 X SI 94 1-2 G5-3 ①	C SI 93 1 SAFE T SI 92 B SI 92 F SI 92 C CU 75 1-3 K ②	1 0 0 0 1 1 0 2 0 0 0 0 1 1							
35 Trevor Cahill, R (1, 1) 59 Oliver Pérez, L (7, 1) 40 J.J. Putz, R (8, 1) 12 Eric Chavez, L (8, PH) OBP: 0.188, SLG: 0.290 38 Will Harris, R (9, 1) 16 Chris Owings, R (9, PH) OBP: 0.340, SLG: 0.449			B FF 94 S FF 92 F FF 93 S SL 87 1-3 K ③		B FF 91 C FF 92 X FF 91 1-1 G4-3 ③			B SI 96 S SL 87 S SL 82 F SL 82 S SL 83 1-3 K ②	H CU 73 1-0 1-2 HBP	2 0 0 0 0 1 2 0 0 0 0 0 0 0 0 0 0 0 0 0 0 1 0 0 0 0 1 0 0 0 0 0 0 0 0 0 0 0 0 0 0 0							
Inning Stats	R: 0 E: 0 K: 0 S: 10 H: 0 LOB: 0 BB: 0 P: 14	R: 0 E: 0 K: 0 S: 5 H: 0 LOB: 0 BB: 0 P: 7	R: 0 E: 0 K: 2 S: 7 H: 0 LOB: 0 BB: 0 P: 11	R: 0 E: 0 K: 0 S: 12 H: 1 LOB: 1 BB: 0 P: 15	R: 0 E: 0 K: 0 S: 10 H: 2 LOB: 2 BB: 1 P: 18	R: 0 E: 0 K: 1 S: 5 H: 0 LOB: 0 BB: 0 P: 7	R: 0 E: 0 K: 1 S: 8 H: 1 LOB: 1 BB: 1 P: 17	R: 1 E: 0 K: 2 S: 19 H: 2 LOB: 3 BB: 2 P: 33	R: 0 E: 0 K: 2 S: 14 H: 1 LOB: 2 BB: 0 P: 18	1B: 5 2B: 1 3B: 1 HR: 0 SF: 0 SAC: 0 DP: 2 HBP: 1	WP: 0 PB: 0 SB: 0 CS: 0 PA: 37						

	AB	32
	R	1
	H	7
	RBI	1
	BB	4
	SO	8
	LOB	13

PITCHER		IP	WLS	BF	H	R	ER	SO	BB	IBB	HBP	BLK	WP	HR	S	P	ERA	WHIP
36 Edwin Jackson, R ERA: 4.0	(1, 1)	4.0	W	13	1	0	0	2	0	0	0	0	0	0	34	47	0.00	0.250
56 Héctor Rondón, R ERA: 7.71	(5, 1)	1.0	H	5	2	0	0	0	1	0	0	0	0	0	10	18	0.00	3.000
Zac Rosscup, L ERA: 5.14	(6, 1)	2.0	H	7	1	0	0	2	1	0	0	0	0	0	13	24	0.00	1.000
46 Pedro Strop, R ERA: 4.7	(8, 1)	0.2	H	5	2	1	1	1	1	0	0	0	0	0	14	22	13.50	4.500
Armando Rivero, R ERA: 12.6	(8, 1)	0.1	H	2	0	0	0	1	1	0	0	0	0	0	5	11	0.00	3.000

PITCHER		IP	WLS	BF	H	R	ER	SO	BB	IBB	HBP	BLK	WP	HR	S	P	ERA	WHIP
41 Jose Veras, R ERA: 7.0	(9, 1)	1.0	S	5	1	0	0	2	0	0	1	0	0	0	14	18	0.00	1.000

Chicago Cubs @ Arizona Diamondbacks

Chase Field, Phoenix, AZ

Sat Mar 29 2014, 1:11 PM - 4:28 PM MST

Att. 16,528 - Sunny - 78 F

livebaseballscorecards.com

Batter	1	2	3	4	5	6	7	8	9	AB	R	H	RBI	BB	SO	LOB
43 Emilio Bonifácio, S (1, 8) OBP: 0.290, SLG: 0.404 Matt Szczur, R (4, 8) OBP: 0.238, SLG: 0.167	B CU 71 S CH 73 C SL 75 X SI 86 1-2 P6 ①	B SI 85 B CH 77 F SL 74 C SI 86 B SI 86 F SI 86 X SI 86 3-2 G4-3 ③			X CU 70 0-0 FC5-4 ② 13 BB 1-2f 1B	B SI 86 F SI 85 F SI 85 B CU 72 B CU 73 B SI 85 4-2 BB		B FF 91 L FF 92 C FF 93 L FF 92 1-3 K ①		2 2	0 1	0 0	0 1	0 1	0 1	2 3
13 Starlin Castro, R (1, 6) OBP: 0.667, SLG: 0.750 Javier Báez, R (5, PR) OBP: 0.278, SLG: 0.604 (5, 6)	T CH 76 F SL 76 B SL 79 B SI 87 X SI 87 2-2 G5-3 ②		B CH 76 B SI 83 F CH 74 C SL 74 X SL 78 2-2 F8 ①		B SI 87 B CH 80 B SL 79 B CU 68 4-0 1B 1-2 BB	B SL 83 B FF 90 X SI 90 2-0 F9 ②		B SL 83 S SL 81 B C FF 93 S FF 92 2-3 K ②		2 2	0 0	0 0	0 0	1 1	0 3	0 3
44 Anthony Rizzo, L (1, 3) OBP: 0.368, SLG: 0.528 Chris Valaika, R (4, 3) OBP: 0.225, SLG: 0.250	C SI 85 C SI 87 F SL 80 X CH 75 0-2 FC6-4 1B		C SL 73 B SI 86 F CH 75 T SI 87 1-2 K ②		B SI 86 C CH 79 C SL 76 X SL 76 1-2 1-3 2-H 1B	F FF 92 X FF 92 0-1 F8 ③		B FF 92 X FF 92 1-0 F8 ③		2 3	0 0	1 1	0 1	0 0	1 0	0 3
Chris Coghlan, L (1, 7) OBP: 0.269, SLG: 0.367 Brett Jackson, L (7, 7) OBP: 0.333, SLG: 0.462	B SL 74 C CU 70 X SI 84 1-1 FC6-4 ③ 1-2f		X CH 80 0-0 G6-3 ③		C FF 86 B FF 86 B FF 85 C FF 85 F SL 77 B SL 78 F FF 85 F FF 85 X SL 79 3-2 G5-3 ③		B SI 92 C CH 86 B CH 85 S FF 92 X FF 91 2-2 G3 ①		C FF 94 B FF 97 S SL 87 B SL 89 X FF 94 2-2 98 HBP 94 BB 1B	4 1	0 1	0 1	0 0	0 0	0 0	3 0
6 Ryan Sweeney, L (1, 10) OBP: 0.231, SLG: 0.260 85 Daniel Vogelbach, L (6, PH) OBP: 0.438, SLG: 0.538 (6, 10) 94 Wes Darvill, L (9, PH) OBP: 0.333, SLG: 0.200		C CU 72 B SL 73 X SI 84 1-1 51 1B 15 1B 1B		B SI 83 C SL 73 C SL 76 B SI 87 X CH 76 2-2 P3 ①		B SI 86 C SI 85 C CH 76 B CH 78 B CU 73 B SI 85 4-2 32 2B 24 SF8 BB	B FF 91 B FF 90 B SI 91 B FF 91 4-0 32 1B BB		B FF 94 B FF 94 B FF 93 B FF 94 4-0 98 HBP 1-2 1B BB	2 0 0	1 1 1	1 0 0	0 0 0	0 2 1	0 0 0	0 0 0
5 Welington Castillo, R (1, 2) OBP: 0.395, SLG: 0.364 32 Eli Whiteside, R (5, 2) OBP: 0.190, SLG: 0.200 98 Chadd Krist, R (8, 2)		X CH 77 0-0 F9 ①		C SI 86 B CH 77 B SL 74 X SL 75 2-1 G5-3 ②		X SI 85 0-0 24 SF8 51 1B 1-3 2B	D SL 84 B SI 92 X SI 90 2-0 G6-4-3 1-2 1B		C FF 95 B FF 95 H FF 95 2-1 1B 94 SF7 1-2 2-3 HBP	2 2 0	0 1 1	0 2 0	0 0 0	0 0 0	0 0 0	1 0 0
24 Luis Valbuena, L (1, 5) OBP: 0.333, SLG: 0.780 Christian Villanueva, R (6, 5) OBP: 0.303, SLG: 0.241		C SI 84 F SI 85 S SL 78 0-3 K ②		C CH 72 X SI 85 0-1 G3-1 ③		S F X SI 86 0-2 SF8 ① 2-3 3-H	B SI 92 C FF 92 D FF 92 X FF 92 2-1 G6-4-3 ② ③ 1-2f		C CH 77 B FC 87 F FF 86 B FC 88 B CH 78 F FC 87 X FC 87 3-2 L8-4 1-3 2-H 3-H 1B	2 2	0 0	0 1	1 2	0 0	1 0	1 2
51 Ryan Kalish, L (1, 9) OBP: 0.385, SLG: 0.326 94 Rubi Silva, L (6, PR) OBP: 0.250, SLG: 0.429 (6, 9)		B SI 84 C SL 75 C SI 85 B SI 87 F SI 86 1 SAFE B CH 80 X SL 77 3-2 15 E 15 1B 1-2 1B			C CU 72 C SI 85 B CH 80 X SL 77 1-2 FC5-4 1B	B CH 77 B CH 77 X SI 86 2-0 HR 3-H 1B		C FF 92 F FF 93 X SL 84 0-2 CI 1B	S CH 78 B CH 77 X FC 87 1-1 SF7 ① 3-H	3 1	0 1	3 1	1 1	0 0	0 0	0 0
15 Darwin Barney, R (1, 4) OBP: 0.393, SLG: 0.404 Arismendy Alcántara, S (5, 4) OBP: 0.364, SLG: 0.556		C CU 71 F SL 76 X SL 76 0-2 E7 1-3 2-H 1B			1 SAFE C SI 85 B SI 86 X SI 86 1-1 P6 ① 1-H	B SI 84 X SI 84 1-0 HR		B FF 92 C FF 91 C SL 82 1 SAFE X FF 92 1-2 CI 1-2	C CH 77 X FC 86 0-1 L8-4 ② ③ 2-2	2 2	0 1	1 1	1 2	0 0	0 1	1 1
Inning Stats	R: 0 E: 0 K: 0 S: 12 H: 1 LOB: 1 BB: 0 P: 16	R: 1 E: 1 K: 1 S: 17 H: 3 LOB: 2 BB: 0 P: 24	R: 0 E: 0 K: 1 S: 7 H: 0 LOB: 0 BB: 0 P: 10	R: 0 E: 0 K: 0 S: 7 H: 0 LOB: 0 BB: 0 P: 11	R: 1 E: 0 K: 0 S: 15 H: 2 LOB: 2 BB: 1 P: 25	R: 4 E: 0 K: 0 S: 13 H: 3 LOB: 1 BB: 2 P: 26	R: 0 E: 0 K: 0 S: 6 H: 1 LOB: 1 BB: 1 P: 16	R: 0 E: 1 K: 2 S: 13 H: 1 LOB: 2 BB: 0 P: 18	R: 3 E: 0 K: 0 S: 12 H: 2 LOB: 0 BB: 1 P: 24	1B: 11 2B: 2 3B: 0 HR: 1 SF: 2 SAC: 0 DP: 2 HBP: 1						WP: 0 PB: 0 SB: 0 CS: 0 PA: 45	

PITCHER		IP	WLS	BF	H	R	ER	SO	BB	IBB	HBP	BLK	WP	HR	S	P	ERA	WHIP
61 Bronson Arroyo, R ERA: 3.52	(1, 1)	4.2		21	6	2	2	2	1	0	0	0	0	0	52	77	3.86	1.500
54 Joe Thatcher, L ERA: 1.23	(5, 1)	0.1		1	0	0	0	0	0	0	0	0	0	0	6	9	0.00	0.000
29 Brad Ziegler, R ERA: 16.2	(6, 1)	0.1		6	3	4	4	0	2	0	0	0	0	1	10	21	108.00	15.000
Willy Paredes, R ERA:	(6, 1)	1.2		6	1	0	0	0	1	0	0	0	0	0	9	21	0.00	1.200
43 Addison Reed, R ERA: 1.04	(8, 1)	1.0	H	5	1	0	0	2	0	0	0	0	0	0	13	18	0.00	1.000

PITCHER		IP	WLS	BF	H	R	ER	SO	BB	IBB	HBP	BLK	WP	HR	S	P	ERA	WHIP
Enrique Burgos, R ERA:	(9, 1)	0.0	L	3	1	3	3	0	1	0	1	0	0	0	4	12	∞	∞
55 Josh Collmenter, R ERA:	(9, 1)	1.0	B	3	1	0	0	0	0	0	0	0	0	0	8	12	0.00	1.000

AB	36
R	9
H	13
RBI	9
BB	5
SO	4
LOB	20

Batter	1	2	3	4	5	6	7	8	9	AB	R	H	RBI	BB	SO	LOB
8 Gerardo Parra, L (1, 9) OBP: 0.368, SLG: 0.354 4 Cliff Pennington, S (6, 4) OBP: 0.375, SLG: 0.442	C SI 93 F SI 93 F SL 83 B CU 77 S SL 84 1-3 K ①			B CU 75 B CU 75 F SI 92 B SI 93 X SI 93 3-1 F7 ①		C CH 85 X SL 81 0-1 24 1B 1-3 2-H 1B	C FA 89 B FF 90 X FF 91 1-1 24 SH5-4 44 E 34 1B 1-2 2-3 3-H 1B	C FF 90 B FS 85 C FF 92 1-2 K ③ 1-2		2 0 0 0 0 1 0 3 1 2 2 0 1 1						
2 Aaron Hill, R (1, 4) OBP: 0.377, SLG: 0.480 44 Brandon Jacobs, R (6, 3) OBP: 0.125, SLG: 0.500	C SI 94 B SI 94 B SL 85 F SI 92 F SL 83 B SI 94 X SI 93 3-2 44 CS 1B			X FF 92 0-0 P4 ②		C SL 83 C SI 88 X SL 82 0-2 L6 ①	C SL 84 X SI 93 0-1 FC3 24 SH5-4 34 1B 1-2 2-H 3-H		B FF 93 X FF 93 1-0 G6-3 ①	2 0 1 0 0 0 0 3 1 0 1 0 0 3						
44 Paul Goldschmidt, R (1, 3) OBP: 0.311, SLG: 0.370 24 Henry Blanco, R (6, 2) OBP: 0.250, SLG: 0.292	B SI 93 B SL 85 F SI 93 S SI 93 B SI 93 S SI 94 3-3 K ② ③ 1-2			B SI 92 X SI 93 1-0 1B		B SI 88 F SI 88 X SI 89 1-1 1B 1-2 3-H	X 0-0 SH5-4 ① 1-2 2-3		S FF 95 X FF 95 0-1 P6 ②	2 0 1 0 0 1 1 2 0 1 1 0 0 0						
12 Eric Chavez, L (1, 5) OBP: 0.176, SLG: 0.273 Jake Lamb, L (6, 5) OBP: 0.333, SLG: 0.500		C CU 77 X SI 92 0-1 G6-3 ①		C SI 92 B CU 77 C SI 92 S SL 83 1-3 K ③		B SI 87 C SL 84 S CU 78 C SI 89 1-3 K ②	I I I I IN 70 4-0 34 1B IBB		B FF 94 F FF 93 S CH 87 B FA 89 F SI 88 S FF 94 2-3 K ③	2 0 0 0 0 1 1 2 0 0 0 1 2 2						
14 Martín Prado, R (1, 10) OBP: 0.451, SLG: 0.620 34 Rudy Flores, L (6, PH) OBP: 0.538, SLG: 1.231		B SI 92 C FF 92 C SI 93 B SL 85 S CU 77 2-3 K ②			C FF 93 F FF 94 F FF 93 B SL 86 C FF 94 1-3 K ①	S SL 82 S SL 84 S SL 84 0-3 K ③	X 0-0 39 G6-3 1-2 2-H 3-H 1B			2 0 0 0 0 2 0 2 0 1 2 0 1 2						
15 Mark Trumbo, R (1, 7) OBP: 0.298, SLG: 0.465 39 Jordan Parraz, R (6, 7) OBP: 0.222, SLG: 0.667		B SI 92 C SI 94 X SL 85 1-1 F9 ③			S SL 87 F FF 95 B CU 81 T SL 87 1-2 K ②		2-0 25 16 1B 2B 2-1 G6-3 1-2			2 0 0 0 0 1 0 2 1 1 0 0 0 2						
26 Miguel Montero, L (1, 2) OBP: 0.326, SLG: 0.439 25 Breland Almadova, R (6, 9) OBP: 0.400, SLG: 0.400			B CU 76 C CU 75 X SI 92 1-1 G6-3 ①		C SL 88 B FF 95 B FF 93 S SL 88 F FF 94 S SL 89 2-3 K ③		S FC 92 S FF 91 B FF 92 B SI 79 F FF 92 X SI 88 2-2 19 1B 16 1B 4 1B 2-3 1B	C FF 91 C CU 76 S CU 77 0-3 K ①		2 0 0 0 0 1 0 2 1 1 0 0 1 0						
16 Chris Owings, R (1, 6) OBP: 0.351, SLG: 0.442			B FF 92 X FF 92 1-0 G6-3 ②			B FF 92 B FF 92 B FF 92 B FF 92 4-0 19 1B 4 1B BB	F FC 88 F FF 90 B FC 92 X CH 79 1-2 4 1B 19 1B 44 FC3 1-2 3-H 1B	C FF 91 S FF 91 S FF 91 0-3 K ②		3 2 1 1 1 1 0						
11 AJ Pollock, R (1, 8) OBP: 0.431, SLG: 0.667 19 Tony Campana, L (6, 8) OBP: 0.320, SLG: 0.261			C FF 92 C SL 84 T CU 76 0-2 K ③			B FF 91 C CH 85 X CH 86 1-1 4 1B 24 1B 1-2 1B	B CH 87 C SI 88 X SI 88 1-1 44 FC3 4 1B 44 E 1-2 2-3 1B	X FF 91 0-0 4 S 1B		1 0 0 0 0 1 0 3 2 3 0 0 0 0						
Inning Stats	R: 0 E: 0 K: 2 S: 11 H: 1 LOB: 1 BB: 0 P: 18	R: 0 E: 0 K: 1 S: 7 H: 0 LOB: 0 BB: 0 P: 10	R: 0 E: 0 K: 1 S: 6 H: 0 LOB: 0 BB: 0 P: 8	R: 0 E: 0 K: 1 S: 7 H: 1 LOB: 1 BB: 0 P: 12	R: 0 E: 0 K: 3 S: 11 H: 0 LOB: 0 BB: 0 P: 15	R: 2 E: 0 K: 2 S: 15 H: 3 LOB: 2 BB: 1 P: 22	R: 6 E: 1 K: 0 S: 18 H: 6 LOB: 1 BB: 1 P: 31	R: 0 E: 0 K: 3 S: 9 H: 1 LOB: 1 BB: 0 P: 10	R: 0 E: 0 K: 1 S: 7 H: 0 LOB: 0 BB: 0 P: 10	1B: 11 2B: 2 3B: 0 HR: 0 SF: 0 SAC: 1 DP: 2 HBP: 0						

PITCHER		IP	WLS	BF	H	R	ER	SO	BB	IBB	HBP	BLK	WP	HR	S	P	ERA	WHIP
39 Jason Hammel, R ERA: 3.24	(1, 1)	4.0		13	2	0	0	5	0	0	0	0	0	0	31	48	0.00	0.500
Neil Ramírez, R ERA:	(5, 1)	1.0	H	3	0	0	0	3	0	0	0	0	0	0	11	15	0.00	0.000
Jonathan Sánchez, L ERA: 9.72	(6, 1)	0.0		3	2	2	2	0	1	0	0	0	0	0	4	9	∞	∞
53 Wesley Wright, L ERA: 5.59	(6, 1)	1.0		4	1	0	0	2	0	0	0	0	0	0	11	13	0.00	1.000
Marcus Hatley, R ERA: 11.12	(7, 1)	0.0		5	5	5	5	0	0	0	0	0	0	0	12	19	∞	∞

PITCHER		IP	WLS	BF	H	R	ER	SO	BB	IBB	HBP	BLK	WP	HR	S	P	ERA	WHIP
63 Brian Schlitter, R ERA: 2.79	(7, 1)	1.0	B	5	1	1	1	0	0	1	0	0	0	0	6	12	9.00	1.000
Blake Parker, R ERA: 7.0	(8, 1)	1.0	W	4	1	0	0	3	0	0	0	0	0	0	9	10	0.00	1.000
90 Lendy Castillo, R ERA:	(9, 1)	1.0	S	3	0	0	0	1	0	0	0	0	0	0	7	10	0.00	0.000

BOTTOM

Chicago Cubs @ Arizona Diamondbacks

Chase Field, Phoenix, AZ

Sat Mar 29 2014, 1:11 PM - 4:28 PM MST

Att. 16,528 - Sunny - 78 F

livebaseballscorecards.com

AB	37
R	8
H	12
RBI	7
BB	2
SO	14
LOB	12

WP: 0 PA: 40
PB: 0
SB: 1
CS: 1

Batter	1	2	3	4	5	6	7	8	9	10	AB	R	H	RBI	BB	SO	LOB
64 Emilio Bonifácio, S (1, 8) (9, 4) OBP: 0.800, SLG: 1.000	C SI 91 S CH 85 B CH 86 X SL 84 1-2 13 G2-3 1B	C SI 92 B CH 87 C SI 93 B SL 85 F CH 86 B SI 93 X SL 86 3-2 21 S 1B	B SI 93 B CH 84 X SI 93 2-0 ③ G5-3					B FC 92 C FC 92 F FC 92 X KC 80 1-2 21 SH5-3 13 FC4-2-5-1-6-5 2B		B SI 94 M SI 95 B SI 96 S SI 96 F SI 97 F FC 90 X FF 95 2-2 21 K 1B	5	0	4	0	0	0	1
21 Junior Lake, R (1, 7) OBP: 0.250, SLG: 0.250 33 Carlos Villanueva, R (10, 1)	S CH 84 S CH 86 D SL 86 1 SAFE B CH 87 X SI 92 2-2 ① F9 1-1	1 SAFE 1 SAFE C SI 92 D CH 86 S CH 86 S SL 84 1-3 ② K 1-2		B SL 84 F SI 90 X CH 85 1-1 13 BB 1B				2 SAFE L FF 93 X FC 93 0-1 ① SH5-3 2-3		1 SAFE 1 SAFE L SI 95 F FC 90 B FC 90 S SI 96 1-3 ② ③ K 1-2	4 0	0 0	1 0	0 0	0 0	2 0	3 0
13 Starlin Castro, R (1, 6)	B FF 93 X CH 86 1-0 ② G2-3 1-2	B SL 87 X CH 87 1-0 ③ G5-3		B SI 90 1 SAFE B FF 92 B SL 84 C SI 91 B SI 92 4-1 BB 1-2				B FC 92 F FC 93 X FC 92 1-1 ② FC4-2-5-1-6-5 3-H			3	0	0	0	1	0	3
44 Anthony Rizzo, L (1, 3)	B SL 87 C FF 92 S SL 85 S SL 85 1-3 ③ K	B SI 91 B SI 92 C SI 92 S SL 84 S SL 88 2-3 ① K		S SL 84 B SL 87 B SI 94 F SL 86 S SL 86 2-3 ① K		X FC 92 0-0 ③ P5				4	0	0	0	0	3	4
30 Mike Olt, R (1, 5) 24 Luis Valbuena, L (9, PH) (9, 5)	C SI 91 B SI 93 B CH 86 C SL 84 C SL 85 2-3 ① K	S CH 85 B SI 94 B SI 94 S CH 87 S CH 88 2-3 ② K		B CH 86 B SI 93 C SL 85 S CH 86 X SL 85 2-2 ② P6			S FF 94 B FF 94 B FF 94 F FF 93 B SL 81 B FF 95 4-2 5 SH2-3 BB		3 0	0 0	0 0	0 0	0 1	2 0	2 0
5 Welington Castillo, R (1, 2)	B SI 93 B SI 93 B SL 84 B SI 92 4-0 BB	B SL 81 C SI 92 F CH 86 F SL 85 F SL 87 C SI 94 1-3 ③ K		B CH 84 C SL 86 B CH 85 C SL 86 D CH 87 S SL 86 3-3 ③ K			S FF 95 X FF 95 0-1 ① SH2-3 1-2		2	0	0	0	1	2	2
19 Nate Schierholtz, L (1, 9) OBP: 0.250, SLG: 0.250	C SL 86 F SI 93 S SL 86 0-3 ② K		F FF 91 X SI 92 0-1 29 B1-5-4 15 BB 1B				C SI 92 S SL 81 B SL 81 X SL 80 1-2 ① F8		B SL 82 S FF 94 F FF 94 B FF 95 X FF 95 2-2 ② F7		4	0	1	0	0	1	2
15 Darwin Barney, R (1, 4) 6 Ryan Sweeney, L (9, PH) (9, 8)	D SI 93 B SL 85 C SI 93 F SL 84 D CH 87 F SI 93 F CH 86 X SI 94 3-2 ③ L7		B SI 90 B CH 86 B SI 91 B SI 91 4-0 29 B1-5-4 1-2 BB				C SI 91 C SI 92 X SI 91 0-2 ② G3		C FF 94 B SL 82 S FF 95 X FF 95 1-2 ③ P2		2 1	0 0	0 0	0 0	1 0	0 0	1 1
29 Jeff Samardzija, R (1, 1) 46 Pedro Strop, R (8, 1) 52 Justin Grimm, R (9, 1) 40 James Russell, L (9, 1) 51 Ryan Kalish, L (10, PH) (10, 7)	C SI 90 B SI 92 S SI 92 S SL 85 1-3 ① K		B SI 91 L SI 90 X SI 91 1-1 ① ② B1-5-4 1-2 2-3f				S SI 92 C SI 91 X CH 83 0-2 ③ L4			C SI 95 X SI 96 0-1 ① G3	3 0 0 0 1	0 0 0 0 0	0 0 0 0 0	0 0 0 0 0	0 0 0 0 0	1 0 0 0 0	2 0 0 0 0
Inning Stats	R: 0 H: 1 E: 1 LOB: 1 K: 1 BB: 0 S: 10 P: 15	R: 0 H: 0 E: 0 LOB: 1 K: 2 BB: 1 S: 11 P: 20	R: 0 H: 1 E: 0 LOB: 1 K: 2 BB: 0 S: 11 P: 17	R: 0 H: 0 E: 0 LOB: 0 K: 3 BB: 0 S: 11 P: 16	R: 0 H: 1 E: 0 LOB: 1 K: 0 BB: 1 S: 5 P: 12	R: 0 H: 1 E: 0 LOB: 2 K: 2 BB: 1 S: 12 P: 24	R: 0 H: 0 E: 0 LOB: 0 K: 0 BB: 0 S: 9 P: 10	R: 0 H: 1 E: 0 LOB: 1 K: 0 BB: 0 S: 8 P: 10	R: 0 H: 0 E: 0 LOB: 1 K: 0 BB: 1 S: 10 P: 17	R: 0 H: 1 E: 0 LOB: 0 K: 1 BB: 0 S: 10 P: 13	1B: 5 2B: 1 3B: 0 HR: 0	SF: 0 SAC: 2 DP: 1 HBP: 0					

PITCHER		IP	WLS	BF	H	R	ER	SO	BB	IBB	HBP	BLK	WP	HR	S	P	ERA	WHIP
47 Francisco Liriano, L ERA:	(1, 1)	6.0		24	4	0	0	10	3	0	0	0	0	0	60	104	0.00	1.167
44 Tony Watson, L ERA:	(7, 1)	1.0		3	0	0	0	0	0	0	0	0	0	0	9	10	0.00	0.000
35 Mark Melancon, R ERA:	(8, 1)	1.0		4	1	0	0	0	0	0	0	0	0	0	8	10	0.00	1.000
39 Jason Grilli, R ERA:	(9, 1)	1.0		4	0	0	0	0	1	0	0	0	0	0	10	17	0.00	1.000
29 Bryan Morris, R ERA:	(10, 1)	1.0	W	3	1	0	0	1	0	0	0	0	0	0	10	13	0.00	1.000

PITCHER	IP	WLS	BF	H	R	ER	SO	BB	IBB	HBP	BLK	WP	HR	S	P	ERA	WHIP

TOP

Chicago Cubs @ Pittsburgh Pirates

PNC Park, Pittsburgh, PA

Mon Mar 31 2014, 1:16 PM - 4:30 PM EDT

Att. 39,833 - Sunny - 54 F

livebaseballscorecards.com

AB	32
R	0
H	6
RBI	0
BB	4
SO	11
LOB	21

1B: 5	SF: 0	WP: 0	PA: 38
2B: 1	SAC: 2	PB: 0	
3B: 0	DP: 1	SB: 1	
HR: 0	HBP: 0	CS: 0	

Batter	1	2	3	4	5	6	7	8	9	10	AB	R	H	RBI	BB	SO	LOB
6 Starling Marte, R (1, 7) OBP: 0.500, SLG: 0.667	C FC 93 B FC 94 X SL 81 1-1 L7		B FS 85 B FF 94 B FC 92 C FF 93 C FF 94 F FF 94 F FF 95 F FF 94 B FS 86 4-2 23 L8-3 BB			B FF 93 X FF 93 1-0 2B		S SL 85 S SI 95 B SI 95 B SL 84 X SL 84 2-2 F8			3	0	1	0	1	0	0
23 Travis Snider, L (1, 9)	B FC 93 F FF 94 F FF 94 B FS 85 C SI 94 2-3 K		1 SAFE B FC 92 X SI 93 1-0 L8-3 1-1			B FF 93 X FF 93 1-0 F7			B CU 77 B FF 95 B FF 93 C FF 94 B FF 95 4-1 BB		3	0	0	0	1	1	2
22 Andrew McCutchen, R (1, 8) OBP: 0.500, SLG: 0.333	X FF 95 0-0 1B			X SL 82 0-0 G6-3		B SL 86 B SI 94 C SL 84 B FC 92 B SL 84 4-1 24 G6-3 BB			1 SAFE 1 SAFE S CU 80 B CU 81 B FF 95 1 SAFE F CU 79 1 SAFE S SL 82 2-3 K		3	0	1	0	1	1	1
24 Pedro Alvarez, L (1, 5)	1 SAFE X FF 93 0-0 F7			B SL 82 S SI 92 B FF 94 F SI 94 C FF 95 2-3 K		X FF 94 0-0 G6-3 1-2f			1 SAFE C SL 79 1 SAFE F SL 79 B FC 86 S SL 80 1-3 K		4	0	0	0	0	2	4
55 Russell Martin, R (1, 2) OBP: 0.250, SLG: 0.250		B SL 80 C FC 94 S SL 81 X FF 97 1-2 18 G4-6-3 1B		F FC 92 S SL 82 B SL 83 X FF 96 1-2 F8			C SL 84 F FS 85 X SL 85 0-2 F8		B CH 80 1 SAFE B SI 86 X CH 78 2-0 L7		4	0	1	0	0	0	1
18 Neil Walker, S (1, 4) OBP: 0.250, SLG: 1.000	X FF 94 0-0 G4-6-3 1-2f		B SL 79 B SL 80 F FF 94 B SI 94 F SI 94 X SI 93 3-2 G3-1				F FF 95 B FC 92 B FS 85 X SI 95 2-1 F7			C CU 75 B SI 88 B SI 88 B CH 80 C FF 90 F FF 88 F FF 90 X CH 82 3-2 HR	4	1	1	1	0	0	1
3 Travis Ishikawa, L (1, 3) OBP: 0.667, SLG: 0.667	B FF 95 F FF 95 B FS 86 X SI 95 2-1 1B		C FF 94 F FS 85 B FC 93 B SI 94 X FS 85 2-2 10 G4-3 1B				C SL 85 B FC 93 B SI 96 F FF 95 C SI 97 2-3 K				3	0	2	0	0	1	0
10 Jordy Mercer, R (1, 6)	C SL 82 F FC 92 D SL 82 B FS 85 X SL 83 2-2 G4-3		1 SAFE B SL 82 C FF 93 F SL 84 B SL 84 X FF 94 2-2 G4-3 1-2					S SL 83 B SL 81 B FF 96 C SI 96 X SL 85 2-2 G5-3			3	0	0	0	0	0	2
47 Francisco Liriano, L (1, 1) 44 Tony Watson, L (7, 1) 35 Mark Melancon, R (8, 1) 5 Josh Harrison, R (8, PH) 39 Jason Grilli, R (9, 1) 29 Bryan Morris, L (10, 1)			B FC 92 C FC 92 X FC 92 1-1 G1-3			C FF 94 B SL 83 X FF 93 1-1 G4-3		S SL 84 S SL 84 B SL 82 S SL 84 1-3 K			2 0 0 1 0 0	0 0 0 0 0 0	0 0 0 0 0 0	0 0 0 0 0 0	0 0 0 0 0 0	0 0 0 1 0 0	1 0 0 0 0 0
Inning Stats	R: 0 E: 0 K: 1 S: 7 H: 1 LOB: 1 BB: 0 P: 10	R: 0 E: 0 K: 0 S: 9 H: 2 LOB: 1 BB: 0 P: 14	R: 0 E: 0 K: 0 S: 8 H: 0 LOB: 0 BB: 1 P: 14	R: 0 E: 0 K: 1 S: 7 H: 0 LOB: 0 BB: 0 P: 10	R: 0 E: 0 K: 0 S: 11 H: 1 LOB: 1 BB: 0 P: 19	R: 0 E: 0 K: 0 S: 4 H: 1 LOB: 1 BB: 1 P: 10	R: 0 E: 0 K: 1 S: 8 H: 0 LOB: 0 BB: 0 P: 12	R: 0 E: 0 K: 1 S: 9 H: 0 LOB: 0 BB: 0 P: 14	R: 0 E: 0 K: 2 S: 8 H: 0 LOB: 1 BB: 1 P: 17	R: 1 E: 0 K: 0 S: 5 H: 1 LOB: 0 BB: 0 P: 8	1B: 4 2B: 2 3B: 0 HR: 1	SF: 0 SAC: 0 DP: 3 HBP: 0	WP: 0 PB: 0 SB: 0 CS: 0	PA: 33			

PITCHER	IP	WLS	BF	H	R	ER	SO	BB	IBB	HBP	BLK	WP	HR	S	P	ERA	WHIP
29 Jeff Samardzija, R (1, 1)	7.0		25	5	0	0	3	2	0	0	0	0	0	54	89	0.00	1.000
ERA:																	
46 Pedro Strop, R (8, 1)	1.0		3	0	0	0	1	0	0	0	0	0	0	9	14	0.00	0.000
ERA:																	
52 Justin Grimm, R (9, 1)	0.1		2	0	0	0	1	1	0	0	0	0	0	4	10	0.00	3.000
ERA:																	
40 James Russell, L (9, 1)	0.2		2	0	0	0	1	0	0	0	0	0	0	4	7	0.00	0.000
ERA:																	
33 Carlos Villanueva, R (10, 1)	0.0	L	1	1	1	1	0	0	0	0	0	0	1	5	8	∞	∞
ERA:																	

PITCHER	IP	WLS	BF	H	R	ER	SO	BB	IBB	HBP	BLK	WP	HR	S	P	ERA	WHIP

BOTTOM

Chicago Cubs @ Pittsburgh Pirates

PNC Park, Pittsburgh, PA

Mon Mar 31 2014, 1:16 PM - 4:30 PM EDT

Att. 39,833 - Sunny - 54 F

livebaseballscorecards.com

AB	30
R	1
H	6
RBI	1
BB	3
SO	6
LOB	12

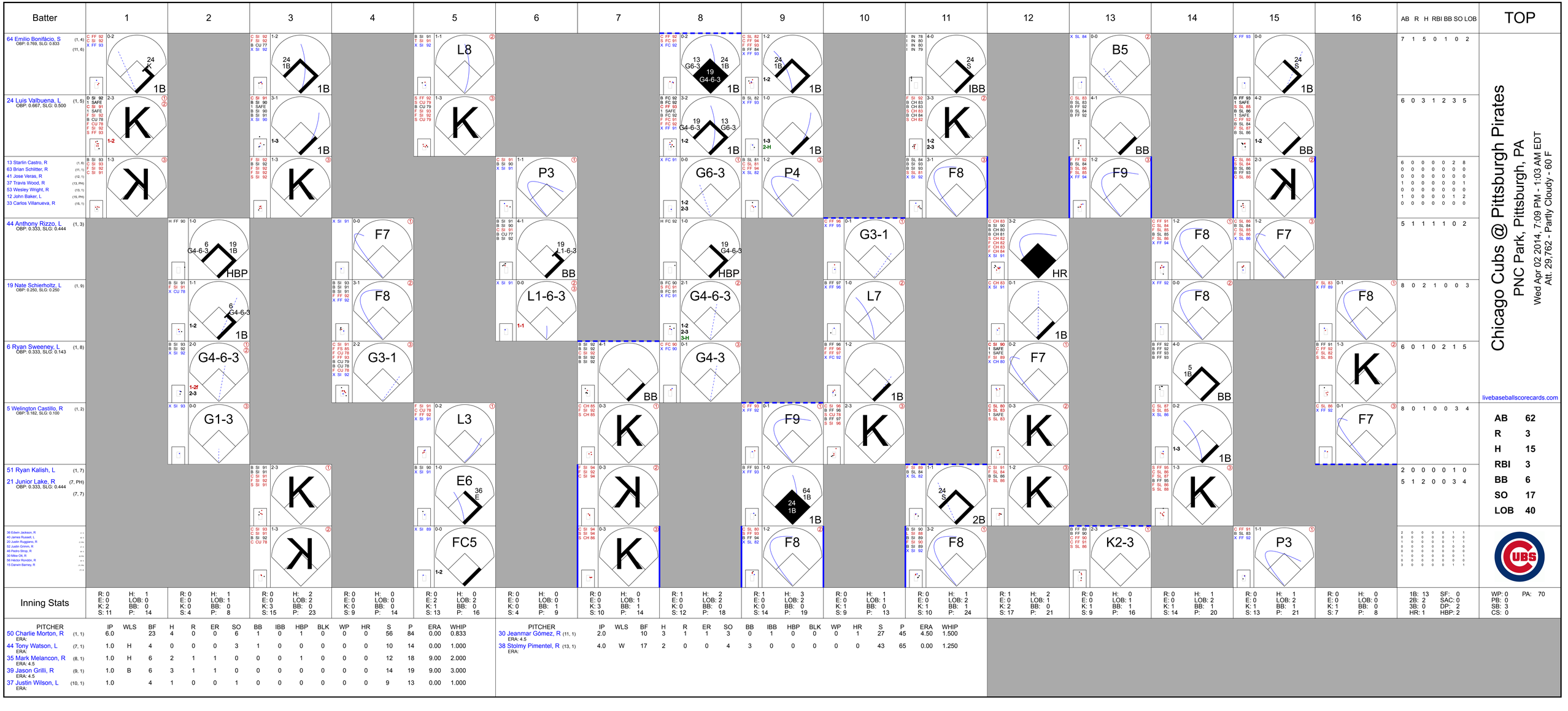

PITCHER		IP	WLS	BF	H	R	ER	SO	BB	IBB	HBP	BLK	WP	HR	S	P	ERA	WHIP
50 Charlie Morton, R	(1, 1)	6.0		23	4	0	0	6	1	0	1	0	0	0	56	84	0.00	0.833
ERA:																		
44 Tony Watson, L	(7, 1)	1.0	H	4	0	0	0	3	1	0	0	0	0	0	10	14	0.00	1.000
ERA: 4.5																		
35 Mark Melancon, R	(8, 1)	1.0	H	6	2	1	1	0	0	0	1	0	0	0	12	18	9.00	2.000
ERA: 4.5																		
39 Jason Grilli, R	(9, 1)	1.0	B	6	3	1	1	0	0	0	0	0	0	0	14	19	9.00	3.000
ERA: 4.5																		
37 Justin Wilson, L	(10, 1)	1.0		4	1	0	0	1	0	0	0	0	0	0	9	13	0.00	1.000
ERA:																		

PITCHER		IP	WLS	BF	H	R	ER	SO	BB	IBB	HBP	BLK	WP	HR	S	P	ERA	WHIP
30 Jeanmar Gómez, R	(11, 1)	2.0		10	3	1	1	3	0	1	0	0	0	0	27	45	4.50	1.500
ERA: 4.5																		
38 Stolmy Pimentel, R	(13, 1)	4.0	W	17	2	0	0	4	3	0	0	0	0	0	43	65	0.00	1.250
ERA:																		

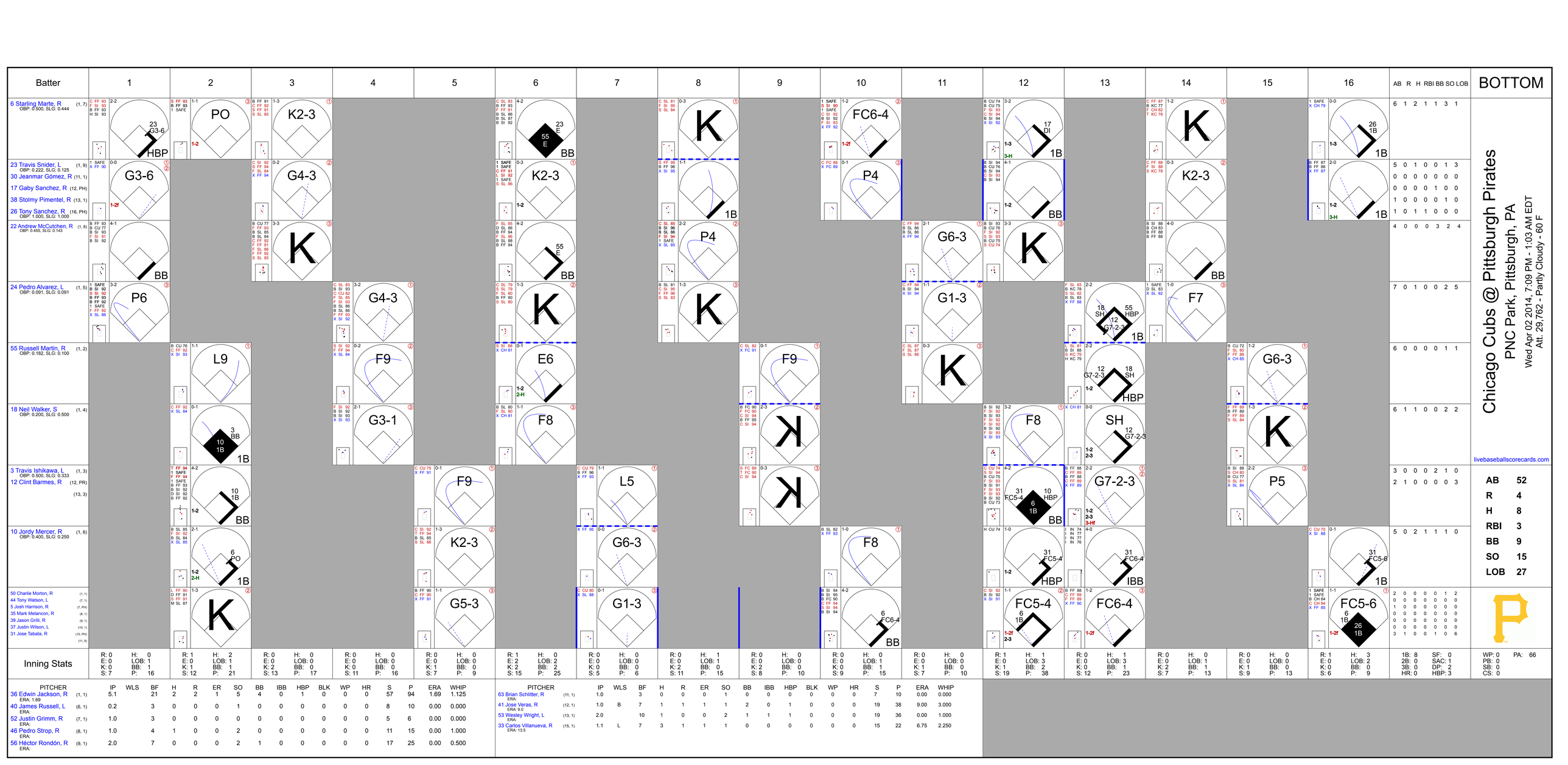

PITCHER		IP	WLS	BF	H	R	ER	SO	BB	IBB	HBP	BLK	WP	HR	S	P	ERA	WHIP
36 Edwin Jackson, R ERA: 1.69	(1, 1)	5.1		21	2	2	1	5	4	0	1	0	0	0	57	94	1.69	1.125
40 James Russell, L ERA:	(6, 1)	0.2		3	0	0	0	1	0	0	0	0	0	0	8	10	0.00	0.000
52 Justin Grimm, R ERA:	(7, 1)	1.0		3	0	0	0	0	0	0	0	0	0	0	5	6	0.00	0.000
46 Pedro Strop, R ERA:	(8, 1)	1.0		4	1	0	0	2	0	0	0	0	0	0	11	15	0.00	1.000
56 Héctor Rondón, R ERA:	(9, 1)	2.0		7	0	0	0	2	1	0	0	0	0	0	17	25	0.00	0.500

PITCHER		IP	WLS	BF	H	R	ER	SO	BB	IBB	HBP	BLK	WP	HR	S	P	ERA	WHIP
63 Brian Schlitter, R ERA:	(11, 1)	1.0		3	0	0	0	1	0	0	0	0	0	0	7	10	0.00	0.000
41 Jose Veras, R ERA: 9.0	(12, 1)	1.0	B	7	1	1	1	1	2	0	1	0	0	0	19	38	9.00	3.000
53 Wesley Wright, L ERA:	(13, 1)	2.0		10	1	0	0	2	1	1	1	0	0	0	19	36	0.00	1.000
33 Carlos Villanueva, R ERA: 13.5	(15, 1)	1.1	L	7	3	1	1	1	0	0	0	0	0	0	15	22	6.75	2.250

Batter	1	2	3	4	5	6	7	8	9	AB	R	H	RBI	BB	SO	LOB
64 Emilio Bonifácio, S (1, 8) OBP: 0.706, SLG: 0.813	B FF 87 C SI 88 C CU 76 B FF 88 F CU 78 X CU 75 2-2 44 S 44 1B 1B		B SI 86 X SI 87 1-0 13 1B 20 G1-6-3 2B		B SI 86 B SI 86 C SI 85 C CH 82 X CU 73 2-2 ② G6-3			C FF 90 X KC 74 0-1 ① G3		4	2	2	0	0	0	0
13 Starlin Castro, R (1, 6) OBP: 0.143, SLG: 0.077	B SI 87 X CH 81 1-0 ① F7		B CU 74 F SI 86 X CU 76 1-1 20 G1-6-3 2-3 1B		S CH 82 X CH 82 0-1 ③ G4-3			B KC 79 B FF 91 C FF 91 F SI 91 S FF 91 2-3 ② K		4	0	1	0	0	1	1
20 Justin Ruggiano, R (1, 9)	1 SAFE 1 SAFE F SI 88 X SI 87 0-1 ② P4		B CU 73 B CU 74 F SI 87 X SI 86 2-1 ①② G1-6-3 1-2f 3-H			B CH 82 B SI 86 X CH 83 2-0 ① G5-3		B KC 78 F SI 91 B CH 83 F FF 92 X KC 80 2-2 ③ G6-3		4	0	0	0	0	0	2
44 Anthony Rizzo, L (1, 3) OBP: 0.313, SLG: 0.385	B FF 87 B CU 77 C SI 88 X SI 89 2-1 21 FC6-4 1-H 1B		C SI 86 B CU 73 L CU 73 X SI 87 1-2 ③ L9			B CU 74 B SI 87 B CH 82 X FF 87 3-0 ② G3			B SI 95 B SI 95 X SI 95 2-0 ① G4-3	4	0	1	1	0	0	0
21 Junior Lake, R (1, 7) OBP: 0.308, SLG: 0.385 46 Pedro Strop, R (9, 1)	S SI 88 F CU 73 1 SAFE 1 SAFE B SI 88 X CU 75 1-2 ③ FC6-4 1-2f			S CH 80 F FF 87 S CU 74 0-3 ① K		L CH 82 B CU 72 B CH 83 X CU 75 2-1 ③ G6-3			L FC 89 B FC 89 X SI 94 1-1 ② 1B	4 0	0 0	1 0	0 0	0 0	1 0	1 0
30 Mike Olt, R (1, 5) OBP: 0.143, SLG: 0.571 24 Luis Valbuena, L (8, 5)		F SI 87 C SI 88 F CU 70 B FF 88 B FF 87 B SI 88 X SI 88 3-2 HR		B SI 87 C CH 84 C CH 84 B CU 70 S CU 73 2-3 ② K			S FF 92 S SI 92 F KC 79 F FF 94 B CH 83 X CH 83 1-2 ① F9		C FC 91 X FC 90 0-1 ③ F7	3 1	1 0	1 0	1 0	0 0	1 0	0 0
15 Darwin Barney, R (1, 4) OBP: 0.333, SLG: 0.143		X SI 88 0-0 ① F7		B FF 88 B CH 84 B CH 83 B SI 86 4-0 BB			C FF 92 F KC 80 B CH 84 B KC 80 X CH 82 2-2 1B			2	0	1	0	1	0	0
12 John Baker, L (1, 2)		B SI 89 F SI 88 C CU 77 F SI 87 X CU 77 1-2 ② G6-3		B SI 89 S SI 88 C CU 76 B SI 89 1 SAFE 1 SAFE B CU 77 S SI 89 3-3 ③ K			C FF 93 1 SAFE F FF 93 1 SAFE F SI 93 C KC 78 0-3 ② K			3	0	0	0	0	2	2
39 Jason Hammel, R (1, 1) 40 James Russell, L (7, 1) 52 Justin Grimm, R (7, 1) 63 Brian Schlitter, R (8, 1) 51 Ryan Kalish, L (9, 7)		C FF 88 F SI 88 F CU 73 F FF 88 F CU 74 B SI 88 B CU 75 F FF 88 F SI 89 2-3 S CU 74 ③ K			F CH 84 C CH 85 S CU 71 0-3 ① K		X FF 92 0-0 ③ G6-3			3 0 0 0 0	0 0 0 0 0	0 0 0 0 0	0 0 0 0 0	0 0 0 0 0	2 0 0 0 0	1 0 0 0 0
Inning Stats	R: 1 H: 2 E: 0 LOB: 1 K: 0 BB: 0 S: 12 P: 18	R: 1 H: 1 E: 0 LOB: 0 K: 1 BB: 0 S: 17 P: 23	R: 1 H: 2 E: 0 LOB: 0 K: 0 BB: 0 S: 8 P: 13	R: 0 H: 0 E: 0 LOB: 1 K: 3 BB: 1 S: 9 P: 18	R: 0 H: 0 E: 0 LOB: 0 K: 1 BB: 0 S: 8 P: 10	R: 0 H: 0 E: 0 LOB: 0 K: 0 BB: 0 S: 4 P: 11	R: 0 H: 1 E: 0 LOB: 1 K: 1 BB: 0 S: 13 P: 16	R: 0 H: 0 E: 0 LOB: 0 K: 1 BB: 0 S: 8 P: 12	R: 0 H: 1 E: 0 LOB: 0 K: 0 BB: 0 S: 5 P: 8	1B: 5 2B: 1 3B: 0 HR: 1	SF: 0 SAC: 0 DP: 1 HBP: 0			WP: 0 PB: 0 SB: 1 CS: 0	PA: 33		

PITCHER		IP	WLS	BF	H	R	ER	SO	BB	IBB	HBP	BLK	WP	HR	S	P	ERA	WHIP
51 Wandy Rodriguez, L ERA: 4.5	(1, 1)	6.0	L	23	5	3	3	5	1	0	0	0	0	1	58	93	4.50	1.000
36 Edinson Volquez, R ERA:	(7, 1)	2.0		7	1	0	0	2	0	0	0	0	0	0	21	28	0.00	0.500
29 Bryan Morris, R ERA:	(9, 1)	1.0		3	1	0	0	0	0	0	0	0	0	0	5	8	0.00	1.000

PITCHER	IP	WLS	BF	H	R	ER	SO	BB	IBB	HBP	BLK	WP	HR	S	P	ERA	WHIP

TOP

Chicago Cubs @ Pittsburgh Pirates

PNC Park, Pittsburgh, PA

Thu Apr 03 2014, 12:39 PM - 3:17 PM EDT

Att. 11,418 - Cloudy - 57 F

livebaseballscorecards.com

AB	32
R	3
H	7
RBI	2
BB	1
SO	7
LOB	7

Chicago Cubs @ Pittsburgh Pirates

PNC Park, Pittsburgh, PA

Thu Apr 03 2014, 12:39 PM - 3:17 PM EDT

Att. 11,418 - Cloudy - 57 F

BOTTOM

livebaseballscorecards.com

Batter	1	2	3	4	5	6	7	8	9	AB	R	H	RBI	BB	SO	LOB
6 Starling Marte, R (1, 7) OBP: 0.375, SLG: 0.308	C FF 92 B FF 93 X SI 93 1-1 ① L7		C SI 93 S SI 93 S FF 93 1 SAFE 0-3 ② K			B CU 76 S FF 93 B CU 77 F FF 93 S SL 84 2-3 ② K		1 SAFE C FF 92 1 SAFE L FF 92 L FF 93 0-3 ① K		4	0	0	0	0	3	2
23 Travis Snider, L (1, 9) OBP: 0.250, SLG: 0.182 36 Edinson Volquez, R (7, 1) 5 Josh Harrison, R (8, PH) 29 Bryan Morris, L (9, 1)	B FF 93 S SI 93 B FF 93 S FF 93 F FF 93 X CU 77 2-2 1B		B FF 93 B SI 93 S SI 92 S FF 93 B FF 93 T FF 92 3-2 ③ K			C FF 94 C FF 93 B FF 93 B SL 84 X SL 84 2-2 ③ F8		C SL 84 B FF 95 1 SAFE C FF 95 S FF 95 1-3 ② K		3 0 1 0	0 0 0 0	1 0 0 0	0 0 0 0	0 0 1 0	1 0 1 0	1 0 1 0
22 Andrew McCutchen, R (1, 8) OBP: 0.400, SLG: 0.100	D FF 94 B FF 93 1 SAFE B FF 94 C FF 93 X FF 92 3-1 ② F9			C SL 83 B SL 85 X FF 92 1-1 ① F8			C SL 85 S FF 94 S SL 84 0-3 ① K	B FF 95 B FF 96 B FF 95 B FF 96 4-0 1-2 BB		3	0	0	0	1	1	1
24 Pedro Alvarez, L (1, 5) OBP: 0.067, SLG: 0.067	1 SAFE C FF 94 F FF 93 B FF 93 D CU 77 B SI 93 X SL 84 3-2 ③ F8			B SL 84 S SI 92 B SL 84 S SI 92 F SI 92 X SI 92 2-2 ② F7			B FF 93 C SL 85 X FF 93 1-1 ② L7	F SI 92 B SI 93 X FF 92 1-1 ③ G1-3		4	0	0	0	0	0	3
18 Neil Walker, S (1, 4) OBP: 0.286, SLG: 0.462		B FF 90 S CH 85 F FF 93 X SI 93 1-2 ① F8		F SI 93 B CH 86 S CH 86 B FF 92 X FF 92 2-2 ③ P5			B SI 93 B CH 85 F FF 93 B FF 92 B FF 92 4-1 17 2B 26 E BB		X SI 95 0-0 26 L1-3 1B	3	1	1	0	1	0	0
3 Travis Ishikawa, L (1, 3) OBP: 0.400, SLG: 0.250 17 Gaby Sanchez, R (7, PH) OBP: 0.667, SLG: 1.000 (8, 3)		C FF 93 B SI 93 X CH 86 1-1 ② G1-3			B SI 91 X CH 85 1-0 ① L4		C SI 87 B CH 80 X CH 80 1-1 1-3 26 E 2B		L SL 83 X SL 84 0-1 ① B1	2 2	0 1	0 1	0 0	0 0	0 0	0 1
26 Tony Sanchez, R (1, 2) OBP: 0.400, SLG: 0.400		C FF 93 B SL 84 B SL 85 F FF 93 B FF 93 X FF 93 3-2 ③ F9			C FF 92 C SL 85 B SL 85 B FF 93 X SL 84 2-2 ② G5-3		B CU 77 B FF 93 T FF 93 F FF 94 X SL 86 2-2 2-H 3-H E8 1B		B SL 83 F FF 94 S SI 95 X FF 95 1-2 ② ③ L1-3 1-1	4	0	1	2	0	0	1
10 Jordy Mercer, R (1, 6) OBP: 0.308, SLG: 0.182			C FF 92 B SL 84 C SL 83 X SI 93 1-2 ① G6-3		B SL 85 C FF 93 F SL 84 X SL 83 1-2 ③ G3-1		X FF 94 0-0 ③ F9			3	0	0	0	0	0	1
51 Wandy Rodriguez, S (1, 1) OBP: 1.000, SLG: 1.000 31 Jose Tabata, R (6, PH) OBP: 0.333, SLG: 0.200 (7, 9)			C FF 93 X SI 92 0-1 1B			B SL 82 S FF 92 F FF 92 S FF 92 1-3 ① K		C FF 93 C FF 95 F FF 94 B SL 86 X SL 84 1-2 22 BB 1B		1 2	0 0	1 1	0 0	0 1	0 0	0 0
Inning Stats	R: 0 E: 0 K: 0 S: 11 H: 1 LOB: 1 BB: 0 P: 20	R: 0 E: 0 K: 0 S: 8 H: 0 LOB: 0 BB: 0 P: 13	R: 0 E: 0 K: 2 S: 11 H: 1 LOB: 1 BB: 0 P: 15	R: 0 E: 0 K: 0 S: 9 H: 0 LOB: 0 BB: 0 P: 14	R: 0 E: 0 K: 0 S: 7 H: 0 LOB: 0 BB: 0 P: 11	R: 0 E: 0 K: 2 S: 9 H: 0 LOB: 0 BB: 0 P: 14	R: 2 E: 1 K: 1 S: 12 H: 2 LOB: 1 BB: 1 P: 20	R: 0 E: 0 K: 2 S: 12 H: 1 LOB: 2 BB: 1 P: 19	R: 0 E: 0 K: 0 S: 6 H: 1 LOB: 0 BB: 0 P: 7	1B: 5 2B: 2 3B: 0 HR: 0	SF: 0 SAC: 0 DP: 1 HBP: 0	WP: 0 PB: 0 SB: 0 CS: 0	PA: 34				

PITCHER		IP	WLS	BF	H	R	ER	SO	BB	IBB	HBP	BLK	WP	HR	S	P	ERA	WHIP
39 Jason Hammel, R ERA: 1.35	(1, 1)	6.2	W	23	2	1	1	5	1	0	0	0	0	0	61	98	1.35	0.450
40 James Russell, L ERA: 6.75	(7, 1)	0.0		1	1	0	0	0	0	0	0	0	0	0	2	3	∞	∞
52 Justin Grimm, R ERA:	(7, 1)	1.0	H	6	2	1	1	2	1	0	0	0	0	0	14	22	9.00	3.000
63 Brian Schlitter, R ERA:	(8, 1)	0.1	H	1	0	0	0	0	0	0	0	0	0	0	2	3	0.00	0.000
46 Pedro Strop, R ERA:	(9, 1)	1.0	S	3	1	0	0	0	0	0	0	0	0	0	6	7	0.00	1.000

PITCHER	IP	WLS	BF	H	R	ER	SO	BB	IBB	HBP	BLK	WP	HR	S	P	ERA	WHIP

AB	32
R	2
H	6
RBI	2
BB	2
SO	7
LOB	11

Batter	1	2	3	4	5	6	7	8	9	AB	R	H	RBI	BB	SO	LOB
2 Ben Revere, L (1, 8) OBP: 0.316, SLG: 0.316	C FF 88 B FF 89 F FF 88 F FF 90 X FF 92 1-2 ① G6-3		B FF 90 B FF 89 F FF 89 X FC 85 2-1 51 HBP 1B		B CU 69 L FF 88 X FC 84 1-1 ① G1-3		B CU 70 C CU 75 B CU 75 F FC 82 X FF 90 2-2 51 S 26 1B 1B	C SI 88 B SI 88 X KC 77 1-1 1B		5	1	3	0	0	0	0
51 Carlos Ruiz, R (1, 2) OBP: 0.526, SLG: 0.385	B FF 90 B FF 88 B FC 85 B FF 89 4-0 BB		1 SAFE C FC 85 B FF 89 1 SAFE B FC 86 B FC 85 F FC 86 H SI 89 4-2 1-2 HBP		C CH 81 X FC 85 0-1 26 HR 1B		1 SAFE B FF 93 1 SAFE B FF 91 C SL 80 B SL 79 B FF 93 4-1 3 G1-3 26 1B 1-2 BB	1 SAFE B SI 90 C SI 90 1 SAFE S SL 84 D SL 84 X SI 92 2-2 ③ G6-3		2	1	1	0	2	0	1
26 Chase Utley, L (1, 4) OBP: 0.421, SLG: 0.611	C FF 88 X FC 85 0-1 ② F7		B FC 85 B FF 89 C FC 85 B FF 89 T FC 86 X FC 86 3-2 ③ G5-3		X FF 88 0-0 1-H HR		D KC 79 D KC 75 C FF 87 X SL 82 2-1 3 G1-3 1-2 2-H 1B		B SI 90 B SI 91 F SI 91 B SI 92 C SI 90 F SI 93 X SI 91 3-2 ① G4-3	5	1	2	3	0	0	3
3 Marlon Byrd, R (1, 9) OBP: 0.316, SLG: 0.444	F FF 89 F FC 86 B FC 84 X FC 86 1-2 ③ F9			F CH 79 B FC 86 S FC 84 B FF 89 X FC 85 2-2 E5 6 1B 9 1B	C CH 80 C SL 78 S FF 88 0-3 ② K		F FF 87 X CH 82 0-1 ② G1-3 1-2 2-3		B SL 83 X SI 92 1-0 ② G6-3	5	1	0	0	0	1	3
6 Ryan Howard, L (1, 3) OBP: 0.368, SLG: 0.529		S FC 84 F FC 85 B FC 87 S FF 90 1-3 ① K		X FC 83 0-0 25 F8 9 1B 1-3 1B	S SL 78 X FC 84 0-1 ③ G5-3		S KC 77 D KC 77 C FF 88 F KC 77 B FF 88 X KC 76 2-2 ③ F8		B SI 92 F SI 90 B SI 92 B SI 92 F SI 92 B SI 92 4-2 9 2B BB	4	1	1	0	1	1	2
9 Domonic Brown, L (1, 7) OBP: 0.333, SLG: 0.400		B SL 78 S FC 86 F FF 89 X FC 86 1-2 ② G4-3		F SL 79 C FF 88 B FC 84 X FC 84 1-2 27 FC4 3-H 1B		B CU 71 B SL 76 X FC 84 2-0 ① G4-3		B FF 86 B FF 88 C FF 87 B KC 77 F FF 87 F KC 80 X SI 88 3-2 15 HR 1B	B SI 92 B SI 91 T SI 92 F SI 92 D SL 82 X SI 91 3-2 1-H 2B	5	1	3	2	0	0	0
7 Jayson Nix, R (1, 6) OBP: 0.167, SLG: 0.167		C CH 81 S FC 86 B FF 91 S FC 86 1-3 ③ K		C CH 80 S FC 85 S FC 86 0-3 ① K		F FC 84 B CH 82 B CH 80 C FC 86 B FC 86 F FC 84 C FF 90 3-3 ② K		B CH 80 1 SAFE X FF 86 1-0 ① B1	B SI 92 B SI 91 F SI 92 X SI 92 2-1 ③ G6-3	5	0	0	0	0	3	4
25 Cody Asche, L (1, 5) OBP: 0.385, SLG: 0.667			B FC 87 S FC 84 S FC 85 F FF 90 F FF 91 B SL 80 B FC 86 S FC 85 3-3 ① K	X FF 88 0-0 ② F8 2-3		S SL 78 X SL 78 0-1 ③ G4-3		1 SAFE 1 SAFE C FF 87 B SI 88 F SI 88 B SL 84 C SI 88 2-3 ② K		4	0	0	0	0	2	3
27 Roberto Hernandez, R (1, 1) 63 Jake Diekman, R (6, 1) 19 Tony Gwynn Jr., L (7, PH) 30 Justin De Fratus, S (7, 1) 15 John Mayberry Jr., R (8, PH) OBP: 0.455, SLG: 0.778 59 Antonio Bastardo, R (8, 1) 43 Mario Hollands, L (9, 1) 52 Jeff Manship, R (9, 1)			B SI 88 B SI 87 C FF 87 F SI 88 C FF 90 2-3 ② K	X FF 87 0-0 ③ FC4 1-2f			S FC 85 F FC 84 S SL 77 0-3 ① K	1 SAFE B CH 86 D CH 82 C SI 87 C SI 88 X FF 88 2-2 1-H HR		2 0 1 0 1 0 0 0	0 0 0 0 1 0 0 0	0 0 0 0 2 0 0 0	0 0 0 0 0 0 0 0	1 0 1 0 0 0 0 0	2 0 0 0 0 0 0 0

Inning Stats	1	2	3	4	5	6	7	8	9
	R: 0 E: 0 K: 0 S: 9	R: 0 E: 0 K: 2 S: 9	R: 0 E: 0 K: 2 S: 15	R: 1 E: 1 K: 1 S: 12	R: 2 E: 0 K: 1 S: 10	R: 0 E: 0 K: 1 S: 7	R: 1 E: 0 K: 1 S: 15	R: 2 E: 0 K: 1 S: 16	R: 1 E: 0 K: 0 S: 12
	H: 0 LOB: 1 BB: 1 P: 15	H: 0 LOB: 0 BB: 0 P: 12	H: 1 LOB: 2 BB: 0 P: 29	H: 2 LOB: 2 BB: 0 P: 15	H: 2 LOB: 0 BB: 0 P: 11	H: 0 LOB: 0 BB: 0 P: 12	H: 2 LOB: 2 BB: 1 P: 25	H: 3 LOB: 1 BB: 0 P: 27	H: 1 LOB: 1 BB: 1 P: 25

PITCHER		IP	WLS	BF	H	R	ER	SO	BB	IBB	HBP	BLK	WP	HR	S	P	ERA	WHIP
37 Travis Wood, L ERA: 4.26	(1, 1)	6.1	L	28	6	4	3	8	1	0	1	0	0	1	68	102	4.26	1.105
56 Héctor Rondón, R ERA:	(7, 1)	0.0		1	0	0	0	0	1	0	0	0	0	0	1	5	∞	∞
53 Wesley Wright, L ERA: 5.4	(7, 1)	1.1		8	4	2	2	1	0	0	0	0	0	1	21	34	13.50	3.000
63 Brian Schlitter, R ERA: 3.38	(8, 1)	1.1		6	1	1	1	0	1	0	0	0	0	0	15	30	6.75	1.500

PITCHER	IP	WLS	BF	H	R	ER	SO	BB	IBB	HBP	BLK	WP	HR	S	P	ERA	WHIP

TOP

Philadelphia Phillies @ Chicago Cubs

Wrigley Field, Chicago, IL

Fri Apr 04 2014, 1:25 PM - 4:39 PM CDT

Att. 38,283 - Overcast - 38 F

livebaseballscorecards.com

AB	39
R	7
H	11
RBI	7
BB	3
SO	9
LOB	18

1B: 8	SF: 0	WP: 0	PA: 43
2B: 1	SAC: 0	PB: 0	
3B: 0	DP: 0	SB: 1	
HR: 2	HBP: 1	CS: 0	

Batter	1	2	3	4	5	6	7	8	9	AB	R	H	RBI	BB	SO	LOB
64 Emilio Bonifácio, S (1, 8) OBP: 0.619, SLG: 0.684	B FF 90 B FF 89 C SI 90 S SI 90 B SI 91 S SI 90 3-3 ① K		T CH 82 B FF 90 X CH 82 1-1 ② L8		B SI 89 X SI 90 1-0 ③ G4-3			C FF 90 B FF 90 B FF 91 B FF 88 B FF 90 4-1 13 G4-3 1-2 BB		3	0	0	0	1	1	1
13 Starlin Castro, R (1, 6) OBP: 0.167, SLG: 0.118	C FF 91 B CH 86 B CH 84 C SI 89 S SI 91 2-3 ② K		X SL 82 0-0 2-H 1B			B SI 89 S SI 89 S SI 89 S SI 89 1-3 ① K		C FF 89 B FF 90 C FF 90 X SL 80 1-2 ②③ G4-3 1-2f		4	0	1	1	0	2	2
44 Anthony Rizzo, L (1, 3) OBP: 0.250, SLG: 0.294	X SI 91 0-0 ③ F8		X FF 90 0-0 ③ P4			B SI 92 B SL 80 C SI 93 C SI 94 F SL 82 B SI 94 X SI 94 3-2 ② L7			C FF 89 B FF 90 B SL 80 F FF 89 X FF 90 2-2 ① G4-3	4	0	0	0	0	0	1
19 Nate Schierholtz, L (1, 9) OBP: 0.200, SLG: 0.200 63 Brian Schlitter, R (8, 1) 20 Justin Ruggiano, R (9, PH)		B SI 90 X SI 91 1-0 ① L8	C SL 81 X FF 90 0-1 ① F9			F SI 92 C SL 80 B SL 80 B SL 82 T SI 94 2-2 ③ K			B FF 91 C FF 91 C FF 90 B SL 79 C FF 90 2-3 ② K	3 0 1	0 0 0	0 0 0	0 0 0	0 0 0	1 0 1	0 0 0
24 Luis Valbuena, L (1, 5) OBP: 0.538, SLG: 0.333 30 Mike Olt, R (9, PH) OBP: 0.125, SLG: 0.500		B FF 90 B SI 90 B FF 91 C FF 90 X SI 90 3-1 ② P2	B SI 90 B SL 82 B CH 83 C FF 90 B SI 90 4-1 BB				C FF 89 B FF 89 B FF 89 X FF 89 2-1 ① F8		B FF 88 X CH 86 1-0 ③ G6-3	2 1	0 0	0 0	0 0	1 0	0 0	0 0
5 Welington Castillo, R (1, 2) OBP: 0.214, SLG: 0.385		B FF 92 X FF 90 1-0 HR	C SL 82 B SI 89 X SI 90 1-1 ② L6				B FF 89 F FF 89 B SL 79 F SL 79 X FF 90 2-2 ② F9			3	1	1	1	0	0	1
6 Ryan Sweeney, L (1, 7) OBP: 0.250, SLG: 0.100 (7, 9)		B SI 90 C CH 84 C SL 83 B FF 91 S CH 84 2-3 ③ K	B SI 91 B SI 90 B SI 90 C FF 90 F SI 90 F SI 89 X CH 83 3-2 ③ G4-3				F FF 89 S SL 80 B SL 79 S FF 90 1-3 ③ K			3	0	0	0	0	2	1
15 Darwin Barney, R (1, 4) OBP: 0.417, SLG: 0.222			C FF 88 C CH 82 B SL 81 F SI 90 X CH 82 1-2 37 SH1-4 13 1B 1B		C FF 90 B SI 90 S SI 90 F SI 90 B SI 89 F SI 90 X SI 89 2-2 ① L7			B FF 87 B FF 89 B FF 89 B FF 89 4-0 64 BB BB		2	1	1	0	1	0	0
37 Travis Wood, R (1, 1) 56 Héctor Rondón, R (7, 1) 53 Wesley Wright, R (7, 1) 21 Junior Lake, R (7, 7) OBP: 0.286, SLG: 0.357			L FF 88 1 SAFE L SI 89 X FF 88 0-2 ① SH1-4 1-2		B SI 89 F SI 89 C SL 82 S CH 83 1-3 ② K			C SL 79 D FF 89 S FF 90 F FF 90 C SL 80 1-3 ① K		1 0 0 1	0 0 0 0	0 0 0 0	0 0 0 0	1 0 0 1	0 0 0 1	0 0 0 1
Inning Stats	R: 0 E: 0 K: 2 S: 7 H: 0 LOB: 0 BB: 0 P: 12	R: 1 E: 0 K: 1 S: 7 H: 1 LOB: 0 BB: 0 P: 14	R: 1 E: 0 K: 0 S: 11 H: 2 LOB: 1 BB: 0 P: 13	R: 0 E: 0 K: 0 S: 9 H: 0 LOB: 1 BB: 1 P: 17	R: 0 E: 0 K: 1 S: 9 H: 0 LOB: 0 BB: 0 P: 13	R: 0 E: 0 K: 2 S: 10 H: 0 LOB: 0 BB: 0 P: 16	R: 0 E: 0 K: 1 S: 8 H: 0 LOB: 0 BB: 0 P: 13	R: 0 E: 0 K: 1 S: 8 H: 0 LOB: 1 BB: 2 P: 18	R: 0 E: 0 K: 1 S: 7 H: 0 LOB: 0 BB: 0 P: 12	1B: 2 2B: 0 3B: 0 HR: 1	SF: 0 SAC: 1 DP: 1 HBP: 0					WP: 0 PB: 0 SB: 0 CS: 0	PA: 32

BOTTOM

Philadelphia Phillies @ Chicago Cubs

Wrigley Field, Chicago, IL

Fri Apr 04 2014, 1:25 PM - 4:39 PM CDT

Att. 38,283 - Overcast - 38 F

livebaseballscorecards.com

AB	28
R	2
H	3
RBI	2
BB	3
SO	9
LOB	7

PITCHER		IP	WLS	BF	H	R	ER	SO	BB	IBB	HBP	BLK	WP	HR	S	P	ERA	WHIP
27 Roberto Hernandez, R ERA: 3.38	(1, 1)	5.1	W	20	3	2	2	5	1	0	0	0	0	1	46	73	3.38	0.750
63 Jake Diekman, L ERA: 10.13	(6, 1)	0.2	H	2	0	0	0	1	0	0	0	0	0	0	7	12	0.00	0.000
30 Justin De Fratus, R ERA:	(7, 1)	1.0	H	3	0	0	0	1	0	0	0	0	0	0	8	13	0.00	0.000
59 Antonio Bastardo, L ERA:	(8, 1)	1.0		4	0	0	0	1	2	0	0	0	0	0	8	18	0.00	2.000
43 Mario Hollands, L ERA: 4.5	(9, 1)	0.2		2	0	0	0	1	0	0	0	0	0	0	6	10	0.00	0.000

PITCHER		IP	WLS	BF	H	R	ER	SO	BB	IBB	HBP	BLK	WP	HR	S	P	ERA	WHIP
52 Jeff Manship, R ERA:	(9, 1)	0.1		1	0	0	0	0	0	0	0	0	0	0	1	2	0.00	0.000

Batter	1	2	3	4	5	6	7	8	9	AB	R	H	RBI	BB	SO	LOB
2 Ben Revere, L (1, 8) OBP: 0.292, SLG: 0.292	C FC 90 X SI 92 0-1 ① G4-3		D FF 94 F FF 93 S FF 94 F FF 95 B FC 92 B FF 93 X SI 92 3-2 ① F7		C FC 93 X SI 94 0-1 11 S 1B		C SL 83 B FF 94 C SL 82 F SL 85 C SI 95 1-3 ③ K		C SL 84 X FF 94 0-1 ③ G4-3	5	0	1	0	0	1	1
11 Jimmy Rollins, S (1, 6) OBP: 0.143, SLG: 0.357	B FF 93 X FC 92 1-0 ② P6		C SL 86 X FC 92 0-1 ②③ G3-6-1 1-2f		B FF 93 F FC 91 C FF 94 S FC 91 1-3 ③ K 1-2			C SI 87 B CH 79 C CH 79 C SL 82 1-3 ① K		4	0	0	0	0	2	2
26 Chase Utley, L (1, 4) OBP: 0.522, SLG: 0.857	C FF 92 B FC 89 X FF 93 1-1 HR			B SL 84 C SL 82 B FS 86 C SL 84 F SI 94 F SL 84 B FF 94 B SL 83 4-2 6 1B 9 1B BB		S SI 94 S FS 85 X FS 84 1-2 6 G6-3 1B		C SL 79 B FC 87 B FS 80 X SL 80 2-1 9 BB 2B		3	2	3	1	1	0	0
6 Ryan Howard, L (1, 3) OBP: 0.391, SLG: 0.500	C SI 93 B SI 92 B FS 86 T FF 93 B SI 93 F FF 93 F FF 94 B FS 86 4-2 BB			B SI 92 1 SAFE 1 SAFE F FF 92 1 SAFE F SI 93 B FC 90 X SI 92 2-2 21 G5-3 9 1B 1-2 1B		1 SAFE F FC 90 X SI 93 0-1 ① G6-3 1-2		C FF 87 F SL 79 S SL 80 0-3 ② K		3	0	1	0	1	1	2
3 Marlon Byrd, R (1, 9) OBP: 0.304, SLG: 0.381	C FF 93 B SL 84 F FF 92 T FF 93 1-2 ③ K			S FF 93 F FF 93 B FC 93 X FF 94 1-2 ① F4		B SL 84 F SI 93 B SL 84 F SI 92 F FF 92 S SL 84 2-3 ② K		I IN 68 I IN 68 I IN 69 I IN 69 4-0 9 BB IBB		3	0	0	0	1	2	4
9 Domonic Brown, L (1, 7) OBP: 0.421, SLG: 0.412		B FF 93 X SI 93 1-0 ① F7		X FF 93 0-0 1-2 2-H 1B		I IN 68 I IN 72 I IN 74 I IN 72 4-0 IBB		S SL 79 D SL 79 B FC 87 F SL 80 D SL 81 B SL 81 4-2 21 FC6-4 1-2 2-3 BB		2	0	1	1	2	0	0
21 Wil Nieves, R (1, 2)		C SI 93 C SL 84 X FC 92 0-2 ② G4-3		X FF 92 0-0 ②③ G5-3 2-3f		D SL 84 B SL 84 F SI 93 S SL 82 S SL 83 2-3 ③ K		S SL 83 F SL 88 X SL 85 0-2 ③ FC6-4 1-2f		4	0	0	0	0	1	7
25 Cody Asche, L (1, 5) OBP: 0.294, SLG: 0.500		C FF 93 B FF 93 C FC 91 F SL 86 F FF 94 B SI 94 F FS 85 B SI 94 S FF 94 3-3 ③ K		C SL 82 X SI 93 0-1 ① F7			C SL 81 S FS 84 S FS 85 0-3 ① K		S SL 82 S SL 82 F SL 85 B FF 92 B SL 83 B FF 93 X SL 82 3-2 ① F9	4	0	0	0	0	2	0
33 Cliff Lee, L (1, 1) OBP: 0.333, SLG: 0.333 63 Jake Diekman, R (8, 1) 16 César Hernández, S (9, PH) OBP: 0.500, SLG: 0.750 58 Jonathan Papelbon, R (9, 1)			C FF 93 C SI 93 B FC 92 B FF 94 F FF 93 B FF 94 X FF 93 3-2 11 G3-6-1 1B		X FF 94 0-0 ② F7		C SL 82 S SL 85 B FF 94 B FS 83 B FC 93 F SI 93 C SL 82 3-3 ② K		S CU 78 B FF 92 F SL 83 B FF 92 C FF 94 2-3 ② K	3 0 1 0	0 0 0 0	1 0 0 0	0 0 0 0	0 0 1 0	1 0 0 0	0 0 0 0

Inning Stats	1	2	3	4	5	6	7	8	9
	R: 1 E: 0 K: 1 S: 12	R: 0 E: 0 K: 1 S: 10	R: 0 E: 0 K: 0 S: 10	R: 1 E: 0 K: 0 S: 12	R: 0 E: 0 K: 1 S: 8	R: 0 E: 0 K: 2 S: 12	R: 0 E: 0 K: 3 S: 11	R: 0 E: 0 K: 2 S: 13	R: 0 E: 0 K: 1 S: 9
	H: 1 LOB: 1 BB: 1 P: 19	H: 0 LOB: 0 BB: 0 P: 14	H: 1 LOB: 0 BB: 0 P: 16	H: 2 LOB: 1 BB: 1 P: 19	H: 1 LOB: 1 BB: 0 P: 9	H: 1 LOB: 2 BB: 1 P: 21	H: 0 LOB: 0 BB: 0 P: 15	H: 1 LOB: 3 BB: 2 P: 24	H: 0 LOB: 0 BB: 0 P: 14

PITCHER		IP	WLS	BF	H	R	ER	SO	BB	IBB	HBP	BLK	WP	HR	S	P	ERA	WHIP
29 Jeff Samardzija, R ERA: 1.29	(1, 1)	7.0	L	28	6	2	2	8	2	1	0	0	0	1	75	113	2.57	1.143
40 James Russell, L ERA: 4.5	(8, 1)	0.2		5	1	0	0	2	1	1	0	0	0	0	10	21	0.00	3.000
52 Justin Grimm, R ERA:	(8, 1)	1.1		4	0	0	0	1	0	0	0	0	0	0	12	17	0.00	0.000

PITCHER	IP	WLS	BF	H	R	ER	SO	BB	IBB	HBP	BLK	WP	HR	S	P	ERA	WHIP

TOP

Philadelphia Phillies @ Chicago Cubs

Wrigley Field, Chicago, IL

Sat Apr 05 2014, 1:22 PM - 4:15 PM CDT

Att. 30,651 - Sunny - 39 F

livebaseballscorecards.com

AB	32
R	2
H	7
RBI	2
BB	5
SO	11
LOB	16

1B: 5	SF: 0	WP: 0	PA: 37
2B: 1	SAC: 0	PB: 0	
3B: 0	DP: 2	SB: 1	
HR: 1	HBP: 0	CS: 0	

BOTTOM

Philadelphia Phillies @ Chicago Cubs

Wrigley Field, Chicago, IL

Sat Apr 05 2014, 1:22 PM - 4:15 PM CDT

Att. 30,651 - Sunny - 39 F

Batter	1	2	3	4	5	6	7	8	9	AB	R	H	RBI	BB	SO	LOB
64 Emilio Bonifácio, S (1, 8) OBP: 0.577, SLG: 0.625	C SI 88 B SI 88 B FC 86 C SI 88 C FC 86 2-3 K ①		B FF 87 X FC 85 1-0 13 G6-4-3 1B 1-2		L CU 72 X FC 86 0-1 13 1B 1B		C FF 89 D SI 90 F SI 90 C FC 86 1-3 K ②		C FF 88 B FF 89 S FF 90 F FF 90 F FF 91 B FF 89 F FS 84 F FF 90 S FF 90 2-3 K ③	5	0	2	0	0	3	1
13 Starlin Castro, R (1, 6) OBP: 0.273, SLG: 0.238	B SI 90 B CH 84 C SI 88 X FC 86 2-1 44 1B 1B		B FF 88 C SI 88 F FC 86 F SI 89 X CH 83 1-2 G6-4-3 ① ② 1-2f 2-3		B FC 84 C SI 89 F SI 89 X FC 86 1-2 20 FC6-4 1B 1-2		B SI 90 S SI 89 X SI 89 1-1 1B 1-3			4	0	3	0	0	0	2
20 Justin Ruggiano, R (1, 9) 40 James Russell, L (8, 1) 52 Justin Grimm, R (8, 1)	X SI 88 0-0 F9 ②		B FF 89 X FC 86 1-0 G6-3 ③		B SI 88 C SI 88 X FC 84 1-1 FC6-4 ③ 1-2f		F SI 89 B FC 87 F SI 89 S FC 86 1-3 K ③			4 0 0	0 0 0	0 0 0	0 0 0	0 0 0	1 0 0	6 0 0
44 Anthony Rizzo, L (1, 3) OBP: 0.292, SLG: 0.333	C FC 86 F SI 89 X SL 79 0-2 21 FC4 1B 1-2			C CU 71 B FF 89 C SI 88 F SI 88 X SI 89 1-2 G2-3 ①		L FF 87 C FC 84 B SI 89 X SI 89 1-2 21 FC6-4 1B 1B		B SI 94 C SI 94 F SI 94 F SL 82 X SI 94 1-2 F7 ①		4	0	2	0	0	0	0
21 Junior Lake, R (1, 7) OBP: 0.333, SLG: 0.412	C FC 86 B SI 89 S CH 83 F SI 89 X FC 86 1-2 FC4 ③ 1-2f			B FC 85 F SI 88 F FC 86 B SI 88 X SI 89 2-2 30 G1 2B		B FC 84 X FF 87 1-0 FC6-4 ① 1-2f		B SI 95 B SI 94 B SI 93 C SI 93 B SI 94 4-1 30 FC1-6 BB		3	0	1	0	1	0	3
30 Mike Olt, R (1, 5) OBP: 0.083, SLG: 0.333		B SI 88 T SI 88 F FC 85 B CH 80 X CH 82 2-2 G5-3 ①		C FC 85 B SI 89 B FF 88 2 SAFE X CH 82 2-1 G1 ② 2-3		C FF 88 X FF 89 0-1 F9 ②		X SI 93 0-0 FC1-6 ② 1-2f		4	0	0	0	0	0	3
5 Welington Castillo, R (1, 2) OBP: 0.167, SLG: 0.294		C SI 88 B FF 88 S FC 85 B FF 89 F CH 83 X FC 85 2-2 F9 ②		B FF 88 C CH 82 B FC 84 F CH 81 S FC 85 2-3 K ③		C FF 89 C FF 89 C FF 90 0-3 K ③		F SI 95 B SI 94 X SI 96 1-1 G5-3 ③		4	0	0	0	0	2	3
15 Darwin Barney, R (1, 4) OBP: 0.333, SLG: 0.167 51 Ryan Kalish, L (9, PH)		C SI 89 B FC 85 F FC 85 B SI 89 B FC 86 C SI 88 3-3 K ③			C FF 88 X FC 85 0-1 G6-3 ①		C SI 88 X SI 89 0-1 F9 ①		C FF 90 B FS 86 B FF 90 S FF 90 F FF 91 F FF 89 X FF 90 2-2 P4 ①	3 1	0 0	0 0	0 0	0 0	1 0	0 0
29 Jeff Samardzija, R (1, 1) OBP: 0.200, SLG: 0.200 19 Nate Schierholtz, L (7, PH) OBP: 0.235, SLG: 0.235 (8, 9)			X FF 88 0-0 13 G6-4-3 64 1B 1B		B SI 88 X SI 89 1-0 F9 ②		C FF 88 F FC 84 X FC 86 0-2 13 1B 1B		B FS 86 X FF 89 1-0 G6-3 ②	2 2	0 0	1 1	0 0	0 0	0 0	0 0

Inning Stats	1	2	3	4	5	6	7	8	9
	R: 0 E: 0 K: 1 S: 13 H: 2 LOB: 2 BB: 0 P: 18	R: 0 E: 0 K: 1 S: 10 H: 0 LOB: 0 BB: 0 P: 17	R: 0 E: 0 K: 0 S: 7 H: 2 LOB: 1 BB: 0 P: 10	R: 0 E: 0 K: 1 S: 12 H: 1 LOB: 1 BB: 0 P: 19	R: 0 E: 0 K: 0 S: 10 H: 2 LOB: 2 BB: 0 P: 13	R: 0 E: 0 K: 1 S: 9 H: 1 LOB: 1 BB: 0 P: 11	R: 0 E: 0 K: 2 S: 13 H: 2 LOB: 2 BB: 0 P: 16	R: 0 E: 0 K: 0 S: 8 H: 0 LOB: 1 BB: 1 P: 14	R: 0 E: 0 K: 1 S: 13 H: 0 LOB: 0 BB: 0 P: 18

	AB	36
	R	0
	H	10
	RBI	0
	BB	1
	SO	7
	LOB	18

	1B: 9	SF: 0
	2B: 1	SAC: 0
	3B: 0	DP: 1
	HR: 0	HBP: 0

	WP: 0	PA: 37
	PB: 0	
	SB: 0	
	CS: 0	

livebaseballscorecards.com

PITCHER		IP	WLS	BF	H	R	ER	SO	BB	IBB	HBP	BLK	WP	HR	S	P	ERA	WHIP
33 Cliff Lee, L ERA: 6.0	(1, 1)	7.0	W	30	10	0	0	6	0	0	0	0	0	0	74	104	0.00	1.429
63 Jake Diekman, L ERA: 7.36	(8, 1)	1.0	H	4	0	0	0	0	1	0	0	0	0	0	8	14	0.00	1.000
58 Jonathan Papelbon, R ERA: 11.57	(9, 1)	1.0	S	3	0	0	0	1	0	0	0	0	0	0	13	18	0.00	0.000

PITCHER	IP	WLS	BF	H	R	ER	SO	BB	IBB	HBP	BLK	WP	HR	S	P	ERA	WHIP

Philadelphia Phillies @ Chicago Cubs

Wrigley Field, Chicago, IL

Sun Apr 06 2014, 1:24 PM - 4:36 PM CDT

Att. 26,712 - Overcast - 47 F

TOP

livebaseballscorecards.com

Batter	1	2	3	4	5	6	7	8	9	AB	R	H	RBI	BB	SO	LOB
2 Ben Revere, L (1, 8) OBP: 0.310, SLG: 0.286	B FF 85 C FF 86 F FF 88 X CU 77 1-2 G3		B CU 72 X CH 79 1-0 P3		C FF 87 C SI 86 X SL 81 0-2 11 1B 11 S 26 G1-6-3 1B		C FF 91 X FC 89 0-1 G5-3		C SI 91 B FS 82 B CU 74 B FS 81 B SI 90 4-1 26 BB 11 FC5 6 WP 1-2 2-3 BB	4	2	1	0	1	0	1
11 Jimmy Rollins, S (1, 6) OBP: 0.211, SLG: 0.368	X FF 87 0-0 6 F8 26 HBP 1B		C CU 71 X CH 82 0-1 F9		1 SAFE 1 SAFE B SI 88 X SI 88 1-0 6 L4-6 26 S 1-3 1B		F FF 92 F FC 89 B FF 94 C FC 90 1-3 K		C FS 82 F FS 84 X CU 76 0-2 FC5 6 WP 26 BB 1-2 2-3f 3-H	5	0	2	1	0	1	3
26 Chase Utley, L (1, 4) OBP: 0.536, SLG: 0.833	1 SAFE C FF 85 1 SAFE C CH 80 H SL 84 1-2 HBP		C FF 88 S SI 89 S SL 82 0-3 K		B CU 75 C CU 76 X CH 82 1-1 G1-6-3 1-2 3-H			B FF 92 C FF 92 X SI 92 1-1 6 G4-3 2B	B FS 84 B CU 73 B SI 91 C SI 92 C SI 92 B CU 75 4-2 6 WP 1-2 2-3 BB	3	0	1	1	1	1	1
6 Ryan Howard, L (1, 3) OBP: 0.321, SLG: 0.400	B SI 86 B SI 87 F CH 81 X CH 82 2-1 F8 2-3			F SL 81 F SL 81 X FF 88 0-2 F7	X SL 81 0-0 L4-6 2-2			B FC 90 X FF 94 1-0 G4-3 2-3	B SI 94 D SI 94 X SI 95 2-0 L7 1-2 2-3 3-H	5	0	0	0	0	0	6
3 Marlon Byrd, R (1, 9) OBP: 0.296, SLG: 0.360	S SL 83 X SL 84 0-1 G1-3			F FF 88 F FF 90 B FF 89 X CH 82 1-2 51 E 9 1B 25 FC1-2 1B		B FF 92 F SI 91 X SI 92 1-1 G6-3		C FF 93 B FC 89 D FF 94 F FF 92 F FF 93 S SI 93 2-3 K		4	0	1	0	0	1	3
9 Domonic Brown, L (1, 7) OBP: 0.435, SLG: 0.429		C FF 86 X CH 81 0-1 1B		C FF 88 B FF 88 B CH 81 S CH 80 X SL 83 2-2 25 FC1-2 51 E 1-2 1B		C SI 92 B SI 90 F SI 91 B SI 92 X SI 92 2-2 L6		S FC 89 F FC 89 X FC 89 0-2 G1-3		4	0	2	0	0	0	1
51 Carlos Ruiz, R (1, 2) OBP: 0.435, SLG: 0.294		B FF 86 B SI 86 F SI 85 F CH 80 X FF 88 2-2 F8		C SI 88 B SI 89 S CU 76 B CH 83 X SI 89 2-2 FC6 25 FC1-2 1-2 2-3		F FF 92 C SI 91 X SI 91 0-2 P3			C SI 91 B CU 73 C CU 72 S CU 74 1-3 K	4	0	0	0	0	1	3
25 Cody Asche, L (1, 5) OBP: 0.333, SLG: 0.474		1 SAFE S CH 79 C CU 74 S SL 82 0-3 K		D CU 74 F CH 81 X CU 77 1-1 FC1-2 1-2 2-3 3-Hf			C FF 92 B SL 79 B SI 91 C FF 92 B SL 79 X FF 92 3-2 16 G3-1 1B		B FS 81 C FS 80 F SI 92 B CU 75 F FS 80 B CU 75 B SI 92 4-2 2 WP 19 BB 11 FC5 BB	3	1	1	0	1	1	4
34 A.J. Burnett, R (1, 1) 31 Brad Lincoln, L (6, 1) 16 César Hernández, S (7, PH) OBP: 0.400, SLG: 0.600 52 Jeff Manship, R (7, 1) 19 Tony Gwynn Jr., L (9, PH)		C FF 85 B FF 88 C FF 87 F SL 80 B SL 83 S FF 88 2-3 K		C SL 81 C FF 89 F SL 83 B SI 89 X SL 84 1-2 F8			C FC 90 X FC 88 0-1 G3-1 1-2		B FS 83 B SI 91 B SI 91 B SI 91 4-0 11 FC5 2 WP 1-2 BB	2 0 1 0 0	0 0 0 0 0	0 0 0 0 0	0 0 0 0 1	0 0 0 0 0	1 0 0 0 0	4 0 1 0 0
Inning Stats	R: 0 E: 0 K: 0 S: 10 H: 1 LOB: 2 BB: 0 P: 14	R: 0 E: 0 K: 2 S: 12 H: 1 LOB: 1 BB: 0 P: 16	R: 0 E: 0 K: 1 S: 6 H: 0 LOB: 0 BB: 0 P: 7	R: 0 E: 1 K: 0 S: 18 H: 2 LOB: 3 BB: 0 P: 25	R: 1 E: 0 K: 0 S: 7 H: 2 LOB: 0 BB: 0 P: 9	R: 0 E: 0 K: 0 S: 8 H: 0 LOB: 0 BB: 0 P: 11	R: 0 E: 0 K: 1 S: 10 H: 1 LOB: 1 BB: 0 P: 14	R: 0 E: 0 K: 1 S: 10 H: 1 LOB: 1 BB: 0 P: 14	R: 2 E: 0 K: 1 S: 13 H: 0 LOB: 2 BB: 4 P: 32	1B: 7 2B: 2 3B: 0 HR: 0 SF: 0 SAC: 0 DP: 1 HBP: 1						

	AB	35
	R	3
	H	8
	RBI	2
	BB	4
	SO	6
	LOB	27

WP: 2 PA: 40
PB: 0
SB: 2
CS: 0

PITCHER		IP	WLS	BF	H	R	ER	SO	BB	IBB	HBP	BLK	WP	HR	S	P	ERA	WHIP
33 Carlos Villanueva, R ERA: 4.26	(1, 1)	5.0	W	22	6	1	1	3	0	0	1	0	0	0	53	71	1.80	1.200
63 Brian Schlitter, R ERA: 2.45	(6, 1)	1.0	H	3	0	0	0	0	0	0	0	0	0	0	8	11	0.00	0.000
56 Héctor Rondón, R ERA:	(7, 1)	2.0		8	2	0	0	2	0	0	0	0	0	0	20	28	0.00	1.000
41 Jose Veras, R ERA: 16.2	(9, 1)	0.2		6	0	2	2	1	4	0	0	0	1	0	12	29	27.00	6.000
46 Pedro Strop, R ERA:	(9, 1)	0.1		1	0	0	0	0	0	0	0	0	1	0	1	3	0.00	0.000

PITCHER	IP	WLS	BF	H	R	ER	SO	BB	IBB	HBP	BLK	WP	HR	S	P	ERA	WHIP

BOTTOM

Philadelphia Phillies @ Chicago Cubs

Wrigley Field, Chicago, IL

Sun Apr 06 2014, 1:24 PM - 4:36 PM CDT

Att. 26,712 - Overcast - 47 F

livebaseballscorecards.com

Batter	1	2	3	4	5	6	7	8	9	AB	R	H	RBI	BB	SO	LOB
64 Emilio Bonifácio, S (1, 4) (8, 8) OBP: 0.548, SLG: 0.571	C SI 90 B SI 90 B KC 79 B FF 91 B SI 91 4-1 51 3B BB	B FF 91 X SI 90 1-0 ② G4-3			C CH 83 B KC 79 X SI 89 1-1 ② G1-3	C KC 80 X SI 90 0-1 1-2 3-H 51 2B 1B		S CH 83 B SI 89 X SI 88 1-1 ② FC4-6 1-2f		4	2	1	1	1	0	1
51 Ryan Kalish, L (1, 7) OBP: 0.444, SLG: 0.714	X SI 91 0-0 1-H 19 SF7 3B	B SI 91 F CH 84 B KC 78 B KC 80 B FF 89 4-1 44 PO BB			B KC 78 B SI 89 F SI 89 B CH 84 B SI 90 4-1 44 1B BB	B SI 91 C KC 78 B KC 79 X SI 90 2-1 1-H 2-H 44 1B 2B		D SI 90 F CH 83 X CH 83 1-1 ③ G3		3	2	2	3	2	0	1
44 Anthony Rizzo, L (1, 3) OBP: 0.357, SLG: 0.375	B KC 80 C CH 84 F KC 78 F SI 91 D KC 81 B CH 86 B SI 92 4-2 19 SF7 13 2B BB	B SI 92 C SI 91 1 SAFE 1-1 ③ PO 1-2	C SI 90 B KC 79 S CH 84 S KC 80 1-3 ① K		X SI 91 0-0 19 BB 1-3 1B	B SI 90 C CH 83 F CU 82 X FF 92 1-2 2-H 1B				3	1	2	1	1	1	0
19 Nate Schierholtz, L (1, 9) OBP: 0.238, SLG: 0.211	X SI 92 0-0 ① SF7 1-2 3-H		B SI 91 S CH 86 B KC 78 C CH 84 X KC 79 2-2 ② G4-3		F KC 80 B KC 80 B SI 91 F SI 91 F KC 81 F CH 85 F KC 80 B SI 91 F SI 91 4-2 B SI 91 1-2 BB	B FF 91 C FF 91 F CH 83 F CU 83 F FF 92 B CH 84 B CU 80 X FF 91 3-2 ③ F7				2	0	0	1	1	0	1
24 Luis Valbuena, L (1, 5) OBP: 0.471, SLG: 0.250	B KC 80 B KC 81 B SI 91 B FF 91 4-0 13 2B 6 SF8 BB		C SI 91 B SI 90 X KC 80 1-1 ③ L7		B CH 85 X SI 91 1-0 ③ F9		C SI 90 F CU 82 B CU 81 C SI 89 1-3 ① K			3	1	0	0	1	1	3
13 Starlin Castro, R (1, 6) OBP: 0.269, SLG: 0.280	X SI 92 0-0 1-3 2-H 2B			B KC 81 B CH 83 F SI 89 B SI 91 X SI 91 3-1 ① G6-3		C SI 90 B KC 80 X KC 78 1-1 ① G5-3	B CU 82 S CU 82 C SI 91 F CH 85 B SI 90 B SI 91 X SI 90 3-2 ② G6-3			4	0	1	1	0	0	0
6 Ryan Sweeney, L (1, 8) OBP: 0.188, SLG: 0.077 15 Darwin Barney, R (8, 4) OBP: 0.333, SLG: 0.167	B SI 91 C KC 76 B SI 91 B SI 91 F SI 93 X SI 91 3-2 ② SF8 3-H			B SI 91 C SI 90 B CH 85 F CH 86 X KC 79 2-2 ② G3	C SI 90 B FF 90 F SI 89 X CH 85 1-2 E8 64 1B	C CH 84 X CU 81 0-1 ③ F8				3 0	1 0	0 0	1 0	0 0	0 0	0 0
12 John Baker, L (1, 2)	C CH 86 B KC 80 B SI 91 F CH 85 X KC 80 2-2 ③ G6-3			B SI 89 X SI 90 1-0 ③ G4-3		B SI 90 L SI 91 H CH 79 2-1 64 1B 51 2B HBP		F SI 88 C SI 88 B SI 89 B CH 84 C SI 91 2-3 ① K		3	1	0	0	0	1	1
33 Carlos Villanueva, R (1, 1) 20 Justin Ruggiano, R (5, PH) 63 Brian Schlitter, R (6, 1) 30 Mike Olt, R (6, PH) OBP: 0.077, SLG: 0.308 56 Hector Rondón, R (7, 1) 21 Junior Lake, R (8, PH) OBP: 0.368, SLG: 0.412 41 Jose Veras, R (9, 1) 46 Pedro Strop, R (9, 1)		F CH 87 C SI 89 S KC 76 0-3 ① K			B CH 88 F FF 89 X SI 89 1-1 ① G6-3	C KC 79 F KC 81 S SI 91 0-3 ② K		C SI 90 B CU 84 B SI 89 B SI 91 B SI 90 4-1 64 FC4-6 BB		1 1 0 1 0 0 0 0	0 0 0 0 0 0 0 0	0 0 0 0 0 0 0 0	0 0 0 0 0 1 0 0	1 0 0 0 0 0 0 0	0 0 0 1 0 0 0 0	0 0 0 2 0 0 0 0
Inning Stats	R: 4 E: 0 K: 0 S: 13 H: 2 LOB: 1 BB: 3 P: 30	R: 0 E: 0 K: 1 S: 6 H: 0 LOB: 0 BB: 1 P: 12	R: 0 E: 0 K: 1 S: 8 H: 0 LOB: 0 BB: 0 P: 12	R: 0 E: 0 K: 0 S: 6 H: 0 LOB: 0 BB: 0 P: 12	R: 0 E: 0 K: 0 S: 13 H: 1 LOB: 3 BB: 2 P: 24	R: 4 E: 1 K: 1 S: 21 H: 3 LOB: 1 BB: 0 P: 31	R: 0 E: 0 K: 1 S: 9 H: 0 LOB: 0 BB: 0 P: 13	R: 0 E: 0 K: 1 S: 8 H: 0 LOB: 1 BB: 1 P: 16		1B: 3 2B: 2 3B: 1 HR: 0 SF: 2 SAC: 0 DP: 0 HBP: 1		WP: 0 PB: 0 SB: 0 CS: 0 PA: 39		

	AB	28
	R	8
	H	6
	RBI	8
	BB	7
	SO	5
	LOB	9

PITCHER		IP	WLS	BF	H	R	ER	SO	BB	IBB	HBP	BLK	WP	HR	S	P	ERA	WHIP
34 A.J. Burnett, R ERA: 3.86	(1, 1)	5.2	L	29	5	8	4	3	6	0	1	0	0	0	59	109	6.35	1.941
31 Brad Lincoln, R ERA:	(6, 1)	0.1		2	1	0	0	0	0	0	0	0	0	0	8	12	0.00	3.000
52 Jeff Manship, R ERA:	(7, 1)	2.0		7	0	0	0	2	1	0	0	0	0	0	17	29	0.00	0.500

PITCHER	IP	WLS	BF	H	R	ER	SO	BB	IBB	HBP	BLK	WP	HR	S	P	ERA	WHIP

Pittsburgh Pirates @ Chicago Cubs

Wrigley Field, Chicago, IL

Tue Apr 08 2014, 7:08 PM - 10:27 PM CDT

Att. 26,177 - Partly Cloudy - 48 F

livebaseballscorecards.com

Batter	1	2	3	4	5	6	7	8	9	AB	R	H	RBI	BB	SO	LOB
6 Starling Marte, R (1, 7) OBP: 0.429, SLG: 0.448	X FF 89 0-0 23 F7 24 2B 2B	C FF 91 C FF 91 B FF 91 B SL 87 S SL 85 2-3 ① K		B SL 86 B FF 92 F FF 92 F SI 92 B FF 94 D SL 86 4-2 23 S 22 1B BB	B SI 90 B SI 90 X SI 91 2-0 ③ G5-3			C SL 82 B FF 95 S SL 83 B SL 80 B SL 82 B SI 95 4-2 24 BB 23 S 55 SF9 BB		3	3	1	0	2	1	2
23 Travis Snider, L (1, 9) OBP: 0.333, SLG: 0.250	B FF 90 F CU 82 F SI 92 F FF 90 X SL 85 1-2 ① F7 2-3	B CU 78 B FF 91 F SI 91 C FF 92 X SI 92 2-2 ② L8		1 SAFE B FF 93 B FF 93 B FF 92 B FF 93 4-0 22 1B 1-2 BB		B SI 89 F SI 90 X SL 80 1-1 ① G3-1		1 SAFE 1 SAFE C SI 95 C SI 95 C SI 94 0-3 ① K 1-2		4	0	0	0	1	1	2
22 Andrew McCutchen, R (1, 8) OBP: 0.441, SLG: 0.385	D SL 86 B FF 92 D SL 85 B FF 90 4-0 24 2B BB	X FF 92 0-0 24 1B 1B		B SL 85 B SL 84 X SL 85 2-0 1-2 2-H 1B		B SL 80 F SI 90 F SI 90 B SL 83 X SI 91 2-2 ② G6-3		B SL 83 D SL 83 B SI 94 C SI 95 B SL 81 4-1 24 BB BB		3	1	2	1	2	0	0
24 Pedro Alvarez, L (1, 5) OBP: 0.344, SLG: 0.462	B SL 82 F SI 90 X SI 90 1-1 18 1B 1-H 3-H 2B	1 SAFE D SL 83 X SL 84 1-0 ③ 1-3 1B		B FF 93 B FF 92 S SL 84 X FF 94 2-1 ③ F7		B SI 92 C SL 82 B SI 89 B SL 82 X SI 91 3-1 ③ G6-3		B SL 79 C SL 79 S SL 80 B SL 80 B SL 80 D SL 80 4-2 1-2 2-3 BB		4	1	2	2	1	0	2
55 Russell Martin, R (1, 2) OBP: 0.360, SLG: 0.300	H FF 90 1-0 18 1B 3 SF8 HBP	C FF 92 C SL 84 B SL 87 B FF 92 F FF 93 S SL 85 2-3 ① K		B SL 83 C SL 82 B FF 93 B SL 83 C FF 92 X FF 93 3-2 18 F9 3 3B 2B			B CU 78 B FF 94 X FF 93 2-0 18 1B 1B	C CH 80 B SI 88 B CH 80 B CH 80 X FF 89 3-1 ② SF9 3-H		3	2	2	1	0	1	0
18 Neil Walker, S (1, 4) OBP: 0.300, SLG: 0.393	C FF 92 X SL 84 0-1 10 1B 1-3 2-H 1B	F FF 92 X FF 92 0-1 ② F7		C SI 93 X SI 92 0-1 ① F9 2-3			C FF 93 X FF 92 0-1 1-2 1B	F FF 87 F CH 80 B FF 88 D SL 81 B FF 89 F SL 81 X SI 88 3-2 ③ G6-3		5	0	2	1	0	0	3
3 Travis Ishikawa, L (1, 3) OBP: 0.350, SLG: 0.588	C FF 92 X FF 90 0-1 ② SF8 3-H	X SI 92 0-0 ③ G3-1		C SI 92 X FF 93 0-1 3-H 3B			B CU 77 S FF 92 S FF 93 X FF 93 1-2 ① F8		X SI 90 0-0 ① G3-1	4	0	1	2	0	0	2
10 Jordy Mercer, R (1, 6) OBP: 0.296, SLG: 0.174	X SL 84 0-0 1-3 1B			C FF 93 F FF 94 X SL 86 0-2 ① F9	F FF 92 B FF 94 I IN 83 I IN 82 I IN 82 4-1 50 SH2-4 IBB		C SL 85 F SL 86 B SL 86 2 SAFE S SL 87 1-3 ② K	F SI 90 C SI 91 B CU 75 B SI 91 F SI 91 B SI 92 F SI 91 F SI 90 X SI 91 3-2 ② G5-3		4	0	1	0	1	1	2
50 Charlie Morton, R (1, 1) 31 Jose Tabata, R (7, PH) OBP: 0.357, SLG: 0.333 44 Tony Watson, L (7, 1) 35 Mark Melancon, R (8, 1) 5 Josh Harrison, R (9, PH) 39 Jason Grilli, R (9, 1)	F FF 92 S SL 84 S SL 86 0-3 ③ K			C FF 91 S FF 93 C FF 92 0-3 ② K	M SL 84 L SL 86 X SL 85 0-2 ② SH2-4 1-2		B SI 92 B FF 94 C FF 93 X FF 93 2-1 ③ G5-3		B CU 73 S SI 91 F SI 91 S CU 74 1-3 ③ K2-3	2 1 0 0 1	0 0 0 0 0	0 0 0 0 0	0 0 0 0 0	2 0 0 0 1	2 2 0 0 0	2 2 0 0 0
Inning Stats	R: 4 E: 0 K: 1 S: 15 H: 4 LOB: 2 BB: 1 P: 22	R: 0 E: 0 K: 1 S: 8 H: 2 LOB: 2 BB: 0 P: 13	R: 0 E: 0 K: 1 S: 7 H: 0 LOB: 0 BB: 0 P: 9	R: 1 E: 0 K: 1 S: 11 H: 1 LOB: 2 BB: 2 P: 23	R: 1 E: 0 K: 0 S: 12 H: 2 LOB: 2 BB: 1 P: 21	R: 0 E: 0 K: 0 S: 7 H: 0 LOB: 0 BB: 0 P: 13	R: 0 E: 0 K: 1 S: 11 H: 2 LOB: 2 BB: 0 P: 17	R: 1 E: 0 K: 1 S: 14 H: 0 LOB: 2 BB: 3 P: 32	R: 0 E: 0 K: 1 S: 10 H: 0 LOB: 0 BB: 0 P: 14	1B: 7 2B: 3 3B: 1 HR: 0 SF: 2 SAC: 1 DP: 0 HBP: 1	WP: 0 PB: 0 SB: 2 CS: 0 PA: 45					

TOP

AB	34
R	7
H	11
RBI	7
BB	7
SO	7
LOB	17

PITCHER		IP	WLS	BF	H	R	ER	SO	BB	IBB	HBP	BLK	WP	HR	S	P	ERA	WHIP
36 Edwin Jackson, R ERA: 6.3	(1, 1)	4.2		27	9	6	6	4	3	1	1	0	0	0	52	85	11.57	2.571
63 Brian Schlitter, R ERA: 1.8	(5, 1)	1.1		4	0	0	0	0	0	0	0	0	0	0	8	16	0.00	0.000
52 Justin Grimm, R ERA:	(7, 1)	1.0		5	2	0	0	1	0	0	0	0	0	0	11	17	0.00	2.000
46 Pedro Strop, R ERA: 2.45	(8, 1)	0.1	L	3	0	1	1	1	2	0	0	0	0	0	6	14	27.00	6.000
40 James Russell, L ERA: 3.38	(8, 1)	0.2		3	0	0	0	0	1	0	0	0	0	0	8	18	0.00	1.500

PITCHER		IP	WLS	BF	H	R	ER	SO	BB	IBB	HBP	BLK	WP	HR	S	P	ERA	WHIP
41 Jose Veras, R ERA: 10.13	(9, 1)	1.0		3	0	0	0	1	0	0	0	0	0	0	10	14	0.00	0.000

Batter	1	2	3	4	5	6	7	8	9	AB	R	H	RBI	BB	SO	LOB
64 Emilio Bonifácio, S (1, 4) OBP: 0.556, SLG: 0.576	C SI 91 F FS 85 X FS 84 0-2 ① L5	X SI 91 0-0 1-2 2-H 1B		C CU 78 X FS 85 0-1 51 G3 1B			B CH 84 B SI 91 C SI 92 F CH 84 B CH 84 X SI 92 3-2 44 S 51 SH1-4 44 1B 1B		X SL 79 0-0 ② L6	5	1	3	1	0	0	0
51 Ryan Kalish, L (1, 7) OBP: 0.308, SLG: 0.455	C FF 91 F SI 91 S CU 77 0-3 ② K	B CU 78 X SI 91 1-0 ③ B1-3		X SI 90 0-0 ②③ G3 1-2f			B SI 92 X SI 92 1-0 ① SH1-4 1-2		B SL 80 C FF 93 X SL 81 1-1 ③ G5-3	4	0	0	0	0	1	3
44 Anthony Rizzo, L (1, 3) OBP: 0.406, SLG: 0.407	B SI 93 C SI 92 B FS 85 B SI 91 B SI 90 4-1 19 E BB	X SI 91 0-0 24 1B 13 HR 1B	C CU 77 C CU 76 F SI 89 X CU 77 0-2 ① G5-3				B SL 81 C SL 80 C SL 81 D SL 81 X SL 80 2-2 2-H 1B			3	1	2	1	1	0	0
19 Nate Schierholtz, L (1, 9) OBP: 0.200, SLG: 0.174	S FF 92 X CU 78 0-1 E7 1-2	B CU 77 B SI 92 F SI 90 X SI 90 2-1 ① F9	C CU 76 B SI 90 F CU 78 B SI 90 F CU 77 F CU 76 X CU 76 2-2 ② G3				C SL 80 F SI 93 S SL 80 0-3 ② K			4	0	0	0	0	1	3
24 Luis Valbuena, L (1, 5) OBP: 0.429, SLG: 0.250	C SI 92 C CU 76 C CU 77 S FF 92 1-3 ③ K	1 SAFE B CU 78 B CU 78 X SI 91 2-0 13 HR 1-2 1B	C SI 90 C CU 77 C SI 89 0-3 ③ K				1 SAFE 1 SAFE B SI 91 C SL 81 B SI 92 X SI 93 2-1 ③ L9			4	1	1	0	0	2	3
13 Starlin Castro, R (1, 6) OBP: 0.333, SLG: 0.552		C SI 90 B CU 78 F SI 90 F CU 77 F CU 76 B SI 90 B SI 92 X SI 91 3-2 5 FC5 6 1B 1B	F SI 91 F SI 90 D SI 90 X SI 91 1-2 1-H 2-H HR		F SI 90 S CU 76 F CU 76 F SI 89 X CU 75 0-2 HR			F FF 92 S FF 90 X FC 90 0-2 ① F9		4	2	3	4	0	0	0
6 Ryan Sweeney, L (1, 8) OBP: 0.200, SLG: 0.118		B SI 88 F SI 90 C SI 90 B CU 77 F FF 90 X CU 77 2-2 5 FC5 64 1B 1-2 1B	B SI 92 C SI 91 B CU 77 C SI 90 B CU 78 F SI 90 X SI 90 3-2 ② G3-1			C SI 90 C CU 77 C CU 76 C SI 90 1-3 ① K		C FF 92 B FF 92 X FF 92 1-1 ② G5-3		4	1	1	0	0	1	0
5 Welington Castillo, R (1, 2) OBP: 0.136, SLG: 0.238		F SI 91 S SI 91 X SI 91 0-2 ① FC5 64 1B 1-2 2-3f	B SI 90 C CU 79 X SI 90 1-1 ③ G6-3			F SI 90 B CU 77 F SI 90 X CU 77 1-2 ② F7		C FF 91 S FC 90 C FF 90 0-3 ③ K		4	0	0	0	0	1	2
36 Edwin Jackson, R (1, 1) 63 Brian Schlitter, R (5, 1) 30 Mike Olt, R (6, PH) OBP: 0.071, SLG: 0.286 52 Justin Grimm, R (7, 1) 46 Pedro Strop, R (8, 1) 40 James Russell, L (8, 1) 41 Jose Veras, R (9, 1) 21 Junior Lake, R (9, PH) OBP: 0.350, SLG: 0.389		L SI 91 S SI 91 M SI 91 0-3 ② K		B SI 90 C SI 90 S SI 89 B SI 91 F SI 90 X SI 90 2-2 ① G6-3		B SI 90 S SI 90 X SI 90 1-1 ③ G4-3			C FF 92 B SL 81 S FF 92 F SL 82 B SL 80 S FF 93 2-3 ① K	2 0 1 0 0 0 0 1	0 0 0 0 0 0 0 0	0 0 0 0 0 0 0 0	0 0 0 0 0 0 0 0	0 0 0 0 0 0 0 0	1 0 0 0 0 0 0 1	2 0 0 0 0 0 0 0
Inning Stats	R: 0 E: 1 K: 2 S: 12 H: 0 LOB: 2 BB: 1 P: 17	R: 1 E: 0 K: 1 S: 17 H: 3 LOB: 2 BB: 0 P: 23	R: 3 E: 0 K: 0 S: 13 H: 3 LOB: 0 BB: 0 P: 22	R: 0 E: 0 K: 0 S: 7 H: 1 LOB: 0 BB: 0 P: 9	R: 0 E: 0 K: 1 S: 12 H: 0 LOB: 0 BB: 0 P: 14	R: 1 E: 0 K: 1 S: 13 H: 1 LOB: 0 BB: 0 P: 16	R: 1 E: 0 K: 1 S: 12 H: 2 LOB: 1 BB: 0 P: 20	R: 0 E: 0 K: 1 S: 8 H: 0 LOB: 0 BB: 0 P: 9	R: 0 E: 0 K: 1 S: 7 H: 0 LOB: 0 BB: 0 P: 10	1B: 8 2B: 0 3B: 0 HR: 2 SF: 0 SAC: 1 DP: 1 HBP: 0						

PITCHER		IP	WLS	BF	H	R	ER	SO	BB	IBB	HBP	BLK	WP	HR	S	P	ERA	WHIP
50 Charlie Morton, R ERA: 3.75	(1, 1)	6.0		27	8	5	5	5	1	0	0	0	0	2	74	101	7.50	1.500
44 Tony Watson, L ERA: 2.08	(7, 1)	1.0	W	5	2	1	1	1	0	0	0	0	0	0	12	20	9.00	2.000
35 Mark Melancon, R ERA: 2.25	(8, 1)	1.0	H	3	0	0	0	1	0	0	0	0	0	0	8	9	0.00	0.000
39 Jason Grilli, R ERA: 2.25	(9, 1)	1.0	S	3	0	0	0	1	0	0	0	0	0	0	7	10	0.00	0.000

PITCHER	IP	WLS	BF	H	R	ER	SO	BB	IBB	HBP	BLK	WP	HR	S	P	ERA	WHIP

BOTTOM

Pittsburgh Pirates @ Chicago Cubs

Wrigley Field, Chicago, IL

Tue Apr 08 2014, 7:08 PM - 10:27 PM CDT

Att. 26,177 - Partly Cloudy - 48 F

livebaseballscorecards.com

AB	36
R	6
H	10
RBI	6
BB	1
SO	8
LOB	13

WP: 0 PA: 38
PB: 0
SB: 1
CS: 0

Batter	1	2	3	4	5	6	7	8	9	AB	R	H	RBI	BB	SO	LOB
6 Starling Marte, R (1, 7) OBP: 0.385, SLG: 0.394	C FF 91 F FF 92 B SL 82 F SL 83 X SI 92 1-2 G4-3			C SL 83 B SI 91 C SI 90 F SI 91 X SL 82 1-2 G6-3		B SI 91 C SI 92 X SI 92 1-1 G4-3		S FF 93 B SI 92 F SI 94 F FC 90 F SI 95 S FF 95 1-3 K		4	0	0	0	0	1	1
23 Travis Snider, L (1, 9) OBP: 0.323, SLG: 0.357	B SI 92 F SI 92 X SI 92 1-1 G1-3			B SI 91 B SI 92 X SI 92 2-0 P6			B SI 90 C FF 89 B SI 91 C SL 82 X SL 80 2-2 HR	B FC 89 C SI 94 B SI 94 B SI 92 X SI 93 3-1 G6-3		4	1	1	1	0	0	1
22 Andrew McCutchen, R (1, 8) OBP: 0.395, SLG: 0.333	S FF 92 B SI 92 X FF 91 1-1 P4			B SL 84 B SL 84 C SI 92 X SI 91 2-1 L8			B SI 91 C SL 82 F CU 75 C SI 91 1-3 K		F FF 93 C SL 83 X SI 93 0-2 G6-3	4	0	0	0	0	1	0
24 Pedro Alvarez, L (1, 5) OBP: 0.361, SLG: 0.667		B SI 90 X SI 91 1-0 G6-3			B CH 84 S FF 90 C SI 91 X SI 91 1-2 HR		X SL 84 0-0 G5-3		X SI 94 0-0 HR	4	2	2	2	0	0	0
55 Russell Martin, R (1, 2) OBP: 0.379, SLG: 0.583		B SI 92 C SI 91 S SL 83 B SI 92 B SL 84 F FF 92 S SL 84 3-3 K2-3			B SL 82 C SI 92 X SI 91 1-1 G6-3		B SL 83 B CU 75 F FF 91 B SI 91 X FF 91 3-1 HR		X SL 84 0-0 HR	4	2	2	2	0	1	0
18 Neil Walker, S (1, 4) OBP: 0.294, SLG: 0.355		B SI 91 C SI 92 B SI 92 B SI 92 X SI 92 3-1 F7			B SI 92 B FF 91 X SI 91 2-0 F8		B SI 92 B SL 83 B SI 91 B FF 91 4-0 BB		S FF 94 B SI 94 B SI 94 F SI 95 S SL 84 2-3 K2-3	3	0	0	0	1	1	0
3 Travis Ishikawa, L (1, 3) OBP: 0.292, SLG: 0.476			C SI 90 B FF 92 X SI 91 1-1 P6		F SI 91 C SL 83 S SL 83 0-3 K		C CH 83 S FF 92 S CU 75 0-3 K		S SL 81 C SI 94 B SL 81 B SI 94 S SL 81 2-3 K	4	0	0	0	0	3	1
10 Jordy Mercer, R (1, 6) OBP: 0.267, SLG: 0.154			C SI 92 F SI 92 F SL 83 B FF 92 S SL 84 1-3 K			C SL 83 B FF 91 B SI 92 S SI 91 X SL 82 2-2 G4-3		B SI 95 C SI 95 C SL 81 B FF 92 S SL 81 2-3 K		3	0	0	0	0	2	0
51 Wandy Rodriguez, S (1, 1) OBP: 0.500, SLG: 0.500 5 Josh Harrison, R (6, PH) 30 Jeanmar Gómez, R (6, 1) 31 Jose Tabata, R (8, PH) OBP: 0.400, SLG: 0.385 37 Justin Wilson, L (8, 1)			B SI 91 C SI 92 X SI 92 1-1 L7			C SL 84 S SL 83 F SL 82 B FF 91 S SL 82 1-3 K2-3		B FF 95 S SI 95 X SI 94 1-1 1B		1 1 0 1 0	0 0 0 0 0	0 0 0 1 0	0 0 0 0 0	0 1 0 0 0	0 0 0 0 0	0 0 0 0 0
Inning Stats	R: 0 E: 0 K: 0 S: 8 H: 0 LOB: 0 BB: 0 P: 11	R: 0 E: 0 K: 1 S: 7 H: 0 LOB: 0 BB: 0 P: 14	R: 0 E: 0 K: 1 S: 8 H: 0 LOB: 0 BB: 0 P: 11	R: 0 E: 0 K: 0 S: 7 H: 0 LOB: 0 BB: 0 P: 12	R: 1 E: 0 K: 1 S: 9 H: 1 LOB: 0 BB: 0 P: 13	R: 0 E: 0 K: 1 S: 9 H: 0 LOB: 0 BB: 0 P: 13	R: 2 E: 0 K: 2 S: 12 H: 2 LOB: 1 BB: 1 P: 22	R: 0 E: 0 K: 2 S: 12 H: 1 LOB: 1 BB: 0 P: 19	R: 2 E: 0 K: 2 S: 11 H: 2 LOB: 0 BB: 0 P: 15	1B: 1 2B: 0 3B: 0 HR: 5	SF: 0 SAC: 0 DP: 0 HBP: 0			WP: 0 PB: 0 SB: 0 CS: 0	PA: 34		

TOP

Pittsburgh Pirates @ Chicago Cubs

Wrigley Field, Chicago, IL

Wed Apr 09 2014, 7:07 PM - 9:47 PM CDT

Att. 28,247 - Clear - 59 F

livebaseballscorecards.com

AB	33
R	5
H	6
RBI	5
BB	1
SO	10
LOB	3

PITCHER		IP	WLS	BF	H	R	ER	SO	BB	IBB	HBP	BLK	WP	HR	S	P	ERA	WHIP
39 Jason Hammel, R ERA: 2.63	(1, 1)	7.0	W	25	3	3	3	6	1	0	0	0	0	3	60	96	3.86	0.571
56 Héctor Rondón, R ERA:	(8, 1)	1.0		4	1	0	0	2	0	0	0	0	0	0	12	19	0.00	1.000
46 Pedro Strop, R ERA: 5.79	(9, 1)	1.0		5	2	2	2	2	0	0	0	0	0	2	11	15	18.00	2.000

PITCHER	IP	WLS	BF	H	R	ER	SO	BB	IBB	HBP	BLK	WP	HR	S	P	ERA	WHIP

Batter	1	2	3	4	5	6	7	8	9	AB	R	H	RBI	BB	SO	LOB
64 Emilio Bonifácio, S (1, 8) OBP: 0.537, SLG: 0.579	C FF 88 X CU 72 0-1 20 2B 1B		B SI 89 C SI 87 B CU 78 X CH 83 2-1 ① G6-3 F CH 83 D CH 83 B SI 87 S CU 76 S FF 88 2-3 ③ K		B SI 89 B CH 81 B SI 89 C CH 87 X SI 88 3-1 13 G6-3 44 2B 2B	F SI 90 X CH 84 0-1 ③ F7			5	2	2	0	0	1	2
13 Starlin Castro, R (1, 6) OBP: 0.314, SLG: 0.500	C SI 87 X CU 71 0-1 ① L9		X CH 84 0-0 30 FC5 44 1B 1B		B SI 87 C SI 88 X CU 75 1-1 ① L9	S SL 79 X SL 82 0-1 ① G6-3 2-3		B FF 93 F FC 92 B FC 92 B FF 93 X FC 88 3-1 ① G5-3		5	0	1	0	0	0	2
20 Justin Ruggiano, R (1, 9) OBP: 0.125, SLG: 0.133	1 SAFE B SI 88 X SI 88 1-0 30 FC5 1-H 2B		C CU 74 1 SAFE B CH 84 C CU 75 B FF 89 S CU 75 2-3 ② K		F CH 82 B CU 73 B CU 73 S CH 82 B FF 88 S CH 83 3-3 ② K	C SI 91 B SI 90 S SL 83 F SL 83 B SL 83 B SL 85 B SL 82 4-2 44 2B 30 1B BB		F FF 93 C FC 87 C FF 94 0-3 ② K		4	1	1	1	1	3	1
44 Anthony Rizzo, L (1, 3) OBP: 0.459, SLG: 0.531	C FF 87 D CU 74 C CU 74 S FF 88 1-3 ② K		F CU 74 B SI 87 F CU 76 X CU 73 1-2 30 FC5 1-2 1B		S FF 88 F SI 87 B CU 76 B FF 87 F CU 77 X FF 88 2-2 30 HR 1B	B SI 90 F CH 81 X SL 80 1-1 30 1B 21 FC5-4 1-3 3-H 2B		C SI 93 C FC 88 X FF 95 0-2 2B		5	2	4	1	0	1	1
30 Mike Olt, R (1, 5) OBP: 0.158, SLG: 0.474	C CU 74 B FF 88 S CU 73 X CU 73 1-2 ③ FC5 2-3		B CU 75 B SI 88 S CH 82 X CH 82 2-1 ③ FC5 1-2 2-3f		X CH 83 0-0 1-H HR	B SI 90 C SI 92 X SI 91 1-1 21 FC5-4 2-3 3-H 1B		C FF 93 B FC 87 X FC 88 1-1 ③ G5-3		5	1	2	3	0	0	4
21 Junior Lake, R (1, 7) OBP: 0.333, SLG: 0.500		S SI 87 F SI 88 B CU 74 B CU 77 F FF 88 S CU 76 2-3 ① K		C CH 82 X FF 87 0-1 ① B3	B FF 86 B FF 86 X CH 82 2-0 HR	F SI 89 C SI 90 X SL 85 0-2 ② FC5-4 1-2f 3-H				4	1	1	2	0	1	1
5 Welington Castillo, R (1, 2) OBP: 0.231, SLG: 0.333		C SI 88 S CU 74 B CU 74 F CU 75 B FF 89 F CU 77 B FF 89 B CH 80 4-2 BB		C CH 83 C FF 88 B CU 72 B FF 88 X CU 74 2-2 39 SH1-4 15 BB 1B	C SI 86 X CU 73 0-1 2B	S SL 80 F SI 90 B SI 91 F SI 90 S SI 90 1-3 ③ K				3	0	2	0	1	1	1
15 Darwin Barney, R (1, 4) OBP: 0.421, SLG: 0.214		B SI 87 X CH 83 1-0 ② F7		B SI 87 B CH 84 B CH 83 B SI 86 4-0 39 SH1-4 1-2 BB	I IN 70 I IN 70 I IN 69 I IN 68 4-0 IBB		C SI 89 C SL 82 B SI 90 X SL 83 1-2 51 G3-6 1B			2	0	1	0	2	0	1
39 Jason Hammel, R (1, 1) 51 Ryan Kalish, L (7, PH) OBP: 0.286, SLG: 0.417 56 Héctor Rondón, R (8, 1) 46 Pedro Strop, R (9, 1)		F SI 88 C FF 88 X FF 88 0-2 ③ G1-3		L CH 84 B CU 74 X CH 83 1-1 ② SH1-4 1-2 2-3	C CU 72 S CU 71 D CU 71 S CU 73 1-3 ③ K		B SI 90 S CH 82 1 SAFE X SI 90 1-1 ① ② G3-6 1-2f			2 1 0 0	0 0 0 0	0 0 0 0	0 0 0 0	1 0 0 0	0 1 0 0	3 1 0 0
Inning Stats	R: 1 H: 2 E: 0 LOB: 1 K: 1 BB: 0 S: 11 P: 14	R: 0 H: 0 E: 0 LOB: 1 K: 1 BB: 1 S: 12 P: 19	R: 0 H: 2 E: 0 LOB: 2 K: 1 BB: 0 S: 11 P: 18	R: 0 H: 1 E: 0 LOB: 2 K: 1 BB: 1 S: 10 P: 19	R: 3 H: 4 E: 0 LOB: 2 K: 2 BB: 1 S: 16 P: 29	R: 3 H: 3 E: 0 LOB: 1 K: 1 BB: 1 S: 18 P: 28	R: 0 H: 1 E: 0 LOB: 0 K: 0 BB: 0 S: 7 P: 9	R: 0 H: 1 E: 0 LOB: 1 K: 1 BB: 0 S: 10 P: 14		1B: 7 SF: 0 2B: 5 SAC: 1 3B: 0 DP: 1 HR: 2 HBP: 0					WP: 0 PA: 41 PB: 0 SB: 0 CS: 0	

BOTTOM

Pittsburgh Pirates @ Chicago Cubs

Wrigley Field, Chicago, IL

Wed Apr 09 2014, 7:07 PM - 9:47 PM CDT

Att. 28,247 - Clear - 59 F

livebaseballscorecards.com

AB	36
R	7
H	14
RBI	7
BB	4
SO	8
LOB	17

PITCHER	IP	WLS	BF	H	R	ER	SO	BB	IBB	HBP	BLK	WP	HR	S	P	ERA	WHIP
51 Wandy Rodriguez, L (1, 1) ERA: 5.73	5.0	L	27	9	4	4	6	2	1	0	0	0	2	60	99	7.20	2.200
30 Jeanmar Gómez, R (6, 1) ERA: 7.71	2.0		10	4	3	3	1	1	0	0	0	0	0	25	37	13.50	2.500
37 Justin Wilson, L (8, 1) ERA:	1.0		4	1	0	0	1	0	0	0	0	0	0	10	14	0.00	1.000

PITCHER	IP	WLS	BF	H	R	ER	SO	BB	IBB	HBP	BLK	WP	HR	S	P	ERA	WHIP

Batter	1	2	3	4	5	6	7	8	9	AB	R	H	RBI	BB	SO	LOB
6 Starling Marte, R (1, 7) OBP: 0.409, SLG: 0.405	S FC 85 C FC 87 B FF 90 B FC 88 S FF 92 2-3 ① K		C FC 86 B FF 90 B FC 86 X FC 87 2-1 1-2 31 1B 1B		B FF 89 B FF 88 F FF 88 B FC 86 B SI 89 4-1 31 S BB		L SL 80 F SI 92 X FF 92 0-2 22 BB 24 HR 1B	C FF 93 S SI 94 C SI 93 0-3 ③ K		4	1	2	0	1	2	1
31 Jose Tabata, R (1, 9) OBP: 0.368, SLG: 0.353 10 Jordy Mercer, R (7, 6) OBP: 0.258, SLG: 0.148	C SI 90 X FC 88 0-1 ② G6-3		B FC 86 B FF 90 C FC 87 X FC 87 2-1 1-2 2-3 1B		B FF 88 1 SAFE C FC 84 1 SAFE B FC 86 X FC 86 2-1 ③ G5-3 1-2		1 SAFE F SI 91 B SI 90 B SI 91 1 SAFE F SI 90 1 SAFE X SI 91 2-2 ② L6		C SL 82 S SL 84 S SL 81 0-3 ① K	4 1	0 0	1 0	0 0	0 0	0 1	2 0
22 Andrew McCutchen, R (1, 8) OBP: 0.395, SLG: 0.303	B CH 82 C FF 91 C FF 92 B SL 81 S FF 92 2-3 ③ K		F FF 90 C FC 86 S SL 76 0-3 ② K			B FC 86 B FC 86 B FF 89 B SI 88 4-0 BB	C SI 91 1 SAFE B SI 91 S SL 84 D SL 84 B SI 92 B SL 84 4-2 1-2 24 HR BB		C FC 90 F SI 94 B FF 95 C SI 94 1-3 ② K	3	1	0	0	2	3	3
24 Pedro Alvarez, L (1, 5) OBP: 0.341, SLG: 0.686		C FF 88 B FC 85 F SL 80 B FF 91 X FC 87 2-2 ① P6	B CU 73 B FC 86 S FC 85 C FC 86 S FF 91 2-3 ③ K			1 SAFE X FC 86 0-0 ① F8	X SL 80 0-0 1-H 2-H HR	X FF 92 0-0 ③ G6-3	5	1	1	3	0	1	4
17 Gaby Sanchez, R (1, 3) OBP: 0.308, SLG: 0.273 44 Tony Watson, L (7, 1) 35 Mark Melancon, R (8, 1) 39 Jason Grilli, R (9, 1)		C SI 89 F FC 87 X SL 79 0-2 ② F7		S FC 86 B FC 85 F FC 87 F FF 91 C SL 78 1-3 ① K		1 SAFE 1 SAFE B FF 87 S CH 79 F FC 87 B CU 73 X FF 90 2-2 ② F9	B FF 89 B CH 80 C CH 80 F FC 87 B CU 75 B CH 80 4-2 26 FC5-4 BB		3 0 0 0	0 0 0 0	0 0 0 0	1 0 0 0	1 0 0 0	1 0 0 0	1 0 0 0
26 Tony Sanchez, R (1, 2) OBP: 0.333, SLG: 0.417		B CU 73 C FC 87 B FC 87 S FC 87 B FC 87 X FF 92 3-2 1B		B FF 89 T FC 86 B FC 86 S CH 80 S FC 88 2-3 ② K		C FC 86 B FC 85 B CH 81 B FC 85 1 SAFE S FC 86 C FC 86 3-3 ③ K	B SI 91 B SI 91 S SI 92 B SL 86 X SI 92 3-1 ③ FC5-4 1-2f		4	0	1	0	0	2	2
18 Neil Walker, S (1, 4) OBP: 0.289, SLG: 0.371		C SI 88 D CH 80 B FC 87 X FF 89 2-1 ③ F9		C FC 86 F FF 91 B FC 86 F FF 90 S SL 80 1-3 ③ K2-3			F FC 85 X CH 79 0-1 23 HR 2B	B CU 77 B SI 91 F FF 93 B FF 93 X SI 90 3-1 ① F8		4	1	1	0	0	1	1
12 Clint Barmes, R (1, 6) OBP: 0.167, SLG: 0.167 23 Travis Snider, L (7, PH) OBP: 0.333, SLG: 0.467 (7, 9)			B FF 88 C FC 85 X FC 86 1-1 ① G5-3		C SI 87 C CH 78 S SL 78 0-3 ① K		F SI 91 C SI 91 B SI 92 B SI 92 B SI 92 F SI 91 F SL 81 X SI 92 3-2 2-H HR	B CU 78 C SL 82 B SI 92 B SI 92 T FF 94 F SL 84 S FF 93 3-3 ② K		2 2	0 1	0 1	0 2	0 0	1 1	0 0
45 Gerrit Cole, R (1, 1) 3 Travis Ishikawa, L (7, PH) OBP: 0.308, SLG: 0.478 (7, 3)			B SI 88 C FF 88 C SI 89 F FF 90 B SL 78 B FC 86 F FF 91 F FC 88 B FF 91 4-2 31 1B 6 1B BB		C SI 88 F SI 89 X SL 80 0-2 ② G5-3		C SI 91 X SL 81 0-1 ① F7	X FF 95 0-0 1B		1 2	0 0	0 1	0 0	1 0	0 0	0 0
Inning Stats	R: 0 E: 0 K: 2 S: 8 H: 0 LOB: 0 BB: 0 P: 12	R: 0 E: 0 K: 0 S: 11 H: 1 LOB: 1 BB: 0 P: 18	R: 0 E: 0 K: 2 S: 17 H: 2 LOB: 3 BB: 1 P: 28	R: 0 E: 0 K: 3 S: 11 H: 0 LOB: 0 BB: 0 P: 15	R: 0 E: 0 K: 1 S: 9 H: 0 LOB: 1 BB: 1 P: 15	R: 0 E: 0 K: 1 S: 7 H: 0 LOB: 1 BB: 1 P: 16	R: 5 E: 0 K: 0 S: 22 H: 4 LOB: 1 BB: 2 P: 38	R: 0 E: 0 K: 2 S: 10 H: 1 LOB: 1 BB: 0 P: 16	R: 0 E: 0 K: 2 S: 7 H: 0 LOB: 0 BB: 0 P: 8	1B: 5 2B: 1 3B: 0 HR: 2 SF: 0 SAC: 0 DP: 0 HBP: 0						

PITCHER		IP	WLS	BF	H	R	ER	SO	BB	IBB	HBP	BLK	WP	HR	S	P	ERA	WHIP
37 Travis Wood, L ERA: 2.92	(1, 1)	6.0		25	4	1	1	9	3	0	0	0	0	0	65	106	1.50	1.167
63 Brian Schlitter, R ERA: 6.35	(7, 1)	0.2		5	2	1	1	0	1	0	0	0	0	1	15	24	13.50	4.500
40 James Russell, L ERA: 6.75	(7, 1)	0.0	L	2	1	3	3	0	1	0	0	0	0	1	3	7	∞	∞
52 Justin Grimm, R ERA:	(7, 1)	1.1		5	1	0	0	2	0	0	0	0	0	0	12	21	0.00	0.750
56 Héctor Rondón, R ERA:	(9, 1)	1.0		3	0	0	0	2	0	0	0	0	0	0	7	8	0.00	0.000

PITCHER	IP	WLS	BF	H	R	ER	SO	BB	IBB	HBP	BLK	WP	HR	S	P	ERA	WHIP

TOP

Pittsburgh Pirates @ Chicago Cubs

Wrigley Field, Chicago, IL

Thu Apr 10 2014, 1:21 PM - 4:40 PM CDT

Att. 25,502 - Cloudy - 61 F

livebaseballscorecards.com

AB	35
R	5
H	8
RBI	5
BB	5
SO	13
LOB	14

WP: 0	PA: 40																	
PB: 0																		
SB: 1																		
CS: 0																		

Batter	1	2	3	4	5	6	7	8	9	AB	R	H	RBI	BB	SO	LOB
64 Emilio Bonifácio, S (1, 4) (7, 5) OBP: 0.500, SLG: 0.524	B FF 96 F SI 93 C SL 86 B SI 96 B FF 97 B SI 96 4-2 44 CS 51 S BB		C FF 94 B CH 84 C SI 95 X SL 86 1-2 E1 51 S 51 E	S SI 94 S FF 96 F FF 96 X SL 86 0-2 ③ F8			B CH 84 B SI 92 C SI 93 F SI 93 X SI 93 2-2 ③ G6-3		C FF 94 B FF 92 X SL 82 1-1 ③ G3	4	1	0	0	1	0	5
51 Ryan Kalish, L (1, 7) OBP: 0.222, SLG: 0.313	1 SAFE C SI 96 L FF 95 T SL 84 0-2 ① K 1-2		S FF 95 1 SAFE B FF 94 F SL 84 B FF 97 F SL 87 C FF 96 2-3 ③ K 1-H		C CH 85 X FF 95 0-1 ① F8			F FF 91 F FC 91 B FF 92 S FC 90 1-3 ① K		4	0	0	0	0	3	1
44 Anthony Rizzo, L (1, 3) OBP: 0.463, SLG: 0.514	S SL 86 B SL 84 C FF 96 B SL 82 B FF 95 D FF 97 4-2 ② 2-3 BB			C FF 94 B CH 86 X CH 84 1-1 19 1B 13 1B 1B	F FF 94 C FF 96 B SI 97 S SL 85 1-3 ② K			C KC 80 F FF 91 F FC 90 B KC 80 S KC 81 1-3 ② K		3	1	1	0	1	2	0
19 Nate Schierholtz, L (1, 9) OBP: 0.207, SLG: 0.185	B FF 96 B CH 85 D FF 95 C SI 96 X FF 95 3-1 ③ L4			B SL 84 F FF 94 1 SAFE S KC 84 B FF 96 X SL 85 2-2 13 1B 21 S 30 WP 1-3 1B	F FF 96 F FF 95 C FF 96 0-3 ③ K			B FF 92 C FF 91 F FF 90 F FC 89 B KC 81 F FC 89 X KC 79 2-2 ③ G6-3		4	1	1	0	0	1	1
21 Junior Lake, R (1, 8) OBP: 0.296, SLG: 0.440 6 Ryan Sweeney, L (9, PH) OBP: 0.238, SLG: 0.118		C SL 85 S SL 84 B SI 97 B FF 97 S SL 84 2-3 ① K		F FF 95 1 SAFE 1 SAFE B SI 97 S KC 82 S SL 85 1-3 ① K 1-2		F FF 95 B FF 95 B SI 94 F SI 95 B SI 96 X SI 95 3-2 ① G5-3			C SI 91 B SI 91 B CH 82 B FF 92 F FF 92 B FF 92 4-2 15 BB 13 1B BB	3 0	0 0	0 0	0 0	0 1	2 0	2 0
13 Starlin Castro, R (1, 6) OBP: 0.359, SLG: 0.526		C SI 95 X SI 94 0-1 30 G1-6-3 1B		D SI 96 S SL 86 B SI 96 D SL 86 X SL 85 3-1 30 WP 5 1B 2-3 3-H 1B		F FF 95 B SI 95 S SL 83 X CU 83 1-2 ② L7			S SL 80 X SL 80 0-1 15 BB 1-2 1B	4	1	3	1	0	0	0
30 Mike Olt, R (1, 5) OBP: 0.136, SLG: 0.409 56 Héctor Rondón, R (9, 1) 24 Luis Valbuena, L (9, PH) OBP: 0.409, SLG: 0.235		C FF 95 1 SAFE 1 SAFE F FF 94 F SL 86 X SL 84 0-2 ② ③ G1-6-3 1-2f		C CU 82 1 SAFE C SI 94 F SL 84 1 SAFE F SI 96 B SL 84 S SI 95 1-3 ② K 1-2 3-H		S CU 83 F SI 95 C SI 96 0-3 ③ K			B SI 92 B CH 83 C FF 92 L FF 91 S SL 82 2-3 ① K	3 0 1	0 0 0	0 0 0	0 0 0	0 0 0	2 0 1	2 0 2
5 Welington Castillo, R (1, 2) OBP: 0.233, SLG: 0.321			C SI 95 F FF 93 S SI 96 0-3 ① K	C SL 82 X SL 82 0-1 2-H 1B			B SI 91 B SI 91 X SI 92 2-0 ① F9		S FF 93 C SL 81 B FF 94 B FF 92 S SL 82 2-3 ② K	4	0	1	1	0	2	2
37 Travis Wood, R (1, 1) 63 Brian Schlitter, R (7, 1) 40 James Russell, L (7, 1) 52 Justin Grimm, R (7, 1) 15 Darwin Barney, R (7, 4) OBP: 0.429, SLG: 0.200			C FF 95 C CU 82 F SL 86 C SI 94 0-3 ② K	H FF 95 1-0 HBP			B SI 92 B CH 84 C SI 91 S SI 92 C SI 92 2-3 ② K		C SL 81 B FF 93 D SL 82 C FF 92 B SL 82 B SL 81 4-2 1-2 2-3 BB	1 0 0 0 1	0 0 0 0 0	0 0 0 0 0	0 0 0 0 0	1 0 0 0 1	0 0 0 0 1	0 0 0 0 0
Inning Stats	R: 0 E: 0 K: 1 S: 9 H: 0 LOB: 1 BB: 2 P: 20	R: 0 E: 0 K: 1 S: 9 H: 1 LOB: 0 BB: 0 P: 11	R: 1 E: 1 K: 3 S: 14 H: 0 LOB: 0 BB: 0 P: 17	R: 3 E: 0 K: 2 S: 21 H: 4 LOB: 2 BB: 0 P: 30	R: 0 E: 0 K: 2 S: 8 H: 0 LOB: 0 BB: 0 P: 9	R: 0 E: 0 K: 1 S: 9 H: 0 LOB: 0 BB: 0 P: 13	R: 0 E: 0 K: 1 S: 7 H: 0 LOB: 0 BB: 0 P: 13	R: 0 E: 0 K: 2 S: 12 H: 0 LOB: 0 BB: 0 P: 16	R: 0 E: 0 K: 2 S: 14 H: 1 LOB: 3 BB: 2 P: 27	1B: 6 2B: 0 3B: 0 HR: 0 SF: 0 SAC: 0 DP: 1 HBP: 1						

PITCHER		IP	WLS	BF	H	R	ER	SO	BB	IBB	HBP	BLK	WP	HR	S	P	ERA	WHIP
45 Gerrit Cole, R ERA: 3.46	(1, 1)	6.0	W	25	5	4	3	10	2	0	1	0	1	0	70	100	4.50	1.167
44 Tony Watson, L ERA: 1.69	(7, 1)	1.0	H	3	0	0	0	1	0	0	0	0	0	0	7	13	0.00	0.000
35 Mark Melancon, R ERA: 1.8	(8, 1)	1.0	H	3	0	0	0	2	0	0	0	0	0	0	12	16	0.00	0.000
39 Jason Grilli, R ERA: 1.8	(9, 1)	1.0	S	6	1	0	0	2	2	0	0	0	0	0	14	27	0.00	3.000

PITCHER	IP	WLS	BF	H	R	ER	SO	BB	IBB	HBP	BLK	WP	HR	S	P	ERA	WHIP

BOTTOM

Pittsburgh Pirates @ Chicago Cubs

Wrigley Field, Chicago, IL

Thu Apr 10 2014, 1:21 PM - 4:40 PM CDT

Att. 25,502 - Cloudy - 61 F

livebaseballscorecards.com

AB	32
R	4
H	6
RBI	2
BB	4
SO	15
LOB	15

WP: 1 PA: 37
PB: 0
SB: 3
CS: 1

Batter	1	2	3	4	5	6	7	8	9	10	11	AB	R	H	RBI	BB	SO	LOB
64 Emilio Bonifácio, S (1, 4) (8, 5) OBP: 0.480, SLG: 0.500	B SI 92 B SI 93 C SI 93 T SI 93 B SI 95 X SI 93 3-2 ① G5-3			C SI 94 B CU 79 B CH 84 X SI 94 2-1 ① G6-3		B SI 96 F SI 94 X SI 97 1-1 1-2 1B		M SI 96 X SI 96 0-1 ① SH2-3 1-2		C FF 93 F FF 94 F FF 94 S CH 85 0-3 ① K		4	0	1	0	0	1	0
24 Luis Valbuena, L (1, 5) OBP: 0.360, SLG: 0.200 30 Mike Olt, R (8, PH) OBP: 0.174, SLG: 0.435 46 Pedro Strop, R (8, 1) 41 Jose Veras, R (9, 1) 21 Junior Lake, R (10, PH) OBP: 0.286, SLG: 0.423 52 Justin Grimm, R (10, 1) 56 Héctor Rondón, R (11, 1)	C SI 94 X CU 78 0-1 ② G1-3			B CU 80 B CH 85 F SI 93 X SI 94 2-1 ② G4-3		B CU 79 S SI 95 F CU 78 X CU 76 1-2 ③ G4-3		B FF 95 F FF 94 C FF 94 B FF 95 X FF 95 2-2 19 E 19 E 2-3 1B		X FF 94 0-0 ② P4		3 1 0 0 1 0 0	0 1 0 0 0 0 0	0 1 0 0 0 0 0	0 0 0 0 0 0 0	0 0 0 0 0 0 0	0 0 0 0 0 0 0	2 0 0 0 0 0 0
44 Anthony Rizzo, L (1, 3) OBP: 0.413, SLG: 0.462	F SI 97 B SI 94 X SI 94 1-1 ③ F8			C CU 79 X CU 79 0-1 ③ F8			B CU 77 S CH 85 B CH 85 S CH 85 B CH 84 X CU 79 3-2 6 1B 19 1B E4	B FF 95 F FF 95 C FF 96 F FF 97 F FF 96 B FF 95 X CU 78 2-2 ② SF9 3-H		X CH 86 0-0 ③ G4-3		4	1	0	1	0	0	0
19 Nate Schierholtz, L (1, 9) OBP: 0.294, SLG: 0.313		B SI 93 X SI 93 1-0 ① F8			C CU 77 F SI 95 X SI 95 0-2 6 G4-6-3 1B		B SI 95 B SI 94 X SI 95 2-0 13 CS 6 1B 1-2 1B	1 SAFE F FF 96 B FF 95 F FF 95 1 SAFE B FF 95 D CU 81 X FF 96 3-2 1-H E7 1B			C FF 94 S CH 86 B FF 96 X FF 96 1-2 6 SH3 5 HR 2B	5	1	4	1	0	0	0
6 Ryan Sweeney, L (1, 8) OBP: 0.280, SLG: 0.190		B SI 93 C SI 95 B SI 94 B SI 94 F SI 94 F SI 95 X SI 93 3-2 13 G4-6-3 1B			C SI 95 1 SAFE 1 SAFE B CH 86 F SI 94 X CU 78 1-2 ① ② G4-6-3 1-2f		B SI 95 S SI 95 X SI 95 1-1 13 CS 1-2 2-H 1B	F FF 96 F FF 96 B FF 95 F FF 95 B CU 81 C FF 96 2-3 ③ K			L FF 95 X CH 87 0-1 ① SH3 2-3	4	0	2	1	0	1	2
13 Starlin Castro, R (1, 6) OBP: 0.341, SLG: 0.476		C FF 95 B SI 96 F SI 93 X CU 79 1-2 ② ③ G4-6-3 1-2f			B CU 80 F SI 95 X SI 96 1-1 ③ L9		B SI 96 F SI 95 B CU 84 S CU 83 X CU 85 2-2 ① ② P4 1-2 2-3		C SI 87 B SI 91 F SI 88 S SL 83 1-3 ① K		B CH 86 I IN 73 I IN 77 I IN 79 4-0 5 HR IBB	4	1	0	0	1	1	3
51 Ryan Kalish, L (1, 7) OBP: 0.261, SLG: 0.300			C CU 76 B CH 82 B SI 92 C SI 92 B SI 94 X SI 93 3-2 ① F8			S SI 94 B CH 86 B CU 78 B SI 93 F SI 93 C SI 95 3-3 ① K	B FF 98 D CU 83 B CH 88 I IN 68 4-0 IBB		B SI 88 B SI 90 S SI 89 X CH 71 2-1 1B		X FF 95 0-0 ② B2	4	0	1	0	1	1	2
5 Welington Castillo, R (1, 2) OBP: 0.257, SLG: 0.424			B SL 86 B CU 76 B SI 94 X SI 93 3-0 ② L8			B SI 93 X SI 95 1-0 64 1B 1B	C CU 82 B SI 96 S SI 96 B CU 84 F CU 86 X CU 82 2-2 ③ G6-3		S SL 82 S SL 83 B SL 84 B SL 83 S SL 81 2-3 ② K		C FF 94 D FF 96 X FF 95 1-1 1-H 3-H HR	5	1	2	3	0	1	3
29 Jeff Samardzija, R (1, 1) OBP: 0.143, SLG: 0.143 20 Justin Ruggiano, R (8, PH) OBP: 0.176, SLG: 0.188 15 Darwin Barney, R (8, 4) OBP: 0.391, SLG: 0.176			F SI 92 C SI 95 S CU 81 0-3 ③ K			C FF 96 M SI 95 L SI 96 0-3 ② K		C SI 95 S CU 84 B SI 95 X SI 95 1-2 30 1B 64 SH2-3 44 SF9 1B	C SI 88 S SI 91 F SL 84 F SL 83 F SI 90 B SL 83 B SI 90 F SI 89 F SL 83 2-2 ③ L8		B FF 95 X FF 94 1-0 ③ L9	2 1 2	0 1 0	0 1 0	0 0 0	0 0 0	2 0 1	1 0 1
Inning Stats	R: 0 E: 0 K: 0 S: 7 H: 0 LOB: 0 BB: 0 P: 11	R: 0 E: 0 K: 0 S: 8 H: 1 LOB: 0 BB: 0 P: 13	R: 0 E: 0 K: 1 S: 7 H: 0 LOB: 0 BB: 0 P: 13	R: 0 E: 0 K: 0 S: 6 H: 0 LOB: 0 BB: 0 P: 10	R: 0 E: 0 K: 0 S: 8 H: 1 LOB: 0 BB: 0 P: 10	R: 0 E: 0 K: 2 S: 12 H: 2 LOB: 2 BB: 0 P: 18	R: 1 E: 1 K: 0 S: 13 H: 2 LOB: 2 BB: 1 P: 27	R: 2 E: 1 K: 1 S: 21 H: 3 LOB: 1 BB: 0 P: 31	R: 0 E: 0 K: 2 S: 17 H: 1 LOB: 1 BB: 0 P: 24	R: 0 E: 0 K: 1 S: 6 H: 0 LOB: 0 BB: 0 P: 6	R: 3 E: 0 K: 0 S: 9 H: 2 LOB: 0 BB: 1 P: 16	1B: 10 2B: 1 3B: 0 HR: 1	SF: 1 SAC: 2 DP: 2 HBP: 0		WP: 0 PB: 0 SB: 0 CS: 2	PA: 45		

PITCHER		IP	WLS	BF	H	R	ER	SO	BB	IBB	HBP	BLK	WP	HR	S	P	ERA	WHIP
58 Joe Kelly, R ERA: 0.79	(1, 1)	6.0		23	6	1	0	3	0	0	0	0	0	0	54	87	0.00	1.000
44 Carlos Martinez, R ERA: 2.35	(7, 1)	1.1		5	1	1	1	0	0	1	0	0	0	0	12	21	6.75	0.750
46 Kevin Siegrist, L ERA: 9.0	(8, 1)	0.2		4	2	1	1	1	0	0	0	0	0	0	16	25	13.50	3.000
37 Pat Neshek, R ERA: 3.38	(9, 1)	1.0		4	1	0	0	2	0	0	0	0	0	0	17	24	0.00	1.000
26 Trevor Rosenthal, R ERA: 7.11	(10, 1)	2.0	L	9	2	3	3	1	0	1	0	0	0	1	15	22	13.50	1.000

PITCHER	IP	WLS	BF	H	R	ER	SO	BB	IBB	HBP	BLK	WP	HR	S	P	ERA	WHIP

TOP

Chicago Cubs @ St. Louis Cardinals

Busch Stadium, St. Louis, MO

Fri Apr 11 2014, 7:18 PM - 11:26 PM CDT

Att. 43,903 - Clear - 72 F

livebaseballscorecards.com

AB	40
R	6
H	12
RBI	6
BB	2
SO	7
LOB	14

Chicago Cubs @ St. Louis Cardinals

Busch Stadium, St. Louis, MO

Fri Apr 11 2014, 7:18 PM - 11:26 PM CDT

Att. 43,903 - Clear - 72 F

livebaseballscorecards.com

BOTTOM

Batter	1	2	3	4	5	6	7	8	9	10	11	AB	R	H	RBI	BB	SO	LOB
13 Matt Carpenter, L (1, 5) OBP: 0.435, SLG: 0.371	C FF 93 B SI 94 B SI 94 C FF 93 X SI 94 2-2 16 L6-3 1B		B FF 95 C FF 96 C FF 95 F SL 86 C SI 96 1-3 ③ K		C FF 93 F FF 94 B SI 95 B FF 93 F SL 85 B SI 96 F SI 95 B FF 94 X SI 95 3-2 ③ F8			F SI 96 B SI 95 F SI 95 B SL 83 B SI 95 F SI 94 B SI 94 4-2 7 BB BB	B SI 92 B SI 92 T SI 92 F SI 92 B SI 92 X SI 92 3-2 ② SF9 2-3 3-H		B SI 94 C FF 94 B SI 95 F SI 94 F SI 95 B SL 82 B SI 93 4-2 16 DI BB	3	0	1	1	2	1	2
16 Kolten Wong, L (1, 4) OBP: 0.350, SLG: 0.343	B FF 93 1 SAFE B FC 91 L SI 93 X SI 92 2-1 ① ② L6-3 1-1			C FF 94 B FS 84 F FF 95 X FS 86 1-2 7 FC6-4 1B		B SL 84 B SI 95 C SI 95 S FC 90 B SI 94 X SI 94 3-2 ① F8		F SI 95 F SI 95 S SL 84 0-3 ② K	X FS 85 0-0 ③ G3		B SI 92 C SI 93 X FF 93 1-1 ③ G5-3 1-2	6	0	1	0	0	1	5
7 Matt Holliday, R (1, 7) OBP: 0.341, SLG: 0.297	B FF 93 B FC 90 X SI 93 2-0 ③ G5-3			1 SAFE X FC 91 0-0 ① FC6-4 1-2f		B SI 93 X SI 94 1-0 ② F9		B SI 95 F SI 96 F SI 96 D SL 83 D SL 83 B SL 84 4-2 1-2 BB		B SI 92 B FF 93 B FF 93 B FF 94 4-0 BB BB		3	0	0	0	2	0	1
Matt Adams, L (1, 3) OBP: 0.425, SLG: 0.514		B FF 94 X SL 84 1-0 4 WP 4 1B 2B		B SI 94 F SI 94 B SI 95 S SI 93 C SI 94 2-3 ② K		F SI 95 B FS 85 X SI 95 1-1 1B		C FF 96 B SI 96 B SI 96 X SI 95 2-1 ③ L9		D CU 77 B FF 93 B FF 93 B FF 93 4-0 1-2 BB		4	1	2	0	1	1	3
4 Yadier Molina, R (1, 2) OBP: 0.317, SLG: 0.575		C FF 94 B SI 94 F SL 85 B SL 85 F SI 96 X SI 94 2-2 21 G4-6-3 2-H 1B		C SI 94 D FF 95 1 SAFE B FF 95 B SI 94 F SI 94 X SI 94 3-2 ③ G4-3		F SI 94 B SI 94 X SI 94 1-1 ③ G5-3			C SI 92 B SI 93 C CU 75 F CU 75 B SI 94 X SI 93 2-2 19 SH5-3 8 PB 21 HBP 1B	F SI 91 S SL 83 D SL 86 F FF 93 S SL 86 1-3 ① K		5	1	2	1	0	1	4
21 Allen Craig, R (1, 9) OBP: 0.135, SLG: 0.088 43 Shane Robinson, R (9, PR) (10, 9)		D SI 94 X FF 94 1-0 ① ② G4-6-3 1-2f			X SI 94 0-0 ① G4-3		C SI 94 F SI 95 B FF 93 F SI 95 F SI 96 X SL 84 1-2 ① P4		C SI 94 H SI 93 1-1 8 PB 19 SH5-3 13 SF9 1-2 HBP	C SL 84 B SL 86 F FF 93 B SL 85 X SL 83 2-2 ② F7		3 1	0 1	0 0	0 0	0 0	0 0	1 2
27 Jhonny Peralta, R (1, 6) OBP: 0.189, SLG: 0.250 46 Kevin Siegrist, L (8, 1) 37 Pat Neshek, S (9, 1) 19 Jon Jay, L (9, PH) OBP: 0.308, SLG: 0.455 26 Trevor Rosenthal, R (10, 1)		B SI 95 F SI 95 X SI 94 1-1 ③ G6-3			C SI 94 S SI 94 B SI 93 B FF 96 B SI 94 X SI 95 3-2 ② G5-3		F SI 96 F FC 94 B SI 97 S SI 95 1-3 ② K	L SI 91 X FS 84 0-1 ① SH5-3 1-2 2-3		S FF 94 B FF 94 S FF 94 D FF 94 C SL 83 2-3 ③ K	3 0 0 0 1	0 0 0 0 0	0 0 0 0 0	0 0 0 0 0	0 0 0 0 0	1 0 0 0 1	0 0 0 0 2
8 Peter Bourjos, R (1, 8) OBP: 0.258, SLG: 0.310			C FF 94 B SI 94 X FF 94 1-1 ① G4-3		X FF 95 0-0 2B		F SI 95 B SI 96 F SI 96 C FC 94 1-3 ③ K		B SI 93 F SI 92 P PO 89 B CU 75 H CU 74 4-1 13 SF9 33 S 2-3 3-H HBP		C FF 95 L SI 93 B FF 95 B SI 96 S SL 82 2-3 ① K2-3	4	0	1	0	0	2	0
58 Joe Kelly, R (1, 1) OBP: 0.400, SLG: 0.500 44 Carlos Martinez, R (7, 1) 33 Daniel Descalso, L (8, 6)			C FF 95 C FF 95 B FS 86 X SI 95 1-2 ② G4-3		H SI 93 1-0 HBP			F SI 95 C SL 81 S SL 83 0-3 ① K	D CU 76 1 SAFE B FS 84 B SI 91 C SI 92 B SI 92 4-1 1-2 BB		C SI 94 B FF 91 X SI 94 1-1 ② G1-3	1 0 2	0 0 0	0 0 0	0 0 1	0 0 1	0 0 0	0 0 0
Inning Stats	R: 0 E: 0 K: 0 S: 6 H: 1 LOB: 0 BB: 0 P: 12	R: 1 E: 0 K: 0 S: 8 H: 2 LOB: 0 BB: 0 P: 13	R: 0 E: 0 K: 1 S: 9 H: 0 LOB: 0 BB: 0 P: 12	R: 0 E: 0 K: 1 S: 10 H: 1 LOB: 1 BB: 0 P: 16	R: 0 E: 0 K: 0 S: 10 H: 1 LOB: 2 BB: 0 P: 17	R: 0 E: 0 K: 0 S: 8 H: 1 LOB: 1 BB: 0 P: 14	R: 0 E: 0 K: 2 S: 11 H: 0 LOB: 0 BB: 0 P: 14	R: 0 E: 0 K: 2 S: 13 H: 0 LOB: 2 BB: 2 P: 23	R: 2 E: 0 K: 0 S: 14 H: 1 LOB: 2 BB: 1 P: 27	R: 0 E: 0 K: 2 S: 10 H: 0 LOB: 2 BB: 2 P: 23	R: 0 E: 0 K: 1 S: 10 H: 0 LOB: 1 BB: 1 P: 18	1B: 5 2B: 3 3B: 0 HR: 0 SF: 1 SAC: 1 DP: 2 HBP: 3						

PITCHER		IP	WLS	BF	H	R	ER	SO	BB	IBB	HBP	BLK	WP	HR	S	P	ERA	WHIP
29 Jeff Samardzija, R ERA: 1.29	(1, 1)	7.0		26	6	1	1	4	0	0	1	0	1	0	62	98	1.29	0.857
46 Pedro Strop, R ERA: 4.76	(8, 1)	1.0	H	5	0	0	0	2	2	0	0	0	0	0	13	23	0.00	2.000
41 Jose Veras, R ERA: 12.27	(9, 1)	1.0	B	7	1	2	2	0	1	0	2	0	0	0	14	27	18.00	2.000
52 Justin Grimm, R ERA:	(10, 1)	1.0	W	5	0	0	0	2	2	0	0	0	0	0	10	23	0.00	2.000
56 Héctor Rondón, R ERA:	(11, 1)	1.0	S	4	0	0	0	1	1	0	0	0	0	0	10	18	0.00	1.000

PITCHER	IP	WLS	BF	H	R	ER	SO	BB	IBB	HBP	BLK	WP	HR	S	P	ERA	WHIP

AB	36
R	3
H	7
RBI	2
BB	6
SO	9
LOB	20

WP: 1 PA: 47
PB: 1
SB: 1
CS: 0

Chicago Cubs @ St. Louis Cardinals

Busch Stadium, St. Louis, MO

Sat Apr 12 2014, 1:17 PM - 3:58 PM CDT

Att. 45,302 - Partly Cloudy - 76 F

TOP

livebaseballscorecards.com

Batter	1	2	3	4	5	6	7	8	9	AB	R	H	RBI	BB	SO	LOB
21 Junior Lake, R (1, 7) OBP: 0.281, SLG: 0.500	X SI 90 0-0 HR		B CU 76 S FC 88 X SI 92 1-1 ② B1-3		C CU 73 F FC 86 S CU 76 0-3 ③ K		C FC 84 S CU 75 F SI 92 S CU 77 0-3 ③ K			4	1	1	1	0	2	0
24 Luis Valbuena, L (1, 5) OBP: 0.357, SLG: 0.261 30 Mike Olt, R (8, PH) OBP: 0.208, SLG: 0.435 (8, 5)	C SI 90 X FC 87 0-1 ① L9		C SI 91 C CU 74 X FC 84 0-2 ③ F8			C SI 89 C CU 73 F CU 75 B SI 91 F FF 91 B CU 75 X FC 87 2-2 44 G4-3 19 2B 2B		B SI 83 B SI 84 B SI 84 C SI 84 B SI 84 4-1 BB		3 0	1 0	1 0	0 0	0 1	0 0	0 0
44 Anthony Rizzo, L (1, 3) OBP: 0.400, SLG: 0.442	B SI 90 C FC 88 B FF 92 X CU 75 2-1 ② G4-3			C SI 90 B SI 90 B CH 82 C FF 92 X CU 76 2-2 19 2B 13 G6-3 1B		C FF 90 C SI 91 F CU 76 X SI 92 0-2 ① G4-3 2-3		B SI 85 C SI 84 X SI 84 1-1 ① F7		4	1	1	0	0	0	2
19 Nate Schierholtz, L (1, 9) OBP: 0.316, SLG: 0.389	C FC 86 B SI 91 C CU 74 B SI 92 B CU 74 F FC 86 F FF 92 T CU 76 3-2 ③ K			F FC 87 B FF 89 B CH 84 X SI 92 2-1 13 G6-3 1-3 2B		X FF 89 0-0 6 2B 3-H 2B		F SI 85 S SL 76 S SL 76 0-3 ② K		4	1	2	1	0	2	1
6 Ryan Sweeney, L (1, 8) OBP: 0.276, SLG: 0.240		C SI 88 B CH 81 B CU 71 F FF 90 S FC 85 2-3 ① K		B CU 74 C CU 75 B SI 92 3 SAFE C CU 76 F CU 77 B SI 94 S CU 77 3-3 ① K		C CU 74 X SI 91 0-1 2-H 2B		B SI 84 F SI 85 F SI 84 S SL 75 1-3 ③ K		4	0	1	1	0	3	3
13 Starlin Castro, R (1, 6) OBP: 0.354, SLG: 0.500		B SI 91 F FF 91 X FC 85 1-1 1B		B SI 92 X SI 93 1-0 ② G6-3 2-3 3-H		X CU 74 0-0 ② G5-3			B SI 90 C SI 90 B SI 90 X CH 83 2-1 15 G4-3 2B	4	0	2	1	0	0	2
15 Darwin Barney, R (1, 4) OBP: 0.333, SLG: 0.143		C SI 90 X CU 74 0-1 ② F7		C FC 89 F FF 92 D CU 78 B SI 93 B FF 94 F FC 89 F SI 94 S SI 92 3-3 ③ K		D CU 74 F FC 90 X CU 76 1-1 ③ P6			C SI 90 X SI 90 0-1 ① G4-3 2-3	4	0	0	0	0	1	4
12 John Baker, L (1, 2)		B SI 91 X FC 88 1-0 ③ G4-3			C SI 90 X SI 91 0-1 ① G4-3		C SI 89 F CU 74 B CU 74 B SI 90 F CU 76 X SI 92 2-2 ① L7		C SI 89 B SI 89 X CH 84 1-1 ② L6	4	0	0	0	0	0	2
33 Carlos Villanueva, R (1, 1) 18 Chris Rusin, L (4, 1) 51 Ryan Kalish, L (9, PH) OBP: 0.250, SLG: 0.286			C SI 91 B SI 91 C SI 92 S CU 76 1-3 ① K		C SI 90 F SI 90 S CU 77 0-3 ② K		C SI 89 X SI 90 0-1 ② G6-3		B CH 82 F SI 90 B SI 89 F SI 89 S FF 89 2-3 ③ K	1 2 1	0 0 0	0 0 0	0 0 0	0 0 0	1 1 1	0 0 1
Inning Stats	R: 1 E: 0 K: 1 S: 10 H: 1 LOB: 0 BB: 0 P: 15	R: 0 E: 0 K: 1 S: 8 H: 1 LOB: 1 BB: 0 P: 12	R: 0 E: 0 K: 1 S: 8 H: 0 LOB: 0 BB: 0 P: 10	R: 1 E: 0 K: 2 S: 15 H: 2 LOB: 1 BB: 0 P: 26	R: 0 E: 0 K: 2 S: 8 H: 0 LOB: 0 BB: 0 P: 8	R: 2 E: 0 K: 0 S: 15 H: 3 LOB: 1 BB: 0 P: 18	R: 0 E: 0 K: 1 S: 10 H: 0 LOB: 0 BB: 0 P: 12	R: 0 E: 0 K: 2 S: 9 H: 0 LOB: 1 BB: 1 P: 15	R: 0 E: 0 K: 1 S: 9 H: 1 LOB: 1 BB: 0 P: 14	1B: 2 2B: 5 3B: 0 HR: 1	SF: 0 SAC: 0 DP: 0 HBP: 0			WP: 0 PB: 0 SB: 0 CS: 0		PA: 36	

PITCHER	IP	WLS	BF	H	R	ER	SO	BB	IBB	HBP	BLK	WP	HR	S	P	ERA	WHIP
50 Adam Wainwright, R (1, 1) ERA: 2.57	7.0	W	28	7	4	4	8	0	0	0	0	0	1	74	101	5.14	1.000
36 Randy Choate, L (8, 1) ERA: 2.25	1.0		4	0	0	0	2	1	0	0	0	0	0	9	15	0.00	1.000
43 Seth Maness, R (9, 1) ERA: 2.45	1.0		4	1	0	0	1	0	0	0	0	0	0	9	14	0.00	1.000

AB	35
R	4
H	8
RBI	4
BB	1
SO	11
LOB	15

Batter	1	2	3	4	5	6	7	8	9	AB	R	H	RBI	BB	SO	LOB
13 Matt Carpenter, L (1, 5) OBP: 0.431, SLG: 0.375	C FF 87 C SI 88 B CU 76 F SL 84 T FF 88 1-2 K	B SI 88 T SI 88 F CU 77 X CU 76 1-2 1-2 3-H 1B		D SI 87 X SI 88 1-0 16 1B 16 PB 7 FC5 1-2 3-H 1B	X FC 87 0-0 F7		C SI 87 F FC 85 X SI 88 0-2 L7			5	1	2	2	0	1	1
16 Kolten Wong, L (1, 4) OBP: 0.341, SLG: 0.333 38 Pete Kozma, R (8, PH) (9, 6)	B FF 88 F CH 81 B CH 82 B SI 88 X SL 81 3-1 P2	X SI 87 0-0 F8 2-3		B CU 75 X CU 74 1-0 7 FC5 7 S 19 1B 1-3 2-H 1B	C FC 85 B CU 82 B SI 88 F FC 84 B CU 79 F FC 84 X FC 84 3-2 L9			C FC 87 X FC 85 0-1 F9		4 1	1 0	1 0	1 0	0 0	0 0	2 0
7 Matt Holliday, R (1, 7) OBP: 0.327, SLG: 0.310	B SI 88 B CU 77 F SI 87 B CU 76 X SI 88 3-1 G5-3	S SI 86 X SI 88 0-1 G6-3		F SI 86 D CU 77 B SI 87 X SI 87 2-1 FC5 4 S 19 1B 1-3 3-H		B SI 87 X SI 87 1-0 G4-3 4 G5-3 2B		C FC 78 B FC 86 X SL 86 1-1 G5-3		5	2	1	1	0	0	3
Matt Adams, L (1, 3) OBP: 0.400, SLG: 0.548		B FF 88 F CU 74 B CH 82 X CH 81 2-1 HR	X FF 88 0-0 F7	C CU 81 D CU 82 X FC 86 1-1 P6		C SI 88 F SI 88 D CU 82 D SI 90 X FC 85 2-2 G4-3 2-3		C CU 75 X CU 81 0-1 G3-1		5	1	1	1	0	0	3
4 Yadier Molina, R (1, 2) OBP: 0.356, SLG: 0.605 48 Tony Cruz, R (9, 2)		F SI 88 B SI 87 B FF 88 X CH 82 2-1 21 1B 33 E 1B	B SI 87 B CU 75 B CH 80 C FF 88 X FF 87 3-1 21 G6-3 2B	B SI 89 B CH 80 I IN 75 I IN 76 4-0 19 1B 1-2 IBB		B FC 85 X FC 85 1-0 G5-3 3-H				3 0	1 0	2 0	1 0	1 0	0 0	0 0
21 Allen Craig, R (1, 9) OBP: 0.146, SLG: 0.105		B SI 88 C SI 88 1 SAFE X SI 88 1-1 33 E 50 1B 1-2 1B	B FF 87 C SI 86 B CU 76 F SI 88 X SL 84 2-2 G6-3 2-3	B SI 88 B FC 86 C SL 85 B SL 87 F FC 85 T FC 86 3-2 K		B SI 87 X CH 79 1-0 G1				4 0	1 0	1 0	0 0	0 0	1 0	4 0
19 Jon Jay, L (1, 8) OBP: 0.294, SLG: 0.400		C SI 88 F SI 88 F SL 82 S CU 77 0-3 K	S CU 77 B CU 78 X SI 89 1-1 G6-3	X FC 85 0-0 1-2 2-H 3-H 1B			B CU 79 F SI 86 C SI 88 X CU 81 1-2 G6-3			4	0	1	2	0	1	3
33 Daniel Descalso, L (1, 6) OBP: 0.200, SLG: 0.214 (9, 4)		D CU 74 X CH 82 1-0 E8 50 1B 13 1B 1-3 2-H 1B		B SI 86 2-0 X CH 80 X CH 79 50 SH 13 1B 2B B CU 79 X FC 85 1-0 P5			C FF 89 X CU 82 0-1 G4-3			4	2	2	1	0	0	2
50 Adam Wainwright, R (1, 1) OBP: 0.333, SLG: 0.333 43 Shane Robinson, R (7, PH) OBP: 0.375, SLG: 0.167 36 Randy Choate, L (8, 1) 43 Seth Maness, R (9, 1)		S SL 82 L SL 82 X FF 88 0-2 16 F8 13 1B 2-3 3-H 1B		L SL 83 L CU 76 X SL 82 0-2 SH 16 PB 13 1B 16 1B 2-3	C SI 86 X CH 78 0-1 P3		C FF 88 X CH 80 0-1 1B			2 1 0 0	1 0 0 0	1 1 0 0	1 0 0 0	0 0 0 0	0 0 0 0	0 0 0 0
Inning Stats	R: 0 E: 0 K: 1 S: 8 H: 0 LOB: 0 BB: 0 P: 15	R: 4 E: 1 K: 1 S: 20 H: 6 LOB: 2 BB: 0 P: 27	R: 0 E: 0 K: 0 S: 8 H: 1 LOB: 1 BB: 0 P: 14	R: 5 E: 0 K: 1 S: 15 H: 4 LOB: 2 BB: 1 P: 30	R: 0 E: 0 K: 0 S: 7 H: 0 LOB: 0 BB: 0 P: 10	R: 1 E: 0 K: 0 S: 6 H: 1 LOB: 0 BB: 0 P: 11	R: 0 E: 0 K: 0 S: 10 H: 1 LOB: 1 BB: 0 P: 11	R: 0 E: 0 K: 0 S: 6 H: 0 LOB: 0 BB: 0 P: 7		1B: 9 2B: 3 3B: 0 HR: 1 SF: 0 SAC: 1 DP: 0 HBP: 0			WP: 0 PB: 1 SB: 2 CS: 0 PA: 40		

BOTTOM

Chicago Cubs @ St. Louis Cardinals

Busch Stadium, St. Louis, MO

Sat Apr 12 2014, 1:17 PM - 3:58 PM CDT

Att. 45,302 - Partly Cloudy - 76 F

livebaseballscorecards.com

AB	38
R	10
H	13
RBI	10
BB	1
SO	3
LOB	18

PITCHER		IP	WLS	BF	H	R	ER	SO	BB	IBB	HBP	BLK	WP	HR	S	P	ERA	WHIP
33 Carlos Villanueva, R ERA: 11.57	(1, 1)	3.0	L	21	10	9	9	2	0	0	0	0	0	1	44	70	27.00	3.333
18 Chris Rusin, L ERA: 1.8	(4, 1)	5.0		19	3	1	1	1	0	1	0	0	0	0	36	55	1.80	0.600

PITCHER	IP	WLS	BF	H	R	ER	SO	BB	IBB	HBP	BLK	WP	HR	S	P	ERA	WHIP

Batter	1	2	3	4	5	6	7	8	9	AB	R	H	RBI	BB	SO	LOB
64 Emilio Bonifácio, S (1, 4) (8, 8) OBP: 0.436, SLG: 0.451	B FF 93 C FF 91 B FC 89 S FF 92 F FF 95 B CH 86 F FF 93 X FF 92 3-2 F8 ①		C FF 91 F CH 84 B FF 95 B FF 94 F CH 86 S CU 74 2-3 K ①		X FF 92 0-0 G5-3 ①		F FF 94 B FF 94 B FF 94 X FF 95 2-1 F8 ③		C FF 95 F FF 96 F FF 97 X CH 87 0-2 G4-3 ③	5	0	0	0	0	1	3
20 Justin Ruggiano, R (1, 8) (8, 9) OBP: 0.238, SLG: 0.211	B FF 94 B FF 94 F FF 94 B FF 93 F FF 94 F FF 95 X FF 94 3-2 44 HR 1B		F FF 94 B FC 89 B CU 76 B FC 91 B FF 93 4-1 19 CS BB		C FF 92 C FF 94 F CU 76 S CH 87 1-3 K ②			B FF 93 F FF 93 X FF 94 1-1 F8 ①		3	1	1	0	1	1	0
44 Anthony Rizzo, L (1, 3) OBP: 0.389, SLG: 0.489	X FF 94 0-0 1-H HR		1 SAFE F FC 89 S CH 87 X FF 94 0-2 F8 ②		C CH 87 B CH 89 X CH 87 1-1 G3 ③			C CU 77 B FF 96 C FF 95 S FF 95 1-3 K ②		4	1	1	2	0	1	1
19 Nate Schierholtz, L (1, 9) OBP: 0.286, SLG: 0.350 50 Blake Parker, R (8, 1) 53 Wesley Wright, R (8, 1)	C CH 87 C CU 76 S FF 97 0-3 K ②		B CH 87 1 SAFE 1-0 CS ③ 1-2	B FF 92 F CH 86 X CU 75 1-1 L5 ①		F FF 92 S CH 85 B CH 89 S CH 87 1-3 K ①		B CU 78 B FF 95 S FF 94 B FF 95 X FF 95 3-1 P5 ③		4 0 0	0 0 0	0 0 0	0 0 0	0 0 0	2 0 0	0 0 0
13 Starlin Castro, R (1, 6) OBP: 0.327, SLG: 0.460	T FF 94 F FC 91 S CH 87 0-3 K ③			B FF 94 C CU 75 B FC 89 C FF 93 F FF 95 X FC 89 2-2 L8 ②	X CU 76 0-0 G6-3 ②				C FF 96 B SL 89 B FF 96 B FF 96 F FF 96 S FF 96 3-3 K ①	4	0	0	0	0	2	0
21 Junior Lake, R (1, 7) OBP: 0.306, SLG: 0.559		B CU 74 S FF 94 B FF 93 F FC 88 X FF 93 2-2 E5		F CU 75 S FF 94 X FF 95 0-2 30 HBP 5 1B 1B	X FC 92 0-0 L8 ③				C FF 96 S SL 89 X SL 90 0-2 30 1B 3B	4	2	2	0	0	0	0
30 Mike Olt, R (1, 5) OBP: 0.286, SLG: 0.500		B FC 90 X FF 92 1-0 P4 ①		H FF 93 1-0 5 1B 1-2 HBP			B FF 91 C CU 74 X FC 89 1-1 2B		B FF 96 B FF 96 X FF 97 2-0 5 HBP 3-H 1B	3	0	2	1	0	0	1
5 Welington Castillo, R (1, 2) OBP: 0.282, SLG: 0.417 12 John Baker, L (9, PR)		C FF 91 F FC 89 B CH 85 F CH 86 F CU 76 S FC 90 1-3 K ②		X CU 74 0-0 1-2 2-H 1B			B FC 88 C FF 92 B FF 92 B CH 84 C CU 74 C FF 93 3-3 K ①		C CU 81 S FF 96 H FF 98 1-2 1-2 HBP	3 0	0 0	1 0	1 0	0 0	2 0	2 0
36 Edwin Jackson, R (1, 1) 6 Ryan Sweeney, L (7, PH) OBP: 0.276, SLG: 0.240 15 Darwin Barney, R (7, PH) OBP: 0.321, SLG: 0.136 40 James Russell, L (7, 1) 24 Luis Valbuena, L (8, 4) OBP: 0.345, SLG: 0.250		X FF 91 0-0 P5 ③		S FF 93 B FF 94 S CH 86 T FF 95 1-2 K ③			F FF 94 B FF 94 F FF 94 S FF 95 1-3 K ②		C CH 85 F FF 96 B FF 96 B CH 88 F FF 96 X CH 88 2-2 F8 ②	2 0 1 0 1	0 0 0 0 0	0 0 0 0 0	0 0 0 0 0	1 0 1 0 0	3 0 1 0 2	3 0 1 0 2

TOP

Chicago Cubs @ St. Louis Cardinals

Busch Stadium, St. Louis, MO

Sun Apr 13 2014, 1:19 PM - 5:12 PM CDT

Att. 44,135 - Cloudy - 72 F

livebaseballscorecards.com

AB	34
R	4
H	7
RBI	4
BB	1
SO	11
LOB	13

Inning Stats	1	2	3	4	5	6	7	8	9	1B	SF	WP	PA
R	2	0	0	1	0	0	0	0	1	4	0	0	38
E	0	1	0	0	0	0	0	0	0	2B	SAC	PB
K	2	1	1	1	1	1	2	1	1	1	0	0
S	16	10	8	13	6	5	10	7	17	3B	DP	SB
H	2	0	0	2	0	0	1	0	2	1	0	0
LOB	0	1	0	0	0	0	1	0	2	HR	HBP	CS
BB	0	0	1	0	0	0	0	0	0	1	2	1
P	22	14	15	18	8	6	17	12	25			

PITCHER		IP	WLS	BF	H	R	ER	SO	BB	IBB	HBP	BLK	WP	HR	S	P	ERA	WHIP
52 Michael Wacha, R	(1, 1)	6.1	W	26	5	3	3	8	1	0	1	0	0	1	63	92	4.26	0.947
ERA: 1.89																		
46 Kevin Siegrist, L	(7, 1)	1.2	H	5	0	0	0	2	0	0	0	0	0	0	12	20	0.00	0.000
ERA: 5.79																		
26 Trevor Rosenthal, R	(9, 1)	1.0	S	6	2	1	1	1	0	0	1	0	0	0	17	25	9.00	2.000
ERA: 7.36																		

PITCHER	IP	WLS	BF	H	R	ER	SO	BB	IBB	HBP	BLK	WP	HR	S	P	ERA	WHIP

Batter	1	2	3	4	5	6	7	8	9	AB	R	H	RBI	BB	SO	LOB
13 Matt Carpenter, L (1, 5) OBP: 0.411, SLG: 0.364	C FF 94 B SI 95 C CU 79 B FF 95 B SL 86 X FF 94 3-2 L8	B CU 80 C CH 86 F FF 95 F SL 86 D CU 80 X CH 86 2-2 16 S 16 1B 2-H 3-H 1B		C SI 94 F FF 95 B FF 95 F FF 95 D SL 88 X FF 95 2-2 SF7 3-H			C FF 90 B SL 81 X SI 89 1-1 G3	1 SAFE B SL 83 C SI 89 X KC 78 1-1 L3		4	1	1	3	0	0	2
16 Kolten Wong, L (1, 4) OBP: 0.354, SLG: 0.349	B FF 93 S CH 87 C CU 80 B SL 87 X FF 95 2-2 F8 7 BB 1B	C CU 79 B FF 93 F FF 93 X SL 87 1-2 7 1B 1-H 1B		C CU 81 L CH 87 B FF 94 B SL 86 B CU 80 X FF 92 3-2 G3-1			C CU 76 C FF 89 B SI 89 F SL 83 X FF 90 1-2 F7			4	0	2	1	0	0	0
7 Matt Holliday, R (1, 7) OBP: 0.377, SLG: 0.341	1 SAFE B SI 92 F FF 93 B FF 92 1 SAFE F FF 92 B SI 92 B FF 94 4-2 1-2 BB	1 SAFE S FF 94 1 SAFE 1 SAFE F FF 93 1 SAFE X SL 88 0-2 1-3 1B			B FF 94 X FF 95 1-0 G4-6-3 1B		B FF 88 B CH 82 B CH 82 B FF 88 4-0 CS BB			2	0	2	0	2	0	0
Matt Adams, L (1, 3) OBP: 0.367, SLG: 0.500	B FF 94 C FF 93 S CU 80 X CU 81 1-2 F8 2-3	C CU 79 X SI 94 0-1 G5-3			B FF 95 X FF 94 1-0 G4-6-3 1-2f		C SI 90 F SI 89 1 SAFE F FF 90 1 SAFE B CU 77 1-2 CS 1-2	B CU 75 B CU 76 X FF 92 2-0 F9		4	0	0	0	0	0	5
4 Yadier Molina, R (1, 2) OBP: 0.367, SLG: 0.596	D CU 80 B FF 94 F CH 86 1 SAFE C SL 85 X CU 81 2-2 L9		C FF 94 B SI 88 X SI 94 1-1 27 G6-4-3 1B		C FF 93 B SI 89 B CU 79 F SI 94 F FF 94 B FF 94 S FF 93 3-3 K			S FF 92 B FF 92 B FF 92 X FF 91 2-1 21 1B 27 2B 1B		4	1	2	0	0	1	2
21 Allen Craig, R (1, 9) OBP: 0.178, SLG: 0.122		B FF 92 B FF 93 B SI 93 C FF 92 B FF 92 4-1 52 27 SH3-4 1B 13 1B BB	B FF 92 1 SAFE B FF 94 S FF 93 F FF 94 F FF 94 F FF 95 1 SAFE F SL 87 2-3 F FF 92 S SL 87 K			X FF 94 0-0 G4-3		B FF 91 B FF 91 F FF 92 X FF 91 2-1 27 2B 8 E 1-2 1B		3	2	1	0	1	1	1
27 Jhonny Peralta, R (1, 6) OBP: 0.220, SLG: 0.306		S FF 93 B FF 93 B FF 93 B FF 94 F FF 91 X FF 92 3-2 52 SH3-4 13 1B 1-2 1B	X FF 94 0-0 G6-4-3 1-2f			C FF 94 C SI 93 F SI 94 B SL 89 B FF 94 B SI 93 X SL 85 3-2 F7		D FF 92 B FF 92 F FF 91 B FF 90 X FF 90 3-1 8 E 1-3 2-H 2B		4	1	2	1	0	0	1
8 Peter Bourjos, R (1, 8) OBP: 0.286, SLG: 0.375		C CU 79 C FF 94 S SL 88 0-3 K		F CU 78 X FF 94 0-1 13 SF7 3B		F FF 95 B FF 93 B FF 92 B FF 93 B FF 92 4-1 BB		C FF 91 F FF 90 X CU 78 0-2 E5 2-3 3-H		3	1	1	1	1	1	3
52 Michael Wacha, R (1, 1) 46 Kevin Siegrist, L (7, 1) 19 Jon Jay, L (8, PH) OBP: 0.278, SLG: 0.375 26 Trevor Rosenthal, R (9, 1)		X FF 92 0-0 SH3-4 1-2 2-3		S FF 93 C FF 95 S FF 95 0-3 K		1 SAFE C FF 93 S FF 93 B FF 94 S FF 93 1-3 K		1 SAFE 1 SAFE F FF 90 T FF 90 B FF 91 1 SAFE X FF 91 1-2 P6		2 0 1 0	0 0 0 0	0 0 0 0	0 0 0 0	2 0 0 0	2 0 2 0	
Inning Stats	R: 0 E: 0 K: 0 S: 14 H: 1 LOB: 2 BB: 1 P: 26	R: 3 E: 0 K: 1 S: 20 H: 4 LOB: 2 BB: 1 P: 30	R: 0 E: 0 K: 1 S: 10 H: 1 LOB: 0 BB: 0 P: 13	R: 1 E: 0 K: 1 S: 12 H: 1 LOB: 1 BB: 0 P: 17	R: 0 E: 0 K: 1 S: 6 H: 1 LOB: 0 BB: 0 P: 11	R: 0 E: 0 K: 1 S: 9 H: 0 LOB: 1 BB: 1 P: 17	R: 0 E: 0 K: 0 S: 9 H: 0 LOB: 0 BB: 1 P: 16	R: 2 E: 1 K: 0 S: 15 H: 3 LOB: 2 BB: 0 P: 26		1B: 9 2B: 1 3B: 1 HR: 0 SF: 1 SAC: 1 DP: 2 HBP: 0			WP: 0 PB: 0 SB: 1 CS: 1 PA: 38		

PITCHER		IP	WLS	BF	H	R	ER	SO	BB	IBB	HBP	BLK	WP	HR	S	P	ERA	WHIP
36 Edwin Jackson, R ERA: 6.19	(1, 1)	6.0	L	27	8	4	4	5	3	0	0	0	0	0	71	114	6.00	1.833
40 James Russell, L ERA: 4.91	(7, 1)	1.0		3	0	0	0	0	1	0	0	0	0	0	9	16	0.00	1.000
50 Blake Parker, R ERA: 27.0	(8, 1)	0.2		6	3	2	2	0	0	0	0	0	0	0	13	23	27.00	4.500
53 Wesley Wright, L ERA: 4.91	(8, 1)	0.1		1	0	0	0	0	0	0	0	0	0	0	2	3	0.00	0.000

PITCHER	IP	WLS	BF	H	R	ER	SO	BB	IBB	HBP	BLK	WP	HR	S	P	ERA	WHIP

BOTTOM

Chicago Cubs @ St. Louis Cardinals

Busch Stadium, St. Louis, MO

Sun Apr 13 2014, 1:19 PM - 5:12 PM CDT

Att. 44,135 - Cloudy - 72 F

livebaseballscorecards.com

AB	31
R	6
H	11
RBI	6
BB	4
SO	5
LOB	18

Batter	1	2	3	4	5	6	7	8	9	AB	R	H	RBI	BB	SO	LOB
64 Emilio Bonifácio, S (1, 4) OBP: 0.407, SLG: 0.418	X SI 90 0-0 ① B1-3		C SI 90 C FF 90 B FF 91 B FF 92 X SI 91 2-2 ② G6-3			B FF 90 C FF 89 S FS 85 B FF 91 X FF 92 2-2 ② F8			C FF 89 B FF 89 S SL 79 B SL 80 F FF 89 B FF 89 X FF 90 3-2 ① G5-3	4	0	0	0	0	0	0
20 Justin Ruggiano, R (1, 8) OBP: 0.250, SLG: 0.190 6 Ryan Sweeney, L (9, PH) OBP: 0.267, SLG: 0.231	C FF 90 F SL 83 B SI 90 B FS 86 B SI 90 B SI 92 4-2 BB		C CU 72 B SI 90 S FS 86 F FF 93 C FS 87 1-3 ③ K			C FS 86 C SL 82 S SL 85 0-3 ③ K			C SL 79 B SL 83 C FF 90 B SL 83 B FF 90 F FF 90 X FF 91 3-2 ② F9	2 1	0 0	0 0	0 0	1 0	2 0	0 0
44 Anthony Rizzo, L (1, 3) OBP: 0.397, SLG: 0.490	F SI 90 S FS 86 F FS 85 X FF 93 0-2 ② F8			B CU 71 C FS 87 B FS 87 C FS 86 X FF 93 2-2 ① G4-3			X SL 79 0-0 ① 19 G1-6-3 1B		C FF 91 B SL 83 S SL 82 X SL 80 1-2 ① 19 D 1B	4	0	2	0	0	0	1
19 Nate Schierholtz, L (1, 9) OBP: 0.261, SLG: 0.318	B CU 72 X SI 90 1-0 ③ F8			S FS 86 B SI 88 B CU 74 S FS 86 C FF 93 2-3 ② K			F SI 90 F SI 90 F FS 87 B FS 86 B FF 91 X SI 90 2-2 ① G1-6-3 1-2		C FF 90 F FF 92 B FF 92 S SL 84 1-3 ③ K 1-2	4	0	0	0	0	2	3
13 Starlin Castro, R (1, 6) OBP: 0.309, SLG: 0.434		C SL 79 F FS 86 B FF 89 X FS 85 1-2 ① P4		F SL 83 B SI 90 F SL 82 X SL 86 1-2 ③ F8			B SI 91 F SI 91 X SI 91 1-1 ② G5-3			3	0	0	0	0	0	1
21 Junior Lake, R (1, 7) OBP: 0.308, SLG: 0.541		B SI 89 B CU 73 C SL 82 X SI 90 2-1 24 S 1B			S SL 82 B F X 1-2 ① F8		C SI 91 S FS 87 S FS 87 0-3 ③ K			3	0	1	0	0	1	1
24 Luis Valbuena, L (1, 5) OBP: 0.313, SLG: 0.222		F SI 89 1 SAFE F SI 89 D FS 86 D FS 87 F SL 84 S FS 85 2-3 ② K 1-2			L F F F X 0-2 ② G3			C CU 70 B FS 84 B SL 80 F SI 90 S FS 86 2-3 ① K		3	0	0	0	0	2	1
30 Mike Olt, R (1, 10) OBP: 0.258, SLG: 0.448		F FF 92 B FF 92 S SL 84 S FS 87 1-3 ③ K			B CU 71 S SL 82 F SI 89 C SL 84 1-3 ③ K			B SL 82 C SI 90 B FS 85 F FF 92 B FF 92 C SL 84 3-3 ② K		3	0	0	0	0	3	1
12 John Baker, L (1, 2)			C SI 88 F SI 89 S FS 87 0-3 ① K			X SI 88 0-0 ① L8		F SI 90 S FS 87 X FS 87 0-2 ③ G2-3		3	0	0	0	0	1	0
Inning Stats	R: 0 E: 0 K: 0 S: 8 H: 0 LOB: 1 BB: 1 P: 13	R: 0 E: 0 K: 2 S: 12 H: 1 LOB: 1 BB: 0 P: 18	R: 0 E: 0 K: 2 S: 10 H: 0 LOB: 0 BB: 0 P: 13	R: 0 E: 0 K: 1 S: 9 H: 0 LOB: 0 BB: 0 P: 14	R: 0 E: 0 K: 1 S: 11 H: 0 LOB: 0 BB: 0 P: 13	R: 0 E: 0 K: 1 S: 7 H: 0 LOB: 0 BB: 0 P: 9	R: 0 E: 0 K: 1 S: 10 H: 1 LOB: 1 BB: 0 P: 13	R: 0 E: 0 K: 2 S: 9 H: 0 LOB: 0 BB: 0 P: 14	R: 0 E: 0 K: 1 S: 14 H: 1 LOB: 1 BB: 0 P: 22	1B: 3 2B: 0 3B: 0 HR: 0 SF: 0 SAC: 0 DP: 0 HBP: 0						

PITCHER	IP	WLS	BF	H	R	ER	SO	BB	IBB	HBP	BLK	WP	HR	S	P	ERA	WHIP
19 Masahiro Tanaka, R (1, 1) ERA: 2.05	8.0	W	27	2	0	0	10	1	0	0	0	0	0	76	107	0.00	0.375
27 Shawn Kelley, R (9, 1) ERA: 2.45	1.0	S	4	1	0	0	1	0	0	0	0	0	0	14	22	0.00	1.000

PITCHER	IP	WLS	BF	H	R	ER	SO	BB	IBB	HBP	BLK	WP	HR	S	P	ERA	WHIP

Chicago Cubs @ New York Yankees

Yankee Stadium, Bronx, NY

Wed Apr 16 2014, 1:10 PM - 3:52 PM EDT

Att. 36,569 - Sunny - 43 F

TOP

livebaseballscorecards.com

AB	30
R	0
H	3
RBI	0
BB	1
SO	11
LOB	8

WP: 0 PA: 31
PB: 0
SB: 1
CS: 0

Chicago Cubs @ New York Yankees

Yankee Stadium, Bronx, NY

Wed Apr 16 2014, 1:10 PM - 3:52 PM EDT

Att. 36,569 - Sunny - 43 F

livebaseballscorecards.com

BOTTOM

Batter	1	2	3	4	5	6	7	8	9	AB	R	H	RBI	BB	SO	LOB
11 Brett Gardner, L (1, 7) OBP: 0.358, SLG: 0.396	B FF 91 C SI 91 B CH 84 B FF 92 F FF 91 F FF 91 X SI 92 3-2 ① F7		S SI 91 C CU 75 B SI 91 X CU 75 1-2 ① G6-3		B CU 73 X FF 90 1-0 36 G6-3 22 G1 2B		F FF 91 F CH 83 B FF 91 B FF 91 F SI 91 X CU 76 2-2 ③ G3-1			4	1	1	0	0	0	0
36 Carlos Beltrán, S (1, 9) OBP: 0.358, SLG: 0.667 31 Ichiro Suzuki, L (9, 9) OBP: 0.421, SLG: 0.474	C SI 92 B CU 75 X CH 86 1-1 HR		B SL 83 B FF 92 B SI 91 B SI 91 4-0 22 G4-6-3 BB		F FF 91 B FF 91 X SI 91 1-1 ① G6-3 2-3			C FF 92 C CU 78 B SL 87 F FF 94 B FF 94 S CU 79 2-3 ① K		3 0	1 0	1 0	1 0	1 0	1 0	0 0
22 Jacoby Ellsbury, L (1, 8) OBP: 0.429, SLG: 0.460	X SI 91 0-0 2B		X SL 85 0-0 ② ③ G4-6-3 1-2f		X CU 75 0-0 ② G1 3-H			B CU 78 B FF 93 C FF 92 F CU 78 B CU 79 B FF 93 4-2 12 S BB		3	0	1	1	1	0	1
12 Alfonso Soriano, R (1, 10) OBP: 0.250, SLG: 0.429	F SL 84 X SI 92 0-1 ② F8			C FF 91 B SL 84 F SL 81 B SL 83 F FF 92 F CU 74 S SL 82 2-3 ① K	S FF 91 B FF 92 S SI 91 X SI 91 1-2 ③ G5-3			1 SAFE C FF 93 1 SAFE B FF 92 X CU 79 1-1 ② G6-3 1-2		4	0	0	0	0	1	2
34 Brian McCann, L (1, 2) OBP: 0.240, SLG: 0.354	C SI 92 F SI 92 D CU 76 S FF 92 1-3 ③ K			X FF 91 0-0 33 1B 26 BB 45 SF8 1B		C CU 73 B SI 90 C SI 90 B SL 83 F SI 90 B CU 75 F FF 91 X FF 91 3-2 ① P6		B FF 89 S FF 88 B SL 83 X FF 89 2-1 ③ F9		4	1	1	0	0	1	2
26 Yangervis Solarte, S (1, 4) OBP: 0.429, SLG: 0.488		B FF 90 B CU 75 B SI 90 B SI 89 4-0 24 FC4 BB	B SI 91 B SI 91 C SI 91 F SL 84 D SL 84 F FF 91 B SL 82 4-2 33 1B 1-2 BB			X SL 84 0-0 ② G4-3				1	0	0	0	2	0	0
33 Kelly Johnson, L (1, 3) OBP: 0.333, SLG: 0.585		B FF 90 B SI 90 C SI 90 X SI 90 2-1 ① F8	B CU 75 F FF 91 X CH 85 1-1 1-2 2-3 1B			C SI 91 B CU 75 C CU 74 B SI 91 C SI 91 2-3 ③ K				3	0	1	0	0	1	1
45 Dean Anna, L (1, 6) OBP: 0.190, SLG: 0.368		1 SAFE F SI 91 B FF 91 1 SAFE X SI 91 1-1 ② P5	F FF 92 X SL 85 0-1 ② SF8 3-H				B SI 89 X SI 90 1-0 ① G4-3			2	0	0	1	0	0	1
24 Scott Sizemore, R (1, 5)		C FF 90 C SL 82 X SL 81 0-2 ③ FC4 1-2f	B SL 84 F FF 91 S FF 92 F FF 92 B SL 83 D SL 83 C FF 92 3-3 ③ K				B SI 90 B FF 90 C SI 90 C SI 90 S SL 82 2-3 ② K			3	0	0	0	0	2	3
Inning Stats	R: 1 E: 0 K: 1 S: 12 H: 2 LOB: 1 BB: 0 P: 17	R: 0 E: 0 K: 0 S: 7 H: 0 LOB: 1 BB: 1 P: 14	R: 0 E: 0 K: 0 S: 4 H: 0 LOB: 0 BB: 1 P: 9	R: 1 E: 0 K: 2 S: 17 H: 2 LOB: 2 BB: 1 P: 27	R: 1 E: 0 K: 0 S: 7 H: 1 LOB: 0 BB: 0 P: 10	R: 0 E: 0 K: 1 S: 9 H: 0 LOB: 0 BB: 0 P: 14	R: 0 E: 0 K: 1 S: 8 H: 0 LOB: 0 BB: 0 P: 13	R: 0 E: 0 K: 1 S: 10 H: 0 LOB: 1 BB: 1 P: 19		1B: 2 2B: 2 3B: 0 HR: 1 SF: 1 SAC: 0 DP: 1 HBP: 0					WP: 0 PB: 0 SB: 1 CS: 0 PA: 32	

	AB	27
	R	3
	H	5
	RBI	3
	BB	4
	SO	6
	LOB	11

PITCHER		IP	WLS	BF	H	R	ER	SO	BB	IBB	HBP	BLK	WP	HR	S	P	ERA	WHIP
39 Jason Hammel, R ERA: 3.05	(1, 1)	7.0	L	28	5	3	3	5	3	0	0	0	0	1	64	104	3.86	1.143
52 Justin Grimm, R ERA:	(8, 1)	0.2		3	0	0	0	1	1	0	0	0	0	0	8	15	0.00	1.500
53 Wesley Wright, L ERA: 4.5	(8, 1)	0.1		1	0	0	0	0	0	0	0	0	0	0	2	4	0.00	0.000

PITCHER	IP	WLS	BF	H	R	ER	SO	BB	IBB	HBP	BLK	WP	HR	S	P	ERA	WHIP

Batter	1	2	3	4	5	6	7	8	9	AB	R	H	RBI	BB	SO	LOB
64 Emilio Bonifácio, S (1, 8) OBP: 0.381, SLG: 0.390	C FF 90 F FF 90 B FF 91 F SL 82 B FF 92 F SL 82 F FF 92 F CH 85 B FF 91 3-3 F FF 91 C FF 91 ① K		1 SAFE C CH 85 B FF 90 F SL 81 X SL 84 1-2 ③ G4-3 1-2			C FF 89 B CH 86 X FF 90 1-1 ① F7		L SI 87 C KC 78 B SI 89 F SL 86 S SI 89 1-3 ① K		4	0	0	0	0	2	1
6 Ryan Sweeney, L (1, 7) OBP: 0.242, SLG: 0.207 21 Junior Lake, R (8, PH) OBP: 0.300, SLG: 0.526 (8, 7)	C FF 91 S CH 85 F SL 83 B FF 92 X CH 87 1-2 ② P5			C FF 90 B CH 87 X CH 85 1-1 ① G6-3		X CH 86 0-0 ② G4-3		F FF 94 B FF 94 F FF 94 B FC 87 F FF 94 F FF 94 S SL 81 2-3 ② K		3 1	0 0	0 0	0 0	0 0	0 1	0 0
44 Anthony Rizzo, L (1, 3) OBP: 0.403, SLG: 0.519	B FF 90 X FF 90 1-0 ③ P5			B SL 81 C FF 91 S CH 85 B SL 83 F FF 92 B CH 89 B FC 92 4-2 19 CS BB		C FF 92 B CH 88 B SL 82 B FF 91 S FF 91 X SL 84 3-2 3B		C FF 95 B FF 93 X SL 82 1-1 ③ G5-3		3	0	1	0	1	0	0
19 Nate Schierholtz, L (1, 10) OBP: 0.260, SLG: 0.313		F CH 88 C CH 89 B CH 89 X FF 91 1-2 ① F7		F CH 85 F FF 90 B FF 90 B CH 87 B FF 91 S SL 80 3-3 ②③ K 1-2		B FF 92 F FF 90 B CH 87 X FF 90 2-1 ③ P5			C FF 94 F FF 93 B SL 80 X SL 80 1-2 51 WP 24 BB 1B	4	0	1	0	0	1	2
13 Starlin Castro, R (1, 6) OBP: 0.322, SLG: 0.439		X SL 80 0-0 ② P4			B SL 81 F FF 90 X SL 81 1-1 5 SH5-4 24 1B 1B		B SL 85 B SI 88 C FF 89 X SL 84 2-1 24 BB 1B		B SL 86 B SI 92 B FF 93 C FF 93 X SL 86 3-1 ① P4	4	0	2	0	0	0	1
24 Luis Valbuena, L (1, 5) OBP: 0.361, SLG: 0.241		B FF 90 C FF 90 B CH 87 F FF 90 X SL 83 2-2 ③ F8			1 SAFE C FF 89 B CH 85 B CH 85 F FF 90 X FF 90 2-2 5 SH5-4 1-2 1B		B SI 89 1 SAFE C SI 89 F SL 85 B SI 90 1 SAFE B SI 90 B KC 81 4-2 1-2 BB		B CH 84 C FF 94 B CH 83 B SL 84 B FF 92 4-1 51 WP 1-2 BB	2	0	1	0	2	0	0
5 Welington Castillo, R (1, 2) OBP: 0.262, SLG: 0.385			X FF 89 0-0 ① L8		X CH 88 0-0 ① SH5-4 1-2 2-3		B KC 79 F FF 90 B SL 85 F FF 90 B SL 86 X FF 90 3-2 ① F6		D CU 79 C FF 93 B SL 84 X FF 92 2-1 ② P2	3	0	0	0	0	0	4
51 Ryan Kalish, L (1, 9) OBP: 0.250, SLG: 0.280			C FF 90 B CH 85 F FF 91 B SL 83 F SL 82 X FF 93 2-2 64 S 1B		C FF 92 B SL 83 B CH 87 B FF 92 F FF 92 F FF 92 S SL 84 3-3 ② K		T SL 86 F CH 83 B SI 90 S KC 80 1-3 ② K		B CH 85 C CH 83 X FF 93 1-1 ③ G6-3 1-2 2-3	4	0	1	0	0	2	6
15 Darwin Barney, R (1, 4) OBP: 0.290, SLG: 0.120			F FF 90 X FF 90 0-1 ② F8		B SL 80 X FF 92 1-0 ③ F8		B FF 90 C SL 85 C FF 90 X FF 91 1-2 ③ F8			3	0	0	0	0	0	5
Inning Stats	R: 0 E: 0 K: 1 S: 13 H: 0 LOB: 0 BB: 0 P: 18	R: 0 E: 0 K: 0 S: 7 H: 0 LOB: 0 BB: 0 P: 10	R: 0 E: 0 K: 0 S: 10 H: 1 LOB: 1 BB: 0 P: 13	R: 0 E: 0 K: 1 S: 8 H: 0 LOB: 1 BB: 1 P: 16	R: 0 E: 0 K: 1 S: 11 H: 2 LOB: 2 BB: 0 P: 18	R: 0 E: 0 K: 0 S: 8 H: 1 LOB: 1 BB: 0 P: 14	R: 0 E: 0 K: 1 S: 13 H: 1 LOB: 2 BB: 1 P: 24	R: 0 E: 0 K: 2 S: 11 H: 0 LOB: 0 BB: 0 P: 15	R: 0 E: 0 K: 0 S: 10 H: 1 LOB: 2 BB: 1 P: 21	1B: 5 2B: 1 3B: 1 HR: 0 SF: 0 SAC: 1 DP: 1 HBP: 0						

TOP

Chicago Cubs @ New York Yankees

Yankee Stadium, Bronx, NY

Wed Apr 16 2014, 7:12 PM - 10:16 PM EDT

Att. 40,073 - Clear - 47 F

livebaseballscorecards.com

AB	31
R	0
H	6
RBI	0
BB	3
SO	6
LOB	19

PITCHER		IP	WLS	BF	H	R	ER	SO	BB	IBB	HBP	BLK	WP	HR	S	P	ERA	WHIP
35 Michael Pineda, R ERA: 1.0	(1, 1)	6.0	W	22	4	0	0	3	1	0	0	0	0	0	57	89	0.00	0.833
41 David Phelps, R ERA: 4.7	(7, 1)	1.1	H	6	1	0	0	2	1	0	0	0	0	0	17	29	0.00	1.500
48 Matt Thornton, L ERA:	(8, 1)	0.2	H	3	1	0	0	1	0	0	0	0	0	0	10	14	0.00	1.500
43 Adam Warren, R ERA:	(9, 1)	1.0	S	4	0	0	0	0	1	0	0	0	1	0	7	17	0.00	1.000

PITCHER		IP	WLS	BF	H	R	ER	SO	BB	IBB	HBP	BLK	WP	HR	S	P	ERA	WHIP

WP: 1	PA: 35		
PB: 0			
SB: 1			
CS: 1			

Batter	1	2	3	4	5	6	7	8	9	AB	R	H	RBI	BB	SO	LOB
11 Brett Gardner, L (1, 8) (8, 7) OBP: 0.345, SLG: 0.377	C FC 85 B FC 86 C FC 83 F SL 77 X FC 84 1-2 F7 ①		C SL 77 F FC 87 B FF 89 X SL 78 1-2 P5 ① B SL 77 B FC 84 X FC 84 2-0 1-3 2-H 1B			B SL 78 X FF 88 1-0 F9 ② B FC 84 B FC 86 F SI 87 X SI 89 2-1 1B		B FF 90 F FF 91 X FF 91 1-1 F7 ② F FF 90 B FF 90 F FF 90 F FF 91 X FF 90 1-2 P3 ③		5	0	1	1	0	0	0
2 Derek Jeter, R (1, 6) OBP: 0.356, SLG: 0.325	F SI 86 C FF 87 F FC 84 F FF 89 B FC 87 X FC 85 1-2 G6-3 ②		C FC 84 B FC 86 X FC 85 1-1 E4 36 1B X FC 84 0-0 G6-3 ③							5	0	1	0	0	0	2
36 Carlos Beltrán, S (1, 10) OBP: 0.368, SLG: 0.673	C FC 83 B CH 82 X FC 83 1-1 12 1B 2B		C FC 84 C FC 84 B FC 86 B FF 89 X FC 86 2-2 12 F8 2-3 1B		F FC 82 B SI 87 X SI 87 1-1 P4 ① B SI 96 X SI 95 1-0 G6-3 ③					4	0	2	0	0	0	1
12 Alfonso Soriano, R (1, 7) OBP: 0.268, SLG: 0.434 45 Dean Anna, L (8, 4) OBP: 0.190, SLG: 0.368	F FC 82 F FC 84 B CH 81 D CH 82 B FC 88 X FC 85 3-2 26 FC6-4 2-3 1B		C SI 89 X FC 85 0-1 F8 ② 1-2		C SI 87 B CH 81 X CH 81 1-1 26 1B 24 1B		S SL 82 S SI 94 X SL 83 0-2 F8 ①			4 0	1 0	2 0	0 0	0 0	0 0	2 0
26 Yangervis Solarte, S (1, 4) (8, 5) OBP: 0.434, SLG: 0.478	B SI 87 B FC 83 C FC 83 X FC 83 2-1 FC6-4 ③ 1-2f		X FC 85 0-0 L8 ③		1 SAFE C FC 84 B FC 87 X FC 84 1-1 24 1B 1-2 1B		C SL 82 B FF 90 C SL 82 F SI 93 F SL 80 B FF 96 F FC 90 B SI 95 B FC 90 4-2 31 1B BB			3	0	1	0	1	0	4
31 Ichiro Suzuki, L (1, 9) OBP: 0.435, SLG: 0.478		B FF 86 B FC 82 F FC 84 X FC 84 2-1 66 FC6-4 1B		B SL 80 C FC 84 F FF 88 T FC 83 1-2 K ① C FC 85 S FC 85 B FC 86 F FC 85 B FC 86 B FC 88 X FC 85 3-2 P6 ②			B SI 93 B SI 92 1 SAFE F SI 91 F SI 94 B SI 92 X SI 93 3-2 1-3 1B		4	0	2	0	0	1	2
24 Scott Sizemore, R (1, 5) OBP: 0.333, SLG: 0.333 22 Jacoby Ellsbury, L (7, PH) (8, 8) OBP: 0.421, SLG: 0.451		1 SAFE B FF 86 1 SAFE F FC 86 S FC 82 F FC 84 1 SAFE F FF 89 X CH 80 1-2 L7 ①		B FF 86 T FF 87 C FF 88 X FC 85 1-2 66 11 1B 1B X FC 84 0-0 1-2 2-H 1B			C FF 90 F SL 78 D SL 81 B FF 92 B FF 90 1 SAFE S FF 91 3-3 K ②		3 1	1 0	2 0	1 0	0 1	0 2	1 2
33 Kelly Johnson, L (1, 3) OBP: 0.306, SLG: 0.533		C FC 82 X FC 84 0-1 L4 ②		1 SAFE C FC 84 S FC 84 S FC 84 0-3 K ② F FC 84 B FC 84 X FC 84 1-1 F9 ③			X FF 90 0-0 P6 ③		4	0	0	0	0	1	6
66 John Ryan Murphy, R (1, 2) OBP: 0.250, SLG: 0.250		C FF 86 F FC 83 X FC 86 0-2 FC6-4 ③ 1-2f		F FC 83 B FC 85 B FC 84 X SI 86 2-1 11 1B 1-2 1B		B SI 86 C SI 87 F CH 79 B SL 78 X FF 88 2-2 G6-3 ①		B FF 90 B FF 90 F FF 89 F FF 90 X SL 82 2-2 G5-3 ①		4	0	1	0	0	0	1
Inning Stats	R: 0 E: 0 K: 0 S: 16 H: 2 LOB: 2 BB: 0 P: 24	R: 0 E: 0 K: 0 S: 12 H: 1 LOB: 1 BB: 0 P: 15	R: 0 E: 1 K: 0 S: 11 H: 1 LOB: 2 BB: 0 P: 15	R: 1 E: 0 K: 2 S: 13 H: 3 LOB: 2 BB: 0 P: 19	R: 1 E: 0 K: 0 S: 13 H: 3 LOB: 2 BB: 0 P: 20	R: 0 E: 0 K: 0 S: 7 H: 1 LOB: 1 BB: 0 P: 13	R: 0 E: 0 K: 1 S: 15 H: 1 LOB: 2 BB: 1 P: 25	R: 0 E: 0 K: 0 S: 9 H: 0 LOB: 0 BB: 0 P: 13		1B: 11 2B: 1 3B: 0 HR: 0 SF: 0 SAC: 0 DP: 0 HBP: 0		WP: 0 PB: 0 SB: 0 CS: 0 PA: 38			

PITCHER	IP	WLS	BF	H	R	ER	SO	BB	IBB	HBP	BLK	WP	HR	S	P	ERA	WHIP
37 Travis Wood, L (1, 1) ERA: 3.0	5.2	L	29	11	2	2	2	0	0	0	0	0	0	71	104	3.18	1.941
56 Héctor Rondón, R (6, 1) ERA:	0.2		4	1	0	0	0	1	0	0	0	0	0	12	20	0.00	3.000
59 Zac Rosscup, L (7, 1) ERA:	1.2		5	0	0	0	1	0	0	0	0	0	0	13	20	0.00	0.000

PITCHER	IP	WLS	BF	H	R	ER	SO	BB	IBB	HBP	BLK	WP	HR	S	P	ERA	WHIP

BOTTOM

Chicago Cubs @ New York Yankees

Yankee Stadium, Bronx, NY

Wed Apr 16 2014, 7:12 PM - 10:16 PM EDT

Att. 40,073 - Clear - 47 F

livebaseballscorecards.com

AB	37
R	2
H	12
RBI	2
BB	1
SO	3
LOB	21

Cincinnati Reds @ Chicago Cubs

Wrigley Field, Chicago, IL

Fri Apr 18 2014, 1:24 PM - 4:31 PM CDT

Att. 28,699 - Sunny - 38 F

TOP

livebaseballscorecards.com

Batter	1	2	3	4	5	6	7	8	9	AB	R	H	RBI	BB	SO	LOB
6 Billy Hamilton, S (1, 8) OBP: 0.222, SLG: 0.255	C FC 91 B FC 91 B SL 82 F FC 92 B SI 93 S FC 92 3-3 K ①		C SL 83 B FF 92 B SI 92 X SL 84 2-1 F9 ①		X FF 93 0-0 7 S 2B 3-H ①		C SL 81 S SL 80 F FS 84 B SI 93 X SL 83 1-2 G3-1 ①		1 SAFE X FF 86 0-0 SH1-3 ① 1-2	4	0	1	1	0	1	0
19 Joey Votto, L (1, 3) OBP: 0.443, SLG: 0.582	T FF 92 B FC 90 B FF 92 F FF 93 F SI 93 S FC 89 2-3 K ②		C SL 84 C SL 83 X SI 94 0-2 G6-3 ②		B SL 85 C FC 93 B SI 93 B FS 85 C FF 93 D FS 85 4-2 BB		X SL 84 0-0 G3-1 ②		B SL 79 B SL 79 C FF 86 B SL 79 B FF 86 4-1 7 S BB	3	0	0	0	2	1	0
4 Brandon Phillips, R (1, 4) OBP: 0.333, SLG: 0.391 7 Ramon Santiago, S (3, 4) OBP: 0.167, SLG: 0.167	B FC 92 S FF 92 S SL 83 X SL 83 1-2 32 WP 1B		C FF 94 B FF 94 S FF 95 S FS 85 1-3 K ③		C FF 93 X FC 92 0-1 F9 ③ 2-3		B SL 86 C FC 91 X FC 93 1-1 G3-1 ③		D CH 79 C SI 86 F SI 86 B FF 87 B FF 86 S CH 79 3-3 K ② 1-2 2-3	2 3	0 0	1 0	0 0	0 0	1 1	0 4
32 Jay Bruce, L (1, 9) OBP: 0.323, SLG: 0.353	S SI 91 F SI 92 B FC 90 B FS 85 F FF 93 F FC 91 F FC 92 F SL 85 F SI 93 2-2 T FS 84 K ③ 1-2		C SL 83 F FF 93 S FS 85 0-3 K ①			C SL 82 B FS 84 X FC 90 1-1 39 BB 2 FC5-4 2B		C CU 77 B FF 93 B CU 78 B FF 92 X FF 92 3-1 F7 ①	B SL 80 B SL 78 C FF 87 S FC 86 D SL 80 C FC 86 3-3 K ③	5	1	1	0	0	3	3
21 Todd Frazier, R (1, 5) OBP: 0.308, SLG: 0.448		S SI 91 B FF 93 C FC 93 F FF 94 X SI 93 1-2 G5-3 ①		B FF 94 S SL 84 F FF 96 X FS 85 1-2 P3 ②		B FF 92 F FC 91 C FC 92 F FC 93 B FS 84 S SL 83 2-3 K ①		B FF 94 C CU 77 F FF 94 B SL 83 B SL 84 F FF 93 F CU 77 B FF 93 4-2 48 1B 48 S 39 WP BB		3	1	0	0	1	1	1
48 Ryan Ludwick, R (1, 7) OBP: 0.340, SLG: 0.422 15 Roger Bernadina, L (8, 7) OBP: 0.286, SLG: 0.176		F FF 93 F FF 93 B SL 85 X FF 93 1-2 39 FC6-4 1B		B SL 85 C SL 84 B SL 84 X FF 94 2-1 L5 ③		F 0-1 CI 39 BB 2 E		B FF 90 1 SAFE C SL 82 X SL 84 1-1 39 WP 1-3 1B		3 0	1 0	2 0	0 0	0 0	0 0	0 0
39 Devin Mesoraco, R (1, 2) OBP: 0.517, SLG: 0.960		B FF 93 C FF 93 B SI 92 F SI 92 F SI 92 F FF 93 X SL 84 2-2 FC6-4 2 1B ② 1-2f			C SL 82 X FC 90 0-1 31 G2-3 2 S 6 2B 1B	D SL 82 F SI 92 B SI 93 B FF 93 B FF 92 4-1 2 FC5-4 BB 1-2 2-3		B CU 81 1 SAFE B FF 91 C CU 82 F SL 83 T SL 84 2-2 K ② 1-2 3-H		3	1	1	0	1	1	2
2 Zack Cozart, R (1, 6) OBP: 0.154, SLG: 0.160		X FF 92 0-0 ① 1-2 1B			C FF 92 C FF 92 B FF 93 D FS 85 S FS 85 2-3 K ① 1-2	X FF 92 0-0 FC5-4 ② 1-2f 2-H 3-H		B SL 82 B FF 92 B SL 85 C FF 91 C CU 76 X CU 79 3-2 G6-3 ③		4	0	1	1	0	1	3
31 Alfredo Simon, R (1, 1) OBP: 0.143, SLG: 0.143 63 Sam LeCure, R (7, 1) 43 Manny Parra, L (8, 1) 50 Neftali Soto, R (9, PH) OBP: 0.400, SLG: 0.750 51 Jonathan Broxton, R (9, 1)		B FF 93 X FF 92 1-0 G1-3 ③			F FF 92 B FF 94 B FF 93 X FF 92 2-1 G2-3 ② 2-3	X FC 92 0-0 L9 ③			C CH 78 F SL 78 X SL 79 0-2 7 S 6 SH1-3 1B	3 0 0 1 0	0 0 0 0 0	0 0 0 1 0	0 0 0 0 0	0 0 0 0 0	0 0 0 0 0	4 0 0 0 0
Inning Stats	R: 0 E: 0 K: 3 S: 18 H: 1 LOB: 1 BB: 0 P: 26	R: 0 E: 0 K: 0 S: 14 H: 2 LOB: 2 BB: 0 P: 19	R: 0 E: 0 K: 1 S: 8 H: 0 LOB: 0 BB: 0 P: 11	R: 0 E: 0 K: 1 S: 8 H: 0 LOB: 0 BB: 0 P: 11	R: 1 E: 0 K: 1 S: 12 H: 2 LOB: 2 BB: 1 P: 20	R: 2 E: 2 K: 1 S: 10 H: 1 LOB: 1 BB: 1 P: 17	R: 0 E: 0 K: 0 S: 7 H: 0 LOB: 0 BB: 0 P: 9	R: 1 E: 0 K: 1 S: 14 H: 1 LOB: 1 BB: 1 P: 27	R: 0 E: 0 K: 2 S: 11 H: 1 LOB: 2 BB: 1 P: 21	1B: 6 2B: 2 3B: 0 HR: 0	SF: 0 SAC: 1 DP: 0 HBP: 0					

	AB	34
	R	4
	H	8
	RBI	2
	BB	4
	SO	10
	LOB	17

WP: 2 PA: 40
PB: 0
SB: 5
CS: 0

PITCHER		IP	WLS	BF	H	R	ER	SO	BB	IBB	HBP	BLK	WP	HR	S	P	ERA	WHIP
29 Jeff Samardzija, R ERA: 1.29	(1, 1)	7.0	L	30	6	3	1	7	2	0	0	0	1	0	77	113	1.29	1.143
52 Justin Grimm, R ERA: 1.04	(8, 1)	1.0		5	1	1	1	1	1	0	0	0	1	0	14	27	9.00	2.000
40 James Russell, L ERA: 3.86	(9, 1)	1.0		5	1	0	0	2	1	0	0	0	0	0	11	21	0.00	2.000

PITCHER	IP	WLS	BF	H	R	ER	SO	BB	IBB	HBP	BLK	WP	HR	S	P	ERA	WHIP

Cincinnati Reds @ Chicago Cubs

Wrigley Field, Chicago, IL

Fri Apr 18 2014, 1:24 PM - 4:31 PM CDT

Att. 28,699 - Sunny - 38 F

BOTTOM

Batter	1	2	3	4	5	6	7	8	9	AB	R	H	RBI	BB	SO	LOB
64 Emilio Bonifácio, S (1, 4) OBP: 0.388, SLG: 0.387	B SI 92 B SI 91 C SI 92 C SI 91 X SI 93 2-2 21 K 1B			C SI 93 C CU 75 X CU 76 0-2 ① L9		B SI 92 B SI 90 B FF 90 C FF 91 B FC 89 4-1 44 G4-3 BB	C KC 74 F SI 88 S KC 76 0-3 ③ K			3	0	1	0	1	1	2
21 Junior Lake, R (1, 7) OBP: 0.273, SLG: 0.476	1 SAFE C FF 91 1 SAFE F CU 76 F FC 88 B SI 92 F CU 75 F SI 92 1 SAFE 2-3 ①② B FC 88 S FS 86 K 1-2			B CU 77 F FF 93 X CU 76 1-1 ② G6-3		C FF 90 1 SAFE F CU 72 1 SAFE F CU 75 B FS 85 F CU 75 B FC 85 C CU 73 2-3 ① K		C KC 71 M KC 75 B KC 72 C SI 87 1-3 ① K		4	0	0	0	0	3	2
44 Anthony Rizzo, L (1, 3) OBP: 0.409, SLG: 0.517	C SI 93 S CU 76 X CU 75 0-2 ③ G4-3			B CU 76 B SI 93 X SI 92 2-0 1B		B SI 91 B SI 91 S FF 91 B SI 91 C FF 91 X FF 90 3-2 ② G4-3 1-2		C FF 90 B SL 82 B SL 80 B SL 80 X FF 91 3-1 19 FC3-6 1B		4	0	2	0	0	0	1
19 Nate Schierholtz, L (1, 9) OBP: 0.241, SLG: 0.288		C SI 94 F FC 85 X CU 76 0-2 ① F8		B SI 93 B SI 92 F SI 92 S SI 92 F FC 84 F FC 85 D SI 94 X SI 93 3-2 ③ G4-3		B CU 74 D FS 87 F SI 92 X SI 92 2-1 ③ G6-3		C FF 91 C SL 82 B FF 92 F SL 81 X SL 81 1-2 ② FC3-6 1-2f		4	0	0	0	0	0	3
13 Starlin Castro, R (1, 6) OBP: 0.317, SLG: 0.426		B FF 93 B SI 92 F SI 93 X SI 93 2-1 ② F7			B CU 76 B FF 92 X SI 92 2-0 ① P4		C CU 76 X FS 84 0-1 6 E 24 1B 1B	X SL 81 0-0 ③ G5-3		4	1	1	0	0	0	1
6 Ryan Sweeney, L (1, 8) OBP: 0.216, SLG: 0.182		C SI 93 C SI 93 F CU 76 X FC 84 0-2 ③ G1			B SI 93 B SI 93 C SI 92 X SI 93 2-1 ② G4-3		C SI 92 B SI 92 B SI 92 X SI 93 2-1 FC5 24 1B 1-2		C FF 91 C SI 89 F FF 93 S FF 94 0-3 ① K	4	0	0	0	0	1	1
5 Welington Castillo, R (1, 2) OBP: 0.261, SLG: 0.395			B FF 92 C FS 85 B SI 92 X FF 92 2-1 ① P2		B FF 92 B FF 92 B FF 93 C FF 92 X FF 92 3-1 2B		C KC 72 B SI 87 B SI 87 C SI 87 C SI 88 2-3 ① K		B FF 92 X FF 91 1-0 ② F9	4	0	1	0	0	1	2
24 Luis Valbuena, L (1, 5) OBP: 0.400, SLG: 0.258			C SI 93 X SI 93 0-1 ② G1-3		I IN 72 I IN 70 I IN 75 I IN 74 4-0 29 FC6-4 IBB		C SI 85 X SI 88 0-1 1-2 2-H 1B		B FF 92 F FF 90 B SI 92 B SI 89 C FF 91 B FF 91 4-2 20 DI BB	2	0	1	1	2	0	0
29 Jeff Samardzija, R (1, 1) OBP: 0.111, SLG: 0.111 51 Ryan Kalish, L (7, PH) OBP: 0.241, SLG: 0.269 52 Justin Grimm, R (8, 1) 40 James Russell, L (9, 1) 20 Justin Ruggiano, R (9, PH) OBP: 0.240, SLG: 0.182			F FF 94 B FC 84 S FC 87 B FC 87 F FS 87 S FF 92 2-3 ③ K		X FC 86 0-0 ③ FC6-4 1-2f		B KC 71 C KC 72 D CH 80 X KC 72 2-1 ② F4		F FF 91 C SL 85 C FF 93 0-3 ③ K 1-2	2 1 0 0 1	0 0 0 0 0	0 0 0 0 1	0 0 0 0 0	1 0 0 0 1	2 2 0 0 1	2 2 0 0 1
Inning Stats	R: 0 H: 1 E: 0 LOB: 0 K: 1 BB: 0 S: 12 P: 16	R: 0 H: 0 E: 0 LOB: 0 K: 0 BB: 0 S: 9 P: 11	R: 0 H: 0 E: 0 LOB: 0 K: 1 BB: 0 S: 8 P: 12	R: 0 H: 1 E: 0 LOB: 1 K: 0 BB: 0 S: 11 P: 17	R: 0 H: 1 E: 0 LOB: 2 K: 0 BB: 1 S: 6 P: 17	R: 0 H: 0 E: 0 LOB: 1 K: 1 BB: 1 S: 11 P: 22	R: 1 H: 2 E: 1 LOB: 2 K: 2 BB: 0 S: 14 P: 20	R: 0 H: 1 E: 0 LOB: 1 K: 1 BB: 0 S: 10 P: 15	R: 0 H: 0 E: 0 LOB: 1 K: 2 BB: 1 S: 10 P: 15	1B: 5 2B: 1 3B: 0 HR: 0	SF: 0 SAC: 0 DP: 0 HBP: 0			WP: 0 PB: 0 SB: 0 CS: 0	PA: 36		

livebaseballscorecards.com

AB	33
R	1
H	6
RBI	1
BB	3
SO	8
LOB	17

PITCHER		IP	WLS	BF	H	R	ER	SO	BB	IBB	HBP	BLK	WP	HR	S	P	ERA	WHIP
31 Alfredo Simon, R ERA: 0.86	(1, 1)	6.0	W	24	4	1	0	3	1	1	0	0	0	0	61	101	0.00	0.833
63 Sam LeCure, R ERA: 1.42	(7, 1)	1.1	H	5	1	0	0	3	0	0	0	0	0	0	13	18	0.00	0.750
43 Manny Parra, L ERA: 2.08	(8, 1)	0.2	H	3	1	0	0	0	0	0	0	0	0	0	7	11	0.00	1.500
51 Jonathan Broxton, R ERA:	(9, 1)	1.0	S	4	0	0	0	2	1	0	0	0	0	0	10	15	0.00	1.000

PITCHER		IP	WLS	BF	H	R	ER	SO	BB	IBB	HBP	BLK	WP	HR	S	P	ERA	WHIP

Cincinnati Reds @ Chicago Cubs

Wrigley Field, Chicago, IL

Sat Apr 19 2014, 1:23 PM - 4:42 PM CDT

Att. 32,966 - Partly Cloudy - 46 F

TOP

livebaseballscorecards.com

Batter	1	2	3	4	5	6	7	8	9	AB	R	H	RBI	BB	SO	LOB
6 Billy Hamilton, S (1, 8) OBP: 0.254, SLG: 0.286	B FF 92 B FF 92 C FF 91 X FF 91 2-1 L8		X FF 93 0-0 19 G4-6-3 1B		B FF 94 C FF 92 X FF 93 1-1 19 S 1B		B SL 81 C FF 95 F SI 96 B SI 95 F FF 90 X FF 94 2-2 4 F9 19 1B 32 1B 1B		C SL 78 B SL 81 S SL 80 T SI 94 1-2 K	5	1	3	0	0	1	0
19 Joey Votto, L (1, 3) OBP: 0.453, SLG: 0.576	B FF 92 C FF 93 B CU 78 X FF 92 2-1 32 1B 1B		1 SAFE X FF 92 0-0 G4-6-3 1-2f		1 SAFE C FF 93 D SL 86 B CU 78 D SL 85 B CU 78 4-1 1-2 BB		B SL 81 C SI 94 B SI 94 B FC 89 X SI 92 2-1 21 L9 32 1B 28 E 1-2 1B		C SL 79 S SL 82 B SL 82 B SI 95 F SI 94 X SI 95 2-2 G4-3	4	1	2	0	1	0	1
4 Brandon Phillips, R (1, 4) OBP: 0.310, SLG: 0.362	F FF 91 S FF 91 F FF 94 B FF 91 S FF 90 1-3 K		X FF 93 0-0 G1-3		B FF 93 S FF 92 F FF 93 S FF 94 1-3 K		F FF 94 X SI 95 0-1 F9 2-3		X FF 95 0-0 G4-3	5	0	0	0	0	2	5
32 Jay Bruce, L (1, 9) OBP: 0.362, SLG: 0.389	S CU 77 1 SAFE 1 SAFE X FF 93 0-1 1-2 1B			B CU 78 C SL 82 S SL 82 B SL 85 B SL 84 F SI 91 D FF 92 4-2 BB		X CU 76 0-0 28 1B 39 2B 1B	B SI 94 F SI 94 B SI 94 F SI 94 X SI 94 2-2 28 E 1-2 3-H 1B			3	1	3	1	1	0	0
21 Todd Frazier, R (1, 5) OBP: 0.290, SLG: 0.419	B FF 92 X FF 91 1-0 G4-3			F FF 92 1 SAFE F FF 90 B FF 93 1 SAFE S SL 88 1-3 K		B FF 92 B FF 91 C FF 91 F FF 91 F FF 92 F SL 88 X FF 93 2-2 F8	X FF 94 0-0 L9 2-3			4	0	0	0	0	1	6
28 Chris Heisey, R (1, 7) OBP: 0.324, SLG: 0.455		L CU 77 X SL 84 0-1 P6		1 SAFE S SL 85 S SL 85 S SL 87 0-3 K		S SL 87 B FF 93 F FF 93 F SL 88 F SL 87 D SL 87 X FF 92 2-2 39 2B 2 G4-3 1-2 1B	C SL 82 S SL 82 D SL 82 1 SAFE D SL 82 B FF 94 X SI 94 3-2 E5 1-3 3-H			4	1	1	0	0	1	2
39 Devin Mesoraco, R (1, 2) OBP: 0.515, SLG: 0.966		B FF 91 X CU 78 1-0 2 G6-3 2B		1 SAFE C SL 85 S FF 92 X SL 87 0-2 F7		X FF 92 0-0 2 G4-3 1-3 2-H 2B		C SL 83 S SI 95 F SL 82 B SI 95 X SL 79 1-2 F8		4	0	2	1	0	0	1
2 Zack Cozart, R (1, 6) OBP: 0.143, SLG: 0.148		C FF 92 C FF 93 B FF 93 F FF 93 D SL 87 X SL 86 2-2 G6-3 2-3			B FF 94 F FF 93 X FF 92 1-1 L7	F FF 92 X FF 92 0-1 G4-3 2-3 3-H		C SL 82 X SI 95 0-1 G6-3		4	0	0	1	0	0	2
52 Tony Cingrani, L (1, 1) OBP: 0.250, SLG: 0.250 29 Brayan Peña, S (6, PH) OBP: 0.400, SLG: 0.423 Logan Ondrusek, R (6, 1) 58 Nick Christiani, R (6, 1) 15 Roger Bernadina, L (8, PH) OBP: 0.273, SLG: 0.167 60 J.J. Hoover, R (8, 1)		B FF 90 B FF 91 C FF 90 F FF 92 S FF 92 2-3 K			B FF 94 C FF 92 L FF 92 X FF 92 1-2 G1-3	C KC 77 B KC 77 F FF 89 X FF 89 1-2 F9		C FF 90 B FF 92 C SL 79 C SI 94 1-3 K		2 1 0 0 0 1	0 0 0 0 0 0	0 0 0 0 0 1	0 0 0 0 0 0	0 0 0 0 0 1	1 1 0 0 0 0	1 1 0 0 0 0
Inning Stats	R: 0 E: 0 K: 1 S: 11 H: 2 LOB: 2 BB: 0 P: 17	R: 0 E: 0 K: 1 S: 10 H: 1 LOB: 1 BB: 0 P: 15	R: 0 E: 0 K: 0 S: 3 H: 1 LOB: 0 BB: 0 P: 3	R: 0 E: 0 K: 2 S: 12 H: 0 LOB: 1 BB: 1 P: 17	R: 0 E: 0 K: 1 S: 11 H: 1 LOB: 2 BB: 1 P: 19	R: 2 E: 0 K: 0 S: 17 H: 3 LOB: 1 BB: 0 P: 22	R: 2 E: 1 K: 0 S: 15 H: 3 LOB: 2 BB: 0 P: 24	R: 0 E: 0 K: 1 S: 9 H: 0 LOB: 0 BB: 0 P: 11	R: 0 E: 0 K: 1 S: 8 H: 0 LOB: 0 BB: 0 P: 11	1B: 9 2B: 2 3B: 0 HR: 0 SF: 0 SAC: 0 DP: 1 HBP: 0						

	AB	37
	R	4
	H	11
	RBI	3
	BB	2
	SO	7
	LOB	19

WP: 0 PA: 39
PB: 0
SB: 1
CS: 0

PITCHER		IP	WLS	BF	H	R	ER	SO	BB	IBB	HBP	BLK	WP	HR	S	P	ERA	WHIP
36 Edwin Jackson, R ERA: 5.4	(1, 1)	5.2	W	26	8	2	2	5	2	0	0	0	0	0	61	89	3.18	1.765
53 Wesley Wright, L ERA: 4.15	(6, 1)	0.1	H	1	0	0	0	0	0	0	0	0	0	0	3	4	0.00	0.000
56 Héctor Rondón, R ERA: 0.93	(7, 1)	2.0		9	3	2	1	1	0	0	0	0	0	0	24	35	4.50	1.500
46 Pedro Strop, R ERA: 4.05	(9, 1)	1.0		3	0	0	0	1	0	0	0	0	0	0	8	11	0.00	0.000

PITCHER	IP	WLS	BF	H	R	ER	SO	BB	IBB	HBP	BLK	WP	HR	S	P	ERA	WHIP

Batter	1	2	3	4	5	6	7	8	9	AB	R	H	RBI	BB	SO	LOB
64 Emilio Bonifácio, S (1, 8) OBP: 0.403, SLG: 0.403	C FF 89 B FF 90 X FF 89 1-1 21 BB 20 1B 1B		C FF 88 B CH 83 X CH 84 1-1 20 BB 44 S 13 FC5 1B		B FF 88 C FF 87 F FF 88 F FF 90 B CU 76 X CU 76 2-2 ① G4-3	C CU 73 S FF 93 X FF 94 0-2 1-2 21 1B 1B		C CU 74 B FF 93 S CU 75 B FF 93 X CU 75 2-2 ② P6		5	2	3	0	0	0	0
21 Junior Lake, R (1, 7) OBP: 0.286, SLG: 0.457 46 Pedro Strop, R (9, 1)	S CU 76 1 SAFE C FF 90 B FF 90 1 SAFE D SL 77 1 SAFE 1 SAFE F SL 79 4-2 B FF 91 B FF 91 20 1B 1-2 BB		1 SAFE B FF 89 X CH 85 1-0 ① F8		X CH 82 0-0 ② F8	F SI 92 X SI 93 0-1 44 FC4-6 1-2 2-H 1B		C CU 74 B CU 75 B CU 75 S FF 93 B FF 94 S FF 93 3-3 ③ K		4 0	0 0	1 0	1 0	1 0	1 0	1 0
44 Anthony Rizzo, L (1, 3) OBP: 0.414, SLG: 0.500 24 Luis Valbuena, L (8, 5) OBP: 0.400, SLG: 0.258	B FF 92 C FF 90 B SL 78 C FF 90 S FF 92 2-3 ① K		B FF 90 F CH 84 B FF 89 S FF 90 B SL 78 B FF 90 4-2 13 FC5 20 BB 1-2 BB		C FF 89 B SL 78 C CH 83 B FF 91 B FF 89 B FF 90 4-2 BB	C SI 93 X SI 93 0-1 ③ FC4-6 1-2f				2 0	0 0	0 0	0 0	2 0	1 0	4 0
20 Justin Ruggiano, R (1, 9) OBP: 0.310, SLG: 0.240	B FF 89 D CH 86 F FF 90 C FF 91 B FF 91 F FF 92 X FF 91 3-2 13 G6-4-3 1-2 2-H 1B		B CU 75 B CH 85 S CH 84 B FF 89 B CH 85 4-1 13 FC5 1-2 2-3 BB		B FF 89 B CH 85 C FF 88 B FF 88 X FF 88 3-1 ③ F8		X SI 92 0-0 5 HR 1B			3	1	2	1	1	0	1
13 Starlin Castro, R (1, 6) OBP: 0.313, SLG: 0.415	B FF 89 C FF 89 B FF 87 S CH 85 F FF 89 F FF 89 F CH 85 B FF 90 X CH 84 3-2 ②③ G6-4-3 1-2f		B CH 86 F FF 90 B FF 90 X FF 88 2-1 ② FC5 30 FC5-4 1-2 2-3f 3-H			B CU 76 F SI 94 X SI 94 1-1 30 CS 1B	1 SAFE B SI 92 B SI 92 X SI 91 2-0 ① P4			4	0	1	1	0	0	5
30 Mike Olt, R (1, 5) OBP: 0.257, SLG: 0.515 (8, 3)		X FF 88 0-0 HR	B FF 91 B FF 91 X CH 85 2-0 ③ FC5-4 1-2f			B CU 75 C FF 92 C FF 93 B FF 94 B FC 89 S FF 93 3-3 ①② K 1-2	C SI 93 B SI 93 F SI 93 X SI 93 1-2 ② L6			4	1	1	1	0	1	4
5 Welington Castillo, R (1, 2) OBP: 0.280, SLG: 0.468		B FF 90 B CH 85 X FF 90 2-0 ① G5-3		B CH 83 X CH 86 1-0 ① F7		B FF 94 X FF 94 1-0 15 HR 1B	X SI 93 0-0 1-H HR			4	2	2	2	0	0	0
15 Darwin Barney, R (1, 4) OBP: 0.286, SLG: 0.241		C FF 89 S FF 89 B FF 89 F FF 89 B SL 78 X FF 90 2-2 ② P6		B CH 82 C CH 85 C CH 85 B CU 75 F CH 86 B CH 86 X FF 88 3-2 ② L8		B FF 94 B FF 94 C FF 91 B FF 92 X FF 92 3-1 1-H HR	C SI 93 B SI 91 B SL 84 B SI 93 C SI 92 X SI 92 3-2 ③ F7			4	1	1	2	0	0	0
36 Edwin Jackson, R (1, 1) 53 Wesley Wright, R (6, 1) 51 Ryan Kalish, L (6, PH) OBP: 0.267, SLG: 0.269 56 Hector Rondon, R (7, 1) 6 Ryan Sweeney, L (8, PH) OBP: 0.211, SLG: 0.176 (9, 7)		B CH 86 C FF 88 B FF 88 B FF 88 S FF 89 3-3 ③ K		C CH 87 B CU 76 F FF 87 B FF 90 C FF 88 F FF 90 S FF 88 2-3 ③ K		B FF 94 C CU 75 B CU 75 B SI 93 B FF 93 4-1 64 1B 21 1B BB		B FF 91 B CU 71 S FF 90 C FF 90 F FF 92 B FF 93 X FF 92 3-2 ① L7		2 0 0 0 1 0	0 0 1 0 0 0	0 0 0 0 0 0	0 0 1 0 0 0	2 0 0 1 0 0	0 0 0 0 0 0	0 0 0 0 0 0
Inning Stats	R: 1 E: 0 K: 1 S: 18 H: 2 LOB: 1 BB: 1 P: 31	R: 1 E: 0 K: 1 S: 9 H: 1 LOB: 0 BB: 0 P: 16	R: 1 E: 0 K: 0 S: 9 H: 1 LOB: 2 BB: 2 P: 23	R: 0 E: 0 K: 1 S: 10 H: 0 LOB: 0 BB: 0 P: 16	R: 0 E: 0 K: 0 S: 9 H: 0 LOB: 1 BB: 1 P: 18	R: 3 E: 0 K: 1 S: 16 H: 5 LOB: 2 BB: 1 P: 28	R: 2 E: 0 K: 0 S: 9 H: 2 LOB: 0 BB: 0 P: 15	R: 0 E: 0 K: 1 S: 10 H: 0 LOB: 0 BB: 0 P: 18		1B: 8 2B: 1 3B: 0 HR: 3 SF: 0 SAC: 0 DP: 2 HBP: 0				WP: 0 PB: 0 SB: 1 CS: 1 PA: 38		

PITCHER		IP	WLS	BF	H	R	ER	SO	BB	IBB	HBP	BLK	WP	HR	S	P	ERA	WHIP
52 Tony Cingrani, L ERA: 3.22	(1, 1)	5.0	L	22	4	3	3	3	4	0	0	0	0	1	55	104	5.40	1.600
Logan Ondrusek, R ERA: 11.25	(6, 1)	0.2		6	4	3	3	1	1	0	0	0	0	1	12	24	40.50	7.500
58 Nick Christiani, R ERA: 4.7	(6, 1)	1.1		7	3	2	2	0	0	0	0	0	0	1	13	19	13.50	2.250
60 J.J. Hoover, R ERA: 14.54	(8, 1)	1.0		3	0	0	0	1	0	0	0	0	0	0	10	18	0.00	0.000

PITCHER	IP	WLS	BF	H	R	ER	SO	BB	IBB	HBP	BLK	WP	HR	S	P	ERA	WHIP

BOTTOM

Cincinnati Reds @ Chicago Cubs

Wrigley Field, Chicago, IL

Sat Apr 19 2014, 1:23 PM - 4:42 PM CDT

Att. 32,966 - Partly Cloudy - 46 F

livebaseballscorecards.com

AB	33
R	8
H	11
RBI	8
BB	5
SO	5
LOB	15

Batter	1	2	3	4	5	6	7	8	9	AB	R	H	RBI	BB	SO	LOB
6 Billy Hamilton, S (1, 8) OBP: 0.250, SLG: 0.279	C FF 86 S CU 74 S SL 83 0-3 ① K2-3		B CU 72 F CH 79 F CU 76 B SL 83 X CU 76 2-2 ① 19 S 1B	C FF 86 C SI 87 1 SAFE F SL 82 D SL 82 X CU 75 1-2 ③ G1-3		B KC 79 C KC 78 B FF 90 S FF 89 F FF 90 X KC 78 2-2 ② L8	B FS 84 C FS 83 B CU 74 F SI 92 B CU 75 S SI 92 3-3 ③ K			5	0	1	0	0	2	2
19 Joey Votto, L (1, 3) OBP: 0.450, SLG: 0.556	B CU 72 F CH 80 F FF 88 B SI 88 F SL 83 B SI 88 D CU 75 4-2 BB		1 SAFE 1 SAFE 1 SAFE S SI 86 C CU 77 F SL 83 S SI 88 0-3 ② K 1-2		F CU 73 B SI 87 B SI 88 F CH 79 B CU 77 F FF 88 F CH 82 X CU 75 3-2 ① F7	C FF 90 B SI 90 C FF 90 B FF 90 B SI 91 X FF 91 3-2 1B		B FF 90 F SL 79 F FF 89 C FF 90 1-3 ① K		4	0	1	0	1	2	1
4 Brandon Phillips, R (1, 4) OBP: 0.289, SLG: 0.338	B FF 88 B SI 88 S CH 81 X SI 88 2-1 ② P3		B FF 88 S CH 83 S SL 83 F FF 88 S SL 84 1-3 ③ K		X CH 81 0-0 ② F8	B FF 90 F KC 78 F FF 91 S CH 86 1-3 ③ K		X SL 81 0-0 ② P4		5	0	0	0	0	2	3
32 Jay Bruce, L (1, 9) OBP: 0.365, SLG: 0.458	S SI 87 D CU 76 1 SAFE D CU 74 B CH 79 F CH 81 F SL 83 C CH 82 3-3 ③ K			B SI 86 F CH 80 B CU 77 F CU 73 C SI 87 2-3 ① K	C CH 81 B CU 78 S SL 82 X SL 84 1-2 21 2B 2B		C FS 82 B CU 74 X SI 92 1-1 HR	C SL 81 C SL 82 F FF 89 X SL 82 0-2 ③ F7		5	2	2	1	0	2	1
21 Todd Frazier, R (1, 5) OBP: 0.297, SLG: 0.433		F CU 72 B FF 86 C SL 81 S SL 82 1-3 ① K		S CH 81 B FF 88 B CU 76 X CH 81 2-1 39 2B 1B	B FF 88 X SL 82 1-0 2-H 48 1B 2B		B SI 92 F SI 92 B CU 75 B SI 92 F SI 93 S CU 75 3-3 ① K		B CU 77 C CU 78 X FF 94 1-1 ① G6-3	5	2	2	1	0	2	0
48 Ryan Ludwick, R (1, 7) OBP: 0.352, SLG: 0.449 43 Manny Parra, L (7, 1) 63 Sam LeCure, R (7, 1) 50 Neftali Soto, R (9, PH) OBP: 0.333, SLG: 0.600 45 Sean Marshall, L (9, 1)		X FF 87 0-0 2 WP 2B		1 SAFE B SL 82 S CH 80 B SL 82 C SI 88 X SL 82 2-2 ② P3	C CH 81 C FF 89 D SL 84 F FF 89 D CU 76 F FF 88 F SL 82 X CH 82 2-2 2-H 39 1B 1B		C CU 75 F SI 92 F SI 92 X CU 76 0-2 ② F7		B CU 78 S CU 78 B SL 86 C FF 93 F SL 82 F SL 84 S CU 79 2-3 ② K	4 0 0 1 0	0 0 0 0 0	2 0 0 0 0	1 0 0 0 0	0 0 0 1 0	0 0 0 0 0	1 0 0 0 0
39 Devin Mesoraco, R (1, 2) OBP: 0.553, SLG: 0.970		B CU 75 X CH 80 1-0 ② G6-3		B SI 88 X CH 82 1-0 1-H 2 2B 2B	F FF 88 B FF 90 X KC 79 1-1 1-2 1B		B CU 76 B CU 74 B FS 83 B SI 93 4-0 2 HR BB		C CU 79 X SL 82 0-1 2 1B 1B	4	2	3	1	1	0	1
2 Zack Cozart, R (1, 6) OBP: 0.180, SLG: 0.254		C CH 79 B SI 90 F SL 83 X SL 82 1-2 ③ G1-3 2-3		C SI 87 X SL 83 0-1 2-H 34 1B 2B	B CH 84 B FF 90 X FF 89 2-0 ③ F8		B SI 92 C CU 75 X SI 92 1-1 1-H HR		X FF 93 0-0 1-2 1B	5	2	3	3	0	0	3
34 Homer Bailey, R (1, 1) OBP: 0.250, SLG: 0.250 28 Chris Heisey, R (7, PH) OBP: 0.333, SLG: 0.441 (7, 7)			F FF 87 C CU 73 S SL 82 0-3 ① K	C SI 87 D SL 81 F SL 82 F SL 81 F SL 82 F FF 88 D SL 82 X CH 81 2-2 2-H 1B		C SI 90 B FF 90 C SI 90 B FF 91 B KC 79 X FF 90 3-2 ① L3	F SI 93 B CU 75 C CU 75 B CU 76 B CU 76 B SI 93 4-2 BB		B CU 78 C FF 93 F FF 93 B CU 81 X FF 94 2-2 ③ L7	3 1	0 0	1 0	1 0	0 1	1 0	0 2

Inning Stats	1	2	3	4	5	6	7	8	9
	R: 0 E: 0 K: 2 S: 12 H: 0 LOB: 1 BB: 1 P: 21	R: 0 E: 0 K: 1 S: 8 H: 1 LOB: 1 BB: 0 P: 11	R: 0 E: 0 K: 3 S: 14 H: 1 LOB: 1 BB: 0 P: 17	R: 3 E: 0 K: 1 S: 21 H: 4 LOB: 1 BB: 0 P: 31	R: 2 E: 0 K: 0 S: 19 H: 4 LOB: 2 BB: 0 P: 29	R: 0 E: 0 K: 1 S: 13 H: 1 LOB: 1 BB: 0 P: 22	R: 3 E: 0 K: 2 S: 16 H: 2 LOB: 1 BB: 2 P: 32	R: 0 E: 0 K: 1 S: 8 H: 0 LOB: 0 BB: 0 P: 9	R: 0 E: 0 K: 1 S: 13 H: 2 LOB: 2 BB: 0 P: 18

1B: 8	SF: 0	WP: 1	PA: 45
2B: 5	SAC: 0	PB: 0	
3B: 0	DP: 0	SB: 1	
HR: 2	HBP: 0	CS: 0	

PITCHER		IP	WLS	BF	H	R	ER	SO	BB	IBB	HBP	BLK	WP	HR	S	P	ERA	WHIP
33 Carlos Villanueva, R ERA: 10.93	(1, 1)	4.2	L	24	9	5	5	7	1	0	0	0	1	0	71	103	9.64	2.143
53 Wesley Wright, L ERA: 3.18	(5, 1)	1.1		6	2	0	0	1	0	0	0	0	0	0	16	28	0.00	1.500
41 Jose Veras, R ERA: 15.43	(7, 1)	1.0		7	2	3	3	2	2	0	0	0	0	2	16	32	27.00	4.000
40 James Russell, L ERA: 3.18	(8, 1)	1.0		3	0	0	0	1	0	0	0	0	0	0	8	9	0.00	0.000
52 Justin Grimm, R ERA: 0.93	(9, 1)	1.0		5	2	0	0	1	0	0	0	0	0	0	13	18	0.00	2.000

PITCHER	IP	WLS	BF	H	R	ER	SO	BB	IBB	HBP	BLK	WP	HR	S	P	ERA	WHIP

TOP

Cincinnati Reds @ Chicago Cubs

Wrigley Field, Chicago, IL

Sun Apr 20 2014, 1:24 PM - 5:13 PM CDT

Att. 27,927 - Sunny - 63 F

livebaseballscorecards.com

AB	42
R	8
H	15
RBI	8
BB	3
SO	12
LOB	14

Batter	1	2	3	4	5	6	7	8	9	AB	R	H	RBI	BB	SO	LOB
64 Emilio Bonifácio, S (1, 8) OBP: 0.416, SLG: 0.423	C FF 90 X SI 92 0-1 6 S 1B		B SI 92 C SI 93 B CH 85 B FF 92 C SI 92 B SI 94 4-2 6 CS BB		C SI 90 X KC 77 0-1 ① P4		B SL 81 B FF 91 C FF 91 B FF 92 C FF 92 X FF 90 3-2 6 1B 2B	C KC 70 C SI 88 B SI 89 X KC 75 1-2 ② FC6-4 1-2f		4	1	2	0	1	0	2
6 Ryan Sweeney, L (1, 7) OBP: 0.256, SLG: 0.211	B SI 91 B FF 91 F FF 91 X SI 91 2-1 ① P4 1-2		1 SAFE 1 SAFE C SI 92 F SI 91 1 SAFE B SI 90 H CH 85 2-2 ② 44 BB 1-2 HBP		X SI 91 0-0 1-2 1B		C FF 93 B SL 81 C SL 82 F FF 93 F FS 85 X SL 81 1-2 44 BB 19 1B 2-H 1B	D CH 80 B FF 87 C SI 86 C SI 87 F KC 75 X SI 88 2-2 ③ G3-1		4	1	2	1	0	0	2
44 Anthony Rizzo, L (1, 3) OBP: 0.440, SLG: 0.508	D KC 77 C FF 91 X SI 91 1-1 1B		F FF 93 B SI 92 F SI 94 D CH 84 D CH 85 F SL 86 B SI 93 4-2 1-2 BB		F SI 93 B SI 92 B SI 93 F SI 92 C SL 89 2-3 ② K		B SL 82 B FF 93 C FF 93 B FF 91 F FF 92 F FF 91 B SL 81 4-2 30 BB 19 1B 1-2 BB		C SL 82 B CU 72 S FF 86 X FF 87 1-2 13 FC6-4 19 1B 1B	3	0	2	0	2	1	2
19 Nate Schierholtz, L (1, 9) OBP: 0.254, SLG: 0.298	C SI 90 F FF 92 F SI 92 B SL 84 S CH 84 1-3 ② K		B SI 93 C CH 83 F SI 92 S SL 84 1-3 ③ K		F CH 85 B SI 92 X SI 92 1-1 ③ F8		X FF 92 0-0 30 BB 1-2 2-H 1B		S SL 83 B CU 75 X SL 83 1-1 13 FC6-4 1-2 1B	5	0	2	1	0	2	6
13 Starlin Castro, R (1, 6) OBP: 0.306, SLG: 0.400	B KC 77 B SI 92 C SL 83 C FF 92 X CH 85 2-2 ③ P4			C SI 93 S CH 85 B SI 94 S CH 84 1-3 ① K		B CH 86 C CH 86 X SI 93 1-1 51 2B 1B	C SL 82 B SL 83 C SL 81 B FS 84 B SL 81 S SL 82 3-3 ① K		C SL 82 X SL 82 0-1 ① FC6-4 5 DI 1-2f 2-3	5	0	1	0	0	2	6
30 Mike Olt, R (1, 5) OBP: 0.250, SLG: 0.459		X SL 84 0-0 ① G5-3		B CH 87 X SL 87 1-0 ② P2		B SL 86 C CH 85 C CH 87 S FF 92 1-3 ① K	B SL 83 B FF 92 B FF 92 C FF 91 F SI 91 B FF 92 4-2 5 G4-3 1-2 2-3 BB		D CU 75 C SL 82 C CU 74 D CU 74 B CU 74 F SL 82 F CU 72 T FF 86 3-2 ② K	4	0	0	0	1	2	3
5 Welington Castillo, R (1, 2) OBP: 0.273, SLG: 0.442		C FF 94 B CH 85 B SL 86 B SI 92 S SL 85 T SL 87 3-2 ② K		C SI 93 X SI 93 0-1 1B		B CH 87 F SI 94 F SI 94 S CH 86 1-3 ② K	B KC 73 C KC 72 X SI 88 1-1 ②③ G4-3 1-2f		C CU 72 B CU 72 F SL 82 B FF 87 B CU 73 F SL 82 F CU 73 F SI 87 X CU 72 3-2 ③ G5-3 1-2	5	0	1	0	0	2	6
15 Darwin Barney, R (1, 4) OBP: 0.270, SLG: 0.226 53 Wesley Wright, R (5, 1) 51 Ryan Kalish, L (6, PH) OBP: 0.290, SLG: 0.333 41 Jose Veras, R (7, 1) 40 James Russell, L (8, 1) 20 Justin Ruggiano, R (8, PH) OBP: 0.300, SLG: 0.231 52 Justin Grimm, R (9, 1)		C SI 94 B FF 93 S SL 86 B CH 86 B CH 88 S CH 87 3-3 ③ K		C SI 93 X SL 85 0-1 ③ P4		X FF 94 0-0 1-3 2B	B SI 85 T SI 87 S KC 72 F KC 74 B SI 89 X KC 74 2-2 ① L7		2 0 1 0 0 1 0	0 0 0 0 0 0 0	0 0 1 0 0 0 0	0 0 0 0 0 0 0	1 0 0 0 0 0 0	0 0 0 0 0 0 0	1 0 0 0 0 0 0
33 Carlos Villanueva, R (1, 1) 24 Luis Valbuena, L (5, 4) OBP: 0.419, SLG: 0.250			X SI 91 0-0 ① G6-3		B SI 91 F SI 92 B KC 76 F SI 91 F SL 88 B CH 85 F SI 94 B SI 92 4-2 6 1B BB	X SI 93 0-0 ③ P6		B FF 87 B CH 81 B SI 87 C SI 87 B SI 88 4-1 64 FC6-4 BB		1 1	0 0	0 0	0 0	0 2	0 0	0 2
Inning Stats	R: 0 E: 0 K: 1 S: 13 H: 2 LOB: 2 BB: 0 P: 19	R: 0 E: 0 K: 2 S: 7 H: 0 LOB: 0 BB: 0 P: 13	R: 0 E: 0 K: 1 S: 11 H: 0 LOB: 2 BB: 2 P: 22	R: 0 E: 0 K: 1 S: 8 H: 1 LOB: 1 BB: 0 P: 10	R: 0 E: 0 K: 1 S: 12 H: 1 LOB: 2 BB: 1 P: 19	R: 0 E: 0 K: 2 S: 10 H: 2 LOB: 2 BB: 0 P: 13	R: 2 E: 0 K: 1 S: 20 H: 3 LOB: 2 BB: 2 P: 36	R: 0 E: 0 K: 0 S: 12 H: 0 LOB: 1 BB: 1 P: 21	R: 0 E: 0 K: 1 S: 18 H: 2 LOB: 2 BB: 0 P: 26	1B: 9 2B: 2 3B: 0 HR: 0 SF: 0 SAC: 0 DP: 1 HBP: 1						

PITCHER		IP	WLS	BF	H	R	ER	SO	BB	IBB	HBP	BLK	WP	HR	S	P	ERA	WHIP
34 Homer Bailey, R ERA: 5.75	(1, 1)	6.0	W	27	6	0	0	8	3	0	1	0	0	0	61	96	0.00	1.500
43 Manny Parra, L ERA: 4.0	(7, 1)	0.1		6	3	2	2	1	2	0	0	0	0	0	18	33	54.00	15.000
63 Sam LeCure, R ERA: 1.13	(7, 1)	1.2		5	0	0	0	0	1	0	0	0	0	0	14	24	0.00	0.600
45 Sean Marshall, L ERA:	(9, 1)	1.0		5	2	0	0	1	0	0	0	0	0	0	18	26	0.00	2.000

PITCHER	IP	WLS	BF	H	R	ER	SO	BB	IBB	HBP	BLK	WP	HR	S	P	ERA	WHIP

BOTTOM

Cincinnati Reds @ Chicago Cubs

Wrigley Field, Chicago, IL

Sun Apr 20 2014, 1:24 PM - 5:13 PM CDT

Att. 27,927 - Sunny - 63 F

livebaseballscorecards.com

AB	36
R	2
H	11
RBI	2
BB	6
SO	10
LOB	30

WP: 0 PA: 43
PB: 0
SB: 1
CS: 1

Arizona Diamondbacks @ Chicago Cubs

Wrigley Field, Chicago, IL

Mon Apr 21 2014, 8:08 PM - 10:46 PM CDT

Att. 32,439 - Cloudy - 59 F

livebaseballscorecards.com

TOP

Batter	1	2	3	4	5	6	7	8	9	AB	R	H	RBI	BB	SO	LOB
16 Chris Owings, R (1, 6) OBP: 0.358, SLG: 0.355	B FF 88 F FF 88 F SI 89 S FF 90 1-3 ① **K**		B SI 89 F FF 89 F FC 86 F FF 88 X SL 78 1-2 ③ **L4**			C SI 88 F FC 83 B FF 89 X FC 86 1-2 **1B**		F FF 94 S SI 95 F FF 95 B SI 95 S SI 95 1-3 ① **K**		4	0	1	0	0	2	0
2 Aaron Hill, R (1, 4) OBP: 0.260, SLG: 0.333	B FF 89 F SI 89 B FC 87 X CH 79 2-1 ② **G6-3**			B FF 87 X FC 85 1-0 ① **G5-3**		B FF 88 B FF 88 C FC 85 C FF 89 S FF 90 2-3 ① **K**		B SI 96 X FF 91 1-0 ② **G3-1**		4	0	0	0	0	1	2
44 Paul Goldschmidt, R (1, 3) OBP: 0.385, SLG: 0.529	B FF 89 B FF 89 X FC 86 2-0 **1B**			C SL 77 B FC 85 C SL 78 B FF 89 B FF 91 X FC 87 3-2 **1B**		X FC 86 0-0 ② **F9**		B FF 92 S SI 94 F FF 95 F SI 96 X SL 84 1-2 **1B**		4	0	3	0	0	0	2
14 Martín Prado, R (1, 5) OBP: 0.291, SLG: 0.309	1 SAFE C SI 87 F FF 88 S FC 86 0-3 ③ **K**			C SI 87 B FC 85 X FC 85 1-1 ② **F7**		B FC 85 C SI 88 F FC 86 F FF 90 X SL 79 1-2 ③ **P3**		B SI 92 X SI 93 1-0 ③ **G6-3**		4	0	0	0	0	1	5
7 Cody Ross, R (1, 9)		X FF 87 0-0 ① **F9**		C SI 86 C FF 88 C FF 89 0-3 ③ **K**			B FC 85 C SI 87 F FC 85 F FF 90 F SL 79 T FF 89 1-2 ① **K**		B FF 94 B SI 95 C SI 94 C SL 81 S SL 83 2-3 ① **K**	4	0	0	0	0	3	1
15 Mark Trumbo, R (1, 7) OBP: 0.264, SLG: 0.506		C FC 85 S FC 86 B FF 90 B FF 90 C FF 90 2-3 ② **K**			B SL 76 F FC 85 S FF 89 S FF 90 1-3 ① **K**		X SL 79 0-0 **HR**		C SI 96 X SI 95 0-1 ② **G5-3**	4	1	1	1	0	2	0
26 Miguel Montero, L (1, 2) OBP: 0.349, SLG: 0.406		B SL 79 C FC 86 C SL 79 B FF 91 S FF 91 2-3 ③ **K**			X SL 79 0-0 ② **G4-3**		B CU 73 F FC 86 F SL 78 F FF 89 B FC 86 B FF 89 X FC 85 3-2 19 G6-3 **2B**		B FF 95 B SL 82 C SL 80 B SI 96 B SI 96 4-1 **BB**	3	0	1	0	1	1	0
19 Tony Campana, L (1, 8) OBP: 0.296, SLG: 0.346			B SL 76 C FF 88 F SL 78 X FC 86 1-2 ① **F8**		C FC 85 B CU 73 S SL 79 C FF 91 1-3 ③ **K**		F FF 87 L SL 78 D SL 79 B FF 89 X FF 88 2-2 ② **G6-3** **2-3**		C SI 94 X SI 96 0-1 ③ **G6-3**	4	0	0	0	0	1	2
61 Bronson Arroyo, R (1, 1) OBP: 0.333, SLG: 0.333 40 J.J. Putz, R (6, 1) 4 Cliff Pennington, S (7, PH) OBP: 0.370, SLG: 0.261 59 Oliver Pérez, L (7, 1) 29 Brad Ziegler, R (8, 1)			B FF 87 S FF 88 C FF 88 B FF 90 B FF 90 X FC 87 3-2 ② **G5-3**			B FC 86 C FC 86 B FF 87 X FF 87 2-1 16 1B **1B**	C FF 88 B FF 88 B FC 85 F FC 85 B FF 90 X FF 90 3-2 ③ **P3**			2 0 1 0 0	0 0 0 0 0	1 0 0 0 0	0 0 0 0 0	0 0 0 0 0	0 0 0 0 0	0 0 1 0 0
Inning Stats	R: 0 E: 0 K: 2 S: 9 H: 1 LOB: 1 BB: 0 P: 14	R: 0 E: 0 K: 2 S: 7 H: 0 LOB: 0 BB: 0 P: 11	R: 0 E: 0 K: 0 S: 10 H: 0 LOB: 0 BB: 0 P: 15	R: 0 E: 0 K: 1 S: 9 H: 1 LOB: 1 BB: 0 P: 14	R: 0 E: 0 K: 2 S: 7 H: 0 LOB: 0 BB: 0 P: 9	R: 0 E: 0 K: 1 S: 13 H: 2 LOB: 2 BB: 0 P: 19	R: 1 E: 0 K: 1 S: 16 H: 2 LOB: 1 BB: 0 P: 25	R: 0 E: 0 K: 1 S: 10 H: 1 LOB: 1 BB: 0 P: 14	R: 0 E: 0 K: 1 S: 8 H: 0 LOB: 1 BB: 1 P: 14	1B: 5 2B: 1 3B: 0 HR: 1 SF: 0 SAC: 0 DP: 0 HBP: 0						WP: 0 PB: 0 SB: 0 CS: 0 PA: 35

PITCHER		IP	WLS	BF	H	R	ER	SO	BB	IBB	HBP	BLK	WP	HR	S	P	ERA	WHIP
37 Travis Wood, L ERA: 2.52	(1, 1)	7.0	W	27	6	1	1	9	0	0	0	0	0	1	71	107	1.29	0.857
56 Héctor Rondón, R ERA: 0.84	(8, 1)	1.0		4	1	0	0	1	0	0	0	0	0	0	10	14	0.00	1.000
46 Pedro Strop, R ERA: 3.52	(9, 1)	1.0		4	0	0	0	1	1	0	0	0	0	0	8	14	0.00	1.000

PITCHER	IP	WLS	BF	H	R	ER	SO	BB	IBB	HBP	BLK	WP	HR	S	P	ERA	WHIP

AB	34
R	1
H	7
RBI	1
BB	1
SO	11
LOB	13

Arizona Diamondbacks @ Chicago Cubs

Wrigley Field, Chicago, IL

Mon Apr 21 2014, 8:08 PM - 10:46 PM CDT

Att. 32,439 - Cloudy - 59 F

livebaseballscorecards.com

BOTTOM

Batter	1	2	3	4	5	6	7	8	9	AB	R	H	RBI	BB	SO	LOB
64 Emilio Bonifácio, S (1, 4) OBP: 0.407, SLG: 0.405	C CH 80 B SI 83 C SL 75 X SI 86 1-2 ① G5-3	F SI 82 C SI 85 B SL 74 F SI 86 B SI 84 B SI 86 F CH 79 B SI 86 4-2 BB		C CH 77 X SL 74 0-1 ③ G4-3			C FF 92 C FF 92 X FF 93 0-2 ① F9			3	0	0	0	1	0	1
24 Luis Valbuena, L (1, 5) OBP: 0.404, SLG: 0.278	B SL 76 F SI 85 X SI 86 1-1 ② F8	X SI 84 0-0 ③ F8			C SL 74 B SI 83 X SI 84 1-1 ① G4-3		C SL 79 C SL 79 B SL 82 X SI 93 1-2 44 K 2B			4	0	1	0	0	0	1
44 Anthony Rizzo, L (1, 3) OBP: 0.430, SLG: 0.485	T CH 78 F SI 86 B SI 88 B SI 86 B SI 86 X SL 77 3-2 ③ L8		S CU 72 B SI 85 B SI 84 B CH 79 B CU 73 4-1 19 G6-3 BB		S SI 84 B CH 80 B SI 83 B SL 75 C SL 74 S SI 84 3-3 ② K		C SL 78 C SI 91 F SL 77 B SL 78 S FF 92 1-3 ② K 2-3			3	0	0	0	1	2	1
19 Nate Schierholtz, L (1, 9) OBP: 0.238, SLG: 0.279		B SL 73 B CU 72 C CU 69 X CH 78 2-1 ① P5	S CH 79 F SI 85 F SI 86 B SI 86 X SI 85 1-2 ①② G6-3 1-2f		C SI 85 F SI 85 B SI 86 S CH 75 1-3 ③ K		B SL 78 C SL 80 F SI 92 S SL 80 1-3 ③ K			4	0	0	0	0	2	2
13 Starlin Castro, R (1, 6) OBP: 0.316, SLG: 0.397		C SI 85 F SI 85 X SL 75 0-2 6 G4-3 5 1B 1B	C SL 74 F SI 84 B SI 87 X SI 86 1-2 ③ G6-3			B SI 85 B SI 85 B SI 85 B CH 78 4-0 5 1B 6 1B 51 FC4-2 BB		F SI 82 X SI 83 0-1 ① G6-3		3	1	1	0	1	0	0
6 Ryan Sweeney, L (1, 8) OBP: 0.255, SLG: 0.214		C SI 85 B SI 85 F SI 83 B SI 86 D SI 86 F CU 72 X SI 85 3-2 ② G4-3 1-2		C CU 72 X SI 84 0-1 ① G6-3		B SI 85 C SI 84 X SI 84 1-1 51 FC4-2 5 1B 37 G1-2-3 1-2 1B		C SI 83 X SI 83 0-1 ② L4		4	0	1	0	0	0	1
5 Welington Castillo, R (1, 2) OBP: 0.305, SLG: 0.455		F SI 87 X SL 76 0-1 51 1B 37 HR 2-H 1B		F CH 77 B SI 86 B SI 86 X CU 70 2-1 ② F8		C SI 85 X SI 85 0-1 51 FC4-2 1-2 2-3 1B		B SI 83 B SI 84 B SI 84 C SI 83 T SI 82 B SI 84 4-2 BB		3	1	2	1	1	0	0
51 Ryan Kalish, L (1, 7) OBP: 0.314, SLG: 0.355		X CU 71 0-0 37 HR 1-2 1B		C SL 73 B SI 85 B CH 78 X SI 85 2-1 37 2B 1B		C SI 85 B SI 85 S CH 79 B SI 85 X SI 85 2-2 ① FC4-2 1-2 2-3 3-Hf		B SI 82 F SI 82 B CH 75 S CH 75 B CU 73 C SI 84 3-3 ③ K		4	2	2	0	0	1	4
37 Travis Wood, R (1, 1) OBP: 0.429, SLG: 1.000 56 Héctor Rondón, R (8, 1) 46 Pedro Strop, R (9, 1)		B SI 87 X SL 73 1-0 1-H 2-H HR		B SL 76 S SI 85 B SI 86 F SI 85 X SL 75 2-2 1-H 2B		S FF 87 S FF 87 F FF 87 F FF 88 X FS 83 0-2 ②③ G1-2-3 3-Hf				3 0 0	1 0 0	2 0 0	4 0 0	0 0 0	0 0 0	3 0 0
Inning Stats	R: 0 E: 0 K: 0 S: 8 H: 0 LOB: 0 BB: 0 P: 13	R: 4 E: 0 K: 0 S: 18 H: 4 LOB: 1 BB: 1 P: 28	R: 0 E: 0 K: 0 S: 8 H: 0 LOB: 0 BB: 1 P: 14	R: 1 E: 0 K: 0 S: 11 H: 2 LOB: 1 BB: 0 P: 17	R: 0 E: 0 K: 2 S: 8 H: 0 LOB: 0 BB: 0 P: 13	R: 0 E: 0 K: 2 S: 12 H: 2 LOB: 2 BB: 1 P: 19	R: 0 E: 0 K: 2 S: 13 H: 1 LOB: 1 BB: 0 P: 16	R: 0 E: 0 K: 1 S: 9 H: 0 LOB: 1 BB: 1 P: 16		1B: 6 2B: 2 3B: 0 HR: 1 SF: 0 SAC: 0 DP: 2 HBP: 0				WP: 0 PB: 0 SB: 0 CS: 0 PA: 35		

PITCHER		IP	WLS	BF	H	R	ER	SO	BB	IBB	HBP	BLK	WP	HR	S	P	ERA	WHIP
61 Bronson Arroyo, R ERA: 9.5	(1, 1)	5.1	L	26	8	5	5	2	3	0	0	0	0	1	60	99	8.44	2.062
40 J.J. Putz, R ERA: 1.17	(6, 1)	0.2		1	0	0	0	0	0	0	0	0	0	0	5	5	0.00	0.000
59 Oliver Pérez, L ERA: 4.35	(7, 1)	1.0		4	1	0	0	2	0	0	0	0	0	0	13	16	0.00	1.000
29 Brad Ziegler, R ERA: 1.74	(8, 1)	1.0		4	0	0	0	1	1	0	0	0	0	0	9	16	0.00	1.000

PITCHER	IP	WLS	BF	H	R	ER	SO	BB	IBB	HBP	BLK	WP	HR	S	P	ERA	WHIP

AB	31
R	5
H	9
RBI	5
BB	4
SO	5
LOB	13

Batter	1	2	3	4	5	6	7	8	9	AB	R	H	RBI	BB	SO	LOB
19 Tony Campana, L (1, 8) OBP: 0.258, SLG: 0.300	B FF 92 C SI 91 X FF 91 1-1 ① G6-3			B CU 75 C CU 74 B SI 90 F FF 90 X SI 90 2-2 ① G5-3		B CU 74 B CU 74 F SI 90 X FF 90 2-1 ② G4-3			B FF 89 C FF 89 B CU 78 B FF 88 C SI 90 X FF 89 3-2 ① G3 1-2	4	0	0	0	0	0	1
14 Martín Prado, R (1, 4) OBP: 0.289, SLG: 0.306	B FF 92 X FF 92 1-0 ② L9			B FF 92 C CU 75 B SL 83 B FF 91 X SI 91 3-1 44 L6-3 1B		B CU 75 B SL 81 F FF 90 C FF 91 F FF 90 X SL 81 2-2 ③ P3			B FF 89 B FF 89 X FF 88 2-0 ② P3	4	0	1	0	0	0	1
44 Paul Goldschmidt, R (1, 3) OBP: 0.380, SLG: 0.516	B FF 92 C SI 92 S SL 84 B SL 84 F FF 92 B FF 93 S SI 92 3-3 ③ K			1 SAFE F FF 90 F SI 91 B FF 92 B SI 92 1 SAFE B SL 83 X SI 92 3-2 ② ③ L6-3 1-1			B SL 83 C SL 82 B FF 92 C SL 83 B FF 92 F SI 91 X SI 91 3-2 ① G6-3		C FF 90 D FF 91 F FF 90 B FF 89 B CU 76 X FF 91 3-2 ② 1B 2-H	4	0	1	1	0	1	1
12 Eric Chavez, L (1, 5) OBP: 0.214, SLG: 0.444		F FF 90 C SL 82 F FF 90 B SL 81 B SL 82 B SL 82 X FF 91 3-2 ① G4-3			C SI 90 B SI 91 T SL 83 S SL 82 1-3 ① K		B SI 91 C SI 90 B SI 91 F SL 84 F FF 91 B SL 81 F FF 91 X FF 91 3-2 ② F7		S FF 89 X FF 90 0-1 ③ F7	4	0	0	0	0	1	1
7 Cody Ross, R (1, 7)		B FF 92 B FF 92 F SI 90 S SL 84 B SL 84 X FF 91 3-2 ② F9			C SL 83 F FF 91 B SL 83 B SL 83 C FF 92 2-3 ② K		B SL 85 B SL 83 C SI 91 F FF 91 F FF 92 F SL 82 S SI 92 2-3 ③ K			3	0	0	0	0	2	0
8 Gerardo Parra, L (1, 9) OBP: 0.284, SLG: 0.337		B SL 83 F SI 91 X SL 83 1-1 ③ L5			B SI 91 C SI 91 B SI 92 F CU 76 F FF 91 X SL 82 2-2 16 FC6-4 1B			B FF 94 F FF 93 F FF 94 S SI 94 1-3 ① K		3	0	1	0	0	1	0
16 Chris Owings, R (1, 6) OBP: 0.357, SLG: 0.354			C FF 90 B SL 82 X SI 91 1-1 9 G6-4-3 1B	1 SAFE 1 SAFE X FF 91 0-0 ③ FC6-4 1-2f				C FF 94 B CU 81 C FF 94 B CU 82 F CU 80 F SL 85 X FF 94 2-2 ② G6-3		3	0	1	0	0	0	1
9 Tuffy Gosewisch, R (1, 2) OBP: 0.077, SLG: 0.308			B SI 90 1 SAFE S FF 90 1 SAFE F FF 91 X SL 82 1-2 ① ② G6-4-3 1-2f		X FF 89 0-0 HR			B SL 84 C FF 94 B FF 94 F FF 94 F FF 93 X FF 93 3-2 ③ G6-3		3	1	1	1	0	0	1
32 Brandon McCarthy, R (1, 1) 2 Aaron Hill, R (6, PH) OBP: 0.258, SLG: 0.330 48 Randall Delgado, R (6, 1) 40 J.J. Putz, R (8, 1) 54 Joe Thatcher, L (8, 1) 4 Cliff Pennington, S (9, PH) OBP: 0.393, SLG: 0.292			C FF 92 C SI 91 B FF 91 B SL 84 X FF 91 2-2 ③ G6-3		C FF 90 F SL 82 B SL 81 X SL 82 1-2 ① F9				C FF 90 B CU 76 B FF 89 B FF 90 F FF 90 X FF 90 3-2 19 G3 44 1B 1B	1 1 0 0 0 0 1	0 0 0 0 0 0 1	0 0 0 0 0 0 1	0 0 0 0 0 0 1	0 0 0 0 0 0 0	0 0 0 0 0 0 0	0 0 0 0 0 0 0

TOP

Arizona Diamondbacks @ Chicago Cubs

Wrigley Field, Chicago, IL

Tue Apr 22 2014, 7:07 PM - 10:12 PM CDT

Att. 35,381 - Clear - 41 F

livebaseballscorecards.com

AB	31
R	2
H	6
RBI	2
BB	0
SO	5
LOB	6

Inning Stats	1	2	3	4	5	6	7	8	9
	R: 0 E: 0 K: 1 S: 7	H: 0 LOB: 0 BB: 0 P: 12	R: 0 E: 0 K: 0 S: 9	H: 0 LOB: 0 BB: 0 P: 16	R: 0 E: 0 K: 0 S: 8	H: 1 LOB: 0 BB: 0 P: 12	R: 0 E: 0 K: 0 S: 8	H: 1 LOB: 0 BB: 0 P: 16	R: 0 E: 0 K: 2 S: 11	H: 1 LOB: 1 BB: 0 P: 16	R: 1 E: 0 K: 0 S: 10	H: 1 LOB: 0 BB: 0 P: 15	R: 0 E: 0 K: 1 S: 14	H: 0 LOB: 0 BB: 0 P: 22	R: 0 E: 0 K: 1 S: 12	H: 0 LOB: 0 BB: 0 P: 18	R: 1 E: 0 K: 0 S: 12	H: 2 LOB: 1 BB: 0 P: 23

1B: 5	SF: 0
2B: 1	SAC: 0
3B: 0	DP: 2
HR: 1	HBP: 0

WP: 0	PA: 31
PB: 0	
SB: 0	
CS: 0	

PITCHER		IP	WLS	BF	H	R	ER	SO	BB	IBB	HBP	BLK	WP	HR	S	P	ERA	WHIP
39 Jason Hammel, R ERA: 2.6	(1, 1)	7.0	W	23	4	1	1	4	0	0	0	0	0	1	67	109	1.29	0.571
52 Justin Grimm, R ERA: 0.84	(8, 1)	1.0		3	0	0	0	1	0	0	0	0	0	0	12	18	0.00	0.000
50 Blake Parker, R ERA: 16.2	(9, 1)	1.0		5	2	1	1	0	0	0	0	0	0	0	12	23	9.00	2.000

PITCHER	IP	WLS	BF	H	R	ER	SO	BB	IBB	HBP	BLK	WP	HR	S	P	ERA	WHIP

Batter	1	2	3	4	5	6	7	8	9	AB	R	H	RBI	BB	SO	LOB
24 Luis Valbuena, L (1, 4) OBP: 0.423, SLG: 0.325	C SI 90 S FC 88 F FF 92 F FC 88 B FF 92 B CU 80 F SI 91 B SI 91 F FC 89 3-2 F FF 92 X FC 90 F7 ①		B CU 79 C FC 89 C SI 92 B CU 80 B FC 88 X SI 92 3-2 19 1B 2B		B SI 89 F SI 89 F FC 87 F FC 89 F SI 91 F FC 91 F FC 89 B FC 92 F SI 92 2-2 X FC 91 44 E 20 G5-3 19 SF9 1B	C FF 92 B CH 83 S CH 82 B FF 88 S FF 92 2-3 K ③		C FF 87 S FS 84 F FS 83 B FS 86 B FF 89 D FS 85 F FS 83 B FS 83 4-2 20 1B 44 1B 1-2 2-3 3-H BB	4	3	2	1	1	1	0
20 Justin Ruggiano, R (1, 8) OBP: 0.314, SLG: 0.258	X SI 90 0-0 19 FC4-6 44 BB 1B		B CU 79 X FC 90 1-0 P4 ②		X SI 91 0-0 G5-3 ① 1-2		C FF 90 F FF 89 B FF 90 B CH 83 S CH 85 2-3 K ①	X SI 88 0-0 44 1B 1-3 2-H 3-H 1B		5	0	2	2	0	1	2
44 Anthony Rizzo, L (1, 3) OBP: 0.440, SLG: 0.478	B SI 90 F FC 89 S CU 80 B FF 92 B FC 90 B SI 92 4-2 19 FC4-6 1-2 BB		B FF 92 C FC 90 F FC 90 B SI 93 B FC 90 F SI 92 B CU 80 4-2 19 1B BB		C FC 88 F SI 91 F FC 90 X SI 91 0-2 E4 13 1B 30 HR 2-3		B FF 90 C FF 92 B FF 92 S CH 84 B CH 84 F CH 84 X CH 84 3-2 L8 ②	B FF 84 C FF 85 D SL 76 T FF 84 F FF 84 B SL 79 F FF 84 F FF 85 F FF 85 3-2 X FF 85 1-3 3-H 1B ③		3	1	1	1	2	0	1
19 Nate Schierholtz, L (1, 9) OBP: 0.239, SLG: 0.281	X SI 92 0-0 FC4-6 ② 13 FC6-4 1-2f 2-3		B SI 92 C FC 90 B CU 81 X SI 92 2-1 1-3 2-H 1B		B SI 90 X FC 89 1-0 SF9 ② 3-H		S FF 92 F FF 91 B FF 91 B FF 92 X FF 92 2-2 G6-3 ③			3	0	1	2	0	0	2
13 Starlin Castro, R (1, 6) OBP: 0.325, SLG: 0.416	C SI 91 B SI 92 C FC 89 B FC 90 F FC 90 X SI 92 2-2 FC6-4 ③ 1-2f		X CU 82 0-0 F8 ③		B SI 91 C SI 91 B SI 91 X SI 91 2-1 30 HR 1-2 1B			B FF 90 B FF 90 S FF 92 X CH 83 2-1 51 1B 24 BB 2B		4	2	2	0	0	0	4
30 Mike Olt, R (1, 5) OBP: 0.250, SLG: 0.512	C SI 90 B SI 91 S FC 89 F SI 91 T CU 81 1-2 K ①		X FC 88 0-0 F8 ①		B CU 79 B SI 92 B SI 92 C SI 91 X SI 92 3-1 1-H 2-H HR			B CH 82 D FF 91 B CH 82 C FF 90 C CH 83 S CH 84 3-3 K ①		4	1	1	3	0	2	1
21 Junior Lake, R (1, 7) OBP: 0.283, SLG: 0.440	B CU 81 S SI 92 C SI 94 S SI 92 1-3 K ②		C CU 78 X CU 78 0-1 12 S 1B		X SI 91 0-0 F8 ③			D FS 82 C FS 82 B FF 89 B SI 89 F FF 88 S FS 82 3-3 K ②		4	0	1	0	0	2	1
12 John Baker, L (1, 2)	B FF 92 B FC 89 F SI 91 C SI 92 S FC 89 2-3 K ③		B FC 88 S SI 90 C SI 90 S FC 89 1-3 K ② 1-2			B FF 90 C FF 91 B FF 90 X FF 92 2-1 F7 ①		B SI 89 D FS 83 B SI 88 C FS 87 B FF 88 4-1 24 BB 51 1B 20 1B BB		3	1	0	0	1	2	1
39 Jason Hammel, R (1, 1) 52 Justin Grimm, R (8, 1) 51 Ryan Kalish, L (8, PH) OBP: 0.333, SLG: 0.375 50 Blake Parker, R (9, 1)			C SI 91 S SI 91 S SI 91 0-3 K ①		F SI 91 F SI 91 S SI 92 0-3 K ③	C FF 89 B FF 90 S FF 90 F FF 91 S FF 90 1-3 K ②		D SI 89 C FF 88 F FS 84 X FF 88 1-2 24 BB 20 1B 1-2 2-3 1B		3 0 1 0	0 0 1 0	0 0 1 0	0 0 1 0	3 0 0 0	1 0 0 0	1 0 0 0
Inning Stats	R: 0 E: 0 K: 0 S: 16 H: 1 LOB: 2 BB: 1 P: 25	R: 0 E: 0 K: 3 S: 10 H: 0 LOB: 0 BB: 0 P: 14	R: 1 E: 0 K: 1 S: 13 H: 2 LOB: 2 BB: 1 P: 23	R: 0 E: 0 K: 2 S: 9 H: 1 LOB: 1 BB: 0 P: 10	R: 4 E: 1 K: 0 S: 19 H: 3 LOB: 0 BB: 0 P: 27	R: 0 E: 0 K: 2 S: 9 H: 0 LOB: 0 BB: 0 P: 14	R: 0 E: 0 K: 1 S: 10 H: 0 LOB: 0 BB: 0 P: 17	R: 4 E: 0 K: 2 S: 24 H: 4 LOB: 2 BB: 2 P: 44		1B: 8 2B: 2 3B: 0 HR: 1 SF: 1 SAC: 0 DP: 0 HBP: 0						

PITCHER		IP	WLS	BF	H	R	ER	SO	BB	IBB	HBP	BLK	WP	HR	S	P	ERA	WHIP
32 Brandon McCarthy, R ERA: 6.23	(1, 1)	5.0	L	25	7	5	1	6	2	0	0	0	0	1	67	99	1.80	1.800
48 Randall Delgado, R ERA: 5.87	(6, 1)	2.1		8	1	1	1	4	0	0	0	0	0	0	24	41	3.86	0.429
40 J.J. Putz, R ERA: 4.5	(8, 1)	0.1		5	2	2	2	1	2	0	0	0	0	0	12	24	54.00	12.000
54 Joe Thatcher, L ERA: 1.08	(8, 1)	0.1		1	1	1	1	0	0	0	0	0	0	0	7	10	27.00	3.000

PITCHER	IP	WLS	BF	H	R	ER	SO	BB	IBB	HBP	BLK	WP	HR	S	P	ERA	WHIP

BOTTOM

Arizona Diamondbacks @ Chicago Cubs

Wrigley Field, Chicago, IL

Tue Apr 22 2014, 7:07 PM - 10:12 PM CDT

Att. 35,381 - Clear - 41 F

livebaseballscorecards.com

AB	34
R	9
H	11
RBI	9
BB	4
SO	11
LOB	13

WP: 0	PB: 0	SB: 1	CS: 0
PA: 39			

Batter	1	2	3	4	5	6	7	8	9	AB	R	H	RBI	BB	SO	LOB
8 Gerardo Parra, L (1, 9) OBP: 0.280, SLG: 0.330	B X 1-0 ① F7		B SL 84 C SI 94 B FC 92 F SI 94 B FS 86 F FC 93 F SI 94 F SL 83 F SI 96 3-2 X SI 94 14 E 1B		C FF 95 F SI 96 F SI 95 B FS 87 S FS 84 1-3 ③ K		F FS 83 F SI 95 B FS 85 F FF 96 X FS 85 1-2 ③ G2-3		F SI 94 B SI 94 F SI 95 B SI 94 F SI 94 F SL 82 F SL 82 F SI 94 F SL 82 2-3 ① S SL 82 K	5	0	1	0	0	2	3
14 Martín Prado, R (1, 5) OBP: 0.284, SLG: 0.300	B FF 93 X FF 92 1-0 ② F9		1 SAFE C SI 93 X SI 92 0-1 ② F8 1-2			B FF 95 C SI 95 S FF 96 F FF 96 B FS 86 F FF 97 S FS 85 2-3 ① K		C FF 94 F FC 92 X SI 95 0-2 ① G4-3	B SI 94 X SI 94 1-0 26 1B 2 3B 1-3 2-H 3-H 1B	5	1	1	2	0	1	1
44 Paul Goldschmidt, R (1, 3) OBP: 0.381, SLG: 0.521	B FF 92 B FC 92 X FF 92 2-0 ③ G4-3		X FF 94 0-0 ③ G6-3			S FF 97 F FF 97 X FF 96 0-2 7 2 1B 1B		C FF 97 B FF 94 B FF 97 X SI 95 2-1 2 FC5 2B	C SI 94 F SI 94 S SL 82 0-3 ② K	5	1	2	0	0	1	3
26 Miguel Montero, L (1, 2) OBP: 0.364, SLG: 0.403		C FC 91 B SL 81 F FF 93 B SI 95 F SI 94 B FF 94 F SI 94 B FF 94 4-2 7 2 FC1-4 1B 16 FC6-4 BB		C SL 81 X FC 91 0-1 ① G4-3		C SI 94 F SL 85 B FS 86 B FF 96 S FS 85 2-3 ② K		B FS 83 B FF 93 B SI 93 C SI 93 B SI 93 4-1 2 FC5 BB	T FF 88 D SL 79 B SL 78 C FC 85 F SL 80 B FF 88 X FF 89 3-2 2 3B 1-3 3-H 1B	3	2	1	1	2	1	1
2 Aaron Hill, R (1, 4) OBP: 0.284, SLG: 0.385		C FF 94 B FF 94 B SL 85 B FF 93 X FF 94 3-1 7 FC1-4 1-2 1B		X SL 85 0-0 7 G6-3 2B		C FF 95 B SI 95 X SI 95 1-1 7 1B 1-2 1B		F FF 93 C SI 96 B SI 96 F FF 95 X SI 93 1-2 ② FC5 1-2 2-3f	F FF 90 X FF 92 0-1 1-H 3-H 3B	5	0	4	2	0	0	2
7 Cody Ross, R (1, 7) OBP: 0.048, SLG: 0.048		F SI 94 F SI 93 X SI 94 0-2 ① FC1-4 16 FC6-4 1-2f 2-3		C SI 94 B FF 93 X SI 94 1-1 ② G6-3 2-3		X SI 95 0-0 1-2 2-H 1B		X FF 94 0-0 ③ F8	C FF 91 X FF 92 0-1 ③ F9	5	0	1	1	0	0	7
16 Chris Owings, R (1, 6) OBP: 0.351, SLG: 0.338		C SI 94 X FF 94 0-1 ② FC6-4 1-2f 3-H		X FF 94 0-0 ③ G5-3		C SI 94 F FF 94 F FF 95 D FS 86 X SI 94 1-2 ③ P4			B FF 94 B SI 94 B SI 92 B FF 93 4-0 12 BB 19 E 14 1B BB	3	1	0	1	1	0	4
19 Tony Campana, L (1, 8) OBP: 0.229, SLG: 0.265		1 SAFE X FF 94 0-0 ③ G6-3			C FF 94 X FF 94 0-1 ① F8		C FF 94 C SL 84 F FF 95 B FS 84 B FS 85 X FF 96 2-2 ① G5-3		B SL 78 B FF 94 B SI 94 C FF 94 X FF 93 3-1 FC6 12 BB 14 1B 1-2	4	1	0	0	0	0	2
36 Wade Miley, L (1, 1) OBP: 0.357, SLG: 0.357 29 Brad Ziegler, R (6, 1) 4 Cliff Pennington, S (7, PH) OBP: 0.379, SLG: 0.280 35 Trevor Cahill, R (7, 1) OBP: 0.167, SLG: 0.333 12 Eric Chavez, L (9, PH) OBP: 0.241, SLG: 0.444 11 AJ Pollock, R (9, PR) OBP: 0.288, SLG: 0.353 43 Addison Reed, L (9, 1)			C SI 92 S SI 93 C SI 94 0-3 ① K		B FF 94 F FF 95 F FF 95 B FF 95 X SI 95 2-2 ② G5-3		F SL 83 B SL 85 B FS 85 F FF 94 C SI 95 2-3 ② K		B SL 81 C SI 95 F SI 94 F SI 94 B SL 81 B SI 94 B SL 82 4-2 14 1B 26 1B 1-2 2-3 BB	2 0 0 1 0 0 0 0	0 0 0 0 0 0 1 0	0 0 0 0 0 1 0 0	0 0 0 0 0 0 0 0	1 0 0 0 0 0 0 0	0 0 0 0 0 0 0 0	0 0 0 0 0 0 0 0
Inning Stats	R: 0 E: 0 K: 0 S: 3 H: 0 LOB: 0 BB: 0 P: 7	R: 1 E: 0 K: 0 S: 12 H: 1 LOB: 1 BB: 1 P: 19	R: 0 E: 1 K: 1 S: 13 H: 1 LOB: 1 BB: 0 P: 16	R: 0 E: 0 K: 0 S: 6 H: 1 LOB: 1 BB: 0 P: 7	R: 0 E: 0 K: 1 S: 9 H: 0 LOB: 0 BB: 0 P: 12	R: 1 E: 0 K: 2 S: 18 H: 3 LOB: 2 BB: 0 P: 24	R: 0 E: 0 K: 1 S: 11 H: 0 LOB: 0 BB: 0 P: 16	R: 0 E: 0 K: 0 S: 11 H: 1 LOB: 2 BB: 1 P: 18	R: 5 E: 1 K: 2 S: 25 H: 3 LOB: 2 BB: 2 P: 42	1B: 7 2B: 2 3B: 1 HR: 0 SF: 0 SAC: 0 DP: 0 HBP: 0						WP: 0 PB: 0 SB: 0 CS: 0 PA: 42

PITCHER		IP	WLS	BF	H	R	ER	SO	BB	IBB	HBP	BLK	WP	HR	S	P	ERA	WHIP
29 Jeff Samardzija, R ERA: 1.53	(1, 1)	7.1		31	7	2	2	5	2	0	0	0	0	0	78	113	2.46	1.227
56 Héctor Rondón, R ERA: 0.79	(8, 1)	0.2	H	2	0	0	0	0	0	0	0	0	0	0	5	6	0.00	0.000
46 Pedro Strop, R ERA: 4.32	(9, 1)	0.2	L	6	1	4	2	2	2	0	0	0	0	0	17	31	27.00	4.500
40 James Russell, L ERA: 4.76	(9, 1)	0.0	B	1	1	0	0	0	0	0	0	0	0	0	4	7	∞	∞
52 Justin Grimm, R ERA: 0.82	(9, 1)	0.1		2	1	1	0	0	0	0	0	0	0	0	4	4	0.00	3.000

PITCHER	IP	WLS	BF	H	R	ER	SO	BB	IBB	HBP	BLK	WP	HR	S	P	ERA	WHIP

TOP

Arizona Diamondbacks @ Chicago Cubs

Wrigley Field, Chicago, IL

Wed Apr 23 2014, 1:31 PM - 4:41 PM CDT

Att. 32,323 - Partly Cloudy - 40 F

livebaseballscorecards.com

AB	38
R	7
H	10
RBI	7
BB	4
SO	7
LOB	23

Batter	1	2	3	4	5	6	7	8	9	AB	R	H	RBI	BB	SO	LOB
64 Emilio Bonifácio, S (1, 8) OBP: 0.412, SLG: 0.416	C SI 87 B SI 88 B SI 88 B FF 88 C SI 88 F FF 90 D FF 90 4-2 44 L1-4 21 1B BB		C CH 86 1 SAFE D SL 81 F SI 88 F FF 87 B FF 88 S SL 81 2-3 ② K		X SL 83 0-0 ② G6-3 3-H		S SI 90 B SI 89 S SI 88 B CH 82 X SI 91 2-2 2B			3	0	1	1	1	1	1
21 Junior Lake, R (1, 7) OBP: 0.281, SLG: 0.426	1 SAFE B SL 88 S SL 83 X FF 89 1-1 1-2 1B		S SL 81 D FF 88 1 SAFE B SL 80 S CU 80 S SL 80 2-3 ③ K		M SL 82 F SL 81 S SL 80 0-3 ③ K		B SI 89 C SL 83 S SI 90 X KC 78 1-2 ③ G6-3			4	0	1	0	0	2	2
44 Anthony Rizzo, L (1, 3) OBP: 0.432, SLG: 0.458	C FF 88 B CH 88 B SL 82 C SL 83 X FF 87 2-2 ① ② L1-4 2-3			X CU 80 0-0 ① F8		B FF 87 B SL 81 B FF 86 C CH 86 B SI 87 4-1 20 HR BB		C SI 86 B CH 81 X CH 83 1-1 ① G6-3		3	1	0	0	1	0	2
20 Justin Ruggiano, R (1, 9) OBP: 0.308, SLG: 0.343 51 Ryan Kalish, L (9, 9) OBP: 0.333, SLG: 0.375	1 SAFE B CH 87 S SL 82 D SL 81 B FF 87 S CH 82 C FF 90 3-3 ③ K			B SI 87 S CH 81 B SL 81 F SI 87 X FF 89 2-2 ② G5-3		B SI 87 D SI 88 T CH 82 X SI 88 2-1 1-H HR		C KC 75 B SI 89 B SI 90 C KC 76 S SI 90 2-3 ② K		4 0	1 0	1 0	2 0	0 0	2 0	1 0
13 Starlin Castro, R (1, 6) OBP: 0.310, SLG: 0.395		B SI 86 T SI 88 C FF 88 B FF 88 B SL 82 S SL 83 3-3 ① K		T CH 80 B SL 82 B SL 82 C CH 82 B SI 91 X FF 90 3-2 ③ L8		C SI 83 B SI 82 F SI 83 S CU 71 1-3 ① K		B SL 86 C SI 90 C SI 91 S KC 81 1-3 ③ K		4	0	0	0	0	3	0
30 Mike Olt, R (1, 5) OBP: 0.250, SLG: 0.489		B SL 87 C FF 89 C FF 89 B SL 80 B FF 90 X FF 90 3-2 ② G4-3			C SL 86 X FF 88 0-1 5 1B 5 WP 15 SH 1B	C SI 83 B CU 71 F SI 82 B CU 72 S CU 73 2-3 ② K			C FF 92 F FF 93 X SL 88 0-2 ① G6-3	4	1	1	0	0	1	0
5 Welington Castillo, R (1, 2) OBP: 0.302, SLG: 0.441		C FF 88 B CH 82 B CH 83 S SI 89 C FF 90 2-3 ③ K			C CH 82 F SI 88 B SL 83 X SL 83 1-2 15 SH 29 SF8 1-3 1B	C SI 85 X CH 77 0-1 ③ F7			B FF 93 T FF 92 F FF 92 C FF 92 1-3 ② K	4	1	1	0	0	2	0
15 Darwin Barney, R (1, 4) OBP: 0.282, SLG: 0.219 24 Luis Valbuena, L (9, PH) OBP: 0.415, SLG: 0.317			B CH 86 B SI 87 C SI 88 B FF 88 C SI 88 F SI 89 B SI 88 4-2 BB		D CH 83 F CH 83 X FF 91 1-1 SH 29 SF8 64 G6-3 1-3 3-H		C SI 90 B SI 91 X KC 78 1-1 ① G5-3		C FF 93 C FF 92 X FF 94 0-2 ③ L9	1 1	1 0	0 0	1 0	1 0	0 0	0 0
29 Jeff Samardzija, R (1, 1) OBP: 0.083, SLG: 0.091 56 Héctor Rondón, R (8, 1) 46 Pedro Strop, R (9, 1) 40 James Russell, L (9, 1) 52 Justin Grimm, R (9, 1)			L SL 87 M SL 80 L CU 79 0-3 ① K		B FF 90 C FF 90 B FF 89 F FF 90 X FF 90 2-2 ① SF8 2-3 3-H		B SI 90 C SI 90 S KC 78 C SI 92 1-3 ② K			2 0 0 0 0	0 0 0 0 0	0 0 0 0 0	1 0 0 0 0	0 0 0 0 0	2 0 0 0 0	1 0 0 0 0
Inning Stats	R: 0 E: 0 K: 1 S: 11 H: 1 LOB: 1 BB: 1 P: 21	R: 0 E: 0 K: 2 S: 9 H: 0 LOB: 0 BB: 0 P: 17	R: 0 E: 0 K: 3 S: 13 H: 0 LOB: 1 BB: 1 P: 21	R: 0 E: 0 K: 0 S: 7 H: 0 LOB: 0 BB: 0 P: 12	R: 3 E: 1 K: 1 S: 14 H: 2 LOB: 0 BB: 0 P: 18	R: 2 E: 0 K: 2 S: 11 H: 1 LOB: 0 BB: 1 P: 20	R: 0 E: 0 K: 1 S: 11 H: 1 LOB: 1 BB: 0 P: 16	R: 0 E: 0 K: 2 S: 8 H: 0 LOB: 0 BB: 0 P: 12	R: 0 E: 0 K: 1 S: 9 H: 0 LOB: 0 BB: 0 P: 10	1B: 3 2B: 2 3B: 0 HR: 1		SF: 1 SAC: 1 DP: 1 HBP: 0		WP: 1 PB: 0 SB: 0 CS: 0		PA: 35

PITCHER		IP	WLS	BF	H	R	ER	SO	BB	IBB	HBP	BLK	WP	HR	S	P	ERA	WHIP
36 Wade Miley, L ERA: 4.5	(1, 1)	5.0		22	4	5	3	7	3	0	0	0	1	1	57	98	5.40	1.400
29 Brad Ziegler, R ERA: 1.59	(6, 1)	1.0		3	0	0	0	2	0	0	0	0	0	0	8	11	0.00	0.000
35 Trevor Cahill, R ERA: 6.85	(7, 1)	2.0	W	7	1	0	0	3	0	0	0	0	0	0	19	28	0.00	0.500
43 Addison Reed, R ERA: 3.6	(9, 1)	1.0	S	3	0	0	0	1	0	0	0	0	0	0	9	10	0.00	0.000

PITCHER	IP	WLS	BF	H	R	ER	SO	BB	IBB	HBP	BLK	WP	HR	S	P	ERA	WHIP

BOTTOM

Arizona Diamondbacks @ Chicago Cubs

Wrigley Field, Chicago, IL

Wed Apr 23 2014, 1:31 PM - 4:41 PM CDT

Att. 32,323 - Partly Cloudy - 40 F

livebaseballscorecards.com

AB	30
R	5
H	5
RBI	5
BB	3
SO	13
LOB	7

Arizona Diamondbacks @ Chicago Cubs

Wrigley Field, Chicago, IL

Thu Apr 24 2014, 1:22 PM - 4:12 PM CDT

Att. 33,085 - Cloudy - 55 F

TOP

livebaseballscorecards.com

Batter	1	2	3	4	5	6	7	8	9	AB	R	H	RBI	BB	SO	LOB
8 Gerardo Parra, L (1, 9) OBP: 0.298, SLG: 0.340	F FF 90 B FF 92 X SL 82 1-1 26 2B 1B	C CU 77 X FF 93 0-1 ① ② G1-6-3 1-2f			B SI 90 B CU 77 X FF 91 2-0 1B			B SI 91 C SI 91 F FS 82 B CU 74 B CU 76 F SI 91 B SI 92 4-2 14 G6-3 44 2B BB		3	2	2	0	1	0	1
14 Martín Prado, R (1, 5) OBP: 0.273, SLG: 0.287	C FF 89 1 SAFE X FF 90 0-1 ① L7	C CU 78 B FF 92 X CU 78 1-1 ③ G4-3			1 SAFE C FF 90 X FF 89 0-1 ② F9			1 SAFE B CU 74 1 SAFE X CU 75 1-0 ① G6-3 1-2		4	0	0	0	0	0	3
44 Paul Goldschmidt, R (1, 3) OBP: 0.376, SLG: 0.520	1 SAFE 1 SAFE B FF 89 C FF 89 X FF 90 1-1 ② P6		C FF 92 B FF 93 F FF 93 X FF 93 1-2 ① G3		C FF 91 D FF 92 X FF 92 1-1 ③ G5-3			C SI 92 F SI 93 D CU 77 X CU 76 1-2 26 1B 2-H 2B		4	1	1	1	0	0	2
26 Miguel Montero, L (1, 2) OBP: 0.370, SLG: 0.421	B FF 90 C FF 90 B FF 90 B FF 92 F FF 90 X FF 92 3-2 1-H 2B		B CU 77 B SI 93 C FF 93 B SL 84 X FF 91 3-1 ② G4-3			B CU 76 B FF 91 S CU 82 F SI 91 B SL 83 X SL 83 3-2 ① G1-3		X FS 84 0-0 2 G6-4-3 2-H 1B		4	0	2	2	0	0	0
2 Aaron Hill, R (1, 4) OBP: 0.283, SLG: 0.374	B FF 91 B SL 84 F FF 91 B FF 91 B SL 84 4-1 BB		C FF 92 F FF 92 B SL 87 B FF 94 F SL 85 F FF 91 X SL 85 2-2 ③ G4-3			B CU 78 B FF 92 C SL 83 F FF 92 F SL 85 X FF 92 2-2 ② F8		B SI 92 X SI 92 1-0 ② ③ G6-4-3 1-2f		3	0	0	0	1	0	1
27 Roger Kieschnick, L (1, 7)	C CU 78 C SL 82 S SL 85 0-3 ③ K			C SL 82 S SL 83 B SL 84 F SL 83 F FF 94 S SL 86 1-3 ① K		X FF 92 0-0 ③ G1			S SL 84 C SL 85 B SL 84 S FF 89 1-3 ① K	4	0	0	0	0	3	2
4 Cliff Pennington, S (1, 6) OBP: 0.394, SLG: 0.321		B CU 75 B CU 75 B FF 91 C FF 89 B FF 91 4-1 19 E BB		C CU 78 F FF 93 B SI 93 X SL 85 1-2 ② F7			B CH 87 C FF 89 F FF 89 B FF 91 C CH 88 2-3 ① K		X SI 88 0-0 19 FC1-5 2B	3	1	1	0	1	1	0
19 Tony Campana, L (1, 8) OBP: 0.231, SLG: 0.289		B FF 90 B FF 90 B FF 91 C FF 90 C FF 92 X FF 91 3-2 E7 49 1B 1-H 2B		B SI 93 B SL 83 L FF 92 X SI 92 2-1 ③ G5-3			X CH 87 0-0 ② G3		X FF 88 0-0 ② FC1-5 7 S 2-3	4	1	1	1	0	0	1
49 Mike Bolsinger, R (1, 1) 59 Oliver Pérez, L (7, 1) 29 Brad Ziegler, R (8, 1) 7 Cody Ross, R (9, PH) OBP: 0.045, SLG: 0.045 43 Addison Reed, L (9, 1)		C FF 90 X FF 90 0-1 8 G1-6-3 3-H 1B			B FF 90 X FF 91 1-0 ① F8		B CH 88 B FF 89 S FF 89 F FF 90 C SL 84 2-3 ③ K		1 SAFE C FF 88 X FF 89 0-1 ③ F8 1-2	3 0 0 1 0	0 0 0 0 0	1 0 0 0 0	1 0 0 0 0	0 0 0 0 0	1 0 0 1 0	0 0 0 1 0
Inning Stats	R: 1 E: 0 K: 1 S: 13 H: 2 LOB: 2 BB: 1 P: 22	R: 2 E: 1 K: 0 S: 10 H: 2 LOB: 0 BB: 1 P: 18	R: 0 E: 0 K: 0 S: 10 H: 0 LOB: 0 BB: 0 P: 16	R: 0 E: 0 K: 1 S: 10 H: 0 LOB: 0 BB: 0 P: 14	R: 0 E: 0 K: 0 S: 6 H: 1 LOB: 1 BB: 0 P: 10	R: 0 E: 0 K: 0 S: 8 H: 0 LOB: 0 BB: 0 P: 13	R: 0 E: 0 K: 2 S: 7 H: 0 LOB: 0 BB: 0 P: 11	R: 2 E: 0 K: 0 S: 9 H: 2 LOB: 0 BB: 1 P: 16	R: 0 E: 0 K: 1 S: 7 H: 1 LOB: 1 BB: 0 P: 8	1B: 4 2B: 4 3B: 0 HR: 0 SF: 0 SAC: 0 DP: 2 HBP: 0						

	AB	33
	R	5
	H	8
	RBI	5
	BB	3
	SO	5
	LOB	11

WP: 0 PB: 0 SB: 1 CS: 0 PA: 36

PITCHER		IP	WLS	BF	H	R	ER	SO	BB	IBB	HBP	BLK	WP	HR	S	P	ERA	WHIP
36 Edwin Jackson, R ERA: 5.02	(1, 1)	7.0	L	27	5	3	3	4	2	0	0	0	0	0	64	104	3.86	1.000
41 Jose Veras, R ERA: 15.88	(8, 1)	1.0		5	2	2	2	0	1	0	0	0	0	0	9	16	18.00	3.000
53 Wesley Wright, L ERA: 2.7	(9, 1)	1.0		4	1	0	0	1	0	0	0	0	0	0	7	8	0.00	1.000

PITCHER	IP	WLS	BF	H	R	ER	SO	BB	IBB	HBP	BLK	WP	HR	S	P	ERA	WHIP

BOTTOM

Arizona Diamondbacks @ Chicago Cubs

Wrigley Field, Chicago, IL

Thu Apr 24 2014, 1:22 PM - 4:12 PM CDT

Att. 33,085 - Cloudy - 55 F

livebaseballscorecards.com

Batter	1	2	3	4	5	6	7	8	9	AB	R	H	RBI	BB	SO	LOB
64 Emilio Bonifácio, S (1, 8) OBP: 0.416, SLG: 0.432	C FF 86 F FF 87 B FC 87 F CU 78 F CU 78 B FF 87 X CU 78 2-2 44 E 2B	C FC 87 X FC 88 0-1 1B			C FF 88 S FC 87 X FF 88 0-2 ① G4-3 2-3		T FF 92 C FF 91 F FF 92 X SI 92 0-2 ③ F9			4	1	2	0	0	0	2
24 Luis Valbuena, L (1, 4) OBP: 0.411, SLG: 0.302 15 Darwin Barney, R (8, PH) OBP: 0.275, SLG: 0.212 (9, 4)	B CH 84 B FF 86 B FC 86 C FF 86 F FF 87 B FC 87 4-2 13 BB 44 E BB	1 SAFE C FF 88 X FF 88 0-1 ③ P6			F FF 88 F FF 87 C CU 80 0-3 ② K			C FF 91 F FF 90 B SI 91 F FF 92 B FF 90 S FF 92 2-3 ① K		2 1	0 0	0 0	0 0	1 0	1 0	2 0
44 Anthony Rizzo, L (1, 3) OBP: 0.424, SLG: 0.487	X FF 87 0-0 E7 13 BB 1-2 2-H	B FC 86 X FF 87 1-0 ① G3-1			B FC 87 C CU 78 C FF 89 F CU 79 X FF 89 1-2 ③ G1-3			B SL 79 B FF 91 C FF 91 B SI 92 X FF 91 3-1 HR		4	1	1	1	0	0	2
19 Nate Schierholtz, L (1, 9) OBP: 0.225, SLG: 0.265	B CU 78 C FF 87 C FC 88 S FC 88 1-3 ① K	F FC 87 B CU 76 S CU 78 B FF 88 C CU 78 2-3 ② K				C CU 76 X CU 77 0-1 ① G6-3		F FF 91 C SL 80 B SI 91 S SL 79 1-3 ② K		4	0	0	0	0	3	2
13 Starlin Castro, R (1, 6) OBP: 0.307, SLG: 0.381	D CU 78 C CU 79 D FF 88 B FF 87 B CU 78 4-1 1-2 2-3 BB	B CU 77 B FC 87 X FC 88 2-0 ③ G6-3				X CU 76 0-0 ② F7		B SI 85 C SI 84 X SI 84 1-1 ③ G6-3		3	0	0	0	1	0	0
30 Mike Olt, R (1, 5) OBP: 0.231, SLG: 0.449	C FF 88 B FF 88 S FF 88 C CU 79 1-3 ② K		B CU 75 S CU 74 C FC 87 F CU 78 X FC 87 1-2 ① F7			B FF 86 C FF 87 F CU 77 F FC 86 X FF 87 1-2 ③ F8			C FF 92 F FF 92 C FF 93 0-3 ① K	4	0	0	0	0	2	3
5 Welington Castillo, R (1, 2) OBP: 0.299, SLG: 0.429	D FF 88 X FF 89 1-0 ③ F8		C FF 87 B FC 87 F FC 87 C FC 88 1-3 ② K				F FC 86 X FF 87 0-1 51 G3 1B		C FF 92 C FF 93 X SL 86 0-2 ② P4	4	0	1	0	0	1	3
51 Ryan Kalish, L (1, 7) OBP: 0.300, SLG: 0.333		C FC 87 X FF 87 0-1 ① G3	C FF 87 X CH 83 0-1 ③ G3-1				C FC 86 B FC 87 D FC 88 F FC 87 X FC 88 2-2 ① G3 1-2		B SI 93 B FF 92 C FF 92 X FF 92 2-1 ③ G4-3	4	0	0	0	0	0	1
36 Edwin Jackson, R (1, 1) OBP: 0.100, SLG: 0.200 21 Junior Lake, R (7, PH) OBP: 0.276, SLG: 0.418 41 Jose Veras, R (8, 1) 53 Wesley Wright, R (9, 1)		B FF 85 B FF 87 C FF 87 F FF 87 S CU 78 2-3 ② K			S FC 85 B CU 74 B FC 86 S FC 86 X FF 86 2-2 64 G4-3 2B		C CU 78 S CU 80 D CU 79 B FF 89 S FC 90 2-3 ② K			2 1 0 0	0 0 0 0	1 0 0 0	0 0 0 0	1 1 0 0	0 1 0 0	0 1 0 0

Inning Stats	1	2	3	4	5	6	7	8	9
	R: 1 E: 1 K: 2 S: 16 H: 1 LOB: 3 BB: 2 P: 29	R: 0 E: 0 K: 1 S: 9 H: 1 LOB: 1 BB: 0 P: 11	R: 0 E: 0 K: 1 S: 5 H: 0 LOB: 0 BB: 0 P: 10	R: 0 E: 0 K: 1 S: 9 H: 0 LOB: 0 BB: 0 P: 11	R: 0 E: 0 K: 1 S: 13 H: 1 LOB: 1 BB: 0 P: 16	R: 0 E: 0 K: 0 S: 7 H: 0 LOB: 0 BB: 0 P: 8	R: 0 E: 0 K: 1 S: 12 H: 1 LOB: 1 BB: 0 P: 16	R: 1 E: 0 K: 2 S: 11 H: 1 LOB: 0 BB: 0 P: 18	R: 0 E: 0 K: 1 S: 8 H: 0 LOB: 0 BB: 0 P: 10

| | | | |

Batter	1	2	3	4	5	6	7	8	9	AB	R	H	RBI	BB	SO	LOB
64 Emilio Bonifácio, S (1, 4) OBP: 0.409, SLG: 0.424	C FF 92 B FF 92 F FF 92 B SL 86 B FF 94 C FF 93 3-3 ① K		X CU 72 0-0 ① 2-H 1B			X FF 90 0-0 ① B5-3		L CU 75 F SI 88 F FF 88 D SL 81 B SL 82 S CU 76 2-3 ① K		4	0	1	1	0	2	1
24 Luis Valbuena, L (1, 5) OBP: 0.383, SLG: 0.277	C FF 93 B FF 93 B FF 93 F FF 93 X FF 93 2-2 ② P5		F FF 92 D SL 84 X FF 92 1-1 ③ P2			C FF 90 B CH 85 B FF 92 B FF 90 X FF 92 3-1 ② P5		C SI 89 B SL 82 B SI 89 C SL 82 B CU 76 C SI 88 3-3 ② K		4	0	0	0	0	1	2
44 Anthony Rizzo, L (1, 3) OBP: 0.406, SLG: 0.463	F FF 92 S SL 85 F SI 94 F FF 94 S SL 86 0-3 ③ K			C SI 92 B SL 84 B FF 92 F FF 92 B SL 86 C FF 94 3-3 ① K		B SL 84 C FF 92 C SL 84 X FF 94 1-2 ③ L7		C SI 90 1 SAFE B CU 76 B SI 89 C FF 89 F CU 77 B SI 89 F SI 89 S SI 90 3-3 ③ K		4	0	0	0	0	3	1
13 Starlin Castro, R (1, 6) OBP: 0.304, SLG: 0.375		B FF 91 F FF 92 B FF 92 X FF 93 2-1 ① G6-3		S SL 85 F SL 85 B FF 93 F FF 94 X FF 93 1-2 ② G5-3			B FF 91 X FF 91 1-0 ① 19 2B 6 G3 1B		X FF 89 0-0 ① P5	4	1	1	0	0	0	0
19 Nate Schierholtz, L (1, 9) OBP: 0.227, SLG: 0.278		C FF 92 F CU 74 F FF 93 B SL 84 F SL 84 F FF 93 S SL 85 1-3 ② K		S FF 93 B FF 92 C SL 85 X FF 93 1-2 ③ F7			X FF 92 0-0 6 G3 1-3 2B		B FF 89 C SI 89 F CH 80 S CH 83 1-3 ② K	4	0	1	0	0	2	0
21 Junior Lake, R (1, 7) OBP: 0.262, SLG: 0.397 53 Wesley Wright, R (7, 1) 12 John Baker, L (9, PH)		X SL 84 0-0 ③ F8			L SI 91 L SL 85 B FF 92 S SL 85 1-3 ① K		F FF 92 F SL 83 C FF 92 0-3 ① K		C SI 89 F SI 90 S CH 84 0-3 ③ K	3 0 1	0 0 0	0 0 0	0 0 0	0 0 0	2 0 1	2 0 0
6 Ryan Sweeney, L (1, 8) OBP: 0.280, SLG: 0.227			C FF 90 F FF 92 B SI 92 F SL 84 B FF 94 B SL 83 B FF 92 4-2 33 SH3-4 64 1B BB		F FF 91 F FF 93 X FF 94 0-2 1B		C SL 84 B FF 92 X FF 93 1-1 ② G3 2-3 3-H			2	1	1	1	1	0	1
5 Welington Castillo, R (1, 2) OBP: 0.286, SLG: 0.409			X FF 92 0-0 ① P5		B SL 82 C SL 83 F SI 91 S SL 85 1-3 ② K		S SL 84 B FF 91 S SL 85 D SL 85 X FF 93 2-2 ③ G5-3			3	0	0	0	0	1	3
33 Carlos Villanueva, R (1, 1) 54 Neil Ramírez, R (6, 1) 51 Ryan Kalish, L (7, 7) OBP: 0.317, SLG: 0.351			L FF 90 X FF 91 0-1 ② SH3-4 1-2		S FF 92 C FF 93 X FF 93 0-2 ③ P2			B FF 86 C FF 87 F SL 82 X CU 77 1-2 1B		1 0 1	0 0 0	0 0 1	0 0 0	0 0 0	0 0 0	1 0 0
Inning Stats	R: 0 E: 0 K: 2 S: 11 H: 0 LOB: 0 BB: 0 P: 16	R: 0 E: 0 K: 1 S: 9 H: 0 LOB: 0 BB: 0 P: 12	R: 1 E: 0 K: 0 S: 9 H: 1 LOB: 1 BB: 1 P: 14	R: 0 E: 0 K: 1 S: 10 H: 0 LOB: 0 BB: 0 P: 15	R: 0 E: 0 K: 2 S: 12 H: 1 LOB: 1 BB: 0 P: 14	R: 0 E: 0 K: 0 S: 6 H: 0 LOB: 0 BB: 0 P: 10	R: 1 E: 0 K: 1 S: 10 H: 2 LOB: 1 BB: 0 P: 14	R: 0 E: 0 K: 3 S: 15 H: 1 LOB: 1 BB: 0 P: 24	R: 0 E: 0 K: 2 S: 7 H: 0 LOB: 0 BB: 0 P: 8	1B: 4 2B: 1 3B: 0 HR: 0 SF: 0 SAC: 1 DP: 0 HBP: 0						

PITCHER		IP	WLS	BF	H	R	ER	SO	BB	IBB	HBP	BLK	WP	HR	S	P	ERA	WHIP
22 Matt Garza, R ERA: 4.09	(1, 1)	7.0	W	26	4	2	2	7	1	0	0	0	0	0	67	95	2.57	0.714
59 Zach Duke, L ERA: 1.74	(8, 1)	1.0	H	4	1	0	0	3	0	0	0	0	0	0	15	24	0.00	1.000
57 Francisco Rodríguez, R ERA:	(9, 1)	1.0	S	3	0	0	0	2	0	0	0	0	0	0	7	8	0.00	0.000

PITCHER	IP	WLS	BF	H	R	ER	SO	BB	IBB	HBP	BLK	WP	HR	S	P	ERA	WHIP

TOP

Chicago Cubs @ Milwaukee Brewers

Miller Park, Milwaukee, WI

Fri Apr 25 2014, 7:14 PM - 10:25 PM CDT

Att. 32,868 - Roof Closed - 67 F

livebaseballscorecards.com

AB	31
R	2
H	5
RBI	2
BB	1
SO	12
LOB	11

PA: 33

WP: 0
PB: 0
SB: 0
CS: 0

Chicago Cubs @ Milwaukee Brewers

Miller Park, Milwaukee, WI

Fri Apr 25 2014, 7:14 PM - 10:25 PM CDT

Att. 32,868 - Roof Closed - 67 F

livebaseballscorecards.com

BOTTOM

Batter	1	2	3	4	5	6	7	8	9	AB	R	H	RBI	BB	SO	LOB
27 Carlos Gómez, R (1, 8) OBP: 0.356, SLG: 0.568	B FF 88 B FF 88 X SI 87 2-0 2 S 2 E 1B		X SL 83 0-0 8 1B 20 1B 1B	X SI 89 0-0 2B		B FF 96 S FF 94 S FF 96 X FF 95 1-2 ① F9		B SI 88 B CH 83 S SI 89 B SI 89 S CH 84 1 SAFE T KC 79 3-2 ② K		5	2	3	0	0	1	1
2 Scooter Gennett, L (1, 4) OBP: 0.338, SLG: 0.418	1 SAFE B SI 88 B FF 89 C FF 88 S FF 90 B SI 89 F FF 89 X FF 90 3-2 E7 8 1B 1-H		1 SAFE 1 SAFE B SI 88 X FF 88 1-0 ① L9	F SI 88 B CU 76 B FF 88 X FF 89 2-1 ③ G4-3		B FF 95 B FF 94 B FF 95 C FF 95 B FF 94 4-1 8 S BB		B KC 78 B FF 90 F SL 84 F SL 84 F SI 90 F SI 90 S KC 80 2-3 ③ K		4	1	0	0	1	1	3
8 Ryan Braun, R (1, 9) OBP: 0.366, SLG: 0.607	C SI 88 B SI 90 F SI 90 X SL 84 1-2 2-H 1B		1 SAFE B SI 88 B SI 87 C SI 89 X SI 87 2-1 20 1B 1-2 1B		B FF 88 B CH 79 C FF 89 X SI 88 2-1 16 E 16 S 16 SF7 1B	F SL 88 B FF 96 S SL 87 1 SAFE S FF 95 1-3 ② K 1-2				4	1	3	1	0	1	1
16 Aramis Ramirez, R (1, 5) OBP: 0.351, SLG: 0.430	B SI 88 C SI 90 X FF 89 1-1 ① L9		X SI 88 0-0 ② L8		1 SAFE B SI 87 1 SAFE B SI 88 S SL 82 B CU 76 X FF 88 3-1 ① SF7 1-H	X FF 96 0-0 ③ L7				3	0	0	1	0	0	4
20 Jonathan Lucroy, R (1, 2) OBP: 0.402, SLG: 0.487	C FF 88 X SL 84 0-1 ② G6-3		C SI 88 1 SAFE X SI 89 0-1 18 FC6-4 1-2 2-H 1B		B FF 87 C SL 80 F SL 82 B SL 84 F SL 83 B FF 88 F FF 90 X SL 82 3-2 24 1B 1B		C KC 77 F FF 89 X CH 84 0-2 ① G1-3			4	0	2	1	0	0	1
18 Khris Davis, R (1, 7) OBP: 0.280, SLG: 0.405	B SI 89 S SL 83 B SL 84 C FF 90 X SL 84 2-2 ③ F9		X SL 85 0-0 ③ FC6-4 1-2f		1 SAFE C SL 81 X SI 88 0-1 ② F9		B KC 78 C KC 79 C FF 90 F KC 78 S FF 90 1-3 ② K			4	0	0	0	0	1	4
24 Lyle Overbay, L (1, 3) OBP: 0.405, SLG: 0.433		B FF 86 F FF 88 B SI 88 X CH 82 2-1 ① F8		S CU 71 B SI 87 F CH 80 F SL 82 F SI 87 B SL 84 B FF 89 F CH 81 F CU 75 3-2 X SI 88 HR	B SI 87 F CU 74 X CH 80 1-1 1-3 1B		B FF 91 X KC 79 1-0 ③ F7			4	1	2	1	0	0	0
9 Jean Segura, R (1, 6) OBP: 0.272, SLG: 0.330		C FF 89 B FF 89 B CU 77 X CH 81 2-1 ② L7		L SL 81 B FF 89 X SL 83 1-1 ① L3	I IN 72 I IN 73 I IN 74 I IN 75 4-0 IBB			B CH 82 B FF 89 C SI 88 F CH 84 B KC 78 X CH 84 3-2 ① G4-3		3	0	0	0	1	0	0
22 Matt Garza, R (1, 1) 59 Zach Duke, L (8, 1) Rickie Weeks Jr., R (8, PH) OBP: 0.185, SLG: 0.192 57 Francisco Rodríguez, R (9, 1)		B FF 87 F FF 86 B FF 90 B FF 88 X FF 88 3-1 ③ G1-3		S FF 88 F FF 89 S SL 83 0-3 ② K	C SI 87 B SL 81 X SL 81 1-1 ③ G6-3			X SI 88 0-0 1B		3 0 1 0	0 0 0 0	0 0 1 0	0 0 0 0	0 0 0 0	1 0 0 0	3 0 0 0
Inning Stats	R: 2 E: 1 K: 0 S: 15 H: 2 LOB: 1 BB: 0 P: 24	R: 0 E: 0 K: 0 S: 6 H: 0 LOB: 0 BB: 0 P: 13	R: 1 E: 0 K: 0 S: 8 H: 3 LOB: 2 BB: 0 P: 11	R: 1 E: 0 K: 1 S: 15 H: 2 LOB: 1 BB: 0 P: 21	R: 1 E: 0 K: 0 S: 15 H: 3 LOB: 3 BB: 1 P: 29	R: 0 E: 0 K: 1 S: 8 H: 0 LOB: 1 BB: 1 P: 14	R: 0 E: 0 K: 1 S: 8 H: 0 LOB: 0 BB: 0 P: 10	R: 0 E: 0 K: 2 S: 12 H: 1 LOB: 1 BB: 0 P: 20		1B: 9 2B: 1 3B: 0 HR: 1 SF: 1 SAC: 0 DP: 0 HBP: 0			WP: 0 PB: 0 SB: 3 CS: 0 PA: 38		

	AB	35
	R	5
	H	11
	RBI	4
	BB	2
	SO	5
	LOB	17

PITCHER		IP	WLS	BF	H	R	ER	SO	BB	IBB	HBP	BLK	WP	HR	S	P	ERA	WHIP
33 Carlos Villanueva, R ERA: 9.95	(1, 1)	5.0	L	27	10	5	4	1	0	1	0	0	0	1	59	98	7.20	2.000
54 Neil Ramírez, R ERA:	(6, 1)	1.0		4	0	0	0	1	1	0	0	0	0	0	8	14	0.00	1.000
53 Wesley Wright, L ERA: 2.08	(7, 1)	2.0		7	1	0	0	3	0	0	0	0	0	0	20	30	0.00	0.500

PITCHER	IP	WLS	BF	H	R	ER	SO	BB	IBB	HBP	BLK	WP	HR	S	P	ERA	WHIP

Chicago Cubs @ Milwaukee Brewers

Miller Park, Milwaukee, WI

Sat Apr 26 2014, 6:12 PM - 9:02 PM CDT

Att. 40,008 - Roof Closed - 65 F

TOP

livebaseballscorecards.com

Batter	1	2	3	4	5	6	7	8	9	AB	R	H	RBI	BB	SO	LOB
64 Emilio Bonifácio, S (1, 8) OBP: 0.392, SLG: 0.404	B FF 89 B FF 88 C FF 87 S CH 76 S FF 90 2-3 ① K			C CU 74 F CH 77 S FF 88 0-3 ① K		B CH 76 T FF 89 B CU 78 B FF 88 C FF 88 F CH 77 X FF 89 3-2 ③ G5-3		B CU 77 B FF 92 C SI 89 S FF 93 B FF 93 S FF 94 3-3 ③ K		4	0	0	0	0	3	0
24 Luis Valbuena, L (1, 4) OBP: 0.375, SLG: 0.333	B FF 89 F FF 88 X FF 89 1-1 ② F8			B CH 76 B FF 88 X FF 88 2-0 HR			B CU 74 C FF 87 F CH 76 C FF 88 1-3 ① K		B FF 89 B FF 89 C FF 88 C SI 88 S CH 83 2-3 ① K	4	1	1	1	0	2	0
44 Anthony Rizzo, L (1, 3) OBP: 0.390, SLG: 0.440	S CH 77 B FF 89 F CH 76 B FF 89 S FF 89 2-3 ③ K			B FF 89 B CH 77 X FF 89 2-0 ② P6			B CH 77 X CH 77 1-0 ② G4-3		C SI 90 B CH 82 C CH 81 X CH 84 1-2 ② L4	4	0	0	0	0	1	0
13 Starlin Castro, R (1, 6) OBP: 0.302, SLG: 0.370		C FF 88 B CH 76 X FF 88 1-1 ① F8		B CU 76 F CH 77 B FF 89 F FF 89 X FF 90 2-2 ③ L9			S FF 88 X CH 75 0-1 1B		B CU 75 F FF 89 B CU 76 C SI 90 F CH 83 X CH 83 2-2 ③ G6-3	4	0	1	0	0	0	0
19 Nate Schierholtz, L (1, 9) OBP: 0.218, SLG: 0.267		F FF 87 C FF 88 S CH 76 0-3 ② K			C CU 76 B CH 77 F CH 77 B FF 89 F FF 90 B CH 77 T FF 89 3-2 ① K		B CU 76 S FF 88 S FF 89 X FF 89 1-2 ③ G1-3			3	0	0	0	0	2	1
30 Mike Olt, R (1, 5) OBP: 0.236, SLG: 0.442		C CU 76 C FF 89 C FF 89 0-3 ③ K			X FF 88 0-0 ② F8			S CH 75 S CH 75 F CH 76 F FF 88 B CH 75 X FF 89 1-2 5 HR 1B		3	1	1	0	0	1	0
6 Ryan Sweeney, L (1, 7) OBP: 0.264, SLG: 0.213			C FF 87 F CH 76 S FF 88 0-3 ① K		B FF 87 C FF 88 X CU 77 1-1 ③ G6-3			F FF 88 F FF 89 B FF 86 F CH 77 B FF 89 X CH 76 2-2 ① P6		3	0	0	0	0	1	1
5 Welington Castillo, R (1, 2) OBP: 0.288, SLG: 0.449			B CU 76 C CH 77 F FF 89 B CH 77 F FF 90 F CH 77 B FF 90 X FF 90 3-2 ② F9			C CU 77 C CU 78 X FF 88 0-2 ① F7		B CU 77 C FF 89 F FF 89 D CH 76 X FF 89 2-2 1-H HR		3	1	1	2	0	0	0
37 Travis Wood, R (1, 1) OBP: 0.333, SLG: 0.750			B FF 89 X FF 89 1-0 ③ P5			C FF 88 S CU 78 X FF 88 0-2 ② L7		B CH 76 T CH 77 C FF 89 B CH 78 S CH 77 2-3 ② K		2	0	0	0	0	0	0
63 Brian Schlitter, R (6, 1)										0	0	0	0	0	0	0
21 Junior Lake, R (8, PH) OBP: 0.258, SLG: 0.390										1	0	0	0	0	1	0
46 Pedro Strop, R (8, 1)										0	0	0	0	0	0	0
Inning Stats	R: 0 E: 0 K: 2 S: 8 H: 0 LOB: 0 BB: 0 P: 13	R: 0 E: 0 K: 2 S: 8 H: 0 LOB: 0 BB: 0 P: 9	R: 0 E: 0 K: 1 S: 9 H: 0 LOB: 0 BB: 0 P: 13	R: 1 E: 0 K: 1 S: 8 H: 1 LOB: 0 BB: 0 P: 14	R: 0 E: 0 K: 1 S: 7 H: 0 LOB: 0 BB: 0 P: 11	R: 0 E: 0 K: 0 S: 10 H: 0 LOB: 0 BB: 0 P: 13	R: 0 E: 0 K: 1 S: 9 H: 1 LOB: 1 BB: 0 P: 12	R: 2 E: 0 K: 2 S: 18 H: 2 LOB: 0 BB: 0 P: 28	R: 0 E: 0 K: 1 S: 10 H: 0 LOB: 0 BB: 0 P: 15	1B: 2 2B: 0 3B: 0 HR: 2	SF: 0 SAC: 0 DP: 0 HBP: 0					

	AB	31
	R	3
	H	4
	RBI	3
	BB	0
	SO	11
	LOB	2

WP: 0 PB: 0 SB: 0 CS: 0 PA: 31

PITCHER		IP	WLS	BF	H	R	ER	SO	BB	IBB	HBP	BLK	WP	HR	S	P	ERA	WHIP
41 Marco Estrada, R ERA: 2.87	(1, 1)	7.2	W	27	4	3	3	9	0	0	0	0	0	2	74	107	3.52	0.522
13 Will Smith, L ERA:	(8, 1)	0.1	H	1	0	0	0	1	0	0	0	0	0	0	3	6	0.00	0.000
57 Francisco Rodríguez, R ERA:	(9, 1)	1.0	S	3	0	0	0	1	0	0	0	0	0	0	10	15	0.00	0.000

PITCHER	IP	WLS	BF	H	R	ER	SO	BB	IBB	HBP	BLK	WP	HR	S	P	ERA	WHIP

Batter	1	2	3	4	5	6	7	8	9	AB	R	H	RBI	BB	SO	LOB
27 Carlos Gómez, R (1, 8) OBP: 0.361, SLG: 0.557	T SI 88 F SI 90 B FF 92 B FF 91 F SL 81 B FF 92 B FC 88 4-2 8 L9 14 1B 16 SF8 BB	B SI 90 B SI 90 B SI 89 S SI 90 F SI 91 D FF 91 4-2 14 1B 1-2 2-3 BB		S FF 90 F SI 90 X FF 90 0-2 ① FC5-4 1-2f 2-3 3-H		C SI 94 X SI 94 0-1 ③ G5-3				2	1	0	1	2	0	3
9 Jean Segura, R (1, 6) OBP: 0.272, SLG: 0.330 14 Jeff Bianchi, R (1, PH) OBP: 0.273, SLG: 0.238 (2, 6)	1 SAFE C FF 88 X FC 87 0-1 1-2 1B	X SI 90 0-0 1-3 2-H 3-H 1B		B SI 88 B SI 89 X SI 88 2-0 ②③ P4-2 3-Hf			B SL 82 C SI 92 X SI 93 1-1 ① P3			0 4	0 0	0 2	0 2	0 0	0 0	0 2
8 Ryan Braun, R (1, 9) OBP: 0.361, SLG: 0.591 3 Elian Herrera, S (9, 9) OBP: 0.200, SLG: 0.200	B SI 90 F SI 89 B SI 90 S SI 89 X SI 90 2-2 ① L9 2-3	B SI 89 B SI 89 B FC 86 C FF 88 T FF 89 F FC 89 C FF 91 3-3 ③ K			B FC 86 X FF 88 1-0 ① G4-3		X SI 94 0-0 20 FC5-4 1B			4 0	0 0	1 0	0 0	0 0	1 0	4 0
16 Aramis Ramirez, R (1, 5) OBP: 0.337, SLG: 0.416	B SI 89 F FC 87 S SI 90 B FC 88 F FF 91 X FC 88 2-2 ② SF8 3-H		F SL 79 B FC 87 F FC 87 T SL 80 1-2 ① K		C FF 88 X FF 90 0-1 ② L8		B SI 93 X SI 93 1-0 ② P4			3	0	0	1	0	1	1
20 Jonathan Lucroy, R (1, 2) OBP: 0.385, SLG: 0.463	1 SAFE B SI 88 C SI 88 X FC 88 1-1 ③ P4		B SI 89 F SI 90 B FF 89 C SI 89 F FC 88 F FC 88 F CH 81 F FF 91 F SL 80 2-2 ② F FF 92 X SL 75 G5-3		X FF 89 0-0 ③ F9		C SI 93 C SI 93 X SI 93 0-2 ③ FC5-4 1-2f			4	0	0	0	0	0	2
18 Khris Davis, R (1, 7) OBP: 0.291, SLG: 0.446		C SL 80 C FC 87 B FC 87 B FF 90 X SI 90 2-2 27 BB 14 1B 1B 1B	B SL 80 F FC 88 S FC 87 B FF 91 B CU 74 F FF 91 F FC 88 X FF 91 3-2 ③ G6-3			F FF 88 B SI 90 X FC 87 1-1 HR		C SL 80 B SI 95 B SI 94 F SL 82 X SL 82 2-2 ① G6-3		4	2	2	1	0	0	0
7 Mark Reynolds, R (1, 3) OBP: 0.282, SLG: 0.477		C FF 88 X FC 86 0-1 ① F8	C SL 78 X SI 89 0-1 41 BB 27 FC5-4 HBP 1B			C SL 80 B FF 90 B SI 90 F SI 90 X FF 88 2-2 1B		S SL 82 F SI 96 F SL 81 S SL 83 0-3 ② K		4	1	2	0	0	1	1
Rickie Weeks Jr., R (1, 4) OBP: 0.226, SLG: 0.207 57 Francisco Rodríguez, R (9, 1)		C FF 89 X FC 87 0-1 27 BB 14 1B 1-2 1B	C FF 88 H FC 85 1-1 27 FC5-4 41 BB 14 P4-2 1-2 HBP			B FF 88 C FF 88 X FC 87 1-1 ① L8		S SL 82 F SL 82 S SI 94 0-3 ③ K		3 0	1 0	1 0	0 0	0 0	1 0	1 0
41 Marco Estrada, R (1, 1) 13 Will Smith, R (8, 1) 2 Scooter Gennett, L (9, 4) OBP: 0.338, SLG: 0.418		L FF 87 X FC 86 0-1 ② B2	D SL 79 B FF 86 B FF 87 C FF 87 B FF 86 4-1 27 FC5-4 1-2 2-3 BB			C FF 88 B SI 88 L FF 88 B SI 89 T SI 89 2-2 ② K				2 0 0	0 0 0	0 0 0	0 0 0	1 0 0	1 0 0	3 0 0
Inning Stats	R: 1 H: 1 E: 0 LOB: 1 K: 0 BB: 1 S: 14 P: 23	R: 2 H: 3 E: 0 LOB: 2 K: 1 BB: 1 S: 16 P: 25	R: 0 H: 0 E: 0 LOB: 0 K: 1 BB: 0 S: 17 P: 23	R: 1 H: 1 E: 0 LOB: 1 K: 0 BB: 1 S: 8 P: 15	R: 0 H: 0 E: 0 LOB: 0 K: 0 BB: 0 S: 4 P: 5	R: 1 H: 2 E: 0 LOB: 1 K: 1 BB: 0 S: 12 P: 18	R: 0 H: 1 E: 0 LOB: 1 K: 0 BB: 0 S: 7 P: 9	R: 0 H: 0 E: 0 LOB: 0 K: 2 BB: 0 S: 10 P: 12		1B: 7 SF: 1 2B: 1 SAC: 0 3B: 0 DP: 1 HR: 1 HBP: 1				WP: 0 PA: 35 PB: 0 SB: 0 CS: 0		

PITCHER		IP	WLS	BF	H	R	ER	SO	BB	IBB	HBP	BLK	WP	HR	S	P	ERA	WHIP
37 Travis Wood, L ERA: 3.52	(1, 1)	5.2	L	27	7	5	5	3	3	0	1	0	0	1	69	107	7.94	1.765
63 Brian Schlitter, R ERA: 5.14	(6, 1)	1.1		5	1	0	0	0	0	0	0	0	0	0	9	11	0.00	0.750
46 Pedro Strop, R ERA: 3.86	(8, 1)	1.0		3	0	0	0	2	0	0	0	0	0	0	10	12	0.00	0.000

PITCHER	IP	WLS	BF	H	R	ER	SO	BB	IBB	HBP	BLK	WP	HR	S	P	ERA	WHIP

BOTTOM

Chicago Cubs @ Milwaukee Brewers

Miller Park, Milwaukee, WI

Sat Apr 26 2014, 6:12 PM - 9:02 PM CDT

Att. 40,008 - Roof Closed - 65 F

livebaseballscorecards.com

AB	30
R	5
H	8
RBI	5
BB	3
SO	5
LOB	17

Batter	1	2	3	4	5	6	7	8	9	AB	R	H	RBI	BB	SO	LOB
51 Ryan Kalish, L (1, 7) OBP: 0.333, SLG: 0.366	F FF 92 B SI 96 F FF 95 F SL 84 S SL 87 1-3 ① **K**		B FF 94 C FF 94 X SL 84 1-1 21 G5-3 1B		X FF 94 0-0 ② F7		B SI 94 F FF 94 C SI 95 F FF 94 X SL 87 1-2 21 S 1B			4	0	2	0	0	1	0
21 Junior Lake, R (1, 8) OBP: 0.242, SLG: 0.365 24 Luis Valbuena, L (9, 5) OBP: 0.375, SLG: 0.333	F FF 96 B SI 95 S SL 84 F SL 85 B SI 95 S SI 96 2-3 ② **K**		1 SAFE X FF 94 0-0 ① **G5-3** **1-2**		S SL 84 B SL 86 F SL 84 S SI 96 1-3 ③ **K**		1 SAFE F SL 83 B SI 95 D SL 86 F SI 95 B SI 95 X FF 96 3-2 ③ **G6-3** **1-2**			4 0	0 0	0 0	0 0	0 0	2 0	2 0
44 Anthony Rizzo, L (1, 3) OBP: 0.385, SLG: 0.432	B SI 96 B SI 95 B SI 95 X SI 94 3-0 ③ **G4-3**		2 SAFE C SL 84 B FF 95 F SI 96 S SL 87 1-3 ② **K**			B SL 83 F FF 95 B SI 95 C SL 86 X SL 87 2-2 19 G3 13 1B 30 SF8 1B		B SI 91 C CH 87 B FF 92 B SI 92 X SI 92 3-1 ① **F8**		4	1	1	0	0	1	1
13 Starlin Castro, R (1, 6) OBP: 0.320, SLG: 0.448		B SI 94 B SL 82 X FF 95 2-0 **HR**	D SL 85 C SL 85 B SI 96 X SL 84 2-1 ③ **L5**			X SL 84 0-0 19 G3 **1-2** 1B		X SL 84 0-0 **HR**		4	2	3	2	0	0	1
19 Nate Schierholtz, L (1, 9) OBP: 0.220, SLG: 0.266		F FF 95 B SL 84 B SI 96 B SI 96 S SI 94 X SI 96 3-2 12 1B 30 S 15 FC5 1B		C SL 83 B SI 95 X SL 84 1-1 ① **F8**		F SL 85 B SI 95 X SI 95 1-1 ① **G3** **1-2** **2-3**		B SI 91 B SI 91 X SI 91 2-0 ② **G3-1**		4	1	1	0	0	0	2
30 Mike Olt, R (1, 5) OBP: 0.237, SLG: 0.426 56 Héctor Rondón, R (9, 1)		D FF 95 1 SAFE B SI 96 B FF 94 C FF 95 B SL 83 4-1 15 FC5 12 1B **1-2** BB		B SI 94 F SI 96 C SL 86 S SL 84 1-3 ② **K**		X SL 85 0-0 ② **SF8** 3-H		S SL 81 B SI 91 F SL 84 F SI 91 S SL 82 1-3 ③ **K**		2 0	0 0	0 0	1 0	1 0	2 0	0 0
12 John Baker, L (1, 2) OBP: 0.167, SLG: 0.091		B SI 95 F SI 96 2 SAFE C SI 96 B SL 88 B SL 87 X SI 96 3-2 39 B5-6-4 15 FC5 **1-2** **2-3** 1B		B SI 96 F FF 95 X FF 96 1-1 1B		S SI 95 F SL 87 D CH 88 B SL 87 B SL 87 X SI 95 3-2 ③ **L5**			C FF 91 B CU 80 F FF 89 B CU 77 S FF 93 2-3 ① **K**	4	0	2	0	0	1	1
15 Darwin Barney, R (1, 4) OBP: 0.250, SLG: 0.189		D SL 85 F SI 95 X SI 96 1-1 ① **FC5** **1-2** **2-3f** **3-H**		X FF 95 0-0 ③ **L9**			B SI 94 F SI 94 X SI 94 1-1 ① **L8**		C FF 93 B CU 77 S FF 93 B FF 96 X FF 94 2-2 ② **F9**	4	0	0	1	0	0	3
39 Jason Hammel, R (1, 1) 46 Pedro Strop, R (8, 1) 64 Emilio Bonifácio, S (9, PH) OBP: 0.388, SLG: 0.400 (9, 8)		X 0-0 ② ③ **B5-6-4** **2-3f**			C FF 91 C FF 95 F FF 95 B SL 85 X SL 84 1-2 ① **G4-3**		S FF 95 S FF 94 S SI 95 0-3 ② **K**		B FF 94 F FF 93 X FF 94 1-1 ③ **G6-3**	3 0 1	0 0 0	0 0 0	0 0 0	0 0 0	1 0 0	2 0 0
Inning Stats	R: 0 E: 0 K: 2 S: 9 H: 0 LOB: 0 BB: 0 P: 15	R: 2 E: 0 K: 0 S: 11 H: 3 LOB: 1 BB: 1 P: 24	R: 0 E: 0 K: 1 S: 8 H: 1 LOB: 1 BB: 0 P: 12	R: 0 E: 0 K: 1 S: 8 H: 1 LOB: 1 BB: 0 P: 11	R: 0 E: 0 K: 1 S: 8 H: 0 LOB: 0 BB: 0 P: 10	R: 1 E: 0 K: 0 S: 10 H: 2 LOB: 1 BB: 0 P: 16	R: 0 E: 0 K: 1 S: 12 H: 1 LOB: 1 BB: 0 P: 17	R: 1 E: 0 K: 1 S: 8 H: 1 LOB: 0 BB: 0 P: 14	R: 0 E: 0 K: 1 S: 8 H: 0 LOB: 0 BB: 0 P: 13	1B: 7 2B: 0 3B: 0 HR: 2 SF: 1 SAC: 0 DP: 1 HBP: 0						

PITCHER		IP	WLS	BF	H	R	ER	SO	BB	IBB	HBP	BLK	WP	HR	S	P	ERA	WHIP
38 Wily Peralta, R ERA: 2.56	(1, 1)	7.0	L	29	8	3	3	6	1	0	0	0	0	1	66	105	3.86	1.286
53 Brandon Kintzler, R ERA: 1.5	(8, 1)	1.0		4	1	1	1	1	0	0	0	0	0	1	8	14	9.00	1.000
51 Wei-Chung Wang, L ERA: 18.0	(9, 1)	1.0		3	0	0	0	1	0	0	0	0	0	0	8	13	0.00	0.000

PITCHER	IP	WLS	BF	H	R	ER	SO	BB	IBB	HBP	BLK	WP	HR	S	P	ERA	WHIP

TOP

Chicago Cubs @ Milwaukee Brewers

Miller Park, Milwaukee, WI

Sun Apr 27 2014, 1:14 PM - 4:00 PM CDT

Att. 45,286 - Roof Closed - 70 F

livebaseballscorecards.com

AB	34
R	4
H	9
RBI	4
BB	1
SO	8
LOB	12

Batter	1	2	3	4	5	6	7	8	9	AB	R	H	RBI	BB	SO	LOB
27 Carlos Gómez, R (1, 8) OBP: 0.357, SLG: 0.554	S SI 93 F SL 84 F FF 93 B SL 84 B FF 94 X SI 94 2-2 ① F9		B SI 94 X SI 94 1-0 ③ F7			C SL 85 F SL 85 B FF 94 X SL 85 1-2 20 E 2B		X SI 94 0-0 ① F7		4	0	1	0	0	0	2
2 Scooter Gennett, L (1, 4) OBP: 0.333, SLG: 0.400	C SI 94 F SI 94 S SL 84 0-3 ② K2-3			B CU 77 S CU 77 F CU 78 X SL 85 1-2 ① G4-3		B SI 93 B SI 93 B SI 93 B SI 93 4-0 20 E BB		B SI 95 B SI 95 X SI 94 2-0 ②③ G3-6-3 1-2f		3	0	0	0	1	1	1
20 Jonathan Lucroy, R (1, 2) OBP: 0.379, SLG: 0.447	C FF 93 B FF 94 B SL 85 X SI 93 2-1 ③ G6-3			B CH 87 B SI 93 C FF 93 C SL 86 F FF 94 B CU 78 B FF 93 4-2 BB		2 SAFE B SI 94 C SL 85 F FF 94 F SI 93 F FF 94 S FF 94 1-3 ② K 1-2 2-3			B FF 97 F FF 96 F FF 93 B SL 83 B FF 98 F FF 97 C FF 97 3-3 ① K	3	0	0	0	1	2	2
16 Aramis Ramirez, R (1, 5) OBP: 0.324, SLG: 0.398		F SI 92 X SL 86 0-1 ① G6-3		B FF 94 1 SAFE B FF 94 B SI 93 C FF 93 X SI 94 3-1 ② F8		B SL 87 F SI 94 S SL 86 X SI 94 1-2 ③ G5-3			S FF 93 B FF 95 F SI 97 B FF 98 B FF 94 S FF 97 3-3 ② K	4	0	0	0	0	1	3
18 Khris Davis, R (1, 7) OBP: 0.278, SLG: 0.425		B FF 92 C SL 85 B FF 93 F SL 85 S SI 94 2-3 ② K		F SL 87 1 SAFE C FF 94 S FF 94 0-3 ③ K			X FF 92 0-0 ① F8		C SL 84 B FF 94 B SL 83 F FF 96 S FF 96 2-3 ③ K	4	0	0	0	0	3	1
24 Lyle Overbay, L (1, 3) OBP: 0.400, SLG: 0.424	C FF 93 F FF 94 F SI 93 B FF 93 T SL 85 1-2 ③ K			B SI 93 X CH 87 1-0 ① G3-1			X SI 93 0-0 1B			3	0	1	0	0	1	0
14 Jeff Bianchi, R (1, 6) OBP: 0.240, SLG: 0.208		C SL 85 B SL 85 F SI 93 B SL 85 X SI 94 2-2 ① G6-3		C FF 94 B SL 86 S SL 86 S SL 84 1-3 ② K			F SL 86 1 SAFE F FF 92 S SL 85 0-3 ② K			3	0	0	0	0	2	1
3 Elian Herrera, S (1, 9) OBP: 0.154, SLG: 0.154		B FF 94 C FF 94 X FF 94 1-1 ② G3		B SI 94 C CH 86 X SI 94 1-1 ③ G6-3			B SI 93 S SI 93 F SI 93 B SI 93 X SL 85 2-2 ③ F7			3	0	0	0	0	0	1
38 Wily Peralta, R (1, 1) OBP: 0.125, SLG: 0.250 53 Brandon Kintzler, R (8, 1) Rickie Weeks Jr., R (8, PH) OBP: 0.250, SLG: 0.233 51 Wei-Chung Wang, L (9, 1)		S SL 86 C SL 85 X SL 86 0-2 ② E6				C FF 92 X SL 85 0-1 ① P4		S SL 85 X SL 83 0-1 2 G3-6-3 1B		2 0 1 0	0 0 0 0	0 0 1 0	0 0 0 0	0 0 0 0	0 0 0 0	0 0 0 0
Inning Stats	R: 0 E: 0 K: 1 S: 9 H: 0 LOB: 0 BB: 0 P: 13	R: 0 E: 0 K: 2 S: 9 H: 0 LOB: 0 BB: 0 P: 12	R: 0 E: 1 K: 0 S: 9 H: 0 LOB: 1 BB: 0 P: 13	R: 0 E: 0 K: 1 S: 11 H: 0 LOB: 1 BB: 1 P: 19	R: 0 E: 0 K: 1 S: 6 H: 0 LOB: 0 BB: 0 P: 9	R: 0 E: 1 K: 1 S: 13 H: 1 LOB: 2 BB: 1 P: 20	R: 0 E: 0 K: 1 S: 8 H: 1 LOB: 1 BB: 0 P: 10	R: 0 E: 0 K: 0 S: 4 H: 1 LOB: 0 BB: 0 P: 6	R: 0 E: 0 K: 3 S: 10 H: 0 LOB: 0 BB: 0 P: 18	1B: 2 2B: 1 3B: 0 HR: 0 SF: 0 SAC: 0 DP: 1 HBP: 0						WP: 0 PB: 0 SB: 0 CS: 0 PA: 32	

PITCHER	IP	WLS	BF	H	R	ER	SO	BB	IBB	HBP	BLK	WP	HR	S	P	ERA	WHIP
39 Jason Hammel, R (1, 1) ERA: 2.08	7.0	W	27	3	0	0	7	2	0	0	0	0	0	67	98	0.00	0.714
46 Pedro Strop, R (8, 1) ERA: 3.48	1.0		2	0	0	0	0	0	0	0	0	0	0	2	4	0.00	0.000
56 Héctor Rondón, R (9, 1) ERA: 0.73	1.0		3	0	0	0	3	0	0	0	0	0	0	10	18	0.00	0.000

PITCHER	IP	WLS	BF	H	R	ER	SO	BB	IBB	HBP	BLK	WP	HR	S	P	ERA	WHIP

BOTTOM

Chicago Cubs @ Milwaukee Brewers

Miller Park, Milwaukee, WI

Sun Apr 27 2014, 1:14 PM - 4:00 PM CDT

Att. 45,286 - Roof Closed - 70 F

livebaseballscorecards.com

AB	30
R	0
H	3
RBI	0
BB	2
SO	10
LOB	11

Chicago Cubs @ Cincinnati Reds

Great American Ball Park, Cincinnati, OH

Tue Apr 29 2014, 7:31 PM - 11:56 PM EDT

Att. 17,579 - Overcast - 63 F

TOP

livebaseballscorecards.com

Batter	1	2	3	4	5	6	7	8	9	AB	R	H	RBI	BB	SO	LOB
64 Emilio Bonifácio, S (1, 8) OBP: 0.388, SLG: 0.400	C FF 92 B SI 93 C SI 93 B FS 87 S SI 94 2-3 K		X SI 94 0-0 51 1B 13 1B 1B		F CU 74 F SI 92 C CU 75 0-3 K		B FF 93 X FF 94 1-0 1-2 1B		S SI 90 S SI 90 B SI 91 X SI 90 1-2 G6-3	5	1	2	0	0	2	0
51 Ryan Kalish, L (1, 9) (8, 7) OBP: 0.347, SLG: 0.378	X SI 93 0-0 L8		1 SAFE 1 SAFE C SI 92 X SI 92 0-1 44 BB 13 1B 1-3 1B		M FS 85 X FS 86 0-1 44 CS 1B		B FF 92 S CH 79 D CH 80 D FF 92 C FF 94 S SI 91 3-3 K			4	1	2	0	0	1	2
44 Anthony Rizzo, L (1, 3) OBP: 0.380, SLG: 0.418	S FC 88 C SI 93 F FC 87 B FS 87 X CU 78 1-2 L3		B SI 93 C FS 85 B FS 85 B SI 93 B FS 84 4-1 5 S 13 1B 1-2 BB		F SI 92 1 SAFE C SI 92 F CU 76 1 SAFE D FS 83 S FC 87 1-3 1-2 K			B KC 72 C SI 85 B CH 77 B CH 78 C FF 87 X SI 85 3-2 L7		3	0	0	0	1	1	1
13 Starlin Castro, R (1, 6) OBP: 0.317, SLG: 0.440		B SI 93 B FC 86 X SI 93 2-0 L8 X SI 93 0-0 5 S 1-2 2-H 3-H 1B				B CU 76 B FC 89 X SI 93 2-0 F8		X KC 73 0-0 G6-3		4	0	1	2	0	0	0
24 Luis Valbuena, L (1, 5) OBP: 0.388, SLG: 0.340 59 Zac Rosscup, R (6, 1) 52 Justin Grimm, R (7, 1) 19 Nate Schierholtz, L (8, PH) OBP: 0.229, SLG: 0.266 (8, 9)		C SI 93 B FC 88 F SI 93 B FS 87 B SI 94 F SI 93 B SI 94 4-2 5 HBP BB	X SI 94 0-0 P4			B SI 93 F FS 86 F SI 93 X FS 86 1-2 5 G5-4-3 1B		B SI 84 B SI 85 S CH 78 B CH 78 T FF 87 B KC 73 4-2 5 1B BB	2 0 0 0	0 0 0 0	1 0 0 0	0 0 0 0	1 0 0 1	0 0 0 0	2 0 0 0
5 Welington Castillo, R (1, 2) OBP: 0.299, SLG: 0.444		B FF 93 S SI 92 F SI 92 B FC 88 B SI 93 H SI 93 4-2 1-2 HBP	B SI 94 S FC 88 S FC 88 B CU 80 C SI 94 2-3 K 1-2 2-3			C FF 92 B SI 93 1 SAFE D FC 88 X SI 94 2-1 G5-4-3 1-2f		C FF 88 C SI 85 X SI 89 0-2 1-2 1B		3	0	1	0	0	1	3
6 Ryan Sweeney, L (1, 7) OBP: 0.246, SLG: 0.196 46 Pedro Strop, R (8, 1)		B SI 94 C SI 94 B SI 92 B SI 93 F FF 92 F FF 93 X SI 93 3-2 L8		B CU 75 C FS 84 X FC 85 1-1 G4-3			B SI 94 B FF 93 X FF 94 2-0 L7	B CH 78 F SI 86 C KC 73 C SI 86 1-3 K		4 0	0 0	0 0	0 0	0 0	1 0	4 0
15 Darwin Barney, R (1, 4) OBP: 0.250, SLG: 0.195		B FC 88 C FC 87 X FC 88 1-1 F9		C FF 92 S FC 87 X FC 86 0-2 G6-3			C FF 95 C FF 95 B FF 95 F FF 96 F FF 96 F FF 95 B FC 91 F FC 90 F FF 95 2-2 X CH 81 64 1B 1B		C FF 91 F FF 92 B FF 90 X FF 91 1-2 L9	4	0	1	0	0	0	2
29 Jeff Samardzija, R (1, 1) OBP: 0.071, SLG: 0.077 30 Mike Olt, R (6, 5) OBP: 0.230, SLG: 0.411			S FF 94 B FC 87 B FF 94 F FC 93 X FC 86 2-2 L9	B FF 93 F FF 92 S FF 92 B CU 77 F FF 92 F FF 92 S FF 93 2-3 K			B FF 92 F FF 91 B FF 92 F FF 90 F FC 89 X FF 93 2-2 L8		C SL 84 S SL 84 B SL 92 B SL 85 S SL 85 2-3 K	2 2	0 0	0 0	0 0	0 0	1 1	0 1
Inning Stats	R: 0 E: 0 K: 1 S: 8 H: 0 LOB: 0 BB: 0 P: 11	R: 0 E: 0 K: 0 S: 12 H: 0 LOB: 2 BB: 1 P: 26	R: 2 E: 0 K: 1 S: 12 H: 3 LOB: 2 BB: 1 P: 20	R: 0 E: 0 K: 1 S: 10 H: 0 LOB: 0 BB: 0 P: 13	R: 0 E: 0 K: 2 S: 9 H: 1 LOB: 1 BB: 0 P: 10	R: 0 E: 0 K: 0 S: 6 H: 1 LOB: 0 BB: 0 P: 11	R: 0 E: 0 K: 1 S: 17 H: 2 LOB: 2 BB: 0 P: 27	R: 0 E: 0 K: 1 S: 12 H: 1 LOB: 2 BB: 1 P: 20	R: 0 E: 0 K: 1 S: 9 H: 0 LOB: 0 BB: 0 P: 13	1B: 8 2B: 1 3B: 0 HR: 0 SF: 0 SAC: 0 DP: 2 HBP: 1						

	AB	33
	R	2
	H	8
	RBI	2
	BB	3
	SO	8
	LOB	15

WP: 0 PB: 0 SB: 2 CS: 1 PA: 37

PITCHER		IP	WLS	BF	H	R	ER	SO	BB	IBB	HBP	BLK	WP	HR	S	P	ERA	WHIP
31 Alfredo Simon, R ERA: 1.6	(1, 1)	6.0	W	24	5	2	2	5	2	0	1	0	0	0	57	91	3.00	1.167
Logan Ondrusek, R ERA: 7.5	(7, 1)	1.0	H	5	2	0	0	1	0	0	0	0	0	0	17	27	0.00	2.000
63 Sam LeCure, R ERA: 0.77	(8, 1)	1.0	H	5	1	0	0	1	1	0	0	0	0	0	12	20	0.00	2.000
51 Jonathan Broxton, R ERA:	(9, 1)	1.0	S	3	0	0	0	1	0	0	0	0	0	0	9	13	0.00	0.000

PITCHER	IP	WLS	BF	H	R	ER	SO	BB	IBB	HBP	BLK	WP	HR	S	P	ERA	WHIP

BOTTOM

Batter	1	2	3	4	5	6	7	8	9	AB	R	H	RBI	BB	SO	LOB
6 Billy Hamilton, S (1, 8) OBP: 0.281, SLG: 0.333	C FF 93 B SL 82 B FC 93 B FC 93 B FC 93 4-1 19 WP 19 S 4 SF9 BB		C FF 93 B FF 94 X FF 93 1-1 19 CS 1B		B SL 81 C SL 81 X FF 92 1-1 HR	D SL 86 F FF 93 B SL 86 X FF 93 2-1 1-3 1B		F FF 95 X FF 96 0-1 ① FC6-2 19 G6-4-3 1-2 2-3 3-Hf		4	2	3	1	1	0	3
19 Joey Votto, L (1, 3) OBP: 0.444, SLG: 0.461	C FF 93 C SL 84 B FF 92 B SI 93 F SL 85 F FF 93 B FS 85 B SI 95 4-2 21 1B 1-3 BB		1 SAFE 1 SAFE F FF 94 1 SAFE B SL 87 S FC 92 B SL 85 B SI 95 B FC 92 4-2 ① 32 1B 1-2 BB		C FC 94 B SI 94 B SL 85 B FC 90 C FF 93 B SI 94 4-2 BB	B FF 92 B FF 93 S FF 92 B FF 91 S FF 91 3-3 ③ K		B SI 96 F SI 95 X SI 96 1-1 ②③ G6-4-3 1-2f		2	0	0	0	3	1	5
4 Brandon Phillips, R (1, 4) OBP: 0.273, SLG: 0.321	X FF 95 0-0 ① SF9 3-H		C SI 94 X SI 94 0-1 ② F8		S SL 82 X FF 94 0-1 ① F8		B SL 80 B FF 89 X FF 90 2-0 ① L4			3	0	0	1	0	0	2
32 Jay Bruce, L (1, 9) OBP: 0.346, SLG: 0.393	B SI 94 1 SAFE C FF 94 B SI 94 X SI 94 2-1 ② L7		D SI 94 B SL 85 B SI 95 X SI 95 3-0 21 FC6-4 1-2 1B		C SI 94 B FC 91 1 SAFE F SI 93 S FS 84 1-3 ② K		S SL 80 B SL 80 B FF 90 S SL 80 X SL 81 2-2 ② F9			4	0	1	0	0	1	2
21 Todd Frazier, R (1, 5) OBP: 0.337, SLG: 0.438	S FF 95 1 SAFE B FF 94 F SL 83 F FF 96 F SL 84 X SI 94 1-2 1B		C FF 94 C FF 94 B FF 95 D SL 84 X SI 95 2-2 ③ FC6-4 1-2f		B SI 95 C SI 92 B SI 93 X FF 93 2-1 ③ F9		B FF 91 B FF 91 B SI 91 C FF 91 B FF 91 4-1 48 FC5-4 BB			3	0	1	0	1	0	3
48 Ryan Ludwick, R (1, 7) OBP: 0.325, SLG: 0.411 63 Sam LeCure, R (8, 1) 51 Jonathan Broxton, R (9, 1)	C SL 86 F FF 95 D SL 88 S FS 85 1-3 ③ K			S SL 84 S SL 86 F SL 87 B SI 95 B FS 86 X SL 86 2-2 ① G4-3		C SL 82 B FF 95 B FF 94 F SL 83 X FF 94 2-2 ① F9	C FF 93 S FF 93 X SL 84 0-2 ③ FC5-4 1-2f			4 0 0	0 0 0	0 0 0	0 0 0	0 0 0	1 0 0	3 0 0
29 Brayan Peña, S (1, 2) OBP: 0.362, SLG: 0.395		C FF 94 S SL 86 B FS 85 C SI 96 1-3 ① K		C SL 87 X FS 86 0-1 2 G6-3 1B		B SL 84 X SL 84 1-0 ② F8		B SL 82 F SI 94 B FF 95 F FF 94 F SL 88 X SL 82 2-2 15 1B 2 1B 6 FC6-2 1B		4	0	2	0	0	1	0
2 Zack Cozart, R (1, 6) OBP: 0.202, SLG: 0.271		X SI 95 0-0 ② G5-3		C FF 94 B FF 94 B FF 94 B FF 93 F SI 94 F SI 94 X FF 94 3-2 ② G6-3 1-2		C FF 95 X SI 94 0-1 28 1B 3B		1 SAFE B SI 96 X SI 93 1-0 6 FC6-2 15 1B 1-2 1B		4	1	2	0	0	0	1
31 Alfredo Simon, R (1, 1) OBP: 0.091, SLG: 0.091 28 Chris Heisey, R (6, PH) OBP: 0.295, SLG: 0.381 Logan Ondrusek, R (7, 1) 15 Roger Bernadina, L (8, 7) OBP: 0.323, SLG: 0.200		C FF 94 F FF 95 F SL 86 S SL 86 0-3 ③ K		T FF 93 X SL 85 0-1 ③ L8		C SL 86 B SL 85 X SL 85 1-1 6 1B 3-H 1B		C FF 94 X SI 95 0-1 6 FC6-2 1-2 2-3 1B		2 1 0 1	0 0 0 0	0 1 0 1	0 1 0 0	0 0 0 0	1 0 0 0	1 0 0 0
Inning Stats	R: 1 H: 1 E: 0 LOB: 2 K: 1 BB: 2 S: 16 P: 28	R: 0 H: 0 E: 0 LOB: 0 K: 2 BB: 0 S: 8 P: 9	R: 0 H: 2 E: 0 LOB: 2 K: 0 BB: 1 S: 10 P: 20	R: 0 H: 1 E: 0 LOB: 1 K: 0 BB: 0 S: 12 P: 17	R: 1 H: 1 E: 0 LOB: 1 K: 1 BB: 1 S: 11 P: 19	R: 1 H: 3 E: 0 LOB: 2 K: 1 BB: 0 S: 13 P: 22	R: 0 H: 0 E: 0 LOB: 1 K: 0 BB: 1 S: 8 P: 16	R: 0 H: 3 E: 0 LOB: 2 K: 0 BB: 0 S: 11 P: 15		1B: 9 SF: 1 2B: 0 SAC: 0 3B: 1 DP: 1 HR: 1 HBP: 0						

PITCHER		IP	WLS	BF	H	R	ER	SO	BB	IBB	HBP	BLK	WP	HR	S	P	ERA	WHIP
29 Jeff Samardzija, R ERA: 1.98	(1, 1)	5.2	L	28	8	3	3	4	4	0	0	0	1	1	67	109	4.76	2.118
59 Zac Rosscup, L ERA:	(6, 1)	1.0		4	0	0	0	1	1	0	0	0	0	0	8	19	0.00	1.000
52 Justin Grimm, R ERA: 0.79	(7, 1)	0.1		1	0	0	0	0	0	0	0	0	0	0	3	3	0.00	0.000
46 Pedro Strop, R ERA: 3.18	(8, 1)	1.0		5	3	0	0	0	0	0	0	0	0	0	11	15	0.00	3.000

PITCHER	IP	WLS	BF	H	R	ER	SO	BB	IBB	HBP	BLK	WP	HR	S	P	ERA	WHIP

Chicago Cubs @ Cincinnati Reds

Great American Ball Park, Cincinnati, OH

Tue Apr 29 2014, 7:31 PM - 11:56 PM EDT

Att. 17,579 - Overcast - 63 F

livebaseballscorecards.com

AB	32
R	3
H	11
RBI	3
BB	5
SO	5
LOB	20

Chicago Cubs @ Cincinnati Reds

Great American Ball Park, Cincinnati, OH

Wed Apr 30 2014, 7:11 PM - 10:49 PM EDT

Att. 21,847 - Partly Cloudy - 70 F

TOP

livebaseballscorecards.com

Batter	1	2	3	4	5	6	7	8	9	AB	R	H	RBI	BB	SO	LOB
64 Emilio Bonifácio, S (1, 8) OBP: 0.385, SLG: 0.406	B FF 91 F FF 91 B FF 92 B FF 92 C FF 92 X FF 93 3-2 44 HR 1B		C CU 75 B SL 77 B CH 85 B FF 90 X FF 91 3-1 G4-3 ①	C CH 88 B CH 87 B CH 84 F CH 87 F FF 88 X CH 85 2-2 F9 ③		X FF 90 0-0 E1 13 FC5 21 S		S FF 93 T FF 93 B FF 93 F FF 92 F FF 93 C CU 76 1-3 K ②	S SL 80 C SL 80 B SI 87 F SL 79 B CU 74 F SL 82 X CU 73 2-2 1-3 3-H 2B	6	1	2	1	0	1	2
21 Junior Lake, R (1, 7) OBP: 0.254, SLG: 0.382 54 Neil Ramírez, R (8, 1) 6 Ryan Sweeney, L (9, PH) OBP: 0.241, SLG: 0.192 56 Héctor Rondón, R (9, 1)	X FF 91 0-0 F8 ①		M FF 92 S FF 93 B FF 93 X FF 93 1-2 44 BB 13 1B 1B		X SI 92 0-0 13 BB 30 FC6-4 2B	1 SAFE B SI 92 S SL 83 B SI 91 1 SAFE S SI 91 B SL 82 X SI 92 3-2 G5-3 ②		C SL 84 B CU 76 S FF 93 S SL 84 1-3 K ③	B FC 90 B FF 93 B FF 93 C FF 91 C FF 92 F FF 92 X FF 92 3-2 G6-3 ③	5 0 1 0	2 0 0 0	2 0 0 0	0 0 0 0	0 0 0 0	1 0 0 0	2 0 2 0
44 Anthony Rizzo, L (1, 3) OBP: 0.407, SLG: 0.457	1 SAFE B FF 92 C FF 93 B FF 92 X FF 92 2-1 1-H HR		1 SAFE B FF 91 B FF 90 B CH 87 1 SAFE C FF 92 C FF 92 B SL 79 4-2 13 1B 1-2 BB		B SI 92 B SI 92 B SI 92 B SI 92 4-0 30 FC6-4 13 BB 19 SF7 BB	I IN 77 I IN 77 I IN 80 I IN 79 4-0 13 FC5 IBB			B SL 80 B SL 81 B SL 79 B FF 83 4-0 13 2B 19 1B BB	1	3	1	2	4	0	0
13 Starlin Castro, R (1, 6) OBP: 0.339, SLG: 0.471	B CH 86 S FF 91 F FF 92 X FF 91 1-2 2B		B FF 91 D CH 87 X FF 92 2-0 30 G6-4-3 1-2 2-H 1B		B SI 93 B SI 91 B SI 92 B SI 90 4-0 30 FC6-4 1-2 2-3 BB	B SI 92 F SI 91 X SI 91 1-1 FC5 1-2 2-3f			C SL 82 X SL 84 0-1 19 1B 1-3 2B	4	1	3	1	1	0	2
30 Mike Olt, R (1, 5) OBP: 0.212, SLG: 0.377	B FF 92 C CH 86 B FF 91 F CH 85 S FF 92 2-3 K ②		C FF 90 X CH 87 0-1 G6-4-3 ② ③ 1-2f		C FF 90 S FF 90 F FF 92 X SL 83 0-2 FC6-4 5 1B ① 1-2f 2-3 3-H		B CU 73 F FF 92 C CU 75 F SL 85 T FF 94 1-2 K ①		C SI 88 S SL 80 X FF 89 0-2 G1-3 ①	5	0	0	1	0	2	7
19 Nate Schierholtz, L (1, 9) OBP: 0.227, SLG: 0.265	C SL 78 B FF 93 C FF 91 S SL 79 1-3 K2-3 ③			B CU 73 X FF 88 1-0 P2 ①	X FF 91 0-0 SF7 ② 3-H		B FF 94 C FF 92 S FF 93 X FF 95 1-2 F7 ②		B FF 87 F SI 87 D CU 74 S CU 75 F CU 74 X CU 75 2-2 24 G1-3 5 1B 51 E 2-H 3-H 1B	4	1	1	3	0	1	1
5 Welington Castillo, R (1, 2) OBP: 0.329, SLG: 0.474		C CU 76 F FF 92 B SL 78 B SL 78 F FF 92 B FF 92 X FF 92 3-2 G6-3 ①		B CU 73 B CH 84 S CH 86 B FF 89 B FF 89 4-1 15 1B BB	C SL 82 X SI 93 0-1 1-2 1B	C CU 76 C CU 76 B SL 85 X FF 93 1-2 2B			S CU 74 X SL 82 0-1 51 E 24 G1-3 64 2B 1-2 1B	4	1	3	0	1	0	0
15 Darwin Barney, R (1, 4) OBP: 0.255, SLG: 0.205 24 Luis Valbuena, L (7, PH) OBP: 0.377, SLG: 0.327 (7, 4)		F FF 91 X SL 78 0-1 F8 ②		C CH 86 F FF 89 B CH 85 B CH 84 F FF 88 X CU 76 2-2 1-2 1B	X FF 90 0-0 F9 ③		D CU 75 B FF 93 B FF 93 C FF 92 F FF 93 C CU 74 3-3 K ③		C SL 82 X SL 80 0-1 G1-3 ② 1-2 2-3	3 2	0 0	1 0	0 0	0 1	0 3	2 3
36 Edwin Jackson, R (1, 1) OBP: 0.077, SLG: 0.154 63 Brian Schlitter, R (6, 1) 53 Wesley Wright, R (7, 1) 51 Ryan Kalish, L (8, PH) OBP: 0.333, SLG: 0.362 (8, 7)		B FF 92 C FF 91 F FF 92 F FF 93 X FF 92 1-2 F8 ③		D CH 86 X FF 89 1-0 P3 ②	S SI 90 B SI 92 F SI 91 B SL 85 F SI 91 C FF 90 2-3 K ①			F FF 91 B CU 75 X FF 93 1-1 G6-3 ①	S SL 82 F CU 74 D SI 88 X SL 80 1-2 E3 64 2B 2-3 3-H	3 0 0 2	0 0 0 0	0 0 0 0	0 0 0 0	1 0 0 0	2 0 0 1	2 0 0 2
Inning Stats	R: 2 E: 0 K: 2 S: 15 H: 3 LOB: 1 BB: 0 P: 24	R: 0 E: 0 K: 0 S: 10 H: 0 LOB: 0 BB: 0 P: 14	R: 1 E: 0 K: 0 S: 10 H: 2 LOB: 1 BB: 1 P: 20	R: 0 E: 0 K: 0 S: 11 H: 1 LOB: 2 BB: 1 P: 21	R: 2 E: 0 K: 0 S: 9 H: 2 LOB: 2 BB: 2 P: 17	R: 0 E: 1 K: 1 S: 10 H: 0 LOB: 2 BB: 1 P: 20	R: 0 E: 0 K: 2 S: 13 H: 1 LOB: 1 BB: 0 P: 19	R: 0 E: 0 K: 2 S: 10 H: 0 LOB: 0 BB: 0 P: 13	R: 4 E: 1 K: 0 S: 25 H: 4 LOB: 2 BB: 1 P: 37	1B: 7 2B: 5 3B: 0 HR: 1 SF: 1 SAC: 0 DP: 1 HBP: 0						

	AB	40
	R	9
	H	13
	RBI	8
	BB	6
	SO	7
	LOB	24

WP: 0 PA: 47
PB: 0
SB: 1
CS: 0

PITCHER		IP	WLS	BF	H	R	ER	SO	BB	IBB	HBP	BLK	WP	HR	S	P	ERA	WHIP
52 Tony Cingrani, L ERA: 3.34	(1, 1)	4.0		19	6	3	3	2	2	0	0	0	0	1	46	79	6.75	2.000
58 Nick Christiani, R ERA: 4.91	(5, 1)	2.0	L	12	2	2	2	1	2	1	0	0	0	0	19	37	9.00	2.000
60 J.J. Hoover, R ERA: 9.72	(7, 1)	2.0		7	1	0	0	4	0	0	0	0	0	0	23	32	0.00	0.500
45 Sean Marshall, L ERA: 6.0	(9, 1)	0.2		8	4	4	2	0	1	0	0	0	0	0	21	30	27.00	7.500
Logan Ondrusek, R ERA: 7.11	(9, 1)	0.1		1	0	0	0	0	0	0	0	0	0	0	4	7	0.00	0.000

PITCHER		IP	WLS	BF	H	R	ER	SO	BB	IBB	HBP	BLK	WP	HR	S	P	ERA	WHIP

Chicago Cubs @ Cincinnati Reds

Great American Ball Park, Cincinnati, OH

Wed Apr 30 2014, 7:11 PM - 10:49 PM EDT

Att. 21,847 - Partly Cloudy - 70 F

livebaseballscorecards.com

BOTTOM

Batter	1	2	3	4	5	6	7	8	9	AB	R	H	RBI	BB	SO	LOB
6 Billy Hamilton, S (1, 8) OBP: 0.280, SLG: 0.330	C FF 90 B CU 78 B FF 92 X FF 91 2-1 ① G4-3	X FF 91 0-0 ③ F7			C FF 89 B SL 84 X SI 91 1-1 4 S 19 G3 4 1B 1B		F FF 89 1 SAFE T FF 90 D KC 80 X FF 90 1-2 ② P4			4	1	1	0	0	0	1
19 Joey Votto, L (1, 3) OBP: 0.438, SLG: 0.462	B FF 91 X FF 91 1-0 4 G6-3 21 2B 2B		F FF 91 B FF 91 B CU 82 B CH 85 X FF 92 3-1 ① L9		X FF 89 0-0 ② G3 1-2		F SL 84 C KC 79 B KC 78 B SI 90 1 SAFE B SL 85 F SL 85 S KC 80 3-3 ③ K			4	1	1	0	0	1	2
4 Brandon Phillips, R (1, 4) OBP: 0.272, SLG: 0.318	X FF 92 0-0 ② G6-3 2-3		C FF 91 S SL 85 X SL 87 0-2 ② L9		B SL 85 F SS 92 T FF 92 F FF 94 B SL 86 B FF 94 X SL 86 3-2 2-H 1B			B FF 96 F FF 96 F FF 96 X SL 86 1-2 ① G6-3		4	0	1	1	0	0	1
32 Jay Bruce, L (1, 9) OBP: 0.351, SLG: 0.385	B CU 77 B CU 78 B SI 91 B SI 90 4-0 21 2B BB		B FF 92 S FF 92 F FF 93 B SL 85 B SL 86 B FF 93 4-2 21 S BB		F FF 90 B SI 91 S FF 91 1 SAFE F FF 92 S SL 84 1-3 ③ K			B CU 81 C FF 95 F FF 95 S SL 87 1-3 ② K		2	1	0	0	2	2	1
21 Todd Frazier, R (1, 5) OBP: 0.333, SLG: 0.441	C FF 91 X FF 94 0-1 1-H 3-H 2B		1 SAFE B SL 84 B FF 92 B SL 86 C FF 93 C FF 93 T SL 86 3-2 ③ K 1-2			B CH 87 B CH 88 C SL 81 X FF 89 2-1 ① G4-3		C FF 94 B FF 95 B FF 96 F FF 96 B SL 86 F SL 86 S FF 96 3-3 ③ K		4	0	1	2	0	2	1
48 Ryan Ludwick, R (1, 7) OBP: 0.310, SLG: 0.390	S SL 84 B SL 84 X FF 91 1-1 ③ G6-3 3-H			B SL 84 C FF 90 S SL 84 X SL 87 1-2 ① P4		B SL 87 B SL 87 S SL 82 B FF 89 F SL 82 X SL 85 3-2 ② F9			C FF 96 F SI 95 B FF 94 F FF 97 X SL 84 1-2 ① L1-6-3	4	0	0	0	0	0	1
29 Brayan Peña, S (1, 2) OBP: 0.360, SLG: 0.457 60 J.J. Hoover, R (7, 1) 45 Sean Marshall, L (9, 1) Logan Ondrusek, R (9, 1) 28 Chris Heisey, R (9, PH) OBP: 0.289, SLG: 0.372		B CU 78 B CU 76 X SI 90 2-0 HR		B SI 90 C CH 84 X SI 91 1-1 ② G6-3		B FF 92 B SI 93 X FF 92 2-0 ③ G3			S FF 96 F FF 96 F FF 97 B SL 82 S SI 96 1-3 ② K	3 0 0 0 1	1 0 0 0 0	1 0 0 0 0	1 0 0 0 0	0 0 0 0 1	0 0 0 0 0	0 0 0 0 0
2 Zack Cozart, R (1, 6) OBP: 0.215, SLG: 0.292		B FF 92 X FF 91 1-0 ① F7		B FF 92 S SL 84 F FF 92 X SL 86 1-2 ③ F7			C FF 92 X SI 92 0-1 1B		B FF 96 X FF 96 1-0 2B	4	0	2	0	0	0	0
52 Tony Cingrani, L (1, 1) OBP: 0.182, SLG: 0.182 58 Nick Christiani, R (5, 1) 16 Tucker Barnhart, L (7, 2) OBP: 0.200, SLG: 0.200		B SI 92 B FF 91 C FF 92 F FF 92 F SI 92 F FF 93 S SL 84 2-3 ② K2-3			C FF 89 X FF 90 0-1 ① G1-4-3		1 SAFE B FF 93 L FF 92 1 SAFE B FF 93 1 SAFE L SI 92 B SI 92 X SI 93 3-2 ① F8		C FF 96 B FC 89 B FF 95 D FF 94 F FF 94 X FF 94 3-2 ③ F7	1 1 2	0 0 0	0 0 0	0 0 0	0 0 0	1 0 0	0 0 2
Inning Stats	R: 2 E: 0 K: 0 S: 8 H: 2 LOB: 1 BB: 1 P: 16	R: 1 E: 0 K: 1 S: 8 H: 1 LOB: 0 BB: 0 P: 13	R: 0 E: 0 K: 1 S: 10 H: 0 LOB: 1 BB: 1 P: 20	R: 0 E: 0 K: 0 S: 8 H: 0 LOB: 0 BB: 0 P: 11	R: 1 E: 0 K: 1 S: 13 H: 2 LOB: 1 BB: 0 P: 18	R: 0 E: 0 K: 0 S: 6 H: 0 LOB: 0 BB: 0 P: 13	R: 0 E: 0 K: 1 S: 12 H: 1 LOB: 1 BB: 0 P: 19	R: 0 E: 0 K: 2 S: 10 H: 0 LOB: 0 BB: 0 P: 15	R: 0 E: 0 K: 1 S: 12 H: 1 LOB: 1 BB: 0 P: 18	1B: 3 2B: 3 3B: 0 HR: 1	SF: 0 SAC: 0 DP: 0 HBP: 0			WP: 0 PB: 0 SB: 2 CS: 0	PA: 36		

PITCHER		IP	WLS	BF	H	R	ER	SO	BB	IBB	HBP	BLK	WP	HR	S	P	ERA	WHIP
36 Edwin Jackson, R ERA: 5.24	(1, 1)	5.2	W	24	5	4	4	3	2	0	0	0	0	1	52	88	6.35	1.235
63 Brian Schlitter, R ERA: 4.7	(6, 1)	0.2	H	3	1	0	0	0	0	0	0	0	0	0	6	11	0.00	1.500
53 Wesley Wright, L ERA: 1.93	(7, 1)	0.2	H	2	0	0	0	1	0	0	0	0	0	0	7	11	0.00	0.000
54 Neil Ramírez, R ERA:	(8, 1)	1.0	H	3	0	0	0	2	0	0	0	0	0	0	10	15	0.00	0.000
56 Héctor Rondón, R ERA: 0.68	(9, 1)	1.0		4	1	0	0	1	0	0	0	0	0	0	12	18	0.00	1.000

PITCHER	IP	WLS	BF	H	R	ER	SO	BB	IBB	HBP	BLK	WP	HR	S	P	ERA	WHIP

AB	34
R	4
H	7
RBI	4
BB	2
SO	7
LOB	9

St. Louis Cardinals @ Chicago Cubs

Wrigley Field, Chicago, IL

Fri May 02 2014, 1:23 PM - 4:29 PM CDT

Att. 28,160 - Overcast - 48 F

TOP

livebaseballscorecards.com

Batter	1	2	3	4	5	6	7	8	9	AB	R	H	RBI	BB	SO	LOB
13 Matt Carpenter, L (1, 5) OBP: 0.370, SLG: 0.319	C FC 86 C FC 87 F FC 85 F SL 78 B FF 89 C FF 89 1-3 ① K		C FC 83 F FF 88 F FF 89 B FC 85 F FF 88 F SL 80 D SL 78 F FF 88 X FC 85 2-2 27 2B 2-H 1B		C FF 87 X FF 86 0-1 ① L8			B FF 94 B FF 93 B FF 92 C FF 93 B SI 93 4-1 27 HR BB		3	2	1	1	1	1	1
27 Jhonny Peralta, R (1, 6) OBP: 0.292, SLG: 0.475	C SI 87 F FF 89 X FF 89 0-2 ② F8		X SI 87 0-0 2-H 2B		C CU 71 B FC 85 S FC 85 D SL 79 S FC 86 2-3 ② K			D CU 76 X FF 92 1-0 1-H HR		4	1	2	3	0	1	1
7 Matt Holliday, R (1, 7) OBP: 0.370, SLG: 0.409	F FF 88 X FC 85 0-1 ③ P5		F FC 85 B FC 85 B FF 88 C FC 86 S SL 79 2-3 ③ K		F FF 88 F FC 85 F FC 88 B FC 87 X SL 80 1-2 ③ F8			F FF 94 X FF 95 0-1 1B		4	0	1	0	0	1	2
21 Allen Craig, R (1, 3) OBP: 0.276, SLG: 0.363		C SI 86 S FC 85 B SL 79 B FC 85 F SI 88 X FF 89 2-2 ① L8		C SI 86 B FC 85 F CH 77 S SL 79 1-3 ① K		C CU 67 B FC 84 X CH 78 1-1 19 G6-4-3 1B		B SL 84 1 SAFE D FF 93 C FF 94 X SL 83 2-1 ① F8		4	0	1	0	0	1	1
4 Yadier Molina, R (1, 2) OBP: 0.373, SLG: 0.538		F FF 88 X FC 86 0-1 ② L9		B CU 71 B CU 72 C FF 88 F SI 88 X SL 80 2-2 19 G1-3 15 E 2B		1 SAFE B FC 86 C FC 86 B FC 87 B FC 84 X FC 86 3-1 ① F8		1 SAFE 1 SAFE B SI 92 F SI 93 B SI 93 X SL 84 2-1 ② F8		4	1	1	0	0	0	2
19 Jon Jay, L (1, 8) OBP: 0.333, SLG: 0.394		B FF 88 X FF 88 1-0 ③ G4-3		B FF 87 D FC 85 B FC 87 C FC 86 S FC 84 X FC 85 3-2 ② G1-3 2-3		C FC 87 C FF 87 B FC 87 X SL 78 1-2 ② ③ G6-4-3 1-2f		D SI 93 X SI 92 1-0 ③ G6-3		4	0	0	0	0	0	3
15 Randal Grichuk, R (1, 9) OBP: 0.182, SLG: 0.273			B SI 85 F SI 86 X FC 84 1-1 3 FC1-5-6-3 2B	B CU 69 B FF 86 C FF 88 X CH 79 2-1 E6 3-H			C CU 70 B SI 86 S CH 78 F SL 79 F SL 79 B FF 89 B CH 79 C FF 89 3-3 ① K		C SI 96 B FF 96 B FF 92 X SI 94 2-1 ① G4-3	4	0	1	0	0	1	0
3 Mark Ellis, R (1, 4) OBP: 0.211, SLG: 0.121 33 Daniel Descalso, L (9, PH) OBP: 0.171, SLG: 0.182			B FF 86 F SI 87 X CH 78 1-1 ① FC1-5-6-5 50 SH2-4 13 1B 2-3	C CH 78 B FF 88 S CH 79 F FF 88 F SL 79 X FF 89 1-2 ③ L9			C SI 88 F SI 89 F FF 90 B SL 79 F FF 89 X FF 90 1-2 ② F7	F SI 95 B SI 95 B SI 95 X SI 95 2-1 ② P5	3 1	1 0	0 0	0 0	0 0	0 0	2 0
50 Adam Wainwright, R (1, 1) OBP: 0.412, SLG: 0.438 36 Randy Choate, L (6, 1) 8 Peter Bourjos, R (7, PH) OBP: 0.246, SLG: 0.255 70 Tyler Lyons, L (7, 1) 46 Kevin Siegrist, L (8, 1) Matt Adams, L (9, PH) OBP: 0.336, SLG: 0.473			X FF 86 0-0 ② SH2-4 1-2		B SI 86 C SI 86 X FF 88 1-1 1B		C CU 71 C FC 86 S SL 78 0-3 ③ K2-3	C SI 95 F SI 96 B SI 96 X SI 96 1-2 ③ L7	1 0 1 0 0 1	0 0 0 0 0 0	1 0 0 0 0 0	0 0 0 0 0 1	0 0 0 0 0 0	0 0 1 0 0 0	0 0 0 0 0 0
Inning Stats	R: 0 E: 0 K: 1 S: 10 H: 0 LOB: 0 BB: 0 P: 11	R: 0 E: 0 K: 0 S: 7 H: 0 LOB: 0 BB: 0 P: 10	R: 2 E: 0 K: 1 S: 16 H: 3 LOB: 1 BB: 0 P: 22	R: 1 E: 1 K: 1 S: 16 H: 1 LOB: 1 BB: 0 P: 25	R: 0 E: 0 K: 1 S: 11 H: 1 LOB: 1 BB: 0 P: 15	R: 0 E: 0 K: 0 S: 7 H: 1 LOB: 0 BB: 0 P: 12	R: 0 E: 0 K: 2 S: 13 H: 0 LOB: 0 BB: 0 P: 17	R: 2 E: 0 K: 0 S: 9 H: 2 LOB: 1 BB: 1 P: 19	R: 0 E: 0 K: 0 S: 7 H: 0 LOB: 0 BB: 0 P: 12	1B: 4 2B: 3 3B: 0 HR: 1	SF: 0 SAC: 1 DP: 1 HBP: 0					

	AB	34
	R	5
	H	8
	RBI	4
	BB	1
	SO	6
	LOB	12

WP: 0 PA: 36
PB: 0
SB: 0
CS: 0

PITCHER		IP	WLS	BF	H	R	ER	SO	BB	IBB	HBP	BLK	WP	HR	S	P	ERA	WHIP
37 Travis Wood, L ERA: 3.35	(1, 1)	7.0	W	27	6	3	2	6	0	0	0	0	0	0	80	112	2.57	0.857
52 Justin Grimm, R ERA: 2.31	(8, 1)	0.1	H	4	2	2	2	0	1	0	0	0	0	1	6	13	54.00	9.000
63 Brian Schlitter, R ERA: 4.32	(8, 1)	0.2	H	2	0	0	0	0	0	0	0	0	0	0	3	6	0.00	0.000
56 Héctor Rondón, R ERA: 0.63	(9, 1)	1.0	S	3	0	0	0	0	0	0	0	0	0	0	7	12	0.00	0.000

PITCHER	IP	WLS	BF	H	R	ER	SO	BB	IBB	HBP	BLK	WP	HR	S	P	ERA	WHIP

BOTTOM

St. Louis Cardinals @ Chicago Cubs

Wrigley Field, Chicago, IL

Fri May 02 2014, 1:23 PM - 4:29 PM CDT

Att. 28,160 - Overcast - 48 F

livebaseballscorecards.com

Batter	1	2	3	4	5	6	7	8	9	AB	R	H	RBI	BB	SO	LOB
64 Emilio Bonifácio, S (1, 4) (8, 8) OBP: 0.389, SLG: 0.410	B SI 87 C SI 89 F FC 85 X SI 92 1-2 24 2B 44 1B 1B	F FC 88 B FC 89 F FC 88 F CU 76 B SI 92 F FC 88 S CU 75 2-3 ③ K		B SI 87 B SI 89 F SI 89 F FC 85 X FF 90 2-2 ② L6		X SI 83 0-0 24 CS 1B				4	1	2	0	0	1	2
24 Luis Valbuena, L (1, 5) OBP: 0.370, SLG: 0.339	F SI 89 1 SAFE X CU 74 0-1 44 1B 1-3 2B		C SI 87 F CU 73 F FC 81 F FC 86 S FF 89 0-3 ① K	C FF 89 B CH 82 F SI 89 B CU 72 F FF 90 B CU 75 F FF 91 X FC 88 3-2 ③ F7		F SI 84 B SL 74 C SL 74 1 SAFE B SI 84 S SL 74 2-3 ②③ K 1-2				4	1	1	0	0	2	1
44 Anthony Rizzo, L (1, 3) OBP: 0.419, SLG: 0.495	B CU 73 X FC 87 1-0 13 G6-4-3 2-H 3-H 1B		C CU 72 B CU 74 B FC 86 B FF 89 B FC 85 4-1 19 BB 13 1B 6 G4-3 BB		C SI 89 F FC 87 B SI 89 X CU 76 1-2 HR		C FF 89 B SL 80 C SL 78 F FF 90 X SL 80 1-2 ① G3			3	2	2	3	1	0	0
13 Starlin Castro, R (1, 6) OBP: 0.336, SLG: 0.463	B SI 90 F FC 85 X SI 90 1-1 ①② G6-4-3 1-2f		F FC 84 D CU 74 D CU 75 F FC 87 X SI 91 2-2 6 G4-3 19 BB 5 2B 1-2 1B		C FC 86 X CU 74 0-1 ① G4-3		B SI 88 B SI 88 X SI 88 2-0 ② L7			4	1	1	0	0	0	1
19 Nate Schierholtz, L (1, 9) OBP: 0.239, SLG: 0.267	B SI 90 X FC 88 1-0 ③ F9		C FC 88 B FF 90 F FC 88 D CU 75 D CU 75 F FC 86 B FF 92 4-2 6 G4-3 5 2B 1-2 2-3 BB		B SI 88 F FC 87 B CU 73 B FF 89 F FF 90 F SI 90 F CU 75 X FC 86 3-2 6 2B 5 FC4-2 1B		X FF 89 0-0 ③ P2			3	1	1	0	1	0	0
6 Ryan Sweeney, L (1, 8) OBP: 0.262, SLG: 0.236 15 Darwin Barney, R (8, 4) OBP: 0.250, SLG: 0.200		B SI 88 C SI 88 F CU 72 F FC 84 B CU 72 F CU 74 X SI 90 2-2 5 2B 1B	B SI 90 C FF 90 X FC 88 1-1 ② G4-3 1-2 2-3 3-H	B SI 90 F FF 89 X FC 86 1-1 5 FC4-2 1-3 2B				B FF 93 F FF 92 F FF 92 S FF 93 1-3 ① K	3 1	0 0	2 0	1 0	0 0	0 1	2 0
5 Welington Castillo, R (1, 2) OBP: 0.349, SLG: 0.525		D FC 86 B CU 73 C FC 86 B SI 89 F FF 90 X FC 87 3-2 1-3 2B	B SI 89 C CU 76 X FF 91 1-1 2-H 3-H 2B	D CU 76 B SI 88 B SI 90 X FC 87 3-0 ② FC4-2 2-3 3-H				X FF 92 0-0 2B	4	0	3	2	0	0	2
51 Ryan Kalish, L (1, 7) OBP: 0.315, SLG: 0.340 30 Mike Olt, R (8, PH) OBP: 0.209, SLG: 0.371 56 Héctor Rondón, R (9, 1)		X FC 86 0-0 ① G3	B FC 86 B FF 88 B FC 87 C SI 89 X FC 88 3-1 ③ G3-1		C FF 90 S FC 88 S FC 88 0-3 ③ K			C FF 93 F FF 93 F FF 93 B FF 93 F FF 93 S FF 93 1-3 ② K	3 1 0	0 0 0	0 0 0	0 0 0	0 1 0	1 1 0	5 1 0
37 Travis Wood, R (1, 1) OBP: 0.250, SLG: 0.545 52 Justin Grimm, R (8, 1) 63 Brian Schlitter, R (8, 1) 21 Junior Lake, R (8, PH) OBP: 0.250, SLG: 0.377 (9, 7)		B CU 74 F FC 86 C FC 87 S CU 76 1-3 ② K		X SI 88 0-0 ① G5-3		B SI 83 F SI 84 B FF 83 F SI 83 S SI 83 2-3 ① K		C FF 93 B FF 93 S FF 93 F FF 94 S FF 92 1-3 ③ K	3 0 0 1	0 0 0 0	0 0 0 0	0 0 0 0	0 0 0 0	2 0 0 1	2 0 0 1
Inning Stats	R: 2 E: 0 K: 0 S: 9 H: 3 LOB: 0 BB: 0 P: 13	R: 0 E: 0 K: 2 S: 17 H: 2 LOB: 2 BB: 0 P: 25	R: 3 E: 0 K: 1 S: 18 H: 2 LOB: 1 BB: 2 P: 33	R: 0 E: 0 K: 0 S: 9 H: 0 LOB: 0 BB: 0 P: 14	R: 1 E: 0 K: 1 S: 17 H: 3 LOB: 2 BB: 0 P: 25	R: 0 E: 0 K: 2 S: 7 H: 1 LOB: 0 BB: 0 P: 11	R: 0 E: 0 K: 0 S: 6 H: 0 LOB: 0 BB: 0 P: 9	R: 0 E: 0 K: 3 S: 13 H: 1 LOB: 1 BB: 0 P: 16		1B: 6 2B: 5 3B: 0 HR: 1 SF: 0 SAC: 0 DP: 1 HBP: 0						

AB	34
R	6
H	12
RBI	6
BB	2
SO	9
LOB	17

WP: 0 PA: 36
PB: 0
SB: 0
CS: 1

PITCHER	IP	WLS	BF	H	R	ER	SO	BB	IBB	HBP	BLK	WP	HR	S	P	ERA	WHIP
50 Adam Wainwright, R (1, 1) ERA: 2.16	5.0	L	26	10	6	6	4	2	0	0	0	0	1	70	110	10.80	2.400
36 Randy Choate, L (6, 1) ERA: 0.87	1.0		3	1	0	0	2	0	0	0	0	0	0	7	11	0.00	1.000
70 Tyler Lyons, L (7, 1) ERA: 4.2	1.0		3	0	0	0	0	0	0	0	0	0	0	6	9	0.00	0.000
46 Kevin Siegrist, L (8, 1) ERA: 3.55	1.0		4	1	0	0	3	0	0	0	0	0	0	13	16	0.00	1.000

PITCHER	IP	WLS	BF	H	R	ER	SO	BB	IBB	HBP	BLK	WP	HR	S	P	ERA	WHIP

Batter	1	2	3	4	5	6	7	8	9	AB	R	H	RBI	BB	SO	LOB
13 Matt Carpenter, L (1, 5) OBP: 0.360, SLG: 0.308	C SI 93 B SI 93 X SL 90 1-1 ① G3-1	C CU 80 F SI 94 F SL 89 B FF 93 X SL 90 1-2 ③ P6			F SI 93 C SI 92 B SL 86 B CU 79 X SL 86 2-2 ② L9		B FF 94 C FF 93 B FF 94 1 SAFE F FF 94 1 SAFE 1 SAFE D SL 86 S SL 85 3-3 ③ K			4	0	0	0	0	1	3
21 Allen Craig, R (1, 9) OBP: 0.268, SLG: 0.350	C SI 92 C SL 90 C SI 95 0-3 ② K		X SI 92 0-0 ① G4-3		F SI 92 X SL 86 0-1 ③ G5-3			X SI 94 0-0 ① G6-3		4	0	0	0	0	1	0
7 Matt Holliday, R (1, 7) OBP: 0.366, SLG: 0.398	F SI 94 B FF 93 C CU 80 B CU 82 B SI 94 B SI 94 4-2 1B BB		C SI 93 S SL 88 B SI 93 X SL 91 1-2 ② G4-3			F SI 90 C SI 91 F CU 79 S SL 88 0-3 ① K		B SI 92 F SI 94 F SI 93 B SI 94 X SL 81 2-2 ② G5-3		3	0	0	0	1	1	0
Matt Adams, L (1, 3) OBP: 0.350, SLG: 0.482	B SI 94 F SI 94 X SI 95 1-1 1-3 1B		B SI 94 F SI 93 X SL 87 1-1 1B			F SI 92 X SI 92 0-1 1B		C SI 93 B SI 94 X SI 94 1-1 ③ L5		4	0	3	0	0	0	0
4 Yadier Molina, R (1, 2) OBP: 0.368, SLG: 0.528	C CU 79 F SI 94 S SL 91 0-3 ③ K		S SI 94 F SI 93 B FF 92 B SL 89 1 SAFE X SI 93 2-2 ③ F9			F SI 91 B SI 90 B SI 91 X SL 84 2-1 ② L9			F FF 96 X SI 96 0-1 19 27 G1-6-3 1B	4	0	1	0	0	1	4
27 Jhonny Peralta, R (1, 6) OBP: 0.299, SLG: 0.476		B SI 92 C SI 93 F SL 89 X CU 79 1-2 52 19 FC3-5 BB 1B		X SI 91 0-0 ① G5-3		C SI 92 B SI 91 X SI 92 1-1 ③ F8			X SI 93 0-0 19 G1-6-3 1-2 1B	4	0	2	0	0	0	1
19 Jon Jay, L (1, 8) OBP: 0.329, SLG: 0.378		B SI 93 C SI 94 F FF 93 F SL 88 B SI 93 1 SAFE B SI 93 B SI 92 4-2 52 FC3-5 BB 1-2		C FF 92 B FF 93 F SL 87 B FF 92 C SL 87 2-3 ② K			C FF 88 B SL 80 X FC 87 1-1 ① G6-3		X SI 96 0-0 ① ② G1-6-3 1-2f 2-3	3	0	0	0	1	1	2
12 Greg Garcia, L (1, 4) OBP: 0.333, SLG: 0.286 3 Mark Ellis, R (7, PH) OBP: 0.225, SLG: 0.143 (7, 4)		B CU 77 B FF 93 T SI 94 S SI 94 T SI 95 2-2 ① K		B SI 91 C SI 92 F SI 92 B SL 87 B SI 92 C SI 93 3-3 ③ K			B FF 93 B FF 92 C FF 94 F FF 92 X FF 92 2-2 1B		B FF 96 C FF 94 F FF 96 S FF 92 1-3 ③ K	2 2	0 0	0 1	0 0	0 0	2 1	2 1
52 Michael Wacha, R (1, 1) 15 Randal Grichuk, R (7, PH) OBP: 0.167, SLG: 0.250 44 Carlos Martinez, R (7, 1) 36 Randy Choate, L (8, 1) 37 Pat Neshek, S (8, 1)		B FF 93 X SI 93 1-0 ② FC3-5 1-2 2-3f			C SI 91 F SI 92 C CU 78 0-3 ① K		S FF 93 C FF 93 S SL 87 0-3 ② K			2 1 0 0 0	0 0 0 0 0	0 0 0 0 0	0 0 0 0 0	1 1 0 0 0	2 1 0 0 0	2 1 0 0 0

Inning Stats									
	R: 0 E: 0 K: 2 S: 12	H: 1 LOB: 2 BB: 1 P: 18	R: 0 E: 0 K: 1 S: 14	H: 1 LOB: 2 BB: 1 P: 23	R: 0 E: 0 K: 0 S: 9	H: 1 LOB: 1 BB: 0 P: 13	R: 0 E: 0 K: 2 S: 7	H: 0 LOB: 0 BB: 0 P: 12	R: 0 E: 0 K: 1 S: 8	H: 0 LOB: 0 BB: 0 P: 10
	R: 0 E: 0 K: 1 S: 10	H: 1 LOB: 1 BB: 0 P: 13	R: 0 E: 0 K: 2 S: 11	H: 1 LOB: 1 BB: 0 P: 17	R: 0 E: 0 K: 0 S: 6	H: 0 LOB: 0 BB: 0 P: 9	R: 0 E: 0 K: 1 S: 7	H: 2 LOB: 1 BB: 0 P: 8	1B: 7 2B: 0 3B: 0 HR: 0	SF: 0 SAC: 0 DP: 1 HBP: 0

WP: 0 PA: 35
PB: 0
SB: 0
CS: 0

PITCHER		IP	WLS	BF	H	R	ER	SO	BB	IBB	HBP	BLK	WP	HR	S	P	ERA	WHIP
49 Jake Arrieta, R ERA:	(1, 1)	5.1		22	4	0	0	7	2	0	0	0	0	0	56	82	0.00	1.125
63 Brian Schlitter, R ERA: 4.0	(6, 1)	0.2	W	2	0	0	0	0	0	0	0	0	0	0	4	7	0.00	0.000
40 James Russell, L ERA: 4.5	(7, 1)	0.1	H	1	0	0	0	0	0	0	0	0	0	0	2	3	0.00	0.000
54 Neil Ramírez, R ERA:	(7, 1)	0.2	H	3	1	0	0	2	0	0	0	0	0	0	9	14	0.00	1.500
46 Pedro Strop, R ERA: 2.92	(8, 1)	1.0	H	3	0	0	0	0	0	0	0	0	0	0	6	9	0.00	0.000

PITCHER		IP	WLS	BF	H	R	ER	SO	BB	IBB	HBP	BLK	WP	HR	S	P	ERA	WHIP
56 Héctor Rondón, R ERA: 0.59	(9, 1)	1.0	S	4	2	0	0	1	0	0	0	0	0	0	7	8	0.00	2.000

St. Louis Cardinals @ Chicago Cubs

Wrigley Field, Chicago, IL

Sat May 03 2014, 12:08 PM - 2:50 PM CDT

Att. 37,874 - Partly Cloudy - 61 F

TOP

livebaseballscorecards.com

AB	33
R	0
H	7
RBI	0
BB	2
SO	10
LOB	16

BOTTOM

St. Louis Cardinals @ Chicago Cubs

Wrigley Field, Chicago, IL

Sat May 03 2014, 12:08 PM - 2:50 PM CDT

Att. 37,874 - Partly Cloudy - 61 F

livebaseballscorecards.com

Batter	1	2	3	4	5	6	7	8	9	AB	R	H	RBI	BB	SO	LOB
64 Emilio Bonifácio, S (1, 8) (7, 4) OBP: 0.376, SLG: 0.394	C FF 90 B FF 92 X FC 88 1-1 G3 ①		C FF 91 B CH 85 S FF 91 X CH 85 1-2 L8 ②		F FF 92 F FC 89 B CH 87 F FF 94 C FF 93 1-3 K ②		F FF 95 X CU 81 0-1 G5-3 ②			4	0	0	0	0	1	2
24 Luis Valbuena, L (1, 4) (7, 5) OBP: 0.364, SLG: 0.323	B FF 91 B FF 91 F FF 92 F FF 90 X FF 93 2-2 P6 ②		C FF 91 C CU 74 S FF 96 0-3 K ③		B CU 74 D CH 86 F FF 92 B FF 92 B CH 86 4-1 1-2 2-3 BB		C SI 92 S CU 82 B CU 81 X FF 97 1-2 G3-1 ③			3	0	0	0	1	1	0
44 Anthony Rizzo, L (1, 3) OBP: 0.421, SLG: 0.520	B FF 93 S CH 84 B FF 92 B FF 92 D CH 86 4-1 BB			F CU 74 S FC 89 B FF 95 F FF 94 X FF 93 1-2 F7 ①	B FF 93 B FC 90 C FF 93 F FF 93 X CH 87 2-2 G3-1 ③			X SI 84 0-0 HR		3	1	1	1	1	0	3
13 Starlin Castro, R (1, 6) OBP: 0.342, SLG: 0.473	C FF 92 B FF 92 S FF 91 B FC 89 F FC 89 S FF 93 2-3 K ③			C CU 73 X FF 94 0-1 19 G3-1 2B		F FF 90 F FF 93 F FF 93 F CH 86 F CH 84 B FC 90 X FC 90 1-2 21 HR 1B		B SI 83 X SI 84 1-0 G6-3 ①		4	1	2	0	0	1	1
19 Nate Schierholtz, L (1, 9) OBP: 0.229, SLG: 0.256		B FF 90 C FF 91 X FF 92 1-1 F7 ①		B FF 92 S FC 88 X CH 85 1-1 G3-1 ② 2-3		B FF 92 S FF 91 X FF 92 1-1 P6 ①		C SL 74 B SL 75 C SL 73 T SI 85 1-2 K ②		4	0	0	0	0	1	2
5 Welington Castillo, R (1, 2) OBP: 0.333, SLG: 0.500		B FF 92 B FF 91 X FF 91 2-0 F9 ②		B FF 92 X FF 92 1-0 F9 ③		1 SAFE C FC 90 S CH 84 B FF 94 C FF 92 1-3 K ②		B SL 80 S SL 80 F SL 81 F SI 91 X SL 82 1-2 G6-3 ③		4	0	0	0	0	1	2
21 Junior Lake, R (1, 7) (7, 8) OBP: 0.280, SLG: 0.458		B FF 94 S FF 92 S FF 92 B FC 90 X FC 89 2-2 1B			S CU 73 X FC 90 0-1 24 BB 2B	S FF 92 B CH 84 B FF 92 X FF 92 2-1 1-H HR				3	1	3	2	0	0	0
30 Mike Olt, R (1, 5) OBP: 0.214, SLG: 0.359 54 Neil Ramírez, R (7, 1) 46 Pedro Strop, R (8, 1) 56 Héctor Rondón, R (9, 1)		F FF 91 F FF 92 S CH 84 0-3 K ③			B FF 92 F FF 91 B FF 91 B CH 84 F CH 87 F FF 93 B CU 74 4-2 24 BB BB	X CU 73 0-0 P4 ③				2 0 0 0	0 0 0 0	0 0 0 0	0 0 0 0	1 0 0 0	1 0 0 0	1 0 0 0
49 Jake Arrieta, R (1, 1) 63 Brian Schlitter, R (6, 1) 40 James Russell, L (7, 1) 51 Ryan Kalish, L (7, 7) OBP: 0.309, SLG: 0.333			C FF 90 S FF 91 X FC 91 0-2 F9 ①		C FF 92 L FF 93 F FF 94 F FF 94 M CH 87 0-3 K ①		B SI 93 B SI 92 C FF 94 B SI 91 X FF 93 3-1 G6-3 ①			2 0 0 1	0 0 0 0	0 0 0 0	0 0 0 0	0 0 0 0	1 0 0 0	2 0 0 0
Inning Stats	R: 0 E: 0 K: 1 S: 10 H: 0 LOB: 1 BB: 1 P: 19	R: 0 E: 0 K: 1 S: 9 H: 1 LOB: 1 BB: 0 P: 14	R: 0 E: 0 K: 1 S: 9 H: 0 LOB: 0 BB: 0 P: 10	R: 0 E: 0 K: 0 S: 9 H: 1 LOB: 1 BB: 0 P: 12	R: 0 E: 0 K: 2 S: 18 H: 1 LOB: 3 BB: 2 P: 29	R: 2 E: 0 K: 1 S: 14 H: 2 LOB: 0 BB: 0 P: 19	R: 0 E: 0 K: 0 S: 7 H: 0 LOB: 0 BB: 0 P: 11	R: 1 E: 0 K: 1 S: 9 H: 1 LOB: 0 BB: 0 P: 12		1B: 2 2B: 2 3B: 0 HR: 2	SF: 0 SAC: 0 DP: 0 HBP: 0			WP: 0 PB: 0 SB: 0 CS: 0	PA: 33		

	AB	30
	R	3
	H	6
	RBI	3
	BB	3
	SO	7
	LOB	13

PITCHER		IP	WLS	BF	H	R	ER	SO	BB	IBB	HBP	BLK	WP	HR	S	P	ERA	WHIP
52 Michael Wacha, R ERA: 2.55	(1, 1)	6.0	L	26	5	2	2	6	3	0	0	0	0	1	69	103	3.00	1.333
44 Carlos Martinez, R ERA: 2.76	(7, 1)	1.0		3	0	0	0	0	0	0	0	0	0	0	7	11	0.00	0.000
36 Randy Choate, L ERA: 1.64	(8, 1)	0.2		3	1	1	1	1	0	0	0	0	0	1	5	7	13.50	1.500
37 Pat Neshek, R ERA: 1.38	(8, 1)	0.1		1	0	0	0	0	0	0	0	0	0	0	4	5	0.00	0.000

PITCHER	IP	WLS	BF	H	R	ER	SO	BB	IBB	HBP	BLK	WP	HR	S	P	ERA	WHIP

Batter	1	2	3	4	5	6	7	8	9	AB	R	H	RBI	BB	SO	LOB
13 Matt Carpenter, L (1, 5) OBP: 0.368, SLG: 0.314	C FF 91 B SI 92 B SL 83 B SI 91 F FF 90 X FF 92 3-2 4 F9-3 1B		C SI 89 B SL 85 C SI 90 S SL 84 1-3 ① K		C SL 84 C SI 90 B SL 82 S SL 84 1-3 ① K		1 SAFE B SI 86 B SI 88 X CH 81 2-0 1-2 1B		B FF 93 B FC 89 B FC 88 B FF 92 4-0 4 1B 1-2 2-3 BB	4	0	2	0	1	2	0
4 Yadier Molina, R (1, 2) OBP: 0.361, SLG: 0.513	1 SAFE D SI 92 F SI 91 X SI 91 1-1 ① ② F9-3 1-1		B SL 84 C FF 91 F SL 84 X FF 91 1-2 ② F9		B CU 74 B SL 82 X SL 83 2-0 ② G6-3		X CU 75 0-0 ② ③ G5-3 2-3f		F SI 93 F FF 94 F FF 95 D SL 84 F FF 92 X SI 94 1-2 1-3 2-H 3-H 1B	5	0	1	2	0	0	3
7 Matt Holliday, R (1, 7) OBP: 0.360, SLG: 0.385	F FF 93 B SL 84 X SI 92 1-1 ③ F7		B SL 83 B SL 82 S FF 90 B SL 81 B FF 90 4-1 2B BB		B SI 91 B FF 91 S SL 84 C SL 84 F FF 92 C FF 92 2-3 ③ K			C CU 79 B FF 94 B CU 80 F FF 95 B FF 94 S FF 95 3-3 ① K	X KC 77 0-0 ③ F9	4	1	0	0	1	2	2
Matt Adams, L (1, 3) OBP: 0.355, SLG: 0.492		B FF 90 X FF 90 1-0 ① G4-3	B SI 90 X SI 91 1-0 1-H 2B			B CU 74 C CU 74 B FF 90 X CU 74 2-1 21 G5-4-3 1B		B FF 95 X FF 94 1-0 ② G6-3		4	0	2	1	0	0	0
21 Allen Craig, R (1, 9) OBP: 0.260, SLG: 0.339 46 Kevin Siegrist, L (8, 1) 26 Trevor Rosenthal, R (9, 1)		C SL 82 C SL 84 F SL 82 F FF 91 B SI 92 B FF 91 B SL 83 X FF 92 3-2 ② G3-1	C SL 83 T FF 92 F FF 91 B SL 82 B FF 90 F FF 91 C FF 91 2-3 ③ K			D SI 91 F SI 90 C FF 90 F FF 92 B FF 90 X SI 90 2-2 ① ② G5-4-3 1-2f		B FF 95 B CU 80 F FF 95 X FF 95 2-1 ③ G6-3		4 0 0	0 0 0	0 0 0	0 0 0	1 0 0	2 0 0
27 Jhonny Peralta, R (1, 6) OBP: 0.306, SLG: 0.472		S SL 84 B SL 85 B FF 92 B SL 84 B FF 91 4-1 15 WP 15 3B BB		X SI 88 0-0 ① F8		C SL 83 S SL 83 B FF 90 X FF 92 1-2 1B			C FF 92 F SL 86 C FF 96 0-3 ① K	3	1	1	0	1	1	0
15 Randal Grichuk, R (1, 8) OBP: 0.250, SLG: 0.400 (8, 9)		B FF 92 S SL 85 D SL 84 X FF 92 2-1 3 2B 1-H 3B		C FF 88 C SL 82 X SL 82 0-2 ② G6-3		D SL 85 C SL 84 1 SAFE S SL 84 1 SAFE X SL 83 1-2 ③ P3			B SL 85 B FF 93 C FF 95 B FF 96 B FF 96 4-1 13 BB 3 1B 4 1B BB	3	2	1	1	1	0	1
3 Mark Ellis, R (1, 4) OBP: 0.273, SLG: 0.231		C CU 76 B FF 92 X SL 85 1-1 3-H 2B		B FF 89 C FF 89 B CU 76 B FF 91 F FF 90 X SI 90 3-2 1B			C FF 88 B SI 88 B CH 82 F SI 89 F FF 90 X SL 84 2-2 ① L8		1 SAFE X FF 93 0-0 13 BB 1-2 4 1B 1B	4	1	3	1	0	0	0
31 Lance Lynn, S (1, 1) OBP: 0.077, SLG: 0.154 19 Jon Jay, L (7, PH) OBP: 0.337, SLG: 0.387 44 Carlos Martinez, R (7, 1) 8 Peter Bourjos, R (8, 8) OBP: 0.241, SLG: 0.250		C FF 92 C FF 92 S SL 84 0-3 ③ K		X FF 90 0-0 ③ G4-3			F CU 72 B SI 89 F CU 77 F SL 83 X SI 89 1-2 4 G5-3 13 1B 1B		B SI 94 F SI 92 B SL 82 S SI 92 F SI 94 F FF 94 F SL 81 F FF 94 S FF 95 2-3 ② K	2 1 0 1	0 0 0 0	0 1 0 0	0 0 0 0	1 0 0 0	2 0 0 2	2 0 0 2

Inning Stats																								
	R: 0 E: 0 K: 0 S: 7	H: 1 LOB: 0 BB: 0 P: 12	R: 2 E: 0 K: 1 S: 14	H: 2 LOB: 1 BB: 1 P: 25	R: 1 E: 0 K: 2 S: 13	H: 1 LOB: 1 BB: 1 P: 22	R: 0 E: 0 K: 0 S: 8	H: 1 LOB: 1 BB: 0 P: 11	R: 0 E: 0 K: 2 S: 8	H: 0 LOB: 0 BB: 0 P: 13	R: 0 E: 0 K: 0 S: 12	H: 2 LOB: 1 BB: 0 P: 18	R: 0 E: 0 K: 0 S: 10	H: 2 LOB: 1 BB: 0 P: 15	R: 0 E: 0 K: 1 S: 6	H: 0 LOB: 0 BB: 0 P: 12	R: 2 E: 0 K: 2 S: 18	H: 2 LOB: 2 BB: 2 P: 29	1B: 8 2B: 3 3B: 1 HR: 0	SF: 0 SAC: 0 DP: 3 HBP: 0	WP: 1 PB: 0 SB: 0 CS: 0	PA: 39				

PITCHER		IP	WLS	BF	H	R	ER	SO	BB	IBB	HBP	BLK	WP	HR	S	P	ERA	WHIP
39 Jason Hammel, R ERA: 2.43	(1, 1)	6.0		25	7	3	3	5	2	0	0	0	1	0	62	101	4.50	1.500
33 Carlos Villanueva, R ERA: 9.45	(7, 1)	1.0		4	2	0	0	0	0	0	0	0	0	0	10	15	0.00	2.000
52 Justin Grimm, R ERA: 2.13	(8, 1)	1.0		3	0	0	0	1	0	0	0	0	0	0	6	12	0.00	0.000
56 Héctor Rondón, R ERA: 1.69	(9, 1)	0.2	L	6	2	2	2	2	2	0	0	0	0	0	17	28	27.00	6.000
53 Wesley Wright, L ERA: 1.86	(9, 1)	0.1		1	0	0	0	0	0	0	0	0	0	0	1	1	0.00	0.000

PITCHER	IP	WLS	BF	H	R	ER	SO	BB	IBB	HBP	BLK	WP	HR	S	P	ERA	WHIP

TOP

St. Louis Cardinals @ Chicago Cubs

Wrigley Field, Chicago, IL

Sun May 04 2014, 7:12 PM - 10:24 PM CDT

Att. 30,023 - Partly Cloudy - 44 F

livebaseballscorecards.com

AB	35
R	5
H	11
RBI	5
BB	4
SO	8
LOB	12

Batter	1	2	3	4	5	6	7	8	9	AB	R	H	RBI	BB	SO	LOB
64 Emilio Bonifácio, S (1, 8) OBP: 0.377, SLG: 0.384	B FF 90 X FF 90 1-0 G5-3 ①		B FF 92 B FF 90 C FF 91 B FF 92 B FF 91 4-1 24 BB 1-2 BB	B CU 80 C FF 92 T FF 92 S CU 80 1-3 K ③			F FF 96 X CU 84 0-1 G4-3 ②		B FF 94 B FF 94 B FF 94 C FF 94 B FF 95 4-1 24 DI 24 2B BB	3	1	0	0	2	1	1
24 Luis Valbuena, L (1, 5) OBP: 0.378, SLG: 0.379	C SI 90 F FF 92 S SL 89 0-3 K ②		C FF 92 F SI 90 F FF 93 B SI 92 B SI 92 B CU 80 B FF 93 4-2 1-2 2-3 BB		L SI 87 B CU 78 B CU 76 B SI 88 X SI 91 3-1 G3 ①		F FF 96 X FF 95 0-1 13 WP 3B		B FF 95 B FF 94 C FF 95 S FF 96 B CH 87 X FF 96 3-2 1-H 2B	4	1	2	1	1	1	0
44 Anthony Rizzo, L (1, 3) OBP: 0.421, SLG: 0.510	C SI 90 B SL 87 B SI 90 B SI 91 C FF 92 X SI 94 3-2 1B		S SI 92 B SI 92 S FF 95 F FF 94 F FF 95 X FF 95 1-2 F8 ②		B FF 93 B CU 78 F SI 92 S FF 92 C CU 80 2-3 K ②		B FF 96 B FF 96 I IN 61 I IN 62 4-0 13 WP IBB		C CH 86 S FF 95 X CH 86 0-2 G3-1 ③	4	0	1	0	1	1	4
13 Starlin Castro, R (1, 6) OBP: 0.331, SLG: 0.457	C FF 92 1 SAFE X FF 92 0-1 F8 ③		X FF 94 0-0 F9 ③		C CU 81 B CU 78 T FF 94 S SL 88 1-3 K ③		C SI 95 B CU 82 F CU 84 S CU 86 1-3 K ③ 1-2 3-H			4	0	0	0	0	2	5
19 Nate Schierholtz, L (1, 9) OBP: 0.220, SLG: 0.245		B SI 90 F FF 90 B CH 85 X SI 91 2-1 F7 ①	C FF 92 B FF 92 X SI 90 1-1 G1-3 ①		C CU 78 X SI 89 0-1 G4-3 ①			B FF 92 B FF 92 C FF 93 C FF 93 C FF 93 2-3 K ①		4	0	0	0	0	1	0
51 Ryan Kalish, L (1, 7) OBP: 0.310, SLG: 0.333 21 Junior Lake, R (8, PH) OBP: 0.276, SLG: 0.452 (9, 7)		C FF 89 F FF 91 F SL 88 X CU 79 0-2 G1-3 ②	X SI 90 0-0 15 G6-3 12 BB 39 1B 1B		F SI 89 X SI 90 0-1 E5			S FF 92 B FF 93 C FF 93 S FF 94 1-3 K ②		3 1	1 0	1 0	0 0	0 0	0 1	0 0
12 John Baker, L (1, 2) OBP: 0.179, SLG: 0.080	C FF 93 B SI 92 S FF 93 B FF 94 F FF 93 B FF 94 F FF 92 X SI 93 3-2 G5-3 ③			B SI 89 B SI 90 F FF 91 F SI 90 B FF 92 4-1 15 G6-3 39 1B 1-2 BB		1 SAFE B SI 89 B SI 90 F SI 90 C FF 93 2-3 K ②		F FF 94 C FF 94 B CU 81 B FF 94 S FF 93 2-3 K ③		3	1	0	0	1	2	1
15 Darwin Barney, R (1, 4) OBP: 0.232, SLG: 0.184			C FF 90 X FF 91 0-1 F7 ① B FF 91 F FF 90 B FF 92 F FF 92 B SI 92 F FF 92 B SI 92 4-2 24 BB 64 BB BB	C FF 95 F CU 80 B FF 94 F FF 94 X SI 92 1-2 G6-3 ② 1-2 2-3 F FF 94 B FF 94 X FF 94 1-1 2-H 3-H 1B		1 SAFE X FF 92 0-0 P4 ③			C FF 93 B FF 94 F FF 96 C FF 96 1-3 K ① B FF 95 B FF 95 C FF 97 X FF 96 2-1 G5-3 ②	4 1 0 0 1 0 0 1	0 0 0 0 0 0 0 0	0 0 1 0 0 0 0 0	0 0 2 0 0 0 0 0	0 0 1 0 0 0 0 0	1 0 0 0 0 0 0 0	3 0 0 0 0 0 0 0
39 Jason Hammel, R (1, 1) OBP: 0.154, SLG: 0.083 33 Carlos Villanueva, R (7, 1) 8 Chris Coghlan, L (7, PH) 52 Justin Grimm, R (8, 1) 56 Héctor Rondón, R (9, 1) 53 Wesley Wright, R (9, 1) 5 Welington Castillo, R (9, PH) OBP: 0.330, SLG: 0.494							F FF 94 B CU 83 B FF 96 X SI 92 2-1 G6-3 ①									
Inning Stats	R: 0 E: 0 K: 1 S: 9 H: 1 LOB: 1 BB: 0 P: 13	R: 0 E: 0 K: 0 S: 11 H: 0 LOB: 0 BB: 0 P: 16	R: 0 E: 0 K: 0 S: 15 H: 0 LOB: 3 BB: 3 P: 28	R: 2 E: 0 K: 1 S: 13 H: 2 LOB: 1 BB: 1 P: 21	R: 0 E: 0 K: 2 S: 8 H: 0 LOB: 0 BB: 0 P: 14	R: 0 E: 1 K: 1 S: 8 H: 0 LOB: 1 BB: 0 P: 10	R: 1 E: 0 K: 1 S: 9 H: 1 LOB: 1 BB: 1 P: 16	R: 0 E: 0 K: 3 S: 9 H: 0 LOB: 0 BB: 0 P: 14	R: 1 E: 0 K: 1 S: 12 H: 1 LOB: 1 BB: 1 P: 22	1B: 3 2B: 1 3B: 1 HR: 0	SF: 0 SAC: 0 DP: 0 HBP: 0	WP: 1 PB: 0 SB: 0 CS: 0	PA: 39			

PITCHER		IP	WLS	BF	H	R	ER	SO	BB	IBB	HBP	BLK	WP	HR	S	P	ERA	WHIP
31 Lance Lynn, R ERA: 3.51	(1, 1)	6.0		26	3	2	2	5	4	0	0	0	0	0	64	102	3.00	1.167
44 Carlos Martinez, R ERA: 3.12	(7, 1)	1.0	B	5	1	1	1	1	0	1	0	0	1	0	9	16	9.00	1.000
46 Kevin Siegrist, L ERA: 3.29	(8, 1)	1.0	W	3	0	0	0	3	0	0	0	0	0	0	9	14	0.00	0.000
26 Trevor Rosenthal, R ERA: 5.02	(9, 1)	1.0	S	5	1	1	1	1	1	0	0	0	0	0	12	22	9.00	2.000

PITCHER	IP	WLS	BF	H	R	ER	SO	BB	IBB	HBP	BLK	WP	HR	S	P	ERA	WHIP

BOTTOM

St. Louis Cardinals @ Chicago Cubs

Wrigley Field, Chicago, IL

Sun May 04 2014, 7:12 PM - 10:24 PM CDT

Att. 30,023 - Partly Cloudy - 44 F

St.

livebaseballscorecards.com

AB	33
R	4
H	5
RBI	3
BB	6
SO	10
LOB	14

Chicago White Sox @ Chicago Cubs

Wrigley Field, Chicago, IL

Mon May 05 2014, 7:09 PM - 10:59 PM CDT

Att. 33,146 - Clear - 41 F

TOP

livebaseballscorecards.com

Batter	1	2	3	4	5	6	7	8	9	10	11	12	AB	R	H	RBI	BB	SO	LOB
30 Alejandro De Aza, L (1, 8) OBP: 0.261, SLG: 0.343	C FF 94 F FF 94 B SI 95 X SI 93 1-2 15 E 15 FC5 79 SF9 1B		L FF 94 F SL 82 X FF 93 0-2 ② L7		F FC 91 B FC 93 F FC 92 D FS 84 X FS 86 2-2 ② FC1-2 15 CS 2-H			F SL 83 S FS 83 X FS 84 0-2 ③ G3			B SI 93 S SL 85 F SL 84 C SI 92 1-3 ② K	C CU 76 B FF 92 B SL 81 B FF 93 B FF 92 4-1 1-2 2-3 3-H BB	5	1	1	1	1	1	1
15 Gordon Beckham, R (1, 4) OBP: 0.222, SLG: 0.214	B FF 92 X SI 93 1-0 FC5 44 G3 1-3		C SL 84 X FF 93 0-1 ③ G4-3		1 SAFE C FF 94 0-1 ③ CS 1-2	C SI 94 C FC 91 B FS 84 B FC 93 F SI 95 F FS 83 S FC 94 2-3 ① K			C SI 94 B SI 93 X SI 94 1-1 G6-3		X SI 92 0-0 1B	C FF 92 F FF 93 F FF 93 S SL 83 0-3 ③ K	6	0	1	0	0	2	4
79 José Abreu, R (1, 3) OBP: 0.317, SLG: 0.608 25 Moisés Sierra, R (9, PR) OBP: 0.083, SLG: 0.057 (9, 7)	F SI 93 F SI 93 X FF 94 0-2 ① SF9 3-H			S SL 82 X FC 93 0-1 ① G6-3	S SL 83 S SL 83 B SL 84 B SL 84 S FS 84 2-3 ② K				C SL 85 B SL 84 B FS 85 B SL 84 B SI 93 4-1 44 BB BB		D SL 84 1 SAFE B SI 92 F SI 93 X SI 91 2-1 ③ G1-3		2 1	0 0	0 0	1 0	1 0	1 0	0 1
44 Adam Dunn, L (1, 7) OBP: 0.409, SLG: 0.500 (9, 3)	B FF 94 X FC 92 1-0 ② G3 1-2			F FF 92 B FF 95 C SL 83 B FS 87 X FF 94 2-2 24 E 2B	B SL 84 B FC 92 C SI 93 F SL 85 S FS 84 2-3 ③ K				B FC 92 F SI 93 D FS 84 F FC 90 1 SAFE D FS 83 F FC 90 D FS 84 4-2 24 G4-6-3 1-2 BB			S KC 76 S SL 82 B KC 77 C FF 89 1-3 ① K	4	0	1	0	1	2	1
24 Dayan Viciedo, R (1, 9) OBP: 0.376, SLG: 0.495	T FF 94 B FF 93 S FF 95 D FS 85 X SL 86 2-2 ③ G4-3			X SI 94 0-0 E3 21 WP 2-3			B SL 83 S FC 93 S SI 95 F FS 85 F SI 94 F FS 84 S SI 96 1-3 ① K		B SI 93 C SL 84 B SI 93 X SL 83 2-1 ② ③ G4-6-3 1-2f			B SL 81 F SL 82 C FF 93 S SL 83 1-3 ② K	5	0	0	0	0	2	4
10 Alexei Ramirez, R (1, 6) OBP: 0.350, SLG: 0.489		C SL 82 X FC 93 0-1 ① G5-3		S SI 94 S SI 94 B SI 96 B SI 95 T SI 95 2-2 ② K			C SL 83 X SI 95 0-1 ② G5-3			B CU 77 X FF 92 1-0 ① P3		C CU 77 X FF 94 0-1 21 S 5 2B 1B	5	1	1	0	0	1	2
21 Tyler Flowers, R (1, 2) OBP: 0.384, SLG: 0.385		C FF 94 X SI 94 0-1 ② G5-3		C SI 94 F SI 95 F SI 94 B SI 96 B FS 86 X SI 95 2-2 ③ G5-3 1-2			S FF 96 B FF 96 X FF 96 1-1 ③ F7			F FF 93 B FF 93 B CU 78 F FF 93 X SL 84 2-2 ② L9		1 SAFE C FF 93 B FF 91 B FF 92 1 SAFE B FF 92 B FF 92 4-1 5 2B 30 BB 1-2 BB	4	1	0	0	1	0	2
5 Marcus Semien, R (1, 5) OBP: 0.275, SLG: 0.356		C SL 80 S FF 93 B SL 85 B FS 84 F FF 96 F SL 84 B FS 86 S SI 95 3-3 ③ K			C SL 83 F FC 93 B FS 83 X SL 83 1-2 30 PB 62 SH1-4 30 FC1-2 1B			C SL 82 T SI 93 B FS 83 B FS 84 X SI 93 2-2 ① G6-3		C CU 77 S FF 92 S SL 84 0-3 ③ K		C CU 76 B SL 83 X SL 83 1-1 30 BB 1-3 2-H 2B	5	0	2	1	0	2	0
62 Jose Quintana, R (1, 1) 20 Jordan Danks, L (8, PH) 54 Ronald Belisario, R (8, 1) 52 Jake Petricka, R (9S, 1) 28 Leury Garcia, S (1S, PH) 37 Scott Downs, L (1S, 1) 40 Daniel Webb, R (1S, 1) 14 Paul Konerko, R (1S, PH) 64 André Rienzo, R (1S, PR) 27 Matt Lindstrom, R (1S, 1)			X FF 93 0-0 ① L9		B SL 81 B SL 82 C SI 93 C FC 91 B FS 83 C SI 95 3-3 ② K				C SL 83 C SI 93 C SI 92 0-3 ① K		C CU 76 H SI 91 1-1 30 BB HBP	1 0 0 0 0 0 0 1 0 0 0 0 1 0 0 0 0 0 0 0 0 0 0 0 0 0 0 0 1 0 0 0 0 1 0 0 0 0 0 0 0 0 0 0 0 0 0 0 0 0 0 0 0 0 0 0 0 0 0 0 0 0 0							

Inning Stats												
	R: 1 E: 1 K: 0 S: 11	H: 1 LOB: 1 BB: 0 P: 16	R: 0 E: 0 K: 1 S: 9	H: 0 LOB: 0 BB: 0 P: 12	R: 0 E: 0 K: 0 S: 6	H: 0 LOB: 0 BB: 0 P: 6	R: 0 E: 1 K: 1 S: 13	H: 1 LOB: 2 BB: 0 P: 19	R: 0 E: 0 K: 0 S: 8	H: 1 LOB: 0 BB: 0 P: 11	R: 0 E: 0 K: 3 S: 11	H: 0 LOB: 0 BB: 0 P: 17
	R: 0 E: 0 K: 1 S: 10	H: 0 LOB: 0 BB: 0 P: 12	R: 0 E: 0 K: 1 S: 9	H: 0 LOB: 0 BB: 0 P: 14	R: 0 E: 0 K: 0 S: 8	H: 0 LOB: 1 BB: 2 P: 19	R: 0 E: 0 K: 1 S: 7	H: 0 LOB: 0 BB: 0 P: 10	R: 0 E: 0 K: 2 S: 9	H: 1 LOB: 1 BB: 0 P: 12	R: 2 E: 0 K: 3 S: 17	H: 2 LOB: 3 BB: 2 P: 29

	AB	40
	R	3
	H	6
	RBI	3
	BB	4
	SO	13
	LOB	15

		1B: 4	SF: 1	WP: 1	PA: 48
		2B: 2	SAC: 1	PB: 1	
		3B: 0	DP: 1	SB: 1	
		HR: 0	HBP: 1	CS: 1	

PITCHER		IP	WLS	BF	H	R	ER	SO	BB	IBB	HBP	BLK	WP	HR	S	P	ERA	WHIP
29 Jeff Samardzija, R ERA: 1.62	(1, 1)	9.0		32	3	1	0	7	2	0	0	0	1	0	85	126	0.00	0.556
54 Neil Ramírez, R ERA:	(10, 1)	1.0		3	0	0	0	1	0	0	0	0	0	0	7	10	0.00	0.000
63 Brian Schlitter, R ERA: 3.6	(11, 1)	1.0		4	1	0	0	2	0	0	0	0	0	0	9	12	0.00	1.000
53 Wesley Wright, L ERA: 1.8	(12, 1)	0.1		1	0	0	0	1	0	0	0	0	0	0	3	4	0.00	0.000
52 Justin Grimm, R ERA: 3.38	(12, 1)	0.2	L	7	2	2	2	2	2	0	1	0	0	0	14	25	27.00	6.000

PITCHER		IP	WLS	BF	H	R	ER	SO	BB	IBB	HBP	BLK	WP	HR	S	P	ERA	WHIP

Batter	1	2	3	4	5	6	7	8	9	10	11	12	AB	R	H	RBI	BB	SO	LOB
64 Emilio Bonifácio, S (1, 8) OBP: 0.365, SLG: 0.371	C FF 90 B FF 92 X FF 91 1-1 G5-3 ①			C FF 90 X FF 91 0-1 G4-3 ①		X FF 90 0-0 SH1-4 ① 2-3		B SI 93 B SI 91 B SI 92 C SI 91 C SI 92 X SI 92 3-2 G4-3 ③			C SI 86 S CU 73 B SI 86 B SI 86 F SL 80 B SI 86 X SI 86 3-2 F7 ②		4	0	0	0	0	0	0
21 Junior Lake, R (1, 7) OBP: 0.266, SLG: 0.440 8 Chris Coghlan, L (9, PH) OBP: 0.333, SLG: 0.333 (10, 7)	B FF 91 B FF 91 B FF 91 C FF 90 F FF 91 S FF 90 3-3 K ②			S CH 85 B CH 86 X CH 85 1-1 G5-3 ②		S FF 90 X FF 90 0-1 SF7 ② 3-H			B SI 91 B SI 90 C SI 91 X SI 90 2-1 G4-3 ①		C CU 72 B CU 72 B SI 85 X SI 85 2-1 44 BB 1B		2 2	0 0	0 1	1 0	0 0	1 0	0 0
44 Anthony Rizzo, L (1, 3) OBP: 0.420, SLG: 0.500	C FF 92 X CU 79 0-1 G6-3 ③			C FF 91 B FF 92 F FF 92 B FF 90 S CU 80 2-3 K ③		C CU 80 B CU 78 B SI 91 X CU 80 2-1 G5-3 ③			B SI 92 X SI 92 1-0 13 G6-3 1B		B SI 85 C SI 86 C SI 86 B SI 86 D CU 73 F CU 74 D CU 74 4-2 1-2 BB		4	0	1	0	1	1	0
13 Starlin Castro, R (1, 6) OBP: 0.317, SLG: 0.438		S FF 91 B FF 92 X CU 79 1-1 G6-3 ①			C FF 91 X CU 78 0-1 G4-3 ①		B CU 78 B CH 85 X FF 90 2-0 L6 ①		C SI 92 X SI 92 0-1 1-2 G6-3 ②		B SL 83 B SI 94 B FF 94 C FF 93 S CH 85 S FF 94 3-3 K ③		5	0	0	0	0	1	3
5 Welington Castillo, R (1, 2) OBP: 0.333, SLG: 0.477		C FF 91 B CH 84 X FF 91 1-1 G6-3 ②			F CU 80 S CH 84 B FF 91 B FF 91 X CH 87 2-2 L8 ②		B CU 78 B FF 88 C FF 89 B FF 89 F CH 83 F FF 88 B FF 90 4-2 30 FC6-4 BB		S SI 94 F SI 93 S SL 87 0-3 K ③			B SL 84 B SI 92 B SI 91 C SI 90 B SI 92 4-1 19 G4-3 BB	3	0	0	0	2	1	1
19 Nate Schierholtz, L (1, 9) OBP: 0.219, SLG: 0.235		X FF 91 0-0 B5-3 ③			B CU 80 C FF 91 B CU 80 S FF 90 B FF 91 B FF 91 4-2 30 S BB		T FF 89 B FF 91 1 SAFE C FF 90 D CU 82 X FF 91 2-2 L7 ②			X SI 90 0-0 G4-3 ①		B SI 92 C SI 91 S SI 91 X SI 93 1-2 G4-3 ①② 1-2f	4	0	0	0	1	0	2
30 Mike Olt, R (1, 5) OBP: 0.227, SLG: 0.353			F FF 91 B FF 90 B FF 90 F FF 91 F CU 80 X SI 91 2-2 F8 ①		F CU 79 B FF 90 1 SAFE C FF 92 B FF 92 D CU 81 F CH 86 B FF 90 4-2 1-2 BB		B CH 85 B FF 89 B FF 91 F FF 89 X FF 90 3-1 FC6-4 ③ 1-2f			C SI 92 S SI 93 X SI 93 0-2 P6 ②		B SI 92 C SI 92 X SI 92 1-1 24 DI 1B	4	0	1	0	1	0	1
15 Darwin Barney, R (1, 4) OBP: 0.220, SLG: 0.173 24 Luis Valbuena, L (10, PH) OBP: 0.369, SLG: 0.368 (11, 4)			C FF 91 C SI 92 B FF 92 F FF 91 S CH 86 1-3 K ②		F SI 92 B FF 91 F FF 90 D CU 80 D CH 88 F FF 92 X FF 91 3-2 G6-3 ③			B SI 92 C SI 91 F SI 92 B SI 92 F SI 91 B SI 94 C SI 92 3-3 K ①			B SI 92 F SI 90 X CH 82 1-1 L8 ③		C SI 93 F CU 82 T CU 83 0-2 K ③ 1-2	3 2	0 0	0 0	0 0	0 1	2 1	2 1
29 Jeff Samardzija, R (1, 1) OBP: 0.118, SLG: 0.158 54 Neil Ramirez, R (10, 1) 63 Brian Schlitter, R (11, 1) 37 Travis Wood, R (11, PH) OBP: 0.231, SLG: 0.500 53 Wesley Wright, R (12, 1) 52 Justin Grimm, R (12, 1)			X FF 90 0-0 P4 ③			X FF 89 0-0 64 SH1-4 21 SF7 2B		X SI 92 0-0 G1-3 ②			B SI 85 F SI 85 B SI 86 X SI 86 2-1 F8 ①		3 0 0 0 1 0 0	1 0 0 0 0 0 0	1 0 0 0 0 0 0	0 0 0 0 0 0 0	0 0 0 0 0 0 0	0 0 0 0 0 0 0	0 0 0 0 0 0 0
Inning Stats	R: 0 E: 0 K: 1 S: 7 H: 0 LOB: 0 BB: 0 P: 11	R: 0 E: 0 K: 0 S: 5 H: 0 LOB: 0 BB: 0 P: 7	R: 0 E: 0 K: 0 S: 9 H: 0 LOB: 0 BB: 0 P: 12	R: 0 E: 0 K: 1 S: 7 H: 0 LOB: 0 BB: 0 P: 10	R: 0 E: 0 K: 0 S: 14 H: 0 LOB: 2 BB: 2 P: 27	R: 1 E: 0 K: 0 S: 6 H: 1 LOB: 0 BB: 0 P: 8	R: 0 E: 0 K: 0 S: 9 H: 0 LOB: 1 BB: 1 P: 20	R: 0 E: 0 K: 1 S: 8 H: 0 LOB: 0 BB: 0 P: 14	R: 0 E: 0 K: 1 S: 8 H: 1 LOB: 1 BB: 0 P: 11	R: 0 E: 0 K: 0 S: 6 H: 0 LOB: 0 BB: 0 P: 7	R: 0 E: 0 K: 1 S: 14 H: 1 LOB: 2 BB: 1 P: 28	R: 0 E: 0 K: 1 S: 9 H: 1 LOB: 1 BB: 1 P: 15	1B: 3 2B: 1 3B: 0 HR: 0	SF: 1 SAC: 1 DP: 1 HBP: 0	WP: 0 PB: 0 SB: 1 CS: 0	PA: 44		

PITCHER		IP	WLS	BF	H	R	ER	SO	BB	IBB	HBP	BLK	WP	HR	S	P	ERA	WHIP
62 Jose Quintana, L ERA: 3.56	(1, 1)	7.0		25	1	1	1	3	3	0	0	0	0	0	57	95	1.29	0.571
54 Ronald Belisario, R ERA: 5.3	(8, 1)	2.0		7	1	0	0	2	0	0	0	0	0	0	16	25	0.00	0.500
52 Jake Petricka, R ERA: 1.93	(10, 1)	1.0		3	0	0	0	0	0	0	0	0	0	0	6	7	0.00	0.000
37 Scott Downs, L ERA: 6.55	(11, 1)	0.2		4	1	0	0	0	1	0	0	0	0	0	11	22	0.00	3.000
40 Daniel Webb, R ERA: 2.65	(11, 1)	0.1	W	1	0	0	0	1	0	0	0	0	0	0	3	6	0.00	0.000

PITCHER		IP	WLS	BF	H	R	ER	SO	BB	IBB	HBP	BLK	WP	HR	S	P	ERA	WHIP
27 Matt Lindstrom, R ERA: 3.0	(12, 1)	1.0	S	4	1	0	0	1	1	0	0	0	0	0	9	15	0.00	2.000

Chicago White Sox @ Chicago Cubs

Wrigley Field, Chicago, IL

Mon May 05 2014, 7:09 PM - 10:59 PM CDT

Att. 33,146 - Clear - 41 F

BOTTOM

livebaseballscorecards.com

AB	37
R	1
H	4
RBI	1
BB	5
SO	7
LOB	10

Batter	1	2	3	4	5	6	7	8	9	AB	R	H	RBI	BB	SO	LOB
30 Alejandro De Aza, L (1, 8) (8, 7) OBP: 0.250, SLG: 0.327	C FF 90 C SL 82 S SL 85 0-3 ① K2-3		X CU 79 0-0 ③ F9			B CU 82 C CU 78 B FF 91 F SL 83 S SL 85 2-3 ① K		C FF 90 X SL 82 0-1 ② G4-3	F SL 81 B SI 94 F CU 73 B SL 84 X SL 84 2-2 ② G4-3 2-3	5	0	0	0	0	2	1
15 Gordon Beckham, R (1, 4) OBP: 0.280, SLG: 0.340	B FF 92 X FF 93 1-0 79 G6-3 1B			C FF 92 B SL 84 B SL 85 B FF 93 X FF 91 3-1 79 L9 79 WP 10 FC6-4 1B		C SL 83 F SL 83 X SL 85 0-2 79 WP 1B		C CU 78 C FF 92 B SL 86 X SL 85 1-2 HR	S CU 76 D CH 83 X FF 90 1-1 ③ P3	5	2	4	1	0	0	1
79 José Abreu, R (1, 3) OBP: 0.315, SLG: 0.604	C SL 86 F FF 93 F SL 86 1 SAFE X SL 86 0-2 ②③ G6-3 1-2			B FF 92 S SL 84 1 SAFE B SL 86 D SL 86 F SL 84 X SL 86 3-2 ① L9 1-3		B FF 91 F FF 91 1 SAFE B FF 91 F FF 92 S SL 86 2-3 ② K 1-2		X CU 78 0-0 2B		4	0	1	0	0	1	3
24 Dayan Viciedo, R (1, 7) OBP: 0.372, SLG: 0.481 37 Scott Downs, L (8, 1) 40 Daniel Webb, R (9, 1)		B CU 79 S SL 84 B FF 91 B SL 85 X FF 92 3-1 ① F9		B SL 85 D SL 86 C SL 84 H SI 90 3-1 10 FC6-4 HBP		F SL 86 C FF 92 B SL 86 C FF 93 1-3 ③ K		F FF 92 F FF 94 F FF 92 B SL 85 F FF 94 B SL 85 C SL 84 2-3 ③ K		3 0 0	0 0 0	0 0 0	0 0 0	0 0 0	2 0 0	2 0 0
10 Alexei Ramirez, R (1, 6) OBP: 0.348, SLG: 0.478		C FF 92 S SL 85 S SL 87 0-3 ② K		F SL 85 B FF 92 X SL 84 1-1 ② FC6-4 25 1B 1-2f 3-H			B FF 91 B SI 90 F FF 90 X FF 90 2-1 ① G6-3		B SI 94 S SL 79 B SL 82 B SI 94 B SI 94 4-1 25 1B 21 2B BB	3	1	0	1	1	1	1
25 Moisés Sierra, R (1, 9) OBP: 0.175, SLG: 0.179		C FF 92 C FF 93 F SL 86 F FF 93 B SL 87 B SI 92 X FF 90 2-2 1B		X FF 90 0-0 21 PO 1-2 1B			X FF 90 0-0 2B		1 SAFE 1 SAFE B SL 80 B SI 94 C SI 94 X SI 95 2-1 21 2B 20 2B 1-2 1B	4	1	4	0	0	0	0
21 Tyler Flowers, R (1, 2) OBP: 0.379, SLG: 0.389		1 SAFE F FF 92 1 SAFE X FF 92 0-1 ③ G4-3		B SL 85 S FF 91 B FF 92 1 SAFE 2-1 ③ PO 1-2	F FF 91 F FF 91 S FF 93 0-3 ① K		B FF 91 C FF 92 F FF 92 F FF 92 B SL 84 S SL 86 2-3 ② K		S SI 94 B SI 94 F SI 94 F SL 82 X SI 94 1-2 20 2B 1-3 2-H 2B	4	1	1	1	0	2	2
5 Marcus Semien, R (1, 5) OBP: 0.267, SLG: 0.346			C FF 92 X SL 84 0-1 ① P4		X FF 92 0-0 ② F9		C SL 84 C FF 92 B FF 94 S SL 85 1-3 ③ K		C FF 94 S FF 95 F FF 93 B SI 94 S SL 83 1-3 ① K	4	0	0	0	0	2	3
48 Hector Noesí, R (1, 1) 57 Zach Putnam, R (6, 1) 44 Adam Dunn, L (8, PH) OBP: 0.405, SLG: 0.495 20 Jordan Danks, L (8, 8) OBP: 0.229, SLG: 0.195			S FF 90 C FF 92 C FF 92 0-3 ② K		C FF 92 X FF 91 0-2 ③ G1-3			B SL 80 C SL 81 B FC 88 B SL 82 S SL 82 X SL 81 3-2 ① G6-3	S SI 94 B SI 95 X SI 94 1-1 30 G4-3 2-H 3-H 2B	2 0 1 1	0 0 0 0	0 0 0 1	0 0 0 2	0 0 0 0	1 0 0 0	0 0 0 0
Inning Stats	R: 0 E: 0 K: 1 S: 8 H: 1 LOB: 0 BB: 0 P: 9	R: 0 E: 0 K: 1 S: 12 H: 1 LOB: 1 BB: 0 P: 17	R: 0 E: 0 K: 1 S: 6 H: 0 LOB: 0 BB: 0 P: 6	R: 1 E: 0 K: 0 S: 10 H: 2 LOB: 1 BB: 0 P: 22	R: 0 E: 0 K: 1 S: 7 H: 0 LOB: 0 BB: 0 P: 7	R: 0 E: 0 K: 3 S: 12 H: 1 LOB: 1 BB: 0 P: 17	R: 0 E: 0 K: 2 S: 10 H: 1 LOB: 1 BB: 0 P: 15	R: 1 E: 0 K: 1 S: 14 H: 2 LOB: 1 BB: 0 P: 20	R: 3 E: 0 K: 1 S: 18 H: 3 LOB: 1 BB: 1 P: 30	1B: 6 2B: 4 3B: 0 HR: 1 SF: 0 SAC: 0 DP: 0 HBP: 1						

TOP

Chicago White Sox @ Chicago Cubs

Wrigley Field, Chicago, IL

Tue May 06 2014, 7:08 PM - 10:36 PM CDT

Att. 34,305 - Partly Cloudy - 46 F

livebaseballscorecards.com

AB	36
R	5
H	11
RBI	5
BB	1
SO	11
LOB	13

PITCHER		IP	WLS	BF	H	R	ER	SO	BB	IBB	HBP	BLK	WP	HR	S	P	ERA	WHIP
36 Edwin Jackson, R ERA: 4.57	(1, 1)	7.0		26	6	1	1	9	0	0	1	0	2	0	65	93	1.29	0.857
40 James Russell, L ERA: 4.05	(8, 1)	0.2		2	0	0	0	0	0	0	0	0	0	0	5	8	0.00	0.000
54 Neil Ramírez, R ERA: 2.25	(8, 1)	0.1	L	3	2	1	1	1	0	0	0	0	0	1	9	12	27.00	6.000
46 Pedro Strop, R ERA: 4.97	(9, 1)	0.1		5	3	3	3	1	1	0	0	0	0	0	13	22	81.00	12.000
33 Carlos Villanueva, R ERA: 9.15	(9, 1)	0.2		2	0	0	0	0	0	0	0	0	0	0	5	8	0.00	0.000

PITCHER	IP	WLS	BF	H	R	ER	SO	BB	IBB	HBP	BLK	WP	HR	S	P	ERA	WHIP

WP: 2	PA: 39
PB: 0	
SB: 0	
CS: 0	

BOTTOM

Chicago White Sox @ Chicago Cubs

Wrigley Field, Chicago, IL

Tue May 06 2014, 7:08 PM - 10:36 PM CDT

Att. 34,305 - Partly Cloudy - 46 F

livebaseballscorecards.com

Batter	1	2	3	4	5	6	7	8	9	AB	R	H	RBI	BB	SO	LOB
64 Emilio Bonifácio, S (1, 4) (9, 5) OBP: 0.362, SLG: 0.367	B FF 93 C FF 92 X FF 93 1-1 P6 ①		C SL 89 B CU 81 B FF 92 S CH 87 B CH 88 X CH 87 3-2 G3 ③		F FF 91 B FF 90 F FF 92 B CH 86 X CH 86 2-2 24 S 1B 1-3 2-H			C SI 87 B SI 86 C SL 80 S CU 72 1-3 K ②		4	0	1	1	0	1	0
24 Luis Valbuena, L (1, 5) OBP: 0.356, SLG: 0.352 30 Mike Olt, R (8, PH) OBP: 0.237, SLG: 0.353 (9, 5) 33 Carlos Villanueva, R (9, 1)	C FF 93 C FF 93 B CU 83 B CH 88 S CH 88 2-3 K ②			B FF 90 C CH 85 S CH 86 X FF 92 1-2 F8 ①	C SI 93 F FF 91 B FF 92 C CH 86 1-3 K ③ 1-2			B SI 86 B SI 86 B SI 86 C SI 87 B SI 86 4-1 BB		3 0 0	0 0 0	0 0 0	0 0 0	0 1 0	2 0 0	2 0 0
44 Anthony Rizzo, L (1, 3) OBP: 0.415, SLG: 0.491	F FF 94 B CU 80 X CU 81 1-1 G6-3 ③			C CH 87 B CH 87 F CH 87 X FF 92 1-2 5 WP 1B		C FS 83 X FS 83 0-1 G4-3 ①		B SI 86 B SI 87 S SL 80 C SL 80 B SI 87 X SL 79 3-2 G4-3 ③		4	0	1	0	0	0	1
13 Starlin Castro, R (1, 6) OBP: 0.315, SLG: 0.432		F FF 92 B FF 93 B SL 88 X SL 88 2-1 19 WP 1B		1 SAFE X FF 92 0-0 F9 ②		C FC 87 B FC 89 B FS 84 B FC 87 S FS 83 F SI 89 F FS 84 S FS 84 3-3 K ②			B FF 92 B FF 92 B FF 92 C FF 92 T FF 92 F SI 93 F SL 83 X SI 94 3-2 G5-3 ①	4	0	1	0	0	1	1
5 Welington Castillo, R (1, 2) OBP: 0.320, SLG: 0.457		B FF 92 S FF 91 S FF 93 C FF 94 1-3 K ①		B CU 81 B SL 86 B CH 86 C FF 92 F CH 84 S CH 86 3-3 K ③ 1-2		C FC 87 F FC 90 B FC 88 S FS 84 1-3 K ③			X FF 93 0-0 F9 ②	4	0	0	0	0	3	2
19 Nate Schierholtz, L (1, 9) OBP: 0.220, SLG: 0.228		B SI 92 1 SAFE B CH 86 X FF 92 2-0 F8 ② 1-2			F FF 92 F FF 92 F CU 81 F CH 87 S FF 92 0-3 K ①		C FS 83 C SI 88 X FS 84 0-2 G3-1 ①		S FF 94 S CH 85 B CH 86 B FF 95 B CH 86 B FF 95 4-2 BB	3	0	0	0	1	1	1
21 Junior Lake, R (1, 8) OBP: 0.265, SLG: 0.430		C SL 88 D SL 89 D CU 80 S SL 88 F FF 91 F CU 80 X FF 93 2-2 G5-3 ③			B CU 78 X CU 78 1-0 8 S 64 1B 1B		S FS 83 B SI 89 B FS 84 B FS 82 S FS 83 X FS 84 3-2 G6-3 ②		B CH 84 C FF 95 F CH 85 S SL 85 1-3 K ③	4	1	1	0	0	1	2
8 Chris Coghlan, L (1, 7) OBP: 0.333, SLG: 0.200 54 Neil Ramírez, R (8, 1) 46 Pedro Strop, R (9, 1) 15 Darwin Barney, R (9, 4) OBP: 0.220, SLG: 0.173			B FF 92 X FF 93 1-0 F8 ①		B FF 91 D CH 87 C FF 92 B FF 93 B FF 93 4-1 64 1B 1-2 BB		B SI 89 C FS 83 B FC 88 F FS 84 B FS 84 X FS 82 3-2 G3 ③			2 0 0 0	0 0 0 0	0 0 0 0	0 0 0 0	1 0 0 0	0 0 0 0	0 0 0 0
36 Edwin Jackson, R (1, 1) OBP: 0.067, SLG: 0.133 40 James Russell, L (8, 1) 51 Ryan Kalish, L (8, 7) OBP: 0.305, SLG: 0.327			C FF 92 C FF 92 B SL 89 X SL 88 1-2 L7 ②		1 SAFE B FF 90 L FF 90 C FF 91 L FF 91 1-3 K ②			B CU 72 S SI 85 F SI 86 B SI 87 F SI 86 B SI 88 F SI 86 S SI 86 3-3 K ①		2 0 1	0 0 0	0 0 0	0 0 0	1 0 1	2 0 0	2 0 0

	AB	31
	R	1
	H	4
	RBI	1
	BB	3
	SO	11
	LOB	11

Inning Stats	1	2	3	4	5	6	7	8	9
	R: 0 E: 0 K: 1 S: 7	H: 0 LOB: 0 BB: 0 P: 11	R: 0 E: 0 K: 1 S: 11	H: 1 LOB: 1 BB: 0 P: 18	R: 0 E: 0 K: 0 S: 7	H: 0 LOB: 0 BB: 0 P: 12	R: 0 E: 0 K: 1 S: 10	H: 1 LOB: 1 BB: 0 P: 15	R: 1 E: 0 K: 3 S: 16	H: 2 LOB: 2 BB: 1 P: 25	R: 0 E: 0 K: 2 S: 10	H: 0 LOB: 0 BB: 0 P: 14	R: 0 E: 0 K: 0 S: 9	H: 0 LOB: 0 BB: 0 P: 15	R: 0 E: 0 K: 2 S: 12	H: 0 LOB: 1 BB: 1 P: 23	R: 0 E: 0 K: 1 S: 11	H: 0 LOB: 1 BB: 1 P: 19

	1B: 4	SF: 0	WP: 2	PA: 34
	2B: 0	SAC: 0	PB: 0	
	3B: 0	DP: 0	SB: 2	
	HR: 0	HBP: 0	CS: 0	

PITCHER		IP	WLS	BF	H	R	ER	SO	BB	IBB	HBP	BLK	WP	HR	S	P	ERA	WHIP
48 Hector Noesí, R ERA: 8.27	(1, 1)	5.0		20	4	1	1	6	1	0	0	0	2	0	51	81	1.80	1.000
57 Zach Putnam, R ERA: 1.35	(6, 1)	2.0	W	6	0	0	0	2	0	0	0	0	0	0	19	29	0.00	0.000
37 Scott Downs, L ERA: 6.0	(8, 1)	1.0	H	4	0	0	0	2	1	0	0	0	0	0	12	23	0.00	1.000
40 Daniel Webb, R ERA: 2.5	(9, 1)	1.0		4	0	0	0	1	1	0	0	0	0	0	11	19	0.00	1.000

PITCHER	IP	WLS	BF	H	R	ER	SO	BB	IBB	HBP	BLK	WP	HR	S	P	ERA	WHIP

Batter	1	2	3	4	5	6	7	8	9	AB	R	H	RBI	BB	SO	LOB
64 Emilio Bonifácio, S (1, 8) OBP: 0.358, SLG: 0.371	B FF 86 C FF 86 B FC 83 F FC 86 S FF 88 2-3 ① K	C FC 81 F FF 88 B CH 78 S CH 77 1-3 ② K	B CU 70 X CH 79 1-0 1-3 2-H 2B	C SI 92 B SL 85 B SI 93 F SI 92 F SL 86 X CH 84 2-2 ① F9					4	0	1	1	0	2	0
21 Junior Lake, R (1, 7) OBP: 0.253, SLG: 0.410	S FC 87 B FC 84 X FC 83 1-1 ② G5-3	F FC 82 F FC 82 F FF 88 S CH 79 0-3 ③ K	S CH 78 F FF 89 B CH 80 B CH 80 S CH 79 2-3 ② K	C SI 93 S SL 86 S SL 87 0-3 ② K					4	0	0	0	0	3	2
44 Anthony Rizzo, L (1, 3) OBP: 0.403, SLG: 0.474	B FF 88 B FC 83 C FF 87 X FC 82 2-1 ③ F9	C FC 82 X FF 87 0-1 ① G6-3	B CU 74 B CH 79 F CH 79 B FF 88 C CH 79 C CH 80 3-3 ③ K	C SI 93 S SL 86 F SI 92 F SL 86 B CH 84 X SI 93 1-2 ③ F7					4	0	0	0	0	1	2
13 Starlin Castro, R (1, 6) OBP: 0.321, SLG: 0.425	B SI 86 C FC 85 B CH 78 B FC 81 S FF 87 F FF 88 B FF 88 4-2 24 2B BB	C CU 71 X CH 79 0-1 ② F8	C FF 86 B FC 82 C CH 77 B FF 87 X CH 78 2-2 ① F8	B FF 95 B FF 95 B FF 97 B FF 97 4-0 5 P6-3 BB					2	1	0	0	2	0	0
5 Welington Castillo, R (1, 2) OBP: 0.308, SLG: 0.438	B FF 86 C CU 71 1 SAFE B CH 79 F FF 86 B FC 81 1 SAFE X FF 88 3-2 ① F8	B FC 81 F FC 82 S CH 79 1-3 ③ K	B FC 81 B FF 87 C FC 87 F FF 86 C FF 88 2-3 ② K	C FF 97 X FF 97 0-1 ① ② P6-3 1-1f					4	0	0	0	0	2	2
30 Mike Olt, R (1, 10) OBP: 0.238, SLG: 0.389	1 SAFE C FF 86 B FF 87 S CH 79 S CH 78 1-3 ② K	B FC 80 B FC 86 X FC 86 2-0 HR	X FF 87 0-0 ③ G5-3	C FF 97 S SL 86 B SL 85 S FF 98 1-3 ③ K					4	1	1	1	0	2	1
24 Luis Valbuena, L (1, 5) OBP: 0.356, SLG: 0.365	B FF 88 B FF 88 D FF 87 C FF 86 F FF 88 X FF 88 3-2 1-H 2B	F FF 87 C FF 88 B FC 84 B FF 88 F CH 79 F CH 76 X FC 83 2-2 ① G3-1	B SI 92 B SI 92 C SI 93 B SI 92 C SI 93 X SI 93 3-2 ① L6						3	0	1	1	0	0	0
15 Darwin Barney, R (1, 4) OBP: 0.226, SLG: 0.182	C FF 87 C FF 88 F FF 88 X FF 88 0-2 ③ P3	C FF 87 B FF 89 X FC 82 1-1 51 FC3 64 2B 1B	C SI 93 B SI 94 F SI 93 X SI 95 1-2 ② G4-3						3	1	1	0	0	0	1
51 Ryan Kalish, L (1, 9) OBP: 0.290, SLG: 0.310	C FF 86 X FF 87 0-1 ① G1-3	F FF 88 C FF 89 B FC 83 X CH 79 1-2 FC3 64 2B 1-2	S SI 93 F SI 94 S SL 88 0-3 ③ K						3	0	0	0	0	1	1
Inning Stats	R: 0 E: 0 K: 1 S: 7 H: 0 LOB: 0 BB: 0 P: 12	R: 1 E: 0 K: 1 S: 16 H: 1 LOB: 1 BB: 1 P: 27	R: 0 E: 0 K: 2 S: 9 H: 0 LOB: 0 BB: 0 P: 10	R: 0 E: 0 K: 1 S: 7 H: 0 LOB: 0 BB: 0 P: 8	R: 2 E: 0 K: 2 S: 18 H: 3 LOB: 2 BB: 0 P: 30	R: 0 E: 0 K: 1 S: 7 H: 0 LOB: 0 BB: 0 P: 11	R: 0 E: 0 K: 1 S: 9 H: 0 LOB: 0 BB: 0 P: 13	R: 0 E: 0 K: 1 S: 12 H: 0 LOB: 0 BB: 0 P: 15	R: 0 E: 0 K: 1 S: 5 H: 0 LOB: 0 BB: 1 P: 10	1B: 1 2B: 3 3B: 0 HR: 1	SF: 0 SAC: 0 DP: 1 HBP: 0		WP: 0 PB: 0 SB: 0 CS: 0	PA: 33		

PITCHER		IP	WLS	BF	H	R	ER	SO	BB	IBB	HBP	BLK	WP	HR	S	P	ERA	WHIP
50 John Danks, L ERA: 4.93	(1, 1)	6.0	W	24	4	3	3	8	1	0	0	0	0	1	64	98	4.50	0.833
52 Jake Petricka, R ERA: 1.74	(7, 1)	2.0		6	0	0	0	2	0	0	0	0	0	0	21	28	0.00	0.000
39 Maikel Cleto, R ERA: 2.25	(9, 1)	1.0		3	0	0	0	1	1	0	0	0	0	0	5	10	0.00	1.000

PITCHER	IP	WLS	BF	H	R	ER	SO	BB	IBB	HBP	BLK	WP	HR	S	P	ERA	WHIP

TOP

Chicago Cubs @ Chicago White Sox

U.S. Cellular Field, Chicago, IL

Wed May 07 2014, 8:11 PM - 11:13 PM EDT

Att. 21,075 - Cloudy - 62 F

livebaseballscorecards.com

AB	31
R	3
H	4
RBI	3
BB	2
SO	11
LOB	9

Batter	1	2	3	4	5	6	7	8	9	AB	R	H	RBI	BB	SO	LOB
15 Gordon Beckham, R (1, 4) OBP: 0.273, SLG: 0.385	C SI 87 X CH 78 0-1 ① G6-3	B CU 73 F FF 90 B CH 81 F FC 86 B FF 91 X SL 80 3-2 ③ P3		B CH 80 X SL 79 1-0 1-H 2-H HR	C SI 93 F SL 86 F SI 94 B SL 86 X SI 92 1-2 ③ L9		S SL 85 B SI 90 B CH 83 X CU 78 2-1 ③ G6-3			5	1	1	3	0	0	3
30 Alejandro De Aza, L (1, 8) OBP: 0.248, SLG: 0.322	C FC 87 X FC 86 0-1 ② L5		C CU 70 T FF 89 B SL 78 F SL 79 C FF 91 1-3 ① K	C FF 89 C SL 80 B SL 80 F FF 90 C FF 91 1-3 ③ K		B FF 90 C SI 87 X CU 76 1-1 24 G5-3 1B		F KC 78 F SL 85 B FF 91 B KC 78 S SL 83 2-3 ① K		5	0	1	0	0	3	0
79 José Abreu, R (1, 3) OBP: 0.325, SLG: 0.619	F FF 89 B SI 90 C FC 86 F FF 91 B SL 80 F FF 91 X SL 79 2-2 10 1B 2B		B FF 89 X FC 87 1-0 24 G3 2B		F SI 87 C FF 89 X FC 86 0-2 24 1B 14 2B 1B	S SL 84 X FF 88 0-1 ① P2		B FF 90 B CH 84 S KC 78 B FF 90 X CH 85 3-1 ② G5-3		5	2	3	0	0	0	1
24 Dayan Viciedo, R (1, 7) OBP: 0.373, SLG: 0.473	B SI 89 B FF 89 F SI 90 B FC 86 C FC 85 B FF 90 4-2 14 BB 10 1B BB		X FF 90 0-0 ② G3 2-3		X SI 89 0-0 10 BB 14 2B 1-3 1B	B SL 84 B CH 82 S CH 82 X SL 84 2-1 ② G5-3 1-2		F CH 83 B CH 85 F KC 78 C FF 91 1-3 ③ K		4	1	1	0	1	1	2
10 Alexei Ramirez, R (1, 6) OBP: 0.352, SLG: 0.474	X FC 86 0-0 14 BB 1-2 2-H 1B		B FC 86 C FC 87 X FC 86 1-1 ③ F9		F FC 85 B CH 81 F FF 90 D SL 80 F FF 90 D SL 80 B FC 86 4-2 14 2B 1-2 BB	S SL 85 B SI 91 F SL 86 X SL 87 1-2 ③ G6-3				3	1	1	1	1	0	2
14 Paul Konerko, R (1, 10) OBP: 0.308, SLG: 0.343	B FC 86 B CH 82 F FF 90 D SL 80 B FC 87 4-1 1-2 2-3 BB			B FC 85 B CH 80 C FC 86 F FC 87 X FF 90 2-2 ① L8	X FC 86 0-0 25 G4-3 5 1B 1-H 2-H 3-H 2B		B CU 70 S CH 80 F FF 90 F SL 85 X SL 85 1-2 2B			3	1	2	3	1	0	0
25 Moisés Sierra, R (1, 9) OBP: 0.182, SLG: 0.186	F FC 86 F FC 86 B FC 86 F FF 91 B FC 86 S SL 80 2-3 ③ K			B FC 87 C CH 81 X FC 87 1-1 E5 15 HR 1B	X SI 93 0-0 ① G4-3 2-3		B CU 75 F CH 82 F FF 91 S SL 86 1-3 ① K			4	1	1	0	0	2	5
5 Marcus Semien, R (1, 5) OBP: 0.280, SLG: 0.348		C FF 87 B FF 89 X FC 86 1-1 ① L8		B SI 88 B FC 85 B CH 80 B FC 86 4-0 17 BB BB	X FF 93 0-0 3-H 1B		C SL 83 S SL 87 F FF 92 D SL 85 F SL 86 F SL 85 B FF 90 D CH 84 B SL 85 4-2 BB			2	0	1	1	2	0	0
17 Adrian Nieto, S (1, 2) OBP: 0.276, SLG: 0.321		C FF 88 B FC 85 X CH 79 1-1 ② G5-3		D CH 78 C SI 89 C SI 89 B FF 90 1 SAFE D SL 79 B FC 87 4-2 ② 15 HR 1-2 BB	B SI 93 F SI 93 F SI 93 1 SAFE C SI 93 1-3 ② K		B SI 89 X CH 82 1-0 ② F4			3	1	0	0	1	1	3
Inning Stats	R: 1 E: 0 K: 1 S: 17 H: 2 LOB: 3 BB: 2 P: 29	R: 0 E: 0 K: 0 S: 7 H: 0 LOB: 0 BB: 0 P: 12	R: 0 E: 0 K: 1 S: 8 H: 1 LOB: 1 BB: 0 P: 11	R: 3 E: 1 K: 1 S: 12 H: 2 LOB: 0 BB: 2 P: 25	R: 4 E: 0 K: 1 S: 17 H: 4 LOB: 1 BB: 1 P: 23	R: 0 E: 0 K: 0 S: 9 H: 1 LOB: 1 BB: 0 P: 13	R: 0 E: 0 K: 1 S: 15 H: 1 LOB: 2 BB: 1 P: 24	R: 0 E: 0 K: 2 S: 8 H: 0 LOB: 0 BB: 0 P: 14		1B: 6 2B: 4 3B: 0 HR: 1 SF: 0 SAC: 0 DP: 0 HBP: 0				WP: 0 PB: 0 SB: 0 CS: 0 PA: 40	

PITCHER		IP	WLS	BF	H	R	ER	SO	BB	IBB	HBP	BLK	WP	HR	S	P	ERA	WHIP
37 Travis Wood, L ERA: 4.75	(1, 1)	4.0	L	24	8	8	8	3	5	0	0	0	0	1	52	89	18.00	3.250
63 Brian Schlitter, R ERA: 3.27	(5, 1)	1.0		4	1	0	0	1	0	0	0	0	0	0	9	11	0.00	1.000
33 Carlos Villanueva, R ERA: 8.34	(6, 1)	2.0		9	2	0	0	1	1	0	0	0	0	0	24	37	0.00	1.500
53 Wesley Wright, L ERA: 1.64	(8, 1)	1.0		3	0	0	0	2	0	0	0	0	0	0	8	14	0.00	0.000

PITCHER	IP	WLS	BF	H	R	ER	SO	BB	IBB	HBP	BLK	WP	HR	S	P	ERA	WHIP

BOTTOM

Chicago Cubs @ Chicago White Sox

U.S. Cellular Field, Chicago, IL

Wed May 07 2014, 8:11 PM - 11:13 PM EDT

Att. 21,075 - Cloudy - 62 F

livebaseballscorecards.com

AB	34
R	8
H	11
RBI	8
BB	6
SO	7
LOB	16

Batter	1	2	3	4	5	6	7	8	9	AB	R	H	RBI	BB	SO	LOB
51 Ryan Kalish, L (1, 8) OBP: 0.294, SLG: 0.344	C FF 88 X SI 89 0-1 44 1B 24 G3 1B		1-2 24 1B 3B 3-2 G6-3		F SI 87 2 SAFE S SL 81 X SI 88 0-2 ① L7		B SL 84 F FF 98 X FF 98 1-1 ③ G6-3	D FF 98 X FF 97 1-0 ③ F8		6	1	2	0	0	0	7
24 Luis Valbuena, L (1, 4) OBP: 0.354, SLG: 0.354	B FF 88 B FF 89 X FF 90 2-0 ① G3 1-2		X CU 75 0-0 44 HR 3-H 1B	C CU 73 X FF 90 0-1 ① F7	X SL 80 0-0 ② FC4-6 1-2f 2-3			C SI 89 B FF 98 B SI 92 F FF 97 F SL 85 B FF 98 B FF 96 4-2 44 2B 5 HBP BB	B SI 93 C SI 92 X SL 86 1-1 ① L3	5	2	1	1	0	3
44 Anthony Rizzo, L (1, 3) OBP: 0.414, SLG: 0.513	F FF 90 B SI 90 D SI 90 C CH 82 B SI 90 X FF 90 3-2 13 G5-4-3 2-3 1B		X FF 89 0-0 1-H HR	B CU 74 B CU 72 B FF 90 C FF 89 B FF 90 4-1 13 HR BB	F SI 88 F SL 81 B SI 88 F SL 80 S CU 75 1-3 ③ K			B FF 97 C FF 97 B SI 91 X FF 97 2-1 5 HBP 1-3 30 HR 2B	S SL 85 F SI 94 X SL 88 0-2 ② G4-3	5	3	3	2	1	1	2
13 Starlin Castro, R (1, 6) OBP: 0.321, SLG: 0.439	B SI 90 1 SAFE C SI 90 B SI 90 F SI 90 X SI 90 2-2 ② ③ G5-4-3 1-2f		B FF 89 X FF 90 1-0 ① G6-3	X SI 90 0-0 1-H HR		B SI 87 C SI 87 C CU 72 F SI 88 S SI 88 1-3 ① K		B FF 98 S FF 98 B FF 98 X SL 85 2-1 ① G5-3	C SL 86 B SL 87 H SI 94 2-1 19 PB 5 1B HBP	5	2	1	2	0	1	4
19 Nate Schierholtz, L (1, 9) OBP: 0.243, SLG: 0.257		C FF 88 B SI 89 C CU 74 F FF 89 X SI 89 1-2 ① G4-3	X SI 91 0-0 8 1B 5 HBP 21 BB 1B	C CU 74 X CU 74 0-1 3B		X SI 89 0-0 ② F8		B SI 91 D SL 86 B SI 91 C SL 84 B SL 84 4-1 5 HBP 30 HR BB	B SI 94 B SI 95 B SI 93 C SI 93 F SI 92 B SI 96 4-2 5 1B 1-2 BB	4	2	2	0	2	0	0
5 Welington Castillo, R (1, 2) OBP: 0.318, SLG: 0.430		X FF 90 0-0 E6 30 HBP	C SL 81 1 SAFE 1 SAFE H FF 88 1-1 21 BB 8 1B 1-2 HBP	B CU 80 B CU 74 X FF 90 2-0 ② P4		C CU 74 B SI 88 C SL 80 B SI 89 T CU 74 2-2 ③ K		H FF 97 1-0 30 HR 1-2 2-3 3-H HBP	C SL 85 C SI 95 X SL 87 0-2 1-3 2-H 1B	4	1	1	2	0	1	1
8 Chris Coghlan, L (1, 10) OBP: 0.333, SLG: 0.200	C FF 89 B SI 88 1 SAFE X FF 90 1-1 ② P2	B FF 89 X FF 91 1-0 21 BB 1-2 2-3 1B	C CH 79 F FF 88 S CU 78 0-3 ③ K				B FF 95 C FF 96 B SI 91 B FF 98 C FF 97 B FF 96 4-2 30 WP BB	C FF 96 S FF 96 B SL 85 C SL 84 1-3 ② K	B SI 95 C SI 94 B SL 87 C SI 93 X SL 87 2-2 ③ F8	5	0	1	0	1	2	7
30 Mike Olt, R (1, 5) OBP: 0.259, SLG: 0.434	C FF 91 H FF 90 1-1 1-2 HBP	B SL 81 B FF 91 F SI 90 X SI 90 2-1 ② F6		C CU 74 B SL 80 B CU 80 C SI 89 F SL 81 X FF 88 2-2 24 FC4-6 21 1B 1B			S FF 96 C SL 83 B FF 99 C SL 84 1-3 ① K 1-2	B FF 98 B FF 97 B FF 95 C FF 96 S FF 97 X FF 97 3-2 1-H 2-H 3-H HR		4	1	2	4	0	1	4
21 Junior Lake, R (1, 7) OBP: 0.272, SLG: 0.414	C SL 82 F CU 76 B CU 77 S SI 90 1-3 ③ K	S SI 91 B SL 83 B FF 90 S CU 77 D CU 77 B SI 91 4-2 1-2 2-3 3-H BB		B FF 89 B FF 88 B SI 89 C FF 87 X SI 88 3-1 24 FC4-6 1-2 1B			B FF 98 B FF 98 F FF 97 C FF 98 S SL 86 2-3 ② K	S FF 98 X FF 99 0-1 1B		4	0	2	1	1	2	3
Inning Stats	R: 0 E: 0 K: 0 S: 9 H: 2 LOB: 1 BB: 0 P: 16	R: 0 E: 1 K: 1 S: 11 H: 0 LOB: 2 BB: 0 P: 15	R: 4 E: 0 K: 0 S: 19 H: 5 LOB: 3 BB: 1 P: 32	R: 2 E: 0 K: 1 S: 10 H: 2 LOB: 1 BB: 1 P: 16	R: 0 E: 0 K: 1 S: 14 H: 2 LOB: 2 BB: 0 P: 20	R: 0 E: 0 K: 2 S: 8 H: 0 LOB: 0 BB: 0 P: 11	R: 0 E: 0 K: 2 S: 10 H: 0 LOB: 1 BB: 1 P: 18	R: 5 E: 0 K: 1 S: 17 H: 3 LOB: 1 BB: 2 P: 35	R: 1 E: 0 K: 0 S: 14 H: 1 LOB: 2 BB: 1 P: 23	1B: 9 2B: 1 3B: 2 HR: 3 SF: 0 SAC: 0 DP: 1 HBP: 4						

PITCHER		IP	WLS	BF	H	R	ER	SO	BB	IBB	HBP	BLK	WP	HR	S	P	ERA	WHIP
67 Scott Carroll, R ERA: 3.63	(1, 1)	4.0	L	27	11	6	6	2	2	0	2	0	0	2	55	90	13.50	3.250
37 Scott Downs, L ERA: 5.14	(5, 1)	2.0		6	0	0	0	3	0	0	0	0	0	0	16	20	0.00	0.000
39 Maikel Cleto, R ERA: 5.14	(7, 1)	2.0		13	3	5	5	3	3	0	1	0	1	1	27	53	22.50	3.000
52 Jake Petricka, R ERA: 2.08	(9, 1)	1.0		6	1	1	1	0	1	0	1	0	0	0	14	23	9.00	2.000

PITCHER	IP	WLS	BF	H	R	ER	SO	BB	IBB	HBP	BLK	WP	HR	S	P	ERA	WHIP

TOP

Chicago Cubs @ Chicago White Sox

U.S. Cellular Field, Chicago, IL

Thu May 08 2014, 8:10 PM - 12:17 AM EDT

Att. 26,332 - Overcast - 83 F

livebaseballscorecards.com

AB	42
R	12
H	15
RBI	12
BB	6
SO	8
LOB	31

WP: 1	PA: 52
PB: 1	
SB: 0	
CS: 0	

Batter	1	2	3	4	5	6	7	8	9	AB	R	H	RBI	BB	SO	LOB
15 Gordon Beckham, R (1, 4) OBP: 0.288, SLG: 0.382 28 Leury García, S (9, PH) OBP: 0.324, SLG: 0.355	B SI 94 C SI 94 B SI 94 B SL 91 X SI 95 3-1 G6-3 ①	C CU 81 T SI 94 F CU 79 B SL 86 X SI 94 1-2 L3-6 ②③ 2-2		F CU 80 B SI 93 X CU 80 1-1 12 1B 1-2 1B		C SL 85 F SI 94 H SI 91 1-2 HBP			B FF 93 C FF 94 S FF 94 F SL 84 F FF 96 B FF 94 X FF 95 2-2 G3-1 ①	3 1	0 0	1 0	0 0	0 0	0 0	1 0
12 Conor Gillaspie, L (1, 5) OBP: 0.364, SLG: 0.418	B SI 95 X SI 94 1-0 79 1B 1B		B FF 91 C CH 86 B FF 92 B SI 93 B FF 94 4-1 79 FC6-4 BB	B CU 79 B FF 94 X SI 93 2-0 1-2 2-H 1B		1 SAFE B FF 92 B FF 93 F FF 92 S FF 91 B SL 80 F FF 93 C FF 94 3-3 K ③			X FF 95 0-0 P6 ②	4	0	2	1	1	1	1
79 José Abreu, R (1, 3) OBP: 0.323, SLG: 0.608 5 Marcus Semien, R (9, PH) OBP: 0.285, SLG: 0.348	1 SAFE B CU 81 F FF 94 B FF 94 X FF 94 2-1 1-2 1B		D CU 80 X SL 89 1-0 FC6-4 24 FC4-6 ① 1-2f	S CU 81 X SL 87 0-1 G6-3 ③			F FF 90 C SL 80 S SL 81 0-3 K ①		B FF 97 B FF 95 F FF 96 B FF 95 B FF 92 4-1 44 1B 24 1B BB	4 0	0 1	1 0	0 0	0 1	1 0	3 0
44 Adam Dunn, L (1, 10) OBP: 0.405, SLG: 0.485	B FF 94 C FF 94 B CU 80 X SI 95 2-1 F8 ②		B CU 79 B CH 88 F SI 94 B CH 87 X FF 94 3-1 L7 ②		B FF 93 B SI 93 C SI 92 X SI 92 2-1 F7 ①		C SL 82 B FF 93 B SL 81 B SL 83 B FF 92 4-1 BB		F FF 94 X FF 96 0-1 10 1B 24 1B 1-2 1B	4	0	1	0	1	0	3
24 Dayan Viciedo, R (1, 7) OBP: 0.366, SLG: 0.462	S FF 95 B FF 94 F SI 94 F CU 81 B FF 94 F FF 95 S SL 90 2-3 K ③		B SL 86 X FF 94 1-0 FC4-6 ③ 1-2f		C SL 86 B SI 92 S SL 86 B SL 84 F SI 93 X SL 85 2-2 G1-4-3 ②		C SL 85 S FF 94 B SL 86 F FF 94 B SL 86 D SL 87 F SL 87 S FF 95 3-3 K ②		C SL 84 F FF 96 D SL 88 X CU 84 1-2 10 1B 1-2 2-H 1B	5	0	1	1	0	2	4
10 Alexei Ramirez, R (1, 6) OBP: 0.367, SLG: 0.486		X SI 93 0-0 30 1B 25 1B 1B		B CU 79 F SL 89 B SI 93 X SI 94 2-1 25 PB 21 1B 1B	F SI 93 X SI 93 0-1 1B		B SL 87 B CU 80 B SL 86 F FF 95 F FF 95 T SL 89 3-2 K ③		X FF 96 0-0 1-2 2-3 1B	5	2	4	0	0	1	1
30 Alejandro De Aza, L (1, 8) OBP: 0.246, SLG: 0.317		1 SAFE 1 SAFE C SI 92 X FF 93 0-1 25 E 25 1B 21 G5-3 1-2 1B		1 SAFE B CU 81 B CU 80 C SI 94 F SI 95 1 SAFE X SL 89 2-2 F9 ①	X SI 92 0-0 G4-3 ③			C FF 93 F CU 82 S SL 86 0-3 K2-3 ①	C FF 88 C SI 89 B FF 89 D KC 78 S SI 89 2-3 K ③	5	1	1	0	0	2	5
25 Moisés Sierra, R (1, 9) OBP: 0.188, SLG: 0.191		D CU 79 B SI 95 B SL 88 C FF 94 S SI 94 F SI 95 X FF 95 3-2 E7 15 L3-6 21 G5-3 1-3 2-H 1B		S SI 93 B CU 81 F SL 89 1 SAFE B SL 90 F CU 81 X SI 92 2-2 G1-3 ② 1-2		B SL 85 C SL 86 F SI 93 B FF 94 X SL 85 2-2 G6-3 ①		C CU 80 S FF 95 S SL 87 0-3 K ②		4	0	1	1	0	1	1
21 Tyler Flowers, R (1, 2) OBP: 0.374, SLG: 0.384 17 Adrian Nieto, S (9, 2) OBP: 0.276, SLG: 0.321		B FF 94 1 SAFE S SI 94 F SI 94 B FF 94 X SI 95 2-2 G5-3 ① 1-2 3-H		S SI 93 X SI 94 0-1 15 1B 12 1B 2-H 1B		C FF 93 B SI 94 B SI 94 B FF 94 X FF 93 3-1 G1-4-3 ②		S FF 95 B FF 96 S FF 95 F FF 96 B SL 88 S FF 96 2-3 K ③		4 0	1 0	1 0	2 0	0 0	1 0	1 0
Inning Stats	R: 0 E: 0 K: 1 S: 12 H: 2 LOB: 2 BB: 0 P: 22	R: 2 E: 1 K: 0 S: 14 H: 3 LOB: 0 BB: 0 P: 20	R: 0 E: 0 K: 0 S: 5 H: 0 LOB: 1 BB: 1 P: 14	R: 2 E: 0 K: 0 S: 16 H: 4 LOB: 2 BB: 0 P: 25	R: 0 E: 0 K: 0 S: 9 H: 1 LOB: 1 BB: 0 P: 13	R: 0 E: 0 K: 1 S: 11 H: 0 LOB: 1 BB: 0 P: 20	R: 0 E: 0 K: 3 S: 12 H: 0 LOB: 1 BB: 1 P: 22	R: 0 E: 0 K: 3 S: 10 H: 0 LOB: 0 BB: 0 P: 12	R: 1 E: 0 K: 1 S: 16 H: 3 LOB: 3 BB: 1 P: 25	1B: 13 2B: 1 3B: 0 HR: 0 SF: 0 SAC: 0 DP: 1 HBP: 1						

PITCHER		IP	WLS	BF	H	R	ER	SO	BB	IBB	HBP	BLK	WP	HR	S	P	ERA	WHIP
49 Jake Arrieta, R ERA: 2.89	(1, 1)	4.0		21	9	4	3	1	1	0	0	0	0	0	47	81	6.75	2.500
63 Brian Schlitter, R ERA: 2.84	(5, 1)	1.2	W	7	1	0	0	0	0	0	1	0	0	0	16	26	0.00	0.600
59 Zac Rosscup, L ERA:	(6, 1)	0.2	H	3	0	0	0	2	1	0	0	0	0	0	8	15	0.00	1.500
54 Neil Ramírez, R ERA: 1.93	(7, 1)	0.2	H	2	0	0	0	2	0	0	0	0	0	0	8	14	0.00	0.000
52 Justin Grimm, R ERA: 3.6	(8, 1)	1.2		9	3	1	1	3	1	0	0	0	0	0	23	32	5.40	2.400

PITCHER		IP	WLS	BF	H	R	ER	SO	BB	IBB	HBP	BLK	WP	HR	S	P	ERA	WHIP
53 Wesley Wright, L ERA: 1.59	(9, 1)	0.1		1	0	0	0	1	0	0	0	0	0	0	3	5	0.00	0.000

BOTTOM

Chicago Cubs @ Chicago White Sox

U.S. Cellular Field, Chicago, IL

Thu May 08 2014, 8:10 PM - 12:17 AM EDT

Att. 26,332 - Overcast - 83 F

livebaseballscorecards.com

AB	39
R	5
H	13
RBI	5
BB	3
SO	9
LOB	20

Batter	1	2	3	4	5	6	7	8	9	10	AB	R	H	RBI	BB	SO	LOB
64 Emilio Bonifácio, S (1, 8) (8, 4) OBP: 0.348, SLG: 0.359	B SI 88 T FF 91 B SI 88 F SI 90 B FF 92 S FF 92 3-3 K ①		C SI 90 B SL 82 B SI 90 S FF 91 C FF 91 2-3 K ③			L SI 84 S FF 91 X FF 91 0-2 G6-3 ③			1 SAFE C FF 95 1 SAFE B FF 94 T FF 96 1 SAFE B FF 96 B KC 85 X FF 96 3-2 G6-3 ① 1-2		4	0	0	0	0	2	1
51 Ryan Kalish, L (1, 7) (8, 8) OBP: 0.306, SLG: 0.343	C CU 72 B FF 91 F SI 90 B SL 83 F SL 82 B FF 94 F FF 92 B FF 92 4-2 44 CS BB			C FF 90 C SI 89 B FF 92 F FF 91 X SL 82 1-2 G4-3 ①			B SI 85 X SI 87 1-0 F7 ①		B KC 85 X FF 96 1-0 E7 44 G3 2-H 1B		3	0	1	1	1	0	0
44 Anthony Rizzo, L (1, 3) OBP: 0.403, SLG: 0.496	S CU 76 1 SAFE F CU 75 B FF 90 S SL 81 1-3 K ② ③ 1-2			B CH 80 B SI 90 F SI 90 X SI 89 2-1 F7 ②			C CH 80 B SI 89 X SL 81 1-1 L4 ②		C KC 85 X KC 85 0-1 G3 ② 2-3		4	0	0	0	0	1	2
13 Starlin Castro, R (1, 6) OBP: 0.319, SLG: 0.430		B SL 78 B SI 88 S FF 91 X SL 82 2-1 G5-3 ①		C SI 89 F CU 71 S FF 92 0-3 K ③			X SL 79 0-0 F9 ③		B KC 85 B FF 96 B KC 84 B FF 96 4-0 BB		3	0	0	0	1	1	0
19 Nate Schierholtz, L (1, 9) OBP: 0.235, SLG: 0.248		B SL 80 C FF 91 B CH 81 F SI 90 B SL 83 S FF 93 3-3 K ②	C CU 71 F FF 90 B FF 91 S SI 85 1-3 K ①					B CU 72 S SI 84 X SI 87 1-1 G1-3 ①	C KC 84 F FF 96 B FF 97 X KC 85 1-2 G4-3 ③		4	0	0	0	0	2	2
24 Luis Valbuena, L (1, 4) (8, 5) OBP: 0.350, SLG: 0.349		B SL 82 B SI 90 X SI 90 2-0 F8 ③	B CU 73 S CH 83 F SI 89 B FF 91 X SI 88 2-2 F7 ②					C SI 87 B SL 80 B FF 91 F SI 87 S FF 93 2-3 K ②		B SI 92 B SI 93 C SI 92 F SI 92 B KC 81 F SI 93 F SI 92 F SI 93 X SI 92 3-2 1B	4	0	1	0	0	1	0
30 Mike Olt, R (1, 5) OBP: 0.273, SLG: 0.474 56 Héctor Rondón, R (8, 1) 21 Junior Lake, R (10, PH) OBP: 0.269, SLG: 0.409 53 Wesley Wright, R (10, 1)			B CU 73 B FF 91 B FF 88 C FF 92 X FF 92 3-1 HR		F FF 93 B FF 92 B SL 83 C SI 90 F FF 93 S SL 81 2-3 K ③			B CU 74 B SL 80 B FF 92 B FF 92 4-0 12 FC4-6 BB		S SI 91 B CH 84 1 SAFE C KC 80 S KC 80 1-3 K ①	2	1	1	1	1	1	0
											0	0	0	0	0	0	0
											1	0	0	0	0	1	1
											0	0	0	0	0	0	0
12 John Baker, L (1, 2) OBP: 0.156, SLG: 0.069			F SL 83 B FF 91 S SI 88 F FF 92 B SL 82 X SL 82 2-2 F9 ①			C CU 72 X CU 73 0-1 L9 ①		1 SAFE X SI 87 0-0 FC4-6 ③ 1-2f		C SI 92 C SI 91 F KC 81 B KC 82 1 SAFE B SI 92 X CH 84 2-2 F8 ②	4	0	0	0	0	0	2
39 Jason Hammel, R (1, 1) OBP: 0.133, SLG: 0.071 59 Zac Rosscup, R (8, 1) 8 Chris Coghlan, L (8, 7) OBP: 0.357, SLG: 0.250			C FF 92 B FF 92 B SL 81 X SI 86 2-1 P3 ②			F FF 89 S FF 88 S FF 90 0-3 K ②			F FF 96 C KC 84 F KC 84 B KC 82 B FF 96 X KC 84 2-2 64 51 G6-3 E 1B	C KC 79 1 SAFE S SI 92 0-3 K ③	2	0	0	0	0	1	0
											0	0	0	0	0	0	0
											2	1	1	0	0	1	1
Inning Stats	R: 0 E: 0 K: 2 S: 10 H: 0 LOB: 0 BB: 1 P: 18	R: 0 E: 0 K: 1 S: 6 H: 0 LOB: 0 BB: 0 P: 13	R: 1 E: 0 K: 1 S: 11 H: 1 LOB: 0 BB: 0 P: 20	R: 0 E: 0 K: 1 S: 9 H: 0 LOB: 0 BB: 0 P: 12	R: 0 E: 0 K: 2 S: 10 H: 0 LOB: 0 BB: 0 P: 15	R: 0 E: 0 K: 1 S: 8 H: 0 LOB: 0 BB: 0 P: 8	R: 0 E: 0 K: 0 S: 4 H: 0 LOB: 0 BB: 0 P: 6	R: 0 E: 0 K: 1 S: 6 H: 0 LOB: 1 BB: 1 P: 13	R: 1 E: 1 K: 0 S: 13 H: 2 LOB: 2 BB: 1 P: 24	R: 0 E: 0 K: 2 S: 16 H: 1 LOB: 1 BB: 0 P: 22	1B: 3 2B: 0 3B: 0 HR: 1 SF: 0 SAC: 0 DP: 0 HBP: 0						

PITCHER	IP	WLS	BF	H	R	ER	SO	BB	IBB	HBP	BLK	WP	HR	S	P	ERA	WHIP
49 Julio Teheran, R (1, 1) ERA: 1.71	8.0		26	1	1	1	9	2	0	0	0	0	1	64	105	1.12	0.375
46 Craig Kimbrel, R (9, 1) ERA: 2.7	1.0	B	6	2	1	1	0	1	0	0	0	0	0	13	24	9.00	3.000
40 Alex Wood, L (10, 1) ERA: 2.93	1.0	W	4	1	0	0	2	0	0	0	0	0	0	16	22	0.00	1.000

PITCHER	IP	WLS	BF	H	R	ER	SO	BB	IBB	HBP	BLK	WP	HR	S	P	ERA	WHIP

TOP

Chicago Cubs @ Atlanta Braves

Turner Field, Atlanta, GA

Fri May 09 2014, 7:56 PM - 11:00 PM EDT

Att. 27,145 - Overcast - 65 F

livebaseballscorecards.com

AB	33
R	2
H	4
RBI	2
BB	3
SO	11
LOB	9

WP: 0 PA: 36
PB: 0
SB: 0
CS: 1

Batter	1	2	3	4	5	6	7	8	9	10	AB	R	H	RBI	BB	SO	LOB
22 Jason Heyward, L (1, 9) OBP: 0.298, SLG: 0.308	C FF 92 B FF 93 X FF 93 1-1 F9 ①		C SL 84 S FF 92 B FF 91 F SI 92 S SL 84 1-3 K2-3 ①		B SI 91 B SL 82 X FF 92 2-0 F9 ①		C SL 85 X SL 83 0-1 1B			C SL 84 B SL 85 B FF 90 F SL 84 B SI 90 B KC 77 4-2 8 S, 5 1B BB	4	1	1	0	1	1	0
8 Justin Upton, R (1, 7) OBP: 0.371, SLG: 0.577	B SI 93 B FF 92 S FF 93 B SL 84 F FF 92 F SL 84 X FF 92 3-2 F9 ②		C CU 76 X SL 84 0-1 F8 ②		B FF 91 B FF 92 B SL 83 T FF 91 F FF 91 X SI 92 3-2 P4 ②		1 SAFE S FF 90 B FF 92 1 SAFE D SL 84 X SL 84 2-1 G5-3 ③			1 SAFE I IN 74 I IN 76 I IN 76 I IN 76 4-0 5 1B 1-2 IBB	4	0	0	0	1	0	1
5 Freddie Freeman, L (1, 3) OBP: 0.396, SLG: 0.534	B CU 77 B FF 92 F FF 92 F SL 84 B SL 82 F FF 93 B FF 93 4-2 23 1B, 24 1B BB		F SL 84 S CH 87 B FF 93 B SL 85 X CH 87 2-2 24 1B, 23 1B 1B		B SI 92 F SI 93 B CU 78 S CU 76 B SL 83 X FF 92 3-2 1B			C FF 89 S SL 80 X FF 90 0-2 G3 ①		X SL 85 0-0 1-2 2-H 1B	4	1	3	1	1	0	0
24 Evan Gattis, R (1, 2) OBP: 0.287, SLG: 0.510	F FF 93 X FF 93 0-1 23 1B 1-2 1B		B SL 85 C SL 85 X FF 92 1-1 23 WP, 23 1B 1-3 1B		B SL 83 1 SAFE X SL 85 1-0 P4 ③			B FF 91 S FF 89 C FF 92 B FF 91 F SL 82 S SL 82 2-3 K ②			4	1	2	0	0	1	1
23 Chris Johnson, R (1, 5) OBP: 0.289, SLG: 0.336	C FF 93 F FF 92 X FF 93 0-2 1-2 2-3 1B		B SL 84 C SL 85 X FF 92 1-1 1-H 3-H 1B			C SL 83 S SL 82 B SL 83 S SL 84 1-3 K ①		B FF 91 B FF 91 S FF 91 S FF 92 X FF 92 2-2 2 S 1B			4	0	3	2	0	1	0
2 B.J. Upton, R (1, 8) OBP: 0.285, SLG: 0.320	C SL 85 F FF 93 B SL 83 F SL 83 S FF 93 1-3 K ③		S SL 86 X SL 85 0-1 F8 ③			S FF 92 C SL 84 B SL 83 B FF 91 F SL 82 B FF 93 F FF 92 S FF 92 3-3 K ②		S FF 96 C FF 97 B FF 97 S SL 82 1-3 K ③ 1-2			4	0	0	0	0	3	5
19 Andrelton Simmons, R (1, 6) OBP: 0.289, SLG: 0.421		B FF 91 F SI 92 B CU 76 X FF 92 2-1 F8 ①		B CU 77 C CU 76 X FF 92 1-1 G4-3 ①		C CU 77 C SL 83 B SL 83 X FF 92 1-2 F7 ③			B FC 92 B SI 96 F FF 97 B SL 79 C FF 95 F FF 94 S FF 94 3-3 K ①		4	0	0	0	0	1	0
49 Julio Teheran, R (1, 1) 46 Craig Kimbrel, R (9, 1) 4 Ryan Doumit, S (9, PH) OBP: 0.194, SLG: 0.171 40 Alex Wood, R (10, 1)		S FF 92 C FF 92 F FF 92 X SL 84 0-2 G1-3 ②		C FF 92 X FF 92 0-1 F9 ②			B FF 91 C SL 85 F SL 84 X FF 92 1-2 G4-3 ①			S FF 94 F SI 95 B FC 91 B SL 82 B FF 96 F FF 95 F SI 96 S SI 94 3-3 K ②	3 0 1 0	0 0 0 0	0 0 0 0	0 0 0 0	0 0 1 0	0 0 0 0	0 0 0 0
14 Ramiro Pena, S (1, 4) OBP: 0.262, SLG: 0.410		C SI 92 C CU 77 X CH 87 0-2 G1-3 ③		F FF 92 F CU 77 B SL 84 S SL 85 1-3 K ③			B SL 82 X SL 84 1-0 F9 ②			B FF 94 B FF 94 S FF 94 C SI 94 X SI 95 2-2 G4-3 ③	4	0	0	0	0	1	0
Inning Stats	R: 0 H: 2 E: 0 LOB: 3 K: 1 BB: 1 S: 18 P: 27	R: 0 H: 0 E: 0 LOB: 0 K: 0 BB: 0 S: 9 P: 11	R: 2 H: 3 E: 0 LOB: 1 K: 1 BB: 0 S: 15 P: 20	R: 0 H: 0 E: 0 LOB: 0 K: 1 BB: 0 S: 7 P: 9	R: 0 H: 1 E: 0 LOB: 1 K: 0 BB: 0 S: 8 P: 17	R: 0 H: 0 E: 0 LOB: 0 K: 2 BB: 0 S: 11 P: 16	R: 0 H: 1 E: 0 LOB: 1 K: 0 BB: 0 S: 8 P: 12	R: 0 H: 1 E: 0 LOB: 1 K: 2 BB: 0 S: 13 P: 18	R: 0 H: 0 E: 0 LOB: 0 K: 2 BB: 0 S: 12 P: 20	R: 1 H: 1 E: 0 LOB: 2 K: 0 BB: 2 S: 3 P: 11	1B: 9 2B: 0 3B: 0 HR: 0	SF: 0 SAC: 0 DP: 0 HBP: 0					

PITCHER		IP	WLS	BF	H	R	ER	SO	BB	IBB	HBP	BLK	WP	HR	S	P	ERA	WHIP
39 Jason Hammel, R ERA: 2.45	(1, 1)	7.0		29	7	2	2	5	1	0	0	0	1	0	76	112	2.57	1.143
59 Zac Rosscup, L ERA:	(8, 1)	0.2		3	1	0	0	1	0	0	0	0	0	0	10	14	0.00	1.500
56 Héctor Rondón, R ERA: 1.56	(8, 1)	1.1		4	0	0	0	3	0	0	0	0	0	0	15	24	0.00	0.000
53 Wesley Wright, L ERA: 2.38	(10, 1)	0.0	L	3	1	1	1	0	1	1	0	0	0	0	3	11	∞	∞

PITCHER	IP	WLS	BF	H	R	ER	SO	BB	IBB	HBP	BLK	WP	HR	S	P	ERA	WHIP

BOTTOM

Chicago Cubs @ Atlanta Braves

Turner Field, Atlanta, GA

Fri May 09 2014, 7:56 PM - 11:00 PM EDT

Att. 27,145 - Overcast - 65 F

livebaseballscorecards.com

AB	36
R	3
H	9
RBI	3
BB	3
SO	9
LOB	7

WP: 1 PA: 39
PB: 0
SB: 2
CS: 0

Batter	1	2	3	4	5	6	7	8	9	AB	R	H	RBI	BB	SO	LOB
64 Emilio Bonifácio, S (1, 8) OBP: 0.345, SLG: 0.356	B FF 90 B FF 92 C FF 90 C FF 93 F FF 94 F SL 83 F FF 95 X CH 85 2-2 51 G4-6-3 1B	C FF 93 X CH 84 0-1 ③ G3			B SL 78 L FF 91 X SL 83 1-1 ① L3	B FF 94 F FF 94 F FF 95 S FF 96 1-3 ③ K			4	0	1	0	0	1	1
51 Ryan Kalish, L (1, 9) OBP: 0.316, SLG: 0.352	C FF 92 X FF 91 0-1 ① ② G4-6-3 1-2f	F FF 93 B CH 82 B CH 82 C FF 92 B FF 93 X FF 93 3-2 44 1B 1B	C FF 91 B CH 82 X SL 80 1-1 44 G6-3 1B	B FF 95 C FF 95 T FF 96 B FF 97 X KC 86 2-2 ① G6-3					4	0	2	0	0	0	1
44 Anthony Rizzo, L (1, 3) OBP: 0.399, SLG: 0.488	B SI 92 C CH 85 T SL 84 X SL 83 1-2 ③ G4-3	X CH 85 0-0 ① 1-3 1B	X FF 92 0-0 ② ③ G6-3 1-2f	C FF 96 B KC 86 C KC 83 S FF 97 1-3 ② K					4	0	1	0	0	1	1
13 Starlin Castro, R (1, 6) OBP: 0.324, SLG: 0.435	X FF 91 0-0 24 G4-3 2B	S SL 85 B SL 84 B FF 93 X SL 85 2-1 ② F9		B FF 92 B SL 84 B FF 93 C FF 93 X FF 92 3-1 ① G5-3		B KC 85 C KC 84 S KC 84 F FF 98 B FF 98 B FF 97 B KC 83 4-2 BB			3	0	1	0	1	0	1
24 Luis Valbuena, L (1, 4) OBP: 0.346, SLG: 0.337	F SL 82 X CH 86 0-1 ① G4-3 2-3	B SL 84 D CH 86 B SL 82 B FF 92 4-0 BB		B FF 92 C FF 92 B CH 83 C SL 84 T FF 93 2-2 ② K		S FF 95 C FF 97 S KC 86 0-3 ③ K			3	0	0	0	1	2	2
5 Welington Castillo, R (1, 2) OBP: 0.310, SLG: 0.417	B SL 83 S CH 84 X SL 84 1-1 ② F9	C SL 85 B FF 91 F SL 84 S SL 85 1-3 ③ K		C FF 92 C SL 84 B SL 82 B FF 93 C SI 94 2-3 ③ K					3	0	0	0	0	2	3
30 Mike Olt, R (1, 5) OBP: 0.264, SLG: 0.457	B FF 94 X SL 85 1-0 ③ G1-3	C FF 93 B SL 85 B FF 92 S SL 85 C SL 85 2-3 ① K				C SL 86 B FF 95 F SL 85 S FF 94 1-3 ① K			3	0	0	0	0	2	1
21 Junior Lake, R (1, 7) OBP: 0.271, SLG: 0.407	B FF 93 B SL 81 S SL 83 X SL 86 2-1 ① F8	S SL 84 F FF 93 S SL 84 0-3 ② K		C FF 94 B SL 87 C FF 95 X FF 96 1-2 1B					3	0	1	0	0	1	0
29 Jeff Samardzija, R (1, 1) OBP: 0.105, SLG: 0.167 63 Brian Schlitter, R (7, 1) 40 James Russell, L (7, 1) 19 Nate Schierholtz, L (8, PH) OBP: 0.233, SLG: 0.245 52 Justin Grimm, R (8, 1)	S FF 92 F SL 83 B FF 94 F SL 84 B FF 95 S FF 95 2-3 ② K	B SL 75 F FF 92 B SL 83 F FF 94 C FF 94 2-3 ③ K		C FF 94 1 SAFE S SL 86 S FF 95 0-3 ② K					2 0 0 1 0	0 0 0 0 0	0 0 0 0 0	0 0 0 0 0	0 0 0 1 0	2 0 0 0 0	0 0 0 1 0

| Inning Stats | | | | |

Chicago Cubs @ Atlanta Braves

Turner Field, Atlanta, GA

Sat May 10 2014, 7:13 PM - 10:36 PM EDT

Att. 30,658 - Cloudy - 76 F

BOTTOM

Batter	1	2	3	4	5	6	7	8	9	AB	R	H	RBI	BB	SO	LOB
22 Jason Heyward, L (1, 9) OBP: 0.297, SLG: 0.301	B FF 93 C FF 93 B FC 92 B FF 93 X FF 94 3-1 P6 ①		B FF 94 C SL 84 F FF 93 B FS 86 F FS 85 X FF 95 2-2 G3-1 ③			B FF 95 C FC 93 B FS 86 F SI 95 B FC 93 B FF 96 4-2 8 HBP BB	D SL 81 B FC 88 B FC 88 C FF 89 S SL 80 X SL 82 3-2 P4 ③			3	0	0	0	1	0	1
8 Justin Upton, R (1, 7) OBP: 0.378, SLG: 0.576 17 Jordan Schafer, L (6, PR) OBP: 0.200, SLG: 0.263 (7, 7)	B FF 93 S FF 94 S FF 95 S FF 95 1-3 K ②			X SI 94 0-0 1B		C SL 85 H SI 94 1-1 1-2 HBP		S FF 92 B FF 94 B CU 76 B FF 92 C FF 92 X FF 93 3-2 F8 ①		2 1	0 0	1 0	0 0	0 0	1 0	0 0
5 Freddie Freeman, L (1, 3) OBP: 0.386, SLG: 0.519	B FC 92 X SI 94 1-0 F9 ③			S FC 89 B FC 91 1 SAFE F FC 91 T FF 93 1-2 K ①		X FC 92 0-0 F7 ②		B CU 78 C CU 77 X FF 94 1-1 P6 ②		4	0	0	0	0	1	3
24 Evan Gattis, R (1, 2) OBP: 0.276, SLG: 0.490		B SI 92 X SL 83 1-0 F7 ①		X FC 91 0-0 P3 ②		C FF 93 B FF 96 X FC 92 1-1 L7 ③		C CU 79 S SL 87 B SL 87 X FF 94 1-2 F9 ③		4	0	0	0	0	0	3
23 Chris Johnson, R (1, 5) OBP: 0.298, SLG: 0.344		C FF 92 F SI 94 B SL 83 X FC 92 1-2 1B		B SI 93 S SL 85 B SI 94 C SL 86 S SL 87 2-3 K ③			X SL 82 0-0 19 1B 2 SH1-3 4 2B 1B			3	1	2	0	0	1	1
2 B.J. Upton, R (1, 8) OBP: 0.281, SLG: 0.315		F FF 93 B FF 94 1 SAFE F FF 93 C SI 94 1-3 K ②			F FF 94 F SL 84 S FC 93 0-3 K ①		1 SAFE X SI 90 0-0 SH1-3 ① 1-2			2	0	0	0	0	2	1
19 Andrelton Simmons, R (1, 6) OBP: 0.290, SLG: 0.419		B SI 93 X SI 92 1-0 P4 ③			C SL 85 F FF 95 C FF 94 0-3 K ②		X SI 91 0-0 4 2B 1 SH1-3 2-3 1B			3	1	1	0	0	1	1
30 Ervin Santana, R (1, 1) OBP: 0.188, SLG: 0.188 4 Ryan Doumit, S (7, PH) OBP: 0.216, SLG: 0.222 14 Ramiro Pena, S (8, 4) OBP: 0.262, SLG: 0.410			C FF 92 C FF 93 C FF 94 0-3 K ①		C FF 94 X FF 95 0-1 G4-3 ③		B SI 92 X SI 92 1-0 1 SH1-3 1-3 3-H 2B			2 1 0	0 0 0	0 1 0	0 1 0	0 0 0	1 0 0	0 0 0
1 Tyler Pastornicky, R (1, 4) OBP: 0.286, SLG: 0.333 48 David Carpenter, R (8, 1) 46 Craig Kimbrel, R (9, 1)			F FF 94 X SI 93 0-1 G5-3 ②			C SI 92 B FF 94 C SL 84 X SL 85 1-2 G5-3 ①	C SI 91 P PO 87 X SI 91 1-1 SH1-3 ② 2-3 3-H			2 0 0	0 0 0	0 0 0	1 0 0	0 0 0	0 0 0	0 0 0
Inning Stats	R: 0 E: 0 K: 1 S: 6 H: 0 LOB: 0 BB: 0 P: 11	R: 0 E: 0 K: 1 S: 8 H: 1 LOB: 1 BB: 0 P: 12	R: 0 E: 0 K: 1 S: 9 H: 0 LOB: 0 BB: 0 P: 11	R: 0 E: 0 K: 2 S: 8 H: 1 LOB: 1 BB: 0 P: 11	R: 0 E: 0 K: 2 S: 8 H: 0 LOB: 0 BB: 0 P: 8	R: 0 E: 0 K: 0 S: 9 H: 0 LOB: 2 BB: 1 P: 16	R: 2 E: 0 K: 0 S: 10 H: 3 LOB: 1 BB: 0 P: 14	R: 0 E: 0 K: 0 S: 8 H: 0 LOB: 0 BB: 0 P: 13		1B: 4 2B: 1 3B: 0 HR: 0	SF: 0 SAC: 2 DP: 0 HBP: 1			WP: 0 PB: 0 SB: 0 CS: 0	PA: 31	

livebaseballscorecards.com

AB	27
R	2
H	5
RBI	2
BB	1
SO	7
LOB	10

PITCHER		IP	WLS	BF	H	R	ER	SO	BB	IBB	HBP	BLK	WP	HR	S	P	ERA	WHIP
29 Jeff Samardzija, R ERA: 1.45	(1, 1)	6.0		22	2	0	0	7	1	0	1	0	0	0	48	69	0.00	0.500
63 Brian Schlitter, R ERA: 4.05	(7, 1)	0.2	L	5	3	2	2	0	0	0	0	0	0	0	7	8	27.00	4.500
40 James Russell, L ERA: 3.86	(7, 1)	0.1		1	0	0	0	0	0	0	0	0	0	0	3	6	0.00	0.000
52 Justin Grimm, R ERA: 3.38	(8, 1)	1.0		3	0	0	0	0	0	0	0	0	0	0	8	13	0.00	0.000

PITCHER	IP	WLS	BF	H	R	ER	SO	BB	IBB	HBP	BLK	WP	HR	S	P	ERA	WHIP

Batter	1	2	3	4	5	6	7	8	9	AB	R	H	RBI	BB	SO	LOB
51 Ryan Kalish, L (1, 8) OBP: 0.321, SLG: 0.347	B SI 87 F SI 89 X FF 88 1-1 8 L5-3 1B		D CU 72 C FF 89 C SI 90 S FF 90 1-3 ② K		C FF 87 B SI 88 C FF 88 F SL 81 B SI 89 F SI 89 F SI 91 C FF 90 2-3 ② K		B FC 82 B FF 90 B FF 90 B FF 89 4-0 1-2 BB		C FF 94 X FF 95 0-1 ③ F8	4	0	1	0	1	2	2
8 Chris Coghlan, L (1, 7) OBP: 0.294, SLG: 0.200 21 Junior Lake, R (7, PH) OBP: 0.268, SLG: 0.402 (7, 7)	**B SI 89** **1 SAFE** **1 SAFE** **B SI 88** **S SI 89** 1 SAFE 1 SAFE X SI 90 2-1 ①② L5-3 1-1		C CU 73 B CU 73 B CH 83 B SI 91 C FF 88 S FF 91 3-3 ③ K		B CH 83 B FF 87 F FF 90 F SI 89 T SI 91 2-2 ③ K		S FF 89 S FC 83 S FC 85 0-3 ③ K			3 1	0 0	0 0	0 0	0 0	2 1	3 2
44 Anthony Rizzo, L (1, 3) OBP: 0.401, SLG: 0.485	F SI 89 B FF 88 C SI 90 F SL 82 X SI 90 1-2 ③ F8			B FF 87 B CH 81 C SI 88 C FF 88 B SI 90 B FF 90 4-2 13 2B 19 2B BB		C CH 82 B CU 72 B SI 89 F SI 89 B SI 90 X FF 90 3-2 1B		C SI 90 C KC 78 F KC 79 B SI 91 F CH 83 C SI 91 1-3 ① K		3	1	1	0	1	1	0
13 Starlin Castro, R (1, 6) OBP: 0.329, SLG: 0.444		B FF 86 F FF 86 B FF 86 X SL 80 2-1 ① F9		C FF 89 B FF 89 S SL 82 1 SAFE X SL 80 1-2 19 2B 1-3 2B		B FF 90 F FF 89 C SI 90 B FF 89 C SI 91 2-3 ① K		C SI 90 X CH 83 0-1 5 1B 1B		4	1	2	0	0	1	1
19 Nate Schierholtz, L (1, 9) OBP: 0.242, SLG: 0.257		C CU 72 B SI 89 S FF 88 B FF 88 F SL 80 B SI 89 F SI 90 B SI 90 4-2 30 CS BB		B CU 73 B SI 91 X FF 90 2-0 2-H 3-H 2B		B FF 89 S SI 91 S SL 81 F SL 81 F SL 80 F SI 91 F SI 90 X SI 92 1-2 ② P5		F SI 91 C SI 90 1 SAFE C SI 90 0-3 ② K		3	0	1	2	1	1	2
5 Welington Castillo, R (1, 2) OBP: 0.308, SLG: 0.411		C SI 89 S FF 88 S SL 80 0-3 ② K		F FF 90 F FF 89 S SL 81 0-3 ① K		X SI 90 0-0 ③ G1-3		X SI 89 0-0 30 FC4 1-2 1B		4	0	1	0	0	2	3
30 Mike Olt, R (1, 5) OBP: 0.253, SLG: 0.435	C FF 90 0-1 ③ CS 1-2	B FF 88 S FF 87 X SL 79 1-1 ① F9		B SL 82 C FF 91 F FF 89 S SL 82 1-3 ② K			B FF 92 B FF 92 X FF 91 2-0 ① G6-3	C SI 90 S SI 90 B SI 91 X CH 84 1-2 ③ FC4 1-2f		4	0	0	0	0	1	3
15 Darwin Barney, R (1, 4) OBP: 0.242, SLG: 0.203			C FF 88 F FF 88 B FF 88 X SL 79 1-2 36 1B 1B	F SL 80 C FF 90 D SL 81 B FF 90 S FF 92 2-3 ③ K			X FF 92 0-0 51 BB 1B		C FF 93 X FF 95 0-1 ① F9	4	0	2	0	0	1	1
36 Edwin Jackson, R (1, 1) OBP: 0.118, SLG: 0.176 24 Luis Valbuena, L (7, PH) OBP: 0.343, SLG: 0.333 40 James Russell, L (7, 1) 54 Neil Ramírez, R (8, 1) 64 Emilio Bonifácio, S (9, PH) OBP: 0.343, SLG: 0.353			X FF 86 0-0 1-2 1B		C FF 86 F FF 87 X SL 80 0-2 ① L7		C FF 89 B FF 90 1 SAFE B CU 73 C FF 90 S FF 90 2-3 ② K		C FF 94 B FF 94 F FF 94 F FF 94 B FF 95 S FF 95 2-3 ② K	2 1 0 0 1	0 0 0 0 0	1 0 0 0 0	0 0 0 0 0	0 0 0 0 0	0 1 0 0 1	0 1 0 0 0
Inning Stats	R: 0 E: 0 K: 0 S: 8 H: 1 LOB: 0 BB: 0 P: 12	R: 0 E: 0 K: 1 S: 10 H: 0 LOB: 0 BB: 1 P: 16	R: 0 E: 0 K: 2 S: 12 H: 2 LOB: 2 BB: 0 P: 18	R: 2 E: 0 K: 3 S: 15 H: 2 LOB: 1 BB: 1 P: 25	R: 0 E: 0 K: 2 S: 12 H: 0 LOB: 0 BB: 0 P: 16	R: 0 E: 0 K: 1 S: 14 H: 1 LOB: 1 BB: 0 P: 20	R: 0 E: 0 K: 2 S: 8 H: 1 LOB: 2 BB: 1 P: 16	R: 0 E: 0 K: 2 S: 14 H: 2 LOB: 2 BB: 0 P: 16	R: 0 E: 0 K: 1 S: 8 H: 0 LOB: 0 BB: 0 P: 10	1B: 7 2B: 3 3B: 0 HR: 0	SF: 0 SAC: 0 DP: 1 HBP: 0				WP: 0 PB: 0 SB: 0 CS: 1	PA: 38	

PITCHER		IP	WLS	BF	H	R	ER	SO	BB	IBB	HBP	BLK	WP	HR	S	P	ERA	WHIP
34 Aaron Harang, R ERA: 2.98	(1, 1)	6.0	W	24	6	2	2	9	2	0	0	0	0	0	71	107	3.00	1.333
38 Anthony Varvaro, R ERA: 2.25	(7, 1)	0.1	H	2	1	0	0	0	0	0	0	0	0	0	2	4	0.00	3.000
58 Ian Thomas, L ERA: 3.86	(7, 1)	0.2	H	3	0	0	0	2	1	0	0	0	0	0	6	12	0.00	1.500
40 Alex Wood, L ERA: 2.87	(8, 1)	1.0	H	5	2	0	0	2	0	0	0	0	0	0	14	16	0.00	2.000
48 David Carpenter, R ERA: 1.69	(9, 1)	1.0	S	3	0	0	0	1	0	0	0	0	0	0	8	10	0.00	0.000

PITCHER	IP	WLS	BF	H	R	ER	SO	BB	IBB	HBP	BLK	WP	HR	S	P	ERA	WHIP

TOP

Chicago Cubs @ Atlanta Braves

Turner Field, Atlanta, GA

Sun May 11 2014, 1:37 PM - 4:31 PM EDT

Att. 26,151 - Partly Cloudy - 74 F

livebaseballscorecards.com

AB	34
R	2
H	9
RBI	2
BB	3
SO	14
LOB	18

Chicago Cubs @ Atlanta Braves

Turner Field, Atlanta, GA

Sun May 11 2014, 1:37 PM - 4:31 PM EDT

Att. 26,151 - Partly Cloudy - 74 F

livebaseballscorecards.com

Batter	1	2	3	4	5	6	7	8	9	AB	R	H	RBI	BB	SO	LOB
22 Jason Heyward, L (1, 9) OBP: 0.302, SLG: 0.324	B FF 91 S FF 93 B FF 93 F FF 94 S FF 94 2-3 ① K		C CU 78 B FF 94 T FF 94 B FF 94 B FF 94 X FF 92 3-2 ① G3-1		B FF 95 B CU 79 B FF 94 B FF 91 4-0 BB		C SL 83 F FF 88 D SL 81 B FF 91 D SL 82 X SL 82 3-2 2-H HR			3	1	1	2	1	1	0
1 Tyler Pastornicky, R (1, 4) OBP: 0.222, SLG: 0.250 40 Alex Wood, R (8, 1) 48 David Carpenter, R (9, 1)	B FF 93 B FF 92 F FF 92 S FF 93 F FF 94 X FF 94 2-2 ② L3		X FF 93 0-0 ② G4-3		1 SAFE C SL 86 B FF 90 1 SAFE 1 SAFE X SL 85 1-1 ③ F9		X SI 90 0-0 ② G4-3			4 0 0	0 0 0	0 0 0	0 0 0	0 0 0	0 0 0	1 0 0
5 Freddie Freeman, L (1, 3) OBP: 0.376, SLG: 0.504	F CU 78 B FF 93 B CU 79 B FF 92 X FF 93 3-1 ③ G6-3		B SL 84 B SL 83 X FF 94 2-0 ③ G4-3			B SL 84 F FF 93 F FF 94 F FF 95 S SL 86 1-3 ① K	F FF 88 X FF 89 0-1 ③ G4-3			4	0	0	0	0	1	0
24 Evan Gattis, R (1, 2) OBP: 0.284, SLG: 0.514		B SL 87 C CU 78 F FF 94 F SL 87 B SL 86 F FF 94 B FF 95 B SL 85 4-2 4 1B 23 1B BB	X FF 92 0-0 HR			T FF 94 X SL 86 0-1 ② F8		B CU 80 S FF 94 S FF 95 S FF 93 1-3 ① K		3	2	1	1	1	1	0
23 Chris Johnson, R (1, 5) OBP: 0.304, SLG: 0.349		B FF 93 B FF 92 F FF 92 F CH 88 X FF 91 2-2 4 1B 19 2B 1-2 1B	B CU 77 S SL 84 B FF 94 X SL 84 2-1 ① G6-3			B FF 94 B FF 94 X SL 84 2-0 4 1B 1B		X FF 95 0-0 ② F9		4	1	2	0	0	0	0
4 Ryan Doumit, S (1, 7) OBP: 0.244, SLG: 0.250 2 B.J. Upton, R (9, 8) OBP: 0.281, SLG: 0.315		D CU 80 S FF 93 B FF 94 B FF 92 X FF 94 3-1 19 2B 17 G3-6-2-5 1-3 2-H 1B	C SL 84 S CH 86 B FF 93 S SL 85 1-3 ② K			X FF 95 0-0 1-3 1B		C CU 81 B FF 95 F FF 94 B SL 87 X FF 94 2-2 ③ P4		4 0	0 0	2 0	1 0	0 0	1 0	0 0
19 Andrelton Simmons, R (1, 6) OBP: 0.291, SLG: 0.425		B SL 87 S SL 87 X SL 87 1-1 1-3 3-H 2B	B FF 94 X SL 86 1-0 ③ G5-3			B SL 88 C FF 94 S FF 96 D SL 88 X FF 95 2-2 ③ G4-3				3	0	1	1	0	0	2
34 Aaron Harang, R (1, 1) 38 Anthony Varvaro, R (7, 1) 58 Ian Thomas, R (7, 1) 26 Dan Uggla, R (7, PH) OBP: 0.248, SLG: 0.272 (8, 4)		C FF 92 X FF 93 0-1 ① F9			C FF 92 F FF 92 X FF 93 0-2 ① G1-3		B SL 81 F FF 88 H FF 87 2-1 17 SH3 22 HR HBP			2 0 0 0	0 0 0 1	0 0 0 0	0 0 0 0	0 0 0 0	0 0 0 0	2 0 0 0
17 Jordan Schafer, L (1, 8) OBP: 0.182, SLG: 0.238 (9, 7)		B CU 80 S SL 86 L SL 86 X SL 88 1-2 ② ③ G3-6-2-5 3-Hf			X CU 78 0-0 ② G3		1 SAFE L FF 89 X SL 82 0-1 ① SH3 1-2			2	0	0	0	0	0	2
Inning Stats	R: 0 E: 0 K: 1 S: 9 H: 0 LOB: 0 BB: 0 P: 16	R: 2 E: 0 K: 0 S: 16 H: 3 LOB: 1 BB: 1 P: 27	R: 0 E: 0 K: 0 S: 5 H: 0 LOB: 0 BB: 0 P: 10	R: 1 E: 0 K: 1 S: 7 H: 1 LOB: 0 BB: 0 P: 11	R: 0 E: 0 K: 0 S: 6 H: 0 LOB: 1 BB: 1 P: 11	R: 0 E: 0 K: 1 S: 11 H: 2 LOB: 2 BB: 0 P: 16	R: 2 E: 0 K: 0 S: 9 H: 1 LOB: 0 BB: 0 P: 14	R: 0 E: 0 K: 1 S: 7 H: 0 LOB: 0 BB: 0 P: 10		1B: 4 2B: 2 3B: 0 HR: 2	SF: 0 SAC: 1 DP: 1 HBP: 1			WP: 0 PB: 0 SB: 0 CS: 0	PA: 33	

BOTTOM

AB	29
R	5
H	7
RBI	5
BB	2
SO	4
LOB	7

PITCHER		IP	WLS	BF	H	R	ER	SO	BB	IBB	HBP	BLK	WP	HR	S	P	ERA	WHIP
36 Edwin Jackson, R ERA: 4.56	(1, 1)	6.0	L	25	6	3	3	3	2	0	0	0	0	1	54	91	4.50	1.333
40 James Russell, L ERA: 5.63	(7, 1)	1.0		5	1	2	2	0	0	0	1	0	0	1	9	14	18.00	1.000
54 Neil Ramírez, R ERA: 1.59	(8, 1)	1.0		3	0	0	0	1	0	0	0	0	0	0	7	10	0.00	0.000

PITCHER	IP	WLS	BF	H	R	ER	SO	BB	IBB	HBP	BLK	WP	HR	S	P	ERA	WHIP

Chicago Cubs @ St. Louis Cardinals

Busch Stadium, St. Louis, MO

Mon May 12 2014, 7:13 PM - 10:25 PM CDT

Att. 44,434 - Partly Cloudy - 81 F

TOP

livebaseballscorecards.com

Batter	1	2	3	4	5	6	7	8	9	AB	R	H	RBI	BB	SO	LOB
64 Emilio Bonifácio, S (1, 8) OBP: 0.362, SLG: 0.377	C SI 90 B SI 91 X FF 90 1-1: 21 G4-3; 44 PB; 2B	B SI 90 X CH 81 1-0: 21 HR; 1-2; 1B		B SI 90 B SI 90 F SI 89 B SI 90 S FF 89 B SL 79 4-2: 21 2B; 44 FC6; BB		C SI 91 F SI 93 F CU 76 F FF 93 F SI 94 X CU 79 0-2: 13 2B; 1-2; 1B	B CU 77 F SI 91 B SI 91 F SI 90 F CH 84 F SI 91 X SI 91 2-2 ③: FC6-4; 1-2f		C SI 85 F SI 86 F SL 75 X SI 86 0-2: 21 2B; 44 G4-3; 1-2; 2-3; 1B	5	5	4	0	1	0	2
21 Junior Lake, R (1, 7) OBP: 0.282, SLG: 0.459	C SI 91 C SL 80 D SL 79 B SL 79 X CH 81 2-2 ①: G4-3; 2-3	B SL 80 X CU 74 1-0: 1-H; 2-H; HR		X SI 90 0-0: 44 FC6; 1-3; 2-H; 2B		B FF 92 S FF 91 F CU 76 X FF 92 1-2 ①: F9; 2-3		S SL 82 F SL 83 F SI 92 F SL 85 S SL 85 0-3 ①: K	X SI 86 0-0: 44 G4-3; 13 1B; 1-3; 2-H; 3-H; 2B	6	2	3	6	0	1	3
44 Anthony Rizzo, L (1, 3) OBP: 0.393, SLG: 0.474	C SL 81 B SL 81 L FF 89 X FF 88 1-2: 13 3B; 3-H; 1B	C FF 89 X FF 91 0-1 ②: G5-3		C SL 80 S SL 82 X SL 81 0-2: FC6; 2-3; 3-H		D SI 93 1 SAFE B SI 90 B SI 91 F SI 91 F SI 90 X SI 91 3-2 ②: SF8; 3-H		C SI 91 B CH 74 B CH 70 B SI 92 C SI 90 S CH 70 3-3 ②: K	B SI 87 C SI 87 C SL 76 F SL 76 X SI 86 1-2 ②: G4-3; 2-3; 3-H	5	1	1	3	0	1	2
13 Starlin Castro, R (1, 6) OBP: 0.335, SLG: 0.466	B SI 89 C SI 89 X SI 90 1-1: 30 HR; 1-H; 3B	X SI 90 0-0 ③: F9		F CH 80 C SL 79 F SL 81 S SL 81 0-3 ②: K		P PO 81 C CU 78 B FF 93 F CU 78 F FF 93 1 SAFE X CU 77 2-2: 1-H; 2B		C SI 89 B SL 84 F SI 91 B SI 92 X SL 79 2-2 ③: L8	C SI 87 B SI 86 C SL 76 F SL 76 X SI 85 1-2: 3-H; 1B	6	1	3	3	0	1	2
30 Mike Olt, R (1, 5) OBP: 0.257, SLG: 0.462	X SI 90 0-0: 3-H; HR	B FF 89 C CH 80 B SL 79 X CH 81 2-1 ①: F8		B CH 82 C SL 80 B FF 90 B SI 89 X SI 88 3-1 ③: G5-3		B CU 79 C FF 92 X CU 78 1-1 ③: F8			B SL 74 F SL 74 X SI 86 5 2B; 19 SF8; 1B B CH 86 F FF 86 1-0 ③: F7	6	2	2	2	0	0	4
5 Welington Castillo, R (1, 2) OBP: 0.303, SLG: 0.411 12 John Baker, L (9, 2) OBP: 0.156, SLG: 0.069	B SI 89 S CH 81 X CH 81 1-1 ②: G4-3	C SI 88 X CH 80 0-1 ②: G6-3			B SI 91 F SI 92 B CU 77 X SI 92 2-1 ①: G5-3		C SI 90 X CU 79 0-1 ①: L7		C SI 84 B SI 83 F SI 84 B SL 74 B SI 86 X SI 84 3-2: 19 SF8; 15 1B; 1-3; 2B	5 0	1 0	1 0	0 0	0 0	0 0	0 0
19 Nate Schierholtz, L (1, 9) OBP: 0.240, SLG: 0.256	C FF 89 B CU 74 S SL 79 S SL 81 1-3 ③: K	S FF 89 C SL 79 B FF 90 F SL 81 X FF 89 1-2 ③: F7			B SI 95 F SI 94 B SI 94 X SI 93 2-1 ②: G4-3		B SI 91 C SI 91 B SI 90 B CH 83 X SI 90 3-1: 15 1B; 1B		F SL 76 C SL 75 X SL 75 0-2 ①: SF8; 2-3; 3-H	4	0	1	1	0	1	0
15 Darwin Barney, R (1, 4) OBP: 0.268, SLG: 0.234		X FF 89 0-0 ①: F8		C SI 88 C SL 78 X FF 89 0-2: 37 SH1-4; 21 2B; 1B	B SI 94 S SI 93 F SI 92 F CU 77 X CU 78 1-2 ③: P3		X SI 90 0-0: 64 FC6-4; 1-2; 1B		X SI 85 0-0: 64 1B; 51 1B; 21 2B; 3-H; 1B	5	2	3	1	0	0	0
37 Travis Wood, R (1, 1) OBP: 0.333, SLG: 0.538 8 Chris Coghlan, L (7, PH) OBP: 0.278, SLG: 0.188 63 Brian Schlitter, R (7, 1) 52 Justin Grimm, R (8, 1) 51 Ryan Kalish, L (9, PH) OBP: 0.329, SLG: 0.355 56 Hector Rondon, R (9, 1)		C SI 88 X CH 80 0-1: 64 1B; 21 HR; 1B		1 SAFE C SI 88 L SI 88 X SL 80 0-2 ①: SH1-4; 1-2		H SI 90 1-0: 21 F9; 64 1B; 44 SF8; HBP	C SI 90 B SI 90 X SI 90 1-1 ②: L7		C SI 83 B SI 83 B SL 74 C SI 84 X SL 75 2-2: 64 1B; 21 2B; 1-2; 1B	1 1 0 0 1 0	2 0 0 0 1 0	1 0 0 0 1 0	0 0 0 0 0 0	0 0 0 0 0 0	0 0 0 0 0 0	0 2 0 0 0 0

Inning Stats	1	2	3	4	5	6	7	8	9
R	4	3	0	2	0	2	0	0	6
E	0	0	0	0	0	0	0	0	0
K	1	0	0	1	0	0	0	2	0
S	16	8	8	18	8	19	12	11	28
H	4	3	0	2	0	2	2	0	7
LOB	0	0	0	2	0	1	0	0	1
BB	0	0	0	1	0	0	0	0	0
P	23	10	11	25	13	26	18	16	37

	AB	R	H	RBI	BB	SO	LOB
	45	17	20	16	1	4	15

1B: 12 SF: 2
2B: 5 SAC: 1
3B: 1 DP: 0
HR: 2 HBP: 1

WP: 0 PA: 50
PB: 1
SB: 0
CS: 0

PITCHER		IP	WLS	BF	H	R	ER	SO	BB	IBB	HBP	BLK	WP	HR	S	P	ERA	WHIP
70 Tyler Lyons, L ERA: 6.12	(1, 1)	4.0	L	23	9	9	9	2	1	0	0	0	0	2	50	69	20.25	2.500
67 Eric Fornataro, R ERA: 4.7	(5, 1)	2.0		9	2	2	2	0	0	0	1	0	0	0	27	39	9.00	1.000
43 Seth Maness, R ERA: 2.87	(7, 1)	1.0		5	2	0	0	0	0	0	0	0	0	0	12	18	0.00	2.000
37 Pat Neshek, R ERA: 1.08	(8, 1)	1.0		3	0	0	0	2	0	0	0	0	0	0	11	16	0.00	0.000
36 Randy Choate, L ERA: 6.75	(9, 1)	0.2		9	7	6	6	0	0	0	0	0	0	0	27	35	81.00	10.500

PITCHER		IP	WLS	BF	H	R	ER	SO	BB	IBB	HBP	BLK	WP	HR	S	P	ERA	WHIP
33 Daniel Descalso, R ERA:	(9, 1)	0.1		1	0	0	0	0	0	0	0	0	0	0	1	2	0.00	0.000

BOTTOM

Batter	1	2	3	4	5	6	7	8	9	AB	R	H	RBI	BB	SO	LOB
13 Matt Carpenter, L (1, 5) OBP: 0.365, SLG: 0.325	C FC 87 B FF 89 F FF 89 X FF 91 1-2 F7 ①		C FF 88 B FC 86 C FC 86 X FF 91 1-2 L8 ①		C FF 88 X FC 88 0-1 F7 ① 1 SAFE 1 SAFE X FF 89 0-0 P6 ③				C FF 92 X SI 96 0-1 L8 ③	5	0	0	0	0	0	2
27 Jhonny Peralta, R (1, 6) OBP: 0.327, SLG: 0.474	C SI 90 X SI 91 0-1 F9 ②		B FF 90 X CH 80 1-0 G6-3 ②		C SI 89 H FC 86 1-1 7 2B 21 G5-3 1-2 HBP		F SI 92 B SI 92 F SL 84 B FF 95 F SI 93 B SL 87 F SI 93 X SI 94 3-2 L5 ①			3	1	0	0	0	0	0
7 Matt Holliday, R (1, 7) OBP: 0.369, SLG: 0.379 37 Pat Neshek, S (8, 1) 36 Randy Choate, L (9, 1) 33 Daniel Descalso, L (9, 1) OBP: 0.220, SLG: 0.256	C FF 91 B FF 91 F FC 88 C FF 92 1-3 K ③		C SI 90 B FC 89 B SI 91 F SI 90 B FC 88 B FC 88 4-2 21 2B BB		S SI 89 T SI 90 F FF 91 X SI 91 0-2 4 1B 1-3 2-H 2B		C SI 93 B SI 93 F SI 92 F SI 94 S SL 86 1-3 K ②			3 0 0 0	1 0 0 0	1 0 0 0	1 0 0 0	1 0 0 0	2 0 0 0	0 0 0 0
21 Allen Craig, R (1, 9) OBP: 0.276, SLG: 0.361		C FF 88 T FF 90 C FF 92 0-3 K ①	F FF 90 X SI 90 0-1 1-3 2B		B FC 87 S FC 87 X FF 89 1-1 G5-3 ② 3-H		C SI 94 B SI 92 X SI 92 1-1 G5-3 ③			4	0	1	1	0	1	1
4 Yadier Molina, R (1, 2) OBP: 0.338, SLG: 0.457 19 Jon Jay, L (8, 7) OBP: 0.337, SLG: 0.381		C SI 91 F FF 92 B FF 92 F FF 92 X FF 90 1-2 8 BB 3 1B 1B	X CH 79 0-0 F8 ③		B FF 91 C CH 81 B FC 87 X SI 90 2-1 S 2-H 1B			F FF 94 F FF 95 B FF 94 X SL 84 1-2 8 G4-6-3 1B		3 1	1 0	2 1	1 0	0 0	0 0	2 0
Matt Adams, L (1, 3) OBP: 0.318, SLG: 0.438		C FF 90 X FF 88 0-1 F7 ②		B FC 87 X FF 88 1-0 L7 ①	C FF 89 B FC 86 F FF 90 B FF 90 X FF 90 2-2 F7 ③ 2-3			X FF 92 0-0 F9 ①		4	0	0	0	0	0	3
8 Peter Bourjos, R (1, 8) OBP: 0.291, SLG: 0.352		B SI 90 B SI 90 B FF 90 C FC 88 F FF 89 B FF 90 4-2 3 1B 3 E 1-2 BB		F SI 88 F FC 86 C FF 90 0-3 K ②	B SI 88 B SI 87 C FF 88 X SI 89 2-1 L9 ①			T FF 94 X FF 94 0-1 G4-6-3 ② ③ 1-2f		3	1	0	0	1	1	1
3 Mark Ellis, R (1, 4) OBP: 0.273, SLG: 0.237 67 Eric Fornataro, R (5, 1) 56 Joey Butler, R (6, PH) 43 Seth Maness, R (7, 1) 48 Tony Cruz, R (8, 2) OBP: 0.375, SLG: 0.300		C SI 90 F SI 90 B FF 91 F FF 91 X FF 91 1-2 E7 1-H 2-H 1B		B SI 89 C SI 88 X CH 79 1-1 L8 ③	B CU 69 B SI 88 S FF 89 B FF 89 B FF 90 4-1 12 FC6-4 BB				B FF 97 F FF 95 C SI 96 F FF 97 B SL 83 F FF 96 X SL 83 2-2 G6-3 ①	2 0 0 0 1	0 0 0 0 0	1 0 0 0 0	1 0 0 0 0	0 0 1 0 0	0 0 0 0 0	0 0 0 0 0
70 Tyler Lyons, L (1, 1) 12 Greg Garcia, L (5, 4) OBP: 0.385, SLG: 0.300		C FF 89 S FF 89 B FF 90 S FF 90 1-3 K ③		B FF 87 B FF 87 B FF 86 H FC 86 4-0 27 HBP 7 2B HBP	C FF 89 1 SAFE X FC 86 0-1 FC6-4 ② 1-2f				S SI 96 F SI 96 B FF 97 B SI 94 X SL 82 2-2 G5-3 ②	1 2	0 1	0 0	0 0	0 0	1 0	1 1
Inning Stats	R: 0 E: 0 K: 1 S: 8 H: 0 LOB: 0 BB: 0 P: 10	R: 2 E: 1 K: 2 S: 18 H: 2 LOB: 1 BB: 1 P: 25	R: 0 E: 0 K: 0 S: 9 H: 1 LOB: 2 BB: 1 P: 15	R: 0 E: 0 K: 1 S: 6 H: 0 LOB: 0 BB: 0 P: 8	R: 3 E: 0 K: 0 S: 14 H: 2 LOB: 1 BB: 0 P: 24	R: 0 E: 0 K: 0 S: 6 H: 0 LOB: 1 BB: 1 P: 12	R: 0 E: 0 K: 1 S: 11 H: 0 LOB: 0 BB: 0 P: 16	R: 0 E: 0 K: 0 S: 6 H: 1 LOB: 0 BB: 0 P: 7	R: 0 E: 0 K: 0 S: 10 H: 0 LOB: 0 BB: 0 P: 14	1B: 4 2B: 2 3B: 0 HR: 0 SF: 0 SAC: 0 DP: 1 HBP: 2	WP: 0 PB: 0 SB: 1 CS: 0 PA: 37					

PITCHER	IP	WLS	BF	H	R	ER	SO	BB	IBB	HBP	BLK	WP	HR	S	P	ERA	WHIP
37 Travis Wood, L (1, 1) ERA: 4.91	6.0	W	28	5	5	4	4	3	0	2	0	0	0	61	94	6.00	1.333
63 Brian Schlitter, R (7, 1) ERA: 3.77	1.0		3	0	0	0	1	0	0	0	0	0	0	11	16	0.00	0.000
52 Justin Grimm, R (8, 1) ERA: 3.18	1.0		3	1	0	0	0	0	0	0	0	0	0	6	7	0.00	1.000
56 Héctor Rondón, R (9, 1) ERA: 1.47	1.0		3	0	0	0	0	0	0	0	0	0	0	10	14	0.00	0.000

PITCHER	IP	WLS	BF	H	R	ER	SO	BB	IBB	HBP	BLK	WP	HR	S	P	ERA	WHIP

Chicago Cubs @ St. Louis Cardinals

Busch Stadium, St. Louis, MO

Mon May 12 2014, 7:13 PM - 10:25 PM CDT

Att. 44,434 - Partly Cloudy - 81 F

livebaseballscorecards.com

AB	32
R	5
H	6
RBI	4
BB	3
SO	5
LOB	11

Batter	1	2	3	4	5	6	7	8	9	10	11	12	AB	R	H	RBI	BB	SO	LOB
64 Emilio Bonifácio, S (1, 8) OBP: 0.361, SLG: 0.375	C SI 89 F SI 90 X CU 74 0-2 G3		C SI 87 B FC 85 C FF 90 F FC 87 D CU 74 S FC 87 2-3 K		B SI 90 C SI 88 X FC 87 1-1 1B		B FF 94 B FF 95 S FF 94 C FF 95 F FF 95 B CH 87 F FF 94 S FF 96 3-3 K 1-2		B FF 97 S FF 97 X CH 85 1-1 1-3 2-H 1B			X SI 90 0-0 F7	6	0	2	1	0	2	2
24 Luis Valbuena, L (1, 5) OBP: 0.351, SLG: 0.387	F SI 91 X FC 88 0-1 44 G5-3 1B		X SI 89 0-0 1-H HR		B CH 81 1 SAFE C CU 73 F SI 89 1 SAFE S CU 75 1-3 K			B FF 94 F FF 93 B CU 82 F FF 94 B CU 84 S FF 94 3-3 K	X FF 97 0-0 P3			C SI 89 X CH 83 0-1 2B	6	1	3	2	0	2	3
44 Anthony Rizzo, L (1, 3) OBP: 0.396, SLG: 0.464	X SI 91 0-0 G5-3 1-2f		B SI 89 C SI 89 X CH 82 1-1 G4-3		C FC 86 B CU 74 B SI 89 C SI 90 1 SAFE X CU 74 2-2 G4-3			B FF 93 S FF 96 B CU 85 B FF 96 B FF 95 4-1 BB	B FF 93 C FF 95 B CU 79 B FF 95 B FF 93 4-1 13 CS BB			I IN 76 I IN 80 I IN 81 I IN 80 4-0 IBB	3	0	0	0	3	0	2
13 Starlin Castro, R (1, 6) OBP: 0.323, SLG: 0.448		B FC 84 X SI 88 1-0 G5-3	B CU 73 B FC 87 B SI 91 C SI 89 F SI 89 F SI 90 F FC 87 X SI 90 3-2 L8			X FC 85 0-0 F9		X SI 96 0-0 L7	D FS 85 B SI 94 C FS 83 B FS 83 F SI 92 F FS 85 1 SAFE S FS 83 3-3 K 1-2			B CH 83 B FF 89 B CH 84 C SL 82 F SI 89 X CH 84 3-2 G4-3	6	0	0	0	0	1	4
19 Nate Schierholtz, L (1, 9) OBP: 0.248, SLG: 0.258 40 James Russell, L (8, 1) 37 Travis Wood, R (10, PH) OBP: 0.313, SLG: 0.500 63 Brian Schlitter, R (10, 1) 52 Justin Grimm, R (12, 1)		C SI 90 B CU 71 B FC 87 F SI 90 B SI 90 B FC 84 4-2 21 FC5-4 5 1B BB		B CU 69 C SI 87 B FC 82 C CH 79 X CU 73 2-2 5 G5-3 1B		C FF 88 F SI 89 S CH 88 B SI 89 F FF 89 S FC 84 2-3 K		S SI 94 B SI 96 S CH 88 B CU 84 X SI 97 2-2 G4-3	S SI 94 B FS 83 B SI 94 S FF 94 S FS 85 2-3 K			3	0	1	0	1	1	1
													0	0	0	0	0	0	0
													1	0	0	0	0	1	0
													0	0	0	0	0	0	0
													0	0	0	0	0	0	0
5 Welington Castillo, R (1, 2) OBP: 0.307, SLG: 0.410		S SI 90 B CU 73 F SI 89 D CU 73 F FC 87 B SI 90 X CU 74 3-2 21 FC5-4 1-2 1B		C SI 88 X SI 88 0-1 G5-3 1-2 1B		B CU 73 X FC 86 1-0 1B			B FF 95 S FF 95 B FF 96 F FF 96 F CH 86 F FF 97 X SL 89 2-2 L9		B SL 82 B SL 82 C SI 89 C SI 90 F SL 81 X SL 82 2-2 P6		5	0	2	0	0	0	1
21 Junior Lake, R (1, 7) OBP: 0.278, SLG: 0.447		B SI 90 S FC 88 T SI 91 F CU 75 X FC 87 1-2 FC5-4 1-2f 2-3		B FC 85 X FC 85 1-0 F7		S CU 74 S CU 74 S CU 74 0-3 K			B CU 81 F FF 97 X CU 78 1-1 15 BB 64 1B 1B		S SL 81 B SI 91 X SL 83 1-1 P5		5	1	1	0	0	1	4
15 Darwin Barney, R (1, 4) OBP: 0.263, SLG: 0.221		B CU 74 F FC 88 B SI 90 X SI 92 2-1 F9		B FC 86 C SI 90 B FF 90 S CU 75 D CU 74 X FC 85 3-2 G5-3			B FF 94 C FF 94 S CH 83 F CH 86 F FF 95 X CU 83 1-2 G5-3		B FF 96 C FF 97 B FF 97 B FF 97 B FF 96 4-1 64 1B 1-2 BB		C SI 90 S SI 91 B SI 91 F SL 83 F SI 91 F SL 83 S SL 84 1-3 K		4	0	0	0	1	1	3
49 Jake Arrieta, R (1, 1) OBP: 0.250, SLG: 0.250 33 Carlos Villanueva, R (5, 1) 53 Wesley Wright, R (6, 1) 30 Mike Olt, R (7, PH) OBP: 0.265, SLG: 0.462 54 Neil Ramírez, R (7, 1) 8 Chris Coghlan, L (8, 9) OBP: 0.250, SLG: 0.167			C SI 86 C CU 71 B FC 84 B CU 72 X FC 85 2-2 24 HR 1B		X SI 87 0-0 P6		B CH 85 B CH 84 S FF 95 C CH 86 B FF 95 D FF 96 4-2 64 CS BB		C FF 96 C FF 97 C CH 87 0-3 K			F SI 86 B CH 83 B SI 88 X SI 88 2-1 G4-3	2	1	1	0	0	0	0
													0	0	0	0	0	0	0
													0	0	0	0	0	0	0
													0	0	0	0	1	0	0
													0	0	0	0	0	0	0
													2	0	0	0	0	1	2
Inning Stats	R: 0 E: 0 K: 0 S: 6 H: 1 LOB: 0 BB: 0 P: 6	R: 0 E: 0 K: 0 S: 13 H: 1 LOB: 2 BB: 1 P: 24	R: 2 E: 0 K: 1 S: 15 H: 2 LOB: 0 BB: 0 P: 23	R: 0 E: 0 K: 0 S: 9 H: 1 LOB: 1 BB: 0 P: 15	R: 0 E: 0 K: 1 S: 9 H: 1 LOB: 1 BB: 0 P: 13	R: 0 E: 0 K: 2 S: 9 H: 1 LOB: 1 BB: 0 P: 12	R: 0 E: 0 K: 1 S: 12 H: 0 LOB: 1 BB: 1 P: 20	R: 0 E: 0 K: 1 S: 8 H: 0 LOB: 1 BB: 1 P: 17	R: 1 E: 0 K: 1 S: 14 H: 2 LOB: 2 BB: 1 P: 22	R: 0 E: 0 K: 2 S: 8 H: 0 LOB: 0 BB: 1 P: 17	R: 0 E: 0 K: 1 S: 12 H: 0 LOB: 0 BB: 0 P: 16	R: 0 E: 0 K: 0 S: 8 H: 1 LOB: 2 BB: 1 P: 17	1B: 8 2B: 3 3B: 0 HR: 1	SF: 0 SAC: 0 DP: 3 HBP: 0	WP: 0 PB: 0 SB: 0 CS: 2	PA: 49

PITCHER		IP	WLS	BF	H	R	ER	SO	BB	IBB	HBP	BLK	WP	HR	S	P	ERA	WHIP
50 Adam Wainwright, R ERA: 2.11	(1, 1)	6.0		25	7	2	2	4	1	0	0	0	0	1	61	93	3.00	1.333
46 Kevin Siegrist, L ERA: 3.57	(7, 1)	1.1	H	5	0	0	0	2	2	0	0	0	0	0	16	31	0.00	1.500
44 Carlos Martinez, R ERA: 4.22	(8, 1)	0.2	H	2	0	0	0	0	0	0	0	0	0	0	4	6	0.00	0.000
26 Trevor Rosenthal, R ERA: 5.19	(9, 1)	1.0	B	6	2	1	1	1	1	0	0	0	0	0	14	22	9.00	3.000
71 Sam Freeman, L ERA:	(10, 1)	1.0		3	0	0	0	2	1	0	0	0	0	0	8	17	0.00	1.000

PITCHER		IP	WLS	BF	H	R	ER	SO	BB	IBB	HBP	BLK	WP	HR	S	P	ERA	WHIP
37 Pat Neshek, R ERA: 1.02	(11, 1)	1.0		3	0	0	0	1	0	0	0	0	0	0	12	16	0.00	0.000
43 Seth Maness, R ERA: 2.7	(12, 1)	1.0	W	5	1	0	0	0	0	0	1	0	0	0	8	17	0.00	1.000

TOP

Chicago Cubs @ St. Louis Cardinals

Busch Stadium, St. Louis, MO

Tue May 13 2014, 7:17 PM - 11:55 PM CDT

Att. 43,627 - Overcast - 56 F

livebaseballscorecards.com

AB	43
R	3
H	10
RBI	3
BB	6
SO	10
LOB	22

Chicago Cubs @ St. Louis Cardinals

Busch Stadium, St. Louis, MO

Tue May 13 2014, 7:17 PM - 11:55 PM CDT

Att. 43,627 - Overcast - 56 F

BOTTOM

livebaseballscorecards.com

Batter	1	2	3	4	5	6	7	8	9	10	11	12	AB	R	H	RBI	BB	SO	LOB
13 Matt Carpenter, L (1, 5) OBP: 0.359, SLG: 0.314	B FF 92 C FF 91 F SI 93 B CU 81 X SI 94 2-2 G4-3 ①	C SI 94 D CU 81 F SI 94 B CU 78 X SI 95 2-2 L8 ③		B FF 92 B FF 93 B FF 93 B FF 93 4-0 BB		1 SAFE 1 SAFE B FF 90 X FF 91 1-0 E6 (7 G1-3, 27 1B) 1-2 3-H		C SL 82 F FC 89 B SL 82 B FF 91 B FF 90 X FF 90 3-2 P5 ③			B SI 92 B SI 92 C SI 92 C SI 92 B SI 92 X SI 92 3-2 F8 ③		5	0	0	1	1	0	4
27 Jhonny Peralta, R (1, 6) OBP: 0.340, SLG: 0.479	X FF 93 0-0 1B		B CU 78 B SI 93 B SI 94 B FF 92 4-0 BB (7, 4 1B)	B SI 94 D CU 79 F SI 92 1 SAFE X SI 93 2-1 F8 ③		X FF 90 0-0 1B (7 G1-3) 1-2 2-H			F SI 88 B CH 82 B CH 80 B SI 88 X SI 87 3-1 G6-3 ①			C CU 78 S FF 94 X FF 94 0-2 BB (4, 21) HBP (12) 1B	5	1	3	1	1	0	1
7 Matt Holliday, R (1, 7) OBP: 0.362, SLG: 0.367	S FF 94 F FF 94 D CU 79 1 SAFE C FF 94 1-3 K ②		B SI 93 B SI 94 D SL 89 C FF 94 C SL 89 B SL 88 4-2 BB (4 1B, 1B) 1-2		B SI 87 F FF 88 B CU 76 X SI 89 2-1 F7 ①	B SI 90 F FF 90 X CH 85 1-1 G1-3 ② 1-2 2-3			B SI 89 F FF 88 B FF 88 C FF 88 S SL 82 2-3 K ②			X FF 93 0-0 P3 ①	5	1	0	0	1	2	4
21 Allen Craig, R (1, 9) (8, 3) OBP: 0.278, SLG: 0.362	F FF 93 B SI 92 F SI 93 1 SAFE 1 SAFE F FF 92 S CU 79 1-3 K ③		C SL 89 F SI 94 S CU 80 0-3 K ①		B CU 74 S CH 81 B SI 90 B CU 77 F CH 80 X SL 85 3-2 4 F9 2B	F FF 90 X FF 91 0-1 G4-3 ③			F FF 89 B CH 81 B CH 80 B SI 88 F SI 88 X SI 89 3-2 F9 ③			1 SAFE 1 SAFE B FF 94 B FF 93 D FF 96 B FF 95 4-0 BB (12 HBP, 4 BB) 1-2	5	0	1	0	1	2	5
4 Yadier Molina, R (1, 2) OBP: 0.338, SLG: 0.448		C FF 90 F SL 85 B SI 92 C CU 78 1-3 K ①	D CU 78 D SL 89 D CH 86 F SI 93 X SI 92 3-1 1-3 2-H ②		B SI 89 F CH 82 S CU 76 D CU 80 X SL 83 2-2 F9 ② 2-3		F CU 79 S FF 95 B FF 93 B SL 88 F FF 96 S SL 87 2-3 K ①			X SI 91 0-0 G4-3 ①		C CU 79 B FF 94 B CU 80 D CU 80 B CU 79 4-1 12 HBP 1-2 2-3 BB	5	0	1	0	1	2	1
Matt Adams, L (1, 3) OBP: 0.322, SLG: 0.440 44 Carlos Martinez, R (8, 1) 26 Trevor Rosenthal, R (9, 1) 71 Sam Freeman, R (10, 1) 33 Daniel Descalso, L (10, PH) OBP: 0.214, SLG: 0.250 37 Pat Neshek, S (11, 1) 43 Seth Maness, R (12, 1) 12 Greg Garcia, L (12, PH) OBP: 0.429, SLG: 0.300		F SL 88 B CU 77 S CH 83 X CH 83 1-2 F9 ②	B CU 76 X CH 86 1-0 3-H 1B		D CU 78 C CU 78 S CH 81 B CU 79 X SL 85 2-2 G1-3 ③		B CU 79 S CU 80 B FF 95 F FF 92 X FF 95 2-2 8 G6-3 1B			B SL 83 X SI 90 1-0 L7 ②		F FF 94 F FF 94 D SL 85 H FF 94 2-2 1-2 2-3 3-H HBP	4 0 0 0 0 1 0 0 0	0 0 0 0 0 0 0 0 0	2 0 0 0 0 0 0 0 1	1 0 0 0 0 0 0 0 0	0 0 0 0 0 0 0 0 0	0 0 0 0 0 0 0 0 0	1 0 0 0 0 0 0 0 0
8 Peter Bourjos, R (1, 8) OBP: 0.298, SLG: 0.368	C SI 93 X SL 86 0-1 50 BB 2B	B SI 93 B SI 93 B FF 93 C FF 93 S SI 94 F SI 94 C CU 80 3-3 K ③				X SI 89 0-0 19 S, 3 G3, 13 E 1B	F FF 94 B FF 94 X SL 86 1-1 G6-3 ②③ 1-2f			F SI 92 C SI 92 B SL 84 S FF 94 1-3 K ③			5	1	2	0	0	2	3
3 Mark Ellis, R (1, 4) OBP: 0.268, SLG: 0.222	B CU 78 C SI 94 D CU 79 B SI 93 I IN 81 4-1 50 BB IBB			C SI 92 B CU 78 B SI 92 B CH 85 X SI 92 3-1 L8 ①		1 SAFE 1 SAFE B SI 86 F SI 89 C CU 78 1 SAFE 1 SAFE F SL 85 B CU 78 1-2 G3 ①		B CU 78 C FF 93 C FF 92 F FF 94 B SL 86 X FF 94 2-2 G6-3 ①			B SI 91 F SI 90 X SI 91 1-1 G6-3 ①		4	0	0	0	1	0	1
50 Adam Wainwright, R (1, 1) OBP: 0.435, SLG: 0.476 19 Jon Jay, L (6, PH) OBP: 0.344, SLG: 0.381 46 Kevin Siegrist, L (7, 1) 56 Joey Butler, R (8, 9)	B CU 78 B SI 94 B SI 94 B FF 92 4-0 1-2 2-3 BB			C FF 93 C FF 93 X CU 79 0-2 G1-3 ②		F CU 75 S CU 76 F SI 90 B CU 78 F CU 79 F CU 79 B FF 90 F SI 89 D SL 85 4-2 B CU 78 13 E, 27 1B 2-3 BB		F FF 93 S FF 93 B SL 87 S FF 94 1-3 K ②			B SI 91 F SI 91 X FF 92 1-1 L9 ②	1 0 0 2	0 1 0 0	0 0 0 0	0 0 0 1	1 1 0 0	0 0 0 1	0 0 0 0
Inning Stats	R: 0 H: 1 E: 0 LOB: 1 K: 2 BB: 0 S: 11 P: 15	R: 0 H: 1 E: 0 LOB: 3 K: 1 BB: 2 S: 12 P: 24	R: 1 H: 2 E: 0 LOB: 2 K: 2 BB: 2 S: 12 P: 27	R: 0 H: 0 E: 0 LOB: 1 K: 0 BB: 1 S: 7 P: 16	R: 0 H: 1 E: 0 LOB: 1 K: 0 BB: 0 S: 11 P: 20	R: 2 H: 2 E: 1 LOB: 2 K: 0 BB: 1 S: 22 P: 30	R: 0 H: 1 E: 0 LOB: 0 K: 1 BB: 0 S: 9 P: 14	R: 0 H: 0 E: 0 LOB: 0 K: 1 BB: 0 S: 10 P: 16	R: 0 H: 0 E: 0 LOB: 0 K: 1 BB: 0 S: 8 P: 16	R: 0 H: 0 E: 0 LOB: 0 K: 1 BB: 0 S: 5 P: 7	R: 0 H: 0 E: 0 LOB: 0 K: 0 BB: 0 S: 7 P: 12	R: 1 H: 1 E: 0 LOB: 3 K: 0 BB: 2 S: 7 P: 17	1B: 7 2B: 2 3B: 0 HR: 0	SF: 0 SAC: 0 DP: 1 HBP: 1		WP: 0 PB: 0 SB: 1 CS: 0	PA: 51			

PITCHER		IP	WLS	BF	H	R	ER	SO	BB	IBB	HBP	BLK	WP	HR	S	P	ERA	WHIP
49 Jake Arrieta, R ERA: 2.7	(1, 1)	4.0		20	4	1	1	5	4	1	0	0	0	0	42	82	2.25	2.000
33 Carlos Villanueva, R ERA: 8.25	(5, 1)	1.1		7	2	2	1	0	1	0	0	0	0	0	27	42	6.75	2.250
53 Wesley Wright, L ERA: 2.25	(6, 1)	0.2	B	4	1	0	0	0	0	0	0	0	0	0	6	8	0.00	1.500
54 Neil Ramírez, R ERA: 1.23	(7, 1)	1.2		5	1	0	0	2	0	0	0	0	0	0	16	24	0.00	0.600
40 James Russell, L ERA: 4.82	(8, 1)	1.1		4	0	0	0	1	0	0	0	0	0	0	11	22	0.00	0.000

PITCHER		IP	WLS	BF	H	R	ER	SO	BB	IBB	HBP	BLK	WP	HR	S	P	ERA	WHIP
63 Brian Schlitter, R ERA: 3.31	(10, 1)	2.0		6	0	0	0	1	0	0	0	0	0	0	12	19	0.00	0.000
52 Justin Grimm, R ERA: 3.63	(12, 1)	0.1	L	5	1	1	1	0	2	0	1	0	0	0	7	17	27.00	9.000

AB	42
R	4
H	9
RBI	4
BB	8
SO	9
LOB	20

Batter	1	2	3	4	5	6	7	8	9	AB	R	H	RBI	BB	SO	LOB
64 Emilio Bonifácio, S (1, 8) OBP: 0.350, SLG: 0.362	C FF 92 S FF 93 B FF 96 F FF 94 B FF 94 F FF 93 F FF 95 F CH 86 F FF 94 2-2 X FF 85 G5-3		C FF 92 F FF 95 B FF 95 F FF 94 X CH 87 1-2 F9		C FF 91 X FF 92 0-1 F7		X FF 92 0-0 B5-3		C FF 98 X CH 87 0-1 F8	5	0	0	0	0	0	0
51 Ryan Kalish, L (1, 9) OBP: 0.310, SLG: 0.333	B FF 93 C FF 92 X CH 85 1-1 G4-3		C CU 74 B FF 94 X FF 94 1-1 G3-1		C FF 93 X CH 87 0-1 G6-3			C FF 94 B CU 84 S FF 94 B FF 95 B CH 86 S FF 94 3-3 K	C FF 96 B FF 97 S CH 89 B FF 98 C FF 98 2-3 K	5	0	0	0	0	2	0
44 Anthony Rizzo, L (1, 3) OBP: 0.405, SLG: 0.468	X FF 93 0-0 13 1B 1B			X CU 75 0-0 13 HR 1B	C FF 93 B FC 89 C FF 94 F FF 97 X FF 94 1-2 L8			B FF 95 B FF 95 B FF 94 B FF 94 4-0 24 BB 21 SF9 13 1B BB		3	2	2	0	1	0	0
13 Starlin Castro, R (1, 6) OBP: 0.333, SLG: 0.475	C FF 93 X FF 96 0-1 1-2 1B			C FF 92 X FF 92 0-1 1-H HR		B FF 92 B FC 88 B CU 73 C FF 92 F FF 93 X FF 95 3-2 L9		F FF 95 X CH 85 0-1 30 BB 24 BB 1-2 1B		4	1	3	2	0	0	0
24 Luis Valbuena, L (1, 4) OBP: 0.365, SLG: 0.396	B FF 93 X CH 85 1-0 F7			B CU 75 X FF 94 1-0 30 E 1B		C CU 73 C CH 86 B CH 85 B FF 95 F FF 94 X FF 93 2-2 21 1B 1B		C FF 95 T FF 95 B CU 82 B CU 85 F FF 95 B FF 96 B FF 95 4-2 30 BB 1-2 2-3 BB		3	0	2	0	1	0	2
21 Junior Lake, R (1, 7) OBP: 0.277, SLG: 0.443		B FF 94 B FF 94 X FF 94 2-0 P4		B FC 90 F FF 93 S FF 94 F CH 85 B CH 85 S CH 84 2-3 K		F FF 94 F FC 89 D CH 86 X CH 86 1-2 30 G6-4-3 1-2 1B		B FF 96 C FF 99 B FF 98 X FF 99 2-1 SF9 3-H		3	0	1	1	0	1	1
30 Mike Olt, R (1, 5) OBP: 0.264, SLG: 0.447		C CU 74 C CH 88 B FF 97 S FF 96 1-3 K		B FF 92 1 SAFE C FC 87 S FF 92 F CH 84 F FF 94 1 SAFE X FF 93 1-2 FC3 1-2		F FF 92 B FF 92 C FF 94 X FC 90 1-2 G6-4-3 1-2f		B FF 98 T FF 99 B FF 99 B FF 98 T FF 98 B FF 98 4-2 1-2 2-3 BB		3	0	0	0	1	1	3
12 John Baker, L (1, 2) OBP: 0.143, SLG: 0.063 19 Nate Schierholtz, L (8, PH) OBP: 0.246, SLG: 0.256 54 Neil Ramírez, R (8, 1)		C FF 94 S FF 94 B FF 96 F FC 88 S FF 95 1-3 K		C FF 92 F CH 84 B CH 84 B FF 94 S FF 94 2-3 K			F FF 91 T CH 84 B CH 82 X CH 85 1-2 L8	B FF 97 C FF 98 X FF 98 1-1 G4-3		3 1 0	0 0 0	0 0 0	0 0 0	0 0 0	2 0 0	2 3 0
39 Jason Hammel, R (1, 1) OBP: 0.118, SLG: 0.063 41 Jose Veras, R (6, 1) 8 Chris Coghlan, L (7, PH) OBP: 0.238, SLG: 0.158 53 Wesley Wright, R (7, 1) 5 Welington Castillo, R (8, 2) OBP: 0.305, SLG: 0.407			C FF 91 B FF 93 C FF 92 X FF 93 1-2 G3	C FF 93 F FF 94 D FF 91 S FF 95 1-3 K			F FF 92 X FF 93 0-1 G4-3		B FF 96 C FF 96 S FF 96 B FF 98 F FF 97 X CH 87 2-2 G1-3	2 0 1 0 1	0 0 0 0 0	0 0 0 0 0	0 0 0 0 0	1 0 0 0 0	0 0 0 0 0	2 0 0 0 0
Inning Stats	R: 0 E: 0 K: 0 S: 14 H: 2 LOB: 2 BB: 0 P: 18	R: 0 E: 0 K: 2 S: 8 H: 0 LOB: 0 BB: 0 P: 12	R: 0 E: 0 K: 0 S: 9 H: 0 LOB: 0 BB: 0 P: 12	R: 2 E: 1 K: 3 S: 19 H: 3 LOB: 2 BB: 0 P: 26	R: 0 E: 0 K: 0 S: 8 H: 0 LOB: 0 BB: 0 P: 9	R: 0 E: 0 K: 0 S: 13 H: 2 LOB: 1 BB: 0 P: 20	R: 0 E: 0 K: 0 S: 6 H: 0 LOB: 0 BB: 0 P: 7	R: 1 E: 0 K: 1 S: 14 H: 1 LOB: 3 BB: 3 P: 32	R: 0 E: 0 K: 1 S: 9 H: 0 LOB: 0 BB: 0 P: 13	1B: 7 2B: 0 3B: 0 HR: 1 SF: 1 SAC: 0 DP: 1 HBP: 0						

PITCHER		IP	WLS	BF	H	R	ER	SO	BB	IBB	HBP	BLK	WP	HR	S	P	ERA	WHIP
52 Michael Wacha, R ERA: 2.82	(1, 1)	7.0	W	28	7	2	2	5	0	0	0	0	0	1	77	104	2.57	1.000
46 Kevin Siegrist, L ERA: 4.0	(8, 1)	0.1	H	4	1	1	1	1	2	0	0	0	0	0	8	19	27.00	9.000
26 Trevor Rosenthal, R ERA: 4.74	(8, 1)	1.2	S	6	0	0	0	1	1	0	0	0	0	0	15	26	0.00	0.600

PITCHER		IP	WLS	BF	H	R	ER	SO	BB	IBB	HBP	BLK	WP	HR	S	P	ERA	WHIP

TOP

Chicago Cubs @ St. Louis Cardinals

Busch Stadium, St. Louis, MO

Thu May 15 2014, 12:50 PM - 3:36 PM CDT

Att. 42,501 - Partly Cloudy - 59 F

livebaseballscorecards.com

AB	34
R	3
H	8
RBI	3
BB	3
SO	7
LOB	13

PA: 38

WP: 0
PB: 0
SB: 0
CS: 0

Batter	1	2	3	4	5	6	7	8	9	AB	R	H	RBI	BB	SO	LOB
13 Matt Carpenter, L (1, 5) OBP: 0.356, SLG: 0.319	B SI 92 C SI 92 C SL 85 B FF 93 F SL 84 B SL 84 C SL 83 3-3 ① K	X SI 94 0-0 ② 1-H 2B			C CU 76 X SL 83 0-1 ② G6-3		1 SAFE C SI 90 S SL 85 B SL 84 X FF 91 1-2 ③ L8			4	0	1	1	0	1	1
27 Jhonny Peralta, R (1, 6) OBP: 0.337, SLG: 0.472	B FF 93 S SL 84 B SL 84 T FF 94 C SL 84 2-3 ② K	X SL 85 0-0 ③ G4-3			C SL 84 B SL 82 B SI 92 F SL 84 B SL 82 X SL 84 3-2 ③ G6-3			X FF 93 0-0 4 WP 1B		4	0	1	0	0	1	1
7 Matt Holliday, R (1, 7) OBP: 0.360, SLG: 0.370	C SL 84 B SI 93 S FF 94 F FF 94 S FF 94 1-3 ③ K		C SI 93 X SL 84 0-1 ① G6-3			B FF 91 B FF 92 B SL 84 F FF 92 S SL 83 F FF 93 X SI 93 3-2 F8 4 1B 2B		1 SAFE F FF 94 C FF 94 1 SAFE T SL 86 0-2 ① K		4	1	1	0	0	2	1
Matt Adams, L (1, 3) OBP: 0.314, SLG: 0.429		B SI 92 C CU 76 F CH 86 B FF 93 X CU 77 2-2 ① L7	S CU 77 B SL 83 B SI 92 C CU 76 X SI 92 2-2 ② F7			C CU 75 B SI 92 X CU 76 1-1 ① F8 2-3		X CU 78 0-0 ② F7		4	0	0	0	0	0	2
4 Yadier Molina, R (1, 2) OBP: 0.348, SLG: 0.459		F SL 84 B SL 82 S SI 94 X FF 93 1-2 8 BB 3 G4-3 2B	C SL 83 C SL 84 F SL 83 S SI 92 0-3 ③ K			B SI 92 S SI 93 B SL 84 B SL 83 T SL 83 X SL 82 3-2 21 G6-4-3 3-H 1B		F FF 93 B FF 94 D SL 85 C CU 78 B FF 93 B SL 86 4-2 1-2 BB		3	1	2	1	1	1	0
21 Allen Craig, R (1, 9) OBP: 0.277, SLG: 0.355		F SI 93 F SI 93 B SI 93 B SL 85 D SL 85 B SI 93 4-2 3 G4-3 8 BB 52 1B BB		B SL 84 B SI 92 B SI 92 C FF 92 F SI 92 X SI 94 3-2 ① G4-3		B SI 92 C SI 92 F SI 93 1 SAFE B CU 75 X SI 94 2-2 ② ③ G6-4-3 1-2f		B FF 94 X FF 92 1-0 ③ F8		3	1	0	0	1	0	3
8 Peter Bourjos, R (1, 8) OBP: 0.299, SLG: 0.359		C SL 85 B SL 84 F FF 93 B SL 85 B SL 85 B SL 85 4-2 3 G4-3 52 1B 1-2 2-3 BB		C SL 84 F FF 94 B SI 94 C FF 94 1-3 ② K			S KC 78 C KC 78 B KC 79 B KC 79 B FF 90 X CH 84 3-2 ① G6-3			2	1	0	0	1	1	0
3 Mark Ellis, R (1, 4) OBP: 0.270, SLG: 0.215		C FF 94 F SI 94 B SI 94 X SI 94 1-2 ② G4-3 1-2 2-3 3-H		B CU 77 F FF 94 C SL 83 B SL 85 X SI 94 2-2 ③ G1-3			B KC 80 C FF 90 F SI 91 B CH 86 B FF 91 F CH 85 B FF 91 4-2 56 FC5-4 BB			2	0	0	1	1	0	2
52 Michael Wacha, R (1, 1) OBP: 0.063, SLG: 0.063 56 Joey Butler, R (7, PH) 46 Kevin Siegrist, L (8, 1) 26 Trevor Rosenthal, R (8, 1)		B FF 94 F SI 93 B SL 84 B FF 93 S FF 92 X SI 92 3-2 13 2B 2-H 3-H 1B			B SI 92 B FF 92 C FF 92 C FF 91 F SL 83 T FF 93 2-2 ① K		1 SAFE B SI 91 X CH 85 1-0 ② FC5-4 1-2f			2 1 0 0	1 0 0 0	1 0 0 0	2 0 0 0	0 0 0 0	1 0 0 0	0 1 0 0

BOTTOM

Chicago Cubs @ St. Louis Cardinals

Busch Stadium, St. Louis, MO

Thu May 15 2014, 12:50 PM - 3:36 PM CDT

Att. 42,501 - Partly Cloudy - 59 F

livebaseballscorecards.com

AB	29
R	5
H	6
RBI	5
BB	4
SO	7
LOB	11

Inning Stats	1	2	3	4	5	6	7	8	9
	R: 0 E: 0 K: 3 S: 11	R: 4 E: 0 K: 0 S: 18	R: 0 E: 0 K: 1 S: 9	R: 0 E: 0 K: 1 S: 9	R: 0 E: 0 K: 1 S: 9	R: 1 E: 0 K: 0 S: 12	R: 0 E: 0 K: 0 S: 10	R: 0 E: 0 K: 1 S: 8	
	H: 0 LOB: 0 BB: 0 P: 17	H: 3 LOB: 1 BB: 2 P: 33	H: 0 LOB: 0 BB: 0 P: 11	H: 0 LOB: 0 BB: 0 P: 15	H: 0 LOB: 0 BB: 0 P: 14	H: 2 LOB: 0 BB: 0 P: 21	H: 0 LOB: 1 BB: 1 P: 19	H: 1 LOB: 2 BB: 1 P: 13	

1B: 3	SF: 0
2B: 3	SAC: 0
3B: 0	DP: 1
HR: 0	HBP: 0

WP: 1	PA: 33
PB: 0	
SB: 0	
CS: 0	

PITCHER		IP	WLS	BF	H	R	ER	SO	BB	IBB	HBP	BLK	WP	HR	S	P	ERA	WHIP
39 Jason Hammel, R ERA: 3.06	(1, 1)	5.1	L	23	5	5	5	6	2	0	0	0	0	0	65	106	8.44	1.312
41 Jose Veras, R ERA: 14.21	(6, 1)	0.2		1	0	0	0	0	0	0	0	0	0	0	3	5	0.00	0.000
53 Wesley Wright, L ERA: 2.08	(7, 1)	1.0		4	0	0	0	0	1	0	0	0	0	0	10	19	0.00	1.000
54 Neil Ramírez, R ERA: 1.08	(8, 1)	1.0		5	1	0	0	1	1	0	0	0	1	0	8	13	0.00	2.000

PITCHER		IP	WLS	BF	H	R	ER	SO	BB	IBB	HBP	BLK	WP	HR	S	P	ERA	WHIP

Batter	1	2	3	4	5	6	7	8	9	AB	R	H	RBI	BB	SO	LOB
1 Logan Schafer, L (1, 8) OBP: 0.274, SLG: 0.304	B FC 91 B FF 92 C SI 90 X SI 91 2-1 G3-1	B SL 84 B FC 91 B SI 92 B FF 92 4-0 9 PB 9 1B BB		X SI 92 0-0 FC4-6 1-2f		B SI 93 C SI 92 B SI 91 S SI 92 B FF 93 F FF 92 B SL 83 4-2 BB			C SI 90 B FS 83 C SI 90 F SI 90 B FS 82 S SI 91 2-3 K	3	1	0	0	2	1	1
9 Jean Segura, R (1, 6) OBP: 0.291, SLG: 0.352	C FC 92 X FC 90 0-1 20 WP 20 E 1B	D FF 93 B SI 92 X SI 92 2-0 2 CS 1-H 2-H 1B		B SL 85 C FC 91 1 SAFE F SL 84 1 SAFE F SL 83 F SI 92 D FS 86 F SL 86 2-3 K		B SI 91 1 SAFE C SI 92 B SI 92 S SL 82 X SI 93 2-2 G1-3			B SI 92 F FS 83 X SI 91 1-1 2 WP 1B	5	1	3	2	0	1	3
2 Scooter Gennett, L (1, 4) OBP: 0.321, SLG: 0.397	C SI 92 F FF 92 1 SAFE X SL 85 0-2 F7	1 SAFE D SI 91 F SL 84 B SI 93 F SI 92 F SI 94 B FS 84 B SI 94 4-2 1-2 BB		B SI 93 X SI 93 1-0 G3			S CU 75 F FF 88 S SL 81 0-3 K		1 SAFE F SI 91 1 SAFE F SI 92 B CU 76 F FS 82 D CU 77 F FS 85 C CU 76 2-3 1-2 K	4	0	0	0	1	2	3
20 Jonathan Lucroy, R (1, 2) OBP: 0.372, SLG: 0.429	1 SAFE C FC 92 B SI 92 F FC 92 F SL 85 F SI 92 F FF 94 B SI 92 1 SAFE 3-2 F SL 85 F SI 84 F FF 94 B FS 85 X SL 85 E7 24 E 1-H 1B	B SL 83 X SI 90 1-0 L8			C FF 92 B FC 91 X SL 84 1-1 G5-3		C FF 89 B FF 89 F CH 81 S CH 81 1-3 K		X SI 93 0-0 G4-3	5	1	1	1	0	1	2
24 Lyle Overbay, L (1, 3) OBP: 0.294, SLG: 0.289	B SI 93 C FC 91 C SL 86 X FF 93 1-2 E6 7 1B 2-H		S SL 85 B FF 92 B FS 83 S SI 94 S SL 87 2-3 K		C FF 92 B FC 91 B SI 93 B SL 84 F FF 93 C FC 93 1-1 G5-3 S SL 84 B FC 91 B FS 85 B FS 86 B FC 92 F SL 84 S FC 92 3-3 K		C CU 74 B FF 89 B FC 87 S SL 81 F SL 81 X FF 89 2-2 1B			4	0	1	0	0	2	0
7 Mark Reynolds, R (1, 5) OBP: 0.292, SLG: 0.452	X FS 85 0-0 1-2 1B		F FF 94 B SL 86 B FC 91 B SL 84 F SI 94 B FF 94 4-2 3 CS BB				C FF 92 D CU 80 1 SAFE F FF 92 1 SAFE B SL 80 C SL 80 2-3 K			3	0	1	0	1	2	1
18 Khris Davis, R (1, 7) OBP: 0.250, SLG: 0.386	B FF 92 B SL 85 C FC 90 S SI 93 S SL 85 2-3 K		B SI 93 B SI 93 S SL 82 X FF 92 2-1 F8			C SL 82 B SI 90 C SI 91 F SI 93 B SI 90 B SL 84 X SI 92 3-2 G6-3		C FF 90 B FF 94 B FF 93 X FF 92 2-1 F7		4	0	0	0	0	1	3
3 Elian Herrera, S (1, 9) OBP: 0.282, SLG: 0.316		C FC 92 X SL 89 0-1 9 PB 9 1B 2B	C FF 92 C FF 92 D FS 84 1 SAFE S FS 83 1-3 K 1-2			X SL 83 0-0 2B		F FF 92 C CU 77 C SL 83 0-3 K		4	1	2	0	0	2	1
26 Kyle Lohse, R (1, 1) OBP: 0.150, SLG: 0.105 Rickie Weeks Jr., R (8, PH) OBP: 0.414, SLG: 0.472 13 Will Smith, R (8, 1) 57 Francisco Rodríguez, R (9, 1)		X FC 91 0-0 B5		C FF 92 X FC 93 0-1 1 FC4-6 1B		C SI 92 B SL 84 B SI 92 B SI 92 C SI 92 S SL 84 3-3 K		C CU 78 S FF 93 B SL 84 S SL 84 1-3 K		3 1 0 0	0 0 0 0	1 0 0 0	0 0 0 0	0 0 0 0	1 1 0 0	2 0 0 0

Inning Stats	1	2	3	4	5	6	7	8	9
	R: 2 E: 2 K: 1 S: 23 H: 3 LOB: 2 BB: 0 P: 31	R: 2 E: 0 K: 0 S: 8 H: 2 LOB: 1 BB: 2 P: 19	R: 0 E: 0 K: 2 S: 10 H: 0 LOB: 1 BB: 1 P: 19	R: 0 E: 0 K: 1 S: 11 H: 1 LOB: 1 BB: 0 P: 14	R: 0 E: 0 K: 2 S: 9 H: 0 LOB: 0 BB: 0 P: 16	R: 0 E: 0 K: 1 S: 14 H: 1 LOB: 2 BB: 1 P: 26	R: 0 E: 0 K: 3 S: 13 H: 1 LOB: 1 BB: 0 P: 18	R: 0 E: 0 K: 2 S: 8 H: 0 LOB: 0 BB: 0 P: 11	R: 0 E: 0 K: 2 S: 12 H: 1 LOB: 1 BB: 0 P: 17

1B: 7 SF: 0
2B: 2 SAC: 0
3B: 0 DP: 0
HR: 0 HBP: 0

WP: 2 PA: 40
PB: 1
SB: 0
CS: 2

PITCHER		IP	WLS	BF	H	R	ER	SO	BB	IBB	HBP	BLK	WP	HR	S	P	ERA	WHIP
29 Jeff Samardzija, R ERA: 1.62	(1, 1)	5.0	L	24	6	4	2	6	3	0	0	0	1	0	61	99	3.60	1.800
63 Brian Schlitter, R ERA: 3.12	(6, 1)	1.0		5	1	0	0	1	1	0	0	0	0	0	14	26	0.00	2.000
40 James Russell, L ERA: 4.5	(7, 1)	0.2		3	1	0	0	2	0	0	0	0	0	0	10	13	0.00	1.500
52 Justin Grimm, R ERA: 3.38	(7, 1)	1.1		4	0	0	0	3	0	0	0	0	0	0	11	16	0.00	0.000
41 Jose Veras, R ERA: 12.27	(9, 1)	1.0		4	1	0	0	2	0	0	0	0	1	0	12	17	0.00	1.000

PITCHER	IP	WLS	BF	H	R	ER	SO	BB	IBB	HBP	BLK	WP	HR	S	P	ERA	WHIP

TOP

Milwaukee Brewers @ Chicago Cubs

Wrigley Field, Chicago, IL

Fri May 16 2014, 1:23 PM - 4:27 PM CDT

Att. 35,771 - Drizzle - 38 F

livebaseballscorecards.com

AB	36
R	4
H	9
RBI	3
BB	4
SO	14
LOB	16

BOTTOM

Milwaukee Brewers @ Chicago Cubs

Wrigley Field, Chicago, IL

Fri May 16 2014, 1:23 PM - 4:27 PM CDT

Att. 35,771 - Drizzle - 38 F

livebaseballscorecards.com

Batter	1	2	3	4	5	6	7	8	9	AB	R	H	RBI	BB	SO	LOB
64 Emilio Bonifácio, S (1, 8) OBP: 0.341, SLG: 0.353	B SI 87 B SI 88 C SI 88 F SL 83 X SI 89 2-2 ① F7	B CU 73 C CU 73 X SL 82 1-1 ②③ G3-6-3 1-2f			B SI 88 X SI 89 1-0 ① B1-3			C CU 74 C FF 90 X FF 91 0-2 ① G4-3		4	0	0	0	0	0	1
21 Junior Lake, R (1, 7) OBP: 0.276, SLG: 0.464	C SI 89 F SI 89 X SL 84 0-2 ② G5-3		S CU 74 B CU 74 S SI 88 B SI 88 F SI 89 X SI 90 2-2 HR		S CU 74 B CU 73 X SL 83 1-1 ② P3			B CU 76 X FF 91 1-0 ② F9		4	1	1	1	0	0	0
44 Anthony Rizzo, L (1, 3) OBP: 0.407, SLG: 0.465	B SI 89 C SL 84 B CH 80 F SL 84 B SI 89 B SL 84 4-2 13 E 13 1B BB		B CH 81 X SL 83 1-0 24 1B 1B		B SI 89 C SL 84 C SL 84 B CH 80 F SI 89 F SL 83 F SI 89 X CU 73 2-2 ③ F8			B SL 78 C CU 78 B FF 91 B SL 78 S FF 91 S SL 79 3-3 ③ K		3	0	1	0	1	1	0
13 Starlin Castro, R (1, 6) OBP: 0.337, SLG: 0.475	C SL 83 B SI 88 F SL 84 X CU 74 1-2 E5 1-3 1B		F SL 84 B CU 74 B SI 89 X SL 82 2-1 ① P3			B CU 74 S SL 82 X SL 82 1-1 ① G1-4-3			B CU 73 B SI 88 C SI 89 X SI 89 2-1 8 FC1-6 1B	4	0	2	0	0	0	1
24 Luis Valbuena, L (1, 5) OBP: 0.364, SLG: 0.394 52 Justin Grimm, R (7, 1) 41 Jose Veras, R (9, 1) 8 Chris Coghlan, L (9, PH) OBP: 0.227, SLG: 0.150	C CU 74 X FF 89 0-1 ③ F9		C CU 74 X SI 88 0-1 5 G4-6-3 1-3 1B			B SL 82 C CU 74 F SI 88 X CU 74 1-2 ② G4-3			B SI 88 X SI 88 1-0 ① FC1-6 1-2f	3 0 0 1	0 0 0 0	1 0 0 0	0 0 0 0	0 0 0 0	0 0 0 0	2 0 0 1
5 Welington Castillo, R (1, 2) OBP: 0.295, SLG: 0.393		C CU 73 B CH 80 B SI 89 F SI 88 F SL 83 X SL 84 2-2 ① F7	B CU 74 1 SAFE X SL 82 1-0 ②③ G4-6-3 1-2f			B CH 78 C SL 83 X SI 88 1-1 ③ G4-3			C SI 89 D CH 82 X CH 82 1-1 ② P2	4	0	0	0	0	0	3
19 Nate Schierholtz, L (1, 9) OBP: 0.246, SLG: 0.256		F SI 89 C SL 83 B SL 83 X SL 84 1-2 15 HR 1B		B CU 74 B CH 79 B SI 88 C SI 88 F SI 88 S SI 89 3-3 ① K			C CU 75 F SL 83 X SI 87 0-2 ① F9		C CU 74 X CH 83 0-1 ③ L4	4	1	1	0	0	1	1
15 Darwin Barney, R (1, 4) OBP: 0.266, SLG: 0.268		B SL 82 1 SAFE X SI 88 1-0 1-H HR		X CU 75 0-0 ② G6-3			C SL 83 F CU 74 S SL 83 0-3 ② K			3	1	1	2	0	1	0
29 Jeff Samardzija, R (1, 1) OBP: 0.143, SLG: 0.200 63 Brian Schlitter, R (6, 1) 40 James Russell, L (7, 1) 30 Mike Olt, R (7, 5) OBP: 0.262, SLG: 0.442		X SI 88 0-0 64 G3-6-3 1B		S SL 83 S SL 83 X SL 81 0-2 ③ F8			X CU 73 0-0 ③ P6			2 0 0 1	0 0 0 0	1 0 0 0	0 0 0 0	0 0 0 0	0 0 0 0	0 0 0 0
Inning Stats	R: 0 H: 1 E: 1 LOB: 2 K: 0 BB: 1 S: 13 P: 20	R: 2 H: 3 E: 0 LOB: 0 K: 0 BB: 0 S: 11 P: 16	R: 1 H: 3 E: 0 LOB: 1 K: 0 BB: 0 S: 10 P: 16	R: 0 H: 0 E: 0 LOB: 0 K: 1 BB: 0 S: 7 P: 10	R: 0 H: 0 E: 0 LOB: 0 K: 0 BB: 0 S: 9 P: 13	R: 0 H: 0 E: 0 LOB: 0 K: 0 BB: 0 S: 7 P: 10	R: 0 H: 0 E: 0 LOB: 0 K: 1 BB: 0 S: 7 P: 7	R: 0 H: 0 E: 0 LOB: 0 K: 1 BB: 0 S: 7 P: 11	R: 0 H: 1 E: 0 LOB: 1 K: 0 BB: 0 S: 7 P: 11	1B: 6 SF: 0 2B: 0 SAC: 0 3B: 0 DP: 2 HR: 2 HBP: 0					WP: 0 PA: 34 PB: 0 SB: 0 CS: 0	

	AB	33
	R	3
	H	8
	RBI	3
	BB	1
	SO	3
	LOB	9

PITCHER	IP	WLS	BF	H	R	ER	SO	BB	IBB	HBP	BLK	WP	HR	S	P	ERA	WHIP
26 Kyle Lohse, R (1, 1) ERA: 2.88	7.0	W	27	7	3	3	2	1	0	0	0	0	2	64	92	3.86	1.143
13 Will Smith, L (8, 1) ERA: 0.44	1.0	H	3	0	0	0	1	0	0	0	0	0	0	7	11	0.00	0.000
57 Francisco Rodríguez, R (9, 1) ERA: 1.57	1.0	S	4	1	0	0	0	0	0	0	0	0	0	7	11	0.00	1.000

PITCHER	IP	WLS	BF	H	R	ER	SO	BB	IBB	HBP	BLK	WP	HR	S	P	ERA	WHIP

Batter	1	2	3	4	5	6	7	8	9	AB	R	H	RBI	BB	SO	LOB
3 Elian Herrera, S (1, 7) OBP: 0.256, SLG: 0.286	B FF 92 B FF 92 C FF 92 S FF 92 S FF 92 2-3 ① K		S CU 76 X FF 91 0-1 ① B1-3		B CU 77 F FF 92 F SI 92 B SL 87 S SL 85 2-3 ③ K			S CU 80 B CU 80 B FF 93 F FF 93 F FF 94 B FF 93 S FF 93 3-3 ② K		4	0	0	0	0	3	0
2 Scooter Gennett, L (1, 4) OBP: 0.312, SLG: 0.385	B FF 93 C FF 92 S CU 78 F FF 94 S FF 93 1-3 ② K		B CU 77 B SL 84 X FF 90 2-0 ② P6			B FF 92 F SI 92 X CU 79 1-1 ① P5		F FF 93 B CU 80 B CU 78 X FF 93 2-1 ③ G4-3		4	0	0	0	0	1	0
8 Ryan Braun, R (1, 9) OBP: 0.357, SLG: 0.549	C FF 92 B FF 93 X FF 93 1-1 20 1B 1B		B FF 92 B FF 91 C SL 83 S SL 85 F FF 93 F SL 85 S FF 92 2-3 ③ K			F FF 94 B FF 94 B FF 93 S FF 93 X FF 93 2-2 ② G1-3			B FF 97 X SI 96 1-0 ① G6-3	4	0	1	0	0	1	0
20 Jonathan Lucroy, R (1, 2) OBP: 0.375, SLG: 0.431	1 SAFE 1 SAFE B FF 91 F FF 92 X FF 92 1-1 1-2 1B			B CU 77 C FF 90 X SL 83 1-1 9 WP 1B		C FF 94 B SI 92 B FF 93 B FF 94 X FF 90 3-1 ③ P3			X FF 96 0-0 ② G3-1	4	0	2	0	0	0	0
7 Mark Reynolds, R (1, 3) OBP: 0.284, SLG: 0.437	C FF 93 B SL 87 B SL 86 S SL 87 F SL 87 C FF 93 2-3 ③ K			B FF 92 C FF 92 F FF 93 F FF 93 S SL 87 1-3 ① K			C SL 84 F SL 85 B FF 93 B FF 93 F SL 87 X FF 93 2-2 ① G5-3		C SI 97 F SI 96 B FF 98 B FF 94 S FF 96 2-3 ③ K2-3	4	0	0	0	0	3	3
9 Jean Segura, R (1, 6) OBP: 0.291, SLG: 0.352		B FF 91 C FF 91 X FF 92 1-1 ① P2		1 SAFE 1 SAFE B FF 92 B SL 84 S SL 84 S FF 92 F FF 95 1 SAFE F SI 92 3-3 ② K 1-2			C FF 92 C FF 94 X FF 94 0-2 1 G6-3 1B			3	0	1	0	0	1	1
1 Logan Schafer, L (1, 8) OBP: 0.277, SLG: 0.293		B FF 92 C FF 92 B SI 92 B FF 92 B FF 91 4-1 BB		C FF 94 F FF 94 X SL 87 0-2 ③ P3			F FF 91 F SI 94 F FF 94 D SL 87 B FF 94 X FF 93 2-2 ② G6-3 1-2			2	0	0	0	1	0	2
14 Jeff Bianchi, R (1, 5) OBP: 0.192, SLG: 0.163		C FF 93 B SL 86 C SL 84 S SL 86 1-3 ② K			C CU 78 B SL 86 S SL 85 C FF 93 1-3 ① K		F SL 88 C FF 95 D SL 87 F FF 94 D SL 88 F SL 87 S SI 95 2-3 ③ K			3	0	0	0	0	3	2
22 Matt Garza, R (1, 1) OBP: 0.053, SLG: 0.105 24 Lyle Overbay, L (8, PH) OBP: 0.291, SLG: 0.286 59 Zach Duke, L (8, 1)		C FF 90 B FF 91 F FF 90 1 SAFE S SL 86 1-3 ③ K			X FF 91 0-0 ② B1-3			B CU 79 C FF 92 S FF 93 B FF 92 F FF 93 B SL 86 S FF 93 3-3 ① K		2 1 0	0 0 0	0 0 0	0 0 0	0 0 0	1 1 0	1 0 0
Inning Stats	R: 0 H: 2 E: 0 LOB: 2 K: 3 BB: 0 S: 15 P: 22	R: 0 H: 0 E: 0 LOB: 1 K: 2 BB: 1 S: 9 P: 16	R: 0 H: 0 E: 0 LOB: 0 K: 1 BB: 0 S: 8 P: 12	R: 0 H: 1 E: 0 LOB: 1 K: 2 BB: 0 S: 15 P: 20	R: 0 H: 0 E: 0 LOB: 0 K: 2 BB: 0 S: 7 P: 10	R: 0 H: 0 E: 0 LOB: 0 K: 0 BB: 0 S: 7 P: 13	R: 0 H: 1 E: 0 LOB: 1 K: 1 BB: 0 S: 16 P: 22	R: 0 H: 0 E: 0 LOB: 0 K: 2 BB: 0 S: 10 P: 18	R: 0 H: 0 E: 0 LOB: 0 K: 1 BB: 0 S: 5 P: 8	1B: 4 2B: 0 3B: 0 HR: 0	SF: 0 SAC: 0 DP: 0 HBP: 0			WP: 1 PB: 0 SB: 0 CS: 0	PA: 32		

PITCHER	IP	WLS	BF	H	R	ER	SO	BB	IBB	HBP	BLK	WP	HR	S	P	ERA	WHIP
36 Edwin Jackson, R (1, 1) ERA: 3.98	7.0	W	26	4	0	0	11	1	0	0	0	1	0	77	115	0.00	0.714
54 Neil Ramírez, R (8, 1) ERA: 0.96	1.0	H	3	0	0	0	2	0	0	0	0	0	0	10	18	0.00	0.000
56 Héctor Rondón, R (9, 1) ERA: 1.4	1.0	S	3	0	0	0	1	0	0	0	0	0	0	5	8	0.00	0.000

PITCHER	IP	WLS	BF	H	R	ER	SO	BB	IBB	HBP	BLK	WP	HR	S	P	ERA	WHIP

TOP

Milwaukee Brewers @ Chicago Cubs

Wrigley Field, Chicago, IL

Sat May 17 2014, 1:24 PM - 4:20 PM CDT

Att. 36,671 - Partly Cloudy - 55 F

livebaseballscorecards.com

AB	31
R	0
H	4
RBI	0
BB	1
SO	14
LOB	9

Batter	1	2	3	4	5	6	7	8	9	AB	R	H	RBI	BB	SO	LOB
64 Emilio Bonifácio, S (1, 8) OBP: 0.339, SLG: 0.350	X FF 90 0-0 44 G4-3 8 SH1-3 13 2B 1B	B FF 92 F FF 91 D SL 84 X FF 92 2-1 ② G4-3 1-2			C FF 92 X CH 86 0-1 ② G1-3			F SI 88 B SL 80 X SI 88 1-1 ① G5-3		4	1	1	0	0	0	1
8 Chris Coghlan, L (1, 7) OBP: 0.208, SLG: 0.136 21 Junior Lake, R (8, PH) OBP: 0.282, SLG: 0.464 (9, 7)	L FF 90 X FF 91 0-1 ① SH1-3 1-2	B FF 92 F FF 92 C CU 75 F SL 82 F SL 83 B SI 93 B FF 93 X FF 93 3-2 ③ G4-3			B CU 75 X FF 92 1-0 ③ F7			B CU 74 C CU 74 S CU 75 B CU 76 B SL 81 F SL 81 B SI 90 4-2 44 G1-6-3 BB		2 0	0 0	0 0	0 0	0 1	0 0	1 0
44 Anthony Rizzo, L (1, 3) OBP: 0.403, SLG: 0.459	C CU 74 F SI 92 D SL 86 X FF 93 1-2 ② G4-3 2-3	B CU 74 B CU 73 S CH 84 X FF 92 2-1 ① F9				C FF 91 S SL 84 B SI 92 F SL 84 X FF 92 1-2 13 G6-3 1B		C CU 75 1 SAFE 1 SAFE C SI 89 F CU 76 X SI 90 0-2 ②③ G1-6-3 1-2f		4	0	1	0	0	0	2
13 Starlin Castro, R (1, 6) OBP: 0.337, SLG: 0.479	B SL 84 D SL 85 X FF 93 2-0 5 2B 3-H 2B	C FF 93 X SI 94 0-1 ② G6-3				C FF 92 D SL 85 B SI 92 F SL 83 D SL 85 X SI 93 3-2 ① G6-3 1-2				3	1	1	1	0	0	1
19 Nate Schierholtz, L (1, 9) OBP: 0.248, SLG: 0.252	B CU 74 B FF 92 B FF 92 B FF 92 4-0 5 2B BB	C FF 92 B CH 85 S CU 74 B SI 92 X SL 83 2-2 ③ P4				C CU 74 C FF 92 S SL 84 0-3 ② K				2	1	0	0	1	1	1
5 Welington Castillo, R (1, 2) OBP: 0.296, SLG: 0.400	B SI 93 X SL 83 1-0 1-H 2-H 2B		C FF 91 B SI 91 B CU 74 B SL 84 F FF 92 C FF 92 3-3 ① K			B CU 73 F FF 92 B SI 91 D SL 83 X FF 92 3-1 ③ F9				3	0	1	2	0	1	1
30 Mike Olt, R (1, 5) OBP: 0.255, SLG: 0.429	S SL 85 C SI 93 S SL 85 0-3 ③ K		C FF 92 S SL 85 B SL 85 S SI 92 1-3 ② K				B SL 83 B SL 83 F SI 91 B SI 92 X SI 92 3-1 ① P2			3	0	0	0	0	2	1
15 Darwin Barney, R (1, 4) OBP: 0.256, SLG: 0.257		B FF 92 F FF 90 F FF 90 B FF 93 X SI 93 2-2 E5 64 G4-3		S FF 93 F FF 93 X SL 86 0-2 ③ G5-3			B FF 91 F FF 92 C FF 92 B SL 85 S SI 92 2-3 ② K			3	0	0	0	0	1	0
36 Edwin Jackson, R (1, 1) OBP: 0.105, SLG: 0.158 51 Ryan Kalish, L (7, PH) OBP: 0.307, SLG: 0.329 54 Neil Ramírez, R (8, 1) 56 Héctor Rondón, R (9, 1)		C FF 88 D SL 82 S SI 91 M SL 83 1-3 ① K			F SI 92 C SL 82 S FF 92 0-3 ① K		B FF 92 B CH 85 C FF 91 F FF 92 X SI 92 2-2 ③ F7		2 1 0 0	0 0 0 0	0 0 0 0	0 0 0 0	0 0 0 0	2 0 0 0	1 0 0 0
Inning Stats	R: 3 E: 0 K: 1 S: 11 H: 3 LOB: 1 BB: 1 P: 19	R: 0 E: 1 K: 1 S: 13 H: 0 LOB: 1 BB: 0 P: 21	R: 0 E: 0 K: 0 S: 7 H: 0 LOB: 0 BB: 0 P: 11	R: 0 E: 0 K: 2 S: 9 H: 0 LOB: 0 BB: 0 P: 13	R: 0 E: 0 K: 1 S: 6 H: 0 LOB: 0 BB: 0 P: 7	R: 0 E: 0 K: 1 S: 12 H: 1 LOB: 1 BB: 0 P: 19	R: 0 E: 0 K: 1 S: 8 H: 0 LOB: 0 BB: 0 P: 15	R: 0 E: 0 K: 0 S: 9 H: 0 LOB: 0 BB: 1 P: 14		1B: 2 2B: 2 3B: 0 HR: 0	SF: 0 SAC: 1 DP: 1 HBP: 0			WP: 0 PB: 0 SB: 0 CS: 0	PA: 30	

PITCHER	IP	WLS	BF	H	R	ER	SO	BB	IBB	HBP	BLK	WP	HR	S	P	ERA	WHIP
22 Matt Garza, R (1, 1) ERA: 4.83	7.0	L	27	4	3	3	7	1	0	0	0	0	0	66	105	3.86	0.714
59 Zach Duke, L (8, 1) ERA: 1.42	1.0		3	0	0	0	0	1	0	0	0	0	0	9	14	0.00	1.000

PITCHER	IP	WLS	BF	H	R	ER	SO	BB	IBB	HBP	BLK	WP	HR	S	P	ERA	WHIP

BOTTOM

Milwaukee Brewers @ Chicago Cubs

Wrigley Field, Chicago, IL

Sat May 17 2014, 1:24 PM - 4:20 PM CDT

Att. 36,671 - Partly Cloudy - 55 F

livebaseballscorecards.com

AB	27
R	3
H	4
RBI	3
BB	2
SO	7
LOB	9

Batter	1	2	3	4	5	6	7	8	9	AB	R	H	RBI	BB	SO	LOB
Rickie Weeks Jr., R (1, 4) OBP: 0.403, SLG: 0.509	C SI 86 F FC 84 X FC 88 0-2 ① P5		C SL 77 F FF 89 X SL 80 0-2 ① P4		D SL 79 B FF 89 X FF 88 2-0 2-H HR			B FF 92 S SI 93 F SI 92 B SI 94 B SL 85 T SI 94 3-2 ② K		4	1	1	2	0	1	0
9 Jean Segura, R (1, 6) OBP: 0.290, SLG: 0.345	B FF 87 C SI 87 B FC 86 B FF 88 B FF 88 4-1 7 BB 20 BB BB		C CU 73 F FC 86 X FC 87 0-2 ② G6-3		C CU 72 F FC 86 F SL 79 B FC 86 C FF 90 1-3 ③ K			C SI 93 C SI 93 F SI 92 F SL 84 X SL 85 0-2 ③ G6-3		3	0	0	0	1	1	0
8 Ryan Braun, R (1, 9) OBP: 0.353, SLG: 0.547	1 SAFE F SI 86 1 SAFE X SI 87 0-1 ② F7		C SI 89 F FF 89 F FC 87 F FC 87 X SL 80 0-2 ③ P3			S FF 86 F FF 89 X FF 90 0-2 ① L9			C FF 98 F FF 98 B FF 95 X FF 95 1-2 2B	4	0	1	0	0	0	1
20 Jonathan Lucroy, R (1, 2) OBP: 0.372, SLG: 0.422	1 SAFE S FF 87 B FF 88 B FC 86 B FF 88 F FF 87 F FC 86 F FF 89 D SL 79 4-2 7 BB 1-2 BB			C FC 85 B FF 88 X SI 88 1-1 ① G6-3		F SI 88 C FF 89 S FF 90 0-3 ② K			F FF 96 F FF 98 F FF 98 S SI 97 0-3 ① K	3	0	0	0	1	2	1
7 Mark Reynolds, R (1, 3) OBP: 0.283, SLG: 0.426	B SI 88 D FF 89 B FF 88 B FF 87 4-0 18 FC5-4 1-2 2-3 BB			B CU 72 B FC 86 C CH 78 S FF 89 C FF 90 2-3 ② K		B CU 73 B SI 89 B FF 88 X FF 88 3-0 ③ F9			B FF 97 S FF 98 B FF 98 S FF 97 B FF 98 X FF 97 3-2 ② P3	3	0	0	0	1	1	1
18 Khris Davis, R (1, 7) OBP: 0.244, SLG: 0.376	X SI 88 0-0 ③ FC5-4 1-2f			B SL 78 B CH 79 B SI 90 C FF 88 C FF 88 F FF 90 C FF 90 3-3 ③ K			B CU 70 X FF 88 1-0 ① G6-3		S FF 96 C FF 97 B SI 96 S FF 98 1-3 ③ K	4	0	0	0	0	2	4
14 Jeff Bianchi, R (1, 5) OBP: 0.182, SLG: 0.154		C CU 70 B FF 88 F SI 88 F SL 80 F SL 80 B FF 89 S FC 86 2-3 ① K			B CU 70 S SI 87 B SI 88 X SI 88 2-1 ① G6-3		B FF 88 F FF 89 F SI 89 B FF 91 C FF 91 2-3 ② K			3	0	0	0	0	2	0
1 Logan Schafer, L (1, 8) OBP: 0.279, SLG: 0.311		B CU 71 X FF 88 1-0 ② P6			B CU 72 X FF 89 1-0 HR 2B		F FF 90 C FC 86 X FC 87 0-2 ③ G4-3			3	1	1	0	0	0	0
41 Marco Estrada, R (1, 1) 53 Brandon Kintzler, R (6, 1) 30 Tyler Thornburg, R (7, 1) 2 Scooter Gennett, L (8, PH) OBP: 0.309, SLG: 0.382 47 Rob Wooten, R (8, 1)		B FF 88 C FF 87 F FF 88 B FC 87 X FF 89 2-2 ③ P2			C SI 86 B FC 85 B FF 88 F FF 87 F FF 88 S SL 79 2-3 ② K			C SI 92 B SL 82 B SI 92 F SI 92 C SI 93 2-3 ① K		2 0 0 1 0	0 0 0 0 0	0 0 0 0 0	0 0 0 0 0	1 0 0 1 0	1 0 0 0 0	
Inning Stats	R: 0 H: 0 E: 0 LOB: 3 K: 0 BB: 3 S: 11 P: 23	R: 0 H: 0 E: 0 LOB: 0 K: 1 BB: 0 S: 9 P: 14	R: 0 H: 0 E: 0 LOB: 0 K: 0 BB: 0 S: 11 P: 11	R: 0 H: 0 E: 0 LOB: 0 K: 2 BB: 0 S: 9 P: 15	R: 2 H: 2 E: 0 LOB: 0 K: 2 BB: 0 S: 12 P: 20	R: 0 H: 0 E: 0 LOB: 0 K: 1 BB: 0 S: 7 P: 10	R: 0 H: 0 E: 0 LOB: 0 K: 1 BB: 0 S: 7 P: 10	R: 0 H: 0 E: 0 LOB: 0 K: 2 BB: 0 S: 11 P: 16	R: 0 H: 1 E: 0 LOB: 1 K: 2 BB: 0 S: 13 P: 18	1B: 0 2B: 2 3B: 0 HR: 1	SF: 0 SAC: 0 DP: 0 HBP: 0		WP: 0 PB: 0 SB: 0 CS: 0	PA: 33		

PITCHER		IP	WLS	BF	H	R	ER	SO	BB	IBB	HBP	BLK	WP	HR	S	P	ERA	WHIP
37 Travis Wood, L ERA: 4.61	(1, 1)	7.0	W	26	2	2	2	7	3	0	0	0	0	1	66	103	2.57	0.714
63 Brian Schlitter, R ERA: 2.95	(8, 1)	1.0	H	3	0	0	0	2	0	0	0	0	0	0	11	16	0.00	0.000
56 Héctor Rondón, R ERA: 1.33	(9, 1)	1.0	S	4	1	0	0	2	0	0	0	0	0	0	13	18	0.00	1.000

PITCHER	IP	WLS	BF	H	R	ER	SO	BB	IBB	HBP	BLK	WP	HR	S	P	ERA	WHIP

TOP

Milwaukee Brewers @ Chicago Cubs

Wrigley Field, Chicago, IL

Sun May 18 2014, 1:24 PM - 4:09 PM CDT

Att. 37,631 - Partly Cloudy - 67 F

livebaseballscorecards.com

AB	30
R	2
H	3
RBI	2
BB	3
SO	11
LOB	8

Milwaukee Brewers @ Chicago Cubs

Wrigley Field, Chicago, IL

Sun May 18 2014, 1:24 PM - 4:09 PM CDT

Att. 37,631 - Partly Cloudy - 67 F

livebaseballscorecards.com

BOTTOM

Batter	1	2	3	4	5	6	7	8	9	AB	R	H	RBI	BB	SO	LOB
64 Emilio Bonifácio, S (1, 8) OBP: 0.337, SLG: 0.354	C FF 86 B FF 86 B FF 87 X CH 75 2-1 P5 ①	C CU 76 B FF 88 C FF 89 X FF 88 1-2 L6 ③		B FF 87 B FF 88 B FF 88 C FF 87 X FF 88 3-1 2B			C FF 94 S CU 80 X FF 95 0-2 G6-3 ①			4	0	1	0	0	0	1
21 Junior Lake, R (1, 7) OBP: 0.289, SLG: 0.474	C FF 88 B CU 78 X CU 76 1-1 2B		B CH 77 S FF 89 C FF 89 B CU 79 F FF 90 F FF 90 F CH 77 B FF 90 F CH 78 3-2 F8 ①	D CU 78 X FF 88 1-0 G1-3 ③			B FF 95 S FF 94 B FF 94 B FF 95 F FF 93 X FF 94 3-2 44 CS 1B			4	0	2	0	0	0	1
44 Anthony Rizzo, L (1, 3) OBP: 0.400, SLG: 0.450	B CH 76 X FF 87 1-0 F9 ②		C CU 75 F CH 76 S CH 75 0-3 K ②		B CH 78 B FF 88 X CH 78 2-0 P5 ①		**B FF 92** 1 SAFE 1 SAFE B FF 92 B FF 93 B FF 92 **1-2** 4-0 13 WP BB ②			3	0	0	0	1	1	1
13 Starlin Castro, R (1, 6) OBP: 0.341, SLG: 0.491	C CU 77 X CH 75 0-1 L7 ③		C FF 89 B FF 88 B CU 78 C CU 78 X FF 90 2-2 24 2B 2B		C FF 88 X CU 78 0-1 2B		C FF 93 S CU 79 S CU 80 **1-2** 0-3 K ③			4	1	2	0	0	1	2
24 Luis Valbuena, L (1, 4) (9, 5) OBP: 0.369, SLG: 0.402		B CU 74 T FF 87 C FF 87 B FF 89 B CH 74 F FF 89 B CH 76 4-2 5 HR BB	C CU 76 X CH 78 0-1 **2-H** 2B		C CU 77 B FF 88 B FF 87 X CU 77 2-1 F7 ②			S SL 85 X SL 84 0-1 G4-3 ①		3	1	1	1	1	0	1
5 Welington Castillo, R (1, 2) OBP: 0.295, SLG: 0.419		C FF 88 B FF 88 1 SAFE X CH 77 1-1 **1-H** HR	C FF 88 B FF 88 B CU 78 C CU 77 X FF 89 2-2 F9 ③		B CU 78 B CU 78 D FF 88 C CH 78 X FF 88 3-1 P5 ③			C SL 84 C CU 74 B SL 85 S SL 83 1-3 K ②		4	1	1	2	0	1	2
30 Mike Olt, R (1, 5) OBP: 0.254, SLG: 0.451 56 Héctor Rondón, R (9, 1)		C CU 77 B FF 88 F FF 88 S CH 76 1-3 K ①		B CU 76 B CH 77 X FF 88 2-0 HR		C SI 91 B SL 84 B SI 92 C SI 92 F SI 92 B CH 82 F SI 92 X SI 92 3-2 F7 ①		C SL 84 B CU 74 B SL 84 S SL 83 X SL 82 2-2 F9 ③		4 0	1 0	1 0	1 0	0 0	1 0	0 0
51 Ryan Kalish, L (1, 9) OBP: 0.308, SLG: 0.321		C FF 88 C CU 76 F FF 89 B CH 76 B CH 75 B FF 89 F FF 89 F FF 90 B FF 89 4-2 37 S BB		C FF 86 B FF 88 F FF 88 X CU 78 1-2 F7 ①		S SL 83 X SI 92 0-1 L7 ②				2	0	0	0	1	0	0
37 Travis Wood, R (1, 1) OBP: 0.263, SLG: 0.412 63 Brian Schlitter, R (8, 1) 15 Darwin Barney, R (9, 4) OBP: 0.256, SLG: 0.257		B CU 77 C FF 89 S CH 79 S CH 76 **1-2** 1-3 K ②		F FF 88 F CH 77 C FF 89 0-3 K ②		C SL 84 X SI 91 0-1 P4 ③				3 0 0	0 0 0	0 0 0	0 0 0	0 0 0	2 0 0	1 0 0
Inning Stats	R: 0 E: 0 K: 0 S: 7 H: 1 LOB: 1 BB: 0 P: 11	R: 2 E: 0 K: 2 S: 19 H: 1 LOB: 1 BB: 2 P: 31	R: 1 E: 0 K: 1 S: 19 H: 2 LOB: 1 BB: 0 P: 26	R: 1 E: 0 K: 1 S: 10 H: 2 LOB: 1 BB: 0 P: 17	R: 0 E: 0 K: 0 S: 7 H: 1 LOB: 1 BB: 0 P: 14	R: 0 E: 0 K: 0 S: 9 H: 0 LOB: 0 BB: 0 P: 12	R: 0 E: 0 K: 1 S: 9 H: 1 LOB: 1 BB: 1 P: 16	R: 0 E: 0 K: 1 S: 8 H: 0 LOB: 0 BB: 0 P: 11		1B: 1 2B: 5 3B: 0 HR: 2 SF: 0 SAC: 0 DP: 0 HBP: 0			WP: 1 PB: 0 SB: 1 CS: 1 PA: 34		

	AB	R	H	RBI	BB	SO	LOB
AB	**31**						
R	**4**						
H	**8**						
RBI	**4**						
BB	**3**						
SO	**6**						
LOB	**9**						

PITCHER		IP	WLS	BF	H	R	ER	SO	BB	IBB	HBP	BLK	WP	HR	S	P	ERA	WHIP
41 Marco Estrada, R ERA: 3.64	(1, 1)	5.0	L	24	7	4	4	4	2	0	0	0	0	2	62	99	7.20	1.800
53 Brandon Kintzler, R ERA: 3.77	(6, 1)	1.0		3	0	0	0	0	0	0	0	0	0	0	9	12	0.00	0.000
30 Tyler Thornburg, R ERA: 2.25	(7, 1)	1.0		4	1	0	0	1	1	0	0	0	1	0	9	16	0.00	2.000
47 Rob Wooten, R ERA: 3.38	(8, 1)	1.0		3	0	0	0	1	0	0	0	0	0	0	8	11	0.00	0.000

PITCHER	IP	WLS	BF	H	R	ER	SO	BB	IBB	HBP	BLK	WP	HR	S	P	ERA	WHIP

Batter	1	2	3	4	5	6	7	8	9	AB	R	H	RBI	BB	SO	LOB
11 Brett Gardner, L (1, 7) OBP: 0.376, SLG: 0.428	B FF 93 X SI 93 1-0 34 WP 2 SH5-3 1B		B FF 93 B CH 87 X SI 94 2-0 ② P6			B CU 77 B CU 74 C SI 90 X SI 92 2-1 2 G6-3 25 1B 2B		C FF 89 C SL 79 S SL 80 0-3 ① K	C FF 96 B SI 96 T SL 82 D FF 97 D SI 96 F FF 96 B FF 94 4-2 1-2 2-3 BB	4	1	2	0	1	1	0
2 Derek Jeter, R (1, 6) OBP: 0.342, SLG: 0.322	1 SAFE 1 SAFE X SI 92 0-0 ① SH5-3 1-2		F FF 93 S SL 85 B FF 93 X SL 83 1-2 22 S 1B			F SI 91 F FF 91 B SI 91 B SL 83 B SI 92 F SI 92 X FF 92 3-2 ① G6-3 2-3		X SI 88 0-0 25 BB 1B	S FF 94 C FF 94 F FF 95 X SL 81 0-2 ③ G6-3	4	0	2	0	0	0	4
22 Jacoby Ellsbury, L (1, 8) OBP: 0.347, SLG: 0.391	X SL 85 0-0 ② F7		F FF 92 C CU 78 F SL 84 S SI 94 0-3 ③ K 1-2			F SL 83 B SI 92 X SL 84 1-1 ② P6		S SL 82 S SL 80 B SL 80 F CU 75 B SL 80 C FF 90 2-3 ② K		4	0	0	0	0	2	4
25 Mark Teixeira, S (1, 3) OBP: 0.382, SLG: 0.548	C SL 84 F FF 93 F FF 94 B SI 94 D SL 83 H SL 87 3-2 HBP			F SI 91 T SL 83 B SI 92 B SL 81 B SI 92 F FF 93 F FF 93 S SL 83 3-3 ① K		B SI 92 C SL 85 X SI 93 1-1 12 FC5 34 BB 3-H 1B		B SI 89 S CH 81 B CH 81 F SI 88 B CH 81 B CH 81 4-2 1-2 BB		2	0	1	1	1	1	0
34 Brian McCann, L (1, 2) OBP: 0.261, SLG: 0.366	F SI 94 B SI 94 B CU 79 D SI 94 F SL 85 X FF 94 3-2 ③ F8 2-3			B CU 76 C SI 92 B CH 85 X SI 93 2-1 ② F7		B SI 92 C SL 83 B SL 84 D SL 85 B SI 93 4-1 12 FC5 1-2 BB		C SL 81 S FF 89 B SL 81 F FF 89 F SL 82 B FC 87 F SL 81 X SL 82 2-2 ③ G3-1		3	0	0	0	1	0	4
12 Alfonso Soriano, R (1, 9) OBP: 0.269, SLG: 0.420		B CU 76 X SL 84 1-0 ① F8		B CU 77 B SI 92 S SL 83 S SL 83 B FF 93 F SL 83 F FF 93 X FF 92 3-2 ③ F8		X CU 79 0-0 ③ FC5 1-2 2-3f			B CU 77 B FF 93 C FF 93 S SL 87 S SL 87 2-3 ① K	4	0	0	0	0	1	2
26 Yangervis Solarte, S (1, 5) OBP: 0.384, SLG: 0.493		M SI 93 C FF 93 B SI 94 S SL 83 1-3 ② K			C SI 91 S SL 84 S SL 83 0-3 ① K		C SI 91 X SI 92 0-1 ① G1-3		X CU 77 0-0 11 BB 14 G4-3 1B	4	0	1	0	0	2	0
14 Brian Roberts, S (1, 4) OBP: 0.310, SLG: 0.352		C FF 93 S SL 83 S FF 92 0-3 ③ K			C SL 83 B SI 93 B CH 85 F SI 91 F FF 93 X SL 84 2-2 ② L7		C SI 92 X SI 92 0-1 ② L9		F FF 93 B FF 93 C CU 78 B FF 93 D CU 78 F FF 93 X FF 93 3-2 ② G4-3 1-2	4	0	0	0	0	1	1
19 Masahiro Tanaka, R (1, 1) OBP: 0.111, SLG: 0.111 33 Kelly Johnson, L (7, PH) OBP: 0.280, SLG: 0.433 38 Preston Claiborne, R (7, 1) 48 Matt Thornton, L (7, 1) 40 Matt Daley, R (7, 1) 31 Ichiro Suzuki, L (9, PH) OBP: 0.397, SLG: 0.424			C FF 92 C FF 92 S SL 84 0-3 ① K		C SL 84 X FF 93 0-1 ③ F9		B SI 92 X SI 92 1-0 ③ F7		B FF 93 B FF 93 B FF 93 C FF 92 F FF 92 F FF 93 F FF 93 F FF 93 D SL 87 4-2 11 BB BB	2 1 0 0 0 0 0	0 0 0 0 0 0 0	0 0 0 0 0 0 0	0 0 0 0 0 0 1	0 0 0 0 0 0 0	1 0 0 0 0 0 0	0 0 0 0 0 0 0
Inning Stats	R: 0 E: 0 K: 0 S: 9 H: 1 LOB: 2 BB: 0 P: 16	R: 0 E: 0 K: 2 S: 7 H: 0 LOB: 0 BB: 0 P: 9	R: 0 E: 0 K: 2 S: 11 H: 1 LOB: 1 BB: 0 P: 14	R: 0 E: 0 K: 1 S: 12 H: 0 LOB: 0 BB: 0 P: 20	R: 0 E: 0 K: 1 S: 9 H: 0 LOB: 0 BB: 0 P: 11	R: 1 E: 0 K: 0 S: 12 H: 2 LOB: 2 BB: 1 P: 23	R: 0 E: 0 K: 0 S: 5 H: 0 LOB: 0 BB: 0 P: 6	R: 0 E: 0 K: 2 S: 16 H: 1 LOB: 2 BB: 1 P: 24	R: 0 E: 0 K: 1 S: 20 H: 1 LOB: 3 BB: 2 P: 33	1B: 5 2B: 1 3B: 0 HR: 0	SF: 0 SAC: 1 DP: 0 HBP: 1					

PITCHER		IP	WLS	BF	H	R	ER	SO	BB	IBB	HBP	BLK	WP	HR	S	P	ERA	WHIP
39 Jason Hammel, R ERA: 2.91	(1, 1)	5.2	W	23	4	1	1	6	1	0	1	0	1	0	59	92	1.59	0.882
52 Justin Grimm, R ERA: 3.32	(6, 1)	0.1	H	1	0	0	0	0	0	0	0	0	0	0	1	1	0.00	0.000
63 Brian Schlitter, R ERA: 2.79	(7, 1)	1.0	H	3	0	0	0	0	0	0	0	0	0	0	5	6	0.00	0.000
40 James Russell, L ERA: 4.09	(8, 1)	1.0		5	1	0	0	2	1	0	0	0	0	0	16	24	0.00	2.000
54 Neil Ramírez, R ERA: 0.9	(9, 1)	0.2		4	1	0	0	1	1	0	0	0	0	0	13	22	0.00	3.000

PITCHER		IP	WLS	BF	H	R	ER	SO	BB	IBB	HBP	BLK	WP	HR	S	P	ERA	WHIP
56 Héctor Rondón, R ERA: 1.31	(9, 1)	0.1		2	0	0	0	0	1	0	0	0	0	0	7	11	0.00	3.000

TOP

New York Yankees @ Chicago Cubs

Wrigley Field, Chicago, IL

Tue May 20 2014, 7:08 PM - 10:32 PM CDT

Att. 38,753 - Partly Cloudy - 84 F

livebaseballscorecards.com

AB	32
R	1
H	6
RBI	1
BB	4
SO	9
LOB	15

WP: 1 PA: 38
PB: 0
SB: 1
CS: 0

Batter	1	2	3	4	5	6	7	8	9	AB	R	H	RBI	BB	SO	LOB
64 Emilio Bonifácio, S (1, 8) OBP: 0.339, SLG: 0.367	C SI 88 B FS 87 F SL 80 F FF 90 X FS 86 1-2 ① G4-3		D FS 86 F SL 81 S FS 86 B FS 87 X FS 86 2-2 ③ 21 G3 1B 2-H	X SI 91 0-0 ③ FC1-2 1-2 3-H			F FF 90 B CH 85 B SI 90 X SI 89 2-1 13 1B 3B	F FF 86 F SI 87 B CH 80 X FF 86 1-2 ② F9		5	1	2	1	0	0	2
21 Junior Lake, R (1, 7) OBP: 0.286, SLG: 0.462	B CU 71 B SL 82 B FF 91 C FF 92 S FF 92 C SL 84 3-3 ② K		1 SAFE 1 SAFE F SL 82 X FS 84 0-1 ② G3 1-2		F SI 91 B FF 92 F SL 82 S FS 87 1-3 ① K		F CH 84 B SL 83 X SI 90 1-1 ① G5-3	F FF 87 S CU 76 B FF 86 X FF 87 1-2 1B		5	0	1	0	0	2	2
44 Anthony Rizzo, L (1, 3) OBP: 0.400, SLG: 0.442	C CU 72 T SI 91 B FF 92 S FF 90 1-3 ③ K		D SL 83 F FS 85 D FS 85 B SL 83 F SI 91 B SL 82 4-2 BB		B FF 90 F FF 90 C SI 91 F FF 90 S FS 88 1-3 ② K		I IN 77 I IN 78 I IN 78 I IN 76 4-0 24 FC3-6 13 1B 30 BB IBB	B CU 76 B FF 86 F FF 87 T FF 86 F FF 87 X FF 87 2-2 ③ G3		3	1	0	0	2	2	1
13 Starlin Castro, R (1, 6) OBP: 0.339, SLG: 0.486		B FF 89 S FS 84 X SI 89 1-1 ① L6	B SL 81 F FS 84 D FS 86 F SL 85 F FS 86 X FS 88 2-2 ③ G4-3		C SL 83 S FF 91 B FF 94 S FF 93 1-3 ③ K		1 SAFE C SL 84 F FF 91 F SI 90 F FF 91 F SI 90 B CH 86 1 SAFE X SL 85 1-2 24 FC3-6 1B 3-H			4	0	1	1	0	1	2
24 Luis Valbuena, L (1, 4) OBP: 0.381, SLG: 0.434		X SI 90 0-0 19 G1 2B		C SI 89 X CU 72 0-1 19 G4-3 30 1B 2B		X SI 90 0-0 19 1B 30 SF7 1B	B SI 92 F FF 93 B SL 82 B FF 93 X FF 93 3-1 ② FC3-6 30 BB 19 HBP 1-2f 2-3			4	2	3	0	0	0	2
19 Nate Schierholtz, L (1, 9) OBP: 0.255, SLG: 0.254		C SL 80 C SL 81 X FS 86 0-2 ② G1 2-3		S FF 89 B FF 88 X SI 91 1-1 ① G4-3 2-3		F FF 88 S FS 84 X SL 84 0-2 30 E 12 SF8 1B 1-3	B FF 92 C SI 93 F FF 92 H FF 94 2-2 30 BB HBP 1-2			3	1	1	0	0	0	2
30 Mike Olt, R (1, 5) OBP: 0.263, SLG: 0.452		C SL 84 S FS 88 S FS 86 0-3 ③ K		C SL 84 X SL 84 0-1 12 2B 39 FC1-2 1B 3-H		X SI 92 0-0 ① SF7 1-3 3-H	C FF 86 B CU 78 B CU 77 B FF 88 B FF 88 4-1 1-2 2-3 3-H BB			2	0	1	3	1	1	1
12 John Baker, L (1, 2) OBP: 0.179, SLG: 0.143			X SI 89 0-0 64 WP 39 SH2-4 64 1B 1B	B SL 81 B SI 90 B SI 90 C SI 90 F SI 91 X FS 86 3-2 39 FC1-2 64 FC1-2 2B 1-3		F FF 91 B FF 91 X SL 85 1-1 ② SF8 3-H	F FF 86 T FF 85 S FF 87 0-3 ③ K			3	1	2	1	0	1	3
39 Jason Hammel, R (1, 1) OBP: 0.111, SLG: 0.059 52 Justin Grimm, R (6, 1) 8 Chris Coghlan, L (6, PH) OBP: 0.200, SLG: 0.130 63 Brian Schlitter, R (7, 1) 40 James Russell, L (8, 1) 51 Ryan Kalish, L (8, PH) OBP: 0.304, SLG: 0.318 54 Neil Ramírez, R (9, 1) 56 Héctor Rondón, R (9, 1)			X FF 89 0-0 ① SH2-4 1-2	X SL 84 0-0 ② FC1-2 64 FC1-2 2-3 3-H		C CU 75 S FS 87 B FF 95 B SI 89 B FF 95 S FS 87 3-3 ③ K	F FF 84 X FF 86 0-1 ① G1-3			1 0 1 0 0 1 0 0	0 0 0 0 0 0 0 0	0 0 0 0 0 0 0 0	0 0 1 0 0 0 0 0	0 0 0 0 0 0 0 0	2 0 0 0 0 0 0 0
Inning Stats	R: 0 E: 0 K: 2 S: 10 H: 0 LOB: 0 BB: 0 P: 15	R: 0 E: 0 K: 1 S: 9 H: 1 LOB: 1 BB: 0 P: 10	R: 1 E: 0 K: 0 S: 13 H: 2 LOB: 2 BB: 1 P: 21	R: 1 E: 0 K: 0 S: 11 H: 3 LOB: 2 BB: 0 P: 15	R: 0 E: 0 K: 3 S: 10 H: 0 LOB: 0 BB: 0 P: 13	R: 2 E: 1 K: 1 S: 10 H: 2 LOB: 0 BB: 0 P: 14	R: 2 E: 0 K: 1 S: 18 H: 2 LOB: 3 BB: 2 P: 35	R: 0 E: 0 K: 0 S: 12 H: 1 LOB: 1 BB: 0 P: 16		1B: 7 2B: 3 3B: 1 HR: 0	SF: 2 SAC: 1 DP: 0 HBP: 1	WP: 1 PB: 0 SB: 0 CS: 0	PA: 39			

PITCHER		IP	WLS	BF	H	R	ER	SO	BB	IBB	HBP	BLK	WP	HR	S	P	ERA	WHIP
19 Masahiro Tanaka, R ERA: 2.39	(1, 1)	6.0	L	27	8	4	3	7	1	0	0	0	1	0	63	88	4.50	1.500
38 Preston Claiborne, R ERA: 3.55	(7, 1)	0.1		4	2	2	2	0	0	1	0	0	0	0	10	18	54.00	6.000
48 Matt Thornton, L ERA: 5.63	(7, 1)	0.1		2	0	0	0	0	0	0	1	0	0	0	4	9	0.00	0.000
40 Matt Daley, R ERA: 4.91	(7, 1)	1.1		6	1	0	0	1	1	0	0	0	0	0	16	24	0.00	1.500

PITCHER	IP	WLS	BF	H	R	ER	SO	BB	IBB	HBP	BLK	WP	HR	S	P	ERA	WHIP

BOTTOM

New York Yankees @ Chicago Cubs

Wrigley Field, Chicago, IL

Tue May 20 2014, 7:08 PM - 10:32 PM CDT

Att. 38,753 - Partly Cloudy - 84 F

livebaseballscorecards.com

AB	32
R	6
H	11
RBI	6
BB	3
SO	8
LOB	17

Batter	1	2	3	4	5	6	7	8	9	10	11	12	13	AB	R	H	RBI	BB	SO	LOB
11 Brett Gardner, L (1, 7) OBP: 0.379, SLG: 0.424	C FF 93 B SL 85 B FC 92 C FF 93 C SI 94 2-3 K ①		B FF 95 B SI 95 C FF 95 F FF 95 X FF 95 2-2 G1-3 ②		C SI 94 C SL 85 S FS 85 0-3 K ③			B SI 91 C SI 91 C SI 93 B SI 91 C SI 92 B SI 92 4-2 BB		B SL 84 B FF 90 C FF 90 B FF 90 C FF 89 F FF 90 X FF 91 3-2 G6-3 ①		B FF 89 F FF 89 B FC 87 C FF 89 X SL 82 2-2 22 1B 1B	B CU 74 C SI 92 B FS 83 F SI 91 D CU 76 X SI 92 3-2 2 S 1-3 1B	6	0	2	0	1	2	0
2 Derek Jeter, R (1, 6) OBP: 0.333, SLG: 0.313	B FF 95 X SI 93 1-0 G6-3 ②		C FF 96 B FF 95 B SI 95 F SI 95 B SI 96 S FF 95 3-3 K ③			B SI 93 F SI 94 B SI 94 X SI 93 2-1 25 G3-6-3 1B		B SI 91 1 SAFE X SI 92 1-0 L9 ②		B FF 91 F CH 86 B FF 91 X CH 85 2-1 F9 ②		1 SAFE C FF 88 1 SAFE C FF 87 X FC 87 0-2 F8 ②	B SI 94 C SI 93 B SI 94 X SI 93 2-1 G4-3 ③ 1-2	7	0	1	0	0	1	4
22 Jacoby Ellsbury, L (1, 8) OBP: 0.346, SLG: 0.389	X FF 93 0-0 G3-1 ③			C SL 83 B SL 86 F SL 85 F FF 94 B FS 86 B SI 96 F SL 86 X FF 94 3-2 G6-3 ①		1 SAFE X SL 85 0-0 P6 ①		1 SAFE 1 SAFE C SL 81 B SL 81 F SI 91 B SI 92 1 SAFE X SL 84 2-2 G6-3 ③		S KC 78 B SL 85 F KC 79 B FF 91 B SL 86 X SL 86 3-2 1B		1 SAFE C SL 81 S FF 89 D SL 82 X FF 89 1-2 25 FC4 1B		6	0	2	0	0	0	2
25 Mark Teixeira, S (1, 3) OBP: 0.372, SLG: 0.527		C FF 93 B FF 93 C FF 94 B FS 85 X SI 96 2-2 F9 ①		C SL 86 X SL 88 0-1 G3-1 ②		1 SAFE B SL 86 D FS 83 S SL 85 1 SAFE F SL 86 X FS 84 2-2 G3-6-3 ② ③ 1-2f			C FF 96 X FF 96 0-1 26 1B 34 BB 31 FC6-4 1B	1 SAFE 1 SAFE B CH 84 1 SAFE C SI 90 X FF 90 1-1 G6-3 ③		B CH 80 C FF 89 D CH 80 X SI 88 2-1 FC4 ③ 1-2f		6	1	1	0	0	0	4
34 Brian McCann, L (1, 2) OBP: 0.274, SLG: 0.367 17 Brendan Ryan, R (9, PR) OBP: 0.571, SLG: 0.571 (9, 4)		C FF 95 X SI 95 0-1 31 1B 1B		C FF 95 B FS 86 B FS 86 B SL 85 B FF 94 4-1 26 1B BB			C SL 86 B FS 82 X FC 92 1-1 G3-1 ①		C FF 95 B FF 93 B FF 93 B SI 95 B FF 95 4-1 26 1B 31 E 1-2 BB		B SL 84 X FF 90 1-0 F8 ①		B SI 92 B SI 92 C SI 92 B SI 92 X SI 92 3-1 38 SH5-4 26 BB 66 WP 1B	2	0	1	0	2	0	0
26 Yangervis Solarte, S (1, 5) OBP: 0.394, SLG: 0.493 (7, 4) (9, 5)		F SL 86 X FC 91 0-1 L7 ②		B FF 93 B FF 93 F FC 91 X FC 92 2-1 1-2 1B			B FF 96 B SL 85 C SL 84 F FC 91 B FS 85 B SL 84 4-2 31 G6-3 BB		B FF 91 C SL 79 F FF 91 X SL 84 1-2 1-2 2-3 31 FC6-4 1B		B CH 85 F SI 90 B KC 78 X CH 85 2-1 G5-3 ②		1 SAFE B FS 83 1 SAFE B SI 92 C SI 91 B FS 82 B SI 92 4-1 66 WP 38 SH5-4 66 1B 1-2 BB	4	1	2	0	2	0	1
31 Ichiro Suzuki, L (1, 9) OBP: 0.397, SLG: 0.422 38 Preston Claiborne, R (11, 1) 30 David Robertson, R (13, 1)		B SI 93 C FF 93 F FF 93 B FF 93 F FC 91 X FF 94 2-2 1-2 1B		B FF 93 B FF 93 F FF 95 X SI 94 2-1 G4-3 ③			1 SAFE F FF 93 X SI 93 0-1 G6-3 ② 1-2		C FF 92 X FF 97 0-1 FC6-4 ① 12 S 1-2f 2-H 3-H	C KC 79 B SL 84 B FF 91 C FF 91 B FF 92 X FF 91 3-2 1B			X SI 89 0-0 SH5-4 ① 1-2 2-3	5	0	2	1	0	0	4
14 Brian Roberts, S (1, 4) OBP: 0.303, SLG: 0.344 43 Adam Warren, R (7, 1) 91 Alfredo Aceves, R (8, 1) 12 Alfonso Soriano, R (9, PH) OBP: 0.268, SLG: 0.418 66 John Ryan Murphy, R (9, 2) OBP: 0.424, SLG: 0.531		B SL 86 D SI 94 F SL 87 C FS 84 X FS 86 2-2 G3 ③			C SL 83 S FF 94 X FS 84 0-2 F7 ①		X SL 86 0-0 L8 ③		1 SAFE S FF 94 S FF 96 S FF 96 0-3 K ② 1-2		X FF 91 0-0 F8 ③		C CU 76 D CU 78 B CU 75 B CU 75 X SI 94 3-1 11 1B 2-H 3-H 1B	3	0	0	0	0	0	3
														0	0	0	0	0	0	0
														0	0	0	0	0	0	0
														1	0	0	0	0	1	1
														2	0	1	1	0	0	1
39 Chase Whitley, R (1, 1) OBP: 0.333, SLG: 0.333 68 Dellin Betances, R (5, 1) 33 Kelly Johnson, L (7, 5) OBP: 0.270, SLG: 0.424 40 Matt Daley, R (9, 1) 48 Matt Thornton, L (10, 1) 24 Zoilo Almonte, S (11, 9) OBP: 0.167, SLG: 0.417			F FC 93 X SL 85 0-1 G6-3 ①		C CF 94 B SI 95 X SL 84 1-1 G4-3 ②			B SI 91 F SI 92 B SI 92 F SI 92 C SI 92 2-3 K ①				X SL 82 0-0 L7 ①	C SI 93 C CU 76 S CU 76 0-3 K ②	2	0	0	0	0	0	0
														0	0	0	0	0	0	0
														2	0	0	0	0	1	2
														0	0	0	0	0	0	0
														0	0	0	0	0	0	0
														2	0	0	0	0	1	1
Inning Stats	R: 0 E: 0 K: 1 S: 5 H: 0 LOB: 0 BB: 0 P: 8	R: 0 E: 0 K: 0 S: 14 H: 2 LOB: 2 BB: 0 P: 20	R: 0 E: 0 K: 1 S: 8 H: 0 LOB: 0 BB: 0 P: 13	R: 0 E: 0 K: 0 S: 12 H: 1 LOB: 2 BB: 1 P: 23	R: 0 E: 0 K: 1 S: 8 H: 0 LOB: 0 BB: 0 P: 9	R: 0 E: 0 K: 0 S: 6 H: 1 LOB: 0 BB: 0 P: 10	R: 0 E: 0 K: 0 S: 7 H: 0 LOB: 1 BB: 1 P: 12	R: 0 E: 0 K: 1 S: 10 H: 0 LOB: 1 BB: 1 P: 19	R: 2 E: 1 K: 1 S: 15 H: 2 LOB: 2 BB: 1 P: 22	R: 0 E: 0 K: 0 S: 11 H: 1 LOB: 1 BB: 0 P: 20	R: 0 E: 0 K: 0 S: 7 H: 1 LOB: 1 BB: 0 P: 13	R: 0 E: 0 K: 0 S: 12 H: 2 LOB: 2 BB: 0 P: 17	R: 2 E: 0 K: 1 S: 14 H: 3 LOB: 2 BB: 1 P: 29	1B: 13 2B: 0 3B: 0 HR: 0	SF: 0 SAC: 1 DP: 1 HBP: 0	WP: 1 PB: 0 SB: 2 CS: 0	PA: 56			

PITCHER		IP	WLS	BF	H	R	ER	SO	BB	IBB	HBP	BLK	WP	HR	S	P	ERA	WHIP
29 Jeff Samardzija, R ERA: 1.46	(1, 1)	7.0		26	4	0	0	3	2	0	0	0	0	0	60	95	0.00	0.857
63 Brian Schlitter, R ERA: 2.66	(8, 1)	1.0	H	4	0	0	0	1	1	0	0	0	0	0	10	19	0.00	1.000
56 Héctor Rondón, R ERA: 1.66	(9, 1)	1.0	B	6	2	2	1	1	1	0	0	0	0	0	15	22	9.00	3.000
53 Wesley Wright, L ERA: 1.8	(10, 1)	2.0		8	2	0	0	0	0	0	0	0	0	0	18	33	0.00	1.000
40 James Russell, L ERA: 3.75	(12, 1)	1.0		5	2	0	0	0	0	0	0	0	0	0	12	17	0.00	2.000

PITCHER		IP	WLS	BF	H	R	ER	SO	BB	IBB	HBP	BLK	WP	HR	S	P	ERA	WHIP
41 Jose Veras, R ERA: 12.96	(13, 1)	1.0	L	7	3	2	2	1	1	0	0	0	1	0	14	29	18.00	4.000

TOP

New York Yankees @ Chicago Cubs

Wrigley Field, Chicago, IL

Wed May 21 2014, 1:22 PM - 6:00 PM CDT

Att. 34,808 - Sunny - 74 F

livebaseballscorecards.com

AB	50
R	4
H	13
RBI	2
BB	5
SO	6
LOB	23

Batter	1	2	3	4	5	6	7	8	9	10	11	12	13	AB	R	H	RBI	BB	SO	LOB
64 Emilio Bonifácio, S (1, 8) OBP: 0.335, SLG: 0.374	C FF 90 F SI 90 X FF 90 0-2 G1-3		B FF 89 B FF 90 X FF 90 2-0 F9		B FF 90 B SL 84 X FF 89 2-0 3B		B SL 86 T FF 95 B CH 85 X SL 86 2-1 SH 21 1B 3-H		C FF 87 F CU 78 F SI 87 S FF 86 0-3 K		X SI 91 0-0 P4			5	0	1	1	0	1	0
21 Junior Lake, R (1, 7) OBP: 0.295, SLG: 0.464	X FF 91 0-0 44 S 1B		S SL 86 F FF 91 X FF 92 0-2 F8		B CH 84 S SL 85 S CH 82 D CH 84 F SL 85 X SL 85 2-2 P3		P PO 89 X FF 94 1-0 44 BB 1B 1-3		S CU 78 S CU 78 F FF 87 F CU 77 F FF 86 B FF 86 X CU 78 1-2 G1-3			C SL 84 X SL 82 0-1 44 G4-6-3 1B		6	0	3	0	0	0	1
44 Anthony Rizzo, L (1, 3) OBP: 0.403, SLG: 0.433	B SI 91 B SI 91 C CH 81 B CH 83 B CH 85 4-1 1-2 BB		B CH 84 B CH 84 C SL 84 B FF 91 C CH 85 C FF 91 3-3 K		S KC 79 S KC 81 S KC 82 0-3 K		1 SAFE C CH 84 1 SAFE B CU 81 B FF 94 B CH 85 B CH 85 4-1 13 G6-3 1-2 BB			B SI 85 B CU 77 F FF 86 B CU 78 B FF 86 4-1 24 BB BB			1 SAFE B SI 90 X SI 90 1-0 G4-6-3 1-2f		3	0	0	0	3	2	2
13 Starlin Castro, R (1, 6) OBP: 0.328, SLG: 0.469	C SL 86 X CH 82 0-1 P5		B FF 90 B FF 90 X FF 90 2-0 F8	B SL 84 B SI 90 C FF 90 B SL 85 C FF 90 X FF 91 3-2 G4-3	B FF 96 B FF 96 X FF 96 2-0 F8		C SL 88 B FF 95 X SL 86 1-1 G6-3 1-2f			1 SAFE X FF 87 0-0 P4		B FF 91 S SL 84 X SL 82 1-1 G6-3		6	0	0	0	0	0	7
24 Luis Valbuena, L (1, 4) OBP: 0.379, SLG: 0.423 (9, 5)	C CH 82 B CH 83 F SL 86 X CH 83 1-2 G3-1			B CH 84 F CH 83 X CH 83 1-1 19 1B 5 1B 30 SF8 1B	B KC 80 B FF 94 C FF 94 L FF 95 B FF 96 X FF 96 3-2 P5			B CU 80 C CU 80 F FC 90 S SI 91 1-3 K		B FF 87 B SI 85 B SI 86 F FF 85 B FF 86 4-1 1-2 BB		C FC 92 F FC 92 B KC 78 S KC 82 1-3 K	5	1	1	0	1	2	2
5 Welington Castillo, R (1, 2) OBP: 0.297, SLG: 0.415		F FF 90 B SL 85 S SL 86 S CH 84 1-3 K		F SL 85 1 SAFE X CH 83 0-1 30 SF8 19 1B 1-2 1B	C KC 82 C KC 83 F KC 83 B FF 97 S KC 85 1-3 K			X CU 81 0-0 F8	D CU 77 F FF 86 F FF 87 B FF 87 C FF 86 2-3 K			C FC 90 B KC 83 C KC 79 X FC 93 1-2 12 DI 1B	6	0	2	0	0	3	2
19 Nate Schierholtz, L (1, 9) OBP: 0.258, SLG: 0.257		B SI 91 C CH 82 B SL 86 F FF 91 B FF 91 S FF 91 3-3 K		B SL 84 C SL 85 S CH 84 X CH 84 1-2 1-2 2-3 1B	C KC 80 T FF 96 B SV 85 S FF 97 1-3 K			X FF 92 0-0 1B	C FF 93 D SL 82 S FF 94 B FF 94 F FF 94 B FF 94 X FF 95 3-2 L7			B FC 93 C FC 93 X FC 93 1-1 F9	6	0	2	0	0	2	3
30 Mike Olt, R (1, 5) OBP: 0.262, SLG: 0.458 56 Hector Rondon, R (9, 1) 53 Wesley Wright, R (10, 1) 8 Chris Coghlan, L (11, PH) OBP: 0.182, SLG: 0.125 40 James Russell, L (12, 1) 41 Jose Veras, R (13, 1) 12 John Baker, L (12, PH) OBP: 0.175, SLG: 0.139	C SL 85 X SI 91 0-1 2B			F SL 85 B SL 86 X CH 83 1-1 SF8 2-3 3-H			C SL 86 B FF 93 S SL 82 S SL 85 1-3 K	B FF 92 B CU 81 C CU 80 X FF 92 2-1 G4-3			S FF 93 F FF 93 S FF 93 0-3 K	S KC 82 S KC 83 S KC 83 0-3 K 1-2	3	0	1	1	0	1	1
29 Jeff Samardzija, R (1, 1) OBP: 0.130, SLG: 0.182 51 Ryan Kalish, L (7, PH) OBP: 0.312, SLG: 0.349 63 Brian Schlitter, R (8, 1) 15 Darwin Barney, R (9, 4) OBP: 0.250, SLG: 0.250	S SL 86 S SL 87 F SL 86 X SL 85 0-2 F8			X SL 86 0-0 G6-3			X CH 86 0-0 64 SH 3B	B FF 85 C FF 85 C CU 76 S FF 87 1-3 K			C FF 91 S SL 84 B SL 84 F SL 83 B CH 84 S 2-3 K		2	0	0	0	0	0	3
														1	1	1	0	0	0	0
														0	0	0	0	0	0	0
														2	0	0	0	0	2	0
Inning Stats	R: 0 E: 0 K: 0 S: 10 H: 1 LOB: 2 BB: 1 P: 15	R: 0 E: 0 K: 2 S: 12 H: 1 LOB: 1 BB: 0 P: 16	R: 0 E: 0 K: 1 S: 7 H: 0 LOB: 0 BB: 0 P: 12	R: 1 E: 0 K: 0 S: 13 H: 3 LOB: 2 BB: 0 P: 19	R: 0 E: 0 K: 1 S: 9 H: 1 LOB: 1 BB: 0 P: 15	R: 0 E: 0 K: 2 S: 10 H: 0 LOB: 0 BB: 0 P: 15	R: 1 E: 0 K: 1 S: 11 H: 2 LOB: 2 BB: 1 P: 19	R: 0 E: 0 K: 1 S: 7 H: 1 LOB: 1 BB: 0 P: 10	R: 0 E: 0 K: 2 S: 13 H: 0 LOB: 0 BB: 0 P: 15	R: 0 E: 0 K: 1 S: 10 H: 0 LOB: 2 BB: 2 P: 23	R: 0 E: 0 K: 2 S: 8 H: 0 LOB: 0 BB: 0 P: 10	R: 0 E: 0 K: 0 S: 5 H: 1 LOB: 0 BB: 0 P: 7	R: 0 E: 0 K: 2 S: 11 H: 1 LOB: 1 BB: 0 P: 14	1B: 8 2B: 1 3B: 2 HR: 0 SF: 1 SAC: 1 DP: 2 HBP: 0	WP: 0 PB: 0 SB: 1 CS: 0 PA: 53						

PITCHER		IP	WLS	BF	H	R	ER	SO	BB	IBB	HBP	BLK	WP	HR	S	P	ERA	WHIP
39 Chase Whitley, R ERA: 1.0	(1, 1)	4.1		20	6	1	1	3	1	0	0	0	0	0	47	71	2.08	1.615
68 Dellin Betances, R ERA: 1.73	(5, 1)	1.2		5	0	0	0	3	0	0	0	0	0	0	14	21	0.00	0.000
43 Adam Warren, R ERA: 1.73	(7, 1)	1.0		6	2	1	1	1	1	0	0	0	0	0	11	19	9.00	3.000
91 Alfredo Aceves, R ERA: 5.84	(8, 1)	1.0		4	1	0	0	1	0	0	0	0	0	0	7	10	0.00	1.000
40 Matt Daley, R ERA: 4.0	(9, 1)	1.2		7	0	0	0	3	2	0	0	0	0	0	19	31	0.00	1.200

PITCHER		IP	WLS	BF	H	R	ER	SO	BB	IBB	HBP	BLK	WP	HR	S	P	ERA	WHIP
48 Matt Thornton, L ERA: 5.19	(10, 1)	0.2		2	0	0	0	1	0	0	0	0	0	0	7	10	0.00	0.000
38 Preston Claiborne, R ERA: 3.14	(11, 1)	1.2	W	5	1	0	0	1	0	0	0	0	0	0	10	14	0.00	0.600
30 David Robertson, R ERA: 1.42	(13, 1)	1.0	S	4	1	0	0	2	0	0	0	0	0	0	11	14	0.00	1.000

BOTTOM

New York Yankees @ Chicago Cubs

Wrigley Field, Chicago, IL

Wed May 21 2014, 1:22 PM - 6:00 PM CDT

Att. 34,808 - Sunny - 74 F

livebaseballscorecards.com

AB	47
R	2
H	11
RBI	2
BB	4
SO	15
LOB	22

Chicago Cubs @ San Diego Padres

Petco Park, San Diego, CA

Thu May 22 2014, 7:11 PM - 10:07 PM PDT

Att. 21,263 - Overcast - 64 F

TOP

livebaseballscorecards.com

Batter	1	2	3	4	5	6	7	8	9	AB	R	H	RBI	BB	SO	LOB
64 Emilio Bonifácio, S (1, 8) OBP: 0.333, SLG: 0.371	L8		G4-3		21 WP 21 2B 2-H 1B		G4-3			4	1	1	1	0	0	0
21 Junior Lake, R (1, 7) OBP: 0.301, SLG: 0.473	G4-3			44 HR 1B	44 G4-3 1-H 2B			L9		4	1	2	1	0	0	0
44 Anthony Rizzo, L (1, 3) OBP: 0.410, SLG: 0.463	13 FC4 HBP			1-H HR	G4-3 2-3			2B		3	1	2	2	0	0	1
13 Starlin Castro, R (1, 6) OBP: 0.321, SLG: 0.459	FC4 1-2f			G4-3	L8			F9		4	0	0	0	0	0	3
30 Mike Olt, R (1, 5) OBP: 0.254, SLG: 0.441		K	G6-3			K		G6-3		4	0	0	0	0	2	1
5 Welington Castillo, R (1, 2) OBP: 0.289, SLG: 0.403		G6-3		K		F8			F9	4	0	0	0	0	1	0
19 Nate Schierholtz, L (1, 9) OBP: 0.265, SLG: 0.266		K			15 1B 2B	G6-3			BB	3	1	1	0	1	1	0
15 Darwin Barney, R (1, 4) OBP: 0.250, SLG: 0.250			F9		49 SH2-4 64 1B 2-H 1B		E5 49 B3-6-4		F9	4	1	1	1	0	0	1
49 Jake Arrieta, R (1, 1) OBP: 0.167, SLG: 0.167 33 Carlos Villanueva, R (7, 1)			K	SH2-4 1-2			B3-6-4 1-2f		K	2 1	0 0	0 0	0 0	0 0	1 1	1 1

AB	33
R	5
H	7
RBI	5
BB	1
SO	6
LOB	8

Inning Stats	1	2	3	4	5	6	7	8	9	1B: 3 SF: 0	WP: 1 PA: 36
	R: 0 H: 0 E: 0 LOB: 1 K: 0 BB: 0 S: 7 P: 12	R: 0 H: 0 E: 0 LOB: 0 K: 2 BB: 0 S: 9 P: 15	R: 0 H: 0 E: 0 LOB: 0 K: 1 BB: 0 S: 7 P: 9	R: 2 H: 2 E: 0 LOB: 0 K: 1 BB: 0 S: 13 P: 21	R: 3 H: 4 E: 0 LOB: 1 K: 0 BB: 0 S: 18 P: 24	R: 0 H: 0 E: 0 LOB: 0 K: 1 BB: 0 S: 5 P: 7	R: 0 H: 0 E: 1 LOB: 0 K: 0 BB: 0 S: 7 P: 12	R: 0 H: 1 E: 0 LOB: 1 K: 0 BB: 0 S: 13 P: 17	R: 0 H: 0 E: 0 LOB: 1 K: 1 BB: 1 S: 6 P: 11	2B: 3 SAC: 1 3B: 0 DP: 1 HR: 1 HBP: 1	PB: 0 SB: 0 CS: 0

PITCHER		IP	WLS	BF	H	R	ER	SO	BB	IBB	HBP	BLK	WP	HR	S	P	ERA	WHIP
53 Eric Stults, L ERA: 4.97	(1, 1)	4.2	L	21	6	5	5	4	0	0	1	0	1	1	49	74	9.64	1.286
50 Nick Vincent, R ERA: 3.6	(5, 1)	1.1		4	0	0	0	1	0	0	0	0	0	0	10	14	0.00	0.000
54 Alex Torres, L ERA: 0.95	(7, 1)	1.0		3	0	0	0	0	0	0	0	0	0	0	7	12	0.00	0.000
58 Blaine Boyer, R ERA:	(8, 1)	2.0		8	1	0	0	1	1	0	0	0	0	0	19	28	0.00	1.000

PITCHER	IP	WLS	BF	H	R	ER	SO	BB	IBB	HBP	BLK	WP	HR	S	P	ERA	WHIP

BOTTOM

Chicago Cubs @ San Diego Padres

Petco Park, San Diego, CA

Thu May 22 2014, 7:11 PM - 10:07 PM PDT

Att. 21,263 - Overcast - 64 F

livebaseballscorecards.com

Batter	1	2	3	4	5	6	7	8	9	AB	R	H	RBI	BB	SO	LOB
2 Everth Cabrera, S (1, 6) OBP: 0.265, SLG: 0.326	C FF 92 F FF 93 B CU 80 B CU 80 X FF 93 2-2 ① G4-3		C FF 94 B CU 81 S CH 87 F CU 80 C FF 94 1-3 ③ K			B FF 92 1 SAFE F FF 92 F FF 92 1 SAFE 1 SAFE F FF 93 1 SAFE D CH 85 2-3 ① K		B CU 71 L SL 79 X CU 77 1-1 12 G2-3 1B		4	0	1	0	0	2	1
24 Cameron Maybin, R (1, 8) OBP: 0.319, SLG: 0.364	C FF 94 B FF 94 X FF 94 1-1 ② F9			B CU 79 C FF 93 C SL 91 F FF 94 F CU 79 F SL 90 X FF 94 1-2 ① L8		X FF 91 0-0 12 G3 1-2 1B		C SI 88 D SL 84 C SL 80 B SL 85 B CH 80 F FF 90 S SL 82 3-3 ① K		4	0	1	0	0	1	1
12 Seth Smith, L (1, 7) OBP: 0.439, SLG: 0.615	B FF 95 C FF 95 X SL 91 1-1 HR			B CU 80 B FF 94 C CH 87 B FF 95 C CH 84 B CU 79 4-2 BB		C CH 84 C CU 78 X CU 78 0-2 ② G3 1-2 2-3		C FF 90 F SI 90 X SL 84 0-2 ② G2-3 1-2		3	1	1	1	1	0	3
7 Chase Headley, S (1, 5) OBP: 0.292, SLG: 0.349	B FF 93 F FF 94 F FF 95 F CU 80 F FF 94 F CU 79 F SL 90 B FF 94 F FF 95 2-3 ③ C CH 86 K			C FF 94 F FF 94 D CU 81 D CH 86 F FF 93 S CU 78 2-3 ② K		B CU 77 F CH 85 S CU 78 S CU 79 1-3 ③ K		C CH 81 B FF 90 D CU 78 F SL 82 B FF 90 X SL 83 3-2 ③ P6		4	0	0	0	0	3	4
23 Yonder Alonso, L (1, 3) OBP: 0.232, SLG: 0.278		C FF 94 F FF 94 X CH 88 0-2 ① G4-3		X FF 93 0-0 ③ P5			C CU 72 X CH 80 0-1 ① G4-3		B FF 86 C SL 80 X CH 82 1-1 ① F7	4	0	0	0	0	0	1
9 Jedd Gyorko, R (1, 4) OBP: 0.213, SLG: 0.280		C FF 94 B SL 91 X SL 90 1-1 ② G1-3			B FF 91 X FF 91 1-0 25 G4-6-3 1B		B SL 81 S CH 81 B FF 91 F SL 80 S SL 85 2-3 ② K		C CH 80 F FF 90 B FF 90 F SL 83 B CH 79 B SL 85 F SL 81 X CH 80 3-2 ② G5-3	4	0	1	0	0	1	0
25 Will Venable, L (1, 9) OBP: 0.268, SLG: 0.270	B FF 94 F FF 95 B CU 78 X FF 95 2-1 ③ L9				B SI 93 X FF 92 1-0 ① ② G4-6-3 1-2f		C CU 73 B FF 91 B FF 91 X CH 82 2-1 4 1B 1B		C CU 75 B FF 91 F CH 82 B FF 90 F CH 81 B CU 78 C FF 90 3-3 ③ K	4	0	1	0	0	1	1
4 Nick Hundley, R (1, 2) OBP: 0.271, SLG: 0.373			F FF 94 B CU 78 C CU 78 F SL 89 B SL 91 S CU 80 2-3 ① K		F FF 92 F CU 77 B FF 93 B CU 75 X SL 88 2-2 ③ G5-3		S CU 75 C FF 91 1 SAFE D SL 85 X SL 83 1-2 1-2 1B			3	0	1	0	0	1	0
53 Eric Stults, L (1, 1) OBP: 0.091, SLG: 0.182 50 Nick Vincent, R (5, 1) 5 Alexi Amarista, L (6, PH) OBP: 0.276, SLG: 0.273 54 Alex Torres, L (7, 1) 13 Chris Denorfia, R (7, PH) OBP: 0.326, SLG: 0.408 58 Blaine Boyer, R (8, 1)			B FF 94 F FF 94 S CU 79 S CU 79 1-3 ② K			C SL 90 B CU 77 S CH 83 X CU 76 1-2 12 G3 24 1B 1B	X CU 75 0-0 ③ G4-3			1 0 1 0 1 0	0 0 0 0 0 0	0 0 1 0 0 0	0 0 0 0 0 0	0 0 0 0 0 0	1 0 0 0 0 0	0 0 0 0 2 0

Inning Stats	1	2	3	4	5	6	7	8	9
	R: 1 E: 0 K: 1 S: 15	R: 0 E: 0 K: 0 S: 7	R: 0 E: 0 K: 3 S: 11	R: 0 E: 0 K: 1 S: 13	R: 0 E: 0 K: 0 S: 5	R: 0 E: 0 K: 2 S: 15	R: 0 E: 0 K: 1 S: 11	R: 0 E: 0 K: 1 S: 12	R: 0 E: 0 K: 1 S: 11
	H: 1 LOB: 0 BB: 0 P: 21	H: 0 LOB: 0 BB: 0 P: 10	H: 0 LOB: 0 BB: 0 P: 15	H: 0 LOB: 1 BB: 1 P: 20	H: 1 LOB: 0 BB: 0 P: 9	H: 2 LOB: 2 BB: 0 P: 19	H: 2 LOB: 2 BB: 0 P: 16	H: 1 LOB: 1 BB: 0 P: 19	H: 0 LOB: 0 BB: 0 P: 18

1B: 6	SF: 0
2B: 0	SAC: 0
3B: 0	DP: 1
HR: 1	HBP: 0

WP: 0	PA: 34
PB: 0	
SB: 0	
CS: 0	

	AB	33
	R	1
	H	7
	RBI	1
	BB	1
	SO	10
	LOB	13

PITCHER		IP	WLS	BF	H	R	ER	SO	BB	IBB	HBP	BLK	WP	HR	S	P	ERA	WHIP
49 Jake Arrieta, R ERA: 2.33	(1, 1)	6.0	W	22	4	1	1	7	1	0	0	0	0	1	66	94	1.50	0.833
33 Carlos Villanueva, R ERA: 7.33	(7, 1)	3.0	S	12	3	0	0	3	0	0	0	0	0	0	34	53	0.00	1.000

PITCHER	IP	WLS	BF	H	R	ER	SO	BB	IBB	HBP	BLK	WP	HR	S	P	ERA	WHIP

Batter	1	2	3	4	5	6	7	8	9	AB	R	H	RBI	BB	SO	LOB
64 Emilio Bonifácio, S (1, 8) OBP: 0.326, SLG: 0.363 53 Wesley Wright, R (7, 1)	C FF 92 B SI 91 F SI 91 S SL 85 1-3 ① **K**		C CH 77 B SL 83 X SL 84 1-1 ① **F9**		D SI 89 X SI 89 1-0 ③ **G3-1**		B FF 92 X FF 91 1-0 ③ **L8**			4 0 0 0 0 1 3 0 0 0 0 0 0 0						
21 Junior Lake, R (1, 7) OBP: 0.307, SLG: 0.477	C FF 92 X SL 86 0-1 **2B**		B SL 84 C SL 84 B SI 88 X SI 89 2-1 ② **F9**			C FF 90 X FF 90 0-1 ① **F8**		B SI 87 C SI 89 B SI 87 B SI 89 S SI 89 F SI 88 B FF 86 4-2 44 G6-5-3 **BB**		3 0 1 0 1 0 0						
44 Anthony Rizzo, L (1, 3) OBP: 0.407, SLG: 0.454	C SI 91 B FF 92 B SL 87 C SL 86 F CU 75 X SL 86 2-2 ② **F7**		X SL 85 0-0 ③ **G3**			C FF 92 B CU 78 B FF 91 B FF 91 B FF 92 4-1 13 G6-4-3 **BB**		S SI 88 B SI 89 X SI 89 1-1 ①② **G6-5-3** **1-2f**		3 0 0 0 1 0 2						
13 Starlin Castro, R (1, 6) OBP: 0.320, SLG: 0.452	B SI 91 C SI 91 D CH 81 C SL 86 F FF 92 D CU 76 D SL 87 4-2 **BB**			B FF 90 B SI 88 C SI 89 F SI 91 S CH 80 2-3 ① **K**		B FF 91 C FF 92 C FF 92 D CH 83 X FF 91 2-2 ②③ **G6-4-3** **1-2f**		B CU 77 C SI 89 S SI 89 F FS 85 X FS 85 1-2 ③ **G1-3**		3 0 0 0 1 1 1						
24 Luis Valbuena, L (1, 4) OBP: 0.375, SLG: 0.426	F FF 91 D CH 80 C SI 91 F SL 85 D CH 80 F FF 92 D CH 81 X SI 91 3-2 ③ **F9**			C SL 86 C CU 74 X SI 90 0-2 ② **F8**			B FF 91 B FF 91 C FF 91 B FF 91 X FF 91 3-1 5 PB 5 1B **2B**		C FF 96 S FF 96 F SI 96 S CH 85 0-3 ① **K**	4 1 1 0 0 1 2						
5 Welington Castillo, R (1, 2) OBP: 0.294, SLG: 0.406		C FF 90 S SL 84 B SL 84 S SI 90 1-3 ① **K**		C SI 90 S CH 81 B FF 90 S CH 80 1-3 ③ **K**			B CU 76 F FF 92 X FF 93 2-H 1-1 51 FC4-6 30 BB **1B**		X FF 96 0-0 **1B**	4 0 2 1 0 2 0						
19 Nate Schierholtz, L (1, 9) OBP: 0.264, SLG: 0.261		C CH 79 B SI 90 F CH 81 F SL 86 H FF 91 2-2 30 FC6-4 **HBP**			S CH 78 X CH 79 0-1 ① **F8**		C FF 93 S CH 84 D CH 85 S SL 83 1-3 ① **K**		X FF 95 0-0 ② **F8**	3 0 0 0 0 1 2						
30 Mike Olt, R (1, 5) OBP: 0.254, SLG: 0.430		C SI 90 S SL 85 B FF 91 D CH 81 X SL 85 2-2 ② **FC6-4** **1-2f**			B SI 89 C SL 84 B SL 84 F SI 89 S CH 79 2-3 ② **K**		F CU 76 B FF 93 B FF 91 S FF 92 B SL 84 B FF 92 4-2 51 FC4-6 **BB** **1-2**		B FF 96 S FF 95 B FF 95 C FF 95 S CH 83 2-3 ③ **K**	3 0 0 0 1 2 2						
36 Edwin Jackson, R (1, 1) OBP: 0.100, SLG: 0.150 8 Chris Coghlan, L (5, PH) OBP: 0.222, SLG: 0.160 41 Jose Veras, R (5, 1) 51 Ryan Kalish, L (7, PH) OBP: 0.309, SLG: 0.345 (7, 8)		C FF 91 B FF 90 C FF 90 X FF 91 1-2 ③ **L6**			C CH 79 B FF 89 X SL 84 1-1 **1B**		S FF 92 S FF 92 B FF 93 F FF 90 F CH 84 F FF 92 X CH 84 1-2 ② **FC4-6** **1-2f** **2-3**			1 0 0 0 0 0 1 1 0 1 0 0 0 0 0 0 0 0 0 0 0 1 0 0 0 0 0 2						
Inning Stats	R: 0 E: 0 K: 1 S: 17 H: 1 LOB: 2 BB: 1 P: 27	R: 0 E: 0 K: 1 S: 12 H: 0 LOB: 1 BB: 0 P: 18	R: 0 E: 0 K: 0 S: 5 H: 0 LOB: 0 BB: 0 P: 8	R: 0 E: 0 K: 2 S: 9 H: 0 LOB: 0 BB: 0 P: 12	R: 0 E: 0 K: 1 S: 8 H: 1 LOB: 1 BB: 0 P: 12	R: 0 E: 0 K: 0 S: 6 H: 0 LOB: 0 BB: 1 P: 12	R: 1 E: 0 K: 1 S: 16 H: 2 LOB: 2 BB: 1 P: 27	R: 0 E: 0 K: 0 S: 9 H: 0 LOB: 0 BB: 1 P: 15	R: 0 E: 0 K: 2 S: 9 H: 1 LOB: 1 BB: 0 P: 11	1B: 3 2B: 2 3B: 0 HR: 0 SF: 0 SAC: 0 DP: 2 HBP: 1						

TOP

Chicago Cubs @ San Diego Padres

Petco Park, San Diego, CA

Fri May 23 2014, 7:11 PM - 10:14 PM PDT

Att. 26,489 - Partly Cloudy - 66 F

livebaseballscorecards.com

AB	30
R	1
H	5
RBI	1
BB	4
SO	8
LOB	15

PITCHER		IP	WLS	BF	H	R	ER	SO	BB	IBB	HBP	BLK	WP	HR	S	P	ERA	WHIP
46 Tim Stauffer, R ERA: 1.9	(1, 1)	5.0	W	19	2	0	0	5	1	0	1	0	0	0	51	77	0.00	0.600
59 Kevin Quackenbush, R ERA: 3.52	(6, 1)	2.0		9	2	1	1	1	2	0	0	0	0	0	22	39	4.50	2.000
39 Donn Roach, R ERA: 3.6	(8, 1)	1.0		3	0	0	0	0	1	0	0	0	0	0	9	15	0.00	1.000
56 Joaquín Benoit, R ERA: 2.08	(9, 1)	1.0		4	1	0	0	2	0	0	0	0	0	0	9	11	0.00	1.000

PITCHER	IP	WLS	BF	H	R	ER	SO	BB	IBB	HBP	BLK	WP	HR	S	P	ERA	WHIP

Chicago Cubs @ San Diego Padres

Petco Park, San Diego, CA

Fri May 23 2014, 7:11 PM - 10:14 PM PDT

Att. 26,489 - Partly Cloudy - 66 F

livebaseballscorecards.com

BOTTOM

Batter	1	2	3	4	5	6	7	8	9	AB	R	H	RBI	BB	SO	LOB
2 Everth Cabrera, S (1, 6) OBP: 0.268, SLG: 0.328	B FF 88 B FF 90 B FF 89 C FF 90 C FF 90 X FF 90 3-2 24 2B 12 1B 1B	C CU 78 B FF 95 S CH 85 X CH 88 1-2 12 G3-1 24 S 7 2B 1B		F FF 93 F CH 85 B FF 92 S SL 85 1-3 ① K		B SI 92 S SI 92 X FS 85 1-1 ① G6-3		C FF 90 B KC 79 S FF 91 F SI 91 X KC 79 1-2 ① G4-3		5	2	2	0	0	1	0
24 Cameron Maybin, R (1, 8) OBP: 0.338, SLG: 0.400	1 SAFE L FF 91 1 SAFE X FF 90 0-1 12 1B 1-3 2B	B SL 85 1 SAFE 1 SAFE B FF 92 B SL 84 C FF 92 B FF 92 4-1 12 G3-1 7 2B 1-2 BB		F FF 93 B SL 84 X SL 84 1-1 7 1B 2B		C CU 76 C SI 93 B CU 78 C SI 94 1-3 ② K		C FF 91 F SI 92 B SI 91 F FF 91 B CH 86 B KC 80 S CH 86 3-3 ② K		4	3	2	0	1	2	0
12 Seth Smith, L (1, 7) OBP: 0.431, SLG: 0.600	B CU 78 S CH 85 F SL 83 X SL 85 1-2 7 FC4-6 2-H 3-H 1B	C CU 80 S CH 86 X CH 88 0-2 ② G3-1 1-2 2-3		F FF 91 D CH 88 X FF 92 1-1 ② L9		C CU 75 F SI 93 T SI 93 0-2 ③ K		C KC 79 X SL 85 0-1 ③ G4-3		5	0	1	2	0	1	3
7 Chase Headley, S (1, 5) OBP: 0.306, SLG: 0.367 5 Alexi Amarista, L (8, 5) OBP: 0.276, SLG: 0.273	F FF 93 X CH 86 0-1 ① FC4-6 23 HR 1-2f	B CH 86 S CU 80 B CH 87 B CU 81 X CH 86 3-1 2-H 3-H 2B		X CU 77 0-0 2-H 1B			B KC 77 C KC 78 S SI 90 B KC 79 B FF 91 B SI 91 4-2 23 1B 9 2B BB			3 0	2 0	2 0	3 0	1 0	0 0	1 0
23 Yonder Alonso, L (1, 3) OBP: 0.238, SLG: 0.302	B FF 93 X FF 92 1-0 1-H HR	F FF 93 B CH 88 F SL 85 D SL 86 C FF 94 2-3 ③ K		X FF 92 0-0 ③ G4-3			B SI 91 X SI 91 1-0 9 2B 1-2 25 G4-3 1B			4	2	2	2	0	1	2
9 Jedd Gyorko, R (1, 4) OBP: 0.219, SLG: 0.291	B CU 78 B SL 84 F FF 91 S SL 85 X SL 87 2-2 ② G6-3		X FF 93 0-0 ① P6		C SI 93 B CU 76 C CU 76 X CU 75 1-2 1B		C SI 90 X CH 85 0-1 25 G4-3 8 G3-1 1-3 2-H 2B			4	1	2	1	0	0	0
25 Will Venable, L (1, 9) OBP: 0.267, SLG: 0.265	C FF 94 B CH 85 F CH 86 B SL 86 S CH 87 2-3 ③ K		B FF 92 B FF 92 F FF 92 B FF 92 F FF 92 B SL 85 4-2 BB		C SI 94 B FS 85 B SI 93 B SI 93 X SI 93 3-1 ① F9		B KC 80 C FF 90 X KC 79 1-1 ① G4-3 2-3 3-H			3	0	0	1	1	1	2
8 Yasmani Grandal, S (1, 2) OBP: 0.287, SLG: 0.412		C FF 93 B CH 84 B FF 91 B CH 85 S FF 92 F FF 93 X FF 94 3-2 HR	B FF 93 F CH 87 C FF 93 B SL 87 X FF 93 2-2 ② F8		C SI 93 C CU 77 D CH 78 F SI 93 B CU 75 B SI 93 C SI 93 3-3 ② K		B FF 91 F KC 80 S KC 79 X SI 92 1-2 ② G3-1 3-H		4	1	1	2	0	1	2
46 Tim Stauffer, R (1, 1) OBP: 0.250, SLG: 0.250 44 René Rivera, R (5, PH) OBP: 0.276, SLG: 0.482 59 Kevin Quackenbush, R (6, 1) 13 Chris Denorfia, R (7, PH) OBP: 0.326, SLG: 0.405 39 Donn Roach, R (8, 1) OBP: 0.500, SLG: 1.000 56 Joaquín Benoit, R (9, 1)		B FF 93 B FF 92 C FF 92 X FF 92 2-1 ① F9	B FF 93 B FF 94 C FF 92 F FF 93 F FF 94 X SL 87 2-2 ③ G6-3		S SI 94 C CU 75 F CU 76 B SI 94 S CU 78 1-3 ③ K		B KC 80 B CH 86 C SI 90 X SI 92 2-1 ③ G5-3		2 1 0 1 0 0	0 0 0 0 0 0	0 0 0 0 0 0	0 1 0 0 0 0	0 1 0 0 0 0	0 1 0 0 0 0	1 0 0 0 0 0
Inning Stats	R: 4 E: 0 K: 1 S: 17 H: 4 LOB: 0 BB: 0 P: 26	R: 3 E: 0 K: 1 S: 18 H: 3 LOB: 1 BB: 1 P: 33	R: 0 E: 0 K: 0 S: 10 H: 0 LOB: 1 BB: 1 P: 18	R: 1 E: 0 K: 1 S: 9 H: 2 LOB: 1 BB: 1 P: 12	R: 0 E: 0 K: 2 S: 13 H: 1 LOB: 1 BB: 0 P: 21	R: 0 E: 0 K: 2 S: 8 H: 0 LOB: 0 BB: 0 P: 10	R: 3 E: 0 K: 0 S: 12 H: 2 LOB: 0 BB: 1 P: 21	R: 0 E: 0 K: 1 S: 11 H: 0 LOB: 0 BB: 0 P: 15		1B: 6 2B: 4 3B: 0 HR: 2	SF: 0 SAC: 0 DP: 0 HBP: 0		WP: 0 PB: 0 SB: 1 CS: 0	PA: 39		

PITCHER		IP	WLS	BF	H	R	ER	SO	BB	IBB	HBP	BLK	WP	HR	S	P	ERA	WHIP
36 Edwin Jackson, R ERA: 4.94	(1, 1)	4.0	L	23	9	8	8	3	2	0	0	0	0	2	54	89	18.00	2.750
41 Jose Veras, R ERA: 10.45	(5, 1)	2.0		7	1	0	0	4	0	0	0	0	0	0	21	31	0.00	0.500
53 Wesley Wright, L ERA: 3.18	(7, 1)	2.0		9	2	3	3	1	1	0	0	0	0	0	23	36	13.50	1.500

PITCHER	IP	WLS	BF	H	R	ER	SO	BB	IBB	HBP	BLK	WP	HR	S	P	ERA	WHIP

Batter	1	2	3	4	5	6	7	8	9	AB	R	H	RBI	BB	SO	LOB
51 Ryan Kalish, L (1, 8) OBP: 0.303, SLG: 0.330 56 Héctor Rondón, R (9, 1)	X FF 86 0-0 ① G3		C FF 89 D CU 80 B SI 89 B SI 88 B SI 89 4-1 21 PB BB		B CH 81 C FF 87 X CH 82 1-1 ① G2-3	B FF 90 S SL 88 F FF 90 B SL 87 S FF 91 2-3 ③ K			X SI 93 0-0 ③ G3	4 0	0 0	0 0	0 0	1 0	1 0	2 0
21 Junior Lake, R (1, 7) OBP: 0.299, SLG: 0.463	C FF 87 F FF 89 S CU 81 0-3 ② K2-3		S CU 79 S CU 78 C CH 83 0-3 ② K 1-2 2-3		B FF 88 C FF 87 X CH 83 1-1 ② F8		F FF 92 C FF 93 F FF 94 S CH 85 0-3 ① K			4	0	0	0	0	3	2
44 Anthony Rizzo, L (1, 3) OBP: 0.399, SLG: 0.443	B FF 88 B SI 90 C SI 89 B FF 89 C CU 77 X CU 80 3-2 ③ G4-3		B CU 80 X CU 80 1-0 ③ G4-3		C FF 89 F CU 80 F CU 81 X FF 89 0-2 ③ G3		X CH 84 0-0 ② B1-3			4	0	0	0	0	0	2
13 Starlin Castro, R (1, 6) OBP: 0.313, SLG: 0.442		X FF 86 0-0 ① G5-3		C CU 76 B CH 82 B FF 87 X FF 87 2-1 ① L9		B CU 77 B FF 87 F FF 87 X CH 83 2-1 ① G6-3	C CH 85 X FF 94 0-1 ③ G4-3			4	0	0	0	0	0	0
24 Luis Valbuena, L (1, 5) OBP: 0.386, SLG: 0.453		B FF 86 B SI 87 B CU 77 C FF 88 S FF 88 D CU 80 4-2 BB		B CU 78 B FF 88 B SI 88 C FF 87 C CU 78 B CU 79 4-2 5 1B 19 1B BB		B CH 82 X SI 88 1-0 HR		B FF 93 X FF 92 1-0 ① G4-3		2	2	1	1	2	0	0
5 Welington Castillo, R (1, 2) OBP: 0.293, SLG: 0.401		B FF 88 T FF 87 1 SAFE F CU 79 S CH 81 1-3 ② K		D CU 77 X FF 88 1-0 15 F8 19 1B 1-2 1B		B FF 88 X FF 88 1-0 ② G6-3		B FF 94 S CH 86 B FF 95 S CH 87 B FF 93 S CH 85 3-3 ② K		4	0	1	0	0	2	1
19 Nate Schierholtz, L (1, 9) OBP: 0.270, SLG: 0.274		B FF 88 F CH 83 B FF 89 B CH 83 X SI 89 3-1 ③ G4-3		D SI 88 B SI 88 X SI 86 2-0 1-2 2-H 1B		X FF 84 0-0 37 1B 2B		M FF 89 F CH 85 X FF 95 0-2 ③ G4-3		4	1	2	1	0	0	1
15 Darwin Barney, R (1, 4) OBP: 0.261, SLG: 0.253			C SI 86 X SI 88 0-1 21 PB 37 SH3-4 1B	C CU 78 D CU 78 C SI 89 X CU 78 1-2 ② F8 2-3	I IN 70 I IN 70 I IN 74 I IN 72 4-0 37 1B IBB				C FF 93 B FF 93 C FF 93 B FF 88 F FF 93 S SL 82 2-3 ① K	3	0	1	0	1	1	2
37 Travis Wood, R (1, 1) OBP: 0.286, SLG: 0.421 54 Neil Ramírez, R (8, 1) 64 Emilio Bonifácio, S (9, PH) OBP: 0.325, SLG: 0.361 (9, 8)			X FF 86 0-0 ① SH3-4 1-2	C FF 86 D FF 87 F CU 79 S FF 88 1-3 ③ K		B FF 87 X FF 86 1-0 1-2 2-H 1B			X FF 92 0-0 ② F8	2 0 1	0 0 0	1 0 0	1 0 0	0 0 0	1 0 0	2 0 0
Inning Stats	R: 0 E: 0 K: 1 S: 7 H: 0 LOB: 0 BB: 0 P: 10	R: 0 E: 0 K: 1 S: 8 H: 0 LOB: 1 BB: 1 P: 16	R: 0 E: 0 K: 1 S: 8 H: 1 LOB: 2 BB: 1 P: 13	R: 1 E: 0 K: 1 S: 12 H: 2 LOB: 2 BB: 1 P: 23	R: 0 E: 0 K: 0 S: 8 H: 0 LOB: 0 BB: 0 P: 10	R: 2 E: 0 K: 1 S: 9 H: 3 LOB: 2 BB: 1 P: 20	R: 0 E: 0 K: 1 S: 7 H: 0 LOB: 0 BB: 0 P: 7	R: 0 E: 0 K: 1 S: 7 H: 0 LOB: 0 BB: 0 P: 11	R: 0 E: 0 K: 1 S: 6 H: 0 LOB: 0 BB: 0 P: 8	1B: 4 2B: 1 3B: 0 HR: 1 SF: 0 SAC: 1 DP: 0 HBP: 0					WP: 0 PB: 1 SB: 0 CS: 0	PA: 37	

TOP

Chicago Cubs @ San Diego Padres

Petco Park, San Diego, CA

Sat May 24 2014, 7:12 PM - 9:45 PM PDT

Att. 42,107 - Cloudy - 66 F

livebaseballscorecards.com

AB	32
R	3
H	6
RBI	3
BB	4
SO	8
LOB	12

PITCHER		IP	WLS	BF	H	R	ER	SO	BB	IBB	HBP	BLK	WP	HR	S	P	ERA	WHIP
40 Billy Buckner, R ERA: 4.76	(1, 1)	5.2	L	27	6	3	3	4	3	1	0	0	0	1	49	87	4.76	1.588
50 Nick Vincent, R ERA: 3.54	(6, 1)	0.1		1	0	0	0	1	0	0	0	0	0	0	3	5	0.00	0.000
54 Alex Torres, L ERA: 0.86	(7, 1)	2.0		6	0	0	0	2	0	0	0	0	0	0	14	18	0.00	0.000
33 Dale Thayer, R ERA: 2.38	(9, 1)	1.0		3	0	0	0	1	0	0	0	0	0	0	6	8	0.00	0.000

PITCHER	IP	WLS	BF	H	R	ER	SO	BB	IBB	HBP	BLK	WP	HR	S	P	ERA	WHIP

BOTTOM

Chicago Cubs @ San Diego Padres

Petco Park, San Diego, CA

Sat May 24 2014, 7:12 PM - 9:45 PM PDT

Att. 42,107 - Cloudy - 66 F

livebaseballscorecards.com

Batter	1	2	3	4	5	6	7	8	9	AB	R	H	RBI	BB	SO	LOB
2 Everth Cabrera, S (1, 6) OBP: 0.268, SLG: 0.327	C SI 87 B SL 79 C SI 90 F FF 92 B FC 88 B FF 92 F FF 90 X FC 88 3-2 24 G4-6-3 1B			B CU 71 C SI 88 C SL 80 F FF 89 B FF 90 X FC 86 2-2 E5 13 G6-3		L SI 86 X SI 89 0-1 ② G4-3		F FF 95 S FF 94 B FF 95 B SL 86 S SL 86 2-3 ② K2-3		4	0	1	0	0	1	0
24 Cameron Maybin, R (1, 8) OBP: 0.321, SLG: 0.378	C SI 88 ① C SI 89 ② X FF 90 0-2 G4-6-3 1-2f			C SI 88 B SI 90 B SI 90 F SI 90 X FF 90 2-2 ① P3		X SI 88 0-0 ③ G6-3		B FF 96 C FF 95 F FF 93 C SL 87 1-3 ③ K		4	0	0	0	0	1	2
13 Chris Denorfia, R (1, 9) OBP: 0.317, SLG: 0.393	C SI 89 C SI 90 B SI 91 B FC 87 X FF 92 2-2 ③ L8			B SL 80 D CH 80 B SL 79 C FF 90 F SI 89 X CH 81 3-2 ② G6-3 2-3			S SL 78 C SI 88 X SI 90 0-2 ① F9		X FF 98 0-0 ① G6-3	4	0	0	0	0	0	1
7 Chase Headley, S (1, 5) OBP: 0.305, SLG: 0.363		X SI 87 0-0 ① F9		B CH 80 C SI 89 B FC 88 X CH 81 2-1 ③ G5-3			B SI 89 C SI 90 X SI 90 1-1 1B		X SI 97 0-0 ② L3	4	0	1	0	0	0	1
12 Seth Smith, L (1, 7) OBP: 0.421, SLG: 0.583		B FF 88 X FC 86 1-0 ② G3			C CU 70 F SL 80 S FC 87 0-3 ① K		X FC 85 0-0 ② F7		F FF 97 X SI 98 0-1 ③ G6-3	4	0	0	0	0	1	1
9 Jedd Gyorko, R (1, 4) OBP: 0.216, SLG: 0.286		C SI 87 C SI 89 B FF 91 T FF 91 1-2 ③ K			C SI 88 B CH 80 F SI 88 F FC 87 B FF 92 X FF 90 2-2 ② F8		C SI 88 X SI 89 0-1 ③ F9			3	0	0	0	0	1	1
23 Yonder Alonso, L (1, 3) OBP: 0.240, SLG: 0.299			X FF 88 0-0 ① P5		C SL 80 B FC 86 C FF 88 F FF 90 B SL 80 F SI 86 B FF 90 D FF 91 4-2 BB			B SL 79 B FF 88 X FF 87 2-0 ① G4-3		2	0	0	0	1	0	0
8 Yasmani Grandal, S (1, 2) OBP: 0.288, SLG: 0.404			C SI 88 X FF 87 0-1 ② G1-3		C SI 88 B FC 86 C SI 89 B CH 81 C SI 90 2-3 ③ K			B SI 87 B SI 88 B SI 88 C SI 88 C SI 88 F FF 89 F SI 90 B FF 90 4-2 18 HR BB		2	1	0	0	1	1	1
40 Billy Buckner, R (1, 1) 50 Nick Vincent, R (6, 1) 5 Alexi Amarista, L (6, PH) OBP: 0.273, SLG: 0.270 54 Alex Torres, L (7, 1) 18 Carlos Quentin, R (8, PH) OBP: 0.500, SLG: 0.846 33 Dale Thayer, R (9, 1)			C SI 88 X SI 89 0-1 ③ F7			C FF 86 X SL 77 0-1 ① F7		1 SAFE F SI 89 X FC 86 0-1 1-H HR		1 0 1 0 1 0	0 0 0 0 1 0	0 0 0 0 1 0	0 0 0 0 2 0	0 0 0 0 0 0	0 0 0 0 0 0	0 0 0 0 0 0
Inning Stats	R: 0 E: 0 K: 0 S: 11 H: 1 LOB: 0 BB: 0 P: 16	R: 0 E: 0 K: 1 S: 5 H: 0 LOB: 0 BB: 0 P: 7	R: 0 E: 0 K: 0 S: 5 H: 0 LOB: 0 BB: 0 P: 5	R: 0 E: 1 K: 0 S: 12 H: 0 LOB: 1 BB: 0 P: 21	R: 0 E: 0 K: 2 S: 14 H: 0 LOB: 1 BB: 1 P: 22	R: 0 E: 0 K: 0 S: 5 H: 0 LOB: 0 BB: 0 P: 5	R: 0 E: 0 K: 0 S: 8 H: 1 LOB: 1 BB: 0 P: 9	R: 2 E: 0 K: 2 S: 13 H: 1 LOB: 0 BB: 1 P: 22	R: 0 E: 0 K: 0 S: 4 H: 0 LOB: 0 BB: 0 P: 4	1B: 2 2B: 0 3B: 0 HR: 1 SF: 0 SAC: 0 DP: 1 HBP: 0				WP: 0 PB: 0 SB: 0 CS: 0	PA: 32	

	AB	30
	R	2
	H	3
	RBI	2
	BB	2
	SO	5
	LOB	7

PITCHER		IP	WLS	BF	H	R	ER	SO	BB	IBB	HBP	BLK	WP	HR	S	P	ERA	WHIP
37 Travis Wood, L ERA: 4.35	(1, 1)	7.1	W	27	3	2	2	3	2	0	0	0	0	1	67	98	2.46	0.682
54 Neil Ramírez, R ERA: 0.84	(8, 1)	0.2	H	2	0	0	0	2	0	0	0	0	0	0	6	9	0.00	0.000
56 Héctor Rondón, R ERA: 1.59	(9, 1)	1.0	S	3	0	0	0	0	0	0	0	0	0	0	4	4	0.00	0.000

PITCHER	IP	WLS	BF	H	R	ER	SO	BB	IBB	HBP	BLK	WP	HR	S	P	ERA	WHIP

Batter	1	2	3	4	5	6	7	8	9	AB	R	H	RBI	BB	SO	LOB
64 Emilio Bonifácio, S (1, 8) OBP: 0.318, SLG: 0.353	C FF 90 B FF 91 X FF 91 1-1 ① F7		L FF 91 F KC 78 B KC 77 F FF 92 F FF 93 F CH 84 F FF 94 F FF 93 S KC 78 1-3 ② K			C FF 91 B FF 91 B KC 77 X FF 91 2-1 ① G6-3		F FF 96 X SL 90 0-1 ② F8		4	0	0	0	0	1	1
21 Junior Lake, R (1, 7) OBP: 0.304, SLG: 0.482	C FF 91 S KC 78 X KC 78 0-2 ② F9		B KC 77 S KC 76 B SL 85 B FF 91 B FF 94 4-1 BB			C FF 92 X KC 78 0-1 HR		B SL 89 B SL 87 S CH 85 S CH 86 B CH 86 C SI 96 3-3 ③ K		3	1	1	1	1	1	1
44 Anthony Rizzo, L (1, 3) OBP: 0.396, SLG: 0.435	B FF 91 C FF 91 L FF 91 F KC 79 S FF 94 1-3 ③ K		F FF 91 F FF 90 1 SAFE X CH 83 0-2 ③ G5-3			B FF 92 F FF 91 X KC 77 1-1 ② P5			B SI 89 B SI 88 B SI 87 B SI 88 4-0 13 HR BB	3	1	0	0	1	1	1
13 Starlin Castro, R (1, 6) OBP: 0.317, SLG: 0.459		B SL 83 C FF 91 B FF 90 B SL 83 C FF 92 X FF 93 3-2 24 BB 1B		C SL 82 X FF 90 0-1 ① F9		B SL 85 C FF 91 C FF 92 F FF 94 S CH 84 1-3 ③ K			C SL 81 B SL 81 X SI 89 1-1 1-H HR	4	1	2	2	0	1	0
24 Luis Valbuena, L (1, 4) OBP: 0.389, SLG: 0.445		B FF 91 C FF 90 1 SAFE B KC 76 S CH 83 B KC 76 F FF 93 D CH 84 4-2 1-2 BB	C KC 76 X KC 77 0-1 ② G1-3				B SI 90 C SI 90 B SL 85 B SL 84 C SI 90 B SI 91 4-2 19 G1-6-3 BB		C SI 90 B SI 90 B CH 81 C SI 89 F SI 88 X CH 82 2-2 ① G3-1	2	0	0	0	2	0	0
30 Mike Olt, R (1, 5) OBP: 0.246, SLG: 0.415		B SL 85 F FF 91 C FF 91 F KC 77 B FF 92 S FF 92 2-3 ① K	F FF 89 C KC 77 B CH 83 B SL 84 S KC 80 2-3 ③ K				F SL 88 C SL 88 F FF 91 B SL 88 F SL 88 B SL 87 B SL 88 X SL 88 3-2 ① L7		C SL 83 C SL 82 B SL 83 S SL 82 1-3 ② K	4	0	0	0	0	3	3
19 Nate Schierholtz, L (1, 9) OBP: 0.263, SLG: 0.267		D CH 84 F CH 83 B FF 92 X FF 91 2-1 ② L7			F CH 83 X CH 83 0-1 ① G3-1		B SL 88 B FF 90 C FF 90 X SI 91 2-1 ②③ G1-6-3 1-2f		B CH 81 F CH 82 X CH 82 1-1 ③ F8	4	0	0	0	0	0	3
12 John Baker, L (1, 2) OBP: 0.186, SLG: 0.179		F FF 91 C KC 78 F KC 78 B FF 92 X FF 92 1-2 ③ L6			F FF 92 C FF 91 F FF 93 B KC 79 X KC 78 1-2 ② G3			B SI 96 X SI 95 1-0 2B		3	0	1	0	0	0	2
39 Jason Hammel, R (1, 1) 40 James Russell, L (6, 1) 63 Brian Schlitter, R (6, 1) 8 Chris Coghlan, L (8, PH) OBP: 0.214, SLG: 0.154 52 Justin Grimm, R (8, 1)			C FF 88 B FF 90 B FF 90 F SI 91 F SI 93 X KC 79 2-2 ① F8		B FF 91 S FF 91 S SL 84 S SL 86 1-3 ③ K			F FF 94 B CH 86 X CH 84 1-1 ① F9		2 0 0 1 0	0 0 0 0 0	0 0 0 0 0	0 0 0 0 0	1 0 0 0 0	0 0 0 1 0

TOP

Chicago Cubs @ San Diego Padres

Petco Park, San Diego, CA

Sun May 25 2014, 1:12 PM - 4:13 PM PDT

Att. 32,167 - Sunny - 70 F

livebaseballscorecards.com

AB	30
R	3
H	4
RBI	3
BB	4
SO	8
LOB	12

Inning Stats	1	2	3	4	5	6	7	8	9
	R: 0 E: 0 K: 1 S: 9	H: 0 LOB: 0 BB: 0 P: 11	R: 0 E: 0 K: 1 S: 16	H: 1 LOB: 2 BB: 1 P: 28	R: 0 E: 0 K: 1 S: 16	H: 0 LOB: 1 BB: 1 P: 23	R: 0 E: 0 K: 1 S: 7	H: 0 LOB: 0 BB: 0 P: 9	R: 0 E: 0 K: 1 S: 9	H: 0 LOB: 0 BB: 0 P: 11	R: 1 E: 0 K: 1 S: 10	H: 1 LOB: 0 BB: 0 P: 14	R: 0 E: 0 K: 0 S: 10	H: 0 LOB: 0 BB: 1 P: 19	R: 0 E: 0 K: 1 S: 8	H: 1 LOB: 1 BB: 0 P: 13	R: 2 E: 0 K: 1 S: 11	H: 1 LOB: 0 BB: 1 P: 20

| | | | |

Batter	1	2	3	4	5	6	7	8	9	AB	R	H	RBI	BB	SO	LOB
2 Everth Cabrera, S (1, 6) OBP: 0.272, SLG: 0.324	B FF 93 X FF 93 1-0 ① L7		B FF 93 S CH 87 B CH 86 S FF 93 B FF 93 X FF 93 3-2 ③ G3-1			B FF 94 F FF 93 B FF 92 1 SAFE B FF 92 B FF 92 4-1 12 BB 25 FC1-5 7 SF9 1-2 BB	C SI 93 B SI 93 B SI 93 B SI 93 F SI 93 F FF 92 B SI 94 4-2 BB			2	1	0	0	2	0	0
25 Will Venable, L (1, 9) OBP: 0.267, SLG: 0.259	B CU 75 S SI 93 F SI 94 B FF 94 H SL 84 3-2 12 G3 12 S HBP			B CU 76 C CH 86 F SI 93 B SL 82 F SL 83 X SI 93 2-2 ① G4-3		L CU 76 X CU 76 0-1 ① FC1-5 12 BB 18 1B 1-2 2-3f	1 SAFE 1 SAFE B SI 93 B SI 92 B FF 91 C SI 92 X SI 92 3-1 ③ G4-3			3	1	0	0	0	0	3
12 Seth Smith, L (1, 7) OBP: 0.417, SLG: 0.570	1 SAFE B FF 92 C SI 93 B CH 86 X CH 86 2-1 ② G3 1-3			B SI 94 B SI 94 B CH 87 C SI 94 F FF 94 F FF 94 X SI 94 3-2 ② G4-3		B CU 78 B SI 93 F SL 85 B SI 93 F SI 94 F SL 86 F FF 94 B FF 94 4-2 18 1B 9 2B 1-2 2-3 BB		B CU 77 C FF 94 B CU 80 F FF 95 S CU 81 2-3 ① K		3	1	0	0	1	1	1
7 Chase Headley, S (1, 5) OBP: 0.295, SLG: 0.353	C SI 93 X CH 86 0-1 ③ F8			C CU 77 X FF 94 0-1 ③ F8		B FF 94 B FF 94 F SI 94 B SL 85 X FF 93 3-1 ② SF9 3-H		C FF 96 F CU 82 B FF 95 C FF 95 1-3 ② K		3	0	0	1	0	1	1
23 Yonder Alonso, L (1, 3) OBP: 0.243, SLG: 0.301 18 Carlos Quentin, R (6, PH) OBP: 0.629, SLG: 0.857 38 Tyson Ross, R (6, PR) OBP: 0.056, SLG: 0.056 29 Troy Patton, S (7, 1) 50 Nick Vincent, R (7, 1) 56 Joaquín Benoit, R (8, 1) 13 Chris Denorfia, R (8, PH) OBP: 0.315, SLG: 0.390 16 Huston Street, R (9, 1)		B FF 92 B CH 86 C FF 93 X FF 93 2-1 ① G3			B FF 93 F FF 93 B CH 88 X FF 94 2-1 24 1B 9 S 1B	B SI 88 B SI 89 F SI 90 B SI 90 X SI 89 3-1 9 2B 9 E 1-2 2-H 1B		X FF 96 0-0 ③ G4-3		2 1 0 0 0 0 0 1 0	0 0 1 0 0 0 0 0 0	1 1 0 0 0 0 0 0 0	0 1 0 0 0 0 0 0 0	0 0 0 0 0 0 0 0 0	0 0 0 0 0 0 0 0 0	0 0 0 0 0 0 0 0 0
9 Jedd Gyorko, R (1, 4) OBP: 0.218, SLG: 0.292		X FF 93 0-0 ② P6			1 SAFE B FF 93 S FF 93 C SL 83 F FF 94 B SL 84 B SL 83 C SL 82 3-3 ① 1-2	X FF 93 0-0 E8 1-H 2-H 2B				3	0	1	1	0	1	1
24 Cameron Maybin, R (1, 8) OBP: 0.321, SLG: 0.377		C FF 93 C SL 83 S SL 83 0-3 ③ K			X SL 84 0-0 44 K 2-3 1B	C SL 84 B SI 93 B SL 85 F SI 93 B SI 94 F SI 94 F SI 92 X SI 94 3-2 ③ G6-3				3	0	1	0	0	1	2
44 René Rivera, R (1, 2) OBP: 0.262, SLG: 0.458			C FF 93 C FF 94 S FF 93 0-3 ① K		F FF 94 1 SAFE B FF 93 S FF 94 1 SAFE 1 SAFE S FF 95 1-3 ② ③ K 1-2		C SI 92 X FF 93 0-1 ① F7			3	0	0	0	0	2	2
22 Ian Kennedy, R (1, 1) OBP: 0.158, SLG: 0.316 14 Tommy Medica, R (6, PH) OBP: 0.229, SLG: 0.303 (7, 3)			C FF 93 S SL 85 B SL 84 B SL 83 C FF 94 2-3 ② K			C SL 83 B SL 83 C FF 93 X SL 83 1-2 25 FC1-5 2 BB 1B	B SI 92 C FF 92 B SL 85 C SI 92 F SI 94 S SI 93 2-3 ② K			1 2	0 0	0 1	0 0	0 0	1 1	0 0
Inning Stats	R: 0 E: 0 K: 0 S: 7 H: 0 LOB: 1 BB: 0 P: 13	R: 0 E: 0 K: 1 S: 6 H: 0 LOB: 0 BB: 0 P: 8	R: 0 E: 0 K: 2 S: 9 H: 0 LOB: 0 BB: 0 P: 14	R: 0 E: 0 K: 0 S: 10 H: 0 LOB: 0 BB: 0 P: 15	R: 0 E: 0 K: 2 S: 10 H: 2 LOB: 1 BB: 0 P: 16	R: 4 E: 1 K: 0 S: 20 H: 3 LOB: 2 BB: 2 P: 38	R: 0 E: 0 K: 1 S: 11 H: 0 LOB: 1 BB: 1 P: 20	R: 0 E: 0 K: 2 S: 7 H: 0 LOB: 0 BB: 0 P: 10		1B: 4 2B: 1 3B: 0 HR: 0 SF: 1 SAC: 0 DP: 0 HBP: 1				WP: 0 PB: 0 SB: 2 CS: 0 PA: 32		

PITCHER		IP	WLS	BF	H	R	ER	SO	BB	IBB	HBP	BLK	WP	HR	S	P	ERA	WHIP
39 Jason Hammel, R ERA: 3.08	(1, 1)	5.2	L	22	3	3	3	5	2	0	1	0	0	0	54	90	4.76	0.882
40 James Russell, L ERA: 3.75	(6, 1)	0.0		1	1	0	0	0	0	0	0	0	0	0	2	5	∞	∞
63 Brian Schlitter, R ERA: 2.49	(6, 1)	1.1		6	1	1	0	1	1	0	0	0	0	0	17	29	0.00	1.500
52 Justin Grimm, R ERA: 3.15	(8, 1)	1.0		3	0	0	0	2	0	0	0	0	0	0	7	10	0.00	0.000

PITCHER	IP	WLS	BF	H	R	ER	SO	BB	IBB	HBP	BLK	WP	HR	S	P	ERA	WHIP

BOTTOM

Chicago Cubs @ San Diego Padres

Petco Park, San Diego, CA

Sun May 25 2014, 1:12 PM - 4:13 PM PDT

Att. 32,167 - Sunny - 70 F

livebaseballscorecards.com

AB	27
R	4
H	5
RBI	3
BB	3
SO	8
LOB	10

Batter	1	2	3	4	5	6	7	8	9	AB	R	H	RBI	BB	SO	LOB
64 Emilio Bonifácio, S (1, 8) OBP: 0.325, SLG: 0.367	C FF 86 X FF 88 0-1 21 CS 1B		B FF 90 X SL 84 1-0 ③ P6		X CU 78 0-0 2-H 3B		B CH 80 C FC 89 F FF 91 F FF 92 S FC 87 1-3 ① K		B FF 92 B SI 92 B SI 94 B FF 93 4-0 13 PB 44 G4-3 BB	4	0	2	1	1	1	0
21 Junior Lake, R (1, 7) OBP: 0.301, SLG: 0.472	B SL 84 S SL 84 X CU 76 1-1 ① ② G5-3 1-2			X FF 87 0-0 ① F8	B SL 84 S CU 78 C CU 78 B FF 90 B CU 78 S FF 90 3-3 ③ K		C FC 84 X CH 82 0-1 44 E 44 S 44 2B 1B		S FF 92 X CU 83 0-1 ① F8	5	1	1	0	0	1	3
44 Anthony Rizzo, L (1, 3) OBP: 0.396, SLG: 0.440	B FF 88 B FF 88 C FF 88 C SL 85 S CU 78 2-3 ③ K			C CH 85 S CU 76 F FC 88 B FF 90 F CU 76 T CH 83 1-2 ② K		C FF 91 C FF 92 X SL 80 0-2 13 G5-3 5 1B 1B	1 SAFE 1 SAFE B FC 86 B FF 91 X FF 91 2-0 1-H 24 1B 2B		T SI 93 B FF 92 X CU 80 1-1 ② G4-3 1-2	5	2	2	1	0	2	1
13 Starlin Castro, R (1, 6) OBP: 0.319, SLG: 0.455		C SL 84 C FF 88 B CU 77 S CU 77 1-3 ① K		B SL 85 F CU 76 B FF 90 X SL 84 2-1 ③ F9		1 SAFE C CH 81 F FF 92 X FC 89 0-2 ① G5-3 1-2	B FC 86 B FF 90 B CH 82 X FC 89 3-0 24 1B 1B		B B CU 84 B FF 92 B FF 93 4-0 2-3 BB	4	0	1	0	1	1	1
24 Luis Valbuena, L (1, 5) OBP: 0.389, SLG: 0.444		B FF 88 B CH 82 C SL 85 X FF 89 2-1 ② F7			C FF 87 C SL 84 X FF 88 0-2 19 FC4-6 5 1B 15 SF7 1B	X FC 87 0-0 ② L7	F FC 86 X FC 86 0-1 5 G6-4-3 1-2 2-H 1B		B CU 82 B CU 81 F SI 92 X SI 92 2-1 ③ G4-3	5	1	2	1	0	0	3
5 Welington Castillo, R (1, 2) OBP: 0.298, SLG: 0.404		C FF 89 F SL 85 B FF 88 B SL 85 S CU 78 2-3 ③ K			S SL 84 X FF 89 0-1 19 FC4-6 1-2 1B	B FF 92 X CH 82 1-0 19 1B 15 1B 2-H 1B	X FC 89 0-0 ② ③ G6-4-3 1-2f			4	1	2	1	0	1	2
19 Nate Schierholtz, L (1, 9) OBP: 0.269, SLG: 0.292			F FF 88 F FF 89 B CU 76 X CH 81 1-2 HR		C CU 77 B SL 82 F FF 89 X CU 76 1-2 ① FC4-6 29 2B 1-2f 2-3	F FF 91 S FF 92 B FF 91 B SL 81 F FF 93 D FC 88 F FF 92 F FC 86 X FF 92 3-2 15 1B 1-2 1B		X SI 85 0-0 ① G3-1		4	2	2	1	0	0	2
15 Darwin Barney, R (1, 4) OBP: 0.260, SLG: 0.256			C SL 84 X FF 89 0-1 ① F7		1 SAFE C CU 76 1 SAFE X CU 76 0-1 ② SF7 3-H	X FF 90 0-0 1-2 2-H 1B		S SI 85 B CH 80 B SI 85 F SI 85 X SI 88 2-2 ② G4-3		3	0	1	2	0	0	0
29 Jeff Samardzija, R (1, 1) OBP: 0.148, SLG: 0.231 52 Justin Grimm, R (8, 1) 54 Neil Ramírez, R (9, 1)			F FF 88 X SL 85 0-1 ② F7		B SL 86 B FF 90 X FF 89 2-0 64 3B 1-H 2B	S CH 82 X CH 82 0-1 ③ F8		X SI 85 0-0 ③ G5-3		4 0 0	1 0 0	1 0 0	1 0 0	0 0 0	0 0 0	2 0 0
Inning Stats	R: 0 E: 0 K: 1 S: 7 H: 1 LOB: 0 BB: 0 P: 10	R: 0 E: 0 K: 2 S: 8 H: 0 LOB: 0 BB: 0 P: 13	R: 1 E: 0 K: 0 S: 8 H: 1 LOB: 0 BB: 0 P: 10	R: 0 E: 0 K: 1 S: 8 H: 0 LOB: 0 BB: 0 P: 11	R: 3 E: 0 K: 1 S: 15 H: 4 LOB: 1 BB: 0 P: 21	R: 2 E: 0 K: 0 S: 17 H: 4 LOB: 2 BB: 0 P: 21	R: 2 E: 0 K: 1 S: 11 H: 4 LOB: 1 BB: 0 P: 17	R: 0 E: 0 K: 0 S: 5 H: 0 LOB: 0 BB: 0 P: 7	R: 0 E: 0 K: 0 S: 6 H: 0 LOB: 2 BB: 2 P: 17	1B: 10 2B: 2 3B: 1 HR: 1	SF: 1 SAC: 0 DP: 1 HBP: 0					

PITCHER		IP	WLS	BF	H	R	ER	SO	BB	IBB	HBP	BLK	WP	HR	S	P	ERA	WHIP
52 Yusmeiro Petit, R ERA: 5.08	(1, 1)	5.0	L	20	6	4	4	5	0	0	0	0	0	1	46	65	7.20	1.200
34 David Huff, L ERA: 5.4	(6, 1)	1.1		12	8	4	4	1	0	0	0	0	0	0	27	37	27.00	6.000
70 George Kontos, R ERA:	(7, 1)	0.2		1	0	0	0	0	0	0	0	0	0	0	1	1	0.00	0.000
49 Javier López, L ERA: 1.93	(8, 1)	1.0		3	0	0	0	0	0	0	0	0	0	0	5	7	0.00	0.000
57 Juan Gutierrez, R ERA: 3.63	(9, 1)	1.0		5	0	0	0	0	2	0	0	0	0	0	6	17	0.00	2.000

PITCHER	IP	WLS	BF	H	R	ER	SO	BB	IBB	HBP	BLK	WP	HR	S	P	ERA	WHIP

TOP

Chicago Cubs @ San Francisco Giants

AT&T Park, San Francisco, CA

Mon May 26 2014, 1:07 PM - 4:17 PM PDT

Att. 42,257 - Sunny - 66 F

livebaseballscorecards.com

AB	38
R	8
H	14
RBI	8
BB	2
SO	6
LOB	14

BOTTOM

Chicago Cubs @ San Francisco Giants

AT&T Park, San Francisco, CA

Mon May 26 2014, 1:07 PM - 4:17 PM PDT

Att. 42,257 - Sunny - 66 F

livebaseballscorecards.com

Batter	1	2	3	4	5	6	7	8	9	AB	R	H	RBI	BB	SO	LOB
16 Ángel Pagán, S (1, 8) OBP: 0.358, SLG: 0.436	B FF 92 X FF 94 1-0 E1 8 G6-3 48 1B		B SL 86 T FF 96 X SL 87 1-1 ② F8		B FF 95 X SL 86 1-0 ③ F9			B FF 96 B FF 95 B FF 95 C FF 94 X FF 95 3-1 28 P4 28 S 1B		4	1	1	0	0	0	0
8 Hunter Pence, R (1, 9) OBP: 0.366, SLG: 0.470	C SI 93 X FF 94 0-1 ① G6-3 1-2		S SL 86 B SL 86 X FF 96 1-1 ③ G5-3			B FF 94 B FF 94 C SI 93 F SL 84 X SI 95 2-2 ① G6-3		B FF 92 1 SAFE C SL 82 S FF 94 S FF 94 1-3 ① K		4	0	0	0	0	1	2
28 Buster Posey, R (1, 3) OBP: 0.351, SLG: 0.415	F FF 94 B FC 93 S FF 95 S FF 94 1-3 ② K			C FF 95 B FC 95 X FC 94 1-1 48 HR 1B		C FF 95 B SI 95 B SL 84 X SI 95 2-1 ② G6-3		B FF 94 D SL 82 X FF 94 2-0 ② P4 1-3		4	1	1	0	0	1	2
48 Pablo Sandoval, S (1, 5) OBP: 0.285, SLG: 0.409	S FF 96 F FF 97 B FC 94 F FS 85 B FF 97 B FF 94 X FF 96 3-2 38 FC6-4 2-H 1B			S SL 87 B SL 86 B FC 93 F SL 86 X SL 86 2-2 1-H HR		F FF 97 F FF 97 X FF 96 0-2 ③ F8		B FF 96 B FF 95 B FF 95 C FF 95 F FF 95 F FF 95 F FF 95 C FF 95 3-3 ③		4	1	2	3	0	1	1
38 Michael Morse, R (1, 7) OBP: 0.339, SLG: 0.542	F FF 96 F SI 96 F FS 85 X FF 96 0-2 ③ FC6-4 1-2f			B FF 96 B SL 88 F SI 96 C FF 94 B FF 96 F FF 95 S SL 86 3-3 ① K			C FF 93 X FF 94 0-1 35 1B 3B		F FF 94 F FF 95 B FF 96 B SL 88 B FF 95 B FF 96 4-2 35 G3-1 29 G3 BB	3	1	1	0	1	1	1
29 Héctor Sánchez, S (1, 2) OBP: 0.281, SLG: 0.395		F FC 92 S SL 86 B FF 94 B FS 84 F SL 86 S SL 86 2-3 ① K		X SL 86 0-0 ② L8			X FC 92 0-0 ① P4		B FF 95 X FF 94 1-0 ① G3 1-2	4	0	0	0	0	1	2
35 Brandon Crawford, L (1, 6) OBP: 0.323, SLG: 0.451		F SI 96 S FC 93 B FC 94 B FC 94 F FC 93 S FS 86 2-3 ② K		S FC 94 B FF 95 C SL 86 B FC 92 B FS 87 F FC 93 S FC 94 3-3 ③ K			C SL 86 B FC 93 B FS 85 X FC 93 2-1 3-H 1B		C FF 94 B FF 94 S CU 80 F FF 94 F SL 86 X SL 87 1-2 ② G3-1 2-3	4	0	1	1	0	2	1
14 Brandon Hicks, R (1, 4) OBP: 0.294, SLG: 0.393		S SL 88 F FF 95 B SL 88 S SL 87 1-3 ③ K			X FF 93 0-0 ① G6-3		C SL 85 S SL 87 B SL 88 F SI 95 F SI 96 1 SAFE S SL 88 1-3 ② K		D SL 87 B FF 95 S FF 95 S FF 94 S FF 95 2-3 ③ K	4	0	0	0	0	3	2
52 Yusmeiro Petit, R (1, 1) 34 David Huff, S (5, PH) OBP: 0.333, SLG: 0.333 (6, 1) 70 George Kontos, R (7, 1) 7 Grégor Blanco, L (7, PH) OBP: 0.296, SLG: 0.262 49 Javier López, L (8, 1) 57 Juan Gutierrez, R (9, 1)			C FF 94 C FF 95 B SL 86 F FF 96 F FF 96 S SL 86 1-3 ① K		C SI 95 S SL 85 S SL 86 0-3 ② K		C SL 86 F SL 86 C SI 96 0-3 ③ K			1 1 0 1 0 0	0 0 0 0 0 0	0 0 0 0 0 0	0 0 0 0 0 0	0 0 0 1 0 0	1 1 0 1 0 0	0 0 0 1 0 0
Inning Stats	R: 1 E: 1 K: 1 S: 14 H: 1 LOB: 1 BB: 0 P: 19	R: 0 E: 0 K: 3 S: 11 H: 0 LOB: 0 BB: 0 P: 16	R: 0 E: 0 K: 1 S: 9 H: 0 LOB: 0 BB: 0 P: 12	R: 2 E: 0 K: 2 S: 14 H: 2 LOB: 0 BB: 0 P: 23	R: 0 E: 0 K: 1 S: 5 H: 0 LOB: 0 BB: 0 P: 6	R: 0 E: 0 K: 0 S: 8 H: 0 LOB: 0 BB: 0 P: 12	R: 1 E: 0 K: 2 S: 13 H: 2 LOB: 1 BB: 0 P: 16	R: 0 E: 0 K: 2 S: 11 H: 1 LOB: 1 BB: 0 P: 20	R: 0 E: 0 K: 1 S: 11 H: 0 LOB: 1 BB: 1 P: 19	1B: 4 2B: 0 3B: 1 HR: 1 SF: 0 SAC: 0 DP: 0 HBP: 0						

	AB	34
	R	4
	H	6
	RBI	4
	BB	1
	SO	13
	LOB	12

PITCHER		IP	WLS	BF	H	R	ER	SO	BB	IBB	HBP	BLK	WP	HR	S	P	ERA	WHIP
29 Jeff Samardzija, R ERA: 1.68	(1, 1)	7.0	W	28	6	4	3	10	0	0	0	0	0	1	76	109	3.86	0.857
52 Justin Grimm, R ERA: 3.0	(8, 1)	1.0		3	0	0	0	2	0	0	0	0	0	0	9	15	0.00	0.000
54 Neil Ramírez, R ERA: 0.77	(9, 1)	1.0		4	0	0	0	1	1	0	0	0	0	0	11	19	0.00	1.000

PITCHER	IP	WLS	BF	H	R	ER	SO	BB	IBB	HBP	BLK	WP	HR	S	P	ERA	WHIP

Chicago Cubs @ San Francisco Giants

AT&T Park, San Francisco, CA

Tue May 27 2014, 7:16 PM - 9:54 PM PDT

Att. 41,060 - Clear - 59 F

livebaseballscorecards.com

Batter	1	2	3	4	5	6	7	8	9	AB	R	H	RBI	BB	SO	LOB
64 Emilio Bonifácio, S (1, 8) OBP: 0.319, SLG: 0.359	C SI 89 B SI 90 F FC 84 X SI 90 1-2 L8		X SI 89 0-0 FC6-4 1-2f		C FS 82 B FC 84 B SI 89 B FF 89 T SI 88 X SI 89 3-2 G4-3			B SI 91 B SI 90 C SI 91 X SI 91 2-1 G6-3		4	0	0	0	0	0	2
20 Justin Ruggiano, R (1, 7) OBP: 0.302, SLG: 0.333	C SI 89 S FC 84 B FC 84 X FC 84 1-2 G6-3			B SI 88 B FC 83 X SI 88 2-0 13 1B		C FF 87 B SI 88 T FC 82 B FC 84 X FS 79 2-2 G6-3		B CU 74 X SI 92 1-0 G6-3		4	0	1	0	0	0	0
44 Anthony Rizzo, L (1, 3) OBP: 0.394, SLG: 0.436	F SI 89 B SI 89 B FS 82 F FS 80 S CU 76 2-3 K			B SI 88 C SI 89 B SI 88 1 SAFE B SI 88 F SI 88 X SI 86 3-2 F8		C SI 88 X CU 76 0-1 1B		C SI 91 S SI 90 T SI 92 0-2 K		4	0	1	0	0	2	1
13 Starlin Castro, R (1, 6) OBP: 0.318, SLG: 0.450		C SI 88 B SI 88 B SI 90 S FC 83 F SI 89 F SI 89 X SI 88 2-2 G5-3		C SI 88 1 SAFE F SI 88 X SI 88 0-2 1-2 1B		F SI 89 F FC 83 S FC 83 0-3 K			C FF 93 C FF 92 S CH 87 0-3 K	4	0	1	0	0	2	1
24 Luis Valbuena, L (1, 4) OBP: 0.379, SLG: 0.430		X SI 89 0-0 F7		B SI 88 B FC 84 X SI 88 2-0 F6		B SI 89 X SI 88 1-0 G4-3			B CH 84 C FF 94 C CH 86 B FF 94 X CH 86 2-2 G5-3	4	0	0	0	0	0	3
5 Welington Castillo, R (1, 2) OBP: 0.297, SLG: 0.400		C FF 88 B FF 89 X FF 88 1-1 G6-3		C FC 82 F FC 82 S FC 83 0-3 K			S FC 81 S FC 82 X FC 81 0-2 1B		C FF 93 F CU 82 B CH 88 C CH 86 1-3 K	4	0	1	0	0	2	2
19 Nate Schierholtz, L (1, 9) OBP: 0.264, SLG: 0.287			B FS 79 B FF 90 F SI 89 X SI 88 2-1 L8		B FC 83 F FC 83 B SI 89 X SI 89 2-1 G6-3		B SI 89 X FC 83 1-0 P4			3	0	0	0	0	0	1
30 Mike Olt, R (1, 5) OBP: 0.248, SLG: 0.421			C FC 84 B SI 89 B FF 89 F FC 82 B SI 89 F FC 82 C FC 85 3-3 K		C SI 90 B CU 76 B FC 83 C FC 83 X SI 89 2-2 2B		C FC 83 C SI 88 B FC 84 S FC 84 1-3 K			3	0	1	0	0	2	1
49 Jake Arrieta, R (1, 1) OBP: 0.250, SLG: 0.250 8 Chris Coghlan, L (7, PH) OBP: 0.207, SLG: 0.148 50 Blake Parker, R (7, 1) 41 Jose Veras, R (8, 1)			C SI 88 B SI 90 X SI 89 1-1 64 FC6-4 1B		X SI 89 0-0 G5-3		B FS 79 X SI 88 1-0 G4-3			2 1 0 0	0 0 0 0	1 0 0 0	0 0 0 0	0 0 0 0	0 0 0 0	1 1 0 0

Inning Stats	1	2	3	4	5	6	7	8	9
	R: 0 E: 0 K: 1 S: 9	H: 0 LOB: 0 BB: 0 P: 13	R: 0 E: 0 K: 0 S: 8	H: 0 LOB: 0 BB: 0 P: 11	R: 0 E: 0 K: 1 S: 9	H: 1 LOB: 1 BB: 0 P: 15	R: 0 E: 0 K: 1 S: 11	H: 2 LOB: 2 BB: 0 P: 18	R: 0 E: 0 K: 0 S: 9	H: 1 LOB: 1 BB: 0 P: 16	R: 0 E: 0 K: 1 S: 9	H: 1 LOB: 1 BB: 0 P: 12	R: 0 E: 0 K: 1 S: 8	H: 1 LOB: 1 BB: 0 P: 11	R: 0 E: 0 K: 1 S: 6	H: 0 LOB: 0 BB: 0 P: 9	R: 0 E: 0 K: 2 S: 9	H: 0 LOB: 0 BB: 0 P: 12

1B: 5	SF: 0	WP: 0	PA: 33
2B: 1	SAC: 0	PB: 0	
3B: 0	DP: 0	SB: 0	
HR: 0	HBP: 0	CS: 0	

AB	33
R	0
H	6
RBI	0
BB	0
SO	8
LOB	13

PITCHER		IP	WLS	BF	H	R	ER	SO	BB	IBB	HBP	BLK	WP	HR	S	P	ERA	WHIP
17 Tim Hudson, R ERA: 1.92	(1, 1)	7.0	W	27	6	0	0	5	0	0	0	0	0	0	63	96	0.00	0.857
41 Jeremy Affeldt, L ERA: 1.45	(8, 1)	1.0		3	0	0	0	1	0	0	0	0	0	0	6	9	0.00	0.000
63 Jean Machi, R ERA: 0.36	(9, 1)	1.0		3	0	0	0	2	0	0	0	0	0	0	9	12	0.00	0.000

PITCHER		IP	WLS	BF	H	R	ER	SO	BB	IBB	HBP	BLK	WP	HR	S	P	ERA	WHIP

BOTTOM

Chicago Cubs @ San Francisco Giants

AT&T Park, San Francisco, CA

Tue May 27 2014, 7:16 PM - 9:54 PM PDT

Att. 41,060 - Clear - 59 F

livebaseballscorecards.com

Batter	1	2	3	4	5	6	7	8	9	AB	R	H	RBI	BB	SO	LOB
16 Ángel Pagán, S (1, 8) OBP: 0.360, SLG: 0.437	C FF 93 B CU 78 B SI 96 X SI 96 2-1 8 1B 28 SF9 1B		C CU 78 B SI 94 X SL 89 1-1 ① L8		X CU 77 0-0 8 S 48 1B 2-3 1B		B FF 91 B FF 91 X FF 92 2-0 ② F7			4	2	2	0	0	0	0
8 Hunter Pence, R (1, 9) OBP: 0.372, SLG: 0.473	1 SAFE B SI 95 B SI 95 C SI 95 1 SAFE S SI 95 B FF 96 X SI 94 3-2 28 SF9 28 S 38 1B 1-3 1B		C SL 90 B FF 94 X CU 79 1-1 ② G5-3		1 SAFE C SI 92 B SI 93 S SL 89 D SL 89 1 SAFE B SL 88 F FF 94 B CU 78 4-2 48 1B 1-2 BB		C FF 91 X FF 92 0-1 1B			3	1	2	0	1	0	0
28 Buster Posey, R (1, 2) OBP: 0.344, SLG: 0.410	F FF 96 B SI 96 X SI 95 1-1 ① SF9 1-3 3-H		B SL 89 F FF 93 B SL 90 X SI 94 2-1 ③ G5-3		B SI 93 X SI 93 1-0 ② SF7 3-H		C FF 91 X FF 91 0-1 ③ G5-3			2	0	0	2	0	0	1
48 Pablo Sandoval, S (1, 5) OBP: 0.284, SLG: 0.405 13 Joaquin Arias, R (9, 5) OBP: 0.185, SLG: 0.145	F FF 96 B CU 80 X CU 79 1-1 ② G6-3			B FF 93 B SI 94 S FF 94 B CH 84 F SI 95 X CH 88 3-2 ① L7	F SI 93 F FF 93 X CU 81 0-2 1-3 2-H 1B			B SI 92 F SI 92 X FS 86 1-1 ① F7		4 0	0 0	1 0	1 0	0 0	0 0	1 0
38 Michael Morse, R (1, 3) OBP: 0.342, SLG: 0.547	C SI 95 X SI 95 0-1 21 WP 3-H 1B			S SL 90 X FF 94 0-1 2B	B FF 94 D SI 94 C SL 89 F SL 88 S SL 88 2-3 ③ K			C SI 92 B SI 92 B SI 92 X SI 92 2-1 ② G5-3		4	0	2	1	0	1	2
21 Tyler Colvin, L (1, 7) OBP: 0.333, SLG: 0.571	C FF 94 B SI 96 S CU 81 X CU 80 1-2 ③ G3 1-2			C SI 95 F CU 79 B FF 94 D CU 79 S SI 95 2-3 ② K		X FF 91 0-0 ① F7		B SI 94 X SI 92 1-0 2B		4	0	1	0	0	1	2
35 Brandon Crawford, L (1, 6) OBP: 0.316, SLG: 0.440		C FF 93 B SI 93 S CH 86 B FF 95 S SL 89 2-3 ① K		B CU 78 X CH 87 1-0 ③ L8		C FF 92 B CH 87 F SI 93 B FF 93 C CU 78 2-3 ② K		S SI 93 X FS 86 0-1 ③ F8		4	0	0	0	0	2	2
6 Ehire Adrianza, S (1, 4) OBP: 0.182, SLG: 0.214		X FF 94 0-0 ② L7			C CU 78 S CU 77 F FF 93 B CH 88 B CU 79 X SI 93 2-2 16 1B 17 S 28 SF7 1B	X FF 93 0-0 ③ G6-3				3	1	1	0	0	0	0
17 Tim Hudson, R (1, 1) OBP: 0.136, SLG: 0.095 7 Grégor Blanco, L (7, PH) OBP: 0.292, SLG: 0.258 41 Jeremy Affeldt, L (8, 1) 63 Jean Machi, R (9, 1)		B FF 91 C FF 93 C FF 93 C CU 79 1-3 ③ K			1 SAFE B FF 93 B FF 93 B FF 94 C FF 93 1 SAFE F FF 93 S FF 93 3-3 ① K 1-2		B CU 75 S FF 91 B CU 76 S FF 91 F FF 91 X FS 82 2-2 ① F7			2 1 0 0	0 0 0 0	0 0 0 0	0 0 0 0	2 0 0 0	1 0 0 0	1 0 0 0
Inning Stats	R: 2 E: 0 K: 0 S: 14 H: 3 LOB: 1 BB: 0 P: 22	R: 0 E: 0 K: 2 S: 7 H: 0 LOB: 0 BB: 0 P: 10	R: 0 E: 0 K: 0 S: 6 H: 0 LOB: 0 BB: 0 P: 10	R: 0 E: 0 K: 1 S: 9 H: 1 LOB: 1 BB: 0 P: 15	R: 2 E: 0 K: 2 S: 18 H: 3 LOB: 2 BB: 1 P: 30	R: 0 E: 0 K: 1 S: 5 H: 0 LOB: 0 BB: 0 P: 7	R: 0 E: 0 K: 0 S: 9 H: 1 LOB: 1 BB: 0 P: 13	R: 0 E: 0 K: 0 S: 7 H: 1 LOB: 1 BB: 0 P: 11		1B: 7 2B: 2 3B: 0 HR: 0 SF: 2 SAC: 0 DP: 0 HBP: 0					WP: 1 PB: 0 SB: 3 CS: 0 PA: 34	

	AB	31
	R	4
	H	9
	RBI	4
	BB	1
	SO	6
	LOB	9

PITCHER		IP	WLS	BF	H	R	ER	SO	BB	IBB	HBP	BLK	WP	HR	S	P	ERA	WHIP
49 Jake Arrieta, R ERA: 3.2	(1, 1)	6.0	L	26	7	4	4	6	1	0	0	0	1	0	59	94	6.00	1.333
50 Blake Parker, R ERA: 10.13	(7, 1)	1.0		4	1	0	0	0	0	0	0	0	0	0	9	13	0.00	1.000
41 Jose Veras, R ERA: 9.53	(8, 1)	1.0		4	1	0	0	0	0	0	0	0	0	0	7	11	0.00	1.000

PITCHER	IP	WLS	BF	H	R	ER	SO	BB	IBB	HBP	BLK	WP	HR	S	P	ERA	WHIP

Chicago Cubs @ San Francisco Giants

AT&T Park, San Francisco, CA

Wed May 28 2014, 12:46 PM - 4:04 PM PDT

Att. 41,186 - Sunny - 66 F

TOP

livebaseballscorecards.com

Batter	1	2	3	4	5	6	7	8	9	AB	R	H	RBI	BB	SO	LOB
64 Emilio Bonifácio, S (1, 4) OBP: 0.322, SLG: 0.356	C FF 89 B FF 90 B CH 85 B SI 90 B FF 89 4-1 13 G5-3 21 S BB		B FF 88 X CH 80 1-0 P1 ①		B CH 83 B FF 89 B SI 88 C FF 88 B FF 88 4-1 21 G6-4-3 BB		X SI 93 0-0 FC4-6 ③ 1-2f			2	0	0	0	2	0	2
21 Junior Lake, R (1, 8) OBP: 0.293, SLG: 0.459	T FF 90 D SL 82 S SL 81 B SI 91 F SL 81 S FF 91 2-3 K ① 1-2		F SL 81 S SL 80 B SL 80 B FF 90 C FF 91 2-3 K ②		B CH 82 1 SAFE S SL 80 1 SAFE X SL 80 1-1 G6-4-3 ②③ 1-2f			C FF 91 T CU 85 X CU 84 0-2 G5-3 ①		4	0	0	0	0	2	2
44 Anthony Rizzo, L (1, 3) OBP: 0.396, SLG: 0.434	B CH 82 C SI 89 C FF 90 B CH 83 B FF 92 B SI 91 4-2 13 G5-3 BB		X SL 80 0-0 G4-3 ③			F FF 92 F FC 89 B FF 93 F SL 86 T FF 93 1-2 K ①		B CH 85 X SI 93 1-0 13 E 1B		3	0	1	0	1	1	0
13 Starlin Castro, R (1, 6) OBP: 0.312, SLG: 0.442	B FF 90 C SL 81 B CH 82 F FF 90 X SL 81 2-2 G5-3 ② 1-2 2-3			B SI 87 X CH 82 1-0 G6-3 ①		B FC 88 X FC 88 1-0 L4 ②		C CU 85 C CU 86 F FF 92 B CU 85 B SI 93 F SI 93 X CU 80 2-2 E5 1-2		4	0	0	0	0	0	3
19 Nate Schierholtz, L (1, 9) OBP: 0.264, SLG: 0.281	B FF 90 C SL 81 F SL 82 B FF 91 B CH 84 F SL 81 F FF 92 F FF 92 F SI 91 3-2 X SI 90 L3 ③			C SL 82 C SL 82 F SL 80 B FF 92 F SL 80 B CH 82 H SL 80 3-2 30 E HBP		F FF 92 B FC 89 B CH 86 C FC 86 B FF 93 F FC 86 F FC 88 F SI 92 X SL 84 3-2 G4-3 ③		S CU 81 C CU 80 X CU 79 0-2 F8 ②		3	0	0	0	0	0	4
30 Mike Olt, R (1, 5)		B FF 89 F SL 80 B SL 81 C SL 81 C CH 82 2-3 K ①		1 SAFE B FF 90 B CH 82 C FF 90 D SL 78 X SL 82 3-1 E6 1-2			C FC 87 S SL 85 B FC 86 S FC 86 1-3 K ①	C FF 92 X CU 85 0-1 G6-3 ③		4	0	0	0	0	2	3
8 Chris Coghlan, L (1, 7) OBP: 0.194, SLG: 0.138 20 Justin Ruggiano, R (7, PH) OBP: 0.311, SLG: 0.325 (7, 7)		B CU 72 C SI 89 B CH 82 F SI 90 X CH 82 2-2 G4-3 ②		B SI 88 S CH 82 C SL 78 F SL 80 T CH 84 1-2 K ②			C SI 91 B CU 75 S SI 91 B CH 88 B CU 75 B SI 91 4-2 15 FC6-4 12 1B BB		S FF 92 C CU 84 X CU 84 0-2 F9 ①	2 1	0 0	0 0	0 0	1 1	2 0	2 0
12 John Baker, L (1, 2) OBP: 0.213, SLG: 0.190		B CH 81 B SI 89 B FF 89 C FF 89 B SI 90 4-1 BB		B CU 74 F SI 89 B SL 79 X CH 82 2-1 G4-3 ③			B SI 91 X SI 91 1-0 15 FC6-4 1-2 1B		B SI 86 X SI 85 1-0 G3-1 ②	3	0	1	0	1	0	2
36 Edwin Jackson, R (1, 1) OBP: 0.091, SLG: 0.136 40 James Russell, L (6, 1) 63 Brian Schlitter, R (6, 1) 15 Darwin Barney, R (7, PH) OBP: 0.259, SLG: 0.253 52 Justin Grimm, R (7, 1) 24 Luis Valbuena, L (9, PH) OBP: 0.377, SLG: 0.426		C SL 79 C SL 79 F SL 78 B FF 90 X CU 78 1-2 P5 ③			B FF 89 C FF 86 B SL 80 F FF 89 S CH 81 2-3 K ①		B CH 84 X SI 92 1-0 FC6-4 ② 64 FC4-6 1-2f 2-3		C SI 87 X SI 85 0-1 L3 ③	2 0 0 1 0 1	0 0 0 0 0 0	0 0 0 0 0 0	0 0 0 0 0 0	1 0 0 0 0 0	1 0 0 2 0 0	1 0 0 2 0 0
Inning Stats	R: 0 E: 0 K: 1 S: 17 H: 0 LOB: 2 BB: 2 P: 32	R: 0 E: 0 K: 1 S: 11 H: 0 LOB: 1 BB: 1 P: 20	R: 0 E: 0 K: 1 S: 5 H: 0 LOB: 0 BB: 0 P: 8	R: 0 E: 1 K: 1 S: 13 H: 0 LOB: 2 BB: 0 P: 23	R: 0 E: 0 K: 1 S: 6 H: 0 LOB: 0 BB: 1 P: 13	R: 0 E: 0 K: 1 S: 11 H: 0 LOB: 0 BB: 0 P: 16	R: 0 E: 0 K: 1 S: 8 H: 1 LOB: 2 BB: 1 P: 15	R: 0 E: 1 K: 0 S: 14 H: 1 LOB: 2 BB: 0 P: 17	R: 0 E: 0 K: 0 S: 6 H: 0 LOB: 0 BB: 0 P: 7	1B: 2 2B: 0 3B: 0 HR: 0	SF: 0 SAC: 0 DP: 1 HBP: 1					WP: 0 PB: 0 SB: 1 CS: 0	PA: 36

	AB	30
	R	0
	H	2
	RBI	0
	BB	5
	SO	7
	LOB	21

PITCHER		IP	WLS	BF	H	R	ER	SO	BB	IBB	HBP	BLK	WP	HR	S	P	ERA	WHIP
55 Tim Lincecum, R ERA: 4.18	(1, 1)	5.0		20	0	0	0	5	4	0	1	0	0	0	52	96	0.00	0.800
70 George Kontos, R ERA:	(6, 1)	1.1	W	4	0	0	0	2	0	0	0	0	0	0	14	20	0.00	0.000
41 Jeremy Affeldt, L ERA: 1.45	(7, 1)	0.0		2	1	0	0	0	1	0	0	0	0	0	3	8	∞	∞
63 Jean Machi, R ERA: 0.35	(7, 1)	0.2	H	2	0	0	0	0	0	0	0	0	0	0	2	3	0.00	0.000
57 Juan Gutierrez, R ERA: 3.42	(8, 1)	1.1		6	1	0	0	0	0	0	0	0	0	0	17	20	0.00	0.750

PITCHER		IP	WLS	BF	H	R	ER	SO	BB	IBB	HBP	BLK	WP	HR	S	P	ERA	WHIP
49 Javier López, L ERA: 1.8	(9, 1)	0.2		2	0	0	0	0	0	0	0	0	0	0	3	4	0.00	0.000

BOTTOM

Chicago Cubs @ San Francisco Giants

AT&T Park, San Francisco, CA

Wed May 28 2014, 12:46 PM - 4:04 PM PDT

Att. 41,186 - Sunny - 66 F

livebaseballscorecards.com

Batter	1	2	3	4	5	6	7	8	9	AB	R	H	RBI	BB	SO	LOB
16 Ángel Pagán, S (1, 8) OBP: 0.365, SLG: 0.446	B FF 92 B SI 92 C FF 92 S CU 80 F FF 94 B FF 93 F FF 93 F FF 94 C FF 93 3-3 K ①		B CU 80 F SI 94 X CU 80 1-1 8 A4 58 1B			C SL 85 X SL 85 0-1 28 F8 48 1B 2B	X FF 91 0-0 SH5-3 ① 1-2			3	1	2	0	0	1	0
8 Hunter Pence, R (1, 9) OBP: 0.370, SLG: 0.466	C FF 94 C CU 79 B SL 88 X SL 87 1-2 L8 ②		1 SAFE C FF 94 S FF 96 B FF 97 1 SAFE 1 SAFE B FF 96 F FF 94 1 SAFE 2-3 C SL 88 K ②③ 1-2			B CU 81 B FF 94 C SL 87 C FF 94 D FF 95 F SL 87 B FF 95 4-2 48 1B 21 2B BB	C CU 78 X FF 93 0-1 P3 ②			3	1	0	0	1	1	2
28 Buster Posey, R (1, 3) OBP: 0.337, SLG: 0.400	S SL 87 B FF 95 C SL 86 B FF 95 S SL 88 2-3 K ③			C SL 85 C SL 87 B FF 95 F SL 87 C FF 96 1-3 K ①		B FF 93 C SL 87 F SL 86 B FF 94 X FF 91 2-2 F8 ① 2-3	X FF 94 0-0 E5 48 WP 29 2B 2-H			4	1	0	0	0	2	2
48 Pablo Sandoval, S (1, 5) OBP: 0.293, SLG: 0.409 57 Juan Gutierrez, R (8, 1) 49 Javier López, L (9, 1)		X FF 93 0-0 F8 ①		B FF 95 B CH 88 X SI 94 2-0 21 WP 1B		B SI 88 B SI 88 F SI 88 F SL 83 X SI 89 2-2 21 2B 1-2 3-H 1B	B CU 80 F CU 80 I IN 71 I IN 74 I IN 75 4-1 29 2B 1-2 IBB			3 0 0	1 0 0	2 0 0	1 0 0	1 0 0	0 0 0	0 0 0
29 Héctor Sánchez, S (1, 2) OBP: 0.280, SLG: 0.400		B CU 79 X FF 92 1-0 G3-1 ②		B SI 95 D CU 80 S SL 85 S SL 86 S SL 88 2-3 K ②		X SI 93 0-0 F8 ②	X FF 94 0-0 1-H 2-H 2B			4	0	1	2	0	1	3
21 Tyler Colvin, L (1, 7) OBP: 0.354, SLG: 0.591 41 Jeremy Affeldt, L (7, 1) 63 Jean Machi, R (7, 1) 13 Joaquin Arias, R (7, PH) OBP: 0.182, SLG: 0.143 (8, 5)		B CU 78 B SL 85 B FF 93 D FF 92 4-0 35 1B BB		1 SAFE C FF 95 B SL 88 S SL 88 B SL 89 S SL 88 2-3 K ③ 1-2		B SI 92 B FF 92 X SI 93 2-0 1-3 2-H 2B	B SL 80 F FF 93 B SL 81 C CU 80 X CU 81 2-2 G6-3 ③			2 0 0 1	0 0 0 0	1 0 0 0	1 0 0 0	1 0 0 0	1 0 0 1	1 0 0 1
35 Brandon Crawford, L (1, 6) OBP: 0.320, SLG: 0.439		B FF 93 B FF 94 1 SAFE X FF 94 2-0 1-2 1B			F CU 78 S CH 86 B FF 96 S SL 87 1-3 K ①	B SI 94 C SI 92 B SI 93 I IN 72 I IN 73 4-1 IBB		F FF 93 B CU 77 X FF 93 1-1 F9 ①		3	0	1	0	1	1	0
6 Ehire Adrianza, S (1, 4) OBP: 0.167, SLG: 0.196		B SL 87 F SL 86 F FF 94 B SL 88 B SL 86 F SL 87 X CU 81 3-2 F7 ③			F FF 95 C CU 82 F SL 87 X SL 87 0-2 F7 ②	X SI 92 0-0 F7 ③		B FF 94 F FF 93 C CU 79 T CU 79 1-2 K ②		4	0	0	0	0	1	5
55 Tim Lincecum, L (1, 1) 14 Brandon Hicks, R (5, PH) OBP: 0.293, SLG: 0.390 70 George Kontos, R (6, 1) 7 Grégor Blanco, L (7, 7) OBP: 0.297, SLG: 0.266			B FF 91 B FF 93 C FF 92 C FF 94 F SL 87 B FF 94 S FF 94 3-3 K ①		B SL 88 S SL 86 S SL 87 F SL 88 B FF 94 B SL 87 F SL 86 S FF 94 3-3 K ③		X FF 92 0-0 16 SH5-3 28 E 1B	S FF 94 F FF 94 B FF 93 B CU 81 B CU 79 X FF 94 3-2 L7 ③		1 1 0 2	0 0 0 1	0 0 0 1	0 0 0 1	0 0 0 0	1 1 0 0	0 0 0 0
Inning Stats	R: 0 E: 0 K: 2 S: 12 H: 0 LOB: 0 BB: 0 P: 18	R: 0 E: 0 K: 0 S: 7 H: 1 LOB: 2 BB: 1 P: 17	R: 0 E: 0 K: 2 S: 10 H: 1 LOB: 0 BB: 0 P: 16	R: 0 E: 0 K: 3 S: 11 H: 1 LOB: 1 BB: 0 P: 18	R: 0 E: 0 K: 2 S: 12 H: 0 LOB: 0 BB: 0 P: 16	R: 2 E: 0 K: 0 S: 15 H: 3 LOB: 3 BB: 2 P: 29	R: 3 E: 1 K: 0 S: 10 H: 2 LOB: 1 BB: 1 P: 16	R: 0 E: 0 K: 1 S: 8 H: 0 LOB: 0 BB: 0 P: 13		1B: 5 2B: 3 3B: 0 HR: 0	SF: 0 SAC: 1 DP: 0 HBP: 0		WP: 2 PB: 0 SB: 0 CS: 0	PA: 36		

	AB	31
	R	5
	H	8
	RBI	4
	BB	4
	SO	10
	LOB	14

PITCHER		IP	WLS	BF	H	R	ER	SO	BB	IBB	HBP	BLK	WP	HR	S	P	ERA	WHIP
36 Edwin Jackson, R ERA: 4.81	(1, 1)	5.1	L	21	4	2	2	9	2	0	0	0	1	0	60	99	3.38	1.125
40 James Russell, L ERA: 3.75	(6, 1)	0.0		1	1	0	0	0	0	0	0	0	0	0	3	5	∞	∞
63 Brian Schlitter, R ERA: 2.42	(6, 1)	0.2		4	1	0	0	0	0	1	0	0	0	0	4	10	0.00	1.500
52 Justin Grimm, R ERA: 2.74	(7, 1)	2.0		10	2	3	0	1	0	1	0	0	1	0	18	29	0.00	1.000

PITCHER		IP	WLS	BF	H	R	ER	SO	BB	IBB	HBP	BLK	WP	HR	S	P	ERA	WHIP

Chicago Cubs @ Milwaukee Brewers

Miller Park, Milwaukee, WI

Fri May 30 2014, 7:11 PM - 10:27 PM CDT

Att. 36,100 - Clear - 73 F

TOP

livebaseballscorecards.com

Batter	1	2	3	4	5	6	7	8	9	AB	R	H	RBI	BB	SO	LOB
64 Emilio Bonifácio, S (1, 4) (8, 8) OBP: 0.319, SLG: 0.352	C FF 87 C FF 88 S FF 89 0-3 K ①		X CU 77 0-0 21 FC5-4 1-3 2-H 1B	S CH 80 X CH 80 0-1 F8 ③		B FF 87 B FF 87 F FF 87 X FF 89 2-1 L6 ③			B FF 94 C FF 94 B FF 94 X FF 94 2-1 G6-3 ②	5	0	1	1	0	1	2
21 Junior Lake, R (1, 8) (8, 7) OBP: 0.296, SLG: 0.450	C FF 89 L FF 89 S FF 89 0-3 K ②		C CH 79 X CH 78 0-1 FC5-4 24 2B 1-2f 3-H ①		M CU 77 B CU 78 C FF 88 B FF 88 F FF 90 B CH 79 D FF 90 4-2 13 1B BB		B SL 84 S SL 84 C SI 90 S FS 86 1-3 K ①		B CU 79 B FF 94 F FF 94 F FF 94 B FF 95 F FF 92 B FF 94 4-2 24 BB 13 1B BB	3	1	0	1	2	2	1
24 Luis Valbuena, L (1, 5) OBP: 0.384, SLG: 0.436	C FF 89 F CH 78 B FF 90 F FF 90 B CH 77 X FF 90 2-2 F8 ③		B CU 78 X CH 79 1-0 1-3 2B		C FF 89 B CU 78 B CH 79 F FF 88 F FF 89 C FF 88 2-3 K ①		B SI 90 S SI 90 C CU 75 F FS 87 X FS 86 1-2 13 G5-4-3 1B		B CU 77 B FF 93 B FF 91 C FF 92 B FF 92 4-1 13 1B 1-2 12 1B BB	4	1	2	0	1	1	1
13 Starlin Castro, R (1, 6) OBP: 0.318, SLG: 0.443		C FF 89 B FF 87 B FF 88 B FF 89 C FF 89 B FF 90 4-2 BB	C CH 79 S FF 88 S FF 90 0-3 K ②		X CU 78 0-0 1-2 1B		C SL 83 C SI 91 B SI 88 X CU 75 1-2 G5-4-3 1-2f ② ③		C FF 92 X CH 85 0-1 12 1B 1-2 2-H 1B	4	0	2	1	1	1	3
20 Justin Ruggiano, R (1, 7) OBP: 0.306, SLG: 0.341 53 Wesley Wright, R (8, 1) 12 John Baker, L (9, PH) OBP: 0.229, SLG: 0.209		X FF 88 0-0 F9 ①	B CH 79 D CH 80 F FF 89 S FF 90 F FF 89 B CH 80 X CH 80 3-2 G5-3 ③		B FF 88 F FF 88 F FF 88 B CH 79 F FF 89 B FF 89 X FF 89 3-2 F8 ②			B FF 89 X SI 88 1-0 30 PB 2B	B FF 91 S CH 82 X CH 85 1-1 5 FC6-4 1-2 2-H 1B	4 0 1	0 0 0	1 0 1	0 0 1	0 0 1	0 0 0	5 0 0
5 Welington Castillo, R (1, 2) OBP: 0.288, SLG: 0.388		C CU 77 F CH 78 F FF 89 F FF 89 1 SAFE X CH 78 0-2 P6 ②		C FF 89 C CU 78 X FF 89 0-2 P3 ①	C CU 79 F FF 89 S CH 79 0-3 K ③			B FF 91 D CH 83 X FF 92 2-0 G6-3 ①	C CU 78 B CU 78 X FF 93 1-1 FC6-4 1-2f ③	5	0	0	0	0	1	6
19 Nate Schierholtz, L (1, 9) OBP: 0.269, SLG: 0.305		C CU 77 S CH 78 X CH 78 0-2 P3 ③		C CU 76 B FF 89 X CH 78 1-1 33 SH5-3 30 BB 1B		F FF 88 B FF 88 C FF 89 F FF 88 B FF 88 X CH 79 2-2 HR		C CU 77 B FF 92 F FF 92 F CU 76 X CU 77 1-2 P2 ②		4	1	2	1	0	0	2
30 Mike Olt, R (1, 3) OBP: 0.248, SLG: 0.402			C FF 88 B FF 88 B CH 78 B FF 89 B FF 89 4-1 37 1B 64 1B BB	C CH 79 B FF 88 C CU 78 1 SAFE F CH 79 F CH 80 B FF 89 B CH 80 B CH 80 4-2 33 SH5-3 1-2 BB		B FF 89 S FF 88 F FF 88 B CU 78 X FF 88 2-2 F9 ①		B CU 79 C SI 91 B CH 85 F CH 84 B SI 93 C FF 93 3-3 K ③ 2-3		2	1	0	0	2	1	1
37 Travis Wood, R (1, 1) OBP: 0.318, SLG: 0.450 33 Carlos Villanueva, R (3, 1) 8 Chris Coghlan, L (6, PH) OBP: 0.188, SLG: 0.133 41 Jose Veras, R (6, 1) 15 Darwin Barney, R (8, 4) OBP: 0.255, SLG: 0.250			S FF 88 S CH 79 X CH 80 0-2 64 1B 21 FC5-4 1-2 1B	C FF 88 X FF 87 0-1 SH5-3 ② 1-2 2-3		C CU 76 F FF 88 F FF 89 X CH 77 0-2 F9 ②			C FF 93 F FF 95 B FF 95 F CU 78 X CH 85 1-2 F7 ①	1 0 1 0 1	1 0 0 0 0	1 0 0 0 0	0 0 0 0 0	0 0 0 0 0	0 0 0 0 0	0 0 0 0 0

Inning Stats																				
	R: 0 E: 0 K: 2 S: 10	H: 0 LOB: 0 BB: 0 P: 12	R: 0 E: 0 K: 0 S: 11	H: 0 LOB: 1 BB: 1 P: 15	R: 2 E: 0 K: 1 S: 15	H: 3 LOB: 2 BB: 1 P: 23	R: 0 E: 0 K: 0 S: 13	H: 1 LOB: 2 BB: 1 P: 18	R: 0 E: 0 K: 2 S: 15	H: 1 LOB: 2 BB: 1 P: 24	R: 1 E: 0 K: 0 S: 13	H: 1 LOB: 0 BB: 0 P: 19	R: 0 E: 0 K: 1 S: 10	H: 1 LOB: 0 BB: 0 P: 13	R: 0 E: 0 K: 1 S: 9	H: 1 LOB: 1 BB: 0 P: 16	R: 2 E: 0 K: 0 S: 16	H: 2 LOB: 2 BB: 2 P: 29	1B: 7 2B: 2 3B: 0 HR: 1	SF: 0 SAC: 1 DP: 1 HBP: 0	WP: 0 PB: 1 SB: 0 CS: 0	PA: 42

PITCHER	IP	WLS	BF	H	R	ER	SO	BB	IBB	HBP	BLK	WP	HR	S	P	ERA	WHIP
41 Marco Estrada, R (1, 1) ERA: 4.03	6.0	W	28	6	3	3	5	4	0	0	0	0	1	77	111	4.50	1.667
47 Rob Wooten, R (7, 1) ERA: 2.65	1.0		3	1	0	0	1	0	0	0	0	0	0	10	13	0.00	1.000
51 Wei-Chung Wang, L (8, 1) ERA: 15.58	1.0		4	1	0	0	1	0	0	0	0	0	0	9	16	0.00	1.000
30 Tyler Thornburg, R (9, 1) ERA: 3.04	1.0		7	2	2	2	0	2	0	0	0	0	0	16	29	18.00	4.000

PITCHER	IP	WLS	BF	H	R	ER	SO	BB	IBB	HBP	BLK	WP	HR	S	P	ERA	WHIP

AB	35
R	5
H	10
RBI	5
BB	6
SO	7
LOB	21

BOTTOM

Chicago Cubs @ Milwaukee Brewers

Miller Park, Milwaukee, WI

Fri May 30 2014, 7:11 PM - 10:27 PM CDT

Att. 36,100 - Clear - 73 F

livebaseballscorecards.com

Batter	1	2	3	4	5	6	7	8	9	AB	R	H	RBI	BB	SO	LOB
9 Jean Segura, R (1, 6) OBP: 0.302, SLG: 0.360	X SI 87 0-0 8 HR 1B	C SL 78 B FC 86 F SL 78 X FF 89 1-2 ① G3	B CU 73 B SL 83 X CH 81 2-0 ③ G5-3		B FF 89 C CH 82 X SL 85 1-1 8 1B 2-H 1B			C SI 91 S SI 92 B FF 90 X KC 79 1-2 8 E 1B		5	2	3	1	0	0	1
8 Ryan Braun, R (1, 9) OBP: 0.358, SLG: 0.581 30 Tyler Thornburg, R (9, 1)	C SI 88 X SI 90 0-1 1-H HR	B FC 86 C SL 78 B SL 79 F FC 86 B SI 89 F FF 89 X FF 91 3-2 20 27 1B 1B		B FF 89 C CH 80 B FF 89 B FF 90 X CH 80 3-1 ① G5-3	F SI 89 B SI 89 B SI 89 X CH 80 2-1 ③ 2-H 1B			X SI 91 0-0 FC6 20 G4-6-3 1-2		5 0	2 0	3 0	3 0	0 0	0 0	1 0
20 Jonathan Lucroy, R (1, 3) OBP: 0.393, SLG: 0.474 24 Lyle Overbay, L (9, 3) OBP: 0.302, SLG: 0.314	F SI 88 B SL 81 C FC 87 B FC 87 C FF 91 2-3 ① K	X CU 70 0-0 27 1B 1-2 1B		C FF 89 X SI 90 0-1 ② P3		B SI 93 X SI 94 1-0 ① G6-3		B KC 79 C SI 92 X SI 92 1-1 ② ③ G4-6-3 1-2f		5 0	0 0	1 0	0 0	0 0	1 0	2 0
27 Carlos Gómez, R (1, 8) OBP: 0.395, SLG: 0.590 1 Logan Schafer, L (9, 8) OBP: 0.284, SLG: 0.306	B SI 90 C SI 90 B FC 87 B CH 84 B FC 88 4-1 18 2B BB	X SL 80 0-0 18 G6-4-3 1-2 2-H 1B		F SI 88 B FF 90 F FF 90 S FF 90 1-3 ③ K		B SI 94 C CU 76 B SI 95 B SI 94 X SI 94 3-1 ② G5-3				3 0	1 0	1 0	1 0	1 0	1 0	0 0
18 Khris Davis, R (1, 7) OBP: 0.296, SLG: 0.497	B SI 89 X SI 89 1-0 1-H 1B 2B	D SI 90 D CH 80 X FF 90 2-0 ② ③ G6-4-3 1-2f			S CH 79 B SL 83 X CH 80 1-1 1B 2B	B SI 95 B SI 94 C SI 94 X SI 94 2-1 ③ G4-3				4	2	2	1	0	0	2
Rickie Weeks Jr., R (1, 4) OBP: 0.369, SLG: 0.449	B FC 88 C SL 80 S FC 86 B SL 81 F FC 86 X FF 92 2-2 12 2B 2-H 1B		C CU 70 S CH 80 X CU 74 0-2 12 1B 2B		C FF 88 S SL 84 X SL 84 0-2 12 1B 41 SH1-3 2-H 1B		X SI 94 0-0 ① G6-3			4	3	3	2	0	0	0
7 Mark Reynolds, R (1, 5) OBP: 0.286, SLG: 0.453 51 Wei-Chung Wang, L (8, 1) 21 Irving Falu, S (9, 5)	B SI 89 1 SAFE B FF 89 B FC 86 C FF 89 S FF 89 S FF 90 3-3 ② K	F SI 90 F CH 81 S FF 91 0-3 ① K			B SI 89 X SI 88 1-0 ① F9	B CU 75 B CU 74 B SI 94 C SI 93 S SI 94 F SI 94 F SI 94 C CU 76 3-3 ② K				4 0 0	0 0 0	0 0 0	0 0 0	0 0 0	3 0 0	3 0 0
12 Martín Maldonado, R (1, 2) OBP: 0.429, SLG: 0.537	C SI 88 F SI 89 F FC 86 X FF 90 0-2 1-H 2B	F CU 71 X SI 90 0-1 41 G4-3 2-H 1B			B SI 88 S CH 80 F SL 85 1 SAFE X SL 85 1-2 41 SH1-3 9 1B 1-3 1B		B SI 95 B SI 94 C SI 94 C SI 93 X SI 94 2-2 ③ P2			4	1	3	2	0	0	0
41 Marco Estrada, R (1, 1) 47 Rob Wooten, R (7, 1) 3 Elian Herrera, S (8, 5) OBP: 0.250, SLG: 0.275 (9, 9)	C FF 90 C FC 86 B FF 88 D SL 80 C FC 87 2-3 ③ K	B FF 89 X FF 88 1-0 ② G4-3 2-3			X SI 87 0-0 ② SH1-3 1-2 3-H			B SI 90 B SI 90 F SI 90 F SI 91 X KC 79 2-2 ① G6-3		2 0 1	0 0 0	0 0 0	1 0 0	0 0 0	1 0 0	2 0 0
Inning Stats	R: 5 E: 0 K: 3 S: 22 H: 5 LOB: 1 BB: 1 P: 36	R: 1 E: 0 K: 0 S: 10 H: 3 LOB: 1 BB: 0 P: 16	R: 1 E: 0 K: 1 S: 10 H: 2 LOB: 1 BB: 0 P: 13	R: 0 E: 0 K: 1 S: 7 H: 0 LOB: 0 BB: 0 P: 11	R: 4 E: 0 K: 0 S: 14 H: 5 LOB: 1 BB: 0 P: 20	R: 0 E: 0 K: 0 S: 5 H: 0 LOB: 0 BB: 0 P: 11	R: 0 E: 0 K: 1 S: 9 H: 0 LOB: 0 BB: 0 P: 14	R: 0 E: 1 K: 0 S: 9 H: 1 LOB: 1 BB: 0 P: 13		1B: 11 2B: 4 3B: 0 HR: 1	SF: 0 SAC: 1 DP: 2 HBP: 0					

	AB	37
	R	11
	H	16
	RBI	11
	BB	1
	SO	6
	LOB	11

WP: 0 PB: 0 SB: 0 CS: 0 PA: 39

PITCHER		IP	WLS	BF	H	R	ER	SO	BB	IBB	HBP	BLK	WP	HR	S	P	ERA	WHIP
37 Travis Wood, L ERA: 5.15	(1, 1)	2.2	L	18	10	7	7	4	1	0	0	0	0	1	41	62	23.62	4.125
33 Carlos Villanueva, R ERA: 7.98	(3, 1)	2.1		11	5	4	4	1	0	0	0	0	0	0	22	34	15.43	2.143
41 Jose Veras, R ERA: 8.1	(6, 1)	2.0		6	0	0	0	1	0	0	0	0	0	0	14	25	0.00	0.000
53 Wesley Wright, L ERA: 3.0	(8, 1)	1.0		4	1	0	0	0	0	0	0	0	0	0	9	13	0.00	1.000

PITCHER	IP	WLS	BF	H	R	ER	SO	BB	IBB	HBP	BLK	WP	HR	S	P	ERA	WHIP

Batter	1	2	3	4	5	6	7	8	9	AB	R	H	RBI	BB	SO	LOB
64 Emilio Bonifácio, S (1, 5) OBP: 0.321, SLG: 0.353	B FF 95 C FF 94 F SI 97 B SI 96 B SI 96 X SI 96 3-2 ① G6-3			C FF 95 C FF 96 X SL 88 0-2 21 G5-4-3 44 HR 1B		B SL 84 L SI 95 B SI 95 X SI 95 2-1 ① F7	C CU 73 F SL 79 B SI 89 F FF 88 B SL 81 B SL 82 X SI 89 3-2 ① L9		F SI 89 B SI 91 F FF 91 X FF 92 1-2 21 FC6-4 3-H 1B	5	1	2	1	0	0	1
21 Junior Lake, R (1, 8) OBP: 0.287, SLG: 0.436	F FF 95 S SI 96 S SI 96 0-3 ② K			X SI 95 0-0 ① G5-4-3 1-2		C SL 82 C SL 85 S SL 87 0-3 ② K	S SL 80 S SL 80 F SL 82 B CU 74 B CU 75 S SL 81 2-3 ② K		C CU 77 B CH 84 X FF 90 1-1 ③ FC6-4 1-2f	5	0	0	0	0	3	3
44 Anthony Rizzo, L (1, 3) OBP: 0.397, SLG: 0.468	C SI 95 B FF 95 F FF 96 S SL 88 1-3 ③ K			B SL 85 S SI 95 B SI 94 B SI 96 F SL 84 X FF 96 3-2 2-H HR		C SI 95 D SL 87 B SI 96 C SI 95 F SI 96 D SL 88 X SL 87 3-2 1-H HR	S SL 81 X CU 73 0-1 ③ G3			4	2	2	4	0	1	0
13 Starlin Castro, R (1, 6) OBP: 0.322, SLG: 0.446		B FF 97 B FF 95 F SI 95 B SI 95 F SI 95 T SI 96 3-2 ① K		B SL 86 C SL 85 B SI 95 C SI 96 B SL 86 F SI 97 F SI 97 B SI 97 4-2 19 FC1-4-6 BB		B SL 85 B SI 97 C SI 95 B FF 96 X SI 95 3-1 8 1B 2B		B SI 88 F SI 91 X CU 80 1-1 ① F9		3	1	1	0	1	1	0
19 Nate Schierholtz, L (1, 9) OBP: 0.269, SLG: 0.299		B SI 94 F CH 82 F SI 96 F SL 87 B SL 88 B FF 96 X SI 96 3-2 ② G3		1 SAFE F SL 83 1 SAFE F SI 95 1 SAFE B SI 95 B SL 86 X CH 86 2-2 ② FC1-4-6 8 CS 1-2f		F SI 94 D SL 85 B SI 94 S SI 95 B SL 85 F SL 85 B SI 94 4-2 8 1B 12 1B BB		B CU 78 X FF 91 1-0 ② L7		3	1	0	0	1	0	1
8 Chris Coghlan, L (1, 7) OBP: 0.194, SLG: 0.147		B FF 95 X FF 96 1-0 ③ F7		1 SAFE C CH 85 0-1 ③ CS 1-2	X SI 92 0-0 ① L9	C CU 75 B SL 83 X SI 91 1-1 12 1B 15 2B 1-2 2-H 1B		C CU 78 X FF 91 0-1 ③ P6		4	1	1	1	0	0	0
12 John Baker, L (1, 2) OBP: 0.231, SLG: 0.213			F SI 94 B CH 82 C SI 95 B SL 88 B FF 96 X SI 96 3-2 ① L7		C SI 94 F SI 95 B SL 84 B SL 85 B SI 96 S FF 95 3-3 ② K	C CU 76 B FF 90 X CU 77 1-1 15 2B 1-3 2-H 1B			C CU 80 S FF 91 B FF 91 S FF 91 1-3 ① K	4	0	1	1	0	2	0
15 Darwin Barney, R (1, 4) OBP: 0.255, SLG: 0.261		F FF 96 X SI 96 0-1 ② G6-3		C SI 95 B SL 85 F SI 95 F SL 85 X SI 96 1-2 ③ G6-3		X SI 90 0-0 1-3 3-H 2B			B CU 79 B SI 90 X FF 90 2-0 ② G5-3	4	0	1	1	0	0	0
39 Jason Hammel, R (1, 1) OBP: 0.130, SLG: 0.091 52 Justin Grimm, R (8, 1) 20 Justin Ruggiano, R (9, PH) OBP: 0.320, SLG: 0.400 46 Pedro Strop, R (9, 1)		B FF 95 S SI 92 B SI 95 C SI 93 X SI 95 2-2 ③ G6-3				B FF 95 X SI 92 1-0 44 HR 1B C CU 74 C CU 74 S CU 76 0-3 ③ K			T SI 90 B CU 78 B SI 91 X FF 91 2-1 64 1B 3B	3 0 1 0	1 0 1 0	1 0 1 0	0 0 0 0	0 0 0 0	1 0 0 0	2 0 0 0
Inning Stats	R: 0 E: 0 K: 2 S: 9 H: 0 LOB: 0 BB: 0 P: 13	R: 0 E: 0 K: 1 S: 8 H: 0 LOB: 0 BB: 0 P: 15	R: 0 E: 0 K: 0 S: 8 H: 0 LOB: 0 BB: 0 P: 13	R: 2 E: 0 K: 0 S: 15 H: 2 LOB: 0 BB: 1 P: 24	R: 0 E: 0 K: 1 S: 8 H: 0 LOB: 0 BB: 0 P: 12	R: 5 E: 0 K: 2 S: 23 H: 6 LOB: 2 BB: 1 P: 38	R: 0 E: 0 K: 1 S: 10 H: 0 LOB: 0 BB: 0 P: 15	R: 0 E: 0 K: 0 S: 5 H: 0 LOB: 0 BB: 0 P: 7	R: 1 E: 0 K: 1 S: 11 H: 2 LOB: 1 BB: 0 P: 18	1B: 5 2B: 2 3B: 1 HR: 2 SF: 0 SAC: 0 DP: 0 HBP: 0						

PITCHER	IP	WLS	BF	H	R	ER	SO	BB	IBB	HBP	BLK	WP	HR	S	P	ERA	WHIP
38 Wily Peralta, R (1, 1) ERA: 2.73	5.2	L	23	5	6	6	5	2	0	0	0	0	2	63	105	9.53	1.235
59 Zach Duke, L (6, 1) ERA: 1.59	1.1		7	3	1	1	2	0	0	0	0	0	0	18	25	6.75	2.250
51 Wei-Chung Wang, L (8, 1) ERA: 13.5	2.0		8	2	1	1	1	0	0	0	0	0	0	16	25	4.50	1.000

PITCHER	IP	WLS	BF	H	R	ER	SO	BB	IBB	HBP	BLK	WP	HR	S	P	ERA	WHIP

TOP

Chicago Cubs @ Milwaukee Brewers

Miller Park, Milwaukee, WI

Sat May 31 2014, 3:12 PM - 6:11 PM CDT
Att. 42,332 - Partly Cloudy - 71 F

livebaseballscorecards.com

AB	36
R	8
H	10
RBI	8
BB	2
SO	8
LOB	7

WP: 0	PB: 0	SB: 0	CS: 1
PA: 39			

Chicago Cubs @ Milwaukee Brewers

Miller Park, Milwaukee, WI

Sat May 31 2014, 3:12 PM - 6:11 PM CDT

Att. 42,332 - Partly Cloudy - 71 F

livebaseballscorecards.com

BOTTOM

Batter	1	2	3	4	5	6	7	8	9	AB	R	H	RBI	BB	SO	LOB
9 Jean Segura, R (1, 6) OBP: 0.297, SLG: 0.353	B SI 93 B FF 93 S SI 93 F FF 93 S SI 94 2-3 ① **K**		B SI 94 X FF 93 1-0 ③ **F9**			C FF 92 F FF 92 X FF 92 0-2 ① **F8**		B FF 95 X FF 95 1-0 ③ **G3-1**		4	0	0	0	0	1	0
8 Ryan Braun, R (1, 9) OBP: 0.358, SLG: 0.573 1 Logan Schafer, L (9, PH) OBP: 0.280, SLG: 0.301	C SI 94 B FF 93 F SI 94 S SL 84 1-3 ② **K**			S SL 85 B SI 92 B SI 93 X SL 83 2-1 ① **G4-3**		H SI 91 1-0 20 L9-3 **HBP**			C SI 95 X SI 95 0-1 ① **L7**	2 1	0 0	0 0	0 0	0 0	1 0	0 0
20 Jonathan Lucroy, R (1, 2) OBP: 0.390, SLG: 0.469	C SI 94 S SL 86 B SL 84 X FF 94 1-2 **1B**			B SI 92 C SL 84 C SL 84 B SI 93 X SI 93 2-2 ② **F8**		B FF 92 B FF 92 X FF 92 2-0 ② ③ **L9-3** 1-1			B SI 96 F SL 84 B SL 84 B SI 94 X SI 95 3-1 ② **G5-3**	4	0	1	0	0	0	1
27 Carlos Gómez, R (1, 8) OBP: 0.393, SLG: 0.581	F SI 94 S SI 93 B SI 94 F SI 94 F SI 94 F SL 86 1 SAFE F FF 94 F CU 78 2-2 F FF 83 B FF 94 X SI 94 ③ **F9**			C SL 83 F SL 85 B FF 94 H FF 93 2-2 18 E 18 S **HBP**			B SL 82 C SL 82 S FF 93 B SL 83 F FF 92 F SI 93 F SI 94 C CH 86 2-3 ① **K**		S SL 83 F SI 95 S SL 82 0-3 ③ **K**	3	0	0	0	0	2	1
18 Khris Davis, R (1, 7) OBP: 0.297, SLG: 0.495		C FF 92 X SL 84 0-1 ① **1B**		1 SAFE 1 SAFE C FF 94 B FF 94 S FF 94 B FF 95 B FF 95 X SL 84 3-2 ③ **F8** 1-3			S SI 92 B SL 85 C FF 93 B FF 93 X FF 92 2-2 ② **L8**			3	0	1	0	0	0	1
2 Scooter Gennett, L (1, 4) OBP: 0.305, SLG: 0.387		C CU 76 B FF 93 F CU 78 S SL 83 1-3 ② **K2-3**			B SI 92 F SL 84 F SI 93 B SL 83 X SL 83 2-2 **1B**		B FF 92 B CH 87 C FF 92 B CU 77 T FF 92 X FF 92 3-2 **1B**			3	0	2	0	0	1	0
7 Mark Reynolds, R (1, 5) OBP: 0.281, SLG: 0.445 51 Wei-Chung Wang, L (8, 1)		B FF 93 B SL 84 X FF 94 2-0 ③ **F8**			B FF 92 B FF 92 S SI 93 1 SAFE F SI 92 B SI 94 1 SAFE F SI 94 C SL 85 3-3 ① **K**		F FF 93 C FF 94 X SI 94 0-2 ③ **F9**			3 0	0 0	0 0	0 0	0 0	1 0	2 0
24 Lyle Overbay, L (1, 3) OBP: 0.294, SLG: 0.305			B SL 84 F SI 93 C CU 77 X SL 84 1-2 ① **G3-1**		C SI 91 S SL 84 S SL 84 0-3 ② **K**			C FF 94 B FF 94 C CU 79 B CU 83 B FF 95 C FF 95 3-3 ① **K**		3	0	0	0	0	2	1
38 Wily Peralta, R (1, 1) OBP: 0.100, SLG: 0.200 59 Zach Duke, L (6, 1) 3 Elian Herrera, S (8, 5) OBP: 0.245, SLG: 0.269			C FF 93 S SL 86 B SL 84 S SL 84 1-3 ② **K**		1 SAFE S SL 85 B SL 85 1 SAFE S FF 94 S FF 94 1-3 ③ **K**			B FF 95 C FF 95 S CU 82 S CU 82 1-3 ② **K2-3**		2 0 1	0 0 0	0 0 0	0 0 0	0 0 1	2 0 0	1 0 0
Inning Stats	R: 0 E: 0 K: 2 S: 18 H: 1 LOB: 1 BB: 0 P: 24	R: 0 E: 0 K: 1 S: 6 H: 1 LOB: 0 BB: 0 P: 9	R: 0 E: 0 K: 1 S: 7 H: 0 LOB: 0 BB: 0 P: 10	R: 0 E: 0 K: 0 S: 10 H: 0 LOB: 1 BB: 0 P: 19	R: 0 E: 0 K: 3 S: 13 H: 1 LOB: 1 BB: 0 P: 19	R: 0 E: 0 K: 0 S: 4 H: 0 LOB: 0 BB: 0 P: 7	R: 0 E: 0 K: 1 S: 15 H: 1 LOB: 1 BB: 0 P: 22	R: 0 E: 0 K: 2 S: 7 H: 0 LOB: 0 BB: 0 P: 12	R: 0 E: 0 K: 1 S: 7 H: 0 LOB: 0 BB: 0 P: 10	1B: 4 2B: 1 3B: 0 HR: 0 SF: 0 SAC: 0 DP: 1 HBP: 2						

	AB	29
	R	0
	H	4
	RBI	0
	BB	0
	SO	11
	LOB	7

PITCHER		IP	WLS	BF	H	R	ER	SO	BB	IBB	HBP	BLK	WP	HR	S	P	ERA	WHIP
39 Jason Hammel, R ERA: 2.78	(1, 1)	7.0	W	25	4	0	0	8	0	0	2	0	0	0	73	110	0.00	0.571
52 Justin Grimm, R ERA: 2.63	(8, 1)	1.0		3	0	0	0	2	0	0	0	0	0	0	7	12	0.00	0.000
46 Pedro Strop, R ERA: 4.61	(9, 1)	1.0		3	0	0	0	1	0	0	0	0	0	0	7	10	0.00	0.000

PITCHER		IP	WLS	BF	H	R	ER	SO	BB	IBB	HBP	BLK	WP	HR	S	P	ERA	WHIP

WP: 0 PA: 31
PB: 0
SB: 1
CS: 0

Batter	1	2	3	4	5	6	7	8	9	AB	R	H	RBI	BB	SO	LOB
64 Emilio Bonifácio, S (1, 8) (4, 5) OBP: 0.315, SLG: 0.346	X SI 90 0-0 ① G6-3		C SI 91 B SL 85 B CU 74 X SI 91 2-1 ③ L7			B CU 74 C CU 75 B SL 83 X SI 90 2-1 ② G6-3		X SI 90 0-0 ③ G3-1		4	0	0	0	0	0	0
21 Junior Lake, R (1, 7) (4, 8) OBP: 0.287, SLG: 0.431	B SI 90 X SI 90 1-0 ② F9			C CU 73 B SI 89 F SL 84 X SL 82 1-2 1B		B SL 85 C SI 90 B SI 88 C SI 89 B SI 89 S SI 90 3-3 ③ K			S CU 75 X SI 89 0-1 ① F8	4	0	1	0	0	1	0
44 Anthony Rizzo, L (1, 3) OBP: 0.398, SLG: 0.465 52 Justin Grimm, R (4, 1) 63 Brian Schlitter, R (6, 1) OBP: 1.000, SLG: 1.000 40 James Russell, L (8, 1) 20 Justin Ruggiano, R (9, PH) OBP: 0.314, SLG: 0.391	C SI 90 B SI 90 H SL 85 2-1 HBP			C CH 79 C SI 91 C SI 90 0-3 ① K			X SI 88 0-0 13 FC5-4 1B		B SL 85 S SL 83 X CU 74 1-1 ② G5-3	1	0	0	0	0	1	1
										0	0	0	0	0	0	0
										1	0	1	0	0	0	0
										0	0	0	0	0	0	0
										1	0	0	0	0	0	0
13 Starlin Castro, R (1, 6) OBP: 0.316, SLG: 0.438	B SL 86 X SL 85 1-0 ③ G5-3			B SI 91 X SL 86 1-0 ② L9			F SI 90 X SL 84 0-1 ① FC5-4 19 1B 1-2f		C SL 83 B SI 90 B SL 84 B SI 90 X SI 90 3-1 ③ F9	4	0	0	0	0	0	3
19 Nate Schierholtz, L (1, 9) OBP: 0.270, SLG: 0.300		F SI 89 B SI 90 X SL 85 1-1 ① G4-3		C CU 74 B FF 89 F SL 84 F SI 90 B SI 91 S CH 81 2-3 ③ K			D CH 80 X SI 89 1-0 1-2 1B			3	0	1	0	0	1	1
5 Welington Castillo, R (1, 2) OBP: 0.287, SLG: 0.385 12 John Baker, L (4, 2) OBP: 0.222, SLG: 0.204		X SI 90 0-0 ② G6-3			X CU 74 0-0 ① G3		C SI 90 B CH 80 B SI 90 F SI 91 S CH 80 2-3 ② K			1	0	0	0	0	0	0
										2	0	0	0	0	1	2
30 Mike Olt, R (1, 5) OBP: 0.243, SLG: 0.392 (4, 3)		B SI 89 C SI 89 S SL 83 B SL 84 T SL 83 2-2 ③ K			C CU 73 B CH 79 C SI 90 B CU 74 C SL 84 2-3 ② K		B SL 85 F SL 84 C CH 79 B SI 91 F SL 84 X SI 92 2-2 ③ P3			3	0	0	0	0	2	2
15 Darwin Barney, R (1, 4) OBP: 0.248, SLG: 0.253			C SI 89 S SL 85 B SL 86 F SI 92 X SI 90 1-2 ① G6-3		C CU 74 B SI 90 X SI 91 1-1 ③ G4-3			X CU 74 0-0 ① F7		3	0	0	0	0	0	0
29 Jeff Samardzija, R (1, 1) OBP: 0.143, SLG: 0.222 8 Chris Coghlan, L (4, 7) OBP: 0.184, SLG: 0.139			X SI 90 0-0 ② P4			X SI 89 0-0 ① F7		B CU 74 C CH 79 X SI 89 1-1 ② F9		1	0	0	0	0	0	0
										2	0	0	0	0	0	0
Inning Stats	R: 0 E: 0 K: 0 S: 4 H: 0 LOB: 1 BB: 0 P: 8	R: 0 E: 0 K: 1 S: 6 H: 0 LOB: 0 BB: 0 P: 9	R: 0 E: 0 K: 0 S: 7 H: 0 LOB: 0 BB: 0 P: 10	R: 0 E: 0 K: 2 S: 11 H: 1 LOB: 1 BB: 0 P: 15	R: 0 E: 0 K: 1 S: 6 H: 0 LOB: 0 BB: 0 P: 9	R: 0 E: 0 K: 1 S: 6 H: 0 LOB: 0 BB: 0 P: 11	R: 0 E: 0 K: 1 S: 11 H: 2 LOB: 2 BB: 0 P: 16	R: 0 E: 0 K: 1 S: 4 H: 0 LOB: 0 BB: 0 P: 5	R: 0 E: 0 K: 0 S: 6 H: 0 LOB: 0 BB: 0 P: 10	1B: 3 2B: 0 3B: 0 HR: 0	SF: 0 SAC: 0 DP: 0 HBP: 1				WP: 0 PB: 0 SB: 0 CS: 0	PA: 31	

PITCHER		IP	WLS	BF	H	R	ER	SO	BB	IBB	HBP	BLK	WP	HR	S	P	ERA	WHIP
26 Kyle Lohse, R ERA: 2.6	(1, 1)	9.0	W	31	3	0	0	6	0	0	1	0	0	0	61	93	0.00	0.333

PITCHER	IP	WLS	BF	H	R	ER	SO	BB	IBB	HBP	BLK	WP	HR	S	P	ERA	WHIP

TOP

Chicago Cubs @ Milwaukee Brewers

Miller Park, Milwaukee, WI

Sun Jun 01 2014, 1:10 PM - 3:29 PM CDT

Att. 36,277 - Cloudy - 84 F

livebaseballscorecards.com

AB	30
R	0
H	3
RBI	0
BB	0
SO	6
LOB	9

BOTTOM

Chicago Cubs @ Milwaukee Brewers

Miller Park, Milwaukee, WI

Sun Jun 01 2014, 1:10 PM - 3:29 PM CDT

Att. 36,277 - Cloudy - 84 F

livebaseballscorecards.com

Batter	1	2	3	4	5	6	7	8	9	AB	R	H	RBI	BB	SO	LOB
9 Jean Segura, R (1, 6) OBP: 0.296, SLG: 0.351 21 Irving Falu, S (9, 6)	B FC 93 F FF 93 X SI 94 1-1 8 HR 1B	C SI 94 S FS 86 F SI 95 X SI 96 0-2 ③ L3	X FF 95 0-0 ③ P4			C SI 94 B SI 95 B SI 94 X SI 93 2-1 ② G6-3				4 0	1 0	1 0	0 0	0 0	0 0	2 0
8 Ryan Braun, R (1, 9) OBP: 0.367, SLG: 0.595	X FF 94 0-0 1-H HR	B SI 94 C SL 85 S FS 87 X FS 87 1-2 27 HBP 20 BB 18 FC4-5 1B	F FF 94 B CU 83 B FF 94 B CU 77 B FF 94 4-1 20 G5-4-3 BB			B SI 94 X SI 94 1-0 ③ G6-3				3	2	2	2	1	0	0
20 Jonathan Lucroy, R (1, 2) OBP: 0.387, SLG: 0.462	C SL 85 B SI 94 X FC 92 1-1 ① F9	1 SAFE B FF 94 1 SAFE C FC 93 B FS 87 B FF 94 S FC 94 B FF 95 4-2 18 FC4-5 27 HBP 1-2 BB	C FF 93 X SI 92 0-1 ①② G5-4-3 1-2f				B SL 85 B SL 84 C SI 92 F SI 93 X SI 94 2-2 ① G5-3			3	0	0	0	1	0	1
27 Carlos Gómez, R (1, 8) OBP: 0.390, SLG: 0.572	X FF 94 0-0 ② L9	T FS 86 B FF 95 F FS 87 H FF 94 2-2 18 FC4-5 1-2 2-3 HBP	X FF 92 0-0 ③ G6-3				S SI 93 B SI 93 X SI 92 1-1 ② G6-3			3	0	0	0	0	0	0
18 Khris Davis, R (1, 7) OBP: 0.291, SLG: 0.485	F SL 84 B FF 94 F FC 92 S FS 85 1-3 ③ K	B FF 95 S FF 95 S SI 95 F FS 87 X SI 96 1-2 ①② FC4-5 2 2B 24 2B 1-2 2-3 3-H	B FF 94 B FF 93 B FF 93 C FF 93 X FF 93 3-1 ① G5-3				F FF 92 X SI 93 0-1 ③ G6-3			4	1	0	0	0	1	2
2 Scooter Gennett, L (1, 4) OBP: 0.315, SLG: 0.425		B SI 93 C SL 86 X FC 92 1-1 26 1B 2B	B SL 89 F FF 93 X FF 94 1-1 24 2B 1-3 2B		C CU 77 B FF 93 F FF 94 F CU 81 F FF 96 B FF 96 X CU 82 2-2 HR			B SL 81 F FF 89 X SL 81 1-1 ① F7		4	3	3	1	0	0	0
7 Mark Reynolds, R (1, 5) OBP: 0.282, SLG: 0.440 3 Elian Herrera, S (8, 5) OBP: 0.241, SLG: 0.264		F SI 93 S FF 95 B SL 85 S FF 95 1-3 ① K	F SL 88 B FS 87 F SL 89 B FF 96 D FC 90 B FS 86 4-2 24 2B BB		S FF 95 B FF 96 C SL 83 B FF 95 F FF 95 B SL 85 X FF 96 3-2 ② G4-3			F SI 89 B CH 80 S CH 81 S CH 81 1-3 ② K		2 1	1 0	0 0	0 0	1 1	1 0	1 0
24 Lyle Overbay, L (1, 3) OBP: 0.293, SLG: 0.312		C SL 88 B FF 94 F SL 89 S SL 86 1-3 ② K	C FC 90 B FS 87 X SL 89 1-1 26 1B 1-H 2-H 3-H 2B		X FF 94 0-0 ③ G4-3			F SL 82 S SL 82 X SL 82 0-2 ③ F9		4	1	1	3	0	1	1
26 Kyle Lohse, R (1, 1) OBP: 0.233, SLG: 0.179		C SI 95 X SL 88 0-1 2-H 1B	D SI 96 F FF 95 B FF 95 X FF 95 2-1 3-H 1B			C SI 92 X SI 94 0-1 ① G3-1				3	0	2	2	0	0	0
Inning Stats	R: 2 E: 0 K: 1 S: 9 H: 2 LOB: 0 BB: 0 P: 12	R: 1 E: 0 K: 2 S: 14 H: 2 LOB: 1 BB: 0 P: 17	R: 5 E: 0 K: 0 S: 20 H: 4 LOB: 1 BB: 2 P: 36	R: 0 E: 0 K: 0 S: 4 H: 0 LOB: 0 BB: 1 P: 8	R: 1 E: 0 K: 0 S: 12 H: 1 LOB: 0 BB: 0 P: 20	R: 0 E: 0 K: 0 S: 5 H: 0 LOB: 0 BB: 0 P: 8	R: 0 E: 0 K: 0 S: 7 H: 0 LOB: 0 BB: 0 P: 10	R: 0 E: 0 K: 1 S: 8 H: 0 LOB: 0 BB: 0 P: 10		1B: 4 2B: 3 3B: 0 HR: 2	SF: 0 SAC: 0 DP: 2 HBP: 1		WP: 0 PB: 0 SB: 0 CS: 0	PA: 35		

	AB	31
	R	9
	H	9
	RBI	8
	BB	3
	SO	4
	LOB	7

PITCHER		IP	WLS	BF	H	R	ER	SO	BB	IBB	HBP	BLK	WP	HR	S	P	ERA	WHIP
29 Jeff Samardzija, R ERA: 2.54	(1, 1)	3.0	L	19	8	8	8	3	2	0	1	0	0	1	43	65	24.00	3.333
52 Justin Grimm, R ERA: 2.77	(4, 1)	2.0		7	1	1	1	0	1	0	0	0	0	1	16	28	4.50	1.000
63 Brian Schlitter, R ERA: 2.22	(6, 1)	2.0		6	0	0	0	0	0	0	0	0	0	0	12	18	0.00	0.000
40 James Russell, L ERA: 3.46	(8, 1)	1.0		3	0	0	0	1	0	0	0	0	0	0	8	10	0.00	0.000

PITCHER		IP	WLS	BF	H	R	ER	SO	BB	IBB	HBP	BLK	WP	HR	S	P	ERA	WHIP

Batter	1	2	3	4	5	6	7	8	9	AB	R	H	RBI	BB	SO	LOB
6 Matthew den Dekker, L (1, 8) OBP: 0.214, SLG: 0.214	C FF 93 B SI 94 B SL 90 B SI 95 X FF 94 3-1 5 WP 5 S 3 SF8 1B	D CU 80 S SL 89 C SL 89 X CU 81 1-2 ③ G5-3		S SL 89 S CU 81 D CU 80 T SL 88 1-2 ② K		C SI 92 B SI 92 B CH 85 B SI 90 X SI 91 3-1 ③ L6			B SI 96 F FF 97 B SL 84 B SI 96 X FF 96 3-1 28 G4-6-3 1B	5	1	2	0	0	1	3
28 Daniel Murphy, L (1, 4) OBP: 0.351, SLG: 0.396	C SI 94 1 SAFE X FF 94 0-1 ① L5		F SI 93 B CH 88 C SL 89 B FF 93 F SL 88 X CU 80 2-2 3 1B 5 BB 1 FC3-2 1B	C SL 87 F CH 88 B SI 94 B SL 86 F SL 87 X CU 80 2-2 ③ F8			F SL 80 B FC 87 F SL 81 F FF 89 X SL 81 1-2 ① G3-1		1 SAFE X SI 95 0-0 ②③ G4-6-3 1-2f	5	0	1	0	0	0	3
5 David Wright, R (1, 5) OBP: 0.347, SLG: 0.400	1 SAFE B FF 94 B FF 94 B SL 90 F FF 94 B FF 94 4-1 1-3 BB		C SL 90 B FF 93 T SL 88 B SL 90 1 SAFE D CU 81 B SL 90 4-2 1 FC3-2 3 1B 1-2 BB		C FF 91 B SL 88 B SI 92 F FF 92 F FF 94 B SL 88 C SI 94 3-3 ① K		B FF 87 B CH 81 F CH 80 F SI 89 F SL 81 B CH 81 X SI 89 3-2 ② F9			2	0	0	0	2	1	0
3 Curtis Granderson, L (1, 9) OBP: 0.323, SLG: 0.354	B FF 96 1 SAFE C CU 80 D CU 80 B CH 88 X SI 96 3-1 ② SF8 3-H		S CU 81 C CU 80 B FF 94 D SL 88 D CU 81 F SL 89 X SI 95 3-2 1 FC3-2 1-2 2-3 1B		C CU 79 B CH 89 S CH 88 X CU 78 1-2 21 S 1B		C SL 81 X SL 82 0-1 1B			3	0	3	1	0	0	0
1 Chris Young, R (1, 7) OBP: 0.285, SLG: 0.338	B SI 94 X SI 94 1-0 ③ F7		F SI 94 F CU 80 B SI 93 X SI 95 1-2 ① FC3-2 1-2 2-3 3-Hf		C SI 93 1 SAFE B SI 92 C SL 86 F CU 79 B SI 92 1 SAFE X SL 87 2-2 ② F9		1 SAFE C FF 87 1 SAFE C CH 80 B CH 80 F FF 89 F CH 80 C CH 80 1-3 ③ K			4	0	0	0	0	1	6
21 Lucas Duda, L (1, 3) OBP: 0.335, SLG: 0.436		C CU 79 X SL 88 0-1 45 SH5-4 4 1B 1B	D CU 81 F SI 93 C CU 80 X FF 93 1-2 ② F6		B FF 92 C SL 87 B CU 79 C CU 80 F CU 80 F SL 86 B CH 88 F SI 94 D CH 88 4-2 1-2 BB			F SL 80 B CU 74 F SL 79 F SL 80 F FF 89 F FF 88 B SL 81 X SL 83 2-2 ① G4-3		3	0	1	0	1	0	3
4 Wilmer Flores, R (1, 6) OBP: 0.281, SLG: 0.315		F SI 94 B FF 94 C SI 94 X SI 94 1-2 45 SH5-4 1-2 1B	F SL 89 X SI 94 0-1 ③ L1		C SI 92 D SI 93 B SL 84 S SI 92 S SI 94 2-3 ③ K2-3			C FF 94 F SL 89 C FF 94 0-3 ② K		4	0	1	0	0	2	5
15 Travis d'Arnaud, R (1, 2) OBP: 0.285, SLG: 0.289		C FF 94 B FF 95 F SL 89 X CU 80 1-2 ① F3		B FF 93 C FF 92 B SL 88 X SI 94 2-1 45 SH3-4 1B		C SI 91 X SI 92 0-1 ① G3-1		F FF 95 B SL 90 B SL 88 B FF 95 F FF 95 X FF 95 3-2 ③ F8		4	0	1	0	0	0	2
45 Zack Wheeler, L (1, 1) OBP: 0.105, SLG: 0.056 66 Josh Edgin, R (7, 1) 38 Vic Black, R (8, 1) 53 Bobby Abreu, L (9, PH) OBP: 0.391, SLG: 0.491 56 Scott Rice, L (9, 1)		D CU 80 X FF 94 1-0 ② SH5-4 1-2 2-3		X SI 93 0-0 ① SH3-4 1-2		B SI 90 X SI 92 1-0 ② G6-3			B FF 95 B FF 93 C FF 95 B FF 92 F FF 96 F FF 96 X SI 96 3-2 ① G6-3	1 0 0 1 0	0 0 0 0 0	0 0 0 0 0	0 0 0 0 0	0 0 0 0 0	0 0 0 0 0	0 0 0 0 0
Inning Stats	R: 1 E: 0 K: 0 S: 8 H: 1 LOB: 1 BB: 1 P: 19	R: 0 E: 0 K: 0 S: 12 H: 2 LOB: 2 BB: 0 P: 16	R: 0 E: 0 K: 0 S: 18 H: 2 LOB: 3 BB: 1 P: 29	R: 0 E: 0 K: 1 S: 10 H: 1 LOB: 1 BB: 0 P: 15	R: 0 E: 0 K: 2 S: 19 H: 1 LOB: 2 BB: 1 P: 31	R: 0 E: 0 K: 0 S: 5 H: 0 LOB: 0 BB: 0 P: 9	R: 0 E: 0 K: 1 S: 15 H: 1 LOB: 1 BB: 0 P: 20	R: 0 E: 0 K: 1 S: 12 H: 0 LOB: 0 BB: 0 P: 17	R: 0 E: 0 K: 0 S: 7 H: 1 LOB: 0 BB: 0 P: 13	1B: 9 2B: 0 3B: 0 HR: 0 SF: 1 SAC: 2 DP: 1 HBP: 0						

TOP

New York Mets @ Chicago Cubs

Wrigley Field, Chicago, IL

Tue Jun 03 2014, 7:08 PM - 10:26 PM CDT

Att. 34,697 - Partly Cloudy - 72 F

livebaseballscorecards.com

AB	32
R	1
H	9
RBI	1
BB	3
SO	5
LOB	22

PITCHER		IP	WLS	BF	H	R	ER	SO	BB	IBB	HBP	BLK	WP	HR	S	P	ERA	WHIP
49 Jake Arrieta, R ERA: 3.0	(1, 1)	4.2		24	7	1	1	2	3	0	0	0	1	0	64	105	1.93	2.143
63 Brian Schlitter, R ERA: 2.1	(5, 1)	1.1		4	0	0	0	1	0	0	0	0	0	0	8	14	0.00	0.000
40 James Russell, L ERA: 3.14	(7, 1)	1.1		5	1	0	0	1	0	0	0	0	0	0	21	28	0.00	0.750
54 Neil Ramírez, R ERA: 0.73	(8, 1)	0.2		2	0	0	0	1	0	0	0	0	0	0	6	9	0.00	0.000
56 Héctor Rondón, R ERA: 1.52	(9, 1)	1.0	W	3	1	0	0	0	0	0	0	0	0	0	7	13	0.00	1.000

PITCHER		IP	WLS	BF	H	R	ER	SO	BB	IBB	HBP	BLK	WP	HR	S	P	ERA	WHIP

WP: 1 PB: 0 SB: 2 CS: 0 PA: 38

New York Mets @ Chicago Cubs

Wrigley Field, Chicago, IL

Tue Jun 03 2014, 7:08 PM - 10:26 PM CDT

Att. 34,697 - Partly Cloudy - 72 F

livebaseballscorecards.com

BOTTOM

Batter	1	2	3	4	5	6	7	8	9	AB	R	H	RBI	BB	SO	LOB
64 Emilio Bonifácio, S (1, 4) OBP: 0.319, SLG: 0.346	G4-3		BB			G4-3		1B		3	0	1	0	1	0	0
21 Junior Lake, R (1, 8) OBP: 0.280, SLG: 0.421	G1-3		L9			K		K		4	0	0	0	0	2	2
44 Anthony Rizzo, L (1, 3) OBP: 0.396, SLG: 0.461	K			K			K		1B	4	1	1	0	0	3	0
13 Starlin Castro, R (1, 6) OBP: 0.311, SLG: 0.430		K		F9			G6-3		G5-3	4	0	0	0	0	1	1
24 Luis Valbuena, L (1, 5) OBP: 0.380, SLG: 0.426		F9		F8			BB		K	3	0	0	0	1	1	1
19 Nate Schierholtz, L (1, 9) OBP: 0.280, SLG: 0.310		1B			8 CS 1B		K		2-H 1B	4	0	3	1	0	1	1
8 Chris Coghlan, L (1, 7) OBP: 0.195, SLG: 0.231		P5			K				HR	3	1	1	1	0	1	2
12 John Baker, L (1, 2) OBP: 0.211, SLG: 0.192			G5-3		G1-3			K		3	0	0	0	0	1	0
49 Jake Arrieta, R (1, 1) OBP: 0.222, SLG: 0.222			K			G4-3		K		1	0	0	0	0	1	0
63 Brian Schlitter, R (5, 1) OBP: 1.000, SLG: 1.000										0	0	0	0	0	0	0
15 Darwin Barney, R (6, PH) OBP: 0.245, SLG: 0.250										1	0	0	0	0	0	0
40 James Russell, L (7, 1)										0	0	0	0	0	0	0
54 Neil Ramírez, R (8, 1)										0	0	0	0	0	0	0
20 Justin Ruggiano, R (8, PH) OBP: 0.308, SLG: 0.383										1	0	0	0	0	1	0
56 Héctor Rondón, R (9, 1)										0	0	0	0	0	0	0

Inning Stats	1	2	3	4	5	6	7	8	9
	R: 0 E: 0 K: 1 S: 7	H: 0 LOB: 0 BB: 0 P: 9	R: 0 E: 0 K: 1 S: 17	H: 1 LOB: 1 BB: 0 P: 25	R: 0 E: 0 K: 1 S: 9	H: 0 LOB: 1 BB: 1 P: 16	R: 0 E: 0 K: 1 S: 9	H: 0 LOB: 0 BB: 0 P: 14	R: 0 E: 0 K: 1 S: 8	H: 1 LOB: 0 BB: 0 P: 12
	R: 0 E: 0 K: 1 S: 8	H: 0 LOB: 0 BB: 0 P: 13	R: 0 E: 0 K: 2 S: 12	H: 0 LOB: 1 BB: 1 P: 21	R: 1 E: 0 K: 3 S: 14	H: 2 LOB: 1 BB: 0 P: 22	R: 1 E: 0 K: 1 S: 13	H: 2 LOB: 1 BB: 0 P: 16		

1B: 5	SF: 0	WP: 0
2B: 0	SAC: 0	PB: 0
3B: 0	DP: 0	SB: 1
HR: 1	HBP: 0	CS: 1

PA: 33

	AB	31
	R	2
	H	6
	RBI	2
	BB	2
	SO	12
	LOB	7

PITCHER		IP	WLS	BF	H	R	ER	SO	BB	IBB	HBP	BLK	WP	HR	S	P	ERA	WHIP
45 Zack Wheeler, R ERA: 3.89	(1, 1)	6.2		23	2	0	0	7	2	0	0	0	0	0	67	107	0.00	0.600
66 Josh Edgin, L ERA: 2.84	(7, 1)	0.2	B	3	1	1	1	2	0	0	0	0	0	1	9	11	13.50	1.500
38 Vic Black, R ERA:	(8, 1)	0.2		3	1	0	0	2	0	0	0	0	0	0	8	14	0.00	1.500
56 Scott Rice, L ERA: 5.4	(9, 1)	0.2	L	4	2	1	1	1	0	0	0	0	0	0	13	16	13.50	3.000

PITCHER	IP	WLS	BF	H	R	ER	SO	BB	IBB	HBP	BLK	WP	HR	S	P	ERA	WHIP

Batter	1	2	3	4	5	6	7	8	9	AB	R	H	RBI	BB	SO	LOB
6 Matthew den Dekker, L (1, 8) OBP: 0.211, SLG: 0.167	C FF 93 B FF 94 C SL 86 B SL 87 B SL 85 S FF 94 3-3 **K** ①	B SL 86 B CU 80 B SI 92 B FF 93 4-0 28 G6-4-3 1-2 **BB**		S CU 81 B SI 93 X SL 85 1-1 **G3** ③		1 SAFE 1 SAFE C CU 75 F CH 81 C FF 90 0-3 **K** ②		B CH 88 X SI 94 1-0 **F8** ③		4	0	0	0	1	2	1
28 Daniel Murphy, L (1, 4) OBP: 0.356, SLG: 0.404	X FF 94 0-0 3 FC4-6 5 BB 53 E **1B**	C CH 85 C CH 86 D SL 88 D SL 88 B CH 87 X FF 92 3-2 **G6-4-3** ②③ 1-2f			C SI 90 X CH 84 0-1 53 F9 3 1B **1B**	F CH 82 B FF 90 B SL 83 X CH 81 2-1 1-3 **2B**			C SI 94 F SI 96 F SL 81 S SL 82 0-3 **K** ①	5	1	3	0	0	1	2
5 David Wright, R (1, 5) OBP: 0.348, SLG: 0.395	B FF 94 C FF 93 F FF 94 B SL 88 1 SAFE B SL 85 F FF 95 B FF 93 4-2 3 FC4-6 1-2 **BB**		B SL 86 B SL 83 X FF 93 2-0 **L7** ①		C FF 92 C FF 93 C FF 95 0-3 **K** ①	I IN 73 I IN 78 I IN 80 I IN 74 4-0 **IBB**			F FF 96 B SL 84 F SI 95 B FF 96 B SL 83 F FF 96 S FF 96 3-3 **K** ②	3	0	0	0	2	2	1
3 Curtis Granderson, L (1, 7) OBP: 0.325, SLG: 0.355	C CU 79 F FF 94 X SL 87 0-2 **FC4-6** 53 E 21 2B 1-2f 2-3 ②		B CU 80 F CU 79 C FF 91 F SL 86 F SL 86 T SI 94 1-2 **K** ②		F SI 93 1 SAFE B SI 93 C CU 80 X SI 94 1-2 21 S **1B** 1-2 **1B**	S SL 85 B SL 84 B KC 78 F SL 83 S KC 78 2-3 **K** ③			C SI 96 X SI 96 0-1 **1B**	5	1	2	0	0	2	5
53 Bobby Abreu, L (1, 9) OBP: 0.377, SLG: 0.458	B FF 94 C FF 94 F FF 94 X FF 95 1-2 **E6** 21 2B 1-2 3-H		C FF 94 B FF 94 B CU 82 B FF 92 B SI 92 4-1 **BB**		B CU 80 X FF 93 1-0 **F9** ② 2-3		C FF 88 B SL 80 X FC 86 1-1 **G4-3** ①		C SI 93 X SI 95 0-1 **G4-3** ③	4	1	0	0	1	0	4
21 Lucas Duda, L (1, 3) OBP: 0.339, SLG: 0.440	C CU 80 S SL 86 D SL 89 F SL 87 X FF 95 1-2 **2B** 1-H 2-H		B CU 79 F SI 92 X FF 92 1-1 **F7** ③		B SL 86 B SL 87 S SL 86 S SL 87 B SL 88 F SL 87 F SL 88 B SL 87 4-2 1-2 **BB**		C SL 80 X FC 87 0-1 **G4-3** ②			3	0	1	2	1	0	1
20 Anthony Recker, R (1, 2) OBP: 0.238, SLG: 0.338 52 Carlos Torres, R (7, 1)	B FF 93 C FF 93 C FF 94 B SL 88 B FF 94 F FF 93 X FF 93 3-2 **L8** ③			B SI 91 F FF 91 B FF 92 X FF 92 2-1 **G3** ①	B FF 93 B SL 85 C FF 92 B FF 93 X FF 92 3-1 **P3** ③		X FF 93 0-0 **F8** ③			4 0	0 0	0 0	0 0	0 0	0 0	4 0
11 Rubén Tejada, R (1, 6) OBP: 0.348, SLG: 0.309		B FF 92 B FF 93 F FF 91 X FF 92 2-1 **F8** ①		B SL 87 B FF 91 X FF 93 2-0 **HR**		B FF 89 C SL 78 B CH 81 F FF 90 B SL 85 F CH 82 B FF 90 4-2 28 2B **BB**		B SI 94 X SI 94 1-0 **G6-3** ①		3	1	1	1	1	0	0
16 Daisuke Matsuzaka, R (1, 1) OBP: 0.500, SLG: 0.333 61 Dana Eveland, L (5, 1) 27 Jeurys Familia, R (5, 1) OBP: 1.000, SLG: 1.000 1 Chris Young, R (6, PH) OBP: 0.283, SLG: 0.336 Buddy Carlyle, L (6, 1) 56 Scott Rice, L (7, 1) 15 Travis d'Arnaud, R (7, 2) OBP: 0.283, SLG: 0.287		C FF 91 F FF 92 B SL 87 F SL 87 F FF 92 F SL 87 B SL 86 B FF 93 B FF 92 4-2 6 BB **BB**		C FF 92 F SL 86 S FF 93 0-3 **K** ②		B SI 89 S CH 81 F CH 82 F SL 84 1 SAFE B FF 90 1 SAFE C CH 84 2-3 **K** ①		F FF 93 F SL 81 S SL 81 0-3 **K** ②		1 0 0 1 0 0 1	0 0 0 0 0 0 0	0 0 0 0 0 0 0	0 0 0 0 0 0 0	1 0 0 1 0 0 1	1 0 0 1 0 0 0	0 0 0 1 0 0 0
Inning Stats	R: 3 H: 2 E: 1 LOB: 1 K: 1 BB: 1 S: 21 P: 33	R: 0 H: 0 E: 0 LOB: 1 K: 0 BB: 2 S: 10 P: 23	R: 0 H: 0 E: 0 LOB: 1 K: 1 BB: 1 S: 9 P: 17	R: 1 H: 1 E: 0 LOB: 0 K: 1 BB: 0 S: 8 P: 13	R: 0 H: 2 E: 0 LOB: 3 K: 1 BB: 1 S: 15 P: 24	R: 0 H: 1 E: 0 LOB: 3 K: 3 BB: 2 S: 15 P: 29	R: 0 H: 0 E: 0 LOB: 0 K: 0 BB: 0 S: 5 P: 6	R: 0 H: 0 E: 0 LOB: 0 K: 1 BB: 0 S: 5 P: 7	R: 0 H: 1 E: 0 LOB: 1 K: 2 BB: 0 S: 12 P: 15	1B: 4 SF: 0 2B: 2 SAC: 0 3B: 0 DP: 1 HR: 1 HBP: 0						

TOP

New York Mets @ Chicago Cubs

Wrigley Field, Chicago, IL

Wed Jun 04 2014, 7:08 PM - 10:47 PM CDT

Att. 28,185 - Partly Cloudy - 57 F

livebaseballscorecards.com

AB	34
R	4
H	7
RBI	3
BB	7
SO	10
LOB	19

PITCHER		IP	WLS	BF	H	R	ER	SO	BB	IBB	HBP	BLK	WP	HR	S	P	ERA	WHIP
36 Edwin Jackson, R ERA: 4.59	(1, 1)	5.0	W	25	5	4	1	4	5	0	0	0	0	0	63	110	1.80	2.000
33 Carlos Villanueva, R ERA: 7.8	(6, 1)	0.2	H	5	1	0	0	2	1	1	0	0	0	0	12	24	0.00	3.000
53 Wesley Wright, L ERA: 2.95	(6, 1)	0.1	H	1	0	0	0	1	0	0	0	0	0	0	3	5	0.00	0.000
40 James Russell, L ERA: 3.0	(7, 1)	0.2	H	2	0	0	0	0	0	0	0	0	0	0	4	5	0.00	0.000
52 Justin Grimm, R ERA: 2.73	(7, 1)	0.1	H	1	0	0	0	0	0	0	0	0	0	0	1	1	0.00	0.000

PITCHER		IP	WLS	BF	H	R	ER	SO	BB	IBB	HBP	BLK	WP	HR	S	P	ERA	WHIP
46 Pedro Strop, R ERA: 4.3	(8, 1)	1.0	H	3	0	0	0	1	0	0	0	0	0	0	5	7	0.00	0.000
56 Héctor Rondón, R ERA: 1.46	(9, 1)	1.0	S	4	1	0	0	2	0	0	0	0	0	0	12	15	0.00	1.000

1B: 4	SF: 0	WP: 0	PA: 41
2B: 2	SAC: 0	PB: 0	
3B: 0	DP: 1	SB: 1	
HR: 1	HBP: 0	CS: 0	

Batter	1	2	3	4	5	6	7	8	9	AB	R	H	RBI	BB	SO	LOB
64 Emilio Bonifácio, S (1, 4) OBP: 0.316, SLG: 0.343	C SI 86 C FF 88 B SL 78 F FF 89 B SL 82 B CU 77 X FF 90 3-2 ① G6-3		C SI 88 X FF 89 0-1 ① L6		B SI 90 F SI 90 X CU 76 1-1 44 1B 20 BB 13 1B 1B	X FF 88 0-0 ③ P6		C FF 91 B FF 90 F FF 90 B CU 76 S FC 89 2-3 ② K		5	1	1	0	0	1	1
20 Justin Ruggiano, R (1, 8) OBP: 0.351, SLG: 0.408	B SI 92 S SI 89 S FF 91 F FF 93 X SL 83 1-2 13 1B 2B		B CU 74 S FF 91 B SI 91 B FF 93 B SI 93 4-1 44 CS BB		B SL 78 1 SAFE B SI 90 B SI 90 B SI 90 4-0 44 1B 13 1B 1-2 BB		B FF 89 S SI 87 B SI 89 B FF 89 B FF 88 4-1 13 2B BB	F FF 92 F FF 93 1 SAFE B FF 93 S FC 88 1-3 ③ K		2	2	1	0	3	1	1
44 Anthony Rizzo, L (1, 3) OBP: 0.402, SLG: 0.461	B CU 76 B FS 80 B SI 90 C FF 89 B SI 91 4-1 13 1B 19 G3 BB		B SI 91 F SI 90 B FF 90 1 SAFE F CU 75 B SI 91 F SI 84 B FF 92 4-2 ② 1-2 BB		C SL 81 X SL 82 0-1 19 G3 13 1B 30 WP 1-2 2-3 1B		F SI 88 1 SAFE F SI 90 B FF 91 F CH 81 1 SAFE S FF 92 1-3 ① K			2	2	1	0	2	1	1
13 Starlin Castro, R (1, 6) OBP: 0.318, SLG: 0.440	C CU 77 X SI 90 0-1 19 G3 1-3 2-H 1B		B SI 91 B CU 76 B FF 91 C FF 91 C FC 90 F FF 91 X SL 82 3-2 ③ F9		X SI 88 0-0 30 WP 19 G3 1-2 2-H 3-H 1B		B SL 85 C SI 90 B SI 90 1 SAFE X SL 85 2-1 1-3 2B			4	0	3	3	0	0	1
19 Nate Schierholtz, L (1, 9) OBP: 0.274, SLG: 0.303	B SI 87 C CU 76 F FS 79 1 SAFE B SI 92 B SL 80 X SL 81 3-2 ② G3 1-2 3-H		B FF 90 F SI 89 B SI 89 F SL 84 C FF 93 2-3 ① K		B SI 89 S SL 84 X SL 82 1-1 ② G3 1-2 2-3		C SI 88 D SL 82 S SL 82 S SL 80 1-3 ② K			4	0	0	1	0	2	5
8 Chris Coghlan, L (1, 7) OBP: 0.244, SLG: 0.293	C CU 75 X FF 90 0-1 ③ L4			C SI 91 B CU 76 B SI 90 F SI 90 F FC 90 F FS 80 B FF 90 X SL 82 3-2 3B	B SL 82 C SL 82 B FF 89 B SL 84 B SI 89 4-1 30 WP BB		B SI 89 B SI 88 B SL 80 D SI 89 4-0 BB			2	0	1	0	2	0	1
30 Mike Olt, R (1, 5) OBP: 0.243, SLG: 0.383 46 Pedro Strop, R (8, 1) 56 Héctor Rondón, R (9, 1)		B FF 89 C CU 74 X FF 91 1-1 ① P4		B SL 81 C SL 81 B FF 93 S SL 82 B FF 94 B SL 84 4-2 12 6-3 BB	C FF 94 B SL 83 B SI 95 D SL 84 X SI 95 3-1 ③ G6-3 1-2 2-3 3-H		B FF 91 S FC 90 C FC 90 B FF 94 S FC 90 2-3 ③ K			3 0 0	0 0 0	0 0 0	0 0 0	1 0 0	1 0 0	5 0 0
12 John Baker, L (1, 2) OBP: 0.197, SLG: 0.179		X SI 90 0-0 ② F7		B CU 77 B SI 91 B SI 90 X SI 91 3-0 ②③ G1-6-4-3 1-2f		F SI 87 F SI 89 C SI 90 0-3 ① K		B CU 74 F FF 88 X SI 91 1-1 ① G3-1		4	0	0	0	0	1	2
36 Edwin Jackson, R (1, 1) OBP: 0.082, SLG: 0.130 15 Darwin Barney, R (5, PH) OBP: 0.243, SLG: 0.247 33 Carlos Villanueva, R (6, 1) 53 Wesley Wright, R (6, 1) 21 Junior Lake, R (6, PH) OBP: 0.278, SLG: 0.418 40 James Russell, L (7, 1) 52 Justin Grimm, R (7, 1) 24 Luis Valbuena, L (8, 5) OBP: 0.384, SLG: 0.431		C FF 91 X FF 91 0-1 ③ F9			B SI 87 C FF 88 S FC 90 S FC 91 1-3 ① K	B FF 89 B FF 89 F SI 87 B FF 90 S SI 88 F FF 90 C FF 89 3-3 ② K		L CU 75 B CH 87 F FF 92 F FF 90 B CU 79 X FF 93 2-2 1B		1 1 0 0 1 0 0 0 1	0 0 0 0 0 0 0 0 0	0 0 0 0 0 0 0 0 1	0 0 0 0 0 0 0 0 0	0 1 0 0 1 0 0 0 0	0 0 0 0 0 0 0 0 0	0 0 0 0 0 0 0 0 0
Inning Stats	R: 2 E: 0 K: 0 S: 16 H: 2 LOB: 1 BB: 1 P: 27	R: 0 E: 0 K: 0 S: 5 H: 0 LOB: 0 BB: 0 P: 6	R: 0 E: 0 K: 0 S: 10 H: 0 LOB: 1 BB: 2 P: 21	R: 0 E: 0 K: 1 S: 11 H: 1 LOB: 1 BB: 1 P: 23	R: 3 E: 0 K: 1 S: 13 H: 3 LOB: 2 BB: 2 P: 27	R: 0 E: 0 K: 2 S: 8 H: 0 LOB: 0 BB: 0 P: 11	R: 0 E: 0 K: 3 S: 13 H: 1 LOB: 3 BB: 2 P: 27	R: 0 E: 0 K: 2 S: 12 H: 1 LOB: 1 BB: 0 P: 18		1B: 5 2B: 2 3B: 1 HR: 0 SF: 0 SAC: 0 DP: 1 HBP: 0				WP: 1 PB: 0 SB: 0 CS: 1 PA: 38		

PITCHER		IP	WLS	BF	H	R	ER	SO	BB	IBB	HBP	BLK	WP	HR	S	P	ERA	WHIP
16 Daisuke Matsuzaka, R ERA: 3.21	(1, 1)	4.1		20	4	4	4	2	5	0	0	0	0	0	47	88	8.31	2.077
61 Dana Eveland, L ERA: 9.0	(5, 1)	0.1	L	4	2	0	0	0	1	0	0	0	0	0	6	11	0.00	9.000
27 Jeurys Familia, R ERA: 2.79	(5, 1)	0.1		1	0	1	1	0	0	0	0	0	1	0	2	5	27.00	0.000
Buddy Carlyle, R ERA:	(6, 1)	1.1		6	1	0	0	3	1	0	0	0	0	0	15	25	0.00	1.500
56 Scott Rice, L ERA: 5.27	(7, 1)	0.1		2	0	0	0	1	1	0	0	0	0	0	3	8	0.00	3.000

PITCHER		IP	WLS	BF	H	R	ER	SO	BB	IBB	HBP	BLK	WP	HR	S	P	ERA	WHIP
52 Carlos Torres, R ERA: 2.29	(7, 1)	1.1		5	1	0	0	3	0	0	0	0	0	0	15	23	0.00	0.750

BOTTOM

New York Mets @ Chicago Cubs

Wrigley Field, Chicago, IL

Wed Jun 04 2014, 7:08 PM - 10:47 PM CDT

Att. 28,185 - Partly Cloudy - 57 F

livebaseballscorecards.com

AB	30
R	5
H	8
RBI	4
BB	8
SO	9
LOB	17

Batter	1	2	3	4	5	6	7	8	9	AB	R	H	RBI	BB	SO	LOB
1 Chris Young, R (1, 8) OBP: 0.293, SLG: 0.336	B FF 87 B FC 85 B FF 88 C FC 88 X FC 86 3-1 ① F7		X FC 85 0-0 ② F7		B SI 86 B FF 88 B FF 88 C FF 86 C FC 84 B FF 89 4-2 5 F8 3 BB BB	C SI 93 X SI 93 0-1 1-3 3-H 1B		B SL 82 F SI 94 F SI 94 B SL 81 B SL 81 F SI 94 B SI 94 4-2 3 1B BB		3	0	1	1	2	0	1
3 Curtis Granderson, L (1, 9) OBP: 0.327, SLG: 0.353	X FF 88 0-0 ② F9		C FC 84 D SL 80 F FF 88 X CU 72 1-2 ③ L7		B SI 88 D FC 85 B FC 84 B FC 87 4-0 5 F8 1-2 BB	1 SAFE B SI 92 B SI 92 X SI 92 2-0 ③ P5		B SI 95 C SI 94 X SI 94 1-1 1-3 1B		4	0	1	0	1	0	3
5 David Wright, R (1, 5) OBP: 0.342, SLG: 0.387 58 Jenrry Mejia, R (8, 1)	C FC 87 C FC 86 X FF 88 0-2 ③ G5-3			B CU 71 S FC 85 X CH 81 1-1 ① G6-3	C CU 70 F FF 88 F FF 87 F FC 85 D FC 86 X FF 89 1-2 ② F8 1-2 2-3		X FF 93 0-0 ① G4-3	D SL 84 X SI 94 1-0 ③ G5-3		5 0	0 0	0 0	0 0	0 0	0 0	4 0
29 Eric Campbell, R (1, 3) OBP: 0.356, SLG: 0.447 (8, 5)		C FC 86 B FF 88 B CH 81 B FC 86 B FF 88 4-1 4 G1-6-3 30 HBP BB		B CH 80 C FF 88 B FC 86 F FF 87 C FC 85 2-3 ② K	B CU 70 F FF 87 S CH 79 B FF 89 S FC 85 2-3 ③ K		C FF 93 S FF 94 B FF 95 B SL 84 X FF 95 2-2 30 HR 1B		C FF 93 S FF 94 B SL 90 F SL 88 F FF 94 C FF 94 1-3 ① K	4	1	1	0	1	3	2
30 Andrew Brown, R (1, 7) OBP: 0.286, SLG: 0.433		C FF 87 B CU 72 H FC 85 2-1 4 G1-6-3 1-2 HBP		F FF 88 B FF 89 F FC 86 X CH 80 1-2 E5 4 2B		B FF 85 B FC 82 B FC 85 B FF 85 4-0 4 1B 11 1B BB	F FF 93 B CU 80 B FF 92 X CU 77 2-1 1-H HR		C FF 95 B FF 95 B FF 95 S FF 94 F FF 95 F SL 88 X FF 94 2-2 ② F8	3	2	1	2	1	0	0
4 Wilmer Flores, R (1, 4) OBP: 0.290, SLG: 0.339	B FF 87 B FC 84 B FF 87 C FF 88 X FF 87 3-1 ①② G1-6-3 1-2f 2-3			X FC 84 0-0 1-3 2B	B CU 69 C FF 86 B CH 78 X FF 85 2-1 15 F9 11 1B 1 1B 1-2 1B	T FF 94 B FF 93 S CU 81 X SL 82 1-2 ② F9		F FF 94 B SL 88 C SL 88 X FF 94 1-2 ③ P5		5	1	2	0	0	0	2
11 Rubén Tejada, R (1, 6) OBP: 0.352, SLG: 0.309	C CU 71 S CH 79 B FC 87 F FF 89 D CU 74 C FF 89 2-3 ③ K			B CH 80 B CH 79 B FC 84 C FF 88 B FC 86 4-1 BB	F FC 84 S CU 71 B CU 72 X CH 80 1-2 1 1B 1-2 2-H 1B	B FF 93 B SL 81 C FF 94 X CU 79 2-1 ③ F9				3	0	1	1	1	1	1
15 Travis d'Arnaud, R (1, 2) OBP: 0.277, SLG: 0.280 53 Bobby Abreu, L (8, PH) OBP: 0.371, SLG: 0.450 20 Anthony Recker, R (8, 2) OBP: 0.238, SLG: 0.338			C SI 86 X FF 87 0-1 ① P6	X SI 88 0-0 ③ F8	C SI 92 C SI 91 F SI 93 X SL 83 0-2 ① F9 2-3			C FF 92 B SI 93 X SI 94 1-1 ① F7		3 1 0	0 0 0	0 0 0	0 0 0	0 0 0	0 0 0	5 0 0
48 Jacob deGrom, L (1, 1) OBP: 0.600, SLG: 0.667 28 Daniel Murphy, L (6, PH) OBP: 0.354, SLG: 0.402 38 Vic Black, R (6, 1) 66 Josh Edgin, R (7, 1) 21 Lucas Duda, L (8, PH) OBP: 0.337, SLG: 0.438 (8, 3)			C FC 87 T FC 84 X FF 89 0-2 ② 2B		C FC 83 X FF 87 0-1 ① G3-1	S SI 92 B SI 93 F SI 92 B SI 93 F SI 92 F FF 94 S SL 85 2-3 ② K		B SI 94 B SI 94 B SL 82 C FF 94 X SI 94 3-1 ② F8		2 1 0 0 1	0 0 0 0 0	1 0 0 0 0	0 0 0 0 0	0 1 0 0 0	0 2 0 0 0	0 0 0 0 0
Inning Stats	R: 0 E: 0 K: 0 S: 6 H: 0 LOB: 0 BB: 0 P: 9	R: 0 E: 0 K: 1 S: 8 H: 0 LOB: 1 BB: 1 P: 19	R: 0 E: 0 K: 0 S: 9 H: 1 LOB: 1 BB: 0 P: 10	R: 0 E: 1 K: 1 S: 11 H: 1 LOB: 3 BB: 1 P: 19	R: 0 E: 0 K: 1 S: 12 H: 0 LOB: 2 BB: 2 P: 23	R: 2 E: 0 K: 1 S: 17 H: 3 LOB: 2 BB: 1 P: 28	R: 2 E: 0 K: 0 S: 11 H: 2 LOB: 0 BB: 0 P: 18	R: 0 E: 0 K: 0 S: 10 H: 1 LOB: 2 BB: 1 P: 20	R: 0 E: 0 K: 1 S: 13 H: 0 LOB: 0 BB: 0 P: 17	1B: 5 2B: 2 3B: 0 HR: 1 SF: 0 SAC: 0 DP: 1 HBP: 1						

PITCHER		IP	WLS	BF	H	R	ER	SO	BB	IBB	HBP	BLK	WP	HR	S	P	ERA	WHIP
37 Travis Wood, L ERA: 5.04	(1, 1)	5.0		25	4	2	2	3	5	0	1	0	0	0	51	92	3.60	1.800
63 Brian Schlitter, R ERA: 2.03	(6, 1)	1.0	H	4	1	0	0	1	0	0	0	0	0	0	12	16	0.00	1.000
52 Justin Grimm, R ERA: 3.29	(7, 1)	1.0	W	5	2	2	2	0	0	0	0	0	0	1	11	18	18.00	2.000
46 Pedro Strop, R ERA: 4.02	(8, 1)	1.0	H	5	1	0	0	0	1	0	0	0	0	0	10	20	0.00	2.000
54 Neil Ramírez, R ERA: 0.68	(9, 1)	1.0	S	3	0	0	0	1	0	0	0	0	0	0	13	17	0.00	0.000

PITCHER	IP	WLS	BF	H	R	ER	SO	BB	IBB	HBP	BLK	WP	HR	S	P	ERA	WHIP

TOP

New York Mets @ Chicago Cubs

Wrigley Field, Chicago, IL

Thu Jun 05 2014, 6:06 PM - 9:22 PM CDT

Att. 28,833 - Clear - 69 F

livebaseballscorecards.com

AB	35
R	4
H	8
RBI	4
BB	6
SO	5
LOB	20

BOTTOM

Batter	1	2	3	4	5	6	7	8	9	AB	R	H	RBI	BB	SO	LOB
21 Junior Lake, R (1, 7) OBP: 0.276, SLG: 0.424	X FF 93 0-0 ① G3	B SL 87 B SL 86 F FF 94 X SI 93 2-1 ③ F9		B FF 93 S SL 85 B FF 92 F CU 79 F FF 93 X FF 92 2-2 ② P4		C FF 96 1 SAFE S FF 94 X FF 96 0-2 ③ G3		C SL 82 S CU 79 X FF 92 0-2 ③ 3B 1-H 2-H		5	0	1	2	0	0	2
54 Neil Ramírez, R (9, 1)										0	0	0	0	0	0	0
20 Justin Ruggiano, R (1, 8) OBP: 0.344, SLG: 0.385	C SI 93 F FF 94 B FF 95 B SL 86 B SI 94 D SI 94 4-2 BB	B FF 93 C FF 93 S SL 86 S SL 86 1-3 ① K	B FF 93 F SL 86 X FF 92 1-1 ③ P4			C FF 93 S FF 94 B FF 95 C CU 80 1-3 ① K				3	0	0	0	1	2	1
(9, 7)																
44 Anthony Rizzo, L (1, 3) OBP: 0.403, SLG: 0.477	C SI 94 F SI 93 B FF 94 1 SAFE F CH 83 S FF 92 1-3 ② K	F CU 77 T FF 93 X CH 83 0-2 13 BB 1B	F CH 82 B FF 91 X FF 91 1-1 ① P6		B CU 81 B CU 80 S SI 94 B FF 95 X FF 94 3-1 HR				4	1	2	1	0	1	1
13 Starlin Castro, R (1, 6) OBP: 0.317, SLG: 0.434	C FF 94 C FF 94 X SL 86 0-2 ③ F8	B FF 95 S SL 86 B CU 80 B FF 93 B FF 93 4-1 1-2 BB	B SL 85 C SL 83 F CU 79 X FF 92 1-2 ② F9		C FF 96 F CU 80 F FF 97 F FF 94 B CU 82 S CU 81 1-3 ② K				3	0	0	0	1	1	1
24 Luis Valbuena, L (1, 5) OBP: 0.387, SLG: 0.440	C FF 93 B SI 91 S CH 83 X CH 82 1-2 15 FC6-4 32 SF7 2B	F CH 83 B SI 92 B SI 92 F CH 82 X SI 93 2-2 ② L7	B FF 92 B CH 84 B FF 93 C SI 92 C SI 92 F FF 93 X FF 93 3-2 1B		B FF 92 C SL 83 C CU 79 B FF 92 F CU 79 F FF 93 S SL 83 2-3 ③ K				4	1	2	0	0	1	2
19 Nate Schierholtz, L (1, 9) OBP: 0.274, SLG: 0.298	C FF 93 F CH 84 B FF 93 F SI 93 D SL 85 B FF 94 B FF 94 4-2 15 FC6-4 BB	C SL 85 X FF 93 0-1 ③ F9	F FF 92 1 SAFE B SI 91 F SI 92 F SI 91 B CH 83 S CH 82 2-3 ③ K					F FF 92 C CU 79 F FF 92 S FF 91 0-3 ① K		3	0	0	0	1	2	3
15 Darwin Barney, R (1, 4) OBP: 0.252, SLG: 0.277	T FF 94 X SL 85 0-1 ① FC6-4 32 SF7 37 HR 1-2f 2-3		B SI 92 X SL 86 1-0 32 G6-3 37 FC6 2B			B FF 94 F FF 93 F FF 94 X CU 81 1-2 ① G6-3		C FF 92 C CU 79 X SL 82 0-2 21 3B 2B		4	3	2	0	0	0	2
32 Eli Whiteside, R (1, 2)	D FF 94 X FF 93 1-0 ② SF7 1-2 3-H	C SL 84 T CU 79 F FF 93 X CU 79 0-2 ① G6-3 2-3		S CU 82 C CU 79 B FF 95 B FF 95 C FF 95 2-3 ② K				B FF 92 T FF 91 S FF 92 F SL 85 X CU 78 1-2 ② P6		3	0	0	1	0	1	2
37 Travis Wood, R (1, 1) OBP: 0.333, SLG: 0.591 63 Brian Schlitter, R (6, 1) OBP: 1.000, SLG: 1.000 8 Chris Coghlan, L (6, PH) OBP: 0.281, SLG: 0.293 52 Justin Grimm, R (7, 1) 46 Pedro Strop, R (8, 1) 64 Emilio Bonifácio, S (8, PH) OBP: 0.319, SLG: 0.343 (9, 8)	X FF 93 0-0 2-H HR	X SL 85 0-0 FC6 3-H		B FF 94 C FF 94 B CU 82 B FF 95 C FF 93 B FF 94 4-2 BB				I I I I 4-0 21 3B IBB		2 0 0 0 0 0 0	1 0 0 0 0 0 1	1 0 0 0 0 0 0	3 0 0 1 0 0 0	0 0 0 0 0 0 1	0 0 0 0 0 0 0	0 0 0 0 0 0 0
Inning Stats	R: 0 E: 0 K: 1 S: 10 H: 0 LOB: 1 BB: 1 P: 15	R: 3 E: 0 K: 0 S: 12 H: 2 LOB: 0 BB: 1 P: 20	R: 0 E: 0 K: 1 S: 12 H: 1 LOB: 2 BB: 1 P: 19	R: 1 E: 0 K: 0 S: 12 H: 1 LOB: 1 BB: 0 P: 16	R: 0 E: 0 K: 1 S: 13 H: 1 LOB: 1 BB: 0 P: 20	R: 0 E: 0 K: 1 S: 11 H: 0 LOB: 1 BB: 1 P: 18	R: 1 E: 0 K: 3 S: 15 H: 1 LOB: 0 BB: 0 P: 22	R: 2 E: 0 K: 1 S: 15 H: 2 LOB: 1 BB: 1 P: 20		1B: 2 2B: 3 3B: 1 HR: 2 SF: 1 SAC: 0 DP: 0 HBP: 0				WP: 0 PB: 0 SB: 0 CS: 0 PA: 37	

PITCHER		IP	WLS	BF	H	R	ER	SO	BB	IBB	HBP	BLK	WP	HR	S	P	ERA	WHIP
48 Jacob deGrom, R ERA: 3.19	(1, 1)	5.0		24	5	4	4	3	3	0	0	0	0	1	59	90	7.20	1.600
38 Vic Black, R ERA: 1.17	(6, 1)	1.2	L	7	1	1	1	3	1	0	0	0	0	1	21	33	5.40	1.200
66 Josh Edgin, L ERA: 2.7	(7, 1)	0.1		1	0	0	0	1	0	0	0	0	0	0	5	7	0.00	0.000
58 Jenrry Mejia, R ERA: 4.35	(8, 1)	1.0		5	2	2	2	1	0	1	0	0	0	0	15	20	18.00	2.000

PITCHER	IP	WLS	BF	H	R	ER	SO	BB	IBB	HBP	BLK	WP	HR	S	P	ERA	WHIP

New York Mets @ Chicago Cubs

Wrigley Field, Chicago, IL

Thu Jun 05 2014, 6:06 PM - 9:22 PM CDT

Att. 28,833 - Clear - 69 F

livebaseballscorecards.com

AB	31
R	7
H	8
RBI	7
BB	5
SO	8
LOB	14

Batter	1	2	3	4	5	6	7	8	9	10	11	12	13	AB	R	H	RBI	BB	SO	LOB
21 Christian Yelich, L (1, 7) OBP: 0.328, SLG: 0.391	G4-3				F7			G1-3	K					6	0	1	0	0	2	1
59 Ed Lucas, R (1, 4) OBP: 0.375, SLG: 0.379	1B		2B	L4	27 G1-4-3 1B			K		K		G3-1		6	0	2	0	0	2	1
27 Giancarlo Stanton, R (1, 9) OBP: 0.398, SLG: 0.598	F9		K		G1-4-3 1-2r			K		K		K		6	0	0	0	0	4	3
9 Casey McGehee, R (1, 5) OBP: 0.354, SLG: 0.380	L4			G2-3		F9			3 1B 46 1B 48 G3-1 1B	1B			F9	6	1	2	0	0	0	1
46 Garrett Jones, L (1, 3) OBP: 0.339, SLG: 0.472		1B		13 1B 2B		F9			48 G3-1 3 1B 5 1B 1-2 1B	G5-3			P5	6	1	3	0	0	0	1
13 Marcell Ozuna, R (1, 8) OBP: 0.319, SLG: 0.463	K			3 S 2-3 1B		K			K		60 G4-3 3 SH1-3 1B		K2-3	6	0	2	0	0	4	3
3 Adeiny Hechavarría, R (1, 6) OBP: 0.295, SLG: 0.327	F9		K 1-2	K			L6		48 G3-1 5 1B 1-2 2-3 1B		SH1-3 1-2			4	1	1	0	0	1	3
6 Jeff Mathis, R (1, 2) OBP: 0.355, SLG: 0.358	K			IBB			K		G3-1 1-2 2-3 3-H		G4-3 2-3			2	0	0	0	1	2	1
48 Justin Bour, L (9, PH) OBP: 0.333, SLG: 0.333														1	0	0	1	0	0	2
60 J.T. Realmuto, R (9, 2) OBP: 0.400, SLG: 0.400														1	0	0	0	0	0	1
24 Nathan Eovaldi, R (1, 1) OBP: 0.000, SLG: 0.000			K	K	K		G1-3		2-H 3-H 1B		G5-3			3	0	0	0	0	2	3
57 Bryan Morris, L (8, 1)														0	0	0	0	0	0	0
5 Reed Johnson, R (9, PH) OBP: 0.286, SLG: 0.507														1	0	1	2	0	0	0
40 Mike Dunn, L (9, 1)														0	0	0	0	0	0	0
44 AJ Ramos, R (9, 1)														0	0	0	0	0	0	0
10 Jeff Baker, R (11, PH) OBP: 0.293, SLG: 0.349														1	0	0	0	0	0	1
43 Dan Jennings, L (11, 1)														0	0	0	0	0	0	0
45 Kevin Slowey, R (12, 1)														0	0	0	0	0	0	0
Inning Stats	R: 0 E: 0 K: 0 S: 11 H: 1 LOB: 1 BB: 0 P: 14	R: 0 E: 0 K: 2 S: 9 H: 1 LOB: 1 BB: 0 P: 14	R: 0 E: 0 K: 2 S: 12 H: 1 LOB: 1 BB: 0 P: 16	R: 0 E: 0 K: 2 S: 18 H: 2 LOB: 3 BB: 1 P: 29	R: 0 E: 0 K: 0 S: 5 H: 1 LOB: 0 BB: 0 P: 7	R: 0 E: 0 K: 1 S: 6 H: 0 LOB: 0 BB: 0 P: 9	R: 0 E: 0 K: 1 S: 5 H: 0 LOB: 0 BB: 0 P: 10	R: 0 E: 0 K: 2 S: 10 H: 0 LOB: 0 BB: 0 P: 15	R: 3 E: 0 K: 2 S: 22 H: 4 LOB: 1 BB: 0 P: 32	R: 0 E: 0 K: 2 S: 11 H: 1 LOB: 1 BB: 0 P: 20	R: 0 E: 0 K: 0 S: 10 H: 1 LOB: 1 BB: 0 P: 12	R: 0 E: 0 K: 2 S: 9 H: 0 LOB: 0 BB: 0 P: 15	R: 0 E: 0 K: 1 S: 6 H: 0 LOB: 0 BB: 0 P: 11	1B: 10 2B: 2 3B: 0 HR: 0 SF: 0 SAC: 1 DP: 1 HBP: 0						

PITCHER	IP	WLS	BF	H	R	ER	SO	BB	IBB	HBP	BLK	WP	HR	S	P	ERA	WHIP
39 Jason Hammel, R (1, 1) ERA: 2.53	7.0		27	6	0	0	8	0	1	0	0	0	0	66	99	0.00	0.857
53 Wesley Wright, L (8, 1) ERA: 2.89	0.1	H	1	0	0	0	0	0	0	0	0	0	0	2	3	0.00	0.000
54 Neil Ramírez, R (8, 1) ERA: 0.64	0.2	H	2	0	0	0	2	0	0	0	0	0	0	8	12	0.00	0.000
56 Héctor Rondón, R (9, 1) ERA: 2.45	1.0	B	7	4	3	3	2	0	0	0	0	0	0	22	32	27.00	4.000
63 Brian Schlitter, R (10, 1) ERA: 1.88	2.0		8	2	0	0	2	0	0	0	0	0	0	21	32	0.00	1.000

PITCHER	IP	WLS	BF	H	R	ER	SO	BB	IBB	HBP	BLK	WP	HR	S	P	ERA	WHIP
33 Carlos Villanueva, R (12, 1) ERA: 7.31	2.0	W	6	0	0	0	3	0	0	0	0	0	0	15	26	0.00	0.000

TOP

Miami Marlins @ Chicago Cubs

Wrigley Field, Chicago, IL

Fri Jun 06 2014, 3:08 PM - 7:10 PM CDT

Att. 28,495 - Sunny - 74 F

livebaseballscorecards.com

AB	49
R	3
H	12
RBI	3
BB	1
SO	17
LOB	21

MIAMI

Batter	1	2	3	4	5	6	7	8	9	10	11	12	13	AB	R	H	RBI	BB	SO	LOB
64 Emilio Bonifácio, S (1, 4) (12, 8) OBP: 0.311, SLG: 0.333	C FF 95 F FF 95 C FF 96 0-3 ①			L FF 95 X FF 96 0-1 ①		C FF 93 X CU 76 0-1 ①		X SL 85 0-0 E1 21 FC3-6		C CU 73 B CU 73 S FF 90 X CH 83 1-2 ②		C FF 89 F SI 90 S CU 76 0-3 ③		6	0	0	0	0	2	2
21 Junior Lake, R (1, 8) (12, 7) OBP: 0.273, SLG: 0.415	B FF 96 C FF 96 S SI 96 F SL 89 B FF 96 X FF 97 2-2 ②			S SL 85 S SL 86 B SL 87 S SL 86 1-3 ②		C FF 96 X FF 96 0-1 ②		B SL 87 S FF 98 X FF 97 1-1 ② FC3-6 44 2B 1-2f 2-3		C SL 78 S FF 91 S SL 81 0-3 ③			C SL 82 X SL 82 0-1 44 HR 1B	6	2	1	0	0	2	2
44 Anthony Rizzo, L (1, 3) OBP: 0.402, SLG: 0.493	C FF 97 C CU 77 F FF 98 X CU 78 0-2 ③			B FF 97 F SL 85 B FF 92 F FF 96 F CU 76 B SI 96 F FF 96 X SL 83 3-2 ③		C CU 74 F CU 76 F FF 94 F FF 95 S SL 85 0-3 ③		B SL 86 C FF 95 D SL 85 X FF 95 2-1 13 WP 1-H 3-H 2B			C FF 92 C SL 84 F SL 84 B SL 84 X SL 84 1-2 ①		1 SAFE X CU 75 0-0 1-H HR	6	1	2	4	0	1	0
13 Starlin Castro, R (1, 6) OBP: 0.310, SLG: 0.425		C FF 96 B SL 87 B SL 87 C FF 97 F FF 97 S FF 97 2-3 ①			X SL 86 0-0 ①		B SL 85 C FF 96 F SL 85 F SI 93 B FF 95 X SL 86 2-2 ①	B FC 90 C FC 90 B FF 95 F FC 90 S SI 95 2-3 ③			C FF 92 C SL 84 F SL 84 B SL 84 X SL 84 0-3 ②			5	0	0	0	0	3	1
24 Luis Valbuena, L (1, 5) OBP: 0.382, SLG: 0.432		X FF 96 0-0 ②			C FF 94 C CU 75 B CU 75 X SL 84 1-2 ②		F FF 96 S FF 93 B FF 95 B FF 96 F FF 96 S CU 75 2-3 ②		X FF 93 0-0 ① B3		B SL 84 X FF 93 1-0 1B			5	0	1	0	0	1	0
19 Nate Schierholtz, L (1, 9) OBP: 0.277, SLG: 0.312 33 Carlos Villanueva, R (12, 1)		F FF 97 B CU 76 B CU 75 B FF 97 X FF 96 3-1 ③			F FF 96 B CU 76 X FF 96 1-1 8 2B 1B		B CU 75 B CU 73 X SI 97 2-0 3B		B SL 87 S FF 94 C FF 94 B SL 89 F FF 94 B FF 95 X SL 88 3-2 ②		X SL 83 0-0 ③			5	1	2	0	0	0	1
8 Chris Coghlan, L (1, 7) OBP: 0.294, SLG: 0.333 (12, 9)			C CU 74 C CU 76 S CU 75 0-3 ①		B CU 74 1 SAFE X FF 95 1-0 1-H 2B		X SL 85 0-0 ③ L7		S FF 95 S FF 94 B FF 94 B FF 94 F FF 94 B SL 89 B FF 94 4-2 BB				C FF 83 B SL 83 B SL 84 X FF 92 2-1 15 S 1B	0	0	0	0	0	0	0
12 John Baker, L (1, 2) OBP: 0.203, SLG: 0.172 30 Mike Olt, R (9, PH) OBP: 0.242, SLG: 0.381 63 Brian Schlitter, R (10, 1) OBP: 1.000, SLG: 1.000 15 Darwin Barney, R (12, 4) OBP: 0.250, SLG: 0.275		B FF 96 S FF 97 B FF 97 F FF 97 X SI 96 2-2 ②			I IN 68 I IN 71 I IN 72 I IN 72 I IN 72 4-0 IBB			F SI 97 S SL 85 B SL 86 F FF 98 S CU 75 1-3 ①		B SL 77 C FF 88 S FF 91 B FF 92 S SL 77 2-3 ③			S SL 84 M SL 84 S SL 84 0-3 ① 1-2	2 1 0 1	0 0 0 0	0 0 0 0	0 0 0 0	1 0 0 0	1 1 0 1	0 1 0 1
39 Jason Hammel, R (1, 1) OBP: 0.120, SLG: 0.080 53 Wesley Wright, R (8, 1) 54 Neil Ramírez, R (8, 1) 20 Justin Ruggiano, R (8, PH) OBP: 0.333, SLG: 0.417 56 Hector Rondon, R (9, 1) 32 Eli Whiteside, R (10, 2)		C SI 97 F SI 97 S SL 85 0-3 ③			F FF 96 S SL 84 X SL 84 0-2 ③ G6-3			X SL 84 0-0 21 FC3-6 44 2B 2B			B CU 76 S FF 89 S FF 90 F FF 92 S SL 80 1-3 ①		C SL 82 C FF 91 S SL 83 0-3 ②	2 0 0 0 1 2	0 0 0 0 0 0	0 0 0 0 0 0	0 0 0 0 0 0	1 0 0 0 0 0	2 0 0 0 0 0	1 0 0 0 0 0
Inning Stats	R: 0 E: 0 K: 1 S: 11 H: 0 LOB: 0 BB: 0 P: 13	R: 0 E: 0 K: 1 S: 7 H: 0 LOB: 0 BB: 0 P: 12	R: 0 E: 0 K: 2 S: 9 H: 0 LOB: 0 BB: 0 P: 11	R: 0 E: 0 K: 1 S: 10 H: 0 LOB: 0 BB: 0 P: 14	R: 1 E: 0 K: 0 S: 10 H: 2 LOB: 2 BB: 1 P: 17	R: 0 E: 0 K: 1 S: 9 H: 0 LOB: 0 BB: 0 P: 9	R: 0 E: 0 K: 1 S: 10 H: 1 LOB: 1 BB: 0 P: 16	R: 2 E: 1 K: 2 S: 13 H: 2 LOB: 1 BB: 0 P: 19	R: 0 E: 0 K: 1 S: 11 H: 0 LOB: 1 BB: 1 P: 20	R: 0 E: 0 K: 2 S: 10 H: 0 LOB: 0 BB: 0 P: 12	R: 0 E: 0 K: 1 S: 9 H: 1 LOB: 1 BB: 0 P: 11	R: 0 E: 0 K: 3 S: 11 H: 1 LOB: 1 BB: 0 P: 13	R: 2 E: 0 K: 0 S: 3 H: 2 LOB: 0 BB: 0 P: 3	1B: 4 2B: 3 3B: 1 HR: 1	SF: 0 SAC: 0 DP: 0 HBP: 0	WP: 1 PB: 0 SB: 1 CS: 0	PA: 48						

PITCHER		IP	WLS	BF	H	R	ER	SO	BB	IBB	HBP	BLK	WP	HR	S	P	ERA	WHIP
24 Nathan Eovaldi, R ERA: 3.05	(1, 1)	7.2		30	5	3	1	8	0	1	0	0	0	0	76	106	1.17	0.652
57 Bryan Morris, R ERA: 3.46	(8, 1)	0.1		1	0	0	0	1	0	0	0	0	1	0	3	5	0.00	0.000
40 Mike Dunn, L ERA: 3.7	(9, 1)	0.2		3	0	0	0	0	1	0	0	0	0	0	8	15	0.00	1.500
44 AJ Ramos, R ERA: 2.67	(9, 1)	1.1		4	0	0	0	3	0	0	0	0	0	0	13	17	0.00	0.000
43 Dan Jennings, L ERA: 1.15	(11, 1)	1.1		6	2	0	0	2	0	0	0	0	0	0	14	18	0.00	1.500

PITCHER		IP	WLS	BF	H	R	ER	SO	BB	IBB	HBP	BLK	WP	HR	S	P	ERA	WHIP
45 Kevin Slowey, R ERA: 5.01	(12, 1)	0.2	L	4	2	2	2	2	0	0	0	0	0	1	9	9	27.00	3.000

BOTTOM

Miami Marlins @ Chicago Cubs

Wrigley Field, Chicago, IL

Fri Jun 06 2014, 3:08 PM - 7:10 PM CDT

Att. 28,495 - Sunny - 74 F

livebaseballscorecards.com

AB	46
R	5
H	9
RBI	5
BB	2
SO	16
LOB	12

Miami Marlins @ Chicago Cubs

Wrigley Field, Chicago, IL

Sat Jun 07 2014, 3:07 PM - 5:55 PM CDT

Att. 33,786 - Overcast - 80 F

TOP

livebaseballscorecards.com

Batter	1	2	3	4	5	6	7	8	9	AB	R	H	RBI	BB	SO	LOB
21 Christian Yelich, L (1, 7) OBP: 0.328, SLG: 0.405	B FF 94 X FF 95 1-0 17 FC1-6 1B		B FC 94 X FC 94 1-0 HR		C FF 96 B FF 96 B FS 87 B FF 95 C FF 96 X FF 96 3-2 ③ G6-3			B FF 89 C FF 90 B KC 80 F SL 86 F FF 90 F FF 90 X SL 84 2-2 ① G4-3		4	1	2	1	0	0	0
17 Donovan Solano, R (1, 4) OBP: 0.240, SLG: 0.271 57 Bryan Morris, L (8, 1)	B SI 94 1 SAFE B FC 93 C SI 95 1 SAFE X FC 92 2-1 ① FC1-6 9 1B 1-2f		C SI 95 F SI 94 S FS 86 0-3 ② K			B SI 95 F FC 93 S SI 95 F SI 95 X FS 87 1-2 ① G4-3		C FF 94 B FF 94 C FF 94 B SL 84 X SL 81 2-2 ② P3		4 0	0 0	0 0	0 0	0 0	1 0	1 0
27 Giancarlo Stanton, R (1, 9) OBP: 0.396, SLG: 0.597	C FC 93 S SI 96 S SI 96 0-3 ② K		C FF 94 B FF 95 T SI 95 S FS 86 1-3 ③ K			B FF 96 S SI 96 B SI 96 T FF 94 X FF 96 2-2 9 WP 9 G3 2B		X FF 95 0-0 ③ L8		4	1	1	0	0	2	1
9 Casey McGehee, R (1, 5) OBP: 0.356, SLG: 0.380	X FF 94 0-0 1-3 1B			B SI 94 F SI 94 B FS 85 B SI 94 S SI 95 B SI 95 4-2 BB		C SI 95 S SL 86 B FS 87 F FS 87 B FF 96 B SL 88 X SI 95 3-2 ② G3 2-H			B SI 94 C SI 94 X SI 94 1-1 ① G5-3	3	0	1	1	1	0	0
46 Garrett Jones, L (1, 3) OBP: 0.339, SLG: 0.470 41 Chris Hatcher, R (6, 1) 59 Ed Lucas, R (8, 4) OBP: 0.370, SLG: 0.373	B FC 93 S FC 94 S FF 96 X FF 95 1-2 ③ F7			F FF 95 B FF 94 S FC 92 F FS 86 S SL 89 1-3 ① K		B FF 96 B FF 95 X SI 95 2-0 1B			B FF 95 C SI 94 C SL 83 X SL 81 1-2 ② G6-3	3 0 1	0 0 0	1 0 0	0 0 0	0 0 0	1 0 0	3 0 0
13 Marcell Ozuna, R (1, 8) OBP: 0.314, SLG: 0.454		B FF 94 C SI 94 B SI 95 X FF 93 2-1 ① G6-3		F SI 96 F SI 96 S FS 87 0-3 ② K		C FF 94 B SI 95 C SI 95 F FS 87 D SL 88 X SI 95 2-2 ③ G1-3			B SI 96 B SI 94 X SI 94 2-0 ③ G1-3	4	0	0	0	0	1	2
3 Adeiny Hechavarría, R (1, 6) OBP: 0.291, SLG: 0.323		X SI 94 0-0 ② G3-1		S FC 92 F SI 96 X FS 87 0-2 ③ G6-3			B SI 94 X SI 93 1-0 ① G3-1			3	0	0	0	0	0	1
6 Jeff Mathis, R (1, 2) OBP: 0.338, SLG: 0.339		C FF 94 C SL 88 B SL 86 T SI 94 1-2 ③ K			S FC 92 C SI 94 B FS 86 F SI 95 F SL 86 X FF 96 1-2 ① L8		X SI 94 0-0 ② G5-3			3	0	0	0	0	1	0
29 Randy Wolf, L (1, 1) 10 Jeff Baker, R (6, 3) OBP: 0.290, SLG: 0.345			C FF 94 X FC 94 0-1 ① F7		C FF 95 F FF 95 F FC 89 B FF 95 B SI 95 B FC 92 S FF 95 3-3 ② K		F SI 95 B FC 93 F SI 95 S FS 85 1-3 ③ K			2 1	0 0	0 0	0 0	0 0	1 1	0 0

	AB	32
	R	2
	H	5
	RBI	2
	BB	1
	SO	8
	LOB	8

Inning Stats																		
	R: 0	H: 2	R: 0	H: 0	R: 1	H: 1	R: 0	H: 0	R: 0	H: 0	R: 1	H: 2	R: 0	H: 0	R: 0	H: 0	R: 0	H: 0
	E: 0	LOB: 2	E: 0	LOB: 0	E: 0	LOB: 0	E: 0	LOB: 1	E: 0	LOB: 0	E: 0	LOB: 1	E: 0	LOB: 0	E: 0	LOB: 0	E: 0	LOB: 0
	K: 1	BB: 0	K: 1	BB: 0	K: 2	BB: 0	K: 2	BB: 1	K: 1	BB: 0	K: 0	BB: 0	K: 1	BB: 0	K: 0	BB: 0	K: 0	BB: 0
	S: 10	P: 14	S: 6	P: 9	S: 9	P: 11	S: 12	P: 17	S: 12	P: 19	S: 16	P: 26	S: 5	P: 7	S: 9	P: 13	S: 6	P: 10

	1B: 3	SF: 0	WP: 1	PA: 33
	2B: 1	SAC: 0	PB: 0	
	3B: 0	DP: 0	SB: 0	
	HR: 1	HBP: 0	CS: 0	

PITCHER		IP	WLS	BF	H	R	ER	SO	BB	IBB	HBP	BLK	WP	HR	S	P	ERA	WHIP
29 Jeff Samardzija, R ERA: 2.54	(1, 1)	7.0	W	27	5	2	2	8	1	0	0	0	1	1	70	103	2.57	0.857
53 Wesley Wright, L ERA: 2.84	(8, 1)	0.1	H	1	0	0	0	0	0	0	0	0	0	0	5	7	0.00	0.000
52 Justin Grimm, R ERA: 3.21	(8, 1)	0.2	H	2	0	0	0	0	0	0	0	0	0	0	4	6	0.00	0.000
46 Pedro Strop, R ERA: 3.78	(9, 1)	1.0	S	3	0	0	0	0	0	0	0	0	0	0	6	10	0.00	0.000

PITCHER		IP	WLS	BF	H	R	ER	SO	BB	IBB	HBP	BLK	WP	HR	S	P	ERA	WHIP

Miami Marlins @ Chicago Cubs

Wrigley Field, Chicago, IL

Sat Jun 07 2014, 3:07 PM - 5:55 PM CDT

Att. 33,786 - Overcast - 80 F

BOTTOM

Batter	1	2	3	4	5	6	7	8	9	AB	R	H	RBI	BB	SO	LOB
64 Emilio Bonifácio, S (1, 8) OBP: 0.310, SLG: 0.345	C FF 85 B FF 85 F CH 76 S FC 88 1-3 K ①		B FF 87 B FF 86 S FF 86 B SI 87 S FF 87 X SI 88 3-2 1-H HR		B CU 67 F CH 76 X SL 78 1-1 F7 ②		B SI 94 B SI 95 F FF 94 C SI 94 F FS 87 F FS 88 F SL 88 B FF 95 F FF 95 3-2 X FF 95 L4 ②			4	1	1	2	0	1	0
21 Junior Lake, R (1, 7) OBP: 0.277, SLG: 0.450	C FF 87 B CU 67 B CU 68 S CH 76 F FF 89 B SL 80 F CH 78 X CH 77 3-2 G5-3 ②		F SI 88 T CU 69 F CU 69 F FF 89 B CU 71 X SL 80 1-2 G6-3 ②		F SL 81 B EP 54 B CU 67 X CH 76 2-1 HR		B SL 85 F FF 95 B FF 95 B SL 85 F SI 94 X FF 94 3-2 HR			4	2	2	2	0	0	0
44 Anthony Rizzo, L (1, 3) OBP: 0.407, SLG: 0.500	B FC 88 B FC 89 B CH 78 F FF 88 B SL 81 4-1 13 CS BB		B FF 88 C SI 88 B SI 88 C FF 88 B FC 88 X CU 71 3-2 13 2B 1B		B SL 81 C FF 88 F FF 88 B FF 89 F FF 89 X SI 89 2-2 L7 ③		C SI 94 S FS 88 X FS 88 0-2 2B			3	0	2	0	1	0	0
13 Starlin Castro, R (1, 6) OBP: 0.313, SLG: 0.435	C FF 87 D CU 69 B CU 68 1 SAFE 2-1 CS ③ 1-2	C CH 76 C FC 85 B SL 80 X SL 79 1-2 P4 ①	F CU 68 B CU 68 1 SAFE B CU 68 1 SAFE X SL 79 2-1 1-H 2B ③			B CU 65 B SI 87 C CH 77 C SI 86 F SI 88 B FF 87 X FF 87 3-2 20 L9 30 WP 2B	D SL 88 B FF 95 C FS 86 F FF 94 D FS 88 X SL 87 3-2 F9 ③			4	1	2	0	0	0	1
20 Justin Ruggiano, R (1, 9) OBP: 0.348, SLG: 0.404		F FF 86 C FF 86 F FF 88 X CU 69 0-2 1B	F CH 76 B FF 87 B SL 80 B FF 88 X CH 78 3-1 P5 ①			X CU 68 0-0 L9 ① 2-3		B FC 90 B FF 95 F SI 94 S SI 94 B FC 89 S FC 89 3-3 K ①		4	0	1	0	0	1	1
30 Mike Olt, R (1, 5) OBP: 0.237, SLG: 0.372 24 Luis Valbuena, L (8, PH) OBP: 0.379, SLG: 0.429 (9, 5)		B FF 87 1 SAFE 1 SAFE X CH 78 1-0 F9 ②	F CU 68 F SL 79 C FF 90 0-3 K ②			D CU 69 C CU 68 F CU 68 B FC 89 B FF 89 X SL 78 3-2 F9 ② 3-H		C CU 81 F FC 89 B SI 95 X FC 89 1-2 L9 ②		3 1	0 0	0 0	0 0	0 0	1 0	1 0
15 Darwin Barney, R (1, 4) OBP: 0.259, SLG: 0.292		C SI 86 C SI 87 X SI 87 0-2 L8 ③	B CH 78 S CH 78 F FF 88 B FF 88 X CH 78 2-2 1B			B CH 77 F SI 87 C FF 86 X SI 88 1-2 2B		X FF 95 0-0 G6-3 ③		4	0	2	0	0	0	1
32 Eli Whiteside, R (1, 2)			C SI 86 B FF 86 B SL 80 X SI 87 2-1 G4-3 ① 1 SAFE 1 SAFE S SI 85 X FF 87 0-1 F9 ③			D FS 87 S FF 95 S FF 94 F FF 95 X FS 89 1-2 P6 ③				3	0	0	0	0	0	2
29 Jeff Samardzija, R (1, 1) OBP: 0.167, SLG: 0.241 8 Chris Coghlan, L (7, PH) OBP: 0.288, SLG: 0.326 53 Wesley Wright, R (8, 1) 52 Justin Grimm, R (8, 1) 46 Pedro Strop, R (9, 1)			X SI 88 0-0 64 HR 1B		B SI 86 F FF 87 X CU 67 1-1 G5-3 ①		C FS 86 C FS 86 B FS 88 S SI 95 1-3 K ①			2 1 0 0 0	1 0 0 0 0	1 0 0 0 0	0 0 0 0 0	0 1 0 0 0	0 0 0 0 0	0 0 0 0 0
Inning Stats	R: 0 E: 0 K: 1 S: 10 H: 0 LOB: 0 BB: 1 P: 20	R: 0 E: 0 K: 0 S: 11 H: 1 LOB: 1 BB: 0 P: 13	R: 2 E: 0 K: 0 S: 16 H: 4 LOB: 2 BB: 0 P: 27	R: 0 E: 0 K: 1 S: 10 H: 1 LOB: 1 BB: 0 P: 15	R: 1 E: 0 K: 0 S: 10 H: 1 LOB: 0 BB: 0 P: 16	R: 1 E: 0 K: 0 S: 15 H: 2 LOB: 1 BB: 0 P: 23	R: 1 E: 0 K: 1 S: 19 H: 2 LOB: 1 BB: 0 P: 29	R: 0 E: 0 K: 1 S: 7 H: 0 LOB: 0 BB: 0 P: 11		1B: 4 2B: 4 3B: 0 HR: 3	SF: 0 SAC: 0 DP: 0 HBP: 0		WP: 1 PB: 0 SB: 0 CS: 1	PA: 35		

livebaseballscorecards.com

AB	33
R	5
H	11
RBI	4
BB	1
SO	4
LOB	6

PITCHER		IP	WLS	BF	H	R	ER	SO	BB	IBB	HBP	BLK	WP	HR	S	P	ERA	WHIP
29 Randy Wolf, L ERA: 4.15	(1, 1)	5.2	L	25	9	4	4	2	1	0	0	0	1	2	68	109	6.35	1.765
41 Chris Hatcher, R ERA: 4.91	(6, 1)	1.1		6	2	1	1	1	0	0	0	0	0	1	23	34	6.75	1.500
57 Bryan Morris, R ERA: 3.33	(8, 1)	1.0		3	0	0	0	1	0	0	0	0	0	0	7	11	0.00	0.000

PITCHER		IP	WLS	BF	H	R	ER	SO	BB	IBB	HBP	BLK	WP	HR	S	P	ERA	WHIP

Miami Marlins @ Chicago Cubs

Wrigley Field, Chicago, IL

Sun Jun 08 2014, 1:24 PM - 4:40 PM CDT

Att. 33,134 - Partly Cloudy - 58 F

TOP

livebaseballscorecards.com

Batter	1	2	3	4	5	6	7	8	9	AB	R	H	RBI	BB	SO	LOB
21 Christian Yelich, L (1, 7) OBP: 0.333, SLG: 0.407	B FF 94 B FF 94 C SI 95 F SI 95 B SL 89 X SI 95 3-2 27 S 59 G1-3 1B		C CU 79 B CH 89 B CH 89 B SL 88 F SI 94 S SL 88 3-3 ③ K			B CU 77 C FF 93 S SL 87 F SL 86 F SI 93 F SL 85 X CH 87 1-2 ② FC4-6 59 S 1-2f		B SI 94 B SI 93 C SI 93 B SI 93 B SI 95 4-1 9 1B 27 HBP 46 SF7 BB	C FF 94 B FF 93 B CU 80 F FF 94 X FF 94 2-2 1B	4	1	2	0	1	1	1
59 Ed Lucas, R (1, 4) OBP: 0.359, SLG: 0.361	C SI 95 X SI 94 0-1 ① G1-3 1-2			B CU 78 B SI 92 B SI 93 C FF 94 X SI 93 3-1 27 G6-4-3 1B		1 SAFE C FF 92 F SI 93 B SL 88 X CU 78 1-2 ③ G6-3 1-2		1 SAFE 1 SAFE C SI 95 F SI 94 S SL 84 0-3 ① K	X FF 89 0-0 ③ G5-3	5	0	1	0	0	1	4
27 Giancarlo Stanton, R (1, 9) OBP: 0.393, SLG: 0.589	B SI 94 B SL 90 B SL 90 F FF 95 F SL 90 S CU 80 3-3 ② K 2-3			B CU 79 S SL 90 B SI 94 C SL 89 F CU 80 1 SAFE X SL 90 2-2 ①② G6-4-3 1-2f			B SI 91 B SI 91 F SI 92 X SI 92 2-1 ① F8	1 SAFE S SL 83 H SI 95 1-1 46 E 9 1B 60 WP 1-2 HBP		3	1	0	0	0	1	2
9 Casey McGehee, R (1, 5) OBP: 0.358, SLG: 0.379	C SL 90 C SI 95 D SL 89 D CU 80 B SI 96 C SL 90 3-3 ③ K			B SI 93 C SL 90 X SL 89 1-1 ③ G4-3			B SI 92 B SI 93 C SI 92 B SI 93 B SI 92 4-1 13 1B 60 1B BB	C SI 94 B SI 95 X SI 94 1-1 60 WP 46 E 1-2 2-3 1B		3	1	1	0	1	1	1
46 Garrett Jones, L (1, 3) OBP: 0.333, SLG: 0.463		F SL 89 B CU 80 X SI 94 1-1 ① F9			B SI 94 S CH 86 F CH 87 B CU 80 S SL 89 2-3 ① K		C SI 92 B FF 92 C SI 92 B SI 93 X SI 92 2-2 ② L9	D SL 82 X SI 94 1-0 ② SF7 1-2 2-3 3-H		3	0	0	1	0	1	1
13 Marcell Ozuna, R (1, 8) OBP: 0.317, SLG: 0.452		S FF 94 X SI 94 0-1 ② G4-3			F FF 94 F SL 90 B FF 93 S CU 81 1-3 ② K		X SI 93 0-0 60 1B 3 1B 1-2 1B	I IN 86 I IN 86 I IN 86 I IN 84 4-0 60 WP IBB		3	1	1	0	1	1	0
60 J.T. Realmuto, R (1, 2) OBP: 0.333, SLG: 0.333 57 Bryan Morris, L (8, 1) 31 Steve Cishek, R (9, 1)		B FF 94 B SL 90 F SI 94 X SI 94 2-1 ③ G6-3			S SL 89 B CU 80 B SL 89 B FF 93 F SI 93 X SL 88 3-2 ③ L7		C FF 92 F FF 92 D SL 86 X SI 92 1-2 3 1B 1-2 2-H 1B	B SL 84 B SI 93 F SI 95 C SL 82 D SL 82 C SL 81 3-3 ③ K 1-2 2-3 3-H		4 0 0	0 0 0	1 0 0	1 0 0	0 0 0	1 0 0	2 0 0
3 Adeiny Hechavarría, R (1, 6) OBP: 0.290, SLG: 0.322			L SI 92 S FF 94 B FF 94 S CU 80 1-3 ① K			F SI 92 F CU 77 B SL 89 B CU 79 F SL 86 B SI 93 F SL 87 X SL 87 3-2 ① P4	B SI 93 B SI 93 F SI 93 B SI 93 F SI 93 X SI 94 3-2 5 FC6-4 1-3 2-H 1B		L FF 91 S FF 94 C FF 94 0-3 ① K	4	0	1	1	0	2	0
37 Henderson Alvarez III, R (1, 1) OBP: 0.217, SLG: 0.217 43 Dan Jennings, L (6, 1) 5 Reed Johnson, R (7, PH) OBP: 0.333, SLG: 0.500 44 AJ Ramos, R (7, 1) 40 Mike Dunn, L (7, 1) 6 Jeff Mathis, R (8, 2) OBP: 0.333, SLG: 0.333			C SI 94 F SL 88 F SI 94 S CU 82 0-3 ② K2-3			C SL 86 X SL 83 0-1 21 FC4-6 1B	1 SAFE D SL 84 B SI 92 X SI 92 2-0 ③ FC6-4 1-2f		S CU 78 S CU 82 B CU 81 X FF 95 1-2 ② F9	2 0 1 0 0 0	0 0 0 0 0 0	1 0 0 0 0 0	0 0 0 0 0 0	0 0 0 0 0 0	1 0 0 0 0 0	0 0 2 0 0 0
Inning Stats	R: 0 E: 0 K: 2 S: 11 H: 1 LOB: 1 BB: 0 P: 20	R: 0 E: 0 K: 0 S: 6 H: 0 LOB: 0 BB: 0 P: 9	R: 0 E: 0 K: 3 S: 10 H: 0 LOB: 0 BB: 0 P: 14	R: 0 E: 0 K: 0 S: 8 H: 1 LOB: 0 BB: 0 P: 14	R: 0 E: 0 K: 2 S: 9 H: 0 LOB: 0 BB: 0 P: 15	R: 0 E: 0 K: 0 S: 16 H: 1 LOB: 1 BB: 0 P: 21	R: 2 E: 0 K: 0 S: 14 H: 3 LOB: 2 BB: 1 P: 28	R: 2 E: 1 K: 2 S: 11 H: 1 LOB: 2 BB: 2 P: 25	R: 0 E: 0 K: 1 S: 10 H: 1 LOB: 1 BB: 0 P: 13	1B: 8 2B: 0 3B: 0 HR: 0	SF: 1 SAC: 0 DP: 1 HBP: 1			WP: 1 PB: 0 SB: 2 CS: 0	PA: 38		

	AB	33
	R	4
	H	8
	RBI	3
	BB	3
	SO	10
	LOB	13

PITCHER		IP	WLS	BF	H	R	ER	SO	BB	IBB	HBP	BLK	WP	HR	S	P	ERA	WHIP
49 Jake Arrieta, R ERA: 2.5	(1, 1)	6.0		20	3	0	0	7	0	0	0	0	0	0	60	93	0.00	0.500
63 Brian Schlitter, R ERA: 2.43	(7, 1)	1.0	B	7	3	2	2	0	1	0	0	0	0	0	14	28	18.00	4.000
46 Pedro Strop, R ERA: 4.58	(8, 1)	1.0	L	7	1	2	2	2	1	1	1	0	1	0	11	25	18.00	2.000
52 Justin Grimm, R ERA: 3.1	(9, 1)	1.0		4	1	0	0	1	0	0	0	0	0	0	10	13	0.00	1.000

PITCHER		IP	WLS	BF	H	R	ER	SO	BB	IBB	HBP	BLK	WP	HR	S	P	ERA	WHIP

Miami Marlins @ Chicago Cubs

Wrigley Field, Chicago, IL

Sun Jun 08 2014, 1:24 PM - 4:40 PM CDT

Att. 33,134 - Partly Cloudy - 58 F

livebaseballscorecards.com

Batter	1	2	3	4	5	6	7	8	9	AB	R	H	RBI	BB	SO	LOB
64 Emilio Bonifácio, S (1, 4) OBP: 0.317, SLG: 0.352	C SI 90 B FF 92 B FF 90 X SI 91 2-1 44 CS 21 G4-3 1B	C FF 95 X FA 90 0-1 1-2 1B	F SI 94 S CU 73 D CH 89 B CH 89 X CH 90 2-2 1-2 1B	B FF 89 B CH 85 X FF 90 2-0 ① SH5-3 1-2	B SI 94 X SI 94 1-0 ③ F8			4	0	3	0	0	0	1
21 Junior Lake, R (1, 8) OBP: 0.276, SLG: 0.449	C FF 92 S SI 92 X SI 92 0-2 ① G4-3 1-2	B SL 85 B SI 96 F SI 95 B SI 95 S CH 89 S SI 90 3-3 ③ K	B SL 83 S SL 83 X FF 96 1-1 ③ F8	B SL 80 X FF 92 1-0 24 BB 2B 2-3	B SI 92 C SI 92 B SI 91 X SI 91 2-1 ① L6			5	0	1	0	0	1	5
44 Anthony Rizzo, L (1, 3) OBP: 0.403, SLG: 0.490	S CH 88 F SI 94 F SI 94 S CH 89 0-3 ②③ K 2-3			C FF 94 X CH 89 0-1 ① G4-3	T CH 87 C FF 93 C FF 92 0-3 ① K	I IN 67 I IN 69 I IN 69 I IN 71 4-0 24 BB IBB	B SL 80 C SL 81 C SI 91 B SI 90 F SL 82 S SL 81 2-3 ② K		4	0	0	0	1	3	1
13 Starlin Castro, R (1, 6) OBP: 0.311, SLG: 0.434		S FF 92 C SI 94 T SL 88 0-2 ① K	B SI 93 C FF 94 B CH 89 X CH 88 2-1 ② G5-3	C FF 93 S SL 86 X FF 94 0-2 24 E 19 3B 2B	T FF 92 B SL 80 F FF 93 S FF 92 1-3 ② K		C SI 91 F SI 90 B SL 81 F SI 90 S SL 81 1-3 ③ K		5	1	1	0	0	3	3
24 Luis Valbuena, L (1, 5) OBP: 0.382, SLG: 0.433		C SI 93 C EP 59 B SI 95 B SI 91 B FF 96 F SI 90 S CH 89 3-3 ② K	S EP 59 X FF 96 0-1 2B	S CH 89 B SI 94 X SI 94 1-1 E3 19 3B 2-3	S SL 88 B SL 88 B FF 93 F FF 94 B SL 88 F FF 94 B FF 94 4-2 1-2 2-3 3-H BB				3	1	1	1	1	1	1
19 Nate Schierholtz, L (1, 9) OBP: 0.276, SLG: 0.321		X FF 97 0-0 ③ G4-3	C SI 90 X SI 96 0-1 ③ F8		B FF 91 C FF 89 B SL 82 F FF 91 X SL 82 2-2 8 FC4-2-5 3B 1-H 3-H	F FF 94 B SL 86 F SL 88 C FF 94 1-3 ③ K			4	0	1	2	0	1	4
8 Chris Coghlan, L (1, 7) OBP: 0.304, SLG: 0.327			C FF 93 F SL 85 F SL 87 X SI 91 0-2 49 FC1-6 1B	X FF 93 0-0 ① P6	C SL 81 S SL 83 B SL 83 D SL 84 F FF 92 X SL 82 2-2 ② FC4-2-5 3-H		B FF 91 B FF 92 B FF 93 B FF 92 4-0 12 SH1-3 BB		3	0	1	0	1	0	1
12 John Baker, L (1, 2) OBP: 0.209, SLG: 0.180			B SI 94 X SI 95 1-0 ① L5	C SI 94 X SL 84 0-1 49 FC1-6 1B	B FF 92 1 SAFE 1 SAFE F FF 90 B SL 83 1 SAFE F FF 90 C SL 83 2-3 ③ K		M SL 87 B SL 86 X FF 93 1-1 ① SH1-3 1-2		3	0	1	0	0	1	2
49 Jake Arrieta, R (1, 1) OBP: 0.182, SLG: 0.182 63 Brian Schlitter, R (7, 1) OBP: 1.000, SLG: 1.000 15 Darwin Barney, R (7, PH) OBP: 0.265, SLG: 0.292 46 Pedro Strop, R (8, 1) 20 Justin Ruggiano, R (8, PH) OBP: 0.343, SLG: 0.397 52 Justin Grimm, R (9, 1)			L SI 91 X SI 95 0-1 ② FC1-6 64 1B 1-2f	X SI 93 0-0 ② FC1-6 64 1B 1-2f		B SL 78 B FF 92 B FF 89 C FF 91 C FF 90 F SL 77 H FF 90 4-2 21 2B 64 SH5-3 24 BB HBP	D FC 89 X FC 89 1-0 ② G6-3		2 0 0 0 0 0 2 0 0 0 0 0 0 0 0 1 0 0 0 0 0 0 0 0 0 0 0 0 1 0 0 0 0 0 1 0 0 0 0 0 0 0						

Inning Stats	1	2	3	4	5	6	7	8	9
	R: 0 E: 0 K: 1 S: 9	H: 1 LOB: 1 BB: 0 P: 11	R: 0 E: 0 K: 2 S: 8	H: 0 LOB: 0 BB: 0 P: 11	R: 0 E: 0 K: 1 S: 12	H: 2 LOB: 2 BB: 0 P: 16	R: 0 E: 0 K: 0 S: 8	H: 1 LOB: 1 BB: 0 P: 10	R: 0 E: 0 K: 0 S: 9	H: 2 LOB: 2 BB: 0 P: 12	R: 2 E: 1 K: 2 S: 18	H: 2 LOB: 1 BB: 0 P: 25	R: 1 E: 0 K: 2 S: 14	H: 1 LOB: 3 BB: 2 P: 31	R: 0 E: 0 K: 0 S: 4	H: 0 LOB: 1 BB: 1 P: 11	R: 0 E: 0 K: 2 S: 10	H: 0 LOB: 0 BB: 0 P: 15

1B: 5	SF: 0
2B: 4	SAC: 2
3B: 1	DP: 1
HR: 0	HBP: 1

WP: 0	PA: 40
PB: 0	
SB: 0	
CS: 1	

AB	34
R	3
H	9
RBI	3
BB	3
SO	10
LOB	21

PITCHER		IP	WLS	BF	H	R	ER	SO	BB	IBB	HBP	BLK	WP	HR	S	P	ERA	WHIP
37 Henderson Alvarez III, R ERA: 2.56	(1, 1)	5.1		23	7	2	1	5	0	0	0	0	0	0	54	69	1.69	1.312
43 Dan Jennings, L ERA: 1.1	(6, 1)	0.2		3	1	0	0	1	0	0	0	0	0	0	10	16	0.00	1.500
44 AJ Ramos, R ERA: 2.93	(7, 1)	0.2		5	1	1	1	1	0	1	1	0	0	0	8	20	13.50	1.500
40 Mike Dunn, L ERA: 3.6	(7, 1)	0.2	W	4	0	0	0	1	2	0	0	0	0	0	8	18	0.00	3.000
57 Bryan Morris, R ERA: 3.25	(8, 1)	0.2	H	2	0	0	0	0	0	0	0	0	0	0	2	4	0.00	0.000

PITCHER		IP	WLS	BF	H	R	ER	SO	BB	IBB	HBP	BLK	WP	HR	S	P	ERA	WHIP
31 Steve Cishek, R ERA: 2.45	(9, 1)	1.0	S	3	0	0	0	2	0	0	0	0	0	0	10	15	0.00	0.000

Chicago Cubs @ Pittsburgh Pirates

PNC Park, Pittsburgh, PA

Mon Jun 09 2014, 7:07 PM - 9:40 PM EDT

Att. 24,075 - Cloudy - 69 F

TOP

livebaseballscorecards.com

Batter	1	2	3	4	5	6	7	8	9	AB	R	H	RBI	BB	SO	LOB
64 Emilio Bonifácio, S (1, 4) OBP: 0.312, SLG: 0.346	B FF 92 X SI 92 1-0 F7 ①		C CU 77 B FS 84 F FS 84 B SI 92 X CU 78 2-2 G1-3 ③			C SI 90 B SI 90 X CU 78 1-1 G4-3 ①		C FF 92 C KC 80 S FC 92 0-3 K ①		4	0	0	0	0	1	0
21 Junior Lake, R (1, 8) OBP: 0.270, SLG: 0.439	X SI 93 0-0 G5-3 ②			C SI 92 B CU 79 F SI 92 B CU 79 S CU 79 2-3 K ①		B CU 78 F SI 92 S SI 92 F CU 79 B CU 78 X SI 92 2-2 G5-3 ②		B FC 93 X KC 81 1-0 G6-3 ②		4	0	0	0	0	1	0
44 Anthony Rizzo, L (1, 3) OBP: 0.401, SLG: 0.486	C SI 93 C SI 92 B FS 85 S CU 79 1-3 K ③			B FS 86 C SI 93 X SI 91 1-1 F8 ②		F SI 91 S CU 78 F CU 79 X CU 78 0-2 13 2B 1B		B FF 94 X FF 93 1-0 F7 ③		4	1	1	0	0	1	0
13 Starlin Castro, R (1, 6) OBP: 0.318, SLG: 0.455		B SI 90 C SI 92 B CU 79 X SI 91 2-1 G5-3 ①		C FF 92 B SI 92 B FS 84 B SI 92 C SI 93 X SI 92 3-2 1B		X SI 92 0-0 1-H 2B			B SI 92 C SI 92 B SI 92 X SI 91 2-1 HR	4	1	3	2	0	0	0
24 Luis Valbuena, L (1, 5) OBP: 0.379, SLG: 0.429		C SI 93 X SI 93 0-1 1B		1 SAFE B SI 90 X SI 90 1-0 G3 ③		B CU 77 C CU 77 C CU 78 S CU 78 1-3 K ③			B SI 92 B SI 92 C SI 91 X SI 92 2-1 G4-3 ①	4	0	1	0	0	1	2
19 Nate Schierholtz, L (1, 9) OBP: 0.276, SLG: 0.325		C SI 91 F FS 84 B SI 89 1 SAFE S CU 78 1-3 K ②			S CU 78 X SI 91 0-1 12 G6-3 2B		B SI 90 F SI 90 X SI 90 1-1 F8 ①		B SI 92 C SI 92 X CH 88 1-1 G3 ②	4	0	1	0	0	1	1
8 Chris Coghlan, L (1, 7) OBP: 0.300, SLG: 0.340		L SI 90 C SI 91 1 SAFE C SI 90 0-3 K ③			B SI 91 B SI 90 C SI 91 C SI 91 S CU 79 2-3 K ①		X SI 91 0-0 L8 ②		B SI 92 C SI 92 B CH 87 X SI 92 2-1 2B	4	0	1	0	0	2	2
12 John Baker, L (1, 2) OBP: 0.211, SLG: 0.185			X SI 91 0-0 G4-3 ①		X SI 92 0-0 G6-3 ② 2-3		B SI 92 B SI 91 X SI 90 2-0 1B		C SI 93 X SI 93 0-1 L7 ③	4	0	1	0	0	0	2
36 Edwin Jackson, R (1, 1) OBP: 0.080, SLG: 0.120 20 Justin Ruggiano, R (7, PH) OBP: 0.338, SLG: 0.390 33 Carlos Villanueva, R (7, 1)			C SI 92 S SI 92 S SI 92 0-3 K ②		X SI 92 0-0 G5-3 ③		C SI 91 S CU 80 X CU 79 0-2 F8 ③			2 1 0	0 0 0	0 0 0	0 0 0	0 0 0	1 0 0	1 1 0
Inning Stats	R: 0 E: 0 K: 1 S: 5 H: 0 LOB: 0 BB: 0 P: 7	R: 0 E: 0 K: 2 S: 10 H: 1 LOB: 1 BB: 0 P: 13	R: 0 E: 0 K: 1 S: 7 H: 0 LOB: 0 BB: 0 P: 9	R: 0 E: 0 K: 1 S: 9 H: 1 LOB: 1 BB: 0 P: 16	R: 0 E: 0 K: 1 S: 7 H: 1 LOB: 1 BB: 0 P: 9	R: 1 E: 0 K: 1 S: 14 H: 2 LOB: 1 BB: 0 P: 18	R: 0 E: 0 K: 0 S: 7 H: 1 LOB: 1 BB: 0 P: 10	R: 0 E: 0 K: 1 S: 5 H: 0 LOB: 0 BB: 0 P: 7	R: 1 E: 0 K: 0 S: 10 H: 2 LOB: 1 BB: 0 P: 17	1B: 4 2B: 3 3B: 0 HR: 1	SF: 0 SAC: 0 DP: 0 HBP: 0					

	AB	35
	R	2
	H	8
	RBI	2
	BB	0
	SO	8
	LOB	9

WP: 0 PB: 0 SB: 0 CS: 0 PA: 35

PITCHER		IP	WLS	BF	H	R	ER	SO	BB	IBB	HBP	BLK	WP	HR	S	P	ERA	WHIP
50 Charlie Morton, R ERA: 3.14	(1, 1)	7.0	W	27	6	1	1	7	0	0	0	0	0	0	59	82	1.29	0.857
35 Mark Melancon, R ERA: 2.1	(8, 1)	1.0	H	3	0	0	0	1	0	0	0	0	0	0	5	7	0.00	0.000
48 Jared Hughes, R ERA: 2.14	(9, 1)	1.0		5	2	1	1	0	0	0	0	0	0	1	10	17	9.00	2.000

PITCHER	IP	WLS	BF	H	R	ER	SO	BB	IBB	HBP	BLK	WP	HR	S	P	ERA	WHIP

Batter	1	2	3	4	5	6	7	8	9	AB	R	H	RBI	BB	SO	LOB
5 Josh Harrison, R (1, 4) OBP: 0.327, SLG: 0.472	B FF 92 B FF 91 B FF 91 B FF 92 4-0 BB		C SL 84 F SL 84 X SL 88 0-2 ① G5-3		C SL 86 S SL 85 B SL 87 B FF 93 S SL 87 2-3 ② K		B FF 90 X CH 81 1-0 ② L6	X FF 89 0-0 ③ F9		4	0	0	0	1	1	2
23 Travis Snider, L (1, 9) OBP: 0.326, SLG: 0.331	B FF 92 1 SAFE 1 SAFE C CU 78 F FF 91 F SL 86 S FF 93 1-3 ① K		X FF 93 0-0 22 HR 2B		B CU 81 C SL 85 B FF 93 X FF 93 2-1 22 2B 1B		B CU 72 B CU 74 B CH 81 C FF 88 B CH 82 4-1 BB			3	2	2	0	1	1	1
22 Andrew McCutchen, R (1, 8) OBP: 0.423, SLG: 0.509	S FF 92 1 SAFE X FF 93 0-1 ② F8		C SL 88 S SL 86 D SL 88 X FF 95 1-2 2-H HR		C FF 91 B SL 88 X FF 95 1-1 1-H 2B		B CH 81 F CH 82 S CU 77 D SL 85 B FF 92 T CH 83 3-2 ③ K			4	1	2	3	0	1	2
15 Ike Davis, L (1, 3) OBP: 0.363, SLG: 0.384	F FF 92 S SL 84 B SL 86 1 SAFE B FF 94 1 SAFE S SL 86 2-3 ③ K		C SL 84 X SL 85 0-1 ② L8		S SL 85 B SL 86 D SL 86 B SL 84 B FF 93 4-1 BB			B CU 76 B SI 89 X FF 90 2-0 HR		3	1	1	1	1	1	1
24 Pedro Alvarez, L (1, 5) OBP: 0.322, SLG: 0.409		B CU 78 X FF 92 1-0 6 2B 1B	F FF 93 F CU 78 S SL 86 0-3 ③ K		C SL 85 B FF 94 S FF 94 S FF 94 1-3 ③ K			X CH 82 0-0 6 2B 2B		4	2	2	0	0	2	2
6 Starling Marte, R (1, 7) OBP: 0.311, SLG: 0.371		L FF 92 X FF 93 0-1 19 G1 1-H 2B		F FF 94 S SL 85 B FF 92 X SL 86 1-2 ① G6-3		B SL 82 C FF 92 B FF 91 X FF 92 2-1 10 G6-3 10 S 19 CS 1B		B SI 88 F CH 81 X FF 90 1-1 17 FC3-6 2-H 2B		4	0	3	2	0	0	0
10 Jordy Mercer, R (1, 6) OBP: 0.255, SLG: 0.320		B SL 86 S SL 84 S SL 85 X SL 88 1-2 ① L4	C FF 94 S SL 85 B SL 86 S SL 86 1-3 ② K		1 SAFE B FF 89 B FF 92 C SL 85 F SL 85 X SL 87 2-2 ① G6-3 1-3			X FF 88 0-0 E5 17 FC3-6		4	0	0	0	0	1	3
19 Chris Stewart, R (1, 2) OBP: 0.299, SLG: 0.250		C FF 94 X SL 87 0-1 ② G1 2-3	B SL 86 B FF 93 C FF 93 X SL 85 2-1 ③ F8		M SL 88 S SL 87 B SL 86 X SL 87 1-2 ②③ G6-3 3-H			C CU 74 F FF 89 S SL 82 0-3 ① K		4	0	0	0	0	1	4
50 Charlie Morton, R (1, 1) 31 Jose Tabata, R (7, PH) OBP: 0.331, SLG: 0.338 35 Mark Melancon, R (8, 1) 17 Gaby Sanchez, R (8, PH) OBP: 0.300, SLG: 0.505 48 Jared Hughes, R (9, 1)		S FF 93 S FF 95 S FF 94 0-3 ③ K			C FF 93 B FF 93 F FF 91 F FF 94 F SL 86 F FF 92 S FF 93 1-3 ① K		B CU 72 X FF 89 1-0 ① G5-3	S SL 82 C FF 89 B SL 83 X SL 84 1-2 ② FC3-6 1-2f 2-3		2 1 0 1 0	0 0 0 0 0	0 0 0 0 0	0 0 0 0 0	2 0 0 0 0	1 0 0 2 0
Inning Stats	R: 0 E: 0 K: 2 S: 9 H: 0 LOB: 1 BB: 1 P: 16	R: 1 E: 0 K: 1 S: 11 H: 2 LOB: 1 BB: 0 P: 13	R: 2 E: 0 K: 1 S: 12 H: 2 LOB: 0 BB: 0 P: 13	R: 0 E: 0 K: 1 S: 8 H: 0 LOB: 0 BB: 0 P: 12	R: 1 E: 0 K: 3 S: 17 H: 2 LOB: 2 BB: 1 P: 28	R: 0 E: 0 K: 0 S: 8 H: 1 LOB: 0 BB: 0 P: 13	R: 0 E: 0 K: 1 S: 6 H: 0 LOB: 1 BB: 1 P: 15	R: 2 E: 1 K: 1 S: 12 H: 3 LOB: 2 BB: 0 P: 16		1B: 3 2B: 5 3B: 0 HR: 2	SF: 0 SAC: 0 DP: 0 HBP: 0		WP: 0 PB: 0 SB: 1 CS: 1	PA: 37		

PITCHER		IP	WLS	BF	H	R	ER	SO	BB	IBB	HBP	BLK	WP	HR	S	P	ERA	WHIP
36 Edwin Jackson, R ERA: 4.7	(1, 1)	6.0	L	26	7	4	4	8	2	0	0	0	0	1	65	95	6.00	1.500
33 Carlos Villanueva, R ERA: 7.41	(7, 1)	2.0		11	3	2	2	2	1	0	0	0	0	1	18	31	9.00	2.000

PITCHER	IP	WLS	BF	H	R	ER	SO	BB	IBB	HBP	BLK	WP	HR	S	P	ERA	WHIP

BOTTOM

Chicago Cubs @ Pittsburgh Pirates

PNC Park, Pittsburgh, PA

Mon Jun 09 2014, 7:07 PM - 9:40 PM EDT

Att. 24,075 - Cloudy - 69 F

livebaseballscorecards.com

AB	34
R	6
H	10
RBI	6
BB	3
SO	10
LOB	18

Chicago Cubs @ Pittsburgh Pirates

PNC Park, Pittsburgh, PA

Tue Jun 10 2014, 7:09 PM - 10:27 PM EDT

Att. 31,567 - Partly Cloudy - 75 F

TOP

livebaseballscorecards.com

Batter	1	2	3	4	5	6	7	8	9	AB	R	H	RBI	BB	SO	LOB
64 Emilio Bonifácio, S (1, 8) OBP: 0.310, SLG: 0.343	C SI 90 B SL 82 F SI 91 B CH 82 F SI 93 B CH 85 X CH 84 3-2 G5-3		B SI 92 L SI 91 B SI 92 B CH 84 C SI 92 F SI 93 S SL 85 3-3 K		C SI 93 S SI 93 B SI 92 B SI 93 B CH 85 X SI 94 3-2 G4-3		X SI 92 0-0 F7		B FF 94 F SI 92 X SI 93 1-1 21 CS 1B	5	0	1	0	0	1	0
21 Junior Lake, R (1, 7) OBP: 0.273, SLG: 0.438	F SI 91 S CH 84 B CH 86 B SL 83 X CH 83 2-2 44 S 44 HR 1B		S SL 85 C SI 94 X SL 85 0-2 G2-3		C SI 93 B SI 94 S SI 94 1-3 K		C SI 94 X SI 92 0-1 44 2B 1B		1 SAFE 1 SAFE B FF 93 C SI 93 S SL 85 X SI 94 1-2 G1-3 1-2	5	2	2	0	0	1	1
44 Anthony Rizzo, L (1, 3) OBP: 0.406, SLG: 0.514	C SL 87 B SI 95 X SL 86 1-1 1-H HR			B SI 92 C SI 92 B SI 92 X SI 90 2-1 13 F8 15 2B 2B		B SI 92 C SI 93 B SI 94 B SI 94 F SI 93 X SI 94 3-2 G3-1	1 SAFE B SI 92 1 SAFE X SI 93 1-0 1-H 13 1B 2B			4	3	3	3	0	0	0
13 Starlin Castro, R (1, 6) OBP: 0.321, SLG: 0.454	C CH 84 B SI 94 F SI 94 B SI 94 F SL 85 F CH 86 S SL 87 2-3 K			B SI 90 X SI 91 1-0 F8 2-3		B SI 94 B SL 88 B SL 86 C SI 93 F SL 86 F SI 93 B SI 94 4-2 20 HBP 24 2B BB	C SL 85 B SI 94 X SL 85 1-1 20 FC4-6 2-H 1B			3	1	1	1	1	1	1
20 Justin Ruggiano, R (1, 9) OBP: 0.361, SLG: 0.393	B SI 93 X SI 94 1-0 30 CS 1B			F SI 90 B SI 90 B SI 91 H SI 91 3-1 15 2B HBP		H SI 93 1-0 1-2 24 2B HBP	1 SAFE B SI 94 X CH 87 1-0 FC4-6 1-2f			2	1	1	0	0	0	1
30 Mike Olt, R (1, 5) OBP: 0.234, SLG: 0.367 24 Luis Valbuena, L (6, PH) (6, 5)	F CH 86 1 SAFE B SI 94 1-1 CS 1-2	F SI 92 B SI 92 S CH 85 B SL 84 C SL 85 2-3		B SI 92 C SI 91 C SI 90 D CH 85 B SI 90 C SI 92 3-3		X SI 93 0-0 1-H 2-H 2B		B FF 92 X SI 91 1-0 15 G6-4-3 1B		2 2	0 0	0 2	0 2	0 0	2 0	2 0
15 Darwin Barney, R (1, 4) OBP: 0.264, SLG: 0.300		B SI 93 C SI 93 X SI 94 1-1 L9		B SI 92 C SI 91 B SI 92 X SL 79 2-1 1-3 3-H 2B		C SL 84 X SL 87 0-1 G5-3		C SI 93 B SI 92 1 SAFE F SI 93 X SI 94 1-2 G6-4-3 1-2f		4	0	1	1	0	0	2
32 Eli Whiteside, R (1, 2)		C SI 93 F SI 94 F SL 86 C SI 94 0-3		X SI 91 0-0 G3-1		C SI 93 C SI 94 B SI 94 X SL 85 1-2 P3		F SI 93 B FF 95 S SI 92 S SL 85 1-3 K		4	0	0	0	0	2	3
37 Travis Wood, R (1, 1) OBP: 0.296, SLG: 0.520 63 Brian Schlitter, R (7, 1) OBP: 1.000, SLG: 1.000 53 Wesley Wright, R (7, 1) 46 Pedro Strop, R (8, 1) 19 Nate Schierholtz, L (9, PH) OBP: 0.274, SLG: 0.323 40 James Russell, L (9, 1) 54 Neil Ramírez, R (9, 1)			C SL 81 B SI 92 F CH 84 X CH 84 1-2 G5-3		F SI 93 X SI 93 0-1 G6-3		F SI 92 X SI 92 0-1 G5-3		B FF 93 B FF 93 X SI 92 2-0 G6-3	3 0 0 0 1 0 0 0	0 0 0 0 0 0 0 0	0 0 0 0 0 0 0 0	0 0 0 0 0 0 0 0	0 0 0 0 0 0 0 0	0 0 0 0 0 0 0 0	0 0 0 0 0 0 0 0
Inning Stats	R: 2 E: 0 K: 1 S: 16 H: 3 LOB: 0 BB: 0 P: 26	R: 0 E: 0 K: 2 S: 9 H: 0 LOB: 0 BB: 0 P: 12	R: 0 E: 0 K: 1 S: 10 H: 0 LOB: 0 BB: 0 P: 14	R: 1 E: 0 K: 1 S: 10 H: 2 LOB: 2 BB: 0 P: 21	R: 0 E: 0 K: 1 S: 8 H: 0 LOB: 0 BB: 0 P: 12	R: 2 E: 0 K: 0 S: 12 H: 1 LOB: 1 BB: 1 P: 21	R: 2 E: 0 K: 0 S: 9 H: 3 LOB: 1 BB: 0 P: 12	R: 0 E: 0 K: 1 S: 7 H: 1 LOB: 0 BB: 0 P: 10	R: 0 E: 0 K: 0 S: 6 H: 1 LOB: 0 BB: 0 P: 10	1B: 6 2B: 4 3B: 0 HR: 1	SF: 0 SAC: 0 DP: 1 HBP: 2					

	AB	35
	R	7
	H	11
	RBI	7
	BB	1
	SO	7
	LOB	10

WP: 0 PB: 0 SB: 1 CS: 2 PA: 39

PITCHER		IP	WLS	BF	H	R	ER	SO	BB	IBB	HBP	BLK	WP	HR	S	P	ERA	WHIP
47 Francisco Liriano, L ERA: 4.6	(1, 1)	3.0		11	3	2	2	4	0	0	0	0	0	1	35	52	6.00	1.000
30 Jeanmar Gómez, R ERA: 4.09	(4, 1)	1.0		6	2	1	1	1	0	0	1	0	0	0	10	21	9.00	2.000
65 Casey Sadler, R ERA: 6.23	(5, 1)	2.2	L	14	4	4	4	1	1	0	1	0	0	0	28	43	13.50	1.875
37 Justin Wilson, L ERA: 4.44	(7, 1)	0.1		1	0	0	0	0	0	0	0	0	0	0	1	2	0.00	0.000
48 Jared Hughes, R ERA: 1.96	(8, 1)	2.0		6	2	0	0	1	0	0	0	0	0	0	13	20	0.00	1.000

PITCHER	IP	WLS	BF	H	R	ER	SO	BB	IBB	HBP	BLK	WP	HR	S	P	ERA	WHIP

Chicago Cubs @ Pittsburgh Pirates

PNC Park, Pittsburgh, PA

Tue Jun 10 2014, 7:09 PM - 10:27 PM EDT

Att. 31,567 - Partly Cloudy - 75 F

livebaseballscorecards.com

Batter	1	2	3	4	5	6	7	8	9	AB	R	H	RBI	BB	SO	LOB
5 Josh Harrison, R (1, 5) OBP: 0.323, SLG: 0.473	C SI 88 C SI 89 B FC 85 B FF 90 T FC 87 2-2 ① **K**		B CH 79 S SI 89 X FC 87 1-1 ② **L7** X SI 90 0-0 ② **SF8** **2-3** **3-H**				F FF 89 F SI 89 F SL 82 B FF 89 B FC 87 F FF 90 F CH 80 X CH 80 2-2 25 G4-3 **2B**		B FF 95 C FF 95 B SL 88 S FF 95 B FF 96 X FF 95 3-2 ① **P5** **1-2**	4	0	1	1	0	1	1
25 Gregory Polanco, L (1, 9) OBP: 0.200, SLG: 0.200	C FC 86 F FF 90 X SL 81 0-2 ② **P6**		C FF 90 X SI 90 0-1 22 HR **1B**	C FC 86 1 SAFE X FC 86 0-1 ③ **P6**			B FC 86 B FC 87 C SI 89 X FC 85 2-1 ② **G4-3** **2-3**		C FF 95 F CU 81 B FF 95 B SL 86 F FF 95 S SL 89 2-3 ② **K**	5	1	1	0	0	1	4
22 Andrew McCutchen, R (1, 8) OBP: 0.426, SLG: 0.521	B SI 90 F SI 89 B SL 76 T SI 90 X FF 91 2-2 ③ **F9**		1 SAFE 1 SAFE X SI 89 0-0 **1-H** **HR**		X FC 86 0-0 55 G6-4-3 **1B**		B SI 92 B SL 84 C SI 93 B SI 94 B SI 94 4-1 **BB**		S SL 89 B FF 94 S SL 87 D SL 88 D FF 95 X FF 95 3-2 ③ **L9**	4	1	2	2	1	0	1
17 Gaby Sanchez, R (1, 3) OBP: 0.301, SLG: 0.495 15 Ike Davis, L (7, PH) (8, 3) OBP: 0.361, SLG: 0.381		B SI 89 C SI 88 F FF 88 F CU 75 X FF 91 1-2 ① **L9**	C FC 87 F FC 87 B CH 82 B SL 81 B FF 88 B FC 87 4-2 55 S **BB**		B FC 85 B FF 88 X SI 88 2-0 ① **L7**		X SL 82 0-0 ③ **P6**			2	0	0	0	1	0	1
										1	0	0	0	0	0	2
55 Russell Martin, R (1, 2) OBP: 0.408, SLG: 0.394		C SI 89 X CU 74 0-1 12 FC5 10 S **1B**	C FC 85 C SI 88 B FF 89 X FC 86 1-2 ③ **P5** **1-2**		C FC 86 1 SAFE B FF 87 X SL 79 1-1 ② ③ **G6-4-3** **1-2f**			F SI 95 B SL 82 F SI 94 X SI 95 1-2 6 E **1B**		4	0	2	0	0	0	2
6 Starling Marte, R (1, 7) OBP: 0.315, SLG: 0.378		S FC 86 S CH 80 D CH 80 B FC 86 F FF 90 T FC 87 2-2 ② **K**		C FC 85 B CH 79 B FC 85 B CH 79 X SI 89 3-1 10 FC1-6 **2B**		C FF 88 B SI 89 F FC 86 F SL 81 B FF 90 X FC 87 3-2 10 P5-3 **1B**		F SI 96 B SI 96 X SI 96 1-1 **FC6** 12 G5-4-3 **1-2**		4	0	2	0	0	1	2
10 Jordy Mercer, R (1, 6) OBP: 0.255, SLG: 0.315		B SI 89 B FC 87 C SI 89 B FC 87 B FC 87 4-1 12 FC5 **BB** **1-2**		F FC 85 B FC 85 X CH 78 1-1 ① **FC1-6** 31 1B 12 1B 5 SF8 **2-2**		1 SAFE D FC 85 X FF 87 1-0 ① ② **P5-3** **1-1f**		C SI 96 C SI 95 S SL 83 0-3 ① **K**		3	1	0	0	1	1	4
12 Clint Barmes, R (1, 4) OBP: 0.292, SLG: 0.250		F FC 86 X FC 87 0-1 ③ **FC5** **1-2** **2-3f**		B SI 88 X FC 85 1-0 5 SF8 31 1B **1B** **1-2**		B SI 89 T FC 86 X CH 79 1-1 ③ **G6-3**		C SL 82 X SI 96 0-1 ② ③ **G5-4-3** **1-2f**		4	0	1	0	0	0	4
47 Francisco Liriano, L (1, 1) OBP: 0.095, SLG: 0.095 30 Jeanmar Gómez, R (4, 1) OBP: 1.000, SLG: 1.000 31 Jose Tabata, R (4, PH) OBP: 0.336, SLG: 0.343 65 Casey Sadler, R (5, 1) 37 Justin Wilson, L (7, 1) 23 Travis Snider, L (7, PH) OBP: 0.324, SLG: 0.328 48 Jared Hughes, R (8, 1) 24 Pedro Alvarez, L (9, PH) OBP: 0.324, SLG: 0.409			C SI 87 X FC 85 0-1 ① **F8**	B SI 88 S FC 86 X FC 85 1-1 **1B** **1-2** **2-3**			S FC 85 B SL 78 B FC 84 X FC 84 2-1 ① **G4-3**		B FF 89 B FC 87 F FF 89 B FC 87 F FF 91 B FF 90 4-2 5 BLK **BB**	1 0 1 0 0 1 0 0	0 0 0 0 0 0 0 0	0 0 1 0 0 0 0 1	0 0 0 0 0 0 0 0	0 0 0 0 0 0 0 1	0 0 0 0 0 0 0 0	0 0 0 0 0 0 0 0
Inning Stats	R: 0 E: 0 K: 1 S: 9 H: 0 LOB: 0 BB: 0 P: 13	R: 0 E: 0 K: 1 S: 13 H: 1 LOB: 2 BB: 1 P: 20	R: 2 E: 0 K: 0 S: 12 H: 2 LOB: 1 BB: 1 P: 18	R: 1 E: 0 K: 0 S: 10 H: 3 LOB: 2 BB: 0 P: 16	R: 0 E: 0 K: 0 S: 4 H: 1 LOB: 0 BB: 0 P: 7	R: 0 E: 0 K: 0 S: 7 H: 1 LOB: 0 BB: 0 P: 12	R: 0 E: 0 K: 0 S: 12 H: 1 LOB: 2 BB: 1 P: 22	R: 0 E: 1 K: 1 S: 10 H: 1 LOB: 1 BB: 0 P: 12	R: 0 E: 0 K: 1 S: 13 H: 0 LOB: 1 BB: 1 P: 25	1B: 7 2B: 3 3B: 0 HR: 1 SF: 1 SAC: 0 DP: 3 HBP: 0						

	AB	34
	R	3
	H	10
	RBI	3
	BB	4
	SO	4
	LOB	21

WP: 0 PB: 0 SB: 2 CS: 0 PA: 39

PITCHER		IP	WLS	BF	H	R	ER	SO	BB	IBB	HBP	BLK	WP	HR	S	P	ERA	WHIP
37 Travis Wood, L ERA: 4.95	(1, 1)	6.2	W	29	9	3	3	2	2	0	0	0	0	1	65	102	4.05	1.650
63 Brian Schlitter, R ERA: 2.43	(7, 1)	0.0		1	0	0	0	0	1	0	0	0	0	0	1	5	∞	∞
53 Wesley Wright, L ERA: 2.79	(7, 1)	0.1	H	1	0	0	0	0	0	0	0	0	0	0	1	1	0.00	0.000
46 Pedro Strop, R ERA: 4.34	(8, 1)	1.0		4	1	0	0	1	0	0	0	0	0	0	10	12	0.00	1.000
40 James Russell, L ERA: 3.0	(9, 1)	0.0		1	0	0	0	0	1	0	0	0	0	0	3	7	∞	∞

PITCHER		IP	WLS	BF	H	R	ER	SO	BB	IBB	HBP	BLK	WP	HR	S	P	ERA	WHIP
54 Neil Ramírez, R ERA: 0.6	(9, 1)	1.0		3	0	0	0	1	0	0	0	1	0	0	10	18	0.00	0.000

Chicago Cubs @ Pittsburgh Pirates

PNC Park, Pittsburgh, PA

Wed Jun 11 2014, 8:44 PM - 11:40 PM EDT

Att. 20,540 - Cloudy - 67 F

TOP

livebaseballscorecards.com

Batter	1	2	3	4	5	6	7	8	9	AB	R	H	RBI	BB	SO	LOB
8 Chris Coghlan, L (1, 7) OBP: 0.277, SLG: 0.310	C SI 91 B SI 92 F SI 93 X SI 92 1-2 ① F8	C SI 92 F SL 85 F SL 84 B CH 85 B SI 93 X SI 92 2-2 ③ F9			B SI 92 C CH 84 F CH 84 X SI 93 1-2 ① F9		B SI 94 X SI 93 1-0 ① F8		B SL 80 C FF 91 X CH 85 1-1 ③ P4	5	0	0	0	0	0	1
20 Justin Ruggiano, R (1, 8) (8, 9) OBP: 0.368, SLG: 0.391	B SI 93 X SI 93 1-0 1B		X SI 93 0-0 ① L9		B SL 84 B SI 92 X SI 92 2-0 E5 24 1B		B SI 94 C SI 94 C CH 87 B CH 87 B CH 87 F SI 94 F SI 95 B SI 95 4-2 BB			3	0	1	0	1	0	0
44 Anthony Rizzo, L (1, 3) OBP: 0.407, SLG: 0.509	F SI 93 B SI 93 1 SAFE C SI 93 1 SAFE S SL 85 1-3 ② K		H SI 93 1-0 24 2B HBP		D CH 86 D CH 86 D CH 85 C CH 85 B SL 81 4-1 24 1B BB		B SI 94 B SI 95 F SI 94 C SI 95 S SI 96 2-3 ② K			2	0	0	0	1	2	2
13 Starlin Castro, R (1, 6) OBP: 0.316, SLG: 0.447	X SI 93 0-0 ③ L8		C SL 85 C SI 92 B SI 91 B SI 92 S SL 84 2-3 ② K		B SL 84 X SI 93 1-0 ② L8		B SI 95 C SI 95 F SI 95 X CH 87 1-2 ③ G5-3			4	0	0	0	0	1	5
24 Luis Valbuena, L (1, 5) OBP: 0.394, SLG: 0.456		C SI 92 B SI 91 F SI 92 X SI 93 1-2 19 BB 12 1B 1B	C CH 86 F SI 92 F SL 84 X SL 83 0-2 1-3 2B		F CH 85 B SI 93 2 SAFE F SI 93 D CH 86 X SI 92 2-2 1-2 2-3 1B			C FC 91 S KC 81 S KC 80 0-3 ① K		4	1	3	0	0	1	0
19 Nate Schierholtz, L (1, 9) OBP: 0.274, SLG: 0.318 52 Justin Grimm, R (8, 1)		B SI 92 F SI 92 D SL 84 1 SAFE F SL 83 B SL 84 1 SAFE B SI 92 4-2 12 1B 15 G4-3 1-2 BB	C SI 93 F SI 93 X SI 92 0-2 ③ F9		F CH 85 C SI 93 S SL 85 0-3 ③ K			X FC 92 0-0 ② G4-3		3 0	1 0	0 0	0 0	1 0	1 0	5 0
12 John Baker, L (1, 2) OBP: 0.213, SLG: 0.188		B SI 93 X SI 93 1-0 15 G4-3 1-3 2-H 1B		B SI 91 C CH 84 C SI 91 S CH 85 1-3 ① K		C SI 93 C CU 77 B FF 95 S FC 88 1-3 ① K		C FC 91 B FC 92 F FC 92 C KC 80 1-3 ③ K		4	0	1	1	0	3	0
15 Darwin Barney, R (1, 4) OBP: 0.256, SLG: 0.289		C SI 93 F SI 93 F SL 85 X SL 84 0-2 ① G4-3 1-2 3-H		F SL 84 C SI 92 B SI 93 B SL 85 F SI 93 B SI 94 X SI 93 3-2 ② G5-3		X SI 94 0-0 ② L7			B FF 90 C FF 91 B SL 82 X FF 92 2-1 ① G4-3	4	0	0	1	0	0	1
39 Jason Hammel, R (1, 1) OBP: 0.111, SLG: 0.077 30 Mike Olt, R (6, PH) OBP: 0.233, SLG: 0.364 33 Carlos Villanueva, R (6, 1) 64 Emilio Bonifácio, S (8, 8) OBP: 0.309, SLG: 0.342		C SI 93 C SI 93 S SL 86 0-3 ② K		F SI 92 C SI 93 B SL 83 B SI 92 F SI 93 F SI 93 B SI 93 X SI 93 3-2 ③ G6-3		C FF 93 X CH 87 0-1 ③ F8			C SL 81 F FF 91 F FF 92 B FF 91 B FF 92 F SL 82 X FF 91 2-2 ② G3-1	2 1 0 1	0 0 0 0	0 0 0 0	0 0 0 0	0 0 0 0	1 0 0 0	1 0 0 0
Inning Stats	R: 0 E: 0 K: 1 S: 8 H: 1 LOB: 1 BB: 0 P: 11	R: 2 E: 0 K: 1 S: 17 H: 2 LOB: 1 BB: 1 P: 25	R: 0 E: 0 K: 1 S: 11 H: 1 LOB: 2 BB: 0 P: 14	R: 0 E: 0 K: 1 S: 12 H: 0 LOB: 0 BB: 0 P: 19	R: 0 E: 1 K: 1 S: 12 H: 1 LOB: 3 BB: 1 P: 22	R: 0 E: 0 K: 1 S: 6 H: 0 LOB: 0 BB: 0 P: 7	R: 0 E: 0 K: 1 S: 11 H: 0 LOB: 1 BB: 1 P: 19	R: 0 E: 0 K: 2 S: 7 H: 0 LOB: 0 BB: 0 P: 8	R: 0 E: 0 K: 0 S: 9 H: 0 LOB: 0 BB: 0 P: 14	1B: 4 2B: 1 3B: 0 HR: 0 SF: 0 SAC: 0 DP: 0 HBP: 1						

	AB	33
	R	2
	H	5
	RBI	2
	BB	3
	SO	9
	LOB	15

WP: 0 PA: 37
PB: 0
SB: 0
CS: 0

PITCHER		IP	WLS	BF	H	R	ER	SO	BB	IBB	HBP	BLK	WP	HR	S	P	ERA	WHIP
58 Brandon Cumpton, R ERA: 6.06	(1, 1)	5.0	W	24	5	2	2	5	2	0	1	0	0	0	60	91	3.60	1.400
37 Justin Wilson, L ERA: 4.26	(6, 1)	1.0	H	3	0	0	0	1	0	0	0	0	0	0	6	7	0.00	0.000
44 Tony Watson, L ERA: 0.9	(7, 1)	1.0	H	4	0	0	0	1	1	0	0	0	0	0	11	19	0.00	1.000
35 Mark Melancon, R ERA: 2.03	(8, 1)	1.0	H	3	0	0	0	2	0	0	0	0	0	0	7	8	0.00	0.000
39 Jason Grilli, R ERA: 2.81	(9, 1)	1.0	S	3	0	0	0	0	0	0	0	0	0	0	9	14	0.00	0.000

PITCHER	IP	WLS	BF	H	R	ER	SO	BB	IBB	HBP	BLK	WP	HR	S	P	ERA	WHIP

BOTTOM

Chicago Cubs @ Pittsburgh Pirates

PNC Park, Pittsburgh, PA

Wed Jun 11 2014, 8:44 PM - 11:40 PM EDT

Att. 20,540 - Cloudy - 67 F

livebaseballscorecards.com

Batter	1	2	3	4	5	6	7	8	9	AB	R	H	RBI	BB	SO	LOB
5 Josh Harrison, R (1, 4) OBP: 0.331, SLG: 0.473 12 Clint Barmes, R (3, PH) OBP: 0.280, SLG: 0.239 (4, 4)	B FF 93 B FF 93 B FF 92 B FF 92 4-0 22 HR BB	F SL 84 F SL 84 H FF 92 1-2 25 G3-1 1-2 HBP	C SL 81 C SL 82 S SL 83 0-3 ③ K			X FF 89 0-0 ① F8		C FF 94 B SL 84 B FF 93 S FF 93 B CU 82 F FF 94 C FF 93 3-3 ② K		0 3	1 0	0 0	0 0	1 0	0 2	0 2
25 Gregory Polanco, L (1, 9) OBP: 0.200, SLG: 0.200	C FF 91 ① 1 SAFE X FF 92 0-1 L8	B CU 77 F FF 93 X SL 84 1-1 ② G3-1 1-2 2-3 3-H		X SI 91 0-0 22 2B 15 L4-5 1B		C FF 89 S CU 78 B SL 84 C FF 90 1-3 ② K		C CU 80 X FF 94 0-1 ③ L6		5	0	1	1	0	1	3
22 Andrew McCutchen, R (1, 8) OBP: 0.434, SLG: 0.542	B FF 93 X FF 92 1-0 1-H HR	I IN 72 I IN 75 I IN 80 I IN 78 4-0 IBB		B SL 82 X FF 92 1-0 1-3 2B		B SL 84 B CU 75 B FF 90 B FF 90 4-0 15 S BB				2	1	2	2	2	0	0
15 Ike Davis, L (1, 3) OBP: 0.354, SLG: 0.372	C CU 76 B FF 93 C SL 84 C SL 84 1-3 ② K	S SL 85 B SL 86 B FF 94 C SL 84 S SL 85 2-3 ③ K		X SL 82 0-0 ①② L4-5 3-3		S CU 73 B CU 76 S CU 76 D CU 78 S SL 83 2-3 ③ K 1-2				4	0	0	0	0	3	6
55 Russell Martin, R (1, 2) OBP: 0.410, SLG: 0.393	B SL 84 C FF 92 C SL 82 X FF 92 2-1 1B		C FF 92 B FF 92 C SL 84 B SL 84 F SL 84 F FF 93 S SL 84 2-3 ① K	S SL 82 C SL 82 B FF 93 B FF 92 X SL 82 2-2 ③ F8			C FF 89 C SI 88 B SL 85 B SL 84 B CH 82 F FF 91 B CH 82 4-2 24 FC6-5 24 S BB			3	0	1	0	1	1	1
24 Pedro Alvarez, L (1, 5) OBP: 0.323, SLG: 0.415	S FF 91 X FF 93 0-1 ③ P6		B CU 76 B SL 83 B FF 91 X FF 90 3-0 6 1B 3B		C SL 81 X FF 91 0-1 ① G3		F FF 89 B CU 78 D CU 78 S SL 84 X FF 90 2-2 ① FC6-5 6 WP 1-3			4	1	1	0	0	0	2
6 Starling Marte, R (1, 7) OBP: 0.317, SLG: 0.380		C FF 92 B FF 91 S SL 83 B SL 85 S SL 83 2-3 ① K	B FF 91 F SI 93 X FF 92 1-1 10 1B 3-H 1B		C SL 82 B FF 91 X SL 82 1-1 10 1B 23 P2-4-5 1B		1 SAFE B SI 89 C SI 90 F CH 83 1 SAFE S FF 90 1-3 ② K 1-2			4	0	2	1	0	2	1
10 Jordy Mercer, R (1, 6) OBP: 0.266, SLG: 0.330		C FF 93 B FF 93 C SL 84 B SL 85 B FF 94 X FF 94 3-2 58 1B 25 G3-1 2B	B FF 88 1 SAFE C FF 90 B FF 89 1 SAFE B SL 83 C FF 90 X SI 88 3-2 1-3 1B		1 SAFE 1 SAFE D FF 91 1 SAFE C FF 91 1 SAFE X FF 91 1-1 1-3 1B		X CU 77 0-0 ③ F8		4	1	3	0	0	0	1
58 Brandon Cumpton, R (1, 1) OBP: 0.222, SLG: 0.125 23 Travis Snider, L (5, PH) OBP: 0.321, SLG: 0.325 37 Justin Wilson, L (6, 1) 44 Tony Watson, L (7, 1) OBP: 1.000, SLG: 1.000 35 Mark Melancon, R (8, 1) 31 Jose Tabata, R (8, PH) OBP: 0.333, SLG: 0.341 39 Jason Grilli, R (9, 1)		X FF 93 0-0 25 G3-1 5 HBP 2-3 1B	B FF 89 L FF 88 1 SAFE S SL 82 C SL 82 1-3 ② K		S FF 92 S FF 92 B FF 92 X FF 92 1-2 ②③ P2-4-5 3-3f			X FF 92 0-0 ① G6-3		2 1 0 0 0 1 0	0 0 0 0 0 0 0	1 0 0 0 0 0 0	0 0 0 0 0 0 0	0 0 0 0 0 0 0	1 2 0 0 0 0 0	2 2 0 0 0 0 0
Inning Stats	R: 2 E: 0 K: 1 S: 10 H: 2 LOB: 1 BB: 1 P: 18	R: 1 E: 0 K: 2 S: 14 H: 2 LOB: 3 BB: 1 P: 27	R: 1 E: 0 K: 3 S: 17 H: 3 LOB: 2 BB: 0 P: 27	R: 0 E: 0 K: 0 S: 6 H: 2 LOB: 1 BB: 0 P: 9	R: 0 E: 0 K: 0 S: 9 H: 2 LOB: 1 BB: 0 P: 12	R: 0 E: 0 K: 2 S: 7 H: 0 LOB: 1 BB: 1 P: 14	R: 0 E: 0 K: 1 S: 10 H: 0 LOB: 1 BB: 1 P: 17	R: 0 E: 0 K: 1 S: 7 H: 0 LOB: 0 BB: 0 P: 10		1B: 7 2B: 4 3B: 1 HR: 1	SF: 0 SAC: 0 DP: 2 HBP: 1		WP: 1 PB: 0 SB: 2 CS: 0	PA: 38		

	AB	33
	R	4
	H	11
	RBI	4
	BB	4
	SO	10
	LOB	20

PITCHER		IP	WLS	BF	H	R	ER	SO	BB	IBB	HBP	BLK	WP	HR	S	P	ERA	WHIP
39 Jason Hammel, R ERA: 2.81	(1, 1)	5.0	L	27	11	4	4	6	1	1	1	0	0	1	56	93	7.20	2.400
33 Carlos Villanueva, R ERA: 7.0	(6, 1)	2.0		8	0	0	0	3	2	0	0	0	1	0	17	31	0.00	1.000
52 Justin Grimm, R ERA: 3.0	(8, 1)	1.0		3	0	0	0	1	0	0	0	0	0	0	7	10	0.00	0.000

PITCHER	IP	WLS	BF	H	R	ER	SO	BB	IBB	HBP	BLK	WP	HR	S	P	ERA	WHIP

Batter	1	2	3	4	5	6	7	8	9	AB	R	H	RBI	BB	SO	LOB
64 Emilio Bonifácio, S (1, 8) OBP: 0.307, SLG: 0.340 8 Chris Coghlan, L (1, 7) OBP: 0.279, SLG: 0.300	C FF 93 X SI 93 0-1 G6-3		D KC 80 B CH 84 B KC 78 B FF 94 4-0 BB		C CH 85 S CH 87 X CH 86 0-2 F9		D KC 81 X SI 93 1-0 G6-3			1 2	0 0	0 0	0 0	0 1	0 0	0 3
21 Junior Lake, R (1, 7) OBP: 0.273, SLG: 0.434 (1, 8)	F SI 93 X SI 92 0-1 13 CS 1B		F FF 96 S KC 81 S KC 81 0-3 K		S KC 81 D KC 83 B SI 95 F KC 81 S KC 82 2-3 K		S SI 94 D KC 81 X KC 80 1-1 G4-3			4	0	1	0	0	2	5
44 Anthony Rizzo, L (1, 3) OBP: 0.401, SLG: 0.500	B KC 77 1 SAFE C CH 83 X FF 93 1-1 L8		D FF 96 B SI 95 C CH 85 S CH 86 S KC 82 2-3 K			B SI 94 F KC 78 X CH 84 1-1 G3-1		C SI 93 B SL 83 C SI 93 B SL 83 B CH 86 C SI 94 3-3 K		4	0	0	0	0	2	3
13 Starlin Castro, R (1, 6) OBP: 0.315, SLG: 0.444	1 SAFE B FF 93 1-0 CS 1-2	C KC 77 B SI 93 C SI 92 X KC 78 1-2 G5-3		B SI 93 B KC 93 X SI 94 2-0 G6-3		B KC 80 B KC 79 X SI 93 2-0 24 2B 1B		F SI 94 B SL 84 B SI 93 S CH 86 S SI 94 2-3 K		4	0	1	0	0	1	0
24 Luis Valbuena, L (1, 5) OBP: 0.396, SLG: 0.463		C CH 84 X KC 78 0-1 19 FC5-6 1B		C SI 92 S CH 86 C KC 82 0-3 K		C CH 83 F CH 85 F CH 86 X CH 86 0-2 1-3 2B		B SL 82 S SI 94 S SL 83 C SL 83 1-3 K		4	0	2	0	0	2	0
19 Nate Schierholtz, L (1, 9) OBP: 0.269, SLG: 0.312		B KC 78 C KC 77 1 SAFE F SI 94 F KC 80 F KC 81 X SI 95 1-2 FC5-6 1-2f		F SI 94 B SI 95 S CH 86 B KC 81 X SI 94 2-2 G4-3		C KC 79 F KC 79 S KC 80 0-3 K			C SI 92 F SI 93 S SL 85 0-3 K	4	0	0	0	0	2	3
12 John Baker, L (1, 2) OBP: 0.215, SLG: 0.181		B SI 93 S CH 84 1 SAFE B FF 94 F CH 84 B CH 85 X CH 84 3-2 F8			C CH 84 B SI 93 F SI 92 B KC 78 F KC 78 B FF 95 B SI 94 4-2 29 SH5-4 15 1B BB	B SI 93 B CH 82 X SI 93 2-0 G4-3			B SI 92 C SI 92 X SI 92 1-1 G4-3	3	0	0	0	1	0	3
15 Darwin Barney, R (1, 4) OBP: 0.264, SLG: 0.297			C SI 93 F SI 93 B FF 93 B FF 95 X SI 94 2-2 29 SH5-3 1B		C FF 93 X CH 85 0-1 29 SH5-4 1-2 1B		C FF 92 X SI 92 0-1 L7		F SI 93 B SL 85 S SI 93 X SI 93 1-2 G5-3	4	0	2	0	0	0	0
29 Jeff Samardzija, R (1, 1) OBP: 0.194, SLG: 0.300 40 James Russell, L (7, 1) 63 Brian Schlitter, R (7, 1) OBP: 1.000, SLG: 1.000 53 Wesley Wright, R (8, 1)			S SI 93 L KC 80 X KC 82 0-2 SH5-3 1-2		X FF 95 0-0 SH5-4 1-2 2-3		X FF 93 0-0 2B			1 0 0 0	0 0 0 0	1 0 0 0	0 0 0 0	0 0 0 0	0 0 0 0	0 0 0 0
Inning Stats	R: 0 E: 0 K: 0 S: 6 H: 1 LOB: 0 BB: 0 P: 8	R: 0 E: 0 K: 0 S: 13 H: 1 LOB: 1 BB: 0 P: 18	R: 0 E: 0 K: 2 S: 12 H: 1 LOB: 2 BB: 1 P: 20	R: 0 E: 0 K: 1 S: 7 H: 0 LOB: 0 BB: 0 P: 11	R: 0 E: 0 K: 1 S: 12 H: 1 LOB: 2 BB: 1 P: 18	R: 0 E: 0 K: 1 S: 11 H: 2 LOB: 2 BB: 0 P: 16	R: 0 E: 0 K: 0 S: 6 H: 1 LOB: 1 BB: 0 P: 8	R: 0 E: 0 K: 3 S: 9 H: 0 LOB: 0 BB: 0 P: 15	R: 0 E: 0 K: 1 S: 8 H: 0 LOB: 0 BB: 0 P: 10	1B: 5 2B: 2 3B: 0 HR: 0 SF: 0 SAC: 2 DP: 0 HBP: 0						

PITCHER		IP	WLS	BF	H	R	ER	SO	BB	IBB	HBP	BLK	WP	HR	S	P	ERA	WHIP
36 Edinson Volquez, R ERA: 3.89	(1, 1)	7.0	W	29	7	0	0	5	2	0	0	0	0	0	67	99	0.00	1.286
44 Tony Watson, L ERA: 0.87	(8, 1)	1.0		3	0	0	0	3	0	0	0	0	0	0	9	15	0.00	0.000
48 Jared Hughes, R ERA: 1.88	(9, 1)	1.0		3	0	0	0	1	0	0	0	0	0	0	8	10	0.00	0.000

PITCHER	IP	WLS	BF	H	R	ER	SO	BB	IBB	HBP	BLK	WP	HR	S	P	ERA	WHIP

TOP

Chicago Cubs @ Pittsburgh Pirates

PNC Park, Pittsburgh, PA

Thu Jun 12 2014, 7:27 PM - 11:27 PM EDT

Att. 25,431 - Partly Cloudy - 73 F

livebaseballscorecards.com

AB	31
R	0
H	7
RBI	0
BB	2
SO	9
LOB	17

Chicago Cubs @ Pittsburgh Pirates

PNC Park, Pittsburgh, PA

Thu Jun 12 2014, 7:27 PM - 11:27 PM EDT

Att. 25,431 - Partly Cloudy - 73 F

livebaseballscorecards.com

BOTTOM

Batter	1	2	3	4	5	6	7	8	9	AB	R	H	RBI	BB	SO	LOB
25 Gregory Polanco, L (1, 9) OBP: 0.214, SLG: 0.214	B FF 95 C FF 95 F FC 94 X FS 86 1-2 ① G3-1		B FF 94 B SI 96 X FS 86 2-0 ②③ L9-2 3-H		C FF 96 F FS 86 X SI 97 0-2 6 1B 22 2B 1B		S SL 80 C SL 81 S SL 81 0-3 ① K			4	1	1	0	0	1	2
6 Starling Marte, R (1, 7) OBP: 0.316, SLG: 0.378	C FF 95 F FF 95 B FF 94 S SL 87 1-3 ② K2-3			F FF 95 C SI 96 B SL 86 X SL 88 1-2 ① G5-3	1 SAFE C SI 95 F SI 95 1 SAFE X SL 88 0-2 22 2B 1-2 1B		F SI 90 X FF 91 0-1 ② P3			4	1	1	0	0	1	1
22 Andrew McCutchen, R (1, 8) OBP: 0.435, SLG: 0.550	B SI 97 B FF 97 C FF 96 C FF 94 T FC 94 2-2 ③ K			B FF 98 S SI 98 X FF 97 1-1 15 1B 55 2B 2B	X FF 95 0-0 ① 1-H 2-H 2B		B SI 91 F FF 92 B SI 93 C SL 83 X SI 93 2-2 ③ G1-3			4	1	2	2	0	1	1
15 Ike Davis, L (1, 3) OBP: 0.354, SLG: 0.371 17 Gaby Sanchez, R (8, PH) OBP: 0.307, SLG: 0.509 (9, 3)		C SI 95 F FF 94 B SI 96 X FS 86 1-2 ① G1		X FF 95 0-0 55 2B 10 SF8 2-3 1B	B SL 86 S FS 86 F FF 95 B FS 87 B SL 86 X FF 96 3-2 ② F7			B KC 77 B CH 84 C SI 89 B CH 85 X SI 91 3-1 55 G4-3 2B		3 1	1 0	1 1	0 0	0 0	0 0	0 0
55 Russell Martin, R (1, 2) OBP: 0.413, SLG: 0.414		X FF 94 0-0 2B		B FF 96 B SI 97 C SL 88 X SL 89 2-1 12 S 1-3 3-H 2B	C SL 88 B FF 95 F SI 95 B FS 87 S FS 85 2-3 ③ K			C KC 78 B CH 85 X SI 91 1-1 ① G4-3 2-3		4	0	2	1	0	1	1
24 Pedro Alvarez, L (1, 5) OBP: 0.322, SLG: 0.409		S FF 95 S FC 94 S FF 94 0-3 ② K		B FC 94 B FC 94 B SL 89 I IN 72 4-0 12 S IBB		C SL 87 B FF 94 F FS 86 S FS 85 1-3 ① K		B SL 86 B SL 86 F KC 79 C KC 79 S SL 85 2-3 ② K		3	0	0	0	1	3	2
10 Jordy Mercer, R (1, 6) OBP: 0.260, SLG: 0.324		B SL 88 F SI 96 B FF 96 B SI 95 X FC 94 3-1 ③ F7		C SI 96 S SL 87 D SL 89 X SL 89 1-2 ② SF8 3-H		C SL 86 S SL 88 B FS 86 X FS 85 1-2 ② G5-3		B SI 90 C KC 79 X CH 86 1-1 ③ G4-3		3	0	0	1	0	0	2
12 Clint Barmes, R (1, 4) OBP: 0.295, SLG: 0.261			C FF 95 B FF 94 X SI 95 1-1 36 SH1-4 25 L9-2 2B	C SI 96 I IN 74 I IN 75 I IN 76 I IN 78 4-1 1-2 2-3 IBB		C FF 94 S SL 87 B SL 88 F FF 95 S FS 86 1-3 ③ K				2	0	1	0	1	1	0
36 Edinson Volquez, R (1, 1) OBP: 0.100, SLG: 0.053 23 Travis Snider, L (7, PH) OBP: 0.326, SLG: 0.339 44 Tony Watson, L (8, 1) OBP: 1.000, SLG: 1.000 48 Jared Hughes, R (9, 1)			X FF 94 0-0 ① SH1-4 2-3	S FF 96 F FF 95 C SI 96 0-3 ③ K			F FC 93 X FS 85 0-1 2B			1 1 0 0	0 0 0 0	0 1 0 0	0 0 0 0	0 0 0 0	1 0 0 0	3 0 0 0
Inning Stats	R: 0 E: 0 K: 2 S: 9 H: 0 LOB: 0 BB: 0 P: 13	R: 0 E: 0 K: 1 S: 9 H: 1 LOB: 1 BB: 0 P: 13	R: 0 E: 0 K: 0 S: 4 H: 1 LOB: 0 BB: 0 P: 7	R: 2 E: 0 K: 1 S: 15 H: 3 LOB: 3 BB: 2 P: 28	R: 2 E: 0 K: 1 S: 13 H: 3 LOB: 0 BB: 0 P: 18	R: 0 E: 0 K: 2 S: 10 H: 0 LOB: 0 BB: 0 P: 13	R: 0 E: 0 K: 1 S: 10 H: 1 LOB: 1 BB: 0 P: 12	R: 0 E: 0 K: 1 S: 9 H: 1 LOB: 1 BB: 0 P: 16		1B: 3 2B: 8 3B: 0 HR: 0	SF: 1 SAC: 1 DP: 1 HBP: 0				WP: 0 PB: 0 SB: 2 CS: 0	PA: 34	

	AB	R	H	RBI	BB	SO	LOB
AB	30						
R	4						
H	10						
RBI	4						
BB	2						
SO	9						
LOB	12						

PITCHER		IP	WLS	BF	H	R	ER	SO	BB	IBB	HBP	BLK	WP	HR	S	P	ERA	WHIP
29 Jeff Samardzija, R ERA: 2.77	(1, 1)	6.0	L	27	9	4	4	7	0	2	0	0	0	0	62	94	6.00	1.500
40 James Russell, L ERA: 2.93	(7, 1)	0.1		1	0	0	0	1	0	0	0	0	0	0	3	3	0.00	0.000
63 Brian Schlitter, R ERA: 2.37	(7, 1)	0.2		2	0	0	0	0	0	0	0	0	0	0	5	7	0.00	0.000
53 Wesley Wright, L ERA: 2.66	(8, 1)	1.0		4	1	0	0	1	0	0	0	0	0	0	9	16	0.00	1.000

PITCHER	IP	WLS	BF	H	R	ER	SO	BB	IBB	HBP	BLK	WP	HR	S	P	ERA	WHIP

Chicago Cubs @ Philadelphia Phillies

Citizens Bank Park, Philadelphia, PA

Fri Jun 13 2014, 7:09 PM - 9:58 PM EDT

Att. 26,154 - Cloudy - 72 F

TOP

livebaseballscorecards.com

Batter	1	2	3	4	5	6	7	8	9	AB	R	H	RBI	BB	SO	LOB
8 Chris Coghlan, L (1, 7) OBP: 0.278, SLG: 0.297	C FF 90 B CH 84 B SL 84 F SI 91 F SI 91 B CH 82 X SI 91 3-2 6 G4-3 1B		C FF 91 C SI 92 F CH 84 B CH 83 C SI 92 1-3 ② K		B CH 84 X SI 91 1-0 ③ L8			C SL 84 X SL 86 0-1 ② G4-3		4	0	1	0	0	1	0
6 Ryan Sweeney, L (1, 8) OBP: 0.246, SLG: 0.220	B SI 89 F SI 90 X CH 84 1-1 ① G4-3 1-2		B CH 85 C SI 91 B SL 84 X CH 83 2-1 ③ L8			C SI 91 B FF 92 X CH 84 1-1 ① G4-3		B FF 92 F FF 92 B FF 92 X SL 84 2-1 ③ L6		4	0	0	0	0	0	1
44 Anthony Rizzo, L (1, 3) OBP: 0.406, SLG: 0.500	D CH 84 B SI 92 C CH 83 B SI 92 B SL 84 4-1 BB			B SI 92 B SI 91 B SI 91 B FF 90 4-0 13 HR BB		X CH 84 0-0 ② F8			F SL 82 X SL 82 0-1 13 G6-3 1B	2	1	1	0	2	0	0
13 Starlin Castro, R (1, 6) OBP: 0.318, SLG: 0.454	C SI 92 B SI 92 F SI 91 S CH 83 1-3 ② K			C SL 84 B SI 89 X SI 90 1-1 1-H HR		H SI 92 1-0 HBP			B SI 90 S SL 82 F SL 81 X FF 92 1-2 ① ② G6-3 1-2f	3	1	1	2	0	1	3
24 Luis Valbuena, L (1, 5) OBP: 0.388, SLG: 0.452	C SI 92 F CH 83 B SI 92 X CH 84 1-2 ③ G3-1			X SL 83 0-0 ① G4-1		1 SAFE F FC 90 S SL 80 B SL 81 F FF 92 D SL 82 F FC 89 S FF 93 2-3 ③ K			C FF 91 B SI 92 F FF 92 B SI 92 F SL 82 F SL 81 S SI 91 2-3 ③ K	4	0	0	0	0	2	3
19 Nate Schierholtz, L (1, 9) OBP: 0.270, SLG: 0.312		C SL 82 B CH 84 X SI 91 1-1 ① G4-3		B SI 91 F SL 82 B SI 92 X SI 91 2-1 ② 1B			B SL 81 S SL 83 F SL 83 C FF 90 1-3 ① K			3	0	1	0	0	1	0
12 John Baker, L (1, 2) OBP: 0.207, SLG: 0.173		C SI 91 S SI 92 B SL 86 F SI 91 S CH 82 1-3 ② K		B SL 82 F SI 91 B CH 83 S CH 83 B CH 82 X CH 82 3-2 ③ G4-3			B FF 92 S SL 84 B FF 92 C FF 92 F SL 84 S SL 85 2-3 ② K			3	0	0	0	0	2	0
15 Darwin Barney, R (1, 4) OBP: 0.258, SLG: 0.289		C SL 83 F SI 92 B FF 93 B SI 91 T CH 82 2-2 ③ K			C SL 81 X CH 83 0-1 ① L5		X SL 84 0-0 ③ L7			3	0	0	0	0	1	0
49 Jake Arrieta, R (1, 1) 30 Mike Olt, R (8, PH) OBP: 0.231, SLG: 0.362 46 Pedro Strop, R (8, 1) 54 Neil Ramírez, R (9, 1)			C FF 91 C SI 90 S CH 83 0-3 ① K		S FF 91 C CH 84 B FF 91 F FF 91 B SI 92 X SI 92 2-2 ② G6-3			S FF 91 B FF 92 C FF 92 S SL 84 1-3 ① K		2 1 0 0	0 0 0 0	0 0 0 0	0 0 0 0	1 1 0 0	0 0 0 0	0 0 0 0

Inning Stats	1	2	3	4	5	6	7	8	9
R	0	0	0	2	0	0	0	0	0
E	0	0	0	0	0	0	0	0	0
K	1	2	2	0	0	1	2	1	1
S	13	9	9	8	7	8	8	7	10
H	1	0	0	2	0	0	0	0	1
LOB	2	0	0	0	0	1	0	0	0
BB	1	0	0	1	0	0	0	0	0
P	23	13	12	18	10	12	11	10	13

1B	3
2B	0
3B	0
HR	1
SF	0
SAC	0
DP	1
HBP	1

WP	0
PB	0
SB	0
CS	0
PA	32

AB	29
R	2
H	4
RBI	2
BB	2
SO	10
LOB	7

PITCHER		IP	WLS	BF	H	R	ER	SO	BB	IBB	HBP	BLK	WP	HR	S	P	ERA	WHIP
27 Roberto Hernandez, R ERA: 4.26	(1, 1)	5.2	L	22	3	2	2	5	2	0	1	0	0	1	49	81	3.18	0.882
43 Mario Hollands, L ERA: 2.78	(6, 1)	0.1		1	0	0	0	1	0	0	0	0	0	0	5	7	0.00	0.000
59 Antonio Bastardo, L ERA: 3.13	(7, 1)	2.0		6	0	0	0	3	0	0	0	0	0	0	15	21	0.00	0.000
30 Justin De Fratus, R ERA: 2.4	(9, 1)	1.0		3	1	0	0	1	0	0	0	0	0	0	10	13	0.00	1.000

PITCHER		IP	WLS	BF	H	R	ER	SO	BB	IBB	HBP	BLK	WP	HR	S	P	ERA	WHIP

BOTTOM

Batter	1	2	3	4	5	6	7	8	9	AB	R	H	RBI	BB	SO	LOB
19 Tony Gwynn Jr., L (1, 8) OBP: 0.268, SLG: 0.179	C FF 92 B SL 91 B SI 94 C FF 93 S SL 92 2-3 K ①		B SL 89 B SL 90 C SI 95 F SL 91 D SL 89 S SL 88 3-3 K ③			C SI 95 F SL 88 B SL 88 F SL 88 C FF 93 1-3 K ②		B SL 83 B SI 96 S SI 96 X SI 97 2-1 G4-3 ③		3	0	0	0	0	3	1
59 Antonio Bastardo, R (7, 1)										0	0	0	0	0	0	0
15 John Mayberry Jr., R (8, PH) OBP: 0.355, SLG: 0.582										1	0	0	0	0	0	1
30 Justin De Fratus, S (9, 1)										0	0	0	0	0	0	0
11 Jimmy Rollins, S (1, 6) OBP: 0.346, SLG: 0.405	B CU 81 X FF 94 1-0 F7 ②			C CU 78 B CH 88 F SI 94 B SL 90 F SL 91 B CH 88 S SL 90 3-3 K ①		C CU 78 B SI 94 X SL 84 1-1 P5 ③			B CU 79 X FF 95 1-0 6 DI 9 1B 2B	4	1	1	0	0	1	0
26 Chase Utley, L (1, 4) OBP: 0.368, SLG: 0.481	B FF 94 C CH 89 B CU 79 F SI 94 X SL 90 2-2 G4-3 ③			B SI 95 B CU 79 S SI 95 X SI 95 2-1 G4-3 ②			C CU 77 B CH 88 X SI 93 1-1 L9 ①		C CU 80 X FF 95 0-1 F7 ①	4	0	0	0	0	0	1
6 Ryan Howard, L (1, 3) OBP: 0.303, SLG: 0.406		C FF 93 F CU 79 B FF 95 F SL 90 X CU 81 1-2 G4-3 ①		B CU 80 B SL 90 B SL 90 C FF 95 C SI 94 X SL 90 3-2 G6-3 ③			F SL 87 S SL 87 C FF 94 0-3 K ②		C CU 80 B FF 95 D CU 81 S FF 95 S FF 96 2-3 K ② 2-3	4	0	0	0	0	2	1
3 Marlon Byrd, R (1, 9) OBP: 0.315, SLG: 0.463		B FF 95 S SL 91 F SL 91 B FF 95 B SL 92 F SL 92 F SI 95 C SL 90 3-3 K ②			F CU 76 B SI 93 S SL 89 S FF 94 1-3 K ①		X SL 87 0-0 1B		C FF 96 B FF 95 B FF 94 B FF 96 F FF 95 F FF 96 F SL 90 F FF 95 F FF 96 4-2 B FF 96 9 1B BB	3	0	1	0	1	2	0
9 Domonic Brown, L (1, 7) OBP: 0.266, SLG: 0.320		B CU 79 X CU 80 1-0 G4-3 ③			C SI 95 S CU 80 B SL 89 X SL 90 1-2 2B		C SL 86 B SI 93 B SL 86 S CU 79 D SL 89 S SL 87 3-3 K ③		C FF 94 X CU 80 0-1 1-3 3-H 1B	4	0	2	1	0	1	1
51 Carlos Ruiz, R (1, 2) OBP: 0.387, SLG: 0.390			B SI 94 B CU 80 C FF 95 C SL 91 X SL 91 2-2 G6-3 ①		C FF 94 X SL 89 0-1 G5-3 ②			B SL 83 C SI 96 X SI 96 1-1 17 WP 1B	B FF 95 C FF 94 F SL 88 F FF 95 C CU 80 1-3 K ③	4	0	1	0	0	1	3
17 Reid Brignac, L (1, 5) OBP: 0.314, SLG: 0.356			B CU 81 C SL 92 B SI 95 S SL 90 B CH 89 B SL 89 4-2 27 SH1-3 BB		C CU 78 X SL 86 0-1 L8 ③			D SI 95 C SI 96 S SL 84 F SL 83 D SL 83 X SI 96 2-2 G1-3 ① 1-2		2	0	0	0	1	0	2
27 Roberto Hernandez, R (1, 1) 43 Mario Hollands, L (6, 1) 2 Ben Revere, L (6, PH) OBP: 0.303, SLG: 0.345 (7, 8)			X 0-0 SH1-3 ② 1-2			B SI 93 C SI 91 C CU 77 F SL 86 S SL 87 1-3 K2-3 ①		X SI 97 0-0 G6-3 ②		0	0	0	0	0	0	0
										0	0	0	0	0	0	0
										2	0	0	0	0	1	1

Inning Stats	1	2	3	4	5	6	7	8	9
	R: 0 E: 0 K: 1 S: 7	H: 0 LOB: 0 BB: 0 P: 12	R: 0 E: 0 K: 1 S: 10	H: 0 LOB: 0 BB: 0 P: 15	R: 0 E: 0 K: 1 S: 9	H: 0 LOB: 1 BB: 1 P: 18	R: 0 E: 0 K: 1 S: 9	H: 0 LOB: 0 BB: 0 P: 17	R: 0 E: 0 K: 1 S: 10	H: 1 LOB: 1 BB: 0 P: 12	R: 0 E: 0 K: 2 S: 10	H: 0 LOB: 0 BB: 0 P: 13	R: 0 E: 0 K: 2 S: 9	H: 1 LOB: 1 BB: 0 P: 13	R: 0 E: 0 K: 0 S: 9	H: 1 LOB: 1 BB: 0 P: 14	R: 1 E: 0 K: 2 S: 18	H: 2 LOB: 2 BB: 1 P: 26

	1B: 3	SF: 0	WP: 1	PA: 34
	2B: 2	SAC: 1	PB: 0	
	3B: 0	DP: 0	SB: 0	
	HR: 0	HBP: 0	CS: 0	

PITCHER		IP	WLS	BF	H	R	ER	SO	BB	IBB	HBP	BLK	WP	HR	S	P	ERA	WHIP
49 Jake Arrieta, R ERA: 2.09	(1, 1)	7.0	W	24	2	0	0	9	1	0	0	0	0	0	64	100	0.00	0.429
46 Pedro Strop, R ERA: 4.12	(8, 1)	1.0	H	4	1	0	0	0	0	0	0	0	1	0	9	14	0.00	1.000
54 Neil Ramírez, R ERA: 1.13	(9, 1)	1.0	S	6	2	1	1	2	1	0	0	0	0	0	18	26	9.00	3.000

PITCHER	IP	WLS	BF	H	R	ER	SO	BB	IBB	HBP	BLK	WP	HR	S	P	ERA	WHIP

Chicago Cubs @ Philadelphia Phillies

Citizens Bank Park, Philadelphia, PA

Fri Jun 13 2014, 7:09 PM - 9:58 PM EDT

Att. 26,154 - Cloudy - 72 F

livebaseballscorecards.com

AB	31
R	1
H	5
RBI	1
BB	2
SO	11
LOB	11

Chicago Cubs @ Philadelphia Phillies

Citizens Bank Park, Philadelphia, PA

Sat Jun 14 2014, 3:07 PM - 6:11 PM EDT

Att. 31,524 - Partly Cloudy - 78 F

livebaseballscorecards.com

Batter	1	2	3	4	5	6	7	8	9	AB	R	H	RBI	BB	SO	LOB
21 Junior Lake, R (1, 8) OBP: 0.268, SLG: 0.426	X FF 90 0-0 ① P3		C FF 91 X CU 77 0-1 ② F8		C FF 90 D SI 91 S CH 82 S CH 82 1-3 ② K		B SL 82 F SL 82 B SL 82 F FF 92 B FF 92 F SI 92 S SL 83 3-3 ③ K			4	0	0	0	0	2	1
20 Justin Ruggiano, R (1, 7) OBP: 0.388, SLG: 0.448	C FF 92 B FF 90 S CH 82 B CH 82 B FF 90 X FF 92 3-2 44 1B 1B		X FF 90 0-0 HR		B CH 82 B FF 90 C CH 82 B FF 89 B FF 89 4-1 BB			C SI 96 C SI 97 S SL 84 0-3 ① K		3	1	2	1	1	1	0
44 Anthony Rizzo, L (1, 3) OBP: 0.408, SLG: 0.500	D SI 91 F FF 90 B CH 81 B SI 90 T SI 90 1 SAFE X FF 91 3-2 ② 1-2 1B		X CU 78 0-0 ③ G3-1		C FF 92 B SI 90 2 SAFE X CH 82 1-1 ③ G1-3			B SL 84 B SI 97 F SI 98 C SL 84 X SL 84 2-2 13 1B 24 1B 1B		4	1	2	0	0	0	2
13 Starlin Castro, R (1, 6) OBP: 0.320, SLG: 0.452	C FF 91 B FF 90 B FF 92 S CH 83 S CH 84 2-3 ③ K			X CU 76 0-0 ① G1-3		B FF 92 B FF 92 C FF 92 B FF 92 B FF 93 4-1 19 FC4-6 BB		B SI 96 X SI 97 1-0 24 1B 1-2 1B		3	0	1	0	1	1	1
24 Luis Valbuena, L (1, 4) OBP: 0.390, SLG: 0.471		B SI 89 S CH 82 B FF 89 F SI 89 B CH 81 X SI 91 3-2 ① L9		B SI 89 C SI 89 L SI 90 B CU 77 F CH 83 B SI 91 X CH 80 3-2 HR		B FF 92 B FF 92 C FF 92 F FF 92 F FF 94 X FF 93 2-2 ① F8		C SI 98 B SI 97 X SI 98 1-1 19 G6-4-3 1-2 2-H 1B		4	1	2	2	0	0	1
19 Nate Schierholtz, L (1, 9) OBP: 0.265, SLG: 0.306		C CU 76 F CH 82 F FF 91 B FF 88 F CH 83 F FF 89 X CU 79 1-2 ② F7		B FF 90 C FF 90 B FF 89 X CH 82 2-1 ② G4-3		C FF 93 B FC 89 F FF 93 B SL 81 B FF 93 X FF 93 3-2 ② FC4-6 1-2f		S SL 85 B SI 98 X SI 94 1-1 ②③ G6-4-3 1-2f		4	0	0	0	0	0	3
30 Mike Olt, R (1, 5) OBP: 0.232, SLG: 0.379		C CU 77 B FF 88 B CH 82 X FF 90 2-1 HR		T CH 82 B FF 91 C FF 89 B FF 92 S CU 78 2-3 ③ K		F FF 92 D SL 80 X FF 92 1-1 ③ F9			B SL 78 C FF 91 B FF 91 F SL 79 F FF 91 S FF 92 2-3 ① K	4	1	1	1	0	2	1
32 Eli Whiteside, R (1, 2) OBP: 0.063, SLG: 0.067 12 John Baker, L (9, PH) OBP: 0.205, SLG: 0.171		F FF 91 B FF 91 C CU 77 B CU 77 S CH 83 2-3 ③ K			B CU 76 S FC 89 X CU 78 1-1 36 SH2-4 1B		B SL 81 B FF 91 X FF 91 2-0 ① F7		B FF 92 C FF 92 B FS 85 S FF 92 B FF 92 S FF 92 3-3 ② K	3 1	0 0	1 0	0 0	0 0	1 1	0 0
36 Edwin Jackson, R (1, 1) OBP: 0.077, SLG: 0.115 33 Carlos Villanueva, R (5, 1) 8 Chris Coghlan, L (7, PH) OBP: 0.274, SLG: 0.292 40 James Russell, L (7, 1) 6 Ryan Sweeney, L (9, PH) OBP: 0.242, SLG: 0.217			C SI 90 B SI 88 S CH 81 B SI 91 S FF 89 2-3 ① K		S CH 81 B SI 90 X CH 81 1-1 ① SH2-4 1-2		B FF 92 F FF 92 F CH 85 X SI 92 1-2 ② F9		F FF 92 X FS 86 0-1 ③ G4-3	1 0 1 0 1	0 0 0 0 0	0 0 0 0 0	0 0 0 0 0	0 0 0 0 0	1 0 0 0 0	0 0 0 0 0
Inning Stats	R: 0 E: 0 K: 1 S: 10 H: 2 LOB: 1 BB: 0 P: 18	R: 1 E: 0 K: 1 S: 14 H: 1 LOB: 0 BB: 0 P: 22	R: 1 E: 0 K: 1 S: 7 H: 1 LOB: 0 BB: 0 P: 9	R: 1 E: 0 K: 1 S: 10 H: 1 LOB: 0 BB: 0 P: 17	R: 0 E: 0 K: 1 S: 10 H: 1 LOB: 2 BB: 1 P: 18	R: 0 E: 0 K: 0 S: 10 H: 0 LOB: 1 BB: 1 P: 20	R: 0 E: 0 K: 1 S: 8 H: 0 LOB: 0 BB: 0 P: 14	R: 1 E: 0 K: 1 S: 11 H: 3 LOB: 1 BB: 0 P: 16	R: 0 E: 0 K: 2 S: 9 H: 0 LOB: 0 BB: 0 P: 14	1B: 6 2B: 0 3B: 0 HR: 3	SF: 0 SAC: 1 DP: 1 HBP: 0					

TOP	
AB	33
R	4
H	9
RBI	4
BB	2
SO	9
LOB	9

		WP: 0	PA: 36
		PB: 0	
		SB: 0	
		CS: 0	

PITCHER		IP	WLS	BF	H	R	ER	SO	BB	IBB	HBP	BLK	WP	HR	S	P	ERA	WHIP
55 David Buchanan, R ERA: 5.97	(1, 1)	5.0	W	21	6	3	3	5	1	0	0	0	0	0	3	51	84	5.40	1.400
43 Mario Hollands, L ERA: 2.66	(6, 1)	1.0		4	0	0	0	0	1	0	0	0	0	0	0	10	20	0.00	1.000
30 Justin De Fratus, R ERA: 2.25	(7, 1)	1.0		3	0	0	0	1	0	0	0	0	0	0	0	8	14	0.00	0.000
63 Jake Diekman, L ERA: 4.83	(8, 1)	1.0		5	3	1	1	1	0	0	0	0	0	0	0	11	16	9.00	3.000
58 Jonathan Papelbon, R ERA: 1.37	(9, 1)	1.0	S	3	0	0	0	2	0	0	0	0	0	0	0	9	14	0.00	0.000

PITCHER	IP	WLS	BF	H	R	ER	SO	BB	IBB	HBP	BLK	WP	HR	S	P	ERA	WHIP

Chicago Cubs @ Philadelphia Phillies

Citizens Bank Park, Philadelphia, PA

Sat Jun 14 2014, 3:07 PM - 6:11 PM EDT

Att. 31,524 - Partly Cloudy - 78 F

livebaseballscorecards.com

BOTTOM

Batter	1	2	3	4	5	6	7	8	9	AB	R	H	RBI	BB	SO	LOB
2 Ben Revere, L (1, 8) OBP: 0.301, SLG: 0.342	B FF 91 C FF 90 B SI 91 X FF 91 2-1 ① F7	B FF 93 F SI 92 F FF 94 F SL 88 X SL 88 1-2 E8 1-H 3-H 1B		C FF 93 F FF 96 X FF 95 0-2 ③ G4-3		B SI 89 B FF 90 C SI 88 X SI 90 2-1 ① G3		B FC 88 B FF 87 F FC 88 F FC 89 B FF 90 F FF 89 X FF 89 3-2 ③ G4-3		5	0	1	1	0	0	1
11 Jimmy Rollins, S (1, 6) OBP: 0.344, SLG: 0.402	B FF 93 X SI 93 1-0 ② G3	C FF 93 X FF 94 0-1 ③ L3			B FF 91 B CH 84 F FF 92 B FF 94 X SI 92 3-1 3 S 9 HR 1B	F CU 73 B FF 90 S CU 76 F FF 92 S CU 79 1-3 ② K				4	1	1	0	0	1	1
26 Chase Utley, L (1, 4) OBP: 0.366, SLG: 0.490	C FF 92 F FF 93 F SL 88 B FF 94 B SL 85 X FF 94 2-2 HR		C SI 92 C FF 94 B SL 85 X SI 93 1-2 ① G4-3		**B FF 92** **1 SAFE** **C CU 78** **B SI 93** **F FF 94** 1 SAFE 1 SAFE F FF 92 X FF 93 2-2 ① L9	B CH 82 X CH 81 1-0 ③ G3-1				4	1	1	1	0	0	1
6 Ryan Howard, L (1, 3) OBP: 0.302, SLG: 0.401	B FF 93 X FF 94 1-0 ③ F8		F FF 93 X FF 92 0-1 ② G5-3		X SI 93 0-0 ② F7		B SL 81 S FC 87 B FC 90 B FC 88 B FC 88 4-1 BB			3	0	0	0	1	0	1
3 Marlon Byrd, R (1, 9) OBP: 0.321, SLG: 0.478		C FF 92 B FF 92 S SL 86 B SL 86 B FF 93 X SL 87 3-2 51 1B 3B	C FF 94 B FF 94 X FF 95 1-1 2B		B FF 92 B SL 87 F FF 92 B FF 92 C FF 94 B SI 93 4-2 9 HR **1-2** BB		C FF 89 F FF 89 X CH 81 0-2 ① P4			3	2	2	0	1	0	1
9 Domonic Brown, L (1, 7) OBP: 0.266, SLG: 0.332		X CU 78 0-0 ① G1-3	C CU 80 S FF 94 B FF 95 S FF 95 1-3 ③ K		B CU 80 F FF 94 S FF 94 B FF 95 X FF 94 2-2 **1-H** **2-H** HR		C FC 89 B CU 73 X SL 80 1-1 ② P2			4	1	1	3	0	1	3
51 Carlos Ruiz, R (1, 2) OBP: 0.389, SLG: 0.393		B FF 93 B SI 92 X CH 86 2-0 17 1B 2 1B **3-H** 1B		B FF 92 F SI 90 S FF 89 X FF 94 1-2 ① G5-3	B SI 90 B SI 90 X CH 81 2-0 17 2B 1B		C SI 88 B FC 87 F FF 89 S SL 83 1-3 ③ K			4	1	2	1	0	1	1
17 Reid Brignac, L (1, 5) OBP: 0.327, SLG: 0.388		C SI 94 B FF 94 B CH 88 1 SAFE F SL 85 D FF 89 X SL 86 3-2 2 1B **1-3** 2 E 1B		B CU 79 X FF 93 1-0 ② G4-3	B CU 74 X CH 82 1-0 **1-3** 2B			X FC 86 0-0 ① L7		4	1	2	0	0	0	0
55 David Buchanan, R (1, 1)		M SI 92 C FF 93 S FF 93 0-3 ② K		C FF 92 B FF 93 B FF 93 B FF 92 B FF 92 4-1 BB	C SL 84 F SL 84 B SL 87 B FF 92 X SL 86 2-2 ③ G4-3			B FC 86 C SI 87 B FF 89 F CH 81 X FF 88 2-2 ② P4		1	0	0	0	1	1	2
7 Ronny Cedeno, R (5, PH)										1	0	0	0	0	0	2
43 Mario Hollands, L (6, 1)										0	0	0	0	0	0	0
30 Justin De Fratus, S (7, 1)										0	0	0	0	0	0	0
63 Jake Diekman, R (8, 1)										0	0	0	0	0	0	0
15 John Mayberry Jr., R (8, PH) OBP: 0.357, SLG: 0.574										1	0	0	0	0	0	0
58 Jonathan Papelbon, R (9, 1)										0	0	0	0	0	0	0
Inning Stats	R: 1 E: 0 K: 0 S: 8 H: 1 LOB: 0 BB: 0 P: 14	R: 3 E: 1 K: 1 S: 17 H: 4 LOB: 1 BB: 0 P: 26	R: 0 E: 0 K: 1 S: 11 H: 1 LOB: 1 BB: 0 P: 14	R: 0 E: 0 K: 0 S: 8 H: 0 LOB: 1 BB: 1 P: 14	R: 3 E: 0 K: 0 S: 17 H: 4 LOB: 2 BB: 1 P: 33	R: 0 E: 0 K: 1 S: 7 H: 0 LOB: 0 BB: 0 P: 11	R: 0 E: 0 K: 1 S: 9 H: 0 LOB: 1 BB: 1 P: 15	R: 0 E: 0 K: 0 S: 8 H: 0 LOB: 0 BB: 0 P: 13		1B: 5 2B: 2 3B: 1 HR: 2	SF: 0 SAC: 0 DP: 0 HBP: 0			WP: 0 PB: 0 SB: 1 CS: 0	PA: 37	

	AB	34
	R	7
	H	10
	RBI	6
	BB	3
	SO	4
	LOB	13

PITCHER		IP	WLS	BF	H	R	ER	SO	BB	IBB	HBP	BLK	WP	HR	S	P	ERA	WHIP
36 Edwin Jackson, R ERA: 5.11	(1, 1)	4.2	L	24	8	7	6	2	2	0	0	0	0	2	56	91	11.57	2.143
33 Carlos Villanueva, R ERA: 6.75	(5, 1)	1.1		6	2	0	0	1	0	0	0	0	0	0	12	21	0.00	1.500
40 James Russell, L ERA: 2.6	(7, 1)	2.0		7	0	0	0	1	1	0	0	0	0	0	17	28	0.00	0.500

PITCHER	IP	WLS	BF	H	R	ER	SO	BB	IBB	HBP	BLK	WP	HR	S	P	ERA	WHIP

Chicago Cubs @ Philadelphia Phillies

Citizens Bank Park, Philadelphia, PA

Sun Jun 15 2014, 1:40 PM - 4:16 PM EDT

Att. 41,238 - Sunny - 80 F

TOP

livebaseballscorecards.com

Batter	1	2	3	4	5	6	7	8	9	AB	R	H	RBI	BB	SO	LOB
24 Luis Valbuena, L (1, 5) OBP: 0.382, SLG: 0.460	B SI 92 X SI 92 1-0 ① P6		B KC 80 C SI 92 F SI 91 F CH 87 B KC 81 S KC 82 2-3 ① K		F SI 92 B SI 93 F SI 93 B SI 93 S KC 82 2-3 ① K		B KC 79 B SI 90 F FF 90 X FF 90 2-1 ② F8			4	0	0	0	0	2	1
20 Justin Ruggiano, R (1, 7) OBP: 0.381, SLG: 0.437	X SI 93 0-0 ② B1-3		B KC 82 X SI 93 1-0 44 G3-1 44 WP 13 1B 1B		S KC 83 C KC 84 B FF 93 F KC 85 S SI 94 1-3 ② K		X SI 91 0-0 ③ G5-3			4	1	1	0	0	1	1
44 Anthony Rizzo, L (1, 3) OBP: 0.406, SLG: 0.509	X SI 93 0-0 HR		B SI 94 B CH 87 B KC 80 C FF 93 F FF 93 F KC 84 F SI 89 X FF 94 3-2 ② G3-1 1-3		X KC 82 0-0 ③ G6-3			B CH 86 C FF 90 B CH 85 X KC 79 2-1 ① L9		4	1	1	1	0	0	2
13 Starlin Castro, R (1, 6) OBP: 0.326, SLG: 0.461	C FF 94 B KC 82 F FF 93 B SI 93 X KC 82 2-2 6 1B 1B		X KC 83 0-0 6 S 1B 3-H			F FF 92 B KC 82 S KC 82 B KC 81 F KC 82 X FF 92 2-2 6 F9 19 2B 2B		S SI 92 F CH 87 C SI 92 0-3 ② K		4	1	3	1	0	1	0
6 Ryan Sweeney, L (1, 8) OBP: 0.243, SLG: 0.219	C KC 81 B CH 87 X KC 81 1-1 1-2 1B		B FF 93 C SI 92 B CH 86 C SI 93 X SI 94 2-2 ③ G4-3 1-2			C FF 93 B KC 81 D KC 80 F FF 92 B SI 92 X KC 82 3-2 ① F9 2-3		B SI 91 X FF 90 1-0 ③ L7		4	0	1	0	0	0	2
19 Nate Schierholtz, L (1, 9) OBP: 0.265, SLG: 0.310	C FF 93 X SI 94 0-1 ③ F8			F SI 92 X CH 88 0-1 ① G4-3		B SI 93 F SI 93 S KC 82 X KC 82 1-2 3-H 2B			F FF 98 B SL 86 S SL 86 S SL 88 1-3 ① K	4	0	1	1	0	1	2
15 Darwin Barney, R (1, 4) OBP: 0.250, SLG: 0.280		F SI 91 X SI 91 0-1 ① P4		B KC 82 X FF 93 1-0 ② F9		B SI 94 C SI 92 B SI 93 X SI 93 2-1 ② L8			S FF 99 F FF 100 B FF 101 X SL 89 1-2 ② P5	4	0	0	0	0	0	1
32 Eli Whiteside, R (1, 2) OBP: 0.050, SLG: 0.053		B SI 91 F SI 91 S SI 92 X SI 94 1-2 ② F9		X SI 94 0-0 ③ L4		D KC 83 C SI 92 X SI 93 1-1 ③ P3			S SL 86 S FF 99 S FF 100 0-3 ③ K	4	0	0	0	0	1	1
37 Travis Wood, R (1, 1) OBP: 0.300, SLG: 0.500 54 Neil Ramírez, R (9, 1)		B SI 92 S FF 92 B SI 92 X FF 92 2-1 ③ P5			F FF 92 B FF 93 X SI 92 1-1 1B		B SI 89 X FF 89 1-0 ① F8			3 0	0 0	1 0	0 0	0 0	0 0	0 0
Inning Stats	R: 1 E: 0 K: 0 S: 10 H: 3 LOB: 2 BB: 0 P: 14	R: 0 E: 0 K: 0 S: 7 H: 0 LOB: 0 BB: 0 P: 10	R: 1 E: 0 K: 1 S: 14 H: 2 LOB: 1 BB: 0 P: 22	R: 0 E: 0 K: 0 S: 4 H: 0 LOB: 0 BB: 0 P: 5	R: 0 E: 0 K: 2 S: 10 H: 1 LOB: 1 BB: 0 P: 14	R: 1 E: 0 K: 0 S: 14 H: 2 LOB: 1 BB: 0 P: 23	R: 0 E: 0 K: 0 S: 4 H: 0 LOB: 0 BB: 0 P: 7	R: 0 E: 0 K: 1 S: 6 H: 0 LOB: 0 BB: 0 P: 9	R: 0 E: 0 K: 2 S: 9 H: 0 LOB: 0 BB: 0 P: 11	1B: 5 2B: 2 3B: 0 HR: 1 SF: 0 SAC: 0 DP: 0 HBP: 0						

	AB	35
	R	3
	H	8
	RBI	3
	BB	0
	SO	6
	LOB	10

WP: 1 PB: 0 SB: 1 CS: 0 PA: 35

PITCHER		IP	WLS	BF	H	R	ER	SO	BB	IBB	HBP	BLK	WP	HR	S	P	ERA	WHIP
34 A.J. Burnett, R ERA: 4.17	(1, 1)	8.0	L	32	8	3	3	4	0	0	0	0	1	1	69	104	3.38	1.000
53 Ken Giles, R ERA: 6.75	(9, 1)	1.0		3	0	0	0	2	0	0	0	0	0	0	9	11	0.00	0.000

PITCHER	IP	WLS	BF	H	R	ER	SO	BB	IBB	HBP	BLK	WP	HR	S	P	ERA	WHIP

Chicago Cubs @ Philadelphia Phillies

Citizens Bank Park, Philadelphia, PA

Sun Jun 15 2014, 1:40 PM - 4:16 PM EDT

Att. 41,238 - Sunny - 80 F

livebaseballscorecards.com

BOTTOM

Batter	1	2	3	4	5	6	7	8	9	AB	R	H	RBI	BB	SO	LOB
2 Ben Revere, L (1, 8) OBP: 0.304, SLG: 0.342	B FF 87 B FF 88 B FF 88 C FC 87 C FF 88 B FC 86 4-2 26 S BB		B FF 89 B FC 87 B FF 89 C FF 89 X FF 89 3-1 ③ P6			B FC 88 X FF 90 1-0 11 1B 1B		C FC 86 D FC 87 B SL 81 X FC 85 2-1 ① G3 1-2		3	0	1	0	1	0	1
11 Jimmy Rollins, S (1, 6) OBP: 0.343, SLG: 0.400	F SI 88 F FC 87 F SL 81 F FC 88 X FF 90 0-2 ① L5			C CH 80 B FC 86 X CH 81 1-1 ① P3		F CH 79 B FC 86 X FF 89 1-1 1-2 1B		B FC 87 X CH 81 1-0 ② G5-3		4	0	1	0	0	0	2
26 Chase Utley, L (1, 4) OBP: 0.361, SLG: 0.482	C FC 85 1 SAFE F FC 88 F SL 80 1 SAFE B FC 86 S SL 79 1-3 ② K 1-2			B FC 87 C FC 87 X FF 91 1-1 ② F7		B FC 86 X FC 85 1-0 ② F6		B FC 88 S FC 87 X FF 90 1-1 ③ F8		4	0	0	0	0	1	4
3 Marlon Byrd, R (1, 9) OBP: 0.316, SLG: 0.470	B FC 86 F CH 81 B FC 85 B FC 86 F CH 81 S FF 90 3-3 ③ K			F CH 82 S SI 90 X FC 83 0-2 ③ F7		X FC 86 0-0 ③ P6			B FF 95 C FF 94 B SL 88 X FF 93 2-1 ① F8	4	0	0	0	0	1	3
51 Carlos Ruiz, R (1, 2) OBP: 0.387, SLG: 0.387		B FC 85 X SI 88 1-0 ① P5			B CU 72 B FC 85 B FF 89 B FF 89 4-0 BB		C FC 85 B CU 74 C FF 89 S FC 81 1-3 ① K		B FF 94 C FF 93 F FF 94 B CH 86 B FF 92 X FF 93 3-2 ② L7	3	0	0	0	1	1	0
9 Domonic Brown, L (1, 7) OBP: 0.262, SLG: 0.326		C FC 86 X CU 74 0-1 ② G3-1			C FC 85 B FC 86 S FC 86 B FC 86 S FF 89 2-3 ① K		F FF 90 B FC 87 B FC 87 X FC 86 2-1 ② L9		X FF 93 0-0 ③ F7	4	0	0	0	0	1	1
15 John Mayberry Jr., R (1, 3) OBP: 0.350, SLG: 0.557		B FF 89 B FC 87 F FF 89 X SI 90 2-1 ③ P6			C FC 86 X FF 88 0-1 ② P6		C SI 91 B FF 89 F FC 88 B FF 91 B FC 89 B FC 89 4-2 7 FC5-4 BB			2	0	0	0	1	0	1
7 Ronny Cedeno, R (1, 5)			C FF 87 C CU 73 B FF 89 B FC 86 C FC 86 2-3 ① K		X FC 82 0-0 ③ F7		C CH 79 C FF 90 F SL 81 B FF 89 X FC 82 1-2 ③ FC5-4 1-2f			3	0	0	0	0	1	2
34 A.J. Burnett, R (1, 1) OBP: 0.200, SLG: 0.233 16 César Hernández, S (8, PH) OBP: 0.261, SLG: 0.266 53 Ken Giles, R (9, 1)			X SI 88 0-0 ② G6-3			B FF 88 B FC 86 C FF 87 T FF 87 B FF 89 S FF 88 3-3 ① K		B SI 90 B CH 79 C SI 89 B FC 87 C SI 89 F FF 91 F FF 91 X FF 91 3-2 2 G3 1B		2 1 0	0 0 0	0 1 0	0 0 0	0 0 0	1 0 0	0 0 0
Inning Stats	R: 0 E: 0 K: 2 S: 14 H: 0 LOB: 1 BB: 1 P: 22	R: 0 E: 0 K: 0 S: 5 H: 0 LOB: 0 BB: 0 P: 8	R: 0 E: 0 K: 1 S: 6 H: 0 LOB: 0 BB: 0 P: 11	R: 0 E: 0 K: 0 S: 7 H: 0 LOB: 0 BB: 0 P: 9	R: 0 E: 0 K: 1 S: 6 H: 0 LOB: 1 BB: 1 P: 12	R: 0 E: 0 K: 1 S: 8 H: 2 LOB: 2 BB: 0 P: 14	R: 0 E: 0 K: 1 S: 11 H: 0 LOB: 1 BB: 1 P: 19	R: 0 E: 0 K: 0 S: 10 H: 1 LOB: 1 BB: 0 P: 17	R: 0 E: 0 K: 0 S: 6 H: 0 LOB: 0 BB: 0 P: 11	1B: 3 2B: 0 3B: 0 HR: 0 SF: 0 SAC: 0 DP: 0 HBP: 0						

	AB	30
	R	0
	H	3
	RBI	0
	BB	3
	SO	6
	LOB	14

WP: 0 PB: 0 SB: 1 CS: 0 PA: 33

PITCHER		IP	WLS	BF	H	R	ER	SO	BB	IBB	HBP	BLK	WP	HR	S	P	ERA	WHIP
37 Travis Wood, L ERA: 4.48	(1, 1)	8.0	W	30	3	0	0	6	3	0	0	0	0	0	67	112	0.00	0.750
54 Neil Ramírez, R ERA: 1.06	(9, 1)	1.0	S	3	0	0	0	0	0	0	0	0	0	0	6	11	0.00	0.000

PITCHER	IP	WLS	BF	H	R	ER	SO	BB	IBB	HBP	BLK	WP	HR	S	P	ERA	WHIP

Batter	1	2	3	4	5	6	7	8	9	10	11	12	13	AB	R	H	RBI	BB	SO	LOB
24 Luis Valbuena, L (1, 4) (11, 5) OBP: 0.390, SLG: 0.461	C FF 93 C FF 95 F KC 82 C KC 81 0-3 K		B FF 93 C FF 93 D KC 79 F FF 93 F KC 81 B FF 94 C FF 94 3-3 K			B FF 91 B FF 91 B FF 90 C FF 91 X FF 91 3-1 44 G3-1 20 1B 13 HR 1-2 1B		C FF 95 B SL 88 X SL 89 1-1 20 CS 1B		C SI 93 F SI 93 B FC 88 F CU 81 B SI 94 F FC 89 B SI 93 4-2 BB	B SL 83 B FF 94 S FF 93 B FF 93 F FF 93 F FF 93 F FF 93 B FF 92 4-2 1-2 BB		4	1	2	0	2	2	1
20 Justin Ruggiano, R (1, 9) OBP: 0.371, SLG: 0.421 56 Héctor Rondón, R (10, 1) 15 Darwin Barney, R (11, 4) OBP: 0.248, SLG: 0.278	B FF 95 S FF 93 C FF 94 S SL 87 1-3 K			F SL 86 F FF 94 B FF 95 F SL 87 X FF 95 1-2 L9		S SI 92 C FF 93 B FF 91 X FF 94 1-2 44 G3-1 13 HR 1-2 2-3 1B		C FF 91 S SL 80 B SL 81 S SL 80 1-3 K 1-2		S FC 89 S FC 88 F FC 88 B SI 94 S FC 89 1-3 K		F FF 93 C FF 94 S SL 84 0-3 K		5 0 1	1 0 0	1 0 0	0 0 0	0 0 0	3 0 1	2 0 2
44 Anthony Rizzo, L (1, 3) OBP: 0.401, SLG: 0.498	B KC 79 B FF 94 X FF 94 2-0 F9			F FF 94 B FF 93 F KC 79 F FF 94 F SL 87 T SL 89 1-2 K		D KC 79 C FF 93 X FF 94 1-1 G3-1 1-2 2-3 3-H		B SI 91 B CH 84 B CH 84 B FF 93 4-0 13 1B BB		X SI 94 0-0 L7		B FF 92 C FF 93 B SL 84 X SL 84 2-1 F7		5	0	0	1	1	1	5
13 Starlin Castro, R (1, 6) OBP: 0.330, SLG: 0.473		X FF 92 0-0 F9		B FF 94 C FF 94 X KC 81 1-1 G6-3		B KC 79 C FF 92 X KC 78 1-1 2-H 3-H HR		X FF 92 0-0 1-2 1B			X FF 94 0-0 6 G6-3 1B		B SI 92 X SI 93 1-0 G6-3	6	1	3	3	0	0	0
6 Ryan Sweeney, L (1, 8) OBP: 0.224, SLG: 0.200		C FF 92 X FF 93 0-1 F9			B FF 93 B FF 91 X FF 92 2-0 G4-3	C FF 93 B FF 94 B FF 94 F FF 94 F FF 94 F SL 87 F SL 87 B FF 95 F FF 93 3-2 X FF 93 F8		B FF 90 F FF 90 B FF 93 X FF 90 2-1 P5			C FC 92 D SI 92 B FC 90 X FC 89 2-1 G6-3 1-2		X SI 94 0-0 G4-3	6	0	0	0	0	0	3
21 Junior Lake, R (1, 7) OBP: 0.265, SLG: 0.418	C FF 94 F FF 94 F KC 81 B FF 95 F SL 87 B SL 88 T SI 95 2-2 K				F FF 94 X KC 80 0-1 F7		S FF 94 B FF 96 S SL 87 S SL 87 1-3 K		B SI 92 X SI 92 1-0 F7		X FC 88 0-0 P6		B CU 81 S SI 92 F SI 93 X FC 81 1-2 37 2B 1B	6	1	1	0	0	2	1
30 Mike Olt, R (1, 5) OBP: 0.231, SLG: 0.373 33 Carlos Villanueva, R (11, 1) 37 Travis Wood, R (13, PH) OBP: 0.323, SLG: 0.552 40 James Russell, L (13, 1)			B FF 94 X FF 94 1-0 39 SH1-4 1B		S KC 79 C KC 81 F SL 86 X KC 80 0-2 G5-3		C SL 86 C SL 88 B SL 87 S SL 87 1-3 K		C SL 80 X SL 80 0-1 L3		S FC 88 S FC 88 D FC 89 D FC 89 T FC 88 2-2 K		1 SAFE D FF 91 1 SAFE F SI 92 X FC 81 1-1 1-H 2B	5 0 1 0	0 0 0 0	1 0 1 0	0 0 1 0	0 0 0 0	2 0 0 0	1 0 0 0
12 John Baker, L (1, 2) OBP: 0.225, SLG: 0.185		X FF 92 0-0 L7				C FF 91 C KC 78 B SL 86 X KC 79 1-2 39 FC2-6 1B	C SI 95 F SI 95 B SL 86 F SL 86 B FF 96 B FF 96 X SI 95 3-2 1B	C SI 92 B SL 81 F SI 91 F SI 91 F SL 80 B SI 91 S SL 80 2-3 K			B FF 92 F SI 93 B SI 94 X FF 92 2-1 F7		5	0	2	0	1	1	2
39 Jason Hammel, R (1, 1) OBP: 0.107, SLG: 0.074 8 Chris Coghlan, L (7, PH) OBP: 0.270, SLG: 0.288 52 Justin Grimm, R (7, 1) 53 Wesley Wright, R (7, 1) 63 Brian Schlitter, R (7, 1) OBP: 1.000, SLG: 1.000 46 Pedro Strop, R (9, 1) 19 Nate Schierholtz, L (10, PH) OBP: 0.263, SLG: 0.307 (10, 9)	L FF 91 X SL 84 0-1 SH1-4 1-2					C FF 90 X KC 76 0-1 FC2-6 20 1B 24 1B 44 G3-1 1-2f	C SL 88 O CU 77 S SL 89 S SL 87 1-3 K		X CU 80 0-0 G6-3		L SL 83 F SL 83 D SL 84 F SL 84 C FF 94 1-3 K		1 1 0 0 0 0 0 2	1 1 0 0 0 0 0 0	0 0 0 0 0 0 0 0	0 0 0 0 0 0 0 0	0 0 0 0 0 0 0 0	0 1 0 0 0 0 0 1	1 1 0 0 0 0 0 1
Inning Stats	R: 0 E: 0 K: 2 S: 8 H: 0 LOB: 0 BB: 0 P: 11	R: 0 E: 0 K: 1 S: 8 H: 0 LOB: 0 BB: 0 P: 10	R: 0 E: 0 K: 1 S: 8 H: 1 LOB: 1 BB: 0 P: 12	R: 0 E: 0 K: 1 S: 11 H: 0 LOB: 0 BB: 0 P: 14	R: 0 E: 0 K: 0 S: 7 H: 0 LOB: 0 BB: 0 P: 9	R: 4 E: 0 K: 0 S: 21 H: 4 LOB: 0 BB: 0 P: 31	R: 0 E: 0 K: 3 S: 13 H: 1 LOB: 1 BB: 0 P: 19	R: 0 E: 0 K: 1 S: 8 H: 2 LOB: 2 BB: 1 P: 16	R: 0 E: 0 K: 1 S: 8 H: 0 LOB: 0 BB: 0 P: 11	R: 0 E: 0 K: 1 S: 10 H: 0 LOB: 1 BB: 1 P: 15	R: 0 E: 0 K: 1 S: 7 H: 1 LOB: 1 BB: 0 P: 11	R: 0 E: 0 K: 2 S: 15 H: 0 LOB: 2 BB: 2 P: 26	R: 1 E: 0 K: 0 S: 9 H: 2 LOB: 1 BB: 0 P: 14	1B: 9 2B: 1 3B: 0 HR: 1 SF: 0 SAC: 1 DP: 0 HBP: 0	WP: 0 PB: 0 SB: 0 CS: 1 PA: 53						

PITCHER		IP	WLS	BF	H	R	ER	SO	BB	IBB	HBP	BLK	WP	HR	S	P	ERA	WHIP
34 Tom Koehler, R ERA: 3.84	(1, 1)	6.0		23	5	4	4	5	0	0	0	0	0	1	63	87	6.00	0.833
41 Chris Hatcher, R ERA: 3.0	(7, 1)	0.2		3	1	0	0	2	0	0	0	0	0	0	10	15	0.00	1.500
40 Mike Dunn, L ERA: 3.95	(7, 1)	0.1		2	1	0	0	1	0	0	0	0	0	0	5	7	0.00	3.000
44 AJ Ramos, R ERA: 2.48	(8, 1)	1.0		4	1	0	0	1	1	0	0	0	0	0	6	13	0.00	2.000
31 Steve Cishek, R ERA: 2.12	(9, 1)	1.0		3	0	0	0	1	0	0	0	0	0	0	8	11	0.00	0.000

PITCHER		IP	WLS	BF	H	R	ER	SO	BB	IBB	HBP	BLK	WP	HR	S	P	ERA	WHIP
57 Bryan Morris, R ERA: 2.73	(10, 1)	2.0		8	1	0	0	2	1	0	0	0	0	0	17	26	0.00	1.000
43 Dan Jennings, L ERA: 0.9	(12, 1)	1.0		5	0	0	0	2	2	0	0	0	0	0	15	26	0.00	2.000
33 Jacob Turner, R ERA: 6.43	(13, 1)	1.0	L	5	2	1	1	0	0	0	0	0	0	0	9	14	9.00	2.000

TOP

Chicago Cubs @ Miami Marlins

Marlins Park, Miami, FL

Mon Jun 16 2014, 7:14 PM - 11:51 PM EDT

Att. 19,170 - Roof Closed - 77 F

livebaseballscorecards.com

AB	48
R	5
H	11
RBI	5
BB	4
SO	14
LOB	20

Chicago Cubs @ Miami Marlins

Marlins Park, Miami, FL

Mon Jun 16 2014, 7:14 PM - 11:51 PM EDT

Att. 19,170 - Roof Closed - 77 F

livebaseballscorecards.com

Batter	1	2	3	4	5	6	7	8	9	10	11	12	13	AB	R	H	RBI	BB	SO	LOB
23 Jake Marisnick, R (1, 8) OBP: 0.429, SLG: 0.333	C FF 91 F FF 92 X SL 81 0-2 10 S 27 HR 1B		C SL 81 B SL 82 F FF 92 B FF 93 S SL 82 2-3 ① K	X SL 83 0-0 ③ FC5-4 1-2f			B FF 94 C FF 94 X CU 81 1-1 27 FC6-4 46 FC3-2 10 BB 1B		C SI 96 B SL 84 X SI 96 1-1 ① G6-3		C FF 90 B SI 90 B SL 85 S CH 82 F FF 90 B SL 86 F FF 90 B CH 83 4-2 10 S BB		C FF 89 B CH 82 X CH 83 1-1 ③ P6	6	1	2	0	1	1	2
10 Jeff Baker, R (1, 4) OBP: 0.279, SLG: 0.351	1 SAFE F FF 92 F FF 91 B FF 92 F SL 81 S SL 82 1-3 ① K 1-2		S SL 81 X SL 82 0-1 ② L4		C FF 92 F FF 91 B FF 93 S SL 82 1-3 ① K		1 SAFE C FF 92 P PO 88 1 SAFE 1 SAFE B FF 93 B FF 94 F FF 94 1 SAFE 4-2 B FF 93 27 FC6-4 1-2 BB		C FF 96 C SI 96 S SL 84 0-3 ② K		C SI 90 D SL 84 C SL 84 D SL 85 X SL 85 2-2 ② L9 1-2			5	0	0	0	1	3	2
27 Giancarlo Stanton, R (1, 9) OBP: 0.399, SLG: 0.594	2 SAFE B SI 92 F FF 92 X SL 82 1-1 2-H HR		X FF 93 0-0 9 S 9 1B 1B		C SL 82 F SL 82 X SL 82 0-2 G6-3		C FF 93 B CU 81 F CU 82 D SL 84 B FF 95 X CU 82 3-2 ① FC6-4 46 FC3-2 9 BB 1-2f 2-3		S SL 83 C SL 82 F SL 82 S SL 84 0-3 ③ K		I IN 74 I IN 78 I IN 78 I IN 79 4-0 IBB			5	2	2	2	1	1	2
9 Casey McGehee, R (1, 5) OBP: 0.373, SLG: 0.392	B FF 93 B FF 92 B SI 92 C FF 92 C SI 92 B SI 92 4-2 BB		C FF 92 X SL 82 0-1 1-H 1B		B FF 92 B FF 91 F FF 92 X CU 76 2-1 1B		D SL 82 S SL 81 1 SAFE B FF 94 B SL 83 B FF 95 4-1 46 FC3-2 1-2 BB			C FF 98 C FF 98 B SL 82 B FF 97 B FF 97 B FF 97 4-2 13 1B BB	C CH 83 F FF 90 B FF 90 F SL 86 X CH 84 1-2 ③ P6			3	0	2	1	3	0	2
46 Garrett Jones, L (1, 3) OBP: 0.332, SLG: 0.444	B CU 75 C CU 76 L SI 91 D SL 82 F FF 92 T SL 83 2-2 ② K		C SI 91 D CU 76 X SL 82 1-1 ③ G5-3		C CU 76 F SI 92 B FF 91 F SL 82 B FF 93 1 SAFE S SL 82 2-3 ③ K		S SL 84 B SL 86 X KC 79 1-1 ② FC3-2 1-2 2-3 3-H↑			S FF 95 T FF 96 F FF 96 S SI 96 0-3 ① K		X CU 74 0-0 ① F8		6	0	0	0	0	3	7
13 Marcell Ozuna, R (1, 7) OBP: 0.318, SLG: 0.467 33 Jacob Turner, R (13, 1) OBP: 0.333, SLG: 0.375	B FF 92 C SI 92 D SL 84 C SL 83 F CU 76 T FF 92 2-2 ③ K			C SL 83 X FF 92 0-1 ① L9		C FF 91 B SL 82 B FF 92 F FF 92 F SL 81 B SL 80 F FF 92 X FF 93 3-2 3 SF8 3B	B SI 93 F SI 93 C SI 94 C SI 94 1-3 ③ K		S FF 95 1 SAFE S FF 96 B FF 96 X FF 96 1-2 1B			C FF 89 B SI 88 S SL 85 B FF 91 B SL 86 S FF 91 3-3 ② K	6 0	1 0	2 0	0 0	0 0	3 0	4 0
3 Adeiny Hechavarría, R (1, 6) OBP: 0.291, SLG: 0.321		X FF 91 0-0 ① G4-3		L FF 91 B SL 82 X SL 81 1-1 6 1B 1B		X FF 91 0-0 ① SF8 3-H		F SI 92 F SI 92 S SL 83 0-3 ① K		F SI 95 B FF 96 S FC 88 B FC 90 B FF 95 F FF 96 S FF 95 3-3 ② K		X CH 82 0-0 ③ L7		5	0	1	1	0	2	2
6 Jeff Mathis, R (1, 2) OBP: 0.310, SLG: 0.289		C FF 92 S SL 81 C SL 82 0-3 ② K		1 SAFE 1 SAFE C FF 90 X FF 90 0-1 23 FC5-4 1-3 1B		X SL 82 0-0 ② G6-3		C SI 93 B SL 84 C SI 92 B SL 84 F SI 93 F SI 93 B SL 85 X SI 93 3-2 ② G6-3		F SL 79 T FF 95 F FF 96 D SL 80 S SL 84 1-3 ③ K			B SI 90 C SI 90 B CH 82 F SI 90 X CH 82 2-2 ① F8	6	0	1	0	0	2	2
34 Tom Koehler, R (1, 1) 48 Justin Bour, L (6, PH) 41 Chris Hatcher, R (1, 1) 40 Mike Dunn, L (1, 1) 44 AJ Ramos, R (8, 1) 15 Rafael Furcal, S (6, PH) 31 Steve Cishek, R (8, 1) 57 Bryan Morris, L (10, 1) 8 Reed Johnson, R (10, PH) 43 Dan Jennings, L (10, 1) 59 Ed Lucas, R (10, 1) OBP: 0.000, SLG: 0.000		C FF 91 F FF 92 X SI 92 0-2 ③ G3		L FF 91 C SL 82 L SL 81 0-3 ② K		C CU 75 F FF 92 S SL 82 0-3 ③ K		C SI 93 X SI 92 0-1 ③ G6-3			C CU 73 B SL 84 B CU 76 X CH 80 2-1 ① G6-3		X SI 90 0-0 ② L8	2 1 0 0 0 1 0 0 0 1 0	0 0 0 0 0 0 0 0 0 0 0	0 0 0 0 0 0 0 0 0 0 0	0 0 0 0 0 0 0 0 0 0 0	1 0 0 0 0 0 0 0 0 0 0	2 0 0 0 0 0 0 0 0 0 0
Inning Stats	R: 2 E: 0 K: 3 S: 19 H: 2 LOB: 1 BB: 1 P: 29	R: 0 E: 0 K: 1 S: 7 H: 0 LOB: 0 BB: 0 P: 7	R: 1 E: 0 K: 1 S: 10 H: 2 LOB: 1 BB: 0 P: 13	R: 0 E: 0 K: 1 S: 10 H: 2 LOB: 2 BB: 0 P: 11	R: 0 E: 0 K: 2 S: 12 H: 1 LOB: 1 BB: 0 P: 17	R: 1 E: 0 K: 1 S: 10 H: 1 LOB: 0 BB: 0 P: 13	R: 0 E: 0 K: 1 S: 14 H: 1 LOB: 3 BB: 2 P: 27	R: 0 E: 0 K: 1 S: 10 H: 0 LOB: 0 BB: 0 P: 13	R: 0 E: 0 K: 2 S: 9 H: 0 LOB: 0 BB: 0 P: 10	R: 0 E: 0 K: 3 S: 17 H: 1 LOB: 2 BB: 1 P: 26	R: 0 E: 0 K: 0 S: 13 H: 0 LOB: 2 BB: 2 P: 26	R: 0 E: 0 K: 1 S: 5 H: 0 LOB: 0 BB: 0 P: 8	R: 0 E: 0 K: 0 S: 6 H: 0 LOB: 0 BB: 0 P: 9	1B: 8 2B: 0 3B: 1 HR: 1 SF: 1 SAC: 0 DP: 0 HBP: 0	WP: 0 PB: 0 SB: 3 CS: 0 PA: 55					

PITCHER		IP	WLS	BF	H	R	ER	SO	BB	IBB	HBP	BLK	WP	HR	S	P	ERA	WHIP
39 Jason Hammel, R ERA: 3.02	(1, 1)	6.0		27	8	4	4	9	1	0	0	0	0	1	68	90	6.00	1.500
52 Justin Grimm, R ERA: 2.97	(7, 1)	0.1		4	1	0	0	0	2	0	0	0	0	0	9	20	0.00	9.000
53 Wesley Wright, L ERA: 2.61	(7, 1)	0.1		1	0	0	0	0	0	0	0	0	0	0	2	3	0.00	0.000
63 Brian Schlitter, R ERA: 2.27	(7, 1)	1.1		4	0	0	0	2	0	0	0	0	0	0	13	17	0.00	0.000
46 Pedro Strop, R ERA: 3.92	(9, 1)	1.0		3	0	0	0	2	0	0	0	0	0	0	9	10	0.00	0.000

PITCHER		IP	WLS	BF	H	R	ER	SO	BB	IBB	HBP	BLK	WP	HR	S	P	ERA	WHIP
56 Héctor Rondón, R ERA: 2.36	(10, 1)	1.0		5	1	0	0	3	1	0	0	0	0	0	17	26	0.00	2.000
33 Carlos Villanueva, R ERA: 6.41	(11, 1)	2.0	W	8	0	0	0	1	1	1	0	0	0	0	18	34	0.00	0.500
40 James Russell, L ERA: 2.45	(13, 1)	1.0	S	3	0	0	0	0	0	0	0	0	0	0	6	9	0.00	0.000

AB	48
R	4
H	10
RBI	4
BB	6
SO	17
LOB	25

MIAMI

Batter	1	2	3	4	5	6	7	8	9	AB	R	H	RBI	BB	SO	LOB
24 Luis Valbuena, L (1, 5) OBP: 0.391, SLG: 0.470	B FF 92 C FF 93 B FF 93 B FF 92 X FF 93 3-1 ① P4	C SL 82 S FF 93 X FF 93 0-2 ③ F9			C FF 94 X FF 93 0-1 2B		1 SAFE B SI 93 X SI 92 1-0 13 FC5 1-H 2B		C SL 82 B SL 81 B SI 91 F SL 81 S SL 82 2-3 ① K 2-3	5	0	2	1	0	1	2
20 Justin Ruggiano, R (1, 7) OBP: 0.362, SLG: 0.405	C FF 92 F FF 93 F SL 81 B SL 82 X FF 94 1-2 ② F8		F FF 92 S SL 80 B SL 82 X FF 93 1-2 ① F8		B SL 80 C FF 93 B FF 93 B SL 81 B FF 93 4-1 BB		B SI 96 F SI 94 D SI 95 B SI 95 X SI 94 3-1 ② G5-3		C SL 80 F SL 81 B SL 82 F SL 80 B SI 92 X SL 81 2-2 ② SF8 3-H	3	0	0	1	1	0	1
44 Anthony Rizzo, L (1, 3) OBP: 0.397, SLG: 0.490	C FF 94 C FF 94 F SL 82 S FF 94 0-3 ③ K		S CH 86 C FF 94 F FF 94 S SL 83 0-3 ② K		C FF 92 B FF 92 F FF 92 F SL 81 X SL 81 1-2 ③ L7		I IN 81 I IN 80 I IN 79 I IN 79 4-0 13 FC5 IBB		C SL 81 B SL 80 B SL 82 F SL 81 F SL 81 S SL 81 2-3 ③ K	4	0	0	0	1	3	2
13 Starlin Castro, R (1, 6) OBP: 0.329, SLG: 0.473		C FF 93 B SL 81 F FF 93 B FF 94 F FF 94 S SL 81 2-3 ① K	F SL 81 S SL 82 B FF 94 C FF 94 1-3 ③ K			B SL 79 F FF 92 B FF 93 X SL 81 2-1 21 G3-1 2B	C FF 96 B SI 95 F SI 96 F FF 96 X SI 96 1-2 ③ FC5 1-2 2-3f			4	0	1	0	0	2	2
19 Nate Schierholtz, L (1, 9) OBP: 0.267, SLG: 0.307		C FF 93 F FF 93 F FF 94 H SL 84 1-2 21 HR HBP		F FF 92 B CH 84 B FF 93 X CH 85 2-1 ① F9		X FF 91 0-0 ① L7		C SI 94 X FF 93 0-1 15 FC6-4 1B		3	1	1	0	0	0	1
21 Junior Lake, R (1, 8) OBP: 0.265, SLG: 0.429 52 Justin Grimm, R (8, 1)	X FF 93 0-0 1-H HR			S FF 94 B SL 81 B SL 81 F SL 80 X FF 95 2-2 ② G5-3		X SL 80 0-0 ② G3-1 2-3		B SI 94 S SI 95 B SI 94 B SI 95 S SI 94 S SI 95 3-3 ① K		4 0	1 0	1 0	2 0	0 0	1 0	2 0
15 Darwin Barney, R (1, 4) OBP: 0.248, SLG: 0.277	C FF 93 X FF 94 0-1 29 S 32 1B 29 SF8 1B			B SL 79 C FF 93 X FF 94 1-1 ③ F8		B FF 91 B FF 91 F FF 92 X SL 80 2-1 ③ F8		C SI 95 X SI 95 0-1 ② FC6-4 1-2f		4	1	1	0	0	0	2
32 Eli Whiteside, R (1, 2) OBP: 0.087, SLG: 0.091 12 John Baker, L (8, PH) OBP: 0.222, SLG: 0.183 (8, 2)	C SL 79 X FF 93 0-1 29 SF8 29 S 1-2 1B			C FF 92 X FF 92 0-1 ① G6-3			F FF 92 B FF 92 B SL 80 F FF 92 F SL 81 X FF 92 2-2 ① L7	S FF 94 B FF 95 F SL 89 B FF 95 F FF 95 X SL 89 2-2 ③ G3		3 1	0 0	1 0	0 0	0 0	0 0	0 1
29 Jeff Samardzija, R (1, 1) OBP: 0.182, SLG: 0.290 8 Chris Coghlan, L (7, PH) OBP: 0.280, SLG: 0.299 63 Brian Schlitter, R (7, 1) OBP: 1.000, SLG: 1.000 6 Ryan Sweeney, L (8, 8) OBP: 0.234, SLG: 0.225	B FF 93 F FF 92 B SL 80 S FF 93 X FF 93 2-2 ② SF8 1-3 2-H			C FF 93 S SL 81 F SL 82 B FF 93 B FF 94 S SL 82 2-3 ② K		B FF 93 X FF 91 1-0 24 2B 1B		C SI 93 F SI 94 B SI 93 F SL 80 F SL 81 X SI 93 1-2 24 PB 20 SF8 2B	1 1 0 1	0 1 0 1	0 1 0 1	1 0 0 0	0 0 0 0	1 0 0 0	0 0 0 0
Inning Stats	R: 0 E: 0 K: 1 S: 10 H: 0 LOB: 0 BB: 0 P: 14	R: 3 E: 0 K: 1 S: 18 H: 3 LOB: 1 BB: 0 P: 23	R: 0 E: 0 K: 2 S: 10 H: 0 LOB: 0 BB: 0 P: 12	R: 0 E: 0 K: 0 S: 7 H: 0 LOB: 0 BB: 0 P: 12	R: 0 E: 0 K: 1 S: 13 H: 1 LOB: 2 BB: 1 P: 20	R: 0 E: 0 K: 0 S: 6 H: 1 LOB: 1 BB: 0 P: 10	R: 1 E: 0 K: 0 S: 12 H: 2 LOB: 2 BB: 1 P: 24	R: 0 E: 0 K: 1 S: 11 H: 1 LOB: 1 BB: 0 P: 16	R: 1 E: 0 K: 2 S: 16 H: 1 LOB: 0 BB: 0 P: 23	1B: 4 2B: 4 3B: 0 HR: 1 SF: 2 SAC: 0 DP: 0 HBP: 1						

PITCHER		IP	WLS	BF	H	R	ER	SO	BB	IBB	HBP	BLK	WP	HR	S	P	ERA	WHIP
28 Anthony DeSclafani, R ERA: 5.6	(1, 1)	6.1		27	6	4	4	5	1	0	1	0	0	1	69	99	5.68	1.105
36 Sam Dyson, R ERA:	(7, 1)	1.1	W	7	2	0	0	1	0	1	0	0	0	0	14	26	0.00	1.500
40 Mike Dunn, L ERA: 3.9	(8, 1)	0.1	H	1	0	0	0	0	0	0	0	0	0	0	4	6	0.00	0.000
31 Steve Cishek, R ERA: 2.05	(9, 1)	1.0	S	4	1	1	0	2	0	0	0	0	0	0	16	23	0.00	1.000

PITCHER	IP	WLS	BF	H	R	ER	SO	BB	IBB	HBP	BLK	WP	HR	S	P	ERA	WHIP

TOP

Chicago Cubs @ Miami Marlins

Marlins Park, Miami, FL

Tue Jun 17 2014, 7:13 PM - 10:23 PM EDT

Att. 20,860 - Roof Closed - 77 F

livebaseballscorecards.com

AB	34
R	5
H	9
RBI	5
BB	2
SO	8
LOB	13

BOTTOM

Chicago Cubs @ Miami Marlins

Marlins Park, Miami, FL

Tue Jun 17 2014, 7:13 PM - 10:23 PM EDT

Att. 20,860 - Roof Closed - 77 F

livebaseballscorecards.com

Batter	1	2	3	4	5	6	7	8	9	AB	R	H	RBI	BB	SO	LOB
15 Rafael Furcal, S (1, 4) OBP: 0.261, SLG: 0.227	B FF 94 B SI 94 C SI 95 X SI 95 2-1 9 E 3 1B 1B	B FF 96 B FS 87 F FC 94 C SI 95 B FF 94 C SI 96 3-3 ③ K		B FF 95 X SI 98 1-0 3 1B 1B 2-H 3-H		B FC 93 C SL 87 B SL 87 F SL 85 F FF 96 C FC 94 2-3 ③ K		B SI 92 X FF 93 1-0 ② G4-3 2-3		5	1	2	2	0	2	3
3 Adeiny Hechavarría, R (1, 6) OBP: 0.300, SLG: 0.331	C FC 92 X FF 94 0-1 9 FC3-6 1B 1-2	X FF 94 0-0 27 PB 1B	C SL 89 1 SAFE F SL 88 B FF 95 1 SAFE X FF 97 1-2 1-3				X SI 92 0-0 27 G4-3 46 HR 1B	B FF 94 B FF 94 B FF 94 C FF 94 F FF 95 F FF 94 S FF 95 3-3 ③ K		5	1	4	0	0	1	1
27 Giancarlo Stanton, R (1, 9) OBP: 0.394, SLG: 0.585	B SI 95 B SI 96 S FS 86 F FS 85 S SL 87 2-3 ① K	B SI 94 F FS 87 X SL 89 1-1 ① G1-3 1-2	B FS 88 F FC 90 1 SAFE C SI 97 S SL 89 1-3 ③ K				B SI 92 C SI 92 1 SAFE 1 SAFE F SI 93 1 SAFE 1 SAFE B SL 82 B SI 92 3-2 X SI 94 G4-3 ① 1-2			4	0	0	0	0	2	6
9 Casey McGehee, R (1, 5) OBP: 0.375, SLG: 0.390	X SI 95 0-0 ② FC3-6 1-2f 2-H	C FF 94 T SI 95 B FF 96 D SL 86 F FS 87 S FS 87 2-3 ② K			F SL 88 C SI 96 B FC 90 B FF 97 B FS 86 F SI 97 B SL 88 4-2 46 FC4-5 BB		B SI 94 D FF 92 B SI 92 C SI 91 B SI 91 4-1 46 HR BB			2	1	0	0	2	1	2
46 Garrett Jones, L (1, 3) OBP: 0.331, SLG: 0.453	C FC 93 B FC 94 F FS 86 X FF 94 1-2 ③ G4-3	D FS 87 X FC 94 1-0 ③ F9			B FF 95 X SI 94 1-0 ① FC4-5 23 FC5-4 1-2f		B SI 91 X SI 91 1-0 1-H 2-H HR			4	1	1	3	0	0	3
13 Marcell Ozuna, R (1, 7) OBP: 0.317, SLG: 0.462		C FC 94 B SI 95 C FS 86 S FS 86 1-3 ① K		F SI 95 B SI 96 S SL 88 B FS 87 F FF 97 B FS 88 B FS 87 4-2 60 E 23 1B 28 G2-3 BB	C FC 94 B SL 89 B FS 86 F SI 95 F SI 96 C SL 89 2-3 ② K		C SI 93 X SL 82 0-1 ② F9			3	0	0	0	1	2	1
23 Jake Marisnick, R (1, 8) OBP: 0.455, SLG: 0.400		B FF 95 X SI 94 1-0 60 G6-3 1B		B SI 96 X FC 92 1-0 28 G2-3 60 E 15 1B 1-2 1B	C SI 96 B SI 96 D SL 89 X SL 88 2-1 ③ FC5-4 1-2f		B SL 80 B SI 91 F SI 91 B SI 90 C SI 91 C SI 93 3-3 ③ K			4	1	2	0	0	1	1
60 J.T. Realmuto, R (1, 2) OBP: 0.238, SLG: 0.200 6 Jeff Mathis, R (9, 2) OBP: 0.310, SLG: 0.289		B FC 93 C SI 94 S SL 87 B FS 86 1 SAFE X FS 86 2-2 ② G6-3 1-2	D SL 89 F SI 96 F FS 84 X SL 89 1-2 FC1 28 G2-3 15 1B 1-2 2-3			C SL 87 C SI 96 B SL 89 S FF 96 1-3 ① K		S FF 93 C FF 94 B SL 85 F FF 94 B SL 85 B FF 95 F FF 94 B FF 93 4-2 15 G4-3 48 G4-3 BB		3 0	1 0	0 0	0 0	1 0	1 0	3 0
28 Anthony DeSclafani, R (1, 1) OBP: 0.222, SLG: 0.125 36 Sam Dyson, R (7, 1) 40 Mike Dunn, L (8, 1) 48 Justin Bour, L (8, PH) OBP: 0.375, SLG: 0.333 31 Steve Cishek, R (9, 1)		C FF 96 B FF 96 B SI 96 B FF 95 C FF 96 B FF 96 4-2 BB		S SI 95 X SI 96 0-1 ① ② G2-3 1-2 2-3 3-Hf		C SI 96 B SI 96 S SL 88 B SL 89 X SI 97 2-2 ② G4-3		1 SAFE B FF 92 B SI 92 X SI 91 2-0 ① G4-3 1-2		2 0 0 0 1 0	0 0 0 0 0 0	0 0 0 0 0 0	0 0 0 0 0 0	1 0 0 0 0 0	0 0 0 0 0 0	3 0 0 1 0 0
Inning Stats	R: 1 E: 1 K: 1 S: 11 H: 2 LOB: 1 BB: 0 P: 16	R: 0 E: 0 K: 2 S: 12 H: 1 LOB: 2 BB: 1 P: 23	R: 0 E: 0 K: 1 S: 8 H: 1 LOB: 1 BB: 0 P: 12	R: 2 E: 1 K: 1 S: 16 H: 3 LOB: 2 BB: 1 P: 25	R: 0 E: 0 K: 1 S: 10 H: 0 LOB: 1 BB: 1 P: 19	R: 0 E: 0 K: 2 S: 10 H: 0 LOB: 0 BB: 0 P: 15	R: 3 E: 0 K: 1 S: 11 H: 2 LOB: 0 BB: 1 P: 22	R: 0 E: 0 K: 1 S: 10 H: 0 LOB: 1 BB: 1 P: 20		1B: 8 2B: 0 3B: 0 HR: 1 SF: 0 SAC: 0 DP: 1 HBP: 0						

AB	33
R	6
H	9
RBI	5
BB	5
SO	10
LOB	24

PITCHER		IP	WLS	BF	H	R	ER	SO	BB	IBB	HBP	BLK	WP	HR	S	P	ERA	WHIP
29 Jeff Samardzija, R ERA: 2.6	(1, 1)	6.0		28	7	3	0	8	3	0	0	0	0	0	67	110	0.00	1.667
63 Brian Schlitter, R ERA: 3.03	(7, 1)	1.0	L	6	2	3	3	1	1	0	0	0	0	1	11	22	27.00	3.000
52 Justin Grimm, R ERA: 2.87	(8, 1)	1.0		4	0	0	0	1	1	0	0	0	0	0	10	20	0.00	1.000

PITCHER	IP	WLS	BF	H	R	ER	SO	BB	IBB	HBP	BLK	WP	HR	S	P	ERA	WHIP

WP: 0 PB: 1 SB: 0 CS: 0 PA: 38

Chicago Cubs @ Miami Marlins

Marlins Park, Miami, FL

Wed Jun 18 2014, 12:42 PM - 3:35 PM EDT

Att. 27,032 - Roof Closed - 75 F

TOP

livebaseballscorecards.com

Batter	1	2	3	4	5	6	7	8	9	AB	R	H	RBI	BB	SO	LOB
24 Luis Valbuena, L (1, 5) OBP: 0.382, SLG: 0.458	B FF 95 F FF 96 X FF 96 1-1 P5 ①		C FF 96 F SL 87 B FF 96 B SL 88 X FF 97 2-2 P6 ②		C CU 75 X FF 97 0-1 F9 ③		C FF 90 X SL 82 0-1 G3 ① 2-3		F SI 92 X CH 87 0-1 F8 ①	5	0	0	0	0	0	2
8 Chris Coghlan, L (1, 7) OBP: 0.282, SLG: 0.314 20 Justin Ruggiano, R (7, PH) OBP: 0.354, SLG: 0.395 (7, 7)	C FF 96 B CU 77 B CU 76 X FF 96 2-1 44 F8 13 2B 2B		B SL 88 X CH 88 1-0 F7 ③			C CU 75 B CU 76 S SL 84 X CU 76 1-2 G1-3 ① F SL 82 S SL 84 B SL 82 F SL 83 D SL 84 B FF 93 S SL 83 3-3 K ②		S SI 94 B FC 85 C SI 95 B FF 95 C FF 93 2-3 K ②	3 2	1 0	1 0	0 0	0 0	0 2	0 1
44 Anthony Rizzo, L (1, 3) OBP: 0.401, SLG: 0.496	F FF 96 F FF 94 B SL 87 X FF 96 1-2 F8 ② 2-3			B SL 84 B CH 86 X FF 97 2-0 2B		C FF 98 B SL 88 S SL 86 B SL 84 X CU 76 2-2 13 2B 1B C SL 81 D SL 83 X SL 83 1-1 F8 ③			B FF 95 X SI 95 1-0 1B	5	1	3	0	0	0	2
13 Starlin Castro, R (1, 6) OBP: 0.333, SLG: 0.482	X SL 87 0-0 3-H 2B			X FF 95 0-0 G5-3 ①		B FF 96 F SL 85 S FF 95 F SL 87 X FF 95 1-2 6 1B 19 HR 1-H 2B		B SI 94 B FF 93 C SI 93 F SI 93 B FC 86 X SI 95 3-2 12 FC4-6 6 1B 15 1B 1B	C FF 94 S FC 86 B FC 86 S FC 86 1-3 K ③	5	2	3	2	0	1	2
6 Ryan Sweeney, L (1, 8) OBP: 0.247, SLG: 0.240 21 Junior Lake, R (8, 8) OBP: 0.265, SLG: 0.429	B FF 95 C FF 94 F SL 86 X FF 96 1-2 G6-3 ③			C FF 95 X FF 95 0-1 F8 ②		B FF 95 C FF 94 B SL 84 X FF 95 2-1 19 HR 2-3 1B		D CU 79 B FF 95 X FF 94 2-0 12 FC4-6 1-2 1B		4 0	1 0	2 0	0 0	0 0	0 0	2 0
19 Nate Schierholtz, L (1, 9) OBP: 0.266, SLG: 0.320		X FF 93 0-0 F7 ①		B CU 76 S SL 88 X FF 94 1-1 G1-3 ③		B SL 85 F FF 94 D SL 84 1 SAFE 1 SAFE X SL 85 2-1 1-H 3-H HR		B CU 78 X SI 94 1-0 F7 ①		4	1	1	3	0	0	3
12 John Baker, L (1, 2) OBP: 0.223, SLG: 0.186		C FF 94 B FF 93 C FF 94 B CU 76 B FF 95 C FF 94 3-3 K ②			X FF 94 0-0 15 FC6-4 1B	F FF 96 X FF 94 0-1 L7 ②		X SI 94 0-0 FC4-6 15 1B 1-2f 2-3 ②		4	0	1	0	0	1	2
15 Darwin Barney, R (1, 4) OBP: 0.248, SLG: 0.276		B FF 95 F FF 95 B FF 94 F FF 95 F SL 86 F FF 96 X FF 95 2-2 L9 ③			C FF 95 X SL 86 0-1 FC6-4 49 SH2-3 1-2f ①	X FF 95 0-0 F9 ③		D FC 84 X SI 95 1-0 1-2 3-H 1B		4	0	1	1	0	0	1
49 Jake Arrieta, R (1, 1) OBP: 0.200, SLG: 0.267 30 Mike Olt, R (8, PH) OBP: 0.229, SLG: 0.371 46 Pedro Strop, R (8, 1) 40 James Russell, L (9, 1)			S FF 94 B FF 96 S FF 97 F FF 98 F SL 88 F FF 97 B CU 75 B FF 98 F FF 96 3-3 S FF 95 K ①		1 SAFE C FF 95 L FF 95 X SL 86 0-2 SH2-3 ② 1-2		X FF 93 0-0 24 G3 2B	B FC 86 B SI 94 F SI 95 X SI 94 2-1 G6-3 ③		2 1 0 0	0 0 0 0	1 0 0 0	0 0 0 0	1 0 0 0	0 2 0 0

Inning Stats										
	R: 1 E: 0 K: 0 S: 11	H: 2 LOB: 1 BB: 0 P: 16	R: 0 E: 0 K: 1 S: 9	H: 0 LOB: 0 BB: 0 P: 14	R: 0 E: 0 K: 1 S: 11	H: 0 LOB: 0 BB: 0 P: 17	R: 0 E: 0 K: 0 S: 6	H: 1 LOB: 1 BB: 0 P: 9	R: 0 E: 0 K: 0 S: 8	H: 1 LOB: 1 BB: 0 P: 8
	R: 4 E: 0 K: 0 S: 17	H: 4 LOB: 0 BB: 0 P: 25	R: 0 E: 0 K: 1 S: 9	H: 1 LOB: 1 BB: 0 P: 13	R: 1 E: 0 K: 0 S: 9	H: 3 LOB: 2 BB: 0 P: 18	R: 0 E: 0 K: 2 S: 9	H: 1 LOB: 1 BB: 0 P: 13	1B: 7 2B: 5 3B: 0 HR: 1	SF: 0 SAC: 1 DP: 0 HBP: 0

	AB	39
	R	6
	H	13
	RBI	6
	BB	0
	SO	5
	LOB	17

WP: 0 PA: 40
PB: 0
SB: 0
CS: 0

PITCHER		IP	WLS	BF	H	R	ER	SO	BB	IBB	HBP	BLK	WP	HR	S	P	ERA	WHIP
24 Nathan Eovaldi, R ERA: 3.76	(1, 1)	6.0	L	27	9	5	5	2	0	0	0	0	0	1	63	90	7.50	1.500
43 Dan Jennings, L ERA: 0.86	(7, 1)	1.0		3	0	0	0	1	0	0	0	0	0	0	8	12	0.00	0.000
33 Jacob Turner, R ERA: 6.35	(8, 1)	2.0		10	4	1	1	2	0	0	0	0	0	0	18	31	4.50	2.000

PITCHER		IP	WLS	BF	H	R	ER	SO	BB	IBB	HBP	BLK	WP	HR	S	P	ERA	WHIP

Batter	1	2	3	4	5	6	7	8	9	AB	R	H	RBI	BB	SO	LOB
15 Rafael Furcal, S (1, 4) OBP: 0.259, SLG: 0.200	B FF 92 C FF 94 S CU 79 X CU 80 1-2 G6-3		F CU 78 C SI 93 F CU 79 C SL 88 0-3 K	C SL 89 B CU 79 F SL 89 S FF 93 1-3 K			B SI 95 C FF 94 B SL 84 B SI 95 C FF 94 B SI 94 4-2 BB		3	0	0	0	1	2	0
3 Adeiny Hechavarria, R (1, 6) OBP: 0.303, SLG: 0.333	B FF 93 X SI 94 1-0 G4-3		B SI 94 X SI 94 1-0 9 S 1B	B SL 90 B FF 93 C SL 89 F SL 87 X SI 93 2-2 1B				B FF 93 C FF 95 B SI 95 D SI 95 X FF 94 3-1 F9		4	0	2	0	0	0	1
27 Giancarlo Stanton, R (1, 9) OBP: 0.394, SLG: 0.593 5 Reed Johnson, R (7, 7) OBP: 0.298, SLG: 0.427	B FF 95 B SL 91 F SL 91 X SL 90 2-1 HR		C SI 93 B FF 94 D CU 80 X SI 94 2-1 P3	B SI 93 B SI 94 F FF 93 B CU 78 F FF 94 S SL 89 3-3 K				B FF 94 B FF 94 F FF 95 F SI 95 C SL 83 2-3 K		3 1	1 0	1 0	1 0	0 1	1 1	2 1
9 Casey McGehee, R (1, 5) OBP: 0.373, SLG: 0.387	X SI 93 0-0 G5-3		C SI 94 1 SAFE C SI 93 B FF 94 C SI 94 1-3 K 1-2			C FF 90 C FF 92 X SL 89 0-2 13 G6-4-3 1B		C SI 95 S SL 83 S SL 83 0-3 K		4	0	1	0	0	2	2
46 Garrett Jones, L (1, 3) OBP: 0.330, SLG: 0.447		B SI 94 B CU 78 B SI 94 B FF 94 4-0 23 1B BB	B SL 90 C SL 88 B CH 88 F FF 94 B SL 89 F SL 88 S SI 95 3-3 K		C SL 89 S CH 87 F SL 88 B FF 92 F CH 86 X SI 94 1-2 L7			B FF 88 F SL 81 S FF 88 X SL 82 1-2 F7	3	0	0	0	1	1	1
13 Marcell Ozuna, R (1, 7) OBP: 0.313, SLG: 0.455 (7, 9)		C SI 93 B SL 86 C FF 93 B FF 94 1 SAFE C SI 94 2-3	B SL 90 X FF 94 1-0 E1		X SL 90 0-0 G6-4-3 1-2f			F SI 89 B CH 82 C CH 82 B CH 81 F SL 82 F FF 91 F SL 83 B CH 82 F SI 90 3-3 S FC 88 K		4	0	0	0	0	2	2
23 Jake Marisnick, R (1, 8) OBP: 0.400, SLG: 0.357		B SL 91 C FF 94 F SL 90 F SL 90 F CU 81 B SI 94 B SI 95 X SL 91 3-2 1-3 1B	F FF 92 C FF 94 S SL 88 0-3 K2-3			C FF 92 S CU 77 B SL 89 C SI 93 1-3 K		X CH 81 0-0 L9	4	0	1	0	0	2	1
6 Jeff Mathis, R (1, 2) OBP: 0.300, SLG: 0.278		C SL 92 1 SAFE C FF 94 1 SAFE F CU 80 S SL 90 0-3 K	B CU 80 X SL 91 1-0 G6-3				B SI 93 X SL 88 1-0 P6		3	0	0	0	0	1	3
24 Nathan Eovaldi, R (1, 1) OBP: 0.071, SLG: 0.071 43 Dan Jennings, L (7, 1) 48 Justin Bour, L (7, PH) OBP: 0.353, SLG: 0.313 33 Jacob Turner, R (8, 1) OBP: 0.333, SLG: 0.375		F FF 94 C SI 94 S FF 94 0-3 K			B FF 92 C FF 92 S SI 92 B SI 92 F SI 93 S SL 88 2-3 K		S CU 76 B CH 86 S SL 88 B SL 87 X SL 88 2-2 G1-3			2 0 1 0	0 0 0 0	0 0 0 0	0 0 0 0	2 0 0 0	2 0 0 0	2 0 0 0
Inning Stats	R: 1 E: 0 K: 0 S: 7 H: 1 LOB: 0 BB: 0 P: 11	R: 0 E: 0 K: 3 S: 15 H: 1 LOB: 2 BB: 1 P: 24	R: 0 E: 0 K: 2 S: 10 H: 1 LOB: 1 BB: 0 P: 14	R: 0 E: 1 K: 2 S: 9 H: 0 LOB: 1 BB: 0 P: 14	R: 0 E: 0 K: 3 S: 13 H: 1 LOB: 1 BB: 0 P: 21	R: 0 E: 0 K: 0 S: 9 H: 1 LOB: 0 BB: 0 P: 10	R: 0 E: 0 K: 1 S: 7 H: 0 LOB: 0 BB: 0 P: 11	R: 0 E: 0 K: 2 S: 10 H: 0 LOB: 1 BB: 1 P: 19	R: 0 E: 0 K: 1 S: 11 H: 0 LOB: 0 BB: 0 P: 15	1B: 4 2B: 0 3B: 0 HR: 1	SF: 0 SAC: 0 DP: 1 HBP: 0		WP: 0 PB: 0 SB: 1 CS: 0	PA: 34			

PITCHER		IP	WLS	BF	H	R	ER	SO	BB	IBB	HBP	BLK	WP	HR	S	P	ERA	WHIP
49 Jake Arrieta, R ERA: 1.98	(1, 1)	7.0	W	27	5	1	1	11	1	0	0	0	0	1	70	105	1.29	0.857
46 Pedro Strop, R ERA: 3.74	(8, 1)	1.0		4	0	0	0	2	1	0	0	0	0	0	10	19	0.00	1.000
40 James Russell, L ERA: 2.33	(9, 1)	1.0		3	0	0	0	1	0	0	0	0	0	0	11	15	0.00	0.000

PITCHER	IP	WLS	BF	H	R	ER	SO	BB	IBB	HBP	BLK	WP	HR	S	P	ERA	WHIP

BOTTOM

Chicago Cubs @ Miami Marlins

Marlins Park, Miami, FL

Wed Jun 18 2014, 12:42 PM - 3:35 PM EDT

Att. 27,032 - Roof Closed - 75 F

livebaseballscorecards.com

AB	32
R	1
H	5
RBI	1
BB	2
SO	14
LOB	15

MIAMI

Pittsburgh Pirates @ Chicago Cubs

Wrigley Field, Chicago, IL

Fri Jun 20 2014, 3:08 PM - 6:09 PM CDT

Att. 36,423 - Cloudy - 81 F

TOP

livebaseballscorecards.com

Batter	1	2	3	4	5	6	7	8	9	AB	R	H	RBI	BB	SO	LOB
25 Gregory Polanco, L (1, 9) OBP: 0.415, SLG: 0.449	C FF 94 B FF 93 S CH 86 X CH 86 1-2 6 K 1B		S CU 79 F FF 92 D SL 87 D SL 86 X SL 86 2-2 ② FC3-6 1-2f		B SL 85 S CH 85 B SI 92 F SL 82 B SL 85 F CH 86 X FF 90 3-2 ② G3		B FF 92 D CU 78 S FF 93 1 SAFE C FF 92 B FF 92 B FF 93 4-2 1-2 BB		C FC 90 C SI 96 B SI 96 T FF 93 1-2 ③ K	4	0	1	0	1	1	1
6 Starling Marte, R (1, 7) OBP: 0.324, SLG: 0.386	B FF 93 1 SAFE F FF 93 B FF 93 C FF 92 1 SAFE F SL 86 S SL 86 2-3 ① ② K 1-2		D SI 93 1 SAFE X FF 94 1-0 ③ L8		B SL 84 S SL 86 F FF 91 C SL 86 1-3 ③ K		D SL 87 B FF 93 F FF 93 B FF 92 S FF 92 F FF 93 X FF 91 3-2 ② F9			4	0	0	0	0	2	4
22 Andrew McCutchen, R (1, 8) OBP: 0.422, SLG: 0.529	B FF 94 F SL 85 B SL 86 X SL 86 2-1 ③ G5-3			C FF 92 S SL 86 S SL 87 0-3 ① K		X SI 91 0-0 ① G6-3	F FF 93 F SL 87 B SL 87 S FF 93 1-3 ③ K			4	0	0	0	0	2	2
15 Ike Davis, L (1, 3) OBP: 0.357, SLG: 0.374		F FF 93 X CU 79 0-1 55 SH5-3 24 1B 1B		C FF 93 B FF 94 C SL 85 F SL 87 B SI 93 S SL 86 2-3 ② K		C SI 92 B SL 82 C SI 92 B SI 92 X SI 93 2-2 55 1B 1B		B FF 94 B FF 93 C SI 94 S SL 82 S SL 84 2-3 ① K		4	0	2	0	0	2	0
55 Russell Martin, R (1, 2) OBP: 0.429, SLG: 0.394		X FF 92 0-0 ① SH5-3 1-2		B CU 80 S SL 85 S SI 92 B FF 93 B SL 87 S SL 86 3-3 ③ K		B SI 91 C SI 92 C SI 92 D SL 84 F SI 92 F SL 83 F SI 92 X SI 93 2-2 1-2 1B		B SI 94 F SI 95 B SL 83 C SL 83 B SL 83 B SI 94 4-2 BB		2	0	1	0	1	1	0
5 Josh Harrison, R (1, 4) OBP: 0.346, SLG: 0.465		S SL 86 B FF 94 F SL 87 D SL 88 S SL 87 2-3 ② K			B FF 93 B FF 92 B FF 90 B FF 92 4-0 24 BB 10 HR BB	C SI 92 B SI 92 X SI 93 1-1 ② L9		S SL 81 S SL 82 D SL 82 F SL 82 F SI 95 C FF 96 1-3 ② K		3	1	0	0	1	2	4
24 Pedro Alvarez, L (1, 5) OBP: 0.321, SLG: 0.399		D CU 81 B CU 80 S SL 84 S SL 86 X SL 87 2-2 ③ 2-H 1B			D FF 95 D SL 86 B SI 92 B FF 92 4-0 10 HR 1-2 BB	S SL 83 B SL 85 C KC 79 X SL 84 1-2 ③ F8		X SI 94 0-0 ③ G3		3	1	1	0	1	0	3
10 Jordy Mercer, R (1, 6) OBP: 0.264, SLG: 0.346			C FF 92 B FF 91 B SL 83 C SL 84 S SL 86 2-3 ① K2-3		C SL 86 B SL 86 C FF 92 D SL 88 X SL 87 2-2 1-H 2-H HR		C FF 94 B SL 87 S FF 93 F FF 94 B SL 88 H FF 94 3-2 25 BB HBP		C FF 95 S SL 85 S SL 83 0-3 ① K	3	1	1	3	0	2	0
50 Charlie Morton, R (1, 1) OBP: 0.087, SLG: 0.087 23 Travis Snider, L (7, PH) OBP: 0.315, SLG: 0.326 37 Justin Wilson, L (7, 1) 39 Jason Grilli, R (8, 1) 31 Jose Tabata, R (9, PH) OBP: 0.331, SLG: 0.341			C FF 92 B FF 92 F FF 91 X SL 86 1-2 25 FC3-6 1B		B FF 90 C FF 92 C FF 91 S FF 91 1-3 ① K		C CU 77 S FF 92 X FF 92 0-2 ① F7		X FF 96 0-0 ② F8	2 1 0 0 1	0 0 0 0 0	1 0 0 0 0	0 0 0 0 0	1 0 0 0 0	0 0 0 0 0	0 1 0 0 0

	AB	31
	R	3
	H	7
	RBI	3
	BB	4
	SO	13
	LOB	15

Inning Stats																		
	R: 0 E: 0 K: 1 S: 9	H: 1 LOB: 0 BB: 0 P: 14	R: 0 E: 0 K: 1 S: 9	H: 2 LOB: 2 BB: 0 P: 13	R: 0 E: 0 K: 1 S: 10	H: 1 LOB: 1 BB: 0 P: 16	R: 0 E: 0 K: 3 S: 10	H: 0 LOB: 0 BB: 0 P: 15	R: 3 E: 0 K: 2 S: 13	H: 1 LOB: 0 BB: 2 P: 28	R: 0 E: 0 K: 0 S: 15	H: 2 LOB: 2 BB: 0 P: 21	R: 0 E: 0 K: 1 S: 15	H: 0 LOB: 2 BB: 1 P: 26	R: 0 E: 0 K: 2 S: 11	H: 0 LOB: 1 BB: 1 P: 18	R: 0 E: 0 K: 2 S: 7	H: 0 LOB: 0 BB: 0 P: 8

| | | | | | | | | | | | | | | | | | |

BOTTOM

Pittsburgh Pirates @ Chicago Cubs

Wrigley Field, Chicago, IL

Fri Jun 20 2014, 3:08 PM - 6:09 PM CDT

Att. 36,423 - Cloudy - 81 F

livebaseballscorecards.com

Batter	1	2	3	4	5	6	7	8	9	AB	R	H	RBI	BB	SO	LOB
24 Luis Valbuena, L (1, 4) OBP: 0.378, SLG: 0.451	B FF 88 B SI 88 X SI 88 2-0 ① P5		B CU 74 C CU 77 X SI 89 1-1 8 BB 1-2 44 2B 1B	B FS 83 C CU 78 S CU 76 B SI 90 X SI 90 2-2 ③ G4-3		X SI 92 0-0 ③ F9		B FF 93 S FF 93 X FF 93 1-1 ③ F9		5	1	1	0	0	0	4
8 Chris Coghlan, L (1, 7) OBP: 0.305, SLG: 0.397	B FF 89 X FF 89 1-0 3B		C CU 76 F FS 82 F SI 91 D FS 82 B CU 76 B SI 90 B SI 91 4-2 44 2B 13 HR 1-2 2-3 BB		B SI 89 C CU 77 X FS 83 1-1 HR		B FF 91 X FC 91 1-0 ① P6			3	2	2	1	1	0	0
44 Anthony Rizzo, L (1, 3) OBP: 0.402, SLG: 0.498	F CU 75 F CU 76 S CU 76 0-3 ② K		C FS 83 D FS 84 F CU 78 B SI 91 X CU 78 2-2 13 HR 1-3 2-H 3-H 2B		C SI 91 B FS 84 C SI 90 X SI 89 1-2 ① G5-3		B FF 91 B CH 90 B FC 90 C CH 90 C FC 85 B SI 92 4-2 BB			3	1	1	2	1	1	1
13 Starlin Castro, R (1, 6) OBP: 0.332, SLG: 0.490	X SI 90 0-0 ③ F9		C CU 77 F SI 91 X CU 77 0-2 2-H 3-H HR		B SI 91 B SI 91 X SI 91 2-0 ② G6-3		C FC 91 C FC 91 B FC 92 S FC 86 1-3 ② K			4	1	1	3	0	1	2
6 Ryan Sweeney, L (1, 8) OBP: 0.247, SLG: 0.241 46 Pedro Strop, R (8, 1) 56 Héctor Rondón, R (9, 1)		B SI 88 C CU 76 B FF 89 X SI 90 2-1 ① G3	B SI 92 C SI 91 S FS 84 C SI 91 1-3 ② K		C SI 90 C SI 90 F CU 77 B SI 90 X CU 78 1-2 1B		X FC 92 0-0 ③ G4-3			4 0 0	0 0 0	1 0 0	0 0 0	0 0 0	1 0 0	1 0 0
19 Nate Schierholtz, L (1, 9) OBP: 0.262, SLG: 0.314		B CU 76 B SI 88 X SI 89 2-0 ② P4	X 0-0 ③ F9		B FS 82 C SI 90 S CU 78 F SI 90 B SI 90 S CU 79 2-3 ③ K			F FF 92 F FF 93 C FF 93 0-3 ① K		4	0	0	0	0	2	1
30 Mike Olt, R (1, 5) OBP: 0.230, SLG: 0.364		B SI 90 B SI 90 C CU 77 S SI 90 S CU 77 2-3 ③ K		B SI 90 C SI 90 S CU 78 B FS 84 B SI 89 F SI 91 F SI 91 B SI 90 4-2 36 SH3 BB		C CU 77 B SI 91 F SI 90 S CU 77 1-3 ① K		S FF 93 B SI 94 B SL 83 C SL 82 C FF 93 2-3 ② K		3	0	0	0	1	3	0
12 John Baker, L (1, 2) OBP: 0.235, SLG: 0.191			B SI 88 X SI 90 1-0 ① F7 1-3 ① K		C SI 91 B CU 77 B FF 90 C SI 90 B CU 78 X SI 90 3-2 20 FC3-6 1B			F FF 93 F FF 94 F FF 93 B FF 93 B CH 86 B FF 93 B FF 93 4-2 21 1B BB		3	0	1	0	1	1	1
36 Edwin Jackson, R (1, 1) OBP: 0.111, SLG: 0.148 63 Brian Schlitter, R (6, 1) OBP: 1.000, SLG: 1.000 53 Wesley Wright, R (6, 1) 20 Justin Ruggiano, R (6, PH) OBP: 0.351, SLG: 0.390 54 Neil Ramírez, R (7, 1) 21 Junior Lake, R (8, 8) OBP: 0.268, SLG: 0.432			C SI 89 X SI 89 0-1 8 BB 24 1B 44 2B 1B X 0-0 ② SH3 1-2			C SI 90 F SI 90 B CU 77 B SI 91 X SI 91 2-2 ② FC3-6 1-2f		C SL 83 X FF 93 0-1 1-2 1B	1 0 0 1 0 1	1 0 0 0 0 0	1 0 0 0 0 1	0 0 0 0 0 0	0 0 0 0 0 0	0 0 0 1 0 0	0 0 0 0 0 1
Inning Stats	R: 0 E: 0 K: 1 S: 6 H: 1 LOB: 1 BB: 0 P: 9	R: 0 E: 0 K: 1 S: 6 H: 0 LOB: 0 BB: 0 P: 12	R: 5 E: 0 K: 1 S: 18 H: 4 LOB: 0 BB: 1 P: 27	R: 0 E: 0 K: 1 S: 12 H: 0 LOB: 1 BB: 1 P: 19	R: 1 E: 0 K: 1 S: 14 H: 2 LOB: 1 BB: 0 P: 21	R: 0 E: 0 K: 1 S: 10 H: 1 LOB: 1 BB: 0 P: 16	R: 0 E: 0 K: 1 S: 7 H: 0 LOB: 1 BB: 1 P: 13	R: 0 E: 0 K: 2 S: 13 H: 1 LOB: 2 BB: 1 P: 20		1B: 5 2B: 1 3B: 1 HR: 2 SF: 0 SAC: 1 DP: 0 HBP: 0						

	AB	32
	R	6
	H	9
	RBI	6
	BB	4
	SO	9
	LOB	11

WP: 0 PB: 0 SB: 0 CS: 0 PA: 37

PITCHER		IP	WLS	BF	H	R	ER	SO	BB	IBB	HBP	BLK	WP	HR	S	P	ERA	WHIP
50 Charlie Morton, R ERA: 3.47	(1, 1)	6.0	L	28	8	6	6	6	2	0	0	0	0	2	66	104	9.00	1.667
37 Justin Wilson, L ERA: 5.08	(7, 1)	1.0		4	0	0	0	1	1	0	0	0	0	0	7	13	0.00	1.000
39 Jason Grilli, R ERA: 4.12	(8, 1)	1.0		5	1	0	0	2	1	0	0	0	0	0	13	20	0.00	2.000

PITCHER	IP	WLS	BF	H	R	ER	SO	BB	IBB	HBP	BLK	WP	HR	S	P	ERA	WHIP

Batter	1	2	3	4	5	6	7	8	9	AB	R	H	RBI	BB	SO	LOB
25 Gregory Polanco, L (1, 9) OBP: 0.421, SLG: 0.442	C FC 86 B FC 84 T FC 84 B SL 79 B FF 90 S FC 85 3-3 ① **K**		C FC 84 B FF 89 B FC 85 T FC 85 2-2 ③ **K**		B FC 84 F FC 84 B FC 84 C FC 84 B FF 88 F FC 84 B FF 87 4-2 5 1B 22 1B **BB**		B FF 94 X SI 94 1-0 5 **HR** **1B**			3	2	1	0	1	2	0
5 Josh Harrison, R (1, 5) OBP: 0.349, SLG: 0.483	C FF 88 F FC 85 F SL 79 X FC 89 0-2 ② **L8**			B FC 83 F FC 84 B FC 86 B FC 84 F FF 87 F FC 84 F FF 89 X FC 86 3-2 ① **G6-3**	X FC 83 0-0 22 1B **1-2** **2-H** **1B**		1 SAFE 1 SAFE F FF 92 X SL 81 0-1 **1-H** **HR**			4	1	2	3	0	0	0
22 Andrew McCutchen, R (1, 8) OBP: 0.423, SLG: 0.527	B FC 84 C FF 89 B FC 86 B CH 81 F SI 88 X FC 85 3-2 ③ **G6-3**			B FC 85 S FC 86 B FF 88 B FC 86 F FC 85 B FC 86 4-2 31 S **BB**	D SL 78 F SI 87 B FC 84 B SI 88 X FC 85 3-1 **1-3** **2-H** **1B**		X SL 82 0-0 ③ **G5-3**			3	0	1	1	1	0	0
55 Russell Martin, R (1, 2) OBP: 0.419, SLG: 0.382		B FC 83 C FC 83 B CH 79 C FC 84 B FF 89 S FC 85 3-3 ① **K**		B FF 86 B FC 84 B FC 84 S FF 87 C FF 88 1 SAFE F FC 85 X SI 88 3-2 ② **F9**	C SI 92 1 SAFE B SL 82 X SI 93 1-1 ③ **G5-3**			B FF 89 C CH 81 F SL 84 S FF 91 1-3 ① **K**		4	0	0	0	0	2	3
31 Jose Tabata, R (1, 7) OBP: 0.329, SLG: 0.333		C SI 88 X FC 86 0-1 ② **F9**		1 SAFE B FC 84 B SI 87 B SI 87 C SI 86 B FC 85 4-1 **1-2** **BB**		C FF 93 B FC 93 S SL 82 B SL 84 S SL 82 2-3 ① **K**		B CU 74 B CH 82 B CH 82 C FF 88 X CH 81 3-1 ② **G3**		3	0	0	0	1	1	0
17 Gaby Sanchez, R (1, 3) OBP: 0.305, SLG: 0.475 15 Ike Davis, L (8, PH) OBP: 0.356, SLG: 0.372 (8, 3)		B FC 84 C FF 88 B SL 79 X FC 86 2-1 ③ **F8**		B FC 84 F SI 87 F SL 79 B FF 87 F FC 84 X FF 89 2-2 ③ **F7**		B FF 94 B SL 82 B FF 94 C FF 93 X FF 93 3-1 10 G6-3 **1B**		X CU 77 0-0 ③ **F7**		3 1	0 0	1 0	0 0	0 0	0 0	2 0
10 Jordy Mercer, R (1, 6) OBP: 0.268, SLG: 0.362			S FF 85 B CH 78 F FC 84 X SL 79 1-2 **HR**		B SI 85 C SI 86 X SI 86 1-1 46 SH2-4 5 1B **1B**	B FF 93 C FF 94 1 SAFE B FF 93 X FF 93 2-1 ② ③ **G6-3** **1-2f**			B SL 83 C FF 90 F SI 89 B FF 91 S SL 85 2-3 ① **K**	4	2	2	1	0	1	1
12 Clint Barmes, R (1, 4) OBP: 0.326, SLG: 0.298			S SI 87 F SI 87 X FF 89 0-2 ① **F7**		C CH 75 B FC 84 B SI 86 D FC 84 C SI 86 X SI 87 3-2 ① **L9**		C FF 92 F FF 94 F FF 94 X CU 82 0-2 ① **L9**		B CH 80 S CH 81 B FF 90 B FF 91 X FF 90 3-1 ② **F9**	4	0	0	0	0	0	1
46 Vance Worley, R (1, 1) 48 Jared Hughes, R (7, 1) 44 Tony Watson, L (8, 1) OBP: 1.000, SLG: 1.000 24 Pedro Alvarez, L (9, PH) OBP: 0.320, SLG: 0.398 35 Mark Melancon, R (9, 1)			C FF 87 F FC 84 C FF 88 0-3 ② **K**		B FC 85 X FC 84 1-0 ② **SH2-4** **1-2**		C FF 94 F FF 94 X FF 94 0-2 ② **G4-3**		B FF 90 B CU 75 F CH 82 T FF 90 X SL 84 2-2 ③ **F7**	2 0 0 1 0	0 0 0 0 0	0 0 0 0 0	0 0 0 0 0	0 0 0 0 0	1 0 0 0 0	0 0 0 0 0
Inning Stats	R: 0 E: 0 K: 1 S: 10 H: 0 LOB: 0 BB: 0 P: 16	R: 0 E: 0 K: 1 S: 7 H: 0 LOB: 0 BB: 0 P: 12	R: 1 E: 0 K: 2 S: 12 H: 1 LOB: 0 BB: 0 P: 15	R: 0 E: 0 K: 0 S: 16 H: 0 LOB: 2 BB: 2 P: 32	R: 2 E: 0 K: 0 S: 14 H: 3 LOB: 2 BB: 1 P: 27	R: 0 E: 0 K: 1 S: 7 H: 1 LOB: 0 BB: 0 P: 14	R: 2 E: 0 K: 0 S: 11 H: 2 LOB: 0 BB: 0 P: 12	R: 0 E: 0 K: 1 S: 6 H: 0 LOB: 0 BB: 0 P: 10	R: 0 E: 0 K: 1 S: 8 H: 0 LOB: 0 BB: 0 P: 15	1B: 5 2B: 0 3B: 0 HR: 2 SF: 0 SAC: 1 DP: 1 HBP: 0						

PITCHER		IP	WLS	BF	H	R	ER	SO	BB	IBB	HBP	BLK	WP	HR	S	P	ERA	WHIP
37 Travis Wood, L ERA: 4.55	(1, 1)	4.2	L	21	4	3	3	4	3	0	0	0	0	1	57	99	5.79	1.500
63 Brian Schlitter, R ERA: 2.94	(5, 1)	0.1		1	0	0	0	0	0	0	0	0	0	0	2	3	0.00	0.000
52 Justin Grimm, R ERA: 3.24	(6, 1)	2.0		8	3	2	2	1	0	0	0	0	0	1	18	26	9.00	1.500
33 Carlos Villanueva, R ERA: 6.1	(8, 1)	2.0		6	0	0	0	2	0	0	0	0	0	0	14	25	0.00	0.000

PITCHER	IP	WLS	BF	H	R	ER	SO	BB	IBB	HBP	BLK	WP	HR	S	P	ERA	WHIP

TOP

Pittsburgh Pirates @ Chicago Cubs

Wrigley Field, Chicago, IL

Sat Jun 21 2014, 8:18 PM - 11:11 PM CDT

Att. 36,563 - Overcast - 70 F

livebaseballscorecards.com

AB	32
R	5
H	7
RBI	5
BB	3
SO	7
LOB	7

WP: 0 PA: 36
PB: 0
SB: 1
CS: 0

Pittsburgh Pirates @ Chicago Cubs

Wrigley Field, Chicago, IL

Sat Jun 21 2014, 8:18 PM - 11:11 PM CDT

Att. 36,563 - Overcast - 70 F

livebaseballscorecards.com

BOTTOM

Batter	1	2	3	4	5	6	7	8	9	AB	R	H	RBI	BB	SO	LOB
8 Chris Coghlan, L (1, 7) OBP: 0.302, SLG: 0.390	C SI 87 B SI 90 F FF 88 F SL 83 X SI 90 1-2 ① F7			B SI 87 X SI 89 1-0 44 HR 1B	F SL 86 F SL 86 B SI 92 B SI 93 B SI 93 F SL 87 X SI 93 3-2 ③ G1-3			F SI 93 S SI 94 B SI 94 X SI 94 1-2 ① G3		4	1	1	0	0	0	1
20 Justin Ruggiano, R (1, 9) OBP: 0.337, SLG: 0.372	S SI 91 F SI 90 B SI 89 F SL 85 X SI 89 1-2 ② G6-3			1 SAFE F SI 89 X SI 89 0-1 ① F9		F SL 83 C KC 76 B SI 91 X SI 90 1-2 ① G6-3		S SI 95 B SI 95 C CH 88 C SI 95 1-3 ② K		4	0	0	0	0	1	1
44 Anthony Rizzo, L (1, 3) OBP: 0.400, SLG: 0.506	C SI 90 C SL 86 C SI 91 0-3 ③ K			B SI 88 F FF 90 X KC 78 1-1 1-H HR		F SL 86 X SL 86 0-1 ② F9		X SI 95 0-0 ③ B1-3		4	1	1	2	0	1	0
13 Starlin Castro, R (1, 6) OBP: 0.331, SLG: 0.484		C FF 89 F SI 87 B SI 90 C SI 91 1-3 ① K		B SL 85 F SL 86 B SI 90 F FF 91 B SI 91 B SI 91 4-2 BB		C SI 90 F SI 92 F SI 91 C SI 91 0-3 ③ K			C FF 92 B FF 92 F FF 93 B KC 82 S KC 82 2-3 ① K	3	0	0	0	1	3	0
24 Luis Valbuena, L (1, 5) OBP: 0.371, SLG: 0.442		L SI 90 B KC 77 X SI 90 1-1 ② F9		S KC 78 B SI 91 X SI 90 1-1 ② L7			C SI 89 F SL 84 X KC 78 0-2 ① F8		B FF 92 C FC 90 F FF 92 S KC 82 1-3 ② K	4	0	0	0	0	1	1
21 Junior Lake, R (1, 8) OBP: 0.268, SLG: 0.429		X SL 84 0-0 ③ F8		C SI 91 F SI 89 F KC 79 X SI 92 0-2 ③ F9			X SL 85 0-0 15 FC4 1B		F FF 92 S KC 82 S KC 81 0-3 ③ K2-3	4	0	1	0	0	1	1
15 Darwin Barney, R (1, 4) OBP: 0.250, SLG: 0.285			C FF 89 F FF 88 F SI 88 F SI 90 B KC 79 X SL 84 1-2 ① F7		F SL 83 B FF 88 X SI 87 1-1 6 G3 2B		X SL 85 0-0 ② FC4 32 2B 1-2f			3	1	1	0	0	0	1
32 Eli Whiteside, R (1, 2) OBP: 0.115, SLG: 0.160			B SI 90 F SI 89 T FF 91 B SL 85 X SI 90 2-2 ② G4-3		C SI 88 L SI 90 S SL 85 0-3 ① K		B FF 90 X SL 85 1-0 1-H 2B			3	0	1	1	0	1	1
37 Travis Wood, R (1, 1) OBP: 0.313, SLG: 0.533 63 Brian Schlitter, R (5, 1) OBP: 1.000, SLG: 1.000 6 Ryan Sweeney, L (5, PH) OBP: 0.244, SLG: 0.238 52 Justin Grimm, R (6, 1) 19 Nate Schierholtz, L (7, PH) OBP: 0.261, SLG: 0.313 33 Carlos Villanueva, R (8, 1)			X SL 84 0-0 ③ G5-3		B SI 89 C FF 90 F FF 90 F SI 90 F SI 90 X SL 85 1-2 ② G3 2-3		X SI 91 0-0 ③ F9			1 0 1 0 1 0	0 0 0 0 0 0	0 0 0 0 0 0	0 0 0 0 0 0	0 0 0 0 0 0	0 0 1 0 1 0	0 0 1 0 1 0
Inning Stats	R: 0 E: 0 K: 1 S: 11 H: 0 LOB: 0 BB: 0 P: 13	R: 0 E: 0 K: 1 S: 6 H: 0 LOB: 0 BB: 0 P: 8	R: 0 E: 0 K: 0 S: 9 H: 0 LOB: 0 BB: 0 P: 12	R: 2 E: 0 K: 0 S: 13 H: 2 LOB: 1 BB: 1 P: 20	R: 0 E: 0 K: 1 S: 14 H: 1 LOB: 1 BB: 0 P: 19	R: 0 E: 0 K: 1 S: 9 H: 0 LOB: 0 BB: 0 P: 10	R: 1 E: 0 K: 0 S: 7 H: 2 LOB: 1 BB: 0 P: 8	R: 0 E: 0 K: 1 S: 7 H: 0 LOB: 0 BB: 0 P: 9	R: 0 E: 0 K: 3 S: 9 H: 0 LOB: 0 BB: 0 P: 12	1B: 2 2B: 2 3B: 0 HR: 1	SF: 0 SAC: 0 DP: 0 HBP: 0					

	AB	32
	R	3
	H	5
	RBI	3
	BB	1
	SO	8
	LOB	8

PITCHER		IP	WLS	BF	H	R	ER	SO	BB	IBB	HBP	BLK	WP	HR	S	P	ERA	WHIP
46 Vance Worley, R ERA: 1.98	(1, 1)	6.2	W	26	5	3	3	4	1	0	0	0	0	1	68	89	4.05	0.900
48 Jared Hughes, R ERA: 1.93	(7, 1)	0.1	H	1	0	0	0	0	0	0	0	0	0	0	1	1	0.00	0.000
44 Tony Watson, L ERA: 0.79	(8, 1)	1.0	H	3	0	0	0	1	0	0	0	0	0	0	7	9	0.00	0.000
35 Mark Melancon, R ERA: 1.83	(9, 1)	1.0	S	3	0	0	0	3	0	0	0	0	0	0	9	12	0.00	0.000

PITCHER	IP	WLS	BF	H	R	ER	SO	BB	IBB	HBP	BLK	WP	HR	S	P	ERA	WHIP

Batter	1	2	3	4	5	6	7	8	9	AB	R	H	RBI	BB	SO	LOB
25 Gregory Polanco, L (1, 9) OBP: 0.410, SLG: 0.418	B FF 93 X FF 92 1-0 P4		D CU 77 B SL 83 C CH 85 X SI 93 2-1 G4-3 2-3			L CH 83 X SL 82 0-1 G3-1		B FF 92 B CU 78 B FF 93 B FF 92 4-0 22 FC6-5 5 S BB		3	0	0	0	1	0	1
5 Josh Harrison, R (1, 4) OBP: 0.347, SLG: 0.478	B FF 93 B SL 84 C FF 93 S SL 84 S SL 82 2-3 K		B SL 84 F FF 93 F SL 83 D SL 84 X SL 84 2-2 22 S 3-H 1B			C SI 92 B SL 84 X FF 92 1-1 F9		1 SAFE 1 SAFE B FF 92 B FF 93 C FF 93 1 SAFE S SL 86 F SL 86 X CU 78 2-2 P3 1-2		4	0	1	1	0	1	1
22 Andrew McCutchen, R (1, 8) OBP: 0.421, SLG: 0.523	F SI 92 B SL 83 B FF 92 B SL 84 S FF 93 X FF 94 3-2 L9		1 SAFE F SI 93 C SI 92 B FF 94 S SL 83 1-3 K 1-2			C SL 82 B SL 80 S SL 83 B SI 94 F SL 83 B SL 82 X SL 83 3-2 15 1B		X SL 85 0-0 FC6-5 15 BB 2-3		4	0	1	0	0	1	2
15 Ike Davis, L (1, 3) OBP: 0.363, SLG: 0.377		B FF 91 B CU 77 F SI 92 B SL 83 C SI 92 X SI 92 3-2 10 FC5-4 1B		C CU 76 C SL 82 X SL 81 0-2 G3-1		B FF 93 X SI 93 1-0 1-2 1B		D CU 76 1 SAFE B FF 93 D SL 86 B FF 92 4-0 10 FC6-4 1-2 BB		3	0	2	0	1	0	0
10 Jordy Mercer, R (1, 6) OBP: 0.264, SLG: 0.356		C SI 92 C SL 84 X SL 81 0-2 FC5-4 24 CS 1-2f		S FF 93 B FF 93 S SL 83 B SL 83 B SI 93 C SL 83 3-3 K		C SL 84 B SI 93 X SL 83 1-1 P4		C SL 87 F FF 93 X SL 86 0-2 FC6-4 1-2f		4	0	0	0	0	1	5
24 Pedro Alvarez, L (1, 5) OBP: 0.316, SLG: 0.392		C CU 78 B SI 93 F SL 83 B SI 92 F SL 82 F SI 93 F SL 82 S CH 85 2-3 K 1-2		C SL 84 S SL 83 S FF 93 0-3 K			B SL 82 C SL 82 F SL 82 X SI 93 1-2 F8		C SL 80 F FF 88 B SL 80 B SL 79 F FF 90 F FF 90 X SL 81 2-2 F9	4	0	0	0	0	2	1
23 Travis Snider, L (1, 7) OBP: 0.322, SLG: 0.356 31 Jose Tabata, R (9, PH) OBP: 0.327, SLG: 0.331 (9, 7)			X SI 92 0-0 HR		C SL 82 F FF 92 F FF 94 B SL 80 X FF 93 1-2 L3		B SL 82 B CU 76 F SI 92 B FF 92 X SI 92 3-1 58 PB 1B		B FF 94 C FF 94 B FF 94 X SL 81 2-1 G5-3	3 1	1 0	2 0	1 0	0 0	0 0	0 0
19 Chris Stewart, R (1, 2) OBP: 0.346, SLG: 0.271			B FF 91 C FF 92 C FF 91 B SL 82 B FF 93 B FF 92 4-2 25 G4-3 58 SH1-3 5 1B BB		C SL 81 C SI 93 B SL 83 B SL 82 X SI 93 2-2 G6-3		C FF 92 C SI 93 1 SAFE S SL 82 0-3 K		C FF 94 B SI 95 C SI 95 B SL 83 X FF 93 2-2 F8	3	1	0	0	1	1	1
58 Brandon Cumpton, R (1, 1) OBP: 0.167, SLG: 0.091 44 Tony Watson, L (8, 1) OBP: 1.000, SLG: 1.000 35 Mark Melancon, R (9, 1)			X FF 92 0-0 SH1-3 1-2		C FF 93 B FF 93 X FF 92 1-1 F8		1 SAFE F SI 93 B FF 93 X SI 93 1-1 G4-3 1-2			2 0 0	0 0 0	0 0 0	0 0 0	0 0 0	0 0 0	1 0 0
Inning Stats	R: 0 E: 0 K: 1 S: 7 H: 0 LOB: 0 BB: 0 P: 13	R: 0 E: 0 K: 1 S: 12 H: 1 LOB: 0 BB: 0 P: 17	R: 2 E: 0 K: 1 S: 12 H: 2 LOB: 1 BB: 1 P: 21	R: 0 E: 0 K: 2 S: 9 H: 0 LOB: 0 BB: 0 P: 12	R: 0 E: 0 K: 0 S: 9 H: 0 LOB: 0 BB: 0 P: 13	R: 0 E: 0 K: 0 S: 11 H: 2 LOB: 2 BB: 0 P: 17	R: 0 E: 0 K: 1 S: 10 H: 1 LOB: 1 BB: 0 P: 15	R: 0 E: 0 K: 0 S: 8 H: 0 LOB: 2 BB: 2 P: 18	R: 0 E: 0 K: 0 S: 10 H: 0 LOB: 0 BB: 0 P: 16	1B: 5 2B: 0 3B: 0 HR: 1 SF: 0 SAC: 1 DP: 0 HBP: 0						

TOP

Pittsburgh Pirates @ Chicago Cubs

Wrigley Field, Chicago, IL

Sun Jun 22 2014, 1:24 PM - 4:13 PM CDT

Att. 33,573 - Partly Cloudy - 65 F

livebaseballscorecards.com

AB	31
R	2
H	6
RBI	2
BB	3
SO	6
LOB	12

PITCHER		IP	WLS	BF	H	R	ER	SO	BB	IBB	HBP	BLK	WP	HR	S	P	ERA	WHIP
39 Jason Hammel, R ERA: 2.99	(1, 1)	7.0	L	27	6	2	2	6	1	0	0	0	0	1	70	108	2.57	1.000
54 Neil Ramírez, R ERA: 0.95	(8, 1)	1.0		5	0	0	0	0	2	0	0	0	0	0	8	18	0.00	2.000
40 James Russell, L ERA: 2.29	(9, 1)	0.1		1	0	0	0	0	0	0	0	0	0	0	5	7	0.00	0.000
46 Pedro Strop, R ERA: 3.47	(9, 1)	0.2		2	0	0	0	0	0	0	0	0	0	0	5	9	0.00	0.000

PITCHER	IP	WLS	BF	H	R	ER	SO	BB	IBB	HBP	BLK	WP	HR	S	P	ERA	WHIP

Pittsburgh Pirates @ Chicago Cubs

Wrigley Field, Chicago, IL

Sun Jun 22 2014, 1:24 PM - 4:13 PM CDT

Att. 33,573 - Partly Cloudy - 65 F

BOTTOM

livebaseballscorecards.com

Batter	1	2	3	4	5	6	7	8	9	AB	R	H	RBI	BB	SO	LOB
8 Chris Coghlan, L (1, 7) OBP: 0.303, SLG: 0.380 5 Welington Castillo, R (8, PH) OBP: 0.285, SLG: 0.383 (9, 2)	C SI 90 B SI 91 F SI 92 S SL 86 1-3 K ①		X SI 93 0-0 G4-3 ③			B SI 91 F SI 92 B CH 85 B SI 92 B SI 92 4-1 1-2 BB		B SI 94 B SI 94 F SI 95 F SI 94 F SI 96 F SI 95 T CH 88 2-2 K ②		2 1	0 0	0 0	0 0	1 0	1 1	0 2
6 Ryan Sweeney, L (1, 8) OBP: 0.247, SLG: 0.241 20 Justin Ruggiano, R (8, PH) OBP: 0.333, SLG: 0.368 (9, 7)	C SI 92 B CH 84 B SI 92 B SI 91 X SI 92 3-1 1B			C SI 92 B SI 92 X CH 85 1-1 L6 ①		B SI 92 B SI 92 X SI 92 2-0 F8 ②		F SI 96 S SI 96 B SI 96 C SI 95 1-3 K ③		3 1	0 0	1 0	0 0	0 0	0 1	2 2
44 Anthony Rizzo, L (1, 3) OBP: 0.398, SLG: 0.502	B SI 89 B SI 91 1 SAFE F SI 91 X CH 85 2-1 F8 ②			B SL 85 X SL 84 1-0 G3 ②		C SI 92 B SI 92 C SI 92 X SI 92 1-2 G6-3 ③			X FC 90 0-0 13 1B 19 FC4-6 1B	4	1	1	0	0	0	3
13 Starlin Castro, R (1, 6) OBP: 0.330, SLG: 0.481	X SI 91 0-0 F8 ③			B SI 92 C SI 93 F SL 85 F SI 93 X SL 85 1-2 F8 ③			B SL 84 C SI 92 X SL 84 1-1 G5-3 ①		C FF 92 D KC 81 F KC 81 X FC 92 1-2 19 FC4-6 1-3 1B	4	0	1	0	0	0	1
24 Luis Valbuena, L (1, 5) OBP: 0.365, SLG: 0.433		B SI 90 X SI 90 1-0 F7 ①			C SI 92 C SI 92 B SL 86 T SI 93 1-2 K ①		B CH 85 B SI 91 X SI 92 2-0 P6 ②		F FC 92 F KC 81 B FF 93 D KC 81 S KC 81 2-3 K ①	4	0	0	0	0	2	2
19 Nate Schierholtz, L (1, 9) OBP: 0.261, SLG: 0.309		C SI 91 B CH 85 X CH 84 1-1 G4-3 ②			B SI 93 S SI 93 F SI 93 B CH 85 B SL 85 B SI 92 4-2 12 G1-6-3 BB		F SI 93 F SI 92 C SI 91 0-3 K ③		B FC 91 X FF 91 1-0 FC4-6 ② 1-2f 3-H	3	0	0	1	1	1	1
12 John Baker, L (1, 2) OBP: 0.230, SLG: 0.187 21 Junior Lake, R (8, PH) OBP: 0.270, SLG: 0.429 (9, 8)		C SI 91 F SI 92 X SL 84 0-2 L1 ③			B SI 92 1 SAFE B SI 92 C SI 91 1 SAFE 1 SAFE X SI 92 2-1 G1-6-3 ②③ 1-2f			B SI 94 F SI 94 X SI 94 1-1 37 SH1-4 15 1B 1B	X FF 91 0-0 F9 ③	2 2	0 0	0 1	0 0	0 0	0 0	1 1
15 Darwin Barney, R (1, 4) OBP: 0.252, SLG: 0.286			C SI 92 F SI 92 F SL 84 F SL 84 F SI 92 B SI 93 B SL 86 S SL 86 2-3 K ①			S SL 83 S CH 84 B SL 84 B SI 92 X SI 92 2-2 P4 ①		C SI 94 X SI 94 0-1 37 SH1-4 1-2 1B		3	0	1	0	0	1	0
39 Jason Hammel, R (1, 1) OBP: 0.133, SLG: 0.103 54 Neil Ramírez, R (8, 1) 37 Travis Wood, R (8, PH) OBP: 0.313, SLG: 0.533 40 James Russell, L (9, 1) 46 Pedro Strop, R (9, 1)			C SI 92 X SI 92 0-1 G5-3 ②			S SI 92 F SL 85 F SI 93 X SL 82 0-2 8 BB 1B		M SI 94 2 SAFE M SI 94 X SI 94 0-2 SH1-4 ① 1-2 2-3		2 0 0 0 0 0	0 0 0 0 0 0	1 0 0 0 0 0	0 0 0 0 0 0	0 0 0 0 0 0	0 0 0 0 0 0	0 0 0 0 0 0
Inning Stats	R: 0 E: 0 K: 1 S: 8 H: 1 LOB: 1 BB: 0 P: 14	R: 0 E: 0 K: 0 S: 6 H: 0 LOB: 0 BB: 0 P: 8	R: 0 E: 0 K: 1 S: 9 H: 0 LOB: 0 BB: 0 P: 11	R: 0 E: 0 K: 0 S: 7 H: 0 LOB: 0 BB: 0 P: 10	R: 0 E: 0 K: 1 S: 7 H: 0 LOB: 0 BB: 0 P: 14	R: 0 E: 0 K: 0 S: 12 H: 1 LOB: 2 BB: 1 P: 21	R: 0 E: 0 K: 1 S: 6 H: 0 LOB: 0 BB: 0 P: 9	R: 0 E: 0 K: 2 S: 15 H: 2 LOB: 2 BB: 0 P: 19	R: 1 E: 0 K: 1 S: 9 H: 2 LOB: 1 BB: 0 P: 13	1B: 6 2B: 0 3B: 0 HR: 0		SF: 0 SAC: 1 DP: 1 HBP: 0		WP: 0 PB: 0 SB: 0 CS: 0		PA: 34

	AB	31
	R	1
	H	6
	RBI	1
	BB	2
	SO	7
	LOB	15

PITCHER	IP	WLS	BF	H	R	ER	SO	BB	IBB	HBP	BLK	WP	HR	S	P	ERA	WHIP
58 Brandon Cumpton, R (1, 1) ERA: 4.93	7.0	W	24	2	0	0	4	2	0	0	0	0	0	55	87	0.00	0.571
44 Tony Watson, L (8, 1) ERA: 0.77	1.0	H	5	2	0	0	2	0	0	0	0	0	0	15	19	0.00	2.000
35 Mark Melancon, R (9, 1) ERA: 2.04	1.0	S	5	2	1	1	1	0	0	0	0	0	0	9	13	9.00	2.000

PITCHER	IP	WLS	BF	H	R	ER	SO	BB	IBB	HBP	BLK	WP	HR	S	P	ERA	WHIP

Batter	1	2	3	4	5	6	7	8	9	AB	R	H	RBI	BB	SO	LOB
6 Billy Hamilton, S (1, 8) OBP: 0.311, SLG: 0.400	B FF 93 C FF 94 C SL 86 B SI 96 F SL 89 X FF 95 2-2 21 3B 2B	T SL 89 C SL 88 B FS 85 S FS 87 1-3 K ③			B FF 92 F SL 85 B FF 94 F SI 93 B FS 86 C SL 85 3-3 K ①		B SI 93 F SI 92 X SI 93 1-1 E3 21 CS		B SI 94 1 SAFE B FC 89 C FF 95 C FF 95 F SL 82 F FF 95 X FF 93 2-2 21 1B 39 HR 1-H 1B	5	2	2	1	0	2	1
21 Todd Frazier, R (1, 5) OBP: 0.350, SLG: 0.525	B FF 96 X FF 94 1-0 2-H 3B		C SL 86 B FS 86 C SL 85 B FS 86 X SL 87 2-2 ① 1B		F SL 86 F FF 94 B FS 87 S FS 86 1-3 K ②		1 SAFE 1 SAFE B SI 91 1-0 ③ CS 1-2	B SI 81 S FF 95 B SI 95 C SL 82 B SL 83 S SI 95 3-3 K ①	1 SAFE 1 SAFE B FF 93 S FF 93 1 SAFE B FF 92 X FF 94 2-1 19 S 39 HR 1-3 1B	5	1	3	1	0	2	0
19 Joey Votto, L (1, 3) OBP: 0.410, SLG: 0.435	B FF 95 C SL 88 X FC 93 1-1 G4-3 ①		B SI 96 B SI 95 X FF 94 2-0 F7 ②		C FC 93 B FS 87 B FS 84 X SL 88 2-1 G3 ③			B SL 85 B FF 96 C SI 95 B SI 95 F SL 83 B SI 94 4-2 39 BB BB	F SI 95 S FF 92 B SI 96 B FC 91 B SI 95 F SI 94 F SL 83 B FF 92 4-2 39 HR 1-2 BB	3	1	0	0	2	0	1
39 Devin Mesoraco, R (1, 2) OBP: 0.384, SLG: 0.651	S SL 88 B SI 94 S SL 88 B FS 86 H FF 95 3-2 48 FC6-4 HBP		B FF 95 B FF 96 B SL 88 F SL 86 F FS 87 B FF 94 B SL 87 4-2 32 2B BB			F SL 85 S FS 86 F FS 87 B FF 94 H FS 86 2-2 HBP		B FF 95 B SI 96 B SI 96 C FF 95 F SI 94 F SI 95 D SL 83 4-2 48 FC5-4 1-2 BB	B FF 95 X FF 94 1-0 1-H 2-H 3-H HR	1	1	1	4	2	0	0
32 Jay Bruce, L (1, 9) OBP: 0.322, SLG: 0.395	S FS 86 C FC 94 F FS 86 D FS 87 D SL 89 S FS 87 2-3 K ②		B FF 94 X SL 85 1-0 1-3 2B			B FS 86 C SI 94 B FS 85 F SI 95 F SI 96 1 SAFE F FS 85 F SI 96 X SI 96 2-2 ① F7		C FF 96 F SI 95 S SL 83 0-3 ② K	B FC 88 B FC 87 C FC 87 C FC 88 F FF 88 B SL 81 F FF 89 S FF 89 3-3 ③ K	5	0	1	0	0	3	5
48 Ryan Ludwick, R (1, 7) OBP: 0.337, SLG: 0.416	X FC 94 0-0 ③ FC6-4 1-2f		C FF 95 X FC 92 0-1 ③ F8			C SI 96 S FF 95 B FF 94 S FS 86 1-3 ② K		C FF 96 X SI 95 0-1 ③ FC5-4 1-2f		4	0	0	0	0	1	7
25 Skip Schumaker, L (1, 4) OBP: 0.259, SLG: 0.284		B FF 94 B FF 94 C FF 94 F SI 94 X FF 92 2-2 ① G3-1		C SL 86 S FF 94 S FS 86 0-3 ① K		F FF 95 1 SAFE C SL 88 B FS 86 B FS 85 F SI 95 S FS 86 2-3 ③ K			F FF 96 F FF 93 X SI 96 0-2 ① G6-3	4	0	0	0	0	2	1
2 Zack Cozart, R (1, 6) OBP: 0.273, SLG: 0.312		B FF 95 S SL 87 B SL 88 X SI 94 2-1 ② G6-3		B FF 95 X SI 95 1-0 ② G5-3			B SI 94 X SI 92 1-0 ① F9		F FF 97 B FF 92 S SL 84 F SL 85 X FF 95 1-2 ② F8	4	0	0	0	0	0	0
31 Alfredo Simon, R (1, 1) OBP: 0.125, SLG: 0.129 51 Jonathan Broxton, R (8, 1) 28 Chris Heisey, R (9, PH) OBP: 0.277, SLG: 0.336 Logan Ondrusek, R (9, 1)		C FF 94 F FF 95 F SI 95 F SL 88 B FS 86 B FF 95 B FF 96 B FF 95 4-2 BB		C FF 95 X FF 96 0-1 ③ G4-3			B SI 93 B SI 91 B SI 92 C FF 93 C FF 93 F FF 94 S FF 94 3-3 ② K		B FF 96 B FF 96 X FF 96 2-0 6 S 6 1B 1B	2 0 1 0	0 0 1 0	0 0 1 0	0 0 1 0	1 0 0 0	1 0 0 0	0 0 0 0
Inning Stats	R: 1 H: 2 E: 0 LOB: 2 K: 1 BB: 0 S: 14 P: 23	R: 0 H: 0 E: 0 LOB: 1 K: 1 BB: 1 S: 12 P: 21	R: 0 H: 2 E: 0 LOB: 2 K: 0 BB: 1 S: 10 P: 19	R: 0 H: 0 E: 0 LOB: 0 K: 1 BB: 0 S: 6 P: 7	R: 0 H: 0 E: 0 LOB: 0 K: 2 BB: 0 S: 8 P: 14	R: 0 H: 0 E: 0 LOB: 1 K: 2 BB: 0 S: 16 P: 23	R: 0 H: 0 E: 1 LOB: 0 K: 1 BB: 0 S: 7 P: 13	R: 0 H: 0 E: 0 LOB: 2 K: 2 BB: 2 S: 13 P: 24	R: 5 H: 4 E: 0 LOB: 0 K: 1 BB: 1 S: 25 P: 40	1B: 4 SF: 0 2B: 2 SAC: 0 3B: 1 DP: 0 HR: 1 HBP: 2						

PITCHER		IP	WLS	BF	H	R	ER	SO	BB	IBB	HBP	BLK	WP	HR	S	P	ERA	WHIP
29 Jeff Samardzija, R ERA: 2.53	(1, 1)	6.0		25	4	1	1	7	2	0	2	0	0	0	66	107	1.50	1.000
63 Brian Schlitter, R ERA: 2.86	(7, 1)	1.0		3	0	0	0	1	0	0	0	0	0	0	7	13	0.00	0.000
46 Pedro Strop, R ERA: 3.33	(8, 1)	1.0		5	0	0	0	2	2	0	0	0	0	0	13	24	0.00	2.000
56 Héctor Rondón, R ERA: 3.81	(9, 1)	0.2	L	7	4	5	5	0	1	0	0	0	0	1	20	32	67.50	7.500
40 James Russell, L ERA: 2.25	(9, 1)	0.1		1	0	0	0	1	0	0	0	0	0	0	5	8	0.00	0.000

PITCHER		IP	WLS	BF	H	R	ER	SO	BB	IBB	HBP	BLK	WP	HR	S	P	ERA	WHIP

TOP

Cincinnati Reds @ Chicago Cubs

Wrigley Field, Chicago, IL

Mon Jun 23 2014, 7:09 PM - 10:28 PM CDT

Att. 27,747 - Partly Cloudy - 75 F

livebaseballscorecards.com

AB	34
R	6
H	8
RBI	6
BB	5
SO	11
LOB	15

Cincinnati Reds @ Chicago Cubs

Wrigley Field, Chicago, IL

Mon Jun 23 2014, 7:09 PM - 10:28 PM CDT

Att. 27,747 - Partly Cloudy - 75 F

BOTTOM

livebaseballscorecards.com

Batter	1	2	3	4	5	6	7	8	9	AB	R	H	RBI	BB	SO	LOB
8 Chris Coghlan, L (1, 7) OBP: 0.290, SLG: 0.361	C SI 93 C CU 76 S FS 83 0-3 ① K		C FS 84 F CU 76 F FS 84 X SI 95 0-2 ② L8		S SI 94 S CU 76 X CU 76 0-2 ③ G4-3			C SI 91 C CU 77 F FF 94 X SI 92 0-2 ① G1-3		4	0	0	0	0	1	1
20 Justin Ruggiano, R (1, 8) OBP: 0.321, SLG: 0.352	C SI 94 X CU 77 0-1 ② G6-3		C SI 94 S CU 78 B CU 81 X CU 78 1-2 ③ F8			F FF 93 S CU 76 B CU 79 S CU 77 1-3 ① K		S FF 92 B SL 88 F SL 85 B FF 94 B FF 92 X FF 93 3-2 ② F8		4	0	0	0	0	1	1
44 Anthony Rizzo, L (1, 3) OBP: 0.399, SLG: 0.513	C SI 94 S FS 84 X FS 87 0-2 ③ L8			X FS 84 0-0 13 2B 1B		B FF 95 S CU 74 F CU 77 F FS 86 B FS 88 X CU 74 2-2 HR		B FF 93 S CU 81 S SL 88 T SL 88 1-2 ③ K		4	1	2	1	0	1	0
13 Starlin Castro, R (1, 6) OBP: 0.329, SLG: 0.481		F FF 93 B SI 92 T FC 87 X FS 84 1-2 ① G5-3		T SI 94 B SI 95 1 SAFE F FF 95 F SI 94 F FC 90 X SI 95 1-2 1-3 2B		F FF 95 B FF 93 S FC 88 F FS 89 S FS 86 1-3 ② K			C FF 93 C FF 91 B FC 92 S CH 83 1-3 ① K	4	0	1	0	0	2	0
24 Luis Valbuena, L (1, 5) OBP: 0.359, SLG: 0.425		B CU 76 F SI 94 F SI 95 F FC 88 B FS 86 S CU 78 2-3 ② K		B SI 94 S CU 77 S CU 79 X SI 95 1-2 ① F9		C SI 95 B SI 94 S CU 76 X CU 77 1-2 ③ G4-3			C FF 94 X FF 92 0-1 ② L9	4	0	0	0	0	1	2
5 Welington Castillo, R (1, 2) OBP: 0.284, SLG: 0.380		B SI 94 X SI 92 1-0 1B		B CU 77 D CU 78 F FC 90 X CU 79 2-1 ② G1-3			B FS 88 C FF 94 S SI 94 B SI 95 X SI 95 2-2 ① G5-3		C FF 95 B FC 92 B CU 78 X FF 94 2-1 ③ G5-3	4	0	1	0	0	0	2
6 Ryan Sweeney, L (1, 9) OBP: 0.250, SLG: 0.235		B SI 94 S FS 85 F FS 84 F EP 77 B FS 85 S FS 86 2-3 ③ K		B SI 95 D FS 83 C FS 86 X CU 78 2-1 ③ L7			C SI 94 S SI 95 B EP 73 B FS 86 F FS 85 B FS 86 F SI 95 B SI 94 4-2 19 FC4-6 BB			2	0	0	0	1	1	3
15 Darwin Barney, R (1, 4) OBP: 0.253, SLG: 0.294			B FF 93 B FF 94 C FF 93 F SI 94 X FS 87 2-2 2B		F FF 93 X CU 75 0-1 ① F7		C FF 94 D CU 76 B FF 95 1 SAFE 1 SAFE X FF 93 2-1 ② F7			3	0	1	0	0	0	1
29 Jeff Samardzija, R (1, 1) OBP: 0.171, SLG: 0.223 63 Brian Schlitter, R (7, 1) OBP: 1.000, SLG: 1.000 19 Nate Schierholtz, L (7, PH) OBP: 0.260, SLG: 0.307 46 Pedro Strop, R (8, 1) 56 Héctor Rondón, R (9, 1) 40 James Russell, L (9, 1)			B FC 88 2 SAFE X SI 92 1-0 ① B3		F FF 93 B FS 88 B CU 74 B FF 94 F FF 94 X FF 94 3-2 ② P3		C FF 94 B CU 75 C CU 75 X SI 94 1-2 ③ FC4-6 1-2f			2	0	0	0	0	0	1
										0	0	0	0	0	0	0
										1	0	0	0	0	0	1
										0	0	0	0	0	0	0
										0	0	0	0	0	0	0
										0	0	0	0	0	0	0

	AB	32
	R	1
	H	5
	RBI	1
	BB	1
	SO	7
	LOB	12

Inning Stats	1	2	3	4	5	6	7	8	9
	R: 0 E: 0 K: 1 S: 8	H: 0 LOB: 0 BB: 0 P: 8	R: 0 E: 0 K: 2 S: 12	H: 1 LOB: 1 BB: 0 P: 18	R: 0 E: 0 K: 0 S: 11	H: 1 LOB: 1 BB: 0 P: 15	R: 0 E: 0 K: 0 S: 13	H: 2 LOB: 2 BB: 0 P: 19	R: 0 E: 0 K: 0 S: 8	H: 0 LOB: 0 BB: 0 P: 11
	R: 1 E: 0 K: 2 S: 14	H: 1 LOB: 0 BB: 0 P: 19	R: 0 E: 0 K: 0 S: 12	H: 0 LOB: 1 BB: 1 P: 21	R: 0 E: 0 K: 1 S: 10	H: 0 LOB: 0 BB: 0 P: 14	R: 0 E: 0 K: 1 S: 7	H: 0 LOB: 0 BB: 0 P: 10		

	1B: 2	SF: 0	WP: 0	PA: 33
	2B: 2	SAC: 0	PB: 0	
	3B: 0	DP: 0	SB: 0	
	HR: 1	HBP: 0	CS: 0	

PITCHER		IP	WLS	BF	H	R	ER	SO	BB	IBB	HBP	BLK	WP	HR	S	P	ERA	WHIP
31 Alfredo Simon, R ERA: 2.92	(1, 1)	7.0		27	5	1	1	5	1	0	0	0	0	1	78	111	1.29	0.857
51 Jonathan Broxton, R ERA: 0.74	(8, 1)	1.0	W	3	0	0	0	1	0	0	0	0	0	0	10	14	0.00	0.000
Logan Ondrusek, R ERA: 3.86	(9, 1)	1.0		3	0	0	0	1	0	0	0	0	0	0	7	10	0.00	0.000

PITCHER	IP	WLS	BF	H	R	ER	SO	BB	IBB	HBP	BLK	WP	HR	S	P	ERA	WHIP

Batter	1	2	3	4	5	6	7	8	9	AB	R	H	RBI	BB	SO	LOB
6 Billy Hamilton, S (1, 8) OBP: 0.310, SLG: 0.398	B FF 93 B FF 94 C FF 94 T SL 92 B SL 91 F SL 91 X SI 95 3-2 P5 ①			C SI 92 C CU 77 B FF 92 F CU 78 F SI 94 S SL 89 1-3 K ①			B SL 88 X SI 92 1-0 19 G3 39 1B 1B	X SI 88 0-0 F9 ②		4	1	1	0	0	1	2
21 Todd Frazier, R (1, 5) OBP: 0.346, SLG: 0.517	C FF 94 B SI 95 B SL 92 C SL 91 B SI 95 F SL 92 F FF 96 S FC 93 3-3 K ②			F SI 95 F CU 78 S SL 90 0-3 K ②			1 SAFE C SI 92 X SL 88 0-1 F7 ①	B SL 81 B SI 92 B SL 82 F SI 92 X SI 93 3-1 G5-3 ③		4	0	0	0	0	2	3
19 Joey Votto, L (1, 3) OBP: 0.403, SLG: 0.426	B FF 96 B SI 96 B SL 90 C FF 93 X FF 94 3-1 L8 ③			X CU 78 0-0 G4-3 ③			C SI 93 1 SAFE B SL 87 X SL 87 1-1 G3 ② 1-2		B FF 92 B FF 92 X FF 92 2-0 F7 ①	4	0	0	0	0	0	1
39 Devin Mesoraco, R (1, 2) OBP: 0.387, SLG: 0.667		C SI 93 X SL 91 0-1 F8 ①			C CU 77 X SL 91 0-1 F8 ①		C CU 76 X SL 89 0-1 32 2B 2-H 1B		B FF 93 B FF 94 C FF 93 X FF 94 2-1 HR	4	2	2	2	0	0	0
32 Jay Bruce, L (1, 9) OBP: 0.321, SLG: 0.397		B SI 94 B SL 91 F FF 93 F SL 91 S CH 88 2-3 K ②			S CU 77 C SL 90 S FF 93 0-3 K ②		F SI 92 D CU 77 X SL 87 1-1 1-H 2B		F FF 93 C CU 79 C FF 94 0-3 K ②	4	0	1	1	0	3	0
48 Ryan Ludwick, R (1, 7) OBP: 0.330, SLG: 0.407		T FF 93 F CU 79 X SL 90 0-2 G4-3 ③			B SI 94 B SL 91 F SL 90 B SL 91 F SI 94 X SL 89 3-2 P4 ③		F FF 92 B SL 89 C CU 78 D CU 78 S SL 89 2-3 K ③		C FF 94 F CU 78 B FF 95 S CU 79 1-3 K ③	4	0	0	0	0	2	1
25 Skip Schumaker, L (1, 4) OBP: 0.261, SLG: 0.286			B FF 92 B SI 93 C SI 93 C SL 90 X SL 92 2-2 G6-3 ①			C SI 93 F SL 89 F FF 93 S CU 78 0-3 K ①		S KC 79 B KC 80 X FF 91 1-1 29 BB 1B		3	0	1	0	0	1	0
2 Zack Cozart, R (1, 6) OBP: 0.270, SLG: 0.309			B SI 94 C SL 90 X SL 91 1-1 F7 ②			B SI 92 C SL 89 F SL 90 C FF 94 1-3 K ②		B FF 95 X FF 93 1-0 P6 ①		3	0	0	0	0	1	1
34 Homer Bailey, R (1, 1) OBP: 0.207, SLG: 0.179 60 J.J. Hoover, R (6, 1) 70 Jumbo Díaz, R (7, 1) 29 Brayan Peña, S (8, PH) OBP: 0.284, SLG: 0.371 44 Mike Leake, R (8, PR) OBP: 0.152, SLG: 0.273 63 Sam LeCure, R (8, 1)			B FF 93 C FF 93 S SL 89 B SI 94 X SL 89 2-2 L9 ③			B SI 93 C SI 93 F SI 93 B CU 77 S SL 87 2-3 K ③		1 SAFE D CU 81 C CU 81 D CU 82 B SI 94 B SI 94 4-1 1-2 BB		2 0 0 0 0 0	0 0 0 0 0 0	0 0 0 0 1 0	0 0 0 0 0 0	0 0 0 1 0 0	1 0 0 0 0 0	0 0 0 0 0 0
Inning Stats	R: 0 E: 0 K: 1 S: 11 H: 0 LOB: 0 BB: 0 P: 20	R: 0 E: 0 K: 1 S: 8 H: 0 LOB: 0 BB: 0 P: 10	R: 0 E: 0 K: 0 S: 8 H: 0 LOB: 0 BB: 0 P: 13	R: 0 E: 0 K: 2 S: 9 H: 0 LOB: 0 BB: 0 P: 10	R: 0 E: 0 K: 1 S: 8 H: 0 LOB: 0 BB: 0 P: 11	R: 0 E: 0 K: 3 S: 10 H: 0 LOB: 0 BB: 0 P: 13	R: 2 E: 0 K: 1 S: 12 H: 3 LOB: 1 BB: 0 P: 17	R: 0 E: 0 K: 0 S: 7 H: 1 LOB: 2 BB: 1 P: 16	R: 1 E: 0 K: 2 S: 9 H: 1 LOB: 0 BB: 0 P: 14	1B: 3 2B: 1 3B: 0 HR: 1 SF: 0 SAC: 0 DP: 0 HBP: 0						

Cincinnati Reds @ Chicago Cubs

Wrigley Field, Chicago, IL

Tue Jun 24 2014, 8:00 PM - 10:57 PM CDT

Att. 28,226 - Cloudy - 75 F

TOP

livebaseballscorecards.com

AB	32
R	3
H	5
RBI	3
BB	1
SO	11
LOB	8

WP: 0 PB: 0 SB: 0 CS: 0 PA: 33

PITCHER		IP	WLS	BF	H	R	ER	SO	BB	IBB	HBP	BLK	WP	HR	S	P	ERA	WHIP
49 Jake Arrieta, R ERA: 2.05	(1, 1)	7.0	W	24	3	2	2	9	0	0	0	0	0	0	66	94	2.57	0.429
53 Wesley Wright, L ERA: 2.57	(8, 1)	0.0		1	1	0	0	0	0	0	0	0	0	0	2	3	∞	∞
52 Justin Grimm, R ERA: 3.21	(8, 1)	0.1	H	2	0	0	0	0	1	0	0	0	0	0	2	7	0.00	3.000
40 James Russell, L ERA: 2.21	(8, 1)	0.1	H	1	0	0	0	0	0	0	0	0	0	0	1	1	0.00	0.000
63 Brian Schlitter, R ERA: 2.83	(8, 1)	0.1	H	1	0	0	0	0	0	0	0	0	0	0	2	5	0.00	0.000

PITCHER		IP	WLS	BF	H	R	ER	SO	BB	IBB	HBP	BLK	WP	HR	S	P	ERA	WHIP
54 Neil Ramírez, R ERA: 1.35	(9, 1)	1.0		4	1	1	1	2	0	0	0	0	0	1	9	14	9.00	1.000

Batter	1	2	3	4	5	6	7	8	9	AB	R	H	RBI	BB	SO	LOB
8 Chris Coghlan, L (1, 7) OBP: 0.278, SLG: 0.345	C SI 95 B KC 80 X FF 95 1-1 ① G3-1			C KC 78 X SI 94 0-1 ① G3-1		C SI 94 F SI 96 S KC 82 0-3 ① K		C KC 71 C SI 86 B KC 73 B KC 73 S KC 72 2-3 ① K		4	0	0	0	0	2	1
21 Junior Lake, R (1, 8) OBP: 0.274, SLG: 0.428	S SL 87 F SI 95 B CH 88 S CH 87 1-3 ② K			B SI 95 S SL 84 S SL 84 F SL 86 S KC 80 1-3 ② K		C SL 88 D SI 95 B SL 83 B SL 85 B FF 94 4-1 13 HBP 44 1B 19 SF8 1-2 BB		B SI 85 B SI 86 S FF 88 L KC 71 F SI 87 F KC 73 X SL 78 2-2 44 2B 19 E 1B		3	2	1	0	1	2	0
44 Anthony Rizzo, L (1, 3) OBP: 0.404, SLG: 0.532	F SI 96 F FF 95 F FF 95 F SL 90 B KC 82 B CH 85 B SI 95 X FF 95 3-2 ③ F8			X KC 81 0-0 HR		S SI 96 X SI 96 0-1 19 SF8 13 HBP 1-2 2-3 1B		S SI 87 C SI 86 1 SAFE X KC 72 0-2 19 E 1-3 2B		4	2	3	1	0	0	0
13 Starlin Castro, R (1, 6) OBP: 0.331, SLG: 0.478		C FF 95 B CH 85 B SI 94 X SL 85 2-1 ① G6-3		B SI 97 B SL 86 C FF 96 X SL 87 2-1 ③ F8		F SL 86 F SL 85 H SI 94 1-2 1-2 2-3 3-H HBP		I IN 69 I IN 75 I IN 76 I IN 78 4-0 19 E 5 SF8 IBB		2	1	0	1	1	0	0
19 Nate Schierholtz, L (1, 9) OBP: 0.260, SLG: 0.308		C SI 95 F FF 95 S SI 95 0-3 ② K			B SI 93 S KC 81 C CH 86 F SL 89 B FF 96 B SL 91 X SI 96 3-2 5 2B 1B	F FF 91 B FF 92 F FF 91 F CU 76 X FF 93 1-2 ② SF8 2-3 3-H		C FF 86 B SI 85 D KC 74 B SI 87 X FF 87 3-1 E3 1-3 2-H 3-H		3	1	1	2	0	1	1
5 Welington Castillo, R (1, 2) OBP: 0.283, SLG: 0.385		F SI 95 C CH 86 C SL 90 0-3 ③ K			F SL 87 X SI 94 0-1 ① 1-H 2B	B FF 92 S CU 74 B CU 75 F CU 74 B SL 84 X FF 93 3-2 ③ F9		B KC 74 X KC 73 1-0 ② SF8 3-H		3	0	1	2	0	1	2
30 Mike Olt, R (1, 5) OBP: 0.225, SLG: 0.354			C SI 96 S CH 87 B FF 95 B CH 87 B SL 86 S SL 86 3-3 ① K		B SL 86 C SL 87 B SI 95 X SL 86 2-1 ② G6-3		C SL 85 B FF 97 C SL 86 S FF 98 1-3 ① K	B SI 85 F KC 70 B SI 86 T FF 86 S SI 85 2-3 ③ K		4	0	0	0	0	3	1
15 Darwin Barney, R (1, 4) OBP: 0.248, SLG: 0.288			F SI 95 S CH 86 F SL 90 X CH 87 0-2 ② F7		X SI 94 0-0 ③ L9		C SL 85 F FF 96 F SI 96 F FF 97 X SL 85 0-2 ② P2			3	0	0	0	0	0	0
49 Jake Arrieta, R (1, 1) OBP: 0.235, SLG: 0.250 6 Ryan Sweeney, L (7, PH) OBP: 0.247, SLG: 0.233 53 Wesley Wright, R (8, 1) 52 Justin Grimm, R (8, 1) 40 James Russell, L (8, 1) 63 Brian Schlitter, R (8, 1) OBP: 1.000, SLG: 1.000 54 Neil Ramirez, R (9, 1)			B SI 96 X SI 95 1-0 ③ L5			B SI 95 B SI 92 S SI 94 B SL 88 B SI 95 4-1 44 1B 21 BB 13 HBP BB	B SI 97 C SL 87 T CH 89 B FF 97 B FF 96 C SL 87 3-3 ③ K			1 1 0 0 0 0 0	1 0 0 0 0 0 0	0 0 0 0 0 0 0	0 0 0 0 0 0 0	1 0 0 0 0 0 0	0 1 0 0 0 0 0	0 0 0 0 0 0 0
Inning Stats	R: 0 E: 0 K: 1 S: 10 H: 0 LOB: 0 BB: 0 P: 15	R: 0 E: 0 K: 2 S: 8 H: 0 LOB: 0 BB: 0 P: 10	R: 0 E: 0 K: 1 S: 8 H: 0 LOB: 0 BB: 0 P: 12	R: 1 E: 0 K: 1 S: 9 H: 1 LOB: 0 BB: 0 P: 12	R: 1 E: 0 K: 0 S: 9 H: 2 LOB: 0 BB: 0 P: 14	R: 2 E: 0 K: 1 S: 16 H: 1 LOB: 2 BB: 2 P: 29	R: 0 E: 0 K: 2 S: 11 H: 0 LOB: 0 BB: 0 P: 15	R: 3 E: 1 K: 2 S: 17 H: 2 LOB: 1 BB: 1 P: 31		1B: 3 2B: 2 3B: 0 HR: 1 SF: 2 SAC: 0 DP: 0 HBP: 1				WP: 0 PB: 0 SB: 0 CS: 0 PA: 34		

PITCHER		IP	WLS	BF	H	R	ER	SO	BB	IBB	HBP	BLK	WP	HR	S	P	ERA	WHIP
34 Homer Bailey, R ERA: 4.8	(1, 1)	5.1	L	22	4	4	4	6	2	0	1	0	0	1	53	81	6.75	1.125
60 J.J. Hoover, R ERA: 5.13	(6, 1)	0.2		2	0	0	0	0	0	0	0	0	0	0	7	11	0.00	0.000
70 Jumbo Díaz, R ERA: 13.5	(7, 1)	1.0		3	0	0	0	2	0	0	0	0	0	0	11	15	0.00	0.000
63 Sam LeCure, R ERA: 3.99	(8, 1)	1.0		7	2	3	1	2	0	1	0	0	0	0	17	31	9.00	2.000

PITCHER	IP	WLS	BF	H	R	ER	SO	BB	IBB	HBP	BLK	WP	HR	S	P	ERA	WHIP

BOTTOM

Cincinnati Reds @ Chicago Cubs

Wrigley Field, Chicago, IL

Tue Jun 24 2014, 8:00 PM - 10:57 PM CDT

Att. 28,226 - Cloudy - 75 F

livebaseballscorecards.com

AB	28
R	7
H	6
RBI	6
BB	3
SO	10
LOB	5

Batter	1	2	3	4	5	6	7	8	9	AB	R	H	RBI	BB	SO	LOB
6 Billy Hamilton, S (1, 8) OBP: 0.304, SLG: 0.390	B FF 92 C FF 91 B CU 80 X FF 92 2-1 ① F9		B SL 81 M CU 79 X FF 93 1-1 ② F8		D CU 80 B FF 91 X SI 93 2-0 ③ G4-3		C FF 88 X CH 80 0-1 ① P6		S CU 75 X FF 91 0-1 ③ F8	5	0	0	0	0	0	3
21 Todd Frazier, R (1, 5) OBP: 0.348, SLG: 0.516	B SL 86 F FF 92 F SL 85 X SL 86 1-2 19 S 32 2B 1B		B FF 92 B SL 87 C SL 85 B SI 92 X FF 92 3-1 ③ F8			B SL 85 B SI 90 B SL 84 C FF 90 F FF 91 D SL 85 4-2 19 2B BB	B FF 87 S CH 81 F CH 80 F FC 88 F CU 75 S CH 81 1-3 ② K			3	2	1	0	1	1	0
19 Joey Votto, L (1, 3) OBP: 0.409, SLG: 0.432	B FF 93 S FF 93 F FF 92 B SI 94 D SL 87 F SL 85 B SI 93 4-2 32 2B 1-2 BB			C FF 92 S CH 85 B FF 93 B SL 87 B CH 88 B SL 85 4-2 39 FC5-4 BB		1 SAFE B FF 92 C FF 93 1 SAFE B FF 93 B FF 91 X FF 93 3-1 39 1B 32 2B 1-H 2B	F FF 89 X SL 81 0-1 ③ F8			2	1	1	1	2	0	0
39 Devin Mesoraco, R (1, 2) OBP: 0.384, SLG: 0.656	C SL 86 X FF 93 0-1 ② F8			X FF 93 0-0 ① FC5-4 32 L7 1-2f		X SL 85 0-0 32 2B 25 SH6-3 2-3 1B		B FF 93 S SL 82 B SL 84 B FF 92 F FF 93 F FF 93 C FF 93 3-3 ① K		4	1	1	0	0	1	3
32 Jay Bruce, L (1, 9) OBP: 0.324, SLG: 0.408	T CU 80 X SL 86 0-1 ③ 1-H 2-H 2B			B FF 93 1 SAFE B FF 91 C CH 85 X SI 92 2-1 ② ③ L7 1-2		C CU 79 B FF 94 B CU 80 S SL 86 B SL 87 1 SAFE F SL 86 X FF 94 3-2 25 SH6-3 1-3 3-H 2B		B FF 93 B FF 94 B FF 91 C FF 92 X FF 92 3-1 ② G3		4	0	2	2	0	0	1
28 Chris Heisey, R (1, 7) OBP: 0.270, SLG: 0.326		C FF 92 X SL 86 0-1 ① G5-3			C SL 84 B SL 86 B FF 92 C SL 85 X FF 93 2-2 ① P3	F SL 86 F FF 93 F FF 95 T SL 87 0-2 ① K		B FF 94 S CU 79 X CU 80 1-1 ③ G1-3		4	0	0	0	0	1	2
25 Skip Schumaker, L (1, 4) OBP: 0.270, SLG: 0.313		B FF 92 F FF 91 S CU 80 F FF 95 B SL 87 F SI 93 S SL 87 2-3 ② K2-3			B SI 93 B CH 85 X SI 92 2-0 55 FC1-5 2B	B CH 80 X CH 80 1-0 ② SH6-3 2-3 3-H			F FF 89 F FF 91 B FF 90 B CU 78 B FF 91 F CH 82 F FF 91 X CH 82 3-2 2B	3	0	2	1	0	1	0
2 Zack Cozart, R (1, 6) OBP: 0.274, SLG: 0.306		B SL 86 S SL 85 X FF 93 1-1 ③ P3			C SL 85 B FF 93 D SL 86 B SL 87 B SL 87 4-1 55 FC1-5 BB	I IN 69 I IN 70 I IN 71 I IN 68 4-0 IBB			B FF 91 B FF 88 C CH 80 X CH 82 2-1 ① L6	2	0	0	0	2	0	1
55 Mat Latos, R (1, 1) 51 Jonathan Broxton, R (8, 1) 48 Ryan Ludwick, R (9, PH) OBP: 0.329, SLG: 0.405 54 Aroldis Chapman, L (9, 1)			C FF 92 X FF 93 0-1 ① G6-3		L B B FF 90 X FF 90 2-1 ② FC1-5 1-2 2-3f	B SI 88 F FF 88 X SL 80 1-1 ③ F9			B CU 74 S CH 84 B FF 91 C SL 83 S FF 91 2-3 ② K	3 0 1 0	0 0 0 0	0 0 0 0	0 0 0 0	0 0 1 0	0 0 1 0	4 0 1 0
Inning Stats	R: 1 E: 0 K: 0 S: 12 H: 2 LOB: 2 BB: 1 P: 19	R: 0 E: 0 K: 1 S: 9 H: 0 LOB: 0 BB: 0 P: 12	R: 0 E: 0 K: 0 S: 6 H: 0 LOB: 0 BB: 0 P: 10	R: 0 E: 0 K: 0 S: 5 H: 0 LOB: 0 BB: 1 P: 11	R: 0 E: 0 K: 0 S: 8 H: 1 LOB: 2 BB: 1 P: 20	R: 3 E: 0 K: 1 S: 16 H: 3 LOB: 2 BB: 2 P: 32	R: 0 E: 0 K: 1 S: 9 H: 0 LOB: 0 BB: 0 P: 10	R: 0 E: 0 K: 1 S: 8 H: 0 LOB: 0 BB: 0 P: 15	R: 0 E: 0 K: 1 S: 12 H: 1 LOB: 1 BB: 0 P: 19	1B: 2 2B: 5 3B: 0 HR: 0 SF: 0 SAC: 1 DP: 0 HBP: 0						

PITCHER		IP	WLS	BF	H	R	ER	SO	BB	IBB	HBP	BLK	WP	HR	S	P	ERA	WHIP
36 Edwin Jackson, R ERA: 5.22	(1, 1)	5.1	L	24	6	4	4	2	4	0	0	0	0	0	53	95	6.75	1.875
40 James Russell, L ERA: 2.05	(6, 1)	1.2		6	0	0	0	1	0	1	0	0	0	0	12	19	0.00	0.000
52 Justin Grimm, R ERA: 3.12	(8, 1)	1.0		3	0	0	0	1	0	0	0	0	0	0	8	15	0.00	0.000
33 Carlos Villanueva, R ERA: 5.95	(9, 1)	1.0		4	1	0	0	1	0	0	0	0	0	0	12	19	0.00	1.000

PITCHER	IP	WLS	BF	H	R	ER	SO	BB	IBB	HBP	BLK	WP	HR	S	P	ERA	WHIP

TOP

Cincinnati Reds @ Chicago Cubs

Wrigley Field, Chicago, IL

Wed Jun 25 2014, 6:08 PM - 9:17 PM CDT

Att. 28,207 - Overcast - 59 F

livebaseballscorecards.com

AB	31
R	4
H	7
RBI	4
BB	5
SO	5
LOB	15

WP: 0	PA: 37		
PB: 0			
SB: 1			
CS: 0			

BOTTOM

Cincinnati Reds @ Chicago Cubs

Wrigley Field, Chicago, IL

Wed Jun 25 2014, 6:08 PM - 9:17 PM CDT

Att. 28,207 - Overcast - 59 F

livebaseballscorecards.com

Batter	1	2	3	4	5	6	7	8	9	AB	R	H	RBI	BB	SO	LOB
21 Junior Lake, R (1, 8) OBP: 0.269, SLG: 0.420	C FF 89 B FF 89 S CU 76 B FS 83 F FS 84 B SI 89 F SI 90 X SL 86 3-2 ① G4-3		X FF 89 0-0 ③ G6-3		C FC 91 B FS 78 F FS 80 F FF 93 B CU 77 B FS 81 S FF 92 3-3 ③ K			B FF 93 X SL 87 1-0 ② F7		4	0	0	0	0	1	1
6 Ryan Sweeney, L (1, 7) OBP: 0.247, SLG: 0.244	C FF 90 B SL 87 S FF 90 B SL 85 X FF 89 2-2 ② G4-3			B SI 87 C FF 87 X CU 73 1-1 44 G3-1 13 1B 2B		B SI 86 C SI 86 X FF 88 1-1 ① G5-3		C SI 92 B FF 94 B SL 86 F SI 91 X FF 95 2-2 ③ G1-3		4	1	1	0	0	0	0
44 Anthony Rizzo, L (1, 3) OBP: 0.399, SLG: 0.524	S SI 90 S FS 79 F FS 80 X FF 92 0-2 ③ P6			B FF 90 C SI 89 B FF 89 C SI 88 F SI 90 F FF 89 B SI 90 F FF 91 F FF 89 3-2 X SL 87 ① G3-1 2-3		X SI 87 0-0 ② F7			B FF 100 B FF 99 B FF 98 C FF 97 C FF 98 X FF 99 3-2 ① G6-3	4	0	0	0	0	0	1
13 Starlin Castro, R (1, 6) OBP: 0.333, SLG: 0.479		C SL 86 F FF 89 B FF 87 T FS 79 1-2 ① K		B SI 90 C SL 87 F FF 89 X FF 92 1-2 24 1B 1B 3-H		C FF 85 S FS 76 X SI 87 0-2 1B			C SL 90 B SL 89 S SL 90 S FF 100 1-3 ② K	4	0	2	1	0	2	0
24 Luis Valbuena, L (1, 5) OBP: 0.358, SLG: 0.424 20 Justin Ruggiano, R (9, PH) OBP: 0.327, SLG: 0.370		B SI 88 T FF 89 F CU 75 B FS 80 F CU 77 F SI 90 X SL 86 2-2 ② P3		1 SAFE F FF 89 F SI 90 B CU 77 1 SAFE X FS 80 1-2 1-2 1B		C SI 88 1 SAFE X SI 86 0-1 ③ F8			B CH 87 B SL 89 C FF 98 B SL 89 C FF 98 X FF 99 3-2 2B	3 1	0 0	1 1	0 0	0 0	0 0	1 0
19 Nate Schierholtz, L (1, 9) OBP: 0.257, SLG: 0.304 30 Mike Olt, R (9, PH) OBP: 0.223, SLG: 0.352		F SI 90 F FF 91 X FS 81 0-2 ③ G4-3		C CU 75 B FF 90 F FF 89 X SL 87 1-2 ② F6			X SI 86 0-0 ① P4		B FF 100 C FF 100 C SL 90 S FF 101 1-3 ③ K	3 1	0 0	0 0	0 0	0 0	0 1	2 1
12 John Baker, L (1, 2) OBP: 0.223, SLG: 0.181			C SI 88 F FF 88 B SL 85 X SI 90 1-2 ① G5-3	F FC 89 X FC 89 0-1 ③ P4			C FF 86 B SI 88 B SI 85 F FF 87 C CU 75 2-3 ② K			3	0	0	0	0	1	2
15 Darwin Barney, R (1, 4) OBP: 0.250, SLG: 0.289			C FC 92 B FF 91 B SL 87 B SL 87 C FC 91 X SI 90 3-2 1B		C FF 89 X CU 75 0-1 ① G6-3		C FF 89 B CU 76 X CU 74 1-1 ③ G5-3			3	0	1	0	0	0	0
36 Edwin Jackson, R (1, 1) OBP: 0.103, SLG: 0.138 40 James Russell, L (6, 1) 52 Justin Grimm, R (8, 1) 8 Chris Coghlan, L (8, PH) OBP: 0.276, SLG: 0.341 33 Carlos Villanueva, R (9, 1)			B FF 88 B FF 88 C FF 89 C FF 88 L FF 90 2-3 ② K		B FF 90 B FF 87 S FF 86 C FC 90 C FF 92 2-3 ② K			C SI 90 C SI 92 B FF 93 S FF 94 1-3 ① K		2 0 0 1 0	0 0 0 0 0	0 0 0 0 0	0 0 0 0 0	2 0 0 0 0	1 0 0 0 0
Inning Stats	R: 0 E: 0 K: 0 S: 12 H: 0 LOB: 0 BB: 0 P: 17	R: 0 E: 0 K: 1 S: 11 H: 0 LOB: 0 BB: 0 P: 14	R: 0 E: 0 K: 1 S: 10 H: 1 LOB: 1 BB: 0 P: 16	R: 1 E: 0 K: 0 S: 20 H: 3 LOB: 2 BB: 0 P: 27	R: 0 E: 0 K: 2 S: 9 H: 0 LOB: 0 BB: 0 P: 14	R: 0 E: 0 K: 1 S: 8 H: 1 LOB: 1 BB: 0 P: 9	R: 0 E: 0 K: 1 S: 6 H: 0 LOB: 0 BB: 0 P: 9	R: 0 E: 0 K: 1 S: 7 H: 0 LOB: 0 BB: 0 P: 11	R: 0 E: 0 K: 2 S: 12 H: 1 LOB: 1 BB: 0 P: 20	1B: 4 2B: 2 3B: 0 HR: 0 SF: 0 SAC: 0 DP: 0 HBP: 0						

	AB	33
	R	1
	H	6
	RBI	1
	BB	0
	SO	8
	LOB	9

PITCHER		IP	WLS	BF	H	R	ER	SO	BB	IBB	HBP	BLK	WP	HR	S	P	ERA	WHIP
55 Mat Latos, R ERA: 2.89	(1, 1)	7.0	W	26	5	1	1	5	0	0	0	0	0	0	76	106	1.29	0.714
51 Jonathan Broxton, R ERA: 0.71	(8, 1)	1.0	H	3	0	0	0	1	0	0	0	0	0	0	7	11	0.00	0.000
54 Aroldis Chapman, L ERA: 2.57	(9, 1)	1.0	S	4	1	0	0	2	0	0	0	0	0	0	12	20	0.00	1.000

PITCHER	IP	WLS	BF	H	R	ER	SO	BB	IBB	HBP	BLK	WP	HR	S	P	ERA	WHIP

Batter	1	2	3	4	5	6	7	8	9	AB	R	H	RBI	BB	SO	LOB
2 Denard Span, L (1, 8) OBP: 0.312, SLG: 0.395	B FF 86 C FF 87 X CU 72 1-1 G6-3		B FC 83 X CU 72 1-0 G3			C FF 87 B FC 85 X CU 72 1-1 6 1B 2B	B FF 88 C FC 86 X FC 86 1-1 2-H 3-H 2B			4	1	2	2	0	0	0
6 Anthony Rendon, R (1, 5) OBP: 0.334, SLG: 0.471	C SI 86 S CU 74 B FC 85 F FF 89 B CU 74 F FC 86 X FF 89 2-2 G1-3		B FC 84 F SI 87 B CU 74 X FC 86 2-1 P3			B SI 87 X FC 85 1-0 25 G4-6-3 28 BB 2-H 1B	B FF 93 X FF 93 1-0 P3			4	0	1	1	0	0	0
28 Jayson Werth, R (1, 9) OBP: 0.353, SLG: 0.381	C SI 87 C FC 86 X SL 76 0-2 1B		B FF 88 C FC 86 B FC 86 C FF 88 X FC 86 2-2 G1-3			B SI 88 B FC 86 B FC 86 C SI 87 B FC 85 4-1 25 G4-6-3 1-2 BB		B FF 94 B SI 94 B FF 95 C FF 94 X SI 94 3-1 G5-3		3	0	1	0	1	0	0
25 Adam LaRoche, L (1, 3) OBP: 0.419, SLG: 0.479	B FC 87 S FC 85 F FF 88 B FC 85 1 SAFE F SL 80 T FF 88 2-2 K			B CU 70 C FC 84 F FF 89 B SL 80 F SL 80 X FC 85 2-2 G3		X FC 86 0-0 G4-6-3 1-2f 2-3		B FF 94 X FF 94 1-0 11 G5-4-3 1B		4	0	1	0	0	1	3
11 Ryan Zimmerman, R (1, 7) OBP: 0.309, SLG: 0.402		B SI 86 B CH 80 X SI 88 2-0 40 1B 2B		B FF 88 C FC 87 X FC 87 1-1 F9		B FC 86 B FC 85 C CU 71 B FC 86 B CU 71 4-1 BB		B FF 95 B SI 94 F SI 95 X SI 95 2-1 G5-4-3 1-2f		3	0	1	0	1	0	1
20 Ian Desmond, R (1, 6) OBP: 0.292, SLG: 0.423		B SI 86 B FC 84 X FF 87 2-0 L9		S FC 86 F FC 86 T FF 88 0-2 K		S FC 86 F FC 86 F FF 90 S FF 88 0-3 K			B FF 94 B FF 94 B FF 94 C FF 95 C FF 95 F FF 95 X FF 95 3-2 G6-3	4	0	0	0	0	2	3
40 Wilson Ramos, R (1, 2) OBP: 0.330, SLG: 0.379		C SI 86 X FC 85 0-1 8 BB 2-H 1B			C FC 86 X FC 85 0-1 8 G6-4-3 1B	F FF 86 B FC 85 B CH 78 B FC 86 F SI 88 B FF 89 4-2 58 SH5-4 8 BB 2 2B BB			T FF 95 S FF 96 X FF 95 0-2 G4-3	3	1	2	0	1	0	0
8 Danny Espinosa, S (1, 4) OBP: 0.289, SLG: 0.356		B FC 85 D CH 79 B CH 78 C FC 87 D CH 79 4-1 1-2 BB			B SI 86 X SI 87 1-0 G6-4-3 1-2f	B FC 84 B SI 88 B FC 85 C FF 87 B SI 87 4-1 58 SH5-4 2 2B 1-2 BB			S FF 96 F FF 96 F FF 96 S SI 95 0-3 K	2	1	0	0	2	1	1
58 Doug Fister, L (1, 1) OBP: 0.056, SLG: 0.056 35 Craig Stammen, R (7, 1) OBP: 0.250, SLG: 0.500		X FC 86 0-0 L9			C FC 86 S FC 87 S FF 88 0-3 K	X FC 86 0-0 SH5-4 1-2 2-3				2 0	0 0	0 0	0 0	0 0	1 0	2 0
Inning Stats	R: 0 E: 0 K: 1 S: 14 H: 1 LOB: 1 BB: 0 P: 19	R: 0 E: 0 K: 0 S: 6 H: 2 LOB: 2 BB: 1 P: 14	R: 0 E: 0 K: 0 S: 6 H: 0 LOB: 0 BB: 0 P: 11	R: 0 E: 0 K: 1 S: 9 H: 0 LOB: 0 BB: 0 P: 12	R: 0 E: 0 K: 1 S: 6 H: 1 LOB: 0 BB: 0 P: 7	R: 1 E: 0 K: 1 S: 10 H: 2 LOB: 2 BB: 2 P: 20	R: 2 E: 0 K: 0 S: 7 H: 1 LOB: 0 BB: 2 P: 17	R: 0 E: 0 K: 0 S: 5 H: 1 LOB: 0 BB: 0 P: 11	R: 0 E: 0 K: 1 S: 11 H: 0 LOB: 0 BB: 0 P: 14	1B: 5 2B: 3 3B: 0 HR: 0 SF: 0 SAC: 1 DP: 3 HBP: 0						

PITCHER		IP	WLS	BF	H	R	ER	SO	BB	IBB	HBP	BLK	WP	HR	S	P	ERA	WHIP
37 Travis Wood, L ERA: 4.52	(1, 1)	6.2		28	7	3	3	4	5	0	0	0	0	0	57	98	4.05	1.800
54 Neil Ramírez, R ERA: 1.33	(7, 1)	0.1	W	1	0	0	0	0	0	0	0	0	0	0	1	2	0.00	0.000
46 Pedro Strop, R ERA: 3.2	(8, 1)	1.0	H	3	1	0	0	0	0	0	0	0	0	0	5	11	0.00	1.000
56 Héctor Rondón, R ERA: 3.68	(9, 1)	1.0	S	3	0	0	0	1	0	0	0	0	0	0	11	14	0.00	0.000

PITCHER	IP	WLS	BF	H	R	ER	SO	BB	IBB	HBP	BLK	WP	HR	S	P	ERA	WHIP

TOP

Washington Nationals @ Chicago Cubs

Wrigley Field, Chicago, IL

Thu Jun 26 2014, 7:05 PM - 9:46 PM CDT

Att. 28,867 - Overcast - 59 F

livebaseballscorecards.com

AB	29
R	3
H	8
RBI	3
BB	5
SO	5
LOB	10

WP: 0 PA: 35
PB: 0
SB: 0
CS: 0

Batter	1	2	3	4	5	6	7	8	9	AB	R	H	RBI	BB	SO	LOB
6 Ryan Sweeney, L (1, 7) OBP: 0.238, SLG: 0.234	C SI 84 B SI 85 B SI 84 B SI 86 X SI 86 3-1 G5-3 ①		B FC 84 C SI 86 X CH 77 1-1 L8 ③		C CH 77 X FC 85 0-1 G1 ②		C SI 89 B SI 88 B KC 79 B SI 90 F SI 90 X SI 91 3-2 FC3-6 ② 20 2B 1-2f 2-3			4	1	0	0	0	0	2
20 Justin Ruggiano, R (1, 9) OBP: 0.333, SLG: 0.385 (2, 8)	C SI 85 B FF 86 X SI 87 1-1 G4-3 ②			S SI 84 B FC 83 C SI 85 F SI 86 F FC 82 X SI 88 1-2 44 2B 13 1B 1B	S CU 71 X FC 84 0-1 L9 ③		B FC 86 B FC 83 C FC 83 X SI 90 2-1 1-H 3-H 2B ③			4	1	2	2	0	0	0
44 Anthony Rizzo, L (1, 3) OBP: 0.403, SLG: 0.531	B SI 87 X SI 86 1-0 1B			1 SAFE F FC 84 B SI 86 F SI 88 B FC 82 D CU 71 F CH 78 F SI 87 1 SAFE 3-2 X FC 86 13 1B 1-3 2B		X CH 76 0-0 13 G5-4-3 1B		F SI 91 B SI 90 B FC 86 F SI 92 X FC 84 2-2 F7 ①		4	1	3	0	0	0	0
13 Starlin Castro, R (1, 6) OBP: 0.332, SLG: 0.476	C SI 85 X SI 86 0-1 F8 ③			C SI 88 X SI 88 0-1 5 WP 5 1B 2-H 3-H 1B		C SI 84 B FC 80 X SI 85 1-1 G5-4-3 ① ② 1-2f		B FC 83 F SI 91 X SI 91 1-1 F9 ②		4	1	1	2	0	0	2
24 Luis Valbuena, L (1, 5) OBP: 0.357, SLG: 0.430		B SI 85 B SI 85 F SI 87 L SI 88 B FC 85 S CH 77 3-3 K ①		X SI 88 0-0 P5 ①		B CU 71 B CU 71 C SI 87 B CH 78 F SI 86 F SI 88 F SI 88 X SI 88 3-2 3B		C SI 91 B KC 80 C KC 79 B KC 79 B FC 85 F SI 91 X SI 91 3-2 G4-3 ③		4	0	1	0	0	1	1
5 Welington Castillo, R (1, 2) OBP: 0.284, SLG: 0.384		F SI 87 B FC 82 C SI 88 B CH 80 F SI 89 F SI 88 B SI 88 F SI 88 X SI 88 3-2 F8 ②		B FC 82 F SI 87 C CU 72 F SI 87 X FC 81 1-2 1-H 1B		X SI 86 0-0 L8 ③				3	0	1	1	0	0	1
21 Junior Lake, R (1, 8) OBP: 0.269, SLG: 0.420 19 Nate Schierholtz, L (2, 9) OBP: 0.254, SLG: 0.300		C SI 87 F FC 86 B FC 83 F SI 88 F FC 86 F SI 88 B FF 88 F SI 88 X FF 86 2-2 L5 ③		F CH 80 S SI 88 D CU 73 B FC 86 B SI 88 F SI 88 F SI 88 X SI 88 3-2 F7 ②			F SI 91 F SI 90 B KC 78 S FC 85 1-3 K ①			0 3	0 0	0 0	0 0	0 0	0 1	0 1
15 Darwin Barney, R (1, 4) OBP: 0.252, SLG: 0.296			F SI 85 B SI 85 X SI 86 1-1 G6-3 ①	C SI 87 C CH 78 B FC 81 F SI 87 B CU 72 B SI 88 F SI 87 F SI 86 X FF 87 3-2 G4-3 ③			C SI 90 S FC 86 X FC 83 0-2 6 FC3-6 20 2B 2B			3	1	1	0	0	0	1
37 Travis Wood, R (1, 1) OBP: 0.294, SLG: 0.500 54 Neil Ramírez, R (7, 1) 8 Chris Coghlan, L (7, PH) OBP: 0.283, SLG: 0.341 46 Pedro Strop, R (8, 1) 56 Héctor Rondón, R (9, 1)			X SI 85 0-0 F8 ②		F SI 85 C SI 87 X FC 83 0-2 P6 ①		B SI 90 S SI 88 B SI 90 F SI 89 B FC 84 D FC 83 4-2 6 FC3-6 BB			2 0 0 0 0	0 0 0 0 0	0 0 0 0 0	0 0 1 0 0	0 0 0 0 0	0 0 0 0 0	0 0 0 0 0
Inning Stats	R: 0 E: 0 K: 0 S: 7 H: 1 LOB: 1 BB: 0 P: 12	R: 0 E: 0 K: 1 S: 16 H: 0 LOB: 0 BB: 0 P: 24	R: 0 E: 0 K: 0 S: 5 H: 0 LOB: 0 BB: 0 P: 7	R: 3 E: 0 K: 0 S: 28 H: 4 LOB: 1 BB: 0 P: 39	R: 0 E: 0 K: 0 S: 7 H: 0 LOB: 0 BB: 0 P: 7	R: 0 E: 0 K: 0 S: 9 H: 2 LOB: 1 BB: 0 P: 13	R: 2 E: 0 K: 1 S: 13 H: 2 LOB: 1 BB: 1 P: 23	R: 0 E: 0 K: 0 S: 9 H: 0 LOB: 0 BB: 0 P: 15		1B: 5 2B: 3 3B: 1 HR: 0	SF: 0 SAC: 0 DP: 1 HBP: 0			WP: 1 PB: 0 SB: 0 CS: 0	PA: 32	

PITCHER	IP	WLS	BF	H	R	ER	SO	BB	IBB	HBP	BLK	WP	HR	S	P	ERA	WHIP
58 Doug Fister, R (1, 1) ERA: 2.83	6.0		24	7	3	3	1	0	0	0	0	1	0	72	102	4.50	1.167
35 Craig Stammen, R (7, 1) ERA: 2.83	2.0	L	8	2	2	2	1	1	0	0	0	0	0	22	38	9.00	1.500

PITCHER	IP	WLS	BF	H	R	ER	SO	BB	IBB	HBP	BLK	WP	HR	S	P	ERA	WHIP

BOTTOM

Washington Nationals @ Chicago Cubs

Wrigley Field, Chicago, IL

Thu Jun 26 2014, 7:05 PM - 9:46 PM CDT

Att. 28,867 - Overcast - 59 F

livebaseballscorecards.com

AB	31
R	5
H	9
RBI	5
BB	1
SO	2
LOB	8

Washington Nationals @ Chicago Cubs

Wrigley Field, Chicago, IL

Fri Jun 27 2014, 3:09 PM - 5:57 PM CDT

Att. 30,683 - Sunny - 83 F

TOP

livebaseballscorecards.com

Batter	1	2	3	4	5	6	7	8	9	AB	R	H	RBI	BB	SO	LOB
2 Denard Span, L (1, 8) OBP: 0.308, SLG: 0.389	C FF 93 C SI 93 B SL 81 B SL 81 X SI 93 2-2 ① G4-3		S FF 92 C CU 75 B SL 81 B CU 74 B SL 81 X SI 93 3-2 ① G6-3		C FF 92 B CU 77 F SL 82 B SL 81 B SI 92 C FF 92 3-3 ③ K			C FF 90 F SL 84 C FF 92 0-3 ② K		4	0	0	0	0	2	1
6 Anthony Rendon, R (1, 5) OBP: 0.336, SLG: 0.472	X FF 94 0-0 ② F7		B SL 81 C SL 83 F FF 93 B SI 93 X SL 81 2-2 25 CS 1B			B SL 82 C SL 82 X FF 92 1-1 ① P3		B FF 90 D KC 80 X FF 90 2-0 28 FC6-4 1B 1-2		4	0	2	0	0	0	0
28 Jayson Werth, R (1, 9) OBP: 0.349, SLG: 0.376	C FF 93 B FF 93 B SL 84 X SI 92 2-1 ③ F8		C FF 93 1 SAFE B FF 92 1 SAFE F FF 93 B FF 92 F SL 82 X SI 93 2-2 ② F9			B SL 80 C SL 82 F SI 92 X SL 80 1-2 ② F9		C KC 79 B FF 91 B KC 79 X CH 86 2-1 ③ FC6-4 1-2f		4	0	0	0	0	0	3
25 Adam LaRoche, L (1, 3) OBP: 0.420, SLG: 0.493		B SI 92 B CU 76 X SI 92 2-0 ① 11 2B 1B	B SI 93 C FF 93 1-1 ③ CS 1-2	B CU 74 B SI 91 X SI 91 2-0 HR		B CU 76 B CH 85 S CH 85 B SL 82 C FF 92 C FF 92 3-3 ③ K			B FF 94 B FF 92 X FF 94 2-0 ① P6	4	2	2	1	0	1	0
11 Ryan Zimmerman, R (1, 7) OBP: 0.307, SLG: 0.405		X FF 92 0-0 ① 20 FC5-2 2B 1-H		C SL 82 B FF 92 F CH 85 F FF 93 F FF 92 X SL 81 1-2 ① L9			C SI 91 B CH 84 F SI 91 F FF 93 F SI 93 C SL 81 1-3 ① K		C FF 93 B SL 85 B SL 85 X FF 95 2-1 ② L9	4	0	1	1	0	1	0
40 Wilson Ramos, R (1, 2) OBP: 0.336, SLG: 0.378		S SL 82 F SL 82 B SL 80 B SI 92 B SL 82 B SL 82 F SL 80 B SL 82 4-2 8 WP 20 FC5-2 BB		X SI 92 0-0 ② G6-3			C SL 82 B SL 82 B SL 81 F FF 92 X SL 80 2-2 20 G6-4-3 1B		B FF 95 X FF 95 1-0 ③ G3-1	3	0	1	0	1	0	0
20 Ian Desmond, R (1, 6) OBP: 0.290, SLG: 0.419		F SI 93 X SL 82 0-1 ① FC5-2 8 WP 1-2 3-H		S SL 82 B SL 82 C SL 82 B SL 82 F FF 92 S SL 81 2-3 ③ K			B SI 91 B SI 91 X SI 92 2-0 ② ③ G6-4-3 1-2f			3	0	0	0	0	1	3
8 Danny Espinosa, S (1, 4) OBP: 0.286, SLG: 0.351		C CU 76 S SL 82 S SL 81 0-3 ② K 1-2 2-3			C CU 74 L SI 92 B SL 80 S FF 92 1-3 ① K			B FF 90 S CH 85 C CH 86 B SL 84 B KC 79 X FF 90 3-2 ① P3		3	0	0	0	0	2	2
57 Tanner Roark, R (1, 1) OBP: 0.154, SLG: 0.154 13 Jerry Blevins, L (7, 1) 30 Aaron Barrett, R (7, 1) 19 Kevin Frandsen, R (8, PH) OBP: 0.290, SLG: 0.303 55 Taylor Hill, R (8, 1)		C FF 93 B SL 82 X SI 94 1-1 ③ G1-3			C SL 81 B FF 93 X FF 92 1-1 ② G4-3			B FF 89 C CH 85 X CH 86 1-1 6 1B 1B		2 0 0 1 0	0 0 0 0 0	0 0 0 1 0	0 0 0 0 0	0 0 0 0 0	0 0 0 0 0	2 0 0 0 0
Inning Stats	R: 0 E: 0 K: 0 S: 6 H: 0 LOB: 0 BB: 0 P: 10	R: 1 E: 0 K: 1 S: 12 H: 2 LOB: 2 BB: 1 P: 19	R: 0 E: 0 K: 0 S: 11 H: 1 LOB: 0 BB: 0 P: 19	R: 1 E: 0 K: 1 S: 11 H: 1 LOB: 0 BB: 0 P: 16	R: 0 E: 0 K: 2 S: 8 H: 0 LOB: 0 BB: 0 P: 13	R: 0 E: 0 K: 1 S: 8 H: 0 LOB: 0 BB: 0 P: 13	R: 0 E: 0 K: 1 S: 9 H: 1 LOB: 0 BB: 0 P: 14	R: 0 E: 0 K: 1 S: 11 H: 2 LOB: 2 BB: 0 P: 19	R: 0 E: 0 K: 0 S: 4 H: 0 LOB: 0 BB: 0 P: 9	1B: 5 2B: 1 3B: 0 HR: 1	SF: 0 SAC: 0 DP: 1 HBP: 0					

	AB	32
	R	2
	H	7
	RBI	2
	BB	1
	SO	7
	LOB	11

	WP: 1	PA: 34
	PB: 0	
	SB: 0	
	CS: 1	

PITCHER		IP	WLS	BF	H	R	ER	SO	BB	IBB	HBP	BLK	WP	HR	S	P	ERA	WHIP
39 Jason Hammel, R ERA: 2.98	(1, 1)	6.1	W	24	5	2	2	6	1	0	0	0	1	1	64	101	2.84	0.947
63 Brian Schlitter, R ERA: 2.78	(7, 1)	0.2	H	1	0	0	0	0	0	0	0	0	0	0	1	3	0.00	0.000
53 Wesley Wright, L ERA: 2.45	(8, 1)	1.0		5	2	0	0	1	0	0	0	0	0	0	11	19	0.00	2.000
52 Justin Grimm, R ERA: 3.03	(9, 1)	1.0		3	0	0	0	0	0	0	0	0	0	0	4	9	0.00	0.000

PITCHER		IP	WLS	BF	H	R	ER	SO	BB	IBB	HBP	BLK	WP	HR	S	P	ERA	WHIP

Batter	1	2	3	4	5	6	7	8	9	AB	R	H	RBI	BB	SO	LOB
6 Ryan Sweeney, L (1, 9) OBP: 0.245, SLG: 0.242	C SI 90 X SI 91 0-1 L6	C SI 93 C SI 93 F SL 85 B SI 94 X SI 93 1-2 F6		C SI 93 X SI 93 0-1 20 1B 2-H 3-H 1B		B CU 74 B SI 91 X SI 91 2-0 F7		B SI 90 C FF 89 F SL 83 B SI 91 B SI 91 X SI 89 3-2 1B		5	0	2	2	0	0	3
20 Justin Ruggiano, R (1, 8) OBP: 0.336, SLG: 0.396	F SI 91 B SI 92 F SL 84 B SI 93 F CU 75 X SI 93 2-2 G4-3	C SL 86 S SI 94 B SI 94 B SI 94 F CH 85 S SL 86 2-3 K		X SL 85 0-0 1-2 1B			F SL 87 B CH 84 B SL 86 X SL 88 2-1 44 WP 12 2B 2B	B SI 84 X SL 83 1-0 L9		5	1	2	0	0	1	3
44 Anthony Rizzo, L (1, 3) OBP: 0.400, SLG: 0.525	B SI 92 S CH 82 B SI 92 C SI 92 X SI 92 2-2 1B		B CH 82 C SI 90 X CH 82 1-1 G4-3	X CH 82 0-0 F8			C SI 91 B SI 90 S CU 75 X CU 74 1-2 P6 2-3	S CH 80 B SI 91 X SI 91 1-1 G5-3		5	0	1	0	0	0	4
13 Starlin Castro, R (1, 6) OBP: 0.331, SLG: 0.471	C SI 92 C SL 85 F SL 85 X SI 93 0-2 L9		B CU 72 C CU 72 F SI 91 X SI 93 1-2 G5-3		C SL 84 X SL 83 0-1 G5-3		I IN 67 I IN 70 I IN 71 I IN 68 4-0 24 BB 12 2B IBB			3	1	0	0	1	0	1
24 Luis Valbuena, L (1, 5) OBP: 0.359, SLG: 0.433		C SI 91 S SI 92 B CH 84 B CH 83 B SI 93 F SI 92 X CH 83 3-2 12 1B 2B	B SI 91 B SI 90 F SI 92 B SI 91 X SI 91 3-1 F8		C CH 82 B SI 91 F CH 83 B CU 75 F CU 74 B SI 92 F SI 92 X SI 92 3-2 F9		B CU 73 B SI 91 F SI 90 F SI 91 B CU 75 B SI 91 4-2 12 2B 1-2 BB			3	2	1	0	1	0	0
8 Chris Coghlan, L (1, 7) OBP: 0.291, SLG: 0.348		S SI 93 F SI 93 B SI 94 F CH 84 F SI 94 F SI 93 B SI 94 F CU 76 X SI 94 2-2 12 1B 15 1B 1B		X SI 90 0-0 15 G6-3 12 1B 6 1B 1B	C CU 74 C SI 92 X CU 75 0-2 G6-3		B SI 90 B SI 90 F SI 90 B SI 90 F SI 90 C SI 90 3-3 K			4	2	2	0	0	1	3
12 John Baker, L (1, 2) OBP: 0.252, SLG: 0.216		S SI 93 X CH 85 0-1 39 FC1-5 15 1B 1-3 2-H 1B		1 SAFE 1 SAFE B SI 90 1 SAFE F SI 91 1 SAFE 1 SAFE X SI 92 1-1 15 G6-3 6 1B 1-2 1B		B SI 89 S SI 90 F CU 73 B CH 82 B CH 82 B SI 92 4-2 15 L4-3 BB	C SI 90 X CU 73 0-1 1-H 2-H 3-H 2B			3	1	3	4	1	0	0
15 Darwin Barney, R (1, 4) OBP: 0.251, SLG: 0.295		C SL 86 X SL 85 0-1 39 FC1-5 1-2 3-H 1B		D SI 93 X SI 92 1-0 G6-3 1-2 2-3		C SI 92 X SI 91 0-1 L4-3 1-1	C SL 84 D FF 92 S SL 83 B SI 94 S SL 83 2-3 K2-3			4	0	1	1	0	1	4
39 Jason Hammel, R (1, 1) OBP: 0.152, SLG: 0.125 63 Brian Schlitter, R (7, 1) OBP: 1.000, SLG: 1.000 53 Wesley Wright, R (8, 1) 19 Nate Schierholtz, L (8, PH) OBP: 0.253, SLG: 0.299 52 Justin Grimm, R (9, 1)		L SI 91 B SI 92 X SI 92 1-1 FC1-5 1-2 2-3f		L SL 84 C SI 93 S SL 84 0-3 K		X SI 90 0-0 1B		B SI 90 X FF 90 1-0 P4		3 0 0 1 0	0 0 0 0 0	1 0 0 0 0	0 0 0 0 0	0 0 0 0 0	1 0 0 0 0	4 0 0 0 0
Inning Stats	R: 0 E: 0 K: 0 S: 13 H: 1 LOB: 1 BB: 0 P: 17	R: 2 E: 0 K: 1 S: 25 H: 4 LOB: 2 BB: 0 P: 34	R: 0 E: 0 K: 0 S: 7 H: 0 LOB: 0 BB: 0 P: 12	R: 2 E: 0 K: 1 S: 11 H: 4 LOB: 2 BB: 0 P: 13	R: 0 E: 0 K: 0 S: 10 H: 0 LOB: 0 BB: 0 P: 13	R: 0 E: 0 K: 0 S: 6 H: 1 LOB: 1 BB: 1 P: 12	R: 3 E: 0 K: 2 S: 15 H: 2 LOB: 1 BB: 2 P: 31	R: 0 E: 0 K: 0 S: 7 H: 1 LOB: 1 BB: 0 P: 13		1B: 10 2B: 4 3B: 0 HR: 0 SF: 0 SAC: 0 DP: 1 HBP: 0				WP: 1 PB: 0 SB: 0 CS: 0 PA: 39		

PITCHER		IP	WLS	BF	H	R	ER	SO	BB	IBB	HBP	BLK	WP	HR	S	P	ERA	WHIP
57 Tanner Roark, R ERA: 2.98	(1, 1)	6.0	L	28	10	4	4	2	1	0	0	0	0	0	72	101	6.00	1.833
13 Jerry Blevins, L ERA: 5.34	(7, 1)	0.2		6	2	3	3	1	1	1	0	0	1	0	12	26	40.50	4.500
30 Aaron Barrett, R ERA: 1.67	(7, 1)	0.1		1	0	0	0	1	0	0	0	0	0	0	3	5	0.00	0.000
55 Taylor Hill, R ERA: 4.15	(8, 1)	1.0		4	1	0	0	0	0	0	0	0	0	0	7	13	0.00	1.000

PITCHER	IP	WLS	BF	H	R	ER	SO	BB	IBB	HBP	BLK	WP	HR	S	P	ERA	WHIP

BOTTOM

Washington Nationals @ Chicago Cubs

Wrigley Field, Chicago, IL

Fri Jun 27 2014, 3:09 PM - 5:57 PM CDT

Att. 30,683 - Sunny - 83 F

livebaseballscorecards.com

AB	36
R	7
H	13
RBI	7
BB	3
SO	4
LOB	22

Washington Nationals @ Chicago Cubs

Wrigley Field, Chicago, IL

Sat Jun 28 2014, 12:05 PM - 2:46 PM CDT

Att. 35,770 - Cloudy - 83 F

TOP

livebaseballscorecards.com

Batter	1	2	3	4	5	6	7	8	9	AB	R	H	RBI	BB	SO	LOB
2 Denard Span, L (1, 8) OBP: 0.313, SLG: 0.392	B SI 89 C SI 89 X FS 86 1-1 ① G4-3			B CU 79 F SI 91 F SI 92 F CU 80 B FF 87 B SI 92 B FF 88 4-2 11 FC6-4 6 1B BB		B SI 90 B FS 83 X SI 90 2-0 6 2B 1B		X FF 93 0-0 6 3B 1B		3	1	2	0	1	0	0
6 Anthony Rendon, R (1, 5) OBP: 0.341, SLG: 0.485	X FF 90 0-0 ② F8			1 SAFE C FF 88 X SI 92 0-1 11 FC6-4 1-2 1B		1 SAFE C CU 79 B FF 87 B FC 88 C SI 92 X CU 79 2-2 ② 11 PB 25 WP 1-2 2B		X FF 92 0-0 25 SF7 1-H 3B		4	2	3	1	0	0	0
11 Ryan Zimmerman, R (1, 7) OBP: 0.313, SLG: 0.398	C SI 90 C FS 86 S FF 88 0-3 ③ K			B SI 91 X FF 88 1-0 ① FC6-4 1-2f 2-3		B SI 92 B FS 85 B SI 92 B FF 88 4-0 25 WP 2-3 BB		B FF 94 C SI 93 B FF 93 B SL 84 B FF 95 4-1 20 FC6-4 BB		2	0	0	0	2	1	2
25 Adam LaRoche, L (1, 3) OBP: 0.417, SLG: 0.489		B CU 76 F SI 90 C CU 77 B CU 79 S FS 86 2-3 ① K		C SI 91 C SI 92 F SI 90 X CU 80 0-2 ② L4		S CU 79 B FS 86 I IN 73 I IN 73 I IN 73 4-1 1-2 3-H IBB		B SL 84 X SL 83 1-0 ② SF7 3-H		2	0	0	1	1	1	2
20 Ian Desmond, R (1, 6) OBP: 0.286, SLG: 0.414		F FF 87 B FF 88 F CU 81 C FF 91 1-3 ② K		D FF 88 B FF 91 F SI 93 1 SAFE B SI 91 X FF 89 3-1 ③ F8		B FF 88 F FF 88 C SI 92 B FF 90 C SI 93 2-3 ③ K		X SI 90 0-0 ③ FC6-4 1-2f		4	0	0	0	0	2	5
19 Kevin Frandsen, R (1, 4) 29 Rafael Soriano, R (9, 1)		C FF 90 B FF 88 B FF 89 F SI 91 B CU 78 X FF 90 3-2 ③ G4-3			B FF 87 C SI 90 S CU 80 B CU 82 F FF 90 X FS 87 2-2 ① G5-3		C SI 92 X SI 91 0-1 ① L9		C FF 90 B CH 83 B CH 83 F CH 82 F FF 92 X SL 84 2-2 ① F9	4 0	0 0	0 0	0 0	0 0	0 0	0 0
15 Nate McLouth, L (1, 9) OBP: 0.300, SLG: 0.244			F SI 89 B CU 79 C SI 90 X FS 87 1-2 59 G4-6-3 1B		C CU 80 F SI 89 C SI 91 0-3 ② K		B SI 90 F SI 91 B SI 91 F SI 92 X SI 93 2-2 ② G3		C CU 74 X SI 89 0-1 1B	4	0	2	0	0	1	0
59 Jose Lobaton, S (1, 2) OBP: 0.277, SLG: 0.296			B SI 91 B FC 88 X SI 90 2-0 ① ② G4-6-3 1-2f	X FF 89 0-0 ③ G4-3			B SI 92 F SI 92 S SI 93 B SI 92 B SI 93 C SI 92 3-3 ③ K		B FF 90 T FF 90 1 SAFE X SI 90 1-1 ② F7	4	0	0	0	0	1	2
47 Gio González, R (1, 1) OBP: 0.100, SLG: 0.250 7 Scott Hairston, R (8, PH) OBP: 0.343, SLG: 0.484 36 Tyler Clippard, R (8, 1) 8 Danny Espinosa, S (9, PH) OBP: 0.285, SLG: 0.350 (9, 4)			C FF 90 B FF 88 F FF 91 X FF 89 1-2 ③ G4-3			B FF 88 C SI 88 S FC 87 B FF 88 F SI 90 S FF 90 2-3 ① K		B SL 83 B FF 93 F FF 92 F FF 94 X SL 84 2-2 ① G5-3	C CU 76 B CH 83 S CU 78 B FF 90 1 SAFE C SL 84 2-3 ③ K	2 1 0 1	0 0 0 0	0 0 0 0	0 0 0 0	1 0 0 1	0 0 0 1	0 0 0 1
Inning Stats	R: 0 E: 0 K: 1 S: 6 H: 0 LOB: 0 BB: 0 P: 7	R: 0 E: 0 K: 2 S: 9 H: 0 LOB: 0 BB: 0 P: 15	R: 0 E: 0 K: 0 S: 7 H: 1 LOB: 0 BB: 0 P: 11	R: 0 E: 0 K: 0 S: 12 H: 1 LOB: 2 BB: 1 P: 20	R: 0 E: 0 K: 1 S: 8 H: 0 LOB: 0 BB: 0 P: 10	R: 1 E: 0 K: 2 S: 12 H: 2 LOB: 2 BB: 2 P: 28	R: 0 E: 0 K: 1 S: 8 H: 0 LOB: 0 BB: 0 P: 13	R: 2 E: 0 K: 0 S: 8 H: 2 LOB: 1 BB: 1 P: 15	R: 0 E: 0 K: 1 S: 11 H: 1 LOB: 1 BB: 0 P: 16	1B: 5 2B: 1 3B: 1 HR: 0 SF: 1 SAC: 0 DP: 1 HBP: 0						

AB	31
R	3
H	7
RBI	2
BB	4
SO	8
LOB	12

WP: 1 PB: 1 SB: 0 CS: 0 PA: 36

PITCHER		IP	WLS	BF	H	R	ER	SO	BB	IBB	HBP	BLK	WP	HR	S	P	ERA	WHIP
32 Dallas Beeler, R ERA:	(1, 1)	6.0	L	23	4	1	0	6	2	1	0	0	1	0	54	91	0.00	1.000
63 Brian Schlitter, R ERA: 2.7	(7, 1)	1.0		3	0	0	0	1	0	0	0	0	0	0	8	13	0.00	0.000
52 Justin Grimm, R ERA: 3.5	(8, 1)	0.1		4	2	2	2	0	1	0	0	0	0	0	6	12	54.00	9.000
53 Wesley Wright, L ERA: 2.42	(8, 1)	0.1		1	0	0	0	0	0	0	0	0	0	0	1	2	0.00	0.000
33 Carlos Villanueva, R ERA: 5.77	(8, 1)	1.1		5	1	0	0	1	0	0	0	0	0	0	12	17	0.00	0.750

PITCHER	IP	WLS	BF	H	R	ER	SO	BB	IBB	HBP	BLK	WP	HR	S	P	ERA	WHIP

Batter	1	2	3	4	5	6	7	8	9	AB	R	H	RBI	BB	SO	LOB
21 Junior Lake, R (1, 8) OBP: 0.264, SLG: 0.413	C FF 88 X FF 90 0-1 ① P4		S CH 82 F CH 83 B FF 92 S CU 77 1-3 ③ K			C SI 90 B CH 83 S CH 81 F CU 76 S CU 76 1-3 ② K		C CH 80 F FF 91 F FF 91 F FS 83 D CH 80 F FS 82 X FF 92 1-2 ③ FC6-4 1-2f		4	0	0	0	0	2	2
20 Justin Ruggiano, R (1, 9) OBP: 0.333, SLG: 0.385	F FF 89 X SI 90 0-1 ② G3-1			B FF 90 B CH 81 X FF 90 2-0 ① F8		B CU 76 B FF 92 C CH 83 B CH 83 B SI 92 4-1 BB			B FF 91 X FF 90 1-0 ① F8	3	0	0	0	1	0	0
44 Anthony Rizzo, L (1, 3) OBP: 0.398, SLG: 0.519	C FF 90 B CU 76 B SI 89 C FF 91 X CU 76 2-2 ③ G4-3			C CU 73 B FF 88 B CU 76 B FF 92 B FF 92 4-1 13 F8-3 BB		C FF 92 B FF 91 B SI 90 1 SAFE F FF 92 D CU 77 X FF 92 3-2 ③ G6-3			C FF 92 S FF 94 F FF 93 X FF 93 0-2 ② F8	3	0	0	0	1	0	1
13 Starlin Castro, R (1, 6) OBP: 0.327, SLG: 0.465		B FF 90 X CH 81 1-0 ① L7		S CH 83 F FF 92 X CU 77 0-2 ②③ F8-3 1-1			B CU 75 F CH 82 S CH 82 B CH 81 X CH 82 2-2 ① G5-3		C SL 86 C SL 86 F FF 93 S SL 86 0-3 ③ K	4	0	0	0	0	1	1
30 Mike Olt, R (1, 5) OBP: 0.220, SLG: 0.346		B SI 90 F FF 90 C CU 75 S CU 77 1-3 ② K			S CH 82 S CH 82 B CH 83 F CU 76 S CU 75 1-3 ① K		B FF 91 C CH 82 B FF 91 B CH 82 X SI 91 3-1 ② L9			3	0	0	0	0	2	0
8 Chris Coghlan, L (1, 7) OBP: 0.292, SLG: 0.347 33 Carlos Villanueva, R (8, 1)		B FF 91 F FF 91 C CU 76 B CU 77 F FF 92 C FF 92 2-3 ③ K			B FF 92 C FF 91 X CU 76 1-1 12 S 1B		B CU 76 C FF 91 F FF 92 T FF 92 1-2 ③ K			3 0	0 0	1 0	0 0	0 0	2 0	0 0
15 Darwin Barney, R (1, 4) OBP: 0.247, SLG: 0.289			F SI 89 S CH 82 F CH 83 B FF 90 F CH 82 X CU 77 1-2 ① L3		1 SAFE 1 SAFE C SI 90 X FF 91 0-1 ② L9			B FF 90 C FF 91 B CH 78 S CH 80 F FF 91 B CH 80 T FF 92 3-2 ① K		3	0	0	0	0	1	1
12 John Baker, L (1, 2) OBP: 0.245, SLG: 0.210			B FF 91 S FF 92 C FF 92 B FF 92 B FF 92 F FF 93 F FF 93 X SI 91 3-2 ② G1-3		1 SAFE T FF 92 F FF 93 D CU 77 B FF 92 B FF 91 S CU 76 3-3 ③ K 1-2			S CH 80 C FF 92 B CH 82 B FF 93 F FF 92 F CH 81 F FF 91 B FS 82 C FF 92 3-3 ② K		3	0	0	0	0	2	1
32 Dallas Beeler, R (1, 1) OBP: 0.500, SLG: 0.500 63 Brian Schlitter, R (7, 1) OBP: 1.000, SLG: 1.000 52 Justin Grimm, R (8, 1) 53 Wesley Wright, R (8, 1) 6 Ryan Sweeney, L (8, 7) OBP: 0.252, SLG: 0.250			X FF 90 0-0 1B			B SI 90 X SI 89 1-0 ① G6-3		C FF 92 S CH 81 B FF 92 B FS 81 X CH 81 2-2 21 FC6-4 1B		2 0 0 0 1	0 0 0 0 0	1 0 0 0 1	0 0 0 0 0	0 0 0 0 0	0 0 0 0 0	0 0 0 0 0
Inning Stats	R: 0 E: 0 K: 0 S: 7 H: 0 LOB: 0 BB: 0 P: 9	R: 0 E: 0 K: 2 S: 8 H: 0 LOB: 0 BB: 0 P: 12	R: 0 E: 0 K: 1 S: 14 H: 1 LOB: 1 BB: 0 P: 19	R: 0 E: 0 K: 0 S: 5 H: 0 LOB: 0 BB: 1 P: 11	R: 0 E: 0 K: 2 S: 11 H: 1 LOB: 1 BB: 0 P: 16	R: 0 E: 0 K: 1 S: 9 H: 0 LOB: 1 BB: 1 P: 18	R: 0 E: 0 K: 1 S: 8 H: 0 LOB: 0 BB: 0 P: 14	R: 0 E: 0 K: 2 S: 19 H: 1 LOB: 1 BB: 0 P: 28	R: 0 E: 0 K: 1 S: 9 H: 0 LOB: 0 BB: 0 P: 10	1B: 3 2B: 1 3B: 0 HR: 0	SF: 0 SAC: 0 DP: 1 HBP: 0					

PITCHER	IP	WLS	BF	H	R	ER	SO	BB	IBB	HBP	BLK	WP	HR	S	P	ERA	WHIP
47 Gio González, L (1, 1) ERA: 3.93	7.0	W	24	2	0	0	7	2	0	0	0	0	0	62	99	0.00	0.571
36 Tyler Clippard, R (8, 1) ERA: 2.0	1.0	H	4	1	0	0	2	0	0	0	0	0	0	19	28	0.00	1.000
29 Rafael Soriano, R (9, 1) ERA: 1.09	1.0	S	3	0	0	0	1	0	0	0	0	0	0	9	10	0.00	0.000

PITCHER	IP	WLS	BF	H	R	ER	SO	BB	IBB	HBP	BLK	WP	HR	S	P	ERA	WHIP

BOTTOM

Washington Nationals @ Chicago Cubs

Wrigley Field, Chicago, IL

Sat Jun 28 2014, 12:05 PM - 2:46 PM CDT

Att. 35,770 - Cloudy - 83 F

livebaseballscorecards.com

AB	29
R	0
H	3
RBI	0
BB	2
SO	10
LOB	6

Batter	1	2	3	4	5	6	7	8	9	AB	R	H	RBI	BB	SO	LOB
6 Anthony Rendon, R (1, 5) OBP: 0.339, SLG: 0.482	X FC 93 0-0 ① F8		X SI 93 0-0 ② SF8 3-H		X SI 93 0-0 19 1B 28 1B 1-2 1B		C CU 80 F FF 94 B FF 94 S FF 93 1-3 ① K		C SL 82 B FF 92 X FF 96 1-1 ② L8	4	1	1	1	0	1	0
19 Kevin Frandsen, R (1, 4) OBP: 0.295, SLG: 0.302 48 Ross Detwiler, R (7, 1)	B FF 93 F FC 90 B SL 84 L SI 94 F SL 85 B FF 93 F FC 94 X FF 94 3-2 28 G6-4-3 1B		F SL 85 B SI 95 B FC 92 X SL 84 2-1 ③ G5-3		C SL 86 B SI 94 F SL 86 B FF 94 F SL 86 X SI 94 2-2 28 1B 25 E 1-3 2-H 1B		F FF 94 B CU 80 B FF 93 H FF 93 3-1 HBP		B FF 95 B FF 94 B FF 94 C FF 95 B SI 94 4-1 28 BB 25 1B BB	3 0	1 1	2 0	1 0	0 1	0 0	0 0
28 Jayson Werth, R (1, 9) OBP: 0.350, SLG: 0.374	F FF 93 F FC 91 X SI 94 0-2 ②③ G6-4-3 1-2f			C SI 94 B SI 95 X SI 94 1-1 ① G6-3	X SI 95 0-0 25 E 1-3 3-H 1B		B CU 77 B FF 94 F FF 94 F FF 93 B FF 92 X FF 93 3-2 ② P5		B FF 96 B FF 93 B FF 94 B FF 95 4-0 25 1B 1-2 BB	4	0	1	1	1	0	2
25 Adam LaRoche, L (1, 3) OBP: 0.417, SLG: 0.500		B SI 93 C SI 93 B FS 86 C SL 85 X FS 87 2-2 HR		X SI 95 0-0 ② L6	D FS 86 B SL 87 C SL 88 C SL 88 X FC 90 2-2 E3 1-3 3-H		X FF 94 0-0 ③ L8		C SI 95 B FC 90 T SI 94 X FF 91 1-2 1-3 2-H 1B	5	1	2	2	0	0	2
11 Ryan Zimmerman, R (1, 7) OBP: 0.302, SLG: 0.383		B SI 94 B FC 90 C FF 94 X SI 94 2-1 ① L9		C FF 95 C FF 93 B FS 87 B FC 92 F SI 94 S SL 88 2-3 ③ K	B SI 93 C SL 87 S SL 87 S SL 89 1-3 ③ K			S SL 80 B SL 82 S SI 95 C SL 81 1-3 ① K	B SL 84 X FF 95 1-0 ③ G1-3	5	0	0	0	0	3	4
40 Wilson Ramos, R (1, 2) OBP: 0.333, SLG: 0.402		C FF 94 B SI 94 C SI 94 S SI 94 1-3 ② K			X FF 94 0-0 HR	B SI 88 F FF 88 B CH 81 X SI 88 2-1 ① P4		S SL 82 X SI 96 0-1 ② G5-3		4	1	1	1	0	1	0
20 Ian Desmond, R (1, 6) OBP: 0.286, SLG: 0.412		F FF 94 S SL 86 S SL 85 0-3 ③ K			B SL 86 C SI 93 F SL 85 C SI 96 1-3 ① K	F SI 89 X FC 89 0-1 ② G5-3		S SL 82 X SI 95 0-1 1B		4	0	1	0	0	2	0
15 Nate McLouth, L (1, 8) OBP: 0.313, SLG: 0.270			C SI 92 X SL 84 0-1 64 SH2-4 6 SF8 2B		C SI 92 B SI 94 F FC 92 H FS 86 2-2 6 1B 19 1B HBP	C FF 90 X SL 82 0-1 2B		F SI 95 B SL 82 F SI 95 1 SAFE 1 SAFE D CH 89 S SL 83 2-3 ③ K		3	2	2	0	0	1	1
64 Blake Treinen, R (1, 1) OBP: 0.182, SLG: 0.100 7 Scott Hairston, R (6, PH) OBP: 0.333, SLG: 0.469 31 Xavier Cedeño, L (6, 1) 8 Danny Espinosa, S (7, 4) OBP: 0.284, SLG: 0.348			X FC 92 0-0 ① SH2-4 2-3		L FC 92 L SL 85 1 SAFE L SL 86 0-3 ② K	B CH 81 C CH 82 B SI 89 F CH 80 F SI 90 X CH 81 2-2 ③ P4			F SI 96 S SI 96 B FF 96 S SI 96 1-3 ① K	1 1 0 1	0 0 0 0	0 0 0 0	0 0 0 0	1 0 0 1	1 1 0 0	1 1 0 0

Inning Stats	1	2	3	4	5	6	7	8	9
	R: 0 E: 0 K: 0 S: 9	R: 1 E: 0 K: 2 S: 11	R: 1 E: 0 K: 0 S: 6	R: 0 E: 0 K: 1 S: 7	R: 4 E: 1 K: 3 S: 21	R: 0 E: 0 K: 0 S: 10	R: 0 E: 0 K: 1 S: 8	R: 0 E: 0 K: 2 S: 10	R: 1 E: 0 K: 1 S: 10
	H: 1 LOB: 0 BB: 0 P: 12	H: 1 LOB: 0 BB: 0 P: 16	H: 1 LOB: 0 BB: 0 P: 8	H: 0 LOB: 0 BB: 0 P: 10	H: 4 LOB: 2 BB: 0 P: 29	H: 1 LOB: 1 BB: 0 P: 14	H: 0 LOB: 1 BB: 0 P: 15	H: 1 LOB: 1 BB: 0 P: 13	H: 1 LOB: 2 BB: 2 P: 22

PITCHER		IP	WLS	BF	H	R	ER	SO	BB	IBB	HBP	BLK	WP	HR	S	P	ERA	WHIP
29 Jeff Samardzija, R ERA: 2.83	(1, 1)	5.0	L	23	7	6	5	6	0	0	1	0	0	2	54	75	9.00	1.400
40 James Russell, L ERA: 1.96	(6, 1)	1.0		4	1	0	0	0	0	0	0	0	0	0	10	14	0.00	1.000
54 Neil Ramírez, R ERA: 1.27	(7, 1)	1.0		4	0	0	0	1	0	0	1	0	0	0	8	15	0.00	0.000
46 Pedro Strop, R ERA: 3.08	(8, 1)	1.0		4	1	0	0	2	0	0	0	0	0	0	10	13	0.00	1.000
56 Héctor Rondón, R ERA: 3.86	(9, 1)	1.0		6	1	1	1	1	2	0	0	0	0	0	10	22	9.00	3.000

PITCHER	IP	WLS	BF	H	R	ER	SO	BB	IBB	HBP	BLK	WP	HR	S	P	ERA	WHIP

TOP

Washington Nationals @ Chicago Cubs

Wrigley Field, Chicago, IL

Sat Jun 28 2014, 6:17 PM - 9:55 PM CDT

Att. 32,267 - Partly Cloudy - 85 F

livebaseballscorecards.com

AB	35
R	7
H	10
RBI	6
BB	2
SO	10
LOB	11

1B: 6	SF: 1	WP: 0	PA: 41
2B: 2	SAC: 1	PB: 0	
3B: 0	DP: 1	SB: 0	
HR: 2	HBP: 2	CS: 0	

Washington Nationals @ Chicago Cubs

Wrigley Field, Chicago, IL

Sat Jun 28 2014, 6:17 PM - 9:55 PM CDT

Att. 32,267 - Partly Cloudy - 85 F

livebaseballscorecards.com

BOTTOM

Batter	1	2	3	4	5	6	7	8	9	AB	R	H	RBI	BB	SO	LOB
8 Chris Coghlan, L (1, 7) OBP: 0.282, SLG: 0.333	C SI 95 B SI 95 C SI 95 X SI 96 1-2 ① G3		X SI 95 0-0 ② F8		F SI 92 X SI 93 0-1 ② P6		B FF 92 F FF 92 B FF 93 X SI 91 2-1 ③ G3			4	0	0	0	0	0	1
6 Ryan Sweeney, L (1, 8) OBP: 0.243, SLG: 0.240	C SI 96 C SI 95 F SL 88 F SI 96 F SI 96 C SI 95 0-3 ② K		C SI 95 F CH 87 F SI 96 S SL 85 0-3 ③ K		F SI 93 D SI 93 S SL 84 F SL 83 X SI 92 1-2 ③ G3			B FF 91 X SI 91 1-0 ① G1-3		4	0	0	0	0	2	1
44 Anthony Rizzo, L (1, 3) OBP: 0.394, SLG: 0.512	X SI 95 0-0 ③ G6-3			B SI 94 S CH 83 B SI 94 F CH 86 X SL 84 2-2 ① L4		C SI 89 F CU 80 X FF 91 0-2 ① F8		X SI 90 0-0 ② P5		4	0	0	0	0	0	0
13 Starlin Castro, R (1, 6) OBP: 0.329, SLG: 0.469		C SI 94 B SL 85 X SI 95 1-1 ① G4-3		B SL 88 F SI 94 C SI 96 X SI 96 1-2 24 HR 1B		B FF 89 X FF 89 1-0 5 1B 2B		B SI 92 B FF 91 F SI 92 B FF 93 F SI 91 S FF 94 3-3 ③ K		4	1	2	0	0	1	0
24 Luis Valbuena, L (1, 5) OBP: 0.361, SLG: 0.448		B SI 95 F SI 95 B SI 96 X SI 96 2-1 5 FC5-4 1B		B SI 94 B SI 93 F SI 94 1 SAFE B SI 93 X SI 93 3-1 1-H HR		F FF 90 B CU 81 B CU 81 X CU 81 2-1 ② F9			C FF 92 C SL 76 X SI 92 0-2 ① G4-3	4	1	2	2	0	0	1
5 Welington Castillo, R (1, 2) OBP: 0.283, SLG: 0.381		B SI 94 X SI 95 1-0 ② FC5-4 19 1B 1-2f		B SI 95 C SI 95 F SI 94 X SL 86 1-2 ② G3-1		F FF 88 F FF 88 X CU 79 0-2 2-3 1B			B FF 92 C SI 90 C SL 77 B SL 78 T FF 93 2-2 ② K	4	0	1	0	0	1	1
19 Nate Schierholtz, L (1, 9) OBP: 0.253, SLG: 0.298	F SI 94 T SI 95 B SL 84 F SI 94 F SL 84 B SI 94 X SI 94 2-2 15 FC6-4 1-3 1B			F SI 95 S CH 87 B CH 87 F SL 85 B SI 93 F SI 93 S SI 93 2-3 ③ K		D SI 89 F SI 90 B FF 88 C CU 82 F SI 90 C CU 81 2-3 ③ K			B FF 93 F SI 92 F FF 92 X SL 79 1-2 ③ P3	4	0	1	0	0	2	2
15 Darwin Barney, R (1, 4) OBP: 0.243, SLG: 0.284		X SL 84 0-0 ③ FC6-4 1-2f			B SI 93 C SI 94 B SL 84 X SI 93 2-1 ① G1-3		B FF 92 C SI 91 X FF 92 1-1 ① L1			3	0	0	0	0	0	2
29 Jeff Samardzija, R (1, 1) OBP: 0.167, SLG: 0.265 30 Mike Olt, R (5, PH) OBP: 0.224, SLG: 0.346 40 James Russell, L (6, 1) 54 Neil Ramírez, R (7, 1) 21 Junior Lake, R (7, PH) OBP: 0.283, SLG: 0.411 46 Pedro Strop, R (8, 1) 56 Héctor Rondón, R (9, 1)			B SI 95 X SI 95 1-0 ① G1-3		B SI 92 C SI 93 S SL 86 B SL 87 B SL 85 F SI 93 B SI 95 4-2 BB		B FF 92 S FF 91 B FF 92 B FF 90 F FF 90 X FF 93 3-2 ② F9			1 0 0 0 1 0 0 0	0 0 0 0 0 0 0 0	0 0 0 0 0 0 0 0	0 0 0 0 1 0 0 0	0 0 0 0 0 0 0 0	0 0 0 0 0 0 0 0	0 0 0 0 0 0 0 0
Inning Stats	R: 0 E: 0 K: 1 S: 10 H: 0 LOB: 0 BB: 0 P: 11	R: 0 E: 0 K: 0 S: 11 H: 2 LOB: 2 BB: 0 P: 17	R: 0 E: 0 K: 1 S: 6 H: 0 LOB: 0 BB: 0 P: 7	R: 2 E: 0 K: 1 S: 16 H: 2 LOB: 0 BB: 0 P: 25	R: 0 E: 0 K: 0 S: 11 H: 0 LOB: 1 BB: 1 P: 18	R: 0 E: 0 K: 1 S: 13 H: 2 LOB: 2 BB: 0 P: 18	R: 0 E: 0 K: 0 S: 7 H: 0 LOB: 0 BB: 0 P: 13	R: 0 E: 0 K: 1 S: 5 H: 0 LOB: 0 BB: 0 P: 9	R: 0 E: 0 K: 1 S: 9 H: 0 LOB: 0 BB: 0 P: 12	1B: 4 2B: 1 3B: 0 HR: 1	SF: 0 SAC: 0 DP: 0 HBP: 0	WP: 0 PB: 0 SB: 0 CS: 0	PA: 34			

	AB	33
	R	2
	H	6
	RBI	2
	BB	1
	SO	6
	LOB	8

PITCHER		IP	WLS	BF	H	R	ER	SO	BB	IBB	HBP	BLK	WP	HR	S	P	ERA	WHIP
64 Blake Treinen, R ERA: 2.29	(1, 1)	5.0	W	20	4	2	2	3	1	0	0	0	0	1	54	78	3.60	1.000
31 Xavier Cedeño, L ERA:	(6, 1)	1.0		5	2	0	0	1	0	0	0	0	0	0	13	18	0.00	2.000
48 Ross Detwiler, L ERA: 4.0	(7, 1)	3.0	S	9	0	0	0	2	0	0	0	0	0	0	21	34	0.00	0.000

PITCHER	IP	WLS	BF	H	R	ER	SO	BB	IBB	HBP	BLK	WP	HR	S	P	ERA	WHIP

Chicago Cubs @ Boston Red Sox

Fenway Park, Boston, MA

Mon Jun 30 2014, 7:12 PM - 10:10 PM EDT

Att. 37,814 - Partly Cloudy - 86 F

TOP

livebaseballscorecards.com

Batter	1	2	3	4	5	6	7	8	9	AB	R	H	RBI	BB	SO	LOB
8 Chris Coghlan, L (1, 7) OBP: 0.281, SLG: 0.330	C FF 89 B FF 89 X FF 90 1-1 L8		X FF 89 0-0 P3		B CH 83 S CH 81 B CU 80 F FF 90 X FF 91 2-2 6 G4-6-3 1B			F FF 86 C FF 88 B SL 86 B CU 76 X FF 87 2-2 F8		4	0	1	0	0	0	0
6 Ryan Sweeney, L (1, 10) OBP: 0.252, SLG: 0.243	B FF 88 C FF 90 X FF 90 1-1 13 1B 1B		C FF 89 F FF 90 F FF 90 B SL 81 F CU 78 B FF 91 F FC 88 F FF 91 F FC 87 2-2 X FC 88 L9		C CU 80 B FC 87 1 SAFE 1 SAFE B FF 90 D SL 81 X SI 90 3-1 G4-6-3 1-2f			B SI 87 B SI 88 C FF 88 B SI 88 S SI 87 B SL 85 4-2 13 BB BB		3	0	1	0	1	0	1
44 Anthony Rizzo, L (1, 3) OBP: 0.389, SLG: 0.505	1 SAFE C FF 90 1 SAFE X FF 91 0-1 F9		B CH 82 X FF 92 1-0 P4			F CH 81 B CU 78 X FF 90 1-1 G4-3		C SI 88 F SI 88 C CH 76 0-3 K		4	0	0	0	0	1	2
13 Starlin Castro, R (1, 6) OBP: 0.331, SLG: 0.467	S FC 88 B FF 91 B FF 92 F FC 87 X FF 92 2-2 1-2 1B			B FF 90 B FF 90 C FF 90 S FC 88 F FF 91 S CH 82 2-3 K		C SI 89 F CH 82 X FC 86 0-2 F8		C SI 90 B CH 77 F SI 90 B FF 90 B FF 89 D CH 77 4-2 1-2 BB		3	0	1	0	1	1	0
24 Luis Valbuena, L (1, 5) OBP: 0.359, SLG: 0.442	F FF 91 C CU 79 X CU 79 0-2 G4-3			C FF 91 S FF 91 F CU 79 B FF 91 B CH 81 S CU 79 2-3 K		B SI 90 B FF 81 B SI 90 B FF 88 4-0 5 WP BB		D FF 89 B FF 89 X FF 89 2-0 F9		3	0	0	0	1	1	4
5 Welington Castillo, R (1, 2) OBP: 0.283, SLG: 0.374		F FC 87 B SI 91 B FF 89 F FF 91 C FC 87 2-3 K		C FC 86 B FC 87 F FC 87 B FF 92 B FF 91 B FF 91 4-2 19 HR BB		B SI 91 B SI 90 C FC 88 F FF 90 C FF 90 2-3 1-2 K			C SL 84 B SL 86 X SL 84 1-1 G5-3	3	1	0	0	1	2	1
19 Nate Schierholtz, L (1, 9) OBP: 0.256, SLG: 0.317		B FF 92 X FF 91 1-0 2B	1 SAFE X FF 91 0-0 1-H HR				C SI 91 F FS 85 B SL 82 B FS 84 C SI 90 2-3 K		S FS 86 F FS 86 F FF 90 X FF 92 0-2 P5	4	1	2	2	0	1	0
21 Junior Lake, R (1, 8) OBP: 0.259, SLG: 0.404		D SI 91 F FC 88 F SI 92 S SL 84 1-3 K	F CU 80 C FC 88 B FF 92 B CH 83 F FC 87 F FF 90 F FF 91 S FC 86 2-3 K				C SI 91 F SL 82 B SI 92 B SL 81 S SI 91 2-3 K		F SL 85 S SL 85 S SL 83 0-3 K	4	0	0	0	0	4	1
15 Darwin Barney, R (1, 4) OBP: 0.239, SLG: 0.279		B FF 92 F FF 92 B FF 91 C FC 88 F FF 91 T CH 83 2-2 K			S FC 86 C SI 90 F FF 92 F CH 82 F CU 80 F FF 91 F FF 91 B FC 87 F CH 82 1-2 F FF 90 X FF 90 F8		B SI 90 F SI 89 X SI 88 1-1 G5-3			3	0	0	0	0	1	1

	AB	R	H	RBI	BB	SO	LOB
	31	2	5	2	4	11	10

Inning Stats	1	2	3	4	5	6	7	8	9
	R: 0 E: 0 K: 0 S: 12	H: 2 LOB: 2 BB: 0 P: 16	R: 0 E: 0 K: 3 S: 11	H: 1 LOB: 1 BB: 0 P: 17	R: 0 E: 0 K: 0 S: 10	H: 0 LOB: 0 BB: 0 P: 13	R: 2 E: 0 K: 3 S: 17	H: 1 LOB: 0 BB: 1 P: 27	R: 0 E: 0 K: 0 S: 15	H: 1 LOB: 0 BB: 0 P: 21	R: 0 E: 0 K: 1 S: 8	H: 0 LOB: 1 BB: 1 P: 15	R: 0 E: 0 K: 2 S: 8	H: 0 LOB: 0 BB: 0 P: 13	R: 0 E: 0 K: 1 S: 11	H: 0 LOB: 2 BB: 2 P: 23	R: 0 E: 0 K: 1 S: 9	H: 0 LOB: 0 BB: 0 P: 10

1B: 3	SF: 0	WP: 1	PA: 35
2B: 1	SAC: 0	PB: 0	
3B: 0	DP: 1	SB: 0	
HR: 1	HBP: 0	CS: 0	

PITCHER	IP	WLS	BF	H	R	ER	SO	BB	IBB	HBP	BLK	WP	HR	S	P	ERA	WHIP
44 Jake Peavy, R (1, 1) ERA: 4.82	6.0	L	24	5	2	2	7	2	0	0	0	1	1	73	109	3.00	1.167
35 Burke Badenhop, R (7, 1) ERA: 1.69	1.0		3	0	0	0	2	0	0	0	0	0	0	8	13	0.00	0.000
32 Craig Breslow, L (8, 1) ERA: 4.23	1.0		5	0	0	0	1	2	0	0	0	0	0	11	23	0.00	2.000
54 Edward Mujica, R (9, 1) ERA: 5.65	1.0		3	0	0	0	1	0	0	0	0	0	0	9	10	0.00	0.000

PITCHER	IP	WLS	BF	H	R	ER	SO	BB	IBB	HBP	BLK	WP	HR	S	P	ERA	WHIP

Batter	1	2	3	4	5	6	7	8	9	AB	R	H	RBI	BB	SO	LOB
26 Brock Holt, L (1, 9) OBP: 0.362, SLG: 0.440	C FF 93 B CU 79 C SL 88 F CU 79 B FF 94 X SL 90 2-2 ① G1-3			C SI 92 B CU 78 C CH 87 B SL 89 F FF 93 C CH 86 2-3 ① K		B CU 77 F CH 86 X SL 85 1-1 ③ F7			B FF 94 C SI 93 C FF 94 F SI 95 F FF 96 B FF 95 F FC 90 X FF 94 2-2 ①② G3-6-3 1-2f	4	0	0	0	0	1	1
29 Daniel Nava, S (1, 7) OBP: 0.306, SLG: 0.291	C FF 94 B CU 79 B SL 92 F FF 95 X SL 91 2-2 ② G4-3			B CU 78 C CH 86 B SL 91 B FF 93 C FF 93 X SL 90 3-2 ② F7			C FF 93 S CU 79 B SL 86 C CH 86 1-3 ① K		C SI 95 X SI 97 0-1 ③ G4-3	4	0	0	0	0	1	0
15 Dustin Pedroia, R (1, 4) OBP: 0.342, SLG: 0.379	C SL 91 F CU 81 S FF 94 0-3 ③ K			B FF 94 X SL 90 1-0 ③ F9			C FF 92 B CU 78 F SI 92 B FF 93 F SL 87 S FF 92 2-3 ② K			3	0	0	0	0	2	0
34 David Ortiz, L (1, 10) OBP: 0.349, SLG: 0.480		B CU 78 F FF 94 F FF 94 S SL 91 1-3 ① K			B CU 76 X SI 93 1-0 ① L5		C CU 78 B CH 89 X FF 93 1-1 ③ G5-3			3	0	0	0	0	1	0
12 Mike Napoli, R (1, 3) OBP: 0.393, SLG: 0.461		C FF 93 B CU 79 B SL 90 S SL 89 B FF 94 F SL 90 C SL 90 3-3 ② K			B CU 78 B FF 94 B SL 90 C FF 93 F FF 94 B FF 93 4-2 BB			B CU 76 C SL 86 B SL 88 C CH 86 F FF 93 C SI 93 2-3 ① K		2	0	0	0	1	2	0
2 Xander Bogaerts, R (1, 5) OBP: 0.328, SLG: 0.376		C SL 91 C SI 94 F SI 95 B CU 80 B SL 89 X SI 95 2-2 ③ P5			C FF 91 D CU 79 F SL 88 B CH 86 F FF 93 X SL 89 2-2 ② L7			B CU 76 C SL 88 C SL 89 X FF 94 1-2 ② F8		3	0	0	0	0	0	1
7 Stephen Drew, L (1, 6) OBP: 0.169, SLG: 0.190			B FF 93 C FF 94 B SL 88 F SI 93 F CU 80 B SL 88 S SL 91 3-3 ① K		D CH 86 F SL 89 B FF 92 C SL 89 B CH 86 S SL 88 3-3 ③ K			B CU 78 B FF 94 S SL 88 C FF 94 F SL 89 F CH 86 X FF 93 2-2 1B		3	0	1	0	0	2	1
50 Mookie Betts, R (1, 8) OBP: 0.286, SLG: 0.167			B SL 90 B FF 94 X FF 95 2-0 ② L9			B CU 77 C FF 93 B SL 87 X FF 93 2-1 ① F8		X FF 96 0-0 ③ P5		3	0	0	0	0	0	1
3 David Ross, R (1, 2) OBP: 0.235, SLG: 0.363 40 A.J. Pierzynski, L (9, PH) OBP: 0.281, SLG: 0.353			C FF 94 F CU 78 B FF 95 B SL 90 X SL 91 2-2 ③ G6-3			F SL 88 C FF 94 S CU 78 0-3 ② K			C SI 96 T SI 97 B FF 96 F FF 97 F SL 82 F FC 92 X FF 96 1-2 26 G3-6-3 1B	2 1	0 0	0 1	0 0	0 0	1 0	0 0
Inning Stats	R: 0 E: 0 K: 1 S: 10 H: 0 LOB: 0 BB: 0 P: 14	R: 0 E: 0 K: 2 S: 11 H: 0 LOB: 0 BB: 0 P: 17	R: 0 E: 0 K: 1 S: 8 H: 0 LOB: 0 BB: 0 P: 15	R: 0 E: 0 K: 1 S: 8 H: 0 LOB: 0 BB: 0 P: 14	R: 0 E: 0 K: 1 S: 10 H: 0 LOB: 1 BB: 1 P: 20	R: 0 E: 0 K: 1 S: 7 H: 0 LOB: 0 BB: 0 P: 10	R: 0 E: 0 K: 2 S: 9 H: 0 LOB: 0 BB: 0 P: 13	R: 0 E: 0 K: 1 S: 13 H: 1 LOB: 1 BB: 0 P: 18	R: 0 E: 0 K: 0 S: 14 H: 1 LOB: 0 BB: 0 P: 17	1B: 2 2B: 0 3B: 0 HR: 0 SF: 0 SAC: 0 DP: 1 HBP: 0						

PITCHER		IP	WLS	BF	H	R	ER	SO	BB	IBB	HBP	BLK	WP	HR	S	P	ERA	WHIP
49 Jake Arrieta, R ERA: 1.81	(1, 1)	7.2	W	25	1	0	0	10	1	0	0	0	0	0	75	120	0.00	0.261
46 Pedro Strop, R ERA: 3.04	(8, 1)	0.1	H	1	0	0	0	0	0	0	0	0	0	0	1	1	0.00	0.000
56 Héctor Rondón, R ERA: 3.73	(9, 1)	1.0	S	3	1	0	0	0	0	0	0	0	0	0	14	17	0.00	1.000

PITCHER	IP	WLS	BF	H	R	ER	SO	BB	IBB	HBP	BLK	WP	HR	S	P	ERA	WHIP

BOTTOM

Chicago Cubs @ Boston Red Sox

Fenway Park, Boston, MA

Mon Jun 30 2014, 7:12 PM - 10:10 PM EDT

Att. 37,814 - Partly Cloudy - 86 F

livebaseballscorecards.com

AB	28
R	0
H	2
RBI	0
BB	1
SO	10
LOB	4

WP: 0 PA: 29
PB: 0
SB: 0
CS: 0

Chicago Cubs @ Boston Red Sox

Fenway Park, Boston, MA

Tue Jul 01 2014, 7:15 PM - 10:46 PM EDT

Att. 36,748 - Partly Cloudy - 88 F

livebaseballscorecards.com

Batter	1	2	3	4	5	6	7	8	9	AB	R	H	RBI	BB	SO	LOB
8 Chris Coghlan, L (1, 7) OBP: 0.280, SLG: 0.327	B FF 92 F FF 91 B CU 80 S FC 89 B FC 90 F FC 89 X FF 93 3-2 6 G6-4-3 1B		X FF 93 0-0 ③ L8			F FC 88 X FS 86 0-1 ① FC4-6 6 1B 1-2f 3-H		C FF 94 B CU 73 S FO 87 F FF 94 F FO 88 B FO 91 B FO 88 S FO 87 3-3 ② K		4	0	1	1	0	1	1
6 Ryan Sweeney, L (1, 10) OBP: 0.252, SLG: 0.243	1 SAFE C FF 93 B FF 94 1 SAFE B FC 90 1 SAFE X FF 93 2-1 ① ② G6-4-3 1-2f			B SI 91 B FF 92 B FF 92 C FF 91 F FC 88 S FC 88 3-3 ① K		B FC 89 1 SAFE X SI 91 1-0 44 L3 1B 1-3		B CU 75 F FO 88 B FF 94 F FF 92 X FO 88 2-2 ③ G4-3		4	0	1	0	0	1	1
44 Anthony Rizzo, L (1, 3) OBP: 0.390, SLG: 0.503	C CU 77 B FF 92 B CH 82 B FF 92 H FC 89 4-1 HBP			B FS 84 C FC 88 S FF 93 F FS 85 B FF 91 B FS 88 F FF 93 X FC 89 3-2 ② G6-3		B FC 89 B CH 84 X FS 85 2-0 ② ③ L3 1-1			X FS 80 0-0 13 2B 24 SF9 1B	3	1	1	0	0	0	2
13 Starlin Castro, R (1, 6) OBP: 0.333, SLG: 0.471	B FC 89 S FF 93 C FF 93 F FC 90 S CH 83 1-3 ③ K			B FF 93 F FC 90 B FF 91 B FC 88 X FF 92 3-1 ③ G4-3			B FC 88 F CU 78 B FC 88 X FC 88 2-1 5 PB 24 G4-3 1B		C FF 88 C FF 88 B FF 89 B FS 80 D FS 81 X FS 80 3-2 24 SF9 1-3 2B	4	0	2	0	0	1	1
24 Luis Valbuena, L (1, 5) OBP: 0.354, SLG: 0.436		B FF 92 F FC 88 S FS 86 X CU 77 1-2 ① G6-3			B CH 81 S FC 89 F FS 86 X FF 92 1-2 ① G4-3		B FF 92 1 SAFE S CU 77 B CH 83 X FC 88 2-1 ① G4-3 1-2		D FS 82 D FS 82 S FS 82 C FF 89 B FF 89 F FF 89 X FS 82 3-2 ① SF9 2-3 3-H	3	0	0	1	0	0	1
5 Welington Castillo, R (1, 2) OBP: 0.282, SLG: 0.368		C FF 93 C CU 80 B FC 90 F FS 86 F FF 94 X CU 78 1-2 ② G5-3			B CH 82 C CU 79 S FC 89 B FF 94 X CU 78 2-2 ② G5-3		C FF 92 F FC 89 F FC 88 D CH 84 B FF 91 B FC 88 H FC 86 4-2 HBP 2-3		F FS 80 S FF 88 X FF 88 0-2 ② P4	3	0	0	0	0	0	1
19 Nate Schierholtz, L (1, 9) OBP: 0.255, SLG: 0.315 21 Junior Lake, R (7, PH) OBP: 0.257, SLG: 0.401 (7, 8)		S FS 84 X CU 79 0-1 ③ F9			X CH 83 0-0 ③ L3		S SL 82 C FF 94 S FF 95 0-3 ② K		C FF 88 S FF 88 S FF 88 0-3 ③ K	2 2	0 0	0 0	0 0	0 0	0 2	0 3
20 Justin Ruggiano, R (1, 8) OBP: 0.333, SLG: 0.393 (7, 9)			B FC 89 B FF 91 C FC 88 X FC 89 2-1 ① F9			C CU 76 S CU 78 F FF 91 B FC 89 F CU 77 B CU 78 X FF 93 2-2 15 1B 8 FC4-6 2B	B FF 94 S FF 93 S SL 83 B FF 94 F FF 95 S SL 84 2-3 ③ K			3	1	1	0	0	1	2
15 Darwin Barney, R (1, 4) OBP: 0.240, SLG: 0.280			X FF 92 0-0 ② G6-3			C FC 88 F FF 92 X CU 78 0-2 8 FC4-6 1B 2-3		C FF 93 T FF 94 B FF 94 F FO 89 S FO 90 1-3 ① K		3	0	1	0	0	1	0

Inning Stats																																			
	R: 0	H: 1		R: 0	H: 0		R: 0	H: 0		R: 0	H: 0		R: 0	H: 0		R: 1	H: 3		R: 0	H: 1		R: 0	H: 0		R: 1	H: 2		1B: 5	SF: 1		WP: 0	PA: 34				
	E: 0	LOB: 1		E: 0	LOB: 0		E: 0	LOB: 0		E: 0	LOB: 0		E: 0	LOB: 0		E: 0	LOB: 1		E: 0	LOB: 2		E: 0	LOB: 0		E: 0	LOB: 1		2B: 3	SAC: 0		PB: 1					
	K: 1	BB: 0		K: 0	BB: 0		K: 0	BB: 0		K: 1	BB: 0		K: 0	BB: 0		K: 0	BB: 1		K: 2	BB: 0		K: 2	BB: 0		K: 1	BB: 0		3B: 0	DP: 2		SB: 0					
	S: 11	P: 21		S: 10	P: 12		S: 4	P: 6		S: 10	P: 19		S: 7	P: 10		S: 12	P: 17		S: 14	P: 24		S: 12	P: 18		S: 14	P: 20		HR: 0	HBP: 2		CS: 0					

PITCHER		IP	WLS	BF	H	R	ER	SO	BB	IBB	HBP	BLK	WP	HR	S	P	ERA	WHIP
11 Clay Buchholz, R ERA: 6.22	(1, 1)	6.1		24	5	1	1	2	0	0	2	0	0	0	61	100	1.42	0.789
30 Andrew Miller, L ERA: 2.48	(7, 1)	0.2		2	0	0	0	2	0	0	0	0	0	0	7	9	0.00	0.000
36 Junichi Tazawa, R ERA: 2.08	(8, 1)	1.0		3	0	0	0	2	0	0	0	0	0	0	12	18	0.00	0.000
19 Koji Uehara, R ERA: 1.4	(9, 1)	1.0	L	5	2	1	1	1	0	0	0	0	0	0	14	20	9.00	2.000

PITCHER		IP	WLS	BF	H	R	ER	SO	BB	IBB	HBP	BLK	WP	HR	S	P	ERA	WHIP

TOP	
AB	31
R	2
H	7
RBI	2
BB	0
SO	7
LOB	12

BOTTOM

Batter	1	2	3	4	5	6	7	8	9	AB	R	H	RBI	BB	SO	LOB
26 Brock Holt, L (1, 7) OBP: 0.363, SLG: 0.439	B FF 92 C FF 92 B CU 77 F FF 92 X SL 88 2-2 ① G4-3		C FF 94 X CU 79 0-1 ③ L9		X FF 93 0-0 34 BB 15 1B 2-3 1B		C SI 91 F KC 81 B FF 91 X SI 91 1-2 ② G4-3		C FF 96 C FF 96 X FF 98 0-2 1B	5	0	2	0	0	0	0
15 Dustin Pedroia, R (1, 4) OBP: 0.346, SLG: 0.383	B FF 93 C CU 78 X FF 93 1-1 ② G6-3			B SL 84 C FF 91 B FF 91 X CH 87 2-1 34 G1-3 1B	X SL 86 0-0 34 BB 1-2 3-H 1B		B FF 95 C FF 95 B FF 93 F FF 95 B FF 96 F SL 89 X FF 94 3-2 34 BB 1B		C FF 95 1 SAFE S FF 95 B FF 97 X FF 95 1-2 ③ G5-3	5	0	3	1	0	0	1
34 David Ortiz, L (1, 10) OBP: 0.351, SLG: 0.477	B FF 93 B CU 77 C CH 87 X CU 79 2-1 ③ F7			1 SAFE C FF 93 F CU 79 D SL 86 X FF 94 1-2 ① G1-3 1-2	B CU 80 B CH 86 B CH 86 C CH 87 F FF 94 B SL 87 4-2 12 FC6-4 1-2 2-3 BB		B FF 94 D CU 81 B FF 94 B FF 94 4-0 1-2 BB			2	0	0	0	2	0	1
12 Mike Napoli, R (1, 3) OBP: 0.391, SLG: 0.455		B FF 92 C CU 83 B CU 79 B SL 85 B FF 93 4-1 40 1B BB		B FF 95 C FF 94 C FF 94 F FF 96 D SL 87 D CH 89 S CH 88 3-3 ② K	C FF 96 B FF 96 F FF 97 X FF 96 1-2 ③ FC6-4 1-2f		C FF 94 B FF 95 T FF 95 B FF 96 X FF 94 2-2 ③ G5-3			3	0	0	0	1	1	6
40 A.J. Pierzynski, L (1, 2) OBP: 0.288, SLG: 0.357		X FF 93 0-0 ① 1-3 1B		I IN 84 I IN 83 I IN 83 I IN 82 4-0 IBB		B CH 86 F CH 84 X FF 92 1-1 1B		F SL 82 F FF 97 X SL 89 0-2 ① F7		3	0	2	0	1	0	0
2 Xander Bogaerts, R (1, 5) OBP: 0.324, SLG: 0.371		C SL 85 B CU 80 B SL 86 T SL 86 S SL 88 2-3 ② K		C CU 80 B SL 87 D CU 82 X FF 94 2-1 ③ L8		B FF 93 C SL 85 B FF 95 S SL 86 D SL 87 S CH 87 3-3 ① K		S SL 84 X FF 96 0-1 ② G3		4	0	0	0	0	2	4
7 Stephen Drew, L (1, 6) OBP: 0.174, SLG: 0.182		B FF 96 C CH 87 F CU 81 B SL 86 F FF 94 D SL 87 B CU 80 4-2 50 CS BB			B FF 90 C CH 86 F FF 92 B FF 94 X CH 85 2-2 ① G4-3	F FF 94 F FF 95 D SL 85 X CH 88 1-2 ② F8		S SI 97 B SL 90 B SL 83 X FF 96 2-1 ③ G4-3		3	0	0	0	1	0	1
50 Mookie Betts, R (1, 9) OBP: 0.182, SLG: 0.100		C FF 95 1 SAFE 0-1 ③ CS 1-2	X FF 93 0-0 ① G6-3		C SL 85 B CU 80 C SL 84 X SL 86 1-2 ② F9	C SL 86 D SL 81 B FF 96 B SL 86 X FF 95 3-1 ③ F7			C FF 97 F FF 98 B FF 96 B SL 84 B FF 97 X FF 96 3-2 ① F8	4	0	0	0	0	0	1
25 Jackie Bradley Jr., L (1, 8) OBP: 0.288, SLG: 0.298			C FF 92 F CH 87 B SL 83 X FF 93 1-2 ② G6-3		B FF 92 S CH 86 X SL 85 1-1 26 1B 15 1B 2B		C FF 90 F KC 79 C FF 92 0-3 ① K		B FF 96 F FF 95 T FF 96 C FF 97 1-3 ② K	4	1	1	0	0	2	0
Inning Stats	R: 0 E: 0 K: 0 S: 7 H: 0 LOB: 0 BB: 0 P: 12	R: 0 E: 0 K: 1 S: 9 H: 1 LOB: 1 BB: 2 P: 19	R: 0 E: 0 K: 0 S: 6 H: 0 LOB: 0 BB: 0 P: 7	R: 0 E: 0 K: 1 S: 11 H: 1 LOB: 2 BB: 1 P: 23	R: 1 E: 0 K: 0 S: 15 H: 3 LOB: 3 BB: 1 P: 24	R: 0 E: 0 K: 1 S: 10 H: 1 LOB: 1 BB: 0 P: 18	R: 0 E: 0 K: 1 S: 13 H: 1 LOB: 2 BB: 1 P: 23	R: 0 E: 0 K: 0 S: 7 H: 0 LOB: 0 BB: 0 P: 9	R: 0 E: 0 K: 1 S: 12 H: 1 LOB: 1 BB: 0 P: 17	1B: 7 2B: 1 3B: 0 HR: 0 SF: 0 SAC: 0 DP: 0 HBP: 0						

PITCHER		IP	WLS	BF	H	R	ER	SO	BB	IBB	HBP	BLK	WP	HR	S	P	ERA	WHIP
36 Edwin Jackson, R ERA: 4.99	(1, 1)	6.0		26	6	1	1	3	3	1	0	0	0	0	58	103	1.50	1.500
53 Wesley Wright, L ERA: 2.35	(7, 1)	0.2		2	0	0	0	1	0	0	0	0	0	0	6	7	0.00	0.000
54 Neil Ramírez, R ERA: 1.25	(7, 1)	0.1		3	1	0	0	0	1	0	0	0	0	0	7	16	0.00	6.000
46 Pedro Strop, R ERA: 2.93	(8, 1)	1.0	W	3	0	0	0	0	0	0	0	0	0	0	7	9	0.00	0.000
56 Héctor Rondón, R ERA: 3.62	(9, 1)	1.0	S	4	1	0	0	1	0	0	0	0	0	0	12	17	0.00	1.000

PITCHER	IP	WLS	BF	H	R	ER	SO	BB	IBB	HBP	BLK	WP	HR	S	P	ERA	WHIP

Chicago Cubs @ Boston Red Sox

Fenway Park, Boston, MA

Tue Jul 01 2014, 7:15 PM - 10:46 PM EDT

Att. 36,748 - Partly Cloudy - 88 F

livebaseballscorecards.com

AB	33
R	1
H	8
RBI	1
BB	5
SO	5
LOB	14

Chicago Cubs @ Boston Red Sox

Fenway Park, Boston, MA

Wed Jul 02 2014, 7:13 PM - 11:31 PM EDT

Att. 37,055 - Partly Cloudy - 85 F

TOP

livebaseballscorecards.com

Batter	1	2	3	4	5	6	7	8	9	AB	R	H	RBI	BB	SO	LOB
8 Chris Coghlan, L (1, 7) OBP: 0.285, SLG: 0.336	C FF 90 B FF 92 B FF 91 B FF 91 B FF 92 / 4-1 20 HR BB	C FF 92 B CH 79 C KC 77 S KC 78 / 1-3 K ③		C FF 90 F KC 77 D KC 77 X FF 90 / 1-2 SF7 ② 3-H		X CH 86 / 0-0 SH1-4 ① 1-2 2-3		S FS 86 F FS 87 X FS 86 / 0-2 G1-3 ②	D CU 73 B FF 93 X FF 93 / 2-0 20 2B 1-3 2-H 2B	3	2	1	2	1	1	1
20 Justin Ruggiano, R (1, 8) OBP: 0.341, SLG: 0.434	1 SAFE C FF 90 B FF 92 X FC 88 / 1-1 1-H HR		F FC 86 C KC 76 C FF 92 / 0-3 K ①	S KC 77 F CH 81 F KC 76 X FF 90 / 0-2 L4 ③		C SI 91 X SI 90 / 0-1 44 G4-6-3 2-3 3-H 1B		B SL 89 F SL 84 F FF 91 S FF 92 / 1-3 K ③	F FF 94 S FO 89 B FO 90 F FF 95 B FO 88 F SL 80 F FF 95 F FF 94 X FF 94 / 2-2 2B 2-H 3-H	6	1	3	5	0	2	1
44 Anthony Rizzo, L (1, 3) OBP: 0.392, SLG: 0.502	B FF 88 B FF 93 B FF 92 S FF 92 B FF 92 / 4-1 13 S 13 1B BB		X FF 91 / 0-0 1B		B FF 89 C FF 89 X FF 91 / 1-1 F7 ①	C FS 83 D FS 85 F FS 83 B SI 90 X SI 90 / 2-2 G4-6-3 ② ③ 1-2f			13 1B 24 2B 1B / P4	5	2	2	0	1	0	3
13 Starlin Castro, R (1, 6) OBP: 0.334, SLG: 0.470	B FF 91 B FF 91 B FF 87 S FF 90 S FF 91 F FF 90 X FF 91 / 3-2 5 F8 24 S 1-H 1B		1 SAFE B FF 90 C FC 86 X FC 86 / 1-1 P4 ②		F FF 88 B CH 84 F CH 83 B FF 90 S CH 84 / 3-3 K ②		C SI 90 B FF 85 B SI 89 C SI 89 X SL 81 / 2-2 G5-3 ①		S FF 88 S SI 89 X FF 90 / 0-2 24 2B 19 1B 1-2 1B	5	1	2	1	0	1	1
24 Luis Valbuena, L (1, 10) OBP: 0.355, SLG: 0.440	1 SAFE B KC 76 1 SAFE F FC 86 C KC 74 S KC 77 / 1-3 K ① 1-2		B FF 90 B FF 89 F FC 85 X FC 86 / 2-1 G6-3 ③		B CU 71 X FF 89 / 1-0 5 HR 1B		C FS 83 F FS 84 F FS 84 X FS 84 / 0-2 F9 ②		C FF 90 T FF 89 B SI 90 B SL 87 X FF 90 / 2-2 19 1B 15 1B 1-3 2-H 2B	5	2	2	1	0	1	2
5 Welington Castillo, R (1, 2) OBP: 0.285, SLG: 0.382	B FC 87 F FF 91 X KC 77 / 1-1 F8 ② 2-3			B KC 74 B FC 84 B FC 85 B FF 90 / 4-0 30 HR BB	1 SAFE C CH 85 B SI 90 F CH 84 X FF 89 / 1-2 1-H HR		C SI 91 F SL 82 B SL 82 S SL 81 / 1-3 K ③		B CH 77 B SL 87 S CH 78 F FF 88 F FF 89 T SL 86 / 2-2 K ①	4	2	1	2	1	2	3
19 Nate Schierholtz, L (1, 9) OBP: 0.257, SLG: 0.328	B FF 90 C FF 88 X FF 91 / 1-1 L4 ③			X FF 90 / 0-0 F8 ①	B FF 89 B FF 88 F FF 87 B FF 90 F CH 88 F CH 84 S CH 83 / 3-3 K ③			X FF 92 / 0-0 HR	B SL 86 B SI 88 S SL 86 X SL 87 / 2-1 15 1B 8 2B 2-3 3-H 1B	5	2	2	2	0	1	2
30 Mike Olt, R (1, 5) OBP: 0.229, SLG: 0.371		X FC 86 / 0-0 G6-3 ①		C FC 86 F FC 86 F KC 77 B FF 92 B FF 91 X KC 77 / 2-2 1-H HR		C FC 86 B FF 89 C SI 87 B SI 88 F FC 86 X CH 80 / 2-2 8 SH1-4 20 1B 2B		C SL 85 C SL 84 B SL 82 F SL 82 S FF 91 / 1-3 K ①	D SL 86 B CH 77 C FF 88 X SL 87 / 2-1 P3 ②	5	2	2	2	0	1	2
15 Darwin Barney, R (1, 4) OBP: 0.255, SLG: 0.312		B FF 90 C FC 86 X KC 75 / 1-1 F8 ②		X FC 85 / 0-0 8 SF7 3B		B CH 86 B SI 86 B CH 81 C FC 87 C CH 87 F CH 82 F CH 83 F SI 88 X CH 82 / 3-2 20 1B 8 SH1-4 1B		B SL 83 B SL 85 F FF 89 T FF 93 B FF 92 F FF 92 F FF 92 X FF 92 / 3-2 2B	B FO 89 X FO 91 / 1-0 8 2B 20 2B 1-2 3-H 1B	5	2	4	1	0	0	0
Inning Stats	R: 3 E: 0 K: 1 S: 15 H: 2 LOB: 1 BB: 2 P: 30	R: 0 E: 0 K: 1 S: 6 H: 0 LOB: 0 BB: 0 P: 8	R: 0 E: 0 K: 1 S: 8 H: 1 LOB: 1 BB: 0 P: 11	R: 3 E: 0 K: 0 S: 13 H: 2 LOB: 0 BB: 1 P: 20	R: 2 E: 0 K: 2 S: 13 H: 2 LOB: 0 BB: 0 P: 22	R: 1 E: 0 K: 0 S: 16 H: 3 LOB: 1 BB: 0 P: 23	R: 0 E: 0 K: 1 S: 10 H: 0 LOB: 0 BB: 0 P: 13	R: 1 E: 0 K: 2 S: 16 H: 2 LOB: 1 BB: 0 P: 21	R: 6 E: 0 K: 1 S: 28 H: 7 LOB: 1 BB: 0 P: 44	1B: 9 2B: 5 3B: 1 HR: 4	SF: 1 SAC: 1 DP: 1 HBP: 0					

	AB	43
	R	16
	H	19
	RBI	16
	BB	3
	SO	9
	LOB	15

WP: 0 PB: 0 SB: 2 CS: 0 PA: 48

PITCHER		IP	WLS	BF	H	R	ER	SO	BB	IBB	HBP	BLK	WP	HR	S	P	ERA	WHIP
67 Brandon Workman, R ERA: 4.17	(1, 1)	4.0	L	20	5	6	6	3	3	0	0	0	0	2	42	69	13.50	2.000
22 Felix Doubront, L ERA: 5.37	(5, 1)	1.1		8	4	3	3	2	0	0	0	0	0	1	24	38	20.25	3.000
35 Burke Badenhop, R ERA: 1.62	(6, 1)	1.2		5	1	0	0	1	0	0	0	0	0	0	15	20	0.00	0.600
54 Edward Mujica, R ERA: 5.76	(8, 1)	1.0		5	2	1	1	2	0	0	0	0	0	1	16	21	9.00	2.000
32 Craig Breslow, L ERA: 5.4	(9, 1)	0.2		6	4	4	4	1	0	0	0	0	0	0	18	27	54.00	6.000

PITCHER		IP	WLS	BF	H	R	ER	SO	BB	IBB	HBP	BLK	WP	HR	S	P	ERA	WHIP
36 Junichi Tazawa, R ERA: 2.57	(9, 1)	0.1		4	3	2	2	0	0	0	0	0	0	0	10	17	54.00	9.000

BOTTOM

Batter	1	2	3	4	5	6	7	8	9	AB	R	H	RBI	BB	SO	LOB
26 Brock Holt, L (1, 9) OBP: 0.367, SLG: 0.441	C FC 86 C SI 87 B FC 85 F FC 85 F SI 89 X SL 79 1-2 F9 ①	C SI 88 D CU 72 1 SAFE C FC 85 B FF 89 S FC 86 2-3 K ③		B SI 87 C SI 86 D FC 85 C FF 88 F FF 89 X FC 86 2-2 34 SF8 15 BB 5 1B 1-2 1B	C CU 75 C FF 90 C FF 91 0-3 K ②		B FF 91 B FF 90 B SI 90 C FF 89 F FF 89 X FF 91 3-2 1B		C FF 95 B FF 95 X FF 96 1-1 15 2B 29 1B 1B 1-3	6	2	3	0	0	2	2
15 Dustin Pedroia, R (1, 4) OBP: 0.351, SLG: 0.389	C SI 86 T SI 88 X SI 89 0-2 34 F8 1B		B SI 85 X SI 87 1-0 34 2B 5 SF8 1B	B SL 80 B SI 88 1 SAFE B CH 79 B FF 88 4-0 5 1B 12 BB 1-2 2-3 BB	C FF 91 B CU 70 F CU 71 F FF 92 B FF 92 X CH 82 2-2 F9 ③		C SI 90 X SI 89 0-1 G5-3 ③		D SL 84 X FF 95 1-0 29 1B 2B 1-3 3-H	5	2	3	1	1	0	1
34 David Ortiz, L (1, 10) OBP: 0.351, SLG: 0.483 29 Daniel Nava, S (9, PH) OBP: 0.311, SLG: 0.296	B SI 88 C SI 87 D CU 74 B FC 84 T FF 88 X FF 88 3-2 F8 ② 1-2		C SI 87 X CU 73 0-1 2B ② 1-3	B SI 88 F FF 88 X FF 89 1-1 SF8 ② 2-3 3-H		C FF 88 B FF 90 B CU 78 F FF 90 F FF 91 X SL 86 2-2 E5 12 2B 2 FC3-2		F FF 90 F SI 88 F FF 91 B SL 83 B SL 81 X FF 90 2-2 12 1B 2B	F FF 92 X SL 83 0-1 1B 2-H 3-H	4 1	1 0	2 1	1 2	0 0	0 0	1 0
12 Mike Napoli, R (1, 3) OBP: 0.397, SLG: 0.460	B SI 88 F SI 87 B FC 86 D CH 82 S FC 86 B FC 87 4-2 BB		C SI 89 X FC 86 0-1 G1-3 ①	B SI 88 B FC 86 B FF 88 B FF 87 4-0 5 1B 1-2 BB		X FF 89 0-0 2B 1-3		C SI 93 B FF 93 C FF 93 B SI 95 F SI 94 B SI 96 X FF 94 3-2 5 FC1-4 1B 2-H	B FF 95 S FF 95 F FF 96 C FF 96 1-3 K ②	4	0	2	1	2	1	3
5 Jonny Gomes, R (1, 7) OBP: 0.330, SLG: 0.357	C SI 89 B CH 82 C FC 86 X FF 90 1-2 L8 ③		C SL 78 B FC 86 B CH 83 S SL 79 X SL 79 2-2 SF8 ② 3-H	B FC 87 B SI 90 B FF 90 C SI 89 X SI 89 3-1 1B 1-2 2-3 3-H		X SL 84 0-0 G5-3 ①		C SL 84 X SL 84 0-1 FC1-4 ① 1-2f	B SL 85 B SL 85 B FF 95 C FF 95 S FF 95 C CU 82 3-3 K ③	5	0	1	2	0	1	6
2 Xander Bogaerts, R (1, 5) OBP: 0.322, SLG: 0.366		C SI 86 C SL 79 X CU 74 0-2 G1-6-3 ① 3-H	B CU 72 D CH 79 F FF 89 B SL 80 F SI 89 D FC 86 4-2 BB	C CU 74 C FF 91 F SL 84 B SL 84 F FF 92 D SL 86 C SL 84 2-3 K ③		X SL 84 0-0 FC3-2 ② 3-H		C SL 82 F SL 82 F SI 94 B SI 94 F SI 94 B SL 84 F FF 93 C SI 94 2-3 K ②		4	0	0	0	1	2	6
40 A.J. Pierzynski, L (1, 2) OBP: 0.290, SLG: 0.355		B FC 84 X FC 86 1-0 10 1B 1B	B SI 88 F SI 88 C FF 88 F FC 86 F SL 80 B FC 85 S FF 89 2-3 K ③		B CH 82 B FF 90 C FF 89 T CU 75 B SL 84 B FF 92 4-2 50 HR BB	X SL 83 0-0 F7 ③		C FF 92 F FF 93 S SI 93 0-3 K ③		4	1	1	0	1	2	5
50 Mookie Betts, R (1, 8) OBP: 0.250, SLG: 0.400		B SI 86 X SI 87 1-0 F8 ②		B SI 85 C SI 86 C CH 78 F SI 85 B SL 80 C FC 85 2-3 K ① 1-H	B FF 90 B CH 82 C FF 89 X CH 83 2-1 HR		C SI 90 X SI 90 0-1 G3 ①		C FF 94 B FF 96 C CU 82 X CU 84 1-2 26 1B 15 2B 1B	5	2	2	2	0	1	1
10 Jonathan Herrera, S (1, 6) OBP: 0.300, SLG: 0.281		X SI 87 0-0 1-3 1B		B FC 86 C CH 78 H FF 87 2-1 15 BB 26 1B 34 SF8 HBP	C FF 89 B CU 76 B CH 83 X CH 81 2-1 B2-3 ①		C CU 75 C FF 90 C FF 88 0-3 K ②		B FF 94 F FF 95 F FF 94 X FF 95 1-2 F8 ①	4	1	1	0	0	1	1
Inning Stats	R: 0 E: 0 K: 0 S: 16 H: 1 LOB: 2 BB: 1 P: 25	R: 0 E: 0 K: 1 S: 9 H: 2 LOB: 2 BB: 0 P: 13	R: 1 E: 0 K: 1 S: 15 H: 2 LOB: 2 BB: 1 P: 24	R: 2 E: 0 K: 2 S: 18 H: 2 LOB: 3 BB: 2 P: 38	R: 2 E: 0 K: 1 S: 13 H: 1 LOB: 0 BB: 1 P: 23	R: 0 E: 1 K: 0 S: 8 H: 1 LOB: 2 BB: 0 P: 10	R: 0 E: 0 K: 1 S: 10 H: 1 LOB: 1 BB: 0 P: 13	R: 1 E: 0 K: 2 S: 19 H: 2 LOB: 1 BB: 0 P: 26	R: 3 E: 0 K: 2 S: 17 H: 4 LOB: 1 BB: 0 P: 25	1B: 11 2B: 4 3B: 0 HR: 1 SF: 2 SAC: 0 DP: 0 HBP: 1						

PITCHER		IP	WLS	BF	H	R	ER	SO	BB	IBB	HBP	BLK	WP	HR	S	P	ERA	WHIP
37 Travis Wood, L ERA: 4.62	(1, 1)	3.2		23	7	3	3	3	4	0	1	0	0	0	53	93	7.36	3.000
33 Carlos Villanueva, R ERA: 5.91	(4, 1)	2.0	W	10	2	2	2	2	1	0	0	0	0	1	25	39	9.00	1.500
40 James Russell, L ERA: 2.22	(6, 1)	1.1	H	6	2	1	1	1	0	0	0	0	0	0	15	20	6.75	1.500
63 Brian Schlitter, R ERA: 2.63	(8, 1)	1.0		4	1	0	0	2	0	0	0	0	0	0	15	20	0.00	1.000
52 Justin Grimm, R ERA: 4.14	(9, 1)	1.0		7	4	3	3	2	0	0	0	0	0	0	17	25	27.00	4.000

PITCHER		IP	WLS	BF	H	R	ER	SO	BB	IBB	HBP	BLK	WP	HR	S	P	ERA	WHIP

Chicago Cubs @ Boston Red Sox

Fenway Park, Boston, MA

Wed Jul 02 2014, 7:13 PM - 11:31 PM EDT

Att. 37,055 - Partly Cloudy - 85 F

livebaseballscorecards.com

AB	42
R	9
H	16
RBI	9
BB	5
SO	10
LOB	26

WP: 0 PA: 50
PB: 0
SB: 0
CS: 0

Chicago Cubs @ Washington Nationals

Nationals Park, Washington, DC

Fri Jul 04 2014, 11:07 AM - 2:00 PM EDT

Att. 41,274 - Partly Cloudy - 76 F

TOP

livebaseballscorecards.com

Batter	1	2	3	4	5	6	7	8	9	AB	R	H	RBI	BB	SO	LOB
8 Chris Coghlan, L (1, 7) OBP: 0.297, SLG: 0.351	20 1B 44 G6-3 1B	P5			20 K2-3 44 G3 2B		K		44 FC1-2 20 1B 13 1B IBB	4	3	2	0	1	1	2
20 Justin Ruggiano, R (1, 8) OBP: 0.351, SLG: 0.466	44 G6-3 1-3 1B	HR			K2-3 2-3		P4		44 FC1-2 13 1B 1-2 2-3 3-H 1B	5	2	3	2	0	1	1
44 Anthony Rizzo, L (1, 3) OBP: 0.387, SLG: 0.493	G6-3 1-2f 3-H	K			G3 3-H			G3	FC1-2 13 1B 1-2 2-3 3-Hf	5	0	0	1	0	1	4
13 Starlin Castro, R (1, 6) OBP: 0.335, SLG: 0.472	L6	F8			K			24 G3 2B	1-2 2-H 3-H 1B	5	0	2	2	0	1	0
24 Luis Valbuena, L (1, 5) OBP: 0.348, SLG: 0.430	K	P6				L3		G3 2-3	K	5	0	0	0	0	2	3
19 Nate Schierholtz, L (1, 9) OBP: 0.261, SLG: 0.331	12 1B 1B 1B	12 F8-1-6 1B				F7		P4		4	1	2	0	0	0	1
12 John Baker, L (1, 2) OBP: 0.254, SLG: 0.214	1B 1-2 1B	F8-1-6 1-2				BB			G1-4-3	3	0	1	0	1	0	1
15 Darwin Barney, R (1, 4) OBP: 0.261, SLG: 0.316	L9	FC5-4 1B				L8			6 2B 20 1B 1B	4	1	2	0	0	0	3
Jason Hammel, R (1, 1) OBP: 0.167, SLG: 0.143	1-2 2-H 1B	FC5-4 1-2f					L5		20 1B 44 FC1-2 1-3 2B	3	0	1	1	0	0	1
54 Neil Ramirez, R (7, 1)										0	0	0	0	0	0	0
46 Pedro Strop, R (8, 1)										0	0	0	0	0	0	0
30 Mike Olt, R (9, PH) OBP: 0.229, SLG: 0.371										0	0	0	0	0	0	0
6 Ryan Sweeney, L (9, PH) OBP: 0.256, SLG: 0.269										1	0	1	0	0	0	0
63 Brian Schlitter, R (9, 1) OBP: 1.000, SLG: 1.000										0	0	0	0	0	0	0
Inning Stats	R: 1 E: 0 K: 0 S: 7 H: 2 LOB: 0 BB: 0 P: 11	R: 1 E: 0 K: 1 S: 12 H: 3 LOB: 2 BB: 0 P: 17	R: 1 E: 0 K: 1 S: 7 H: 1 LOB: 0 BB: 0 P: 10	R: 0 E: 0 K: 0 S: 11 H: 2 LOB: 1 BB: 0 P: 15	R: 1 E: 0 K: 2 S: 9 H: 1 LOB: 0 BB: 0 P: 12	R: 0 E: 0 K: 0 S: 6 H: 0 LOB: 1 BB: 1 P: 10	R: 0 E: 0 K: 1 S: 9 H: 0 LOB: 0 BB: 0 P: 12	R: 0 E: 0 K: 0 S: 19 H: 1 LOB: 1 BB: 0 P: 24	R: 3 E: 0 K: 1 S: 17 H: 4 LOB: 2 BB: 1 P: 28	1B: 10 2B: 4 3B: 0 HR: 1 SF: 0 SAC: 0 DP: 2 HBP: 0	WP: 0 PB: 0 SB: 0 CS: 0 PA: 41					

	AB	39
	R	7
	H	14
	RBI	6
	BB	2
	SO	6
	LOB	16

PITCHER		IP	WLS	BF	H	R	ER	SO	BB	IBB	HBP	BLK	WP	HR	S	P	ERA	WHIP
57 Tanner Roark, R ERA: 3.12	(1, 1)	7.0	L	29	9	4	4	5	1	0	0	0	0	1	61	87	5.14	1.429
48 Ross Detwiler, L ERA: 4.1	(8, 1)	1.1		6	2	1	1	0	0	0	0	0	0	0	23	28	6.75	1.500
30 Aaron Barrett, R ERA: 2.57	(9, 1)	0.0		3	2	0	0	0	0	1	0	0	0	0	4	11	∞	∞
13 Jerry Blevins, L ERA: 5.04	(9, 1)	0.2		3	1	2	2	1	0	0	0	0	0	0	9	13	27.00	1.500

PITCHER		IP	WLS	BF	H	R	ER	SO	BB	IBB	HBP	BLK	WP	HR	S	P	ERA	WHIP

BOTTOM

Chicago Cubs @ Washington Nationals

Nationals Park, Washington, DC

Fri Jul 04 2014, 11:07 AM - 2:00 PM EDT

Att. 41,274 - Partly Cloudy - 76 F

livebaseballscorecards.com

Batter	1	2	3	4	5	6	7	8	9	AB	R	H	RBI	BB	SO	LOB
2 Denard Span, L (1, 8) OBP: 0.315, SLG: 0.388	C FF 91 X SI 92 0-1 ① G3-1		B CU 76 B CU 75 B SI 91 C FF 92 X FF 92 3-1 2B		C CU 76 D SI 93 B SL 82 X SL 83 2-1 ② FC3-6 1-2f 2-3		X FF 96 0-0 ③ P6			4	0	1	0	0	0	3
34 Bryce Harper, L (1, 7) OBP: 0.336, SLG: 0.398	B FF 92 B SI 93 X SI 93 2-0 ② L7		C SL 82 F FF 93 B SI 93 D SL 82 S SL 81 2-3 ③ K		F SL 83 B SL 82 1 SAFE 1 SAFE S SL 83 S SL 82 1-3 ③ K			B SL 79 S SI 96 B SL 89 B SL 82 X SI 96 3-1 ① G4-3		4	0	0	0	0	2	3
28 Jayson Werth, R (1, 9) OBP: 0.361, SLG: 0.406	B FF 93 B CU 76 C FF 92 B FF 93 X SI 92 3-1 HR			B SI 92 C SL 82 C CU 76 B SI 91 B SL 81 B FF 93 4-2 BB		C SI 92 X SL 82 0-1 ① G5-3		B SI 97 C SL 82 S SL 82 X SI 96 1-2 2B		3	1	2	1	1	0	0
25 Adam LaRoche, L (1, 3) OBP: 0.402, SLG: 0.490	B FF 93 C CU 76 X CH 86 1-1 ③ G3-1			X SI 92 0-0 ① L8		B SI 92 C CH 85 B SI 93 F CU 76 B SL 82 F FF 93 S SL 83 3-3 ② K		S SI 96 S FF 97 F SI 96 F FF 92 S SL 83 0-3 ② K		4	0	0	0	0	2	2
11 Ryan Zimmerman, R (1, 5) OBP: 0.321, SLG: 0.404		B FF 92 B FF 93 X CH 85 2-0 6 G6-4-3 1B		1 SAFE X SI 92 0-0 ② F7		B CU 77 B CH 85 C FF 93 B CH 85 C FF 92 C FF 92 3-3 ③ K		C SI 97 X SL 82 0-1 ③ F9		4	0	1	0	0	1	2
6 Anthony Rendon, R (1, 4) OBP: 0.337, SLG: 0.477		C SL 82 X FF 93 0-1 ①② G6-4-3 1-2f		1 SAFE F FF 92 C SL 82 B FF 92 1 SAFE S SL 83 1-3 ③ K			B FF 88 X SI 91 1-0 40 1B 2B		C SI 92 F SI 92 F SI 94 B SL 81 X SI 93 1-2 ① P6	4	1	1	0	0	1	2
20 Ian Desmond, R (1, 6) OBP: 0.288, SLG: 0.423		C FF 93 S SL 82 S SL 82 0-3 ③ K			X SL 82 0-0 2 FC3-6 40 BB 1B		C FF 95 B FF 95 B SL 88 B FF 96 F FF 95 S FF 96 3-3 ① K		C SI 93 B SL 82 X SI 93 1-1 ② G6-3	4	0	1	0	0	2	1
40 Wilson Ramos, R (1, 2) OBP: 0.333, SLG: 0.389			C SL 81 B FF 92 X SL 81 1-1 ① G5-3		F FF 90 B SI 91 1 SAFE C FF 91 D SL 82 F FF 93 1 SAFE F FF 94 D SL 82 4-2 F SI 92 B SI 92 1-2 2 FC3-6 BB		X FF 97 0-0 2-H 1B		B SI 93 B SI 92 X SI 92 2-0 ③ G6-3	3	0	1	1	1	0	0
57 Tanner Roark, R (1, 1) OBP: 0.143, SLG: 0.143 15 Nate McLouth, L (7, PH) OBP: 0.310, SLG: 0.268 48 Ross Detwiler, R (8, 1) 30 Aaron Barrett, R (9, 1) 13 Jerry Blevins, L (9, 1)			C FF 92 B FF 93 B SI 83 F SI 92 X SL 82 2-2 ② G4-3		B SL 83 B FF 91 B FF 92 C FF 92 M FF 92 L FF 92 3-3 ① K		C FF 96 D CU 80 C FF 95 C SL 88 1-3 ② K			2 1 0 0 0	0 0 0 0 0	0 0 0 0 0	0 0 0 0 0	0 1 0 0 0	1 1 0 0 0	2 1 0 0 0

	AB	33
	R	2
	H	7
	RBI	2
	BB	2
	SO	10
	LOB	16

Inning Stats	1	2	3	4	5	6	7	8	9
	R: 1 E: 0 K: 0 S: 7	H: 1 LOB: 0 BB: 0 P: 13	R: 0 E: 0 K: 1 S: 6	H: 1 LOB: 0 BB: 0 P: 8	R: 0 E: 0 K: 1 S: 10	H: 1 LOB: 1 BB: 0 P: 18	R: 0 E: 0 K: 1 S: 7	H: 0 LOB: 1 BB: 1 P: 12	R: 0 E: 0 K: 2 S: 14	H: 1 LOB: 2 BB: 1 P: 24	R: 0 E: 0 K: 2 S: 9	H: 0 LOB: 0 BB: 0 P: 15	R: 1 E: 0 K: 2 S: 9	H: 2 LOB: 1 BB: 0 P: 14	R: 0 E: 0 K: 1 S: 12	H: 1 LOB: 1 BB: 0 P: 16	R: 0 E: 0 K: 0 S: 7	H: 0 LOB: 0 BB: 0 P: 11

	1B: 3	SF: 0	WP: 0	PA: 35
	2B: 3	SAC: 0	PB: 0	
	3B: 0	DP: 1	SB: 0	
	HR: 1	HBP: 0	CS: 0	

PITCHER		IP	WLS	BF	H	R	ER	SO	BB	IBB	HBP	BLK	WP	HR	S	P	ERA	WHIP
Jason Hammel, R ERA: 2.98	(1, 1)	6.0	W	24	5	2	2	7	2	0	0	0	0	1	54	92	3.00	1.167
54 Neil Ramírez, R ERA: 1.19	(7, 1)	1.0	H	4	1	0	0	2	0	0	0	0	0	0	8	12	0.00	1.000
46 Pedro Strop, R ERA: 2.83	(8, 1)	1.0	H	4	1	0	0	1	0	0	0	0	0	0	12	16	0.00	1.000
63 Brian Schlitter, R ERA: 2.56	(9, 1)	1.0		3	0	0	0	0	0	0	0	0	0	0	7	11	0.00	0.000

PITCHER	IP	WLS	BF	H	R	ER	SO	BB	IBB	HBP	BLK	WP	HR	S	P	ERA	WHIP

Batter	1	2	3	4	5	6	7	8	9	AB	R	H	RBI	BB	SO	LOB
21 Junior Lake, R (1, 8) OBP: 0.253, SLG: 0.394	C SI 89 F FF 91 B FF 91 S CU 77 1-3 ① K		X CH 83 0-0 ② B1-3			F SI 91 X CU 77 0-1 ① G5-3		C SI 92 B CH 83 C CH 82 B CU 78 F SI 91 X CH 82 2-2 ③ G1-3		4	0	0	0	0	1	0
20 Justin Ruggiano, R (1, 9) OBP: 0.355, SLG: 0.467	B FF 91 S CH 84 B CH 84 S FF 92 X CH 84 2-2 ② G5-3		C FF 92 B CU 78 B CH 83 B CH 83 S CH 85 F FF 92 F CH 84 F FF 94 X FF 93 3-2 ③ F7			X FF 92 0-0 1B			B SI 93 F SI 92 B FC 88 X SI 93 2-1 6 L4-3 1B	4	0	2	0	0	0	0
44 Anthony Rizzo, L (1, 3) OBP: 0.384, SLG: 0.489 52 Justin Grimm, R (6, 1) 6 Ryan Sweeney, L (7, 7) OBP: 0.256, SLG: 0.257	S SI 91 B CU 78 F FF 94 C SI 90 1-3 ③ K			B FF 91 C SI 90 B FF 91 F FF 89 F CU 75 X FF 92 2-2 ① P6		F SI 90 S SI 91 B SI 90 S CU 78 1-3 ② K			C SI 91 X SI 91 0-1 ① L4-3 1-1 ②	3 0 1	0 0 0	0 0 0	0 0 0	0 0 0	2 0 1	1 0 1
13 Starlin Castro, R (1, 6) OBP: 0.337, SLG: 0.470		C CU 75 B CH 83 F SI 91 B CU 78 X SI 91 2-2 5 CS 1B		C CH 83 B SI 92 B FF 92 B SI 92 B SI 92 4-1 BB		C SI 92 C CU 77 D CU 78 X CH 83 1-2 ③ G6-3			X SI 93 0-0 ③ F8	3	0	1	0	1	0	1
5 Welington Castillo, R (1, 2) OBP: 0.286, SLG: 0.381		C FF 91 F FF 92 D CU 78 F CU 78 1 SAFE 1 SAFE B FF 92 B CU 79 X FF 92 3-2 ① 8 1B 1-2 1B		C SI 89 X FF 91 0-1 ② F9			B FF 89 C SI 90 X CH 82 1-1 ① G5-3			3	0	1	0	0	0	1
30 Mike Olt, R (1, 5) OBP: 0.225, SLG: 0.365 (6, 3)		C FF 92 C CU 77 B FF 92 D CU 79 S CH 84 2-3 ② K		C SI 91 X CH 83 0-1 ③ G2-3			B SI 91 F SI 92 S CU 76 S CH 82 1-3 ② K			3	0	0	0	0	2	2
8 Chris Coghlan, L (1, 7) OBP: 0.298, SLG: 0.350 53 Wesley Wright, R (7, 1)		F FF 92 C FF 92 F CU 76 B SI 91 B SI 92 D CU 76 X SI 92 3-2 1-2 1B			C FF 92 B CU 76 X FF 92 1-1 ① G4-3		X FF 92 0-0 ③ F8			3 0	0 0	1 0	0 0	0 0	0 0	0 0
15 Darwin Barney, R (1, 4) OBP: 0.257, SLG: 0.311		B SI 92 X SI 92 1-0 ③ F7			C SI 92 S CH 84 F CU 77 S CH 84 0-3 ② K			C FF 91 C SI 90 X FF 91 0-2 ① G6-3		3	0	0	0	0	1	2
33 Carlos Villanueva, R (1, 1) 18 Chris Rusin, L (3, 1) 24 Luis Valbuena, L (6, 5) OBP: 0.347, SLG: 0.429			B SI 89 T SI 90 C SI 92 C CU 76 1-3 ① K		C FF 92 X FF 92 0-1 ③ P5			C FF 92 S FF 92 B CU 76 X FF 92 1-2 ② G6-3		1 1 1	0 0 0	0 0 0	0 0 0	0 0 0	1 0 0	0 0 0
Inning Stats	R: 0 E: 0 K: 2 S: 9 H: 0 LOB: 0 BB: 0 P: 13	R: 0 E: 0 K: 1 S: 15 H: 3 LOB: 2 BB: 0 P: 26	R: 0 E: 0 K: 1 S: 10 H: 0 LOB: 0 BB: 0 P: 14	R: 0 E: 0 K: 0 S: 9 H: 0 LOB: 1 BB: 1 P: 15	R: 0 E: 0 K: 1 S: 8 H: 0 LOB: 0 BB: 0 P: 9	R: 0 E: 0 K: 1 S: 9 H: 1 LOB: 1 BB: 0 P: 11	R: 0 E: 0 K: 1 S: 6 H: 0 LOB: 0 BB: 0 P: 8	R: 0 E: 0 K: 0 S: 10 H: 0 LOB: 0 BB: 0 P: 13	R: 0 E: 0 K: 0 S: 5 H: 1 LOB: 0 BB: 0 P: 7	1B: 5 2B: 1 3B: 0 HR: 0 SF: 0 SAC: 0 DP: 1 HBP: 0						

PITCHER		IP	WLS	BF	H	R	ER	SO	BB	IBB	HBP	BLK	WP	HR	S	P	ERA	WHIP
47 Gio González, L ERA: 3.52	(1, 1)	8.0	W	28	4	0	0	7	1	0	0	0	0	0	76	109	0.00	0.625
35 Craig Stammen, R ERA: 2.68	(9, 1)	1.0		3	1	0	0	0	0	0	0	0	0	0	5	7	0.00	1.000

PITCHER	IP	WLS	BF	H	R	ER	SO	BB	IBB	HBP	BLK	WP	HR	S	P	ERA	WHIP

TOP

Chicago Cubs @ Washington Nationals

Nationals Park, Washington, DC

Sat Jul 05 2014, 4:07 PM - 7:16 PM EDT

Att. 38,473 - Sunny - 84 F

livebaseballscorecards.com

AB	30
R	0
H	5
RBI	0
BB	1
SO	7
LOB	8

BOTTOM

Chicago Cubs @ Washington Nationals

Nationals Park, Washington, DC

Sat Jul 05 2014, 4:07 PM - 7:16 PM EDT

Att. 38,473 - Sunny - 84 F

livebaseballscorecards.com

Batter	1	2	3	4	5	6	7	8	9	AB	R	H	RBI	BB	SO	LOB
2 Denard Span, L (1, 8) OBP: 0.314, SLG: 0.386 7 Scott Hairston, R (7, PH) OBP: 0.308, SLG: 0.429 (8, 7)	C FF 87 F SI 89 B SI 89 B FF 91 B CU 77 X FF 91 3-2 ① L7		2-2 6 2B 1B 0-1 ③ G1-3			C FF 89 F FC 87 B SI 90 C SI 91 1-3 ② K	C SL 82 C FF 95 D SL 85 S FF 95 1-3 ① K	B SI 92 B KC 79 X CH 86 2-0 ③ G1-3		4 1 1 0 0 1 1 2 0 0 0 0 1 2						
6 Anthony Rendon, R (1, 4) OBP: 0.343, SLG: 0.489	B FF 90 B CH 82 B CH 82 B FF 89 4-0 25 WP 25 S BB		1 SAFE 1 SAFE 1 SAFE 1 SAFE C SI 88 S SL 83 B FF 91 D SL 83 B FF 89 3-2 F CH 83 F SI 91 F FF 92 1 SAFE X FF 92 1-H 28 2B 2B	B FF 88 F FF 88 B CH 77 B SI 86 F SI 88 F FC 86 C SI 89 3-3 ① K		F SI 87 S SL 86 B CU 78 X FC 85 1-2 28 2B 2B	B FF 96 B FF 96 F FF 95 X FF 96 2-2 19 1B 11 2B 1-3 3-H 2B		4 3 3 2 1 1 0						
28 Jayson Werth, R (1, 9) OBP: 0.366, SLG: 0.417 15 Nate McLouth, L (7, PH) OBP: 0.308, SLG: 0.266 (8, 9)	1 SAFE F SI 89 S CU 76 B FF 91 1 SAFE S FF 92 1-3 ② K		C SI 90 C FF 90 B FF 90 B CU 79 B FF 89 X FF 91 3-2 25 FC2 11 2B 2-H 2B	C FF 89 B SI 88 F FC 86 B SI 91 X SL 86 2-2 25 G6-3 1B		C SI 88 C FC 86 X CU 78 0-2 25 1B 2-H 2B	S FF 95 C FF 95 D CU 82 C FF 95 1-3 ② K		4 2 3 2 0 1 1 1 0 0 0 0 1 2						
25 Adam LaRoche, L (1, 3) OBP: 0.400, SLG: 0.486 19 Kevin Frandsen, R (7, 5) OBP: 0.301, SLG: 0.303	F SI 90 C SI 91 F FF 91 F FF 91 F SL 84 B CU 79 B SL 86 X CU 78 2-2 ③ F7 1-3		D CU 81 X FC 84 1-0 FC2 11 2B 34 WP 2-3	X FC 87 0-0 ② ③ G6-3 1-2f		F FC 86 C FC 85 B SI 90 X SI 88 1-2 34 1B 11 1B 2-H 1B	B FF 96 C FF 96 B FF 96 X FF 95 2-1 11 2B 2-3 3-H 1B		4 1 1 1 0 0 3 1 1 1 1 0 0 0						
11 Ryan Zimmerman, R (1, 5) OBP: 0.335, SLG: 0.430 (7, 3)		B FF 89 X CH 81 1-0 34 SH1-3 20 1B 1B B SI 89 B SI 88 F FC 86 X SI 87 2-1 34 WP 20 1B 1-3 3-H 2B			B CU 77 X SI 88 1-0 ① F9	B SI 87 B SI 87 C FC 85 X FC 85 2-1 34 1B 1-2 1B	C SL 83 B SI 93 S SL 82 B FF 95 X CU 83 2-2 1-H 3-H 2B			5 2 4 3 0 0 0						
34 Bryce Harper, L (1, 7) OBP: 0.342, SLG: 0.396 (8, 8)		B SI 89 S FF 90 1 SAFE X CU 78 1-1 ① SH1-3 1-2 S SI 89 S SI 90 B CU 78 S SI 90 1-3 ① K 2-3 3-H			B SL 87 S SI 89 X SI 89 1-1 ② L7	C SI 89 B FC 86 B SI 88 F FC 85 F CU 82 F SI 88 X CU 81 2-2 1-2 2-3 1B D FF 94 B FF 94 F FF 92 D SI 94 B CU 79 4-1 BB			3 0 1 0 1 1 1						
20 Ian Desmond, R (1, 6) OBP: 0.292, SLG: 0.424		C SI 89 B SL 85 X SL 84 1-1 2-H 1B B SI 87 F FC 86 X FC 86 1-1 40 1B 40 1B 3-H 1B			B SI 88 B SI 87 B FF 89 D SI 88 4-0 BB	C FF 94 B FF 96 B FF 95 S FF 94 F FF 95 F FF 95 F SL 83 F FF 95 C FF 94 2-3 ③ B SI 91 F FF 90 F FF 91 C FF 92 1-3 ③			4 1 2 2 1 2 5						
40 Wilson Ramos, R (1, 2) OBP: 0.336, SLG: 0.398		B FF 90 F SI 88 1 SAFE 1 SAFE F CH 83 B FF 90 S SL 84 2-3 ② K B SI 88 X SI 87 1-0 47 SH1-4 1-H 1B			B SI 88 F FC 86 S S FC 85 1-3 ③ K	C FF 92 B CU 82 B FF 95 C FF 94 F FF 95 X SL 86 2-2 47 1B 6 2B 2B F KC 78 B FF 92 F KC 80 C FF 91 1-3 ① K			5 1 2 1 0 3 2						
47 Gio González, R (1, 1) OBP: 0.130, SLG: 0.261 8 Danny Espinosa, S (8, PH) OBP: 0.283, SLG: 0.347 35 Craig Stammen, R (9, 1) OBP: 0.250, SLG: 0.500		F FF 90 F FF 91 X SL 85 0-2 ③ G5-3 B FF 88 X SI 89 1-0 ② SH1-4 1-2			S SI 87 X SI 87 0-1 ① G6-3	X FF 94 0-0 6 2B 19 1B 2-3 1B B SI 92 X FF 92 1-0 ② F7			3 1 1 0 0 0 1 1 0 0 0 0 0 0 0 0 0 0 0 0 0						
Inning Stats	R: 0 E: 0 K: 1 S: 12 H: 0 LOB: 1 BB: 1 P: 22	R: 1 E: 0 K: 1 S: 11 H: 2 LOB: 1 BB: 0 P: 16	R: 6 E: 0 K: 1 S: 24 H: 6 LOB: 1 BB: 0 P: 39	R: 0 E: 0 K: 1 S: 8 H: 1 LOB: 0 BB: 0 P: 13	R: 0 E: 0 K: 1 S: 6 H: 0 LOB: 1 BB: 1 P: 13	R: 2 E: 0 K: 2 S: 28 H: 5 LOB: 3 BB: 0 P: 37	R: 4 E: 0 K: 3 S: 23 H: 5 LOB: 2 BB: 1 P: 38	R: 0 E: 0 K: 1 S: 5 H: 0 LOB: 0 BB: 0 P: 9		1B: 11 2B: 8 3B: 0 HR: 0 SF: 0 SAC: 2 DP: 1 HBP: 0	WP: 2 PB: 0 SB: 1 CS: 0 PA: 46					

	AB	41
	R	13
	H	19
	RBI	12
	BB	3
	SO	11
	LOB	18

PITCHER		IP	WLS	BF	H	R	ER	SO	BB	IBB	HBP	BLK	WP	HR	S	P	ERA	WHIP
33 Carlos Villanueva, R ERA: 6.42	(1, 1)	2.0	L	12	5	4	4	2	1	0	0	0	1	0	35	58	18.00	3.000
18 Chris Rusin, L ERA: 6.23	(3, 1)	3.2		21	9	5	5	4	1	0	0	0	1	0	47	73	12.27	2.727
52 Justin Grimm, R ERA: 4.97	(6, 1)	1.0		9	5	4	4	3	1	0	0	0	0	0	27	43	36.00	6.000
53 Wesley Wright, L ERA: 2.22	(7, 1)	1.1		4	0	0	0	2	0	0	0	0	0	0	8	13	0.00	0.000

PITCHER	IP	WLS	BF	H	R	ER	SO	BB	IBB	HBP	BLK	WP	HR	S	P	ERA	WHIP

Chicago Cubs @ Washington Nationals

Nationals Park, Washington, DC

Sun Jul 06 2014, 1:37 PM - 4:49 PM EDT

Att. 32,941 - Partly Cloudy - 85 F

livebaseballscorecards.com

Batter	1	2	3	4	5	6	7	8	9	AB	R	H	RBI	BB	SO	LOB
6 Ryan Sweeney, L (1, 7) OBP: 0.256, SLG: 0.256	C FF 92 B FF 94 X FF 94 1-1 F9 ①		B FF 93 C FF 93 B CU 78 X FF 94 2-1 G4-3 ①		C FF 92 B CH 86 X FF 93 1-1 13 FC6-4 1B		1 SAFE X FF 94 0-0 SH1-3 ① 1-2	C FF 92 B FF 91 B FF 92 X CH 82 2-1 G4-3 ③		4	0	1	0	0	0	2
20 Justin Ruggiano, R (1, 8) OBP: 0.364, SLG: 0.476	B FF 95 C SL 88 X FF 94 1-1 2B		C SL 87 S SL 87 B SL 87 B SL 88 X SL 88 2-2 13 FC6-4 44 1B 1B		C SL 86 C FF 93 1 SAFE B SL 88 S FF 94 1-3 K ①		C FF 93 B SL 83 B SI 94 B CH 86 F FF 94 D CH 86 4-2 44 1B BB		B SL 83 F FF 93 S SL 87 X SL 86 1-2 G5-3 ①	4	0	2	0	1	1	1
44 Anthony Rizzo, L (1, 3) OBP: 0.384, SLG: 0.487	B FF 94 F FF 95 S FF 94 2 SAFE B FF 95 F SL 89 B FF 94 F FF 95 X CH 87 3-2 F9 ②		F FF 93 1 SAFE F CH 86 X FF 94 0-2 13 FC6-4 1-2 1B		F CH 87 F FF 95 F CH 86 S FF 93 1 SAFE 0-3 K ②		C FF 94 B CH 87 X CH 87 1-1 1-2 2-3 1B		B FF 93 X FF 94 1-0 P3 ②	5	0	2	0	0	1	2
13 Starlin Castro, R (1, 6) OBP: 0.332, SLG: 0.465	B SL 88 S SL 88 F FF 94 B FF 94 F SL 88 X FF 94 2-2 P4 ③		S SL 88 B FF 95 F SL 87 F FF 94 B CU 78 X SL 87 2-2 FC6-4 ② 1-2f 2-3		B FF 94 B SL 88 B FF 94 C FF 94 X SL 86 3-1 FC6-4 ③ 1-2f		B FF 94 C FF 93 X SL 83 1-1 SF8 ② 3-H		C SL 86 X FF 94 0-1 G5-3 ③	4	0	0	1	0	0	4
24 Luis Valbuena, L (1, 5) OBP: 0.342, SLG: 0.421		B FF 93 S FF 94 B CU 78 X FF 93 2-1 F8 ①	C CU 80 X CH 87 0-1 G3 ③			C FF 92 B CU 78 F FF 92 B FF 94 X FF 93 2-2 F8 ①	F SI 92 F SL 87 B CU 74 B SL 87 S SI 92 2-3 K ③			4	0	0	0	0	1	4
19 Nate Schierholtz, L (1, 9) OBP: 0.260, SLG: 0.330		B FF 93 F CH 87 F FF 94 S FF 94 1-3 K ②		S FF 93 B FF 93 S FF 95 F FF 95 F FF 94 F FF 94 X FF 94 1-2 P3 ①		F FF 93 F FF 94 B CU 79 F FF 94 S FF 94 1-3 K ②		B CH 79 B FF 92 S CH 80 S CH 80 F FF 94 F FF 92 B CH 81 F CH 80 F FF 92 X CH 80 3-2 15 SH5-4 12 S 1B		4	0	1	0	0	2	0
12 John Baker, L (1, 2) OBP: 0.280, SLG: 0.229		B FF 93 C FF 93 F CU 79 F FF 94 F SL 88 F FF 95 B FF 95 B CU 81 B FF 94 4-2 15 1B BB		F FF 94 X FF 94 0-1 1B		X FF 93 0-0 15 FC5-4 1B		B FF 92 B CH 82 B FF 91 C FF 92 B CH 80 4-1 15 SH5-4 1-2 BB		2	0	2	0	2	0	0
15 Darwin Barney, R (1, 4) OBP: 0.258, SLG: 0.311		C FF 95 X SL 88 0-1 1-2 1B		C SL 86 C FF 93 F FF 93 X SL 88 0-2 F8 ②		X FF 94 0-0 FC5-4 ③ 1-2f		L FF 91 X FF 92 0-1 SH5-4 ① 1-2 2-3		3	0	1	0	0	0	2
49 Jake Arrieta, R (1, 1) OBP: 0.211, SLG: 0.222 8 Chris Coghlan, L (7, PH) OBP: 0.303, SLG: 0.356 63 Brian Schlitter, R (7, 1) OBP: 1.000, SLG: 1.000 5 Welington Castillo, R (8, PH) OBP: 0.284, SLG: 0.379 46 Pedro Strop, R (8, 1)		C FF 94 X SL 87 0-1 G6-3 ③		F FF 93 F FF 93 S SL 85 0-3 K ③			B SI 94 B SI 93 F FF 93 F CH 87 B SL 83 X FF 94 3-2 44 1B 6 SH1-3 13 SF8 1B	S CH 81 B FF 91 S FF 93 B FF 93 C FS 82 2-3 K ②		2 1 0 1 0	0 1 0 0 0	0 1 0 0 0	0 0 0 0 0	1 0 0 1 0	3 0 0 2 0

Inning Stats	1	2	3	4	5	6	7	8	9
	R: 0 E: 0 K: 0 S: 13	R: 0 E: 0 K: 1 S: 14	R: 0 E: 0 K: 0 S: 14	R: 0 E: 0 K: 1 S: 15	R: 0 E: 0 K: 2 S: 11	R: 0 E: 0 K: 1 S: 9	R: 1 E: 0 K: 1 S: 13	R: 0 E: 0 K: 1 S: 14	R: 0 E: 0 K: 0 S: 6
	H: 1 LOB: 1 BB: 0 P: 20	H: 1 LOB: 2 BB: 1 P: 21	H: 2 LOB: 2 BB: 0 P: 20	H: 1 LOB: 1 BB: 0 P: 16	H: 1 LOB: 1 BB: 0 P: 16	H: 1 LOB: 0 BB: 0 P: 12	H: 2 LOB: 2 BB: 1 P: 24	H: 1 LOB: 2 BB: 1 P: 25	H: 0 LOB: 0 BB: 0 P: 8

1B: 9 SF: 1
2B: 1 SAC: 2
3B: 0 DP: 0
HR: 0 HBP: 0

WP: 0 PA: 40
PB: 0
SB: 1
CS: 0

	AB	34
	R	1
	H	10
	RBI	1
	BB	3
	SO	7
	LOB	20

PITCHER		IP	WLS	BF	H	R	ER	SO	BB	IBB	HBP	BLK	WP	HR	S	P	ERA	WHIP
27 Jordan Zimmermann, R ERA: 2.79	(1, 1)	6.0		26	7	0	0	5	1	0	0	0	0	0	76	105	0.00	1.333
22 Drew Storen, R ERA: 1.33	(7, 1)	0.2	B	5	2	1	1	0	1	0	0	0	0	0	10	19	13.50	4.500
13 Jerry Blevins, L ERA: 4.99	(7, 1)	0.1		1	0	0	0	1	0	0	0	0	0	0	3	5	0.00	0.000
36 Tyler Clippard, R ERA: 1.89	(8, 1)	1.0	W	5	1	0	0	1	1	0	0	0	0	0	14	25	0.00	2.000
29 Rafael Soriano, R ERA: 1.03	(9, 1)	1.0	S	3	0	0	0	0	0	0	0	0	0	0	6	8	0.00	0.000

PITCHER	IP	WLS	BF	H	R	ER	SO	BB	IBB	HBP	BLK	WP	HR	S	P	ERA	WHIP

BOTTOM

Chicago Cubs @ Washington Nationals

Nationals Park, Washington, DC

Sun Jul 06 2014, 1:37 PM - 4:49 PM EDT

Att. 32,941 - Partly Cloudy - 85 F

livebaseballscorecards.com

Batter	1	2	3	4	5	6	7	8	9	AB	R	H	RBI	BB	SO	LOB
2 Denard Span, L (1, 8) OBP: 0.316, SLG: 0.393	B FF 93 X SI 94 1-0 6 G4-3 28 G5-3 2B		B CU 80 C SL 89 F SL 89 B CH 87 X SL 90 2-2 ② G6-3		F SL 91 X CH 89 0-1 ② F8 2-3			B FF 96 C FF 94 F SI 95 B SL 82 X SL 81 2-2 11 1B 2B		4	2	2	0	0	0	2
6 Anthony Rendon, R (1, 4) OBP: 0.340, SLG: 0.483	C FF 92 X SL 91 0-1 ① G4-3 2-3		B SL 91 B SL 91 C SL 91 B CH 89 X FF 95 3-1 ③ G6-3		F SL 90 B SI 94 F SL 91 B SL 89 F SI 95 B SL 92 X SL 92 3-2 ③ G4-3			D SI 96 X SI 95 1-0 ① L9		4	0	0	0	0	0	4
28 Jayson Werth, R (1, 9) OBP: 0.364, SLG: 0.413	C FF 94 S CU 81 B SL 89 X CU 80 1-2 ② G5-3 3-H			F SL 91 C SI 94 S SL 91 0-3 ① K		B CU 78 B SL 91 B FF 95 C FF 95 B SL 90 4-1 25 G4-3 BB		B SI 95 F SI 95 B SL 82 S SL 83 S SL 84 2-3 ② K2-3		3	0	0	1	1	2	1
25 Adam LaRoche, L (1, 3) OBP: 0.401, SLG: 0.482	B CU 79 B CH 86 F SL 91 B SL 88 B FF 94 4-1 11 WP BB			F FF 95 B SL 89 X CH 89 1-1 ② L8		C SL 91 B SI 94 1 SAFE F SL 90 D CU 80 1 SAFE X SL 89 2-2 ① G4-3 1-2		I IN 85 I IN 88 I IN 87 I IN 85 4-0 11 1B IBB		2	0	0	0	2	0	1
11 Ryan Zimmerman, R (1, 5) OBP: 0.339, SLG: 0.429	C FF 92 F SL 90 B FF 93 X CH 87 1-2 ③ G6-3 1-2			B SI 95 B CU 80 B SI 94 B FF 94 4-0 BB		B SI 94 C SL 91 C SL 92 C FF 95 1-3 ② K		C SI 96 B SL 84 X SL 82 1-1 ③ 1-3 2-H 1B		3	0	1	1	1	1	2
34 Bryce Harper, L (1, 7) OBP: 0.333, SLG: 0.385		F FF 92 X CH 87 0-1 ① L8		S SL 90 F FF 94 S CU 80 0-3 ③ K		S SL 91 C CU 79 B FF 93 B SL 90 S SL 90 2-3 ③ K				3	0	0	0	0	2	2
20 Ian Desmond, R (1, 6) OBP: 0.295, SLG: 0.426		B SI 94 F SL 90 F SL 89 B SL 90 F FF 95 X CU 81 2-2 40 G4-3 1B			X SL 90 0-0 2 F8 40 1B		C SI 93 B SI 94 X SI 94 1-1 ① P3			3	0	2	0	0	0	0
40 Wilson Ramos, R (1, 2) OBP: 0.343, SLG: 0.405		F FF 93 1 SAFE S SL 91 B FF 94 1 SAFE F SL 92 B CU 80 X SL 90 2-2 ②③ G4-3 1-2f			S FF 93 1 SAFE X SL 89 0-1 1-2		B SI 94 F SI 94 X SI 93 1-1 7 G6-3			3	0	2	0	0	0	1
27 Jordan Zimmermann, R (1, 1) OBP: 0.207, SLG: 0.207 22 Drew Storen, S (7, 1) 13 Jerry Blevins, L (7, 1) 7 Scott Hairston, R (7, PH) OBP: 0.300, SLG: 0.417 36 Tyler Clippard, R (8, 1) 29 Rafael Soriano, R (9, 1)			C FF 93 X SI 93 0-1 ① G3-1		M SL 88 L SL 89 L SL 89 0-3 ① K		B SI 93 S SI 94 F SI 93 F SL 84 B SI 94 F SI 94 X SL 85 2-2 ②③ G6-3 1-2f			2 0 0 0 1 0 0	0 0 0 0 0 0 0	0 0 0 0 0 0 0	0 0 0 0 0 0 0	1 0 0 0 0 0 0	2 0 0 1 0 0 0	
Inning Stats	R: 1 E: 0 K: 0 S: 10 H: 1 LOB: 1 BB: 1 P: 17	R: 0 E: 0 K: 0 S: 10 H: 1 LOB: 0 BB: 0 P: 14	R: 0 E: 0 K: 0 S: 7 H: 0 LOB: 0 BB: 0 P: 12	R: 0 E: 0 K: 2 S: 8 H: 0 LOB: 1 BB: 1 P: 13	R: 0 E: 0 K: 1 S: 12 H: 2 LOB: 2 BB: 0 P: 15	R: 0 E: 0 K: 2 S: 10 H: 0 LOB: 1 BB: 1 P: 19	R: 0 E: 0 K: 0 S: 9 H: 1 LOB: 0 BB: 0 P: 13	R: 1 E: 0 K: 1 S: 9 H: 2 LOB: 2 BB: 1 P: 19		1B: 5 2B: 2 3B: 0 HR: 0 SF: 0 SAC: 0 DP: 2 HBP: 0				WP: 1 PB: 0 SB: 0 CS: 0 PA: 32	

	AB	28
	R	2
	H	7
	RBI	2
	BB	4
	SO	6
	LOB	16

PITCHER		IP	WLS	BF	H	R	ER	SO	BB	IBB	HBP	BLK	WP	HR	S	P	ERA	WHIP
49 Jake Arrieta, R ERA: 1.78	(1, 1)	6.0		24	4	1	1	5	3	0	0	0	1	0	57	90	1.50	1.167
63 Brian Schlitter, R ERA: 2.5	(7, 1)	1.0		3	1	0	0	0	0	0	0	0	0	0	9	13	0.00	1.000
46 Pedro Strop, R ERA: 3.03	(8, 1)	1.0	L	5	2	1	1	1	0	1	0	0	0	0	9	19	9.00	2.000

PITCHER	IP	WLS	BF	H	R	ER	SO	BB	IBB	HBP	BLK	WP	HR	S	P	ERA	WHIP

Chicago Cubs @ Cincinnati Reds

Great American Ball Park, Cincinnati, OH

Mon Jul 07 2014, 7:11 PM - 10:49 PM EDT

Att. 26,558 - Overcast - 86 F

TOP

livebaseballscorecards.com

Batter	1	2	3	4	5	6	7	8	9	AB	R	H	RBI	BB	SO	LOB
8 Chris Coghlan, L (1, 7) OBP: 0.321, SLG: 0.390	B SI 87 F CH 86 B FC 88 F CH 82 X FC 89 2-2 20 S 1B		B CH 84 B CH 84 X SI 90 2-0 2B		X SI 90 0-0 20 1B 44 E 1B		C FC 87 B KC 79 C CH 84 B SL 80 B KC 80 F FC 88 X FC 90 3-2 44 HR 2B		B FF 88 B FF 86 X FF 86 2-0 ② F7	5	2	4	0	0	0	0
20 Justin Ruggiano, R (1, 8) OBP: 0.365, SLG: 0.473	F SI 89 C KC 79 B SI 91 B FC 91 C KC 80 2-3 ① K 1-2		F KC 79 B SI 91 B SI 91 B KC 79 F FF 90 S SL 82 3-3 ② K		1 SAFE 1 SAFE S FC 90 X FC 91 0-1 44 E 1-3 1B		B FC 88 C KC 80 F FF 90 S FF 91 1-3 ② K		X SI 88 0-0 44 DI 1B	5	0	2	0	0	3	3
44 Anthony Rizzo, L (1, 3) OBP: 0.381, SLG: 0.492	2 SAFE C FC 90 F SI 91 F SL 81 S SL 80 0-3 ② K		S FF 91 F FC 89 X SI 92 0-2 ③ L7		B FC 91 B FC 90 F CH 86 F FC 90 F FC 91 1 SAFE X FC 90 2-2 E3 1-3 3-H		X FC 88 0-0 2-H HR		B CH 80 C FF 89 S CH 81 D KC 76 B CH 79 F FF 88 C FF 87 3-3 ③ K 1-2	5	1	1	2	0	2	4
13 Starlin Castro, R (1, 6) OBP: 0.332, SLG: 0.461	F SI 91 X SI 90 0-1 ③ G5-3			B SI 88 C SL 78 F SI 89 B SL 81 B FC 90 B SL 81 4-2 5 G1-3 BB	D SL 82 F SI 92 F SI 91 F FC 91 B KC 83 F SL 82 S SI 92 2-3 ③ K		X SL 80 0-0 ③ F8			3	0	0	0	1	1	3
24 Luis Valbuena, L (1, 5) OBP: 0.344, SLG: 0.427		C SI 89 F FC 86 B FF 91 B SL 80 F SI 91 B KC 81 X KC 81 3-2 2B		F SI 91 B SI 91 1 SAFE 1 SAFE B SI 91 X SI 91 2-1 ① F8		B CH 82 X SI 89 1-0 ① G3		B SI 90 B FF 90 C SI 91 F SI 90 F FF 93 X SI 91 2-2 1B		4	0	2	0	0	0	1
5 Welington Castillo, R (1, 2) OBP: 0.284, SLG: 0.381		B KC 78 X SI 92 1-0 ① L7		C SI 92 1 SAFE B FF 92 F KC 80 X SI 93 1-2 ② G1-3 1-2		B SI 89 S FC 88 B CH 83 C KC 79 B FC 89 X KC 80 3-2 19 1B 15 F9-2 2B		C FF 92 C SL 86 F FF 93 F SL 88 B SL 87 S SL 86 1-3 ① K		4	0	1	0	0	1	3
19 Nate Schierholtz, L (1, 9) OBP: 0.260, SLG: 0.328		X FF 89 0-0 ② L9		B FC 91 X FC 90 1-0 ③ G3		X SI 90 0-0 2-3 1B		C SI 89 B FF 93 X SI 92 1-1 ② P5		4	0	1	0	0	0	3
15 Darwin Barney, R (1, 4) OBP: 0.253, SLG: 0.305		C KC 79 B SI 91 X KC 81 1-1 ③ G5-3		F FF 90 B KC 80 X SI 91 1-1 ① F7	C SI 92 X KC 81 0-1 ② ③ F9-2 3-H		B FF 91 X FF 91 1-0 ③ G1-3		4	0	0	0	0	0	4
36 Edwin Jackson, R (1, 1) OBP: 0.097, SLG: 0.129		C SI 88 B KC 78 S SI 89 S SL 80 1-3 ① K		B SI 89 F SI 90 B SI 92 F SI 91 C KC 81 2-3 ② K		C CH 86 F FC 87 B SI 89 X SL 79 1-2 ① L8		C FF 88 B SL 79 B FF 87 X FF 87 2-1 ① L9	2	0	0	0	0	2	0
21 Junior Lake, R (7, PH) OBP: 0.252, SLG: 0.393										1	0	0	0	0	0	0
40 James Russell, L (7, 1)										0	0	0	0	0	0	0
50 Blake Parker, R (8, 1)										0	0	0	0	0	0	0
6 Ryan Sweeney, L (9, PH) OBP: 0.254, SLG: 0.254										1	0	0	0	0	0	0
Inning Stats	R: 0 E: 0 K: 2 S: 12 H: 1 LOB: 1 BB: 0 P: 16	R: 0 E: 0 K: 0 S: 8 H: 1 LOB: 1 BB: 0 P: 13	R: 0 E: 0 K: 2 S: 10 H: 1 LOB: 1 BB: 0 P: 16	R: 0 E: 0 K: 0 S: 8 H: 0 LOB: 1 BB: 1 P: 16	R: 1 E: 1 K: 2 S: 17 H: 2 LOB: 2 BB: 0 P: 24	R: 0 E: 0 K: 0 S: 7 H: 2 LOB: 1 BB: 0 P: 11	R: 2 E: 0 K: 1 S: 12 H: 2 LOB: 0 BB: 0 P: 17	R: 0 E: 0 K: 1 S: 12 H: 1 LOB: 1 BB: 0 P: 17	R: 0 E: 0 K: 1 S: 8 H: 1 LOB: 1 BB: 0 P: 15	1B: 6 2B: 5 3B: 0 HR: 1 SF: 0 SAC: 0 DP: 1 HBP: 0						

AB	38
R	3
H	11
RBI	2
BB	1
SO	9
LOB	21

WP: 0 PB: 0 SB: 1 CS: 0 PA: 39

PITCHER		IP	WLS	BF	H	R	ER	SO	BB	IBB	HBP	BLK	WP	HR	S	P	ERA	WHIP
44 Mike Leake, R ERA: 3.42	(1, 1)	7.0	W	31	9	3	2	7	1	0	0	0	0	1	74	113	2.57	1.429
51 Jonathan Broxton, R ERA: 0.62	(8, 1)	1.0	H	4	1	0	0	1	0	0	0	0	0	0	12	17	0.00	1.000
63 Sam LeCure, R ERA: 3.62	(9, 1)	1.0		4	1	0	0	1	0	0	0	0	0	0	8	15	0.00	1.000

PITCHER	IP	WLS	BF	H	R	ER	SO	BB	IBB	HBP	BLK	WP	HR	S	P	ERA	WHIP

BOTTOM

Batter	1	2	3	4	5	6	7	8	9	AB	R	H	RBI	BB	SO	LOB
6 Billy Hamilton, S (1, 8) OBP: 0.306, SLG: 0.405	B FF 93 B FF 91 B FF 93 B FF 93 4-0 21 1B 4 SF9 BB		C CU 79 B FF 93 C CU 80 F FF 94 F SL 86 X FF 94 1-2 ② F8		X CU 80 0-0 21 1B 2-3 3-H 1B		C SI 90 S SI 90 B SI 90 B FF 90 C SI 89 2-3 ① K	B FF 92 X FF 92 1-0 1-H 2-H 3-H 3B		4	1	2	4	1	1	0
21 Todd Frazier, R (1, 5) OBP: 0.356, SLG: 0.499	1 SAFE 1 SAFE B FF 91 F CU 81 B FF 93 X CU 80 2-1 1-3 1B		F FF 95 B FF 92 B FF 93 S SL 86 X FF 94 2-2 ③ G6-3		1 SAFE 1 SAFE X FF 94 0-0 1-2 3-H 1B		F SI 90 X SI 88 0-1 ② G6-3	D CU 77 X FF 91 1-0 ② P4		5	0	2	1	0	0	1
4 Brandon Phillips, R (1, 4) OBP: 0.307, SLG: 0.393 63 Sam LeCure, R (9, 1)	F FF 95 X FF 95 0-1 ① SF9 3-H			C CU 78 S FF 92 B FF 92 B FF 92 X FF 96 2-2 ① G4-3	X FF 93 0-0 ③ L8		T SI 89 S FF 88 B SI 89 F SI 90 B FF 89 B FF 88 B SI 90 4-2 32 HR BB	B FF 92 C FF 91 B FF 89 B FF 91 X FF 90 3-1 ③ G6-3		3 0	1 0	0 0	1 0	1 0	0 0	3 0
32 Jay Bruce, L (1, 3) OBP: 0.315, SLG: 0.413	L FF 94 1 SAFE 1 SAFE D FF 95 X CU 81 1-1 ② F8			C CU 78 S FF 95 S FF 94 0-3 ② K		B CH 85 F FF 93 S CH 85 B SL 84 B FF 93 X CH 87 3-2 39 2B 1B	B FF 88 B FF 87 S SL 82 1 SAFE F SI 89 B SL 82 X FF 88 3-2 1-H HR			4	2	2	2	0	1	1
39 Devin Mesoraco, R (1, 2) OBP: 0.377, SLG: 0.631	D FF 95 B SL 88 S CH 88 X FF 96 2-1 ③ G6-3			C FF 95 F FF 93 B FF 93 B FF 93 F SL 86 S FF 94 2-3 ③ K	C SL 87 X FF 95 0-1 48 SH1-3 1-H 2B		S CH 82 F CH 82 X FF 88 0-2 ③ G5-3			4	0	1	1	0	1	1
48 Ryan Ludwick, R (1, 7) OBP: 0.323, SLG: 0.383		F FF 94 S FF 95 B FF 96 F FF 95 S SL 88 1-3 ① K			X SL 85 0-0 ① G6-3	X SL 86 0-0 ① SH1-3 2-3		C CU 76 B FF 92 B CU 76 B FF 91 B FF 92 4-1 2 1B 7 BB 6 3B BB		2	1	0	0	1	1	0
25 Skip Schumaker, L (1, 9) OBP: 0.287, SLG: 0.333		B FF 94 F FF 93 S CU 81 F FF 96 X SL 86 1-2 ② L9			C CU 76 B FF 92 X FF 92 1-1 7 1B 6 1B 2B	B SL 85 C SL 85 S CU 81 D SL 86 T CU 81 2-2 ② K		B FF 92 X FF 91 1-0 ① L8		4	1	1	0	0	1	2
7 Ramon Santiago, S (1, 6) OBP: 0.290, SLG: 0.213 (9, 4)		F FF 95 B FF 90 B CU 79 C CU 79 F FF 95 B SL 86 X FF 95 3-2 ③ G1-3			S CU 79 S CU 80 D CU 80 X FF 94 1-2 6 1B 44 SH2-3 21 1B 2-3 1B	B SI 95 B SL 84 D CU 82 C CH 87 B CU 84 4-1 BB		F FF 92 B CU 76 C FF 92 D CU 77 B FF 92 F FF 91 F FF 92 B FS 81 4-2 2 1B 6 3B 1-2 BB		2	2	1	0	2	0	0
44 Mike Leake, R (1, 1) OBP: 0.125, SLG: 0.225 51 Jonathan Broxton, R (8, 1) 2 Zack Cozart, R (8, PH) OBP: 0.277, SLG: 0.307 (9, 6)			B FF 93 C FF 94 B FF 92 F FF 93 F FF 94 S SL 86 2-3 ① K		1 SAFE X SL 86 0-0 ② SH2-3 1-2	F SL 86 B FF 94 F SL 86 S SL 88 1-3 ③ K2-3		C FF 92 F FF 91 X CU 76 0-2 1-2 2-3 6 3B 1B		2 0 1	0 0 1	0 0 1	0 0 1	0 0 0	2 0 0	2 0 0
Inning Stats	R: 1 E: 0 K: 0 S: 8 H: 1 LOB: 1 BB: 1 P: 17	R: 0 E: 0 K: 1 S: 12 H: 0 LOB: 0 BB: 0 P: 17	R: 0 E: 0 K: 1 S: 12 H: 0 LOB: 0 BB: 0 P: 17	R: 0 E: 0 K: 2 S: 10 H: 0 LOB: 0 BB: 0 P: 14	R: 2 E: 0 K: 0 S: 10 H: 4 LOB: 2 BB: 0 P: 12	R: 1 E: 0 K: 2 S: 13 H: 2 LOB: 2 BB: 1 P: 23	R: 2 E: 0 K: 1 S: 14 H: 1 LOB: 0 BB: 1 P: 23	R: 3 E: 0 K: 0 S: 13 H: 2 LOB: 1 BB: 2 P: 27		1B: 6 2B: 2 3B: 1 HR: 1 SF: 1 SAC: 2 DP: 0 HBP: 0						

PITCHER		IP	WLS	BF	H	R	ER	SO	BB	IBB	HBP	BLK	WP	HR	S	P	ERA	WHIP
36 Edwin Jackson, R ERA: 5.05	(1, 1)	6.0	L	27	7	4	4	6	2	0	0	0	0	0	65	100	6.00	1.500
40 James Russell, L ERA: 2.84	(7, 1)	1.0		5	1	2	2	1	1	0	0	0	0	1	14	23	18.00	2.000
50 Blake Parker, R ERA: 14.73	(8, 1)	1.0		7	2	3	3	0	2	0	0	0	0	0	13	27	27.00	4.000

PITCHER	IP	WLS	BF	H	R	ER	SO	BB	IBB	HBP	BLK	WP	HR	S	P	ERA	WHIP

Chicago Cubs @ Cincinnati Reds

Great American Ball Park, Cincinnati, OH

Mon Jul 07 2014, 7:11 PM - 10:49 PM EDT

Att. 26,558 - Overcast - 86 F

livebaseballscorecards.com

AB	31
R	9
H	10
RBI	9
BB	5
SO	7
LOB	10

WP: 0 PA: 39
PB: 0
SB: 0
CS: 0

Chicago Cubs @ Cincinnati Reds

Great American Ball Park, Cincinnati, OH

Tue Jul 08 2014, 1:10 PM - 4:01 PM EDT

Att. 17,371 - Overcast - 79 F

TOP

livebaseballscorecards.com

Batter	1	2	3	4	5	6	7	8	9	AB	R	H	RBI	BB	SO	LOB
8 Chris Coghlan, L (1, 7) OBP: 0.326, SLG: 0.413 30 Mike Olt, R (9, PH) OBP: 0.229, SLG: 0.365	C SI 91 X SL 82 0-1 G2-3		B FC 88 F CH 83 F FC 88 B SI 92 B SI 92 F CH 85 H FC 91 4-2 6 1B HBP			B CH 80 B CH 82 S FC 89 F SL 82 X FF 93 2-2 HR	S SL 84 B SL 84 C SL 84 S SL 85 1-3 K		C SL 89 D CH 90 B CH 88 C SL 88 B FF 100 B SL 88 4-2 1-2 BB	3 0	1 0	1 0	1 0	0 1	1 0	3 0
6 Ryan Sweeney, L (1, 8) OBP: 0.260, SLG: 0.285	B SL 82 B FF 91 C FC 86 B CH 81 C SL 85 F FC 88 S FC 88 3-3 K		C FF 94 T FF 94 B SI 94 B FC 89 X SI 94 2-2 1-2 2-3 1B			C SI 92 B CH 85 X CH 85 1-1 HR	C SL 84 X FF 95 0-1 G4-3		C FF 100 B FF 101 C SL 89 S FF 102 1-3 K	5	1	2	1	0	2	5
44 Anthony Rizzo, L (1, 3) OBP: 0.380, SLG: 0.488	F SI 92 S FC 88 S SL 85 0-3 K		S CH 86 X FC 92 0-1 G4-3			B FF 94 C FC 90 F CH 84 B FC 90 B FF 95 S CH 85 3-3 K		C FF 94 F FF 93 B FS 86 F FS 85 B FF 95 B SL 86 B FF 95 4-2 BB		3	0	0	0	1	2	3
13 Starlin Castro, R (1, 6) OBP: 0.328, SLG: 0.456		C SL 83 X SL 83 0-1 G6-3		B FF 92 X SL 83 1-0 P4		C FC 87 T SI 94 F SI 94 X SI 96 0-2 L7		C FF 96 X SL 84 0-1 P6		4	0	0	0	0	0	1
24 Luis Valbuena, L (1, 5) OBP: 0.339, SLG: 0.420		C SI 89 C FC 86 X FF 93 0-2 L7		M FC 87 F FC 87 X SI 92 0-2 F8		X SI 94 0-0 L6-3		S SI 98 B SI 99 F SI 99 C SL 88 1-3 K		4	0	0	0	0	1	1
19 Nate Schierholtz, L (1, 9) OBP: 0.257, SLG: 0.324		B SI 92 X FC 88 1-0 F8		C CH 83 X SL 83 0-1 F7			B SL 84 X FC 90 1-0 F7	B SI 98 C SL 88 F SI 98 B SI 98 D SL 87 F SL 89 S SL 88 3-3 K2-3		4	0	0	0	0	1	1
12 John Baker, L (1, 2) OBP: 0.289, SLG: 0.234 21 Junior Lake, R (9, PH) OBP: 0.255, SLG: 0.395			F FC 86 B CH 82 B FC 87 B FC 89 S FF 90 B CH 82 4-2 6 1B 37 SH1-4 BB		B FF 91 C SL 81 F CH 82 B FF 93 X SI 93 2-2 L7		B FF 93 F SI 94 B SL 82 B FC 90 C FC 87 X FF 93 3-2 20 1B 15 1B 1B		C FF 99 S SL 89 B FF 100 X SL 90 1-2 30 BB 1B	2 1	0 0	1 1	0 0	1 0	0 0	0 0
15 Darwin Barney, R (1, 4) OBP: 0.252, SLG: 0.304			C SL 84 B SI 93 F SI 93 F FC 88 X CH 85 1-2 F9		S FF 92 X SL 82 0-1 G4-3		C SL 82 X SI 93 0-1 20 1B 1-2 1B		C FF 98 1 SAFE X FF 98 0-1 P5	4	0	1	0	0	0	2
37 Travis Wood, R (1, 1) OBP: 0.286, SLG: 0.485 63 Brian Schlitter, R (6, 1) OBP: 1.000, SLG: 1.000 20 Justin Ruggiano, R (7, PH) OBP: 0.369, SLG: 0.477 52 Justin Grimm, R (7, 1) 54 Neil Ramírez, R (8, 1) 5 Welington Castillo, R (9, PH) OBP: 0.282, SLG: 0.379			X SL 82 0-0 SH1-4 1-2		S FF 93 S SL 84 B SI 93 F SL 85 S SL 85 1-3 K		B SL 84 F FF 94 B SI 94 X SL 84 2-1 1-2 2-3 1B		B CH 89 C SL 88 F SL 90 S CH 88 1-3 K	1 0 1 0 0 1	0 0 0 0 0 0	0 0 1 0 0 0	0 0 0 0 0 0	1 0 0 0 0 1	0 0 0 0 0 1	0 0 0 0 0 1

Inning Stats																					
	R: 0 E: 0 K: 2 S: 9	H: 0 LOB: 0 BB: 0 P: 12	R: 0 E: 0 K: 0 S: 6	H: 0 LOB: 0 BB: 0 P: 7	R: 0 E: 0 K: 0 S: 15	H: 1 LOB: 3 BB: 1 P: 26	R: 0 E: 0 K: 0 S: 6	H: 0 LOB: 0 BB: 0 P: 7	R: 0 E: 0 K: 1 S: 9	H: 0 LOB: 0 BB: 0 P: 12	R: 2 E: 0 K: 1 S: 13	H: 2 LOB: 0 BB: 0 P: 19	R: 0 E: 0 K: 1 S: 13	H: 3 LOB: 3 BB: 0 P: 20	R: 0 E: 0 K: 2 S: 12	H: 0 LOB: 1 BB: 1 P: 20	R: 0 E: 0 K: 2 S: 13	H: 1 LOB: 2 BB: 1 P: 20	1B: 5 2B: 0 3B: 0 HR: 2	SF: 0 SAC: 1 DP: 0 HBP: 1

	AB	33
	R	2
	H	7
	RBI	2
	BB	3
	SO	9
	LOB	17

WP: 0 PA: 38
PB: 0
SB: 0
CS: 0

PITCHER		IP	WLS	BF	H	R	ER	SO	BB	IBB	HBP	BLK	WP	HR	S	P	ERA	WHIP
47 Johnny Cueto, R ERA: 2.03	(1, 1)	6.1	W	27	6	2	2	4	1	0	1	0	0	2	66	97	2.84	1.105
43 Manny Parra, L ERA: 4.24	(7, 1)	0.2	H	3	0	0	0	1	1	0	0	0	0	0	8	13	0.00	1.500
70 Jumbo Díaz, R ERA: 6.0	(8, 1)	1.0	H	3	0	0	0	2	0	0	0	0	0	0	9	13	0.00	0.000
54 Aroldis Chapman, L ERA: 2.45	(9, 1)	1.0	S	5	1	0	0	2	1	0	0	0	0	0	13	20	0.00	2.000

PITCHER	IP	WLS	BF	H	R	ER	SO	BB	IBB	HBP	BLK	WP	HR	S	P	ERA	WHIP

Batter	1	2	3	4	5	6	7	8	9	AB	R	H	RBI	BB	SO	LOB
6 Billy Hamilton, S (1, 8) OBP: 0.308, SLG: 0.410	B SI 86 T SI 86 B CH 79 B FC 86 X FF 89 3-1 21 S 4 1B 1B	B CU 72 X CH 80 1-0 21 S 2B		C FC 86 B SI 87 S FF 88 X FC 86 1-2 ③ P3		B SI 93 X SI 92 1-0 ③ L8				4	1	2	0	0	0	2
21 Todd Frazier, R (1, 3) OBP: 0.352, SLG: 0.493	D FC 85 B SI 88 C CH 80 X FC 87 2-1 ① G5-3 1-2	S SI 89 B FC 86 B FC 86 T SI 89 S FF 91 2-3 ② K 2-3			F SI 89 B FF 89 B FC 86 F FC 86 F FF 90 S CH 80 2-3 ① K		C FF 94 B CU 81 F FF 95 F FF 93 B CU 82 X FF 94 2-2 ① G3			4	0	0	0	0	2	2
4 Brandon Phillips, R (1, 4) OBP: 0.306, SLG: 0.391	2 SAFE C SI 89 C FC 87 B FF 91 D CH 82 X CH 81 2-2 32 HR 2-H 1B	C FF 90 B FC 86 B FC 81 D CH 81 X FF 90 3-1 ③ F9			B SI 89 F CH 80 B SI 91 F FC 86 F FF 91 X FF 90 2-2 ② G5-3		X FF 96 0-0 ② G6-3			4	1	1	1	0	0	1
32 Jay Bruce, L (1, 9) OBP: 0.314, SLG: 0.422	X SI 88 0-0 1-H HR		B FC 84 C SL 79 X FC 86 1-1 ① G4-3		B FC 86 T FF 89 B FC 86 F FC 87 F FF 88 T SL 80 2-2 ③ K		S CU 83 B CU 83 B FF 95 F FF 95 S CU 85 2-3 ③ K			4	1	1	2	0	2	0
39 Devin Mesoraco, R (1, 2) OBP: 0.374, SLG: 0.621	C CU 72 S CH 82 X CH 83 0-2 ② G5-3		B CH 80 B SI 89 C SI 90 B CH 80 B SI 90 4-1 28 1B BB			B CU 71 X FF 88 1-0 ① F9		S FF 96 S FF 97 B FF 97 X FF 91 1-2 ① G3-1		3	0	0	0	1	0	0
28 Chris Heisey, R (1, 7) OBP: 0.286, SLG: 0.348	B SI 89 B SI 89 B CH 81 B FF 89 4-0 7 1B BB		B SI 86 F FC 86 B FC 85 F FF 88 X FC 86 2-2 7 G5-4-3 1-2 1B			F SI 87 S CH 79 F CH 80 F SI 90 F CU 74 B CH 78 X CH 79 1-2 7 E 7 S 7 1B 1B		B FF 97 S FF 96 S FF 98 B FF 97 X SL 91 2-2 7 2B 1B		3	1	3	0	1	0	0
7 Ramon Santiago, S (1, 5) OBP: 0.315, SLG: 0.262	B CU 71 F FF 88 F FC 85 F FC 85 X CH 81 1-2 1-3 1B		D CU 71 D SI 89 F FC 85 X FC 85 2-1 ② ③ G5-4-3 1-2f			C SI 87 X FC 86 0-1 47 SH3-4 2 1B 1-H 1B		1 SAFE B FF 96 F FF 95 X FF 96 1-1 ② 1-H 2B		4	0	3	1	0	0	2
2 Zack Cozart, R (1, 6) OBP: 0.276, SLG: 0.306	B FF 89 B CH 80 X FF 90 2-0 ③ P6			B SI 86 B SI 88 C SI 88 F FC 85 F FF 90 X CH 80 2-2 ① G1-3		S SI 92 S SI 91 F SI 91 B SI 92 1 SAFE B SI 91 X SI 92 2-2 47 SH3-4 1-2 1B		X FF 97 0-0 ③ P3		4	0	1	0	0	0	3
47 Johnny Cueto, R (1, 1) OBP: 0.114, SLG: 0.114 43 Manny Parra, L (7, 1) 70 Jumbo Díaz, R (8, 1) 54 Aroldis Chapman, L (9, 1)		B FF 85 C FF 86 F FF 87 F FC 85 S FF 89 1-3 ① K		B FF 87 C FF 87 B SI 88 B FF 88 T FF 88 S FF 90 3-3 ② K		F SI 92 X SI 93 0-1 ② SH3-4 1-2 2-3				2 0 0 0	0 0 0 0	0 0 0 0	0 0 0 0	2 0 0 0	0 0 0 0	0 0 0 0

Inning Stats	1	2	3	4	5	6	7	8	9
	R: 3 E: 0 K: 0 S: 16 H: 4 LOB: 2 BB: 1 P: 30	R: 0 E: 0 K: 2 S: 10 H: 1 LOB: 1 BB: 0 P: 17	R: 0 E: 0 K: 0 S: 8 H: 1 LOB: 1 BB: 1 P: 17	R: 0 E: 0 K: 1 S: 10 H: 0 LOB: 0 BB: 0 P: 16	R: 0 E: 0 K: 2 S: 12 H: 0 LOB: 0 BB: 0 P: 18	R: 1 E: 0 K: 0 S: 16 H: 3 LOB: 2 BB: 0 P: 21	R: 0 E: 0 K: 1 S: 8 H: 0 LOB: 0 BB: 0 P: 12	R: 0 E: 0 K: 0 S: 9 H: 2 LOB: 1 BB: 0 P: 13	

1B: 8 2B: 2 3B: 0 HR: 1 SF: 0 SAC: 1 DP: 1 HBP: 0

WP: 0 PB: 0 SB: 3 CS: 0 PA: 35

PITCHER		IP	WLS	BF	H	R	ER	SO	BB	IBB	HBP	BLK	WP	HR	S	P	ERA	WHIP
37 Travis Wood, L ERA: 4.64	(1, 1)	5.1	L	25	8	4	3	5	2	0	0	0	0	1	65	109	5.06	1.875
63 Brian Schlitter, R ERA: 2.45	(6, 1)	0.2		3	1	0	0	0	0	0	0	0	0	0	7	10	0.00	1.500
52 Justin Grimm, R ERA: 4.85	(7, 1)	1.0		3	0	0	0	1	0	0	0	0	0	0	8	12	0.00	0.000
54 Neil Ramírez, R ERA: 1.14	(8, 1)	1.0		4	2	0	0	0	0	0	0	0	0	0	9	13	0.00	2.000

PITCHER	IP	WLS	BF	H	R	ER	SO	BB	IBB	HBP	BLK	WP	HR	S	P	ERA	WHIP

BOTTOM

Chicago Cubs @ Cincinnati Reds

Great American Ball Park, Cincinnati, OH

Tue Jul 08 2014, 1:10 PM - 4:01 PM EDT

Att. 17,371 - Overcast - 79 F

livebaseballscorecards.com

AB	32
R	4
H	11
RBI	4
BB	2
SO	6
LOB	10

Chicago Cubs @ Cincinnati Reds

Great American Ball Park, Cincinnati, OH

Tue Jul 08 2014, 7:46 PM - 11:18 PM EDT

Att. 29,991 - Cloudy - 80 F

TOP

livebaseballscorecards.com

Batter	1	2	3	4	5	6	7	8	9	AB	R	H	RBI	BB	SO	LOB
21 Junior Lake, R (1, 8) OBP: 0.250, SLG: 0.387	F FF 88 B CH 81 X CH 80 1-1 ① F8	B FF 88 X FF 88 1-0 ② F9 2-3	B FF 94 S FF 93 B CU 80 X FF 93 2-1 ③ P6		S CU 80 1 SAFE B CU 80 X FC 93 1-1 ③ P4		C SL 84 C CU 75 B SI 93 B SL 82 F SL 84 T FF 93 2-2 ③ K 1-2			5	0	0	0	0	1	6
20 Justin Ruggiano, R (1, 9) OBP: 0.370, SLG: 0.471	C FF 89 B FF 89 B CH 81 B CH 81 X FF 89 3-1 44 WP 1B	F CH 81 X CH 82 0-1 ③ G1-3		B CU 78 B FF 93 B SI 91 B FF 92 4-0 13 S BB		B CU 73 B FF 92 S FF 91 S FF 93 S SL 83 2-3 ① K		X FF 92 0-0 ① G4-3		4	0	1	0	1	1	2
44 Anthony Rizzo, L (1, 3) OBP: 0.383, SLG: 0.502	B FF 88 B FF 87 X FF 89 2-0 ② L9 1-2		F FF 86 X CH 81 0-1 HR	F FC 94 X FC 94 0-1 ① L8		B FF 93 B FF 93 C CU 77 C CH 90 F FF 94 X FF 90 2-2 2B		B FF 95 C CH 83 X FC 92 1-1 5 FC6-4 1B		5	1	3	1	0	0	2
13 Starlin Castro, R (1, 6) OBP: 0.326, SLG: 0.452	C CH 81 B FF 89 S CH 81 B FF 90 X CH 82 2-2 ③ G6-3		B CH 80 B FF 87 X FF 86 2-0 30 HR 1B	C CU 81 B FC 95 B FF 94 B FF 93 X FF 93 3-1 ② F8 1-2		B CU 76 S FF 93 C FF 93 S SL 85 1-3 ② K		X FF 94 0-0 ② L9		5	1	1	0	0	1	4
5 Welington Castillo, R (1, 2) OBP: 0.285, SLG: 0.374		F FF 87 B FF 89 F CH 81 C CU 74 1-3 ① K	1 SAFE S SL 76 C CH 80 B FF 89 X CH 81 1-2 ① F7	B CU 81 B FF 93 B FF 93 C FF 93 F FF 93 F FF 92 F FF 93 F FF 93 F FC 92 4-2 F FC 83 B CU 80 BB		B FF 92 B CU 76 B FF 93 B FF 93 4-0 BB		X FF 94 0-0 ③ FC6-4 1-2f		3	0	0	0	2	1	2
30 Mike Olt, R (1, 5) OBP: 0.235, SLG: 0.382 24 Luis Valbuena, L (9, PH) OBP: 0.338, SLG: 0.418 (9, 5)		C FF 89 B FF 89 B CH 81 B CH 82 B FF 88 4-1 8 HR BB	X CH 80 0-0 1-H HR	B FC 95 C FF 91 B SI 93 F FF 92 X CU 81 2-2 ③ L8		C FF 93 B SL 84 C SL 84 B FF 94 S FF 94 2-3 ③ K			B FF 94 S CU 78 C CU 78 B FF 96 X CU 78 2-2 ① L9	3 1	2 0	1 0	2 0	1 0	1 0	4 0
8 Chris Coghlan, L (1, 7) OBP: 0.336, SLG: 0.438		D FF 88 X FF 88 1-0 1-H HR	C CU 72 B SL 76 B CU 71 C FF 88 B FF 88 F FF 87 F SL 76 F FF 89 B FF 88 4-2 67 SH1-4 15 1B BB		B CH 85 C CH 83 B SI 93 B FF 93 F FF 92 X FF 92 3-2 ① F7		C CU 74 B FF 92 F FF 93 B CU 75 X FF 94 2-2 21 PB 1B		C CU 78 S CH 84 S CH 85 0-3 ② K	4	1	2	2	1	1	0
15 Darwin Barney, R (1, 4) OBP: 0.261, SLG: 0.316		B FF 89 S CH 82 X CH 82 1-1 21 F9 2B	C FF 88 B FF 88 X CH 81 1-1 67 SH1-4 1-2 1B		B FF 95 C FF 92 X FF 92 1-1 1B		C FF 91 B CU 75 1 SAFE C SL 83 S FF 92 1-3 ① K		C FF 95 C CU 80 B FC 93 S CH 84 1-3 ③ K2-3	5	0	3	0	0	2	1
67 Tsuyoshi Wada, L (1, 1) 63 Brian Schlitter, R (6, 1) OBP: 1.000, SLG: 1.000 19 Nate Schierholtz, L (7, PH) OBP: 0.256, SLG: 0.322 53 Wesley Wright, R (7, 1) 33 Carlos Villanueva, R (7, 1) 46 Pedro Strop, R (8, 1) 56 Héctor Rondón, R (9, 1)		B FF 87 B FF 87 B FF 87 B FF 87 4-0 BB	B FF 87 2 SAFE X FF 88 1-0 ② SH1-4 1-2 2-3		X FF 90 0-0 ② B1		F FF 92 C CU 74 B FF 93 B FF 94 S SL 83 2-3 ② K			1 0 1 0 0 0 0	0 0 0 0 0 0 0	0 0 0 0 0 0 0	0 0 0 0 0 0 0	1 0 1 0 0 0 0	0 0 0 0 0 0 0	1 0 1 0 0 0 0
Inning Stats	R: 0 E: 0 K: 0 S: 8 H: 1 LOB: 1 BB: 0 P: 16	R: 2 E: 0 K: 1 S: 10 H: 2 LOB: 2 BB: 2 P: 22	R: 3 E: 0 K: 0 S: 17 H: 4 LOB: 2 BB: 1 P: 28	R: 0 E: 0 K: 0 S: 14 H: 0 LOB: 2 BB: 2 P: 27	R: 0 E: 0 K: 0 S: 8 H: 1 LOB: 1 BB: 0 P: 13	R: 0 E: 0 K: 3 S: 13 H: 1 LOB: 2 BB: 1 P: 24	R: 0 E: 0 K: 3 S: 13 H: 1 LOB: 1 BB: 0 P: 20	R: 0 E: 0 K: 0 S: 5 H: 1 LOB: 1 BB: 0 P: 6	R: 0 E: 0 K: 2 S: 9 H: 0 LOB: 0 BB: 0 P: 12	1B: 6 2B: 2 3B: 0 HR: 3 SF: 0 SAC: 1 DP: 0 HBP: 0						

	AB	37
	R	5
	H	11
	RBI	5
	BB	6
	SO	9
	LOB	23

WP: 1 PB: 1 SB: 1 CS: 0 PA: 44

PITCHER		IP	WLS	BF	H	R	ER	SO	BB	IBB	HBP	BLK	WP	HR	S	P	ERA	WHIP
36 David Holmberg, L ERA: 16.88	(1, 1)	2.2		18	7	5	5	1	3	0	0	0	1	3	33	62	16.88	3.750
53 Carlos Contreras, R ERA: 2.08	(3, 1)	2.1		10	1	0	0	0	2	0	0	0	0	0	24	44	0.00	1.286
60 J.J. Hoover, R ERA: 4.75	(6, 1)	2.0		9	2	0	0	6	1	0	0	0	0	0	26	44	0.00	1.500
Logan Ondrusek, R ERA: 4.45	(8, 1)	2.0	W	7	1	0	0	2	0	0	0	0	0	0	14	18	0.00	0.500

PITCHER		IP	WLS	BF	H	R	ER	SO	BB	IBB	HBP	BLK	WP	HR	S	P	ERA	WHIP

Batter	1	2	3	4	5	6	7	8	9	AB	R	H	RBI	BB	SO	LOB
6 Billy Hamilton, S (1, 8) OBP: 0.312, SLG: 0.417	B FF 89 T FF 90 B FF 89 B FF 90 B FF 89 4-1 21 G6-4-3 BB		F SI 90 S CH 83 X FF 91 0-2 ② L7		C SL 82 B SI 91 B FF 90 F FF 90 X FF 91 2-2 ② L8 3-H		D CU 77 B SI 91 B CH 82 C FF 89 X FF 91 3-1 3-H 3B		X FF 95 0-0 1-2 3-H 1B	4	0	2	2	1	0	2
21 Todd Frazier, R (1, 5) OBP: 0.351, SLG: 0.493	1 SAFE F FF 90 X CU 74 0-1 ①② G6-4-3 1-2f		B CU 74 F FF 90 B FF 91 F CU 76 F SL 83 B FF 92 X CH 84 3-2 ③ L4		C SL 82 B FF 90 1 SAFE 1-1 ③ PO 1-2	B SI 94 B SI 93 X SI 93 2-0 4 G4-3 32 G4-3 2B	B SL 84 S SL 84 B FF 92 X SL 86 2-1 ③ G6-3			4	1	1	0	0	0	2
4 Brandon Phillips, R (1, 4) OBP: 0.305, SLG: 0.390	B FF 91 B FF 91 F FF 90 S CH 84 X FF 91 2-2 ③ G5-3			B FF 90 F FF 89 B FF 90 F CH 82 S FF 91 2-3 ① K		F FF 94 X SI 94 0-1 ① G4-3 2-3		B FF 96 X FF 96 1-0 32 2B 1B		4	1	1	0	0	1	1
32 Jay Bruce, L (1, 3) OBP: 0.313, SLG: 0.424		S FF 89 F SL 83 F FF 90 B SL 85 X FF 92 1-2 ① G4-3		C CU 75 F FF 91 B SL 84 X FF 91 1-2 ② F8		B SI 94 X SI 93 1-0 ② G4-3 3-H		B SI 97 C SI 96 S SL 83 D SL 85 F SI 97 X FF 96 2-2 1-H 2B		4	0	1	2	0	0	0
48 Ryan Ludwick, R (1, 7) OBP: 0.322, SLG: 0.386		C CU 75 B CH 83 B CH 84 X FF 89 2-1 2 1B 2B		S FF 90 F FF 91 F FF 91 B CH 84 X CH 83 1-2 ③ G6-3		B SI 93 C SI 93 S SL 82 X SI 94 1-2 ③ G6-3		S SL 84 S SL 84 F SL 84 B SL 84 S SI 95 1-3 ① K		4	0	1	0	0	1	1
25 Skip Schumaker, L (1, 9) OBP: 0.293, SLG: 0.333		B FF 90 C CU 75 B SL 84 X SL 84 2-1 ② L7			C FF 89 F SL 81 X SL 82 0-2 16 1B 2 1B 6 E 1B		B FF 91 B FF 91 C SI 90 B SL 86 B SI 90 4-1 16 BB 2 BB 39 G6-4-3 BB	D SL 84 F SI 96 B SI 97 F SL 84 C SL 82 2-3 ② K		3	2	1	0	1	1	2
2 Zack Cozart, R (1, 6) OBP: 0.282, SLG: 0.310		X FF 90 0-0 2-3 1B			F FF 90 D CH 84 F CH 82 B FF 91 B FF 90 F CH 81 F FF 90 F CH 83 F CH 83 3-2 F SL 83 X CH 82 16 1B 1-2 1B		C FF 90 B SI 90 B FF 91 B FF 91 B FF 91 4-1 39 G6-4-3 16 BB 6 3B 1-2 BB	D SL 83 X FF 96 1-0 ③ L9		3	1	2	0	1	0	1
16 Tucker Barnhart, L (1, 2) Logan Ondrusek, R (8, 1) 29 Brayan Peña, S (9, PH) OBP: 0.293, SLG: 0.387 44 Mike Leake, R (9, PR) OBP: 0.125, SLG: 0.225		S CH 84 S SL 81 1 SAFE B SL 81 D SI 86 1 SAFE X SL 83 2-2 ③ G1-3		B CH 82 T FF 88 X CH 82 1-1 21 PO 1-2 2-3 1B		B CH 82 F FF 90 B CH 84 B CH 81 S FF 90 B FF 92 4-2 39 G6-4-3 1-2 2-3 BB		B FF 98 F FF 97 B FF 98 F FF 97 F SI 98 B SI 97 X FF 97 3-2 39 1B 6 1B 1B	2 0 0 1 0	0 0 0 0 1	1 0 0 1 0	0 0 0 0 0	1 0 0 0 0	0 0 0 0 0	2 0 0 0 0
36 David Holmberg, R (1, 1) 53 Carlos Contreras, R (3, 1) 28 Chris Heisey, R (5, PH) OBP: 0.284, SLG: 0.345 60 J.J. Hoover, R (6, 1) 39 Devin Mesoraco, R (7, PH) OBP: 0.376, SLG: 0.620 (8, 2)			C FF 89 T FF 90 S FF 89 0-3 ① K		B SL 81 S FF 90 C FF 91 D SL 82 S FF 91 2-3 ① K		C CH 83 X SL 84 0-1 ①② G6-4-3 1-2f 2-3 3-H		S SL 84 X SL 84 0-1 6 1B 1-3 1B	0 1 1 0 2	0 0 0 0 0	0 0 0 0 1	0 0 0 0 0	0 1 0 0 0	0 0 1 0 0	0 0 3 0 2
Inning Stats	R: 0 E: 0 K: 0 S: 6 H: 0 LOB: 0 BB: 1 P: 12	R: 0 E: 0 K: 0 S: 12 H: 2 LOB: 2 BB: 0 P: 19	R: 0 E: 0 K: 1 S: 10 H: 0 LOB: 0 BB: 0 P: 13	R: 0 E: 0 K: 1 S: 10 H: 0 LOB: 0 BB: 0 P: 14	R: 1 E: 1 K: 1 S: 20 H: 3 LOB: 1 BB: 0 P: 29	R: 1 E: 0 K: 0 S: 7 H: 1 LOB: 0 BB: 0 P: 11	R: 2 E: 0 K: 0 S: 10 H: 1 LOB: 1 BB: 3 P: 27	R: 1 E: 0 K: 2 S: 13 H: 2 LOB: 1 BB: 0 P: 20	R: 1 E: 0 K: 0 S: 7 H: 3 LOB: 2 BB: 0 P: 10	1B: 8 2B: 3 3B: 1 HR: 0	SF: 0 SAC: 0 DP: 2 HBP: 0		WP: 0 PB: 0 SB: 0 CS: 0	PA: 38			

PITCHER		IP	WLS	BF	H	R	ER	SO	BB	IBB	HBP	BLK	WP	HR	S	P	ERA	WHIP
67 Tsuyoshi Wada, L ERA:	(1, 1)	5.0		19	5	1	0	3	1	0	0	0	0	0	58	87	0.00	1.200
63 Brian Schlitter, R ERA: 2.61	(6, 1)	1.0		4	1	1	1	0	0	0	0	0	0	0	7	11	9.00	1.000
53 Wesley Wright, L ERA: 2.59	(7, 1)	0.0		1	0	1	1	0	1	0	0	0	0	0	1	5	∞	∞
33 Carlos Villanueva, R ERA: 6.47	(7, 1)	1.0	H	5	1	1	1	0	2	0	0	0	0	0	9	22	9.00	3.000
46 Pedro Strop, R ERA: 3.23	(8, 1)	1.0	B	5	2	1	1	2	0	0	0	0	0	0	13	20	9.00	2.000

PITCHER		IP	WLS	BF	H	R	ER	SO	BB	IBB	HBP	BLK	WP	HR	S	P	ERA	WHIP
56 Héctor Rondón, R ERA: 3.9	(9, 1)	0.0	L	3	3	1	1	0	0	0	0	0	0	0	7	10	∞	∞

BOTTOM

Chicago Cubs @ Cincinnati Reds

Great American Ball Park, Cincinnati, OH

Tue Jul 08 2014, 7:46 PM - 11:18 PM EDT

Att. 29,991 - Cloudy - 80 F

livebaseballscorecards.com

AB	33
R	6
H	12
RBI	4
BB	4
SO	5
LOB	16

Batter	1	2	3	4	5	6	7	8	9	AB	R	H	RBI	BB	SO	LOB
8 Chris Coghlan, L (1, 7) OBP: 0.327, SLG: 0.425	C SI 94 B CU 75 X FS 85 1-1 ① G3-1	D CU 78 B FS 87 B EP 77 C SI 94 F FS 86 F SI 95 X EP 73 3-2 ③ FC4-6 1-2f			B SI 95 X FS 83 1-0 ② G3			B C B CU 78 S FF 92 F FF 93 F FF 92 X SI 93 2-2 ① G4-3		4	0	0	0	0	0	2
7 Arismendy Alcántara, S (1, 4)	C SI 94 C FS 84 B CU 78 X FS 84 1-2 ② P6		B FS 84 C FF 93 S CU 76 B CU 77 B CU 77 X SI 96 3-2 ① G5-3		T FF 94 S CU 77 B FS 86 B EP 74 S FS 89 2-3 ③ K2-3			C FF 91 F CU 79 S FF 93 0-3 ② K		4	0	0	0	0	2	0
44 Anthony Rizzo, L (1, 3) OBP: 0.387, SLG: 0.512	B FF 94 B SI 94 C FF 94 B FS 84 B SI 95 4-1 24 PB 13 1B BB		B SI 95 B FS 86 X FF 94 2-0 HR			C SI 94 B FS 88 B FS 87 B FF 95 F SI 94 F SI 94 F FC 89 F SI 95 F SI 95 3-3 ① K		B FF 93 F FF 92 B FF 93 X SL 88 2-1 1B		3	1	2	1	1	1	0
13 Starlin Castro, R (1, 6) OBP: 0.326, SLG: 0.450	S FC 89 X SI 94 0-1 1-2 1B		C FC 90 X FC 89 0-1 ② G6-3			B FF 94 B FC 89 X FF 94 2-0 ② G6-3		C FF 92 F SL 87 F FF 93 F FF 94 B SL 87 B SL 88 X SL 87 2-2 ③ G6-3		4	0	1	0	0	0	1
24 Luis Valbuena, L (1, 5) OBP: 0.334, SLG: 0.413 21 Junior Lake, R (9, PH) OBP: 0.249, SLG: 0.386	S SI 95 B SI 94 T CU 78 S CU 79 1-3 ③ K 2-3		B SI 94 X SI 93 1-0 ③ G3			C SI 95 B FS 87 B SI 94 B FS 84 X SI 94 3-1 ③ G3-1			S FF 100 S FF 100 B FF 101 S FF 101 1-3 ① K	3 1	0 0	0 0	0 0	0 0	1 1	2 0
20 Justin Ruggiano, R (1, 8) OBP: 0.361, SLG: 0.457		F FF 94 B CU 77 B CU 78 S SI 94 B FC 88 F SI 94 F SI 95 X SI 94 3-2 ① G6-3		S FC 88 B SI 94 S FF 94 B CU 79 B FC 89 S SI 94 3-3 ① K			C CU 77 B SI 93 F CU 76 S FC 88 1-3 ① K		C FF 102 B FF 100 F FF 101 B FF 102 C SL 90 2-3 ② K	4	0	0	0	0	3	0
6 Ryan Sweeney, L (1, 9) OBP: 0.261, SLG: 0.294 30 Mike Olt, R (9, PH) OBP: 0.234, SLG: 0.379		B SI 96 B SI 94 B SI 94 C SI 94 X SI 94 3-1 5 1B 2B		C FS 87 X FC 88 0-1 ② G3			B FS 86 B FS 83 F SI 93 F FC 88 X CU 77 2-2 ② P6		S SL 88 C SL 89 B CH 92 B FF 101 B SL 90 S FF 100 3-3 ③ K	3 1	0 0	1 0	0 0	0 0	0 1	0 0
5 Welington Castillo, R (1, 2) OBP: 0.290, SLG: 0.375		D FF 90 C SI 94 D CU 78 X FC 90 2-1 8 FC4-6 2-3 1B		C FF 94 C CU 77 B CU 82 F FS 87 S CU 78 1-3 ③ K			B CU 78 S CU 78 C SI 94 B CU 79 B CU 79 F SI 93 F FF 94 F SI 95 B SI 94 4-2 BB			2	0	1	0	1	1	0
32 Dallas Beeler, R (1, 1) OBP: 0.250, SLG: 0.250 52 Justin Grimm, R (6, 1) 19 Nate Schierholtz, L (7, PH) OBP: 0.255, SLG: 0.321 53 Wesley Wright, R (7, 1)		B FC 88 L SI 94 M SI 94 S CU 80 1-3 ② K			C FF 92 F FF 93 F CU 78 C CU 78 0-3 ① K		C FF 93 B SL 84 S SL 84 F FF 94 B SL 85 F SL 84 S SL 84 2-3 ③ K			2 0 1 0	0 0 0 0	0 0 0 0	0 0 0 0	2 0 1 0	2 0 1 0	2 0 1 0

TOP

Chicago Cubs @ Cincinnati Reds

Great American Ball Park, Cincinnati, OH

Wed Jul 09 2014, 7:10 PM - 10:01 PM EDT

Att. 32,810 - Partly Cloudy - 81 F

livebaseballscorecards.com

AB	32
R	1
H	5
RBI	1
BB	2
SO	13
LOB	8

Inning Stats	1	2	3	4	5	6	7	8	9
	R: 0 E: 0 K: 1 S: 11	R: 0 E: 0 K: 1 S: 16	R: 1 E: 0 K: 0 S: 7	R: 0 E: 0 K: 2 S: 9	R: 0 E: 0 K: 2 S: 8	R: 0 E: 0 K: 1 S: 10	R: 0 E: 0 K: 2 S: 16	R: 0 E: 0 K: 1 S: 15	R: 0 E: 0 K: 3 S: 9
	H: 1 LOB: 2 BB: 1 P: 18	H: 2 LOB: 2 BB: 0 P: 28	H: 1 LOB: 0 BB: 0 P: 13	H: 0 LOB: 0 BB: 0 P: 13	H: 0 LOB: 0 BB: 0 P: 11	H: 0 LOB: 0 BB: 0 P: 18	H: 0 LOB: 1 BB: 1 P: 25	H: 1 LOB: 1 BB: 0 P: 21	H: 0 LOB: 0 BB: 0 P: 15

| | | |

BOTTOM

Batter	1	2	3	4	5	6	7	8	9	AB	R	H	RBI	BB	SO	LOB
6 Billy Hamilton, S (1, 8) OBP: 0.315, SLG: 0.423	B FC 84 B FS 85 B FC 84 3-1 ① F8		C FF 90 B CU 80 B FC 86 C FF 89 F FF 89 B FC 85 F SI 90 B FF 87 4-2 25 CS BB		B FF 89 X SI 90 1-0 4 1B 2-H 3B		F SI 91 B SI 90 C FF 91 X FF 92 1-2 ② L9			3	1	1	1	1	0	0
51 Jonathan Broxton, R (8, 1)										0	0	0	0	0	0	0
54 Aroldis Chapman, L (9, 1)										0	0	0	0	0	0	0
25 Skip Schumaker, L (1, 7) OBP: 0.291, SLG: 0.326	C FS 87 F CU 76 X FC 84 0-2 ② G1-3		1 SAFE 1 SAFE B FF 91 C FF 89 1-1 ③ CS 1-2	B CU 77 B FF 87 C FS 87 X FC 85 2-1 ① L8	S CU 81 B CU 79 B FF 90 B CU 80 B SI 92 4-1 4 1B 32 1B BB		F FF 90 B KC 80 X SI 91 1-1 ③ G1-3			3	1	0	0	1	0	0
4 Brandon Phillips, R (1, 4) OBP: 0.308, SLG: 0.392	F FF 87 F FC 85 X SI 90 0-2 ③ G6-3			F FF 88 F FF 88 B FF 88 X FF 91 1-2 32 BB 1B	X SI 92 0-0 32 1B 1-2 3-H 1B			C SI 90 X CH 85 0-1 1B		3	0	2	1	0	0	0
21 Todd Frazier, R (8, 5) OBP: 0.353, SLG: 0.494										1	0	1	0	0	0	0
32 Jay Bruce, L (1, 9) OBP: 0.316, SLG: 0.423		B FC 84 B SI 87 S SI 88 B FC 85 F SI 88 X FF 89 3-2 ① F7		B FF 90 B FF 91 S FF 90 B FF 88 1 SAFE B SI 91 4-1 1-2 BB	S FF 90 F FF 91 X FC 84 0-2 1-2 2-H 1B			S SI 90 C SI 90 B FF 92 C SI 91 1-3 ① K		3	0	1	1	1	1	1
39 Devin Mesoraco, R (1, 2) OBP: 0.369, SLG: 0.607		C FF 88 S FF 87 X SI 89 0-2 ② G4-3		B FF 90 F SI 92 B SI 92 F FF 88 X SI 92 2-2 ② P5	B FF 91 F FF 90 B FF 87 S SI 90 B FF 90 X FF 90 3-2 ③ G5-3			B SI 91 S KC 80 C FF 92 S FF 92 1-3 ② K		4	0	0	0	0	1	5
29 Brayan Peña, S (1, 3) OBP: 0.293, SLG: 0.381		B FF 86 B SI 88 F FF 88 F SI 90 B CU 76 B FF 91 4-2 7 2B BB		B CU 79 C FF 90 F FC 83 F SI 92 B FF 88 F FC 92 F CU 81 X FC 88 2-2 ③ L8			C FF 94 B FF 94 X CU 80 1-1 ① G1-3	D KC 80 X SI 91 1-0 ③ G5-3		3	1	0	0	1	0	3
7 Ramon Santiago, S (1, 5) OBP: 0.316, SLG: 0.279		C FF 89 C FC 86 D CU 79 X CU 79 1-2 ③ 1-H 2B			C FF 88 X FF 90 0-1 ① B2		B FF 94 B FF 94 X FF 95 2-0 ② L9			3	0	1	1	0	0	0
(8, 4)																
2 Zack Cozart, R (1, 6) OBP: 0.283, SLG: 0.310			C FF 87 B FC 85 C FF 88 X SI 90 1-2 ① G4-3		B FF 88 X SI 90 1-0 31 SH3-4 6 3B 1B		C FF 97 X FF 95 0-1 ③ F9			3	1	1	0	0	0	0
31 Alfredo Simon, R (1, 1) OBP: 0.158, SLG: 0.162			B SI 89 C FF 88 F FF 89 X SI 89 1-2 ② G1-3		X FF 91 0-0 ② SH3-4 1-2		C SI 91 X SI 91 0-1 ① G5-3			1	0	0	0	0	0	0
43 Manny Parra, L (7, 1)										0	0	0	0	0	0	0
48 Ryan Ludwick, R (7, PH) OBP: 0.321, SLG: 0.384										1	0	0	0	0	0	0
28 Chris Heisey, R (8, 8) OBP: 0.284, SLG: 0.345										0	0	0	0	0	0	0
Inning Stats	R: 0 E: 0 K: 0 S: 8 H: 0 LOB: 0 BB: 0 P: 11	R: 1 E: 0 K: 0 S: 11 H: 1 LOB: 1 BB: 1 P: 19	R: 0 E: 0 K: 0 S: 11 H: 0 LOB: 0 BB: 1 P: 18	R: 0 E: 0 K: 0 S: 15 H: 1 LOB: 2 BB: 1 P: 26	R: 3 E: 0 K: 0 S: 13 H: 4 LOB: 2 BB: 1 P: 22	R: 0 E: 0 K: 0 S: 5 H: 0 LOB: 0 BB: 0 P: 8	R: 0 E: 0 K: 0 S: 7 H: 0 LOB: 0 BB: 0 P: 9	R: 0 E: 0 K: 2 S: 9 H: 1 LOB: 1 BB: 0 P: 12		1B: 5 2B: 1 3B: 1 HR: 0	SF: 0 SAC: 1 DP: 0 HBP: 0		WP: 0 PB: 0 SB: 0 CS: 1	PA: 34	

PITCHER	IP	WLS	BF	H	R	ER	SO	BB	IBB	HBP	BLK	WP	HR	S	P	ERA	WHIP
32 Dallas Beeler, R (1, 1) ERA: 3.27	5.0	L	23	6	4	4	0	4	0	0	0	0	0	58	96	7.20	2.000
52 Justin Grimm, R (6, 1) ERA: 4.73	1.0		3	0	0	0	0	0	0	0	0	0	0	5	8	0.00	0.000
53 Wesley Wright, L (7, 1) ERA: 2.39	2.0		7	1	0	0	2	0	0	0	0	0	0	16	21	0.00	0.500

PITCHER	IP	WLS	BF	H	R	ER	SO	BB	IBB	HBP	BLK	WP	HR	S	P	ERA	WHIP

Chicago Cubs @ Cincinnati Reds

Great American Ball Park, Cincinnati, OH

Wed Jul 09 2014, 7:10 PM - 10:01 PM EDT

Att. 32,810 - Partly Cloudy - 81 F

livebaseballscorecards.com

AB	28
R	4
H	7
RBI	4
BB	4
SO	2
LOB	9

Batter	1	2	3	4	5	6	7	8	9	10	11	12	AB	R	H	RBI	BB	SO	LOB
8 Chris Coghlan, L (1, 7) OBP: 0.327, SLG: 0.424	X SI 92 0-0 F8		D CH 85 X SI 92 1-0 7 SF8 1-3 2B		D CH 86 B CH 86 C KC 79 B KC 78 D SI 93 4-1 7 2B BB		X SL 83 0-0 G4-3			X SI 97 0-0 G3		C CU 74 B CU 73 F CH 88 T FF 94 1-2 K	5	1	1	0	1	1	0
7 Arismendy Alcántara, S (1, 4) OBP: 0.400, SLG: 0.778	C FF 94 B FF 94 T CH 85 S CH 85 1-3 K		X CH 86 0-0 SF8 2-3 3-H		B FF 94 X SI 94 1-0 1-H 2-H 2B			F SI 92 B FF 94 B SI 92 S FF 93 X SI 94 2-2 44 E- 44 G3 13 1B 1B		C SI 99 X CH 90 0-1 3B		C CU 74 B CU 74 C CU 74 X FF 94 1-2 13 1B 24 3B 1B	5	2	4	3	0	1	0
44 Anthony Rizzo, L (1, 3) OBP: 0.386, SLG: 0.506	B FF 95 H FF 95 2-0 13 FC6-4 HBP		B SL 86 X CH 85 1-0 P3		S CH 88 2 SAFE C FF 94 X SL 88 0-2 F8			F SI 92 X SI 92 0-1 G3 1-3		I IN 55 I IN 62 I IN 63 I IN 65 4-0 24 BB IBB		F FF 94 F SI 93 F FF 94 S SL 85 0-3	4	0	0	0	1	1	4
13 Starlin Castro, R (1, 6) OBP: 0.326, SLG: 0.448	C SL 88 B SL 87 S FF 95 X SL 87 1-2 FC6-4 1-2f			C FF 94 X SI 94 0-1 G6-3		C SL 84 S SL 85 B SL 86 F KC 73 B FF 90 X SI 90 2-2 G6-3		F SI 92 B FF 95 S FF 96 F FF 97 X FF 96 1-2 24 G3-6-1 3-H 1B		F SI 98 S SL 86 C SL 86 0-3		B FF 94 F SL 83 C SL 83 1 SAFE B FF 94 X SL 82 2-2 24 3B 1-2 1B	6	1	2	1	0	1	3
24 Luis Valbuena, L (1, 5) OBP: 0.334, SLG: 0.417		B SI 92 C FF 93 B CH 86 S FF 93 B KC 78 F FF 95 S CH 87 3-3 K		C FF 95 C CH 88 B FF 94 B FF 95 C CH 87 2-3 K		F SI 88 T CH 81 S KC 74 0-3 K		1 SAFE X SI 92 0-0 G3-6-1 1-2f		C SI 99 S FF 98 B SI 99 B FF 99 B SL 90 B SL 89 4-2 1-2 BB		B FF 93 B FF 94 B FF 92 F FF 92 X FF 94 3-1 1-H 2-H 3B	5	0	1	2	1	3	1
6 Ryan Sweeney, L (1, 8) OBP: 0.263, SLG: 0.295 20 Justin Ruggiano, R (9, PH) OBP: 0.356, SLG: 0.451 (9, 8)		B KC 80 B SI 94 B SI 94 C FF 95 X SI 93 3-1 G4-3		B KC 80 B CH 86 B SI 95 C FF 94 X SI 94 3-1 L7		B KC 71 C CH 81 B SI 89 X SI 88 2-1 1B			C SL 87 S FF 100 B FF 100 S FF 100 1-3 K	X FF 99 0-0 P3			3 2	0 0	1 0	0 0	0 1	0 3	0 3
19 Nate Schierholtz, L (1, 9) OBP: 0.251, SLG: 0.315		B CH 85 B SI 93 X SI 94 2-0 G6-3			X SI 92 0-0 G6-3	B SI 89 C SI 89 D CH 82 X FF 89 2-1 L9		B FF 101 B FF 100 C FF 102 S FF 101 F FF 102 S FF 103 2-3 K			B FF 93 X FF 93 1-0 F8	5	0	0	0	0	1	1
12 John Baker, L (1, 2) OBP: 0.310, SLG: 0.239			B FF 92 B SI 93 F SI 92 B SI 93 F FF 94 B FF 95 4-2 28 FC2-6 BB		B SI 93 2-2 28 SH2-4 7 2B HBP		C FF 92 S SL 83 B FF 92 B SL 83 F SL 82 X FF 92 2-2 L7	B FF 102 B FF 101 C FF 101 B FF 100 B FF 100 4-1 BB		C FF 94 B CU 75 C CU 75 B FF 95 B FF 94 X FF 93 3-2 5 G6-4-3 1B	2	1	1	0	2	0	0
28 Kyle Hendricks, R (1, 1) 30 Mike Olt, R (PH) RF: Pos, In-0, 1-0 40 James Russell, L (7, 1) 46 Pedro Strop, R (8, 1) 21 Junior Lake, R (8, PH) RF: Loss, In-0, 1-0 54 Neil Ramirez, R (8, 1) 56 Héctor Rondón, R (09, 1) 5 Welington Castillo, R (10, PH) RF: Pos, In-0, 1-0 50 Blake Parker, R (11, 1)			L FF 91 X SI 91 0-1 FC2-6 8 2B 7 SF8 1-2f		C FF 92 X SL 86 0-1 SH2-4 1-2		B SL 84 C SL 83 F SL 83 B FS 83 B FF 93 S FF 94 3-3 K	B SL 88 F FF 99 B SL 92 S FF 100 B FF 102 X FF 100 3-2 G4-3		B CU 75 C CU 75 F SL 83 F FF 94 X CU 75 1-2 G6-4-3 1-2f		1 1 0 0 0 0 1 1 0 0 0 0 1 0 0 0 0 0 0 0 0 0 0 0 0 0 0 0 1 0 0 0 0 0 0 0 0 0 0 0 0 0 0 0 0 0 0 0 0 1 0 0 0 0 0 1 0 0 0 0 0 0 0							
Inning Stats	R: 0 E: 0 K: 1 S: 7 H: 0 LOB: 1 BB: 0 P: 11	R: 0 E: 0 K: 1 S: 7 H: 0 LOB: 0 BB: 0 P: 15	R: 1 E: 0 K: 0 S: 7 H: 1 LOB: 1 BB: 1 P: 13	R: 0 E: 0 K: 1 S: 7 H: 0 LOB: 0 BB: 0 P: 12	R: 2 E: 0 K: 0 S: 10 H: 1 LOB: 1 BB: 1 P: 17	R: 0 E: 0 K: 1 S: 11 H: 1 LOB: 1 BB: 0 P: 17	R: 0 E: 0 K: 1 S: 8 H: 0 LOB: 0 BB: 0 P: 13	R: 1 E: 1 K: 0 S: 10 H: 2 LOB: 0 BB: 0 P: 13	R: 0 E: 0 K: 2 S: 11 H: 0 LOB: 1 BB: 1 P: 21	R: 0 E: 0 K: 1 S: 9 H: 1 LOB: 3 BB: 2 P: 17	R: 0 E: 0 K: 0 S: 8 H: 1 LOB: 0 BB: 0 P: 13	R: 2 E: 0 K: 2 S: 15 H: 3 LOB: 1 BB: 0 P: 22							

PITCHER	IP	WLS	BF	H	R	ER	SO	BB	IBB	HBP	BLK	WP	HR	S	P	ERA	WHIP
34 Homer Bailey, R (1, 1) ERA: 4.21	5.0		21	2	3	3	3	2	0	2	0	0	0	38	68	5.40	0.800
63 Sam LeCure, R (6, 1) ERA: 3.51	1.0	H	4	1	0	0	1	0	0	0	0	0	0	11	17	0.00	1.000
43 Manny Parra, L (7, 1) ERA: 4.01	1.0	H	3	0	0	0	1	0	0	0	0	0	0	8	13	0.00	0.000
51 Jonathan Broxton, R (8, 1) ERA: 0.87	1.0	B	4	2	1	1	0	0	0	0	0	0	0	10	13	9.00	2.000
54 Aroldis Chapman, L (9, 1) ERA: 2.28	1.0		4	0	0	0	2	1	0	0	0	0	0	11	21	0.00	1.000

PITCHER	IP	WLS	BF	H	R	ER	SO	BB	IBB	HBP	BLK	WP	HR	S	P	ERA	WHIP
70 Jumbo Díaz, R (10, 1) ERA: 5.14	1.0		6	1	0	0	1	1	1	0	0	0	0	9	17	0.00	2.000
60 J.J. Hoover, R (11, 1) ERA: 4.97	2.0	L	8	4	2	2	2	0	0	0	0	0	0	23	35	9.00	2.000

TOP

Chicago Cubs @ Cincinnati Reds

Great American Ball Park, Cincinnati, OH

Thu Jul 10 2014, 12:35 PM - 4:45 PM EDT

Att. 31,983 - Partly Cloudy - 78 F

livebaseballscorecards.com

AB	41
R	6
H	10
RBI	6
BB	5
SO	10
LOB	15

1B: 6	SF: 1	WP: 0	PA: 50
2B: 2	SAC: 1	PB: 0	
3B: 2	DP: 2	SB: 0	
HR: 0	HBP: 2	CS: 0	

Chicago Cubs @ Cincinnati Reds

Great American Ball Park, Cincinnati, OH

Thu Jul 10 2014, 12:35 PM - 4:45 PM EDT

Att. 31,983 - Partly Cloudy - 78 F

livebaseballscorecards.com

BOTTOM

Batter	1	2	3	4	5	6	7	8	9	10	11	12	AB	R	H	RBI	BB	SO	LOB
28 Chris Heisey, R (1, 8) OBP: 0.280, SLG: 0.333	B SI 88 B SI 88 B SI 86 B SI 87 4-0 25 BB 29 2B BB	C SI 88 B SI 88 S CH 78 F CH 79 F SI 88 T SI 89 1-2 K ①		B SI 89 F FC 85 C CH 78 S FF 91 1-3 K ③			B SI 89 S CH 80 X SI 89 1-1 L9 ①	B SI 95 B SI 95 B SI 96 C FF 95 F SI 95 S SL 83 3-3 K ③			L FF 91 F CU 76 S FF 91 0-3 K ②		5	1	0	0	1	4	3
25 Skip Schumaker, L (1, 9) OBP: 0.287, SLG: 0.315	B SI 88 B SI 88 B SI 88 C FC 87 B SI 88 4-1 29 2B 48 1B 1-2 BB	X SI 89 0-0 L5 ②			C SI 88 C FC 84 X CH 79 0-2 G1-3 ①		C CH 84 C FF 91 B CH 83 C FF 91 1-3 K ②		X FF 96 0-0 G1-3 ①		C FF 92 B CU 77 X FF 91 1-1 L5 ③		5	1	0	0	1	1	0
21 Todd Frazier, R (1, 5) OBP: 0.352, SLG: 0.490	B SI 88 F SI 88 X CH 79 1-1 F6 ①	S CU 76 S CH 79 T CH 78 0-2 K ③			C CU 75 B FC 83 F SI 88 S FF 92 1-3 K ②		B SI 90 B FF 90 B CH 82 C FF 90 F SI 90 B CH 81 4-2 BB		B FF 97 B FF 97 X FF 96 2-0 L4 ②			F FF 90 S CU 77 F CU 76 B FF 91 B CU 76 X FF 91 2-2 7 DI 1B	5	0	1	0	1	2	2
29 Brayan Peña, S (1, 3) OBP: 0.289, SLG: 0.379	S SI 88 B CH 78 F SI 88 F CH 78 B CH 78 F FC 84 X SI 89 2-2 48 1B 7 1B 1-3 2-H 2B		B SI 90 C CH 78 B FC 86 X SI 89 2-1 G4-3 ①		B CU 75 F SI 88 T CH 79 X FF 92 1-2 G4-3 ③		1 SAFE C SI 90 F CH 81 1 SAFE X FF 87 0-2 L4 ③		C SL 83 B FF 96 S CU 82 S FF 97 1-3 K ③			X FF 90 0-0 F8 ①	6	1	1	1	0	1	2
48 Ryan Ludwick, R (1, 7) OBP: 0.325, SLG: 0.401	X FC 85 0-0 7 E 7 1B 2 FC5-2-6-5 2-3 3-H 1B		B SI 89 X CH 78 1-0 HR			B SI 87 F SI 88 X FF 91 1-1 2 HBP 1B		C FF 94 B SL 82 X FF 96 1-1 G5-3 ①		S FF 96 C FF 96 B FF 97 B FF 97 F FF 96 F SL 83 X FF 97 2-2 G5-3 ①		C FF 90 F FF 90 1 SAFE F CU 76 F FF 90 T CU 76 0-2 K ②	6	1	3	2	0	1	1
7 Ramon Santiago, S (1, 4) OBP: 0.317, SLG: 0.274	1 SAFE X SI 88 0-0 E7 2 FC5-2-6-5 1-3 3-H 1B		C SI 90 C FC 85 B CH 79 X FC 84 1-2 G4-3 ②		F SI 89 F FC 86 F CH 79 X CH 78 0-2 P5 ③		S FC 83 C FC 83 B SI 89 F CH 77 B FC 82 S CH 77 2-3 K ①	B SL 81 C FF 95 C SL 81 X SI 96 1-2 G4-3 ②	B SI 96 B FC 89 B FF 96 B FF 95 4-0 BB		C FF 91 S CU 75 F CU 78 B FS 82 F FF 91 S FS 82 1-3 K ③ 1-2	5	0	1	1	1	2	2
2 Zack Cozart, R (1, 6) OBP: 0.281, SLG: 0.306	B CU 74 C SI 87 C CH 78 F CH 78 B FF 90 F SI 89 X CH 79 2-2 FC5-2-6-5 2-3 3-H		F SI 89 F FC 86 F CH 79 X CH 78 0-2 P5 ③			B SI 87 H SI 87 2-0 HBP 1-2	X FF 94 0-0 E3 39 WP 16 1B		C FF 94 1 SAFE F FF 95 D SL 79 S SL 84 1-3 K ②			4	0	0	0	0	1	3
16 Tucker Barnhart, L (1, 2) 54 Aroldis Chapman, L (9, 1) 70 Jumbo Díaz, R (10, 1) 6 Billy Hamilton, S (10, PH) OBP: 0.314, SLG: 0.421 60 J.J. Hoover, R (11, 1)	I IN 65 I IN 66 I IN 67 I IN 67 4-0 IBB			B SI 88 C SI 87 X FC 85 1-1 F8 ①		T SI 87 F SI 87 S CH 78 0-3 K ②		B FF 95 X SI 96 1-0 39 WP 1-2 1B		B FF 94 F FF 93 1 SAFE S FF 95 X FF 96 1-2 L9 ③			3	0	1	0	1	1	2
													0	0	0	0	0	0	0
													0	0	0	0	0	0	0
													1	0	0	0	0	0	1
													0	0	0	0	0	0	0
34 Homer Bailey, R (1, 1) OBP: 0.167, SLG: 0.143 63 Sam LeCure, R (6, 1) 32 Jay Bruce, L (6, PH) OBP: 0.319, SLG: 0.421 43 Manny Parra, L (7, 1) 51 Jonathan Broxton, R (8, 1) 39 Devin Mesoraco, R (8, PH) OBP: 0.370, SLG: 0.604 (9, 2)	X SI 87 0-0 F9 ③			C SI 88 X SI 87 0-1 G1-3 ②		C SI 88 S SI 88 B SI 90 S CH 80 1-3 K ③		B SI 96 D SL 83 B SI 95 I IN 83 4-0 1-2 2-3 IBB			B FF 90 C FF 91 B CU 78 F FF 92 B CU 78 X FF 91 3-2 P6 ①		2	0	0	0	0	3
													0	0	0	0	0	0	0
													1	0	0	0	1	2	
													0	0	0	0	0	0	0
													0	0	0	0	0	0	0
													1	0	0	0	1	0	0
Inning Stats	R: 3 E: 1 H: 3 LOB: 3 S: 16 BB: 3 P: 33	R: 0 E: 0 H: 0 LOB: 0 K: 2 BB: 0 S: 9 P: 10	R: 1 E: 0 H: 1 LOB: 0 K: 0 BB: 0 S: 10 P: 14	R: 0 E: 0 H: 0 LOB: 0 K: 1 BB: 0 S: 7 P: 9	R: 0 E: 0 H: 0 LOB: 1 K: 1 BB: 1 S: 9 P: 11	R: 0 E: 0 H: 1 LOB: 2 K: 3 BB: 0 S: 12 P: 18	R: 0 E: 0 H: 0 LOB: 1 K: 1 BB: 1 S: 10 P: 16	R: 0 E: 1 H: 1 LOB: 3 K: 1 BB: 1 S: 10 P: 20	R: 0 E: 0 H: 0 LOB: 0 K: 1 BB: 0 S: 5 P: 8	R: 0 E: 0 H: 0 LOB: 1 K: 1 BB: 1 S: 11 P: 19	R: 0 E: 0 H: 0 LOB: 0 K: 1 BB: 0 S: 8 P: 12	R: 0 E: 0 H: 1 LOB: 1 K: 2 BB: 0 S: 15 P: 18	1B: 5 2B: 1 3B: 0 HR: 1 SF: 0 SAC: 0 DP: 0 HBP: 1	WP: 1 PB: 0 SB: 0 CS: 0 PA: 51						

PITCHER	IP	WLS	BF	H	R	ER	SO	BB	IBB	HBP	BLK	WP	HR	S	P	ERA	WHIP
28 Kyle Hendricks, R (1, 1) ERA: 6.0	6.0		27	5	4	4	7	2	1	1	0	0	1	63	95	6.00	1.167
40 James Russell, L (7, 1) ERA: 2.73	1.0		4	0	0	0	1	1	0	0	0	0	0	10	16	0.00	1.000
46 Pedro Strop, R (8, 1) ERA: 3.13	1.0		6	1	0	0	1	0	1	0	0	1	0	10	20	0.00	1.000
54 Neil Ramírez, R (9, 1) ERA: 1.09	1.0		3	0	0	0	1	0	0	0	0	0	0	5	8	0.00	0.000
56 Héctor Rondón, R (10, 1) ERA: 3.78	1.0		4	0	0	0	1	1	0	0	0	0	0	11	19	0.00	1.000

PITCHER	IP	WLS	BF	H	R	ER	SO	BB	IBB	HBP	BLK	WP	HR	S	P	ERA	WHIP
50 Blake Parker, R (11, 1) ERA: 9.53	2.0	W	7	1	0	0	3	0	0	0	0	0	0	23	30	0.00	0.500

AB	44
R	4
H	7
RBI	4
BB	6
SO	14
LOB	21

Batter	1	2	3	4	5	6	7	8	9	AB	R	H	RBI	BB	SO	LOB
17 Jordan Schafer, L (1, 8) OBP: 0.253, SLG: 0.235	C FF 94 B FF 94 B SL 92 T FF 95 X SL 90 2-2 E3 5 CS 19 S			B FF 93 B SL 91 B FF 94 C FF 93 B FF 95 4-1 19 2B 19 S 5 G4-3 BB		S SI 92 X SI 94 0-1 ① SH2-3 1-2		B SI 94 B SI 94 B SL 90 C FF 93 F SL 89 B SL 90 4-2 19 S BB		1	1	0	0	2	0	0
19 Andrelton Simmons, R (1, 6) OBP: 0.300, SLG: 0.361	1 SAFE 1 SAFE B FF 94 L SI 94 F SL 90 X CU 80 1-2 ① G5-3 1-2			C SI 94 1 SAFE B SL 91 B SL 92 X FF 94 2-1 5 G4-3 8 G1-3 1-3 2B		X CU 78 0-0 ② G6-3		C FF 93 X SL 91 0-1 ② F7 1-2		4	1	1	0	0	0	3
5 Freddie Freeman, L (1, 3) OBP: 0.388, SLG: 0.504	C CU 80 C CU 80 B SL 90 F FF 95 S SL 90 1-3 ②③ K 2-3			B CU 78 X SL 90 1-0 ① G4-3 2-3 3-H		D CU 80 X SL 88 1-0 2-H 2B		I IN 79 I IN 83 I IN 83 I IN 84 4-0 IBB		3	0	1	2	1	1	2
8 Justin Upton, R (1, 7) OBP: 0.344, SLG: 0.491		X SL 91 0-0 ① L8		C CU 80 X CU 80 0-1 ② G1-3 3-H		B SI 94 X CU 79 1-0 ③ G5-3		C SL 86 D SL 88 B SL 88 B FF 94 C FF 94 S FF 94 3-3 ③ K		4	0	0	1	0	1	3
22 Jason Heyward, L (1, 9) OBP: 0.338, SLG: 0.371		B CU 79 B FF 94 F SI 95 B CH 90 S SL 92 S SL 92 3-3 ② K		B FF 93 B SL 89 X FF 94 2-0 ③ G4-3			C FF 93 X SL 91 0-1 7 G6-3 2B		C SI 96 B SI 96 B FC 91 B SI 96 X FF 95 3-1 7 G3 25 1B 2B	4	1	2	0	0	1	0
23 Chris Johnson, R (1, 5) OBP: 0.293, SLG: 0.348		C CU 80 S SL 91 C FF 95 0-3 ③ K			F SL 89 B CU 78 B SL 89 C SI 93 X CU 78 2-2 ① F8		S CU 80 B FF 94 F CU 80 S SL 91 1-3 ① K		X FF 95 0-0 ① L6	4	0	0	0	0	2	2
7 Tommy La Stella, L (1, 4) OBP: 0.367, SLG: 0.349			F SI 93 S SL 92 F FF 95 X CU 79 0-2 ① F7		B CU 79 X SI 95 1-0 ② G6-3		C CU 80 B FF 95 B SL 90 D CH 88 X SI 94 3-1 ② G6-3 2-3		X SI 96 0-0 ② G3 2-3	4	0	0	0	0	0	2
25 Christian Bethancourt, R (1, 2) OBP: 0.310, SLG: 0.300			F SI 93 S CU 81 B SL 90 B SL 89 X FF 94 2-2 ② G1-3		B CU 79 X SI 93 1-0 ③ F8		F FF 94 S SL 90 S SL 90 0-3 ③ K		X FF 95 0-0 3-H 1B	4	0	1	1	0	1	1
40 Alex Wood, R (1, 1) OBP: 0.150, SLG: 0.056 59 Shae Simmons, R (6, 1) 4 Ryan Doumit, S (8, PH) OBP: 0.235, SLG: 0.323 38 Anthony Varvaro, R (8, 1) 14 Ramiro Pena, S (9, PH) OBP: 0.271, SLG: 0.327 52 Jordan Walden, R (9, 1)			C FF 94 C FF 95 C CU 80 0-3 ③ K			S FF 92 X FF 92 0-1 17 SH2-3 5 2B 1B		B SL 87 X SL 90 1-0 ① G4-3	B SI 95 C SL 82 S SL 84 S SL 85 1-3 ③ K2-3	2 0 1 0 1 0	1 0 0 0 0 0	1 0 0 0 0 0	0 0 0 0 0 0	0 0 0 0 1 0	1 0 0 0 0 0	0 0 0 0 1 0
Inning Stats	R: 0 E: 1 K: 1 S: 10 H: 0 LOB: 0 BB: 0 P: 14	R: 0 E: 0 K: 2 S: 7 H: 0 LOB: 0 BB: 0 P: 10	R: 0 E: 0 K: 1 S: 10 H: 0 LOB: 0 BB: 0 P: 12	R: 2 E: 0 K: 0 S: 7 H: 1 LOB: 0 BB: 1 P: 16	R: 0 E: 0 K: 0 S: 5 H: 0 LOB: 0 BB: 0 P: 9	R: 1 E: 0 K: 0 S: 7 H: 2 LOB: 1 BB: 0 P: 9	R: 0 E: 0 K: 2 S: 10 H: 1 LOB: 1 BB: 0 P: 14	R: 0 E: 0 K: 1 S: 8 H: 0 LOB: 2 BB: 2 P: 20	R: 1 E: 0 K: 1 S: 8 H: 2 LOB: 1 BB: 0 P: 12	1B: 2 2B: 4 3B: 0 HR: 0 SF: 0 SAC: 1 DP: 0 HBP: 0						WP: 0 PB: 0 SB: 3 CS: 1 PA: 36

PITCHER		IP	WLS	BF	H	R	ER	SO	BB	IBB	HBP	BLK	WP	HR	S	P	ERA	WHIP
49 Jake Arrieta, R ERA: 1.95	(1, 1)	7.2		30	4	3	3	6	2	1	0	0	0	0	61	98	3.52	0.783
54 Neil Ramírez, R ERA: 1.08	(8, 1)	0.1	H	1	0	0	0	1	0	0	0	0	0	0	3	6	0.00	0.000
56 Héctor Rondón, R ERA: 3.93	(9, 1)	1.0	W	5	2	1	1	1	0	0	0	0	0	0	8	12	9.00	2.000

PITCHER	IP	WLS	BF	H	R	ER	SO	BB	IBB	HBP	BLK	WP	HR	S	P	ERA	WHIP

TOP

Atlanta Braves @ Chicago Cubs

Wrigley Field, Chicago, IL

Fri Jul 11 2014, 3:08 PM - 6:08 PM CDT

Att. 39,544 - Partly Cloudy - 76 F

livebaseballscorecards.com

AB	32
R	4
H	6
RBI	4
BB	3
SO	8
LOB	14

Batter	1	2	3	4	5	6	7	8	9	AB	R	H	RBI	BB	SO	LOB
7 Arismendy Alcántara, S (1, 4) OBP: 0.400, SLG: 0.615	C SI 89 B SI 90 X CH 81 1-1 F7 ①		C KC 79 B SI 90 C SI 90 D KC 80 2 SAFE S CH 83 2-3 K2-3 ②		B KC 79 B SI 90 B CH 81 C SI 89 B SI 90 4-1 BB	C SL 84 B SL 85 C FF 94 F FS 83 X FF 94 1-2 F8 ③			B SL 84 X FF 93 1-0 20 S 20 1B 1B	4	1	1	0	1	1	4
20 Justin Ruggiano, R (1, 9) OBP: 0.358, SLG: 0.449	B SI 91 F SI 89 B SI 90 F CH 81 B SI 89 X SI 89 3-2 G5-3 ②		F SI 89 B KC 79 B CH 83 T SI 89 D KC 80 X SI 91 3-2 2-H 1B		B SI 90 B CH 82 F SI 88 2 SAFE S KC 78 S KC 78 2-3 K ③		B FF 92 X FF 93 1-0 G4-3 ①		B SL 85 1 SAFE D SL 81 F FF 93 X SL 82 2-1 1-H 1B	5	0	2	2	0	1	2
44 Anthony Rizzo, L (1, 3) OBP: 0.384, SLG: 0.506	C SI 89 B SI 90 X KC 80 1-1 G5-3 ③		X SI 90 0-0 F8 ③			B KC 78 B KC 78 B SI 89 C SI 90 X KC 79 3-1 5 HBP 8 1B 2B	C FF 92 F FS 84 C SL 84 0-3 K ②			4	1	1	0	0	1	1
13 Starlin Castro, R (1, 6) OBP: 0.325, SLG: 0.446		C SI 88 C SI 88 F KC 79 S KC 79 0-3 K ①		B SI 88 X SI 88 1-0 F8 ①		X CH 83 0-0 8 1B 5 HBP 24 BB 1B	C SL 82 C SL 84 B SL 83 S FF 95 1-3 K ③			4	1	1	0	0	2	0
5 Welington Castillo, R (1, 2) OBP: 0.288, SLG: 0.368		C SI 90 B KC 78 B SI 89 X CH 82 2-1 F8 ②		C SI 90 C KC 80 B SI 90 B KC 79 B KC 80 S SI 90 3-3 K ②		F SI 89 F KC 79 H SI 90 1-2 24 BB 8 1B 1-2 2-3 HBP		B FF 89 F FF 90 B CH 82 X FF 89 2-1 L8 ①		3	0	0	0	0	1	0
21 Junior Lake, R (1, 8) OBP: 0.244, SLG: 0.378		S CH 81 L KC 79 B SI 90 X CH 81 1-2 F8 ③		F SI 89 F KC 80 B SI 90 S KC 77 1-3 K ③		B KC 78 S CH 82 S CH 81 D KC 80 S CH 82 2-3 K ①		X CU 76 0-0 G5-3 ②		4	0	0	0	0	2	3
8 Chris Coghlan, L (1, 7) OBP: 0.338, SLG: 0.437			B SI 88 X SI 88 1-0 30 S 49 SH3-4 2B		B SI 88 B SI 88 B KC 78 B SI 90 4-0 49 SH1-4 BB	C KC 79 X SI 89 0-1 24 BB 1-2 2-3 3-H 1B		B FF 88 S CH 84 S CU 78 F CH 84 B FF 91 B FF 91 X CH 84 3-2 G3-1 ③		3	1	2	1	1	0	0
30 Mike Olt, R (1, 5) OBP: 0.235, SLG: 0.375 24 Luis Valbuena, L (6, PH) OBP: 0.336, SLG: 0.415 (7, 5)			B CH 82 C SI 82 S KC 79 D KC 81 D CH 82 B KC 81 4-2 49 SH3-4 20 1B 2-3 BB		1 SAFE C SI 88 F SI 89 1 SAFE X KC 78 0-2 P3 ①	B FF 93 B FF 94 B FF 94 B FF 94 4-0 1-2 2-3 3-H BB			C FF 92 B SL 82 S SL 82 X SL 80 1-2 G1-3 ①	1 1	1 0	0 0	0 1	1 1	0 0	1 0
49 Jake Arrieta, R (1, 1) OBP: 0.200, SLG: 0.211 54 Neil Ramírez, R (8, 1) 56 Héctor Rondón, R (9, 1) 6 Ryan Sweeney, L (9, PH) OBP: 0.261, SLG: 0.292			1 SAFE 1 SAFE X SI 89 0-0 SH3-4 ① 1-2 3-H		B SI 90 C SI 88 1 SAFE X SI 88 1-1 SH1-4 ② 1-2	C FF 95 T FF 95 B FF 94 B SL 82 S FF 95 2-3 K ②			S CH 84 B CH 84 B SL 81 X FF 93 2-1 F7 ②	1 0 0 1	0 0 0 0	0 0 0 0	1 0 0 0	0 0 0 0	1 0 0 0	3 0 0 0
Inning Stats	R: 0 E: 0 K: 0 S: 7 H: 0 LOB: 0 BB: 0 P: 12	R: 0 E: 0 K: 1 S: 9 H: 0 LOB: 0 BB: 0 P: 12	R: 2 E: 0 K: 1 S: 11 H: 2 LOB: 1 BB: 1 P: 21	R: 0 E: 0 K: 2 S: 7 H: 0 LOB: 0 BB: 0 P: 12	R: 0 E: 0 K: 1 S: 9 H: 0 LOB: 2 BB: 2 P: 20	R: 2 E: 0 K: 2 S: 17 H: 3 LOB: 3 BB: 1 P: 30	R: 0 E: 0 K: 2 S: 7 H: 0 LOB: 0 BB: 0 P: 9	R: 0 E: 0 K: 0 S: 7 H: 0 LOB: 0 BB: 0 P: 12	R: 1 E: 0 K: 0 S: 8 H: 2 LOB: 1 BB: 0 P: 14	1B: 5 2B: 2 3B: 0 HR: 0	SF: 0 SAC: 2 DP: 0 HBP: 1			WP: 0 PB: 0 SB: 2 CS: 0	PA: 38		

PITCHER		IP	WLS	BF	H	R	ER	SO	BB	IBB	HBP	BLK	WP	HR	S	P	ERA	WHIP
40 Alex Wood, L ERA: 3.36	(1, 1)	5.1		25	5	4	4	6	3	0	1	0	0	0	53	93	6.75	1.500
59 Shae Simmons, R ERA: 0.96	(6, 1)	1.2		6	0	0	0	3	1	0	0	0	0	0	14	23	0.00	0.600
38 Anthony Varvaro, R ERA: 2.43	(8, 1)	1.0		3	0	0	0	0	0	0	0	0	0	0	7	12	0.00	0.000
52 Jordan Walden, R ERA: 2.73	(9, 1)	0.2	L	4	2	1	1	0	0	0	0	0	0	0	8	14	13.50	3.000

PITCHER	IP	WLS	BF	H	R	ER	SO	BB	IBB	HBP	BLK	WP	HR	S	P	ERA	WHIP

BOTTOM

Atlanta Braves @ Chicago Cubs

Wrigley Field, Chicago, IL

Fri Jul 11 2014, 3:08 PM - 6:08 PM CDT

Att. 39,544 - Partly Cloudy - 76 F

livebaseballscorecards.com

AB	31
R	5
H	7
RBI	5
BB	4
SO	9
LOB	14

Batter	1	2	3	4	5	6	7	8	9	AB	R	H	RBI	BB	SO	LOB
2 B.J. Upton, R (1, 8) OBP: 0.281, SLG: 0.346	B FF 93 C FF 93 S SL 87 B SL 87 B SL 87 S FF 93 3-3 ① K		B FF 93 X SL 85 1-0 19 1B 2B	B FF 94 C FF 93 B FF 90 B FF 92 F FF 93 B FF 92 4-2 19 1B 8 2B BB		B FF 90 C FF 90 B SI 89 C CH 84 S FF 91 2-3 ② K			C SI 93 X SI 93 0-1 ① G4-3	4	2	1	0	1	2	0
19 Andrelton Simmons, R (1, 6) OBP: 0.304, SLG: 0.365	C FF 94 B FF 96 B FF 95 X SL 87 2-1 ② F8		B FF 93 X FF 93 1-0 5 CS 2-H 1B	1 SAFE 1 SAFE X FF 93 0-0 5 BB 8 2B 1-3 1B		C CU 75 S SL 85 B SL 86 X SL 84 1-2 ③ G6-3			C SI 94 C SI 93 X SI 93 0-2 5 1B 8 1B 1B	5	2	3	1	0	0	0
5 Freddie Freeman, L (1, 3) OBP: 0.388, SLG: 0.501	B FF 94 S CU 79 B CH 88 S CH 86 F SL 87 S SI 95 2-3 ③ K		1 SAFE S SI 92 F FF 92 B FF 93 S CH 88 1-3 ①② 1-2 K	D CH 86 B CU 78 S CH 87 C SL 85 F CH 88 F FF 94 B SL 84 D CH 87 4-2 8 2B 1-2 BB			B SL 82 X FC 87 1-0 ① G1-3		B SI 93 B SI 93 F SI 92 X SI 92 2-1 8 1B 22 1B 1-2 1B	4	2	1	0	1	2	1
8 Justin Upton, R (1, 7) OBP: 0.345, SLG: 0.492		C FF 91 X CU 79 0-1 ① G5-3	X SI 93 0-0 ③ L8	B CH 82 B SL 84 F CH 82 F CH 82 B SI 92 X SL 84 3-2 1-H 2-H 3-H 2B			B SI 88 B CH 80 X CH 80 2-0 ② F8		X SL 84 0-0 22 1B 1-2 2-H 1B	5	0	2	4	0	0	0
22 Jason Heyward, L (1, 9) OBP: 0.341, SLG: 0.375		F FF 94 B CU 78 S CH 85 B FF 94 B SL 86 B CH 85 4-2 23 WP 23 HR BB	B CU 79 2-2 F CU 84 B SL 86 B SL 86 X CH 86 23 HR 2B F FF 90 C CU 78 B SL 86 D SL 84 S SI 85 2-3 ③ K				C FC 88 X FF 88 0-1 ③ L4		X SI 94 0-0 23 G6-3 1-2 2-H 1B	4	2	2	1	1	1	1
23 Chris Johnson, R (1, 5) OBP: 0.294, SLG: 0.365		B FF 91 X SL 85 1-0 1-H HR		X FF 95 0-0 2-H HR	B SI 90 F CH 81 B SI 90 S CH 82 F SL 84 T FF 92 2-2 ① K			X SI 87 0-0 ① G4-3	B SI 92 C SI 93 F SI 93 B SI 93 B SL 82 X SI 92 3-2 ②③ 1-2f G6-3	5	2	2	4	0	1	2
7 Tommy La Stella, L (1, 4) OBP: 0.365, SLG: 0.342		B SI 93 X SI 91 1-0 ② L8		C FF 91 X CH 86 0-1 ① G4-3	B CU 74 B CH 83 X SI 89 2-0 ② F9			B FF 87 C FF 88 B FC 87 B FF 89 B FF 89 4-1 25 G1-3 BB		3	0	0	0	1	0	0
25 Christian Bethancourt, R (1, 2) OBP: 0.304, SLG: 0.279		B FF 93 S SL 85 C SL 85 B SL 86 B SL 87 D SL 86 4-2 BB		B SL 84 F FF 93 B SL 83 F CH 86 X CU 80 2-2 ② G5-3	S SL 83 B SI 90 F CH 84 S SI 91 1-3 ③ K			C FF 88 X CH 81 0-1 ② G1-3 1-2		3	0	0	0	1	1	1
36 Mike Minor, R (1, 1) OBP: 0.172, SLG: 0.276 57 David Hale, R (7, 1) OBP: 0.067, SLG: 0.071 4 Ryan Doumit, S (8, PH) OBP: 0.232, SLG: 0.319 48 David Carpenter, R (8, 1)		X FF 93 0-0 ③ G6-3		B FF 92 X FF 93 1-0 HR		C FF 89 S SL 82 S SL 84 0-3 ① K		C FF 89 X CH 81 0-1 ③ P4		3 0 1 0	1 0 0 0	1 0 0 0	1 0 0 0	0 0 0 0	1 0 1 0	1 0 1 0

Inning Stats	1	2	3	4	5	6	7	8	9
	R: 0 E: 0 K: 2 S: 9 H: 0 LOB: 0 BB: 0 P: 16	R: 2 E: 0 K: 0 S: 9 H: 1 LOB: 1 BB: 2 P: 19	R: 1 E: 0 K: 1 S: 6 H: 2 LOB: 0 BB: 0 P: 9	R: 6 E: 0 K: 1 S: 23 H: 5 LOB: 1 BB: 2 P: 41	R: 0 E: 0 K: 2 S: 8 H: 0 LOB: 0 BB: 0 P: 13	R: 0 E: 0 K: 2 S: 9 H: 0 LOB: 0 BB: 0 P: 12	R: 0 E: 0 K: 0 S: 4 H: 0 LOB: 0 BB: 0 P: 7	R: 0 E: 0 K: 0 S: 6 H: 0 LOB: 1 BB: 1 P: 10	R: 2 E: 0 K: 0 S: 12 H: 4 LOB: 1 BB: 0 P: 17

1B: 6 SF: 0
2B: 4 SAC: 0
3B: 0 DP: 2
HR: 3 HBP: 0

WP: 1 PA: 42
PB: 0
SB: 0
CS: 1

PITCHER		IP	WLS	BF	H	R	ER	SO	BB	IBB	HBP	BLK	WP	HR	S	P	ERA	WHIP
36 Edwin Jackson, R ERA: 5.64	(1, 1)	3.2	L	21	7	9	9	3	4	0	0	0	1	3	41	74	22.09	3.000
33 Carlos Villanueva, R ERA: 6.18	(4, 1)	2.1		8	1	0	0	5	0	0	0	0	0	0	23	36	0.00	0.429
40 James Russell, L ERA: 2.54	(7, 1)	2.0		7	0	0	0	0	1	0	0	0	0	0	10	17	0.00	0.500
63 Brian Schlitter, R ERA: 2.98	(9, 1)	1.0		6	4	2	2	0	0	0	0	0	0	0	12	17	18.00	4.000

PITCHER		IP	WLS	BF	H	R	ER	SO	BB	IBB	HBP	BLK	WP	HR	S	P	ERA	WHIP

TOP

Atlanta Braves @ Chicago Cubs

Wrigley Field, Chicago, IL

Sat Jul 12 2014, 3:09 PM - 6:10 PM CDT

Att. 36,806 - Cloudy - 78 F

livebaseballscorecards.com

AB	37
R	11
H	12
RBI	11
BB	5
SO	8
LOB	7

Atlanta Braves @ Chicago Cubs

Wrigley Field, Chicago, IL

Sat Jul 12 2014, 3:09 PM - 6:10 PM CDT

Att. 36,806 - Cloudy - 78 F

livebaseballscorecards.com

BOTTOM

Batter	1	2	3	4	5	6	7	8	9	AB	R	H	RBI	BB	SO	LOB
7 Arismendy Alcántara, S (1, 8) OBP: 0.400, SLG: 0.611	C FF 91 B FF 91 B SL 85 X FF 90 2-1 20 1B 2B	C SL 86 B SL 86 X CH 85 1-1 ③ P4			X FF 90 0-0 44 1B 20 1B 5 PB 1B	X SL 84 0-0 ③ L9			S CH 87 F FF 96 X FF 97 0-2 ③ L7	5	2	2	0	0	0	0
20 Justin Ruggiano, R (1, 9) OBP: 0.367, SLG: 0.464	X FF 90 0-0 13 BB 2-H 1B	X SI 90 0-0 5 2B 2B			B FF 90 F FF 90 F FF 90 X KC 80 1-2 5 PB 44 1B 8 2B 1-2 1B		B CU 81 X SI 90 1-0 ① F8			4	2	3	1	0	0	0
44 Anthony Rizzo, L (1, 3) OBP: 0.383, SLG: 0.503	X FF 92 0-0 ① P6	C FF 91 B SL 86 B SL 85 T FF 91 F FF 92 X SL 86 2-2 ① L8			S FF 91 B KC 82 X SL 86 1-1 5 PB 8 2B 1-2 2-3 1B		C CH 80 B CH 80 S SI 92 F CU 82 F FF 92 F CH 80 B SI 94 F CH 81 F FF 93 3-2 ② B SI 94 X SI 92 G1-3			4	1	1	0	0	0	2
13 Starlin Castro, R (1, 6) OBP: 0.324, SLG: 0.442	1 SAFE D CH 84 C FF 91 C SL 86 1 SAFE F KC 81 D KC 82 F SI 91 B SL 85 4-2 ② B FF 82 5 1B 8 2B 1-2 BB	F SL 85 F SL 85 X SI 92 0-2 ② L9			C SL 85 F SL 86 T FF 91 0-2 ① K		B CU 83 S CH 80 X CH 78 1-1 ③ F8			3	1	0	0	1	1	4
5 Welington Castillo, R (1, 2) OBP: 0.292, SLG: 0.375	F FF 91 B FF 91 X SL 85 1-1 8 2B 1-2 1B	B SI 91 X SI 91 1-0 2-H 2B			D SL 87 F SL 86 B FF 89 F SL 87 S KC 82 2-3 ② K 1-2 2-3 3-H			X FF 96 0-0 ① L8		4	0	2	1	0	1	2
8 Chris Coghlan, L (1, 7) OBP: 0.348, SLG: 0.455	D FF 90 B SI 91 F FF 91 B FF 92 X FF 91 3-1 1-3 2-H 2B	B SI 90 F FF 91 T SL 87 D KC 83 X SL 86 2-2 ③ G3-1			C SL 86 D KC 82 F SL 86 X FF 92 1-2 2-H 3-H 2B			B FF 96 B FF 95 B FF 95 B FF 95 4-0 24 G4-6-3 BB		3	0	2	3	1	0	1
30 Mike Olt, R (1, 5) OBP: 0.232, SLG: 0.369 24 Luis Valbuena, L (8, PH) OBP: 0.334, SLG: 0.414 (9, 5)	F SL 86 B SL 85 X CH 86 1-1 ③ L8			B SI 89 F FF 89 B SL 84 X CH 82 2-1 ① L7	C SL 85 F KC 81 S KC 81 0-3 ③ K			C SL 83 X SL 84 0-1 ② ③ G4-6-3 1-2f		3 1	0 0	0 0	0 0	1 0	3 1	
15 Darwin Barney, R (1, 4) OBP: 0.261, SLG: 0.315		C FF 90 B FF 91 B FF 90 C SI 89 X SL 87 2-2 ① L9		X FF 90 0-0 33 B2-6-4 1B		C FF 89 F SL 83 X KC 80 0-2 ① G1-3			C SL 83 S SL 83 B SL 84 S FF 96 1-3 ① K	4	0	1	0	0	1	0
36 Edwin Jackson, R (1, 1) OBP: 0.094, SLG: 0.125 33 Carlos Villanueva, R (4, 1) 21 Junior Lake, R (6, PH) OBP: 0.243, SLG: 0.376 40 James Russell, L (7, 1) 63 Brian Schlitter, R (9, 1) OBP: 1.000, SLG: 1.000 19 Nate Schierholtz, L (9, PH) OBP: 0.250, SLG: 0.314		B FF 91 S FF 90 B SL 86 S FF 90 S FF 91 2-3 ② K		F FF 90 X SI 89 0-1 ② ③ B2-6-4 1-2f		C CH 83 C SL 84 S SL 84 0-3 ② K			C SL 82 F FF 95 F FF 96 S SL 83 0-3 ② K	1 1 1 0 0 1	0 0 0 0 0 0	0 0 0 0 0 0	0 0 0 0 0 0	1 0 0 0 0 0	0 1 0 0 0 1	0 0 0 0 0 0
Inning Stats	R: 2 E: 0 K: 0 S: 14 H: 4 LOB: 2 BB: 1 P: 25	R: 0 E: 0 K: 1 S: 8 H: 0 LOB: 0 BB: 0 P: 13	R: 1 E: 0 K: 0 S: 12 H: 2 LOB: 1 BB: 0 P: 17	R: 0 E: 0 K: 0 S: 5 H: 1 LOB: 0 BB: 0 P: 7	R: 3 E: 0 K: 3 S: 18 H: 4 LOB: 1 BB: 0 P: 23	R: 0 E: 0 K: 1 S: 7 H: 0 LOB: 0 BB: 0 P: 7	R: 0 E: 0 K: 0 S: 11 H: 0 LOB: 0 BB: 0 P: 16	R: 0 E: 0 K: 0 S: 3 H: 0 LOB: 0 BB: 1 P: 7	R: 0 E: 0 K: 2 S: 10 H: 0 LOB: 0 BB: 0 P: 11	1B: 6 2B: 5 3B: 0 HR: 0 SF: 0 SAC: 0 DP: 2 HBP: 0						WP: 0 PB: 1 SB: 0 CS: 0 PA: 37	

	AB	35
	R	6
	H	11
	RBI	5
	BB	2
	SO	7
	LOB	14

PITCHER		IP	WLS	BF	H	R	ER	SO	BB	IBB	HBP	BLK	WP	HR	S	P	ERA	WHIP
36 Mike Minor, L ERA: 4.86	(1, 1)	6.0	W	28	11	6	6	5	1	0	0	0	0	0	64	92	9.00	2.000
57 David Hale, R ERA: 2.98	(7, 1)	1.0	H	3	0	0	0	0	0	0	0	0	0	0	11	16	0.00	0.000
48 David Carpenter, R ERA: 4.26	(8, 1)	2.0	S	6	0	0	0	2	1	0	0	0	0	0	13	18	0.00	0.500

PITCHER	IP	WLS	BF	H	R	ER	SO	BB	IBB	HBP	BLK	WP	HR	S	P	ERA	WHIP

Atlanta Braves @ Chicago Cubs

Wrigley Field, Chicago, IL

Sun Jul 13 2014, 1:23 PM - 4:40 PM CDT

Att. 36,363 - Sunny - 81 F

TOP

livebaseballscorecards.com

Batter	1	2	3	4	5	6	7	8	9	AB	R	H	RBI	BB	SO	LOB
2 B.J. Upton, R (1, 8) OBP: 0.277, SLG: 0.341	B SI 87 X SI 86 1-0 L1	X FC 84 0-0 B1-3		B FC 84 B FC 83 X FF 87 2-0 F8		B CH 78 F FC 85 B CH 79 X FC 86 2-1 F8		C FF 94 B SL 84 B FF 95 B FF 95 F FF 94 F FF 95 C SL 81 3-3 K		5	0	0	0	0	1	2
19 Andrelton Simmons, R (1, 6) OBP: 0.309, SLG: 0.363	C SI 88 B FC 86 F SI 88 F FF 91 X CH 80 1-2 G5-3		B FC 85 B CU 71 B FF 88 B FF 88 4-0 8 1B 22 1B BB	X CU 70 0-0 G4-3 1-2			B FF 91 F FF 92 B SL 82 B FF 92 B FF 93 4-1 8 2B 7 2B BB	B SL 82 B FF 95 B SI 92 B FF 94 4-0 BB		2	2	0	0	3	0	1
5 Freddie Freeman, L (1, 3) OBP: 0.384, SLG: 0.495	B FC 86 F FC 85 X SL 81 1-1 G4-3		T FC 85 B FC 85 B FC 83 1 SAFE 1 SAFE F FC 84 F FF 89 S FF 88 2-3 K	F FC 85 D SL 81 B SL 79 F FC 84 X FC 88 2-2 G4-3			S FF 93 B FF 94 S SL 82 S SL 82 1-3 K	S CU 81 B FF 93 X CU 82 1-1 F7		5	0	0	0	0	2	4
8 Justin Upton, R (1, 7) OBP: 0.349, SLG: 0.495		B SI 87 B CU 71 S CH 78 S SI 89 F FC 86 B FC 82 F FF 91 F CH 80 B FF 90 4-2 22 FC4-6 BB	C FC 84 X SI 88 0-1 22 1B 23 HR 1-2 1B		X SI 87 0-0 P6		D SL 83 B FF 92 S FF 93 1 SAFE X FF 93 2-2 7 2B 1-3 2B		C CH 82 X SI 90 0-1 G5-3	4	2	2	0	1	0	0
22 Jason Heyward, L (1, 9) OBP: 0.342, SLG: 0.375		C FC 83 B FC 84 1 SAFE F FC 84 X FC 81 1-2 FC4-6 7 1B 23 1B 11 2B 1-2f	B FC 84 B FC 85 S FC 85 S FC 85 X FC 84 2-2 23 HR 1-3 2-H 1B		C FC 84 S SL 79 F FF 89 X SL 79 0-2 G1-3		S FF 94 S FF 94 B FF 94 S SL 84 1-3 K		C KC 78 C FF 90 B SI 91 X FF 89 1-2 7 1B 1B	5	2	2	1	0	1	3
23 Chris Johnson, R (1, 5) OBP: 0.301, SLG: 0.378		B FF 88 B FF 88 X FC 84 2-0 7 1B 11 2B 1-2 1B	F SI 88 F FC 86 B FF 87 X FF 89 1-2 1-H 3-H HR		F FC 84 B CH 80 X CH 79 1-1 1B		I IN 85 I IN 86 I IN 85 I IN 86 4-0 7 2B IBB		1 SAFE B FF 92 X FF 93 1-0 L9	4	3	3	3	1	0	1
7 Tommy La Stella, L (1, 4) OBP: 0.371, SLG: 0.357		X FC 84 0-0 11 2B 49 G5-3 1-2 2-3 1B	C FC 89 B FC 86 T FC 86 F SL 81 S FF 89 1-3 K		C FC 86 F FC 85 S FC 84 0-3 K		B FF 92 B FF 93 T FF 91 B FF 91 F FF 91 X FF 90 3-2 1-H 2-H 3-H 2B		B FF 93 1 SAFE B FF 93 C FF 92 C FF 93 X FF 94 2-2 11 FC6-4 1-3 1B	5	1	3	3	0	2	1
11 Gerald Laird, R (1, 2) OBP: 0.310, SLG: 0.304		C FF 88 X FC 85 0-1 49 G5-3 1-3 2-H 3-H 2B	B SI 87 F SI 88 F CH 80 X CH 81 1-2 F8			B CH 76 B SI 87 C SI 87 X SI 87 2-1 G6-3	C CU 80 F FF 94 F CU 81 B SL 84 X FF 95 1-2 F9		D CU 79 T FF 93 C FF 93 X SL 86 1-2 FC6-4 1-2f	5	0	1	2	0	0	3
49 Julio Teheran, R (1, 1) OBP: 0.133, SLG: 0.136 17 Jordan Schafer, L (8, PH) OBP: 0.250, SLG: 0.232 43 Luis Avilan, L (8, 1) 59 Shae Simmons, R (8, 1) 52 Jordan Walden, R (8, 1) 46 Craig Kimbrel, R (9, 1)		C SI 89 F SI 89 B FF 90 X FC 86 1-2 G5-3 2-3 3-H		B SI 86 B SI 87 C FF 87 B SI 88 D FF 87 4-1 19 G4-3 BB		F FC 86 B CU 71 F SI 88 B FF 88 B SI 89 F FF 88 S FF 89 3-3 K		X FF 92 0-0 F9		2 1 0 0 0 0	0 0 0 0 0 0	0 0 0 0 0 0	1 0 0 0 0 0	1 0 0 0 0 0	1 0 0 0 0 0	1 0 0 0 0 0
Inning Stats	R: 0 E: 0 K: 0 S: 7 H: 0 LOB: 0 BB: 0 P: 10	R: 3 E: 0 K: 0 S: 16 H: 3 LOB: 1 BB: 1 P: 24	R: 4 E: 0 K: 2 S: 19 H: 3 LOB: 0 BB: 1 P: 30	R: 0 E: 0 K: 0 S: 6 H: 0 LOB: 1 BB: 1 P: 14	R: 0 E: 0 K: 1 S: 10 H: 1 LOB: 1 BB: 0 P: 11	R: 0 E: 0 K: 1 S: 8 H: 0 LOB: 0 BB: 0 P: 15	R: 3 E: 0 K: 2 S: 17 H: 2 LOB: 1 BB: 2 P: 33	R: 0 E: 0 K: 1 S: 7 H: 0 LOB: 1 BB: 1 P: 15	R: 0 E: 0 K: 0 S: 12 H: 2 LOB: 2 BB: 0 P: 17	1B: 7 2B: 3 3B: 0 HR: 1 SF: 0 SAC: 0 DP: 0 HBP: 0						

	AB	38
	R	10
	H	11
	RBI	10
	BB	6
	SO	7
	LOB	16

WP: 0 PB: 0 SB: 0 CS: 0 PA: 44

PITCHER		IP	WLS	BF	H	R	ER	SO	BB	IBB	HBP	BLK	WP	HR	S	P	ERA	WHIP
37 Travis Wood, L ERA: 4.96	(1, 1)	6.0	L	28	7	7	7	4	3	0	0	0	0	1	66	104	10.50	1.667
59 Zac Rosscup, L ERA: 5.79	(7, 1)	0.2		6	2	3	3	2	1	1	0	0	0	0	13	28	40.50	4.500
52 Justin Grimm, R ERA: 4.57	(7, 1)	1.1		5	0	0	0	1	1	0	0	0	0	0	11	20	0.00	0.750
53 Wesley Wright, L ERA: 2.36	(9, 1)	0.1		2	1	0	0	0	0	0	0	0	0	0	5	6	0.00	3.000
54 Neil Ramírez, R ERA: 1.05	(9, 1)	0.2		3	1	0	0	0	0	0	0	0	0	0	7	11	0.00	1.500

PITCHER		IP	WLS	BF	H	R	ER	SO	BB	IBB	HBP	BLK	WP	HR	S	P	ERA	WHIP

Batter	1	2	3	4	5	6	7	8	9	AB	R	H	RBI	BB	SO	LOB
8 Chris Coghlan, L (1, 7) OBP: 0.355, SLG: 0.477	C FF 90 B SI 89 B SI 90 F SI 90 B SL 80 B FF 92 4-2 7 CS BB		S CH 82 B FF 91 X CU 72 1-1 ② G3-1			B SI 86 B SL 80 X SI 88 2-0 7 HR 1B	B SL 79 B SI 87 X SI 89 2-0 1-H HR		S FF 96 B KC 86 F FF 96 S KC 85 1-3 ① K	4	2	2	2	1	1	0
7 Arismendy Alcántara, S (1, 4) OBP: 0.400, SLG: 0.739	S SL 80 X SI 87 0-1 ① 1-2 2B		C SI 90 F SI 91 B SL 81 C SI 88 1-3 ③ K			1 SAFE C SL 81 S CU 74 X CU 73 0-2 1-H HR	F SI 89 C SI 89 X SL 81 0-2 ③ G4-3		X FF 96 0-0 ② F7	5	1	2	2	0	1	0
44 Anthony Rizzo, L (1, 3) OBP: 0.381, SLG: 0.499	B SI 88 C SL 80 2 SAFE S CU 72 B FF 91 S CU 72 2-3 ② K			F CH 80 B SL 81 B SI 90 S SI 88 B FF 92 S SL 81 3-3 ① K		X CH 81 0-0 ① G3		B SI 92 B SI 93 F SI 93 X SI 94 2-1 24 BB 13 BB 6 BB 1B	C FF 96 X KC 85 0-1 ③ F9	5	1	1	0	0	2	1
13 Starlin Castro, R (1, 6) OBP: 0.326, SLG: 0.440	B SL 81 B FF 92 D SL 79 B FF 91 4-0 BB			B FF 91 X FF 92 1-0 ② P6		C FF 91 B FF 93 X SL 81 1-1 ② G5-3		B CH 82 B SI 95 B SI 93 B SI 94 4-0 6 BB 24 BB 12 2B 1-2 BB		2	0	0	0	2	0	0
24 Luis Valbuena, L (1, 5) OBP: 0.337, SLG: 0.413	B SI 89 2 SAFE S SL 81 X SI 89 1-1 ③ F7			C CH 81 B CU 72 X SI 90 1-1 ③ G6-3		C SI 91 B CU 74 X SL 79 1-1 1B		D CU 77 B SI 94 C SI 95 B SI 95 B SI 93 4-1 6 BB 12 2B 1-2 2-3 BB		3	1	1	0	1	0	2
20 Justin Ruggiano, R (1, 8) OBP: 0.360, SLG: 0.455 52 Justin Grimm, R (7, 1) 30 Mike Olt, R (8, PH) OBP: 0.230, SLG: 0.367 53 Wesley Wright, R (9, 1) 54 Neil Ramírez, R (9, 1)		C FF 90 B SI 86 S SL 81 B FF 92 X FF 92 2-2 ① P3			F FF 90 B CU 71 S CU 72 S SL 80 1-3 ① K	F CH 79 B FF 90 S SL 81 S SL 80 X SL 82 1-2 ③ P4		C FF 94 S SL 83 B SL 84 B FF 96 B SL 83 S FF 96 3-3 ① K		3 0 1 0 0	0 0 0 0 0	0 0 0 0 0	0 0 0 0 0	1 0 1 0 0	1 0 3 0 0
6 Ryan Sweeney, L (1, 9) OBP: 0.261, SLG: 0.286		C SI 88 B CU 74 B SI 90 X SI 90 2-1 ② P6			C SI 89 C FF 91 X SL 81 0-2 ② F9		B SI 85 B CH 83 F SI 87 X SI 86 2-1 ① G3	C SL 83 B SI 95 B FF 95 B FF 95 B FF 95 4-1 12 2B 1-2 2-3 3-H BB		3	1	0	1	1	0	0
12 John Baker, L (1, 2) OBP: 0.315, SLG: 0.257		B SI 89 X SI 87 1-0 ③ G4-3			B SI 87 B CH 81 B SI 88 C FF 91 F FF 91 F FF 92 F SI 88 X FF 92 3-2 1B		F SI 87 F CU 71 B FF 89 B SL 80 C SI 87 2-3 ② K	F FF 93 B CH 84 D CH 85 S FF 94 B FF 93 X FF 93 3-2 ② 1-H 2-H 3-H 2B		4	0	2	2	0	1	0
37 Travis Wood, R (1, 1) OBP: 0.270, SLG: 0.457 59 Zac Rosscup, R (7, 1) 21 Junior Lake, R (7, 8) OBP: 0.245, SLG: 0.377			B FF 90 B FF 89 F FF 90 C FF 89 C SL 80 2-3 ① K		B SL 80 X FF 91 1-0 ③ F8		S SL 80 S CU 69 B SL 80 B FF 90 X SI 89 2-2 8 HR 1B	X SL 85 0-0 ③ F8		2 0 2	0 0 1	0 0 1	0 0 1	1 0 1	1 0 0
Inning Stats	R: 0 E: 0 K: 1 S: 9 H: 1 LOB: 2 BB: 2 P: 20	R: 0 E: 0 K: 0 S: 6 H: 0 LOB: 0 BB: 0 P: 11	R: 0 E: 0 K: 2 S: 8 H: 0 LOB: 0 BB: 0 P: 12	R: 0 E: 0 K: 1 S: 6 H: 0 LOB: 0 BB: 0 P: 11	R: 0 E: 0 K: 1 S: 12 H: 1 LOB: 1 BB: 0 P: 17	R: 2 E: 0 K: 0 S: 13 H: 3 LOB: 1 BB: 0 P: 18	R: 2 E: 0 K: 1 S: 12 H: 2 LOB: 0 BB: 0 P: 20	R: 3 E: 0 K: 1 S: 11 H: 2 LOB: 1 BB: 3 P: 31	R: 0 E: 0 K: 1 S: 6 H: 0 LOB: 0 BB: 0 P: 7	1B: 5 2B: 2 3B: 0 HR: 2 SF: 0 SAC: 0 DP: 0 HBP: 0						

PITCHER		IP	WLS	BF	H	R	ER	SO	BB	IBB	HBP	BLK	WP	HR	S	P	ERA	WHIP
49 Julio Teheran, R ERA: 2.71	(1, 1)	7.0	W	29	7	4	4	6	2	0	0	0	0	2	66	109	5.14	1.286
43 Luis Avilán, L ERA: 4.85	(8, 1)	0.0		3	1	3	3	0	2	0	0	0	0	0	3	13	∞	∞
59 Shae Simmons, R ERA: 1.42	(8, 1)	0.1		2	0	0	0	1	1	0	0	0	0	0	4	11	0.00	3.000
52 Jordan Walden, R ERA: 2.67	(8, 1)	0.2	H	2	1	0	0	0	0	0	0	0	0	0	4	7	0.00	1.500
46 Craig Kimbrel, R ERA: 1.91	(9, 1)	1.0	S	3	0	0	0	1	0	0	0	0	0	0	6	7	0.00	0.000

PITCHER	IP	WLS	BF	H	R	ER	SO	BB	IBB	HBP	BLK	WP	HR	S	P	ERA	WHIP

BOTTOM

Atlanta Braves @ Chicago Cubs

Wrigley Field, Chicago, IL

Sun Jul 13 2014, 1:23 PM - 4:40 PM CDT

Att. 36,363 - Sunny - 81 F

livebaseballscorecards.com

AB	34
R	7
H	9
RBI	7
BB	5
SO	8
LOB	9

Batter	1	2	3	4	5	6	7	8	9	AB	R	H	RBI	BB	SO	LOB
8 Chris Coghlan, L (1, 7) OBP: 0.353, SLG: 0.471	C SI 88 X SI 89 0-1 ① P6		X CH 82 0-0 ③ L8		C CH 85 B SI 89 X SI 86 1-1 ② F8			C SI 83 B CH 76 B CH 75 F SI 84 F CH 76 X CU 73 2-2 7 FC3-6 1B		4	0	1	0	0	0	1
7 Arismendy Alcántara, S (1, 4) OBP: 0.379, SLG: 0.654	X SI 90 0-0 ② G3			C SI 87 S SL 88 B SI 89 B CH 81 B CH 82 B SI 88 4-2 44 S 44 HR BB	X SI 89 0-0 ③ L9			X SI 84 0-0 ① FC3-6 13 S 1-2f		3	1	0	0	1	0	1
44 Anthony Rizzo, L (1, 3) OBP: 0.382, SLG: 0.516	C SI 86 B CH 81 F CH 81 B SI 90 X SI 91 2-2 ③ G4-3			B KC 76 S CH 82 B FF 89 X SI 89 2-1 1-H HR		B SL 85 F SL 83 B CU 74 C SI 88 X CU 74 2-2 HR		C SI 84 C SI 84 X CH 76 0-2 ② L8		4	2	2	3	0	0	1
13 Starlin Castro, R (1, 6) OBP: 0.325, SLG: 0.436		B SI 89 B SI 88 B SI 88 C SI 87 B SI 87 4-1 24 FC4-6 BB		C CH 79 B SI 91 B SI 88 S SI 90 S CH 81 2-3 ① K		B SI 87 B SI 88 B CH 77 X FF 88 3-0 ① P3		1 SAFE F SI 84 C SI 84 B CU 73 S CU 74 1-3 ③ K 1-2		3	0	0	0	1	2	1
24 Luis Valbuena, L (1, 5) OBP: 0.336, SLG: 0.414		C SI 88 B SI 88 S CH 82 X CH 81 1-2 ① FC4-6 20 CS 1-2f		B CH 83 X CH 83 1-0 20 G6-3 6 1B 2B		C SL 85 X SL 85 0-1 ② F7			C FF 92 S FF 93 B FF 92 F FF 94 B SL 88 F SL 88 B FF 94 F FF 93 X FF 93 3-2 ① L9	4	1	1	0	0	0	1
20 Justin Ruggiano, R (1, 8) OBP: 0.358, SLG: 0.446		B KC 76 B SI 88 B SI 89 C SI 90 F CH 82 S SI 89 3-3 ② ③ K 1-2		S SI 87 X SI 89 0-1 ② G6-3 2-3		B SL 85 F CH 77 B SL 84 B SI 88 X SL 83 3-1 ③ F7			C SL 85 B SL 87 B SL 86 B FF 92 B FF 92 4-1 6 E 6 S BB	3	0	0	0	1	1	2
6 Ryan Sweeney, L (1, 9) OBP: 0.260, SLG: 0.285			C SI 86 X FF 91 0-1 ① F9 C CH 81 F CH 80 B FF 91 X SI 89 1-2 3-H 1B				B SI 94 X SI 95 1-0 ① G4-3		C FF 92 1 SAFE B FF 93 X FF 92 1-1 ② P5 1-3	4	0	1	1	0	0	1
5 Welington Castillo, R (1, 2) OBP: 0.287, SLG: 0.368			F SI 89 B SI 91 F SI 88 S CH 78 1-3 ② K C SI 91 D KC 78 B SI 91 X SI 89 2-1 ③ G2-3				C FF 95 F SI 95 S SL 87 0-3 ② K		C FF 93 C FF 93 S FF 93 0-3 ③ K	4	0	0	0	0	3	2
36 Edwin Jackson, R (1, 1) OBP: 0.118, SLG: 0.147 40 James Russell, L (6, 1) 63 Brian Schlitter, R (6, 1) OBP: 1.000, SLG: 1.000 59 Zac Rosscup, R (6, 1) 19 Nate Schierholtz, L (7, PH) OBP: 0.249, SLG: 0.313 54 Neil Ramírez, R (7, 1) 52 Justin Grimm, R (8, 1)			C SI 88 C KC 76 B KC 78 X KC 77 1-2 1B		F SI 90 X SI 90 0-1 ① G4-3		S SI 94 B CH 86 S CH 88 B CH 88 F CH 89 X SI 95 2-2 ③ G4-3			2 0 0 0 1 0 0	0 0 0 0 0 0 0	1 0 0 0 0 0 0	0 0 0 0 0 0 0	0 0 0 0 0 0 0	0 0 0 0 0 0 0	0 0 0 0 0 0 0
Inning Stats	R: 0 E: 0 K: 0 S: 6 H: 0 LOB: 0 BB: 0 P: 8	R: 0 E: 0 K: 1 S: 7 H: 0 LOB: 1 BB: 1 P: 15	R: 0 E: 0 K: 1 S: 9 H: 1 LOB: 1 BB: 0 P: 11	R: 3 E: 0 K: 1 S: 15 H: 3 LOB: 1 BB: 1 P: 27	R: 0 E: 0 K: 0 S: 5 H: 0 LOB: 0 BB: 0 P: 6	R: 1 E: 0 K: 0 S: 8 H: 1 LOB: 0 BB: 0 P: 16	R: 0 E: 0 K: 1 S: 8 H: 0 LOB: 0 BB: 0 P: 11	R: 0 E: 0 K: 1 S: 11 H: 1 LOB: 1 BB: 0 P: 14	R: 0 E: 0 K: 1 S: 12 H: 0 LOB: 1 BB: 1 P: 20	1B: 3 2B: 2 3B: 0 HR: 2	SF: 0 SAC: 0 DP: 1 HBP: 0			WP: 0 PB: 0 SB: 3 CS: 1	PA: 35		

PITCHER		IP	WLS	BF	H	R	ER	SO	BB	IBB	HBP	BLK	WP	HR	S	P	ERA	WHIP
35 Trevor Cahill, R ERA: 5.63	(1, 1)	5.0		20	4	3	3	3	2	0	0	0	0	1	42	67	5.40	1.200
56 Eury De La Rosa, L ERA: 3.6	(6, 1)	1.0	W	4	1	1	1	0	0	0	0	0	0	1	8	16	9.00	1.000
50 Evan Marshall, R ERA: 3.42	(7, 1)	1.0	H	3	0	0	0	1	0	0	0	0	0	0	8	11	0.00	0.000
29 Brad Ziegler, R ERA: 2.37	(8, 1)	1.0	H	4	1	0	0	1	0	0	0	0	0	0	11	14	0.00	1.000
43 Addison Reed, R ERA: 4.19	(9, 1)	1.0	S	4	0	0	0	1	1	0	0	0	0	0	12	20	0.00	1.000

PITCHER	IP	WLS	BF	H	R	ER	SO	BB	IBB	HBP	BLK	WP	HR	S	P	ERA	WHIP

TOP

Chicago Cubs @ Arizona Diamondbacks

Chase Field, Phoenix, AZ

Fri Jul 18 2014, 6:41 PM - 9:55 PM MST

Att. 32,619 - Roof Closed - 79 F

livebaseballscorecards.com

AB	32
R	4
H	6
RBI	4
BB	3
SO	6
LOB	10

Batter	1	2	3	4	5	6	7	8	9	AB	R	H	RBI	BB	SO	LOB
2 Aaron Hill, R (1, 4) OBP: 0.275, SLG: 0.362	B FF 95 B FF 95 B FF 93 C FF 93 C FF 95 S FF 95 3-3 ① **K**		C FF 94 F SL 87 B FF 96 S FF 96 1-3 ③ **K**		S FF 95 B FF 95 B FF 95 F FF 96 D SL 88 X FF 94 3-2 ②③ **G6-3** **1-2** **3-H**		F FF 94 B SL 89 X SL 90 1-1 44 BB 1B			4	0	1	0	0	2	2
6 David Peralta, L (1, 8) (8, 7) OBP: 0.350, SLG: 0.464	B FF 94 C FF 93 B CU 82 F FF 95 X FF 95 2-2 44 G4-3 2B			B FF 94 S CH 86 X CU 79 1-1 44 G5-4-3 1B		C FF 93 B FF 92 X CH 85 1-1 ① **P5**	B FF 95 1 SAFE S FF 94 F FF 95 F FF 94 C CU 80 1-3 ① **K**			4	0	2	0	0	1	1
44 Paul Goldschmidt, R (1, 3) OBP: 0.401, SLG: 0.556	B FF 94 B FF 94 X FF 94 2-0 ② **G4-3** **2-3**			B CU 79 X FF 92 1-0 ① **G5-4-3** **1-2f** ②		C FF 93 C CU 82 F FF 92 B FF 95 B SL 87 X FF 94 2-2 **HR**	1 SAFE F FF 94 B FF 96 B FF 96 S FF 96 F FF 95 F FF 96 D SL 89 B FF 96 4-2 **1-2** BB			3	1	1	1	1	0	2
26 Miguel Montero, L (1, 2) OBP: 0.343, SLG: 0.414	F FF 95 S SL 87 B FF 95 S SL 87 1-3 ③ **K**			C FF 95 B SL 86 F FF 95 B SL 87 X SL 88 2-2 ③ **G5-3**		B FF 90 X SL 80 1-0 14 1B 15 1B 8 SF7 1B	B FF 95 S FF 95 S FF 95 D SL 88 F FF 94 F SL 90 X FF 94 2-2 ② **F7**			4	1	1	0	0	1	3
15 Mark Trumbo, R (1, 7) OBP: 0.250, SLG: 0.457 29 Brad Ziegler, R (8, 1) 43 Addison Reed, L (9, 1)		B FF 93 C FF 95 B CU 80 X FF 95 2-1 ① **G5-3**			F FF 94 B SL 85 F CH 87 B SL 86 F FF 94 F FF 95 X SL 87 2-2 ① **G6-3**	C SI 94 X SI 95 0-1 14 1B 1 1B **1-2** 1B	F FF 95 B SL 91 B SL 89 S FF 96 X FF 96 2-2 ③ **G5-3**			4 0 0	1 0 0	1 0 0	0 0 0	0 0 0	0 0 0	2 0 0
14 Martín Prado, R (1, 5) OBP: 0.323, SLG: 0.371 13 Nick Ahmed, R (9, 6) OBP: 0.231, SLG: 0.231		C FF 94 B CU 80 X SL 85 1-1 ② **G6-3**			B FF 95 C FF 96 F FF 94 F FF 95 X SL 87 1-2 8 1B 1 1B 1B	C SI 94 B SI 96 X SI 94 1-1 1 1B **1-2** **2-3** 1B		C FF 95 X CU 84 0-1 ① **G6-3**		4 0	1 0	2 0	0 0	0 0	0 0	0 0
8 Gerardo Parra, L (1, 9) OBP: 0.301, SLG: 0.353		C FF 96 X CU 79 0-1 ③ **G3-1**			C FF 95 X FF 94 0-1 1 1B 28 1B **1-3** 1B	B SI 95 X SI 95 1-0 ② **SF7** **3-H**		T FF 96 B CU 84 S CU 80 B CU 83 S FF 96 2-3 ② **K**		3	1	1	1	0	1	0
1 Didi Gregorius, L (1, 6) OBP: 0.337, SLG: 0.402 (9, 5)			B FF 93 B CU 78 C FF 93 B CH 87 X SI 94 3-1 ① **G4-3**		B FF 95 C FF 93 X CU 81 1-1 28 1B 2 G6-3 **1-2** **3-H** 1B	B FF 92 C FF 92 D SL 81 F FF 93 B FF 93 F FF 92 X FF 92 3-2 **1-3** **2-H** 1B		B FF 96 C FF 95 B FF 96 F FF 96 F CU 84 F FF 96 X FF 96 2-2 ③ **P5**		4	0	2	2	0	0	0
35 Trevor Cahill, R (1, 1) OBP: 0.143, SLG: 0.286 28 Nick Evans, R (5, PH) OBP: 0.211, SLG: 0.474 56 Eury De La Rosa, L (6, 1) 7 Cody Ross, R (6, PH) OBP: 0.278, SLG: 0.297 50 Evan Marshall, R (7, 1) 5 Ender Inciarte, L (8, 8) OBP: 0.286, SLG: 0.271			B FF 94 F FF 94 B FF 93 F FF 94 X FF 94 2-2 ② **G6-3**		B SL 86 B FF 92 F FF 94 S FF 95 X FF 95 2-2 **1-3** **2-H** 2 G6-3 1B	B FF 93 F FF 92 B FF 93 B FF 92 X FF 92 3-1 ③ **P3**				1 1 0 1 0 0	0 0 0 0 0 0	0 1 0 0 0 0	0 1 0 0 0 0	0 0 0 0 0 0	0 0 0 2 0 0	0 0 0 0 0 0
Inning Stats	R: 0 E: 0 K: 2 S: 10 H: 1 LOB: 1 BB: 0 P: 18	R: 0 E: 0 K: 0 S: 6 H: 0 LOB: 0 BB: 0 P: 9	R: 0 E: 0 K: 1 S: 8 H: 0 LOB: 0 BB: 0 P: 14	R: 0 E: 0 K: 0 S: 6 H: 1 LOB: 0 BB: 0 P: 10	R: 2 E: 0 K: 0 S: 19 H: 4 LOB: 2 BB: 0 P: 28	R: 3 E: 0 K: 0 S: 18 H: 5 LOB: 2 BB: 0 P: 30	R: 0 E: 0 K: 1 S: 18 H: 1 LOB: 2 BB: 1 P: 28	R: 0 E: 0 K: 1 S: 10 H: 0 LOB: 0 BB: 0 P: 14		1B: 10 2B: 1 3B: 0 HR: 1	SF: 1 SAC: 0 DP: 1 HBP: 0				

PITCHER		IP	WLS	BF	H	R	ER	SO	BB	IBB	HBP	BLK	WP	HR	S	P	ERA	WHIP
36 Edwin Jackson, R ERA: 5.61	(1, 1)	5.1		21	7	3	3	3	0	0	0	0	0	1	55	88	5.06	1.312
40 James Russell, L ERA: 2.86	(6, 1)	0.0		1	1	0	0	0	0	0	0	0	0	0	1	2	∞	∞
63 Brian Schlitter, R ERA: 3.16	(6, 1)	0.1	L	3	2	1	1	0	0	0	0	0	0	0	5	7	27.00	6.000
59 Zac Rosscup, L ERA: 5.4	(6, 1)	0.1		2	1	1	1	0	0	0	0	0	0	0	6	12	27.00	3.000
54 Neil Ramírez, R ERA: 1.01	(7, 1)	1.0		5	1	0	0	1	1	0	0	0	0	0	18	28	0.00	2.000

PITCHER		IP	WLS	BF	H	R	ER	SO	BB	IBB	HBP	BLK	WP	HR	S	P	ERA	WHIP
52 Justin Grimm, R ERA: 4.46	(8, 1)	1.0		3	0	0	0	1	0	0	0	0	0	0	10	14	0.00	0.000

BOTTOM

Chicago Cubs @ Arizona Diamondbacks

Chase Field, Phoenix, AZ

Fri Jul 18 2014, 6:41 PM - 9:55 PM MST

Att. 32,619 - Roof Closed - 79 F

livebaseballscorecards.com

AB	33
R	5
H	12
RBI	5
BB	1
SO	5
LOB	12

WP: 0	PA: 35		
PB: 0			
SB: 0			
CS: 0			

Batter	1	2	3	4	5	6	7	8	9	AB	R	H	RBI	BB	SO	LOB
7 Arismendy Alcántara, S (1, 8) OBP: 0.324, SLG: 0.548	C SI 90 C FF 90 B SL 83 S SL 84 1-3 K ①	1 SAFE 0-0 PO ③ 1-2	C FF 89 C FF 90 C FF 91 0-3 K ①		X FF 91 0-0 G4-3 ①		C FF 91 C FF 92 C FF 93 0-3 K ②		X FF 92 0-0 G3 ③	5	0	0	0	0	3	3
20 Justin Ruggiano, R (1, 9) OBP: 0.356, SLG: 0.441	S SI 92 B SL 83 S SL 85 X FF 91 1-2 44 1B 13 1B 1B		X CH 82 0-0 G5-3 ②		B SI 91 S CH 83 B CH 84 C FF 93 T FF 94 2-2 K ②		F FF 94 C FF 92 D FF 94 X SL 86 1-2 G5-3 ③			4	1	1	0	0	1	2
44 Anthony Rizzo, L (1, 3) OBP: 0.383, SLG: 0.514	B FF 92 X SI 91 1-0 5 F8 13 1B 1-3 1B		B SL 85 H SI 92 2-0 13 FC4 HBP		C SI 90 C SI 92 B SL 87 X SI 92 1-2 G5-3 ③			C SI 94 S SL 85 B CH 87 B CH 88 S SL 86 2-3 K ①		3	0	1	0	0	1	0
13 Starlin Castro, R (1, 6) OBP: 0.327, SLG: 0.437	B SI 92 D CH 84 F CH 83 B FF 91 X CH 83 3-1 1-2 3-H 1B		B SI 93 X FF 92 1-0 FC4 ③ 1-2f			B SI 92 B SI 92 C CH 83 F SL 84 F FF 93 B FF 93 S SL 86 3-3 K ①		C FF 95 B SI 94 X SI 94 1-1 5 1B 1B		4	0	2	1	0	1	1
5 Welington Castillo, R (1, 2) OBP: 0.291, SLG: 0.384	B SI 92 X SI 91 1-0 F8 ② 2-3			F SI 92 B FF 92 B FF 91 X CH 82 2-1 HR		B SI 94 C FF 93 C FF 93 F FF 94 B SL 84 X SL 88 2-2 F8 ②		X FF 94 0-0 19 G6-4-3 1-2 1B		4	1	2	1	0	0	2
21 Junior Lake, R (1, 7) OBP: 0.246, SLG: 0.385 33 Carlos Villanueva, R (6, 1) 19 Nate Schierholtz, L (8, PH) OBP: 0.248, SLG: 0.312 59 Zac Rosscup, R (8, 1)	D SL 83 S SL 82 C FF 90 B SL 83 F SL 83 X FF 91 2-2 F8 ③			S SL 86 X SL 80 0-1 30 SF9 3B		B FF 93 S FF 92 X FF 94 1-1 G5-3 ③		C SI 94 X SI 93 0-1 G6-4-3 ②③ 1-2f		3 0 1 0	1 0 0 0	1 0 0 0	0 0 0 0	0 0 0 0	0 0 0 0	2 0 2 0
30 Mike Olt, R (1, 5) OBP: 0.226, SLG: 0.361		C FF 88 C FF 88 C FF 89 0-3 K ①	B FF 92 X FF 91 1-0 SF9 ① 3-H				C FF 90 X SL 81 0-1 P4 ①		S FF 92 C FF 92 T FF 93 0-2 K ①	3	0	0	1	0	2	0
15 Darwin Barney, R (1, 4) OBP: 0.265, SLG: 0.328		X SI 90 0-0 G6-3 ②	B SI 93 X SI 93 1-0 G3 ②				C SI 90 B SI 92 B CH 83 X SI 92 2-1 8 BB 1B		F FF 93 B SI 92 B FF 92 F FF 93 B FF 92 F FF 91 F FF 92 X SI 92 3-2 3B	4	0	2	0	0	0	0
37 Travis Wood, R (1, 1) OBP: 0.282, SLG: 0.459 8 Chris Coghlan, L (6, 7) OBP: 0.354, SLG: 0.468		B SI 90 X SI 92 1-0 7 PO 1B	B SI 92 F FF 92 F FF 91 S SL 85 1-3 K ③				D SI 90 1 SAFE B FF 92 F FF 92 D SL 84 B FF 93 4-1 1-2 BB		C SL 80 S FF 92 X SL 80 0-2 P2 ②	2 1	0 0	1 0	0 0	0 1	1 0	0 1
Inning Stats	R: 1 E: 0 K: 1 S: 14 H: 3 LOB: 2 BB: 0 P: 23	R: 0 E: 0 K: 1 S: 5 H: 1 LOB: 0 BB: 0 P: 6	R: 0 E: 0 K: 1 S: 5 H: 0 LOB: 1 BB: 0 P: 8	R: 2 E: 0 K: 1 S: 9 H: 2 LOB: 0 BB: 0 P: 14	R: 0 E: 0 K: 1 S: 7 H: 0 LOB: 0 BB: 0 P: 10	R: 0 E: 0 K: 1 S: 10 H: 0 LOB: 0 BB: 0 P: 16	R: 0 E: 0 K: 1 S: 11 H: 1 LOB: 2 BB: 1 P: 18	R: 0 E: 0 K: 1 S: 8 H: 2 LOB: 1 BB: 0 P: 11	R: 0 E: 0 K: 1 S: 12 H: 1 LOB: 1 BB: 0 P: 15	1B: 7 2B: 0 3B: 2 HR: 1 SF: 1 SAC: 0 DP: 1 HBP: 1						

WP: 0 PB: 0 SB: 0 CS: 0 PA: 38

PITCHER		IP	WLS	BF	H	R	ER	SO	BB	IBB	HBP	BLK	WP	HR	S	P	ERA	WHIP
36 Wade Miley, L ERA: 4.16	(1, 1)	7.0	W	29	7	3	3	7	1	0	1	0	0	1	61	95	3.86	1.143
50 Evan Marshall, R ERA: 3.28	(8, 1)	1.0		4	2	0	0	1	0	0	0	0	0	0	8	11	0.00	2.000
59 Oliver Pérez, L ERA: 2.0	(9, 1)	1.0		4	1	0	0	1	0	0	0	0	0	0	12	15	0.00	1.000

PITCHER	IP	WLS	BF	H	R	ER	SO	BB	IBB	HBP	BLK	WP	HR	S	P	ERA	WHIP

TOP

Chicago Cubs @ Arizona Diamondbacks

Chase Field, Phoenix, AZ

Sat Jul 19 2014, 5:11 PM - 8:05 PM MST

Att. 32,528 - Roof Closed - 79 F

livebaseballscorecards.com

AB	34
R	3
H	10
RBI	3
BB	1
SO	9
LOB	13

Batter	1	2	3	4	5	6	7	8	9	AB	R	H	RBI	BB	SO	LOB
5 Ender Inciarte, L (1, 8) OBP: 0.266, SLG: 0.276	C FF 87 B FF 89 T FC 86 S SL 81 1-3 ① **K**	B FC 85 S FF 89 F SL 81 B FF 91 S SL 82 2-3 ③ **K2-3**			B CU 73 X SI 88 1-0 44 BB 26 2B **2B**	X FF 88 0-0 **SH** 44 2B 15 1B **2-3**		B FF 92 F FF 92 B SL 82 B FF 92 F FF 90 F FF 93 S SL 82 3-3 ② **K**		4	2	1	0	0	3	1
2 Aaron Hill, R (1, 4) OBP: 0.279, SLG: 0.366	X SI 89 0-0 15 F8 44 BB **1B**		C CH 81 X FC 85 0-1 ① **F9**		B FC 85 F FF 88 B FC 85 D CH 82 B FF 89 4-1 44 BB 26 2B **BB**	F FF 89 1 SAFE B FF 90 F FF 90 1 SAFE B FF 90 X FF 91 2-2 ② **P3**		B FF 92 F FF 92 X FF 92 1-1 44 HR **2B**		4	2	2	0	1	0	2
44 Paul Goldschmidt, R (1, 3) OBP: 0.408, SLG: 0.570	C FF 89 S FF 90 B FF 90 D FC 87 F FC 86 B FF 91 B FC 87 4-2 26 BB **1-2** **BB**		C FF 88 B FC 86 X FC 86 1-1 26 1B 26 E **1B**		B FC 85 C FF 88 B FF 88 F FF 88 B FF 90 B FF 89 4-2 26 2B **1-2** **2-3** **BB**	D CU 76 X CH 82 1-0 15 1B **1-3** **3-H** **2B**		B FF 91 B FF 91 X FF 91 2-0 **2-H** **HR**		3	3	3	3	2	0	0
15 Mark Trumbo, R (1, 7) OBP: 0.248, SLG: 0.444	F FC 86 X CH 83 0-1 ② **F8** **2-3**		B FC 85 X SI 89 1-0 ② **F8**		B FF 89 B FF 89 X SI 89 2-0 ① **L3**	C FF 91 X FF 91 0-1 **2-3** **3-H** **1B**		C FF 92 S SL 82 B SL 81 F FF 92 F SL 81 B SL 81 C FF 90 2-3 ③ **K**		5	0	1	1	0	1	6
26 Miguel Montero, L (1, 2) OBP: 0.347, SLG: 0.420	1 SAFE F FC 85 B FC 82 S SL 80 B FC 82 F FF 90 F SL 80 B FF 91 F SL 82 4-2 B FC 84 **1-2** **BB**		X FC 85 0-0 **E8** **1-H** **1B**		F FF 90 X SL 80 0-1 14 E 8 1B **1-H** **2-H** **3-H** **2B**	D CU 76 X SI 89 1-0 ③ **G5-3**				3	1	2	3	1	0	2
14 Martín Prado, R (1, 5) OBP: 0.320, SLG: 0.367	B FF 89 C FF 90 B CH 82 X FF 90 2-1 ③ **F7**		C FF 88 F FC 84 F FF 88 B SI 89 X FF 89 1-2 ③ **F8**		C FF 89 X FC 85 0-1 ② **L5** **2-3**		B FF 89 B FF 88 C FF 90 F FF 90 B FF 90 X SL 85 3-2 ① **G6-3**			4	0	0	0	0	0	5
7 Cody Ross, R (1, 9) OBP: 0.282, SLG: 0.302 8 Gerardo Parra, L (3, 9) OBP: 0.301, SLG: 0.353		C FF 88 B FC 86 F FC 86 B SL 80 X SI 90 2-2 36 SH1-4 **1B**		B FF 87 C FF 88 B SL 81 B FF 90 X FF 89 3-1 ① **G4-3**	C CU 73 F FC 86 X SI 87 0-2 13 CS **3-H** **1B**		X CH 83 0-0 ② **F7**			1 3	0 0	1 1	0 1	0 0	0 0	0 0
13 Nick Ahmed, R (1, 6) OBP: 0.233, SLG: 0.267		S FC 85 C FF 89 X FC 85 0-2 ① **F9**		X FC 86 0-0 ② **L7**	1 SAFE C FF 88 F FF 87 F FC 81 B FF 89 1-2 ③ **CS** **1-2**	F FC 84 B FF 89 X FF 88 1-1 5 SH 44 2B **2B**	C FF 91 S SL 84 S FF 91 0-3 ③ **K**			4	1	1	0	0	1	1
36 Wade Miley, L (1, 1) OBP: 0.195, SLG: 0.154 50 Evan Marshall, R (8, 1) 28 Nick Evans, R (8, PH) OBP: 0.200, SLG: 0.450 59 Oliver Pérez, L (9, 1)		L FF 89 D FC 84 X FF 88 1-1 ② **SH1-4** **1-2**		C FF 89 X FC 85 0-1 ③ **F8**		L FC 85 L FF 86 M SL 79 0-3 ① **K**		B FF 91 C FF 91 F FF 90 B SL 80 S FF 91 2-3 ① **K**		2 0 1 0	0 0 0 0	0 0 0 0	0 0 1 0	0 0 0 0	1 0 0 0	1 0 0 0
Inning Stats	R: 0 E: 0 K: 1 S: 16 H: 1 LOB: 3 BB: 2 P: 27	R: 0 E: 0 K: 1 S: 11 H: 1 LOB: 1 BB: 0 P: 16	R: 1 E: 1 K: 0 S: 10 H: 2 LOB: 1 BB: 0 P: 13	R: 0 E: 0 K: 0 S: 5 H: 0 LOB: 0 BB: 0 P: 8	R: 4 E: 1 K: 0 S: 15 H: 3 LOB: 0 BB: 2 P: 27	R: 2 E: 0 K: 1 S: 13 H: 3 LOB: 2 BB: 0 P: 18	R: 0 E: 0 K: 1 S: 7 H: 0 LOB: 0 BB: 0 P: 10	R: 2 E: 0 K: 3 S: 15 H: 2 LOB: 0 BB: 0 P: 25		1B: 6 2B: 5 3B: 0 HR: 1	SF: 0 SAC: 2 DP: 0 HBP: 0					

PITCHER		IP	WLS	BF	H	R	ER	SO	BB	IBB	HBP	BLK	WP	HR	S	P	ERA	WHIP
37 Travis Wood, L ERA: 5.12	(1, 1)	5.1	L	28	8	7	5	3	4	0	0	0	0	0	63	98	8.44	2.250
33 Carlos Villanueva, R ERA: 5.98	(6, 1)	1.2		7	2	0	0	1	0	0	0	0	0	0	14	21	0.00	1.200
59 Zac Rosscup, L ERA: 7.5	(8, 1)	1.0		5	2	2	2	3	0	0	0	0	0	1	15	25	18.00	2.000

PITCHER	IP	WLS	BF	H	R	ER	SO	BB	IBB	HBP	BLK	WP	HR	S	P	ERA	WHIP

BOTTOM

Chicago Cubs @ Arizona Diamondbacks

Chase Field, Phoenix, AZ

Sat Jul 19 2014, 5:11 PM - 8:05 PM MST

Att. 32,528 - Roof Closed - 79 F

livebaseballscorecards.com

AB	34
R	9
H	12
RBI	8
BB	4
SO	7
LOB	18

Chicago Cubs @ Arizona Diamondbacks

Chase Field, Phoenix, AZ

Sun Jul 20 2014, 1:12 PM - 4:01 PM MST

Att. 37,131 - Roof Closed - 76 F

livebaseballscorecards.com

Batter	1	2	3	4	5	6	7	8	9	AB	R	H	RBI	BB	SO	LOB
8 Chris Coghlan, L (1, 7) OBP: 0.358, SLG: 0.481	B FC 84 F FC 86 F FC 84 X FC 86 1-2 ① G6-3		C CU 71 B CH 77 F CH 78 X FF 86 1-2 2B		C FC 85 C FC 86 B FC 86 B FC 87 F FC 87 X CH 80 2-2 ③ L4			X SI 84 0-0 7 2B 2B		4	1	2	0	0	0	0
7 Arismendy Alcántara, S (1, 4) OBP: 0.316, SLG: 0.543	C FC 85 B FC 86 X FC 86 1-1 ② P3		B CH 77 C FC 86 S FC 85 F FC 85 B CH 78 F CH 77 B FC 87 C FC 89 3-3 ③ K			C CH 77 F FC 85 X FC 86 0-2 ① G6-3		B SI 84 B SI 84 B SI 84 C SI 84 X SI 83 3-1 44 G3 2-H 2B		4	0	1	1	0	1	1
44 Anthony Rizzo, L (1, 3) OBP: 0.384, SLG: 0.522	C FC 86 B FC 86 X FC 86 1-1 1B			F CU 71 F CU 73 B FC 88 X FC 87 1-2 ① L7		X CH 80 0-0 HR		B SI 84 F SI 83 B SI 86 X CH 77 2-1 ② G3 2-3		4	1	2	1	0	0	1
13 Starlin Castro, R (1, 6) OBP: 0.326, SLG: 0.433	B FC 85 B FC 84 C CH 78 F FC 84 F FC 86 X CU 74 2-2 ③ F9			B FC 86 B FC 86 B FC 86 B FC 87 4-0 6 1B BB		C FC 85 B FC 85 X CH 79 1-1 ② P4		S CU 73 B CU 73 X CU 73 1-1 ③ F8		3	0	0	0	1	0	2
24 Luis Valbuena, L (1, 5) OBP: 0.331, SLG: 0.408		F FC 84 X FC 85 0-1 ① F7		F CH 80 B FC 85 1 SAFE F FC 85 B FC 86 S CH 78 2-3 ② K		C FC 85 X FC 85 0-1 ③ P6			C FF 92 F FF 92 B FF 92 C FF 93 1-3 ① K	4	0	0	0	0	2	1
6 Ryan Sweeney, L (1, 8) OBP: 0.260, SLG: 0.284		B FC 85 C FC 86 C FC 86 B FC 87 F FC 87 S CH 79 2-3 ② K		B FC 85 X CH 79 1-0 1-2 1B			B FC 84 C FC 84 B FC 86 X FC 86 2-1 ① G4-3		F FF 93 X FF 92 0-1 ② F8	4	0	1	0	0	1	0
19 Nate Schierholtz, L (1, 9) OBP: 0.245, SLG: 0.308		B FC 85 F FC 85 B FC 86 S CH 79 X FC 88 2-2 ③ L5		B CH 79 F CH 79 B FC 86 B FC 87 X CH 80 3-1 ③ G6-3			C FC 85 F FC 85 F FC 88 F FC 86 X CH 79 0-2 ② G3-1		C FF 92 B FF 92 S FF 91 X FF 92 1-2 ③ F8	4	0	0	0	0	0	2
12 John Baker, L (1, 2) OBP: 0.308, SLG: 0.250			C CU 70 B FC 84 F FC 85 X FC 86 1-2 ① G3		X FC 84 0-0 ① P6		C FC 86 B FC 85 X FC 86 1-1 ③ G4-3			3	0	0	0	0	0	0
49 Jake Arrieta, R (1, 1) OBP: 0.182, SLG: 0.190 40 James Russell, L (7, 1) 54 Neil Ramírez, R (7, 1) 20 Justin Ruggiano, R (8, PH) OBP: 0.354, SLG: 0.438 46 Pedro Strop, R (8, 1)			C FC 85 C CU 72 B FC 86 F FC 86 C CU 74 1-3 ② K		X FC 84 0-0 ② P3			C SI 83 B SI 83 B SI 84 X SI 84 2-1 ① G4-3		2 0 0 1 0	0 0 0 0 0	0 0 0 0 0	0 0 0 0 0	1 0 0 0 0	0 0 0 0 0	0 0 0 0 0
Inning Stats	R: 0 E: 0 K: 0 S: 11 H: 1 LOB: 1 BB: 0 P: 16	R: 0 E: 0 K: 1 S: 9 H: 0 LOB: 0 BB: 0 P: 13	R: 0 E: 0 K: 2 S: 15 H: 1 LOB: 1 BB: 0 P: 21	R: 0 E: 0 K: 1 S: 9 H: 1 LOB: 2 BB: 1 P: 20	R: 0 E: 0 K: 0 S: 6 H: 0 LOB: 0 BB: 0 P: 8	R: 1 E: 0 K: 0 S: 8 H: 1 LOB: 0 BB: 0 P: 9	R: 0 E: 0 K: 0 S: 9 H: 0 LOB: 0 BB: 0 P: 12	R: 1 E: 0 K: 0 S: 9 H: 2 LOB: 1 BB: 0 P: 17	R: 0 E: 0 K: 1 S: 8 H: 0 LOB: 0 BB: 0 P: 10	1B: 2 2B: 3 3B: 0 HR: 1	SF: 0 SAC: 0 DP: 0 HBP: 0			WP: 0 PB: 0 SB: 0 CS: 0	PA: 34		

TOP	
AB	33
R	2
H	6
RBI	2
BB	1
SO	5
LOB	7

PITCHER		IP	WLS	BF	H	R	ER	SO	BB	IBB	HBP	BLK	WP	HR	S	P	ERA	WHIP
55 Josh Collmenter, R ERA: 3.64	(1, 1)	7.0	W	26	4	1	1	4	1	0	0	0	0	1	67	99	1.29	0.714
29 Brad Ziegler, R ERA: 2.5	(8, 1)	1.0	H	5	2	1	1	0	0	0	0	0	0	0	9	17	9.00	2.000
43 Addison Reed, R ERA: 4.08	(9, 1)	1.0	S	3	0	0	0	1	0	0	0	0	0	0	8	10	0.00	0.000

PITCHER		IP	WLS	BF	H	R	ER	SO	BB	IBB	HBP	BLK	WP	HR	S	P	ERA	WHIP

Batter	1	2	3	4	5	6	7	8	9	AB	R	H	RBI	BB	SO	LOB
5 Ender Inciarte, L (1, 8) OBP: 0.271, SLG: 0.287	C FF 93 L SL 91 B FF 95 B SL 92 X SL 90 2-2 ① G6-3		F SI 93 D SL 89 D CH 86 C SL 89 S CU 79 2-3 ② K			X FF 92 0-0 6 2B 2B	1 SAFE C FF 90 X SL 82 0-1 44 WP, 6 1B 1-3 1B			4	1	2	0	0	1	1
6 David Peralta, L (1, 7) OBP: 0.354, SLG: 0.472	C FF 95 S CU 80 T FF 95 0-2 ② K		B CU 77 S SL 88 S SI 93 B FF 94 S SL 88 2-3 ③ K 1-2			X FF 92 0-0 44 G4-3, 2 P3 2B 2-H	1 SAFE B SL 82 F FF 89 B CU 75 1 SAFE X FC 87 2-1 44 WP 1-2 3-H 1B			4	1	2	2	0	2	1
44 Paul Goldschmidt, R (1, 3) OBP: 0.404, SLG: 0.564	C CU 81 C FF 95 F SL 90 B SI 95 B SL 91 F CU 80 S SL 88 2-3 ③ K			C SI 92 S SL 90 B FF 93 C FF 92 1-3 ① K		B SL 89 F SL 88 X SL 88 1-1 ① G4-3 2-3	F FF 96 C CU 78 B FF 97 B CU 81 F FF 97 D SL 89 X FF 96 3-2 ③ L8 1-2 2-3			4	0	0	0	0	2	3
26 Miguel Montero, L (1, 2) OBP: 0.346, SLG: 0.416		B FF 92 F CU 78 F SL 90 B CH 86 B FF 93 S SL 90 3-3 ① K		B SL 89 B FF 94 X SL 89 2-0 ② G4-3		B SL 87 D SI 93 B SL 88 B SL 86 4-0 2 P3 BB		B SI 96 B SI 97 F SI 96 S SL 84 B SL 83 S SL 82 3-3 ① K2-3		3	0	0	0	1	2	0
2 Aaron Hill, R (1, 4) OBP: 0.282, SLG: 0.371		C FF 94 B CU 81 F SL 88 X FF 95 1-2 8 S 1B		C FF 93 B FF 93 B SL 89 F SL 89 X SL 88 2-2 2B		X FF 92 0-0 ② P3 1-2 3-H		C FF 96 B SL 84 B SI 96 S SL 82 S SL 83 2-3 ② K		4	0	2	1	0	1	1
8 Gerardo Parra, L (1, 9) OBP: 0.298, SLG: 0.349		S FF 93 S SL 90 B FF 94 1 SAFE F SL 90 F FF 93 1 SAFE B CH 86 S SL 89 2-3 ② K 1-2		D CU 79 X SL 88 1-0 ③ G3-1		B SL 87 B FF 91 S SL 86 F SL 86 X FF 91 2-2 ③ G4-3		X FF 96 0-0 ③ L7		4	0	0	0	0	1	3
14 Martín Prado, R (1, 5) OBP: 0.317, SLG: 0.364		X FF 93 0-0 ③ G1-3			C FF 92 X CU 77 0-1 ① P4		B CU 77 B SL 88 C FF 92 F SL 88 F SL 86 X FF 92 2-2 ① P4			3	0	0	0	0	0	1
1 Didi Gregorius, L (1, 6) OBP: 0.327, SLG: 0.389			B FF 93 B CU 78 X SI 93 2-0 ① F7		B FF 92 S SL 88 B CH 86 F SL 88 B SL 90 X SL 89 3-2 ② F8		C CU 78 B CH 86 X SL 88 1-1 ② F8			3	0	0	0	0	0	0
55 Josh Collmenter, R (1, 1) OBP: 0.108, SLG: 0.086 15 Mark Trumbo, R (7, PH) OBP: 0.255, SLG: 0.444 29 Brad Ziegler, R (8, 1) 43 Addison Reed, L (9, 1)			B FF 92 B FF 93 B FF 93 C FF 92 B FF 93 4-1 6 WP BB		C FF 93 C SI 93 S SL 89 0-3 ③ K		B SL 89 B FF 92 S SL 89 B SL 90 B SL 88 4-1 5 1B, 5 S, 6 1B BB			1 0 0 0	0 1 0 0	0 0 0 0	0 1 0 0	1 0 0 0	1 0 0 0	0 0 0 0
Inning Stats	R: 0 E: 0 K: 2 S: 11 H: 0 LOB: 0 BB: 0 P: 15	R: 0 E: 0 K: 2 S: 12 H: 1 LOB: 1 BB: 0 P: 18	R: 0 E: 0 K: 2 S: 8 H: 0 LOB: 1 BB: 1 P: 18	R: 0 E: 0 K: 1 S: 8 H: 1 LOB: 1 BB: 0 P: 14	R: 0 E: 0 K: 1 S: 8 H: 0 LOB: 0 BB: 0 P: 11	R: 2 E: 0 K: 0 S: 8 H: 2 LOB: 1 BB: 1 P: 15	R: 1 E: 0 K: 0 S: 15 H: 2 LOB: 2 BB: 1 P: 27	R: 0 E: 0 K: 2 S: 7 H: 0 LOB: 0 BB: 0 P: 12		1B: 3 2B: 3 3B: 0 HR: 0 SF: 0 SAC: 0 DP: 0 HBP: 0				WP: 2 PB: 0 SB: 2 CS: 0 PA: 33		

PITCHER		IP	WLS	BF	H	R	ER	SO	BB	IBB	HBP	BLK	WP	HR	S	P	ERA	WHIP
49 Jake Arrieta, R ERA: 2.12	(1, 1)	6.2	L	27	4	3	3	8	3	0	0	0	1	0	62	105	4.05	1.050
40 James Russell, L ERA: 2.86	(7, 1)	0.0		2	2	0	0	0	0	0	0	0	0	0	4	6	∞	∞
54 Neil Ramírez, R ERA: 1.0	(7, 1)	0.1		1	0	0	0	0	0	0	0	0	1	0	4	7	0.00	0.000
46 Pedro Strop, R ERA: 3.03	(8, 1)	1.0		3	0	0	0	2	0	0	0	0	0	0	7	12	0.00	0.000

PITCHER	IP	WLS	BF	H	R	ER	SO	BB	IBB	HBP	BLK	WP	HR	S	P	ERA	WHIP

BOTTOM

Chicago Cubs @ Arizona Diamondbacks

Chase Field, Phoenix, AZ

Sun Jul 20 2014, 1:12 PM - 4:01 PM MST

Att. 37,131 - Roof Closed - 76 F

livebaseballscorecards.com

AB	30
R	3
H	6
RBI	3
BB	3
SO	10
LOB	10

Batter	1	2	3	4	5	6	7	8	9	AB	R	H	RBI	BB	SO	LOB
25 Will Venable, L (1, 8) OBP: 0.262, SLG: 0.299	C SI 87 F SI 87 B SI 88 S CH 78 1-3 ① K		F FC 87 B CH 77 B SI 87 X CH 77 2-1 5 E 1B		C SI 86 X SI 88 0-1 ②③ G4-6-3 1-2f			B FF 93 C FF 93 X SI 94 1-1 ① G6-3		4	0	1	0	0	1	1
5 Alexi Amarista, L (1, 6) OBP: 0.287, SLG: 0.325	B SI 88 X SI 88 1-0 12 BB 1B		1 SAFE 1 SAFE X SI 85 0-0 FC4 12 G6-3 1-2			B CU 74 C CU 75 F CH 77 X CH 79 1-2 ① G6-3		B SI 95 F FF 93 S SI 95 B SL 82 F SL 82 F SI 95 S SL 82 2-3 ② K		4	0	1	0	0	1	1
12 Seth Smith, L (1, 7) OBP: 0.385, SLG: 0.507	1 SAFE B CU 73 1 SAFE B CH 77 F SI 88 S CH 77 1 SAFE F CU 76 B CH 78 4-2 1 SAFE B CH 78 1-2 BB		C CU 73 X CH 77 0-1 ②③ G6-3 1-2f			X CH 77 0-0 8 BB 1B		C SL 81 X SL 83 0-1 ③ G4-3		3	0	1	0	1	0	2
8 Yasmani Grandal, S (1, 2) OBP: 0.304, SLG: 0.385	C SI 88 F CH 78 C CU 76 0-3 ② K			C CU 74 X FC 84 0-1 ① G1-3		D CU 74 B CH 76 B FC 82 B SI 85 4-0 1 G6-4-3 1-2 BB			B SI 90 B FF 91 B FF 90 B FF 90 4-0 1 G5-4-3 BB	2	0	0	0	2	1	2
1 Chris Nelson, R (1, 5) OBP: 0.333, SLG: 0.286	C SI 87 B SI 87 S CH 77 X CU 78 1-2 ③ G1-3			C SI 88 C CU 76 F FF 91 X CH 79 0-2 ② G5-3		C SI 87 X SI 88 0-1 ②③ G6-4-3 1-2f			C KC 79 B FF 91 F KC 79 B FF 92 X FF 90 2-2 ①② G5-4-3 1-2f	4	0	0	0	0	0	5
4 Jake Goebbert, L (1, 3) OBP: 0.347, SLG: 0.372 44 René Rivera, R (9, PH) OBP: 0.276, SLG: 0.418		B SI 87 X FC 87 1-0 ① L3		B CU 74 B SI 86 B CH 78 C FC 86 B FC 84 4-1 BB			F SI 87 C FC 86 S CU 76 0-3 ① K		T FF 91 B SI 90 F FF 91 S KC 79 1-3 ③ K	2 1	0 0	0 0	0 0	1 0	1 0	0 0
13 Chris Denorfia, R (1, 9) OBP: 0.289, SLG: 0.322		C SI 87 B CU 77 X SI 87 1-1 ② G5-3		C SI 87 X CH 77 0-1 ③ F7			B SI 87 F SI 88 B SI 88 X SI 88 2-1 1B			3	0	1	0	0	0	1
11 Brooks Conrad, S (1, 4) OBP: 0.188, SLG: 0.250		X SI 88 0-0 ③ F8			B SI 87 B CH 78 X SI 87 2-0 53 FC2-5 2B		1 SAFE D SI 86 S CH 77 F SI 89 1 SAFE B CU 74 S SI 90 2-3 ② K			3	0	1	0	0	1	1
53 Eric Stults, L (1, 1) OBP: 0.077, SLG: 0.115 33 Dale Thayer, R (6, 1) 14 Tommy Medica, R (7, PH) OBP: 0.271, SLG: 0.403 58 Blaine Boyer, R (7, 1) 46 Tim Stauffer, R (8, 1) OBP: 0.200, SLG: 0.200			B SI 86 C SI 85 F SI 86 X CU 75 1-2 ① G1-3		X CH 76 0-0 ① FC2-5 25 G4-6-3 2-3		1 SAFE C SI 86 C SI 88 B CU 77 S CH 78 1-3 ③ K			2 0 1 0 0	0 0 0 0 0	0 0 0 0 0	0 0 0 0 0	0 0 1 0 0	0 0 0 0 0	1 0 1 0 0
Inning Stats	R: 0 H: 1 E: 0 LOB: 2 K: 2 BB: 1 S: 13 P: 20	R: 0 H: 0 E: 0 LOB: 0 K: 0 BB: 0 S: 4 P: 6	R: 0 H: 1 E: 1 LOB: 1 K: 0 BB: 0 S: 8 P: 11	R: 0 H: 0 E: 0 LOB: 1 K: 0 BB: 1 S: 9 P: 13	R: 0 H: 1 E: 0 LOB: 0 K: 0 BB: 0 S: 4 P: 6	R: 0 H: 1 E: 0 LOB: 1 K: 0 BB: 1 S: 6 P: 11	R: 0 H: 1 E: 0 LOB: 1 K: 3 BB: 0 S: 11 P: 16	R: 0 H: 0 E: 0 LOB: 0 K: 1 BB: 0 S: 9 P: 12	R: 0 H: 0 E: 0 LOB: 0 K: 1 BB: 1 S: 6 P: 13	1B: 4 2B: 1 3B: 0 HR: 0	SF: 0 SAC: 0 DP: 4 HBP: 0			WP: 0 PB: 0 SB: 0 CS: 0		PA: 33	

TOP

San Diego Padres @ Chicago Cubs

Wrigley Field, Chicago, IL

Tue Jul 22 2014, 7:06 PM - 9:40 PM CDT

Att. 32,730 - Partly Cloudy - 88 F

livebaseballscorecards.com

AB	29
R	0
H	5
RBI	0
BB	4
SO	7
LOB	15

PITCHER		IP	WLS	BF	H	R	ER	SO	BB	IBB	HBP	BLK	WP	HR	S	P	ERA	WHIP
28 Kyle Hendricks, R ERA: 2.77	(1, 1)	7.0	W	27	5	0	0	5	3	0	0	0	0	0	55	83	0.00	1.143
46 Pedro Strop, R ERA: 2.94	(8, 1)	1.0		3	0	0	0	1	0	0	0	0	0	0	9	12	0.00	0.000
53 Wesley Wright, L ERA: 2.28	(9, 1)	1.0		3	0	0	0	1	1	0	0	0	0	0	6	13	0.00	1.000

PITCHER		IP	WLS	BF	H	R	ER	SO	BB	IBB	HBP	BLK	WP	HR	S	P	ERA	WHIP

Batter	1	2	3	4	5	6	7	8	9	AB	R	H	RBI	BB	SO	LOB
64 Emilio Bonifácio, S (1, 4) OBP: 0.309, SLG: 0.346	B FF 87 B FF 87 C FF 87 C SL 79 B SL 82 X FF 88 3-2 13 BB 20 SF9 2B	C FF 88 C SL 81 F FF 89 B FF 89 F CH 78 F SL 81 F FF 89 D CU 72 X FF 89 2-2 1-3 1B		C CU 67 B CU 71 X SL 82 1-1 ③ G6-3			C SI 91 X FF 93 0-1 ① G5-3	X SI 88 0-0 ② FC4-6 1-2f		5	1	2	0	0	0	1
7 Arismendy Alcántara, S (1, 8) OBP: 0.326, SLG: 0.590	B SL 78 T FF 88 F CH 79 F FF 89 B SL 78 B FF 89 B CH 80 4-2 20 SF9 13 BB BB	T FF 89 C FF 89 B FF 89 S SL 81 1-3 ③ K			X FF 87 0-0 ① G4-3		F FF 94 B SI 94 X SI 93 1-1 HR	X SI 88 0-0 ③ F7		4	1	1	1	1	1	3
44 Anthony Rizzo, L (1, 3) OBP: 0.385, SLG: 0.539	B FF 89 B SL 83 F SL 82 S CH 80 F SL 84 S FF 90 2-3 ① K		X CU 69 0-0 HR		B SL 84 F SL 81 B FF 88 S CH 76 F CH 78 X SL 82 2-2 ② L8		C FF 93 B SL 87 B SL 84 X FF 93 2-1 HR			4	2	2	2	0	1	2
13 Starlin Castro, R (1, 6) OBP: 0.328, SLG: 0.435	C SL 81 B CH 80 B FF 88 T SL 81 B FF 89 F SL 80 B FF 90 4-2 1-2 2-3 BB		C FF 88 X CH 81 0-1 ① G5-3		B CH 80 B FF 89 B SL 78 C FF 87 F CH 78 X SL 81 3-2 20 1B 2B		B SI 94 C SI 93 B SL 85 C FF 92 B SL 85 X FF 91 3-2 ② G5-3			3	1	1	0	1	0	0
20 Justin Ruggiano, R (1, 9) OBP: 0.357, SLG: 0.442 46 Pedro Strop, R (8, 1) 53 Wesley Wright, R (9, 1)	X SL 81 0-0 ② SF9 2-3 3-H		F FF 89 S CH 81 B FF 90 B CH 81 B FF 89 S CH 81 3-3 ② K		B SL 76 B SL 76 C SL 76 X CH 80 2-1 5 FC6-4 2-H 1B		C SI 94 B SL 86 F SI 92 B SI 93 X SI 93 2-2 5 2B 1B			3 0 0	1 0 0	2 0 0	2 0 0	0 0 0	1 0 0	0 0 0
5 Welington Castillo, R (1, 2) OBP: 0.294, SLG: 0.391	B FF 89 X FF 89 1-0 ③ F9		C FF 88 B SL 83 B CH 81 X SL 78 2-1 1B		F SL 80 B FF 88 X CH 78 1-1 ③ FC6-4 1-2f		C FF 92 S FF 94 F CU 76 X SI 93 0-2 1-H 2B			4	0	2	1	0	0	3
21 Junior Lake, R (1, 7) OBP: 0.243, SLG: 0.379		F CH 78 X SL 80 0-1 ① G4-3	S FF 88 F FF 89 S CH 81 0-3 ③ K			F FF 91 S SL 81 B SL 80 B SL 80 X FF 91 2-2 ① F8	F SL 84 F SI 92 F SI 93 F CU 78 S SL 83 0-3 ③ K			4	0	0	0	0	2	2
30 Mike Olt, R (1, 5) OBP: 0.222, SLG: 0.353		S FF 88 C FF 89 S CU 72 0-3 ② K		C FF 86 S CH 80 B SL 82 C FF 89 1-3 ① K		F FF 92 F SL 79 B SL 80 C FF 91 1-3 ② K		B SI 90 X SI 89 1-0 ① G5-3		4	0	0	0	0	3	0
28 Kyle Hendricks, R (1, 1) 19 Nate Schierholtz, L (8, 9) OBP: 0.248, SLG: 0.310		B FF 87 F FF 85 B FF 89 B FF 89 C FF 88 B FF 89 4-2 64 1B BB		C FF 87 B FF 88 F SL 78 B FF 90 B CH 79 F FF 88 T FF 88 3-2 ② K		C FF 92 S FF 91 C FF 92 0-3 ③ K		X SI 88 0-0 64 FC4-6 1B		2 1	0 0	0 1	0 0	1 0	2 0	0 0
Inning Stats	R: 1 E: 0 K: 1 S: 15 H: 1 LOB: 2 BB: 2 P: 29	R: 0 E: 0 K: 2 S: 17 H: 1 LOB: 2 BB: 1 P: 24	R: 1 E: 0 K: 2 S: 11 H: 2 LOB: 1 BB: 0 P: 16	R: 0 E: 0 K: 2 S: 9 H: 0 LOB: 0 BB: 0 P: 14	R: 1 E: 0 K: 0 S: 12 H: 2 LOB: 1 BB: 0 P: 20	R: 0 E: 0 K: 2 S: 9 H: 0 LOB: 0 BB: 0 P: 12	R: 3 E: 0 K: 1 S: 21 H: 4 LOB: 1 BB: 0 P: 29	R: 0 E: 0 K: 0 S: 4 H: 1 LOB: 1 BB: 0 P: 5		1B: 5 2B: 3 3B: 0 HR: 3 SF: 1 SAC: 0 DP: 0 HBP: 0				WP: 0 PB: 0 SB: 0 CS: 0 PA: 38		

PITCHER		IP	WLS	BF	H	R	ER	SO	BB	IBB	HBP	BLK	WP	HR	S	P	ERA	WHIP
53 Eric Stults, L ERA: 5.0	(1, 1)	5.0	L	24	6	3	3	7	3	0	0	0	0	1	64	103	5.40	1.800
33 Dale Thayer, R ERA: 2.04	(6, 1)	1.0		3	0	0	0	2	0	0	0	0	0	0	9	12	0.00	0.000
58 Blaine Boyer, R ERA: 2.76	(7, 1)	1.0		7	4	3	3	1	0	0	0	0	0	2	21	29	27.00	4.000
46 Tim Stauffer, R ERA: 3.89	(8, 1)	1.0		4	1	0	0	0	0	0	0	0	0	0	4	5	0.00	1.000

PITCHER	IP	WLS	BF	H	R	ER	SO	BB	IBB	HBP	BLK	WP	HR	S	P	ERA	WHIP

BOTTOM

San Diego Padres @ Chicago Cubs

Wrigley Field, Chicago, IL

Tue Jul 22 2014, 7:06 PM - 9:40 PM CDT

Att. 32,730 - Partly Cloudy - 88 F

livebaseballscorecards.com

AB	34
R	6
H	11
RBI	6
BB	3
SO	10
LOB	11

San Diego Padres @ Chicago Cubs

Wrigley Field, Chicago, IL

Wed Jul 23 2014, 7:07 PM - 10:42 PM CDT

Att. 30,718 - Partly Cloudy - 62 F

TOP

livebaseballscorecards.com

Batter	1	2	3	4	5	6	7	8	9	AB	R	H	RBI	BB	SO	LOB
13 Chris Denorfia, R (1, 8) OBP: 0.292, SLG: 0.319	B FF 88 B FF 88 B FF 88 B FF 90 4-0 27 3B BB		C SL 83 F CH 82 F FF 88 B SL 82 B CH 82 B FF 90 B FF 90 4-2 27 1B BB	C SL 80 B FF 89 B SL 80 F CH 81 S FF 88 2-3 ③ K		C SI 88 F CU 76 C FF 90 0-3 ① K		D CU 79 X FF 94 1-0 14 1B 27 G1-4 15 SF7 1-3 3-H 1B	B SL 82 B FC 86 C FC 89 F FC 89 D SL 83 F FF 89 X CH 82 3-2 ③ G3	2	1	0	0	2	2	3
12 Seth Smith, L (5, 7) (8, PH) (8, 7) OBP: 0.386, SLG: 0.507										2	1	1	1	0	0	1
27 Yangervis Solarte, S (1, 4) OBP: 0.341, SLG: 0.391	C FF 89 X FF 89 0-1 18 SF9 1-H 3B		1 SAFE 1 SAFE B CH 81 X FF 87 1-0 1-2 1B		B SL 78 B CH 79 B FF 88 B FF 87 4-0 18 BB 14 2B BB	S CH 81 B SI 90 F FF 90 F SL 84 X FF 91 1-2 ② P4		C FF 93 X CU 79 0-1 ① G1-4 1-2		4	2	2	1	1	0	3
18 Carlos Quentin, R (1, 7) OBP: 0.285, SLG: 0.310 25 Will Venable, L (5, 8) OBP: 0.264, SLG: 0.298	X SL 82 0-0 ① SF9 3-H		F FF 88 F CH 81 B FF 89 D SL 82 S CH 81 2-3 ② K		D SL 80 B FF 87 B FF 87 C FF 87 B SL 78 4-1 14 2B 1 FC1-2 1-2 BB	C CH 82 D CU 78 S CU 77 B FF 91 B FF 91 X CH 83 3-2 ③ F7		I IN 73 I IN 75 I IN 75 I IN 74 4-0 14 1B IBB		1	0	0	1	1	1	2
										1	0	0	0	1	0	1
14 Tommy Medica, R (1, 3) OBP: 0.283, SLG: 0.419	B FF 88 B CH 81 F FF 89 S CH 82 F SL 82 F FF 89 S CH 82 2-3 ② K2-3		C SL 80 S CH 81 X CH 82 0-2 ③ G5-3		B SL 77 F SL 78 B FF 88 S CH 80 F CH 80 X SL 78 2-2 1 FC1-2 44 BB 1-3 2-H 2B		C CU 79 S CH 81 X SL 84 0-2 1B	C CU 80 S FF 94 X CU 81 0-2 1-2 2-3 3-H 1B		5	1	3	2	0	1	2
15 Jeff Francoeur, R (1, 9) OBP: 0.400, SLG: 0.333	S FF 90 X FF 90 0-1 ③ F8			C SL 80 S CH 81 B FF 89 F CH 82 X SL 82 1-2 1 2B 1B	B SI 92 B SI 93 B SI 95 B SI 93 4-0 44 BB 1 FC1-2 BB		F SL 82 S FF 89 S FF 90 0-3 ① K	B FF 94 B FF 94 F FF 94 X FF 94 2-1 ② SF7 3-H		3	1	1	1	1	1	1
1 Chris Nelson, R (1, 5) OBP: 0.300, SLG: 0.316		F FF 87 X CH 81 0-1 ① G6-3		B FF 88 F CH 80 C SL 81 X CH 81 1-2 5 FC6 22 FC1-2 1-H 2B	C SI 94 F SI 94 B FF 94 F SI 95 X SI 95 1-2 ① FC1-2 44 BB 1-2 2-3 3-Hf		C CH 81 S CU 78 B SI 90 S SL 83 1-3 ② K	B FF 93 C CU 80 S SL 82 F FF 94 B CU 81 X FF 95 2-2 ③ G4-3		5	0	1	1	0	1	6
44 René Rivera, R (1, 2) OBP: 0.276, SLG: 0.410 59 Kevin Quackenbush, R (7, 1) 11 Brooks Conrad, S (9, PH) OBP: 0.182, SLG: 0.241 33 Dale Thayer, R (9, 1)		B FF 88 F CH 81 X FF 88 1-1 ② F9	B CU 74 B CH 80 X CU 72 2-0 ① P2	B SI 94 C SI 95 F SI 95 B SI 94 F SI 95 B SI 94 B SI 95 4-2 5 G6-4-3 1-2 2-3 3-H BB		B CU 73 X CH 80 1-0 ③ F7		C FF 88 B CH 81 S CH 80 X SI 89 1-2 ① P4	3 0 1 0	0 0 0 0	0 0 0 0	1 0 0 0	1 0 0 0	0 0 0 0	2 0 0 0
5 Alexi Amarista, L (1, 6) OBP: 0.285, SLG: 0.319		B FF 88 B FF 88 C FF 89 S FF 90 F SL 82 F FF 90 X CH 82 2-2 ③ G3	F SL 79 F FF 87 F FF 88 X SL 81 0-2 FC6 22 FC1-2 2-3	C SI 93 C SI 94 F SI 95 X SI 93 0-2 ②③ G6-4-3 1-2f			F FF 94 B FF 94 C CU 77 B FF 94 B FF 94 F FF 93 B FF 93 4-2 8 S 8 WP 12 1B BB	B FF 90 F SL 80 X FC 87 1-1 ② G6-3	4	1	0	0	1	0	4
22 Ian Kennedy, R (1, 1) OBP: 0.189, SLG: 0.206 50 Nick Vincent, R (7, 1) 54 Alex Torres, L (7, 1) 8 Yasmani Grandal, S (7, 2) OBP: 0.310, SLG: 0.385			C FF 87 C FF 88 B SL 82 B CH 81 C FF 89 2-3 ① K	X CH 80 0-0 ② FC1-2 1-2 3-H		B FF 87 B SI 88 F FF 87 B FF 89 B SI 88 4-1 BB	1 SAFE 1 SAFE B FF 92 S FF 91 B CU 80 S FF 93 B FF 94 F FF 94 B CU 80 4-2 12 1B 14 1B 1-3 BB	C FF 88 B CH 81 B CH 81 B SI 87 C SI 88 B SI 88 4-2 BB	2 0 0 0	0 0 0 1	0 0 0 0	0 0 0 0	1 0 0 2	1 0 0 0	2 0 0 0
Inning Stats	R: 2 E: 0 K: 1 S: 10 H: 1 LOB: 0 BB: 1 P: 16	R: 0 E: 0 K: 0 S: 9 H: 0 LOB: 0 BB: 0 P: 12	R: 0 E: 0 K: 2 S: 13 H: 1 LOB: 2 BB: 1 P: 22	R: 1 E: 0 K: 1 S: 16 H: 2 LOB: 2 BB: 0 P: 22	R: 2 E: 0 K: 0 S: 16 H: 1 LOB: 2 BB: 4 P: 35	R: 0 E: 0 K: 1 S: 11 H: 0 LOB: 1 BB: 1 P: 19	R: 0 E: 0 K: 2 S: 10 H: 1 LOB: 1 BB: 0 P: 12	R: 3 E: 0 K: 0 S: 18 H: 2 LOB: 2 BB: 3 P: 35	R: 0 E: 0 K: 0 S: 11 H: 0 LOB: 1 BB: 1 P: 20	1B: 5 2B: 2 3B: 1 HR: 0 SF: 2 SAC: 0 DP: 1 HBP: 0						

	AB	33
	R	8
	H	8
	RBI	8
	BB	11
	SO	7
	LOB	27

WP: 1 PA: 46
PB: 0
SB: 1
CS: 0

PITCHER		IP	WLS	BF	H	R	ER	SO	BB	IBB	HBP	BLK	WP	HR	S	P	ERA	WHIP
67 Tsuyoshi Wada, L (1, 1) ERA: 5.0		4.0	L	22	5	5	5	4	4	0	0	0	0	0	53	87	11.25	2.250
63 Brian Schlitter, R (5, 1) ERA: 3.09		1.0		4	0	0	0	0	2	0	0	0	0	0	11	20	0.00	2.000
33 Carlos Villanueva, R (6, 1) ERA: 5.76		2.0		8	1	0	0	3	1	0	0	0	0	0	21	31	0.00	1.000
52 Justin Grimm, R (8, 1) ERA: 4.98		1.0		8	2	3	3	0	2	1	0	0	1	0	18	35	27.00	4.000
40 James Russell, L (9, 1) ERA: 2.76		1.0		4	0	0	0	0	1	0	0	0	0	0	11	20	0.00	1.000

PITCHER	IP	WLS	BF	H	R	ER	SO	BB	IBB	HBP	BLK	WP	HR	S	P	ERA	WHIP

San Diego Padres @ Chicago Cubs

Wrigley Field, Chicago, IL

Wed Jul 23 2014, 7:07 PM - 10:42 PM CDT

Att. 30,718 - Partly Cloudy - 62 F

livebaseballscorecards.com

Batter	1	2	3	4	5	6	7	8	9	AB	R	H	RBI	BB	SO	LOB
64 Emilio Bonifácio, S (1, 4) OBP: 0.308, SLG: 0.344	C FF 90 B F SL 84 F SL 85 X FF 92 1-2 ① F7		C SL 83 F SL 85 B SI 92 F FF 93 B FF 92 S CH 83 2-3 ③ K		X SL 82 0-0 ① SH1-4 1-2 2-3		X FF 88 0-0 44 BB 1B		B SI 90 F SI 90 X FF 90 1-1 ③ F7	4	0	1	0	0	1	0
7 Arismendy Alcántara, S (1, 8) OBP: 0.319, SLG: 0.548	C FF 91 B SI 92 F CH 84 B FF 92 S KC 77 2-3 ② K			C KC 74 X CH 82 0-1 ① G1-3	B KC 76 B KC 75 C FF 89 B CH 83 B SI 90 4-1 13 FC6-4 BB		B FF 92 S CH 86 D FF 92 C FF 92 B FF 92 S CH 85 3-3 ② K			3	0	0	0	1	2	1
44 Anthony Rizzo, L (1, 3) OBP: 0.389, SLG: 0.539	F FF 91 B SI 93 C KC 79 X KC 78 1-2 13 FC5-4 1B			B SI 91 B FF 91 B KC 76 C SI 92 B KC 77 4-1 8 WP 24 HR BB	B FF 91 F FF 90 F SI 91 F SL 85 S SI 93 1-3 ② K		B FC 83 B FC 84 1 SAFE B FC 84 F FF 93 B FF 93 1-2 4-1 BB			2	1	1	0	2	1	3
13 Starlin Castro, R (1, 6) OBP: 0.325, SLG: 0.431	X SL 85 0-0 ③ FC5-4 1-2f			C FF 91 S SI 92 B FF 92 B SL 85 X SL 84 2-2 ② P4	B SL 84 X SL 85 1-0 ③ FC6-4 1-2f		C FF 90 D SL 79 C FF 90 B FF 90 B CH 82 S FF 91 3-3 ③ K			4	0	0	0	0	1	7
8 Chris Coghlan, L (1, 7) OBP: 0.355, SLG: 0.472		F FF 88 B KC 74 C FF 91 F CH 83 S FF 92 1-3 ① K		1 SAFE C KC 76 D KC 76 B KC 75 B CH 84 B FF 92 4-1 24 HR 1-2 BB		B FF 90 S CH 83 F FF 91 S KC 78 1-3 ① K		B FF 88 X FF 88 1-0 ① G6-3		3	1	0	0	1	2	0
24 Luis Valbuena, L (1, 5) OBP: 0.330, SLG: 0.417		C FF 90 S FF 92 X FF 92 0-2 ② G4-3		C FF 91 X KC 76 0-1 1-H 2-H HR		B CH 83 F CH 83 S SI 93 B FF 94 X FF 92 2-2 ② F8		C FF 89 B CH 84 X FF 89 1-1 ② L7		4	1	1	3	0	0	0
19 Nate Schierholtz, L (1, 9) OBP: 0.248, SLG: 0.307		F FF 91 X SI 92 0-1 ③ P5		S FF 92 F FF 92 F FF 92 B CH 83 S KC 78 1-3 ③ K2-3		B KC 78 B KC 77 B FF 92 B FF 90 4-0 BB		S CH 83 B FF 90 X CH 83 1-1 ③ G3-1		3	0	0	0	1	1	0
5 Welington Castillo, R (1, 2) OBP: 0.293, SLG: 0.393			X FF 89 0-0 ① G6-3		C CH 86 B CH 79 B CH 80 F CH 89 B CH 82 X FF 91 3-2 64 SH1-4 2B	F FF 90 C FF 90 X FF 91 0-2 ③ G1-3			C FF 92 B FF 90 C SL 81 B FF 92 F FF 91 S SL 81 2-3 ① K	4	0	1	0	0	1	1
67 Tsuyoshi Wada, L (1, 1) 63 Brian Schlitter, R (5, 1) OBP: 1.000, SLG: 1.000 6 Ryan Sweeney, L (5, PH) OBP: 0.295, SLG: 0.284 33 Carlos Villanueva, R (6, 1) 21 Junior Lake, R (7, PH) OBP: 0.242, SLG: 0.377 52 Justin Grimm, R (8, 1) 40 James Russell, L (9, 1) 12 John Baker, L (9, PH) OBP: 0.306, SLG: 0.248			C FF 88 C FF 90 B KC 76 F KC 76 X FF 92 1-2 ② G4-3		B SI 89 B KC 74 B FF 90 C FF 89 B FF 90 4-1 64 SH1-4 BB		S SL 86 B SL 86 F SL 86 B FF 89 X SI 89 2-2 ① F9		X FF 91 0-0 ② G3-1	1 0 0 0 1 0 1	0 0 0 0 0 0 0	0 0 0 0 0 0 0	0 0 0 0 1 0 0	0 0 0 0 0 0 0	0 0 0 0 0 0 0	0 0 0 0 0 0 0
Inning Stats	R: 0 E: 0 K: 1 S: 11 H: 1 LOB: 1 BB: 0 P: 15	R: 0 E: 0 K: 1 S: 9 H: 0 LOB: 0 BB: 0 P: 10	R: 0 E: 0 K: 1 S: 9 H: 0 LOB: 0 BB: 0 P: 12	R: 3 E: 0 K: 1 S: 13 H: 1 LOB: 0 BB: 2 P: 24	R: 0 E: 0 K: 1 S: 11 H: 1 LOB: 3 BB: 2 P: 24	R: 0 E: 0 K: 1 S: 9 H: 0 LOB: 1 BB: 1 P: 16	R: 0 E: 0 K: 2 S: 11 H: 1 LOB: 2 BB: 1 P: 23	R: 0 E: 0 K: 0 S: 5 H: 0 LOB: 0 BB: 0 P: 8	R: 0 E: 0 K: 1 S: 7 H: 0 LOB: 0 BB: 0 P: 10	1B: 2 2B: 1 3B: 0 HR: 1 SF: 0 SAC: 1 DP: 0 HBP: 0						

PITCHER		IP	WLS	BF	H	R	ER	SO	BB	IBB	HBP	BLK	WP	HR	S	P	ERA	WHIP
22 Ian Kennedy, R ERA: 3.66	(1, 1)	6.0	W	26	3	3	3	6	5	0	0	0	1	1	62	101	4.50	1.333
50 Nick Vincent, R ERA: 5.6	(7, 1)	0.1	H	2	1	0	0	0	0	0	0	0	0	0	4	6	0.00	3.000
54 Alex Torres, L ERA: 1.91	(7, 1)	0.1	H	2	0	0	0	1	1	0	0	0	0	0	4	11	0.00	3.000
59 Kevin Quackenbush, R ERA: 2.45	(7, 1)	1.1	H	4	0	0	0	1	0	0	0	0	0	0	8	14	0.00	0.000
33 Dale Thayer, R ERA: 1.99	(9, 1)	1.0		3	0	0	0	1	0	0	0	0	0	0	7	10	0.00	0.000

PITCHER	IP	WLS	BF	H	R	ER	SO	BB	IBB	HBP	BLK	WP	HR	S	P	ERA	WHIP

AB	30
R	3
H	4
RBI	3
BB	6
SO	9
LOB	12

WP: 1 PA: 37
PB: 0
SB: 0
CS: 0

Batter	1	2	3	4	5	6	7	8	9	AB	R	H	RBI	BB	SO	LOB
5 Alexi Amarista, L (1, 6) OBP: 0.282, SLG: 0.315	C FF 90 S CU 79 S FF 94 0-3 K		B CU 79 X FF 92 1-0 L7		D CU 79 B CU 78 B FF 90 C FF 92 X FF 92 3-1 F7 1-2	X SI 93 0-0 12 1B 27 BB 25 1B 1-2 2-H 3-H 1B	X FF 87 0-0 F7		F SI 95 C SL 85 B SI 97 X FF 93 1-2 E7 27 SF7	6	2	1	2	0	1	1
27 Yangervis Solarte, S (1, 4) OBP: 0.338, SLG: 0.385 (8, 5)	C SI 92 F SL 86 B CH 87 B SL 86 B SL 86 X FF 93 3-2 L9		C SI 91 F CH 85 B SI 93 X SL 86 1-2 G4-3		S SL 86 F SL 85 B FF 94 B SL 87 S SL 86 2-3 K 2-3	B SL 86 C SI 93 D SL 84 B SI 93 B SI 92 4-1 25 1B 12 1B 1 1B 1-2 2-3 BB	C FF 88 S CH 80 X CH 78 0-2 L8		F SI 95 F SL 84 F SL 85 X SI 96 0-2 SF7 3-H	4	1	0	1	1	1	1
12 Seth Smith, L (1, 9) OBP: 0.390, SLG: 0.514 15 Jeff Francoeur, R (7, PH) OBP: 0.429, SLG: 0.250 (7, 9)	X CU 77 0-0 8 3B 1B		B SI 93 B CU 77 X FF 92 2-0 2B		B SL 86 C CU 80 S SL 85 X SL 86 1-2 G6-3	B KC 76 C FF 89 B KC 78 X SI 89 2-1 25 1B 1 1B 1-2 2-3 3-H 1B	B CH 80 B FF 88 F CH 80 F FF 88 B CU 75 B CH 79 4-2 BB		X SL 85 0-0 G5-3	4 1	2 0	3 0	1 0	0 1	0 0	1 0
8 Yasmani Grandal, S (1, 3) OBP: 0.311, SLG: 0.392	1 SAFE B FF 92 B FF 93 F FF 93 C SL 85 F FF 94 F FF 95 1 SAFE X SL 86 2-2 1-H 25 1B 3B		C CU 79 S SL 87 X FF 93 0-2 F8			B SI 90 S SI 90 S SL 83 S FF 90 4-0 4 1B 25 1B 1 E BB B SI 90 O KC 78 B CH 84 S SI 90 O SI 90 C FF 90 3-3 K	X FF 87 0-0 G3			4	2	1	1	1	1	5
25 Will Venable, L (1, 8)	B CU 77 X FF 94 1-0 3-H 1B			B CU 79 S SL 84 B SL 83 C SL 83 X SL 86 2-2 G3-1		B FF 91 F SL 86 C SL 84 S SL 86 2-0 1 E 4 1B 44 1B 1-2 1B B KC 78 K KC 78 0-1 44 1B 1 1B 1-2 2-3 3-H 1B		B SI 94 X SI 95 1-0 G5-3		5	1	3	2	0	0	0
4 Jake Goebbert, L (1, 7) OBP: 0.333, SLG: 0.354	1 SAFE C FF 93 B CU 78 F FF 94 F FF 95 S SL 86 1-3 K			B FF 91 F SL 86 C SL 84 S SL 86 1-3 K		C SI 90 X SI 91 1-1 1 E 44 1B 1-2 2-3 1B B KC 78 K KC 78 2-3 K		B SL 78 X SI 94 1-0 F7		5	1	1	0	0	3	4
1 Chris Nelson, R (1, 5) OBP: 0.292, SLG: 0.304 3 Jace Peterson, L (8, PH) OBP: 0.151, SLG: 0.100 (8, 4)		C FF 92 B FF 92 X FF 93 1-1 F9		F FF 94 B FF 92 C SL 85 X FF 94 1-2 G2-3		C SI 94 X SI 93 0-1 E5 44 1B 5 1B 1-2 2-3 3-H X SI 90 0-0 44 1B 1-2 2-H 3-H 1B		B SI 95 B SL 80 B SI 95 C FF 94 B SI 94 4-1 BB		4 0	1 0	1 0	2 0	0 1	0 0	2 0
44 René Rivera, R (1, 2) OBP: 0.286, SLG: 0.436		C FF 94 B SL 85 F FF 93 B FF 93 X SL 87 2-2 F9			B SL 86 C FF 93 B FF 92 B FF 91 X FF 91 3-1 HR	B SI 90 X SI 96 0-1 38 HBP 5 1B 1-3 2-H 3-H 1B X CH 84 0-0 1-2 2-3 1B		C SL 82 C SI 96 S SL 83 0-3 K2-3		5	2	3	3	0	1	1
38 Tyson Ross, R (1, 1) OBP: 0.171, SLG: 0.154 46 Tim Stauffer, R (7, 1) OBP: 0.200, SLG: 0.200 50 Nick Vincent, R (8, 1)		C FF 94 C FF 93 X FF 94 0-2 G4-3			X FF 92 0-0 27 WP 5 WP 1B	B SI 93 S SI 92 H SI 92 2-1 27 BB 5 1B 12 1B HBP 1-2 B FF 90 X FF 90 1-0 G4-3			C FF 93 F FF 95 S FF 95 0-3 K	3 0 1	1 0 0	1 0 0	0 0 0	0 0 0	0 0 1	3 0 0
Inning Stats	R: 2 E: 0 K: 2 S: 17 H: 3 LOB: 1 BB: 0 P: 24	R: 0 E: 0 K: 0 S: 8 H: 0 LOB: 0 BB: 0 P: 11	R: 0 E: 0 K: 0 S: 8 H: 1 LOB: 1 BB: 0 P: 12	R: 0 E: 0 K: 1 S: 9 H: 0 LOB: 0 BB: 0 P: 13	R: 1 E: 0 K: 1 S: 11 H: 2 LOB: 1 BB: 0 P: 20	R: 9 E: 1 K: 2 S: 23 H: 8 LOB: 3 BB: 2 P: 44	R: 0 E: 0 K: 0 S: 7 H: 0 LOB: 1 BB: 1 P: 11	R: 0 E: 0 K: 1 S: 6 H: 0 LOB: 1 BB: 1 P: 12	R: 1 E: 1 K: 1 S: 11 H: 0 LOB: 0 BB: 0 P: 12	1B: 11 2B: 1 3B: 1 HR: 1 SF: 1 SAC: 0 DP: 0 HBP: 1						

PITCHER		IP	WLS	BF	H	R	ER	SO	BB	IBB	HBP	BLK	WP	HR	S	P	ERA	WHIP
36 Edwin Jackson, R ERA: 5.76	(1, 1)	5.0	L	23	7	5	5	4	1	0	0	0	2	1	54	87	9.00	1.600
63 Brian Schlitter, R ERA: 3.92	(6, 1)	0.0		6	3	3	2	0	1	0	1	0	0	0	9	16	∞	∞
53 Wesley Wright, L ERA: 2.51	(6, 1)	1.0		7	4	4	3	2	0	0	0	0	0	0	13	21	27.00	4.000
40 James Russell, L ERA: 2.67	(7, 1)	1.0		4	0	0	0	0	1	0	0	0	0	0	7	11	0.00	1.000
46 Pedro Strop, R ERA: 2.86	(8, 1)	1.0		4	0	0	0	1	1	0	0	0	0	0	6	12	0.00	1.000

PITCHER		IP	WLS	BF	H	R	ER	SO	BB	IBB	HBP	BLK	WP	HR	S	P	ERA	WHIP
56 Héctor Rondón, R ERA: 3.82	(9, 1)	1.0		4	0	1	0	1	0	0	0	0	0	0	11	12	0.00	0.000

TOP

San Diego Padres @ Chicago Cubs

Wrigley Field, Chicago, IL

Thu Jul 24 2014, 7:08 PM - 10:44 PM CDT

Att. 31,321 - Partly Cloudy - 69 F

livebaseballscorecards.com

AB	42
R	13
H	14
RBI	12
BB	4
SO	8
LOB	18

WP: 2 PB: 0 SB: 0 CS: 0 PA: 48

Batter	1	2	3	4	5	6	7	8	9	AB	R	H	RBI	BB	SO	LOB
64 Emilio Bonifácio, S (1, 8) OBP: 0.306, SLG: 0.341	C SI 93 X SI 94 0-1 G6-3 ①		F SL 87 S SL 87 B SL 87 F FF 94 F SL 87 B SI 94 F FF 94 C SI 93 2-3 K ②		B SI 92 B SI 91 C SL 85 X SI 93 2-1 G1-3 ②		C SI 90 S CH 80 B SI 91 S FF 90 1-3 K ③		C FF 87 C SL 83 X SI 89 0-2 13 DI 1B	5	0	1	0	0	2	1
7 Arismendy Alcántara, S (1, 4) OBP: 0.327, SLG: 0.532	B SI 94 F SI 93 B SL 86 C SL 86 C SI 94 2-3 K ②		S SL 87 S SL 86 S SL 86 0-3 K ③		B SI 93 C SL 84 B SI 93 S SL 84 B SL 86 X SI 92 3-2 44 WP 44 S 1B			C SI 89 S CU 73 X FF 89 0-2 44 WP 13 1B 1B	C SL 85 B SL 86 F FF 88 T SL 86 1-2 K ①	5	1	2	0	0	3	2
44 Anthony Rizzo, L (1, 3) OBP: 0.389, SLG: 0.536	C SL 87 C SI 94 B SL 87 B SL 88 F SI 95 B SI 94 S SL 87 3-3 K ③			C SI 93 C FF 94 B FF 93 F SI 94 X SI 93 1-2 13 1B 24 1B 1B	S SL 86 B SL 88 D SL 87 C FF 94 B FF 94 F SI 94 S SL 86 3-3 K 13 FC6 1-3			B CH 80 D CU 72 B SI 90 C SI 89 F SL 84 B SL 85 4-2 13 1B 8 1B 1-2 BB	F SL 85 F SL 85 S FF 89 0-3 K ②	4	2	1	0	1	3	2
13 Starlin Castro, R (1, 6) OBP: 0.328, SLG: 0.431		B FF 92 B FF 93 T SL 86 B SL 86 B FF 92 4-1 BB	B SL 88 X SL 86 1-0 12 E 24 1B 1-3 1B		B FF 92 F FF 93 F SI 92 X SL 86 1-2 FC6 ③ 1-2f			C SL 84 C SI 89 B SI 90 F SL 84 X SI 90 1-2 6 E 8 1B 1-2 2-H 1B	C SL 87 C SL 84 B SL 85 F FF 88 F SL 84 B FF 89 F FF 88 X SL 87 2-2 P4 ③ 1-2	4	0	2	1	1	0	3
8 Chris Coghlan, L (1, 7) OBP: 0.353, SLG: 0.467		D SI 93 S CH 87 1 SAFE X FF 94 1-1 F7 ①	S SL 85 B SI 93 C SI 94 S SL 86 1-3 K ①			X SI 91 0-0 G6-3 ①		S CU 72 S CU 73 X CU 72 0-2 6 E 1-2 2-H 1B		4	0	1	1	0	1	3
24 Luis Valbuena, L (1, 5) OBP: 0.329, SLG: 0.414		S SL 87 F SL 88 B SL 88 F SI 93 B FF 94 F SL 87 D SL 88 F CH 87 S SI 94 3-3 K ②	B SL 85 X SI 94 1-0 12 E 1-2 3-H 1B			B SI 92 C CH 84 X SL 85 1-1 G3 ②		D SI 89 F CH 80 B CU 72 F SI 89 D CH 80 X CH 79 3-2 P5 ①		4	0	1	1	0	1	3
6 Ryan Sweeney, L (1, 9) OBP: 0.258, SLG: 0.276		C FF 94 1 SAFE F FF 94 1 SAFE F SL 88 B SI 93 S SL 88 1-3 K ③	X FF 94 0-0 L6 ②			C SL 82 B SI 93 B FF 93 C SL 84 B FF 93 S SI 91 3-3 K ③		C SI 88 F SI 89 X CU 72 0-2 FC3 1-2 2-3		4	0	0	0	0	2	5
12 John Baker, L (1, 2) OBP: 0.304, SLG: 0.256			F SI 93 B SI 92 X SI 92 1-1 36 SH1-4 2B	D SL 87 F SL 87 C FF 94 2 SAFE D SL 87 S SL 87 2-3 K ③ 1-2 2-3			C SI 90 S CH 79 F CH 80 B FF 92 C FF 91 1-3 K ①	C FF 89 C SL 86 B SL 86 X SL 87 1-2 F8 ②	4	0	1	0	0	2	5
36 Edwin Jackson, R (1, 1) OBP: 0.114, SLG: 0.143 63 Brian Schlitter, R (6, 1) OBP: 1.000, SLG: 1.000 53 Wesley Wright, R (6, 1) 40 James Russell, L (7, 1) 19 Nate Schierholtz, L (7, PH) OBP: 0.247, SLG: 0.306 46 Pedro Strop, R (8, 1) 21 Junior Lake, R (8, PH) OBP: 0.241, SLG: 0.376 56 Hector Rondon, R (9, 1)			X FF 93 0-0 SH1-4 ① 2-3		C FF 91 S FF 93 S SL 86 0-3 K ①		B SI 90 C SI 90 F FF 90 B CH 81 X CH 79 2-2 F7 ②	F SL 86 F FF 90 C FF 90 0-3 K ③		1 0 0 0 1 0 0 1	0 0 0 0 0 0 0 0	0 0 0 0 0 0 0 3	0 0 0 0 0 0 0 1	0 0 0 0 0 0 0 0	1 0 0 0 0 0 0 3	0 0 0 0 0 0 0 0
Inning Stats	R: 0 E: 0 K: 2 S: 9 H: 0 LOB: 0 BB: 0 P: 14	R: 0 E: 0 K: 2 S: 13 H: 0 LOB: 1 BB: 1 P: 22	R: 0 E: 0 K: 2 S: 12 H: 1 LOB: 1 BB: 0 P: 15	R: 1 E: 1 K: 2 S: 13 H: 3 LOB: 2 BB: 0 P: 19	R: 0 E: 0 K: 2 S: 15 H: 1 LOB: 2 BB: 0 P: 24	R: 0 E: 0 K: 1 S: 6 H: 0 LOB: 0 BB: 0 P: 10	R: 0 E: 0 K: 2 S: 10 H: 0 LOB: 0 BB: 0 P: 14	R: 2 E: 1 K: 1 S: 24 H: 3 LOB: 3 BB: 1 P: 33	R: 0 E: 0 K: 2 S: 15 H: 1 LOB: 1 BB: 0 P: 18	1B: 8 2B: 1 3B: 0 HR: 0 SF: 0 SAC: 1 DP: 0 HBP: 0						

PITCHER		IP	WLS	BF	H	R	ER	SO	BB	IBB	HBP	BLK	WP	HR	S	P	ERA	WHIP
38 Tyson Ross, R ERA: 2.65	(1, 1)	6.0	W	25	5	1	1	11	1	0	0	0	1	0	68	104	1.50	1.000
46 Tim Stauffer, R ERA: 4.2	(7, 1)	1.1		9	3	2	2	2	1	0	0	0	1	0	28	40	13.50	3.000
50 Nick Vincent, R ERA: 5.28	(8, 1)	1.2		6	1	0	0	3	0	0	0	0	0	0	21	25	0.00	0.600

PITCHER	IP	WLS	BF	H	R	ER	SO	BB	IBB	HBP	BLK	WP	HR	S	P	ERA	WHIP

BOTTOM

San Diego Padres @ Chicago Cubs

Wrigley Field, Chicago, IL

Thu Jul 24 2014, 7:08 PM - 10:44 PM CDT

Att. 31,321 - Partly Cloudy - 69 F

livebaseballscorecards.com

AB	37
R	3
H	9
RBI	3
BB	2
SO	16
LOB	27

PA:	40	WP:	2			
		PB:	0			
		SB:	1			
		CS:	0			

St. Louis Cardinals @ Chicago Cubs

Wrigley Field, Chicago, IL

Fri Jul 25 2014, 3:08 PM - 6:51 PM CDT

Att. 41,534 - Cloudy - 75 F

TOP

livebaseballscorecards.com

Batter	1	2	3	4	5	6	7	8	9	AB	R	H	RBI	BB	SO	LOB
13 Matt Carpenter, L (1, 5) OBP: 0.375, SLG: 0.393	C FF 86 B FC 83 C FF 88 F FF 88 X FC 85 1-2 32 FC4 7 1B 32 E 1B	C FF 87 C FF 87 F FF 90 B SL 81 X SI 88 1-2 27 BB 1B			C FC 84 B SL 80 B FF 87 X FF 86 2-1 HR	1 SAFE 1 SAFE B KC 79 C SL 84 F SL 85 S SL 85 1-3 ③ K		B FF 93 C FF 93 F FF 94 F FF 95 F FF 94 S FF 94 1-3 ③ K		5	2	3	1	0	2	2
27 Jhonny Peralta, R (1, 6) OBP: 0.332, SLG: 0.451	1 SAFE B FF 86 B FF 86 X FF 87 2-0 ① P5	1 SAFE D CH 79 S SL 79 B FC 84 S CH 79 B SL 79 F CH 78 F SI 88 B SI 86 4-2 1-2 BB			C SI 87 C FF 89 F FF 90 S FF 88 0-3 ① K		X FF 93 0-0 7 S 1B		X FF 96 0-0 ① G5-3	4	0	1	0	1	1	1
7 Matt Holliday, R (1, 7) OBP: 0.374, SLG: 0.414	C FF 86 F FC 84 D CH 82 F FF 89 B FF 88 X SL 81 2-2 32 E 19 E 1-2 1B	F FC 84 B FF 88 B CH 79 F FF 88 B FF 88 C FF 88 3-3 ③ K			B FF 88 B CH 79 C FF 88 S FF 88 F FF 90 F FF 89 X SL 81 2-2 HR		B FF 93 F FF 93 C SI 91 B FF 93 B SI 92 S SI 93 3-3 ① K 1-2		X FF 96 0-0 1B	5	2	3	1	0	2	3
32 Matt Adams, L (1, 3) OBP: 0.334, SLG: 0.515	B FF 87 X FC 84 1-0 FC4 19 E 1-2 2-H		C FF 87 B FC 84 F FC 84 X FF 87 1-2 ① F7		C FF 88 B FC 84 X FC 84 1-1 ② F9		B FF 93 C CU 80 S SI 93 S FF 94 1-3 ② K		B SI 95 F SI 95 X SI 95 1-1 ② P5	5	1	0	0	0	1	3
21 Allen Craig, R (1, 9) OBP: 0.293, SLG: 0.351 37 Pat Neshek, S (7, 1) 71 Sam Freeman, R (8, 1) 43 Seth Maness, R (8, 1) OBP: 0.400, SLG: 0.400 33 Daniel Descalso, L (9, PH) OBP: 0.227, SLG: 0.231	F CH 79 B FF 88 S CH 80 B FC 85 C SI 87 2-3 ② K		F SL 78 B FC 85 B FF 88 B CH 79 F FF 88 F FF 88 C SI 89 3-3 ② K		X FF 87 0-0 ③ F7		B CU 81 B SL 85 B FF 95 B FF 94 4-0 BB		T SI 94 F SI 95 F FF 96 B SL 81 B SI 95 F SI 94 F FF 95 X SI 96 2-2 ③ P6	3 0 0 0 1	0 0 0 0 0	0 0 0 0 0	0 0 0 0 0	1 0 0 0 0	2 0 0 0 0	2 0 0 0 1
19 Jon Jay, L (1, 8) OBP: 0.350, SLG: 0.374 (7, 9)	F FF 87 B FC 83 S SL 79 B SI 88 X FF 88 2-2 E7 1-H 2-H 2B		C CU 71 F FF 89 B SL 79 B FF 88 X SI 88 2-2 ③ G4-3			B KC 78 X FF 90 1-0 3 FC1-6 1B	B FF 93 C CU 78 B SI 92 B CU 79 X SI 92 3-1 ③ F7			4	0	2	2	0	0	2
3 Mark Ellis, R (1, 4) OBP: 0.261, SLG: 0.223 16 Kolten Wong, L (8, PH) OBP: 0.301, SLG: 0.394 (8, 4)	C CH 79 F SI 87 B CH 80 F FF 88 B FC 84 X CH 80 2-2 ③ L3			B CH 75 B CH 75 C FC 85 S FF 87 X FF 88 2-2 ① P3		1 SAFE 1 SAFE X FF 89 0-0 ① FC1-6 48 PB 18 1B 1-2f		B FF 94 B FF 93 C FF 93 X FF 93 2-1 48 FC6-5-4 48 S 1B	3 1	1 0	0 1	0 0	0 0	0 0	2 0
48 Tony Cruz, R (1, 2) OBP: 0.297, SLG: 0.268		B SI 85 S FF 86 B FF 88 B CH 78 F FF 86 F FF 88 F FF 88 X FC 85 3-2 58 CS 1B		B FF 86 C FF 87 F FF 87 T SI 87 1-2 ② K		1 SAFE B FF 90 B FF 90 X CH 84 2-0 ② G5-3 1-2		1 SAFE 1 SAFE B FF 92 B FF 94 1 SAFE C FF 93 1 SAFE B FF 93 F FF 93 3-2 ① F FF 84 X FC 84 FC6-5-4 8 WP 1-3	4	0	1	0	0	1	2
58 Joe Kelly, R (1, 1) OBP: 0.231, SLG: 0.250 36 Randy Choate, L (5, 1) 18 Oscar Taveras, L (6, PH) OBP: 0.247, SLG: 0.286 46 Kevin Siegrist, L (6, 1) 8 Peter Bourjos, R (7, 8) OBP: 0.288, SLG: 0.354		L CH 76 B CH 76 S FC 86 F SL 79 B FF 89 F FF 89 X SL 81 2-2 ①② F7 1-2		C FF 86 F FF 88 X FF 89 0-2 ③ G4-3		B FF 90 S KC 80 X FF 91 1-1 2-H 1B		B CU 78 B FF 94 X FF 94 2-0 ② P2 2-3	2 0 1 0 1	0 0 0 0 0	0 0 1 0 0	0 0 1 0 0	0 0 0 0 0	0 0 0 0 0	1 0 0 0 1
Inning Stats	R: 3 E: 2 K: 1 S: 20 H: 3 LOB: 1 BB: 0 P: 32	R: 0 E: 0 K: 1 S: 21 H: 2 LOB: 2 BB: 1 P: 34	R: 0 E: 0 K: 1 S: 10 H: 0 LOB: 0 BB: 0 P: 16	R: 0 E: 0 K: 1 S: 9 H: 0 LOB: 0 BB: 0 P: 12	R: 2 E: 0 K: 1 S: 14 H: 2 LOB: 0 BB: 0 P: 19	R: 1 E: 0 K: 1 S: 8 H: 2 LOB: 1 BB: 0 P: 13	R: 0 E: 0 K: 2 S: 9 H: 1 LOB: 2 BB: 1 P: 20	R: 0 E: 0 K: 1 S: 12 H: 1 LOB: 1 BB: 0 P: 20	R: 0 E: 0 K: 0 S: 10 H: 1 LOB: 0 BB: 0 P: 13	1B: 9 2B: 1 3B: 0 HR: 2 SF: 0 SAC: 0 DP: 0 HBP: 0						

	AB	39
	R	6
	H	12
	RBI	5
	BB	2
	SO	9
	LOB	20

WP: 1 PA: 41
PB: 1
SB: 2
CS: 1

PITCHER		IP	WLS	BF	H	R	ER	SO	BB	IBB	HBP	BLK	WP	HR	S	P	ERA	WHIP
37 Travis Wood, L ERA: 5.06	(1, 1)	5.0		23	7	5	2	5	1	0	0	0	0	2	74	113	3.60	1.600
53 Wesley Wright, L ERA: 2.43	(6, 1)	1.0		5	2	1	0	1	0	0	0	0	0	0	8	13	0.00	2.000
52 Justin Grimm, R ERA: 4.87	(7, 1)	1.0	W	5	1	0	0	2	1	0	0	0	0	0	9	20	0.00	2.000
54 Neil Ramírez, R ERA: 0.96	(8, 1)	1.0	H	4	1	0	0	1	0	0	0	0	1	0	12	20	0.00	1.000
56 Héctor Rondón, R ERA: 3.72	(9, 1)	1.0	S	4	1	0	0	0	0	0	0	0	0	0	10	13	0.00	1.000

PITCHER	IP	WLS	BF	H	R	ER	SO	BB	IBB	HBP	BLK	WP	HR	S	P	ERA	WHIP

Batter	1	2	3	4	5	6	7	8	9	AB	R	H	RBI	BB	SO	LOB
8 Chris Coghlan, L (1, 7) OBP: 0.349, SLG: 0.459	C SI 93 B CH 81 B SI 95 B CH 82 X SI 92 3-1 ① F8	B FF 94 X SI 95 1-0 ② G4-3 1-2		X SI 94 0-0 ① F7		X FF 93 0-0 ② F7		C CH 68 X SI 91 0-1 44 HBP, 7 BB, 1B		5	0	1	0	0	0	2
7 Arismendy Alcántara, S (1, 4) OBP: 0.333, SLG: 0.510	B SI 95 C SI 94 X SI 94 1-1 13 WP, 1B	C CU 80 B CU 79 F SI 95 X CU 78 1-2 ③ G4-3		C CH 83 B SI 94 S CH 85 X CU 79 1-2 ② G4-3		1 SAFE X FF 93 0-0 ③ P3		C FF 93 B FS 84 1 SAFE D FS 84 B FF 93 B FF 93 4-1 44 HBP, BB 1-2		4	0	1	0	1	0	2
44 Anthony Rizzo, L (1, 3) OBP: 0.391, SLG: 0.534	B SI 94 C SI 94 B CH 82 B CH 81 X SI 96 3-1 ② P6		B CH 84 B SI 93 B CU 79 C SI 95 C CU 80 X SI 95 3-2 24 CS, 1B	B SI 95 X SI 94 1-0 ③ P5			B FF 94 F FF 94 B CU 80 B SI 94 F FF 93 H CU 80 4-2 24 HR, HBP	B FS 84 H FS 83 2-0 1-2 2-3 HBP		3	1	1	0	0	0	1
13 Starlin Castro, R (1, 6) OBP: 0.326, SLG: 0.429	P PO 88 B CU 80 F SI 95 X CU 79 2-1 ③ G6-3 1-2		S CU 79 B SI 93 B SI 95 S CH 82 C SI 98 2-3 ① K	B CH 83 C SI 93 X SI 92 1-1 1B			B FF 94 F FF 93 C FF 93 B FF 93 F FF 93 S FF 93 2-3 ① K	C SI 89 B SI 89 B SI 88 S CH 83 C SI 89 2-3 ③ K		5	0	1	0	0	3	6
24 Luis Valbuena, L (1, 5) OBP: 0.334, SLG: 0.426		B SI 93 B SI 92 C SI 95 B CH 84 B SI 94 4-1 5 1B, 6 HR, BB	B SI 95 B SI 95 B SI 95 B SI 93 4-0 ② 5 1B, 6 1B, BB 1-2		F SI 94 1 SAFE F SI 95 B SI 93 X CH 82 1-2 ① P6		1 SAFE X FF 92 0-0 1-H HR			2	3	1	2	2	0	1
5 Welington Castillo, R (1, 2) OBP: 0.297, SLG: 0.395		C FF 96 B CU 79 C FF 96 X FF 97 1-2 6 HR, 1B 1-3	C FF 95 D CH 84 B CH 84 X SI 94 2-1 6 1B, 1B 1-2		B CH 83 1 SAFE C CU 78 F CU 76 1 SAFE B SL 85 S CU 75 2-3 ② K		C SI 88 S SI 91 B SL 85 S SL 85 1-3 ② K			4	1	2	0	0	2	1
6 Ryan Sweeney, L (1, 8) OBP: 0.264, SLG: 0.302 (7, 9)		C CH 82 B SI 94 F SI 94 F CU 79 X CH 81 1-2 1-H 3-H HR	C SI 95 X SI 95 0-1 1-2 2-H 1B		C SI 85 C SL 74 B SL 75 F SL 73 1 SAFE X SI 84 1-2 ③ G4-3		C SI 90 C SI 92 X CH 71 0-2 ③ G4-3			4	1	2	4	0	0	1
19 Nate Schierholtz, L (1, 9) OBP: 0.245, SLG: 0.304 64 Emilio Bonifácio, S (6, PH) OBP: 0.308, SLG: 0.342 (7, 8)		C SI 94 F SI 94 B FF 94 B SL 87 F SI 93 S CH 84 2-3 ① K	S SL 88 C SI 94 B SL 85 D SL 84 S SL 85 2-3 ③ K			C FF 93 B FF 93 X FF 94 1-1 1B		C SI 89 S CH 68 F SI 91 B CH 70 S CH 69 1-3 ① K		2 2	0 0	0 1	0 0	0 0	2 1	2 0
37 Travis Wood, R (1, 1) OBP: 0.293, SLG: 0.538 53 Wesley Wright, R (6, 1) 20 Justin Ruggiano, R (6, PH) OBP: 0.355, SLG: 0.440 52 Justin Grimm, R (7, 1) 54 Neil Ramírez, R (8, 1) 12 John Baker, L (8, PH) OBP: 0.302, SLG: 0.254 56 Héctor Rondón, R (9, 1)		F SI 95 C CU 80 X CU 76 0-2 E6, 8 G4-3		C CU 75 B SI 93 F SI 94 X SI 96 1-2 HR		1 SAFE C FF 93 C FF 92 B FF 94 B CH 84 F FF 94 1 SAFE 1 SAFE S FF 93 2-3 ① K		B CH 67 S SI 91 F SI 91 B SI 90 B SI 88 F SI 87 X CH 68 3-2 ② G6-3		2 0 1 0 0 0 1 0	1 0 0 0 0 0 0 0	1 0 0 0 0 0 0 0	1 0 0 0 0 0 0 0	0 0 1 0 0 0 0 0	0 0 1 0 0 0 0 0	0 0 1 0 0 0 0 0
Inning Stats	R: 0 E: 0 K: 0 S: 9 H: 1 LOB: 1 BB: 0 P: 17	R: 3 E: 1 K: 1 S: 19 H: 2 LOB: 1 BB: 1 P: 29	R: 1 E: 0 K: 2 S: 13 H: 3 LOB: 2 BB: 1 P: 26	R: 1 E: 0 K: 0 S: 8 H: 1 LOB: 0 BB: 0 P: 11	R: 0 E: 0 K: 1 S: 12 H: 1 LOB: 1 BB: 0 P: 17	R: 0 E: 0 K: 1 S: 8 H: 1 LOB: 1 BB: 0 P: 11	R: 2 E: 0 K: 2 S: 13 H: 1 LOB: 0 BB: 0 P: 20	R: 0 E: 0 K: 2 S: 14 H: 1 LOB: 3 BB: 1 P: 26		1B: 8 2B: 0 3B: 0 HR: 3	SF: 0 SAC: 0 DP: 0 HBP: 2					

BOTTOM

St. Louis Cardinals @ Chicago Cubs

Wrigley Field, Chicago, IL

Fri Jul 25 2014, 3:08 PM - 6:51 PM CDT

Att. 41,534 - Cloudy - 75 F

St.

livebaseballscorecards.com

AB	35
R	7
H	11
RBI	7
BB	3
SO	9
LOB	17

WP: 1 PA: 40
PB: 0
SB: 0
CS: 1

PITCHER		IP	WLS	BF	H	R	ER	SO	BB	IBB	HBP	BLK	WP	HR	S	P	ERA	WHIP
58 Joe Kelly, R ERA: 3.9	(1, 1)	4.2		24	8	5	5	4	2	0	0	0	1	2	57	95	9.64	2.143
36 Randy Choate, L ERA: 4.68	(5, 1)	0.1		1	0	0	0	0	0	0	0	0	0	0	4	5	0.00	0.000
46 Kevin Siegrist, L ERA: 4.22	(6, 1)	1.1	L	7	2	2	2	2	0	0	1	0	0	1	15	24	13.50	1.500
37 Pat Neshek, R ERA: 0.65	(7, 1)	1.1		5	1	0	0	2	0	0	0	0	0	0	16	21	0.00	0.750
71 Sam Freeman, L ERA: 2.21	(8, 1)	0.0		2	0	0	0	0	1	0	1	0	0	0	1	7	∞	∞

PITCHER		IP	WLS	BF	H	R	ER	SO	BB	IBB	HBP	BLK	WP	HR	S	P	ERA	WHIP
43 Seth Maness, R ERA: 2.73	(8, 1)	0.1		1	0	0	0	1	0	0	0	0	0	0	3	5	0.00	0.000

St. Louis Cardinals @ Chicago Cubs

Wrigley Field, Chicago, IL

Sat Jul 26 2014, 3:09 PM - 6:27 PM CDT

Att. 41,927 - Partly Cloudy - 78 F

TOP

livebaseballscorecards.com

Batter	1	2	3	4	5	6	7	8	9	AB	R	H	RBI	BB	SO	LOB
13 Matt Carpenter, L (1, 5) OBP: 0.373, SLG: 0.389	B FF 94 B SI 95 B SI 94 C FF 95 C SL 91 B SL 91 4-2 7 G3 16 1B 32 2B BB	F FF 94 C CU 80 F CU 80 B FF 94 B FF 94 F SL 89 F SI 95 C CU 79 2-3 K ③			C CH 86 B SI 93 C SL 90 S SL 90 1-3 K ②		B SL 80 B FC 87 C CH 81 B FC 87 S SL 80 F FF 89 X SL 81 3-2 FC3 7 WP 32 3B 2-H	B FF 90 B FF 90 B FF 90 C FF 90 C FF 90 F FF 90 C FF 91 3-3 K ③		4	2	0	1	1	3	1
16 Kolten Wong, L (1, 4) OBP: 0.304, SLG: 0.394	B SI 94 F SL 91 B SI 95 B SL 93 X FF 96 3-1 7 G3 32 2B 1-2 1B	C SL 89 C CU 79 F CH 87 B FF 94 S CU 79 1-3 K ①			B SI 93 X SL 91 1-0 7 S 1B		1 SAFE T FF 89 1 SAFE F FF 89 D SL 81 F FC 88 S SL 81 1-3 K ②		C FF 91 C CU 75 S CU 76 0-3 K ①	5	1	2	0	0	3	1
7 Matt Holliday, R (1, 7) OBP: 0.371, SLG: 0.409	C CU 80 B FF 95 X SL 92 1-1 G3 ① 1-2 2-3	F SL 88 B FF 94 F FF 94 X CU 79 1-2 F9 ②			1 SAFE S SI 92 D CU 79 X SL 89 1-1 L8 ③ 1-2		F FF 88 B CH 80 T FF 88 B CH 80 B FF 90 B SI 88 4-2 32 3B 1-2 BB		F FF 91 T FF 91 B FF 92 S FF 90 1-3 K ②	4	1	0	0	1	1	3
32 Matt Adams, L (1, 3) OBP: 0.335, SLG: 0.523	D B SL 92 B SL 92 F SI 95 F SL 92 F SL 93 X SL 92 3-2 27 FC1-4 2-H 3-H 2B	B CU 78 F CH 88 B SI 94 X SL 89 2-1 G3-1 ③			C CU 78 F FF 92 S CH 87 0-3 K ①	C FF 88 F FF 89 B FF 90 F SL 81 F FF 90 X FF 90 1-2 12 1B 1-H 2-H 3B			C FF 91 F FF 90 B FF 89 B FS 77 B CU 71 X FF 89 3-2 F8 ③	5	1	2	4	0	1	0
27 Jhonny Peralta, R (1, 6) OBP: 0.331, SLG: 0.447	C CU 79 S SL 90 X SL 90 0-2 FC1-4 ② 2-3			B FF 92 F SL 88 S CU 78 B FF 92 F SL 90 B CU 79 S SL 89 3-3 K ①		B SL 88 F SI 93 B SL 88 S CU 79 B CH 87 X SL 88 3-2 G5-3 ②	B SI 94 F FF 94 B SI 95 S SI 94 D SL 86 B SI 94 4-2 12 1B BB			3	0	0	0	1	1	1
12 A.J. Pierzynski, L (1, 2) OBP: 0.292, SLG: 0.354	B SI 94 F SI 94 S CU 81 X CU 80 1-2 G4-3 ③			B CU 79 B FF 92 X SL 90 2-0 18 G4-3 18 WP 1B		X CU 78 0-0 1B	F SI 93 B SI 93 B SI 92 B FF 93 X SI 94 3-1 1-2 3-H 1B			4	0	3	1	0	0	1
18 Oscar Taveras, L (1, 9) OBP: 0.237, SLG: 0.273		B SI 94 F FF 94 X CU 81 1-1 G3-1 ① S CU 79 B CU 78 D CH 88 B SL 90 F SI 95 F SL 88 X CU 79 3-2 G4-3 ② 1-3			C CH 88 F CU 78 F FF 91 B SL 87 B CU 77 X SL 88 2-2 F7 ③	B SI 95 D SI 92 C SI 92 X SI 92 2-1 F8 ③			4	0	0	0	0	0	4
19 Jon Jay, L (1, 8) OBP: 0.348, SLG: 0.372		C FF 94 B CU 81 X SL 89 1-1 E4 40 G6-3		D CU 79 D SL 90 F CH 88 D SL 90 X SI 94 3-1 F7 ③			C FF 89 B SL 80 X FF 87 1-1 13 S 3 SH1-3 13 FC3 1B	S FF 91 C FF 91 F FF 90 B FS 80 S CU 76 1-3 K ①		4	1	1	0	0	1	1
40 Shelby Miller, R (1, 1) OBP: 0.182, SLG: 0.281 36 Randy Choate, L (6, 1) 3 Mark Ellis, R (7, PH) OBP: 0.261, SLG: 0.223 71 Sam Freeman, R (7, 1) 21 Allen Craig, R (8, PH) OBP: 0.293, SLG: 0.350 37 Pat Neshek, S (8, 1) 26 Trevor Rosenthal, R (9, 1)		C SI 93 X SL 90 0-1 G6-3 ② 2-3			C FF 92 C FF 92 B SI 93 B SL 89 S SI 93 2-3 K ①		1 SAFE X CH 81 0-0 SH1-3 ① 1-2	B FF 91 S FF 91 X FF 90 1-1 F9 ②		2 0 0 0 1 0 0	0 0 0 0 0 0 0	0 0 0 0 0 0 0	0 0 0 0 0 0 0	1 0 0 0 0 0 0	1 0 0 0 0 0 0	1 0 0 0 0 0 0
Inning Stats	R: 2 E: 0 K: 0 S: 16 H: 2 LOB: 1 BB: 1 P: 28	R: 0 E: 1 K: 1 S: 12 H: 0 LOB: 1 BB: 0 P: 16	R: 0 E: 0 K: 1 S: 9 H: 0 LOB: 0 BB: 0 P: 13	R: 0 E: 0 K: 1 S: 11 H: 1 LOB: 1 BB: 0 P: 22	R: 0 E: 0 K: 2 S: 9 H: 1 LOB: 1 BB: 0 P: 14	R: 0 E: 0 K: 1 S: 11 H: 1 LOB: 1 BB: 0 P: 16	R: 4 E: 0 K: 1 S: 24 H: 3 LOB: 2 BB: 2 P: 43	R: 0 E: 0 K: 2 S: 10 H: 0 LOB: 0 BB: 0 P: 15	R: 0 E: 0 K: 2 S: 9 H: 0 LOB: 0 BB: 0 P: 13	1B: 6 2B: 1 3B: 1 HR: 0 SF: 0 SAC: 1 DP: 0 HBP: 0						

	AB	36
	R	6
	H	8
	RBI	6
	BB	3
	SO	11
	LOB	13

WP: 2 PA: 40
PB: 0
SB: 2
CS: 0

PITCHER		IP	WLS	BF	H	R	ER	SO	BB	IBB	HBP	BLK	WP	HR	S	P	ERA	WHIP
49 Jake Arrieta, R ERA: 2.18	(1, 1)	6.0		25	5	2	2	6	1	0	0	0	1	0	68	109	3.00	1.000
40 James Russell, L ERA: 3.77	(7, 1)	0.2	L	6	2	4	4	1	1	0	0	0	1	0	18	28	54.00	4.500
63 Brian Schlitter, R ERA: 3.89	(7, 1)	0.1		3	1	0	0	0	1	0	0	0	0	0	6	15	0.00	6.000
50 Blake Parker, R ERA: 7.04	(8, 1)	2.0		6	0	0	0	4	0	0	0	0	0	0	19	28	0.00	0.000

PITCHER		IP	WLS	BF	H	R	ER	SO	BB	IBB	HBP	BLK	WP	HR	S	P	ERA	WHIP

St. Louis Cardinals @ Chicago Cubs

Wrigley Field, Chicago, IL

Sat Jul 26 2014, 3:09 PM - 6:27 PM CDT

Att. 41,927 - Partly Cloudy - 78 F

BOTTOM

livebaseballscorecards.com

Batter	1	2	3	4	5	6	7	8	9	AB	R	H	RBI	BB	SO	LOB
64 Emilio Bonifácio, S (1, 4) OBP: 0.314, SLG: 0.352	G4-3			7 G6-3 / 7 S / 44 G6-3 / 1B		FC6-5 / 2B		G4-3 / 1B		4	1	3	0	0	0	0
7 Arismendy Alcántara, S (1, 8) OBP: 0.311, SLG: 0.473	K			G6-3		FC6-5		G4-3		4	0	0	0	0	1	3
44 Anthony Rizzo, L (1, 3) OBP: 0.388, SLG: 0.528	F9			G6-3		K		F9		4	0	0	1	0	1	2
13 Starlin Castro, R (1, 6) OBP: 0.326, SLG: 0.427		G6-3		G5-3			G1-3		24 G5-4-3 / 1B	4	0	1	0	0	0	0
24 Luis Valbuena, L (1, 5) OBP: 0.330, SLG: 0.420		P5			G4-3		K		G5-4-3	4	0	0	0	0	1	1
8 Chris Coghlan, L (1, 7) OBP: 0.349, SLG: 0.457 50 Blake Parker, R (8, 1) 20 Justin Ruggiano, R (9, PH) OBP: 0.358, SLG: 0.449 37 Travis Wood, R (9, PR) OBP: 0.293, SLG: 0.538		F8			F9		1B		2B	3	0	1	0	0	0	0
										0	0	0	0	0	0	0
										1	0	1	0	0	0	0
										0	0	0	0	0	0	0
5 Welington Castillo, R (1, 2) OBP: 0.292, SLG: 0.388			L6		K		F9		K	4	0	0	0	0	2	2
6 Ryan Sweeney, L (1, 9) OBP: 0.265, SLG: 0.322			G3			P4		HR		3	1	1	1	0	0	0
49 Jake Arrieta, R (1, 1) OBP: 0.174, SLG: 0.182 19 Nate Schierholtz, L (6, PH) OBP: 0.248, SLG: 0.316 40 James Russell, L (7, 1) 63 Brian Schlitter, R (7, 1) OBP: 1.000, SLG: 1.000 21 Junior Lake, R (8, 7) OBP: 0.240, SLG: 0.375			K			HR		L7		1	0	0	0	0	1	0
										1	1	1	1	0	0	0
										0	0	0	0	0	0	0
										0	0	0	0	0	0	0
										1	0	0	0	0	0	0

Inning Stats	1	2	3	4	5	6	7	8	9
	R: 0 H: 0 E: 0 LOB: 0 K: 1 BB: 0 S: 11 P: 17	R: 0 H: 0 E: 0 LOB: 0 K: 0 BB: 0 S: 6 P: 8	R: 0 H: 0 E: 0 LOB: 0 K: 1 BB: 0 S: 9 P: 15	R: 1 H: 1 E: 0 LOB: 0 K: 0 BB: 0 S: 9 P: 13	R: 0 H: 0 E: 0 LOB: 0 K: 1 BB: 0 S: 11 P: 17	R: 1 H: 2 E: 0 LOB: 1 K: 1 BB: 0 S: 13 P: 21	R: 0 H: 1 E: 0 LOB: 1 K: 1 BB: 0 S: 8 P: 14	R: 1 H: 2 E: 0 LOB: 1 K: 0 BB: 0 S: 8 P: 9	R: 0 H: 2 E: 0 LOB: 1 K: 1 BB: 0 S: 14 P: 16

	AB	34
	R	3
	H	8
	RBI	3
	BB	0
	SO	6
	LOB	8

1B: 4 SF: 0 WP: 0 PA: 34
2B: 2 SAC: 0 PB: 0
3B: 0 DP: 1 SB: 1
HR: 2 HBP: 0 CS: 0

PITCHER		IP	WLS	BF	H	R	ER	SO	BB	IBB	HBP	BLK	WP	HR	S	P	ERA	WHIP
40 Shelby Miller, R ERA: 4.2	(1, 1)	5.2		20	3	2	2	3	0	0	0	0	0	1	56	87	3.18	0.529
36 Randy Choate, L ERA: 4.62	(6, 1)	0.1	W	1	0	0	0	1	0	0	0	0	0	0	3	4	0.00	0.000
71 Sam Freeman, L ERA: 2.11	(7, 1)	1.0		4	1	0	0	1	0	0	0	0	0	0	8	14	0.00	1.000
37 Pat Neshek, R ERA: 0.85	(8, 1)	1.0		5	2	1	1	0	0	0	0	0	0	1	8	9	9.00	2.000
26 Trevor Rosenthal, R ERA: 3.4	(9, 1)	1.0	S	4	2	0	0	1	0	0	0	0	0	0	14	16	0.00	2.000

PITCHER	IP	WLS	BF	H	R	ER	SO	BB	IBB	HBP	BLK	WP	HR	S	P	ERA	WHIP

Batter	1	2	3	4	5	6	7	8	9	AB	R	H	RBI	BB	SO	LOB
13 Matt Carpenter, L (1, 5) OBP: 0.377, SLG: 0.392	B FC 86 B FC 87 C FC 85 B SI 87 C FC 87 F SI 89 X FC 88 3-2 16 G3-6-1 1B		B FC 88 F FC 87 B SI 87 X SI 88 2-1 ② 1B			B CH 77 X SI 88 1-0 ① G4-3		C FF 94 B SI 96 X SI 95 1-1 16 G4-6-3 1B		4	0	3	0	0	0	0
16 Kolten Wong, L (1, 4) OBP: 0.303, SLG: 0.392	L SI 88 B SI 88 B CH 78 1 SAFE X SI 88 2-1 ①② G3-6-1 1-2f		C SI 89 B CU 76 B CH 79 F SI 88 B CH 80 X CH 79 3-2 ③ G6-3			C SI 88 X CU 76 0-1 7 G6-4-3 1B		M SI 95 F SL 83 X SL 85 0-2 ①② G4-6-3 1-2f		4	0	1	0	0	0	2
7 Matt Holliday, R (1, 7) OBP: 0.373, SLG: 0.418	S SI 89 B FC 84 B FC 84 X SI 89 2-1 HR			S CH 78 F SI 88 B CU 78 B SI 89 B CH 79 X FC 84 3-2 1B		1 SAFE X SI 87 0-0 ②③ G6-4-3 1-2f		B FF 95 C SI 96 F SL 84 F SL 82 B SL 84 F SI 96 T SI 96 2-2 ③ K		4	1	2	1	0	1	1
32 Matt Adams, L (1, 3) OBP: 0.331, SLG: 0.516	F SI 89 X SI 89 0-1 ③ F7			C SI 87 C SI 89 B SI 89 1 SAFE F SI 87 X SI 88 1-2 ① L8			B SI 88 F SI 87 B CH 78 X SI 88 2-1 ① F9		F SI 96 F SI 97 S SL 84 0-3 ① K	4	0	0	0	0	1	1
27 Jhonny Peralta, R (1, 6) OBP: 0.330, SLG: 0.445		C CU 74 X SI 88 0-1 ① G5-3		B SI 88 C CU 74 B FC 84 F SI 87 X SI 88 2-2 ② F9			C CU 74 B CH 78 X FC 85 1-1 19 HBP 18 1B 1B		C SL 84 B SL 85 X FF 96 1-1 ② G6-3	4	0	1	0	0	0	1
12 A.J. Pierzynski, L (1, 2) OBP: 0.292, SLG: 0.356		C SI 88 B FC 86 B SI 88 B CH 80 X SI 89 3-1 18 G4-3 2B		1 SAFE D SI 88 B FC 84 F SI 84 S CH 77 C SI 89 2-3 ③ K			1 SAFE C FF 90 X SL 84 0-1 ② F7		F SI 96 F SI 97 B FF 96 X SL 84 1-2 ③ G3-1	4	0	1	0	0	1	2
18 Oscar Taveras, L (1, 9) OBP: 0.240, SLG: 0.275		C SI 88 F CH 79 B CH 78 F FC 82 B SI 87 X CH 79 2-2 ② G4-3 2-3			B SI 88 F CH 79 X CH 79 1-1 ① L7		B FF 89 C KC 78 F FF 90 1 SAFE X SL 84 1-2 19 HBP 1-2 1B			3	0	1	0	0	0	1
19 Jon Jay, L (1, 8) OBP: 0.348, SLG: 0.369		C CU 76 S FC 85 B FC 84 B SI 87 S CH 80 2-3 ③ K			B SI 89 B FC 85 F SI 87 S CH 79 B FC 86 X SI 88 3-2 ② G6-3		B KC 79 B KC 79 F SL 84 C SL 85 H SI 90 3-2 1-2 2-3 HBP			2	0	0	0	0	1	1
50 Adam Wainwright, R (1, 1) OBP: 0.265, SLG: 0.283 46 Kevin Siegrist, L (8, 1) 26 Trevor Rosenthal, R (9, 1)			C SI 87 B SI 86 X SI 87 1-1 ① G6-3		B SI 87 C SI 86 F SI 87 X SI 86 1-2 ③ G6-3		C KC 78 B FF 91 X KC 79 1-1 ③ L3			3 0 0	0 0 0	0 0 0	0 0 0	0 0 0	0 0 0	3 0 0
Inning Stats	R: 1 E: 0 K: 0 S: 10 H: 2 LOB: 0 BB: 0 P: 17	R: 0 E: 0 K: 1 S: 11 H: 1 LOB: 1 BB: 0 P: 18	R: 0 E: 0 K: 0 S: 7 H: 1 LOB: 0 BB: 0 P: 13	R: 0 E: 0 K: 1 S: 13 H: 1 LOB: 1 BB: 0 P: 21	R: 0 E: 0 K: 0 S: 8 H: 0 LOB: 0 BB: 0 P: 13	R: 0 E: 0 K: 0 S: 4 H: 1 LOB: 0 BB: 0 P: 5	R: 0 E: 0 K: 0 S: 13 H: 2 LOB: 3 BB: 0 P: 21	R: 0 E: 0 K: 1 S: 10 H: 1 LOB: 0 BB: 0 P: 13	R: 0 E: 0 K: 1 S: 8 H: 0 LOB: 0 BB: 0 P: 10	1B: 7 2B: 1 3B: 0 HR: 1 SF: 0 SAC: 0 DP: 3 HBP: 1						

PITCHER		IP	WLS	BF	H	R	ER	SO	BB	IBB	HBP	BLK	WP	HR	S	P	ERA	WHIP
28 Kyle Hendricks, R ERA: 2.33	(1, 1)	6.1	L	23	7	1	1	2	0	0	0	0	0	1	57	94	1.42	1.105
53 Wesley Wright, L ERA: 2.37	(7, 1)	0.2		4	1	0	0	0	0	0	1	0	0	0	9	14	0.00	1.500
46 Pedro Strop, R ERA: 2.78	(8, 1)	1.0		3	1	0	0	1	0	0	0	0	0	0	10	13	0.00	1.000
56 Héctor Rondón, R ERA: 3.62	(9, 1)	1.0		3	0	0	0	1	0	0	0	0	0	0	8	10	0.00	0.000

PITCHER	IP	WLS	BF	H	R	ER	SO	BB	IBB	HBP	BLK	WP	HR	S	P	ERA	WHIP

TOP

St. Louis Cardinals @ Chicago Cubs

Wrigley Field, Chicago, IL

Sun Jul 27 2014, 1:24 PM - 4:03 PM CDT

Att. 35,256 - Partly Cloudy - 84 F

livebaseballscorecards.com

AB	32
R	1
H	9
RBI	1
BB	0
SO	4
LOB	12

WP: 0 PA: 33
PB: 0
SB: 0
CS: 0

BOTTOM

Batter	1	2	3	4	5	6	7	8	9	AB	R	H	RBI	BB	SO	LOB
64 Emilio Bonifácio, S (1, 4) OBP: 0.310, SLG: 0.347	B SI 89 X FF 88 1-0 ① B3		C CU 74 S FC 87 X CU 74 0-2 ③ G3-1			B CH 81 X FC 85 1-0 ① P4		B FF 92 C FF 92 S FF 92 B CU 80 X FF 93 2-2 ① F7		4	0	0	0	0	0	1
7 Arismendy Alcántara, S (1, 8) OBP: 0.308, SLG: 0.458	B SI 91 C FC 87 F FC 86 C CU 74 1-3 ② K			X FC 85 0-0 ① P4		C SI 90 F CH 82 X CU 75 0-2 44 1B 1B		B FF 94 X FF 92 1-0 ② G5-3		4	0	1	0	0	1	0
44 Anthony Rizzo, L (1, 3) OBP: 0.389, SLG: 0.528	C CU 73 S FC 86 B FF 91 B FC 87 X CU 74 2-2 ③ G4-3			B SI 91 F FC 86 B CU 74 S FC 88 B CU 74 X CU 75 3-2 ② 1B		B FC 86 1 SAFE 1 SAFE X CH 83 1-0 13 G6-4-3 1-2 1B		B FF 93 C FF 93 B FF 93 B FF 92 X SI 93 3-1 ③ G3		4	0	2	0	0	0	0
13 Starlin Castro, R (1, 6) OBP: 0.323, SLG: 0.423		F FC 85 B SI 89 F FF 90 B CU 71 X CU 74 2-2 ① G1-3		B SI 91 S FC 84 X FF 91 1-1 ③ L3		B SI 90 S CU 76 S CU 77 D CU 77 X SI 92 2-2 ②③ G6-4-3 1-2f			C FF 97 B FF 96 F FF 97 F FF 98 X CU 81 1-2 ① P4	4	0	0	0	0	0	2
24 Luis Valbuena, L (1, 5) OBP: 0.329, SLG: 0.417		X SI 90 0-0 ② L3			B CH 83 C CU 73 B SI 90 F FC 86 B CU 76 F CU 75 X FF 92 3-2 ① L8		C CU 74 B FC 86 X CU 74 1-1 6 BB 1B		S CH 87 B CH 87 C CH 87 X FF 98 1-2 ② G4-3	4	0	1	0	0	0	0
8 Chris Coghlan, L (1, 7) OBP: 0.352, SLG: 0.455		C SI 90 F CH 84 B FF 91 X FC 86 1-2 ③ G5-3			B SI 91 S CH 83 B SI 90 C CU 72 B CH 85 F FF 91 B CU 73 4-2 5 G5-3 BB		B SI 90 B FC 87 X FC 87 2-0 ① L9		B FF 97 B FF 97 F FF 97 X FF 98 2-1 1B	3	0	1	0	1	0	1
5 Welington Castillo, R (1, 2) OBP: 0.291, SLG: 0.390			S FC 85 X SI 88 0-1 28 G3 2B		B SI 90 D FC 87 F FC 86 T SI 90 B CU 75 X FC 87 3-2 ② G5-3 1-3		C CU 73 F SI 92 C CU 75 0-3 ② K		C FF 98 S FF 97 S FF 98 0-3 ③ K	4	0	1	0	0	2	3
6 Ryan Sweeney, L (1, 9) OBP: 0.273, SLG: 0.320			C FC 84 B SI 91 D CU 76 X FC 86 2-1 ① P2		I IN 68 I IN 68 I IN 68 I IN 66 4-0 IBB		B CH 84 1 SAFE B FC 87 B CU 74 C SI 90 B CU 74 4-1 1-2 BB			1	0	0	0	2	0	1
28 Kyle Hendricks, R (1, 1) 53 Wesley Wright, R (7, 1) 19 Nate Schierholtz, L (7, PH) OBP: 0.247, SLG: 0.315 46 Pedro Strop, R (8, 1) 56 Héctor Rondón, R (9, 1)			B SI 90 C FF 89 X SI 90 1-1 ② G3 2-3		B FC 84 C SI 90 F FC 86 C CU 73 1-3 ③ K		X FF 92 0-0 ③ G4-3			2 0 1 0 0	0 0 0 0 0	0 0 0 0 0	0 0 0 0 0	0 0 0 0 0	1 0 0 0 0	3 0 2 0 0
Inning Stats	R: 0 H: 0 E: 0 LOB: 0 K: 1 BB: 0 S: 7 P: 11	R: 0 H: 0 E: 0 LOB: 0 K: 0 BB: 0 S: 7 P: 10	R: 0 H: 1 E: 0 LOB: 1 K: 0 BB: 0 S: 9 P: 12	R: 0 H: 1 E: 0 LOB: 0 K: 0 BB: 0 S: 6 P: 10	R: 0 H: 0 E: 0 LOB: 2 K: 1 BB: 2 S: 13 P: 28	R: 0 H: 2 E: 0 LOB: 1 K: 0 BB: 0 S: 8 P: 12	R: 0 H: 1 E: 0 LOB: 2 K: 1 BB: 1 S: 8 P: 15	R: 0 H: 0 E: 0 LOB: 0 K: 0 BB: 0 S: 6 P: 12	R: 0 H: 1 E: 0 LOB: 1 K: 1 BB: 0 S: 12 P: 16	1B: 5 2B: 1 3B: 0 HR: 0	SF: 0 SAC: 0 DP: 1 HBP: 0			WP: 0 PB: 0 SB: 0 CS: 0	PA: 34		

PITCHER		IP	WLS	BF	H	R	ER	SO	BB	IBB	HBP	BLK	WP	HR	S	P	ERA	WHIP
50 Adam Wainwright, R ERA: 1.92	(1, 1)	7.0	W	27	5	0	0	3	2	1	0	0	0	0	58	98	0.00	1.000
46 Kevin Siegrist, L ERA: 4.03	(8, 1)	1.0	H	3	0	0	0	0	0	0	0	0	0	0	6	12	0.00	0.000
26 Trevor Rosenthal, R ERA: 3.33	(9, 1)	1.0	S	4	1	0	0	1	0	0	0	0	0	0	12	16	0.00	1.000

PITCHER	IP	WLS	BF	H	R	ER	SO	BB	IBB	HBP	BLK	WP	HR	S	P	ERA	WHIP

St. Louis Cardinals @ Chicago Cubs
Wrigley Field, Chicago, IL
Sun Jul 27 2014, 1:24 PM - 4:03 PM CDT
Att. 35,256 - Partly Cloudy - 84 F

livebaseballscorecards.com

AB	31
R	0
H	6
RBI	0
BB	3
SO	4
LOB	13

Batter	1	2	3	4	5	6	7	8	9	AB	R	H	RBI	BB	SO	LOB
19 Charlie Blackmon, L (1, 8) OBP: 0.347, SLG: 0.465	B FF 89 B FF 90 C SL 82 F SL 82 B FF 90 C FF 90 3-3 ① K		X SL 81 0-0 ③ F7			C CU 73 B FF 89 X FF 88 1-1 9 1B 28 1B 1B		1 SAFE X SL 80 0-0 ① SH1-3 1-2		3	1	1	0	0	1	1
9 DJ LeMahieu, R (1, 4) OBP: 0.341, SLG: 0.366	C FF 90 C FF 90 B FF 91 F SL 82 B FF 89 S FF 91 2-3 ② K			B CU 73 X CH 80 1-0 ① G5-3		B FF 89 B SL 81 F SL 79 F CH 82 F SL 80 B FF 89 1 SAFE X SL 80 3-2 28 1B 1-3 1B		B SL 81 S FF 95 F FF 94 S SL 82 1-3 ② K		4	0	1	0	0	2	1
5 Carlos González, L (1, 9) OBP: 0.293, SLG: 0.437	S CU 75 S SL 84 B SL 84 S FF 91 1-3 ③ K			B FF 90 C SL 82 S FF 90 B FF 91 X FF 90 2-2 ② F7		F SL 82 F FF 89 B FF 90 S FF 90 1-3 ② K		B SL 82 B FF 95 X SL 83 2-0 ③ L3 2-3		4	0	0	0	0	2	3
28 Nolan Arenado, R (1, 5) OBP: 0.310, SLG: 0.470		X FF 89 0-0 ① F8		B CH 82 B FF 90 S CH 82 F FF 90 S SL 83 2-3 ③ K		B CH 82 F FF 89 X SL 82 1-1 1-3 3-H 1B			C FF 96 B SL 84 C SL 81 X FF 96 1-2 ① F9	4	0	1	1	0	1	0
20 Wilin Rosario, R (1, 2) OBP: 0.277, SLG: 0.404		B FF 89 X CH 82 1-0 ② G6-3			B CH 81 X CH 81 1-0 ① L6	1 SAFE B SL 79 B CH 82 X CH 81 2-0 ③ G6-3			F SL 83 S SL 84 B SL 82 B FF 96 S SL 84 2-3 ② K	4	0	0	0	0	1	2
1 Brandon Barnes, R (1, 7) OBP: 0.298, SLG: 0.402		B CU 75 S FF 89 F SL 81 B FF 90 X CH 83 2-2 ③ G3-1			B CU 72 S CH 82 F FF 88 B CH 82 X SL 81 2-2 2B		B FF 87 B CH 81 B FF 88 C FF 87 F FF 88 D CH 82 4-2 4 G3-6 BB		B FF 96 X SI 96 1-0 ③ G5-3	3	0	1	0	1	0	0
4 Ben Paulsen, L (1, 3) OBP: 0.520, SLG: 0.652			C SL 83 B FF 89 S SL 83 X SL 82 1-2 58 SH1-4 1B		B SL 82 F FF 88 T FF 88 2 SAFE X FF 89 1-2 ② P2		1 SAFE 1 SAFE B FF 87 X SL 81 1-0 ① ② G3-6 1-2f			3	0	1	0	0	0	2
23 Charlie Culberson, R (1, 6) OBP: 0.225, SLG: 0.291			B FF 88 S SL 82 X FF 89 1-1 ① L8		D CH 82 B CH 82 X SL 80 2-0 ③ G5-3		C CU 71 F CH 81 F FF 89 X FF 89 0-2 ③ L9			3	0	0	0	0	0	2
58 Yohan Flande, L (1, 1) 34 Matt Belisle, R (7, 1) 6 Corey Dickerson, L (8, PH) OBP: 0.391, SLG: 0.583 37 Nick Masset, R (8, 1) 35 Chad Bettis, R (8, 1)			L FF 88 X SL 81 0-1 ② SH1-4 1-2			B FF 87 C FF 88 L SL 81 F FF 90 S FF 89 1-3 ① K		F SL 80 X SL 80 0-1 5 PB 19 SH1-3 1B		1 0 1 0 0	0 0 0 0 0	0 0 1 0 0	0 0 0 0 0	0 0 0 0 0	1 0 0 0 0	0 0 0 0 0
Inning Stats	R: 0 E: 0 K: 3 S: 10 H: 0 LOB: 0 BB: 0 P: 16	R: 0 E: 0 K: 0 S: 5 H: 0 LOB: 0 BB: 0 P: 8	R: 0 E: 0 K: 0 S: 8 H: 1 LOB: 1 BB: 0 P: 10	R: 0 E: 0 K: 1 S: 7 H: 0 LOB: 0 BB: 0 P: 12	R: 0 E: 0 K: 0 S: 8 H: 1 LOB: 1 BB: 0 P: 14	R: 1 E: 0 K: 2 S: 16 H: 3 LOB: 2 BB: 0 P: 25	R: 0 E: 0 K: 0 S: 7 H: 0 LOB: 0 BB: 1 P: 12	R: 0 E: 0 K: 1 S: 7 H: 1 LOB: 1 BB: 0 P: 10	R: 0 E: 0 K: 1 S: 7 H: 0 LOB: 0 BB: 0 P: 11	1B: 5 2B: 1 3B: 0 HR: 0 SF: 0 SAC: 2 DP: 1 HBP: 0						

PITCHER	IP	WLS	BF	H	R	ER	SO	BB	IBB	HBP	BLK	WP	HR	S	P	ERA	WHIP
67 Tsuyoshi Wada, L (1, 1) ERA: 3.38	7.0	W	26	5	1	1	6	1	0	0	0	0	0	61	97	1.29	0.857
40 James Russell, L (8, 1) ERA: 3.73	0.1	H	2	1	0	0	0	0	0	0	0	0	0	3	3	0.00	3.000
46 Pedro Strop, R (8, 1) ERA: 2.72	0.2	H	2	0	0	0	1	0	0	0	0	0	0	4	7	0.00	0.000
56 Héctor Rondón, R (9, 1) ERA: 3.52	1.0	S	3	0	0	0	1	0	0	0	0	0	0	7	11	0.00	0.000

PITCHER	IP	WLS	BF	H	R	ER	SO	BB	IBB	HBP	BLK	WP	HR	S	P	ERA	WHIP

TOP

Colorado Rockies @ Chicago Cubs

Wrigley Field, Chicago, IL

Mon Jul 28 2014, 7:08 PM - 10:00 PM CDT

Att. 29,702 - Clear - 63 F

livebaseballscorecards.com

AB	30
R	1
H	6
RBI	1
BB	1
SO	8
LOB	11

WP: 0 PB: 1 SB: 0 CS: 0 PA: 33

Batter	1	2	3	4	5	6	7	8	9	AB	R	H	RBI	BB	SO	LOB
64 Emilio Bonifácio, S (1, 5) (8, 8) OBP: 0.312, SLG: 0.353	B SI 88 C SI 88 F SI 88 F SI 90 B SL 85 X SI 90 2-2 ① F8			B CH 83 M SI 87 B SI 88 X SI 88 2-1 7 2B 44 G4-3 1B		C SI 87 C SI 88 F CH 83 S SL 80 0-3 ① K		D CU 77 M SI 92 1 SAFE X SI 92 1-1 44 1B 1-3 3-H 2B		4	2	2	0	0	1	0
7 Arismendy Alcántara, S (1, 4) OBP: 0.319, SLG: 0.468	C SI 89 B SI 90 F CH 83 X SI 89 1-2 ② G5-3			C CH 86 C SL 80 X SI 87 0-2 44 G4-3 20 SF9 1-3 2B		X SL 81 0-0 ② G5-3		B CU 77 D SI 93 D SI 93 B SI 91 4-0 44 1B BB		3	1	1	0	1	0	0
44 Anthony Rizzo, L (1, 3) OBP: 0.388, SLG: 0.525	C SI 90 C SI 90 B SL 83 B SI 90 F SI 89 B CH 84 F SI 89 F CH 84 S SI 89 3-3 ③ K			C SL 82 X SL 84 0-1 ① G4-3 2-3 3-H		X SI 88 0-0 ③ P6		B SI 93 3 SAFE D FS 85 X SI 92 2-0 ① 13 G6-4-3 1-3 2-H 3-H 1B		4	0	1	2	0	1	1
13 Starlin Castro, R (1, 6) OBP: 0.324, SLG: 0.424		C SI 88 F CH 84 B SI 87 S SI 89 1-3 ① K		B SI 89 F SL 82 B SI 88 D CH 82 I IN 73 4-1 IBB			C SL 83 X SI 88 0-1 2B	C SL 86 D CH 90 B CH 84 X FF 92 2-1 ② ③ G6-4-3 1-2f		3	0	1	0	1	1	2
20 Justin Ruggiano, R (1, 9) OBP: 0.358, SLG: 0.450 40 James Russell, L (8, 1) 46 Pedro Strop, R (8, 1) 56 Héctor Rondón, R (9, 1)		B SL 83 B SI 89 C SI 89 B CH 84 X SI 89 3-1 8 G6-3 1B		X SI 89 0-0 ② SF9 3-H			F SL 82 X SL 79 0-1 ① G5-3			2 0 0 0	0 0 0 0	1 0 0 0	1 0 0 0	0 0 0 0	0 0 0 0	1 0 0 0
8 Chris Coghlan, L (1, 7) OBP: 0.347, SLG: 0.447		C SL 81 B SL 79 B SI 87 X SI 89 2-1 ② ③ G6-3 1-2f		B SL 82 S CH 86 C SL 80 C SL 79 1-3 ③ K			C CH 85 B SL 82 D SL 82 F CH 87 S CH 86 2-3 ② K			3	0	0	0	0	2	3
21 Junior Lake, R (1, 8) OBP: 0.238, SLG: 0.372 24 Luis Valbuena, L (7, PH) (8, 5) OBP: 0.328, SLG: 0.416			X SI 88 0-0 ① G6-3	B SL 81 X SI 88 1-0 ① F8			B CU 70 C SI 90 X CU 73 1-1 ③ G3			2 1	0 0	0 0	0 0	0 0	0 0	0 1
12 John Baker, L (1, 2) OBP: 0.303, SLG: 0.256			C SI 88 F SL 82 B SL 83 B SL 82 F SI 90 F SI 89 B SL 83 F SI 88 S SL 83 3-3 ② K	C SI 88 B CH 83 F SI 88 F SI 89 S CH 84 1-3 ② K				B SI 90 B FF 91 S SI 90 F FF 91 X FS 86 2-2 19 1B 64 E 1B		3	1	1	0	0	2	0
67 Tsuyoshi Wada, L (1, 1) 19 Nate Schierholtz, L (8, 9) OBP: 0.249, SLG: 0.318			C SI 88 F SI 89 F SI 89 B SL 81 F SL 81 X SI 89 1-2 ③ L9	C SI 89 B SI 90 C SI 90 S SL 83 1-3 ③ K				D SI 91 1 SAFE X SI 92 1-0 64 2B 44 1B 1-3 1B		2 1	0 0	0 1	0 0	0 0	1 0	0 0
Inning Stats	R: 0 E: 0 K: 1 S: 13 H: 0 LOB: 0 BB: 0 P: 19	R: 0 E: 0 K: 1 S: 7 H: 1 LOB: 0 BB: 0 P: 13	R: 0 E: 0 K: 1 S: 12 H: 0 LOB: 0 BB: 0 P: 16	R: 2 E: 0 K: 1 S: 12 H: 2 LOB: 1 BB: 1 P: 19	R: 0 E: 0 K: 2 S: 8 H: 0 LOB: 0 BB: 0 P: 11	R: 0 E: 0 K: 1 S: 6 H: 0 LOB: 0 BB: 0 P: 6	R: 0 E: 0 K: 1 S: 9 H: 1 LOB: 1 BB: 0 P: 12	R: 2 E: 1 K: 0 S: 9 H: 4 LOB: 1 BB: 1 P: 21		1B: 5 2B: 3 3B: 0 HR: 0 SF: 1 SAC: 0 DP: 2 HBP: 0						

PITCHER		IP	WLS	BF	H	R	ER	SO	BB	IBB	HBP	BLK	WP	HR	S	P	ERA	WHIP
58 Yohan Flande, L ERA: 6.08	(1, 1)	6.2	L	24	4	2	2	8	0	1	0	0	0	0	65	93	2.70	0.600
34 Matt Belisle, R ERA: 5.48	(7, 1)	0.1		1	0	0	0	0	0	0	0	0	0	0	2	3	0.00	0.000
37 Nick Masset, R ERA: 5.13	(8, 1)	0.1		5	4	2	2	0	1	0	0	0	0	0	7	17	54.00	15.000
35 Chad Bettis, R ERA: 9.12	(8, 1)	0.2		1	0	0	0	0	0	0	0	0	0	0	2	4	0.00	0.000

PITCHER	IP	WLS	BF	H	R	ER	SO	BB	IBB	HBP	BLK	WP	HR	S	P	ERA	WHIP

BOTTOM

Colorado Rockies @ Chicago Cubs

Wrigley Field, Chicago, IL

Mon Jul 28 2014, 7:08 PM - 10:00 PM CDT

Att. 29,702 - Clear - 63 F

livebaseballscorecards.com

AB	28
R	4
H	8
RBI	3
BB	2
SO	8
LOB	8

WP: 0 PA: 31
PB: 0
SB: 0
CS: 0

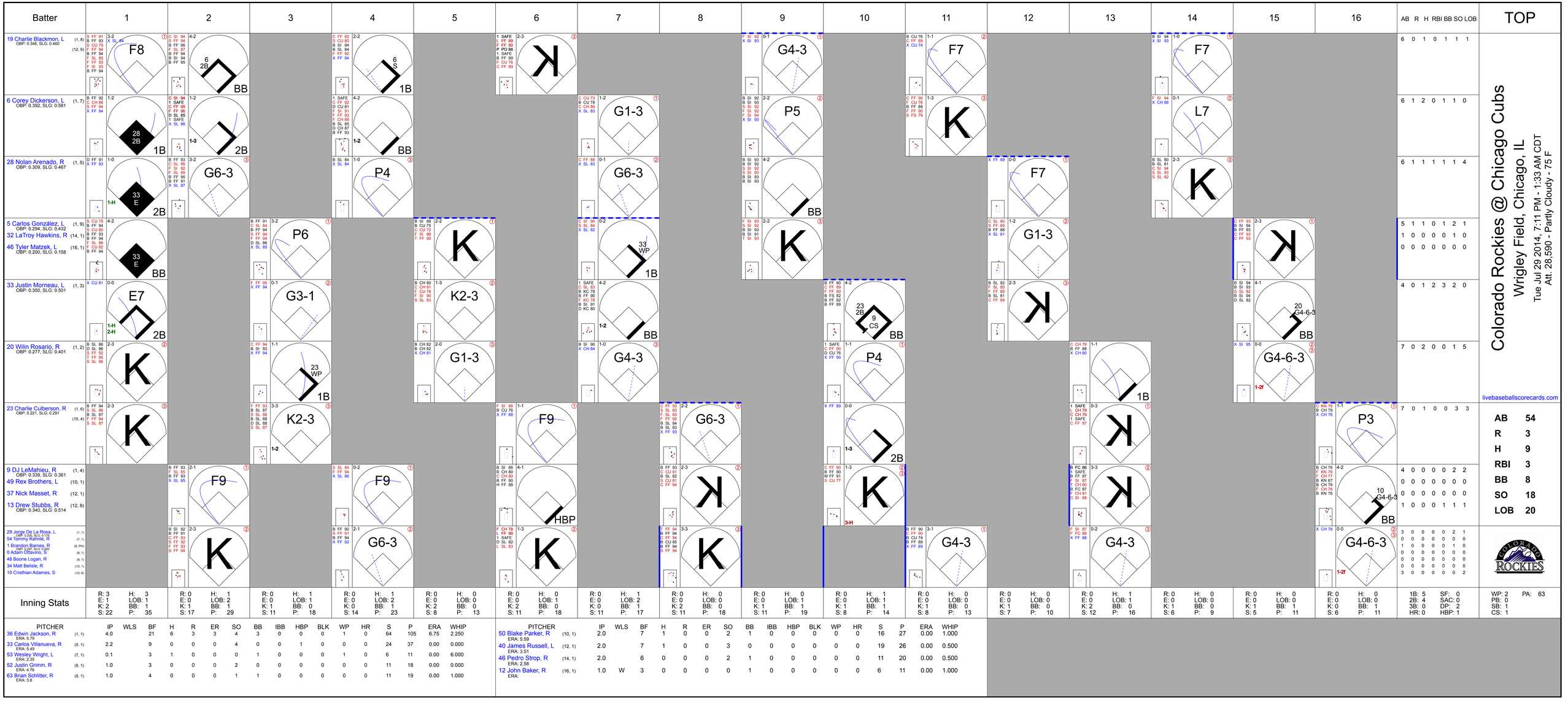
Batter
1
2
3
4
5
6
7
8
9
10
11
12
13
14
15
16
AB R H RBI BB SO LOB
TOP
19 Charlie Blackmon, L (1, 8)
OBP: 0.346, SLG: 0.460
6 Corey Dickerson, L (1, 7)
OBP: 0.392, SLG: 0.581
28 Nolan Arenado, R (1, 5)
OBP: 0.309, SLG: 0.467
5 Carlos González, L (1, 9)
OBP: 0.294, SLG: 0.432
32 LaTroy Hawkins, R (14, 1)
46 Tyler Matzek, L (16, 1)
OBP: 0.200, SLG: 0.158
33 Justin Morneau, L (1, 3)
OBP: 0.350, SLG: 0.501
20 Wilin Rosario, R (1, 2)
OBP: 0.277, SLG: 0.401
23 Charlie Culberson, R (1, 6)
OBP: 0.221, SLG: 0.291
9 DJ LeMahieu, R (1, 4)
OBP: 0.339, SLG: 0.361
49 Rex Brothers, L (10, 1)
37 Nick Masset, R (12, 1)
13 Drew Stubbs, R (12, 8)
OBP: 0.340, SLG: 0.514
29 Jorge De La Rosa, L (1, 1)
OBP: 0.000, SLG: 0.000
54 Tommy Kahnle, R (7, 1)
1 Brandon Barnes, R (8, PH)
OBP: 0.000, SLG: 0.000
0 Adam Ottavino, R (8, 1)
48 Boone Logan, R (9, 1)
34 Matt Belisle, R (10, 1)
10 Cristhian Adames, S (10, 6)
Inning Stats
PITCHER IP WLS BF H R ER SO BB IBB HBP BLK WP HR S P ERA WHIP
36 Edwin Jackson, R (1, 1) ERA: 5.79 4.0 21 6 3 3 4 3 0 0 0 1 0 64 105 6.75 2.250
33 Carlos Villanueva, R (5, 1) ERA: 5.49 2.2 9 0 0 0 4 0 0 1 0 0 0 24 37 0.00 0.000
53 Wesley Wright, L (7, 1) ERA: 2.35 0.1 3 1 0 0 0 1 0 0 0 1 0 6 11 0.00 6.000
52 Justin Grimm, R (8, 1) ERA: 4.76 1.0 3 0 0 0 2 0 0 0 0 0 0 11 18 0.00 0.000
63 Brian Schlitter, R (9, 1) ERA: 3.8 1.0 4 0 0 0 1 1 0 0 0 0 0 11 19 0.00 1.000
PITCHER IP WLS BF H R ER SO BB IBB HBP BLK WP HR S P ERA WHIP
50 Blake Parker, R (10, 1) ERA: 5.59 2.0 7 1 0 0 2 1 0 0 0 0 0 16 27 0.00 1.000
40 James Russell, L (12, 1) ERA: 3.51 2.0 7 1 0 0 3 0 0 0 0 0 0 19 26 0.00 0.500
46 Pedro Strop, R (14, 1) ERA: 2.58 2.0 6 0 0 0 2 1 0 0 0 0 0 11 20 0.00 0.500
12 John Baker, R (16, 1) ERA: 1.0 W 3 0 0 0 0 1 0 0 0 0 0 6 11 0.00 1.000
Colorado Rockies @ Chicago Cubs
Wrigley Field, Chicago, IL
Tue Jul 29 2014, 7:11 PM - 1:33 AM CDT
Att. 28,590 - Partly Cloudy - 75 F
livebaseballscorecards.com
AB 54
R 3
H 9
RBI 3
BB 8
SO 18
LOB 20
1B: 5 SF: 0
2B: 4 SAC: 0
3B: 0 DP: 2
HR: 0 HBP: 1
WP: 2 PA: 63
PB: 0
SB: 1
CS: 1

BOTTOM

Batter	1	2	3	4	5	6	7	8	9	10	11	12	13	14	15	16	AB	R	H	RBI	BB	SO	LOB
64 Emilio Bonifácio, S (1, 5) OBP: 0.318, SLG: 0.373	B FF 89 B FF 90 C FF 89 X FF 91 2-1 7 1B 44 1B 2B	C FS 82 F FF 92 D FC 88 F FS 84 F FC 88 F FF 92 X FS 83 2-2 7 HBP 2-3 1B	B FS 83 F FF 91 F FS 82 B FC 86 F CU 76 B FC 87 F FS 83 F FF 91 B FF 90 4-2 BB	C FF 91 D FS 82 X FS 82 1-1 1-H HR	C FF 95 B CH 87 X FF 94 1-1 F8 ①	B FF 92 S SL 80 1 SAFE T FF 92 S SL 80 1-3 K ②	C FF 92 B FF 93 B FF 93 S SL 87 F FF 93 F SL 88 B FF 93 X SL 87 3-2 1B	B SI 94 F SI 93 B CU 78 B FS 85 F SI 94 F CU 77 F FF 93 S CU 78 3-3 K ③	X FF 93 0-0 SH1-4 ① 1-2	7 2 4 2 0 2 3
7 Arismendy Alcántara, S (1, 4) OBP: 0.351, SLG: 0.459	C FF 91 F FC 87 X FC 87 0-2 44 1B 2-3 1B	F FF 90 B FS 82 B FS 83 H FS 88 3-1 1-2 HBP	B FS 83 F FF 91 F FS 82 B FC 86 F CU 76 B FC 87 F FS 83 F FF 91 B FF 90 4-2 BB	1 SAFE 1 SAFE C FC 86 B FF 89 X FF 91 1-1 P4 ③	C FF 94 F ST 94 B FF 95 X FF 95 1-2 L8 ②	B FF 92 B FF 92 B FF 91 1 SAFE B SI 90 4-0 1-2 BB	C SL 86 B FF 92 B SL 86 1 SAFE F FF 92 S SL 85 1-3 K ③	C FF 90 B FF 91 B CU 78 B SI 91 F FF 91 X SL 85 3-2 P5 ①	C CU 80 H FF 94 1-1 44 1B HBP	4 0 1 0 2 1 1
44 Anthony Rizzo, L (1, 3) OBP: 0.387, SLG: 0.521	B FF 91 X FC 86 1-0 20 SH1-4 1-3 3-H 1B	B FF 93 B FS 83 F FS 83 B FF 93 F FF 93 X FS 85 3-2 G4-3 ③	1 SAFE 1 SAFE C FC 86 B FF 89 X FF 91 1-1 P4 ③	X FF 95 0-0 P6 ③	B FF 92 C FF 91 X SI 91 1-1 G3-1 ③	C FF 90 B SL 86 B FF 91 B FF 92 B SL 86 4-1 13 G4-6-3 BB	C FF 91 S FF 90 X FF 91 0-2 F9 ②	F 92 F FF 92 X SL 84 0-2 1-2 2-3 1B	7 0 2 1 1 0 6
13 Starlin Castro, R (1, 6) OBP: 0.323, SLG: 0.422	B FF 92 B FC 88 C FS 82 F FC 87 F FF 92 X FF 92 2-2 P3 ①	B FC 84 B FC 85 S FC 81 S FS 81 B FF 90 X FF 91 3-1 G5-3 ①	C CU 70 X FC 85 0-1 F9 ①	B FF 94 C ST 81 S ST 81 B ST 83 B ST 83 X ST 82 3-2 1B	T SL 81 B FF 85 C SL 83 X SL 83 1-2 20 SH1-4 1B	B SI 91 B SI 91 X FF 90 2-0 G4-6-3 ① 1-2f	B FF 93 B CU 80 T FF 93 X FF 92 2-1 SF9 ② 3-H	7 0 2 1 0 0 3
20 Justin Ruggiano, R (1, 7) OBP: 0.347, SLG: 0.434	S FS 83 B FC 87 F FC 88 F FC 87 B FF 92 B FS 84 S FS 84 3-3 K ② 1-2	S FC 86 S FC 85 S FS 82 0-3 K ②	C CU 70 F FC 84 S FS 81 0-3 K ②	B ST 81 1 SAFE 1 SAFE F SI 94 X ST 82 1-1 F8 ①	1 SAFE P PO 87 X SL 82 1-0 SH1-4 ① 1-2	B CU 78 B FF 92 S FC 89 X FF 90 2-1 G1-4-3 ③	6 0 0 0 0 4 3
5 Welington Castillo, R (1, 2) OBP: 0.287, SLG: 0.380	B FC 88 B FC 89 B FF 93 C FF 93 X FS 84 3-1 L8 ③	B FC 86 F FC 86 B FS 82 B FS 82 F FF 90 C FS 82 3-3 K ③	B FF 90 F FC 84 B FF 90 F FC 85 B FC 86 X FF 91 3-2 F8 ③	1 SAFE B FF 95 1 SAFE 1 SAFE C ST 80 X ST 82 1-1 P4 ②	F SL 83 B FF 89 F FF 90 X FF 90 1-2 F8 ②	B FF 91 B FC 90 B FC 89 B SI 91 4-1 24 BB BB	F SL 85 C FF 91 S CU 78 0-3 K ①	6 0 0 0 0 1 4
21 Junior Lake, R (1, 8) OBP: 0.242, SLG: 0.371	C CU 70 S FS 82 F FF 91 X CU 75 0-2 19 FC6-4 1B	B FC 84 B FS 81 S FS 80 F FS 80 F FF 91 B FS 81 S FS 82 3-2 K ①	B CU 71 B FS 80 S FS 79 S FC 85 B FC 86 F FS 81 T FC 85 3-2 K ①	B FC 83 C FS 81 H FF 90 2-1 19 FC4-6 HBP	B ST 82 X FF 94 1-0 G6-3 ③	B SL 86 S SL 85 F FF 93 O SL 87 F FF 93 S SL 88 2-3 K ③	B SI 92 B FS 86 C SI 92 F SI 93 D FS 86 B SI 92 4-2 1-2 BB	B FF 91 F FF 92 F FF 91 B CU 78 F CU 77 X FF 91 2-2 2B	3 0 1 0 0 1 1 2 0 1 0 1 1 1
24 Luis Valbuena, L (10, PH) OBP: 0.331, SLG: 0.420 (11, 5)																							
19 Nate Schierholtz, L (1, 9) OBP: 0.244, SLG: 0.310	B FC 86 1 SAFE C FC 86 X FC 86 1-1 FC6-4 ① 64 1B 36 SH1-4 1-2f	X FC 85 0-0 FC4-6 ① 64 HR 1-2f	S FF 90 B FF 91 S FF 90 S CU 75 1-3 K ③	C SL 78 B SL 80 X SI 90 1-1 G5-3 ①	F SL 85 B FF 89 F FF 90 X FF 90 2-3 K ③	B FF 90 S SL 85 S SL 86 S SL 87 B FF 92 X SL 86 2-2 P6 ①	F SI 92 F FS 85 F CU 78 S SI 93 0-3 K ①	X CU 78 0-0 L7 ③	7 1 0 0 0 2 5
36 Edwin Jackson, R (-1) 37 Travis Wood, R (-1) 33 Carlos Villanueva, R (-1) 53 Wesley Wright, R (-1) 52 Justin Grimm, R (-1) 63 Brian Schlitter, R (-1) 8 Chris Coghlan, L (-1) 50 Blake Parker, R (-1) 6 Ryan Sweeney, L (-1) 40 Jarrod Russell, L (-1) 49 Jake Arrieta, R (-1) 46 Pedro Strop, R (-1)		C FC 90 X FC 85 0-1 SH1-4 ② 1-2		F FS 81 B FF 90 B FS 82 X FS 82 2-1 F7 ②																			
Inning Stats	R: 1 E: 0 K: 1 S: 16 H: 3 LOB: 2 BB: 0 P: 27	R: 0 E: 0 K: 0 S: 17 H: 2 LOB: 3 BB: 0 P: 26	R: 0 E: 0 K: 2 S: 8 H: 0 LOB: 0 BB: 0 P: 14	R: 2 E: 0 K: 0 S: 13 H: 1 LOB: 1 BB: 1 P: 23	R: 0 E: 0 K: 1 S: 8 H: 0 LOB: 0 BB: 0 P: 11	R: 0 E: 0 K: 3 S: 10 H: 0 LOB: 0 BB: 0 P: 17	R: 0 E: 0 K: 0 S: 6 H: 0 LOB: 0 BB: 0 P: 8	R: 0 E: 0 K: 0 S: 8 H: 1 LOB: 1 BB: 0 P: 14	R: 0 E: 0 K: 1 S: 10 H: 1 LOB: 2 BB: 1 P: 17	R: 0 E: 0 K: 1 S: 12 H: 1 LOB: 1 BB: 0 P: 16	R: 0 E: 0 K: 1 S: 17 H: 1 LOB: 1 BB: 0 P: 25	R: 0 E: 0 K: 0 S: 4 H: 0 LOB: 0 BB: 1 P: 12	R: 0 E: 0 K: 3 S: 16 H: 0 LOB: 2 BB: 2 P: 29	R: 0 E: 0 K: 0 S: 11 H: 0 LOB: 0 BB: 0 P: 14	R: 0 E: 0 K: 1 S: 9 H: 1 LOB: 1 BB: 0 P: 13	R: 1 E: 0 K: 0 S: 9 H: 1 LOB: 2 BB: 1 P: 16	1B: 9 2B: 2 3B: 0 HR: 1	SF: 1 SAC: 3 DP: 1 HBP: 3	WP: 0 PB: 0 SB: 1 CS: 0	PA: 67

PITCHER		IP	WLS	BF	H	R	ER	SO	BB	IBB	HBP	BLK	WP	HR	S	P	ERA	WHIP
29 Jorge De La Rosa, L ERA: 4.2	(1, 1)	6.0		27	6	3	3	7	1	0	2	0	0	1	72	118	4.50	1.167
54 Tommy Kahnle, R ERA: 2.67	(7, 1)	1.0		3	0	0	0	0	0	0	0	0	0	0	6	8	0.00	0.000
0 Adam Ottavino, R ERA: 4.05	(8, 1)	1.0		4	1	0	0	0	0	0	0	0	0	0	8	14	0.00	1.000
48 Boone Logan, L ERA: 5.79	(9, 1)	1.0		5	1	0	0	1	1	0	0	0	0	0	10	17	0.00	2.000
34 Matt Belisle, R ERA: 5.4	(10, 1)	0.2		3	1	0	0	0	0	0	0	0	0	0	8	10	0.00	1.500

PITCHER		IP	WLS	BF	H	R	ER	SO	BB	IBB	HBP	BLK	WP	HR	S	P	ERA	WHIP
49 Rex Brothers, L ERA: 4.57	(10, 1)	1.1		6	1	0	0	2	1	0	0	0	0	0	22	36	0.00	1.500
37 Nick Masset, R ERA: 4.76	(12, 1)	2.0		7	0	0	0	3	2	0	0	0	0	0	19	36	0.00	1.000
32 LaTroy Hawkins, R ERA: 2.92	(14, 1)	2.0		7	1	0	0	1	0	0	0	0	0	0	20	27	0.00	0.500
46 Tyler Matzek, L ERA: 4.39	(16, 1)	0.2	L	5	1	1	1	0	1	0	1	0	0	0	9	16	13.50	3.000

Colorado Rockies @ Chicago Cubs

Wrigley Field, Chicago, IL

Tue Jul 29 2014, 7:11 PM - 1:33 AM CDT

Att. 28,590 - Partly Cloudy - 75 F

livebaseballscorecards.com

AB	54
R	4
H	12
RBI	4
BB	6
SO	14
LOB	30

Batter	1	2	3	4	5	6	7	8	9	10	AB	R	H	RBI	BB	SO	LOB
19 Charlie Blackmon, L (1, 9) OBP: 0.349, SLG: 0.465	C FF 87 S FC 84 F SL 79 F SL 81 T FC 85 0-2 ① K	B FC 84 X FC 84 1-0 3-H 2B			B FC 86 X FC 85 1-0 ① 1B		C CU 78 C FF 93 B FF 92 C FF 94 1-3 ① K		X FC 92 0-0 1B		5	0	3	1	0	2	0
9 DJ LeMahieu, R (1, 4) OBP: 0.334, SLG: 0.356	C SI 87 C FC 85 F FC 85 B FF 88 B CH 81 X FC 86 2-2 ② G4-3	B SI 88 S FC 84 S FC 84 X FC 86 1-2 ③ G6-3			C SI 86 F FC 84 F FF 88 S FF 89 0-3 ② K		S FF 94 B FF 94 B SL 83 F FF 94 X FF 93 2-2 ② G4-3		1 SAFE 1 SAFE F FF 95 B SI 94 F FF 95 F FF 96 1 SAFE C SL 83 1-3 ③ K		5	0	0	0	0	2	2
28 Nolan Arenado, R (1, 5) OBP: 0.311, SLG: 0.468	C FC 85 C SI 88 F SL 82 B FF 90 B FC 86 X FC 86 2-2 33 1B 2B	B FF 87 B FF 87 C FF 87 B FC 84 F FF 88 S FC 85 3-3 ① K			F FC 85 F FC 85 F FF 90 S SL 81 0-3 ③ K		B FF 93 C FF 92 B CU 80 X FF 92 2-1 ③ F9			B SI 88 B CH 83 B SI 89 B FF 89 4-0 8 1B 13 BB 1 1B BB	4	2	1	0	1	2	0
33 Justin Morneau, L (1, 3) OBP: 0.350, SLG: 0.503	F FC 84 D FC 84 B FC 84 C FF 88 F FF 88 X FC 84 2-2 2-H 1B	C FF 88 F FC 81 C FF 89 0-3 ② K		B FC 84 B FF 87 X FF 87 2-0 ① L7			B SI 91 B SI 92 X SI 92 2-0 2B			C FF 90 F KC 79 C FF 91 0-3 ① K	5	0	2	1	0	2	1
13 Drew Stubbs, R (1, 8) OBP: 0.341, SLG: 0.510	D CU 72 B FF 88 C FC 84 B SI 88 C FC 83 F FC 84 S FF 88 3-3 ③ K	B CU 73 X SI 88 1-0 ③ F9				C FF 87 B CU 73 B CU 71 S FF 88 X FF 88 2-2 8 S 8 2B 1B		C SI 92 B SI 92 F SI 93 D SL 87 C SI 95 2-3 ① K		C KC 78 1 SAFE B CH 83 B FF 90 S KC 78 B KC 79 F CH 85 B FF 92 4-2 1-2 1 1B 8 1B 23 WP BB	4	2	1	0	1	2	2
8 Michael McKenry, R (1, 2) OBP: 0.404, SLG: 0.494		B FC 84 C SI 87 F SI 88 X FC 84 1-2 23 2B 1B		B FC 86 B FC 84 C FF 88 F FC 85 S FF 88 2-3 ① K		B FC 83 F SI 88 B FC 84 1 SAFE X FF 87 2-1 1-H 2B		C SI 94 B SI 94 B SI 94 X SI 93 2-1 ② G5-3		B KC 79 C FF 91 T KC 79 X KC 80 1-2 23 WP 1 1B 23 FC4-2 1-2 2-3 1B	5	1	3	1	0	1	1
1 Brandon Barnes, R (1, 7) OBP: 0.294, SLG: 0.395		X FC 86 0-0 ① F9		C FF 89 F CU 73 B FF 88 F FF 90 F FC 85 B SI 88 S CH 80 2-3 ② K		F CU 71 B SI 87 B FC 83 F FF 87 X FC 84 2-2 ② G5-3		B SI 93 F SI 94 X SL 85 1-1 ③ G5-3		B FF 90 X KC 80 1-0 23 FC4-2 23 WP 1-2 2-3 3-H 1B	5	0	1	1	0	1	3
23 Charlie Culberson, R (1, 6) OBP: 0.234, SLG: 0.299		X FC 82 0-0 1-H 19 2B 2B		B SI 87 F FF 88 C CU 74 B CH 79 B FF 88 F FC 84 B FF 89 4-2 BB		I IN 64 I IN 65 I IN 66 I IN 62 4-0 IBB			C FF 96 S SL 85 B SL 86 X FF 96 1-2 ① G3-1	B FF 90 S KC 79 F FF 90 X FF 90 1-2 ② FC4-2 1-3 2-H 3-H	3	1	1	1	2	0	2
30 Brett Anderson, L (1, 1) OBP: 0.077, SLG: 0.154 54 Tommy Kahnle, R (8, 1) 6 Corey Dickerson, L (9, PH) OBP: 0.391, SLG: 0.578 62 Rob Scahill, L (9, 1) 20 Wilin Rosario, R (10, PH) OBP: 0.276, SLG: 0.400 0 Adam Ottavino, S (10, 1)		C FF 86 S FF 88 C FF 87 0-3 ② K		B FF 87 B FF 87 C FF 86 B FF 86 C FF 87 F FF 88 C FF 87 3-3 ③ K		B FC 86 C FF 86 B FF 87 B FF 88 C FF 86 T FF 87 3-2 ③ K			B SI 96 B SI 96 S FF 96 F FF 97 X SL 84 2-2 ② L4	B CH 84 X CH 84 1-0 ③ L8	3 0 1 0 1 0	0 0 0 0 0 0	0 0 0 0 0 0	0 0 0 0 0 0	3 0 0 0 0 0	4 0 0 0 2 0
Inning Stats	R: 1 H: 2 E: 0 LOB: 1 K: 2 BB: 0 S: 21 P: 30	R: 2 H: 3 E: 0 LOB: 1 K: 1 BB: 0 S: 12 P: 15	R: 0 H: 0 E: 0 LOB: 0 K: 2 BB: 0 S: 7 P: 11	R: 0 H: 0 E: 0 LOB: 1 K: 3 BB: 1 S: 15 P: 26	R: 0 H: 1 E: 0 LOB: 0 K: 2 BB: 0 S: 9 P: 10	R: 1 H: 2 E: 0 LOB: 2 K: 1 BB: 1 S: 12 P: 27	R: 0 H: 0 E: 0 LOB: 0 K: 1 BB: 0 S: 8 P: 13	R: 0 H: 1 E: 0 LOB: 1 K: 1 BB: 0 S: 8 P: 15	R: 0 H: 1 E: 0 LOB: 1 K: 1 BB: 0 S: 11 P: 15	R: 2 H: 2 E: 0 LOB: 2 K: 1 BB: 2 S: 14 P: 26	1B: 7 2B: 5 3B: 0 HR: 0	SF: 0 SAC: 0 DP: 0 HBP: 0	WP: 1 PB: 0 SB: 1 CS: 0	PA: 45			

PITCHER		IP	WLS	BF	H	R	ER	SO	BB	IBB	HBP	BLK	WP	HR	S	P	ERA	WHIP
37 Travis Wood, L ERA: 5.1	(1, 1)	6.0		27	8	4	4	11	1	1	0	0	0	0	76	119	6.00	1.500
52 Justin Grimm, R ERA: 4.66	(7, 1)	1.0		3	0	0	0	1	0	0	0	0	0	0	8	13	0.00	0.000
63 Brian Schlitter, R ERA: 3.72	(8, 1)	1.0		4	1	0	0	1	0	0	0	0	0	0	8	15	0.00	1.000
56 Héctor Rondón, R ERA: 3.43	(9, 1)	1.0		4	1	0	0	1	0	0	0	0	0	0	11	15	0.00	1.000
53 Wesley Wright, L ERA: 2.84	(10, 1)	1.0	L	7	2	2	2	1	2	0	0	0	1	0	14	26	18.00	4.000

PITCHER	IP	WLS	BF	H	R	ER	SO	BB	IBB	HBP	BLK	WP	HR	S	P	ERA	WHIP

TOP

Colorado Rockies @ Chicago Cubs

Wrigley Field, Chicago, IL

Wed Jul 30 2014, 7:07 PM - 10:33 PM CDT

Att. 29,491 - Clear - 68 F

livebaseballscorecards.com

AB	41
R	6
H	12
RBI	5
BB	4
SO	15
LOB	17

Batter	1	2	3	4	5	6	7	8	9	10	AB	R	H	RBI	BB	SO	LOB
7 Arismendy Alcántara, S (1, 4) OBP: 0.341, SLG: 0.437	B SI 88 C FF 88 B SL 80 B SI 89 X FF 90 3-1 8 G6-4-3 1B		B FF 91 B CH 82 X FF 89 2-0 ② ③ G6-4-3 1-2f			C FF 88 B KC 73 C SL 79 S SL 80 1-3 ① K	C FF 88 B FF 87 D KC 74 B SL 77 C KC 74 C SL 80 3-3 ③ K		S FF 93 D CH 85 X FF 93 1-1 ③ F8		5	0	1	0	0	2	3
8 Chris Coghlan, L (1, 7) OBP: 0.351, SLG: 0.449	F FF 87 B SI 88 F SI 88 X SL 81 1-2 ① ② G6-4-3 1-2f			S SL 80 C SI 88 B SL 79 X SL 81 1-2 44 CS 1B		C KC 74 B SI 88 X FF 90 1-1 44 1B 24 1B 1B		C FF 94 C FF 94 F FF 94 B CH 88 S CH 87 1-3 ① K		C FF 95 C FF 94 F FF 95 B SI 95 B FF 96 B ST 84 X FF 95 3-2 ① L9	5	1	2	0	0	1	1
44 Anthony Rizzo, L (1, 3) OBP: 0.387, SLG: 0.519	C FF 89 C SI 90 B FF 91 F SI 89 B SL 81 X FF 91 2-2 1B			C SI 88 C SL 79 D SL 81 F SL 81 B FF 91 1 SAFE X SL 83 2-2 ① ② P6 1-2		B SI 86 S SI 87 S SL 81 1 SAFE X SL 80 1-2 24 1B 1-3 1B		S FF 94 X FF 94 0-1 ② P5		C FF 95 B SI 96 F SI 96 S FF 94 1-3 ② K	5	0	2	0	0	1	1
13 Starlin Castro, R (1, 6) OBP: 0.322, SLG: 0.419	C FF 91 S SL 81 S SL 82 0-3 ③ K			S FF 91 B SL 82 C SL 82 S SL 82 1-3 ③ K		C KC 75 1 SAFE D SL 81 D SL 81 F SL 80 S SL 80 2-3 ② K		C FF 94 X SL 86 0-1 E8 24 HR		S FF 94 X ST 81 0-1 1B	5	1	1	0	0	3	3
24 Luis Valbuena, L (1, 5) OBP: 0.335, SLG: 0.433		C FF 89 F SL 80 B SL 81 B SL 82 X SI 89 2-2 21 G5-4-3 1B			C KC 73 C SL 80 B FF 90 S SL 80 1-3 ① K	F SL 81 F SL 80 B FF 88 X SL 80 1-2 21 FC5-4 1-2 3-H 1B		C CH 84 S CH 85 D CH 86 B FF 94 F CH 85 F FF 94 D SL 86 X CH 85 3-2 2-H HR		X FF 94 0-0 ③ L9	5	1	3	3	0	1	1
21 Junior Lake, R (1, 8) OBP: 0.239, SLG: 0.366		C KC 75 X SL 81 0-1 ① ② G5-4-3 1-2f			X KC 75 0-0 ② B1-3	B KC 74 C SL 80 S SL 80 F SL 79 X SL 80 1-2 ③ FC5-4 1-2f		C SL 84 B SL 83 S FC 92 F SL 84 T FF 92 1-2 ③ K			4	0	0	0	0	1	3
6 Ryan Sweeney, L (1, 9) OBP: 0.282, SLG: 0.335	B SI 90 B SI 90 B SI 90 C FF 90 X FF 91 3-1 ③ G4-3				B FF 91 X FF 91 1-0 12 2B 1B		B FF 87 C FF 87 X SL 78 1-1 2B		B FF 93 B FF 93 X FF 92 2-0 1B		4	1	3	0	0	0	0
12 John Baker, L (1, 2) OBP: 0.306, SLG: 0.264			C FF 90 B SI 89 F SI 90 B SL 81 S SL 83 2-3 ① K		D SL 81 S SI 89 D SL 81 B SI 90 C SI 89 F SL 81 X FF 91 3-2 1-H 2B		S KC 72 S SI 86 S SL 79 0-3 ① K		X FF 90 0-0 ① B1		4	0	1	1	0	2	2
37 Travis Wood, R (1, 1) OBP: 0.286, SLG: 0.524 52 Justin Grimm, R (7, 1) 20 Justin Ruggiano, R (7, PH) OBP: 0.345, SLG: 0.432 63 Brian Schlitter, R (8, 1) OBP: 1.000, SLG: 1.000 56 Hector Rondon, R (9, 1) 19 Nate Schierholtz, L (9, PH) OBP: 0.243, SLG: 0.309 53 Wesley Wright, R (10, 1)			B FF 90 S FF 91 B SL 82 X FF 91 2-1 7 G6-4-3 1B		F KC 75 C SL 82 F SL 81 S SL 82 0-3 ③ K		D KC 73 C KC 73 X SL 79 1-1 ② F8		S FF 92 B FF 93 F FF 92 B FF 92 S FF 93 2-3 ② K		2 0 1 0 0 0 0	0 0 0 0 0 0 0	1 0 0 0 0 0 0	0 0 0 0 0 0 0	0 0 0 0 0 1 0	1 0 1 0 0 1 0	1 0 1 0 0 1 0
Inning Stats	R: 0 E: 0 K: 1 S: 12 H: 2 LOB: 1 BB: 0 P: 18	R: 0 E: 0 K: 0 S: 7 H: 1 LOB: 0 BB: 0 P: 12	R: 0 E: 0 K: 1 S: 6 H: 1 LOB: 0 BB: 0 P: 12	R: 0 E: 0 K: 1 S: 10 H: 1 LOB: 0 BB: 0 P: 14	R: 1 E: 0 K: 2 S: 13 H: 2 LOB: 1 BB: 0 P: 18	R: 1 E: 0 K: 2 S: 18 H: 3 LOB: 2 BB: 0 P: 25	R: 0 E: 0 K: 2 S: 10 H: 1 LOB: 1 BB: 0 P: 15	R: 2 E: 1 K: 2 S: 17 H: 1 LOB: 0 BB: 0 P: 22	R: 0 E: 0 K: 1 S: 7 H: 1 LOB: 1 BB: 0 P: 12	R: 0 E: 0 K: 1 S: 10 H: 1 LOB: 1 BB: 0 P: 14	1B: 11 2B: 2 3B: 0 HR: 1	SF: 0 SAC: 0 DP: 3 HBP: 0	WP: 0 PB: 0 SB: 0 CS: 1	PA: 41			

PITCHER	IP	WLS	BF	H	R	ER	SO	BB	IBB	HBP	BLK	WP	HR	S	P	ERA	WHIP
30 Brett Anderson, L (1, 1) ERA: 3.12	7.0		28	11	2	2	9	0	0	0	0	0	0	76	114	2.57	1.571
54 Tommy Kahnle, R (8, 1) ERA: 2.62	1.0		5	1	2	0	2	0	0	0	0	0	1	17	22	0.00	1.000
62 Rob Scahill, R (9, 1) ERA: 5.68	1.0	W	4	1	0	0	1	0	0	0	0	0	0	7	12	0.00	1.000
0 Adam Ottavino, R (10, 1) ERA: 3.97	1.0	S	4	1	0	0	1	0	0	0	0	0	0	10	14	0.00	1.000

PITCHER	IP	WLS	BF	H	R	ER	SO	BB	IBB	HBP	BLK	WP	HR	S	P	ERA	WHIP

BOTTOM

Colorado Rockies @ Chicago Cubs

Wrigley Field, Chicago, IL

Wed Jul 30 2014, 7:07 PM - 10:33 PM CDT

Att. 29,491 - Clear - 68 F

livebaseballscorecards.com

AB	41
R	4
H	14
RBI	4
BB	0
SO	13
LOB	17

Colorado Rockies @ Chicago Cubs

Wrigley Field, Chicago, IL

Thu Jul 31 2014, 1:25 PM - 4:23 PM CDT

Att. 35,729 - Partly Cloudy - 82 F

livebaseballscorecards.com

TOP

Batter	1	2	3	4	5	6	7	8	9	AB	R	H	RBI	BB	SO	LOB
19 Charlie Blackmon, L (1, 8) OBP: 0.346, SLG: 0.460	B FF 92 S FF 93 C CU 78 F SL 89 T CH 87 1-2 ① K			F SL 89 F SI 93 S CU 78 0-3 ① K		B CU 77 F SL 89 B CH 85 S SI 93 B CH 87 X SL 89 3-2 ③ G3-1		L SI 93 B SI 93 B SI 91 F SI 92 X SI 94 2-2 ② G4-3		4	0	0	0	0	2	0
6 Corey Dickerson, L (1, 7) OBP: 0.389, SLG: 0.573	F FF 94 X SL 91 0-1 ② G4-3			C SL 88 S CH 87 B FF 92 S CU 80 1-3 ② K2-3			X SL 87 0-0 28 2B 1B	B SI 92 T SI 94 B SI 94 B SI 93 C SI 93 F FF 93 F SI 94 X SI 94 3-2 ③ F8		4	1	1	0	0	1	0
28 Nolan Arenado, R (1, 5) OBP: 0.313, SLG: 0.472	B SI 94 X SL 91 1-0 ③ F8			F SI 93 B SI 93 C CU 79 X SL 89 1-2 ③ F8			B SL 87 B SL 89 F SI 92 S SI 93 B SI 92 X SL 88 3-2 23 BB 1-H 2B		B FF 97 C FF 97 X SI 98 1-1 5 FC3-6 33 1B 1B	4	0	2	1	0	0	0
33 Justin Morneau, L (1, 3) OBP: 0.352, SLG: 0.501		B FF 90 S SL 88 B SI 93 S CU 79 F CU 80 S SL 90 2-3 ① K			B CU 77 B SI 93 X SL 87 2-0 ① L5		B SI 92 F SL 86 T SL 86 D CU 78 D CH 87 D CU 78 4-2 23 BB BB		X SI 96 0-0 5 FC3-6 1-2 1B	3	0	1	0	1	1	0
5 Carlos González, L (1, 9) OBP: 0.289, SLG: 0.425		C CU 79 B CH 87 X FF 94 1-1 ② L8			B SL 87 C SI 93 F CH 86 S CU 80 1-3 ② K2-3		F SL 88 B FF 92 D CH 87 X SL 87 2-1 ① F8		X FF 92 0-0 ① FC3-6 20 S 1-2f 2-3	4	0	0	0	0	1	4
20 Wilin Rosario, R (1, 2) OBP: 0.276, SLG: 0.398		B CU 79 B SI 93 C SL 90 X SL 91 2-1 ③ F9			B FF 92 X SL 90 1-0 1B		B CU 77 X SL 87 1-0 ② F4		B SI 96 B SI 96 F SI 95 1 SAFE F SI 95 F SL 86 F SI 95 B SL 85 S SL 84 3-3 ② K 1-2	4	0	1	0	0	1	4
23 Charlie Culberson, R (1, 6) (7, 4) OBP: 0.234, SLG: 0.293			B FF 93 X SI 93 1-0 ① G6-3		B SI 92 S SL 89 X SL 88 1-1 ③ F9		B SL 88 B SL 87 D SL 89 C FF 92 B SI 92 4-1 1-2 2-3 BB		B SL 85 B FF 95 F FF 95 B SI 95 C SL 84 C SL 85 3-3 ③ K	3	0	0	0	1	1	3
9 DJ LeMahieu, R (1, 4) OBP: 0.332, SLG: 0.353 58 Yohan Flande, L (7, 1)			C FF 93 F FF 93 X CU 79 0-2 ② G6-3			F SL 87 X SI 91 0-1 ① G6-3	B SI 92 F SI 93 B SI 92 F SL 88 X SL 87 2-2 ③ G6-3			3	0	0	0	0	0	3
										0	0	0	0	0	0	0
43 Pedro Hernandez, L (1, 1) 34 Matt Belisle, R (6, 1) 14 Josh Rutledge, R (7, 6) OBP: 0.351, SLG: 0.476			B FF 92 B FF 92 C FF 92 C SI 92 S SI 93 2-3 ③ K			B FF 91 C FF 92 S FF 93 S CU 78 1-3 ② K		C SI 92 B FF 93 F SI 91 F SI 93 F SI 94 B SL 86 F SI 93 B SI 93 F SI 92 3-2 X SI 93 ① P6		2	0	0	0	0	2	0
										0	0	0	0	0	0	0
										1	0	0	0	0	0	0

	AB	32
	R	1
	H	5
	RBI	1
	BB	2
	SO	9
	LOB	14

Inning Stats	1	2	3	4	5	6	7	8	9
	R: 0 E: 0 K: 1 S: 7	H: 0 LOB: 0 BB: 0 P: 9	R: 0 E: 0 K: 1 S: 8	H: 0 LOB: 0 BB: 0 P: 13	R: 0 E: 0 K: 1 S: 7	H: 0 LOB: 0 BB: 0 P: 10	R: 0 E: 0 K: 2 S: 9	H: 0 LOB: 0 BB: 0 P: 11	R: 0 E: 0 K: 1 S: 7	H: 1 LOB: 1 BB: 0 P: 12	R: 0 E: 0 K: 1 S: 8	H: 0 LOB: 0 BB: 0 P: 12	R: 1 E: 0 K: 0 S: 13	H: 2 LOB: 3 BB: 2 P: 29	R: 0 E: 0 K: 0 S: 15	H: 0 LOB: 0 BB: 0 P: 23	R: 0 E: 0 K: 2 S: 12	H: 2 LOB: 2 BB: 0 P: 19

	1B: 4	SF: 0	WP: 0	PA: 34
	2B: 1	SAC: 0	PB: 0	
	3B: 0	DP: 0	SB: 1	
	HR: 0	HBP: 0	CS: 0	

PITCHER		IP	WLS	BF	H	R	ER	SO	BB	IBB	HBP	BLK	WP	HR	S	P	ERA	WHIP
49 Jake Arrieta, R ERA: 2.11	(1, 1)	7.0	W	26	3	1	1	7	2	0	0	0	0	0	59	96	1.29	0.714
63 Brian Schlitter, R ERA: 3.64	(8, 1)	1.0	H	3	0	0	0	0	0	0	0	0	0	0	15	23	0.00	0.000
56 Héctor Rondón, R ERA: 3.35	(9, 1)	1.0	S	5	2	0	0	2	0	0	0	0	0	0	12	19	0.00	2.000

PITCHER	IP	WLS	BF	H	R	ER	SO	BB	IBB	HBP	BLK	WP	HR	S	P	ERA	WHIP

Batter	1	2	3	4	5	6	7	8	9	AB	R	H	RBI	BB	SO	LOB
7 Arismendy Alcántara, S (1, 4) OBP: 0.337, SLG: 0.427	B SL 85 B SL 82 C SL 85 B FC 86 C FF 86 X FC 88 3-2 G6-3		B FC 86 2 SAFE B CH 82 T FC 86 X FF 87 2-1 P4			B FC 85 C CU 79 B SL 82 B FC 86 X SL 86 3-1 44 BB 8 1B 13 BB 1B	B SI 91 C SI 89 F CH 85 S CH 85 1-3 K			4	1	1	0	0	1	1
8 Chris Coghlan, L (1, 7) OBP: 0.358, SLG: 0.452	C SL 86 X SL 81 0-1 44 HBP 1B		S SL 83 B FF 88 X SL 82 1-1 L8			B SL 80 1 SAFE F SL 83 X SL 82 1-1 13 BB 44 BB 20 SF8 1-2 1B		B SL 83 B SI 89 F SI 89 B SI 90 C SI 90 B SL 83 4-2 13 G5-4-3 BB		3	1	2	0	1	0	1
44 Anthony Rizzo, L (1, 3) OBP: 0.391, SLG: 0.519	H SL 84 1-0 13 G5-4-3 1-2 HBP			B SL 83 F SL 81 C SL 84 X SL 81 1-2 13 FC5-4 1B		D SL 85 B SL 84 F SL 80 F SL 85 F SL 78 B FC 86 F FC 85 B SL 81 4-2 20 SF8 13 BB 24 G6-3 1-2 2-3 BB		C SI 89 B SI 88 1 SAFE F SI 89 F SI 89 F SI 90 S CH 84 1-3 K		2	1	1	0	1	1	1
13 Starlin Castro, R (1, 6) OBP: 0.321, SLG: 0.416	B SL 82 B SL 82 C FC 87 S SL 83 X FC 88 2-2 G5-4-3 1-2f			B SL 83 B FC 86 C FF 87 F SL 82 B SL 81 X SL 82 3-2 FC5-4 1-2f		B FC 88 C SL 80 B FC 88 B FC 88 B FC 87 4-1 24 G6-3 1-2 2-3 3-H BB		C SI 88 X SL 81 0-1 G5-4-3 1-2f		3	0	0	1	1	0	4
20 Justin Ruggiano, R (1, 9) OBP: 0.340, SLG: 0.427		C FC 87 X SL 80 0-1 L8		B FC 87 S SL 82 F SL 83 B FC 86 X SL 82 2-2 F8		X SL 84 0-0 SF8 2-3 3-H				2	0	0	1	0	0	1
24 Luis Valbuena, L (1, 5) OBP: 0.332, SLG: 0.429		C FC 88 C FF 88 X FC 88 0-2 G6-3		1 SAFE S SL 82 1 SAFE B FC 85 S SL 81 B FC 88 B SL 81 S SL 82 3-3 K		1 SAFE X SL 81 0-0 G6-3 1-2 3-H				3	0	0	1	0	1	2
5 Welington Castillo, R (1, 2) OBP: 0.288, SLG: 0.380		C FC 88 F SL 83 X SL 83 0-2 F8			C SL 84 B CU 79 B CU 79 B SL 79 F SL 82 F FC 87 F FC 88 F SL 82 X SL 82 3-2 21 G6-4-3 1B	F FF 88 D SL 84 X SL 85 1-1 G6-3				3	0	1	0	0	0	1
21 Junior Lake, R (1, 8) OBP: 0.240, SLG: 0.366			X FC 86 0-0 49 SH1-4 1B		T FC 86 B SI 87 S FC 86 X FC 88 1-2 G6-4-3 1-2f		X CH 87 0-0 L8			3	0	1	0	0	0	1
49 Jake Arrieta, R (1, 1) OBP: 0.160, SLG: 0.167 6 Ryan Sweeney, L (7, PH) OBP: 0.281, SLG: 0.333 63 Brian Schlitter, R (8, 1) OBP: 1.000, SLG: 1.000 56 Héctor Rondón, R (9, 1)			B SL 83 X SL 83 1-0 SH1-4 1-2		F FF 86 S SL 82 B SL 82 F SL 81 S SL 84 1-3 K		C SI 89 B SI 89 S CH 85 B CH 84 F SI 90 X CH 84 2-2 G3			1 1 0 0	0 0 0 0	0 0 0 0	0 0 0 0	1 0 0 0	0 0 0 0	0 0 0 0
Inning Stats	R: 0 E: 0 K: 0 S: 8 H: 1 LOB: 1 BB: 0 P: 14	R: 0 E: 0 K: 0 S: 8 H: 0 LOB: 0 BB: 0 P: 8	R: 0 E: 0 K: 0 S: 6 H: 1 LOB: 1 BB: 0 P: 10	R: 0 E: 0 K: 1 S: 12 H: 1 LOB: 1 BB: 0 P: 21	R: 0 E: 0 K: 1 S: 13 H: 1 LOB: 0 BB: 0 P: 18	R: 3 E: 0 K: 0 S: 13 H: 2 LOB: 1 BB: 2 P: 26	R: 0 E: 0 K: 1 S: 8 H: 0 LOB: 0 BB: 0 P: 11	R: 0 E: 0 K: 1 S: 9 H: 0 LOB: 0 BB: 1 P: 14		1B: 6 2B: 0 3B: 0 HR: 0	SF: 1 SAC: 1 DP: 3 HBP: 1		WP: 0 PB: 0 SB: 0 CS: 0	PA: 31		

PITCHER		IP	WLS	BF	H	R	ER	SO	BB	IBB	HBP	BLK	WP	HR	S	P	ERA	WHIP
43 Pedro Hernandez, L ERA: 4.76	(1, 1)	5.2	L	24	6	3	3	2	2	0	1	0	0	0	58	94	4.76	1.412
34 Matt Belisle, R ERA: 5.32	(6, 1)	0.2		2	0	0	0	0	0	0	0	0	0	0	3	4	0.00	0.000
58 Yohan Flande, L ERA: 5.72	(7, 1)	1.2		5	0	0	0	2	1	0	0	0	0	0	16	24	0.00	0.600

PITCHER	IP	WLS	BF	H	R	ER	SO	BB	IBB	HBP	BLK	WP	HR	S	P	ERA	WHIP

BOTTOM

Colorado Rockies @ Chicago Cubs

Wrigley Field, Chicago, IL

Thu Jul 31 2014, 1:25 PM - 4:23 PM CDT

Att. 35,729 - Partly Cloudy - 82 F

livebaseballscorecards.com

AB	25
R	3
H	6
RBI	3
BB	3
SO	4
LOB	12

Chicago Cubs @ Los Angeles Dodgers

Dodger Stadium, Los Angeles, CA

Fri Aug 01 2014, 7:13 PM - 10:30 PM PDT

Att. 47,900 - Clear - 79 F

livebaseballscorecards.com

Batter	1	2	3	4	5	6	7	8	9	AB	R	H	RBI	BB	SO	LOB
7 Arismendy Alcántara, S (1, 4) OBP: 0.319, SLG: 0.400	C FF 86 B KC 76 F FC 84 F FF 88 X FS 84 1-2 G4-3 ①	S FS 83 S FC 86 F FC 86 S FF 88 0-3 K ③		C KC 77 B FS 83 X FS 81 1-1 G3-1 ②	B FF 95 F FF 94 S FF 94 F FF 94 F SL 83 D SI 95 B SI 94 X SI 95 3-2 F7 ③		C SI 87 F CU 72 D SI 86 X FC 82 1-2 G3-1 ③			5	0	0	0	0	1	5
8 Chris Coghlan, L (1, 7) OBP: 0.359, SLG: 0.451	B KC 77 X FS 83 1-0 13 S 1B		C KC 78 F FC 85 S FF 88 0-3 K ①	F FC 84 X FC 85 0-1 F8 ③		X SI 87 0-0 G1-3 ①		C CU 74 B SL 86 B CH 81 X SL 88 2-1 13 WP 1B		5	0	2	0	0	1	0
44 Anthony Rizzo, L (1, 3) OBP: 0.391, SLG: 0.519	B FC 85 T FC 84 1 SAFE D FC 86 F FC 83 1 SAFE X FF 87 2-2 F9 ②		F FS 83 F FF 86 X FF 88 0-2 6 1B 2B		C FS 84 F FC 84 H FC 85 1-2 6 1B 13 1B 5 1B HBP	C SI 88 C SI 88 F SI 87 B CH 79 B FF 88 X SI 88 2-2 G5-3 ②		B SL 87 C SI 90 B SI 87 X SI 90 2-1 P5 ①		4	2	1	0	0	0	2
13 Starlin Castro, R (1, 6) OBP: 0.324, SLG: 0.421	C FF 88 S FS 84 X FS 83 0-2 G6-3 ③ 1-2		C FF 89 B FC 86 B FS 84 B FC 87 F FC 86 F FF 90 X FC 83 3-2 6 E 6 1B 1B		X FC 85 0-0 5 1B 6 1B 19 SF8 1-2 1B	C EP 65 B FC 83 F FC 83 B FC 82 F SI 87 X SL 78 2-2 24 1B 2B		B CU 78 F SL 89 F FF 92 S CU 79 1-3 K ② 1-2		5	3	3	0	0	1	2
24 Luis Valbuena, L (1, 5) OBP: 0.333, SLG: 0.438		C FS 85 X FC 85 0-1 HR	C FF 89 C FF 89 S FC 86 0-3 K ②		S FF 87 B FF 87 X FS 84 1-1 F7 ①	B SI 88 X SI 88 1-0 2-H 1B		S CU 77 B SL 88 B SL 87 C SL 88 S CU 80 2-3 K ③		5	1	2	2	0	2	5
6 Ryan Sweeney, L (1, 8) OBP: 0.284, SLG: 0.335		B FF 87 B KC 76 F FF 87 X FS 82 2-1 G4-3 ①	C KC 79 B FC 85 B FC 86 C FC 86 B FF 89 X SI 89 3-2 E9 5 WP 1-H 2-H 1B		C KC 77 C FC 85 B FC 85 D FS 82 X FC 84 2-2 28 WP 5 1B 28 1B 1-2 2-3 1B	B FF 88 F FC 82 X CU 72 1-1 L8 ③		C FC 87 B FC 88 F FC 89 F CU 80 B CU 79 F FC 87 F SI 90 S CU 79 2-3 K ①		5	2	2	1	0	1	1
5 Welington Castillo, R (1, 2) OBP: 0.294, SLG: 0.379		B FS 84 B FF 87 B FF 88 C SI 88 F FC 85 B FS 84 4-2 28 1B BB	B FC 86 B FS 83 F FF 85 S FS 83 B FS 82 B FC 86 4-2 3-H BB		B FF 92 X FF 94 1-0 28 1B 28 WP 1-2 2-3 3-H 1B		C SI 85 B CH 78 X CH 78 1-1 F8 ①	B FC 90 C SI 91 X FC 88 1-1 L6 ②		3	0	1	1	2	0	0
19 Nate Schierholtz, L (1, 9) OBP: 0.243, SLG: 0.306		C FF 88 B FC 84 F FS 83 F FF 88 B FC 85 B FF 89 F FC 85 X FF 89 3-2 P5 ②	B KC 76 B FC 85 C FC 84 F FF 87 F FC 84 X FS 82 2-2 F8 ③		X FF 94 0-0 SF8 ② 3-H		B SL 78 B FF 86 F SI 86 B FC 82 B FF 87 4-1 28 SH2-4 BB	S FC 89 S CH 83 B CU 79 S CU 80 1-3 K ③		3	0	0	1	1	1	2
28 Kyle Hendricks, R (1, 1) OBP: 0.333, SLG: 0.250 52 Justin Grimm, R (8, 1) 50 Blake Parker, R (9, 1)		X FF 88 0-0 1-2 1B	C FC 84 X FC 83 0-1 F8 ①	C SI 94 B FF 94 F FF 95 B SL 84 F FF 93 B FF 94 X FF 94 3-2 1-3 2-H 1B		X SI 85 0-0 SH2-4 ② 1-2				3 0 0	0 0 0	2 0 0	1 0 0	0 0 0	0 0 0	0 0 0
Inning Stats	R: 0 E: 0 K: 0 S: 11 H: 1 LOB: 1 BB: 0 P: 15	R: 1 E: 0 K: 1 S: 16 H: 2 LOB: 2 BB: 1 P: 25	R: 3 E: 1 K: 2 S: 22 H: 3 LOB: 1 BB: 1 P: 34	R: 0 E: 0 K: 0 S: 6 H: 0 LOB: 0 BB: 0 P: 7	R: 3 E: 0 K: 0 S: 19 H: 4 LOB: 2 BB: 0 P: 30	R: 1 E: 0 K: 0 S: 12 H: 2 LOB: 1 BB: 0 P: 18	R: 0 E: 0 K: 0 S: 7 H: 0 LOB: 1 BB: 1 P: 13	R: 0 E: 0 K: 2 S: 10 H: 1 LOB: 1 BB: 0 P: 17	R: 0 E: 0 K: 2 S: 11 H: 0 LOB: 0 BB: 0 P: 15	1B: 10 2B: 2 3B: 0 HR: 1 SF: 1 SAC: 1 DP: 0 HBP: 1						

TOP

AB	38
R	8
H	13
RBI	6
BB	3
SO	7
LOB	17

WP: 3 PA: 44
PB: 0
SB: 1
CS: 0

PITCHER		IP	WLS	BF	H	R	ER	SO	BB	IBB	HBP	BLK	WP	HR	S	P	ERA	WHIP
14 Dan Haren, R ERA: 4.76	(1, 1)	4.1	L	24	8	7	6	3	2	0	1	0	1	1	63	93	12.46	2.308
54 Chris Perez, R ERA: 4.97	(5, 1)	0.2		4	2	0	0	0	0	0	0	0	1	0	11	18	0.00	3.000
47 Paul Maholm, L ERA: 4.84	(6, 1)	2.0		9	2	1	1	0	1	0	0	0	0	0	19	31	4.50	1.500
0 Brian Wilson, R ERA: 5.08	(8, 1)	1.0		4	1	0	0	2	0	0	0	0	1	0	10	17	0.00	1.000
28 Jamey Wright, R ERA: 3.47	(9, 1)	1.0		3	0	0	0	2	0	0	0	0	0	0	11	15	0.00	0.000

PITCHER	IP	WLS	BF	H	R	ER	SO	BB	IBB	HBP	BLK	WP	HR	S	P	ERA	WHIP

Batter	1	2	3	4	5	6	7	8	9	AB	R	H	RBI	BB	SO	LOB
9 Dee Strange-Gordon, L (1, 4) OBP: 0.342, SLG: 0.397	B SI 89 F SI 88 B SI 88 B SI 89 C SI 88 X SI 88 3-2 23 S 66 S 13 FC9-3-2 1B		B SI 89 X SI 89 1-0 ② L7			B SI 86 C SI 87 B FC 85 B SI 88 C SI 86 X SI 88 3-2 ① F7		C SI 93 F FF 94 X SL 84 0-2 ② G4-3		4	1	1	0	0	0	0
66 Yasiel Puig, R (1, 8) OBP: 0.405, SLG: 0.551 16 Andre Ethier, L (7, 8) OBP: 0.312, SLG: 0.371	1 SAFE D SI 88 S FC 86 X FC 87 1-1 ① G6-3 1-2		X FC 86 0-0 ③ G6-3			B SI 88 B FC 86 B CH 78 C SI 85 F SI 88 F SI 88 F SI 88 X SI 89 3-2 33 E 13 FC5-4 1B		C CF 94 S CU 82 B CU 84 B FF 95 B FF 95 C FF 95 3-3 ③ K		3 1	1 0	1 0	0 0	0 0	0 1	1 0
23 Adrián González, L (1, 3) OBP: 0.329, SLG: 0.448 33 Scott Van Slyke, R (3, 3) OBP: 0.371, SLG: 0.503	B SI 88 B SI 89 B FC 86 I IN 63 4-0 13 E 2-3 IBB			F SI 88 B SI 88 X FC 84 1-1 ① L8		B SI 88 B CH 84 C SI 89 C SI 88 F SI 89 X FC 86 2-2 FC2 13 FC5-4 1-2			F FF 92 C FF 93 C FF 92 0-3 ① K	0 3	0 0	0 0	0 0	0 0	1 1	0 1
13 Hanley Ramirez, R (1, 6) OBP: 0.365, SLG: 0.448	B SI 88 C SI 88 F SI 88 X SI 88 1-2 ② FC9-3-2 1-3 3-H			C SI 89 C SI 89 B SI 88 F CH 80 B SI 90 B FC 86 X FC 87 3-2 1B		B SI 88 B FC 85 1 SAFE B SI 88 C SI 88 X SI 88 3-1 ② FC5-4 1-2f 2-H			C FF 92 B FF 93 S CU 78 X FF 91 1-2 ② L4	4	0	1	1	0	0	2
3 Carl Crawford, L (1, 7) OBP: 0.276, SLG: 0.350	S FC 86 F FC 85 X FF 91 0-2 ③ G1-3			C SI 89 1 SAFE S FC 87 1 SAFE S CH 79 0-3 ② K		B SI 88 B FC 85 X SI 88 2-0 ③ G1-3			B CU 77 C FF 92 F FF 92 F FF 91 X FS 82 1-2 ③ L8	4	0	0	0	0	1	3
27 Matt Kemp, R (1, 9) OBP: 0.351, SLG: 0.458		C CU 76 F SI 89 X CH 78 0-2 ① F8		F SI 88 S CU 78 S FC 87 0-3 ③ K			F SI 87 X SI 87 0-1 ① F8			3	0	0	0	0	1	1
10 Justin Turner, R (1, 5) OBP: 0.362, SLG: 0.426		C SI 88 B CU 85 B SI 88 B CH 80 X SI 89 3-1 17 G4-3 1B			C SI 88 B SI 89 B SI 86 X FC 84 2-1 ① G1-3		C SI 88 F CU 78 B SI 86 B CH 79 F SI 88 B FC 85 S FC 88 3-3 ② K			3	0	1	0	0	1	0
17 A.J. Ellis, R (1, 2) OBP: 0.335, SLG: 0.239 28 Jamey Wright, R (9, 1)		C SI 87 B SI 88 B SI 89 C SI 88 X SI 89 2-2 ②③ G4-3 1-2f			C SI 87 C SI 88 F SI 87 B SI 89 X SI 89 1-2 ② G4-3		C SI 87 B SI 89 X SI 89 1-1 ③ F7			3 0	0 0	0 0	0 0	0 0	0 0	1 0
14 Dan Haren, R (1, 1) OBP: 0.195, SLG: 0.158 54 Chris Perez, R (5, 1) 72 Miguel Rojas, R (5, PH) OBP: 0.264, SLG: 0.262 47 Paul Maholm, L (6, 1) 0 Brian Wilson, R (8, 1) 31 Drew Butera, R (8, PH) OBP: 0.269, SLG: 0.287 (9, 2)			C SI 88 X SI 87 0-1 L9-3		B CU 78 C CU 76 X SI 90 1-1 ③ G5-3			C FF 93 S FF 93 B FF 94 S FF 94 1-3 ① K		1 0 1 0 0 0 1	0 0 0 0 0 0 0	0 0 0 0 0 0 0	0 0 0 0 0 0 0	0 0 0 0 0 0 0	0 0 0 0 0 0 1	0 0 0 0 0 0 0
Inning Stats	R: 1 E: 1 K: 0 S: 11 H: 1 LOB: 1 BB: 1 P: 20	R: 0 E: 0 K: 0 S: 8 H: 1 LOB: 0 BB: 0 P: 13	R: 0 E: 0 K: 0 S: 4 H: 0 LOB: 0 BB: 0 P: 5	R: 0 E: 0 K: 2 S: 12 H: 1 LOB: 1 BB: 0 P: 16	R: 0 E: 0 K: 0 S: 8 H: 0 LOB: 0 BB: 0 P: 12	R: 1 E: 1 K: 0 S: 16 H: 1 LOB: 1 BB: 0 P: 29	R: 0 E: 0 K: 1 S: 8 H: 0 LOB: 0 BB: 0 P: 12	R: 0 E: 0 K: 2 S: 9 H: 0 LOB: 0 BB: 0 P: 13	R: 0 E: 0 K: 1 S: 10 H: 0 LOB: 0 BB: 0 P: 12	1B: 4 2B: 0 3B: 0 HR: 0	SF: 0 SAC: 0 DP: 1 HBP: 0					

PITCHER		IP	WLS	BF	H	R	ER	SO	BB	IBB	HBP	BLK	WP	HR	S	P	ERA	WHIP
28 Kyle Hendricks, R ERA: 2.05	(1, 1)	7.0	W	26	4	2	1	3	0	1	0	0	0	0	67	107	1.29	0.571
52 Justin Grimm, R ERA: 4.56	(8, 1)	1.0		3	0	0	0	2	0	0	0	0	0	0	9	13	0.00	0.000
50 Blake Parker, R ERA: 5.06	(9, 1)	1.0		3	0	0	0	1	0	0	0	0	0	0	10	12	0.00	0.000

PITCHER	IP	WLS	BF	H	R	ER	SO	BB	IBB	HBP	BLK	WP	HR	S	P	ERA	WHIP

BOTTOM

Chicago Cubs @ Los Angeles Dodgers

Dodger Stadium, Los Angeles, CA

Fri Aug 01 2014, 7:13 PM - 10:30 PM PDT

Att. 47,900 - Clear - 79 F

livebaseballscorecards.com

AB	31
R	2
H	4
RBI	1
BB	1
SO	6
LOB	9

WP: 0	PA: 32		
PB: 0			
SB: 2			
CS: 0			

Batter	1	2	3	4	5	6	7	8	9	10	11	12	AB	R	H	RBI	BB	SO	LOB
7 Arismendy Alcántara, S (1, 4) OBP: 0.330, SLG: 0.419	G6-3		1B		1B		2B		L7			K	6	0	3	1	0	1	1
8 Chris Coghlan, L (1, 7) OBP: 0.359, SLG: 0.452	2B		L7		G1-6-3		G3-1		G3			1B	6	1	2	0	0	0	4
44 Anthony Rizzo, L (1, 3) OBP: 0.390, SLG: 0.516	P6		FC3-6			1B		1B		K		P5	6	0	2	0	0	1	3
13 Starlin Castro, R (1, 6) OBP: 0.326, SLG: 0.422	1B		1B			G4-6-3		F8		K		1B	6	0	3	1	0	1	2
20 Justin Ruggiano, R (1, 9) OBP: 0.335, SLG: 0.415	F7		K			BB		F8		K		K	5	0	0	0	1	3	6
5 Welington Castillo, R (1, 2) OBP: 0.296, SLG: 0.375		G4-3		G6-3		P4		BB			BB		3	0	0	0	2	0	1
4 Chris Valaika, R (1, 5) OBP: 0.333, SLG: 0.333 24 Luis Valbuena, L (8, PH) OBP: 0.331, SLG: 0.435 (8, 5)	1B		K		G6-3		K		K		F7		3 2	0 0	1 0	0 0	0 0	1 1	0 3
21 Junior Lake, R (1, 8) OBP: 0.242, SLG: 0.366	K		K			7 2B 1B			1B		P3		5	1	2	0	0	2	2
67 Tsuyoshi Wada, L (1, %) 33 Carlos Villanueva, R (8, %) 6 Ryan Sweeney, L (2, PH) 63 Brian Schlitter, R (7, %) 46 Pedro Strop, R (9, %) 19 Nate Schierholtz, L (9, PH) 53 Wesley Wright, R (8, %) 52 Justin Grimm, R (10, %) 12 John Baker, L (10, PH) 50 Blake Parker, R (11, %)	K		K		K		F7		B1		L7		2 0 1 0 0 1 0 0 1 0	0 0 0 0 0 0 0 0 0 0	0 0 0 0 0 0 0 0 0 0	0 0 0 0 0 0 0 0 0 0	2 0 0 0 0 0 0 0 0 0	1 0 1 0 0 1 0 0 1 0	
Inning Stats	R: 1 H: 2 E: 0 LOB: 1 K: 0 BB: 0 S: 13 P: 22	R: 0 H: 1 E: 0 LOB: 1 K: 2 BB: 0 S: 13 P: 18	R: 0 H: 2 E: 0 LOB: 2 K: 1 BB: 0 S: 10 P: 15	R: 0 H: 0 E: 0 LOB: 0 K: 2 BB: 0 S: 10 P: 12	R: 0 H: 0 E: 0 LOB: 0 K: 1 BB: 0 S: 9 P: 13	R: 0 H: 1 E: 0 LOB: 1 K: 0 BB: 1 S: 9 P: 16	R: 1 H: 2 E: 0 LOB: 1 K: 0 BB: 0 S: 9 P: 12	R: 0 H: 1 E: 0 LOB: 2 K: 1 BB: 1 S: 11 P: 19	R: 0 H: 1 E: 0 LOB: 1 K: 0 BB: 0 S: 9 P: 11	R: 0 H: 0 E: 0 LOB: 0 K: 3 BB: 0 S: 11 P: 15	R: 0 H: 0 E: 0 LOB: 1 K: 0 BB: 1 S: 7 P: 16	R: 0 H: 2 E: 0 LOB: 2 K: 2 BB: 0 S: 11 P: 15	1B: 11 2B: 2 3B: 0 HR: 0	SF: 0 SAC: 0 DP: 2 HBP: 0	WP: 0 PB: 0 SB: 0 CS: 0	PA: 50			

PITCHER		IP	WLS	BF	H	R	ER	SO	BB	IBB	HBP	BLK	WP	HR	S	P	ERA	WHIP
99 Hyun Jin Ryu, L ERA: 3.39	(1, 1)	7.0		29	9	2	2	6	1	0	0	0	0	0	73	108	2.57	1.429
43 Brandon League, R ERA: 1.94	(8, 1)	0.2		4	1	0	0	0	1	0	0	0	0	0	8	15	0.00	3.000
56 J.P. Howell, L ERA: 1.19	(8, 1)	0.1		1	0	0	0	1	0	0	0	0	0	0	3	4	0.00	0.000
74 Kenley Jansen, R ERA: 3.2	(9, 1)	1.0		4	1	0	0	0	0	0	0	0	0	0	9	11	0.00	1.000
0 Brian Wilson, R ERA: 4.93	(10, 1)	1.0		3	0	0	0	3	0	0	0	0	0	0	11	15	0.00	0.000

PITCHER		IP	WLS	BF	H	R	ER	SO	BB	IBB	HBP	BLK	WP	HR	S	P	ERA	WHIP
28 Jamey Wright, R ERA: 3.33	(11, 1)	2.0	W	9	2	0	0	2	1	0	0	0	0	0	18	31	0.00	1.500

Chicago Cubs @ Los Angeles Dodgers

Dodger Stadium, Los Angeles, CA

Sat Aug 02 2014, 6:11 PM - 10:49 PM PDT

Att. 53,354 - Cloudy - 81 F

TOP

livebaseballscorecards.com

AB	47
R	2
H	13
RBI	2
BB	3
SO	12
LOB	26

Chicago Cubs @ Los Angeles Dodgers

Dodger Stadium, Los Angeles, CA

Sat Aug 02 2014, 6:11 PM - 10:49 PM PDT

Att. 53,354 - Cloudy - 81 F

livebaseballscorecards.com

Batter	1	2	3	4	5	6	7	8	9	10	11	12	AB	R	H	RBI	BB	SO	LOB
9 Dee Strange-Gordon, L (1, 4) OBP: 0.344, SLG: 0.397	C FF 88 B FF 89 C FF 88 F FF 89 S FF 90 1-3 ① K		C FF 90 B SL 84 F CH 82 F FF 90 B SL 85 T FF 91 2-2 ② K		H CH 80 1-0 10 G6-4-3 HBP		1 SAFE C SI 93 1 SAFE B SI 92 X SI 92 1-1 ① 1-2 1B			C FF 90 L SI 91 B FF 89 B SI 90 X SL 86 2-2 ① G6-3		F FF 90 X FF 89 0-1 10 S 13 HR 1B	5	1	2	0	0	2	0
10 Justin Turner, R (1, 3) OBP: 0.366, SLG: 0.425	C FF 90 S FF 90 X FF 90 0-2 13 1B 1B		C FF 90 B CU 74 B FF 90 X FF 90 2-1 ③ L9		1 SAFE 1 SAFE 1 SAFE B FF 87 F FF 88 X CH 81 1-1 ① ② G6-4-3 1-2f		1 SAFE 1 SAFE C SI 92 1 SAFE B SI 93 F SI 94 1 SAFE B SI 92 F SI 93 2-3 S FF 85 ② K			F FF 94 B FF 95 C SL 84 F FF 95 B SL 85 X SL 83 2-2 13 WP 1B		1 SAFE 1 SAFE 1 SAFE B FF 89 B FF 90 C CU 75 C FF 90 B FF 91 D CU 76 4-2 13 HR 1-2 BB	5	1	2	0	1	1	2
13 Hanley Ramirez, R (1, 6) OBP: 0.370, SLG: 0.462	F FF 89 F FF 89 B FF 90 F CH 82 X FF 90 1-2 33 FC5-4 1-2 1B			B FF 89 B CH 81 C CH 80 B FF 90 B FF 89 4-1 27 HR BB	F FF 89 S CH 81 X FF 90 0-2 2B		C SI 92 1 SAFE B SL 84 1 SAFE X SI 92 1-1 ③ G4-3			B FF 94 F FF 94 F SL 84 S SL 87 1-3 ② K 1-2		B FF 89 X CU 74 1-0 1-H 2-H HR	5	2	3	3	1	1	2
27 Matt Kemp, R (1, 9) OBP: 0.349, SLG: 0.463	F FF 89 B FF 90 F SL 82 S FF 90 1-3 ② K			F FF 88 1 SAFE B FF 89 F SL 81 X SL 83 1-2 1-H HR	B FF 89 S CH 82 B FF 90 S CH 83 X FF 90 2-2 ③ G6-3			B SI 96 C SL 83 X SL 84 1-1 ① F9		B SI 93 D SL 84 C CU 81 B FF 93 C CU 81 X CU 83 3-2 ③ G6-3			5	1	1	2	0	1	4
33 Scott Van Slyke, R (1, 8) OBP: 0.371, SLG: 0.507 16 Andre Ethier, L (8, PH) OBP: 0.310, SLG: 0.369 (9, 8)	C SL 79 B FF 90 X CH 82 1-1 ③ FC5-4 1-2f			F FF 90 B CH 81 X SL 80 1-1 3 G3 2B	F FF 87 B CH 81 B CH 80 F FF 89 B FF 90 F FF 90 X FF 89 3-2 ① F8			C SL 83 C SI 95 S SL 83 0-3 ② K			C CU 75 S CU 76 B CU 76 F FF 90 F FF 91 F CU 76 F FS 81 S FS 80 1-3 ① K	3 2	0 0	1 0	0 0	0 0	0 2	2 0
5 Juan Uribe, R (1, 5) OBP: 0.330, SLG: 0.424		B CU 72 B CU 72 B SI 88 C FF 88 F FF 88 X FF 90 3-2 ① G4-3		C FF 88 B FF 88 B FF 88 X FF 88 2-1 ① F9		S CU 73 B CH 81 F FF 89 B CH 81 F CH 81 F FF 91 X CH 82 2-2 3 G4-3 2B		S SL 84 B SI 95 F SI 96 F SL 82 S SL 84 1-3 ③ K			B FF 91 F FF 90 X CU 76 1-1 ② F7	5	0	1	0	0	1	1
3 Carl Crawford, L (1, 7) OBP: 0.270, SLG: 0.342		B FF 89 F FF 90 F FF 90 F SL 84 S FF 91 1-3 ② K		X FF 88 0-0 ② G3 2-3		B FF 88 B FF 89 C FF 89 X FF 90 2-1 ② G4-3 2-3			C FF 92 B FF 91 X FF 92 1-1 ① G4-3		B FF 90 T FF 90 B FF 91 F FF 89 C FF 90 2-3 ③ K	5	0	0	0	0	2	2
31 Drew Butera, R (1, 2) OBP: 0.267, SLG: 0.278		F FF 89 X FF 91 0-1 ③ G3		I IN 78 I IN 78 I IN 79 I IN 80 4-0 IBB		X FF 90 0-0 ③ P2				F FF 92 C FF 91 S FF 92 0-3 ② K		B FF 89 B FF 89 F FF 89 X FF 89 2-1 ① G1-3	4	0	0	0	1	1	1
99 Hyun Jin Ryu, R 66 Yasiel Puig, R 43 Brandon League, R 56 J.P. Howell, L 74 Kenley Jansen, S 22 Miguel Rojas, R 0 Brian Wilson, R 28 Jamey Wright, R 23 Adrian Gonzalez, L			C FF 87 F FF 89 S FF 89 0-3 ① K	B CU 73 F FF 88 D CH 82 F FF 90 B FF 89 S FF 89 3-3 ③ K			C SI 93 F SI 93 B SI 95 B SI 95 X SI 94 2-2 9 1B 1B			F FF 92 B FF 92 B SI 92 X FF 92 2-1 ③ F9		T FF 90 S CU 76 F CU 76 B FF 90 F FS 80 F FS 79 S CU 77 1-3 ② K2-3	2 1 0 0 0 1 0 0 0 1	0 0 0 0 0 0 0 0 0 0	0 1 0 0 0 0 0 0 0 0	0 0 0 0 0 0 0 0 0 0	0 0 0 0 0 0 0 0 0 0	2 0 0 0 0 0 0 0 0 1	2 0 0 0 0 0 0 0 0 0
Inning Stats	R: 0 H: 2 E: 0 LOB: 2 K: 2 BB: 0 S: 16 P: 20	R: 0 H: 0 E: 0 LOB: 0 K: 1 BB: 0 S: 9 P: 13	R: 0 H: 0 E: 0 LOB: 0 K: 2 BB: 0 S: 9 P: 13	R: 2 H: 2 E: 0 LOB: 2 K: 1 BB: 2 S: 12 P: 27	R: 0 H: 1 E: 0 LOB: 1 K: 0 BB: 0 S: 8 P: 12	R: 0 H: 1 E: 0 LOB: 1 K: 0 BB: 0 S: 12 P: 19	R: 0 H: 2 E: 0 LOB: 1 K: 1 BB: 0 S: 11 P: 17	R: 0 H: 0 E: 0 LOB: 0 K: 2 BB: 0 S: 9 P: 11	R: 0 H: 0 E: 0 LOB: 0 K: 1 BB: 0 S: 7 P: 10	R: 0 H: 1 E: 0 LOB: 1 K: 1 BB: 0 S: 13 P: 21	R: 0 H: 0 E: 0 LOB: 0 K: 2 BB: 0 S: 12 P: 16	R: 3 H: 2 E: 0 LOB: 0 K: 1 BB: 1 S: 13 P: 21	1B: 6 2B: 3 3B: 0 HR: 2	SF: 0 SAC: 0 DP: 1 HBP: 1	WP: 1 PB: 0 SB: 1 CS: 0	PA: 48		

PITCHER		IP	WLS	BF	H	R	ER	SO	BB	IBB	HBP	BLK	WP	HR	S	P	ERA	WHIP
67 Tsuyoshi Wada, L ERA: 3.32	(1, 1)	5.2		25	6	2	2	6	1	1	1	0	0	1	65	103	3.18	1.235
33 Carlos Villanueva, R ERA: 5.46	(6, 1)	0.1		1	0	0	0	0	0	0	0	0	0	0	1	1	0.00	0.000
63 Brian Schlitter, R ERA: 3.56	(7, 1)	1.0		4	2	0	0	1	0	0	0	0	0	0	11	17	0.00	2.000
46 Pedro Strop, R ERA: 2.92	(8, 1)	1.0		3	0	0	0	2	0	0	0	0	0	0	9	11	0.00	0.000
53 Wesley Wright, L ERA: 2.73	(9, 1)	1.1		4	0	0	0	1	0	0	0	0	0	0	10	15	0.00	0.000

PITCHER		IP	WLS	BF	H	R	ER	SO	BB	IBB	HBP	BLK	WP	HR	S	P	ERA	WHIP
52 Justin Grimm, R ERA: 4.5	(10, 1)	0.2		3	1	0	0	1	0	0	0	0	1	0	10	16	0.00	1.500
50 Blake Parker, R ERA: 6.57	(11, 1)	1.2	L	8	2	3	3	3	1	0	0	0	0	1	25	37	16.20	1.800

AB	44
R	5
H	11
RBI	5
BB	3
SO	14
LOB	16

Chicago Cubs @ Los Angeles Dodgers

Dodger Stadium, Los Angeles, CA

Sun Aug 03 2014, 1:12 PM - 4:44 PM PDT

Att. 44,713 - Partly Cloudy - 82 F

livebaseballscorecards.com

Batter	1	2	3	4	5	6	7	8	9	AB	R	H	RBI	BB	SO	LOB
8 Chris Coghlan, L (1, 7) OBP: 0.368, SLG: 0.475	B FF 91 B FF 90 S FF 91 B FF 91 X FF 92 3-1 7 PB 44 2B 2B		S CH 84 C CU 73 B FF 92 B FF 92 B SI 92 X FF 92 3-2 ① L8		F SI 91 B CU 73 2 SAFE F CU 73 X CH 86 1-2 2-H HR		B SI 87 B KC 79 B SI 87 B SI 86 4-0 7 FC6-4 BB	B FF 93 D CH 88 C FF 94 B FF 93 B FF 94 4-1 1-2 BB		3	2	2	2	2	0	1
7 Arismendy Alcántara, S (1, 4) OBP: 0.324, SLG: 0.407	B CU 71 B SI 90 S SI 92 M FC 89 S CH 85 2-3 ① K 2-3		C CU 73 D CU 74 B FC 89 X FC 89 2-1 ② L3		S SI 92 X CH 88 0-1 44 CS 1B		B SI 88 B SI 88 C SI 86 S SI 87 B SI 88 F SI 85 F SI 86 F SI 87 X SI 86 3-2 ② FC6-4 1-2f 2-3	C FF 94 D CH 89 T FF 95 F FF 95 S FF 94 1-3 ③ K		5	0	1	0	0	2	6
44 Anthony Rizzo, L (1, 3) OBP: 0.390, SLG: 0.516	T FC 89 X FC 90 0-1 3-H 2B		F FC 89 D CH 86 D CH 84 B FF 92 B FF 92 4-1 24 BB 1-2 BB		1 SAFE C SI 87 B SI 88 S CU 81 F SI 89 1 SAFE X CU 80 1-2 ①② G6-3 1-2		F SI 87 1 SAFE X SI 87 0-1 ③ F7		C FF 92 F CH 89 F FF 95 X FF 95 0-2 ① F8	4	0	1	1	1	0	3
24 Luis Valbuena, L (1, 5) OBP: 0.335, SLG: 0.444	C CU 74 S CU 76 B FF 93 B FC 89 S CU 74 2-3 ② K		C CU 73 F FC 90 B FF 92 B CU 76 D CU 74 D CU 73 4-2 1-2 2-3 BB		C CU 80 B SI 88 F SI 88 C CU 79 1-3 ③ K			B SI 94 B SI 94 B SI 94 B SI 93 4-0 4 BB 6 BB 19 FC3-2 BB	B CH 88 F FF 94 X SL 85 1-1 HR	3	1	1	1	2	2	1
6 Ryan Sweeney, L (1, 8) OBP: 0.286, SLG: 0.331	C CU 72 F FC 90 B FF 93 F FC 90 D CU 77 B FF 93 S FF 92 3-3 ③ K		C CU 73 F FC 89 D CU 75 S FF 92 1-3 ③ K			B CH 86 F SL 86 S SI 88 S CU 80 1-3 ① K		B SI 93 B SI 94 B SI 93 C SI 93 B SI 93 4-1 19 FC3-2 4 BB 12 G4-3 1-2 BB	B FF 94 X FF 94 1-0 19 BB 1B	4	1	1	0	1	3	4
4 Chris Valaika, R (1, 6) OBP: 0.375, SLG: 0.167		B FF 91 F FF 91 B FC 84 B FC 89 F FF 91 F FF 92 S FF 91 3-3 ① K		C CH 84 F FC 84 B FF 91 F FC 90 B CU 76 B CU 71 B SI 92 4-2 19 L5-3 BB		X SI 87 0-0 ② G1-3		B SI 93 2 SAFE B FS 86 D SI 93 B SI 93 4-0 12 G4-3 19 FC3-2 13 1B 1-2 2-3 BB	C SL 83 S SI 93 B SI 92 F SI 94 X SL 84 1-2 ② L6	3	1	0	0	2	1	1
19 Nate Schierholtz, L (1, 9) OBP: 0.241, SLG: 0.301		C CU 71 B CU 77 F FC 89 B CU 78 S CH 86 2-3 ② K		B CH 86 F CH 86 B SI 92 X SI 92 2-1 ①② L5-3 1-1		C CU 79 B SI 88 T SI 88 F CU 80 F CU 80 B FF 88 B SL 86 X SI 87 3-2 ③ G2-3		F SI 94 B SI 93 X SI 94 1-1 ① FC3-2 12 G4-3 13 1B 1-2 2-3 3-Hf	C FF 94 B FF 94 B CH 88 B FF 93 F FF 94 B FF 93 4-2 1-2 BB	4	1	0	0	1	1	4
12 John Baker, L (1, 2) OBP: 0.294, SLG: 0.252		X FF 92 0-0 ③ F8		B SI 91 F FF 92 S SI 92 B CU 76 B CU 78 F FF 91 X FF 92 3-2 ③ F7			B SI 87 X SI 87 1-0 ① P6	B SI 94 B SI 94 F SI 94 X SI 94 2-2 ② G4-3 1-2 2-3 3-H	X FF 93 0-0 ③ F9	5	0	0	1	0	0	4
36 Edwin Jackson, R (1, 1) OBP: 0.162, SLG: 0.216 20 Justin Ruggiano, R (7, PH) OBP: 0.338, SLG: 0.424 33 Carlos Villanueva, R (7, 1) 13 Starlin Castro, R (8, PH) OBP: 0.328, SLG: 0.423 37 Travis Wood, R (8, PR) OBP: 0.295, SLG: 0.524 46 Pedro Strop, R (8, 1) 56 Héctor Rondón, R (9, 1)			C FF 91 S FC 88 B CU 72 X FC 88 1-2 24 BB 44 BB 1B		C FF 90 B FC 88 X FF 91 1-1 8 HR 2B		S KC 78 B CH 80 X KC 79 1-1 7 FC6-4 2B	B SI 93 F SI 94 X SI 94 1-1 8 BB 2-H 3-H 1B		2	1	2	0	0	0	0
										1	0	1	0	0	0	0
										0	0	0	0	0	0	0
										1	0	1	2	0	0	0
										0	0	0	0	0	0	0
										0	0	0	0	0	0	0
										0	0	0	0	0	0	0

Inning Stats									
	R: 1 E: 0 K: 3 S: 14	H: 2 LOB: 1 BB: 0 P: 24	R: 0 E: 0 K: 2 S: 8	H: 0 LOB: 0 BB: 0 P: 13	R: 0 E: 0 K: 1 S: 15	H: 1 LOB: 3 BB: 2 P: 30	R: 0 E: 0 K: 0 S: 9	H: 0 LOB: 0 BB: 1 P: 18	R: 2 E: 0 K: 1 S: 14	H: 3 LOB: 0 BB: 0 P: 18	R: 0 E: 0 K: 1 S: 9	H: 0 LOB: 0 BB: 0 P: 13	R: 0 E: 0 K: 0 S: 11	H: 1 LOB: 2 BB: 1 P: 20	R: 3 E: 0 K: 1 S: 13	H: 1 LOB: 2 BB: 4 P: 34	R: 1 E: 0 K: 0 S: 14	H: 2 LOB: 2 BB: 1 P: 21	1B: 4 2B: 5 3B: 0 HR: 2	SF: 0 SAC: 0 DP: 1 HBP: 0	WP: 0 PB: 1 SB: 0 CS: 1	PA: 44

PITCHER		IP	WLS	BF	H	R	ER	SO	BB	IBB	HBP	BLK	WP	HR	S	P	ERA	WHIP
61 Josh Beckett, R ERA: 2.88	(1, 1)	4.0	L	20	6	3	3	6	3	0	0	0	0	1	53	94	6.75	2.250
75 Paco Rodríguez, L ERA: 4.35	(5, 1)	2.0		5	0	0	0	2	0	0	0	0	0	0	16	22	0.00	0.000
56 J.P. Howell, L ERA: 1.16	(7, 1)	1.0		5	1	0	0	0	1	0	0	0	0	0	11	20	0.00	2.000
43 Brandon League, R ERA: 2.49	(8, 1)	0.2		6	1	3	3	0	3	0	0	0	0	0	8	24	40.50	6.000
54 Chris Perez, R ERA: 5.03	(8, 1)	1.1		8	2	1	1	1	2	0	0	0	0	1	19	31	6.75	3.000

PITCHER		IP	WLS	BF	H	R	ER	SO	BB	IBB	HBP	BLK	WP	HR	S	P	ERA	WHIP

TOP

AB	35
R	7
H	10
RBI	7
BB	9
SO	9
LOB	24

Batter	1	2	3	4	5	6	7	8	9	AB	R	H	RBI	BB	SO	LOB
10 Justin Turner, R (1, 4) OBP: 0.374, SLG: 0.435	F CH 88 B SL 84 F SL 82 X FF 92 1-2 23 1B 13 G4-6-3 2B	B SL 85 C SL 86 B SL 86 T FF 94 F SL 86 F CU 79 B SI 93 X SL 85 3-2 66 G4-3 66 S 1B	B CU 77 C SI 95 B CH 86 X SI 93 2-1 ② F7	C FF 94 H SI 96 1-1 66 1B 23 FC4-6 HBP	3	2	2	0	0	0	0
66 Yasiel Puig, R (1, 8) OBP: 0.407, SLG: 0.551	D CH 88 B CH 85 D SL 85 C FF 90 X CU 77 3-1 13 G4-6-3 23 1B 1B	B CH 89 B SL 85 1 SAFE B CH 86 C SI 92 X SI 93 3-1 ① G4-3 1-3	B CH 87 F CH 85 S FF 94 S FF 94 1-3 ③ K	B SL 81 S SI 95 X SL 82 1-1 23 FC4-6 1-3 1B	4	0	2	0	0	1	1
23 Adrián González, L (1, 3) OBP: 0.327, SLG: 0.444	F CU 77 X SL 84 0-1 13 G4-6-3 1-2 2-3 1B	B SI 94 C SI 93 C SI 94 B FF 95 F FF 95 F FF 95 S SL 87 2-3 ② K	F CU 77 F FF 92 X FF 94 0-2 ① F7	F SI 96 S SL 84 X SL 84 0-2 ① FC4-6 13 G6-3 1-2f 3-H	4	0	1	1	0	1	2
13 Hanley Ramirez, R (1, 6) OBP: 0.366, SLG: 0.457	X FF 93 0-0 ① ② G4-6-3 1-2f 2-3 3-H	X SI 96 0-0 ③ G4-3	X SI 93 0-0 ② P3	C SI 96 X SI 96 0-1 ② ③ G6-3 1-2f	4	0	0	0	0	0	4
27 Matt Kemp, R (1, 9) OBP: 0.350, SLG: 0.472	B FF 92 C SL 85 S SI 94 D SL 87 X FF 94 2-2 ③ G5-3	B SL 84 B SL 84 B FF 92 X FF 91 3-0 5 G6-3 5 S 1B	B SI 92 S SL 86 B FF 93 X FF 92 2-1 HR	C SL 87 B SL 85 S FF 97 B FF 98 S SL 84 2-3 ① K	4	1	2	1	0	1	1
16 Andre Ethier, L (1, 7) OBP: 0.308, SLG: 0.366 56 J.P. Howell, L (7, 1) 43 Brandon League, R (8, 1) 54 Chris Perez, R (8, 1) 9 Dee Strange-Gordon, L (9, PH) OBP: 0.344, SLG: 0.396	B CU 77 F CH 85 B SL 84 F CH 86 F SI 93 B SL 86 S FF 94 3-3 ① K	F FF 92 1 SAFE B FF 92 F SL 84 C FF 94 1-3 ① K	C SL 86 F SL 84 B FF 95 B SL 87 B SL 88 C SL 86 3-3 ③ K	C FF 97 B SL 84 X SI 97 1-1 ② G1-3	2 0 0 0 1	0 0 0 0 0	0 0 0 0 0	0 0 0 0 0	2 0 0 0 0	1 0 0 0 0	
5 Juan Uribe, R (1, 5) OBP: 0.325, SLG: 0.417	F FF 94 X CH 86 0-1 ② G4-3	F SI 94 1 SAFE B FF 95 D SI 88 B SL 86 T SL 85 X FF 94 3-2 ② G6-3 1-3	B CU 76 X FF 90 1-0 ① F8	X SL 87 0-0 ③ L7	4	0	0	0	0	0	1
31 Drew Butera, R (1, 2) OBP: 0.275, SLG: 0.301	B FF 94 S SL 85 S SL 85 B SL 88 X FF 95 2-2 2B	B FF 96 C FF 95 F FF 97 B FF 96 B SL 88 F SL 88 S SL 89 3-3 ③ K	X SI 90 0-0 3 L3-6 2B	3	0	2	0	0	1	1	
61 Josh Beckett, R (1, 1) OBP: 0.200, SLG: 0.256 75 Paco Rodríguez, L (5, 1) 3 Carl Crawford, L (5, 7) OBP: 0.267, SLG: 0.338 33 Scott Van Slyke, R (6, PH) OBP: 0.369, SLG: 0.503	C FF 93 B SI 94 F FF 93 F FF 93 B SL 86 B SL 87 X FF 92 3-2 ③ G5-3	B SL 85 X SI 92 1-0 ① F7	S CU 76 B FF 90 X CU 79 1-1 ② ③ L3-6 2-2	1 0 2 1	0 0 0 0	0 0 0 0	0 0 0 0	0 0 0 0	0 0 1 0	1 0 1 0	
Inning Stats	R: 1 E: 0 K: 0 S: 11 H: 3 LOB: 1 BB: 0 P: 17	R: 0 E: 0 K: 1 S: 13 H: 1 LOB: 1 BB: 0 P: 21	R: 0 E: 0 K: 1 S: 13 H: 1 LOB: 1 BB: 0 P: 21	R: 0 E: 0 K: 2 S: 11 H: 1 LOB: 1 BB: 0 P: 21	R: 0 E: 0 K: 1 S: 6 H: 0 LOB: 0 BB: 0 P: 10	R: 1 E: 0 K: 1 S: 9 H: 1 LOB: 0 BB: 0 P: 14	R: 0 E: 0 K: 0 S: 4 H: 1 LOB: 0 BB: 0 P: 6	R: 1 E: 0 K: 0 S: 8 H: 1 LOB: 0 BB: 0 P: 10	R: 0 E: 0 K: 1 S: 6 H: 0 LOB: 0 BB: 0 P: 9	1B: 5 2B: 4 3B: 0 HR: 1	SF: 0 SAC: 0 DP: 3 HBP: 1		WP: 0 PB: 0 SB: 2 CS: 0	PA: 34			

PITCHER		IP	WLS	BF	H	R	ER	SO	BB	IBB	HBP	BLK	WP	HR	S	P	ERA	WHIP
36 Edwin Jackson, R ERA: 5.66	(1, 1)	6.0	W	24	7	2	2	6	0	0	0	0	0	1	63	104	3.00	1.167
33 Carlos Villanueva, R ERA: 5.37	(7, 1)	1.0	H	3	1	0	0	0	0	0	0	0	0	0	4	6	0.00	1.000
46 Pedro Strop, R ERA: 2.68	(8, 1)	1.0		4	1	1	1	0	0	0	1	0	0	0	8	10	9.00	1.000
56 Héctor Rondón, R ERA: 3.27	(9, 1)	1.0		3	0	0	0	1	0	0	0	0	0	0	6	9	0.00	0.000

PITCHER	IP	WLS	BF	H	R	ER	SO	BB	IBB	HBP	BLK	WP	HR	S	P	ERA	WHIP

BOTTOM

Chicago Cubs @ Los Angeles Dodgers

Dodger Stadium, Los Angeles, CA

Sun Aug 03 2014, 1:12 PM - 4:44 PM PDT

Att. 44,713 - Partly Cloudy - 82 F

livebaseballscorecards.com

AB	33
R	3
H	9
RBI	2
BB	0
SO	7
LOB	13

Batter	1	2	3	4	5	6	7	8	9	10	11	12	AB	R	H	RBI	BB	SO	LOB
7 Arismendy Alcántara, S (1, 8) OBP: 0.315, SLG: 0.385	C FF 91 X SI 91 0-1 G6-3 ①			C SI 86 C FF 90 F SL 87 B CU 73 B FF 91 X FF 91 2-2 L8 ①		F SI 91 S CU 75 T SL 89 0-2 K ②	D SL 87 B FF 94 C FF 93 B FF 93 F FF 94 B SL 88 4-2 1-2 2-3 BB			B SI 94 C FF 94 B FF 95 B FF 95 C SI 95 F SI 94 F FF 95 S ST 82 3-3 K2-3	B FF 92 S SL 82 X SI 92 1-1 G1-3 ③		5	0	0	0	1	2	4
9 Javier Báez, R (1, 4) OBP: 0.167, SLG: 0.667	B FF 92 B KC 76 F FF 92 C SL 82 F SL 83 F FF 94 S SL 82 2-3 K ②			C CU 73 C FF 92 B FF 89 F SL 88 X FF 92 1-2 G5-3 ②		F CU 74 C CU 75 S FF 91 0-3 K ③	F SL 85 X SL 87 0-1 L9 ③			S ST 82 F ST 83 B ST 83 S FF 95 1-3 K ②		X FF 91 0-0 HR	6	1	1	1	0	3	4
44 Anthony Rizzo, L (1, 3) OBP: 0.387, SLG: 0.510	X SI 91 0-0 G4-3 ③			C SI 94 B FF 89 B SI 93 S SI 93 F CU 76 F FF 92 X FF 89 2-2 L4 ③			B FF 96 C CH 88 B FF 96 B FF 96 S CH 90 F FF 97 B CH 90 4-2 24 BB 13 BB 5 BB BB	C FF 89 B CH 84 S FF 91 B SL 88 F SL 89 S FF 93 2-3 K ①		B FF 95 S FF 95 B CH 90 B SI 96 C ST 81 S ST 83 3-3 K ③		C SL 81 C SL 81 X SL 80 0-2 G4-3 ①	5	1	0	0	1	2	0
13 Starlin Castro, R (1, 6) OBP: 0.330, SLG: 0.425		F FF 90 X FF 91 0-1 G6-3 ①			S SL 87 S FF 91 S FF 91 0-3 K ①		B FF 97 C SL 88 B FF 96 B CH 88 B FF 98 4-1 5 BB 24 BB 8 BB 1-2 BB	C SL 86 F FF 92 B SL 88 F FF 92 X FF 92 1-2 G6-3 ②			X ST 81 0-0 5 BB 6 1B 2B	B SI 90 X FF 92 1-0 20 G5-4-3 1B	5	2	2	0	1	1	0
20 Justin Ruggiano, R (1, 9) OBP: 0.333, SLG: 0.416		C KC 74 C SL 82 F FF 92 B SL 82 B FF 92 B SL 82 X SI 91 3-2 24 G6-3 1B			C CU 74 B CU 74 T FF 91 X FF 93 1-2 G5-3 ②		B SL 87 C FF 95 S SL 87 S FC 96 1-3 K ①	S FF 92 F SL 89 B SL 89 B FF 94 X SL 88 2-2 G5-3 ③			D ST 84 B ST 82 B FF 96 C FF 94 C ST 82 X FF 95 3-2 G5-3 ①	B SL 81 D SL 80 S SI 90 X SI 90 2-1 G5-4-3 ②③ 1-2f	6	0	1	0	0	1	4
24 Luis Valbuena, L (1, 5) OBP: 0.339, SLG: 0.443		C KC 74 X SI 91 0-1 G6-3 ②③ 1-2f			B FF 92 X FF 90 1-0 G3-1 ③		B FF 95 B FF 95 B FF 95 B FF 95 4-0 8 BB 5 BB 4 SF7 1-2 2-3 BB		S FF 92 X CU 77 0-1 E1 5 F9 1B		S FF 96 B SI 96 B ST 82 F SI 96 F ST 84 B FF 96 D ST 85 4-2 6 1B 5 BB BB		3	1	1	0	2	0	1
5 Welington Castillo, R (1, 2) OBP: 0.301, SLG: 0.386			C SI 91 X KC 75 0-1 L8 ①			C FF 90 X SL 81 0-1 HR	B FC 90 F SI 92 B SI 93 F FC 91 B CU 79 B FF 93 4-2 7 BB 8 BB 1-2 2-3 3-H BB		B SL 87 S FF 92 F FF 92 X SL 89 1-2 F9 2-3		B FF 93 B FF 95 B ST 83 B FF 95 4-0 6 1B 1-2 2-3 BB		3	1	1	2	2	0	1
21 Junior Lake, R (1, 7) OBP: 0.244, SLG: 0.367 8 Chris Coghlan, L (7, PH) OBP: 0.371, SLG: 0.475 6 Ryan Sweeney, L (7, PR) OBP: 0.293, SLG: 0.335 (7, 7)			B KC 75 B KC 75 F SI 91 F FF 92 B SL 82 F SL 83 F SI 93 S FF 93 3-3 K ②			C FF 92 B SL 88 S SL 87 B FF 93 F SL 88 F SL 89 X FF 93 2-2 37 SH1-3 1B	S SL 85 D SL 86 B FF 94 C FF 92 F FF 93 B FF 95 4-2 7 BB 1-2 2-3 3-H BB	I IN 72 I IN 73 I IN 74 4-0 19 G4-6-3 IBB		C SL 81 X SI 93 0-1 1-2 2-3 3-H 1B	2	0	1	0	0	1	0
			X SI 92 0-0 G6-3 ③			X SI 88 0-0 SH1-3 ① 1-2	X FF 93 0-0 SF7 ② 3-H		F FF 93 B SL 90 F FF 94 F SL 88 F SL 86 X FF 94 1-2 G4-6-3 ②③ 1-2f		B SL 81 F FF 92 F SL 82 C FF 93 1-3 K ②	0	0	0	0	0	0	0
Inning Stats	R: 0 E: 0 K: 1 S: 8 H: 0 LOB: 0 BB: 0 P: 10	R: 0 E: 0 K: 0 S: 8 H: 1 LOB: 0 BB: 0 P: 11	R: 0 E: 0 K: 1 S: 8 H: 0 LOB: 0 BB: 0 P: 11	R: 0 E: 0 K: 0 S: 13 H: 0 LOB: 0 BB: 0 P: 18	R: 0 E: 0 K: 1 S: 7 H: 0 LOB: 0 BB: 0 P: 9	R: 1 E: 0 K: 2 S: 14 H: 2 LOB: 1 BB: 0 P: 16	R: 3 E: 0 K: 1 S: 17 H: 0 LOB: 3 BB: 6 P: 42	R: 0 E: 0 K: 1 S: 11 H: 0 LOB: 0 BB: 0 P: 16	R: 0 E: 1 K: 0 S: 10 H: 1 LOB: 1 BB: 1 P: 16	R: 0 E: 0 K: 3 S: 11 H: 0 LOB: 0 BB: 0 P: 18	R: 1 E: 0 K: 1 S: 14 H: 2 LOB: 3 BB: 2 P: 27	R: 1 E: 0 K: 0 S: 7 H: 2 LOB: 0 BB: 0 P: 10	1B: 5 2B: 1 3B: 0 HR: 2	SF: 1 SAC: 1 DP: 3 HBP: 0	WP: 0 PB: 0 SB: 0 CS: 0	PA: 50					

37 Travis Wood, R (3, 1)
4 Chris Valaika, R (7, PH)
53 Wesley Wright, R (7, 1)
52 Justin Grimm, R (8, 1)
19 Nate Schierholtz, L (8, PH)
46 Pedro Strop, R (8, 1)
63 Brian Schlitter, R (9, 1)
12 John Baker, L (11, PH)
56 Héctor Rondón, R (11, 1)
33 Carlos Villanueva, R (12, 1)

PITCHER		IP	WLS	BF	H	R	ER	SO	BB	IBB	HBP	BLK	WP	HR	S	P	ERA	WHIP
30 Brett Anderson, L ERA: 2.91	(1, 1)	3.0		9	1	0	0	2	0	0	0	0	0	0	24	32	0.00	0.333
56 Franklin Morales, L ERA: 5.08	(4, 1)	3.0		11	2	1	1	3	0	0	0	0	0	1	34	43	3.00	0.667
54 Tommy Kahnle, R ERA: 3.05	(7, 1)	0.1	H	4	0	3	3	1	3	0	0	0	0	0	7	20	81.00	9.000
37 Nick Masset, R ERA: 4.91	(7, 1)	0.0		1	0	0	0	0	1	0	0	0	0	0	2	6	∞	∞
49 Rex Brothers, L ERA: 4.63	(7, 1)	0.1	B	3	0	0	0	0	2	0	0	0	0	0	6	14	0.00	6.000

PITCHER		IP	WLS	BF	H	R	ER	SO	BB	IBB	HBP	BLK	WP	HR	S	P	ERA	WHIP
34 Matt Belisle, R ERA: 5.13	(7, 1)	1.1		4	0	0	0	1	0	0	0	0	0	0	13	18	0.00	0.000
32 LaTroy Hawkins, R ERA: 3.0	(9, 1)	1.0		4	1	0	0	0	0	1	0	0	0	0	10	16	0.00	1.000
0 Adam Ottavino, R ERA: 3.96	(10, 1)	1.1		7	1	1	1	3	2	0	0	0	0	0	18	36	6.75	2.250
48 Boone Logan, L ERA: 5.48	(11, 1)	1.2	L	7	3	1	1	1	0	0	0	0	0	1	14	19	5.40	1.800

TOP

Chicago Cubs @ Colorado Rockies

Coors Field, Denver, CO

Tue Aug 05 2014, 6:43 PM - 11:04 PM MDT

Att. 35,043 - Partly Cloudy - 74 F

livebaseballscorecards.com

AB	39
R	6
H	8
RBI	6
BB	9
SO	11
LOB	19

Chicago Cubs @ Colorado Rockies

Coors Field, Denver, CO

Tue Aug 05 2014, 6:43 PM - 11:04 PM MDT

Att. 35,043 - Partly Cloudy - 74 F

livebaseballscorecards.com

BOTTOM

Batter	1	2	3	4	5	6	7	8	9	10	11	12	AB	R	H	RBI	BB	SO	LOB
19 Charlie Blackmon, L (1, 7) OBP: 0.338, SLG: 0.447	X FF 88 0-0 B2	F SL 90 X SI 88 0-1 F9			B SL 81 X SI 89 1-0 P5		C SL 84 F SI 91 B FF 91 B FF 92 B SI 91 F SI 91 X SL 85 3-2 G4-3		X SI 97 0-0 F7		X SL 83 0-0 23 1B 1-2 1B		6	0	1	0	0	0	3
14 Josh Rutledge, R (1, 6) OBP: 0.341, SLG: 0.453	B FF 88 B FF 88 B SI 87 B FF 87 4-0 BB		C FF 88 X CH 80 0-1 F9		F FF 89 F FC 86 B SI 88 X FC 85 1-2 28 1B 2-H 1B		B SL 85 C FF 92 B FF 92 X SI 91 2-1 L9		C SI 96 C SL 84 X SL 84 0-2 FC5-4 1-2f		F FF 97 B SI 96 F SI 96 F FF 98 S SL 85 1-3 K		5	0	1	1	1	1	3
28 Nolan Arenado, R (1, 5) OBP: 0.319, SLG: 0.478 23 Charlie Culberson, R (10, PR) OBP: 0.239, SLG: 0.296 (11, 5)	B FF 87 X FF 88 1-0 F9		X FC 86 0-0 P6		C SI 89 X SL 81 0-1 1-2 1B		X FF 92 0-0 HR			B SI 92 F SI 92 X SI 93 1-1 13 SH5-3 33 1B 1B	B FF 97 S FF 96 S SL 85 B SL 83 D SL 86 X FF 96 3-2 1-3 2-H 1B		5 1	1 0	3 1	1 1	0 0	0 0	1 0
33 Justin Morneau, L (1, 3) OBP: 0.344, SLG: 0.486	F FF 88 D SL 80 F FC 86 F FF 90 X FF 90 1-2 G6-3		B FC 86 X CU 72 1-0 L4		B CU 70 B FC 84 X FC 86 2-0 G6-3		B SL 86 C SI 92 X KC 80 1-1 P6		C SI 98 F SL 86 S FF 98 0-3 K	F SI 93 B SI 92 X SI 93 1-1 13 SH5-3 1-2 1B			6	0	1	0	0	1	5
13 Drew Stubbs, R (1, 8) OBP: 0.345, SLG: 0.515		B FF 88 B FC 86 X SI 89 2-0 20 1B 1 2B 1B	C CU 70 X SI 88 0-1 G6-3	L SI 88 X SL 78 0-1 1 FC1-5 20 BB 1B		F FF 94 B FF 93 S SL 84 S SL 85 1-3 K		X SI 93 0-0 SH5-3 1-2 2-3		F FF 91 S CU 80 B FF 91 S SL 86 1-3 K	5	1	2	0	0	2	0
20 Wilin Rosario, R (1, 2) OBP: 0.290, SLG: 0.405		D FC 86 X CH 81 1-0 1 2B 1-2 1B	B SL 79 X FC 86 1-0 F9	1 SAFE B FC 85 D CH 79 C FF 90 B FF 90 B FF 89 4-1 9 WP 1 FC1-5 1-2 BB		B SL 84 S SL 84 B FF 94 X SL 83 2-1 1 G6-4-3 1B	I IN 72 I IN 76 I IN 77 I IN 76 4-0 1 G6-4-3 IBB		B CU 75 C FF 91 B FF 91 B CH 83 F CH 82 X SL 87 3-2 9 FC6-4 1B	4	1	3	0	2	0	0
1 Brandon Barnes, R (1, 9) OBP: 0.298, SLG: 0.403 48 Boone Logan, R (11, 1) 8 Michael McKenry, R (12, PH) OBP: 0.404, SLG: 0.476	B FF 88 F SI 88 X CH 80 1-1 1-H 2-H 2B		C SI 89 B FC 86 X CH 81 1-1 L7	X CH 80 0-0 FC1-5 9 WP 1-2 2-3f		B FF 96 1 SAFE S FF 94 B FF 95 X FF 95 2-1 G6-4-3 1-2f	F SI 93 X SI 94 0-1 G6-4-3 1-2f		C FF 90 B CU 76 S SL 84 C FF 92 1-3 K	5 0 1	0 0 0	1 0 0	2 0 0	0 0 0	0 0 1	6 0 1
9 DJ LeMahieu, R (1, 4) OBP: 0.325, SLG: 0.342	B FF 89 X FC 85 1-0 F9			F CU 70 B FC 86 F SI 90 B FF 90 B FC 84 B FF 90 4-2 56 SH5-4 14 1B BB	F SI 90 B FC 84 B CH 80 F FF 91 S FF 90 2-3 K 1-2 2-3		X SI 96 0-0 G4-3		B FF 98 C FF 97 F FF 98 B FF 99 B FF 98 F FF 97 F FF 97 X FF 97 3-2 L8	D CH 82 X FF 90 1-0 FC6-4 1-2f	5	1	0	0	1	1	3
30 Brett Anderson, L (1, 1) 56 Franklin Morales, L (6, 1) RECEIVED AS (1) PITCHER 6 Corey Dickerson, L (5, PH) 54 Tommy Kahnle, R (7, 1) 37 Nick Masset, R (7, 1) 49 Rex Brothers, L (7, 1) 34 Matt Belisle, R (7, 1) 32 LaTroy Hawkins, R (8, 1) 5 Carlos González, L (5, PH) RECEIVED AS (7) PITCHER 0 Adam Ottavino, S (10, 1) 26 Jason Pridie, L (11, 4)	B FF 88 X FF 88 1-0 2B			X FF 87 0-0 SH5-4 1-2	C FC 86 D SI 81 B FC 86 S FC 86 S SI 91 2-3 K		C SI 97 B SL 88 B SI 96 F SI 96 F FF 97 B SL 84 B SI 96 4-2 14 FC5-4 BB		B SI 98 F FF 98 C FF 98 X FF 99 1-2 E4 19 1B 23 1B								
Inning Stats	R: 0 E: 0 K: 0 S: 6 H: 0 LOB: 1 BB: 1 P: 12	R: 2 E: 0 K: 0 S: 8 H: 4 LOB: 1 BB: 0 P: 14	R: 0 E: 0 K: 0 S: 4 H: 0 LOB: 0 BB: 0 P: 5	R: 0 E: 0 K: 0 S: 5 H: 0 LOB: 0 BB: 0 P: 7	R: 1 E: 0 K: 0 S: 10 H: 2 LOB: 2 BB: 1 P: 18	R: 0 E: 0 K: 2 S: 10 H: 1 LOB: 2 BB: 1 P: 18	R: 1 E: 0 K: 0 S: 9 H: 1 LOB: 0 BB: 0 P: 15	R: 0 E: 0 K: 1 S: 7 H: 1 LOB: 0 BB: 0 P: 12	R: 0 E: 0 K: 0 S: 8 H: 0 LOB: 1 BB: 1 P: 12	R: 0 E: 0 K: 0 S: 7 H: 2 LOB: 2 BB: 1 P: 13	R: 1 E: 1 K: 2 S: 19 H: 2 LOB: 2 BB: 0 P: 27	R: 0 E: 0 K: 2 S: 10 H: 1 LOB: 1 BB: 0 P: 16	1B: 11 2B: 2 3B: 0 HR: 1	SF: 0 SAC: 2 DP: 2 HBP: 0	WP: 1 PB: 0 SB: 0 CS: 0	PA: 53						

PITCHER		IP	WLS	BF	H	R	ER	SO	BB	IBB	HBP	BLK	WP	HR	S	P	ERA	WHIP
37 Travis Wood, L ERA: 5.08	(1, 1)	6.0		27	7	3	3	2	3	0	0	0	1	0	43	74	4.50	1.667
53 Wesley Wright, L ERA: 2.91	(7, 1)	1.0	B	4	1	1	1	0	0	0	0	0	0	1	9	15	9.00	1.000
52 Justin Grimm, R ERA: 4.41	(8, 1)	1.0		3	1	0	0	1	0	0	0	0	0	0	7	12	0.00	1.000
46 Pedro Strop, R ERA: 2.61	(9, 1)	1.0		4	0	0	0	0	1	0	0	0	0	0	8	12	0.00	1.000
63 Brian Schlitter, R ERA: 3.49	(10, 1)	1.0		5	2	0	0	0	0	1	0	0	0	0	7	13	0.00	2.000

PITCHER		IP	WLS	BF	H	R	ER	SO	BB	IBB	HBP	BLK	WP	HR	S	P	ERA	WHIP
56 Héctor Rondón, R ERA: 3.19	(11, 1)	1.0	W	6	2	1	0	2	0	0	0	0	0	0	19	27	0.00	2.000
33 Carlos Villanueva, R ERA: 5.28	(12, 1)	1.0	S	4	1	0	0	2	0	0	0	0	0	0	10	16	0.00	1.000

AB	46
R	5
H	14
RBI	5
BB	5
SO	7
LOB	24

Chicago Cubs @ Colorado Rockies

Coors Field, Denver, CO

Wed Aug 06 2014, 6:46 PM - 9:33 PM MDT

Att. 35,804 - Partly Cloudy - 73 F

TOP

livebaseballscorecards.com

Batter	1	2	3	4	5	6	7	8	9	AB	R	H	RBI	BB	SO	LOB
8 Chris Coghlan, L (1, 7) OBP: 0.382, SLG: 0.498	C FF 92 C FF 92 B FF 92 F SL 90 X CH 83 1-2 44 SF8 3B		B CH 82 C SI 93 X SL 88 1-1 1B		C CH 82 B CH 83 B FF 92 F CH 83 X CU 83 2-2 2-H 2B		B FF 90 B FF 91 C FF 91 B FF 91 F FF 91 B FF 90 4-2 BB			3	1	3	1	1	0	0
9 Javier Báez, R (1, 4) OBP: 0.100, SLG: 0.400	X FF 92 0-0 ① P3		X SL 89 0-0 ③ F9		C SL 87 B SI 89 S SI 90 B SL 87 X FF 90 2-2 ② F8		B SL 88 B FF 91 C FF 91 B SL 87 F FF 90 X FF 91 3-2 ③ G5-3			4	0	0	0	0	0	4
44 Anthony Rizzo, L (1, 3) OBP: 0.384, SLG: 0.506	C SI 93 D CH 84 F FF 93 B SI 92 F SL 90 X FF 93 2-2 ② SF8 3-H			X FF 92 0-0 ① P6	S FF 91 F FF 91 B FF 90 B CH 83 S CH 82 2-3 ③ K			C FF 95 F FF 96 B FF 94 S CH 87 1-3 ① K		3	0	0	1	0	2	1
13 Starlin Castro, R (1, 6) OBP: 0.329, SLG: 0.424	C SL 89 S SI 92 B SI 93 S CH 83 1-3 ③ K			C FF 91 B SL 88 B CH 83 X SL 89 2-1 ② G6-3		C CU 78 F SI 90 F SL 88 X CH 81 0-2 24 S 1B		C FF 94 B FF 94 C FC 94 B FC 94 F FF 94 B CH 88 S FF 94 3-3 ② K		4	0	1	0	0	2	0
24 Luis Valbuena, L (1, 5) OBP: 0.338, SLG: 0.438		B SI 91 B CH 82 X SI 92 2-0 ① L4		B SI 92 B FF 92 C CH 83 F FF 92 B CU 84 F SL 87 B SI 91 4-2 7 HR BB		B CH 79 1 SAFE L SI 90 B CH 82 F CH 81 X FF 92 2-2 ① F8 1-2		B FF 94 B FF 93 B FF 92 C FF 92 C FF 93 X FF 94 3-2 ③ G4-3		3	1	0	0	1	0	1
7 Arismendy Alcántara, S (1, 8) OBP: 0.313, SLG: 0.410		B FF 92 X FF 92 1-0 ② P3		X FF 93 0-0 1-H HR		B CH 82 F SI 91 S CH 81 F FF 90 B CH 81 S CH 81 2-3 ② K			X SI 95 0-0 ① G3-1	4	1	1	2	0	1	1
5 Welington Castillo, R (1, 2) OBP: 0.300, SLG: 0.384		C SI 92 B SI 91 B SL 88 S SL 89 S SL 89 2-3 ③ K		F SI 92 B CH 84 B SL 89 C SL 88 F SI 91 B SL 89 X SI 91 3-2 ③ G5-3		X SL 87 0-0 ③ G5-3			B SI 94 C SI 94 X SI 93 1-1 6 FC3-6 1B	4	0	1	0	0	1	1
6 Ryan Sweeney, L (1, 9) OBP: 0.298, SLG: 0.339			C FF 92 F SL 87 B FF 92 S CU 85 1-3 ① K		C FF 92 X FF 91 0-1 49 SH2-4 8 2B 1B		B FF 89 C FF 90 S FF 91 X CU 74 1-2 4 G6-4-3 1B		D SI 93 B CH 85 C SI 95 X SI 94 2-1 ② FC3-6 1-2f	4	1	2	0	0	1	1
49 Jake Arrieta, R (1, 1) OBP: 0.154, SLG: 0.160 11 Kyuji Fujikawa, L (6, 1) 4 Chris Valaika, R (7, PH) OBP: 0.300, SLG: 0.143 18 Chris Rusin, L (7, 1) 21 Junior Lake, R (9, PH) OBP: 0.243, SLG: 0.366			C FF 93 B FF 94 X FF 94 1-1 ② F9		L SL 87 B SL 85 X SL 85 1-1 ① SH2-4 1-2		C SL 85 X SL 88 0-1 ①② G6-4-3 1-2f		D SI 94 F SI 95 S CH 84 B SL 89 F CH 85 X SI 96 2-2 ③ G1-3	1 0 1 0 1	0 0 0 0 0	0 0 0 0 0	0 0 0 0 0	0 0 0 0 0	0 0 0 0 0	0 0 1 0 1
Inning Stats	R: 1 E: 0 K: 1 S: 12 H: 1 LOB: 0 BB: 0 P: 16	R: 0 E: 0 K: 1 S: 5 H: 0 LOB: 0 BB: 0 P: 10	R: 0 E: 0 K: 1 S: 8 H: 1 LOB: 1 BB: 0 P: 11	R: 2 E: 0 K: 0 S: 11 H: 1 LOB: 0 BB: 1 P: 20	R: 1 E: 0 K: 1 S: 13 H: 2 LOB: 1 BB: 0 P: 20	R: 0 E: 0 K: 1 S: 12 H: 1 LOB: 1 BB: 0 P: 16	R: 0 E: 0 K: 0 S: 10 H: 1 LOB: 1 BB: 1 P: 18	R: 0 E: 0 K: 2 S: 10 H: 0 LOB: 0 BB: 0 P: 17	R: 0 E: 0 K: 0 S: 9 H: 1 LOB: 1 BB: 0 P: 14	1B: 5 2B: 1 3B: 1 HR: 1	SF: 1 SAC: 1 DP: 1 HBP: 0			WP: 0 PB: 0 SB: 1 CS: 0	PA: 36	

	AB	32
	R	4
	H	8
	RBI	4
	BB	2
	SO	7
	LOB	11

PITCHER		IP	WLS	BF	H	R	ER	SO	BB	IBB	HBP	BLK	WP	HR	S	P	ERA	WHIP
24 Jordan Lyles, R ERA: 3.72	(1, 1)	6.0	W	25	6	4	4	5	1	0	0	0	0	1	61	93	6.00	1.167
34 Matt Belisle, R ERA: 5.03	(7, 1)	1.0		4	1	0	0	0	1	0	0	0	0	0	10	18	0.00	2.000
54 Tommy Kahnle, R ERA: 3.0	(8, 1)	1.0		3	0	0	0	2	0	0	0	0	0	0	10	17	0.00	0.000
51 Brooks Brown, R ERA: 6.1	(9, 1)	1.0		4	1	0	0	0	0	0	0	0	0	0	9	14	0.00	1.000

PITCHER		IP	WLS	BF	H	R	ER	SO	BB	IBB	HBP	BLK	WP	HR	S	P	ERA	WHIP

BOTTOM

Chicago Cubs @ Colorado Rockies

Coors Field, Denver, CO

Wed Aug 06 2014, 6:46 PM - 9:33 PM MDT

Att. 35,804 - Partly Cloudy - 73 F

livebaseballscorecards.com

Batter	1	2	3	4	5	6	7	8	9	AB	R	H	RBI	BB	SO	LOB
19 Charlie Blackmon, L (1, 8) (9, 9) OBP: 0.338, SLG: 0.444	B FF 94 B FF 93 F FF 94 F FF 94 H CH 88 / 3-2 33 CS 14 SH1-3 HBP		B CU 78 X FF 94 / 1-0 F7 ③		F FF 93 C CU 78 B CH 87 F FF 93 S CU 79 / 1-3 K ②	S FC 87 B FC 88 S CH 81 H FC 88 / 2-2 14 G4-3 HBP 1-2 2-3	C FC 86 S CU 78 C SI 90 / 0-3 K ③			3	0	0	0	0	2	0
14 Josh Rutledge, R (1, 6) OBP: 0.333, SLG: 0.442	1 SAFE X FF 93 / 0-0 SH1-3 ① 1-2			C FF 93 B FF 93 F SL 88 F SL 93 B CU 80 S SL 85 / 2-3 K ①	F FF 92 B FF 93 X SL 89 / 1-1 G6-3 ③	B FF 91 S FF 91 F FF 92 X CH 82 / 1-2 G4-3 ① ② 1-2f 2-3 3-H		B SI 87 B FF 88 C FF 89 X SI 88 / 2-1 L9 ①		4	0	0	0	0	1	2
33 Justin Morneau, L (1, 3) OBP: 0.348, SLG: 0.495 54 Tommy Kahnle, R (8, 1) 13 Drew Stubbs, R (8, PH) (9, 8) OBP: 0.344, SLG: 0.513	S CU 81 F FF 94 X SL 90 / 0-2 ② 2-3 1B			C FF 94 B FF 95 X CU 79 / 1-1 28 G6-3 3B		C FF 92 X CH 86 / 0-1 28 2B 1B B FC 86 X CH 82 / 1-0 F7 ③		C FC 85 B CH 79 B SI 89 F FC 86 B FC 85 X SI 89 / 3-2 P3 ②		4 0 1	2 0 0	3 0 0	0 0 0	0 0 0	0 0 0	1 0 0
28 Nolan Arenado, R (1, 5) OBP: 0.323, SLG: 0.480	B SL 90 F CU 79 X FF 94 / 1-1 G4-3 ③			X SI 94 / 0-0 G6-3 ② 3-H		C SL 90 X SI 93 / 0-1 5 HR 1-H 2B	B SI 90 B SI 88 S FC 86 F FC 86 B FF 89 B FC 86 / 4-2 5 2B 6 1B BB	F SI 89 F FC 87 B CU 80 B CH 81 B FF 90 B SI 86 / 4-2 BB		3	2	1	2	2	0	1
5 Carlos González, L (1, 9) OBP: 0.296, SLG: 0.441 51 Brooks Brown, L (9, 1)		B FF 94 S CU 79 S CH 88 B SL 88 B FF 94 X SL 90 / 3-2 G3-1 ①		B CU 80 B FF 94 F SL 88 X SL 89 / 2-1 6 3B 1B		X CU 78 / 0-0 HR 2-H	S FC 86 X SI 90 / 0-1 6 1B 1-3 2B	B FC 86 X SI 90 / 1-0 L7 ③		5 0	3 0	3 0	2 0	0 0	0 0	1 0
6 Corey Dickerson, L (1, 7) OBP: 0.380, SLG: 0.563		C CU 79 B FF 94 X CH 89 / 1-1 8 G5-4-3 1B		C FF 94 F CU 79 X SL 86 / 0-2 8 1B 1-H 3B		S FF 93 F FF 93 B FF 92 B SL 86 X SI 93 / 2-2 8 1B 9 1B 2B	D SI 87 X SI 89 / 1-0 8 HR 2-H 3-H 1B			4	3	4	3	0	0	0
8 Michael McKenry, R (1, 2) OBP: 0.418, SLG: 0.523		B FF 94 X SI 94 / 1-0 G5-4-3 ② ③ 1-2f		X FF 94 / 0-0 9 FC5-4 3-H 1B		C FF 94 X SI 93 / 0-1 9 1B 1 1B 2-3 1B	F SI 87 X FC 85 / 0-1 1-H HR			4	2	3	3	0	0	1
9 DJ LeMahieu, R (1, 4) OBP: 0.327, SLG: 0.342			F SL 93 X FF 94 / 0-1 G4-3 ①	B FF 94 D FF 94 F SL 87 X SI 93 / 2-1 FC5-4 ③ 1-2f		X SL 88 / 0-0 19 HBP 1 1B 14 G4-3 1-2 3-H 1B	B CU 79 B SI 87 B FF 89 C SI 89 B SI 90 / 4-1 23 G6-4-3 BB			3	1	1	1	1	0	1
24 Jordan Lyles, R (1, 1) OBP: 0.226, SLG: 0.333 1 Brandon Barnes, R (6, PH) OBP: 0.301, SLG: 0.406 34 Matt Belisle, R (7, 1) 23 Charlie Culberson, R (7, PH) (8, 3) OBP: 0.238, SLG: 0.294			C SL 93 B FF 94 S SL 89 C SL 88 / 1-3 K ②		B SL 91 X FF 92 / 1-0 P3 ①	F FF 93 X SL 88 / 0-1 14 G4-3 19 HBP 1-2 2-H 1B	X SI 89 / 0-0 G6-4-3 ① ② 1-2f			2 1 0 1	0 0 0 0	0 1 0 0	0 1 0 0	0 0 0 0	1 0 0 0	0 0 0 1
Inning Stats	R: 0 E: 0 K: 0 S: 8 H: 1 LOB: 1 BB: 0 P: 12	R: 0 E: 0 K: 0 S: 6 H: 1 LOB: 0 BB: 0 P: 11	R: 0 E: 0 K: 1 S: 6 H: 0 LOB: 0 BB: 0 P: 8	R: 3 E: 0 K: 1 S: 15 H: 4 LOB: 1 BB: 0 P: 22	R: 0 E: 0 K: 1 S: 7 H: 0 LOB: 0 BB: 0 P: 10	R: 6 E: 0 K: 0 S: 19 H: 7 LOB: 1 BB: 0 P: 25	R: 4 E: 0 K: 1 S: 12 H: 3 LOB: 0 BB: 2 P: 21	R: 0 E: 0 K: 0 S: 8 H: 0 LOB: 1 BB: 1 P: 18		1B: 9 2B: 3 3B: 2 HR: 2		SF: 0 SAC: 1 DP: 3 HBP: 2		WP: 0 PB: 0 SB: 0 CS: 1		PA: 41

PITCHER		IP	WLS	BF	H	R	ER	SO	BB	IBB	HBP	BLK	WP	HR	S	P	ERA	WHIP
49 Jake Arrieta, R ERA: 2.8	(1, 1)	5.0	L	27	13	9	9	3	0	0	1	0	0	1	55	78	16.20	2.600
11 Kyuji Fujikawa, R ERA:	(6, 1)	1.0		3	0	0	0	0	0	0	1	0	0	0	6	10	0.00	0.000
18 Chris Rusin, L ERA: 8.44	(7, 1)	2.0		11	3	4	4	1	3	0	0	0	0	1	20	39	18.00	3.000

PITCHER	IP	WLS	BF	H	R	ER	SO	BB	IBB	HBP	BLK	WP	HR	S	P	ERA	WHIP

Batter	1	2	3	4	5	6	7	8	9	AB	R	H	RBI	BB	SO	LOB
8 Chris Coghlan, L (1, 7) OBP: 0.380, SLG: 0.490	C SI 90 X SI 90 0-1 ① G4-3		B SI 91 F SL 86 C SL 82 X SL 85 1-2 ② G6-3		F SI 90 S SI 91 D SL 84 X SL 84 1-2 ③ F7			B FF 94 B SL 82 S FF 94 B FF 94 F FF 94 B FF 94 4-2 9 HR BB		3	1	0	0	1	0	2
9 Javier Báez, R (1, 4) OBP: 0.286, SLG: 0.929	B SI 90 S CH 85 B SI 92 X CH 86 2-1 ② F7		C SI 90 X CH 84 0-1 E7 2-H 1B			F SL 84 B SI 90 S CH 84 B SI 89 B CH 84 X SL 85 3-2 HR		S SL 85 X SL 86 0-1 1-H HR		4	2	3	4	0	0	0
13 Starlin Castro, R (1, 6) OBP: 0.329, SLG: 0.429	B SI 91 F SI 91 C SI 92 X CH 86 1-2 ③ F9		F SI 91 X SI 92 0-1 ③ G5-3			F CH 86 B SI 91 B SI 90 B CH 83 X SI 89 3-1 HR		B FF 94 B SL 83 F FF 94 C FF 94 X FF 96 2-2 ① L9		4	1	1	1	0	0	1
20 Justin Ruggiano, R (1, 9) OBP: 0.332, SLG: 0.412		B SI 89 B CH 83 F SI 90 B CH 86 X SI 90 3-1 5 G5-3 7 1B 1B		X CH 84 0-0 ① L8		C SI 89 F CH 83 S CH 85 0-3 ① K		C SL 84 F SL 83 S FF 95 0-3 ② K		4	1	1	0	0	2	0
5 Welington Castillo, R (1, 2) OBP: 0.300, SLG: 0.382		B SI 88 B SI 90 F SI 88 B SI 91 C CH 84 X CH 85 3-2 ① G5-3 1-2		C SI 91 B SI 91 S SL 86 F SI 91 B SL 86 X CH 85 2-2 7 G6-4-3 1B		B SI 90 C SL 84 X SI 90 1-1 ② G6-3		C SL 85 X SL 83 0-1 ③ G6-3		4	0	1	0	0	0	1
7 Arismendy Alcántara, S (1, 8) OBP: 0.310, SLG: 0.404		D SL 86 X SI 91 1-0 24 G3-6-3 2-H 1B		C SI 92 F SI 90 X SI 90 0-2 ② ③ G6-4-3 1-2f		C SL 84 X SL 82 0-1 ③ G5-3			C FF 92 C FF 93 B SL 87 S FF 92 1-3 ① K	4	0	1	1	0	1	1
24 Luis Valbuena, L (1, 5) OBP: 0.334, SLG: 0.433		X SI 91 0-0 ② ③ G3-6-3 1-2f			C SI 88 X SI 91 0-1 ① G3-1		B FF 94 B FF 94 C FF 92 S FF 93 F FF 95 B FF 95 F FF 94 X FF 96 3-2 ① F7		B SL 84 B FF 92 B FF 92 C FF 93 X FF 93 3-1 ② P6	4	0	0	0	0	0	1
4 Chris Valaika, R (1, 3) OBP: 0.286, SLG: 0.182			B SI 89 B SI 90 C SI 90 X CH 85 2-1 28 SH5-4 9 E 1B		C SI 91 B CH 84 B SI 89 X SI 90 2-1 ② G6-3		B FF 96 S SL 86 F FF 95 B SL 85 X SL 84 2-2 ② G5-3		X SL 88 0-0 ③ G5-3	4	1	1	0	0	0	0
28 Kyle Hendricks, R (1, 1) OBP: 0.364, SLG: 0.222 53 Wesley Wright, R (9, 1) 52 Justin Grimm, R (9, 1)			X SI 88 0-0 ① SH5-4 1-2		B FF 92 B SI 90 F SI 90 F SI 92 B SI 90 B SI 91 4-2 BB		C FF 95 F FF 95 C SL 84 0-3 ③ K			1 0 0	0 0 0	0 0 0	0 0 0	1 0 0	1 0 0	0 0 0
Inning Stats	R: 0 E: 0 K: 0 S: 7 H: 0 LOB: 0 BB: 0 P: 10	R: 1 E: 0 K: 0 S: 7 H: 2 LOB: 0 BB: 0 P: 14	R: 1 E: 1 K: 0 S: 10 H: 2 LOB: 1 BB: 0 P: 13	R: 0 E: 0 K: 0 S: 8 H: 1 LOB: 0 BB: 0 P: 10	R: 0 E: 0 K: 0 S: 9 H: 0 LOB: 1 BB: 1 P: 16	R: 2 E: 0 K: 1 S: 12 H: 2 LOB: 0 BB: 0 P: 19	R: 0 E: 0 K: 1 S: 11 H: 0 LOB: 0 BB: 0 P: 16	R: 2 E: 0 K: 1 S: 12 H: 1 LOB: 0 BB: 1 P: 18	R: 0 E: 0 K: 1 S: 6 H: 0 LOB: 0 BB: 0 P: 10	1B: 5 2B: 0 3B: 0 HR: 3 SF: 0 SAC: 1 DP: 2 HBP: 0						

PITCHER		IP	WLS	BF	H	R	ER	SO	BB	IBB	HBP	BLK	WP	HR	S	P	ERA	WHIP
58 Yohan Flande, L ERA: 5.77	(1, 1)	6.0	L	24	7	4	4	1	1	0	0	0	0	2	53	82	6.00	1.333
12 Juan Nicasio, R ERA: 6.0	(7, 1)	2.0		8	1	2	2	2	1	0	0	0	0	1	23	34	9.00	1.000
49 Rex Brothers, L ERA: 4.53	(9, 1)	1.0		3	0	0	0	1	0	0	0	0	0	0	6	10	0.00	0.000

PITCHER	IP	WLS	BF	H	R	ER	SO	BB	IBB	HBP	BLK	WP	HR	S	P	ERA	WHIP

TOP

Chicago Cubs @ Colorado Rockies

Coors Field, Denver, CO

Thu Aug 07 2014, 1:52 PM - 4:21 PM MDT

Att. 32,585 - Partly Cloudy - 68 F

livebaseballscorecards.com

AB	32
R	6
H	8
RBI	6
BB	2
SO	4
LOB	6

Batter	1	2	3	4	5	6	7	8	9	AB	R	H	RBI	BB	SO	LOB
19 Charlie Blackmon, L (1, 8) (7, 7) OBP: 0.338, SLG: 0.442	C FF 90 S FC 84 B FC 84 F FC 87 X CH 79 1-2 F9 ①			B CU 74 C FC 88 X FC 88 1-1 14 F7 33 2B 1B	F FC 85 B FC 84 X CH 80 1-1 G1-3 ③		C SI 90 B FC 88 F FC 87 B CU 78 F CH 81 B SI 88 X CH 81 3-2 G3 ③			4	1	1	0	0	0	1
14 Josh Rutledge, R (1, 6) OBP: 0.326, SLG: 0.432	B SI 88 C SI 88 X SI 88 1-1 G6-3 ②			1 SAFE X SI 89 0-0 F7 ① 1-2		B SI 88 X FC 87 1-0 L8 ①		B SI 89 B SI 86 B SI 88 C SI 86 F SI 87 X SI 88 3-2 G6-3 ①		4	0	0	0	0	0	1
33 Justin Morneau, L (1, 3) OBP: 0.348, SLG: 0.495	C SI 90 F SI 89 F FC 85 X CH 80 0-2 G6-3 ③			B SI 89 B CU 76 F CH 78 B SI 89 X CH 79 3-1 28 1B 2-H 2B		X SI 89 0-0 E6 5 BB 6 1B		C SI 88 S SI 90 B FC 88 B CU 78 B SI 90 F SI 90 X CH 80 3-2 P6 ②		4	1	1	1	0	0	0
28 Nolan Arenado, R (1, 5) OBP: 0.322, SLG: 0.477		B SI 88 C SI 89 F FC 84 X FF 92 1-2 P4 ①		C SI 89 D FC 85 B SI 88 F CU 78 X SI 89 2-2 2-3 1B		X SI 88 0-0 P4 ②		C SI 90 F FC 85 S CU 79 0-3 K ③		4	0	1	0	0	1	1
5 Carlos González, L (1, 9) OBP: 0.295, SLG: 0.436		B SI 89 B CU 75 B SI 89 C SI 87 X SI 90 3-1 G5-3 ②		F SI 89 F SI 89 B SI 87 B SI 89 B SI 89 S CH 79 3-3 K ②		B SI 88 B SI 89 D SI 88 B SI 87 4-0 6 1B 1-2 BB			X SI 91 0-0 G6-3 ①	3	0	0	0	1	1	2
6 Corey Dickerson, L (1, 7) OBP: 0.380, SLG: 0.560 12 Juan Nicasio, R (7, 1) OBP: 0.080, SLG: 0.083 49 Rex Brothers, L (9, 1) 1 Brandon Barnes, R (9, PH) OBP: 0.300, SLG: 0.404		C FF 90 X SI 90 0-1 G4-3 ③		X CU 77 0-0 F7 ③		B FC 86 C CH 79 S CH 80 B CH 80 X CH 79 2-2 1-2 2-H 1B			B FF 95 S FF 95 S FF 96 S FF 96 1-3 K ②	3	0	1	1	0	0	2
										0	0	0	0	0	0	0
										0	0	0	0	0	0	0
										1	0	0	0	0	1	0
20 Wilin Rosario, R (1, 2) OBP: 0.292, SLG: 0.409			F SI 88 F SI 88 X SI 87 0-2 P4 ①		B FC 84 F SI 88 B FC 85 X SI 89 2-1 9 FC1-5 2B	X FC 85 0-0 G2-3 ③			C FF 96 X FF 97 0-1 9 DI 1B	4	0	2	0	0	0	2
9 DJ LeMahieu, R (1, 4) OBP: 0.324, SLG: 0.338			C SI 88 X SI 88 0-1 L4 ②		X SI 88 0-0 FC1-5 58 SH1-4 ① 2-3		C SI 89 C SI 88 S FF 91 0-3 K ①		F FF 97 B FF 96 X SL 96 1-1 G3-1 ③ 1-2	4	0	0	0	0	1	2
58 Yohan Flande, L (1, 1) 13 Drew Stubbs, R (7, 8) OBP: 0.343, SLG: 0.511			C SI 87 F SI 89 F FF 91 X SI 89 0-2 G6-3 ③		X CH 76 0-0 SH1-4 ② 1-2		S SI 89 S SI 90 B FF 91 B CH 80 S SI 89 2-3 K ②			1	0	0	0	0	0	0
										1	0	0	0	0	1	0
Inning Stats	R: 0 E: 0 K: 0 S: 10 H: 0 LOB: 0 BB: 0 P: 12	R: 0 E: 0 K: 0 S: 7 H: 0 LOB: 0 BB: 0 P: 11	R: 0 E: 0 K: 0 S: 9 H: 0 LOB: 0 BB: 0 P: 9	R: 1 E: 0 K: 1 S: 12 H: 3 LOB: 2 BB: 0 P: 21	R: 0 E: 0 K: 0 S: 6 H: 1 LOB: 1 BB: 0 P: 9	R: 1 E: 1 K: 0 S: 7 H: 1 LOB: 2 BB: 1 P: 14	R: 0 E: 0 K: 2 S: 10 H: 0 LOB: 0 BB: 0 P: 15	R: 0 E: 0 K: 1 S: 10 H: 0 LOB: 0 BB: 0 P: 16	R: 0 E: 0 K: 1 S: 8 H: 1 LOB: 1 BB: 0 P: 10	1B: 4 2B: 2 3B: 0 HR: 0	SF: 0 SAC: 1 DP: 0 HBP: 0						

PITCHER	IP	WLS	BF	H	R	ER	SO	BB	IBB	HBP	BLK	WP	HR	S	P	ERA	WHIP
28 Kyle Hendricks, R (1, 1) ERA: 1.83	8.0	W	31	5	2	1	4	1	0	0	0	0	0	71	107	1.12	0.750
53 Wesley Wright, L (9, 1) ERA: 2.88	0.1		1	0	0	0	0	0	0	0	0	0	0	1	1	0.00	0.000
52 Justin Grimm, R (9, 1) ERA: 4.35	0.2		3	1	0	0	1	0	0	0	0	0	0	7	9	0.00	1.500

PITCHER	IP	WLS	BF	H	R	ER	SO	BB	IBB	HBP	BLK	WP	HR	S	P	ERA	WHIP

BOTTOM

Chicago Cubs @ Colorado Rockies

Coors Field, Denver, CO

Thu Aug 07 2014, 1:52 PM - 4:21 PM MDT

Att. 32,585 - Partly Cloudy - 68 F

livebaseballscorecards.com

AB	33
R	2
H	6
RBI	2
BB	1
SO	5
LOB	11

Tampa Bay Rays @ Chicago Cubs

Wrigley Field, Chicago, IL

Fri Aug 08 2014, 3:07 PM - 6:35 PM CDT

Att. 34,937 - Sunny - 77 F

livebaseballscorecards.com

Batter	1	2	3	4	5	6	7	8	9	10	AB	R	H	RBI	BB	SO	LOB
8 Desmond Jennings, R (1, 8) OBP: 0.326, SLG: 0.385	C FF 88 B SL 79 B CH 82 S SI 90 S FF 90 2-3 K	B SL 81 C SL 80 F CH 82 B FF 90 B FF 90 X FF 89 3-2 HR	X SL 81 0-0 G5-3	B FF 95 F FF 95 B SI 95 S SL 81 S SL 82 2-3 K	C SL 84 C FF 96 B SL 84 F SL 84 X FF 96 1-2 18 1B 39 1B 1B	5	2	2	1	0	2	0
18 Ben Zobrist, S (1, 9) OBP: 0.366, SLG: 0.431 (8, 7)	C CU 75 X FF 90 0-1 5 BB 1B	C SL 80 B CH 82 C CH 81 X FF 91 1-2 F8	B CH 80 C CH 80 X SL 83 1-1 L8	B FF 95 C FF 94 X SI 95 1-1 20 1B 2B	C SI 95 1 SAFE 1 SAFE X SL 88 0-1 39 1B 1-3 1B	5	1	3	0	0	0	0
5 Brandon Guyer, R (1, 7) OBP: 0.349, SLG: 0.358 39 Kevin Kiermaier, L (8, PH) OBP: 0.342, SLG: 0.517 (8, 9)	B FF 89 T FF 89 C FF 89 1 SAFE F FF 90 B FF 89 1 SAFE 1 SAFE B SL 82 4-2 F FF 89 F FF 90 B CH 82 1-2 BB	L CH 81 B FF 90 B CU 73 B SL 80 C FF 88 X FF 89 3-2 P2	C SL 82 B SL 82 X FF 89 1-1 F9	B FF 95 B SL 82 F SL 83 D SL 82 F SI 96 S SL 82 3-3 K 20 1B	C SI 94 X SI 94 0-1 1-2 3-H 1B	2	0	0	0	1	0	0
						2	0	1	1	0	1	1
3 Evan Longoria, R (1, 5) OBP: 0.329, SLG: 0.394	X FF 89 0-0 L5	C FF 89 S SI 90 B FF 90 S CH 82 1-3 K	B CH 82 F FF 88 F CH 81 X FF 90 1-2 L7	C SI 94 S FF 96 S SL 83 0-3 K	X SL 84 0-0 F7	5	0	0	0	0	2	6
1 Sean Rodríguez, R (1, 3) OBP: 0.280, SLG: 0.497 62 Joel Peralta, R (7, 1) 20 Matt Joyce, L (8, PH) OBP: 0.364, SLG: 0.417 57 Jake McGee, L (8, 1) 26 Brad Boxberger, R (9, 1)	C FF 88 B SL 79 T CH 81 B FF 90 B FF 90 S FF 90 3-3 K	X FF 88 0-0 L6-3	F FF 88 X FF 88 0-1 59 FC6 3B	S SL 82 X SI 95 0-1 1-2 2-H 11 CS 1B	B FF 94 C FF 95 S FF 95 B FF 96 F FF 95 F FF 94 X FF 95 2-2 G4-3	3	1	1	0	0	1	2
						0	0	0	0	0	0	0
						1	0	1	1	0	0	0
						0	0	0	0	0	0	0
						1	0	0	0	0	0	2
11 Yunel Escobar, R (1, 6) OBP: 0.327, SLG: 0.334	B CU 70 F CH 81 F CH 80 X FF 90 1-2 1B	C FF 88 F SL 80 F CH 81 B FF 90 B CH 81 F CH 82 X SL 81 2-2 G5-3	F SI 91 X SI 90 0-1 G6-3	S SL 83 C SI 95 D SL 84 B SI 96 B SL 84 3-2 CS 1-2	B FF 90 X SL 81 1-0 F8	4	0	1	0	0	0	1
59 Curt Casali, R (1, 2) OBP: 0.241, SLG: 0.120	F FF 87 B FF 88 B CH 80 F FF 87 F CH 81 C FF 88 2-3 K	C FF 89 B CH 82 B CH 81 X SL 82 2-1 P2	B SI 92 X SI 92 1-0 FC6 11 WP 21 G4-3 3-H	C FF 91 B SI 89 B CU 77 C CH 81 S FF 91 2-3 K	4	0	0	1	0	2	1
22 Chris Archer, R (1, 1) 21 James Loney, L (7, PH) OBP: 0.345, SLG: 0.379 (7, 3)	L L F FF 89 S SL 80 0-3 K	C FF 87 C FF 88 F FF 89 B FF 90 C SL 81 1-3 K	C SI 89 X SI 89 0-1 G4-3 1-2	C CH 80 B FF 90 C FF 90 X SL 85 1-2 G4-3	2	0	0	0	0	2	1
					2	0	0	0	0	0	1
11 Logan Forsythe, R (1, 4) OBP: 0.298, SLG: 0.360	B FF 89 B CH 81 C FF 88 X CH 80 2-1 G4-3	S FF 88 B SI 88 X SL 81 1-1 F8	C FF 93 C FF 94 F FF 95 B CU 82 X FF 94 1-2 F9 2-3	S FF 96 X FF 96 0-1 F9	4	0	0	0	0	0	2

Inning Stats																								
	R: 0 E: 0 K: 2 S: 14	H: 1 LOB: 2 BB: 1 P: 23	R: 0 E: 0 K: 2 S: 13	H: 1 LOB: 1 BB: 0 P: 18	R: 1 E: 0 K: 1 S: 12	H: 1 LOB: 0 BB: 0 P: 20	R: 0 E: 0 K: 0 S: 8	H: 0 LOB: 0 BB: 0 P: 12	R: 0 E: 0 K: 1 S: 7	H: 0 LOB: 0 BB: 0 P: 9	R: 0 E: 0 K: 0 S: 7	H: 0 LOB: 0 BB: 0 P: 10	R: 1 E: 0 K: 0 S: 11	H: 1 LOB: 1 BB: 0 P: 13	R: 1 E: 0 K: 3 S: 15	H: 2 LOB: 1 BB: 0 P: 24	R: 0 E: 0 K: 1 S: 7	H: 0 LOB: 0 BB: 0 P: 11	R: 1 E: 0 K: 0 S: 16	H: 3 LOB: 2 BB: 0 P: 19	1B: 6 2B: 1 3B: 1 HR: 1	SF: 0 SAC: 0 DP: 0 HBP: 0	WP: 2 PB: 0 SB: 0 CS: 1	PA: 42

PITCHER	IP	WLS	BF	H	R	ER	SO	BB	IBB	HBP	BLK	WP	HR	S	P	ERA	WHIP
67 Tsuyoshi Wada, L (1, 1) ERA: 3.25	6.0		23	4	2	2	6	1	0	0	0	0	1	63	94	3.00	0.833
63 Brian Schlitter, R (7, 1) ERA: 3.47	0.1	B	2	0	0	0	0	0	0	0	0	0	0	3	4	0.00	0.000
53 Wesley Wright, L (7, 1) ERA: 2.86	0.1		1	0	0	0	0	0	0	0	0	0	0	2	2	0.00	0.000
52 Justin Grimm, R (7, 1) ERA: 4.32	0.1		1	0	0	0	0	0	0	0	0	1	0	4	5	0.00	0.000
46 Pedro Strop, R (8, 1) ERA: 2.76	1.0		5	2	1	1	3	0	0	0	0	1	0	15	24	9.00	2.000

PITCHER	IP	WLS	BF	H	R	ER	SO	BB	IBB	HBP	BLK	WP	HR	S	P	ERA	WHIP
33 Carlos Villanueva, R (9, 1) ERA: 5.19	1.0		3	0	0	0	1	0	0	0	0	0	0	7	11	0.00	0.000
56 Héctor Rondón, R (10, 1) ERA: 3.32	1.0	L	6	3	1	1	0	0	0	0	0	0	0	16	19	9.00	3.000

TOP

AB	40
R	4
H	9
RBI	4
BB	1
SO	10
LOB	17

Batter	1	2	3	4	5	6	7	8	9	10	AB	R	H	RBI	BB	SO	LOB
8 Chris Coghlan, L (1, 7) OBP: 0.376, SLG: 0.484	C SI 92 X SI 94 0-1 L6 ①	B FF 93 B SL 85 C SI 93 B SI 94 C SI 93 X SI 94 3-2 G4-3 ③			C SL 83 B FF 94 B CH 85 X SI 93 2-1 G4-3 ①			B FF 94 B FF 94 X FF 94 2-0 E9 1B		F FF 92 C FF 92 B FF 91 S FF 93 1-3 K ①	5	0	1	0	0	1	1
9 Javier Báez, R (1, 4) OBP: 0.263, SLG: 0.737	B FF 94 C FF 94 X FF 94 1-1 44 2B 13 1B 1B		C SL 83 C SL 85 F FF 95 F SL 85 B FF 98 S FF 95 1-3 K ①		S FF 93 B FF 97 S SL 84 S SL 85 1-3 K ②			C FF 96 F FF 96 B FF 97 S FF 96 1-3 K ①		B CH 80 F CH 80 S FF 92 B FF 94 B FF 91 S CH 82 3-3 K ②	5	1	1	0	0	4	1
44 Anthony Rizzo, L (1, 3) OBP: 0.382, SLG: 0.505	F SI 94 X CH 85 0-1 13 1B 1-3 2B		X FF 95 0-0 F7 ②		B CH 85 X FF 94 1-0 F8 ③			B FF 97 B SI 96 B FF 96 F FF 94 X FF 96 3-1 P6 ②		C SL 82 S FF 92 B FF 92 F FF 92 X CH 79 1-2 G1-3 ③	5	0	1	0	0	0	1
13 Starlin Castro, R (1, 6) OBP: 0.328, SLG: 0.427	S SL 86 D SL 86 X SI 94 1-1 2-3 3-H 1B		B FF 95 X SL 85 1-0 G5-3 ③			B SL 84 S SL 84 B FF 95 C FF 95 X SL 84 2-2 G6-3 ①		B FF 96 B FF 96 C FF 95 S FF 96 T FF 97 2-2 K ③			4	0	1	1	0	1	1
24 Luis Valbuena, L (1, 5) OBP: 0.332, SLG: 0.429 52 Justin Grimm, R (7, 1) 46 Pedro Strop, R (8, 1) 33 Carlos Villanueva, R (9, 1) 20 Justin Ruggiano, R (9, PH) OBP: 0.335, SLG: 0.415 (10, 9)	F FF 95 T FF 95 F SL 86 S SL 85 0-3 K ②			C CH 83 S CH 86 B FF 94 B SI 96 F SL 86 S SL 86 2-3 K ①		C SL 83 C SI 96 B FF 95 B FF 96 B SL 86 X SL 84 3-2 F8 ②			L FF 93 B FF 94 X CH 79 1-1 7 SH1-4 6 1B 1B		3 0 0 0 1	0 0 0 0 1	0 0 0 0 1	0 0 0 0 1	0 0 0 0 0	2 0 0 0 0	2 0 0 0 0
7 Arismendy Alcántara, S (1, 8) OBP: 0.319, SLG: 0.406	B FF 96 F SI 94 B FF 94 C CH 86 X SI 96 2-2 F9 ③			B FF 94 B FF 92 B SI 93 B SI 93 4-0 6 E 12 1B BB		B SI 92 C CH 84 X SI 94 1-1 6 CS 1B			1 SAFE 1 SAFE B FF 92 M FF 92 1 SAFE X FF 92 1-1 SH1-4 1-2 ①		2	1	1	0	1	0	2
6 Ryan Sweeney, L (1, 9) OBP: 0.297, SLG: 0.337 21 Junior Lake, R (9, PR) OBP: 0.243, SLG: 0.366 56 Héctor Rondón, R (10, 1)		B FF 93 X FF 93 1-0 F7 ①		C SI 93 X SL 85 0-1 FC1 67 K 12 1B 1-2		1 SAFE B FF 93 1-0 CS ③ 1-2	C CU 76 C FF 89 S FS 82 0-3 K ①		B CH 81 C CH 80 B FF 94 X CH 80 2-1 12 FC6-4 2-H 1B	4 0 0	0 0 0	1 0 0	1 0 0	0 0 0	1 0 0	1 0 0
12 John Baker, L (1, 2) OBP: 0.291, SLG: 0.250		F SI 94 B SI 95 F SL 85 F FF 95 C SI 96 1-3 K ②		B SI 94 B SI 93 X CH 84 2-0 1-2 2-H 1B			B CU 77 C CU 74 X FS 81 1-1 G1-3 ②		C FF 94 X FF 92 0-1 FC6-4 1-2f ②	4	0	1	1	0	1	1
67 Tsuyoshi Wada, L (1, 1) 63 Brian Schlitter, R (7, 1) OBP: 1.000, SLG: 1.000 53 Wesley Wright, R (7, 1) 4 Chris Valaika, R (7, 5) OBP: 0.250, SLG: 0.154		X SI 93 0-0 E5		M SI 92 2 SAFE C SI 94 B FF 96 S SL 86 1-3 K ② ③ 2-3			B FS 82 C CU 76 C FF 89 F FF 90 B FF 89 B FS 81 X FF 89 3-2 F7 ③		B FF 93 C FF 92 S FF 93 F FF 92 S FF 92 1-3 K ③	2 0 0 2	0 0 0 0	0 0 0 0	0 0 0 1	0 0 0 0	1 0 0 1	2 0 0 1
Inning Stats	R: 1 H: 3 E: 0 LOB: 2 K: 1 BB: 0 S: 15 P: 19	R: 0 H: 0 E: 1 LOB: 1 K: 1 BB: 0 S: 9 P: 14	R: 0 H: 0 E: 0 LOB: 0 K: 1 BB: 0 S: 7 P: 9	R: 1 H: 1 E: 1 LOB: 1 K: 2 BB: 1 S: 10 P: 19	R: 0 H: 0 E: 0 LOB: 0 K: 1 BB: 0 S: 6 P: 10	R: 0 H: 1 E: 0 LOB: 0 K: 0 BB: 0 S: 8 P: 15	R: 0 H: 0 E: 0 LOB: 0 K: 1 BB: 0 S: 9 P: 13	R: 0 H: 1 E: 1 LOB: 1 K: 2 BB: 0 S: 9 P: 17	R: 1 H: 2 E: 0 LOB: 1 K: 1 BB: 0 S: 12 P: 17	R: 0 H: 0 E: 0 LOB: 0 K: 2 BB: 0 S: 10 P: 15	1B: 7 2B: 1 3B: 0 HR: 0	SF: 0 SAC: 1 DP: 0 HBP: 0			WP: 0 PB: 0 SB: 0 CS: 1	PA: 40		

PITCHER		IP	WLS	BF	H	R	ER	SO	BB	IBB	HBP	BLK	WP	HR	S	P	ERA	WHIP
22 Chris Archer, R ERA: 3.33	(1, 1)	6.0		24	5	2	1	6	1	0	0	0	0	0	55	86	1.50	1.000
62 Joel Peralta, R ERA: 3.6	(7, 1)	1.0		3	0	0	0	1	0	0	0	0	0	0	9	13	0.00	0.000
57 Jake McGee, L ERA: 1.41	(8, 1)	1.0	H	4	1	0	0	2	0	0	0	0	0	0	9	17	0.00	1.000
26 Brad Boxberger, R ERA: 2.11	(9, 1)	2.0	W	8	2	1	1	3	0	0	0	0	0	0	22	32	4.50	1.000

PITCHER	IP	WLS	BF	H	R	ER	SO	BB	IBB	HBP	BLK	WP	HR	S	P	ERA	WHIP

BOTTOM

Tampa Bay Rays @ Chicago Cubs

Wrigley Field, Chicago, IL

Fri Aug 08 2014, 3:07 PM - 6:35 PM CDT

Att. 34,937 - Sunny - 77 F

livebaseballscorecards.com

AB	37
R	3
H	8
RBI	3
BB	1
SO	12
LOB	13

Tampa Bay Rays @ Chicago Cubs

Wrigley Field, Chicago, IL

Sat Aug 09 2014, 3:08 PM - 6:14 PM CDT

Att. 36,739 - Sunny - 74 F

TOP

livebaseballscorecards.com

Batter	1	2	3	4	5	6	7	8	9	AB	R	H	RBI	BB	SO	LOB
8 Desmond Jennings, R (1, 8) OBP: 0.323, SLG: 0.381	B FF 91 C FF 92 X FF 93 1-1 ① F8		C SL 84 B FF 92 B SL 82 B FF 89 F FF 90 X FF 90 3-2 ③ F8		C FF 95 B SL 85 X CU 80 1-1 ③ G5-3		C SI 89 B CH 79 S CH 81 B FC 86 B FC 86 X SI 88 3-2 ② F9			4	0	0	0	0	0	1
18 Ben Zobrist, S (1, 4) (8, 7) OBP: 0.369, SLG: 0.435	C FF 91 B FF 93 B SL 83 X FF 91 2-1 ② G3			B CU 75 C SI 89 S CH 84 X FF 93 1-2 21 F8 3 2B 2B		B CH 89 C SL 82 B SL 83 B SL 83 C FF 90 F FF 92 F FF 92 B SL 85 4-2 20 BB 3 E 11 1B BB	C SI 86 B SI 88 C SL 87 B CU 79 X FF 90 2-2 21 FC6 1B			3	2	2	0	1	0	0
21 James Loney, L (1, 3) OBP: 0.342, SLG: 0.376	B FF 92 F FF 92 F FF 91 B FF 93 X FF 92 2-2 ③ G6-3			X FF 90 0-0 ① F8 2-3		1 SAFE F FF 91 1 SAFE B FF 93 F FF 93 X SL 86 1-2 ① F8	F FC 88 X FC 86 0-1 ③ FC6 1-2f			4	0	0	0	0	0	3
3 Evan Longoria, R (1, 5) OBP: 0.329, SLG: 0.395		X FF 90 0-0 ① G6-3		X SL 85 0-0 11 1B 2B 3-H		C SL 86 1 SAFE X FF 93 0-1 FC5 20 BB 11 1B 1-2		X SI 88 0-0 ① G6-3		4	2	1	1	0	0	1
20 Matt Joyce, L (1, 7) OBP: 0.366, SLG: 0.418 11 Logan Forsythe, R (8, PH) OBP: 0.296, SLG: 0.359 (8, 4)		C CH 89 X FF 92 0-1 11 CS 1B		B CH 85 S SL 85 S SL 85 B SL 87 C CH 86 2-3 ② K		B SL 84 S CH 85 B SL 85 B CH 85 D CH 85 4-1 28 G5-3 11 1B 1-2 2-3 BB		B SI 87 B SI 87 B SI 88 C FC 87 C FC 85 F SI 89 F FC 87 S FF 89 3-3 ② K		2 1	0 0	1 0	0 0	1 0	1 1	1 0
11 Yunel Escobar, R (1, 6) OBP: 0.329, SLG: 0.336		C FF 91 B SL 84 B FF 92 C SL 84 F SL 87 B FF 91 X FF 92 3-2 ② ③ F7 1-2		F SL 88 F FF 93 X SL 87 0-2 1B 2-H		B FF 91 B FF 92 F FF 92 X FF 94 2-1 28 G5-3 1-2 2-H 3-H 1B		X SI 88 0-0 ③ G6-3		4	0	2	3	0	0	1
28 José Molina, R (1, 2) OBP: 0.250, SLG: 0.202			B CH 88 C FF 91 B FF 92 F FF 90 F FF 92 B FF 92 B CH 89 4-2 BB	X FF 93 0-0 ③ G3		F FF 93 X FF 94 0-1 ② G5-3 1-2 2-3			F FF 91 B FC 88 B CH 81 F FC 89 B CH 82 X FF 89 3-2 ① G5-3	3	0	0	0	1	0	3
23 Jake Odorizzi, R (1, 1) 49 Kirby Yates, L (7, 1) 35 Cole Figueroa, L (9, PH) OBP: 0.256, SLG: 0.237 57 Jake McGee, L (9, 1)			C CH 89 C FF 91 S SL 86 0-3 ① K	X FF 91 0-0 ① P6		F FF 94 L FF 91 C FF 95 0-3 ③ K			C CU 74 B FC 88 B CH 80 B FF 89 C FF 89 X FF 89 3-2 ② G3	3 0 1 0	0 0 0 0	0 0 0 0	0 0 0 0	0 0 0 0	2 0 0 0	3 0 0 0
39 Kevin Kiermaier, L (1, 9) OBP: 0.336, SLG: 0.507			D CU 78 B CH 89 B CU 83 C FF 90 X CH 89 3-1 ② F8	C SI 92 B CU 83 X CH 85 1-1 ② P5			C FF 88 S FC 87 B CU 79 F SI 90 S SI 88 1-3 ① K		B CU 74 X FF 90 1-0 ③ P6	4	0	0	0	0	1	1

| Inning Stats | | |

Batter	1	2	3	4	5	6	7	8	9	AB	R	H	RBI	BB	SO	LOB
8 Chris Coghlan, L (1, 7) OBP: 0.370, SLG: 0.475	C SI 89 F SI 90 X FS 83 0-2 ① G4-3		F FS 83 1 SAFE S FS 82 S FF 90 0-3 ③ K			B FF 88 F SI 88 B FF 90 F SI 89 F SI 90 X SI 90 2-2 ② F7			C FF 95 C FF 96 F FF 96 B FF 97 F CU 78 F FF 97 B FF 97 F FF 98 B FF 98 3-3 ① K	4	0	0	0	0	2	1
9 Javier Báez, R (1, 4) OBP: 0.261, SLG: 0.696	B FS 83 B FS 84 C SI 91 B SL 83 C FF 90 C SI 91 3-3 ② K			C SL 79 B SI 90 S SI 90 F SI 91 S SI 90 1-3 ① K		S SI 91 F SI 90 F FS 84 B SI 90 B FS 80 F FS 84 B FC 84 F SI 90 F FF 90 3-2 X SI 91 2B			C FF 96 B FF 96 F FF 96 S FF 98 1-3 ② K	4	0	1	0	0	3	0
44 Anthony Rizzo, L (1, 3) OBP: 0.381, SLG: 0.502	B SI 90 F SI 90 F SI 90 F SI 92 F FF 88 S FS 85 1-3 ③ K			L FS 82 X CU 68 0-1 ② F8		F FS 83 S FS 84 B SI 90 B SI 91 D FS 84 F SI 91 X SI 90 3-2 ③ L4			B FF 97 C FF 94 S FF 96 F FF 98 X SI 97 1-2 13 1B	4	0	1	0	0	1	1
13 Starlin Castro, R (1, 6) OBP: 0.329, SLG: 0.428		F FF 89 C SI 89 B FS 83 F FS 83 S FS 83 1-3 ① K		B FF 90 C FS 80 B SI 90 B SI 90 X SI 90 3-1 1B			C SL 84 B FF 93 F FF 92 F SL 83 S SL 82 1-3 ① K		X FF 95 0-0 1-2 1B	4	0	2	0	0	2	0
24 Luis Valbuena, L (1, 5) OBP: 0.328, SLG: 0.424		S SI 90 C SI 90 B FS 83 F FS 83 S FS 84 1-3 ② K		D FS 83 C SI 90 F SI 90 S SI 90 1-3 ③ K			C CH 84 S CH 84 F FF 94 F FF 93 B SL 85 F FF 92 B CH 84 S CH 84 2-3 ② K		C FF 94 B FF 96 F FF 95 S FF 98 1-3 ③ K	4	0	0	0	0	4	3
7 Arismendy Alcántara, S (1, 8) OBP: 0.311, SLG: 0.394		C SI 91 C SI 90 S SI 90 0-3 ③ K			B SI 90 C SI 90 L SI 90 F SI 91 F FS 84 X SI 90 1-2 ① F8		B FF 93 F FF 93 B SL 83 X FF 92 2-1 ③ P4			3	0	0	0	0	1	0
20 Justin Ruggiano, R (1, 9) OBP: 0.339, SLG: 0.416			X FS 81 0-0 1B	F SI 90 B SI 90 S FS 84 B FF 91 F SI 90 F SI 91 F FS 84 H CU 68 3-2 5 CS HBP				F SL 85 F FF 91 X FF 92 0-2 ① P3		2	0	1	0	0	0	0
5 Welington Castillo, R (1, 2) OBP: 0.297, SLG: 0.377			B SI 89 S FF 90 F FF 90 1 SAFE 1 SAFE F SI 91 X FS 83 1-2 ① L8	F SI 90 F FF 88 B FF 90 B SI 90 F FF 90 B FS 84 X SI 90 3-2 ② ③ F8 1-2				B FF 92 C FF 92 C SL 84 B FF 92 X SL 85 2-2 ② L4		3	0	0	0	0	0	2
36 Edwin Jackson, R (1, 1) 6 Ryan Sweeney, L (6, PH) OBP: 0.295, SLG: 0.335 18 Chris Rusin, L (7, 1) 4 Chris Valaika, R (8, PH) OBP: 0.235, SLG: 0.143 11 Kyuji Fujikawa, L (9, 1)			L SL 83 1 SAFE C SI 88 L SI 90 0-3 ② K			B FF 88 B SI 89 X SI 89 2-0 ① P4		F SL 86 S SL 86 B FF 93 C FF 93 1-3 ③ K		1 1 0 1 0	0 0 0 0 0	0 0 0 0 0	0 0 0 0 0	0 0 0 0 0	1 0 0 1 0	1 0 0 0 0
Inning Stats	R: 0 E: 0 K: 2 S: 11 H: 0 LOB: 0 BB: 0 P: 15	R: 0 E: 0 K: 3 S: 11 H: 0 LOB: 0 BB: 0 P: 13	R: 0 E: 0 K: 2 S: 11 H: 1 LOB: 1 BB: 0 P: 12	R: 0 E: 0 K: 2 S: 11 H: 1 LOB: 1 BB: 0 P: 16	R: 0 E: 0 K: 0 S: 14 H: 0 LOB: 0 BB: 0 P: 21	R: 0 E: 0 K: 0 S: 16 H: 1 LOB: 1 BB: 0 P: 26	R: 0 E: 0 K: 2 S: 12 H: 0 LOB: 0 BB: 0 P: 17	R: 0 E: 0 K: 1 S: 9 H: 0 LOB: 0 BB: 0 P: 12	R: 0 E: 0 K: 3 S: 19 H: 2 LOB: 2 BB: 0 P: 25	1B: 4 2B: 1 3B: 0 HR: 0	SF: 0 SAC: 0 DP: 0 HBP: 1			WP: 0 PB: 0 SB: 0 CS: 1	PA: 32		

PITCHER		IP	WLS	BF	H	R	ER	SO	BB	IBB	HBP	BLK	WP	HR	S	P	ERA	WHIP
23 Jake Odorizzi, R ERA: 3.89	(1, 1)	6.0	W	21	3	0	0	9	0	0	1	0	0	0	74	103	0.00	0.500
49 Kirby Yates, R ERA: 2.31	(7, 1)	2.0		6	0	0	0	3	0	0	0	0	0	0	21	29	0.00	0.000
57 Jake McGee, L ERA: 1.38	(9, 1)	1.0		5	2	0	0	3	0	0	0	0	0	0	19	25	0.00	2.000

PITCHER	IP	WLS	BF	H	R	ER	SO	BB	IBB	HBP	BLK	WP	HR	S	P	ERA	WHIP

BOTTOM

Tampa Bay Rays @ Chicago Cubs

Wrigley Field, Chicago, IL

Sat Aug 09 2014, 3:08 PM - 6:14 PM CDT

Att. 36,739 - Sunny - 74 F

livebaseballscorecards.com

AB	31
R	0
H	5
RBI	0
BB	0
SO	15
LOB	8

Tampa Bay Rays @ Chicago Cubs

Wrigley Field, Chicago, IL

Sun Aug 10 2014, 1:23 PM - 5:30 PM CDT

Att. 33,039 - Partly Cloudy - 74 F

TOP

livebaseballscorecards.com

Batter	1	2	3	4	5	6	7	8	9	10	11	12	AB	R	H	RBI	BB	SO	LOB
8 Desmond Jennings, R (1, 8) OBP: 0.326, SLG: 0.385	F8		BB		E4 1-3 2-H 1B		3-H 2B		G6-3			K	4	0	2	1	1	0	0
38 Jeff Beliveau, L (9, 1)													0	0	0	0	0	0	0
35 Cole Figueroa, L (10, 4) OBP: 0.250, SLG: 0.231													1	0	0	0	0	1	0
18 Ben Zobrist, S (1, 9) OBP: 0.371, SLG: 0.433	1 1B BB		K		K		BB			11 FC6-4 1B		F7	4	0	1	0	2	2	3
(10, 6)																			
3 Evan Longoria, R (1, 5) OBP: 0.325, SLG: 0.390	L9		F9		F8		F7			K			5	0	0	0	0	1	7
1 Sean Rodríguez, R (1, 7) OBP: 0.278, SLG: 0.488	1-2 1B			K		F9	F7			F8			5	0	1	0	0	1	3
(7, 4)																			
(10, 9)																			
11 Yunel Escobar, R (1, 6) OBP: 0.325, SLG: 0.331	G6-3			B2		F8		F9		FC6-4 1-2f			5	0	0	0	0	0	3
26 Brad Boxberger, R (10, 1)													0	0	0	0	0	0	0
27 Cesár Ramos, L (12, 1)													0	0	0	0	0	0	0
21 James Loney, L (1, 3) OBP: 0.341, SLG: 0.374		G5-3		F7		1B		G6-3			P4		5	0	1	0	0	0	0
59 Curt Casali, R (1, 2) OBP: 0.265, SLG: 0.200		G6-3			8 1B 8 E 2B	K		G5-3			5 G4-6-3 1B		5	1	2	0	0	1	1
53 Alex Cobb, R (1, 1) OBP: 0.222, SLG: 0.250		F7			K		20 G3-1 20 S 8 2B 1B		G6-3		G4-6-3 1-2f		2	0	0	0	0	1	1
5 Brandon Guyer, R (7, PH) OBP: 0.349, SLG: 0.357													3	1	1	0	0	0	1
(7, 7)																			
11 Logan Forsythe, R (1, 4) OBP: 0.296, SLG: 0.357			F8		8 E BB		G3-1 1-3		K			P6	1	0	0	0	1	0	0
20 Matt Joyce, L (7, PH) OBP: 0.365, SLG: 0.417													1	0	0	0	0	0	1
50 Grant Balfour, R (7, 1)													0	0	0	0	0	0	0
49 Kirby Yates, L (7, 1)													0	0	0	0	0	0	0
62 Joel Peralta, R (8, 1)													0	0	0	0	0	0	0
39 Kevin Kiermaier, L (9, PH) OBP: 0.333, SLG: 0.502													2	0	0	0	0	1	0
(9, 8)																			

Inning Stats	1	2	3	4	5	6	7	8	9	10	11	12
	R: 0 H: 1 E: 0 LOB: 2 K: 0 BB: 1 S: 12 P: 22	R: 0 H: 0 E: 0 LOB: 0 K: 0 BB: 0 S: 4 P: 7	R: 0 H: 0 E: 0 LOB: 1 K: 1 BB: 1 S: 10 P: 15	R: 0 H: 0 E: 0 LOB: 0 K: 1 BB: 0 S: 7 P: 12	R: 1 H: 2 E: 1 LOB: 2 K: 2 BB: 1 S: 17 P: 26	R: 0 H: 1 E: 0 LOB: 1 K: 1 BB: 0 S: 7 P: 11	R: 1 H: 2 E: 0 LOB: 2 K: 0 BB: 1 S: 17 P: 29	R: 0 H: 0 E: 0 LOB: 0 K: 0 BB: 0 S: 7 P: 10	R: 0 H: 0 E: 0 LOB: 0 K: 1 BB: 0 S: 9 P: 14	R: 0 H: 1 E: 0 LOB: 1 K: 1 BB: 0 S: 15 P: 18	R: 0 H: 1 E: 0 LOB: 0 K: 0 BB: 0 S: 6 P: 11	R: 0 H: 0 E: 0 LOB: 0 K: 1 BB: 0 S: 6 P: 7

PITCHER		IP	WLS	BF	H	R	ER	SO	BB	IBB	HBP	BLK	WP	HR	S	P	ERA	WHIP
37 Travis Wood, L ERA: 4.86	(1, 1)	6.0		25	4	1	0	5	3	0	0	0	0	0	57	93	0.00	1.167
54 Neil Ramírez, R ERA: 1.26	(7, 1)	0.2		5	2	1	1	0	1	0	0	0	0	0	16	28	13.50	4.500
52 Justin Grimm, R ERA: 4.21	(7, 1)	1.1		4	0	0	0	0	0	0	0	0	0	0	8	11	0.00	0.000
56 Héctor Rondón, R ERA: 3.25	(9, 1)	1.0		3	0	0	0	1	0	0	0	0	0	0	9	14	0.00	0.000
46 Pedro Strop, R ERA: 2.7	(10, 1)	1.0		4	1	0	0	1	0	0	0	0	0	0	15	18	0.00	1.000

PITCHER		IP	WLS	BF	H	R	ER	SO	BB	IBB	HBP	BLK	WP	HR	S	P	ERA	WHIP
53 Wesley Wright, L ERA: 2.78	(11, 1)	1.0		3	1	0	0	0	0	0	0	0	0	0	6	11	0.00	1.000
33 Carlos Villanueva, R ERA: 5.11	(12, 1)	1.0	W	3	0	0	0	1	0	0	0	0	0	0	6	7	0.00	0.000

AB	43
R	2
H	8
RBI	1
BB	4
SO	8
LOB	20

1B: 6	SF: 0	WP: 0	PA: 47
2B: 2	SAC: 0	PB: 0	
3B: 0	DP: 1	SB: 1	
HR: 0	HBP: 0	CS: 0	

Tampa Bay Rays @ Chicago Cubs

Wrigley Field, Chicago, IL

Sun Aug 10 2014, 1:23 PM - 5:30 PM CDT

Att. 33,039 - Partly Cloudy - 74 F

livebaseballscorecards.com

Batter	1	2	3	4	5	6	7	8	9	10	11	12	AB	R	H	RBI	BB	SO	LOB
8 Chris Coghlan, L (1, 7) OBP: 0.367, SLG: 0.477	C SI 91 C KC 80 B CH 87 F CH 87 F SI 92 B CH 88 S CH 86 2-3 K ①		B CH 87 F SI 90 B CH 87 S CH 86 B KC 81 X CH 86 3-2 G4-3 ②		B CH 87 B SI 91 F SI 89 S CH 85 B CH 87 X CH 86 3-2 G4-3 ② 1-2		B CU 77 C CU 79 B FF 91 B FF 91 C CU 80 X CU 79 3-2 2-H 3B		C FF 89 B FF 89 B CU 74 S FF 89 2-3 K ③			B FF 90 X FF 90 1-0 SH3-4 ① 1-2	5	0	1	1	0	2	3
9 Javier Báez, R (1, 4) OBP: 0.276, SLG: 0.621	B SI 91 B CH 86 X SI 92 2-0 G5-3 ②		F SI 91 C CH 87 B FF 92 B CH 86 F CH 86 F CH 87 X SI 92 2-2 1B		B KC 80 S KC 81 D CH 87 X SI 91 2-1 2-H 1B		B SL 85 X SL 86 1-0 F8 ③			C FF 92 C FF 93 T FF 94 0-2 K ①		D CU 70 B CU 69 C CU 69 F FF 91 F SL 84 B FF 90 S CU 71 3-3 K 44 1B 44 WP 2-3	6	0	2	1	0	2	2
44 Anthony Rizzo, L (1, 3) OBP: 0.381, SLG: 0.500	C SI 92 B KC 80 F CH 86 B SI 93 X CH 87 2-2 1B		X KC 80 0-0 G6-3 ③		F FF 91 B SI 90 X CH 86 1-1 G3 ③			C CU 74 F FS 80 S FS 82 0-3 K ①		F FF 93 S FF 93 F FF 94 S FF 95 0-3 K ②		B SL 84 X SL 83 1-0 1-3 3-H 1B	6	0	2	1	0	2	2
13 Starlin Castro, R (1, 6) OBP: 0.330, SLG: 0.426	C SI 91 F CH 86 F CH 86 X SI 92 0-2 F8 ③			C KC 80 X SI 91 0-1 1B		B KC 80 S KC 80 T CH 87 S CH 87 1-3 K ①		F CU 75 B FF 88 X FS 80 1-1 P3 ②		B FF 94 B CH 82 B CH 82 B FF 93 4-0 BB			4	0	1	0	1	1	1
20 Justin Ruggiano, R (1, 9) OBP: 0.335, SLG: 0.410 52 Justin Grimm, R (7, 1) 24 Luis Valbuena, L (8, PH) OBP: 0.327, SLG: 0.422 56 Héctor Rondón, R (9, 1) 12 John Baker, L (10, 2) OBP: 0.289, SLG: 0.248		B SI 92 F FF 92 F SI 92 S CH 88 1-3 K ①		X FF 90 0-0 F9 ①		C CH 86 C SI 90 B CH 87 S CH 87 1-3 K ②		C CU 76 B FS 81 S FS 80 B FF 89 C FF 89 2-3 K ③		C FF 94 C FF 94 1 SAFE B FF 94 F FF 93 F FF 94 S CH 81 1-3 K ③		3 0 1 0 1	0 0 0 0 0	0 0 0 0 0	0 0 0 0 0	0 0 1 0 0	2 0 0 0 1	1 0 0 0 1
7 Arismendy Alcántara, S (1, 8) OBP: 0.299, SLG: 0.377		B KC 79 B SI 91 B SI 91 C SI 92 X SI 91 3-1 G3 ②		C FF 91 S CH 86 B CH 86 D CH 87 1 SAFE X SI 90 2-2 F8 ②		C SI 90 B KC 81 F CH 86 B SI 90 X CH 86 2-2 G4-3 ③			C FF 89 F FF 89 B CU 76 B FF 88 B CU 74 C FF 89 3-3 K ①		B FF 91 C CH 80 S FF 92 B FF 92 B CH 81 C CH 80 3-3 K ①	5	0	0	0	0	2	1
5 Welington Castillo, R (1, 2) OBP: 0.298, SLG: 0.383 36 Edwin Jackson, R (9, PR) OBP: 0.158, SLG: 0.211 46 Pedro Strop, R (10, 1) 53 Wesley Wright, R (11, 1) 21 Junior Lake, R (11, PH) OBP: 0.246, SLG: 0.368 33 Carlos Villanueva, R (12, 1)	B KC 80 C SI 91 F SI 90 B CH 87 B CH 88 X SI 92 3-2 2B			C SI 90 B CH 86 S CH 86 S CH 86 1-3 K ③			C FF 91 B FF 91 C CU 80 B FF 91 F SI 91 F CU 80 X CU 79 2-2 P6 ①		B CU 74 C FF 89 B FC 85 B FF 89 X FF 88 3-1 4 1B 1B	X CH 78 0-0 4 CS 1B	4 0 0 0 0 1	0 0 0 0 0 0	2 0 0 0 1 0	0 0 0 0 0 0	0 0 0 0 1 0	1 0 0 0 0 0	1 0 0 0 0 0
4 Chris Valaika, R (1, 5) OBP: 0.227, SLG: 0.158		B CH 87 X SI 91 1-0 F8 ③			B SI 90 X FF 91 1-0 P3 ①		F FF 91 F FF 91 X CU 80 0-2 G5-3 ②		X FC 85 0-0 1-2 1B		B FF 92 B FF 91 F CH 80 F CH 80 C FF 93 2-3 1-2 K ② ③		5	0	1	0	0	1	2
37 Travis Wood, R (1, 1) OBP: 0.298, SLG: 0.511 54 Neil Ramírez, R (7, 1) 6 Ryan Sweeney, L (7, 9) OBP: 0.301, SLG: 0.346			F FF 91 B SI 91 S KC 81 S KC 81 1-3 K2-3 ①		X SI 91 0-0 8 G4-3 9 1B 1B		B FF 92 X FF 91 1-0 8 3B 2B		C CU 74 C FF 89 F CU 76 T FF 89 0-2 K ②		X FF 89 0-0 9 WP 8 SH3-4 44 1B 1B	2 0 3	1 0 2	1 0 2	0 0 0	0 0 1	1 0 2	0 0 2
Inning Stats	R: 0 H: 1 E: 0 LOB: 1 K: 1 BB: 0 S: 13 P: 19	R: 0 H: 1 E: 0 LOB: 1 K: 1 BB: 0 S: 9 P: 17	R: 0 H: 1 E: 0 LOB: 1 K: 1 BB: 0 S: 12 P: 18	R: 0 H: 1 E: 0 LOB: 1 K: 1 BB: 0 S: 9 P: 12	R: 1 H: 2 E: 0 LOB: 1 K: 0 BB: 0 S: 9 P: 16	R: 0 H: 0 E: 0 LOB: 0 K: 2 BB: 0 S: 9 P: 13	R: 1 H: 2 E: 0 LOB: 1 K: 0 BB: 0 S: 13 P: 20	R: 0 H: 0 E: 0 LOB: 0 K: 2 BB: 0 S: 8 P: 11	R: 0 H: 2 E: 0 LOB: 2 K: 3 BB: 0 S: 13 P: 21	R: 0 H: 0 E: 0 LOB: 1 K: 3 BB: 1 S: 12 P: 17	R: 0 H: 1 E: 0 LOB: 0 K: 2 BB: 0 S: 7 P: 12	R: 1 H: 2 E: 0 LOB: 2 K: 1 BB: 0 S: 7 P: 12	1B: 10 2B: 2 3B: 1 HR: 0	SF: 0 SAC: 1 DP: 0 HBP: 0		WP: 2 PB: 0 SB: 0 CS: 1	PA: 48		

PITCHER	IP	WLS	BF	H	R	ER	SO	BB	IBB	HBP	BLK	WP	HR	S	P	ERA	WHIP
53 Alex Cobb, R (1, 1) ERA: 3.41	6.0		24	6	1	1	6	0	0	0	0	0	0	61	95	1.50	1.000
50 Grant Balfour, R (7, 1) ERA: 5.36	0.2	B	4	2	1	1	0	0	0	0	0	0	0	12	18	13.50	3.000
49 Kirby Yates, R (7, 1) ERA: 2.28	0.1		1	0	0	0	0	0	0	0	0	0	0	1	2	0.00	0.000
62 Joel Peralta, R (8, 1) ERA: 3.52	1.0		3	0	0	0	2	0	0	0	0	0	0	8	11	0.00	0.000
38 Jeff Beliveau, L (9, 1) ERA: 1.74	1.0		5	2	0	0	3	0	0	0	0	0	0	13	21	0.00	2.000

PITCHER	IP	WLS	BF	H	R	ER	SO	BB	IBB	HBP	BLK	WP	HR	S	P	ERA	WHIP
26 Brad Boxberger, R (10, 1) ERA: 2.02	2.0		7	1	0	0	5	1	0	0	0	0	0	19	29	0.00	1.000
27 Cesár Ramos, L (12, 1) ERA: 3.93	0.1	L	4	2	1	1	1	0	0	0	0	2	0	7	12	27.00	6.000

AB	46
R	3
H	13
RBI	3
BB	1
SO	17
LOB	16

Batter	1	2	3	4	5	6	7	8	9	AB	R	H	RBI	BB	SO	LOB
27 Carlos Gómez, R (1, 8) OBP: 0.351, SLG: 0.488	B FF 93 B SL 90 B SI 94 F FF 93 F SL 89 X SL 90 3-2 8 S 20 S 1B		X SL 89 0-0 ② G4-3			B FF 93 B SI 93 S SL 90 F SL 90 F CU 78 B FF 94 X SL 90 3-2 ② F8		S SL 82 X SI 94 0-1 ②③ G6-4-3 1-2f		4	0	1	0	0	0	1
20 Jonathan Lucroy, R (1, 2) OBP: 0.373, SLG: 0.487	1 SAFE C FF 93 X FF 93 0-1 ① G5-3 1-2		C SI 93 B CU 80 B SL 90 X SL 89 2-1 ③ G4-3			C FF 92 X SI 92 0-1 ③ G1-3			S FF 94 B SL 85 B FF 94 X FF 94 2-1 ① G4-3	4	0	0	0	0	0	1
8 Ryan Braun, R (1, 9) OBP: 0.337, SLG: 0.493	D FF 93 C SL 89 B SI 93 S SI 94 S CU 78 2-3 K 16 G5-4-3 2-3			X SL 90 0-0 ① F9			C SL 89 F SI 91 B SI 93 X SI 92 1-2 16 S 2 2B 1B		F FF 95 B SI 94 F SL 86 B SI 95 B FF 95 S SL 84 3-3 ② K	4	0	1	0	0	2	1
16 Aramis Ramirez, R (1, 5) OBP: 0.336, SLG: 0.456	C SL 90 X FF 94 0-1 ②③ G5-4-3 1-2f			B SL 89 X SI 93 1-0 ② G5-3			S SL 87 1 SAFE 1 SAFE F FF 92 S SL 88 0-3 ① K 1-2		X SL 83 0-0 2 1B 2B	4	1	1	0	0	1	3
2 Scooter Gennett, L (1, 4) OBP: 0.341, SLG: 0.478		B FF 92 S SI 93 F FF 94 S CU 80 1-3 ① K		T SL 88 C CU 78 X SL 87 0-2 ③ L4			B CU 77 X SL 86 1-0 ② 18 2B 2-H 2B		B SI 94 F FF 92 B FF 94 F SI 92 F FF 94 X SL 84 2-2 2-H 1B	4	1	2	1	0	1	0
18 Khris Davis, R (1, 7) OBP: 0.303, SLG: 0.482 57 Francisco Rodríguez, R (9, 1)		B CU 80 F SI 94 B SL 90 X FF 94 2-1 ② F9			B SI 92 B CU 80 X SL 89 2-0 ① G1-3		B SL 88 X CU 78 1-0 2-H 2B		S FF 95 B FF 95 F FF 95 X FF 94 1-2 ③ F9	4 0	0 0	1 0	1 0	0 0	0 0	1 0
7 Mark Reynolds, R (1, 3) OBP: 0.295, SLG: 0.420		X FF 94 0-0 HR			C SL 88 S CU 79 B FF 92 X SL 89 1-2 ② G4-3		B SL 87 D SL 89 C SI 92 B SL 88 F SI 92 X SL 87 3-2 ③ L7			3	1	1	1	0	0	1
9 Jean Segura, R (1, 6) OBP: 0.267, SLG: 0.321		C SL 88 B SI 93 B CU 78 X SL 89 2-1 ③ L7			B SI 93 C SL 90 C CU 78 F FF 93 X SL 90 1-2 ③ L8			B FF 92 C SL 88 T CU 78 X FF 91 1-2 ① G3-1		3	0	0	0	0	0	0
49 Yovani Gallardo, R (1, 1) OBP: 0.150, SLG: 0.154 24 Lyle Overbay, L (8, PH) OBP: 0.317, SLG: 0.327 13 Will Smith, R (8, 1) 28 Gerardo Parra, L (9, 7) OBP: 0.305, SLG: 0.363			C SI 92 C SI 92 X SL 89 0-2 ① G1-3			C FF 91 S CU 78 B CU 79 B SL 89 T SL 89 2-2 ① K		B FF 92 B SI 92 T SI 91 C SL 87 B CU 78 B SL 89 4-2 27 G6-4-3 BB		2 0 0 0	0 0 0 0	0 0 0 0	0 0 0 0	1 1 0 0	0 0 0 0	0 0 0 0

Inning Stats	1	2	3	4	5	6	7	8	9
	R: 0 E: 0 K: 1 S: 10	R: 1 E: 0 K: 1 S: 8	R: 0 E: 0 K: 0 S: 6	R: 0 E: 0 K: 0 S: 5	R: 0 E: 0 K: 0 S: 8	R: 0 E: 0 K: 1 S: 9	R: 1 E: 0 K: 1 S: 11	R: 0 E: 0 K: 0 S: 7	R: 1 E: 0 K: 1 S: 13
	H: 1 LOB: 1 BB: 0 P: 15	H: 1 LOB: 0 BB: 0 P: 13	H: 0 LOB: 0 BB: 0 P: 8	H: 0 LOB: 0 BB: 0 P: 6	H: 0 LOB: 0 BB: 0 P: 12	H: 0 LOB: 0 BB: 0 P: 14	H: 3 LOB: 1 BB: 0 P: 17	H: 0 LOB: 0 BB: 1 P: 12	H: 2 LOB: 1 BB: 0 P: 21

1B: 3 SF: 0 WP: 1 PA: 33
2B: 3 SAC: 0 PB: 0
3B: 0 DP: 2 SB: 3
HR: 1 HBP: 0 CS: 0

PITCHER		IP	WLS	BF	H	R	ER	SO	BB	IBB	HBP	BLK	WP	HR	S	P	ERA	WHIP
49 Jake Arrieta, R ERA: 2.77	(1, 1)	7.1	L	27	5	2	2	4	1	0	0	0	1	1	62	95	2.46	0.818
46 Pedro Strop, R ERA: 2.66	(8, 1)	0.2		1	0	0	0	0	0	0	0	0	0	0	2	2	0.00	0.000
52 Justin Grimm, R ERA: 4.3	(9, 1)	1.0		5	2	1	1	1	0	0	0	0	0	0	13	21	9.00	2.000

PITCHER	IP	WLS	BF	H	R	ER	SO	BB	IBB	HBP	BLK	WP	HR	S	P	ERA	WHIP

TOP

Milwaukee Brewers @ Chicago Cubs

Wrigley Field, Chicago, IL

Mon Aug 11 2014, 7:08 PM - 10:07 PM CDT

Att. 28,927 - Cloudy - 73 F

livebaseballscorecards.com

AB	32
R	3
H	7
RBI	3
BB	1
SO	5
LOB	8

Milwaukee Brewers @ Chicago Cubs

Wrigley Field, Chicago, IL

Mon Aug 11 2014, 7:08 PM - 10:07 PM CDT

Att. 28,927 - Cloudy - 73 F

livebaseballscorecards.com

BOTTOM

Batter	1	2	3	4	5	6	7	8	9	AB	R	H	RBI	BB	SO	LOB
8 Chris Coghlan, L (1, 7) OBP: 0.365, SLG: 0.478	C FF 90 B SI 90 X SL 88 1-1 P3 ①		C CU 78 F FF 91 F CU 80 S SI 93 0-3 K ③		X CU 79 0-0 1-3 2-H 2B			B CU 76 B FF 93 F FF 92 B FF 93 X FF 92 3-1 G4-3 ②		4	0	1	1	0	1	1
9 Javier Báez, R (1, 4) OBP: 0.273, SLG: 0.606	B FF 92 F CU 80 S FF 91 B SI 91 X CU 79 2-2 G5-3 ②			B SI 90 X CU 80 1-0 2B	F FF 93 F FF 92 B SI 92 F SI 92 X SL 88 1-2 L7 ③			B FF 92 S SL 82 S SL 82 B SL 82 S SL 82 2-3 K ③		4	0	1	0	0	1	2
44 Anthony Rizzo, L (1, 3) OBP: 0.378, SLG: 0.495	C CU 79 F FF 92 S CU 80 0-3 K ③			T FF 92 S CU 79 2 SAFE B FF 91 F CU 79 B FF 92 B SI 91 C FF 91 3-3 K ①		B SL 88 B SI 91 S FF 91 X SI 91 3-1 F8 ①			S CU 75 F SI 90 F CH 83 F CH 85 F FF 90 F CH 82 B CU 78 B FF 90 B FF 90 3-3 K ①	4	0	0	0	0	3	1
13 Starlin Castro, R (1, 6) OBP: 0.331, SLG: 0.427		F FF 91 F SI 91 F FF 92 X CU 79 0-2 20 CS 1B		X SI 91 0-0 L7 ②		C SL 88 B SI 92 B SI 92 X SL 86 2-1 L7 ②			B CU 76 X CU 75 1-0 24 FC4-6 1B	4	0	2	0	0	0	1
24 Luis Valbuena, L (1, 5) OBP: 0.324, SLG: 0.417		S FF 93 B CU 79 S FF 92 F FF 93 1 SAFE X FF 92 1-2 P5 ①		F FF 93 X SI 92 0-1 P2 ③		C FF 92 B CU 79 C CU 79 B FF 92 F SI 92 F SL 87 F FF 93 C CU 78 2-3 K ③			C CU 74 X SI 90 0-1 FC4-6 ② 1-2f	4	0	0	0	0	1	3
7 Arismendy Alcántara, S (1, 8) OBP: 0.290, SLG: 0.364		1 SAFE 1 SAFE X SI 92 0-0 F9 ②			B CU 78 X FF 90 1-0 G4-3 ①		B CU 76 S SL 85 C SI 90 B CU 78 X SI 90 2-2 L7 ①		S SI 90 S CH 84 D CH 84 D CH 83 B CH 83 S CH 80 3-3 K ③	4	0	0	0	0	1	2
20 Justin Ruggiano, R (1, 9) OBP: 0.335, SLG: 0.409		B CU 78 S SL 88 1-1 CS ③ 1-2	X SL 88 0-0 F9 ①		B CU 76 C SL 87 S SI 90 B CU 78 X FF 91 2-2 5 1B 8 2B 1B		B CU 77 S SL 85 B SL 84 S SL 86 B SL 82 X SL 87 3-2 G5-3 ②			3	1	1	0	0	0	0
5 Welington Castillo, R (1, 2) OBP: 0.300, SLG: 0.382			C CU 78 B FF 92 B SI 92 X SL 88 2-1 G6-3 ②		B SI 92 1 SAFE C SL 88 D SI 92 X SL 87 2-1 8 2B 1-2 1B		B CU 77 B SL 84 B SI 92 C SI 91 C SI 91 S CU 78 3-3 K ③			3	0	1	0	0	1	0
49 Jake Arrieta, R (1, 1) OBP: 0.179, SLG: 0.185 46 Pedro Strop, R (8, 1) 4 Chris Valaika, R (8, PH) OBP: 0.217, SLG: 0.150 52 Justin Grimm, R (9, 1)			C FF 91 X SL 89 0-1 1B		L CU 77 S CU 78 D CU 79 L CU 79 1-3 K ②			B FF 91 X FF 90 1-0 G6-3 ①		2 0 1 0	0 0 0 0	1 0 0 0	0 0 0 0	0 0 0 0	1 0 0 0	2 0 0 0
Inning Stats	R: 0 E: 0 K: 1 S: 8 H: 0 LOB: 0 BB: 0 P: 11	R: 0 E: 0 K: 0 S: 10 H: 1 LOB: 0 BB: 0 P: 12	R: 0 E: 0 K: 1 S: 9 H: 1 LOB: 1 BB: 0 P: 11	R: 0 E: 0 K: 1 S: 8 H: 1 LOB: 1 BB: 0 P: 12	R: 1 E: 0 K: 1 S: 14 H: 3 LOB: 2 BB: 0 P: 21	R: 0 E: 0 K: 1 S: 10 H: 0 LOB: 0 BB: 0 P: 17	R: 0 E: 0 K: 1 S: 9 H: 0 LOB: 0 BB: 0 P: 17	R: 0 E: 0 K: 1 S: 6 H: 0 LOB: 0 BB: 0 P: 12	R: 0 E: 0 K: 2 S: 16 H: 1 LOB: 1 BB: 0 P: 23	1B: 5 2B: 2 3B: 0 HR: 0	SF: 0 SAC: 0 DP: 0 HBP: 0			WP: 0 PB: 0 SB: 0 CS: 1	PA: 34		

	AB	33
	R	1
	H	7
	RBI	1
	BB	0
	SO	9
	LOB	12

PITCHER		IP	WLS	BF	H	R	ER	SO	BB	IBB	HBP	BLK	WP	HR	S	P	ERA	WHIP
49 Yovani Gallardo, R ERA: 3.44	(1, 1)	7.0	W	26	6	1	1	6	0	0	0	0	0	0	68	101	1.29	0.857
13 Will Smith, L ERA: 3.44	(8, 1)	1.0	H	3	0	0	0	1	0	0	0	0	0	0	6	12	0.00	0.000
57 Francisco Rodríguez, R ERA: 2.78	(9, 1)	1.0	S	4	1	0	0	2	0	0	0	0	0	0	16	23	0.00	1.000

PITCHER	IP	WLS	BF	H	R	ER	SO	BB	IBB	HBP	BLK	WP	HR	S	P	ERA	WHIP

Milwaukee Brewers @ Chicago Cubs

Wrigley Field, Chicago, IL

Tue Aug 12 2014, 7:06 PM - 9:28 PM CDT

Att. 28,819 - Overcast - 64 F

TOP

livebaseballscorecards.com

Batter	1	2	3	4	5	6	7	8	9	AB	R	H	RBI	BB	SO	LOB
27 Carlos Gómez, R (1, 8) OBP: 0.352, SLG: 0.487	G5-3		20 CS HBP			G5-3		1-2 2-3 1B		3	0	1	0	0	0	0
20 Jonathan Lucroy, R (1, 2) OBP: 0.370, SLG: 0.482	F9		CS 1-2	L4		G6-3		G5-3 2-3f		4	0	0	0	0	0	3
8 Ryan Braun, R (1, 9) OBP: 0.334, SLG: 0.488	L8			K			K2-3		F8	4	0	0	0	0	2	0
16 Aramis Ramirez, R (1, 5) OBP: 0.335, SLG: 0.454		1B		K			G4-3		G5-3	4	0	1	0	0	1	0
2 Scooter Gennett, L (1, 4) OBP: 0.340, SLG: 0.475		P6			F9		18 FC6-4 1B		G1-3	4	0	1	0	0	0	1
18 Khris Davis, R (1, 7) OBP: 0.303, SLG: 0.480		P4			7 1B BB		FC6-4 1-2f			2	0	0	0	1	0	2
7 Mark Reynolds, R (1, 3) OBP: 0.298, SLG: 0.422		K			9 G6-4-3 1-2 1B			27 1B 9 1B 1B		3	0	2	0	0	1	1
9 Jean Segura, R (1, 6) OBP: 0.267, SLG: 0.321			G6-3		G6-4-3 1-2f			20 G5-3 27 1B 1-2 1B		3	0	1	0	0	0	2
38 Wily Peralta, R (1, 1) OBP: 0.091, SLG: 0.116			G5-3			P4		K		2	0	0	0	0	0	0
59 Zach Duke, L (7, 1)										0	0	0	0	0	0	0
28 Gerardo Parra, L (8, PH) OBP: 0.304, SLG: 0.363										1	0	0	0	0	1	2
21 Jeremy Jeffress, R (8, 1)										0	0	0	0	0	0	0
Inning Stats	R: 0 E: 0 K: 0 S: 5 H: 0 LOB: 0 BB: 0 P: 7	R: 0 E: 0 K: 1 S: 10 H: 1 LOB: 1 BB: 0 P: 17	R: 0 E: 0 K: 0 S: 7 H: 0 LOB: 0 BB: 0 P: 13	R: 0 E: 0 K: 2 S: 7 H: 0 LOB: 0 BB: 0 P: 9	R: 0 E: 0 K: 0 S: 6 H: 1 LOB: 1 BB: 1 P: 13	R: 0 E: 0 K: 0 S: 8 H: 0 LOB: 0 BB: 0 P: 10	R: 0 E: 0 K: 1 S: 10 H: 1 LOB: 1 BB: 0 P: 14	R: 0 E: 0 K: 1 S: 10 H: 3 LOB: 2 BB: 0 P: 16	R: 0 E: 0 K: 0 S: 5 H: 0 LOB: 0 BB: 0 P: 8	1B: 6 2B: 0 3B: 0 HR: 0 SF: 0 SAC: 0 DP: 2 HBP: 1						

	AB	30
	R	0
	H	6
	RBI	0
	BB	1
	SO	5
	LOB	11

WP: 0 PB: 0 SB: 0 CS: 1 PA: 33

PITCHER		IP	WLS	BF	H	R	ER	SO	BB	IBB	HBP	BLK	WP	HR	S	P	ERA	WHIP
28 Kyle Hendricks, R ERA: 1.51	(1, 1)	7.1	W	28	6	0	0	5	1	0	1	0	0	0	61	96	0.00	0.955
46 Pedro Strop, R ERA: 2.62	(8, 1)	0.2	H	1	0	0	0	0	0	0	0	0	0	0	2	3	0.00	0.000
56 Héctor Rondón, R ERA: 3.18	(9, 1)	1.0	S	3	0	0	0	0	0	0	0	0	0	0	5	8	0.00	0.000

PITCHER	IP	WLS	BF	H	R	ER	SO	BB	IBB	HBP	BLK	WP	HR	S	P	ERA	WHIP

BOTTOM

Milwaukee Brewers @ Chicago Cubs
Wrigley Field, Chicago, IL
Tue Aug 12 2014, 7:06 PM - 9:28 PM CDT
Att. 28,819 - Overcast - 64 F

livebaseballscorecards.com

Batter	1	2	3	4	5	6	7	8	9	AB	R	H	RBI	BB	SO	LOB
8 Chris Coghlan, L (1, 7) (8, 9) OBP: 0.359, SLG: 0.470	B FF 94 C FF 94 C SI 96 X SL 88 1-2 ① G3		C CH 85 X CH 85 0-1 ① G1		B SI 95 B CH 84 F SI 95 F SL 87 B CH 89 X SL 87 3-2 ② G3		B FF 88 F SL 84 X CU 75 1-1 ② FC3-6 1-2f			4	0	0	0	0	0	1
9 Javier Báez, R (1, 4) OBP: 0.243, SLG: 0.541	X FF 96 0-0 ② F8		B SL 86 C SL 86 B SL 88 X FF 97 2-1 ② G4-3		X SL 85 0-0 ③ F7		B CU 74 S CU 75 X CU 74 1-1 ③ G1-3			4	0	0	0	0	0	1
44 Anthony Rizzo, L (1, 3) OBP: 0.379, SLG: 0.501	C SL 84 B FF 95 B FF 96 F FF 96 F SL 89 F SL 88 B FF 97 B SI 97 4-2 BB		C SI 97 B FF 96 F SL 86 B CH 88 X FF 97 2-2 ③ F7			X CH 86 0-0 HR		C KC 78 X SI 95 0-1 ① P5		3	1	1	1	1	0	0
13 Starlin Castro, R (1, 6) OBP: 0.331, SLG: 0.428	B SL 87 F SI 96 X FF 96 1-1 ③ P2			C SL 85 X SL 86 0-1 24 SH1-3 7 1B 2B		F SI 96 B FF 96 B FF 96 B SL 84 F FF 96 X FF 97 3-2 ① G4-3		B SI 96 C SI 96 X SI 97 1-1 ② G4-3		4	1	1	0	0	0	1
24 Luis Valbuena, L (1, 5) OBP: 0.324, SLG: 0.417		B FF 94 C FF 94 F SL 84 B SL 88 X SI 97 2-2 7 FC3-6 1B		X FF 96 0-0 ① SH1-3 2-3		B SL 86 F SL 87 X FF 96 1-1 ② F9		C SI 95 S KC 80 B SI 96 X KC 80 1-2 ③ F8		3	0	1	0	0	0	0
7 Arismendy Alcántara, S (1, 8) OBP: 0.299, SLG: 0.380	D SI 96 X FF 96 1-0 ① FC3-6 20 WP 20 S 20 1B 1-2f			F SI 97 C CH 86 F SL 88 X SL 89 0-2 20 CS 1B 3-H		X SI 96 0-0 2B				3	1	2	1	0	0	1
20 Justin Ruggiano, R (1, 9) OBP: 0.339, SLG: 0.413 21 Junior Lake, R (8, 7) OBP: 0.246, SLG: 0.368	1 SAFE B SL 86 1 SAFE B SI 96 S SL 86 B SI 91 X SI 96 3-1 1-H 1B			B FF 96 1 SAFE 1 SAFE B FF 96 B FF 96 X FF 96 3-0 ② 1-2 1B		C SL 85 F FF 96 S SL 87 0-3 ③ K				3 0	0 0	2 0	1 0	0 0	1 0	1 0
5 Welington Castillo, R (1, 2) OBP: 0.297, SLG: 0.378		B SL 84 C FF 95 1 SAFE B SI 96 F SI 95 D SL 87 F SI 96 X FF 95 3-2 ② L9		C FF 95 X SI 96 0-1 ③ G6-3			C CH 86 T CH 89 S SL 88 0-3 ① K			3	0	0	0	0	1	2
28 Kyle Hendricks, R (1, 1) OBP: 0.357, SLG: 0.182 46 Pedro Strop, R (8, 1) 56 Héctor Rondón, R (9, 1)		C FF 96 F SI 96 D SL 87 D SI 96 C SI 93 2-3 ③ K			B SI 93 C SI 92 B FF 94 X FF 91 2-1 ① F7		F FF 95 B SI 96 B SI 95 B FF 95 C FF 92 F FF 94 B FF 93 4-2 8 FC3-6 BB			2 0 0	0 0 0	0 0 0	0 0 0	1 0 0	1 0 0	1 0 0
Inning Stats	R: 0 E: 0 K: 0 S: 10 H: 0 LOB: 1 BB: 1 P: 16	R: 1 E: 0 K: 1 S: 13 H: 2 LOB: 1 BB: 0 P: 24	R: 0 E: 0 K: 0 S: 7 H: 0 LOB: 0 BB: 0 P: 11	R: 1 E: 0 K: 0 S: 10 H: 3 LOB: 1 BB: 0 P: 13	R: 0 E: 0 K: 0 S: 6 H: 0 LOB: 0 BB: 0 P: 11	R: 1 E: 0 K: 1 S: 10 H: 2 LOB: 1 BB: 0 P: 14	R: 0 E: 0 K: 1 S: 10 H: 0 LOB: 1 BB: 1 P: 16	R: 0 E: 0 K: 0 S: 7 H: 0 LOB: 0 BB: 0 P: 9		1B: 4 2B: 2 3B: 0 HR: 1 SF: 0 SAC: 1 DP: 0 HBP: 0						

	AB	29
	R	3
	H	7
	RBI	3
	BB	2
	SO	3
	LOB	8

WP: 1 PA: 32
PB: 0
SB: 1
CS: 1

PITCHER		IP	WLS	BF	H	R	ER	SO	BB	IBB	HBP	BLK	WP	HR	S	P	ERA	WHIP
38 Wily Peralta, R ERA: 3.4	(1, 1)	6.1	L	27	7	3	3	3	2	0	0	0	1	1	62	99	4.26	1.421
59 Zach Duke, L ERA: 1.99	(7, 1)	0.2		2	0	0	0	0	0	0	0	0	0	0	4	6	0.00	0.000
21 Jeremy Jeffress, R ERA: 3.75	(8, 1)	1.0		3	0	0	0	0	0	0	0	0	0	0	7	9	0.00	0.000

PITCHER	IP	WLS	BF	H	R	ER	SO	BB	IBB	HBP	BLK	WP	HR	S	P	ERA	WHIP

Batter	1	2	3	4	5	6	7	8	9	AB	R	H	RBI	BB	SO	LOB
27 Carlos Gómez, R (1, 8) OBP: 0.349, SLG: 0.482	F FF 88 B SL 82 F FF 90 B FF 90 S FF 90 2-3 ① **K**		T FF 89 D SL 82 B CH 81 X CH 81 2-1 ③ **G5-3**			X FF 87 0-0 ① **P3**		C FF 94 B SL 88 X FF 94 1-1 ② **F8**		4	0	0	0	0	1	1
20 Jonathan Lucroy, R (1, 3) OBP: 0.369, SLG: 0.485	C FF 89 F FF 90 B SL 83 X FF 90 1-2 ② **F8**			C FF 88 F SL 80 X CH 80 0-2 ① **L7**		C FF 88 B FF 88 B FF 88 F FF 88 F FF 89 X SL 82 2-2 ② **F9**		B FF 93 B FF 92 X FF 93 2-0 **3B**		4	0	1	0	0	0	0
8 Ryan Braun, R (1, 9) OBP: 0.331, SLG: 0.483	B FF 90 C FF 90 B SL 84 S FF 90 B CH 82 X CH 82 3-2 ③ **G4-3**			B SL 82 F CH 80 F SL 81 X FF 89 1-2 ② **F7**		B CH 80 F CH 81 X SL 80 1-1 ③ **G5-3**		C FF 94 X FF 94 0-1 ③ **P4**		4	0	0	0	0	0	1
16 Aramis Ramirez, R (1, 5) OBP: 0.337, SLG: 0.453		B CU 70 F FF 88 S SL 81 F FF 89 F SL 82 F CH 81 F FF 91 F FF 91 X CH 82 1-2 **G6-4-3** **1B**		B SL 81 B CH 81 B SL 81 C FF 88 F FF 88 B CH 82 4-2 18 **1B** **BB**			B FF 87 C SL 81 S CH 79 B SL 81 X FF 89 2-2 ① **G5-3**		B FF 93 F FF 96 X SL 85 1-1 ① **F8**	3	0	1	0	1	0	0
18 Khris Davis, R (1, 7) OBP: 0.303, SLG: 0.477		B FF 88 X FF 87 1-0 ① **F9**		C FF 87 D CH 80 X FF 87 1-1 **1-2** **1B**			X CH 80 0-0 ② **F9**		B FC 91 F FF 96 B FF 97 X FF 96 2-1 ② **G6-3**	4	0	1	0	0	0	1
Rickie Weeks Jr., R (1, 4) OBP: 0.338, SLG: 0.414		B FF 88 T SL 79 C FF 89 X FF 89 1-2 ② ③ **G6-4-3** **1-2f**		B SL 80 C CH 81 C FF 87 S FF 89 1-3 ③ **K**			B SL 81 X FF 88 1-0 **HR**		C SL 82 F FF 96 X SL 86 0-2 ③ **F7**	4	1	1	1	0	1	3
12 Martín Maldonado, R (1, 2) OBP: 0.358, SLG: 0.440			C CU 70 X SI 89 0-1 9 F9 **2B**		C FF 88 B CH 80 B FF 89 T CH 80 F FF 90 S SL 83 2-3 ① **K**		C CU 70 S CH 81 B CH 81 X FF 89 1-2 **HR**			3	1	2	1	0	1	0
9 Jean Segura, R (1, 6) OBP: 0.266, SLG: 0.319			X FF 88 0-0 ① **F9** **2-3**		B SL 79 B CH 80 C FF 89 X SL 79 2-1 ② **G3-1**		C FF 93 C SI 93 X FF 94 0-2 ③ **G3**			3	0	0	0	0	0	1
26 Kyle Lohse, R (1, 1) OBP: 0.170, SLG: 0.137 41 Marco Estrada, R (4, 1) OBP: 0.176, SLG: 0.097 2 Scooter Gennett, L (8, PH) OBP: 0.339, SLG: 0.474 53 Brandon Kintzler, R (8, 1)			C FF 89 S SL 82 S FF 90 0-3 ② **K**		B FF 89 C FF 89 C FF 89 F FF 92 C SL 80 1-3 ③ **K**			B FF 93 S FF 94 B FF 94 S FF 93 S FF 93 2-3 ① **K**		1 1 1 0	0 0 0 0	0 0 0 0	0 0 0 0	1 1 1 0	1 0 0 0	1 0 0 0
Inning Stats	R: 0 E: 0 K: 1 S: 9 H: 0 LOB: 0 BB: 0 P: 15	R: 0 E: 0 K: 0 S: 12 H: 1 LOB: 0 BB: 0 P: 15	R: 0 E: 0 K: 1 S: 8 H: 1 LOB: 1 BB: 0 P: 10	R: 0 E: 0 K: 1 S: 13 H: 1 LOB: 2 BB: 1 P: 20	R: 0 E: 0 K: 2 S: 10 H: 0 LOB: 0 BB: 0 P: 15	R: 0 E: 0 K: 0 S: 7 H: 0 LOB: 0 BB: 0 P: 10	R: 2 E: 0 K: 0 S: 11 H: 2 LOB: 0 BB: 0 P: 15	R: 0 E: 0 K: 1 S: 8 H: 1 LOB: 1 BB: 0 P: 13	R: 0 E: 0 K: 0 S: 7 H: 0 LOB: 0 BB: 0 P: 10	1B: 2 2B: 1 3B: 1 HR: 2 SF: 0 SAC: 0 DP: 1 HBP: 0						

PITCHER		IP	WLS	BF	H	R	ER	SO	BB	IBB	HBP	BLK	WP	HR	S	P	ERA	WHIP
67 Tsuyoshi Wada, L ERA: 3.15	(1, 1)	6.2	W	25	5	2	2	5	1	0	0	0	0	2	67	97	2.70	0.900
52 Justin Grimm, R ERA: 4.27	(7, 1)	0.1	H	1	0	0	0	0	0	0	0	0	0	0	3	3	0.00	0.000
54 Neil Ramírez, R ERA: 1.21	(8, 1)	1.0	H	4	1	0	0	1	0	0	0	0	0	0	8	13	0.00	1.000
56 Héctor Rondón, R ERA: 3.11	(9, 1)	1.0	S	3	0	0	0	0	0	0	0	0	0	0	7	10	0.00	0.000

PITCHER	IP	WLS	BF	H	R	ER	SO	BB	IBB	HBP	BLK	WP	HR	S	P	ERA	WHIP

TOP

Milwaukee Brewers @ Chicago Cubs

Wrigley Field, Chicago, IL

Wed Aug 13 2014, 7:06 PM - 9:41 PM CDT

Att. 31,191 - Clear - 70 F

livebaseballscorecards.com

AB	32
R	2
H	6
RBI	2
BB	1
SO	6
LOB	8

Milwaukee Brewers @ Chicago Cubs

Wrigley Field, Chicago, IL

Wed Aug 13 2014, 7:06 PM - 9:41 PM CDT

Att. 31,191 - Clear - 70 F

livebaseballscorecards.com

BOTTOM

Batter	1	2	3	4	5	6	7	8	9	AB	R	H	RBI	BB	SO	LOB
8 Chris Coghlan, L (1, 9) OBP: 0.365, SLG: 0.483	B SI 89 X SI 89 1-0 9 1B 44 SF7 2B	C CU 72 S SI 88 F SI 88 B CH 78 B CU 73 X SI 88 2-2 9 CS 1B		F FF 89 C CH 77 B CH 77 C FF 89 1-3 ③ K			B CU 76 B CH 80 F FF 88 B FF 89 X FF 90 3-1 2B			4	1	3	0	0	1	0
9 Javier Báez, R (1, 4) OBP: 0.268, SLG: 0.610	B SL 82 S SL 84 F SL 83 B SI 89 B SL 85 X SL 84 3-2 13 1B 2-3 1B	D CH 78 F SI 87 F CH 77 B SI 88 2-2 ③ CS 1-2	B SI 87 C SL 82 X SL 82 1-1 HR		B CH 76 F FF 88 B CU 76 F CH 78 B FF 90 X CH 79 3-2 ① P6		S FF 89 S FF 90 2 SAFE X FF 90 0-2 ② P3			4	2	2	1	0	0	1
44 Anthony Rizzo, L (1, 3) OBP: 0.378, SLG: 0.507	X SI 89 0-0 ① SF7 3-H		X CU 74 0-0 HR		T FF 89 B FF 90 B FF 90 X CH 80 2-1 ② G4-3		B FF 90 B FF 89 2 SAFE X CH 79 2-0 ③ G3			3	1	1	2	0	0	1
13 Starlin Castro, R (1, 6) OBP: 0.334, SLG: 0.430	X SI 90 0-0 24 BB 2-H 1B		B SI 89 B SL 85 C SL 84 X SI 89 2-1 1B		B FF 89 F FF 90 S FF 89 X FF 90 1-2 1B			F SI 92 B SI 91 S SL 84 B SL 84 X SI 91 2-2 ① G5-3		4	0	3	1	0	0	0
24 Luis Valbuena, L (1, 5) OBP: 0.323, SLG: 0.413	D CU 73 D CU 74 B SI 88 C SI 89 F SI 89 B SL 85 4-2 1-2 BB		S SI 88 B SI 89 S SL 83 B SI 89 F SI 88 S SI 89 2-3 ① K		X FF 88 0-0 ③ F9			B SI 91 X SI 91 1-0 E7		3	0	0	0	1	1	2
7 Arismendy Alcántara, S (1, 8) OBP: 0.297, SLG: 0.371	D SL 84 B SI 89 X SI 89 2-0 ② F9		F SI 88 S CH 78 S CH 78 0-3 ② K			C CU 76 B CH 78 B FF 89 B CH 80 X FF 89 3-1 ① F8		B SI 92 D SL 85 S SI 92 C SI 92 B SI 92 B SI 91 4-2 12 G4-6-3 BB		3	0	0	0	1	1	3
12 John Baker, L (1, 2) OBP: 0.282, SLG: 0.241	X CU 73 0-0 ③ G4-3		F SI 89 B SI 89 S CH 79 1 SAFE S CH 78 1-3 ③ K			X FF 90 0-0 ② G1-6-3		F CH 86 C SI 92 X SI 92 0-2 ②③ G4-6-3 1-2f		4	0	0	0	0	1	5
21 Junior Lake, R (1, 7) OBP: 0.243, SLG: 0.364		X SL 82 0-0 ① P2		S FF 88 C FF 88 B FF 88 S CH 76 1-3 ① K		B FF 90 C FF 89 S FF 89 X FF 90 1-2 ③ F8				3	0	0	0	0	1	0
67 Tsuyoshi Wada, L (1, 1) 52 Justin Grimm, R (7, 1) 6 Ryan Sweeney, L (7, PH) OBP: 0.299, SLG: 0.344 54 Neil Ramírez, R (8, 1) 56 Héctor Rondón, R (9, 1)		B SI 88 C SI 88 X SI 88 1-1 ② F8		B FF 88 X FF 88 1-0 ② F8			C FF 88 B FF 88 C FF 89 F FF 89 F CH 78 X FF 90 1-2 ① P4			2 0 1 0 0	0 0 0 0 0	0 0 0 0 0	0 0 0 0 0	0 0 0 0 0	0 0 0 0 0	0 0 0 0 0
Inning Stats	R: 2 E: 0 K: 0 S: 10 H: 3 LOB: 2 BB: 1 P: 20	R: 0 E: 0 K: 0 S: 9 H: 1 LOB: 0 BB: 0 P: 14	R: 2 E: 0 K: 3 S: 15 H: 3 LOB: 1 BB: 0 P: 21	R: 0 E: 0 K: 2 S: 7 H: 0 LOB: 0 BB: 0 P: 10	R: 0 E: 0 K: 0 S: 9 H: 1 LOB: 1 BB: 0 P: 15	R: 0 E: 0 K: 0 S: 6 H: 0 LOB: 0 BB: 0 P: 10	R: 0 E: 0 K: 0 S: 11 H: 1 LOB: 1 BB: 0 P: 17	R: 0 E: 1 K: 0 S: 9 H: 0 LOB: 1 BB: 1 P: 16		1B: 5 2B: 2 3B: 0 HR: 2 SF: 1 SAC: 0 DP: 1 HBP: 0						

	AB	R	H	RBI	BB	SO	LOB
	31	4	9	4	2	5	12

	WP	PB	SB	CS	PA
	0	0	0	1	35

PITCHER		IP	WLS	BF	H	R	ER	SO	BB	IBB	HBP	BLK	WP	HR	S	P	ERA	WHIP
26 Kyle Lohse, R ERA: 3.49	(1, 1)	3.0	L	16	7	4	4	3	1	0	0	0	0	2	34	55	12.00	2.667
41 Marco Estrada, R ERA: 4.63	(4, 1)	4.0		14	2	0	0	2	0	0	0	0	0	0	33	52	0.00	0.500
53 Brandon Kintzler, R ERA: 3.51	(8, 1)	1.0		4	0	0	0	0	1	0	0	0	0	0	9	16	0.00	1.000

PITCHER		IP	WLS	BF	H	R	ER	SO	BB	IBB	HBP	BLK	WP	HR	S	P	ERA	WHIP

Batter	1	2	3	4	5	6	7	8	9	AB	R	H	RBI	BB	SO	LOB
27 Carlos Gómez, R (1, 8) OBP: 0.348, SLG: 0.479	X CH 89 0-0 ① F8	C FF 92 B FF 91 F FF 93 X FF 94 1-2 ③ F8		S FF 93 B FF 93 B FF 94 X SL 85 2-1 28 CS 1B 3-H			C SI 90 S SI 92 B CH 86 B FC 86 S FC 86 2-3 ① K		C SI 89 X SI 88 0-1 ① G5-3	5	0	1	1	0	1	1
28 Gerardo Parra, L (1, 9) OBP: 0.301, SLG: 0.358	B SI 88 F CH 89 X CH 84 1-1 ② G4-3		B CU 77 B SI 90 C FF 90 X FF 90 2-1 ① L7	P PO 86 1-0 ③ CS 1-2	B CH 88 B CH 89 B CH 89 C CH 89 X FF 91 3-1 ① F8		F SI 92 B CU 80 T SI 91 B CH 87 X CH 87 2-2 ② L5		B CU 73 X CH 80 1-0 ② F7	5	0	0	0	0	0	0
20 Jonathan Lucroy, R (1, 2) OBP: 0.369, SLG: 0.483	B FF 90 C FF 90 B SL 86 B FF 90 B FF 90 4-1 18 BB 2 2B BB		C FF 92 X SI 92 0-1 ② G5-3		X FF 91 0-0 2 BB 1B		B SI 92 B FC 82 B FF 92 C SI 92 C SI 93 X SI 92 3-2 ③ G6-3		C SI 88 B SI 89 B FF 89 X FF 88 2-1 ③ P6	4	1	1	0	1	0	0
18 Khris Davis, R (1, 7) OBP: 0.304, SLG: 0.484	F FF 90 B CH 88 T SL 83 B FF 90 D SL 84 F FF 92 B FF 91 4-2 2 2B 1-2 BB		B FF 91 C FF 91 X SL 83 1-1 HR		B FF 91 B FF 91 D FF 90 X FF 91 3-0 ② P3			X FF 89 0-0 ① P6		3	2	1	1	1	0	1
2 Scooter Gennett, L (1, 4) OBP: 0.341, SLG: 0.475	F FF 91 S CH 86 B SI 93 X SL 85 1-2 1-H 2-H 2B		F SI 90 X SI 92 0-1 ③ L7		B FF 90 F FF 90 1 SAFE C SI 92 B FF 94 D CH 83 F FF 91 D FF 93 4-2 1-2 BB			C FF 88 F CH 81 B FF 89 S CH 80 1-3 ② K		3	0	1	2	1	1	0
7 Mark Reynolds, R (1, 5) OBP: 0.297, SLG: 0.429	C FF 92 B FF 93 C FF 90 B FF 93 S FF 91 2-3 ③ K			F SL 83 C FF 91 B FF 94 B FF 92 S FF 93 2-3 ① K	C SI 90 B SI 92 B SI 92 F SI 92 X SI 92 2-2 ③ F7			F FC 85 B CH 81 S FF 89 X CH 81 1-2 HR		4	1	1	1	0	2	3
24 Lyle Overbay, L (1, 3) OBP: 0.320, SLG: 0.327		C FF 90 C CH 84 B FF 92 B CH 85 F FF 92 S FF 92 2-3 ① K		X FF 92 0-0 3 3B 1B		F CU 78 C SI 92 X CH 87 0-2 ① G3		B CU 71 B CH 81 S FF 89 B FF 90 B FF 88 4-1 3 1B BB		3	1	1	0	1	1	0
3 Elian Herrera, S (1, 6) OBP: 0.309, SLG: 0.358		B FF 91 B FF 92 F FF 90 X FF 92 2-1 50 SH2-4 1B		F SI 92 T FF 92 B FF 94 X FF 94 1-2 1-H 27 1B 3B		B CU 78 C SI 91 X CH 86 1-1 ② G6-3		X FF 90 0-0 1-2 1B		4	1	3	1	0	0	0
50 Mike Fiers, R (1, 1) 59 Zach Duke, L (7, 1) Rickie Weeks Jr., R (8, PH) OBP: 0.336, SLG: 0.412 13 Will Smith, R (8, 1) 21 Jeremy Jeffress, R (9, 1)		L FF 90 L FF 90 X SL 84 0-2 ② SH2-4 1-2		C FF 93 C FF 92 B FF 94 B FF 93 F FF 92 F FF 92 F SL 86 T FF 92 2-2 ② K		F SI 92 S SI 92 X FF 92 0-2 ③ G5-3		C FF 91 B FF 90 S FF 89 C FF 90 1-3 ③ K		2 0 1 0 0	0 0 0 0 0	0 0 0 0 0	0 0 0 0 0	1 0 1 0 0	1 0 2 0 0	1 0 0 0 0

Inning Stats	1	2	3	4	5	6	7	8	9
	R: 2 E: 0 K: 1 S: 13	R: 0 E: 0 K: 1 S: 12	R: 1 E: 0 K: 0 S: 8	R: 2 E: 0 K: 2 S: 16	R: 0 E: 0 K: 0 S: 10	R: 0 E: 0 K: 0 S: 8	R: 0 E: 0 K: 1 S: 9	R: 1 E: 0 K: 2 S: 12	R: 0 E: 0 K: 0 S: 5
	H: 1 LOB: 1 BB: 2 P: 25	H: 1 LOB: 1 BB: 0 P: 17	H: 1 LOB: 0 BB: 0 P: 11	H: 3 LOB: 0 BB: 0 P: 23	H: 1 LOB: 2 BB: 1 P: 22	H: 0 LOB: 0 BB: 0 P: 9	H: 0 LOB: 0 BB: 0 P: 16	H: 2 LOB: 2 BB: 1 P: 19	H: 0 LOB: 0 BB: 0 P: 8

1B: 5 SF: 0
2B: 1 SAC: 1
3B: 1 DP: 0
HR: 2 HBP: 0

WP: 0 PA: 40
PB: 0
SB: 0
CS: 1

PITCHER		IP	WLS	BF	H	R	ER	SO	BB	IBB	HBP	BLK	WP	HR	S	P	ERA	WHIP
36 Edwin Jackson, R ERA: 5.74	(1, 1)	4.2	L	23	7	5	5	4	3	0	0	0	0	1	56	93	9.64	2.143
38 Jacob Turner, R ERA: 5.8	(5, 1)	2.1		7	0	0	0	1	0	0	0	0	0	0	20	30	0.00	0.000
11 Kyuji Fujikawa, R ERA: 3.0	(8, 1)	1.0		6	2	1	1	2	1	0	0	0	0	1	12	19	9.00	3.000
33 Carlos Villanueva, R ERA: 5.03	(9, 1)	1.0		3	0	0	0	0	0	0	0	0	0	0	5	8	0.00	0.000

PITCHER		IP	WLS	BF	H	R	ER	SO	BB	IBB	HBP	BLK	WP	HR	S	P	ERA	WHIP

TOP

Milwaukee Brewers @ Chicago Cubs

Wrigley Field, Chicago, IL

Thu Aug 14 2014, 1:23 PM - 4:28 PM CDT

Att. 38,157 - Sunny - 67 F

livebaseballscorecards.com

AB	34
R	6
H	9
RBI	6
BB	4
SO	7
LOB	8

Milwaukee Brewers @ Chicago Cubs

Wrigley Field, Chicago, IL

Thu Aug 14 2014, 1:23 PM - 4:28 PM CDT

Att. 38,157 - Sunny - 67 F

livebaseballscorecards.com

BOTTOM

Batter	1	2	3	4	5	6	7	8	9	AB	R	H	RBI	BB	SO	LOB
8 Chris Coghlan, L (1, 7) OBP: 0.360, SLG: 0.475	C FF 89 S FF 88 B CH 84 S FF 90 1-3 ① K		B CU 72 S CH 83 B FF 89 F CH 84 F FF 90 X CH 85 2-2 ③ G1-3			C CU 71 F CH 83 S FF 89 0-3 ① K	F SL 83 X SI 90 0-1 ③ FC6 1-2f			4	0	0	0	0	2	1
9 Javier Báez, R (1, 4) OBP: 0.244, SLG: 0.556	B FF 90 C FF 90 B CU 73 C FF 90 S FF 90 2-3 ② K			C FF 88 B CU 72 S FF 89 B FF 88 S FF 90 2-3 ① K		C CH 82 F FF 88 C CU 73 0-3 ② K		S SL 80 B SL 82 S SL 82 S FF 93 1-3 ① K		4	0	0	0	0	4	0
44 Anthony Rizzo, L (1, 3) OBP: 0.379, SLG: 0.509	C FC 86 B FF 90 B CH 83 X FF 90 2-1 2B			C CH 82 B FF 89 C FC 86 B CU 74 X CU 73 2-2 ② G1-3		C FF 89 B FF 89 X CU 73 1-1 1B		B FF 94 C FF 93 B FF 94 C FF 94 F FF 94 C FF 92 2-3 ② K		4	0	2	0	0	1	0
13 Starlin Castro, R (1, 6) OBP: 0.333, SLG: 0.429	B FF 90 F FF 86 X FF 90 1-1 ③ F8			C FF 89 B FF 90 F CH 83 B FF 90 F FF 90 F CH 84 X FF 88 2-2 1B		C CU 72 F FF 90 F FF 90 S FF 89 0-3 ③ K		C FF 93 X SL 80 0-1 ③ L8		4	0	1	0	0	1	2
24 Luis Valbuena, L (1, 5) OBP: 0.320, SLG: 0.408		B FC 86 B FF 88 B FF 88 C FF 88 C FF 88 S FF 88 3-3 ① K		D CU 72 F FF 90 1 SAFE S FF 89 B FF 90 X FC 86 2-2 ③ F7			C FF 87 F SI 87 B CU 76 B CU 77 X SL 84 2-2 ① G4-3		B KC 78 F SI 96 B SI 96 F SI 96 B SI 96 F SI 97 X SI 97 3-2 ① L7	4	0	0	0	0	1	1
7 Arismendy Alcántara, S (1, 8) OBP: 0.289, SLG: 0.359		C FF 89 S CH 82 B FF 91 B FF 91 F CH 84 C FF 89 2-3 ② K			B FF 87 S CH 81 C FF 88 S FF 88 1-3 ① K		C SI 89 X SI 89 0-1 ② G4-3		C SI 96 C SI 96 B CH 90 F SI 97 X SI 97 1-2 ② G5-3	4	0	0	0	0	2	0
20 Justin Ruggiano, R (1, 9) OBP: 0.338, SLG: 0.410		B CU 73 B FC 85 F FF 89 S FF 91 B FF 90 C CH 83 3-3 ③ K			C FF 87 S CU 72 F FF 89 F CU 72 S FF 88 0-3 ② K		B CU 75 B SI 90 F SI 88 F SI 90 B CU 75 F SL 85 X SI 90 3-2 5 E 4 1B 1B		C KC 79 X SI 96 0-1 ③ G4-3	4	1	1	0	0	2	0
5 Welington Castillo, R (1, 2) OBP: 0.297, SLG: 0.375			C FF 87 B FC 86 S FF 89 B FF 90 C FF 90 2-3 ① K		C FC 84 B FF 87 B CU 72 F FF 89 B CU 73 B FF 88 4-2 BB		C CU 75 F FF 90 D CU 74 X SI 88 1-2 E6 4 1B 1-3			2	1	0	0	1	1	1
36 Edwin Jackson, R (1, 1) OBP: 0.154, SLG: 0.205 38 Jacob Turner, R (5, 1) OBP: 0.267, SLG: 0.357 4 Chris Valaika, R (7, PH) OBP: 0.250, SLG: 0.190 11 Kyuji Fujikawa, L (8, 1) 33 Carlos Villanueva, R (9, 1)			C FF 88 F FC 85 B FF 90 B CU 72 F FF 90 B CU 73 F FF 89 C FF 89 3-3 ② K		C FF 87 F FC 83 T FF 89 0-2 ③ K		C CU 74 B SI 89 F SL 82 X CU 75 1-2 8 FC6 1B 2-H 3-H			1 1 1 0 0	0 0 0 0 0	0 0 1 0 0	0 0 2 0 0	0 0 0 0 0	1 1 0 0 0	0 1 0 0 0
Inning Stats	R: 0 E: 0 K: 2 S: 10 H: 1 LOB: 1 BB: 0 P: 16	R: 0 E: 0 K: 3 S: 10 H: 0 LOB: 0 BB: 0 P: 18	R: 0 E: 0 K: 2 S: 12 H: 0 LOB: 0 BB: 0 P: 19	R: 0 E: 0 K: 1 S: 14 H: 1 LOB: 1 BB: 0 P: 22	R: 0 E: 0 K: 3 S: 13 H: 0 LOB: 1 BB: 1 P: 18	R: 0 E: 0 K: 3 S: 12 H: 1 LOB: 1 BB: 0 P: 13	R: 2 E: 1 K: 0 S: 17 H: 2 LOB: 1 BB: 0 P: 24	R: 0 E: 0 K: 2 S: 9 H: 0 LOB: 0 BB: 0 P: 12	R: 0 E: 0 K: 0 S: 10 H: 0 LOB: 0 BB: 0 P: 14	1B: 4 2B: 1 3B: 0 HR: 0	SF: 0 SAC: 0 DP: 0 HBP: 0			WP: 0 PB: 0 SB: 0 CS: 0	PA: 34		

PITCHER		IP	WLS	BF	H	R	ER	SO	BB	IBB	HBP	BLK	WP	HR	S	P	ERA	WHIP
50 Mike Fiers, R ERA: 1.29	(1, 1)	6.0	W	22	3	0	0	14	1	0	0	0	0	0	71	106	0.00	0.667
59 Zach Duke, L ERA: 1.94	(7, 1)	1.0		6	2	2	0	0	0	0	0	0	0	0	17	24	0.00	2.000
13 Will Smith, L ERA: 3.38	(8, 1)	1.0		3	0	0	0	2	0	0	0	0	0	0	9	12	0.00	0.000
21 Jeremy Jeffress, R ERA: 3.46	(9, 1)	1.0		3	0	0	0	0	0	0	0	0	0	0	10	14	0.00	0.000

PITCHER	IP	WLS	BF	H	R	ER	SO	BB	IBB	HBP	BLK	WP	HR	S	P	ERA	WHIP

Batter	1	2	3	4	5	6	7	8	9	AB	R	H	RBI	BB	SO	LOB
8 Chris Coghlan, L (1, 7) OBP: 0.358, SLG: 0.469	B FF 92 F FF 95 C FF 96 S CU 79 1-3 ① K		C CU 79 F CH 90 B FF 96 X CH 89 1-2 ① P5		B FF 93 B CH 88 B FF 95 C FF 95 X FF 95 3-1 ① F7		B CU 79 B CU 78 B CH 87 B SI 95 4-0 BB			3	0	0	0	1	1	1
9 Javier Báez, R (1, 4) OBP: 0.245, SLG: 0.531	C SI 97 S CU 79 B SI 96 S CU 78 1-3 ② K		B FF 96 X SI 96 1-0 44 G4-3 13 1B 1-3 1B		C CU 79 S CU 78 X CU 79 0-2 ② P5		C FF 96 1 SAFE S CU 84 F CU 83 D CU 84 S CU 82 1-3 ③ K			4	1	1	0	0	2	1
44 Anthony Rizzo, L (1, 3) OBP: 0.378, SLG: 0.506	B FF 97 B SI 96 B FC 91 S FF 97 F SI 96 X CH 90 3-2 ③ P6		F FC 92 B FF 96 B FF 96 X FC 89 2-1 ② G4-3 2-3 3-H		B FF 96 C FF 96 F FF 96 B FF 96 B CH 89 B FF 96 4-2 BB			C SI 97 B CH 92 S SI 96 S SI 96 1-3 ① K		3	0	0	1	1	1	1
13 Starlin Castro, R (1, 6) OBP: 0.335, SLG: 0.429		C FC 88 F FF 96 B SI 97 X FF 97 1-2 5 1B 1B	B SI 97 X FF 97 1-0 5 HBP 3-H 1B		C FC 87 S CU 76 D CU 78 S CU 79 1-3 ③ K			S SL 87 S SL 87 C FF 97 0-3 ② K		4	0	2	1	0	2	1
5 Welington Castillo, R (1, 2) OBP: 0.303, SLG: 0.376		B SI 96 X SI 96 1-0 1-2 1B	C CU 80 S CU 78 H SI 96 1-2 1-2 HBP			S FC 88 B FC 87 B CU 77 S FC 89 B CU 77 F FC 88 S FC 88 3-3 ① K		B SL 86 C SL 87 S SL 87 B SL 88 B SL 88 B SL 87 4-2 BB		2	0	1	0	1	1	0
7 Arismendy Alcántara, S (1, 8) OBP: 0.281, SLG: 0.348		B CU 77 L SI 95 L SI 95 S FF 96 1-3 ① K	D CU 80 S FF 96 B FF 96 B FF 96 X FF 96 3-1 ③ F8			F FF 95 B CU 79 S CH 87 B FF 95 X CH 87 2-2 ② G4-1		D SI 97 S SI 96 B SI 96 X SI 96 2-1 ③ P2		4	0	0	0	0	1	5
6 Ryan Sweeney, L (1, 9) OBP: 0.299, SLG: 0.339		C CU 78 S SI 94 B FF 96 F CU 78 S FF 96 1-3 ② K		C FF 95 B CU 79 B CH 89 B SI 95 B FF 95 4-1 4 G4-6-3 BB		B FF 95 C CH 88 X CU 77 1-1 ③ G3			B FC 94 C FF 93 F CU 80 B CH 90 B FF 95 F FF 94 X SL 84 3-2 ① F8	3	0	0	0	1	1	2
4 Chris Valaika, R (1, 5) OBP: 0.214, SLG: 0.160		C SI 96 D CU 79 C FF 95 F SI 97 S CU 81 1-3 ③ K		X SI 95 0-0 ① ② G4-6-3 1-2f			C FC 89 F FF 94 C FF 96 0-3 ① K		C SL 85 F SL 85 B FF 94 F SI 94 F CU 80 F FF 95 S SL 86 1-3 ② K	4	0	0	0	0	3	3
37 Travis Wood, R (1, 1) OBP: 0.306, SLG: 0.500 52 Justin Grimm, R (6, 1) 20 Justin Ruggiano, R (7, PH) OBP: 0.336, SLG: 0.408 53 Wesley Wright, R (7, 1) 46 Pedro Strop, R (8, 1) 24 Luis Valbuena, L (9, PH) OBP: 0.319, SLG: 0.407			B CU 78 B CU 78 B FF 97 C FF 96 B FF 96 4-1 9 1B 44 G4-3 BB	C FC 87 B CU 79 S FF 96 F FC 87 B CU 79 C FF 96 2-3 ③ K			B FC 87 S FC 90 B CU 77 S FF 95 F FF 96 B CU 79 B FF 96 F FC 87 S FF 97 3-3 ② K		B CU 79 S FF 94 B FF 93 C SL 84 F FC 94 X CH 89 2-2 ③ G3-1	1 0 1 0 0 1	1 0 0 0 0 0	0 0 0 0 0 0	0 0 0 0 0 0	1 0 0 0 0 0	1 0 1 0 0 0	0 0 0 0 0 0
Inning Stats	R: 0 E: 0 K: 2 S: 9 H: 0 LOB: 0 BB: 0 P: 14	R: 0 E: 0 K: 3 S: 15 H: 2 LOB: 2 BB: 0 P: 20	R: 2 E: 0 K: 0 S: 12 H: 2 LOB: 2 BB: 1 P: 25	R: 0 E: 0 K: 1 S: 6 H: 0 LOB: 0 BB: 1 P: 12	R: 0 E: 0 K: 1 S: 10 H: 0 LOB: 1 BB: 1 P: 18	R: 0 E: 0 K: 1 S: 9 H: 0 LOB: 0 BB: 0 P: 15	R: 0 E: 0 K: 3 S: 13 H: 0 LOB: 1 BB: 1 P: 21	R: 0 E: 0 K: 2 S: 10 H: 0 LOB: 1 BB: 1 P: 17	R: 0 E: 0 K: 1 S: 14 H: 0 LOB: 0 BB: 0 P: 20	1B: 4 2B: 0 3B: 0 HR: 0	SF: 0 SAC: 0 DP: 1 HBP: 1			WP: 0 PB: 0 SB: 0 CS: 0	PA: 36	

PITCHER	IP	WLS	BF	H	R	ER	SO	BB	IBB	HBP	BLK	WP	HR	S	P	ERA	WHIP
45 Zack Wheeler, R (1, 1) ERA: 3.49	6.2	W	28	4	2	2	10	4	0	1	0	0	0	70	120	2.70	1.200
38 Vic Black, R (7, 1) ERA: 2.12	0.1	H	1	0	0	0	1	0	0	0	0	0	0	4	5	0.00	0.000
27 Jeurys Familia, R (8, 1) ERA: 2.05	1.0	H	4	0	0	0	2	1	0	0	0	0	0	10	17	0.00	1.000
58 Jenrry Mejia, R (9, 1) ERA: 3.79	1.0	S	3	0	0	0	1	0	0	0	0	0	0	14	20	0.00	0.000

PITCHER	IP	WLS	BF	H	R	ER	SO	BB	IBB	HBP	BLK	WP	HR	S	P	ERA	WHIP

TOP

Chicago Cubs @ New York Mets

Citi Field, Flushing, NY

Fri Aug 15 2014, 7:13 PM - 10:16 PM EDT

Att. 25,016 - Cloudy - 71 F

livebaseballscorecards.com

AB	30
R	2
H	4
RBI	2
BB	5
SO	14
LOB	14

Chicago Cubs @ New York Mets

Citi Field, Flushing, NY

Fri Aug 15 2014, 7:13 PM - 10:16 PM EDT

Att. 25,016 - Cloudy - 71 F

BOTTOM

Batter	1	2	3	4	5	6	7	8	9	AB	R	H	RBI	BB	SO	LOB
3 Curtis Granderson, L (1, 9) OBP: 0.327, SLG: 0.379	C FF 86 F SL 80 B FC 84 X FF 88 1-2 ① F7		B FF 89 B FF 88 B FF 89 C FF 88 F FF 88 F FF 89 B SI 88 4-2 BB		B CU 70 X SI 87 1-0 ① F8		C FF 86 B KC 79 X SL 85 1-1 ①② 2-3 F7-5			3	0	0	0	1	0	2
28 Daniel Murphy, L (1, 4) OBP: 0.345, SLG: 0.431	C FF 87 F FC 85 B FF 88 B SL 79 B FF 89 X FF 89 3-2 ② P5		B FF 88 S FF 87 F FF 88 S FC 85 1-3 ③ K		C CU 70 X SI 88 0-1 1B		C SL 86 B SI 91 B KC 79 F SL 83 X SL 86 2-2 ③ G1-3			4	0	1	0	0	1	2
5 David Wright, R (1, 5) OBP: 0.331, SLG: 0.381	B SI 88 X SI 89 1-0 ③ P4			C SI 87 B FF 89 F FC 85 B SI 87 F FF 90 B SI 87 F FF 89 B FF 90 4-2 21 BB 29 HR BB	F SI 84 F SI 86 X SI 86 0-2 ② F8			C SL 80 B SI 96 X SL 82 1-1 ① F9		3	1	0	0	1	0	1
21 Lucas Duda, L (1, 3) OBP: 0.348, SLG: 0.480		X FC 86 0-0 ① F9		B FF 87 B FC 84 B FC 85 B FF 88 4-0 1-2 29 HR BB	C FF 86 F FC 83 1 SAFE D SL 80 B SL 79 F FF 88 B FC 84 F FC 85 S FF 89 3-3 ③ K			C FF 96 B SI 96 B SI 96 S SL 82 B SL 82 S SL 82 3-3 ② K		3	1	0	0	1	2	1
7 Travis d'Arnaud, R (1, 2) OBP: 0.298, SLG: 0.394		C FF 86 B SI 87 X SI 87 1-1 1B		C SI 87 B SI 87 B FC 84 X SI 88 2-1 ① F3	F SI 87 S CH 76 B FF 88 B FF 88 B CH 77 S FC 86 3-3 ① K			B FF 96 B SL 81 C SI 95 B FF 94 C SI 95 B SL 82 4-2 29 BLK BB		3	0	1	0	1	1	2
29 Eric Campbell, R (1, 7) OBP: 0.345, SLG: 0.403		B FC 86 B SI 87 X SI 87 2-0 ② F7		X SI 87 0-0 1-H 2-H HR	B SI 88 B CH 77 B SI 87 C FF 86 B FF 87 4-1 12 L9-3-2 BB			C SL 82 C SL 83 S SL 84 0-3 ③ 1-2 K		3	1	1	3	1	1	2
12 Juan Lagares, R (1, 8) OBP: 0.318, SLG: 0.377		C SI 88 F FF 88 B FF 90 F FF 90 B FC 85 B SI 90 F FC 84 X FF 90 3-2 ③ F9		F FF 88 B FF 89 X FF 89 1-1 1B	B CU 78 F FF 95 X FF 96 1-1 ②③ 1-1 L9-3-2					3	0	1	0	0	0	2
4 Wilmer Flores, R (1, 6) OBP: 0.259, SLG: 0.292 27 Jeurys Familia, R (8, 1) OBP: 1.000, SLG: 1.000 58 Jenrry Mejia, R (9, 1)			C SI 86 F FF 88 X FF 88 0-2 ① G6-3	B FF 86 S FF 87 B FF 87 S SI 87 1 SAFE X FF 89 2-2 ② F7			B SI 90 B FF 90 B FF 90 B FF 90 4-0 3 F7-5 11 BB BB			2 0 0	0 0 0	0 0 0	0 0 0	1 0 0	0 0 0	1 0 0
45 Zack Wheeler, L (1, 1) OBP: 0.098, SLG: 0.100 38 Vic Black, R (7, 1) 11 Rubén Tejada, R (7, PH) OBP: 0.345, SLG: 0.276 (8, 6)			F FF 87 S FF 88 S FF 89 0-3 ② K	B FF 87 F FF 86 S FF 87 B FF 88 F FC 86 S FC 84 2-3 ③ K			B SI 90 B KC 79 1 SAFE B FF 91 C SI 90 B FF 91 4-1 1-2 BB			2 0 0	0 0 0	0 0 0	0 0 0	0 0 1	2 0 0	1 0 0
Inning Stats	R: 0 E: 0 K: 0 S: 7 H: 0 LOB: 0 BB: 0 P: 12	R: 0 E: 0 K: 0 S: 9 H: 1 LOB: 1 BB: 0 P: 15	R: 0 E: 0 K: 2 S: 12 H: 0 LOB: 1 BB: 1 P: 17	R: 3 E: 0 K: 1 S: 16 H: 2 LOB: 1 BB: 2 P: 31	R: 0 E: 0 K: 1 S: 11 H: 1 LOB: 1 BB: 0 P: 15	R: 0 E: 0 K: 1 S: 6 H: 0 LOB: 0 BB: 1 P: 14	R: 0 E: 0 K: 0 S: 6 H: 0 LOB: 1 BB: 2 P: 17	R: 0 E: 0 K: 2 S: 10 H: 0 LOB: 1 BB: 1 P: 18		1B: 3 2B: 2 3B: 0 HR: 1	SF: 0 SAC: 0 DP: 2 HBP: 0			WP: 0 PB: 0 SB: 0 CS: 0	PA: 33	

livebaseballscorecards.com

AB	26
R	3
H	4
RBI	3
BB	7
SO	7
LOB	14

PITCHER		IP	WLS	BF	H	R	ER	SO	BB	IBB	HBP	BLK	WP	HR	S	P	ERA	WHIP
37 Travis Wood, L ERA: 4.86	(1, 1)	5.1	L	24	4	3	3	5	4	0	0	0	0	1	59	101	5.06	1.500
52 Justin Grimm, R ERA: 4.22	(6, 1)	0.2		1	0	0	0	0	0	0	0	0	0	0	2	3	0.00	0.000
53 Wesley Wright, L ERA: 2.7	(7, 1)	1.0		4	0	0	0	0	2	0	0	0	0	0	6	17	0.00	2.000
46 Pedro Strop, R ERA: 2.56	(8, 1)	1.0		4	0	0	0	2	1	0	0	1	0	0	10	18	0.00	1.000

PITCHER	IP	WLS	BF	H	R	ER	SO	BB	IBB	HBP	BLK	WP	HR	S	P	ERA	WHIP

Chicago Cubs @ New York Mets

Citi Field, Flushing, NY

Sat Aug 16 2014, 7:12 PM - 9:49 PM EDT

Att. 30,744 - Partly Cloudy - 77 F

TOP

livebaseballscorecards.com

Batter	1	2	3	4	5	6	7	8	9	AB	R	H	RBI	BB	SO	LOB
8 Chris Coghlan, L (1, 7) OBP: 0.353, SLG: 0.461	B SI 88 C FF 89 F SI 88 B CU 73 X SI 90 2-2 E1 44 F8 9 E		X SI 89 0-0 ②③ G4-6-3 1-2f		C CU 73 X SI 89 0-1 ③ G6-3		F SI 95 X SI 96 0-1 ① L7			4	0	0	0	0	0	4
9 Javier Báez, R (1, 4) OBP: 0.245, SLG: 0.509	F SI 88 S FF 89 F CU 74 B FF 90 X CU 74 1-2 E5 13 G4-6-3 1-2			B FF 88 X FF 86 1-0 20 F7 44 BB 1B		C SI 86 S CU 74 B FF 89 S CU 75 1-3 ① K2-3	B CU 83 S CU 83 X CU 80 1-1 ② F3			4	0	1	0	0	1	4
44 Anthony Rizzo, L (1, 3) OBP: 0.377, SLG: 0.502	B SI 89 B SI 89 C SI 88 X SI 88 2-1 ① F8 2-3			F CH 82 S SI 90 F SI 89 F CH 83 B FF 89 B SI 90 D CH 84 1 SAFE B SI 89 4-2 1-2 BB		B CU 72 C SI 88 B SI 88 S SI 88 X CH 83 2-2 ② G3	C SI 97 S SI 96 X SI 97 0-2 ③ P6			3	0	0	0	1	0	5
13 Starlin Castro, R (1, 6) OBP: 0.332, SLG: 0.426	C CH 83 S CH 83 B FF 89 X SI 90 1-2 ②③ G4-6-3 1-2f			C CU 73 C CH 82 X CH 84 0-2 ① F8		B CU 73 C CU 72 F FF 87 S CU 75 1-3 ③ K2-3		X SI 95 0-0 ① G6-3		4	0	0	0	0	1	4
20 Justin Ruggiano, R (1, 9) OBP: 0.335, SLG: 0.419		S SI 88 F FF 89 S SI 89 0-3 ① K		C CH 83 B SI 90 B CH 82 D CU 74 F SI 90 X FC 87 3-2 ② F7 2-3			B CU 69 X FF 86 1-0 HR	C SI 95 B SL 87 C SI 96 S SL 86 1-3 ② K		4	1	1	1	0	2	2
7 Arismendy Alcántara, S (1, 8) OBP: 0.280, SLG: 0.346		C SI 88 X CH 81 0-1 ② G1-3		C CH 82 B CU 75 C CH 82 S FC 86 1-3 ③ K			X CH 80 0-0 4 1B 5 1B 6 1B 1B	C FF 96 S SI 95 B SI 95 S SI 96 1-3 ③ K		4	1	1	0	0	2	2
5 Welington Castillo, R (1, 2) OBP: 0.305, SLG: 0.389		B CU 72 B SI 87 X CH 82 2-0 ③ G6-3			B SI 87 B FF 87 S FC 86 X CH 82 2-1 HR		X FC 85 0-0 6 1B 4 1B 1-2 1B		C FF 90 X SL 86 0-1 ① G6-3	4	1	2	1	0	0	0
4 Chris Valaika, R (1, 5) OBP: 0.219, SLG: 0.172			B SI 87 F SI 88 X CH 82 1-1 ① G5-3		F CU 73 C SI 88 S FC 87 0-3 ① K		F SI 86 F SI 88 F CU 73 X FC 86 0-2 6 1B 1-2 2-3 1B		B FF 89 B FF 88 C FF 89 F SI 89 C FF 92 2-3 ② K	4	0	1	0	0	2	0
19 Dan Straily, R (1, 1) 11 Kyuji Fujikawa, L (6, 1) 53 Wesley Wright, R (6, 1) 6 Ryan Sweeney, L (7, PH) OBP: 0.302, SLG: 0.342 33 Carlos Villanueva, R (7, 1) 24 Luis Valbuena, L (9, PH) OBP: 0.318, SLG: 0.406			B FF 88 C FF 88 B SI 88 B SI 88 C FF 88 B FF 89 4-2 8 G4-6-3 BB		C FF 87 S FC 87 C FC 87 0-3 ② K		C SI 88 B FC 88 D CU 74 X SI 89 2-1 1-2 2-3 3-H 1B		C SI 90 B SI 92 F SI 90 B FF 92 S FF 91 2-3 ③ K	1 0 0 1 0 0	0 0 0 0 0 0	0 0 0 1 0 0	0 0 0 1 0 0	1 0 0 0 0 0	1 0 0 0 0 1	0 0 0 0 0 0
Inning Stats	R: 0 E: 2 K: 0 S: 12 H: 0 LOB: 1 BB: 0 P: 18	R: 0 E: 0 K: 1 S: 6 H: 0 LOB: 0 BB: 0 P: 8	R: 0 E: 0 K: 0 S: 5 H: 0 LOB: 0 BB: 1 P: 10	R: 0 E: 0 K: 1 S: 14 H: 1 LOB: 2 BB: 1 P: 23	R: 1 E: 0 K: 2 S: 10 H: 1 LOB: 0 BB: 0 P: 12	R: 0 E: 0 K: 2 S: 9 H: 0 LOB: 0 BB: 0 P: 13	R: 2 E: 0 K: 0 S: 16 H: 5 LOB: 3 BB: 0 P: 20	R: 0 E: 0 K: 2 S: 7 H: 0 LOB: 0 BB: 0 P: 9	R: 0 E: 0 K: 2 S: 8 H: 0 LOB: 0 BB: 0 P: 12	1B: 5 2B: 0 3B: 0 HR: 2	SF: 0 SAC: 0 DP: 2 HBP: 0				WP: 0 PB: 0 SB: 0 CS: 0	PA: 36	

PITCHER		IP	WLS	BF	H	R	ER	SO	BB	IBB	HBP	BLK	WP	HR	S	P	ERA	WHIP
49 Jonathon Niese, L ERA: 3.5	(1, 1)	6.0	W	27	7	3	3	6	2	0	0	0	0	2	65	96	4.50	1.500
38 Vic Black, R ERA: 2.05	(7, 1)	1.0	H	3	0	0	0	0	0	0	0	0	0	0	7	8	0.00	0.000
27 Jeurys Familia, R ERA: 2.02	(8, 1)	1.0		3	0	0	0	2	0	0	0	0	0	0	7	9	0.00	0.000
44 Buddy Carlyle, R ERA: 0.55	(9, 1)	1.0		3	0	0	0	2	0	0	0	0	0	0	8	12	0.00	0.000

PITCHER	IP	WLS	BF	H	R	ER	SO	BB	IBB	HBP	BLK	WP	HR	S	P	ERA	WHIP

AB	34
R	3
H	7
RBI	3
BB	2
SO	10
LOB	21

Chicago Cubs @ New York Mets

Citi Field, Flushing, NY

Sat Aug 16 2014, 7:12 PM - 9:49 PM EDT

Att. 30,744 - Partly Cloudy - 77 F

livebaseballscorecards.com

BOTTOM

Batter	1	2	3	4	5	6	7	8	9	AB	R	H	RBI	BB	SO	LOB
3 Curtis Granderson, L (1, 9) OBP: 0.325, SLG: 0.376	B FF 88 F FF 88 F FF 89 F CH 82 S FF 90 1-3 ① **K**	1 SAFE D CU 72 X FF 88 1-0 ③ **F8**			C FF 90 S CH 83 B FF 89 F CH 82 C CH 81 1-3 ③ **K**	X SL 84 0-0 ③ **G4-3**				4	0	0	0	0	2	3
28 Daniel Murphy, L (1, 4) OBP: 0.342, SLG: 0.427	B FF 89 S FF 90 F FF 90 B CH 82 S FF 89 2-3 ② **K**		F FF 90 X CH 83 0-1 ① **G4-3**			C CU 71 B SI 88 X CH 81 1-1 ① **G3**	C FF 89 B FF 90 C FF 90 F FF 90 B SL 85 X SL 85 2-2 ① **L5**			4	0	0	0	0	1	0
5 David Wright, R (1, 5) OBP: 0.331, SLG: 0.380 29 Eric Campbell, R (7, 5) OBP: 0.342, SLG: 0.400	B FF 88 X FF 90 1-0 ③ **F9**		B CU 74 F SI 91 B SL 83 X FF 91 2-1 ② **F8**			C CU 73 B CH 82 S SL 83 F CH 82 F FF 88 B SL 81 H SI 88 3-2 7 1B, 21 BB, 6 BB **HBP**	S CH 80 F CH 82 X FF 90 0-2 ② **G5-3**			2 1	1 0	0 0	0 0	0 0	0 0	0 0
21 Lucas Duda, L (1, 3) OBP: 0.352, SLG: 0.479		B FF 89 F FF 90 B SL 81 B FF 90 B FF 90 4-1 7 FC5-4 **BB**	X SI 91 0-0 ③ **P5**			D FF 89 B CH 82 S CH 81 D SL 82 B FF 86 4-1 6 BB, 7 1B, 12 SF **BB** 1-2	C CU 74 S CU 80 B FF 90 B SL 84 B FF 90 B CH 82 4-2 **BB**			1	1	0	0	3	0	0
7 Travis d'Arnaud, R (1, 2) OBP: 0.297, SLG: 0.392		B FF 88 B FF 89 X FF 89 2-0 ① **FC5-4** 6 1B, 12 2B 1-2f	B CU 73 B FF 88 X FF 88 2-0 ① **F8**		X SL 80 0-0 6 BB, 12 SF **1B** 1-2 2-3	C CU 72 X FF 90 0-1 ③ **G4-3**				4	2	1	0	0	0	2
6 Matthew den Dekker, L (1, 7) OBP: 0.264, SLG: 0.242		X FF 90 0-0 12 2B, 4 1B **1B** 1-2	S CH 81 B CH 82 F FF 89 S SL 83 1-3 ② **K**			B CH 81 S CH 81 B SI 89 B CH 82 B FF 90 4-1 12 SF, 49 G3 **BB** 1-2 2-3 3-H		B S B X 2-1 ① **L8**		3	2	1	1	1	1	0
12 Juan Lagares, R (1, 8) OBP: 0.318, SLG: 0.380		B SL 79 F FF 90 B SL 80 X FF 89 2-1 4 1B **2B** 1-3 2-H	X FF 90 0-0 ③ **F9**			F FF 90 B FF 91 X FF 91 1-1 SF, 49 G3 1-3 2-H 3-H		B S B C F X 2-2 ② **G4-3**		3	1	1	2	0	0	0
4 Wilmer Flores, R (1, 6) OBP: 0.266, SLG: 0.293		B FF 89 F FF 90 F FF 89 D CH 81 B SL 82 F SL 80 X FF 90 3-2 **1B** 2-H 3-H	B FF 87 C FF 88 F SI 89 B SL 79 X SI 90 2-2 ① **G5-3**		I IN 70 I IN 72 I IN 72 I IN 72 4-0 49 G3 **IBB**			F B X 1-1 ③ **G1-3**		3	0	1	2	1	0	0
49 Jonathon Niese, L (1, 1) OBP: 0.159, SLG: 0.077 38 Vic Black, R (7, 1) 27 Jeurys Familia, R (8, 1) OBP: 1.000, SLG: 1.000 44 Buddy Carlyle, L (9, 1)		B FF 88 X FF 89 1-0 ② **B5**	C SI 90 B FF 89 F FF 88 B SL 80 B FF 88 F FF 89 X SI 88 3-2 ② **G4-3**		X FC 88 0-0 ② **G3** 1-2 2-3 3-H					3 0 0 0	0 0 0 0	0 0 0 0	1 0 0 0	0 0 0 0	0 0 0 0	3 0 0 0
Inning Stats	R: 0 E: 0 K: 2 S: 8 H: 0 LOB: 0 BB: 0 P: 12	R: 3 E: 0 K: 0 S: 11 H: 3 LOB: 1 BB: 1 P: 24	R: 0 E: 0 K: 0 S: 5 H: 0 LOB: 0 BB: 0 P: 7	R: 0 E: 0 K: 1 S: 5 H: 0 LOB: 0 BB: 0 P: 8	R: 0 E: 0 K: 1 S: 11 H: 0 LOB: 0 BB: 0 P: 17	R: 4 E: 1 K: 0 S: 13 H: 1 LOB: 2 BB: 3 P: 30	R: 0 E: 0 K: 0 S: 11 H: 0 LOB: 1 BB: 1 P: 17	R: 0 E: 0 K: 0 S: 8 H: 0 LOB: 0 BB: 0 P: 13		1B: 3 2B: 1 3B: 0 HR: 0	SF: 1 SAC: 0 DP: 0 HBP: 1			WP: 0 PB: 0 SB: 0 CS: 0	PA: 35	

	AB	28
	R	7
	H	4
	RBI	6
	BB	5
	SO	4
	LOB	8

PITCHER		IP	WLS	BF	H	R	ER	SO	BB	IBB	HBP	BLK	WP	HR	S	P	ERA	WHIP
19 Dan Straily, R ERA: 5.36	(1, 1)	5.1	L	24	4	7	5	4	3	0	1	0	0	0	49	89	8.44	1.312
11 Kyuji Fujikawa, R ERA: 2.7	(6, 1)	0.1		3	0	0	0	0	0	1	0	0	0	0	3	8	0.00	0.000
53 Wesley Wright, L ERA: 2.68	(6, 1)	0.1		1	0	0	0	0	0	0	0	0	0	0	1	1	0.00	0.000
33 Carlos Villanueva, R ERA: 4.87	(7, 1)	2.0		7	0	0	0	0	1	0	0	0	0	0	19	30	0.00	0.500

PITCHER	IP	WLS	BF	H	R	ER	SO	BB	IBB	HBP	BLK	WP	HR	S	P	ERA	WHIP

Batter	1	2	3	4	5	6	7	8	9	AB	R	H	RBI	BB	SO	LOB
8 Chris Coghlan, L (1, 7) OBP: 0.351, SLG: 0.458	B SI 92 B SI 92 F FF 91 F SI 92 B CH 87 X SI 93 3-2 F7 ①		B CH 86 X SI 92 1-0 F7 ③			B SI 89 B CH 84 F FF 91 X SI 91 2-1 13 CS 1B		C SL 87 C SL 86 B CU 80 S CU 81 1-3 K ②		4	0	1	0	0	1	3
9 Javier Báez, R (1, 4) OBP: 0.263, SLG: 0.491	C SI 93 B FF 92 S SL 80 B SL 82 S SL 80 2-3 K ②			B SL 79 F SL 79 B FF 92 B SL 80 B FF 91 4-1 13 G2-3 24 1B BB		C FF 92 C CH 86 B FF 92 T FF 92 1-2 K ①		B FC 91 B FC 90 T FF 91 S FC 91 B FC 92 D CU 82 4-2 1-2 2-3 BB		2	1	0	0	2	2	1
44 Anthony Rizzo, L (1, 3) OBP: 0.374, SLG: 0.498	X FF 93 0-0 P3 ③			C FF 92 C FF 91 X FF 90 0-2 F8 ①		1 SAFE 1 SAFE S CH 85 B CH 84 X CH 84 1-1 F7 ②		S FC 91 F FC 90 S CU 81 0-3 K ③		4	0	0	0	0	1	5
13 Starlin Castro, R (1, 6) OBP: 0.333, SLG: 0.433		B FF 91 T FF 92 B FF 92 B SL 80 C FF 92 X FF 92 3-2 24 G3-6 1B		1 SAFE B FF 92 X CH 85 1-0 G2-3 ② 1-2		B SL 80 C FF 93 1-1 CS ③ 1-2	B FF 90 C CH 83 B FF 91 C FF 92 C FF 91 2-3 K ①		X FF 94 0-0 HR	4	1	2	1	0	1	1
24 Luis Valbuena, L (1, 5) OBP: 0.317, SLG: 0.404		X FF 91 0-0 G3-6 ① ② 1-2f		C SL 80 B FF 93 B FF 92 X SL 82 2-1 2-H 1B			S CH 85 B CH 85 B CH 85 S CH 85 B FF 93 F SI 91 S CH 84 3-3 K ②		X FF 94 0-0 G3 ①	4	0	1	1	0	1	1
7 Arismendy Alcántara, S (1, 8) OBP: 0.279, SLG: 0.343		C FF 93 B CH 88 S CH 87 S CH 86 1-3 K ③		B FF 93 S CH 86 B CH 87 F CH 86 F FF 94 X CH 85 2-2 G1 ③			B FF 93 X FF 92 1-0 F8 ③		X FF 94 0-0 41 FC4 1B	4	0	1	0	0	1	1
6 Ryan Sweeney, L (1, 9) OBP: 0.307, SLG: 0.347 41 Matt Szczur, R (8, PR) (8, 9)			C FF 90 C FF 90 B CH 89 B SL 82 B FF 91 F FF 92 X FF 92 3-2 49 FC1-6 1B		C CH 88 X FF 90 0-1 F9 ①			F SI 90 X CH 84 0-1 9 WP 12 G6-3 1B	C FF 94 B CU 78 1 SAFE F FF 93 X SL 85 1-2 FC4 ② 1-2f	3 1	0 0	2 0	0 0	0 0	0 1	0 1
12 John Baker, L (1, 2) OBP: 0.275, SLG: 0.235			F FF 91 S SI 90 S CH 86 0-3 K ①		B FF 91 S CH 84 X FF 92 1-1 L9 ②			B FF 92 L FF 91 X FF 92 1-1 G6-3 ① 1-2	1 SAFE C CU 79 F CH 88 B FF 93 S SL 86 1-3 K ③	4	0	0	0	0	2	3
49 Jake Arrieta, R (1, 1) OBP: 0.167, SLG: 0.172 20 Justin Ruggiano, R (8, PH) OBP: 0.338, SLG: 0.419 46 Pedro Strop, R (8, 1) 56 Héctor Rondón, R (9, 1)			C SI 92 L SL 79 X FF 91 0-2 FC1-6 ② 1-2f		B FF 92 C FF 91 S FF 91 X FF 92 1-2 F9 ③			F SL 81 B FF 91 B SL 80 B SL 80 S SL 79 B SL 80 4-2 9 WP BB		2 0 0 0	0 0 0 0	0 0 0 0	0 1 0 0	0 0 0 0	0 0 0 0	1 0 0 0

Inning Stats	1	2	3	4	5	6	7	8	9
	R: 0 E: 0 K: 1 S: 7	R: 0 E: 0 K: 1 S: 7	R: 0 E: 0 K: 1 S: 11	R: 1 E: 0 K: 0 S: 11	R: 0 E: 0 K: 0 S: 7	R: 0 E: 0 K: 1 S: 8	R: 0 E: 0 K: 2 S: 8	R: 0 E: 0 K: 2 S: 14	R: 1 E: 0 K: 1 S: 9
	H: 0 LOB: 0 BB: 0 P: 12	H: 1 LOB: 0 BB: 0 P: 11	H: 1 LOB: 1 BB: 0 P: 15	H: 1 LOB: 1 BB: 1 P: 20	H: 0 LOB: 0 BB: 0 P: 9	H: 1 LOB: 0 BB: 0 P: 13	H: 0 LOB: 0 BB: 0 P: 14	H: 1 LOB: 3 BB: 2 P: 24	H: 2 LOB: 1 BB: 0 P: 11

1B: 6 SF: 0
2B: 0 SAC: 0
3B: 0 DP: 1
HR: 1 HBP: 0

WP: 1 PA: 36
PB: 0
SB: 0
CS: 1

PITCHER		IP	WLS	BF	H	R	ER	SO	BB	IBB	HBP	BLK	WP	HR	S	P	ERA	WHIP
50 Rafael Montero, R ERA: 5.01	(1, 1)	7.1		27	5	1	1	6	2	0	0	0	0	0	65	105	1.23	0.955
66 Josh Edgin, L ERA: 1.57	(8, 1)	0.1		1	0	0	0	1	0	0	0	0	0	0	3	4	0.00	0.000
52 Carlos Torres, R ERA: 3.68	(8, 1)	0.1		2	0	0	0	1	1	0	0	0	1	0	5	9	0.00	3.000
58 Jenrry Mejia, R ERA: 3.86	(9, 1)	1.0	L	5	2	1	1	1	0	0	0	0	0	1	9	11	9.00	2.000

PITCHER		IP	WLS	BF	H	R	ER	SO	BB	IBB	HBP	BLK	WP	HR	S	P	ERA	WHIP

TOP

Chicago Cubs @ New York Mets

Citi Field, Flushing, NY

Sun Aug 17 2014, 1:13 PM - 4:07 PM EDT
Att. 27,938 - Partly Cloudy - 77 F

livebaseballscorecards.com

AB	32
R	2
H	7
RBI	2
BB	3
SO	9
LOB	17

Chicago Cubs @ New York Mets

Citi Field, Flushing, NY

Sun Aug 17 2014, 1:13 PM - 4:07 PM EDT

Att. 27,938 - Partly Cloudy - 77 F

livebaseballscorecards.com

BOTTOM

Batter	1	2	3	4	5	6	7	8	9	AB	R	H	RBI	BB	SO	LOB
3 Curtis Granderson, L (1, 9) OBP: 0.324, SLG: 0.375	F SI 94 S SL 89 B SI 93 B SL 88 X CU 81 2-2 ① F7		C SL 90 B SI 95 X CU 80 1-1 E3 12 G6-4-3 2-3			B CU 78 B CH 86 B FF 93 C FF 94 F SI 93 X SL 89 3-2 ① P6		B SI 94 B SL 81 B SL 82 F SI 95 C SL 82 X SL 82 3-2 1-H 1B		4	0	1	1	0	0	1
12 Juan Lagares, R (1, 8) OBP: 0.314, SLG: 0.375	X SI 95 0-0 ② G3-1		C FF 94 X FF 94 0-1 ② ③ G6-4-3 1-2f			B SI 93 X SL 88 1-0 ② L7		C SL 81 X SI 94 0-1 ③ G6-3		4	0	0	0	0	0	4
28 Daniel Murphy, L (1, 4) OBP: 0.339, SLG: 0.424	C FF 94 X CU 80 0-1 ③ G4-3			S FF 94 F CU 78 B CU 78 B CH 87 F SL 89 F SI 94 F CU 80 S CU 79 2-3 ① K2-3		C CU 78 B CH 87 S SI 94 C FF 94 1-3 ③ K			B SI 98 S SI 98 F SL 84 F SI 97 F SI 99 B SL 85 B SI 97 X FF 97 3-2 ① P6	4	0	0	0	0	2	0
21 Lucas Duda, L (1, 3) OBP: 0.353, SLG: 0.478		C FF 94 C FF 94 B SI 94 B CU 80 B SL 89 X SI 94 3-2 1B		B CU 77 C FF 94 B CH 88 B CH 87 F SI 94 S CU 79 3-3 ② K			B CU 77 B SL 90 F SI 94 C SL 90 B CU 80 B SL 89 4-2 29 G1-6-3 BB		B SL 82 X SI 97 1-0 ② G3-1	3	0	1	0	1	1	0
29 Eric Campbell, R (1, 5) OBP: 0.333, SLG: 0.388		C SI 94 F SL 90 F FF 95 S CU 80 0-3 ① K		C FF 94 F FF 94 B FF 95 B CU 83 S CU 80 2-3 ③ K			X SI 93 0-0 ① ② G1-6-3 1-2f		F FF 98 C SL 85 B FF 99 S SL 85 1-3 ③ K	4	0	0	0	0	3	2
6 Matthew den Dekker, L (1, 7) 52 Carlos Torres, R (8, 1) 4 Wilmer Flores, R (9, 6) OBP: 0.266, SLG: 0.293	C SL 90 D CH 88 B FF 94 C SL 90 1 SAFE S CU 80 2-3 ② K			B SI 94 B SL 90 B FF 95 C FF 94 B FF 95 4-1 20 S BB			F FF 93 B CU 79 X FF 93 1-1 ③ P6			2 0 0	0 0 0	0 0 0	0 0 0	1 0 0	1 0 0	1 0 0
20 Anthony Recker, R (1, 2) OBP: 0.220, SLG: 0.317	B SI 94 C SL 91 C SI 94 S CU 81 1-3 ③ K			1 SAFE B FF 94 C SI 93 1 SAFE B SI 94 C CU 79 S CU 80 2-3 ① K 1-2				B FF 94 S SI 94 S SL 81 S SL 83 1-3 ① K		3	0	0	0	0	3	2
11 Rubén Tejada, R (1, 6) OBP: 0.348, SLG: 0.279 22 Eric Young Jr., S (8, PR) OBP: 0.307, SLG: 0.302 58 Jenrry Mejia, R (9, 1)			B FF 94 F FF 94 X SL 90 1-1 3 E 50 WP 1B	C SI 93 B SI 93 D CU 80 X SI 94 2-1 ② G5-3				F FF 96 B SL 80 B SI 95 X SI 94 2-1 3 PB 3 1B 1B		3 0 0	0 1 0	2 0 0	0 0 0	0 0 0	0 0 0	1 0 0
50 Rafael Montero, R (1, 1) 66 Josh Edgin, R (8, 1) 9 Kirk Nieuwenhuis, L (8, 7) OBP: 0.313, SLG: 0.444			L SI 93 B SL 91 X SI 93 1-1 ① B2 1-2	C FF 93 S SI 93 B SI 94 F SI 94 C CU 78 1-3 ③ K				1 SAFE 1 SAFE B SI 94 B SI 95 X SI 94 2-0 ② L8		2 0 1	0 0 0	0 0 0	0 0 0	0 0 0	1 0 0	2 0 1
Inning Stats	R: 0 E: 0 K: 0 S: 6 H: 0 LOB: 0 BB: 0 P: 8	R: 0 E: 0 K: 3 S: 13 H: 1 LOB: 1 BB: 0 P: 19	R: 0 E: 1 K: 0 S: 8 H: 1 LOB: 1 BB: 0 P: 11	R: 0 E: 0 K: 3 S: 12 H: 0 LOB: 0 BB: 0 P: 19	R: 0 E: 0 K: 2 S: 10 H: 0 LOB: 1 BB: 1 P: 19	R: 0 E: 0 K: 1 S: 7 H: 0 LOB: 0 BB: 0 P: 12	R: 0 E: 0 K: 0 S: 5 H: 0 LOB: 0 BB: 1 P: 10	R: 1 E: 0 K: 1 S: 11 H: 2 LOB: 2 BB: 0 P: 19	R: 0 E: 0 K: 1 S: 9 H: 0 LOB: 0 BB: 0 P: 14	1B: 4 2B: 0 3B: 0 HR: 0 SF: 0 SAC: 0 DP: 2 HBP: 0						

	AB	30
	R	1
	H	4
	RBI	1
	BB	2
	SO	11
	LOB	14

PITCHER		IP	WLS	BF	H	R	ER	SO	BB	IBB	HBP	BLK	WP	HR	S	P	ERA	WHIP
49 Jake Arrieta, R ERA: 2.61	(1, 1)	7.0		24	2	0	0	9	2	0	0	0	1	0	61	98	0.00	0.571
46 Pedro Strop, R ERA: 2.51	(8, 1)	1.0	W	5	2	1	0	1	0	0	0	0	0	0	11	19	0.00	2.000
56 Héctor Rondón, R ERA: 3.04	(9, 1)	1.0	S	3	0	0	0	1	0	0	0	0	0	0	9	14	0.00	0.000

PITCHER	IP	WLS	BF	H	R	ER	SO	BB	IBB	HBP	BLK	WP	HR	S	P	ERA	WHIP

Chicago Cubs @ New York Mets

Citi Field, Flushing, NY

Mon Aug 18 2014, 12:11 PM - 3:04 PM EDT

Att. 23,271 - Sunny - 76 F

TOP

livebaseballscorecards.com

Batter	1	2	3	4	5	6	7	8	9	AB	R	H	RBI	BB	SO	LOB
7 Arismendy Alcántara, S (1, 8) OBP: 0.277, SLG: 0.333	B FF 90 C FF 89 C SI 90 C CU 78 1-3 ① K		B CH 84 C FC 86 S CU 78 C FF 92 1-3 ③ K		B FF 88 B FC 85 B FC 88 C FF 90 F FF 87 F FF 89 B FC 87 4-2 BB		B SI 88 B SI 87 X SI 87 2-0 ③ F9		C FF 91 L FF 92 X SL 84 0-2 ① F8	4	0	0	0	1	2	1
9 Javier Báez, R (1, 4) OBP: 0.258, SLG: 0.517	S CU 77 S FF 93 B SI 94 S FC 87 1-3 ② K			B FC 87 X FC 87 1-0 ① G4-3	D CU 79 1 SAFE 1 SAFE D CU 79 X FC 87 2-0 ③ G6-3			C SL 85 B FF 92 T SI 92 F FF 92 B SI 92 B FF 91 S SI 91 3-3 ① K	B SI 93 X FF 93 1-0 1-H HR	5	1	1	2	0	2	1
44 Anthony Rizzo, L (1, 3) OBP: 0.376, SLG: 0.507	C FF 93 B FF 91 B CH 84 C SI 90 B FF 91 S FF 90 3-3 ③ K			B SI 90 B CH 80 C FC 88 B FC 89 B FC 87 4-1 20 1B 24 1B BB		C SI 90 B CH 83 X SI 91 1-1 24 1B 2B		C FF 91 B CH 84 X SI 90 1-1 HR	C CU 80 F CH 89 B SI 92 B CU 80 F FF 92 B CH 89 F CH 87 X FF 93 3-2 ② G3	4	2	2	1	1	1	0
13 Starlin Castro, R (1, 6) OBP: 0.334, SLG: 0.431		B FF 91 S FC 89 B CU 77 F FC 88 X CU 78 2-2 1B		X FC 86 0-0 ② F8	C SL 84 B SL 82 B SL 84 F SL 83 B SL 82 S SL 83 3-3 ① K			C SL 84 B FF 91 B FF 91 B SI 90 B FF 90 4-1 5 PB 24 1B BB	S SL 85 X CU 79 0-1 ③ F8	4	0	1	0	1	1	2
24 Luis Valbuena, L (1, 5) OBP: 0.322, SLG: 0.408		B FF 90 B FC 89 C FC 86 B SI 90 F FC 87 F FC 89 1 SAFE F FC 86 X FF 90 3-2 ① F8		C CU 76 1 SAFE D CU 79 B FF 90 X FC 86 2-1 20 1B 1-2 1B		B SL 83 B SL 81 C SL 83 X SL 82 2-1 2-H 1B		F SI 89 C SI 91 1 SAFE X SI 90 0-2 1-2 5 PB 1B		4	0	3	1	0	0	1
20 Justin Ruggiano, R (1, 9) OBP: 0.336, SLG: 0.416		B FC 88 1 SAFE S FC 88 X CU 77 1-1 ② F7		C FF 91 B FF 90 F FF 90 B FC 89 B FC 90 X FC 87 3-2 1-2 2-3 1B		F FF 89 S SI 90 B FF 92 F FF 91 B FF 91 S SI 91 2-3 ② K		B FF 95 S FF 95 T SI 95 B CU 81 S FF 96 2-3 ② K		4	0	1	0	0	2	4
5 Welington Castillo, R (1, 2) OBP: 0.305, SLG: 0.385		1 SAFE C FC 88 B FF 92 B FF 91 C FC 87 1 SAFE X FF 91 2-2 ③ P5		B FC 88 S FC 87 C FC 87 F CU 80 S FC 88 1-3 ③ K		1 SAFE B SI 91 F SI 90 X SI 91 1-1 ③ F9		D CU 83 C CU 80 B SI 93 B FF 95 B SI 95 4-1 1-2 2-3 BB		3	0	0	0	1	1	5
41 Matt Szczur, R (1, 7) 8 Chris Coghlan, L (8, PH) OBP: 0.350, SLG: 0.456 (8, 7)			B FF 90 B FF 90 B FF 87 C FF 88 X FF 88 3-1 ① F9		B CU 76 X FC 86 1-0 ① G6-3		X SI 89 0-0 ① F8	F SI 96 S SI 96 B SI 96 X CU 83 1-2 ③ G4-3		3 1	0 0	0 0	0 0	0 0	0 0	0 3
28 Kyle Hendricks, R (1, 1) OBP: 0.294, SLG: 0.143 54 Neil Ramírez, R (8, 1) 6 Ryan Sweeney, L (9, PH) OBP: 0.311, SLG: 0.351 56 Héctor Rondón, R (9, 1)			C FF 90 S FC 88 B FC 87 B CU 76 S FC 88 2-3 ② K		B FC 88 X FC 87 1-0 ② F8		B SI 86 C SI 87 C FF 90 F SI 91 C FF 91 1-3 ② K		C FF 91 B SI 90 X CU 78 1-1 9 HR 1B	3 0 1 0	0 0 1 0	0 0 1 0	0 0 0 0	0 0 0 0	2 0 0 0	0 0 0 0

Inning Stats	1	2	3	4	5	6	7	8	9
	R: 0 E: 0 K: 3 S: 9	H: 0 LOB: 0 BB: 0 P: 14	R: 0 E: 0 K: 0 S: 13	H: 1 LOB: 1 BB: 0 P: 21	R: 0 E: 0 K: 2 S: 8	H: 0 LOB: 0 BB: 0 P: 14	R: 0 E: 0 K: 1 S: 12	H: 2 LOB: 3 BB: 1 P: 23	R: 0 E: 0 K: 0 S: 6	H: 0 LOB: 1 BB: 1 P: 14
	R: 1 E: 0 K: 2 S: 13	H: 2 LOB: 1 BB: 0 P: 22	R: 0 E: 0 K: 1 S: 6	H: 0 LOB: 0 BB: 0 P: 9	R: 1 E: 0 K: 2 S: 17	H: 2 LOB: 3 BB: 2 P: 32	R: 2 E: 0 K: 0 S: 13	H: 2 LOB: 0 BB: 0 P: 18	1B: 6 2B: 1 3B: 0 HR: 2	SF: 0 SAC: 0 DP: 0 HBP: 0	WP: 0 PB: 1 SB: 0 CS: 0	PA: 40

PITCHER	IP	WLS	BF	H	R	ER	SO	BB	IBB	HBP	BLK	WP	HR	S	P	ERA	WHIP
52 Carlos Torres, R (1, 1) ERA: 3.43	5.0		20	3	0	0	6	2	0	0	0	0	0	48	86	0.00	1.000
61 Dana Eveland, L (6, 1) ERA: 3.09	0.1	B	3	2	1	1	1	0	0	0	0	0	0	7	13	27.00	6.000
44 Buddy Carlyle, R (6, 1) ERA: 0.98	2.0	L	9	2	1	1	3	1	0	0	0	0	1	22	36	4.50	1.500
38 Vic Black, R (8, 1) ERA: 2.01	0.2		3	0	0	0	1	1	0	0	0	0	0	7	14	0.00	1.500
58 Jenrry Mejia, R (9, 1) ERA: 4.04	1.0		5	2	2	2	0	0	0	0	0	0	1	13	18	18.00	2.000

AB	36
R	4
H	9
RBI	4
BB	4
SO	11
LOB	17

BOTTOM

Batter	1	2	3	4	5	6	7	8	9	AB	R	H	RBI	BB	SO	LOB
3 Curtis Granderson, L (1, 9) OBP: 0.324, SLG: 0.374	B FF 88 X SI 88 1-0 ① F7		C SI 89 B CH 80 B CH 79 B SI 90 F SI 89 X SI 90 3-2 1B			C CU 76 B SI 89 C CH 79 X CH 79 1-2 ① F8		F FF 94 B FF 95 F FF 93 S SL 86 1-3 ③ K		4	0	1	0	0	1	0
28 Daniel Murphy, L (1, 4) OBP: 0.339, SLG: 0.425	F SI 88 B SI 87 T SI 87 B CH 79 S CH 80 2-3 ② K		B SI 89 X SI 89 1-0 ③ F8			F CU 75 X SI 89 0-1 ② G6-3			B SI 98 C FF 96 F SI 96 B SL 85 B SI 98 F SI 97 F SI 96 X SI 96 3-2 21 F8 2B	4	0	1	0	0	1	1
5 David Wright, R (1, 5) OBP: 0.329, SLG: 0.377	X SI 88 0-0 ③ F8			B CU 74 F FC 83 X SI 86 1-1 ① F8		C SI 89 X FC 84 0-1 ③ P3			B FF 97 F FF 96 T FF 97 D SL 86 B SL 86 S SI 97 3-3 ① K	4	0	0	0	0	1	1
21 Lucas Duda, L (1, 3) OBP: 0.354, SLG: 0.484		C SI 87 B CH 79 B SI 88 F CH 78 F FC 85 F FF 90 X SI 87 2-2 ① G5-3		C SI 88 B FC 84 S SI 85 X SI 87 1-2 HR			C SI 88 B SI 90 B SI 89 B CH 80 B SI 90 4-1 12 FC6-4 BB		C SI 96 C SI 97 B SI 96 B SI 96 X SI 96 2-2 ② F8 2-3	3	1	1	1	1	0	1
7 Travis d'Arnaud, R (1, 2) OBP: 0.294, SLG: 0.387		B SI 88 C SI 85 X SI 88 1-1 ② G5-3		C SI 87 X SI 86 0-1 ② P2			C SI 89 F SI 88 B SI 90 X CH 79 1-2 ① F9		S FF 97 T FF 97 C SL 84 0-3 ③ K	4	0	0	0	0	1	2
6 Matthew den Dekker, L (1, 7) OBP: 0.282, SLG: 0.243 38 Vic Black, R (8, 1) 58 Jenrry Mejia, R (9, 1)		B CH 77 B SI 87 X SI 87 2-0 1B		B SI 88 B SI 89 B SI 88 B SI 86 4-0 12 CS BB			F SI 88 S FC 86 S CH 80 0-3 ② K			2 0 0	0 0 0	1 0 0	0 0 0	1 0 0	1 0 0	1 0 0
12 Juan Lagares, R (1, 8) OBP: 0.311, SLG: 0.372	1 SAFE C SI 86 B SI 87 1 SAFE X SI 87 1-1 ③ F7		B SI 88 T SI 87 B SI 88 2-1 ③ CS 1-2		C CU 75 X SI 88 0-1 ① B1-3		B FC 86 B SI 88 X SI 90 2-0 ③ FC6-4 1-2f			3	0	0	0	0	0	2
4 Wilmer Flores, R (1, 6) OBP: 0.261, SLG: 0.287			C SI 87 B SI 87 F SI 88 F SI 86 X CU 80 1-2 ① G5-3		C SI 88 B FC 85 B SI 87 B SI 87 F SI 87 X SI 87 3-2 ② G5-3			C FF 94 B FF 94 B FF 94 X FF 95 2-1 ① F9		3	0	0	0	0	0	0
52 Carlos Torres, R (1, 1) 49 Jonathon Niese, L (5, PH) OBP: 0.156, SLG: 0.075 61 Dana Eveland, L (6, 1) 44 Buddy Carlyle, L (6, 1) 9 Kirk Nieuwenhuis, L (8, 7) OBP: 0.310, SLG: 0.438			F SI 88 C SI 87 S FF 91 0-3 ② K		B SI 87 C SI 88 B SI 87 F SI 88 F SI 87 F FF 91 X SI 88 2-2 ③ G3			S FF 95 B FF 95 S FF 95 S FF 94 1-3 ② K		1 1 0 0 1	0 0 0 0 0	0 0 0 0 0	0 0 0 0 0	1 0 0 0 1	0 0 0 0 0	0 0 0 0 0
Inning Stats	R: 0 E: 0 K: 1 S: 5 H: 0 LOB: 0 BB: 0 P: 8	R: 0 E: 0 K: 0 S: 10 H: 1 LOB: 1 BB: 0 P: 16	R: 0 E: 0 K: 1 S: 11 H: 1 LOB: 1 BB: 0 P: 16	R: 1 E: 0 K: 0 S: 8 H: 1 LOB: 0 BB: 1 P: 16	R: 0 E: 0 K: 0 S: 10 H: 0 LOB: 0 BB: 0 P: 15	R: 0 E: 0 K: 0 S: 7 H: 0 LOB: 0 BB: 0 P: 8	R: 0 E: 0 K: 1 S: 8 H: 0 LOB: 1 BB: 1 P: 15	R: 0 E: 0 K: 2 S: 8 H: 0 LOB: 0 BB: 0 P: 12	R: 0 E: 0 K: 2 S: 14 H: 1 LOB: 1 BB: 0 P: 22	1B: 2 2B: 1 3B: 0 HR: 1 SF: 0 SAC: 0 DP: 0 HBP: 0						

PITCHER	IP	WLS	BF	H	R	ER	SO	BB	IBB	HBP	BLK	WP	HR	S	P	ERA	WHIP
28 Kyle Hendricks, R (1, 1) ERA: 1.48	7.0	W	25	3	1	1	3	2	0	0	0	0	1	59	94	1.29	0.714
54 Neil Ramírez, R (8, 1) ERA: 1.17	1.0	H	3	0	0	0	2	0	0	0	0	0	0	8	12	0.00	0.000
56 Héctor Rondón, R (9, 1) ERA: 2.98	1.0	S	4	1	0	0	2	0	0	0	0	0	0	14	22	0.00	1.000

PITCHER	IP	WLS	BF	H	R	ER	SO	BB	IBB	HBP	BLK	WP	HR	S	P	ERA	WHIP

Chicago Cubs @ New York Mets
Citi Field, Flushing, NY
Mon Aug 18 2014, 12:11 PM - 3:04 PM EDT
Att. 23,271 - Sunny - 76 F

livebaseballscorecards.com

AB	30
R	1
H	4
RBI	1
BB	2
SO	7
LOB	8

WP: 0 PA: 33
PB: 0
SB: 0
CS: 1

San Francisco Giants @ Chicago Cubs

Wrigley Field, Chicago, IL

Tue Aug 19 2014, 7:08 PM - 7:16 PM CDT

Att. 31,064 - Partly Cloudy - 83 F

livebaseballscorecards.com

TOP

Batter	1	2	3	4	5	6	7	8	9	AB	R	H	RBI	BB	SO	LOB
16 Ángel Pagán, S (1, 8) OBP: 0.342, SLG: 0.392	C FF 88 X FF 89 0-1 L4		C CU 71 X FF 88 0-1 8 FC5-4 1B		C FF 89 B FF 89 F SL 79 F FF 89 X FF 90 1-2 2B		1 SAFE B SI 91 X SI 92 1-0 FC4-6 8 G5-4-3 1-2f		B X SI 94 1-0 L1-3	5	0	2	0	0	0	3
8 Hunter Pence, R (1, 9) OBP: 0.336, SLG: 0.466	B FF 89 X FF 88 1-0 2B		C FF 87 B SL 81 S FF 88 F FF 88 1 SAFE X CH 81 1-2 FC5-4 1-2f		F SL 80 B FC 87 B SL 80 F CH 82 F FF 89 D CH 83 X SL 80 3-2 F9		1 SAFE 1 SAFE B SI 91 F SI 92 1 SAFE B SI 91 X SI 91 2-1 G5-4-3 1-2f			4	0	1	0	0	0	3
28 Buster Posey, R (1, 2) OBP: 0.339, SLG: 0.422	C FF 88 C SL 81 X FF 89 0-2 P3		B CU 69 C SL 79 X FF 89 1-1 F9		B FF 90 B SL 80 C CH 81 X SL 80 2-1 P6			C SL 80 B SI 95 B SI 94 C SL 81 S SL 80 2-3 K		4	0	0	0	0	1	3
48 Pablo Sandoval, S (1, 5) OBP: 0.322, SLG: 0.424	X FF 88 0-0 P4		B SL 79 F FF 88 X FF 88 1-1 F7			X SI 92 0-0 B1-3		C FF 95 B CH 89 T FF 95 X SL 81 1-2 G6-3		4	0	0	0	0	0	2
38 Michael Morse, R (1, 7) OBP: 0.338, SLG: 0.483		B FF 89 T SL 82 S FF 88 S FF 89 1-3 K	B SL 79 F SL 79 S FF 89 S SL 81 1-3 K			B SI 92 F SI 91 F SI 93 B FC 86 X SI 94 2-2 G4-3		B SI 95 B SI 82 F FF 95 S SL 83 B SL 83 X SI 94 3-2 G4-3		4	0	0	0	0	2	0
37 Adam Duvall, R (1, 3) OBP: 0.254, SLG: 0.345		C FF 88 C SL 81 B FF 90 B SL 82 X FF 90 2-2 F8	F CU 72 B SL 80 F SL 80 X FF 90 1-2 L9			B SI 93 T SI 93 F CU 78 X FC 85 1-2 12 1B 2B			C FF 95 B FF 96 X FF 95 1-1 G6-3	4	1	1	0	0	0	0
13 Joaquin Arias, R (1, 4) OBP: 0.236, SLG: 0.243 12 Joe Panik, L (6, PH) OBP: 0.344, SLG: 0.342 (6, 4)		C FF 89 B FF 90 B SL 82 C FF 89 X FF 89 2-2 35 1B 2B	C FF 88 B CH 81 C SL 79 F FF 90 X CH 81 1-2 1B			C SI 92 D CU 78 B SI 93 F CH 87 B SI 93 X CH 87 3-2 2-H 1B			C SI 96 B SI 96 F SI 95 B SL 83 X FF 96 2-2 35 1B 1B	2 2	0 0	2 2	0 1	0 0	0 0	0 0
35 Brandon Crawford, L (1, 6) OBP: 0.316, SLG: 0.374		C CU 72 S SL 82 X SL 81 0-2 2-3 1B	S SL 82 B FF 89 B SL 81 X CU 71 2-1 G4-3			F SI 93 C FF 92 B FF 92 F SI 94 D CU 80 F SI 92 X FF 92 2-2 F7			B SI 93 B C FF 94 X SI 94 2-1 1-2 1B	4	0	2	0	0	0	2
32 Ryan Vogelsong, R (1, 1) OBP: 0.170, SLG: 0.189 52 Yusmeiro Petit, R (5, 1) 45 Travis Ishikawa, L (7, PH) OBP: 0.278, SLG: 0.360 63 Jean Machi, R (7, 1) 41 Jeremy Affeldt, L (8, 1) 7 Grégor Blanco, L (9, PH) OBP: 0.319, SLG: 0.310		B FF 88 C FF 88 C FF 89 S SL 83 1-3 K			B FF 87 B FF 86 C FF 87 X FF 88 2-1 P4		C CU 78 B SI 91 B SI 92 B SI 93 X SI 93 3-1 16 FC4-6 1B		C SL 83 B SI 94 S SI 93 B SI 95 C FF 95 2-3 K	2 0 1 0 0 1	0 0 0 0 0 0	0 0 1 0 0 0	0 0 0 0 0 0	0 0 0 0 0 0	1 0 0 0 0 1	2 0 0 0 0 2
Inning Stats	R: 0 E: 0 K: 0 S: 7 H: 1 LOB: 1 BB: 0 P: 8	R: 0 E: 0 K: 2 S: 15 H: 2 LOB: 2 BB: 0 P: 21	R: 0 E: 0 K: 0 S: 10 H: 1 LOB: 1 BB: 0 P: 13	R: 0 E: 0 K: 1 S: 12 H: 1 LOB: 1 BB: 0 P: 17	R: 0 E: 0 K: 0 S: 12 H: 1 LOB: 1 BB: 0 P: 20	R: 1 E: 0 K: 0 S: 15 H: 2 LOB: 1 BB: 0 P: 23	R: 0 E: 0 K: 0 S: 5 H: 1 LOB: 0 BB: 0 P: 11	R: 0 E: 0 K: 1 S: 9 H: 0 LOB: 0 BB: 0 P: 15	R: 0 E: 0 K: 1 S: 11 H: 2 LOB: 2 BB: 0 P: 19	1B: 7 2B: 4 3B: 0 HR: 0 SF: 0 SAC: 0 DP: 1 HBP: 0						

	AB	37
	R	1
	H	11
	RBI	1
	BB	0
	SO	5
	LOB	17

WP: 0 PA: 37
PB: 0
SB: 0
CS: 0

PITCHER		IP	WLS	BF	H	R	ER	SO	BB	IBB	HBP	BLK	WP	HR	S	P	ERA	WHIP
67 Tsuyoshi Wada, L ERA: 2.75	(1, 1)	5.0	W	21	6	0	0	3	0	0	0	0	0	0	56	79	0.00	1.200
38 Jacob Turner, R ERA: 5.77	(6, 1)	2.0	H	8	3	1	1	0	0	0	0	0	0	0	20	34	4.50	1.500
46 Pedro Strop, R ERA: 2.45	(8, 1)	1.0	H	3	0	0	0	1	0	0	0	0	0	0	9	15	0.00	0.000
56 Héctor Rondón, R ERA: 2.92	(9, 1)	1.0	S	5	2	0	0	1	0	0	0	0	0	0	11	19	0.00	2.000

PITCHER	IP	WLS	BF	H	R	ER	SO	BB	IBB	HBP	BLK	WP	HR	S	P	ERA	WHIP

Batter	1	2	3	4	5	6	7	8	9	AB	R	H	RBI	BB	SO	LOB
8 Chris Coghlan, L (1, 7) OBP: 0.345, SLG: 0.449	C SI 91 B FF 92 F SL 89 C SL 89 1-3 ① K	F CU 78 C CH 86 F FF 92 B FF 91 B SL 88 B SL 89 F CU 79 X SL 89 3-2 ③ L7			C FF 88 C FF 88 B CU 75 F FF 88 B CU 76 S CH 80 2-3 ② K			B SI 90 S SI 90 C CU 75 B SI 91 S CU 75 2-3 ② K		4	0	0	0	0	3	2
9 Javier Báez, R (1, 4) OBP: 0.273, SLG: 0.500 (6, 6)	B CU 78 F SL 89 B CH 85 C CH 84 B FF 93 F CH 84 F FF 92 B FF 90 4-2 44 HR BB		S CU 78 B CU 79 F SL 89 B FF 91 C FF 92 2-3 ① K		C SL 84 S CU 76 B FF 89 B CU 77 F FF 89 F FF 90 S CU 76 2-3 ③ K			B CU 76 S CU 75 B CU 75 B SI 90 B SI 91 4-1 BB		2	1	0	0	2	2	0
44 Anthony Rizzo, L (1, 3) OBP: 0.377, SLG: 0.515	B FF 89 B SI 91 X CH 84 2-0 1-H HR		F CH 86 B FF 92 B FF 92 B FF 91 X FF 90 3-1 2B			C CU 75 S FF 88 S FF 88 0-3 ① K		1 SAFE B CU 76 X SI 91 1-0 ③ G4-3		4	1	2	2	0	1	1
Starlin Castro, R (1, 6) OBP: 0.333, SLG: 0.429 4 Chris Valaika, R (6, 4) OBP: 0.212, SLG: 0.167	C FF 89 X CH 85 0-1 ② F8		C FF 89 F SI 91 X FF 90 0-2 ② G5-3			C FF 88 F FF 88 B FF 89 F CU 77 S CU 76 1-3 ② K				2 1	0 0	0 0	0 0	0 1	0 0	1 0
24 Luis Valbuena, L (1, 5) OBP: 0.319, SLG: 0.404	X SI 90 0-0 ③ P6		C FF 91 C CH 84 F SL 89 D FF 90 S SL 88 1-3 ③ K			S FF 88 B FF 88 C CU 76 B CU 77 X FF 88 2-2 ③ G1-3				3	0	0	0	0	1	1
5 Welington Castillo, R (1, 2) OBP: 0.302, SLG: 0.381		B FF 91 B CU 76 B SL 89 C FF 91 F FF 92 X FF 92 3-2 ① F8		B FF 89 B FF 89 B FF 91 C FF 92 F FF 90 F FF 93 F SL 90 X FF 92 3-2 ① L4			B CU 80 B CH 82 X SI 91 2-0 ① G6-3			3	0	0	0	0	0	0
7 Arismendy Alcántara, S (1, 8) OBP: 0.278, SLG: 0.340		B SI 91 F CH 85 B CH 85 X FF 90 2-1 67 SH1-4 2B		B CU 78 F FF 93 B FF 92 X CU 78 2-1 ② F9			C CH 82 B CH 82 C SI 91 X CH 86 1-2 ② F7			3	0	1	0	0	0	0
6 Ryan Sweeney, L (1, 9) OBP: 0.311, SLG: 0.347 41 Matt Szczur, R (9, 9)		C CH 85 B FF 92 B SL 89 B CU 77 D CH 86 4-1 67 SH1-4 BB		C FF 92 F FF 91 C SL 89 0-3 ③ K2-3			C CH 83 F CH 82 X FF 92 0-2 ③ G5-3			2 0	0 0	0 0	0 0	1 0	1 0	0 0
67 Tsuyoshi Wada, L (1, 1) 28 Kyle Hendricks, R (5, PH) OBP: 0.278, SLG: 0.133 38 Jacob Turner, R (6, 1) OBP: 0.267, SLG: 0.357 46 Pedro Strop, R (8, 1) 20 Justin Ruggiano, R (8, PH) OBP: 0.335, SLG: 0.414 56 Héctor Rondón, R (9, 1)		L FF 91 X SI 91 0-1 ② SH1-4 1-2 2-3			C FF 87 F CH 83 B CU 77 B FF 89 T FF 88 2-2 ① K			S SI 90 B SI 90 X SI 89 1-1 ① G1-3		0 1 0 0 1 0	0 0 0 0 0 0	0 0 0 0 0 0	0 0 0 0 0 0	0 1 0 0 0 0	0 0 0 0 0 0	0 0 0 0 0 0
Inning Stats	R: 2 E: 0 K: 1 S: 11 H: 1 LOB: 0 BB: 1 P: 18	R: 0 E: 0 K: 0 S: 13 H: 1 LOB: 2 BB: 1 P: 25	R: 0 E: 0 K: 2 S: 12 H: 1 LOB: 1 BB: 0 P: 18	R: 0 E: 0 K: 1 S: 10 H: 0 LOB: 0 BB: 0 P: 15	R: 0 E: 0 K: 3 S: 12 H: 0 LOB: 0 BB: 0 P: 18	R: 0 E: 0 K: 2 S: 10 H: 0 LOB: 0 BB: 0 P: 13	R: 0 E: 0 K: 0 S: 7 H: 0 LOB: 0 BB: 0 P: 10	R: 0 E: 0 K: 1 S: 7 H: 0 LOB: 1 BB: 1 P: 15		1B: 0 2B: 2 3B: 0 HR: 1	SF: 0 SAC: 1 DP: 0 HBP: 0			WP: 0 PB: 0 SB: 0 CS: 0	PA: 30	

PITCHER	IP	WLS	BF	H	R	ER	SO	BB	IBB	HBP	BLK	WP	HR	S	P	ERA	WHIP
32 Ryan Vogelsong, R (1, 1) ERA: 3.73	4.0	L	17	3	2	2	4	2	0	0	0	0	1	46	76	4.50	1.250
52 Yusmeiro Petit, R (5, 1) ERA: 3.79	2.0		6	0	0	0	5	0	0	0	0	0	0	22	31	0.00	0.000
63 Jean Machi, R (7, 1) ERA: 1.53	1.0		3	0	0	0	0	0	0	0	0	0	0	7	10	0.00	0.000
41 Jeremy Affeldt, L (8, 1) ERA: 1.89	1.0		4	0	0	0	1	1	0	0	0	0	0	7	15	0.00	1.000

PITCHER	IP	WLS	BF	H	R	ER	SO	BB	IBB	HBP	BLK	WP	HR	S	P	ERA	WHIP

BOTTOM

San Francisco Giants @ Chicago Cubs

Wrigley Field, Chicago, IL

Tue Aug 19 2014, 7:08 PM - 7:16 PM CDT

Att. 31,064 - Partly Cloudy - 83 F

livebaseballscorecards.com

AB	26
R	2
H	3
RBI	2
BB	3
SO	10
LOB	5

Batter	1	2	3	4	5	6	7	8	9	AB	R	H	RBI	BB	SO	LOB
16 Ángel Pagán, S (1, 8) OBP: 0.340, SLG: 0.389	C FF 91 F FF 94 B SL 86 X SL 86 1-2 8 1B 48 SF8 1B	B CU 80 C CH 86 B FF 94 X CH 84 2-1 ① F8	X SI 89 0-0 ③ F7			B SI 88 F SI 88 B SI 89 B FF 89 F CH 79 F FF 90 X CU 76 3-2 ① P4		F CU 76 X FC 89 0-1 ② G6-3		5	1	1	0	0	0	1
57 Juan Gutierrez, R (8, 1)										0	0	0	0	0	0	0
63 Jean Machi, R (9, 1)										0	0	0	0	0	0	0
8 Hunter Pence, R (1, 9) OBP: 0.337, SLG: 0.471	C FF 92 B FF 93 1 SAFE F FF 91 D SL 89 1 SAFE X FF 94 2-2 12 S 38 WP 12 1B 1-3 1B	B CU 78 F CH 85 B CH 86 X SL 85 2-1 ② G6-3		B CU 73 B CH 80 C CH 80 C FF 89 B SL 84 X CH 80 3-2 HR		B FF 89 B CU 76 B CH 79 C FF 89 F CH 80 S FF 91 3-3 ② K		C FC 89 B CH 82 C FF 91 S FF 91 1-3 ③ K		5	2	2	1	0	2	0
48 Pablo Sandoval, S (1, 5) OBP: 0.323, SLG: 0.427	F FF 94 X SL 86 0-1 ① SF8 3-H	B CH 87 S CU 80 X SL 86 1-1 ③ G4-3		B FF 88 F CU 74 B CH 81 F CH 78 X FF 90 2-2 2B		C SI 88 X EP 57 0-1 ③ G6-3			B FF 89 C FF 91 F CH 82 X FF 92 1-2 12 1B 1B	4	0	2	1	0	0	0
13 Joaquin Arias, R (9, PR) OBP: 0.236, SLG: 0.243										0	0	0	0	0	0	0
(9, 5)																
38 Michael Morse, R (1, 7) OBP: 0.339, SLG: 0.484	B FF 94 B CH 88 B FF 94 B FF 94 4-0 12 1B 45 2B 1-2 BB	S CU 76 B FF 93 X CU 78 1-1 12 L9 45 2B 2B	B FF 88 S SL 82 X FF 89 1-1 ① G6-3			C FF 90 F CH 84 B FF 90 F KC 79 S FF 91 1-3 ① K			X FF 90 0-0 ① F7	3	2	1	0	1	1	1
7 Grégor Blanco, L (7, 7) OBP: 0.318, SLG: 0.309										1	0	0	0	0	0	1
(8, 8)																
12 Joe Panik, L (1, 4) OBP: 0.353, SLG: 0.352	B SL 81 X FF 94 1-0 45 2B 1-3 2-H 1B	C FF 94 D CU 82 X CH 86 1-1 ① L9 2-3	D CU 75 B CH 82 C CH 79 S FF 89 F SL 84 F CH 81 X FF 89 2-2 ② P5			C KC 78 B SI 91 B SL 84 B FF 90 X FF 91 3-1 34 G5-3 45 1B 1B		C FF 89 X CU 78 0-1 1-2 1B	5	1	3	1	0	0	2
45 Travis Ishikawa, L (1, 3) OBP: 0.305, SLG: 0.418	C CU 80 S SL 86 F SL 88 X FF 93 0-2 1-H 3-H 2B	S SL 86 X SL 86 0-1 34 HR 3-H 2B	C FF 89 B FF 89 B FF 90 F CU 77 X FF 90 2-2 ③ G5-3			C FF 90 B SL 84 B KC 79 X SL 85 2-1 34 G5-3 1-2 1B		D FC 88 X FF 89 1-0 ② F7	5	1	3	3	0	0	3
(8, 7)																
34 Andrew Susac, R (1, 2) OBP: 0.303, SLG: 0.387	C FF 94 F SL 86 B SL 88 D SL 88 F CU 80 S FF 94 2-3 ② K 3-H 2B	D FF 94 F SL 84 X FF 92 1-1 2-H HR	B FF 88 S CH 77 B FF 90 X SL 81 2-1 ① P3			B FF 91 X KC 79 1-0 ② G5-3 1-2 2-3		C FC 87 B FF 90 C FC 88 F CH 81 B FF 90 B CH 81 C FF 90 3-3 ③ K	5	1	1	2	0	2	5
35 Brandon Crawford, L (1, 6) OBP: 0.318, SLG: 0.377	I IN 84 I IN 82 I IN 80 I IN 80 4-0 IBB	B FF 91 B FF 92 X FF 91 2-0 2B	S CU 72 B CH 79 S FF 89 B FF 90 S SL 84 2-3 ② K			C KC 79 S FF 92 B FF 91 F FF 92 S KC 80 1-3 ③ K			3	0	1	0	1	2	2
22 Jake Peavy, R (1, 1) 37 Adam Duvall, R (8, PH) OBP: 0.250, SLG: 0.339	S FF 90 X FF 93 0-1 ③ F9	S FF 90 C SL 84 S SL 85 0-3 ② K	B FF 88 F FF 88 S SI 89 B SL 83 S SL 80 2-3 ③ K					F FF 91 C FC 88 S CH 83 0-3 ① K		3	0	0	0	0	2	3
(8, 3)										1	0	0	0	0	1	0

Inning Stats	1	2	3	4	5	6	7	8	9
	R: 4 E: 0 K: 1 S: 19	H: 4 LOB: 2 BB: 2 P: 33	R: 0 E: 0 K: 0 S: 6	H: 0 LOB: 0 BB: 0 P: 11	R: 3 E: 0 K: 1 S: 13	H: 4 LOB: 1 BB: 0 P: 18	R: 1 E: 0 K: 0 S: 16	H: 2 LOB: 1 BB: 0 P: 26	R: 0 E: 0 K: 2 S: 8	H: 0 LOB: 0 BB: 0 P: 14	R: 0 E: 0 K: 1 S: 9	H: 0 LOB: 0 BB: 0 P: 15	R: 0 E: 0 K: 2 S: 13	H: 2 LOB: 2 BB: 0 P: 21	R: 0 E: 0 K: 2 S: 8	H: 0 LOB: 0 BB: 0 P: 9	R: 0 E: 0 K: 1 S: 11	H: 2 LOB: 2 BB: 0 P: 16

| | | | | | | | | | | | | | | | |

Batter	1	2	3	4	5	6	7	8	9	AB	R	H	RBI	BB	SO	LOB
8 Chris Coghlan, L (1, 7) OBP: 0.344, SLG: 0.446	C FF 88 B CU 78 F CU 79 F SI 91 X CH 81 1-2 9 G5-4-3 1B	D CU 81 S CU 80 B FF 91 F FC 87 B FF 92 S SL 82 3-3 ③ K			F FC 86 F FC 84 F SI 90 B SL 80 T CU 81 1-2 ③ K		F CU 80 B FF 90 B CH 81 F FC 86 X CU 77 2-2 ③ G4-3			4	0	1	0	0	2	3
11 Kyuji Fujikawa, L (8, 1)										0	0	0	0	0	0	0
9 Javier Báez, R (1, 6) OBP: 0.271, SLG: 0.485	B FC 86 X SI 91 1-0 ①② G5-4-3 1-2f		B FC 86 C FC 84 X SL 80 1-1 44 G3-5-1 1B			B SI 89 F SI 89 S FC 85 B FC 86 X FF 91 2-2 ① F9		C CU 82 X FF 92 0-1 ① F7		4	0	1	0	0	0	1
44 Anthony Rizzo, L (1, 3) OBP: 0.376, SLG: 0.513	X FF 90 0-0 ③ P4		F FC 87 1 SAFE F FC 87 B FF 92 X CU 81 1-2 ①② G3-5-1 1-2f			B CH 82 B CH 83 C FC 84 C FF 90 X CU 80 2-2 24 1B 1B		B SI 92 X SI 93 1-0 ② P5		4	0	1	0	0	0	1
24 Luis Valbuena, L (1, 5) OBP: 0.323, SLG: 0.422		C FF 89 B FF 90 F FF 90 X CU 80 1-2 4 HR 3B	B CU 78 B CH 82 F FF 88 X FC 86 2-1 ③ L3			F CH 82 S FF 90 X CU 81 0-2 1-2 1B		B CH 86 C SI 92 B CU 79 X SI 91 2-1 HR		4	2	3	1	0	0	0
6 Ryan Sweeney, L (1, 9) OBP: 0.310, SLG: 0.345		B FF 89 F FF 91 X FF 91 1-1 ① L3		C SI 88 C FF 90 X FF 90 0-2 7 FC3-6 1B		B CH 82 X CU 80 1-0 ② F8		B CU 79 C SI 90 F CU 81 B FF 90 X CH 83 2-2 ③ G3		4	0	1	0	0	0	3
7 Arismendy Alcántara, S (1, 8) OBP: 0.271, SLG: 0.331		S CU 80 S CU 80 B FF 92 B CU 78 S CU 81 2-3 ② K		C CH 82 1 SAFE S CU 81 D SL 80 X CU 80 1-2 ① FC3-6 4 G6-4-3 1-2f		C CU 80 B CU 79 C CU 79 T CU 79 1-2 ③ K			B FF 92 S CH 83 C CH 83 S CH 86 1-3 ① K	4	0	0	0	0	3	4
4 Chris Valaika, R (1, 4) OBP: 0.216, SLG: 0.265		B SI 91 F FC 87 B SI 91 B CU 80 C CU 79 F FF 91 X FC 83 3-2 3-H HR		X SI 90 0-0 ②③ G6-4-3 1-2f			C FF 88 F FF 89 F FF 90 F CH 82 F SI 89 B FC 87 S FF 90 1-3 ① K		B CU 81 X SI 92 1-0 ② G6-3	4	1	1	2	0	1	1
12 John Baker, L (1, 2) OBP: 0.281, SLG: 0.242		B CU 78 B CH 82 B FF 90 C FF 87 X CU 80 3-1 36 1B 1B			F FF 89 B SL 80 F CH 82 C FF 90 1-3 ① K		C CU 80 X CH 80 0-1 1B		B CH 84 S CH 84 B FF 93 X SI 92 2-1 ③ G5-3	4	0	2	0	0	1	0
36 Edwin Jackson, R (1, 1) OBP: 0.175, SLG: 0.225 33 Carlos Villanueva, R (3, 1) 53 Wesley Wright, R (7, 1) 41 Matt Szczur, R (7, PH) (8, 7)		X SI 90 0-0 1-2 1B			S FC 86 C FC 85 F FF 90 S CU 79 0-3 ② K		S FC 86 F FC 86 F FC 85 F FF 90 D CU 79 B FF 91 S SL 81 2-3 ② K			1	0	1	0	0	0	0
										1	0	0	0	0	1	0
										0	0	0	0	0	0	0
										1	0	0	0	0	1	1
Inning Stats	R: 0 E: 0 K: 0 S: 6 H: 1 LOB: 0 BB: 0 P: 8	R: 2 E: 0 K: 2 S: 18 H: 4 LOB: 2 BB: 0 P: 31	R: 0 E: 0 K: 0 S: 7 H: 1 LOB: 0 BB: 0 P: 11	R: 0 E: 0 K: 0 S: 7 H: 1 LOB: 0 BB: 0 P: 8	R: 0 E: 0 K: 3 S: 11 H: 0 LOB: 0 BB: 0 P: 13	R: 0 E: 0 K: 1 S: 13 H: 2 LOB: 2 BB: 0 P: 19	R: 0 E: 0 K: 2 S: 16 H: 1 LOB: 1 BB: 0 P: 21	R: 1 E: 0 K: 0 S: 8 H: 1 LOB: 0 BB: 0 P: 13	R: 0 E: 0 K: 1 S: 6 H: 0 LOB: 0 BB: 0 P: 10	1B: 8 2B: 0 3B: 1 HR: 2	SF: 0 SAC: 0 DP: 3 HBP: 0		WP: 0 PB: 0 SB: 0 CS: 0	PA: 35			

PITCHER		IP	WLS	BF	H	R	ER	SO	BB	IBB	HBP	BLK	WP	HR	S	P	ERA	WHIP
22 Jake Peavy, R ERA: 4.48	(1, 1)	7.0	W	28	10	2	2	8	0	0	0	0	0	1	78	111	2.57	1.429
57 Juan Gutierrez, R ERA: 3.13	(8, 1)	1.0		4	1	1	1	0	0	0	0	0	0	1	8	13	9.00	1.000
63 Jean Machi, R ERA: 1.5	(9, 1)	1.0		3	0	0	0	1	0	0	0	0	0	0	6	10	0.00	0.000

PITCHER	IP	WLS	BF	H	R	ER	SO	BB	IBB	HBP	BLK	WP	HR	S	P	ERA	WHIP

BOTTOM

San Francisco Giants @ Chicago Cubs

Wrigley Field, Chicago, IL

Wed Aug 20 2014, 7:08 PM - 10:18 PM CDT

Att. 30,633 - Clear - 70 F

livebaseballscorecards.com

AB	35
R	3
H	11
RBI	3
BB	0
SO	9
LOB	14

Batter	1	2	3	4	5	6	7	8	9	AB	R	H	RBI	BB	SO	LOB
16 Ángel Pagán, S (1, 8) OBP: 0.341, SLG: 0.389	C FF 87 C SI 88 X SI 88 0-2 28 BB 48 1B 1B	F FF 89 F SI 89 B FC 85 B CH 78 X FC 86 2-2 ③ P3		X SI 87 0-0 ② F8		C SI 89 B CH 76 X FC 86 1-1 ③ G4-3			B CU 76 F FF 90 B FS 81 B FF 90 F FF 91 F FF 90 X FF 90 3-2 28 CS 1B	5	1	2	0	0	0	1
8 Hunter Pence, R (1, 9) OBP: 0.336, SLG: 0.468	X FC 85 0-0 ① F8		S FC 85 B SI 88 X SI 88 1-1 ① G3-1	B SI 87 C SI 87 S SI 88 F SI 88 S FC 86 1-3 ③ K			F FF 94 B FF 94 B FF 92 F FF 93 X CU 82 2-2 28 1B 38 SF8 1B		C FF 89 S FF 90 F FF 90 F FF 92 B FF 90 1 SAFE S CU 76 1-3 ① K	5	1	1	0	0	2	3
28 Buster Posey, R (1, 2) OBP: 0.346, SLG: 0.440	B FC 86 B FF 87 B SI 88 B SI 86 4-0 38 HBP 48 1B 1-2 BB		X FF 88 0-0 48 2B 2B		B CU 69 X SI 87 1-0 HR		F FF 94 1 SAFE 1 SAFE X FF 94 0-1 37 WP 1-3 1B		B CU 76 1 SAFE B FF 89 C FF 89 X FF 90 2-1 ② 1-2 2B	4	2	4	1	1	0	0
48 Pablo Sandoval, S (1, 5) OBP: 0.326, SLG: 0.434 35 Brandon Crawford, L (8, 6) OBP: 0.317, SLG: 0.376	F FC 85 B FF 87 X CH 77 1-1 38 HBP 1-2 2-H 1B		B FC 84 X FF 88 1-0 2-H 2B		B SI 89 C SI 88 X CU 74 1-1 38 WP 2B		F FF 95 F FF 94 B FF 94 F FF 95 B SI 92 S FF 95 2-3 ① K		B FF 91 C FF 89 B FF 90 S FS 83 S FS 84 2-3 ③ K	4 1	0 0	3 0	2 0	0 0	1 1	2 1
38 Michael Morse, R (1, 7) OBP: 0.339, SLG: 0.482 7 Grégor Blanco, L (7, 7) OBP: 0.318, SLG: 0.309	F FF 88 F FC 86 B FF 88 B FF 89 F FF 89 H SL 78 3-2 1-2 2-3 HBP		F SI 89 B FF 88 F SI 88 B FF 89 B SI 88 S SI 87 3-3 ② K		F SI 88 F FC 85 B FF 87 B CH 79 B FF 89 C FC 85 3-3 ① 2-3 K		B SI 94 S FF 95 1 SAFE X FF 94 1-1 ② SF8 3-H			2 0	0 0	0 0	1 0	0 0	2 0	2 0
37 Adam Duvall, R (1, 3) OBP: 0.234, SLG: 0.317 45 Travis Ishikawa, L (9, 3) OBP: 0.305, SLG: 0.418	C SI 88 X SI 88 0-1 ② P3		B SI 87 X SI 88 1-0 ③ F8		B FC 85 X FC 85 1-0 ② F7		B SL 86 C FF 95 C SI 93 B SL 86 X FF 95 2-2 ③ G6-3 1-2			4 0	0 0	0 0	0 0	0 0	0 0	6 0
12 Joe Panik, L (1, 4) OBP: 0.343, SLG: 0.341	B CU 70 B FC 86 C FF 88 F FF 88 X FC 86 2-2 ③ F8			C CU 69 B FC 85 S FF 87 F FF 88 B SL 78 S FF 89 2-3 ① K	B CU 72 B FC 84 X FC 84 2-0 ③ F8			B KC 80 S KC 80 X KC 79 1-1 ① G1-3		4	0	0	0	0	1	4
13 Joaquin Arias, R (1, 6) OBP: 0.237, SLG: 0.250 (8, 5)		C FF 87 F FC 85 B SI 87 X CH 78 1-2 ① F8		C CU 72 B SI 89 C SI 88 F FC 85 F FC 85 B SI 90 F FF 89 X CH 76 2-2 40 1B 2B		X SI 88 0-0 ① G5-3		C FF 91 C KC 80 B FF 90 B FF 91 F KC 81 F FF 91 F SL 86 F CH 86 X SI 91 2-2 ② G6-3		4	1	1	0	0	0	0
40 Madison Bumgarner, R (1, 1) OBP: 0.305, SLG: 0.473 50 Matt Duffy, R (8, PH) OBP: 0.250, SLG: 0.192 49 Javier López, L (8, 1) 54 Sergio Romo, R (8, 1) 46 Santiago Casilla, R (9, 1)		F FF 88 S CH 79 B FF 90 S CH 77 1-3 ② K		B CH 76 X SI 88 1-0 2-H 1B		B SI 89 F SI 88 C CH 78 S CH 77 1-3 ② K		X SI 92 0-0 ③ L3		3 1 0 0 0	0 0 0 0 0	1 0 0 0 0	1 0 0 0 0	0 0 0 0 0	2 0 0 0 0	0 0 0 0 0
Inning Stats	R: 1 E: 0 K: 0 S: 14 H: 2 LOB: 3 BB: 1 P: 24	R: 0 E: 0 K: 1 S: 9 H: 0 LOB: 0 BB: 0 P: 13	R: 1 E: 0 K: 1 S: 8 H: 2 LOB: 1 BB: 0 P: 14	R: 1 E: 0 K: 2 S: 16 H: 2 LOB: 1 BB: 0 P: 22	R: 1 E: 0 K: 1 S: 8 H: 2 LOB: 1 BB: 0 P: 16	R: 0 E: 0 K: 1 S: 6 H: 0 LOB: 0 BB: 0 P: 8	R: 1 E: 0 K: 1 S: 14 H: 2 LOB: 1 BB: 0 P: 21	R: 0 E: 0 K: 0 S: 10 H: 0 LOB: 0 BB: 0 P: 13	R: 0 E: 0 K: 2 S: 14 H: 2 LOB: 1 BB: 0 P: 22	1B: 6 2B: 5 3B: 0 HR: 1 SF: 1 SAC: 0 DP: 0 HBP: 1						

PITCHER		IP	WLS	BF	H	R	ER	SO	BB	IBB	HBP	BLK	WP	HR	S	P	ERA	WHIP
37 Travis Wood, L ERA: 4.91	(1, 1)	6.0	L	28	8	4	4	6	1	0	1	0	1	1	61	97	6.00	1.500
52 Justin Grimm, R ERA: 4.31	(7, 1)	1.0		5	2	1	1	1	0	0	0	0	1	0	14	21	9.00	2.000
53 Wesley Wright, L ERA: 2.54	(8, 1)	1.0		3	0	0	0	0	0	0	0	0	0	0	10	13	0.00	0.000
50 Blake Parker, R ERA: 6.08	(9, 1)	1.0		4	2	0	0	2	0	0	0	0	0	0	14	22	0.00	2.000

PITCHER	IP	WLS	BF	H	R	ER	SO	BB	IBB	HBP	BLK	WP	HR	S	P	ERA	WHIP

TOP

San Francisco Giants @ Chicago Cubs

Wrigley Field, Chicago, IL

Thu Aug 21 2014, 8:02 PM - 11:17 PM CDT

Att. 30,541 - Partly Cloudy - 77 F

livebaseballscorecards.com

AB	37
R	5
H	12
RBI	5
BB	1
SO	9
LOB	19

BOTTOM

Batter	1	2	3	4	5	6	7	8	9	AB	R	H	RBI	BB	SO	LOB
7 Arismendy Alcántara, S (1, 8) (7, 4) OBP: 0.269, SLG: 0.327	B FF 90 C FF 91 B FF 92 S FF 91 X FC 89 2-2 20 HR 1B		C FC 87 B FC 88 C CH 82 B FF 91 X FF 91 2-2 ① G4-3		B FC 89 F FC 88 C CU 76 S FF 91 1-3 ② K		F FF 89 X FC 85 0-1 ② G5-3 1-2 2-3		B SI 93 F FF 94 S FF 93 S SI 95 1-3 ③ K	5	1	1	0	0	2	3
9 Javier Báez, R (1, 6) OBP: 0.257, SLG: 0.457	C FC 88 S FF 92 B FF 90 1 SAFE S FF 90 1-3 ① K		C FF 91 C FF 92 B FF 92 B FC 88 S FF 92 2-3 ② K		F FF 92 S FF 92 B FF 92 C FF 92 1-3 ③ K		B FF 92 F FF 92 S FF 91 F FF 92 B FF 91 S FF 91 2-3 ③ K			4	0	0	0	0	4	3
44 Anthony Rizzo, L (1, 3) OBP: 0.377, SLG: 0.512	B FF 91 C FF 91 F FC 87 F FF 92 X FF 91 1-2 ② F7		X FC 88 0-0 20 1B 1B			B FF 92 B FC 88 T FF 92 B FF 92 B FF 92 4-1 4 S BB		B SI 84 B SL 78 B SI 83 C SI 82 C SI 84 F SI 84 S SI 83 3-3 ① K		3	0	1	0	1	1	1
20 Justin Ruggiano, R (1, 9) OBP: 0.339, SLG: 0.430 6 Ryan Sweeney, L (8, PH) OBP: 0.308, SLG: 0.343 (9, 9)	1 SAFE B FF 89 X FF 89 1-0 1-H HR		B FC 87 C CH 81 C CU 72 1 SAFE B FF 92 X FC 87 2-2 1-2 1B			S FC 86 C FC 86 B FF 92 B FF 91 F FC 87 S FF 90 2-3 ① K		B CH 83 X SI 88 1-0 ② G4-3		3	1	2	2	0	1	1
										1	0	0	0	0	0	0
5 Welington Castillo, R (1, 2) OBP: 0.304, SLG: 0.392	C FF 92 X FC 89 0-1 HR		B FF 92 B FC 88 S FF 92 B FF 92 S FF 92 S FF 92 3-3 ③ K			B CH 80 C FF 90 1 SAFE B FF 91 B FF 91 F FF 92 F FF 92 S FF 92 3-3 ② K		X FF 89 0-0 1B		4	1	2	1	0	2	3
4 Chris Valaika, R (1, 4) OBP: 0.200, SLG: 0.243 52 Justin Grimm, R (7, 1) 53 Wesley Wright, R (8, 1) 12 John Baker, L (8, PH) OBP: 0.279, SLG: 0.240 50 Blake Parker, R (9, 1)	B CU 76 F FF 92 X FC 88 1-1 ③ G5-3			B FF 90 F FC 87 B FF 91 F FF 91 X FF 92 2-2 ① F9		1 SAFE F FF 93 B FF 92 C FF 92 B FF 92 T FF 92 2-2 ③ K 1-2		X SI 88 0-0 ③ F7		3	0	0	0	0	1	1
										0	0	0	0	0	0	0
										0	0	0	0	0	0	0
										1	0	0	0	0	0	1
										0	0	0	0	0	0	0
24 Luis Valbuena, L (1, 5) OBP: 0.323, SLG: 0.420		F FF 90 B CU 77 S CU 76 X CU 71 1-2 ① F7		C FF 92 B FC 88 X FF 92 1-1 ② P4			C FC 86 B CU 77 F FC 87 X FF 91 1-2 7 G5-3 41 1B 1B		B SI 94 B SL 88 C FF 94 S SI 94 X KC 81 2-2 ① G4-3	4	0	1	0	0	0	0
41 Matt Szczur, R (1, 7) (7, 8) OBP: 0.125, SLG: 0.125 45 Logan Watkins, L (9, PH)		X FF 92 0-0 ② G5-3		X FC 88 0-0 ③ F7			X FC 86 0-0 7 G5-3 1-2 1B		F FF 94 B KC 81 S SI 95 B SI 95 S SL 90 2-3 ② K	3	0	1	0	0	0	0
										1	0	0	0	0	1	0
37 Travis Wood, R (1, 1) OBP: 0.294, SLG: 0.479 8 Chris Coghlan, L (7, 7) OBP: 0.345, SLG: 0.446		F FF 92 B FF 93 F FC 88 F CU 76 F CU 76 F FC 87 S FF 92 1-3 ③ K			S FF 91 F FF 91 S FF 91 0-3 ① K		S FF 91 M FC 85 F FF 91 D FC 86 S CU 76 1-3 ① K		X SL 89 0-0 1B	2	0	0	0	0	2	0
										2	0	1	0	0	1	2
Inning Stats	R: 3 E: 0 K: 1 S: 15 H: 3 LOB: 0 BB: 0 P: 21	R: 0 E: 0 K: 1 S: 10 H: 0 LOB: 0 BB: 0 P: 12	R: 0 E: 0 K: 2 S: 13 H: 2 LOB: 2 BB: 0 P: 22	R: 0 E: 0 K: 0 S: 6 H: 0 LOB: 0 BB: 0 P: 9	R: 0 E: 0 K: 3 S: 9 H: 0 LOB: 0 BB: 0 P: 11	R: 0 E: 0 K: 3 S: 12 H: 0 LOB: 1 BB: 1 P: 23	R: 0 E: 0 K: 2 S: 14 H: 2 LOB: 2 BB: 0 P: 18	R: 0 E: 0 K: 1 S: 7 H: 1 LOB: 1 BB: 0 P: 11	R: 0 E: 0 K: 2 S: 10 H: 1 LOB: 1 BB: 0 P: 15	1B: 7 2B: 0 3B: 0 HR: 2 SF: 0 SAC: 0 DP: 0 HBP: 0							
										WP: 0 PB: 0 SB: 1 CS: 0				PA: 37		

PITCHER		IP	WLS	BF	H	R	ER	SO	BB	IBB	HBP	BLK	WP	HR	S	P	ERA	WHIP
40 Madison Bumgarner, L (1, 1) ERA: 3.17		7.0	W	29	7	3	3	12	1	0	0	0	0	2	79	116	3.86	1.143
49 Javier López, L (8, 1) ERA: 2.03		0.1	H	1	0	0	0	1	0	0	0	0	0	0	4	7	0.00	0.000
54 Sergio Romo, R (8, 1) ERA: 4.1		0.2	H	3	1	0	0	0	0	0	0	0	0	0	3	4	0.00	1.500
46 Santiago Casilla, R (9, 1) ERA: 1.55		1.0	S	4	1	0	0	2	0	0	0	0	0	0	10	15	0.00	1.000

PITCHER	IP	WLS	BF	H	R	ER	SO	BB	IBB	HBP	BLK	WP	HR	S	P	ERA	WHIP

San Francisco Giants @ Chicago Cubs

Wrigley Field, Chicago, IL

Thu Aug 21 2014, 8:02 PM - 11:17 PM CDT

Att. 30,541 - Partly Cloudy - 77 F

livebaseballscorecards.com

AB	36
R	3
H	9
RBI	3
BB	1
SO	15
LOB	15

Baltimore Orioles @ Chicago Cubs

Wrigley Field, Chicago, IL

Fri Aug 22 2014, 1:24 PM - 4:11 PM CDT

Att. 33,761 - Overcast - 83 F

livebaseballscorecards.com

Batter	1	2	3	4	5	6	7	8	9	AB	R	H	RBI	BB	SO	LOB
21 Nick Markakis, L (1, 9) OBP: 0.354, SLG: 0.405	B FF 94 F SI 94 B FF 94 X SL 90 2-1 ① F7			C SI 92 B CU 79 F SL 89 B CH 87 X CU 79 2-2 ① F7		C SI 93 B CU 79 B SL 90 X SL 91 2-1 ② G3-1		C SI 95 C SI 95 S SL 84 0-3 ② K		4	0	0	0	0	1	1
28 Steve Pearce, R (1, 3) OBP: 0.352, SLG: 0.515	C FF 94 X CU 80 0-1 ② L5			B SI 94 X SL 91 1-0 ② G4-3		C SI 93 F SI 94 X SL 90 0-2 ③ F9		F FF 95 X SI 95 0-1 1-2 1B		4	0	1	0	0	0	0
10 Adam Jones, R (1, 8) OBP: 0.314, SLG: 0.480	B SL 91 B FF 94 F FF 95 F FF 92 B CU 81 F SL 91 F CH 89 X SI 94 3-2 ③ G5-3			B CU 80 F FF 94 X SL 90 1-1 ③ G6-3			B SI 94 B SL 90 S CH 86 X SL 91 2-1 ① G1-3	C SL 83 B SI 95 X SI 95 1-1 ③ G4-3		4	0	0	0	0	0	2
23 Nelson Cruz, R (1, 7) OBP: 0.326, SLG: 0.520		B SI 94 X SL 90 1-0 ① P5			B SL 89 B SL 90 X SI 93 2-0 ① G6-3		C SI 94 X CH 85 0-1 HR		X FF 96 0-0 ① L6	4	1	1	1	0	0	0
19 Chris Davis, L (1, 5) OBP: 0.294, SLG: 0.392		C SI 93 B CU 80 F SL 91 B FF 93 F SL 90 B CU 79 S SI 95 3-3 ② K			S SI 94 B CU 75 B SI 94 X SL 89 2-1 2 BB 36 1B 1B		S CU 78 F SI 93 S CU 79 0-3 ② K		C FF 93 B SI 97 B SI 96 X SI 97 3-1 ② L5	4	0	1	0	0	2	0
2 J.J. Hardy, R (1, 6) OBP: 0.317, SLG: 0.391		C SI 94 B SL 91 X FF 93 1-1 ③ G4-3			C SI 92 F SI 93 D FF 93 B SL 90 F CU 79 D SL 90 1 SAFE B SL 90 4-2 36 1B 1-2 BB		B SI 92 C SI 93 B CU 82 C SL 89 X SL 88 2-2 1B		C SL 85 X FF 96 0-1 ③ G4-3	3	0	1	0	1	0	0
6 Jonathan Schoop, R (1, 4) OBP: 0.252, SLG: 0.357 35 Brad Brach, R (7, 1) 48 Andrew Miller, L (8, 1)			B SL 90 F SL 90 X FF 94 1-1 ① G3-1		C SI 93 F SI 93 B FF 94 X SL 90 1-2 ② F3		S SL 90 S SL 90 D SL 91 S CU 80 1-3 ③ K2-3			3 0 0	0 0 0	0 0 0	0 0 0	0 0 0	1 0 0	3 0 0
36 Caleb Joseph, R (1, 2) OBP: 0.290, SLG: 0.416			C SI 94 C SI 93 S SL 90 0-3 ② K		C SI 93 X SI 93 0-1 ③ 1-2 2-H 1B			C FF 94 S SL 82 F SL 82 S SL 82 0-3 ① K		3	0	1	0	0	2	0
39 Kevin Gausman, L (1, 1) 38 Cord Phelps, S (6, PH) 17 Brian Matusz, L (6, 1) 66 T.J. McFarland, L (7, 1) 3 Ryan Flaherty, L (7, 4) OBP: 0.262, SLG: 0.306			B FF 93 C SI 93 B SI 92 C SI 94 B SL 89 C FF 94 3-3 ③ K			B SI 92 B SI 94 B SL 90 C FF 93 C FF 93 X SL 88 3-2 ① G3-1		B SL 81 B SI 94 B SI 94 B FF 94 4-0 28 1B BB		1 1 0 0 0	0 0 0 0 0	0 0 0 0 0	0 0 0 0 0	1 0 0 0 1	0 0 0 0 0	0 0 0 0 0

Inning Stats										
	R: 0 E: 0 K: 0 S: 9	H: 0 LOB: 0 BB: 0 P: 14	R: 0 E: 0 K: 1 S: 7	H: 0 LOB: 0 BB: 0 P: 12	R: 0 E: 0 K: 2 S: 8	H: 0 LOB: 0 BB: 0 P: 12	R: 0 E: 0 K: 0 S: 6	H: 0 LOB: 0 BB: 0 P: 10	R: 0 E: 0 K: 0 S: 11	H: 2 LOB: 2 BB: 1 P: 20
	R: 0 E: 0 K: 0 S: 8	H: 0 LOB: 0 BB: 0 P: 13	R: 1 E: 0 K: 2 S: 13	H: 2 LOB: 1 BB: 0 P: 18	R: 0 E: 0 K: 2 S: 11	H: 1 LOB: 2 BB: 1 P: 16	R: 0 E: 0 K: 0 S: 5	H: 0 LOB: 0 BB: 0 P: 8	1B: 4 2B: 0 3B: 0 HR: 1	SF: 0 SAC: 0 DP: 0 HBP: 0	WP: 0 PB: 0 SB: 0 CS: 0	PA: 33

PITCHER	IP	WLS	BF	H	R	ER	SO	BB	IBB	HBP	BLK	WP	HR	S	P	ERA	WHIP
49 Jake Arrieta, R (1, 1) ERA: 2.53	7.0	W	25	4	1	1	5	1	0	0	0	0	1	62	99	1.29	0.714
46 Pedro Strop, R (8, 1) ERA: 2.4	1.0	H	5	1	0	0	2	1	0	0	0	0	0	11	16	0.00	2.000
56 Héctor Rondón, R (9, 1) ERA: 2.86	1.0	S	3	0	0	0	0	0	0	0	0	0	0	5	8	0.00	0.000

PITCHER	IP	WLS	BF	H	R	ER	SO	BB	IBB	HBP	BLK	WP	HR	S	P	ERA	WHIP

AB	31
R	1
H	5
RBI	1
BB	2
SO	7
LOB	6

Baltimore Orioles @ Chicago Cubs

Wrigley Field, Chicago, IL

Fri Aug 22 2014, 1:24 PM - 4:11 PM CDT

Att. 33,761 - Overcast - 83 F

livebaseballscorecards.com

BOTTOM

Batter	1	2	3	4	5	6	7	8	9	AB	R	H	RBI	BB	SO	LOB
7 Arismendy Alcántara, S (1, 8) OBP: 0.269, SLG: 0.325	C FF 93 B FF 94 B FF 94 F FF 92 B FF 95 X FF 92 3-2 G3-1 ①		S FF 94 1 SAFE C FF 94 F FF 96 S FS 84 0-3 K ②		B SL 79 C SL 79 B FF 94 S FF 93 C FF 94 2-3 K ②		B FF 94 B FS 85 X FF 94 2-0 9 E 3-H 1B			4	0	1	1	0	2	2
9 Javier Báez, R (1, 6) OBP: 0.256, SLG: 0.486	S FF 95 X FF 93 0-1 F8 ②		B FS 84 S FS 84 B SL 85 X FF 96 2-1 P3 ③		B FF 95 B FS 84 S FF 95 B FF 96 F FF 94 F FF 97 F FF 96 X FS 83 3-2 HR		1 SAFE C FF 93 C FF 93 1 SAFE S SL 85 0-3 K ③ 1-2			4	1	1	1	0	1	3
44 Anthony Rizzo, L (1, 3) OBP: 0.374, SLG: 0.507	X FF 94 0-0 L6 ③			B SL 79 F FS 80 B FS 82 F FF 95 T FS 82 2-2 K ①	B FS 83 C FF 94 B FF 97 C FS 85 X FF 97 2-2 G6-3 ③			B FF 93 C FF 93 C SL 85 S SL 84 1-3 K ①		4	0	0	0	0	2	0
24 Luis Valbuena, L (1, 5) OBP: 0.324, SLG: 0.429		B FF 92 T FF 94 F FS 82 F FS 82 B FF 95 S FF 95 2-3 K ①		C SL 78 C FF 93 F FF 95 F FF 95 F FS 82 X FF 95 0-2 HR		C FF 91 F FF 92 B SL 84 X SL 85 1-2 L9 ①		C SL 85 X SL 84 0-1 1B		4	1	2	1	0	1	0
8 Chris Coghlan, L (1, 7) OBP: 0.340, SLG: 0.439		B FF 94 B FF 90 F FF 93 X FF 94 2-1 F8 ②		B FF 94 B SL 78 C FF 92 X FS 80 2-1 F7 ②	X FF 91 0-0 G6-3 ②			B SL 83 S SL 84 B FF 93 B SL 83 F FF 92 F SL 83 X SL 83 3-2 F9 ②		4	0	0	0	0	0	1
6 Ryan Sweeney, L (1, 9) OBP: 0.307, SLG: 0.347		B FF 92 B FF 93 C FF 93 F FF 92 X FF 95 2-2 G3 ③		B FF 92 F FF 91 B FF 95 F FF 94 X FF 96 2-2 45 1B 2B	B FF 91 F FF 91 X CU 78 1-1 G3-1 ③			S FF 94 T FF 93 B FF 94 X SL 83 1-2 F9 ③		4	1	1	0	0	0	1
45 Logan Watkins, L (1, 4) OBP: 0.333, SLG: 0.333 4 Chris Valaika, R (7, PH) OBP: 0.220, SLG: 0.289 (8, 4)			C FF 94 B FF 94 F FF 93 F CH 83 C FF 95 1-3 K ① D FS 83 B FF 96 B FF 93 C FF 95 X FF 94 3-1 2-H 1B			X SI 91 0-0 12 SH1-4 7 1B 2B				2 1	0 1	1 1	1 0	0 0	1 0	0 0
12 John Baker, L (1, 2) OBP: 0.282, SLG: 0.250			C FF 93 B FF 93 B FF 93 B FF 92 X FF 91 3-1 49 1B 2B	B FF 95 B FS 83 S FF 94 T FF 94 1 SAFE S FF 96 2-3 K ③		C SI 92 B SI 90 X SI 91 1-1 SH1-4 ① 2-3				2	0	1	0	0	1	1
49 Jake Arrieta, R (1, 1) OBP: 0.188, SLG: 0.194 20 Justin Ruggiano, R (7, PH) OBP: 0.337, SLG: 0.429 46 Pedro Strop, R (8, 1) 56 Héctor Rondón, R (9, 1)			B FF 95 B FF 96 B FF 94 C FF 94 X FF 94 3-1 2-3 1B		B FF 93 C FF 91 F FF 95 B FS 81 B FF 95 S FF 94 3-3 K ①		B SL 84 S SL 84 S FF 93 S FF 95 1-3 K ②			2 1 0 0	0 0 0 0	1 0 0 0	0 0 0 0	0 1 0 0	1 1 0 0	0 1 0 0
Inning Stats	R: 0 E: 0 K: 0 S: 6 H: 0 LOB: 0 BB: 0 P: 9	R: 0 E: 0 K: 1 S: 9 H: 0 LOB: 0 BB: 0 P: 15	R: 0 E: 0 K: 2 S: 14 H: 2 LOB: 2 BB: 0 P: 23	R: 2 E: 0 K: 2 S: 19 H: 3 LOB: 1 BB: 0 P: 30	R: 1 E: 0 K: 2 S: 14 H: 1 LOB: 0 BB: 0 P: 24	R: 0 E: 0 K: 0 S: 6 H: 0 LOB: 0 BB: 0 P: 8	R: 1 E: 1 K: 2 S: 10 H: 2 LOB: 1 BB: 0 P: 14	R: 0 E: 0 K: 1 S: 12 H: 1 LOB: 1 BB: 0 P: 17		1B: 4 2B: 3 3B: 0 HR: 2		SF: 0 SAC: 1 DP: 0 HBP: 0		WP: 0 PB: 0 SB: 0 CS: 0		PA: 33

	AB	32
	R	4
	H	9
	RBI	4
	BB	0
	SO	10
	LOB	9

PITCHER		IP	WLS	BF	H	R	ER	SO	BB	IBB	HBP	BLK	WP	HR	S	P	ERA	WHIP
39 Kevin Gausman, R ERA: 3.81	(1, 1)	5.0	L	21	6	3	3	7	0	0	0	0	0	2	62	101	5.40	1.200
17 Brian Matusz, L ERA: 4.01	(6, 1)	1.0		3	0	0	0	0	0	0	0	0	0	0	6	8	0.00	0.000
66 T.J. McFarland, L ERA: 3.28	(7, 1)	0.1		2	1	1	1	0	0	0	0	0	0	0	3	4	27.00	3.000
35 Brad Brach, R ERA: 2.57	(7, 1)	0.2		3	1	0	0	2	0	0	0	0	0	0	7	10	0.00	1.500
48 Andrew Miller, L ERA: 2.13	(8, 1)	1.0		4	1	0	0	1	0	0	0	0	0	0	12	17	0.00	1.000

PITCHER	IP	WLS	BF	H	R	ER	SO	BB	IBB	HBP	BLK	WP	HR	S	P	ERA	WHIP

Batter	1	2	3	4	5	6	7	8	9	AB	R	H	RBI	BB	SO	LOB
21 Nick Markakis, L (1, 9) OBP: 0.352, SLG: 0.402	B SI 88 F SI 87 F SI 88 F CH 79 S CH 79 1-3 ① K	C SI 88 X SI 88 0-1 ② F7			C FF 94 B FF 93 F FF 93 B CU 84 B SI 95 F FF 95 C FF 95 3-3 ② K			F FF 94 F FF 95 F FF 95 B SL 84 X FF 96 1-2 ① G4-3		4	0	0	0	0	2	2
28 Steve Pearce, R (1, 3) OBP: 0.351, SLG: 0.515	B SI 89 B SI 88 C SI 88 X SI 89 2-1 ③ 10 2B 2B	S CU 76 B SI 87 B FC 84 B CH 78 F SI 87 F CH 79 F CU 79 X CH 78 3-2 ③ F7			B SI 93 B FF 95 X FF 94 2-0 ③ G6-3			X FF 94 0-0 ② F9		4	1	1	0	0	0	2
10 Adam Jones, R (1, 8) OBP: 0.316, SLG: 0.482	C CU 75 C SI 89 F CH 78 F FF 90 D CU 78 X CH 79 1-2 23 FC6-4 2-H 2B		C FF 94 S SI 92 B SI 93 B SL 90 T SI 93 2-2 ① K			C CU 79 S SL 84 B CU 82 X SI 93 1-2 ① G6-3		C SL 85 F FF 95 B FF 94 F SL 87 F CU 80 X FF 94 1-2 ③ 1B		4	0	2	1	0	1	0
23 Nelson Cruz, R (1, 7) OBP: 0.325, SLG: 0.517	X SI 88 0-0 ② FC6-4 2-2		C CU 81 B FF 96 F FF 95 S SL 87 1-3 ② K			B CU 83 B CU 82 B FF 95 B FF 94 4-0 BB			C FF 92 F FF 92 F SL 82 S FF 93 0-3 ① K	3	0	0	0	1	2	1
19 Chris Davis, L (1, 5) OBP: 0.291, SLG: 0.388	X SI 87 0-0 ③ G3		C FF 95 B SI 94 C SI 94 B SI 95 F FF 95 X SL 86 2-2 ③ F9			B KC 78 S SL 82 F SL 83 B SI 90 S KC 78 2-3 ② K			B FF 93 B FF 93 S FF 93 X SI 93 2-1 ② G5-3	4	0	0	0	0	1	2
2 J.J. Hardy, R (1, 6) OBP: 0.318, SLG: 0.391		B SI 86 S SI 86 X SI 88 1-1 6 2B 25 1B 1B	B FF 93 B FF 93 X FF 93 2-0 ① P4			C SI 91 B SI 90 S KC 78 B FF 90 B CH 86 S KC 80 3-3 ③ K			B SI 94 B FF 93 B FF 93 B FF 93 4-0 BB	3	1	1	0	1	1	1
6 Jonathan Schoop, R (1, 4) OBP: 0.252, SLG: 0.358		C SI 88 B FC 83 D CH 78 1 SAFE X SI 86 2-1 1-3 2B	C FF 94 B FF 94 S CU 80 X CU 83 1-2 ② G5-3				C FF 88 B FF 89 X SL 85 1-1 ① G6-3		C FF 94 S FF 93 F FF 93 X FF 94 0-2 ③ G4-3	4	0	1	0	0	0	1
40 Nick Hundley, R (1, 2) OBP: 0.273, SLG: 0.347		C SI 88 F SI 86 D CU 78 F SI 88 S FF 90 1-3 ① K	F FF 94 B FF 95 B CU 83 X FF 94 2-1 ③ P4				B CH 84 X SI 89 1-0 38 G6-4-3 1B			3	0	1	0	0	1	2
25 Bud Norris, R (1, 1) OBP: 0.333, SLG: 0.333 31 Ubaldo Jiménez, R (3, 1) 38 Cord Phelps, S (7, PH) 29 Tommy Hunter, R (7, 1)		S SI 87 B SI 88 B FC 84 S SI 88 F SI 88 F SI 88 X SI 88 2-2 3-H 1B			C FF 93 B FF 95 X FF 93 1-1 ① G1-3		1 SAFE B KC 78 X SI 89 1-0 ② ③ G6-4-3 1-2f			1 1 1 0	0 0 0 0	1 0 0 0	1 0 0 0	0 0 0 0	0 0 1 0	0 0 1 0
Inning Stats	R: 1 E: 0 K: 1 S: 13 H: 2 LOB: 1 BB: 0 P: 17	R: 1 E: 0 K: 1 S: 20 H: 3 LOB: 2 BB: 0 P: 29	R: 0 E: 0 K: 2 S: 10 H: 0 LOB: 0 BB: 0 P: 15	R: 0 E: 0 K: 0 S: 6 H: 0 LOB: 0 BB: 0 P: 11	R: 0 E: 0 K: 1 S: 7 H: 0 LOB: 0 BB: 0 P: 13	R: 0 E: 0 K: 2 S: 9 H: 0 LOB: 1 BB: 1 P: 19	R: 0 E: 0 K: 0 S: 4 H: 1 LOB: 0 BB: 0 P: 7	R: 0 E: 0 K: 0 S: 10 H: 1 LOB: 1 BB: 0 P: 12	R: 0 E: 0 K: 1 S: 10 H: 0 LOB: 1 BB: 1 P: 16	1B: 4 2B: 3 3B: 0 HR: 0 SF: 0 SAC: 0 DP: 1 HBP: 0						

TOP

Baltimore Orioles @ Chicago Cubs

Wrigley Field, Chicago, IL

Sat Aug 23 2014, 1:23 PM - 7:39 PM CDT

Att. 37,156 - Overcast - 75 F

livebaseballscorecards.com

AB	32
R	2
H	7
RBI	2
BB	2
SO	8
LOB	12

PITCHER		IP	WLS	BF	H	R	ER	SO	BB	IBB	HBP	BLK	WP	HR	S	P	ERA	WHIP
28 Kyle Hendricks, R ERA: 1.78	(1, 1)	2.0		11	5	2	2	2	0	0	0	0	0	0	33	46	9.00	2.500
52 Justin Grimm, R ERA: 4.06	(3, 1)	3.1	W	11	0	0	0	3	1	0	0	0	0	0	26	47	0.00	0.300
53 Wesley Wright, L ERA: 2.43	(6, 1)	1.2	H	5	1	0	0	2	0	0	0	0	0	0	10	18	0.00	0.600
54 Neil Ramírez, R ERA: 1.14	(8, 1)	1.0		3	1	0	0	0	0	0	0	0	0	0	10	12	0.00	1.000
59 Zac Rosscup, L ERA: 6.43	(9, 1)	1.0		4	0	0	0	1	1	0	0	0	0	0	10	16	0.00	1.000

PITCHER	IP	WLS	BF	H	R	ER	SO	BB	IBB	HBP	BLK	WP	HR	S	P	ERA	WHIP

BOTTOM

Baltimore Orioles @ Chicago Cubs

Wrigley Field, Chicago, IL

Sat Aug 23 2014, 1:23 PM - 7:39 PM CDT

Att. 37,156 - Overcast - 75 F

Batter	1	2	3	4	5	6	7	8	9	AB	R	H	RBI	BB	SO	LOB
8 Chris Coghlan, L (1, 7) OBP: 0.338, SLG: 0.442	B FF 92 B FF 93 B FF 91 C FF 91 X FF 92 3-1 ① L7	F SI 94 B SL 90 F FF 94 F SL 87 B SI 95 D FF 93 X SL 88 3-2 1-H 2-H 3-H 3B			B SL 82 X SL 82 1-0 ① F9	B FS 82 X FF 90 1-0 ③ P6		S CU 80 X FF 96 0-1 ③ G4-3		5	0	1	3	0	0	2
9 Javier Báez, R (1, 6) OBP: 0.256, SLG: 0.513	B SI 94 S SL 88 B FF 93 B FF 93 C SL 89 T SL 88 3-2 ② K	S FF 94 C FF 94 F FF 94 F SL 88 S FF 94 0-3 ③ K			B SI 91 B SI 90 B SI 91 C SI 90 S SI 90 F SI 93 S SL 79 3-3 ② K		C SI 96 B FF 97 X SI 96 1-1 HR			4	1	1	1	0	3	1
44 Anthony Rizzo, L (1, 3) OBP: 0.375, SLG: 0.509	B FF 94 B FF 90 S SL 90 B FF 94 X SL 90 3-1 ③ F7		B SI 89 X SI 89 1-0 ① F8		B CU 77 F FS 83 C SI 91 B FF 92 X SL 84 2-2 1B		B CU 83 X SI 98 1-0 41 G6-3 6 FC3-2 2B			4	0	2	0	0	0	0
24 Luis Valbuena, L (1, 5) OBP: 0.325, SLG: 0.427 53 Wesley Wright, R (6, 1) 41 Matt Szczur, R (7, PH) OBP: 0.111, SLG: 0.111 (8, 9)		C SI 92 B FF 92 B SL 90 B SL 85 B FF 93 4-1 7 1B 5 1B 45 1B BB	L SI 89 F SI 89 S FF 92 0-3 ② K		S SL 83 B SI 91 1 SAFE B SI 90 D SL 84 F SI 91 F SI 92 F FS 82 X SL 84 3-2 ③ F8		X SI 96 0-0 ① G6-3 2-3			2 0 1	1 0 0	0 0 0	0 0 0	1 0 0	1 0 0	1 0 1
6 Ryan Sweeney, L (1, 9) OBP: 0.306, SLG: 0.341 37 Travis Wood, R (7, PR) OBP: 0.294, SLG: 0.479 54 Neil Ramírez, R (8, 1) 59 Zac Rosscup, R (9, 1)		C FF 93 S SL 90 B SI 95 F SL 91 F FF 94 B FF 94 F SL 87 F SL 86 F SI 93 2-3 ① 1 SAFE S SL 89 K	B SI 88 C SL 83 F SL 82 F SI 91 F FS 83 C FS 83 1-3 ③ K		B CU 73 B SI 89 B SL 82 B SI 88 4-0 7 1B 4 1B BB	B SI 96 X SI 96 1-0 ② FC3-2 3-H				3 0 0 0	1 0 0 0	0 0 0 0	0 0 0 0	1 0 0 0	2 0 0 0	2 0 0 0
5 Welington Castillo, R (1, 2) OBP: 0.304, SLG: 0.391		C SI 93 X FF 93 0-1 45 1B 7 1B 8 3B 1-2 1B		C SL 82 F SI 89 B FF 93 X FS 85 1-2 E5 7 FC3-5		C SI 90 B SI 89 F SI 90 B FF 90 X SI 89 2-2 ① F9	B SI 94 C SI 95 F FF 96 C CU 84 1-3 ③ K			4	1	1	0	0	1	2
7 Arismendy Alcántara, S (1, 8) OBP: 0.279, SLG: 0.335		S SL 88 F FF 92 X FF 93 0-2 45 1B 8 3B 1-2 2-3 1B		B SI 89 B SI 90 B SI 88 C FF 87 X SI 88 3-1 ① FC3-5 45 S 2-3		B SI 89 F FS 83 1 SAFE B SI 88 B SI 89 X SI 88 3-1 4 1B 1-2 1B		X SI 95 0-0 45 2B 1B		4	2	3	0	0	0	1
45 Logan Watkins, L (1, 4) OBP: 0.429, SLG: 0.571		X SL 89 0-0 8 3B 1-2 2-3 3-H 1B		1 SAFE C SL 81 B SI 89 1 SAFE F FF 90 F FS 81 1 SAFE B SI 89 C SL 83 2-3 ② K 1-2		B SI 90 B FS 81 B FF 90 C FF 88 X SI 89 3-1 ② F8		B FF 95 B SI 96 B SI 94 C FF 95 X SI 94 3-1 4 G5-3-5 1-H 2B		4	1	2	2	0	1	3
28 Kyle Hendricks, R (1, 1) OBP: 0.263, SLG: 0.125 52 Justin Grimm, R (3, 1) 4 Chris Valaika, R (6, 5) OBP: 0.233, SLG: 0.300		F FF 93 S SL 87 D SL 88 F FF 94 B SL 88 F SL 89 F FF 94 F SL 90 C SI 93 2-3 ② K	B SI 92 F SI 90 C SI 91 S SL 78 1-3 ③ K		C SI 91 X SI 89 0-1 1-3 2-H 1B			B CU 81 C CU 83 X SI 94 1-1 ① ② G5-3-5 2-3f		1 1 2	0 0 0	0 0 1	0 0 1	0 0 0	1 1 0	3 1 1
Inning Stats	R: 0 E: 0 K: 1 S: 7 H: 0 LOB: 0 BB: 0 P: 16	R: 4 E: 0 K: 3 S: 31 H: 4 LOB: 1 BB: 1 P: 42	R: 0 E: 0 K: 2 S: 9 H: 0 LOB: 0 BB: 0 P: 11	R: 0 E: 1 K: 2 S: 12 H: 0 LOB: 1 BB: 0 P: 19	R: 0 E: 0 K: 1 S: 13 H: 1 LOB: 1 BB: 0 P: 22	R: 1 E: 0 K: 0 S: 10 H: 2 LOB: 2 BB: 1 P: 23	R: 1 E: 0 K: 1 S: 8 H: 2 LOB: 1 BB: 0 P: 12	R: 1 E: 0 K: 0 S: 7 H: 2 LOB: 0 BB: 0 P: 11		1B: 7 2B: 3 3B: 1 HR: 1 SF: 0 SAC: 0 DP: 1 HBP: 0					WP: 0 PB: 0 SB: 1 CS: 0 PA: 37	

livebaseballscorecards.com

AB	35
R	7
H	11
RBI	7
BB	2
SO	10
LOB	18

PITCHER		IP	WLS	BF	H	R	ER	SO	BB	IBB	HBP	BLK	WP	HR	S	P	ERA	WHIP
25 Bud Norris, R ERA: 3.91	(1, 1)	2.0	L	11	4	4	4	4	1	0	0	0	0	0	38	58	18.00	2.500
31 Ubaldo Jiménez, R ERA: 4.74	(3, 1)	4.0		17	3	1	1	5	1	0	0	0	0	0	44	75	2.25	1.000
29 Tommy Hunter, R ERA: 3.61	(7, 1)	2.0		9	4	2	2	1	0	0	0	0	0	1	15	23	9.00	2.000

PITCHER	IP	WLS	BF	H	R	ER	SO	BB	IBB	HBP	BLK	WP	HR	S	P	ERA	WHIP

Batter	1	2	3	4	5	6	7	8	9	AB	R	H	RBI	BB	SO	LOB
21 Nick Markakis, L (1, 9) OBP: 0.349, SLG: 0.398	X FF 87 0-0 ① F7		C FF 90 F SL 82 B FF 91 B FF 90 B SL 85 X FF 91 3-2 ③ P5			C FF 90 C FF 91 F FF 91 B FF 90 C FF 91 1-3 ③ K		X SI 94 0-0 ③ G4-3		4	0	0	0	0	1	1
28 Steve Pearce, R (1, 3) OBP: 0.349, SLG: 0.522	C FF 88 B CH 81 S FF 89 X SL 81 1-2 ② L8			F SL 80 B FF 88 F FF 89 S FF 90 1-3 ① K2-3			C CU 71 X FF 88 0-1 HR		B FF 97 F FF 95 F FF 96 S SL 84 1-3 ① K	4	1	1	1	0	2	0
10 Adam Jones, R (1, 8) OBP: 0.315, SLG: 0.479	B FF 89 B FF 89 B CH 81 C FF 88 B FF 90 4-1 BB			C CU 72 T FF 89 T FF 90 0-2 ② K			B FF 89 X FF 89 1-0 ① P4		B SI 97 X FF 97 1-0 ② G6-3	3	0	0	0	1	1	0
23 Nelson Cruz, R (1, 7) OBP: 0.325, SLG: 0.514	C FF 88 B FF 89 X FF 89 1-1 ③ G6-3			B CU 71 B FF 89 F FF 89 B FF 90 F FF 90 F FF 90 S CH 82 3-3 ③ K			C CU 80 B SL 84 B FF 93 B FF 95 D FF 94 4-1 BB		F FF 97 X FF 98 0-1 ③ G6-3	3	0	0	0	1	1	1
2 J.J. Hardy, R (1, 6) OBP: 0.316, SLG: 0.388		C SI 88 B FF 88 B SL 79 F FF 88 B CH 82 X FF 89 3-2 ① G5-3			C FF 88 F FF 89 B FF 89 F FF 90 B FF 90 X CH 81 2-2 ① G6-3		B CU 78 1 SAFE 1 SAFE C FF 94 B FF 94 F FF 93 X SL 87 2-2 ② F8			3	0	0	0	0	0	1
19 Chris Davis, L (1, 5) OBP: 0.289, SLG: 0.385		C FF 89 X CU 74 0-1 ② F9			C FF 90 B FF 90 C FF 90 B FF 90 S FF 91 2-3 ② K		B FF 94 C CU 80 C CU 79 B FF 94 S SL 87 2-3 ③ K			3	0	0	0	0	2	1
36 Caleb Joseph, R (1, 2) OBP: 0.286, SLG: 0.409		C FF 89 B FF 89 X CH 81 1-1 ③ G6-3			B FF 90 B SI 90 F FF 88 F FF 89 X FF 90 2-2 ③ F9			F FF 95 B SI 95 B SL 82 C SI 95 T SL 83 2-2 ① K		3	0	0	0	0	1	0
6 Jonathan Schoop, R (1, 4) OBP: 0.250, SLG: 0.355			S FF 88 B FF 88 F FF 88 S FF 90 1-3 ① K			C SL 80 F FF 88 B FF 89 F FF 90 B CH 80 B SL 79 F FF 89 S FF 90 3-3 ① K		S SL 82 B SL 82 B SI 96 X SL 81 2-1 ② P6		3	0	0	0	0	2	0
50 Miguel González, R (1, 1) 35 Brad Brach, R (7, 1) 27 Delmon Young, R (8, PH) OBP: 0.332, SLG: 0.432 17 Brian Matusz, L (8, 1)			B FF 89 B FF 88 C FF 88 B FF 90 X FF 89 3-1 ② G3			B FF 88 C FF 88 C FF 89 F FF 89 F FF 90 C FF 90 1-3 ② K		B FF 95 F FF 94 C SL 82 H SL 81 2-2 HBP		2 0 0 0	0 0 0 0	0 0 0 0	0 0 0 0	1 0 0 0	0 0 0 0	0 0 0 0
Inning Stats	R: 0 H: 0 E: 0 LOB: 1 K: 0 BB: 1 S: 7 P: 13	R: 0 H: 0 E: 0 LOB: 0 K: 0 BB: 0 S: 7 P: 11	R: 0 H: 0 E: 0 LOB: 0 K: 1 BB: 0 S: 8 P: 15	R: 0 H: 0 E: 0 LOB: 0 K: 3 BB: 0 S: 10 P: 14	R: 0 H: 0 E: 0 LOB: 0 K: 1 BB: 0 S: 10 P: 16	R: 0 H: 0 E: 0 LOB: 0 K: 3 BB: 0 S: 14 P: 19	R: 1 H: 1 E: 0 LOB: 1 K: 1 BB: 1 S: 10 P: 19	R: 0 H: 0 E: 0 LOB: 1 K: 1 BB: 0 S: 8 P: 14	R: 0 H: 0 E: 0 LOB: 0 K: 1 BB: 0 S: 6 P: 8	1B: 0 2B: 0 3B: 0 HR: 1	SF: 0 SAC: 0 DP: 0 HBP: 1			WP: 0 PB: 0 SB: 0 CS: 0	PA: 31	

Baltimore Orioles @ Chicago Cubs

Wrigley Field, Chicago, IL

Sun Aug 24 2014, 1:23 PM - 4:00 PM CDT

Att. 32,774 - Sunny - 81 F

TOP

livebaseballscorecards.com

AB	28
R	1
H	1
RBI	1
BB	2
SO	11
LOB	4

PITCHER		IP	WLS	BF	H	R	ER	SO	BB	IBB	HBP	BLK	WP	HR	S	P	ERA	WHIP
67 Tsuyoshi Wada, L ERA: 2.56	(1, 1)	6.1	W	21	1	1	1	8	1	0	0	0	0	1	59	92	1.42	0.316
54 Neil Ramírez, R ERA: 1.11	(7, 1)	0.2	H	3	0	0	0	1	1	0	0	0	0	0	7	15	0.00	1.500
46 Pedro Strop, R ERA: 2.36	(8, 1)	1.0	H	4	0	0	0	1	0	0	1	0	0	0	8	14	0.00	0.000
56 Héctor Rondón, R ERA: 2.81	(9, 1)	1.0	S	3	0	0	0	1	0	0	0	0	0	0	6	8	0.00	0.000

PITCHER	IP	WLS	BF	H	R	ER	SO	BB	IBB	HBP	BLK	WP	HR	S	P	ERA	WHIP

Batter	1	2	3	4	5	6	7	8	9	AB	R	H	RBI	BB	SO	LOB
8 Chris Coghlan, L (1, 7) OBP: 0.337, SLG: 0.443	B FF 89 F SI 89 B CU 76 B FF 90 C SI 91 X FF 91 3-2 ① G1-3		B SL 85 C SI 89 C CH 84 T FF 92 1-2 ③ K			B CU 74 C CH 82 X FF 90 1-1 44 2B 2B		S FF 92 F FF 92 F FF 91 B SL 84 F SL 85 F FF 92 X SL 84 1-2 ① G3		4	1	1	0	0	1	1
9 Javier Báez, R (1, 6) OBP: 0.244, SLG: 0.488	C SI 92 C SL 87 B SL 86 C FF 92 1-3 ② K			C SL 83 B SI 90 X FF 90 1-1 ① F8		X SL 83 0-0 ① B1		B CH 84 B CH 84 C FF 92 B CH 86 S FF 92 F FF 93 C FF 92 3-3 ② K		4	0	0	0	0	2	1
44 Anthony Rizzo, L (1, 3) OBP: 0.376, SLG: 0.510	C FF 92 F CU 78 F SI 92 B FF 92 B CU 78 S CH 85 2-3 ③ K			B SL 86 X CH 86 1-0 ② F7		B SI 90 F SL 85 T FF 91 X SI 90 1-2 2-H 2B		H CU 77 1-0 HBP		3	0	1	1	0	1	0
24 Luis Valbuena, L (1, 5) OBP: 0.321, SLG: 0.422		F SI 90 B CU 76 X SI 91 1-1 ① L9		C FF 90 B SL 86 B CU 76 F SI 90 X CH 85 2-2 ③ L7		B CH 84 B SL 85 F CH 84 F SI 92 X SL 84 2-2 ② L8		S FF 91 B FF 91 S SL 85 X SL 85 1-2 ③ G3		4	0	0	0	0	0	2
5 Welington Castillo, R (1, 2) OBP: 0.301, SLG: 0.387		X FF 91 0-0 ② F7			C CU 75 S SL 85 B SL 83 X FF 91 1-2 ① P3	S SL 84 S SL 83 B SL 83 X FF 91 1-2 ③ P3				3	0	0	0	0	0	1
7 Arismendy Alcántara, S (1, 8) OBP: 0.286, SLG: 0.359		C FF 90 C FF 91 X CU 78 0-2 ③ G4-3			B CH 83 C FF 91 B CU 76 X SI 91 2-1 HR		B FF 89 C CU 75 X CH 84 1-1 41 S 1B			3	1	2	1	0	0	0
Logan Watkins, L (1, 4) OBP: 0.300, SLG: 0.400			C FF 90 B FF 91 B SL 85 X FF 91 2-1 ① P3		X FF 90 0-0 ② B1-3		1 SAFE X SI 88 0-0 ① F8			3	0	0	0	0	0	1
41 Matt Szczur, R (1, 9) OBP: 0.167, SLG: 0.167			B SL 85 T SI 91 X SL 85 1-1 ② G6-3		C CU 77 X SL 86 0-1 1B		C FF 91 1 SAFE C FF 93 F FF 94 F FF 93 B FF 93 X SL 86 1-2 ② P4 1-2			3	0	1	0	0	0	1
67 Tsuyoshi Wada, L (1, 1) OBP: 0.154, SLG: 0.083 54 Neil Ramírez, R (7, 1) 6 Ryan Sweeney, L (7, PH) OBP: 0.305, SLG: 0.340 46 Pedro Strop, R (8, 1) 56 Héctor Rondón, R (9, 1)			B SI 90 C FF 89 X SI 91 1-1 1B		B SI 89 C FF 89 B FF 90 B SI 88 C FF 88 X SI 91 3-2 ③ L6		C FF 93 F FF 93 F FF 94 F FF 94 B FS 86 X FS 85 1-2 ③ G1-3			2 0 1 0 0	0 0 0 0 0	1 0 1 0 0	0 0 0 0 0	0 0 0 0 0	0 0 0 0 0	1 0 1 0 0
Inning Stats	R: 0 E: 0 K: 2 S: 10 H: 0 LOB: 0 BB: 0 P: 16	R: 0 E: 0 K: 0 S: 6 H: 0 LOB: 0 BB: 0 P: 7	R: 0 E: 0 K: 1 S: 9 H: 1 LOB: 1 BB: 0 P: 14	R: 0 E: 0 K: 0 S: 6 H: 0 LOB: 0 BB: 0 P: 10	R: 1 E: 0 K: 0 S: 11 H: 2 LOB: 1 BB: 0 P: 17	R: 1 E: 0 K: 0 S: 12 H: 2 LOB: 1 BB: 0 P: 17	R: 0 E: 0 K: 0 S: 13 H: 1 LOB: 1 BB: 0 P: 16	R: 0 E: 0 K: 1 S: 13 H: 0 LOB: 1 BB: 0 P: 19		1B: 3 2B: 2 3B: 0 HR: 1 SF: 0 SAC: 0 DP: 0 HBP: 1					WP: 0 PB: 0 SB: 1 CS: 0 PA: 31	

PITCHER		IP	WLS	BF	H	R	ER	SO	BB	IBB	HBP	BLK	WP	HR	S	P	ERA	WHIP
50 Miguel González, R ERA: 3.75	(1, 1)	6.1	L	25	6	2	2	3	0	0	0	0	0	1	57	85	2.84	0.947
35 Brad Brach, R ERA: 2.54	(7, 1)	0.2		2	0	0	0	0	0	0	0	0	0	0	10	12	0.00	0.000
17 Brian Matusz, L ERA: 3.92	(8, 1)	1.0		4	0	0	0	1	0	0	1	0	0	0	13	19	0.00	0.000

PITCHER	IP	WLS	BF	H	R	ER	SO	BB	IBB	HBP	BLK	WP	HR	S	P	ERA	WHIP

BOTTOM

Baltimore Orioles @ Chicago Cubs

Wrigley Field, Chicago, IL

Sun Aug 24 2014, 1:23 PM - 4:00 PM CDT

Att. 32,774 - Sunny - 81 F

livebaseballscorecards.com

AB	30
R	2
H	6
RBI	2
BB	0
SO	4
LOB	9

Chicago Cubs @ Cincinnati Reds

Great American Ball Park, Cincinnati, OH

Tue Aug 26 2014, 7:12 PM - 10:42 PM EDT

Att. 19,481 - Partly Cloudy - 86 F

livebaseballscorecards.com

Batter	1	2	3	4	5	6	7	8	9	AB	R	H	RBI	BB	SO	LOB
8 Chris Coghlan, L (1, 7) OBP: 0.338, SLG: 0.440	B SI 90 S CH 82 X FC 88 1-1 ① G4-3		C FC 88 B CH 84 X CH 84 1-1 ② G1-3			F CH 83 B CH 84 B CH 82 X FC 88 2-1 24 E 13 1B 1B	F CH 83 B SI 92 B FF 92 B FF 92 B FC 88 4-1 1-2 BB		B CH 82 F FF 91 X SI 87 1-1 ③ L7	4	0	1	0	1	0	0
9 Javier Báez, R (1, 4) OBP: 0.233, SLG: 0.465	C FC 88 F SI 92 B FC 87 B FF 92 S 2-3 ② K		B SL 83 S SL 85 B FC 88 S CH 84 C FF 93 2-3 ③ K			B FC 86 1 SAFE B FC 87 T FF 91 1 SAFE S FF 92 1 SAFE S FF 93 2-3 ① K	D SL 81 F SI 88 C KC 73 F KC 75 T SI 88 1-2 ② K			4	0	0	0	0	4	3
44 Anthony Rizzo, L (1, 3) OBP: 0.375, SLG: 0.514 46 Pedro Strop, R (8, 1) 56 Héctor Rondón, R (9, 1)	B C FC 87 B FC 88 X FF 91 2-1 HR			B FC 88 B CH 84 B FC 89 C FF 92 C CH 84 S CH 85 3-3 ① K		C FF 92 C FC 91 F FF 94 X FF 94 0-2 ② P5	B SI 86 X KC 74 1-0 ③ G3			4 0 0	1 0 0	1 0 0	1 0 0	0 0 0	1 0 0	3 0 0
13 Starlin Castro, R (1, 6) OBP: 0.334, SLG: 0.430	C FC 88 X FC 86 0-1 1B			F CH 85 X FC 89 0-1 ② G4-3		X SI 93 0-0 1-2 1B		C CU 75 S CH 80 B FF 93 B FF 92 S CH 80 2-3 ① K		4	0	2	0	0	1	0
24 Luis Valbuena, L (1, 5) OBP: 0.321, SLG: 0.421	1 SAFE F FC 86 X SI 88 0-1 ③ F7			B CH 84 B FC 88 S SI 92 F SI 93 F FF 94 S CH 86 2-3 ③ K		B FC 90 2 SAFE C FF 93 X FF 91 1-1 2-3 ③ F9		C CU 75 F FF 94 B CH 82 B CH 83 X FF 94 2-2 1B		4	0	1	0	0	1	3
6 Ryan Sweeney, L (1, 9) OBP: 0.304, SLG: 0.338 41 Matt Szczur, R (2, 9) OBP: 0.267, SLG: 0.214		C SL 84 B CH 81 B FC 90 F SI 90 X FC 86 2-2 ① G6-3			B SL 84 C FF 92 B SL 84 B FF 92 F FC 88 B FF 93 4-2 7 FC3-6 BB		F SL 85 X FF 93 0-1 7 HR 1B	B FF 91 F FF 91 X FC 92 1-1 ② L9		1 2	0 1	0 1	0 0	0 1	0 0	0 1
7 Arismendy Alcántara, S (1, 8) OBP: 0.285, SLG: 0.374		B FC 90 B FC 88 F FC 87 C FC 90 S CH 83 2-3 ② K			X FC 88 0-0 ① FC3-6 1-2f		B FF 91 X FC 87 1-0 1-H HR	C FF 91 1 SAFE F FF 91 S CH 80 0-3 ③ K		4	1	1	2	0	2	2
5 Welington Castillo, R (1, 2) OBP: 0.297, SLG: 0.382		C FC 89 X SL 84 0-1 ③ G4-3			C FF 93 1 SAFE C FF 92 C FF 93 0-3 ② K		F CH 84 F SL 85 B FF 93 C FC 88 1-3 ① K		C SL 80 F FF 92 S SL 83 0-3 ① K	4	0	0	0	0	3	1
37 Travis Wood, R (1, 1) OBP: 0.296, SLG: 0.471 54 Neil Ramírez, R (7, 1) 4 Chris Valaika, R (8, 3) OBP: 0.227, SLG: 0.293			S SL 81 X SL 85 0-1 ① P3		B FC 89 X FF 93 1-0 ③ L6		C SL 83 X SL 86 0-1 8 BB 1B		B SL 80 C SL 80 F FF 91 S SL 83 1-3 ② K	3 0 1	0 0 0	1 0 0	0 0 0	0 0 0	0 0 1	1 0 0
Inning Stats	R: 1 H: 2 E: 0 LOB: 1 K: 1 BB: 0 S: 11 P: 16	R: 0 H: 0 E: 0 LOB: 0 K: 1 BB: 0 S: 8 P: 12	R: 0 H: 0 E: 0 LOB: 0 K: 1 BB: 0 S: 7 P: 10	R: 0 H: 0 E: 0 LOB: 0 K: 2 BB: 0 S: 9 P: 14	R: 0 H: 0 E: 0 LOB: 1 K: 1 BB: 1 S: 7 P: 12	R: 0 H: 2 E: 1 LOB: 2 K: 1 BB: 0 S: 12 P: 17	R: 2 H: 3 E: 0 LOB: 2 K: 2 BB: 1 S: 14 P: 22	R: 0 H: 1 E: 0 LOB: 1 K: 2 BB: 0 S: 11 P: 16	R: 0 H: 0 E: 0 LOB: 0 K: 2 BB: 0 S: 8 P: 10	1B: 6 SF: 0 2B: 0 SAC: 0 3B: 0 DP: 0 HR: 2 HBP: 0						

AB	35
R	3
H	8
RBI	3
BB	2
SO	13
LOB	14

WP: 0 PA: 37
PB: 0
SB: 0
CS: 0

PITCHER		IP	WLS	BF	H	R	ER	SO	BB	IBB	HBP	BLK	WP	HR	S	P	ERA	WHIP
47 Johnny Cueto, R ERA: 2.26	(1, 1)	6.1	L	28	7	3	3	8	2	0	0	0	0	2	63	96	4.26	1.421
63 Sam LeCure, R ERA: 3.69	(7, 1)	0.2		2	0	0	0	1	0	0	0	0	0	0	5	7	0.00	0.000
66 Logan Ondrusek, R ERA: 4.5	(8, 1)	1.0		4	1	0	0	2	0	0	0	0	0	0	11	16	0.00	1.000
64 Daniel Corcino, R ERA:	(9, 1)	1.0		3	0	0	0	2	0	0	0	0	0	0	8	10	0.00	0.000

PITCHER	IP	WLS	BF	H	R	ER	SO	BB	IBB	HBP	BLK	WP	HR	S	P	ERA	WHIP

Batter	1	2	3	4	5	6	7	8	9	AB	R	H	RBI	BB	SO	LOB
6 Billy Hamilton, S (1, 8) OBP: 0.296, SLG: 0.380	C FF 88 C SI 88 X SI 89 0-2 ① P3		C SI 91 C FC 86 B FC 87 F SI 89 F FF 90 F CH 79 X FC 86 1-2 ③ L7			B FC 85 B SI 88 X SI 86 2-0 ① F8		L SL 84 B SI 96 C SI 97 B SL 84 D SI 96 F FF 95 B SI 96 4-2 1-2 BB		3	0	0	0	1	0	0
21 Todd Frazier, R (1, 3) OBP: 0.342, SLG: 0.458	C FF 89 S SI 90 F FC 87 X FF 91 0-2 1B			F FF 88 B CU 72 B FF 89 F FC 85 X CH 80 2-2 ① L8		B FF 88 B SI 88 B SI 88 X FF 87 3-0 ② F7		B FF 96 X SI 96 1-0 ③ G5-3		4	0	1	0	0	0	2
4 Brandon Phillips, R (1, 4) OBP: 0.308, SLG: 0.382	C FF 89 F SI 89 F FC 86 X FC 86 0-2 ② F8			C FF 89 F SI 89 X FC 86 0-2 ② F9		X FF 89 0-0 ③ G4-3			C FF 97 B FF 98 X FF 97 1-1 ① L9	4	0	0	0	0	0	1
32 Jay Bruce, L (1, 9) OBP: 0.296, SLG: 0.378	B FC 86 C FC 85 D SL 79 B FC 86 X FC 85 3-1 ③ L4			B SI 89 B FC 85 B FF 90 C FF 89 F FF 89 B FC 88 4-2 BB			C FF 94 S CU 78 C CU 79 0-3 ① K		F FF 98 B SI 98 C FF 98 B SL 85 S SL 84 2-3 ② K	3	0	0	0	1	2	1
48 Ryan Ludwick, R (1, 7) OBP: 0.307, SLG: 0.386		B SI 89 C FF 90 F SI 90 B CH 80 X CH 81 2-2 ① L7		F SI 88 F FC 85 F FF 89 D CH 80 C FF 88 1-3 ③ K			S FF 95 F FF 95 B FF 94 S FF 94 1-3 ② K		B SL 84 C FF 97 B FF 96 F FF 97 X FF 98 2-2 ③ P4	4	0	0	0	0	2	1
17 Kristopher Negrón, R (1, 5) OBP: 0.322, SLG: 0.476		F SI 90 X CH 79 0-1 ② L8			C CU 69 B SI 88 S SI 89 T FC 85 1-2 ① K		B FF 95 S FF 94 C FF 95 B FF 95 T FF 95 2-2 ③ K			3	0	0	0	0	2	0
29 Brayan Peña, S (1, 2) OBP: 0.291, SLG: 0.374		C FF 90 C SI 90 F FF 90 B FF 91 C SI 90 1-3 ③ K			B FF 88 B CH 77 F FF 88 B FF 88 X SI 88 3-1 ② L9			B FF 95 F FF 95 X SL 86 1-1 ① L7		3	0	0	0	0	1	0
2 Zack Cozart, R (1, 6) OBP: 0.274, SLG: 0.302			B FF 88 B FF 89 C FF 89 F FC 86 F FF 91 F FF 89 F FC 86 F FF 90 C FC 87 2-3 ① K		B SI 88 B CU 72 C SI 89 C SI 90 F SI 91 B FF 90 F FC 84 X FF 90 3-2 1B			X FF 95 0-0 ② F9		3	0	1	0	0	1	0
47 Johnny Cueto, R (1, 1) OBP: 0.150, SLG: 0.136 63 Sam LeCure, R (7, 1) 66 Logan Ondrusek, R (8, 1) 25 Skip Schumaker, L (8, PH) OBP: 0.287, SLG: 0.311 64 Daniel Corcino, R (9, 1)			C FF 90 C SI 90 B FF 91 X FC 86 1-2 ② L4		B SI 87 S SI 88 F SI 87 1 SAFE T FF 89 1-2 ③ K			C FF 96 B SL 84 B SI 96 X SL 83 2-1 6 BB 1B		2 0 0 1 0	0 0 0 0 0	0 0 0 1 0	0 0 0 0 0	1 0 0 0 0	0 0 0 0 0	1 0 0 0 0
Inning Stats	R: 0 H: 1 E: 0 LOB: 1 K: 0 BB: 0 S: 13 P: 16	R: 0 H: 0 E: 0 LOB: 0 K: 1 BB: 0 S: 9 P: 12	R: 0 H: 0 E: 0 LOB: 0 K: 1 BB: 0 S: 16 P: 20	R: 0 H: 0 E: 0 LOB: 1 K: 1 BB: 1 S: 12 P: 19	R: 0 H: 1 E: 0 LOB: 1 K: 2 BB: 0 S: 13 P: 21	R: 0 H: 0 E: 0 LOB: 0 K: 0 BB: 0 S: 3 P: 8	R: 0 H: 0 E: 0 LOB: 0 K: 3 BB: 0 S: 9 P: 12	R: 0 H: 1 E: 0 LOB: 2 K: 0 BB: 1 S: 9 P: 17	R: 0 H: 0 E: 0 LOB: 0 K: 1 BB: 0 S: 8 P: 13	1B: 3 SF: 0 2B: 0 SAC: 0 3B: 0 DP: 0 HR: 0 HBP: 0						

PITCHER	IP	WLS	BF	H	R	ER	SO	BB	IBB	HBP	BLK	WP	HR	S	P	ERA	WHIP
37 Travis Wood, L (1, 1) ERA: 4.72	6.0	W	21	2	0	0	5	1	0	0	0	0	0	66	96	0.00	0.500
54 Neil Ramírez, R (7, 1) ERA: 1.08	1.0	H	3	0	0	0	3	0	0	0	0	0	0	9	12	0.00	0.000
46 Pedro Strop, R (8, 1) ERA: 2.31	1.0	H	5	1	0	0	0	1	0	0	0	0	0	9	17	0.00	2.000
56 Héctor Rondón, R (9, 1) ERA: 2.75	1.0	S	3	0	0	0	1	0	0	0	0	0	0	8	13	0.00	0.000

PITCHER	IP	WLS	BF	H	R	ER	SO	BB	IBB	HBP	BLK	WP	HR	S	P	ERA	WHIP

BOTTOM

Chicago Cubs @ Cincinnati Reds

Great American Ball Park, Cincinnati, OH

Tue Aug 26 2014, 7:12 PM - 10:42 PM EDT

Att. 19,481 - Partly Cloudy - 86 F

livebaseballscorecards.com

AB	30
R	0
H	3
RBI	0
BB	2
SO	9
LOB	6

PA: 32

WP: 0
PB: 0
SB: 0
CS: 0

Chicago Cubs @ Cincinnati Reds

Great American Ball Park, Cincinnati, OH

Wed Aug 27 2014, 7:14 PM - 10:30 PM EDT

Att. 20,497 - Partly Cloudy - 86 F

TOP

livebaseballscorecards.com

Batter	1	2	3	4	5	6	7	8	9	AB	R	H	RBI	BB	SO	LOB
8 Chris Coghlan, L (1, 7) OBP: 0.342, SLG: 0.441	C FC 91 B CU 74 B FS 81 F SI 90 F FS 82 F FS 80 X FF 92 2-2 9 G5-4-3 1B		C FF 91 B FF 90 X CU 75 1-1 ① L8		B SI 89 F CU 78 B FF 90 C CU 78 S FS 82 2-3 ② K			B FF 89 C FC 90 B FF 90 F FS 82 F FS 82 B FS 79 1 SAFE F FF 90 X FS 81 3-2 9 2B 1-2 1B	B FF 101 C FF 101 B FF 101 S FF 99 B FF 102 B FF 100 4-2 1-2 BB	4	1	2	0	1	1	1
9 Javier Báez, R (1, 4) OBP: 0.232, SLG: 0.462	B FC 90 X FF 90 1-0 ①② G5-4-3 1-2f		C FS 82 F CU 75 S FS 81 0-3 ② K		S CU 74 B CU 77 S CU 76 D FS 82 X CU 77 2-2 ③ F8			C SL 88 B SL 88 B FF 94 F FF 94 F FF 95 X SL 89 2-2 13 1B 68 1B 1-H 2-H 2B	C FF 101 S SL 90 X FF 102 0-2 ③ F8	5	1	1	2	0	1	4
13 Starlin Castro, R (1, 6) OBP: 0.333, SLG: 0.429	X FC 94 0-0 ③ G5-3		C FC 92 B FF 92 F FF 92 S FS 81 1-3 ③ K2-3			C FC 90 F FF 90 S FS 80 0-3 ① K		B FF 94 X SL 88 1-0 68 1B 2-3 1B		4	0	1	0	0	2	0
24 Luis Valbuena, L (1, 5) OBP: 0.322, SLG: 0.428		B SI 88 X FF 88 1-0 HR		B FF 90 B FC 90 B FF 91 B FF 89 4-0 5 S BB		C FF 90 B FS 82 X FC 91 1-1 ② L7		F SI 92 1 SAFE F SI 90 S FF 93 0-3 ① K		3	1	1	1	1	1	2
68 Jorge Soler, R (1, 9) OBP: 0.500, SLG: 1.250		B FC 91 B FS 84 C FC 90 X FF 90 2-1 HR		X FC 90 0-0 ① P4		B CU 76 B FF 92 C FF 93 C FS 82 B FS 81 S FS 84 3-3 ③ K		B FF 92 X FF 92 1-0 5 G4-6-3 1-2 3-H 1B		4	1	2	2	0	1	1
5 Welington Castillo, R (1, 2) OBP: 0.297, SLG: 0.380		F FC 93 X FF 93 0-1 1B		D CU 74 1 SAFE F FS 83 C FF 90 S FS 84 1-3 ② K 1-2			C FF 90 C CU 72 F CU 78 B FS 80 B FS 80 B FS 83 S FF 90 3-3 ① K	C FF 95 F FF 96 F FF 94 B FF 95 F FF 95 X SL 91 1-2 ②③ G4-6-3 1-2f		4	0	1	0	0	2	3
7 Arismendy Alcántara, S (1, 8) OBP: 0.284, SLG: 0.371		C FF 91 F CU 74 S FS 82 0-3 ① K		D CU 75 X FS 79 1-0 ③ F8			X FF 90 0-0 ② G5-3		B FF 100 C FF 99 X FF 100 1-1 8 DI 1B	4	0	1	0	0	1	2
4 Chris Valaika, R (1, 3) OBP: 0.229, SLG: 0.289		B FC 91 X SI 90 1-0 ② F8			C SL 88 B SI 88 B SI 88 B SI 90 F FC 90 F FC 90 X FF 89 3-2 33 SH1-4 1B		C FC 91 F FS 83 C FF 92 0-3 ③ K		F FF 101 F FF 100 B FF 102 B SL 88 S FF 100 2-3 ① K	4	0	1	0	0	2	2
38 Jacob Turner, R (1, 1) OBP: 0.250, SLG: 0.333 33 Carlos Villanueva, R (4, 1) 11 Kyuji Fujikawa, L (7, 1) 45 Logan Watkins, L (8, PH) OBP: 0.364, SLG: 0.455 59 Zac Rosscup, R (8, 1) 52 Justin Grimm, R (8, 1) 41 Matt Szczur, R (9, PH) OBP: 0.250, SLG: 0.200		C FC 92 B CU 75 T FC 91 D FS 80 F FC 91 S FS 84 2-3 ③ K			X FF 89 0-0 ① SH1-4 1-2			B FF 88 B FF 88 X SI 89 2-0 8 1B 9 2B 1B	C FF 100 B FF 100 B SL 86 F SL 86 S FF 101 2-3 ② K	1 0 0 0 1 0 1	0 0 0 1 0 0 0	0 0 0 1 0 0 0	0 0 0 0 0 0 0	0 0 0 0 0 0 0	1 0 0 0 0 0 1	1 0 0 0 0 0 1
Inning Stats	R: 0 E: 0 K: 0 S: 7 H: 1 LOB: 0 BB: 0 P: 10	R: 2 E: 0 K: 2 S: 13 H: 3 LOB: 1 BB: 0 P: 19	R: 0 E: 0 K: 2 S: 8 H: 0 LOB: 0 BB: 0 P: 10	R: 0 E: 0 K: 1 S: 5 H: 0 LOB: 1 BB: 1 P: 11	R: 0 E: 0 K: 1 S: 11 H: 1 LOB: 1 BB: 0 P: 18	R: 0 E: 0 K: 2 S: 8 H: 0 LOB: 0 BB: 0 P: 12	R: 0 E: 0 K: 2 S: 8 H: 0 LOB: 0 BB: 0 P: 11	R: 3 E: 0 K: 1 S: 20 H: 5 LOB: 1 BB: 0 P: 30	R: 0 E: 0 K: 2 S: 13 H: 1 LOB: 2 BB: 1 P: 22	1B: 8 2B: 1 3B: 0 HR: 2 SF: 0 SAC: 1 DP: 2 HBP: 0						

	AB	35
	R	5
	H	11
	RBI	5
	BB	2
	SO	13
	LOB	17

WP: 0 PB: 0 SB: 1 CS: 0 PA: 38

PITCHER		IP	WLS	BF	H	R	ER	SO	BB	IBB	HBP	BLK	WP	HR	S	P	ERA	WHIP
55 Mat Latos, R ERA: 3.15	(1, 1)	7.0	W	28	7	4	4	10	1	0	0	0	0	2	66	102	5.14	1.143
51 Jonathan Broxton, R ERA: 1.52	(8, 1)	1.0	H	5	3	1	1	1	0	0	0	0	0	0	14	19	9.00	3.000
54 Aroldis Chapman, L ERA: 2.49	(9, 1)	1.0	S	5	1	0	0	2	1	0	0	0	0	0	13	22	0.00	2.000

PITCHER		IP	WLS	BF	H	R	ER	SO	BB	IBB	HBP	BLK	WP	HR	S	P	ERA	WHIP

Batter	1	2	3	4	5	6	7	8	9	AB	R	H	RBI	BB	SO	LOB
6 Billy Hamilton, S (1, 8) OBP: 0.297, SLG: 0.380	C SI 92 C CU 78 B CH 85 B SI 95 X SI 95 2-2 21 CS 1B		L SI 92 B CU 76 B FF 93 X SI 92 2-1 B2-3 ①	D CU 78 F CH 85 B FF 93 F CH 85 X FC 84 2-2 E6 4 S 21 1B 4 1B 2-H 1B		F FF 90 B CU 79 C CU 77 S SL 85 1-3 ①		F SI 93 L SI 93 B FF 93 X SL 82 1-2 G3 ①		5	1	2	0	0	1	0
21 Todd Frazier, R (1, 3) OBP: 0.342, SLG: 0.458	1 SAFE C FF 93 C SI 96 B FC 85 S SI 95 1-3 ① ② K 1-2		X CU 78 0-0 39 BB 1B	1 SAFE C CU 81 B SI 91 1 SAFE X SI 92 1-1 4 1B 39 1B 1-2 1B		C SI 90 B FF 90 S SL 80 S FF 91 1-3 ② K		B CU 79 B CU 80 F FF 96 X FF 96 2-1 ② G6-3		5	1	2	0	0	2	1
4 Brandon Phillips, R (1, 4) OBP: 0.307, SLG: 0.379	B SI 95 X SI 94 1-0 ③ G5-3		F SI 92 1 SAFE 1 SAFE X SI 93 0-1 ② F7	C FF 89 F SI 90 B FF 91 B FF 90 F SL 84 X FF 91 2-2 39 1B 1-3 2-H 1B		C CU 73 S SL 87 F FF 91 B FF 81 S SL 87 0-3 ③ K		B FF 97 F FF 97 S CU 83 B FF 95 S CU 85 2-3 ③ K		5	0	1	1	0	2	1
39 Devin Mesoraco, R (1, 2) OBP: 0.354, SLG: 0.537		B SI 94 C CU 76 X SI 93 1-1 17 F9 32 BB 25 2B 1B	D CH 85 B CU 77 C SI 92 1 SAFE F CU 78 D CH 86 B FF 93 4-2 1-2 BB	C CU 73 X CH 81 0-1 1-3 3-H 1B			H FC 91 1-0 25 E 32 1B HBP			2	1	2	1	1	0	0
32 Jay Bruce, L (1, 9) OBP: 0.298, SLG: 0.377		C SI 93 B FF 92 B SI 94 B SI 93 F SI 94 F FF 94 B FF 94 4-2 25 2B 2 G6-3 1-2 BB	D CU 78 B CU 78 X SI 93 2-0 G1-3 ③	F FF 90 B CU 78 S CU 80 C FF 91 1-3 ③ K			X CU 76 0-0 25 E 1-2 1B			3	1	1	0	1	1	4
17 Kristopher Negrón, R (1, 5) OBP: 0.319, SLG: 0.477		C SI 94 B CU 78 X SI 94 1-1 ① F9 2-3		B SI 91 F SI 92 X SI 92 1-1 25 1B 2B	S FF 89 S CU 77 B SL 85 B SL 84 X FF 91 2-2 ① G3-1		B FF 92 S FC 89 S FC 89 B FF 92 F FC 90 S FF 93 2-3 ① K			4	1	1	0	0	1	4
25 Skip Schumaker, L (1, 7) OBP: 0.290, SLG: 0.319		D CU 78 C SI 94 F FF 94 X FF 94 1-2 1-3 3-H 2B		B SI 92 X SI 92 1-0 55 SH1-4 6 E 2-H 1B	C SL 77 F SI 90 X CU 79 0-2 ② G3		B FC 90 S FF 93 F FF 91 X CH 81 1-2 FC4 2 G5-4-3 1-2 2-3			4	1	2	2	0	0	2
2 Zack Cozart, R (1, 6) OBP: 0.274, SLG: 0.301		X FF 94 0-0 ② G6-3 3-H		C SI 92 X CU 77 0-1 ① F7	B FF 90 X FF 90 1-0 1B		B FF 92 C FC 89 X FC 90 1-1 ② ③ G5-4-3 1-2f			4	0	1	1	0	0	5
55 Mat Latos, R (1, 1) OBP: 0.103, SLG: 0.071 51 Jonathan Broxton, R (8, 1) 28 Chris Heisey, R (8, PH) OBP: 0.275, SLG: 0.372 54 Aroldis Chapman, L (9, 1)		B SI 93 X FF 92 1-0 ③ G4-3		C SI 91 B SI 91 B SI 91 X SI 91 2-1 ② SH1-4 1-2	C FF 91 S CU 74 D SL 85 C SL 84 1-3 ③ K			F FF 92 B FF 93 X FF 94 1-1 HR		2 0 1 0	0 0 1 0	0 0 1 0	0 0 1 0	1 0 0 0	0 0 0 0	2 0 0 0
Inning Stats	R: 0 E: 0 K: 1 S: 7 H: 1 LOB: 0 BB: 0 P: 11	R: 2 E: 0 K: 0 S: 12 H: 2 LOB: 1 BB: 1 P: 20	R: 0 E: 0 K: 0 S: 8 H: 1 LOB: 2 BB: 1 P: 16	R: 4 E: 1 K: 1 S: 21 H: 6 LOB: 2 BB: 2 P: 31	R: 0 E: 0 K: 1 S: 10 H: 1 LOB: 1 BB: 0 P: 14	R: 0 E: 0 K: 3 S: 11 H: 0 LOB: 0 BB: 0 P: 13	R: 0 E: 1 K: 1 S: 10 H: 1 LOB: 2 BB: 0 P: 15	R: 1 E: 0 K: 1 S: 10 H: 1 LOB: 0 BB: 0 P: 16		1B: 10 2B: 2 3B: 0 HR: 1 SF: 0 SAC: 1 DP: 1 HBP: 1					WP: 0 PB: 0 SB: 1 CS: 1	PA: 39	

PITCHER		IP	WLS	BF	H	R	ER	SO	BB	IBB	HBP	BLK	WP	HR	S	P	ERA	WHIP
38 Jacob Turner, R ERA: 6.15	(1, 1)	3.2	L	20	8	6	6	1	2	0	0	0	0	0	39	66	14.73	2.727
33 Carlos Villanueva, R ERA: 4.61	(4, 1)	2.1		10	3	0	0	5	0	0	0	0	0	0	30	39	0.00	1.286
11 Kyuji Fujikawa, R ERA: 1.42	(7, 1)	1.0		5	1	0	0	1	0	0	1	0	0	0	10	15	0.00	1.000
59 Zac Rosscup, L ERA: 7.36	(8, 1)	0.1		2	1	1	1	0	0	0	0	0	0	1	5	7	27.00	3.000
52 Justin Grimm, R ERA: 4.01	(8, 1)	0.2		2	0	0	0	1	0	0	0	0	0	0	5	9	0.00	0.000

PITCHER	IP	WLS	BF	H	R	ER	SO	BB	IBB	HBP	BLK	WP	HR	S	P	ERA	WHIP

BOTTOM

Chicago Cubs @ Cincinnati Reds

Great American Ball Park, Cincinnati, OH

Wed Aug 27 2014, 7:14 PM - 10:30 PM EDT

Att. 20,497 - Partly Cloudy - 86 F

livebaseballscorecards.com

AB	35
R	7
H	13
RBI	6
BB	2
SO	8
LOB	19

Batter	1	2	3	4	5	6	7	8	9	AB	R	H	RBI	BB	SO	LOB
8 Chris Coghlan, L (1, 7) OBP: 0.342, SLG: 0.438	C FF 86 B SI 89 C CH 79 F SL 83 B CH 79 B SL 84 F CH 82 F FF 89 F FF 89 4-2 F FF 89 B FF 88 9 FC6-4 BB		C SI 86 C SI 89 F FF 88 C FF 90 0-3 ①		F SI 88 F SL 82 C FF 91 0-3 ②			C FF 92 X FC 91 0-1 ② G4-3		2	0	0	0	1	2	0
53 Wesley Wright, R (5, 1)										0	0	0	0	0	0	0
59 Zac Rosscup, R (7, 1)										0	0	0	0	0	0	0
45 Logan Watkins, L (8, PH) OBP: 0.333, SLG: 0.417										1	0	0	0	0	0	0
11 Kyuji Fujikawa, L (8, 1)										0	0	0	0	0	0	0
9 Javier Báez, R (1, 4) OBP: 0.222, SLG: 0.442	C SI 89 B SI 88 X CH 81 1-1 ① FC6-4 13 S 1-2f		B CU 72 C SL 83 B CH 82 B FF 88 X FF 88 3-1 ② G6-3		C SL 83 S CU 73 B FF 91 S CU 75 1-3 ③ K2-3			C FF 94 B CU 79 S CU 77 B CH 82 C CU 78 2-3 ③		4	0	0	0	0	2	1
13 Starlin Castro, R (1, 6) OBP: 0.335, SLG: 0.429	B FF 90 B CH 81 1 SAFE C SL 81 B SI 90 F CH 81 F SL 82 X SL 80 3-2 ② F8 1-2		B FF 90 B FF 89 F FF 88 B FF 90 F FF 90 F FF 89 F FF 90 X FF 89 3-2 1B			C FF 91 X SI 92 0-1 ① F8			B FF 96 B SL 86 F FF 97 B FF 98 X FF 98 3-1 24 1B 68 1B 1B	4	1	2	0	0	0	1
24 Luis Valbuena, L (1, 5) OBP: 0.322, SLG: 0.426	C SI 89 B SI 90 F SL 82 B FF 89 B SL 84 F FF 90 S SL 83 3-3 ③ K		F SI 89 B FF 90 X SI 89 1-1 ③ F8			C FF 92 S SL 90 X SI 94 0-2 ② F7			B SI 96 S SL 89 C SL 88 F CH 91 X SL 87 1-2 68 1B 7 SF7 1-2 1B	4	1	1	0	0	1	2
68 Jorge Soler, R (1, 9) OBP: 0.500, SLG: 1.000		B FF 88 S FF 87 C SL 83 B FF 87 X SL 81 2-2 2B	S SL 81 S SL 84 B SI 90 B SL 81 S SL 81 2-3 ① K		F FF 94 T SL 90 B CU 86 F SL 91 S CU 85 1-3 ③ K			C SL 89 B SL 87 B FF 98 X FF 98 2-1 4 G4-6-3 1-3 2-H 1B	4	0	2	1	0	2	0
7 Arismendy Alcántara, S (1, 8) OBP: 0.284, SLG: 0.367		L SI 86 B CH 79 F CH 79 F SL 82 F SL 80 F SL 80 F CU 73 F SL 81 B FF 90 2-3 ① S SI 89 K	B SI 88 B CH 80 B SI 88 B FF 88 4-0 BB				B SI 93 C CU 83 F SL 90 B SL 88 B SI 94 X SL 90 3-2 ① G5-3	X SI 98 0-0 ① SF7 3-H	2	0	0	1	1	1	1
4 Chris Valaika, R (1, 3) OBP: 0.212, SLG: 0.265		C FF 89 S FF 90 B SI 89 B SL 82 T FF 90 2-2 ② K	X FF 89 0-0 ② P4				C FF 93 F FF 94 X SI 94 0-2 ② G4-3		F SL 88 B FF 96 F FF 97 B FF 98 B SI 95 X FF 97 3-2 ② ③ G4-6-3 1-2f	4	0	0	0	0	1	3
12 John Baker, L (1, 2) OBP: 0.282, SLG: 0.247		I IN 58 I IN 54 I IN 56 I IN 54 4-0 IBB	1 SAFE X SI 87 0-0 ③ P5				C FF 94 F SL 91 S FF 93 0-3 ③ K			2	0	0	0	1	1	1
49 Jake Arrieta, R (1, 1) OBP: 0.182, SLG: 0.188		B SI 90 B SI 88 F SI 88 B SI 87 C FF 88 X FF 88 3-2 ③ P4			C FF 88 B SL 82 S SL 79 T SL 81 1-2 ① K			X FF 92 0-0 ① G5-3		1	0	0	0	0	0	2
37 Travis Wood, R (5, PH) OBP: 0.291, SLG: 0.462										1	0	0	0	0	1	0
41 Matt Szczur, R (5, 7) OBP: 0.235, SLG: 0.188										1	0	0	0	0	0	0
Inning Stats	R: 0 E: 0 K: 1 S: 17 H: 0 LOB: 1 BB: 1 P: 28	R: 0 E: 0 K: 2 S: 17 H: 1 LOB: 2 BB: 1 P: 30	R: 0 E: 0 K: 1 S: 13 H: 1 LOB: 1 BB: 0 P: 20	R: 0 E: 0 K: 1 S: 5 H: 0 LOB: 1 BB: 1 P: 11	R: 0 E: 0 K: 3 S: 9 H: 0 LOB: 0 BB: 0 P: 11	R: 0 E: 0 K: 1 S: 9 H: 0 LOB: 0 BB: 0 P: 10	R: 0 E: 0 K: 1 S: 9 H: 0 LOB: 0 BB: 0 P: 12	R: 0 E: 0 K: 1 S: 6 H: 0 LOB: 0 BB: 0 P: 8	R: 2 E: 0 K: 0 S: 12 H: 3 LOB: 0 BB: 0 P: 21	1B: 4 2B: 1 3B: 0 HR: 0 SF: 1 SAC: 0 DP: 1 HBP: 0						

PITCHER		IP	WLS	BF	H	R	ER	SO	BB	IBB	HBP	BLK	WP	HR	S	P	ERA	WHIP
40 Dylan Axelrod, R ERA: 1.64	(1, 1)	5.0	W	20	2	0	0	8	2	1	0	0	0	0	61	100	0.00	0.800
62 Pedro Villarreal, R ERA: 4.15	(6, 1)	2.0		6	0	0	0	2	0	0	0	0	0	0	18	22	0.00	0.000
66 Logan Ondrusek, R ERA: 4.38	(8, 1)	1.0		3	0	0	0	1	0	0	0	0	0	0	6	8	0.00	0.000
70 Jumbo Díaz, R ERA: 3.38	(9, 1)	1.0		5	3	2	2	0	0	0	0	0	0	0	12	21	18.00	3.000

PITCHER	IP	WLS	BF	H	R	ER	SO	BB	IBB	HBP	BLK	WP	HR	S	P	ERA	WHIP

TOP

Chicago Cubs @ Cincinnati Reds

Great American Ball Park, Cincinnati, OH

Thu Aug 28 2014, 12:40 PM - 3:51 PM EDT

Att. 21,316 - Sunny - 77 F

livebaseballscorecards.com

AB	30
R	2
H	5
RBI	2
BB	3
SO	11
LOB	11

WP: 0 PA: 34
PB: 0
SB: 1
CS: 0

BOTTOM

Chicago Cubs @ Cincinnati Reds

Great American Ball Park, Cincinnati, OH

Thu Aug 28 2014, 12:40 PM - 3:51 PM EDT

Att. 21,316 - Sunny - 77 F

livebaseballscorecards.com

Batter	1	2	3	4	5	6	7	8	9	AB	R	H	RBI	BB	SO	LOB
6 Billy Hamilton, S (1, 8) OBP: 0.302, SLG: 0.385 28 Chris Heisey, R (8, PH) OBP: 0.273, SLG: 0.370 (9, 8)	C FF 93 C SL 89 B FF 93 F CU 78 F SL 90 B CU 79 F SI 94 B CU 80 B SL 90 4-2 21 S BB	C CU 79 C SI 94 B SL 90 B CU 82 X SI 94 2-2 21 1B 2-H 2B		C SI 94 D CU 79 B SL 91 B SL 91 B SI 95 4-1 21 1B 4 2B 1-2 BB		X KC 80 0-0 21 E 21 FC5 3-H 1B		S FC 88 F FF 90 B CH 81 F FF 91 T FF 90 1-2 K ①		2 1	2 0	2 0	2 0	2 0	0 1	0 0
21 Todd Frazier, R (1, 3) OBP: 0.344, SLG: 0.458 9 Jack Hannahan, L (8, PH) OBP: 0.154, SLG: 0.160 (9, 3)	1 SAFE C SI 93 L SL 91 S CU 79 0-3 K ① 1-2	B SL 88 B SI 94 C SL 89 X SL 90 2-1 4 S 2-H 1B		C SI 94 X CU 80 0-1 4 S 4 2B 1-3 2-H 1B		B FF 91 B CH 85 S CH 85 C SI 92 F FF 91 F SL 85 X SI 87 2-2 FC5 39 BB 1-3		B FF 91 C FC 89 B CH 82 X FF 90 2-1 G4-3 ②		4 1	1 0	2 0	2 0	0 0	1 0	2 0
4 Brandon Phillips, R (1, 4) OBP: 0.306, SLG: 0.381 7 Ramon Santiago, S (8, PH) OBP: 0.345, SLG: 0.310 (9, 4)	F SI 94 C SI 93 X CU 80 0-2 G5-3 ②	B FF 93 F FF 94 B CU 80 X SI 94 2-1 L4 ③ 1-2		1 SAFE F SI 94 B SL 90 S SL 90 F CU 80 B SL 88 F FF 94 X CU 79 2-2 1-H 3-H 2B		F SI 91 B SI 87 F FF 92 X SL 84 1-2 L4 ②		C CU 73 B FF 92 C FC 89 X CH 82 1-2 39 1B 1B		4 1	0 0	1 1	2 0	0 0	0 0	4 0
39 Devin Mesoraco, R (1, 2) OBP: 0.358, SLG: 0.535	B SL 90 B SI 95 B SL 89 B FF 95 4-0 BB		C FF 92 B FF 92 B FF 91 C SL 88 F FF 94 X SL 90 2-2 G4-3 ①	C SI 92 C SI 93 D CU 80 F SL 89 S CH 87 1-3 K ③		B KC 80 B CH 87 B CH 85 B SI 91 4-0 1-2 BB		F FC 88 S FF 90 B FF 90 B FF 91 X CH 81 2-2 1-3 1B		3	0	1	0	2	1	1
32 Jay Bruce, L (1, 9) OBP: 0.294, SLG: 0.373	C FF 95 T SL 91 S CU 81 0-3 K ③		F CU 77 B CU 79 S CH 87 F CU 79 S SI 95 1-3 K ②		C FF 89 B KC 78 C SI 91 C SI 90 1-3 K ①	C SI 91 B SI 92 S KC 80 S FF 92 1-3 K ③		S FF 90 C FF 91 F FF 91 S CH 81 0-3 K ③		5	0	0	0	0	5	7
17 Kristopher Negrón, R (1, 5) OBP: 0.327, SLG: 0.484		C SI 93 B FF 93 B CU 79 B SL 91 B SI 94 4-1 25 S 2 1B BB	C FF 94 C CU 78 F FF 94 B SL 90 C SL 89 1-3 K ③		X SI 91 0-0 G1-3 ②		B FF 93 F FF 92 X SL 81 1-1 2B			3	1	1	0	1	1	0
25 Skip Schumaker, L (1, 7) OBP: 0.286, SLG: 0.313		C FF 94 S CU 79 1 SAFE D CU 80 S CU 80 1-3 K ① 1-2		B SI 91 B FF 92 X SI 92 2-0 L8 ①	C SI 91 C SL 85 B KC 80 B FF 91 X SL 83 2-2 F7 ③		X FF 93 0-0 G5-3 ①			4	0	0	0	0	1	2
2 Zack Cozart, R (1, 6) OBP: 0.278, SLG: 0.308		B SI 94 F SL 88 B SI 95 X SL 89 2-1 40 S 6 2B 2-H 1B		C FF 93 X SI 94 0-1 6 S 21 1B 1B		X SI 89 0-0 E8 6 1B 2B	B SL 82 B FF 92 F FF 92 C SL 82 F FF 93 F SL 82 X FF 94 2-2 F9 ②			4	3	3	1	0	0	1
40 Dylan Axelrod, R (1, 1) 62 Pedro Villarreal, R (6, 1) OBP: 0.500, SLG: 0.500 48 Ryan Ludwick, R (7, PH) OBP: 0.306, SLG: 0.385 66 Logan Ondrusek, R (8, 1) 70 Jumbo Díaz, R (9, 1)		L FF 94 B SL 90 C SL 89 M CU 79 1-3 K ② 1-2		1 SAFE C SI 92 T SL 88 1 SAFE D SL 90 M SL 91 1-3 K ②		C SI 90 S KC 79 S KC 79 0-3 K ①	S FF 93 S FF 93 X FF 92 0-2 L6 ③			2 1 1 0 0	0 0 0 0 0	0 0 0 0 0	0 0 0 0 0	0 0 0 0 0	2 1 0 0 0	2 1 1 0 0
Inning Stats	R: 0 E: 0 K: 2 S: 14 H: 0 LOB: 2 BB: 2 P: 22	R: 3 E: 0 K: 2 S: 16 H: 3 LOB: 1 BB: 1 P: 30	R: 0 E: 0 K: 2 S: 12 H: 0 LOB: 0 BB: 0 P: 16	R: 3 E: 0 K: 2 S: 18 H: 3 LOB: 1 BB: 1 P: 28	R: 0 E: 0 K: 1 S: 7 H: 0 LOB: 0 BB: 0 P: 10	R: 1 E: 2 K: 2 S: 16 H: 2 LOB: 3 BB: 1 P: 24	R: 0 E: 0 K: 0 S: 11 H: 1 LOB: 1 BB: 0 P: 14	R: 0 E: 0 K: 2 S: 16 H: 2 LOB: 2 BB: 0 P: 22		1B: 7 2B: 4 3B: 0 HR: 0	SF: 0 SAC: 0 DP: 0 HBP: 0		WP: 0 PB: 0 SB: 6 CS: 0	PA: 41		

	AB	36
	R	7
	H	11
	RBI	7
	BB	5
	SO	13
	LOB	21

PITCHER		IP	WLS	BF	H	R	ER	SO	BB	IBB	HBP	BLK	WP	HR	S	P	ERA	WHIP
49 Jake Arrieta, R ERA: 2.88	(1, 1)	4.0	L	22	6	6	6	8	4	0	0	0	0	0	60	96	13.50	2.500
53 Wesley Wright, L ERA: 2.32	(5, 1)	2.0		10	2	1	0	3	1	0	0	0	0	0	23	34	0.00	1.500
59 Zac Rosscup, L ERA: 6.48	(7, 1)	1.0		4	1	0	0	0	0	0	0	0	0	0	11	14	0.00	1.000
11 Kyuji Fujikawa, R ERA: 1.23	(8, 1)	1.0		5	2	0	0	2	0	0	0	0	0	0	16	22	0.00	2.000

PITCHER	IP	WLS	BF	H	R	ER	SO	BB	IBB	HBP	BLK	WP	HR	S	P	ERA	WHIP

Chicago Cubs @ St. Louis Cardinals

Busch Stadium, St. Louis, MO

Fri Aug 29 2014, 7:15 PM - 10:06 PM CDT

Att. 43,181 - Partly Cloudy - 86 F

TOP

livebaseballscorecards.com

Batter	1	2	3	4	5	6	7	8	9	AB	R	H	RBI	BB	SO	LOB
8 Chris Coghlan, L (1, 7) OBP: 0.340, SLG: 0.438	B FF 93 X SI 93 1-0 ① F7		C SI 92 X CU 77 0-1 ② F7		C FF 93 B FF 93 X SI 95 1-1 ③ G3			1 SAFE F SI 89 B CH 69 X CH 69 1-1 9 2B 1-3 2B	X SI 88 0-0 ③ G1	5	1	1	0	0	0	0
9 Javier Báez, R (1, 4) OBP: 0.223, SLG: 0.444	C FF 95 B CU 79 X CU 79 1-1 ② G6-3		S FF 95 F FF 95 S SI 95 0-3 ③ K			B CU 79 C CU 78 F CU 78 X FF 95 1-2 ① G5-3		C SI 92 F SI 92 B SL 86 F SL 86 B SL 84 F SL 84 X SI 92 2-2 68 HR 2-H 3-H 2B		4	1	1	2	0	1	0
13 Starlin Castro, R (1, 6) OBP: 0.334, SLG: 0.430	B SI 94 C CU 79 F SI 94 S SI 96 1-3 ③ K			B CU 77 B CU 78 F FF 94 X CU 78 2-1 ① G6-3		C FF 94 S FF 96 B CU 78 B CU 78 X SI 94 2-2 ② 2B		B SL 83 C SL 82 X SL 83 1-1 ① P3		4	0	1	0	0	1	1
24 Luis Valbuena, L (1, 5) OBP: 0.323, SLG: 0.433		C FF 93 X SI 92 0-1 HR		B SI 94 B CH 88 C CU 78 B SI 93 B CU 78 4-1 5 FC4-6 68 BB BB		B CU 78 F FF 94 X CU 78 1-1 ③ G4-3		S SI 91 B CH 69 B CH 68 F SI 90 S CH 69 2-3 ② K		3	1	1	1	1	1	1
68 Jorge Soler, R (1, 9) OBP: 0.667, SLG: 1.545		C FF 95 B CU 79 X CU 78 1-1 7 FC3-6 1B		C CU 78 S SI 95 D FF 96 B SI 95 D CU 79 B CU 77 4-2 5 FC4-6 1-2 BB			X FF 94 0-0 HR	X SI 91 0-0 2-H HR		3	2	3	3	1	0	0
5 Welington Castillo, R (1, 2) OBP: 0.293, SLG: 0.375		B SI 94 C FF 94 S CU 78 B SI 94 C SI 94 2-3 ① K		X FF 93 0-0 ② FC4-6 1-2f 2-3			C FF 94 B CU 80 C CU 80 F FF 94 X SI 94 1-2 ① G6-3	F SI 88 F CH 82 B CH 82 F SI 88 X CH 84 1-2 ③ G5-3		4	0	0	0	0	1	3
7 Arismendy Alcántara, S (1, 8) OBP: 0.283, SLG: 0.381		B SI 93 F FF 94 B CU 79 C CU 78 X FF 94 2-2 ② FC3-6 1-2f		C FF 94 B CU 78 B CU 78 C FF 94 F FF 95 X FF 95 2-2 ③ F7			B FF 94 C CU 78 B CU 77 C CU 79 F SI 94 F SI 95 X FF 94 2-2 ② L9		C SI 87 B CH 81 B CH 81 X SI 87 2-1 HR	4	1	1	1	0	0	3
4 Chris Valaika, R (1, 3) OBP: 0.196, SLG: 0.245		1 SAFE F FF 94 C CU 78 X FF 94 0-2 ③ L9			C CU 76 B CU 75 B FF 95 X SI 93 2-1 ① G6-3		C FF 94 X CU 78 0-1 ③ F8		C SI 88 F SI 89 B SL 81 S CH 84 1-3 ① K	4	0	0	0	0	1	1
28 Kyle Hendricks, R (1, 1) OBP: 0.238, SLG: 0.111 54 Neil Ramírez, R (7, 1) 45 Logan Watkins, L (8, PH) OBP: 0.385, SLG: 0.462 46 Pedro Strop, R (8, 1) 41 Matt Szczur, R (9, PH) OBP: 0.222, SLG: 0.176 52 Justin Grimm, R (9, 1)			C FF 92 B SI 94 X SI 93 1-1 ① G4-3		C SI 93 X FF 94 0-1 ② P3			X SI 88 0-0 8 2B 9 2B 1B	X SI 90 0-0 ② G5-3	2 0 1 0 1 0	0 0 1 0 0 0	0 0 1 0 0 0	0 0 0 0 0 0	0 0 0 0 0 0	0 0 0 0 0 0	0 0 0 0 0 0

AB	35
R	7
H	9
RBI	7
BB	2
SO	5
LOB	9

Inning Stats																															
	R: 0 E: 0 K: 1 S: 6		H: 0 LOB: 0 BB: 0 P: 9		R: 1 E: 0 K: 1 S: 13		H: 2 LOB: 1 BB: 0 P: 18		R: 0 E: 0 K: 1 S: 7		H: 0 LOB: 0 BB: 0 P: 8		R: 0 E: 0 K: 0 S: 10		H: 0 LOB: 2 BB: 2 P: 22		R: 0 E: 0 K: 0 S: 6		H: 0 LOB: 0 BB: 0 P: 9		R: 0 E: 0 K: 0 S: 8		H: 1 LOB: 0 BB: 0 P: 12		R: 1 E: 0 K: 0 S: 12		H: 1 LOB: 0 BB: 0 P: 15		R: 4 E: 0 K: 1 S: 18		H: 4 LOB: 0 BB: 0 P: 25		R: 1 E: 0 K: 1 S: 7		H: 1 LOB: 0 BB: 0 P: 10		1B: 2 2B: 3 3B: 0 HR: 4		SF: 0 SAC: 0 DP: 0 HBP: 0		WP: 0 PB: 0 SB: 0 CS: 0		PA: 37

PITCHER		IP	WLS	BF	H	R	ER	SO	BB	IBB	HBP	BLK	WP	HR	S	P	ERA	WHIP
40 Shelby Miller, R ERA: 4.19	(1, 1)	7.0		26	4	2	2	3	2	0	0	0	0	2	62	93	2.57	0.857
37 Pat Neshek, R ERA: 1.45	(8, 1)	0.2	L	6	4	4	4	1	0	0	0	0	0	1	14	20	54.00	6.000
62 Nick Greenwood, L ERA: 5.4	(8, 1)	1.1		5	1	1	1	1	0	0	0	0	0	1	11	15	6.75	0.750

PITCHER		IP	WLS	BF	H	R	ER	SO	BB	IBB	HBP	BLK	WP	HR	S	P	ERA	WHIP

Batter	1	2	3	4	5	6	7	8	9	AB	R	H	RBI	BB	SO	LOB
13 Matt Carpenter, L (1, 5) OBP: 0.371, SLG: 0.388	B FF 87 C SI 88 X SI 86 1-1 16 BB 7 1B 1B	C SI 88 B FC 86 B SI 88 C SI 88 B SI 88 X FC 87 3-2 ③ L7			B CU 74 S CH 78 B SI 84 B CH 77 C CH 77 X SI 84 3-2 ② G6-3 2-3		1 SAFE L FF 94 1 SAFE X FF 94 0-1 ② F7		B SI 93 C SI 92 C CU 82 S CU 84 1-3 ② K	5	1	1	0	0	1	4
16 Kolten Wong, L (1, 4) OBP: 0.291, SLG: 0.387	B SI 87 B SI 85 F SI 86 1 SAFE F SI 86 B CH 78 1 SAFE B SI 87 4-2 27 S 27 1B 7 1B 1-2 BB		C CU 75 B SI 86 F SI 88 X CH 80 1-2 ① F9		B CU 74 X CH 79 1-0 ③ G3		C CU 79 B FF 94 S CU 80 X CU 80 1-2 1-2 1B		C SI 95 F CU 83 F CU 84 B SI 96 C FF 97 1-3 ③	4	1	1	0	1	1	3
7 Matt Holliday, R (1, 7) OBP: 0.363, SLG: 0.411	C SI 88 X FC 84 0-1 27 1B 1-2 2-H 1B		X SI 87 0-0 ② G3-1			C FC 84 B SI 86 B SI 86 X SI 84 2-1 ① F7	X FF 95 0-0 ③ L7			4	0	1	1	0	0	2
32 Matt Adams, L (1, 3) OBP: 0.330, SLG: 0.476	C SI 87 B CU 76 T SI 86 X FC 84 1-2 ① P6		C SI 86 X CH 79 0-1 ③ F8			F SI 88 B SI 84 X SI 89 1-1 ② L7		F SI 96 S SL 83 X SL 83 0-2 ① G6-3		4	0	0	0	0	0	2
27 Jhonny Peralta, R (1, 6) OBP: 0.338, SLG: 0.454	C CH 77 S SI 87 X SI 87 0-2 1-2 2-H 1B			C CU 75 F SI 87 F FF 92 B CH 78 F CU 77 S CH 78 1-3 ① K		C CU 76 S SI 88 X FF 92 0-2 4 HBP 1B		C SL 83 B SI 95 B SI 96 C SL 83 S SL 83 2-3 ② K		4	0	2	1	0	2	0
4 Yadier Molina, R (1, 2) OBP: 0.340, SLG: 0.405	C SI 87 B CU 77 C SI 87 C SI 87 F SI 88 B SI 88 S CH 79 2-3 ② K			F CU 76 F SI 87 B SI 92 X SI 87 1-2 ② L3		H SI 87 1-0 1-2 HBP		B SI 95 B SL 82 B SI 94 C FF 96 C SL 84 S SL 82 3-3 ③ K2-3		3	0	0	0	0	2	2
18 Oscar Taveras, L (1, 9) OBP: 0.267, SLG: 0.299	C SI 88 X CH 78 0-1 ③ G3			C SI 87 B SI 87 X CH 80 1-1 ③ P5		B CU 75 B CH 78 C CH 77 X FC 85 2-1 ③ F9			C FF 95 B CU 82 S CU 82 C FF 97 1-3 ① K	4	0	0	0	0	1	4
19 Jon Jay, L (1, 8) OBP: 0.382, SLG: 0.399		S SI 86 B FC 84 X SI 87 1-1 ① F7			B CH 77 B CU 74 X SI 86 2-0 13 G6-3 40 SH1-4 1B		B FF 95 S FF 95 S FF 95 S FF 96 1-3 ① K		F SI 93 B FF 95 B FF 94 B FF 95 F FF 94 F FF 96 X SI 93 3-2 33 DI 1B	4	0	2	0	0	1	0
40 Shelby Miller, R (1, 1) OBP: 0.227, SLG: 0.286 15 Randal Grichuk, R (7, PH) OBP: 0.226, SLG: 0.320 37 Pat Neshek, S (8, 1) 62 Nick Greenwood, R (8, 1) 33 Daniel Descalso, L (9, PH) OBP: 0.294, SLG: 0.293		C SI 85 F SI 86 B FF 92 B SI 86 S SI 87 2-3 ② K			B SI 86 C FC 86 1 SAFE X FF 87 1-1 ① SH1-4 1-2		B FF 95 X FF 96 1-0 16 1B 1B		B FF 94 B SI 95 C FF 96 S FF 95 S SL 83 2-3 K 1-2	1 1 0 0 1	0 0 0 0 0	0 1 0 0 1	0 0 0 0 1	0 0 0 0 0	1 0 0 0 1	0 0 0 0 1
Inning Stats	R: 2 E: 0 K: 1 S: 18 H: 3 LOB: 2 BB: 1 P: 26	R: 0 E: 0 K: 1 S: 8 H: 0 LOB: 0 BB: 0 P: 14	R: 0 E: 0 K: 0 S: 6 H: 0 LOB: 0 BB: 0 P: 7	R: 0 E: 0 K: 1 S: 10 H: 0 LOB: 0 BB: 0 P: 13	R: 0 E: 0 K: 0 S: 7 H: 1 LOB: 1 BB: 0 P: 14	R: 0 E: 0 K: 0 S: 9 H: 1 LOB: 2 BB: 0 P: 15	R: 0 E: 0 K: 1 S: 10 H: 2 LOB: 2 BB: 0 P: 13	R: 0 E: 0 K: 2 S: 9 H: 0 LOB: 0 BB: 0 P: 14	R: 0 E: 0 K: 4 S: 17 H: 1 LOB: 2 BB: 0 P: 25	1B: 8 2B: 0 3B: 0 HR: 0	SF: 0 SAC: 1 DP: 0 HBP: 1			WP: 1 PB: 0 SB: 1 CS: 0	PA: 38	

PITCHER		IP	WLS	BF	H	R	ER	SO	BB	IBB	HBP	BLK	WP	HR	S	P	ERA	WHIP
28 Kyle Hendricks, R ERA: 1.91	(1, 1)	6.0		25	5	2	2	3	1	0	1	0	0	0	58	89	3.00	1.000
54 Neil Ramírez, R ERA: 1.05	(7, 1)	1.0	W	5	2	0	0	1	0	0	0	0	0	0	10	13	0.00	2.000
46 Pedro Strop, R ERA: 2.26	(8, 1)	1.0		3	0	0	0	2	0	0	0	0	0	0	9	14	0.00	0.000
52 Justin Grimm, R ERA: 3.94	(9, 1)	1.0		5	1	0	0	4	0	0	0	0	1	0	17	25	0.00	1.000

PITCHER	IP	WLS	BF	H	R	ER	SO	BB	IBB	HBP	BLK	WP	HR	S	P	ERA	WHIP

BOTTOM

Chicago Cubs @ St. Louis Cardinals

Busch Stadium, St. Louis, MO

Fri Aug 29 2014, 7:15 PM - 10:06 PM CDT

Att. 43,181 - Partly Cloudy - 86 F

livebaseballscorecards.com

AB	35
R	2
H	8
RBI	2
BB	1
SO	10
LOB	18

Batter	1	2	3	4	5	6	7	8	9	AB	R	H	RBI	BB	SO	LOB
8 Chris Coghlan, L (1, 7) OBP: 0.338, SLG: 0.435	B FF 87 C FF 88 B FF 88 S FF 88 X FF 90 2-2 ① P5	B FF 90 F FF 87 B FF 89 X FF 87 2-1 1-3 2-H 3-H 1B		F FF 87 C SL 78 B SL 81 F FF 90 F SL 81 F SI 86 B SI 90 B FF 89 F SI 87 3-2 ③ F SI 84 X SI 86 P5			C FF 91 B SL 83 B SL 80 X FF 91 2-1 ② G3-1			4	0	1	2	0	0	0
9 Javier Báez, R (1, 4) OBP: 0.224, SLG: 0.437	B SI 88 S SI 88 C SI 88 B SL 82 X SI 89 2-2 13 S 1B	B SI 87 X SI 85 1-0 ③ G5-3			C SI 86 S SI 87 B SL 82 S SL 81 1-3 ① K		C SL 83 B SL 83 C FF 92 F SL 83 S FF 93 1-3 ③ K			4	0	1	0	0	2	2
13 Starlin Castro, R (1, 6) OBP: 0.335, SLG: 0.436	B SI 87 1 SAFE B SI 88 C SI 87 D SI 88 F SI 87 X FF 90 3-2 ② F7 1-2	B SL 76 S SI 85 X SL 80 1-1 ① G5-3			C SI 87 B SI 88 B SI 88 B SI 84 X FF 87 3-1 HR			B FF 91 B SI 91 F SI 90 F SL 82 F FF 92 X SI 91 2-2 7 CS 1B		4	1	2	1	0	0	1
24 Luis Valbuena, L (1, 5) OBP: 0.320, SLG: 0.429	C FF 91 B FF 90 B FF 88 F FF 88 B SI 89 S SI 89 3-3 ③ K		C FF 89 B SI 87 F SI 88 X SL 81 1-2 ② G1		S SL 81 B FF 90 S SL 82 F SL 83 S SL 82 1-3 ② K			F FF 90 S FF 93 S FF 93 0-3 ① K		4	0	0	0	0	3	2
7 Arismendy Alcántara, S (1, 8) OBP: 0.277, SLG: 0.373		C FF 87 T SI 86 C SL 80 0-3 ① K	X SI 86 0-0 ③ G3		C SI 92 B SL 83 C SL 81 F FF 92 X SL 80 1-2 ③ F7			1 SAFE C SL 82 S SL 84 B SL 84 S SL 84 1-3 ② ③ K 1-2		4	0	0	0	0	2	1
45 Logan Watkins, L (1, 9) OBP: 0.438, SLG: 0.688 41 Matt Szczur, R (9, PH) OBP: 0.211, SLG: 0.167 (9, 9)		B FF 88 B FF 87 C FF 88 X FF 87 2-1 22 WP 4 HBP 8 1B 1B	X FF 88 0-0 HR		C SL 80 C SL 82 F SL 83 S FF 93 0-3 ① K				B SI 90 X SI 89 1-0 ① P3	3 1	2 0	2 0	1 0	0 0	1 0	0 0
4 Chris Valaika, R (1, 3) OBP: 0.217, SLG: 0.304		C SI 86 H SI 87 1-1 22 WP 8 1B 1-2 HBP	C SI 86 X SL 80 0-1 HR		X SI 91 0-0 ② G5-3				C SI 90 F SL 82 S FF 92 0-3 ② K	3	2	1	1	0	1	0
12 John Baker, L (1, 2) OBP: 0.276, SLG: 0.241		X FF 88 0-0 ② F8	F SI 86 F SI 88 B SL 79 C SL 79 1-3 ① K		B FF 90 X FF 89 1-0 ③ P6				B FF 91 F FF 90 S SL 82 F FF 92 S SL 84 1-3 ③ K	4	0	0	0	0	2	2
22 Felix Doubront, L (1, 1) 54 Neil Ramírez, R (8, 1) 52 Justin Grimm, R (9, 1)		B FF 85 S FF 85 B SI 87 B FF 86 B FF 86 4-1 8 1B 1-2 2-3 BB	S FF 86 B FF 86 S FF 84 S FF 87 1-3 ② K				F FF 88 F FF 91 C FF 92 0-3 ① K			2 0 0	0 0 0	0 0 0	0 0 0	1 0 0	2 0 0	0 0 0
Inning Stats	R: 0 E: 0 K: 1 S: 12 H: 1 LOB: 1 BB: 0 P: 22	R: 2 E: 0 K: 1 S: 11 H: 2 LOB: 2 BB: 1 P: 21	R: 0 E: 0 K: 0 S: 6 H: 0 LOB: 0 BB: 0 P: 8	R: 2 E: 0 K: 2 S: 17 H: 2 LOB: 0 BB: 0 P: 22	R: 1 E: 0 K: 2 S: 13 H: 1 LOB: 0 BB: 0 P: 19	R: 0 E: 0 K: 1 S: 6 H: 0 LOB: 0 BB: 0 P: 7	R: 0 E: 0 K: 2 S: 9 H: 0 LOB: 0 BB: 0 P: 12	R: 0 E: 0 K: 2 S: 10 H: 1 LOB: 0 BB: 0 P: 13	R: 0 E: 0 K: 2 S: 8 H: 0 LOB: 0 BB: 0 P: 10	1B: 4 2B: 0 3B: 0 HR: 3 SF: 0 SAC: 0 DP: 0 HBP: 1						

TOP

Chicago Cubs @ St. Louis Cardinals

Busch Stadium, St. Louis, MO

Sat Aug 30 2014, 1:17 PM - 3:55 PM CDT

Att. 44,755 - Cloudy - 79 F

livebaseballscorecards.com

AB	33
R	5
H	7
RBI	5
BB	1
SO	13
LOB	8

PITCHER		IP	WLS	BF	H	R	ER	SO	BB	IBB	HBP	BLK	WP	HR	S	P	ERA	WHIP
63 Justin Masterson, R ERA: 6.03	(1, 1)	4.1	L	21	6	5	5	5	1	0	1	0	1	3	51	82	10.38	1.615
70 Tyler Lyons, L ERA: 4.68	(5, 1)	4.2		14	1	0	0	8	0	0	0	0	0	0	41	52	0.00	0.214

PITCHER		IP	WLS	BF	H	R	ER	SO	BB	IBB	HBP	BLK	WP	HR	S	P	ERA	WHIP

WP: 1 PB: 0 SB: 1 CS: 1 PA: 35

BOTTOM

Chicago Cubs @ St. Louis Cardinals

Busch Stadium, St. Louis, MO

Sat Aug 30 2014, 1:17 PM - 3:55 PM CDT

Att. 44,755 - Cloudy - 79 F

Batter	1	2	3	4	5	6	7	8	9	AB	R	H	RBI	BB	SO	LOB
13 Matt Carpenter, L (1, 5) OBP: 0.372, SLG: 0.388	C FC 86 C FC 83 X CH 81 0-2 ① G3-1		F FF 89 B CH 81 C FF 90 B CH 82 X FF 91 2-2 15 FC6-4 1B		B SI 90 B FF 90 C FC 85 X FF 91 2-1 ① G1-3 1-2			C FF 96 B FF 94 B CU 80 B FF 94 C FF 96 F FF 95 F FF 96 B FF 96 4-2 BB		3	0	1	0	1	0	1
15 Randal Grichuk, R (1, 9) OBP: 0.228, SLG: 0.315	C FC 85 F CH 80 B SI 87 X CU 71 1-2 1B		D FF 90 X FF 89 1-0 ① FC6-4 32 CS 1-2f		B CH 81 F CH 82 C FC 88 S FF 91 1-3 ② K			S FF 96 S FF 97 S FF 96 0-3 ① K		4	0	1	0	0	2	3
7 Matt Holliday, R (1, 7) OBP: 0.361, SLG: 0.407	F SI 88 1 SAFE X FC 85 0-1 ② L7		X SI 91 0-0 ② L9		D CH 85 X CH 83 1-0 ③ G5-3			F FF 95 B FF 95 B FF 96 B FF 96 F FF 95 F FF 97 X FF 97 3-2 ② F9		4	0	0	0	0	0	4
32 Matt Adams, L (1, 3) OBP: 0.327, SLG: 0.472	C FF 88 C FF 90 X FF 92 0-2 ③ P1		B FF 91 F FC 87 1 SAFE 1-1 ③ CS 1-2	X FF 88 0-0 ① P5		B CU 70 B FF 90 S FC 83 C FF 90 F FF 90 S CH 82 2-3 ① K		B FF 96 B CU 80 X FF 95 2-0 ③ F9		4	0	0	0	0	1	2
27 Jhonny Peralta, R (1, 6) OBP: 0.339, SLG: 0.455		B CH 87 X FF 88 1-0 12 1B 19 G4-6-3 2B		B FF 90 B CH 81 B CH 82 B FF 88 4-0 19 1B BB		S CH 81 B CH 84 C FC 88 X CH 82 2-2 G5-3			C FF 96 B FF 96 C SL 85 S FF 97 1-3 ① K	3	1	1	0	1	1	0
12 A.J. Pierzynski, L (1, 2) OBP: 0.293, SLG: 0.345		B SI 89 X FF 89 1-0 19 G4-6-3 2-3 1B		B FF 91 X FC 86 1-0 ② F8		B FF 91 B FC 86 C FC 86 F CH 81 F FF 91 B SI 91 X FF 91 3-2 ③ F7			X FF 96 0-0 ② L8	4	0	1	0	0	0	1
19 Jon Jay, L (1, 8) OBP: 0.380, SLG: 0.397		B FF 89 X FC 86 1-0 ① ② G4-6-3 1-2f 3-H		D FC 87 B FC 84 C SI 88 S FC 86 X FC 86 2-2 1-3 1B			C FF 89 C CH 82 T FF 91 0-2 ① K	B FF 97 X SI 94 1-0 ③ F8		4	0	1	0	0	1	1
33 Daniel Descalso, L (1, 4) OBP: 0.297, SLG: 0.296 70 Tyler Lyons, L (5, 1)		X FC 86 0-0 1B		B FF 92 C FC 87 B FF 91 1 SAFE B FF 88 X FC 88 3-1 ③ P5			C FF 89 F FF 89 B CU 74 F FF 89 F FC 85 C FF 91 1-3 ② K			2 1	0 0	1 0	0 0	0 0	0 1	2 0
63 Justin Masterson, R (1, 1) OBP: 0.182, SLG: 0.182 16 Kolten Wong, L (5, 4) OBP: 0.292, SLG: 0.387		C FF 89 X FF 89 0-1 ③ G4-3			B CU 73 X CH 82 1-0 13 G1-3 1B		B FC 86 X SI 90 1-0 ③ L3			1 2	0 0	0 1	0 0	0 0	0 0	1 0
Inning Stats	R: 0 H: 1 E: 0 LOB: 1 K: 0 BB: 0 S: 11 P: 12	R: 1 H: 3 E: 0 LOB: 1 K: 0 BB: 0 S: 6 P: 9	R: 0 H: 1 E: 0 LOB: 0 K: 0 BB: 0 S: 6 P: 10	R: 0 H: 1 E: 0 LOB: 2 K: 0 BB: 1 S: 7 P: 17	R: 0 H: 1 E: 0 LOB: 1 K: 1 BB: 0 S: 7 P: 12	R: 0 H: 0 E: 0 LOB: 0 K: 1 BB: 0 S: 11 P: 18	R: 0 H: 0 E: 0 LOB: 0 K: 2 BB: 0 S: 9 P: 11	R: 0 H: 0 E: 0 LOB: 1 K: 1 BB: 1 S: 12 P: 21	R: 0 H: 0 E: 0 LOB: 0 K: 1 BB: 0 S: 5 P: 7	1B: 6 SF: 0 2B: 1 SAC: 0 3B: 0 DP: 1 HR: 0 HBP: 0						

livebaseballscorecards.com

AB	32
R	1
H	7
RBI	0
BB	2
SO	6
LOB	15

WP: 0 PA: 35
PB: 0
SB: 0
CS: 1

PITCHER		IP	WLS	BF	H	R	ER	SO	BB	IBB	HBP	BLK	WP	HR	S	P	ERA	WHIP
22 Felix Doubront, L ERA: 5.56	(1, 1)	7.0	W	27	7	1	1	4	1	0	0	0	0	0	57	89	1.29	1.143
54 Neil Ramírez, R ERA: 1.02	(8, 1)	1.0		4	0	0	0	1	1	0	0	0	0	0	12	21	0.00	1.000
52 Justin Grimm, R ERA: 3.88	(9, 1)	1.0		3	0	0	0	1	0	0	0	0	0	0	5	7	0.00	0.000

PITCHER		IP	WLS	BF	H	R	ER	SO	BB	IBB	HBP	BLK	WP	HR	S	P	ERA	WHIP

Chicago Cubs @ St. Louis Cardinals

Busch Stadium, St. Louis, MO

Sat Aug 30 2014, 7:16 PM - 10:31 PM CDT

Att. 44,762 - Cloudy - 83 F

TOP

livebaseballscorecards.com

Batter	1	2	3	4	5	6	7	8	9	AB	R	H	RBI	BB	SO	LOB
7 Arismendy Alcántara, S (1, 8) OBP: 0.280, SLG: 0.367	B FF 90 B FF 90 B FF 89 B FF 90 4-0 13 1B 68 2B BB	1 SAFE B CH 77 C CH 78 C FF 89 X CH 77 1-2 ③ P5			B CH 78 C CU 72 B CH 77 B FF 89 C FF 88 F FF 90 F FF 90 B FF 90 4-2 13 CS BB			C SI 89 C CH 69 F SI 92 B SI 94 T CH 69 1-2 ① K	B CH 82 C SI 90 C CH 82 B SL 80 X CH 82 2-2 ③ G4-3	3	1	0	0	2	1	3
9 Javier Báez, R (1, 4) OBP: 0.225, SLG: 0.430	C FF 90 1 SAFE X FF 90 0-1 ① F8		C FF 89 B CH 78 S CH 78 B FF 91 B FF 90 S CH 77 3-3 ① K		S CH 76 S CH 76 D CH 76 X CH 76 1-2 ① P3			F SI 90 B SL 84 X SL 84 1-1 1B		4	0	1	0	0	1	2
13 Starlin Castro, R (1, 6) OBP: 0.335, SLG: 0.435	B FF 90 F CH 76 F FF 89 D CH 78 1 SAFE X CH 77 2-2 68 2B 1-3 1B		B CU 74 B CH 78 X FF 90 2-0 ② L9		1 SAFE C CU 74 D FF 89 S CH 76 X FF 90 1-2 ②③ F8 1-2			C SI 91 X SL 82 0-1 ② F8		4	0	1	0	0	0	2
68 Jorge Soler, R (1, 9) OBP: 0.563, SLG: 1.267	C FF 89 X SL 85 0-1 1-3 3-H 2B		S CH 77 B FF 90 B FF 90 F CU 75 B CH 78 X CH 76 3-2 E3			C CH 78 B CU 72 S CH 77 S CH 78 1-3 ① K		C SL 83 F SL 83 X SL 85 0-2 ③ F9		4	0	1	1	0	1	1
5 Welington Castillo, R (1, 2) OBP: 0.290, SLG: 0.370	C FF 90 B CH 78 C CH 78 B FF 90 B FF 90 X CH 78 3-2 ② P4		1 SAFE B CH 77 C FF 89 S CH 78 1 SAFE X FF 89 1-2 ③ P3			B FF 89 C FF 89 X FF 89 1-1 ② L8			B SI 88 C SI 88 X SI 87 1-1 ① G6-3	4	0	0	0	0	0	3
24 Luis Valbuena, L (1, 5) OBP: 0.322, SLG: 0.428	C CU 72 X SL 83 0-1 ③ L8			C CU 73 B FF 88 F FF 89 H FF 89 2-2 HBP		C FF 89 B SL 86 C CU 74 B CU 75 B FF 90 X FF 89 3-2 ③ F8			C SI 88 B SI 86 F SI 88 X SI 89 1-2 41 1B 4 1B 8 FC4-6 1B	3	1	1	0	0	0	2
4 Chris Valaika, R (1, 3) OBP: 0.219, SLG: 0.300		B FF 89 B FF 90 X FF 89 2-0 ① L8		C FF 89 X FF 89 0-1 ① F9			C SI 90 X SI 91 0-1 ① G4-3		C SI 89 F SI 89 X CH 82 0-2 8 FC4-6 41 1B 1-2 1B	4	0	1	0	0	0	1
41 Matt Szczur, R (1, 7) OBP: 0.261, SLG: 0.227		X FF 90 0-0 1B		1 SAFE 1 SAFE S CH 77 D CH 78 F FF 88 C FF 89 1-3 ② K			B SI 92 F SI 90 B SI 91 C SI 90 F FF 91 C FF 92 2-3 ② K		F SI 90 X SI 90 0-1 8 FC4-6 1-2 2-3 1B	4	0	2	0	0	2	1
67 Tsuyoshi Wada, L (1, 1) OBP: 0.133, SLG: 0.071 45 Logan Watkins, L (7, PH) OBP: 0.412, SLG: 0.647 53 Wesley Wright, R (7, 1) 11 Kyuji Fujikawa, L (8, 1) 59 Zac Rosscup, R (8, 1) 33 Carlos Villanueva, R (8, 1) 8 Chris Coghlan, L (9, PH) OBP: 0.337, SLG: 0.433		C FF 88 B FF 89 B FF 88 L FF 88 1 SAFE F FF 88 C FF 91 2-3 ② K		C FF 88 B FF 89 C FF 88 B FF 88 F FF 88 S CU 74 2-3 ③ K			C SI 91 F CH 85 S SI 86 0-3 ③ K		C SL 78 X SI 90 0-1 ② FC4-6 1-2f 2-3 3-H	2 1 0 0 0 0 1	0 0 0 0 0 0 0	0 0 0 0 0 0 0	0 0 0 0 0 0 1	0 1 0 0 0 0 0	2 0 0 0 0 0 0	2 0 0 0 0 0 2
Inning Stats	R: 1 E: 0 K: 0 S: 12 H: 2 LOB: 2 BB: 1 P: 21	R: 0 E: 0 K: 1 S: 9 H: 1 LOB: 1 BB: 0 P: 14	R: 0 E: 1 K: 1 S: 10 H: 0 LOB: 1 BB: 0 P: 19	R: 0 E: 0 K: 2 S: 11 H: 0 LOB: 1 BB: 0 P: 16	R: 0 E: 0 K: 0 S: 10 H: 0 LOB: 0 BB: 1 P: 16	R: 0 E: 0 K: 1 S: 8 H: 0 LOB: 0 BB: 0 P: 13	R: 0 E: 0 K: 2 S: 9 H: 0 LOB: 0 BB: 0 P: 11	R: 0 E: 0 K: 1 S: 11 H: 1 LOB: 1 BB: 0 P: 13	R: 1 E: 0 K: 0 S: 15 H: 3 LOB: 2 BB: 0 P: 19	1B: 6 2B: 1 3B: 0 HR: 0 SF: 0 SAC: 0 DP: 0 HBP: 1						

PITCHER		IP	WLS	BF	H	R	ER	SO	BB	IBB	HBP	BLK	WP	HR	S	P	ERA	WHIP
56 Marco Gonzales, L ERA: 5.4	(1, 1)	6.0	W	24	3	1	1	5	2	0	1	0	0	0	60	99	1.50	0.833
43 Seth Maness, R ERA: 3.06	(7, 1)	1.0	H	3	0	0	0	2	0	0	0	0	0	0	9	11	0.00	0.000
37 Pat Neshek, R ERA: 1.42	(8, 1)	1.0	H	4	1	0	0	1	0	0	0	0	0	0	11	13	0.00	1.000
62 Nick Greenwood, L ERA: 5.52	(9, 1)	1.0		6	3	1	1	0	0	0	0	0	0	0	15	19	9.00	3.000

PITCHER	IP	WLS	BF	H	R	ER	SO	BB	IBB	HBP	BLK	WP	HR	S	P	ERA	WHIP

AB	34
R	2
H	7
RBI	2
BB	2
SO	8
LOB	19

WP: 0 PA: 37
PB: 0
SB: 0
CS: 1

BOTTOM

Chicago Cubs @ St. Louis Cardinals

Busch Stadium, St. Louis, MO

Sat Aug 30 2014, 7:16 PM - 10:31 PM CDT

Att. 44,762 - Cloudy - 83 F

livebaseballscorecards.com

Batter	1	2	3	4	5	6	7	8	9	AB	R	H	RBI	BB	SO	LOB
13 Matt Carpenter, L (1, 5) OBP: 0.374, SLG: 0.387	C FF 88 B FF 90 B FF 89 C FF 89 F FF 90 B SL 84 B FF 91 4-2 7 BB 32 E BB		B CU 72 1 SAFE B SL 81 X FF 88 2-0 ① F7		B FF 90 C SL 83 F FF 89 D SL 83 B CH 83 B CU 74 4-2 7 HR BB		X FF 90 0-0 ① SH1-3 1-2	D SL 80 B FF 92 B FF 92 B FF 92 4-0 7 HBP 16 1B 32 SF7 1-2 2-3 3-H BB		1	3	0	1	3	0	1
16 Kolten Wong, L (1, 4) OBP: 0.291, SLG: 0.384	X FF 89 0-0 ① L6		C FF 89 X SL 80 0-1 ② L8		B SL 82 F SL 80 F FF 89 D SL 81 F CH 82 B SI 90 X FF 90 3-2 ② P5		B KC 80 B KC 79 C SL 82 S SL 84 S SL 85 2-3 ②③ K 2-3	D FF 92 C FF 93 F FF 93 F FF 93 X SL 82 1-2 7 HBP 4 1B 1-2 2-3 3-H 1B		5	1	1	1	0	1	5
7 Matt Holliday, R (1, 7) OBP: 0.365, SLG: 0.421 19 Jon Jay, L (8, PR) OBP: 0.380, SLG: 0.397 (9, 7)	S FF 90 B FF 90 D FF 91 B CH 82 B FF 89 4-1 32 FC4-6 1-2 BB		F FF 89 F FF 90 B FF 90 B FF 91 X CH 82 3-2 ③ G6-3		B SL 80 X SI 90 1-0 1-H 2-H HR			HR 4 1B HBP		3 0	2 0	2 0	5 0	1 0	0 0	1 0
32 Matt Adams, L (1, 3) OBP: 0.326, SLG: 0.470	X SL 83 0-0 ② FC4-6 1-2f 2-H			F FF 89 B FF 90 B SL 82 B FF 90 F FF 90 T FF 92 3-2 ① K	X SL 82 0-0 ③ G4-3			4 1B 4 WP 18 1B 1B X CU 79 0-0 ① SF7 3-H		4	1	1	1	0	1	1
4 Yadier Molina, R (1, 2) OBP: 0.344, SLG: 0.408	F SI 90 B FF 90 X CH 82 1-1 ③ G1			F SI 91 C SL 80 X FF 92 0-2 1B		F FF 88 C SL 78 B CH 79 F FF 89 C SL 80 1-3 ① K		8 BB 16 1B 33 1B 1-3 1B B SI 89 1-0 X CH 81 18 G4-6-3 1-2 3-H 1B		5	1	3	1	0	1	1
18 Oscar Taveras, L (1, 9) OBP: 0.265, SLG: 0.296		C FF 90 F SL 81 B FF 91 T SL 83 1-2 ① K	F FF 90 1 SAFE D SL 83 X SL 83 1-1 ② L7			X FF 89 0-0 ② P5		33 16 27 BB BB 1B C FF 89 C CU 88 B SL 84 X SL 86 0-2 ②③ G4-6-3 1-2f		5	1	1	1	0	1	3
8 Peter Bourjos, R (1, 8) OBP: 0.295, SLG: 0.356		X FF 89 0-0 ② L4	B SL 80 C SL 80 F FF 90 B SL 78 X FF 90 2-2 ③ L8			X FF 89 0-0 1B		F SL 82 D SL 83 B FF 94 B FF 92 B FF 93 4-1 27 BB 33 1B 13 BB 1-2 2-3 BB		3	1	1	0	1	0	1
33 Daniel Descalso, L (1, 6) OBP: 0.303, SLG: 0.302		C FF 89 X FF 91 0-1 ③ P6			B CU 73 F FF 88 C FF 90 B FF 91 X FF 90 2-2 56 SH1-4 7 HR 1B	B FF 88 1 SAFE C SL 82 X FF 88 1-1 ③ G1-3		C FF 92 C FF 93 X SL 83 0-2 13 BB 27 BB 16 1B 1-2 2-3 3-H 1B		4	2	2	1	0	0	1
56 Marco Gonzales, L (1, 1) OBP: 0.400, SLG: 0.600 43 Seth Maness, R (7, 1) OBP: 0.400, SLG: 0.400 15 Randal Grichuk, R (7, PH) OBP: 0.241, SLG: 0.327 37 Pat Neshek, S (8, 1) 27 Jhonny Peralta, R (8, PH) OBP: 0.340, SLG: 0.455 62 Nick Greenwood, R (9, 1)			C FF 87 X FF 89 0-1 1B		1 SAFE B FF 89 X FF 88 1-0 ① SH1-4 1-2		B SI 91 X CH 85 1-0 16 CS 13 SH1-3 1B	B FF 94 D FF 92 D FF 93 C FF 92 S FF 92 B FF 92 4-2 16 1B 13 BB 7 HBP 1-2 2-3 3-H BB		1 0 1 0 0 0	0 0 0 0 1 0	1 0 1 0 0 0	0 0 0 0 1 0	0 0 0 0 1 0	0 0 0 0 0 0	0 0 0 0 0 0
Inning Stats	R: 1 E: 1 K: 0 S: 8 H: 0 LOB: 1 BB: 2 P: 17	R: 0 E: 0 K: 1 S: 6 H: 0 LOB: 0 BB: 0 P: 7	R: 0 E: 0 K: 0 S: 8 H: 1 LOB: 1 BB: 0 P: 13	R: 0 E: 0 K: 1 S: 11 H: 1 LOB: 1 BB: 0 P: 17	R: 3 E: 0 K: 0 S: 12 H: 2 LOB: 0 BB: 1 P: 23	R: 0 E: 0 K: 1 S: 8 H: 1 LOB: 1 BB: 0 P: 10	R: 0 E: 0 K: 1 S: 5 H: 1 LOB: 0 BB: 0 P: 8	R: 9 E: 0 K: 0 S: 30 H: 7 LOB: 2 BB: 3 P: 51		1B: 11 2B: 0 3B: 0 HR: 2	SF: 1 SAC: 2 DP: 1 HBP: 1					

	AB	32
	R	13
	H	13
	RBI	12
	BB	6
	SO	4
	LOB	14

WP: 1 PA: 42
PB: 0
SB: 0
CS: 1

PITCHER		IP	WLS	BF	H	R	ER	SO	BB	IBB	HBP	BLK	WP	HR	S	P	ERA	WHIP
67 Tsuyoshi Wada, L ERA: 2.79	(1, 1)	6.0	L	26	5	4	3	3	3	0	0	0	0	1	53	87	4.50	1.333
53 Wesley Wright, L ERA: 2.27	(7, 1)	1.0		3	1	0	0	1	0	0	0	0	0	0	5	8	0.00	1.000
11 Kyuji Fujikawa, R ERA: 4.91	(8, 1)	0.0		3	3	3	3	0	0	0	0	0	1	1	9	14	∞	∞
59 Zac Rosscup, L ERA: 12.96	(8, 1)	0.0		6	3	3	3	0	3	0	0	0	0	0	13	27	∞	∞
33 Carlos Villanueva, R ERA: 4.54	(8, 1)	1.0		4	1	3	3	0	0	0	1	0	0	0	8	10	27.00	1.000

PITCHER	IP	WLS	BF	H	R	ER	SO	BB	IBB	HBP	BLK	WP	HR	S	P	ERA	WHIP

Batter	1	2	3	4	5	6	7	8	9	AB	R	H	RBI	BB	SO	LOB
8 Chris Coghlan, L (1, 7) OBP: 0.344, SLG: 0.438	C FF 88 F CU 78 B CU 80 F SI 91 X CU 77 1-2 24 1B 13 HBP 1B	X FF 90 0-0 9 G6-4-3 2-H 3-H 1B		T CU 80 X FF 89 0-1 ① G6-3		B SI 91 B CU 74 C CU 80 B FC 83 C CU 79 X FC 83 3-2 1B		B CH 73 B SI 92 I IN 63 I IN 60 4-0 IBB		4	0	3	2	1	0	0
9 Javier Báez, R (1, 4) OBP: 0.216, SLG: 0.411	X FF 90 0-0 ① F8	B FF 90 S FC 83 1 SAFE T FC 82 X FC 83 1-2 ① ② G6-4-3 1-2f		C FF 90 S CU 77 T FF 91 0-2 ② K		S FC 82 F FC 84 D FC 84 1 SAFE B FC 84 S FC 83 2-3 ③ K		B SL 86 C SL 86 B SL 86 X SL 85 2-1 ③ F9		5	0	0	0	0	2	5
13 Starlin Castro, R (1, 6) OBP: 0.337, SLG: 0.434	1 SAFE C SI 91 C SI 90 H SI 88 1-2 24 1B 1-2 HBP	C FC 81 X FF 91 0-1 24 HR 1B		F CU 81 X CU 77 0-1 ③ F8			X CU 74 0-0 ① G5-3		B FF 95 B FF 94 C FF 95 B FF 96 B FF 96 4-1 BB	3	1	1	0	1	0	0
24 Luis Valbuena, L (1, 5) OBP: 0.325, SLG: 0.440	F CU 76 X SI 90 0-1 1-2 2-3 1B	F FF 89 B CU 80 X CH 80 1-1 1-H HR			C CU 76 S FC 83 B CU 80 F FC 83 X SI 90 1-2 4 BLK 2B		C SI 85 S SL 75 F SL 75 B SI 86 F SL 75 S SI 86 1-3 ② K		C FF 96 B FF 96 X CH 86 1-1 ① F8	5	1	3	2	0	1	1
7 Arismendy Alcántara, S (1, 8) OBP: 0.278, SLG: 0.378	F CU 80 B CU 78 S FF 90 F FF 92 F FF 92 S CU 80 1-3 ② K	B FF 88 X FC 83 1-0 ③ G3			F FF 89 X FF 90 0-1 ① P5		B SI 86 B SI 85 B SI 85 C SI 84 F SI 83 X SI 85 3-2 HR		B FF 97 C FF 97 C FF 96 X CH 85 1-2 ② L5	5	1	1	1	0	1	5
45 Logan Watkins, L (1, 9) OBP: 0.381, SLG: 0.571 46 Pedro Strop, R (7, 1) 5 Welington Castillo, R (8, 2) OBP: 0.289, SLG: 0.369	D CU 81 F SI 91 C CU 79 F FF 92 X CU 80 1-2 ③ G3-1		X CU 80 0-0 12 G4-3 4 S 1B		C CU 76 X FC 82 0-1 ② F8		C SL 75 C SI 85 S SL 76 0-3 ③ K		C FF 97 X FF 96 0-1 ③ P3	4 0 1	0 0 0	1 0 0	0 0 0	0 0 0	1 0 0	4 0 1
4 Chris Valaika, R (1, 3) OBP: 0.235, SLG: 0.302		B FF 88 F SI 89 B FF 90 S FF 91 B FF 92 B SI 89 4-2 12 1B 37 SH BB	B SI 88 C CU 81 F FF 88 S CU 79 1-3 ① K 1-2		S FC 83 S FC 83 S 0-3 ③ K 2-3			B SI 89 C SI 90 B SL 84 X SL 82 2-1 12 SH1-3 1B		3	1	1	0	1	2	2
12 John Baker, L (1, 2) OBP: 0.277, SLG: 0.242 33 Carlos Villanueva, R (8, 1)		X SI 90 0-0 37 SH 8 1B 1-2 1B	C FF 88 S FC 82 F FF 90 B CU 78 X CU 78 1-2 ② G4-3 2-3			C CU 81 X CU 76 0-1 ① F9		C SI 90 X CH 70 0-1 ① SH1-3 1-2		3 0	1 0	1 0	0 0	0 0	0 0	1 0
37 Travis Wood, R (1, 1) OBP: 0.286, SLG: 0.453 52 Justin Grimm, R (5, 1) 53 Wesley Wright, R (6, 1) 41 Matt Szczur, R (7, 9) OBP: 0.250, SLG: 0.217		L FC 82 L FC 81 D CU 78 X SI 91 1-2 SH 8 1B 1-3 2-H	S FC 82 X FC 84 0-1 ③ G1-3			B SI 86 S CH 85 S CU 80 B FC 82 T FF 89 2-2 ② K		B SL 83 S SL 84 C SL 84 X SL 85 1-2 ② F7		1 1 0 1	1 0 0 0	0 0 0 0	0 0 0 0	0 1 0 0	0 0 0 0	1 0 0 1
Inning Stats	R: 0 E: 0 K: 1 S: 18 H: 2 LOB: 3 BB: 0 P: 22	R: 5 E: 1 K: 0 S: 15 H: 4 LOB: 0 BB: 1 P: 23	R: 0 E: 0 K: 1 S: 10 H: 1 LOB: 1 BB: 0 P: 12	R: 0 E: 0 K: 1 S: 7 H: 0 LOB: 0 BB: 0 P: 7	R: 0 E: 0 K: 1 S: 11 H: 1 LOB: 1 BB: 0 P: 12	R: 0 E: 0 K: 2 S: 11 H: 1 LOB: 1 BB: 0 P: 18	R: 1 E: 0 K: 2 S: 12 H: 1 LOB: 0 BB: 0 P: 16	R: 0 E: 0 K: 0 S: 9 H: 1 LOB: 2 BB: 1 P: 18	R: 0 E: 0 K: 0 S: 8 H: 0 LOB: 1 BB: 1 P: 14	1B: 8 2B: 1 3B: 0 HR: 2 SF: 0 SAC: 2 DP: 1 HBP: 1						

TOP

Chicago Cubs @ St. Louis Cardinals

Busch Stadium, St. Louis, MO

Sun Aug 31 2014, 1:17 PM - 4:42 PM CDT

Att. 45,148 - Sunny - 86 F

livebaseballscorecards.com

AB	36
R	6
H	11
RBI	5
BB	3
SO	8
LOB	21

PITCHER		IP	WLS	BF	H	R	ER	SO	BB	IBB	HBP	BLK	WP	HR	S	P	ERA	WHIP
41 John Lackey, R ERA: 3.74	(1, 1)	6.1		30	9	5	2	6	1	0	1	1	0	1	73	95	2.84	1.579
36 Randy Choate, L ERA: 5.06	(7, 1)	0.2		3	1	1	1	2	0	0	0	0	0	1	11	15	13.50	1.500
37 Pat Neshek, R ERA: 1.4	(8, 1)	1.0	W	5	1	0	0	0	0	1	0	0	0	0	9	18	0.00	1.000
26 Trevor Rosenthal, R ERA: 3.54	(9, 1)	1.0	S	4	0	0	0	0	1	0	0	0	0	0	8	14	0.00	1.000

PITCHER		IP	WLS	BF	H	R	ER	SO	BB	IBB	HBP	BLK	WP	HR	S	P	ERA	WHIP

BOTTOM

Chicago Cubs @ St. Louis Cardinals

Busch Stadium, St. Louis, MO

Sun Aug 31 2014, 1:17 PM - 4:42 PM CDT

Att. 45,148 - Sunny - 86 F

livebaseballscorecards.com

Batter	1	2	3	4	5	6	7	8	9	AB	R	H	RBI	BB	SO	LOB
13 Matt Carpenter, L (1, 5) OBP: 0.376, SLG: 0.386	B FC 85 F FC 85 F FF 88 B CH 76 B FF 88 F FF 88 B FF 88 4-2 15 FC5-4 BB		B CU 70 C FF 87 F SL 76 X SI 87 1-2 ③ F7		D FF 86 B FC 86 C FC 83 C FC 83 B FF 88 F FF 88 X FF 87 3-2 E8 15 F8 7 2B 2-H		B SL 84 B SL 85 C FF 91 B SL 84 B SI 90 4-1 7 HBP 27 1B BB	I IN 73 I IN 75 I IN 74 I IN 71 4-0 7 1B 27 1B 1-2 IBB		2	3	0	0	3	0	0
15 Randal Grichuk, R (1, 9) OBP: 0.222, SLG: 0.300	B SI 88 B FF 88 F SI 87 X FC 85 2-1 ① FC5-4 7 G1-4-3 1-2f			C CH 75 F FC 82 B FC 86 B CH 79 X FC 85 2-2 ① G5-3	F FC 83 B CH 77 F CH 76 B SL 83 X FC 84 2-2 ② F8 2-3		S SL 82 B SL 84 S SI 95 S SL 84 1-3 ② K	C SL 85 C FF 91 S FF 91 0-3 ② K		5	0	0	0	0	2	6
7 Matt Holliday, R (1, 7) OBP: 0.369, SLG: 0.432	B FC 84 B SL 84 F FF 89 1 SAFE F FC 85 B SI 89 F FF 89 1 SAFE F SI 89 3-2 ② F CH 81 ③ X SI 89 G1-4-3 1-2f			B CH 77 B SI 89 X SI 88 2-0 HR	B FC 84 B FC 83 X FC 83 2-0 3-H 2B		S SL 85 S SI 96 D SL 84 F SI 95 H SI 94 2-2 27 1B 4 1B 1-2 HBP	F SI 90 F SL 86 B FF 90 X SL 86 1-2 27 1B 1-3 2-H 3-H 1B		4	2	3	4	0	0	1
27 Jhonny Peralta, R (1, 6) OBP: 0.345, SLG: 0.457		F SI 86 B CH 77 C FF 88 B CH 78 X FF 89 2-2 4 G4-3-6-4 1B		B FC 84 C FC 84 B FC 84 B CH 76 F FF 87 F FC 83 F SI 88 B SI 88 4-2 4 FC1-4 BB	X FF 95 0-0 ③ G5-3		F SI 96 B SI 94 X SL 83 1-1 4 1B 1-3 2-H 1B	B CU 77 B FF 91 X CH 81 2-0 1-2 3-H 1B		4	0	3	2	1	0	1
4 Yadier Molina, R (1, 2) OBP: 0.345, SLG: 0.408		F FC 84 X FC 84 0-1 ① ② G4-3-6-4 1-2f		F FF 87 D SI 88 X CH 78 1-1 ② FC1-4 1-2f		C FF 96 B SI 95 B CU 84 X SI 94 2-1 19 FC3-6 1B	F SI 95 X SI 96 0-1 19 FC6-4 1-3 3-H 1B	F SI 89 B FF 91 X SI 89 1-1 ③ F9		5	0	2	1	0	0	4
19 Jon Jay, L (1, 8) OBP: 0.379, SLG: 0.395		C FF 88 B FC 83 X FF 87 1-1 1B		1 SAFE B SL 83 B SL 82 F FC 83 C FF 87 X SL 78 2-2 ③ L7		B FF 95 X SI 94 1-0 ① FC3-6 1-2f	B SI 95 C SL 83 X SI 96 1-1 ③ FC6-4 1-2f			4	0	1	0	0	0	4
16 Kolten Wong, L (1, 4) OBP: 0.291, SLG: 0.393 38 Pete Kozma, R (8, 4) OBP: 0.500, SLG: 0.750		B FC 82 F FC 84 F FC 87 F FC 83 S SL 77 1-3 ③ K			B CU 69 C FC 83 B SL 76 F FC 83 F SL 78 X SL 77 2-2 HR	1 SAFE 1 SAFE 1 SAFE X SI 93 0-0 ② F9		C FF 90 X CU 77 0-1 33 1B 7 1B 2B		3 1	1 1	1 1	1 0	0 0	1 0	2 0
33 Daniel Descalso, L (1, 3) OBP: 0.308, SLG: 0.303			B FC 83 C FC 86 X FC 84 1-1 ① F7		F FC 83 F FC 86 B SL 77 B FC 84 B FF 87 B FC 83 4-2 41 SH3-1 13 E BB	1 SAFE S SL 83 X FF 90 0-1 ③ G3		L CH 79 L CH 81 X SL 85 0-2 13 IBB 7 1B 2-3 1B		3	2	1	0	1	0	1
41 John Lackey, R (1, 1) OBP: 0.250, SLG: 0.250 36 Randy Choate, L (7, 1) 18 Oscar Taveras, L (7, PH) OBP: 0.264, SLG: 0.295 37 Pat Neshek, S (8, 1) 32 Matt Adams, L (8, PH) OBP: 0.325, SLG: 0.469 26 Trevor Rosenthal, R (9, 1)			C FC 85 T SI 87 F FF 88 S CU 72 0-3 ② K		X CH 84 0-0 ① SH3-1 1-2		T SL 82 C SL 82 B SL 84 F KC 78 X SI 89 1-2 ① G4-3	C FF 90 S FF 91 1 SAFE S FF 90 0-3 ① K		1 0 0 1 0 0 1 0	0 0 0 0 0 0 0 0	0 0 0 0 0 0 0 0	0 0 0 0 0 0 1 0	1 0 0 0 0 0 0 0	0 0 0 0 0 0 2 0	0 0 0 0 0 0 0 0
Inning Stats	R: 0 E: 0 K: 0 S: 11 H: 0 LOB: 0 BB: 1 P: 20	R: 0 E: 0 K: 1 S: 11 H: 2 LOB: 1 BB: 0 P: 15	R: 0 E: 0 K: 1 S: 9 H: 0 LOB: 0 BB: 0 P: 11	R: 1 E: 0 K: 0 S: 13 H: 1 LOB: 1 BB: 1 P: 24	R: 3 E: 1 K: 0 S: 16 H: 2 LOB: 1 BB: 1 P: 29	R: 0 E: 0 K: 0 S: 6 H: 1 LOB: 1 BB: 0 P: 9	R: 2 E: 0 K: 1 S: 17 H: 2 LOB: 2 BB: 1 P: 27	R: 3 E: 0 K: 2 S: 17 H: 4 LOB: 2 BB: 1 P: 25		1B: 8 2B: 2 3B: 0 HR: 2 SF: 0 SAC: 1 DP: 2 HBP: 1		WP: 0 PB: 0 SB: 0 CS: 0 PA: 41			

AB	34
R	9
H	12
RBI	8
BB	5
SO	5
LOB	21

PITCHER		IP	WLS	BF	H	R	ER	SO	BB	IBB	HBP	BLK	WP	HR	S	P	ERA	WHIP
37 Travis Wood, L ERA: 4.7	(1, 1)	4.2		21	5	4	2	2	3	0	0	0	0	2	59	98	3.86	1.714
52 Justin Grimm, R ERA: 3.82	(5, 1)	1.0		4	1	0	0	0	0	0	0	0	0	0	5	8	0.00	1.000
53 Wesley Wright, L ERA: 2.44	(6, 1)	0.2	H	3	0	1	1	0	1	0	0	0	0	0	7	12	13.50	1.500
46 Pedro Strop, R ERA: 2.41	(7, 1)	0.2	B	5	2	1	1	1	0	0	1	0	0	0	12	17	13.50	3.000
33 Carlos Villanueva, R ERA: 4.85	(8, 1)	1.0	L	8	4	3	3	2	0	1	0	0	0	0	17	25	27.00	4.000

PITCHER	IP	WLS	BF	H	R	ER	SO	BB	IBB	HBP	BLK	WP	HR	S	P	ERA	WHIP

Batter	1	2	3	4	5	6	7	8	9	AB	R	H	RBI	BB	SO	LOB
2 Scooter Gennett, L (1, 4) OBP: 0.334, SLG: 0.462	B SI 92 F SI 92 X FF 92 1-1 8 G5-4-3 20 1B 1B		B CU 79 B SI 94 F SI 91 F SI 93 F CH 85 S CH 86 2-3 ② K			X CU 75 0-0 ① F8		B CU 80 B FF 96 T FF 96 F FF 95 C FF 96 2-3 ② K		4	0	1	0	0	2	0
20 Jonathan Lucroy, R (1, 2) OBP: 0.363, SLG: 0.478	C SI 92 C SI 91 B FF 92 X SI 93 1-2 8 G5-4-3 1-2 1B		C SI 93 B CH 85 B FC 84 X SI 91 2-1 ③ F8			B SI 91 B SI 90 X SI 91 2-0 ② G6-3		B FF 95 C FF 96 X FF 94 1-1 ③ F8		4	0	1	0	0	0	0
8 Ryan Braun, R (1, 9) OBP: 0.324, SLG: 0.480	B SI 92 X CH 86 1-0 ①② G5-4-3 1-2f 2-3			B CU 77 B SI 92 B SI 93 B SI 4-0 16 G6-4-3 BB		C SI 91 S SI 92 F SI 91 B FC 85 B FF 91 B CU 80 S SI 92 3-3 ③ K			C FF 96 S FF 96 S SI 96 0-3 ① K	3	0	0	0	1	2	2
16 Aramis Ramirez, R (1, 5) OBP: 0.345, SLG: 0.456	B CU 78 B SI 93 C CU 80 F CH 87 B SI 93 S CH 87 3-3 ③ K			X FF 92 0-0 ①② G6-4-3 1-2f			B SI 90 B CH 82 F SI 90 S SI 90 X SI 92 2-2 ① P3		B FF 97 X FF 97 1-0 28 DI 1B	4	0	1	0	0	1	2
18 Khris Davis, R (1, 7) OBP: 0.307, SLG: 0.478		C FF 92 F SI 93 B FF 92 S CH 85 1-3 ① K		X SI 92 0-0 ③ F7			X SI 91 0-0 HR		B SI 96 F FF 95 X FC 90 1-1 ② L8	4	1	1	1	0	1	1
28 Gerardo Parra, L (1, 8) OBP: 0.307, SLG: 0.374		F SI 93 B CU 77 B CU 77 F CH 86 X FF 93 2-2 1B	B SI 91 F SI 93 X SI 92 1-1 1B				X FF 91 0-0 HR		C SI 95 B SI 96 F SI 95 S SL 84 1-3 ③ K 1-2	4	1	3	1	0	1	1
7 Mark Reynolds, R (1, 3) OBP: 0.289, SLG: 0.401 21 Jeremy Jeffress, R (7, 1)		F SI 93 S CU 79 B FF 92 1 SAFE B SI 93 D CU 79 C CH 84 3-3 ② K	S SI 92 D CH 85 B FC 83 F SI 91 B FC 83 F SI 92 S CU 78 3-3 ① K				B CU 76 S FF 91 S FF 91 S CU 78 1-3 ② K			3 0	0 0	0 0	0 0	0 0	3 0	2 0
9 Jean Segura, R (1, 6) OBP: 0.275, SLG: 0.313		B SI 92 C SI 92 B SI 92 X FF 93 2-1 ③ L9	1 SAFE B FF 92 F FF 91 C FC 83 S SI 92 1-3 ② K				B FF 91 C FF 91 X CU 78 1-1 ③ G6-3			3	0	0	0	0	1	2
52 Jimmy Nelson, R (1, 1) OBP: 0.167, SLG: 0.222 59 Zach Duke, L (7, 1) 24 Lyle Overbay, L (7, 3) OBP: 0.336, SLG: 0.352			C FF 90 B FF 92 X SI 91 1-1 ① G1-3		S SI 91 B SI 91 B SI 91 B SI 90 C SI 92 X FF 91 3-2 ③ G2-3			B CU 80 F FF 95 B FF 95 F FF 95 S SL 87 2-3 ① K		2 0 1	0 0 0	0 0 0	0 0 0	0 0 1	0 0 0	1 0 0
Inning Stats	R: 0 E: 0 K: 1 S: 9 H: 2 LOB: 1 BB: 0 P: 15	R: 0 E: 0 K: 2 S: 11 H: 1 LOB: 1 BB: 0 P: 19	R: 0 E: 0 K: 1 S: 8 H: 0 LOB: 0 BB: 0 P: 13	R: 0 E: 0 K: 0 S: 2 H: 0 LOB: 0 BB: 1 P: 6	R: 0 E: 0 K: 2 S: 12 H: 1 LOB: 1 BB: 0 P: 20	R: 0 E: 0 K: 1 S: 6 H: 0 LOB: 0 BB: 0 P: 11	R: 2 E: 0 K: 1 S: 10 H: 2 LOB: 0 BB: 0 P: 14	R: 0 E: 0 K: 2 S: 8 H: 0 LOB: 0 BB: 0 P: 13	R: 0 E: 0 K: 2 S: 9 H: 1 LOB: 1 BB: 0 P: 12	1B: 5 2B: 0 3B: 0 HR: 2 SF: 0 SAC: 0 DP: 2 HBP: 0						

TOP

Milwaukee Brewers @ Chicago Cubs

Wrigley Field, Chicago, IL

Mon Sep 01 2014, 1:22 PM - 4:08 PM CDT

Att. 32,054 - Partly Cloudy - 82 F

livebaseballscorecards.com

AB	32
R	2
H	7
RBI	2
BB	1
SO	12
LOB	11

WP: 0 PA: 33
PB: 0
SB: 0
CS: 0

PITCHER		IP	WLS	BF	H	R	ER	SO	BB	IBB	HBP	BLK	WP	HR	S	P	ERA	WHIP
38 Jacob Turner, R ERA: 5.83	(1, 1)	6.1	W	23	5	1	1	7	1	0	0	0	0	1	52	90	1.42	0.947
50 Blake Parker, R ERA: 6.43	(7, 1)	0.2	H	3	1	1	1	1	0	0	0	0	0	1	6	8	13.50	1.500
54 Neil Ramírez, R ERA: 0.99	(8, 1)	1.0	H	3	0	0	0	2	0	0	0	0	0	0	8	13	0.00	0.000
56 Héctor Rondón, R ERA: 2.7	(9, 1)	1.0	S	4	1	0	0	2	0	0	0	0	0	0	9	12	0.00	1.000

PITCHER	IP	WLS	BF	H	R	ER	SO	BB	IBB	HBP	BLK	WP	HR	S	P	ERA	WHIP

Batter	1	2	3	4	5	6	7	8	9	AB	R	H	RBI	BB	SO	LOB
8 Chris Coghlan, L (1, 7) OBP: 0.346, SLG: 0.442	C SI 92 B FF 94 B FF 93 B SI 92 F SI 93 S SI 94 3-3 ① K		X SI 94 0-0 2B		B SL 86 B CH 85 F SI 93 X SI 93 2-1 13 1B		S SL 82 B SL 83 S SI 89 B CU 76 S CU 76 2-3 ① K			4	0	2	0	0	2	1
9 Javier Báez, R (1, 4) OBP: 0.208, SLG: 0.397	B SI 94 B SL 87 B SL 87 X SI 94 3-0 ② G5-3		X SI 94 0-0 ③ G5-3		F SI 92 1 SAFE C FF 93 F FF 94 S SI 94 0-3 ① K		B SI 94 1 SAFE X SI 95 1-0 ②③ G6-4-3 1-2f			4	0	0	0	0	1	3
13 Starlin Castro, R (1, 6) OBP: 0.338, SLG: 0.436	B SI 94 B SI 93 X FF 93 2-0 ③ F9			C SL 87 X SI 93 0-1 68 G6-4-3 5 HR 2B	1 SAFE 1 SAFE X SI 93 0-0 24 G3-6-1 1-2 1B			B KC 78 F SI 94 C SI 95 C SI 96 1-3 ① K		4	1	2	0	0	1	0
24 Luis Valbuena, L (1, 5) OBP: 0.327, SLG: 0.447		C SI 91 F FF 93 X SL 88 0-2 ① P5		B SL 85 B SI 93 S SL 87 B SI 94 B SL 86 4-1 68 G6-4-3 BB	B SL 85 X CH 85 1-0 ②③ G3-6-1 1-2f			C KC 78 B CH 88 X CH 88 1-1 HR		3	1	1	1	1	0	2
68 Jorge Soler, R (1, 9) OBP: 0.550, SLG: 1.211		C SI 93 B SL 86 S SL 87 X SL 86 1-2 5 1B 2B		F SI 94 B FF 93 X SI 94 1-1 ① G6-4-3 ② 1-2f 2-3	F SI 94 F SI 94 X SL 88 0-2 E8 2B			B SI 94 F SI 95 B SI 94 B SI 95 C SI 95 X SI 95 3-2 ② G6-3		4	1	2	0	0	0	2
5 Welington Castillo, R (1, 2) OBP: 0.291, SLG: 0.380		C SI 92 S SL 87 X SI 94 0-2 7 G4-6-3 2-H 1B		B SL 87 C FF 93 S SL 89 X SL 88 1-2 3-H HR	F SI 92 F SI 93 B SI 94 X CH 84 1-2 ① G6-3			B KC 78 C SI 96 B SI 95 B SI 96 C SI 95 F SI 96 F SI 96 X SI 95 3-2 ③ G6-3		4	1	2	3	0	0	1
7 Arismendy Alcántara, S (1, 8) OBP: 0.279, SLG: 0.378		X SI 93 0-0 ②③ G4-6-3 1-2f		B SI 94 S SI 94 B CH 87 F FF 95 F SI 94 B SL 88 X SI 94 3-2 4 HBP 1B	S CH 84 C SI 95 D CH 86 B SL 87 S SL 88 2-3 ② K					3	0	1	0	0	1	2
4 Chris Valaika, R (1, 3) OBP: 0.239, SLG: 0.292			B SI 92 X SI 92 1-0 ① L9	C SI 93 1 SAFE H SI 93 1-1 1-2 HBP		F SI 94 F SI 94 B SI 94 F FF 93 X SI 94 1-2 ③ G5-3				2	0	0	0	0	0	1
38 Jacob Turner, R (1, 1) OBP: 0.222, SLG: 0.294 50 Blake Parker, R (7, 1) 45 Logan Watkins, L (7, PH) OBP: 0.409, SLG: 0.591 54 Neil Ramírez, R (8, 1) 56 Héctor Rondón, R (9, 1)			S SI 93 C SI 93 F SL 87 X FF 94 0-2 ② G6-3	F SI 92 F SI 92 S FF 93 0-3 ③ K			X SL 83 0-0 9 G6-4-3 1B			2 0 1 0 0	0 0 0 0 0	0 0 1 0 0	0 0 0 0 0	0 0 0 0 0	1 0 0 0 0	2 0 0 0 0
Inning Stats	R: 0 E: 0 K: 1 S: 5 H: 0 LOB: 0 BB: 0 P: 13	R: 1 E: 0 K: 0 S: 10 H: 2 LOB: 0 BB: 0 P: 11	R: 0 E: 0 K: 0 S: 7 H: 1 LOB: 1 BB: 0 P: 8	R: 2 E: 0 K: 1 S: 16 H: 3 LOB: 2 BB: 1 P: 26	R: 0 E: 0 K: 1 S: 8 H: 2 LOB: 1 BB: 0 P: 11	R: 0 E: 1 K: 1 S: 13 H: 1 LOB: 1 BB: 0 P: 17	R: 0 E: 0 K: 1 S: 5 H: 1 LOB: 0 BB: 0 P: 8	R: 1 E: 0 K: 1 S: 13 H: 1 LOB: 0 BB: 0 P: 21		1B: 5 2B: 4 3B: 0 HR: 2	SF: 0 SAC: 0 DP: 4 HBP: 1			WP: 0 PB: 0 SB: 0 CS: 0	PA: 33	

PITCHER	IP	WLS	BF	H	R	ER	SO	BB	IBB	HBP	BLK	WP	HR	S	P	ERA	WHIP
52 Jimmy Nelson, R (1, 1) ERA: 4.14	6.0	L	26	9	3	3	4	1	0	1	0	0	1	59	86	4.50	1.667
59 Zach Duke, L (7, 1) ERA: 2.44	0.1		2	1	0	0	1	0	0	0	0	0	0	4	6	0.00	3.000
21 Jeremy Jeffress, R (7, 1) ERA: 3.05	1.2		5	1	1	1	1	0	0	0	0	0	1	14	23	5.40	0.600

PITCHER	IP	WLS	BF	H	R	ER	SO	BB	IBB	HBP	BLK	WP	HR	S	P	ERA	WHIP

BOTTOM

Milwaukee Brewers @ Chicago Cubs

Wrigley Field, Chicago, IL

Mon Sep 01 2014, 1:22 PM - 4:08 PM CDT

Att. 32,054 - Partly Cloudy - 82 F

livebaseballscorecards.com

AB	31
R	4
H	11
RBI	4
BB	1
SO	6
LOB	14

Milwaukee Brewers @ Chicago Cubs

Wrigley Field, Chicago, IL

Tue Sep 02 2014, 7:09 PM - 10:19 PM CDT

Att. 28,434 - Partly Cloudy - 78 F

TOP

livebaseballscorecards.com

Batter	1	2	3	4	5	6	7	8	9	AB	R	H	RBI	BB	SO	LOB
2 Scooter Gennett, L (1, 4) OBP: 0.334, SLG: 0.461	B FF 92 F SI 93 F SI 94 S CU 80 1-3 K2-3 ①		F FF 94 X SI 94 0-1 20 8 1B 1B		C CH 88 F CU 79 B CU 78 X CH 86 1-2 F9 ③		D KC 81 B SI 90 B CH 83 B SI 91 4-0 BB		B FF 91 C FF 90 S FF 91 B FF 91 F FF 91 B FF 89 S FF 89 3-3 K ③	3	1	1	0	0	1	0
Rickie Weeks Jr., R (7, PH) OBP: 0.339, SLG: 0.416 (7, 4)										1	0	0	0	1	1	2
20 Jonathan Lucroy, R (1, 2) OBP: 0.362, SLG: 0.476	C FF 94 X FF 94 0-1 G5-3 ②		1 SAFE C SL 89 F FF 93 1 SAFE X SL 90 0-2 8 1B 1-2 1B			F FF 90 F SI 92 X CH 86 0-2 G6-3 ①	B SI 90 C SI 91 X SI 90 1-1 F9 ③			4	0	1	0	0	0	2
8 Ryan Braun, R (1, 9) OBP: 0.327, SLG: 0.480	S FF 94 B SI 94 B SI 95 F SL 92 F CU 81 F SL 90 F SL 90 B CH 89 F SL 91 4-2 B CU 80 16 HBP BB		B SL 94 F SL 90 X FF 94 1-1 16 CS 1-3 2-H 1B			F SL 88 F SL 90 B FF 93 S CU 79 1-3 K ②		C SI 92 F SI 92 X SI 94 0-2 G6-3 ①		2	0	1	1	1	1	0
1 Logan Schafer, L (8, PH) OBP: 0.265, SLG: 0.286 (8, 9)										1	0	0	0	0	0	0
16 Aramis Ramirez, R (1, 5) OBP: 0.348, SLG: 0.457	B SI 93 F SI 94 1 SAFE C SL 92 H SI 94 2-2 1-2 HBP		B SI 94 F SL 90 1 SAFE S SI 93 D CU 80 X SL 90 2-2 L9 ②③ 1-2			X SL 89 0-0 18 2B 1B		B SI 94 F SI 94 S SI 92 X SI 95 1-2 18 G6-3 1B		3	0	2	0	0	0	2
45 Alfredo Figaro, R (8, 1)										0	0	0	0	0	0	0
18 Khris Davis, R (1, 7) OBP: 0.307, SLG: 0.479	D FF 93 B FF 95 S SL 90 B SL 91 C SI 95 X SL 91 3-2 G6-3 ③			S FF 92 X CU 78 0-1 F8 ①		C SL 89 D CU 80 S SL 90 X CU 78 1-2 2B		B SI 93 X SI 94 1-0 G6-3 ②③ 1-2f		4	0	1	0	0	0	3
28 Gerardo Parra, L (1, 8) OBP: 0.306, SLG: 0.373		B SI 93 C SI 94 F FF 94 F SI 94 B CU 81 X CU 80 2-2 G4-3 ①		C SL 90 S CU 79 X CU 79 0-2 G6-3 ②		S CU 79 D CU 80 F SL 89 B CU 78 F SL 90 F CH 88 D CU 80 S SL 90 3-3 K ③			C FF 92 X FC 89 0-1 7 BB 1B	4	0	1	0	0	1	2
24 Lyle Overbay, L (1, 3) OBP: 0.337, SLG: 0.350		F SI 94 B SI 94 B CH 87 F SL 90 B CH 88 D SI 95 4-2 3 G4-6-3 BB		X SL 90 0-0 F7 ③			C KC 77 B FF 89 S KC 78 S KC 79 1-3 K ①		B FF 91 C FF 91 F FF 89 C FF 91 1-3 K ①	1	0	0	0	1	0	0
5 Héctor Gómez, R (7, PH)										2	0	0	0	0	2	1
(7, 6)																
3 Elian Herrera, S (1, 6) OBP: 0.298, SLG: 0.354		X SI 93 0-0 G4-6-3 ②③ 1-2f			C FF 92 C CU 77 F SL 90 B FF 93 S CU 79 1-3 K ①		C KC 78 B KC 79 B FF 90 X KC 80 2-1 G5-3 ②		B FF 91 B FF 91 F FF 91 B FF 91 F FF 91 B FF 91 4-2 1-2 BB	2	0	0	0	0	1	1
7 Mark Reynolds, R (7, PH) OBP: 0.290, SLG: 0.399										1	0	0	0	1	0	0
(7, 3)																
(8, 5)																
49 Yovani Gallardo, R (1, 1) OBP: 0.125, SLG: 0.128			C FF 93 B FF 93 S SI 93 B SL 90 F SL 89 B FF 94 X FF 94 3-2 F9 ①		F FF 93 X SL 88 0-1 G4-3 ②		C KC 79 F FF 90 X KC 78 0-2 2B		S FF 91 X FF 90 0-1 F8 ②	2	0	0	0	0	0	0
32 Tom Gorzelanny, R (6, 1)										0	0	0	0	0	0	0
15 Jason Rogers, R (7, PH) OBP: 1.000, SLG: 2.000										1	0	1	0	0	0	0
53 Brandon Kintzler, R (7, 1)										0	0	0	0	0	0	0
60 Matt Clark, L (8, 3)										1	0	0	0	0	0	2

	AB	32
	R	1
	H	8
	RBI	1
	BB	4
	SO	7
	LOB	15

Inning Stats	1	2	3	4	5	6	7	8	9	1B: 6	SF: 0	WP: 0	PA: 37
	R: 0 E: 0 K: 1 S: 16	H: 0 LOB: 2 BB: 1 P: 26	R: 0 E: 0 K: 0 S: 7	H: 0 LOB: 0 BB: 1 P: 13	R: 1 E: 0 K: 0 S: 14	H: 3 LOB: 1 BB: 0 P: 20	R: 0 E: 0 K: 0 S: 6	H: 0 LOB: 0 BB: 0 P: 6	R: 0 E: 0 K: 1 S: 9	H: 0 LOB: 0 BB: 0 P: 11	R: 0 E: 0 K: 2 S: 15	H: 2 LOB: 2 BB: 0 P: 20	R: 0 E: 0 K: 1 S: 10	H: 1 LOB: 2 BB: 1 P: 18	R: 0 E: 0 K: 0 S: 7	H: 1 LOB: 0 BB: 0 P: 9	R: 0 E: 0 K: 2 S: 13	H: 1 LOB: 2 BB: 1 P: 21	2B: 2 3B: 0 HR: 0	SAC: 0 DP: 2 HBP: 1	PB: 0 SB: 0 CS: 1

PITCHER		IP	WLS	BF	H	R	ER	SO	BB	IBB	HBP	BLK	WP	HR	S	P	ERA	WHIP
49 Jake Arrieta, R ERA: 2.81	(1, 1)	6.0	W	24	5	1	1	4	2	0	1	0	0	0	67	96	1.50	1.167
53 Wesley Wright, L ERA: 2.38	(7, 1)	1.0		5	1	0	0	1	1	0	0	0	0	0	10	18	0.00	2.000
63 Brian Schlitter, R ERA: 3.4	(8, 1)	1.0		3	1	0	0	0	0	0	0	0	0	0	7	9	0.00	1.000
11 Kyuji Fujikawa, R ERA: 4.32	(9, 1)	1.0		5	1	0	0	2	1	0	0	0	0	0	13	21	0.00	2.000

PITCHER	IP	WLS	BF	H	R	ER	SO	BB	IBB	HBP	BLK	WP	HR	S	P	ERA	WHIP

Milwaukee Brewers @ Chicago Cubs

Wrigley Field, Chicago, IL

Tue Sep 02 2014, 7:09 PM - 10:19 PM CDT

Att. 28,434 - Partly Cloudy - 78 F

livebaseballscorecards.com

BOTTOM

Batter	1	2	3	4	5	6	7	8	9	AB	R	H	RBI	BB	SO	LOB
8 Chris Coghlan, L (1, 7) OBP: 0.347, SLG: 0.441	B SI 88 F SI 90 F SL 88 B SI 90 C SL 88 2-3 ① K	X CU 78 0-0 45 1B 1B		X SL 87 0-0 ② F7		C FF 89 C FF 89 B SL 78 B FF 87 B FF 88 X FF 90 3-2 1B		B SL 82 D SL 81 C FF 94 F FF 95 B SL 82 C FF 94 3-3 ② K		5	0	2	0	0	2	2
9 Javier Báez, R (1, 4) OBP: 0.208, SLG: 0.383 (2, 6)	B SI 91 C SL 88 B SI 91 B SI 91 C FF 89 D CU 79 4-2 13 24 1B 1B BB	1 SAFE B SI 91 F SL 86 C CU 78 F FF 92 B CU 78 X SI 92 2-2 ② F8		C SL 88 B SI 91 X SL 88 1-1 ③ G6-3		C CH 83 C SI 90 B FF 91 S CH 84 1-3 ② K		B FF 94 X FF 95 1-0 ③ G6-3		4	1	0	0	1	1	4
13 Starlin Castro, R (1, 6) OBP: 0.339, SLG: 0.438 45 Logan Watkins, L (2, 4) OBP: 0.400, SLG: 0.560	X SL 89 0-0 24 1B 68 1B 1-2 1B	B CU 78 B FF 92 X SI 91 2-0 1-3 1B			C CU 77 B SL 87 X FF 91 1-1 ① F7	S SI 90 S FF 90 B FF 90 X SL 78 1-2 ③ G3				1 3	1 0	1 1	0 0	0 0	0 0	0 1
24 Luis Valbuena, L (1, 5) OBP: 0.328, SLG: 0.450	C CU 78 F FF 91 X SL 89 0-2 5 FC6 68 1B 5 E 1-2 2-H 1B	F SL 88 1 SAFE S CU 78 F SI 92 B CU 78 F FF 92 S SL 87 1-3 ③ K			C SI 91 B SI 91 X SI 90 1-1 5 2B 2B		C SI 91 S SL 84 B FF 92 X SL 84 1-2 ① F8			4	2	2	1	0	1	2
68 Jorge Soler, R (1, 9) OBP: 0.542, SLG: 1.091	D SI 92 B SI 91 C SL 89 B SI 91 X SI 92 3-1 5 E 7 E 1-2 2-H 1B		B CU 78 B SL 87 C SL 87 B FF 90 S SL 87 C SL 86 3-3 ① K		F SI 91 X SL 88 0-1 ② F7		B SI 92 B SI 91 B SI 92 B FF 92 4-0 BB			3	1	1	1	1	1	1
5 Welington Castillo, R (1, 2) OBP: 0.291, SLG: 0.382	B CU 79 C SL 89 B SI 92 C CU 79 X SL 88 2-2 FC6 7 FC3-6 1-2 2-H		B FF 92 F SL 88 C SI 91 X SI 92 1-2 ② G6-3		C SI 91 C FF 92 D SI 92 X SL 88 1-2 7 HR 2-H 2B		B FF 92 C SI 94 S CH 88 D CH 88 S SI 92 2-3 ② K			4	1	1	1	0	1	2
7 Arismendy Alcántara, S (1, 8) OBP: 0.279, SLG: 0.390	C SL 88 B SI 92 C SL 89 B SL 89 X SL 88 2-2 ② FC3-6 1-2f 2-H		C SI 91 B SI 90 B SL 88 C SL 88 S SL 86 2-3 ③ K		X SL 88 0-0 2-H HR		B SI 92 S SI 91 C SI 92 S CH 86 1-3 ③ K			4	1	1	2	0	2	2
4 Chris Valaika, R (1, 3) OBP: 0.240, SLG: 0.290	X SI 91 0-0 ③ F9			B CU 77 B SI 90 C SI 90 F SL 87 X SI 91 2-2 ① L6-3	C SI 91 B CU 79 B SL 88 B FF 91 X SI 91 3-1 ③ L8			B FF 93 F FF 94 C FF 94 X FF 95 1-2 51 G3 1B		4	0	1	0	0	0	1
49 Jake Arrieta, R (1, 1) OBP: 0.200, SLG: 0.182 41 Matt Szczur, R (6, PH) OBP: 0.240, SLG: 0.208 53 Wesley Wright, R (7, 1) 63 Brian Schlitter, R (8, 1) OBP: 1.000, SLG: 1.000 51 Raffy Lopez, L (8, PH) 11 Kyuji Fujikawa, L (9, 1)		C SI 89 B SI 91 X SL 88 1-1 ① G3		C SI 90 B SL 86 B SL 87 B SI 91 C FF 91 B SI 90 4-2 BB		X SI 88 0-0 ① G6-3		F FF 93 X SL 82 0-1 ① G3 1-2		1 1 0 0 1 0	0 0 0 0 0 0	0 0 0 0 0 0	1 0 0 0 0 0	0 0 0 0 0 0	0 0 0 0 1 0	0 0 0 0 1 0
Inning Stats	R: 4 E: 2 K: 1 S: 18 H: 3 LOB: 1 BB: 1 P: 31	R: 0 E: 0 K: 1 S: 13 H: 2 LOB: 2 BB: 0 P: 19	R: 0 E: 0 K: 2 S: 9 H: 0 LOB: 0 BB: 0 P: 15	R: 0 E: 0 K: 0 S: 8 H: 0 LOB: 1 BB: 1 P: 15	R: 3 E: 0 K: 0 S: 12 H: 3 LOB: 0 BB: 0 P: 18	R: 0 E: 0 K: 1 S: 10 H: 1 LOB: 1 BB: 0 P: 15	R: 0 E: 0 K: 2 S: 9 H: 0 LOB: 1 BB: 1 P: 17	R: 0 E: 0 K: 1 S: 9 H: 1 LOB: 1 BB: 0 P: 14		1B: 7 2B: 2 3B: 0 HR: 1	SF: 0 SAC: 0 DP: 0 HBP: 0		WP: 0 PB: 0 SB: 0 CS: 0	PA: 38		

	AB	35
	R	7
	H	10
	RBI	5
	BB	3
	SO	8
	LOB	16

PITCHER		IP	WLS	BF	H	R	ER	SO	BB	IBB	HBP	BLK	WP	HR	S	P	ERA	WHIP
49 Yovani Gallardo, R ERA: 3.43	(1, 1)	5.0	L	26	8	7	5	4	2	0	0	0	0	1	60	98	9.00	2.000
32 Tom Gorzelanny, L ERA: 0.48	(6, 1)	1.0		4	1	0	0	1	0	0	0	0	0	0	10	15	0.00	1.000
53 Brandon Kintzler, R ERA: 3.65	(7, 1)	1.0		4	0	0	0	2	1	0	0	0	0	0	9	17	0.00	1.000
45 Alfredo Figaro, R ERA: 6.0	(8, 1)	1.0		4	1	0	0	1	0	0	0	0	0	0	9	14	0.00	1.000

PITCHER	IP	WLS	BF	H	R	ER	SO	BB	IBB	HBP	BLK	WP	HR	S	P	ERA	WHIP

Milwaukee Brewers @ Chicago Cubs

Wrigley Field, Chicago, IL

Wed Sep 03 2014, 7:06 PM - 9:59 PM CDT

Att. 31,251 - Partly Cloudy - 82 F

livebaseballscorecards.com

TOP

Batter	1	2	3	4	5	6	7	8	9	AB	R	H	RBI	BB	SO	LOB
2 Scooter Gennett, L (1, 4) OBP: 0.330, SLG: 0.455	C SI 88 X SI 86 0-1 ① F7		B SI 86 F CH 76 B FC 85 X CH 78 2-1 ① F9		X SI 86 0-0 ③ F7		B FF 95 F FF 96 B FF 95 F FF 96 S SL 87 2-3 ② K		X SI 96 0-0 ③ G4-3	5	0	0	0	0	1	2
28 Gerardo Parra, L (1, 9) OBP: 0.308, SLG: 0.374	C SI 86 X CU 75 0-1 ② F9		X CU 74 0-0 16 CS 1B			F SI 86 B FC 85 B CU 75 F SI 87 X CH 79 2-2 18 1B, 20 1B, 24 E 1B	X FF 96 0-0 ③ F7			4	1	2	0	0	0	0
20 Jonathan Lucroy, R (1, 2) OBP: 0.362, SLG: 0.474	C SI 87 C SI 87 X SI 87 0-2 ③ G4-3		C SI 85 X SI 86 0-1 ② L8			B SI 85 C SI 86 B SI 87 F FC 84 X SI 88 2-2 24 E, 18 1B 1-2 1B		C FF 95 S SL 83 S SL 83 0-3 ① K		4	0	1	0	0	1	1
16 Aramis Ramirez, R (1, 5) OBP: 0.348, SLG: 0.455		C SI 86 X SI 86 0-1 ① L6	1 SAFE 1 SAFE S CH 78 0-1 ③ CS 1-2	B SI 86 C FC 83 X CH 77 1-1 ① G5-3		B SI 88 B SI 88 F SI 88 S CH 78 X CH 79 2-2 ① F6		B FF 95 S SL 82 S SI 96 F FF 94 F SL 82 X SL 84 1-2 1B		4	0	1	0	0	0	2
18 Khris Davis, R (1, 7) OBP: 0.310, SLG: 0.481		F SI 85 F SI 86 B CU 78 X CH 79 1-2 60 G4-3, 1 1B		B FC 85 B SI 87 B SI 86 C SI 85 C SI 87 X SI 87 3-2 60 G3-6-1 1B		X SI 87 0-0 24 E 1-2 2-3 1B		F SI 95 B SI 95 F SI 95 D SL 83 D SL 85 X SI 94 3-2 ② F8		4	1	3	0	0	0	1
60 Matt Clark, L (1, 3) 41 Marco Estrada, R (4, 1) OBP: 0.179, SLG: 0.097 24 Lyle Overbay, L (6, PH) OBP: 0.136, SLG: 0.348 13 Will Smith, R (6, 1) 53 Brandon Kintzler, R (7, 1) Rickie Weeks Jr., R (8, PH) OBP: 0.337, SLG: 0.414 45 Alfredo Figaro, R (8, 1)		B SI 85 X SI 87 1-0 ② G4-3 1-2		X SI 86 0-0 ② ③ G3-6-1 1-2f		B SI 86 X SI 87 1-0 E3 1-2 2-3 3-H		F SI 94 F FF 95 D SL 82 S SL 83 1-3 ③ K		2 0 1 0 0 1	0 0 0 0 0 0	0 0 0 0 0 0	0 0 1 0 0 0	0 0 0 0 0 1	0 0 0 0 0 1	2 0 2 0 0 1
1 Logan Schafer, L (1, 8) OBP: 0.264, SLG: 0.284		B SI 86 B SI 86 X SI 86 2-0 9 1B 2-H 1B			L SI 86 B FC 83 X CH 79 1-1 ① P6	F SI 88 B SI 88 F FC 84 F CH 78 F CH 79 B CH 80 X CH 79 2-2 ② F4			C FF 97 B SI 98 F SI 97 F FF 98 F SI 97 F SL 86 S FF 98 1-3 ① K	4	0	1	1	0	1	3
9 Jean Segura, R (1, 6) OBP: 0.277, SLG: 0.315		C SI 87 1 SAFE B SI 87 X SI 88 1-1 1-2 1B			C SI 85 B SI 86 B SI 86 X SI 86 2-1 ② G6-3	C FF 95 B FF 94 F SI 93 F FF 94 F FF 96 D CU 84 F SI 93 B FF 96 X FF 95 3-2 ③ F9			B FF 98 F SI 97 B SI 98 X SI 97 2-1 E4, 7, F8 1B	4	0	2	0	0	0	3
22 Matt Garza, R (1, 1) OBP: 0.067, SLG: 0.089 7 Mark Reynolds, R (4, 3) OBP: 0.291, SLG: 0.399		F SI 86 B SI 88 X SI 86 1-1 ③ G4-3			B SI 86 F SI 87 C SI 88 B CU 79 X CH 79 2-2 1B		F FF 95 X FF 96 0-1 ① F9		X FF 96 0-0 ② F8 2-3	1 3	0 0	0 1	0 0	0 0	0 0	2 1
Inning Stats	R: 0 E: 0 K: 0 S: 7 H: 0 LOB: 0 BB: 0 P: 7	R: 1 E: 0 K: 0 S: 11 H: 3 LOB: 2 BB: 0 P: 17	R: 0 E: 0 K: 0 S: 6 H: 1 LOB: 0 BB: 0 P: 8	R: 0 E: 0 K: 0 S: 6 H: 1 LOB: 0 BB: 0 P: 10	R: 0 E: 0 K: 0 S: 8 H: 1 LOB: 1 BB: 0 P: 13	R: 1 E: 1 K: 0 S: 22 H: 3 LOB: 3 BB: 0 P: 34	R: 0 E: 0 K: 1 S: 6 H: 0 LOB: 0 BB: 0 P: 8	R: 0 E: 0 K: 2 S: 14 H: 1 LOB: 1 BB: 0 P: 19	R: 0 E: 1 K: 1 S: 10 H: 1 LOB: 1 BB: 0 P: 13							

AB	37
R	2
H	11
RBI	2
BB	0
SO	4
LOB	20

1B: 11	SF: 0	WP: 0	PA: 38
2B: 0	SAC: 0	PB: 0	
3B: 0	DP: 1	SB: 0	
HR: 0	HBP: 0	CS: 1	

PITCHER		IP	WLS	BF	H	R	ER	SO	BB	IBB	HBP	BLK	WP	HR	S	P	ERA	WHIP
28 Kyle Hendricks, R ERA: 2.02	(1, 1)	5.2	W	25	9	2	2	0	0	0	0	0	0	0	54	80	3.18	1.588
52 Justin Grimm, R ERA: 3.79	(6, 1)	0.1	H	1	0	0	0	0	0	0	0	0	0	0	6	9	0.00	0.000
54 Neil Ramírez, R ERA: 0.96	(7, 1)	1.0		3	0	0	0	1	0	0	0	0	0	0	6	8	0.00	0.000
46 Pedro Strop, R ERA: 2.36	(8, 1)	1.0		4	1	0	0	2	0	0	0	0	0	0	14	19	0.00	1.000
56 Héctor Rondón, R ERA: 2.65	(9, 1)	1.0		4	1	0	0	1	0	0	0	0	0	0	10	13	0.00	1.000

PITCHER	IP	WLS	BF	H	R	ER	SO	BB	IBB	HBP	BLK	WP	HR	S	P	ERA	WHIP

Batter	1	2	3	4	5	6	7	8	9	AB	R	H	RBI	BB	SO	LOB
8 Chris Coghlan, L (1, 7) OBP: 0.348, SLG: 0.441	C FF 91 B FF 91 C FF 90 X FF 93 1-2 ① L3		F CU 72 X FF 93 0-1 24 E 24 S 68 2B 1B	X FF 88 0-0 9 G5-3 1B		C SL 81 F FF 92 X SL 83 0-2 ② L9		C FF 96 S CH 87 S SL 83 0-3 ③ K		5	1	2	0	0	1	1
9 Javier Báez, R (1, 6) OBP: 0.217, SLG: 0.390	B FF 91 F SI 92 B SI 93 F FF 93 X FF 93 2-2 24 F8 2B		B SI 92 X FF 93 1-0 ① F8	1 SAFE X CH 77 0-0 ① G5-3 1-2		B SL 80 B SL 80 B SL 82 C FF 93 B FF 92 4-1 BB				3	0	1	0	1	0	2
24 Luis Valbuena, L (1, 5) OBP: 0.328, SLG: 0.448	B FF 92 F FF 92 X CU 74 1-1 ② F8 2-3		B SI 92 C FF 93 F FF 92 F SL 84 X FF 94 1-2 E6 68 2B 1-3 1B	B CU 75 C CU 76 S CU 76 B FF 89 S FF 89 2-3 ② K		B FF 92 B FF 93 X FF 92 2-0 ③ G5-3				4	1	1	0	0	1	3
68 Jorge Soler, R (1, 9) OBP: 0.500, SLG: 1.000	F SI 93 X SI 93 0-1 ③ G5-3		C FF 94 X SI 94 0-1 5 2B 2-H 3-H 2B	B CH 78 S CH 78 B FF 89 B CH 78 S CH 78 S FF 90 3-3 ③ K			B SI 90 C SI 90 X SI 92 1-1 ① G6-3			4	1	1	2	0	1	2
5 Welington Castillo, R (1, 2) OBP: 0.293, SLG: 0.386		C FF 92 B SI 92 X FF 92 1-1 ① F8	B CU 73 B SI 92 B FF 94 C FF 92 X SI 93 3-1 45 1B 2-H 2B		B CU 76 C CH 77 X FF 89 1-1 1B		C FF 90 C SI 91 B CH 86 X CH 87 1-2 ② F7			4	1	2	1	0	0	0
7 Arismendy Alcántara, S (1, 8) OBP: 0.274, SLG: 0.382		F SI 92 B CU 76 C FF 93 B CU 77 X SI 94 2-2 ② G4-3	D CU 76 C FF 92 S FF 93 S SL 85 1-3 ② K		B FF 89 X CH 78 1-0 ① F9		S CH 87 F SI 92 B SI 92 B SL 85 S SI 91 2-3 ③ K			4	0	0	0	0	2	2
45 Logan Watkins, L (1, 4) OBP: 0.414, SLG: 0.552		F FF 93 S FF 93 X FF 93 0-2 4 HR 1B	X FF 92 0-0 2-H 1B		S FF 89 F FF 89 X CH 79 0-2 ② P5			S FF 94 F FF 94 B FF 92 F SL 82 F FF 95 C SL 82 1-3 ① K		4	1	2	1	0	1	1
4 Chris Valaika, R (1, 3) OBP: 0.266, SLG: 0.347		C FF 92 X SL 83 0-1 1-H HR	B SI 91 I IN 80 I IN 76 I IN 79 4-0 IBB		B FF 89 S CH 78 S FF 89 F FF 89 S CH 78 1-3 ③ K			C SL 83 X FF 96 0-1 1B		3	1	2	2	1	1	1
28 Kyle Hendricks, R (1, 1) OBP: 0.217, SLG: 0.100 52 Justin Grimm, R (6, 1) 41 Matt Szczur, R (6, PH) OBP: 0.231, SLG: 0.200 54 Neil Ramírez, R (7, 1) 46 Pedro Strop, R (8, 1) 61 Ryan Kalish, L (8, PH) OBP: 0.300, SLG: 0.326 56 Héctor Rondón, R (9, 1)		F FF 94 C FF 92 B FF 94 F FF 93 S SL 84 1-3 ③ K	S FF 93 C FF 93 D SL 85 S SL 84 1-3 ③ K			B CU 78 X FF 91 1-0 ① G4-3		F FF 95 B FF 94 1 SAFE S SL 83 X SL 82 1-2 ② F7		2 0 1 0 0 0 1 0	0 0 0 0 0 0 0 0	0 0 0 0 0 0 0 0	0 0 0 0 0 0 0 0	2 0 0 0 0 0 0 0	2 0 0 0 0 0 0 1	2 0 0 0 0 0 1 0
Inning Stats	R: 0 E: 0 K: 0 S: 10 H: 1 LOB: 1 BB: 0 P: 14	R: 2 E: 0 K: 1 S: 14 H: 2 LOB: 0 BB: 0 P: 18	R: 4 E: 1 K: 2 S: 18 H: 5 LOB: 2 BB: 1 P: 29	R: 0 E: 0 K: 2 S: 8 H: 1 LOB: 1 BB: 0 P: 13	R: 0 E: 0 K: 1 S: 10 H: 1 LOB: 1 BB: 0 P: 13	R: 0 E: 0 K: 0 S: 6 H: 0 LOB: 1 BB: 1 P: 13	R: 0 E: 0 K: 1 S: 8 H: 0 LOB: 0 BB: 0 P: 12	R: 0 E: 0 K: 2 S: 13 H: 1 LOB: 1 BB: 0 P: 15		1B: 7 2B: 3 3B: 0 HR: 1 SF: 0 SAC: 0 DP: 0 HBP: 0			WP: 0 PB: 0 SB: 1 CS: 0 PA: 37	

PITCHER		IP	WLS	BF	H	R	ER	SO	BB	IBB	HBP	BLK	WP	HR	S	P	ERA	WHIP
22 Matt Garza, R ERA: 3.87	(1, 1)	3.0	L	18	8	6	6	3	0	1	0	0	0	1	42	61	18.00	2.667
41 Marco Estrada, R ERA: 4.82	(4, 1)	2.0		8	2	0	0	3	0	0	0	0	0	0	18	26	0.00	1.000
13 Will Smith, L ERA: 4.12	(6, 1)	1.0		4	0	0	0	0	1	0	0	0	0	0	6	13	0.00	1.000
53 Brandon Kintzler, R ERA: 3.58	(7, 1)	1.0		3	0	0	0	1	0	0	0	0	0	0	8	12	0.00	0.000
45 Alfredo Figaro, R ERA: 5.14	(8, 1)	1.0		4	1	0	0	2	0	0	0	0	0	0	13	15	0.00	1.000

PITCHER	IP	WLS	BF	H	R	ER	SO	BB	IBB	HBP	BLK	WP	HR	S	P	ERA	WHIP

BOTTOM

Milwaukee Brewers @ Chicago Cubs

Wrigley Field, Chicago, IL

Wed Sep 03 2014, 7:06 PM - 9:59 PM CDT

Att. 31,251 - Partly Cloudy - 82 F

livebaseballscorecards.com

AB	35
R	6
H	11
RBI	6
BB	2
SO	9
LOB	15

Batter	1	2	3	4	5	6	7	8	9	10	11	AB	R	H	RBI	BB	SO	LOB
5 Josh Harrison, R (1, 5) OBP: 0.350, SLG: 0.515	C FF 88 B SL 81 X CH 81 1-1 55 E 2B		B FF 89 B FF 88 C CH 81 F FF 89 X CH 82 2-2 55 HBP 22 HBP 1B	C FF 88 B SL 82 F FF 88 X FF 89 1-2 2-H 2B			C FF 94 B FF 96 X SL 87 1-1 ① G6-3		C FF 96 B FF 93 F SL 85 B SL 85 F FF 96 S FF 97 2-3 ② K		F FF 90 S KC 79 X FF 92 0-2 1-2 2-3 3-H 1B	6	1	4	2	0	1	0
39 Chase d'Arnaud, R (11, 6)												0	0	0	0	0	0	0
10 Jordy Mercer, R (1, 6) OBP: 0.301, SLG: 0.374 44 Tony Watson, L (7, 1) OBP: 0.333, SLG: 0.333 23 Travis Snider, L (9, PH) OBP: 0.324, SLG: 0.417 35 Mark Melancon, R (9, 1) 26 Tony Sanchez, R (11, PH) OBP: 0.312, SLG: 0.375 43 John Holdzkom, R (11, 1)	B FF 88 X SL 81 1-0 ① G1-3		C FF 88 1 SAFE 1 SAFE X SL 79 0-1 ② L9	B SL 81 T FF 89 B FF 89 B CH 82 X FF 89 3-1 ③ F8			B FF 95 B FF 95 B FF 95 B FF 95 4-0 55 E 55 S BB		B FF 96 B FF 97 B FF 96 C FF 96 X FF 98 3-1 ③ G1-3		B KC 78 F FF 90 B SI 91 X CH 84 2-1 ② SF8	3	0	0	0	1	0	3
												0	0	0	0	0	0	0
												1	0	0	0	0	0	0
												0	0	0	0	0	0	0
												0	0	0	1	0	0	0
												0	0	0	0	0	0	0
22 Andrew McCutchen, R (1, 8) OBP: 0.395, SLG: 0.527	B FF 88 B CH 80 T CH 80 X FF 89 2-1 ② L8		F FF 87 H SL 81 1-1 1-2 55 HBP HBP	X CH 80 0-0 55 CS 1B			B FF 95 B CU 78 1 SAFE C FF 94 1 SAFE C SL 86 X FF 95 2-2 ② P4			C SI 92 F SI 93 S SI 94 0-3 ① K	T SAFE X FF 90 0-0 ③ P6	5	0	1	0	0	1	4
55 Russell Martin, R (1, 2) OBP: 0.411, SLG: 0.414	B FF 89 C CH 82 B SL 82 F FF 90 X FF 90 2-2 E5 2-H		H SL 81 1-0 1-2 2-3 HBP	B SI 88 1 SAFE B FF 88 B SL 83 F FF 88 B FF 88 4-1 ① 1-2 BB			C FF 94 S SL 87 F FF 94 S SL 86 0-3 ③ K 1-3			C SI 95 B SI 95 B SL 85 S SI 94 F SI 95 S SI 95 2-3 ② K		3	0	0	0	1	2	1
6 Starling Marte, R (1, 7) OBP: 0.347, SLG: 0.428	B FF 89 S FF 89 B FF 88 B FF 88 F CH 81 F FF 90 F FF 89 S CH 81 3-3 ③ K2-3		B FF 88 X CH 81 1-0 ③ G1-3	X FF 88 0-0 ② F8				B FF 93 F FF 94 X SI 94 1-1 ① G4-3		C SI 96 X SI 93 0-1 15 CS 1B		5	0	1	0	0	1	5
17 Gaby Sanchez, R (1, 3) OBP: 0.298, SLG: 0.389 15 Ike Davis, L (5, PH) OBP: 0.351, SLG: 0.375 (5, 3)		C FF 88 C SL 81 F FF 90 F SL 82 F FF 89 B CH 80 B SL 81 F FF 90 F FF 89 3-2 F CH 81 B CH 81 X SL 82 F8	B SI 87 C FF 87 X SL 80 1-1 ① G5-3	B CU 75 C CU 74 C CU 76 1 SAFE B SL 82 S CU 76 2-3 ③ K			S SL 81 B SI 94 X SI 94 1-1 ② G5-3		1 SAFE C SI 93 0-1 ③ CS 1-2		C KC 81 S SL 82 B SL 82 X SL 82 1-2 ① L6	2	0	0	0	0	0	0
												3	0	0	0	0	1	1
18 Neil Walker, S (1, 4) OBP: 0.348, SLG: 0.459		C FF 89 B CH 81 X CH 81 1-1 ② F9	B CH 80 B FF 88 B SL 81 B FF 87 4-0 31 2B BB	F FF 94 C CU 81 B SI 95 C SI 94 1-3 ① K			B FF 94 B CH 87 S SL 82 B SI 94 S SL 82 B SL 81 4-2 BB				B SI 90 S SI 90 F KC 79 X FF 90 1-2 59 BB 5 1B 2B	3	2	1	0	2	1	0
31 Jose Tabata, R (1, 9) OBP: 0.327, SLG: 0.338 25 Gregory Polanco, L (9, 9) OBP: 0.312, SLG: 0.348		B CU 75 B FF 89 S SL 82 B FF 89 S FF 89 X FF 90 3-2 ③ L9	B FF 88 B FF 87 C SL 79 B FF 88 X FF 88 3-1 1-H 5 2B 2B	X FF 95 0-0 ② 1B			C SL 81 F SI 95 S SL 82 0-3 ③ K				C SL 82 B SL 82 D KC 79 F KC 81 F FF 90 D SL 82 F FF 90 D KC 80 4-2 5 1B 59 BB 26 SF8 BB	4	1	2	1	0	1	1
												0	1	0	0	1	0	0
46 Vance Worley, R (1, 1) OBP: 0.071, SLG: 0.107 37 Justin Wilson, L (5, 1) 24 Pedro Alvarez, L (6, PH) OBP: 0.312, SLG: 0.405 48 Jared Hughes, R (6, 1) 12 Clint Barmes, R (7, 6) OBP: 0.314, SLG: 0.272 59 Brent Morel, R (11, PH) OBP: 0.208, SLG: 0.182 (11, 5)			C FF 86 S FF 88 S FF 89 0-3 ① K	F FF 86 B FF 87 S SI 88 S SL 81 1-3 ② K		B CU 82 S CU 82 S CU 83 B CU 85 B SI 95 S CU 83 3-3 ③ K2-3			C SL 84 X FF 96 0-1 ① G6-3		B FF 90 B KC 78 B FF 90 C FF 90 B FF 90 4-1 26 SF8 5 1B 1-2 2-3 BB	2	0	0	0	0	2	1
												0	0	0	0	0	0	0
												1	0	0	0	0	1	0
												0	0	0	0	0	0	0
												1	0	0	0	0	0	0
												0	0	0	0	1	0	0
Inning Stats	R: 1 E: 1 K: 1 S: 13 H: 1 LOB: 1 BB: 0 P: 22	R: 0 E: 0 K: 0 S: 14 H: 0 LOB: 0 BB: 0 P: 21	R: 0 E: 0 K: 1 S: 10 H: 1 LOB: 3 BB: 0 P: 15	R: 2 E: 0 K: 1 S: 12 H: 2 LOB: 1 BB: 1 P: 25	R: 0 E: 0 K: 1 S: 6 H: 1 LOB: 1 BB: 1 P: 12	R: 0 E: 0 K: 2 S: 7 H: 1 LOB: 0 BB: 0 P: 11	R: 0 E: 0 K: 1 S: 9 H: 0 LOB: 1 BB: 1 P: 16	R: 0 E: 0 K: 1 S: 9 H: 0 LOB: 1 BB: 1 P: 15	R: 0 E: 0 K: 1 S: 8 H: 0 LOB: 0 BB: 0 P: 13	R: 0 E: 0 K: 2 S: 10 H: 1 LOB: 0 BB: 0 P: 12	R: 2 E: 0 K: 0 S: 17 H: 2 LOB: 2 BB: 2 P: 29	1B: 5 2B: 4 3B: 0 HR: 0 SF: 1 SAC: 0 DP: 0 HBP: 2	WP: 0 PB: 0 SB: 1 CS: 2 PA: 49					

PITCHER		IP	WLS	BF	H	R	ER	SO	BB	IBB	HBP	BLK	WP	HR	S	P	ERA	WHIP
67 Tsuyoshi Wada, L ERA: 2.95	(1, 1)	3.1		17	3	3	2	2	1	0	2	0	0	0	41	70	5.40	1.200
33 Carlos Villanueva, R ERA: 4.74	(4, 1)	1.2		7	2	0	0	2	1	0	0	0	0	0	14	25	0.00	1.800
52 Justin Grimm, R ERA: 3.73	(6, 1)	1.0		3	1	0	0	2	0	0	0	0	0	0	7	11	0.00	1.000
54 Neil Ramírez, R ERA: 0.94	(7, 1)	1.0		4	0	0	0	1	1	0	0	0	0	0	9	16	0.00	1.000
46 Pedro Strop, R ERA: 2.32	(8, 1)	1.0		4	0	0	0	1	1	0	0	0	0	0	9	15	0.00	1.000

PITCHER		IP	WLS	BF	H	R	ER	SO	BB	IBB	HBP	BLK	WP	HR	S	P	ERA	WHIP
56 Héctor Rondón, R ERA: 2.6	(9, 1)	1.0		3	0	0	0	1	0	0	0	0	0	0	8	13	0.00	0.000
63 Brian Schlitter, R ERA: 3.33	(10, 1)	1.0		3	1	0	0	2	0	0	0	0	0	0	10	12	0.00	1.000
53 Wesley Wright, L ERA: 2.74	(11, 1)	0.2	L	6	2	2	2	0	2	0	0	0	0	0	16	28	27.00	6.000
11 Kyuji Fujikawa, R ERA: 4.15	(11, 1)	0.1		1	0	0	0	0	0	0	0	0	0	0	1	1	0.00	0.000

TOP

Pittsburgh Pirates @ Chicago Cubs

Wrigley Field, Chicago, IL

Fri Sep 05 2014, 1:22 PM - 3:52 PM CDT

Att. 35,541 - Partly Cloudy - 87 F

livebaseballscorecards.com

AB	39
R	5
H	9
RBI	4
BB	6
SO	11
LOB	16

Batter	1	2	3	4	5	6	7	8	9	10	11	AB	R	H	RBI	BB	SO	LOB
7 Arismendy Alcántara, S (1, 8) (6, 4) OBP: 0.271, SLG: 0.376	C CH 85 S SL 81 B SI 87 C SI 87 1-3 K ①		X SI 88 0-0 24 2B 68 SF9 1B	B SL 82 B CH 83 F SI 90 X SI 91 2-1 G4-3 ③		C SI 92 B SI 92 F SI 92 S SL 87 1-3 K ③		1 SAFE F SI 94 1 SAFE X SL 81 0-1 G5-3 ③			B FF 95 C FF 94 B FF 96 B FF 96 C FF 96 C FF 96 3-3 K ②	6	1	1	0	0	3	1
9 Javier Báez, R (1, 6) OBP: 0.222, SLG: 0.383	C KC 75 X SL 82 0-1 1B		1 SAFE C SL 83 F SI 90 C KC 75 0-3 K ①		B SL 85 C FF 91 B KC 79 S SL 84 C SI 90 2-3 K ①		B SI 93 B CH 86 T CH 85 B SI 93 F CH 86 B SI 94 4-2 8 G4-3 24 BB BB		F FF 90 S KC 81 S KC 81 0-3 K2-3 ①		B FF 96 S FF 95 S FF 96 S FF 97 1-3 K ③	5	0	1	0	1	4	1
24 Luis Valbuena, L (1, 5) OBP: 0.330, SLG: 0.449	D SL 81 S CH 87 F SI 87 B SI 88 X KC 76 2-2 F7 ②		1 SAFE S SI 89 P PO 82 X SI 88 1-1 68 SF9 4 E 1-3 2B		B SI 91 B KC 78 B SL 84 C FF 90 B SI 90 4-1 68 WP 4 1B BB		C SI 93 1 SAFE F SI 93 B SL 83 B SL 82 1 SAFE F SI 94 B SL 83 B SL 82 4-2 8 G4-3 1-2 BB		C FC 91 X FC 92 0-1 G6-3 ②			3	2	1	0	2	0	1
68 Jorge Soler, R (1, 9) OBP: 0.424, SLG: 0.867	B FC 87 S FF 89 C FF 89 T SI 88 1-2 K ③		F SI 89 F KC 78 X SI 87 0-2 SF9 2-3 3-H ②		B KC 78 B SI 92 B SL 84 C SL 85 F SL 85 F SI 90 C SI 91 3-3 K ② 1-2		S SI 94 F CH 86 B B CH 87 F SI 94 S SL 82 2-3 K ①		B FF 92 X FC 90 1-0 G3-1 ③			4	0	0	1	0	3	4
8 Chris Coghlan, L (1, 7) OBP: 0.349, SLG: 0.436		B CH 84 X CH 81 1-0 G3 ①	D SL 82 C SL 82 D CH 84 F KC 75 B SI 87 B SI 89 4-2 4 E BB		B SI 86 C SI 91 B KC 79 C SL 84 B SI 91 B FF 91 4-2 4 1B BB		X SI 94 0-0 G4-3 ② 1-2 2-3			S FC 91 B FC 91 S KC 81 C FF 92 1-3 K ①		3	0	0	0	2	1	2
4 Chris Valaika, R (1, 3) OBP: 0.286, SLG: 0.377		B FF 87 C SI 86 F SI 87 B SI 88 F SI 88 B SI 89 X SI 88 3-2 45 E 2B	D SI 90 C SL 84 X SI 90 1-1 E5 1-3 3-H		X SI 92 0-0 1-3 2-H 1B		C SI 94 S CH 87 F CH 87 F CH 85 D SL 83 C SI 95 1-3 K ③			B FF 91 X FF 93 1-0 61 G6-3 61 S 1B		5	0	3	1	0	1	3
45 Logan Watkins, L (1, 4) OBP: .333, SLG: .556 30 Mike Olt, R (5, PH) OBP: .231, SLG: 1.000 52 Justin Grimm, R (8, 1) 54 Neil Ramirez, R (7, 1) 46 Pedro Strop, R (8, 1) 21 Junior Lake, R (8, PH) OBP: .250, SLG: 1.000 56 Héctor Rondón, R (8, 1) 63 Brian Schlitter, R (10, 1) 61 Ryan Kalish, L (10, PH) OBP: .400, SLG: 1.000 53 Wesley Wright, R (11, 1) 11 Kyuji Fujikawa, L (11, 1)		2 SAFE B KC 75 B SI 89 F SL 82 S SI 88 S SI 87 2-3 K ② 2-3	F SI 88 L SL 82 X KC 78 0-2 G4-3 ③		B FF 95 X FC 90 1-0 G4-3 ③		X CH 85 0-0 F7 ①		C FC 90 B FC 91 B FC 91 S FC 91 X FC 91 2-2 G6-3 ② 1-3		2 0 0 0 0 1 3 1 0 0 0 0 0 2 0 0 0 0 0 0 0 0 0 0 0 0 0 0 1 0 0 0 0 0 0 0 0 0 0 0 0 0 1 0 0 0 0 0 1 0 0 0 0 0 0 0 0 0 0 0 0 0 0						
12 John Baker, L (1, 2) OBP: 0.275, SLG: 0.237	B SI 89 B FF 89 I I IN 65 4-0 IBB		C SL 80 X KC 72 0-1 G4-3 ①		X SI 92 0-0 L8 ①		C SI 92 B SL 83 F SI 93 B SL 82 F SL 81 F SL 81 C SI 93 2-3 K ②		D FC 92 F FF 92 C FC 91 D KC 81 B FC 91 S FF 91 3-3 K ③			4	0	0	0	1	2	1
67 Tsuyoshi Wada, L (1, 1) OBP: 0.125, SLG: 0.067 33 Carlos Villanueva, R (4, 1) 41 Matt Szczur, R (6, 8) OBP: 0.241, SLG: 0.214	F FF 88 B FF 88 X SI 88 1-1 P6 ③			C FF 88 X SI 88 0-1 G4-3 ②		B SI 92 X SL 85 1-0 G5-3 ②		F SI 94 X CH 86 0-1 1B			B FF 96 X FF 96 1-0 P6 ①	1 1 3	0 0 0	0 0 1	0 0 0	0 0 0	0 0 0	2 0 0
Inning Stats	R: 0 H: 1 E: 0 LOB: 1 K: 2 BB: 0 S: 11 P: 15	R: 0 H: 1 E: 1 LOB: 2 K: 1 BB: 1 S: 10 P: 21	R: 2 H: 2 E: 1 LOB: 2 K: 1 BB: 1 S: 17 P: 22	R: 0 H: 0 E: 0 LOB: 0 K: 0 BB: 0 S: 6 P: 8	R: 1 H: 1 E: 0 LOB: 2 K: 2 BB: 2 S: 12 P: 26	R: 0 H: 0 E: 0 LOB: 0 K: 1 BB: 0 S: 5 P: 7	R: 0 H: 0 E: 0 LOB: 2 K: 2 BB: 2 S: 15 P: 26	R: 0 H: 1 E: 0 LOB: 1 K: 1 BB: 0 S: 10 P: 12	R: 0 H: 0 E: 0 LOB: 0 K: 1 BB: 0 S: 6 P: 7	R: 0 H: 1 E: 0 LOB: 1 K: 2 BB: 0 S: 10 P: 17	R: 0 H: 0 E: 0 LOB: 0 K: 2 BB: 0 S: 7 P: 12	1B: 5 SF: 1 2B: 2 SAC: 0 3B: 0 DP: 0 HR: 0 HBP: 0						

PITCHER		IP	WLS	BF	H	R	ER	SO	BB	IBB	HBP	BLK	WP	HR	S	P	ERA	WHIP
46 Vance Worley, R ERA: 3.05	(1, 1)	4.2		24	5	3	2	6	3	1	0	0	1	0	55	90	3.86	1.714
37 Justin Wilson, L ERA: 4.22	(5, 1)	0.1		1	0	0	0	0	0	0	0	0	0	0	1	2	0.00	0.000
48 Jared Hughes, R ERA: 2.03	(6, 1)	1.0		3	0	0	0	1	0	0	0	0	0	0	5	7	0.00	0.000
44 Tony Watson, L ERA: 1.63	(7, 1)	2.0		9	1	0	0	3	2	0	0	0	0	0	25	38	0.00	1.500
35 Mark Melancon, R ERA: 2.07	(9, 1)	2.0	W	7	1	0	0	3	0	0	0	0	0	0	16	24	0.00	0.500

PITCHER		IP	WLS	BF	H	R	ER	SO	BB	IBB	HBP	BLK	WP	HR	S	P	ERA	WHIP
43 John Holdzkom, R ERA:	(11, 1)	1.0	S	3	0	0	0	2	0	0	0	0	0	0	7	12	0.00	0.000

BOTTOM

Pittsburgh Pirates @ Chicago Cubs

Wrigley Field, Chicago, IL

Fri Sep 05 2014, 1:22 PM - 3:52 PM CDT

Att. 35,541 - Partly Cloudy - 87 F

livebaseballscorecards.com

AB	40
R	3
H	7
RBI	2
BB	6
SO	15
LOB	21

1B: 5	SF: 1	WP: 1	PA: 47
2B: 2	SAC: 0	PB: 0	
3B: 0	DP: 0	SB: 1	
HR: 0	HBP: 0	CS: 0	

Batter	1	2	3	4	5	6	7	8	9	AB	R	H	RBI	BB	SO	LOB
6 Starling Marte, R (1, 7) OBP: 0.348, SLG: 0.428	B FF 87 X FC 85 1-0 10 WP 10 1B 1B	X FF 88 0-0 ③ F7			C FC 86 X SI 87 0-1 ① B1-3		1 SAFE B FF 89 1 SAFE F SI 89 C CU 73 B FF 91 1 SAFE X FF 91 2-2 10 FC5-4 1-2 1B	C FF 91 S FF 91 B FF 90 S FF 91 1-3 ③ K		5	1	2	0	0	1	4
10 Jordy Mercer, R (1, 6) OBP: 0.302, SLG: 0.381	C FF 88 B SI 90 B CH 83 1 SAFE C FC 87 B CU 76 X FC 86 3-2 22 G5-4-3 1-H 1B		B FF 88 F FF 87 F CH 81 X FF 89 1-2 ① G6-3		B FF 88 C FC 87 X CH 87 1-1 ② F7		B CU 73 F FF 91 B SL 82 F FF 91 X SI 90 2-2 ② FC5-4 22 1B 1-2f 2-3		T SI 94 F SI 96 X SL 83 0-2 HR	5	1	2	2	0	0	2
22 Andrew McCutchen, R (1, 8) OBP: 0.397, SLG: 0.527	C FF 89 B FC 87 B CH 82 B FC 87 X FF 90 3-1 ①② G5-4-3 1-2f		C FF 88 S CH 81 B CH 81 B FC 85 F FF 90 F FC 86 F FF 89 B CH 82 X FF 90 3-2 18 2B 17 G5-3 1B		B FC 87 X FC 87 1-0 ③ F7		F FF 90 B FF 90 X FF 90 1-1 1-2 3-H 1B		B SI 95 B SI 94 B SI 94 F SI 94 F SI 94 F SI 96 X SI 94 3-2 1B	5	1	3	1	0	0	1
18 Neil Walker, S (1, 4) OBP: 0.348, SLG: 0.460	B FF 90 B FF 90 B FC 87 C FF 88 T FF 89 B FF 92 4-2 17 FC5-4 BB		D FF 89 X FF 87 1-0 1-3 2B			B CU 72 C SI 90 F SI 91 B CH 82 S CH 84 2-3 ① K	B CU 73 S CH 83 X SI 90 1-1 ③ G4-3		D CH 86 C SI 92 F SI 93 X CH 86 1-2 ① P5	4	0	1	0	1	1	3
17 Gaby Sanchez, R (1, 3) OBP: 0.296, SLG: 0.386 15 Ike Davis, L (6, PH) OBP: 0.353, SLG: 0.376 (6, 3)	B FF 88 B CH 83 X FC 88 2-0 ③ FC5-4 1-2f		F FC 88 B SI 90 B FC 87 T FC 87 X FC 88 2-2 ② G5-3 3-H			B FF 90 B CH 83 X FF 90 2-0 1B		C FF 91 B FF 92 C FF 92 B SL 82 B FF 92 F SL 92 B FF 91 4-2 59 FC3-5 25 BB BB	B SI 94 B SI 92 B SI 92 C SI 92 C SI 92 X SI 92 3-2 ② F8	2 2	0 0	0 1	1 0	0 1	0 0	2 1
31 Jose Tabata, R (1, 9) OBP: 0.323, SLG: 0.333 25 Gregory Polanco, L (6, PH) OBP: 0.312, SLG: 0.345 (6, 9)		B FF 88 B FC 84 C FF 88 B FC 84 F SI 88 C FF 90 3-3 ① K	B SI 89 X FC 85 1-0 ③ F8			S FF 90 B FF 90 C FF 89 S FF 90 1-3 ② K		C FF 92 C SL 82 1 SAFE B SL 83 B FF 93 B FF 93 B FF 92 4-2 19 1B 59 FC3-5 1-2 BB	B SI 93 T SI 92 S SI 93 B SI 94 F SI 94 T SI 94 2-2 ③ K	2 2	0 1	0 0	0 0	0 1	1 2	1 2
59 Brent Morel, R (1, 5) OBP: 0.179, SLG: 0.154		F FF 89 B FC 86 X FC 86 1-1 E6 47 BLK 19 G5-3		C FF 88 C FF 89 X FF 90 0-2 ① L7		B CU 72 C FF 90 F FF 90 S SL 83 1-3 ③ K2-3		B FF 92 X FF 91 1-0 ① FC3-5 57 WP 19 1B 1-2 2-3f		4	0	0	0	0	1	3
19 Chris Stewart, R (1, 2) OBP: 0.361, SLG: 0.308		C SI 89 B SI 90 B FF 87 X FC 86 2-1 ② G5-3 1-2		B FF 90 B FF 89 C FF 89 F FF 88 F FF 90 X FC 85 2-2 47 B2-6-4 1B			C FF 89 S FF 90 X SL 83 0-2 ① G1-3	C FF 91 B FF 92 X FF 92 1-1 57 WP 1-2 2-H 1B		4	0	2	1	0	0	1
47 Francisco Liriano, L (1, 1) OBP: 0.135, SLG: 0.086 23 Travis Snider, L (7, PH) OBP: 0.335, SLG: 0.417 39 Chase d'Arnaud, R (7, PR) 37 Justin Wilson, L (7, 1) 26 Tony Sanchez, R (8, PH) OBP: 0.312, SLG: 0.375 57 Andrew Lambo, L (8, PH) OBP: 0.261, SLG: 0.391 48 Jared Hughes, R (8, 1) 58 Brandon Cumpton, R (9, 1) OBP: 0.167, SLG: 0.118		F FF 90 S FC 84 B FC 86 B FF 91 B FC 85 D FF 89 4-2 2-3 BB		X FF 88 0-0 ②③ B2-6-4 1-2f			B FF 91 B FF 90 B FF 90 C FF 90 F FF 90 F FF 90 D CH 84 4-2 10 FC5-4 6 1B 22 1B BB	S FF 91 B CH 82 T FF 91 D CH 83 F FF 91 S FF 90 2-3 ② K 1-2 2-3		1 0 0 0 0 1 0 0	0 0 1 0 0 0 0 0	0 0 0 0 0 0 0 0	0 1 0 0 0 0 0 0	1 0 0 0 0 1 0 0	0 0 0 0 0 2 0 0	1 0 0 0 0 2 0 0

TOP

Pittsburgh Pirates @ Chicago Cubs
Wrigley Field, Chicago, IL
Sat Sep 06 2014, 4:48 PM - 8:07 PM CDT
Att. 36,867 - Sunny - 72 F

livebaseballscorecards.com

AB	37
R	5
H	11
RBI	5
BB	5
SO	7
LOB	23

Inning Stats	1	2	3	4	5	6	7	8	9	1B: 9	SF: 0	WP: 2	PA: 42
	R: 1 E: 0 K: 0 S: 9 H: 2 LOB: 1 BB: 1 P: 22	R: 0 E: 1 K: 1 S: 10 H: 0 LOB: 2 BB: 1 P: 20	R: 1 E: 0 K: 0 S: 14 H: 2 LOB: 1 BB: 0 P: 22	R: 0 E: 0 K: 0 S: 8 H: 1 LOB: 0 BB: 0 P: 10	R: 0 E: 0 K: 0 S: 5 H: 0 LOB: 0 BB: 0 P: 7	R: 0 E: 0 K: 3 S: 10 H: 1 LOB: 1 BB: 0 P: 16	R: 1 E: 0 K: 0 S: 16 H: 2 LOB: 2 BB: 1 P: 26	R: 1 E: 0 K: 2 S: 15 H: 1 LOB: 2 BB: 2 P: 28	R: 1 E: 0 K: 1 S: 17 H: 2 LOB: 1 BB: 0 P: 26	2B: 1 3B: 0 HR: 1	SAC: 0 DP: 2 HBP: 0	SB: 0 CS: 0	

PITCHER		IP	WLS	BF	H	R	ER	SO	BB	IBB	HBP	BLK	WP	HR	S	P	ERA	WHIP
22 Felix Doubront, L ERA: 5.43	(1, 1)	5.0	L	21	5	2	2	1	2	0	0	1	1	0	46	81	3.60	1.400
19 Dan Straily, R ERA: 5.32	(6, 1)	2.0		10	3	1	1	3	1	0	0	0	0	0	26	42	4.50	2.000
59 Zac Rosscup, L ERA: 13.5	(8, 1)	0.1		4	1	1	1	0	2	0	0	0	0	0	8	18	27.00	9.000
11 Kyuji Fujikawa, R ERA: 3.86	(8, 1)	0.2		2	0	0	0	2	0	0	0	0	1	0	7	10	0.00	0.000
47 Arodys Vizcaíno, R ERA: 9.0	(9, 1)	1.0		5	2	1	1	1	0	0	0	0	0	1	17	26	9.00	2.000

PITCHER	IP	WLS	BF	H	R	ER	SO	BB	IBB	HBP	BLK	WP	HR	S	P	ERA	WHIP

Batter	1	2	3	4	5	6	7	8	9	AB	R	H	RBI	BB	SO	LOB
7 Arismendy Alcántara, S (1, 4) OBP: 0.266, SLG: 0.369	C SI 91 B SI 92 X CH 83 1-1 F7		B SI 93 X SI 92 1-0 G6-3		B FF 91 C CH 84 C SL 83 X SL 84 1-2 G1-3		B FF 95 F FF 95 S FF 96 X FF 95 1-2 FC6-4 1-2f			4	0	0	0	0	0	3
9 Javier Báez, R (1, 6) OBP: 0.216, SLG: 0.371	B SI 92 B SI 92 C CH 85 C CH 85 S SL 85 2-3 K			S CH 82 B SI 92 F CH 84 B CH 84 B SL 82 S SL 84 3-3 K		B SL 85 B SI 91 C FF 90 S CH 85 B SL 81 S CH 84 3-3 K		B SL 86 X SI 92 1-0 G6-3		4	0	0	0	0	3	0
68 Jorge Soler, R (1, 9) OBP: 0.405, SLG: 0.794	B SI 92 X SI 92 1-0 1B			S SL 82 C CH 85 B FF 93 B SL 84 S SL 83 2-3 K		X SI 92 0-0 F9		X SI 93 0-0 G6-3		4	0	1	0	0	1	0
5 Welington Castillo, R (1, 2) OBP: 0.296, SLG: 0.386	B SI 91 F CH 84 F SL 83 B SL 82 S SL 84 2-3 K			B SI 92 B FF 92 C FF 93 B CH 86 B SI 91 4-1 4 BB BB		X FF 89 0-0 1B		B SI 93 C SI 92 S SL 86 B SI 94 X SI 92 2-2 G5-3		3	0	1	0	1	1	1
4 Chris Valaika, R (1, 5) OBP: 0.295, SLG: 0.375		C SI 92 B SI 92 S SL 84 B SL 84 B SL 83 F SL 84 F FF 92 S SL 83 3-3 K		C CH 84 S SL 85 B SI 92 B SL 85 B CH 85 B SL 84 4-2 1-2 BB		B FF 92 S CH 85 T SI 92 X SL 85 1-2 F9			B SI 92 B SI 93 C SI 92 X SI 93 2-1 45 1B 1B	3	0	1	0	1	1	1
30 Mike Olt, R (1, 3) OBP: 0.221, SLG: 0.354		B SI 92 C CH 86 B FF 94 B CH 85 X SI 93 3-1 G6-3		D CH 85 B SI 91 F FF 92 B SL 84 S CH 85 S SL 82 3-3 K			B FF 95 F FF 95 F FF 95 B FF 95 F FF 96 F CU 80 X FC 91 2-2 8 FC6-5 2B		F SI 92 C SI 92 C SL 84 0-3 K	4	0	1	0	0	2	3
21 Junior Lake, R (1, 7) OBP: 0.240, SLG: 0.359 59 Zac Rosscup, R (8, 1) 11 Kyuji Fujikawa, L (8, 1) 47 Arodys Vizcaíno, R (9, 1) 45 Logan Watkins, L (9, PH) OBP: 0.406, SLG: 0.531		F FF 94 B SI 92 F SL 85 F SL 84 B CH 85 B SL 84 X SL 83 3-2 L9			B CH 84 X SI 90 1-0 G4-3		B FF 95 C FF 95 F FF 95 B FF 94 C FF 96 2-3 K		C SI 93 C SI 93 B SI 93 X SI 93 1-2 41 G4-6-3 1-2 1B	3 0 0 0 1	0 0 0 0 0	0 0 0 0 1	0 0 0 0 0	1 0 0 0 0	0 0 0 0 0	1 0 0 0 0
41 Matt Szczur, R (1, 8) OBP: 0.242, SLG: 0.194		B SI 91 F SI 91 L CH 85 B SL 84 S SL 84 2-3 K		B SI 90 X FF 91 1-0 G5-3		B FF 96 C FF 96 D FF 96 B FF 96 B FF 96 4-1 8 FC6-5 BB		F SI 92 C SL 84 B SL 85 F SI 93 B SI 93 B SI 93 F SI 93 X SI 94 3-2 G4-6-3 1-2f	3	0	0	0	1	1	2
22 Felix Doubront, L (1, 1) 61 Ryan Kalish, L (5, PH) OBP: 0.304, SLG: 0.330 19 Dan Straily, R (6, 1) 8 Chris Coghlan, L (7, PH) OBP: 0.348, SLG: 0.435 (8, 7)		B FF 91 F FF 91 F SI 93 S FF 93 1-3 K		C FF 91 B SI 92 S SL 85 X SL 88 1-2 1B		C FF 96 C FF 96 F FC 91 B FF 96 X FF 96 1-2 FC6-5 7 FC6-4 1-2 2-3f			1 1 0 1	0 0 0 0	0 1 0 0	0 0 0 0	0 0 0 0	1 0 0 0	0 0 0 2
Inning Stats	R: 0 E: 0 K: 2 S: 9 H: 1 LOB: 1 BB: 0 P: 15	R: 0 E: 0 K: 1 S: 11 H: 0 LOB: 0 BB: 0 P: 20	R: 0 E: 0 K: 2 S: 7 H: 0 LOB: 0 BB: 0 P: 11	R: 0 E: 0 K: 3 S: 12 H: 0 LOB: 2 BB: 2 P: 28	R: 0 E: 0 K: 0 S: 8 H: 1 LOB: 1 BB: 0 P: 12	R: 0 E: 0 K: 1 S: 8 H: 1 LOB: 1 BB: 0 P: 12	R: 0 E: 0 K: 1 S: 16 H: 1 LOB: 2 BB: 1 P: 26	R: 0 E: 0 K: 0 S: 5 H: 0 LOB: 0 BB: 0 P: 8	R: 0 E: 0 K: 1 S: 13 H: 2 LOB: 1 BB: 0 P: 19	1B: 5 2B: 1 3B: 0 HR: 0 SF: 0 SAC: 0 DP: 1 HBP: 0						WP: 0 PB: 0 SB: 0 CS: 0 PA: 35	

PITCHER		IP	WLS	BF	H	R	ER	SO	BB	IBB	HBP	BLK	WP	HR	S	P	ERA	WHIP
47 Francisco Liriano, L ERA: 3.74	(1, 1)	6.0	W	23	3	0	0	9	2	0	0	0	0	0	55	98	0.00	0.833
37 Justin Wilson, L ERA: 4.14	(7, 1)	1.0	H	5	1	0	0	1	1	0	0	0	0	0	16	26	0.00	2.000
48 Jared Hughes, R ERA: 1.99	(8, 1)	1.0		3	0	0	0	0	0	0	0	0	0	0	5	8	0.00	0.000
58 Brandon Cumpton, R ERA: 4.72	(9, 1)	1.0		4	2	0	0	1	0	0	0	0	0	0	13	19	0.00	2.000

PITCHER	IP	WLS	BF	H	R	ER	SO	BB	IBB	HBP	BLK	WP	HR	S	P	ERA	WHIP

BOTTOM

Pittsburgh Pirates @ Chicago Cubs

Wrigley Field, Chicago, IL

Sat Sep 06 2014, 4:48 PM - 8:07 PM CDT

Att. 36,867 - Sunny - 72 F

livebaseballscorecards.com

AB	32
R	0
H	6
RBI	0
BB	3
SO	11
LOB	13

Pittsburgh Pirates @ Chicago Cubs

Wrigley Field, Chicago, IL

Sun Sep 07 2014, 1:22 PM - 4:39 PM CDT

Att. 33,894 - Sunny - 76 F

livebaseballscorecards.com

Batter	1	2	3	4	5	6	7	8	9	AB	R	H	RBI	BB	SO	LOB
6 Starling Marte, R (1, 7) (7, 8) OBP: 0.347, SLG: 0.429	B FF 87 X SI 86 1-0 P6 ①	F FC 85 X FF 88 0-1 10 HR 1B 3-H	C SI 89 B SI 88 S CH 79 B SI 89 F CH 80 F CH 79 B SI 89 F CH 79 F SI 89 3-2 X SI 89 2B		B SI 87 X SI 88 1-0 G6-3 ②		X FF 91 0-0 G6-3 ②		B FC 89 F FF 91 F CH 81 B FF 90 C CH 80 2-3 K ③	6	1	2	1	0	1	1
10 Jordy Mercer, R (1, 6) OBP: 0.303, SLG: 0.388	C FF 86 C FF 87 X FF 90 0-2 G6-3 ② 1-H	F FC 86 F FC 85 1 SAFE 1 SAFE B FF 88 X FC 85 1-2 HR ③	C SI 89 X SI 89 0-1 G6-3 ③		C SI 88 F CH 78 B SI 87 X SL 83 1-2 L6 ③		B FF 92 S FF 91 F FF 91 B CU 78 X FF 91 2-2 22 FC6-4 1B			5	1	2	2	0	0	1
22 Andrew McCutchen, R (1, 8) OBP: 0.399, SLG: 0.534 25 Gregory Polanco, L (7, 9) OBP: 0.312, SLG: 0.345	B FF 87 F SI 86 X FF 88 1-1 18 HR 1B	B CH 80 X SI 89 1-0 HR		C CU 73 S CH 79 B SL 83 F CH 80 S SI 90 1-3 K ①		F CU 72 B SI 88 X CH 79 1-1 55 1B 1B	C FF 90 X CU 76 0-1 FC6-4 ③ 1-2f			5 0	2 0	3 0	1 0	0 0	1 0	1 0
18 Neil Walker, S (1, 4) OBP: 0.351, SLG: 0.468	F FF 87 D SI 88 X SL 78 1-1 HR 1-H	B SL 78 F FC 84 B FF 89 S CH 79 F FF 90 F SI 89 F CH 79 F FF 89 X CU 75 2-2 55 1B 31 1B 1B		F SI 88 T SI 88 B CH 78 B SI 90 X SI 88 2-2 31 1B 17 E 1B		C CH 79 F SI 87 B SI 88 F CU 74 B SI 90 1 SAFE F CH 79 B SI 89 C CH 78 3-3 K ①		B CU 75 C FF 90 C CU 76 S FS 82 1-3 K ①		5	3	3	2	0	2	1
55 Russell Martin, R (1, 2) OBP: 0.413, SLG: 0.415	B FF 87 B SI 88 B FF 87 B FF 87 4-0 31 FC6-4 BB	B SI 89 X CH 78 1-0 31 1B 1B 1-2		C CH 78 B CU 75 T SI 90 S CH 80 1-3 K ②		S SI 88 X SI 87 0-1 31 G6-4-3 1B 1-2		F FF 90 X FF 91 0-1 P4 ②		4	0	2	0	1	1	1
31 Jose Tabata, R (1, 9) (7, 7) OBP: 0.326, SLG: 0.335	B SI 87 C FC 84 B FC 84 X SI 87 2-1 FC6-4 ③ 1-2f	D FF 88 F FC 86 X FF 88 1-1 1B 1-2 2-H		X SI 89 0-0 17 E 1B 1-2		B SI 89 B CH 79 X SI 88 2-0 G6-4-3 ② ③ 1-2f		S CU 75 X FF 90 0-1 G1-3 ③		5	0	2	1	0	0	3
17 Gaby Sanchez, R (1, 3) OBP: 0.302, SLG: 0.399	59 F8 6 1B 2B B SI 88 S CH 78 X SI 86 1-1 L9 ③			D CH 79 C CU 74 F CH 80 B CH 79 X SI 90 2-2 E2 1-3 2-H 1B			S FF 91 B CU 76 B CU 76 X FF 90 2-1 45 HR 2B		B FF 90 B FC 90 F FF 90 X FC 91 2-1 P3 ①	5	2	3	1	0	0	2
59 Brent Morel, R (1, 5) OBP: 0.182, SLG: 0.161		B SL 78 D FC 84 T FC 87 X SI 87 2-1 F8 ① 2-3	X SI 87 0-0 G1-3 ①	B CU 75 X CH 80 1-0 F9 ③			F FF 91 B FF 92 C CU 75 X FF 91 1-2 G6-3 ①		C CU 74 B FF 91 F FC 88 X FF 90 1-2 1B	5	0	1	0	0	0	4
45 Gerrit Cole, R (1, 1) OBP: 0.263, SLG: 0.306 30 Jeanmar Gomez, R (7, 1) OBP: 1.000, SLG: 1.000 60 Bobby LaFromboise, L (7, 1) 53 John Axford, R (8, 1) 23 Travis Snider, L (9, PH) OBP: 0.325, SLG: 0.415 43 John Holdzkom, R (9, 1)		B FC 84 S SI 88 F FF 88 F FF 90 F FC 86 F FC 88 D SL 79 C FF 87 2-3 K ② 1-3 K ②	C SI 87 C CH 79 F CU 75 B SI 88 F CH 78 C SI 90		X SI 86 0-0 G5-3 ①		X FF 91 0-0 HR 2-H		C FF 91 S CH 81 D CH 82 S FF 91 1-3 K ②	4 0 0 0 1 0	1 0 0 0 0 0	1 0 0 0 0 0	2 0 0 0 0 0	0 0 0 0 1 0	2 0 0 0 1 0	1 0 0 0 1 0

Inning Stats																								
	R: 2	H: 2	R: 5	H: 7	R: 0	H: 1	R: 1	H: 3	R: 0	H: 0	R: 0	H: 2	R: 2	H: 3	R: 0	H: 0	R: 0	H: 1	1B: 12	SF: 0	WP: 0	PA: 46		
	E: 0	LOB: 1	E: 0	LOB: 2	E: 0	LOB: 1	E: 1	LOB: 2	E: 0	LOB: 0	E: 0	LOB: 1	E: 0	LOB: 1	E: 0	LOB: 0	E: 0	LOB: 1	2B: 3	SAC: 0	PB: 0			
	K: 0	BB: 1	K: 1	BB: 0	K: 1	BB: 0	K: 2	BB: 0	K: 0	BB: 0	K: 1	BB: 0	K: 0	BB: 1	K: 1	BB: 0	K: 2	BB: 0	3B: 0	DP: 1	SB: 0			
	S: 10	P: 19	S: 28	P: 42	S: 15	P: 19	S: 15	P: 22	S: 5	P: 7	S: 10	P: 16	S: 12	P: 17	S: 7	P: 8	S: 11	P: 17	HR: 4	HBP: 0	CS: 0			

PITCHER		IP	WLS	BF	H	R	ER	SO	BB	IBB	HBP	BLK	WP	HR	S	P	ERA	WHIP
37 Travis Wood, L ERA: 5.03	(1, 1)	1.2	L	15	9	7	7	1	1	0	0	0	0	3	36	58	37.80	6.000
43 Eric Jokisch, L ERA: 2.08	(2, 1)	4.1		18	6	1	1	4	0	0	0	0	0	0	47	67	2.08	1.385
50 Blake Parker, R ERA: 6.75	(7, 1)	2.0		9	3	2	2	1	0	0	0	0	0	1	19	25	9.00	1.500
11 Kyuji Fujikawa, R ERA: 3.48	(9, 1)	1.0		4	1	0	0	2	0	0	0	0	0	0	11	17	0.00	1.000

PITCHER		IP	WLS	BF	H	R	ER	SO	BB	IBB	HBP	BLK	WP	HR	S	P	ERA	WHIP

TOP	
AB	45
R	10
H	19
RBI	10
BB	1
SO	8
LOB	16

BOTTOM

Pittsburgh Pirates @ Chicago Cubs

Wrigley Field, Chicago, IL

Sun Sep 07 2014, 1:22 PM - 4:39 PM CDT

Att. 33,894 - Sunny - 76 F

livebaseballscorecards.com

Batter	1	2	3	4	5	6	7	8	9	AB	R	H	RBI	BB	SO	LOB
7 Arismendy Alcántara, S (1, 8) OBP: 0.265, SLG: 0.365	C FF 93 X SI 93 0-1 ① P6		B CH 85 C FF 96 F SI 96 S SI 98 1-3 ③ K		C KC 81 S CH 87 F FF 97 S SL 86 0-3 ③ K		C SI 91 S CH 84 D CH 85 X SL 85 1-2 ① FC4-6 24 WP 9 BB 1-2f		B FC 93 C B FF 94 X FF 94 2-1 8 G6-4-3 1B 1-3	5	0	1	0	0	2	3
9 Javier Báez, R (1, 6) OBP: 0.215, SLG: 0.360	C FF 95 B SL 83 F KC 82 C SI 98 1-3 ② K			C KC 80 S CU 82 B FF 94 B FF 97 X SL 85 2-2 ① G5-3		B FF 95 F SL 82 B FF 95 C FF 94 F FF 96 C SI 97 2-3 ① K	C SL 84 D SL 83 B CH 82 B SI 91 B SL 83 4-1 24 WP BB 1-2		C FF 94 F FF 96 B S 1-3 ① K	4	0	0	0	1	3	2
8 Chris Coghlan, L (1, 7) OBP: 0.348, SLG: 0.434	B SI 93 B CH 86 F SI 93 X CH 87 2-1 ③ G4-3			B CH 86 B CH 86 S FF 97 C SI 96 F SI 98 X CH 88 2-2 24 1B 1B		C KC 82 F FF 96 X SL 84 0-2 5 2B 5 E 1B	S SI 90 F SI 91 B SL 81 F SI 92 X SL 80 1-2 ② F8		F FF 95 C FF 95 B FF 95 B FF 94 X FF 94 2-2 ②③ G6-4-3 1-2f	5	1	2	0	0	0	4
24 Luis Valbuena, L (1, 5) OBP: 0.330, SLG: 0.447		C FF 94 B SL 86 B SL 84 F SI 95 S CH 87 2-3 ① K		C FF 95 C KC 83 B FF 98 F FF 97 F SI 98 X SL 86 1-2 ② 1-3 1B		B SI 94 F KC 82 D CH 87 B FF 94 X SI 92 3-1 ② F9	C SL 79 B SL 78 B SI 91 F SI 91 S SL 82 2-3 ③ K 1-2 2-3			4	0	1	0	0	2	3
5 Welington Castillo, R (1, 2) OBP: 0.296, SLG: 0.388 51 Raffy Lopez, L (8, 2)		C FF 95 B KC 82 X FF 97 1-1 ② L9		B FF 96 T SI 96 B FF 96 S SL 85 S SL 85 2-3 ③ K		B FF 94 C SI 95 F FF 94 X CH 86 1-2 E7 2B 1-H		F FF 94 B FF 96 C CU 78 F FF 96 F SL 88 F CU 79 C FF 96 1-3 ① K		3 1	0 0	1 0	0 0	0 0	1 1	1 0
61 Ryan Kalish, L (1, 9) OBP: 0.305, SLG: 0.351 50 Blake Parker, R (7, 1) 21 Junior Lake, R (8, PH) OBP: 0.239, SLG: 0.358 11 Kyuji Fujikawa, L (9, 1)		S FF 95 T FF 95 S FF 99 0-3 ③ K			B SI 97 S SI 96 B CH 87 X FF 96 2-1 30 1B 3B	C KC 81 D CH 88 S FF 96 B CH 86 X SI 96 2-2 ③ F7		B FF 96 C FF 96 S FF 97 B SL 89 S FF 96 2-3 ② K		3 0 1 0	1 0 0 0	1 0 0 0	0 0 0 0	0 0 1 0	1 0 0 0	1 0 0 0
30 Mike Olt, R (1, 3) OBP: 0.235, SLG: 0.364			C SI 80 B SL 86 B FF 97 X SI 94 2-1 43 SH1-4 1B		C SI 95 X SL 85 0-1 45 FC3-6 1B 3-H		B FF 94 X SI 93 1-0 41 WP 45 HBP 41 1B 1B	B FF 96 B FF 97 B FF 95 C FF 96 B FF 94 4-1 BB		3	1	3	1	1	0	0
45 Logan Watkins, L (1, 4) OBP: 0.389, SLG: 0.486			B FF 94 S SI 94 B SI 97 B SI 96 F FF 93 1 SAFE F FF 97 F SL 87 S FF 97 3-3 ① K		C KC 83 B SI 96 B FF 95 X CH 88 2-1 ① FC3-6 43 SH3 1-2f		S SI 96 H FF 97 1-1 41 WP 41 1B HBP 1-2	B FF 97 B FF 95 C FF 95 X FF 96 2-1 G5-3 ③		3	1	0	0	0	1	3
37 Travis Wood, R (1, 1) OBP: 0.286, SLG: 0.453 43 Eric Jokisch, R (2, 1) 41 Matt Szczur, R (7, 9) OBP: 0.286, SLG: 0.219			X SI 94 0-0 ② SH1-4 1-2		X SI 94 0-0 ② SH3 1-2		F FF 95 C FF 97 B KC 83 X FF 97 1-2 7 FC4-6 1B 1-H 2-H		B FF 94 C FC 92 B FC 92 B SI 96 B 4-1 7 1B BB	0 0 1	0 0 0	0 0 1	0 0 2	0 0 1	0 0 0	0 0 0
Inning Stats	R: 0 E: 0 K: 1 S: 7 H: 0 LOB: 0 BB: 0 P: 10	R: 0 E: 0 K: 2 S: 8 H: 0 LOB: 0 BB: 0 P: 11	R: 0 E: 0 K: 2 S: 11 H: 1 LOB: 1 BB: 0 P: 17	R: 0 E: 0 K: 1 S: 15 H: 2 LOB: 1 BB: 0 P: 22	R: 1 E: 0 K: 1 S: 11 H: 2 LOB: 1 BB: 0 P: 15	R: 1 E: 1 K: 1 S: 15 H: 2 LOB: 1 BB: 0 P: 23	R: 2 E: 0 K: 1 S: 16 H: 2 LOB: 2 BB: 1 P: 27	R: 0 E: 0 K: 2 S: 12 H: 0 LOB: 1 BB: 1 P: 21	R: 0 E: 0 K: 1 S: 9 H: 1 LOB: 1 BB: 1 P: 18	1B: 8 2B: 1 3B: 1 HR: 0	SF: 0 SAC: 2 DP: 1 HBP: 1		WP: 2 PB: 0 SB: 0 CS: 0		PA: 39		

	AB	33
	R	4
	H	10
	RBI	3
	BB	3
	SO	12
	LOB	17

PITCHER		IP	WLS	BF	H	R	ER	SO	BB	IBB	HBP	BLK	WP	HR	S	P	ERA	WHIP
45 Gerrit Cole, R ERA: 3.89	(1, 1)	6.0	W	27	9	4	3	8	0	0	1	0	1	0	72	106	4.50	1.500
30 Jeanmar Gómez, R ERA: 3.3	(7, 1)	0.1		2	0	0	0	0	1	0	0	0	0	0	4	9	0.00	3.000
60 Bobby LaFromboise, L ERA:	(7, 1)	0.2		2	0	0	0	1	0	0	0	0	1	0	7	10	0.00	0.000
53 John Axford, R ERA: 3.75	(8, 1)	1.0		4	0	0	0	2	1	0	0	0	0	0	12	21	0.00	1.000
43 John Holdzkom, R ERA:	(9, 1)	1.0		4	1	0	0	1	1	0	0	0	0	0	9	18	0.00	2.000

PITCHER	IP	WLS	BF	H	R	ER	SO	BB	IBB	HBP	BLK	WP	HR	S	P	ERA	WHIP

Batter	1	2	3	4	5	6	7	8	9	AB	R	H	RBI	BB	SO	LOB
8 Chris Coghlan, L (1, 7) OBP: 0.344, SLG: 0.429	B FF 94 X SI 92 1-0 ① L1-6-3			C CH 85 B FC 91 F FC 91 B SI 93 X SV 84 2-2 ① G4-3			C SV 82 S CH 86 F FC 90 B SI 93 S FF 93 1-3 ① K		B SI 93 F SI 93 F SV 82 F FF 95 S SV 83 1-3 ② K	4	0	0	0	0	2	1
9 Javier Báez, R (1, 6) OBP: 0.209, SLG: 0.350	B SI 95 C FC 90 B SV 84 F SI 94 S SV 85 2-3 ② K			B SL 88 X SI 93 1-0 ② G5-3			X SI 92 0-0 ② G6-3		B SV 84 F SV 84 X SI 94 1-1 ③ G4-3	4	0	0	0	0	1	1
24 Luis Valbuena, L (1, 10) OBP: 0.328, SLG: 0.444	C SI 93 F SI 94 X SI 94 0-2 ③ G4-3			B SI 94 X SI 92 1-0 ③ F7			C SI 94 B SI 94 B CH 88 X CH 86 2-1 ③ G3			3	0	0	0	0	0	0
68 Jorge Soler, R (1, 9) OBP: 0.400, SLG: 0.757		B FC 91 X SL 86 1-0 ① 5 G4-3 1B			X SI 93 0-0 ① G5-3			C SV 84 X SI 93 0-1 ① G6-3		3	0	1	0	0	0	0
5 Welington Castillo, R (1, 2) OBP: 0.293, SLG: 0.385		C SI 91 B SI 94 C FF 94 X SI 94 1-2 ①② G4-3 1-2f			B FF 94 F SI 93 B SI 92 F FF 92 F SV 83 X SI 94 2-2 ② L8			C SV 82 S SV 84 B SV 84 X SI 92 1-2 ② G6-3		3	0	0	0	0	0	1
30 Mike Olt, R (1, 3) OBP: 0.237, SLG: 0.364		B SV 84 S SL 88 B SL 88 C SI 94 C FF 92 2-3 ③ K			X SI 93 0-0 ③ G4-3			C SI 92 X SI 92 0-1 1B		3	0	1	0	0	1	0
7 Arismendy Alcántara, S (1, 8) OBP: 0.261, SLG: 0.360			C SI 93 B CH 86 S CH 86 S SV 84 1-3 ① K2-3			X SI 92 0-0 ① G6-3		C SI 93 F SV 83 B SV 83 D SV 82 C SI 94 2-3 ③ K		3	0	0	0	0	2	1
45 Logan Watkins, L (1, 4) OBP: 0.359, SLG: 0.447			C SI 93 B SV 82 B SV 84 S SI 92 F SI 93 X SV 83 2-2 ② G1-3			B SI 93 X SI 91 1-0 ② L7			X SI 93 0-0 ① G1-3	3	0	0	0	0	0	0
4 Chris Valaika, R (1, 5) OBP: 0.297, SLG: 0.373			C FF 94 B FF 94 C FF 93 F SI 92 S SV 84 1-3 ③ K			C FF 94 S SV 84 S SV 85 0-3 ③ K			B FF 93 X SI 92 1-0 1B	3	0	1	0	0	2	0
Inning Stats	R: 0 E: 0 K: 1 S: 7 H: 0 LOB: 0 BB: 0 P: 10	R: 0 E: 0 K: 1 S: 7 H: 1 LOB: 0 BB: 0 P: 11	R: 0 E: 0 K: 2 S: 11 H: 0 LOB: 0 BB: 0 P: 15	R: 0 E: 0 K: 0 S: 5 H: 0 LOB: 0 BB: 0 P: 9	R: 0 E: 0 K: 0 S: 6 H: 0 LOB: 0 BB: 0 P: 8	R: 0 E: 0 K: 1 S: 5 H: 0 LOB: 0 BB: 0 P: 6	R: 0 E: 0 K: 1 S: 7 H: 0 LOB: 0 BB: 0 P: 10	R: 0 E: 0 K: 1 S: 10 H: 1 LOB: 1 BB: 0 P: 13	R: 0 E: 0 K: 1 S: 8 H: 1 LOB: 1 BB: 0 P: 11	1B: 3 2B: 0 3B: 0 HR: 0	SF: 0 SAC: 0 DP: 1 HBP: 0					

PITCHER	IP	WLS	BF	H	R	ER	SO	BB	IBB	HBP	BLK	WP	HR	S	P	ERA	WHIP
6 Marcus Stroman, R (1, 1) ERA: 3.61	9.0	W	29	3	0	0	8	0	0	0	0	0	0	66	93	0.00	0.333

PITCHER	IP	WLS	BF	H	R	ER	SO	BB	IBB	HBP	BLK	WP	HR	S	P	ERA	WHIP

TOP

Chicago Cubs @ Toronto Blue Jays

Rogers Centre, Toronto, ON

Mon Sep 08 2014, 7:09 PM - 9:29 PM EDT

Att. 16,879 - Clear - 69 F

livebaseballscorecards.com

AB	29
R	0
H	3
RBI	0
BB	0
SO	8
LOB	4

WP: 0 PA: 29
PB: 0
SB: 0
CS: 0

BOTTOM

Batter	1	2	3	4	5	6	7	8	9	AB	R	H	RBI	BB	SO	LOB
7 José Reyes, S (1, 6) OBP: 0.326, SLG: 0.401	B SI 92 B FF 93 B FF 93 C FF 93 X SI 94 3-1 G3-1 ①		C CU 76 X SI 92 0-1 G5-3 ②		1 SAFE 1 SAFE B SI 91 S CH 84 1 SAFE 1 SAFE X FF 91 1-1 F7 ② 1-2		B FF 90 C FF 90 1 SAFE X SI 91 1-1 1-2 1B			4	0	1	0	0	0	2
19 José Bautista, R (1, 9) OBP: 0.399, SLG: 0.532	C FF 94 B SI 93 B FF 93 B FF 94 B FF 94 4-1 10 CS 10 WP BB		C CU 79 B FC 86 F FC 85 F SI 94 B CU 81 S CH 87 2-3 K2-3 ③		D FC 85 C CH 86 D CH 86 X FC 84 2-1 2-H 3-H HR		B FF 92 X FF 92 1-0 P2 ②			3	1	1	3	1	1	2
10 Edwin Encarnación, R (1, 10) OBP: 0.351, SLG: 0.550	S SI 93 B SI 93 B SI 94 C SI 95 X FC 85 2-2 G5-3 ② ③ 1-3			B FF 91 C CU 77 X FF 92 1-1 26 1B 30 SF8 1B	B SI 94 C SI 94 B SI 94 F CH 88 X SI 94 2-2 G5-3 ③		C FF 92 C FF 92 X FF 92 0-2 L9 ③			4	1	1	0	0	0	3
26 Adam Lind, L (1, 3) OBP: 0.384, SLG: 0.471 18 Steve Tolleson, R (8, PR) OBP: 0.293, SLG: 0.355 (9, 5)		B FF 92 C SI 93 X CU 77 1-1 E4 30 1B 15 1B		B SI 93 S FF 91 B SI 92 X CU 78 2-1 15 L4-3 1-3 1B		X SI 92 0-0 G5-3 ①		B FF 90 B SI 90 C FF 90 X FF 91 2-1 30 2B 2B		4 0	1 1	2 0	0 0	0 0	0 0	0 0
30 Dioner Navarro, S (1, 2) OBP: 0.325, SLG: 0.414		B FF 92 B SI 93 C FF 92 X FF 92 2-1 15 1B 1-3 1B		F CH 84 B FC 85 X CH 84 1-1 SF8 ① 3-H		C FF 92 B CH 85 F FF 92 B FC 86 X CH 87 2-2 G4-3 ②		B CU 73 B FF 90 C CH 83 B FF 90 X FF 91 3-1 11 1B 2-H 2B		3	1	2	2	0	0	0
15 Danny Valencia, R (1, 5) OBP: 0.311, SLG: 0.381 (9, 3)		B CU 77 C SI 93 X SI 93 1-1 17 G4-6-3 1-2 3-H 1B		C FC 85 B SI 93 X CH 85 1-1 L4-3 2 3 1-1		B SI 94 B SI 92 X FF 92 2-0 F7 ③		C CU 74 S SL 82 S SL 81 0-3 K ①		4	0	1	1	0	1	2
11 Kevin Pillar, R (1, 7) OBP: 0.256, SLG: 0.342		B SI 92 X SI 92 1-0 F7 ①			C SI 91 F FC 84 B FC 84 B SI 93 B FC 83 F SI 92 T SI 93 3-2 K ①		B FF 90 X FF 91 1-0 17 E 2B	C FF 92 X SL 81 0-1 2-H 1B		4	1	2	1	0	1	2
17 Ryan Goins, L (1, 4) OBP: 0.229, SLG: 0.281		C CU 76 B SI 93 D CU 79 S CH 85 F CH 86 X FF 92 2-2 G4-6-3 ② ③ 1-2f			B SI 93 B CU 74 B SI 92 C FF 92 X SI 92 3-1 8 1B 19 HR 1B		C FF 91 X SI 91 0-1 E4 7 1B 2-H	F FF 91 F CH 83 F SI 89 F SL 82 S SL 80 0-3 K ②		4	1	1	0	0	1	4
8 Anthony Gose, L (1, 8) OBP: 0.326, SLG: 0.289			C CU 75 B SI 93 B CH 85 S SI 92 X CH 85 2-2 L7 ①		X SI 92 0-0 7 F7 19 HR 1-3 1B		C CH 83 F CH 83 X FF 90 0-2 P2 ①	S FF 94 B SL 85 S FF 94 D SL 85 S FF 94 2-3 K ③		4	1	1	0	0	1	3
Inning Stats	R: 0 E: 0 K: 0 S: 6 H: 0 LOB: 0 BB: 1 P: 15	R: 1 E: 1 K: 0 S: 11 H: 2 LOB: 1 BB: 0 P: 18	R: 0 E: 0 K: 1 S: 9 H: 0 LOB: 0 BB: 0 P: 13	R: 1 E: 0 K: 0 S: 8 H: 2 LOB: 0 BB: 0 P: 13	R: 3 E: 0 K: 1 S: 14 H: 3 LOB: 0 BB: 0 P: 25	R: 0 E: 0 K: 0 S: 5 H: 0 LOB: 0 BB: 0 P: 9	R: 1 E: 1 K: 0 S: 12 H: 2 LOB: 2 BB: 0 P: 15	R: 2 E: 0 K: 3 S: 17 H: 3 LOB: 2 BB: 0 P: 24		1B: 8 2B: 4 3B: 0 HR: 1 SF: 1 SAC: 0 DP: 2 HBP: 0						

PITCHER		IP	WLS	BF	H	R	ER	SO	BB	IBB	HBP	BLK	WP	HR	S	P	ERA	WHIP
38 Jacob Turner, R ERA: 5.84	(1, 1)	6.0	L	24	7	5	4	2	1	0	0	0	1	1	53	93	6.00	1.333
19 Dan Straily, R ERA: 5.7	(7, 1)	1.2		11	5	3	3	2	0	0	0	0	0	0	26	34	16.20	3.000
59 Zac Rosscup, L ERA: 13.0	(8, 1)	0.1		1	0	0	0	1	0	0	0	0	0	0	3	5	0.00	0.000

PITCHER	IP	WLS	BF	H	R	ER	SO	BB	IBB	HBP	BLK	WP	HR	S	P	ERA	WHIP

Chicago Cubs @ Toronto Blue Jays

Rogers Centre, Toronto, ON

Mon Sep 08 2014, 7:09 PM - 9:29 PM EDT

Att. 16,879 - Clear - 69 F

livebaseballscorecards.com

AB	34
R	8
H	12
RBI	7
BB	1
SO	5
LOB	18

WP: 1 PB: 0 SB: 0 CS: 1 PA: 36

Chicago Cubs @ Toronto Blue Jays

Rogers Centre, Toronto, ON

Tue Sep 09 2014, 7:08 PM - 10:12 PM EDT

Att. 17,903 - Overcast - 70 F

livebaseballscorecards.com

TOP

Batter	1	2	3	4	5	6	7	8	9	AB	R	H	RBI	BB	SO	LOB
8 Chris Coghlan, L (1, 7) OBP: 0.342, SLG: 0.426	C FF 83 F CU 72 F CU 73 C SI 84 0-3 ① K	B CH 80 B SI 86 X SI 87 2-0 ③ G4-3			B SI 83 X SI 84 1-0 ① L8	X SI 84 0-0 1-2 1B			B FF 93 C FF 92 B CU 76 F FF 90 X FF 93 2-2 ② G5-3	5	0	1	0	0	1	3
9 Javier Báez, R (1, 6) OBP: 0.229, SLG: 0.364	C CH 78 C SI 84 B CU 73 B FF 85 B CH 80 X CH 80 3-2 68 S 68 SF8 2B		C CU 72 S CH 78 H FF 86 1-2 68 G4-6-3 HBP		S CH 79 X CU 72 0-1 24 HBP 5 1B 1B	B CH 80 S CH 80 C FF 84 C SI 85 1-3 ③ K			B CH 83 B CH 81 B FF 94 B FF 93 4-0 68 1B BB	3	2	2	0	1	1	2
68 Jorge Soler, R (1, 9) OBP: 0.378, SLG: 0.707	B CH 79 F SI 85 B CH 80 B FF 83 X CH 80 3-1 ② SF8 2-H		B SI 84 S CH 80 S CH 79 1 SAFE 1 SAFE X CH 80 1-2 ① ② G4-6-3 1-2f		X FF 82 0-0 ② P3		C CU 71 X CU 72 0-1 ① G5-3		B FF 90 C FF 91 B FF 89 C FF 88 F FF 93 X CH 83 2-2 1-3 1B	4	0	1	1	0	0	2
24 Luis Valbuena, L (1, 5) OBP: 0.326, SLG: 0.440	F SI 86 B CH 79 S CH 80 X CU 74 1-2 ③ G3-1		C CH 80 F SI 86 F SI 85 X SI 84 0-2 ③ G5-3		B CH 78 C FF 85 1 SAFE 1 SAFE B SI 84 H SI 84 3-1 5 1B 1-2 HBP		C FC 81 X CH 78 0-1 ② F7		B FF 92 C FF 91 F FF 92 S FF 93 1-3 ③ K	4	0	0	0	0	1	2
5 Welington Castillo, R (1, 2) OBP: 0.298, SLG: 0.389		X SI 83 0-0 30 FC1-4 1B		X CH 77 0-0 4 1B 1B	C SI 84 X FC 83 0-1 1-2 2-H 1B		F SI 84 X CU 71 0-1 ③ G5-3			4	0	3	1	0	0	0
30 Mike Olt, R (1, 10) OBP: 0.232, SLG: 0.356		B SI 83 F SI 84 B FC 82 X CH 80 2-1 ① FC1-4 41 1B 7 1B 1-2f		B SI 85 X FF 82 1-0 ① L5	C CH 81 C SI 85 B CH 80 C SI 86 1-3 ③ K			C SI 97 B SI 97 F SI 96 B SI 97 B SI 96 S SI 96 3-3 ① K		4	0	0	0	0	2	4
7 Arismendy Alcántara, S (1, 4) OBP: 0.261, SLG: 0.358		C CH 80 F FC 82 B SI 85 X CH 80 1-2 41 1B 1-2 1B		X CH 79 0-0 ② L5		X SI 83 0-0 ① B1-3		B SI 96 X SI 96 1-0 ② G1-3		4	0	1	0	0	0	1
4 Chris Valaika, R (1, 3) OBP: 0.295, SLG: 0.368		X SI 85 0-0 ② F9		B CH 78 F SI 85 C FF 85 F SI 85 F CU 73 X SI 85 1-2 1-2 1B		C SI 83 B CU 70 X CH 79 1-1 ② G6-3		C SI 97 F SI 97 B SI 98 X SI 97 1-2 ③ G4-3		4	0	1	0	0	0	2
41 Matt Szczur, R (1, 8) OBP: 0.308, SLG: 0.250		B CH 80 X CH 80 1-0 1-2 2-3 1B		X CH 80 0-0 ③ P1		C FF 83 B CU 69 S CU 70 F CH 80 B SI 85 X CH 80 2-2 8 1B 1B			C FF 91 B CU 75 B FF 92 F FF 89 X FF 94 2-2 ① L9	4	0	2	0	0	0	2
Inning Stats	R: 1 E: 0 K: 1 S: 12 H: 1 LOB: 0 BB: 0 P: 19	R: 0 E: 0 K: 0 S: 9 H: 3 LOB: 3 BB: 0 P: 15	R: 0 E: 0 K: 0 S: 9 H: 0 LOB: 0 BB: 0 P: 11	R: 0 E: 0 K: 0 S: 9 H: 2 LOB: 2 BB: 0 P: 11	R: 1 E: 0 K: 1 S: 10 H: 2 LOB: 2 BB: 0 P: 15	R: 0 E: 0 K: 1 S: 11 H: 2 LOB: 2 BB: 0 P: 15	R: 0 E: 0 K: 0 S: 6 H: 0 LOB: 0 BB: 0 P: 6	R: 0 E: 0 K: 1 S: 7 H: 0 LOB: 0 BB: 0 P: 12	R: 0 E: 0 K: 1 S: 13 H: 1 LOB: 2 BB: 1 P: 24	1B: 10 2B: 1 3B: 0 HR: 0 SF: 1 SAC: 0 DP: 1 HBP: 2						

	AB	36
	R	2
	H	11
	RBI	2
	BB	1
	SO	5
	LOB	18

PITCHER		IP	WLS	BF	H	R	ER	SO	BB	IBB	HBP	BLK	WP	HR	S	P	ERA	WHIP
56 Mark Buehrle, L ERA: 3.31	(1, 1)	7.0	W	32	10	2	2	3	0	0	2	0	0	0	66	92	2.57	1.429
41 Aaron Sanchez, R ERA: 1.4	(8, 1)	1.0	H	3	0	0	0	1	0	0	0	0	0	0	7	12	0.00	0.000
32 Daniel Norris, L ERA:	(9, 1)	1.0		5	1	0	0	1	1	0	0	0	0	0	13	24	0.00	2.000

PITCHER	IP	WLS	BF	H	R	ER	SO	BB	IBB	HBP	BLK	WP	HR	S	P	ERA	WHIP

WP: 0	PB: 0	SB: 1	CS: 0	PA: 40			

BOTTOM

Chicago Cubs @ Toronto Blue Jays

Rogers Centre, Toronto, ON

Tue Sep 09 2014, 7:08 PM - 10:12 PM EDT

Att. 17,903 - Overcast - 70 F

livebaseballscorecards.com

Batter	1	2	3	4	5	6	7	8	9	AB	R	H	RBI	BB	SO	LOB
7 José Reyes, S (1, 6) OBP: 0.325, SLG: 0.399	X FF 93 0-0 ① G3-1		B SI 94 C SL 90 F CH 89 S FF 95 1-3 ② K		F CU 78 T SI 94 F CU 79 F SI 96 B SL 89 F SL 90 B CU 80 X SI 94 2-2 19 E 2-H 1B		B CU 79 F FF 95 S FF 96 B FF 96 S FF 96 2-3 ② K	F SI 93 B SI 93 X SI 93 1-1 FC3 19 FC5-4 1-3 3-H		5	0	1	2	0	2	4
19 José Bautista, R (1, 9) OBP: 0.397, SLG: 0.531	B FF 93 C SI 94 C SL 90 X SI 94 1-2 ② G6-3		B CU 81 C SL 91 B SI 95 C SI 95 X SI 95 2-2 ③ L4		B FF 93 B SL 88 1 SAFE X SL 90 2-0 ③ F9 1-3		B FF 96 C FF 97 S FF 97 D SL 88 B FF 97 X FF 97 3-2 1-H 2-H 3-H 2B	C SI 94 F SI 92 F SL 84 D SI 93 X SI 93 1-2 ② FC5-4 10 2B 1-2f 3-H		5	0	1	4	0	0	2
10 Edwin Encarnación, R (1, 10) OBP: 0.354, SLG: 0.553 45 Dalton Pompey, S (8, PR) (9, 10)	C FF 93 X CU 80 0-1 1B			C SL 89 B SI 93 X SL 89 1-1 15 L3-6 26 BB 1B		C SI 93 B CH 86 S SL 91 C SL 91 1-3 ① K	B SL 86 B FF 97 F FF 97 F FF 96 F SL 86 X FF 96 2-2 ③ F8	X FF 92 0-0 1-3 2B		5 0	0 0	3 0	0 0	0 0	1 0	1 0
26 Adam Lind, L (1, 3) OBP: 0.386, SLG: 0.478 18 Steve Tolleson, R (8, PR) OBP: 0.292, SLG: 0.353 (9, 5)	B SI 95 F SI 95 F SL 90 B SL 91 S CU 81 2-3 ③ K			B SI 95 B CH 89 C SI 95 B SL 91 F SI 96 F SL 91 B SI 96 4-2 1-2 BB		B CU 78 F SI 94 B SI 94 F SI 93 B SL 90 X SI 95 3-2 ② G1-3		30 1B 3B L9		3 1	0 1	1 1	0 0	1 0	1 0	1 2
30 Dioner Navarro, S (1, 2) OBP: 0.325, SLG: 0.413		C FF 93 S CU 78 F CH 88 B CU 80 F SL 91 X CH 88 1-2 ① G4-3		B CU 79 B CH 89 B CH 89 X FF 95 3-0 ① F5		F SI 94 F SI 94 B SI 94 B CU 79 B SL 88 X SI 94 3-2 ③ G5-3		B SI 95 B SI 94 B SI 94 C SI 94 X SI 95 3-1 15 2B 66 1B 3-H 1B		4	1	1	1	0	0	2
15 Danny Valencia, R (1, 5) OBP: 0.310, SLG: 0.383 (9, 3)		X SI 94 0-0 ② P1		C SL 90 F FF 94 B CH 89 X SI 94 1-2 ② ③ L3-6 2-3			C SL 90 X SL 91 0-1 ① G2-3	B SI 94 F SI 94 S SI 94 F SI 94 D SL 85 F SI 93 X FF 95 2-2 66 1B 1-3 2B		4	1	1	0	0	0	2
11 Kevin Pillar, R (1, 7) OBP: 0.280, SLG: 0.363		B FF 95 X SL 91 1-0 1B			C FF 92 X SI 93 0-1 17 CS 1B		B SI 94 C FF 93 X SI 94 1-1 66 BB 28 1B 19 2B 1B	B SI 94 F SI 94 T SI 94 T SI 94 1-2 ① K		4	1	3	0	0	1	2
17 Ryan Goins, L (1, 4) OBP: 0.233, SLG: 0.291 28 Colby Rasmus, L (7, PH) OBP: 0.293, SLG: 0.457 (8, 8)		B SI 94 B SL 89 S SL 91 1 SAFE F SL 90 X CU 79 2-2 ③ L8			1 SAFE B FF 93 B FF 94 C SL 89 X SL 91 2-1 ① 7 WP 7 1B 1-2 2B		1 SAFE S SL 88 B SL 86 X FF 96 1-1 66 BB 19 2B 1-2 1B	I IN 75 I IN 75 I IN 77 I IN 75 4-0 66 1B 7 FC3 IBB		2 1	1 2	1 1	0 0	0 1	0 0	1 0
8 Anthony Gose, L (1, 8) OBP: 0.323, SLG: 0.286 66 Munenori Kawasaki, L (7, PH) OBP: 0.329, SLG: 0.311 (8, 4)			C FF 93 B SL 90 F SI 94 B CU 80 C CH 88 2-3 ① K		L CU 79 T SL 90 L SL 90 0-3 ② K		B SL 86 B FF 97 C FF 96 B FF 96 B FF 95 4-1 19 2B 1-2 2-3 BB	C SI 94 B SI 94 X SI 94 1-1 7 E 7 FC3 19 FC5-4 1-3 2-H 3-H 1B		2 1	0 2	0 1	0 2	0 1	2 0	1 0
Inning Stats	R: 0 E: 0 K: 1 S: 9 H: 1 LOB: 1 BB: 0 P: 12	R: 0 E: 0 K: 0 S: 10 H: 1 LOB: 1 BB: 0 P: 14	R: 0 E: 0 K: 2 S: 9 H: 0 LOB: 0 BB: 0 P: 14	R: 0 E: 0 K: 0 S: 9 H: 1 LOB: 1 BB: 1 P: 18	R: 1 E: 1 K: 1 S: 14 H: 3 LOB: 1 BB: 0 P: 20	R: 0 E: 0 K: 1 S: 9 H: 0 LOB: 0 BB: 0 P: 16	R: 3 E: 0 K: 1 S: 17 H: 3 LOB: 1 BB: 1 P: 30	R: 5 E: 1 K: 1 S: 23 H: 5 LOB: 2 BB: 1 P: 38		1B: 9 2B: 5 3B: 1 HR: 0 SF: 0 SAC: 0 DP: 1 HBP: 0		WP: 1 PB: 0 SB: 0 CS: 1 PA: 40			

	AB	37
	R	9
	H	14
	RBI	9
	BB	3
	SO	7
	LOB	18

PITCHER		IP	WLS	BF	H	R	ER	SO	BB	IBB	HBP	BLK	WP	HR	S	P	ERA	WHIP
49 Jake Arrieta, R ERA: 2.82	(1, 1)	6.1		25	7	2	2	5	1	0	0	0	1	0	64	99	2.84	1.263
54 Neil Ramírez, R ERA: 1.38	(7, 1)	0.2	L	5	2	2	2	1	1	0	0	0	0	0	13	25	27.00	4.500
63 Brian Schlitter, R ERA: 3.98	(8, 1)	0.2		8	4	5	4	1	0	1	0	0	0	0	20	34	54.00	6.000
50 Blake Parker, R ERA: 6.61	(8, 1)	0.1		2	1	0	0	0	0	0	0	0	0	0	3	4	0.00	3.000

PITCHER	IP	WLS	BF	H	R	ER	SO	BB	IBB	HBP	BLK	WP	HR	S	P	ERA	WHIP

Chicago Cubs @ Toronto Blue Jays

Rogers Centre, Toronto, ON

Wed Sep 10 2014, 7:09 PM - 10:20 PM EDT

Att. 19,411 - Roof Closed - 68 F

TOP

livebaseballscorecards.com

Batter	1	2	3	4	5	6	7	8	9	AB	R	H	RBI	BB	SO	LOB
8 Chris Coghlan, L (1, 7) OBP: 0.341, SLG: 0.426	C FF 90 S CH 86 B CH 86 C FF 92 1-3 ① K		B CH 86 F SL 81 X FF 93 1-1 ③ F8			B SL 81 B CH 87 F FF 93 B FF 94 X FF 93 3-1 2B		C SI 94 S SI 93 C SI 94 0-3 ② K		4	0	1	0	0	2	0
9 Javier Báez, R (1, 6) OBP: 0.229, SLG: 0.356	C SL 82 B SL 84 B FF 95 S FF 94 B FF 95 D SL 85 4-2 24 2B BB			F SL 82 S SL 85 B FF 96 B SL 86 S SL 84 2-3 ① K		C SI 93 C SI 94 B FF 95 D SL 84 D SL 82 S FF 94 3-3 ③ K		B SI 94 F SI 94 X CH 82 1-1 ③ G1-3		3	0	0	0	1	2	1
24 Luis Valbuena, L (1, 5) OBP: 0.328, SLG: 0.445	X FF 91 1-H 0-0 ② 2B			B FF 94 X CH 84 1-0 ② L9			B FF 91 B FF 90 B FF 91 C FF 90 F FF 90 X FF 93 3-2 ① F9		B FF 96 F FF 98 B SL 89 F FF 98 F FF 98 B FF 99 X FF 99 3-2 2B	4	0	2	0	0	0	0
68 Jorge Soler, R (1, 9) OBP: 0.367, SLG: 0.733	B FF 94 C FF 92 S SL 83 F SL 83 F FF 94 F FF 94 S SL 84 1-3 ③ K			X FF 94 0-0 ③ F9			C FF 92 B SL 83 B SL 81 X FF 92 2-1 HR		C FF 99 S SL 90 C FF 100 0-3 ① K	4	1	1	1	0	2	2
5 Welington Castillo, R (1, 2) OBP: 0.299, SLG: 0.391 51 Raffy Lopez, L (8, 2)		B FF 90 X SI 91 1-0 ① G5-3			T FF 92 X FF 93 0-1 ① F9		C SL 83 B SL 83 B FF 94 X FF 93 2-1 2B		S FF 100 F FF 98 F FF 98 F FF 99 T SL 89 0-2 ② K	3 1	0 0	1 0	0 0	0 0	0 1	0 1
61 Ryan Kalish, L (1, 8) OBP: 0.299, SLG: 0.343 21 Junior Lake, R (7, PH) OBP: 0.241, SLG: 0.357 (7, 8)		B FF 91 B FF 92 F FF 91 X FF 93 2-1 ② G6-3			B SL 82 C SL 82 F FF 94 B FF 93 S SL 84 2-3 ② K		C CU 84 B FF 93 B CU 86 S CU 84 F FF 94 B CU 84 B CU 85 4-2 BB		C FF 99 S FF 99 B FF 98 S FF 98 1-3 ③ K	2 1	0 0	0 0	0 1	0 1	1 1	0 1
7 Arismendy Alcántara, S (1, 4) OBP: 0.258, SLG: 0.354		C FF 92 B SL 79 S FF 93 B SL 84 F FF 95 B CH 85 F FF 93 F FF 94 T FF 93 3-2 ③ K			B SL 82 F FF 94 C FF 94 S FF 94 1-3 ③ K		S FF 95 T FF 94 F FF 95 S CU 86 0-3 ② K			3	0	0	0	0	3	2
30 Mike Olt, R (1, 3) OBP: 0.229, SLG: 0.351			S SL 81 C SL 81 B FF 93 C FF 93 1-3 ① K			S SI 92 F SI 92 S FF 92 0-3 ① K	C CU 86 B FF 92 X CU 86 1-1 ③ F7			3	0	0	0	0	2	2
45 Logan Watkins, L (1, 10) OBP: 0.341, SLG: 0.425 41 Matt Szczur, R (8, PH) OBP: 0.300, SLG: 0.243 (8, 10)			S FF 92 F FF 93 S SL 85 0-3 ② K			S CH 85 B CH 86 X FF 94 1-1 ② L8		C SI 94 B SL 76 C SI 94 X SI 94 1-2 ① G6-3		2 1	0 0	0 0	0 0	0 0	1 0	0 0
Inning Stats	R: 0 E: 0 K: 2 S: 12 H: 1 LOB: 1 BB: 1 P: 18	R: 0 E: 0 K: 1 S: 9 H: 0 LOB: 0 BB: 0 P: 15	R: 0 E: 0 K: 2 S: 8 H: 0 LOB: 0 BB: 0 P: 10	R: 0 E: 0 K: 1 S: 5 H: 0 LOB: 0 BB: 0 P: 8	R: 0 E: 0 K: 2 S: 8 H: 0 LOB: 0 BB: 0 P: 11	R: 0 E: 0 K: 2 S: 10 H: 1 LOB: 1 BB: 0 P: 17	R: 1 E: 1 K: 1 S: 16 H: 2 LOB: 2 BB: 1 P: 28	R: 0 E: 0 K: 1 S: 8 H: 0 LOB: 0 BB: 0 P: 10	R: 0 E: 0 K: 3 S: 15 H: 1 LOB: 1 BB: 0 P: 19	1B: 0 2B: 4 3B: 0 HR: 1	SF: 0 SAC: 0 DP: 0 HBP: 0	WP: 0 PB: 0 SB: 0 CS: 0	PA: 33			

PITCHER		IP	WLS	BF	H	R	ER	SO	BB	IBB	HBP	BLK	WP	HR	S	P	ERA	WHIP
36 Drew Hutchison, R ERA: 4.36	(1, 1)	6.1	W	23	4	1	1	10	1	0	0	0	0	1	59	93	1.42	0.789
27 Brett Cecil, L ERA: 3.02	(7, 1)	0.2	H	3	0	0	0	1	1	0	0	0	0	0	9	14	0.00	1.500
62 Aaron Loup, L ERA: 3.06	(8, 1)	1.0		3	0	0	0	1	0	0	0	0	0	0	8	10	0.00	0.000
23 Brandon Morrow, R ERA: 5.4	(9, 1)	1.0		4	1	0	0	3	0	0	0	0	0	0	15	19	0.00	1.000

PITCHER	IP	WLS	BF	H	R	ER	SO	BB	IBB	HBP	BLK	WP	HR	S	P	ERA	WHIP

AB	31
R	1
H	5
RBI	1
BB	2
SO	15
LOB	9

Batter	1	2	3	4	5	6	7	8	9	AB	R	H	RBI	BB	SO	LOB
7 José Reyes, S (1, 6) OBP: 0.326, SLG: 0.400 66 Munenori Kawasaki, L (8, 4) OBP: 0.328, SLG: 0.310	C FF 90 B SI 88 X SI 88 1-1 ① G4-3		C SI 89 X FC 88 0-1 ③ G6-3			1 SAFE 1 SAFE L SI 88 F SI 89 X FC 85 0-2 E9 19 L9 26 1B 1B 1-H	F FF 92 F FF 92 1 SAFE X FF 92 0-2 19 BB 10 1B 1B 1-2	X SI 96 0-0 ① F9		4 2 2 0 0 0 0 1 0 0 0 0 0 1						
19 José Bautista, R (1, 9) OBP: 0.398, SLG: 0.529 9 John Mayberry Jr., R (8, PH) OBP: 0.312, SLG: 0.440 (9, 9)	B FF 91 B SI 89 F SI 88 B FC 86 C SI 89 F SI 90 B SI 90 4-2 10 G6-4-3 BB			B CU 77 X SI 88 1-0 ① F8		S CH 79 S CH 79 D CH 79 F CU 79 D CH 80 X SI 89 2-2 ① L9 2-3	C FF 92 B CH 83 D CH 83 B FF 93 B CH 82 4-1 10 E 30 1B 10 1B BB 1-2 2-3	B SI 97 X SI 95 1-0 45 G3 18 1B 2B 1-3		2 1 0 0 2 0 1 1 1 1 0 0 0 0						
10 Edwin Encarnación, R (1, 10) OBP: 0.353, SLG: 0.550 45 Dalton Pompey, S (8, PH) (9, 10)	S SI 89 B SI 90 X SI 89 1-1 ②③ G6-4-3 1-2f			B SI 88 X SI 89 1-0 ② P5		B CH 79 S SI 89 B SI 89 F SI 90 D CH 80 F CH 81 F CH 79 F CH 79 F SI 91 3-3 ② S SI 90 K	S FF 94 B FF 92 X FF 92 1-1 E8 30 1B 1B 1-3 2-H 3-H	C SL 81 B SI 96 X SL 83 1-1 ② G3 2-3 3-H		4 1 1 2 0 1 2 1 0 0 1 0 0 1						
26 Adam Lind, L (1, 3) OBP: 0.388, SLG: 0.476 18 Steve Tolleson, R (7, PR) OBP: 0.296, SLG: 0.357 (8, 5)		C FF 91 B SI 88 B SI 89 X SI 90 2-1 ① G1-3		B SI 88 C SI 89 S SI 88 C FF 91 1-3 ③ K		F SI 90 X SI 89 0-1 30 BB 15 2B 1B 3-H	I IN 75 I IN 73 I IN 72 I IN 70 4-0 30 1B 15 1B IBB	S SL 84 C SL 83 D SL 83 F SI 96 B SL 84 B SI 96 X SL 84 3-2 ③ 1B 3-H		3 1 1 1 1 1 0 1 1 1 1 0 0 0						
30 Dioner Navarro, S (1, 2) OBP: 0.328, SLG: 0.415 22 Josh Thole, L (8, PH) OBP: 0.338, SLG: 0.294 (9, 2)		C FF 90 F SI 90 B FF 92 S CH 82 1-3 ② K			B CU 78 X SI 88 1-0 11 E 11 S 1B	C SI 88 B SI 89 B CH 79 B CH 80 F SI 89 D SI 90 4-2 15 2B BB 1-2	X FF 92 0-0 15 1B 1B 1-3 2-H 3-H	B SI 96 D CH 89 C SI 95 F SI 95 S SI 96 2-3 ③ K		3 0 2 2 1 1 0 1 0 0 0 0 1 1						
15 Danny Valencia, R (1, 5) OBP: 0.314, SLG: 0.390 (8, 3)		C FF 92 C SI 90 F FF 92 B CH 81 B CH 80 F CH 81 S SI 90 2-3 ③ K			B SI 88 F SI 88 C SI 88 B CU 78 S CH 79 2-3 ① K	D CH 78 B SI 89 F SI 87 B SI 89 X SI 88 3-1 1-3 2-H 2B	B FF 91 S FC 88 B FF 92 B FC 89 X FF 92 3-1 1-2 3-H 1B			4 0 2 2 0 2 1						
11 Kevin Pillar, R (1, 7) OBP: 0.279, SLG: 0.369			C FF 91 B SI 88 X SI 89 1-1 17 G3 8 SF7 2B		C SI 88 D CH 79 B SI 89 T SI 89 X FF 90 2-2 ② G6-3 1-3	C FF 96 C FF 97 B FF 97 S SL 88 1-3 ③ K	D FF 91 F FF 92 C FF 90 S CH 83 1-3 ② K			4 1 1 0 0 2 6						
17 Ryan Goins, L (1, 4) OBP: 0.227, SLG: 0.283 (8, 6)			M SI 89 X CH 79 0-1 ① G3 2-3		D CH 80 F CU 79 F FC 87 X CH 81 1-2 ③ F9		X FF 96 0-0 ③ G1-6-3 C CU 77 B CH 82 S CH 84 1-3 ③ K			4 0 0 0 0 1 5						
8 Anthony Gose, L (1, 8) OBP: 0.330, SLG: 0.293			D CU 77 B SI 88 S CH 80 S SI 90 X SI 91 2-2 ② SF7 3-H			C CU 77 C SI 86 B CH 80 X CH 79 1-2 7 1B 7 E 1B	C FF 90 F KC 80 B FF 91 B SI 90 F SL 84 F KC 80 F FF 92 X SL 84 2-2 19 BB 7 1B 10 1B 1B	C SI 95 B SI 96 B CH 87 B SI 96 F SI 96 B SI 97 4-2 9 2B 45 G3 BB		2 3 2 1 1 0 0						
Inning Stats	R: 0 H: 0 E: 0 LOB: 0 K: 0 BB: 1 S: 7 P: 13	R: 0 H: 0 E: 0 LOB: 0 K: 2 BB: 0 S: 10 P: 15	R: 1 H: 1 E: 0 LOB: 0 K: 0 BB: 0 S: 9 P: 12	R: 0 H: 0 E: 0 LOB: 0 K: 1 BB: 0 S: 5 P: 8	R: 0 H: 1 E: 0 LOB: 1 K: 1 BB: 0 S: 10 P: 16	R: 3 H: 4 E: 1 LOB: 2 K: 2 BB: 1 S: 26 P: 40	R: 5 H: 5 E: 1 LOB: 3 K: 2 BB: 2 S: 22 P: 38	R: 2 H: 2 E: 0 LOB: 1 K: 1 BB: 1 S: 13 P: 24		1B: 10 SF: 1 2B: 3 SAC: 0 3B: 0 DP: 1 HR: 0 HBP: 0				WP: 0 PA: 41 PB: 0 SB: 1 CS: 0		

PITCHER		IP	WLS	BF	H	R	ER	SO	BB	IBB	HBP	BLK	WP	HR	S	P	ERA	WHIP
28 Kyle Hendricks, R ERA: 2.38	(1, 1)	5.2	L	24	6	4	4	5	2	0	0	0	0	0	64	100	6.35	1.412
52 Justin Grimm, R ERA: 3.69	(6, 1)	0.2		2	0	0	0	1	0	0	0	0	0	0	4	5	0.00	0.000
53 Wesley Wright, L ERA: 3.13	(7, 1)	0.0		2	2	0	0	0	0	0	0	0	0	0	9	11	∞	∞
11 Kyuji Fujikawa, R ERA: 5.73	(7, 1)	0.2		7	3	5	5	2	1	1	0	0	0	0	12	26	67.50	6.000
47 Arodys Vizcaíno, R ERA: 13.5	(8, 1)	1.0		6	2	2	2	1	1	0	0	0	0	0	13	24	18.00	3.000

PITCHER	IP	WLS	BF	H	R	ER	SO	BB	IBB	HBP	BLK	WP	HR	S	P	ERA	WHIP

BOTTOM

Chicago Cubs @ Toronto Blue Jays

Rogers Centre, Toronto, ON

Wed Sep 10 2014, 7:09 PM - 10:20 PM EDT

Att. 19,411 - Roof Closed - 68 F

livebaseballscorecards.com

AB	35
R	11
H	13
RBI	10
BB	5
SO	9
LOB	18

Batter	1	2	3	4	5	6	7	8	9	AB	R	H	RBI	BB	SO	LOB
8 Chris Coghlan, L (1, 7) OBP: 0.340, SLG: 0.423	B FF 96 F FF 94 F FF 96 B SL 86 F FF 96 F SL 86 B KC 87 X FF 97 3-2 ① G4-3		C CU 83 B CH 86 1 SAFE B SI 97 X FF 94 2-1 ③ G4-3			B FF 95 C FF 94 F KC 84 F FF 96 B FF 97 B SL 85 F FF 96 F SI 98 F FF 97 4-2 BB 24 1B 5 1B	C FF 94 F FF 94 B FF 95 C FF 95 1-3 ③ K			3	1	0	0	1	1	1
9 Javier Báez, R (1, 6) OBP: 0.230, SLG: 0.373	B FF 97 F FF 95 S SL 85 S SL 86 1-3 ② K			C KC 81 S KC 81 B FF 93 B FF 95 F KC 84 X SL 84 2-2 HR		B FF 96 C FF 94 S FF 95 X FF 96 1-2 ① F8		F SI 93 S CH 86 B SI 93 C SI 94 1-3 ① K		4	1	1	1	0	2	1
24 Luis Valbuena, L (1, 5) OBP: 0.327, SLG: 0.443	X FF 94 0-0 ③ F7			B FF 96 B CH 90 X FF 95 2-0 ① P5		1 SAFE S CH 88 B FF 96 1 SAFE B SL 84 F CH 88 1 SAFE X SL 87 2-2 61 FC3-6 5 1B 1-2 1B		B SI 94 F SI 94 B SI 94 X SI 94 2-1 ② G1-3		4	0	1	0	0	0	0
5 Welington Castillo, R (1, 2) OBP: 0.301, SLG: 0.393		C FF 95 C FF 94 B FF 96 X SL 84 1-2 ① G4-3		C KC 83 S CU 83 F FF 96 B KC 82 F SL 83 X SI 97 1-2 ② G4-3		F FF 96 B FF 96 S SL 87 D SL 87 X FF 97 2-2 61 FC3-6 1-2 2-H 1B		S SI 94 B CH 86 F CH 86 X SI 94 1-2 1B		4	0	2	1	0	0	0
61 Ryan Kalish, L (1, 9) OBP: 0.291, SLG: 0.333 4 Chris Valaika, R (8, PH) OBP: 0.292, SLG: 0.364 63 Brian Schlitter, R (8, 1) OBP: 1.000, SLG: 1.000		F FF 95 F FF 96 C SL 85 0-3 ② K		C CU 83 X CH 88 0-1 ③ L7		F FF 95 X SL 86 0-1 ② FC3-6 30 HBP 1-2f 2-3		B SI 95 B SI 94 S SI 94 F SI 95 F SI 95 B SI 95 S SI 95 3-3 ③ K		3 1 0	0 0 0	0 0 0	0 0 0	0 0 0	1 1 0	2 1 0
30 Mike Olt, R (1, 3) OBP: 0.234, SLG: 0.356		C FF 96 F SI 95 B SI 94 B KC 84 S SL 84 2-3 ③ K			B FF 93 C FF 93 C FF 95 F SI 95 S KC 84 1-3 ① K2-3	H FF 95 1-0 1-2 HBP			B FF 94 B FF 95 C FF 94 F FF 94 X FF 95 2-2 2B	3	0	1	0	0	2	0
7 Arismendy Alcántara, S (1, 8) OBP: 0.262, SLG: 0.369			B FF 96 B FF 95 C FF 93 X SI 94 2-1 1B		C FF 96 X SI 94 0-1 HR	B CH 86 B CH 87 C KC 85 B FF 95 X FF 96 3-1 ③ P2			C FF 94 B CU 77 C CU 76 F FF 94 C CU 77 1-3 ① K	4	1	2	1	0	1	4
45 Logan Watkins, L (1, 4) OBP: 0.311, SLG: 0.386			B FF 94 1 SAFE X FF 95 1-0 ① F8		C KC 84 X FF 95 0-1 ② P5		C FF 93 C FF 94 S FF 95 0-3 ① K		C CU 77 X CU 77 0-1 ② B1-3	4	0	0	0	0	1	2
67 Tsuyoshi Wada, L (1, 1) OBP: 0.111, SLG: 0.059 52 Justin Grimm, R (5, 1) 50 Blake Parker, R (6, 1) 51 Raffy Lopez, L (7, PH) 59 Zac Rosscup, R (7, 1) 41 Matt Szczur, R (8, 9) OBP: 0.293, SLG: 0.237			L FF 95 C KC 82 B FF 95 1 SAFE M KC 83 1-3 ② K		C FF 94 F FF 96 B FF 95 B KC 83 S FF 96 2-3 ③ K		X FF 94 0-0 ② G6-3		B FF 94 C FF 95 C SL 89 F FF 95 D CU 79 D SL 91 F FF 95 S FF 95 3-3 ③ K	2 0 0 1 0 1	0 0 0 0 0 0	0 0 0 0 0 0	0 0 0 0 0 0	2 0 0 0 0 1	1 0 0 0 0 1
Inning Stats	R: 0 E: 0 K: 1 S: 9 H: 0 LOB: 0 BB: 0 P: 13	R: 0 E: 0 K: 2 S: 9 H: 0 LOB: 0 BB: 0 P: 12	R: 0 E: 0 K: 1 S: 8 H: 1 LOB: 1 BB: 0 P: 14	R: 1 E: 0 K: 0 S: 12 H: 1 LOB: 0 BB: 0 P: 17	R: 1 E: 0 K: 2 S: 11 H: 1 LOB: 0 BB: 0 P: 14	R: 1 E: 0 K: 0 S: 20 H: 2 LOB: 3 BB: 1 P: 33	R: 0 E: 0 K: 2 S: 7 H: 0 LOB: 0 BB: 0 P: 8	R: 0 E: 0 K: 2 S: 12 H: 1 LOB: 1 BB: 0 P: 19	R: 0 E: 0 K: 2 S: 14 H: 1 LOB: 1 BB: 0 P: 20	1B: 4 2B: 1 3B: 0 HR: 2	SF: 0 SAC: 0 DP: 0 HBP: 1	WP: 0 PB: 0 SB: 0 CS: 0	PA: 36			

PITCHER		IP	WLS	BF	H	R	ER	SO	BB	IBB	HBP	BLK	WP	HR	S	P	ERA	WHIP
45 Gerrit Cole, R ERA: 3.92	(1, 1)	6.0	W	25	5	3	3	6	1	0	1	0	0	2	69	103	4.50	1.000
43 John Holdzkom, R ERA:	(7, 1)	1.0	H	3	0	0	0	2	0	0	0	0	0	0	7	8	0.00	0.000
44 Tony Watson, L ERA: 1.57	(8, 1)	1.0	H	4	1	0	0	2	0	0	0	0	0	0	12	19	0.00	1.000
53 John Axford, R ERA: 3.68	(9, 1)	1.0		4	1	0	0	2	0	0	0	0	0	0	14	20	0.00	1.000

PITCHER	IP	WLS	BF	H	R	ER	SO	BB	IBB	HBP	BLK	WP	HR	S	P	ERA	WHIP

TOP

Chicago Cubs @ Pittsburgh Pirates

PNC Park, Pittsburgh, PA

Fri Sep 12 2014, 7:09 PM - 10:35 PM EDT

Att. 35,638 - Cloudy - 62 F

livebaseballscorecards.com

AB	34
R	3
H	7
RBI	3
BB	1
SO	12
LOB	13

Chicago Cubs @ Pittsburgh Pirates

PNC Park, Pittsburgh, PA

Fri Sep 12 2014, 7:09 PM - 10:35 PM EDT

Att. 35,638 - Cloudy - 62 F

livebaseballscorecards.com

BOTTOM

Batter	1	2	3	4	5	6	7	8	9	AB	R	H	RBI	BB	SO	LOB
5 Josh Harrison, R (1, 5) OBP: 0.352, SLG: 0.510	B FF 88 B FF 88 B SI 88 C SI 86 S SI 89 F SI 88 X SI 89 3-2 10 G5-4-3 1B		C CU 73 B CH 81 S FF 89 B CH 82 F FF 90 F SI 89 B SL 82 F SL 84 X FF 91 3-2 10 1B 18 1B	B FF 88 D CH 81 B SL 80 C FF 88 B CH 81 4-1 10 1B BB		X FF 95 0-0 10 WP 10 1B 1-2 1B		C SI 94 X SL 83 0-1 ① G6-3		4	2	3	0	1	0	0
10 Jordy Mercer, R (1, 6) OBP: 0.309, SLG: 0.396	B SI 88 X SI 88 1-0 ① ② G5-4-3 1-2f		B FF 89 1 SAFE B SI 88 X SI 87 2-0 31 FC5-4 18 1B 1-2 1B	C SL 80 X CH 82 0-1 1-2 2-H 1B		B SL 87 B FF 96 F FF 95 X FF 96 2-1 22 E 1-H 2-H 1B		B SI 94 C SI 94 S SI 93 F SI 94 B SL 84 X SI 94 2-2 ② G6-3		5	0	3	3	0	0	1
22 Andrew McCutchen, R (1, 8) OBP: 0.402, SLG: 0.539	C SI 89 C FF 89 X SL 83 0-2 18 FC6-4 1B		X SL 80 0-0 ① F7	X FF 88 0-0 ③ F9		B FF 95 1 SAFE B FF 96 B CU 82 X FF 94 3-0 FC5 1-2		B SI 95 B SI 95 B SI 93 C SI 93 X SI 95 3-1 18 1B 2B		5	1	2	0	0	0	5
18 Neil Walker, S (1, 4) OBP: 0.349, SLG: 0.460	F FF 89 B SI 89 F FF 89 X CH 81 1-2 ③ FC6-4 1-2f		C CU 73 F CH 82 X CU 73 0-2 31 FC5-4 1-2 2-H 1B		S SI 86 B SI 87 X SL 80 1-1 ① P6	C CU 77 B CU 77 S FS 82 T FS 82 1-2 ② K		C SI 94 X SI 94 0-1 2-H 1B		5	0	2	2	0	1	3
31 Jose Tabata, R (1, 9) OBP: 0.324, SLG: 0.345 25 Gregory Polanco, L (6, PH) OBP: 0.311, SLG: 0.340 (7, 9)		C SI 87 B FF 88 X FF 89 1-1 ① F9	D SI 90 X FF 87 1-0 ② FC5-4 17 FC6-4 1-2f 2-3		B SL 79 X SI 88 1-0 15 SF7 3B	C CU 76 C FS 82 D FS 83 F FS 82 S FF 91 1-3 ③ K		F SI 93 X CH 87 0-1 ③ G3		3 2	1 0	1 0	0 0	0 0	0 1	2 3
17 Gaby Sanchez, R (1, 3) OBP: 0.299, SLG: 0.396 15 Ike Davis, L (5, PH) OBP: 0.345, SLG: 0.366 (6, 3)		X SI 88 0-0 23 G3 19 1B 2B	1 SAFE C SL 79 B SL 79 X CH 81 1-1 ③ FC6-4 1-2f		B CU 80 C CU 82 F FF 95 D CU 83 X SL 84 2-2 ② SF7 3-H		T SL 84 C SL 84 C FF 94 0-3 ① K			2 1	1 0	1 0	0 1	0 0	0 1	2 0
23 Travis Snider, L (1, 7) OBP: 0.330, SLG: 0.410		F FF 89 2 SAFE S SL 83 B SL 82 D SL 83 X CU 73 2-2 ② G3 2-3		C SL 79 B SL 80 C FF 88 B FF 88 F FF 89 B CH 82 B CH 80 4-2 19 G5-3 10 1B BB	B FF 95 F CU 81 B CU 83 F FF 94 B FF 96 S CU 82 3-3 ③ K		B FF 94 F FF 93 B SL 85 B FF 92 S FF 92 F FF 92 B FF 93 4-2 BB		2	1	0	0	2	1	1
19 Chris Stewart, R (1, 2) OBP: 0.365, SLG: 0.314		C SL 81 B FF 90 X FF 90 1-1 3-H 1B		C SL 87 S FF 88 B FF 86 F SL 81 F FF 87 X CH 80 1-2 ① G5-3 1-2		C FF 94 B FF 95 X FF 95 1-1 10 WP 5 1B 10 1B 1B	C FF 93 X FF 92 0-1 ② P5			4	1	2	1	0	0	2
45 Gerrit Cole, R (1, 1) OBP: 0.250, SLG: 0.289 57 Andrew Lambo, L (6, PH) OBP: 0.286, SLG: 0.429 43 John Holdzkom, R (7, 1) 59 Brent Morel, R (7, PH) OBP: 0.211, SLG: 0.222 44 Tony Watson, L (8, 1) OBP: 0.333, SLG: 0.333 53 John Axford, R (9, 1)		C FF 88 B FF 88 F CH 82 S FF 88 1-3 ③ K		S CH 80 D CH 81 T CH 80 T FF 87 1-2 ② K		1 SAFE D CU 81 F FF 94 B FF 93 X SI 93 2-1 ① F8	D FF 92 B FF 93 F FF 94 B FF 92 F FF 92 X FF 92 3-2 ③ F8			2 1 0 1 0 0	0 0 0 0 0 0	0 0 0 0 0 0	0 0 0 0 0 0	2 0 0 0 0 0	2 1 0 1 0 0	2 1 0 1 0 0
Inning Stats	R: 0 E: 0 K: 0 S: 11 H: 2 LOB: 1 BB: 0 P: 16	R: 1 E: 0 K: 1 S: 11 H: 2 LOB: 1 BB: 0 P: 16	R: 1 E: 0 K: 0 S: 14 H: 3 LOB: 2 BB: 0 P: 21	R: 1 E: 0 K: 1 S: 15 H: 1 LOB: 2 BB: 2 P: 25	R: 1 E: 0 K: 1 S: 9 H: 1 LOB: 0 BB: 0 P: 16	R: 2 E: 1 K: 2 S: 15 H: 3 LOB: 2 BB: 0 P: 25	R: 0 E: 0 K: 1 S: 11 H: 0 LOB: 1 BB: 1 P: 18	R: 1 E: 0 K: 0 S: 12 H: 2 LOB: 1 BB: 0 P: 17		1B: 11 2B: 2 3B: 1 HR: 0	SF: 1 SAC: 0 DP: 1 HBP: 0			WP: 1 PB: 0 SB: 0 CS: 0	PA: 41	

	AB	R	H	RBI	BB	SO	LOB
	37	7	14	7	3	6	23

PITCHER		IP	WLS	BF	H	R	ER	SO	BB	IBB	HBP	BLK	WP	HR	S	P	ERA	WHIP
67 Tsuyoshi Wada, L ERA: 3.34	(1, 1)	4.1	L	23	9	4	4	2	2	0	0	0	0	0	54	83	8.31	2.538
52 Justin Grimm, R ERA: 3.92	(5, 1)	1.0		7	3	2	2	1	0	0	0	0	1	0	14	27	18.00	3.000
50 Blake Parker, R ERA: 6.35	(6, 1)	0.2		2	0	0	0	2	0	0	0	0	0	0	7	9	0.00	0.000
59 Zac Rosscup, L ERA: 11.7	(7, 1)	1.0		4	0	0	0	1	1	0	0	0	0	0	11	18	0.00	1.000
63 Brian Schlitter, R ERA: 4.08	(8, 1)	1.0		5	2	1	1	0	0	0	0	0	0	0	12	17	9.00	2.000

PITCHER	IP	WLS	BF	H	R	ER	SO	BB	IBB	HBP	BLK	WP	HR	S	P	ERA	WHIP

Chicago Cubs @ Pittsburgh Pirates

PNC Park, Pittsburgh, PA

Sat Sep 13 2014, 7:08 PM - 10:34 PM EDT

Att. 38,024 - Partly Cloudy - 61 F

livebaseballscorecards.com

Batter	1	2	3	4	5	6	7	8	9	AB	R	H	RBI	BB	SO	LOB
7 Arismendy Alcántara, S (1, 8) OBP: 0.265, SLG: 0.370	B SI 92 C SI 92 B SI 92 B CH 81 X SI 92 3-1 ① F8		X SI 90 0-0 9 HR 1B	S CH 78 D KC 78 D CH 79 B SI 90 C CH 79 F SI 90 X CH 78 3-2 ③ G2-3			S SI 93 C SI 93 B SI 93 X SI 93 1-2 9 WP 9 S 5 SF8 1B	B FF 94 B CU 83 X SI 95 2-0 ② G6-3		5	2	2	0	0	0	1
9 Javier Báez, R (1, 6) OBP: 0.229, SLG: 0.387	B KC 78 C CH 80 B SI 92 C SI 92 C SI 92 2-3 ② K		1 SAFE D CH 79 X CH 79 1-0 1-H HR		B KC 76 S KC 74 C SI 89 X KC 77 1-2 ① G4-3		B SI 93 C SI 93 B SL 88 F SI 94 C SI 93 2-3 ① K 1-3	B CU 80 B CU 80 C FF 96 B FC 91 X FC 90 3-1 ③ P3		5	1	1	2	0	2	1
24 Luis Valbuena, L (1, 5) OBP: 0.330, SLG: 0.445	B SI 93 F SI 92 B CH 81 F SI 93 B KC 80 X SI 92 3-2 E4 5 BB		B SI 90 B CH 80 S SI 91 B KC 79 X SI 90 3-1 5 1B 4 G6-4-3 2B		C SI 88 S KC 75 S KC 80 0-3 ② K		I IN 57 I IN 62 I IN 60 I IN 61 4-0 4 1B 30 2B IBB		B CU 76 B FF 95 B FF 94 C FF 94 B FF 94 4-1 BB	3	2	1	0	2	1	0
5 Welington Castillo, R (1, 2) OBP: 0.302, SLG: 0.392	B SI 91 B SI 91 B SI 91 C SI 90 S CH 81 B SI 91 4-2 1-2 BB		X SI 91 0-0 4 G6-4-3 2-3 1B		C SI 90 B SI 90 C SI 90 F KC 81 B KC 79 S SI 91 2-3 ③ K		C SI 94 B SI 93 B SI 93 1 SAFE C SI 94 B SL 87 X SI 94 3-2 ② SF8 3-H		C FF 95 C FF 95 D SL 92 X CU 78 1-2 ① F8	3	0	1	1	1	1	1
4 Chris Valaika, R (1, 4) OBP: 0.287, SLG: 0.355	B KC 76 F CH 80 F KC 76 S CH 79 1-3 ③ K		C SI 90 X CH 81 0-1 ① ② G6-4-3 1-2f 3-H			F SI 90 B KC 76 B KC 75 F CH 77 F SI 89 F SI 90 B SI 90 F KC 74 X SI 90 3-2 ① G4-3	C SI 94 F SI 94 B SL 88 X SL 87 1-2 30 2B 1-2 1B		B FF 94 1 SAFE B FF 94 F FF 95 1 SAFE F FF 94 F SL 88 S FF 94 2-3 ② K	5	0	1	0	0	2	4
30 Mike Olt, R (1, 3) OBP: 0.238, SLG: 0.358		B SI 90 S SI 90 B SI 90 X SI 90 2-1 ① F8	B KC 78 C CH 80 F SI 90 F KC 79 X KC 81 1-2 ③ F7			B CH 78 F KC 77 B CH 78 F CH 78 B SI 90 B SI 91 4-2 21 BB BB	B SI 89 T CH 81 X SI 90 1-1 1-3 2-H 2B		F FF 95 B FF 93 X FF 95 1-1 ③ F9	4	0	1	1	1	0	1
21 Junior Lake, R (1, 7) OBP: 0.241, SLG: 0.353 19 Dan Straily, R (7, 1) 46 Pedro Strop, R (8, 1) 56 Héctor Rondón, R (9, 1)		B CH 80 S KC 77 X SI 90 1-1 ② P4		F SI 90 B SI 90 S KC 78 F KC 80 B CH 79 S KC 80 2-3 ① K		D KC 74 B SI 88 B SI 89 S CH 79 B SI 89 4-1 1-2 BB	S SL 84 C SI 90 D SL 84 B CH 83 S SI 90 2-3 ③ K			3 0 0 0	0 0 0 0	0 0 0 0	0 0 0 0	1 0 0 0	2 0 0 0	2 0 0 0
41 Matt Szczur, R (1, 9) OBP: 0.311, SLG: 0.357		C KC 77 X SI 91 0-1 2B		B SI 90 B CH 79 C CH 79 X KC 76 2-1 ② G5-3		X SI 93 0-0 ② P6		B CH 87 X FF 94 1-0 HR		4	1	2	1	0	0	2
22 Felix Doubront, L (1, 1) OBP: 0.286, SLG: 0.167 8 Chris Coghlan, L (7, 7) OBP: 0.340, SLG: 0.421		F SI 89 X KC 73 0-1 ③ G2-3		B SI 91 B SI 91 X SI 90 2-0 1B		C SI 93 B SI 93 B SI 94 F SI 94 C SI 93 2-3 ③ K		B SI 94 F SI 93 S CU 80 B CU 80 S FF 95 2-3 ① K		3 1	0 0	1 0	0 0	0 0	1 1	3 0
Inning Stats	R: 0 E: 1 K: 2 S: 13 H: 0 LOB: 2 BB: 1 P: 26	R: 0 E: 0 K: 0 S: 8 H: 1 LOB: 1 BB: 0 P: 11	R: 3 E: 0 K: 0 S: 11 H: 4 LOB: 0 BB: 0 P: 16	R: 0 E: 0 K: 1 S: 11 H: 1 LOB: 1 BB: 0 P: 20	R: 0 E: 0 K: 2 S: 10 H: 0 LOB: 0 BB: 0 P: 13	R: 0 E: 0 K: 1 S: 13 H: 0 LOB: 2 BB: 2 P: 26	R: 2 E: 0 K: 2 S: 17 H: 3 LOB: 2 BB: 1 P: 31	R: 1 E: 0 K: 1 S: 7 H: 1 LOB: 0 BB: 0 P: 15	R: 0 E: 0 K: 1 S: 10 H: 0 LOB: 1 BB: 1 P: 18	1B: 5 2B: 3 3B: 0 HR: 2 SF: 1 SAC: 0 DP: 1 HBP: 0	WP: 1 PB: 0 SB: 1 CS: 0 PA: 42					

PITCHER	IP	WLS	BF	H	R	ER	SO	BB	IBB	HBP	BLK	WP	HR	S	P	ERA	WHIP
49 Jeff Locke, L (1, 1) ERA: 3.66	5.1	L	25	6	3	3	5	3	0	0	0	0	1	62	106	5.06	1.688
58 Brandon Cumpton, R (6, 1) ERA: 4.89	1.1		7	2	2	2	2	0	1	0	0	1	0	16	29	13.50	1.500
30 Jeanmar Gómez, R (7, 1) ERA: 3.28	0.1		2	1	0	0	1	0	0	0	0	0	0	5	8	0.00	3.000
37 Justin Wilson, L (8, 1) ERA: 4.31	1.0		4	1	1	1	1	0	0	0	0	0	1	7	15	9.00	1.000
53 John Axford, R (9, 1) ERA: 3.61	1.0		4	0	0	0	1	1	0	0	0	0	0	10	18	0.00	1.000

PITCHER	IP	WLS	BF	H	R	ER	SO	BB	IBB	HBP	BLK	WP	HR	S	P	ERA	WHIP

TOP	
AB	36
R	6
H	10
RBI	5
BB	5
SO	10
LOB	15

Chicago Cubs @ Pittsburgh Pirates

PNC Park, Pittsburgh, PA

Sat Sep 13 2014, 7:08 PM - 10:34 PM EDT

Att. 38,024 - Partly Cloudy - 61 F

livebaseballscorecards.com

BOTTOM

Batter	1	2	3	4	5	6	7	8	9	AB	R	H	RBI	BB	SO	LOB
5 Josh Harrison, R (1, 5) OBP: 0.351, SLG: 0.507	B FC 85 C CH 86 X SI 88 1-1 ① G6-3		B SI 88 X FF 90 1-0 ② F9		X FF 91 0-0 ③ L8			B FF 89 C FF 87 X FF 90 1-1 10 2B 55 2B 1B	S FF 98 X FF 98 0-1 ② P3	5	1	1	0	0	0	2
10 Jordy Mercer, R (1, 6) OBP: 0.310, SLG: 0.397	C FC 86 X SI 88 0-1 ② G6-3		C SI 89 B SI 91 X SI 91 1-1 ③ FC6-4 1-2f			B CH 86 B SI 87 C FC 86 B SI 88 D SI 87 4-1 BB		C FF 90 F FF 89 1 SAFE B SL 80 F FF 90 1 SAFE X FF 90 1-2 55 2B 1-3 2B	B FF 98 C FF 97 C FF 96 B SL 87 X FF 97 2-2 ③ G6-3	4	1	1	0	1	0	1
22 Andrew McCutchen, R (1, 8) OBP: 0.401, SLG: 0.537	B FF 88 S SI 88 C SI 90 C CH 83 1-3 ③ K			B SI 89 B SI 88 S SI 89 B SI 90 C SI 89 F SI 91 X SI 90 3-2 18 F7 1B		X FF 89 0-0 ① F9		X FF 90 0-0 ① P6		4	0	1	0	0	1	3
18 Neil Walker, S (1, 4) OBP: 0.348, SLG: 0.457		B FC 86 B SI 87 F CH 86 X SI 89 2-1 E6 55 SH5-3		C FF 90 C CH 82 D CH 84 F SI 91 D CH 83 B FF 90 X SI 91 3-2 ① ② F7 1-2		C FF 89 F SI 89 D SI 91 D CH 82 X SI 91 2-2 ② F9		B FF 90 B CH 83 D CH 82 B FF 89 4-0 55 2B BB		3	1	0	0	1	0	2
55 Russell Martin, R (1, 2) OBP: 0.411, SLG: 0.429		X SI 88 0-0 ① SH5-3 1-2		C SI 88 X FC 85 0-1 1B		F SI 90 B SI 92 C SI 91 X CH 81 1-2 ③ G5-3		F FF 90 F FF 90 F SL 82 B SL 80 D CH 84 X FF 90 2-2 1-H 2-H 3-H 2B		3	0	2	3	0	0	1
31 Jose Tabata, R (1, 9) OBP: 0.320, SLG: 0.341 57 Andrew Lambo, L (7, PH) OBP: 0.267, SLG: 0.400 (8, 9)		X FF 88 0-0 ② F9		C SI 90 B FF 92 1 SAFE X SI 89 1-1 ③ L9			B FF 89 F FF 89 B CH 83 S FF 90 X FF 90 2-2 ① G3	B FF 95 F SI 95 X SL 83 1-1 ② P3		2 2	0 0	0 0	0 0	0 0	0 0	2 1
17 Gaby Sanchez, R (1, 3) OBP: 0.299, SLG: 0.395 15 Ike Davis, L (8, PH) OBP: 0.344, SLG: 0.365 (9, 3)		C SI 89 X SI 92 0-1 ③ L8			B SI 89 B SI 88 B SI 88 C FF 89 X FF 88 3-1 49 G3 23 G3 1B			B FF 90 B FF 90 X FF 90 2-0 ② P4	B SI 96 C FF 95 C SI 95 D SL 82 S SL 83 2-3 ③ K	3 1	0 0	1 0	0 0	0 1	0 1	1 1
23 Travis Snider, L (1, 7) OBP: 0.336, SLG: 0.424			B FF 89 C FF 89 B CU 77 S FF 89 B CH 86 X FF 90 3-2 49 FC5-6 1B		D FC 86 B FF 90 T FF 90 B FF 90 C SI 89 F SI 90 X SI 90 3-2 ① G3 1-2		S FF 89 B FF 90 B FF 90 F FF 90 B SL 82 B FF 89 4-2 BB		C FF 97 F SI 98 B FF 98 F SI 98 B SL 86 X SI 96 2-2 HR	3	1	2	1	1	0	1
49 Jeff Locke, L (1, 1) OBP: 0.163, SLG: 0.122 58 Brandon Cumpton, R (6, 1) OBP: 0.167, SLG: 0.118 30 Jeanmar Gomez, R (7, 1) OBP: 1.000, SLG: 1.000 25 Gregory Polanco, L (7, PH) OBP: 0.310, SLG: 0.338 37 Justin Wilson, L (8, 1) 53 John Axford, R (9, 1) 59 Brent Morel, R (9, PH) OBP: 0.205, SLG: 0.216			C FF 89 B FF 90 X FF 88 1-1 ① FC5-6 10 FC6-4 1-2f		F FF 90 S SI 90 B SI 91 B FF 89 F FF 90 X SI 91 2-2 ② G3 2-3		B FF 90 B FF 90 F FF 88 C FF 89 B CH 81 X FF 89 3-2 ③ F9		B FF 98 F FF 97 C SI 97 B SL 87 S SL 86 2-3 ① K	2 0 0 1 0 0 1	0 0 0 0 0 0 0	0 0 0 0 0 0 0	0 0 0 0 0 0 0	0 0 0 0 0 0 1	0 0 0 1 0 0 0	2 0 0 0 1 0 0
Inning Stats	R: 0 E: 0 K: 1 S: 7 H: 0 LOB: 0 BB: 0 P: 9	R: 0 E: 1 K: 0 S: 6 H: 0 LOB: 1 BB: 0 P: 8	R: 0 E: 0 K: 0 S: 8 H: 1 LOB: 1 BB: 0 P: 14	R: 0 E: 0 K: 0 S: 12 H: 2 LOB: 1 BB: 0 P: 19	R: 0 E: 0 K: 0 S: 11 H: 1 LOB: 1 BB: 0 P: 19	R: 0 E: 0 K: 0 S: 8 H: 0 LOB: 1 BB: 1 P: 15	R: 0 E: 0 K: 0 S: 9 H: 0 LOB: 1 BB: 1 P: 20	R: 3 E: 0 K: 1 S: 16 H: 3 LOB: 1 BB: 1 P: 27	R: 1 E: 0 K: 1 S: 12 H: 1 LOB: 0 BB: 0 P: 18	1B: 5 2B: 2 3B: 0 HR: 1 SF: 0 SAC: 1 DP: 0 HBP: 0						WP: 0 PB: 0 SB: 0 CS: 0 PA: 38	

	AB	34
	R	4
	H	8
	RBI	4
	BB	3
	SO	3
	LOB	18

PITCHER		IP	WLS	BF	H	R	ER	SO	BB	IBB	HBP	BLK	WP	HR	S	P	ERA	WHIP
22 Felix Doubront, L ERA: 5.0	(1, 1)	6.0	W	23	4	0	0	1	1	0	0	0	0	0	52	84	0.00	0.833
19 Dan Straily, R ERA: 6.1	(7, 1)	1.1		9	3	3	3	0	2	0	0	0	0	0	20	39	20.25	3.750
46 Pedro Strop, R ERA: 2.29	(8, 1)	0.2	H	2	0	0	0	1	0	0	0	0	0	0	5	8	0.00	0.000
56 Héctor Rondón, R ERA: 2.72	(9, 1)	1.0	S	4	1	1	1	1	0	0	0	0	0	1	12	18	9.00	1.000

PITCHER	IP	WLS	BF	H	R	ER	SO	BB	IBB	HBP	BLK	WP	HR	S	P	ERA	WHIP

Chicago Cubs @ Pittsburgh Pirates

PNC Park, Pittsburgh, PA

Sun Sep 14 2014, 1:39 PM - 4:32 PM EDT

Att. 37,655 - Partly Cloudy - 64 F

TOP

livebaseballscorecards.com

Batter	1	2	3	4	5	6	7	8	9	AB	R	H	RBI	BB	SO	LOB
7 Arismendy Alcántara, S (1, 8) OBP: 0.261, SLG: 0.364	C FF 93 C KC 78 S CH 85 0-3 ① K		C FF 92 B CH 84 F CH 83 F KC 79 B SI 93 X KC 79 2-2 ① F9		C SI 93 B FF 91 B CH 84 X SI 93 2-1 ③ G3			C SI 93 B CH 86 B SI 94 F SI 93 S SI 94 2-3 ① K		4	0	0	0	0	2	0
9 Javier Báez, R (1, 6) OBP: 0.235, SLG: 0.386	B SI 94 B FF 94 C SI 93 S CH 84 B CH 86 D CH 85 4-2 8 F7-3 BB		C FF 94 X SI 93 0-1 8 E 8 S 8 SF7 1B			C SI 94 C CH 82 S KC 80 0-3 ① K		B SI 94 B SI 94 C CH 88 S SL 84 F SI 95 X SL 84 2-2 ② P5		3	1	1	0	1	1	0
8 Chris Coghlan, L (1, 7) OBP: 0.339, SLG: 0.424	X FF 93 0-0 ② ③ F7-3 1-2		B CH 85 X CH 84 1-0 ② SF7 1-H			C SI 94 B SI 94 B CH 84 X SI 94 2-1 2B		B SI 95 B SI 94 F SI 94 X SI 94 2-1 ③ G4-3		3	0	1	1	0	0	1
24 Luis Valbuena, L (1, 5) OBP: 0.329, SLG: 0.442		B SI 92 B SI 92 B SI 92 B FF 91 4-0 41 1B 4 G3 41 E BB	C KC 79 X FF 94 0-1 ③ F7			B KC 79 F CH 84 C KC 79 B SI 96 F KC 80 X FF 94 2-2 ② F7			C FC 92 C FS 87 T FC 92 0-2 ① K	3	1	0	0	1	1	1
4 Chris Valaika, R (1, 4) 61 Ryan Kalish, L (9, PH) OBP: 0.288, SLG: 0.365 OBP: 0.288, SLG: 0.330		B FF 91 B FF 92 C SI 92 B FF 92 C FF 93 X SI 94 3-2 ① G3 1-2		F FF 92 X KC 79 0-1 41 G5-4-3 2B		B FF 94 C CH 85 S CH 85 F CH 86 X KC 80 1-2 ③ G4-3			X FC 91 0-0 ② G3-1	3 1	0 0	1 0	0 0	0 0	0 0	2 0
30 Mike Olt, R (1, 3) OBP: 0.242, SLG: 0.355		B KC 79 B SI 93 C KC 78 F CH 84 B KC 81 B FF 94 4-2 41 E 12 SF7 BB		B SI 94 B KC 80 B SI 93 C SI 94 C SI 93 B FF 95 4-2 41 G5-4-3 BB			X SI 92 0-0 ① G6-3		B FC 91 F FC 92 F FC 91 B KC 82 C KC 82 2-3 ③ K	2	1	0	0	2	1	0
41 Matt Szczur, R (1, 9) OBP: 0.313, SLG: 0.356		B FF 94 C CH 84 B SI 93 S FF 92 X CH 84 2-2 E1 12 SF7 1B 1-3 2-H		X SI 93 0-0 ① ② ③ G5-4-3 1-2f 2-3f			C SI 93 S CH 83 C KC 80 0-3 ② K			3	0	1	0	0	1	2
12 John Baker, L (1, 2) OBP: 0.276, SLG: 0.235		B KC 80 X FF 93 1-0 ② SF7 2-3 3-H			X SI 92 0-0 ① F9		C SI 93 B CH 84 B FF 92 B SI 92 B SI 93 4-1 BB			1	0	0	1	1	0	0
38 Jacob Turner, R (1, 1) OBP: 0.200, SLG: 0.263 43 Eric Jokisch, R (5, 1) 47 Arodys Vizcaíno, R (8, 1)		S SI 92 C SI 93 D KC 82 B FF 94 B FF 94 S SI 94 3-3 ③ K			C SI 93 C SI 92 S FF 93 0-3 ② K		D FF 93 C SI 93 X SI 93 1-1 ③ G4-3			2 1 0	0 0 0	0 0 0	0 0 0	0 0 0	2 0 0	1 1 0

	AB	26
	R	3
	H	4
	RBI	2
	BB	5
	SO	8
	LOB	8

Inning Stats																		
	R: 0	H: 0	R: 2	H: 1	R: 1	H: 1	R: 0	H: 1	R: 0	H: 0	R: 0	H: 1	R: 0	H: 0	R: 0	H: 0	R: 0	H: 0
	E: 0	LOB: 0	E: 1	LOB: 1	E: 0	LOB: 0	E: 0	LOB: 0	E: 0	LOB: 0	E: 0	LOB: 1	E: 0	LOB: 0	E: 0	LOB: 0	E: 0	LOB: 0
	K: 1	BB: 1	K: 1	BB: 2	K: 0	BB: 0	K: 0	BB: 1	K: 1	BB: 0	K: 1	BB: 0	K: 1	BB: 1	K: 1	BB: 0	K: 2	BB: 0
	S: 6	P: 10	S: 12	P: 29	S: 9	P: 12	S: 5	P: 9	S: 6	P: 8	S: 13	P: 18	S: 7	P: 12	S: 9	P: 15	S: 7	P: 9

	1B: 2	SF: 2
	2B: 3	SAC: 0
	3B: 1	DP: 1
	HR: 0	HBP: 0

	WP: 0	PA: 33
	PB: 0	
	SB: 1	
	CS: 0	

PITCHER		IP	WLS	BF	H	R	ER	SO	BB	IBB	HBP	BLK	WP	HR	S	P	ERA	WHIP
36 Edinson Volquez, R ERA: 3.27	(1, 1)	7.0	W	27	4	3	1	5	5	0	0	0	0	0	58	98	1.29	1.286
44 Tony Watson, L ERA: 1.54	(8, 1)	1.0		3	0	0	0	1	0	0	0	0	0	0	9	15	0.00	0.000
35 Mark Melancon, R ERA: 1.94	(9, 1)	1.0		3	0	0	0	2	0	0	0	0	0	0	7	9	0.00	0.000

PITCHER		IP	WLS	BF	H	R	ER	SO	BB	IBB	HBP	BLK	WP	HR	S	P	ERA	WHIP

Chicago Cubs @ Pittsburgh Pirates

PNC Park, Pittsburgh, PA

Sun Sep 14 2014, 1:39 PM - 4:32 PM EDT

Att. 37,655 - Partly Cloudy - 64 F

livebaseballscorecards.com

BOTTOM

Batter	1	2	3	4	5	6	7	8	9	AB	R	H	RBI	BB	SO	LOB
5 Josh Harrison, R (1, 5) OBP: 0.351, SLG: 0.508	C FF 90 X FC 84 0-1 G6-3 ①	C FC 84 B FC 87 F FC 86 B SI 92 B FC 86 X FF 92 3-2 F8 ②	X SI 93 0-0 23 2B 2-H 3-H 2B	C SI 88 X CH 78 0-1 23 FC4-6 1B	C SI 83 B SI 97 F SL 83 B SI 98 X SI 98 2-2 L9 ①			5	1	2	2	0	0	0
23 Travis Snider, L (1, 7) OBP: 0.334, SLG: 0.425 6 Starling Marte, R (8, 7) OBP: 0.356, SLG: 0.446	C FF 91 B CU 78 B FF 92 B FC 86 F SI 93 X SI 93 3-2 G6-3 ②	C CU 76 X SI 93 0-1 G4-3 ③	X CU 78 0-0 22 1B 18 2B 2-H 2B	B SI 88 B SL 83 C SI 89 X SI 89 2-1 FC4-6 ① 18 1B 1-2f	F SI 97 F SI 98 B SI 97 F SI 97 B SL 84 B SI 97 C SI 97 3-3 K ②			4 1	1 0	1 0	1 0	0 0	0 1	1 0
22 Andrew McCutchen, R (1, 8) OBP: 0.399, SLG: 0.533	B CU 76 F FF 92 B FC 84 X FC 84 2-1 F8 ③	B FF 91 B FF 91 C CH 85 X SI 92 2-1 L9 ①	F FC 84 B FF 92 X FC 83 1-1 18 2B 17 1B 2-3 1B	X SI 89 0-0 F9 ②	C SL 83 C SL 84 F SI 97 X SL 84 0-2 G5-3 ③			5	1	1	0	0	0	1
18 Neil Walker, S (1, 4) OBP: 0.351, SLG: 0.468	B FF 90 C FF 91 B CH 85 F FF 90 B FC 86 F SI 93 X SI 92 3-2 F9 ①	C CU 76 X SI 92 0-1 HR	1 SAFE 1 SAFE B SI 91 C SI 91 D CH 85 1 SAFE B SI 92 X CH 84 3-1 17 1B 25 1B 1-3 3-H 2B	X SI 90 0-0 1-3 1B				4	2	3	2	0	0	0
55 Russell Martin, R (1, 2) OBP: 0.412, SLG: 0.431	B FF 90 B FF 90 X FF 91 2-0 2B	B CU 77 C FF 92 S FC 87 F FC 86 X FF 93 1-2 G5-3 ②	I IN 78 I IN 80 I IN 79 I IN 79 4-0 25 1B 17 1B IBB	X CH 79 0-0 L7 ③				3	0	1	0	1	0	2
57 Andrew Lambo, L (1, 3) OBP: 0.250, SLG: 0.375 17 Gaby Sanchez, R (5, PH) OBP: 0.301, SLG: 0.396 (6, 3)	F FF 91 T SI 92 B SI 92 S SI 92 1-3 K ②	C SI 92 B CH 86 X SI 93 1-1 G4-3 ③	S CH 80 S CH 79 D CH 77 X SI 91 1-2 25 1B 1-2 2-3 3-H 1B	C SI 88 C CH 78 S CH 81 0-3 K ①				2 2	0 0	0 1	0 1	0 0	1 1	1 0
10 Jordy Mercer, R (1, 6) OBP: 0.311, SLG: 0.397	F FF 92 B SI 92 B SI 92 B FC 87 F SI 92 F FF 93 D CU 80 4-2 BB	C CU 77 C FF 92 S FC 87 F FC 86 X SI 93 1-2 36 SH2-4 25 BB 5 2B 1B		X SI 88 0-0 L9 ②				3	1	1	0	1	1	3
25 Gregory Polanco, L (1, 9) OBP: 0.315, SLG: 0.342	X FF 94 0-0 G6-3 ③		B SI 92 B SI 92 B FF 92 C FF 93 B FF 93 4-1 36 SH2-4 5 2B 1-2 BB	C SI 90 B SL 83 T SL 84 X CU 75 1-2 26 FC6-4 1B				3	1	2	1	1	0	2
36 Edinson Volquez, R (1, 1) OBP: 0.080, SLG: 0.021 26 Tony Sanchez, R (7, PH) OBP: 0.304, SLG: 0.365 44 Tony Watson, L (8, 1) OBP: 0.333, SLG: 0.333 35 Mark Melancon, R (9, 1)		C FF 90 B FF 92 X FF 91 1-1 G5-3 ①	C SI 92 L SI 92 F FF 93 X CU 77 1-2 SH2-4 ① 1-2 2-3 K SI 90 0-0 G1-4-3 ③	C SI 90 X SI 90 0-1 FC6-4 ③ 1-2f				2 1 0 0	0 0 0 0	0 0 0 0	0 0 0 0	0 0 0 0	0 0 0 0	3 1 0 0
Inning Stats	R: 0 E: 0 K: 0 S: 7 H: 0 LOB: 0 BB: 0 P: 12	R: 0 E: 0 K: 1 S: 12 H: 1 LOB: 2 BB: 1 P: 22	R: 0 E: 0 K: 0 S: 7 H: 0 LOB: 0 BB: 0 P: 11	R: 1 E: 0 K: 0 S: 10 H: 1 LOB: 0 BB: 0 P: 14	R: 6 E: 0 K: 1 S: 23 H: 7 LOB: 3 BB: 2 P: 42	R: 0 E: 0 K: 0 S: 7 H: 2 LOB: 2 BB: 0 P: 9	R: 0 E: 0 K: 1 S: 9 H: 1 LOB: 1 BB: 0 P: 10	R: 0 E: 0 K: 1 S: 11 H: 0 LOB: 0 BB: 0 P: 16		1B: 7 2B: 4 3B: 0 HR: 1	SF: 0 SAC: 1 DP: 0 HBP: 0			WP: 0 PB: 0 SB: 0 CS: 0	PA: 39	

	AB	35
	R	7
	H	12
	RBI	7
	BB	3
	SO	4
	LOB	14

PITCHER	IP	WLS	BF	H	R	ER	SO	BB	IBB	HBP	BLK	WP	HR	S	P	ERA	WHIP
38 Jacob Turner, R (1, 1) ERA: 6.2	4.1	L	23	7	7	7	1	2	1	0	0	0	1	49	86	14.54	2.077
43 Eric Jokisch, L (5, 1) ERA: 1.29	2.2		13	5	0	0	2	0	0	0	0	0	0	26	34	0.00	1.875
47 Arodys Vizcaíno, R (8, 1) ERA: 9.0	1.0		3	0	0	0	1	0	0	0	0	0	0	11	16	0.00	0.000

PITCHER	IP	WLS	BF	H	R	ER	SO	BB	IBB	HBP	BLK	WP	HR	S	P	ERA	WHIP

Cincinnati Reds @ Chicago Cubs

Wrigley Field, Chicago, IL

Mon Sep 15 2014, 7:07 PM - 9:50 PM CDT

Att. 33,144 - Overcast - 57 F

TOP

livebaseballscorecards.com

Batter	1	2	3	4	5	6	7	8	9	AB	R	H	RBI	BB	SO	LOB
6 Billy Hamilton, S (1, 8) OBP: 0.298, SLG: 0.366	C FF 87 C FF 88 B FF 89 F FF 90 F FC 87 B SL 80 B FF 89 F FC 87 F FC 86 4-2 B FF 80 17 G1-6-3 BB		D CU 74 F FC 84 B SI 89 F SI 88 F FC 84 B FC 87 S CH 77 3-3 ② K2-3		B FF 87 X SI 88 1-0 ③ L8			B CH 88 B SI 94 B SI 95 D FF 94 4-0 BB		2	0	0	0	2	1	2
17 Kristopher Negrón, R (1, 4) OBP: 0.291, SLG: 0.432	1 SAFE 1 SAFE B FF 87 C FC 85 C FF 89 X FC 84 1-2 ① ② G1-6-3 1-2f		B SL 78 C SI 89 B FC 86 X SI 88 2-1 ③ F9			C FF 86 B FC 86 X SI 86 1-1 ① G6-3		B SI 95 1 SAFE 1 SAFE X SI 95 1-0 ③ F8		4	0	0	0	0	0	4
21 Todd Frazier, R (1, 3) OBP: 0.338, SLG: 0.457	B FF 89 B FF 89 X FF 89 2-0 ③ P6			F CU 70 X SI 88 0-1 ① F9		F FF 88 B SI 88 B CH 77 X FC 85 2-1 33 CS 1B			B SI 96 X SI 97 1-0 ① F9	4	0	1	0	0	0	0
39 Devin Mesoraco, R (1, 2) OBP: 0.365, SLG: 0.536		C FF 87 S FC 85 B CH 78 B FC 86 X FF 90 2-2 ① F9		F FF 88 B SL 79 X FF 89 1-1 ② G4-3		C FF 88 B FF 88 C FF 88 B FF 89 D CH 78 X FF 88 3-2 ② L5			F SI 97 T FF 97 B SL 86 B FF 96 F SL 85 B SI 98 B SI 97 4-2 33 FC4-6 BB	3	0	0	0	1	0	1
33 Yorman Rodriguez, R (1, 9) OBP: 0.250, SLG: 0.250		B FC 86 F FF 88 S CH 78 B CH 76 C FC 87 2-3 ② K		C FF 88 F SI 87 X SL 78 0-2 30 BB 1B		1 SAFE B FF 87 C FF 87 F FF 87 B FC 85 2-2 ③ CS 1-2	B FF 93 T FF 95 B FF 94 F FF 95 S FF 94 2-3 ① K		B FF 94 C FF 95 X FF 95 1-1 ② FC4-6 30 CS 1-2f	4	0	1	0	0	2	1
30 Jason Bourgeois, R (1, 7) OBP: 0.316, SLG: 0.278		C FF 88 F FC 86 B FF 88 C FC 85 1-3 ③ K		B SI 87 D FC 85 B FC 86 B FF 87 4-0 1-2 BB			X FF 95 0-0 ② G6-3		C FF 95 1 SAFE B SL 85 B FF 94 2-1 ③ CS 1-2	2	0	0	0	1	1	0
7 Ramon Santiago, S (1, 5) OBP: 0.359, SLG: 0.323			B FF 87 B FF 87 C FF 87 C FF 88 X FC 86 2-2 31 SH3-4 15 BB 1B	C CU 70 X SI 87 0-1 ③ L4			C FF 94 B FF 94 X FF 95 1-1 ③ L4			3	0	1	0	0	0	2
15 Jake Elmore, R (1, 6) OBP: 0.222, SLG: 0.125			B FF 87 C SI 88 D FC 85 B SI 88 F FF 88 F FF 88 B FC 85 4-2 31 SH3-4 1-2 BB		F FF 86 F FC 84 B FC 85 C FF 88 1-3 ① K			F FF 94 X SL 83 0-1 ① G6-3		2	0	0	0	1	1	0
31 Alfredo Simon, R (1, 1) OBP: 0.143, SLG: 0.182 23 Donald Lutz, L (8, PH) OBP: 0.229, SLG: 0.267 43 Manny Parra, L (8, 1) 62 Pedro Villarreal, R (8, 1) OBP: 0.500, SLG: 0.500			L CH 77 M CH 78 X CH 77 0-2 ① SH3-4 1-2 2-3		S FF 86 F FC 85 B FF 88 X FC 85 1-2 ② G5-3			C SL 81 B SI 95 S CH 88 B SL 81 S SL 84 2-3 ② K2-3		1 1 0 0	0 0 0 0	0 0 0 0	0 0 0 0	0 1 0 0	0 0 0 0	0 0 0 0

Inning Stats	1	2	3	4	5	6	7	8	9
	R: 0 E: 0 K: 0 S: 10 H: 0 LOB: 0 BB: 1 P: 17	R: 0 E: 0 K: 2 S: 9 H: 0 LOB: 0 BB: 0 P: 14	R: 0 E: 0 K: 1 S: 15 H: 1 LOB: 2 BB: 1 P: 26	R: 0 E: 0 K: 0 S: 9 H: 1 LOB: 2 BB: 1 P: 14	R: 0 E: 0 K: 1 S: 7 H: 0 LOB: 0 BB: 0 P: 10	R: 0 E: 0 K: 0 S: 9 H: 1 LOB: 0 BB: 0 P: 17	R: 0 E: 0 K: 1 S: 6 H: 0 LOB: 0 BB: 0 P: 9	R: 0 E: 0 K: 1 S: 6 H: 0 LOB: 1 BB: 1 P: 13	R: 0 E: 0 K: 0 S: 7 H: 0 LOB: 0 BB: 1 P: 15

	AB	26
	R	0
	H	3
	RBI	0
	BB	5
	SO	6
	LOB	10

	1B: 3	SF: 0	WP: 0	PA: 34
	2B: 0	SAC: 1	PB: 0	
	3B: 0	DP: 1	SB: 0	
	HR: 0	HBP: 0	CS: 2	

PITCHER		IP	WLS	BF	H	R	ER	SO	BB	IBB	HBP	BLK	WP	HR	S	P	ERA	WHIP
37 Travis Wood, L ERA: 4.86	(1, 1)	6.0		22	3	0	0	4	3	0	0	0	0	0	59	98	0.00	1.000
54 Neil Ramírez, R ERA: 1.35	(7, 1)	1.0		3	0	0	0	1	0	0	0	0	0	0	6	9	0.00	0.000
46 Pedro Strop, R ERA: 2.25	(8, 1)	1.0		4	0	0	0	1	1	0	0	0	0	0	6	13	0.00	1.000
56 Héctor Rondón, R ERA: 2.67	(9, 1)	1.0	W	3	0	0	0	0	1	0	0	0	0	0	7	15	0.00	1.000

PITCHER	IP	WLS	BF	H	R	ER	SO	BB	IBB	HBP	BLK	WP	HR	S	P	ERA	WHIP

Cincinnati Reds @ Chicago Cubs

Wrigley Field, Chicago, IL

Mon Sep 15 2014, 7:07 PM - 9:50 PM CDT

Att. 33,144 - Overcast - 57 F

livebaseballscorecards.com

BOTTOM

Batter	1	2	3	4	5	6	7	8	9	AB	R	H	RBI	BB	SO	LOB
8 Chris Coghlan, L (1, 7) OBP: 0.338, SLG: 0.422	C SI 93 C FS 85 X FS 84 0-2 24 BB 68 1B 1B	X SI 93 0-0 ③ F7			B SI 93 B FS 87 X SI 94 2-0 ③ G3			D SL 84 B FF 93 X FF 94 2-0 ② P6		4	0	1	0	0	0	2
9 Javier Báez, R (1, 6) OBP: 0.230, SLG: 0.377	C FF 93 1 SAFE B SI 93 B CU 76 S SI 94 X FF 89 2-2 ① F8		C FF 92 C CU 73 S CU 75 0-3 ① K			C FF 92 B CU 74 X FF 92 1-1 ① P2		B SI 93 S CU 84 F SI 92 D CU 86 1 SAFE F CU 86 S CU 84 2-3 ③ K		4	0	0	0	0	2	2
44 Anthony Rizzo, L (1, 3) OBP: 0.376, SLG: 0.520	B FF 95 T SI 94 1 SAFE 1 SAFE C SI 93 F FS 87 S FS 87 1-3 ② K		B SI 94 C SI 94 S FS 84 T FS 88 1-2 ② K			S FS 85 B FS 82 F FS 86 B FS 86 X FS 88 2-2 68 G5-4-3 1B			B SI 92 X SI 92 1-0 HR	4	1	2	1	0	2	1
68 Jorge Soler, R (1, 9) OBP: 0.365, SLG: 0.708	B FF 94 B SI 94 C FF 94 B SI 93 C SI 94 X SI 95 3-2 24 BB 1-2 1B		C FF 88 B EP 62 B FF 90 X FC 89 2-1 ③ G3			X SI 93 0-0 ②③ G5-4-3 1-2f				3	0	1	0	0	0	1
24 Luis Valbuena, L (1, 5) OBP: 0.329, SLG: 0.440	C SI 94 D FS 88 D FS 87 F SI 95 B EP 70 D FS 88 4-2 1-2 2-3 BB			B SI 92 T SI 93 B SI 94 B SI 93 X SI 93 3-1 ① F7			C SI 93 F SI 93 F CU 76 B SI 93 B CU 77 X SI 95 2-2 ① G3			2	0	0	0	1	0	0
5 Welington Castillo, R (1, 2) OBP: 0.300, SLG: 0.389	X FF 94 0-0 ③ P3			C FF 94 F SI 94 F FS 86 B CU 79 B FS 86 X FS 86 2-2 ② G5-3			B SI 92 B SI 93 S SI 94 X SI 94 2-1 ② G6-3			3	0	0	0	0	0	3
7 Arismendy Alcántara, S (1, 8) OBP: 0.261, SLG: 0.363		C SI 92 B FS 86 C FS 85 X FS 88 1-2 ① G4-3		B SI 94 B FS 86 B SI 94 C SI 94 F SI 93 X SI 94 3-2 45 CS 1B			F SI 95 C CU 78 B FS 87 X FS 87 1-2 ③ F7			3	0	1	0	0	0	0
45 Logan Watkins, L (1, 4) OBP: 0.319, SLG: 0.391 4 Chris Valaika, R (8, PH) OBP: 0.286, SLG: 0.361 (9, 4)		C SI 93 B SI 93 S FS 87 X FS 87 1-2 1B		F SI 94 1 SAFE B SI 94 1 SAFE C FS 85 B FS 84 2-2 ③ CS 1-2	B FS 84 F SI 94 F SI 94 F FS 86 B FS 85 X FS 85 2-2 ① G6-3			F FF 91 B SL 83 B FF 93 X SL 84 2-1 ① G5-3		2	0	1	0	0	0	0
										1	0	0	0	0	0	0
37 Travis Wood, R (1, 1) OBP: 0.276, SLG: 0.436 54 Neil Ramírez, R (7, 1) 46 Pedro Strop, R (8, 1) 30 Mike Olt, R (8, PH) OBP: 0.245, SLG: 0.355 56 Héctor Rondón, R (9, 1)	1 SAFE B FF 93 1 SAFE L FF 92 B SI 92 X FF 93 2-1 ② B3				S FF 93 B CU 76 C FF 89 X CU 76 1-2 ② F8			B SL 83 C SL 84 C FF 93 B FS 84 B FF 94 F FF 95 D FF 93 4-2 BB		2	0	0	0	0	0	1
										0	0	0	0	0	0	0
										0	0	0	0	0	0	0
										0	0	0	0	1	0	0
										0	0	0	0	0	0	0

Inning Stats	1	2	3	4	5	6	7	8	9
	R: 0 E: 0 K: 1 S: 16	H: 2 LOB: 3 BB: 1 P: 26	R: 0 E: 0 K: 0 S: 9	H: 1 LOB: 1 BB: 0 P: 13	R: 0 E: 0 K: 2 S: 8	H: 0 LOB: 0 BB: 0 P: 11	R: 0 E: 0 K: 0 S: 11	H: 1 LOB: 0 BB: 0 P: 21	R: 0 E: 0 K: 0 S: 8	H: 0 LOB: 0 BB: 0 P: 13	R: 0 E: 0 K: 0 S: 6	H: 1 LOB: 0 BB: 0 P: 9	R: 0 E: 0 K: 0 S: 9	H: 0 LOB: 0 BB: 0 P: 14	R: 0 E: 0 K: 1 S: 10	H: 0 LOB: 1 BB: 1 P: 20	R: 1 E: 0 K: 0 S: 1	H: 1 LOB: 0 BB: 0 P: 2

1B: 5	SF: 0
2B: 0	SAC: 0
3B: 0	DP: 1
HR: 1	HBP: 0

WP: 0	PA: 31
PB: 0	
SB: 0	
CS: 1	

AB	28
R	1
H	6
RBI	1
BB	2
SO	4
LOB	10

PITCHER		IP	WLS	BF	H	R	ER	SO	BB	IBB	HBP	BLK	WP	HR	S	P	ERA	WHIP
31 Alfredo Simon, R ERA: 3.35	(1, 1)	7.0		25	5	0	0	3	1	0	0	0	0	0	67	107	0.00	0.857
43 Manny Parra, L ERA: 4.79	(8, 1)	0.2		3	0	0	0	0	1	0	0	0	0	0	6	14	0.00	1.500
62 Pedro Villarreal, R ERA: 4.35	(8, 1)	0.1	L	2	1	1	1	1	0	0	0	0	0	1	5	8	27.00	3.000

PITCHER		IP	WLS	BF	H	R	ER	SO	BB	IBB	HBP	BLK	WP	HR	S	P	ERA	WHIP

Batter	1	2	3	4	5	6	7	8	9	AB	R	H	RBI	BB	SO	LOB
6 Billy Hamilton, S (1, 8) OBP: 0.298, SLG: 0.365	C SI 93 C SI 94 B SL 90 S FF 93 1-3 ① K			B FF 93 C SI 94 B SL 91 B SI 94 B FF 94 4-1 29 CS BB			F SI 92 B SL 89 S SI 94 X FF 94 1-2 ① L7		B FF 93 F FF 93 F SI 94 X SL 88 1-2 ③ G3-1	2	0	0	0	1	1	0
16 Tucker Barnhart, L (9, PH) OBP: 0.222, SLG: 0.220										1	0	0	0	0	0	0
29 Brayan Peña, S (1, 2) OBP: 0.293, SLG: 0.355	B SI 94 F SL 92 S FF 95 B CU 81 C SI 95 2-3 ② K			C SI 94 B SI 93 B CU 78 C SL 91 S SL 91 2-3 ① ② K 1-2			S SL 90 F CU 79 B FF 94 B CU 80 X CH 88 2-2 ② G4-3			3	0	0	0	0	2	1
21 Todd Frazier, R (1, 3) OBP: 0.337, SLG: 0.454	S SI 94 B FF 94 B SI 94 F SL 92 F FF 95 F CU 82 F SL 90 S CH 90 2-3 ③ K2-3			C CU 79 C SL 91 B FF 94 F SL 90 F CH 87 C CU 79 1-3 ③ K			C SI 94 B SL 90 F SL 91 C FF 93 1-3 ③ K			3	0	0	0	0	3	0
32 Jay Bruce, L (1, 9) OBP: 0.283, SLG: 0.365		X SI 94 0-0 ① G4-3			B SI 93 C CH 88 X SL 91 1-1 ① P5			S CU 77 S CH 86 B FF 93 C SL 90 1-3 ① K		3	0	0	0	0	1	0
4 Brandon Phillips, R (1, 4) OBP: 0.304, SLG: 0.366		B SI 93 X SI 94 1-0 ② G6-3			B SI 94 X SL 91 1-0 ② L7			C SL 88 S SL 90 X SI 93 0-2 2B		3	0	1	0	0	0	0
28 Chris Heisey, R (1, 7) OBP: 0.271, SLG: 0.388		C FF 94 F SI 95 X SL 90 0-2 ③ F8			X FF 94 0-0 ③ G5-3			C SI 93 B SL 90 X SL 89 1-1 ② P3		3	0	0	0	0	0	1
7 Ramon Santiago, S (1, 5) OBP: 0.354, SLG: 0.318			B FF 93 X SI 93 1-0 ① L8			C SI 92 B CH 87 S CU 79 X CH 86 1-2 ① L8		B CU 78 B FF 92 B SI 92 C FF 93 C FF 93 C SI 94 3-3 ③ K		3	0	0	0	0	1	1
2 Zack Cozart, R (1, 6) OBP: 0.271, SLG: 0.297			B FF 93 C SI 94 B SI 94 F SI 94 S FF 94 2-3 ② K			B SI 93 S SL 89 C SI 93 C SI 94 1-3 ② K			C FF 92 S SI 92 B CH 87 S CU 79 1-3 ① K2-3	2	0	0	0	0	2	0
9 Jack Hannahan, L (9, PH) OBP: 0.195, SLG: 0.250										1	0	0	0	0	1	0
47 Johnny Cueto, R (1, 1) OBP: 0.136, SLG: 0.123			C FF 93 B FF 93 F SI 94 B FF 95 S SI 94 2-3 ③ K			X FF 94 0-0 ③ G3			C SI 92 B CU 76 S SL 90 B CU 79 F FF 93 F SL 89 S CH 88 2-3 ② K	2	0	0	0	0	1	0
63 Sam LeCure, R (6, 1)										0	0	0	0	0	0	0
41 Ryan Dennick, L (8, 1)										0	0	0	0	0	0	0
23 Donald Lutz, L (9, PH) OBP: 0.224, SLG: 0.261										1	0	0	0	0	1	0
Inning Stats	R: 0 E: 0 K: 3 S: 12 H: 0 LOB: 0 BB: 0 P: 17	R: 0 E: 0 K: 0 S: 5 H: 0 LOB: 0 BB: 0 P: 6	R: 0 E: 0 K: 2 S: 7 H: 0 LOB: 0 BB: 0 P: 12	R: 0 E: 0 K: 2 S: 9 H: 0 LOB: 0 BB: 1 P: 16	R: 0 E: 0 K: 0 S: 4 H: 0 LOB: 0 BB: 0 P: 6	R: 0 E: 0 K: 1 S: 7 H: 0 LOB: 0 BB: 0 P: 9	R: 0 E: 0 K: 1 S: 9 H: 0 LOB: 0 BB: 0 P: 13	R: 0 E: 0 K: 2 S: 11 H: 1 LOB: 1 BB: 0 P: 16	R: 0 E: 0 K: 2 S: 11 H: 0 LOB: 0 BB: 0 P: 15	1B: 0 2B: 1 3B: 0 HR: 0 SF: 0 SAC: 0 DP: 0 HBP: 0						

PITCHER	IP	WLS	BF	H	R	ER	SO	BB	IBB	HBP	BLK	WP	HR	S	P	ERA	WHIP
49 Jake Arrieta, R (1, 1) ERA: 2.65	9.0	W	28	1	0	0	13	1	0	0	0	0	0	75	110	0.00	0.222

PITCHER	IP	WLS	BF	H	R	ER	SO	BB	IBB	HBP	BLK	WP	HR	S	P	ERA	WHIP

TOP

Cincinnati Reds @ Chicago Cubs

Wrigley Field, Chicago, IL

Tue Sep 16 2014, 7:08 PM - 9:43 PM CDT

Att. 33,812 - Clear - 60 F

livebaseballscorecards.com

AB	27
R	0
H	1
RBI	0
BB	1
SO	13
LOB	3

WP: 0 PA: 28
PB: 0
SB: 0
CS: 1

Batter	1	2	3	4	5	6	7	8	9	AB	R	H	RBI	BB	SO	LOB
8 Chris Coghlan, L (1, 7) OBP: 0.342, SLG: 0.427	X SI 89 0-0 9 FC5-4 1B		H FC 89 1-0 68 FC5-4 24 BB HBP		F SL 82 F CH 83 B CH 80 S FC 88 1-3 ② K	C FC 89 T CH 84 B SI 93 F SI 92 X SL 84 1-2 1-H 2-H 3-H 2B				3	0	2	3	0	1	0
9 Javier Báez, R (1, 6) OBP: 0.225, SLG: 0.367	B SI 90 X SI 91 1-0 ① FC5-4 24 WP 1-2f		B SI 92 X SI 92 1-0 ① F5		S CH 84 S CH 84 B CU 59 S CH 81 1-3 ③ K2-3	D KC 75 C KC 74 F KC 75 B SI 88 S SI 86 2-3 ③ K				4	0	0	0	0	2	4
24 Luis Valbuena, L (1, 5) OBP: 0.331, SLG: 0.439	B FF 88 B FC 87 B FF 92 C FF 91 S FC 87 S FF 92 3-3 ② K 1-2		S FC 89 B FF 92 F FF 92 B FC 89 B FF 93 F FF 93 B SI 90 4-2 68 FC5-4 BB 1-2 2-3			C SL 81 F FF 90 X FF 89 0-2 68 2B 4 BB 1B	B KC 73 C CH 81 C SI 86 B KC 77 S KC 75 2-3 ① K			3	1	1	0	1	2	1
68 Jorge Soler, R (1, 9) OBP: 0.393, SLG: 0.784 61 Ryan Kalish, L (9, 9) OBP: 0.288, SLG: 0.330	B SI 93 C FF 92 B FF 92 B SI 92 D CH 82 4-1 BB		B FC 87 X SI 94 1-0 ② FC5-4 1-2f 2-3 3-H			X SI 92 0-0 4 BB 45 FC3-2 1-3 2B	C KC 74 C SI 88 F SI 88 X CH 80 0-2 HR			3	1	2	2	1	0	2
										0	0	0	0	0	0	0
5 Welington Castillo, R (1, 2) OBP: 0.299, SLG: 0.385	C SI 93 S FC 86 B FF 93 B SI 93 D CH 84 F FF 94 S SI 93 3-3 ③ K		X FF 93 0-0 ③ F9			B FC 87 B FF 93 B FC 86 B SI 92 4-0 45 FC3-2 4 BB 41 BB BB	B SI 87 B SI 86 C KC 73 B KC 76 C KC 73 C SI 87 3-3 ② K			3	1	0	0	1	2	4
4 Chris Valaika, R (1, 3) OBP: 0.284, SLG: 0.350		C SL 82 X SI 92 0-1 ① L5		C SL 79 B FC 86 C FC 86 F CH 81 S SL 81 1-3 ① K		S SI 93 F SI 93 B FF 93 F FF 93 D CH 82 F SL 81 B FF 94 F FC 87 B SI 93 4-2 41 BB 45 FC3-2 8 2B BB 1-2 2-3 3-H	B SI 88 C SI 86 B KC 76 F SI 85 F SI 86 S KC 74 2-3 ③ K			3	1	0	1	1	2	0
45 Logan Watkins, L (1, 4) OBP: 0.294, SLG: 0.360		C FC 88 F FF 91 S FC 89 0-3 ② K		S CH 83 C SI 92 S SL 82 0-3 ② K		B FC 89 C SL 82 F FF 92 X CH 85 1-2 ① FC3-2 41 BB 8 2B 1-2 2-3 3-Hf		S SL 81 B SL 81 S SL 80 X SL 81 1-2 ① F8		4	1	0	0	0	2	3
41 Matt Szczur, R (1, 8) OBP: 0.308, SLG: 0.333		B FF 93 S FC 87 B FC 89 F FC 90 B FF 93 F FC 89 X FF 93 3-2 ③ P6		C SL 80 X SI 92 0-1 ③ G5-3		S SL 83 S FF 94 B CH 85 D CH 84 B SI 93 B CU 75 4-2 8 2B BB 1-2 2-3 3-H		C FF 90 F FF 90 B FF 91 B SL 82 B CH 81 X FF 90 3-2 ② F8		3	1	0	1	1	0	0
49 Jake Arrieta, R (1, 1) OBP: 0.205, SLG: 0.216			B FF 91 S SL 86 C FC 86 X FF 92 1-2 24 BB 68 FC5-4 2B		C SI 90 B FC 86 C SL 85 B SL 85 X FC 87 2-2 ① G6-3	C SL 86 F SI 92 S FC 86 0-3 ② K		B FF 90 B FF 90 S FF 90 C FF 89 S SL 80 2-3 ③ K		4	1	1	0	0	2	3
Inning Stats	R: 0 E: 0 K: 2 S: 10 H: 1 LOB: 2 BB: 1 P: 21	R: 0 E: 0 K: 1 S: 9 H: 0 LOB: 0 BB: 0 P: 12	R: 1 E: 0 K: 0 S: 9 H: 1 LOB: 2 BB: 1 P: 17	R: 0 E: 0 K: 2 S: 9 H: 0 LOB: 0 BB: 0 P: 10	R: 0 E: 0 K: 2 S: 9 H: 0 LOB: 0 BB: 0 P: 13	R: 5 E: 0 K: 3 S: 24 H: 3 LOB: 1 BB: 3 P: 40	R: 1 E: 0 K: 3 S: 14 H: 1 LOB: 0 BB: 0 P: 21	R: 0 E: 0 K: 1 S: 9 H: 0 LOB: 0 BB: 0 P: 15		1B: 2 2B: 3 3B: 0 HR: 1 SF: 0 SAC: 0 DP: 0 HBP: 1					

PITCHER		IP	WLS	BF	H	R	ER	SO	BB	IBB	HBP	BLK	WP	HR	S	P	ERA	WHIP
47 Johnny Cueto, R ERA: 2.33	(1, 1)	5.2	L	28	5	6	6	8	5	0	1	0	1	0	67	108	9.53	1.765
63 Sam LeCure, R ERA: 3.63	(6, 1)	1.1		5	1	1	1	4	0	0	0	0	0	1	17	26	6.75	0.750
41 Ryan Dennick, L ERA: 7.36	(8, 1)	1.0		3	0	0	0	1	0	0	0	0	0	0	9	15	0.00	0.000

PITCHER	IP	WLS	BF	H	R	ER	SO	BB	IBB	HBP	BLK	WP	HR	S	P	ERA	WHIP

BOTTOM

Cincinnati Reds @ Chicago Cubs

Wrigley Field, Chicago, IL

Tue Sep 16 2014, 7:08 PM - 9:43 PM CDT

Att. 33,812 - Clear - 60 F

livebaseballscorecards.com

AB	30
R	7
H	6
RBI	7
BB	5
SO	13
LOB	17

Batter	1	2	3	4	5	6	7	8	9	AB	R	H	RBI	BB	SO	LOB
17 Kristopher Negrón, R (1, 6) OBP: 0.298, SLG: 0.438	C SI 89 X SI 88 0-1 7 SH1-3 33 G6-3 2B		C CH 77 S SI 85 S CH 78 0-3 ② K2-3			C FC 85 H SI 88 1-1 48 G6-3 33 1B HBP	X CH 76 0-0 ③ L7			3	1	1	0	0	1	3
7 Ramon Santiago, S (1, 5) OBP: 0.348, SLG: 0.312	X SI 87 0-0 ① SH1-3 2-3		C CU 74 X CH 78 0-1 ③ F9			1 SAFE F SI 86 F SI 87 B CU 76 1 SAFE F CH 78 S CH 78 1-3 ① K		F SI 95 C SL 82 S SL 84 0-3 ① K2-3		3	0	0	0	0	2	2
33 Yorman Rodriguez, R (1, 8) OBP: 0.333, SLG: 0.333	X SI 87 0-0 ② G6-3 3-H			C SI 86 S CH 79 X FF 90 0-2 48 G6-3 1B		S FC 85 1 SAFE B FC 84 F CH 77 B SI 88 F SI 87 X FC 83 2-2 48 G6-3 1-2 1B		C FF 95 S SL 83 S SL 84 0-3 ② K2-3		4	0	2	1	0	1	0
48 Ryan Ludwick, R (1, 7) OBP: 0.311, SLG: 0.387	S SI 88 X CH 78 0-1 ③ F7			C CH 84 B SI 87 C SI 88 X SI 87 1-2 ①② G6-3 1-2f		B SI 88 B SI 87 F SI 87 B SI 88 X SI 87 3-1 ② G6-3 1-2 2-3		C SL 82 B SI 95 B SI 96 T SL 84 B SL 84 X SI 96 3-2 ③ G5-3		4	0	0	0	0	0	3
23 Donald Lutz, L (1, 9) OBP: 0.226, SLG: 0.260		B SI 87 S SI 86 F CU 75 S CH 78 1-3 ① K		B SI 89 F FC 85 X SI 89 1-1 1B		X CU 76 0-0 ③ P2			B FF 97 B SI 97 C SI 96 C SI 96 X SL 86 2-2 ① G4-3	4	0	1	0	0	1	2
9 Jack Hannahan, L (1, 3) OBP: 0.200, SLG: 0.233 30 Jason Bourgeois, R (9, PR) OBP: 0.316, SLG: 0.278		B SI 88 B SI 87 F SI 88 B SI 88 F SI 87 X SI 88 3-2 ② G4-3		D SI 87 X SI 87 1-0 ③ L8			B CU 73 C SI 85 X CH 77 1-1 ① G4-3		C SI 97 S CH 88 B CH 89 F SL 85 B SI 97 B SI 96 F FF 97 B SI 96 4-2 BB	3 0	0 0	0 0	0 0	1 0	0 0	1 0
15 Jake Elmore, R (1, 4) OBP: 0.250, SLG: 0.182 6 Billy Hamilton, S (9, PH) OBP: 0.298, SLG: 0.364		C SI 88 C SI 87 B FF 90 B CH 80 C CH 79 2-3 ③ K			B SI 87 X SI 87 1-0 ① G4-3		X SI 87 0-0 16 1B 1B		B SI 94 C FF 94 X SI 94 1-1 ② L7	3 1	0 0	1 0	0 0	0 0	1 0	0 1
16 Tucker Barnhart, L (1, 2) OBP: 0.250, SLG: 0.250 32 Jay Bruce, L (9, PH) OBP: 0.282, SLG: 0.364			B SI 86 B SI 86 C SI 86 X SI 88 2-1 64 SH1-4 1B		B SI 87 B FC 86 F SI 86 X CH 78 2-1 ② P4		X SI 86 0-0 1-2 1B		X SI 95 0-0 ③ L8	3 1	0 0	2 0	0 0	0 0	0 0	0 1
64 Daniel Corcino, R (1, 1) OBP: 0.333, SLG: 0.333 62 Pedro Villarreal, R (6, 1) OBP: 0.500, SLG: 0.500 29 Brayan Peña, S (7, PH) OBP: 0.292, SLG: 0.354 43 Manny Parra, L (7, 1) 70 Jumbo Díaz, R (8, 1)			L SI 86 X SI 86 0-1 ① SH1-4 1-2		X SI 87 0-0 ③ G3		B SI 86 F SI 86 C CH 78 X CH 78 1-2 ② F9			1 0 1 0 0	0 0 0 0 0	0 0 0 0 0	0 0 0 0 0	0 0 0 0 0	0 0 0 0 0	0 0 2 0 0

Inning Stats	1	2	3	4	5	6	7	8	9
	R: 1 E: 0 K: 0 S: 6 H: 1 LOB: 0 BB: 0 P: 6	R: 0 E: 0 K: 2 S: 9 H: 0 LOB: 0 BB: 0 P: 15	R: 0 E: 0 K: 1 S: 9 H: 1 LOB: 1 BB: 0 P: 11	R: 0 E: 0 K: 0 S: 9 H: 2 LOB: 1 BB: 0 P: 12	R: 0 E: 0 K: 0 S: 4 H: 0 LOB: 0 BB: 0 P: 7	R: 0 E: 0 K: 1 S: 12 H: 1 LOB: 2 BB: 0 P: 19	R: 0 E: 0 K: 0 S: 8 H: 2 LOB: 2 BB: 0 P: 10	R: 0 E: 0 K: 2 S: 9 H: 0 LOB: 0 BB: 0 P: 12	R: 0 E: 0 K: 0 S: 10 H: 0 LOB: 1 BB: 1 P: 17

1B: 6 SF: 0 WP: 0 PA: 35
2B: 1 SAC: 2 PB: 0
3B: 0 DP: 1 SB: 0
HR: 0 HBP: 1 CS: 0

PITCHER		IP	WLS	BF	H	R	ER	SO	BB	IBB	HBP	BLK	WP	HR	S	P	ERA	WHIP
28 Kyle Hendricks, R ERA: 2.28	(1, 1)	7.0	W	28	7	1	1	4	0	0	1	0	0	0	57	80	1.29	1.000
46 Pedro Strop, R ERA: 2.21	(8, 1)	1.0	H	3	0	0	0	2	0	0	0	0	0	0	9	12	0.00	0.000
56 Héctor Rondón, R ERA: 2.62	(9, 1)	1.0	S	4	0	0	0	0	1	0	0	0	0	0	10	17	0.00	1.000

PITCHER IP WLS BF H R ER SO BB IBB HBP BLK WP HR S P ERA WHIP

TOP

Cincinnati Reds @ Chicago Cubs

Wrigley Field, Chicago, IL

Wed Sep 17 2014, 7:06 PM - 9:38 PM CDT

Att. 33,500 - Clear - 62 F

livebaseballscorecards.com

AB	31
R	1
H	7
RBI	1
BB	1
SO	6
LOB	15

Cincinnati Reds @ Chicago Cubs

Wrigley Field, Chicago, IL

Wed Sep 17 2014, 7:06 PM - 9:38 PM CDT

Att. 33,500 - Clear - 62 F

livebaseballscorecards.com

BOTTOM

Batter	1	2	3	4	5	6	7	8	9	AB	R	H	RBI	BB	SO	LOB
8 Chris Coghlan, L (1, 7) OBP: 0.338, SLG: 0.422	B FF 88 C FF 89 X SI 90 1-1 ① F8	B SI 89 B CH 85 X CH 84 2-0 ③ L9			B CH 80 X SI 88 1-0 ② L9		B SL 82 B FF 93 X FF 93 2-0 ③ G4-3			4	0	0	0	0	0	2
9 Javier Báez, R (1, 6) OBP: 0.225, SLG: 0.365	B FF 92 C FF 91 C FF 91 F SL 84 F SL 83 F FF 93 F SL 83 S SL 83 1-3 K 44 CS		F FF 90 B SL 81 F SL 84 B FF 91 C FF 91 2-3 ① K		S FF 90 S FF 91 S SL 82 0-3 ③ K			X SI 97 0-0 44 FC4-6 1B		4	0	1	0	0	3	0
44 Anthony Rizzo, L (1, 3) OBP: 0.377, SLG: 0.518	B SI 89 B SI 90 1 SAFE F SI 91 F CH 84 F SI 91 D CH 86 1 SAFE S SI 91 3-3 ② ③ K 1-2		B FF 89 B FF 92 S SI 88 F SI 89 B SI 88 B SI 90 4-2 68 FC6-4 BB			B SI 87 C CH 83 B CH 83 B CH 82 B SI 88 4-1 68 G1-3 BB		S SI 96 F FF 96 F FF 97 X SL 91 0-2 ① FC4-6 68 BB 24 1B 1-2f		2	1	0	0	2	1	2
68 Jorge Soler, R (1, 9) OBP: 0.400, SLG: 0.755		B FF 89 C SI 89 B FF 90 T FF 89 B SI 89 B FF 91 4-2 24 1B 4 1B BB	B SI 89 S FF 88 X SL 80 1-1 ② FC6-4 1-2f			B FF 87 B FF 87 1 SAFE C SI 86 F SI 87 X SI 89 2-2 ① G1-3 1-2		D SL 88 F FF 97 C FF 97 B SL 86 F FF 98 B FF 98 B FF 98 4-2 24 1B BB 1-2		2	1	0	0	2	0	2
24 Luis Valbuena, L (1, 5) OBP: 0.332, SLG: 0.440		S SI 88 C SI 90 F FF 90 D SL 81 X SI 89 1-2 4 61 2B 1B 1-3	D CH 81 T FF 87 B FF 88 F SI 87 1 SAFE S SI 88 2-3 ③ K			X FF 88 0-0 ② P6		X CH 92 0-0 ② 1-3 2-H 1B		4	1	2	1	0	1	2
5 Welington Castillo, R (1, 2) OBP: 0.299, SLG: 0.382		B SL 80 X FF 89 1-0 ① P4		F FF 88 S SL 82 B FF 90 B SL 80 F SL 79 X FF 88 2-2 ① F9		D SL 80 F SL 79 S SL 80 D SL 81 B FF 88 D SL 79 4-2 4 FC6-4 BB		S FF 97 C FF 97 F FF 97 C SL 85 0-3 ③ K		3	0	0	0	1	1	3
4 Chris Valaika, R (1, 4) OBP: 0.286, SLG: 0.350		1 SAFE C SI 88 F SI 88 B FF 91 X SL 82 1-2 61 2B 1B 1-2 3-H		F SL 77 B FF 87 X FF 88 1-1 ② F9		X SI 91 0-0 ③ FC6-4 1-2f				3	0	1	1	0	0	2
61 Ryan Kalish, L (1, 8) OBP: 0.292, SLG: 0.343 41 Matt Szczur, R (7, PH) OBP: 0.302, SLG: 0.327 (8, 8)		D SI 89 B FF 88 X SI 89 2-0 1-3 2-H 2B		C SL 77 T SI 87 S FF 90 0-3 ③ K			C SL 82 X FF 92 0-1 ① P6			2 1	0 0	1 0	1 0	0 0	1 0	0 0
28 Kyle Hendricks, R (1, 1) OBP: 0.200, SLG: 0.091 30 Mike Olt, R (7, PH) OBP: 0.244, SLG: 0.353 46 Pedro Strop, R (8, 1) 56 Héctor Rondón, R (9, 1)		B FF 86 B FF 86 C FF 88 X FF 86 2-1 ② B1-4			B FF 86 B FF 86 X FF 86 2-0 ① G6-3		B FF 92 S FS 83 C SL 82 B FF 91 X FS 84 2-2 ② G5-3			2 1 0 0	0 0 0 0	0 0 0 0	0 0 0 0	0 0 0 0	0 0 0 0	2 0 0 0
Inning Stats	R: 0 E: 0 K: 2 S: 13 H: 0 LOB: 1 BB: 0 P: 18	R: 2 E: 0 K: 0 S: 14 H: 3 LOB: 2 BB: 1 P: 27	R: 0 E: 0 K: 2 S: 10 H: 0 LOB: 1 BB: 1 P: 19	R: 0 E: 0 K: 1 S: 9 H: 0 LOB: 0 BB: 0 P: 12	R: 0 E: 0 K: 1 S: 5 H: 0 LOB: 0 BB: 0 P: 8	R: 0 E: 0 K: 0 S: 8 H: 0 LOB: 2 BB: 2 P: 18	R: 0 E: 0 K: 0 S: 6 H: 0 LOB: 0 BB: 0 P: 10	R: 1 E: 0 K: 1 S: 13 H: 2 LOB: 1 BB: 1 P: 17		1B: 4 2B: 2 3B: 0 HR: 0 SF: 0 SAC: 0 DP: 1 HBP: 0				WP: 1 PB: 0 SB: 0 CS: 1 PA: 33		

	AB	28
	R	3
	H	5
	RBI	3
	BB	5
	SO	7
	LOB	15

PITCHER		IP	WLS	BF	H	R	ER	SO	BB	IBB	HBP	BLK	WP	HR	S	P	ERA	WHIP
64 Daniel Corcino, R ERA: 4.4	(1, 1)	5.2	L	24	3	2	2	6	4	0	0	0	1	0	58	101	3.18	1.235
62 Pedro Villarreal, R ERA: 4.22	(6, 1)	0.1		1	0	0	0	0	0	0	0	0	0	0	1	1	0.00	0.000
43 Manny Parra, L ERA: 4.66	(7, 1)	1.0		3	0	0	0	0	0	0	0	0	0	0	6	10	0.00	0.000
70 Jumbo Díaz, R ERA: 3.56	(8, 1)	1.0		5	2	1	1	1	1	0	0	0	0	0	13	17	9.00	3.000

PITCHER		IP	WLS	BF	H	R	ER	SO	BB	IBB	HBP	BLK	WP	HR	S	P	ERA	WHIP

Batter	1	2	3	4	5	6	7	8	9	AB	R	H	RBI	BB	SO	LOB
9 Dee Strange-Gordon, L (1, 4) OBP: 0.331, SLG: 0.381	S FF 88 B FF 88 F SL 81 B FF 90 F FF 89 X SL 84 2-2 ① G6-3			X CU 70 0-0 66 CS 1B		C SI 94 B FF 93 B FF 94 C FF 94 B SL 85 F SI 95 F FF 95 X FF 94 3-2 ① G3	C FF 95 X FF 96 0-1 66 1B 2B 3-H	B FF 90 C SL 83 F SL 83 C FF 92 1-3 ③ K		5	1	2	1	0	1	3
66 Yasiel Puig, R (1, 8) OBP: 0.383, SLG: 0.477	B FF 89 X CH 81 1-0 ② P6			B CH 80 1 SAFE B FF 88 F CH 80 F SL 79 1 SAFE X CH 80 2-2 ① 23 1B 1-2 1B		B SL 84 X FF 94 1-0 ② L8	X SL 88 0-0 2-H 1B		S FF 90 F FF 91 B CU 78 B CU 78 B CU 78 X FF 92 3-2 E4 23 E 27 SF7 1B	5	1	3	1	0	0	0
23 Adrián González, L (1, 3) OBP: 0.335, SLG: 0.470	B FF 88 C FF 89 F SL 83 B FF 90 F FF 90 C FF 90 2-3 ③ K			S FF 88 B FF 88 X SL 83 1-1 1-3 1B		F FF 95 C CU 82 F FF 96 F FF 95 B CU 84 F FF 95 F SL 84 C CU 84 1-3 ③ K	D FF 90 B FF 89 D SL 82 C FF 88 X FF 89 3-1 ③ F8		B FF 91 S CU 76 X FF 91 1-1 2-3 E6 72 FC6-4	5	0	1	0	0	2	2
27 Matt Kemp, R (1, 9) OBP: 0.342, SLG: 0.485		C FF 87 C FF 88 X FF 88 0-2 ① L8		B SI 89 B SL 81 B CH 81 S FF 89 F FF 90 S SL 81 3-3 ② K			B FF 96 X FF 95 1-0 ① F7	C SI 93 B SI 94 B SL 84 B SI 94 X SI 93 3-1 ① G5-3	B FF 91 B CU 76 S FF 90 B CU 76 X FF 91 3-1 ① SF7 3-H	4	0	0	1	0	1	2
13 Hanley Ramirez, R (1, 6) OBP: 0.363, SLG: 0.444 72 Miguel Rojas, R (8, 6) OBP: 0.248, SLG: 0.232		F FF 88 T FF 88 F FF 89 F SL 81 B FF 89 S CH 81 1-3 ② K		C FF 89 B FF 90 B FF 90 F FF 89 C FF 90 2-3 ③ K			F FF 96 X FF 97 0-1 3 1B 5 E 1B	S SI 93 X SI 94 0-1 65 BB 5 1B 31 BB 1B	B FF 91 C FF 90 X CU 76 1-1 ② FC6-4 3 WP 1-2f	4	2	2	0	0	2	2
										1	0	0	0	0	0	1
33 Scott Van Slyke, R (1, 7) OBP: 0.379, SLG: 0.515 3 Carl Crawford, L (7, PH) OBP: 0.328, SLG: 0.416 (7, 7)		B FF 89 X CH 80 1-0 ③ F8			S FF 88 X CH 80 0-1 5 1B 17 G3 1B		B FF 95 S CU 82 X CU 79 1-1 5 E 16 2B 1B 1-3	1 SAFE B SI 92 S SI 93 C SI 92 B SI 92 S SI 88 2-3 ② K	C FF 91 B CU 76 X FF 91 1-1 ③ F7 1-2	2	1	1	0	0	0	0
										3	1	1	0	0	1	2
5 Juan Uribe, R (1, 5) OBP: 0.337, SLG: 0.442			B FF 87 B SL 81 C FF 88 F SL 81 F CH 80 B FF 90 B FF 90 4-2 17 G6-4-3 BB		B FF 87 B CH 80 B FF 88 C FF 86 C SL 79 X CH 80 3-2 ① 1-3 1B		D SL 86 1 SAFE X FF 94 1-0 E4 16 2B 10 G5-3 1-2 3-H	B SI 93 C SI 93 X SI 93 1-1 31 BB 65 BB 1-2 1B		3	1	2	1	1	0	1
17 A.J. Ellis, R (1, 2) OBP: 0.324, SLG: 0.235 16 Andre Ethier, L (7, PH) OBP: 0.319, SLG: 0.370 52 Pedro Báez, R (7, 1) 65 Joc Pederson, L (8, PH) OBP: 0.375, SLG: 0.167 0 Brian Wilson, R (8, 1) 74 Kenley Jansen, S (9, 1)			B FF 88 F FF 88 B CH 80 B CH 81 C FF 88 X CH 81 3-2 ①② 1-2f G6-4-3		D CH 80 B FF 88 X FF 88 2-0 ② 3-H G3		S CU 81 D CU 80 X FF 95 1-1 10 G5-3 9 2B 2B 1-3 2-H	B SI 93 B SI 93 B SI 94 B SI 93 4-0 31 BB 1-2 2-3 BB		2 1 0 0 0 0	0 1 0 0 0 0	0 1 0 0 0 0	1 1 0 1 0 0	0 0 0 0 0 0	1 0 0 0 0 0
21 Zack Greinke, R (1, 1) OBP: 0.262, SLG: 0.339 75 Paco Rodríguez, L (6, 1) 10 Justin Turner, R (7, PH) OBP: 0.399, SLG: 0.465 31 Drew Butera, R (7, 2) OBP: 0.267, SLG: 0.298			F FF 89 F SL 81 B FF 90 B CH 82 F CH 80 C FF 89 2-3 ③ K		B CH 79 S SI 88 S CH 79 F FF 89 X FF 90 1-2 ③ L4		C FF 96 X CU 80 0-1 ② G5-3 2-3 3-H	D SI 94 B SI 94 B SI 94 B SI 92 4-0 BB 1-2 2-3 3-H		2 0 1 0	0 0 0 0	0 0 1 1	0 0 0 1	1 0 0 0	0 0 1 0	0 0 1 0

Inning Stats	1	2	3	4	5	6	7	8	9
	R: 0 E: 0 K: 1 S: 9	H: 0 LOB: 0 BB: 0 P: 14	R: 0 E: 0 K: 1 S: 9	H: 0 LOB: 0 BB: 0 P: 11	R: 0 E: 0 K: 1 S: 10	H: 0 LOB: 0 BB: 1 P: 19	R: 0 E: 0 K: 2 S: 12	H: 3 LOB: 2 BB: 0 P: 20	R: 1 E: 0 K: 0 S: 10	H: 2 LOB: 0 BB: 0 P: 16	R: 0 E: 0 K: 1 S: 13	H: 0 LOB: 0 BB: 0 P: 18	R: 5 E: 1 K: 0 S: 15	H: 5 LOB: 1 BB: 0 P: 22	R: 1 E: 0 K: 2 S: 12	H: 2 LOB: 3 BB: 2 P: 27	R: 1 E: 2 K: 0 S: 11	H: 1 LOB: 1 BB: 0 P: 20

1B: 11	SF: 1	WP: 1	PA: 42
2B: 2	SAC: 0	PB: 0	
3B: 0	DP: 1	SB: 0	
HR: 0	HBP: 0	CS: 1	

PITCHER		IP	WLS	BF	H	R	ER	SO	BB	IBB	HBP	BLK	WP	HR	S	P	ERA	WHIP
67 Tsuyoshi Wada, L ERA: 3.22	(1, 1)	5.0		18	5	1	1	5	1	0	0	0	0	0	50	80	1.80	1.200
52 Justin Grimm, R ERA: 3.86	(6, 1)	1.0	H	3	0	0	0	1	0	0	0	0	0	0	13	18	0.00	0.000
54 Neil Ramírez, R ERA: 1.55	(7, 1)	0.2	L	8	5	5	1	0	0	0	0	0	0	0	13	17	13.50	7.500
53 Wesley Wright, L ERA: 3.11	(7, 1)	0.1		1	0	0	0	0	0	0	0	0	0	0	2	5	0.00	0.000
63 Brian Schlitter, R ERA: 4.19	(8, 1)	0.2		6	2	1	1	1	2	0	0	0	0	0	9	23	13.50	6.000

PITCHER		IP	WLS	BF	H	R	ER	SO	BB	IBB	HBP	BLK	WP	HR	S	P	ERA	WHIP
59 Zac Rosscup, L ERA: 11.32	(8, 1)	0.1		1	0	0	0	1	0	0	0	0	0	0	3	4	0.00	0.000
50 Blake Parker, R ERA: 6.0	(9, 1)	1.0		5	1	1	0	0	0	0	0	0	1	0	11	20	0.00	1.000

TOP

Los Angeles Dodgers @ Chicago Cubs

Wrigley Field, Chicago, IL

Thu Sep 18 2014, 7:08 PM - 10:59 PM CDT

Att. 33,649 - Clear - 59 F

livebaseballscorecards.com

AB	38
R	8
H	13
RBI	8
BB	3
SO	8
LOB	15

Batter	1	2	3	4	5	6	7	8	9	AB	R	H	RBI	BB	SO	LOB
8 Chris Coghlan, L (1, 7) OBP: 0.339, SLG: 0.421	X FF 91 0-0 9 E 24 1B 1B	B SI 91 B CH 87 B FF 92 C FF 91 S CH 87 F FF 91 X FF 91 3-2 1B			B CH 87 C CH 86 F FF 91 T SI 91 1-2 ① K	B FF 87 B CH 85 1 SAFE X SL 85 2-0 ② ③ L6-3 1-1			C FC 92 F FC 93 S FF 94 0-3 ① K	5	1	2	0	0	2	1
9 Javier Báez, R (1, 6) OBP: 0.235, SLG: 0.368	B SI 92 B SI 91 F SI 92 1 SAFE B SI 93 C SI 94 B FF 93 4-2 24 1B 68 1B 1-2 BB	C FF 91 S FF 92 B FF 92 F FF 91 B SL 83 X FF 92 2-2 ③ P6			B CU 71 B SI 91 X SI 91 2-0 24 1B 68 1B 1B		B FF 95 F FF 95 X FF 96 1-1 61 1B 1B		B FC 93 C FC 94 S SL 82 S FC 94 1-3 ② K	4	2	2	0	1	1	1
24 Luis Valbuena, L (1, 5) OBP: 0.333, SLG: 0.439	B SI 94 B CH 88 C FF 93 S FF 92 F FF 93 F CU 72 B FF 94 X CH 89 3-2 61 FC1-5 68 1B 1B 1-3 2-H	B FF 90 B SL 80 B CH 87 C FF 91 F SI 91 X CU 74 3-2 ① E3			C SI 91 B SI 91 1 SAFE X SI 90 1-1 61 1B 68 1B 30 SF9 1B 1-3		C FF 96 B SI 95 S FF 95 F FF 95 F FF 95 F FF 96 B CH 87 X FF 96 2-2 ① F7		C FF 91 C FC 92 B FF 95 X FC 94 1-2 ③ G3-1	5	1	2	1	0	0	1
68 Jorge Soler, R (1, 9) OBP: 0.406, SLG: 0.737	B SI 94 C SI 93 B SI 93 X SI 92 2-1 61 FC1-5 1B 1-2 3-H	C SL 83 B SL 83 C SI 91 S CU 64 1-3 ② K			B SI 92 F CH 88 D SL 84 1 SAFE X SI 92 2-1 30 SF9 61 1B 1B 1-2 3-H		C FF 95 C SI 96 B FF 96 S FF 95 1-3 ② K			4	0	2	2	0	2	1
61 Ryan Kalish, L (1, 8) OBP: 0.299, SLG: 0.349	X CH 83 0-0 ① FC1-5 1-2 2-3f	B CU 73 S CH 87 B FF 90 F CH 88 F FF 92 B SL 83 S CH 88 3-3 ③ K			B SI 91 C SI 92 F CH 88 X CU 67 1-2 1-2 2-3 1B		F FF 96 B FF 96 F FF 95 B SI 93 X FF 95 2-2 1-3 1B			4	0	2	0	0	1	2
30 Mike Olt, R (1, 3) OBP: 0.244, SLG: 0.358	C SI 93 S SL 83 B SL 84 C SI 93 1-3 ② K			X SL 81 0-0 2B	X SI 90 0-0 ② SF9 2-3 3-H		F SL 85 D FF 95 B FF 94 B FF 96 F FF 96 S FF 96 3-3 ③ K			3	0	1	1	0	2	4
45 Logan Watkins, L (1, 4) OBP: 0.273, SLG: 0.333	F CH 88 C SL 83 B FF 92 B SL 82 F FF 93 B FF 93 X SL 85 3-2 ③ G3-1			F SI 89 B SI 90 S CH 86 F FF 92 X FF 92 1-2 ① L9	S CH 87 F FF 90 B CH 87 F FF 91 D CU 67 D CH 86 X FF 91 3-2 ③ P6			C SL 84 C SL 84 B SL 86 F SL 86 X SL 86 1-2 ① L9		4	0	0	0	0	0	5
12 John Baker, L (1, 2) OBP: 0.270, SLG: 0.230		F FF 90 X CU 72 0-1 ① G4-3		B SI 91 B FF 91 S SI 92 X SI 92 2-1 ② G5-3		C CU 83 B CU 78 C CU 77 B CU 78 C CH 85 2-3 ① K		C CU 70 F SL 86 B SL 89 B SL 86 C SL 87 2-3 ② K		4	0	0	0	0	2	1
67 Tsuyoshi Wada, L (1, 1) 52 Justin Grimm, R (8, 1) 21 Junior Lake, R (8, PH) 54 Neil Ramírez, R (7, 1) 53 Wesley Wright, R (7, 1) 63 Brian Schlitter, R (8, 1) 59 Zac Rosscup, R (8, 1) 4 Chris Valaika, R (8, PH) 50 Blake Parker, R (8, 1)		B FF 91 C SI 91 B CH 86 B CH 86 F FF 90 F FF 90 C SI 91 3-3 ② K		D SI 92 F FF 91 S CU 73 B SL 82 X CU 65 2-2 ③ F9		B SI 86 B CH 80 S SI 86 B SL 87 F SL 85 F CU 77 B CH 86 4-2 8 L6-3 BB		B CU 74 F CU 74 F SL 85 X CH 87 1-2 ③ P3		2 0 0 0 0 1 1 0 0 0 0 0 0 0 0 0 0 0 1 0 0 0 0 0 0 0 0 0 0 0 0 0 0 0 0 0 0 0 0 0 0 0 0 0 0 0 0 0 0 1 0 0 0 0 0 0 0 0 0 0 0 0 0						
Inning Stats	R: 2 E: 1 K: 1 S: 18 H: 3 LOB: 2 BB: 1 P: 31	R: 0 E: 0 K: 1 S: 15 H: 1 LOB: 1 BB: 0 P: 23	R: 0 E: 1 K: 2 S: 10 H: 0 LOB: 0 BB: 0 P: 17	R: 0 E: 0 K: 0 S: 10 H: 1 LOB: 1 BB: 0 P: 15	R: 2 E: 0 K: 1 S: 16 H: 4 LOB: 2 BB: 0 P: 26	R: 0 E: 0 K: 1 S: 7 H: 0 LOB: 0 BB: 1 P: 15	R: 0 E: 0 K: 2 S: 17 H: 2 LOB: 2 BB: 0 P: 26	R: 0 E: 0 K: 1 S: 10 H: 0 LOB: 0 BB: 0 P: 14	R: 0 E: 0 K: 2 S: 9 H: 0 LOB: 0 BB: 0 P: 11	1B: 10 2B: 2 3B: 0 HR: 0	SF: 1 SAC: 0 DP: 1 HBP: 0			WP: 0 PB: 0 SB: 0 CS: 0	PA: 39		

PITCHER		IP	WLS	BF	H	R	ER	SO	BB	IBB	HBP	BLK	WP	HR	S	P	ERA	WHIP
21 Zack Greinke, R ERA: 2.76	(1, 1)	5.0		25	9	4	4	5	1	0	0	0	0	0	69	112	7.20	2.000
75 Paco Rodríguez, L ERA: 3.86	(6, 1)	1.0	W	3	0	0	0	1	1	0	0	0	0	0	7	15	0.00	1.000
52 Pedro Báez, R ERA: 1.77	(7, 1)	1.0	H	5	2	0	0	2	0	0	0	0	0	0	17	26	0.00	2.000
0 Brian Wilson, R ERA: 4.53	(8, 1)	1.0	H	3	0	0	0	1	0	0	0	0	0	0	10	14	0.00	0.000
74 Kenley Jansen, R ERA: 2.93	(9, 1)	1.0		3	0	0	0	2	0	0	0	0	0	0	9	11	0.00	0.000

PITCHER	IP	WLS	BF	H	R	ER	SO	BB	IBB	HBP	BLK	WP	HR	S	P	ERA	WHIP

BOTTOM

Los Angeles Dodgers @ Chicago Cubs

Wrigley Field, Chicago, IL

Thu Sep 18 2014, 7:08 PM - 10:59 PM CDT

Att. 33,649 - Clear - 59 F

livebaseballscorecards.com

AB	36
R	4
H	11
RBI	4
BB	2
SO	11
LOB	17

Los Angeles Dodgers @ Chicago Cubs

Wrigley Field, Chicago, IL

Fri Sep 19 2014, 1:24 PM - 4:53 PM CDT

Att. 33,322 - Sunny - 72 F

livebaseballscorecards.com

Batter	1	2	3	4	5	6	7	8	9	AB	R	H	RBI	BB	SO	LOB
9 Dee Strange-Gordon, L (1, 4) OBP: 0.331, SLG: 0.381	B FF 92 C FF 93 C FF 94 B FF 94 X FF 94 2-2 F7 ①	C SI 88 F SL 84 B CU 74 B SI 89 F SI 90 F CH 78 X SI 90 2-2 66 S 1B		B SI 88 S CH 78 S SI 88 F SI 88 F CH 78 X CU 75 1-2 G3-1 ①		1 SAFE F CH 83 X FF 91 0-1 66 HR 1-2 1B	C FF 92 T CH 82 B FF 92 S CH 82 1-3 K ①			5	1	2	0	0	1	1
57 Scott Elbert, L (7, 1)										0	0	0	0	0	0	0
43 Brandon League, R (8, 1)										0	0	0	0	0	0	0
56 J.P. Howell, L (9, 1)										0	0	0	0	0	0	0
66 Yasiel Puig, R (1, 8) OBP: 0.384, SLG: 0.485	S FF 96 B FF 94 B FF 94 F FF 95 B FF 96 B FF 96 4-2 23 1B 27 HR BB ①	B CH 80 F SI 88 B SI 89 S CH 80 B SL 85 X CH 81 3-2 P6 1-2 ①		C SI 89 X SL 83 0-1 23 G6-3 2B		F SL 81 B FF 91 X CH 82 1-1 1-H 2-H HR	X FF 92 0-0 G4-6-3 1-2f ② ③			4	2	2	3	1	0	2
23 Adrián González, L (1, 3) OBP: 0.337, SLG: 0.469	B SI 94 C FF 94 D CU 81 F FF 94 F FF 95 1 SAFE X SL 87 2-2 27 HR 1-3 1B ②	C SL 85 C SI 91 B SI 91 S CH 79 1-3 K ②		X SI 89 0-0 G6-3 2-3 ②		B FF 90 B SI 90 B CH 83 B FF 89 4-0 27 1B 13 2B BB		C FF 92 B FF 92 S SL 82 S SL 83 1-3 K ①		3	2	1	0	1	1	2
33 Scott Van Slyke, R (8, PH) OBP: 0.377, SLG: 0.513										1	0	0	0	0	1	0
(8, 3)																
27 Matt Kemp, R (1, 9) OBP: 0.343, SLG: 0.491	F FF 94 C FF 95 F FF 97 B FF 95 F FF 96 X FF 96 1-2 1-H 3-H HR	B SL 86 B CH 81 C CH 81 C SI 91 X CH 82 2-2 G5-3 ③		X CH 80 0-0 G5-3 ③		S SL 82 S SL 82 B FF 91 F SL 81 X SL 82 1-2 13 2B 3 1B 1-3 1B		B FF 92 B FF 91 B FF 91 C FF 92 B FF 91 4-1 BB		4	2	2	3	0	0	2
72 Miguel Rojas, R (6, 5) OBP: 0.253, SLG: 0.232										0	0	0	0	1	0	0
13 Hanley Ramirez, R (1, 6) OBP: 0.364, SLG: 0.449	B FF 94 B FF 94 X FF 94 2-0 3 G4-3 5 1B 2B		B SI 88 S CH 78 F SI 89 F CU 75 X CH 80 1-2 G5-3 ①		B FF 90 X FF 89 1-0 F8 ①	B SL 82 X FF 90 1-0 3 1B 1-3 3-H 2B		B SL 81 B FF 91 C FF 91 C FF 92 S SL 83 2-3 K ②		4	2	2	1	0	0	0
11 Erisbel Arruebarrena, R (6, 6) OBP: 0.263, SLG: 0.235										1	0	0	0	0	1	1
3 Carl Crawford, L (1, 7) OBP: 0.328, SLG: 0.414	F FF 93 B FF 96 F SI 94 D SL 88 X FF 96 2-2 G4-3 2-3 ②		B SI 90 B SI 89 B SI 89 C SI 88 F SI 88 X CH 80 3-2 G3-4-3 ②		F SL 82 F FF 91 X CH 83 0-2 L8 ②	C SI 92 X SI 92 0-1 2-H 3-H 1B		C FF 90 B FF 92 B SL 81 F FF 90 C SL 83 2-3 K ③		4	0	1	2	0	0	1
18 Roger Bernadina, L (8, PH) OBP: 0.289, SLG: 0.190										1	0	0	0	0	1	1
(8, 7)																
5 Juan Uribe, R (1, 5) OBP: 0.336, SLG: 0.440	C FF 95 S SL 88 D SL 89 X FF 96 1-2 17 HR 3-H 1B		X CH 80 0-0 E5 17 HR		F FF 90 C SL 82 S SL 83 0-3 K ③	X SL 82 0-0 F8 ②			B SI 97 B SI 96 C SI 96 B SI 96 B SI 96 4-1 65 G4-6-3 BB	4	2	1	1	0	1	1
28 Jamey Wright, R (6, 1)										0	0	0	0	0	0	0
30 Darwin Barney, R (7, 4) OBP: 0.290, SLG: 0.341										0	0	0	0	1	0	0
17 A.J. Ellis, R (1, 2) OBP: 0.328, SLG: 0.261	C SI 88 F SI 90 B SI 90 D SL 85 X SI 91 2-2 1-H HR	X SI 89 0-0 1-H HR				9 1B 66 HR BB			C SI 95 C SL 82 F SL 83 B SI 96 B SI 95 S SL 83 2-3 K ①	4	3	2	4	1	2	2
22 Clayton Kershaw, L (1, 1) OBP: 0.227, SLG: 0.164	C SI 89 B SI 90 F SI 89 C SI 90 1-3 K ③	B SI 88 B SI 90 S SI 88 C SI 90 B SI 90 F SI 88 F SI 89 X SI 90 3-2 G6-3 ③				B SL 82 C CH 83 C FF 90 B SL 80 S CH 83 2-3 K ①	B FF 91 B CH 79 B FF 92 C FF 90 B FF 91 4-1 66 G4-6-3 BB		C SI 96 B SL 82 B SI 95 X SI 95 2-1 G4-6-3 1-2f ② ③	2	0	0	0	0	1	0
65 Joc Pederson, L (6, PH) OBP: 0.370, SLG: 0.150										2	0	0	0	1	1	2
(6, 9)																

Inning Stats	1	2	3	4	5	6	7	8	9
	R: 6 E: 0 K: 1 S: 27 H: 5 LOB: 0 BB: 1 P: 44	R: 0 E: 0 K: 1 S: 14 H: 1 LOB: 1 BB: 0 P: 22	R: 2 E: 1 K: 0 S: 14 H: 1 LOB: 0 BB: 0 P: 21	R: 0 E: 0 K: 0 S: 9 H: 1 LOB: 1 BB: 0 P: 10	R: 0 E: 0 K: 1 S: 7 H: 0 LOB: 0 BB: 0 P: 8	R: 6 E: 0 K: 2 S: 18 H: 5 LOB: 1 BB: 2 P: 33	R: 0 E: 0 K: 1 S: 5 H: 0 LOB: 0 BB: 1 P: 10	R: 0 E: 0 K: 3 S: 10 H: 0 LOB: 1 BB: 1 P: 19	R: 0 E: 0 K: 1 S: 7 H: 0 LOB: 0 BB: 1 P: 15

1B: 6	SF: 0
2B: 3	SAC: 0
3B: 0	DP: 2
HR: 4	HBP: 0
WP: 0	PA: 45
PB: 0	
SB: 1	
CS: 0	

AB	39
R	14
H	13
RBI	14
BB	6
SO	10
LOB	15

PITCHER		IP	WLS	BF	H	R	ER	SO	BB	IBB	HBP	BLK	WP	HR	S	P	ERA	WHIP
36 Edwin Jackson, R ERA: 6.38	(1, 1)	0.2	L	7	4	5	5	0	1	0	0	0	0	1	21	35	67.50	7.500
43 Eric Jokisch, L ERA: 1.74	(1, 1)	3.1		15	4	3	1	2	0	0	0	0	0	2	43	62	2.70	1.200
19 Dan Straily, R ERA: 7.02	(5, 1)	1.1		10	4	6	6	2	2	0	0	0	0	1	19	33	40.50	4.500
63 Brian Schlitter, R ERA: 4.14	(6, 1)	0.2		3	1	0	0	1	0	0	0	0	0	0	6	8	0.00	1.500
11 Kyuji Fujikawa, R ERA: 5.25	(7, 1)	1.0		3	0	0	0	1	1	0	0	0	0	0	5	10	0.00	1.000

PITCHER		IP	WLS	BF	H	R	ER	SO	BB	IBB	HBP	BLK	WP	HR	S	P	ERA	WHIP
59 Zac Rosscup, L ERA: 10.32	(8, 1)	1.0		4	0	0	0	3	1	0	0	0	0	0	10	19	0.00	1.000
47 Arodys Vizcaíno, R ERA: 6.75	(9, 1)	1.0		3	0	0	0	1	1	0	0	0	0	0	7	15	0.00	1.000

BOTTOM

Batter	1	2	3	4	5	6	7	8	9	AB	R	H	RBI	BB	SO	LOB
7 Arismendy Alcántara, S (1, 8) OBP: 0.264, SLG: 0.365	B FF 92 C FF 91 S SL 87 F SL 89 B CU 72 B SL 88 B FF 94 4-2 44 2B BB	F FF 93 D CU 74 X FF 94 1-1 ② FC1-4 1-2f 2-3		C FF 93 F SL 88 B FF 94 F CU 73 S CU 74 1-3 ② K2-3		C FC 89 T FC 86 D CU 79 C CU 79 1-3 ② K			B SI 84 B SI 86 X SI 86 2-0 12 1B 2-H 2B	4	2	1	1	1	2	5
9 Javier Báez, R (1, 4) OBP: 0.229, SLG: 0.358 (7, 6)	B FF 93 B FF 93 X FF 93 2-0 ① F9	C FF 93 B FF 93 D CU 75 X FF 94 2-1 ③ P4		C FF 93 F FF 94 D CU 76 C SL 86 1-3 ③ K		C SI 90 F SI 91 F SL 84 S CU 80 0-3 ③ K			S SI 88 S KC 80 S KC 79 0-3 ① K	5	0	0	0	0	3	7
44 Anthony Rizzo, L (1, 3) OBP: 0.378, SLG: 0.520 45 Logan Watkins, L (7, 4) OBP: 0.263, SLG: 0.321	C FF 94 B FF 94 X FF 93 1-1 68 3B 1-H 2B		B SL 89 H FF 92 2-0 51 1B HBP		B FF 91 X FF 92 1-0 ① F7		B FF 87 B FF 87 C FF 89 F SL 84 X SL 84 2-2 ① F8		C SI 87 X KC 80 0-1 ② F8	2	1	1	1	0	0	0
										2	0	0	0	0	0	1
68 Jorge Soler, R (1, 9) OBP: 0.397, SLG: 0.738 59 Zac Rosscup, R (8, 1) 47 Arodys Vizcaíno, R (9, 1) 12 John Baker, L (9, PH) OBP: 0.274, SLG: 0.234	B FF 92 B SL 88 F FF 94 X FF 93 2-1 51 SF8 2-H 3B		B FF 93 C SL 87 B FF 94 F SL 87 B CU 75 F SL 88 S SL 85 3-3 ① K		B FF 92 B FF 92 C FF 92 C SL 85 C CU 73 2-3 ② K		B SL 83 S FF 88 B FF 88 S SL 84 B SL 83 X SL 83 3-2 ② G6-3		B SL 80 X SI 88 1-0 2-H 1B	4	1	1	1	0	2	1
										0	0	0	0	0	0	0
										0	0	0	0	0	0	0
										1	0	1	1	0	0	0
5 Welington Castillo, R (1, 2) OBP: 0.299, SLG: 0.382 51 Raffy Lopez, L (1, PH) OBP: 0.222, SLG: 0.143 (2, 2)	S FF 93 F FF 94 B SL 89 F SL 88 X CU 75 1-2 ② SF8 3-H		C FF 94 S FF 94 F FF 94 1 SAFE X FF 90 0-2 ② 1-2 1B		C FF 93 B CU 72 B FF 93 F FF 93 B SL 89 F FF 94 F FF 93 B FF 93 4-2 30 1B BB		C SL 82 S SL 84 S SL 82 0-3 ③ K2-3		C SI 88 C KC 80 S KC 80 0-3 ③ K	0	0	0	0	0	0	0
										3	0	1	1	1	2	1
30 Mike Olt, R (1, 5) OBP: 0.244, SLG: 0.356	S FF 94 B FF 94 F SL 90 B FF 94 S SL 88 2-3 ③ K		B FF 93 B FF 93 S FF 94 F FF 94 D SL 85 S SL 85 3-3 ③ K		F FF 93 X SL 88 0-1 1-2 1B			S SI 94 B FS 88 F SI 94 B FS 86 X SL 87 2-2 ① F8		4	0	1	0	0	2	1
4 Chris Valaika, R (1, 6) OBP: 0.291, SLG: 0.361 (7, 3)		B FF 92 X FF 91 1-0 7 FC1-4 21 BB 1B		X FF 91 0-0 41 2B 2B	B FF 93 C SL 87 T FF 93 D CU 76 C CU 73 2-3 ③ K			B FS 86 F SI 93 S FS 84 S FS 84 1-3 ② K		4	0	2	0	0	2	2
21 Junior Lake, R (1, 7) OBP: 0.247, SLG: 0.353 (8, 9)		F FF 92 B SL 86 B FF 92 F SL 85 B SL 88 B FF 93 4-2 7 FC1-4 1-2 BB		F FF 92 B FF 92 B FF 93 F SL 86 T CU 73 2-2 ① K		C SI 90 X CU 77 0-1 61 FC4-6 1B		X SI 94 0-0 ③ G6-3		3	0	1	0	1	1	1
36 Edwin Jackson, R (1, 1) OBP: 0.175, SLG: 0.225 43 Eric Jokisch, R (1, 1) 41 Matt Szczur, R (4, PH) OBP: 0.315, SLG: 0.360 19 Dan Straily, R (5, 1) 63 Brian Schlitter, R (6, 1) OBP: 1.000, SLG: 1.000 61 Ryan Kalish, L (6, PH) OBP: 0.297, SLG: 0.345 11 Kyuji Fujikawa, L (7, 1) 8 Chris Coghlan, L (8, 7) OBP: 0.341, SLG: 0.423		L FF 90 2 SAFE L FF 92 M CU 72 1 SAFE 0-3 ① K		F FF 92 D CU 73 B FF 92 C SL 82 X SL 86 2-2 2-3 2B		C FC 86 X FC 89 0-1 ① FC4-6 1-2f		F SI 84 X SI 85 0-1 E4 7 2B 1B	0	0	0	0	0	0	0
										1	0	0	0	0	1	2
										1	0	1	0	0	0	0
										0	0	0	0	0	0	0
										0	0	0	0	0	0	0
										1	0	0	0	0	0	1
										0	0	0	0	0	0	0
										1	1	1	0	0	0	0
Inning Stats	R: 3 E: 0 K: 1 S: 15 H: 2 LOB: 0 BB: 1 P: 27	R: 0 E: 0 K: 1 S: 10 H: 1 LOB: 2 BB: 1 P: 18	R: 0 E: 0 K: 2 S: 11 H: 1 LOB: 1 BB: 0 P: 19	R: 0 E: 0 K: 3 S: 14 H: 2 LOB: 2 BB: 0 P: 20	R: 0 E: 0 K: 2 S: 13 H: 1 LOB: 2 BB: 1 P: 22	R: 0 E: 0 K: 2 S: 11 H: 1 LOB: 1 BB: 0 P: 12	R: 0 E: 0 K: 1 S: 9 H: 0 LOB: 0 BB: 0 P: 14	R: 0 E: 0 K: 1 S: 7 H: 0 LOB: 0 BB: 0 P: 10	R: 2 E: 1 K: 2 S: 12 H: 3 LOB: 1 BB: 0 P: 15	1B: 6 2B: 4 3B: 1 HR: 0		SF: 1 SAC: 0 DP: 0 HBP: 1		WP: 0 PB: 0 SB: 0 CS: 0		PA: 41

PITCHER		IP	WLS	BF	H	R	ER	SO	BB	IBB	HBP	BLK	WP	HR	S	P	ERA	WHIP
22 Clayton Kershaw, L ERA: 1.8	(1, 1)	5.0	W	25	7	3	3	9	3	0	1	0	0	0	63	106	5.40	2.000
28 Jamey Wright, R ERA: 4.3	(6, 1)	1.0		4	1	0	0	2	0	0	0	0	0	0	11	12	0.00	1.000
57 Scott Elbert, L ERA: 2.7	(7, 1)	1.0		3	0	0	0	1	0	0	0	0	0	0	9	14	0.00	0.000
43 Brandon League, R ERA: 2.72	(8, 1)	1.0		3	0	0	0	1	0	0	0	0	0	0	7	10	0.00	0.000
56 J.P. Howell, L ERA: 1.53	(9, 1)	1.0		6	3	2	2	2	0	0	0	0	0	0	12	15	18.00	3.000

PITCHER	IP	WLS	BF	H	R	ER	SO	BB	IBB	HBP	BLK	WP	HR	S	P	ERA	WHIP

Los Angeles Dodgers @ Chicago Cubs

Wrigley Field, Chicago, IL

Fri Sep 19 2014, 1:24 PM - 4:53 PM CDT

Att. 33,322 - Sunny - 72 F

livebaseballscorecards.com

AB	36
R	5
H	11
RBI	5
BB	3
SO	15
LOB	22

Batter	1	2	3	4	5	6	7	8	9	AB	R	H	RBI	BB	SO	LOB
9 Dee Strange-Gordon, L (1, 4) OBP: 0.332, SLG: 0.381	C FC 86 S FC 84 F CU 76 B FF 89 X CU 76 1-2 ① G4-3		X FC 84 0-0 66 S, 23 HR 1B	B SI 86 F SI 87 X SI 86 1-1 ① F7		B FF 90 B FF 90 X FF 90 2-0 66 CS 1B		X FF 93 0-0 ②③ G4-6-3 1-2f		5	1	2	0	0	0	1
66 Yasiel Puig, R (1, 8) OBP: 0.386, SLG: 0.487	X FC 86 0-0 23 HR 1B		1 SAFE 1 SAFE C CH 82 B FF 87 F CH 81 B SI 90 B FC 85 D CH 83 4-2 23 HR 1-2 BB	S SL 83 B FF 89 B CH 82 X FF 89 2-1 ② F9		1 SAFE B SI 90 C CH 84 B CH 84 B FF 91 X CH 84 3-1 ② 1-2 2B			C FF 97 B SI 97 B SL 86 T FF 97 B SI 98 X SI 98 3-2 ① G4-3	4	2	2	0	1	0	0
23 Adrián González, L (1, 3) OBP: 0.337, SLG: 0.479	C FC 87 B FF 88 B CH 87 1 SAFE X FF 88 2-1 1-H HR		X FF 88 0-0 1-H 2-H HR	C FF 90 X EP 66 0-1 ③ G3		C SL 82 B FF 89 X KC 80 1-1 ③ L7			B SI 97 X FF 97 1-0 ② F7	5	2	2	5	0	0	1
27 Matt Kemp, R (1, 9) OBP: 0.343, SLG: 0.489	F SI 90 B CH 82 F FF 88 B CU 76 X CH 82 2-2 ② G3-1		F CH 81 S CH 82 X CH 84 0-2 10 FC5-4, 13 BB, 33 2B 1B		B FF 90 C FF 89 F CU 74 S FS 80 1-3 ① K		B KC 81 B CH 83 F SI 89 B KC 79 D CH 84 4-1 10 1B, 33 SF9-3-6 BB		B SL 85 F FF 97 S SL 85 B SL 84 S SL 86 2-3 ③ K	4	2	1	0	1	2	0
13 Hanley Ramirez, R (1, 6) OBP: 0.367, SLG: 0.450 72 Miguel Rojas, R (7, 6) OBP: 0.253, SLG: 0.232	B FC 86 B SI 89 B FF 89 D FF 89 4-0 BB		F SI 88 B FC 86 B FC 85 D CH 83 B FF 88 4-1 10 FC5-4 1-2 BB		C FF 89 X FF 89 0-1 33 1B 1B		B FF 89 X FF 89 1-0 ① F9			2 0	0 0	1 0	0 0	2 0	0 0	1 0
10 Justin Turner, R (1, 5) OBP: 0.397, SLG: 0.462	B FF 88 B FC 86 X FF 88 2-0 ③ F9		S FF 89 F SI 89 B FF 90 F FC 86 F FF 90 D CU 76 B FC 85 X CH 81 3-2 ① FC5-4, 33 2B 1-2f 2-3		B CU 73 B FF 89 X FF 88 2-0 ② F8		C FF 89 X KC 79 0-1 33 SF9-3-6 1-3 1B			4	0	1	0	0	0	4
33 Scott Van Slyke, R (1, 7) OBP: 0.379, SLG: 0.520		C FC 86 F FC 84 B CH 80 S FF 88 1-3 ① K	S CH 82 X SI 88 0-1 1-3 3-H 2B		1 SAFE X FF 90 0-0 1-2 1B		B SI 90 B SI 90 B FF 90 F FF 90 X FF 89 3-1 ②③ SF9-3-6 1-2 3-H			3	0	2	2	0	1	0
31 Drew Butera, R (1, 2) OBP: 0.261, SLG: 0.291		C FC 86 B CH 82 X CH 80 1-1 ② G5-3	B SL 80 S FF 89 C FF 89 S SL 83 1-3 ② K		C CU 75 F FF 89 B CU 76 F FS 81 C FF 90 1-3 ③ K			B FF 94 X FF 93 1-0 ① F8		4	0	0	0	0	2	4
55 Roberto Hernandez, R (1, 1) OBP: 0.400, SLG: 0.600 75 Paco Rodriguez, L (6, 1) 7 Alex Guerrero, R (8, PH) OBP: 0.000, SLG: 0.000 64 Danny Coulombe, L (4, 1) 52 Pedro Báez, R (5, 1) 56 J.P. Howell, L (7, 1) 43 Brandon League, R (7, 1) 16 Andre Ethier, L (8, PH) OBP: 0.421, SLG: 0.579 0 Brian Wilson, R (8, 1) 77 Carlos Frías, R (8, 1)		C FC 86 S FF 88 C FF 89 0-3 ③ K	C FF 89 F FF 90 S SL 82 0-3 ③ K		C FF 88 X SI 89 0-1 ① G4-3		B SI 93 B CU 80 B FF 95 F FF 93 C FF 94 F FF 94 D SL 81 4-2 9 G4-6-3 BB		2 0 0 0 0 2 2 0 0 0 0 0 0 0 1 0 0 0 0 0 0 0 0 0 0 0 0 0 0 0 0 0 0 0 0 0 0 0 0 0 0 0 0 0 0 0 0 0 0 0 0 0 0 1 0 0 0 0 0 0 0 0 0 0 0 0 0 0 0 0						
Inning Stats	R: 2 E: 0 K: 0 S: 11 H: 2 LOB: 1 BB: 1 P: 22	R: 0 E: 0 K: 2 S: 8 H: 0 LOB: 0 BB: 0 P: 10	R: 4 E: 0 K: 2 S: 21 H: 4 LOB: 2 BB: 2 P: 33	R: 0 E: 0 K: 0 S: 6 H: 0 LOB: 0 BB: 0 P: 9	R: 0 E: 0 K: 2 S: 11 H: 2 LOB: 2 BB: 0 P: 15	R: 0 E: 0 K: 0 S: 7 H: 2 LOB: 1 BB: 0 P: 13	R: 1 E: 0 K: 0 S: 6 H: 1 LOB: 0 BB: 1 P: 14	R: 0 E: 0 K: 0 S: 5 H: 0 LOB: 0 BB: 1 P: 10	R: 0 E: 0 K: 1 S: 7 H: 0 LOB: 0 BB: 0 P: 13	1B: 7 2B: 3 3B: 0 HR: 2	SF: 1 SAC: 0 DP: 2 HBP: 0					

TOP

Los Angeles Dodgers @ Chicago Cubs

Wrigley Field, Chicago, IL

Sat Sep 20 2014, 12:08 PM - 3:50 PM CDT

Att. 34,334 - Cloudy - 75 F

livebaseballscorecards.com

AB	34
R	7
H	11
RBI	7
BB	5
SO	7
LOB	13

WP: 0 PB: 0 SB: 1 CS: 1 PA: 40

PITCHER		IP	WLS	BF	H	R	ER	SO	BB	IBB	HBP	BLK	WP	HR	S	P	ERA	WHIP
22 Felix Doubront, L ERA: 5.54	(1, 1)	2.1		16	6	6	6	2	3	0	0	0	0	2	34	58	23.14	3.857
33 Carlos Villanueva, R ERA: 4.64	(3, 1)	1.2		5	0	0	0	2	0	0	0	0	0	0	12	16	0.00	0.000
50 Blake Parker, R ERA: 5.68	(5, 1)	1.0		5	2	0	0	2	0	0	0	0	0	0	11	15	0.00	2.000
53 Wesley Wright, L ERA: 3.17	(6, 1)	2.0		8	3	1	1	0	1	0	0	0	0	0	13	27	4.50	2.000
52 Justin Grimm, R ERA: 3.8	(8, 1)	1.0	W	3	0	0	0	0	1	0	0	0	0	0	5	10	0.00	1.000

PITCHER		IP	WLS	BF	H	R	ER	SO	BB	IBB	HBP	BLK	WP	HR	S	P	ERA	WHIP
56 Héctor Rondón, R ERA: 2.58	(9, 1)	1.0	S	3	0	0	0	1	0	0	0	0	0	0	7	13	0.00	0.000

Batter	1	2	3	4	5	6	7	8	9	AB	R	H	RBI	BB	SO	LOB
8 Chris Coghlan, L (1, 7) OBP: 0.349, SLG: 0.449	B SI 88 B SI 89 B SI 90 C FF 90 X SI 89 3-1 HR		B SI 88 C SI 88 X CH 83 1-1 1B		B CH 84 F SI 89 F SI 90 F SL 83 F SL 84 F SI 90 F CH 84 B SI 90 F CH 84 2-2 X SI 91 68 L8-6-4 2B		B SI 84 B KC 77 B SI 85 B SI 84 4-0 44 WP 9 G1-3 44 1B BB	1 SAFE S SL 85 C SL 85 B SL 86 X CH 85 1-2 1-H HR		4	3	4	3	1	0	0
9 Javier Báez, R (1, 6) OBP: 0.228, SLG: 0.350	C SI 89 B SI 90 B CH 84 S SI 89 F SI 90 B FF 90 F SI 89 F SI 90 S CH 83 3-3 K ① 1-2		X SI 88 0-0 F9 ① 1-2		B SI 90 B CH 83 S SI 90 B SI 89 T SI 89 F SI 88 B CH 82 4-2 BB		B SI 85 B SI 86 X SI 85 2-0 G1-3 ① 1-2	C CU 74 S SL 87 F CU 78 X SL 86 0-2 P4 ② 1-2		4	0	0	0	1	1	2
44 Anthony Rizzo, L (1, 3) OBP: 0.380, SLG: 0.520	F FF 90 C SI 90 B SI 89 B CH 83 X CH 84 2-2 68 G6-3 1B		B SI 90 S CH 83 1 SAFE F SI 89 F SI 90 F SL 84 B SI 89 S CH 81 2-3 K ② 2-H		S CH 84 B SL 85 S CH 85 S CH 85 1-3 K ① 2-H		C SI 85 B KC 79 X KC 79 1-1 24 F9 30 1B 7 HR 2-H 1B	F CU 73 B CH 87 B CU 77 C SL 87 H CU 79 3-2 21 1B HBP		4	1	2	1	0	2	3
68 Jorge Soler, R (1, 9) 53 Wesley Wright, R (6, 1) 30 Mike Olt, R (7, PH) OBP: 0.247, SLG: 0.359 52 Justin Grimm, R (8, 1) 21 Junior Lake, R (8, PH) OBP: 0.249, SLG: 0.355 56 Hector Rondón, R (9, 1)	C SI 90 B SI 90 B CH 82 C SI 90 F SI 90 B SI 89 F CH 81 X CH 84 3-2 G6-3 ② 1-2		X CH 83 0-0 L6 ③		T CH 85 B SL 84 S SL 84 B SL 84 X CH 86 2-2 L8-6-4 ② ③ 2-2		B SI 85 B SI 86 X SI 86 2-0 7 HR 1-2 1B	B SL 86 S SL 87 B SL 88 F SL 88 X CU 76 2-2 1-2 1B		3 0 1 0 1 0	0 0 1 0 0 0	0 0 1 0 0 0	0 0 0 0 0 0	0 0 0 0 0 0	0 0 0 0 0 0	4 0 0 0 0 0
24 Luis Valbuena, L (1, 5) OBP: 0.335, SLG: 0.441	B FF 90 B SI 91 C SI 90 B SL 85 B SI 90 4-1 BB		S SL 85 B SI 90 X CH 83 1-1 45 2B 2B			B FF 91 B FF 89 B FF 90 B FF 90 4-1 7 WP BB	B SI 86 B SI 86 C SI 86 F SI 86 D KC 78 F SI 86 X SI 86 3-2 F9 ② 2-3	C SI 93 F SI 92 B FF 92 D FC 88 S FC 89 2-3 K ③		3	1	1	0	2	1	4
7 Arismendy Alcántara, S (1, 8) OBP: 0.267, SLG: 0.377	F CH 82 S CH 83 X CH 82 0-2 F9 ③			B SL 84 S CH 82 S CH 83 S CH 84 1-3 K ①		B KC 72 F FF 89 D SL 84 F SL 85 B KC 80 B SL 86 4-2 1-3 BB	C KC 78 D KC 77 B KC 78 X SI 86 2-1 1-H 3-H HR			3	1	1	3	1	1	3
45 Logan Watkins, L (1, 4) OBP: 0.271, SLG: 0.345 4 Chris Valaika, R (6, PH) OBP: 0.286, SLG: 0.355 (7, 4)		B CH 84 B CH 83 F SI 89 F SI 90 X CH 84 2-2 G4-3 ①		X CH 83 0-0 2-H 2B		X SI 92 0-0 F9 ①	B SL 87 X SI 94 1-0 G6-3 ③			2 2	0 0	1 0	1 0	0 0	0 0	0 2
12 John Baker, L (1, 2) OBP: 0.274, SLG: 0.235		B FF 90 B SI 90 S SI 89 X SI 90 2-1 L7 ②		B SI 90 B SI 89 X SI 90 2-0 G6-3 ②		B SI 92 F FF 93 B SI 92 F FF 92 B FF 92 S FF 93 3-3 K ②		X SL 84 0-0 41 FC3-6 1B		4	0	1	0	0	1	3
22 Felix Doubront, L (1, 1) OBP: 0.250, SLG: 0.143 33 Carlos Villanueva, R (3, 1) 61 Ryan Kalish, L (4, PH) OBP: 0.294, SLG: 0.342 50 Blake Parker, R (5, 1) 41 Matt Szczur, R (6, 9) OBP: 0.304, SLG: 0.346		S SI 90 C SI 91 S CH 84 0-3 K ③		X CH 82 0-0 G3 ③		C FF 92 F FF 93 B FF 93 F SL 84 B FF 92 X FF 92 2-2 P4 ③		X SL 86 0-0 FC3-6 ① 8 HR 1-2f		1 0 1 0 2	0 0 0 0 1	0 0 0 0 0	0 0 0 0 0	0 0 0 0 0	1 0 0 0 0	0 0 1 0 3
Inning Stats	R: 1 H: 2 E: 0 LOB: 2 K: 1 BB: 1 S: 20 P: 35	R: 0 H: 0 E: 0 LOB: 0 K: 1 BB: 0 S: 8 P: 12	R: 0 H: 1 E: 0 LOB: 1 K: 1 BB: 0 S: 9 P: 12	R: 1 H: 2 E: 0 LOB: 1 K: 1 BB: 0 S: 8 P: 12	R: 0 H: 1 E: 0 LOB: 1 K: 1 BB: 1 S: 17 P: 26	R: 0 H: 0 E: 0 LOB: 2 K: 1 BB: 2 S: 11 P: 24	R: 4 H: 3 E: 0 LOB: 0 K: 0 BB: 1 S: 11 P: 26	R: 2 H: 3 E: 0 LOB: 2 K: 1 BB: 0 S: 17 P: 25		1B: 6 SF: 0 2B: 4 SAC: 0 3B: 0 DP: 1 HR: 3 HBP: 1						

PITCHER		IP	WLS	BF	H	R	ER	SO	BB	IBB	HBP	BLK	WP	HR	S	P	ERA	WHIP
55 Roberto Hernandez, R ERA: 4.08	(1, 1)	4.0		20	6	2	2	4	2	0	0	0	0	1	56	88	4.50	2.000
75 Paco Rodríguez, L ERA: 3.55	(5, 1)	1.0		2	0	0	0	1	0	0	0	0	0	0	6	9	0.00	0.000
64 Danny Coulombe, L ERA:	(6, 1)	0.0		2	0	0	0	0	2	0	0	0	1	0	3	11	∞	∞
52 Pedro Báez, R ERA: 1.69	(6, 1)	1.0	H	3	0	0	0	1	0	0	0	0	0	0	8	13	0.00	0.000
56 J.P. Howell, L ERA: 2.27	(7, 1)	0.2		6	3	4	4	0	1	0	0	0	1	1	10	24	54.00	6.000

PITCHER		IP	WLS	BF	H	R	ER	SO	BB	IBB	HBP	BLK	WP	HR	S	P	ERA	WHIP
43 Brandon League, R ERA: 2.7	(7, 1)	0.1	H	1	0	0	0	0	0	0	0	0	0	0	1	2	0.00	0.000
0 Brian Wilson, R ERA: 4.86	(8, 1)	0.2	L	6	3	2	2	0	0	0	1	0	0	1	14	20	27.00	4.500
77 Carlos Frías, R ERA: 6.49	(8, 1)	0.1		1	0	0	0	1	0	0	0	0	0	0	3	5	0.00	0.000

BOTTOM

Los Angeles Dodgers @ Chicago Cubs

Wrigley Field, Chicago, IL

Sat Sep 20 2014, 12:08 PM - 3:50 PM CDT

Att. 34,334 - Cloudy - 75 F

livebaseballscorecards.com

AB	35
R	8
H	12
RBI	8
BB	5
SO	7
LOB	25

WP: 3 PA: 41
PB: 0
SB: 0
CS: 0

Batter	1	2	3	4	5	6	7	8	9	AB	R	H	RBI	BB	SO	LOB
9 Dee Strange-Gordon, L (1, 4) OBP: 0.329, SLG: 0.378	F FF 91 X FF 92 0-1 B5-3	C SI 90 F FF 91 F FF 90 B CH 88 F FF 92 F FC 84 X FF 91 1-2 L3 2-3			B CU 73 F SI 91 B SI 92 X SI 90 2-1 F7	F FF 92 C FF 91 C FF 93 0-3 K		B FF 90 F FF 89 X SI 90 1-1 F8		5	0	0	0	0	1	3
66 Yasiel Puig, R (1, 8) OBP: 0.386, SLG: 0.486	F FF 92 B SI 93 F SI 92 B FC 86 F FC 88 X FF 94 2-2 23 2B 1B		X SI 92 0-0 23 G3-1 23 PB 27 HR 1B		C SI 92 B SI 91 S CH 84 B SI 93 S SI 93 2-3 K 23 S 27 1B		B FF 90 B FC 89 C FC 89 X CH 82 2-1 E6 23 1B 27 1B	B FF 91 1 SAFE F FF 91 X FF 91 1-1 G6-3		5	4	2	0	0	1	1
23 Adrián González, L (1, 3) OBP: 0.338, SLG: 0.480	X FF 91 0-0 27 F9 13 2B 1-H 2B		C CU 74 F FF 91 B FF 90 1 SAFE F SI 90 B SI 91 F CH 84 B SI 90 F CU 77 3-2 X CU 77 G3-1 1-3		1 SAFE B CU 76 F FF 91 D CU 75 1 SAFE B SI 90 F SI 91 S CU 77 3-3 K 1-2		X CU 76 0-0 13 G1-3 27 1B 2-3 1B		X SI 90 0-0 G4-3	5	1	2	1	0	1	2
27 Matt Kemp, R (1, 9) OBP: 0.347, SLG: 0.498	B FC 86 B FC 86 S CU 75 X SI 92 2-1 F9 2-3		X SI 92 0-0 HR 3-H		B CU 74 X CU 75 1-0 2-H 1B		D FC 89 F FC 87 B FF 91 F FC 89 X CH 82 2-2 13 G1-3 1-2 3-H 1B		C SI 91 S SL 82 X SI 92 0-2 72 FC3-6 1B	5	1	4	4	0	0	1
13 Hanley Ramirez, R (1, 6) OBP: 0.368, SLG: 0.452 72 Miguel Rojas, R (7, 6) OBP: 0.252, SLG: 0.230	B SI 92 C SI 92 F FF 93 B FF 93 D FC 88 X CU 79 3-2 3-H 2B		C FC 84 B SI 91 B SI 90 X SI 91 2-1 3 F7-6-3 1B		X SI 89 0-0 F8		B FF 91 F FF 91 X CH 82 1-1 G1-3 1-2 2-3		B SI 92 F SI 92 X SI 93 1-1 FC3-6 3 1B 5 1B 1-2f	4 1	0 1	2 0	1 0	0 0	0 0	3 1
3 Carl Crawford, L (1, 7) OBP: 0.329, SLG: 0.413	B FF 92 X SI 91 1-0 F7		B SI 90 F CH 84 X SI 89 1-1 F7-6-3 1-1			S FF 91 B FF 92 S SL 83 C SL 84 1-3 K	F FF 91 B FF 90 B FF 89 F FC 89 F FF 91 X CH 83 2-2 5 G6-4-3 1B		X SI 92 0-0 5 1B 1-3 1B	5	0	2	0	0	1	2
5 Juan Uribe, R (1, 5) OBP: 0.337, SLG: 0.442		C SI 90 B CH 83 B FC 85 C SI 92 B CH 84 X SI 92 3-2 G6-3		B CU 74 B CU 76 B SI 90 X SI 89 3-0 F9		B FF 91 F FF 90 C FF 91 B FF 93 F SL 84 X FF 92 2-2 33 2B 2B	C FF 91 B FC 89 X FF 89 1-1 G6-4-3 1-2f		S SL 81 X SL 82 0-1 1-2 3-H 1B	5	1	2	1	0	0	3
17 A.J. Ellis, R (1, 2) OBP: 0.326, SLG: 0.260		B SI 91 F FF 91 X SI 91 1-1 9 WP 28 SH1-4 1B		C FF 89 B FC 84 X FC 83 1-1 L8		S FF 91 B FF 91 S FF 91 X FF 92 1-2 F7		C FF 90 C SL 82 C SL 82 0-3 K	F FF 93 B SL 82 F SI 93 X SI 93 1-2 G5-3	5	0	1	0	0	1	3
28 Jamey Wright, R (1, 1) 77 Carlos Frías, R (3, 1) 33 Scott Van Slyke, R (6, PH) OBP: 0.382, SLG: 0.528 54 Chris Perez, R (6, 1) 75 Paco Rodríguez, L (7, 1) 65 Joc Pederson, L (8, PH) OBP: 0.393, SLG: 0.150 52 Pedro Báez, R (8, 1) 74 Kenley Jansen, S (9, 1)		C SI 89 X CH 88 0-1 SH1-4 1-2		B FF 90 M FF 89 F FC 85 S CU 77 1-3 K		C FF 92 C FF 91 B FF 90 D SL 83 B FF 92 X SL 82 3-2 2-H 2B		C CH 85 F SL 86 F SL 84 B SI 90 B SL 82 F FF 91 B CH 84 F SI 91 B FF 90 4-2 BB		0 1 1 0 0 0 0 0 0	0 0 0 0 0 0 0 0 0	0 0 1 0 0 0 0 0 0	0 0 1 0 0 0 0 0 0	0 1 0 0 0 1 0 0 0	0 0 0 0 0 0 0 0 0	0 0 0 0 0 0 0 0 0
Inning Stats	R: 2 E: 0 K: 0 S: 13 H: 3 LOB: 1 BB: 0 P: 21	R: 0 E: 0 K: 0 S: 13 H: 1 LOB: 1 BB: 0 P: 18	R: 2 E: 0 K: 0 S: 12 H: 3 LOB: 0 BB: 0 P: 18	R: 0 E: 0 K: 1 S: 7 H: 0 LOB: 0 BB: 0 P: 12	R: 1 E: 0 K: 2 S: 10 H: 1 LOB: 1 BB: 0 P: 18	R: 1 E: 0 K: 2 S: 16 H: 2 LOB: 1 BB: 0 P: 23	R: 1 E: 1 K: 0 S: 14 H: 3 LOB: 2 BB: 0 P: 22	R: 0 E: 0 K: 1 S: 12 H: 0 LOB: 1 BB: 1 P: 18	R: 1 E: 0 K: 0 S: 12 H: 3 LOB: 2 BB: 0 P: 14	1B: 11 2B: 5 3B: 0 HR: 1	SF: 0 SAC: 1 DP: 2 HBP: 0	WP: 1 PB: 2 SB: 1 CS: 0	PA: 44			

PITCHER		IP	WLS	BF	H	R	ER	SO	BB	IBB	HBP	BLK	WP	HR	S	P	ERA	WHIP
38 Jacob Turner, R ERA: 6.25	(1, 1)	5.0	L	23	8	5	4	3	0	0	0	0	1	1	55	87	7.20	1.600
59 Zac Rosscup, L ERA: 10.22	(6, 1)	1.0		5	2	1	1	2	0	0	0	0	0	0	16	23	9.00	2.000
11 Kyuji Fujikawa, R ERA: 4.85	(7, 1)	1.0		6	3	1	0	0	0	0	0	0	0	0	14	22	0.00	3.000
19 Dan Straily, R ERA: 6.88	(8, 1)	1.0		4	0	0	0	1	1	0	0	0	0	0	12	18	0.00	1.000
63 Brian Schlitter, R ERA: 4.23	(9, 1)	1.0		6	3	1	1	0	0	0	0	0	0	0	12	14	9.00	3.000

PITCHER	IP	WLS	BF	H	R	ER	SO	BB	IBB	HBP	BLK	WP	HR	S	P	ERA	WHIP

TOP

Los Angeles Dodgers @ Chicago Cubs

Wrigley Field, Chicago, IL

Sun Sep 21 2014, 1:23 PM - 5:07 PM CDT

Att. 31,933 - Cloudy - 61 F

livebaseballscorecards.com

AB	42
R	8
H	16
RBI	8
BB	1
SO	6
LOB	19

BOTTOM

Los Angeles Dodgers @ Chicago Cubs

Wrigley Field, Chicago, IL

Sun Sep 21 2014, 1:23 PM - 5:07 PM CDT

Att. 31,933 - Cloudy - 61 F

livebaseballscorecards.com

Batter	1	2	3	4	5	6	7	8	9	AB	R	H	RBI	BB	SO	LOB
8 Chris Coghlan, L (1, 7) OBP: 0.350, SLG: 0.451	C FC 87 B FC 88 F CH 83 S CU 79 1-3 ① K	C CH 84 C FC 88 X CU 80 0-2 1-2 2-H 1B		B CU 78 S SI 93 F CH 88 C FC 89 1-3 ③ K		B SI 94 F FF 94 S CH 89 B FF 94 S FF 94 2-3 ③ K			F FC 91 F FC 92 F FC 94 F FF 94 X FC 94 0-2 1-3 2B	5	0	2	1	0	3	0
9 Javier Báez, R (1, 6) OBP: 0.233, SLG: 0.348	B SI 90 B SI 90 C FC 86 F SI 91 B CU 79 X FC 88 3-2 24 BB 1B	S FC 88 B FC 88 B SI 92 F FC 89 F CU 79 X SL 83 2-2 ③ L5			B FF 95 B FC 88 B FC 89 B FF 94 4-0 44 BB 24 1B BB		B FF 93 B SI 92 C FF 94 C FF 92 F FF 92 F SL 84 X FF 93 2-2 ① F9		S FC 93 S FC 94 F FC 94 C FC 94 0-3 ① K	4	1	1	0	1	1	4
44 Anthony Rizzo, L (1, 3) OBP: 0.379, SLG: 0.516	C FC 89 F FC 89 S CU 78 0-3 ② K		C FC 87 B CH 86 B SI 92 X SI 91 2-1 ① G4-3		B CH 91 C CH 90 B SI 93 B SI 92 B FC 90 4-1 24 1B 1-2 5 WP BB		B CH 85 C CH 86 C CH 85 B SI 87 X CU 79 2-2 ② L8		F FC 93 F FC 94 X FC 95 0-2 ② G5-3	4	1	0	0	1	1	3
24 Luis Valbuena, L (1, 5) OBP: 0.338, SLG: 0.443	B SI 90 B FC 88 F FC 87 1 SAFE B FC 87 B FC 88 4-1 1-2 BB		C SI 93 B SI 92 S CH 86 X FF 94 1-2 7 2B 2B		C SI 93 X CH 88 0-1 5 WP 1-3 2-H 1B		C FF 86 B CU 77 B SI 87 B SL 85 C SL 83 S SL 86 3-3 ③ K		B FC 96 C FC 94 F FC 94 S FC 94 1-3 ③ K	4	1	2	1	1	2	2
5 Welington Castillo, R (1, 2) OBP: 0.298, SLG: 0.389	X SI 90 0-0 ③ G3-1		B SI 93 B FF 93 C FC 89 F FC 87 X FC 88 2-2 ② P4		B SI 92 T FF 95 B FF 95 C FC 89 X FC 88 2-2 ① G1-3 1-2 3-H			B FF 92 B FF 91 C FF 91 F FF 92 F FF 95 B SL 86 F FF 93 X FF 94 3-2 HR		4	1	1	1	0	0	4
7 Arismendy Alcántara, S (1, 8) OBP: 0.267, SLG: 0.379		C FC 87 B CH 83 C FC 88 B CU 78 F CU 79 C FC 89 2-3 ① K	B CH 86 B SI 92 F CH 87 B SI 92 X CH 87 3-1 2-H 2B		S SI 93 S SI 93 F FC 90 S SI 93 0-3 ② K			B CH 90 B CH 85 X FF 93 2-0 ① P3		4	0	1	1	0	2	1
4 Chris Valaika, R (1, 4) OBP: 0.285, SLG: 0.345		B SI 90 F SI 88 S FC 88 B CU 80 B SI 90 B SI 90 4-2 41 FC6-4 BB	C FF 93 S FF 93 S FF 94 0-3 ③ K		F FF 94 B FF 94 S FC 89 F FF 94 F FC 88 D FC 89 B FF 94 S FC 90 3-3 ③ K			F FF 92 B FF 92 F FF 93 F FF 93 F SL 85 B FF 92 X FF 91 2-2 ② F8		3	0	0	0	1	2	2
41 Matt Szczur, R (1, 9) OBP: 0.293, SLG: 0.333 61 Ryan Kalish, L (6, PH) OBP: 0.289, SLG: 0.336 (7, 9)		C SI 91 B FC 88 X FC 89 1-1 ② FC6-4 38 1B 8 1B 1-2f		F FC 88 B FF 93 F FC 88 S FC 88 1-3 ① K		B SI 92 F FF 93 F SI 93 X SL 86 1-2 ① L6		B SI 91 F FF 92 F FF 92 F FF 93 X CH 86 1-2 ③ G4-3		2	1	0	0	0	1	1
										2	0	0	0	0	0	0
38 Jacob Turner, R (1, 1) OBP: 0.227, SLG: 0.286 59 Zac Rosscup, R (6, 1) 45 Logan Watkins, L (6, PH) OBP: 0.267, SLG: 0.339 11 Kyuji Fujikawa, L (7, 1) 19 Dan Straily, R (8, 1) 63 Brian Schlitter, R (9, 1) OBP: 1.000, SLG: 1.000 51 Raffy Lopez, L (9, PH) OBP: 0.300, SLG: 0.143		C SI 89 C SI 89 X SI 90 0-2 8 1B 1-2 1B		X SI 93 0-0 ② G5-3		B SL 84 S FF 94 B FF 93 S FF 92 B SL 84 F FF 94 C FF 93 3-3 ② K			B FC 91 S FC 90 S FC 92 B FC 93 F FC 91 B FC 90 B FC 92 4-2 8 2B BB	2	0	1	0	0	0	0
										0	0	0	0	0	0	0
										1	0	0	0	0	1	0
										0	0	0	0	0	0	0
										0	0	0	0	0	0	0
										0	0	0	0	0	0	0
										0	0	0	0	1	0	0
Inning Stats	R: 0 E: 0 K: 2 S: 11 H: 1 LOB: 2 BB: 1 P: 19	R: 1 E: 0 K: 1 S: 18 H: 2 LOB: 2 BB: 1 P: 27	R: 1 E: 0 K: 1 S: 13 H: 2 LOB: 1 BB: 0 P: 21	R: 0 E: 0 K: 2 S: 7 H: 0 LOB: 0 BB: 0 P: 9	R: 2 E: 0 K: 2 S: 15 H: 1 LOB: 1 BB: 2 P: 28	R: 0 E: 0 K: 2 S: 10 H: 0 LOB: 0 BB: 0 P: 16	R: 0 E: 0 K: 1 S: 11 H: 0 LOB: 0 BB: 0 P: 18	R: 1 E: 0 K: 0 S: 15 H: 1 LOB: 0 BB: 0 P: 23	R: 0 E: 0 K: 2 S: 18 H: 1 LOB: 2 BB: 1 P: 23	1B: 4 2B: 3 3B: 0 HR: 1 SF: 0 SAC: 0 DP: 0 HBP: 0						

AB	35
R	5
H	8
RBI	4
BB	5
SO	13
LOB	17

WP: 1 PB: 0 SB: 0 CS: 0 PA: 40

PITCHER		IP	WLS	BF	H	R	ER	SO	BB	IBB	HBP	BLK	WP	HR	S	P	ERA	WHIP
28 Jamey Wright, R ERA: 4.3	(1, 1)	2.0		11	3	1	1	3	2	0	0	0	0	0	29	46	4.50	2.500
77 Carlos Frías, R ERA: 6.75	(3, 1)	3.0		14	3	3	3	5	2	0	0	0	1	0	35	58	9.00	1.667
54 Chris Perez, R ERA: 4.27	(6, 1)	1.1	W	4	0	0	0	2	0	0	0	0	0	0	15	23	0.00	0.000
75 Paco Rodríguez, L ERA: 3.38	(7, 1)	0.2	H	2	0	0	0	1	0	0	0	0	0	0	6	11	0.00	0.000
52 Pedro Báez, R ERA: 2.01	(8, 1)	1.0	H	4	1	1	1	0	0	0	0	0	0	1	15	23	9.00	1.000

PITCHER		IP	WLS	BF	H	R	ER	SO	BB	IBB	HBP	BLK	WP	HR	S	P	ERA	WHIP
74 Kenley Jansen, R ERA: 2.89	(9, 1)	1.0	S	5	1	0	0	2	1	0	0	0	0	0	18	23	0.00	2.000

St. Louis Cardinals @ Chicago Cubs

Wrigley Field, Chicago, IL

Mon Sep 22 2014, 7:07 PM - 10:06 PM CDT

Att. 28,893 - Clear - 59 F

TOP

livebaseballscorecards.com

Batter	1	2	3	4	5	6	7	8	9	AB	R	H	RBI	BB	SO	LOB
13 Matt Carpenter, L (1, 5) OBP: 0.372, SLG: 0.375	C FF 88 T FC 85 B FF 88 S FC 86 1-3 ① K		B FF 87 B FC 84 C FC 84 C FF 88 F FC 84 S SL 77 2-3 ③ K		B CU 71 B FF 87 C FF 86 B FF 88 B FC 85 4-1 15 F8 7 1B BB	B FF 90 C FF 91 B CU 75 X FF 90 2-1 2B		B FF 87 C FF 89 S SL 82 B FF 88 S SI 88 2-3 ③ K		4	1	1	0	1	3	2
15 Randal Grichuk, R (1, 9) OBP: 0.283, SLG: 0.421	C FF 88 C SL 79 B FF 88 X FC 86 1-2 ② F8			C CU 71 S CH 76 F FF 88 X CH 78 0-2 7 1B 27 2B 1B	B FF 88 F SI 88 B FC 84 S SI 87 X FC 83 2-2 ① F8 1-2	S FF 90 B FF 90 D CU 77 F FF 90 X CU 77 2-2 ③ P3			S SI 96 X SI 95 0-1 33 BB 1B	5	1	2	0	0	0	2
7 Matt Holliday, R (1, 7) OBP: 0.372, SLG: 0.440 8 Peter Bourjos, R (8, 8) OBP: 0.300, SLG: 0.359	C FF 90 C FF 90 B FC 87 X CH 79 1-2 ③ P3			B FF 87 X SI 87 1-0 27 2B 4 E 1B 1-2	X CH 77 0-0 4 G6-3 27 BB 32 1B 1B 2-H		B SI 88 B SI 87 C SI 86 F FF 85 B FF 89 S FF 89 3-3 ① K		C SL 81 S SI 95 D SL 84 B SI 96 X SI 95 2-2 ① F8	4 1	2 0	2 0	1 0	0 0	1 0	0 1
27 Jhonny Peralta, R (1, 6) OBP: 0.337, SLG: 0.445 33 Daniel Descalso, L (9, PH) OBP: 0.337, SLG: 0.314 (9, 4)		B FF 88 B SI 88 B FF 88 C FF 86 F SI 88 F FF 89 S FC 86 3-3 ① K		B SI 86 B FF 87 D FC 84 F FF 89 X SI 88 3-1 4 E 19 1B 2B 1-3 2-H	B SI 87 B FF 87 B FC 82 B FF 87 4-0 4 G6-3 32 1B BB 1-2		C CU 70 X FF 89 0-1 ② G4-3		B SL 82 B SI 95 B SI 94 C SI 95 B SI 94 4-1 BB 1-2	3 0	2 0	1 0	1 0	1 1	1 0	0 0
4 Yadier Molina, R (1, 2) OBP: 0.335, SLG: 0.391 48 Tony Cruz, R (9, PH) OBP: 0.276, SLG: 0.265 (9, 2)		B FF 89 F SI 89 B CH 79 C FC 86 X FC 86 2-2 ② L9		F SL 76 B SI 89 X SI 89 1-1 E9 19 1B 1B 2-3 3-H	C FC 85 B SI 89 C FC 84 F FC 84 F CH 75 B FF 88 B FC 85 X FC 84 3-2 ② G6-3 1-2 2-3		C CH 79 B CU 74 F FF 88 X SI 89 1-2 ③ G6-3		B SI 94 C SI 94 X SI 95 1-1 ② F3	4 1	1 0	1 0	1 0	0 0	0 0	2 2
32 Matt Adams, L (1, 3) OBP: 0.320, SLG: 0.459		F FF 89 S SL 80 B SL 79 F FF 90 B SL 78 F FC 85 B FF 89 C FC 86 3-3 ③ K		F FC 84 S SL 78 S SL 77 0-3 ① K2-3	F C 85 B FC 83 F FF 88 X FC 84 2-1 2-H 3-H 1B			S CH 77 X CU 75 0-1 19 1B 2B	X SI 95 0-0 ③ G6-3	5	1	2	2	0	2	4
19 Jon Jay, L (1, 8) OBP: 0.377, SLG: 0.383 (8, 7)			B FF 87 X FF 87 1-0 ① F8	X SL 78 0-0 38 G1 2-H 3-H 1B	B FF 88 F FF 88 F FC 85 C FC 84 1-3 ③ K			C SL 80 B SI 88 X CH 81 1-1 2-H 1B		4	0	2	3	0	1	1
38 Pete Kozma, R (1, 4) OBP: 0.391, SLG: 0.400 (9, 6)			C FF 87 C SI 88 B FC 84 F FF 89 B FF 88 X FC 85 2-2 2B	C FF 88 F SI 88 F FF 88 B FF 88 X CH 77 1-2 ② G1 2-3		B FF 90 C FF 90 C FF 89 X FF 90 1-2 ① L8		X SI 86 0-0 ① L6		4	0	1	0	0	0	2
50 Adam Wainwright, R (1, 1) OBP: 0.213, SLG: 0.222 18 Oscar Taveras, L (8, PH) OBP: 0.280, SLG: 0.318 71 Sam Freeman, R (8, 1) 36 Randy Choate, L (9, 1)			F FF 88 F FF 88 C SL 77 0-3 ② K	C FC 84 C FF 89 F FC 84 C FF 89 0-3 ③ K		B FF 90 F FF 89 C FF 90 S CU 75 1-3 ② K		B CU 74 B SI 87 X SI 87 2-0 ② L8		3 1 0 0	0 0 0 0	0 0 0 0	0 0 0 0	3 0 0 0	2 1 0 0	2 1 0 0
Inning Stats	R: 0 E: 0 K: 1 S: 9 H: 0 LOB: 0 BB: 0 P: 12	R: 0 E: 0 K: 2 S: 12 H: 0 LOB: 0 BB: 0 P: 20	R: 0 E: 0 K: 2 S: 12 H: 1 LOB: 1 BB: 0 P: 17	R: 4 E: 1 K: 2 S: 21 H: 5 LOB: 1 BB: 0 P: 27	R: 3 E: 0 K: 1 S: 15 H: 2 LOB: 1 BB: 2 P: 31	R: 0 E: 0 K: 1 S: 11 H: 1 LOB: 1 BB: 0 P: 17	R: 0 E: 0 K: 1 S: 8 H: 0 LOB: 0 BB: 0 P: 12	R: 1 E: 0 K: 1 S: 9 H: 2 LOB: 1 BB: 0 P: 14	R: 0 E: 0 K: 0 S: 9 H: 1 LOB: 2 BB: 1 P: 16	1B: 8 2B: 4 3B: 0 HR: 0 SF: 0 SAC: 0 DP: 0 HBP: 0						

AB	39
R	8
H	12
RBI	8
BB	3
SO	11
LOB	19

WP: 0 PB: 0 SB: 0 CS: 0 PA: 42

PITCHER	IP	WLS	BF	H	R	ER	SO	BB	IBB	HBP	BLK	WP	HR	S	P	ERA	WHIP
37 Travis Wood, L (1, 1) ERA: 5.03	5.0	L	25	8	7	6	8	2	0	0	0	0	0	69	107	10.80	2.000
50 Blake Parker, R (6, 1) ERA: 5.4	1.0		4	1	0	0	1	0	0	0	0	0	0	11	17	0.00	1.000
33 Carlos Villanueva, R (7, 1) ERA: 4.64	2.0		8	2	1	1	2	0	0	0	0	0	0	17	26	4.50	1.000
47 Arodys Vizcaíno, R (9, 1) ERA: 5.4	1.0		5	1	0	0	0	1	0	0	0	0	0	9	16	0.00	2.000

PITCHER	IP	WLS	BF	H	R	ER	SO	BB	IBB	HBP	BLK	WP	HR	S	P	ERA	WHIP

Batter	1	2	3	4	5	6	7	8	9	AB	R	H	RBI	BB	SO	LOB
8 Chris Coghlan, L (1, 7) OBP: 0.349, SLG: 0.447	B CU 72 S SI 90 C CU 73 B SI 91 X FC 87 2-2 ① G6-3		B FC 86 C CU 75 F FF 91 F CU 72 F FF 90 B CU 76 X FC 85 2-2 ③ G4-3			S FC 85 X CU 74 0-1 ② F8		C SL 86 B FF 95 S SL 86 B FF 96 D SL 84 B FF 93 4-2 9 G6-4-3 1-2 BB		3	0	0	0	1	0	0
9 Javier Báez, R (1, 6) OBP: 0.228, SLG: 0.340	B SI 91 S FC 86 F FC 87 S CU 77 1-3 ② K			B SI 88 C CU 75 B FC 86 X FC 84 2-1 ① P3		C SI 89 B FC 87 S CU 74 S CU 76 1-3 ③ K		C SI 94 B FS 85 X FS 84 1-1 ②③ G6-4-3 1-2f		4	0	0	0	0	2	2
44 Anthony Rizzo, L (1, 3) OBP: 0.378, SLG: 0.516	C SI 90 S CU 74 X SI 91 0-2 2B			B FF 89 C CU 74 C FC 82 B CU 76 X CU 75 2-2 ② G3-1			C FC 85 S FC 83 F CU 75 B CU 69 B FF 89 X FF 90 2-2 ① P4		B SL 74 B SI 83 B SI 83 C SI 83 C SI 84 X SI 83 3-2 ① L8	4	0	1	0	0	0	0
68 Jorge Soler, R (1, 9) OBP: 0.373, SLG: 0.676	B FC 85 X FC 86 1-0 ③ F9			C CU 73 F FC 85 F CU 75 B SI 90 C SI 90 1-3 ③ K			C CU 72 F FC 84 B CU 75 S CU 76 1-3 ② K		B SI 83 C SL 75 X SI 83 1-1 24 G4-6-3 1B	4	0	1	0	0	2	1
24 Luis Valbuena, L (1, 5) OBP: 0.339, SLG: 0.443		B SI 88 B CU 73 B FC 86 C FF 89 S FF 89 S FF 91 3-3 ① K			B CU 71 B SI 88 B SI 88 B FC 86 4-0 BB		C SI 90 B FC 84 S CU 75 B FF 90 B CU 77 X FF 90 3-2 5 1B		C SI 83 B SI 83 X SI 82 1-1 ②③ G4-6-3 1-2f	3	0	1	0	1	1	1
5 Welington Castillo, R (1, 2) OBP: 0.299, SLG: 0.389		F FC 86 B CU 74 X SI 89 1-1 ② G4-3			B SI 88 B CU 74 B SI 90 C SI 87 X SI 88 3-1 ① F8		X FC 85 0-0 1-2 1B			3	0	1	0	0	0	1
7 Arismendy Alcántara, S (1, 4) OBP: 0.264, SLG: 0.375		C CU 73 S CU 74 B SI 90 B CU 76 S CU 76 2-3 ③ K			B SI 89 C FC 84 C CU 74 F CU 75 F FC 84 S FC 89 1-3 ② K		X FC 85 0-0 ③ G4-3			3	0	0	0	0	2	3
61 Ryan Kalish, L (1, 8) OBP: 0.285, SLG: 0.330 41 Matt Szczur, R (8, PH) OBP: 0.288, SLG: 0.327 (9, 8)			C FC 86 B FC 88 S FF 89 B FC 82 B CU 75 F FC 87 F FF 91 C FF 90 3-3 ① K		F FC 86 F CU 74 B SI 89 X CU 75 1-2 ③ F8			B SI 93 X SI 94 1-0 ① G4-3		2 1	0 0	0 0	0 0	0 0	1 0	1 0
37 Travis Wood, R (1, 1) OBP: 0.271, SLG: 0.429 50 Blake Parker, R (6, 1) 45 Logan Watkins, L (6, PH) OBP: 0.262, SLG: 0.333 33 Carlos Villanueva, R (7, 1) 30 Mike Olt, R (8, PH) OBP: 0.250, SLG: 0.359 47 Arodys Vizcaíno, R (9, 1)			B FC 86 B FC 87 X FC 86 2-0 ② F9			C FC 83 X CU 72 0-1 ① G6-3		B SI 93 S FS 84 B SI 94 B SI 94 S SI 93 B SI 94 4-2 8 BB BB		1 0 1 0 0 0	0 0 0 0 0 0	0 0 0 0 0 0	0 0 0 0 0 0	0 0 0 0 1 0	0 0 0 0 0 0	0 0 0 0 0 0
Inning Stats	R: 0 E: 0 K: 1 S: 10 H: 1 LOB: 1 BB: 0 P: 14	R: 0 E: 0 K: 2 S: 8 H: 0 LOB: 0 BB: 0 P: 14	R: 0 E: 0 K: 1 S: 11 H: 0 LOB: 0 BB: 0 P: 18	R: 0 E: 0 K: 1 S: 9 H: 0 LOB: 0 BB: 0 P: 14	R: 0 E: 0 K: 1 S: 10 H: 0 LOB: 1 BB: 1 P: 19	R: 0 E: 0 K: 1 S: 7 H: 0 LOB: 0 BB: 0 P: 8	R: 0 E: 0 K: 1 S: 13 H: 2 LOB: 2 BB: 0 P: 19	R: 0 E: 0 K: 0 S: 7 H: 0 LOB: 1 BB: 2 P: 17	R: 0 E: 0 K: 0 S: 7 H: 1 LOB: 0 BB: 0 P: 12	1B: 3 2B: 1 3B: 0 HR: 0		SF: 0 SAC: 0 DP: 2 HBP: 0		WP: 0 PB: 0 SB: 0 CS: 0	PA: 32	

PITCHER	IP	WLS	BF	H	R	ER	SO	BB	IBB	HBP	BLK	WP	HR	S	P	ERA	WHIP
50 Adam Wainwright, R (1, 1) ERA: 2.38	7.0	W	25	3	0	0	8	1	0	0	0	0	0	68	106	0.00	0.571
71 Sam Freeman, L (8, 1) ERA: 2.43	1.0		4	0	0	0	0	2	0	0	0	0	0	7	17	0.00	2.000
36 Randy Choate, L (9, 1) ERA: 4.72	1.0		3	1	0	0	0	0	0	0	0	0	0	7	12	0.00	1.000

PITCHER	IP	WLS	BF	H	R	ER	SO	BB	IBB	HBP	BLK	WP	HR	S	P	ERA	WHIP

BOTTOM

St. Louis Cardinals @ Chicago Cubs

Wrigley Field, Chicago, IL

Mon Sep 22 2014, 7:07 PM - 10:06 PM CDT

Att. 28,893 - Clear - 59 F

livebaseballscorecards.com

AB	29
R	0
H	4
RBI	0
BB	3
SO	8
LOB	9

Batter	1	2	3	4	5	6	7	8	9	10	AB	R	H	RBI	BB	SO	LOB
13 Matt Carpenter, L (1, 5) OBP: 0.375, SLG: 0.376	C SI 88 B CH 79 C FC 86 B FC 86 X CH 80 2-2 19 G3-6-1 1B		B CU 77 B SI 86 C FC 85 B SI 88 B CH 79 4-1 19 FC3-6 BB			C SI 86 F FC 83 X CU 78 0-2 E8 19 G4-3 7 HR 1-3 1B	B FF 96 B FF 96 B FF 96 C FF 95 C FF 96 B FF 95 4-2 BB			C FF 91 B SL 84 C FF 92 S SL 84 1-3 ① K	3	1	2	0	2	1	0
19 Jon Jay, L (1, 8) (9, 9) OBP: 0.373, SLG: 0.379	C SI 87 B FC 86 1 SAFE S CH 78 F FC 85 B FC 86 X CH 80 2-2 ① ② G3-6-1 1-2f		B FC 85 B SI 88 1 SAFE F FC 85 X FC 86 2-1 ③ FC3-6 1-2f			F SI 87 B FC 84 X CH 79 1-1 ① G4-3 1-2 3-H	X FF 95 0-0 ③ L7			B FF 92 X FF 90 1-0 ② F7	5	0	0	1	0	0	5
7 Matt Holliday, R (1, 7) OBP: 0.372, SLG: 0.447	C SI 89 F SI 88 F SI 88 B CH 80 S CH 80 1-3 ③ K2-3			F SI 88 B SI 85 X CH 80 1-1 ① P4		F SI 87 B SI 87 B CH 78 S CH 78 X SI 88 2-2 2-H HR		C FF 95 B SI 95 C SI 96 X SL 86 1-2 27 WP 2B		B FF 91 C FF 91 B FF 92 C FF 91 S FF 92 2-3 ③ K	5	1	2	2	0	2	0
32 Matt Adams, L (1, 3) OBP: 0.319, SLG: 0.457		C CU 76 B SI 88 F SI 87 B FC 86 F SI 87 S CH 80 2-3 ① K		X SI 88 0-0 ② G4-3		C CU 81 X FF 94 0-1 4 1B 1B		C SI 96 X SL 85 0-1 ① G5-3			4	0	1	0	0	1	1
27 Jhonny Peralta, R (1, 6) OBP: 0.335, SLG: 0.442		F SI 89 F SI 89 B CH 80 X CH 79 1-2 ② G6-3		B SI 88 F SI 87 C CH 80 B SI 88 B SI 88 S CH 81 3-3 ③ K		S FF 95 B FF 95 B FF 92 B FF 95 X FF 94 3-1 ② F9		B SI 96 F SI 95 B SI 96 F SI 96 D SL 84 S SI 96 3-3 ② K 2-3			4	0	0	0	0	2	2
4 Yadier Molina, R (1, 2) OBP: 0.334, SLG: 0.389		F SI 89 C SI 89 B CU 79 X CH 80 1-2 ③ G5-3			S CU 78 B CH 78 X FC 85 1-1 ① F8	D SL 84 F FF 95 X FF 96 1-1 1-2 1B		X SL 84 0-0 ③ G5-3			4	0	1	0	0	0	1
15 Randal Grichuk, R (1, 9) OBP: 0.287, SLG: 0.433 70 Tyler Lyons, L (5, 1) 33 Daniel Descalso, L (6, PH) OBP: 0.335, SLG: 0.312 43 Seth Maness, R (6, 1) OBP: 0.400, SLG: 0.400 36 Randy Choate, L (8, 1) 44 Carlos Martinez, R (8, 1) OBP: 0.250, SLG: 0.250 12 A.J. Pierzynski, L (9, PH) OBP: 0.288, SLG: 0.337 8 Peter Bourjos, R (9, 8) OBP: 0.300, SLG: 0.359			T SI 87 F SI 86 X CH 79 0-2 16 G4-3 2B		C FC 85 F SI 86 X SI 87 0-2 ② P6	B CU 80 B CU 80 C FF 94 C FF 95 X CU 82 2-2 ③ F8			F FF 97 B FF 97 X FF 93 1-1 ① F7	2 0 1 0 0 0 0 0 0 0 0 0 0 0 1 0 0 0 0 0 2 0 0 0 0 0 0 0 0 0 0 0 0 0 0 0 0 0 0 0 0 0 1 0 0 0 0 0 0 0 0 0 0 0 0 0						
16 Kolten Wong, L (1, 4) OBP: 0.295, SLG: 0.396			B SI 87 F SI 87 C FC 85 X CU 77 1-2 ① G4-3 2-3		B SI 88 B CH 78 S FC 86 F FC 86 X CH 80 2-2 ③ F7		C FF 94 B CU 81 B FF 95 B FF 95 X FF 95 3-1 ① F8		C SL 86 B SI 98 X FF 97 1-1 ② G1-3		4	0	0	0	0	0	1
40 Shelby Miller, R (1, 1) OBP: 0.220, SLG: 0.292 18 Oscar Taveras, L (5, 9) OBP: 0.280, SLG: 0.319 37 Pat Neshek, S (9, 1)			F SI 88 B FC 85 F SI 88 S CU 79 1-3 ② K			C CU 76 F FC 85 X CU 78 0-2 13 E 13 1B 19 G4-3 1B	X FF 96 0-0 ② F8		C FF 98 B SL 86 X FF 98 1-1 ③ G4-3		1 0 0 0 0 1 1 3 1 1 0 0 0 0 0 0 0 0 0 0 0	4	1	1	0	0	0	0
Inning Stats	R: 0 H: 1 E: 0 LOB: 0 K: 1 BB: 0 S: 11 P: 16	R: 0 H: 0 E: 0 LOB: 0 K: 1 BB: 0 S: 10 P: 14	R: 0 H: 1 E: 0 LOB: 2 K: 1 BB: 1 S: 12 P: 20	R: 0 H: 0 E: 0 LOB: 0 K: 1 BB: 0 S: 6 P: 10	R: 0 H: 0 E: 0 LOB: 0 K: 0 BB: 0 S: 8 P: 11	R: 3 H: 5 E: 1 LOB: 2 K: 0 BB: 0 S: 20 P: 29	R: 0 H: 0 E: 0 LOB: 1 K: 0 BB: 1 S: 6 P: 13	R: 0 H: 1 E: 0 LOB: 1 K: 1 BB: 0 S: 9 P: 13	R: 0 H: 0 E: 0 LOB: 0 K: 0 BB: 0 S: 6 P: 9	R: 0 H: 0 E: 0 LOB: 0 K: 2 BB: 0 S: 7 P: 11	1B: 5 SF: 0 2B: 2 SAC: 0 3B: 0 DP: 1 HR: 1 HBP: 0						

PITCHER		IP	WLS	BF	H	R	ER	SO	BB	IBB	HBP	BLK	WP	HR	S	P	ERA	WHIP
28 Kyle Hendricks, R ERA: 2.46	(1, 1)	5.1		21	5	3	3	4	1	0	0	0	0	1	58	85	5.06	1.125
52 Justin Grimm, R ERA: 3.76	(6, 1)	0.2		4	2	0	0	0	0	0	0	0	0	0	9	15	0.00	3.000
54 Neil Ramírez, R ERA: 1.51	(7, 1)	1.0		4	0	0	0	0	1	0	0	0	0	0	6	13	0.00	1.000
46 Pedro Strop, R ERA: 2.17	(8, 1)	1.0		4	1	0	0	1	0	0	0	0	1	0	9	13	0.00	1.000
56 Héctor Rondón, R ERA: 2.54	(9, 1)	1.0		3	0	0	0	0	0	0	0	0	0	0	6	9	0.00	0.000

PITCHER		IP	WLS	BF	H	R	ER	SO	BB	IBB	HBP	BLK	WP	HR	S	P	ERA	WHIP
59 Zac Rosscup, L ERA: 9.45	(10, 1)	1.0	W	3	0	0	0	2	0	0	0	0	0	0	7	11	0.00	0.000

TOP

St. Louis Cardinals @ Chicago Cubs

Wrigley Field, Chicago, IL

Tue Sep 23 2014, 7:07 PM - 10:16 PM CDT

Att. 29,754 - Clear - 65 F

livebaseballscorecards.com

AB	37
R	3
H	8
RBI	3
BB	2
SO	7
LOB	13

WP: 1 PA: 39
PB: 0
SB: 0
CS: 0

Batter	1	2	3	4	5	6	7	8	9	10	AB	R	H	RBI	BB	SO	LOB
7 Arismendy Alcántara, S (1, 8) (9, 4) (10, 8) OBP: 0.260, SLG: 0.367	C FF 91 B CU 76 C FF 92 B CU 75 B FF 92 S FF 91 3-3 K ①		C FF 91 C FF 93 T FF 94 0-2 K ①		F FF 93 F FF 93 F SI 94 X CU 76 0-2 F7 ①		C SI 88 1 SAFE S CH 83 D CH 84 S CH 84 1-3 K ②		C CH 69 B SI 91 B CH 70 C CH 70 S SI 93 2-3 K ③		5	0	0	0	0	4	2
9 Javier Báez, R (1, 6) OBP: 0.227, SLG: 0.333	B FF 94 B FF 93 C FF 93 B FF 94 S FF 93 S FF 93 3-3 K ②		B FF 93 C SI 93 C SI 94 S FF 94 1-3 K ②		B FF 94 B FF 94 S FF 94 F FF 94 F FF 94 B FC 86 B SI 93 4-2 68 FC6-4 1-2 BB		C SI 90 B SI 89 X SI 90 1-1 FC4 ③ 1-2f			C SL 82 B SL 85 B SL 85 F SL 82 C SI 90 2-3 K ①	4	0	0	0	1	3	1
44 Anthony Rizzo, L (1, 3) OBP: 0.380, SLG: 0.519	X FF 92 0-0 1B		B SI 94 X SI 94 1-0 1B		B FF 91 C SL 82 T FF 91 B SL 83 S SL 83 2-3 K ②			B SL 74 B SL 75 X SI 83 2-0 F7 ①		B CH 72 C SI 91 C SI 92 F CH 70 X SI 92 1-2 68 G3 5 1B 2B	5	1	3	0	0	1	2
68 Jorge Soler, R (1, 9) OBP: 0.363, SLG: 0.658	B FF 93 B FF 94 C FF 94 S FF 94 S FF 94 2-3 K ③		C FC 88 B SI 94 1 SAFE F FC 88 B FF 95 B SI 95 C FF 94 3-3 K ③		X SI 92 0-0 FC6-4 ③ 1-2f			C CU 86 S CU 86 B CU 86 F CU 86 X FF 98 1-2 2B		C SL 83 F SL 85 X SL 84 0-2 G3 ② 2-3	5	0	1	0	0	2	5
24 Luis Valbuena, L (1, 5) OBP: 0.342, SLG: 0.441		B FF 92 C CU 75 F CU 76 B FF 92 B CU 75 B CU 74 4-2 5 HR BB		B SI 94 C SI 93 F SI 94 B FF 93 F FF 92 B CU 77 F FF 93 X SI 94 3-2 L8 ①		C SI 88 X CH 84 0-1 G4-3 ①		I IN 78 I IN 78 I IN 78 I IN 75 4-0 IBB		I IN 63 I IN 65 I IN 61 I IN 63 4-0 5 1B 5 DI IBB	2	1	0	0	3	0	0
5 Welington Castillo, R (1, 2) OBP: 0.300, SLG: 0.397	F SI 91 B CU 76 F CU 75 B FF 92 X FF 94 2-2 1-H HR		B FF 94 S FC 86 F SI 92 S FC 86 1-3 K ②			C SI 90 X SI 90 0-1 G5-3 ②		T SI 96 D CU 87 B SI 95 F SI 96 F CU 87 S CU 86 2-3 K ②		S SL 80 X SL 84 0-1 1-3 3-H 1B	5	1	2	3	0	2	2
4 Chris Valaika, R (1, 4) OBP: 0.278, SLG: 0.336 8 Chris Coghlan, L (8, PH) (9, 7) OBP: 0.348, SLG: 0.446	B FF 93 F SI 94 C FF 94 F SI 94 X FC 88 1-2 F9 ①		B FF 92 X FF 94 1-0 G3 ③			B SI 90 C SI 90 X SI 89 1-1 G6-3 ③		F FF 97 F CH 89 F CU 86 D CU 84 X CH 89 1-2 G4-3 ③			3 1	0 0	0 0	0 0	0 0	0 0	0 2
41 Matt Szczur, R (1, 7) (9, 8) OBP: 0.290, SLG: 0.379 45 Logan Watkins, L (9, PH) (10, 4) OBP: 0.258, SLG: 0.328	C FF 92 B SI 92 F SI 93 B CU 77 C FC 86 2-3 K ②				C FF 93 X FC 84 0-1 HR		X SI 89 0-0 F7 ①		B CH 67 C SI 89 S SI 91 F CH 70 X CH 67 1-2 P2 ①		3 1	1 0	1 0	1 0	0 0	1 0	0 0
28 Kyle Hendricks, R (1, 1) OBP: 0.222, SLG: 0.125 52 Justin Grimm, R (6, 1) 54 Neil Ramírez, R (7, 1) 61 Ryan Kalish, L (7, PH) OBP: 0.290, SLG: 0.336 46 Pedro Strop, R (8, 1) 56 Héctor Rondón, R (9, 1) 30 Mike Olt, R (9, PH) OBP: 0.249, SLG: 0.357 59 Zac Rosscup, R (10, 1)	X FF 92 0-0 G4-3 ③				B FF 94 C SI 92 X SI 92 1-1 9 BB 1B		C SI 89 F CH 83 X SI 90 0-2 9 FC4 1B		C SI 90 S SL 84 C SI 92 0-3 K ②		2 0 0 1 0 0 0 1 0	0 0 0 0 0 0 0 0 0	1 0 0 1 0 0 0 0 0	0 0 0 0 0 0 0 1 0	0 0 0 0 0 0 0 0 0	0 0 0 0 0 0 0 0 0	0 0 0 0 0 0 0 0 0
Inning Stats	R: 0 H: 1 E: 0 LOB: 1 K: 3 BB: 0 S: 10 P: 18	R: 2 H: 1 E: 0 LOB: 0 K: 1 BB: 1 S: 13 P: 22	R: 0 H: 1 E: 0 LOB: 1 K: 3 BB: 0 S: 10 P: 15	R: 0 H: 0 E: 0 LOB: 0 K: 1 BB: 0 S: 9 P: 14	R: 1 H: 2 E: 0 LOB: 2 K: 1 BB: 1 S: 15 P: 22	R: 0 H: 0 E: 0 LOB: 0 K: 0 BB: 0 S: 6 P: 7	R: 0 H: 1 E: 0 LOB: 1 K: 1 BB: 0 S: 9 P: 11	R: 0 H: 1 E: 0 LOB: 2 K: 1 BB: 1 S: 13 P: 23	R: 0 H: 0 E: 0 LOB: 0 K: 2 BB: 0 S: 10 P: 13	R: 1 H: 2 E: 0 LOB: 2 K: 1 BB: 1 S: 12 P: 19	1B: 5 2B: 2 3B: 0 HR: 2	SF: 0 SAC: 0 DP: 0 HBP: 0	WP: 0 PB: 0 SB: 0 CS: 0	PA: 42			

PITCHER		IP	WLS	BF	H	R	ER	SO	BB	IBB	HBP	BLK	WP	HR	S	P	ERA	WHIP
40 Shelby Miller, R ERA: 3.74	(1, 1)	4.1		20	5	3	3	8	2	0	0	0	0	2	53	85	6.23	1.615
70 Tyler Lyons, L ERA: 4.42	(5, 1)	0.2		2	0	0	0	1	0	0	0	0	0	0	4	6	0.00	0.000
43 Seth Maness, R ERA: 2.62	(6, 1)	2.0		7	1	0	0	1	0	0	0	0	0	0	15	18	0.00	0.500
36 Randy Choate, L ERA: 4.67	(8, 1)	0.1		1	0	0	0	0	0	0	0	0	0	0	1	3	0.00	0.000
44 Carlos Martinez, R ERA: 4.02	(8, 1)	0.2		4	1	0	0	1	0	1	0	0	0	0	12	20	0.00	1.500

PITCHER		IP	WLS	BF	H	R	ER	SO	BB	IBB	HBP	BLK	WP	HR	S	P	ERA	WHIP
37 Pat Neshek, R ERA: 1.49	(9, 1)	1.2	L	8	2	1	1	3	0	1	0	0	0	0	22	32	5.40	1.200

BOTTOM

St. Louis Cardinals @ Chicago Cubs

Wrigley Field, Chicago, IL

Tue Sep 23 2014, 7:07 PM - 10:16 PM CDT

Att. 29,754 - Clear - 65 F

livebaseballscorecards.com

AB	38
R	4
H	9
RBI	4
BB	4
SO	14
LOB	14

Batter	1	2	3	4	5	6	7	8	9	AB	R	H	RBI	BB	SO	LOB
13 Matt Carpenter, L (1, 5) OBP: 0.376, SLG: 0.376	B SI 94 B FF 93 B SI 94 B FF 95 4-0 BB		B SI 94 C SI 94 B SL 90 F SI 94 C SL 90 2-3 ② K		C SI 94 B SI 95 X CU 80 1-1 ③ G3-1			F FF 94 C CH 90 F SL 83 X CH 89 0-2 16 FC4-6 1B		3	0	1	0	1	1	1
16 Kolten Wong, L (1, 4) OBP: 0.292, SLG: 0.392	C SL 90 F SL 91 S SL 90 0-3 ① K		F SL 90 C CU 80 B FF 95 X SL 90 1-2 ③ G4-3			C FF 92 C SL 89 B SI 94 F CH 86 X FF 94 1-2 ① G4-3		S SI 96 B SI 96 B SI 96 X SI 95 2-1 ③ FC4-6 1-2f		4	0	0	0	0	1	2
7 Matt Holliday, R (1, 7) OBP: 0.370, SLG: 0.444	B SI 95 F SL 92 F SL 91 1 SAFE C FF 95 1-3 ② K			F SI 93 X CU 79 0-1 ① P2		F SI 94 C SI 94 S SL 89 0-3 ② K			F FF 97 C FF 98 F FF 98 X SL 87 0-2 ① G4-3	4	0	0	0	0	2	1
32 Matt Adams, L (1, 3) OBP: 0.317, SLG: 0.454	C FF 95 S FF 96 S FF 95 0-3 ③ K			B CU 80 F FF 96 S SL 89 S CH 90 1-3 ② K		B CU 80 B CH 86 C SL 90 F CH 88 B SI 94 X SL 88 3-2 ③ L3			C SI 98 B SI 98 X FF 97 1-1 ② F9	4	0	0	0	0	2	1
27 Jhonny Peralta, R (1, 6) OBP: 0.334, SLG: 0.440		S FF 93 X SL 91 0-1 ① L9		F SI 94 B SI 94 F SI 94 F CH 88 X SL 90 1-2 ③ G1-3			F SI 92 B SI 92 F SI 92 C SL 89 1-3 ① K		S FF 98 X FF 99 0-1 4 1B 1B	4	0	1	0	0	1	0
4 Yadier Molina, R (1, 2) OBP: 0.336, SLG: 0.390 60 Tommy Pham, R (9, PR)		C SI 94 B CU 80 F SL 91 X FF 94 1-2 ② G3			C SI 92 B SI 94 B SI 93 S SL 90 X SI 94 2-2 8 18 FC4-6 1B 41 E		C SI 92 S CU 78 B SL 89 C SI 94 1-3 ② K		X FF 96 0-0 18 FC4-6 1-3 1B	4 0	1 0	2 0	0 0	0 0	1 0	0 0
18 Oscar Taveras, L (1, 9) OBP: 0.284, SLG: 0.319		C SI 95 S CU 79 F FF 95 H SL 89 1-2 HBP			S SI 93 F SI 94 D SL 90 B CH 87 B SL 88 X SL 89 3-2 8 FC4-6 1-2 1B		X SI 93 0-0 ③ G5-3		B SI 96 S FF 96 B SI 96 X FF 96 2-1 ③ FC4-6 1-2f	3	0	1	0	0	0	2
8 Peter Bourjos, R (1, 8) OBP: 0.298, SLG: 0.357 33 Daniel Descalso, L (8, PH) OBP: 0.333, SLG: 0.310 36 Randy Choate, L (8, 1) 44 Carlos Martinez, R (8, 1) OBP: 0.250, SLG: 0.250		C SI 94 T SI 94 F SI 95 S CU 80 0-3 ③ K2-3			S SI 94 C SI 95 B FF 95 X SI 95 1-2 ① FC4-6 41 S 1-2f 2-3			C SL 82 S SL 84 C SI 90 0-3 ① K		2 1 0 0	0 0 0 0	0 0 0 0	0 0 0 0	1 1 0 0	3 0 0 0	
41 John Lackey, R (1, 1) OBP: 0.133, SLG: 0.133 71 Sam Freeman, R (7, 1) 43 Seth Maness, R (7, 1) OBP: 0.400, SLG: 0.400 15 Randal Grichuk, R (8, PH) OBP: 0.284, SLG: 0.429 (8, 8)			C FF 92 B SI 94 B FF 94 X SI 94 2-1 ① G3		B SI 94 M SL 90 1 SAFE C SL 88 S CU 78 1-3 ② K 1-2 3-H			B SL 83 C SL 83 F SI 96 F SL 83 S SL 84 1-3 ② K2-3		2 0 0 1	0 0 0 0	0 0 0 0	1 0 0 0	1 0 0 1	1 0 0 0	

| Inning Stats | | |

St. Louis Cardinals @ Chicago Cubs

Wrigley Field, Chicago, IL

Wed Sep 24 2014, 7:07 PM - 9:47 PM CDT

Att. 33,292 - Partly Cloudy - 67 F

livebaseballscorecards.com

BOTTOM

Batter	1	2	3	4	5	6	7	8	9	AB	R	H	RBI	BB	SO	LOB
8 Chris Coghlan, L (1, 7) OBP: 0.349, SLG: 0.447	C FF 89 S FF 90 F SI 91 B FF 92 F FF 91 X FC 83 1-2 44 FC6-4 1B		C CU 76 F FF 89 X SI 92 0-2 ① F7	C CU 77 X FF 89 0-1 ③ L1			X CU 77 0-0 44 BB 1B			4	0	2	0	0	0	1
9 Javier Báez, R (1, 6) OBP: 0.223, SLG: 0.327	C FF 91 B FF 92 S FF 91 C FF 92 1-3 ① K		S FC 84 F SI 92 B FC 84 S FC 82 1-3 ② K		B CU 81 X CU 81 1-0 ① P4		S FF 90 B FF 91 1 SAFE X FC 82 1-1 ② F8			4	0	0	0	0	2	2
44 Anthony Rizzo, L (1, 3) OBP: 0.380, SLG: 0.517	S FF 90 1 SAFE X SI 90 0-1 ② FC6-4 24 BB 68 BB 1-2f		B CU 79 C CU 78 B CH 85 C CU 79 B CU 80 B FC 84 4-2 BB		X CU 76 0-0 ② F7		B FF 93 B FF 93 C FF 94 C FF 92 B SL 83 F SI 93 D SL 83 4-2 1-2 BB			2	0	0	0	2	0	1
68 Jorge Soler, R (1, 9) OBP: 0.369, SLG: 0.658	B FF 92 B FF 92 B FF 91 B FF 91 4-0 24 BB 1-2 BB		S FC 82 X FC 83 0-1 ③ P4		S CU 81 X CU 80 0-1 2B		B SI 90 X SI 88 1-0 ③ G5-3			3	0	1	0	1	0	3
24 Luis Valbuena, L (1, 5) OBP: 0.343, SLG: 0.442	B FF 90 B FF 90 D CU 78 B SI 89 4-0 1-2 2-3 BB			C CU 76 B CH 82 B SI 89 S FF 89 B CU 80 X FC 82 3-2 49 3B 2B	C FF 88 X CH 82 0-1 ③ L7			B SL 74 X SI 83 1-0 ① G4-3		3	1	1	0	1	0	1
5 Welington Castillo, R (1, 2) OBP: 0.297, SLG: 0.393	C FC 82 B FF 90 F FF 87 F FF 91 X FF 91 1-2 ③ F9			F FF 90 D FC 82 D FC 82 S FC 82 B FF 90 S SI 90 3-3 ① K		C FC 81 B CU 76 S FC 83 F FC 83 F FF 90 S FC 83 1-3 ① K		S FF 97 C FF 98 C SI 95 0-3 ② K		4	0	0	0	0	3	4
21 Junior Lake, R (1, 8) OBP: 0.247, SLG: 0.352 61 Ryan Kalish, L (8, PH) OBP: 0.296, SLG: 0.350 (9, 8)		X SI 89 0-0 ① G4-3		B FF 90 D FC 83 F FC 82 B FF 90 F FF 89 S FF 91 3-3 ② K		B FF 90 S FC 82 C FF 90 S FF 90 1-3 ② K		B FF 97 B FF 97 F FF 96 B FF 97 C FF 95 X FF 97 3-2 4 1B 2B		3 1	0 1	0 1	0 0	0 0	2 0	1 0
45 Logan Watkins, L (1, 4) OBP: 0.262, SLG: 0.317 46 Pedro Strop, R (8, 1) 4 Chris Valaika, R (8, PH) OBP: 0.283, SLG: 0.342 56 Héctor Rondón, R (9, 1)		C FF 88 F FF 90 B CU 78 F FC 83 S FF 91 1-3 ② K		I IN 51 I IN 55 I IN 62 I IN 68 4-0 49 3B IBB		F FF 89 B FF 89 F FF 90 B FF 90 X FF 90 2-2 ③ G1-3		X SI 95 0-0 2-H 1B		2 0 1 0	1 0 0 0	0 0 1 0	0 0 1 0	1 0 1 0	1 0 0 0	0 0 0 0
49 Jake Arrieta, R (1, 1) OBP: 0.220, SLG: 0.282 7 Arismendy Alcántara, S (7, PH) OBP: 0.258, SLG: 0.365 (8, 4)		C FF 88 F FF 91 S FC 83 0-3 ③ K		S FF 89 F FF 90 X FF 91 0-2 1-H 2-H 3B			S FF 88 F FF 89 B FF 90 F FF 90 X FF 91 1-2 ① L1	B CH 88 X FF 96 1-0 ③ P4		2 2	0 0	1 0	2 0	0 0	1 0	0 1
Inning Stats	R: 0 E: 0 K: 1 S: 14 H: 1 LOB: 3 BB: 2 P: 25	R: 0 E: 0 K: 2 S: 8 H: 0 LOB: 0 BB: 0 P: 9	R: 0 E: 0 K: 1 S: 10 H: 0 LOB: 1 BB: 1 P: 15	R: 2 E: 0 K: 2 S: 14 H: 2 LOB: 1 BB: 1 P: 27	R: 0 E: 0 K: 0 S: 6 H: 1 LOB: 1 BB: 0 P: 7	R: 0 E: 0 K: 2 S: 11 H: 0 LOB: 0 BB: 0 P: 15	R: 0 E: 0 K: 0 S: 11 H: 1 LOB: 2 BB: 1 P: 18	R: 1 E: 0 K: 1 S: 9 H: 2 LOB: 1 BB: 0 P: 14		1B: 3 2B: 3 3B: 1 HR: 0 SF: 0 SAC: 0 DP: 0 HBP: 0					WP: 0 PB: 0 SB: 0 CS: 0 PA: 36	

AB	31
R	3
H	7
RBI	3
BB	5
SO	9
LOB	14

PITCHER		IP	WLS	BF	H	R	ER	SO	BB	IBB	HBP	BLK	WP	HR	S	P	ERA	WHIP
41 John Lackey, R ERA: 3.82	(1, 1)	6.2	L	29	5	2	2	8	3	1	0	0	0	0	70	107	2.70	1.200
71 Sam Freeman, L ERA: 2.43	(7, 1)	0.0		1	0	0	0	0	1	0	0	0	0	0	3	7	∞	∞
43 Seth Maness, R ERA: 2.61	(7, 1)	0.1		1	0	0	0	0	0	0	0	0	0	0	1	2	0.00	0.000
36 Randy Choate, L ERA: 4.63	(8, 1)	0.1		1	0	0	0	0	0	0	0	0	0	0	1	2	0.00	0.000
44 Carlos Martinez, R ERA: 4.09	(8, 1)	0.2		4	2	1	1	1	0	0	0	0	0	0	8	12	13.50	3.000

PITCHER	IP	WLS	BF	H	R	ER	SO	BB	IBB	HBP	BLK	WP	HR	S	P	ERA	WHIP

Chicago Cubs @ Milwaukee Brewers

Miller Park, Milwaukee, WI

Fri Sep 26 2014, 7:11 PM - 10:45 PM CDT

Att. 39,880 - Roof Closed - 72 F

TOP

livebaseballscorecards.com

Batter	1	2	3	4	5	6	7	8	9	AB	R	H	RBI	BB	SO	LOB
8 Chris Coghlan, L (1, 7) OBP: 0.352, SLG: 0.458	C FF 94 X FF 95 0-1 HR		B SI 93 B SI 93 B SI 94 C SI 92 X SI 92 3-1 9 1B 2B		F FF 93 B CH 82 F CH 83 X SL 86 1-2 ① P4		B SL 76 F FF 90 H FF 90 2-1 44 BB 68 1B HBP		B CU 74 B SL 82 C SI 89 X SI 90 2-1 ① G6-3	4	3	2	1	0	0	1
9 Javier Báez, R (1, 6) OBP: 0.232, SLG: 0.333	B FF 95 B FF 95 X FF 95 2-0 24 WP 44 WP 1B		B SL 85 B SL 86 S FF 93 X SI 93 2-1 44 G3 44 S 68 G6-3 2-H 1B		B SL 87 X SI 93 1-0 44 2B 2-H 1B		X CH 84 0-0 ① F8		C CH 85 B SL 84 S CH 84 B SI 91 C SI 90 2-3 ② K	5	2	3	2	0	1	1
44 Anthony Rizzo, L (1, 3) OBP: 0.382, SLG: 0.517	B SL 88 C SI 94 D SL 89 F CH 85 S FF 93 2-3 ① K 1-2		C SI 94 X SI 94 0-1 ① G3 1-3		C CU 77 C CH 78 F FF 90 2 SAFE X CH 77 0-2 2-H 2B		B SL 78 B SL 78 B SI 92 B FF 91 4-0 68 1B 1-2 BB		B FF 90 B SL 86 F SI 91 B SI 89 B SI 90 4-1 68 FC4 BB	3	0	1	1	2	1	2
68 Jorge Soler, R (1, 9) OBP: 0.360, SLG: 0.630	D SI 95 B SI 95 B FF 95 C FF 94 C FF 95 S SL 89 3-3 ② K		C SI 93 X SI 93 0-1 ② G6-3 3-H		X CH 77 0-0 ② P5		C CH 85 D CH 85 T SI 90 D SL 78 F FF 92 F CH 85 X FF 92 2-2 7 L4-6 24 BB 1-3 2-H 1B		S CH 85 B CH 85 F SI 88 B CU 75 X SI 91 2-2 ③ FC4 1-2f	5	0	1	2	0	1	3
24 Luis Valbuena, L (1, 5) OBP: 0.344, SLG: 0.440	D SL 88 B SI 94 B SI 94 C SI 93 B SI 94 4-1 2-3 BB		B SI 93 X SI 93 1-0 ③ F7		C CU 75 S FF 89 B FF 89 X FF 90 1-2 ③ F7		B FF 91 B SL 79 B FF 92 F FF 91 B FF 91 4-1 1-2 BB			2	0	0	0	2	0	1
7 Arismendy Alcántara, S (1, 4) OBP: 0.254, SLG: 0.359	X SI 94 0-0 ③ P6			B SI 92 B SI 93 F SI 93 C SI 93 B SI 93 F SI 94 S SI 93 3-3 ① K		B CH 78 T FF 88 B CH 79 S FF 90 F FF 90 B CH 78 X FF 90 3-2 ① G6-3	B SI 91 S SI 91 F SI 91 B SI 92 X CH 86 2-2 ②③ L4-6 2-2			4	0	0	0	0	1	5
41 Matt Szczur, R (1, 8) OBP: 0.273, SLG: 0.355		B SI 92 C SI 92 S SL 87 F SL 87 S SL 90 1-3 ① K		C SI 94 X SI 95 0-1 ② G5-3		C CU 78 S CH 79 S CH 79 0-3 ② K		B SL 82 C SI 90 B SL 83 X SI 91 2-1 ① L9		4	0	0	0	0	2	0
51 Raffy Lopez, L (1, 2) OBP: 0.286, SLG: 0.182		C SI 93 F SI 94 X SL 86 0-2 ② G1-3		X SI 94 0-0 ③ G3		B FF 90 S CH 79 X CH 79 1-1 1B		B SI 89 F CH 84 X CH 86 1-1 ② F7		4	0	1	0	0	0	0
43 Eric Jokisch, R (1, 1) 45 Logan Watkins, L (5, PH) OBP: 0.273, SLG: 0.364 19 Dan Straily, R (6, 1) 30 Mike Olt, R (6, PH) OBP: 0.224, SLG: 0.306 52 Justin Grimm, R (6, 1) 54 Neil Ramírez, R (7, 1) 61 Ryan Kalish, L (8, PH) OBP: 0.286, SLG: 0.347 46 Pedro Strop, R (8, 1) 56 Héctor Rondón, R (9, 1)		B SI 93 X SI 92 1-0 ③ G4-3		X SI 93 0-0 9 1B 2B	S CH 79 S CH 79 F CH 81 S CH 79 0-3 ③ K		F CH 85 C SI 91 X CH 87 0-2 ③ G6-3		1 0 0 0 0 0 0 1 1 1 0 0 0 0 0 0 0 0 0 0 0 1 0 0 0 0 1 1 0 0 0 0 0 0 0 0 0 0 0 0 0 0 1 0 0 0 0 0 0 0 0 0 0 0 0 0 0 0 0 0 0 0 0							
Inning Stats	R: 1 E: 0 K: 2 S: 11 H: 2 LOB: 2 BB: 1 P: 22	R: 0 E: 0 K: 1 S: 8 H: 0 LOB: 0 BB: 0 P: 10	R: 2 E: 0 K: 0 S: 9 H: 2 LOB: 0 BB: 0 P: 15	R: 0 E: 0 K: 1 S: 7 H: 0 LOB: 0 BB: 0 P: 10	R: 2 E: 0 K: 0 S: 13 H: 3 LOB: 1 BB: 0 P: 16	R: 0 E: 0 K: 2 S: 13 H: 1 LOB: 1 BB: 0 P: 17	R: 1 E: 0 K: 0 S: 11 H: 1 LOB: 2 BB: 2 P: 25	R: 0 E: 0 K: 0 S: 7 H: 0 LOB: 0 BB: 0 P: 10	R: 0 E: 0 K: 1 S: 9 H: 0 LOB: 1 BB: 1 P: 19	1B: 5 2B: 4 3B: 0 HR: 1 SF: 0 SAC: 0 DP: 1 HBP: 1						

AB	35
R	6
H	9
RBI	6
BB	4
SO	7
LOB	14

WP: 2 PA: 40
PB: 0
SB: 1
CS: 0

PITCHER		IP	WLS	BF	H	R	ER	SO	BB	IBB	HBP	BLK	WP	HR	S	P	ERA	WHIP
52 Jimmy Nelson, R ERA: 4.93	(1, 1)	4.1	L	20	6	5	5	4	1	0	0	0	2	1	40	64	10.38	1.615
41 Marco Estrada, R ERA: 4.36	(5, 1)	1.2		7	2	0	0	2	0	0	0	0	0	0	21	26	0.00	1.200
32 Tom Gorzelanny, L ERA: 0.86	(7, 1)	0.1		5	1	1	1	0	2	0	1	0	0	0	8	20	27.00	9.000
53 Brandon Kintzler, R ERA: 3.24	(7, 1)	1.2		4	0	0	0	0	0	0	0	0	0	0	10	15	0.00	0.000
59 Zach Duke, L ERA: 2.5	(9, 1)	1.0		4	0	0	0	1	1	0	0	0	0	0	9	19	0.00	1.000

PITCHER	IP	WLS	BF	H	R	ER	SO	BB	IBB	HBP	BLK	WP	HR	S	P	ERA	WHIP

BOTTOM

Chicago Cubs @ Milwaukee Brewers

Miller Park, Milwaukee, WI

Fri Sep 26 2014, 7:11 PM - 10:45 PM CDT

Att. 39,880 - Roof Closed - 72 F

Batter	1	2	3	4	5	6	7	8	9	AB	R	H	RBI	BB	SO	LOB
27 Carlos Gómez, R (1, 8) OBP: 0.355, SLG: 0.470	B SI 90 X SI 90 1-0 ① G6-3		B CU 73 F SI 89 F SL 84 F SI 89 B SL 82 B CU 76 B CH 80 4-2 8 CS E 20 E BB	C SL 84 C SI 89 S CH 79 0-3 ② K 2-3		S SL 84 B SL 85 B FF 96 X FF 95 2-1 8 HBP HBP 2-H 1B		D SL 84 F SI 96 X SI 96 1-1 FC5-4 2-3 1B		4	1	2	1	1	1	2
Rickie Weeks Jr., R (1, 4) OBP: 0.351, SLG: 0.446	B SI 90 B CH 78 B SI 90 B SI 89 4-0 20 G6-3 8 BB BB		B SI 90 1 SAFE X SI 90 1-0 FC6 8 CS 1-2	B CH 80 F SI 91 S CH 81 X SI 91 1-2 ③ G6-3		1 SAFE 1 SAFE F FF 94 B SL 84 1 SAFE H SI 94 2-1 20 FC5 8 HBP 1-2 HBP		D SI 96 X SI 96 1-0 ② FC5-4 1-2f 3-H		3	0	0	1	1	0	4
8 Ryan Braun, R (1, 9) OBP: 0.325, SLG: 0.458	1 SAFE B SI 88 B SI 88 B SI 88 B SI 87 4-0 20 G6-3 1-2 BB		D SI 91 B SI 91 1 SAFE B SI 92 X SI 90 3-0 ① ② F9 1-2 2-3		B FF 90 F FF 90 B SL 82 F FF 91 B SI 91 F SI 92 X SL 83 3-2 2B	H SI 93 1-0 20 FC5 1-2 2-3 HBP		S SI 96 F SI 96 S SL 85 0-3 ③ K		3	0	1	0	1	1	3
20 Jonathan Lucroy, R (1, 2) OBP: 0.369, SLG: 0.461	B SL 84 C CH 78 C CH 80 B SI 90 X SI 89 2-2 ② G6-3 1-2 2-3		B SL 85 B SI 88 C SI 91 B SI 91 X CH 80 3-1 E5 18 2B 3-H		C FF 90 X CH 82 0-1 ① P5	C FF 93 B CU 81 X CU 81 1-1 ③ FC5 1-2 2-3f			B SI 98 C FF 98 C FF 98 F SL 87 B FF 99 S FF 98 2-3 ① K	5	0	0	0	0	1	6
18 Khris Davis, R (1, 7) OBP: 0.299, SLG: 0.457 28 Gerardo Parra, L (8, 7) OBP: 0.311, SLG: 0.372	B CH 79 C CH 80 B SI 91 C SL 85 F CH 80 S CH 80 2-3 ③ K		B SL 86 B SI 91 C SI 90 X SI 92 2-1 1-3 2B		S SL 82 B CH 81 D SL 82 F FF 91 S SL 81 2-3 ② K		C FF 95 B FF 95 C SL 88 B FF 94 B CU 80 X SL 88 3-2 ① G4-3		X SI 98 0-0 ② G3-1	4 1	0 0	1 0	0 0	0 0	2 0	3 0
15 Jason Rogers, R (1, 3) OBP: 0.200, SLG: 0.222 24 Lyle Overbay, L (5, PH) OBP: 0.330, SLG: 0.336 (6, 3)		B SI 89 F SI 89 B SI 90 S CH 79 X SI 90 2-2 ① P3	B CH 80 F SL 86 S CH 81 B CH 76 F SI 93 X SI 90 2-2 ③ F8		B SL 80 S CH 83 B FF 91 X CH 83 2-1 ③ G2		B FF 94 F FF 94 C FF 94 B SL 86 B FF 95 X FF 94 3-2 ② F7		B SI 98 C FF 98 B SI 98 X FF 96 2-1 ③ L8	2 3	0 0	0 0	0 0	0 0	0 0	2 1
5 Héctor Gómez, R (1, 5) OBP: 0.211, SLG: 0.222		B SI 88 B SL 83 F SI 89 B CH 79 X SI 90 3-1 ② P4	B SI 90 B CH 80 B SI 89 B SI 89 4-0 52 FC2-5 9 1B BB		C FF 95 B FF 95 X CU 80 1-1 27 1B 2B	C FF 95 S FF 94 F FF 94 B SL 87 F CU 79 B FF 94 S SL 88 2-3 ③ K				3	1	1	0	1	1	0
9 Jean Segura, R (1, 6) OBP: 0.288, SLG: 0.326		B SI 91 X CH 80 1-0 HR	B SI 91 B SI 89 C CU 73 1 SAFE F SI 90 F SI 90 B SI 90 X SI 90 3-2 27 S 52 FC2-5 1-2 1B		F FF 96 S CU 83 S FF 94 0-3 ① K			B SI 95 F FF 94 F SI 94 X SL 84 1-2 27 1B FC5-4 2B		4	2	3	1	0	1	1
52 Jimmy Nelson, R (1, 1) OBP: 0.143, SLG: 0.190 41 Marco Estrada, R (5, 1) OBP: 0.171, SLG: 0.094 2 Scooter Gennett, L (6, PH) OBP: 0.320, SLG: 0.435 32 Tom Gorzelanny, R (7, 1) 53 Brandon Kintzler, R (7, 1) 60 Matt Clark, L (8, PH) OBP: 0.226, SLG: 0.519 59 Zach Duke, L (9, 1)		F SI 90 B SI 91 X SI 88 1-1 ③ L8	L CH 77 B SI 87 B CH 78 X SI 88 2-1 ① FC2-5 1-2 2-3f		2 SAFE C FF 94 B FF 96 T CU 82 B FF 94 C FF 95 2-3 ② K			C SI 96 S SI 96 S CH 89 0-3 ① K		2 0 1 0 0 1 0	0 0 0 0 0 0 0	0 0 0 0 0 0 0	0 0 0 0 0 0 0	0 0 1 0 0 1 0	0 0 1 0 0 1 0	2 0 1 0 0 1 0
Inning Stats	R: 0 E: 0 K: 1 S: 8 H: 0 LOB: 2 BB: 2 P: 21	R: 1 E: 0 K: 0 S: 8 H: 1 LOB: 0 BB: 0 P: 15	R: 1 E: 2 K: 0 S: 13 H: 1 LOB: 2 BB: 1 P: 28	R: 0 E: 0 K: 1 S: 12 H: 1 LOB: 2 BB: 1 P: 22	R: 0 E: 0 K: 1 S: 11 H: 1 LOB: 1 BB: 0 P: 18	R: 1 E: 0 K: 2 S: 13 H: 2 LOB: 3 BB: 0 P: 22	R: 0 E: 0 K: 1 S: 11 H: 0 LOB: 0 BB: 0 P: 19	R: 1 E: 0 K: 2 S: 12 H: 2 LOB: 1 BB: 0 P: 15	R: 0 E: 0 K: 1 S: 7 H: 0 LOB: 0 BB: 0 P: 11	1B: 3 2B: 4 3B: 0 HR: 1 SF: 0 SAC: 0 DP: 0 HBP: 2						

PITCHER		IP	WLS	BF	H	R	ER	SO	BB	IBB	HBP	BLK	WP	HR	S	P	ERA	WHIP
43 Eric Jokisch, L ERA: 1.88	(1, 1)	4.0		20	3	2	1	2	4	0	0	0	0	1	41	86	2.25	1.750
19 Dan Straily, R ERA: 6.75	(5, 1)	1.0		4	1	0	0	1	0	0	0	0	0	0	11	18	0.00	1.000
52 Justin Grimm, R ERA: 3.84	(6, 1)	1.0	H	7	2	1	1	2	0	0	2	0	0	0	13	22	9.00	2.000
54 Neil Ramírez, R ERA: 1.48	(7, 1)	1.0	W	3	0	0	0	1	0	0	0	0	0	0	11	19	0.00	0.000
46 Pedro Strop, R ERA: 2.25	(8, 1)	1.0	H	5	2	1	1	2	0	0	0	0	0	0	12	15	9.00	2.000

PITCHER		IP	WLS	BF	H	R	ER	SO	BB	IBB	HBP	BLK	WP	HR	S	P	ERA	WHIP
56 Héctor Rondón, R ERA: 2.45	(9, 1)	1.0	S	3	0	0	0	1	0	0	0	0	0	0	7	11	0.00	0.000

AB	36
R	4
H	8
RBI	3
BB	4
SO	9
LOB	26

WP: 0 PA: 42
PB: 0
SB: 1
CS: 2

livebaseballscorecards.com

Batter	1	2	3	4	5	6	7	8	9	AB	R	H	RBI	BB	SO	LOB
8 Chris Coghlan, L (1, 7) OBP: 0.354, SLG: 0.457	F SI 94 B SI 97 B SI 96 X SI 96 2-1 68 G4-3 44 1B 1B		B CH 83 B CH 83 B FF 97 C SI 95 B SI 96 4-1 44 2B BB		B SL 84 2 SAFE B SI 96 B FF 96 C SI 94 C SL 85 S SL 86 3-3 ② K			B SI 94 F FF 94 C FF 94 S SL 89 1-3 ① K		3	1	1	0	1	2	1
9 Javier Báez, R (1, 6) OBP: 0.228, SLG: 0.327	1 SAFE X FF 95 0-0 ① F8		1 SAFE C SL 86 B FF 96 1 SAFE F FF 96 D SL 86 1 SAFE 1 SAFE 1 SAFE 2-3 ② S SL 87 K		S SL 86 B FF 96 X SL 87 1-1 ③ G5-3			F FF 95 X FF 96 0-1 ② F9		4	0	0	0	0	1	3
44 Anthony Rizzo, L (1, 3) OBP: 0.383, SLG: 0.519	1 SAFE D SI 95 B SI 97 S CH 83 X SI 97 2-1 68 G4-3 1-2 1B		1 SAFE 1 SAFE B FF 95 X CH 85 1-0 1-H 2B			X FF 95 0-0 ① G3-1		C FF 96 F FF 96 B CU 83 F FF 95 C SL 89 1-3 ③ K		4	0	2	1	0	1	0
68 Jorge Soler, R (1, 9) OBP: 0.344, SLG: 0.600	S SL 85 B SI 95 S FF 95 F SI 95 D CH 89 X SI 96 2-2 ② G4-3 1-2 2-3		F SI 96 D SL 88 B FF 95 S SL 86 C FF 98 2-3 ③ K			B SL 84 F CH 84 F FF 95 B FF 96 B SL 86 S SL 85 3-3 ② K			B CU 77 B SI 92 B SI 92 C SI 91 X SI 92 3-1 ① G6-3	4	0	0	0	0	2	3
24 Luis Valbuena, L (1, 5) OBP: 0.341, SLG: 0.437	S SL 85 S CH 87 D SL 87 S SI 97 1-3 ③ K			C CH 82 B FF 96 F SI 95 B SL 84 S FF 96 2-3 ① K		B SI 97 S SI 95 B SI 97 X SI 96 2-1 ③ F8			B FF 91 X SI 91 1-0 ② G3-1	4	0	0	0	0	2	2
5 Welington Castillo, R (1, 2) OBP: 0.296, SLG: 0.389 41 Matt Szczur, R (9, PR) OBP: 0.273, SLG: 0.355		B FF 93 X FF 93 1-0 ① F8		C SL 84 C FF 96 S SL 84 0-3 ② K			B CH 83 B FF 95 X FF 94 2-0 ① G5-3		B CU 78 B CU 78 B CU 78 B FF 91 4-0 BB	3 0	0 0	0 0	0 0	1 0	1 0	0 0
7 Arismendy Alcántara, S (1, 4) OBP: 0.254, SLG: 0.365		F SI 93 B CH 85 S CH 85 S SL 88 1-3 ② K2-3		C SL 84 S CH 87 S FF 96 0-3 ③ K			F FF 94 B CH 84 B CH 82 F FF 96 X SL 86 2-2 3B		C CH 82 B CH 84 S CH 82 1 SAFE S CH 84 1-3 ③ K	4	0	1	0	0	3	1
61 Ryan Kalish, L (1, 8) OBP: 0.295, SLG: 0.347		C SL 83 B CH 86 B FF 96 F FF 96 B FF 96 F FF 97 S SL 85 3-3 ③ K			B FF 96 F FF 96 B FF 95 X FF 96 2-1 67 SH3-4 1B		C SL 85 S SL 87 D SL 88 B SI 96 D SL 87 F FF 97 S SL 86 3-3 ② K			3	0	1	0	0	2	1
67 Tsuyoshi Wada, L (1, 1) OBP: 0.095, SLG: 0.050 63 Brian Schlitter, R (6, 1) OBP: 1.000, SLG: 1.000 45 Logan Watkins, L (7, PH) OBP: 0.269, SLG: 0.338 36 Edwin Jackson, R (7, 1) OBP: 0.175, SLG: 0.225 50 Blake Parker, R (8, 1)			C FF 92 C SI 96 S SL 85 0-3 ① K		L SL 79 1 SAFE X SL 83 0-1 ① SH3-4 1-2		S SL 85 B FF 97 F FF 97 D SL 90 S SL 89 2-3 ③ K			1 0 1 0 0	0 0 0 0 0	0 0 0 0 0	0 0 0 0 0	1 0 1 0 0	0 0 1 0 0	0 0 1 0 0
Inning Stats	R: 0 E: 0 K: 1 S: 12 H: 2 LOB: 2 BB: 0 P: 19	R: 0 E: 0 K: 2 S: 8 H: 0 LOB: 0 BB: 0 P: 13	R: 1 E: 0 K: 3 S: 11 H: 1 LOB: 1 BB: 1 P: 20	R: 0 E: 0 K: 3 S: 9 H: 0 LOB: 0 BB: 0 P: 11	R: 0 E: 0 K: 1 S: 9 H: 1 LOB: 1 BB: 0 P: 15	R: 0 E: 0 K: 1 S: 6 H: 0 LOB: 0 BB: 0 P: 11	R: 0 E: 0 K: 2 S: 11 H: 1 LOB: 1 BB: 0 P: 20	R: 0 E: 0 K: 2 S: 9 H: 0 LOB: 0 BB: 0 P: 11	R: 0 E: 0 K: 1 S: 6 H: 0 LOB: 1 BB: 1 P: 15	1B: 3 2B: 1 3B: 1 HR: 0		SF: 0 SAC: 1 DP: 0 HBP: 0		WP: 0 PB: 0 SB: 0 CS: 0	PA: 34	

TOP

Chicago Cubs @ Milwaukee Brewers

Miller Park, Milwaukee, WI

Sat Sep 27 2014, 6:12 PM - 9:21 PM CDT

Att. 41,440 - Roof Closed - 73 F

livebaseballscorecards.com

AB	31
R	1
H	5
RBI	1
BB	2
SO	16
LOB	12

PITCHER		IP	WLS	BF	H	R	ER	SO	BB	IBB	HBP	BLK	WP	HR	S	P	ERA	WHIP
38 Wily Peralta, R ERA: 3.53	(1, 1)	7.0	W	27	5	1	1	13	1	0	0	0	0	0	66	109	1.29	0.857
51 Jonathan Broxton, R ERA: 2.3	(8, 1)	1.0	H	3	0	0	0	2	0	0	0	0	0	0	9	11	0.00	0.000
57 Francisco Rodríguez, R ERA: 3.04	(9, 1)	1.0	S	4	0	0	0	1	1	0	0	0	0	0	6	15	0.00	1.000

PITCHER	IP	WLS	BF	H	R	ER	SO	BB	IBB	HBP	BLK	WP	HR	S	P	ERA	WHIP

Batter	1	2	3	4	5	6	7	8	9	AB	R	H	RBI	BB	SO	LOB
27 Carlos Gómez, R (1, 8) OBP: 0.356, SLG: 0.477	F FF 87 S FF 87 F FF 88 B FF 89 X FF 90 1-2 ① L9		B SI 88 B CH 80 F FF 88 C SL 80 X FF 89 2-2 HR		F CH 80 B SI 88 B SL 79 B SI 88 F SI 88 X FF 88 3-2 8 F8 20 2B 2B		X FF 94 0-0 ① F9			4	2	2	1	0	0	0
8 Ryan Braun, R (1, 9) OBP: 0.325, SLG: 0.455	X FF 88 0-0 ② G5-3		B FF 88 C SI 88 X FF 89 1-1 ① L8		2 SAFE B SI 88 C FF 87 B FF 87 X FF 87 2-1 ① F8 2-3		B FF 95 B FF 95 B FF 94 B FF 93 4-0 16 FC6-4 BB			3	0	0	0	1	0	1
20 Jonathan Lucroy, R (1, 2) OBP: 0.372, SLG: 0.465	C FF 88 F FF 88 F FF 90 X SL 81 0-2 1B		C SI 88 F FF 88 X FF 89 0-2 BB 1B		X FF 87 0-0 16 L9-6 3-H 2B		C FF 94 B FF 95 F FF 93 X FF 93 1-2 ② F8			4	0	3	1	0	0	1
16 Aramis Ramirez, R (1, 5) OBP: 0.331, SLG: 0.429	X FF 87 0-0 ③ F9		B SL 79 B FF 88 C FF 88 F FF 87 F SL 78 X FF 90 2-2 ② F9		X FF 87 0-0 ②③ L9-6 2-2		1 SAFE B FF 95 X FF 94 1-0 ③ FC6-4 1-2f			4	0	0	0	0	0	4
Rickie Weeks Jr., R (1, 4) OBP: 0.357, SLG: 0.452 3 Elian Herrera, S (8, PR) OBP: 0.287, SLG: 0.341 (9, 4)		C SI 87 B SI 88 X SI 88 1-1 ① F8	D SI 88 C SL 79 B FF 88 F SL 79 D CH 81 B CH 80 4-2 1-2 BB			C SL 77 F SI 86 B CH 79 B FF 88 B SL 80 F FF 87 X FF 88 3-2 28 G3-6-1 2B		F FF 92 F FF 91 F FS 82 B CU 77 B FS 83 X FF 92 2-2 24 S 1B		3 0	0 0	2 0	0 0	1 0	0 0	0 0
9 Jean Segura, R (1, 6) OBP: 0.289, SLG: 0.327		X FF 89 0-0 28 1B 1B	B SL 78 B FF 87 X SI 88 2-0 ③ F9			F SI 93 M SI 94 F SI 94 X SI 93 0-2 28 G3-6-1 1B		1 SAFE 1 SAFE 1 SAFE B FF 89 F FF 91 F FF 90 1 SAFE B FF 92 S FF 91 2-3 ① K		4	0	2	0	0	1	3
28 Gerardo Parra, L (1, 7) OBP: 0.310, SLG: 0.371		B FF 88 X FF 88 1-0 1-3 1B		B CU 70 C SL 78 B SL 80 X FF 89 2-1 ① G3-1		B SI 94 F SI 93 D SI 88 F SI 93 D SI 95 X SI 94 3-2 ①② G3-6-1 1-2f 2-3		D CU 76 X FF 91 1-0 ② F7		4	0	1	0	0	0	3
12 Martín Maldonado, R (1, 3) OBP: 0.320, SLG: 0.389 24 Lyle Overbay, L (7, 3) OBP: 0.329, SLG: 0.335		C SL 80 1 SAFE B CH 80 C SL 79 S FF 89 1-3 ② K		F FF 87 F SL 78 B FF 89 B CH 80 F SL 80 C FF 90 2-3 ② K		B SI 94 B SI 95 I IN 68 I IN 74 4-0 IBB		C FF 91 B FF 90 F FF 90 D FS 83 B CU 76 S FF 91 3-3 ③ K 1-2		2 1	0 0	0 0	0 0	1 0	2 1	2 1
38 Wily Peralta, R (1, 1) OBP: 0.083, SLG: 0.088 51 Jonathan Broxton, R (8, 1) 57 Francisco Rodríguez, R (9, 1)		S SL 78 F SL 80 B FF 88 F SL 80 C FF 89 1-3 ③ K		B FF 88 S FF 88 B FF 88 F FF 89 B SL 83 S FF 89 3-3 ③ K		C SI 94 F SI 94 B SL 85 S SL 83 1-3 ③ K				3 0 0	0 0 0	0 0 0	0 0 0	0 0 0	3 0 0	4 0 0
Inning Stats	R: 0 E: 0 K: 0 S: 10 H: 1 LOB: 1 BB: 0 P: 11	R: 0 E: 0 K: 2 S: 11 H: 2 LOB: 2 BB: 0 P: 15	R: 1 E: 0 K: 0 S: 15 H: 2 LOB: 2 BB: 1 P: 26	R: 0 E: 0 K: 2 S: 10 H: 0 LOB: 0 BB: 0 P: 17	R: 1 E: 0 K: 0 S: 7 H: 2 LOB: 0 BB: 0 P: 12	R: 0 E: 0 K: 1 S: 14 H: 2 LOB: 2 BB: 1 P: 25	R: 0 E: 0 K: 0 S: 5 H: 0 LOB: 1 BB: 1 P: 11	R: 0 E: 0 K: 2 S: 11 H: 1 LOB: 2 BB: 0 P: 19		1B: 6 2B: 4 3B: 0 HR: 1 SF: 0 SAC: 0 DP: 2 HBP: 0						

PITCHER		IP	WLS	BF	H	R	ER	SO	BB	IBB	HBP	BLK	WP	HR	S	P	ERA	WHIP
67 Tsuyoshi Wada, L ERA: 3.25	(1, 1)	5.0	L	23	8	2	2	4	1	0	0	0	0	1	57	88	3.60	1.800
63 Brian Schlitter, R ERA: 4.15	(6, 1)	1.0		4	1	0	0	1	0	1	0	0	0	0	10	18	0.00	1.000
36 Edwin Jackson, R ERA: 6.33	(7, 1)	1.0		4	0	0	0	0	1	0	0	0	0	0	5	11	0.00	1.000
50 Blake Parker, R ERA: 5.14	(8, 1)	1.0		4	1	0	0	2	0	0	0	0	0	0	11	19	0.00	1.000

PITCHER	IP	WLS	BF	H	R	ER	SO	BB	IBB	HBP	BLK	WP	HR	S	P	ERA	WHIP

BOTTOM

Chicago Cubs @ Milwaukee Brewers

Miller Park, Milwaukee, WI

Sat Sep 27 2014, 6:12 PM - 9:21 PM CDT

Att. 41,440 - Roof Closed - 73 F

livebaseballscorecards.com

AB	32
R	2
H	10
RBI	2
BB	3
SO	7
LOB	19

WP: 0	PA: 35	ERA: 0.00	WHIP: 0.000
PB: 0			
SB: 1			
CS: 0			

Chicago Cubs @ Milwaukee Brewers

Miller Park, Milwaukee, WI

Sun Sep 28 2014, 1:12 PM - 4:20 PM CDT

Att. 33,837 - Sunny - 74 F

TOP

livebaseballscorecards.com

Batter	1	2	3	4	5	6	7	8	9	AB	R	H	RBI	BB	SO	LOB
8 Chris Coghlan, L (1, 7) OBP: 0.352, SLG: 0.452	C FF 89 B FF 91 B CH 82 F FF 89 F FF 90 B FF 89 B FF 90 4-2 9 S 44 HR BB		S CU 71 B CU 73 X FF 90 1-1 ② L4		B CH 83 F FF 89 X FC 86 1-1 ② L6		C SL 82 C CU 76 B SI 89 B SI 90 S SI 92 2-3 ② K		X SI 96 0-0 FC4 2-3 3-H	4	1	0	1	1	1	1
9 Javier Báez, R (1, 6) OBP: 0.227, SLG: 0.324	F FF 88 B FF 89 1 SAFE S FF 92 S FF 92 1-3 ① K 1-2		B FC 87 S FC 87 B FC 87 S FF 90 B FF 91 X CH 82 3-2 44 1B 1B		S FF 90 S FF 91 X FF 91 0-2 ③ G5-3		C SI 92 S SL 86 B CU 69 S CU 76 1-3 ③ K		C SI 97 F SI 96 B KC 79 S KC 80 1-3 ② K	5	0	1	0	0	3	3
44 Anthony Rizzo, L (1, 3) OBP: 0.386, SLG: 0.527	D CU 73 C CU 73 S FF 90 X FF 90 1-2 2-H HR		1 SAFE B CH 79 F FF 88 X FF 88 1-1 1-3 1B			C CU 71 C CH 80 F FF 89 X CU 72 0-2 7 S 68 E 7 2B 1B		B SL 81 B FF 92 B FF 94 B FF 93 4-0 24 FC3-6 BB	C KC 80 C FF 96 F FF 97 S KC 80 0-3 ③ K	4	2	3	2	1	1	2
68 Jorge Soler, R (1, 9) OBP: 0.330, SLG: 0.573	C FC 86 X FF 90 0-1 ② F9		B FC 86 S FF 90 B FF 90 F FF 90 F CU 73 F FF 91 F CU 73 B FF 90 S CU 72 3-3 ③ K			X FC 85 0-0 FC3 7 S 7 2B 1-2		X FF 92 0-0 ① F8		4	1	0	0	0	1	4
24 Luis Valbuena, L (1, 5) OBP: 0.341, SLG: 0.435	C CU 71 C FF 91 F FF 91 F FF 91 B CU 74 X FF 90 1-2 ③ L8			X FF 89 0-0 1B		D CU 73 B FF 90 X FF 90 2-0 ① F9		C SL 78 X FF 94 0-1 ② FC3-6 1-2f		4	0	1	0	0	0	3
7 Arismendy Alcántara, S (1, 8) OBP: 0.254, SLG: 0.367		C FF 88 S CH 82 B FF 89 C CU 72 1-3 ① K		D FF 89 F FF 90 B CU 72 F CH 84 S FF 90 2-3 ① K		D CU 73 X CH 82 1-0 4 G6-3 1-H 2-H 2B		C SL 80 B FF 94 S SL 82 B SL 83 S SL 81 2-3 ③ K		4	0	1	2	0	3	2
4 Chris Valaika, R (1, 4) OBP: 0.282, SLG: 0.339		C FF 90 X FF 89 0-1 ② F7		X FF 88 0-0 ② F9		B FF 91 F FF 90 B FF 89 F FF 89 F FF 90 F FF 90 X CU 73 2-2 ② G6-3 2-3			C KC 79 X SI 96 0-1 45 SH1-3 12 BB 8 FC4 1B	4	1	1	0	0	0	2
12 John Baker, L (1, 2) OBP: 0.273, SLG: 0.231		C CU 72 B CH 84 C FF 91 S CH 85 1-3 ③ K		B FF 90 B CH 82 F FF 90 B FF 89 S FF 88 F FF 88 X CH 82 3-2 ③ G3		X CH 83 0-0 ③ G1			F SI 96 B KC 79 1 SAFE B SI 96 F SI 97 1 SAFE F KC 79 B SI 96 B SI 97 4-2 8 FC4 45 SH1-3 1-2 BB	3	0	0	0	1	1	2
38 Jacob Turner, R (1, 1) OBP: 0.208, SLG: 0.261 52 Justin Grimm, R (6, 1) 21 Junior Lake, R (7, PH) OBP: 0.246, SLG: 0.351 54 Neil Ramírez, R (7, 1) 46 Pedro Strop, R (8, 1) 45 Logan Watkins, L (9, PH) OBP: 0.269, SLG: 0.338 56 Héctor Rondón, R (9, 1)			C FC 85 B FF 89 C FF 89 C FF 90 1-3 ① K		C FF 87 F FF 86 S FF 89 0-3 ① K		C CU 75 X SI 89 0-1 ① G1-3		X SI 96 0-0 ① SH1-3 1-2 2-3	2 0 0 1 0 0 0 0	0 0 0 0 0 0 0 0	0 0 0 0 0 0 0 0	0 0 0 0 0 0 0 0	0 0 0 0 0 0 0 0	2 0 0 0 0 0 0 0	0 0 0 0 0 0 0 0
Inning Stats	R: 2 E: 0 K: 1 S: 16 H: 1 LOB: 0 BB: 1 P: 23	R: 0 E: 0 K: 2 S: 8 H: 0 LOB: 0 BB: 0 P: 10	R: 0 E: 0 K: 2 S: 16 H: 2 LOB: 2 BB: 0 P: 25	R: 0 E: 0 K: 1 S: 9 H: 1 LOB: 1 BB: 0 P: 14	R: 0 E: 0 K: 1 S: 8 H: 0 LOB: 0 BB: 0 P: 9	R: 2 E: 1 K: 0 S: 13 H: 2 LOB: 1 BB: 0 P: 18	R: 0 E: 0 K: 2 S: 8 H: 0 LOB: 0 BB: 0 P: 11	R: 0 E: 0 K: 1 S: 6 H: 0 LOB: 1 BB: 1 P: 12	R: 1 E: 0 K: 2 S: 14 H: 1 LOB: 2 BB: 1 P: 19	1B: 5 2B: 1 3B: 0 HR: 1 SF: 0 SAC: 1 DP: 0 HBP: 0						

PITCHER		IP	WLS	BF	H	R	ER	SO	BB	IBB	HBP	BLK	WP	HR	S	P	ERA	WHIP
50 Mike Fiers, R ERA: 2.13	(1, 1)	6.0	L	26	6	4	3	7	1	0	0	0	0	1	70	99	4.50	1.167
59 Zach Duke, L ERA: 2.45	(7, 1)	1.0		3	0	0	0	2	0	0	0	0	0	0	8	11	0.00	0.000
13 Will Smith, L ERA: 3.7	(8, 1)	1.0		4	0	0	0	1	1	0	0	0	0	0	6	12	0.00	1.000
21 Jeremy Jeffress, R ERA: 2.81	(9, 1)	1.0		6	1	1	1	2	1	0	0	0	0	0	14	19	9.00	2.000

PITCHER	IP	WLS	BF	H	R	ER	SO	BB	IBB	HBP	BLK	WP	HR	S	P	ERA	WHIP

AB	35
R	5
H	7
RBI	5
BB	3
SO	12
LOB	19

WP: 0 PA: 39
PB: 0
SB: 3
CS: 0

Chicago Cubs @ Milwaukee Brewers

Miller Park, Milwaukee, WI

Sun Sep 28 2014, 1:12 PM - 4:20 PM CDT

Att. 33,837 - Sunny - 74 F

BOTTOM

Batter	1	2	3	4	5	6	7	8	9	AB	R	H	RBI	BB	SO	LOB
28 Gerardo Parra, L (1, 7) OBP: 0.308, SLG: 0.369	F SI 93 C CU 79 S SI 94 0-3 K		M CU 76 F SI 93 F SI 93 B SI 94 S CU 80 1-3 K		S CU 80 B SI 94 X SI 94 1-1 FC1 8 S 3-H			B SI 97 S FF 96 F SI 96 B SL 84 B SL 84 X SI 96 3-2 G3-1		4	0	0	0	0	2	1
8 Ryan Braun, R (1, 9) OBP: 0.324, SLG: 0.453	B SI 94 C FF 93 B CH 87 B CH 86 S FF 94 B SI 95 4-2 20 G5-4-3 BB		C FF 94 B FC 88 B FF 94 X FF 93 2-1 L9		S SI 94 1 SAFE B SI 92 F FF 93 1 SAFE 1 SAFE B SI 94 B CH 87 F SI 94 3-2 G6-3 1-2			B SL 83 F FF 96 X SI 97 1-1 P4		3	0	0	0	1	0	1
20 Jonathan Lucroy, R (1, 3) OBP: 0.373, SLG: 0.465 21 Jeremy Jeffress, R (9, 1)	C SI 93 X SI 94 0-1 G5-4-3 1-2f		X FF 92 0-0 L9			C FF 92 B FC 85 C SI 92 B SI 92 B CU 78 X FF 92 3-2 9 G6-3 1B		B FF 97 X SI 97 1-0 1B		4 0	0 0	2 0	0 0	0 0	0 0	1 0
16 Aramis Ramirez, R (1, 5) OBP: 0.330, SLG: 0.427 5 Héctor Gómez, R (5, 5) OBP: 0.190, SLG: 0.200		B FF 92 B SI 92 C SI 93 X FC 87 2-1 F9	B FF 92 B FC 87 X FF 92 2-0 P4			B FF 94 B FF 94 F FF 93 C FF 94 F CU 82 F FF 95 F SI 93 F FF 96 D CU 83 3-2 X FF 94 P3		B SL 85 F FF 97 X SI 97 1-1 G5-3		2 2	0 0	0 0	0 0	0 0	0 0	0 2
9 Jean Segura, R (1, 6) OBP: 0.289, SLG: 0.326		L SI 94 B SI 93 S CH 87 B SI 94 B CH 88 B SI 95 4-2 12 S 12 E BB	X FF 93 0-0 G4-3			X SI 94 0-0 G6-3 1-2f			B FF 97 F FF 97 F SI 97 X FF 98 1-2 G4-3	3	1	0	0	1	0	1
12 Martín Maldonado, R (1, 2) OBP: 0.320, SLG: 0.387 2 Scooter Gennett, L (9, PH) OBP: 0.320, SLG: 0.434		B FF 94 F SI 94 X CH 87 1-1 E5 1 1B 1-H 1B	C FF 92 B FC 88 C FC 88 B FC 89 B CH 88 X FF 94 3-2 F8				X FF 94 0-0 L7		C FF 97 F FF 98 B CH 88 B FF 98 S FF 98 2-3 K	3 1	0 0	1 0	0 0	0 0	0 1	0 0
1 Logan Schafer, L (1, 8) OBP: 0.278, SLG: 0.276		C CU 79 B SI 94 X CH 87 1-1 50 FC6-4 2-3 1B			C SI 92 B CH 86 B SI 94 F SI 93 F FC 88 B CH 88 B CH 87 4-2 3 WP 3 1B BB		B FF 94 B FF 93 B FF 94 C FF 94 B FF 94 4-1 3 S BB		C FF 98 C CH 88 B FF 97 X FF 97 1-2 G3-1	2	1	1	0	2	0	0
3 Elian Herrera, S (1, 4) OBP: 0.288, SLG: 0.341		1 SAFE 1 SAFE X SI 93 0-0 F7			1 SAFE B SI 92 B SI 92 C SI 93 F SI 93 B SI 94 X CH 88 3-2 50 SH5-4 28 FC1 1-H 1B		1 SAFE C FF 93 B FF 92 B FF 93 1 SAFE S FF 93 S FF 94 2-3 K 1-2			3	0	1	1	0	1	3
50 Mike Fiers, R (1, 1) OBP: 0.053, SLG: 0.053 59 Zach Duke, L (7, 1) 24 Lyle Overbay, L (7, PH) OBP: 0.328, SLG: 0.333 13 Will Smith, R (8, 1) 60 Matt Clark, L (9, 3) OBP: 0.226, SLG: 0.519		X FF 92 0-0 FC6-4 1-2f			B SI 93 B SI 92 L SI 92 X SI 92 2-1 SH5-4 2-3		B FF 94 B CU 77 S FF 94 F FF 94 B FF 95 X FF 95 3-2 F7			1 0 1 0 0	0 0 0 0 0	0 0 0 0 0	0 0 0 0 0	0 0 0 0 0	0 0 1 0 0	2 0 1 0 0
Inning Stats	R: 0 E: 0 K: 1 S: 7 H: 0 LOB: 0 BB: 1 P: 11	R: 1 E: 1 K: 0 S: 10 H: 2 LOB: 2 BB: 1 P: 18	R: 0 E: 0 K: 1 S: 7 H: 0 LOB: 0 BB: 0 P: 10	R: 0 E: 0 K: 0 S: 5 H: 0 LOB: 0 BB: 0 P: 10	R: 1 E: 0 K: 0 S: 14 H: 1 LOB: 1 BB: 1 P: 27	R: 0 E: 0 K: 0 S: 11 H: 1 LOB: 0 BB: 0 P: 17	R: 0 E: 0 K: 1 S: 8 H: 0 LOB: 1 BB: 1 P: 17	R: 0 E: 0 K: 0 S: 8 H: 1 LOB: 1 BB: 0 P: 14	R: 0 E: 0 K: 1 S: 9 H: 0 LOB: 0 BB: 0 P: 13	1B: 5 2B: 0 3B: 0 HR: 0	SF: 0 SAC: 1 DP: 2 HBP: 0	WP: 1 PB: 0 SB: 3 CS: 0	PA: 34				

livebaseballscorecards.com

AB	29
R	2
H	5
RBI	1
BB	4
SO	4
LOB	12

PITCHER		IP	WLS	BF	H	R	ER	SO	BB	IBB	HBP	BLK	WP	HR	S	P	ERA	WHIP
38 Jacob Turner, R ERA: 6.13	(1, 1)	5.0	W	21	4	2	2	2	3	0	0	0	1	0	46	82	3.60	1.400
52 Justin Grimm, R ERA: 3.78	(6, 1)	1.0	H	2	0	0	0	0	0	0	0	0	0	0	8	11	0.00	0.000
54 Neil Ramírez, R ERA: 1.44	(7, 1)	1.0	H	4	0	0	0	1	1	0	0	0	0	0	8	17	0.00	1.000
46 Pedro Strop, R ERA: 2.21	(8, 1)	1.0	H	4	1	0	0	0	0	0	0	0	0	0	8	14	0.00	1.000
56 Héctor Rondón, R ERA: 2.42	(9, 1)	1.0	S	3	0	0	0	1	0	0	0	0	0	0	9	13	0.00	0.000

PITCHER	IP	WLS	BF	H	R	ER	SO	BB	IBB	HBP	BLK	WP	HR	S	P	ERA	WHIP