





Chicago Cubs - 2014

Batter	1	2	3	4	5	6	7	8	9	AB	R	H	RBI	BB	SO	LOB	TOP							
8 Gerardo Parra, L (1.9) 71 Nick Evans, R (6.3)	4-0 F9 14 1B BB		0-0 L7		1-0 14 2B HBP	1-0 44 1B HBP		0-3 K		1 1 0 0 1 0 0 1 0 0 0 0 1 1							Arizona Diamondbacks @ Chicago Cubs Cubs Park, Mesa, AZ Thu Feb 27 2014, 3:11 PM - 6:06 PM EST Att: 14,486 - Sunny - 75 F							
14 Martin Prado, R (1.5) 75 Nick Ahmed, R (6.4)	0-0 1-2 1B		0-0 44 FC5-4 1B		0-0 12 HR 2B	0-3 K		0-3 K		4 1 3 1 0 1 3 1 0 0 0 0 1 1														
44 Paul Goldschmidt, R (1.3) 78 Justin Greene, R (6.7)	0-0 2-3 F9		0-0 FC5-4		0-3 K	0-0 2 FC6-4 1B			0-0 G5-3	4 0 1 2 0 1 4 1 0 0 0 0 0 0														
2 Aaron Hill, R (1.4) 25 Ireland Almada, R (6.9)	0-3 K			4-0 11 BB 15 1B BB	0-3 K	0-0 FC6-4			0-0 80 CS 1B	3 0 0 0 1 2 5 1 0 1 0 0 0 0														
12 Eric Chavez, L (1.10) 34 Rudy Flores, L (7.7)	0-3 K			0-3 K	3-2 2H HR				0-0 F7	3 1 1 2 0 2 3 2 0 0 0 0 0 1														
15 Mark Trumbo, R (1.7) 80 Evan Marzilli, L (6.8)		0-0 G3-1		0-0 11 BB 1B	0-0 G5-3				0-0 F7	3 0 1 0 0 0 0 1 0 0 0 0 0 0														
26 Miguel Montero, L (1.2) 18 Bobby Wilson, R (5.2)		0-0 11 G6-4-3 1B		0-0 L6		4-0 8 HBP 44 1B BB			0-0 F9	2 0 1 0 0 0 2 1 1 0 0 1 0 0														
11 AJ Pollock, R (1.8) 23 Brandon Drury, R (6.5)		0-0 G6-4-3		4-0 1-2 2-3 BB		0-0 8 HBP 44 1B 1B		0-3 K		2 1 1 0 1 0 1 1 0 0 0 0 1 0														
1 Didi Gregorius, L (1.6) 3 Gerson Montilla, R (8.4)			0-2 K	0-0 G4-3		0-0 F6		0-0 2B		4 0 1 0 0 1 5 0 0 0 0 0 0 0														
Inning Stats	R: 0 E: 0 K: 2 S: 8	H: 1 LOB: 2 BB: 1 P: 12	R: 0 E: 0 K: 0 S: 3	H: 1 LOB: 0 BB: 0 P: 3	R: 0 E: 0 K: 1 S: 6	H: 1 LOB: 3 BB: 2 P: 14	R: 3 E: 0 K: 2 S: 11	H: 2 LOB: 0 BB: 1 P: 15	R: 0 E: 0 K: 0 S: 3	H: 0 LOB: 0 BB: 0 P: 3	R: 0 E: 0 K: 3 S: 10	H: 1 LOB: 1 BB: 0 P: 10	R: 0 E: 0 K: 0 S: 3	H: 1 LOB: 0 BB: 0 P: 3	1B: 7 2B: 2 3B: 0 HR: 1	SF: 0 SAC: 0 DP: 1 HBP: 2		WP: 0 PB: 0 SB: 0 CS: 1	PA: 42					
PITCHER	IP WLS BF H R ER SO	IP WLS BF H R ER SO	IP WLS BF H R ER SO	IP WLS BF H R ER SO	IP WLS BF H R ER SO	IP WLS BF H R ER SO	IP WLS BF H R ER SO	IP WLS BF H R ER SO	IP WLS BF H R ER SO	IP WLS BF H R ER SO	IP WLS BF H R ER SO	IP WLS BF H R ER SO	IP WLS BF H R ER SO	IP WLS BF H R ER SO	IP WLS BF H R ER SO	IP WLS BF H R ER SO	ERA WHIP	ERA WHIP						
29 Jeff Samardzija, R (1.1) ERA: 0.00	2.0 H 4 1 0 0 2	2.0 H 4 1 0 0 1	2.0 H 6 1 0 0 1	2.0 H 6 2 3 3 2	2.0 L 6 2 3 3 2	1.0 H 3 0 0 0 0	1.0 H 4 1 0 0 3	1.0 H 3 1 0 0 0	1.0 H 3 0 0 0 0	1.0 H 3 0 0 0 0	1.0 H 3 0 0 0 0	1.0 H 3 0 0 0 0	1.0 H 3 0 0 0 0	1.0 H 3 0 0 0 0	1.0 H 3 0 0 0 0	1.0 H 3 0 0 0 0	0.00 1.500	0.00 1.000	0.00 3.000	27.00 2.000	18.00 3.000	0.00 0.000	0.00 1.000	0.00 1.000
50 Blake Parker, R (7.1) ERA: 0.00	1.0 S 3 0 0 0 0	1.0 S 4 1 0 0 1	1.0 S 6 1 0 0 1	1.0 S 6 2 0 0 1	1.0 S 6 2 0 0 1	1.0 S 3 0 0 0 0	1.0 S 4 1 0 0 3	1.0 S 3 1 0 0 0	1.0 S 3 0 0 0 0	1.0 S 3 0 0 0 0	1.0 S 3 0 0 0 0	1.0 S 3 0 0 0 0	1.0 S 3 0 0 0 0	1.0 S 3 0 0 0 0	1.0 S 3 0 0 0 0	1.0 S 3 0 0 0 0	0.00 0.000	0.00 1.000	0.00 3.000	27.00 2.000	18.00 3.000	0.00 0.000	0.00 1.000	0.00 1.000
56 Héctor Rondón, R (8.1) ERA: 0.00	1.0 S 3 0 0 0 0	1.0 S 4 1 0 0 1	1.0 S 6 1 0 0 1	1.0 S 6 2 0 0 1	1.0 S 6 2 0 0 1	1.0 S 3 0 0 0 0	1.0 S 4 1 0 0 3	1.0 S 3 1 0 0 0	1.0 S 3 0 0 0 0	1.0 S 3 0 0 0 0	1.0 S 3 0 0 0 0	1.0 S 3 0 0 0 0	1.0 S 3 0 0 0 0	1.0 S 3 0 0 0 0	1.0 S 3 0 0 0 0	1.0 S 3 0 0 0 0	0.00 0.000	0.00 1.000	0.00 3.000	27.00 2.000	18.00 3.000	0.00 0.000	0.00 1.000	0.00 1.000
62 Alberto Cabrera, R (9.1) ERA: 0.00	1.0 S 3 0 0 0 0	1.0 S 4 1 0 0 1	1.0 S 6 1 0 0 1	1.0 S 6 2 0 0 1	1.0 S 6 2 0 0 1	1.0 S 3 0 0 0 0	1.0 S 4 1 0 0 3	1.0 S 3 1 0 0 0	1.0 S 3 0 0 0 0	1.0 S 3 0 0 0 0	1.0 S 3 0 0 0 0	1.0 S 3 0 0 0 0	1.0 S 3 0 0 0 0	1.0 S 3 0 0 0 0	1.0 S 3 0 0 0 0	1.0 S 3 0 0 0 0	0.00 0.000	0.00 1.000	0.00 3.000	27.00 2.000	18.00 3.000	0.00 0.000	0.00 1.000	0.00 1.000
43 Emilio Bonifacio, S (1.4) 22 Logan Watkins, L (5.4)	0-0 24 G3 3B		0-0 G6-3		0-0 L8			0-0 P5		2 1 1 0 0 0 0 2 0 0 0 0 0 0							Arizona Diamondbacks @ Chicago Cubs Cubs Park, Mesa, AZ Thu Feb 27 2014, 3:11 PM - 6:06 PM EST Att: 14,486 - Sunny - 75 F							
24 Luis Valbuena, L (1.5) 61 Christian Villanueva, R (5.5)	0-0 G3		0-3 K		0-0 G6-3			0-0 L9		2 1 0 1 0 1 0 2 0 0 0 0 0 0														
13 Starlin Castro, R (1.6) 76 Jedy Valdez, R (5.6)	0-0 44 G3-6-3 1B		0-0 13 2B		0-0 G6-3			0-0 G6-3		2 0 2 1 0 0 0 2 0 1 0 0 0 0														
44 Anthony Rizzo, L (1.3) 4 Ryan Roberts, R (5.3)	0-0 G3-6-3		0-0 P2		0-0 F7			0-0 83 WP 2B		2 0 0 0 0 0 2 2 0 1 0 0 0 1														
21 Junior Lake, R (1.8) 72 Matt Szczur, R (5.8)		0-0 P3		0-0 L9		0-0 G6-3			0-3 K	2 0 0 0 0 0 0 2 0 0 0 0 1 1														
5 Wellington Castillo, R (1.2) 32 Eli Whiteside, R (5.2) 83 Luis Flores, R (9.2)		4-0 20 FC6-4 BB		0-0 G6-3			4-0 51 FC4-6 BB		0-2 K	1 0 0 0 1 0 0 0 0 0 0 1 0 0 1 0 0 0 0 1 1														
20 Justin Ruggiano, R (1.7) 51 Ryan Kalish, L (5.7)		0-0 FC6-4		4-0 BB		0-0 FC4-6 48 G4-3		0-0 L4		1 0 0 0 1 0 1 2 0 0 0 0 0 2														
30 Mike Olt, R (1.10) 48 Aaron Cunningham, R (7.7)		0-0 P4		0-3 K		0-0 G4-3			0-0 K	2 0 0 0 0 1 2 1 0 0 0 0 0 1														
54 Darnell McDonald, R (1.9) 66 Casper Wells, R (6.9)			0-0 G6-3		0-0 G5-3					2 0 0 0 0 0 0 1 0 0 0 0 1 1														
Inning Stats	R: 1 E: 0 K: 0 S: 4	H: 2 LOB: 0 BB: 0 P: 4	R: 0 E: 0 K: 0 S: 3	H: 0 LOB: 1 BB: 1 P: 7	R: 1 E: 0 K: 1 S: 7	H: 1 LOB: 1 BB: 0 P: 7	R: 0 E: 0 K: 1 S: 5	H: 0 LOB: 1 BB: 1 P: 9	R: 0 E: 0 K: 0 S: 3	H: 1 LOB: 0 BB: 0 P: 3	R: 0 E: 0 K: 1 S: 5	H: 0 LOB: 1 BB: 1 P: 9	R: 0 E: 0 K: 0 S: 3	H: 0 LOB: 0 BB: 0 P: 3	R: 0 E: 0 K: 2 S: 7	H: 1 LOB: 1 BB: 0 P: 7		1B: 2 2B: 2 3B: 1 HR: 0	SF: 0 SAC: 0 DP: 1 HBP: 0	WP: 1 PB: 1 SB: 0 CS: 1	PA: 34			
PITCHER	IP WLS BF H R ER SO	IP WLS BF H R ER SO	IP WLS BF H R ER SO	IP WLS BF H R ER SO	IP WLS BF H R ER SO	IP WLS BF H R ER SO	IP WLS BF H R ER SO	IP WLS BF H R ER SO	IP WLS BF H R ER SO	IP WLS BF H R ER SO	IP WLS BF H R ER SO	IP WLS BF H R ER SO	IP WLS BF H R ER SO	IP WLS BF H R ER SO	IP WLS BF H R ER SO	IP WLS BF H R ER SO	ERA WHIP	ERA WHIP						
61 Bronson Arroyo, R (1.1) ERA: 3.0	3.0 W 4 0 0 0 1	3.0 W 4 0 0 0 1	3.0 W 4 0 0 0 1	3.0 W 4 0 0 0 1	3.0 W 4 0 0 0 1	3.0 W 4 0 0 0 1	3.0 W 4 0 0 0 1	3.0 W 4 0 0 0 1	3.0 W 4 0 0 0 1	3.0 W 4 0 0 0 1	3.0 W 4 0 0 0 1	3.0 W 4 0 0 0 1	3.0 W 4 0 0 0 1	3.0 W 4 0 0 0 1	3.0 W 4 0 0 0 1	3.0 W 4 0 0 0 1	0.00 1.000	0.00 1.000	0.00 3.000	3.00 1.333	0.00 0.000	0.00 1.000	0.00 1.000	0.00 1.000
38 Will Harris, R (4.1) ERA: 3.0	1.0 H 3 0 0 0 0	1.0 H 3 0 0 0 0	1.0 H 3 0 0 0 0	1.0 H 3 0 0 0 0	1.0 H 3 0 0 0 0	1.0 H 3 0 0 0 0	1.0 H 3 0 0 0 0	1.0 H 3 0 0 0 0	1.0 H 3 0 0 0 0	1.0 H 3 0 0 0 0	1.0 H 3 0 0 0 0	1.0 H 3 0 0 0 0	1.0 H 3 0 0 0 0	1.0 H 3 0 0 0 0	1.0 H 3 0 0 0 0	1.0 H 3 0 0 0 0	0.00 0.000	0.00 1.000	0.00 3.000	3.00 1.333	0.00 0.000	0.00 1.000	0.00 1.000	
47 Joe Paterson, L (5.1) ERA: 3.0	1.0 H 3 0 0 0 0	1.0 H 3 0 0 0 0	1.0 H 3 0 0 0 0	1.0 H 3 0 0 0 0	1.0 H 3 0 0 0 0	1.0 H 3 0 0 0 0	1.0 H 3 0 0 0 0	1.0 H 3 0 0 0 0	1.0 H 3 0 0 0 0	1.0 H 3 0 0 0 0	1.0 H 3 0 0 0 0	1.0 H 3 0 0 0 0	1.0 H 3 0 0 0 0	1.0 H 3 0 0 0 0	1.0 H 3 0 0 0 0	1.0 H 3 0 0 0 0	0.00 0.000	0.00 1.000	0.00 3.000	3.00 1.333	0.00 0.000	0.00 1.000	0.00 1.000	
59 Adam Russell, R (6.1) ERA: 3.0	1.0 H 3 0 0 0 0	1.0 H 3 0 0 0 0	1.0 H 3 0 0 0 0	1.0 H 3 0 0 0 0	1.0 H 3 0 0 0 0	1.0 H 3 0 0 0 0	1.0 H 3 0 0 0 0	1.0 H 3 0 0 0 0	1.0 H 3 0 0 0 0	1.0 H 3 0 0 0 0	1.0 H 3 0 0 0 0	1.0 H 3 0 0 0 0	1.0 H 3 0 0 0 0	1.0 H 3 0 0 0 0	1.0 H 3 0 0 0 0	1.0 H 3 0 0 0 0	0.00 1.000	0.00 1.000	0.00 3.000	3.00 1.333	0.00 0.000	0.00 1.000	0.00 1.000	
12 Matt Stites, R (7.1) ERA: 3.0	1.0 H 3 0 0 0 0	1.0 H 3 0 0 0 0	1.0 H 3 0 0 0 0	1.0 H 3 0 0 0 0	1.0 H 3 0 0 0 0	1.0 H 3 0 0 0 0	1.0 H 3 0 0 0 0	1.0 H 3 0 0 0 0	1.0 H 3 0 0 0 0	1.0 H 3 0 0 0 0	1.0 H 3 0 0 0 0	1.0 H 3 0 0 0 0	1.0 H 3 0 0 0 0	1.0 H 3 0 0 0 0	1.0 H 3 0 0 0 0	1.0 H 3 0 0 0 0	0.00 1.000	0.00 1.000	0.00 3.000	3.00 1.333	0.00 0.000	0.00 1.000	0.00 1.000	

Batter	1	2	3	4	5	6	7	8	9	AB R H RBI BB SO LOB	TOP																								
											<p>Chicago Cubs @ Arizona Diamondbacks Salt River Fields at Talking Stick, Scottsdale, AZ Sat Mar 01 2014, 9:10 PM EST</p> <p>livebaseballscorecards.com</p> <p>AB 0 R 0 H 0 RBI 0 BB 0 SO 0 LOB 0</p>  <p>1B: 0 SF: 0 WP: 0 PA: 0 2B: 0 SAC: 0 FB: 0 3B: 0 DP: 0 SB: 0 HR: 0 HBP: 0 CS: 0</p>																								
Inning Stats																																			
PITCHER	IP	WLS	BF	H	R	ER	SO	BB	IBB	HBP	BLK	WP	HR	S	P	ERA	WHIP	PITCHER	IP	WLS	BF	H	R	ER	SO	BB	IBB	HBP	BLK	WP	HR	S	P	ERA	WHIP

Batter	1	2	3	4	5	6	7	8	9	AB R H RBI BB SO LOB	BOTTOM																								
											<p>Chicago Cubs @ Arizona Diamondbacks Salt River Fields at Talking Stick, Scottsdale, AZ Sat Mar 01 2014, 9:10 PM EST</p> <p>livebaseballscorecards.com</p> <p>AB 0 R 0 H 0 RBI 0 BB 0 SO 0 LOB 0</p>  <p>1B: 0 SF: 0 WP: 0 PA: 0 2B: 0 SAC: 0 FB: 0 3B: 0 DP: 0 SB: 0 HR: 0 HBP: 0 CS: 0</p>																								
Inning Stats																																			
PITCHER	IP	WLS	BF	H	R	ER	SO	BB	IBB	HBP	BLK	WP	HR	S	P	ERA	WHIP	PITCHER	IP	WLS	BF	H	R	ER	SO	BB	IBB	HBP	BLK	WP	HR	S	P	ERA	WHIP

Batter	1	2	3	4	5	6	7	8	9	AB R H RBI BB SO LOB	TOP																								
											<p style="text-align: center;">San Francisco Giants @ Chicago Cubs Cubs Park, Mesa, AZ Sat Mar 01 2014, 3:05 PM EST</p> <p style="text-align: right;">livebaseballscorecards.com</p> <p>AB 0 R 0 H 0 RBI 0 BB 0 SO 0 LOB 0</p> 																								
Inning Stats										1B: 0 SF: 0 2B: 0 SAC: 0 3B: 0 DP: 0 HR: 0 HBP: 0	WP: 0 PA: 0 PB: 0 SB: 0 CS: 0																								
PITCHER	IP	WLS	BF	H	R	ER	SO	BB	IBB	HBP	BLK	WP	HR	S	P	ERA	WHIP	PITCHER	IP	WLS	BF	H	R	ER	SO	BB	IBB	HBP	BLK	WP	HR	S	P	ERA	WHIP

Batter	1	2	3	4	5	6	7	8	9	AB R H RBI BB SO LOB	BOTTOM																								
											<p style="text-align: center;">San Francisco Giants @ Chicago Cubs Cubs Park, Mesa, AZ Sat Mar 01 2014, 3:05 PM EST</p> <p style="text-align: right;">livebaseballscorecards.com</p> <p>AB 0 R 0 H 0 RBI 0 BB 0 SO 0 LOB 0</p> 																								
Inning Stats										1B: 0 SF: 0 2B: 0 SAC: 0 3B: 0 DP: 0 HR: 0 HBP: 0	WP: 0 PA: 0 PB: 0 SB: 0 CS: 0																								
PITCHER	IP	WLS	BF	H	R	ER	SO	BB	IBB	HBP	BLK	WP	HR	S	P	ERA	WHIP	PITCHER	IP	WLS	BF	H	R	ER	SO	BB	IBB	HBP	BLK	WP	HR	S	P	ERA	WHIP

Batter	1	2	3	4	5	6	7	8	9	AB	R	H	RBI	BB	SO	LOB	TOP				
23 Norichika Aoki, L (1,8) 65 Melky Mesa, R (6,8)	K	L7		SF7		G6-3			G5-3	2	0	0	1	0	1	2					
19 Danny Valencia, R (1,4) 45 Jason Donald, R (6,4)	G5-3		K	K			K			3	0	0	0	0	2	1					
35 Eric Hosmer, L (1,3) 34 Brandon Laird, R (6,3)				HR		G6-3 7 G5-3	F8		F8	3	2	3	0	0	0	0					
27 Justin Maxwell, R (1,10)	G5-3		K			G5-3	F8			4	0	0	0	0	1	3					
8 Mike Moustakas, L (1,5) 61 Cheslor Cuthbert, R (6,5)		HR	HR			G6-3				3	2	2	3	0	0	1					
7 Carlos Peguero, L (1,7) 63 Lane Adams, R (6,7)	K		P6			FC5-4			K	3	0	1	1	0	1	0					
6 Lorenzo Cain, R (1,9) 64 Jimmy Paredes, S (6,9)						FC5-4			K	3	1	2	0	0	0	1					
12 Brett Hayes, R (1,2) 26 Francisco Peña, R (5,2)						F7			L7	1	0	0	0	0	0	1					
37 Pedro Ciriaco, R (1,6) 24 Christian Colón, R (6,6)	K					L7			K	3	0	1	0	0	1	2					
Inning Stats	R: 0 E: 0 K: 1 S: 6	H: 1 LOB: 1 BB: 0 P: 6	R: 1 E: 0 K: 2 S: 11	H: 2 LOB: 2 BB: 0 P: 14	R: 2 E: 0 K: 2 S: 11	H: 2 LOB: 0 BB: 0 P: 14	R: 1 E: 0 K: 1 S: 7	H: 2 LOB: 1 BB: 0 P: 7	R: 1 E: 0 K: 0 S: 5	H: 2 LOB: 1 BB: 0 P: 5	R: 0 E: 0 K: 0 S: 3	H: 0 LOB: 0 BB: 0 P: 3	R: 0 E: 0 K: 2 S: 7	H: 0 LOB: 1 BB: 1 P: 11	R: 0 E: 0 K: 1 S: 5	H: 0 LOB: 1 BB: 1 P: 9	1B: 4 2B: 3 3B: 0 HR: 2	SF: 1 SAC: 0 DP: 0 HBP: 1	WP: 0 PB: 0 SB: 0 CS: 0	PA: 39	
PITCHER	IP	WLS	BF	H	R	ER	SO	BB	IBB	HBP	BLK	WP	HR	S	P	ERA	WHIP				
36 Edwin Jackson, R (1,1) 33 Carlos Villanueva, R (3,1) 71 Dallas Beeler, R (5,1) 85 Neil Ramirez, R (7,1) 81 Armando Rivero, R (8,1)	2.0	L	10	3	1	1	3	0	0	1	0	0	0	1	17	20	4.50	1.500			
83 Yoanner Negrin, R (9,1)	1.0		4	0	0	0	1	0	0	0	0	0	0	8	8	0.00	0.000				

Kansas City Royals @ Chicago Cubs
Cubs Park, Mesa, AZ
Sun Mar 02 2014, 3:08 PM - 5:56 PM EST
Att: 14,680 - Partly Cloudy - 65 F

AB 35
R 5
H 9
RBI 5
BB 2
SO 10
LOB 15



Batter	1	2	3	4	5	6	7	8	9	AB	R	H	RBI	BB	SO	LOB	BOTTOM			
43 Emilio Bonifacio, S (1,8) 7 Brett Jackson, L (6,8)	G3-1		L7		L4		L4			3	0	0	0	0	0	1				
13 Starlin Castro, R (1,6) 70 Javier Báez, R (2,6) 76 Judy Valdez, R (9,6)			K			44 E			48 FC1-6	0	0	0	0	0	0	0				
44 Anthony Rizzo, L (1,3) 27 Josh Vitters, R (7,3)					F7	E7			K	2	1	1	1	1	0	0				
20 Justin Ruggiano, R (1,7) 48 Aaron Cunningham, R (7,7)						20 1B				1	0	0	0	0	1	1				
6 Ryan Sweeney, L (1,10) 77 Kris Bryant, R (8,PH) (9,10)									FC1-6	3	0	2	1	0	1	1				
5 Wellington Castillo, R (1,2) 32 Eli Whiteside, R (7,2)									K	1	0	0	0	0	1	0				
19 Nate Schierholtz, L (1,9) 68 Jorge Soler, R (7,9)									F8	3	0	0	0	0	1	2				
8 Donnie Murphy, R (1,5) 61 Christian Villanueva, R (8,5)									K	3	1	1	0	0	1	1				
15 Darwin Barney, R (1,4) 22 Logan Watkins, L (8,4)									F8	3	0	1	1	0	0	0				
Inning Stats	R: 0 E: 0 K: 1 S: 4	H: 0 LOB: 1 BB: 1 P: 8	R: 0 E: 0 K: 2 S: 8	H: 1 LOB: 1 BB: 0 P: 8	R: 0 E: 0 K: 1 S: 5	H: 0 LOB: 0 BB: 0 P: 5	R: 0 E: 0 K: 0 S: 3	H: 1 LOB: 0 BB: 0 P: 3	R: 1 E: 0 K: 0 S: 5	H: 2 LOB: 1 BB: 0 P: 5	R: 2 E: 1 K: 1 S: 8	H: 3 LOB: 1 BB: 0 P: 8	R: 0 E: 0 K: 2 S: 8	H: 1 LOB: 0 BB: 0 P: 8	R: 0 E: 0 K: 2 S: 7	H: 0 LOB: 0 BB: 0 P: 7	1B: 4 2B: 4 3B: 0 HR: 0	SF: 0 SAC: 0 DP: 1 HBP: 1	WP: 0 PB: 0 SB: 0 CS: 1	PA: 35
PITCHER	IP	WLS	BF	H	R	ER	SO	BB	IBB	HBP	BLK	WP	HR	S	P	ERA	WHIP			
17 Wade Davis, R (1,1) 30 Yordano Ventura, R (3,1) 38 John Lamb, L (5,1) 60 Jon Rauch, R (6,1) 67 Francisley Bueno, L (7,1)	2.0	W	8	1	0	0	3	1	0	0	0	0	0	8	8	0.00	0.500			
39 P.J. Walters, R (8,1) 48 Michael Mariot, R (9,1)	1.0	S	3	0	0	0	2	0	0	0	0	0	0	7	7	0.00	0.000			

Kansas City Royals @ Chicago Cubs
Cubs Park, Mesa, AZ
Sun Mar 02 2014, 3:08 PM - 5:56 PM EST
Att: 14,680 - Partly Cloudy - 65 F

AB 33
R 3
H 8
RBI 3
BB 1
SO 9
LOB 11



Batter	1	2	3	4	5	6	7	8	9	AB	R	H	RBI	BB	SO	LOB	TOP																			
19 Charlie Blackmon, L OBP: 0.286, SLG: 0.571 Joey Wong, L										4	1	1	0	0	0	4																				
3 Michael Cuddyer, R										1	0	0	0	0	0	1																				
26 Jason Pridie, L OBP: 0.500, SLG: 0.667										2	1	0	0	1	1	1																				
5 Carlos González, L OBP: 0.600, SLG: 0.750 7 Matt McBride, R OBP: 0.417, SLG: 0.444										2	0	1	2	1	0	0																				
2 Troy Tulowitzki, R										1	0	0	1	0	1	0																				
76 Rosell Herrera, S OBP: 0.313, SLG: 1.000										3	1	2	2	0	0	1																				
36 Ben Paulsen, L OBP: 0.375, SLG: 0.467										4	0	2	0	1	0	1																				
8 Michael McKenry, R OBP: 0.125, SLG: 0.250 72 Jackson Williams, R OBP: 0.571, SLG: 0.450 Dillon Thomas, L										2	0	0	0	0	0	1																				
4 Ryan Wheeler, L OBP: 0.313, SLG: 0.487 78 Angelys Nina, R										4	0	0	0	0	0	4																				
50 Dustin Garneau, R OBP: 0.250, SLG: 0.375										4	1	2	0	0	1	0																				
9 DJ LeMahieu, R OBP: 0.273, SLG: 0.200 Chris O'Dowd, L										3	2	2	0	0	0	1																				
Inning Stats	R: 1 E: 0 K: 1 S: 6	H: 1 LOB: 0 BB: 0 P: 6	R: 0 E: 0 K: 0 S: 3	H: 1 LOB: 0 BB: 0 P: 3	R: 2 E: 0 K: 0 S: 4	H: 2 LOB: 2 BB: 1 P: 11	R: 0 E: 0 K: 0 S: 3	H: 0 LOB: 0 BB: 0 P: 3	R: 0 E: 0 K: 0 S: 4	H: 1 LOB: 1 BB: 0 P: 4	R: 0 E: 0 K: 0 S: 4	H: 1 LOB: 2 BB: 0 P: 6	R: 4 E: 1 K: 1 S: 7	H: 2 LOB: 2 BB: 4 P: 23	R: 0 E: 0 K: 0 S: 3	H: 0 LOB: 0 BB: 0 P: 3	R: 0 E: 0 K: 1 S: 7	H: 3 LOB: 2 BB: 0 P: 7	1B: 8 2B: 2 3B: 1 HR: 0	SF: 1 SAC: 0 DP: 2 HBP: 2	WP: 0 PB: 0 SB: 0 CS: 1	PA: 43														
PITCHER	IP	WLS	BF	H	R	ER	SO	BB	IBB	HBP	BLK	WP	HR	S	P	ERA	WHIP	PITCHER		IP	WLS	BF	H	R	ER	SO	BB	IBB	HBP	BLK	WP	HR	S	P	ERA	WHIP
29 Jeff Samardzija, R ERA: 5.4	3.0		13	4	3	3	1	1	0	0	0	0	0	13	20	9.00	1.667	81 Armando Rivero, R ERA:		1.0		5	3	0	0	1	0	0	0	0	0	7	7	0.00	3.000	
41 Jose Veras, R ERA: 9.0	1.0		3	0	0	0	0	0	0	0	0	0	0	3	3	0.00	0.000																			
18 Chris Rusin, L ERA: 13.5	2.2	L	14	3	3	3	1	2	0	1	0	0	0	13	23	10.12	1.875																			
96 Ryan Searle, R ERA:	0.1		4	1	1	0	0	2	0	0	0	0	0	2	10	0.00	9.000																			
46 Pedro Strop, R ERA:	1.0		3	0	0	0	0	0	0	0	0	0	0	3	3	0.00	0.000																			

Colorado Rockies @ Chicago Cubs
Cubs Park, Mesa, AZ
Wed Mar 05 2014, 3:10 PM - 6:35 PM EST
Att: 10,598 - Partly Cloudy - 78 F

AB 34
R 7
H 11
RBI 5
BB 5
SO 3
LOB 17



Batter	1	2	3	4	5	6	7	8	9	AB	R	H	RBI	BB	SO	LOB	BOTTOM																			
51 Ryan Kalish, L OBP: 0.429, SLG: 0.200 27 Josh Vitters, R OBP: 0.600, SLG: 0.500										2	1	0	0	1	0	1																				
24 Luis Valbuena, L OBP: 0.125, SLG: 0.250 61 Christian Villanueva, R OBP: 0.286, SLG: 0.167										3	0	0	0	0	1	3																				
21 Junior Lake, R										3	0	0	0	0	2	3																				
48 Aaron Cunningham, R OBP: 0.250, SLG: 0.250										2	0	1	1	0	1	2																				
4 Ryan Roberts, R OBP: 0.250, SLG: 0.375 28 Chris Coghlan, L OBP: 0.125, SLG: 0.125										3	0	0	0	0	1	1																				
70 Javier Baez, R OBP: 0.417, SLG: 1.000 76 Jedy Valdez, R OBP: 0.200, SLG: 0.200										3	1	1	1	0	1	2																				
9 George Kottaras, L OBP: 0.500, SLG: 1.333 83 Luis Flores, R										2	1	1	1	1	0	0																				
7 Brett Jackson, L 68 Jorge Soler, R										3	0	0	0	0	2	1																				
60 Chris Valaika, R OBP: 0.111, SLG: 0.111 22 Logan Watkins, L										3	0	1	0	0	2	0																				
54 Darnell McDonald, R OBP: 0.375, SLG: 0.167 75 Arismendy Alcántara, S, PH										1	1	0	0	2	0	2																				
Inning Stats	R: 1 E: 1 K: 1 S: 6	H: 0 LOB: 0 BB: 0 P: 8	R: 0 E: 0 K: 1 S: 6	H: 1 LOB: 1 BB: 1 P: 10	R: 0 E: 0 K: 2 S: 8	H: 0 LOB: 2 BB: 1 P: 12	R: 0 E: 0 K: 1 S: 5	H: 0 LOB: 0 BB: 0 P: 5	R: 0 E: 0 K: 1 S: 5	H: 0 LOB: 1 BB: 1 P: 10	R: 2 E: 0 K: 3 S: 14	H: 2 LOB: 0 BB: 0 P: 16	R: 2 E: 1 K: 2 S: 11	H: 3 LOB: 3 BB: 1 P: 16	R: 0 E: 0 K: 1 S: 6	H: 1 LOB: 2 BB: 0 P: 9	R: 0 E: 0 K: 1 S: 5	H: 0 LOB: 0 BB: 0 P: 5	1B: 5 2B: 0 3B: 0 HR: 2	SF: 0 SAC: 0 DP: 0 HBP: 1	WP: 2 PB: 0 SB: 2 CS: 0	PA: 42														
PITCHER	IP	WLS	BF	H	R	ER	SO	BB	IBB	HBP	BLK	WP	HR	S	P	ERA	WHIP	PITCHER		IP	WLS	BF	H	R	ER	SO	BB	IBB	HBP	BLK	WP	HR	S	P	ERA	WHIP
27 Tyler Chatwood, R ERA:	2.2		13	1	1	0	3	2	0	0	0	0	0	17	27	0.00	1.125	75 Kraig Silton, L ERA: 13.5		0.1		6	3	2	2	1	0	0	0	7	12	54.00	12.000			
73 Jayson Aquino, L ERA:	0.1	H	1	0	0	0	1	0	0	0	0	0	0	3	3	0.00	0.000	59 Wilton Lopez, R ERA:		1.2	H	7	1	0	0	2	0	0	1	0	0	10	13	0.00	0.600	
49 Rex Brothers, L ERA:	1.0	H	3	0	0	0	1	0	0	0	0	0	0	5	5	0.00	0.000	79 Scott Oberg, R ERA: 4.5		1.0	S	3	0	0	0	1	0	0	0	0	5	5	0.00	0.000		
54 Tommy Kahnle, R ERA:	1.0	H	4	0	0	0	1	1	0	0	0	0	0	5	10	0.00	1.000																			
47 Chris Martin, R ERA: 5.4	1.0	W	5	2	2	2	3	0	0	0	0	0	0	2	14	18.00	2.000																			

Colorado Rockies @ Chicago Cubs
Cubs Park, Mesa, AZ
Wed Mar 05 2014, 3:10 PM - 6:35 PM EST
Att: 10,598 - Partly Cloudy - 78 F

AB 37
R 5
H 7
RBI 3
BB 4
SO 13
LOB 25



Batter	1	2	3	4	5	6	7	8	9	AB	R	H	RBI	BB	SO	LOB	TOP										
43 Emilio Bonifacio, S OBP: 0.250, SLG: 0.417 28 Chris Coghlan, L OBP: 0.111, SLG: 0.111	G3-1		1B		B2		1B		G3	4	0	2	0	0	0	2	Chicago Cubs @ Cleveland Indians Goodyear Ballpark, Goodyear, AZ Thu Mar 06 2014, 3:08 PM - 5:47 PM EST Att: 3,303 - Cloudy - 77 F										
8 Donnie Murphy, R OBP: 0.182, SLG: 0.273 77 Kris Bryant, R OBP: 0.200, SLG: 0.800	2B		FC5-4		K		K		K	3	0	1	0	0	1	3											
19 Nate Schierholtz, L OBP: 0.273, SLG: 0.390 38 John Baker, L OBP: 0.500, SLG: 0.667	BB		L9-3		F8		K		K	2	0	0	0	1	0	3											
44 Anthony Rizzo, L OBP: 0.545, SLG: 0.700 68 Jorge Soler, R	1B				1B				BB	3	0	2	0	0	1	0											
5 Wellington Castillo, R OBP: 0.375, SLG: 0.333 7 Brett Jackson, L	K				F8		BB		K	2	0	0	0	1	1	4											
30 Mike Olt, R OBP: 0.333, SLG: 0.833 27 Josh Vitters, R OBP: 0.667, SLG: 0.500	F8				K		1B		BB	3	0	1	0	0	1	4											
15 Darwin Barney, R OBP: 0.354, SLG: 0.727 22 Logan Watkins, L OBP: 0.167, SLG: 0.167					L8		1B		1B	3	0	1	0	0	1	1											
78 Albert Almora Jr., R OBP: 0.500, SLG: 0.667 72 Matt Szczur, R							1B		1B	3	0	1	0	0	1	3											
75 Arismendy Alcántara, S OBP: 0.222, SLG: 0.333 4 Ryan Roberts, R	G3						BB		F8	2	0	0	0	1	1	0											
Inning Stats	R: 0 E: 0 K: 1 S: 7	H: 2 LOB: 3 BB: 1 P: 11	R: 0 E: 0 K: 2 S: 7	H: 0 LOB: 0 BB: 0 P: 7	R: 0 E: 0 K: 0 S: 3	H: 1 LOB: 0 BB: 0 P: 3	R: 0 E: 0 K: 1 S: 6	H: 1 LOB: 1 BB: 0 P: 6	R: 0 E: 0 K: 1 S: 6	H: 1 LOB: 2 BB: 1 P: 10	R: 0 E: 0 K: 3 S: 10	H: 1 LOB: 1 BB: 0 P: 11	R: 0 E: 0 K: 1 S: 6	H: 1 LOB: 2 BB: 0 P: 14	R: 0 E: 0 K: 1 S: 5	H: 0 LOB: 0 BB: 0 P: 5		1B: 8 2B: 2 3B: 0 HR: 0	SF: 0 SAC: 0 DP: 2 HBP: 0	WP: 0 PB: 0 SB: 1 CS: 1	PA: 38						
PITCHER	IP	WLS	BF	H	R	ER	SO	BB	IBB	HBP	BLK	WP	HR	S	P	ERA	WHIP										
63 Justin Masterson, R ERA: 3.0	3.0		12	3	0	0	3	1	0	0	0	0	0	17	21	0.00	1.333										
54 Aaron Harang, R ERA: 1.8	2.0	W	9	2	0	0	2	1	0	0	0	0	0	12	16	0.00	1.500										
47 Trevor Bauer, R ERA: 3.6	2.0	H	9	3	0	0	4	1	0	0	0	0	0	16	21	0.00	2.000										
20 C.C. Lee, R ERA: 6.0	1.0	H	5	1	0	0	1	2	0	0	0	0	0	6	14	0.00	3.000										
51 Scott Barnes, L ERA: 3.0	1.0	S	3	0	0	0	1	0	0	0	0	0	0	5	5	0.00	0.000										

Batter	1	2	3	4	5	6	7	8	9	AB	R	H	RBI	BB	SO	LOB	BOTTOM										
24 Michael Bourn, L OBP: 0.100, SLG: 0.100 72 Tyler Naquin, L OBP: 0.500, SLG: 0.625	G6-3		K		B5-3		K			3	0	0	0	0	1	0	Chicago Cubs @ Cleveland Indians Goodyear Ballpark, Goodyear, AZ Thu Mar 06 2014, 3:08 PM - 5:47 PM EST Att: 3,303 - Cloudy - 77 F										
33 Nick Swisher, S OBP: 0.333, SLG: 0.143 46 David Cooper, L	F8				1B				K	2	1	1	0	1	0	0											
22 Jason Kipnis, L OBP: 0.385, SLG: 0.545 62 José Ramírez, S	F8				1B		BB		F8	3	0	1	0	0	0	1											
41 Carlos Santana, S OBP: 0.182, SLG: 0.273 76 Ryan Rohlinger, R OBP: 0.375, SLG: 0.400	F9				G3		BB		G6-3	3	0	0	0	0	2	0											
23 Michael Brantley, L OBP: 0.545, SLG: 0.556 26 Matt Carson, R OBP: 0.200, SLG: 0.214	2B				HBP				F7	2	0	1	0	0	0	0											
13 Adrián Cabrera, S OBP: 0.308, SLG: 0.273 78 Erik González, R OBP: 0.500, SLG: 0.571	K				BB				G4-3	2	0	0	1	1	1	1											
10 Yan Gomes, R OBP: 0.182, SLG: 0.100	F8				K				F9	3	0	0	0	0	1	4											
7 David Murphy, L OBP: 0.300, SLG: 0.444 75 Carlos Moncrief, L OBP: 0.333, SLG: 0.455					G4-3				1B	3	0	1	0	0	0	3											
79 Roberto Pérez, R OBP: 0.333, SLG: 1.333 68 Jake Lowery, L	K				K				P3	2	0	0	0	0	2	0											
Inning Stats	R: 0 E: 0 K: 0 S: 3	H: 0 LOB: 0 BB: 0 P: 3	R: 0 E: 0 K: 1 S: 6	H: 1 LOB: 0 BB: 0 P: 6	R: 0 E: 0 K: 2 S: 7	H: 0 LOB: 0 BB: 0 P: 7	R: 1 E: 0 K: 1 S: 7	H: 2 LOB: 3 BB: 1 P: 12	R: 0 E: 0 K: 1 S: 5	H: 0 LOB: 1 BB: 1 P: 9	R: 0 E: 0 K: 0 S: 3	H: 0 LOB: 0 BB: 0 P: 3	R: 0 E: 0 K: 1 S: 6	H: 1 LOB: 1 BB: 0 P: 6	R: 0 E: 0 K: 1 S: 5	H: 0 LOB: 0 BB: 0 P: 5		1B: 3 2B: 1 3B: 0 HR: 0	SF: 0 SAC: 0 DP: 0 HBP: 1	WP: 0 PB: 0 SB: 0 CS: 0	PA: 31						
PITCHER	IP	WLS	BF	H	R	ER	SO	BB	IBB	HBP	BLK	WP	HR	S	P	ERA	WHIP										
37 Travis Wood, L ERA: 5.2	1.0	L	7	2	1	1	1	1	0	1	0	0	0	7	12	9.00	3.000										
52 Justin Grimm, R ERA: 4.5	1.0		4	0	0	0	1	1	0	0	0	0	0	5	9	0.00	1.000										
56 Héctor Rondón, R ERA: 6.1	1.0		3	0	0	0	0	0	0	0	0	0	0	3	3	0.00	0.000										
12 Chang-Yong Lim, R ERA: 7.1	1.0		4	1	0	0	1	0	0	0	0	0	0	6	6	0.00	1.000										
73 Marcus Hatley, R ERA: 8.1	1.0		4	1	0	0	1	0	0	0	0	0	0	6	6	0.00	1.000										

Batter	1	2	3	4	5	6	7	8	9	AB	R	H	RBI	BB	SO	LOB	TOP																			
28 Chris Coghlan, L OBP: 0.154, SLG: 0.083 7 Anthony Giansanti, R	F8		P4			CS 24 BB		F9		3	0	0	0	1	0	1																				
24 Luis Valbuena, L OBP: 0.182, SLG: 0.364 22 Logan Watkins, L OBP: 0.143, SLG: 0.143	K			K				G4-3		3	1	1	0	0	2	0																				
21 Junior Lake, R OBP: 0.182, SLG: 0.100 78 Albert Almora Jr., R OBP: 0.571, SLG: 0.714	1B			B5-3				60 1B	2B	3	0	1	0	0	0	1																				
30 Mike Olt, R OBP: 0.200, SLG: 0.500	K			F8				G1-3		4	0	0	0	0	2	3																				
60 Chris Valaika, R OBP: 0.231, SLG: 0.308			P4					68 3B	2B	4	1	2	2	0	0	0																				
66 Casper Wells, R OBP: 0.100, SLG: 0.100 68 Jorge Soler, R OBP: 0.286, SLG: 0.500	K			K				2H	1B	3	0	0	0	0	2	1																				
27 Josh Vitters, R OBP: 0.444, SLG: 0.286 93 Dustin Geiger, R	K			K				2H	3B	1	0	1	1	0	0	0																				
38 John Baker, L OBP: 0.333, SLG: 0.444 82 Raffy Lopez, L				G6-3					K	3	0	0	0	0	1	0																				
61 Christian Villanueva, R OBP: 0.300, SLG: 0.333				F7					G6-3	3	0	1	0	0	0	0																				
Inning Stats	R: 0 E: 0 K: 2 S: 8	H: 1 LOB: 1 BB: 0 P: 8	R: 0 E: 0 K: 2 S: 7	H: 0 LOB: 0 BB: 0 P: 7	R: 0 E: 0 K: 0 S: 3	H: 0 LOB: 0 BB: 0 P: 3	R: 0 E: 0 K: 1 S: 5	H: 0 LOB: 0 BB: 0 P: 5	R: 0 E: 0 K: 2 S: 7	H: 0 LOB: 0 BB: 0 P: 7	R: 1 E: 0 K: 2 S: 9	H: 2 LOB: 1 BB: 0 P: 9	R: 0 E: 0 K: 2 S: 8	H: 1 LOB: 1 BB: 0 P: 8	R: 2 E: 0 K: 0 S: 6	H: 3 LOB: 1 BB: 0 P: 6	1B: 3 2B: 3 3B: 1 HR: 0	SF: 0 SAC: 0 DP: 0 HBP: 0	WP: 0 PA: 35 PB: 0 SB: 1 CS: 1																	
PITCHER	IP	WLS	BF	H	R	ER	SO	BB	IBB	HBP	BLK	WP	HR	S	P	ERA	WHIP	PITCHER	IP	WLS	BF	H	R	ER	SO	BB	IBB	HBP	BLK	WP	HR	S	P	ERA	WHIP	
53 Héctor Santiago, L ERA: 18.0	4.0		13	1	0	0	5	0	0	0	0	0	0	23	23	0.00	0.250																			
58 Michael Kohn, R ERA: 4.5	1.0	H	3	0	0	0	2	0	0	0	0	0	0	7	7	0.00	0.000																			
54 Buddy Boshers, L ERA: 2.25	1.0	H	3	0	0	0	0	1	0	0	0	0	0	2	7	0.00	1.000																			
52 Matt Shoemaker, R ERA: 12.0	2.0	B	9	3	1	1	4	0	0	0	0	0	0	17	17	4.50	1.500																			
35 Josh Wall, R	1.0	L	6	3	2	2	0	0	0	0	0	0	0	6	6	18.00	3.000																			

Chicago Cubs @ Los Angeles Angels
 Tempe Diablo Stadium, Tempe, AZ
 Fri Mar 07 2014, 3:10 PM - 5:59 PM EST
 Att: 5,088 - Partly Cloudy - 75 F

AB	33
R	3
H	7
RBI	3
BB	1
SO	11
LOB	7



Batter	1	2	3	4	5	6	7	8	9	AB	R	H	RBI	BB	SO	LOB	BOTTOM																			
56 Kole Calhoun, L OBP: 0.364, SLG: 0.222	F8		CS	5 F8 28 G3 1B	F8			E9		4	1	1	0	1	0	1																				
27 Mike Trout, R OBP: 0.487, SLG: 0.786 79 Taylor Lindsey, L	F9			47 1B 28 G3 1B				K		3	0	1	0	0	1	0																				
5 Albert Pujols, R OBP: 0.200, SLG: 0.077 41 Luis Martinez, R	G5-3			F8				F8		3	0	0	0	0	0	2																				
28 Raul Ibanez, L OBP: 0.286, SLG: 0.462 85 Shawn O'Malley, S OBP: 0.500, SLG: 0.353	G4-3			G3				47 1B 6 BB 1B		3	0	1	1	0	0	1																				
6 David Freese, R OBP: 0.286, SLG: 0.091 Ranyelmy Alberto, R	G6-4-3 1B			47 1B BB				SH3		1	0	1	0	2	0	0																				
47 Howie Kendrick, R OBP: 0.500, SLG: 0.462 59 Kyle Hudson, L 77 Carlos Pena, L OBP: 0.286, SLG: 0.250 35 Josh Wall, R	G6-4-3			47 1B BB				G4-3		3	0	2	0	0	0	1																				
3 JB Shuck, L OBP: 0.263, SLG: 0.353 84 C.J. Cron, R OBP: 0.571, SLG: 1.167	G4-3			G3				F8		2	0	1	1	0	0	3																				
16 Hank Conger, L OBP: 0.091, SLG: 0.091 18 John McDonald, R OBP: 0.444, SLG: 0.375	P5			F8				56 F8 1B		2	0	1	0	0	0	1																				
2 Erick Aybar, S OBP: 0.438, SLG: 0.182 13 Luis Jimenez, R OBP: 0.200, SLG: 0.200	F9			56 CS BB				G5-3		1	0	0	0	1	0	1																				
Inning Stats	R: 0 E: 0 K: 0 S: 3	H: 0 LOB: 0 BB: 0 P: 3	R: 0 E: 0 K: 0 S: 3	H: 1 LOB: 0 BB: 0 P: 3	R: 0 E: 0 K: 0 S: 3	H: 0 LOB: 0 BB: 1 P: 7	R: 1 E: 0 K: 0 S: 6	H: 3 LOB: 3 BB: 1 P: 10	R: 0 E: 0 K: 1 S: 7	H: 2 LOB: 3 BB: 1 P: 11	R: 0 E: 1 K: 2 S: 9	H: 1 LOB: 2 BB: 0 P: 9	R: 1 E: 0 K: 0 S: 5	H: 2 LOB: 1 BB: 0 P: 5	R: 0 E: 0 K: 1 S: 5	H: 0 LOB: 1 BB: 1 P: 9	1B: 10 2B: 0 3B: 0 HR: 0	SF: 0 SAC: 1 DP: 1 HBP: 0	WP: 0 PA: 40 PB: 0 SB: 0 CS: 2																	
PITCHER	IP	WLS	BF	H	R	ER	SO	BB	IBB	HBP	BLK	WP	HR	S	P	ERA	WHIP	PITCHER	IP	WLS	BF	H	R	ER	SO	BB	IBB	HBP	BLK	WP	HR	S	P	ERA	WHIP	
55 James McDonald, R ERA: 18.0	2.0		6	1	0	0	0	0	0	0	0	0	0	6	6	0.00	0.500																			
71 Dallas Beeler, R ERA: 4.5	2.0		10	3	1	1	0	2	0	0	0	0	0	9	17	4.50	2.500																			
92 Casey Coleman, R ERA: 4.5	1.0		3	1	0	0	0	0	0	0	0	0	0	4	4	0.00	1.000																			
67 Tsuyoshi Wada, L ERA: 4.5	2.0		11	3	0	0	3	1	0	0	0	0	0	16	20	0.00	2.000																			
63 Brian Schlichter, R ERA: 4.5	1.0	W	5	2	1	1	0	0	0	0	0	0	0	5	5	9.00	2.000																			

Chicago Cubs @ Los Angeles Angels
 Tempe Diablo Stadium, Tempe, AZ
 Fri Mar 07 2014, 3:10 PM - 5:59 PM EST
 Att: 5,088 - Partly Cloudy - 75 F

AB	34
R	2
H	10
RBI	2
BB	4
SO	4
LOB	21



Batter	1	2	3	4	5	6	7	8	9	AB R H RBI BB SO LOB	TOP												
6 Nyer Morgan, L (1.8) OBP: 0.391, SLG: 0.250 72 Tyler Naquin, L (5.8) OBP: 0.500, SLG: 0.600	0-0 4 HR 1B		0-2 K		4-0 G6-4-3 8 HBP BB	0-0 F7		0-0 76 1B 81 BB 1B	2 1 1 0 1 1 0 2 1 1 0 0 0 2		Cleveland Indians @ Chicago Cubs Cubs Park, Mesa, AZ Fri Mar 07 2014, 3:08 PM - 6:07 PM EST Att: 13,440 - Sunny - 73 F												
4 Mike Aviles, R (1.6) OBP: 0.600, SLG: 1.111 40 Justin Sellers, R (5.6) OBP: 0.500, SLG: 0.333	2-0 1-H HR		1-0 10 S 2B HBP		0-0 F7	0-0 G6-3		4-0 81 BB 76 1B 1 SF8 BB	2 2 1 2 0 0 1 1 1 0 0 1 0 0														
8 Lonnie Chisenhall, L (1.5) OBP: 0.399, SLG: 0.214 76 Ryan Rohlinger, R (7.5) OBP: 0.444, SLG: 0.500	0-0 F7		0-3 K		1-0 10 G6-4-3 HBP	0-0 L1		0-0 81 BB SF8 1B	3 0 0 0 0 1 1 1 0 1 1 0 0 0														
10 Yan Gomes, R (1.2) OBP: 0.200, SLG: 0.214 81 Tony Wolters, L (7.2) OBP: 0.750, SLG: 0.500	0-0 F8		1-0 2B		0-0 G6-4-3	0-3 K		1-2 2-3 3-H BB	4 0 1 1 0 1 2 0 0 0 1 1 0 0														
25 Jason Giambi, L (1.10) 1 David Adams, R (6, PH) OBP: 0.316, SLG: 0.267 (6, 10)	0-0 G3-1							0-0 SF8	1 0 0 0 0 0 0 1 1 0 1 1 1 0														
9 Ryan Raburn, R (1.9) OBP: 0.667, SLG: 1.400 75 Carlos Moncrief, L (3, PH) OBP: 0.333, SLG: 0.429 (3, 9)		0-0 11 L8 2B						0-3 K	1 0 1 0 0 0 0 3 0 1 0 0 1 2														
26 Matt Carson, R (9, PH) OBP: 0.188, SLG: 0.200 (9, 9)								0-3 K	1 0 0 0 0 1 2														
11 Jeff Francoeur, R (1.7) OBP: 0.286, SLG: 0.308 80 Joey Wendle, L (6, PR) OBP: 0.154, SLG: 0.154 (6, 4)		0-0 L8 2-3			0-0 G1-3			0-0 G4-3	3 0 0 0 0 0 3 1 0 0 0 0 0 0														
30 Elliot Johnson, S (1.4) OBP: 0.385, SLG: 0.923 74 Jesús Aguilar, R (6, 3)		0-0 F8			0-3 K			0-3 K	3 0 0 0 0 2 3 1 0 0 0 0 1 0														
46 David Cooper, L (1, 3) OBP: 0.286, SLG: 0.167 86 Tim Fedroff, L (6, 7) OBP: 1.000, SLG: 1.000		0-0 F7			0-0 G4-3			0-0 40 BB 76 1B 72 1B 1B	3 0 1 1 0 0 1 1 1 1 0 0 0 0														
Inning Stats	R: 2 E: 0 K: 0 S: 5	H: 2 LOB: 0 BB: 0 P: 7	R: 0 E: 0 K: 0 S: 4	H: 1 LOB: 1 BB: 0 P: 4	R: 1 E: 0 K: 2 S: 8	H: 1 LOB: 2 BB: 0 P: 11	R: 0 E: 0 K: 1 S: 5	H: 0 LOB: 0 BB: 0 P: 5	R: 0 E: 0 K: 1 S: 7	H: 2 LOB: 2 BB: 1 P: 11	R: 0 E: 0 K: 1 S: 5	H: 0 LOB: 0 BB: 0 P: 5	R: 0 E: 0 K: 2 S: 7	H: 0 LOB: 0 BB: 0 P: 7	R: 0 E: 0 K: 2 S: 10	H: 3 LOB: 2 BB: 2 P: 18	1B: 6 2B: 2 3B: 0 HR: 1	SF: 1 SAC: 0 DP: 1 HBP: 3	WP: 0 PB: 0 SB: 1 CS: 0	PA: 42			
PITCHER	IP WLS BF H R ER SO BB IBB HBP BLK WP HR S P ERA WHIP	3.0 L 15 4 3 3 2 0 0 0 2 0 0 1 17 22 3.38 1.500	2.2 12 2 1 1 2 2 0 0 1 0 0 0 13 22 3.38 1.500	0.1 1 0 0 0 0 0 0 0 0 0 0 1 1 0.00 0.000	1.0 3 0 0 0 1 0 0 0 0 0 0 5 5 0.00 0.000	1.0 3 0 0 0 2 0 0 0 0 0 0 7 7 0.00 0.000																	
36 Edwin Jackson, R (1, 1) ERA: 7.2																							
33 Carlos Villanueva, R (4, 1) ERA: 7.1																							
83 Yoanner Negrin, R (6, 1) ERA: 12.0																							
53 Wesley Wright, L (7, 1) ERA: 12.0																							
47 Aroldys Vizcaino, R (8, 1) ERA:																							
50 Blake Parker, R (9, 1) ERA: 15.43																							
90 Frank Batista, R (9, 1) ERA: 10.8																							

AB 34
R 7
H 9
RBI 7
BB 4
SO 9
LOB 17



Batter	1	2	3	4	5	6	7	8	9	AB R H RBI BB SO LOB	BOTTOM											
15 Darwin Barney, R (1, 10) OBP: 0.267, SLG: 0.533	0-0 G5-3		0-3 K			0-0 P3		0-0 L7		4 0 0 0 0 1 0	Cleveland Indians @ Chicago Cubs Cubs Park, Mesa, AZ Fri Mar 07 2014, 3:08 PM - 6:07 PM EST Att: 13,440 - Sunny - 73 F											
4 Ryan Roberts, R (1, 4) OBP: 0.333, SLG: 0.500 75 Arismendy Alcántara, S (6, PR) OBP: 0.500, SLG: 0.500 (7, 4)	0-3 K		0-0 44 CS 1B			0-0 2B		0-0 G3	3 0 2 0 0 1 0 1 0 0 0 0 0 0													
44 Anthony Rizzo, L (1, 3) OBP: 0.500, SLG: 0.615 85 Daniel Vogelbach, L (7, 3)	0-0 1B		0-3 K			0-3 K		0-3 K	3 0 1 0 0 2 2 1 0 0 0 0 1 0													
20 Justin Ruggiano, R (1, 9) OBP: 0.545, SLG: 0.889 54 Darrell McDonald, R (7, 9) OBP: 0.333, SLG: 0.143	0-3 K				0-0 G6-3			0-3 K	3 0 0 0 0 1 2 1 0 0 0 0 1 0													
6 Ryan Sweeney, L (1, 8) OBP: 0.091, SLG: 0.091 72 Matt Szczur, R (8, 8)		0-0 E7 77 HR			0-3 K			0-0 G3	3 1 0 0 0 1 0 0 0 0 0 0 0 0													
70 Javier Bóez, R (1, 6) OBP: 0.333, SLG: 0.800 76 Jeudy Valdez, R (8, 6) OBP: 0.200, SLG: 0.200		0-0 F7			0-0 G6-3			0-0 G6-3	3 0 0 0 0 0 1 0 0 0 0 0 0 0													
9 George Kottaras, L (1, 2) OBP: 0.333, SLG: 0.800 32 Eli Whiteside, R (7, 2)		0-3 K				0-3 K		0-3 K	2 0 0 0 0 2 1 1 0 0 0 0 1 0													
77 Kris Bryant, R (1, 5) OBP: 0.250, SLG: 1.000 94 Jeimer Candelario, S (8, 5)		2-0 HR			0-3 K			0-3 K	3 1 1 2 0 2 0 0 0 0 0 0 0 0													
48 Aaron Cunningham, R (1, 7) OBP: 0.200, SLG: 0.200 7 Brett Jackson, L (8, 7)		0-3 K			0-3 K			0-3 K	2 0 0 0 0 2 0 1 0 0 0 0 1 0													
Inning Stats	R: 0 E: 0 K: 2 S: 8	H: 1 LOB: 1 BB: 0 P: 8	R: 2 E: 2 K: 2 S: 9	H: 1 LOB: 0 BB: 0 P: 11	R: 0 E: 0 K: 2 S: 7	H: 1 LOB: 0 BB: 0 P: 7	R: 0 E: 0 K: 3 S: 9	H: 0 LOB: 0 BB: 0 P: 9	R: 0 E: 0 K: 1 S: 6	H: 1 LOB: 1 BB: 0 P: 6		R: 0 E: 0 K: 1 S: 5	H: 0 LOB: 0 BB: 0 P: 5	R: 0 E: 0 K: 2 S: 7	H: 0 LOB: 0 BB: 0 P: 7	R: 0 E: 0 K: 2 S: 7	H: 0 LOB: 0 BB: 0 P: 7	1B: 2 2B: 1 3B: 0 HR: 1	SF: 0 SAC: 0 DP: 0 HBP: 0	WP: 0 PB: 0 SB: 0 CS: 1	PA: 31	
PITCHER	IP WLS BF H R ER SO BB IBB HBP BLK WP HR S P ERA WHIP	3.0 H 10 1 0 0 5 0 0 0 0 0 0 20 20 0.00 0.333	1.0 H 3 0 0 0 1 0 0 0 0 0 0 5 5 0.00 0.000	1.0 H 3 0 0 0 2 0 0 0 0 0 0 7 7 0.00 0.000	1.0 3 0 0 0 2 0 0 0 0 0 0 7 7 0.00 0.000																	
59 Carlos Carrasco, R (1, 1) ERA: 1.29																						
28 Corey Kluber, R (4, 1)																						
52 Vinnie Pestano, R (7, 1) ERA:																						
49 Blake Wood, R (8, 1) ERA: 2.25																						
71 Bryan Price, R (9, 1) ERA:																						

AB 31
R 2
H 4
RBI 2
BB 0
SO 16
LOB 6



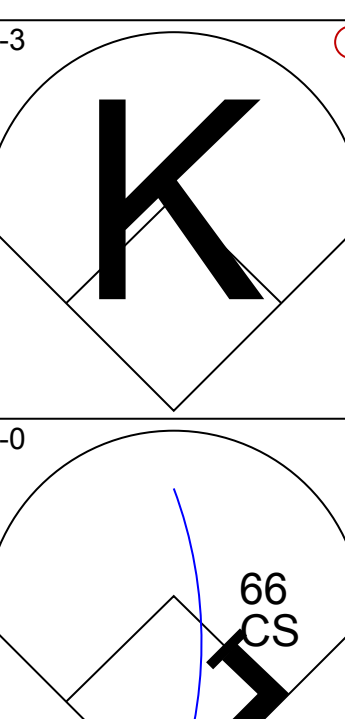
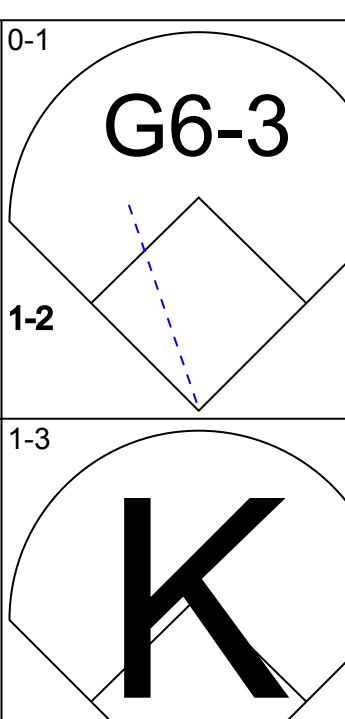
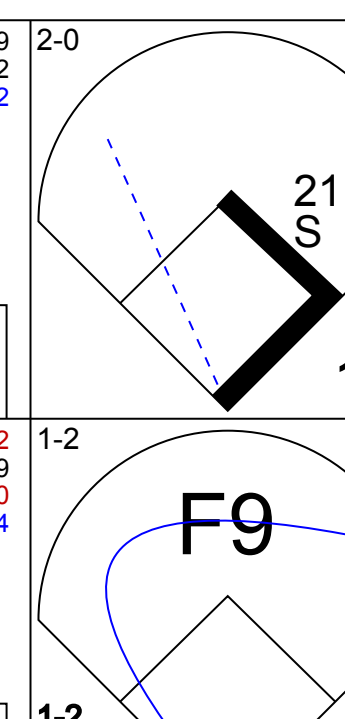
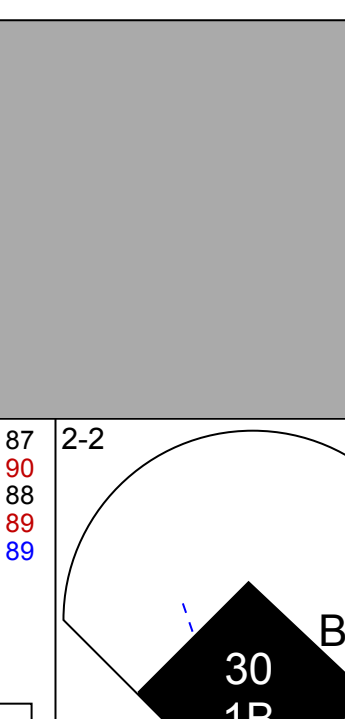

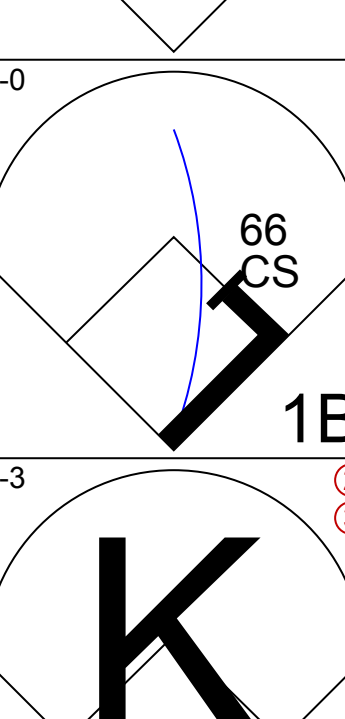
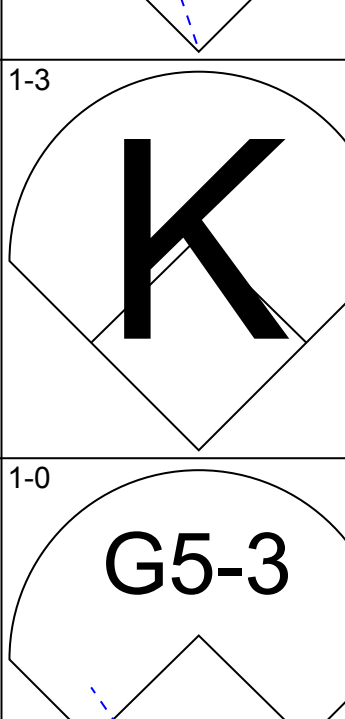
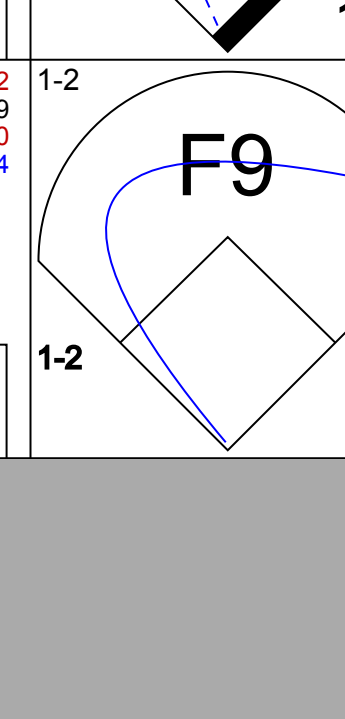
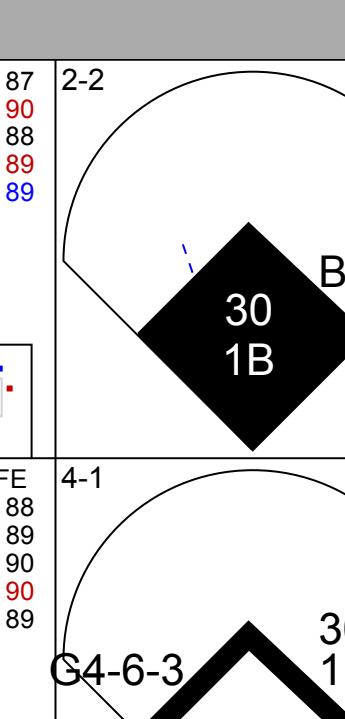

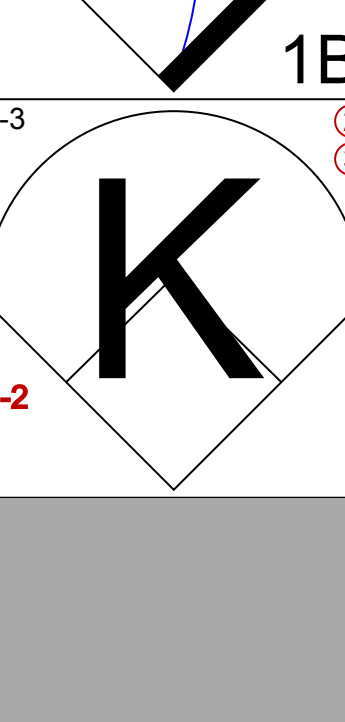
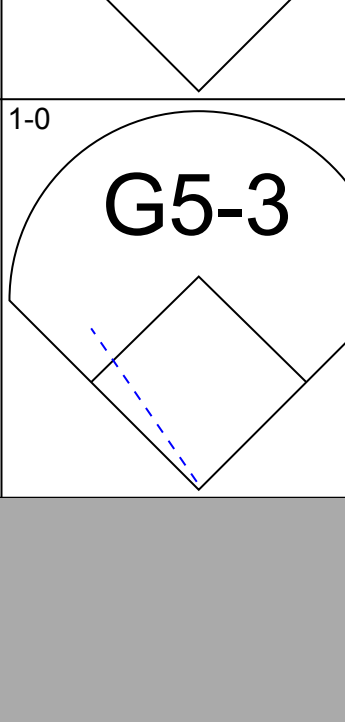

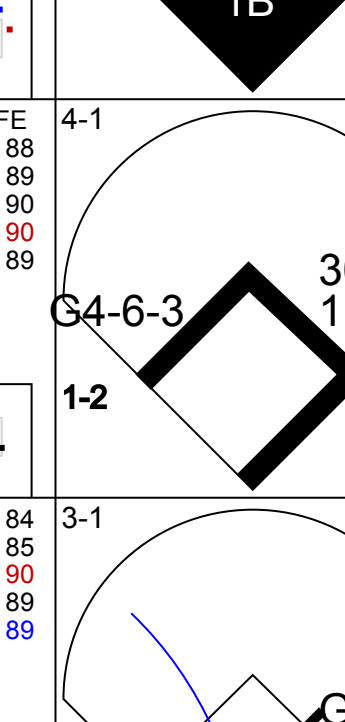
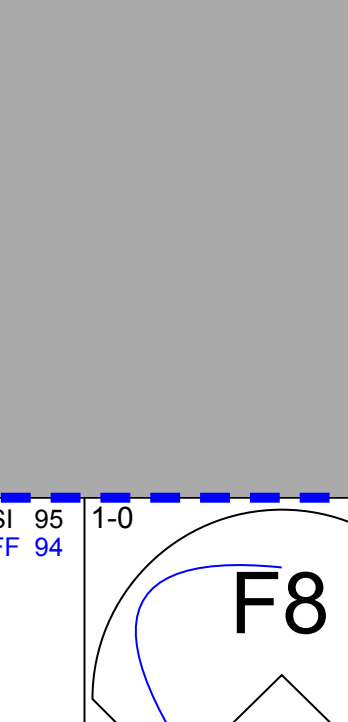


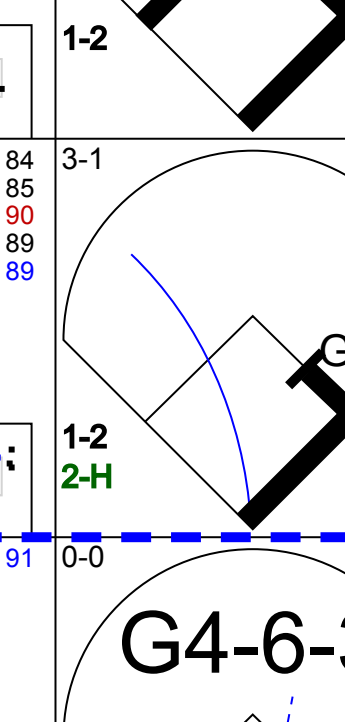
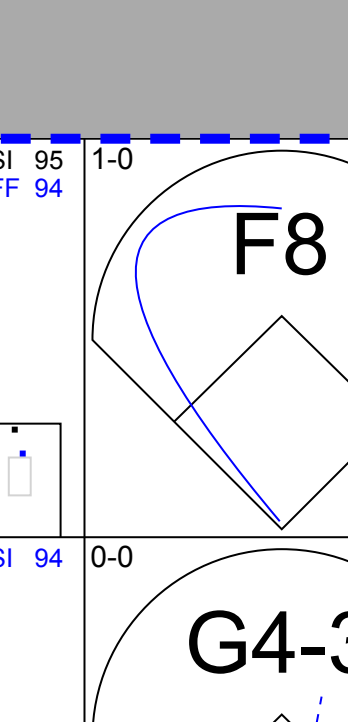



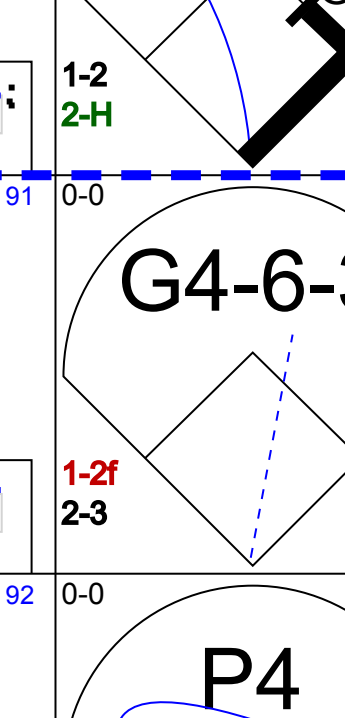
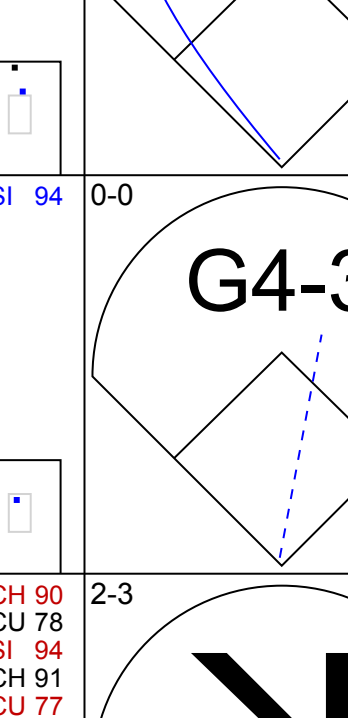
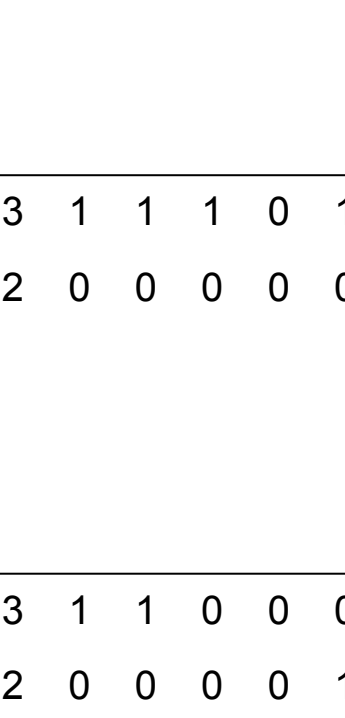



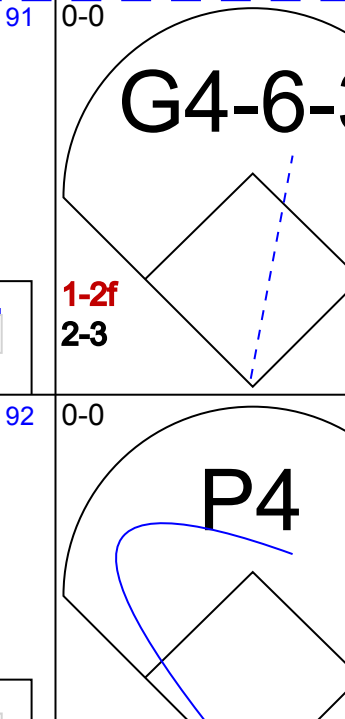
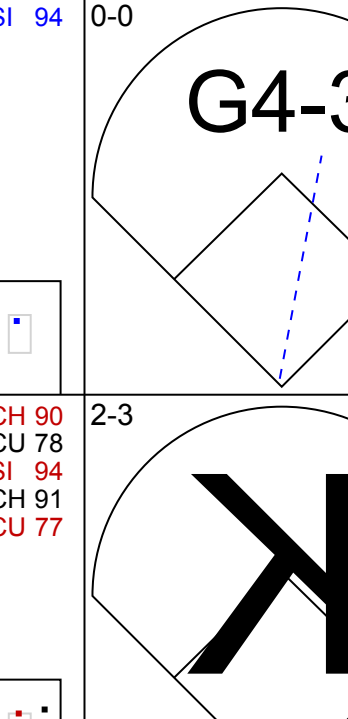




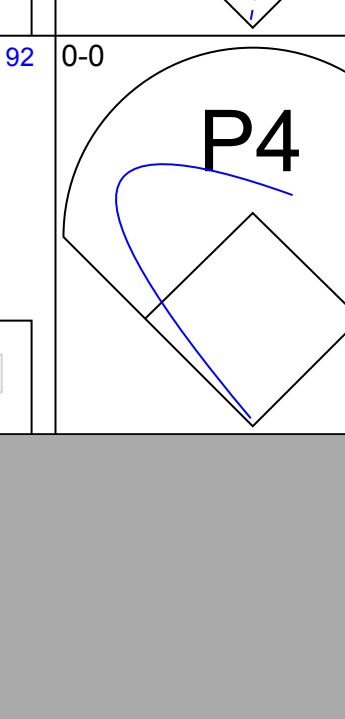
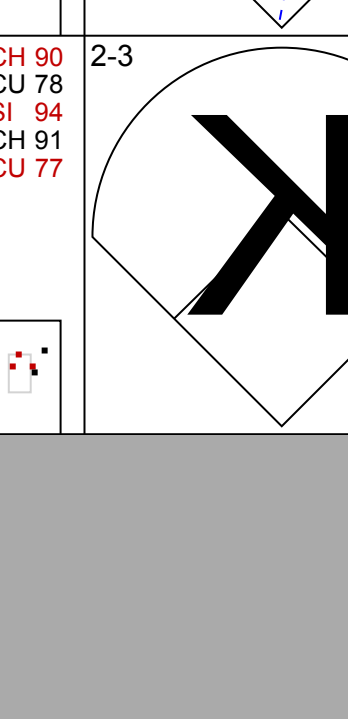



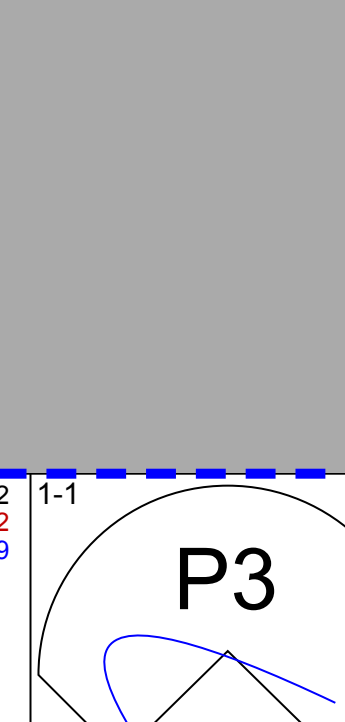


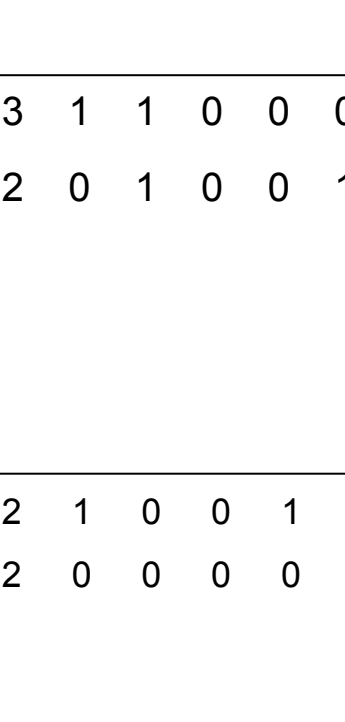


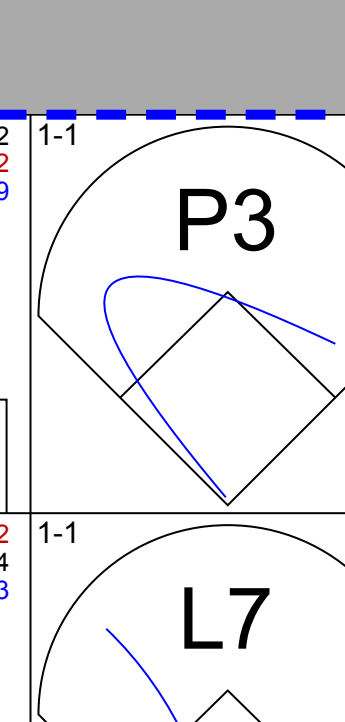


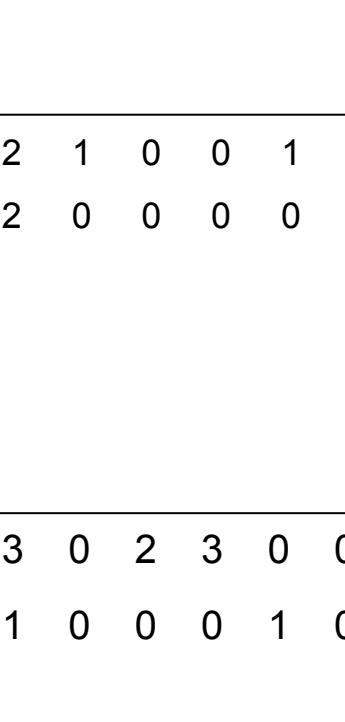

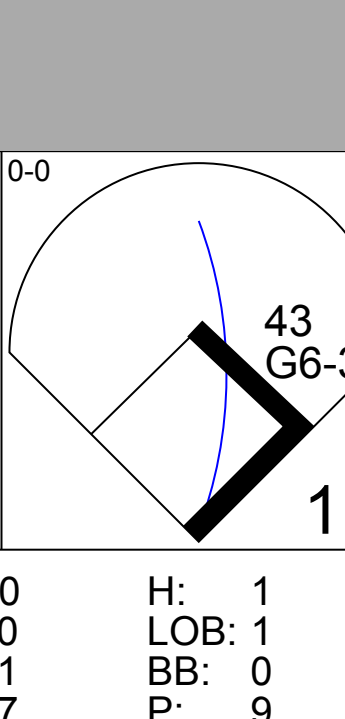
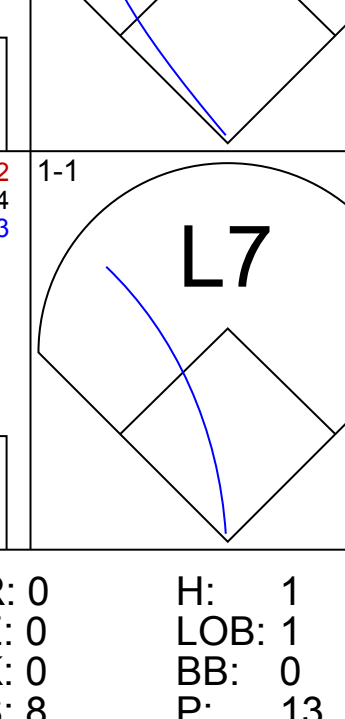


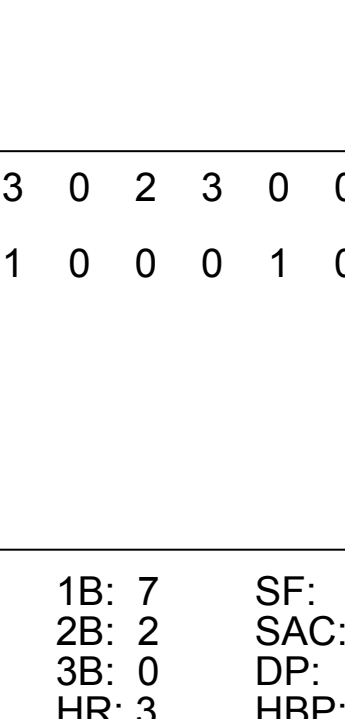
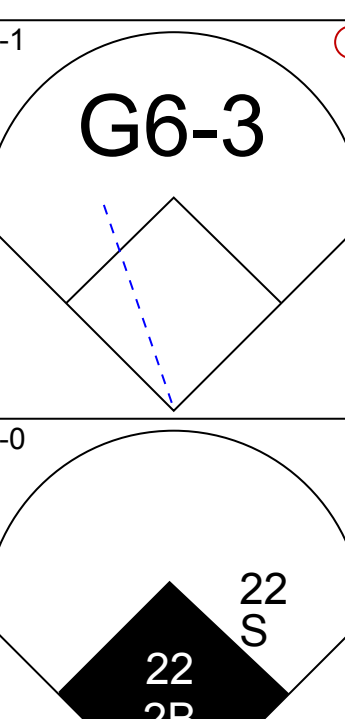

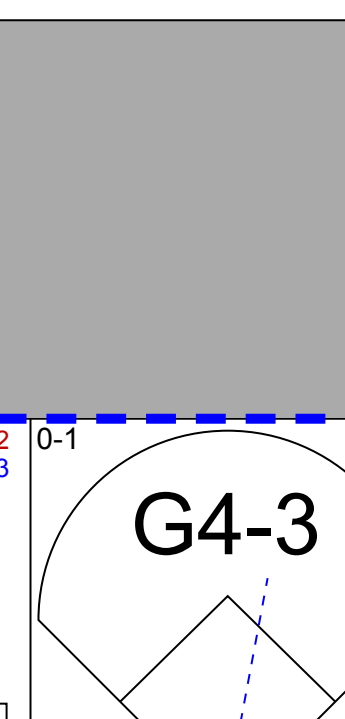

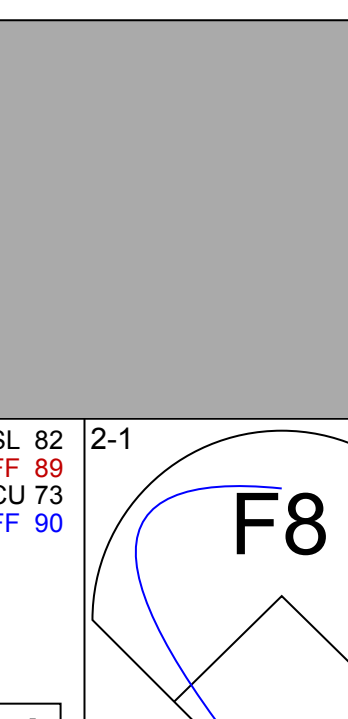

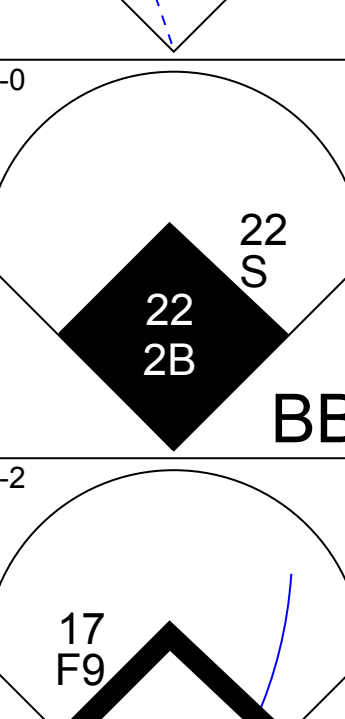
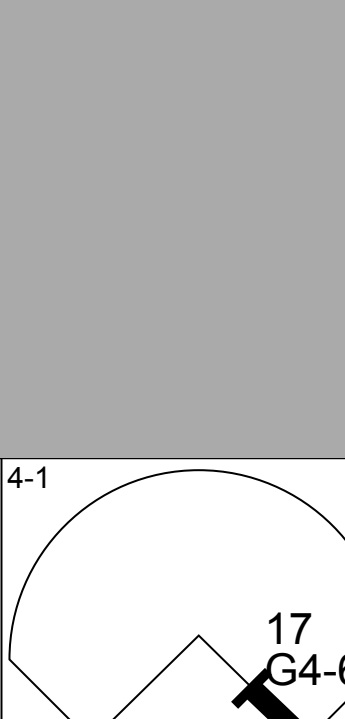
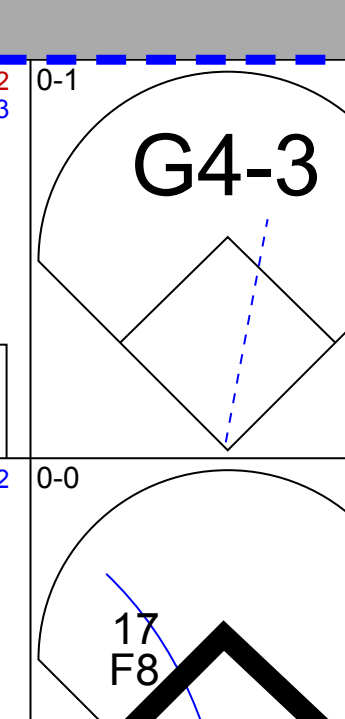
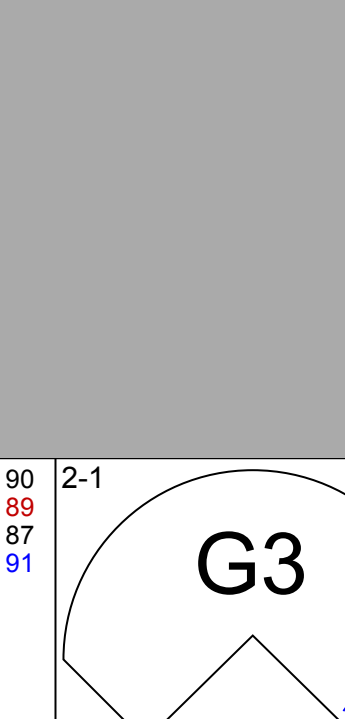
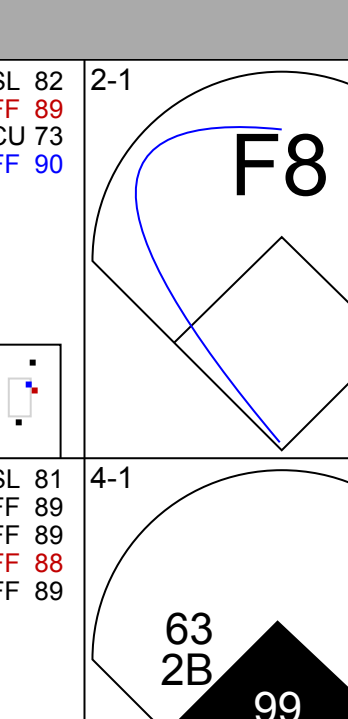
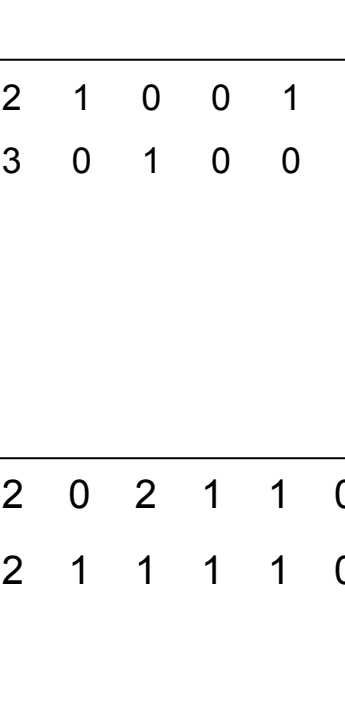
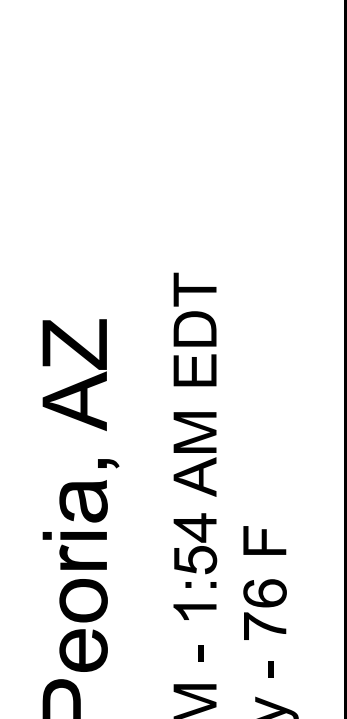
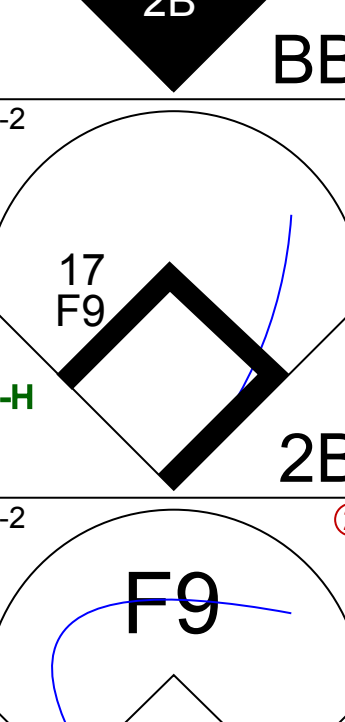
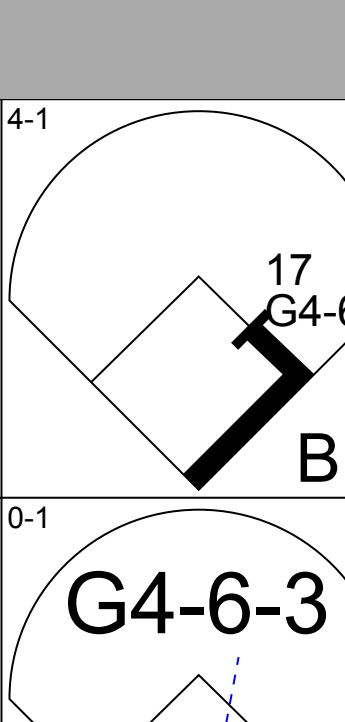
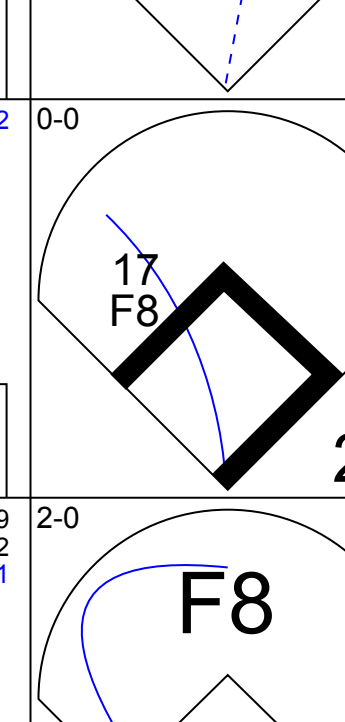
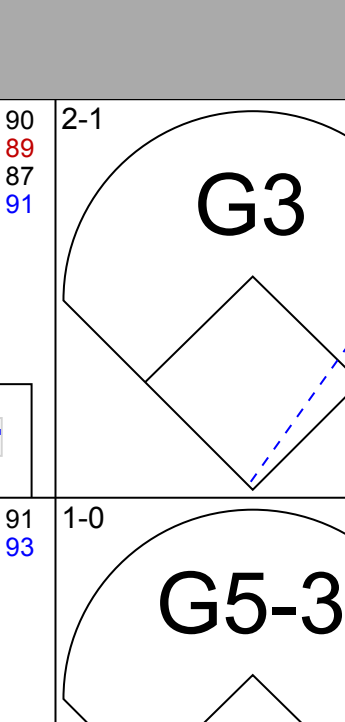
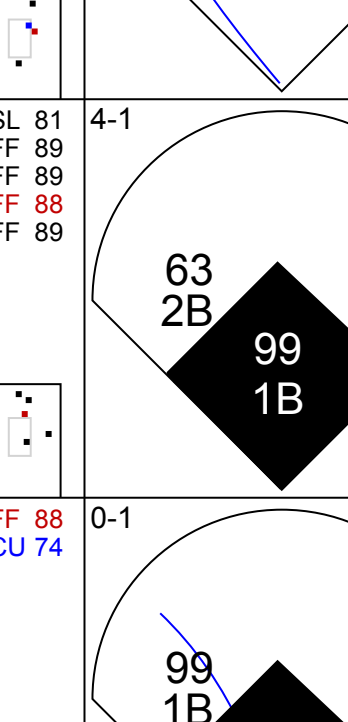

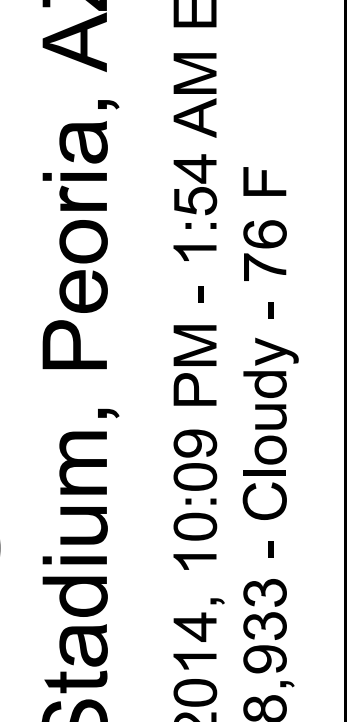
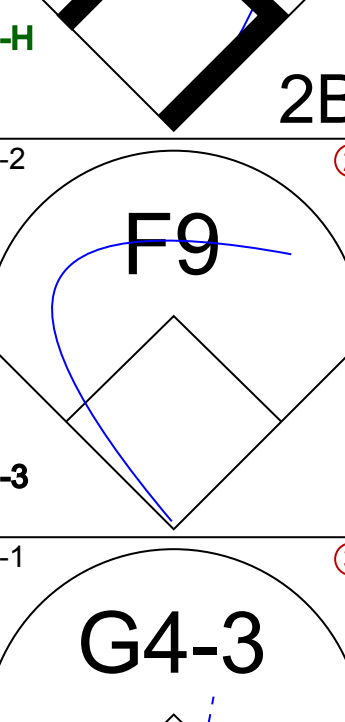
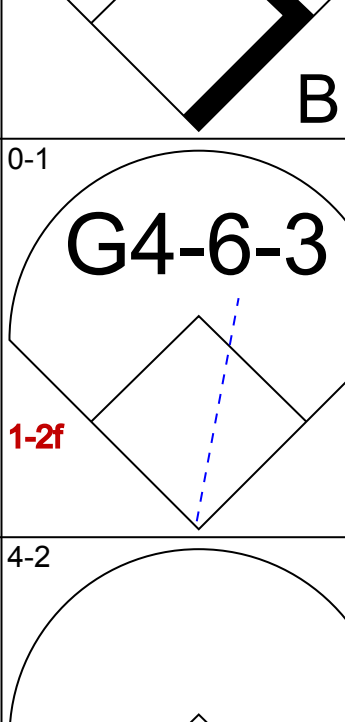
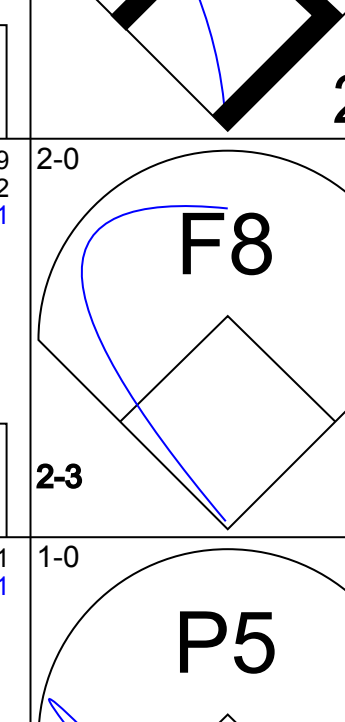
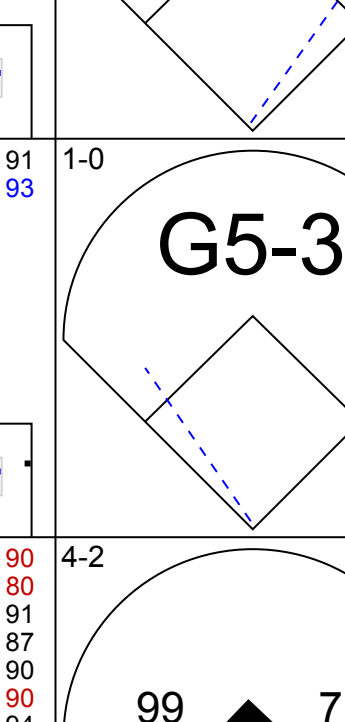
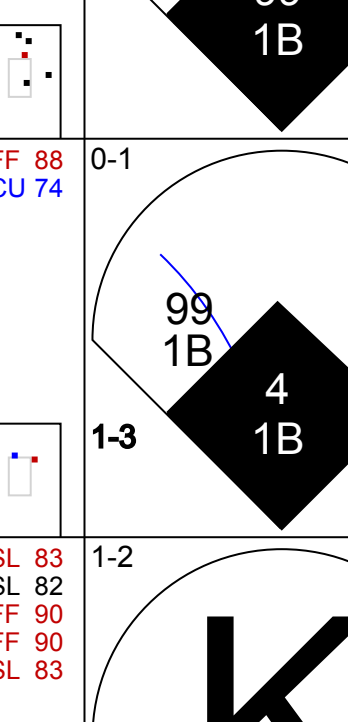

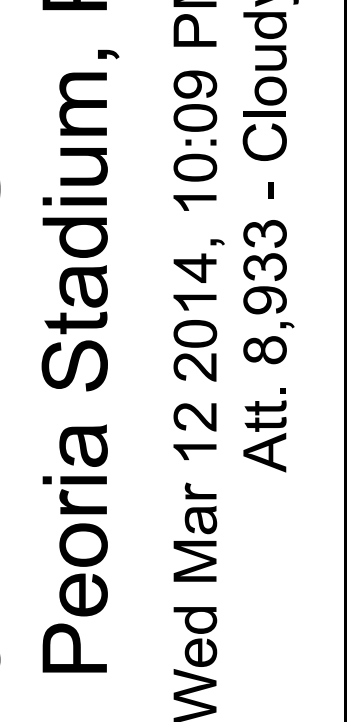
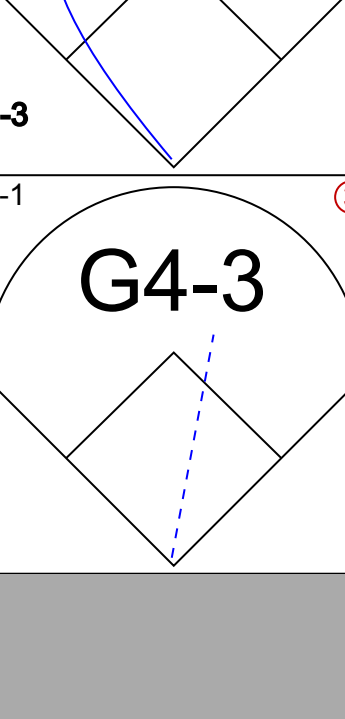
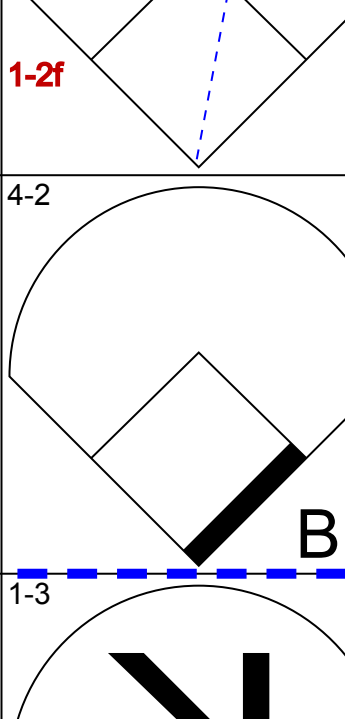
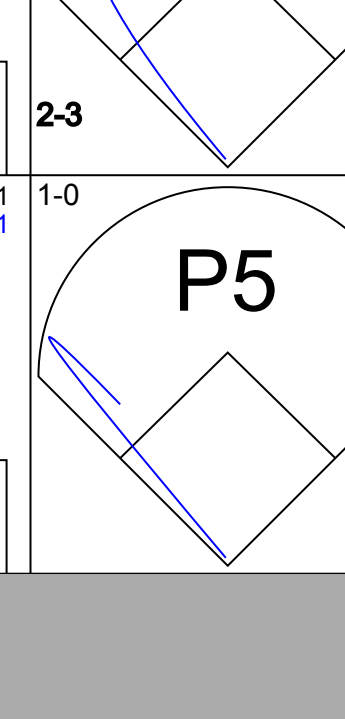
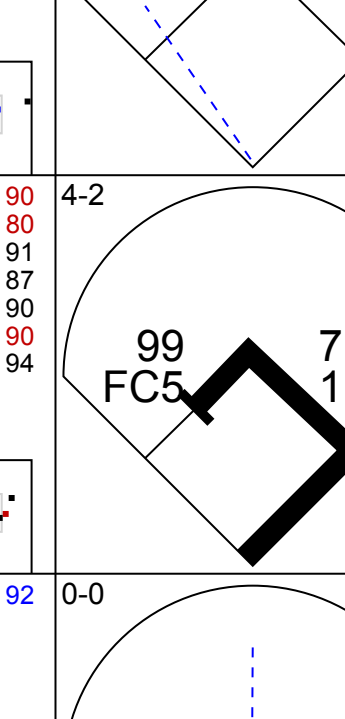
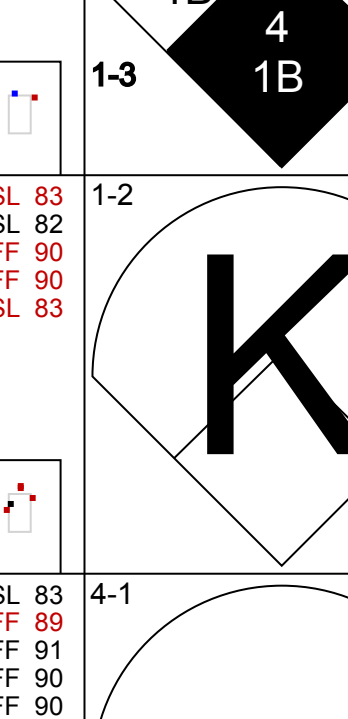
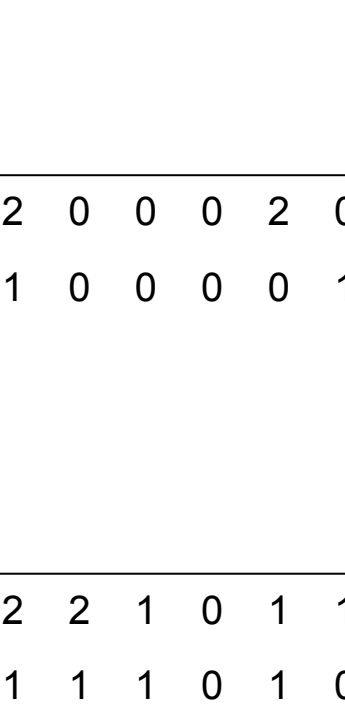


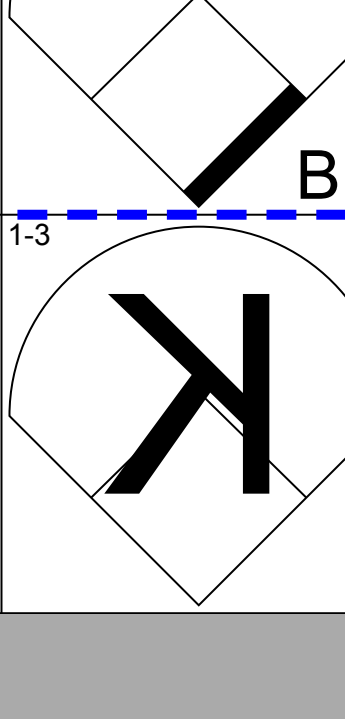
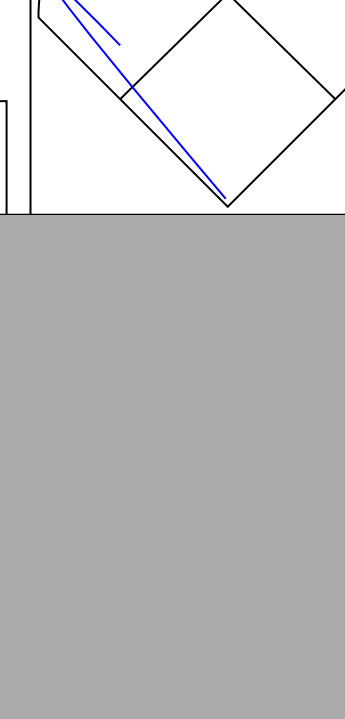
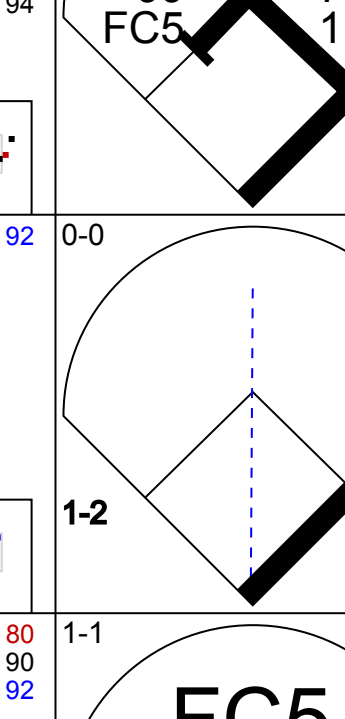
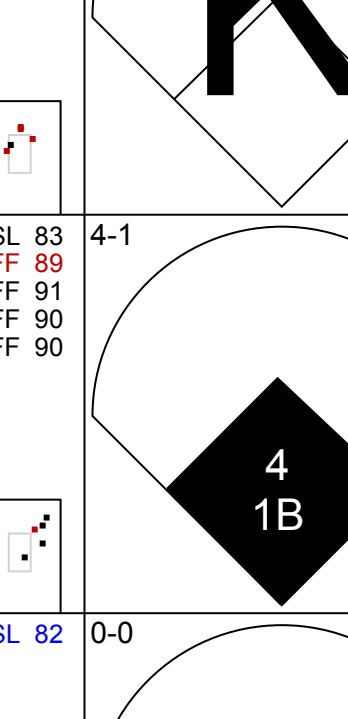
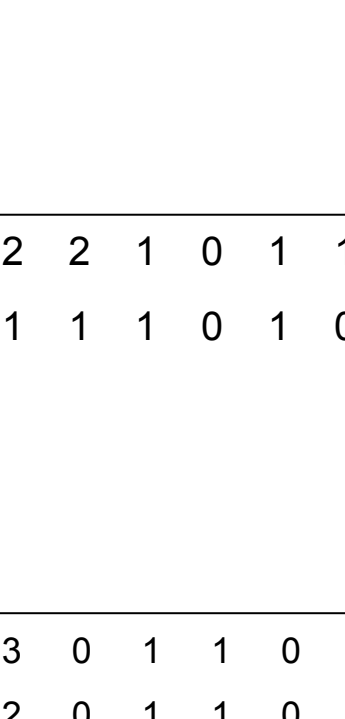




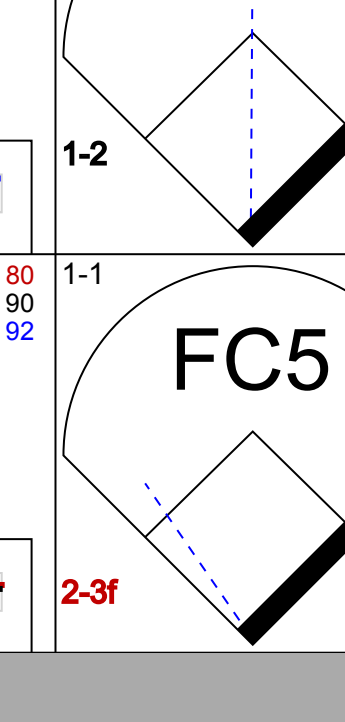
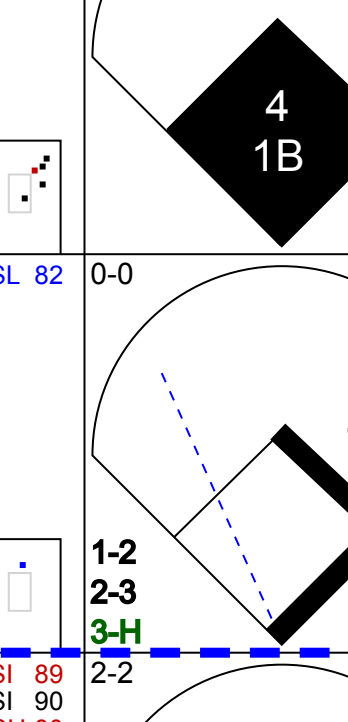

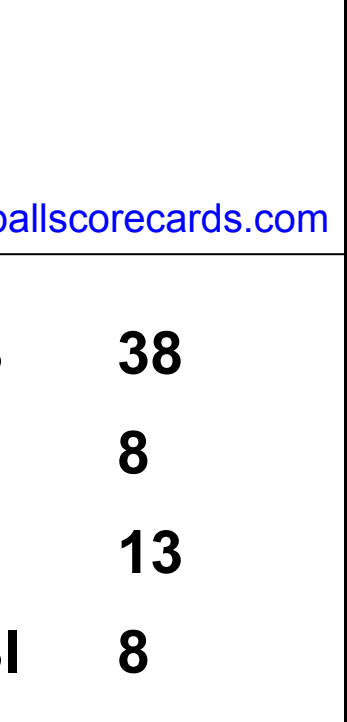



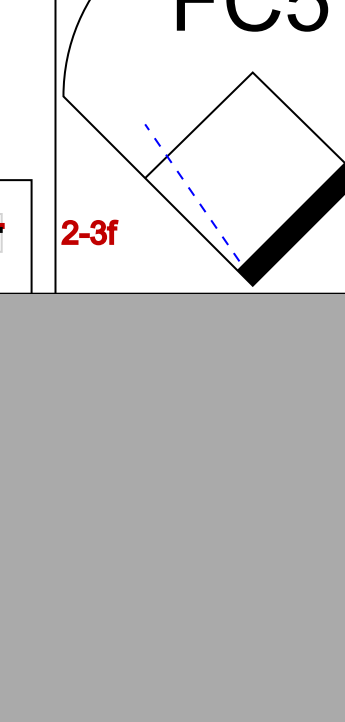
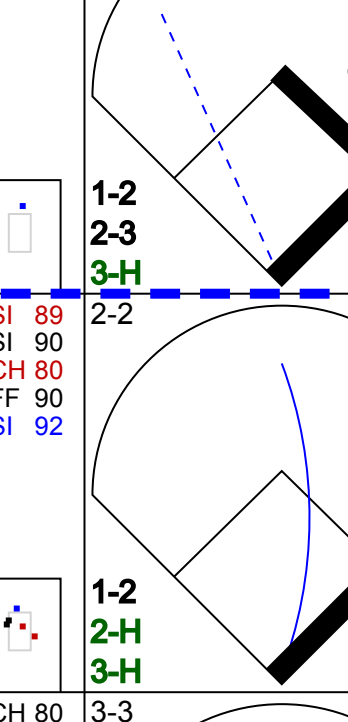






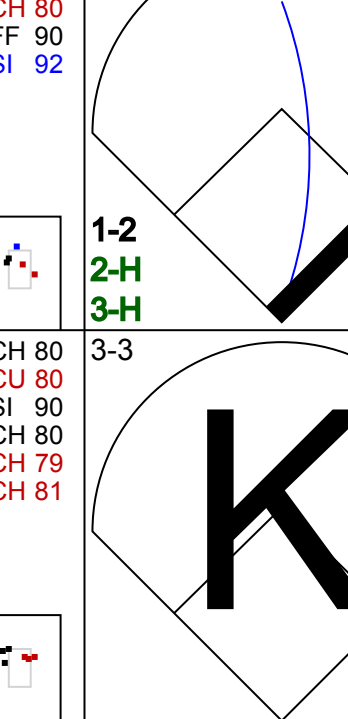


Batter	1	2	3	4	5	6	7	8	9	AB	R	H	RBI	BB	SO	LOB	TOP																			
43 Emilio Bonifacio, S OBP: 0.263, SLG: 0.500 76 Jeudy Valdez, R OBP: 0.250, SLG: 0.143	F8			K		F8		F9	F8	3	0	1	1	0	1	0	Chicago Cubs @ San Francisco Giants Scottsdale Stadium, Scottsdale, AZ Mon Mar 10 2014, 4:06 PM - 6:43 PM EDT Att: 10,545 - Partly Cloudy - 73 F																			
51 Ryan Kalish, L OBP: 0.357, SLG: 0.182 66 Casper Wells, R OBP: 0.083, SLG: 0.091	K			G1-3		F8		K		3	0	0	0	0	1	1																				
19 Nate Schierholz, L OBP: 0.375, SLG: 0.500 68 Jorge Soler, R OBP: 0.333, SLG: 0.500	K			P2						3	0	0	0	0	1	0																				
30 Mike Olt, R OBP: 0.235, SLG: 0.412 60 Chris Valaika, R OBP: 0.200, SLG: 0.287		F8			K					3	1	1	0	0	1	0																				
8 Donnie Murphy, R OBP: 0.222, SLG: 0.235 61 Christian Villanueva, R (7, PR) OBP: 0.333, SLG: 0.354		K			G6-3					3	0	1	0	0	1	0																				
28 Chris Coghlan, L OBP: 0.175, SLG: 0.125 54 Darnell McDonald, R OBP: 0.429, SLG: 0.200		G3			G4-3					3	0	1	1	0	0	0																				
4 Ryan Roberts, R OBP: 0.375, SLG: 0.457 75 Arismendy Alcántara, S (7, PR) (7, 4)				K						3	1	1	0	0	1	1																				
32 Eli Whiteside, R (1, 2) 82 Raffy Lopez, L (7, 2)				F8						3	0	0	0	0	1	4																				
29 Jeff Samardzija, R (5, 1) 62 Alberto Cabrera, R (6, PH) 27 Josh Vitters, R OBP: 0.405, SLG: 0.250 18 Chris Rusin, L (6, 1) 7 Brett Jackson, L OBP: 0.405, SLG: 0.143 57 Jonathan Sánchez, L (9, 1)				K						1	0	0	0	0	1	0																				
Inning Stats	R: 0 E: 0 K: 2 S: 7	H: 0 LOB: 0 BB: 0 P: 7	R: 0 E: 0 K: 1 S: 5	H: 0 LOB: 0 BB: 0 P: 5	R: 0 E: 0 K: 2 S: 7	H: 0 LOB: 0 BB: 0 P: 7	R: 0 E: 0 K: 1 S: 5	H: 0 LOB: 0 BB: 0 P: 5	R: 0 E: 0 K: 0 S: 5	H: 2 LOB: 1 BB: 0 P: 6	R: 2 E: 1 K: 2 S: 11	H: 3 LOB: 3 BB: 0 P: 11	R: 0 E: 0 K: 1 S: 6	H: 1 LOB: 1 BB: 0 P: 6	R: 0 E: 0 K: 0 S: 4	H: 1 LOB: 3 BB: 2 P: 12		1B: 7 2B: 0 3B: 0 HR: 0	SF: 0 SAC: 0 DP: 0 HBP: 0	WP: 2 PA: 37 PB: 0 SB: 0 CS: 0																
PITCHER	IP	WLS	BF	H	R	ER	SO	BB	IBB	HBP	BLK	WP	HR	S	P	ERA	WHIP	PITCHER		IP	WLS	BF	H	R	ER	SO	BB	IBB	HBP	BLK	WP	HR	S	P	ERA	WHIP
18 Matt Cain, R ERA: 9.0	5.0		15	0	0	0	7	0	0	0	0	0	0	29	29	0.00	0.000																			
34 David Huff, L ERA: 9.0	1.0	H	5	2	1	1	0	0	0	0	0	1	0	5	6	9.00	2.000																			
41 Jeremy Affeldt, L ERA: 3.0	1.0	L	7	3	2	1	2	0	0	0	0	0	0	11	11	9.00	3.000																			
34 Jose De Paula, L ERA: 4.5	1.0		4	1	0	0	1	0	0	0	0	0	0	6	6	0.00	1.000																			
70 George Kontos, R ERA: 4.5	1.0		6	1	0	0	0	2	0	0	0	1	0	4	12	0.00	3.000																			

AB	35
R	3
H	7
RBI	2
BB	2
SO	10
LOB	15



Batter	1	2	3	4	5	6	7	8	9	AB	R	H	RBI	BB	SO	LOB	BOTTOM																			
7 Grégor Blanco, L OBP: 0.200, SLG: 0.278 56 Gary Brown, R OBP: 0.412, SLG: 0.231	F8		F8		F8			G4-3		3	0	0	0	0	0	2	Chicago Cubs @ San Francisco Giants Scottsdale Stadium, Scottsdale, AZ Mon Mar 10 2014, 4:06 PM - 6:43 PM EDT Att: 10,545 - Partly Cloudy - 73 F																			
38 Michael Morse, R OBP: 0.333, SLG: 0.287 34 David Huff, S (6, 1)	K				F8			F9		3	1	1	0	0	1	1																				
41 Jeremy Affeldt, L (7, 1)										0	0	0	0	0	0	0																				
6 Ehre Adrianza, S OBP: 0.313, SLG: 0.667										1	0	0	0	0	0	0																				
9 Brandon Belt, L OBP: 0.333, SLG: 0.400 71 Mark Minicuzzi, R OBP: 0.500, SLG: 0.750	F8				F7					3	0	0	0	0	1	1																				
8 Hunter Pence, R OBP: 0.333, SLG: 0.525 2 Juan Carlos Pérez, R OBP: 0.414, SLG: 0.458		K								3	1	1	0	0	1	0																				
48 Pablo Sandoval, S OBP: 0.417, SLG: 0.524 21 Nick Noonan, L OBP: 0.222, SLG: 0.176										1	0	0	0	0	0	0																				
14 Brandon Hicks, R (8, PH) OBP: 0.526, SLG: 0.867										3	0	2	2	0	0	0																				
10 Tony Abreu, S OBP: 0.217, SLG: 0.217 79 Chris Dominguez, R (8, 5) OBP: 0.429, SLG: 0.200										1	0	0	0	0	0	0																				
29 Héctor Sánchez, S OBP: 0.222, SLG: 0.275 12 Guillermo Quiroz, R OBP: 0.364, SLG: 0.300										2	0	0	0	0	2	1																				
35 Brandon Crawford, L OBP: 0.100, SLG: 0.200 34 Jose De Paula, R (8, 1) 70 George Kontos, R (9, 1)										1	0	0	0	0	0	0																				
18 Matt Cain, R OBP: 1.000, SLG: 1.000 13 Joaquin Arias, R OBP: 0.353, SLG: 0.375 22 Roger Kieschnick, L OBP: 0.211, SLG: 0.063										1	0	1	0	0	0	0																				
Inning Stats	R: 0 E: 0 K: 1 S: 5	H: 1 LOB: 0 BB: 0 P: 5	R: 0 E: 0 K: 1 S: 5	H: 1 LOB: 0 BB: 0 P: 5	R: 0 E: 0 K: 2 S: 8	H: 1 LOB: 1 BB: 0 P: 8	R: 2 E: 1 K: 1 S: 8	H: 3 LOB: 1 BB: 0 P: 8	R: 0 E: 0 K: 0 S: 4	H: 1 LOB: 1 BB: 0 P: 4	R: 0 E: 0 K: 0 S: 3	H: 0 LOB: 0 BB: 0 P: 3	R: 0 E: 0 K: 0 S: 3	H: 0 LOB: 0 BB: 0 P: 3	R: 0 E: 0 K: 0 S: 3	H: 0 LOB: 0 BB: 0 P: 3	1B: 5 2B: 1 3B: 0 HR: 0	SF: 0 SAC: 0 DP: 1 HBP: 0	WP: 0 PA: 32 PB: 0 SB: 0 CS: 0																	
PITCHER	IP	WLS	BF	H	R	ER	SO	BB	IBB	HBP	BLK	WP	HR	S	P	ERA	WHIP	PITCHER		IP	WLS	BF	H	R	ER	SO	BB	IBB	HBP	BLK	WP	HR	S	P	ERA	WHIP
29 Jeff Samardzija, R ERA: 5.0	4.0		16	5	2	2	5	0	0	0	0	0	0	26	26	4.50	1.250																			
62 Alberto Cabrera, R ERA: 9.0	1.0		4	1	0	0	0	0	0	0	0	0	0	4	4	0.00	1.000																			
18 Chris Rusin, L ERA: 9.0	3.0	W	9	0	0	0	0	0	0	0	0	0	0	9	9	0.00	0.000																			
57 Jonathan Sánchez, L ERA: 9.64	1.0	S	3	0	0	0	0	0	0	0	0	0	0	3	3	0.00	0.000																			




Batter		1	2	3	4	5	6	7	8	9	10	AB	R	H	RBI	BB	SO	LOB	TOP				
43 Emilio Bonifacio, S Arismendy Alcántara, S	(1.4) (6.4)											4	0	1	0	0	1	2	Chicago Cubs @ Seattle Mariners Peoria Stadium, Peoria, AZ Wed Mar 12 2014, 10:09 PM - 1:54 AM EDT Att. 8,933 - Cloudy - 76 F				
21 Junior Lake, R 78 Albert Almora Jr., R	(1.8) (6.8)											3	0	1	0	0	1	2					
66 Casper Wells, R Jorge Soler, R	(1.9) (5.9)											2	0	0	0	0	1	2					
7 Brett Jackson, L	(8.9)											1	0	0	0	1	0	0					
30 Mike Olt, R 27 Josh Vitters, R	(1.10) (7.10)											4	2	3	3	0	0	0					
70 Javier Báez, R Logan Watkins, L	(1.6) (6.6)											3	1	1	1	0	1	0					
51 Ryan Kalish, L 32 Eli Whiteside, R	(1.7) (6.7)											3	1	1	0	0	0	0					
60 Chris Vatalka, R 28 Chris Coghlan, L	(1.3) (6.3)											3	1	1	0	0	0	1					
61 Christian Villanueva, R 77 Kris Bryant, R	(1.3) (6.5)											2	1	0	0	1	0	2					
38 John Baker, L Matt Szczur, R	(1.2) (6.7)											3	0	2	3	0	0	0					
Inning Stats		R: 0 E: 0 K: 2 S: 8	H: 1 LOB: 0 BB: 0 P: 13	R: 1 E: 0 K: 0 S: 7	H: 3 LOB: 1 BB: 0 P: 10	R: 0 E: 0 K: 1 S: 7	H: 1 LOB: 1 BB: 0 P: 9	R: 0 E: 0 K: 0 S: 8	H: 1 LOB: 0 BB: 0 P: 13	R: 4 E: 2 K: 1 S: 22	H: 2 LOB: 1 BB: 1 P: 35	R: 1 E: 0 K: 0 S: 8	H: 2 LOB: 2 BB: 1 P: 17	R: 0 E: 0 K: 1 S: 5	H: 0 LOB: 0 BB: 0 P: 8	R: 0 E: 0 K: 1 S: 6	H: 0 LOB: 0 BB: 0 P: 10	1B: 7 2B: 2 3B: 0 HR: 3	SF: 0 SAC: 0 DP: 2 HBP: 0	WP: 0 PB: 0 SB: 2 CS: 1	PA: 45		
PITCHER		IP WLS BF H R ER SO	IP WLS BF H R ER SO	IP WLS BF H R ER SO	IP WLS BF H R ER SO	IP WLS BF H R ER SO	IP WLS BF H R ER SO	IP WLS BF H R ER SO	IP WLS BF H R ER SO	IP WLS BF H R ER SO	IP WLS BF H R ER SO	IP WLS BF H R ER SO	IP WLS BF H R ER SO	IP WLS BF H R ER SO	IP WLS BF H R ER SO	IP WLS BF H R ER SO	IP WLS BF H R ER SO	ERA WHIP	ERA WHIP				
28 Randy Wolf, L	(1.1)	4.0	16	6	2	2	3	0	0	0	0	0	0	0	0	0	0	0	0	4.50	1.500		
56 Fernando Rodney, R	(5.1)	1.0	4	1	0	0	0	0	0	0	0	0	0	0	0	0	0	0	0	0.00	1.000		
41 Charlie Furbush, L	(6.1)	0.2	4	1	2	1	1	0	0	0	0	0	1	16	21	13.50	1.500						
52 Ramon E Ramirez, R	(6.1)	0.1	7	3	3	1	0	2	0	0	0	0	0	12	29	27.00	15.000						
Logan Kensing, R	(7.1)	2.0	8	1	0	0	3	2	0	0	0	0	0	15	28	0.00	1.500						
36 Abraham Almonte, S	(1.8)											5	1	1	0	1	0	2	Chicago Cubs @ Seattle Mariners Peoria Stadium, Peoria, AZ Wed Mar 12 2014, 10:09 PM - 1:54 AM EDT Att. 8,933 - Cloudy - 76 F				
15 Kyle Seager, L 8 Willie Bloomquist, R	(1.5) (6.5)											2	1	0	0	1	0	3					
22 Robinson Canó, L 69 Ty Kelly, S	(1.4) (5.4)											2	0	2	1	1	0	0					
17 Justin Smoak, S 63 Jesus Montero, R	(1.3) (6.3)											3	0	0	0	0	0	3					
20 Logan Morrison, L 39 Xavier Avery, L	(1.10) (10.10)											2	0	0	0	2	0	3					
13 Dustin Ackley, L 7 Stefan Romero, R	(1.7) (7.7)											2	2	1	0	1	1	1					
55 Michael Saunders, L 99 James Jones, L	(1.9) (7.9)											3	0	1	1	0	0	1					
3 Mike Zunino, R 4 John Buck, R	(1.2) (6.2)											1	0	0	0	0	1	0					
5 Brad Miller, L 74 Chris Taylor, R	(1.6) (7.6)											2	0	0	0	0	2	2					
Inning Stats		R: 1 E: 0 K: 0 S: 11	H: 1 LOB: 1 BB: 1 P: 25	R: 1 E: 0 K: 0 S: 10	H: 1 LOB: 2 BB: 2 P: 26	R: 0 E: 0 K: 1 S: 9	H: 0 LOB: 1 BB: 1 P: 18	R: 1 E: 0 K: 1 S: 15	H: 1 LOB: 0 BB: 0 P: 18	R: 1 E: 1 K: 0 S: 14	H: 2 LOB: 3 BB: 0 P: 18	R: 0 E: 0 K: 0 S: 9	H: 1 LOB: 2 BB: 1 P: 17	R: 0 E: 0 K: 2 S: 8	H: 0 LOB: 0 BB: 0 P: 11	R: 3 E: 0 K: 2 S: 17	H: 3 LOB: 2 BB: 2 P: 33	R: 1 E: 0 K: 0 S: 7		H: 3 LOB: 2 BB: 0 P: 11	1B: 8 2B: 4 3B: 0 HR: 1	SF: 0 SAC: 0 DP: 2 HBP: 1	WP: 0 PB: 0 SB: 1 CS: 0
PITCHER		IP WLS BF H R ER SO	IP WLS BF H R ER SO	IP WLS BF H R ER SO	IP WLS BF H R ER SO	IP WLS BF H R ER SO	IP WLS BF H R ER SO	IP WLS BF H R ER SO	IP WLS BF H R ER SO	IP WLS BF H R ER SO	IP WLS BF H R ER SO	IP WLS BF H R ER SO	IP WLS BF H R ER SO	IP WLS BF H R ER SO	IP WLS BF H R ER SO	IP WLS BF H R ER SO	IP WLS BF H R ER SO	ERA WHIP	ERA WHIP				
55 James McDonald, R	(1.1)	2.2	14	2	2	0	1	0	0	0	0	0	0	0	0	0	0	0	6.75	2.625			
83 Hunter Cervenka, L	(3.1)	0.1	0	0	0	0	0	0	0	0	0	0	0	0	0	0	0	0	0.00	0.000			
40 James Russell, L	(4.1)	1.0	4	1	1	1	1	0	0	0	0	0	1	15	18	9.00	1.000						
71 Dallas Beeler, R	(5.1)	3.0	15	4	1	1	0	1	0	0	0	0	0	28	43	3.00	1.667						
67 Tsuyoshi Wada, L	(8.1)	1.2	9	2	3	3	3	2	0	0	0	0	0	19	33	16.20	2.400						
90 Frank Batista, R 73 Marcus Hatley, R	(9.1) (10.1)	0.1 0.0	2 L	3 3	1 1	0 1	0 1	0 0	0 0	0 0	0 0	0 0	0 0	0 0	0 0	0 0	0 0	0 0	0.00	3.000	∞	∞	

Batter	1	2	3	4	5	6	7	8	9	AB	R	H	RBI	BB	SO	LOB	TOP											
9 Dee Strange-Gordon, L OBP: 0.308, SLG: 0.417 7 Alex Guerrero, R OBP: 0.333, SLG: 0.500	0-0 1B		0-3 K		0-1 3B		0-0 2B			3	0	2	1	0	1	0												
25 Carl Crawford, L OBP: 0.313, SLG: 0.154 91 Trayvon Robinson, S OBP: 0.200, SLG: 0.800	0-0 P5		0-0 L3		0-0 F7		0-0 PO	0-0 1B		4	0	1	0	0	0	2												
66 Yasiel Puig, R OBP: 0.467, SLG: 0.242 95 O'Koyea Dickson, R (8, 3)	0-0 P6			0-3 K		0-0 G6-3		1-0 F8		4	0	0	0	0	1	2												
23 Adrián González, L OBP: 0.394, SLG: 0.500 60 José Domínguez, R (8, 1)	0-0 G5-3			0-0 G3-1		0-3 K		0-0 P6		4	0	0	0	0	1	2												
16 Andre Ethier, L OBP: 0.400, SLG: 0.515 28 Jamey Wright, R (6, 1) 44 Chris Withrow, R (7, 1) 37 Mike Baxter, L OBP: 0.324, SLG: 0.355 (8, 7)		4-0 BB		0-0 10 WP 2B		0-0 F7		0-0 G4-3		2	0	1	0	1	0	0												
10 Justin Turner, R OBP: 0.394, SLG: 0.407 Brendan Harris, R OBP: 0.250, SLG: 0.150		0-3 K		1-0 G3			0-0 G6-3		0-3 K	3	0	0	0	0	1	2												
17 A.J. Ellis, R OBP: 0.226, SLG: 0.111 31 Drew Butera, R OBP: 0.429, SLG: 0.600		0-3 K			0-0 F9		0-0 72 2B 7 2B 1B		0-2 HR	3	1	1	0	0	1	1												
72 Miguel Rojas, R OBP: 0.458, SLG: 0.500 91 Corey Seager, L OBP: 0.333, SLG: 0.333		0-0 G4-3			0-0 9 3B 2B		0-0 7 2B 2B		0-3 K	3	2	2	0	0	0	1												
61 Josh Beckett, R (1, 1) 75 Paco Rodríguez, L (4, 1) Chris O'Brien, S (5, PH) 52 Javy Guerra, R (5, 1) 65 Joc Pederson, L OBP: 0.375, SLG: 0.480 (6, 8)			0-3 K		0-0 F8		0-3 K		0-3 K	1	0	0	0	0	1	0												
Inning Stats	R: 0 E: 0 K: 0 S: 4	H: 1 LOB: 1 BB: 0 P: 4	R: 0 E: 0 K: 2 S: 7	H: 0 LOB: 1 BB: 1 P: 11	R: 0 E: 0 K: 2 S: 7	H: 0 LOB: 0 BB: 0 P: 7	R: 0 E: 0 K: 1 S: 6	H: 1 LOB: 1 BB: 0 P: 7	R: 1 E: 0 K: 0 S: 6	H: 2 LOB: 1 BB: 0 P: 6	R: 0 E: 0 K: 1 S: 5	H: 0 LOB: 0 BB: 0 P: 5	R: 2 E: 0 K: 1 S: 7	H: 3 LOB: 0 BB: 0 P: 7	R: 0 E: 0 K: 0 S: 4	H: 1 LOB: 1 BB: 0 P: 5	R: 1 E: 0 K: 3 S: 12	H: 1 LOB: 0 BB: 0 P: 15	1B: 3 2B: 4 3B: 1 HR: 1	SF: 0 SAC: 0 DP: 0 HBP: 0	WP: 1 PB: 0 SB: 2 CS: 0	PA: 37						
PITCHER	IP	WLS	BF	H	R	ER	SO	BB	IBB	HBP	BLK	WP	HR	S	P	ERA	WHIP											
79 Kyle Hendricks, R ERA: 3.38	3.0		11	1	0	0	4	1	0	0	0	0	0	18	22	0.00	0.667											
33 Carlos Villanueva, R ERA: 5.87	3.0	W	12	3	1	1	2	0	0	0	0	0	1	0	17	18	3.00	1.000										
41 Jose Veras, R ERA: 9.0	1.0		5	3	2	2	1	0	0	0	0	0	0	7	7	18.00	3.000											
85 Neil Ramirez, R ERA:	1.0	H	4	1	0	0	0	0	0	0	0	0	0	4	5	0.00	1.000											
62 Alberto Cabrera, R ERA: 2.25	1.0	S	4	1	1	1	3	0	0	0	0	0	1	12	15	9.00	1.000											

Los Angeles Dodgers @ Chicago Cubs
Cubs Park, Mesa, AZ
Fri Mar 14 2014, 4:10 PM - 7:05 PM EDT
Att: 15,191 - Partly Cloudy - 77 F


AB 35
R 4
H 9
RBI 4
BB 1
SO 10
LOB 14



Batter	1	2	3	4	5	6	7	8	9	AB	R	H	RBI	BB	SO	LOB	BOTTOM										
43 Emilio Bonifacio, S OBP: 0.269, SLG: 0.440 7 Brett Jackson, L OBP: 0.386, SLG: 0.111	0-0 6 CS 1B		0-0 L5			0-0 G6-3	0-0 P5			3	0	1	0	0	0	0											
6 Ryan Sweeney, L OBP: 0.196, SLG: 0.056 54 Darnell McDonald, R OBP: 0.375, SLG: 0.167 (8, 10)	0-3 K			0-3 K		0-3 K	0-3 K			3	0	0	0	0	3	1											
19 Nate Schierholtz, L OBP: 0.379, SLG: 0.524 51 Ryan Kalish, L OBP: 0.333, SLG: 0.200 (7, 9)	4-0 44 FC6 BB			0-0 20 FC5-4 44 BB 1B		0-0 44 E 2B		0-0 G3		2	0	2	0	1	0	0											
44 Anthony Rizzo, L OBP: 0.435, SLG: 0.571 60 Chris Valaika, R OBP: 0.211, SLG: 0.263 (7, 3)	0-0 FC6			4-0 20 FC5-4 BB		0-0 E9 20 1B 1B		0-3 K		2	0	1	1	1	0	1											
20 Justin Ruggiano, R OBP: 0.550, SLG: 0.889 28 Chris Coghlan, L OBP: 0.290, SLG: 0.316		0-0 G5-3		0-0 FC5-4 24 PO BB		0-0 24 HR 1B		0-0 K		3	1	1	1	0	0	2											
24 Luis Valbuena, L OBP: 0.350, SLG: 0.500 61 Christian Villanueva, R OBP: 0.313, SLG: 0.286		0-0 G3		0-0 PO	4-0 8 1B 9 FC3-6 BB	0-1 24 HR 1B		0-0 F9		2	2	1	2	1	0	0											
8 Donnie Murphy, R OBP: 0.250, SLG: 0.261 82 Raffy Lopez, L (7, 2)		0-0 G5-3		0-0 9 FC3-6 1B		0-3 K				3	0	1	0	0	1	1											
9 George Kottaras, L OBP: 0.250, SLG: 0.400 70 Javier Báez, R OBP: 0.318, SLG: 0.818			4-0 15 G6-4-3 BB		0-0 FC3-6 15 G5-4-3 BB		0-3 K			1	0	0	1	1	0	1											
15 Darwin Barney, R OBP: 0.333, SLG: 0.429 4 Ryan Roberts, R OBP: 0.353, SLG: 0.438 (8, 4)			0-0 G6-4-3		0-0 G5-4-3		4-0 BB			2	0	0	0	1	0	2											
Inning Stats	R: 0 E: 0 K: 1 S: 5	H: 1 LOB: 1 BB: 1 P: 9	R: 0 E: 0 K: 0 S: 3	H: 0 LOB: 0 BB: 0 P: 3	R: 0 E: 0 K: 0 S: 2	H: 0 LOB: 1 BB: 1 P: 6	R: 0 E: 0 K: 1 S: 5	H: 1 LOB: 1 BB: 1 P: 9	R: 1 E: 0 K: 0 S: 3	H: 1 LOB: 0 BB: 1 P: 7	R: 4 E: 1 K: 2 S: 12	H: 4 LOB: 1 BB: 1 P: 12	R: 0 E: 0 K: 2 S: 7	H: 0 LOB: 1 BB: 1 P: 11	R: 0 E: 0 K: 1 S: 6	H: 1 LOB: 1 BB: 0 P: 6	1B: 5 2B: 2 3B: 0 HR: 1	SF: 0 SAC: 0 DP: 2 HBP: 0	WP: 0 PB: 0 SB: 0 CS: 1	PA: 34							
PITCHER	IP	WLS	BF	H	R	ER	SO	BB	IBB	HBP	BLK	WP	HR	S	P	ERA	WHIP										
61 Josh Beckett, R ERA: 5.63	3.0		10	1	0	0	1	2	0	0	0	0	0	5	9	0.00	2.000										
75 Paco Rodríguez, L ERA:	1.0		4	1	0	0	1	1	0	0	0	0	0	3	7	9.00	2.000										
52 Javy Guerra, R ERA: 2.57	1.0	B	4	1	1	1	0	1	0	0	0	0	0	3	7	9.00	2.000										
28 Jamey Wright, R ERA: 10.5	1.0	L	7	4	4	4	2	0	0	0	0	0	1	12	12	36.00	4.000										
44 Chris Withrow, R ERA: 4.26	1.0		4	0	0	0	2	1	0	0	0	0	0	7	11	0.00	1.000										
PITCHER	IP	WLS	BF	H	R	ER	SO	BB	IBB	HBP	BLK	WP	HR	S	P	ERA	WHIP										
60 José Domínguez, R ERA:	1.0		4	1	0	0	1	0	0	0	0	0	0	6	6	0.00	1.000										

Los Angeles Dodgers @ Chicago Cubs
Cubs Park, Mesa, AZ
Fri Mar 14 2014, 4:10 PM - 7:05 PM EDT
Att: 15,191 - Partly Cloudy - 77 F

AB 28
R 5
H 8
RBI 5
BB 5
SO 7
LOB 11



Batter	1	2	3	4	5	6	7	8	9	AB	R	H	RBI	BB	SO	LOB	TOP																					
15 Darwin Barney, R OBP: 0.379, SLG: 0.500 70 Javier Báez, R OBP: 0.276, SLG: 0.655	F7			G2-3		L3-6		K		2	0	1	0	0	0	0	Chicago Cubs @ New York Mets Cashman Field, Las Vegas, NV Sun Mar 16 2014, 4:10 PM - 7:13 PM EDT Att: 10,408 - Sunny - 74 F																					
51 Ryan Kalish, L OBP: 0.409, SLG: 0.235 90 John Andreoli, R						G6-3			K	2	2	1	0	2	0	1																						
6 Ryan Sweeney, L OBP: 0.125, SLG: 0.087 86 Jonathan Mota, R	K			G6-3		L3-6		K		3	0	1	1	0	1	1																						
98 Chadd Krist, R								K		1	0	0	0	0	1	0																						
8 Donnie Murphy, R OBP: 0.300, SLG: 0.429 Anisemdy Alcántara, S OBP: 0.533, SLG: 0.400								HR		1	2	1	1	1	0	0																						
9 George Kottaras, L OBP: 0.267, SLG: 0.385 82 Raffy Lopez, L	E4			E4		G4-3		L7		3	0	1	0	0	0	2																						
Kris Bryant, R OBP: 0.250, SLG: 0.571				FC6-4				K		3	0	0	0	0	1	1																						
28 Chris Coghlan, L OBP: 0.273, SLG: 0.233 7 Anthony Giansanti, R	L8			G4-3		F9		K		3	0	0	0	0	0	3																						
85 Daniel Vogelbach, L OBP: 0.286, SLG: 0.714								G3		4	1	2	1	0	0	0																						
Matt Szczur, R OBP: 0.188, SLG: 0.071 98 Zeke DeVoss, S OBP: 0.500, SLG: 0.500						L9				3	0	0	0	0	1	1																						
Inning Stats	R: 2 E: 1 K: 1 S: 6	H: 1 LOB: 2 BB: 2 P: 15	R: 0 E: 0 K: 0 S: 4	H: 2 LOB: 2 BB: 0 P: 4	R: 1 E: 1 K: 0 S: 6	H: 1 LOB: 1 BB: 0 P: 9	R: 2 E: 0 K: 1 S: 10	H: 3 LOB: 3 BB: 1 P: 14	R: 0 E: 0 K: 0 S: 4	H: 1 LOB: 0 BB: 0 P: 4	R: 0 E: 0 K: 1 S: 3	H: 1 LOB: 0 BB: 0 P: 3	R: 0 E: 0 K: 1 S: 5	H: 1 LOB: 0 BB: 0 P: 5	R: 0 E: 0 K: 2 S: 8	H: 1 LOB: 1 BB: 0 P: 8	R: 1 E: 0 K: 2 S: 8	H: 1 LOB: 0 BB: 0 P: 9	1B: 8 2B: 2 3B: 0 HR: 3	SF: 0 SAC: 0 DP: 2 HBP: 1	WP: 0 PB: 0 SB: 2 CS: 0	PA: 41																
PITCHER	IP	WLS	BF	H	R	ER	SO	BB	IBB	HBP	BLK	WP	HR	S	P	ERA	WHIP	PITCHER				IP	WLS	BF	H	R	ER	SO	BB	IBB	HBP	BLK	WP	HR	S	P	ERA	WHIP
58 Jenry Mejia, R ERA: 4.15	2.1	L	13	4	3	2	1	2	0	1	0	0	1	13	25	7.71	2.571																					
50 Rafael Montero, R ERA: 3.0	2.2		14	4	2	2	1	1	0	0	1	0	1	17	21	6.75	1.875																					
61 Miguel Socolovich, R ERA:	1.0		3	1	0	0	0	0	0	0	0	0	0	3	3	0.00	1.000																					
52 Carlos Torres, R ERA: 1.0	3.0		11	3	1	1	5	0	0	0	0	0	1	21	22	3.00	1.000																					

Batter	1	2	3	4	5	6	7	8	9	AB	R	H	RBI	BB	SO	LOB	BOTTOM																					
22 Eric Young Jr., S OBP: 0.379, SLG: 0.320 Kevin Plawecki, R OBP: 0.667, SLG: 0.750	E3			G5-3						2	0	0	0	1	0	0	Chicago Cubs @ New York Mets Cashman Field, Las Vegas, NV Sun Mar 16 2014, 4:10 PM - 7:13 PM EDT Att: 10,408 - Sunny - 74 F																					
12 Juan Lagares, R OBP: 0.343, SLG: 0.344	FC6-4			G4-3		L9		L9		4	0	0	0	0	5																							
5 David Wright, R OBP: 0.250, SLG: 0.222 68 Eric Campbell, R OBP: 0.400, SLG: 0.500	L9					L5		L9		2	0	0	0	0	1																							
3 Curtis Granderson, L OBP: 0.287, SLG: 0.444 30 Andrew Brown, R OBP: 0.273, SLG: 0.587	G3					K				2	0	0	0	0	1																							
15 Travis d'Arnaud, R OBP: 0.200, SLG: 0.214 36 Juan Centeno, L OBP: 0.375, SLG: 0.286				L1		G1-3		K		3	0	0	0	0	1																							
9 Kirk Nieuwenhuis, L OBP: 0.412, SLG: 0.536						G1-6-3		G4-1		4	0	0	0	0	1																							
19 Zach Lutz, R OBP: 0.304, SLG: 0.773								F9		4	1	2	1	0	0																							
4 Wilmer Flores, R OBP: 0.306, SLG: 0.333										3	0	1	0	1	0																							
2 Anthony Seratelli, S OBP: 0.233, SLG: 0.276				B1-3		L9				4	0	1	0	0	2																							
Inning Stats	R: 0 E: 1 K: 0 S: 4	H: 0 LOB: 1 BB: 0 P: 4	R: 0 E: 0 K: 1 S: 6	H: 1 LOB: 1 BB: 0 P: 6	R: 0 E: 0 K: 0 S: 3	H: 0 LOB: 0 BB: 0 P: 3	R: 0 E: 0 K: 1 S: 5	H: 0 LOB: 0 BB: 0 P: 5	R: 1 E: 0 K: 0 S: 8	H: 2 LOB: 2 BB: 1 P: 15	R: 2 E: 0 K: 1 S: 7	H: 2 LOB: 0 BB: 0 P: 9	R: 0 E: 0 K: 0 S: 4	H: 1 LOB: 2 BB: 1 P: 8	R: 0 E: 0 K: 1 S: 5	H: 0 LOB: 0 BB: 0 P: 5		R: 0 E: 0 K: 0 S: 2	H: 0 LOB: 0 BB: 1 P: 6	1B: 2 2B: 2 3B: 0 HR: 2	SF: 0 SAC: 0 DP: 1 HBP: 0	WP: 0 PB: 0 SB: 0 CS: 0	PA: 36															
PITCHER	IP	WLS	BF	H	R	ER	SO	BB	IBB	HBP	BLK	WP	HR	S	P	ERA	WHIP	PITCHER				IP	WLS	BF	H	R	ER	SO	BB	IBB	HBP	BLK	WP	HR	S	P	ERA	WHIP
18 Chris Rusin, L ERA: 5.4	4.0	W	14	1	0	0	2	1	0	0	0	0	1	7	14	13.50	4.500																					
92 Casey Coleman, R ERA:	0.2		5	2	1	1	0	1	0	0	0	0	1	7	14	13.50	4.500																					
94 Tony Zych, R ERA:	0.1		1	0	0	0	0	0	0	0	0	0	0	1	1	0.00	0.000																					
81 Armando Rivero, R ERA: 13.5	1.0		5	2	2	2	1	0	0	0	0	0	1	7	9	18.00	2.000																					
Marcus Hatley, R ERA: 2.25	1.0	H	5	1	0	0	0	1	0	0	0	0	0	4	8	0.00	2.000																					

AB	37
R	6
H	12
RBI	4
BB	3
SO	7
LOB	12

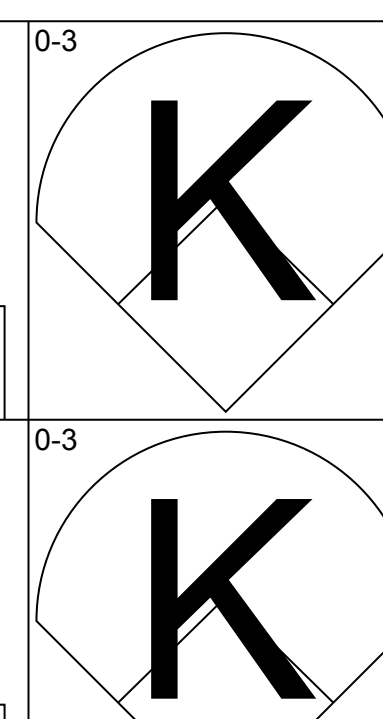
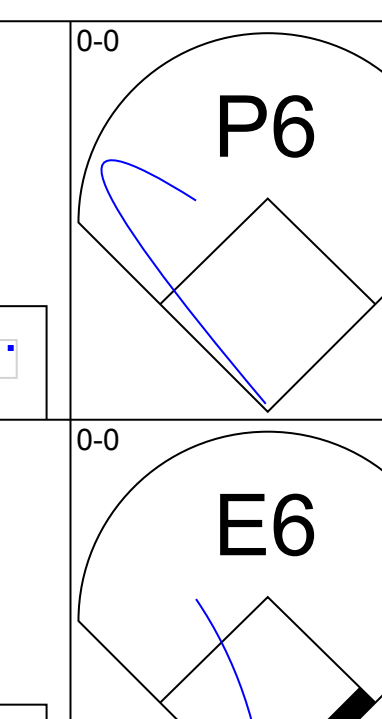
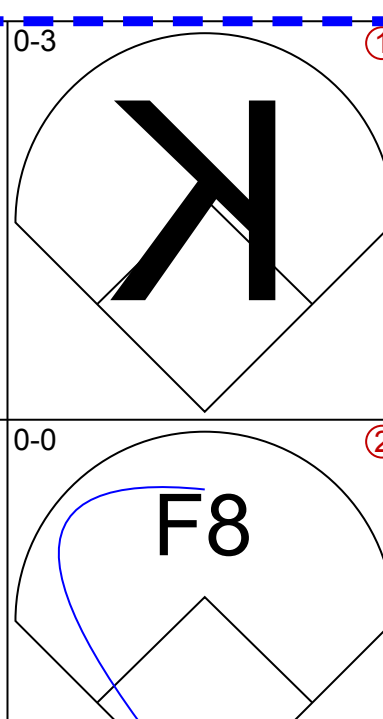
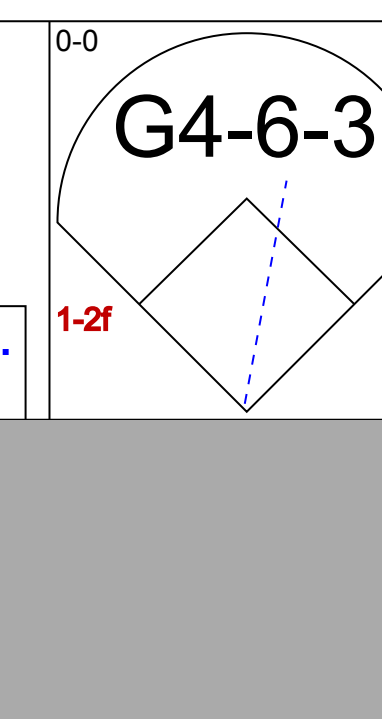
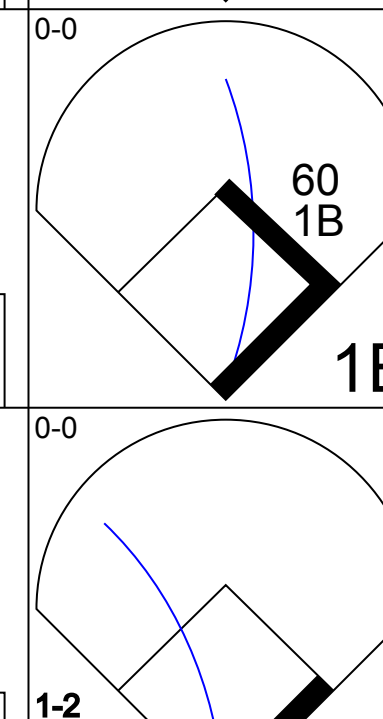
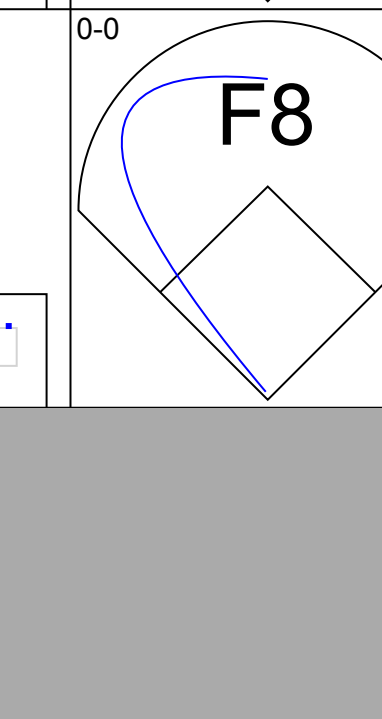
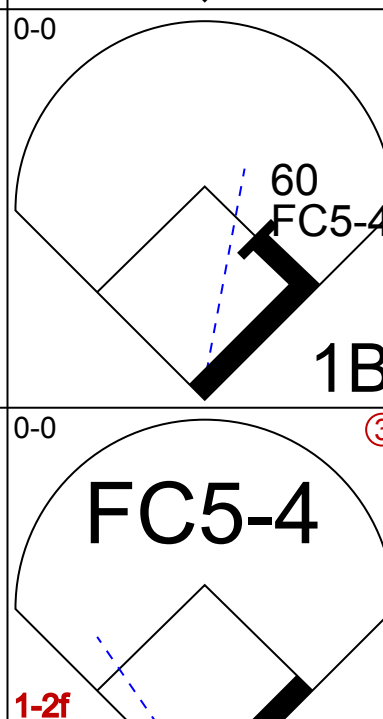
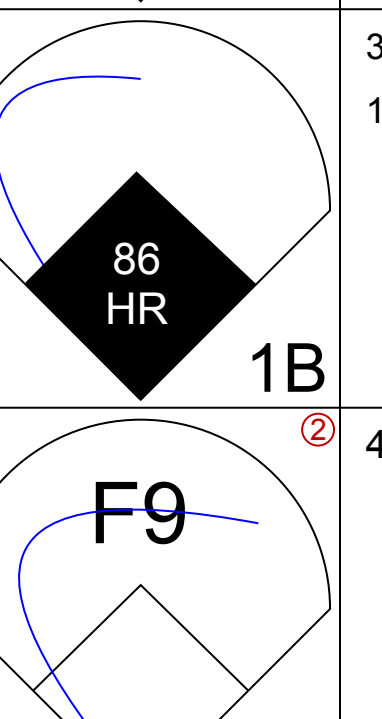
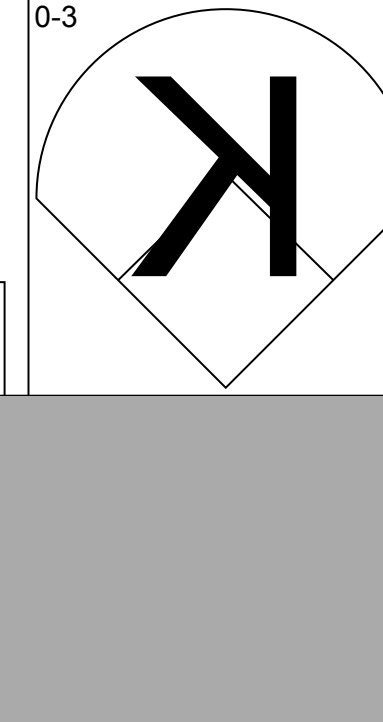


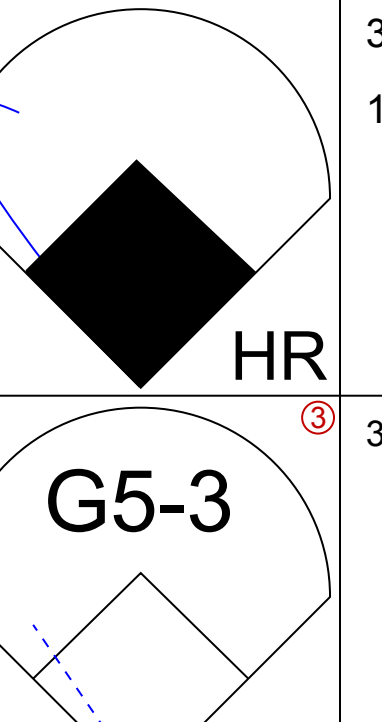




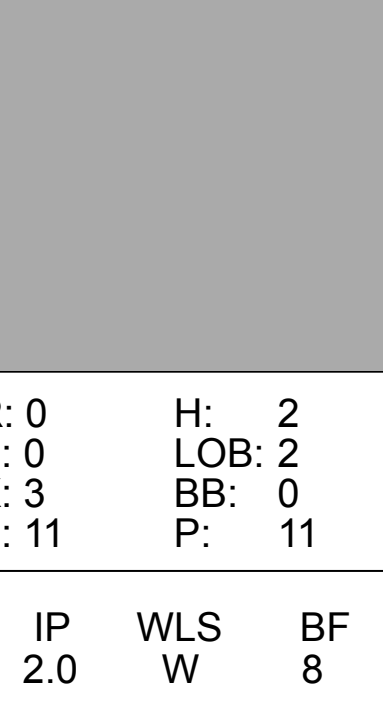
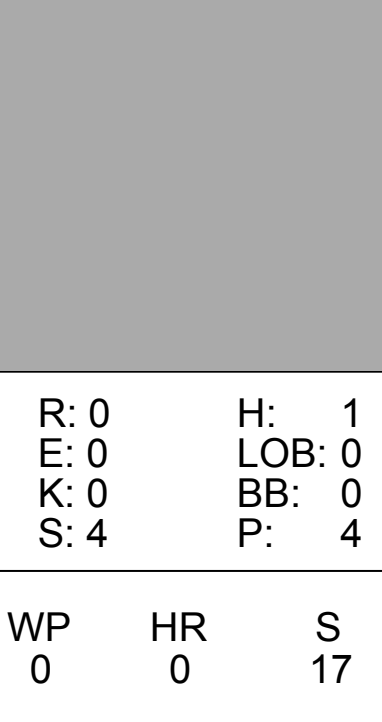

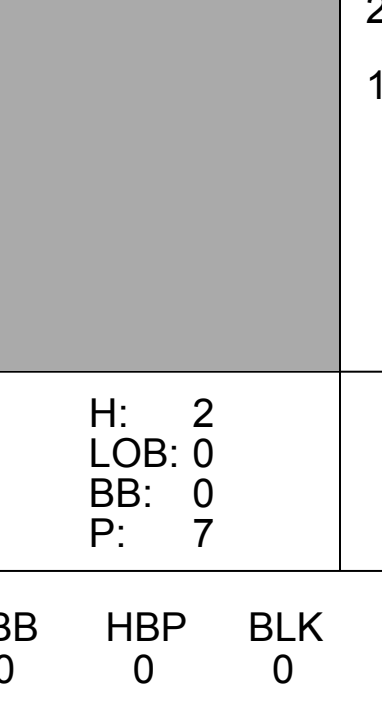
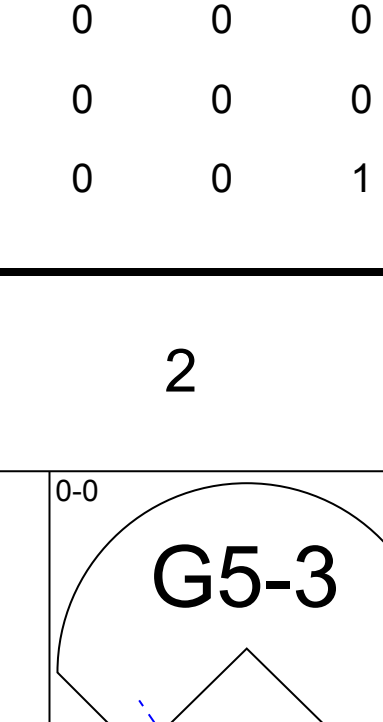
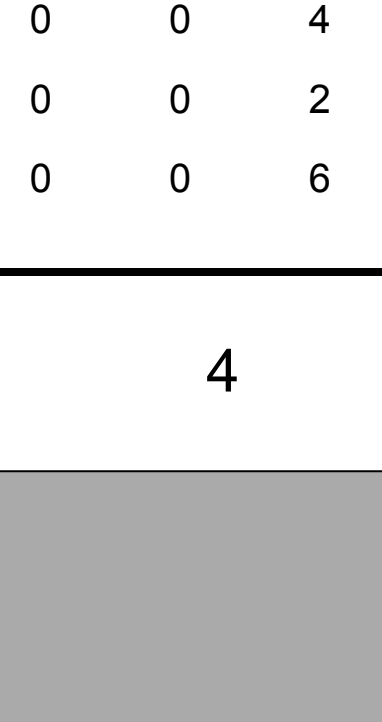
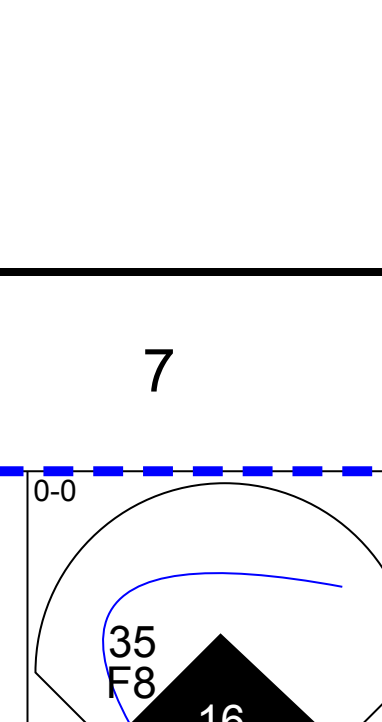
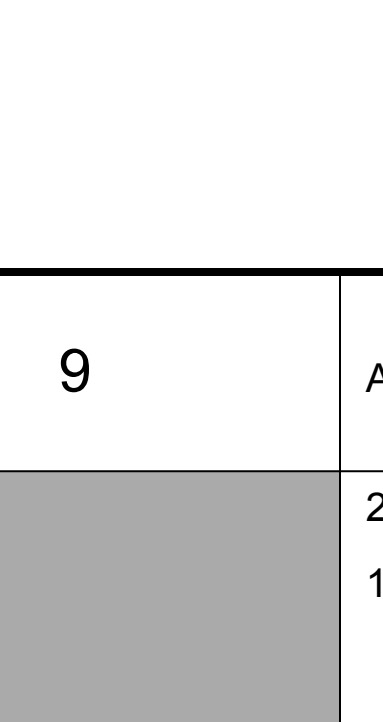

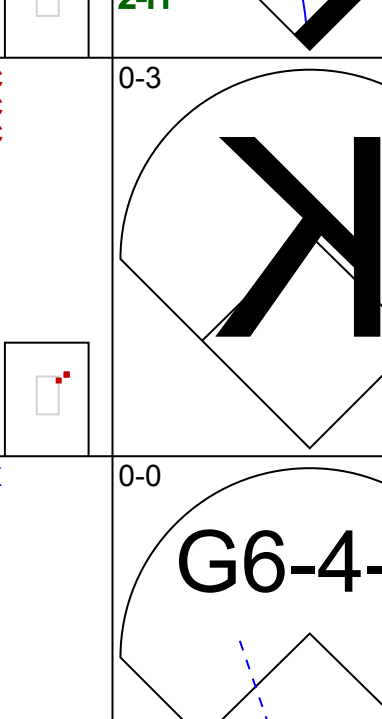
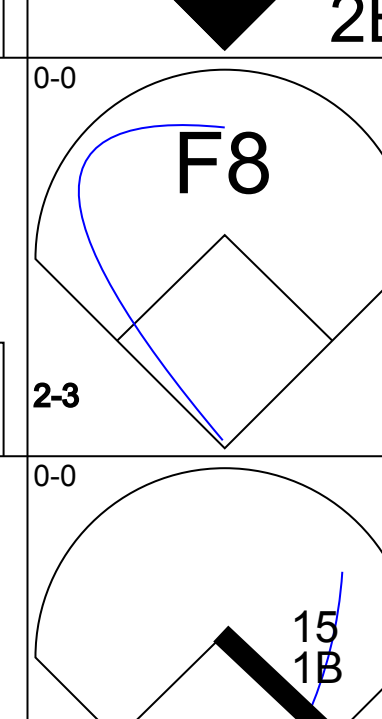
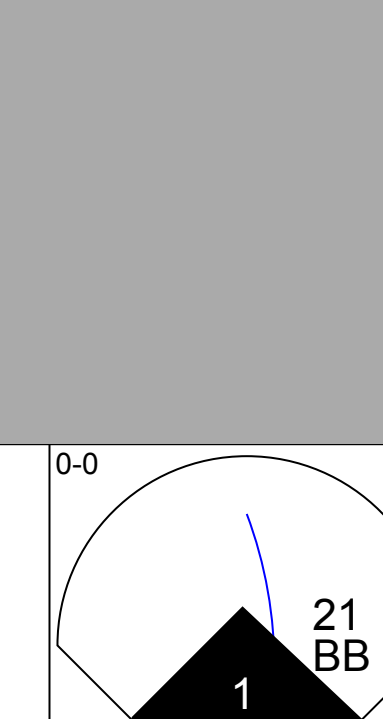



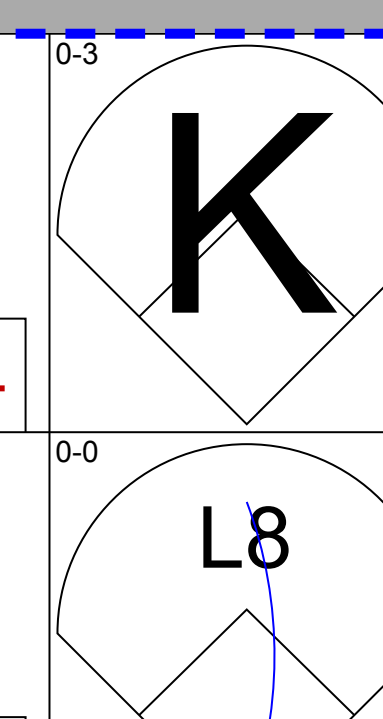


AB	33
R	3
H	6
RBI	3
BB	3
SO	4
LOB	12



livebaseballscores.com

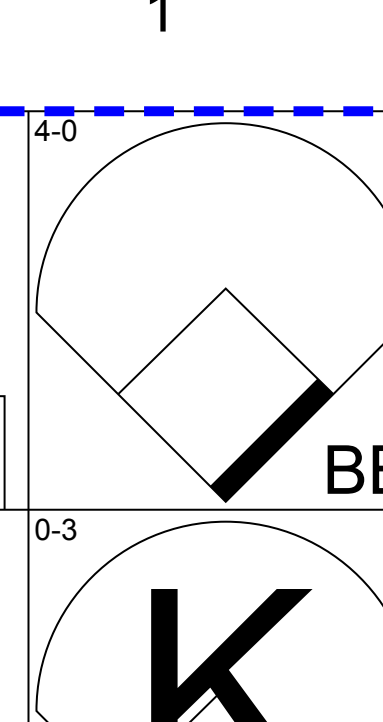
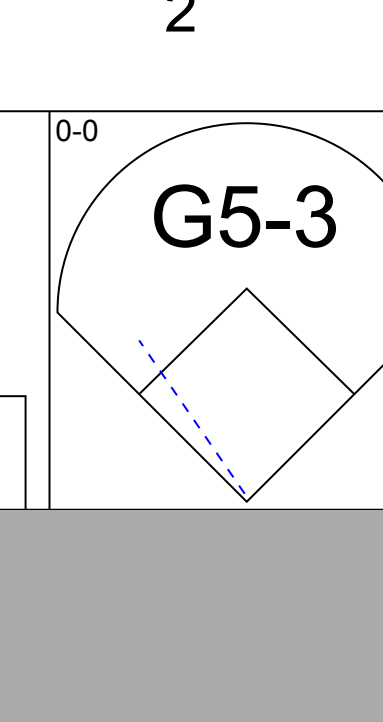
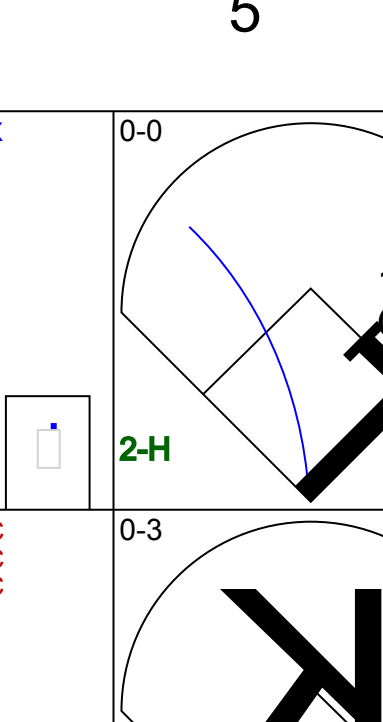
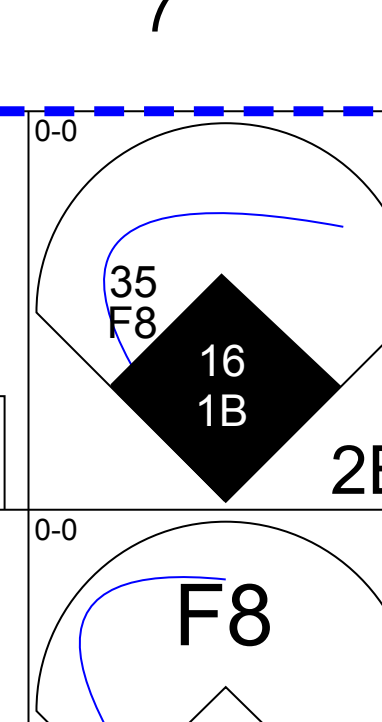
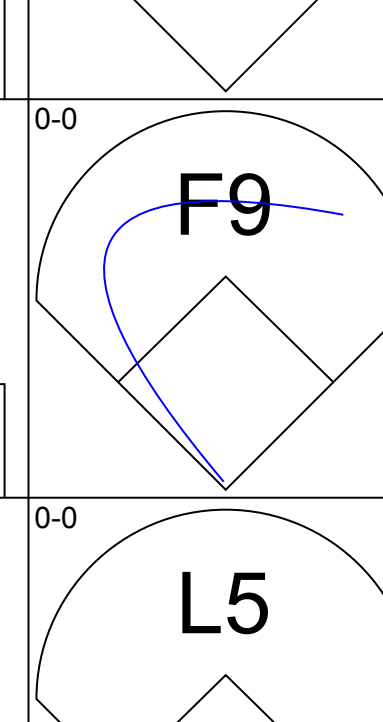
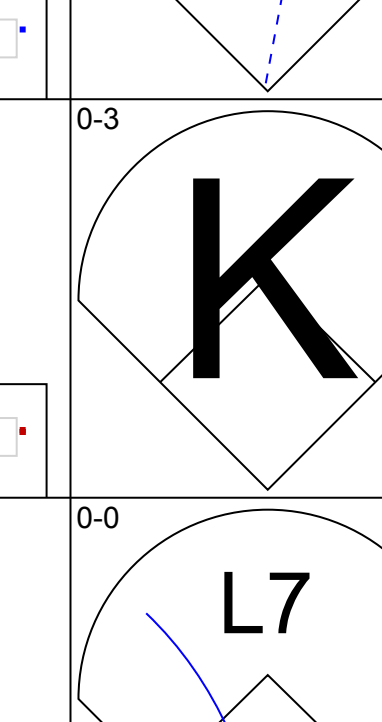
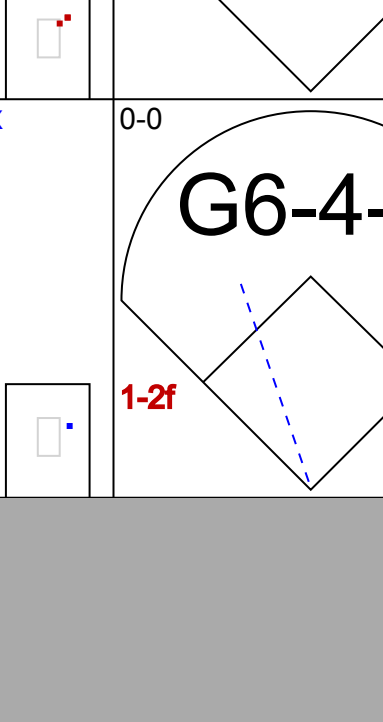
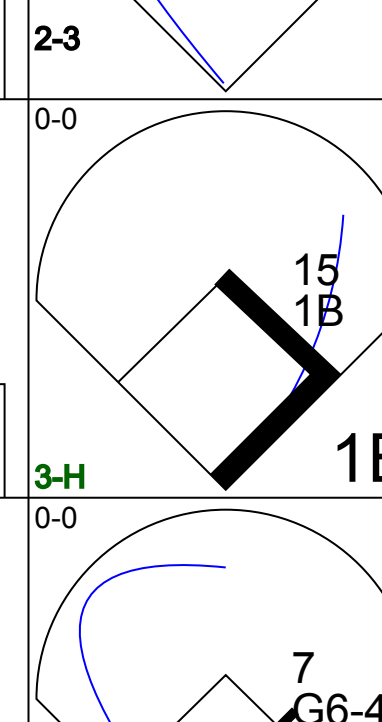



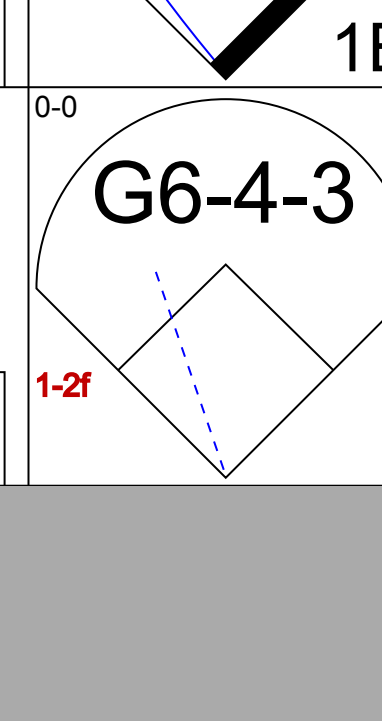


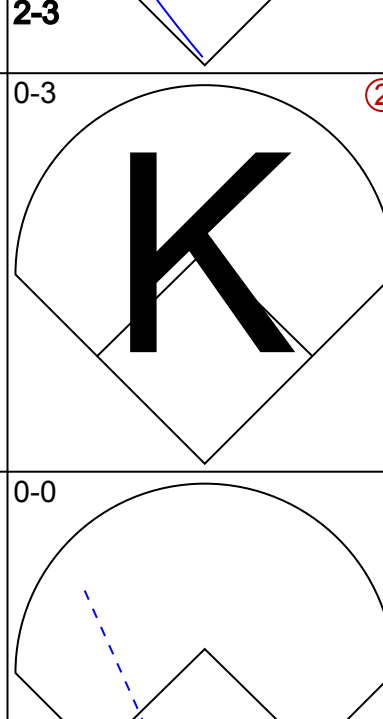

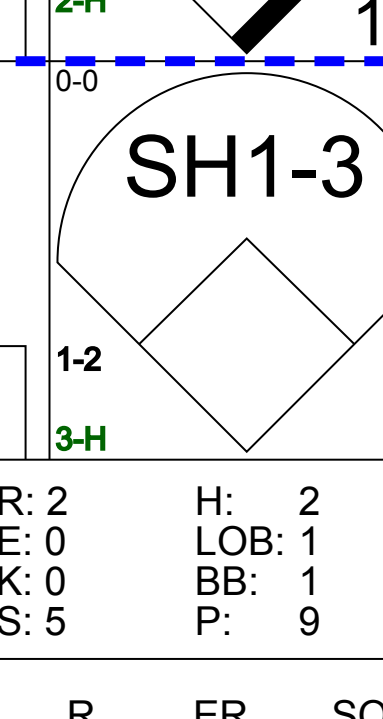
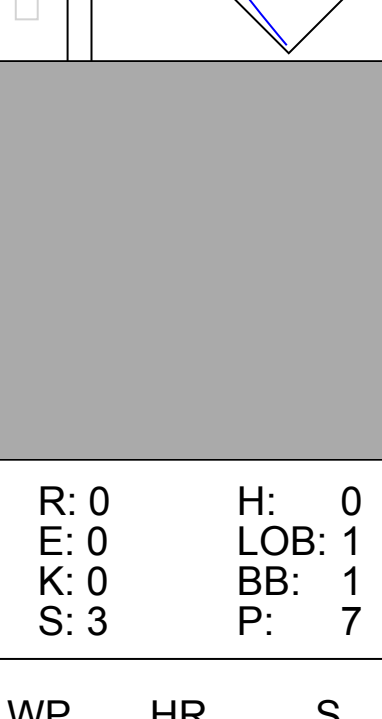
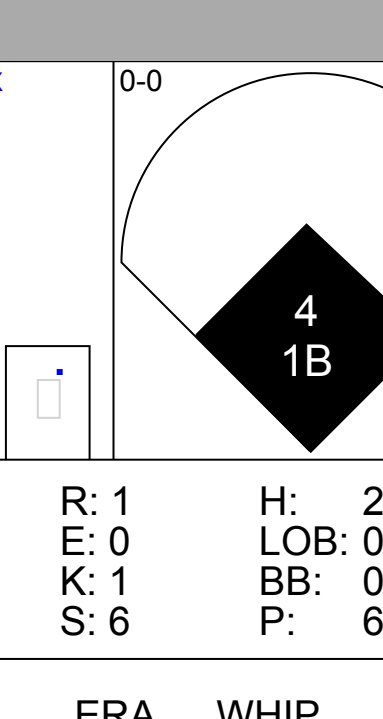
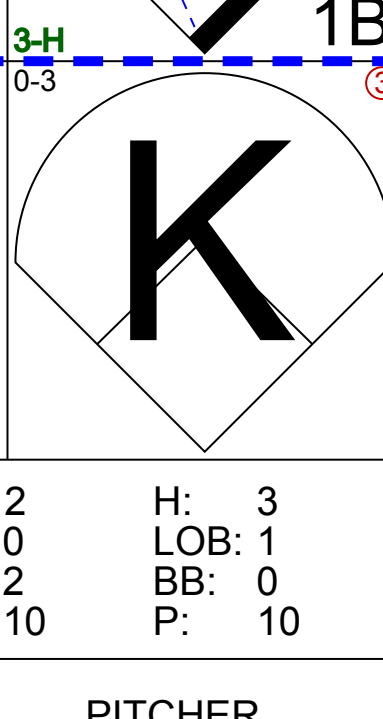
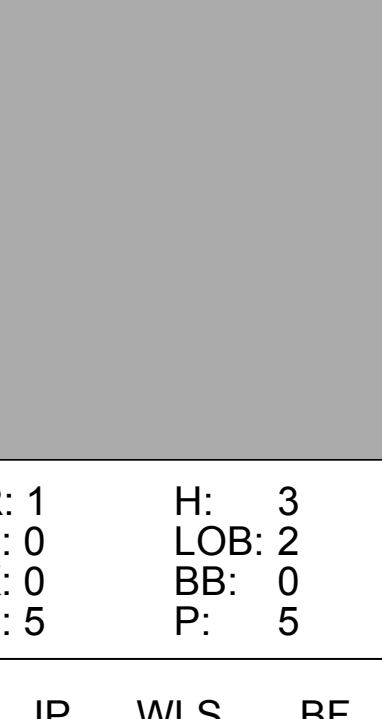




livebaseballscores.com

Batter	1	2	3	4	5	6	7	8	9	AB	R	H	RBI	BB	SO	LOB	TOP			
21 Junior Lake, R OBP: 0.167, SLG: 0.143 98 Zeke DeVoss, S OBP: 0.333, SLG: 0.333										3	0	0	0	0	2	0				
15 Darwin Barney, R OBP: 0.344, SLG: 0.448 94 Wes Darvill, L OBP: 0.500, SLG: 0.500										3	0	0	0	0	1	0				
51 Ryan Kalish, L OBP: 0.460, SLG: 0.300 88 Yasiel Balaquert, R OBP: 1.000, SLG: 1.000										3	0	2	0	0	0	1				
60 Chris Valaika, R OBP: 0.207, SLG: 0.241										4	0	1	0	0	0	2				
70 Javier Báez, R OBP: 0.281, SLG: 0.625 86 Jonathan Mota, R OBP: 0.500, SLG: 2.000										3	0	1	0	0	2	2				
61 Christian Villanueva, R OBP: 0.320, SLG: 0.273										3	0	0	0	1	1	1				
27 Josh Vitters, R OBP: 0.318, SLG: 0.118										2	0	0	0	1	2	1				
7 Brett Jackson, L OBP: 0.333, SLG: 0.400										3	0	0	0	0	2	1				
32 Eli Whiteside, R 82 Raffy Lopez, L OBP: 0.286, SLG: 0.167										2	0	0	0	0	0	1				
Inning Stats	R: 0 E: 0 K: 3 S: 11	H: 2 LOB: 2 BB: 0 P: 11	R: 0 E: 0 K: 2 S: 6	H: 0 LOB: 0 BB: 1 P: 10	R: 0 E: 1 K: 0 S: 4	H: 0 LOB: 1 BB: 0 P: 4	R: 0 E: 0 K: 0 S: 4	H: 1 LOB: 0 BB: 0 P: 4	R: 0 E: 0 K: 1 S: 2	H: 0 LOB: 0 BB: 1 P: 6	R: 0 E: 0 K: 3 S: 9	H: 0 LOB: 0 BB: 0 P: 9	R: 0 E: 0 K: 1 S: 5	H: 1 LOB: 0 BB: 0 P: 5	R: 2 E: 0 K: 1 S: 7	H: 2 LOB: 0 BB: 0 P: 7	1B: 6 2B: 1 3B: 0 HR: 1	SF: 0 SAC: 0 DP: 3 HBP: 0	WP: 0 PB: 0 SB: 0 CS: 2	PA: 33
PITCHER	IP WLS BF H R ER SO BB IBB HBP BLK WP HR S P ERA WHIP	50 Joe Savery, L ERA: 3.0	2.0 W 8 2 0 0 5 1 0 0 0 0 0 0 4 4 0.00 1.500	Paul Smyth, R ERA: 3.0	3.1 H 4 0 0 0 0 0 0 0 0 0 0 0 4 4 0.00 0.000	45 Jim Johnson, R ERA: 3.0	4.1 H 3 1 0 0 0 0 0 0 0 0 0 0 4 4 0.00 1.000	62 Sean Doolittle, L ERA: 4.5	5.1 H 3 0 0 0 0 1 0 0 0 0 0 0 2 6 0.00 1.000	56 Fernando Abad, L ERA: 4.5	6.1 H 4 1 0 0 1 0 0 0 0 0 0 0 6 6 0.00 1.000	81 Zach Neal, R ERA: 9.0	7.1 2.0 6 1 0 0 4 0 0 0 0 0 0 1 14 14 0.00 0.500	Frank Galley, L ERA: 9.0	9.1 1.0 5 2 2 2 1 0 0 0 0 0 0 1 7 7 18.00 2.000					

Chicago Cubs @ Oakland Athletics
Phoenix Municipal Stadium, Phoenix, AZ
Mon Mar 17 2014, 4:07 PM - 6:47 PM EDT
Att: 6,099 - Sunny - 84 F

AB 31
R 2
H 7
RBI 2
BB 2
SO 11
LOB 10



Batter	1	2	3	4	5	6	7	8	9	AB	R	H	RBI	BB	SO	LOB	BOTTOM			
4 Coco Crisp, S OBP: 0.496, SLG: 0.400 19 Billy Burns, S OBP: 0.356, SLG: 0.288										2	0	1	1	1	0	1				
5 John Jaso, L OBP: 0.351, SLG: 0.452 35 Chris Gimenez, R OBP: 0.250, SLG: 0.190										3	0	0	0	0	2	2				
16 Josh Reddick, L OBP: 0.361, SLG: 0.515 Jake Goebbert, L OBP: 0.250, SLG: 0.154										4	0	1	1	0	1	2				
52 Yoanis Cespedes, R OBP: 0.167, SLG: 0.179 15 Jake Elmore, R OBP: 0.421, SLG: 0.375										3	1	1	0	0	0	1				
37 Brandon Moss, L OBP: 0.531, SLG: 0.857 7 Nate Freiman, R OBP: 0.333, SLG: 0.344										2	2	2	1	1	0	0				
18 Alberto Callaspo, S OBP: 0.324, SLG: 0.333 74 Chad Oberacker, L OBP: 0.333, SLG: 0.333										3	0	0	0	0	0	3				
21 Stephen Vogt, L OBP: 0.465, SLG: 0.655 23 Michael Taylor, R OBP: 0.388, SLG: 0.605										2	1	0	0	1	1	2				
1 Nick Punto, S OBP: 0.444, SLG: 0.438 Daniel Robertson, R OBP: 0.235, SLG: 0.235										3	0	2	2	0	0	1				
2B Eric Sogard, L OBP: 0.270, SLG: 0.235										2	1	1	1	0	1	1				
Inning Stats	R: 0 E: 0 K: 1 S: 5	H: 0 LOB: 1 BB: 1 P: 9	R: 2 E: 0 K: 0 S: 5	H: 2 LOB: 1 BB: 1 P: 9	R: 0 E: 0 K: 1 S: 5	H: 0 LOB: 0 BB: 0 P: 5	R: 0 E: 0 K: 0 S: 3	H: 0 LOB: 1 BB: 1 P: 7	R: 1 E: 0 K: 1 S: 6	H: 2 LOB: 0 BB: 0 P: 6	R: 2 E: 0 K: 2 S: 10	H: 3 LOB: 1 BB: 0 P: 10	R: 1 E: 0 K: 0 S: 5	H: 3 LOB: 2 BB: 0 P: 5	R: 0 E: 0 K: 2 S: 7	H: 0 LOB: 0 BB: 0 P: 7	1B: 7 2B: 3 3B: 0 HR: 0	SF: 0 SAC: 1 DP: 2 HBP: 0	WP: 0 PB: 0 SB: 0 CS: 0	PA: 35
PITCHER	IP WLS BF H R ER SO BB IBB HBP BLK WP HR S P ERA WHIP	55 James McDonald, R ERA: 12.71	1.1 L 8 2 2 2 1 2 0 0 0 0 0 0 8 16 13.50 3.000	87 Yao-Lin Wang, R ERA: 13.5	1.1 2 2 2 2 1 2 0 0 0 0 0 0 8 16 13.50 3.000	83 Jeff Lorick, L ERA: 5.06	2.1 0.2 2 0 0 0 0 0 0 0 0 0 0 2 2 0.00 0.000	Dallas Beeler, R ERA: 5.06	3.1 3.2 16 5 3 3 3 1 0 0 0 0 0 0 21 25 7.36 1.636	Marcos Mateo, R ERA: 3.38	6.1 0.1 1 0 0 0 1 0 0 0 0 0 0 3 3 0.00 0.000	57 Jonathan Sánchez, L ERA: 8.1	7.1 1.0 5 3 1 1 0 0 0 0 0 0 0 1 14 14 9.00 3.000	59 Zac Rosscup, L ERA: 9.82	8.1 1.0 3 0 0 0 2 0 0 0 0 0 0 0 7 7 0.00 0.000					

Chicago Cubs @ Oakland Athletics
Phoenix Municipal Stadium, Phoenix, AZ
Mon Mar 17 2014, 4:07 PM - 6:47 PM EDT
Att: 6,099 - Sunny - 84 F

AB 31
R 6
H 10
RBI 6
BB 3
SO 7
LOB 16



Batter	1	2	3	4	5	6	7	8	9	AB	R	H	RBI	BB	SO	LOB	TOP								
7 Andrew Romine, S (1.4) OBP: 0.281, SLG: 0.357	G4-3	K			G4-3			G3-1 41 WP	G6-3	5	1	1	0	0	1	2	Los Angeles Angels @ Chicago Cubs Cubs Park, Mesa, AZ Mon Mar 17 2014, 4:07 PM - 6:59 PM EDT Att: 14,787 - Sunny - 77 F								
0 Brennan Boesch, L (1.9) OBP: 0.286, SLG: 0.346	G4-3		K					G3-1	G1-3	4	0	0	0	1	1	1									
16 Hank Conger, L (1.2) OBP: 0.200, SLG: 0.172			K							3	0	1	0	0	1	2									
41 Luis Martinez, R (7.2) OBP: 0.375, SLG: 0.286	48 BB 44 1B		K					F8 48 1B 77 WP		0	1	0	0	1	0	0									
44 Ian Stewart, L (1.5) OBP: 0.371, SLG: 0.300	48 BB 1-2		G4-3					F8		4	0	1	0	0	1	1									
48 Chad Tracy, L (1.10) OBP: 0.276, SLG: 0.321	1-2 2-3			K				F7	0 1B 77 WP	3	0	1	0	1	1	0									
77 Carlos Pena, L (1.3) OBP: 0.242, SLG: 0.200	K		G4-3					G3-1	0 1B	3	0	0	0	1	1	3									
0 Collin Cowgill, R (1.8) OBP: 0.310, SLG: 0.526		K			P4			B1-3		4	0	1	0	0	1	0									
87 Matt Long, L (1.7) OBP: 0.465, SLG: 0.675						P6		F7	G4-3	4	0	1	0	0	0	3									
18 John McDonald, R (1.6) OBP: 0.440, SLG: 0.409	F7					7 G4-3 7 PB		F7		4	0	1	0	0	0	1									
Inning Stats	R: 0 E: 0 K: 1 S: 7	H: 2 LOB: 3 BB: 1 P: 11	R: 0 E: 0 K: 2 S: 8	H: 1 LOB: 1 BB: 0 P: 8	R: 0 E: 0 K: 2 S: 7	H: 0 LOB: 0 BB: 0 P: 7	R: 0 E: 0 K: 1 S: 5	H: 0 LOB: 0 BB: 0 P: 5	R: 0 E: 0 K: 1 S: 4	H: 1 LOB: 2 BB: 1 P: 9	R: 0 E: 0 K: 1 S: 5	H: 0 LOB: 0 BB: 0 P: 5	R: 0 E: 0 K: 0 S: 3	H: 0 LOB: 0 BB: 0 P: 3	R: 2 E: 0 K: 0 S: 6	H: 3 LOB: 3 BB: 2 P: 14	R: 0 E: 0 K: 0 S: 3	H: 0 LOB: 0 BB: 0 P: 3	1B: 6 2B: 1 3B: 0 HR: 0	SF: 0 SAC: 0 DP: 0 HBP: 0	WP: 2 PB: 1 SB: 0 CS: 0	PA: 38			
PITCHER	IP WLS BF H R ER SO BB IBB HBP BLK WP HR S P ERA WHIP	4.0 W 16 3 0 0 6 1 0 0 0 0 0 27 31 0.00 1.000	1.0 H 5 1 0 0 0 1 0 0 0 0 0 4 9 0.00 2.000	1.0 H 3 0 0 0 1 0 0 0 0 0 5 5 0.00 0.000	1.2 H 7 1 2 2 0 1 0 0 0 1 0 6 10 10.80 1.200	0.1 H 4 2 0 0 0 1 0 0 0 1 0 3 7 0.00 9.000	1.0 S 3 0 0 0 0 0 0 0 0 0 3 3 0.00 0.000	85 Neil Ramirez, R (9.1) ERA:	IP WLS BF H R ER SO BB IBB HBP BLK WP HR S P ERA WHIP	1.0 S 3 0 0 0 0 0 0 0 0 0 3 3 0.00 0.000															
43 Emilio Bonifacio, S (1.6) OBP: 0.273, SLG: 0.452	F8							F9		3	1	1	1	1	0	0	Los Angeles Angels @ Chicago Cubs Cubs Park, Mesa, AZ Mon Mar 17 2014, 4:07 PM - 6:59 PM EDT Att: 14,787 - Sunny - 77 F								
4 Ryan Roberts, R (1.4) OBP: 0.346, SLG: 0.458	F8							F7		3	1	1	1	0	0	2									
95 Walter Ibarra, S (6.6) OBP: 0.500, SLG: 0.500										1	0	0	0	0	0	0									
44 Anthony Rizzo, L (1.3) OBP: 0.452, SLG: 0.750	G4-3									4	0	1	1	0	1	2									
92 Lars Anderson, L (6.3)										0	0	0	0	0	0	0									
20 Justin Ruggiano, R (1.8) OBP: 0.423, SLG: 0.667		G5-3	G1-3					F8	F7	4	0	0	0	0	0	1									
19 Nate Schierholtz, L (1.9) OBP: 0.375, SLG: 0.444	G4-3							F8		3	1	0	0	0	0	0									
7 Anthony Giansanti, R (9.9)								FC3-6 54 1B HBP	G3-1	0	0	0	0	0	0	0									
5 Wellington Castillo, R (1.2) OBP: 0.333, SLG: 0.278	P3									3	0	1	0	0	1	0									
9 George Kottaras, L (7.2) OBP: 0.250, SLG: 0.357								FC3-6 6 1B	K	1	0	0	0	0	1	0									
6 Ryan Sweeney, L (1.10) OBP: 0.111, SLG: 0.077										3	0	0	0	0	0	2									
54 Darnell McDonald, R (1.7) OBP: 0.450, SLG: 0.353										2	1	2	1	1	0	0									
28 Chris Coghlan, L (7.7) OBP: 0.217, SLG: 0.273										0	0	0	0	0	0	0									
24 Luis Valbuena, L (1.5) OBP: 0.346, SLG: 0.545										3	0	0	0	0	1	4									
Inning Stats	R: 0 E: 0 K: 0 S: 3	H: 0 LOB: 0 BB: 0 P: 3	R: 0 E: 0 K: 0 S: 3	H: 0 LOB: 0 BB: 0 P: 3	R: 3 E: 0 K: 0 S: 6	H: 3 LOB: 1 BB: 1 P: 10	R: 0 E: 0 K: 1 S: 5	H: 0 LOB: 0 BB: 0 P: 5	R: 0 E: 0 K: 1 S: 5	H: 1 LOB: 2 BB: 1 P: 8	R: 1 E: 0 K: 1 S: 7	H: 2 LOB: 2 BB: 0 P: 8	R: 0 E: 0 K: 1 S: 5	H: 0 LOB: 0 BB: 0 P: 5	R: 0 E: 0 K: 1 S: 5	H: 0 LOB: 0 BB: 0 P: 5	1B: 3 2B: 2 3B: 1 HR: 0	SF: 0 SAC: 0 DP: 0 HBP: 1	WP: 0 PB: 0 SB: 0 CS: 0	PA: 33					
PITCHER	IP WLS BF H R ER SO BB IBB HBP BLK WP HR S P ERA WHIP	5.1 L 22 4 3 3 1 2 0 0 0 0 0 22 30 5.06 1.125	0.1 L 3 1 0 0 0 0 0 0 1 0 0 0 2 3 0.00 3.000	2.1 L 8 1 1 1 3 0 0 0 0 0 0 14 14 3.86 0.429																					

AB	34
R	2
H	7
RBI	0
BB	4
SO	7
LOB	13



AB	30
R	4
H	6
RBI	4
BB	2
SO	4
LOB	11



Batter	1	2	3	4	5	6	7	8	9	AB	R	H	RBI	BB	SO	LOB	TOP						
43 Emilio Bonifacio, S OBP: 0.297, SLG: 0.441 53 Wesley Wright, R (7.1) 56 Héctor Rondón, R (8.1) 30 Mike Olt, R OBP: 0.294, SLG: 0.645 Paolo Espino, R (9.1)	4-0 15 E 20 FC4 BB		0-0 G6-3		0-0 15 2B 1B		0-3 K		4-0 60 E 1-2 BB	3	2	1	0	1	1	2	<p>Chicago Cubs @ Colorado Rockies</p> <p>Salt River Fields at Talking Stick, Scottsdale, AZ</p> <p>Wed Mar 19 2014, 9:45 PM - 12:57 AM EDT Att. 12,511 - Clear - 72 F</p> <p>livebaseballscorecards.com</p>						
15 Darwin Barney, R OBP: 0.371, SLG: 0.593 60 Chris Valaika, R OBP: 0.226, SLG: 0.258	0-0 G5-3		4-0 BB		0-0 1-H 2B			0-0 F8	0-0 E6 4 BB 1B	2	0	1	1	1	0	1							
20 Justin Ruggiano, R (1.7) 70 Javier Báez, R (7.6)	0-0 FC4 44 CS		0-0 L6		0-0 F9			2-2 HR	0-3 K	3	0	0	1	0	0	3							
44 Anthony Rizzo, L OBP: 0.412, SLG: 0.677 4 Ryan Roberts, R (7.3)	0-3 K			0-0 G4-3			0-3 K	0-0 G5-3	4-0 1-2 BB	3	0	0	0	0	2	1							
19 Nate Schierholtz, L OBP: 0.343, SLG: 0.400 95 Oliver Zapata, S (6.9)		0-0 G4-3		0-0 F9			0-3 K	0-0 G3	0-0 G4-3	3	0	0	0	0	1	0							
6 Ryan Sweeney, L OBP: 0.133, SLG: 0.103 46 Pedro Strop, R (6.1) 32 Eli Whiteside, R (7.2)		0-3 K		0-0 1B			0-0 G6-3		0-3 K	3	0	1	0	0	1	0							
24 Luis Valbuena, L OBP: 0.333, SLG: 0.615		0-0 G4-3			0-3 K				0-1 HR	4	1	1	1	0	1	1							
9 George Kottaras, L OBP: 0.316, SLG: 0.333 7 Anthony Ciarranti, R OBP: 0.500, SLG: 0.500			4-0 43 G6-3 33 SH3-4 BB		0-0 P2			4-0 BB	0-0 2B 60 1B 1B	1	0	0	0	2	0	0							
33 Carlos Villanueva, R (1.1) 98 Jordan Hankins, L (5. PH) 41 Jose Veras, R (5.1) 28 Chris Coghlan, L OBP: 0.287, SLG: 0.286			0-0 SH3-4		0-0 G4-3		0-3 K		0-0 60 1B 30 BB 1B	0	0	0	0	0	0	0							
Inning Stats	R: 1 E: 1 K: 1 S: 5	H: 0 LOB: 1 BB: 1 P: 9	R: 0 E: 0 K: 1 S: 5	H: 0 LOB: 0 BB: 0 P: 5	R: 0 E: 0 K: 0 S: 3	H: 0 LOB: 2 BB: 2 P: 11	R: 0 E: 0 K: 1 S: 6	H: 1 LOB: 1 BB: 0 P: 6	R: 1 E: 0 K: 0 S: 5	H: 2 LOB: 1 BB: 0 P: 5	R: 0 E: 0 K: 2 S: 7	H: 0 LOB: 0 BB: 0 P: 7	R: 0 E: 0 K: 2 S: 7	H: 0 LOB: 1 BB: 1 P: 11	R: 1 E: 0 K: 0 S: 6	H: 1 LOB: 0 BB: 0 P: 8		R: 3 E: 1 K: 2 S: 12	H: 4 LOB: 3 BB: 2 P: 20	1B: 5 2B: 2 3B: 0 HR: 2	SF: 0 SAC: 1 DP: 1 HBP: 0	WP: 0 PB: 0 SB: 0 CS: 1	PA: 41
PITCHER	IP WLS BF H R ER SO BB IBB HBP BLK WP HR S P ERA WHIP	4.0 16 1 1 0 3 3 0 0 0 0 0 0 19 31 0.00 1.000	1.0 H 5 2 1 1 0 0 0 0 0 0 0 5 5 9.00 2.000	1.0 H 3 0 0 0 2 0 0 0 0 0 0 7 7 0.00 0.000	1.0 H 4 0 0 0 2 1 0 0 0 0 0 7 11 0.00 1.000	1.0 H 4 1 1 1 0 0 0 0 0 0 1 6 8 9.00 1.000	0.2 B 8 4 3 3 2 2 0 0 0 0 0 0 1 19 40.50 9.000	0.1 W 1 0 0 0 0 0 0 0 0 0 0 1 1 0.00 0.000	PITCHER	IP WLS BF H R ER SO BB IBB HBP BLK WP HR S P ERA WHIP	4.0 16 1 1 0 3 3 0 0 0 0 0 0 19 31 0.00 1.000	1.0 H 5 2 1 1 0 0 0 0 0 0 0 5 5 9.00 2.000	1.0 H 3 0 0 0 2 0 0 0 0 0 0 7 7 0.00 0.000	1.0 H 4 0 0 0 2 1 0 0 0 0 0 7 11 0.00 1.000	1.0 H 4 1 1 1 0 0 0 0 0 0 0 1 6 8 9.00 1.000	0.2 B 8 4 3 3 2 2 0 0 0 0 0 0 1 19 40.50 9.000		0.1 W 1 0 0 0 0 0 0 0 0 0 0 1 1 0.00 0.000					

Batter	1	2	3	4	5	6	7	8	9	AB	R	H	RBI	BB	SO	LOB	BOTTOM						
19 Charlie Blackmon, L OBP: 0.293, SLG: 0.462 (1.8) (6.9)	0-0 G1-3		0-0 5 HR 1B		1-3 K		0-0 G6-3		1-1 HR	5	2	2	3	0	1	1	<p>Chicago Cubs @ Colorado Rockies</p> <p>Salt River Fields at Talking Stick, Scottsdale, AZ</p> <p>Wed Mar 19 2014, 9:45 PM - 12:57 AM EDT Att. 12,511 - Clear - 72 F</p> <p>livebaseballscorecards.com</p>						
3 Michael Cuddyer, R OBP: 0.219, SLG: 0.172 6 Corey Dickerson, L OBP: 0.350, SLG: 0.526	0-3 K		0-3 K		0-0 G5-3			0-2 K		3	0	0	0	0	2	2							
5 Carlos González, L OBP: 0.464, SLG: 0.731 16 Tim Wheeler, L OBP: 0.412, SLG: 0.655	4-0 BB		3-2 HR		4-0 P6 20 SF8 BB			0-0 P6		1	2	1	3	2	0	0							
2 Troy Tulowitzki, R OBP: 0.333, SLG: 0.556 36 Ben Paulsen, L OBP: 0.292, SLG: 0.395	0-3 K		0-0 P4		4-0 33 FC5-4 BB			0-0 L6		2	0	0	0	1	1	1							
33 Justin Morneau, L OBP: 0.211, SLG: 0.263 58 Jordan Pacheco, R OBP: 0.357, SLG: 0.273		0-0 F7		0-3 K		0-0 FC5-4 28 FC5-4			0-0 4 2B 23 SF8 1B	3	0	0	0	0	1	2							
20 Wilin Rosario, R OBP: 0.321, SLG: 0.481 4 Ryan Wheeler, L OBP: 0.381, SLG: 0.575		0-3 K		0-3 K		0-0 SF8			0-0 19 HR 2B	2	0	0	1	0	2	0							
28 Nolan Arenado, R OBP: 0.359, SLG: 0.595 66 Rafael Ynoa, S OBP: 0.400, SLG: 0.333		0-3 K		0-3 K		0-0 FC5-4			4-0 19 HR IBB	3	0	0	0	0	2	1							
9 DJ LeMahieu, R OBP: 0.371, SLG: 0.323 62 Rob Scahill, L (8.1) 46 Greg Burke, R (9.1) 77 Ryan Arrowood, R (9. PH) 7 Matt McBride, R OBP: 0.412, SLG: 0.467			0-0 P3		0-0 19 S 3 BLK 1B				0-3 K	3	1	1	0	0	0	0							
56 Franklin Morales, L ERA: 6.13 32 LaTroy Hawkins, R ERA: 7.71 72 Jackson Williams, R (5. PH) 34 Matt Bellisle, R (8.1) 0 Adam Ottavino, S (7. PH) 23 Charlie Culberson, R OBP: 0.287, SLG: 0.457 (8.4)			0-0 19 1B 5 HR 2B		0-0 K				0-0 SF8	1	1	1	0	0	0	0							
Inning Stats	R: 0 E: 0 K: 2 S: 7	H: 0 LOB: 1 BB: 1 P: 11	R: 0 E: 0 K: 2 S: 7	H: 0 LOB: 0 BB: 0 P: 7	R: 3 E: 0 K: 1 S: 10	H: 3 LOB: 0 BB: 0 P: 13	R: 0 E: 0 K: 3 S: 9	H: 0 LOB: 0 BB: 0 P: 9	R: 1 E: 0 K: 2 S: 8	H: 1 LOB: 0 BB: 0 P: 9	R: 1 E: 0 K: 0 S: 3	H: 0 LOB: 1 BB: 2 P: 11	R: 0 E: 0 K: 1 S: 5	H: 0 LOB: 0 BB: 0 P: 5	R: 0 E: 0 K: 1 S: 5	H: 0 LOB: 0 BB: 0 P: 5		R: 4 E: 0 K: 1 S: 8	H: 3 LOB: 0 BB: 1 P: 13	1B: 3 2B: 2 3B: 0 HR: 2	SF: 2 SAC: 0 DP: 0 HBP: 0	WP: 0 PB: 0 SB: 2 CS: 0	PA: 37
PITCHER	IP WLS BF H R ER SO BB IBB HBP BLK WP HR S P ERA WHIP	4.0 16 1 1 0 3 3 0 0 0 0 0 0 19 31 0.00 1.000	1.0 4 1 1 1 2 0 0 0 0 1 0 0 8 9 9.00 1.000	1.0 5 0 1 1 0 2 0 0 0 0 0 0 3 11 9.00 2.000	1.0 3 0 0 0 1 0 0 0 0 0 0 5 5 0.00 0.000	1.0 3 0 0 0 1 0 0 0 0 0 0 5 5 0.00 0.000	0.2 L 6 3 4 4 4 0 1 8 13 54.00 4.500	0.2 L 6 3 4 4 4 0 1 8 13 54.00 4.500															

Batter	1	2	3	4	5	6	7	8	9	AB	R	H	RBI	BB	SO	LOB	TOP											
36 Abraham Almonte, S (1, 8) OBP: 0.218, SLG: 0.320 9 Endy Chavez, L (6, 8) OBP: 0.310, SLG: 0.321										4	1	1	0	0	1	2	<p>Seattle Mariners @ Chicago Cubs Cubs Park, Mesa, AZ</p> <p>Thu Mar 20 2014, 7:11 PM - 7:25 PM EDT Att: 15,243 - Partly Cloudy - 82 F</p> <p>livebaseballscorecards.com</p> <p>AB 33 R 3 H 8 RBI 3 BB 3 SO 8 LOB 12</p>											
15 Kyle Seager, L (1, 5) OBP: 0.299, SLG: 0.283 8 Willie Bloomquist, R (7, 4) OBP: 0.297, SLG: 0.294										2	0	0	1	1	0	0												
22 Robinson Cano, L (1, 4) OBP: 0.261, SLG: 0.633 83 Leury Bonilla, R (7, 5) OBP: 1.000, SLG: 3.000										3	0	2	0	1	0	0												
17 Justin Smoak, S (1, 3) OBP: 0.321, SLG: 0.417 7 Stefan Romero, R (9, 3) OBP: 0.256, SLG: 0.553										4	0	0	0	0	2	4												
27 Corey Hart, R (1, 10) OBP: 0.250, SLG: 0.171										4	1	1	0	0	2	0												
20 Logan Morrison, L (1, 9) OBP: 0.327, SLG: 0.354 99 Austin Wilson, R (8, 9)										4	0	0	0	0	1	1												
13 Dustin Ackley, L (1, 7) OBP: 0.490, SLG: 0.696 80 Patrick Brady, R (8, 4)										4	0	3	0	0	0	0												
6 Nick Franklin, S (1, 6) OBP: 0.349, SLG: 0.405										3	1	1	0	1	1	2												
4 John Buck, R (1, 2) OBP: 0.281, SLG: 0.300 35 Humberto Quintero, R (7, 2) OBP: 0.253, SLG: 0.319										2	0	0	1	0	1	0												
Inning Stats	R: 0 E: 0 K: 2 S: 8	H: 1 LOB: 1 BB: 0 P: 10	R: 0 E: 0 K: 2 S: 8	H: 1 LOB: 1 BB: 0 P: 8	R: 0 E: 0 K: 1 S: 5	H: 0 LOB: 2 BB: 2 P: 13	R: 0 E: 0 K: 2 S: 8	H: 1 LOB: 1 BB: 0 P: 8	R: 1 E: 0 K: 1 S: 7	H: 2 LOB: 1 BB: 0 P: 8	R: 0 E: 0 K: 0 S: 3	H: 0 LOB: 0 BB: 0 P: 3	R: 0 E: 0 K: 0 S: 3	H: 0 LOB: 0 BB: 0 P: 3	R: 1 E: 0 K: 0 S: 4	H: 1 LOB: 0 BB: 0 P: 5		1B: 7 2B: 1 3B: 0 HR: 0	SF: 2 SAC: 0 DP: 1 HBP: 0	WP: 3 PB: 0 SB: 1 CS: 0	PA: 38							
PITCHER	IP	WLS	BF	H	R	ER	SO	BB	IBB	HBP	BLK	WP	HR	S	P	ERA		WHIP										
29 Jeff Samardzija, R (1, 1) ERA: 5.5	5.1	L	24	6	2	2	8	2	0	0	0	2	0	38	49	3.38		1.500										
40 James Russell, L (6, 1) ERA: 3.39	0.2		4	1	0	0	0	1	0	0	0	0	0	3	7	0.00		3.000										
Arodys Vizcaino, R (7, 1) ERA: 9.0	1.0		3	0	0	0	0	0	0	0	0	0	0	3	3	0.00		0.000										
50 Blake Parker, R (8, 1) ERA: 7.2	1.0		3	0	0	0	0	0	0	0	0	0	0	3	3	0.00		0.000										
52 Justin Grimm, R (9, 1)	1.0		4	1	1	1	0	0	0	0	0	1	0	4	5	9.00	1.000											

Batter	1	2	3	4	5	6	7	8	9	AB	R	H	RBI	BB	SO	LOB	BOTTOM											
21 Junior Lake, R (1, 7) OBP: 0.182, SLG: 0.194 28 Chris Coghlan, L (7, 7) OBP: 0.258, SLG: 0.276										3	0	1	0	0	1	0	<p>Seattle Mariners @ Chicago Cubs Cubs Park, Mesa, AZ</p> <p>Thu Mar 20 2014, 7:11 PM - 7:25 PM EDT Att: 15,243 - Partly Cloudy - 82 F</p> <p>livebaseballscorecards.com</p> <p>AB 29 R 0 H 4 RBI 0 BB 1 SO 7 LOB 9</p>											
15 Darwin Barney, R (1, 4) OBP: 0.342, SLG: 0.441 60 Chris Valaika, R (7, 4) OBP: 0.219, SLG: 0.250										3	0	0	0	0	1	1												
19 Nate Schierholtz, L (1, 9) OBP: 0.342, SLG: 0.394 Arodys Vizcaino, R (7, 1) OBP: 0.419, SLG: 0.346										3	0	1	0	0	0	0												
30 Mike Olt, R (1, 5) OBP: 0.297, SLG: 0.618 86 Jonathan Mota, R (8, 5) OBP: 0.333, SLG: 1.333										3	0	1	0	0	0	0												
6 Ryan Sweeney, L (1, 8) OBP: 0.121, SLG: 0.094 32 Eli Whiteside, R (8, 2)										3	0	0	0	0	2	2												
5 Wellington Castillo, R (1, 2) OBP: 0.333, SLG: 0.286 50 Blake Parker, R (8, 1) 92 Lars Anderson, L (9, 3)										3	0	1	0	0	0	0												
8 Donnie Murphy, R (1, 6) OBP: 0.289, SLG: 0.353										2	0	0	0	0	1	1												
4 Ryan Roberts, R (1, 3) OBP: 0.355, SLG: 0.407 52 Justin Grimm, R (9, 1)										2	0	0	0	1	0	2												
29 Jeff Samardzija, R (1, 1) 40 James Russell, L (6, 1) 54 Darnell McDonald, R (7, 9) OBP: 0.407, SLG: 0.394										2	0	0	0	0	0	1												
Inning Stats	R: 0 E: 0 K: 0 S: 5	H: 2 LOB: 2 BB: 0 P: 6	R: 0 E: 0 K: 0 S: 2	H: 0 LOB: 0 BB: 0 P: 4	R: 0 E: 0 K: 1 S: 3	H: 1 LOB: 0 BB: 0 P: 3	R: 0 E: 0 K: 1 S: 5	H: 0 LOB: 0 BB: 0 P: 5	R: 0 E: 0 K: 2 S: 7	H: 1 LOB: 1 BB: 0 P: 6	R: 0 E: 0 K: 2 S: 5	H: 0 LOB: 0 BB: 0 P: 5	R: 0 E: 0 K: 1 S: 5	H: 0 LOB: 1 BB: 0 P: 5	R: 0 E: 0 K: 2 S: 7	H: 0 LOB: 1 BB: 1 P: 11		R: 0 E: 0 K: 0 S: 3	H: 0 LOB: 0 BB: 0 P: 3	1B: 3 2B: 2 3B: 0 HR: 0	SF: 0 SAC: 0 DP: 2 HBP: 1	WP: 0 PB: 0 SB: 1 CS: 0	PA: 31					
PITCHER	IP	WLS	BF	H	R	ER	SO	BB	IBB	HBP	BLK	WP	HR	S	P	ERA		WHIP										
50 Erasmo Ramirez, R (1, 1) ERA: 0.96	6.0	W	21	4	0	0	4	0	0	1	0	0	0	28	31	0.00		0.667										
97 Joe Beimel, L (7, 1) ERA: 3.6	1.0	H	3	0	0	0	1	0	0	0	0	0	0	5	5	0.00		0.000										
56 Fernando Rodney, R (8, 1) ERA: 12.6	1.0	H	4	0	0	0	2	1	0	0	0	0	0	7	11	0.00		1.000										
31 Yoervis Medina, R (9, 1) ERA: 1.13	1.0	S	3	0	0	0	0	0	0	0	0	0	0	3	3	0.00		0.000										

Batter	1	2	3	4	5	6	7	8	9	AB	R	H	RBI	BB	SO	LOB	TOP					
43 Emilio Bonifacio, S OBP: 0.293, SLG: 0.405 94 Wes Darvill, L OBP: 0.333, SLG: 0.333	G3-4		G6-3		G1-3		44 G3 30 WP 21 BB BB		G3	3	0	0	0	1	0	0						
21 Junior Lake, R OBP: 0.237, SLG: 0.257	P4		G5-3				30 WP 44 G3 BB		1-2	4	0	2	1	1	0	0						
44 Anthony Rizzo, L OBP: 0.368, SLG: 0.600 Rafly Lopez, L OBP: 0.250, SLG: 0.182	G6-3			G6-3	P4				G3	4	0	0	0	0	0	3						
30 Mike Olt, R OBP: 0.333, SLG: 0.632		51 FC4-6 2B		20 1B 51 1B 20 WP 1B	P6					4	1	2	0	1	0	2						
20 Justin Ruggiano, R OBP: 0.364, SLG: 0.548 93 Dustin Geiger, R OBP: 0.212, SLG: 0.242	E5 51 FC4-6			24 HR 51 1B 1-3		G6-3			K	4	1	1	0	0	1	3						
70 Javier Baez, R OBP: 0.310, SLG: 0.738 60 Chris Valaika, R OBP: 0.212, SLG: 0.242	P4			K						3	0	1	0	0	1	4						
51 Ryan Kalish, L OBP: 0.400, SLG: 0.333	FC4-6			24 HR 1-2 3-H 1B						4	1	1	1	0	2	3						
24 Luis Valbuena, L OBP: 0.354, SLG: 0.828 54 Darrell McDonald, R OBP: 0.393, SLG: 0.348	K								G6-3	3	2	2	4	0	1	2						
38 John Baker, L OBP: 0.300, SLG: 0.450 28 Chris Coghlan, L OBP: 0.281, SLG: 0.276			F8		L7					0	1	0	0	1	0	0						
										3	0	0	0	0	0	0						
										0	1	0	0	1	0	0						
										21 WP 21 1B 94 G3 BB												
Inning Stats	R: 0 E: 0 K: 0 S: 3	H: 0 LOB: 0 BB: 0 P: 3	R: 0 E: 1 K: 1 S: 7	H: 1 LOB: 2 BB: 0 P: 7	R: 0 E: 0 K: 0 S: 3	H: 0 LOB: 0 BB: 0 P: 3	R: 4 E: 0 K: 1 S: 9	H: 4 LOB: 1 BB: 0 P: 10	R: 0 E: 0 K: 1 S: 5	H: 1 LOB: 1 BB: 0 P: 6	R: 2 E: 0 K: 1 S: 8	H: 1 LOB: 2 BB: 3 P: 22	R: 0 E: 0 K: 1 S: 5	H: 0 LOB: 0 BB: 0 P: 5	R: 1 E: 0 K: 1 S: 6	H: 1 LOB: 1 BB: 1 P: 11	1B: 5 2B: 2 3B: 0 HR: 2	SF: 0 SAC: 0 DP: 0 HBP: 0	WP: 3 PB: 0 SB: 0 CS: 1	PA: 41		
PITCHER	IP WLS BF H R ER SO BB IBB HBP BLK WP HR S P ERA WHIP	IP WLS BF H R ER SO BB IBB HBP BLK WP HR S P ERA WHIP	IP WLS BF H R ER SO BB IBB HBP BLK WP HR S P ERA WHIP	IP WLS BF H R ER SO BB IBB HBP BLK WP HR S P ERA WHIP	IP WLS BF H R ER SO BB IBB HBP BLK WP HR S P ERA WHIP	IP WLS BF H R ER SO BB IBB HBP BLK WP HR S P ERA WHIP	IP WLS BF H R ER SO BB IBB HBP BLK WP HR S P ERA WHIP	IP WLS BF H R ER SO BB IBB HBP BLK WP HR S P ERA WHIP	IP WLS BF H R ER SO BB IBB HBP BLK WP HR S P ERA WHIP	IP WLS BF H R ER SO BB IBB HBP BLK WP HR S P ERA WHIP	IP WLS BF H R ER SO BB IBB HBP BLK WP HR S P ERA WHIP	IP WLS BF H R ER SO BB IBB HBP BLK WP HR S P ERA WHIP	IP WLS BF H R ER SO BB IBB HBP BLK WP HR S P ERA WHIP	IP WLS BF H R ER SO BB IBB HBP BLK WP HR S P ERA WHIP	IP WLS BF H R ER SO BB IBB HBP BLK WP HR S P ERA WHIP	IP WLS BF H R ER SO BB IBB HBP BLK WP HR S P ERA WHIP	IP WLS BF H R ER SO BB IBB HBP BLK WP HR S P ERA WHIP	IP WLS BF H R ER SO BB IBB HBP BLK WP HR S P ERA WHIP	IP WLS BF H R ER SO BB IBB HBP BLK WP HR S P ERA WHIP	IP WLS BF H R ER SO BB IBB HBP BLK WP HR S P ERA WHIP	IP WLS BF H R ER SO BB IBB HBP BLK WP HR S P ERA WHIP	IP WLS BF H R ER SO BB IBB HBP BLK WP HR S P ERA WHIP

Chicago Cubs @ Chicago White Sox
Camelback Ranch, Glendale, AZ
Fri Mar 21 2014, 4:09 PM - 6:50 PM EDT
Att. 13,038 - Sunny - 79 F

AB 36
R 7
H 9
RBI 6
BB 4
SO 6
LOB 19



Batter	1	2	3	4	5	6	7	8	9	AB	R	H	RBI	BB	SO	LOB	BOTTOM					
1 Adam Eaton, L OBP: 0.409, SLG: 0.500 20 Jordan Danks, L OBP: 0.415, SLG: 0.816	K		G3						G5-3	3	0	0	0	0	1	0						
5 Marcus Semien, R OBP: 0.482, SLG: 0.469	G5-3				G6-3				G1-3	3	0	0	0	1	0	0						
79 Jose Abreu, R OBP: 0.333, SLG: 0.512 Alex Liddi, R OBP: 0.263, SLG: 0.632	G5-3									2	0	1	0	0	0	0						
44 Adam Dunn, L OBP: 0.250, SLG: 0.235		K			P4					3	0	1	0	0	1	1						
26 Avisail Garcia, R OBP: 0.306, SLG: 0.404					G4-3					3	0	1	0	0	0	2						
12 Conor Gillaspie, L OBP: 0.289, SLG: 0.556			K							3	0	0	0	0	1	2						
24 Dayan Viciedo, R OBP: 0.317, SLG: 0.342 18 Blake Tekotte, L OBP: 0.211, SLG: 0.333										3	0	0	0	0	1	1						
10 Alexei Ramirez, R OBP: 0.273, SLG: 0.341 87 Cleuluis Rondon, S OBP: 0.333, SLG: 0.313										0	0	0	0	0	0	0						
21 Tyler Flowers, R OBP: 0.281, SLG: 0.467 90 Jaime Pedroza, S OBP: 0.333, SLG: 0.313										3	0	0	0	0	0	0						
17 Adrian Nieto, S OBP: 0.333, SLG: 0.313										1	0	0	0	0	0	0						
										1	0	0	0	0	1	0						
										1	0	0	0	0	1	0						
Inning Stats	R: 0 E: 0 K: 1 S: 5	H: 0 LOB: 0 BB: 0 P: 5	R: 0 E: 0 K: 2 S: 8	H: 1 LOB: 1 BB: 0 P: 8	R: 0 E: 0 K: 0 S: 3	H: 0 LOB: 0 BB: 0 P: 3	R: 0 E: 0 K: 0 S: 4	H: 1 LOB: 1 BB: 0 P: 4	R: 0 E: 0 K: 0 S: 3	H: 0 LOB: 0 BB: 0 P: 3	R: 0 E: 0 K: 1 S: 5	H: 0 LOB: 1 BB: 1 P: 10	R: 0 E: 0 K: 0 S: 3	H: 1 LOB: 0 BB: 0 P: 3	R: 0 E: 0 K: 2 S: 7	H: 0 LOB: 0 BB: 0 P: 7	R: 0 E: 0 K: 1 S: 5	H: 0 LOB: 0 BB: 0 P: 5	1B: 3 2B: 0 3B: 0 HR: 0	SF: 0 SAC: 0 DP: 1 HBP: 0	WP: 0 PB: 0 SB: 0 CS: 0	PA: 30
PITCHER	IP WLS BF H R ER SO BB IBB HBP BLK WP HR S P ERA WHIP	IP WLS BF H R ER SO BB IBB HBP BLK WP HR S P ERA WHIP	IP WLS BF H R ER SO BB IBB HBP BLK WP HR S P ERA WHIP	IP WLS BF H R ER SO BB IBB HBP BLK WP HR S P ERA WHIP	IP WLS BF H R ER SO BB IBB HBP BLK WP HR S P ERA WHIP	IP WLS BF H R ER SO BB IBB HBP BLK WP HR S P ERA WHIP	IP WLS BF H R ER SO BB IBB HBP BLK WP HR S P ERA WHIP	IP WLS BF H R ER SO BB IBB HBP BLK WP HR S P ERA WHIP	IP WLS BF H R ER SO BB IBB HBP BLK WP HR S P ERA WHIP	IP WLS BF H R ER SO BB IBB HBP BLK WP HR S P ERA WHIP	IP WLS BF H R ER SO BB IBB HBP BLK WP HR S P ERA WHIP	IP WLS BF H R ER SO BB IBB HBP BLK WP HR S P ERA WHIP	IP WLS BF H R ER SO BB IBB HBP BLK WP HR S P ERA WHIP	IP WLS BF H R ER SO BB IBB HBP BLK WP HR S P ERA WHIP	IP WLS BF H R ER SO BB IBB HBP BLK WP HR S P ERA WHIP	IP WLS BF H R ER SO BB IBB HBP BLK WP HR S P ERA WHIP	IP WLS BF H R ER SO BB IBB HBP BLK WP HR S P ERA WHIP	IP WLS BF H R ER SO BB IBB HBP BLK WP HR S P ERA WHIP	IP WLS BF H R ER SO BB IBB HBP BLK WP HR S P ERA WHIP	IP WLS BF H R ER SO BB IBB HBP BLK WP HR S P ERA WHIP	IP WLS BF H R ER SO BB IBB HBP BLK WP HR S P ERA WHIP	IP WLS BF H R ER SO BB IBB HBP BLK WP HR S P ERA WHIP

Chicago Cubs @ Chicago White Sox
Camelback Ranch, Glendale, AZ
Fri Mar 21 2014, 4:09 PM - 6:50 PM EDT
Att. 13,038 - Sunny - 79 F

AB 29
R 0
H 3
RBI 0
BB 1
SO 7
LOB 7



Batter	1	2	3	4	5	6	7	8	9	AB	R	H	RBI	BB	SO	LOB	TOP										
6 Billy Hamilton, S OBP: 0.420, SLG: 0.500 30 Jason Bourgeois, R (8, PH) OBP: 0.364, SLG: 0.263										4	1	2	0	0	1	0	Cincinnati Reds @ Chicago Cubs Cubs Park, Mesa, AZ Sat Mar 22 2014, 4:14 PM - 7:28 PM EDT Att: 15,241 - Partly Cloudy - 72 F										
70 Kristopher Negrón, R OBP: 0.365, SLG: 0.600										5	2	3	1	0	0	4											
4 Brandon Phillips, R OBP: 0.292, SLG: 0.524										4	2	1	1	1	1	2											
48 Ryan Ludwick, R OBP: 0.250, SLG: 0.341 50 Neftali Soto, R OBP: 0.375, SLG: 0.725										4	0	1	0	0	2	3											
15 Roger Bernadina, L OBP: 0.533, SLG: 0.833										5	1	2	4	0	1	1											
29 Brayven Peña, S OBP: 0.308, SLG: 0.314										5	0	2	0	0	0	0											
2 Zack Cozart, R OBP: 0.234, SLG: 0.283										4	1	2	0	0	0	3											
27 Chris Nelson, R OBP: 0.389, SLG: 0.563										4	1	2	0	0	2	2											
52 Tony Cingrani, L 80 Jumbo Diaz, R 91 Jesse Winker, L 43 Manny Parra, L 63 Sam LeCure, R 91 Ruben Gotay, S Logan Ondrusek, R										2	0	0	0	0	2	1											
Inning Stats	R: 3 E: 0 K: 2 S: 10	H: 2 LOB: 0 BB: 1 P: 15	R: 0 E: 0 K: 2 S: 7	H: 0 LOB: 0 BB: 0 P: 7	R: 1 E: 0 K: 1 S: 9	H: 4 LOB: 3 BB: 0 P: 9	R: 0 E: 0 K: 1 S: 6	H: 2 LOB: 1 BB: 0 P: 6	R: 0 E: 0 K: 2 S: 5	H: 2 LOB: 2 BB: 0 P: 8	R: 1 E: 0 K: 1 S: 7	H: 2 LOB: 1 BB: 0 P: 7	R: 2 E: 0 K: 0 S: 6	H: 4 LOB: 1 BB: 0 P: 6	R: 1 E: 0 K: 0 S: 4	H: 1 LOB: 0 BB: 0 P: 5		1B: 12 2B: 3 3B: 1 HR: 2	SF: 0 SAC: 0 DP: 3 HBP: 0	WP: 0 PB: 0 SB: 1 CS: 1	PA: 42						
PITCHER	IP	WLS	BF	H	R	ER	SO	BB	IBB	HBP	BLK	WP	HR	S	P	ERA	WHIP										
36 Edwin Jackson, R ERA: 5.14	5.0	L	23	8	4	4	7	1	0	0	0	0	1	37	42	7.20	1.800										
41 Jose Veras, R ERA: 6.43	1.0		4	2	0	0	2	0	0	0	0	0	0	8	8	0.00	2.000										
56 Héctor Rondón, R ERA: 9.82	1.0		5	2	1	1	2	0	0	0	0	0	0	7	7	9.00	2.000										
46 Pedro Strop, R ERA: 4.5	1.0		6	4	2	2	0	0	0	0	0	0	0	6	6	18.00	4.000										
52 Justin Grimm, R ERA: 7.5	1.0		4	1	1	1	0	0	0	0	0	0	1	4	5	9.00	1.000										

Batter	1	2	3	4	5	6	7	8	9	AB	R	H	RBI	BB	SO	LOB	BOTTOM										
15 Darwin Barney, R OBP: 0.366, SLG: 0.429 Logan Watkins, L OBP: 0.200, SLG: 0.333										1	2	0	0	2	0	0	Cincinnati Reds @ Chicago Cubs Cubs Park, Mesa, AZ Sat Mar 22 2014, 4:14 PM - 7:28 PM EDT Att: 15,241 - Partly Cloudy - 72 F										
20 Justin Ruggiano, R OBP: 0.381, SLG: 0.598 54 Darnell McDonald, R OBP: 0.367, SLG: 0.320										3	1	1	0	0	1	2											
44 Anthony Rizzo, L OBP: 0.415, SLG: 0.658 28 Chris Coghlan, L OBP: 0.273, SLG: 0.267										3	0	3	2	0	0	0											
30 Mike Olt, R OBP: 0.333, SLG: 0.600 4 Ryan Roberts, R OBP: 0.344, SLG: 0.393										2	0	0	0	1	1	2											
19 Nate Schierholz, L OBP: 0.333, SLG: 0.371										2	0	0	1	1	0	1											
5 Wellington Castillo, R OBP: 0.333, SLG: 0.292 9 George Kottaras, L OBP: 0.300, SLG: 0.313										3	0	1	0	0	1	4											
6 Ryan Sweeney, L OBP: 0.108, SLG: 0.083										4	0	0	0	0	1	1											
8 Donnie Murphy, R OBP: 0.268, SLG: 0.324 56 Héctor Rondón, R 46 Pedro Strop, R 52 Justin Grimm, R 86 Shawon Dunston Jr., L (8, PH) OBP: 1.000, SLG: 1.000										3	0	0	0	0	2	1											
36 Edwin Jackson, R 41 Jose Veras, R 60 Chris Valaika, R (6, PH) OBP: 0.200, SLG: 0.229										2	0	0	0	0	0	1											
Inning Stats	R: 1 E: 0 K: 0 S: 4	H: 1 LOB: 2 BB: 2 P: 12	R: 0 E: 0 K: 1 S: 5	H: 0 LOB: 0 BB: 0 P: 5	R: 1 E: 0 K: 1 S: 6	H: 1 LOB: 1 BB: 1 P: 10	R: 0 E: 0 K: 1 S: 6	H: 1 LOB: 1 BB: 0 P: 6	R: 1 E: 0 K: 2 S: 9	H: 2 LOB: 2 BB: 1 P: 13	R: 0 E: 0 K: 2 S: 7	H: 0 LOB: 0 BB: 0 P: 7	R: 0 E: 0 K: 0 S: 4	H: 1 LOB: 1 BB: 0 P: 4	R: 0 E: 0 K: 0 S: 3	H: 0 LOB: 0 BB: 0 P: 3		R: 0 E: 0 K: 2 S: 8	H: 1 LOB: 1 BB: 0 P: 8	1B: 4 2B: 1 3B: 2 HR: 0	SF: 1 SAC: 0 DP: 0 HBP: 0	WP: 0 PB: 0 SB: 0 CS: 0	PA: 38				
PITCHER	IP	WLS	BF	H	R	ER	SO	BB	IBB	HBP	BLK	WP	HR	S	P	ERA	WHIP										
52 Tony Cingrani, L ERA: 6.23	4.2		23	5	3	3	4	4	0	0	0	0	0	3	3	0.00	0.000										
80 Jumbo Diaz, R ERA: 2.45	0.1	H	1	0	0	0	1	0	0	0	0	0	0	3	3	0.00	0.000										
43 Manny Parra, L ERA: 1.13	1.0	H	3	0	0	0	2	0	0	0	0	0	0	7	7	0.00	0.000										
63 Sam LeCure, R ERA: 5.14 Logan Ondrusek, R ERA: 4.91	1.0	H	4	1	0	0	0	0	0	0	0	0	0	4	4	0.00	1.000										
2.0	7	1	0	0	2	0	0	0	0	0	0	0	0	11	11	0.00	0.500										


Batter	1	2	3	4	5	6	7	8	9	AB	R	H	RBI	BB	SO	LOB	TOP										
43 Emilio Bonifacio, S OBP: 0.295, SLG: 0.400 54 Darrell McDonald, R OBP: 0.344, SLG: 0.299	(1,8) 0-3 K		(2,3) 0-0 G4-6-3			(2,3) 0-0 21 HR 1B	(2) 0-3 K		(2) 0-0 L9	3	1	1	0	0	1	2	Chicago Cubs @ Oakland Athletics Phoenix Municipal Stadium, Phoenix, AZ Sun Mar 23 2014, 4:06 PM - 7:20 PM EDT Att: 6,511 - Sunny - 86 F livebaseballscorecards.com										
21 Junior Lake, R OBP: 0.278, SLG: 0.525 98 Zeke DeVoss, S OBP: 0.333, SLG: 0.333	(1,7) 0-0 G5-3			(1) 0-0 B2		(1) 0-1 1B	(1,1) 1-1 HR		(3,2) 3-2 HR	5	3	3	6	0	0	0											
24 Luis Valbuena, L OBP: 0.368, SLG: 0.941	(1,4) 0-3 K			(2) 0-3 K		(2) 0-0 HR	(2) 0-3 K		(3,2) 3-2 HR	5	2	2	2	0	3	1											
30 Mike Olt, R OBP: 0.327, SLG: 0.636 96 Charlie Cutler, L OBP: 1.000, SLG: 1.000		(1) 0-0 P4		(3) 0-3 K		(1) 0-0 G3		(3,2) 3-2 HR	(1) 0-0 1B	4	1	1	1	0	1	0											
51 Ryan Kalish, L OBP: 0.375, SLG: 0.314		(2) 0-0 G4-3				(2) 0-3 K		(1) 0-0 P6	(3) 0-0 G4-3	5	0	1	0	0	1	1											
4 Ryan Roberts, R OBP: 0.381, SLG: 0.406 86 Jonathan Mota, R OBP: 0.333, SLG: 1.333	(1,3) 0-3 K		(3) 0-0 G5-4-3		(2) 0-0 1B	(2) 0-0 1B			(1) 0-0 1B	4	0	2	0	0	1	1											
9 George Kottaras, L OBP: 0.304, SLG: 0.278 32 Eli Whiteside, R OBP: 0.333, SLG: 0.250	(1,2) 4-0 BB		(1) 4-0 FC5-4		(3) 0-0 G3	(3) 0-3 K		(2) 0-0 F7		2	0	0	0	1	1	1											
15 Darwin Barney, R OBP: 0.364, SLG: 0.421 94 Wes Darvill, L OBP: 0.250, SLG: 0.250	(1,6) 0-0 FC5-4		(1) 0-0 FC5-4		(1) 0-0 1B	(1) 0-0 28 2B		(3) 0-0 FC4-6		3	1	1	0	0	0	1											
28 Chris Coghlan, L OBP: 0.297, SLG: 0.324	(1,10) 0-0 1B		(1,2) 4-0 G4-6-3		(1) 0-0 43 1B	(1) 1-1 21 HR			(1) 0-0 G4-3	4	1	2	1	0	1	1											
Inning Stats	R: 0 E: 0 K: 2 S: 7	H: 0 LOB: 0 BB: 0 P: 7	R: 0 E: 0 K: 1 S: 5	H: 0 LOB: 0 BB: 0 P: 5	R: 0 E: 0 K: 0 S: 3	H: 1 LOB: 1 BB: 1 P: 7	R: 0 E: 0 K: 2 S: 7	H: 0 LOB: 0 BB: 0 P: 7	R: 0 E: 0 K: 0 S: 3	H: 1 LOB: 0 BB: 0 P: 3	R: 5 E: 0 K: 2 S: 14	H: 6 LOB: 1 BB: 0 P: 14	R: 2 E: 1 K: 3 S: 12	H: 1 LOB: 1 BB: 0 P: 13	R: 1 E: 0 K: 0 S: 7	H: 2 LOB: 1 BB: 0 P: 10		R: 2 E: 0 K: 0 S: 10	H: 3 LOB: 1 BB: 0 P: 16	1B: 7 2B: 1 3B: 0 HR: 6	SF: 0 SAC: 0 DP: 2 HBP: 0	WP: 1 PB: 0 SB: 1 CS: 0	PA: 41				
PITCHER	IP	WLS	BF	H	R	ER	SO	BB	IBB	HBP	BLK	WP	HR	S	P	ERA	WHIP										
60 Jesse Chavez, R ERA: 2.74	5.2	L	23	7	5	5	6	1	0	0	0	0	2	35	39	7.94	1.412										
13 Drew Pomeranz, L ERA: 3.27	1.2		10	4	3	1	4	0	0	0	0	1	2	21	25	5.40	2.400										
61 Dan Otero, R ERA: 4.76	0.2		2	0	0	0	0	0	0	0	0	0	0	2	2	0.00	0.000										
Fernando Nieve, R ERA: 6.35	0.2		5	3	2	2	0	0	0	0	0	0	2	9	15	27.00	4.500										
Andrew Werner, L ERA:	0.1		1	0	0	0	0	0	0	0	0	0	0	1	1	0.00	0.000										

Batter	1	2	3	4	5	6	7	8	9	AB	R	H	RBI	BB	SO	LOB	BOTTOM										
4 Coco Crisp, S OBP: 0.511, SLG: 0.457 Josh Whitaker, R OBP: 0.344, SLG: 0.299	(1,8) 0-0 1B			(2) 0-0 F8		(2) 0-0 L3		(1) 0-0 1B		4	0	2	0	1	0	0	Chicago Cubs @ Oakland Athletics Phoenix Municipal Stadium, Phoenix, AZ Sun Mar 23 2014, 4:06 PM - 7:20 PM EDT Att: 6,511 - Sunny - 86 F livebaseballscorecards.com										
5 John Jaso, L OBP: 0.348, SLG: 0.450 Jake Goebbert, L OBP: 0.250, SLG: 0.176	(1,2) 0-0 G3-6-3	(2) 0-0 F7		(1) 0-0 2B		(3) 0-3 K		(1) 0-3 K		4	0	1	0	0	1	3											
8 Jed Lowrie, S OBP: 0.326, SLG: 0.595 78 Ryan Ortiz, R OBP: 0.500, SLG: 0.500	(1,6) 0-0 16 1B	(2) 4-0 BB		(3) 0-0 F7		(2) 0-0 F7		(2) 0-0 F8		4	2	1	0	1	0	2											
37 Brandon Moss, L OBP: 0.488, SLG: 0.694	(1,3) 1-0 18 1B	(3) 0-0 F7		(1) 4-0 28 BB		(2) 0-0 1B		(3) 0-0 F8		3	1	1	0	1	0	4											
16 Josh Reddick, L OBP: 0.340, SLG: 0.442 35 Chris Gimenez, R OBP: 0.290, SLG: 0.222	(1,9) 0-0 18 1B		(1) 0-3 K		(1) 0-3 K		(2) 0-0 G6-4-3		(1) 0-0 L6	3	0	1	1	0	2	1											
18 Alberto Callaspo, S OBP: 0.378, SLG: 0.325 Hiroyuki Nakajima, R OBP: 0.429, SLG: 0.333 Daniel Robertson, R OBP: 0.250, SLG: 0.250	(1,5) 0-0 1B		(2) 0-0 28 2B		(2) 0-0 L9		(2) 0-0 E5		(2) 0-0 88 2B	3	0	2	1	0	0	1											
28 Eric Sogard, L OBP: 0.326, SLG: 0.293 86 Tyler Ladendorf, R OBP: 0.375, SLG: 0.500	(1,4) 0-0 G3-1		(2) 0-0 2B		(3) 4-0 BB		(3) 0-0 1B		(2) 0-0 F8	2	0	1	0	1	0	2											
Nate Freiman, R OBP: 0.327, SLG: 0.405 88 Anthony Aliotti, L OBP: 0.250, SLG: 0.500	(1,10) 0-0 F8		(3) 0-0 G6-3		(3) 0-0 F9		(3) 0-0 1B		(2) 0-0 2B	4	0	1	2	0	0	3											
29 Sam Fuld, L OBP: 0.386, SLG: 0.500 79 Billy McKinney, L OBP: 0.429, SLG: 0.462	(1,7) 0-0 8 WP		(1) 0-0 G3		(1) 0-0 F7		(3) 0-0 G1-3		(3) 0-3 K	3	0	1	0	0	0	0											
Inning Stats	R: 2 E: 0 K: 0 S: 6	H: 4 LOB: 2 BB: 0 P: 7	R: 0 E: 0 K: 0 S: 4	H: 1 LOB: 3 BB: 2 P: 12	R: 0 E: 0 K: 1 S: 6	H: 2 LOB: 1 BB: 0 P: 6	R: 0 E: 0 K: 0 S: 4	H: 1 LOB: 1 BB: 0 P: 4	R: 0 E: 0 K: 1 S: 5	H: 0 LOB: 0 BB: 0 P: 5	R: 3 E: 2 K: 0 S: 7	H: 3 LOB: 1 BB: 0 P: 7	R: 0 E: 0 K: 1 S: 6	H: 1 LOB: 1 BB: 0 P: 6	R: 1 E: 0 K: 1 S: 7	H: 2 LOB: 1 BB: 0 P: 7		1B: 9 2B: 4 3B: 1 HR: 0	SF: 0 SAC: 0 DP: 2 HBP: 1	WP: 1 PB: 0 SB: 1 CS: 0	PA: 45						
PITCHER	IP	WLS	BF	H	R	ER	SO	BB	IBB	HBP	BLK	WP	HR	S	P	ERA	WHIP										
39 Jason Hammel, R ERA: 4.26	4.2		24	8	2	2	2	3	0	0	0	0	0	1	5	0.00	3.000										
40 James Russell, L ERA: 3.0	0.1	W	2	0	0	0	0	1	0	0	0	0	0	1	5	0.00	3.000										
62 Alberto Cabrera, R ERA: 1.0	1.0	H	3	0	0	0	1	0	0	0	0	0	0	5	5	0.00	0.000										
53 Wesley Wright, L ERA: 5.14	1.0		7	3	3	0	0	0	0	0	0	0	0	7	7	0.00	3.000										
Arodys Vizcaino, R ERA:	1.0	H	4	1	0	0	1	0	0	0	0	0	0	6	6	0.00	1.000										

Batter	1	2	3	4	5	6	7	8	9	AB	R	H	RBI	BB	SO	LOB	TOP			
1 Adam Eaton, L (1, 8) 18 Blake Tekotte, L (6, 8) OBP: 0.438, SLG: 0.491 OBP: 0.321, SLG: 0.519										3	0	2	0	0	1	0	Chicago White Sox @ Chicago Cubs Cubs Park, Mesa, AZ Thu Mar 27 2014, 3:08 PM - 5:35 PM EDT Att: 15,170 - Sunny - 68 F			
5 Marcus Semien, R (1, 4) 83 Micah Johnson, L (8, PR) OBP: 0.422, SLG: 0.481 OBP: 0.407, SLG: 0.400										4	0	1	1	0	1	2				
79 Jose Abreu, R (1, 3) Andy Wilkins, L (6, 3) OBP: 0.298, SLG: 0.482 OBP: 0.571, SLG: 0.625										3	0	1	0	0	1	1				
26 Avisail Garcia, R (1, 9) Denis Phipps, R (7, 9)										3	0	0	0	0	2	2				
14 Paul Konerko, R (1, 10) 44 Adam Dunn, L (7, PH) OBP: 0.295, SLG: 0.341 OBP: 0.286, SLG: 0.314										2	0	0	0	0	0	0				
24 Davan Velez, R (1, 7) 30 Alejandro De Aza, L (6, 7) OBP: 0.345, SLG: 0.380 OBP: 0.400, SLG: 0.596										1	0	0	0	1	0	0				
10 Alexei Ramirez, R (1, 6) 28 Leury Garcia, S (7, 6) OBP: 0.405, SLG: 0.333										3	0	0	0	0	1	2				
12 Conor Gillaspie, L (1, 5) Alex Liddi, R (8, 5) OBP: 0.192, SLG: 0.462										3	0	0	0	0	2	1				
21 Tyler Flowers, R (1, 2) 17 Adrian Nieto, S (6, 2) OBP: 0.267, SLG: 0.381 OBP: 0.296, SLG: 0.320										2	0	0	0	0	0	0				
Inning Stats	R: 0 E: 0 K: 0 S: 4	H: 2 LOB: 1 BB: 4	R: 0 E: 0 K: 2 S: 7	H: 0 LOB: 1 BB: 1 P: 11	R: 0 E: 0 K: 2 S: 7	H: 0 LOB: 0 BB: 0 P: 7	R: 0 E: 0 K: 1 S: 5	H: 0 LOB: 0 BB: 0 P: 5	R: 0 E: 0 K: 1 S: 5	H: 1 LOB: 1 BB: 0 P: 6	R: 0 E: 0 K: 2 S: 8	H: 1 LOB: 1 BB: 0 P: 8	R: 1 E: 0 K: 0 S: 5	H: 2 LOB: 1 BB: 0 P: 5	R: 2 E: 0 K: 2 S: 11	H: 2 LOB: 0 BB: 0 P: 15		1B: 4 2B: 2 3B: 0 HR: 2	SF: 0 SAC: 0 DP: 1 HBP: 0	WP: 0 PB: 0 SB: 0 CS: 0
PITCHER	IP WLS BF H R ER SO BB IBB HBP BLK WP HR S P ERA WHIP																			
37 Travis Wood, L (1, 1) 33 Carlos Villanueva, R (4, 1) 40 James Russell, L (6, 1) 63 Brian Schitter, R (7, 1) 53 Wesley Wright, L (8, 1) ERA: 4.81 ERA: 5.6 ERA: 1.8 ERA: 2.08 ERA: 6.25	3.0 W 11 2 0 0 0 1 0 0 0 0 0 0 18 22 0.00 1.000																			
PITCHER	IP WLS BF H R ER SO BB IBB HBP BLK WP HR S P ERA WHIP																			
Neil Ramirez, R (9, 1) ERA:	0.2 S 2 0 0 0 2 0 0 0 0 0 0 2 6 10 0.00 0.000																			

Batter	1	2	3	4	5	6	7	8	9	AB	R	H	RBI	BB	SO	LOB	BOTTOM			
43 Emilio Bonifacio, S (1, 6) 86 Marco Hernandez, L (6, 6) OBP: 0.304, SLG: 0.412 OBP: 0.500, SLG: 0.500										3	1	1	0	0	1	0	Chicago White Sox @ Chicago Cubs Cubs Park, Mesa, AZ Thu Mar 27 2014, 3:08 PM - 5:35 PM EDT Att: 15,170 - Sunny - 68 F			
51 Ryan Kalish, L (1, 9) Matt Szczur, R (6, 9) OBP: 0.347, SLG: 0.279 OBP: 0.176, SLG: 0.067										3	0	0	0	0	1	1				
44 Anthony Rizzo, L (1, 3) 86 Jonathan Mota, R (6, 3) OBP: 0.385, SLG: 0.542 OBP: 0.167, SLG: 0.667										3	0	0	1	0	1	0				
30 Mike Olt, R (1, 10)										4	1	1	0	0	2	0				
6 Ryan Sweeney, L (1, 8) 98 Zeke Devoss, S (6, PR) OBP: 0.191, SLG: 0.222 OBP: 0.333, SLG: 0.333										3	1	2	1	0	0	0				
5 Wellington Castillo, R (1, 2) 38 John Baker, L (5, 2) OBP: 0.417, SLG: 0.367 OBP: 0.299, SLG: 0.370										2	1	2	0	0	0	0				
20 Justin Ruggiano, R (1, 7) 28 Chris Coghlan, L (7, 7) OBP: 0.333, SLG: 0.550 OBP: 0.298, SLG: 0.409										3	0	1	1	0	1	4				
24 Luis Valbuena, L (1, 5) Chris Valaika, R (6, PR) OBP: 0.356, SLG: 0.821 OBP: 0.222, SLG: 0.250										1	0	0	0	2	0	1				
15 Darwin Barney, R (1, 4) 99 Stephen Bruno, R (6, PR) OBP: 0.373, SLG: 0.409 ERA: 2.35										3	0	1	1	0	0	3				
Inning Stats	R: 1 E: 0 K: 0 S: 4	H: 1 LOB: 0 BB: 0 P: 5	R: 1 E: 0 K: 0 S: 6	H: 2 LOB: 1 BB: 0 P: 9	R: 0 E: 0 K: 2 S: 7	H: 0 LOB: 0 BB: 0 P: 7	R: 1 E: 0 K: 1 S: 7	H: 2 LOB: 2 BB: 1 P: 11	R: 0 E: 0 K: 1 S: 5	H: 0 LOB: 0 BB: 0 P: 5	R: 0 E: 0 K: 1 S: 5	H: 0 LOB: 0 BB: 0 P: 5	R: 0 E: 0 K: 1 S: 5	H: 0 LOB: 0 BB: 0 P: 5	R: 0 E: 0 K: 1 S: 5	H: 0 LOB: 0 BB: 0 P: 5		1B: 6 2B: 1 3B: 0 HR: 1	SF: 0 SAC: 0 DP: 0 HBP: 0	WP: 0 PB: 0 SB: 2 CS: 0
PITCHER	IP WLS BF H R ER SO BB IBB HBP BLK WP HR S P ERA WHIP																			
55 Felipe Paulino, R (1, 1) 46 Donnie Veal, L (5, 1) 39 Maikel Cleto, R (6, 1) 40 Daniel Webb, R (7, 1) 65 Nate Jones, R (8, 1) ERA: 6.75 ERA: 3.6 ERA: 1.69 ERA: 2.57 ERA: 2.35	4.0 L 18 3 0 0 0 1 0 0 0 0 0 0 5 5 0.00 0.000																			
PITCHER	IP WLS BF H R ER SO BB IBB HBP BLK WP HR S P ERA WHIP																			
	1.0 3 0 0 0 1 0 0 0 0 0 0 5 5 0.00 0.000																			

AB	34
R	3
H	8
RBI	3
BB	1
SO	11
LOB	9



AB	32
R	4
H	8
RBI	4
BB	2
SO	8
LOB	14



Batter	1	2	3	4	5	6	7	8	9	AB	R	H	RBI	BB	SO	LOB	TOP					
2 Ben Revere, L OBP: 0.292, SLG: 0.292	G4-3		F7				K		G4-3	5	0	1	0	0	1	1	Philadelphia Phillies @ Chicago Cubs Wrigley Field, Chicago, IL Sat Apr 05 2014, 1:22 PM - 4:15 PM CDT Att: 30,651 - Sunny - 39 F					
11 Jimmy Rollins, S OBP: 0.143, SLG: 0.357	P6		G3-6-1				K		K	4	0	0	0	0	2	2						
26 Chase Utley, L OBP: 0.522, SLG: 0.857	HR									3	2	3	1	1	0	0						
6 Ryan Howard, L OBP: 0.391, SLG: 0.500	BB									3	0	1	0	1	1	2						
3 Marlon Byrd, R OBP: 0.304, SLG: 0.381	K									3	0	0	0	1	2	4						
9 Dornic Brown, L OBP: 0.421, SLG: 0.412	F7									2	0	1	1	2	0	0						
21 Wil Nieves, R	G4-3		G5-3							4	0	0	0	0	1	7						
25 Cody Asche, L OBP: 0.294, SLG: 0.500	K									4	0	0	0	0	2	0						
33 Cliff Lee, L OBP: 0.333, SLG: 0.333										3	0	1	0	0	1	0						
63 Jake Diekmann, R										0	0	0	0	0	0	0						
16 César Hernández, S OBP: 0.500, SLG: 0.750										1	0	0	0	0	1	0						
58 Jonathan Papelbon, R										0	0	0	0	0	0	0						
Inning Stats	R: 1 E: 0 K: 1 S: 12	H: 1 LOB: 1 BB: 1 P: 19	R: 0 E: 0 K: 1 S: 10	H: 0 LOB: 0 BB: 0 P: 14	R: 0 E: 0 K: 0 S: 10	H: 1 LOB: 0 BB: 0 P: 16	R: 1 E: 0 K: 0 S: 12	H: 2 LOB: 1 BB: 1 P: 19	R: 0 E: 0 K: 1 S: 8	H: 1 LOB: 2 BB: 1 P: 9	R: 0 E: 0 K: 2 S: 12	H: 1 LOB: 2 BB: 1 P: 21	R: 0 E: 0 K: 3 S: 11	H: 0 LOB: 0 BB: 0 P: 15	R: 0 E: 0 K: 2 S: 13	H: 1 LOB: 3 BB: 2 P: 24	R: 0 E: 0 K: 1 S: 9	H: 0 LOB: 0 BB: 0 P: 14	1B: 5 2B: 1 3B: 0 HR: 1	SF: 0 SAC: 0 DP: 2 HBP: 0	WP: 0 PB: 0 SB: 1 CS: 0	PA: 37
PITCHER	IP WLS BF H R ER SO BB IBB HBP BLK WP HR S P ERA WHIP																					
29 Jeff Samardzija, R ERA: 1.29	7.0 L 28 6 2 2 8 2 1 0 0 0 0 1 75 113 2.57 1.143																					
40 James Russell, L ERA: 4.5	0.2 5 1 0 0 2 1 1 0 0 0 0 10 21 0.00 3.000																					
52 Justin Grimm, R ERA:	1.1 4 0 0 0 1 0 0 0 0 0 0 12 17 0.00 0.000																					

Batter	1	2	3	4	5	6	7	8	9	AB	R	H	RBI	BB	SO	LOB	BOTTOM					
64 Emilio Bonifacio, S OBP: 0.577, SLG: 0.625	K									5	0	2	0	0	3	1	Philadelphia Phillies @ Chicago Cubs Wrigley Field, Chicago, IL Sat Apr 05 2014, 1:22 PM - 4:15 PM CDT Att: 30,651 - Sunny - 39 F					
13 Starlin Castro, R OBP: 0.273, SLG: 0.238										4	0	3	0	0	0	2						
20 Justin Ruggiano, R										4	0	0	0	0	1	6						
40 James Russell, L										0	0	0	0	0	0	0						
52 Justin Grimm, R										0	0	0	0	0	0	0						
44 Anthony Rizzo, L OBP: 0.292, SLG: 0.333										4	0	2	0	0	0	0						
21 Junior Lake, R OBP: 0.333, SLG: 0.412										3	0	1	0	1	0	3						
30 Mike Olt, R OBP: 0.083, SLG: 0.333										4	0	0	0	0	0	3						
5 Wellington Castillo, R OBP: 0.167, SLG: 0.294										4	0	0	0	0	2	3						
15 Darwin Barney, R OBP: 0.333, SLG: 0.167										3	0	0	0	0	1	0						
51 Ryan Kalish, L										1	0	0	0	0	0	0						
29 Jeff Samardzija, R OBP: 0.200, SLG: 0.200										2	0	1	0	0	0	0						
19 Nate Schierholz, L OBP: 0.235, SLG: 0.235										2	0	1	0	0	0	0						
Inning Stats	R: 0 E: 0 K: 1 S: 13	H: 2 LOB: 2 BB: 0 P: 18	R: 0 E: 0 K: 1 S: 10	H: 0 LOB: 0 BB: 0 P: 17	R: 0 E: 0 K: 0 S: 7	H: 2 LOB: 1 BB: 0 P: 10	R: 0 E: 0 K: 1 S: 12	H: 1 LOB: 1 BB: 0 P: 19	R: 0 E: 0 K: 0 S: 10	H: 2 LOB: 2 BB: 0 P: 13	R: 0 E: 0 K: 1 S: 9	H: 1 LOB: 2 BB: 0 P: 11	R: 0 E: 0 K: 2 S: 13	H: 2 LOB: 2 BB: 0 P: 16	R: 0 E: 0 K: 0 S: 8	H: 0 LOB: 1 BB: 1 P: 14	R: 0 E: 0 K: 1 S: 13	H: 0 LOB: 0 BB: 0 P: 18	1B: 9 2B: 1 3B: 0 HR: 0	SF: 0 SAC: 0 DP: 1 HBP: 0	WP: 0 PB: 0 SB: 0 CS: 0	PA: 37
PITCHER	IP WLS BF H R ER SO BB IBB HBP BLK WP HR S P ERA WHIP																					
33 Cliff Lee, L ERA: 6.0	7.0 W 30 10 0 0 6 0 0 0 0 0 0 8 74 0.00 1.429																					
63 Jake Diekmann, L ERA: 7.36	1.0 H 4 0 0 0 0 1 0 0 0 0 0 8 14 0.00 1.000																					
58 Jonathan Papelbon, R ERA: 11.57	1.0 S 3 0 0 0 1 0 0 0 0 0 0 13 18 0.00 0.000																					

AB	32
R	2
H	7
RBI	2
BB	5
SO	11
LOB	16



AB	36
R	0
H	10
RBI	0
BB	1
SO	7
LOB	18



Batter	1	2	3	4	5	6	7	8	9	AB	R	H	RBI	BB	SO	LOB	TOP					
6 Starling Marte, R (1, 7) OBP: 0.385, SLG: 0.394	G4-3			G6-3		G4-3		K		4	0	0	0	0	1	1	Pittsburgh Pirates @ Chicago Cubs Wrigley Field, Chicago, IL Wed Apr 09 2014, 7:07 PM - 9:47 PM CDT Att: 28,247 - Clear - 59 F					
23 Travis Snider, L (1, 9) OBP: 0.323, SLG: 0.357	G1-3			P6			HR	G6-3		4	1	1	1	0	0	1						
22 Andrew McCutchen, R (1, 8) OBP: 0.395, SLG: 0.333	P4			L8			K	G6-3		4	0	0	0	0	1	0						
24 Pedro Alvarez, L (1, 5)		G6-3			HR			G5-3		4	2	2	2	0	0	0						
55 Russell Martin, R (1, 2) OBP: 0.379, SLG: 0.583		K2-3			G6-3		HR		HR	4	2	2	2	0	1	0						
18 Neil Walker, S (1, 4) OBP: 0.294, SLG: 0.355			F7		F8				HR	3	0	0	0	1	1	0						
3 Travis Ishikawa, L (1, 3) OBP: 0.292, SLG: 0.476				P6		K				4	0	0	0	0	3	1						
10 Jordy Mercer, R (1, 6) OBP: 0.267, SLG: 0.154				K		G4-3		K		3	0	0	0	0	2	0						
51 Wandy Rodriguez, S (1, 1) OBP: 0.500, SLG: 0.500				L7		K2-3				1	0	0	0	0	0	0						
5 Josh Harrison, R (6, PH)										1	0	0	0	0	1	0						
30 Jeanmar Gómez, R (6, PH)										0	0	0	0	0	0	0						
31 Jose Tabata, R (8, PH) OBP: 0.400, SLG: 0.385										1	0	1	0	0	0	0						
37 Justin Wilson, L (8, 1)								1B		0	0	0	0	0	0	0						
Inning Stats	R: 0 E: 0 K: 0 S: 8	H: 0 LOB: 0 BB: 0 P: 11	R: 0 E: 0 K: 1 S: 7	H: 0 LOB: 0 BB: 0 P: 14	R: 0 E: 0 K: 1 S: 8	H: 0 LOB: 0 BB: 0 P: 11	R: 0 E: 0 K: 0 S: 7	H: 0 LOB: 0 BB: 0 P: 12	R: 1 E: 0 K: 1 S: 9	H: 1 LOB: 0 BB: 0 P: 13	R: 0 E: 0 K: 1 S: 9	H: 0 LOB: 0 BB: 0 P: 13	R: 2 E: 0 K: 2 S: 12	H: 2 LOB: 1 BB: 1 P: 22	R: 0 E: 0 K: 2 S: 12	H: 1 LOB: 0 BB: 0 P: 19	R: 2 E: 0 K: 2 S: 11	H: 2 LOB: 0 BB: 0 P: 15	1B: 1 2B: 0 3B: 0 HR: 5	SF: 0 SAC: 0 DP: 0 HBP: 0	WP: 0 PB: 0 SB: 0 CS: 0	PA: 34
PITCHER	IP WLS BF H R ER SO BB IBB HBP BLK WP HR S P ERA WHIP																					
39 Jason Hammel, R (1, 1) ERA: 2.63	7.0 W 25 3 3 3 6 1 0 0 0 0 3 60 96 3.86 0.571																					
56 Héctor Rondón, R (8, 1) ERA:	1.0 4 1 0 0 2 0 0 0 0 0 0 12 19 0.00 1.000																					
46 Pedro Strop, R (9, 1) ERA: 5.79	1.0 5 2 2 2 2 0 0 0 0 0 2 11 15 18.00 2.000																					

Batter	1	2	3	4	5	6	7	8	9	AB	R	H	RBI	BB	SO	LOB	BOTTOM			
64 Emilio Bonifacio, S (1, 8) OBP: 0.537, SLG: 0.579	20 2B 1B		G6-3	K		13 G6-3 44 2B 2B	F7			5	2	2	0	0	1	2	Pittsburgh Pirates @ Chicago Cubs Wrigley Field, Chicago, IL Wed Apr 09 2014, 7:07 PM - 9:47 PM CDT Att: 28,247 - Clear - 59 F			
13 Starlin Castro, R (1, 6) OBP: 0.314, SLG: 0.500	L9		30 FC5 44 1B 1B		L9	G6-3		G5-3		5	0	1	0	0	0	2				
20 Justin Ruggiano, R (1, 9) OBP: 0.125, SLG: 0.133	30 FC5 1H 2B		K		K	44 2B 30 1B BB		K		4	1	1	1	1	3	1				
44 Anthony Rizzo, L (1, 3) OBP: 0.459, SLG: 0.531	K		30 FC5 1B		30 HR 1B	30 1B 21 FC5-4 2B				5	2	4	1	0	1	1				
30 Mike Olt, R (1, 5) OBP: 0.158, SLG: 0.474	FC5		FC5		1H HR	21 FC5-4 1B		G5-3		5	1	2	3	0	0	4				
21 Junior Lake, R (1, 7) OBP: 0.333, SLG: 0.500		K		B3		FC5-4				4	1	1	2	0	1	1				
5 Wellington Castillo, R (1, 2) OBP: 0.291, SLG: 0.333				39 SH1-4 15 BB 1B		K				3	0	2	0	1	1	1				
15 Darwin Barney, R (1, 4) OBP: 0.421, SLG: 0.214	F7			39 SH1-4 BB						2	0	1	0	2	0	1				
39 Jason Hammel, R (1, 1) ERA: 5.73										2	0	0	0	0	1	3				
51 Ryan Kalish, L (7, PH) OBP: 0.286, SLG: 0.417										1	0	0	0	0	0	1				
56 Héctor Rondón, R (8, 1) ERA: 7.71										0	0	0	0	0	0	0				
46 Pedro Strop, R (9, 1) ERA:										0	0	0	0	0	0	0				
Inning Stats	R: 1 E: 0 K: 1 S: 11	H: 2 LOB: 1 BB: 0 P: 14	R: 0 E: 0 K: 1 S: 12	H: 0 LOB: 1 BB: 1 P: 19	R: 0 E: 0 K: 1 S: 11	H: 2 LOB: 2 BB: 0 P: 18	R: 0 E: 0 K: 1 S: 10	H: 1 LOB: 2 BB: 1 P: 19	R: 3 E: 0 K: 2 S: 16	H: 4 LOB: 2 BB: 1 P: 29	R: 3 E: 0 K: 1 S: 18	H: 3 LOB: 1 BB: 1 P: 28	R: 0 E: 0 K: 0 S: 7	H: 1 LOB: 0 BB: 0 P: 9	R: 0 E: 0 K: 1 S: 10	H: 1 LOB: 1 BB: 0 P: 14	1B: 7 2B: 5 3B: 0 HR: 2	SF: 0 SAC: 1 DP: 1 HBP: 0	WP: 0 PB: 0 SB: 0 CS: 0	PA: 41
PITCHER	IP WLS BF H R ER SO BB IBB HBP BLK WP HR S P ERA WHIP																			
51 Wandy Rodriguez, L (1, 1) ERA: 5.73	5.0 L 27 9 4 4 4 6 2 1 0 0 0 0 2 60 99 7.20 2.200																			
30 Jeanmar Gómez, R (6, 1) ERA: 7.71	2.0 10 4 3 3 1 1 0 0 0 0 0 25 37 13.50 2.500																			
37 Justin Wilson, L (8, 1) ERA:	1.0 4 1 0 0 1 0 0 0 0 0 0 10 14 0.00 1.000																			

AB 33
R 5
H 6
RBI 5
BB 1
SO 10
LOB 3



WP: 0 PA: 34
PB: 0
SB: 0
CS: 0

AB 36
R 7
H 14
RBI 7
BB 4
SO 8
LOB 17



WP: 0 PA: 41
PB: 0
SB: 0
CS: 0

Batter	1	2	3	4	5	6	7	8	9	AB	R	H	RBI	BB	SO	LOB	TOP										
6 Starling Marte, R OBP: 0.409, SLG: 0.405										4	1	2	0	1	2	1											
31 Jose Tabata, R OBP: 0.398, SLG: 0.353										4	0	1	0	0	0	2											
10 Jordy Mercer, R OBP: 0.258, SLG: 0.148										1	0	0	0	0	1	0											
22 Andrew McCutchen, R OBP: 0.393, SLG: 0.303										3	1	0	0	2	3	3											
24 Pedro Alvarez, L OBP: 0.341, SLG: 0.686										5	1	1	3	0	1	4											
17 Gaby Sanchez, R OBP: 0.308, SLG: 0.273										3	0	0	0	1	1	1											
44 Tony Watson, L										0	0	0	0	0	0	0											
35 Mark Melancon, R										0	0	0	0	0	0	0											
39 Jason Grilli, R										0	0	0	0	0	0	0											
26 Tony Sanchez, R OBP: 0.333, SLG: 0.417										4	1	1	0	0	1	1											
18 Neil Walker, S OBP: 0.289, SLG: 0.371										2	0	0	0	0	1	0											
12 Clint Barnes, R OBP: 0.167, SLG: 0.167										2	1	1	2	0	1	0											
23 Travis Snider, L OBP: 0.333, SLG: 0.467										1	0	0	0	1	0	0											
45 Gerrit Cole, R										2	0	1	0	0	0	0											
3 Travis Ishikawa, L OBP: 0.308, SLG: 0.478										2	0	1	0	0	0	0											
Inning Stats	R: 0 E: 0 K: 2 S: 8	H: 0 LOB: 0 BB: 0 P: 12	R: 0 E: 0 K: 0 S: 11	H: 1 LOB: 1 BB: 0 P: 18	R: 0 E: 0 K: 2 S: 17	H: 2 LOB: 3 BB: 1 P: 28	R: 0 E: 0 K: 3 S: 11	H: 0 LOB: 0 BB: 0 P: 15	R: 0 E: 0 K: 1 S: 9	H: 0 LOB: 1 BB: 1 P: 15	R: 0 E: 0 K: 1 S: 7	H: 0 LOB: 1 BB: 1 P: 16	R: 5 E: 0 K: 0 S: 22	H: 4 LOB: 1 BB: 2 P: 38	R: 0 E: 0 K: 2 S: 10	H: 1 LOB: 0 BB: 0 P: 16	R: 0 E: 0 K: 2 S: 7	H: 0 LOB: 0 BB: 0 P: 8	1B: 5 2B: 1 HR: 2	SF: 0 SAC: 0 DP: 0 HBP: 0	WP: 0 PB: 0 SB: 1 CS: 0	PA: 40					
PITCHER	IP	WLS	BF	H	R	ER	SO	BB	IBB	HBP	BLK	WP	HR	S	P	ERA	WHIP										
37 Travis Wood, L ERA: 2.92	6.0		25	4	1	1	9	3	0	0	0	0	0	65	106	1.50	1.167										
63 Brian Schiller, R ERA: 6.35	0.2		5	2	1	1	0	1	0	0	0	0	1	15	24	13.50	4.500										
40 James Russell, L ERA: 6.75	0.0	L	2	1	3	3	0	1	0	0	0	0	1	3	7												
52 Justin Grimm, R ERA:	1.1		5	1	0	0	2	0	0	0	0	0	0	12	21	0.00	0.750										
56 Héctor Rondón, R ERA:	1.0		3	0	0	0	2	0	0	0	0	0	0	7	8	0.00	0.000										

Pittsburgh Pirates @ Chicago Cubs
Wrigley Field, Chicago, IL
Thu Apr 10 2014, 1:21 PM - 4:40 PM CDT
Att: 25,502 - Cloudy - 61 F

AB 35
R 5
H 8
RBI 5
BB 5
SO 13
LOB 14



Batter	1	2	3	4	5	6	7	8	9	AB	R	H	RBI	BB	SO	LOB	BOTTOM										
64 Emilio Bonifacio, S OBP: 0.500, SLG: 0.524										4	1	0	0	1	0	5											
51 Ryan Kalish, L OBP: 0.222, SLG: 0.313										4	0	0	0	0	3	1											
44 Anthony Rizzo, L OBP: 0.483, SLG: 0.514										3	1	1	0	1	2	0											
19 Nate Schierholtz, L OBP: 0.207, SLG: 0.185										4	1	1	0	0	1	1											
21 Junior Lake, R OBP: 0.296, SLG: 0.440										3	0	0	0	0	2	2											
6 Ryan Sweeney, L OBP: 0.238, SLG: 0.118										4	1	3	1	0	0	0											
13 Starlin Castro, R OBP: 0.359, SLG: 0.526										3	0	0	0	0	2	2											
30 Mike Olt, R OBP: 0.136, SLG: 0.409										0	0	0	0	0	0	0											
56 Héctor Rondón, R										1	0	0	0	0	1	2											
24 Luis Valbuena, L OBP: 0.409, SLG: 0.235										4	0	1	1	0	2	2											
5 Wellington Castillo, R OBP: 0.233, SLG: 0.321										4	0	1	1	0	2	2											
37 Travis Wood, R										1	0	0	0	0	1	0											
63 Brian Schiller, R										0	0	0	0	0	0	0											
40 James Russell, L										0	0	0	0	0	0	0											
52 Justin Grimm, R										0	0	0	0	0	0	0											
15 Darwin Barney, R OBP: 0.429, SLG: 0.200										1	0	0	0	1	1	0											
Inning Stats	R: 0 E: 0 K: 1 S: 9	H: 0 LOB: 1 BB: 2 P: 20	R: 0 E: 0 K: 1 S: 9	H: 1 LOB: 0 BB: 0 P: 11	R: 1 E: 1 K: 3 S: 14	H: 0 LOB: 0 BB: 0 P: 17	R: 3 E: 0 K: 2 S: 21	H: 4 LOB: 2 BB: 0 P: 30	R: 0 E: 0 K: 2 S: 8	H: 0 LOB: 0 BB: 0 P: 9	R: 0 E: 0 K: 1 S: 9	H: 0 LOB: 0 BB: 0 P: 13	R: 0 E: 0 K: 1 S: 7	H: 0 LOB: 0 BB: 0 P: 13	R: 0 E: 0 K: 2 S: 12	H: 0 LOB: 0 BB: 0 P: 16	R: 0 E: 0 K: 2 S: 14	H: 1 LOB: 3 BB: 2 P: 27	1B: 6 2B: 0 HR: 0	SF: 0 SAC: 0 DP: 1 HBP: 1	WP: 1 PB: 0 SB: 3 CS: 1	PA: 37					
PITCHER	IP	WLS	BF	H	R	ER	SO	BB	IBB	HBP	BLK	WP	HR	S	P	ERA	WHIP										
45 Gerrit Cole, R ERA: 3.46	6.0		25	5	4	3	10	2	0	1	0	0	0	7	13	0.00	0.000										
44 Tony Watson, L ERA: 1.69	1.0	H	3	0	0	0	1	0	0	0	0	0	0	7	13	0.00	0.000										
35 Mark Melancon, R ERA: 1.8	1.0	H	3	0	0	0	2	0	0	0	0	0	0	12	16	0.00	0.000										
39 Jason Grilli, R ERA: 1.8	1.0	S	6	1	0	0	2	2	0	0	0	0	0	14	27	0.00	3.000										


Pittsburgh Pirates @ Chicago Cubs
Wrigley Field, Chicago, IL
Thu Apr 10 2014, 1:21 PM - 4:40 PM CDT
Att: 25,502 - Cloudy - 61 F


AB 32
R 4
H 6
RBI 2
BB 4
SO 15
LOB 15



Batter	1	2	3	4	5	6	7	8	9	AB	R	H	RBI	BB	SO	LOB	TOP					
21 Junior Lake, R OBP: 0.281, SLG: 0.500										4	1	1	1	0	2	0	Chicago Cubs @ St. Louis Cardinals Busch Stadium, St. Louis, MO Sat Apr 12 2014, 1:17 PM - 3:58 PM CDT Att: 45,302 - Partly Cloudy - 76 F					
24 Luis Valbuena, L OBP: 0.357, SLG: 0.261										3	1	1	0	0	0	0						
30 Mike Olt, R OBP: 0.208, SLG: 0.435										0	0	0	0	1	0	0						
44 Anthony Rizzo, L OBP: 0.400, SLG: 0.442											4	1	1	0	0	2						
19 Nate Schierholtz, L OBP: 0.316, SLG: 0.389											4	1	2	1	0	2						
6 Ryan Sweeney, L OBP: 0.276, SLG: 0.240											4	0	1	1	0	3						
13 Starlin Castro, R OBP: 0.354, SLG: 0.500											4	0	2	1	0	2						
15 Darwin Barney, R OBP: 0.333, SLG: 0.143											4	0	0	0	1	4						
12 John Baker, L											4	0	0	0	0	2						
33 Carlos Villanueva, R											1	0	0	0	1	0						
18 Chris Rusin, L											2	0	0	0	1	0						
51 Ryan Kalish, L OBP: 0.250, SLG: 0.286											1	0	0	0	1	1						
Inning Stats	R: 1 E: 0 K: 1 S: 10	H: 1 LOB: 0 BB: 0 P: 15	R: 0 E: 0 K: 1 S: 8	H: 1 LOB: 1 BB: 0 P: 12	R: 0 E: 0 K: 1 S: 8	H: 0 LOB: 0 BB: 0 P: 10	R: 1 E: 0 K: 2 S: 15	H: 2 LOB: 1 BB: 0 P: 26	R: 0 E: 0 K: 2 S: 8	H: 0 LOB: 0 BB: 0 P: 8	R: 2 E: 0 K: 0 S: 15	H: 3 LOB: 1 BB: 0 P: 18	R: 0 E: 0 K: 1 S: 10	H: 0 LOB: 0 BB: 0 P: 12	R: 0 E: 0 K: 2 S: 9	H: 0 LOB: 1 BB: 1 P: 15	R: 0 E: 0 K: 1 S: 9	H: 1 LOB: 1 BB: 0 P: 14	1B: 2 2B: 5 3B: 0 HR: 1	SF: 0 SAC: 0 DP: 0 HBP: 0	WP: 0 PB: 0 SB: 0 CS: 0	PA: 36
PITCHER	IP WLS BF H R ER SO BB IBB HBP BLK WP HR S P ERA WHIP																					
50 Adam Wainwright, R ERA: 2.57	7.0 W 28 7 4 4 8 0 0 0 0 0 1 74 101 5.14 1.000																					
36 Randy Choate, L ERA: 2.25	1.0 4 0 0 0 2 1 0 0 0 0 0 9 15 0.00 1.000																					
43 Seth Maness, R ERA: 2.45	1.0 4 1 0 0 1 0 0 0 0 0 0 9 14 0.00 1.000																					

Batter	1	2	3	4	5	6	7	8	9	AB	R	H	RBI	BB	SO	LOB	BOTTOM			
13 Matt Carpenter, L OBP: 0.431, SLG: 0.375										5	1	2	2	0	1	1	Chicago Cubs @ St. Louis Cardinals Busch Stadium, St. Louis, MO Sat Apr 12 2014, 1:17 PM - 3:58 PM CDT Att: 45,302 - Partly Cloudy - 76 F			
16 Koltan Wong, L OBP: 0.341, SLG: 0.333										4	1	1	1	0	0	2				
38 Pete Kozma, R										1	0	0	0	0	0	0				
7 Matt Holliday, R OBP: 0.327, SLG: 0.310										5	2	1	1	0	0	3				
Matt Adams, L OBP: 0.400, SLG: 0.548										5	1	1	1	0	0	3				
4 Yadier Molina, R OBP: 0.356, SLG: 0.605										3	1	2	1	1	0	0				
48 Tony Cruz, R										0	0	0	0	0	0	0				
21 Allen Craig, R OBP: 0.146, SLG: 0.105										4	1	1	0	0	1	4				
19 Jon Jay, L OBP: 0.294, SLG: 0.400										4	0	1	2	0	1	3				
33 Daniel Descalso, L OBP: 0.200, SLG: 0.214										4	2	2	1	0	0	2				
50 Adam Wainwright, R ERA: 2.57	3.0 L 21 3 1 1 1 0 0 0 0 0 0 44 70 1.80 0.600																			
18 Chris Rusin, L ERA: 1.8	5.0 19 3 1 1 1 0 1 0 0 0 0 36 55 1.80 0.600																			
PITCHER	IP WLS BF H R ER SO BB IBB HBP BLK WP HR S P ERA WHIP																			
33 Carlos Villanueva, R ERA: 1.8	3.0 L 21 3 1 1 1 0 0 0 0 0 0 44 70 1.80 0.600																			
18 Chris Rusin, L ERA: 1.8	5.0 19 3 1 1 1 0 1 0 0 0 0 36 55 1.80 0.600																			
Inning Stats	R: 0 E: 0 K: 1 S: 8	H: 0 LOB: 0 BB: 0 P: 15	R: 4 E: 1 K: 1 S: 20	H: 6 LOB: 2 BB: 0 P: 27	R: 0 E: 0 K: 0 S: 8	H: 1 LOB: 1 BB: 0 P: 14	R: 5 E: 0 K: 1 S: 15	H: 4 LOB: 2 BB: 1 P: 30	R: 0 E: 0 K: 0 S: 7	H: 0 LOB: 0 BB: 0 P: 10	R: 1 E: 0 K: 0 S: 6	H: 1 LOB: 0 BB: 0 P: 11	R: 0 E: 0 K: 0 S: 10	H: 1 LOB: 1 BB: 0 P: 11	R: 0 E: 0 K: 0 S: 6	H: 0 LOB: 0 BB: 0 P: 7	1B: 9 2B: 3 3B: 0 HR: 1	SF: 0 SAC: 1 DP: 0 HBP: 0	WP: 0 PB: 1 SB: 2 CS: 0	PA: 40

Batter	1	2	3	4	5	6	7	8	9	AB	R	H	RBI	BB	SO	LOB	TOP										
64 Emilio Bonifacio, S OBP: 0.407, SLG: 0.418	B1-3		G6-3			F8			G5-3	4	0	0	0	0	0	0	<p>Chicago Cubs @ New York Yankees</p> <p>Yankee Stadium, Bronx, NY</p> <p>Wed Apr 16 2014, 1:10 PM - 3:52 PM EDT</p> <p>Att: 36,569 - Sunny - 43 F</p> <p>livebaseballscores.com</p> <p>AB 30 R 0 H 3 RBI 0 BB 1 SO 11 LOB 8</p> 										
20 Justin Ruggiano, R OBP: 0.250, SLG: 0.190									F9	2	0	0	0	1	2	0											
6 Ryan Sweeney, L OBP: 0.267, SLG: 0.231	BB									1	0	0	0	0	0	0											
44 Anthony Rizzo, L OBP: 0.397, SLG: 0.490	F8				G4-3				19 DI 1B	4	0	2	0	0	0	1											
19 Nate Schierholz, L OBP: 0.261, SLG: 0.318	F8									4	0	0	0	0	2	3											
13 Starlin Castro, R OBP: 0.309, SLG: 0.434		P4			F8					3	0	0	0	0	0	1											
21 Junior Lake, R OBP: 0.308, SLG: 0.541										3	0	1	0	0	1	1											
24 Luis Valbuena, L OBP: 0.313, SLG: 0.222										3	0	0	0	0	2	1											
30 Mike Olt, R OBP: 0.258, SLG: 0.448										3	0	0	0	0	3	1											
12 John Baker, L OBP: 0.258, SLG: 0.448										3	0	0	0	0	1	0											
Inning Stats	R: 0 E: 0 K: 0 S: 8	H: 0 LOB: 1 BB: 1 P: 13	R: 0 E: 0 K: 2 S: 12	H: 1 LOB: 1 BB: 0 P: 18	R: 0 E: 0 K: 2 S: 10	H: 0 LOB: 0 BB: 0 P: 13	R: 0 E: 0 K: 1 S: 9	H: 0 LOB: 0 BB: 0 P: 14	R: 0 E: 0 K: 1 S: 11	H: 0 LOB: 0 BB: 0 P: 13	R: 0 E: 0 K: 1 S: 7	H: 0 LOB: 0 BB: 0 P: 9	R: 0 E: 0 K: 1 S: 10	H: 1 LOB: 1 BB: 0 P: 13	R: 0 E: 0 K: 2 S: 9	H: 0 LOB: 0 BB: 0 P: 14	R: 0 E: 0 K: 1 S: 14	H: 1 LOB: 1 BB: 0 P: 22	1B: 3 2B: 0 3B: 0 HR: 0	SF: 0 SAC: 0 DP: 0 HBP: 0	WP: 0 PB: 0 SB: 1 CS: 0	PA: 31					
PITCHER	IP	WLS	BF	H	R	ER	SO	BB	IBB	HBP	BLK	WP	HR	S	P	ERA	WHIP										
19 Masahiro Tanaka, R ERA: 2.05	8.0	W	27	2	0	0	10	1	0	0	0	0	0	76	107	0.00	0.375										
27 Shawn Kelley, R ERA: 2.45	1.0	S	4	1	0	0	1	0	0	0	0	0	0	14	22	0.00	1.000										

Batter	1	2	3	4	5	6	7	8	9	AB	R	H	RBI	BB	SO	LOB	BOTTOM										
11 Brett Gardner, L OBP: 0.358, SLG: 0.396	F7		G6-3							4	1	1	0	0	0	0	<p>Chicago Cubs @ New York Yankees</p> <p>Yankee Stadium, Bronx, NY</p> <p>Wed Apr 16 2014, 1:10 PM - 3:52 PM EDT</p> <p>Att: 36,569 - Sunny - 43 F</p> <p>livebaseballscores.com</p> <p>AB 27 R 3 H 5 RBI 3 BB 4 SO 6 LOB 11</p> 										
36 Carlos Beltrán, S OBP: 0.358, SLG: 0.667										3	1	1	1	1	1	1											
31 Ichiro Suzuki, L OBP: 0.421, SLG: 0.474										0	0	0	0	0	0	0											
22 Jacoby Ellsbury, L OBP: 0.429, SLG: 0.460										3	0	1	1	1	0	1											
12 Alfonso Soriano, R OBP: 0.250, SLG: 0.429										4	0	0	0	0	1	2											
34 Brian McCann, L OBP: 0.240, SLG: 0.354										4	1	1	0	0	1	2											
26 Yanervis Solarte, S OBP: 0.429, SLG: 0.468										1	0	0	0	2	0	0											
33 Kelly Johnson, L OBP: 0.333, SLG: 0.585										3	0	1	0	0	1	1											
45 Dean Anna, L OBP: 0.190, SLG: 0.368										2	0	0	1	0	0	1											
24 Scott Sizemore, R OBP: 0.267, SLG: 0.231										3	0	0	0	0	2	3											
Inning Stats	R: 1 E: 0 K: 1 S: 12	H: 2 LOB: 1 BB: 0 P: 17	R: 0 E: 0 K: 0 S: 7	H: 0 LOB: 1 BB: 1 P: 14	R: 0 E: 0 K: 0 S: 4	H: 0 LOB: 0 BB: 1 P: 9	R: 1 E: 0 K: 2 S: 17	H: 2 LOB: 2 BB: 1 P: 27	R: 1 E: 0 K: 0 S: 7	H: 1 LOB: 0 BB: 0 P: 10	R: 0 E: 0 K: 1 S: 9	H: 0 LOB: 0 BB: 0 P: 14	R: 0 E: 0 K: 1 S: 8	H: 0 LOB: 0 BB: 0 P: 13	R: 0 E: 0 K: 1 S: 10	H: 0 LOB: 1 BB: 1 P: 19	1B: 2 2B: 2 3B: 0 HR: 1	SF: 1 SAC: 0 DP: 1 HBP: 0	WP: 0 PB: 0 SB: 1 CS: 0	PA: 32							
PITCHER	IP	WLS	BF	H	R	ER	SO	BB	IBB	HBP	BLK	WP	HR	S	P	ERA	WHIP										
39 Jason Hammel, R ERA: 3.05	7.0	L	28	5	3	3	5	3	0	0	0	0	0	64	104	3.86	1.143										
52 Justin Grimm, R ERA: 4.5	0.2		3	0	0	0	1	1	0	0	0	0	0	8	15	0.00	1.500										
53 Wesley Wright, L ERA: 4.5	0.1		1	0	0	0	0	0	0	0	0	0	0	2	4	0.00	0.000										

Batter	1	2	3	4	5	6	7	8	9	AB	R	H	RBI	BB	SO	LOB	TOP																	
64 Emilio Bonifacio, S OBP: 0.381, SLG: 0.390										4	0	0	0	0	2	1																		
6 Ryan Sweeney, L OBP: 0.242, SLG: 0.207										3	0	0	0	0	0	0																		
21 Junior Lake, R OBP: 0.300, SLG: 0.526											1	0	0	0	0	1																		
44 Anthony Rizzo, L OBP: 0.403, SLG: 0.519										3	0	1	0	1	0	0																		
19 Nate Schierholz, L OBP: 0.260, SLG: 0.313										4	0	1	0	0	1	2																		
13 Starlin Castro, R OBP: 0.322, SLG: 0.439										4	0	2	0	0	0	1																		
24 Luis Valbuena, L OBP: 0.361, SLG: 0.241										2	0	1	0	2	0	0																		
5 Welington Castillo, R OBP: 0.262, SLG: 0.365										3	0	0	0	0	0	4																		
51 Ryan Kalish, L OBP: 0.250, SLG: 0.280										4	0	1	0	0	2	6																		
15 Darwin Barney, R OBP: 0.290, SLG: 0.120										3	0	0	0	0	0	5																		
Inning Stats	R: 0 H: 0 E: 0 K: 1 S: 13	H: 0 BB: 0 LOB: 0 P: 18	R: 0 H: 0 E: 0 K: 0 S: 7	H: 0 BB: 0 LOB: 0 P: 10	R: 0 H: 1 E: 0 K: 0 S: 10	H: 1 BB: 0 LOB: 1 P: 13	R: 0 H: 0 E: 0 K: 1 S: 8	H: 0 BB: 0 LOB: 1 P: 16	R: 0 H: 2 E: 0 K: 1 S: 11	H: 2 BB: 0 LOB: 2 P: 18	R: 0 H: 1 E: 0 K: 0 S: 8	H: 1 BB: 1 LOB: 1 P: 14	R: 0 H: 1 E: 0 K: 1 S: 13	H: 1 BB: 1 LOB: 2 P: 24	R: 0 H: 0 E: 0 K: 2 S: 11	H: 0 BB: 0 LOB: 0 P: 15	R: 0 H: 1 E: 0 K: 0 S: 10	H: 1 BB: 1 LOB: 2 P: 21	1B: 5 2B: 1 3B: 1 HR: 0	SF: 0 SAC: 1 DP: 1 HBP: 0	WP: 1 PB: 0 SB: 1 CS: 1	PA: 35												
PITCHER	IP: 6.0 WLS: 0 BF: 22 ERA: 1.0	WLS: 0 BF: 6 ERA: 4.7	H: 4 R: 0 ER: 0 SO: 3	H: 0 R: 0 ER: 0 SO: 2	H: 1 R: 0 ER: 0 SO: 1	H: 0 R: 0 ER: 0 SO: 1	H: 0 R: 0 ER: 0 SO: 0	H: 0 R: 0 ER: 0 SO: 0	H: 0 R: 0 ER: 0 SO: 0	H: 0 R: 0 ER: 0 SO: 0	H: 0 R: 0 ER: 0 SO: 0	H: 0 R: 0 ER: 0 SO: 0	H: 0 R: 0 ER: 0 SO: 0	H: 0 R: 0 ER: 0 SO: 0	H: 0 R: 0 ER: 0 SO: 0	H: 0 R: 0 ER: 0 SO: 0	H: 0 R: 0 ER: 0 SO: 0	H: 0 R: 0 ER: 0 SO: 0	BB: 1 IBB: 0 HBP: 0 BLK: 0	BB: 1 IBB: 0 HBP: 0 BLK: 0	BB: 0 IBB: 0 HBP: 0 BLK: 0	BB: 0 IBB: 0 HBP: 0 BLK: 0	BB: 0 IBB: 0 HBP: 0 BLK: 0	BB: 0 IBB: 0 HBP: 0 BLK: 0	BB: 0 IBB: 0 HBP: 0 BLK: 0	BB: 0 IBB: 0 HBP: 0 BLK: 0	BB: 0 IBB: 0 HBP: 0 BLK: 0	BB: 0 IBB: 0 HBP: 0 BLK: 0	BB: 0 IBB: 0 HBP: 0 BLK: 0	WP: 0 HR: 0 S: 17 P: 17	ERA: 0.00 WHIP: 0.833	ERA: 0.00 WHIP: 1.500	ERA: 0.00 WHIP: 1.500	ERA: 0.00 WHIP: 1.000

Chicago Cubs @ New York Yankees
Yankee Stadium, Bronx, NY
Wed Apr 16 2014, 7:12 PM - 10:16 PM EDT
Att. 40,073 - Clear - 47 F

AB	31
R	0
H	6
RBI	0
BB	3
SO	6
LOB	19

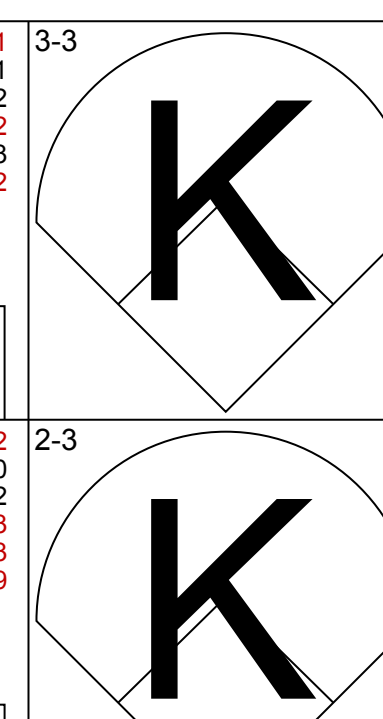
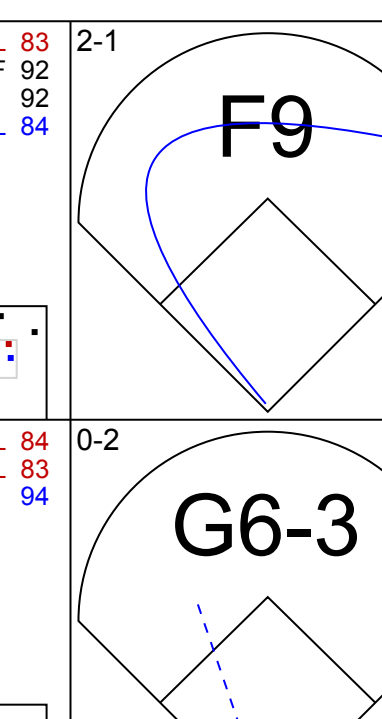
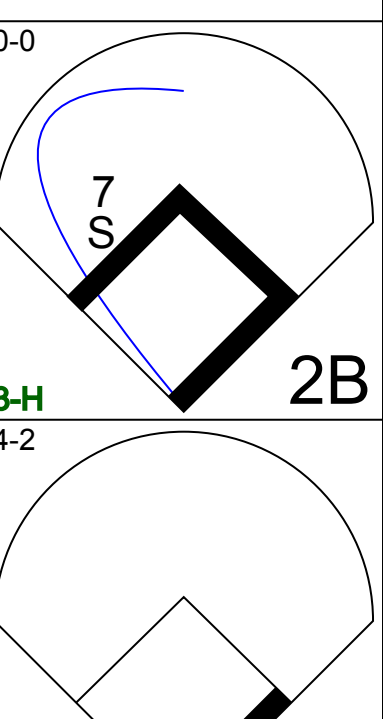
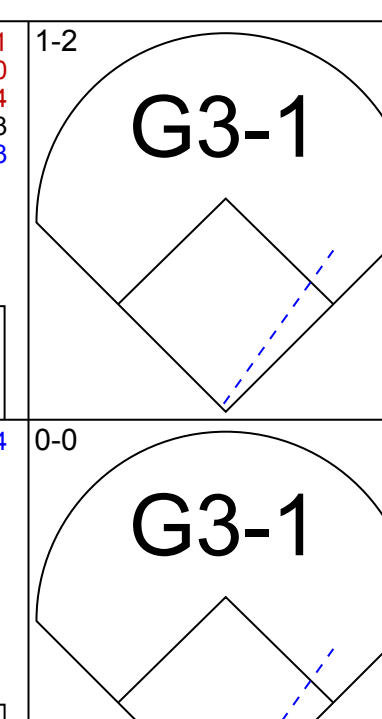
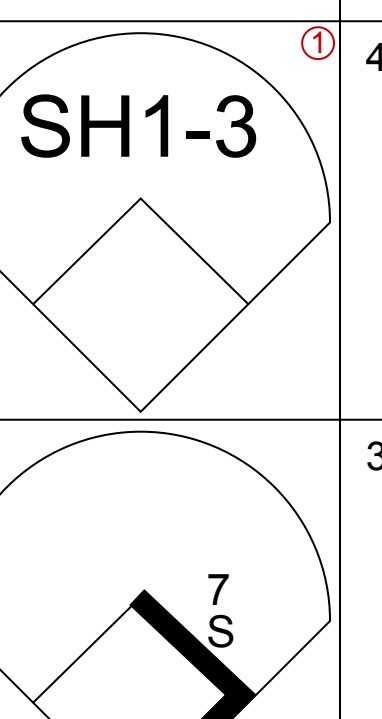
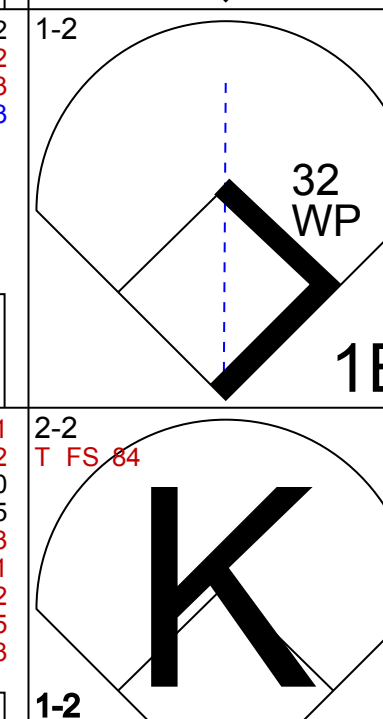
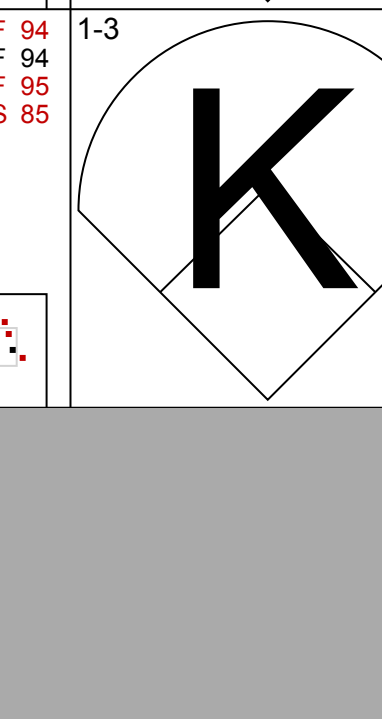
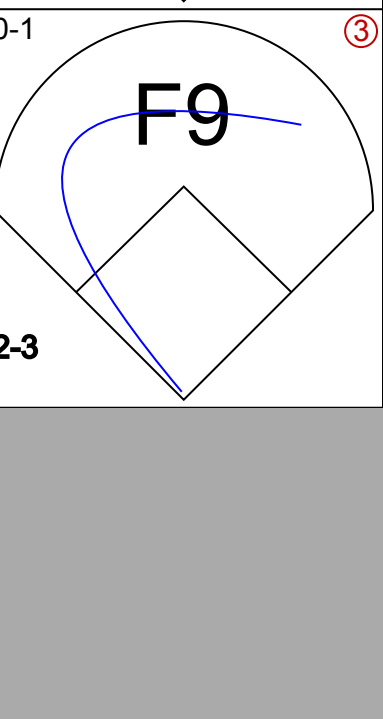
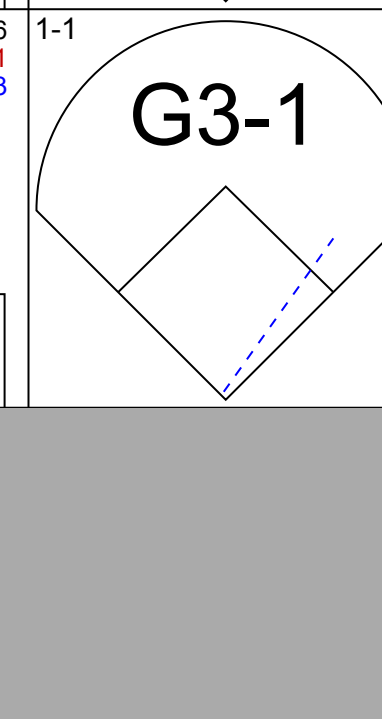
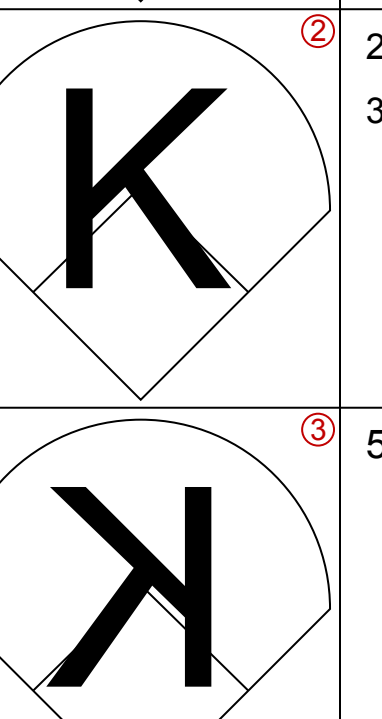







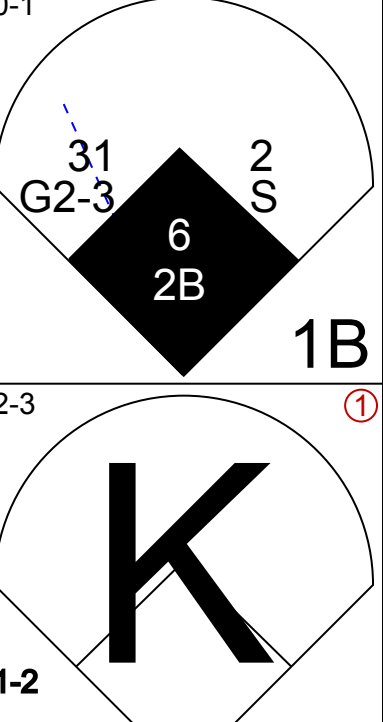



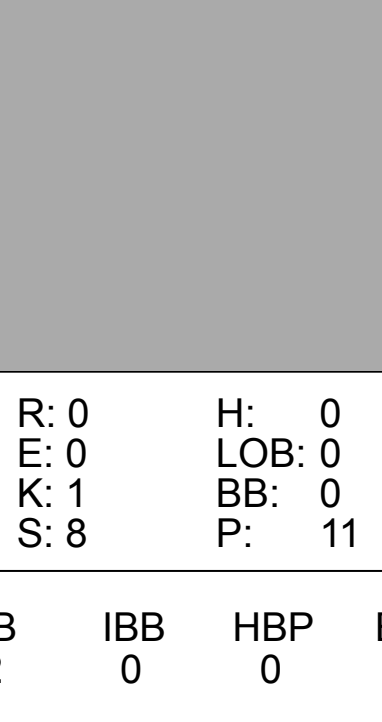
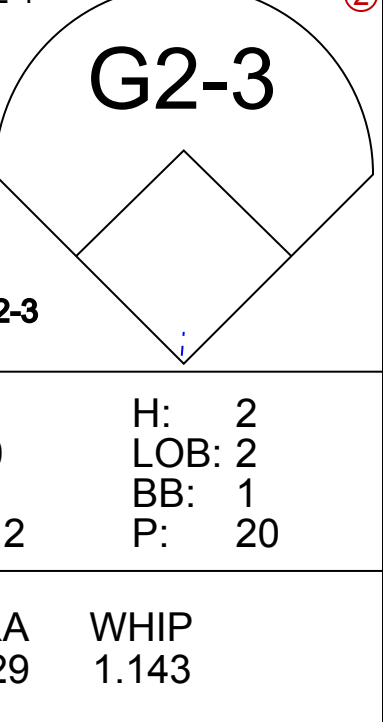

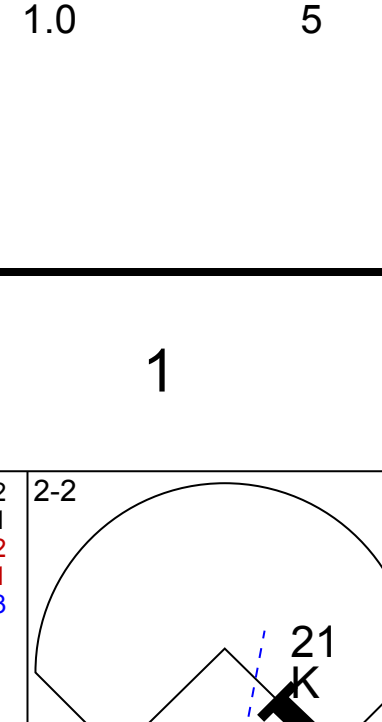
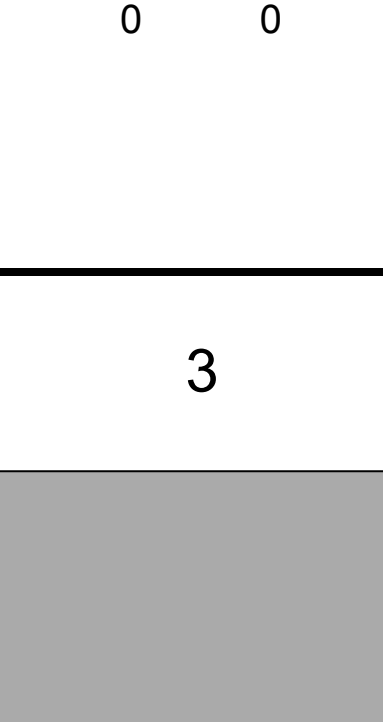
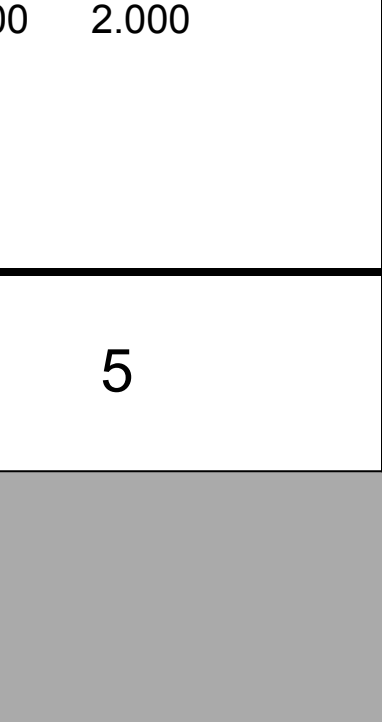
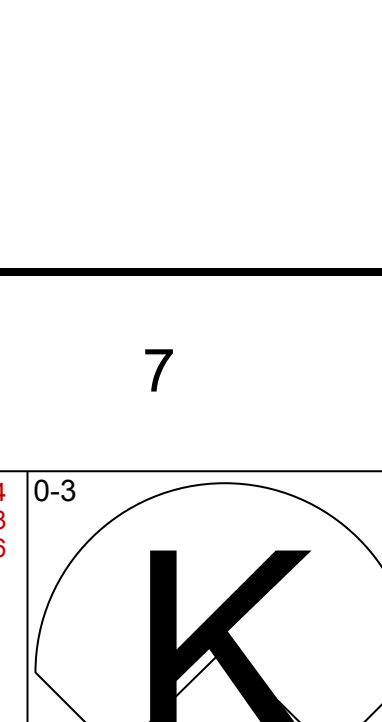
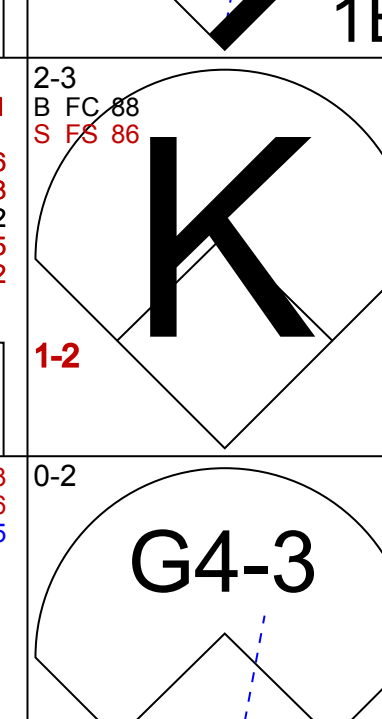






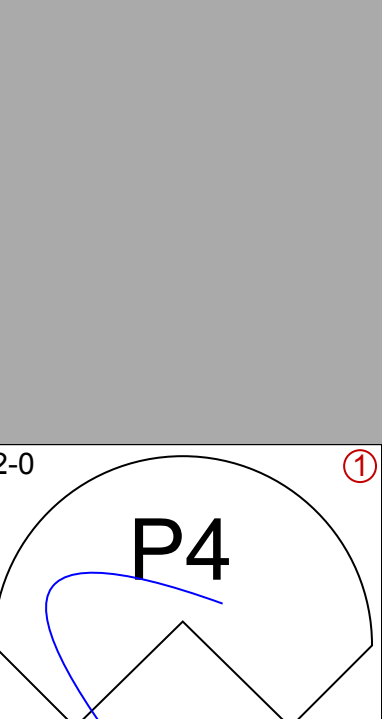
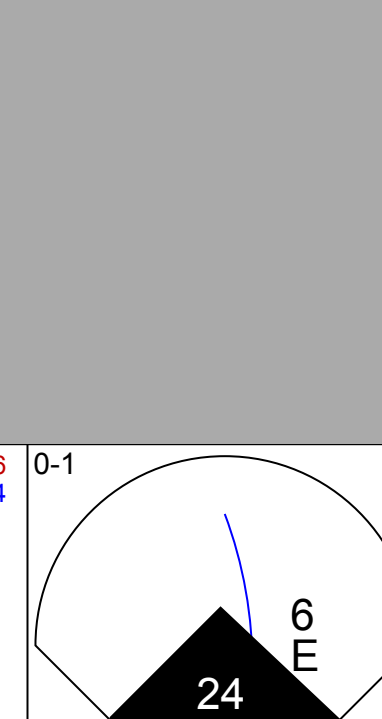


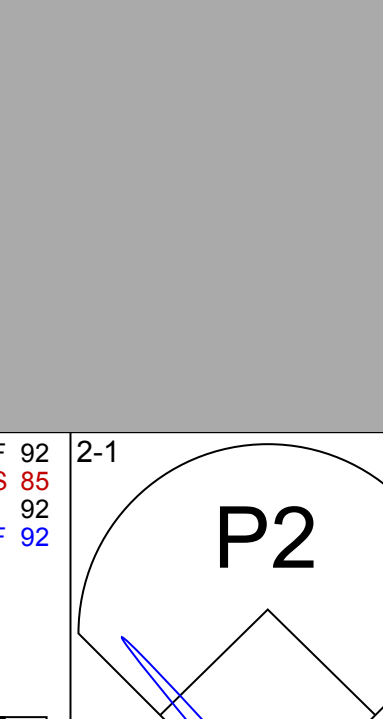
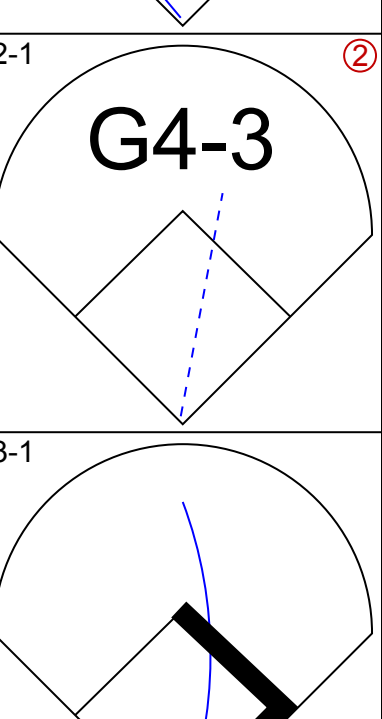
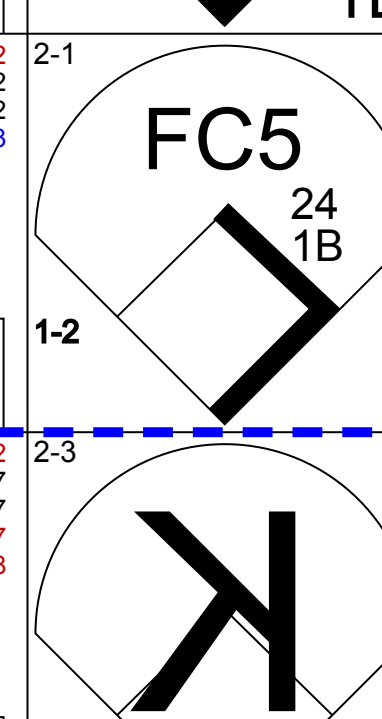

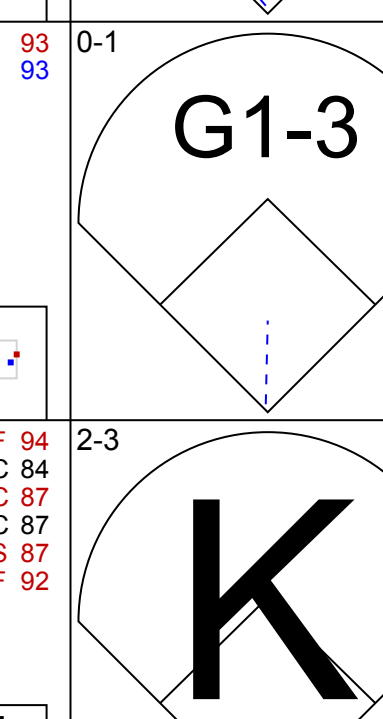
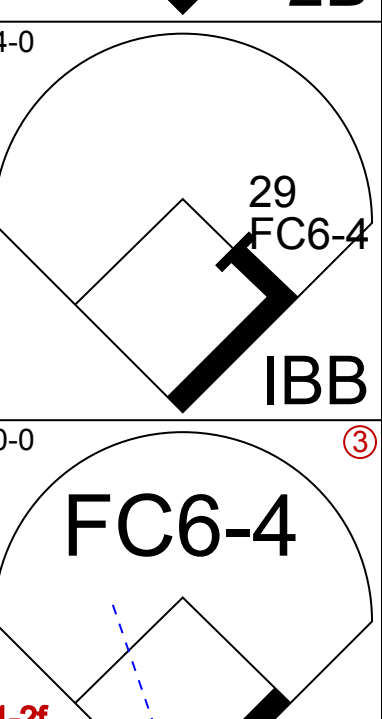
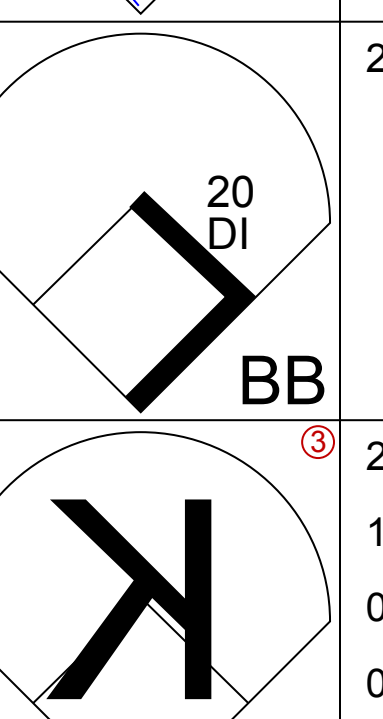


Batter	1	2	3	4	5	6	7	8	9	AB	R	H	RBI	BB	SO	LOB	BOTTOM														
11 Brett Gardner, L OBP: 0.345, SLG: 0.377										5	0	1	1	0	0	0															
2 Derek Jeter, R OBP: 0.356, SLG: 0.325										5	0	1	0	0	0	2															
36 Carlos Beltrán, S OBP: 0.368, SLG: 0.673										4	0	2	0	0	0	1															
12 Alfonso Soriano, R OBP: 0.268, SLG: 0.434										4	1	2	0	0	0	2															
45 Dean Anna, L OBP: 0.190, SLG: 0.368										0	0	0	0	0	0	0															
26 Yangervis Solarte, S OBP: 0.434, SLG: 0.478										3	0	1	0	1	0	4															
31 Ichiro Suzuki, L OBP: 0.435, SLG: 0.478										4	0	2	0	0	1	2															
24 Scott Sizemore, R OBP: 0.333, SLG: 0.333										3	1	2	1	0	0	1															
22 Jacoby Ellsbury, L OBP: 0.421, SLG: 0.451										1	0	0	0	0	1	2															
33 Kelly Johnson, L OBP: 0.306, SLG: 0.533										4	0	0	0	0	1	6															
66 John Ryan Murphy, R OBP: 0.250, SLG: 0.250										4	0	1	0	0	0	1															
Inning Stats	R: 0 H: 2 E: 0 K: 0 S: 16	H: 2 BB: 0 LOB: 2 P: 24	R: 0 H: 1 E: 0 K: 0 S: 12	H: 1 BB: 0 LOB: 1 P: 15	R: 0 H: 1 E: 1 K: 0 S: 11	H: 1 BB: 0 LOB: 2 P: 15	R: 1 H: 3 E: 0 K: 2 S: 13	H: 3 BB: 0 LOB: 0 P: 19	R: 1 H: 3 E: 0 K: 0 S: 13	H: 3 BB: 0 LOB: 2 P: 20	R: 0 H: 1 E: 0 K: 0 S: 7	H: 1 BB: 0 LOB: 1 P: 13	R: 0 H: 1 E: 0 K: 1 S: 15	H: 1 BB: 1 LOB: 2 P: 25	R: 0 H: 0 E: 0 K: 0 S: 9	H: 0 BB: 0 LOB: 0 P: 13	1B: 11 2B: 1 3B: 0 HR: 0	SF: 0 SAC: 0 DP: 0 HBP: 0	WP: 0 PB: 0 SB: 0 CS: 0	PA: 38											
PITCHER	IP: 5.2 WLS: 1 BF: 29 ERA: 3.0	WLS: 0 BF: 4 ERA: 0.00	H: 11 R: 2 ER: 2 SO: 2	H: 2 R: 0 ER: 0 SO: 0	H: 1 R: 0 ER: 0 SO: 0	H: 1 R: 0 ER: 0 SO: 0	H: 0 R: 0 ER: 0 SO: 0	H: 0 R: 0 ER: 0 SO: 0	H: 0 R: 0 ER: 0 SO: 0	H: 0 R: 0 ER: 0 SO: 0	H: 0 R: 0 ER: 0 SO: 0	H: 0 R: 0 ER: 0 SO: 0	H: 0 R: 0 ER: 0 SO: 0	H: 0 R: 0 ER: 0 SO: 0	H: 0 R: 0 ER: 0 SO: 0	H: 0 R: 0 ER: 0 SO: 0	H: 0 R: 0 ER: 0 SO: 0	H: 0 R: 0 ER: 0 SO: 0	BB: 0 IBB: 0 HBP: 0 BLK: 0	BB: 0 IBB: 0 HBP: 0 BLK: 0	BB: 0 IBB: 0 HBP: 0 BLK: 0	BB: 0 IBB: 0 HBP: 0 BLK: 0	BB: 0 IBB: 0 HBP: 0 BLK: 0	BB: 0 IBB: 0 HBP: 0 BLK: 0	BB: 0 IBB: 0 HBP: 0 BLK: 0	BB: 0 IBB: 0 HBP: 0 BLK: 0	BB: 0 IBB: 0 HBP: 0 BLK: 0	WP: 0 HR: 0 S: 71 P: 104	ERA: 3.18 WHIP: 1.941	ERA: 0.00 WHIP: 3.000	ERA: 0.00 WHIP: 0.000

Chicago Cubs @ New York Yankees
Yankee Stadium, Bronx, NY
Wed Apr 16 2014, 7:12 PM - 10:16 PM EDT
Att. 40,073 - Clear - 47 F

AB	37
R	2
H	12
RBI	2
BB	1
SO	3
LOB	21

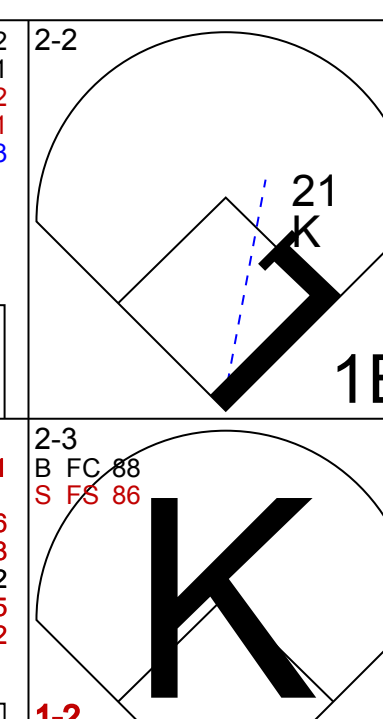



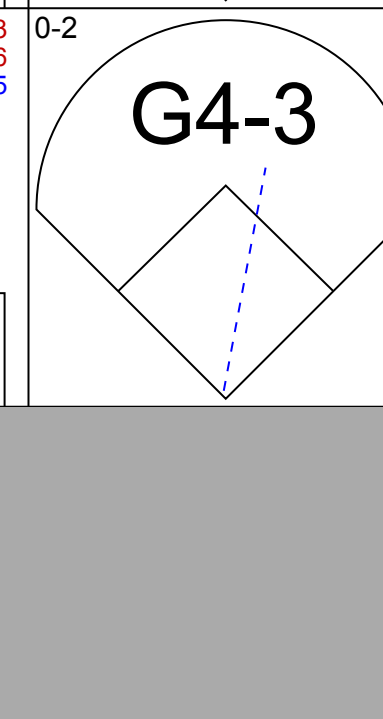





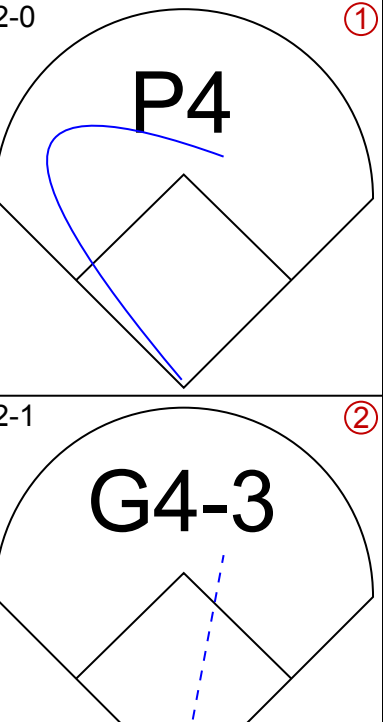
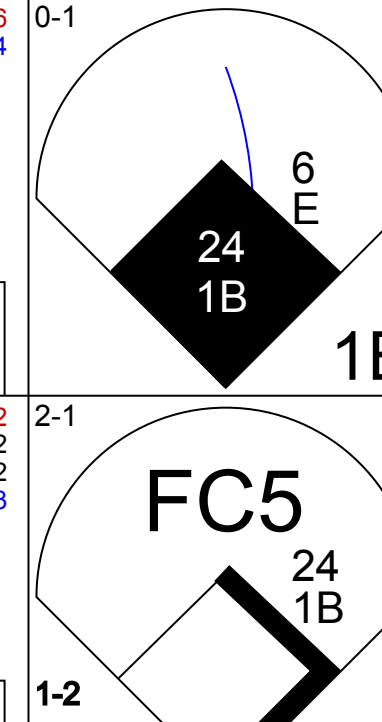
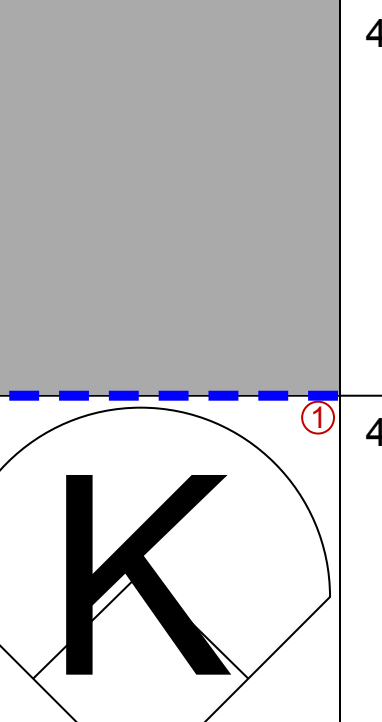

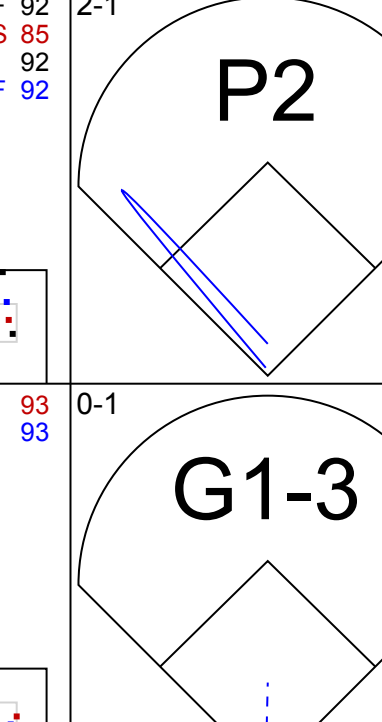
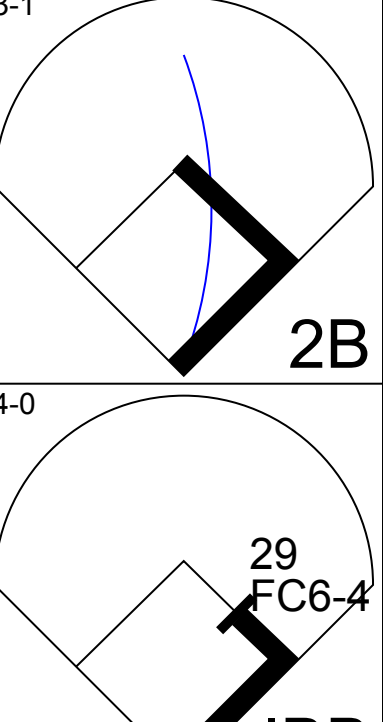
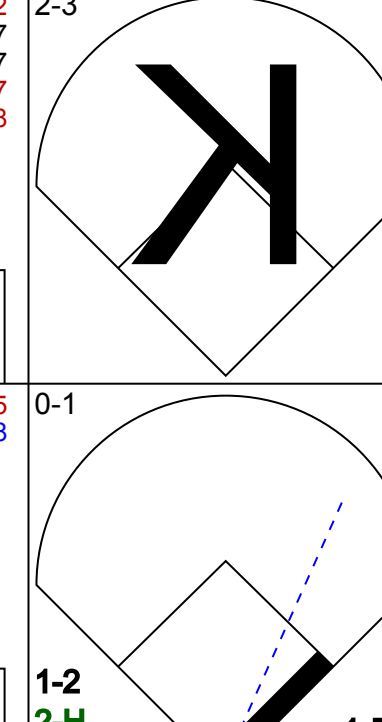
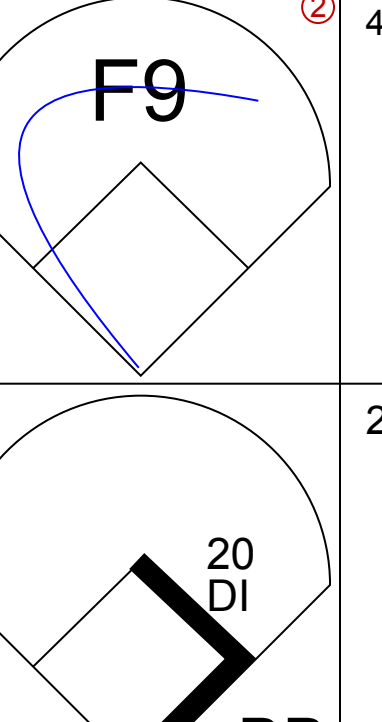

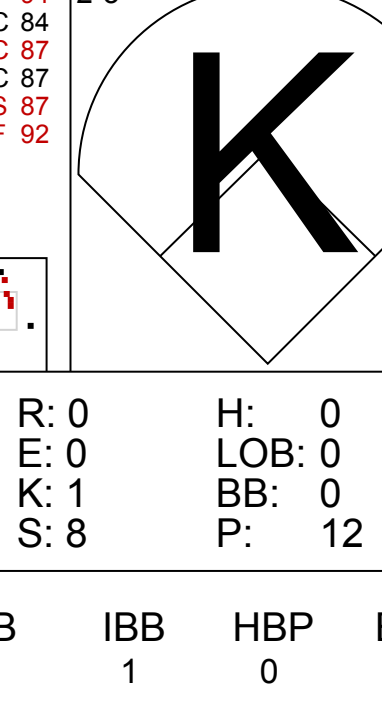
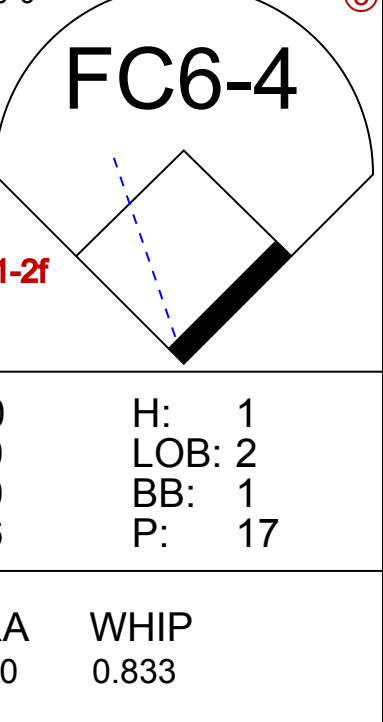
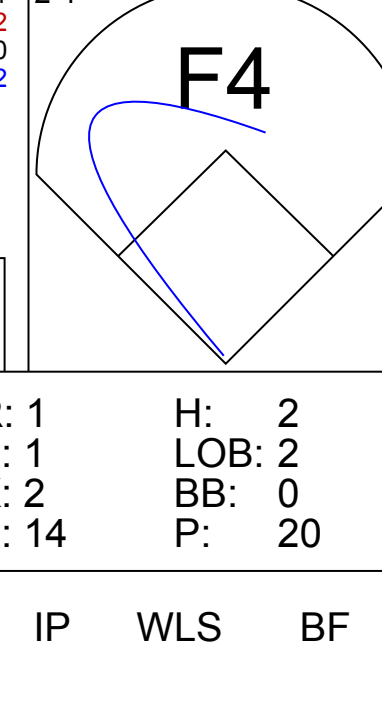
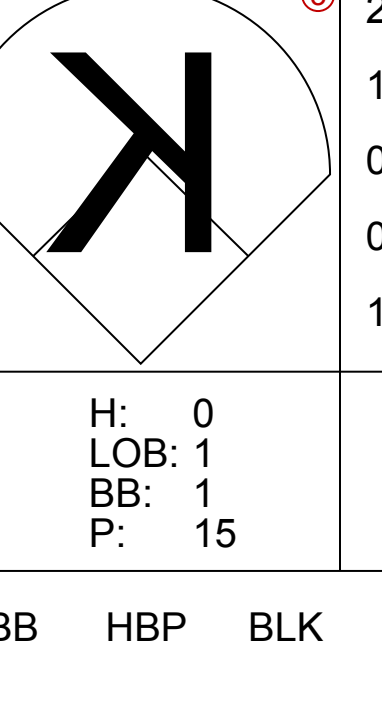


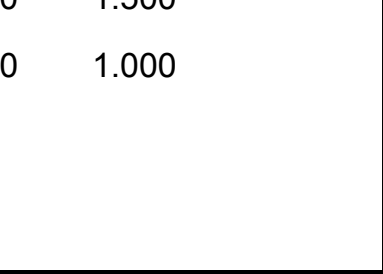




Batter	1	2	3	4	5	6	7	8	9	AB	R	H	RBI	BB	SO	LOB	TOP					
6 Billy Hamilton, S OBP: 0.222, SLG: 0.255										4	0	1	1	0	1	0						
19 Joey Votto, L OBP: 0.443, SLG: 0.582										3	0	0	0	2	1	0						
4 Brandon Phillips, R 7 Ramon Santiago, S OBP: 0.167, SLG: 0.167										2	0	1	0	0	1	0						
32 Jay Bruce, L OBP: 0.323, SLG: 0.353										5	1	1	0	0	3	3						
21 Todd Frazier, R OBP: 0.308, SLG: 0.448										3	1	0	0	1	1	1						
48 Ryan Ludwick, R OBP: 0.340, SLG: 0.422										3	1	2	0	0	0	0						
15 Roger Bernadina, L OBP: 0.286, SLG: 0.176										3	1	1	0	1	1	2						
39 Devin Mesoraco, R OBP: 0.517, SLG: 0.960										4	0	1	1	0	1	3						
2 Zack Cozart, R OBP: 0.154, SLG: 0.160										3	1	1	0	1	1	2						
31 Alfredo Simon, R OBP: 0.143, SLG: 0.143										3	0	0	0	0	0	4						
63 Sam LeCure, R 43 Manny Parra, L 50 Nefali Soto, R 51 Jonathan Broxton, R										0	0	0	0	0	0	0						
Inning Stats	R: 0 E: 0 K: 3 S: 18	H: 1 LOB: 1 BB: 0 P: 26	R: 0 E: 0 K: 0 S: 14	H: 2 LOB: 2 BB: 0 P: 19	R: 0 E: 0 K: 1 S: 8	H: 0 LOB: 0 BB: 0 P: 11	R: 0 E: 0 K: 1 S: 8	H: 0 LOB: 0 BB: 0 P: 10	R: 1 E: 0 K: 1 S: 12	H: 2 LOB: 2 BB: 1 P: 20	R: 2 E: 0 K: 1 S: 10	H: 1 LOB: 1 BB: 1 P: 17	R: 0 E: 0 K: 0 S: 7	H: 0 LOB: 0 BB: 0 P: 9	R: 1 E: 0 K: 1 S: 14	H: 1 LOB: 1 BB: 1 P: 27	R: 0 E: 0 K: 2 S: 11	H: 1 LOB: 2 BB: 1 P: 21	1B: 6 2B: 2 3B: 0 HR: 0	SF: 0 SAC: 1 DP: 0 HBP: 0	WP: 2 PB: 0 SB: 5 CS: 0	PA: 40
PITCHER	IP WLS BF H R ER SO BB IBB HBP BLK WP HR S P ERA WHIP																					
29 Jeff Samardzija, R ERA: 1.29	7.0 L 30 6 3 1 7 2 0 0 0 0 1 0 77 113 1.29 1.143																					
52 Justin Grimm, R ERA: 1.04	1.0 5 1 1 1 1 1 0 0 0 0 0 0 14 27 9.00 2.000																					
40 James Russell, L ERA: 3.86	1.0 5 1 0 0 2 1 0 0 0 0 0 0 11 21 0.00 2.000																					

Cincinnati Reds @ Chicago Cubs
Wrigley Field, Chicago, IL
Fri Apr 18 2014, 1:24 PM - 4:31 PM CDT
Att: 28,699 - Sunny - 38 F

AB	34
R	4
H	8
RBI	2
BB	4
SO	10
LOB	17



Batter	1	2	3	4	5	6	7	8	9	AB	R	H	RBI	BB	SO	LOB	BOTTOM					
64 Emilio Bonifacio, S OBP: 0.388, SLG: 0.387										3	0	1	0	1	1	2						
21 Junior Lake, R OBP: 0.273, SLG: 0.476										4	0	0	0	0	3	2						
44 Anthony Rizzo, L OBP: 0.409, SLG: 0.517										4	0	2	0	0	0	1						
19 Nate Schierholtz, L OBP: 0.241, SLG: 0.288										4	0	0	0	0	0	3						
13 Starlin Castro, R OBP: 0.317, SLG: 0.426										4	1	1	0	0	0	1						
6 Ryan Sweeney, L OBP: 0.216, SLG: 0.182										4	0	0	0	0	1	1						
5 Wellington Castillo, R OBP: 0.261, SLG: 0.395										4	0	1	0	0	1	2						
24 Luis Valbuena, L OBP: 0.400, SLG: 0.258										2	0	1	1	2	0	0						
29 Jeff Samardzija, R OBP: 0.111, SLG: 0.111										2	0	0	0	0	1	2						
51 Ryan Kalish, L OBP: 0.241, SLG: 0.269										1	0	0	0	0	0	2						
52 Justin Grimm, R 40 James Russell, L 20 Justin Ruggiano, R										0	0	0	0	0	0	0						
Inning Stats	R: 0 E: 0 K: 1 S: 12	H: 1 LOB: 0 BB: 0 P: 16	R: 0 E: 0 K: 0 S: 9	H: 0 LOB: 0 BB: 0 P: 11	R: 0 E: 0 K: 1 S: 8	H: 0 LOB: 0 BB: 0 P: 12	R: 0 E: 0 K: 0 S: 11	H: 1 LOB: 1 BB: 0 P: 17	R: 0 E: 0 K: 1 S: 6	H: 1 LOB: 2 BB: 1 P: 17	R: 0 E: 0 K: 1 S: 11	H: 0 LOB: 1 BB: 1 P: 22	R: 1 E: 1 K: 2 S: 14	H: 2 LOB: 2 BB: 0 P: 20	R: 0 E: 0 K: 1 S: 10	H: 1 LOB: 1 BB: 0 P: 15	R: 0 E: 0 K: 2 S: 10	H: 0 LOB: 1 BB: 1 P: 15	1B: 5 2B: 1 3B: 0 HR: 0	SF: 0 SAC: 0 DP: 0 HBP: 0	WP: 0 PB: 0 SB: 0 CS: 0	PA: 36
PITCHER	IP WLS BF H R ER SO BB IBB HBP BLK WP HR S P ERA WHIP																					
31 Alfredo Simon, R ERA: 0.88	6.0 W 24 4 1 0 3 1 1 0 0 0 0 0 13 18 0.00 0.833																					
63 Sam LeCure, R ERA: 1.42	1.1 H 5 1 0 0 3 0 0 0 0 0 0 0 7 11 0.00 1.500																					
43 Manny Parra, L ERA: 2.08	0.2 H 3 1 0 0 0 0 0 0 0 0 0 0 7 11 0.00 1.500																					
51 Jonathan Broxton, R ERA:	1.0 S 4 0 0 0 2 1 0 0 0 0 0 0 10 15 0.00 1.000																					

Cincinnati Reds @ Chicago Cubs
Wrigley Field, Chicago, IL
Fri Apr 18 2014, 1:24 PM - 4:31 PM CDT
Att: 28,699 - Sunny - 38 F

AB	33
R	1
H	6
RBI	1
SO	8
LOB	17



Batter	1	2	3	4	5	6	7	8	9	AB	R	H	RBI	BB	SO	LOB	TOP					
19 Tony Campagna, L (1, 8) OBP: 0.258, SLG: 0.300	G6-3			G5-3		G4-3			G3	4	0	0	0	0	0	1	Arizona Diamondbacks @ Chicago Cubs Wrigley Field, Chicago, IL Tue Apr 22 2014, 7:07 PM - 10:12 PM CDT Att: 35,381 - Clear - 41 F livebaseballscorecards.com					
14 Martin Prado, R (1, 4) OBP: 0.289, SLG: 0.306	L9			44 L6-3 1B		P3			P3	4	0	1	0	0	0	1						
44 Paul Goldschmidt, R (1, 3) OBP: 0.380, SLG: 0.516	K			L6-3		G6-3			G6-3	4	0	1	1	0	1	1						
12 Eric Chavez, L (1, 5) OBP: 0.214, SLG: 0.444		G4-3				K			F7	4	0	0	0	0	1	1						
7 Cody Ross, R (1, 7)	F9					K				3	0	0	0	0	2	0						
8 Gerardo Parra, L (1, 9) OBP: 0.284, SLG: 0.337	L5					16 FC6-4 1B			K	3	0	1	0	0	1	0						
16 Chris Owings, R (1, 6) OBP: 0.357, SLG: 0.354						9 FC6-4 1B			G6-3	3	0	1	0	0	0	1						
9 Tuffy Gosewisch, R (1, 2) OBP: 0.077, SLG: 0.308						G6-4-3			G6-3	3	1	1	1	0	0	1						
32 Brandon McCarthy, R (1, 1) 2 Aaron Hill, R (6, PH) 48 Randall Delgado, R (8, 1) 40 J.J. Putz, R (8, 1) 54 Joe Thatcher, L (8, 1) 4 Cliff Pennington, S (8, PH) OBP: 0.280, SLG: 0.282						G6-3			19 G3 44 1B 1B	1	0	0	0	0	0	0						
Inning Stats	R: 0 E: 0 K: 1 S: 7	H: 0 LOB: 0 BB: 0 P: 12	R: 0 E: 0 K: 0 S: 9	H: 0 LOB: 0 BB: 0 P: 16	R: 0 E: 0 K: 0 S: 8	H: 1 LOB: 0 BB: 0 P: 12	R: 0 E: 0 K: 0 S: 8	H: 1 LOB: 0 BB: 0 P: 16	R: 0 E: 0 K: 2 S: 11	H: 0 LOB: 1 BB: 0 P: 16	R: 1 E: 0 K: 0 S: 10	H: 1 LOB: 0 BB: 0 P: 15	R: 0 E: 0 K: 1 S: 14	H: 0 LOB: 0 BB: 0 P: 22	R: 0 E: 0 K: 1 S: 12	H: 0 LOB: 2 BB: 0 P: 18		R: 1 E: 0 K: 0 S: 12	H: 2 LOB: 1 BB: 0 P: 23	1B: 5 2B: 1 3B: 0 HR: 1	SF: 0 SAC: 0 DP: 2 HBP: 0	WP: 0 PB: 0 SB: 0 CS: 0
PITCHER	IP	WLS	BF	H	R	ER	SO	BB	IBB	HBP	BLK	WP	HR	S	P	ERA	WHIP					
39 Jason Hammel, R (1, 1) ERA: 2.6	7.0	W	23	4	1	1	4	0	0	0	0	0	1	67	109	1.29	0.571					
52 Justin Grimm, R (8, 1) ERA: 0.94	1.0		3	0	0	0	1	0	0	0	0	0	0	12	18	0.00	0.000					
50 Blake Parker, R (9, 1) ERA: 16.2	1.0		5	2	1	1	0	0	0	0	0	0	0	12	23	9.00	2.000					

Batter	1	2	3	4	5	6	7	8	9	AB	R	H	RBI	BB	SO	LOB	BOTTOM				
24 Luis Valbuena, L (1, 4) OBP: 0.423, SLG: 0.325	F7			19 1B		K				4	3	2	1	1	1	0	Arizona Diamondbacks @ Chicago Cubs Wrigley Field, Chicago, IL Tue Apr 22 2014, 7:07 PM - 10:12 PM CDT Att: 35,381 - Clear - 41 F livebaseballscorecards.com				
20 Justin Ruggiano, R (1, 8) OBP: 0.314, SLG: 0.258	19 FC4-6 44 BB 1B			P4		G5-3				5	0	2	2	0	1	2					
44 Anthony Rizzo, L (1, 3) OBP: 0.440, SLG: 0.478	19 FC4-6 1B			19 1B		E4 30 HR			L8	3	1	1	1	2	0	1					
19 Nate Schierholtz, L (1, 9) OBP: 0.239, SLG: 0.281	FC4-6 13 FC6-4 1B			1B		SF9			G6-3	3	0	1	2	0	0	2					
13 Starlin Castro, R (1, 6) OBP: 0.325, SLG: 0.416	FC6-4			F8		30 HR 1B				4	2	2	0	0	0	4					
30 Mike Olt, R (1, 5) OBP: 0.250, SLG: 0.512		K		F8		HR			51 1B 24 BB 2B	4	1	1	3	0	2	1					
21 Junior Lake, R (1, 7) OBP: 0.283, SLG: 0.440		K		12 S 1B		F8				4	0	1	0	0	2	1					
12 John Baker, L (1, 2)		K				F7			24 BB 20 1B BB	3	1	0	0	1	2	1					
39 Jason Hammel, R (1, 1) ERA: 6.23						K			24 BB 20 1B BB	3	0	0	0	0	3	1					
52 Justin Grimm, R (8, 1) ERA: 5.87						K			24 BB 20 1B BB	0	0	0	0	0	0	0					
51 Ryan Kalish, L (8, PH) ERA: 4.5						K			24 BB 20 1B BB	1	1	1	0	0	0	0					
50 Blake Parker, R (9, 1) ERA: 1.08						K			20 1B	0	0	0	0	0	0	0					
Inning Stats	R: 0 E: 0 K: 0 S: 16	H: 1 LOB: 2 BB: 1 P: 25	R: 0 E: 0 K: 3 S: 10	H: 0 LOB: 0 BB: 0 P: 14	R: 1 E: 0 K: 1 S: 13	H: 2 LOB: 1 BB: 1 P: 23	R: 0 E: 0 K: 2 S: 9	H: 1 LOB: 0 BB: 0 P: 10	R: 4 E: 0 K: 0 S: 19	H: 3 LOB: 0 BB: 0 P: 27	R: 0 E: 0 K: 2 S: 9	H: 0 LOB: 0 BB: 0 P: 14	R: 0 E: 0 K: 1 S: 10	H: 0 LOB: 0 BB: 0 P: 17	R: 4 E: 0 K: 2 S: 24	H: 4 LOB: 2 BB: 2 P: 44	1B: 8 2B: 2 3B: 0 HR: 1	SF: 1 SAC: 0 DP: 0 HBP: 0	WP: 0 PB: 1 SB: 1 CS: 0	PA: 39	
PITCHER	IP	WLS	BF	H	R	ER	SO	BB	IBB	HBP	BLK	WP	HR	S	P	ERA	WHIP				
32 Brandon McCarthy, R (1, 1) ERA: 6.23	5.0	L	25	7	5	1	6	2	0	0	0	0	1	67	99	1.80	1.800				
48 Randall Delgado, R (8, 1) ERA: 5.87	2.1		8	1	1	1	4	0	0	0	0	0	0	24	41	3.86	0.429				
40 J.J. Putz, R (8, 1) ERA: 4.5	0.1		5	2	2	2	1	2	0	0	0	0	0	12	24	54.00	12.000				
54 Joe Thatcher, L (8, 1) ERA: 1.08	0.1		1	1	1	1	0	0	0	0	0	0	0	7	10	27.00	3.000				

AB 31
R 2
H 6
RBI 2
BB 0
SO 5
LOB 6



AB 34
R 9
H 11
RBI 9
BB 4
SO 11
LOB 13



Batter	1	2	3	4	5	6	7	8	9	AB	R	H	RBI	BB	SO	LOB	TOP										
8 Gerardo Parra, L (1.9)	F7		K		K		G2-3		K	5	0	1	0	0	2	3											
14 Martín Prado, R (1.5)	F9		F8				K		G4-3	5	1	1	2	0	1	1											
44 Paul Goldschmidt, R (1.3)	G4-3		G6-3				2 1B		FC5	5	1	2	0	0	1	3											
26 Miguel Montero, L (1.2)		FC1-4		G4-3			K		2 3B	3	2	1	1	2	1	1											
2 Aaron Hill, R (1.4)		FC1-4		G6-3			7 1B		FC5	5	0	4	2	0	0	2											
7 Cody Ross, R (1.7)	FC1-4		G6-3				1B		F8	5	0	1	1	0	0	7											
16 Chris Owings, R (1.6)		FC6-4		G5-3			P4			3	1	0	1	1	0	4											
19 Tony Campana, L (1.8)		G6-3					F8		FC6	4	1	0	0	0	0	2											
36 Wade Miley, L (1.1)							G5-3			2	0	0	0	0	0	1											
29 Brad Ziegler, R (6.1)										0	0	0	0	0	0	0											
4 Cliff Pennington, S (7.0)										1	0	0	0	0	0	0											
35 Trevor Cahill, R (7.1)										0	0	0	0	0	0	0											
12 Eric Chavez, S (6.6)										0	0	0	0	0	0	0											
11 AJ Pollock, R (6.0)										0	1	0	0	0	0	0											
43 Addison Reed, L (6.1)										0	0	0	0	0	0	0											
Inning Stats	R: 0 E: 0 K: 0 S: 3	H: 0 LOB: 0 BB: 0 P: 7	R: 1 E: 0 K: 0 S: 12	H: 1 LOB: 1 BB: 1 P: 19	R: 0 E: 1 K: 1 S: 13	H: 1 LOB: 1 BB: 0 P: 16	R: 0 E: 0 K: 0 S: 6	H: 0 LOB: 0 BB: 0 P: 7	R: 0 E: 0 K: 1 S: 9	H: 0 LOB: 0 BB: 0 P: 12	R: 1 E: 0 K: 2 S: 18	H: 3 LOB: 2 BB: 0 P: 24	R: 0 E: 0 K: 1 S: 11	H: 0 LOB: 0 BB: 0 P: 16	R: 0 E: 0 K: 0 S: 11	H: 1 LOB: 2 BB: 1 P: 18	R: 5 E: 1 K: 2 S: 25	H: 3 LOB: 2 BB: 2 P: 42	1B: 7 2B: 2 3B: 1 HR: 0	SF: 0 SAC: 0 DP: 0 HBP: 0	WP: 0 PB: 0 SB: 0 CS: 0	PA: 42					
PITCHER	IP	WLS	BF	H	R	ER	SO	BB	IBB	HBP	BLK	WP	HR	S	P	ERA	WHIP										
29 Jeff Samardzija, R (1.1)	7.1		31	7	2	2	5	2	0	0	0	0	0	78	113	2.46	1.227										
56 Héctor Rondón, R (8.1)	0.2	H	2	0	0	0	0	0	0	0	0	0	0	5	6	0.00	0.000										
46 Pedro Strop, R (9.1)	0.2	L	6	1	4	2	2	2	0	0	0	0	0	17	31	27.00	4.500										
40 James Russell, L (9.1)	0.0	B	1	1	0	0	0	0	0	0	0	0	0	4	7	∞	∞										
52 Justin Grimm, R (9.1)	0.1		2	1	1	0	0	0	0	0	0	0	0	4	4	0.00	3.000										

Arizona Diamondbacks @ Chicago Cubs
Wrigley Field, Chicago, IL
Wed Apr 23 2014, 1:31 PM - 4:41 PM CDT
Att: 32,323 - Partly Cloudy - 40 F

AB	38
R	7
H	10
RBI	7
BB	4
SO	7
LOB	23



Batter	1	2	3	4	5	6	7	8	9	AB	R	H	RBI	BB	SO	LOB	BOTTOM										
64 Emilio Bonifacio, S (1.8)	L1-4		K		G6-3					3	0	1	1	1	1	1											
21 Junior Lake, R (1.7)			K		K					4	0	1	0	0	2	2											
44 Anthony Rizzo, L (1.3)	L1-4				F8					3	1	0	0	1	0	2											
20 Justin Ruggiano, R (1.9)					G5-3					4	1	1	2	0	2	1											
51 Ryan Kalish, L (9.9)										0	0	0	0	0	0	0											
13 Starlin Castro, R (1.6)			K		L8					4	0	0	0	0	3	0											
30 Mike Olt, R (1.5)					G4-3					4	1	1	0	0	1	0											
5 Wellington Castillo, R (1.2)										4	1	1	0	0	2	0											
15 Darwin Barney, R (1.4)										1	1	0	1	1	0	0											
24 Luis Valbuena, L (9.0)										1	0	0	0	0	0	0											
29 Jeff Samardzija, R (1.1)										2	0	0	1	0	2	1											
56 Héctor Rondón, R (8.1)										0	0	0	0	0	0	0											
46 Pedro Strop, R (9.1)										0	0	0	0	0	0	0											
40 James Russell, L (9.1)										0	0	0	0	0	0	0											
52 Justin Grimm, R (9.1)										0	0	0	0	0	0	0											
Inning Stats	R: 0 E: 0 K: 1 S: 11	H: 1 LOB: 1 BB: 1 P: 21	R: 0 E: 0 K: 2 S: 9	H: 0 LOB: 0 BB: 0 P: 17	R: 0 E: 0 K: 3 S: 13	H: 0 LOB: 1 BB: 1 P: 21	R: 0 E: 0 K: 0 S: 7	H: 0 LOB: 0 BB: 0 P: 12	R: 3 E: 1 K: 1 S: 14	H: 2 LOB: 0 BB: 0 P: 18	R: 2 E: 0 K: 2 S: 11	H: 1 LOB: 1 BB: 1 P: 20	R: 0 E: 0 K: 1 S: 11	H: 1 LOB: 0 BB: 0 P: 16	R: 0 E: 0 K: 2 S: 8	H: 0 LOB: 0 BB: 0 P: 12	R: 0 E: 0 K: 1 S: 9	H: 0 LOB: 0 BB: 0 P: 10	1B: 3 2B: 2 3B: 0 HR: 1	SF: 1 SAC: 1 DP: 1 HBP: 0	WP: 1 PB: 0 SB: 0 CS: 0	PA: 35					
PITCHER	IP	WLS	BF	H	R	ER	SO	BB	IBB	HBP	BLK	WP	HR	S	P	ERA	WHIP										
36 Wade Miley, L (1.1)	5.0		22	4	5	3	7	3	0	0	0	0	0	8	11	0.00	0.000										
29 Brad Ziegler, R (6.1)	1.0		3	0	0	0	2	0	0	0	0	0	0	8	11	0.00	0.000										
35 Trevor Cahill, R (7.1)	2.0	W	7	1	0	0	3	0	0	0	0	0	0	19	28	0.00	0.500										
43 Addison Reed, R (9.1)	1.0	S	3	0	0	0	1	0	0	0	0	0	0	9	10	0.00	0.000										

Arizona Diamondbacks @ Chicago Cubs
Wrigley Field, Chicago, IL
Wed Apr 23 2014, 1:31 PM - 4:41 PM CDT
Att: 32,323 - Partly Cloudy - 40 F

AB	30
R	5
H	5
RBI	5
BB	3
SO	13
LOB	7




Batter	1	2	3	4	5	6	7	8	9	AB	R	H	RBI	BB	SO	LOB	TOP										
8 Gerardo Parra, L (1,9) OBP: 0.298, SLG: 0.340										3	2	2	0	1	0	1	Arizona Diamondbacks @ Chicago Cubs Wrigley Field, Chicago, IL Thu Apr 24 2014, 1:22 PM - 4:12 PM CDT Att: 33,085 - Cloudy - 55 F										
14 Martín Prado, R (1,5) OBP: 0.273, SLG: 0.287										4	0	0	0	0	0	3											
44 Paul Goldschmidt, R (1,3) OBP: 0.376, SLG: 0.520										4	1	1	1	0	0	2											
26 Miguel Montero, L (1,2) OBP: 0.370, SLG: 0.421										4	0	2	2	0	0	0											
2 Aaron Hill, R (1,4) OBP: 0.283, SLG: 0.374										3	0	0	0	1	0	1											
27 Roger Kieschnick, L (1,7)										4	0	0	0	0	3	2											
4 Cliff Pennington, S (1,6)										3	1	1	0	1	1	0											
19 Tony Campana, L (1,8)										4	1	1	1	0	0	1											
49 Mike Bolsinger, R (1,1) OBP: 0.333, SLG: 0.333										3	0	1	1	0	1	0											
59 Oliver Pérez, L (7,1) 29 Brad Ziegler, R (8,1) 7 Cody Ross, R (9,PH) 43 Addison Reed, L (9,1)										0	0	0	0	0	0	0											
Inning Stats	R: 1 E: 0 K: 1 S: 13	H: 2 LOB: 2 BB: 1 P: 22	R: 2 E: 1 K: 0 S: 10	H: 2 LOB: 0 BB: 1 P: 18	R: 0 E: 0 K: 0 S: 10	H: 0 LOB: 0 BB: 0 P: 16	R: 0 E: 0 K: 1 S: 10	H: 0 LOB: 0 BB: 0 P: 14	R: 0 E: 0 K: 0 S: 6	H: 1 LOB: 1 BB: 0 P: 10	R: 0 E: 0 K: 0 S: 8	H: 0 LOB: 0 BB: 0 P: 13	R: 0 E: 0 K: 2 S: 7	H: 0 LOB: 0 BB: 0 P: 11	R: 2 E: 0 K: 0 S: 9	H: 2 LOB: 0 BB: 1 P: 16	1B: 4 2B: 4 3B: 0 HR: 0	SF: 0 SAC: 0 DP: 2 HBP: 0	WP: 0 PB: 0 SB: 1 CS: 0	PA: 36							
PITCHER	IP	WLS	BF	H	R	ER	SO	BB	IBB	HBP	BLK	WP	HR	S	P	ERA	WHIP										
36 Edwin Jackson, R (1,1) ERA: 5.02	7.0	L	27	5	3	3	4	2	0	0	0	0	0	64	104	3.86	1.000										
41 Jose Veras, R (8,1) ERA: 15.98	1.0		5	2	2	2	0	1	0	0	0	0	0	9	16	18.00	3.000										
53 Wesley Wright, L (9,1) ERA: 2.7	1.0		4	1	0	0	1	0	0	0	0	0	0	7	8	0.00	1.000										

Batter	1	2	3	4	5	6	7	8	9	AB	R	H	RBI	BB	SO	LOB	BOTTOM										
64 Emilio Bonifacio, S (1,8) OBP: 0.416, SLG: 0.432										4	1	2	0	0	0	2	Arizona Diamondbacks @ Chicago Cubs Wrigley Field, Chicago, IL Thu Apr 24 2014, 1:22 PM - 4:12 PM CDT Att: 33,085 - Cloudy - 55 F										
24 Luis Valbuena, L (1,4) OBP: 0.411, SLG: 0.302										2	0	0	0	1	1	2											
15 Darwin Barney, R (8,PH) OBP: 0.275, SLG: 0.212										1	0	0	0	0	1	0											
44 Anthony Rizzo, L (1,3) OBP: 0.424, SLG: 0.487										4	1	1	1	0	0	2											
19 Nate Schierholtz, L (1,9)										4	0	0	0	0	3	2											
13 Starlin Castro, R (1,6)										3	0	0	0	1	0	0											
30 Mike Olt, R (1,5) OBP: 0.231, SLG: 0.449										4	0	0	0	0	2	3											
5 Wellington Castillo, R (1,2) OBP: 0.299, SLG: 0.429										4	0	1	0	0	1	3											
51 Ryan Kalish, L (1,7) OBP: 0.300, SLG: 0.333										4	0	0	0	0	0	1											
36 Edwin Jackson, R (1,1) OBP: 0.100, SLG: 0.200										2	0	1	0	0	1	0											
21 Junior Lake, R (7,PH) 41 Jose Veras, L (8,1) 53 Wesley Wright, R (9,1)										0	0	0	0	0	0	0											
Inning Stats	R: 1 E: 1 K: 2 S: 16	H: 1 LOB: 3 BB: 2 P: 29	R: 0 E: 0 K: 1 S: 9	H: 1 LOB: 0 BB: 0 P: 11	R: 0 E: 0 K: 1 S: 5	H: 0 LOB: 0 BB: 0 P: 10	R: 0 E: 0 K: 1 S: 9	H: 0 LOB: 0 BB: 0 P: 11	R: 0 E: 0 K: 0 S: 13	H: 1 LOB: 1 BB: 0 P: 16	R: 0 E: 0 K: 0 S: 7	H: 0 LOB: 0 BB: 0 P: 8	R: 0 E: 0 K: 1 S: 12	H: 1 LOB: 0 BB: 0 P: 16	R: 1 E: 0 K: 2 S: 11	H: 1 LOB: 0 BB: 0 P: 18	1B: 2 2B: 2 3B: 0 HR: 1	SF: 0 SAC: 0 DP: 0 HBP: 0	WP: 0 PB: 0 SB: 0 CS: 0	PA: 35							
PITCHER	IP	WLS	BF	H	R	ER	SO	BB	IBB	HBP	BLK	WP	HR	S	P	ERA	WHIP										
49 Mike Bolsinger, R (1,1) ERA: 5.27	6.2	W	27	4	1	0	7	2	0	0	0	0	0	67	97	0.00	0.900										
59 Oliver Pérez, L (7,1) ERA: 4.78	1.0	H	4	1	1	1	2	0	0	0	0	0	1	13	19	9.00	1.000										
29 Brad Ziegler, R (8,1) ERA: 1.54	0.1	H	1	0	0	0	0	0	0	0	0	0	0	2	3	0.00	0.000										
43 Addison Reed, R (9,1) ERA: 3.27	1.0	S	3	0	0	0	1	0	0	0	0	0	0	8	10	0.00	0.000										

AB	33
R	5
H	8
RBI	5
BB	3
SO	5
LOB	11

AB	33
R	2
H	5
RBI	1
BB	2
SO	10
LOB	16



Batter	1	2	3	4	5	6	7	8	9	AB	R	H	RBI	BB	SO	LOB	TOP					
64 Emilio Bonifacio, S OBP: 0.409, SLG: 0.424										4	0	1	1	0	2	1	Chicago Cubs @ Milwaukee Brewers Miller Park, Milwaukee, WI Fri Apr 25 2014, 7:14 PM - 10:25 PM CDT Att: 32,868 - Roof Closed - 67 F					
24 Luis Valbuena, L OBP: 0.383, SLG: 0.277										4	0	0	0	0	1	2						
44 Anthony Rizzo, L OBP: 0.406, SLG: 0.463										4	0	0	0	0	3	1						
13 Starlin Castro, R OBP: 0.304, SLG: 0.375										4	1	1	0	0	0	0						
19 Nate Schierholtz, L OBP: 0.227, SLG: 0.278										4	0	1	0	0	2	0						
21 Junior Lake, R OBP: 0.282, SLG: 0.397										3	0	0	0	0	2	2						
53 Wesley Wright, R OBP: 0.317, SLG: 0.351										0	0	0	0	0	0	0						
12 John Baker, L										1	0	0	0	0	1	0						
6 Ryan Sweeney, L OBP: 0.280, SLG: 0.227										2	1	1	1	1	0	1						
5 Wellington Castillo, R OBP: 0.286, SLG: 0.409										3	0	0	0	0	1	3						
33 Carlos Villanueva, R										1	0	0	0	0	0	1						
54 Neil Ramirez, R										0	0	0	0	0	0	0						
51 Ryan Kalish, L										1	0	1	0	0	0	0						
Inning Stats	R: 0 E: 0 K: 2 S: 11	H: 0 LOB: 0 BB: 0 P: 16	R: 0 E: 0 K: 1 S: 9	H: 0 LOB: 0 BB: 0 P: 12	R: 1 E: 0 K: 0 S: 9	H: 1 LOB: 1 BB: 1 P: 14	R: 0 E: 0 K: 1 S: 10	H: 0 LOB: 0 BB: 0 P: 15	R: 0 E: 0 K: 2 S: 12	H: 1 LOB: 1 BB: 0 P: 14	R: 0 E: 0 K: 0 S: 6	H: 0 LOB: 0 BB: 0 P: 10	R: 1 E: 0 K: 1 S: 10	H: 2 LOB: 1 BB: 0 P: 14	R: 0 E: 0 K: 3 S: 15	H: 1 LOB: 1 BB: 0 P: 20	R: 0 E: 0 K: 2 S: 7	H: 0 LOB: 0 BB: 0 P: 8	1B: 4 2B: 1 3B: 0 HR: 0	SF: 0 SAC: 1 DP: 0 HBP: 0	WP: 0 PB: 0 SB: 0 CS: 0	PA: 33
PITCHER	IP WLS BF H R ER SO BB IBB HBP BLK WP HR S P ERA WHIP																					
22 Matt Garza, R ERA: 4.09	7.0 W 26 4 2 2 7 1 0 0 0 0 0 0 67 95 2.57 0.714																					
59 Zach Duke, L ERA: 1.74	1.0 H 4 1 0 0 3 0 0 0 0 0 0 0 15 24 0.00 1.000																					
57 Francisco Rodriguez, R ERA:	1.0 S 3 0 0 0 2 0 0 0 0 0 0 0 7 8 0.00 0.000																					

Chicago Cubs @ Milwaukee Brewers
Miller Park, Milwaukee, WI
Fri Apr 25 2014, 7:14 PM - 10:25 PM CDT
Att: 32,868 - Roof Closed - 67 F

AB	31
R	2
H	5
RBI	2
BB	1
SO	12
LOB	11

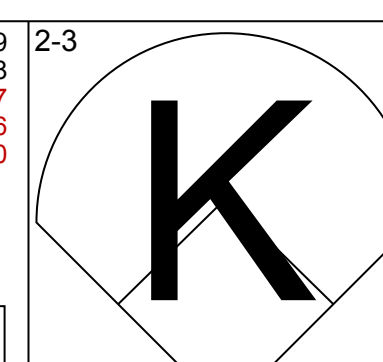
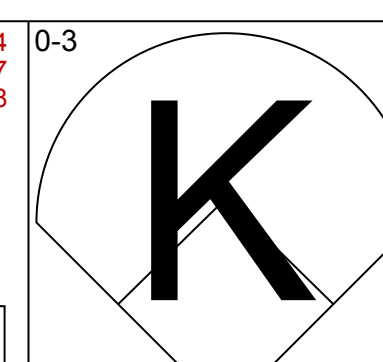
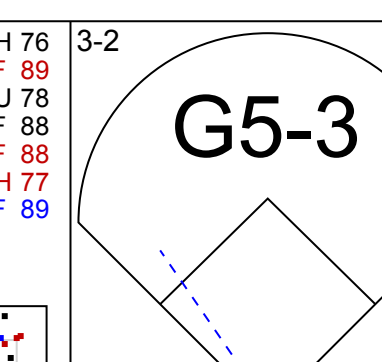
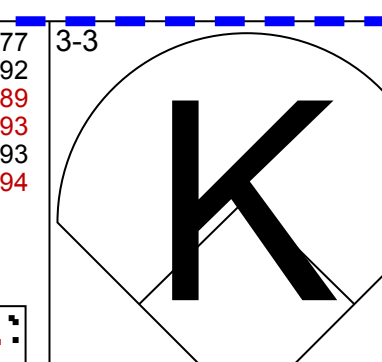
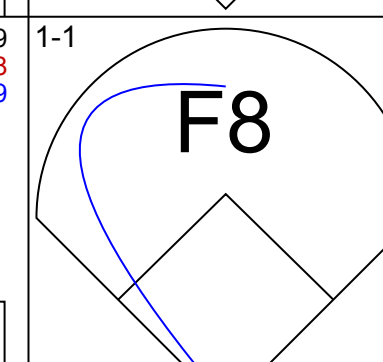
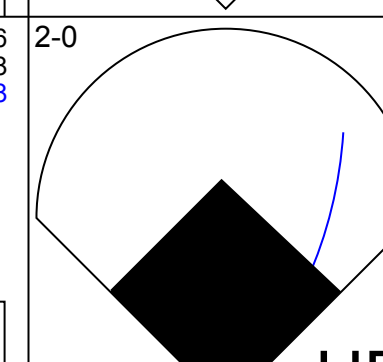
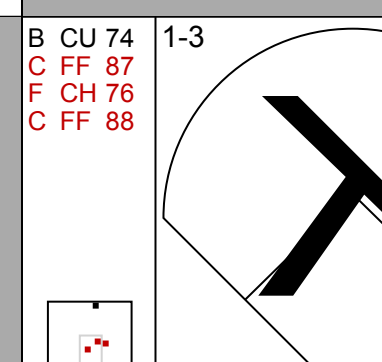
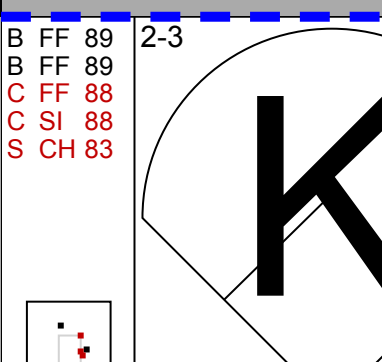
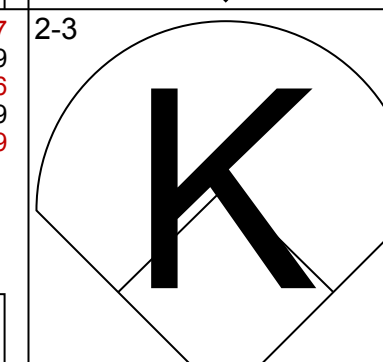
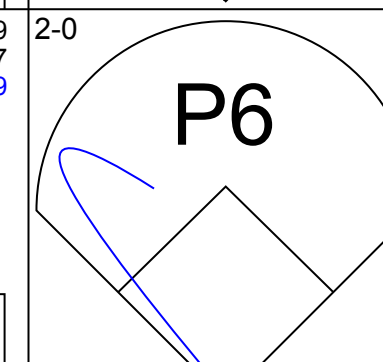
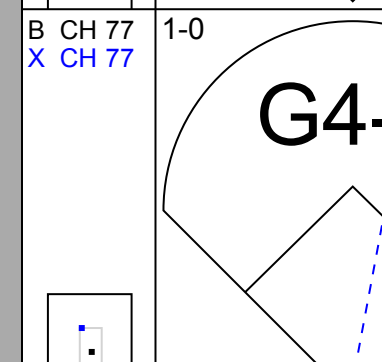
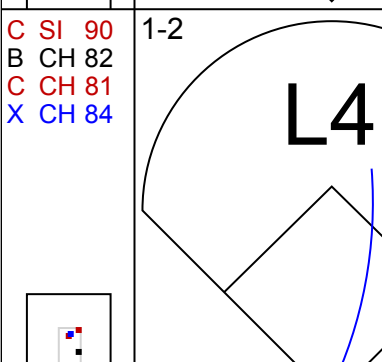
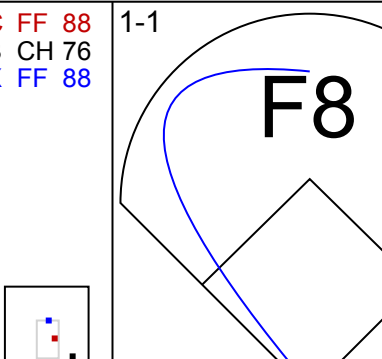
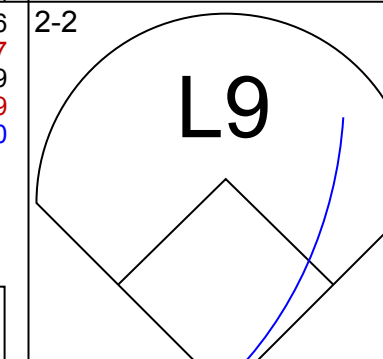
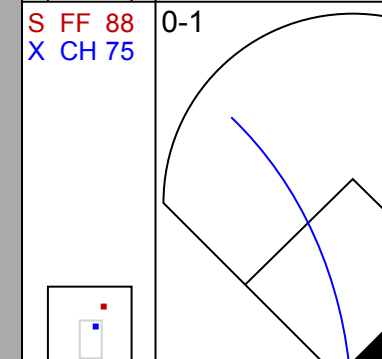
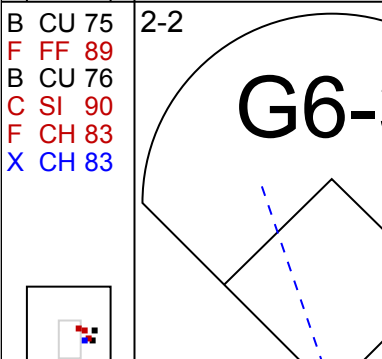
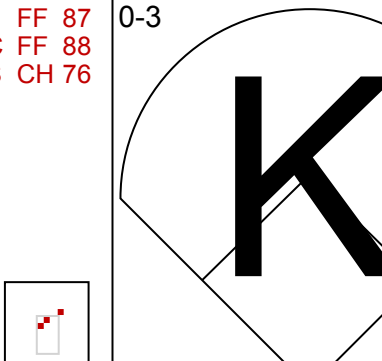
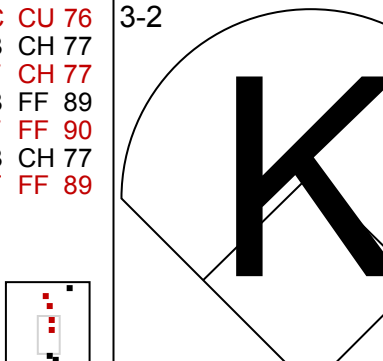
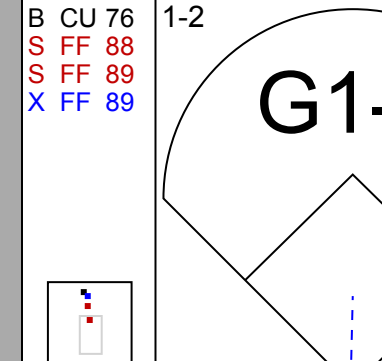
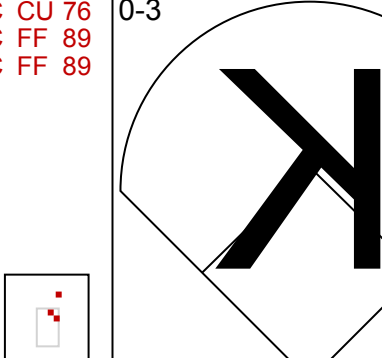
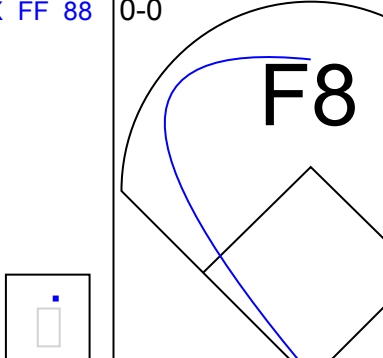
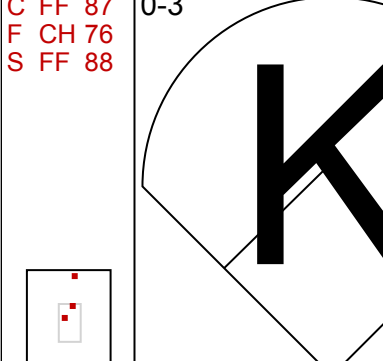
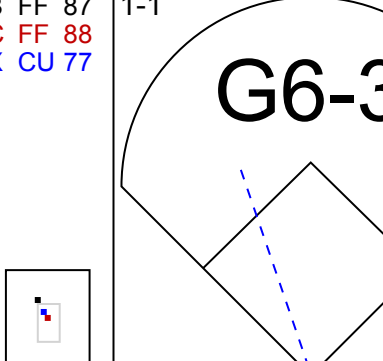
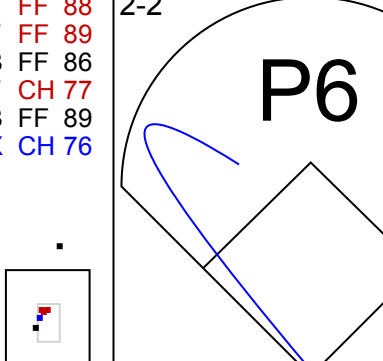
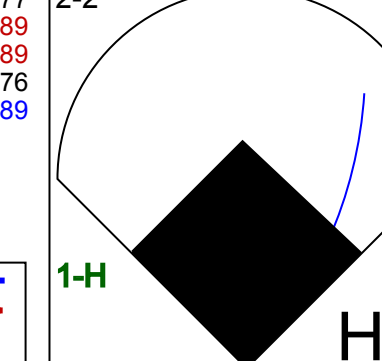
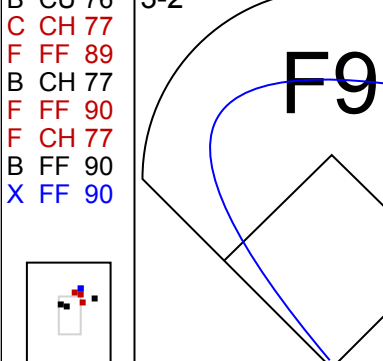
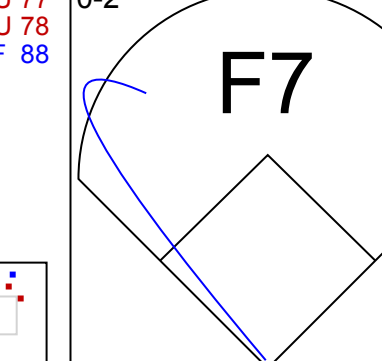
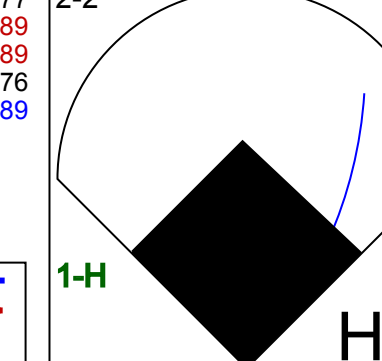
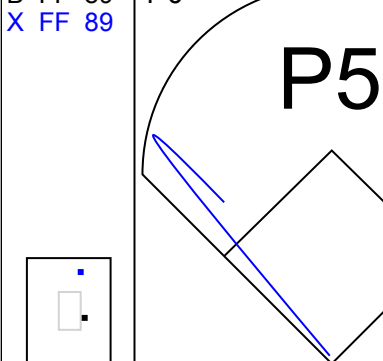
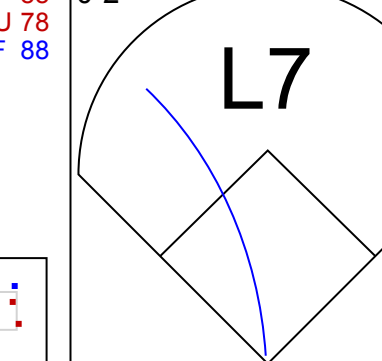
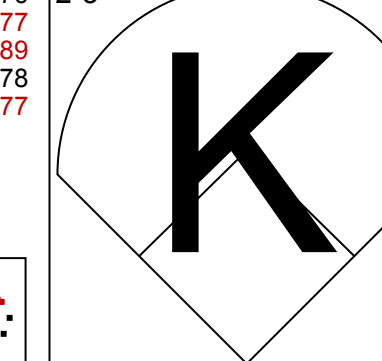


Batter	1	2	3	4	5	6	7	8	9	AB	R	H	RBI	BB	SO	LOB	BOTTOM					
27 Carlos Gómez, R OBP: 0.356, SLG: 0.568										5	2	3	0	0	1	1	Chicago Cubs @ Milwaukee Brewers Miller Park, Milwaukee, WI Fri Apr 25 2014, 7:14 PM - 10:25 PM CDT Att: 32,868 - Roof Closed - 67 F					
2 Scooter Gennett, L OBP: 0.338, SLG: 0.418										4	1	0	0	1	1	3						
8 Ryan Braun, R OBP: 0.366, SLG: 0.607										4	1	3	1	0	1	1						
16 Aramis Ramirez, R OBP: 0.351, SLG: 0.430										3	0	0	1	0	0	4						
20 Jonathan Lucroy, R OBP: 0.402, SLG: 0.487										4	0	2	1	0	0	1						
18 Kris Davis, R OBP: 0.280, SLG: 0.405										4	0	0	0	0	1	4						
24 Lyle Overbay, L OBP: 0.405, SLG: 0.433										4	1	2	1	0	0	0						
9 Jean Segura, R OBP: 0.272, SLG: 0.330										3	0	0	0	1	0	0						
22 Matt Garza, R										3	0	0	0	0	1	3						
59 Zach Duke, L										0	0	0	0	0	0	0						
Rickie Weeks Jr., R										1	0	1	0	0	0	0						
57 Francisco Rodriguez, R										0	0	0	0	0	0	0						
Inning Stats	R: 2 E: 1 K: 0 S: 15	H: 2 LOB: 1 BB: 0 P: 24	R: 0 E: 0 K: 0 S: 6	H: 0 LOB: 0 BB: 0 P: 13	R: 1 E: 0 K: 0 S: 8	H: 3 LOB: 2 BB: 0 P: 11	R: 1 E: 0 K: 1 S: 15	H: 2 LOB: 1 BB: 0 P: 21	R: 1 E: 0 K: 0 S: 15	H: 3 LOB: 3 BB: 1 P: 29	R: 0 E: 0 K: 1 S: 8	H: 0 LOB: 1 BB: 1 P: 14	R: 0 E: 0 K: 1 S: 8	H: 0 LOB: 0 BB: 0 P: 10	R: 0 E: 0 K: 2 S: 12	H: 1 LOB: 1 BB: 0 P: 20	R: 0 E: 0 K: 2 S: 7	H: 0 LOB: 0 BB: 0 P: 8	1B: 9 2B: 1 3B: 0 HR: 1	SF: 1 SAC: 0 DP: 0 HBP: 0	WP: 0 PB: 0 SB: 3 CS: 0	PA: 38
PITCHER	IP WLS BF H R ER SO BB IBB HBP BLK WP HR S P ERA WHIP																					
33 Carlos Villanueva, R ERA: 9.95	5.0 L 27 10 5 4 1 0 1 0 0 0 0 0 0 8 14 0.00 1.000																					
54 Neil Ramirez, R ERA:	1.0 4 0 0 0 1 1 0 0 0 0 0 0 8 14 0.00 1.000																					
53 Wesley Wright, L ERA: 2.08	2.0 7 1 0 0 3 0 0 0 0 0 0 0 20 30 0.00 0.500																					

Chicago Cubs @ Milwaukee Brewers
Miller Park, Milwaukee, WI
Fri Apr 25 2014, 7:14 PM - 10:25 PM CDT
Att: 32,868 - Roof Closed - 67 F

AB	35
R	5
H	11
RBI	4
BB	2
SO	5
LOB	17

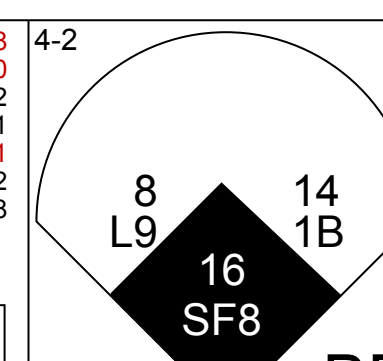
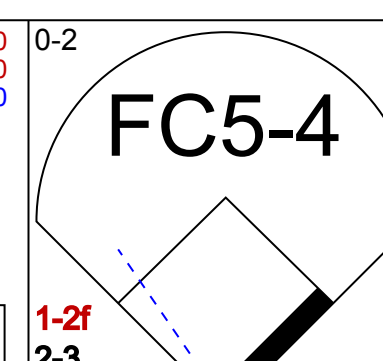
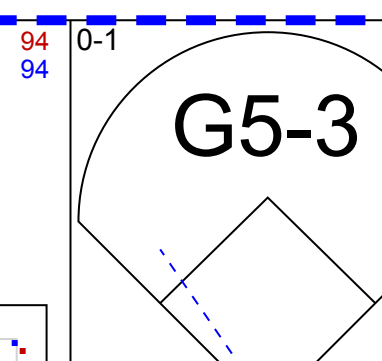
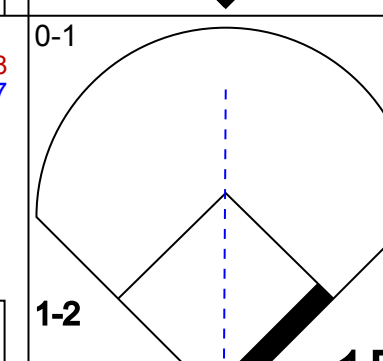
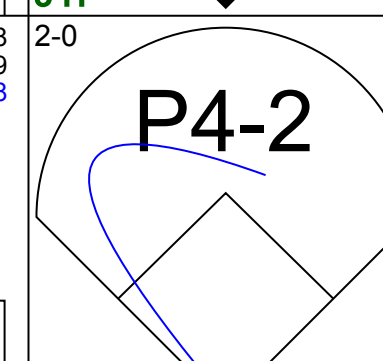
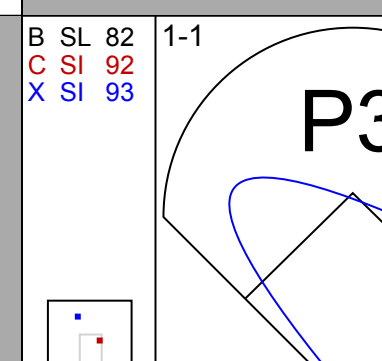
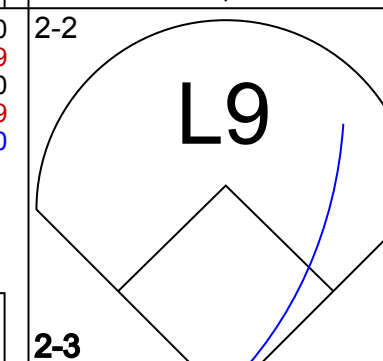

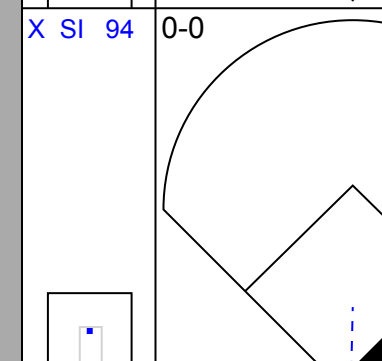
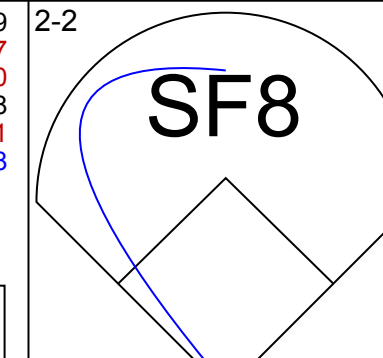
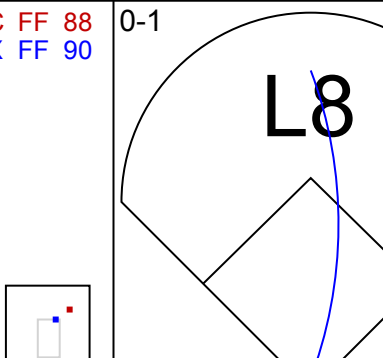
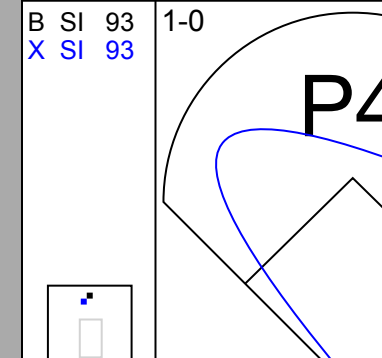

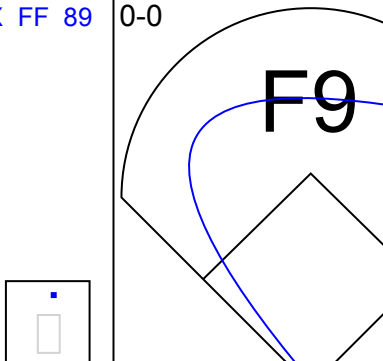
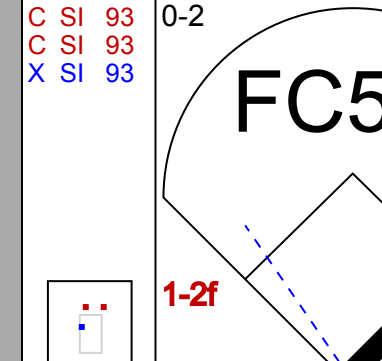

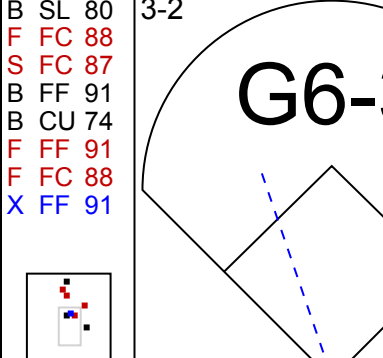






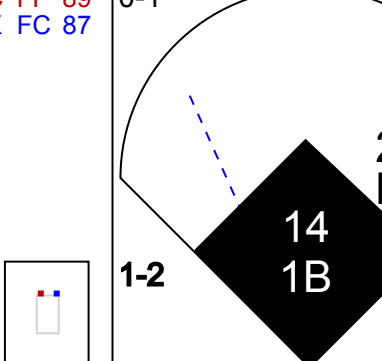

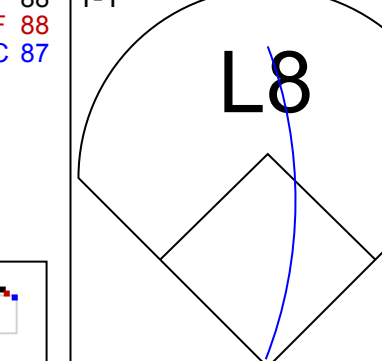
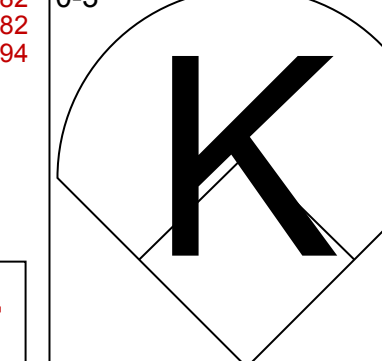

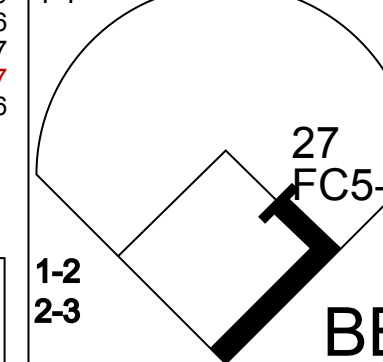
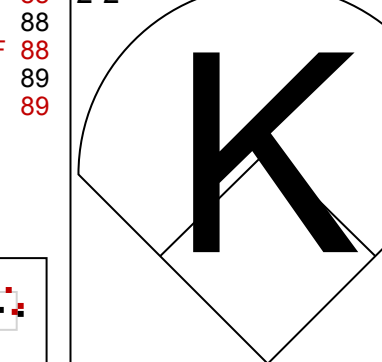

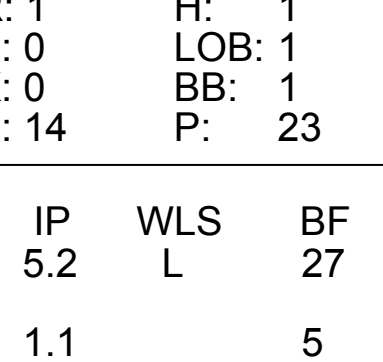
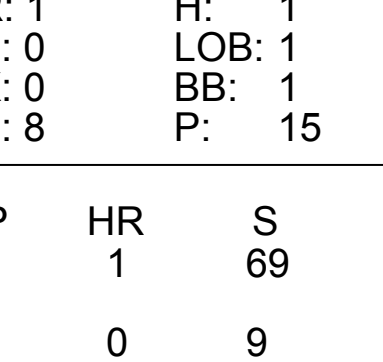
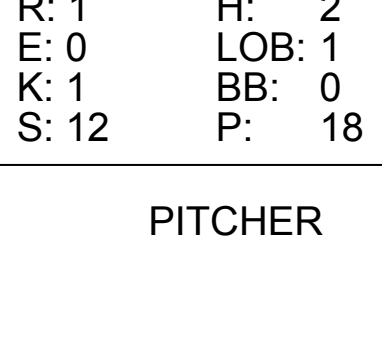
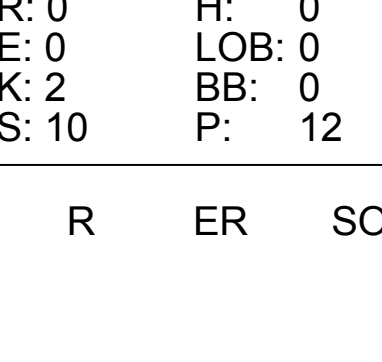





Batter	1	2	3	4	5	6	7	8	9	AB	R	H	RBI	BB	SO	LOB	TOP												
64 Emilio Bonifacio, S (1.8)										4	0	0	0	0	3	0													
24 Luis Valbuena, L (1.4)										4	1	1	1	0	2	0													
44 Anthony Rizzo, L (1.3)										4	0	0	0	0	1	0													
13 Starlin Castro, R (1.6)										4	0	1	0	0	0	0													
19 Nate Schierholtz, L (1.9)										3	0	0	0	0	2	1													
30 Mike Olt, R (1.5)										3	1	1	0	0	1	0													
6 Ryan Sweeney, L (1.7)										3	0	0	0	0	1	1													
5 Wellington Castillo, R (1.2)										3	1	1	2	0	0	0													
37 Travis Wood, R (1.1)										2	0	0	0	0	0	0													
63 Brian Schiller, R (6.1)										0	0	0	0	0	0	0													
21 Junior Lake, R (8. PH)										1	0	0	0	0	1	0													
46 Pedro Strop, R (8.1)										0	0	0	0	0	0	0													
Inning Stats	R: 0 E: 0 K: 2 S: 8	H: 0 LOB: 0 BB: 0 P: 13	R: 0 E: 0 K: 2 S: 8	H: 0 LOB: 0 BB: 0 P: 9	R: 0 E: 0 K: 1 S: 9	H: 0 LOB: 0 BB: 0 P: 13	R: 1 E: 0 K: 1 S: 8	H: 1 LOB: 0 BB: 0 P: 14	R: 0 E: 0 K: 1 S: 10	H: 0 LOB: 0 BB: 0 P: 13	R: 0 E: 0 K: 1 S: 9	H: 1 LOB: 1 BB: 0 P: 12	R: 2 E: 0 K: 2 S: 18	H: 2 LOB: 0 BB: 0 P: 28	R: 0 E: 0 K: 1 S: 10	H: 0 LOB: 0 BB: 0 P: 15	1B: 2 2B: 0 3B: 0 HR: 2	SF: 0 SAC: 0 DP: 0 HBP: 0	WP: 0 PB: 0 SB: 0 CS: 0	PA: 31									
PITCHER	IP: 7.2 ERA: 2.87	WLS: W BF: 27	H: 4 R: 3 ER: 3 SO: 9	BB: 0 IBB: 0 HBP: 0 BLK: 0	WP: 0 HR: 2 S: 74 P: 107	ERA: 3.52 WHIP: 0.522																							
13 Will Smith, L (8.1)	0.1	H: 1	0	0	0	1	0	0	0	0	0	3	6	0.00	0.000														
57 Francisco Rodriguez, R (8.1)	1.0	S: 3	0	0	0	1	0	0	0	0	0	15	0.00	0.000															

Chicago Cubs @ Milwaukee Brewers
 Miller Park, Milwaukee, WI
 Sat Apr 26 2014, 6:12 PM - 9:02 PM CDT
 Att.: 40,008 - Roof Closed - 65 F

AB 31
R 3
H 4
RBI 3
BB 0
SO 11
LOB 2



Batter	1	2	3	4	5	6	7	8	9	AB	R	H	RBI	BB	SO	LOB	BOTTOM										
27 Carlos Gómez, R (1.8)										2	1	0	1	2	0	3											
9 Jean Segura, R (1.6)										0	0	0	0	0	0	0											
14 Jeff Bianchi, R (1. PH)										4	0	2	2	0	0	2											
8 Ryan Braun, R (1.9)										4	0	1	0	0	1	4											
3 Elian Herrera, S (9.9)										0	0	0	0	0	0	0											
16 Aramis Ramirez, R (1.5)										3	0	0	1	0	1	1											
20 Jonathan Lucroy, R (1.2)										4	0	0	0	0	0	2											
18 Kris Davis, R (1.7)										4	2	2	1	0	0	0											
7 Mark Reynolds, R (1.3)										4	1	2	0	0	1	1											
Rickie Weeks Jr., R (1.4)										3	1	1	0	0	1	1											
57 Francisco Rodriguez, R (8.1)										0	0	0	0	0	0	0											
41 Marco Estrada, R (1.1)										2	0	0	0	1	1	3											
13 Will Smith, R (8.1)										0	0	0	0	0	0	0											
2 Scooter Gennett, L (9.4)										0	0	0	0	0	0	0											
Inning Stats	R: 1 E: 0 K: 0 S: 14	H: 1 LOB: 1 BB: 1 P: 23	R: 2 E: 0 K: 1 S: 16	H: 3 LOB: 2 BB: 1 P: 25	R: 0 E: 0 K: 1 S: 17	H: 0 LOB: 0 BB: 0 P: 23	R: 1 E: 0 K: 0 S: 8	H: 1 LOB: 1 BB: 1 P: 15	R: 0 E: 0 K: 1 S: 12	H: 2 LOB: 1 BB: 0 P: 18	R: 0 E: 0 K: 0 S: 7	H: 1 LOB: 1 BB: 0 P: 9	R: 0 E: 0 K: 2 S: 10	H: 0 LOB: 0 BB: 0 P: 12	R: 0 E: 0 K: 1 S: 10	H: 0 LOB: 0 BB: 0 P: 12	1B: 7 2B: 1 3B: 0 HR: 1	SF: 1 SAC: 0 DP: 1 HBP: 1	WP: 0 PB: 0 SB: 0 CS: 0	PA: 35							
PITCHER	IP: 5.2 ERA: 3.52	WLS: L BF: 27	H: 7 R: 5 ER: 5 SO: 3	BB: 3 IBB: 0 HBP: 1 BLK: 0	WP: 0 HR: 1 S: 69 P: 107	ERA: 7.94 WHIP: 1.765																					
63 Brian Schiller, R (6.1)	1.1	5	1	0	0	0	0	0	9	11	0.00	0.750															
46 Pedro Strop, R (8.1)	1.0	3	0	0	0	2	0	0	0	10	12	0.00	0.000														

Chicago Cubs @ Milwaukee Brewers
 Miller Park, Milwaukee, WI
 Sat Apr 26 2014, 6:12 PM - 9:02 PM CDT
 Att.: 40,008 - Roof Closed - 65 F

AB 30
R 5
H 8
RBI 5
BB 3
SO 5
LOB 17



Batter	1	2	3	4	5	6	7	8	9	AB	R	H	RBI	BB	SO	LOB	TOP						
51 Ryan Kalish, L OBP: 0.333, SLG: 0.366										4	0	2	0	0	1	0	Chicago Cubs @ Milwaukee Brewers Miller Park, Milwaukee, WI Sun Apr 27 2014, 1:14 PM - 4:00 PM CDT Att. 45,286 - Roof Closed - 70 F						
21 Junior Lake, R OBP: 0.242, SLG: 0.365										4	0	0	0	0	2	2							
24 Luis Valbuena, L OBP: 0.375, SLG: 0.333										0	0	0	0	0	0	0							
44 Anthony Rizzo, L OBP: 0.385, SLG: 0.432										4	1	1	0	0	1	1							
13 Starlin Castro, R OBP: 0.320, SLG: 0.448										4	2	3	2	0	0	1							
19 Nate Schierholz, L OBP: 0.220, SLG: 0.266										4	1	1	0	0	0	2							
30 Mike Olt, R OBP: 0.237, SLG: 0.426										2	0	0	1	1	2	0							
56 Héctor Rondón, R										4	0	2	0	0	1	1							
12 John Baker, L OBP: 0.167, SLG: 0.091										4	0	0	1	0	0	3							
15 Darwin Barney, R OBP: 0.250, SLG: 0.189										3	0	0	0	0	1	2							
39 Jason Hammel, R										0	0	0	0	0	0	0							
46 Pedro Strop, R										0	0	0	0	0	0	0							
64 Emilio Bonifacio, S OBP: 0.389, SLG: 0.400										1	0	0	0	0	0	0							
Inning Stats	R: 0 E: 0 K: 2 S: 9	H: 0 LOB: 0 BB: 0 P: 15	R: 2 E: 0 K: 0 S: 11	H: 3 LOB: 1 BB: 1 P: 24	R: 0 E: 0 K: 1 S: 8	H: 1 LOB: 1 BB: 0 P: 12	R: 0 E: 0 K: 1 S: 8	H: 1 LOB: 1 BB: 0 P: 11	R: 0 E: 0 K: 1 S: 8	H: 0 LOB: 0 BB: 0 P: 10	R: 1 E: 0 K: 0 S: 10	H: 2 LOB: 1 BB: 0 P: 16	R: 0 E: 0 K: 1 S: 12	H: 1 LOB: 1 BB: 0 P: 17	R: 1 E: 0 K: 1 S: 8	H: 1 LOB: 0 BB: 0 P: 14	R: 0 E: 0 K: 1 S: 8	H: 0 LOB: 0 BB: 0 P: 13	1B: 7 2B: 0 3B: 0 HR: 2	SF: 1 SAC: 0 DP: 1 HBP: 0	WP: 0 PB: 0 SB: 2 CS: 0	PA: 36	
PITCHER	IP WLS BF H R ER SO BB IBB HBP BLK WP HR S P ERA WHIP	IP WLS BF H R ER SO BB IBB HBP BLK WP HR S P ERA WHIP	IP WLS BF H R ER SO BB IBB HBP BLK WP HR S P ERA WHIP	IP WLS BF H R ER SO BB IBB HBP BLK WP HR S P ERA WHIP	IP WLS BF H R ER SO BB IBB HBP BLK WP HR S P ERA WHIP	IP WLS BF H R ER SO BB IBB HBP BLK WP HR S P ERA WHIP	IP WLS BF H R ER SO BB IBB HBP BLK WP HR S P ERA WHIP	IP WLS BF H R ER SO BB IBB HBP BLK WP HR S P ERA WHIP	IP WLS BF H R ER SO BB IBB HBP BLK WP HR S P ERA WHIP	IP WLS BF H R ER SO BB IBB HBP BLK WP HR S P ERA WHIP	IP WLS BF H R ER SO BB IBB HBP BLK WP HR S P ERA WHIP	IP WLS BF H R ER SO BB IBB HBP BLK WP HR S P ERA WHIP	IP WLS BF H R ER SO BB IBB HBP BLK WP HR S P ERA WHIP	IP WLS BF H R ER SO BB IBB HBP BLK WP HR S P ERA WHIP	IP WLS BF H R ER SO BB IBB HBP BLK WP HR S P ERA WHIP	IP WLS BF H R ER SO BB IBB HBP BLK WP HR S P ERA WHIP	IP WLS BF H R ER SO BB IBB HBP BLK WP HR S P ERA WHIP	IP WLS BF H R ER SO BB IBB HBP BLK WP HR S P ERA WHIP	IP WLS BF H R ER SO BB IBB HBP BLK WP HR S P ERA WHIP	IP WLS BF H R ER SO BB IBB HBP BLK WP HR S P ERA WHIP	IP WLS BF H R ER SO BB IBB HBP BLK WP HR S P ERA WHIP	IP WLS BF H R ER SO BB IBB HBP BLK WP HR S P ERA WHIP	IP WLS BF H R ER SO BB IBB HBP BLK WP HR S P ERA WHIP

Chicago Cubs @ Milwaukee Brewers
 Miller Park, Milwaukee, WI
 Sun Apr 27 2014, 1:14 PM - 4:00 PM CDT
 Att. 45,286 - Roof Closed - 70 F

AB 34
 R 4
 H 9
 RBI 4
 BB 1
 SO 8
 LOB 12



Batter	1	2	3	4	5	6	7	8	9	AB	R	H	RBI	BB	SO	LOB	BOTTOM						
27 Carlos Gómez, R OBP: 0.357, SLG: 0.554										4	0	1	0	0	0	2	Chicago Cubs @ Milwaukee Brewers Miller Park, Milwaukee, WI Sun Apr 27 2014, 1:14 PM - 4:00 PM CDT Att. 45,286 - Roof Closed - 70 F						
2 Scooter Gennett, L OBP: 0.333, SLG: 0.400										3	0	0	0	1	1	1							
20 Jonathan Lucroy, R OBP: 0.379, SLG: 0.447										3	0	0	0	1	2	2							
16 Aramis Ramirez, R OBP: 0.324, SLG: 0.398										4	0	0	0	0	1	3							
18 Kris Davis, R OBP: 0.278, SLG: 0.425										4	0	0	0	0	3	1							
24 Lyle Overbay, L OBP: 0.400, SLG: 0.424										3	0	1	0	0	1	0							
14 Jeff Bianchi, R OBP: 0.240, SLG: 0.208										3	0	0	0	0	2	1							
3 Elian Herrera, S OBP: 0.154, SLG: 0.154										3	0	0	0	0	0	1							
38 Wily Peralta, R OBP: 0.125, SLG: 0.250										2	0	0	0	0	0	0							
53 Brandon Kintzler, R Rickey Weeks Jr., R 51 Wei-Chung Wang, L										0	0	0	0	0	0	0							
Inning Stats	R: 0 E: 0 K: 1 S: 9	H: 0 LOB: 0 BB: 0 P: 13	R: 0 E: 0 K: 2 S: 9	H: 0 LOB: 0 BB: 0 P: 12	R: 0 E: 1 K: 0 S: 9	H: 0 LOB: 1 BB: 0 P: 13	R: 0 E: 0 K: 1 S: 11	H: 0 LOB: 1 BB: 1 P: 19	R: 0 E: 0 K: 1 S: 6	H: 0 LOB: 0 BB: 0 P: 9	R: 0 E: 1 K: 1 S: 13	H: 1 LOB: 2 BB: 1 P: 20	R: 0 E: 0 K: 1 S: 8	H: 1 LOB: 1 BB: 0 P: 10	R: 0 E: 0 K: 0 S: 4	H: 1 LOB: 0 BB: 0 P: 6	R: 0 E: 0 K: 3 S: 10	H: 0 LOB: 0 BB: 0 P: 18	1B: 2 2B: 1 3B: 0 HR: 0	SF: 0 SAC: 0 DP: 1 HBP: 0	WP: 0 PB: 0 SB: 0 CS: 0	PA: 32	
PITCHER	IP WLS BF H R ER SO BB IBB HBP BLK WP HR S P ERA WHIP	IP WLS BF H R ER SO BB IBB HBP BLK WP HR S P ERA WHIP	IP WLS BF H R ER SO BB IBB HBP BLK WP HR S P ERA WHIP	IP WLS BF H R ER SO BB IBB HBP BLK WP HR S P ERA WHIP	IP WLS BF H R ER SO BB IBB HBP BLK WP HR S P ERA WHIP	IP WLS BF H R ER SO BB IBB HBP BLK WP HR S P ERA WHIP	IP WLS BF H R ER SO BB IBB HBP BLK WP HR S P ERA WHIP	IP WLS BF H R ER SO BB IBB HBP BLK WP HR S P ERA WHIP	IP WLS BF H R ER SO BB IBB HBP BLK WP HR S P ERA WHIP	IP WLS BF H R ER SO BB IBB HBP BLK WP HR S P ERA WHIP	IP WLS BF H R ER SO BB IBB HBP BLK WP HR S P ERA WHIP	IP WLS BF H R ER SO BB IBB HBP BLK WP HR S P ERA WHIP	IP WLS BF H R ER SO BB IBB HBP BLK WP HR S P ERA WHIP	IP WLS BF H R ER SO BB IBB HBP BLK WP HR S P ERA WHIP	IP WLS BF H R ER SO BB IBB HBP BLK WP HR S P ERA WHIP	IP WLS BF H R ER SO BB IBB HBP BLK WP HR S P ERA WHIP	IP WLS BF H R ER SO BB IBB HBP BLK WP HR S P ERA WHIP	IP WLS BF H R ER SO BB IBB HBP BLK WP HR S P ERA WHIP	IP WLS BF H R ER SO BB IBB HBP BLK WP HR S P ERA WHIP	IP WLS BF H R ER SO BB IBB HBP BLK WP HR S P ERA WHIP	IP WLS BF H R ER SO BB IBB HBP BLK WP HR S P ERA WHIP	IP WLS BF H R ER SO BB IBB HBP BLK WP HR S P ERA WHIP	IP WLS BF H R ER SO BB IBB HBP BLK WP HR S P ERA WHIP

Chicago Cubs @ Milwaukee Brewers
 Miller Park, Milwaukee, WI
 Sun Apr 27 2014, 1:14 PM - 4:00 PM CDT
 Att. 45,286 - Roof Closed - 70 F

AB 30
 R 0
 H 3
 RBI 0
 BB 2
 SO 10
 LOB 11



Batter	1	2	3	4	5	6	7	8	9	AB	R	H	RBI	BB	SO	LOB	TOP				
64 Emilio Bonifacio, S OBP: 0.385, SLG: 0.406											6	1	2	1	0	1	2				
21 Junior Lake, R OBP: 0.254, SLG: 0.382											5	2	2	0	0	1	2				
54 Neil Ramirez, R OBP: 0.241, SLG: 0.192											0	0	0	0	0	0	0				
6 Ryan Sweeney, L OBP: 0.407, SLG: 0.457											1	3	1	2	4	0	0				
56 Héctor Rondón, R OBP: 0.339, SLG: 0.471											4	1	3	1	1	0	2				
44 Anthony Rizzo, L OBP: 0.212, SLG: 0.377											5	0	0	1	0	2	7				
19 Nate Schierholtz, L OBP: 0.227, SLG: 0.265											4	1	1	3	0	1	1				
5 Wellington Castillo, R OBP: 0.329, SLG: 0.474											4	1	3	0	1	0	0				
15 Darwin Barney, R OBP: 0.255, SLG: 0.205											3	0	1	0	0	0	2				
24 Luis Valbuena, L OBP: 0.377, SLG: 0.327											2	0	0	0	0	1	3				
36 Edwin Jackson, R OBP: 0.077, SLG: 0.154											3	0	0	0	0	1	2				
63 Brian Schiller, R OBP: 0.333, SLG: 0.362											0	0	0	0	0	0	0				
51 Ryan Kalish, L OBP: 0.333, SLG: 0.362											2	0	0	0	0	0	1				
Inning Stats	R: 2 H: 3 E: 0 K: 2 S: 15	H: 3 R: 0 ER: 0 LOB: 1 BB: 0 P: 24	R: 0 H: 0 E: 0 K: 0 S: 10	H: 0 R: 0 ER: 0 LOB: 0 BB: 0 P: 14	R: 1 H: 2 E: 0 K: 0 S: 10	H: 2 R: 0 ER: 0 LOB: 1 BB: 1 P: 20	R: 0 H: 1 E: 0 K: 0 S: 11	H: 1 R: 0 ER: 0 LOB: 2 BB: 2 P: 21	R: 2 H: 2 E: 1 K: 1 S: 9	H: 2 R: 0 ER: 0 LOB: 2 BB: 2 P: 17	R: 0 H: 0 E: 1 K: 1 S: 10	H: 0 R: 0 ER: 0 LOB: 1 BB: 1 P: 20	R: 0 H: 1 E: 0 K: 2 S: 13	H: 1 R: 0 ER: 0 LOB: 0 BB: 0 P: 19	R: 0 H: 0 E: 0 K: 2 S: 10	H: 0 R: 0 ER: 0 LOB: 0 BB: 1 P: 13	R: 4 H: 4 E: 1 K: 0 S: 25	H: 4 R: 2 ER: 2 LOB: 2 BB: 1 P: 37	1B: 7 2B: 5 3B: 0 HR: 1	SF: 1 SAC: 0 DP: 1 HBP: 0	WP: 0 PA: 47 PB: 0 SB: 1 CS: 0
PITCHER	IP WLS BF H R ER SO BB IBB HBP BLK WP HR S P ERA WHIP	IP WLS BF H R ER SO BB IBB HBP BLK WP HR S P ERA WHIP	IP WLS BF H R ER SO BB IBB HBP BLK WP HR S P ERA WHIP	IP WLS BF H R ER SO BB IBB HBP BLK WP HR S P ERA WHIP	IP WLS BF H R ER SO BB IBB HBP BLK WP HR S P ERA WHIP	IP WLS BF H R ER SO BB IBB HBP BLK WP HR S P ERA WHIP	IP WLS BF H R ER SO BB IBB HBP BLK WP HR S P ERA WHIP	IP WLS BF H R ER SO BB IBB HBP BLK WP HR S P ERA WHIP	IP WLS BF H R ER SO BB IBB HBP BLK WP HR S P ERA WHIP	IP WLS BF H R ER SO BB IBB HBP BLK WP HR S P ERA WHIP	IP WLS BF H R ER SO BB IBB HBP BLK WP HR S P ERA WHIP	IP WLS BF H R ER SO BB IBB HBP BLK WP HR S P ERA WHIP	IP WLS BF H R ER SO BB IBB HBP BLK WP HR S P ERA WHIP	IP WLS BF H R ER SO BB IBB HBP BLK WP HR S P ERA WHIP	IP WLS BF H R ER SO BB IBB HBP BLK WP HR S P ERA WHIP	IP WLS BF H R ER SO BB IBB HBP BLK WP HR S P ERA WHIP	IP WLS BF H R ER SO BB IBB HBP BLK WP HR S P ERA WHIP	IP WLS BF H R ER SO BB IBB HBP BLK WP HR S P ERA WHIP	IP WLS BF H R ER SO BB IBB HBP BLK WP HR S P ERA WHIP	IP WLS BF H R ER SO BB IBB HBP BLK WP HR S P ERA WHIP	IP WLS BF H R ER SO BB IBB HBP BLK WP HR S P ERA WHIP

Chicago Cubs @ Cincinnati Reds
Great American Ball Park, Cincinnati, OH
Wed Apr 30 2014, 7:11 PM - 10:49 PM EDT
Att: 21,847 - Partly Cloudy - 70 F

AB	40
R	9
H	13
RBI	8
BB	6
SO	7
LOB	24



Batter	1	2	3	4	5	6	7	8	9	AB	R	H	RBI	BB	SO	LOB	BOTTOM				
6 Billy Hamilton, S OBP: 0.280, SLG: 0.330										4	1	1	0	0	0	1					
19 Joey Votto, L OBP: 0.438, SLG: 0.462										4	1	1	0	0	1	2					
4 Brandon Phillips, R OBP: 0.272, SLG: 0.318										4	0	1	1	0	0	1					
32 Jay Bruce, L OBP: 0.351, SLG: 0.385										2	1	0	0	2	2	1					
21 Todd Frazier, R OBP: 0.333, SLG: 0.441										4	0	1	2	0	2	1					
48 Ryan Ludwick, R OBP: 0.310, SLG: 0.390										4	0	0	0	0	0	1					
29 Brayan Peña, S OBP: 0.360, SLG: 0.457										3	1	1	1	0	0	0					
60 J.J. Hoover, R OBP: 0.289, SLG: 0.372										4	0	2	0	0	0	0					
2 Zack Cozart, R OBP: 0.215, SLG: 0.292										1	0	0	0	0	1	0					
52 Tony Cingrani, L OBP: 0.182, SLG: 0.182										1	0	0	0	0	0	0					
58 Nick Christiani, R OBP: 0.200, SLG: 0.200										2	0	0	0	0	0	2					
16 Tucker Barnhart, L OBP: 0.200, SLG: 0.200										1	0	0	0	0	0	0					
Inning Stats	R: 2 H: 2 E: 0 K: 0 S: 8	H: 2 R: 1 ER: 0 LOB: 1 BB: 1 P: 16	R: 1 H: 1 E: 0 K: 1 S: 8	H: 1 R: 0 ER: 0 LOB: 0 BB: 0 P: 13	R: 0 H: 0 E: 0 K: 1 S: 10	H: 0 R: 0 ER: 0 LOB: 1 BB: 1 P: 20	R: 0 H: 0 E: 0 K: 0 S: 8	H: 0 R: 0 ER: 0 LOB: 0 BB: 0 P: 11	R: 1 H: 2 E: 0 K: 1 S: 13	H: 2 R: 0 ER: 0 LOB: 1 BB: 0 P: 18	R: 0 H: 0 E: 0 K: 0 S: 6	H: 0 R: 0 ER: 0 LOB: 0 BB: 0 P: 13	R: 0 H: 1 E: 0 K: 1 S: 12	H: 1 R: 0 ER: 0 LOB: 1 BB: 0 P: 19	R: 0 H: 0 E: 0 K: 2 S: 10	H: 0 R: 0 ER: 0 LOB: 0 BB: 0 P: 15	R: 0 H: 1 E: 0 K: 1 S: 12	H: 1 R: 0 ER: 0 LOB: 1 BB: 0 P: 18	1B: 3 2B: 3 3B: 0 HR: 1	SF: 0 SAC: 0 DP: 0 HBP: 0	WP: 0 PA: 36 PB: 0 SB: 2 CS: 0
PITCHER	IP WLS BF H R ER SO BB IBB HBP BLK WP HR S P ERA WHIP	IP WLS BF H R ER SO BB IBB HBP BLK WP HR S P ERA WHIP	IP WLS BF H R ER SO BB IBB HBP BLK WP HR S P ERA WHIP	IP WLS BF H R ER SO BB IBB HBP BLK WP HR S P ERA WHIP	IP WLS BF H R ER SO BB IBB HBP BLK WP HR S P ERA WHIP	IP WLS BF H R ER SO BB IBB HBP BLK WP HR S P ERA WHIP	IP WLS BF H R ER SO BB IBB HBP BLK WP HR S P ERA WHIP	IP WLS BF H R ER SO BB IBB HBP BLK WP HR S P ERA WHIP	IP WLS BF H R ER SO BB IBB HBP BLK WP HR S P ERA WHIP	IP WLS BF H R ER SO BB IBB HBP BLK WP HR S P ERA WHIP	IP WLS BF H R ER SO BB IBB HBP BLK WP HR S P ERA WHIP	IP WLS BF H R ER SO BB IBB HBP BLK WP HR S P ERA WHIP	IP WLS BF H R ER SO BB IBB HBP BLK WP HR S P ERA WHIP	IP WLS BF H R ER SO BB IBB HBP BLK WP HR S P ERA WHIP	IP WLS BF H R ER SO BB IBB HBP BLK WP HR S P ERA WHIP	IP WLS BF H R ER SO BB IBB HBP BLK WP HR S P ERA WHIP	IP WLS BF H R ER SO BB IBB HBP BLK WP HR S P ERA WHIP	IP WLS BF H R ER SO BB IBB HBP BLK WP HR S P ERA WHIP	IP WLS BF H R ER SO BB IBB HBP BLK WP HR S P ERA WHIP	IP WLS BF H R ER SO BB IBB HBP BLK WP HR S P ERA WHIP	IP WLS BF H R ER SO BB IBB HBP BLK WP HR S P ERA WHIP

Chicago Cubs @ Cincinnati Reds
Great American Ball Park, Cincinnati, OH
Wed Apr 30 2014, 7:11 PM - 10:49 PM EDT
Att: 21,847 - Partly Cloudy - 70 F

AB	34
R	4
H	7
RBI	4
BB	2
SO	7
LOB	9





Batter	1	2	3	4	5	6	7	8	9	AB	R	H	RBI	BB	SO	LOB	TOP					
13 Matt Carpenter, L (1.5) OBP: 0.370, SLG: 0.319										3	2	1	1	1	1	1	St. Louis Cardinals @ Chicago Cubs Wrigley Field, Chicago, IL Fri May 02 2014, 1:23 PM - 4:29 PM CDT Att: 28,160 - Overcast - 48 F					
27 Jhonny Peralta, R (1.6) OBP: 0.292, SLG: 0.475										4	1	2	3	0	1	1						
7 Matt Holliday, R (1.7) OBP: 0.370, SLG: 0.409										4	0	1	0	0	1	2						
21 Allen Craig, R (1.3) OBP: 0.276, SLG: 0.363										4	0	1	0	0	1	1						
4 Yadier Molina, R (1.2) OBP: 0.373, SLG: 0.538										4	1	1	0	0	0	2						
19 Jon Jay, L (1.8) OBP: 0.333, SLG: 0.394										4	0	0	0	0	0	3						
15 Randal Grichuk, R (1.9) OBP: 0.182, SLG: 0.273										4	0	1	0	0	1	0						
3 Mark Ellis, R (1.4) OBP: 0.211, SLG: 0.121										3	1	0	0	0	0	2						
33 Daniel Descalso, L (9, PH) OBP: 0.171, SLG: 0.182										1	0	0	0	0	0	0						
50 Adam Wainwright, R (1.1) OBP: 0.432, SLG: 0.438										1	0	1	0	0	0	0						
36 Randy Choate, L (6.1)										0	0	0	0	0	0	0						
8 Peter Bourjos, R (7, PH) OBP: 0.250, SLG: 0.255										0	0	0	0	0	0	0						
70 Tyler Lyons, L (7.1)										0	0	0	0	0	0	0						
46 Kevin Siegrist, L (8.1)										0	0	0	0	0	0	0						
Matt Adams, L (8, PH) OBP: 0.206, SLG: 0.473										1	0	0	0	0	0	0						
Inning Stats	R: 0 E: 0 K: 1 S: 10	H: 0 LOB: 0 BB: 0 P: 11	R: 0 E: 0 K: 0 S: 7	H: 0 LOB: 0 BB: 0 P: 10	R: 2 E: 0 K: 1 S: 16	H: 3 LOB: 1 BB: 0 P: 22	R: 1 E: 1 K: 1 S: 16	H: 1 LOB: 0 BB: 0 P: 25	R: 0 E: 0 K: 0 S: 11	H: 1 LOB: 1 BB: 0 P: 15	R: 0 E: 0 K: 0 S: 7	H: 1 LOB: 0 BB: 0 P: 12	R: 0 E: 0 K: 2 S: 13	H: 0 LOB: 0 BB: 0 P: 17	R: 2 E: 0 K: 0 S: 9	H: 2 LOB: 1 BB: 1 P: 19	R: 0 E: 0 K: 0 S: 7	H: 0 LOB: 0 BB: 0 P: 12	1B: 4 2B: 3 3B: 0 HR: 1	SF: 0 SAC: 1 DP: 1 HBP: 0	WP: 0 PB: 0 SB: 0 CS: 0	PA: 36
PITCHER	IP WLS BF H R ER SO BB IBB HBP BLK WP HR S P ERA WHIP																					
37 Travis Wood, L (1.1) ERA: 3.35	7.0 W 27 6 3 2 6 0 0 0 0 0 0 0 80 112 2.57 0.857																					
52 Justin Grimm, R (8.1) ERA: 2.31	0.1 H 4 2 2 2 0 1 0 0 0 0 0 1 6 13 54.00 9.000																					
63 Brian Schiller, R (8.1) ERA: 4.32	0.2 H 2 0 0 0 0 0 0 0 0 0 0 0 3 6 0.00 0.000																					
56 Héctor Rondón, R (9.1) ERA: 0.63	1.0 S 3 0 0 0 0 0 0 0 0 0 0 0 7 12 0.00 0.000																					

Batter	1	2	3	4	5	6	7	8	9	AB	R	H	RBI	BB	SO	LOB	BOTTOM			
64 Emilio Bonifácio, S (1.4) OBP: 0.389, SLG: 0.410										4	1	2	0	0	1	2	St. Louis Cardinals @ Chicago Cubs Wrigley Field, Chicago, IL Fri May 02 2014, 1:23 PM - 4:29 PM CDT Att: 28,160 - Overcast - 48 F			
24 Luis Valbuena, L (1.5) OBP: 0.370, SLG: 0.339										4	1	1	0	0	2	1				
44 Anthony Rizzo, L (1.3) OBP: 0.419, SLG: 0.495										3	2	2	3	1	0	0				
13 Starlin Castro, R (1.6) OBP: 0.336, SLG: 0.463										4	1	1	0	0	0	1				
19 Nate Schierholtz, L (1.9) OBP: 0.239, SLG: 0.267										3	1	1	0	1	0	0				
6 Ryan Sweeney, L (1.8) OBP: 0.282, SLG: 0.236										3	0	2	1	0	0	2				
15 Darwin Barney, R (8.4) OBP: 0.250, SLG: 0.200										1	0	0	0	0	1	0				
5 Wellington Castillo, R (1.2) OBP: 0.349, SLG: 0.525										4	0	3	2	0	0	2				
51 Ryan Kalish, L (1.7) OBP: 0.315, SLG: 0.340										3	0	0	0	0	1	5				
30 Mike Olt, R (8, PH) OBP: 0.209, SLG: 0.371										1	0	0	0	0	1	1				
56 Héctor Rondón, R (9.1) ERA: 0.67										0	0	0	0	0	0	0				
37 Travis Wood, R (1.1) OBP: 0.250, SLG: 0.545										3	0	0	0	0	2	2				
52 Justin Grimm, R (8.1)										0	0	0	0	0	0	0				
63 Brian Schiller, R (8.1)										0	0	0	0	0	0	0				
21 Junior Lake, R (8, PH) OBP: 0.250, SLG: 0.377										1	0	0	0	0	1	1				
Inning Stats	R: 2 E: 0 K: 0 S: 9	H: 3 LOB: 0 BB: 0 P: 13	R: 0 E: 0 K: 2 S: 17	H: 2 LOB: 2 BB: 0 P: 25	R: 3 E: 0 K: 1 S: 18	H: 2 LOB: 1 BB: 2 P: 33	R: 0 E: 0 K: 0 S: 9	H: 0 LOB: 0 BB: 0 P: 14	R: 1 E: 0 K: 1 S: 17	H: 3 LOB: 2 BB: 0 P: 25	R: 0 E: 0 K: 2 S: 7	H: 1 LOB: 0 BB: 0 P: 11	R: 0 E: 0 K: 0 S: 6	H: 0 LOB: 0 BB: 0 P: 9	R: 0 E: 0 K: 3 S: 13	H: 1 LOB: 1 BB: 0 P: 16	1B: 6 2B: 5 3B: 0 HR: 1	SF: 0 SAC: 0 DP: 1 HBP: 0	WP: 0 PB: 0 SB: 0 CS: 1	PA: 36
PITCHER	IP WLS BF H R ER SO BB IBB HBP BLK WP HR S P ERA WHIP																			
50 Adam Wainwright, R (1.1) ERA: 2.16	5.0 L 26 10 6 6 4 2 0 0 0 0 0 0 70 110 10.80 2.400																			
36 Randy Choate, L (6.1) ERA: 0.67	1.0 3 1 0 0 2 0 0 0 0 0 0 0 7 11 0.00 1.000																			
70 Tyler Lyons, L (7.1) ERA: 4.2	1.0 3 0 0 0 0 0 0 0 0 0 0 0 6 9 0.00 0.000																			
46 Kevin Siegrist, L (8.1) ERA: 3.55	1.0 4 1 0 0 3 0 0 0 0 0 0 0 13 16 0.00 1.000																			

AB	34
R	5
H	8
RBI	4
BB	1
SO	6
LOB	12

AB	34
R	6
H	12
RBI	6
BB	2
SO	9
LOB	17



Batter	1	2	3	4	5	6	7	8	9	AB	R	H	RBI	BB	SO	LOB	TOP			
13 Matt Carpenter, L (1.5) OBP: 0.360, SLG: 0.308	G3-1	P6			L9		K			4	0	0	0	0	1	3	St. Louis Cardinals @ Chicago Cubs Wrigley Field, Chicago, IL Sat May 03 2014, 12:08 PM - 2:50 PM CDT Att: 37,874 - Partly Cloudy - 61 F livebaseballscores.com AB 33 R 0 H 7 RBI 0 BB 2 SO 10 LOB 16 			
21 Allen Craig, R (1.9) OBP: 0.268, SLG: 0.350	K		G4-3		G5-3			G6-3		4	0	0	0	0	1	0				
7 Matt Holliday, R (1.7) OBP: 0.366, SLG: 0.398	1B	BB	G4-3		K			G5-3		3	0	0	0	1	1	0				
Matt Adams, L (1.3) OBP: 0.368, SLG: 0.482	1B							L5		4	0	3	0	0	0	0				
4 Yadier Molina, R (1.2) OBP: 0.368, SLG: 0.528	K		F9		L9			19 G1-6-3 27 1B		4	0	1	0	0	1	4				
27 Jhonny Peralta, R (1.6) OBP: 0.299, SLG: 0.476		52 FC3-5 19 BB			G5-3			19 G1-6-3 1B		4	0	2	0	0	0	1				
19 Jon Jay, L (1.8) OBP: 0.329, SLG: 0.378		52 FC3-5 BB			K			G1-6-3		3	0	0	0	1	1	2				
12 Greg Garcia, L (1.4) OBP: 0.333, SLG: 0.286					K			K		2	0	0	0	0	2	2				
3 Mark Ellis, R (7.7,PH) OBP: 0.225, SLG: 0.143					K			K		2	0	1	0	0	1	1				
52 Michael Wacha, R (1.1)										2	0	0	0	0	1	2				
15 Randal Grichuk, R (7.7,PH) OBP: 0.167, SLG: 0.250		FC3-5								1	0	0	0	0	1	1				
44 Carlos Martinez, R (7.1) OBP: 0.225, SLG: 0.143										0	0	0	0	0	0	0				
36 Randy Choate, L (8.1)										0	0	0	0	0	0	0				
37 Pat Neshek, S (8.1)										0	0	0	0	0	0	0				
Inning Stats	R: 0 E: 0 K: 2 S: 12	H: 1 LOB: 2 BB: 1 P: 18	R: 0 E: 0 K: 1 S: 14	H: 1 LOB: 2 BB: 1 P: 23	R: 0 E: 0 K: 0 S: 9	H: 1 LOB: 1 BB: 0 P: 13	R: 0 E: 0 K: 2 S: 7	H: 0 LOB: 0 BB: 0 P: 12	R: 0 E: 0 K: 1 S: 10	H: 1 LOB: 1 BB: 0 P: 13	R: 0 E: 0 K: 2 S: 11	H: 1 LOB: 1 BB: 0 P: 17	R: 0 E: 0 K: 0 S: 6	H: 0 LOB: 0 BB: 0 P: 9	R: 0 E: 0 K: 1 S: 7	H: 2 LOB: 1 BB: 0 P: 8	1B: 7 2B: 0 3B: 0 HR: 0	SF: 0 SAC: 0 DP: 1 HBP: 0	WP: 0 PB: 0 SB: 0 CS: 0	PA: 35
PITCHER	IP WLS BF H R ER SO	IP WLS BF H R ER SO	IP WLS BF H R ER SO	IP WLS BF H R ER SO	IP WLS BF H R ER SO	IP WLS BF H R ER SO	IP WLS BF H R ER SO	IP WLS BF H R ER SO	IP WLS BF H R ER SO	IP WLS BF H R ER SO	IP WLS BF H R ER SO	IP WLS BF H R ER SO	IP WLS BF H R ER SO	IP WLS BF H R ER SO	IP WLS BF H R ER SO	IP WLS BF H R ER SO	ERA WHIP	ERA WHIP	ERA WHIP	
49 Jake Arrieta, R (1.1) ERA: 4.0	5.1 W 2 0 0 0 7	5.1 W 2 0 0 0 7	5.1 W 2 0 0 0 7	5.1 W 2 0 0 0 7	5.1 W 2 0 0 0 7	5.1 W 2 0 0 0 7	5.1 W 2 0 0 0 7	5.1 W 2 0 0 0 7	5.1 W 2 0 0 0 7	5.1 W 2 0 0 0 7	5.1 W 2 0 0 0 7	5.1 W 2 0 0 0 7	5.1 W 2 0 0 0 7	5.1 W 2 0 0 0 7	5.1 W 2 0 0 0 7	5.1 W 2 0 0 0 7	0.00 1.125	0.00 1.125	0.00 1.125	
63 Brian Schiller, R (6.1) ERA: 4.0	0.2 W 2 0 0 0 0	0.2 W 2 0 0 0 0	0.2 W 2 0 0 0 0	0.2 W 2 0 0 0 0	0.2 W 2 0 0 0 0	0.2 W 2 0 0 0 0	0.2 W 2 0 0 0 0	0.2 W 2 0 0 0 0	0.2 W 2 0 0 0 0	0.2 W 2 0 0 0 0	0.2 W 2 0 0 0 0	0.2 W 2 0 0 0 0	0.2 W 2 0 0 0 0	0.2 W 2 0 0 0 0	0.2 W 2 0 0 0 0	0.2 W 2 0 0 0 0	0.00 0.000	0.00 0.000	0.00 0.000	
40 James Russell, L (7.1) ERA: 4.5	0.1 H 1 0 0 0 0	0.1 H 1 0 0 0 0	0.1 H 1 0 0 0 0	0.1 H 1 0 0 0 0	0.1 H 1 0 0 0 0	0.1 H 1 0 0 0 0	0.1 H 1 0 0 0 0	0.1 H 1 0 0 0 0	0.1 H 1 0 0 0 0	0.1 H 1 0 0 0 0	0.1 H 1 0 0 0 0	0.1 H 1 0 0 0 0	0.1 H 1 0 0 0 0	0.1 H 1 0 0 0 0	0.1 H 1 0 0 0 0	0.1 H 1 0 0 0 0	0.00 0.000	0.00 0.000	0.00 0.000	
54 Neil Ramirez, R (7.1) ERA: 2.92	0.2 H 3 1 0 0 2	0.2 H 3 1 0 0 2	0.2 H 3 1 0 0 2	0.2 H 3 1 0 0 2	0.2 H 3 1 0 0 2	0.2 H 3 1 0 0 2	0.2 H 3 1 0 0 2	0.2 H 3 1 0 0 2	0.2 H 3 1 0 0 2	0.2 H 3 1 0 0 2	0.2 H 3 1 0 0 2	0.2 H 3 1 0 0 2	0.2 H 3 1 0 0 2	0.2 H 3 1 0 0 2	0.2 H 3 1 0 0 2	0.2 H 3 1 0 0 2	0.00 0.000	0.00 0.000	0.00 0.000	
46 Pedro Strop, R (8.1) ERA: 2.92	1.0 H 3 0 0 0 0	1.0 H 3 0 0 0 0	1.0 H 3 0 0 0 0	1.0 H 3 0 0 0 0	1.0 H 3 0 0 0 0	1.0 H 3 0 0 0 0	1.0 H 3 0 0 0 0	1.0 H 3 0 0 0 0	1.0 H 3 0 0 0 0	1.0 H 3 0 0 0 0	1.0 H 3 0 0 0 0	1.0 H 3 0 0 0 0	1.0 H 3 0 0 0 0	1.0 H 3 0 0 0 0	1.0 H 3 0 0 0 0	1.0 H 3 0 0 0 0	0.00 0.000	0.00 0.000	0.00 0.000	
Batter	1	2	3	4	5	6	7	8	9	AB	R	H	RBI	BB	SO	LOB	BOTTOM			
64 Emilio Bonifacio, S (1.8) OBP: 0.376, SLG: 0.394	G3		L8		K		G5-3			4	0	0	0	0	1	2	St. Louis Cardinals @ Chicago Cubs Wrigley Field, Chicago, IL Sat May 03 2014, 12:08 PM - 2:50 PM CDT Att: 37,874 - Partly Cloudy - 61 F livebaseballscores.com AB 30 R 3 H 6 RBI 3 BB 3 SO 7 LOB 13 			
24 Luis Valbuena, L (1.4) OBP: 0.364, SLG: 0.323	P6		K				G3-1			3	0	0	0	1	1	0				
44 Anthony Rizzo, L (1.3) OBP: 0.421, SLG: 0.520					F7		G3-1			3	1	1	1	1	0	3				
13 Starlin Castro, R (1.6) OBP: 0.342, SLG: 0.473	K									4	1	2	0	0	1	1				
19 Nate Schierholtz, L (1.9) OBP: 0.229, SLG: 0.256										4	0	0	0	0	1	2				
5 Wellington Castillo, R (1.2) OBP: 0.333, SLG: 0.500										4	0	0	0	0	1	2				
21 Junior Lake, R (1.7) OBP: 0.280, SLG: 0.458										3	1	3	2	0	0	0				
30 Mike Olt, R (1.5) OBP: 0.214, SLG: 0.359										2	0	0	0	1	1	1				
54 Neil Ramirez, R (7.1) ERA: 2.79										0	0	0	0	0	0	0				
46 Pedro Strop, R (8.1)										0	0	0	0	0	0	0				
56 Héctor Rondón, R (9.1)										0	0	0	0	0	0	0				
49 Jake Arrieta, R (1.1) ERA: 2.55										2	0	0	0	0	0	0				
63 Brian Schiller, R (6.1) ERA: 2.79										0	0	0	0	0	0	0				
40 James Russell, L (7.1) ERA: 1.64										0	0	0	0	0	0	0				
51 Ryan Kalish, L (7.7) OBP: 0.309, SLG: 0.333										1	0	0	0	0	0	0				
Inning Stats	R: 0 E: 0 K: 1 S: 10	H: 0 LOB: 1 BB: 1 P: 19	R: 0 E: 0 K: 1 S: 9	H: 1 LOB: 1 BB: 0 P: 14	R: 0 E: 0 K: 1 S: 9	H: 0 LOB: 0 BB: 0 P: 10	R: 0 E: 0 K: 0 S: 9	H: 1 LOB: 1 BB: 0 P: 12	R: 0 E: 0 K: 2 S: 18	H: 1 LOB: 3 BB: 2 P: 29	R: 2 E: 0 K: 1 S: 14	H: 2 LOB: 0 BB: 0 P: 19	R: 0 E: 0 K: 0 S: 7	H: 0 LOB: 0 BB: 0 P: 11	R: 1 E: 0 K: 1 S: 9	H: 1 LOB: 0 BB: 0 P: 12	1B: 2 2B: 2 3B: 0 HR: 2	SF: 0 SAC: 0 DP: 0 HBP: 0	WP: 0 PB: 0 SB: 0 CS: 0	PA: 33
PITCHER	IP WLS BF H R ER SO	IP WLS BF H R ER SO	IP WLS BF H R ER SO	IP WLS BF H R ER SO	IP WLS BF H R ER SO	IP WLS BF H R ER SO	IP WLS BF H R ER SO	IP WLS BF H R ER SO	IP WLS BF H R ER SO	IP WLS BF H R ER SO	IP WLS BF H R ER SO	IP WLS BF H R ER SO	IP WLS BF H R ER SO	IP WLS BF H R ER SO	IP WLS BF H R ER SO	IP WLS BF H R ER SO	ERA WHIP	ERA WHIP	ERA WHIP	
52 Michael Wacha, R (1.1) ERA: 2.55	6.0 L 26 5 2 2 6	6.0 L 26 5 2 2 6	6.0 L 26 5 2 2 6	6.0 L 26 5 2 2 6	6.0 L 26 5 2 2 6	6.0 L 26 5 2 2 6	6.0 L 26 5 2 2 6	6.0 L 26 5 2 2 6	6.0 L 26 5 2 2 6	6.0 L 26 5 2 2 6	6.0 L 26 5 2 2 6	6.0 L 26 5 2 2 6	6.0 L 26 5 2 2 6	6.0 L 26 5 2 2 6	6.0 L 26 5 2 2 6	6.0 L 26 5 2 2 6	3.00 1.333	3.00 1.333	3.00 1.333	
44 Carlos Martinez, R (7.1) ERA: 2.79	1.0 3 0 0 0 0	1.0 3 0 0 0 0	1.0 3 0 0 0 0	1.0 3 0 0 0 0	1.0 3 0 0 0 0	1.0 3 0 0 0 0	1.0 3 0 0 0 0	1.0 3 0 0 0 0	1.0 3 0 0 0 0	1.0 3 0 0 0 0	1.0 3 0 0 0 0	1.0 3 0 0 0 0	1.0 3 0 0 0 0	1.0 3 0 0 0 0	1.0 3 0 0 0 0	1.0 3 0 0 0 0	0.00 0.000	0.00 0.000	0.00 0.000	
36 Randy Choate, L (8.1) ERA: 1.64	0.2 3 1 1 1 1	0.2 3 1 1 1 1	0.2 3 1 1 1 1	0.2 3 1 1 1 1	0.2 3 1 1 1 1	0.2 3 1 1 1 1	0.2 3 1 1 1 1	0.2 3 1 1 1 1	0.2 3 1 1 1 1	0.2 3 1 1 1 1	0.2 3 1 1 1 1	0.2 3 1 1 1 1	0.2 3 1 1 1 1	0.2 3 1 1 1 1	0.2 3 1 1 1 1	0.2 3 1 1 1 1	13.50 1.500	13.50 1.500	13.50 1.500	
37 Pat Neshek, R (8.1) ERA: 1.38	0.1 1 0 0 0 0	0.1 1 0 0 0 0	0.1 1 0 0 0 0	0.1 1 0 0 0 0	0.1 1 0 0 0 0	0.1 1 0 0 0 0	0.1 1 0 0 0 0	0.1 1 0 0 0 0	0.1 1 0 0 0 0	0.1 1 0 0 0 0	0.1 1 0 0 0 0	0.1 1 0 0 0 0	0.1 1 0 0 0 0	0.1 1 0 0 0 0	0.1 1 0 0 0 0	0.1 1 0 0 0 0	0.00 0.000	0.00 0.000	0.00 0.000	

Batter	1	2	3	4	5	6	7	8	9	AB	R	H	RBI	BB	SO	LOB	TOP					
13 Matt Carpenter, L (1.5) OBP: 0.368, SLG: 0.314										4	0	2	0	1	2	0	St. Louis Cardinals @ Chicago Cubs Wrigley Field, Chicago, IL Sun May 04 2014, 7:12 PM - 10:24 PM CDT Att: 30,023 - Partly Cloudy - 44 F					
4 Yadier Molina, R (1.2) OBP: 0.391, SLG: 0.513										5	0	1	2	0	0	3						
7 Matt Holliday, R (1.7) OBP: 0.360, SLG: 0.385										4	1	0	0	1	2	2						
Matt Adams, L (1.3) OBP: 0.355, SLG: 0.492										4	0	2	1	0	0	0						
21 Allen Craig, R (1.9) OBP: 0.260, SLG: 0.339										4	0	0	0	0	1	2						
46 Kevin Siegrist, L (8.1)										0	0	0	0	0	0	0						
26 Trevor Rosenthal, R (9.1)										0	0	0	0	0	0	0						
27 Johnny Peralta, R (1.6) OBP: 0.306, SLG: 0.472										3	1	1	0	1	1	0						
15 Randal Grichuk, R (1.8) OBP: 0.250, SLG: 0.400										3	2	1	1	1	0	1						
3 Mark Ellis, R (1.4) OBP: 0.273, SLG: 0.231										4	1	3	1	0	0	0						
31 Lance Lynn, S (1.1) OBP: 0.077, SLG: 0.154										2	0	0	0	0	1	2						
19 Jon Jay, L (7, PH) OBP: 0.337, SLG: 0.387										1	0	1	0	0	0	0						
44 Carlos Martinez, R (7.1)										0	0	0	0	0	0	0						
8 Peter Bourjos, R (8.8) OBP: 0.241, SLG: 0.250										1	0	0	0	1	2							
Inning Stats	R: 0 E: 0 K: 0 S: 7	H: 1 LOB: 0 BB: 0 P: 12	R: 2 E: 0 K: 1 S: 14	H: 2 LOB: 1 BB: 1 P: 25	R: 1 E: 0 K: 2 S: 13	H: 1 LOB: 1 BB: 1 P: 22	R: 0 E: 0 K: 0 S: 8	H: 1 LOB: 1 BB: 0 P: 11	R: 0 E: 0 K: 2 S: 8	H: 2 LOB: 1 BB: 0 P: 13	R: 0 E: 0 K: 0 S: 12	H: 2 LOB: 1 BB: 0 P: 18	R: 0 E: 0 K: 1 S: 10	H: 2 LOB: 0 BB: 0 P: 15	R: 0 E: 0 K: 1 S: 6	H: 0 LOB: 0 BB: 0 P: 12	R: 2 E: 0 K: 2 S: 18	H: 2 LOB: 2 BB: 2 P: 29	1B: 8 2B: 3 3B: 1 HR: 0	SF: 0 SAC: 0 DP: 3 HBP: 0	WP: 1 PB: 0 CS: 0	PA: 39
PITCHER	IP	WLS	BF	H	R	ER	SO	BB	IBB	HBP	BLK	WP	HR	S	P	ERA	WHIP					
39 Jason Hammel, R (1.1) ERA: 2.43	6.0	25	7	3	3	5	2	0	0	0	0	1	0	62	101	4.50	1.500					
33 Carlos Villanueva, R (7.1) ERA: 9.45	1.0	4	2	0	0	0	0	0	0	0	0	0	0	10	15	0.00	2.000					
52 Justin Grimm, R (8.1) ERA: 2.13	1.0	3	0	0	0	1	0	0	0	0	0	0	6	12	0.00	0.000						
56 Héctor Rondón, R (9.1) ERA: 1.69	0.2	L	6	2	2	2	2	0	0	0	0	0	0	17	28	27.00	6.000					
53 Wesley Wright, L (9.1) ERA: 1.98	0.1	1	0	0	0	0	0	0	0	0	0	0	1	1	0.00	0.000						

AB	35
R	5
H	11
RBI	5
BB	4
SO	8
LOB	12



Batter	1	2	3	4	5	6	7	8	9	AB	R	H	RBI	BB	SO	LOB	BOTTOM					
64 Emilio Bonifacio, S (1.8) OBP: 0.377, SLG: 0.384										3	1	0	0	2	1	1	St. Louis Cardinals @ Chicago Cubs Wrigley Field, Chicago, IL Sun May 04 2014, 7:12 PM - 10:24 PM CDT Att: 30,023 - Partly Cloudy - 44 F					
24 Luis Valbuena, L (1.5) OBP: 0.378, SLG: 0.379										4	1	2	1	1	1	0						
44 Anthony Rizzo, L (1.3) OBP: 0.421, SLG: 0.510										4	0	1	0	1	1	4						
13 Starlin Castro, R (1.6) OBP: 0.331, SLG: 0.457										4	0	0	0	0	2	5						
19 Nate Schierholtz, L (1.9) OBP: 0.220, SLG: 0.245										4	0	0	0	0	1	0						
51 Ryan Kalish, L (1.7) OBP: 0.310, SLG: 0.333										3	1	1	0	0	0	0						
21 Junior Lake, R (8, PH) OBP: 0.276, SLG: 0.452										1	0	0	0	0	1	0						
12 John Baker, L (1.2) OBP: 0.179, SLG: 0.080										3	1	0	0	1	2	1						
15 Darwin Barney, R (1.4) OBP: 0.232, SLG: 0.184										4	0	0	0	0	1	3						
39 Jason Hammel, R (1.1) ERA: 3.51	6.0	26	3	2	2	5	4	0	0	0	0	1	0	9	16	9.00		1.000				
44 Carlos Martinez, R (7.1) ERA: 3.12	1.0	B	5	1	1	1	0	1	0	0	0	1	0	9	14	0.00	0.000					
46 Kevin Siegrist, L (8.1) ERA: 3.25	1.0	W	3	0	0	0	0	0	0	0	0	0	9	14	0.00	0.000						
26 Trevor Rosenthal, R (9.1) ERA: 5.02	1.0	S	5	1	1	1	1	0	0	0	0	0	12	22	9.00	2.000						
Inning Stats	R: 0 E: 0 K: 1 S: 9	H: 1 LOB: 1 BB: 0 P: 13	R: 0 E: 0 K: 0 S: 11	H: 0 LOB: 0 BB: 0 P: 16	R: 0 E: 0 K: 0 S: 15	H: 0 LOB: 3 BB: 3 P: 28	R: 2 E: 0 K: 1 S: 13	H: 2 LOB: 1 BB: 1 P: 21	R: 0 E: 0 K: 2 S: 8	H: 0 LOB: 0 BB: 0 P: 14	R: 0 E: 0 K: 1 S: 8	H: 0 LOB: 1 BB: 0 P: 10	R: 1 E: 0 K: 1 S: 9	H: 1 LOB: 1 BB: 1 P: 16	R: 0 E: 0 K: 3 S: 9	H: 0 LOB: 0 BB: 0 P: 14	R: 1 E: 0 K: 1 S: 12	H: 1 LOB: 1 BB: 1 P: 22	1B: 3 2B: 1 3B: 1 HR: 0	SF: 0 SAC: 0 DP: 0 HBP: 0	WP: 1 PB: 0 CS: 0	PA: 39
PITCHER	IP	WLS	BF	H	R	ER	SO	BB	IBB	HBP	BLK	WP	HR	S	P	ERA	WHIP					

AB	33
R	4
H	5
RBI	3
BB	6
SO	10
LOB	14



Batter	1	2	3	4	5	6	7	8	9	10	11	12	AB	R	H	RBI	BB	SO	LOB	TOP							
30 Alejandro De Azua, L OBP: 0.261, SLG: 0.343														5	1	1	1	1	1	1							
15 Gordon Beckham, R OBP: 0.222, SLG: 0.214														6	0	1	0	0	2	4							
79 José Abreu, R OBP: 0.317, SLG: 0.608														2	0	0	1	1	1	0							
25 Moisés Sierra, R OBP: 0.083, SLG: 0.057														1	0	0	0	0	0	1							
44 Adam Dunn, L OBP: 0.409, SLG: 0.500														4	0	1	0	1	2	1							
24 Dayan Viciedo, R OBP: 0.376, SLG: 0.495														5	0	0	0	0	2	4							
10 Alexei Ramirez, R OBP: 0.350, SLG: 0.489														5	1	1	0	0	1	2							
21 Tyler Flowers, R OBP: 0.384, SLG: 0.385														4	1	0	0	1	0	2							
5 Marcus Semien, R OBP: 0.275, SLG: 0.356														5	0	2	1	0	2	0							
62 Jose Quintana, R ERA: 1.82														1	0	0	0	0	0	0							
42 Jose Quintana, R ERA: 1.82														1	0	0	0	0	0	0							
54 Powell Bellano, R ERA: 3.5														1	0	0	0	0	0	0							
31 Longy Garcia, S ERA: 1.83														1	0	0	0	0	0	0							
40 Daniel Webb, R ERA: 2.55														1	0	0	0	0	0	0							
14 Paul Giamatti, R ERA: 3.58														1	0	0	0	0	0	0							
27 Matt Lindstrom, R ERA: 3.58														1	0	0	0	0	0	0							
Inning Stats	R: 1 E: 1 K: 0 S: 11	H: 1 LOB: 1 BB: 0 P: 16	R: 0 E: 0 K: 1 S: 9	H: 0 LOB: 0 BB: 0 P: 12	R: 0 E: 0 K: 0 S: 6	H: 0 LOB: 0 BB: 0 P: 6	R: 0 E: 1 K: 1 S: 13	H: 1 LOB: 2 BB: 0 P: 19	R: 0 E: 0 K: 0 S: 6	H: 1 LOB: 0 BB: 0 P: 11	R: 0 E: 0 K: 3 S: 11	H: 0 LOB: 0 BB: 0 P: 17	R: 0 E: 0 K: 1 S: 10	H: 0 LOB: 0 BB: 0 P: 12	R: 0 E: 0 K: 0 S: 9	H: 0 LOB: 0 BB: 2 P: 14	R: 0 E: 0 K: 0 S: 8	H: 0 LOB: 1 BB: 0 P: 19	R: 0 E: 0 K: 2 S: 9	H: 1 LOB: 1 BB: 0 P: 12	R: 2 E: 0 K: 3 S: 17	H: 2 LOB: 3 BB: 2 P: 29	1B: 4 2B: 2 3B: 0 HR: 0	SF: 1 SAC: 1 DP: 1 HBP: 1	WP: 1 PB: 1 SB: 1 CS: 1	PA: 48	
PITCHER	IP 9.0	WLS 3	BF 32	H 3	R 1	ER 0	SO 7	BB 2	IBB 0	HBP 0	BLK 0	WP 1	HR 0	S 85	P 126	ERA 0.00	WHIP 0.556										
29 Jeff Samardzija, R ERA: 1.82	1.0	3	0	0	0	1	0	0	0	0	0	0	0	7	10	0.00	0.000										
63 Brian Schiltler, R ERA: 3.5	1.0	4	1	0	0	2	0	0	0	0	0	0	0	9	12	0.00	1.000										
53 Wesley Wright, L ERA: 1.8	0.1	1	0	0	0	1	0	0	0	0	0	0	0	3	4	0.00	0.000										
52 Justin Grimm, R ERA: 3.58	0.2	L	7	2	2	2	2	2	0	1	0	0	0	14	25	27.00	6.000										

Chicago White Sox @ Chicago Cubs
Wrigley Field, Chicago, IL
Mon May 05 2014, 7:09 PM - 10:59 PM CDT
Att: 33,146 - Clear - 41 F


AB 40
R 3
H 6
RBI 3
BB 4
SO 13
LOB 15



Batter	1	2	3	4	5	6	7	8	9	10	11	12	AB	R	H	RBI	BB	SO	LOB	BOTTOM								
64 Emilio Bonifacio, S OBP: 0.365, SLG: 0.371														4	0	0	0	0	0	0								
21 Junior Lake, R OBP: 0.266, SLG: 0.440														2	0	0	1	0	1	0								
8 Chris Coghlan, L OBP: 0.353, SLG: 0.333														2	0	1	0	0	0	0								
44 Anthony Rizzo, L OBP: 0.420, SLG: 0.500														4	0	1	0	1	1	0								
13 Starlin Castro, R OBP: 0.317, SLG: 0.438														5	0	0	0	0	1	3								
5 Welington Castillo, R OBP: 0.333, SLG: 0.477														3	0	0	0	2	1	1								
19 Nate Schierholz, L OBP: 0.219, SLG: 0.235														4	0	0	0	1	0	2								
30 Mike Olt, R OBP: 0.227, SLG: 0.353														4	0	1	0	1	0	1								
15 Darwin Barney, R OBP: 0.220, SLG: 0.173														3	0	0	0	0	2	2								
24 Luis Valbuena, L OBP: 0.369, SLG: 0.369														2	0	0	0	0	1	1								
29 Jeff Samardzija, R ERA: 1.82														3	1	1	0	0	0	0								
54 Ronald Belisario, R ERA: 5.3														0	0	0	0	0	0	0								
52 Jake Petricka, R ERA: 1.93														1	0	0	0	0	0	0								
37 Travis Wood, L ERA: 4.55														0	0	0	0	0	0	0								
53 Wesley Wright, R ERA: 1.8														1	0	0	0	0	0	0								
52 Justin Grimm, R ERA: 3.58														0	0	0	0	0	0	0								
Inning Stats	R: 0 E: 0 K: 1 S: 7	H: 0 LOB: 0 BB: 0 P: 11	R: 0 E: 0 K: 0 S: 5	H: 0 LOB: 0 BB: 0 P: 7	R: 0 E: 0 K: 1 S: 9	H: 0 LOB: 0 BB: 0 P: 12	R: 0 E: 0 K: 1 S: 7	H: 0 LOB: 0 BB: 0 P: 10	R: 0 E: 0 K: 0 S: 14	H: 0 LOB: 0 BB: 2 P: 27	R: 1 E: 0 K: 0 S: 6	H: 1 LOB: 0 BB: 0 P: 8	R: 0 E: 0 K: 0 S: 6	H: 0 LOB: 1 BB: 0 P: 20	R: 0 E: 0 K: 1 S: 8	H: 0 LOB: 0 BB: 0 P: 14	R: 0 E: 0 K: 1 S: 8	H: 1 LOB: 1 BB: 0 P: 19	R: 0 E: 0 K: 0 S: 6	H: 0 LOB: 0 BB: 0 P: 7	R: 0 E: 0 K: 1 S: 14	H: 1 LOB: 2 BB: 1 P: 28	R: 0 E: 0 K: 1 S: 9	H: 1 LOB: 1 BB: 1 P: 15	1B: 3 2B: 1 3B: 0 HR: 0	SF: 1 SAC: 1 DP: 1 HBP: 0	WP: 0 PB: 0 SB: 1 CS: 0	PA: 44
PITCHER	IP 7.0	WLS 25	BF 25	H 1	R 1	ER 1	SO 3	BB 3	IBB 0	HBP 0	BLK 0	WP 0	HR 0	S 57	P 95	ERA 1.29	WHIP 0.571											
27 Matt Lindstrom, R ERA: 3.0	1.0	S	4	1	0	0	1	0	0	0	0	0	0	16	25	0.00	0.500											

Chicago White Sox @ Chicago Cubs
Wrigley Field, Chicago, IL
Mon May 05 2014, 7:09 PM - 10:59 PM CDT
Att: 33,146 - Clear - 41 F

AB 37
R 1
H 4
RBI 1
BB 5
SO 7
LOB 10



Batter	1	2	3	4	5	6	7	8	9	AB	R	H	RBI	BB	SO	LOB	TOP			
30 Alejandro De Aza, L OBP: 0.250, SLG: 0.327										5	0	0	0	0	2	1				
15 Gordon Beckham, R OBP: 0.280, SLG: 0.340										5	2	4	1	0	0	1				
79 José Abreu, R OBP: 0.315, SLG: 0.604										4	0	1	0	0	1	3				
24 Dayan Viciedo, R OBP: 0.372, SLG: 0.481										3	0	0	0	0	2	2				
37 Scott Downs, L										0	0	0	0	0	0	0				
40 Daniel Webb, R										0	0	0	0	0	0	0				
10 Alexei Ramirez, R OBP: 0.348, SLG: 0.478										3	1	0	1	1	1	1				
25 Moisés Sierra, R OBP: 0.175, SLG: 0.179										4	1	4	0	0	0	0				
21 Tyler Flowers, R OBP: 0.379, SLG: 0.389										4	1	1	1	0	2	2				
5 Marcus Semien, R OBP: 0.267, SLG: 0.346										4	0	0	0	0	2	3				
48 Hector Noesi, R																				
57 Zach Putnam, R																				
44 Adam Dunn, L OBP: 0.405, SLG: 0.495																				
20 Jordan Danks, L OBP: 0.229, SLG: 0.195										2	0	0	0	0	1	0				
										1	0	1	2	0	0	0				
Inning Stats	R: 0 E: 0 K: 1 S: 8	H: 1 LOB: 0 BB: 0 P: 9	R: 0 E: 0 K: 1 S: 12	H: 1 LOB: 1 BB: 0 P: 17	R: 0 E: 0 K: 1 S: 6	H: 0 LOB: 0 BB: 0 P: 6	R: 1 E: 0 K: 0 S: 10	H: 2 LOB: 1 BB: 0 P: 22	R: 0 E: 0 K: 3 S: 12	H: 0 LOB: 0 BB: 0 P: 7	R: 0 E: 0 K: 2 S: 10	H: 1 LOB: 1 BB: 0 P: 15	R: 1 E: 0 K: 1 S: 14	H: 2 LOB: 1 BB: 0 P: 20	R: 3 E: 0 K: 1 S: 18	H: 3 LOB: 1 BB: 1 P: 30	1B: 6 2B: 4 3B: 0 HR: 1	SF: 0 SAC: 0 DP: 0 HBP: 1	WP: 2 PB: 0 SB: 0 CS: 0	PA: 39
PITCHER	IP WLS BF H R ER SO BB IBB HBP BLK WP HR S P ERA WHIP																			
36 Edwin Jackson, R ERA: 4.57	7.0 26 6 1 1 9 0 0 0 1 0 2 0 65 93 1.29 0.857																			
40 James Russell, L ERA: 4.05	0.2 2 0 0 0 0 0 0 0 0 0 0 0 1 9 12 27.00 6.000																			
54 Neil Ramirez, R ERA: 2.25	0.1 L 3 2 1 1 1 0 0 0 0 0 0 1 9 12 27.00 6.000																			
46 Pedro Strop, R ERA: 4.97	0.1 5 3 3 3 1 1 0 0 0 0 0 0 13 22 81.00 12.000																			
33 Carlos Villanueva, R ERA: 3.15	0.2 2 0 0 0 0 0 0 0 0 0 0 0 5 8 0.00 0.000																			

Chicago White Sox @ Chicago Cubs
Wrigley Field, Chicago, IL
Tue May 06 2014, 7:08 PM - 10:36 PM CDT
Att: 34,305 - Partly Cloudy - 46 F

AB 36
R 5
H 11
RBI 5
BB 1
SO 11
LOB 13

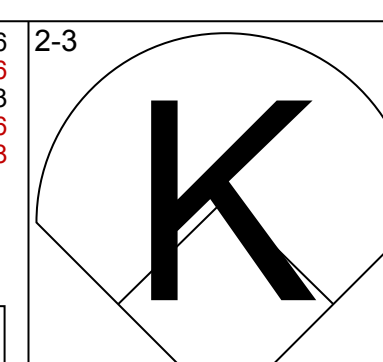
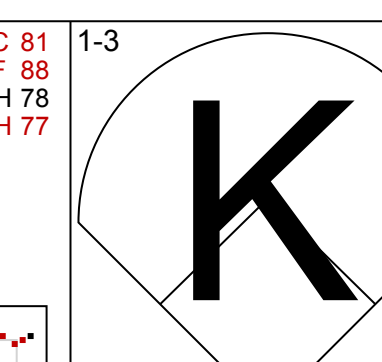
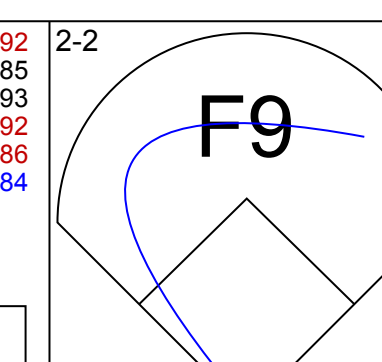
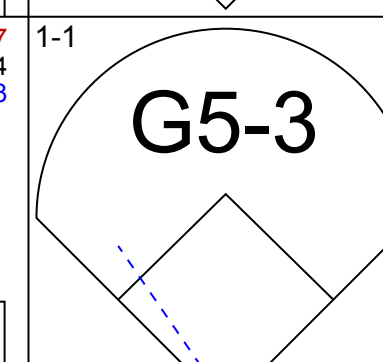
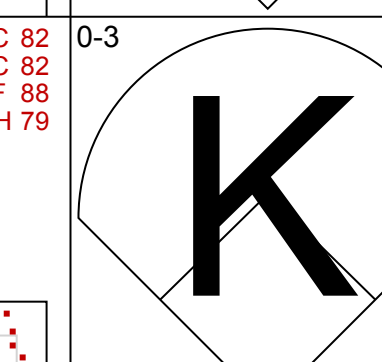
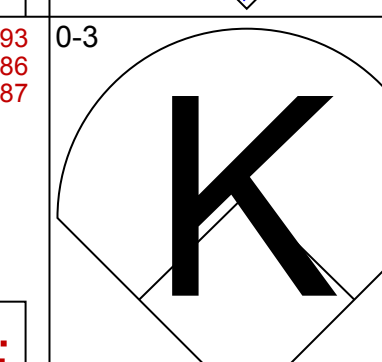
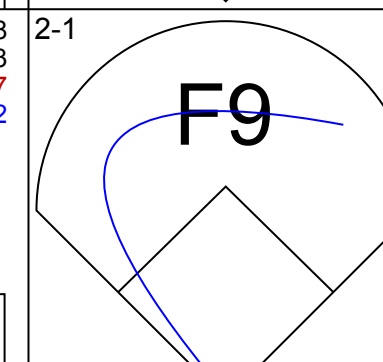
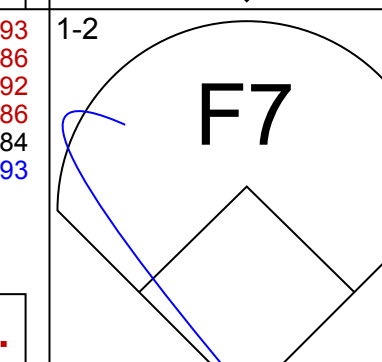
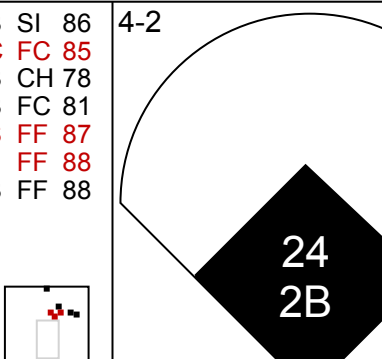
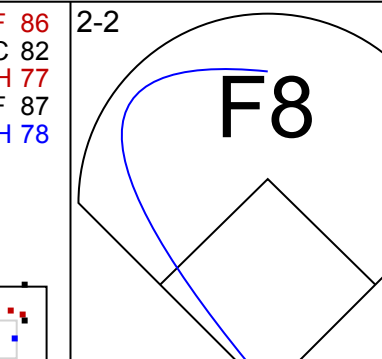
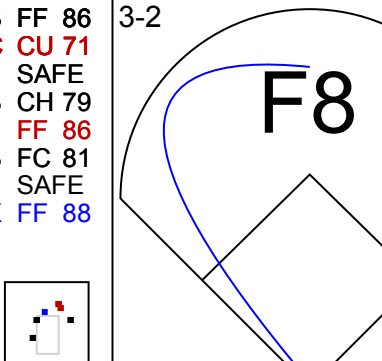
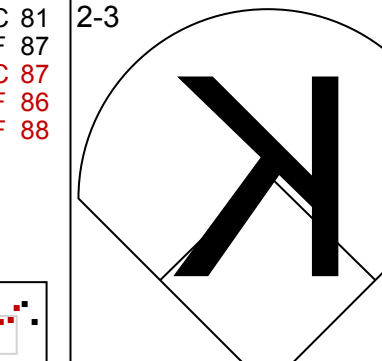
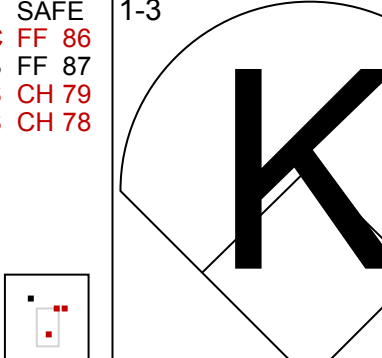
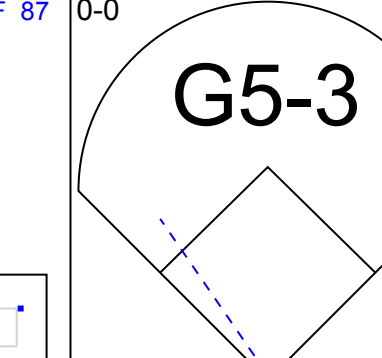
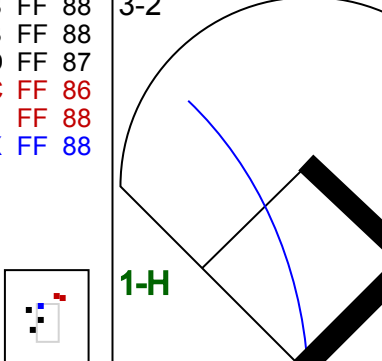
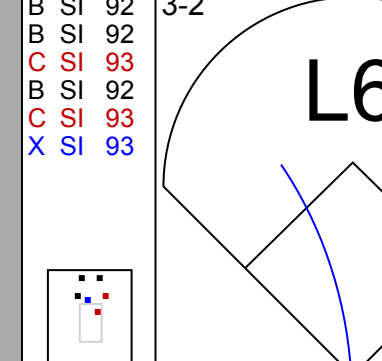
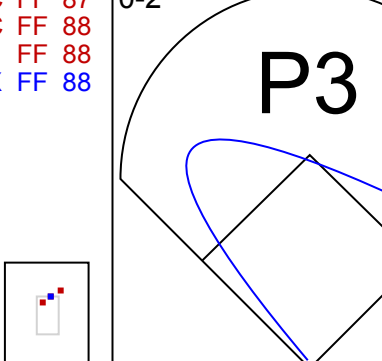
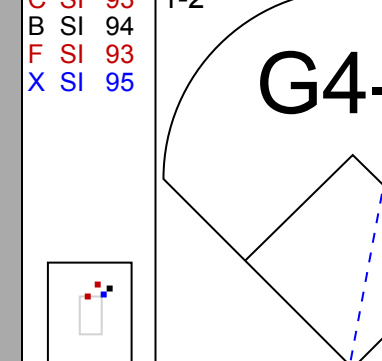
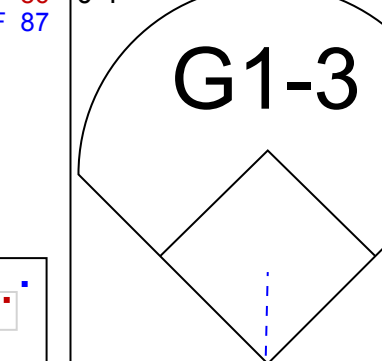
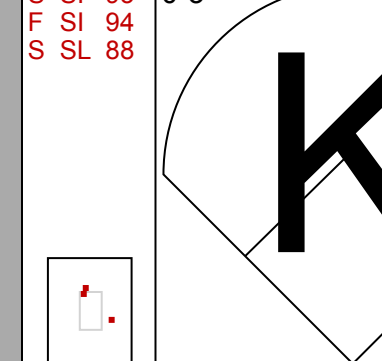


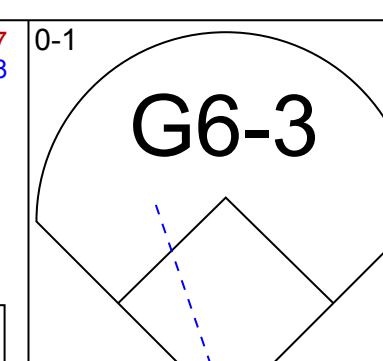
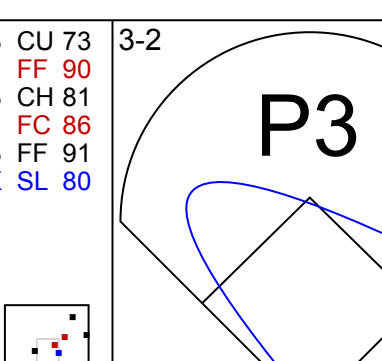
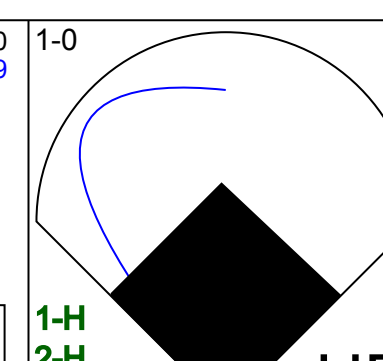
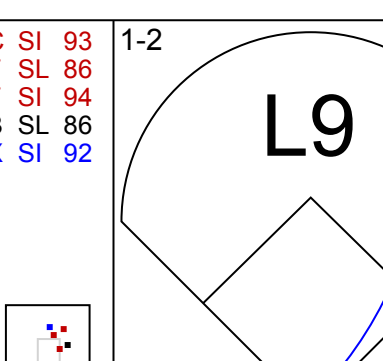
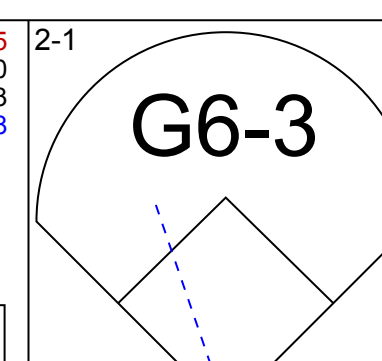
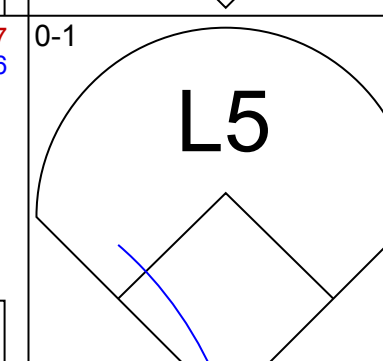
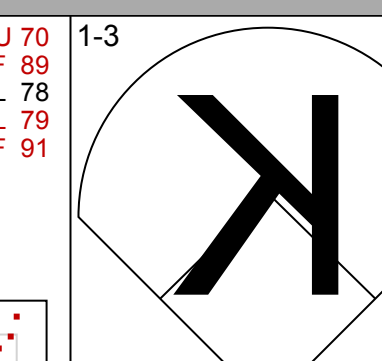
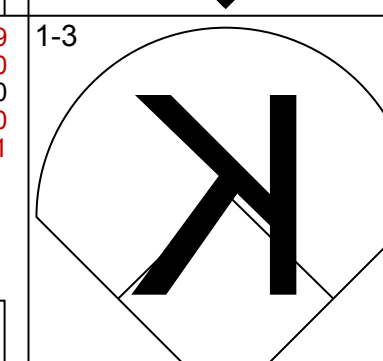
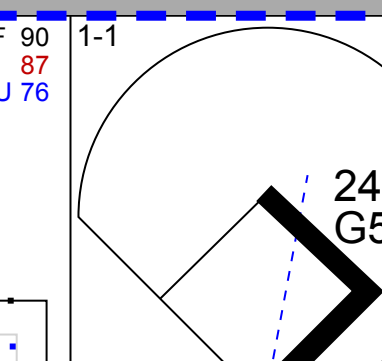
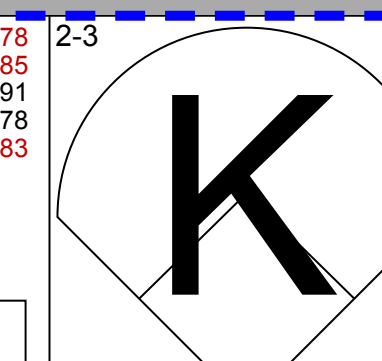

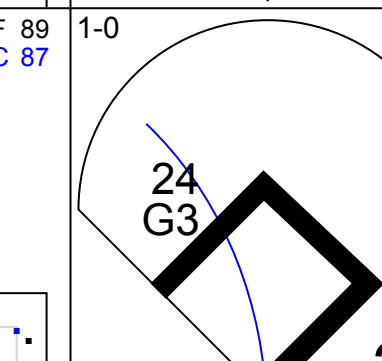
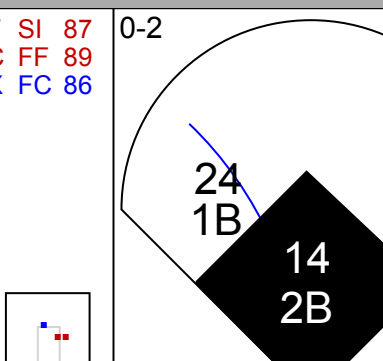
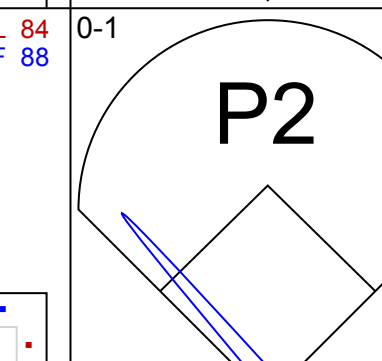
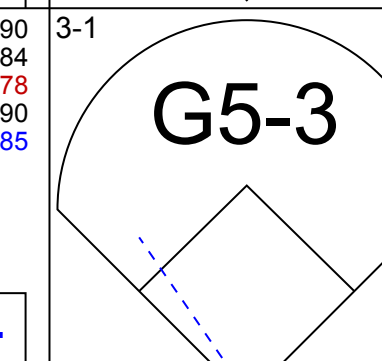

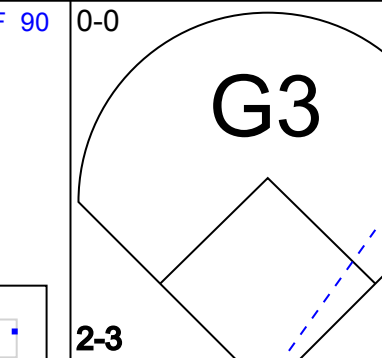
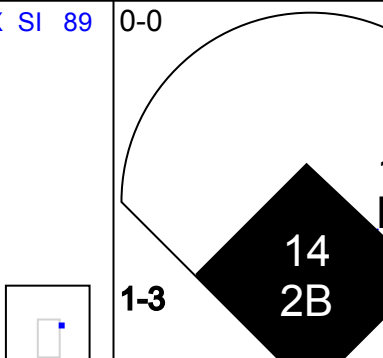
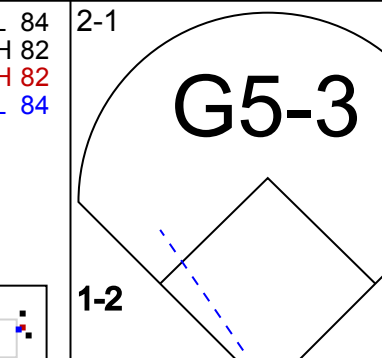
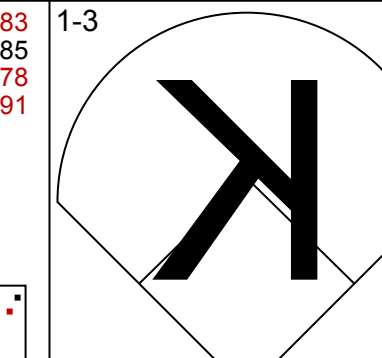

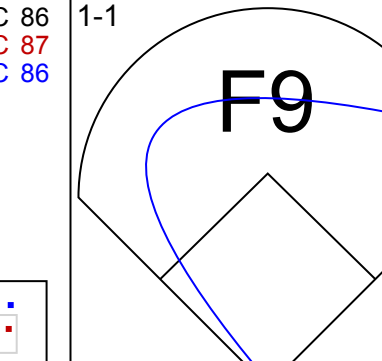
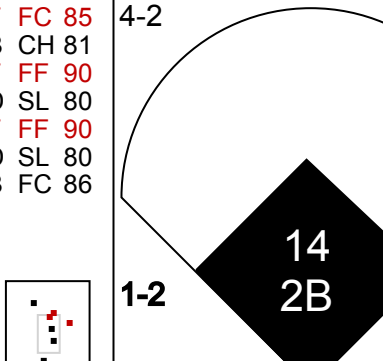
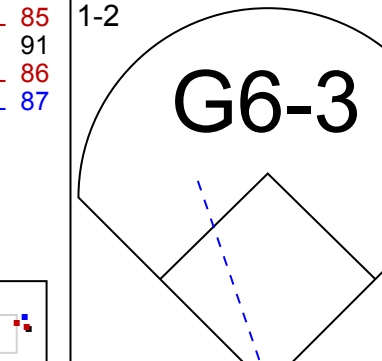

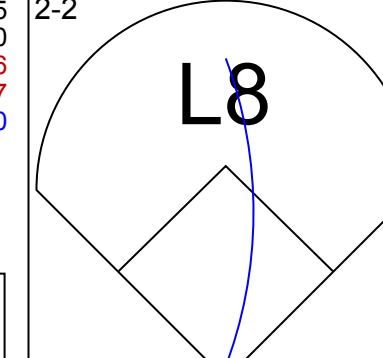
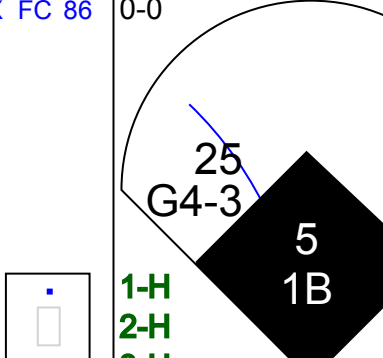
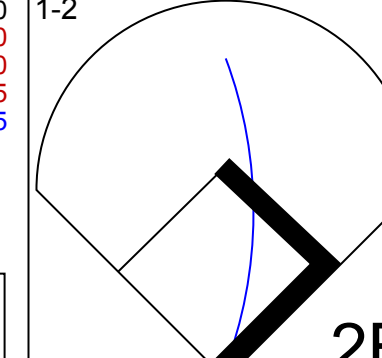

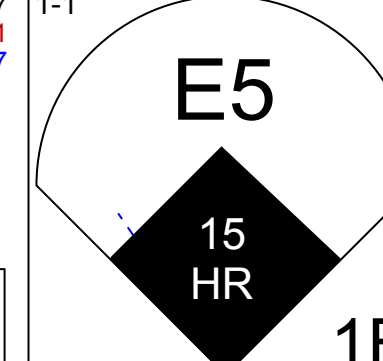
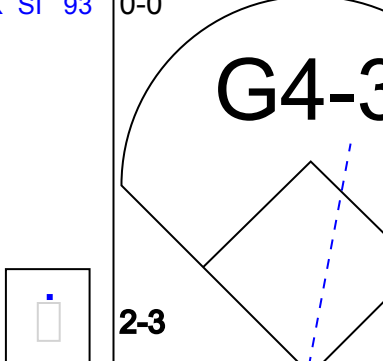
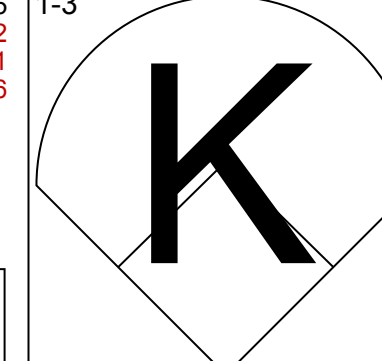
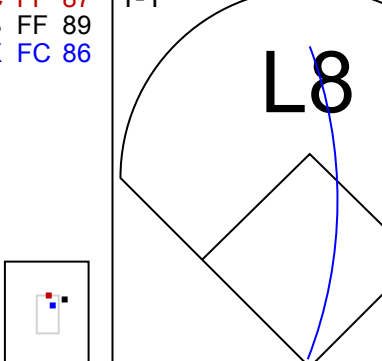
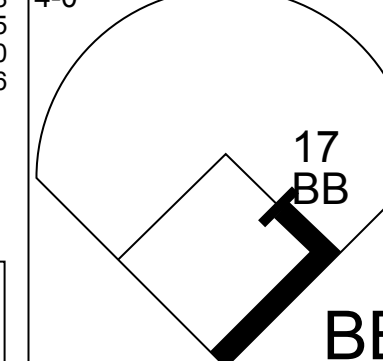
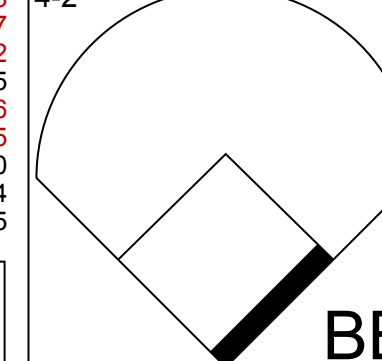
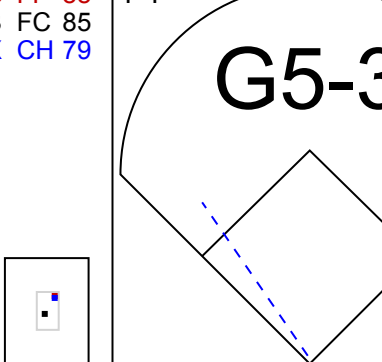
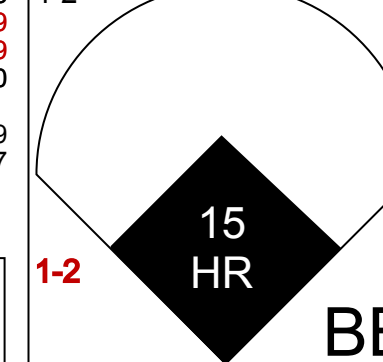
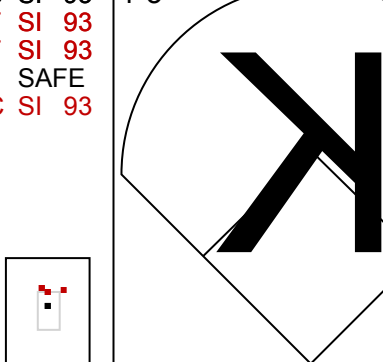
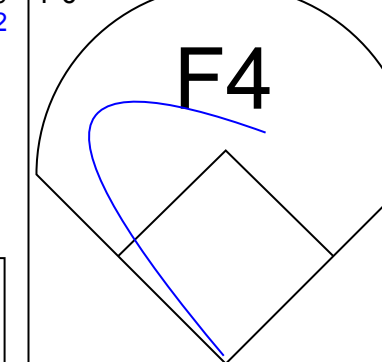
Batter	1	2	3	4	5	6	7	8	9	AB	R	H	RBI	BB	SO	LOB	BOTTOM			
64 Emilio Bonifacio, S OBP: 0.362, SLG: 0.367										4	0	1	1	0	1	0				
24 Luis Valbuena, L OBP: 0.330, SLG: 0.352										3	0	0	0	0	2	2				
30 Mike Olt, R OBP: 0.237, SLG: 0.353										0	0	0	0	1	0	0				
33 Carlos Villanueva, R										0	0	0	0	0	0	0				
44 Anthony Rizzo, L OBP: 0.415, SLG: 0.491										4	0	1	0	0	0	1				
13 Starlin Castro, R OBP: 0.315, SLG: 0.432										4	0	1	0	0	1	1				
5 Wellington Castillo, R OBP: 0.230, SLG: 0.457										4	0	0	0	0	3	2				
19 Nate Schierholtz, L OBP: 0.220, SLG: 0.228										3	0	0	0	1	1	1				
21 Junior Lake, R OBP: 0.265, SLG: 0.430																				
8 Chris Coghlan, L OBP: 0.333, SLG: 0.200										2	0	0	0	1	0	0				
54 Neil Ramirez, R										0	0	0	0	0	0	0				
46 Pedro Strop, R										0	0	0	0	0	0	0				
15 Darwin Barney, R OBP: 0.220, SLG: 0.173										0	0	0	0	0	0	0				
36 Edwin Jackson, R OBP: 0.067, SLG: 0.133										2	0	0	0	0	1	2				
40 James Russell, L										0	0	0	0	0	0	0				
51 Ryan Kalish, L OBP: 0.305, SLG: 0.327										1	0	0	0	0	1	0				
Inning Stats	R: 0 E: 0 K: 1 S: 7	H: 0 LOB: 0 BB: 0 P: 11	R: 0 E: 0 K: 1 S: 11	H: 1 LOB: 0 BB: 0 P: 18	R: 0 E: 0 K: 0 S: 7	H: 0 LOB: 0 BB: 0 P: 12	R: 1 E: 0 K: 3 S: 16	H: 2 LOB: 2 BB: 1 P: 25	R: 0 E: 0 K: 2 S: 10	H: 0 LOB: 0 BB: 0 P: 14	R: 0 E: 0 K: 0 S: 9	H: 0 LOB: 0 BB: 0 P: 15	R: 0 E: 0 K: 2 S: 12	H: 0 LOB: 1 BB: 1 P: 23	R: 0 E: 0 K: 1 S: 11	H: 0 LOB: 1 BB: 1 P: 19	1B: 4 2B: 0 3B: 0 HR: 0	SF: 0 SAC: 0 DP: 0 HBP: 0	WP: 2 PB: 0 SB: 2 CS: 0	PA: 34
PITCHER	IP WLS BF H R ER SO BB IBB HBP BLK WP HR S P ERA WHIP																			
48 Hector Noesi, R ERA: 8.27	5.0 20 4 1 1 6 1 0 0 0 0 2 0 51 81 1.80 1.000																			
57 Zach Putnam, R ERA: 1.35	2.0 W 6 0 0 0 2 0 0 0 0 0 0 0 19 29 0.00 0.000																			
37 Scott Downs, L ERA: 6.0	1.0 H 4 0 0 0 2 1 0 0 0 0 0 0 12 23 0.00 1.000																			
40 Daniel Webb, R ERA: 2.5	1.0 4 0 0 0 1 1 0 0 0 0 0 0 11 19 0.00 1.000																			

Chicago White Sox @ Chicago Cubs
Wrigley Field, Chicago, IL
Tue May 06 2014, 7:08 PM - 10:36 PM CDT
Att: 34,305 - Partly Cloudy - 46 F

AB 31
R 1
H 4
RBI 1
BB 3
SO 11
LOB 11



Batter	1	2	3	4	5	6	7	8	9	AB	R	H	RBI	BB	SO	LOB	TOP										
64 Emilio Bonifacio, S OBP: 0.358, SLG: 0.371										4	0	1	1	0	2	0	Chicago Cubs @ Chicago White Sox U.S. Cellular Field, Chicago, IL Wed May 07 2014, 8:11 PM - 11:13 PM EDT Att: 21,075 - Cloudy - 62 F										
21 Junior Lake, R OBP: 0.253, SLG: 0.410										4	0	0	0	0	3	2											
44 Anthony Rizzo, L OBP: 0.403, SLG: 0.474										4	0	0	0	0	1	2											
13 Starlin Castro, R OBP: 0.321, SLG: 0.425										2	1	0	0	2	0	0											
5 Wellington Castillo, R OBP: 0.308, SLG: 0.438										4	0	0	0	0	2	2											
30 Mike Olt, R OBP: 0.238, SLG: 0.389										4	1	1	1	0	2	1											
24 Luis Valbuena, L OBP: 0.356, SLG: 0.365										3	0	1	1	0	0	0											
15 Darwin Barney, R OBP: 0.226, SLG: 0.182										3	1	1	0	0	0	1											
51 Ryan Kalish, L OBP: 0.290, SLG: 0.310										3	0	0	0	0	1	1											
Inning Stats	R: 0 E: 0 K: 1 S: 7	H: 0 LOB: 0 BB: 0 P: 12	R: 1 E: 0 K: 1 S: 16	H: 1 LOB: 1 BB: 1 P: 27	R: 0 E: 0 K: 2 S: 9	H: 0 LOB: 0 BB: 0 P: 10	R: 0 E: 0 K: 1 S: 7	H: 0 LOB: 0 BB: 0 P: 8	R: 2 E: 0 K: 2 S: 18	H: 3 LOB: 2 BB: 0 P: 30	R: 0 E: 0 K: 1 S: 7	H: 0 LOB: 0 BB: 0 P: 11	R: 0 E: 0 K: 1 S: 9	H: 0 LOB: 0 BB: 0 P: 13	R: 0 E: 0 K: 1 S: 12	H: 0 LOB: 0 BB: 1 P: 15		R: 0 E: 0 K: 1 S: 5	H: 0 LOB: 0 BB: 1 P: 10	1B: 1 2B: 3 3B: 0 HR: 1	SF: 0 SAC: 0 DP: 1 HBP: 0	WP: 0 PB: 0 SB: 0 CS: 0	PA: 33				
PITCHER	IP	WLS	BF	H	R	ER	SO	BB	IBB	HBP	BLK	WP	HR	S	P	ERA	WHIP										
50 John Danks, L ERA: 4.93	6.0	W	24	4	3	3	8	1	0	0	0	0	1	64	98	4.50	0.833										
52 Jake Petricka, R ERA: 1.74	2.0		6	0	0	0	2	0	0	0	0	0	0	21	28	0.00	0.000										
39 Maikel Cleto, R ERA: 2.25	1.0		3	0	0	0	1	1	0	0	0	0	0	5	10	0.00	1.000										

Batter	1	2	3	4	5	6	7	8	9	AB	R	H	RBI	BB	SO	LOB	BOTTOM										
15 Gordon Beckham, R OBP: 0.273, SLG: 0.385										5	1	1	3	0	0	3	Chicago Cubs @ Chicago White Sox U.S. Cellular Field, Chicago, IL Wed May 07 2014, 8:11 PM - 11:13 PM EDT Att: 21,075 - Cloudy - 62 F										
30 Alejandro De Aza, L OBP: 0.248, SLG: 0.322										5	0	1	0	0	3	0											
79 José Abreu, R OBP: 0.325, SLG: 0.619										5	2	3	0	0	0	1											
24 Dayan Viciedo, R OBP: 0.373, SLG: 0.473										4	1	1	0	1	1	2											
10 Alexei Ramirez, R OBP: 0.352, SLG: 0.474										3	1	1	1	1	0	2											
14 Paul Konerko, R OBP: 0.308, SLG: 0.343										3	1	2	3	1	0	0											
25 Moisés Sierra, R OBP: 0.182, SLG: 0.186										4	1	1	0	0	2	5											
5 Marcus Semien, R OBP: 0.280, SLG: 0.348										2	0	1	1	2	0	0											
17 Adrian Nieto, S OBP: 0.276, SLG: 0.321										3	1	0	0	1	1	3											
Inning Stats	R: 1 E: 0 K: 1 S: 17	H: 2 LOB: 3 BB: 2 P: 29	R: 0 E: 0 K: 0 S: 7	H: 0 LOB: 0 BB: 0 P: 12	R: 0 E: 0 K: 1 S: 8	H: 1 LOB: 1 BB: 0 P: 11	R: 3 E: 1 K: 1 S: 12	H: 2 LOB: 2 BB: 2 P: 25	R: 4 E: 0 K: 1 S: 17	H: 4 LOB: 1 BB: 1 P: 23	R: 0 E: 0 K: 0 S: 9	H: 1 LOB: 0 BB: 0 P: 13	R: 0 E: 0 K: 1 S: 15	H: 1 LOB: 2 BB: 1 P: 24	R: 0 E: 0 K: 2 S: 8	H: 0 LOB: 0 BB: 0 P: 14		1B: 6 2B: 4 3B: 0 HR: 1	SF: 0 SAC: 0 DP: 0 HBP: 0	WP: 0 PB: 0 SB: 0 CS: 0	PA: 40						
PITCHER	IP	WLS	BF	H	R	ER	SO	BB	IBB	HBP	BLK	WP	HR	S	P	ERA	WHIP										
37 Travis Wood, L ERA: 4.75	4.0	L	24	8	8	3	3	5	0	0	0	0	0	52	89	18.00	3.250										
63 Brian Schiller, R ERA: 3.27	1.0		4	1	0	0	1	0	0	0	0	0	0	9	11	0.00	1.000										
33 Carlos Villanueva, R ERA: 0.36	2.0		9	2	0	0	1	1	0	0	0	0	0	24	37	0.00	1.500										
53 Wesley Wright, L ERA: 1.54	1.0		3	0	0	0	2	0	0	0	0	0	0	8	14	0.00	0.000										

Batter	1	2	3	4	5	6	7	8	9	AB	R	H	RBI	BB	SO	LOB	TOP			
51 Ryan Kalish, L OBP: 0.294, SLG: 0.344										6	1	2	0	0	0	7				
24 Luis Valbuena, L OBP: 0.354, SLG: 0.354										5	2	1	1	1	0	3				
44 Anthony Rizzo, L OBP: 0.414, SLG: 0.513										5	3	3	2	1	1	2				
13 Starlin Castro, R OBP: 0.321, SLG: 0.439										5	2	1	2	0	1	4				
19 Nate Schierholz, L OBP: 0.243, SLG: 0.257										4	2	2	0	2	0	0				
5 Wellington Castillo, R OBP: 0.318, SLG: 0.430										4	1	1	2	0	1	1				
8 Chris Coghlan, L OBP: 0.333, SLG: 0.200										5	0	1	0	1	2	7				
30 Mike Olt, R OBP: 0.259, SLG: 0.434										4	1	2	4	0	1	4				
21 Junior Lake, R OBP: 0.272, SLG: 0.414										4	0	2	1	1	2	3				
Inning Stats	R: 0 H: 2 E: 0 K: 0 S: 9	H: 2 LOB: 1 BB: 0 P: 16	R: 0 H: 0 E: 1 K: 1 S: 11	H: 0 LOB: 2 BB: 0 P: 15	R: 4 H: 5 E: 0 K: 0 S: 19	H: 5 LOB: 3 BB: 1 P: 32	R: 2 H: 2 E: 0 K: 1 S: 10	H: 2 LOB: 1 BB: 1 P: 16	R: 0 H: 2 E: 0 K: 1 S: 14	H: 2 LOB: 2 BB: 0 P: 20	R: 0 H: 0 E: 0 K: 2 S: 8	H: 0 LOB: 1 BB: 1 P: 18	R: 5 H: 3 E: 0 K: 1 S: 17	H: 3 LOB: 1 BB: 2 P: 35	R: 1 H: 1 E: 0 K: 0 S: 14	H: 1 LOB: 2 BB: 1 P: 23	1B: 9 2B: 1 3B: 2 HR: 3	SF: 0 SAC: 0 DP: 1 HBP: 4	WP: 1 PA: 52 PB: 1 SB: 0 CS: 0	
PITCHER	IP WLS BF H R ER SO BB IBB HBP BLK WP HR S P ERA WHIP	4.0 L 27 11 6 6 2 2 0 0 0 0 2 55 90 13.50 3.250	2.0 6 0 0 0 3 0 0 0 0 0 0 16 20 0.00 0.000	2.0 13 3 5 5 3 3 0 1 0 1 1 27 53 22.50 3.000	1.0 6 1 1 1 0 1 0 1 0 0 0 14 23 9.00 2.000															

Chicago Cubs @ Chicago White Sox
U.S. Cellular Field, Chicago, IL
Thu May 08 2014, 8:10 PM - 12:17 AM EDT
Att: 26,332 - Overcast - 83 F

livebaseballscorecards.com

AB 42
R 12
H 15
RBI 12
BB 6
SO 8
LOB 31

Batter	1	2	3	4	5	6	7	8	9	AB	R	H	RBI	BB	SO	LOB	BOTTOM			
15 Gordon Beckham, R OBP: 0.288, SLG: 0.382										3	0	1	0	0	0	1				
28 Leury Garcia, S OBP: 0.324, SLG: 0.355										4	0	2	1	1	1	1				
12 Conor Gillaspie, L OBP: 0.394, SLG: 0.418										4	0	1	0	0	1	3				
79 Jose Abreu, R OBP: 0.323, SLG: 0.608										0	1	0	0	1	0	0				
5 Marcus Semien, R OBP: 0.285, SLG: 0.348										4	0	1	0	1	0	3				
44 Adam Dunn, L OBP: 0.405, SLG: 0.485										4	0	1	0	1	0	3				
24 Dayan Viciedo, R OBP: 0.366, SLG: 0.462										5	0	1	1	0	2	4				
10 Alexei Ramirez, R OBP: 0.397, SLG: 0.486										5	2	4	0	0	1	1				
30 Alejandro De Aza, L OBP: 0.246, SLG: 0.317										5	1	1	0	0	2	5				
25 Moises Sierra, R OBP: 0.188, SLG: 0.191										4	0	1	1	0	1	1				
21 Tyler Flowers, R OBP: 0.374, SLG: 0.384										4	1	1	2	0	1	1				
17 Adrian Nieto, S OBP: 0.276, SLG: 0.321										0	0	0	0	0	0	0				
Inning Stats	R: 0 H: 2 E: 0 K: 1 S: 12	H: 3 LOB: 0 BB: 0 P: 22	R: 2 H: 0 E: 1 K: 0 S: 14	H: 3 LOB: 0 BB: 0 P: 20	R: 0 H: 0 E: 0 K: 0 S: 5	R: 2 H: 4 E: 0 K: 0 S: 16	H: 4 LOB: 2 BB: 0 P: 25	R: 0 H: 1 E: 0 K: 0 S: 9	H: 1 LOB: 1 BB: 0 P: 13	R: 0 H: 0 E: 0 K: 1 S: 11	H: 0 LOB: 1 BB: 0 P: 20	R: 0 H: 0 E: 0 K: 3 S: 12	H: 0 LOB: 1 BB: 1 P: 22	R: 0 H: 0 E: 0 K: 3 S: 10	H: 0 LOB: 0 BB: 0 P: 12	R: 1 H: 3 E: 0 K: 0 S: 16	H: 3 LOB: 3 BB: 1 P: 25	1B: 13 2B: 1 3B: 0 HR: 0	SF: 0 SAC: 0 DP: 1 HBP: 1	WP: 0 PA: 43 PB: 1 SB: 0 CS: 0
PITCHER	IP WLS BF H R ER SO BB IBB HBP BLK WP HR S P ERA WHIP	4.0 W 21 9 4 4 3 1 0 0 0 0 0 16 26 0.00 0.600	1.2 W 7 1 0 0 0 0 0 0 1 0 0 0 8 15 0.00 1.500	0.2 H 2 0 0 0 2 0 0 0 0 0 0 8 14 0.00 0.000	1.2 9 3 1 1 3 1 0 0 0 0 0 23 32 5.40 2.400															

Chicago Cubs @ Chicago White Sox
U.S. Cellular Field, Chicago, IL
Thu May 08 2014, 8:10 PM - 12:17 AM EDT
Att: 26,332 - Overcast - 83 F


livebaseballscorecards.com

AB 39
R 5
H 13
RBI 5
BB 3
SO 9
LOB 20

Batter	1	2	3	4	5	6	7	8	9	AB	R	H	RBI	BB	SO	LOB	TOP					
64 Emilio Bonifacio, S OBP: 0.345, SLG: 0.356										4	0	1	0	0	1	1						
51 Ryan Kalish, L OBP: 0.316, SLG: 0.352										4	0	2	0	0	0	1						
44 Anthony Rizzo, L OBP: 0.399, SLG: 0.488										4	0	1	0	0	1	1						
13 Starlin Castro, R OBP: 0.324, SLG: 0.435										3	0	1	0	1	0	1						
24 Luis Valbuena, L OBP: 0.346, SLG: 0.337										3	0	0	0	1	2	2						
5 Wellington Castillo, R OBP: 0.310, SLG: 0.417										3	0	0	0	0	2	3						
30 Mike Olt, R OBP: 0.264, SLG: 0.457										3	0	0	0	0	2	1						
21 Junior Lake, R OBP: 0.271, SLG: 0.407										3	0	1	0	0	1	0						
29 Jeff Samardzija, R OBP: 0.105, SLG: 0.167										2	0	0	0	0	2	0						
63 Brian Schmitter, R ERA: 1.5										0	0	0	0	0	0	0						
40 James Russell, L ERA: 2.51										0	0	0	0	0	0	0						
19 Nate Schierholz, L OBP: 0.233, SLG: 0.245										1	0	0	0	0	1	1						
52 Justin Grimm, R										0	0	0	0	0	0	0						
Inning Stats	R: 0 E: 0 K: 0 S: 11	H: 1 LOB: 0 BB: 0 P: 14	R: 0 E: 0 K: 0 S: 6	H: 1 LOB: 1 BB: 0 P: 8	R: 0 E: 0 K: 1 S: 8	H: 0 LOB: 0 BB: 0 P: 12	R: 0 E: 0 K: 1 S: 9	H: 2 LOB: 2 BB: 1 P: 19	R: 0 E: 0 K: 3 S: 9	H: 0 LOB: 0 BB: 0 P: 13	R: 0 E: 0 K: 0 S: 5	H: 1 LOB: 0 BB: 0 P: 7	R: 0 E: 0 K: 2 S: 8	H: 0 LOB: 0 BB: 0 P: 15	R: 0 E: 0 K: 3 S: 12	H: 1 LOB: 1 BB: 0 P: 15	R: 0 E: 0 K: 2 S: 12	H: 0 LOB: 1 BB: 1 P: 19	1B: 5 2B: 1 3B: 0 HR: 0	SF: 0 SAC: 0 DP: 2 HBP: 0	WP: 0 PB: 0 SB: 0 CS: 0	PA: 32
PITCHER	IP	WLS	BF	H	R	ER	SO	BB	IBB	HBP	BLK	WP	HR	S	P	ERA	WHIP					
30 Ervin Santana, R ERA: 1.99	7.0	W	24	5	0	0	7	1	0	0	0	0	0	56	88	0.00	0.857					
48 David Carpenter, R	1.0	H	4	1	0	0	3	0	0	0	0	0	0	12	15	0.00	1.000					
46 Craig Kimbrel, R	1.0	S	4	0	0	0	2	1	0	0	0	0	0	12	19	0.00	1.000					

Chicago Cubs @ Atlanta Braves
Turner Field, Atlanta, GA
Sat May 10 2014, 7:13 PM - 10:36 PM EDT
Att: 30,658 - Cloudy - 76 F

AB	30
R	0
H	6
RBI	0
BB	2
SO	12
LOB	11



Batter	1	2	3	4	5	6	7	8	9	AB	R	H	RBI	BB	SO	LOB	BOTTOM					
22 Jason Heyward, L OBP: 0.297, SLG: 0.301										3	0	0	0	1	0	1						
8 Justin Upton, R OBP: 0.378, SLG: 0.576										2	0	1	0	0	1	0						
17 Jordan Schafer, L OBP: 0.200, SLG: 0.263										4	0	0	0	0	1	3						
5 Freddie Freeman, L OBP: 0.386, SLG: 0.519										4	0	0	0	0	0	3						
24 Evan Gattis, R OBP: 0.276, SLG: 0.490										4	0	0	0	0	0	3						
23 Chris Johnson, R OBP: 0.298, SLG: 0.344										3	1	2	0	0	1	1						
2 B.J. Upton, R OBP: 0.281, SLG: 0.315										2	0	0	0	0	2	1						
19 Andrelton Simmons, R OBP: 0.290, SLG: 0.419										3	1	1	0	0	1	1						
30 Ervin Santana, R OBP: 0.188, SLG: 0.188										2	0	0	0	0	1	0						
4 Ryan Doumit, S OBP: 0.216, SLG: 0.222										1	0	1	1	0	0	0						
14 Ramiro Pena, S OBP: 0.262, SLG: 0.410										0	0	0	0	0	0	0						
1 Tyler Pastornicky, R OBP: 0.286, SLG: 0.333										2	0	0	1	0	0	0						
48 David Carpenter, R										0	0	0	0	0	0	0						
46 Craig Kimbrel, R										0	0	0	0	0	0	0						
Inning Stats	R: 0 E: 0 K: 1 S: 6	H: 0 LOB: 0 BB: 0 P: 11	R: 0 E: 0 K: 1 S: 8	H: 1 LOB: 1 BB: 0 P: 12	R: 0 E: 0 K: 1 S: 9	H: 0 LOB: 0 BB: 0 P: 11	R: 0 E: 0 K: 2 S: 8	H: 1 LOB: 0 BB: 0 P: 11	R: 0 E: 0 K: 2 S: 8	H: 0 LOB: 0 BB: 0 P: 8	R: 0 E: 0 K: 0 S: 9	H: 0 LOB: 2 BB: 1 P: 16	R: 2 E: 0 K: 0 S: 10	H: 3 LOB: 1 BB: 0 P: 14	R: 0 E: 0 K: 0 S: 8	H: 0 LOB: 0 BB: 0 P: 13	1B: 4 2B: 1 3B: 0 HR: 0	SF: 0 SAC: 2 DP: 0 HBP: 1	WP: 0 PB: 0 SB: 0 CS: 0	PA: 31		
PITCHER	IP	WLS	BF	H	R	ER	SO	BB	IBB	HBP	BLK	WP	HR	S	P	ERA	WHIP					
29 Jeff Samardzija, R ERA: 1.45	6.0	L	22	2	2	2	0	0	0	1	0	0	0	7	8	27.00	4.500					
63 Brian Schmitter, R ERA: 4.05	0.2	L	5	3	2	2	0	0	0	0	0	0	0	3	6	0.00	0.000					
40 James Russell, L ERA: 3.86	0.1		1	0	0	0	0	0	0	0	0	0	0	3	6	0.00	0.000					
52 Justin Grimm, R ERA: 3.38	1.0		3	0	0	0	0	0	0	0	0	0	0	8	13	0.00	0.000					

Chicago Cubs @ Atlanta Braves
Turner Field, Atlanta, GA
Sat May 10 2014, 7:13 PM - 10:36 PM EDT
Att: 30,658 - Cloudy - 76 F

AB	27
R	2
H	5
RBI	2
BB	1
SO	7
LOB	10



Batter	1	2	3	4	5	6	7	8	9	AB	R	H	RBI	BB	SO	LOB	TOP				
51 Ryan Kalish, L OBP: 0.321, SLG: 0.347										4	0	1	0	1	2	2	Chicago Cubs @ Atlanta Braves Turner Field, Atlanta, GA Sun May 11 2014, 1:37 PM - 4:31 PM EDT Att: 26,151 - Partly Cloudy - 74 F				
8 Chris Coghlan, L OBP: 0.294, SLG: 0.200										3	0	0	0	0	2	3					
21 Junior Lake, R OBP: 0.268, SLG: 0.402										1	0	0	0	0	1	2					
44 Anthony Rizzo, L OBP: 0.401, SLG: 0.485										3	1	1	0	1	1	0					
13 Starlin Castro, R OBP: 0.329, SLG: 0.444										4	1	2	0	0	1	1					
19 Nate Schierholz, L OBP: 0.242, SLG: 0.257										3	0	1	2	1	1	2					
5 Wellington Castillo, R OBP: 0.308, SLG: 0.411										4	0	1	0	0	2	3					
30 Mike Olt, R OBP: 0.253, SLG: 0.435										4	0	0	0	0	1	3					
15 Darwin Barney, R OBP: 0.242, SLG: 0.203										4	0	2	0	0	1	1					
36 Edwin Jackson, R OBP: 0.118, SLG: 0.176										2	0	1	0	0	0	0					
24 Luis Valbuena, L OBP: 0.343, SLG: 0.333										1	0	0	0	0	1	1					
40 James Russell, L										0	0	0	0	0	0	0					
54 Neil Ramirez, R										0	0	0	0	0	0	0					
64 Emilio Bonifacio, S OBP: 0.343, SLG: 0.353										1	0	0	0	0	1	0					
Inning Stats	R: 0 E: 0 K: 1 S: 8	H: 1 LOB: 0 BB: 0 P: 12	R: 0 E: 0 K: 1 S: 10	H: 0 LOB: 0 BB: 1 P: 16	R: 0 E: 0 K: 2 S: 12	H: 2 LOB: 2 BB: 0 P: 18	R: 2 E: 0 K: 3 S: 15	H: 2 LOB: 1 BB: 1 P: 25	R: 0 E: 0 K: 2 S: 12	H: 1 LOB: 0 BB: 0 P: 16	R: 0 E: 0 K: 2 S: 14	H: 1 LOB: 2 BB: 1 P: 16	R: 0 E: 0 K: 2 S: 14	H: 2 LOB: 2 BB: 0 P: 16	R: 0 E: 0 K: 1 S: 8	H: 0 LOB: 0 BB: 10 P: 10	1B: 7 2B: 3 3B: 0 HR: 0	SF: 0 SAC: 0 DP: 1 HBP: 0	WP: 0 PB: 0 SB: 0 CS: 1	PA: 38	
PITCHER	IP	WLS	BF	H	R	ER	SO	BB	IBB	HBP	BLK	WP	HR	S	P	ERA	WHIP				
34 Aaron Harang, R ERA: 2.98	6.0	W	24	6	2	2	9	2	0	0	0	0	0	71	107	3.00	1.333				
38 Anthony Varvaro, R ERA: 2.25	0.1	H	2	1	0	0	0	0	0	0	0	0	0	2	4	0.00	3.000				
58 Ian Thomas, L ERA: 3.86	0.2	H	3	0	0	0	2	1	0	0	0	0	0	6	12	0.00	1.500				
40 Alex Wood, L ERA: 2.87	1.0	H	5	2	0	0	2	0	0	0	0	0	0	14	16	0.00	2.000				
48 David Carpenter, R ERA: 1.69	1.0	S	3	0	0	0	1	0	0	0	0	0	0	8	10	0.00	0.000				

Chicago Cubs @ Atlanta Braves
 Turner Field, Atlanta, GA
 Sun May 11 2014, 1:37 PM - 4:31 PM EDT
 Att: 26,151 - Partly Cloudy - 74 F

AB	34
R	2
H	9
RBI	2
BB	3
SO	14
LOB	18



Batter	1	2	3	4	5	6	7	8	9	AB	R	H	RBI	BB	SO	LOB	BOTTOM				
22 Jason Heyward, L OBP: 0.302, SLG: 0.324										3	1	1	2	1	1	0	Chicago Cubs @ Atlanta Braves Turner Field, Atlanta, GA Sun May 11 2014, 1:37 PM - 4:31 PM EDT Att: 26,151 - Partly Cloudy - 74 F				
1 Tyler Pastornicky, R OBP: 0.222, SLG: 0.250										4	0	0	0	0	0	1					
40 Alex Wood, R										0	0	0	0	0	0	0					
48 David Carpenter, R										0	0	0	0	0	0	0					
5 Freddie Freeman, L OBP: 0.376, SLG: 0.504										4	0	0	0	0	1	0					
24 Evan Gattis, R OBP: 0.284, SLG: 0.514										3	2	1	1	1	1	0					
23 Chris Johnson, R OBP: 0.304, SLG: 0.349										4	1	2	0	0	0	0					
4 Ryan Doumit, S OBP: 0.244, SLG: 0.250										4	0	2	1	0	1	0					
2 B.J. Upton, R OBP: 0.281, SLG: 0.315										0	0	0	0	0	0	0					
19 Andrelton Simmons, R OBP: 0.291, SLG: 0.425										3	0	1	1	0	0	2					
34 Aaron Harang, R										2	0	0	0	0	0	2					
38 Anthony Varvaro, R										0	0	0	0	0	0	0					
58 Ian Thomas, R										0	0	0	0	0	0	0					
26 Dan Uggla, R OBP: 0.248, SLG: 0.272										0	0	0	0	0	0	0					
17 Jordan Schafer, L OBP: 0.182, SLG: 0.238										2	0	0	0	0	0	2					
Inning Stats	R: 0 E: 0 K: 1 S: 9	H: 0 LOB: 0 BB: 0 P: 16	R: 2 E: 0 K: 0 S: 16	H: 3 LOB: 1 BB: 1 P: 27	R: 0 E: 0 K: 0 S: 5	H: 0 LOB: 0 BB: 0 P: 10	R: 1 E: 0 K: 1 S: 7	H: 1 LOB: 0 BB: 0 P: 11	R: 0 E: 0 K: 0 S: 6	H: 2 LOB: 2 BB: 1 P: 11	R: 0 E: 0 K: 1 S: 11	H: 2 LOB: 0 BB: 0 P: 16	R: 2 E: 0 K: 0 S: 9	H: 1 LOB: 0 BB: 0 P: 14	R: 0 E: 0 K: 1 S: 7	H: 0 LOB: 0 BB: 0 P: 10	1B: 4 2B: 2 3B: 0 HR: 2	SF: 0 SAC: 1 DP: 1 HBP: 1	WP: 0 PB: 0 SB: 0 CS: 0	PA: 33	
PITCHER	IP	WLS	BF	H	R	ER	SO	BB	IBB	HBP	BLK	WP	HR	S	P	ERA	WHIP				
36 Edwin Jackson, R ERA: 4.56	6.0	L	25	6	3	3	3	2	0	0	0	0	0	54	91	4.50	1.333				
40 James Russell, L ERA: 5.63	1.0		5	1	2	2	0	0	0	1	0	0	1	9	14	18.00	1.000				
54 Neil Ramirez, R ERA: 1.59	1.0		3	0	0	0	1	0	0	0	0	0	0	7	10	0.00	0.000				



Batter	1	2	3	4	5	6	7	8	9	10	11	12	AB	R	H	RBI	BB	SO	LOB	TOP				
64 Emilio Bonifacio, S OBP: 0.361, SLG: 0.375	G3		K		1B		K		1B			F7	6	0	2	1	0	2	2					
24 Luis Valbuena, L OBP: 0.351, SLG: 0.387	44 G5-3 1B		HR		K		K		P3			2B	6	1	3	2	0	2	3					
44 Anthony Rizzo, L OBP: 0.386, SLG: 0.464	G5-3		G4-3		G4-3				BB			BB	3	0	0	0	0	3	0	2				
13 Starlin Castro, R OBP: 0.323, SLG: 0.448		G5-3	L8				F9		L7			G4-3	6	0	0	0	0	1	4					
19 Nate Schierholz, L OBP: 0.248, SLG: 0.258																								
40 James Russell, L OBP: 0.248, SLG: 0.258																								
37 Travis Wood, R OBP: 0.235, SLG: 0.200																								
63 Brian Schmitter, R OBP: 0.235, SLG: 0.200																								
52 Justin Grimm, R OBP: 0.235, SLG: 0.200																								
5 Wellington Castillo, R OBP: 0.301, SLG: 0.410																								
21 Junior Lake, R OBP: 0.278, SLG: 0.447																								
15 Darwin Barney, R OBP: 0.263, SLG: 0.221																								
49 Jake Arrieta, R ERA: 3.25																								
33 Carlos Villanueva, R ERA: 2.25																								
53 Wesley Wright, L ERA: 2.25																								
30 Mike Olt, R ERA: 2.25																								
54 Neil Ramirez, R ERA: 4.22																								
8 Chris Coghlan, L ERA: 4.22																								
Inning Stats	R: 0 E: 0 K: 0 S: 6	H: 1 LOB: 0 BB: 0 P: 6	R: 0 E: 0 K: 0 S: 13	H: 1 LOB: 2 BB: 1 P: 24	R: 0 E: 0 K: 1 S: 15	H: 2 LOB: 0 BB: 0 P: 23	R: 0 E: 0 K: 0 S: 9	H: 1 LOB: 1 BB: 0 P: 15	R: 0 E: 0 K: 1 S: 9	H: 1 LOB: 1 BB: 1 P: 13	R: 0 E: 0 K: 2 S: 9	H: 1 LOB: 1 BB: 1 P: 20	R: 0 E: 0 K: 1 S: 12	H: 0 LOB: 0 BB: 1 P: 17	R: 0 E: 0 K: 2 S: 8	H: 0 LOB: 0 BB: 1 P: 17	R: 0 E: 0 K: 1 S: 12	H: 0 LOB: 0 BB: 0 P: 16	R: 0 E: 0 K: 0 S: 8	H: 1 LOB: 2 BB: 1 P: 17	1B: 8 2B: 3 3B: 0 HR: 1	SF: 0 SAC: 0 DP: 3 HBP: 0	WP: 0 PB: 0 SB: 0 CS: 2	PA: 49
PITCHER	IP WLS BF H R ER SO BB IBB HBP BLK WP HR S P ERA WHIP	50 Adam Wainwright, R (1, 1) ERA: 2.11	46 Kevin Siegrist, L (7, 1) ERA: 3.57	44 Carlos Martinez, R (8, 1) ERA: 4.22	26 Trevor Rosenthal, R (9, 1) ERA: 5.19	71 Sam Freeman, L (10, 1) ERA:	PITCHER	IP WLS BF H R ER SO BB IBB HBP BLK WP HR S P ERA WHIP	37 Pat Neshek, R (11, 1) ERA: 1.02	43 Seth Maness, R (12, 1) ERA: 2.7														

Chicago Cubs @ St. Louis Cardinals
 Busch Stadium, St. Louis, MO
 Tue May 13 2014, 7:17 PM - 11:55 PM CDT
 Att. 43,627 - Overcast - 56 F

AB	43
R	3
H	10
RBI	3
BB	6
SO	10
LOB	22



Batter	1	2	3	4	5	6	7	8	9	10	11	12	AB	R	H	RBI	BB	SO	LOB	BOTTOM			
13 Matt Carpenter, L OBP: 0.359, SLG: 0.314	G4-3		L8				E6 G1-3 7 1B		P5			F8	5	0	0	1	1	0	4				
27 Jhonny Peralta, R OBP: 0.340, SLG: 0.479							F8																
7 Matt Holliday, R OBP: 0.362, SLG: 0.367																							
21 Allen Craig, R OBP: 0.278, SLG: 0.362																							
4 Yadier Molina, R OBP: 0.338, SLG: 0.448																							
Matt Adams, L OBP: 0.248, SLG: 0.258																							
44 Carlos Martinez, R ERA: 4.22																							
26 Trevor Rosenthal, R ERA: 5.19																							
71 Sam Freeman, R ERA: 5.19																							
33 Daniel Descalso, L ERA: 2.25																							
37 Pat Neshek, S ERA: 1.02																							
43 Seth Maness, R ERA: 2.7																							
12 Greg Garcia, L OBP: 0.420, SLG: 0.300																							
8 Peter Bourjos, R OBP: 0.298, SLG: 0.368																							
3 Mark Ellis, R OBP: 0.268, SLG: 0.222																							
50 Adam Wainwright, R OBP: 0.435, SLG: 0.470																							
19 Jon Jay, L OBP: 0.344, SLG: 0.381																							
46 Kevin Siegrist, L ERA: 3.57																							
56 Joey Butler, R ERA: 4.22																							
Inning Stats	R: 0 E: 0 K: 2 S: 11	H: 1 LOB: 1 BB: 0 P: 15	R: 0 E: 0 K: 1 S: 12	H: 1 LOB: 3 BB: 2 P: 24	R: 1 E: 0 K: 2 S: 12	H: 2 LOB: 2 BB: 2 P: 27	R: 0 E: 0 K: 0 S: 7	H: 0 LOB: 1 BB: 1 P: 16	R: 0 E: 0 K: 0 S: 11	H: 1 LOB: 1 BB: 0 P: 20	R: 0 E: 0 K: 1 S: 10	H: 0 LOB: 0 BB: 0 P: 16	R: 0 E: 0 K: 1 S: 5	H: 0 LOB: 0 BB: 0 P: 7	R: 0 E: 0 K: 0 S: 7	H: 0 LOB: 0 BB: 0 P: 12	R: 1 E: 0 K: 0 S: 7	H: 1 LOB: 3 BB: 2 P: 17	1B: 7 2B: 2 3B: 0 HR: 0	SF: 0 SAC: 0 DP: 1 HBP: 1	WP: 0 PB: 0 SB: 1 CS: 0	PA: 51	
PITCHER	IP WLS BF H R ER SO BB IBB HBP BLK WP HR S P ERA WHIP	49 Jake Arrieta, R (1, 1) ERA: 3.25	33 Carlos Villanueva, R (8, 1) ERA: 2.25	53 Wesley Wright, L (6, 1) ERA: 2.25	54 Neil Ramirez, R (7, 1) ERA: 4.22	40 James Russell, L (8, 1) ERA: 4.22	PITCHER	IP WLS BF H R ER SO BB IBB HBP BLK WP HR S P ERA WHIP	63 Brian Schmitter, R (10, 1) ERA: 3.63	52 Justin Grimm, R (12, 1) ERA: 3.63													

Chicago Cubs @ St. Louis Cardinals
 Busch Stadium, St. Louis, MO
 Tue May 13 2014, 7:17 PM - 11:55 PM CDT
 Att. 43,627 - Overcast - 56 F

AB	42
R	4
H	9
RBI	4
BB	8
SO	9
LOB	20



Batter	1	2	3	4	5	6	7	8	9	AB	R	H	RBI	BB	SO	LOB	TOP			
64 Emilio Bonifacio, S OBP: 0.350, SLG: 0.362	(1, 8) C FF 92 2-2 B FF 96 1-1 F FF 94 1-1 F FF 93 1-1 F FF 94 1-1 F FF 94 1-1 F FF 94 1-1 F FF 94 1-1 F FF 94 1-1		(1, 2) C FF 92 1-2 F FF 95 1-2 F FF 94 1-2 F FF 94 1-2 F FF 94 1-2 F FF 94 1-2 F FF 94 1-2 F FF 94 1-2 F FF 94 1-2		(1, 1) C FF 91 0-1 X FF 92 0-1		(1, 3) X FF 92 0-0		(1, 2) C FF 98 0-1 X CH 87 0-1	5	0	0	0	0	0	0				
51 Ryan Kalish, L OBP: 0.310, SLG: 0.333	(1, 9) B FF 93 1-1 C FF 92 1-1 C FF 92 1-1 X CH 85 1-1		(1, 3) C CU 74 1-1 B FF 94 1-1 X FF 94 1-1		(1, 2) C FF 93 0-1 X CH 87 0-1		(1, 3) C FF 94 3-3 B FF 94 3-3 B FF 95 3-3 B FF 95 3-3 B FF 95 3-3 B FF 95 3-3 B FF 95 3-3 B FF 95 3-3 B FF 95 3-3	(1, 3) C FF 96 2-3 B FF 97 2-3 S CH 89 2-3 B FF 98 2-3 C FF 98 2-3	5	0	0	0	0	0	2	0				
44 Anthony Rizzo, L OBP: 0.405, SLG: 0.468	(1, 3) X FF 93 0-0									3	2	2	0	1	0	0				
13 Starlin Castro, R OBP: 0.333, SLG: 0.475	(1, 6) C FF 93 0-1 X FF 96 0-1									4	1	3	2	0	0	0				
24 Luis Valbuena, L OBP: 0.365, SLG: 0.396	(1, 4) B FF 93 1-0 X CH 85 1-0									3	0	2	0	1	0	2				
21 Junior Lake, R OBP: 0.277, SLG: 0.443		(1, 7) B FF 94 2-0 E: 0 K: 0 S: 14								3	0	1	1	0	1	1				
30 Mike Olt, R OBP: 0.264, SLG: 0.447										3	0	0	0	1	1	3				
12 John Baker, L OBP: 0.143, SLG: 0.063										3	0	0	0	0	2	2				
19 Nate Schierholz, L OBP: 0.246, SLG: 0.256										1	0	0	0	0	0	3				
54 Neil Ramirez, R (8, 1)										0	0	0	0	0	0	0				
39 Jason Hammel, R OBP: 0.118, SLG: 0.063										2	0	0	0	0	1	2				
41 Jose Veras, R (6, 1)										0	0	0	0	0	0	0				
8 Chris Coghlan, L OBP: 0.238, SLG: 0.158										1	0	0	0	0	0	0				
53 Wesley Wright, R (7, 1)										0	0	0	0	0	0	0				
5 Wellington Castillo, R OBP: 0.305, SLG: 0.407										1	0	0	0	0	0	0				
Inning Stats	R: 0 E: 0 K: 0 S: 14	H: 2 LOB: 2 BB: 0 P: 18	R: 0 E: 0 K: 2 S: 8	H: 0 LOB: 0 BB: 0 P: 12	R: 0 E: 0 K: 0 S: 9	H: 0 LOB: 0 BB: 0 P: 12	R: 2 E: 1 K: 3 S: 19	H: 3 LOB: 2 BB: 0 P: 26	R: 0 E: 0 K: 0 S: 8	H: 2 LOB: 1 BB: 0 P: 20	R: 0 E: 0 K: 0 S: 6	H: 0 LOB: 0 BB: 0 P: 7	R: 1 E: 0 K: 1 S: 14	H: 1 LOB: 3 BB: 3 P: 32	R: 0 E: 0 K: 1 S: 9	H: 0 LOB: 0 BB: 0 P: 13	1B: 7 2B: 0 3B: 0 HR: 1	SF: 1 SAC: 0 DP: 1 HBP: 0	WP: 0 PA: 38 PB: 0 SB: 0 CS: 0	
PITCHER	IP WLS BF H R ER SO BB IBB HBP BLK WP HR S P ERA WHIP	7.0 W 28 7 2 2 5 0 0 0 0 0 1 77 104 2.57 1.000	0.1 H 4 1 1 1 1 2 0 0 0 0 0 0 8 19 27.00 9.000	1.2 S 6 0 0 0 1 1 0 0 0 0 0 0 15 26 0.00 0.600																

Chicago Cubs @ St. Louis Cardinals
 Busch Stadium, St. Louis, MO
 Thu May 15 2014, 12:50 PM - 3:36 PM CDT
 Att: 42,501 - Partly Cloudy - 59 F

AB	34
R	3
H	8
RBI	3
BB	3
SO	7
LOB	13



Batter	1	2	3	4	5	6	7	8	9	AB	R	H	RBI	BB	SO	LOB	BOTTOM		
13 Matt Carpenter, L OBP: 0.356, SLG: 0.319	(1, 5) B SI 92 3-3 C SI 93 3-3 C SI 93 3-3 B SI 93 3-3 B SI 93 3-3 B SI 93 3-3 B SI 93 3-3 B SI 93 3-3 B SI 93 3-3									4	0	1	1	0	1	1			
27 Jonny Peralta, R OBP: 0.337, SLG: 0.472	(1, 6) B FF 93 2-3 B FF 93 2-3 B FF 93 2-3 B FF 93 2-3 B FF 93 2-3 B FF 93 2-3 B FF 93 2-3 B FF 93 2-3 B FF 93 2-3									4	0	1	0	0	1	1			
7 Matt Holliday, R OBP: 0.360, SLG: 0.370	(1, 7) C SL 94 1-3 B SI 93 1-3 B SI 93 1-3 B SI 93 1-3 B SI 93 1-3 B SI 93 1-3 B SI 93 1-3 B SI 93 1-3 B SI 93 1-3									4	1	1	0	0	2	1			
Matt Adams, L OBP: 0.314, SLG: 0.429										4	0	0	0	0	0	2			
4 Yadier Molina, R OBP: 0.348, SLG: 0.459										3	1	2	1	1	1	0			
21 Allen Craig, R OBP: 0.277, SLG: 0.355										3	1	0	0	1	0	3			
8 Peter Bourjos, R OBP: 0.299, SLG: 0.359										2	1	0	0	1	1	0			
3 Mark Ellis, R OBP: 0.270, SLG: 0.215										2	0	0	1	1	0	2			
52 Michael Wacha, R OBP: 0.063, SLG: 0.063										2	1	1	2	0	1	0			
56 Joey Butler, R (7, PH)										1	0	0	0	0	0	1			
46 Kevin Siegrist, L (8, 1)										0	0	0	0	0	0	0			
26 Trevor Rosenthal, R (8, 1)										0	0	0	0	0	0	0			
Inning Stats	R: 0 E: 0 K: 3 S: 11	H: 0 LOB: 0 BB: 0 P: 17	R: 4 E: 0 K: 0 S: 18	H: 3 LOB: 1 BB: 2 P: 33	R: 0 E: 0 K: 1 S: 9	H: 0 LOB: 0 BB: 0 P: 11	R: 0 E: 0 K: 1 S: 9	H: 0 LOB: 0 BB: 0 P: 15	R: 0 E: 0 K: 1 S: 9	H: 0 LOB: 0 BB: 0 P: 14	R: 1 E: 0 K: 0 S: 12	H: 2 LOB: 0 BB: 0 P: 21	R: 0 E: 0 K: 0 S: 10	H: 0 LOB: 1 BB: 1 P: 19	R: 0 E: 0 K: 1 S: 8	H: 1 LOB: 2 BB: 1 P: 13	1B: 3 2B: 3 3B: 0 HR: 0	SF: 0 SAC: 0 DP: 1 HBP: 0	WP: 1 PA: 33 PB: 0 SB: 0 CS: 0
PITCHER	IP WLS BF H R ER SO BB IBB HBP BLK WP HR S P ERA WHIP	5.1 L 23 5 5 5 6 2 0 0 0 0 0 0 65 106 8.44 1.312	0.2 1 0 0 0 0 0 0 0 0 0 0 3 5 0.00 0.000	1.0 4 0 0 0 0 1 0 0 0 0 0 0 10 19 0.00 1.000	1.0 5 1 0 0 1 1 0 0 0 0 1 0 8 13 0.00 2.000														

Chicago Cubs @ St. Louis Cardinals
 Busch Stadium, St. Louis, MO
 Thu May 15 2014, 12:50 PM - 3:36 PM CDT
 Att: 42,501 - Partly Cloudy - 59 F

AB	29
R	5
H	6
RBI	5
BB	4
SO	7
LOB	11



Batter	1	2	3	4	5	6	7	8	9	AB	R	H	RBI	BB	SO	LOB	TOP										
1 Logan Schafer, L (1.8) OBP: 0.274, SLG: 0.304	G3-1	9 PB 1B	FC4-6	FC4-6					K	3	1	0	0	2	1	1											
9 Jean Segura, R (1.6) OBP: 0.291, SLG: 0.352	20 WP 1B	2 CS 1B	K	K					1B	5	1	3	2	0	1	3											
2 Scooter Gennett, L (1.4) OBP: 0.321, SLG: 0.397	F7	1-2 BB	G3	G3					K	4	0	0	0	1	2	3											
20 Jonathan Lucroy, R (1.2) OBP: 0.372, SLG: 0.429	E7 1B	L8	G5-3	G5-3					K	5	1	1	1	0	1	2											
24 Lyle Overbay, L (1.3) OBP: 0.294, SLG: 0.289	E6 1B		K	K					K	4	0	1	0	0	2	0											
7 Mark Reynolds, R (1.5) OBP: 0.292, SLG: 0.452	1B		3 CS BB	K					K	3	0	1	0	1	2	1											
18 Khris Davis, R (1.7) OBP: 0.250, SLG: 0.386	K		F8	G6-3					F7	4	0	0	0	0	1	3											
3 Elian Herrera, S (1.9) OBP: 0.282, SLG: 0.316		9 PB 2B	K	K					K	4	1	2	0	0	2	1											
26 Kyle Lohse, R (1.1) Rickey Weeks Jr., R (8. PH) 13 Will Smith, R (8.1) 57 Francisco Rodriguez, R (9.1)	B5		FC4-6 1B	K					K	3	0	1	0	0	1	2											
Inning Stats	R: 2 H: 3 E: 1 K: 1 S: 23	L: 3 LOB: 2 BB: 0 P: 31	R: 2 H: 2 E: 0 K: 0 S: 8	L: 2 LOB: 1 BB: 2 P: 19	R: 0 H: 0 E: 0 K: 2 S: 10	L: 0 LOB: 1 BB: 1 P: 19	R: 0 H: 1 E: 0 K: 1 S: 11	L: 1 LOB: 1 BB: 0 P: 14	R: 0 H: 0 E: 0 K: 2 S: 9	L: 0 LOB: 0 BB: 0 P: 16	R: 0 H: 1 E: 0 K: 1 S: 14	L: 1 LOB: 2 BB: 1 P: 26	R: 0 H: 1 E: 0 K: 3 S: 13	L: 1 LOB: 1 BB: 0 P: 18	R: 0 H: 0 E: 0 K: 2 S: 8	L: 0 LOB: 0 BB: 0 P: 11	R: 0 H: 1 E: 0 K: 2 S: 12	L: 1 LOB: 1 BB: 0 P: 17	1B: 7 2B: 2 3B: 0 HR: 0	SF: 0 SAC: 0 DP: 0 HBP: 0	WP: 2 PB: 1 CS: 2	PA: 40					
PITCHER	IP	WLS	BF	H	R	ER	SO	BB	IBB	HBP	BLK	WP	HR	S	P	ERA	WHIP										
29 Jeff Samardzija, R (1.1) ERA: 1.62	5.0	L	24	6	4	2	6	3	0	0	0	1	0	61	99	3.60	1.800										
63 Brian Schiller, R (6.1) ERA: 3.12	1.0		5	1	0	0	1	1	0	0	0	0	0	14	26	0.00	2.000										
40 James Russell, L (7.1) ERA: 4.5	0.2		3	1	0	0	2	0	0	0	0	0	0	10	13	0.00	1.500										
52 Justin Grimm, R (7.1) ERA: 3.38	1.1		4	0	0	0	3	0	0	0	0	0	0	11	16	0.00	0.000										
41 Jose Veras, R (9.1) ERA: 12.27	1.0		4	1	0	0	2	0	0	0	0	1	0	12	17	0.00	1.000										

Milwaukee Brewers @ Chicago Cubs
Wrigley Field, Chicago, IL
Fri May 16 2014, 1:23 PM - 4:27 PM CDT
Att: 35,771 - Drizzlie - 38 F

AB 36
R 4
H 9
RBI 3
BB 4
SO 14
LOB 16

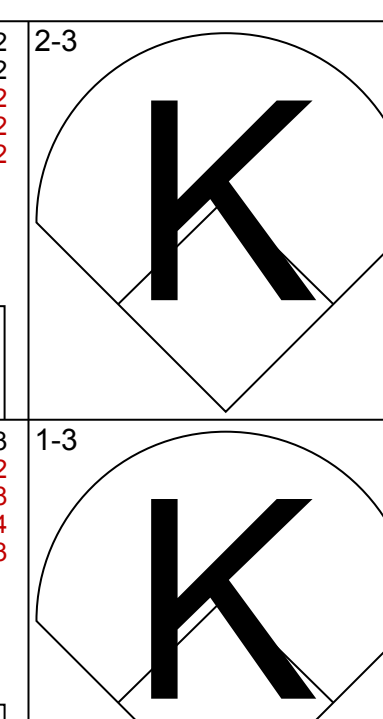
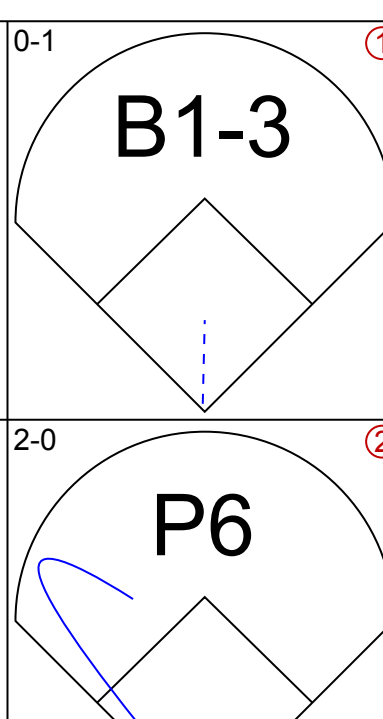
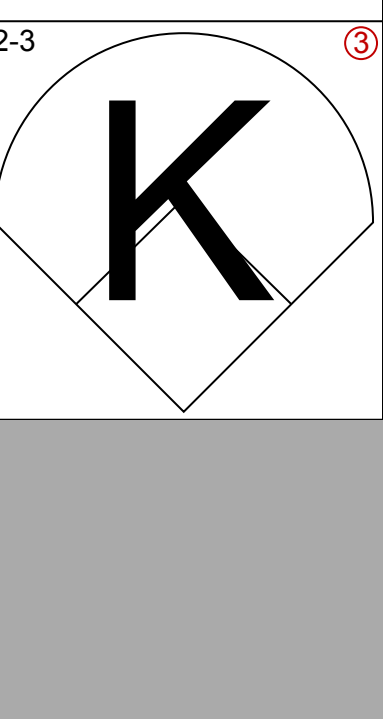
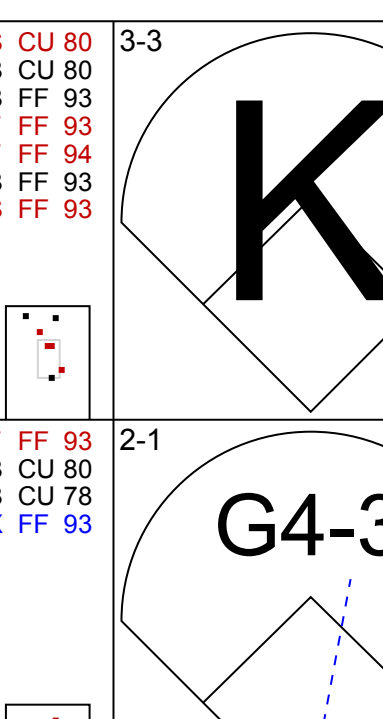
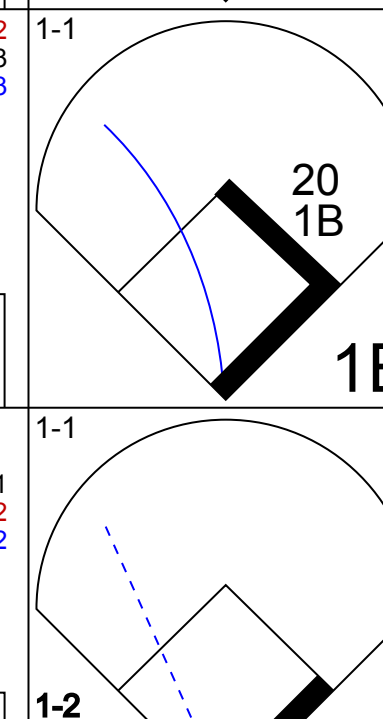

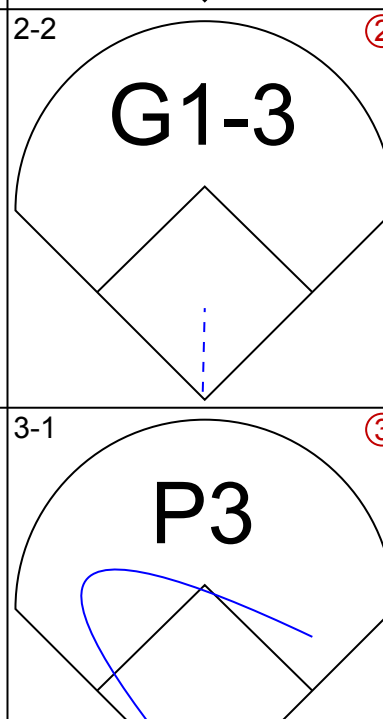

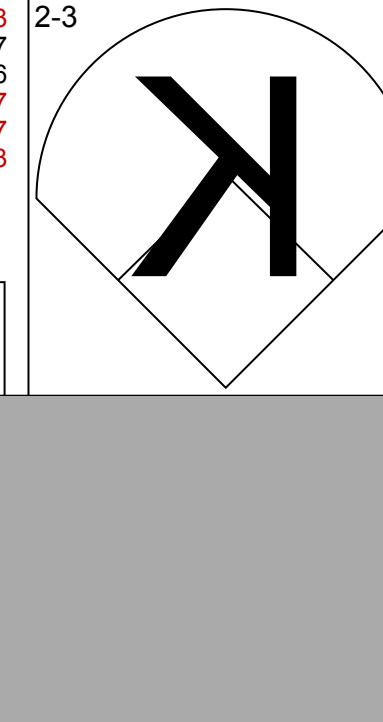





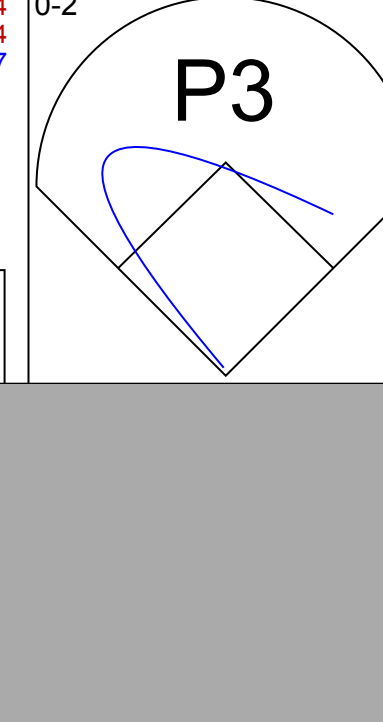


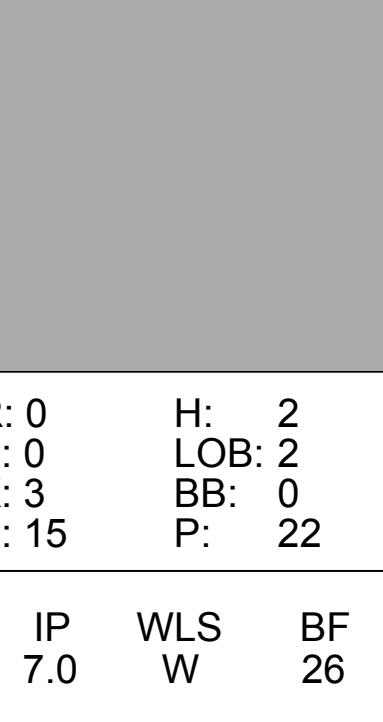



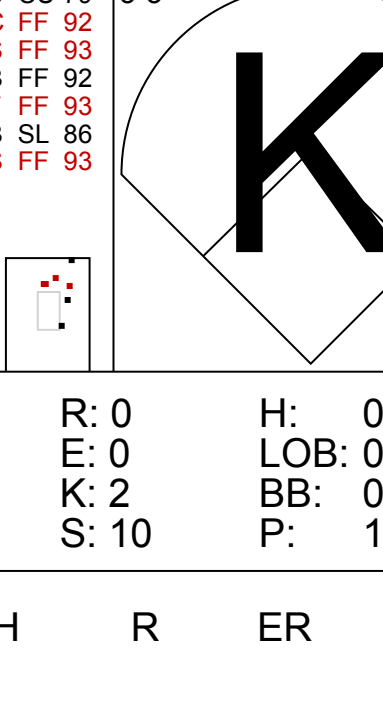
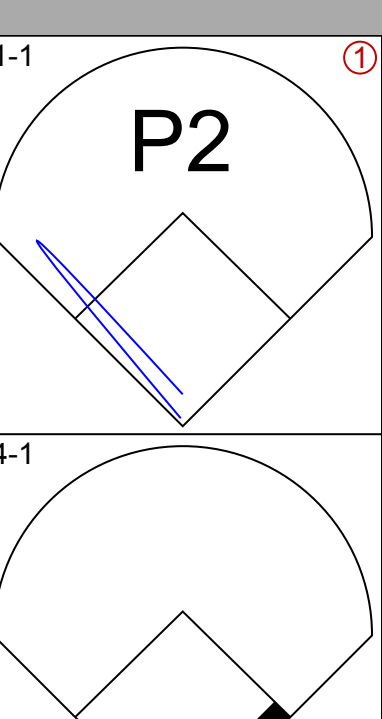
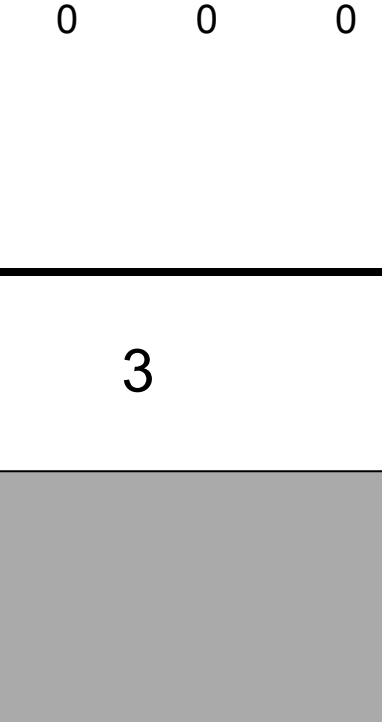
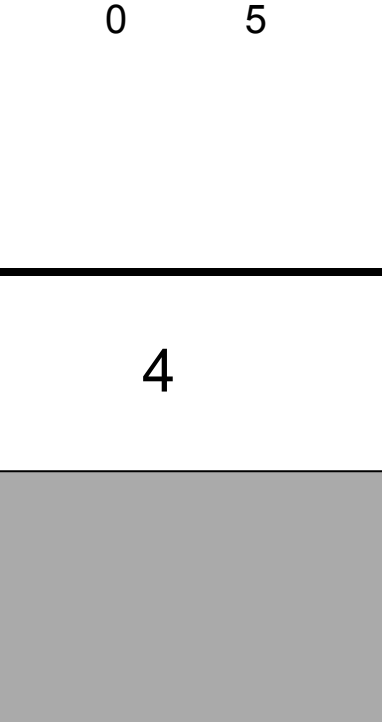
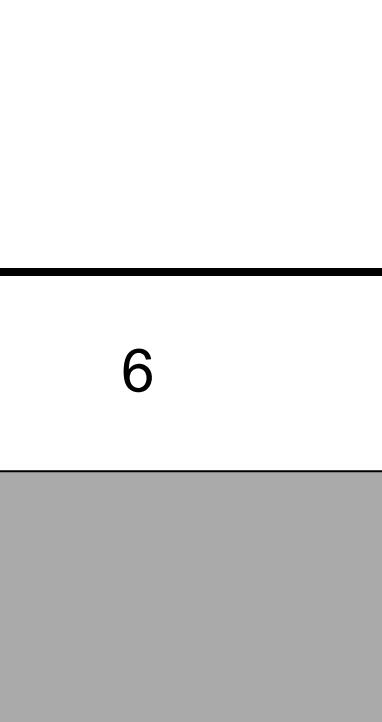
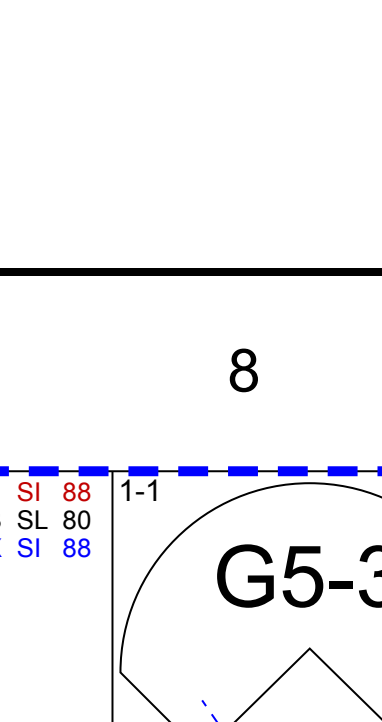
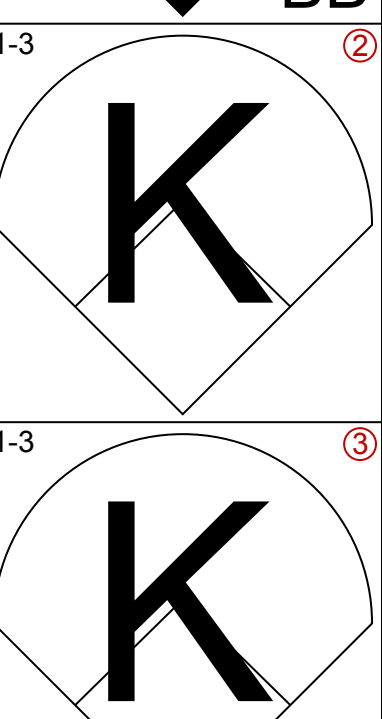
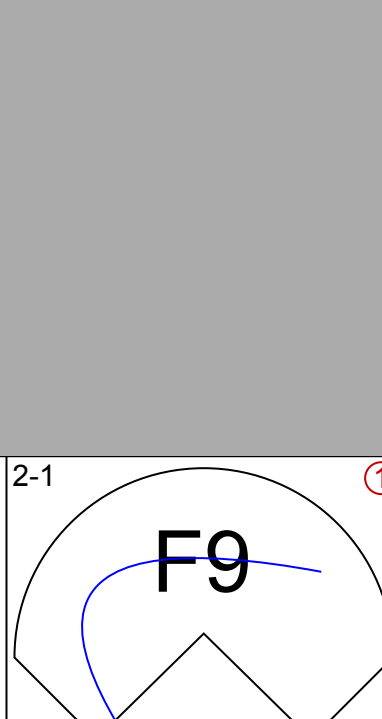

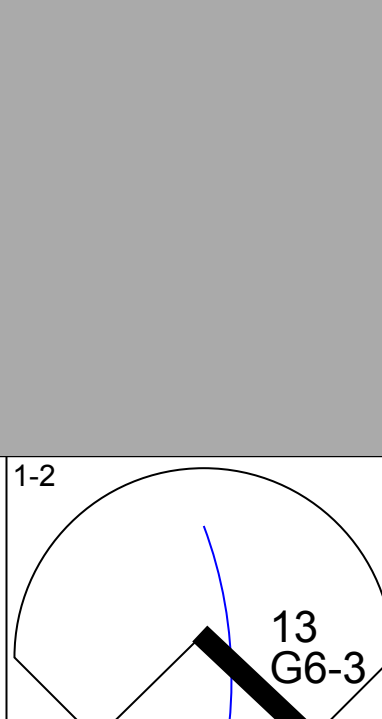
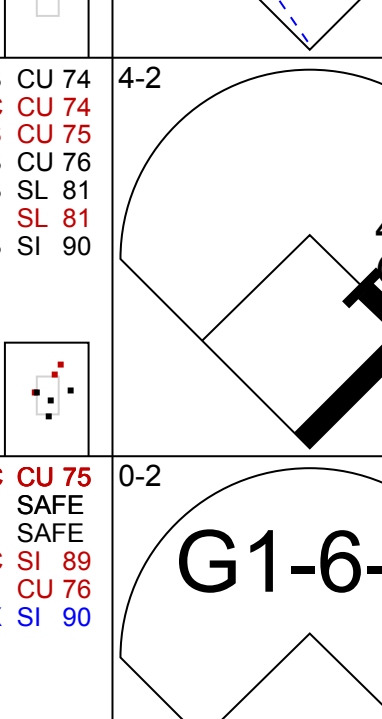
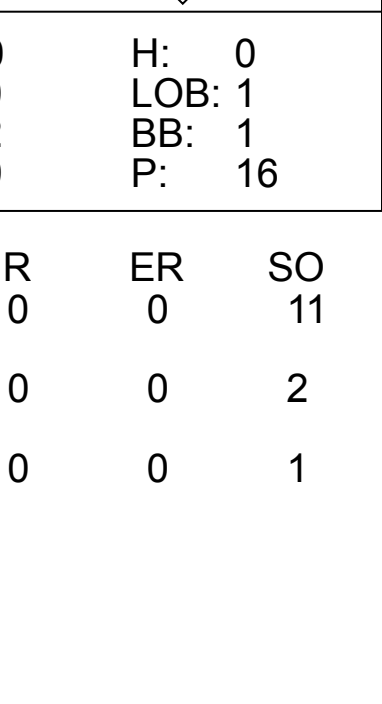
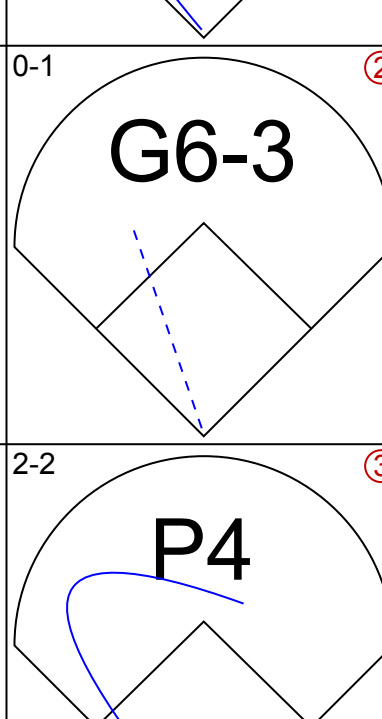

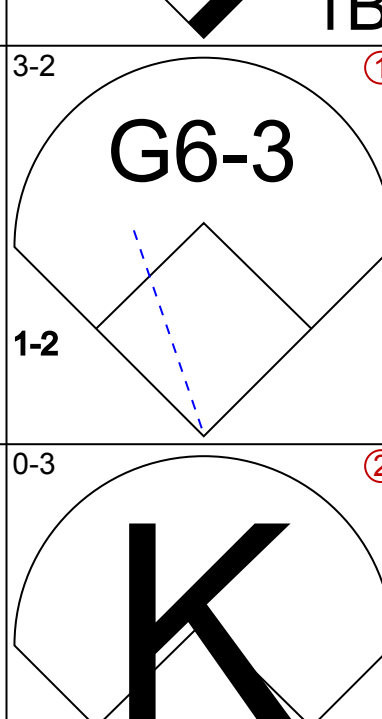

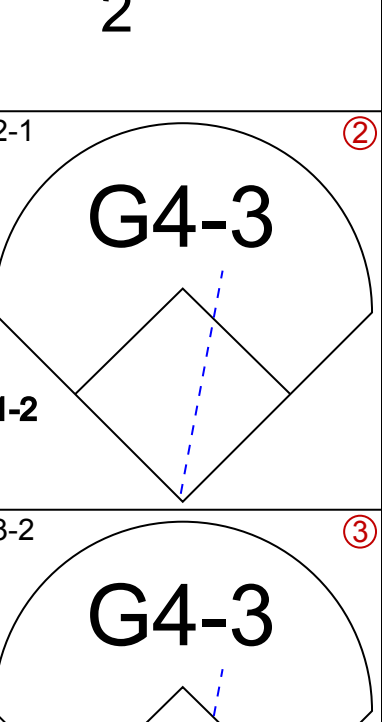

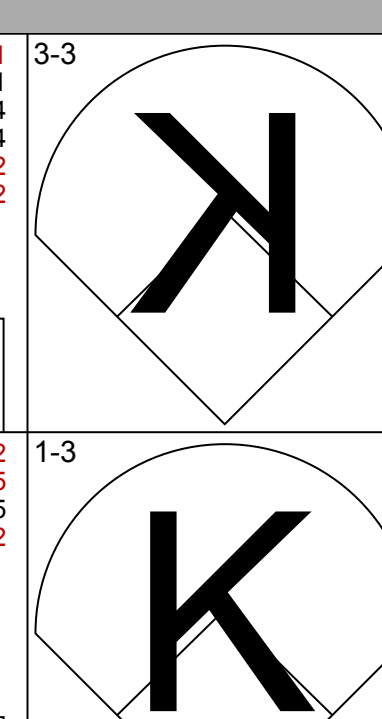
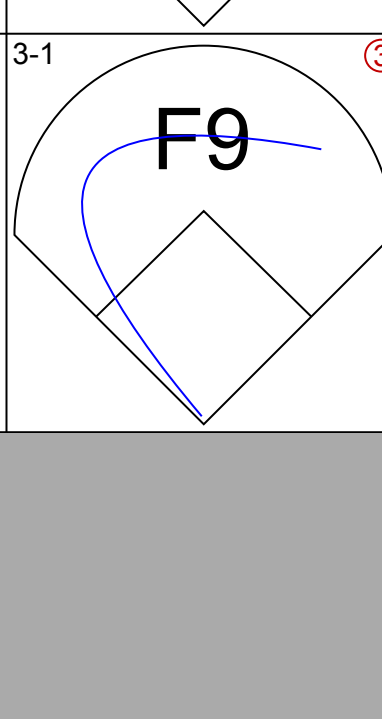



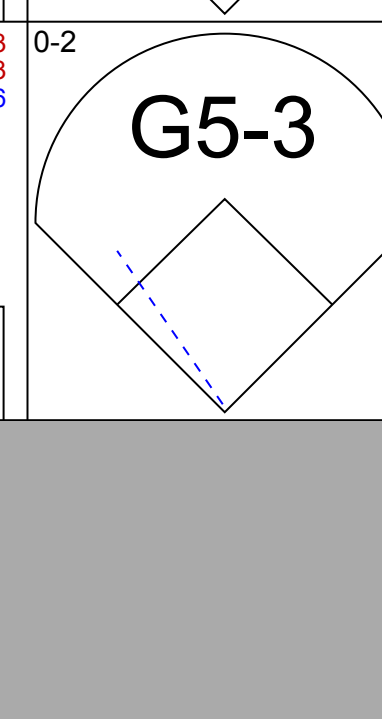



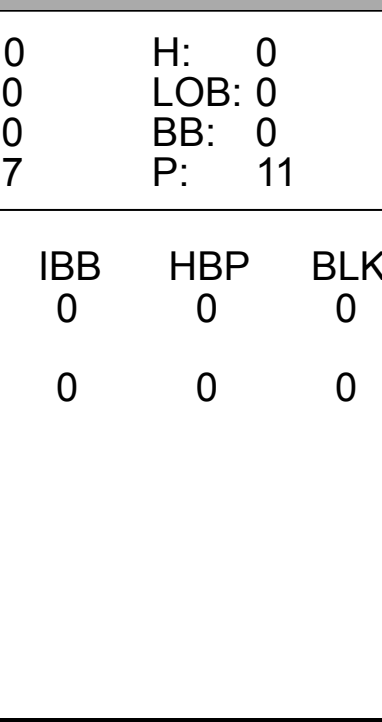
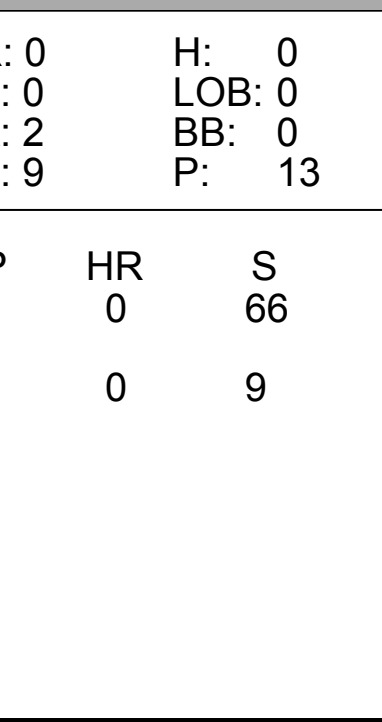
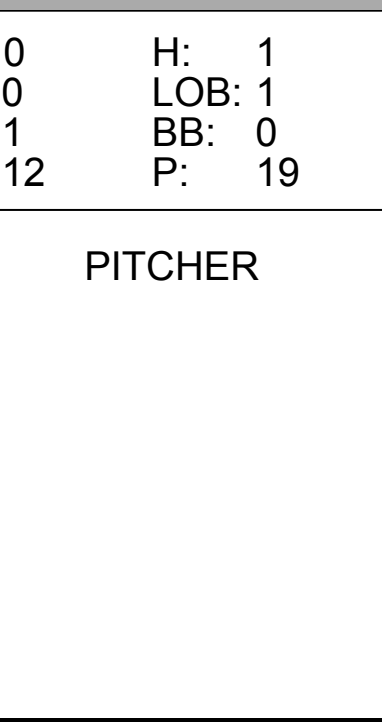
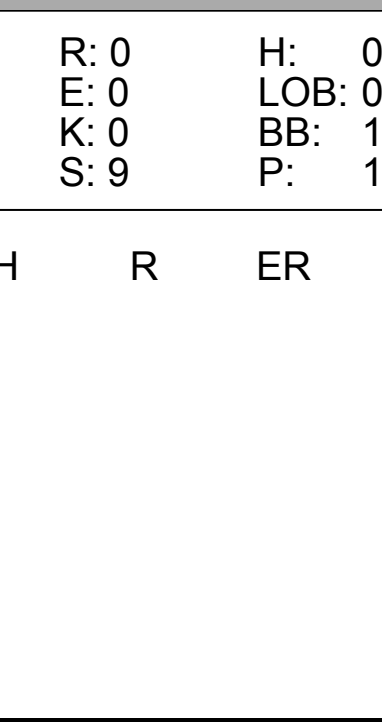


Batter	1	2	3	4	5	6	7	8	9	AB	R	H	RBI	BB	SO	LOB	BOTTOM										
64 Emilio Bonifacio, S (1.8) OBP: 0.341, SLG: 0.353	F7	G3-6-3							G4-3	4	0	0	0	0	0	1											
21 Junior Lake, R (1.7) OBP: 0.276, SLG: 0.464	G5-3		HR						F9	4	1	1	1	0	0	0											
44 Anthony Rizzo, L (1.3) OBP: 0.407, SLG: 0.465	13 E 1B		24 B 1B						K	3	0	1	0	1	1	0											
13 Starlin Castro, R (1.6) OBP: 0.337, SLG: 0.475	E5 1B		P3						FC1-6 1B	4	0	2	0	0	0	1											
24 Luis Valbuena, L (1.5) 52 Justin Grimm, R (7.1) 41 Jose Veras, R (9.1) 8 Chris Coghlan, L (9. PH)	F9		5 G4-6-3 1B						FC1-6	3	0	1	0	0	0	2											
5 Wellington Castillo, R (1.2) OBP: 0.295, SLG: 0.393	F7	G4-6-3	G4-6-3						P2	4	0	0	0	0	0	3											
19 Nate Schierholtz, L (1.9) OBP: 0.246, SLG: 0.256				K					L4	4	1	1	0	0	1	1											
15 Darwin Barney, R (1.4) OBP: 0.266, SLG: 0.268				G6-3					K	3	1	1	2	0	1	0											
29 Jeff Samardzija, R (1.1) 63 Brian Schiller, R (6.1) 40 James Russell, L (7.1) 30 Mike Olt, R (7.5)				F8					P6	2	0	1	0	0	0	0											
Inning Stats	R: 0 H: 1 E: 1 K: 0 S: 13	L: 1 LOB: 2 BB: 1 P: 20	R: 2 H: 3 E: 0 K: 0 S: 11	L: 3 LOB: 0 BB: 0 P: 16	R: 1 H: 3 E: 0 K: 0 S: 10	L: 3 LOB: 1 BB: 0 P: 16	R: 0 H: 0 E: 0 K: 1 S: 7	L: 0 LOB: 0 BB: 0 P: 10	R: 0 H: 0 E: 0 K: 0 S: 9	L: 0 LOB: 0 BB: 0 P: 13	R: 0 H: 0 E: 0 K: 0 S: 7	L: 0 LOB: 0 BB: 0 P: 10	R: 0 H: 0 E: 0 K: 1 S: 7	L: 0 LOB: 0 BB: 0 P: 7	R: 0 H: 0 E: 0 K: 1 S: 7	L: 0 LOB: 0 BB: 0 P: 11	R: 0 H: 1 E: 0 K: 0 S: 7	L: 1 LOB: 1 BB: 0 P: 11	1B: 6 2B: 0 3B: 0 HR: 2	SF: 0 SAC: 0 DP: 2 HBP: 0	WP: 0 PB: 0 CS: 0	PA: 34					
PITCHER	IP	WLS	BF	H	R	ER	SO	BB	IBB	HBP	BLK	WP	HR	S	P	ERA	WHIP										
26 Kyle Lohse, R (1.1) ERA: 2.88	7.0		27	7	3	3	2	1	0	0	0	0	2	64	92	3.86	1.143										
13 Will Smith, L (8.1) ERA: 0.44	1.0	H	3	0	0	0	1	0	0	0	0	0	0	7	11	0.00	0.000										
57 Francisco Rodriguez, R (9.1) ERA: 1.57	1.0	S	4	1	0	0	0	0	0	0	0	0	0	7	11	0.00	1.000										

Milwaukee Brewers @ Chicago Cubs
Wrigley Field, Chicago, IL
Fri May 16 2014, 1:23 PM - 4:27 PM CDT
Att: 35,771 - Drizzlie - 38 F

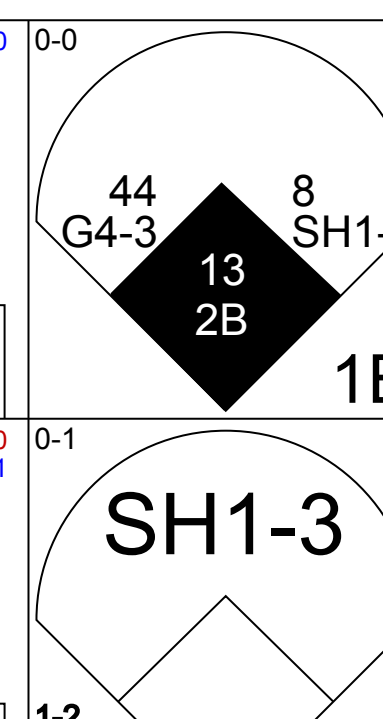

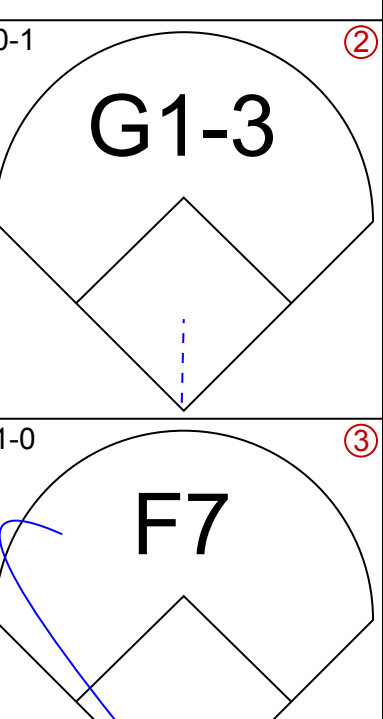
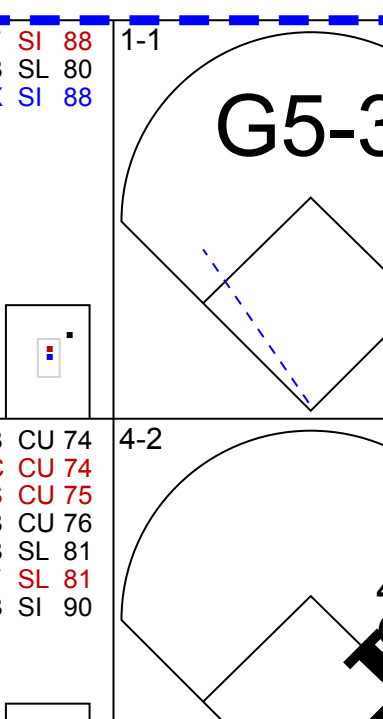
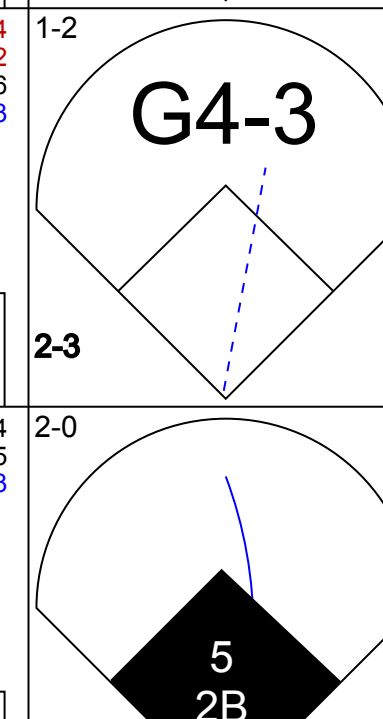
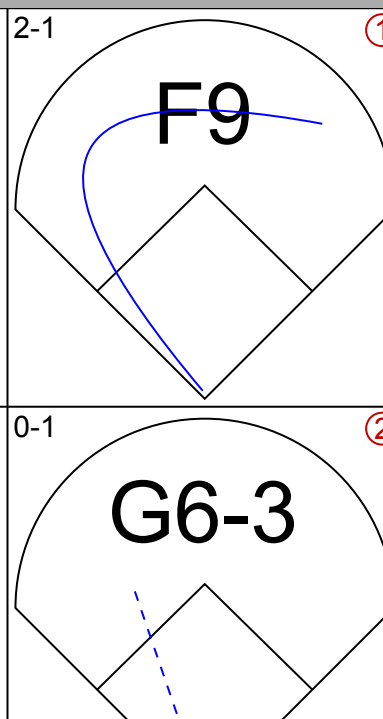

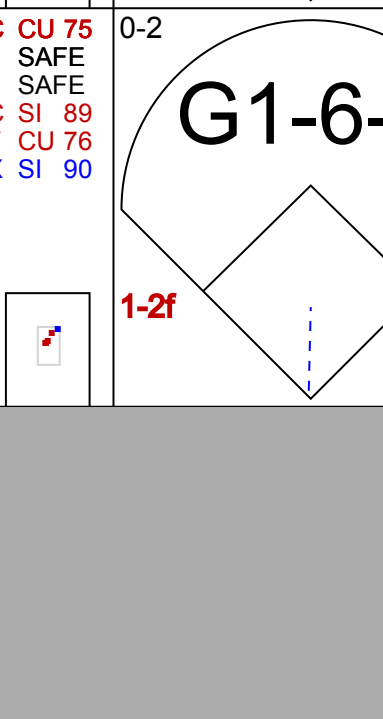
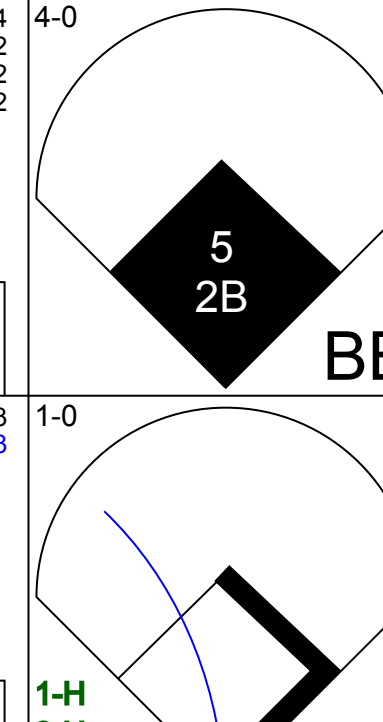
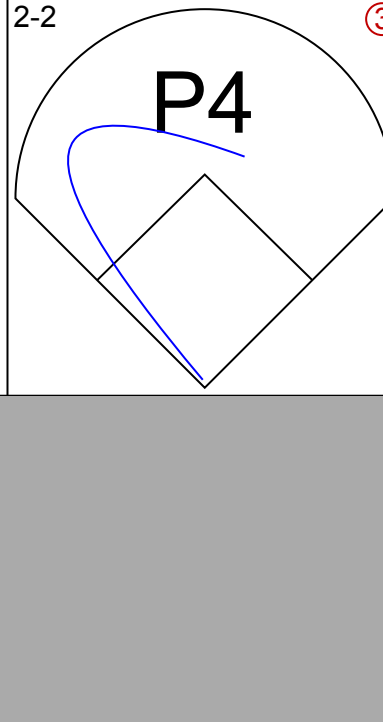









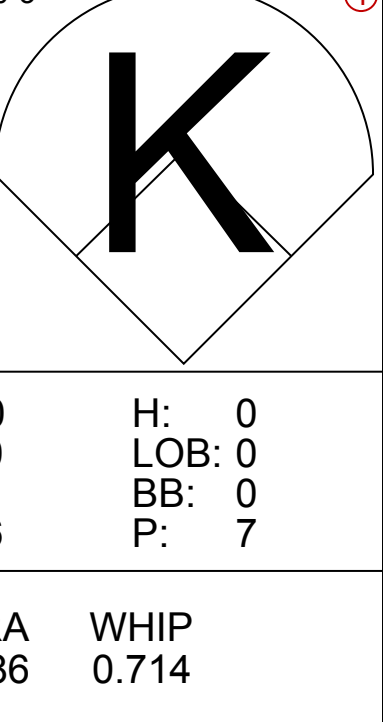
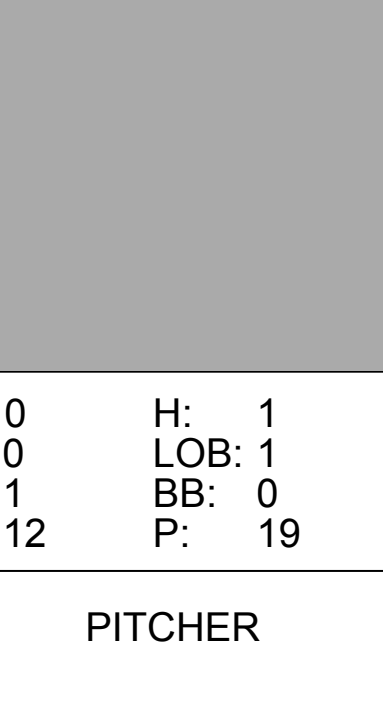
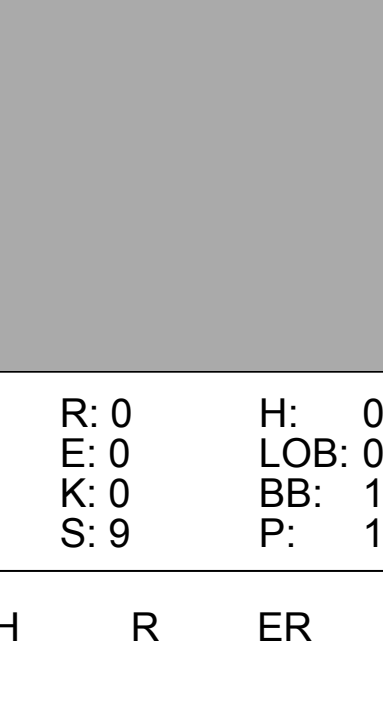





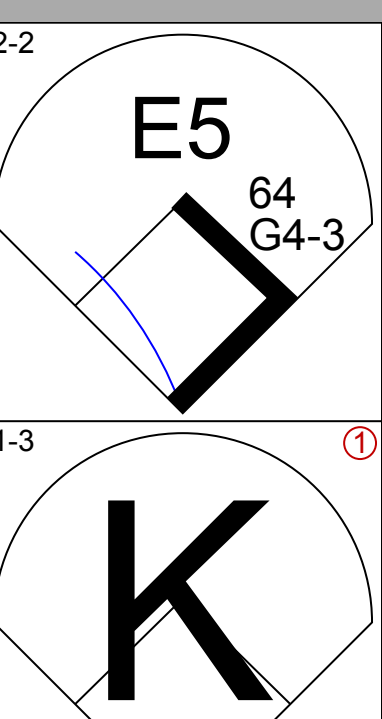
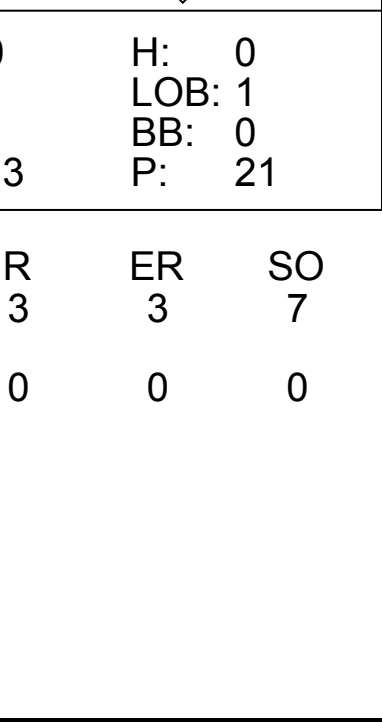
AB 33
R 3
H 8
RBI 3
BB 1
SO 3
LOB 9



Batter	1	2	3	4	5	6	7	8	9	AB	R	H	RBI	BB	SO	LOB	TOP					
3 Elian Herrera, S OBP: 0.256, SLG: 0.286			B1-3 							4	0	0	0	0	3	0	Milwaukee Brewers @ Chicago Cubs Wrigley Field, Chicago, IL Sat May 17 2014, 1:24 PM - 4:20 PM CDT Att: 36,671 - Partly Cloudy - 55 F					
2 Scooter Gennett, L OBP: 0.312, SLG: 0.385			P6 			P5 		G4-3 		4	0	0	0	0	1	0						
8 Ryan Braun, R OBP: 0.397, SLG: 0.549						G1-3 				4	0	1	0	0	1	0						
20 Jonathan Lucroy, R OBP: 0.375, SLG: 0.431							P3 				4	0	2	0	0	0						
7 Mark Reynolds, R OBP: 0.284, SLG: 0.437							G5-3 				4	0	0	0	0	3		3				
9 Jean Segura, R OBP: 0.291, SLG: 0.352		P2 									3	0	1	0	0	1		1				
1 Logan Schafer, L OBP: 0.277, SLG: 0.293					P3 						2	0	0	0	1	0		2				
14 Jeff Bianchi, R OBP: 0.192, SLG: 0.163											3	0	0	0	0	3		2				
22 Matt Garza, R OBP: 0.053, SLG: 0.105											2	0	0	0	0	1		1				
24 Lyle Overbay, L OBP: 0.291, SLG: 0.286											1	0	0	0	0	1		0				
59 Zach Duke, L OBP: 0.291, SLG: 0.286											0	0	0	0	0	0	0					
Inning Stats	R: 0 E: 0 K: 3 S: 15	H: 2 LOB: 2 BB: 0 P: 22	R: 0 E: 0 K: 2 S: 9	H: 0 LOB: 1 BB: 1 P: 16	R: 0 E: 0 K: 1 S: 8	H: 0 LOB: 0 BB: 0 P: 12	R: 0 E: 0 K: 2 S: 15	H: 1 LOB: 1 BB: 0 P: 20	R: 0 E: 0 K: 0 S: 7	H: 0 LOB: 0 BB: 0 P: 10	R: 0 E: 0 K: 0 S: 7	H: 0 LOB: 0 BB: 0 P: 13	R: 0 E: 0 K: 1 S: 16	H: 1 LOB: 1 BB: 0 P: 22	R: 0 E: 0 K: 2 S: 10	H: 0 LOB: 0 BB: 0 P: 18	R: 0 E: 0 K: 1 S: 5	H: 0 LOB: 0 BB: 0 P: 8	1B: 4 2B: 0 3B: 0 HR: 0	SF: 0 SAC: 0 DP: 0 HBP: 0	WP: 1 PB: 0 SB: 0 CS: 0	PA: 32
PITCHER	IP	WLS	BF	H	R	ER	SO	BB	IBB	HBP	BLK	WP	HR	S	P	ERA	WHIP					
36 Edwin Jackson, R ERA: 3.98	7.0	W	26	4	0	0	11	1	0	0	0	1	0	77	115	0.00	0.714					
54 Neil Ramirez, R ERA: 0.95	1.0	H	3	0	0	0	2	0	0	0	0	0	0	10	18	0.00	0.000					
56 Héctor Rondón, R ERA: 1.4	1.0	S	3	0	0	0	1	0	0	0	0	0	0	5	8	0.00	0.000					

AB	31
R	0
H	4
RBI	0
BB	1
SO	14
LOB	9



Batter	1	2	3	4	5	6	7	8	9	AB	R	H	RBI	BB	SO	LOB	BOTTOM				
64 Emilio Bonifacio, S OBP: 0.339, SLG: 0.350			G4-3 		G1-3 			G5-3 		4	1	1	0	0	0	1	Milwaukee Brewers @ Chicago Cubs Wrigley Field, Chicago, IL Sat May 17 2014, 1:24 PM - 4:20 PM CDT Att: 36,671 - Partly Cloudy - 55 F				
8 Chris Coghlan, L OBP: 0.208, SLG: 0.136	SH1-3 		G4-3 		F7 					2	0	0	0	0	0	1					
21 Junior Lake, R OBP: 0.282, SLG: 0.464										0	0	0	0	1	0	0					
44 Anthony Rizzo, L OBP: 0.403, SLG: 0.459	G4-3 									4	0	1	0	0	0	2					
13 Starlin Castro, R OBP: 0.337, SLG: 0.479										3	1	1	1	0	0	1					
19 Nate Schierholtz, L OBP: 0.248, SLG: 0.252										2	1	0	0	1	1	1					
5 Wellington Castillo, R OBP: 0.286, SLG: 0.400										3	0	1	2	0	1	1					
30 Mike Olt, R OBP: 0.255, SLG: 0.429										3	0	0	0	0	2	1					
15 Darwin Barney, R OBP: 0.256, SLG: 0.257		E5 								3	0	0	0	0	1	0					
36 Edwin Jackson, R OBP: 0.105, SLG: 0.158										2	0	0	0	0	2	1					
51 Ryan Kalish, L OBP: 0.307, SLG: 0.329										1	0	0	0	0	0	0					
54 Neil Ramirez, R OBP: 0.282, SLG: 0.464										0	0	0	0	0	0	0					
56 Héctor Rondón, R OBP: 0.282, SLG: 0.464										0	0	0	0	0	0	0					
Inning Stats	R: 3 E: 0 K: 1 S: 11	H: 3 LOB: 1 BB: 1 P: 19	R: 0 E: 1 K: 1 S: 13	H: 0 LOB: 1 BB: 0 P: 21	R: 0 E: 0 K: 0 S: 7	H: 0 LOB: 0 BB: 0 P: 11	R: 0 E: 0 K: 2 S: 9	H: 0 LOB: 0 BB: 0 P: 13	R: 0 E: 0 K: 1 S: 6	H: 0 LOB: 0 BB: 0 P: 7	R: 0 E: 0 K: 1 S: 12	H: 1 LOB: 1 BB: 0 P: 19	R: 0 E: 0 K: 1 S: 8	H: 0 LOB: 0 BB: 0 P: 15	R: 0 E: 0 K: 0 S: 9	H: 0 LOB: 0 BB: 1 P: 14	1B: 2 2B: 2 3B: 0 HR: 0	SF: 0 SAC: 1 DP: 1 HBP: 0	WP: 0 PB: 0 SB: 0 CS: 0	PA: 30	
PITCHER	IP	WLS	BF	H	R	ER	SO	BB	IBB	HBP	BLK	WP	HR	S	P	ERA	WHIP				
22 Matt Garza, R ERA: 4.83	7.0	L	27	4	3	3	7	1	0	0	0	0	0	66	105	3.86	0.714				
59 Zach Duke, L ERA: 1.42	1.0		3	0	0	0	0	1	0	0	0	0	0	9	14	0.00	1.000				



Batter	1	2	3	4	5	6	7	8	9	AB	R	H	RBI	BB	SO	LOB	TOP										
Rickie Weeks Jr., R OBP: 0.403, SLG: 0.509	P5		P4		2H HR			K		4	1	1	2	0	1	0	Milwaukee Brewers @ Chicago Cubs Wrigley Field, Chicago, IL Sun May 18 2014, 1:24 PM - 4:09 PM CDT Att: 37,631 - Partly Cloudy - 67 F										
9 Jean Segura, R OBP: 0.290, SLG: 0.345	7 BB 20 BB		G6-3		K			G6-3		3	0	0	0	1	1	0											
8 Ryan Braun, R OBP: 0.353, SLG: 0.547	F7		P3				L9		2B	4	0	1	0	0	0	1											
20 Jonathan Lucroy, R OBP: 0.372, SLG: 0.422	7 BB		G6-3				K		K	3	0	0	0	1	2	1											
7 Mark Reynolds, R OBP: 0.283, SLG: 0.426	18 FC5-4		K				F9		P3	3	0	0	0	1	1	1											
18 Khris Davis, R OBP: 0.244, SLG: 0.376	FC5-4		K				G6-3		K	4	0	0	0	0	2	4											
14 Jeff Bianchi, R OBP: 0.182, SLG: 0.154			K				G6-3		K	3	0	0	0	0	2	0											
1 Logan Schafer, L OBP: 0.279, SLG: 0.311			P6				HR		G4-3	3	1	1	0	0	0	0											
41 Marco Estrada, R			P2				K		K	2	0	0	0	0	1	1											
53 Brandon Kintzler, R										0	0	0	0	0	0	0											
30 Tyler Thornburg, R										0	0	0	0	0	0	0											
2 Scooter Gennett, L										1	0	0	0	0	1	0											
47 Rob Wooten, R										0	0	0	0	0	0	0											
Inning Stats	R: 0 E: 0 K: 0 S: 11	H: 0 LOB: 3 BB: 3 P: 23	R: 0 E: 0 K: 1 S: 9	H: 0 LOB: 0 BB: 0 P: 14	R: 0 E: 0 K: 0 S: 11	H: 0 LOB: 0 BB: 0 P: 11	R: 0 E: 0 K: 2 S: 9	H: 0 LOB: 0 BB: 0 P: 15	R: 2 E: 0 K: 1 S: 12	H: 2 LOB: 0 BB: 0 P: 20	R: 0 E: 0 K: 1 S: 7	H: 0 LOB: 0 BB: 0 P: 10	R: 0 E: 0 K: 1 S: 7	H: 0 LOB: 0 BB: 0 P: 10	R: 0 E: 0 K: 2 S: 11	H: 0 LOB: 0 BB: 0 P: 16	R: 0 E: 0 K: 1 S: 13	H: 1 LOB: 1 BB: 0 P: 18	1B: 0 2B: 2 3B: 0 HR: 1	SF: 0 SAC: 0 DP: 0 HBP: 0	WP: 0 PB: 0 SB: 0 CS: 0	PA: 33					
PITCHER	IP	WLS	BF	H	R	ER	SO	BB	IBB	HBP	BLK	WP	HR	S	P	ERA	WHIP										
37 Travis Wood, L	(1, 1)	7.0	W	26	2	2	7	3	0	0	0	0	1	66	103	2.57	0.714										
63 Brian Schiller, R	(8, 1)	1.0	H	3	0	0	2	0	0	0	0	0	0	11	16	0.00	0.000										
56 Héctor Rondón, R	(9, 1)	1.0	S	4	1	0	2	0	0	0	0	0	0	13	18	0.00	1.000										
Batter	1	2	3	4	5	6	7	8	9	AB	R	H	RBI	BB	SO	LOB	BOTTOM										
64 Emilio Bonifacio, S OBP: 0.337, SLG: 0.354	P5	L6		2B			G6-3			4	0	1	0	0	0	1	Milwaukee Brewers @ Chicago Cubs Wrigley Field, Chicago, IL Sun May 18 2014, 1:24 PM - 4:09 PM CDT Att: 37,631 - Partly Cloudy - 67 F										
21 Junior Lake, R OBP: 0.289, SLG: 0.474	2B		F8		G1-3			44 CS		4	0	2	0	0	0	1											
44 Anthony Rizzo, L OBP: 0.400, SLG: 0.450	F9		K				P5		1B	3	0	0	0	1	1	1											
13 Starlin Castro, R OBP: 0.341, SLG: 0.491	L7		24 2B				2B		13 WP	4	1	2	0	0	1	2											
24 Luis Valbuena, L OBP: 0.369, SLG: 0.402	5 HR		2B				F7		G4-3	3	1	1	1	1	0	1											
5 Wellington Castillo, R OBP: 0.295, SLG: 0.419	1 HR		F9				P5		K	4	1	1	2	0	1	2											
30 Mike Olt, R			K				F7		F9	4	1	1	1	0	1	0											
56 Héctor Rondón, R			HR				HR			0	0	0	0	0	0	0											
51 Ryan Kalish, L OBP: 0.308, SLG: 0.321	37 S		F7				L7			2	0	0	0	1	0	0											
37 Travis Wood, R	(1, 1)	5.0	L	24	7	4	4	2	0	0	0	0	0	9	12	0.00		0.000									
63 Brian Schiller, R	(8, 1)	1.0	4	1	0	0	1	1	0	0	0	0	0	9	16	0.00	2.000										
15 Darwin Barney, R OBP: 0.256, SLG: 0.257			K				P4			0	0	0	0	0	0	0											
Inning Stats	R: 0 E: 0 K: 0 S: 7	H: 1 LOB: 1 BB: 0 P: 11	R: 2 E: 0 K: 2 S: 19	H: 1 LOB: 1 BB: 2 P: 31	R: 1 E: 0 K: 1 S: 19	H: 2 LOB: 1 BB: 0 P: 26	R: 1 E: 0 K: 1 S: 10	H: 2 LOB: 1 BB: 0 P: 17	R: 0 E: 0 K: 0 S: 9	H: 0 LOB: 0 BB: 0 P: 12	R: 0 E: 0 K: 1 S: 9	H: 1 LOB: 1 BB: 1 P: 16	R: 0 E: 0 K: 1 S: 8	H: 0 LOB: 0 BB: 0 P: 11	R: 0 E: 0 K: 1 S: 8	H: 0 LOB: 0 BB: 0 P: 11	1B: 1 2B: 5 3B: 0 HR: 2	SF: 0 SAC: 0 DP: 0 HBP: 0	WP: 1 PB: 0 SB: 0 CS: 1	PA: 34							
PITCHER	IP	WLS	BF	H	R	ER	SO	BB	IBB	HBP	BLK	WP	HR	S	P	ERA	WHIP										
41 Marco Estrada, R	(1, 1)	5.0	L	24	7	4	4	2	0	0	0	0	0	9	12	0.00	0.000										
53 Brandon Kintzler, R	(6, 1)	1.0	4	1	0	0	1	1	0	0	0	1	0	9	16	0.00	2.000										
30 Tyler Thornburg, R	(7, 1)	1.0	4	1	0	0	1	1	0	0	0	1	0	9	16	0.00	2.000										
47 Rob Wooten, R	(8, 1)	1.0	3	0	0	0	1	0	0	0	0	0	0	8	11	0.00	0.000										

Batter	1	2	3	4	5	6	7	8	9	10	11	12	13	AB	R	H	RBI	BB	SO	LOB	TOP															
11 Brett Gardner, L OBP: 0.379, SLG: 0.424			G1-3		K			BB		G6-3		22 1B		6	0	2	0	1	2	0																
2 Derek Jeter, R OBP: 0.333, SLG: 0.313	G6-3		K					L9		F9		F8	G4-3	7	0	1	0	0	1	4																
22 Jacoby Ellsbury, L OBP: 0.346, SLG: 0.389	G3-1			G6-3				P6		G6-3				6	0	2	0	0	0	2																
25 Mark Teixeira, S OBP: 0.372, SLG: 0.527	F9			G3-1				G3-6-3		G6-3		25 FC4		6	1	1	0	0	0	4																
34 Brian McCann, L OBP: 0.274, SLG: 0.367																																				
17 Brendan Ryan, R OBP: 0.571, SLG: 0.571																																				
26 Yangervis Solarte, S OBP: 0.394, SLG: 0.493																																				
31 Ichiro Suzuki, L OBP: 0.397, SLG: 0.422																																				
38 Preston Claiborne, R OBP: 0.268, SLG: 0.418																																				
30 David Robertson, R OBP: 0.424, SLG: 0.531																																				
14 Brian Roberts, S OBP: 0.303, SLG: 0.344																																				
43 Adam Warren, R OBP: 0.268, SLG: 0.418																																				
91 Alfredo Aceves, R OBP: 0.268, SLG: 0.418																																				
12 Alfonso Soriano, R OBP: 0.268, SLG: 0.418																																				
66 John Ryan Murphy, R OBP: 0.268, SLG: 0.418																																				
39 Chase Whitley, R OBP: 0.268, SLG: 0.418																																				
68 Devin Enns, R OBP: 0.268, SLG: 0.418																																				
33 Kelly Johnson, L OBP: 0.268, SLG: 0.418																																				
40 Matt Daley, R OBP: 0.268, SLG: 0.418																																				
24 Zolner, S OBP: 0.268, SLG: 0.418																																				
Inning Stats	R: 0 E: 0 K: 1 S: 5	H: 0 LOB: 0 BB: 0 P: 8	R: 0 E: 0 K: 0 S: 14	H: 2 LOB: 2 BB: 0 P: 20	R: 0 E: 0 K: 1 S: 8	H: 0 LOB: 0 BB: 0 P: 13	R: 0 E: 0 K: 0 S: 12	H: 1 LOB: 2 BB: 1 P: 23	R: 0 E: 0 K: 1 S: 8	H: 0 LOB: 0 BB: 0 P: 9	R: 0 E: 0 K: 0 S: 6	H: 1 LOB: 1 BB: 0 P: 10	R: 0 E: 0 K: 0 S: 7	H: 0 LOB: 1 BB: 1 P: 12	R: 0 E: 0 K: 1 S: 10	H: 0 LOB: 1 BB: 1 P: 19	R: 2 E: 1 K: 1 S: 15	H: 2 LOB: 2 BB: 1 P: 22	R: 0 E: 0 K: 0 S: 11	H: 1 LOB: 1 BB: 0 P: 20	R: 0 E: 0 K: 0 S: 7	H: 1 LOB: 1 BB: 0 P: 13	R: 0 E: 0 K: 0 S: 12	H: 2 LOB: 2 BB: 0 P: 17	R: 2 E: 1 K: 1 S: 14	H: 3 LOB: 2 BB: 1 P: 29	1B: 13 2B: 0 3B: 0 HR: 0	SF: 0 SAC: 1 DP: 1 HBP: 0	WP: 1 PB: 0 SB: 2 CS: 0	PA: 56						
PITCHER	29 Jeff Samardzija, R ERA: 1.46	7.0 1.0 1.0 2.0 1.0	WLS H 4 6 8	BF 26 4 0 2	H 4 0 2 2	R 0 0 1 1	ER 0 0 2 1	SO 3 1 1 1	BB 2 1 0 0	IBB 0 0 0 0	HBP 0 0 0 0	BLK 0 0 0 0	WP 0 0 0 0	HR 0 0 0 0	S 60 10 15 18	P 95 19 22 33	ERA 0.00 0.00 9.00 0.00	WHIP 0.857 1.000 3.000 1.000	41 Jose Veras, R ERA: 12.96	13.1 1.0 1.2 0.3 1.0	WLS L 7 3 2	BF 7 3 2	H 3 2 2	R 2 2 1	ER 2 2 0	SO 1 1 0	BB 1 0 0	IBB 0 0 0	HBP 0 0 0	BLK 0 0 0	WP 1 0 0	HR 0 0 0	S 14 29 18.00	P 29 4.000	ERA 18.00 4.000	WHIP 4.000
Batter	64 Emilio Bonifacio, S OBP: 0.333, SLG: 0.374	G1-3		F9				SH		K		P4		5	0	1	1	0	1	0																
21 Junior Lake, R OBP: 0.296, SLG: 0.464				F8				P3		G1-3				6	0	3	0	0	0	1																
44 Anthony Rizzo, L OBP: 0.403, SLG: 0.433								K						3	0	0	0	3	2	2																
13 Starlin Castro, R OBP: 0.328, SLG: 0.469														6	0	0	0	0	0	7																
24 Luis Valbuena, L OBP: 0.379, SLG: 0.423														5	1	1	0	1	2	2																
5 Wellington Castillo, R OBP: 0.297, SLG: 0.415														6	0	2	0	0	3	2																
19 Nate Schierholtz, L OBP: 0.258, SLG: 0.287														6	0	2	0	0	2	3																
30 Mike Ciri, R OBP: 0.268, SLG: 0.418																																				
56 Hector Rondon, R OBP: 0.268, SLG: 0.418																																				
53 Wesley Wright, R OBP: 0.268, SLG: 0.418																																				
8 Chris Coghlan, L OBP: 0.268, SLG: 0.418																																				
40 James Russell, L OBP: 0.268, SLG: 0.418																																				
41 Jose Veras, R OBP: 0.268, SLG: 0.418																																				
12 John Baker, L OBP: 0.268, SLG: 0.418																																				
20 Jeff Samardzija, R OBP: 0.130, SLG: 0.182																																				
51 Ryan Kalish, L OBP: 0.216, SLG: 0.349																																				
63 Brian Schmitter, R OBP: 0.268, SLG: 0.418																																				
15 Darwin Barney, R OBP: 0.250, SLG: 0.250																																				
Inning Stats	R: 0 E: 0 K: 1 S: 10	H: 1 LOB: 2 BB: 1 P: 15	R: 0 E: 0 K: 2 S: 12	H: 1 LOB: 1 BB: 0 P: 16	R: 0 E: 0 K: 1 S: 7	H: 0 LOB: 0 BB: 0 P: 12	R: 1 E: 0 K: 0 S: 13	H: 3 LOB: 2 BB: 0 P: 19	R: 0 E: 0 K: 1 S: 9	H: 1 LOB: 1 BB: 0 P: 15	R: 0 E: 0 K: 2 S: 10	H: 0 LOB: 0 BB: 0 P: 15	R: 0 E: 0 K: 1 S: 13	H: 0 LOB: 2 BB: 2 P: 23	R: 0 E: 0 K: 1 S: 11	H: 0 LOB: 2 BB: 0 P: 14	R: 0 E: 0 K: 2 S: 13	H: 0 LOB: 0 BB: 0 P: 15	R: 0 E: 0 K: 1 S: 13	H: 0 LOB: 0 BB: 0 P: 10	R: 0 E: 0 K: 2 S: 11	H: 0 LOB: 0 BB: 0 P: 14	R: 0 E: 0 K: 2 S: 11	H: 1 LOB: 1 BB: 0 P: 7	R: 0 E: 0 K: 2 S: 11	H: 1 LOB: 1 BB: 0 P: 14	1B: 8 2B: 1 3B: 2 HR: 0	SF: 1 SAC: 1 DP: 2 HBP: 0	WP: 0 PB: 0 SB: 1 CS: 0	PA: 53						
PITCHER	39 Chase Whitley, R ERA: 1.0	4.1 1.2 1.0 1.0 1.0	WLS H 6 2 4	BF 20 0 3 1	H 1 0 1 0	R 0 0 0 0	ER 1 0 1 1	SO 3 0 3 0	BB 1 0 0 0	IBB 0 0 0 0	HBP 0 0 0 0	BLK 0 0 0 0	WP 0 0 0 0	HR 0 0 0 0	S 47 14 21 7	P 71 0.00 9.00 0.00	ERA 2.08 0.000 3.000 1.000	WHIP 1.615 0.000 3.000 1.000	48 Matt Thornton, L ERA: 5.19	10.1 1.2 1.0 1.0	WLS W 5 4	BF 2 5 1	H 0 0 0	R 0 0 0	ER 0 0 0	SO 1 0 0	BB 0 0 0	IBB 0 0 0	HBP 0 0 0	BLK 0 0 0	WP 0 0 0	HR 0 0 0	S 7 10 14 14	P 10 0.00 6.600 1.000	ERA 5.19 0.000 0.600 1.000	WHIP 0.000 0.000 1.000 1.000
68 Dustin Betances, R ERA: 1.73	7.1 1.0 1.0 1.0	5 0 4 1	0 0 1 0	3 0 0 0	1 1 0 0	0 0 0 0	0 0 0 0	0 0 0 0	0 0 0 0	0 0 0 0	0 0 0 0	0 0 0 0	0 0 0 0	0 0 0 0	0 0 0 0	0 0 0 0	0 0 0 0	0 0 0 0	0 0 0 0	0 0 0 0	0 0 0 0	0 0 0 0	0 0 0 0	0 0 0 0	0 0 0 0	0 0 0 0	0 0 0 0	0 0 0 0	0 0 0 0							
43 Adam Warren, R ERA: 1.73	7.1 1.0 1.0 1.0	5 0 4 1	0 0 1 0	3 0 0 0	1 1 0 0	0 0 0 0	0 0 0 0	0 0 0 0	0 0 0 0	0 0 0 0	0 0 0 0	0 0 0 0	0 0 0 0	0 0 0 0	0 0 0 0	0 0 0 0	0 0 0 0	0 0 0 0	0 0 0 0	0 0 0 0	0 0 0 0	0 0 0 0	0 0 0 0	0 0 0 0	0 0 0 0	0 0 0 0	0 0 0 0	0 0 0 0	0 0 0 0							
91 Alfredo Aceves, R ERA: 5.84	8.1 1.0 1.0 1.0	4 0 4 1	0 0 1 0	0 0 0 0	0 0 0 0	0 0 0 0	0 0 0 0	0 0 0 0	0 0 0 0	0 0 0 0	0 0 0 0	0 0 0 0	0 0 0 0	0 0 0 0	0 0 0 0	0 0 0 0	0 0 0 0	0 0 0 0	0 0 0 0	0 0 0 0	0 0 0 0	0 0 0 0	0 0 0 0	0 0 0 0	0 0 0 0	0 0 0 0	0 0 0 0	0 0 0 0	0 0 0 0	0 0 0 0						
40 Matt Daley, R ERA: 4.0	8.1 1.2 1.0 1.0	7 0 0 0	0 0 0 0	3 0 0 0	2 0 0 0	0 0 0 0	0 0 0 0	0 0 0 0	0 0 0 0	0 0 0 0	0 0 0 0	0 0 0 0	0 0 0 0	0 0 0 0	0 0 0 0	0 0 0 0	0 0 0 0	0 0 0 0	0 0 0 0	0 0 0 0	0 0 0 0	0 0 0 0	0 0 0 0	0 0 0 0	0 0 0 0	0 0 0 0	0 0 0 0	0 0 0 0	0 0 0 0	0 0 0 0						

New York Yankees @ Chicago Cubs
Wrigley Field, Chicago, IL
Wed May 21 2014, 1:22 PM - 6:00 PM CDT
Att. 34,808 - Sunny - 74 F

AB 50
R 4
H 13
RBI 2
BB 5
SO 6
LOB 23



New York Yankees @ Chicago Cubs
Wrigley Field, Chicago, IL
Wed May 21 2014, 1:22 PM - 6:00 PM CDT
Att. 34,808 - Sunny - 74 F

AB 47
R 2
H 11
RBI 2
BB 4
SO 15
LOB 22



Batter	1	2	3	4	5	6	7	8	9	AB	R	H	RBI	BB	SO	LOB	TOP		
64 Emilio Bonifacio, S OBP: 0.331, SLG: 0.371	L8		G4-3				G4-3			4	1	1	1	0	0	0	Chicago Cubs @ San Diego Padres Petco Park, San Diego, CA Thu May 22 2014, 7:11 PM - 10:07 PM PDT Att: 21,263 - Overcast - 64 F		
21 Junior Lake, R OBP: 0.301, SLG: 0.473	G4-3							L9		4	1	2	1	0	0	0			
44 Anthony Rizzo, L OBP: 0.410, SLG: 0.463										3	1	2	2	0	0	1			
13 Starlin Castro, R OBP: 0.321, SLG: 0.459										4	0	0	0	0	0	3			
30 Mike Olt, R OBP: 0.254, SLG: 0.441										4	0	0	0	0	2	1			
5 Wellington Castillo, R OBP: 0.289, SLG: 0.403										4	0	0	0	0	1	0			
19 Nate Schierholtz, L OBP: 0.263, SLG: 0.266										3	1	1	0	1	1	0			
15 Darwin Barney, R OBP: 0.250, SLG: 0.250										4	1	1	1	0	0	1			
49 Jake Arrieta, R OBP: 0.167, SLG: 0.167										2	0	0	0	0	1	1			
33 Carlos Villanueva, R OBP: 0.289, SLG: 0.403										1	0	0	0	0	1	1			
Inning Stats	R: 0 H: 0 K: 0 S: 7	H: 0 LOB: 1 BB: 0 P: 12	R: 0 H: 0 K: 2 S: 9	H: 0 LOB: 0 BB: 0 P: 15	R: 0 H: 0 K: 1 S: 7	H: 0 LOB: 0 BB: 0 P: 9	R: 2 H: 2 K: 1 S: 13	H: 2 LOB: 0 BB: 0 P: 21	R: 3 H: 4 K: 0 S: 18	H: 4 LOB: 1 BB: 0 P: 24	R: 0 H: 0 K: 1 S: 5	H: 0 LOB: 0 BB: 0 P: 7	R: 0 H: 0 K: 0 S: 7	H: 1 LOB: 0 BB: 0 P: 12	R: 0 H: 0 K: 1 S: 6	H: 0 LOB: 1 BB: 1 P: 11	1B: 3 2B: 3 3B: 0 HR: 1	SF: 0 SAC: 1 DP: 1 HBP: 1	WP: 1 PA: 36 PB: 0 SB: 0 CS: 0
PITCHER	IP WLS BF H R ER SO BB IBB HBP BLK WP HR S P ERA WHIP																		
53 Eric Stults, L ERA: 4.97	4.2 L 21 6 5 5 4 0 0 0 0 1 1 49 74 9.64 1.286																		
50 Nick Vincent, R ERA: 3.6	1.1 4 0 0 0 1 0 0 0 0 0 0 10 14 0.00 0.000																		
54 Alex Torres, L ERA: 0.95	7.1 3 0 0 0 0 0 0 0 0 0 0 7 12 0.00 0.000																		
58 Blaine Boyer, R ERA:	8.1 8 1 0 0 1 1 0 0 0 0 0 0 19 28 0.00 1.000																		

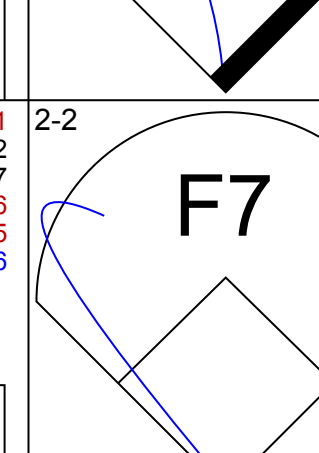
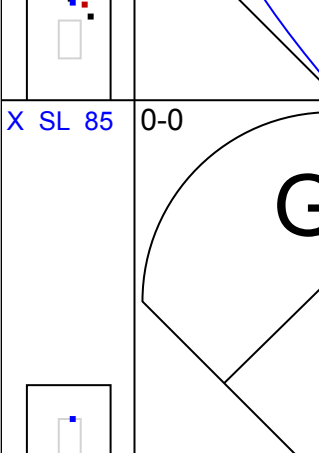


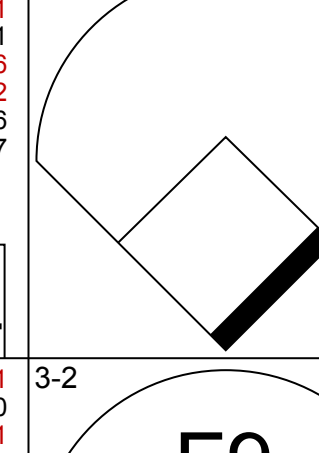

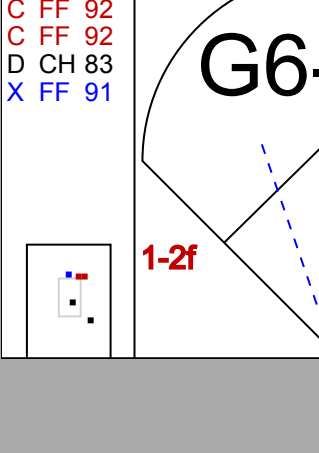
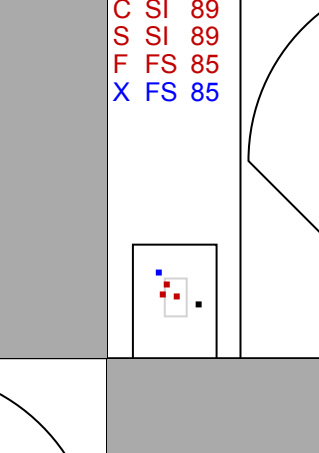
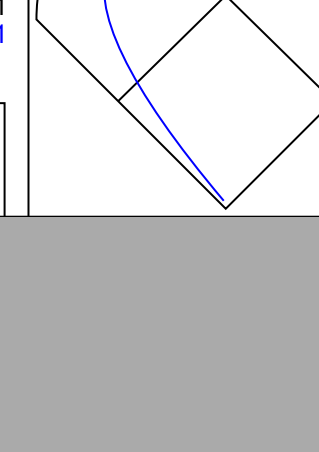


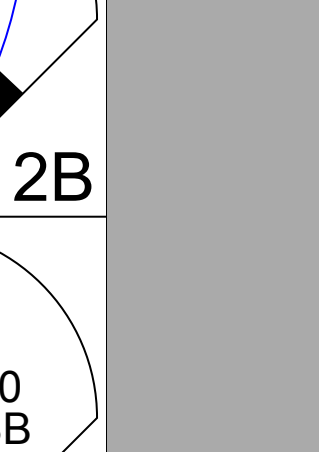



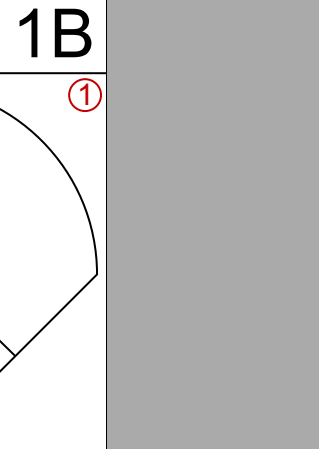


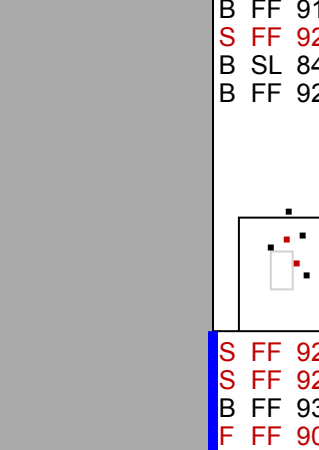
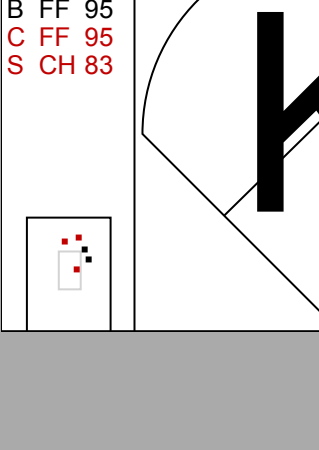
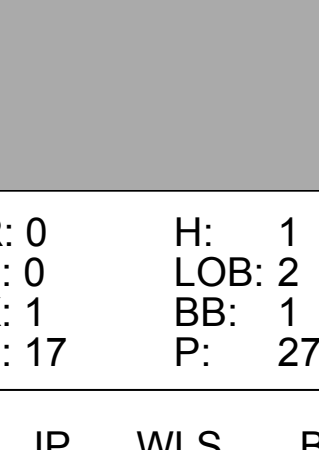
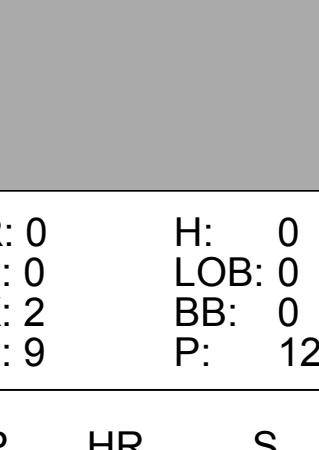
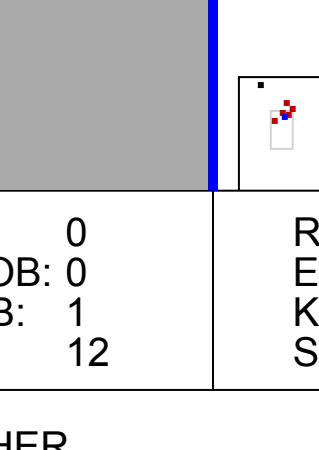
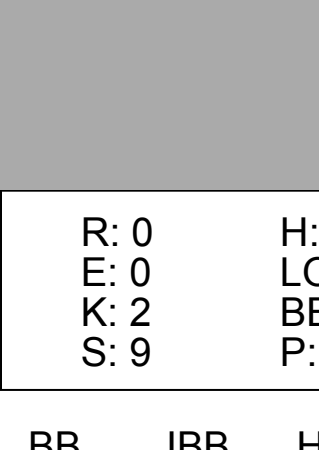




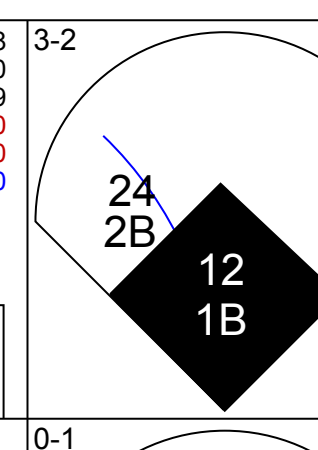
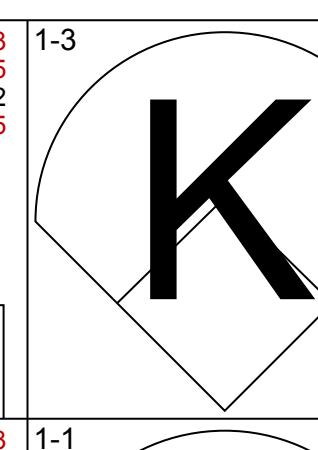
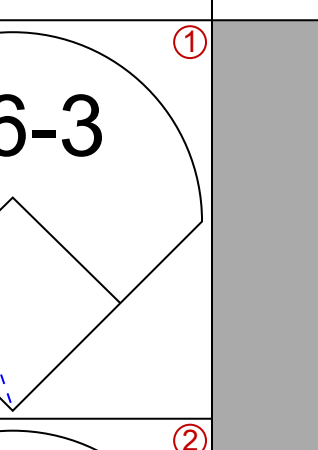

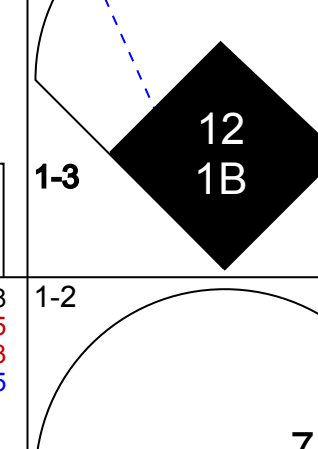

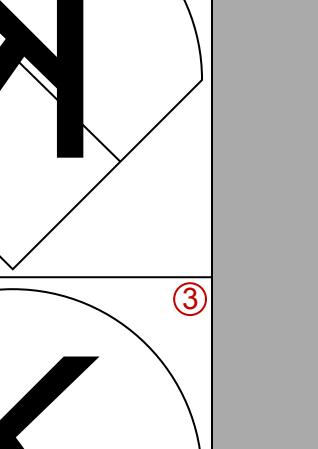

AB	33
R	5
H	7
RBI	5
BB	1
SO	6
LOB	8



Batter	1	2	3	4	5	6	7	8	9	AB	R	H	RBI	BB	SO	LOB	BOTTOM		
2 Everth Cabrera, S OBP: 0.265, SLG: 0.326	G4-3									4	0	1	0	0	2	1	Chicago Cubs @ San Diego Padres Petco Park, San Diego, CA Thu May 22 2014, 7:11 PM - 10:07 PM PDT Att: 21,263 - Overcast - 64 F		
24 Cameron Maybin, R OBP: 0.319, SLG: 0.364										4	0	1	0	0	1	1			
12 Seth Smith, L OBP: 0.439, SLG: 0.615										3	1	1	1	1	0	3			
7 Chase Headley, S OBP: 0.292, SLG: 0.349										4	0	0	0	0	3	4			
23 Yonder Alonso, L OBP: 0.232, SLG: 0.278										4	0	0	0	0	0	1			
9 Jedd Gyorko, R OBP: 0.213, SLG: 0.280										4	0	1	0	0	1	0			
25 Will Venable, L OBP: 0.268, SLG: 0.270										4	0	1	0	0	1	1			
4 Nick Hundley, R OBP: 0.271, SLG: 0.373										3	0	1	0	0	1	0			
53 Eric Stults, L ERA: 4.97										1	0	0	0	0	1	0			
50 Nick Vincent, R ERA: 3.6										0	0	0	0	0	0	0			
5 Alex Amarista, L ERA: 2.35										1	0	1	0	0	0	0			
54 Alex Torres, L ERA: 0.95										0	0	0	0	0	0	0			
13 Chris Denoriza, R ERA: 0.95										1	0	0	0	0	0	2			
58 Blaine Boyer, R ERA:										0	0	0	0	0	0	0			
Inning Stats	R: 1 H: 1 K: 1 S: 15	H: 1 LOB: 0 BB: 0 P: 21	R: 0 H: 0 K: 0 S: 7	H: 0 LOB: 0 BB: 0 P: 10	R: 0 H: 0 K: 3 S: 11	H: 0 LOB: 0 BB: 0 P: 15	R: 0 H: 0 K: 1 S: 13	H: 0 LOB: 1 BB: 1 P: 20	R: 0 H: 1 K: 0 S: 5	H: 1 LOB: 0 BB: 0 P: 9	R: 0 H: 2 K: 2 S: 15	H: 2 LOB: 2 BB: 0 P: 19	R: 0 H: 0 K: 1 S: 11	H: 2 LOB: 0 BB: 0 P: 16	R: 0 H: 1 K: 1 S: 12	H: 1 LOB: 1 BB: 0 P: 19	1B: 6 2B: 0 3B: 0 HR: 1	SF: 0 SAC: 0 DP: 1 HBP: 0	WP: 0 PA: 34 PB: 0 SB: 0 CS: 0
PITCHER	IP WLS BF H R ER SO BB IBB HBP BLK WP HR S P ERA WHIP																		
49 Jake Arrieta, R ERA: 2.35	6.0 W 22 4 1 1 1 7 1 0 0 0 0 34 53 1.50 0.833																		
33 Carlos Villanueva, R ERA: 7.33	3.0 S 12 3 0 0 3 0 0 0 0 0 0 0 34 53 0.00 1.000																		

AB	33
R	1
H	7
RBI	1
BB	1
SO	10
LOB	13

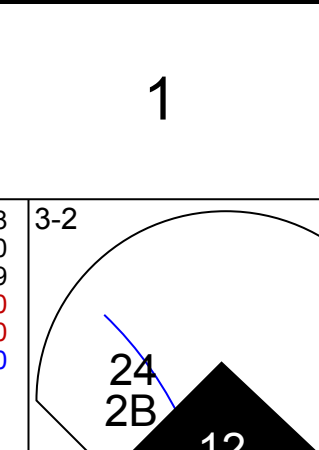
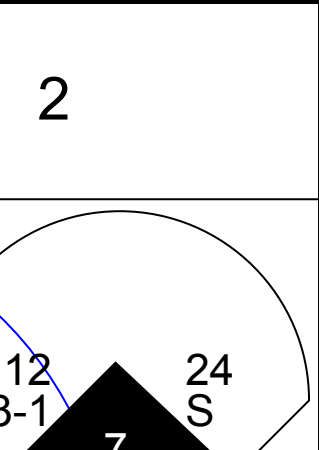
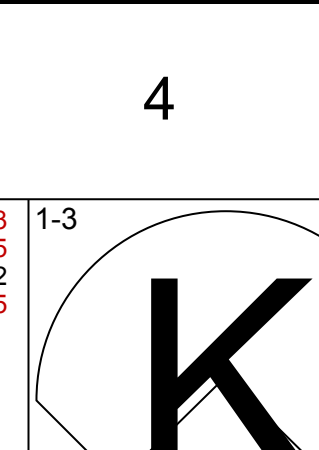
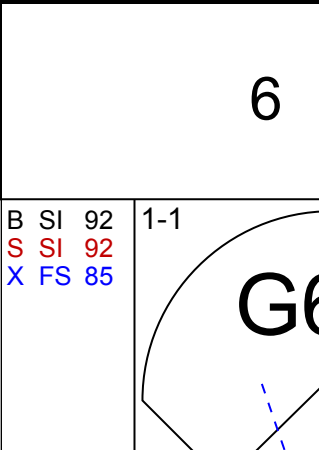
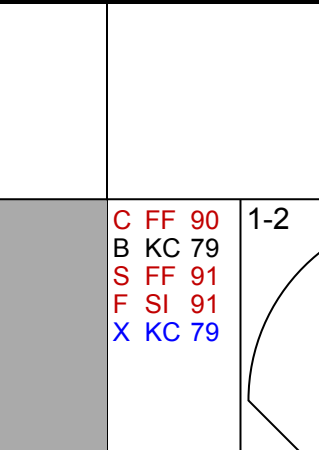
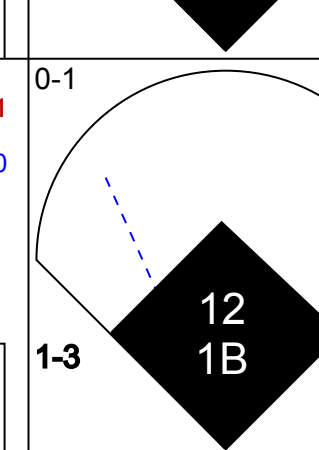
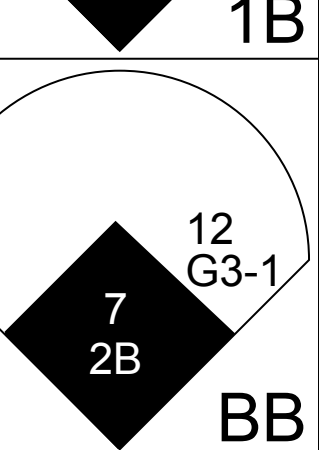
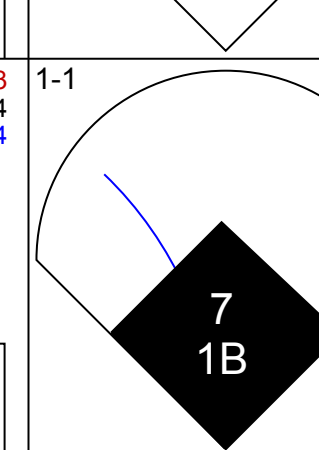
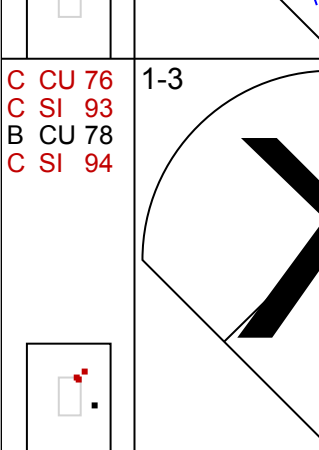
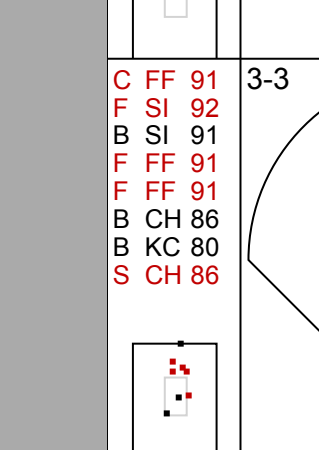
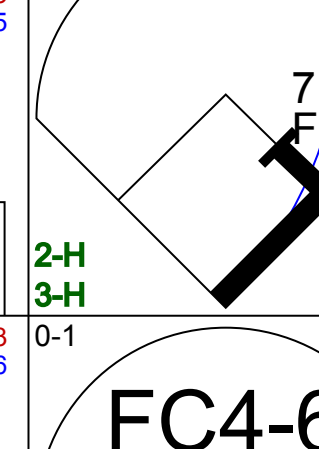
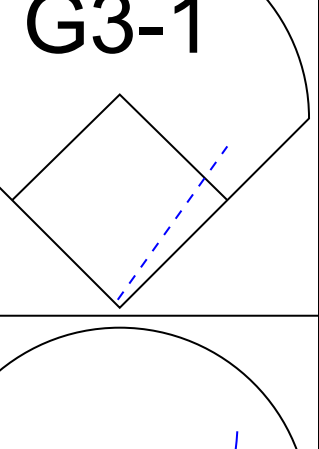
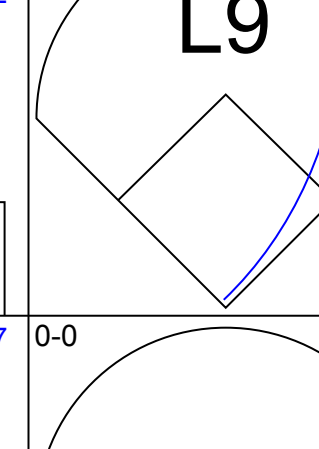
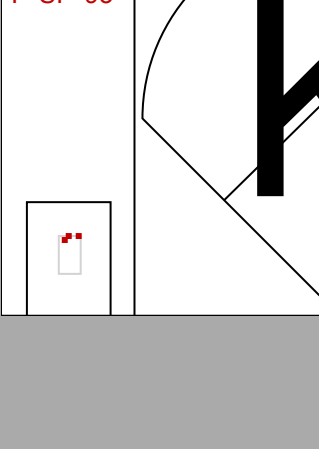
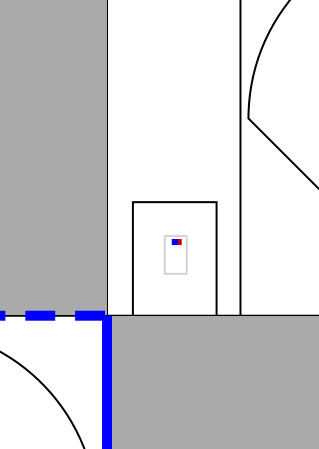
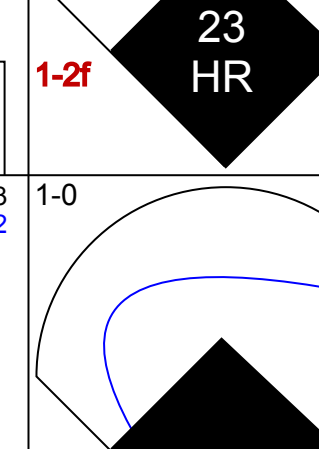
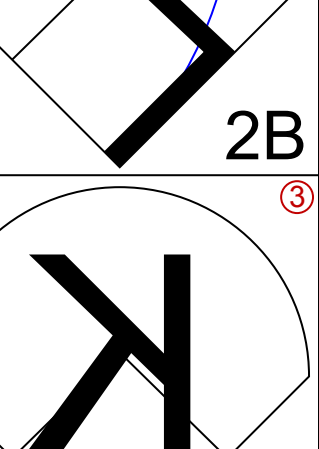
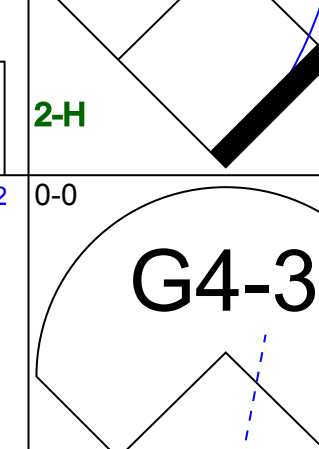

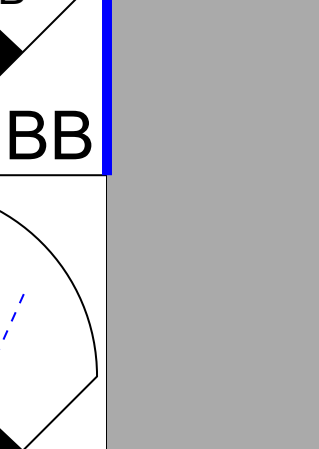
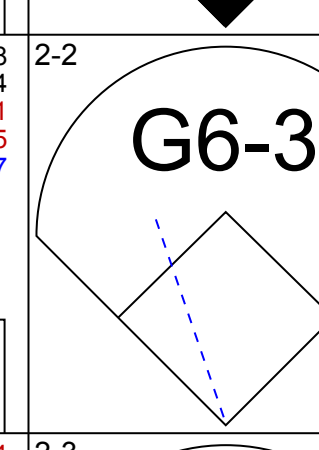



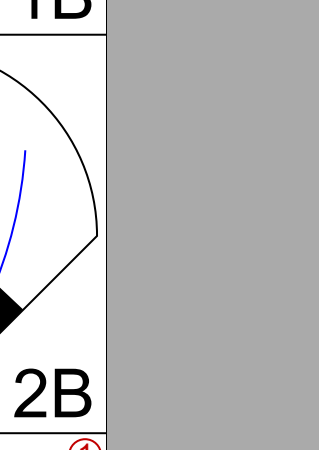
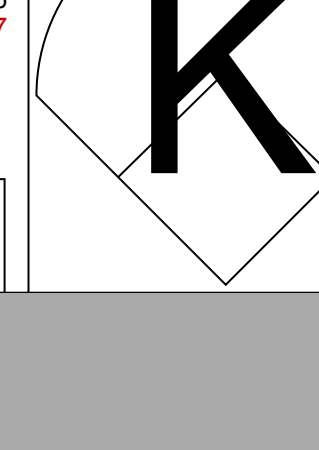
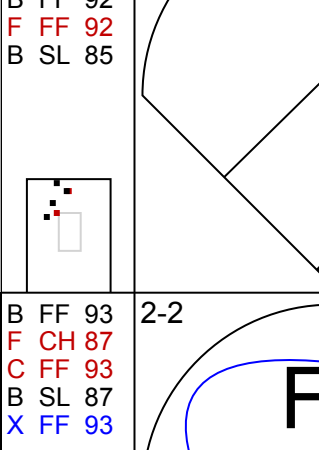
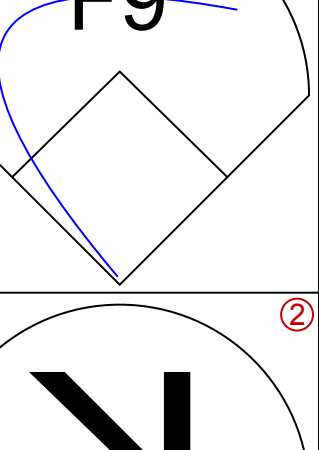
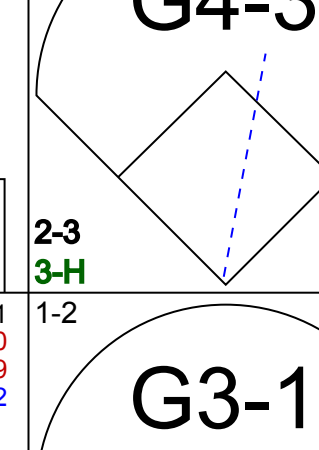

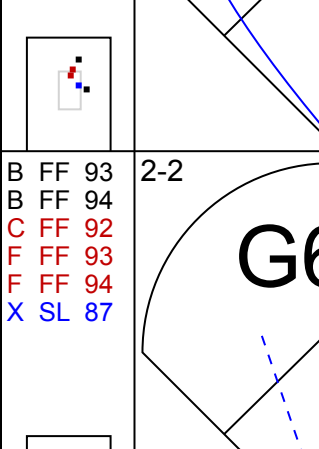
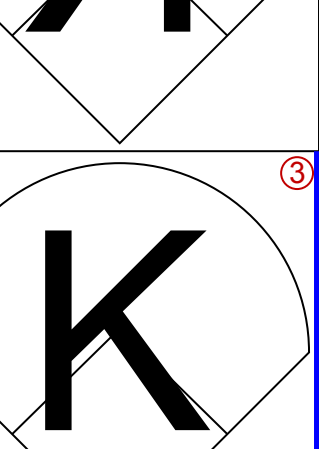
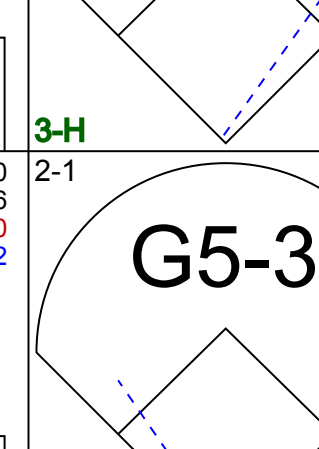
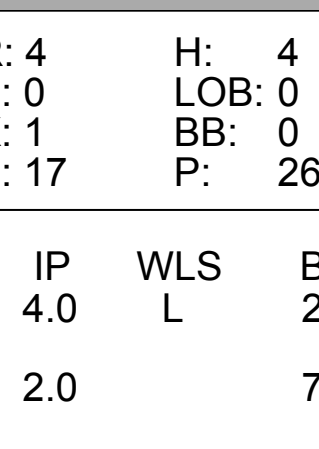
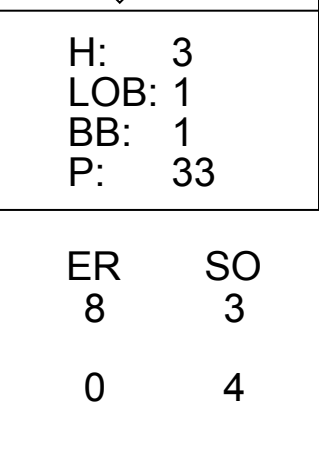
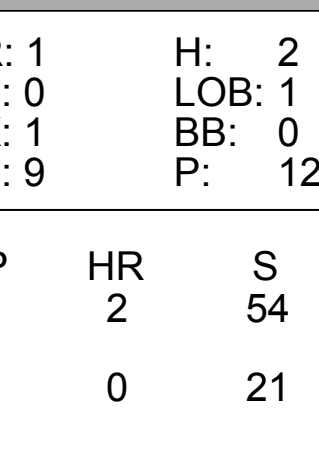
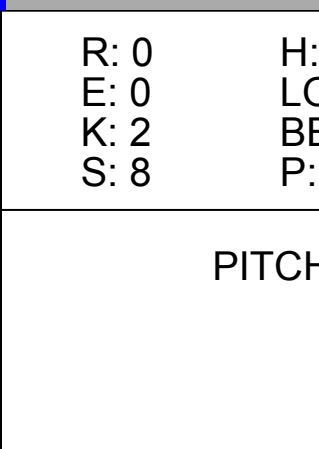
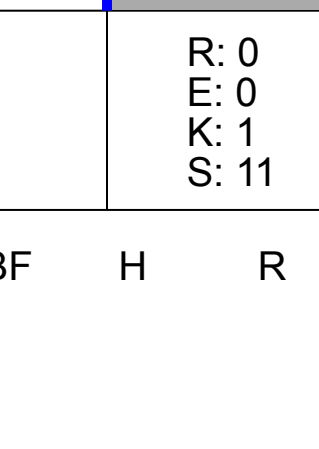






Batter	1	2	3	4	5	6	7	8	9	AB	R	H	RBI	BB	SO	LOB	TOP	
64 Emilio Bonifacio, S OBP: 0.328, SLG: 0.363 53 Wesley Wright, R (7, 1)										4	0	0	0	0	1	3		
21 Junior Lake, R OBP: 0.307, SLG: 0.477										3	0	1	0	1	0	0		
44 Anthony Rizzo, L OBP: 0.407, SLG: 0.454										3	0	0	0	1	0	2		
13 Starlin Castro, R OBP: 0.320, SLG: 0.452										3	0	0	0	1	1			
24 Luis Valbuena, L OBP: 0.375, SLG: 0.426										4	1	1	0	0	1	2		
5 Wellington Castillo, R OBP: 0.294, SLG: 0.406										4	0	2	1	0	2	0		
19 Nate Schierholtz, L OBP: 0.264, SLG: 0.261										3	0	0	0	0	1	2		
30 Mike Olt, R OBP: 0.254, SLG: 0.430										3	0	0	0	1	2	2		
36 Edwin Jackson, R OBP: 0.100, SLG: 0.150 8 Chris Coghlan, L OBP: 0.222, SLG: 0.160 41 Jose Veras, R (5, PH) 51 Ryan Kalish, L OBP: 0.309, SLG: 0.345 (7, PH)										1	0	0	0	0	0	1		
Inning Stats	R: 0 E: 0 K: 1 S: 17	H: 1 LOB: 2 BB: 1 P: 27	R: 0 E: 0 K: 1 S: 12	H: 0 LOB: 1 BB: 0 P: 18	R: 0 E: 0 K: 0 S: 5	H: 0 LOB: 0 BB: 0 P: 8	R: 0 E: 0 K: 2 S: 9	H: 1 LOB: 1 BB: 0 P: 12	R: 0 E: 0 K: 0 S: 6	H: 0 LOB: 0 BB: 1 P: 12	R: 1 E: 0 K: 1 S: 16	H: 2 LOB: 2 BB: 1 P: 27	R: 0 E: 0 K: 0 S: 9	H: 1 LOB: 1 BB: 0 P: 11	1B: 3 2B: 2 3B: 0 HR: 0	SF: 0 SAC: 0 DP: 2 HBP: 1	WP: 0 PA: 35 PB: 1 CS: 0	
PITCHER	IP WLS BF H R ER SO BB IBB HBP BLK WP HR S P ERA WHIP																	
46 Tim Stauffer, R ERA: 1.8	5.0	W	19	2	0	0	5	1	0	1	0	0	0	0	51	77	0.00	0.600
59 Kevin Quackenbush, R ERA: 3.52	2.0		9	2	1	1	1	2	0	0	0	0	0	22	39	4.50	2.000	
39 Donn Roach, R ERA: 3.6	1.0		3	0	0	0	0	1	0	0	0	0	0	9	15	0.00	1.000	
56 Joaquin Benoit, R ERA: 2.08	1.0		4	1	0	0	2	0	0	0	0	0	0	9	11	0.00	1.000	

Chicago Cubs @ San Diego Padres
Petco Park, San Diego, CA
Fri May 23 2014, 7:11 PM - 10:14 PM PDT
Att: 26,489 - Partly Cloudy - 66 F

AB	30
R	1
H	5
RBI	1
BB	4
SO	8
LOB	15



Batter	1	2	3	4	5	6	7	8	9	AB	R	H	RBI	BB	SO	LOB	BOTTOM	
2 Everth Cabrera, S OBP: 0.268, SLG: 0.328										5	2	2	0	0	1	0		
24 Cameron Maybin, R OBP: 0.338, SLG: 0.400										4	3	2	0	1	2	0		
12 Seth Smith, L OBP: 0.431, SLG: 0.600										5	0	1	2	0	1	3		
7 Chase Headley, S OBP: 0.306, SLG: 0.367 5 Alexi Amarista, L OBP: 0.276, SLG: 0.273										3	2	2	3	1	0	1		
23 Yonder Alonso, L OBP: 0.238, SLG: 0.302										4	2	2	2	0	1	2		
9 Jedd Gyorko, R OBP: 0.219, SLG: 0.291										4	1	2	1	0	0	0		
25 Will Venable, L OBP: 0.287, SLG: 0.265										3	0	0	1	1	1	2		
8 Yasmani Grandal, S OBP: 0.287, SLG: 0.412										4	1	1	2	0	1	2		
46 Tim Stauffer, R ERA: 4.94 44 Ronee Rivera, R OBP: 0.276, SLG: 0.420 59 Kevin Quackenbush, R (5, PH) 13 Chris Denorfia, R OBP: 0.292, SLG: 0.399 39 Donn Roach, R OBP: 0.292, SLG: 0.399 56 Joaquin Benoit, R (9, 1)										2	0	0	0	0	0	1		
Inning Stats	R: 4 E: 0 K: 1 S: 17	H: 4 LOB: 0 BB: 0 P: 26	R: 3 E: 0 K: 1 S: 18	H: 3 LOB: 1 BB: 1 P: 33	R: 0 E: 0 K: 0 S: 10	H: 0 LOB: 0 BB: 1 P: 18	R: 1 E: 0 K: 1 S: 9	H: 2 LOB: 1 BB: 0 P: 12	R: 0 E: 0 K: 2 S: 13	H: 1 LOB: 1 BB: 0 P: 21	R: 0 E: 0 K: 2 S: 8	H: 0 LOB: 0 BB: 1 P: 10	R: 3 E: 0 K: 0 S: 12	H: 2 LOB: 0 BB: 1 P: 21	R: 0 E: 0 K: 1 S: 11	1B: 6 2B: 4 3B: 0 HR: 2	SF: 0 SAC: 0 DP: 0 HBP: 0	WP: 0 PA: 39 PB: 0 SB: 1 CS: 0
PITCHER	IP WLS BF H R ER SO BB IBB HBP BLK WP HR S P ERA WHIP																	
36 Edwin Jackson, R ERA: 4.94	4.0	L	23	9	8	8	3	2	0	0	0	0	0	54	89	18.00	2.750	
41 Jose Veras, R ERA: 10.45	2.0		7	1	0	0	4	0	0	0	0	0	0	21	31	0.00	0.500	
53 Wesley Wright, L ERA: 3.18	2.0		9	2	3	3	1	1	0	0	0	0	0	23	36	13.50	1.500	

Chicago Cubs @ San Diego Padres
Petco Park, San Diego, CA
Fri May 23 2014, 7:11 PM - 10:14 PM PDT
Att: 26,489 - Partly Cloudy - 66 F

AB	36
R	11
H	12
RBI	11
BB	3
SO	8
LOB	12



Batter	1	2	3	4	5	6	7	8	9	AB	R	H	RBI	BB	SO	LOB	TOP			
51 Ryan Kalish, L OBP: 0.303, SLG: 0.330	G3					G2-3			G3	4	0	0	0	1	1	2	Chicago Cubs @ San Diego Padres Petco Park, San Diego, CA Sat May 24 2014, 7:12 PM - 9:45 PM PDT Att: 42,107 - Cloudy - 66 F			
56 Héctor Rondón, R (9, 1)			21 PB BB							0	0	0	0	0	0	0				
21 Junior Lake, R OBP: 0.299, SLG: 0.463	K2-3					F8			K	4	0	0	0	0	3	2				
44 Anthony Rizzo, L OBP: 0.399, SLG: 0.443	G4-3									4	0	0	0	0	0	2				
13 Starlin Castro, R OBP: 0.313, SLG: 0.442		G5-3			L9				G6-3	4	0	0	0	0	0	0				
24 Luis Valbuena, L OBP: 0.386, SLG: 0.453										2	2	1	1	2	0	0				
5 Wellington Castillo, R OBP: 0.293, SLG: 0.401										4	0	1	0	0	2	1				
19 Nate Schierholtz, L OBP: 0.270, SLG: 0.214										4	1	2	1	0	0	1				
15 Darwin Barney, R OBP: 0.261, SLG: 0.253										3	0	1	0	1	1	2				
37 Travis Wood, R OBP: 0.296, SLG: 0.421										2	0	1	1	0	1	2				
54 Neil Ramírez, R (8, 1)										0	0	0	0	0	0	0				
64 Emilio Bonifácio, S OBP: 0.325, SLG: 0.361										1	0	0	0	0	0	0				
Inning Stats	R: 0 E: 0 K: 1 S: 7	H: 0 LOB: 0 BB: 0 P: 10	R: 0 E: 0 K: 1 S: 8	H: 0 LOB: 1 BB: 1 P: 16	R: 0 E: 0 K: 1 S: 8	H: 1 LOB: 2 BB: 1 P: 13	R: 1 E: 0 K: 1 S: 12	H: 2 LOB: 2 BB: 1 P: 23	R: 0 E: 0 K: 0 S: 8	H: 0 LOB: 0 BB: 0 P: 10	R: 2 E: 0 K: 1 S: 9	H: 3 LOB: 2 BB: 1 P: 20	R: 0 E: 0 K: 1 S: 7	H: 0 LOB: 0 BB: 0 P: 11	R: 0 E: 0 K: 1 S: 6	H: 0 LOB: 0 BB: 0 P: 8	1B: 4 2B: 1 3B: 0 HR: 1	SF: 0 SAC: 1 DP: 0 HBP: 0	WP: 0 PB: 1 SB: 0 CS: 0	PA: 37
PITCHER	IP WLS BF H R ER SO BB IBB HBP BLK WP HR S P ERA WHIP																			
40 Billy Buckner, R ERA: 4.76	5.2 L 27 6 3 3 4 3 1 0 0 0 0 1 49 87 4.76 1.588																			
50 Nick Vincent, R ERA: 3.54	0.1 1 0 0 0 1 0 0 0 0 0 0 0 3 5 0.00 0.000																			
54 Alex Torres, L ERA: 0.86	2.0 6 0 0 0 2 0 0 0 0 0 0 0 14 18 0.00 0.000																			
33 Dale Thayer, R ERA: 2.38	1.0 3 0 0 0 1 0 0 0 0 0 0 0 6 8 0.00 0.000																			

AB	32
R	3
H	6
RBI	3
BB	4
SO	8
LOB	12



Batter	1	2	3	4	5	6	7	8	9	AB	R	H	RBI	BB	SO	LOB	BOTTOM					
2 Everth Cabrera, S OBP: 0.268, SLG: 0.327										4	0	1	0	0	1	0	Chicago Cubs @ San Diego Padres Petco Park, San Diego, CA Sat May 24 2014, 7:12 PM - 9:45 PM PDT Att: 42,107 - Cloudy - 66 F					
24 Cameron Maybin, R OBP: 0.311, SLG: 0.375										4	0	0	0	0	1	2						
13 Chris Denorfia, R OBP: 0.317, SLG: 0.393										4	0	0	0	0	0	1						
7 Chase Headley, S OBP: 0.305, SLG: 0.363										4	0	1	0	0	0	1						
12 Seth Smith, L OBP: 0.421, SLG: 0.583										4	0	0	0	0	1	1						
9 Jedd Gyorko, R OBP: 0.216, SLG: 0.286										3	0	0	0	0	1	1						
23 Yonder Alonso, L OBP: 0.240, SLG: 0.299										2	0	0	0	1	0	0						
8 Yasmani Grandal, S OBP: 0.288, SLG: 0.404										2	1	0	0	1	1	1						
40 Billy Buckner, R ERA: 4.76										1	0	0	0	0	0	0						
50 Nick Vincent, R ERA: 3.54										0	0	0	0	0	0	0						
5 Alex Amarista, L OBP: 0.275, SLG: 0.270										0	0	0	0	0	0	0						
54 Alex Torres, L ERA: 0.86										0	0	0	0	0	0	0						
16 Carlos Quentin, R OBP: 0.300, SLG: 0.346										1	1	1	2	0	0	0						
33 Dale Thayer, R ERA: 2.38										0	0	0	0	0	0	0						
Inning Stats	R: 0 E: 0 K: 0 S: 11	H: 1 LOB: 0 BB: 0 P: 16	R: 0 E: 0 K: 1 S: 5	H: 0 LOB: 0 BB: 0 P: 7	R: 0 E: 0 K: 0 S: 5	H: 0 LOB: 0 BB: 0 P: 5	R: 0 E: 1 K: 0 S: 12	H: 0 LOB: 1 BB: 0 P: 21	R: 0 E: 0 K: 2 S: 14	H: 0 LOB: 1 BB: 1 P: 22	R: 0 E: 0 K: 0 S: 5	H: 0 LOB: 0 BB: 0 P: 5	R: 0 E: 0 K: 0 S: 8	H: 1 LOB: 1 BB: 0 P: 9	R: 2 E: 0 K: 2 S: 13	H: 1 LOB: 0 BB: 1 P: 22	R: 0 E: 0 K: 0 S: 4	H: 0 LOB: 0 BB: 0 P: 4	1B: 2 2B: 0 3B: 0 HR: 1	SF: 0 SAC: 0 DP: 1 HBP: 0	WP: 0 PB: 0 SB: 0 CS: 0	PA: 32
PITCHER	IP WLS BF H R ER SO BB IBB HBP BLK WP HR S P ERA WHIP																					
37 Travis Wood, L ERA: 4.35	7.1 W 27 3 2 2 3 2 0 0 0 0 0 0 67 98 2.46 0.682																					
54 Neil Ramírez, R ERA: 0.84	0.2 H 2 0 0 0 2 0 0 0 0 0 0 0 6 9 0.00 0.000																					
56 Héctor Rondón, R ERA: 1.59	1.0 S 3 0 0 0 0 0 0 0 0 0 0 0 4 4 0.00 0.000																					

AB	30
R	2
H	3
RBI	2
BB	2
SO	5
LOB	7



Batter	1	2	3	4	5	6	7	8	9	AB	R	H	RBI	BB	SO	LOB	TOP										
64 Emilio Bonifacio, S (1.8)										4	0	0	0	0	1	1	Chicago Cubs @ San Diego Padres Petco Park, San Diego, CA Sun May 25 2014, 1:12 PM - 4:13 PM PDT Att: 32,167 - Sunny - 70 F										
21 Junior Lake, R (1.7)										3	1	1	1	1	1	1											
44 Anthony Rizzo, L (1.3)										3	1	0	0	1	1												
13 Starlin Castro, R (1.6)										4	1	2	2	0	1	0											
24 Luis Valbuena, L (1.4)										2	0	0	0	2	0	0											
30 Mike Olt, R (1.5)										4	0	0	0	0	3	3											
19 Nate Schierholz, L (1.9)										4	0	0	0	0	0	3											
12 John Baker, L (1.2)										3	0	1	0	0	0	2											
39 Jason Hammel, R (1.1)										2	0	0	0	0	1	0											
40 James Russell, L (6.1)										0	0	0	0	0	0	0											
63 Brian Schmitter, R (6.1)										0	0	0	0	0	0	0											
8 Chris Coghlan, L (8, PH)										1	0	0	0	0	0	1											
52 Justin Grimm, R (8.1)										0	0	0	0	0	0	0											
Inning Stats	R: 0 E: 0 K: 1 S: 9	H: 0 LOB: 0 BB: 0 P: 11	R: 0 E: 0 K: 1 S: 16	H: 1 LOB: 2 BB: 1 P: 28	R: 0 E: 0 K: 1 S: 16	H: 0 LOB: 1 BB: 1 P: 23	R: 0 E: 0 K: 1 S: 7	H: 0 LOB: 0 BB: 0 P: 9	R: 0 E: 0 K: 1 S: 9	H: 2 LOB: 1 BB: 0 P: 11	R: 1 E: 0 K: 1 S: 10	H: 1 LOB: 0 BB: 0 P: 14	R: 0 E: 0 K: 0 S: 10	H: 0 LOB: 1 BB: 1 P: 19	R: 0 E: 0 K: 1 S: 8	H: 1 LOB: 1 BB: 0 P: 13	R: 2 E: 0 K: 1 S: 11	H: 1 LOB: 0 BB: 1 P: 20	1B: 1 2B: 1 3B: 0 HR: 2	SF: 0 SAC: 0 DP: 1 HBP: 0	WP: 0 PB: 0 SB: 0 CS: 0	PA: 34					
PITCHER	IP	WLS	BF	H	R	ER	SO	BB	IBB	HBP	BLK	WP	HR	S	P	ERA	WHIP	PITCHER									
22 Ian Kennedy, R (1.1)	6.0	W	22	2	1	1	6	2	0	0	0	0	1	67	96	1.50	0.667										
29 Troy Patton, L (7.1)	0.0		1	0	0	0	0	1	0	0	0	0	0	2	6	∞	∞										
50 Nick Vincent, R (7.1)	1.0	H	2	0	0	0	0	0	0	0	0	0	0	8	13	0.00	0.000										
56 Joaquin Benoit, R (8.1)	1.0	H	4	1	0	0	1	0	0	0	0	0	0	8	13	0.00	1.000										
16 Huston Street, R (9.1)	1.0	S	5	1	2	2	1	1	0	0	0	0	1	11	20	18.00	2.000										
Batter	1	2	3	4	5	6	7	8	9	AB	R	H	RBI	BB	SO	LOB	BOTTOM										
2 Everth Cabrera, S (1.6)										2	1	0	0	2	0	0	Chicago Cubs @ San Diego Padres Petco Park, San Diego, CA Sun May 25 2014, 1:12 PM - 4:13 PM PDT Att: 32,167 - Sunny - 70 F										
25 Will Venable, L (1.9)										3	1	0	0	0	3												
12 Seth Smith, L (1.7)										3	1	0	0	1	1												
7 Chase Headley, S (1.5)										3	0	0	1	0	1												
23 Yonder Alonso, L (1.3)										2	0	1	0	0	0	0											
18 Carlos Quentin, R (6, PH)										1	0	1	0	0	0	0											
38 Tyson Ross, R (6, PH)										0	1	0	0	0	0	0											
29 Troy Patton, S (7.1)										0	0	0	0	0	0	0											
50 Nick Vincent, R (7.1)										0	0	0	0	0	0	0											
56 Joaquin Benoit, R (8.1)										0	0	0	0	0	0	0											
13 Chris Denorfia, R (8, PH)										1	0	0	0	0	0	0											
16 Huston Street, R (9.1)										0	0	0	0	0	0	0											
9 Jedd Gyorko, R (1.4)										3	0	1	1	0	1	1											
24 Cameron Maybin, R (1.8)										3	0	1	0	0	1	2											
44 René Rivera, R (1.2)										3	0	0	0	0	2	2											
22 Ian Kennedy, R (1.1)										1	0	0	0	0	1	0											
14 Tommy Medica, R (6, PH)										2	0	1	0	0	1	0											
Inning Stats	R: 0 E: 0 K: 0 S: 7	H: 0 LOB: 1 BB: 0 P: 13	R: 0 E: 0 K: 1 S: 6	H: 0 LOB: 0 BB: 0 P: 8	R: 0 E: 0 K: 2 S: 9	H: 0 LOB: 0 BB: 0 P: 14	R: 0 E: 0 K: 0 S: 10	H: 0 LOB: 0 BB: 0 P: 15	R: 0 E: 0 K: 2 S: 10	H: 2 LOB: 1 BB: 0 P: 16	R: 4 E: 1 K: 0 S: 20	H: 3 LOB: 2 BB: 2 P: 38	R: 0 E: 0 K: 1 S: 11	H: 0 LOB: 1 BB: 1 P: 20	R: 0 E: 0 K: 2 S: 7	H: 0 LOB: 0 BB: 0 P: 10	1B: 4 2B: 1 3B: 0 HR: 0	SF: 1 SAC: 0 DP: 0 HBP: 1	WP: 0 PB: 0 SB: 2 CS: 0	PA: 32							
PITCHER	IP	WLS	BF	H	R	ER	SO	BB	IBB	HBP	BLK	WP	HR	S	P	ERA	WHIP	PITCHER									
39 Jason Hammel, R (1.1)	5.2	L	22	3	3	3	5	2	0	1	0	0	0	54	90	4.76	0.882										
40 James Russell, L (6.1)	0.0		1	1	0	0	0	0	0	0	0	0	0	2	5	∞	∞										
63 Brian Schmitter, R (6.1)	1.1		6	1	1	0	1	1	0	0	0	0	0	17	29	0.00	1.500										
52 Justin Grimm, R (8.1)	1.0		3	0	0	0	2	0	0	0	0	0	0	7	10	0.00	0.000										

Batter	1	2	3	4	5	6	7	8	9	AB R H RBI BB SO LOB	TOP											
64 Emilio Bonifacio, S OBP: 0.325, SLG: 0.367										4 0 2 1 1 1 0	Chicago Cubs @ San Francisco Giants AT&T Park, San Francisco, CA Mon May 26 2014, 1:07 PM - 4:17 PM PDT Att: 42,257 - Sunny - 66 F											
21 Junior Lake, R OBP: 0.301, SLG: 0.472										5 1 1 0 0 1 3												
44 Anthony Rizzo, L OBP: 0.396, SLG: 0.440										5 2 2 1 0 2 1												
13 Starlin Castro, R OBP: 0.319, SLG: 0.455										4 0 1 0 1 1 1												
24 Luis Valbuena, L OBP: 0.389, SLG: 0.444										5 1 2 1 0 0 3												
5 Wellington Castillo, R OBP: 0.288, SLG: 0.404										4 1 2 1 0 1 2												
19 Nate Schierholtz, L OBP: 0.269, SLG: 0.292										4 2 2 1 0 0 2												
15 Darwin Barney, R OBP: 0.260, SLG: 0.256										3 0 1 2 0 0 0												
29 Jeff Samardzija, R OBP: 0.148, SLG: 0.231										4 1 1 1 0 0 2												
52 Justin Grimm, R OBP: 0.298, SLG: 0.352										0 0 0 0 0 0 0												
54 Neil Ramirez, R OBP: 0.298, SLG: 0.352										0 0 0 0 0 0 0												
Inning Stats	R: 0 E: 0 K: 1 S: 7	H: 1 LOB: 0 BB: 0 P: 10	R: 0 E: 0 K: 2 S: 8	H: 0 LOB: 0 BB: 0 P: 13	R: 1 E: 0 K: 0 S: 8	H: 1 LOB: 0 BB: 0 P: 10	R: 0 E: 0 K: 1 S: 8	H: 0 LOB: 0 BB: 0 P: 11	R: 3 E: 0 K: 1 S: 15	H: 4 LOB: 1 BB: 0 P: 21	R: 2 E: 0 K: 0 S: 17	H: 4 LOB: 1 BB: 0 P: 21	R: 2 E: 0 K: 1 S: 11	H: 4 LOB: 1 BB: 0 P: 17	R: 0 E: 0 K: 0 S: 5	H: 0 LOB: 2 BB: 2 P: 7	R: 0 E: 0 K: 0 S: 6	H: 0 LOB: 2 BB: 2 P: 17	1B: 10 2B: 2 3B: 1 HR: 1	SF: 1 SAC: 0 DP: 1 HBP: 0	WP: 0 PB: 1 SB: 1 CS: 1	PA: 41
PITCHER	IP WLS BF H R ER SO BB IBB HBP BLK WP HR S P ERA WHIP											IP WLS BF H R ER SO BB IBB HBP BLK WP HR S P ERA WHIP										
52 Yusmeiro Petit, R ERA: 5.08	(1.1) 5.0 L 20 6 4 4 5 0 0 0 0 0 0 1 46 65 7.20 1.200																					
34 David Huff, L ERA: 5.4	(6.1) 1.1 12 8 4 4 1 0 0 0 0 0 0 27 37 27.00 6.000																					
70 George Kontos, R ERA: 1.93	(7.1) 0.2 1 0 0 0 0 0 0 0 0 0 0 1 1 0.00 0.000																					
49 Javier López, L ERA: 3.63	(8.1) 1.0 3 0 0 0 0 0 0 0 0 0 0 5 7 0.00 0.000																					
57 Juan Gutierrez, R ERA: 3.63	(9.1) 1.0 5 0 0 0 0 2 0 0 0 0 0 0 6 17 0.00 2.000																					

AB	38
R	8
H	14
RBI	8
BB	2
SO	6
LOB	14



Batter	1	2	3	4	5	6	7	8	9	AB R H RBI BB SO LOB	BOTTOM											
16 Angel Pagán, S OBP: 0.358, SLG: 0.436										4 1 1 0 0 0 0	Chicago Cubs @ San Francisco Giants AT&T Park, San Francisco, CA Mon May 26 2014, 1:07 PM - 4:17 PM PDT Att: 42,257 - Sunny - 66 F											
8 Hunter Pence, R OBP: 0.366, SLG: 0.470										4 0 0 0 0 1 2												
28 Buster Posey, R OBP: 0.351, SLG: 0.415										4 1 1 0 0 1 2												
48 Pablo Sandoval, S OBP: 0.285, SLG: 0.409										4 1 2 3 0 1 1												
38 Michael Morse, R OBP: 0.339, SLG: 0.542										3 1 1 0 1 1 1												
29 Héctor Sánchez, S OBP: 0.281, SLG: 0.395										4 0 0 0 0 1 2												
35 Brandon Crawford, L OBP: 0.323, SLG: 0.451										4 0 1 1 1 0 2 1												
14 Brandon Hicks, R OBP: 0.294, SLG: 0.393										4 0 0 0 0 3 2												
52 Yusmeiro Petit, R ERA: 5.08	(1.1)									1 0 0 0 0 1 0												
34 David Huff, L ERA: 5.4	(5.1)									1 0 0 0 0 1 0												
70 George Kontos, R ERA: 1.93	(7.1)									0 0 0 0 0 0 0												
49 Javier López, L ERA: 3.63	(8.1)									1 0 0 0 0 1 1												
57 Juan Gutierrez, R ERA: 3.63	(9.1)									0 0 0 0 0 0 0												
Inning Stats	R: 1 E: 1 K: 1 S: 14	H: 1 LOB: 1 BB: 0 P: 19	R: 0 E: 0 K: 3 S: 11	H: 0 LOB: 0 BB: 0 P: 16	R: 0 E: 0 K: 1 S: 9	H: 0 LOB: 0 BB: 0 P: 12	R: 2 E: 0 K: 2 S: 14	H: 2 LOB: 0 BB: 0 P: 23	R: 0 E: 0 K: 1 S: 5	H: 0 LOB: 0 BB: 0 P: 6	R: 0 E: 0 K: 0 S: 8	H: 0 LOB: 0 BB: 0 P: 12	R: 1 E: 0 K: 2 S: 13	H: 2 LOB: 1 BB: 0 P: 16	R: 0 E: 0 K: 2 S: 11	H: 1 LOB: 1 BB: 0 P: 20	R: 0 E: 0 K: 1 S: 11	H: 0 LOB: 1 BB: 1 P: 19	1B: 4 2B: 0 3B: 1 HR: 1	SF: 0 SAC: 0 DP: 0 HBP: 0	WP: 0 PB: 0 SB: 1 CS: 0	PA: 35
PITCHER	IP WLS BF H R ER SO BB IBB HBP BLK WP HR S P ERA WHIP											IP WLS BF H R ER SO BB IBB HBP BLK WP HR S P ERA WHIP										
29 Jeff Samardzija, R ERA: 1.88	(1.1) 7.0 W 28 6 4 3 10 0 0 0 0 0 0 1 76 109 3.86 0.857																					
52 Justin Grimm, R ERA: 3.0	(8.1) 1.0 3 0 0 0 2 0 0 0 0 0 0 9 15 0.00 0.000																					
54 Neil Ramirez, R ERA: 0.77	(9.1) 1.0 4 0 0 0 1 1 0 0 0 0 0 0 11 19 0.00 1.000																					

AB	34
R	4
H	6
RBI	4
BB	1
SO	13
LOB	12



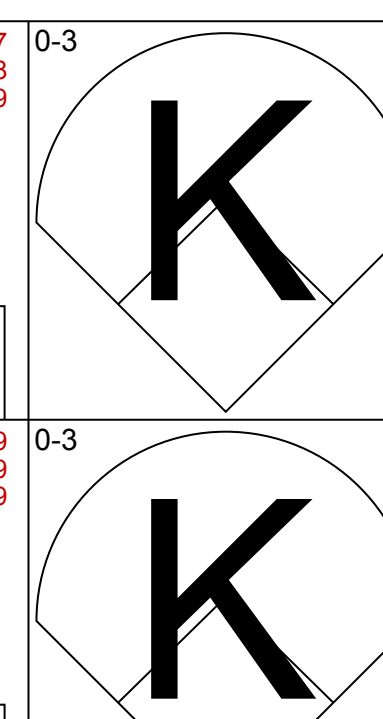
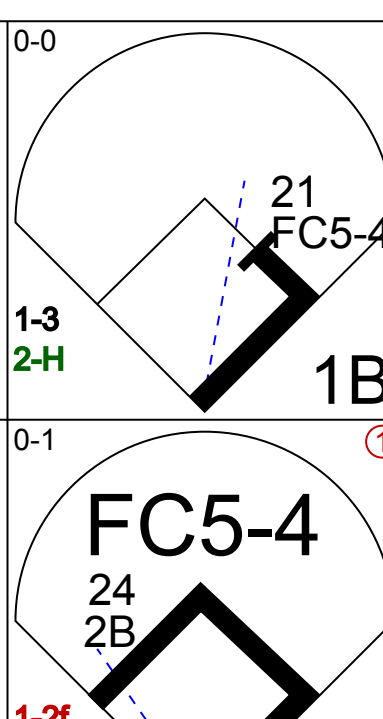
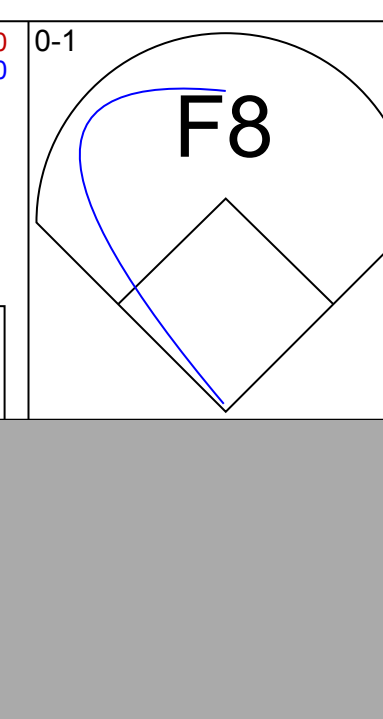
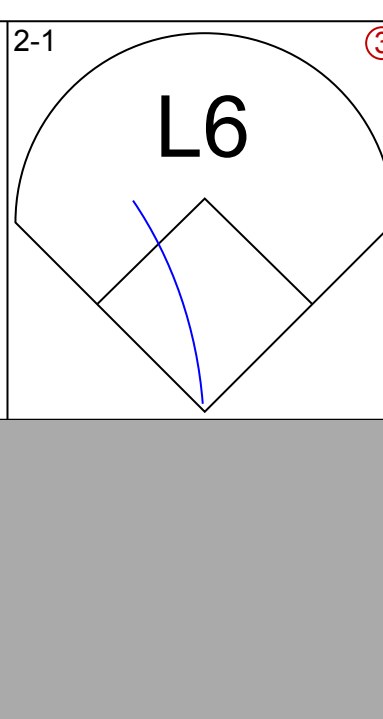
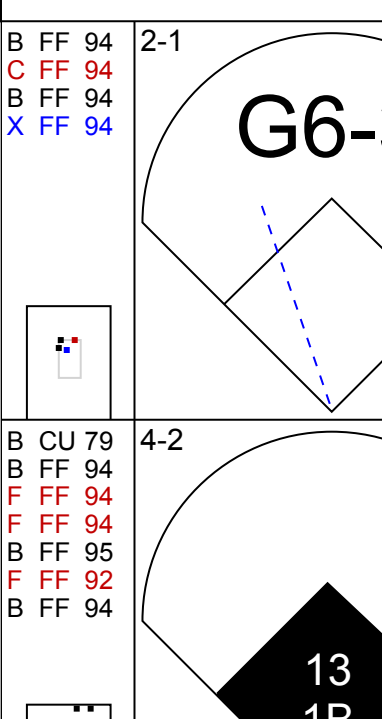
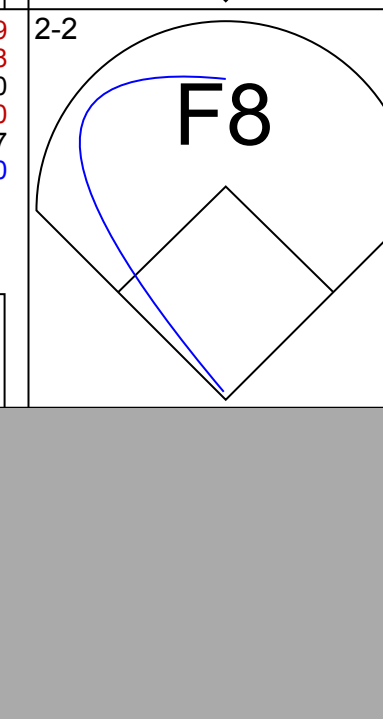
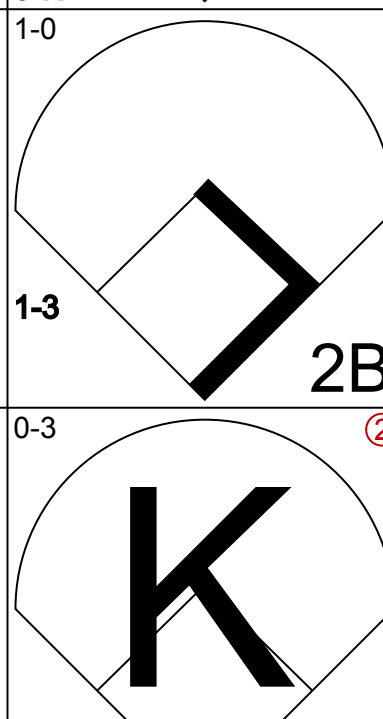
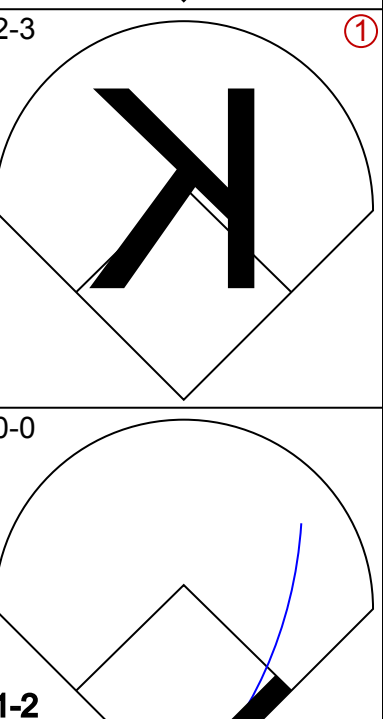
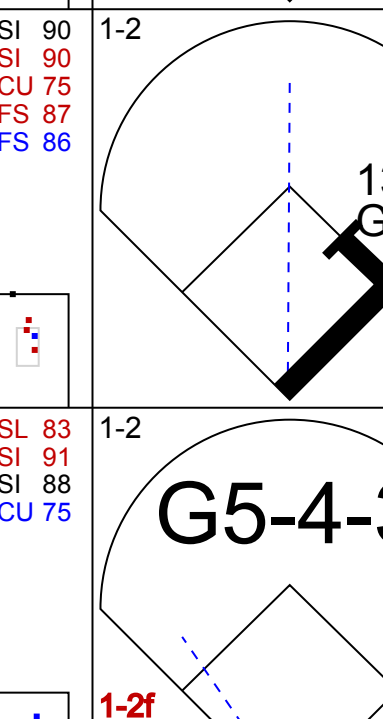
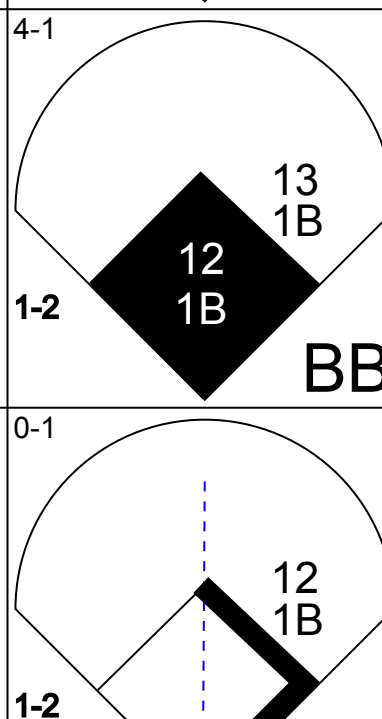

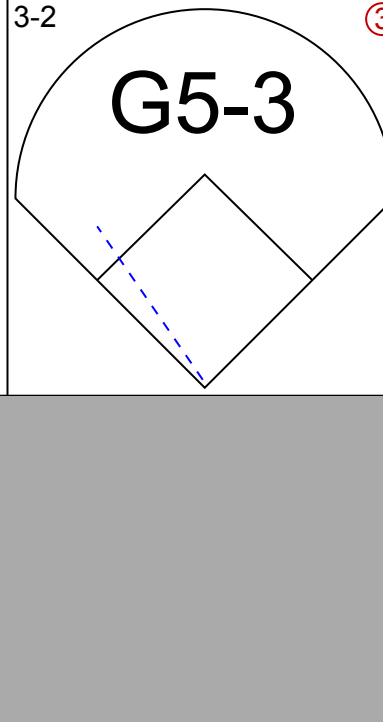
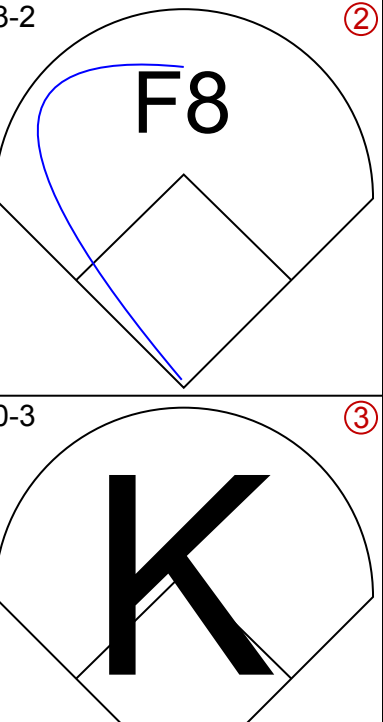

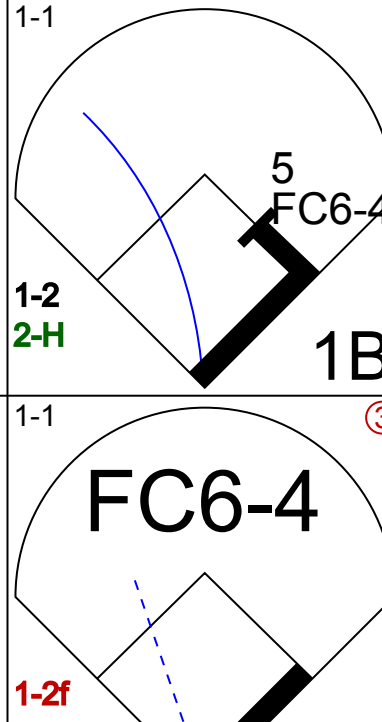
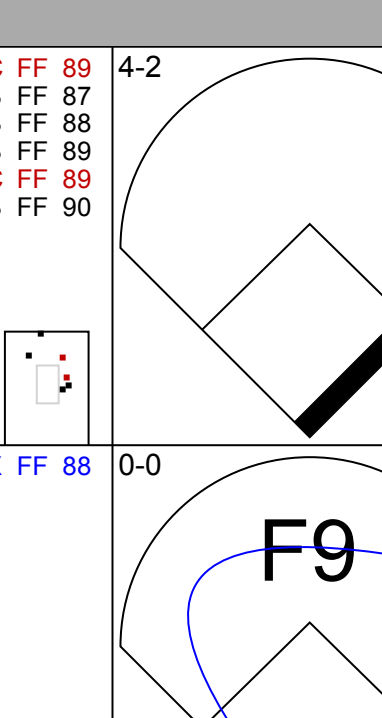
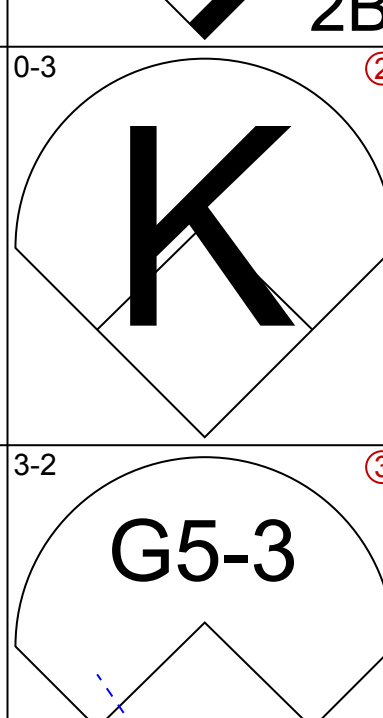
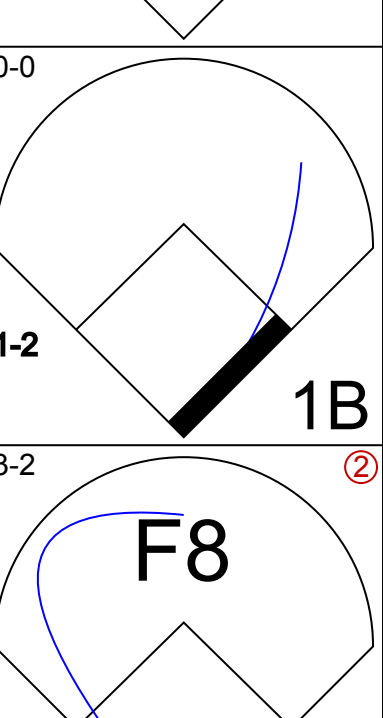
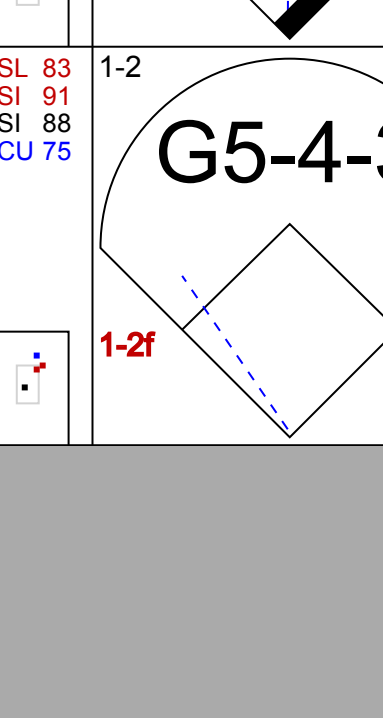
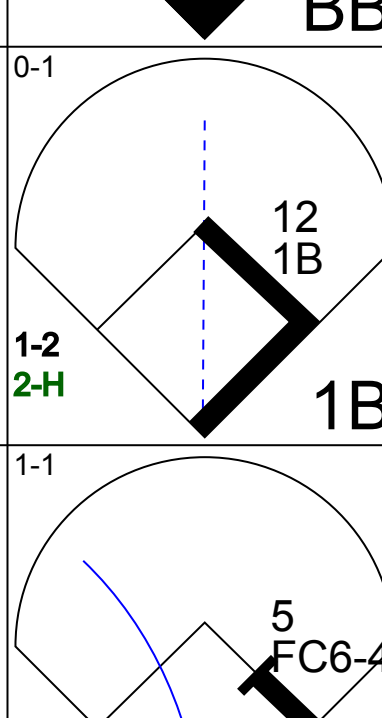

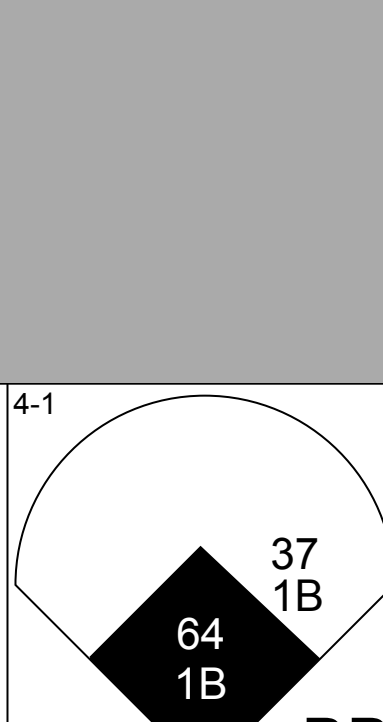


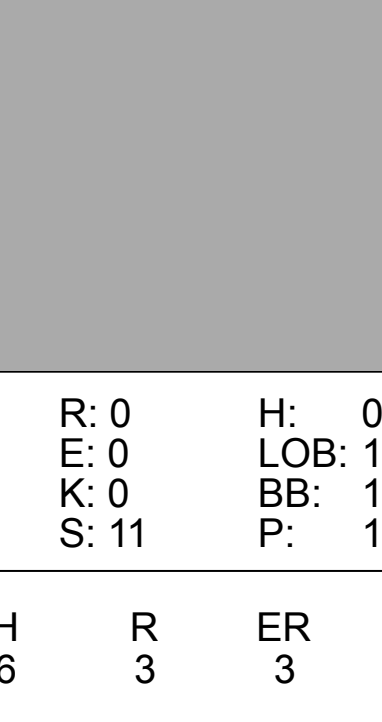
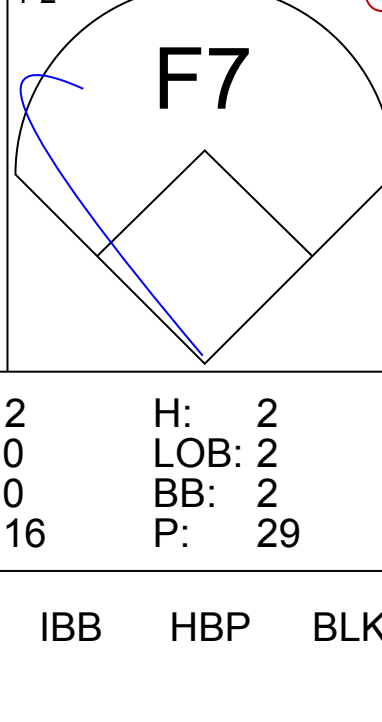
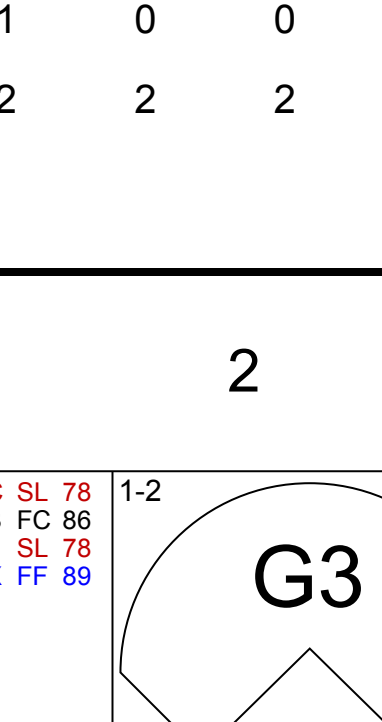
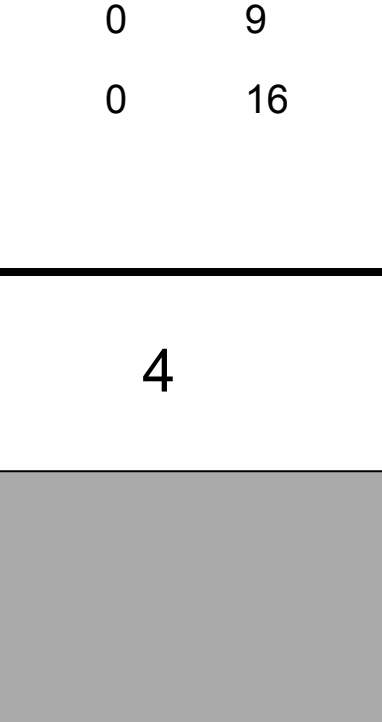
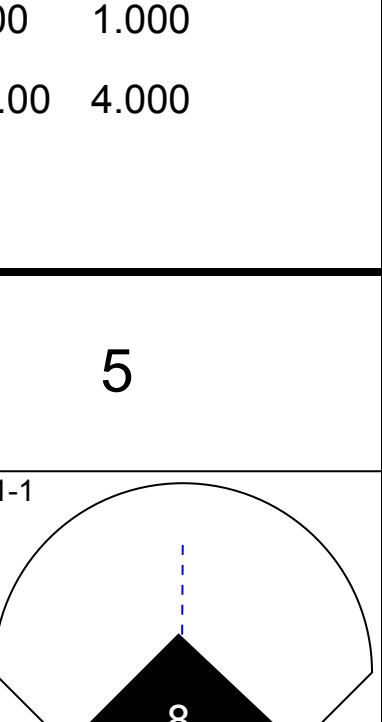
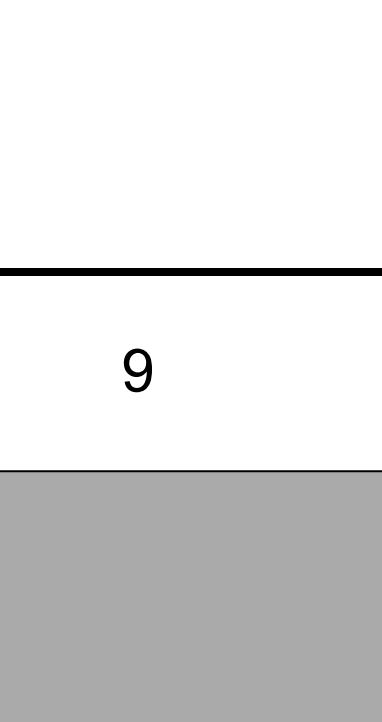
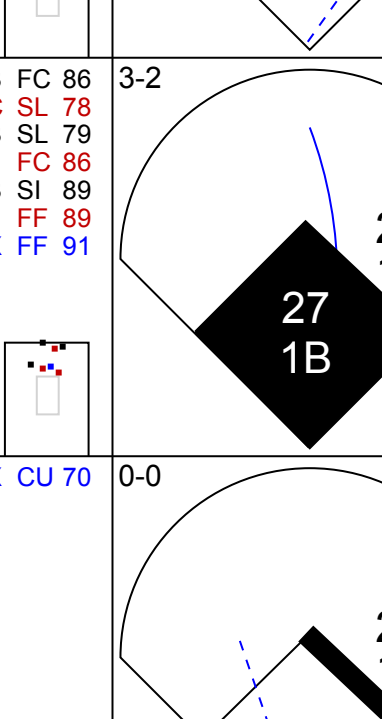

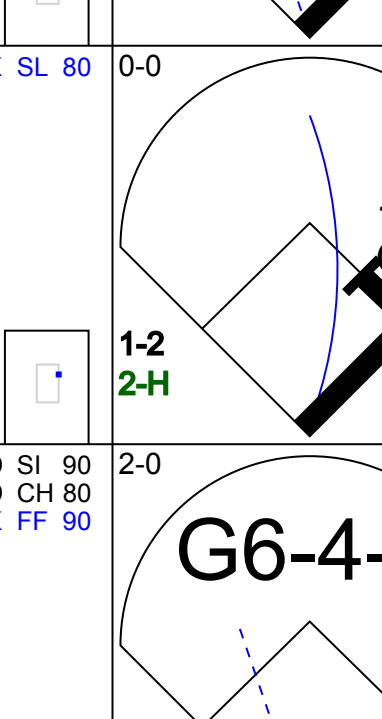


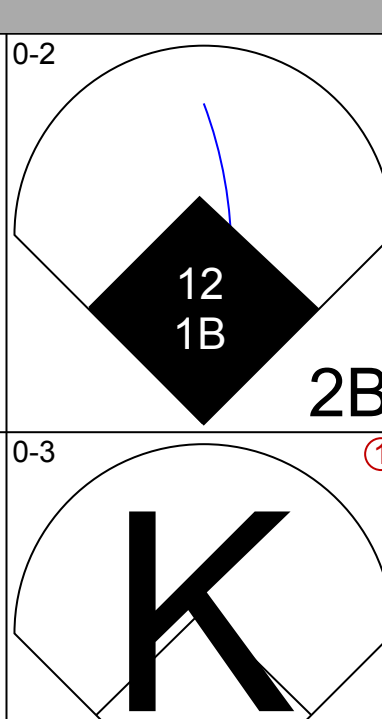


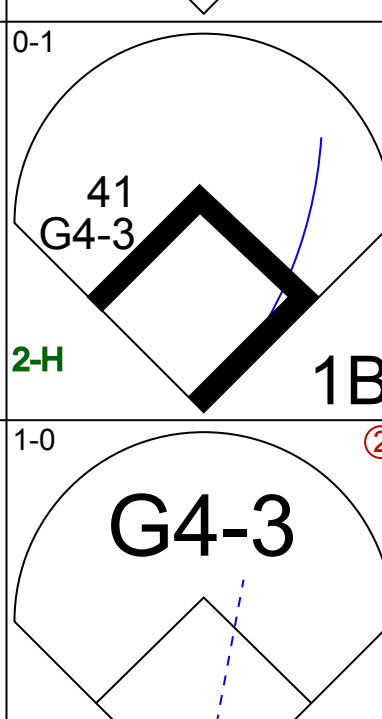


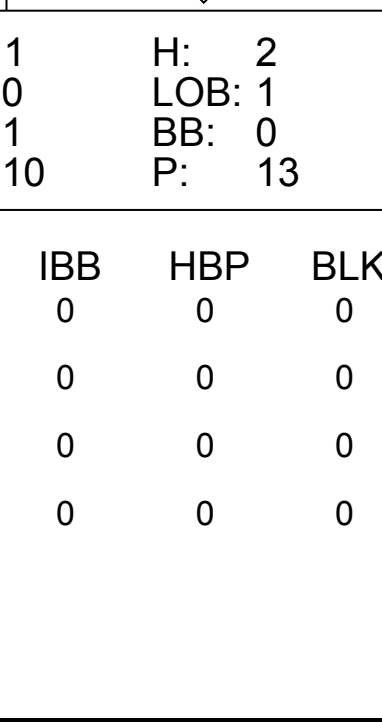
Batter	1	2	3	4	5	6	7	8	9	AB	R	H	RBI	BB	SO	LOB	TOP			
64 Emilio Bonifacio, S OBP: 0.319, SLG: 0.359	L8		FC6-4		G4-3			G6-3		4	0	0	0	0	0	2	Chicago Cubs @ San Francisco Giants AT&T Park, San Francisco, CA Tue May 27 2014, 7:16 PM - 9:54 PM PDT Att: 41,060 - Clear - 59 F			
20 Justin Ruggiano, R OBP: 0.302, SLG: 0.333	G6-3							G6-3		4	0	1	0	0	0	0				
44 Anthony Rizzo, L OBP: 0.394, SLG: 0.436	K							K		4	0	1	0	0	2	1				
13 Starlin Castro, R OBP: 0.318, SLG: 0.450		G5-3						K		4	0	1	0	0	2	1				
24 Luis Valbuena, L OBP: 0.379, SLG: 0.430		F7						G5-3		4	0	0	0	0	0	3				
5 Wellington Castillo, R OBP: 0.297, SLG: 0.400		G6-3						K		4	0	1	0	0	2	2				
19 Nate Schierholtz, L OBP: 0.264, SLG: 0.287			L8					P4		3	0	0	0	0	0	1				
30 Mike Olt, R OBP: 0.248, SLG: 0.421			K					K		3	0	1	0	0	2	1				
49 Jake Arrieta, R OBP: 0.250, SLG: 0.250										2	0	1	0	0	0	1				
8 Chris Coghlan, L OBP: 0.207, SLG: 0.148										1	0	0	0	0	0	1				
50 Blake Parker, R OBP: 0.297, SLG: 0.400										0	0	0	0	0	0	0				
41 Jose Veras, R OBP: 0.297, SLG: 0.400										0	0	0	0	0	0	0				
Inning Stats	R: 0 E: 0 K: 1 S: 9	H: 0 LOB: 0 BB: 0 P: 13	R: 0 E: 0 K: 0 S: 8	H: 0 LOB: 0 BB: 0 P: 11	R: 0 E: 0 K: 1 S: 9	H: 1 LOB: 1 BB: 0 P: 15	R: 0 E: 0 K: 1 S: 11	H: 2 LOB: 2 BB: 0 P: 18	R: 0 E: 0 K: 1 S: 9	H: 1 LOB: 1 BB: 0 P: 16	R: 0 E: 0 K: 1 S: 9	H: 1 LOB: 1 BB: 0 P: 12	R: 0 E: 0 K: 1 S: 6	H: 0 LOB: 0 BB: 0 P: 9	R: 0 E: 0 K: 2 S: 9	H: 0 LOB: 0 BB: 0 P: 12	1B: 5 2B: 1 3B: 0 HR: 0	SF: 0 SAC: 0 DP: 0 HBP: 0	WP: 0 PB: 0 SB: 0 CS: 0	PA: 33
PITCHER	IP WLS BF H R ER SO BB IBB HBP BLK WP HR S P ERA WHIP																			
17 Tim Hudson, R ERA: 1.92	7.0 W 27 6 0 0 5 0 0 0 0 0 0 0 63 96 0.00 0.857																			
41 Jeremy Affeldt, L ERA: 1.45	1.0 3 0 0 0 1 0 0 0 0 0 0 0 6 9 0.00 0.000																			
63 Jean Machi, R ERA: 0.36	1.0 3 0 0 0 2 0 0 0 0 0 0 0 9 12 0.00 0.000																			

AB	33
R	0
H	6
RBI	0
BB	0
SO	8
LOB	13



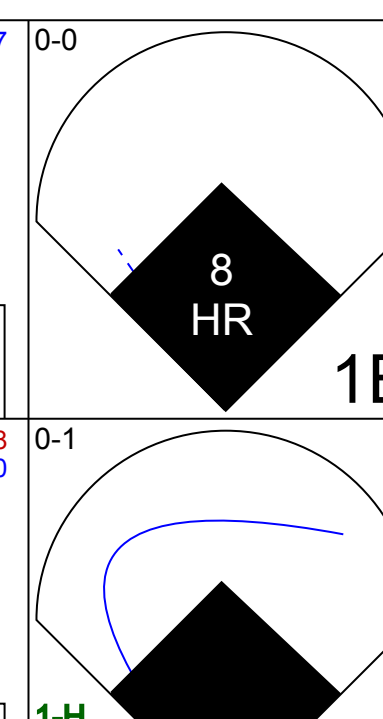
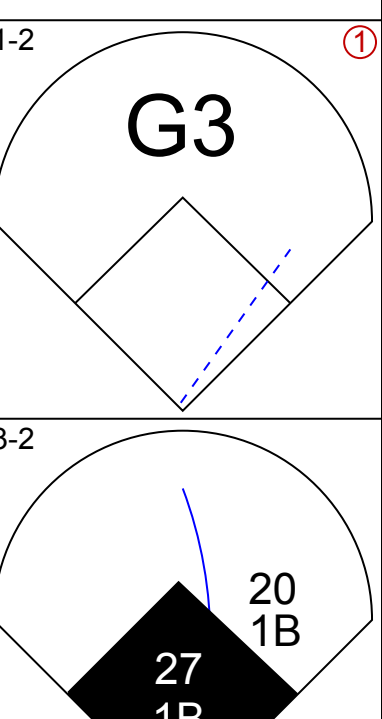
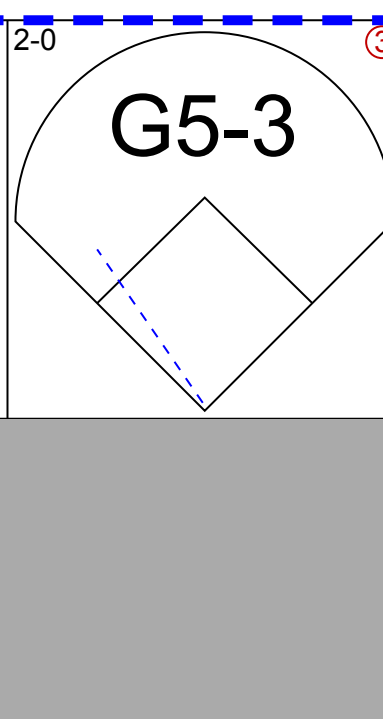
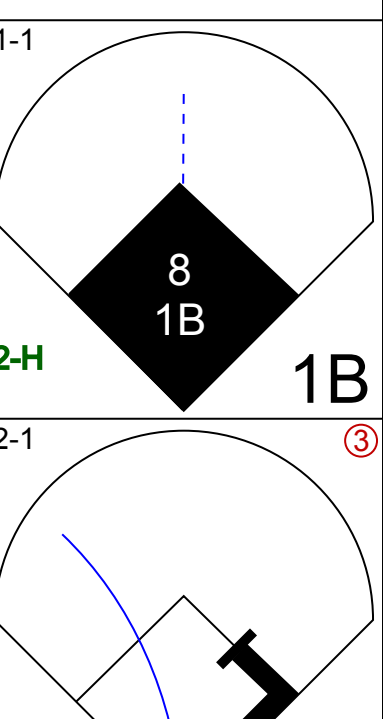
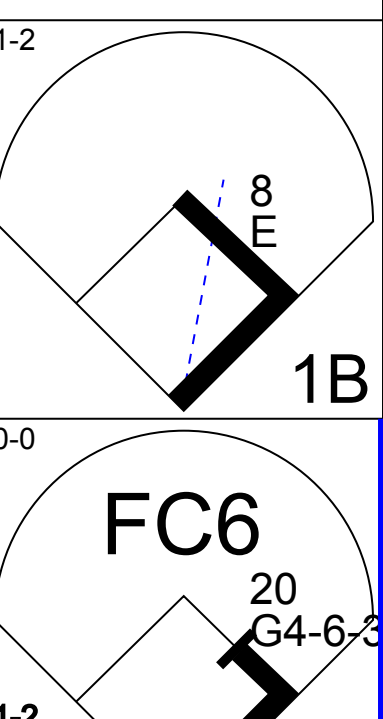
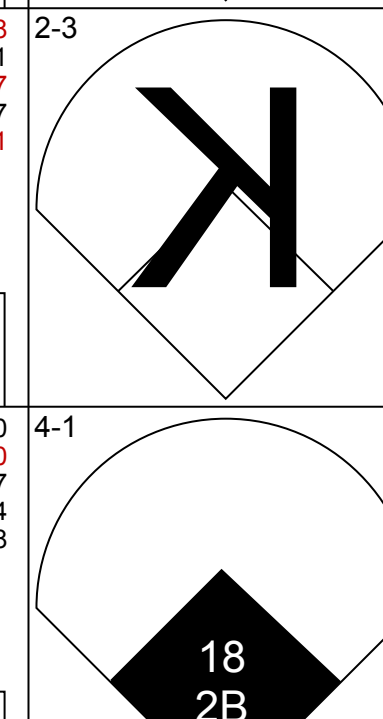
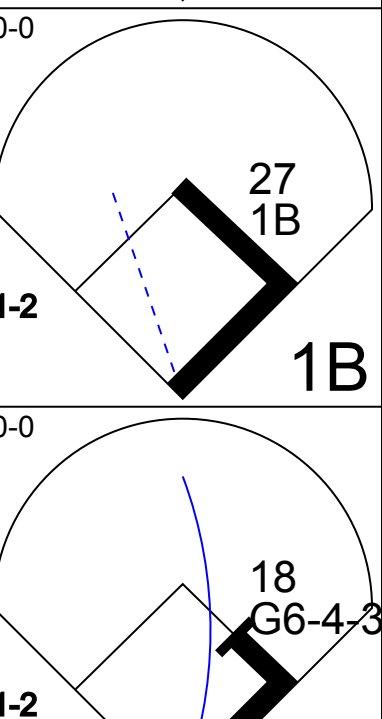
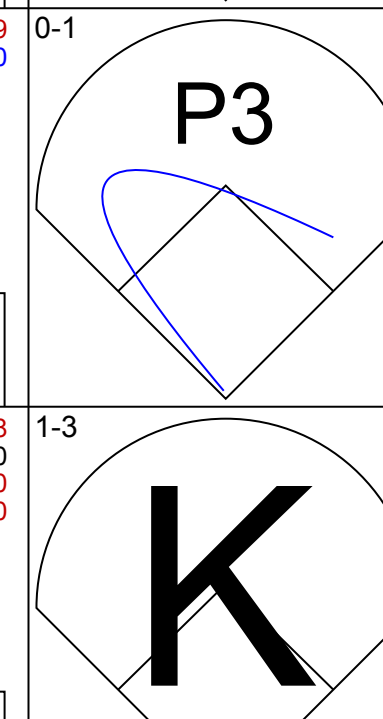

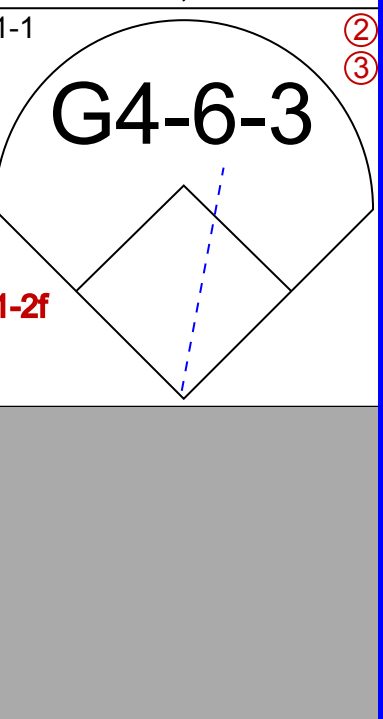
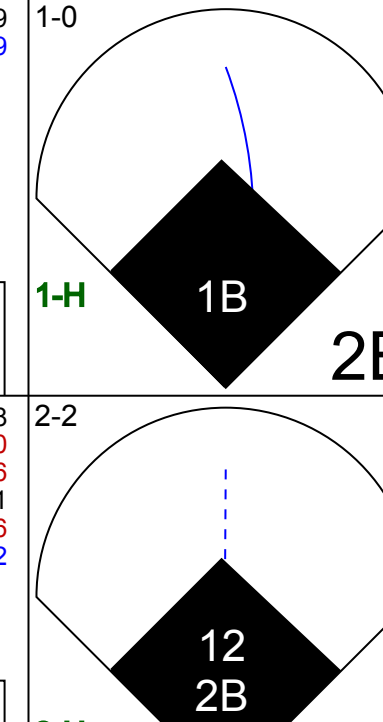
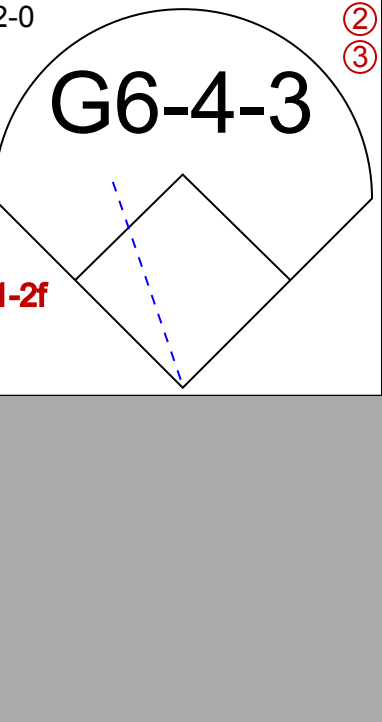

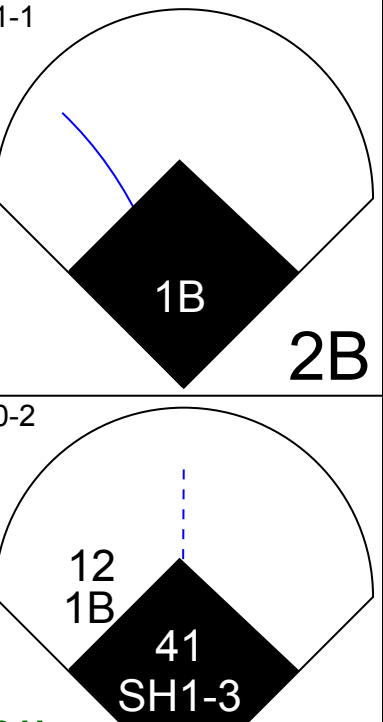

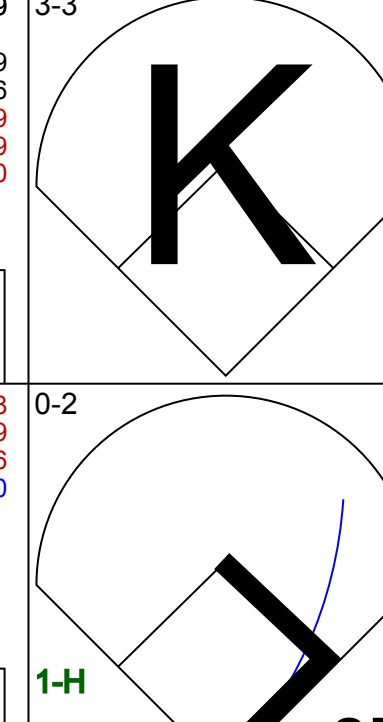




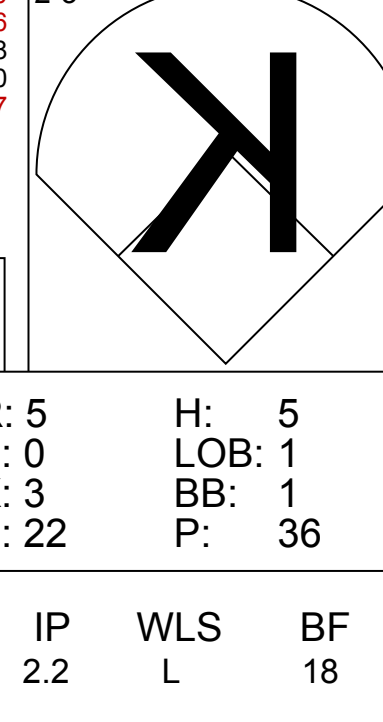



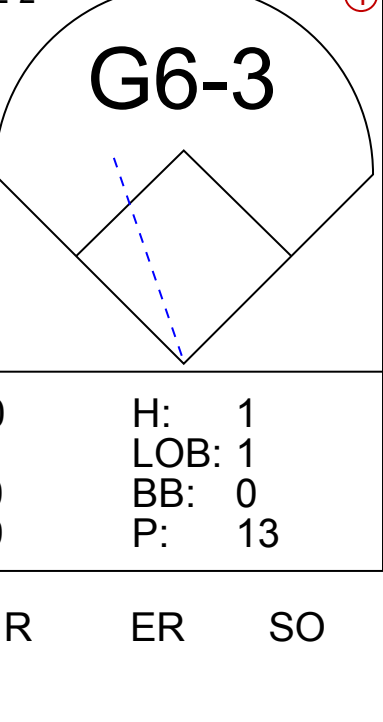





Batter	1	2	3	4	5	6	7	8	9	AB	R	H	RBI	BB	SO	LOB	BOTTOM			
16 Angel Pagán, S OBP: 0.360, SLG: 0.437	L8							F7		4	2	2	0	0	0	0	Chicago Cubs @ San Francisco Giants AT&T Park, San Francisco, CA Tue May 27 2014, 7:16 PM - 9:54 PM PDT Att: 41,060 - Clear - 59 F			
8 Hunter Pence, R OBP: 0.372, SLG: 0.473										3	1	2	0	1	0	0				
28 Buster Posey, R OBP: 0.344, SLG: 0.410										2	0	0	2	0	0	1				
48 Pablo Sandoval, S OBP: 0.284, SLG: 0.405										4	0	1	1	0	0	1				
13 Joaquin Arias, R OBP: 0.195, SLG: 0.145										0	0	0	0	0	0	0				
38 Michael Morse, R OBP: 0.342, SLG: 0.547										4	0	2	1	0	1	2				
21 Tyler Colvin, L OBP: 0.333, SLG: 0.571										4	0	1	0	0	1	2				
35 Brandon Crawford, L OBP: 0.316, SLG: 0.440										4	0	0	0	0	2	2				
6 Ehire Adrianza, S OBP: 0.182, SLG: 0.214										3	1	1	0	0	0	0				
17 Tim Hudson, R ERA: 3.2										2	0	0	0	0	2	1				
7 Gregor Blanco, L OBP: 0.292, SLG: 0.258										1	0	0	0	0	0	0				
41 Jeremy Affeldt, L ERA: 10.13										0	0	0	0	0	0	0				
63 Jean Machi, R ERA: 9.53										0	0	0	0	0	0	0				
Inning Stats	R: 2 E: 0 K: 0 S: 14	H: 3 LOB: 1 BB: 0 P: 22	R: 0 E: 0 K: 2 S: 7	H: 0 LOB: 0 BB: 0 P: 10	R: 0 E: 0 K: 0 S: 6	H: 0 LOB: 0 BB: 0 P: 10	R: 0 E: 0 K: 1 S: 9	H: 1 LOB: 1 BB: 0 P: 15	R: 2 E: 0 K: 2 S: 18	H: 3 LOB: 2 BB: 1 P: 30	R: 0 E: 0 K: 1 S: 5	H: 0 LOB: 0 BB: 0 P: 7	R: 0 E: 0 K: 0 S: 9	H: 1 LOB: 1 BB: 0 P: 13	R: 0 E: 0 K: 0 S: 7	H: 1 LOB: 1 BB: 0 P: 11	1B: 7 2B: 2 3B: 0 HR: 0	SF: 2 SAC: 0 DP: 0 HBP: 0	WP: 1 PB: 0 SB: 3 CS: 0	PA: 34
PITCHER	IP WLS BF H R ER SO BB IBB HBP BLK WP HR S P ERA WHIP																			
49 Jake Arrieta, R ERA: 3.2	6.0 L 26 7 4 4 0 0 1 0 0 0 0 0 0 59 94 6.00 1.333																			
50 Blake Parker, R ERA: 10.13	1.0 4 1 0 0 0 0 0 0 0 0 0 0 9 13 0.00 1.000																			
41 Jose Veras, R ERA: 9.53	1.0 4 1 0 0 0 0 0 0 0 0 0 0 7 11 0.00 1.000																			



Batter	1	2	3	4	5	6	7	8	9	AB	R	H	RBI	BB	SO	LOB	TOP						
64 Emilio Bonifacio, S OBP: 0.319, SLG: 0.352										5	0	1	1	0	1	2	Chicago Cubs @ Milwaukee Brewers Miller Park, Milwaukee, WI Fri May 30 2014, 7:11 PM - 10:27 PM CDT Att: 36,100 - Clear - 73 F						
21 Junior Lake, R OBP: 0.236, SLG: 0.450										3	1	0	1	2	2	1							
24 Luis Valbuena, L OBP: 0.384, SLG: 0.436										4	1	2	0	1	1	1							
13 Starlin Castro, R OBP: 0.318, SLG: 0.443										4	0	2	1	1	1	3							
20 Justin Ruggiano, R OBP: 0.306, SLG: 0.341										4	0	1	0	0	0	5							
53 Wesley Wright, R OBP: 0.229, SLG: 0.209										0	0	0	0	0	0	0							
12 John Baker, L OBP: 0.229, SLG: 0.209										1	0	1	1	0	0	0							
5 Wellington Castillo, R OBP: 0.288, SLG: 0.388										5	0	0	0	0	1	6							
19 Nate Schierholtz, L OBP: 0.269, SLG: 0.365										4	1	2	1	0	0	2							
30 Mike Olt, R OBP: 0.248, SLG: 0.402										2	1	0	0	2	1	1							
37 Travis Wood, R OBP: 0.318, SLG: 0.450										1	1	1	0	0	0	0							
33 Carlos Villanueva, R OBP: 0.388, SLG: 0.133										0	0	0	0	0	0	0							
8 Chris Coghlan, L OBP: 0.188, SLG: 0.133										0	0	0	0	0	0	0							
41 Jose Veras, R OBP: 0.250, SLG: 0.250										0	0	0	0	0	0	0							
15 Darwin Barney, R OBP: 0.250, SLG: 0.250										1	0	0	0	0	0	0							
Inning Stats	R: 0 E: 0 K: 2 S: 10	H: 0 LOB: 0 BB: 0 P: 12	R: 0 E: 0 K: 0 S: 11	H: 0 LOB: 1 BB: 1 P: 15	R: 2 E: 0 K: 1 S: 15	H: 3 LOB: 2 BB: 1 P: 23	R: 0 E: 0 K: 0 S: 13	H: 1 LOB: 2 BB: 1 P: 18	R: 0 E: 0 K: 2 S: 15	H: 1 LOB: 0 BB: 1 P: 24	R: 1 E: 0 K: 0 S: 13	H: 1 LOB: 0 BB: 0 P: 19	R: 0 E: 0 K: 1 S: 10	H: 1 LOB: 0 BB: 0 P: 13	R: 0 E: 0 K: 1 S: 9	H: 1 LOB: 1 BB: 0 P: 16	R: 2 E: 0 K: 0 S: 16	H: 2 LOB: 2 BB: 2 P: 29	1B: 7 2B: 2 3B: 0 HR: 1	SF: 0 SAC: 1 DP: 1 HBP: 0	WP: 0 PB: 1 CS: 0	PA: 42	
PITCHER	IP WLS BF H R ER SO BB IBB HBP BLK WP HR S P ERA WHIP	IP WLS BF H R ER SO BB IBB HBP BLK WP HR S P ERA WHIP	IP WLS BF H R ER SO BB IBB HBP BLK WP HR S P ERA WHIP	IP WLS BF H R ER SO BB IBB HBP BLK WP HR S P ERA WHIP	IP WLS BF H R ER SO BB IBB HBP BLK WP HR S P ERA WHIP	IP WLS BF H R ER SO BB IBB HBP BLK WP HR S P ERA WHIP	IP WLS BF H R ER SO BB IBB HBP BLK WP HR S P ERA WHIP	IP WLS BF H R ER SO BB IBB HBP BLK WP HR S P ERA WHIP	IP WLS BF H R ER SO BB IBB HBP BLK WP HR S P ERA WHIP	IP WLS BF H R ER SO BB IBB HBP BLK WP HR S P ERA WHIP	IP WLS BF H R ER SO BB IBB HBP BLK WP HR S P ERA WHIP	IP WLS BF H R ER SO BB IBB HBP BLK WP HR S P ERA WHIP	IP WLS BF H R ER SO BB IBB HBP BLK WP HR S P ERA WHIP	IP WLS BF H R ER SO BB IBB HBP BLK WP HR S P ERA WHIP	IP WLS BF H R ER SO BB IBB HBP BLK WP HR S P ERA WHIP	IP WLS BF H R ER SO BB IBB HBP BLK WP HR S P ERA WHIP	IP WLS BF H R ER SO BB IBB HBP BLK WP HR S P ERA WHIP	IP WLS BF H R ER SO BB IBB HBP BLK WP HR S P ERA WHIP	IP WLS BF H R ER SO BB IBB HBP BLK WP HR S P ERA WHIP	IP WLS BF H R ER SO BB IBB HBP BLK WP HR S P ERA WHIP	IP WLS BF H R ER SO BB IBB HBP BLK WP HR S P ERA WHIP	IP WLS BF H R ER SO BB IBB HBP BLK WP HR S P ERA WHIP	IP WLS BF H R ER SO BB IBB HBP BLK WP HR S P ERA WHIP

AB	35
R	5
H	10
RBI	5
BB	6
SO	7
LOB	21




Batter	1	2	3	4	5	6	7	8	9	AB	R	H	RBI	BB	SO	LOB	BOTTOM					
9 Jean Segura, R OBP: 0.302, SLG: 0.360										5	2	3	1	0	0	1	Chicago Cubs @ Milwaukee Brewers Miller Park, Milwaukee, WI Fri May 30 2014, 7:11 PM - 10:27 PM CDT Att: 36,100 - Clear - 73 F					
8 Ryan Braun, R OBP: 0.358, SLG: 0.581										5	2	3	3	0	0	1						
30 Tyler Thornburg, R ERA: 2.65										0	0	0	0	0	0	0						
20 Jonathan Lucroy, R OBP: 0.393, SLG: 0.474										5	0	1	0	0	1	2						
24 Lyle Overbay, L OBP: 0.302, SLG: 0.314										0	0	0	0	0	0	0						
27 Carlos Gómez, R OBP: 0.395, SLG: 0.590										3	1	1	1	1	1	0						
1 Logan Schafer, L OBP: 0.294, SLG: 0.306										0	0	0	0	0	0	0						
18 Kris Davis, R OBP: 0.296, SLG: 0.497										4	2	2	1	0	0	2						
Rickie Weeks Jr., R OBP: 0.369, SLG: 0.449										4	3	3	2	0	0	0						
7 Mark Reynolds, R ERA: 5.15										4	0	0	0	0	3	3						
51 Wei-Chung Wang, L OBP: 0.286, SLG: 0.453										0	0	0	0	0	0	0						
21 Irving Falu, S OBP: 0.250, SLG: 0.250										0	0	0	0	0	0	0						
12 Martin Maldonado, R OBP: 0.429, SLG: 0.537										4	1	3	2	0	0	0						
41 Marco Estrada, R OBP: 0.250, SLG: 0.275										2	0	0	1	0	1	2						
47 Rob Wooten, R ERA: 7.98										0	0	0	0	0	0	0						
3 Elian Herrera, S OBP: 0.250, SLG: 0.275										1	0	0	0	0	0	0						
Inning Stats	R: 5 E: 0 K: 3 S: 22	H: 5 LOB: 1 BB: 1 P: 36	R: 1 E: 0 K: 0 S: 10	H: 3 LOB: 1 BB: 0 P: 16	R: 1 E: 0 K: 1 S: 10	H: 2 LOB: 1 BB: 0 P: 13	R: 0 E: 0 K: 1 S: 7	H: 0 LOB: 0 BB: 0 P: 11	R: 4 E: 0 K: 0 S: 14	H: 5 LOB: 1 BB: 0 P: 20	R: 0 E: 0 K: 0 S: 5	H: 0 LOB: 0 BB: 0 P: 11	R: 0 E: 0 K: 1 S: 9	H: 0 LOB: 0 BB: 0 P: 14	R: 0 E: 1 K: 0 S: 9	H: 1 LOB: 1 BB: 0 P: 13	1B: 11 2B: 4 3B: 0 HR: 1	SF: 0 SAC: 1 DP: 2 HBP: 0	WP: 0 PB: 0 CS: 0	PA: 39		
PITCHER	IP WLS BF H R ER SO BB IBB HBP BLK WP HR S P ERA WHIP	IP WLS BF H R ER SO BB IBB HBP BLK WP HR S P ERA WHIP	IP WLS BF H R ER SO BB IBB HBP BLK WP HR S P ERA WHIP	IP WLS BF H R ER SO BB IBB HBP BLK WP HR S P ERA WHIP	IP WLS BF H R ER SO BB IBB HBP BLK WP HR S P ERA WHIP	IP WLS BF H R ER SO BB IBB HBP BLK WP HR S P ERA WHIP	IP WLS BF H R ER SO BB IBB HBP BLK WP HR S P ERA WHIP	IP WLS BF H R ER SO BB IBB HBP BLK WP HR S P ERA WHIP	IP WLS BF H R ER SO BB IBB HBP BLK WP HR S P ERA WHIP	IP WLS BF H R ER SO BB IBB HBP BLK WP HR S P ERA WHIP	IP WLS BF H R ER SO BB IBB HBP BLK WP HR S P ERA WHIP	IP WLS BF H R ER SO BB IBB HBP BLK WP HR S P ERA WHIP	IP WLS BF H R ER SO BB IBB HBP BLK WP HR S P ERA WHIP	IP WLS BF H R ER SO BB IBB HBP BLK WP HR S P ERA WHIP	IP WLS BF H R ER SO BB IBB HBP BLK WP HR S P ERA WHIP	IP WLS BF H R ER SO BB IBB HBP BLK WP HR S P ERA WHIP	IP WLS BF H R ER SO BB IBB HBP BLK WP HR S P ERA WHIP	IP WLS BF H R ER SO BB IBB HBP BLK WP HR S P ERA WHIP	IP WLS BF H R ER SO BB IBB HBP BLK WP HR S P ERA WHIP	IP WLS BF H R ER SO BB IBB HBP BLK WP HR S P ERA WHIP	IP WLS BF H R ER SO BB IBB HBP BLK WP HR S P ERA WHIP	IP WLS BF H R ER SO BB IBB HBP BLK WP HR S P ERA WHIP

AB	37
R	11
H	16
RBI	11
BB	1
SO	6
LOB	11

Batter	1	2	3	4	5	6	7	8	9	AB R H RBI BB SO LOB	TOP											
64 Emilio Bonifacio, S (1.5) OBP: 0.321, SLG: 0.353	G6-3			21 G5-4-3 44 HR 1B		F7	L9		21 FC6-4 1B	5 1 2 1 0 0 1	Chicago Cubs @ Milwaukee Brewers Miller Park, Milwaukee, WI Sat May 31 2014, 3:12 PM - 6:11 PM CDT Att: 42,332 - Partly Cloudy - 71 F											
21 Junior Lake, R (1.8) OBP: 0.287, SLG: 0.436	K		G5-4-3		K	K		FC6-4	5 0 0 0 0 3 3													
44 Anthony Rizzo, L (1.3) OBP: 0.397, SLG: 0.468	K		HR		HR	G3			4 2 2 4 0 1 0													
13 Starlin Castro, R (1.6) OBP: 0.322, SLG: 0.446	K		19 FC1-4-6 BB		8 1B 2B	F9		F9	3 1 1 0 1 1 0													
19 Nate Schierholz, L (1.9) OBP: 0.299, SLG: 0.299	G3		8 CS 1-2		8 1B BB	L7		L7	3 1 0 0 1 0 1													
8 Chris Coghlan, L (1.7) OBP: 0.194, SLG: 0.147	F7		CS		L9	12 1B 2B		P6	4 1 1 1 0 0 0													
12 John Baker, L (1.2) OBP: 0.231, SLG: 0.213	L7		1-2		15 2B 1B	K		K	4 0 1 1 0 2 0													
15 Darwin Barney, R (1.4) OBP: 0.255, SLG: 0.261	G6-3		G6-3		G6-3	G5-3		G5-3	4 0 1 1 0 0 0													
39 Jason Hammel, R (1.1) OBP: 0.130, SLG: 0.091	G6-3		G6-3						3 1 1 0 0 1 2													
52 Justin Grimm, R (8.1)	G6-3								0 0 0 0 0 0 0													
20 Justin Ruggiano, R (9, PH) OBP: 0.320, SLG: 0.400									1 1 1 0 0 0 0													
46 Pedro Strop, R (9.1)									0 0 0 0 0 0 0													
Inning Stats	R: 0 H: 0 E: 0 K: 2 S: 9	H: 0 LOB: 0 BB: 0 P: 13	R: 0 H: 0 E: 0 K: 1 S: 8	H: 0 LOB: 0 BB: 0 P: 15	R: 0 H: 0 E: 0 K: 0 S: 8	H: 0 LOB: 0 BB: 0 P: 13	R: 2 H: 2 E: 0 K: 0 S: 15	H: 2 LOB: 0 BB: 1 P: 24	R: 0 H: 0 E: 0 K: 1 S: 8	H: 0 LOB: 0 BB: 0 P: 12	R: 5 H: 6 E: 0 K: 2 S: 23	H: 6 LOB: 2 BB: 1 P: 38	R: 0 H: 0 E: 0 K: 1 S: 10	H: 0 LOB: 0 BB: 0 P: 15	R: 0 H: 0 E: 0 K: 0 S: 5	H: 0 LOB: 0 BB: 0 P: 7	R: 1 H: 2 E: 0 K: 1 S: 11	H: 2 LOB: 1 BB: 0 P: 18	1B: 5 2B: 2 3B: 1 HR: 2	SF: 0 SAC: 0 DP: 0 HBP: 0	WP: 0 PB: 0 SB: 0 CS: 1	PA: 39
PITCHER	IP WLS BF H R ER SO BB IBB HBP BLK WP HR S P ERA WHIP											IP WLS BF H R ER SO BB IBB HBP BLK WP HR S P ERA WHIP										
38 Wily Peralta, R (1.1) ERA: 2.73	5.2 L 23 5 6 6 5 2 0 0 0 0 0 2 63 105 9.53 1.235											5.2 L 23 5 6 6 5 2 0 0 0 0 0 2 63 105 9.53 1.235										
59 Zach Duke, L (6.1) ERA: 1.59	1.1 7 3 1 1 2 0 0 0 0 0 0 0 18 25 6.75 2.250											1.1 7 3 1 1 2 0 0 0 0 0 0 0 18 25 6.75 2.250										
51 Wei-Chung Wang, L (8.1) ERA: 13.5	2.0 8 2 1 1 1 0 0 0 0 0 0 0 16 25 4.50 1.000											2.0 8 2 1 1 1 0 0 0 0 0 0 0 16 25 4.50 1.000										


Batter	1	2	3	4	5	6	7	8	9	AB R H RBI BB SO LOB	BOTTOM											
9 Jean Segura, R (1.6) OBP: 0.287, SLG: 0.353	K		F9			F8		G3-1		4 0 0 0 0 1 0	Chicago Cubs @ Milwaukee Brewers Miller Park, Milwaukee, WI Sat May 31 2014, 3:12 PM - 6:11 PM CDT Att: 42,332 - Partly Cloudy - 71 F											
8 Ryan Braun, R (1.9) OBP: 0.358, SLG: 0.573	K		G4-3		20 L9-3 HBP	L7		L7	2 0 0 0 0 1 0													
1 Logan Schafer, L (9, PH) OBP: 0.280, SLG: 0.301	K		F8		L9-3	G5-3		G5-3	4 0 1 0 0 0 1													
20 Jonathan Lucroy, R (1.2) OBP: 0.390, SLG: 0.469	1B		F8		18 S 18 HBP	K		K	3 0 0 0 0 2 1													
27 Carlos Gómez, R (1.8) OBP: 0.393, SLG: 0.581	F9		F8		L8				3 0 1 0 0 0 1													
18 Kris Davis, R (1.7) OBP: 0.297, SLG: 0.495	1B		F8		1B				3 0 2 0 0 1 0													
2 Scooter Gennett, L (1.4) OBP: 0.305, SLG: 0.387	K2-3		1B		1B				3 0 0 0 0 1 0													
7 Mark Reynolds, R (1.5) OBP: 0.251, SLG: 0.445	F8		K		F9				3 0 0 0 0 1 2													
51 Wei-Chung Wang, L (8.1)									0 0 0 0 0 0 0													
24 Lyle Overbay, L (1.3) OBP: 0.294, SLG: 0.305	G3-1		K		K				3 0 0 0 0 2 1													
38 Wily Peralta, R (1.1) OBP: 0.100, SLG: 0.200	K		K		K				2 0 0 0 0 2 1													
59 Zach Duke, L (6.1)	K								0 0 0 0 0 0 0													
3 Elian Herrera, S (8.5) OBP: 0.245, SLG: 0.269	K								1 0 0 0 0 1 0													
Inning Stats	R: 0 H: 1 E: 0 K: 2 S: 18	H: 1 LOB: 1 BB: 0 P: 24	R: 0 H: 0 E: 0 K: 1 S: 6	H: 0 LOB: 0 BB: 0 P: 9	R: 0 H: 0 E: 0 K: 1 S: 7	H: 0 LOB: 0 BB: 0 P: 10	R: 0 H: 0 E: 0 K: 0 S: 10	H: 0 LOB: 1 BB: 0 P: 19	R: 0 H: 1 E: 0 K: 3 S: 13	H: 1 LOB: 1 BB: 0 P: 19	R: 0 H: 0 E: 0 K: 0 S: 4	H: 0 LOB: 0 BB: 0 P: 7	R: 0 H: 1 E: 0 K: 1 S: 15	H: 1 LOB: 0 BB: 0 P: 22	R: 0 H: 0 E: 0 K: 2 S: 7	H: 0 LOB: 0 BB: 0 P: 12	R: 0 H: 0 E: 0 K: 1 S: 7	H: 0 LOB: 0 BB: 0 P: 10	1B: 4 2B: 1 3B: 0 HR: 0	SF: 0 SAC: 0 DP: 1 HBP: 2	WP: 0 PB: 0 SB: 1 CS: 0	PA: 31
PITCHER	IP WLS BF H R ER SO BB IBB HBP BLK WP HR S P ERA WHIP											IP WLS BF H R ER SO BB IBB HBP BLK WP HR S P ERA WHIP										
39 Jason Hammel, R (1.1) ERA: 2.78	7.0 W 25 4 0 0 8 0 0 0 2 0 0 0 7 12 0.00 0.571											7.0 W 25 4 0 0 8 0 0 0 2 0 0 0 7 12 0.00 0.571										
52 Justin Grimm, R (8.1) ERA: 2.53	1.0 3 0 0 0 2 0 0 0 0 0 0 0 7 12 0.00 0.000											1.0 3 0 0 0 2 0 0 0 0 0 0 0 7 12 0.00 0.000										
46 Pedro Strop, R (9.1) ERA: 4.61	1.0 3 0 0 0 1 0 0 0 0 0 0 0 7 10 0.00 0.000											1.0 3 0 0 0 1 0 0 0 0 0 0 0 7 10 0.00 0.000										

AB 36
 R 8
 H 10
 RBI 8
 BB 2
 SO 8
 LOB 7



WP: 0 PA: 39
 PB: 0
 SB: 0
 CS: 1

Chicago Cubs @ Milwaukee Brewers
 Miller Park, Milwaukee, WI
 Sat May 31 2014, 3:12 PM - 6:11 PM CDT
 Att: 42,332 - Partly Cloudy - 71 F



Batter	1	2	3	4	5	6	7	8	9	AB	R	H	RBI	BB	SO	LOB	TOP			
64 Emilio Bonifacio, S OBP: 0.315, SLG: 0.346	(1,8) (4,5) G6-3		(2,1) (3,4) L7			(2,1) (3,4) G6-3		(0,0) (3,4) G3-1		4	0	0	0	0	0	0				
21 Junior Lake, R OBP: 0.287, SLG: 0.431	(1,7) (4,8) F9			(1,2) (3,4) 1B		(3,3) (4,5) K			(0,1) (3,4) F8	4	0	1	0	0	1	0				
44 Anthony Rizzo, L OBP: 0.389, SLG: 0.465	(1,3) (4,1) HBP			(0,3) (3,4) K			(0,0) (3,4) 1B		(1,1) (3,4) G5-3	1	0	0	0	0	1	1				
52 Justin Grimm, R	(4,1)									0	0	0	0	0	0	0				
63 Brian Schlitler, R OBP: 1.000, SLG: 1.000	(6,1)									1	0	1	0	0	0	0				
40 James Russell, L	(8,1)									0	0	0	0	0	0	0				
20 Justin Ruggiano, R (9, PH) OBP: 0.314, SLG: 0.391	(8,1)									1	0	0	0	0	0	0				
13 Starlin Castro, R OBP: 0.316, SLG: 0.438	(1,6) G5-3			(1,0) (3,4) L9			(0,1) (3,4) FC5-4		(3,1) (4,5) F9	4	0	0	0	0	0	3				
19 Nate Schierholtz, L OBP: 0.270, SLG: 0.300		(1,1) (3,4) G4-3			(2,3) (3,4) K					3	0	1	0	0	1	1				
5 Wellington Castillo, R OBP: 0.287, SLG: 0.385	(1,2) (4,2) G6-3					(0,0) (3,4) G3				1	0	0	0	0	0	0				
12 John Baker, L OBP: 0.222, SLG: 0.204	(4,2)									2	0	0	0	0	1	2				
30 Mike Olt, R OBP: 0.243, SLG: 0.392	(1,5) (4,3) K					(2,3) (3,4) K				3	0	0	0	0	2	2				
15 Darwin Barney, R OBP: 0.248, SLG: 0.253	(1,4) G6-3			(1,2) (3,4) G4-3					(0,0) (3,4) F7	3	0	0	0	0	0	0				
29 Jeff Samardzija, R OBP: 0.143, SLG: 0.222	(1,1) P4									1	0	0	0	0	0	0				
8 Chris Coghlan, L OBP: 0.184, SLG: 0.139	(4,7) F7									2	0	0	0	0	0	0				
Inning Stats	R: 0 E: 0 K: 0 S: 4	H: 0 LOB: 1 BB: 0 P: 8	R: 0 E: 0 K: 1 S: 6	H: 0 LOB: 0 BB: 0 P: 9	R: 0 E: 0 K: 0 S: 7	H: 0 LOB: 0 BB: 0 P: 10	R: 0 E: 0 K: 2 S: 11	H: 1 LOB: 1 BB: 0 P: 15	R: 0 E: 0 K: 1 S: 6	H: 0 LOB: 0 BB: 0 P: 9	R: 0 E: 0 K: 1 S: 11	H: 2 LOB: 2 BB: 0 P: 16	R: 0 E: 0 K: 0 S: 4	H: 0 LOB: 0 BB: 0 P: 5	R: 0 E: 0 K: 0 S: 6	H: 0 LOB: 0 BB: 0 P: 10	1B: 3 2B: 0 3B: 0 HR: 0	SF: 0 SAC: 0 DP: 0 HBP: 1	WP: 0 PB: 0 SB: 0 CS: 0	PA: 31
PITCHER 26 Kyle Lohse, R ERA: 2.6	IP: 9.0 WLS: W BF: 31 H: 3 R: 0 ER: 0 SO: 6 BB: 0 IBB: 0 HBP: 1 BLK: 0 WP: 0 HR: 0 S: 61 P: 93 ERA: 0.00 WHIP: 0.333															PITCHER	IP: 9.0 WLS: W BF: 31 H: 3 R: 0 ER: 0 SO: 6 BB: 0 IBB: 0 HBP: 1 BLK: 0 WP: 0 HR: 0 S: 61 P: 93 ERA: 0.00 WHIP: 0.333			

Chicago Cubs @ Milwaukee Brewers
Miller Park, Milwaukee, WI
Sun Jun 01 2014, 1:10 PM - 3:29 PM CDT
Att: 36,277 - Cloudy - 84 F

AB	30
R	0
H	3
RBI	0
BB	0
SO	6
LOB	9

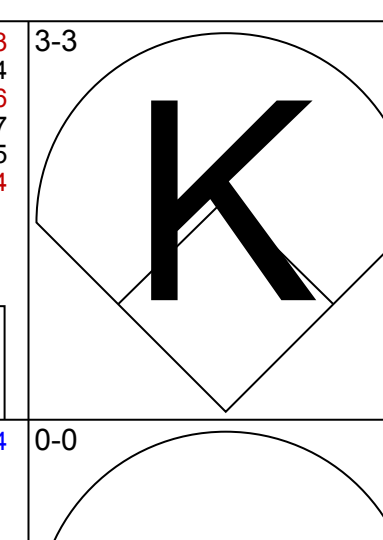
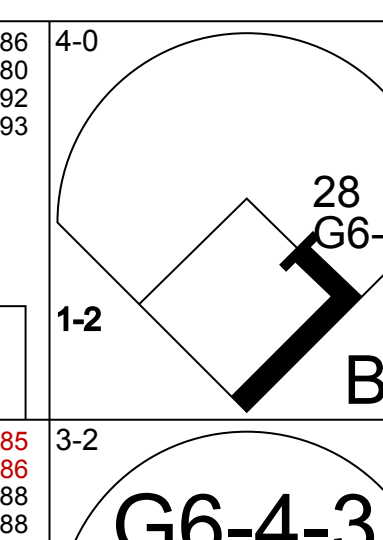
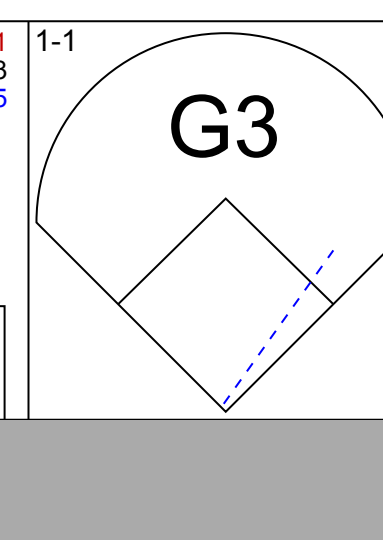
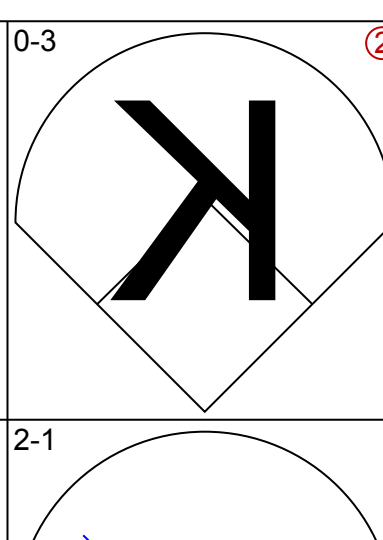
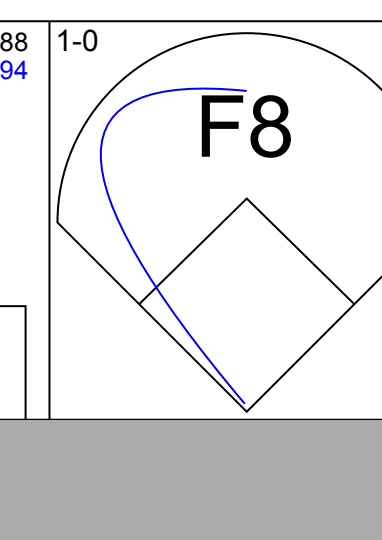
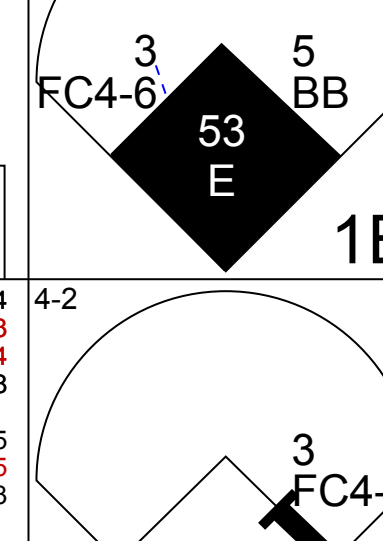
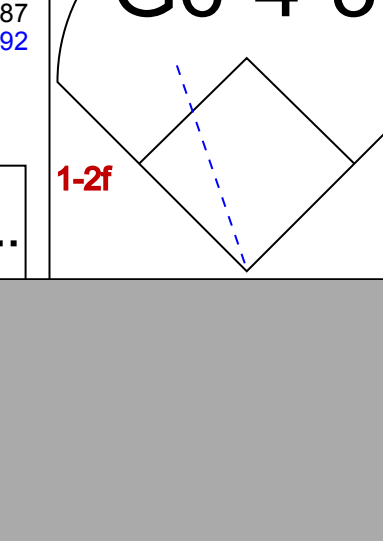
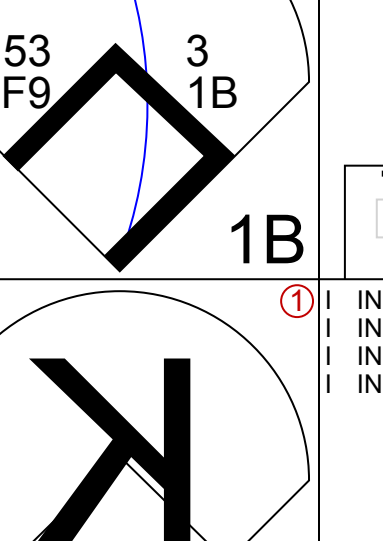
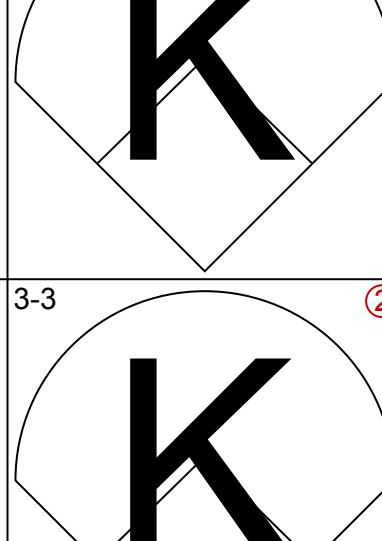
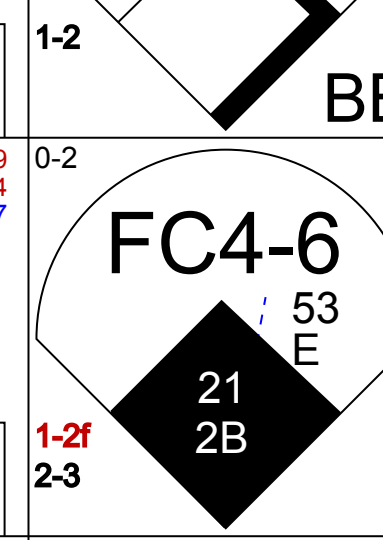
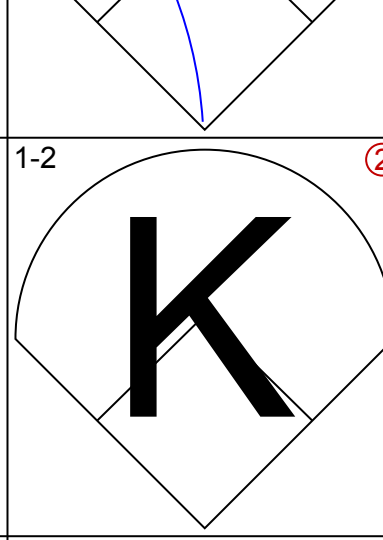
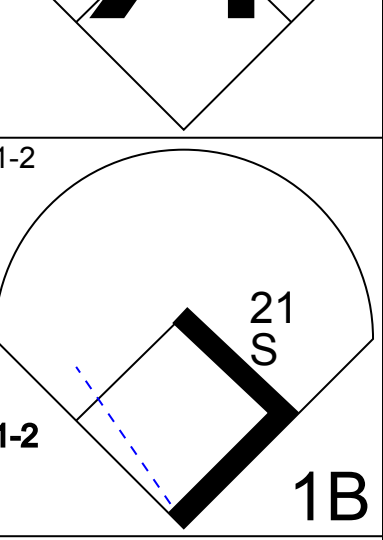
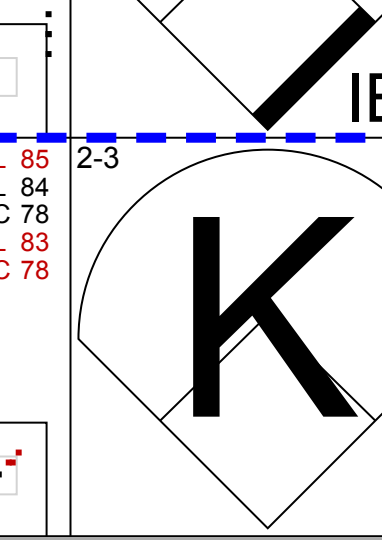
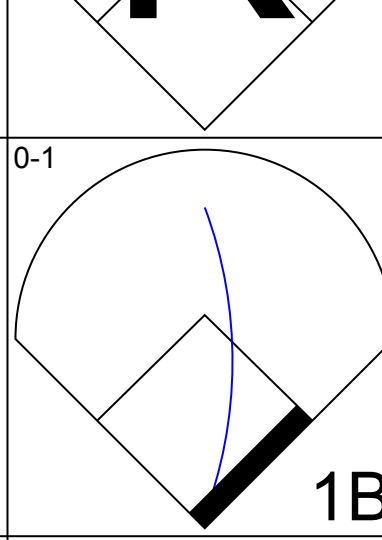
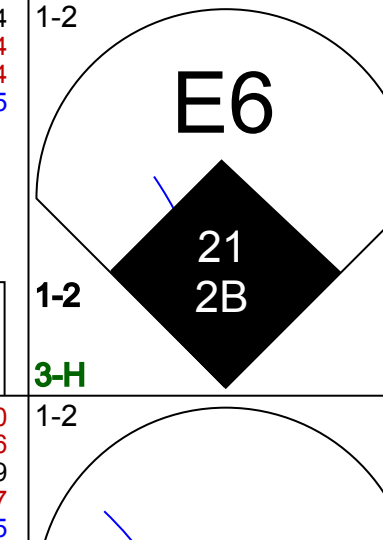
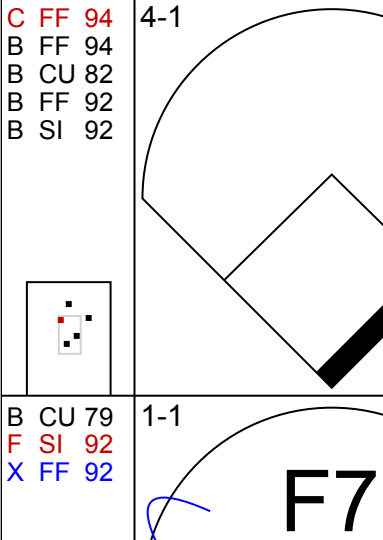
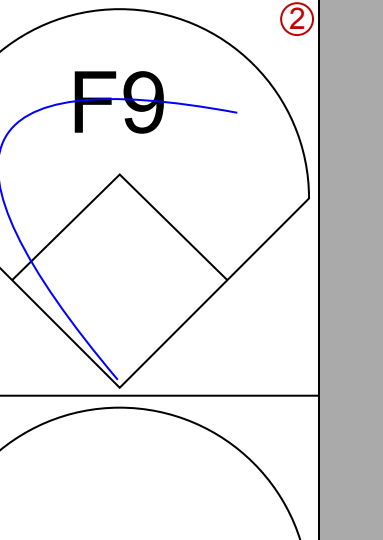

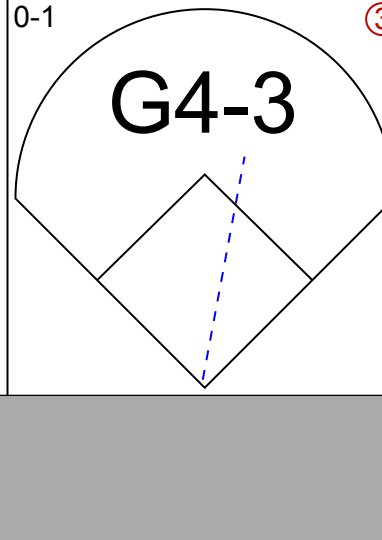
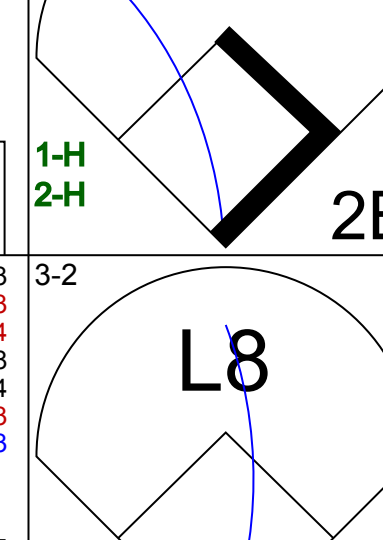
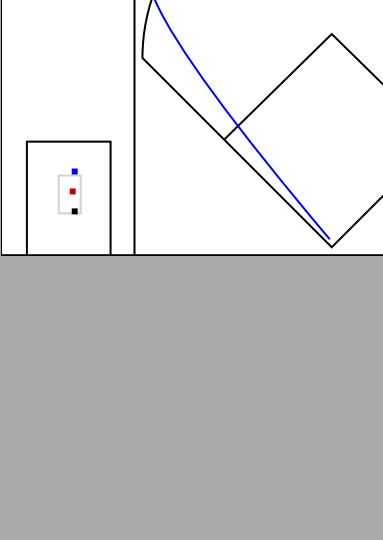
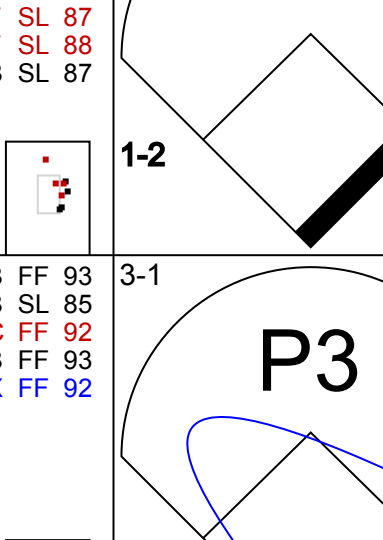
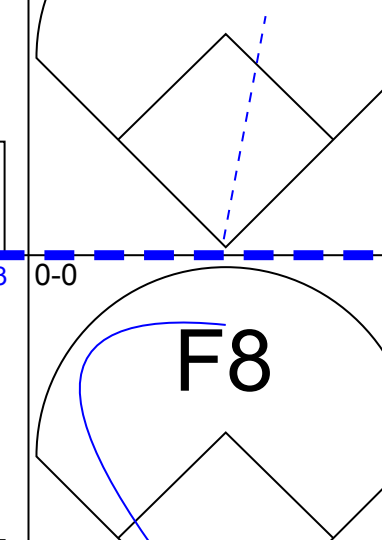

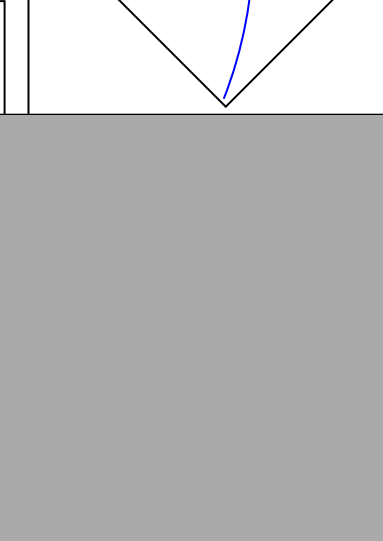

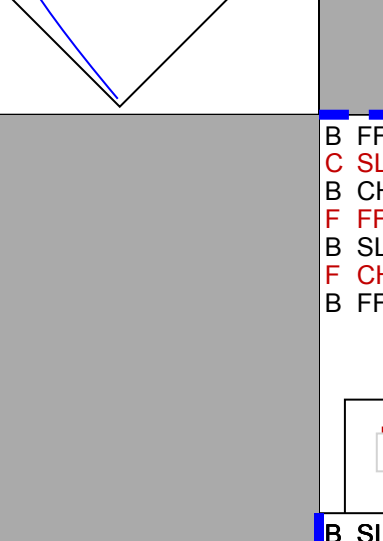
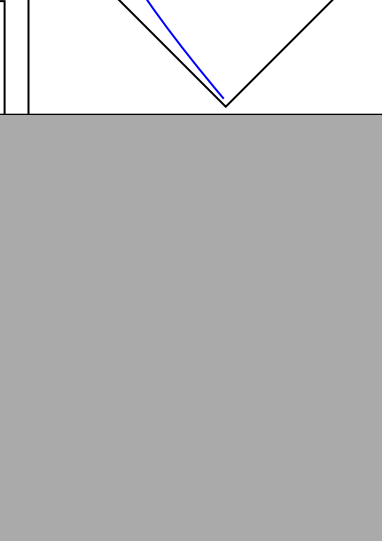
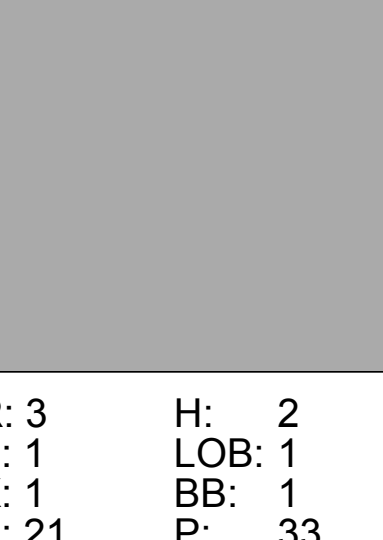
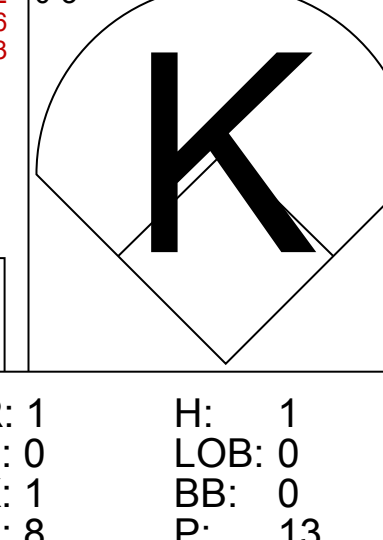
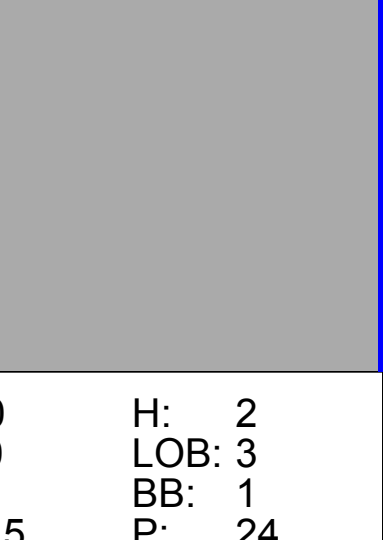
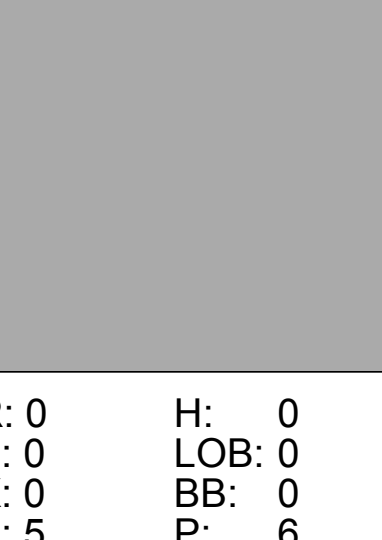
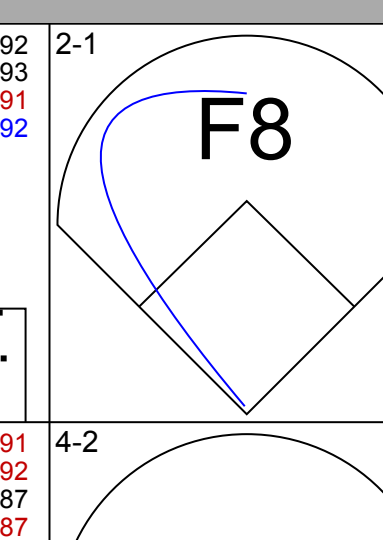
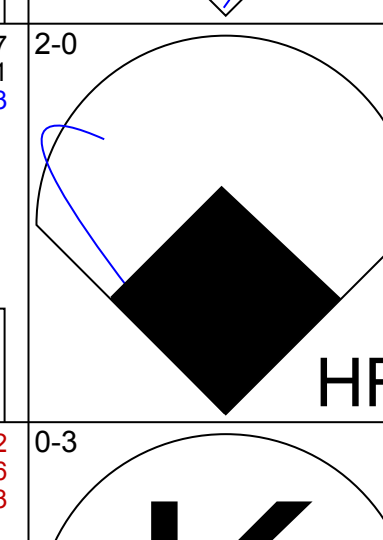
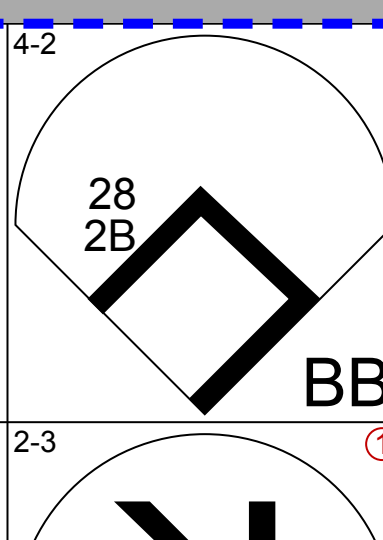
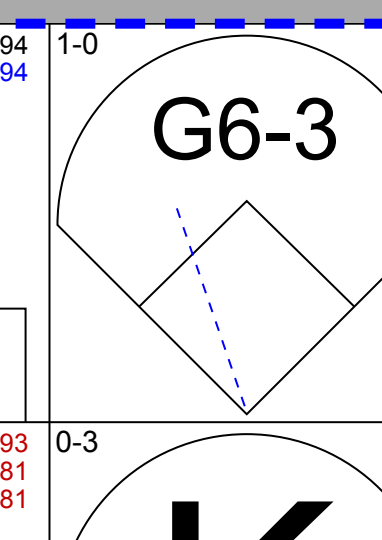
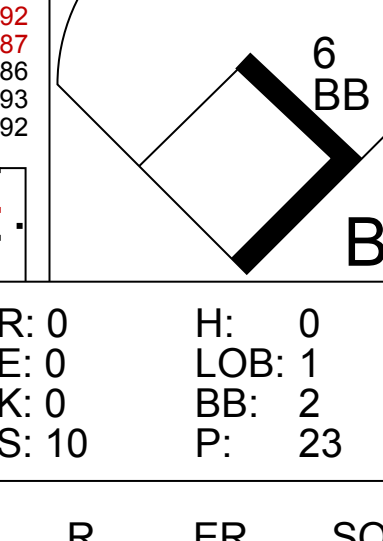
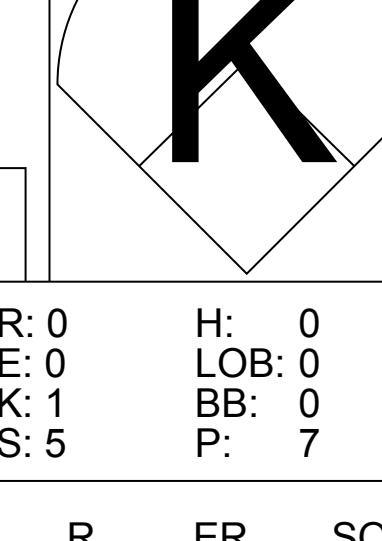


Batter	1	2	3	4	5	6	7	8	9	AB	R	H	RBI	BB	SO	LOB	BOTTOM			
9 Jean Segura, R OBP: 0.296, SLG: 0.351	(1,6) (9,6) 8 HR									4	1	1	0	0	0	2				
21 Irving Falu, S										0	0	0	0	0	0	0				
8 Ryan Braun, R OBP: 0.387, SLG: 0.595	(1,9) 1B HR									3	2	2	2	1	0	0				
20 Jonathan Lucroy, R OBP: 0.387, SLG: 0.462	(1,2) F9									3	0	0	0	1	0	1				
27 Carlos Gómez, R OBP: 0.390, SLG: 0.572	(1,8) L9									3	0	0	0	0	0	0				
18 Kris Davis, R OBP: 0.291, SLG: 0.485	(1,7) K									4	1	0	0	0	1	2				
2 Scooter Gennett, L OBP: 0.315, SLG: 0.425	(1,4) 2B									4	3	3	1	0	0	0				
7 Mark Reynolds, R OBP: 0.262, SLG: 0.440	(1,5) K									2	1	0	0	1	1	1				
3 Elian Herrera, S OBP: 0.241, SLG: 0.264	(8,5) K									1	0	0	0	0	1	0				
24 Lyle Overbay, L OBP: 0.293, SLG: 0.312	(1,3) K									4	1	1	3	0	1	1				
26 Kyle Lohse, R OBP: 0.233, SLG: 0.179	(1,1) 1B									3	0	2	2	0	0	0				
Inning Stats	R: 2 E: 0 K: 1 S: 9	H: 2 LOB: 0 BB: 0 P: 12	R: 1 E: 0 K: 2 S: 14	H: 2 LOB: 1 BB: 0 P: 17	R: 5 E: 0 K: 0 S: 20	H: 4 LOB: 1 BB: 2 P: 36	R: 0 E: 0 K: 0 S: 4	H: 0 LOB: 0 BB: 1 P: 8	R: 1 E: 0 K: 0 S: 12	H: 1 LOB: 0 BB: 0 P: 20	R: 0 E: 0 K: 0 S: 5	H: 0 LOB: 0 BB: 0 P: 8	R: 0 E: 0 K: 0 S: 7	H: 0 LOB: 0 BB: 0 P: 10	R: 0 E: 0 K: 1 S: 8	H: 0 LOB: 0 BB: 0 P: 10	1B: 4 2B: 3 3B: 0 HR: 2	SF: 0 SAC: 0 DP: 2 HBP: 1	WP: 0 PB: 0 SB: 0 CS: 0	PA: 35
PITCHER 29 Jeff Samardzija, R ERA: 2.54	IP: 3.0 WLS: L BF: 19 H: 8 R: 1 ER: 1 SO: 3 BB: 2 IBB: 0 HBP: 0 BLK: 0 WP: 0 HR: 1 S: 16 P: 28 ERA: 4.50 WHIP: 1.000															PITCHER	IP: 3.0 WLS: L BF: 19 H: 8 R: 1 ER: 1 SO: 3 BB: 2 IBB: 0 HBP: 0 BLK: 0 WP: 0 HR: 1 S: 16 P: 28 ERA: 4.50 WHIP: 1.000			
52 Justin Grimm, R ERA: 2.77	(4,1) 2.0 7 1 1 1 0 1 0 0 0 0 0 1 16 28 4.50 1.000																			
63 Brian Schlitler, R ERA: 2.22	(6,1) 2.0 6 0 0 0 0 0 0 0 0 0 0 0 12 18 0.00 0.000																			
40 James Russell, L ERA: 3.46	(8,1) 1.0 3 0 0 0 0 1 0 0 0 0 0 0 8 10 0.00 0.000																			

Chicago Cubs @ Milwaukee Brewers
Miller Park, Milwaukee, WI
Sun Jun 01 2014, 1:10 PM - 3:29 PM CDT
Att: 36,277 - Cloudy - 84 F

AB	31
R	9
H	9
RBI	8
BB	3
SO	4
LOB	7



Batter	1	2	3	4	5	6	7	8	9	AB	R	H	RBI	BB	SO	LOB	TOP			
6 Matthew den Dekker, L OBP: 0.211, SLG: 0.167										4	0	0	0	1	2	1				
28 Daniel Murphy, L OBP: 0.356, SLG: 0.404										5	1	3	0	0	1	2				
5 David Wright, R OBP: 0.348, SLG: 0.395										3	0	0	0	2	2	1				
3 Curtis Granderson, L OBP: 0.325, SLG: 0.355										5	1	2	0	0	2	5				
53 Bobby Abreu, L OBP: 0.377, SLG: 0.458										4	1	0	0	1	0	4				
21 Lucas Duda, L OBP: 0.339, SLG: 0.440										3	0	1	2	1	0	1				
20 Anthony Recker, R OBP: 0.238, SLG: 0.338										4	0	0	0	0	0	4				
52 Carlos Torres, R										0	0	0	0	0	0	0				
11 Rubén Tejada, R OBP: 0.348, SLG: 0.309										3	1	1	1	1	0	0				
16 Daisuke Matsuzaka, R OBP: 0.266, SLG: 0.233										1	0	0	0	0	1	0				
61 Dana Eveland, L ERA: 4.89										0	0	0	0	0	0	0				
27 Jeury's Familia, R ERA: 2.76										0	0	0	0	0	0	0				
1 Chris Young, R OBP: 0.278, SLG: 0.336										0	0	0	0	0	1	1				
Buddy Carlyle, R ERA: 2.76										0	0	0	0	0	0	0				
56 Scott Rice, L ERA: 5.27										0	0	0	0	0	0	0				
15 Travis d'Arnaud, R OBP: 0.328, SLG: 0.321										1	0	0	0	0	1	0				
Inning Stats	R: 3 E: 1 K: 1 S: 21	H: 2 LOB: 1 BB: 1 P: 33	R: 0 E: 0 K: 0 S: 10	H: 0 LOB: 1 BB: 2 P: 23	R: 0 E: 0 K: 1 S: 9	H: 0 LOB: 1 BB: 1 P: 17	R: 1 E: 0 K: 1 S: 8	H: 1 LOB: 0 BB: 0 P: 13	R: 0 E: 0 K: 3 S: 15	H: 0 LOB: 3 BB: 2 P: 29	R: 0 E: 0 K: 0 S: 5	H: 0 LOB: 0 BB: 0 P: 6	R: 0 E: 0 K: 1 S: 5	H: 0 LOB: 1 BB: 0 P: 7	R: 0 E: 0 K: 2 S: 12	H: 1 LOB: 1 BB: 0 P: 15	1B: 4 2B: 2 3B: 0 HR: 1	SF: 0 SAC: 0 DP: 1 HBP: 0	WP: 0 PB: 0 SB: 1 CS: 0	PA: 41
PITCHER	IP WLS BF H R ER SO BB IBB HBP BLK WP HR S P ERA WHIP	36 Edwin Jackson, R ERA: 4.89	5.0 W 25 5 4 1 4 5 0 0 0 0 0 1 63 110 1.80 2.000	33 Carlos Villanueva, R ERA: 7.8	0.2 H 5 1 0 0 2 1 1 0 0 0 0 0 12 24 0.00 3.000	53 Wesley Wright, L ERA: 2.95	0.1 H 1 0 0 0 1 0 0 0 0 0 0 3 5 0.00 0.000	40 James Russell, L ERA: 3.0	0.2 H 2 0 0 0 0 0 0 0 0 0 0 4 5 0.00 0.000	52 Justin Grimm, R ERA: 2.75	0.1 H 1 0 0 0 0 0 0 0 0 0 0 1 1 0.00 0.000	PITCHER	IP WLS BF H R ER SO BB IBB HBP BLK WP HR S P ERA WHIP	46 Pedro Strop, R ERA: 4.3	1.0 H 3 0 0 0 1 0 0 0 0 0 0 1 0 0 0 0 0 0 0 0 5 7 0.00 0.000	56 Héctor Rondón, R ERA: 1.46	1.0 S 4 1 0 0 2 0 0 0 0 0 0 0 0 0 0 0 0 0 0 0 12 15 0.00 1.000			

New York Mets @ Chicago Cubs
Wrigley Field, Chicago, IL
Wed Jun 04 2014, 7:08 PM - 10:47 PM CDT
Att: 28,185 - Partly Cloudy - 57 F

AB 34
R 4
H 7
RBI 3
BB 7
SO 10
LOB 19



New York Mets @ Chicago Cubs
Wrigley Field, Chicago, IL
Wed Jun 04 2014, 7:08 PM - 10:47 PM CDT
Att: 28,185 - Partly Cloudy - 57 F


AB 30
R 5
H 8
RBI 4
BB 8
SO 9
LOB 17



Batter	1	2	3	4	5	6	7	8	9	AB	R	H	RBI	BB	SO	LOB	TOP					
1 Chris Young, R OBP: 0.293, SLG: 0.336	F7		F7																			
3 Curtis Granderson, L OBP: 0.377, SLG: 0.353	F9		L7																			
5 David Wright, R OBP: 0.342, SLG: 0.387 58 Jenny Mejia, R OBP: 0.238, SLG: 0.338	G5-3			G6-3	F8		G4-3	G5-3														
29 Eric Campbell, R OBP: 0.356, SLG: 0.447																						
30 Andrew Brown, R OBP: 0.286, SLG: 0.433																						
4 Wilmer Flores, R OBP: 0.290, SLG: 0.339																						
11 Rubén Tejada, R OBP: 0.352, SLG: 0.309																						
15 Travis d'Arnaud, R OBP: 0.277, SLG: 0.280 53 Bobby Abreu, L OBP: 0.371, SLG: 0.450 20 Anthony Recker, R OBP: 0.238, SLG: 0.338																						
48 Jacob deGrom, L OBP: 0.300, SLG: 0.387 28 Daniel Murphy, L OBP: 0.336, SLG: 0.402 38 Vic Black, R OBP: 0.250, SLG: 0.300 66 Josh Edgin, R OBP: 0.250, SLG: 0.300 21 Lucas Duda, L OBP: 0.337, SLG: 0.438																						
Inning Stats	R: 0 E: 0 K: 0 S: 6	H: 0 LOB: 0 BB: 0 P: 9	R: 0 E: 0 K: 1 S: 8	H: 0 LOB: 1 BB: 1 P: 19	R: 0 E: 0 K: 1 S: 9	H: 1 LOB: 0 BB: 0 P: 10	R: 0 E: 0 K: 1 S: 11	H: 1 LOB: 3 BB: 1 P: 19	R: 0 E: 0 K: 1 S: 12	H: 0 LOB: 2 BB: 2 P: 23	R: 2 E: 0 K: 1 S: 17	H: 3 LOB: 2 BB: 1 P: 28	R: 2 E: 0 K: 0 S: 11	H: 2 LOB: 0 BB: 0 P: 18	R: 0 E: 0 K: 0 S: 10	H: 1 LOB: 2 BB: 1 P: 20	R: 0 E: 0 K: 1 S: 13	H: 0 LOB: 0 BB: 0 P: 17	1B: 5 2B: 2 3B: 0 HR: 1	SF: 0 SAC: 0 DP: 1 HBP: 1	WP: 0 PB: 0 SB: 0 CS: 0	PA: 42
PITCHER	IP WLS BF H R ER SO BB IBB HBP BLK WP HR S P ERA WHIP																					
37 Travis Wood, L ERA: 5.04	5.0 0 25 4 2 2 3 5 0 1 0 0 0 0 51 92 3.60 1.800																					
63 Brian Schiller, R ERA: 2.03	1.0 H 4 1 0 0 1 0 0 0 0 0 0 1 12 16 0.00 1.000																					
52 Justin Grimm, R ERA: 3.29	1.0 W 5 2 2 2 0 0 0 0 0 0 1 11 18 18.00 2.000																					
46 Pedro Strop, R ERA: 4.02	1.0 H 5 1 0 0 0 1 0 0 0 0 0 0 10 20 0.00 2.000																					
54 Neil Ramírez, R ERA: 0.68	1.0 S 3 0 0 0 1 0 0 0 0 0 0 0 13 17 0.00 0.000																					
Batter	1	2	3	4	5	6	7	8	9	AB	R	H	RBI	BB	SO	LOB	BOTTOM					
21 Junior Lake, R OBP: 0.276, SLG: 0.424 54 Neil Ramirez, R	G3	F9		P4		G3																
20 Justin Ruggiano, R OBP: 0.344, SLG: 0.385																						
44 Anthony Rizzo, L OBP: 0.403, SLG: 0.477																						
13 Starlin Castro, R OBP: 0.317, SLG: 0.434																						
24 Luis Valbuena, L OBP: 0.387, SLG: 0.440																						
19 Nate Schierholtz, L OBP: 0.274, SLG: 0.298																						
15 Darwin Barney, R OBP: 0.252, SLG: 0.277																						
32 Eli Whiteside, R																						
37 Travis Wood, R ERA: 5.04 63 Brian Schiller, R ERA: 2.03 52 Justin Grimm, R ERA: 3.29 46 Pedro Strop, R ERA: 4.02 54 Neil Ramirez, R ERA: 0.68																						
Inning Stats	R: 0 E: 0 K: 1 S: 10	H: 0 LOB: 1 BB: 1 P: 15	R: 3 E: 0 K: 0 S: 12	H: 2 LOB: 0 BB: 1 P: 20	R: 0 E: 0 K: 1 S: 12	H: 1 LOB: 0 BB: 1 P: 19	R: 0 E: 0 K: 0 S: 12	H: 1 LOB: 1 BB: 0 P: 16	R: 0 E: 0 K: 1 S: 13	H: 1 LOB: 1 BB: 0 P: 20	R: 0 E: 0 K: 1 S: 11	H: 0 LOB: 0 BB: 1 P: 18	R: 1 E: 0 K: 3 S: 15	H: 1 LOB: 0 BB: 0 P: 22	R: 2 E: 0 K: 1 S: 15	H: 2 LOB: 1 BB: 1 P: 20	R: 0 E: 0 K: 1 S: 13	H: 0 LOB: 0 BB: 0 P: 17	1B: 2 2B: 3 3B: 1 HR: 2	SF: 1 SAC: 0 DP: 0 HBP: 0	WP: 0 PB: 0 SB: 0 CS: 0	PA: 37
PITCHER	IP WLS BF H R ER SO BB IBB HBP BLK WP HR S P ERA WHIP																					
48 Jacob deGrom, R ERA: 3.19	5.0 0 24 5 4 4 3 3 0 0 0 0 0 1 59 90 7.20 1.600																					
38 Vic Black, R ERA: 1.17	1.2 L 7 1 1 1 3 1 0 0 0 0 0 1 21 33 5.40 1.200																					
66 Josh Edgin, L ERA: 2.7	0.1 1 0 0 0 1 0 0 0 0 0 0 0 5 7 0.00 0.000																					
58 Jenny Mejia, R ERA: 4.35	1.0 5 2 2 2 1 0 1 0 0 0 0 0 15 20 18.00 2.000																					


New York Mets @ Chicago Cubs
Wrigley Field, Chicago, IL
Thu Jun 05 2014, 6:06 PM - 9:22 PM CDT
Att: 28,833 - Clear - 69 F

AB 35
R 4
H 8
RBI 4
BB 6
SO 5
LOB 20



New York Mets @ Chicago Cubs
Wrigley Field, Chicago, IL
Thu Jun 05 2014, 6:06 PM - 9:22 PM CDT
Att: 28,833 - Clear - 69 F

AB 31
R 7
H 8
RBI 7
BB 5
SO 8
LOB 14



Batter	1	2	3	4	5	6	7	8	9	10	11	12	13	AB	R	H	RBI	BB	SO	LOB	TOP				
21 Christian Yelich, L OBP: 0.326, SLG: 0.391	G4-3							G1-3	K			K		6	0	1	0	0	2	1					
59 Ed Lucas, R OBP: 0.375, SLG: 0.379			L4					K				G3-1		6	0	2	0	0	2	1					
27 Giancarlo Stanton, R OBP: 0.399, SLG: 0.599	1B							K				K		6	0	0	0	0	4	3					
9 Casey McGehee, R OBP: 0.354, SLG: 0.380	L4													6	1	2	0	0	0	1					
46 Garrett Jones, L OBP: 0.339, SLG: 0.472														6	1	3	0	0	0	1					
13 Marcell Ozuna, R OBP: 0.319, SLG: 0.463														6	0	2	0	0	4	3					
3 Adeiny Hechavarria, R OBP: 0.295, SLG: 0.327														4	1	1	0	0	1	3					
6 Jeff Mathis, R OBP: 0.355, SLG: 0.358														2	0	0	0	1	2	1					
48 Justin Bour, L OBP: 0.333, SLG: 0.333														1	0	0	1	0	0	2					
60 J.T. Realmuto, R OBP: 0.400, SLG: 0.400														1	0	0	0	0	0	1					
24 Nathan Eovaldi, R OBP: 0.365, SLG: 0.560														3	0	0	0	0	2	3					
57 Bryan Morris, L OBP: 0.312, SLG: 0.312														0	0	0	0	0	0	0					
5 Reed Johnson, R OBP: 0.327, SLG: 0.327														1	0	1	2	0	0	0					
40 Mike Dunn, L OBP: 0.312, SLG: 0.312														0	0	0	0	0	0	0					
44 AJ Ramos, R OBP: 0.312, SLG: 0.312														0	0	0	0	0	0	0					
10 Jeff Baker, R OBP: 0.312, SLG: 0.312														0	0	0	0	0	0	0					
43 Dan Jennings, L OBP: 0.312, SLG: 0.312														0	0	0	0	0	0	0					
45 Kevin Slawey, R OBP: 0.312, SLG: 0.312														0	0	0	0	0	0	0					
Inning Stats	R: 0 E: 0 K: 0 S: 11	H: 1 LOB: 1 BB: 0 P: 14	R: 0 E: 0 K: 2 S: 9	H: 1 LOB: 1 BB: 0 P: 14	R: 0 E: 0 K: 2 S: 12	H: 1 LOB: 1 BB: 0 P: 16	R: 0 E: 0 K: 1 S: 6	H: 0 LOB: 0 BB: 0 P: 9	R: 0 E: 0 K: 1 S: 5	H: 0 LOB: 0 BB: 0 P: 10	R: 0 E: 0 K: 2 S: 22	H: 4 LOB: 1 BB: 0 P: 32	R: 0 E: 0 K: 0 S: 9	H: 0 LOB: 0 BB: 0 P: 15	R: 0 E: 0 K: 1 S: 6	H: 0 LOB: 0 BB: 0 P: 11	R: 0 E: 0 K: 1 S: 6	H: 0 LOB: 0 BB: 0 P: 11	R: 0 E: 0 K: 1 S: 6	H: 0 LOB: 0 BB: 0 P: 11	1B: 10 2B: 2 3B: 0 HR: 0	SF: 0 SAC: 1 DP: 1 HBP: 0	W/P: 0 PB: 0 SB: 1 CS: 0	PA: 51	
PITCHER	39 Jason Hammel, R ERA: 2.53	53 Wesley Wright, L ERA: 2.89	54 Neil Ramirez, R ERA: 0.64	56 Héctor Rondón, R ERA: 2.45	63 Brian Schlitler, R ERA: 1.88	33 Carlos Villanueva, R ERA: 7.31																			

Miami Marlins @ Chicago Cubs
Wrigley Field, Chicago, IL
Fri Jun 06 2014, 3:08 PM - 7:10 PM CDT
Att: 28,495 - Sunny - 74 F


AB 49
R 3
H 12
RBI 3
BB 1
SO 17
LOB 21



Batter	1	2	3	4	5	6	7	8	9	10	11	12	13	AB	R	H	RBI	BB	SO	LOB	BOTTOM			
64 Emilio Bonifacio, S OBP: 0.311, SLG: 0.333	K													6	0	0	0	0	2	2				
21 Junior Lake, R OBP: 0.273, SLG: 0.415	L9													6	2	1	0	0	2	2				
44 Anthony Rizzo, L OBP: 0.402, SLG: 0.493	G6-3													6	1	2	4	0	1	0				
13 Starlin Castro, R OBP: 0.310, SLG: 0.425														5	0	0	0	0	3	1				
24 Luis Valbuena, L OBP: 0.382, SLG: 0.432														5	0	1	0	0	1	0				
19 Nate Schierholtz, L OBP: 0.277, SLG: 0.312														5	1	2	0	0	0	1				
33 Carlos Villanueva, R ERA: 7.31														0	0	0	0	0	0	0				
8 Chris Coghlan, L OBP: 0.294, SLG: 0.333														4	0	2	1	1	1	1				
12 John Baker, L OBP: 0.203, SLG: 0.172														2	0	0	0	1	1	0				
30 Mike Ott, R OBP: 0.263, SLG: 0.381														1	0	0	0	0	1	1				
63 Brian Schlitler, R OBP: 1.000, SLG: 1.000														0	0	0	0	0	0	0				
15 Darwin Barney, R OBP: 0.250, SLG: 0.275														1	0	0	0	0	1	1				
39 Jason Hammel, R ERA: 2.53														2	0	0	0	0	1	2				
57 Bryan Morris, R ERA: 3.46														0	0	0	0	0	0	0				
40 Mike Dunn, L OBP: 0.312, SLG: 0.312														1	1	1	0	0	0	0				
44 AJ Ramos, R OBP: 0.312, SLG: 0.312														0	0	0	0	0	0	0				
20 Justin Ruggiano, R OBP: 0.277, SLG: 0.312														2	0	0	0	0	0	1				
46 Héctor Rondón, R ERA: 2.45														0	0	0	0	0	0	0				
32 Eli Whiteside, R OBP: 0.312, SLG: 0.312														2	0	0	0	0	2	1				
Inning Stats	R: 0 E: 0 K: 1 S: 11	H: 0 LOB: 0 BB: 0 P: 13	R: 0 E: 0 K: 1 S: 7	H: 0 LOB: 0 BB: 0 P: 12	R: 0 E: 0 K: 2 S: 10	H: 0 LOB: 0 BB: 0 P: 11	R: 0 E: 0 K: 1 S: 9	H: 1 LOB: 1 BB: 0 P: 16	R: 2 E: 1 K: 2 S: 13	H: 2 LOB: 1 BB: 0 P: 19	R: 0 E: 0 K: 1 S: 10	H: 0 LOB: 0 BB: 0 P: 12	R: 0 E: 0 K: 3 S: 11	H: 1 LOB: 1 BB: 0 P: 13	R: 2 E: 0 K: 0 S: 3	H: 2 LOB: 0 BB: 0 P: 3	R: 2 E: 0 K: 1 S: 3	H: 2 LOB: 0 BB: 0 P: 3	R: 2 E: 0 K: 1 S: 3	H: 2 LOB: 0 BB: 0 P: 3	1B: 4 2B: 3 3B: 1 HR: 1	SF: 0 SAC: 0 DP: 0 HBP: 0	W/P: 1 PB: 0 SB: 1 CS: 0	PA: 48
PITCHER	24 Nathan Eovaldi, R ERA: 3.05	57 Bryan Morris, R ERA: 3.46	40 Mike Dunn, L OBP: 0.312, SLG: 0.312	44 AJ Ramos, R OBP: 0.312, SLG: 0.312	43 Dan Jennings, L ERA: 1.15	45 Kevin Slawey, R ERA: 5.01																		

Miami Marlins @ Chicago Cubs
Wrigley Field, Chicago, IL
Fri Jun 06 2014, 3:08 PM - 7:10 PM CDT
Att: 28,495 - Sunny - 74 F

AB 46
R 5
H 9
RBI 5
BB 2
SO 16
LOB 12



Batter	1	2	3	4	5	6	7	8	9	AB	R	H	RBI	BB	SO	LOB	TOP										
21 Christian Yelich, L OBP: 0.328, SLG: 0.405										4	1	2	1	0	0	0	Miami Marlins @ Chicago Cubs Wrigley Field, Chicago, IL Sat Jun 07 2014, 3:07 PM - 5:55 PM CDT Att: 33,786 - Overcast - 80 F										
17 Donovan Solano, R OBP: 0.240, SLG: 0.271 57 Bryan Morris, L (8, 1)										4	0	0	0	0	1	1											
27 Giancarlo Stanton, R OBP: 0.390, SLG: 0.597										4	1	1	0	0	2	1											
9 Casey McGehee, R OBP: 0.356, SLG: 0.380										3	0	1	1	1	0	0											
46 Garrett Jones, L OBP: 0.339, SLG: 0.470 41 Chris Hatcher, R (6, 1)										3	0	1	0	0	1	3											
59 Ed Lucas, R OBP: 0.370, SLG: 0.373										1	0	0	0	0	0	0											
13 Marcell Ozuna, R OBP: 0.314, SLG: 0.454										4	0	0	0	0	1	2											
3 Adeiny Hechavarria, R OBP: 0.291, SLG: 0.323										3	0	0	0	0	0	1											
6 Jeff Mathis, R OBP: 0.338, SLG: 0.339										3	0	0	0	0	1	0											
29 Randy Wolf, L (1, 1) 10 Jeff Baker, R OBP: 0.290, SLG: 0.345 (6, 3)										2	0	0	0	0	1	0											
Inning Stats	R: 0 E: 0 K: 1 S: 10	H: 2 LOB: 2 BB: 0 P: 14	R: 0 E: 0 K: 1 S: 6	H: 0 LOB: 0 BB: 0 P: 9	R: 1 E: 0 K: 2 S: 9	H: 1 LOB: 0 BB: 0 P: 11	R: 0 E: 0 K: 2 S: 12	H: 0 LOB: 1 BB: 0 P: 17	R: 0 E: 0 K: 1 S: 12	H: 0 LOB: 0 BB: 0 P: 19	R: 1 E: 0 K: 0 S: 16	H: 2 LOB: 1 BB: 0 P: 26	R: 0 E: 0 K: 1 S: 5	H: 0 LOB: 0 BB: 0 P: 7	R: 0 E: 0 K: 0 S: 9	H: 0 LOB: 0 BB: 0 P: 10	1B: 3 2B: 1 3B: 0 HR: 1	SF: 0 SAC: 0 DP: 0 HBP: 0	WP: 1 PB: 0 SB: 0 CS: 0	PA: 33							
PITCHER	IP	WLS	BF	H	R	ER	SO	BB	IBB	HBP	BLK	WP	HR	S	P	ERA	WHIP										
29 Jeff Samardzija, R ERA: 2.54	7.0	W	27	5	2	2	8	1	0	0	0	1	1	70	103	2.57	0.857										
53 Wesley Wright, L ERA: 2.54	0.1	H	1	0	0	0	0	0	0	0	0	0	0	5	7	0.00	0.000										
52 Justin Grimm, R ERA: 3.21	0.2	H	2	0	0	0	0	0	0	0	0	0	0	4	6	0.00	0.000										
46 Pedro Strop, R ERA: 3.78	1.0	S	3	0	0	0	0	0	0	0	0	0	0	6	10	0.00	0.000										

Batter	1	2	3	4	5	6	7	8	9	AB	R	H	RBI	BB	SO	LOB	BOTTOM										
64 Emilio Bonifacio, S OBP: 0.310, SLG: 0.345										4	1	1	2	0	1	0	Miami Marlins @ Chicago Cubs Wrigley Field, Chicago, IL Sat Jun 07 2014, 3:07 PM - 5:55 PM CDT Att: 33,786 - Overcast - 80 F										
21 Junior Lake, R OBP: 0.277, SLG: 0.450										4	2	2	2	0	0	0											
44 Anthony Rizzo, L OBP: 0.407, SLG: 0.500										3	0	2	0	1	0	0											
13 Starlin Castro, R OBP: 0.313, SLG: 0.435										4	1	2	0	0	0	1											
20 Justin Ruggiano, R OBP: 0.348, SLG: 0.404										4	0	1	0	0	1	1											
30 Mike Olt, R OBP: 0.237, SLG: 0.372 24 Luis Valbuena, L (8, PH) (9, 5)										3	0	0	0	0	1	1											
15 Darwin Barney, R OBP: 0.259, SLG: 0.292										4	0	2	0	0	0	1											
32 Eli Whiteside, R (1, 2)										3	0	0	0	0	0	2											
29 Jeff Samardzija, R OBP: 0.167, SLG: 0.241 8 Chris Coghlan, L OBP: 0.268, SLG: 0.326 53 Wesley Wright, R (7, PH) 52 Justin Grimm, R (8, 1) 46 Pedro Strop, R (9, 1)										2	1	1	0	0	0	0											
Inning Stats	R: 0 E: 0 K: 1 S: 10	H: 0 LOB: 1 BB: 1 P: 20	R: 0 E: 0 K: 0 S: 11	H: 1 LOB: 1 BB: 0 P: 13	R: 2 E: 0 K: 0 S: 16	H: 4 LOB: 2 BB: 0 P: 27	R: 0 E: 0 K: 1 S: 10	H: 1 LOB: 1 BB: 0 P: 15	R: 1 E: 0 K: 0 S: 10	H: 1 LOB: 0 BB: 0 P: 16	R: 1 E: 0 K: 0 S: 15	H: 2 LOB: 1 BB: 0 P: 23	R: 1 E: 0 K: 1 S: 19	H: 2 LOB: 1 BB: 0 P: 29	R: 0 E: 0 K: 1 S: 7	H: 0 LOB: 0 BB: 0 P: 11		1B: 4 2B: 4 3B: 0 HR: 3	SF: 0 SAC: 0 DP: 0 HBP: 0	WP: 1 PB: 0 SB: 0 CS: 1	PA: 35						
PITCHER	IP	WLS	BF	H	R	ER	SO	BB	IBB	HBP	BLK	WP	HR	S	P	ERA	WHIP										
29 Randy Wolf, L ERA: 4.15	5.2	L	25	9	4	4	2	1	0	0	0	0	1	23	34	6.75	1.765										
41 Chris Hatcher, R ERA: 4.91	1.1		6	2	1	1	1	0	0	0	0	0	0	7	11	0.00	0.000										
57 Bryan Morris, R ERA: 3.33	1.0		3	0	0	0	1	0	0	0	0	0	0	7	11	0.00	0.000										

AB	32
R	2
H	5
RBI	2
BB	1
SO	8
LOB	8



AB	33
R	5
H	11
RBI	4
BB	1
SO	4
LOB	6



WP	1
PB	0
SB	0
CS	1

Batter	1	2	3	4	5	6	7	8	9	AB	R	H	RBI	BB	SO	LOB	TOP								
64 Emilio Bonifacio, S OBP: 0.312, SLG: 0.346	(1,4) B FF 92 X SI 92 1-0 F7		(2,2) C CU 77 B FS 84 X SI 92 2-2 G1-3			(1,1) C SI 90 B SI 90 X SI 90 1-1 G4-3		(0,3) C FF 92 C FC 92 0-3 K		4	0	0	0	0	1	0									
21 Junior Lake, R OBP: 0.270, SLG: 0.439	(1,8) X SI 93 0-0 G5-3			(2,3) C SI 91 B FS 86 X SI 91 1-1 K		(2,2) B CU 78 F SI 92 X SI 92 2-2 G5-3		(1,0) B FC 93 X KC 81 1-0 G6-3		4	0	0	0	0	1	0									
44 Anthony Rizzo, L OBP: 0.401, SLG: 0.486	(1,3) C SI 93 B FS 85 S CU 79 1-3 K			(1,1) B FS 86 X SI 91 1-1 F8		(0,2) F SI 91 S CU 78 X CU 78 0-2 13 2B		(1,0) B FF 94 X FF 93 1-0 F7		4	1	1	0	0	1	0									
13 Starlin Castro, R OBP: 0.318, SLG: 0.455		(2,1) B SI 90 B CU 79 X SI 91 2-1 G5-3		(3,2) C FF 92 B FS 84 X SI 92 3-2 1B		(0,0) X SI 92 0-0 1B		(2,1) B SI 92 X SI 92 2-1 HR		4	1	3	2	0	0	0									
24 Luis Valbuena, L OBP: 0.379, SLG: 0.429	(1,5) C SI 93 X SI 93 0-1 1B			(1,0) I SAFE B SI 90 X SI 90 1-0 G3		(1,3) B CU 77 B SI 90 S CU 78 1-3 K		(2,1) B SI 92 X SI 92 2-1 G4-3		4	0	1	0	0	1	2									
19 Nate Schierholz, L OBP: 0.276, SLG: 0.325	(1,9) C SI 91 F FS 84 B SI 89 I SAFE S CU 78 1-3 K			(0,1) S CU 78 X SI 91 0-1 12 G6-3 2B		(1,1) B SI 90 X SI 90 1-1 F8		(1,1) B SI 92 X CH 88 1-1 G3		4	0	1	0	0	1	1									
8 Chris Coghlan, L OBP: 0.300, SLG: 0.340	(1,7) L SI 90 C SI 91 I SAFE C SI 90 0-3 K			(2,3) B SI 91 B SI 91 C SI 91 S CU 79 2-3 K		(0,0) X SI 91 0-0 L8		(2,1) B SI 92 B CH 87 X SI 92 2-1 2B		4	0	1	0	0	2	2									
12 John Baker, L OBP: 0.211, SLG: 0.185			(0,0) X SI 91 0-0 G4-3		(0,0) X SI 92 0-0 G6-3		(2,0) B SI 92 X SI 91 2-0 1B		(0,1) C SI 93 X SI 93 0-1 L7		4	0	1	0	0	2									
36 Edwin Jackson, R OBP: 0.080, SLG: 0.120			(0,3) C SI 93 S CU 79 0-3 K		(0,0) X SI 92 0-0 G5-3		(0,2) C SI 91 S CU 79 0-2 F8			2	0	0	0	0	1	1									
20 Justin Ruggiano, R OBP: 0.336, SLG: 0.350	(7, PH)									1	0	0	0	0	0	0									
33 Carlos Villanueva, R OBP: 0.211, SLG: 0.185	(7, 1)									0	0	0	0	0	0	0									
Inning Stats	R: 0 E: 0 K: 1 S: 5	H: 0 LOB: 0 BB: 0 P: 7	R: 0 E: 0 K: 2 S: 10	H: 1 LOB: 1 BB: 0 P: 13	R: 0 E: 0 K: 1 S: 7	H: 0 LOB: 0 BB: 0 P: 9	R: 0 E: 0 K: 1 S: 9	H: 1 LOB: 1 BB: 0 P: 16	R: 0 E: 0 K: 1 S: 7	H: 1 LOB: 1 BB: 0 P: 9	R: 1 E: 0 K: 1 S: 14	H: 2 LOB: 1 BB: 0 P: 18	R: 0 E: 0 K: 0 S: 7	H: 1 LOB: 1 BB: 0 P: 10	R: 0 E: 0 K: 1 S: 5	H: 0 LOB: 0 BB: 0 P: 7	R: 1 E: 0 K: 0 S: 10	H: 2 LOB: 1 BB: 0 P: 17	1B: 4 2B: 3 3B: 0 HR: 1	SF: 0 SAC: 0 DP: 0 HBP: 0	WP: 0 PB: 0 SB: 0 CS: 0	PA: 35			
PITCHER	IP	WLS	BF	H	R	ER	SO	BB	IBB	HBP	BLK	WP	HR	S	P	ERA	WHIP								
50 Charlie Morton, R ERA: 3.14	7.0	W	27	6	1	1	7	0	0	0	0	0	0	59	82	1.29	0.857								
35 Mark Melancon, R ERA: 2.1	1.0	H	3	0	0	0	1	0	0	0	0	0	0	5	7	0.00	0.000								
48 Jared Hughes, R ERA: 2.14	1.0		5	2	1	1	0	0	0	0	0	0	1	10	17	9.00	2.000								

Chicago Cubs @ Pittsburgh Pirates
PNC Park, Pittsburgh, PA
Mon Jun 09 2014, 7:07 PM - 9:40 PM EDT
Att: 24,075 - Cloudy - 69 F

AB 35
R 2
H 8
RBI 2
BB 0
SO 8
LOB 9



Batter	1	2	3	4	5	6	7	8	9	AB	R	H	RBI	BB	SO	LOB	BOTTOM								
5 Josh Harrison, R OBP: 0.327, SLG: 0.472	(1,4) B FF 92 B SI 91 B FF 92 4-0 BB		(0,2) C SL 84 X SL 88 0-2 G5-3		(2,3) C SL 86 B SI 87 S SL 87 2-3 K		(1,0) B FF 90 X CH 81 1-0 L6	(0,0) X FF 89 0-0 F9		4	0	0	0	1	1	2									
23 Travis Snider, L OBP: 0.326, SLG: 0.331	(1,9) B FF 92 I SAFE C CU 78 F SI 91 S FF 93 1-3 K		(0,0) X FF 90 0-0 22 HR 2B		(2,1) B CU 81 B SI 85 C FF 93 X FF 93 2-1 22 2B		(4,1) B CU 72 B CU 74 B CH 81 C FF 88 B CH 82 4-1 BB		(3,2) B CH 81 S CU 77 B FF 92 T CH 83 3-2 K	3	2	2	0	1	1	1									
22 Andrew McCutchen, R OBP: 0.423, SLG: 0.599	(1,8) S FF 92 I SAFE X FF 93 0-1 F8		(1,2) C SL 86 S SL 86 X FF 85 1-2 2H HR		(1,1) C FF 91 B SI 88 X FF 95 1-1 1H 2B		(3,2) B CH 81 S CU 77 B FF 92 T CH 83 3-2 K			4	1	2	3	0	1	2									
15 Ike Davis, L OBP: 0.363, SLG: 0.384	(1,3) F FF 92 B SI 84 B SI 86 I SAFE S SL 86 2-3 K		(0,1) C SL 84 X SL 85 0-1 L8		(4,1) S SL 86 B SI 86 B FF 93 4-1 BB		(2,0) B CU 76 X FF 90 2-0 HR			3	1	1	1	1	1	1									
24 Pedro Alvarez, L OBP: 0.322, SLG: 0.409		(1,0) B CU 78 X FF 92 1-0 6 2B	(0,3) F FF 93 S SL 86 0-3 K		(1,3) C SL 85 S FF 94 1-3 K		(0,0) X CH 82 0-0 6 2B			4	2	2	0	0	2	2									
6 Starlin Marte, R OBP: 0.311, SLG: 0.371	(1,7) L FF 92 X FF 93 0-1 19 G1 1H 2B			(1,2) F FF 94 S SL 85 X SL 86 1-2 G6-3		(2,1) B SL 82 C FF 92 B FF 91 X FF 92 2-1 10 G6-3 10 S CS 1B		(1,1) B SI 88 F CH 81 X FF 90 1-1 17 FC3-6 2B		4	0	3	2	0	0	0									
10 Jordy Mercer, R OBP: 0.255, SLG: 0.320		(1,2) B SL 86 S SL 84 X SL 88 1-2 L4		(1,3) C FF 94 B SI 89 S SL 86 1-3 K		(2,2) I SAFE B FF 93 F SI 91 X SL 87 2-2 G6-3		(0,0) X FF 88 0-0 E5 17 FC3-6		4	0	0	0	0	1	3									
19 Chris Stewart, R OBP: 0.299, SLG: 0.250		(0,1) C FF 94 X SL 87 0-1 G1		(2,1) B SL 88 S SL 87 C FF 93 X SL 85 2-1 F8		(1,2) M SL 88 S SL 87 B SI 86 X SL 87 1-2 G6-3		(0,3) C CU 74 S SL 82 0-3 K		4	0	0	0	0	1	4									
50 Charlie Morton, R ERA: 4.7	(1,1)		(0,3) S FF 93 S FF 94 0-3 K		(1,3) C FF 93 F FF 94 S FF 93 1-3 K		(1,0) B CU 72 X FF 89 1-0 G5-3	(1,2) S SL 82 B SI 84 1-2 FC3-6		2	0	0	0	0	2	1									
31 Jose Tabata, R OBP: 0.331, SLG: 0.338	(7, PH)									1	0	0	0	0	0	0									
35 Mark Melancon, R ERA: 2.1	(8, 1)									0	0	0	0	0	0	0									
17 Gaby Sanchez, R OBP: 0.300, SLG: 0.505	(8, PH)									1	0	0	0	0	2										
48 Jared Hughes, R ERA: 2.14	(9, 1)									0	0	0	0	0	0	0									
Inning Stats	R: 0 E: 0 K: 2 S: 9	H: 0 LOB: 1 BB: 1 P: 16	R: 1 E: 0 K: 1 S: 11	H: 2 LOB: 1 BB: 0 P: 13	R: 2 E: 0 K: 1 S: 12	H: 2 LOB: 0 BB: 0 P: 13	R: 0 E: 0 K: 1 S: 8	H: 0 LOB: 0 BB: 0 P: 12	R: 1 E: 0 K: 3 S: 17	H: 2 LOB: 2 BB: 1 P: 28	R: 0 E: 0 K: 0 S: 8	H: 1 LOB: 0 BB: 0 P: 13	R: 0 E: 0 K: 1 S: 6	H: 0 LOB: 1 BB: 1 P: 15	R: 2 E: 1 K: 1 S: 12	H: 3 LOB: 2 BB: 0 P: 16	1B: 3 2B: 5 3B: 0 HR: 2	SF: 0 SAC: 0 DP: 0 HBP: 0	WP: 0 PB: 0 SB: 1 CS: 1	PA: 37					
PITCHER	IP	WLS	BF	H	R	ER	SO	BB	IBB	HBP	BLK	WP	HR	S	P	ERA	WHIP								
36 Edwin Jackson, R ERA: 4.7	6.0	L	26	7	4	4	8	2	0	0	0	0	0	65	95	6.00	1.500								
33 Carlos Villanueva, R ERA: 7.41	2.0		11	3	2	2	2	1	0	0	0	0	1	18	31	9.00	2.000								

Chicago Cubs @ Pittsburgh Pirates
PNC Park, Pittsburgh, PA
Mon Jun 09 2014, 7:07 PM - 9:40 PM EDT
Att: 24,075 - Cloudy - 69 F

AB 34
R 6
H 10
RBI 6
BB 3
SO 10
LOB 18



Batter	1	2	3	4	5	6	7	8	9	AB	R	H	RBI	BB	SO	LOB	TOP
8 Chris Coghlan, L (1,7) OBP: 0.277, SLG: 0.310	F8	F9			F9		F8		P4	5	0	0	0	0	0	1	Chicago Cubs @ Pittsburgh Pirates PNC Park, Pittsburgh, PA Wed Jun 11 2014, 8:44 PM - 11:40 PM EDT Att: 20,540 - Cloudy - 67 F
20 Justin Ruggiano, R (1,8) OBP: 0.366, SLG: 0.391	1B		L9		E5 24 1B		BB			3	0	1	0	1	0	0	
44 Anthony Rizzo, L (1,3) OBP: 0.407, SLG: 0.509	K		HBP		24 1B		K			2	0	0	0	1	2	2	
13 Starlin Castro, R (1,6) OBP: 0.316, SLG: 0.447	L8		K		L8		G5-3			4	0	0	0	0	1	5	
24 Luis Valbuena, L (1,5) OBP: 0.394, SLG: 0.456		19 BB 12 1B	2B		1B		K			4	1	3	0	0	1	0	
19 Nate Schierholtz, L (1,9) OBP: 0.274, SLG: 0.318		12 BB 15 G4-3	F9		K		G4-3			3	1	0	0	1	1	5	
52 Justin Grimm, R (8,1)					K		K			0	0	0	0	0	0	0	
12 John Baker, L (1,2) OBP: 0.213, SLG: 0.188					K		K			4	0	1	1	0	3	0	
15 Darwin Barney, R (1,4) OBP: 0.256, SLG: 0.289		G4-3	G5-3		L7		G4-3			4	0	0	1	0	0	1	
39 Jason Hammel, R (1,1) OBP: 0.111, SLG: 0.077					G6-3		F8			2	0	0	0	0	1	1	
30 Mike Olt, R (6,PH) OBP: 0.233, SLG: 0.354										1	0	0	0	0	0	0	
33 Carlos Villanueva, R (6,1)										0	0	0	0	0	0	0	
64 Emilio Bonifacio, S (8,8) OBP: 0.309, SLG: 0.342										1	0	0	0	0	0	0	
Inning Stats	R: 0 H: 1 E: 0 K: 1 S: 8	H: 1 LOB: 0 BB: 0 P: 11	R: 2 H: 2 E: 0 K: 1 S: 17	H: 2 LOB: 1 BB: 1 P: 25	R: 0 H: 1 E: 0 K: 1 S: 11	H: 0 LOB: 2 BB: 0 P: 14	R: 0 H: 0 E: 0 K: 1 S: 12	H: 0 LOB: 3 BB: 1 P: 19	R: 0 H: 0 E: 0 K: 1 S: 11	H: 0 LOB: 1 BB: 1 P: 19	R: 0 H: 0 E: 0 K: 2 S: 7	H: 0 LOB: 0 BB: 0 P: 8	R: 0 H: 0 E: 0 K: 0 S: 9	H: 0 LOB: 0 BB: 0 P: 14	1B: 4 2B: 1 3B: 0 HR: 0	SF: 0 SAC: 0 DP: 0 HBP: 1	WP: 0 PA: 37 ERA: 0 WHIP: 0
PITCHER	IP WLS BF H R ER SO BB IBB HBP BLK WP HR S P ERA WHIP																
58 Brandon Crompton, R (1,1) ERA: 6.06	5.0 W 24 5 2 2 5 2 0 0 0 0 0 0 60 91 3.60 1.400																
37 Justin Wilson, L (6,1) ERA: 4.29	1.0 H 3 0 0 0 1 0 0 0 0 0 0 6 7 0.00 0.000																
44 Tony Watson, L (7,1) ERA: 0.9	1.0 H 4 0 0 0 1 1 0 0 0 0 0 0 11 19 0.00 1.000																
35 Mark Melancon, R (8,1) ERA: 2.03	1.0 H 3 0 0 0 2 0 0 0 0 0 0 7 8 0.00 0.000																
39 Jason Grilli, R (9,1) ERA: 2.81	1.0 S 3 0 0 0 0 0 0 0 0 0 0 9 14 0.00 0.000																

AB 33
R 2
H 5
RBI 2
BB 3
SO 9
LOB 15



Batter	1	2	3	4	5	6	7	8	9	AB	R	H	RBI	BB	SO	LOB	BOTTOM
5 Josh Harrison, R (1,4) OBP: 0.331, SLG: 0.473	22 HR		K			F8		K		0	1	0	0	1	0	0	Chicago Cubs @ Pittsburgh Pirates PNC Park, Pittsburgh, PA Wed Jun 11 2014, 8:44 PM - 11:40 PM EDT Att: 20,540 - Cloudy - 67 F
12 Clint Barmes, R (3,PH) OBP: 0.280, SLG: 0.239	BB	25 G3-1	HBP					K		3	0	0	0	0	2	2	
25 Gregory Polanco, L (1,9) OBP: 0.200, SLG: 0.200	L8	G3-1			22 BB 15 L4-5			L6		5	0	1	1	0	1	3	
22 Andrew McCutchen, R (1,8) OBP: 0.434, SLG: 0.542	HR		IBB		2B		15 BB			2	1	2	2	2	0	0	
15 Ike Davis, L (1,3) OBP: 0.354, SLG: 0.372	K	K			L4-5		K			4	0	0	0	0	3	6	
55 Russell Martin, R (1,2) OBP: 0.410, SLG: 0.393	1B		K		F8		24 FC6-5 24 S			3	0	1	0	1	1	1	
24 Pedro Alvarez, L (1,5) OBP: 0.323, SLG: 0.415	P6		6 BB 1B		G3		FC6-5 6 WP			4	1	1	0	0	0	2	
6 Starlin Marte, R (1,7) OBP: 0.317, SLG: 0.380		K	10 BB 23 P2-4-5		10 BB 23 P2-4-5		K			4	0	2	1	0	2	1	
10 Jordy Mercer, R (1,6) OBP: 0.266, SLG: 0.330		58 BB 25 G3-1			1B		F8			4	1	3	0	0	0	1	
58 Brandon Crompton, R (1,1) ERA: 2.81										2	0	1	0	0	1	2	
23 Travis Schlerer, L (5,PH) OBP: 0.222, SLG: 0.125										1	0	0	0	0	0	2	
37 Justin Wilson, L (6,1) ERA: 4.29										0	0	0	0	0	0	0	
44 Tony Watson, L (7,1) ERA: 0.9										0	0	0	0	0	0	0	
35 Mark Melancon, R (8,1) ERA: 2.03										0	0	0	0	0	0	0	
31 Jose Tabata, R (8,PH) OBP: 0.333, SLG: 0.341										1	0	0	0	0	0	0	
39 Jason Grilli, R (9,1) ERA: 2.81										0	0	0	0	0	0	0	
Inning Stats	R: 2 H: 2 E: 0 K: 1 S: 10	H: 2 LOB: 1 BB: 1 P: 18	R: 1 H: 2 E: 0 K: 2 S: 14	H: 2 LOB: 3 BB: 1 P: 27	R: 1 H: 3 E: 0 K: 3 S: 17	H: 0 LOB: 2 BB: 0 P: 27	R: 0 H: 2 E: 0 K: 0 S: 6	H: 0 LOB: 1 BB: 0 P: 9	R: 0 H: 0 E: 0 K: 0 S: 9	H: 2 LOB: 1 BB: 0 P: 12	R: 0 H: 0 E: 0 K: 2 S: 7	H: 0 LOB: 1 BB: 1 P: 14	R: 0 H: 0 E: 0 K: 1 S: 10	H: 0 LOB: 0 BB: 0 P: 10	1B: 7 2B: 4 3B: 1 HR: 1	SF: 0 SAC: 0 DP: 2 HBP: 1	WP: 1 PA: 38 ERA: 0 WHIP: 0
PITCHER	IP WLS BF H R ER SO BB IBB HBP BLK WP HR S P ERA WHIP																
39 Jason Hammel, R (1,1) ERA: 2.81	5.0 L 27 11 4 4 6 1 1 0 0 0 0 56 93 7.20 2.400																
33 Carlos Villanueva, R (6,1) ERA: 7.0	2.0 8 0 0 0 3 2 0 0 0 0 1 0 17 31 0.00 1.000																
52 Justin Grimm, R (8,1) ERA: 3.0	1.0 3 0 0 0 1 0 0 0 0 0 0 7 10 0.00 0.000																

AB 33
R 4
H 11
RBI 4
BB 4
SO 10
LOB 20



Batter	1	2	3	4	5	6	7	8	9	AB	R	H	RBI	BB	SO	LOB	TOP				
64 Emilio Bonifacio, S OBP: 0.307, SLG: 0.340 8 Chris Coghlan, L OBP: 0.279, SLG: 0.300	G6-3		BB		F9		G6-3			1	0	0	0	0	0	0	Chicago Cubs @ Pittsburgh Pirates PNC Park, Pittsburgh, PA Thu Jun 12 2014, 7:27 PM - 11:27 PM EDT Att: 25,431 - Partly Cloudy - 73 F				
21 Junior Lake, R OBP: 0.273, SLG: 0.434	13 CS		K		K		G4-3			4	0	1	0	0	2	5					
44 Anthony Rizzo, L OBP: 0.401, SLG: 0.500	L8		K				G3-1			4	0	0	0	0	2	3					
13 Starlin Castro, R OBP: 0.315, SLG: 0.444	CS	G5-3					24 2B			4	0	1	0	0	1	0					
24 Luis Valbuena, L OBP: 0.396, SLG: 0.463	19 FC5-6		K				1B			4	0	2	0	0	2	0					
19 Nate Schierholtz, L OBP: 0.269, SLG: 0.312	FC5-6		G4-3				2B			4	0	0	0	0	2	3					
12 John Baker, L OBP: 0.215, SLG: 0.181	F8		G4-3				K			3	0	0	0	1	0	3					
15 Darwin Barney, R OBP: 0.264, SLG: 0.297	29 SH5-3						L7			4	0	2	0	0	0	0					
29 Jeff Samardzija, R OBP: 0.194, SLG: 0.300 40 James Russell, L OBP: 0.326, SLG: 0.378 63 Brian Schmitter, R OBP: 1.000, SLG: 1.000 53 Wesley Wright, R OBP: 0.264, SLG: 0.297	SH5-3		SH5-4				2B			1	0	1	0	0	0	0					
Inning Stats	R: 0 E: 0 K: 0 S: 6	H: 1 LOB: 0 BB: 0 P: 8	R: 0 E: 0 K: 0 S: 13	H: 1 LOB: 1 BB: 0 P: 18	R: 0 E: 0 K: 2 S: 12	H: 1 LOB: 2 BB: 1 P: 20	R: 0 E: 0 K: 1 S: 7	H: 0 LOB: 0 BB: 0 P: 11	R: 0 E: 0 K: 1 S: 12	H: 1 LOB: 2 BB: 1 P: 18	R: 0 E: 0 K: 0 S: 11	H: 2 LOB: 2 BB: 0 P: 16	R: 0 E: 0 K: 3 S: 9	H: 1 LOB: 0 BB: 0 P: 15	R: 0 E: 0 K: 1 S: 8	H: 0 LOB: 0 BB: 0 P: 10		1B: 5 2B: 2 3B: 0 HR: 0	SF: 0 SAC: 2 DP: 0 HBP: 0	WP: 0 PB: 0 SB: 0 CS: 1	PA: 36
PITCHER	IP	WLS	BF	H	R	ER	SO	BB	IBB	HBP	BLK	WP	HR	S	P	ERA	WHIP				
36 Edinson Volquez, R ERA: 3.89 44 Tony Watson, L ERA: 0.87 48 Jared Hughes, R ERA: 1.88	7.0	W	29	7	0	0	5	2	0	0	0	0	0	67	99	0.00	1.286				

Batter	1	2	3	4	5	6	7	8	9	AB	R	H	RBI	BB	SO	LOB	BOTTOM				
25 Gregory Polanco, L OBP: 0.214, SLG: 0.214	G3-1		L9-2				K			4	1	1	0	0	1	2	Chicago Cubs @ Pittsburgh Pirates PNC Park, Pittsburgh, PA Thu Jun 12 2014, 7:27 PM - 11:27 PM EDT Att: 25,431 - Partly Cloudy - 73 F				
6 Starlin Marte, R OBP: 0.316, SLG: 0.378	K2-3		3-H				P3			4	1	1	0	0	1	1					
22 Andrew McCutchen, R OBP: 0.435, SLG: 0.550	K						G1-3			4	1	2	2	0	1	1					
15 Ike Davis, L OBP: 0.354, SLG: 0.371 17 Gaby Sanchez, R OBP: 0.307, SLG: 0.599	G1						F7			3	1	1	0	0	0	0					
55 Russell Martin, R OBP: 0.413, SLG: 0.414										1	0	1	0	0	0	0					
24 Pedro Alvarez, L OBP: 0.322, SLG: 0.409										4	0	2	1	0	1	1					
10 Jordy Mercer, R OBP: 0.260, SLG: 0.324	F7									3	0	0	1	0	0	2					
12 Clint Barmes, R OBP: 0.295, SLG: 0.261										2	0	1	0	1	1	0					
36 Edinson Volquez, R OBP: 0.100, SLG: 0.053 23 Travis Snider, L OBP: 0.326, SLG: 0.339 44 Tony Watson, L OBP: 1.000, SLG: 1.000 48 Jared Hughes, R OBP: 0.264, SLG: 0.297	SH1-4									1	0	0	0	0	1	3					
Inning Stats	R: 0 E: 0 K: 2 S: 9	H: 0 LOB: 0 BB: 0 P: 13	R: 0 E: 0 K: 1 S: 9	H: 1 LOB: 1 BB: 0 P: 13	R: 0 E: 0 K: 0 S: 4	H: 1 LOB: 0 BB: 0 P: 7	R: 2 E: 0 K: 1 S: 15	H: 3 LOB: 3 BB: 2 P: 28	R: 2 E: 0 K: 1 S: 13	H: 3 LOB: 0 BB: 0 P: 18	R: 0 E: 0 K: 2 S: 10	H: 0 LOB: 0 BB: 0 P: 13	R: 0 E: 0 K: 1 S: 10	H: 1 LOB: 1 BB: 0 P: 12	R: 0 E: 0 K: 1 S: 9	H: 1 LOB: 1 BB: 0 P: 16		1B: 3 2B: 8 3B: 0 HR: 0	SF: 1 SAC: 1 DP: 1 HBP: 0	WP: 0 PB: 0 SB: 2 CS: 0	PA: 34
PITCHER	IP	WLS	BF	H	R	ER	SO	BB	IBB	HBP	BLK	WP	HR	S	P	ERA	WHIP				
29 Jeff Samardzija, R ERA: 2.77 40 James Russell, L ERA: 2.93 63 Brian Schmitter, R ERA: 2.37 53 Wesley Wright, L ERA: 2.66	6.0	L	27	4	4	4	7	0	2	0	0	0	0	3	3	0.00	1.500				

AB	31
R	0
H	7
RBI	0
BB	2
SO	9
LOB	17



AB	30
R	4
H	10
RBI	4
BB	2
SO	9
LOB	12



Batter	1	2	3	4	5	6	7	8	9	AB	R	H	RBI	BB	SO	LOB	TOP										
8 Chris Coghlan, L (1.7) OBP: 0.278, SLG: 0.297										4	0	1	0	0	1	0	Chicago Cubs @ Philadelphia Phillies Citizens Bank Park, Philadelphia, PA Fri Jun 13 2014, 7:09 PM - 9:58 PM EDT Att: 26,154 - Cloudy - 72 F										
6 Ryan Sweeney, L (1.8) OBP: 0.246, SLG: 0.220										4	0	0	0	0	0	1											
44 Anthony Rizzo, L (1.3) OBP: 0.406, SLG: 0.500										2	1	1	0	2	0	0											
13 Starlin Castro, R (1.6) OBP: 0.318, SLG: 0.454										3	1	1	2	0	1	3											
24 Luis Valbuena, L (1.5) OBP: 0.388, SLG: 0.452										4	0	0	0	0	2	3											
19 Nate Schierholtz, L (1.9) OBP: 0.270, SLG: 0.312										3	0	1	0	0	1	0											
12 John Baker, L (1.2) OBP: 0.207, SLG: 0.173										3	0	0	0	0	2	0											
15 Darwin Barney, R (1.4) OBP: 0.258, SLG: 0.289										3	0	0	0	0	1	0											
49 Jake Arrieta, R (1.1) OBP: 0.154, SLG: 0.154										2	0	0	0	0	1	0											
30 Mike Olt, R (8, PH) OBP: 0.231, SLG: 0.362										1	0	0	0	0	1	0											
46 Pedro Strop, R (8.1)										0	0	0	0	0	0	0											
54 Neil Ramirez, R (9.1)										0	0	0	0	0	0	0											
Inning Stats	R: 0 E: 0 K: 1 S: 13	H: 1 LOB: 2 BB: 1 P: 23	R: 0 E: 0 K: 2 S: 9	H: 0 LOB: 0 BB: 0 P: 13	R: 0 E: 0 K: 2 S: 9	H: 0 LOB: 0 BB: 0 P: 12	R: 2 E: 0 K: 0 S: 8	H: 2 LOB: 0 BB: 1 P: 18	R: 0 E: 0 K: 1 S: 7	H: 0 LOB: 0 BB: 0 P: 10	R: 0 E: 0 K: 1 S: 8	H: 0 LOB: 0 BB: 0 P: 12	R: 0 E: 0 K: 2 S: 8	H: 0 LOB: 0 BB: 0 P: 11	R: 0 E: 0 K: 1 S: 7	H: 0 LOB: 0 BB: 0 P: 10	R: 0 E: 0 K: 1 S: 10	H: 1 LOB: 0 BB: 0 P: 13	1B: 3 2B: 0 3B: 0 HR: 1	SF: 0 SAC: 0 DP: 1 HBP: 1	WP: 0 PB: 0 SB: 0 CS: 0	PA: 32					
PITCHER	IP	WLS	BF	H	R	ER	SO	BB	IBB	HBP	BLK	WP	HR	S	P	ERA	WHIP										
27 Roberto Hernandez, R (1.1) ERA: 4.26	5.2	L	22	3	2	2	5	2	0	1	0	0	1	49	81	3.18	0.882										
43 Mario Hollands, L (6.1) ERA: 2.78	0.1		1	0	0	0	1	0	0	0	0	0	0	5	7	0.00	0.000										
59 Antonio Bastardo, L (7.1) ERA: 3.13	2.0		6	0	0	0	3	0	0	0	0	0	0	15	21	0.00	0.000										
30 Justin De Fratus, R (9.1) ERA: 2.4	1.0		3	1	0	0	1	0	0	0	0	0	0	10	13	0.00	1.000										

Batter	1	2	3	4	5	6	7	8	9	AB	R	H	RBI	BB	SO	LOB	BOTTOM										
19 Tony Gwynn Jr., L (1.8) OBP: 0.268, SLG: 0.179										3	0	0	0	0	3	1	Chicago Cubs @ Philadelphia Phillies Citizens Bank Park, Philadelphia, PA Fri Jun 13 2014, 7:09 PM - 9:58 PM EDT Att: 26,154 - Cloudy - 72 F										
59 Antonio Bastardo, R (7.1)										0	0	0	0	0	0	0											
15 John Mayberry Jr., R (8, PH) OBP: 0.355, SLG: 0.582										1	0	0	0	0	0	1											
30 Justin De Fratus, S (9.1)										0	0	0	0	0	0	0											
11 Jimmy Rollins, S (1.6) OBP: 0.346, SLG: 0.405										4	1	1	0	0	1	0											
26 Chase Utley, L (1.4) OBP: 0.368, SLG: 0.481										4	0	0	0	0	0	1											
6 Ryan Howard, L (1.3) OBP: 0.303, SLG: 0.406										4	0	0	0	0	2	1											
3 Marlon Byrd, R (1.9) OBP: 0.315, SLG: 0.463										3	0	1	0	1	2	0											
9 Dominic Brown, L (1.7) OBP: 0.266, SLG: 0.320										4	0	2	1	0	1	1											
51 Carlos Ruiz, R (1.2) OBP: 0.387, SLG: 0.390										4	0	1	0	0	1	3											
17 Reid Brignac, L (1.5) OBP: 0.314, SLG: 0.356										2	0	0	0	1	0	2											
27 Roberto Hernandez, R (1.1)										0	0	0	0	0	0	0											
43 Mario Hollands, L (6.1)										0	0	0	0	0	0	0											
2 Ben Revere, L (6, PH) OBP: 0.303, SLG: 0.345										2	0	0	0	0	1	1											
Inning Stats	R: 0 E: 0 K: 1 S: 7	H: 0 LOB: 0 BB: 0 P: 12	R: 0 E: 0 K: 1 S: 10	H: 0 LOB: 0 BB: 0 P: 15	R: 0 E: 0 K: 1 S: 9	H: 0 LOB: 0 BB: 1 P: 18	R: 0 E: 0 K: 1 S: 9	H: 0 LOB: 0 BB: 0 P: 17	R: 0 E: 0 K: 1 S: 10	H: 1 LOB: 1 BB: 0 P: 12	R: 0 E: 0 K: 2 S: 10	H: 0 LOB: 0 BB: 0 P: 13	R: 0 E: 0 K: 2 S: 9	H: 1 LOB: 0 BB: 0 P: 13	R: 0 E: 0 K: 0 S: 9	H: 1 LOB: 1 BB: 0 P: 14	R: 1 E: 0 K: 2 S: 18	H: 2 LOB: 2 BB: 1 P: 26	1B: 3 2B: 2 3B: 0 HR: 0	SF: 0 SAC: 1 DP: 0 HBP: 0	WP: 1 PB: 0 SB: 0 CS: 0	PA: 34					
PITCHER	IP	WLS	BF	H	R	ER	SO	BB	IBB	HBP	BLK	WP	HR	S	P	ERA	WHIP										
49 Jake Arrieta, R (1.1) ERA: 2.09	7.0	W	24	2	0	0	9	1	0	0	0	0	0	64	100	0.00	0.429										
46 Pedro Strop, R (8.1) ERA: 4.12	1.0	H	4	1	0	0	0	0	0	0	0	1	0	9	14	0.00	1.000										
54 Neil Ramirez, R (9.1) ERA: 1.13	1.0	S	6	2	1	1	2	1	0	0	0	0	0	18	26	9.00	3.000										

Batter	1	2	3	4	5	6	7	8	9	AB	R	H	RBI	BB	SO	LOB	TOP				
21 Junior Lake, R OBP: 0.268, SLG: 0.426										4	0	0	0	0	2	1	Chicago Cubs @ Philadelphia Phillies Citizens Bank Park, Philadelphia, PA Sat Jun 14 2014, 3:07 PM - 6:11 PM EDT Att: 31,524 - Partly Cloudy - 78 F				
20 Justin Ruggiano, R OBP: 0.386, SLG: 0.448										3	1	2	1	1	1	0					
44 Anthony Rizzo, L OBP: 0.408, SLG: 0.500										4	1	2	0	0	0	2					
13 Starlin Castro, R OBP: 0.320, SLG: 0.452										3	0	1	0	1	1	1					
24 Luis Valbuena, L OBP: 0.390, SLG: 0.471										4	1	2	2	0	0	1					
19 Nate Schierholtz, L OBP: 0.265, SLG: 0.306										4	0	0	0	0	0	3					
30 Mike Olt, R OBP: 0.232, SLG: 0.379										4	1	1	1	0	2	1					
32 Eli Whiteside, R OBP: 0.063, SLG: 0.067										3	0	1	0	0	1	0					
12 John Baker, L OBP: 0.205, SLG: 0.171										1	0	0	0	0	1	0					
36 Edwin Jackson, R OBP: 0.077, SLG: 0.115										0	0	0	0	0	0	0					
33 Carlos Villanueva, R ERA: 2.66										0	0	0	0	0	0	0					
8 Chris Coghlan, L OBP: 0.274, SLG: 0.292										0	0	0	0	0	0	0					
40 James Russell, L ERA: 4.83										0	0	0	0	0	0	0					
6 Ryan Sweeney, L OBP: 0.224, SLG: 0.217										0	0	0	0	0	0	0					
Inning Stats	R: 0 E: 0 K: 1 S: 10	H: 2 LOB: 1 BB: 0 P: 18	R: 1 E: 0 K: 1 S: 14	H: 1 LOB: 0 BB: 22 P: 20	R: 1 E: 0 K: 1 S: 7	H: 1 LOB: 0 BB: 0 P: 9	R: 1 E: 0 K: 1 S: 10	H: 1 LOB: 0 BB: 1 P: 17	R: 0 E: 0 K: 0 S: 10	H: 0 LOB: 1 BB: 1 P: 20	R: 0 E: 0 K: 1 S: 8	H: 0 LOB: 0 BB: 0 P: 14	R: 1 E: 0 K: 1 S: 11	H: 3 LOB: 1 BB: 0 P: 16	R: 0 E: 0 K: 2 S: 9	H: 0 LOB: 0 BB: 0 P: 14	1B: 6 2B: 0 3B: 0 HR: 3	SF: 0 SAC: 1 DP: 1 HBP: 0	WP: 0 PB: 0 SB: 0 CS: 0	PA: 36	
PITCHER	IP WLS BF H R ER SO BB IBB HBP BLK WP HR S P ERA WHIP	5.0 W 21 6 3 3 5 1 0 0 0 0 3 51 84 5.40 1.400	1.0 4 0 0 0 0 1 0 0 0 0 0 8 14 0.00 1.000	1.0 5 3 1 1 1 0 0 0 0 0 0 11 16 9.00 3.000	1.0 S 3 0 0 0 2 0 0 0 0 0 0 9 14 0.00 0.000																

AB	33
R	4
H	9
RBI	4
BB	2
SO	9
LOB	9



Batter	1	2	3	4	5	6	7	8	9	AB	R	H	RBI	BB	SO	LOB	BOTTOM			
2 Ben Revere, L OBP: 0.301, SLG: 0.342										5	0	1	1	0	0	1	Chicago Cubs @ Philadelphia Phillies Citizens Bank Park, Philadelphia, PA Sat Jun 14 2014, 3:07 PM - 6:11 PM EDT Att: 31,524 - Partly Cloudy - 78 F			
11 Jimmy Rollins, S OBP: 0.344, SLG: 0.402										4	1	1	0	0	1	1				
26 Chase Utley, L OBP: 0.366, SLG: 0.490										4	1	1	1	0	0	1				
6 Ryan Howard, L OBP: 0.302, SLG: 0.401										3	0	0	0	1	0	1				
3 Marlon Byrd, R OBP: 0.321, SLG: 0.478										3	2	2	0	1	0	1				
9 Dominic Brown, L OBP: 0.266, SLG: 0.332										4	1	1	3	0	1	3				
51 Carlos Ruiz, R OBP: 0.389, SLG: 0.393										4	1	2	1	0	1	1				
17 Reid Brignac, L OBP: 0.327, SLG: 0.388										4	1	2	0	0	0	0				
55 David Buchanan, R ERA: 5.17										1	0	0	0	1	1	2				
7 Ronny Cedeno, R ERA: 5.11										1	0	0	0	0	0	2				
43 Mario Hollands, L ERA: 6.75										0	0	0	0	0	0	0				
30 Justin De Fratus, S ERA: 4.83										0	0	0	0	0	0	0				
63 Jake Diekmann, R ERA: 4.83										0	0	0	0	0	0	0				
15 John Mayberry Jr., R ERA: 5.17										0	0	0	0	0	0	0				
58 Jonathan Papelbon, R ERA: 1.37										0	0	0	0	0	0	0				
Inning Stats	R: 1 E: 0 K: 0 S: 8	H: 1 LOB: 0 BB: 0 P: 14	R: 3 E: 1 K: 1 S: 17	H: 4 LOB: 1 BB: 0 P: 26	R: 0 E: 0 K: 1 S: 11	H: 1 LOB: 1 BB: 0 P: 14	R: 0 E: 0 K: 0 S: 8	H: 0 LOB: 1 BB: 1 P: 14	R: 3 E: 0 K: 0 S: 17	H: 4 LOB: 2 BB: 1 P: 33	R: 0 E: 0 K: 1 S: 7	H: 0 LOB: 0 BB: 0 P: 11	R: 0 E: 0 K: 1 S: 9	H: 0 LOB: 1 BB: 1 P: 15	R: 0 E: 0 K: 0 S: 8	H: 0 LOB: 0 BB: 0 P: 13	1B: 5 2B: 2 3B: 1 HR: 2	SF: 0 SAC: 0 DP: 0 HBP: 0	WP: 0 PB: 0 SB: 1 CS: 0	PA: 37
PITCHER	IP WLS BF H R ER SO BB IBB HBP BLK WP HR S P ERA WHIP	4.2 L 24 8 7 6 2 2 0 0 0 0 0 2 56 91 11.57 2.143	1.1 6 2 0 0 1 0 0 0 0 0 0 12 21 0.00 1.500	2.0 7 0 0 0 1 1 0 0 0 0 0 0 17 28 0.00 0.500																

AB	34
R	7
H	10
RBI	6
BB	3
SO	4
LOB	13



Batter	1	2	3	4	5	6	7	8	9	AB	R	H	RBI	BB	SO	LOB	TOP							
24 Luis Valbuena, L (1.5) OBP: 0.382, SLG: 0.460										4	0	0	0	0	2	1	Chicago Cubs @ Philadelphia Phillies Citizens Bank Park, Philadelphia, PA Sun Jun 15 2014, 1:40 PM - 4:16 PM EDT Att: 41,238 - Sunny - 80 F							
20 Justin Ruggiano, R (1.7) OBP: 0.381, SLG: 0.437										4	1	1	0	0	1	1								
44 Anthony Rizzo, L (1.3) OBP: 0.406, SLG: 0.509										4	1	1	1	0	0	2								
13 Starlin Castro, R (1.6) OBP: 0.326, SLG: 0.461										4	1	3	1	0	1	0								
6 Ryan Sweeney, L (1.8) OBP: 0.243, SLG: 0.219										4	0	1	0	0	0	2								
19 Nate Schierholz, L (1.9) OBP: 0.265, SLG: 0.310										4	0	1	1	0	1	2								
15 Darwin Barney, R (1.4) OBP: 0.250, SLG: 0.280										4	0	0	0	0	0	1								
32 Eli Whiteside, R (1.2) OBP: 0.050, SLG: 0.053										4	0	0	0	0	1	1								
37 Travis Wood, R (1.1) OBP: 0.300, SLG: 0.500										3	0	1	0	0	0	0								
54 Neil Ramirez, R (9.1)										0	0	0	0	0	0	0								
Inning Stats	R: 1 H: 3 E: 0 K: 0 S: 10	H: 3 LOB: 2 BB: 0 P: 14	R: 0 H: 0 E: 0 K: 0 S: 7	H: 0 LOB: 0 BB: 0 P: 10	R: 1 H: 2 E: 0 K: 1 S: 14	H: 2 LOB: 1 BB: 0 P: 22	R: 0 H: 0 E: 0 K: 0 S: 4	H: 0 LOB: 0 BB: 0 P: 5	R: 0 H: 1 E: 0 K: 2 S: 10	H: 1 LOB: 1 BB: 0 P: 14	R: 1 H: 2 E: 0 K: 0 S: 14	H: 2 LOB: 1 BB: 0 P: 23	R: 0 H: 0 E: 0 K: 1 S: 6	H: 0 LOB: 0 BB: 0 P: 7	R: 0 H: 0 E: 0 K: 1 S: 6	H: 0 LOB: 0 BB: 0 P: 9	R: 0 H: 0 E: 0 K: 2 S: 9	H: 0 LOB: 0 BB: 0 P: 11	1B: 5 2B: 2 3B: 0 HR: 1	SF: 0 SAC: 0 DP: 0 HBP: 0	WP: 1 PB: 0 SB: 1 CS: 0	PA: 35		
PITCHER	IP WLS BF H R ER SO BB IBB HBP BLK WP HR S P ERA WHIP	IP WLS BF H R ER SO BB IBB HBP BLK WP HR S P ERA WHIP	IP WLS BF H R ER SO BB IBB HBP BLK WP HR S P ERA WHIP	IP WLS BF H R ER SO BB IBB HBP BLK WP HR S P ERA WHIP	IP WLS BF H R ER SO BB IBB HBP BLK WP HR S P ERA WHIP	IP WLS BF H R ER SO BB IBB HBP BLK WP HR S P ERA WHIP	IP WLS BF H R ER SO BB IBB HBP BLK WP HR S P ERA WHIP	IP WLS BF H R ER SO BB IBB HBP BLK WP HR S P ERA WHIP	IP WLS BF H R ER SO BB IBB HBP BLK WP HR S P ERA WHIP	IP WLS BF H R ER SO BB IBB HBP BLK WP HR S P ERA WHIP	IP WLS BF H R ER SO BB IBB HBP BLK WP HR S P ERA WHIP	IP WLS BF H R ER SO BB IBB HBP BLK WP HR S P ERA WHIP	IP WLS BF H R ER SO BB IBB HBP BLK WP HR S P ERA WHIP	IP WLS BF H R ER SO BB IBB HBP BLK WP HR S P ERA WHIP	IP WLS BF H R ER SO BB IBB HBP BLK WP HR S P ERA WHIP	IP WLS BF H R ER SO BB IBB HBP BLK WP HR S P ERA WHIP	IP WLS BF H R ER SO BB IBB HBP BLK WP HR S P ERA WHIP	IP WLS BF H R ER SO BB IBB HBP BLK WP HR S P ERA WHIP	IP WLS BF H R ER SO BB IBB HBP BLK WP HR S P ERA WHIP	IP WLS BF H R ER SO BB IBB HBP BLK WP HR S P ERA WHIP	IP WLS BF H R ER SO BB IBB HBP BLK WP HR S P ERA WHIP	IP WLS BF H R ER SO BB IBB HBP BLK WP HR S P ERA WHIP	IP WLS BF H R ER SO BB IBB HBP BLK WP HR S P ERA WHIP	IP WLS BF H R ER SO BB IBB HBP BLK WP HR S P ERA WHIP

AB	35
R	3
H	8
RBI	3
BB	0
SO	6
LOB	10



Batter	1	2	3	4	5	6	7	8	9	AB	R	H	RBI	BB	SO	LOB	BOTTOM						
2 Ben Revere, L (1.8) OBP: 0.304, SLG: 0.342										3	0	1	0	1	0	1	Chicago Cubs @ Philadelphia Phillies Citizens Bank Park, Philadelphia, PA Sun Jun 15 2014, 1:40 PM - 4:16 PM EDT Att: 41,238 - Sunny - 80 F						
11 Jimmy Rollins, S (1.6) OBP: 0.343, SLG: 0.400										4	0	1	0	0	0	2							
26 Chase Utley, L (1.4) OBP: 0.361, SLG: 0.482										4	0	0	0	0	1	4							
3 Marlon Byrd, R (1.9) OBP: 0.316, SLG: 0.470										4	0	0	0	0	1	3							
51 Carlos Ruiz, R (1.2) OBP: 0.387, SLG: 0.387										3	0	0	0	1	1	0							
9 Dornic Brown, L (1.7) OBP: 0.262, SLG: 0.326										4	0	0	0	0	1	1							
15 John Mayberry Jr., R (1.3) OBP: 0.350, SLG: 0.557										2	0	0	0	1	0	1							
7 Ronny Cedeno, R (1.5) OBP: 0.261, SLG: 0.266										3	0	0	0	0	1	2							
34 A.J. Burnett, R (1.1) OBP: 0.200, SLG: 0.233										2	0	0	0	0	1	0							
16 César Hernández, S (PH) OBP: 0.261, SLG: 0.266										1	0	1	0	0	0	0							
53 Ken Giles, R (9.1)										0	0	0	0	0	0	0							
Inning Stats	R: 0 H: 0 E: 0 K: 2 S: 14	H: 0 LOB: 0 BB: 0 P: 22	R: 0 H: 0 E: 0 K: 0 S: 5	H: 0 LOB: 0 BB: 0 P: 8	R: 0 H: 0 E: 0 K: 1 S: 6	H: 0 LOB: 0 BB: 0 P: 11	R: 0 H: 0 E: 0 K: 0 S: 7	H: 0 LOB: 0 BB: 0 P: 9	R: 0 H: 2 E: 0 K: 1 S: 8	H: 2 LOB: 2 BB: 0 P: 14	R: 0 H: 0 E: 0 K: 1 S: 11	H: 0 LOB: 1 BB: 1 P: 19	R: 0 H: 1 E: 0 K: 0 S: 10	H: 1 LOB: 1 BB: 0 P: 17	R: 0 H: 0 E: 0 K: 0 S: 6	H: 0 LOB: 0 BB: 0 P: 11	1B: 3 2B: 0 3B: 0 HR: 0	SF: 0 SAC: 0 DP: 0 HBP: 0	WP: 0 PB: 0 SB: 1 CS: 0	PA: 33			
PITCHER	IP WLS BF H R ER SO BB IBB HBP BLK WP HR S P ERA WHIP	IP WLS BF H R ER SO BB IBB HBP BLK WP HR S P ERA WHIP	IP WLS BF H R ER SO BB IBB HBP BLK WP HR S P ERA WHIP	IP WLS BF H R ER SO BB IBB HBP BLK WP HR S P ERA WHIP	IP WLS BF H R ER SO BB IBB HBP BLK WP HR S P ERA WHIP	IP WLS BF H R ER SO BB IBB HBP BLK WP HR S P ERA WHIP	IP WLS BF H R ER SO BB IBB HBP BLK WP HR S P ERA WHIP	IP WLS BF H R ER SO BB IBB HBP BLK WP HR S P ERA WHIP	IP WLS BF H R ER SO BB IBB HBP BLK WP HR S P ERA WHIP	IP WLS BF H R ER SO BB IBB HBP BLK WP HR S P ERA WHIP	IP WLS BF H R ER SO BB IBB HBP BLK WP HR S P ERA WHIP	IP WLS BF H R ER SO BB IBB HBP BLK WP HR S P ERA WHIP	IP WLS BF H R ER SO BB IBB HBP BLK WP HR S P ERA WHIP	IP WLS BF H R ER SO BB IBB HBP BLK WP HR S P ERA WHIP	IP WLS BF H R ER SO BB IBB HBP BLK WP HR S P ERA WHIP	IP WLS BF H R ER SO BB IBB HBP BLK WP HR S P ERA WHIP	IP WLS BF H R ER SO BB IBB HBP BLK WP HR S P ERA WHIP	IP WLS BF H R ER SO BB IBB HBP BLK WP HR S P ERA WHIP	IP WLS BF H R ER SO BB IBB HBP BLK WP HR S P ERA WHIP	IP WLS BF H R ER SO BB IBB HBP BLK WP HR S P ERA WHIP	IP WLS BF H R ER SO BB IBB HBP BLK WP HR S P ERA WHIP	IP WLS BF H R ER SO BB IBB HBP BLK WP HR S P ERA WHIP	IP WLS BF H R ER SO BB IBB HBP BLK WP HR S P ERA WHIP

AB	30
R	0
H	3
RBI	0
BB	3
SO	6
LOB	14



Batter	1	2	3	4	5	6	7	8	9	AB	R	H	RBI	BB	SO	LOB	TOP			
24 Luis Valbuena, L (1.5) OBP: 0.391, SLG: 0.470	P4	F9					FC5 13 1-H 2B		K	5	0	2	1	0	1	2	Chicago Cubs @ Miami Marlins Marlins Park, Miami, FL Tue Jun 17 2014, 7:13 PM - 10:23 PM EDT Att: 20,860 - Roof Closed - 77 F			
20 Justin Ruggiano, R (1.7) OBP: 0.382, SLG: 0.405	F8		F8			BB	G5-3		SF8	3	0	0	1	1	0	1				
44 Anthony Rizzo, L (1.3) OBP: 0.397, SLG: 0.490	K		K			L7			K	4	0	0	0	1	3	2				
13 Starlin Castro, R (1.6) OBP: 0.329, SLG: 0.473		K	K				FC5 13 2B			4	0	1	0	0	2	2				
19 Nate Schierholz, L (1.9) OBP: 0.267, SLG: 0.307		HBP 21 HR			F9		L7		FC6-4 15 1B	3	1	1	0	0	0	1				
21 Junior Lake, R (1.8) OBP: 0.265, SLG: 0.429		HR			G5-3		G3-1		K	4	1	1	2	0	1	2				
52 Justin Grimm, R (8.1)										0	0	0	0	0	0	0				
15 Darwin Barney, R (1.4) OBP: 0.248, SLG: 0.277					F8		F8		FC6-4 1-2f	4	1	1	0	0	0	2				
32 Eli Whiteside, R (1.2) OBP: 0.087, SLG: 0.091							L7		G3	3	0	1	0	0	0	0				
12 John Baker, L (8, PH) OBP: 0.222, SLG: 0.183		SF8 29 1B			G6-3					1	0	0	0	0	0	1				
29 Jeff Samardzija, R (1.1) OBP: 0.182, SLG: 0.290		SF8								1	0	0	1	0	1	0				
8 Chris Coghlan, L (7, PH) OBP: 0.260, SLG: 0.299										1	1	1	0	0	0	0				
63 Brian Schmitter, R (7.1) OBP: 1.000, SLG: 1.000										0	0	0	0	0	0	0				
6 Ryan Sweeney, L (8.8) OBP: 0.234, SLG: 0.225							2B 24 1B		SF8 20 2B	1	1	1	0	0	0	0				
Inning Stats	R: 0 E: 0 K: 1 S: 10	H: 0 LOB: 0 BB: 0 P: 14	R: 3 E: 0 K: 1 S: 18	H: 3 LOB: 1 BB: 0 P: 23	R: 0 E: 0 K: 2 S: 10	H: 0 LOB: 0 BB: 0 P: 12	R: 0 E: 0 K: 0 S: 7	H: 1 LOB: 2 BB: 1 P: 20	R: 0 E: 0 K: 0 S: 6	H: 1 LOB: 1 BB: 0 P: 10	R: 1 E: 0 K: 0 S: 12	H: 2 LOB: 2 BB: 1 P: 24	R: 0 E: 0 K: 1 S: 11	H: 1 LOB: 1 BB: 0 P: 16	R: 1 E: 0 K: 2 S: 16	H: 1 LOB: 0 BB: 0 P: 23	1B: 4 2B: 4 3B: 0 HR: 1	SF: 2 SAC: 0 DP: 0 HBP: 1	WP: 0 PB: 1 SB: 2 CS: 0	PA: 39
PITCHER	IP WLS BF H R ER SO BB IBB HBP BLK WP HR S P ERA WHIP	IP WLS BF H R ER SO BB IBB HBP BLK WP HR S P ERA WHIP	IP WLS BF H R ER SO BB IBB HBP BLK WP HR S P ERA WHIP	IP WLS BF H R ER SO BB IBB HBP BLK WP HR S P ERA WHIP	IP WLS BF H R ER SO BB IBB HBP BLK WP HR S P ERA WHIP	IP WLS BF H R ER SO BB IBB HBP BLK WP HR S P ERA WHIP	IP WLS BF H R ER SO BB IBB HBP BLK WP HR S P ERA WHIP	IP WLS BF H R ER SO BB IBB HBP BLK WP HR S P ERA WHIP	IP WLS BF H R ER SO BB IBB HBP BLK WP HR S P ERA WHIP	IP WLS BF H R ER SO BB IBB HBP BLK WP HR S P ERA WHIP	IP WLS BF H R ER SO BB IBB HBP BLK WP HR S P ERA WHIP	IP WLS BF H R ER SO BB IBB HBP BLK WP HR S P ERA WHIP	IP WLS BF H R ER SO BB IBB HBP BLK WP HR S P ERA WHIP	IP WLS BF H R ER SO BB IBB HBP BLK WP HR S P ERA WHIP	IP WLS BF H R ER SO BB IBB HBP BLK WP HR S P ERA WHIP	IP WLS BF H R ER SO BB IBB HBP BLK WP HR S P ERA WHIP	IP WLS BF H R ER SO BB IBB HBP BLK WP HR S P ERA WHIP			

AB	34
R	5
H	9
RBI	5
BB	2
SO	8
LOB	13



Batter	1	2	3	4	5	6	7	8	9	AB	R	H	RBI	BB	SO	LOB	BOTTOM			
15 Rafael Furcal, S (1.4) OBP: 0.261, SLG: 0.227	3B 1B								G4-3	5	1	2	2	0	2	3	Chicago Cubs @ Miami Marlins Marlins Park, Miami, FL Tue Jun 17 2014, 7:13 PM - 10:23 PM EDT Att: 20,860 - Roof Closed - 77 F			
3 Adeiny Hechavarria, R (1.6) OBP: 0.300, SLG: 0.301	FC3-6 9 1B								K	5	1	4	0	0	1	1				
27 Giancarlo Stanton, R (1.9) OBP: 0.394, SLG: 0.595	K				G1-3				K	4	0	0	0	0	2	6				
9 Casey McGehee, R (1.5) OBP: 0.375, SLG: 0.390	FC3-6 1-2f 2H									2	1	0	0	2	1	2				
46 Garrett Jones, L (1.3) OBP: 0.331, SLG: 0.453	G4-3									4	1	1	3	0	0	3				
13 Marcell Ozuna, R (1.7) OBP: 0.317, SLG: 0.462	K									3	0	0	0	1	2	1				
23 Jake Marisnick, R (1.8) OBP: 0.455, SLG: 0.490										4	1	2	0	0	1	1				
60 J.T. Realmuto, R (1.2) OBP: 0.238, SLG: 0.200										3	1	0	0	1	1	3				
6 Jeff Matthis, R (9.2) OBP: 0.310, SLG: 0.289	G6-3									0	0	0	0	0	0	0				
28 Anthony DeSclafani, R (1.1) OBP: 0.222, SLG: 0.125										2	0	0	0	1	0	3				
36 Sam Dyson, R (7.1)										0	0	0	0	0	0	0				
40 Mike Dunn, L (8.1)										0	0	0	0	0	0	0				
48 Justin Bour, L (8, PH) OBP: 0.375, SLG: 0.333										1	0	0	0	0	0	1				
31 Steve Cishek, R (9.1) ERA: 2.05										0	0	0	0	0	0	0				
Inning Stats	R: 1 E: 1 K: 1 S: 11	H: 2 LOB: 1 BB: 0 P: 16	R: 0 E: 0 K: 2 S: 12	H: 1 LOB: 2 BB: 1 P: 23	R: 0 E: 0 K: 1 S: 8	H: 1 LOB: 1 BB: 0 P: 12	R: 2 E: 1 K: 1 S: 16	H: 3 LOB: 2 BB: 1 P: 25	R: 0 E: 0 K: 1 S: 10	H: 0 LOB: 0 BB: 1 P: 19	R: 0 E: 0 K: 2 S: 10	H: 0 LOB: 0 BB: 0 P: 15	R: 3 E: 0 K: 1 S: 11	H: 2 LOB: 0 BB: 1 P: 22	R: 0 E: 0 K: 1 S: 10	H: 0 LOB: 1 BB: 1 P: 20	1B: 8 2B: 0 3B: 0 HR: 1	SF: 0 SAC: 0 DP: 1 HBP: 0	WP: 0 PB: 1 SB: 0 CS: 0	PA: 38
PITCHER	IP WLS BF H R ER SO BB IBB HBP BLK WP HR S P ERA WHIP	IP WLS BF H R ER SO BB IBB HBP BLK WP HR S P ERA WHIP	IP WLS BF H R ER SO BB IBB HBP BLK WP HR S P ERA WHIP	IP WLS BF H R ER SO BB IBB HBP BLK WP HR S P ERA WHIP	IP WLS BF H R ER SO BB IBB HBP BLK WP HR S P ERA WHIP	IP WLS BF H R ER SO BB IBB HBP BLK WP HR S P ERA WHIP	IP WLS BF H R ER SO BB IBB HBP BLK WP HR S P ERA WHIP	IP WLS BF H R ER SO BB IBB HBP BLK WP HR S P ERA WHIP	IP WLS BF H R ER SO BB IBB HBP BLK WP HR S P ERA WHIP	IP WLS BF H R ER SO BB IBB HBP BLK WP HR S P ERA WHIP	IP WLS BF H R ER SO BB IBB HBP BLK WP HR S P ERA WHIP	IP WLS BF H R ER SO BB IBB HBP BLK WP HR S P ERA WHIP	IP WLS BF H R ER SO BB IBB HBP BLK WP HR S P ERA WHIP	IP WLS BF H R ER SO BB IBB HBP BLK WP HR S P ERA WHIP	IP WLS BF H R ER SO BB IBB HBP BLK WP HR S P ERA WHIP	IP WLS BF H R ER SO BB IBB HBP BLK WP HR S P ERA WHIP				

AB	33
R	6
H	9
RBI	5
BB	5
SO	10
LOB	24



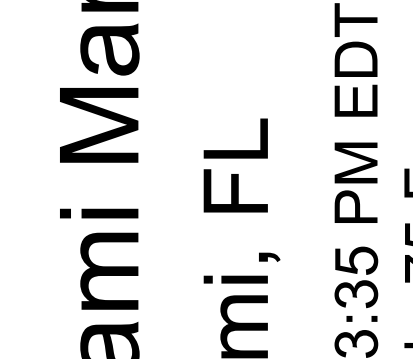
Batter	1	2	3	4	5	6	7	8	9	AB	R	H	RBI	BB	SO	LOB	TOP					
24 Luis Valbuena, L (1.5) OBP: 0.382, SLG: 0.458	P5		P6		F9		G3		F8	5	0	0	0	0	0	2	Chicago Cubs @ Miami Marlins Marlins Park, Miami, FL Wed Jun 18 2014, 12:42 PM - 3:35 PM EDT Att: 27,032 - Roof Closed - 75 F					
8 Chris Coghlan, L (1.7) OBP: 0.282, SLG: 0.314										3	1	1	0	0	0	0						
20 Justin Ruggiano, R (7, PH) OBP: 0.354, SLG: 0.395	44 F8 13 2B		F7			G1-3	K		K	2	0	0	0	0	2	1						
44 Anthony Rizzo, L (1.3) OBP: 0.401, SLG: 0.496	F8									5	1	3	0	0	0	2						
13 Starlin Castro, R (1.6) OBP: 0.333, SLG: 0.482										5	2	3	2	0	1	2						
6 Ryan Sweeney, L (1.8) OBP: 0.247, SLG: 0.240										4	1	2	0	0	0	2						
21 Junior Lake, R (8.8) OBP: 0.265, SLG: 0.429	G6-3									0	0	0	0	0	0	0						
19 Nate Schierholtz, L (1.9) OBP: 0.259, SLG: 0.320										4	1	1	3	0	0	3						
12 John Baker, L (1.2) OBP: 0.223, SLG: 0.186										4	0	1	0	0	1	2						
15 Darwin Barney, R (1.4) OBP: 0.248, SLG: 0.276										4	0	1	1	0	0	1						
49 Jake Arrieta, R (1.1) OBP: 0.200, SLG: 0.267										2	0	1	0	0	1	0						
30 Mike Olt, R (8, PH) OBP: 0.229, SLG: 0.371										1	0	0	0	0	0	2						
46 Pedro Strop, R (8.1) OBP: 0.229, SLG: 0.371										0	0	0	0	0	0	0						
40 James Russell, L (9.1) OBP: 0.229, SLG: 0.371										0	0	0	0	0	0	0						
Inning Stats	R: 1 E: 0 K: 0 S: 11	H: 2 LOB: 1 BB: 0 P: 16	R: 0 E: 0 K: 1 S: 9	H: 0 LOB: 0 BB: 0 P: 14	R: 0 E: 0 K: 1 S: 11	H: 0 LOB: 0 BB: 0 P: 17	R: 0 E: 0 K: 0 S: 6	H: 1 LOB: 1 BB: 0 P: 9	R: 0 E: 0 K: 0 S: 8	H: 1 LOB: 1 BB: 0 P: 8	R: 4 E: 0 K: 0 S: 17	H: 4 LOB: 0 BB: 0 P: 25	R: 0 E: 0 K: 1 S: 9	H: 1 LOB: 1 BB: 0 P: 13	R: 1 E: 0 K: 0 S: 9	H: 3 LOB: 2 BB: 0 P: 18	R: 0 E: 0 K: 2 S: 9	H: 1 LOB: 1 BB: 0 P: 13	1B: 7 2B: 5 3B: 0 HR: 1	SF: 0 SAC: 1 DP: 0 HBP: 0	WP: 0 PB: 0 SB: 0 CS: 0	PA: 40
PITCHER	IP WLS BF H R ER SO BB IBB HBP BLK WP HR S P ERA WHIP																					
24 Nathan Eovaldi, R (1.1) ERA: 3.76	6.0 L 27 9 5 5 2 0 0 0 0 0 0 1 63 90 7.50 1.500																					
43 Dan Jennings, L (7.1) ERA: 0.96	1.0 3 0 0 0 1 0 0 0 0 0 0 0 8 12 0.00 0.000																					
33 Jacob Turner, R (8.1) ERA: 6.35	2.0 10 4 1 1 2 0 0 0 0 0 0 0 18 31 4.50 2.000																					

Batter	1	2	3	4	5	6	7	8	9	AB	R	H	RBI	BB	SO	LOB	BOTTOM					
15 Rafael Furcal, S (1.4) OBP: 0.259, SLG: 0.200	G6-3									3	0	0	0	1	2	0	Chicago Cubs @ Miami Marlins Marlins Park, Miami, FL Wed Jun 18 2014, 12:42 PM - 3:35 PM EDT Att: 27,032 - Roof Closed - 75 F					
3 Adeny Hechavarria, R (1.6) OBP: 0.303, SLG: 0.353	G4-3									4	0	2	0	0	0	1						
27 Giancarlo Stanton, R (1.9) OBP: 0.394, SLG: 0.593										3	1	1	1	0	1	2						
5 Reed Johnson, R (7.7) OBP: 0.298, SLG: 0.427										1	0	0	0	0	1	1						
9 Casey McGehee, R (1.5) OBP: 0.373, SLG: 0.387	G5-3									4	0	1	0	0	2	2						
46 Garrett Jones, L (1.3) OBP: 0.330, SLG: 0.447										3	0	0	0	1	1	1						
13 Marcell Ozuna, R (1.7) OBP: 0.313, SLG: 0.455										4	0	0	0	0	2	2						
23 Jake Marisnick, R (1.8) OBP: 0.400, SLG: 0.357										4	0	1	0	0	2	1						
6 Jeff Mathis, R (1.2) OBP: 0.300, SLG: 0.278										3	0	0	0	0	1	3						
24 Nathan Eovaldi, R (1.1) OBP: 0.071, SLG: 0.071										2	0	0	0	0	2	2						
43 Dan Jennings, L (7.1) ERA: 3.74										0	0	0	0	0	0	0						
48 Justin Bour, L (7, PH) OBP: 0.353, SLG: 0.313										1	0	0	0	0	0	0						
33 Jacob Turner, R (8.1) OBP: 0.333, SLG: 0.375										0	0	0	0	0	0	0						
Inning Stats	R: 1 E: 0 K: 0 S: 7	H: 1 LOB: 0 BB: 0 P: 11	R: 0 E: 0 K: 3 S: 15	H: 1 LOB: 2 BB: 1 P: 24	R: 0 E: 0 K: 2 S: 10	H: 0 LOB: 1 BB: 0 P: 14	R: 0 E: 1 K: 2 S: 9	H: 0 LOB: 1 BB: 0 P: 14	R: 0 E: 0 K: 3 S: 13	H: 1 LOB: 1 BB: 0 P: 21	R: 0 E: 0 K: 0 S: 9	H: 1 LOB: 0 BB: 0 P: 10	R: 0 E: 0 K: 1 S: 7	H: 0 LOB: 0 BB: 0 P: 11	R: 0 E: 0 K: 2 S: 10	H: 0 LOB: 1 BB: 1 P: 19	R: 0 E: 0 K: 1 S: 11	H: 0 LOB: 0 BB: 0 P: 15	1B: 4 2B: 0 3B: 0 HR: 1	SF: 0 SAC: 0 DP: 1 HBP: 0	WP: 0 PB: 0 SB: 1 CS: 0	PA: 34
PITCHER	IP WLS BF H R ER SO BB IBB HBP BLK WP HR S P ERA WHIP																					
49 Jake Arrieta, R (1.1) ERA: 1.98	7.0 27 5 1 1 11 1 0 0 0 0 0 0 10 105 1.29 0.857																					
46 Pedro Strop, R (8.1) ERA: 3.74	1.0 4 0 0 0 2 1 0 0 0 0 0 0 10 19 0.00 1.000																					
40 James Russell, L (9.1) ERA: 2.33	1.0 3 0 0 0 1 0 0 0 0 0 0 0 11 15 0.00 0.000																					

AB 39
R 6
H 13
RBI 6
BB 0
SO 5
LOB 17



AB 32
R 1
H 5
RBI 1
BB 2
SO 14
LOB 15




Batter	1	2	3	4	5	6	7	8	9	AB	R	H	RBI	BB	SO	LOB	TOP							
25 Gregory Polanco, L (1, 9) OBP: 0.421, SLG: 0.442										3	2	1	0	1	2	0	Pittsburgh Pirates @ Chicago Cubs Wrigley Field, Chicago, IL Sat Jun 21 2014, 8:18 PM - 11:11 PM CDT Att: 36,563 - Overcast - 70 F							
5 Josh Harrison, R (1, 5) OBP: 0.349, SLG: 0.483										4	1	2	3	0	0	0								
22 Andrew McCutchen, R (1, 8) OBP: 0.423, SLG: 0.527										3	0	1	1	1	0	0								
55 Russell Martin, R (1, 2) OBP: 0.419, SLG: 0.382										4	0	0	0	0	2	3								
31 Jose Tabata, R (1, 7) OBP: 0.329, SLG: 0.333										3	0	0	0	1	1	0								
17 Gaby Sanchez, R (1, 3) OBP: 0.305, SLG: 0.475										3	0	1	0	0	0	2								
15 Ike Davis, L (8, PH) OBP: 0.356, SLG: 0.372										1	0	0	0	0	0	0								
10 Jordy Mercer, R (1, 6) OBP: 0.268, SLG: 0.362										4	2	2	1	0	1	1								
12 Clint Barmes, R (1, 4) OBP: 0.226, SLG: 0.298										4	0	0	0	0	0	1								
46 Vance Worley, R (1, 1)										2	0	0	0	0	1	0								
48 Jared Hughes, R (7, 1)										0	0	0	0	0	0	0								
44 Tony Watson, L (8, PH) OBP: 1.000, SLG: 1.000										0	0	0	0	0	0	0								
24 Pedro Alvarez, L (8, PH) OBP: 0.320, SLG: 0.398										1	0	0	0	0	0	0								
35 Mark Melancon, R (9, 1) ERA: 3.24										0	0	0	0	0	0	0								
Inning Stats	R: 0 E: 0 K: 1 S: 10	H: 0 LOB: 0 BB: 0 P: 16	R: 0 E: 0 K: 1 S: 7	H: 0 LOB: 0 BB: 0 P: 12	R: 1 E: 0 K: 2 S: 12	H: 1 LOB: 0 BB: 0 P: 15	R: 0 E: 0 K: 0 S: 16	H: 0 LOB: 2 BB: 2 P: 32	R: 2 E: 0 K: 0 S: 14	H: 3 LOB: 2 BB: 1 P: 27	R: 0 E: 0 K: 1 S: 7	H: 1 LOB: 0 BB: 0 P: 14	R: 2 E: 0 K: 0 S: 11	H: 2 LOB: 0 BB: 0 P: 12	R: 0 E: 0 K: 1 S: 6	H: 0 LOB: 0 BB: 0 P: 10	R: 0 E: 0 K: 1 S: 8	H: 0 LOB: 0 BB: 0 P: 15	1B: 5 2B: 0 3B: 0 HR: 2	SF: 0 SAC: 1 DP: 1 HBP: 0	WP: 0 PB: 0 SB: 1 CS: 0	PA: 36		
PITCHER	IP WLS BF H R ER SO BB IBB HBP BLK WP HR S P ERA WHIP	4.2 L 21 4 3 3 4 3 0 0 0 0 1 57 99 5.79 1.500	(1, 1)	0.1 1 0 0 0 0 0 0 0 0 0 0 2 3 0.00 0.000	(5, 1)	2.0 8 3 2 2 1 0 0 0 0 0 1 18 26 9.00 1.500	(6, 1)	2.0 6 0 0 0 2 0 0 0 0 0 0 14 25 0.00 0.000	(8, 1)															

AB 32
R 5
H 7
RBI 5
BB 3
SO 7
LOB 7



Batter	1	2	3	4	5	6	7	8	9	AB	R	H	RBI	BB	SO	LOB	BOTTOM						
8 Chris Coghlan, L (1, 7) OBP: 0.302, SLG: 0.390										4	1	1	0	0	0	1	Pittsburgh Pirates @ Chicago Cubs Wrigley Field, Chicago, IL Sat Jun 21 2014, 8:18 PM - 11:11 PM CDT Att: 36,563 - Overcast - 70 F						
20 Justin Ruggiano, R (1, 9) OBP: 0.337, SLG: 0.372										4	0	0	0	0	1	1							
44 Anthony Rizzo, L (1, 3) OBP: 0.400, SLG: 0.506										4	1	1	2	0	1	0							
13 Starlin Castro, R (1, 6) OBP: 0.331, SLG: 0.484										3	0	0	0	1	3	0							
24 Luis Valbuena, L (1, 5) OBP: 0.371, SLG: 0.442										4	0	0	0	0	1	1							
21 Junior Lake, R (1, 8) OBP: 0.288, SLG: 0.429										4	0	1	0	0	1	1							
15 Darwin Barney, R (1, 4) OBP: 0.250, SLG: 0.285										3	1	1	0	0	0	1							
32 Eli Whiteside, R (1, 2) OBP: 0.115, SLG: 0.160										3	0	1	1	0	1	1							
37 Travis Wood, R (1, 1) ERA: 1.98										1	0	0	0	0	0	0							
63 Brian Schmitter, R (5, 1) ERA: 1.93										0	0	0	0	0	0	0							
6 Ryan Sweeney, L (5, PH) OBP: 0.344, SLG: 0.398										0	0	0	0	0	0	0							
52 Justin Grimm, R (8, 1) ERA: 0.79										0	0	0	0	0	0	0							
19 Nate Schierholz, L (7, PH) ERA: 1.83										0	0	0	0	0	0	0							
33 Carlos Villanueva, R (8, 1) ERA: 1.83										0	0	0	0	0	0	0							
Inning Stats	R: 0 E: 0 K: 1 S: 11	H: 0 LOB: 0 BB: 0 P: 13	R: 0 E: 0 K: 1 S: 6	H: 0 LOB: 0 BB: 0 P: 8	R: 0 E: 0 K: 0 S: 9	H: 0 LOB: 0 BB: 0 P: 12	R: 2 E: 0 K: 0 S: 13	H: 2 LOB: 1 BB: 1 P: 20	R: 0 E: 0 K: 1 S: 14	H: 1 LOB: 1 BB: 0 P: 19	R: 0 E: 0 K: 1 S: 9	H: 0 LOB: 0 BB: 0 P: 10	R: 1 E: 0 K: 0 S: 7	H: 2 LOB: 1 BB: 0 P: 8	R: 0 E: 0 K: 1 S: 7	H: 0 LOB: 0 BB: 0 P: 9	R: 0 E: 0 K: 3 S: 9	H: 0 LOB: 0 BB: 0 P: 12	1B: 2 2B: 2 3B: 0 HR: 1	SF: 0 SAC: 0 DP: 0 HBP: 0	WP: 0 PB: 0 SB: 0 CS: 0	PA: 33	
PITCHER	IP WLS BF H R ER SO BB IBB HBP BLK WP HR S P ERA WHIP	6.2 W 26 5 3 3 4 1 0 0 0 0 0 68 89 4.05 0.900	(1, 1)	0.1 H 1 0 0 0 0 0 0 0 0 0 0 1 1 0.00 0.000	(7, 1)	1.0 H 3 0 0 0 1 0 0 0 0 0 0 7 9 0.00 0.000	(8, 1)	1.0 S 3 0 0 0 3 0 0 0 0 0 0 9 12 0.00 0.000	(9, 1)														

AB 32
R 3
H 5
RBI 3
BB 1
SO 8
LOB 8



Batter	1	2	3	4	5	6	7	8	9	AB	R	H	RBI	BB	SO	LOB	TOP										
25 Gregory Polanco, L (1,9) OBP: 0.410, SLG: 0.418										3	0	0	0	1	0	1	Pittsburgh Pirates @ Chicago Cubs Wrigley Field, Chicago, IL Sun Jun 22 2014, 1:24 PM - 4:13 PM CDT Att: 33,573 - Partly Cloudy - 65 F										
5 Josh Harrison, R (1,4) OBP: 0.347, SLG: 0.478										4	0	1	1	0	1	1											
22 Andrew McCutchen, R (1,8) OBP: 0.421, SLG: 0.523										4	0	1	0	0	1	2											
15 Ike Davis, L (1,3) OBP: 0.363, SLG: 0.377										3	0	2	0	1	0	0											
10 Jordy Mercer, R (1,6) OBP: 0.264, SLG: 0.356										4	0	0	0	0	1	5											
24 Pedro Alvarez, L (1,5) OBP: 0.316, SLG: 0.392										4	0	0	0	0	2	1											
23 Travis Snider, L (1,7) OBP: 0.322, SLG: 0.356										3	1	2	1	0	0	0											
31 Jose Tabata, R (9,PH) OBP: 0.327, SLG: 0.331										1	0	0	0	0	0	0											
19 Chris Stewart, R (1,2) OBP: 0.346, SLG: 0.271										3	1	0	0	1	1	1											
58 Brandon Cumpton, R (1,1) OBP: 0.167, SLG: 0.091										2	0	0	0	0	0	1											
44 Tony Watson, L (8,1) OBP: 1.000, SLG: 1.000										0	0	0	0	0	0	0											
35 Mark Melancon, R (9,1) OBP: 0.316, SLG: 0.392										0	0	0	0	0	0	0											
Inning Stats	R: 0 E: 0 K: 1 S: 7	H: 0 LOB: 0 BB: 0 P: 13	R: 0 E: 0 K: 1 S: 12	H: 1 LOB: 0 BB: 0 P: 17	R: 2 E: 0 K: 1 S: 12	H: 2 LOB: 1 BB: 1 P: 21	R: 0 E: 0 K: 2 S: 9	H: 0 LOB: 0 BB: 0 P: 12	R: 0 E: 0 K: 0 S: 9	H: 0 LOB: 0 BB: 0 P: 13	R: 0 E: 0 K: 0 S: 11	H: 2 LOB: 2 BB: 0 P: 17	R: 0 E: 0 K: 1 S: 10	H: 1 LOB: 1 BB: 0 P: 15	R: 0 E: 0 K: 0 S: 8	H: 0 LOB: 2 BB: 2 P: 18	R: 0 E: 0 K: 0 S: 10	H: 0 LOB: 0 BB: 0 P: 16	1B: 5 2B: 0 3B: 0 HR: 1	SF: 0 SAC: 1 DP: 0 HBP: 0	WP: 0 PB: 1 CS: 2	PA: 35					
PITCHER	IP	WLS	BF	H	R	ER	SO	BB	IBB	HBP	BLK	WP	HR	S	P	ERA	WHIP										
39 Jason Hammel, R (1,1) ERA: 2.99	7.0	L	27	6	2	2	6	1	0	0	0	0	1	70	108	2.57	1.000										
54 Neil Ramirez, R (8,1) ERA: 0.95	1.0		5	0	0	0	0	2	0	0	0	0	0	8	18	0.00	2.000										
40 James Russell, L (9,1) ERA: 2.29	0.1		1	0	0	0	0	0	0	0	0	0	0	5	7	0.00	0.000										
46 Pedro Strop, R (9,1) ERA: 3.47	0.2		2	0	0	0	0	0	0	0	0	0	0	5	9	0.00	0.000										

Batter	1	2	3	4	5	6	7	8	9	AB	R	H	RBI	BB	SO	LOB	BOTTOM										
8 Chris Coghlan, L (1,7) OBP: 0.303, SLG: 0.380										2	0	0	0	1	1	0	Pittsburgh Pirates @ Chicago Cubs Wrigley Field, Chicago, IL Sun Jun 22 2014, 1:24 PM - 4:13 PM CDT Att: 33,573 - Partly Cloudy - 65 F										
5 Wellington Castillo, R (8,PH) OBP: 0.285, SLG: 0.353										1	0	0	0	0	1	2											
6 Ryan Sweeney, L (1,8) OBP: 0.247, SLG: 0.241										3	0	1	0	0	0	2											
20 Justin Ruggiano, R (8,PH) OBP: 0.333, SLG: 0.368										1	0	0	0	0	1	2											
44 Anthony Rizzo, L (1,3) OBP: 0.398, SLG: 0.502										4	1	1	0	0	0	3											
13 Starlin Castro, R (1,6) OBP: 0.330, SLG: 0.481										4	0	1	0	0	0	1											
24 Luis Valbuena, L (1,5) OBP: 0.365, SLG: 0.433										4	0	0	0	0	2	2											
19 Nate Schierholtz, L (1,9) OBP: 0.291, SLG: 0.309										3	0	0	1	1	1	1											
12 John Baker, L (1,2) OBP: 0.230, SLG: 0.187										2	0	0	0	0	0	1											
21 Junior Lake, R (8,PH) OBP: 0.270, SLG: 0.429										2	0	1	0	0	0	1											
15 Darwin Barney, R (1,4) OBP: 0.252, SLG: 0.286										3	0	1	0	0	1	0											
39 Jason Hammel, R (1,1) OBP: 0.133, SLG: 0.103										2	0	1	0	0	0	0											
54 Neil Ramirez, R (8,1) ERA: 4.93										0	0	0	0	0	0	0											
37 Travis Wood, R (8,PH) OBP: 0.313, SLG: 0.533										0	0	0	0	0	0	0											
40 James Russell, L (9,1) ERA: 0.77										0	0	0	0	0	0	0											
46 Pedro Strop, R (9,1) ERA: 2.04										0	0	0	0	0	0	0											
Inning Stats	R: 0 E: 0 K: 1 S: 8	H: 1 LOB: 1 BB: 0 P: 14	R: 0 E: 0 K: 0 S: 6	H: 0 LOB: 0 BB: 0 P: 8	R: 0 E: 0 K: 1 S: 9	H: 0 LOB: 0 BB: 0 P: 11	R: 0 E: 0 K: 0 S: 7	H: 0 LOB: 0 BB: 0 P: 10	R: 0 E: 0 K: 1 S: 7	H: 0 LOB: 0 BB: 1 P: 14	R: 0 E: 0 K: 0 S: 12	H: 1 LOB: 2 BB: 1 P: 21	R: 0 E: 0 K: 1 S: 6	H: 0 LOB: 0 BB: 0 P: 9	R: 0 E: 0 K: 2 S: 15	H: 2 LOB: 2 BB: 0 P: 19	R: 1 E: 0 K: 1 S: 9	H: 2 LOB: 1 BB: 0 P: 13	1B: 6 2B: 0 3B: 0 HR: 0	SF: 0 SAC: 1 DP: 1 HBP: 0	WP: 0 PB: 0 CS: 0	PA: 34					
PITCHER	IP	WLS	BF	H	R	ER	SO	BB	IBB	HBP	BLK	WP	HR	S	P	ERA	WHIP										
58 Brandon Cumpton, R (1,1) ERA: 4.93	7.0	W	24	4	0	0	4	2	0	0	0	0	0	15	19	0.00	2.000										
44 Tony Watson, L (8,1) ERA: 0.77	1.0	H	5	2	0	0	2	0	0	0	0	0	0	9	13	9.00	2.000										
35 Mark Melancon, R (9,1) ERA: 2.04	1.0	S	5	2	1	1	1	0	0	0	0	0	0	9	13	9.00	2.000										



Batter	1	2	3	4	5	6	7	8	9	AB	R	H	RBI	BB	SO	LOB	TOP								
2 Denard Span, L (1,8) OBP: 0.312, SLG: 0.395	G6-3		G3			6 1B	2B			4	1	2	2	0	0	0	Washington Nationals @ Chicago Cubs Wrigley Field, Chicago, IL Thu Jun 26 2014, 7:05 PM - 9:46 PM CDT Att: 28,867 - Overcast - 59 F								
6 Anthony Rendon, R (1,5) OBP: 0.334, SLG: 0.471	G1-3		P3			25 G4-6-3	28 BB			4	0	1	1	0	0	0									
28 Jayson Werth, R (1,9) OBP: 0.353, SLG: 0.381			G1-3							3	0	1	0	1	0	0									
25 Adam LaRoche, L (1,3) OBP: 0.419, SLG: 0.479	K			G3		G4-6-3	BB			4	0	1	0	0	1	3									
11 Ryan Zimmerman, R (1,7) OBP: 0.309, SLG: 0.402				F9						3	0	1	0	1	0	1									
20 Ian Desmond, R (1,6) OBP: 0.292, SLG: 0.423	L9			K						4	0	0	0	0	2	3									
40 Wilson Ramos, R (1,2) OBP: 0.330, SLG: 0.379										3	1	2	0	1	0	0									
8 Danny Espinosa, S (1,4) OBP: 0.289, SLG: 0.356				G6-4-3						2	1	0	0	2	1	1									
58 Doug Fister, L (1,1) OBP: 0.056, SLG: 0.056										2	0	0	0	0	1	2									
35 Craig Stammen, R (7,1) OBP: 0.250, SLG: 0.500	L9			K						0	0	0	0	0	0	0									
Inning Stats	R: 0 H: 1 E: 0 K: 1 S: 14	H: 1 LOB: 1 BB: 0 P: 19	R: 0 H: 2 E: 0 K: 0 S: 6	H: 2 LOB: 2 BB: 1 P: 14	R: 0 H: 0 E: 0 K: 0 S: 6	H: 0 LOB: 0 BB: 0 P: 11	R: 0 H: 0 E: 0 K: 1 S: 9	H: 0 LOB: 0 BB: 0 P: 12	R: 0 H: 1 E: 0 K: 1 S: 6	H: 1 LOB: 0 BB: 0 P: 7	R: 1 H: 2 E: 0 K: 1 S: 10	H: 2 LOB: 2 BB: 2 P: 20	R: 2 H: 1 E: 0 K: 0 S: 7	H: 1 LOB: 0 BB: 0 P: 17	R: 0 H: 1 E: 0 K: 0 S: 5	H: 1 LOB: 0 BB: 0 P: 11	R: 0 H: 0 E: 0 K: 1 S: 11	H: 0 LOB: 0 BB: 0 P: 14	1B: 5 2B: 3 3B: 0 HR: 0	SF: 0 SAC: 1 DP: 3 HBP: 0	WP: 0 PB: 0 SB: 0 CS: 0	PA: 35			
PITCHER	IP WLS BF H R ER SO BB IBB HBP BLK WP HR S P ERA WHIP	IP WLS BF H R ER SO BB IBB HBP BLK WP HR S P ERA WHIP	IP WLS BF H R ER SO BB IBB HBP BLK WP HR S P ERA WHIP	IP WLS BF H R ER SO BB IBB HBP BLK WP HR S P ERA WHIP	IP WLS BF H R ER SO BB IBB HBP BLK WP HR S P ERA WHIP	IP WLS BF H R ER SO BB IBB HBP BLK WP HR S P ERA WHIP	IP WLS BF H R ER SO BB IBB HBP BLK WP HR S P ERA WHIP	IP WLS BF H R ER SO BB IBB HBP BLK WP HR S P ERA WHIP	IP WLS BF H R ER SO BB IBB HBP BLK WP HR S P ERA WHIP	IP WLS BF H R ER SO BB IBB HBP BLK WP HR S P ERA WHIP	IP WLS BF H R ER SO BB IBB HBP BLK WP HR S P ERA WHIP	IP WLS BF H R ER SO BB IBB HBP BLK WP HR S P ERA WHIP	IP WLS BF H R ER SO BB IBB HBP BLK WP HR S P ERA WHIP	IP WLS BF H R ER SO BB IBB HBP BLK WP HR S P ERA WHIP	IP WLS BF H R ER SO BB IBB HBP BLK WP HR S P ERA WHIP	IP WLS BF H R ER SO BB IBB HBP BLK WP HR S P ERA WHIP	IP WLS BF H R ER SO BB IBB HBP BLK WP HR S P ERA WHIP	IP WLS BF H R ER SO BB IBB HBP BLK WP HR S P ERA WHIP	IP WLS BF H R ER SO BB IBB HBP BLK WP HR S P ERA WHIP	IP WLS BF H R ER SO BB IBB HBP BLK WP HR S P ERA WHIP	IP WLS BF H R ER SO BB IBB HBP BLK WP HR S P ERA WHIP	IP WLS BF H R ER SO BB IBB HBP BLK WP HR S P ERA WHIP	IP WLS BF H R ER SO BB IBB HBP BLK WP HR S P ERA WHIP	IP WLS BF H R ER SO BB IBB HBP BLK WP HR S P ERA WHIP	IP WLS BF H R ER SO BB IBB HBP BLK WP HR S P ERA WHIP

AB	29
R	3
H	8
RBI	3
BB	5
SO	5
LOB	10



Batter	1	2	3	4	5	6	7	8	9	AB	R	H	RBI	BB	SO	LOB	BOTTOM								
6 Ryan Sweeney, L (1,7) OBP: 0.238, SLG: 0.234	G5-3		L8			G1				4	1	0	0	0	0	2	Washington Nationals @ Chicago Cubs Wrigley Field, Chicago, IL Thu Jun 26 2014, 7:05 PM - 9:46 PM CDT Att: 28,867 - Overcast - 59 F								
20 Justin Ruggiano, R (1,9) OBP: 0.333, SLG: 0.385	G4-3					L9				4	1	2	2	0	0	0									
44 Anthony Rizzo, L (1,3) OBP: 0.403, SLG: 0.531						13 1B				4	1	3	0	0	0	0									
13 Starlin Castro, R (1,6) OBP: 0.332, SLG: 0.476						5 1B				4	1	1	2	0	0	2									
24 Luis Valbuena, L (1,5) OBP: 0.357, SLG: 0.430						P5				4	0	1	0	0	1	1									
5 Wellington Castillo, R (1,2) OBP: 0.284, SLG: 0.384						L8				3	0	1	1	0	0	1									
21 Junior Lake, R (1,8) OBP: 0.209, SLG: 0.420										0	0	0	0	0	0	0									
19 Nate Schierholz, L (2,9) OBP: 0.254, SLG: 0.300										3	0	0	0	0	1	1									
15 Darwin Barney, R (1,4) OBP: 0.252, SLG: 0.296										3	1	1	0	0	0	1									
37 Travis Wood, R (1,1) OBP: 0.294, SLG: 0.500										2	0	0	0	0	0	0									
54 Neil Ramirez, R (7,1) OBP: 0.283, SLG: 0.341										0	0	0	0	0	0	0									
46 Pedro Strop, R (8,1) OBP: 0.283, SLG: 0.341										0	0	0	0	0	0	0									
56 Héctor Rondón, R (9,1) OBP: 0.283, SLG: 0.341										0	0	0	0	0	0	0									
Inning Stats	R: 0 H: 1 E: 0 K: 0 S: 7	H: 0 LOB: 0 BB: 0 P: 12	R: 0 H: 0 E: 0 K: 1 S: 16	H: 0 LOB: 0 BB: 0 P: 24	R: 0 H: 0 E: 0 K: 0 S: 5	H: 0 LOB: 0 BB: 0 P: 7	R: 3 H: 4 E: 0 K: 0 S: 28	H: 4 LOB: 1 BB: 0 P: 39	R: 0 H: 0 E: 0 K: 0 S: 7	H: 0 LOB: 0 BB: 0 P: 7	R: 0 H: 2 E: 0 K: 0 S: 9	H: 2 LOB: 1 BB: 0 P: 13	R: 2 H: 2 E: 0 K: 1 S: 13	H: 2 LOB: 1 BB: 1 P: 23	R: 0 H: 0 E: 0 K: 0 S: 9	H: 0 LOB: 0 BB: 0 P: 15	R: 0 H: 0 E: 0 K: 0 S: 9	H: 0 LOB: 0 BB: 0 P: 15	1B: 5 2B: 3 3B: 1 HR: 0	SF: 0 SAC: 0 DP: 1 HBP: 0	WP: 1 PB: 0 SB: 0 CS: 0	PA: 32			
PITCHER	IP WLS BF H R ER SO BB IBB HBP BLK WP HR S P ERA WHIP	IP WLS BF H R ER SO BB IBB HBP BLK WP HR S P ERA WHIP	IP WLS BF H R ER SO BB IBB HBP BLK WP HR S P ERA WHIP	IP WLS BF H R ER SO BB IBB HBP BLK WP HR S P ERA WHIP	IP WLS BF H R ER SO BB IBB HBP BLK WP HR S P ERA WHIP	IP WLS BF H R ER SO BB IBB HBP BLK WP HR S P ERA WHIP	IP WLS BF H R ER SO BB IBB HBP BLK WP HR S P ERA WHIP	IP WLS BF H R ER SO BB IBB HBP BLK WP HR S P ERA WHIP	IP WLS BF H R ER SO BB IBB HBP BLK WP HR S P ERA WHIP	IP WLS BF H R ER SO BB IBB HBP BLK WP HR S P ERA WHIP	IP WLS BF H R ER SO BB IBB HBP BLK WP HR S P ERA WHIP	IP WLS BF H R ER SO BB IBB HBP BLK WP HR S P ERA WHIP	IP WLS BF H R ER SO BB IBB HBP BLK WP HR S P ERA WHIP	IP WLS BF H R ER SO BB IBB HBP BLK WP HR S P ERA WHIP	IP WLS BF H R ER SO BB IBB HBP BLK WP HR S P ERA WHIP	IP WLS BF H R ER SO BB IBB HBP BLK WP HR S P ERA WHIP	IP WLS BF H R ER SO BB IBB HBP BLK WP HR S P ERA WHIP	IP WLS BF H R ER SO BB IBB HBP BLK WP HR S P ERA WHIP	IP WLS BF H R ER SO BB IBB HBP BLK WP HR S P ERA WHIP	IP WLS BF H R ER SO BB IBB HBP BLK WP HR S P ERA WHIP	IP WLS BF H R ER SO BB IBB HBP BLK WP HR S P ERA WHIP	IP WLS BF H R ER SO BB IBB HBP BLK WP HR S P ERA WHIP	IP WLS BF H R ER SO BB IBB HBP BLK WP HR S P ERA WHIP	IP WLS BF H R ER SO BB IBB HBP BLK WP HR S P ERA WHIP	IP WLS BF H R ER SO BB IBB HBP BLK WP HR S P ERA WHIP

AB	31
R	5
H	9
RBI	5
BB	1
SO	2
LOB	8



Batter	1	2	3	4	5	6	7	8	9	AB	R	H	RBI	BB	SO	LOB	TOP										
2 Denard Span, L (1,8) OBP: 0.308, SLG: 0.389	G4-3		G6-3		K			K		4	0	0	0	0	2	1	Washington Nationals @ Chicago Cubs Wrigley Field, Chicago, IL Fri Jun 27 2014, 3:09 PM - 5:57 PM CDT Att: 30,683 - Sunny - 83 F										
6 Anthony Rendon, R (1,5) OBP: 0.336, SLG: 0.472	F7		1B			P3		1B		4	0	2	0	0	0	0											
28 Jayson Werth, R (1,9) OBP: 0.349, SLG: 0.376	F8		F9			F9		FC6-4		4	0	0	0	0	0	3											
25 Adam LaRoche, L (1,3) OBP: 0.252, SLG: 0.493		1B	CS		HR				P6	4	2	2	1	0	1	0											
11 Ryan Zimmerman, R (1,7) OBP: 0.307, SLG: 0.405	2B		L9						L9	4	0	1	1	0	1	0											
40 Wilson Ramos, R (1,2) OBP: 0.336, SLG: 0.378	BB		G6-3						G3-1	3	0	1	0	1	0	0											
20 Ian Desmond, R (1,6) OBP: 0.290, SLG: 0.419	FC5-2		K						G6-4-3	3	0	0	0	0	1	3											
8 Danny Espinosa, S (1,4) OBP: 0.286, SLG: 0.351	K								P3	3	0	0	0	0	2	2											
57 Tanner Roark, R (1,1) OBP: 0.154, SLG: 0.154	G1-3									2	0	0	0	0	0	2											
13 Jerry Blevins, L (7,1) OBP: 0.290, SLG: 0.303										0	0	0	0	0	0	0											
30 Aaron Barrett, R (7,1) OBP: 0.290, SLG: 0.303										0	0	0	0	0	0	0											
19 Kevin Frandsen, R (8,PH) OBP: 0.290, SLG: 0.303										1	0	1	0	0	0	0											
55 Taylor Hill, R (8,1) OBP: 0.290, SLG: 0.303										0	0	0	0	0	0	0											
Inning Stats	R: 0 E: 0 K: 0 S: 6	H: 0 LOB: 0 BB: 0 P: 10	R: 1 E: 0 K: 1 S: 12	H: 2 LOB: 2 BB: 1 P: 19	R: 0 E: 0 K: 0 S: 11	H: 1 LOB: 0 BB: 0 P: 19	R: 1 E: 0 K: 1 S: 11	H: 1 LOB: 0 BB: 0 P: 16	R: 0 E: 0 K: 2 S: 8	H: 0 LOB: 0 BB: 0 P: 13	R: 0 E: 0 K: 1 S: 8	H: 0 LOB: 0 BB: 0 P: 13	R: 0 E: 0 K: 1 S: 9	H: 1 LOB: 0 BB: 0 P: 14	R: 0 E: 0 K: 1 S: 11	H: 2 LOB: 2 BB: 0 P: 19	R: 0 E: 0 K: 0 S: 4	H: 0 LOB: 0 BB: 0 P: 9	1B: 5 2B: 1 3B: 0 HR: 1	SF: 0 SAC: 0 DP: 1 HBP: 0	WP: 1 PB: 0 SB: 0 CS: 1	PA: 34					
PITCHER	IP	WLS	BF	H	R	ER	SO	BB	IBB	HBP	BLK	WP	HR	S	P	ERA	WHIP										
39 Jason Hammel, R (1,1) ERA: 2.98	6.1	W	24	5	2	2	6	1	0	0	0	1	1	64	101	2.84	0.947										
63 Brian Schlichter, R (7,1) ERA: 2.78	0.2	H	1	0	0	0	0	0	0	0	0	0	0	1	3	0.00	0.000										
53 Wesley Wright, L (8,1) ERA: 2.45	1.0		5	2	0	0	1	0	0	0	0	0	0	11	19	0.00	2.000										
52 Justin Grimm, R (9,1) ERA: 3.03	1.0		3	0	0	0	0	0	0	0	0	0	0	4	9	0.00	0.000										

Batter	1	2	3	4	5	6	7	8	9	AB	R	H	RBI	BB	SO	LOB	BOTTOM										
6 Ryan Sweeney, L (1,9) OBP: 0.245, SLG: 0.242	L6	F6		1B		F7				5	0	2	2	0	0	3	Washington Nationals @ Chicago Cubs Wrigley Field, Chicago, IL Fri Jun 27 2014, 3:09 PM - 5:57 PM CDT Att: 30,683 - Sunny - 83 F										
20 Justin Ruggiano, R (1,8) OBP: 0.336, SLG: 0.396	G4-3	K		1B				L9		5	1	2	0	0	1	3											
44 Anthony Rizzo, L (1,3) OBP: 0.400, SLG: 0.525	1B		G4-3	F8				P6	G5-3	5	0	1	0	0	0	4											
13 Starlin Castro, R (1,6) OBP: 0.331, SLG: 0.471	L9		G5-3		G5-3			2B		3	1	0	0	1	0	1											
24 Luis Valbuena, L (1,5) OBP: 0.359, SLG: 0.433	2B	F8			F9			BB		3	2	1	0	1	0	0											
8 Chris Coghlan, L (1,7) OBP: 0.291, SLG: 0.348	1B	1B	1B	1B	G6-3			K		4	2	2	0	0	1	3											
12 John Baker, L (1,2) OBP: 0.252, SLG: 0.216	1B	1B	1B	1B	1B	1B	1B	2B		3	1	3	4	1	0	0											
15 Darwin Barney, R (1,4) OBP: 0.251, SLG: 0.295	1B	1B	1B	1B	1B	1B	1B	2B		4	0	1	1	0	1	4											
39 Jason Hammel, R (1,1) OBP: 0.152, SLG: 0.125	FC1-5									3	0	1	0	0	1	4											
63 Brian Schlichter, R (7,1) ERA: 5.34										0	0	0	0	0	0	0											
53 Wesley Wright, R (8,1) ERA: 1.67										0	0	0	0	0	0	0											
19 Nate Schierholtz, L (8,PH) OBP: 0.253, SLG: 0.299										1	0	0	0	0	0	0											
52 Justin Grimm, R (9,1) ERA: 4.15										0	0	0	0	0	0	0											
Inning Stats	R: 0 E: 0 K: 0 S: 13	H: 1 LOB: 1 BB: 0 P: 17	R: 2 E: 0 K: 1 S: 25	H: 4 LOB: 2 BB: 0 P: 34	R: 0 E: 0 K: 0 S: 7	H: 0 LOB: 0 BB: 0 P: 12	R: 2 E: 0 K: 1 S: 11	H: 4 LOB: 2 BB: 0 P: 13	R: 0 E: 0 K: 0 S: 10	H: 0 LOB: 0 BB: 0 P: 13	R: 0 E: 0 K: 0 S: 6	H: 1 LOB: 1 BB: 1 P: 12	R: 3 E: 0 K: 2 S: 15	H: 2 LOB: 1 BB: 2 P: 31	R: 0 E: 0 K: 0 S: 7	H: 1 LOB: 1 BB: 0 P: 13	1B: 10 2B: 4 3B: 0 HR: 0	SF: 0 SAC: 0 DP: 1 HBP: 0	WP: 1 PB: 0 SB: 0 CS: 0	PA: 39							
PITCHER	IP	WLS	BF	H	R	ER	SO	BB	IBB	HBP	BLK	WP	HR	S	P	ERA	WHIP										
57 Tanner Roark, R (1,1) ERA: 2.98	6.0	L	28	10	4	4	2	1	1	0	0	1	0	72	101	6.00	1.833										
13 Jerry Blevins, L (7,1) ERA: 5.34	0.2		6	2	3	3	1	1	1	0	0	1	0	12	26	40.50	4.500										
30 Aaron Barrett, R (7,1) ERA: 1.67	0.1		1	0	0	0	1	0	0	0	0	0	0	3	5	0.00	0.000										
55 Taylor Hill, R (8,1) ERA: 4.15	1.0		4	1	0	0	0	0	0	0	0	0	0	7	13	0.00	1.000										

AB	32
R	2
H	7
RBI	2
BB	1
SO	7
LOB	11



AB	36
R	7
H	13
RBI	7
BB	3
SO	4
LOB	22



Batter	1	2	3	4	5	6	7	8	9	AB R H RBI BB SO LOB	TOP											
6 Anthony Rendon, R (1.5) OBP: 0.339, SLG: 0.482	F8		SF8				K		L8	4 1 1 1 0 1 0	Washington Nationals @ Chicago Cubs Wrigley Field, Chicago, IL Sat Jun 28 2014, 6:17 PM - 9:55 PM CDT Att: 32,267 - Partly Cloudy - 85 F											
19 Kevin Frandsen, R (1.4) OBP: 0.295, SLG: 0.302 48 Ross Detwiler, R (7.1)	G6-4-3		G5-3				HBP		28 BB	3 1 2 1 0 0 0 0 1 0 0 1 0 0												
28 Jayson Werth, R (1.9) OBP: 0.350, SLG: 0.374	G6-4-3		G6-3				P5		25 BB	4 0 1 1 1 0 2												
25 Adam LaRoche, L (1.3) OBP: 0.417, SLG: 0.500							L8		25 BB	5 1 2 2 0 0 2												
11 Ryan Zimmerman, R (1.7) OBP: 0.302, SLG: 0.383										5 0 0 0 0 3 4												
40 Wilson Ramos, R (1.2) OBP: 0.333, SLG: 0.402										4 1 1 1 0 1 0												
20 Ian Desmond, R (1.6) OBP: 0.286, SLG: 0.412										4 0 1 0 0 2 0												
15 Nate McLouth, L (1.8) OBP: 0.313, SLG: 0.270										3 2 2 0 0 1 1												
64 Blake Treinen, R (1.1) OBP: 0.182, SLG: 0.100 7 Scott Hairston, R (6,PH) OBP: 0.333, SLG: 0.469 31 Xavier Cedeño, L (6.1) OBP: 0.284, SLG: 0.348 8 Danny Espinosa, S (7.4)										1 0 0 0 0 1 1 1 0 0 0 0 0 1 0 0 0 0 0 0 1 1 0 0 0 0 1 0												
Inning Stats	R: 0 E: 0 K: 0 S: 9	H: 1 LOB: 0 BB: 0 P: 12	R: 1 E: 0 K: 2 S: 11	H: 1 LOB: 0 BB: 0 P: 16	R: 1 E: 0 K: 0 S: 6	H: 1 LOB: 0 BB: 0 P: 8	R: 0 E: 0 K: 1 S: 7	H: 0 LOB: 0 BB: 0 P: 10	R: 4 E: 1 K: 3 S: 21	H: 4 LOB: 2 BB: 0 P: 29		R: 0 E: 0 K: 0 S: 10	H: 1 LOB: 1 BB: 0 P: 14	R: 0 E: 0 K: 1 S: 8	H: 0 LOB: 1 BB: 0 P: 15	R: 0 E: 0 K: 2 S: 10	H: 1 LOB: 1 BB: 0 P: 13	R: 1 E: 0 K: 1 S: 10	H: 1 LOB: 2 BB: 2 P: 22	1B: 6 2B: 2 3B: 0 HR: 2	SF: 1 SAC: 1 DP: 1 HBP: 2	WP: 0 PB: 0 SB: 0 CS: 0
PITCHER	IP WLS BF H R ER SO BB IBB HBP BLK WP HR S P ERA WHIP											PITCHER	IP WLS BF H R ER SO BB IBB HBP BLK WP HR S P ERA WHIP									
29 Jeff Samardzija, R (1.1) ERA: 2.83	5.0 L 23 7 6 5 6 0 0 0 0 0 0 2 54 75 9.00 1.400																					
40 James Russell, L (6.1) ERA: 1.95	1.0 4 1 0 0 0 0 0 0 0 0 0 0 10 14 0.00 1.000																					
54 Neil Ramirez, R (7.1) ERA: 1.27	1.0 4 0 0 0 1 0 0 0 0 0 0 0 8 15 0.00 0.000																					
46 Pedro Strop, R (8.1) ERA: 3.08	1.0 4 1 0 0 2 0 0 0 0 0 0 0 10 13 0.00 1.000																					
56 Héctor Rondón, R (9.1) ERA: 3.85	1.0 6 1 1 1 1 2 0 0 0 0 0 0 10 22 9.00 3.000																					

Batter	1	2	3	4	5	6	7	8	9	AB R H RBI BB SO LOB	BOTTOM											
8 Chris Coghlan, L (1.7) OBP: 0.282, SLG: 0.333	G3		F8				G3			4 0 0 0 0 0 1	Washington Nationals @ Chicago Cubs Wrigley Field, Chicago, IL Sat Jun 28 2014, 6:17 PM - 9:55 PM CDT Att: 32,267 - Partly Cloudy - 85 F											
6 Ryan Sweeney, L (1.8) OBP: 0.243, SLG: 0.240	K		K				G1-3			4 0 0 0 0 2 1												
44 Anthony Rizzo, L (1.3) OBP: 0.394, SLG: 0.512	G6-3									4 0 0 0 0 0 0												
13 Starlin Castro, R (1.6) OBP: 0.329, SLG: 0.469										4 1 2 0 0 1 0												
24 Luis Valbuena, L (1.5) OBP: 0.361, SLG: 0.448										4 1 2 2 0 0 1												
5 Wellington Castillo, R (1.2) OBP: 0.283, SLG: 0.351										4 0 1 0 0 1 1												
19 Nate Schierholtz, L (1.9) OBP: 0.253, SLG: 0.295										4 0 1 0 0 2 2												
15 Darwin Barney, R (1.4) OBP: 0.243, SLG: 0.284										3 0 0 0 0 0 2												
29 Jeff Samardzija, R (1.1) ERA: 2.83 30 Mike Cull, R (5,PH) OBP: 0.187, SLG: 0.265 40 James Russell, L (6.1) ERA: 1.95 54 Neil Ramirez, R (7.1) ERA: 1.27 21 Junior Lake, R (7,PH) OBP: 0.289, SLG: 0.444 46 Pedro Strop, R (8.1) ERA: 3.08 56 Héctor Rondón, R (9.1) ERA: 3.85										1 0 0 0 0 0 0 0 0 0 0 0 1 0 0 0 0 0 0 0 0 0 0 0 0 0 0 0 1 0												
Inning Stats	R: 0 E: 0 K: 1 S: 10	H: 0 LOB: 0 BB: 0 P: 11	R: 0 E: 0 K: 0 S: 11	H: 2 LOB: 2 BB: 0 P: 17	R: 0 E: 0 K: 1 S: 6	H: 0 LOB: 0 BB: 0 P: 7	R: 2 E: 0 K: 1 S: 16	H: 2 LOB: 0 BB: 0 P: 25	R: 0 E: 0 K: 0 S: 11	H: 0 LOB: 1 BB: 1 P: 18		R: 0 E: 0 K: 1 S: 13	H: 2 LOB: 2 BB: 0 P: 18	R: 0 E: 0 K: 0 S: 7	H: 0 LOB: 0 BB: 0 P: 13	R: 0 E: 0 K: 1 S: 5	H: 0 LOB: 0 BB: 0 P: 9	R: 0 E: 0 K: 1 S: 9	H: 0 LOB: 0 BB: 0 P: 12	1B: 4 2B: 1 3B: 0 HR: 1	SF: 0 SAC: 0 DP: 0 HBP: 0	WP: 0 PB: 0 SB: 0 CS: 0
PITCHER	IP WLS BF H R ER SO BB IBB HBP BLK WP HR S P ERA WHIP											PITCHER	IP WLS BF H R ER SO BB IBB HBP BLK WP HR S P ERA WHIP									
64 Blake Treinen, R (1.1) ERA: 2.29	5.0 W 20 4 2 2 3 1 0 0 0 0 0 0 54 78 3.60 1.000																					
31 Xavier Cedeño, L (6.1) ERA: 4.0	1.0 5 2 0 0 1 0 0 0 0 0 0 0 13 18 0.00 2.000																					
48 Ross Detwiler, L (7.1) ERA: 4.0	3.0 S 9 0 0 0 2 0 0 0 0 0 0 0 21 34 0.00 0.000																					

Batter	1	2	3	4	5	6	7	8	9	AB	R	H	RBI	BB	SO	LOB	TOP					
8 Chris Coghlan, L (1,7) OBP: 0.281, SLG: 0.330	L8		P3		G4-6-3 1B			F8		4	0	1	0	0	0	0	Chicago Cubs @ Boston Red Sox Fenway Park, Boston, MA Mon Jun 30 2014, 7:12 PM - 10:10 PM EDT Att: 37,814 - Partly Cloudy - 86 F					
6 Ryan Sweeney, L (1,10) OBP: 0.252, SLG: 0.243	13 1B		L9		G4-6-3 1-2			13 BB		3	0	1	0	1	0	1						
44 Anthony Rizzo, L (1,3) OBP: 0.389, SLG: 0.505	F9		P4		G4-3			K		4	0	0	0	0	1	2						
13 Starlin Castro, R (1,6) OBP: 0.331, SLG: 0.467	1B				K			F8		3	0	1	0	1	1	0						
24 Luis Valbuena, L (1,5) OBP: 0.359, SLG: 0.442	G4-3				K			5 WP BB		3	0	0	0	1	1	4						
5 Wellington Castillo, R (1,2) OBP: 0.283, SLG: 0.374					19 HR BB			K		3	1	0	0	1	2	1						
19 Nate Schierholtz, L (1,9) OBP: 0.259, SLG: 0.317					1-H HR					4	1	2	2	0	1	0						
21 Junior Lake, R (1,8) OBP: 0.259, SLG: 0.404					K			K		4	0	0	0	0	4	1						
15 Darwin Barney, R (1,4) OBP: 0.239, SLG: 0.279					F8			G5-3		3	0	0	0	0	1	1						
Inning Stats	R: 0 E: 0 K: 0 S: 12	H: 2 LOB: 2 BB: 0 P: 16	R: 0 E: 0 K: 3 S: 11	H: 1 LOB: 1 BB: 0 P: 17	R: 0 E: 0 K: 0 S: 10	H: 0 LOB: 0 BB: 0 P: 13	R: 2 E: 0 K: 3 S: 17	H: 1 LOB: 1 BB: 1 P: 27	R: 0 E: 0 K: 0 S: 15	H: 0 LOB: 0 BB: 0 P: 21	R: 0 E: 0 K: 1 S: 8	H: 0 LOB: 1 BB: 1 P: 15	R: 0 E: 0 K: 2 S: 8	H: 0 LOB: 0 BB: 0 P: 13	R: 0 E: 0 K: 1 S: 11	H: 0 LOB: 2 BB: 2 P: 23	R: 0 E: 0 K: 1 S: 9	H: 0 LOB: 0 BB: 0 P: 10	1B: 3 2B: 1 3B: 0 HR: 1	SF: 0 SAC: 0 DP: 1 HBP: 0	WP: 1 PB: 0 SB: 0 CS: 0	PA: 35
PITCHER	IP WLS BF H R ER SO BB IBB HBP BLK WP HR S P ERA WHIP	IP WLS BF H R ER SO BB IBB HBP BLK WP HR S P ERA WHIP	IP WLS BF H R ER SO BB IBB HBP BLK WP HR S P ERA WHIP	IP WLS BF H R ER SO BB IBB HBP BLK WP HR S P ERA WHIP	IP WLS BF H R ER SO BB IBB HBP BLK WP HR S P ERA WHIP	IP WLS BF H R ER SO BB IBB HBP BLK WP HR S P ERA WHIP	IP WLS BF H R ER SO BB IBB HBP BLK WP HR S P ERA WHIP	IP WLS BF H R ER SO BB IBB HBP BLK WP HR S P ERA WHIP	IP WLS BF H R ER SO BB IBB HBP BLK WP HR S P ERA WHIP	IP WLS BF H R ER SO BB IBB HBP BLK WP HR S P ERA WHIP	IP WLS BF H R ER SO BB IBB HBP BLK WP HR S P ERA WHIP	IP WLS BF H R ER SO BB IBB HBP BLK WP HR S P ERA WHIP	IP WLS BF H R ER SO BB IBB HBP BLK WP HR S P ERA WHIP	IP WLS BF H R ER SO BB IBB HBP BLK WP HR S P ERA WHIP	IP WLS BF H R ER SO BB IBB HBP BLK WP HR S P ERA WHIP	IP WLS BF H R ER SO BB IBB HBP BLK WP HR S P ERA WHIP	IP WLS BF H R ER SO BB IBB HBP BLK WP HR S P ERA WHIP					
44 Jake Peavy, R (1,1) ERA: 4.82	6.0	L	24	5	2	2	7	2	0	0	0	0	0	0	0	0	1	1	73	109	3.00	1.167
35 Burke Badenhop, R (7,1) ERA: 1.59	1.0		3	0	0	0	2	0	0	0	0	0	0	0	0	0	0	0	8	13	0.00	0.000
32 Craig Breslow, L (8,1) ERA: 4.23	1.0		5	0	0	0	1	2	0	0	0	0	0	0	0	0	0	0	11	23	0.00	2.000
54 Edward Mujica, R (9,1) ERA: 5.65	1.0		3	0	0	0	1	0	0	0	0	0	0	0	0	0	0	0	9	10	0.00	0.000

Batter	1	2	3	4	5	6	7	8	9	AB	R	H	RBI	BB	SO	LOB	BOTTOM					
26 Brock Holt, L (1,9) OBP: 0.362, SLG: 0.440	G1-3					F7			G3-6-3 1-2	4	0	0	0	0	1	1	Chicago Cubs @ Boston Red Sox Fenway Park, Boston, MA Mon Jun 30 2014, 7:12 PM - 10:10 PM EDT Att: 37,814 - Partly Cloudy - 86 F					
29 Daniel Nava, S (1,7) OBP: 0.306, SLG: 0.291	G4-3				F7				G4-3	4	0	0	0	0	1	0						
15 Dustin Pedroia, R (1,4) OBP: 0.342, SLG: 0.379	K				F9					3	0	0	0	0	2	0						
34 David Ortiz, L (1,10) OBP: 0.349, SLG: 0.480					L5			G5-3		3	0	0	0	0	1	0						
12 Mike Napoli, R (1,3) OBP: 0.393, SLG: 0.461					BB			K		2	0	0	0	1	2	0						
2 Xander Bogaerts, R (1,5) OBP: 0.328, SLG: 0.376	P5				L7			F8		3	0	0	0	0	0	1						
7 Stephen Drew, L (1,6) OBP: 0.169, SLG: 0.190					K			1B		3	0	1	0	0	2	1						
50 Mookie Betts, R (1,8) OBP: 0.286, SLG: 0.167					L9			F8		3	0	0	0	0	0	1						
3 David Ross, R (1,2) OBP: 0.235, SLG: 0.363					G6-3					2	0	0	0	0	1	0						
40 A.J. Pierzynski, L (8,PH) OBP: 0.281, SLG: 0.353								K		1	0	1	0	0	0	0						
Inning Stats	R: 0 E: 0 K: 1 S: 10	H: 0 LOB: 0 BB: 0 P: 14	R: 0 E: 0 K: 2 S: 11	H: 0 LOB: 0 BB: 0 P: 17	R: 0 E: 0 K: 1 S: 8	H: 0 LOB: 0 BB: 0 P: 15	R: 0 E: 0 K: 1 S: 8	H: 0 LOB: 0 BB: 0 P: 14	R: 0 E: 0 K: 1 S: 10	H: 0 LOB: 0 BB: 1 P: 20	R: 0 E: 0 K: 1 S: 7	H: 0 LOB: 0 BB: 0 P: 10	R: 0 E: 0 K: 2 S: 9	H: 0 LOB: 0 BB: 0 P: 13	R: 0 E: 0 K: 1 S: 13	H: 1 LOB: 1 BB: 0 P: 18	R: 0 E: 0 K: 0 S: 14	H: 1 LOB: 0 BB: 0 P: 17	1B: 2 2B: 0 3B: 0 HR: 0	SF: 0 SAC: 0 DP: 1 HBP: 0	WP: 0 PB: 0 SB: 0 CS: 0	PA: 29
PITCHER	IP WLS BF H R ER SO BB IBB HBP BLK WP HR S P ERA WHIP	IP WLS BF H R ER SO BB IBB HBP BLK WP HR S P ERA WHIP	IP WLS BF H R ER SO BB IBB HBP BLK WP HR S P ERA WHIP	IP WLS BF H R ER SO BB IBB HBP BLK WP HR S P ERA WHIP	IP WLS BF H R ER SO BB IBB HBP BLK WP HR S P ERA WHIP	IP WLS BF H R ER SO BB IBB HBP BLK WP HR S P ERA WHIP	IP WLS BF H R ER SO BB IBB HBP BLK WP HR S P ERA WHIP	IP WLS BF H R ER SO BB IBB HBP BLK WP HR S P ERA WHIP	IP WLS BF H R ER SO BB IBB HBP BLK WP HR S P ERA WHIP	IP WLS BF H R ER SO BB IBB HBP BLK WP HR S P ERA WHIP	IP WLS BF H R ER SO BB IBB HBP BLK WP HR S P ERA WHIP	IP WLS BF H R ER SO BB IBB HBP BLK WP HR S P ERA WHIP	IP WLS BF H R ER SO BB IBB HBP BLK WP HR S P ERA WHIP	IP WLS BF H R ER SO BB IBB HBP BLK WP HR S P ERA WHIP	IP WLS BF H R ER SO BB IBB HBP BLK WP HR S P ERA WHIP	IP WLS BF H R ER SO BB IBB HBP BLK WP HR S P ERA WHIP						
49 Jake Arrieta, R (1,1) ERA: 1.81	7.2	W	25	1	0	0	0	1	0	0	0	0	0	0	0	0	1	1	75	120	0.00	0.261
46 Pedro Strop, R (8,1) ERA: 3.04	0.1	H	1	0	0	0	0	0	0	0	0	0	0	0	0	0	0	1	1	0.00	0.000	
56 Héctor Rondón, R (9,1) ERA: 3.73	1.0	S	3	1	0	0	0	0	0	0	0	0	0	0	0	0	0	0	14	17	0.00	1.000



Batter	1	2	3	4	5	6	7	8	9	AB	R	H	RBI	BB	SO	LOB	TOP							
8 Chris Coghlan, L (1, 7) OBP: 0.280, SLG: 0.327										4	0	1	1	0	1	1	Chicago Cubs @ Boston Red Sox Fenway Park, Boston, MA Tue Jul 01 2014, 7:15 PM - 10:46 PM EDT Att: 36,748 - Partly Cloudy - 88 F							
6 Ryan Sweeney, L (1, 10) OBP: 0.252, SLG: 0.243										4	0	1	0	0	1	1								
44 Anthony Rizzo, L (1, 3) OBP: 0.390, SLG: 0.503										3	1	1	0	0	0	2								
13 Starlin Castro, R (1, 6) OBP: 0.333, SLG: 0.471										4	0	2	0	0	1	1								
24 Luis Valbuena, L (1, 5) OBP: 0.354, SLG: 0.436										3	0	0	1	0	0	1								
5 Wellington Castillo, R (1, 2) OBP: 0.282, SLG: 0.368										3	0	0	0	0	0	1								
19 Nate Schierholz, L (1, 9) OBP: 0.259, SLG: 0.315										2	0	0	0	0	0	0								
21 Junior Lake, R (7, PH) OBP: 0.257, SLG: 0.401										2	0	0	0	0	2	3								
20 Justin Ruggiano, R (1, 8) OBP: 0.333, SLG: 0.393										3	1	1	0	0	1	2								
15 Darwin Barney, R (1, 4) OBP: 0.240, SLG: 0.280										3	0	1	0	0	1	0								
Inning Stats	R: 0 H: 1 E: 0 K: 1 S: 11	H: 1 LOB: 1 BB: 0 P: 21	R: 0 H: 0 E: 0 K: 0 S: 10	H: 0 LOB: 0 BB: 12 P: 12	R: 0 H: 0 E: 0 K: 0 S: 4	H: 0 LOB: 0 BB: 6 P: 6	R: 0 H: 0 E: 0 K: 1 S: 10	H: 0 LOB: 0 BB: 19 P: 19	R: 0 H: 0 E: 0 K: 0 S: 7	H: 0 LOB: 3 BB: 0 P: 10	R: 1 H: 3 E: 0 K: 0 S: 12	H: 3 LOB: 1 BB: 0 P: 17	R: 0 H: 1 E: 0 K: 2 S: 14	H: 1 LOB: 2 BB: 0 P: 24	R: 0 H: 0 E: 0 K: 2 S: 12	H: 0 LOB: 0 BB: 18 P: 18	R: 1 H: 2 E: 0 K: 1 S: 14	H: 2 LOB: 1 BB: 0 P: 20	1B: 5 2B: 3 3B: 0 HR: 0	SF: 1 SAC: 0 DP: 2 HBP: 2	WP: 0 PB: 1 SB: 0 CS: 0	PA: 34		
PITCHER	IP WLS BF H R ER SO BB IBB HBP BLK WP HR S P ERA WHIP	6.1 2 24 5 1 1 2 0 0 2 0 0 0 61 100 1.42 0.789	0.2 0 0 0 0 0 0 0 0 0 0 0 0 7 9 0.00 0.000	1.0 0 0 0 0 2 0 0 0 0 0 0 0 12 18 0.00 0.000	1.0 L 5 2 1 1 1 0 0 0 0 0 0 14 20 9.00 2.000																			

Batter	1	2	3	4	5	6	7	8	9	AB	R	H	RBI	BB	SO	LOB	BOTTOM						
26 Brock Holt, L (1, 7) OBP: 0.363, SLG: 0.439										5	0	2	0	0	0	0	Chicago Cubs @ Boston Red Sox Fenway Park, Boston, MA Tue Jul 01 2014, 7:15 PM - 10:46 PM EDT Att: 36,748 - Partly Cloudy - 88 F						
15 Dustin Pedroia, R (1, 4) OBP: 0.346, SLG: 0.383										5	0	3	1	0	0	1							
34 David Ortiz, L (1, 10) OBP: 0.351, SLG: 0.477										2	0	0	0	2	0	1							
12 Mike Napoli, R (1, 3) OBP: 0.391, SLG: 0.455										3	0	0	0	1	1	6							
40 A.J. Pierzynski, L (1, 2) OBP: 0.288, SLG: 0.357										3	0	2	0	1	0	0							
2 Xander Bogaerts, R (1, 5) OBP: 0.324, SLG: 0.371										4	0	0	0	0	2	4							
7 Stephen Drew, L (1, 6) OBP: 0.174, SLG: 0.182										3	0	0	0	1	0	1							
50 Mookie Betts, R (1, 9) OBP: 0.182, SLG: 0.100										4	0	0	0	0	0	1							
25 Jackie Bradley Jr., L (1, 8) OBP: 0.288, SLG: 0.298										4	1	1	0	0	2	0							
Inning Stats	R: 0 H: 0 E: 0 K: 0 S: 7	H: 1 LOB: 0 BB: 0 P: 12	R: 0 H: 0 E: 0 K: 0 S: 6	H: 0 LOB: 0 BB: 0 P: 7	R: 0 H: 1 E: 0 K: 1 S: 11	H: 1 LOB: 2 BB: 1 P: 23	R: 1 H: 3 E: 0 K: 0 S: 15	H: 3 LOB: 3 BB: 1 P: 24	R: 0 H: 1 E: 0 K: 1 S: 10	H: 1 LOB: 1 BB: 0 P: 18	R: 0 H: 1 E: 0 K: 1 S: 13	H: 1 LOB: 2 BB: 1 P: 23	R: 0 H: 0 E: 0 K: 0 S: 7	H: 0 LOB: 0 BB: 9 P: 9	R: 0 H: 1 E: 0 K: 1 S: 12	H: 1 LOB: 0 BB: 17 P: 17		1B: 7 2B: 1 3B: 0 HR: 0	SF: 0 SAC: 0 DP: 0 HBP: 0	WP: 0 PB: 0 SB: 0 CS: 1	PA: 39		
PITCHER	IP WLS BF H R ER SO BB IBB HBP BLK WP HR S P ERA WHIP	6.0 2 26 6 1 1 3 3 1 0 0 0 0 6 7 0.00 0.000	0.2 0 0 0 0 1 0 0 0 0 0 0 0 6 7 0.00 0.000	0.1 0 0 0 0 0 1 0 0 0 0 0 0 7 16 0.00 6.000	1.0 W 3 0 0 0 0 0 0 0 0 0 0 7 9 0.00 0.000	1.0 S 4 1 0 0 1 0 0 0 0 0 0 12 17 0.00 1.000																	

AB	31
R	2
H	7
RBI	2
BB	0
SO	7
LOB	12



AB	33
R	1
H	8
RBI	1
BB	5
SO	5
LOB	14



Batter	1	2	3	4	5	6	7	8	9	AB	R	H	RBI	BB	SO	LOB	TOP					
8 Chris Coghlan, L (1, 7) OBP: 0.285, SLG: 0.336										3	2	1	2	1	1	1						
20 Justin Ruggiano, R (1, 8) OBP: 0.341, SLG: 0.434										6	1	3	5	0	2	1						
44 Anthony Rizzo, L (1, 3) OBP: 0.392, SLG: 0.502										5	2	2	0	1	0	3						
13 Starlin Castro, R (1, 6) OBP: 0.334, SLG: 0.470										5	1	2	1	0	1	1						
24 Luis Valbuena, L (1, 10) OBP: 0.355, SLG: 0.440										5	2	2	1	0	1	2						
5 Wellington Castillo, R (1, 2) OBP: 0.285, SLG: 0.382										4	2	1	2	1	2	3						
19 Nate Schierholtz, L (1, 9) OBP: 0.297, SLG: 0.326										5	2	2	2	0	1	2						
30 Mike Olt, R (1, 5) OBP: 0.229, SLG: 0.371										5	2	2	2	0	1	2						
15 Darwin Barney, R (1, 4) OBP: 0.255, SLG: 0.312										5	2	4	1	0	0	0						
Inning Stats	R: 3 E: 0 K: 1 S: 15	H: 2 LOB: 1 BB: 2 P: 30	R: 0 E: 0 K: 1 S: 6	H: 0 LOB: 0 BB: 0 P: 8	R: 0 E: 0 K: 1 S: 8	H: 1 LOB: 1 BB: 0 P: 11	R: 3 E: 0 K: 0 S: 13	H: 2 LOB: 0 BB: 1 P: 20	R: 2 E: 0 K: 2 S: 13	H: 2 LOB: 0 BB: 0 P: 22	R: 1 E: 0 K: 0 S: 16	H: 3 LOB: 1 BB: 0 P: 23	R: 0 E: 0 K: 1 S: 10	H: 0 LOB: 0 BB: 0 P: 13	R: 1 E: 0 K: 2 S: 16	H: 2 LOB: 1 BB: 0 P: 21	R: 6 E: 0 K: 1 S: 28	H: 7 LOB: 1 BB: 0 P: 44	1B: 9 2B: 5 3B: 1 HR: 4	SF: 1 SAC: 1 DP: 0 HBP: 0	WP: 0 PB: 0 SB: 2 CS: 0	PA: 48
PITCHER	IP: 4.0 ERA: 4.17	WLS: L ERA: 5.37	BF: 20	H: 5 R: 6 ER: 6 SO: 3	BB: 3 IBB: 0 HBP: 0 BLK: 0	WP: 0 HR: 2 S: 42 P: 69	ERA: 13.50 WHIP: 2.000	IP: 0.1 ERA: 2.57	WLS: L ERA: 2.57	BF: 4	H: 3 R: 2 ER: 2 SO: 0	BB: 0 IBB: 0 HBP: 0 BLK: 0	WP: 0 HR: 0 S: 10 P: 17	ERA: 54.00 WHIP: 9.000								
67 Brandon Workman, R (1, 1) ERA: 4.17	22 Felix Doubront, L (5, 1) ERA: 5.37	35 Burke Badenhop, R (6, 1) ERA: 1.62	54 Edward Mujica, R (8, 1) ERA: 5.76	32 Craig Breslow, L (9, 1) ERA: 5.4	36 Junchi Tazawa, R (9, 1) ERA: 2.57																	

Chicago Cubs @ Boston Red Sox
Fenway Park, Boston, MA
Wed Jul 02 2014, 7:13 PM - 11:31 PM EDT
Att: 37,055 - Partly Cloudy - 85 F

AB	43
R	16
H	19
RBI	16
BB	3
SO	9
LOB	15



Batter	1	2	3	4	5	6	7	8	9	AB	R	H	RBI	BB	SO	LOB	BOTTOM					
26 Brock Holt, L (1, 9) OBP: 0.367, SLG: 0.441										6	2	3	0	0	2	2						
15 Dustin Pedroia, R (1, 4) OBP: 0.351, SLG: 0.389										5	2	3	1	1	0	1						
34 David Ortiz, L (1, 10) OBP: 0.351, SLG: 0.483										4	1	2	1	0	0	1						
29 Daniel Nava, S (9, PH) OBP: 0.311, SLG: 0.296										1	0	1	2	0	0	0						
12 Mike Napoli, R (1, 3) OBP: 0.397, SLG: 0.460										4	0	2	1	2	1	3						
5 Jonny Gomes, R (1, 7) OBP: 0.330, SLG: 0.357										5	0	1	2	0	1	6						
2 Xander Bogaerts, R (1, 5) OBP: 0.322, SLG: 0.366										4	0	0	0	1	2	6						
40 A.J. Pierzynski, L (1, 2) OBP: 0.290, SLG: 0.355										4	1	1	0	1	2	5						
50 Mookie Betts, R (1, 8) OBP: 0.250, SLG: 0.400										5	2	2	2	0	1	1						
10 Jonathan Herrera, S (1, 6) OBP: 0.300, SLG: 0.281										4	1	1	0	0	1	1						
Inning Stats	R: 0 E: 0 K: 0 S: 16	H: 1 LOB: 2 BB: 1 P: 25	R: 0 E: 0 K: 1 S: 9	H: 2 LOB: 0 BB: 0 P: 13	R: 1 E: 0 K: 1 S: 15	H: 2 LOB: 1 BB: 1 P: 24	R: 2 E: 0 K: 2 S: 18	H: 2 LOB: 3 BB: 2 P: 38	R: 2 E: 0 K: 1 S: 13	H: 1 LOB: 0 BB: 1 P: 23	R: 0 E: 1 K: 0 S: 8	H: 1 LOB: 2 BB: 0 P: 10	R: 0 E: 0 K: 1 S: 10	H: 1 LOB: 1 BB: 0 P: 13	R: 1 E: 0 K: 2 S: 19	H: 2 LOB: 1 BB: 0 P: 26	R: 3 E: 0 K: 2 S: 17	H: 4 LOB: 1 BB: 0 P: 25	1B: 11 2B: 4 3B: 0 HR: 1	SF: 2 SAC: 0 DP: 0 HBP: 1	WP: 0 PB: 0 SB: 0 CS: 0	PA: 50
PITCHER	IP: 3.2 ERA: 4.62	WLS: W ERA: 5.91	BF: 10	H: 2 R: 2 ER: 2 SO: 2	BB: 1 IBB: 0 HBP: 0 BLK: 0	WP: 0 HR: 1 S: 25 P: 39	ERA: 9.00 WHIP: 1.500	IP: 2.0 ERA: 2.22	WLS: H ERA: 2.22	BF: 6	H: 2 R: 1 ER: 1 SO: 1	BB: 0 IBB: 0 HBP: 0 BLK: 0	WP: 0 HR: 0 S: 15 P: 20	ERA: 6.75 WHIP: 1.500	IP: 1.0 ERA: 2.63	WLS: L ERA: 2.63	BF: 4	H: 1 R: 0 ER: 0 SO: 2	BB: 0 IBB: 0 HBP: 0 BLK: 0	WP: 0 HR: 0 S: 17 P: 25	ERA: 27.00 WHIP: 4.000	
37 Travis Wood, L (1, 1) ERA: 4.62	33 Carlos Villanueva, R (4, 1) ERA: 5.91	40 James Russell, L (6, 1) ERA: 2.22	63 Brian Schiller, R (8, 1) ERA: 2.63	52 Justin Grimm, R (9, 1) ERA: 4.14	37 Travis Wood, L (1, 1) ERA: 4.62																	

Chicago Cubs @ Boston Red Sox
Fenway Park, Boston, MA
Wed Jul 02 2014, 7:13 PM - 11:31 PM EDT
Att: 37,055 - Partly Cloudy - 85 F

AB	42
R	9
H	16
RBI	9
BB	5
SO	10
LOB	26



Batter	1	2	3	4	5	6	7	8	9	AB	R	H	RBI	BB	SO	LOB	TOP			
21 Junior Lake, R OBP: 0.253, SLG: 0.394										4	0	0	0	0	1	0	Chicago Cubs @ Washington Nationals Nationals Park, Washington, DC Sat Jul 05 2014, 4:07 PM - 7:16 PM EDT Att: 38,473 - Sunny - 84 F			
20 Justin Ruggiano, R OBP: 0.355, SLG: 0.467										4	0	2	0	0	0	0				
44 Anthony Rizzo, L OBP: 0.384, SLG: 0.489											3	0	0	0	0	2				
52 Justin Grimm, R											0	0	0	0	0	0				
6 Ryan Sweeney, L OBP: 0.256, SLG: 0.257											1	0	0	0	0	0				
13 Starlin Castro, R OBP: 0.337, SLG: 0.470											3	0	1	0	1	0				
5 Wellington Castillo, R OBP: 0.286, SLG: 0.381											3	0	1	0	0	0				
30 Mike Olt, R OBP: 0.225, SLG: 0.365											3	0	0	0	0	2				
8 Chris Coghlan, L OBP: 0.283, SLG: 0.350											3	0	1	0	0	0				
53 Wesley Wright, R											0	0	0	0	0	0				
15 Darwin Barney, R OBP: 0.257, SLG: 0.311											3	0	0	0	0	1				
33 Carlos Villanueva, R											1	0	0	0	0	1				
18 Chris Rusin, L											1	0	0	0	0	0				
24 Luis Valbuena, L OBP: 0.347, SLG: 0.429											1	0	0	0	0	0				
Inning Stats	R: 0 E: 0 K: 2 S: 9	H: 0 LOB: 0 BB: 0 P: 13	R: 0 E: 0 K: 1 S: 15	H: 3 LOB: 2 BB: 0 P: 26	R: 0 E: 0 K: 1 S: 10	H: 0 LOB: 0 BB: 0 P: 14	R: 0 E: 0 K: 0 S: 9	H: 0 LOB: 0 BB: 1 P: 15	R: 0 E: 0 K: 1 S: 8	H: 1 LOB: 1 BB: 0 P: 11	R: 0 E: 0 K: 1 S: 6	H: 0 LOB: 0 BB: 0 P: 8	R: 0 E: 0 K: 0 S: 10	H: 0 LOB: 0 BB: 0 P: 13	R: 0 E: 0 K: 0 S: 5	H: 1 LOB: 0 BB: 0 P: 7	1B: 5 2B: 1 3B: 0 HR: 0	SF: 0 SAC: 0 DP: 1 HBP: 0	WP: 0 PB: 0 SB: 0 CS: 1	PA: 31
PITCHER	IP: 8.0 ERA: 3.52	WLS: W BF: 28	H: 4 R: 0 ER: 0 SO: 7	BB: 1 IBB: 0 HBP: 0 BLK: 0	WP: 0 HR: 0 S: 76 P: 109	ERA: 0.00 WHIP: 0.625	PITCHER	IP: 1.0 ERA: 2.85	WLS: 3 BF: 1	H: 0 R: 0 ER: 0 SO: 0	BB: 0 IBB: 0 HBP: 0 BLK: 0	WP: 0 HR: 0 S: 5 P: 7	ERA: 0.00 WHIP: 1.000							

AB	30
R	0
H	5
RBI	0
BB	1
SO	7
LOB	8



Batter	1	2	3	4	5	6	7	8	9	AB	R	H	RBI	BB	SO	LOB	BOTTOM			
2 Denard Span, L OBP: 0.314, SLG: 0.386										4	1	1	0	0	1	1	Chicago Cubs @ Washington Nationals Nationals Park, Washington, DC Sat Jul 05 2014, 4:07 PM - 7:16 PM EDT Att: 38,473 - Sunny - 84 F			
7 Scott Hairston, R OBP: 0.308, SLG: 0.429										2	0	0	0	0	1	2				
6 Anthony Rendon, R OBP: 0.343, SLG: 0.489										4	3	3	2	1	1	0				
28 Jayson Werth, R OBP: 0.366, SLG: 0.417										4	2	3	2	0	1	1				
15 Nate McLouth, L OBP: 0.308, SLG: 0.266										1	0	0	0	0	1	2				
25 Adam LaRoche, L OBP: 0.400, SLG: 0.486										4	1	1	1	0	0	3				
19 Kevin Frandsen, R OBP: 0.301, SLG: 0.393										1	1	1	1	0	0	0				
11 Ryan Zimmerman, R OBP: 0.335, SLG: 0.430										5	2	4	3	0	0	0				
34 Bryce Harper, L OBP: 0.342, SLG: 0.396										3	0	1	0	1	1	1				
20 Ian Desmond, R OBP: 0.292, SLG: 0.424										4	1	2	2	1	2	5				
40 Wilson Ramos, R OBP: 0.336, SLG: 0.398										5	1	2	1	0	3	2				
47 Gio González, R OBP: 0.130, SLG: 0.261										3	1	1	0	0	0	1				
8 Danny Espinosa, S OBP: 0.283, SLG: 0.347										1	0	0	0	0	0	0				
35 Craig Stammen, R OBP: 0.250, SLG: 0.500										0	0	0	0	0	0	0				
Inning Stats	R: 0 E: 0 K: 1 S: 12	H: 0 LOB: 1 BB: 1 P: 22	R: 1 E: 0 K: 1 S: 11	H: 2 LOB: 0 BB: 0 P: 16	R: 6 E: 0 K: 1 S: 24	H: 6 LOB: 1 BB: 0 P: 39	R: 0 E: 0 K: 1 S: 8	H: 1 LOB: 0 BB: 0 P: 13	R: 0 E: 0 K: 1 S: 6	H: 0 LOB: 1 BB: 1 P: 13	R: 2 E: 0 K: 2 S: 28	H: 5 LOB: 3 BB: 0 P: 37	R: 4 E: 0 K: 3 S: 23	H: 5 LOB: 2 BB: 1 P: 38	R: 0 E: 0 K: 1 S: 5	H: 0 LOB: 0 BB: 0 P: 9	1B: 11 2B: 8 3B: 0 HR: 0	SF: 0 SAC: 2 DP: 1 HBP: 0	WP: 2 PB: 0 SB: 1 CS: 0	PA: 46
PITCHER	IP: 2.0 ERA: 6.42	WLS: L BF: 12	H: 5 R: 4 ER: 5 SO: 4	BB: 1 IBB: 0 HBP: 0 BLK: 0	WP: 1 HR: 0 S: 35 P: 58	ERA: 18.00 WHIP: 3.000	PITCHER	IP: 1.1 ERA: 4.97	WLS: 1 BF: 9	H: 4 R: 5 ER: 4 SO: 3	BB: 0 IBB: 0 HBP: 0 BLK: 0	WP: 0 HR: 0 S: 27 P: 43	ERA: 36.00 WHIP: 6.000							

AB	41
R	13
H	19
RBI	12
BB	3
SO	11
LOB	18



Batter	1	2	3	4	5	6	7	8	9	AB	R	H	RBI	BB	SO	LOB	TOP			
6 Ryan Sweeney, L (1,7) OBP: 0.256, SLG: 0.256	F9		G4-3				SH1-3	G4-3		4	0	1	0	0	0	2	Chicago Cubs @ Washington Nationals Nationals Park, Washington, DC Sun Jul 06 2014, 1:37 PM - 4:49 PM EDT Att: 32,941 - Partly Cloudy - 85 F livebaseballscorecards.com			
20 Justin Ruggiano, R (1,8) OBP: 0.384, SLG: 0.476									G5-3	4	0	2	0	1	1					
44 Anthony Rizzo, L (1,3) OBP: 0.384, SLG: 0.487	F9								P3	5	0	2	0	0	1	2				
13 Starlin Castro, R (1,6) OBP: 0.332, SLG: 0.465	P4		FC6-4					SF8	G5-3	4	0	0	1	0	0	4				
24 Luis Valbuena, L (1,5) OBP: 0.342, SLG: 0.421		F8								4	0	0	0	0	1	4				
19 Nate Schierholz, L (1,9) OBP: 0.260, SLG: 0.330										4	0	1	0	0	2	0				
12 John Baker, L (1,2) OBP: 0.280, SLG: 0.229										2	0	2	0	2	0	0				
15 Darwin Barney, R (1,4) OBP: 0.258, SLG: 0.311										3	0	1	0	0	0	2				
49 Jake Arrieta, R (1,1) OBP: 0.211, SLG: 0.222										2	0	0	0	0	1	3				
8 Chris Coghlan, L (7,PH) OBP: 0.303, SLG: 0.356										1	1	1	0	0	0	0				
63 Brian Schlichter, R (7,1) OBP: 1.000, SLG: 1.000										0	0	0	0	0	0	0				
5 Wellington Castillo, R (8,PH) OBP: 0.284, SLG: 0.379										1	0	0	0	0	1	2				
46 Pedro Strop, R (8,1) OBP: 0.258, SLG: 0.311										0	0	0	0	0	0	0				
Inning Stats	R: 0 E: 0 K: 0 S: 13	H: 1 LOB: 1 BB: 0 P: 20	R: 0 E: 0 K: 1 S: 14	H: 1 LOB: 2 BB: 1 P: 21	R: 0 E: 0 K: 1 S: 14	H: 2 LOB: 0 BB: 0 P: 20	R: 0 E: 0 K: 1 S: 15	H: 1 LOB: 1 BB: 0 P: 16	R: 0 E: 0 K: 2 S: 11	H: 1 LOB: 1 BB: 0 P: 12	R: 1 E: 0 K: 1 S: 13	H: 2 LOB: 2 BB: 1 P: 24	R: 0 E: 0 K: 1 S: 14	H: 1 LOB: 2 BB: 1 P: 25	R: 0 E: 0 K: 0 S: 6	H: 0 LOB: 0 BB: 0 P: 8	1B: 9 2B: 1 3B: 0 HR: 0	SF: 1 SAC: 2 DP: 0 HBP: 0	WP: 0 PB: 0 SB: 1 CS: 0	PA: 40
PITCHER	IP WLS BF H R ER SO BB IBB HBP BLK WP HR S P ERA WHIP																			
27 Jordan Zimmermann, R (1,1) ERA: 2.79	6.0	26	7	0	0	5	1	0	0	0	0	0	0	0	76	105	0.00	1.333		
22 Drew Storen, R (7,1) ERA: 1.33	0.2	5	2	1	1	0	1	0	0	0	0	0	0	10	19	13.50	4.500			
13 Jerry Blevins, L (7,1) ERA: 4.99	0.1	1	0	0	0	1	0	0	0	0	0	0	0	3	5	0.00	0.000			
36 Tyler Clippard, R (8,1) ERA: 1.89	1.0	5	1	0	0	1	1	0	0	0	0	0	0	14	25	0.00	2.000			
29 Rafael Soriano, R (9,1) ERA: 1.03	1.0	3	0	0	0	0	0	0	0	0	0	0	0	6	8	0.00	0.000			

Batter	1	2	3	4	5	6	7	8	9	AB	R	H	RBI	BB	SO	LOB	BOTTOM	
2 Denard Span, L (1,8) OBP: 0.316, SLG: 0.393	G4-3		G6-3		F8					4	2	2	0	0	0	2	Chicago Cubs @ Washington Nationals Nationals Park, Washington, DC Sun Jul 06 2014, 1:37 PM - 4:49 PM EDT Att: 32,941 - Partly Cloudy - 85 F livebaseballscorecards.com	
6 Anthony Rendon, R (1,4) OBP: 0.340, SLG: 0.483	G4-3		G6-3		G4-3			L9		4	0	0	0	0	0	4		
28 Jayson Werth, R (1,9) OBP: 0.364, SLG: 0.413	G5-3							K2-3		3	0	0	1	1	2	1		
25 Adam LaRoche, L (1,3) OBP: 0.401, SLG: 0.482										2	0	0	0	2	0	1		
11 Ryan Zimmerman, R (1,5) OBP: 0.339, SLG: 0.429	G6-3									3	0	1	1	1	1	2		
34 Bryce Harper, L (1,7) OBP: 0.333, SLG: 0.385		L8								3	0	0	0	0	2	2		
20 Ian Desmond, R (1,6) OBP: 0.295, SLG: 0.426										3	0	2	0	0	0	0		
40 Wilson Ramos, R (1,2) OBP: 0.343, SLG: 0.405										3	0	2	0	0	0	1		
27 Jordan Zimmermann, R (1,1) ERA: 2.79										2	0	0	0	0	1	2		
22 Drew Storen, R (7,1) ERA: 1.33										0	0	0	0	0	0	0		
13 Jerry Blevins, L (7,1) ERA: 4.99										0	0	0	0	0	0	0		
7 Scott Hairston, R (7,PH) OBP: 0.306, SLG: 0.411										1	0	0	0	0	0	1		
36 Tyler Clippard, R (8,1) ERA: 1.89										0	0	0	0	0	0	0		
29 Rafael Soriano, R (9,1) ERA: 1.03										0	0	0	0	0	0	0		
Inning Stats	R: 1 E: 0 K: 0 S: 10	H: 1 LOB: 1 BB: 1 P: 17	R: 0 E: 0 K: 0 S: 10	H: 1 LOB: 0 BB: 0 P: 14	R: 0 E: 0 K: 2 S: 8	H: 0 LOB: 0 BB: 1 P: 13	R: 0 E: 0 K: 1 S: 12	H: 2 LOB: 2 BB: 0 P: 15	R: 0 E: 0 K: 2 S: 10	H: 0 LOB: 1 BB: 1 P: 19	R: 0 E: 0 K: 0 S: 9	H: 1 LOB: 0 BB: 0 P: 13	R: 1 E: 0 K: 1 S: 9	H: 2 LOB: 2 BB: 1 P: 19	1B: 5 2B: 2 3B: 0 HR: 0	SF: 0 SAC: 0 DP: 2 HBP: 0	WP: 1 PB: 0 SB: 0 CS: 0	PA: 32
PITCHER	IP WLS BF H R ER SO BB IBB HBP BLK WP HR S P ERA WHIP																	
49 Jake Arrieta, R (1,1) ERA: 1.78	6.0	24	4	1	1	5	3	0	0	0	0	0	0	0	57	90	1.50	1.167
63 Brian Schlichter, R (7,1) ERA: 2.5	1.0	3	1	0	0	0	0	0	0	0	0	0	0	9	13	0.00	1.000	
46 Pedro Strop, R (8,1) ERA: 3.03	1.0	5	2	1	1	1	0	1	0	0	0	0	0	9	19	9.00	2.000	

AB 34
R 1
H 10
RBI 1
BB 3
SO 7
LOB 20



AB 28
R 2
H 7
RBI 2
BB 4
SO 6
LOB 16



Batter	1	2	3	4	5	6	7	8	9	AB	R	H	RBI	BB	SO	LOB	TOP										
8 Chris Coghlan, L (1,7) OBP: 0.326, SLG: 0.413 30 Mike Olt, R (9,PH) OBP: 0.229, SLG: 0.365	G2-3		HBP			HR	K		BB	3	1	1	1	0	1	3											
6 Ryan Sweeney, L (1,8) OBP: 0.295, SLG: 0.285	K		1B			HR	G4-3		K	5	1	2	1	0	2	5											
44 Anthony Rizzo, L (1,3) OBP: 0.380, SLG: 0.488	K		G4-3			K			BB	3	0	0	0	1	2	3											
13 Starlin Castro, R (1,6) OBP: 0.328, SLG: 0.456		G6-3		P4		L7			P6	4	0	0	0	0	0	1											
24 Luis Valbuena, L (1,5) OBP: 0.339, SLG: 0.420		L7		F8		L6-3			K	4	0	0	0	0	1	1											
19 Nate Schierholtz, L (1,9) OBP: 0.257, SLG: 0.334		F8		F7					K2-3	4	0	0	0	0	1	1											
12 John Baker, L (1,2) OBP: 0.289, SLG: 0.234 21 Junior Lake, R (9,PH) OBP: 0.255, SLG: 0.395			BB		L7		1B		BB	2	0	1	0	1	0	0											
15 Darwin Barney, R (1,4) OBP: 0.252, SLG: 0.304			F9		G4-3		1B		P5	4	0	1	0	0	0	2											
37 Travis Wood, R (1,1) OBP: 0.296, SLG: 0.486 63 Brian Schmitter, R (6,1) OBP: 1.000, SLG: 1.000 20 Justin Ruggiano, R (7,PH) OBP: 0.380, SLG: 0.427 52 Justin Grimm, R (7,1) OBP: 0.380, SLG: 0.427 54 Neil Ramirez, R (8,1) OBP: 0.290, SLG: 0.379 5 Wellington Castillo, R (9,PH) OBP: 0.290, SLG: 0.379			SH1-4		K		1B		K	1	0	0	0	0	0	0											
Inning Stats	R: 0 E: 0 K: 2 S: 9	H: 0 LOB: 0 BB: 0 P: 12	R: 0 E: 0 K: 0 S: 6	H: 0 LOB: 0 BB: 0 P: 7	R: 0 E: 0 K: 0 S: 15	H: 1 LOB: 3 BB: 1 P: 26	R: 0 E: 0 K: 0 S: 6	H: 0 LOB: 0 BB: 0 P: 7	R: 0 E: 0 K: 1 S: 9	H: 0 LOB: 0 BB: 0 P: 12	R: 2 E: 0 K: 1 S: 13	H: 2 LOB: 0 BB: 0 P: 19	R: 0 E: 0 K: 1 S: 13	H: 3 LOB: 3 BB: 0 P: 20	R: 0 E: 0 K: 2 S: 12	H: 0 LOB: 1 BB: 1 P: 20	R: 0 E: 0 K: 2 S: 13	H: 1 LOB: 2 BB: 1 P: 20	1B: 5 2B: 0 3B: 0 HR: 2	SF: 0 SAC: 1 DP: 0 HBP: 1	WP: 0 PB: 0 SB: 0 CS: 0	PA: 38					
PITCHER	IP	WLS	BF	H	R	ER	SO	BB	IBB	HBP	BLK	WP	HR	S	P	ERA	WHIP										
47 Johnny Cueto, R (1,1) ERA: 2.03	6.1	W	27	6	2	2	4	1	0	1	0	0	2	66	97	2.84	1.105										
43 Manny Parra, L (7,1) ERA: 4.24	0.2	H	3	0	0	0	1	1	0	0	0	0	0	8	13	0.00	1.500										
70 Jumbo Diaz, R (8,1) ERA: 6.0	1.0	H	3	0	0	0	2	0	0	0	0	0	0	9	13	0.00	0.000										
54 Aroldis Chapman, L (9,1) ERA: 2.45	1.0	S	5	1	0	0	2	1	0	0	0	0	0	13	20	0.00	2.000										

Chicago Cubs @ Cincinnati Reds
Great American Ball Park, Cincinnati, OH
Tue Jul 08 2014, 1:10 PM - 4:01 PM EDT
Att: 17,371 - Overcast - 79 F

AB 33
R 2
H 7
RBI 2
BB 3
SO 9
LOB 17



Batter	1	2	3	4	5	6	7	8	9	AB	R	H	RBI	BB	SO	LOB	BOTTOM										
6 Billy Hamilton, S (1,8) OBP: 0.308, SLG: 0.410	1B	2B		P3		L8				4	1	2	0	0	0	2											
21 Todd Frazier, R (1,3) OBP: 0.352, SLG: 0.493	G5-3	K		K		G3				4	0	0	0	0	2	2											
4 Brandon Phillips, R (1,4) OBP: 0.306, SLG: 0.391	1B	F9		G5-3		G6-3				4	1	1	1	0	0	1											
32 Jay Bruce, L (1,9) OBP: 0.314, SLG: 0.422	HR			G4-3		K				4	1	1	2	0	2	0											
39 Devin Mesoraco, R (1,2) OBP: 0.374, SLG: 0.621	G5-3			BB		F9			G3-1	3	0	0	0	1	0	0											
28 Chris Heisey, R (1,7) OBP: 0.286, SLG: 0.348	BB			1B		1B			1B	3	1	3	0	1	0	0											
7 Ramon Santiago, S (1,5) OBP: 0.315, SLG: 0.262	1B			G5-4-3		1B			2B	4	0	3	1	0	0	2											
2 Zack Cozart, R (1,6) OBP: 0.276, SLG: 0.306	P6			G1-3		1B			P3	4	0	1	0	0	0	3											
47 Johnny Cueto, R (1,1) OBP: 0.114, SLG: 0.114 43 Manny Parra, L (7,1) ERA: 2.45 70 Jumbo Diaz, R (8,1) ERA: 4.85 54 Aroldis Chapman, L (9,1) ERA: 1.14	K			K		SH3-4				2	0	0	0	0	2	0											
Inning Stats	R: 3 E: 0 K: 0 S: 16	H: 4 LOB: 2 BB: 1 P: 30	R: 0 E: 0 K: 2 S: 10	H: 1 LOB: 1 BB: 0 P: 17	R: 0 E: 0 K: 0 S: 8	H: 1 LOB: 1 BB: 1 P: 17	R: 0 E: 0 K: 1 S: 10	H: 0 LOB: 0 BB: 0 P: 16	R: 0 E: 0 K: 2 S: 12	H: 0 LOB: 0 BB: 0 P: 18	R: 1 E: 0 K: 0 S: 16	H: 3 LOB: 2 BB: 0 P: 21	R: 0 E: 0 K: 1 S: 8	H: 0 LOB: 0 BB: 0 P: 12	R: 0 E: 0 K: 0 S: 9	H: 2 LOB: 1 BB: 0 P: 13	1B: 8 2B: 2 3B: 0 HR: 1	SF: 0 SAC: 1 DP: 1 HBP: 0	WP: 0 PB: 0 SB: 3 CS: 0	PA: 35							
PITCHER	IP	WLS	BF	H	R	ER	SO	BB	IBB	HBP	BLK	WP	HR	S	P	ERA	WHIP										
37 Travis Wood, L (1,1) ERA: 4.64	5.1	L	25	8	4	3	5	2	0	0	0	0	0	7	10	0.00	1.500										
63 Brian Schmitter, R (6,1) ERA: 2.45	0.2		3	1	0	0	0	0	0	0	0	0	0	7	10	0.00	1.500										
52 Justin Grimm, R (7,1) ERA: 4.85	1.0		3	0	0	0	1	0	0	0	0	0	0	8	12	0.00	0.000										
54 Neil Ramirez, R (8,1) ERA: 1.14	1.0		4	2	0	0	0	0	0	0	0	0	0	9	13	0.00	2.000										

Chicago Cubs @ Cincinnati Reds
Great American Ball Park, Cincinnati, OH
Tue Jul 08 2014, 1:10 PM - 4:01 PM EDT
Att: 17,371 - Overcast - 79 F

AB 32
R 4
H 11
RBI 4
BB 2
SO 6
LOB 10



Batter	1	2	3	4	5	6	7	8	9	AB	R	H	RBI	BB	SO	LOB	TOP	
21 Junior Lake, R OBP: 0.250, SLG: 0.387	F8	F9	P6		P4		K			5	0	0	0	0	1	6		
20 Justin Ruggiano, R OBP: 0.370, SLG: 0.471	44 WP 1B	G1-3				13 S BB	K		G4-3	4	0	1	0	1	1	2		
44 Anthony Rizzo, L OBP: 0.383, SLG: 0.502	L9									5	1	3	1	0	0	2		
13 Starlin Castro, R OBP: 0.326, SLG: 0.452	G6-3									5	1	1	0	0	1	4		
5 Wellington Castillo, R OBP: 0.285, SLG: 0.374										3	0	0	0	2	1	2		
30 Mike Olt, R OBP: 0.235, SLG: 0.382										3	2	1	2	1	1	4		
24 Luis Valbuena, L OBP: 0.338, SLG: 0.418	8 HR BB									1	0	0	0	0	0	0		
8 Chris Coghlan, L OBP: 0.336, SLG: 0.438										4	1	2	2	1	1	0		
15 Darwin Barney, R OBP: 0.261, SLG: 0.316										5	0	3	0	0	2	1		
67 Tsuyoshi Wada, L 63 Brian Schmitter, R 19 Nate Schierholz, L 53 Wesley Wright, R 33 Carlos Villanueva, R 46 Pedro Strop, R 56 Hector Rondón, R										1	0	0	0	1	0	1		
Inning Stats	R: 0 E: 0 K: 0 S: 8	H: 1 LOB: 1 BB: 0 P: 16	R: 2 E: 0 K: 1 S: 10	H: 2 LOB: 2 BB: 2 P: 22	R: 3 E: 0 K: 0 S: 17	H: 4 LOB: 2 BB: 1 P: 28	R: 0 E: 0 K: 0 S: 14	H: 0 LOB: 2 BB: 2 P: 27	R: 0 E: 0 K: 3 S: 13	H: 1 LOB: 1 BB: 0 P: 13	R: 0 E: 0 K: 3 S: 13	H: 1 LOB: 1 BB: 0 P: 20	R: 0 E: 0 K: 2 S: 9	H: 0 LOB: 0 BB: 0 P: 12	1B: 6 2B: 2 3B: 0 HR: 3	SF: 0 SAC: 1 DP: 0 HBP: 0	WP: 1 PB: 1 SB: 1 CS: 0	PA: 44
PITCHER	IP WLS BF H R ER SO BB IBB HBP BLK WP HR S P ERA WHIP																	
36 David Holmberg, L ERA: 16.88	(1.1) 2.2 18 7 5 5 1 3 0 0 0 1 3 33 62 16.88 3.750																	
53 Carlos Contreras, R ERA: 2.08	(3.1) 2.1 10 1 0 0 0 2 0 0 0 0 0 24 44 0.00 1.286																	
60 J.J. Hoover, R ERA: 4.75	(6.1) 2.0 9 2 0 0 6 1 0 0 0 0 0 26 44 0.00 1.500																	
Logan Ondrusek, R ERA: 4.45	(8.1) 2.0 W 7 1 0 0 2 0 0 0 0 0 0 14 18 0.00 0.500																	

Chicago Cubs @ Cincinnati Reds
Great American Ball Park, Cincinnati, OH
Tue Jul 08 2014, 7:46 PM - 11:18 PM EDT
Att: 29,991 - Cloudy - 80 F

AB	37
R	5
H	11
RBI	5
BB	6
SO	9
LOB	23



Batter	1	2	3	4	5	6	7	8	9	AB	R	H	RBI	BB	SO	LOB	BOTTOM			
6 Billy Hamilton, S OBP: 0.312, SLG: 0.417	21 G6-4-3 BB									4	0	2	2	1	0	2				
21 Todd Frazier, R OBP: 0.351, SLG: 0.493	G6-4-3									4	1	1	0	0	0	2				
4 Brandon Phillips, R OBP: 0.305, SLG: 0.390	G5-3									4	1	1	0	0	1	1				
32 Jay Bruce, L OBP: 0.313, SLG: 0.424	G4-3									4	0	1	2	0	0	0				
48 Ryan Ludwick, R OBP: 0.322, SLG: 0.386	2B									4	0	1	0	0	1	1				
25 Skip Schumaker, L OBP: 0.293, SLG: 0.333	L7									3	2	1	0	1	1	2				
2 Zack Cozart, R OBP: 0.282, SLG: 0.310										3	1	2	0	1	0	1				
16 Tucker Barnhart, L OBP: 0.188, SLG: 0.233										2	0	1	0	1	0	2				
Logan Ondrusek, R ERA: 4.75										0	0	0	0	0	0	0				
29 Brayan Peña, S OBP: 0.293, SLG: 0.387										1	0	1	0	0	0	0				
44 Mike Leake, R OBP: 0.125, SLG: 0.225										0	1	0	0	0	0	0				
36 David Holmberg, R 53 Carlos Contreras, R 28 Chris Heisey, R 60 J.J. Hoover, R 39 Devin Mesoraco, R										0	0	0	0	0	0	0				
Inning Stats	R: 0 E: 0 K: 0 S: 6	H: 0 LOB: 0 BB: 1 P: 12	R: 0 E: 0 K: 0 S: 12	H: 2 LOB: 2 BB: 0 P: 19	R: 0 E: 0 K: 1 S: 10	H: 0 LOB: 0 BB: 0 P: 13	R: 0 E: 0 K: 1 S: 10	H: 0 LOB: 0 BB: 0 P: 14	R: 1 E: 1 K: 1 S: 20	H: 3 LOB: 1 BB: 0 P: 29	R: 1 E: 0 K: 0 S: 7	H: 1 LOB: 0 BB: 0 P: 11	R: 2 E: 0 K: 2 S: 13	H: 2 LOB: 1 BB: 0 P: 20	R: 1 E: 0 K: 0 S: 7	H: 3 LOB: 2 BB: 0 P: 10	1B: 8 2B: 3 3B: 1 HR: 0	SF: 0 SAC: 0 DP: 2 HBP: 0	WP: 0 PB: 0 SB: 0 CS: 0	PA: 38
PITCHER	IP WLS BF H R ER SO BB IBB HBP BLK WP HR S P ERA WHIP																			
67 Tsuyoshi Wada, L ERA: 2.61	(1.1) 5.0 19 5 1 0 3 1 0 0 0 0 0 0 7 11 9.00 1.000																			
53 Wesley Wright, L ERA: 2.98	(7.1) 0.0 1 0 1 1 0 1 0 0 0 0 0 1 5 ∞ ∞																			
33 Carlos Villanueva, R ERA: 6.47	(7.1) 1.0 H 5 1 1 1 0 2 0 0 0 0 0 0 9 22 9.00 3.000																			
46 Pedro Strop, R ERA: 3.22	(8.1) 1.0 B 5 2 1 1 2 0 0 0 0 0 0 0 13 20 9.00 2.000																			

Chicago Cubs @ Cincinnati Reds
Great American Ball Park, Cincinnati, OH
Tue Jul 08 2014, 7:46 PM - 11:18 PM EDT
Att: 29,991 - Cloudy - 80 F

AB	33
R	6
H	12
RBI	4
BB	4
SO	5
LOB	16



Batter	1	2	3	4	5	6	7	8	9	AB	R	H	RBI	BB	SO	LOB	TOP					
8 Chris Coghlan, L (1,7) OBP: 0.327, SLG: 0.425	G3-1	FC4-6			G3			G4-3		4	0	0	0	0	0	2	Chicago Cubs @ Cincinnati Reds Great American Ball Park, Cincinnati, OH Wed Jul 09 2014, 7:10 PM - 10:01 PM EDT Att: 32,810 - Partly Cloudy - 81 F					
7 Arismendy Alcántara, S (1,4)	P6		G5-3		K2-3			K		4	0	0	0	0	2	0						
44 Anthony Rizzo, L (1,3) OBP: 0.387, SLG: 0.512	24 PB 13 1B		HR					1B		3	1	2	1	1	1	0						
13 Starlin Castro, R (1,6) OBP: 0.326, SLG: 0.450	1B		G6-3		G6-3			G6-3		4	0	1	0	0	0	1						
24 Luis Valbuena, L (1,5) OBP: 0.334, SLG: 0.413	K		G3		G3-1					3	0	0	0	0	1	2						
21 Junior Lake, R (9,PH) OBP: 0.249, SLG: 0.386										1	0	0	0	0	1	0						
20 Justin Ruggiano, R (1,8) OBP: 0.361, SLG: 0.457		G6-3			K			K		4	0	0	0	0	3	0						
6 Ryan Sweeney, L (1,9) OBP: 0.251, SLG: 0.294			G3					P6		3	0	1	0	0	0	0						
30 Mike Olt, R (9,PH) OBP: 0.234, SLG: 0.379	5 1B		2B							1	0	0	0	0	1	0						
5 Wellington Castillo, R (1,2) OBP: 0.290, SLG: 0.375			8 FC4-6							2	0	1	0	1	1	0						
32 Dallas Beeler, R (1,1) OBP: 0.250, SLG: 0.250			1B							2	0	0	0	0	2	2						
52 Justin Grimm, R (6,1)										0	0	0	0	0	0	0						
19 Nate Schierholtz, L (7,PH) OBP: 0.253, SLG: 0.321										1	0	0	0	0	1	1						
53 Wesley Wright, R (7,1)										0	0	0	0	0	0	0						
Inning Stats	R: 0 E: 0 K: 1 S: 11	H: 1 LOB: 2 BB: 1 P: 18	R: 0 E: 0 K: 1 S: 16	H: 2 LOB: 2 BB: 0 P: 28	R: 1 E: 0 K: 0 S: 7	H: 1 LOB: 0 BB: 0 P: 13	R: 0 E: 0 K: 2 S: 9	H: 0 LOB: 0 BB: 0 P: 13	R: 0 E: 0 K: 1 S: 8	H: 0 LOB: 0 BB: 0 P: 11	R: 0 E: 0 K: 1 S: 10	H: 0 LOB: 0 BB: 0 P: 18	R: 0 E: 0 K: 2 S: 16	H: 0 LOB: 1 BB: 1 P: 25	R: 0 E: 0 K: 1 S: 15	H: 1 LOB: 1 BB: 0 P: 21	R: 0 E: 0 K: 3 S: 9	H: 0 LOB: 0 BB: 0 P: 15	1B: 3 2B: 1 3B: 0 HR: 1	SF: 0 SAC: 0 DP: 0 HBP: 0	WP: 0 PB: 1 SB: 0 CS: 0	PA: 34
PITCHER	IP WLS BF H R ER SO BB IBB HBP BLK WP HR S P ERA WHIP																					
31 Alfredo Simon, R (1,1) ERA: 2.7	6.2	W 26	4	1	1	8	2	0	0	0	0	0	1	72	119	1.35	0.900					
43 Manny Parra, L (7,1) ERA: 4.18	0.1	H 1	0	0	0	1	0	0	0	0	0	0	0	5	7	0.00	0.000					
51 Jonathan Broxton, R (8,1) ERA: 0.6	1.0	H 4	1	0	0	1	0	0	0	0	0	0	0	15	21	0.00	1.000					
54 Aroldis Chapman, L (9,1) ERA: 2.36	1.0	S 3	0	0	0	3	0	0	0	0	0	0	0	9	15	0.00	0.000					

AB	32
R	1
H	5
RBI	1
BB	2
SO	13
LOB	8



Batter	1	2	3	4	5	6	7	8	9	AB	R	H	RBI	BB	SO	LOB	BOTTOM			
6 Billy Hamilton, S (1,8) OBP: 0.315, SLG: 0.423	F8									3	1	1	1	1	0	0	Chicago Cubs @ Cincinnati Reds Great American Ball Park, Cincinnati, OH Wed Jul 09 2014, 7:10 PM - 10:01 PM EDT Att: 32,810 - Partly Cloudy - 81 F			
51 Jonathan Broxton, R (8,1)										0	0	0	0	0	0	0				
54 Aroldis Chapman, L (9,1)										0	0	0	0	0	0	0				
25 Skip Schumaker, L (1,7) OBP: 0.291, SLG: 0.325	G1-3		CS		L8			G1-3		3	1	0	0	1	0	0				
4 Brandon Phillips, R (1,4) OBP: 0.300, SLG: 0.392										3	0	2	1	0	0	0				
21 Todd Frazier, R (8,5) OBP: 0.353, SLG: 0.494	G6-3									1	0	1	0	0	0	0				
32 Jay Bruce, L (1,9) OBP: 0.316, SLG: 0.423		F7								3	0	1	1	1	1	1				
39 Devin Mesoraco, R (1,2) OBP: 0.369, SLG: 0.607		G4-3			P5			G5-3		4	0	0	0	0	1	5				
29 Bryan Peña, S (1,3) OBP: 0.293, SLG: 0.381					L8			G1-3		3	1	0	0	1	0	3				
7 Ramon Santiago, S (1,5) OBP: 0.316, SLG: 0.279								G5-3		3	0	1	1	0	0	0				
2 Zack Cozart, R (1,6) OBP: 0.283, SLG: 0.310					G4-3			F9		3	1	1	0	0	0	0				
31 Alfredo Simon, R (1,1) OBP: 0.158, SLG: 0.162										1	0	0	0	0	0	0				
43 Manny Parra, L (7,1) ERA: 4.73					G1-3					0	0	0	0	0	0	0				
48 Ryan Ludwick, R (7,PH) OBP: 0.321, SLG: 0.384										1	0	0	0	0	0	0				
28 Chris Heisey, R (8,8) OBP: 0.284, SLG: 0.345										0	0	0	0	0	0	0				
Inning Stats	R: 0 E: 0 K: 0 S: 8	H: 0 LOB: 0 BB: 0 P: 11	R: 1 E: 0 K: 0 S: 11	H: 1 LOB: 1 BB: 1 P: 19	R: 0 E: 0 K: 0 S: 11	H: 0 LOB: 0 BB: 1 P: 18	R: 0 E: 0 K: 0 S: 15	H: 1 LOB: 2 BB: 1 P: 26	R: 3 E: 0 K: 0 S: 13	H: 4 LOB: 2 BB: 1 P: 22	R: 0 E: 0 K: 0 S: 5	H: 0 LOB: 0 BB: 0 P: 8	R: 0 E: 0 K: 0 S: 7	H: 0 LOB: 0 BB: 0 P: 9	R: 0 E: 0 K: 2 S: 9	H: 1 LOB: 1 BB: 0 P: 12	1B: 5 2B: 1 3B: 1 HR: 0	SF: 0 SAC: 1 DP: 0 HBP: 0	WP: 0 PB: 0 SB: 0 CS: 1	PA: 34
PITCHER	IP WLS BF H R ER SO BB IBB HBP BLK WP HR S P ERA WHIP																			
32 Dallas Beeler, R (1,1) ERA: 3.27	5.0	L 23	6	4	4	0	4	0	0	0	0	0	0	5	8	0.00	0.000			
52 Justin Grimm, R (6,1) ERA: 4.73	1.0		0	0	0	0	0	0	0	0	0	0	5	8	0.00	0.000				
53 Wesley Wright, L (7,1) ERA: 2.39	2.0		1	0	0	2	0	0	0	0	0	0	16	21	0.00	0.500				

AB	28
R	4
H	7
RBI	4
BB	4
SO	2
LOB	9



Batter	1	2	3	4	5	6	7	8	9	10	11	12	AB	R	H	RBI	BB	SO	LOB	TOP		
8 Chris Coghlan, L (1.7) OBP: 0.327, SLG: 0.424	F8		SF8 2B		7 2B BB		G4-3			G3		K	5	1	1	0	1	1	0			
7 Arismendy Alcántara, S (1.4) OBP: 0.405, SLG: 0.778	K		SF8		1-H 2-H 2B			44 13 1B G3				13 24 1B	5	2	4	3	0	1	0			
44 Anthony Rizzo, L (1.3) OBP: 0.386, SLG: 0.506	13 FC6-4 HBP		P3		F8			G3				24 1B	4	0	0	0	1	1	4			
13 Starlin Castro, R (1.6) OBP: 0.326, SLG: 0.448	FC6-4				G6-3			G6-3				24 1B	6	1	2	1	0	1	3			
24 Luis Valbuena, L (1.5) OBP: 0.334, SLG: 0.417		K			K			K				24 1B	5	0	1	2	1	3	1			
6 Ryan Sweeney, L (1.8) OBP: 0.263, SLG: 0.295		G4-3			L7			1B					3	0	1	0	0	0	0			
20 Justin Ruggiano, R (9. PH) OBP: 0.356, SLG: 0.451										K		P3	2	0	0	0	0	1	3			
19 Nate Schierholtz, L (1.9) OBP: 0.291, SLG: 0.315					G6-3			L9				F8	5	0	0	0	0	1	1			
12 John Baker, L (1.2) OBP: 0.310, SLG: 0.239					28 FC2-6 BB			L7				5 G6-4-3 1B	2	1	1	0	2	0	0			
28 Kyle Hendricks, R (1.1) ERA: 4.21					8 2B 7 SF8			K				G6-4-3	1	1	0	0	0	0	1			
40 James Russell, L (9. PH) ERA: 3.51										G4-3			1	0	0	0	0	0	0			
43 Manny Pina, L (7.1) ERA: 4.01													1	0	0	0	0	0	0			
51 Jonathan Broxton, R (8.1) ERA: 4.97													1	0	0	0	0	0	0			
54 Aroldis Chapman, L (9.1) ERA: 2.28													1	0	0	0	0	0	0			
Inning Stats	R: 0 E: 0 K: 1 S: 7	H: 0 LOB: 1 BB: 0 P: 11	R: 0 E: 0 K: 1 S: 7	H: 0 LOB: 0 BB: 0 P: 15	R: 1 E: 0 K: 0 S: 7	H: 1 LOB: 1 BB: 1 P: 13	R: 0 E: 0 K: 1 S: 7	H: 0 LOB: 0 BB: 0 P: 12	R: 2 E: 0 K: 0 S: 10	H: 1 LOB: 1 BB: 0 P: 17	R: 0 E: 0 K: 1 S: 6	H: 0 LOB: 0 BB: 0 P: 13	R: 1 E: 0 K: 1 S: 9	H: 2 LOB: 0 BB: 2 P: 17	R: 0 E: 0 K: 0 S: 8	H: 1 LOB: 3 BB: 0 P: 13	R: 2 E: 0 K: 2 S: 15	H: 3 LOB: 1 BB: 0 P: 22	1B: 6 2B: 2 3B: 2 HR: 0	SF: 1 SAC: 1 DP: 2 HBP: 2	WP: 0 PB: 0 SB: 0 CS: 0	PA: 50
PITCHER	IP 5.0	WLS 21	BF 2	H 3	ER 3	SO 3	BB 0	IBB 0	HBP 0	BLK 0	WP 0	HR 0	S 38	P 68	ERA 5.40	WHIP 0.800						
34 Homer Bailey, R (1.1) ERA: 4.21	5.0	21	2	3	3	3	0	0	0	0	0	0	0	11	17	0.00	1.000					
63 Sam LeCure, R (6.1) ERA: 3.51	1.0	H	4	1	0	0	1	0	0	0	0	0	0	8	13	0.00	0.000					
43 Manny Pina, L (7.1) ERA: 4.01	1.0	H	3	0	0	0	1	0	0	0	0	0	0	8	13	0.00	0.000					
51 Jonathan Broxton, R (8.1) ERA: 4.97	1.0	B	4	2	1	1	0	0	0	0	0	0	0	10	13	9.00	2.000					
54 Aroldis Chapman, L (9.1) ERA: 2.28	1.0		4	0	0	0	2	1	0	0	0	0	0	11	21	0.00	1.000					
PITCHER	IP 1.0	WLS L	BF 8	H 4	ER 2	SO 2	BB 0	IBB 0	HBP 0	BLK 0	WP 0	HR 0	S 9	P 17	ERA 9.00	WHIP 2.000						
70 Jumbo Diaz, R (10.1) ERA: 5.14	1.0	L	8	4	2	2	0	0	0	0	0	0	0	23	35	9.00	2.000					
60 J.J. Hoover, R (11.1) ERA: 4.97	2.0	L	8	4	2	2	0	0	0	0	0	0	0	23	35	9.00	2.000					

Chicago Cubs @ Cincinnati Reds
Great American Ball Park, Cincinnati, OH
Thu Jul 10 2014, 12:35 PM - 4:45 PM EDT
Att. 31,983 - Partly Cloudy - 78 F

AB 41
R 6
H 10
RBI 6
BB 5
SO 10
LOB 15



Batter	1	2	3	4	5	6	7	8	9	10	11	12	AB	R	H	RBI	BB	SO	LOB	BOTTOM				
28 Chris Heisey, R (1.8) OBP: 0.280, SLG: 0.333	25 2B BB		K		K		L9			K		K	5	1	0	0	1	4	3					
25 Skip Schumaker, L (1.9) OBP: 0.287, SLG: 0.315	29 2B BB		L5		G1-3		K			G1-3		L5	5	1	0	0	1	1	0					
21 Todd Frazier, R (1.5) OBP: 0.352, SLG: 0.490	F6		K		K		BB			L4		7 1B	5	0	1	0	1	2	2					
29 Brayan Peña, S (1.3) OBP: 0.289, SLG: 0.379	48 1B 2B		G4-3		G4-3		L4			K		F8	6	1	1	1	0	1	2					
48 Ryan Ludwick, R (1.7) OBP: 0.325, SLG: 0.401	7 2 1B				HR		G5-3			G5-3		K	6	1	3	2	0	1	1					
7 Ramon Santiago, S (1.4) OBP: 0.317, SLG: 0.274	E7		G4-3		G4-3		K			G4-3		K	5	0	1	1	1	2	2					
2 Zack Cozart, R (1.6) OBP: 0.281, SLG: 0.306	FC5-2-6-5		P5							BB		K	4	0	0	0	0	1	3					
16 Tucker Barnhart, L (1.2) OBP: 0.222, SLG: 0.242													3	0	1	0	1	1	2					
54 Aroldis Chapman, L (9.1) ERA: 2.28													0	0	0	0	0	0	0					
70 Jumbo Diaz, R (10.1) ERA: 5.14													0	0	0	0	0	0	0					
6 Billy Hamilton, S (10. PH) OBP: 0.314, SLG: 0.421													1	0	0	0	0	0	1					
60 J.J. Hoover, R (11.1) ERA: 4.97													0	0	0	0	0	0	0					
34 Homer Bailey, R (1.1) ERA: 4.21													2	0	0	0	0	0	3					
32 Jay Bruce, L (9.1) ERA: 3.13													1	0	0	0	0	1	2					
43 Manny Pina, L (7.1) ERA: 4.01													0	0	0	0	0	0	0					
51 Jonathan Broxton, R (8.1) ERA: 4.97													0	0	0	0	0	0	0					
39 Devin Mesoraco, R (9.2) ERA: 3.78													1	0	0	1	0	0	0					
Inning Stats	R: 3 E: 1 K: 0 S: 16	H: 3 LOB: 3 BB: 3 P: 33	R: 0 E: 0 K: 2 S: 9	H: 0 LOB: 0 BB: 0 P: 10	R: 1 E: 0 K: 0 S: 10	H: 1 LOB: 0 BB: 0 P: 14	R: 0 E: 0 K: 1 S: 7	H: 0 LOB: 0 BB: 0 P: 9	R: 0 E: 0 K: 1 S: 9	H: 0 LOB: 0 BB: 0 P: 11	R: 0 E: 0 K: 3 S: 12	H: 1 LOB: 2 BB: 1 P: 18	R: 0 E: 0 K: 1 S: 10	H: 0 LOB: 0 BB: 0 P: 16	R: 0 E: 0 K: 1 S: 5	H: 0 LOB: 0 BB: 0 P: 8	R: 0 E: 0 K: 1 S: 11	H: 0 LOB: 1 BB: 1 P: 19	R: 0 E: 0 K: 2 S: 15	H: 0 LOB: 0 BB: 0 P: 12	1B: 5 2B: 1 3B: 0 HR: 1	SF: 0 SAC: 0 DP: 0 HBP: 1	WP: 1 PB: 0 SB: 0 CS: 0	PA: 51
PITCHER	IP 6.0	WLS 4	BF 4	H 0	ER 4	SO 7	BB 2	IBB 1	HBP 1	BLK 0	WP 0	HR 0	S 63	P 95	ERA 6.00	WHIP 1.167								
28 Kyle Hendricks, R (1.1) ERA: 4.21	6.0	4	4	0	4	7	2	1	1	0	0	0	0	10	16	0.00	1.000							
40 James Russell, L (7.1) ERA: 2.73	1.0	6	1	0	0	1	0	1	0	0	0	0	1	10	20	0.00	1.000							
46 Pedro Strop, R (8.1) ERA: 1.09	1.0	3	0	0	0	1	0	0	0	0	0	0	0	5	8	0.00	0.000							
54 Neil Ramirez, R (9.1) ERA: 1.09	1.0	4	0	0	0	1	1	0	0	0	0	0	0	11	19	0.00	1.000							
56 Hector Rondón, R (10.1) ERA: 3.78	1.0		4	0	0	0	1	0	0	0	0	0	0	11	19	0.00	1.000							
PITCHER	IP 2.0	WLS W	BF 7	H 1	ER 0	SO 3	BB 0	IBB 0	HBP 0	BLK 0	WP 0	HR 0	S 23	P 30	ERA 0.00	WHIP 0.500								
50 Blake Parker, R (11.1) ERA: 9.53	2.0	W	7	1	0	3	0	0	0	0	0	0	0	23	30	0.00	0.500							

Chicago Cubs @ Cincinnati Reds
Great American Ball Park, Cincinnati, OH
Thu Jul 10 2014, 12:35 PM - 4:45 PM EDT
Att. 31,983 - Partly Cloudy - 78 F

AB 44
R 4
H 7
RBI 4
BB 6
SO 14
LOB 21



Batter	1	2	3	4	5	6	7	8	9	AB	R	H	RBI	BB	SO	LOB	TOP									
2 B.J. Upton, R OBP: 0.281, SLG: 0.346										4	2	1	0	1	2	0										
19 Andreton Simmons, R OBP: 0.304, SLG: 0.365										5	2	3	1	0	0	0										
5 Freddie Freeman, L OBP: 0.388, SLG: 0.501										4	2	1	0	1	2	1										
8 Justin Upton, R OBP: 0.345, SLG: 0.492										5	0	2	4	0	0	0										
22 Jason Heyward, L OBP: 0.341, SLG: 0.375										4	2	2	1	1	1	1										
23 Chris Johnson, R OBP: 0.294, SLG: 0.365										5	2	2	4	0	1	2										
7 Tommy La Stella, L OBP: 0.365, SLG: 0.342										3	0	0	0	1	0	0										
25 Christian Bethancourt, R OBP: 0.304, SLG: 0.279										3	0	0	0	1	1	1										
36 Mike Minor, R OBP: 0.172, SLG: 0.276										3	1	1	1	0	1	1										
57 David Hale, R OBP: 0.097, SLG: 0.071										0	0	0	0	0	0	0										
4 Ryan Doumit, S OBP: 0.232, SLG: 0.319										1	0	0	0	0	0	1										
48 David Carpenter, R OBP: 0.254, SLG: 0.319										0	0	0	0	0	0	0										
Inning Stats	R: 0 E: 0 K: 2 S: 9	H: 0 LOB: 0 BB: 0 P: 16	R: 2 E: 0 K: 0 S: 9	H: 1 LOB: 1 BB: 2 P: 19	R: 1 E: 0 K: 1 S: 6	H: 2 LOB: 0 BB: 0 P: 9	R: 6 E: 0 K: 1 S: 23	H: 5 LOB: 1 BB: 2 P: 41	R: 0 E: 0 K: 2 S: 8	H: 0 LOB: 0 BB: 0 P: 13	R: 0 E: 0 K: 2 S: 9	H: 0 LOB: 0 BB: 0 P: 12	R: 0 E: 0 K: 0 S: 4	H: 0 LOB: 0 BB: 0 P: 7	R: 0 E: 0 K: 0 S: 6	H: 0 LOB: 1 BB: 1 P: 10	R: 2 E: 0 K: 0 S: 12	H: 4 LOB: 1 BB: 0 P: 17	1B: 6 2B: 4 3B: 0 HR: 3	SF: 0 SAC: 0 DP: 2 HBP: 0	WP: 1 PB: 0 SB: 0 CS: 1	PA: 42				
PITCHER	IP WLS BF H R ER SO BB IBB HBP BLK WP HR S P ERA WHIP	3.2 L 21 7 9 9 3 4 0 0 0 1 3 41 74 22.09 3.000	2.1 8 1 0 0 5 0 0 0 0 0 0 23 36 0.00 0.429	2.0 7 0 0 0 0 1 0 0 0 0 0 10 17 0.00 0.500	1.0 6 4 2 2 0 0 0 0 0 0 0 12 17 18.00 4.000																					
36 Edwin Jackson, R ERA: 5.64																										
33 Carlos Villanueva, R ERA: 6.18																										
40 James Russell, L ERA: 2.54																										
63 Brian Schmitter, R ERA: 2.98																										
Batter	1	2	3	4	5	6	7	8	9	AB	R	H	RBI	BB	SO	LOB	BOTTOM									
7 Arismendy Alcántara, S OBP: 0.400, SLG: 0.611										5	2	2	0	0	0	0										
20 Justin Rugiano, R OBP: 0.387, SLG: 0.464										4	2	3	1	0	0	0										
44 Anthony Rizzo, L OBP: 0.383, SLG: 0.503										4	1	1	0	0	0	2										
13 Starlin Castro, R OBP: 0.324, SLG: 0.442										3	1	0	0	1	1	4										
5 Wellington Castillo, R OBP: 0.292, SLG: 0.375										4	0	2	1	0	1	2										
8 Chris Coghlan, L OBP: 0.348, SLG: 0.455										3	0	2	3	1	0	1										
30 Mike Olt, R OBP: 0.300, SLG: 0.369										3	0	0	0	0	1	3										
24 Luis Valbuena, L OBP: 0.334, SLG: 0.414										1	0	0	0	0	0	1										
15 Darwin Barney, R OBP: 0.261, SLG: 0.315											4	0	1	0	0	1	0									
36 Edwin Jackson, R OBP: 0.099, SLG: 0.125																										
33 Carlos Villanueva, R OBP: 0.304, SLG: 0.375																										
21 Junior Lake, R OBP: 0.254, SLG: 0.319																										
40 James Russell, L ERA: 2.54																										
63 Brian Schmitter, R ERA: 2.98																										
19 Nate Scherholz, L OBP: 0.220, SLG: 0.314																										
Inning Stats	R: 2 E: 0 K: 0 S: 14	H: 4 LOB: 2 BB: 1 P: 25	R: 0 E: 0 K: 1 S: 8	H: 0 LOB: 0 BB: 0 P: 13	R: 1 E: 0 K: 0 S: 12	H: 2 LOB: 1 BB: 0 P: 17	R: 0 E: 0 K: 0 S: 5	H: 1 LOB: 0 BB: 0 P: 7	R: 3 E: 0 K: 3 S: 18	H: 4 LOB: 1 BB: 0 P: 23	R: 0 E: 0 K: 1 S: 7	H: 0 LOB: 0 BB: 0 P: 7	R: 0 E: 0 K: 0 S: 11	H: 0 LOB: 0 BB: 0 P: 16	R: 0 E: 0 K: 0 S: 3	H: 0 LOB: 0 BB: 1 P: 7	R: 0 E: 0 K: 2 S: 10	H: 0 LOB: 0 BB: 0 P: 11	1B: 6 2B: 5 3B: 0 HR: 0	SF: 0 SAC: 0 DP: 2 HBP: 0	WP: 0 PB: 1 SB: 0 CS: 0	PA: 37				
PITCHER	IP WLS BF H R ER SO BB IBB HBP BLK WP HR S P ERA WHIP	6.0 W 28 11 6 6 5 1 0 0 0 0 0 64 92 9.00 2.000	1.0 H 3 0 0 0 0 0 0 0 0 0 0 0 11 16 0.00 0.000	2.0 S 6 0 0 0 0 2 1 0 0 0 0 0 13 18 0.00 0.500																						
36 Mike Minor, L ERA: 4.86																										
57 David Hale, R ERA: 2.98																										
48 David Carpenter, R ERA: 4.26																										

Atlanta Braves @ Chicago Cubs
Wrigley Field, Chicago, IL
Sat Jul 12 2014, 3:09 PM - 6:10 PM CDT
Att: 36,806 - Cloudy - 78 F

AB 37
R 11
H 12
RBI 11
BB 5
SO 8
LOB 7



Atlanta Braves @ Chicago Cubs
Wrigley Field, Chicago, IL
Sat Jul 12 2014, 3:09 PM - 6:10 PM CDT
Att: 36,806 - Cloudy - 78 F

AB 35
R 6
H 11
RBI 5
SO 7
LOB 14



Batter	1	2	3	4	5	6	7	8	9	AB	R	H	RBI	BB	SO	LOB	TOP					
2 B.J. Upton, R OBP: 0.277, SLG: 0.341	L1	B1-3		F8		F8		K		5	0	0	0	0	1	2						
19 Andreton Simmons, R OBP: 0.309, SLG: 0.363	G5-3		BB	G4-3		BB		BB		2	2	0	0	3	0	1						
5 Freddie Freeman, L OBP: 0.384, SLG: 0.495	G4-3		K	G4-3		K		F7		5	0	0	0	0	2	4						
8 Justin Upton, R OBP: 0.349, SLG: 0.495		BB	BB		P6				G5-3	4	2	2	0	1	0	0						
22 Jason Heyward, L OBP: 0.342, SLG: 0.375	FC4-6		BB	G1-3		K				5	2	2	1	0	1	3						
23 Chris Johnson, R OBP: 0.301, SLG: 0.378		BB	HR							4	3	3	3	1	0	1						
7 Tommy La Stella, L OBP: 0.371, SLG: 0.357		BB	HR							5	1	3	3	0	2	1						
11 Gerald Laird, R OBP: 0.310, SLG: 0.304			F8							5	0	1	2	0	0	3						
49 Julio Teheran, R OBP: 0.133, SLG: 0.136	G5-3									2	0	0	1	1	1							
17 Jordan Schiefer, L ERA: 5.79										0	0	0	0	0	0	0						
43 Luis Avilan, L ERA: 4.95										0	0	0	0	0	0	0						
59 Shae Simmons, R ERA: 1.42										0	0	0	0	0	0	0						
52 Jordan Walden, R ERA: 2.87										0	0	0	0	0	0	0						
46 Craig Kimbrel, R ERA: 1.91										0	0	0	0	0	0	0						
Inning Stats	R: 0 E: 0 K: 0 S: 7	H: 0 LOB: 0 BB: 0 P: 10	R: 3 E: 0 K: 0 S: 16	H: 3 LOB: 1 BB: 1 P: 24	R: 4 E: 0 K: 2 S: 19	H: 3 LOB: 0 BB: 1 P: 30	R: 0 E: 0 K: 0 S: 6	H: 0 LOB: 1 BB: 1 P: 14	R: 0 E: 0 K: 1 S: 10	H: 1 LOB: 1 BB: 0 P: 11	R: 0 E: 0 K: 1 S: 8	H: 0 LOB: 0 BB: 0 P: 15	R: 3 E: 0 K: 2 S: 17	H: 2 LOB: 1 BB: 2 P: 33	R: 0 E: 0 K: 1 S: 7	H: 0 LOB: 1 BB: 0 P: 15	R: 0 E: 0 K: 0 S: 12	H: 2 LOB: 2 BB: 0 P: 17	1B: 7 2B: 3 3B: 0 HR: 1	SF: 0 SAC: 0 DP: 0 HBP: 0	WP: 0 PB: 0 SB: 0 CS: 0	PA: 44
PITCHER	IP WLS BF H R ER SO BB IBB HBP BLK WP HR S P ERA WHIP																					
37 Travis Wood, L ERA: 4.96	6.0 L 28 7 7 7 4 3 0 0 0 0 0 1 66 104 10.50 1.667																					
59 Zac Rosscup, L ERA: 5.79	0.2 6 2 3 3 2 1 1 0 0 0 0 0 13 28 40.50 4.500																					
52 Justin Grimm, R ERA: 4.57	1.1 5 0 0 0 1 1 0 0 0 0 0 0 11 20 0.00 0.750																					
53 Wesley Wright, L ERA: 2.36	0.1 2 1 0 0 0 0 0 0 0 0 0 0 5 6 0.00 3.000																					
54 Neil Ramirez, R ERA: 1.05	0.2 3 1 0 0 0 0 0 0 0 0 0 0 7 11 0.00 1.500																					

Atlanta Braves @ Chicago Cubs
Wrigley Field, Chicago, IL
Sun Jul 13 2014, 1:23 PM - 4:40 PM CDT
Att: 36,363 - Sunny - 81 F


AB 38
R 10
H 11
RBI 10
BB 6
SO 7
LOB 16



Batter	1	2	3	4	5	6	7	8	9	AB	R	H	RBI	BB	SO	LOB	BOTTOM					
8 Chris Coghlan, L OBP: 0.355, SLG: 0.477	G3-1								K	4	2	2	2	1	1	0						
7 Arismendy Alcantara, S OBP: 0.400, SLG: 0.739									F7	5	1	2	2	0	1	0						
44 Anthony Rizzo, L OBP: 0.381, SLG: 0.499									F9	5	1	1	0	0	2	1						
13 Starlin Castro, R OBP: 0.326, SLG: 0.440										2	0	0	0	2	0	0						
24 Luis Valbuena, L OBP: 0.337, SLG: 0.413	F7									3	1	1	0	1	0	2						
20 Justin Ruggiano, R OBP: 0.380, SLG: 0.455	P3									3	0	0	0	0	1	1						
52 Justin Grimm, R ERA: 4.57										0	0	0	0	0	0	0						
30 Mike Olt, R OBP: 0.230, SLG: 0.367										1	0	0	0	0	1	3						
53 Wesley Wright, R ERA: 2.36										0	0	0	0	0	0	0						
54 Neil Ramirez, R ERA: 1.05										0	0	0	0	0	0	0						
6 Ryan Sweeney, L OBP: 0.251, SLG: 0.286	P6									3	1	0	1	1	0	0						
12 John Baker, L OBP: 0.315, SLG: 0.257	G4-3									4	0	2	2	0	1	0						
37 Travis Wood, R OBP: 0.270, SLG: 0.457										2	0	0	0	0	1	1						
59 Zac Rosscup, R ERA: 5.79										0	0	0	0	0	0	0						
21 Junior Lake, R OBP: 0.245, SLG: 0.377										2	1	1	0	0	0	1						
Inning Stats	R: 0 E: 0 K: 1 S: 9	H: 1 LOB: 2 BB: 2 P: 20	R: 0 E: 0 K: 0 S: 6	H: 0 LOB: 0 BB: 0 P: 11	R: 0 E: 0 K: 2 S: 8	H: 0 LOB: 0 BB: 0 P: 12	R: 0 E: 0 K: 1 S: 6	H: 0 LOB: 0 BB: 0 P: 11	R: 0 E: 0 K: 0 S: 12	H: 1 LOB: 1 BB: 0 P: 17	R: 2 E: 0 K: 0 S: 13	H: 3 LOB: 1 BB: 0 P: 18	R: 2 E: 0 K: 1 S: 12	H: 2 LOB: 0 BB: 0 P: 20	R: 3 E: 0 K: 1 S: 11	H: 2 LOB: 3 BB: 3 P: 31	R: 0 E: 0 K: 1 S: 6	H: 0 LOB: 0 BB: 0 P: 7	1B: 5 2B: 2 3B: 0 HR: 2	SF: 0 SAC: 0 DP: 0 HBP: 0	WP: 0 PB: 0 SB: 0 CS: 1	PA: 39
PITCHER	IP WLS BF H R ER SO BB IBB HBP BLK WP HR S P ERA WHIP																					
49 Julio Teheran, R ERA: 2.71	7.0 W 29 7 4 4 4 2 0 0 0 0 0 0 2 66 109 5.14 1.286																					
43 Luis Avilan, L ERA: 4.95	0.0 3 1 3 3 0 2 0 0 0 0 0 0 3 13 -- --																					
59 Shae Simmons, R ERA: 1.42	0.1 2 0 0 0 1 1 0 0 0 0 0 0 4 11 0.00 3.000																					
52 Jordan Walden, R ERA: 2.87	0.2 H 2 1 0 0 0 0 0 0 0 0 0 0 4 7 0.00 1.500																					
46 Craig Kimbrel, R ERA: 1.91	1.0 S 3 0 0 0 1 0 0 0 0 0 0 0 6 7 0.00 0.000																					

Atlanta Braves @ Chicago Cubs
Wrigley Field, Chicago, IL
Sun Jul 13 2014, 1:23 PM - 4:40 PM CDT
Att: 36,363 - Sunny - 81 F

AB 34
R 7
H 9
RBI 7
BB 5
SO 8
LOB 9



Batter	1	2	3	4	5	6	7	8	9	AB	R	H	RBI	BB	SO	LOB	TOP								
8 Chris Coghlan, L (1.7) OBP: 0.355, SLG: 0.471											4	0	1	0	0	0	1	Chicago Cubs @ Arizona Diamondbacks Chase Field, Phoenix, AZ Fri Jul 18 2014, 6:41 PM - 9:55 PM MST Att: 32,619 - Roof Closed - 79 F							
7 Arismendy Alcantara, S (1.4) OBP: 0.379, SLG: 0.654										3	1	0	0	1	0	1									
44 Anthony Rizzo, L (1.3) OBP: 0.382, SLG: 0.516										4	2	2	3	0	0	1									
13 Starlin Castro, R (1.6) OBP: 0.325, SLG: 0.436										3	0	0	0	1	2	1									
24 Luis Valbuena, L (1.5) OBP: 0.336, SLG: 0.414										4	1	1	0	0	0	1									
20 Justin Ruggiano, R (1.8) OBP: 0.356, SLG: 0.446										3	0	0	0	1	1	2									
6 Ryan Sweeney, L (1.9) OBP: 0.260, SLG: 0.285											4	0	1	1	0	0	1								
5 Wellington Castillo, R (1.2) OBP: 0.287, SLG: 0.368											4	0	0	0	0	3	2								
36 Edwin Jackson, R (1.1) OBP: 0.118, SLG: 0.147										2	0	0	0	0	0	0									
40 James Russell, L (6.1)										0	0	0	0	0	0	0									
63 Brian Schmitter, R (6.1) OBP: 0.066, SLG: 0.120										0	0	0	0	0	0	0									
59 Zac Rosscup, R (6.1)										0	0	0	0	0	0	0									
19 Nate Schierholz, L (7. PH) OBP: 0.246, SLG: 0.374										1	0	0	0	0	0	0									
54 Neil Ramirez, R (7.1)										0	0	0	0	0	0	0									
52 Justin Grimm, R (8.1)										0	0	0	0	0	0	0									
Inning Stats	R: 0 E: 0 K: 0 S: 6	H: 0 LOB: 0 BB: 0 P: 8	R: 0 E: 0 K: 1 S: 7	H: 0 LOB: 1 BB: 1 P: 15	R: 0 E: 0 K: 1 S: 9	H: 1 LOB: 1 BB: 0 P: 11	R: 3 E: 0 K: 1 S: 15	H: 3 LOB: 1 BB: 1 P: 27	R: 0 E: 0 K: 0 S: 5	H: 0 LOB: 0 BB: 0 P: 6	R: 1 E: 0 K: 0 S: 8	H: 1 LOB: 0 BB: 0 P: 16	R: 0 E: 0 K: 1 S: 8	H: 0 LOB: 0 BB: 0 P: 11	R: 0 E: 0 K: 1 S: 11	H: 1 LOB: 1 BB: 0 P: 14	R: 0 E: 0 K: 1 S: 12	H: 0 LOB: 1 BB: 1 P: 20	1B: 3 2B: 2 3B: 0 HR: 2	SF: 0 SAC: 0 DP: 1 HBP: 0	WP: 0 PB: 0 SB: 3 CS: 1	PA: 35			
PITCHER	IP WLS BF H R ER SO BB IBB HBP BLK WP HR S P ERA WHIP	5.0 3 20 4 3 3 3 2 0 0 0 0 0 1 42 67 5.40 1.200	1.0 W 4 1 1 1 0 0 0 0 0 0 0 1 8 16 9.00 1.000	1.0 H 3 0 0 0 1 0 0 0 0 0 0 0 8 11 0.00 0.000	1.0 H 4 1 0 0 1 0 0 0 0 0 0 0 11 14 0.00 1.000	1.0 S 4 0 0 0 1 1 0 0 0 0 0 0 12 20 0.00 1.000																			
35 Trevor Cahill, R (1.1) ERA: 5.63																									
56 Eury De La Rosa, L (6.1) ERA: 3.85																									
50 Evan Marshall, R (7.1) ERA: 3.42																									
29 Brad Ziegler, R (8.1) ERA: 2.37																									
43 Addison Reed, R (9.1) ERA: 4.19																									
Batter	1	2	3	4	5	6	7	8	9	AB	R	H	RBI	BB	SO	LOB	BOTTOM								
2 Aaron Hill, R (1.4) OBP: 0.275, SLG: 0.362										4	0	1	0	0	2	2									
6 David Peralta, L (1.8) OBP: 0.350, SLG: 0.464										4	0	2	0	0	1	1									
44 Paul Goldschmidt, R (1.3) OBP: 0.491, SLG: 0.556										3	1	1	1	1	0	2									
26 Miguel Montero, L (1.2) OBP: 0.343, SLG: 0.414										4	1	1	0	0	1	3									
15 Mark Trumbo, R (1.7) OBP: 0.250, SLG: 0.457										4	1	1	0	0	0	2									
29 Brad Ziegler, R (8.1) ERA: 2.37										0	0	0	0	0	0	0									
43 Addison Reed, L (9.1) ERA: 4.19										0	0	0	0	0	0	0									
14 Martin Prado, R (1.5) OBP: 0.323, SLG: 0.371											4	1	2	0	0	0									
13 Nick Ahmed, R (9.6) OBP: 0.231, SLG: 0.231										0	0	0	0	0	0	0									
8 Gerardo Parra, L (1.9) OBP: 0.301, SLG: 0.353										3	1	1	1	0	1	0									
1 Didi Gregorius, L (1.6) OBP: 0.337, SLG: 0.402										4	0	2	2	0	0	0									
35 Trevor Cahill, R (1.1) ERA: 5.63										1	0	0	0	0	0	0									
28 Nick Evans, R (5. PH) OBP: 0.143, SLG: 0.286										1	0	1	0	0	0	0									
56 Eury De La Rosa, L (6.1) ERA: 2.85										0	0	0	0	0	0	0									
7 Cody Ross, R (6. PH) OBP: 0.176, SLG: 0.297										1	0	0	0	0	0	2									
50 Evan Marshall, R (7.1) ERA: 3.42										0	0	0	0	0	0	0									
5 Ender Inciarte, L (8.8) OBP: 0.266, SLG: 0.271										0	0	0	0	0	0	0									
Inning Stats	R: 0 E: 0 K: 2 S: 10	H: 1 LOB: 1 BB: 0 P: 18	R: 0 E: 0 K: 0 S: 6	H: 0 LOB: 0 BB: 0 P: 9	R: 0 E: 0 K: 1 S: 8	H: 0 LOB: 0 BB: 0 P: 14	R: 0 E: 0 K: 0 S: 6	H: 1 LOB: 0 BB: 0 P: 10	R: 2 E: 0 K: 0 S: 19	H: 4 LOB: 2 BB: 0 P: 28	R: 3 E: 0 K: 0 S: 18	H: 5 LOB: 2 BB: 0 P: 30	R: 0 E: 0 K: 1 S: 18	H: 1 LOB: 2 BB: 1 P: 28	R: 0 E: 0 K: 1 S: 10	H: 0 LOB: 0 BB: 0 P: 14	1B: 10 2B: 1 3B: 0 HR: 1	SF: 1 SAC: 0 DP: 1 HBP: 0	WP: 0 PB: 0 SB: 0 CS: 0	PA: 35					
PITCHER	IP WLS BF H R ER SO BB IBB HBP BLK WP HR S P ERA WHIP	5.1 3 21 7 3 3 3 7 0 0 0 0 0 0 1 55 88 5.06 1.312	0.0 1 1 0 0 0 0 0 0 0 0 0 0 1 2 2 0.00 0.000	0.1 L 3 2 1 1 0 0 0 0 0 0 0 0 5 7 27.00 6.000	0.1 2 1 1 1 0 0 0 0 0 0 0 0 6 12 27.00 3.000	1.0 5 1 0 0 1 1 0 0 0 0 0 0 18 28 0.00 2.000																			
36 Edwin Jackson, R (1.1) ERA: 5.61																									
40 James Russell, L (6.1) ERA: 3.16																									
63 Brian Schmitter, R (6.1) ERA: 3.16																									
59 Zac Rosscup, L (6.1) ERA: 5.4																									
54 Neil Ramirez, R (7.1) ERA: 1.01																									



Batter	1	2	3	4	5	6	7	8	9	AB	R	H	RBI	BB	SO	LOB	TOP					
8 Chris Coghlan, L (1,7) OBP: 0.358, SLG: 0.481	G6-3		2B		L4			2B		4	1	2	0	0	0	0						
7 Arismendy Alcantara, S (1,4) OBP: 0.316, SLG: 0.543	P3		2B			G6-3		2B		4	0	1	1	0	1	1						
44 Anthony Rizzo, L (1,3) OBP: 0.384, SLG: 0.522	1B				L7		HR	G3		4	1	2	1	0	0	1						
13 Starlin Castro, R (1,6) OBP: 0.326, SLG: 0.433	F9				BB		P4	F8		3	0	0	0	1	0	2						
24 Luis Valbuena, L (1,5) OBP: 0.331, SLG: 0.408	F7				K		P6			4	0	0	0	0	2	1						
6 Ryan Sweeney, L (1,8) OBP: 0.260, SLG: 0.284	K				1B		G4-3	F8		4	0	1	0	0	1	0						
19 Nate Schierholtz, L (1,9) OBP: 0.243, SLG: 0.306	L5				G6-3		G3-1	F8		4	0	0	0	0	0	2						
12 John Baker, L (1,2) OBP: 0.308, SLG: 0.250					G3		G4-3			3	0	0	0	0	0	0						
49 Jake Arrieta, R (1,1) OBP: 0.182, SLG: 0.190							P3	G4-3		2	0	0	0	0	1	0						
40 James Russell, L (7,1)										0	0	0	0	0	0	0						
54 Neil Ramirez, R (7,1)										0	0	0	0	0	0	0						
20 Justin Ruggiano, R (8,PH) OBP: 0.354, SLG: 0.438										1	0	0	0	0	0	0						
46 Pedro Strop, R (8,1)										0	0	0	0	0	0	0						
Inning Stats	R: 0 E: 0 K: 0 S: 11	H: 1 LOB: 1 BB: 0 P: 16	R: 0 E: 0 K: 1 S: 9	H: 0 LOB: 0 BB: 0 P: 13	R: 0 E: 0 K: 2 S: 15	H: 1 LOB: 1 BB: 0 P: 21	R: 0 E: 0 K: 1 S: 9	H: 1 LOB: 2 BB: 1 P: 20	R: 0 E: 0 K: 0 S: 6	H: 0 LOB: 0 BB: 0 P: 8	R: 1 E: 0 K: 0 S: 8	H: 1 LOB: 0 BB: 0 P: 9	R: 0 E: 0 K: 0 S: 9	H: 0 LOB: 0 BB: 0 P: 12	R: 1 E: 0 K: 0 S: 9	H: 2 LOB: 1 BB: 0 P: 17	R: 0 E: 0 K: 1 S: 8	H: 0 LOB: 0 BB: 0 P: 10	1B: 2 2B: 3 3B: 0 HR: 1	SF: 0 SAC: 0 DP: 0 HBP: 0	WP: 0 PB: 0 SB: 0 CS: 0	PA: 34
PITCHER	IP WLS BF H R ER SO BB IBB HBP BLK WP HR S P ERA WHIP																					
55 Josh Collmenter, R (1,1) ERA: 3.64	7.0 W 26 4 1 1 4 1 0 0 0 0 1 67 99 1.29 0.714																					
29 Brad Ziegler, R (8,1) ERA: 2.5	1.0 H 5 2 1 1 0 0 0 0 0 0 0 9 17 9.00 2.000																					
43 Addison Reed, R (9,1) ERA: 4.08	1.0 S 3 0 0 0 1 0 0 0 0 0 0 8 10 0.00 0.000																					

Chicago Cubs @ Arizona Diamondbacks
Chase Field, Phoenix, AZ
Sun Jul 20 2014, 1:12 PM - 4:01 PM MST
Att: 37,131 - Roof Closed - 76 F

AB	33
R	2
H	6
RBI	2
BB	1
SO	5
LOB	7



Batter	1	2	3	4	5	6	7	8	9	AB	R	H	RBI	BB	SO	LOB	BOTTOM			
5 Ender Inciarte, L (1,8) OBP: 0.271, SLG: 0.287	G6-3		K			2B	1B			4	1	2	0	0	1	1				
6 David Peralta, L (1,7) OBP: 0.354, SLG: 0.472	K		K			2B	1B			4	1	2	2	0	2	1				
44 Paul Goldschmidt, R (1,3) OBP: 0.494, SLG: 0.554	K					G4-3	L8			4	0	0	0	0	2	3				
26 Miguel Montero, L (1,2) OBP: 0.346, SLG: 0.416	K				G4-3	BB		K2-3		3	0	0	0	1	2	0				
2 Aaron Hill, R (1,4) OBP: 0.282, SLG: 0.371	1B				2B	P3		K		4	0	2	1	0	1	1				
8 Gerardo Parra, L (1,9) OBP: 0.298, SLG: 0.349	K				G3-1	G4-3		L7		4	0	0	0	0	1	3				
14 Martin Prado, R (1,5) OBP: 0.317, SLG: 0.364	G1-3					P4				3	0	0	0	0	0	1				
1 Didi Gregorius, L (1,6) OBP: 0.327, SLG: 0.389	F7				F8		F8			3	0	0	0	0	0	0				
55 Josh Collmenter, R (1,1) ERA: 2.12										1	0	0	0	1	1	0				
15 Mark Trumbo, R (7,PH) OBP: 0.295, SLG: 0.444										0	1	0	0	1	0	0				
29 Brad Ziegler, R (8,1) ERA: 2.95										0	0	0	0	0	0	0				
43 Addison Reed, L (9,1) ERA: 3.03										0	0	0	0	0	0	0				
Inning Stats	R: 0 E: 0 K: 2 S: 11	H: 0 LOB: 0 BB: 0 P: 15	R: 0 E: 0 K: 2 S: 12	H: 1 LOB: 1 BB: 0 P: 18	R: 0 E: 0 K: 2 S: 8	H: 0 LOB: 1 BB: 1 P: 18	R: 0 E: 0 K: 1 S: 8	H: 1 LOB: 1 BB: 0 P: 14	R: 0 E: 0 K: 1 S: 8	H: 0 LOB: 0 BB: 0 P: 11	R: 2 E: 0 K: 0 S: 8	H: 2 LOB: 1 BB: 1 P: 15	R: 1 E: 0 K: 0 S: 15	H: 2 LOB: 2 BB: 1 P: 27	R: 0 E: 0 K: 2 S: 7	H: 0 LOB: 0 BB: 0 P: 12	1B: 3 2B: 3 3B: 0 HR: 0	SF: 0 SAC: 0 DP: 0 HBP: 0	WP: 2 PB: 0 SB: 2 CS: 0	PA: 33
PITCHER	IP WLS BF H R ER SO BB IBB HBP BLK WP HR S P ERA WHIP																			
49 Jake Arrieta, R (1,1) ERA: 2.12	6.2 L 27 4 3 3 3 0 0 0 0 0 0 62 105 4.05 1.050																			
40 James Russell, L (7,1) ERA: 2.95	0.0 2 2 0 0 0 0 0 0 0 0 0 4 6 -- --																			
54 Neil Ramirez, R (7,1) ERA: 1.0	0.1 1 0 0 0 0 0 0 0 0 0 1 0 4 7 0.00 0.000																			
46 Pedro Strop, R (8,1) ERA: 3.03	1.0 3 0 0 0 2 0 0 0 0 0 0 7 12 0.00 0.000																			

Chicago Cubs @ Arizona Diamondbacks
Chase Field, Phoenix, AZ
Sun Jul 20 2014, 1:12 PM - 4:01 PM MST
Att: 37,131 - Roof Closed - 76 F

AB	30
R	3
H	6
RBI	3
BB	3
SO	10
LOB	10



Batter	1	2	3	4	5	6	7	8	9	AB	R	H	RBI	BB	SO	LOB	TOP						
13 Chris Denorfia, R OBP: 0.292, SLG: 0.319										2	1	0	0	2	2	3	San Diego Padres @ Chicago Cubs Wrigley Field, Chicago, IL Wed Jul 23 2014, 7:07 PM - 10:42 PM CDT Att: 30,778 - Partly Cloudy - 62 F						
12 Seth Smith, L OBP: 0.386, SLG: 0.507										2	1	1	1	0	0	1							
27 Yanervis Solarte, S OBP: 0.341, SLG: 0.361										4	2	2	1	1	0	3							
18 Carlos Quentin, R OBP: 0.265, SLG: 0.310										1	0	0	1	1	1	2							
25 Will Venable, L OBP: 0.264, SLG: 0.298										1	0	0	0	1	0	1							
14 Tommy Medica, R OBP: 0.285, SLG: 0.419										5	1	3	2	0	1	2							
15 Jeff Francoeur, R OBP: 0.400, SLG: 0.333										3	1	1	1	1	1	1							
1 Chris Nelson, R OBP: 0.300, SLG: 0.316										5	0	1	1	0	1	6							
44 René Rivera, R OBP: 0.276, SLG: 0.410										3	0	0	1	1	0	2							
59 Kevin Quackenbush, R OBP: 0.182, SLG: 0.241										0	0	0	0	0	0	0							
11 Brooks Conrad, S OBP: 0.182, SLG: 0.241										1	0	0	0	0	0	0							
33 Dale Thayer, R OBP: 0.182, SLG: 0.241										0	0	0	0	0	0	0							
5 Alexi Amarista, L OBP: 0.285, SLG: 0.319										4	1	0	0	1	0	4							
22 Ian Kennedy, R OBP: 0.189, SLG: 0.206										2	0	0	0	1	1	2							
50 Nick Vincent, R OBP: 0.189, SLG: 0.206										0	0	0	0	0	0	0							
54 Alex Torres, L OBP: 0.189, SLG: 0.206										0	0	0	0	0	0	0							
8 Yasmani Grandal, S OBP: 0.310, SLG: 0.385										0	1	0	0	2	0	0							
Inning Stats	R: 2 E: 0 K: 1 S: 10	H: 1 LOB: 1 BB: 1 P: 16	R: 0 E: 0 K: 0 S: 9	H: 0 LOB: 0 BB: 0 P: 12	R: 0 E: 0 K: 2 S: 13	H: 1 LOB: 2 BB: 1 P: 22	R: 1 E: 0 K: 1 S: 16	H: 2 LOB: 2 BB: 0 P: 20	R: 2 E: 0 K: 0 S: 16	H: 1 LOB: 2 BB: 2 P: 35	R: 0 E: 0 K: 1 S: 11	H: 0 LOB: 1 BB: 1 P: 19	R: 0 E: 0 K: 2 S: 10	H: 1 LOB: 2 BB: 0 P: 12	R: 3 E: 0 K: 0 S: 18	H: 2 LOB: 2 BB: 3 P: 35	R: 0 E: 0 K: 0 S: 11	H: 0 LOB: 1 BB: 1 P: 20	1B: 5 2B: 2 3B: 1 HR: 0	SF: 2 SAC: 0 DP: 1 HBP: 0	WP: 1 PB: 0 SB: 1 CS: 0	PA: 46	
PITCHER	IP WLS BF H R ER SO BB IBB HBP BLK WP HR S P ERA WHIP	67 Tsuyoshi Wada, L ERA: 5.0	4.0 L 22 5 5 5 4 4 0 0 0 0 0 0 53 87 11.25 2.250	63 Brian Schiller, R ERA: 3.09	1.0 4 0 0 0 0 2 0 0 0 0 0 0 11 20 0.00 2.000	33 Carlos Villanueva, R ERA: 5.76	2.0 8 1 0 0 3 1 0 0 0 0 0 0 21 31 0.00 1.000	52 Justin Grimm, R ERA: 4.96	1.0 8 2 3 3 0 2 1 0 0 1 0 18 35 27.00 4.000	40 James Russell, L ERA: 2.76	1.0 4 0 0 0 0 1 0 0 0 0 0 0 11 20 0.00 1.000												

Batter	1	2	3	4	5	6	7	8	9	AB	R	H	RBI	BB	SO	LOB	BOTTOM					
64 Emilio Bonifacio, S OBP: 0.308, SLG: 0.344										4	0	1	0	0	1	0	San Diego Padres @ Chicago Cubs Wrigley Field, Chicago, IL Wed Jul 23 2014, 7:07 PM - 10:42 PM CDT Att: 30,778 - Partly Cloudy - 62 F					
7 Arismendy Alcántara, S OBP: 0.319, SLG: 0.349										3	0	0	0	1	2	1						
44 Anthony Rizzo, L OBP: 0.389, SLG: 0.539										2	1	1	0	2	1	3						
13 Starlin Castro, R OBP: 0.325, SLG: 0.431										4	0	0	0	0	1	7						
8 Chris Coghlan, L OBP: 0.355, SLG: 0.472										3	1	0	0	1	2	0						
24 Luis Valbuena, L OBP: 0.330, SLG: 0.417										4	1	1	3	0	0	0						
19 Nate Schierholtz, L OBP: 0.249, SLG: 0.307										3	0	0	0	1	1	0						
5 Wellington Castillo, R OBP: 0.293, SLG: 0.393										4	0	1	0	0	1	1						
67 Tsuyoshi Wada, L ERA: 3.66										1	0	0	0	0	0	0						
63 Brian Schiller, R ERA: 3.09										0	0	0	0	0	0	0						
6 Ryan Sweeney, R ERA: 3.09										0	0	0	0	0	0	0						
33 Carlos Villanueva, R ERA: 5.76										0	0	0	0	0	0	0						
21 Junior Lake, R ERA: 1.91										0	0	0	0	0	0	0						
52 Justin Grimm, R ERA: 4.96										0	0	0	0	0	0	0						
40 James Russell, L ERA: 2.76										0	0	0	0	0	0	0						
12 John Baker, L ERA: 1.99										1	0	0	0	0	0	0						
Inning Stats	R: 0 E: 0 K: 1 S: 11	H: 1 LOB: 1 BB: 0 P: 15	R: 0 E: 0 K: 1 S: 9	H: 0 LOB: 0 BB: 0 P: 10	R: 0 E: 0 K: 1 S: 9	H: 0 LOB: 0 BB: 0 P: 12	R: 3 E: 0 K: 1 S: 13	H: 1 LOB: 2 BB: 2 P: 24	R: 0 E: 0 K: 1 S: 11	H: 1 LOB: 3 BB: 2 P: 24	R: 0 E: 0 K: 1 S: 9	H: 0 LOB: 1 BB: 1 P: 16	R: 0 E: 0 K: 2 S: 11	H: 1 LOB: 2 BB: 1 P: 23	R: 0 E: 0 K: 0 S: 5	H: 0 LOB: 0 BB: 0 P: 8	R: 0 E: 0 K: 0 S: 7	H: 0 LOB: 0 BB: 0 P: 10	1B: 2 2B: 1 3B: 0 HR: 1	SF: 0 SAC: 1 DP: 0 HBP: 0	WP: 1 PB: 0 SB: 0 CS: 0	PA: 37
PITCHER	IP WLS BF H R ER SO BB IBB HBP BLK WP HR S P ERA WHIP	22 Ian Kennedy, R ERA: 3.66	6.0 W 26 3 3 3 6 5 0 0 0 0 0 0 4 6 4.50 1.333	50 Nick Vincent, R ERA: 5.6	0.1 H 2 1 0 0 0 0 0 0 0 0 0 0 4 6 0.00 3.000	54 Alex Torres, L ERA: 1.91	0.1 H 2 0 0 0 0 1 1 0 0 0 0 0 4 11 0.00 3.000	59 Kevin Quackenbush, R ERA: 2.45	1.1 H 4 0 0 0 1 0 0 0 0 0 0 0 8 14 0.00 0.000	33 Dale Thayer, R ERA: 1.99	1.0 3 0 0 0 1 0 0 0 0 0 0 0 7 10 0.00 0.000											



Batter	1	2	3	4	5	6	7	8	9	AB	R	H	RBI	BB	SO	LOB	TOP					
5 Alexi Amarista, L (1,6) OBP: 0.282, SLG: 0.315										6	2	1	2	0	1	1						
27 Yanerquis Solarte, S (1,4) OBP: 0.338, SLG: 0.385										4	1	0	1	1	1	1						
12 Seth Smith, L (1,9) OBP: 0.299, SLG: 0.514										4	2	3	1	0	0	1						
15 Jeff Francoeur, R (7,PH) OBP: 0.429, SLG: 0.250										1	0	0	0	1	0	0						
8 Yasmani Grandal, S (1,3) OBP: 0.311, SLG: 0.392										4	2	1	1	1	1	5						
25 Will Venable, L (1,8) OBP: 0.270, SLG: 0.304										5	1	3	2	0	0	0						
4 Jake Goethbert, L (1,7) OBP: 0.333, SLG: 0.354										5	1	1	0	0	3	4						
1 Chris Nelson, R (1,5) OBP: 0.390, SLG: 0.304										4	1	1	2	0	0	2						
3 Jace Peterson, L (8,PH) OBP: 0.151, SLG: 0.100										0	0	0	0	1	0	0						
44 René Rivera, R (1,2) OBP: 0.286, SLG: 0.436										5	2	3	3	0	1	1						
38 Tyson Ross, R (1,1) OBP: 0.171, SLG: 0.154										3	1	1	0	0	0	3						
46 Tim Stauffer, R (7,1) OBP: 0.200, SLG: 0.200										0	0	0	0	0	0	0						
50 Nick Vincent, R (8,1) OBP: 0.290, SLG: 0.379										1	0	0	0	0	1	0						
Inning Stats	R: 2 H: 3 E: 0 K: 2 S: 17	H: 3 LOB: 0 BB: 24 P: 24	R: 0 H: 0 E: 0 K: 0 S: 8	H: 0 LOB: 0 BB: 11 P: 11	R: 0 H: 1 E: 0 K: 0 S: 8	H: 1 LOB: 1 BB: 0 P: 12	R: 0 H: 0 E: 0 K: 1 S: 9	H: 0 LOB: 0 BB: 0 P: 13	R: 1 H: 2 E: 1 K: 1 S: 11	H: 2 LOB: 3 BB: 2 P: 20	R: 9 H: 8 E: 1 K: 2 S: 23	H: 8 LOB: 3 BB: 2 P: 44	R: 0 H: 0 E: 0 K: 0 S: 7	H: 0 LOB: 1 BB: 1 P: 11	R: 0 H: 0 E: 0 K: 1 S: 6	H: 0 LOB: 1 BB: 1 P: 12	R: 1 H: 0 E: 1 K: 1 S: 11	H: 0 LOB: 0 BB: 0 P: 12	1B: 11 2B: 1 3B: 1 HR: 1	SF: 1 SAC: 0 DP: 0 HBP: 1	WP: 2 PB: 0 SB: 0 CS: 0	PA: 48
PITCHER	IP: 5.0 WLS: L BF: 23 ERA: 5.76	H: 7 R: 5 ER: 5 SO: 4	BB: 1 IBB: 0 HBP: 0 BLK: 0	WP: 2 HR: 1 S: 54 P: 87	ERA: 9.00 WHIP: 1.600	IP: 1.0 WLS: 4 BF: 4 ERA: 3.82	H: 0 R: 1 ER: 0 SO: 1	BB: 0 IBB: 0 HBP: 0 BLK: 0	WP: 0 HR: 0 S: 11 P: 12	ERA: 0.00 WHIP: 0.000												
36 Edwin Jackson, R (1,1) ERA: 5.76						56 Héctor Rondón, R (9,1) ERA: 3.82																
63 Brian Schiller, R (6,1) ERA: 3.92																						
53 Wesley Wright, L (6,1) ERA: 2.51																						
40 James Russell, L (7,1) ERA: 2.67																						
46 Pedro Strop, R (8,1) ERA: 2.89																						

San Diego Padres @ Chicago Cubs
Wrigley Field, Chicago, IL
Thu Jul 24 2014, 7:08 PM - 10:44 PM CDT
Att: 31,321 - Partly Cloudy - 69 F

AB	42
R	13
H	14
RBI	12
BB	4
SO	8
LOB	18



Batter	1	2	3	4	5	6	7	8	9	AB	R	H	RBI	BB	SO	LOB	BOTTOM					
64 Emilio Bonifacio, S (1,8) OBP: 0.306, SLG: 0.341										5	0	1	0	0	2	1						
7 Arismendy Alcántara, S (1,4) OBP: 0.327, SLG: 0.532										5	1	2	0	0	3	2						
44 Anthony Rizzo, L (1,3) OBP: 0.389, SLG: 0.536										4	2	1	0	1	3	2						
13 Starlin Castro, R (1,6) OBP: 0.328, SLG: 0.431										4	0	2	1	1	0	3						
8 Chris Coghlan, L (1,7) OBP: 0.353, SLG: 0.467										4	0	1	1	0	1	3						
24 Luis Valbuena, L (1,5) OBP: 0.329, SLG: 0.414										4	0	1	1	0	1	3						
6 Ryan Sweeney, L (1,9) OBP: 0.258, SLG: 0.276										4	0	0	0	0	2	5						
12 John Baker, L (1,2) OBP: 0.304, SLG: 0.256										4	0	1	0	0	2	5						
36 Edwin Jackson, R (1,1) OBP: 0.174, SLG: 0.147										1	0	0	0	0	1	0						
63 Brian Schiller, R (6,1) OBP: 0.209, SLG: 1.992										0	0	0	0	0	0	0						
53 Wesley Wright, L (6,1) ERA: 2.51										0	0	0	0	0	0	0						
40 James Russell, L (7,1) ERA: 2.67										0	0	0	0	0	0	0						
19 Nate Scherholz, L (8,PH) OBP: 0.247, SLG: 0.398										0	0	0	0	0	0	0						
46 Pedro Strop, R (8,PH) ERA: 2.89										0	0	0	0	0	0	0						
21 Junior Lake, R (8,PH) ERA: 2.89										0	0	0	0	0	0	0						
56 Héctor Rondón, R (9,1) ERA: 3.82										0	0	0	0	0	0	0						
Inning Stats	R: 0 H: 0 E: 0 K: 2 S: 9	H: 0 LOB: 0 BB: 0 P: 14	R: 0 H: 0 E: 0 K: 2 S: 13	H: 0 LOB: 1 BB: 1 P: 22	R: 0 H: 1 E: 0 K: 2 S: 12	H: 1 LOB: 1 BB: 0 P: 15	R: 1 H: 3 E: 1 K: 2 S: 13	H: 3 LOB: 2 BB: 0 P: 19	R: 0 H: 1 E: 0 K: 2 S: 15	H: 1 LOB: 2 BB: 0 P: 24	R: 0 H: 0 E: 0 K: 1 S: 6	H: 0 LOB: 0 BB: 0 P: 10	R: 0 H: 0 E: 0 K: 2 S: 10	H: 0 LOB: 0 BB: 0 P: 14	R: 2 H: 3 E: 1 K: 1 S: 24	H: 3 LOB: 3 BB: 1 P: 33	R: 0 H: 1 E: 0 K: 2 S: 15	H: 1 LOB: 0 BB: 0 P: 18	1B: 8 2B: 1 3B: 0 HR: 0	SF: 0 SAC: 1 DP: 0 HBP: 0	WP: 2 PB: 0 SB: 1 CS: 0	PA: 40
PITCHER	IP: 6.0 WLS: W BF: 25 ERA: 2.65	H: 5 R: 1 ER: 1 SO: 10	BB: 1 IBB: 0 HBP: 0 BLK: 0	WP: 1 HR: 0 S: 68 P: 104	ERA: 1.50 WHIP: 1.000	IP: 1.1 WLS: 9 BF: 3 ERA: 4.2	H: 3 R: 2 ER: 2 SO: 2	BB: 1 IBB: 0 HBP: 0 BLK: 0	WP: 1 HR: 0 S: 28 P: 40	ERA: 13.50 WHIP: 3.000	IP: 1.2 WLS: 6 BF: 1 ERA: 5.28	H: 1 R: 0 ER: 0 SO: 3	BB: 0 IBB: 0 HBP: 0 BLK: 0	WP: 0 HR: 0 S: 21 P: 25	ERA: 0.00 WHIP: 0.600							
38 Tyson Ross, R (1,1) ERA: 2.65																						
46 Tim Stauffer, R (7,1) ERA: 4.2																						
50 Nick Vincent, R (8,1) ERA: 5.28																						

San Diego Padres @ Chicago Cubs
Wrigley Field, Chicago, IL
Thu Jul 24 2014, 7:08 PM - 10:44 PM CDT
Att: 31,321 - Partly Cloudy - 69 F

AB	37
R	3
H	9
RBI	3
BB	2
SO	16
LOB	27



Batter	1	2	3	4	5	6	7	8	9	AB	R	H	RBI	BB	SO	LOB	TOP					
13 Matt Carpenter, L OBP: 0.373, SLG: 0.389										4	2	0	1	1	3	1						
16 Kolten Wong, L OBP: 0.394, SLG: 0.394										5	1	2	0	0	3	1						
7 Matt Holliday, R OBP: 0.371, SLG: 0.409										4	1	0	0	1	1	3						
32 Matt Adams, L OBP: 0.335, SLG: 0.523										5	1	2	4	0	1	0						
27 Jhonny Peralta, R OBP: 0.331, SLG: 0.447										3	0	0	0	1	1	1						
12 A.J. Pierzynski, L OBP: 0.292, SLG: 0.354										4	0	3	1	0	0	1						
18 Oscar Taveras, L OBP: 0.237, SLG: 0.273										4	0	0	0	0	0	4						
19 Jon Jay, L OBP: 0.348, SLG: 0.372										4	1	1	0	0	1	1						
40 Shelby Miller, R OBP: 0.185, SLG: 0.231										2	0	0	0	0	0	1						
36 Randy Choate, L ERA: 4.62										0	0	0	0	0	0	0						
71 Sam Freeman, L ERA: 2.11										0	0	0	0	0	0	0						
21 Allen Craig, R OBP: 0.209, SLG: 0.350										0	0	0	0	0	0	0						
37 Pat Neshek, S ERA: 0.85										0	0	0	0	0	0	0						
26 Trevor Rosenthal, R ERA: 3.4										0	0	0	0	0	0	0						
Inning Stats	R: 2 E: 0 K: 0 S: 16	H: 2 LOB: 1 BB: 1 P: 28	R: 0 E: 1 K: 1 S: 12	H: 0 LOB: 1 BB: 0 P: 16	R: 0 E: 0 K: 1 S: 9	H: 0 LOB: 0 BB: 0 P: 13	R: 0 E: 0 K: 1 S: 11	H: 1 LOB: 1 BB: 0 P: 22	R: 0 E: 0 K: 2 S: 9	H: 1 LOB: 1 BB: 0 P: 14	R: 0 E: 0 K: 1 S: 11	H: 1 LOB: 1 BB: 0 P: 16	R: 4 E: 0 K: 1 S: 24	H: 3 LOB: 2 BB: 2 P: 43	R: 0 E: 0 K: 2 S: 10	H: 0 LOB: 0 BB: 0 P: 15	R: 0 E: 0 K: 2 S: 9	H: 0 LOB: 0 BB: 0 P: 13	1B: 6 2B: 1 3B: 1 HR: 0	SF: 0 SAC: 1 DP: 0 HBP: 0	WP: 2 PB: 0 SB: 2 CS: 0	PA: 40
PITCHER	IP WLS BF H R ER SO BB IBB HBP BLK WP HR S P ERA WHIP																					
49 Jake Arrieta, R ERA: 2.18	6.0		25	5	2	2	6	1	0	0	0	0	1	0	68	109	3.00	1.000				
40 James Russell, L ERA: 3.77	0.2	L	6	2	4	4	1	1	0	0	0	0	1	0	18	28	54.00	4.500				
63 Brian Schlichter, R ERA: 3.89	0.1		3	1	0	0	1	0	0	0	0	0	0	6	15	0.00	6.000					
50 Blake Parker, R ERA: 7.04	2.0		6	0	0	0	4	0	0	0	0	0	0	0	19	28	0.00	0.000				

St. Louis Cardinals @ Chicago Cubs
Wrigley Field, Chicago, IL
Sat Jul 26 2014, 3:09 PM - 6:27 PM CDT
Att: 41,927 - Partly Cloudy - 78 F

AB 36
R 6
H 8
RBI 6
BB 3
SO 11
LOB 13



Batter	1	2	3	4	5	6	7	8	9	AB	R	H	RBI	BB	SO	LOB	BOTTOM					
64 Emilio Bonifacio, S OBP: 0.314, SLG: 0.352										4	1	3	0	0	0	0						
7 Arismendy Alcantara, S OBP: 0.311, SLG: 0.473										4	0	0	0	0	1	3						
44 Anthony Rizzo, L OBP: 0.388, SLG: 0.528										4	0	0	1	0	1	2						
13 Starlin Castro, R OBP: 0.326, SLG: 0.427										4	0	1	0	0	0	0						
24 Luis Valbuena, L OBP: 0.330, SLG: 0.420										4	0	0	0	0	1	1						
8 Chris Coghlan, L OBP: 0.348, SLG: 0.457										3	0	1	0	0	0	0						
50 Blake Parker, R ERA: 7.04										0	0	0	0	0	0	0						
20 Justin Ruggiano, R OBP: 0.298, SLG: 0.316										0	0	0	0	0	0	0						
37 Travis Wood, R OBP: 0.293, SLG: 0.538										0	0	0	0	0	0	0						
5 Wellington Castillo, R OBP: 0.292, SLG: 0.366										4	0	0	0	0	2	2						
6 Ryan Sweeney, L OBP: 0.265, SLG: 0.322										3	1	1	1	0	0	0						
49 Jake Arrieta, R ERA: 2.18										1	0	0	0	0	1	0						
19 Nate Schierholz, L OBP: 0.248, SLG: 0.182										1	1	1	1	0	0	0						
40 James Russell, L ERA: 3.77										0	0	0	0	0	0	0						
63 Brian Schlichter, R ERA: 3.89										0	0	0	0	0	0	0						
21 Junior Lake, R OBP: 0.240, SLG: 0.375										1	0	0	0	0	0	0						
Inning Stats	R: 0 E: 0 K: 1 S: 11	H: 0 LOB: 0 BB: 0 P: 17	R: 0 E: 0 K: 0 S: 6	H: 0 LOB: 0 BB: 0 P: 8	R: 0 E: 0 K: 1 S: 9	H: 0 LOB: 0 BB: 0 P: 15	R: 1 E: 0 K: 0 S: 9	H: 1 LOB: 0 BB: 0 P: 13	R: 0 E: 0 K: 1 S: 11	H: 0 LOB: 0 BB: 0 P: 17	R: 1 E: 0 K: 1 S: 13	H: 2 LOB: 1 BB: 0 P: 21	R: 0 E: 0 K: 1 S: 8	H: 1 LOB: 1 BB: 0 P: 14	R: 1 E: 0 K: 0 S: 8	H: 2 LOB: 1 BB: 0 P: 9	R: 0 E: 0 K: 1 S: 14	H: 2 LOB: 1 BB: 0 P: 16	1B: 4 2B: 2 3B: 0 HR: 2	SF: 0 SAC: 0 DP: 1 HBP: 0	WP: 0 PB: 0 SB: 1 CS: 0	PA: 34
PITCHER	IP WLS BF H R ER SO BB IBB HBP BLK WP HR S P ERA WHIP																					
40 Shelby Miller, R ERA: 4.2	5.2		20	3	2	2	3	0	0	0	0	0	0	0	56	87	3.18	0.529				
36 Randy Choate, L ERA: 4.62	0.1	W	1	0	0	0	1	0	0	0	0	0	0	0	3	4	0.00	0.000				
71 Sam Freeman, L ERA: 2.11	1.0		4	1	0	0	1	0	0	0	0	0	0	8	14	0.00	1.000					
37 Pat Neshek, R ERA: 0.85	1.0		5	2	1	1	0	0	0	0	0	0	0	1	8	9	9.00	2.000				
26 Trevor Rosenthal, R ERA: 3.4	1.0	S	4	2	0	0	1	0	0	0	0	0	0	14	16	0.00	2.000					

St. Louis Cardinals @ Chicago Cubs
Wrigley Field, Chicago, IL
Sat Jul 26 2014, 3:09 PM - 6:27 PM CDT
Att: 41,927 - Partly Cloudy - 78 F

AB 34
R 3
H 8
RBI 3
BB 0
SO 6
LOB 8



Batter	1	2	3	4	5	6	7	8	9	AB	R	H	RBI	BB	SO	LOB	TOP					
13 Matt Carpenter, L (1.5) OBP: 0.377, SLG: 0.392										4	0	3	0	0	0	0						
16 Kolten Wong, L (1.4) OBP: 0.303, SLG: 0.392										4	0	1	0	0	0	2						
7 Matt Holliday, R (1.7) OBP: 0.373, SLG: 0.418										4	1	2	1	0	1	1						
32 Matt Adams, L (1.3) OBP: 0.331, SLG: 0.516										4	0	0	0	0	1	1						
27 Jhonny Peralta, R (1.6) OBP: 0.330, SLG: 0.445										4	0	1	0	0	0	1						
12 A.J. Pierzynski, L (1.2) OBP: 0.292, SLG: 0.356										4	0	1	0	0	1	2						
18 Oscar Taveras, L (1.9) OBP: 0.240, SLG: 0.275										3	0	1	0	0	0	1						
19 Jon Jay, L (1.8) OBP: 0.348, SLG: 0.369										2	0	0	0	0	1	1						
50 Adam Wainwright, R (1.1) OBP: 0.265, SLG: 0.283										3	0	0	0	0	0	3						
46 Kevin Siegrist, L (8.1)										0	0	0	0	0	0	0						
26 Trevor Rosenthal, R (9.1)										0	0	0	0	0	0	0						
Inning Stats	R: 1 E: 0 K: 0 S: 10	H: 2 LOB: 0 BB: 0 P: 17	R: 0 E: 0 K: 1 S: 11	H: 1 LOB: 1 BB: 0 P: 18	R: 0 E: 0 K: 1 S: 7	H: 1 LOB: 0 BB: 0 P: 13	R: 0 E: 0 K: 1 S: 13	H: 1 LOB: 1 BB: 0 P: 21	R: 0 E: 0 K: 0 S: 8	H: 0 LOB: 0 BB: 0 P: 13	R: 0 E: 0 K: 0 S: 4	H: 1 LOB: 0 BB: 0 P: 5	R: 0 E: 0 K: 0 S: 13	H: 2 LOB: 3 BB: 0 P: 21	R: 0 E: 0 K: 1 S: 10	H: 1 LOB: 0 BB: 0 P: 13	R: 0 E: 0 K: 1 S: 8	H: 0 LOB: 0 BB: 0 P: 10	1B: 7 2B: 1 3B: 0 HR: 1	SF: 0 SAC: 0 DP: 3 HBP: 1	WP: 0 PB: 0 SB: 0 CS: 0	PA: 33
PITCHER	IP	WLS	BF	H	R	ER	SO	BB	IBB	HBP	BLK	WP	HR	S	P	ERA	WHIP					
28 Kyle Hendricks, R (1.1) ERA: 2.33	6.1	L	23	7	1	1	2	0	0	0	0	0	1	57	94	1.42	1.105					
53 Wesley Wright, L (7.1) ERA: 2.37	0.2		4	1	0	0	0	0	0	1	0	0	0	9	14	0.00	1.500					
46 Pedro Strop, R (8.1) ERA: 2.78	1.0		3	1	0	0	1	0	0	0	0	0	0	10	13	0.00	1.000					
56 Héctor Rondón, R (9.1) ERA: 3.62	1.0		3	0	0	0	1	0	0	0	0	0	0	8	10	0.00	0.000					

St. Louis Cardinals @ Chicago Cubs
Wrigley Field, Chicago, IL
Sun Jul 27 2014, 1:24 PM - 4:03 PM CDT
Att: 35,256 - Partly Cloudy - 84 F

AB 32
R 1
H 9
RBI 1
BB 0
SO 4
LOB 12



Batter	1	2	3	4	5	6	7	8	9	AB	R	H	RBI	BB	SO	LOB	BOTTOM					
64 Emilio Bonifacio, S (1.4) OBP: 0.310, SLG: 0.347										4	0	0	0	0	0	1						
7 Arismendy Alcántara, S (1.8) OBP: 0.308, SLG: 0.459										4	0	1	0	0	1	0						
44 Anthony Rizzo, L (1.3) OBP: 0.389, SLG: 0.528										4	0	2	0	0	0	0						
13 Starlin Castro, R (1.6) OBP: 0.323, SLG: 0.423										4	0	0	0	0	0	2						
24 Luis Valbuena, L (1.5) OBP: 0.329, SLG: 0.417										4	0	1	0	0	0	0						
8 Chris Coghlan, L (1.7) OBP: 0.352, SLG: 0.455										3	0	1	0	1	0	1						
5 Wellington Castillo, R (1.2) OBP: 0.291, SLG: 0.390										4	0	1	0	0	2	3						
6 Ryan Sweeney, L (1.9) OBP: 0.273, SLG: 0.320										1	0	0	0	2	0	1						
28 Kyle Hendricks, R (1.1) ERA: 1.92										2	0	0	0	0	1	3						
53 Wesley Wright, R (7.1) ERA: 4.03										0	0	0	0	0	0	0						
19 Nate Schierholtz, L (7. PH) OBP: 0.207, SLG: 0.315										1	0	0	0	0	0	2						
46 Pedro Strop, R (8.1) ERA: 2.78										0	0	0	0	0	0	0						
56 Héctor Rondón, R (9.1) ERA: 3.33										0	0	0	0	0	0	0						
Inning Stats	R: 0 E: 0 K: 1 S: 7	H: 0 LOB: 0 BB: 0 P: 11	R: 0 E: 0 K: 0 S: 7	H: 0 LOB: 0 BB: 0 P: 10	R: 0 E: 0 K: 0 S: 9	H: 1 LOB: 1 BB: 0 P: 12	R: 0 E: 0 K: 0 S: 6	H: 1 LOB: 0 BB: 0 P: 10	R: 0 E: 0 K: 1 S: 13	H: 0 LOB: 2 BB: 2 P: 28	R: 0 E: 0 K: 0 S: 8	H: 2 LOB: 1 BB: 0 P: 12	R: 0 E: 0 K: 1 S: 8	H: 1 LOB: 2 BB: 1 P: 15	R: 0 E: 0 K: 0 S: 6	H: 0 LOB: 0 BB: 0 P: 12	R: 0 E: 0 K: 1 S: 12	H: 1 LOB: 1 BB: 0 P: 16	1B: 5 2B: 1 3B: 0 HR: 0	SF: 0 SAC: 0 DP: 1 HBP: 0	WP: 0 PB: 0 SB: 0 CS: 0	PA: 34
PITCHER	IP	WLS	BF	H	R	ER	SO	BB	IBB	HBP	BLK	WP	HR	S	P	ERA	WHIP					
50 Adam Wainwright, R (1.1) ERA: 1.92	7.0	W	27	5	0	0	3	2	1	0	0	0	0	6	12	0.00	1.000					
46 Kevin Siegrist, L (8.1) ERA: 4.03	1.0	H	3	0	0	0	0	0	0	0	0	0	0	6	12	0.00	0.000					
26 Trevor Rosenthal, R (9.1) ERA: 3.33	1.0	S	4	1	0	0	1	0	0	0	0	0	0	12	16	0.00	1.000					

St. Louis Cardinals @ Chicago Cubs
Wrigley Field, Chicago, IL
Sun Jul 27 2014, 1:24 PM - 4:03 PM CDT
Att: 35,256 - Partly Cloudy - 84 F

AB 31
R 0
H 6
RBI 0
BB 3
SO 4
LOB 13



Batter	1	2	3	4	5	6	7	8	9	AB	R	H	RBI	BB	SO	LOB	TOP					
19 Charlie Blackmon, L (1.8) OBP: 0.341, SLG: 0.465										3	1	1	0	0	1	1	Colorado Rockies @ Chicago Cubs Wrigley Field, Chicago, IL Mon Jul 28 2014, 7:08 PM - 10:00 PM CDT Att: 29,702 - Clear - 63 F					
9 DJ LeMahieu, R (1.4) OBP: 0.341, SLG: 0.366										4	0	1	0	0	2	1						
5 Carlos González, L (1.9) OBP: 0.293, SLG: 0.437										4	0	0	0	0	2	3						
28 Nolan Arenado, R (1.5) OBP: 0.310, SLG: 0.470										4	0	1	1	0	1	0						
20 Wilin Rosario, R (1.2) OBP: 0.277, SLG: 0.404										4	0	0	0	0	1	2						
1 Brandon Barnes, R (1.7) OBP: 0.298, SLG: 0.402										3	0	1	0	1	0	0						
4 Ben Paulsen, L (1.3) OBP: 0.520, SLG: 0.652										3	0	1	0	0	0	2						
23 Charlie Culberson, R (1.6) OBP: 0.225, SLG: 0.291										3	0	0	0	0	0	2						
58 Yohan Flande, L (1.1)										1	0	0	0	0	1	0						
34 Matt Belisle, R (7.1)										0	0	0	0	0	0	0						
6 Corey Dickerson, L (6. PH) OBP: 0.391, SLG: 0.583										1	0	1	0	0	0	0						
37 Nick Masset, R (8.1)										0	0	0	0	0	0	0						
35 Chad Bettis, R (8.1)										0	0	0	0	0	0	0						
Inning Stats	R: 0 E: 0 K: 3 S: 10	H: 0 LOB: 0 BB: 0 P: 16	R: 0 E: 0 K: 0 S: 5	H: 0 LOB: 0 BB: 0 P: 8	R: 0 E: 0 K: 0 S: 8	H: 1 LOB: 1 BB: 0 P: 10	R: 0 E: 0 K: 1 S: 7	H: 0 LOB: 0 BB: 0 P: 12	R: 0 E: 0 K: 0 S: 8	H: 1 LOB: 1 BB: 0 P: 14	R: 1 E: 0 K: 2 S: 16	H: 3 LOB: 2 BB: 0 P: 25	R: 0 E: 0 K: 0 S: 7	H: 0 LOB: 0 BB: 1 P: 12	R: 0 E: 0 K: 1 S: 7	H: 1 LOB: 1 BB: 0 P: 10	R: 0 E: 0 K: 1 S: 7	H: 0 LOB: 0 BB: 0 P: 11	1B: 5 2B: 1 3B: 0 HR: 0	SF: 0 SAC: 2 DP: 1 HBP: 0	WP: 0 PB: 1 SB: 0 CS: 0	PA: 33
PITCHER	IP WLS BF H R ER SO BB IBB HBP BLK WP HR S P ERA WHIP	PITCHER																				
67 Tsuyoshi Wada, L (1.1) ERA: 3.38	7.0 W 26 5 1 1 6 1 0 0 0 0 0 0 0 61 97 1.29 0.857																					
40 James Russell, L (8.1) ERA: 3.73	0.1 H 2 1 0 0 0 0 0 0 0 0 0 0 0 3 3 0.00 3.000																					
46 Pedro Strop, R (8.1) ERA: 2.72	0.2 H 2 0 0 0 1 0 0 0 0 0 0 0 0 4 7 0.00 0.000																					
56 Héctor Rondón, R (9.1) ERA: 3.52	1.0 S 3 0 0 0 1 0 0 0 0 0 0 0 0 7 11 0.00 0.000																					
Batter	1	2	3	4	5	6	7	8	9	AB	R	H	RBI	BB	SO	LOB	BOTTOM					
64 Emilio Bonifacio, S (1.5) OBP: 0.312, SLG: 0.353										4	2	2	0	0	1	0	Colorado Rockies @ Chicago Cubs Wrigley Field, Chicago, IL Mon Jul 28 2014, 7:08 PM - 10:00 PM CDT Att: 29,702 - Clear - 63 F					
7 Arismendy Alcántara, S (1.4) OBP: 0.319, SLG: 0.469										3	1	1	0	1	0	0						
44 Anthony Rizzo, L (1.3) OBP: 0.388, SLG: 0.525										4	0	1	2	0	1	1						
13 Starlin Castro, R (1.6) OBP: 0.324, SLG: 0.424										3	0	1	0	1	1	2						
20 Justin Ruggiano, R (1.9) OBP: 0.358, SLG: 0.450										2	0	1	1	0	0	1						
40 James Russell, L (8.1)										0	0	0	0	0	0	0						
46 Pedro Strop, R (8.1)										0	0	0	0	0	0	0						
56 Héctor Rondón, R (9.1)										0	0	0	0	0	0	0						
8 Chris Coghlan, L (1.7) OBP: 0.347, SLG: 0.447										3	0	0	0	0	2	3						
21 Junior Lake, R (1.8) OBP: 0.238, SLG: 0.372										2	0	0	0	0	0	0						
24 Luis Valbuena, L (7. PH) OBP: 0.328, SLG: 0.416										1	0	0	0	0	0	1						
12 John Baker, L (1.2) OBP: 0.303, SLG: 0.256										3	1	1	0	0	2	0						
67 Tsuyoshi Wada, L (1.1) ERA: 6.08										2	0	0	0	0	1	0						
19 Nate Schierholz, L (8.9) OBP: 0.269, SLG: 0.318										1	0	1	0	0	0	0						
Inning Stats	R: 0 E: 0 K: 1 S: 13	H: 0 LOB: 0 BB: 0 P: 19	R: 0 E: 0 K: 1 S: 7	H: 1 LOB: 0 BB: 0 P: 13	R: 0 E: 0 K: 1 S: 12	H: 0 LOB: 0 BB: 0 P: 16	R: 2 E: 0 K: 1 S: 12	H: 2 LOB: 1 BB: 1 P: 19	R: 0 E: 0 K: 2 S: 8	H: 0 LOB: 0 BB: 0 P: 11	R: 0 E: 0 K: 1 S: 6	H: 0 LOB: 0 BB: 0 P: 6	R: 0 E: 0 K: 1 S: 9	H: 1 LOB: 1 BB: 0 P: 12	R: 2 E: 1 K: 0 S: 9	H: 4 LOB: 1 BB: 1 P: 21	1B: 5 2B: 3 3B: 0 HR: 0	SF: 1 SAC: 0 DP: 2 HBP: 0	WP: 0 PB: 0 SB: 0 CS: 0	PA: 31		
PITCHER	IP WLS BF H R ER SO BB IBB HBP BLK WP HR S P ERA WHIP	PITCHER																				
58 Yohan Flande, L (1.1) ERA: 6.08	6.2 L 24 4 2 2 8 1 0 0 0 0 0 0 0 65 93 2.70 0.600																					
34 Matt Belisle, R (7.1) ERA: 5.49	0.1 1 0 0 0 0 0 0 0 0 0 0 0 2 3 0.00 0.000																					
37 Nick Masset, R (8.1) ERA: 5.13	0.1 5 4 2 2 0 1 0 0 0 0 0 0 7 17 54.00 15.000																					
35 Chad Bettis, R (8.1) ERA: 9.12	0.2 1 0 0 0 0 0 0 0 0 0 0 0 2 4 0.00 0.000																					

Batter	1	2	3	4	5	6	7	8	9	10	11	12	13	14	15	16	AB	R	H	RBI	BB	SO	LOB	TOP																
10 Charlie Blackmon, L OBP: 0.348, SLG: 0.460	F8	BB			1B				G4-3		F7			F7			6	0	1	0	1	1	1																	
6 Corey Dickerson, L OBP: 0.392, SLG: 0.591		BB							P5		K			L7			6	1	2	0	1	1	0																	
28 Nolan Arenado, R OBP: 0.397, SLG: 0.487	1B	2B							G6-3		G6-3			F7			6	1	1	1	1	1	4																	
5 Carlos González, L OBP: 0.324, SLG: 0.432									BB								5	1	1	0	1	2	1																	
32 LaTroy Hawkins, R									K								1	0	0	0	0	1	0																	
46 Tyler Matzek, L OBP: 0.200, SLG: 0.158									1B								0	0	0	0	0	0	0																	
33 Justin Marnau, L OBP: 0.350, SLG: 0.501	BB																4	0	1	2	3	2	0																	
20 Wilin Rosario, R OBP: 0.277, SLG: 0.401	K								G4-3		P4						7	0	2	0	0	1	5																	
23 Charlie Culberson, R OBP: 0.321, SLG: 0.521	K																7	0	1	0	0	3	3																	
9 DJ LeMahieu, R OBP: 0.339, SLG: 0.361																	4	0	0	0	0	2	2																	
49 Rex Brothers, L																	0	0	0	0	0	0	0																	
37 Nick Masset, R																	0	0	0	0	0	0	0																	
13 Drew Stubbs, R OBP: 0.340, SLG: 0.514																	1	0	0	0	1	1	1																	
29 Jorge De La Rosa, L ERA: 4.76																	3	0	0	0	0	2	1																	
34 Tommy Kahnle, R ERA: 4.76																	1	0	0	0	0	0	0																	
0 Adam Ottavino, R ERA: 4.76																	0	0	0	0	0	0	0																	
48 Boone Logan, R ERA: 4.76																	0	0	0	0	0	0	0																	
10 Christian Adams, S ERA: 4.76																	3	0	0	0	0	2	1																	
Inning Stats	R: 3 E: 1 K: 2 S: 22	H: 3 LOB: 1 BB: 1 P: 35	R: 0 E: 0 K: 1 S: 17	H: 1 LOB: 2 BB: 1 P: 29	R: 0 E: 0 K: 1 S: 11	H: 1 LOB: 2 BB: 1 P: 23	R: 0 E: 0 K: 2 S: 14	H: 1 LOB: 2 BB: 1 P: 17	R: 0 E: 0 K: 2 S: 11	H: 0 LOB: 0 BB: 0 P: 18	R: 0 E: 0 K: 1 S: 11	H: 1 LOB: 1 BB: 1 P: 19	R: 0 E: 0 K: 1 S: 7	H: 0 LOB: 0 BB: 0 P: 10	R: 0 E: 0 K: 1 S: 12	H: 1 LOB: 1 BB: 0 P: 16	R: 0 E: 0 K: 1 S: 6	H: 0 LOB: 0 BB: 0 P: 9	R: 0 E: 0 K: 1 S: 5	H: 1 LOB: 1 BB: 1 P: 11	R: 0 E: 0 K: 0 S: 6	H: 0 LOB: 0 BB: 1 P: 11	1B: 5 R: 3 H: 9 RBI: 3 BB: 8 SO: 18 LOB: 20	WP: 2 PB: 0 SB: 1 CS: 1	PA: 63															
PITCHER	IP: 4.0 ERA: 5.79	WLS: 2 BF: 17	H: 6 R: 3 ER: 4	SO: 3 BB: 3 HBP: 0 BLK: 0	WP: 2 HR: 1 S: 64	HR: 3 ER: 4 SO: 105	ERA: 6.75 WHIP: 2.250		PITCHER	IP: 10.1 ERA: 3.59	WLS: 7 BF: 42	H: 1 R: 0 ER: 2	SO: 2 BB: 1 HBP: 0 BLK: 0	WP: 1 HR: 0 S: 27	P: 27 P: 0.00 WHIP: 1.000		PITCHER	IP: 2.0 ERA: 3.51	WLS: 1 BF: 7	H: 0 R: 0 ER: 0	SO: 3 BB: 0 HBP: 0 BLK: 0	WP: 0 HR: 0 S: 19	P: 26 P: 0.00 WHIP: 0.500		PITCHER	IP: 14.1 ERA: 2.58	WLS: 6 BF: 50	H: 0 R: 0 ER: 0	SO: 2 BB: 1 HBP: 0 BLK: 0	WP: 1 HR: 0 S: 11	P: 20 P: 0.00 WHIP: 0.500		PITCHER	IP: 16.1 ERA: 4.39	WLS: 3 BF: 67	H: 0 R: 0 ER: 0	SO: 1 BB: 0 HBP: 0 BLK: 0	WP: 0 HR: 0 S: 6	P: 11 P: 0.00 WHIP: 1.000	

Colorado Rockies @ Chicago Cubs
 Wrigley Field, Chicago, IL
 Tue Jul 29 2014, 7:11 PM - 1:33 AM CDT
 Att: 28,590 - Partly Cloudy - 75 F

AB	54
R	3
H	9
RBI	3
BB	8
SO	18
LOB	20

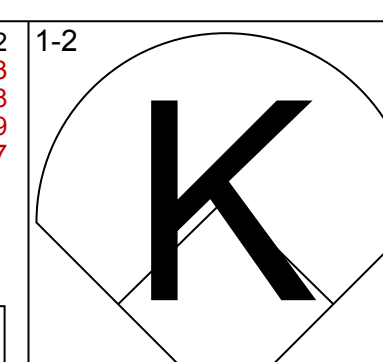
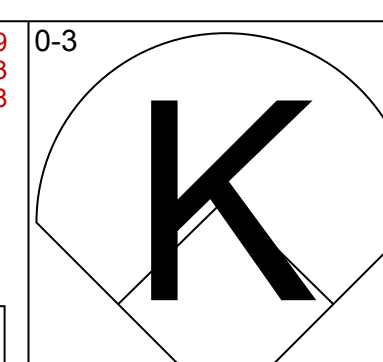
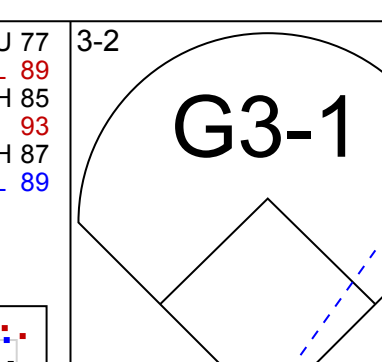
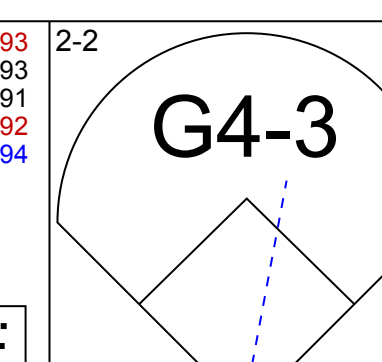
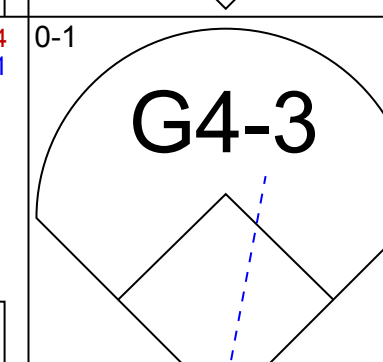
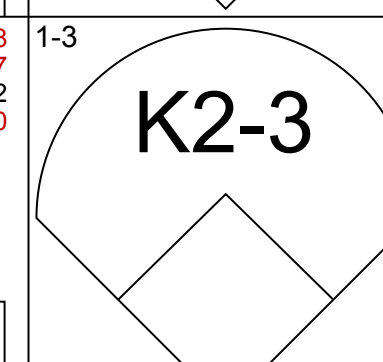
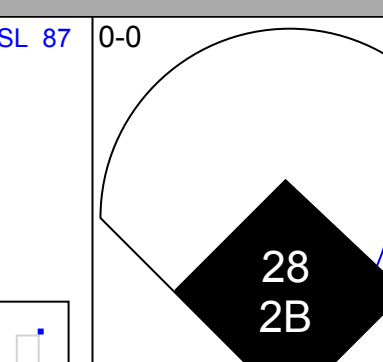
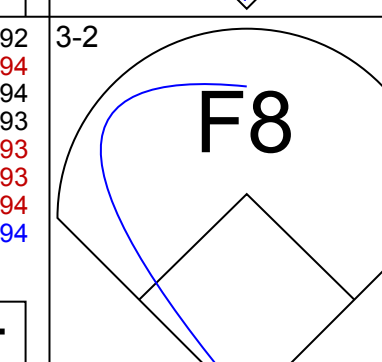
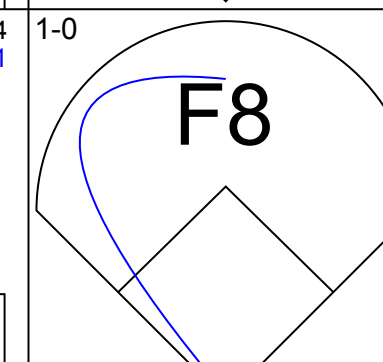
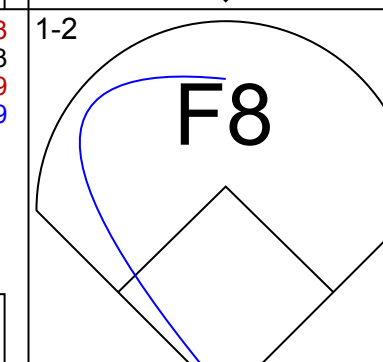
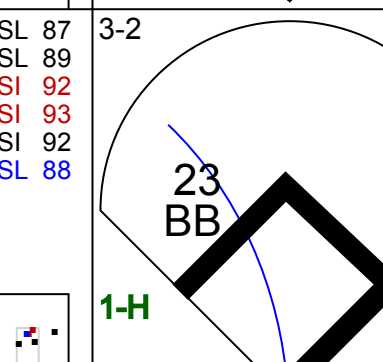
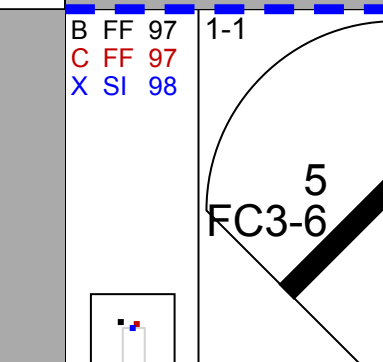
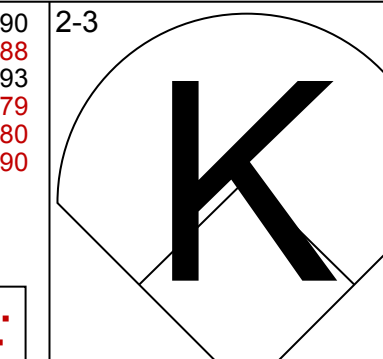
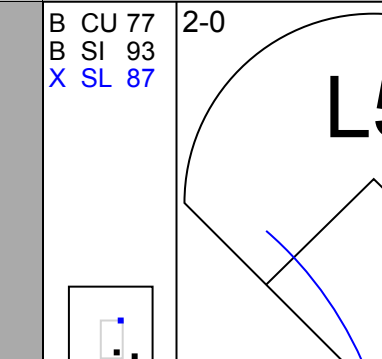
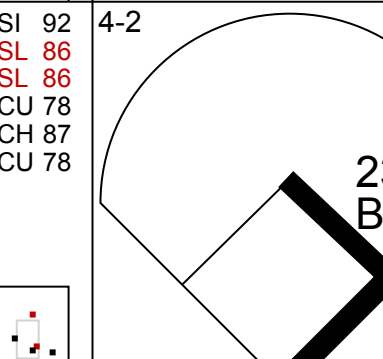
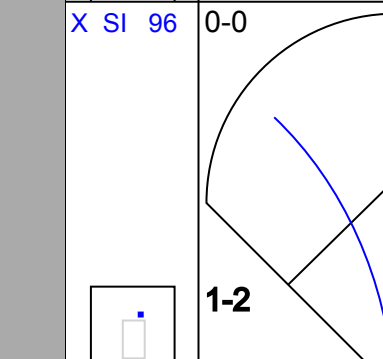
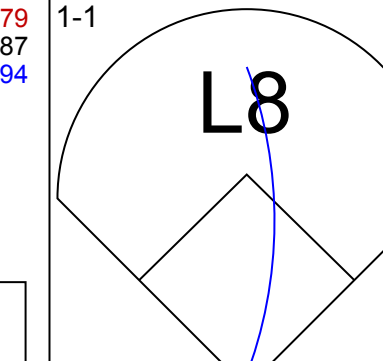
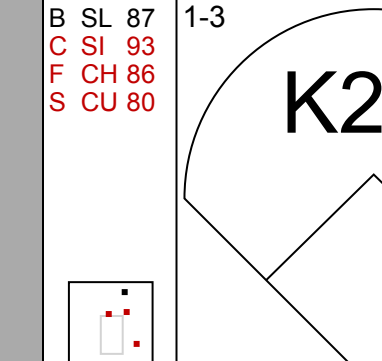
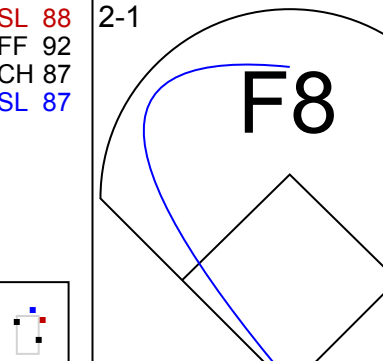
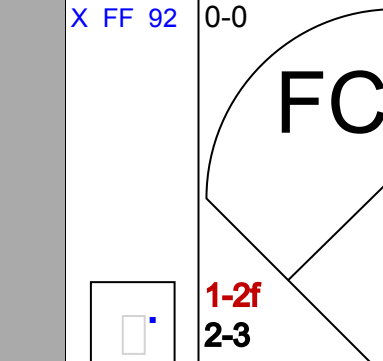
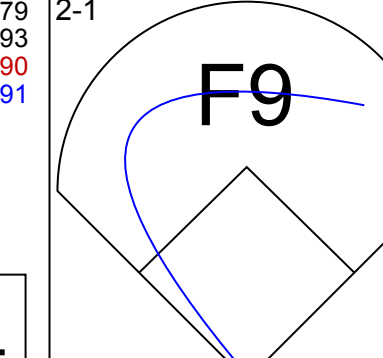
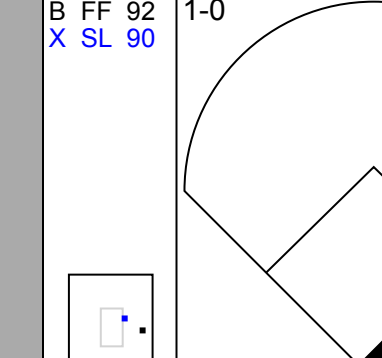
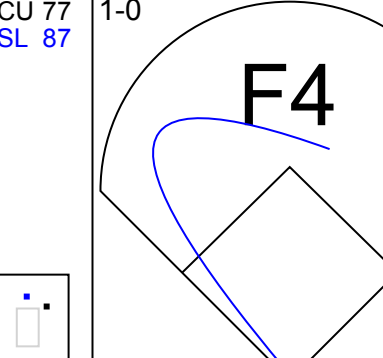
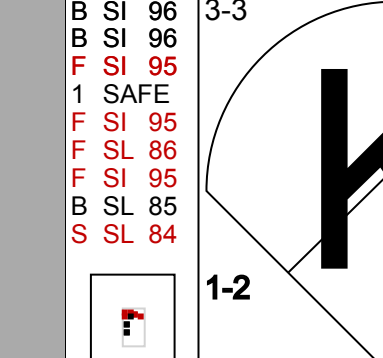
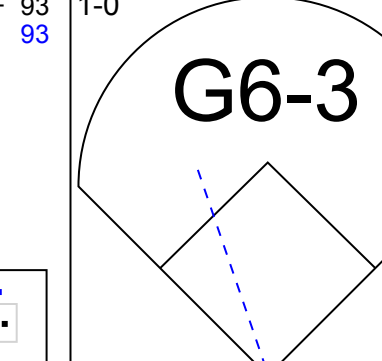
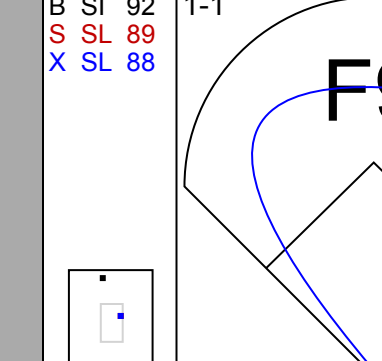
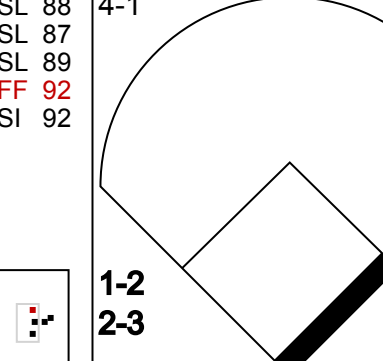
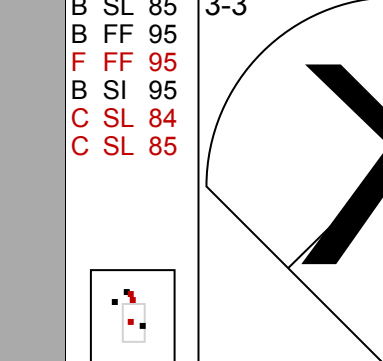
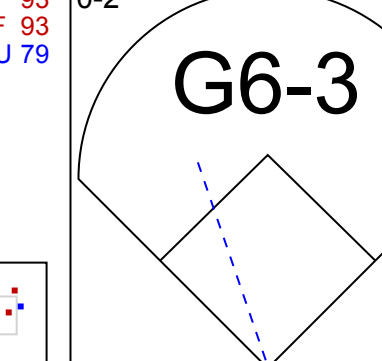
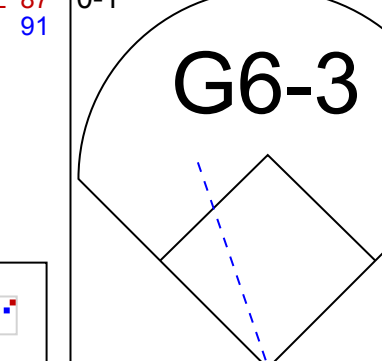

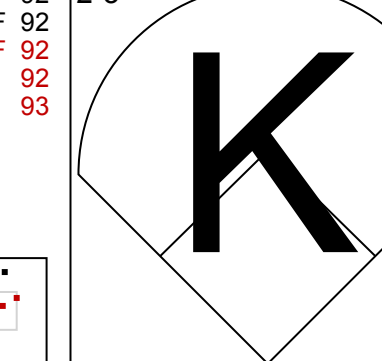
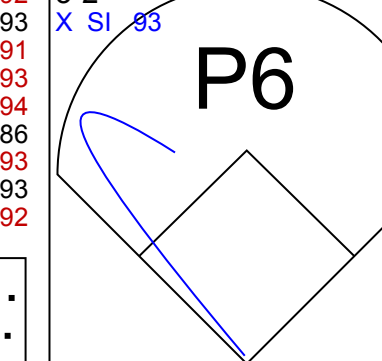


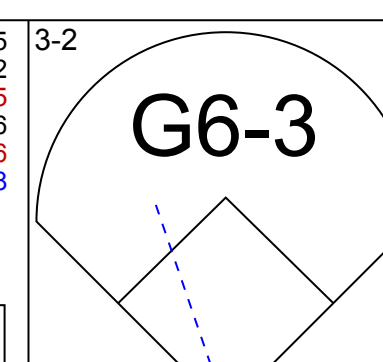
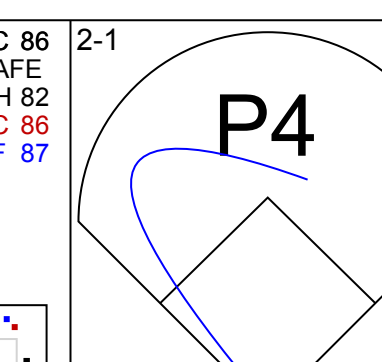
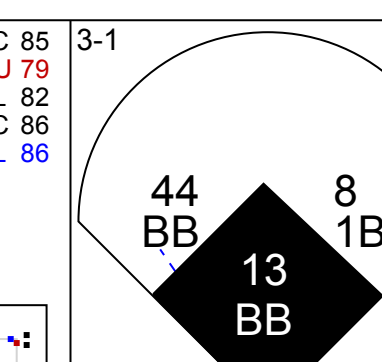
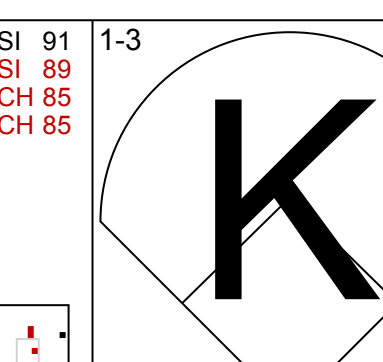
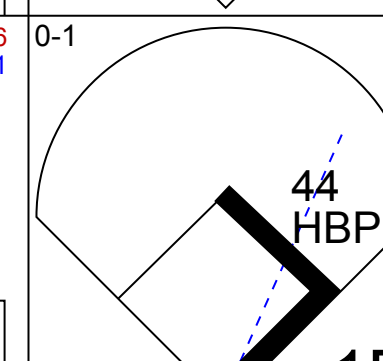
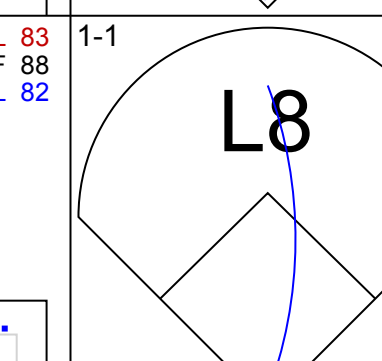
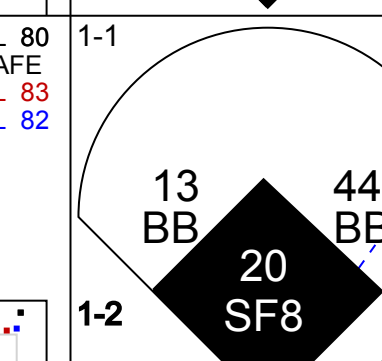
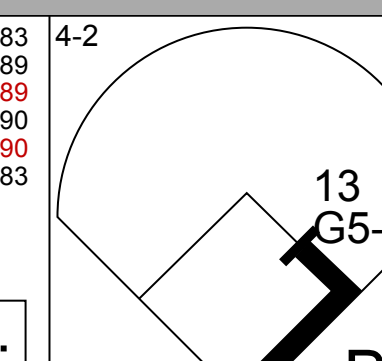
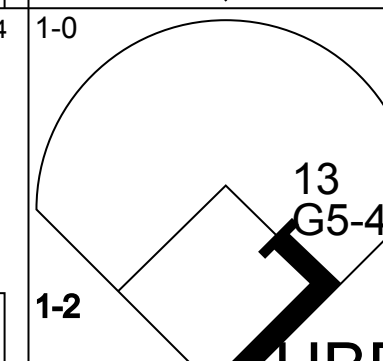
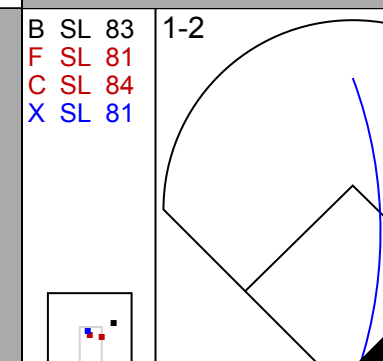
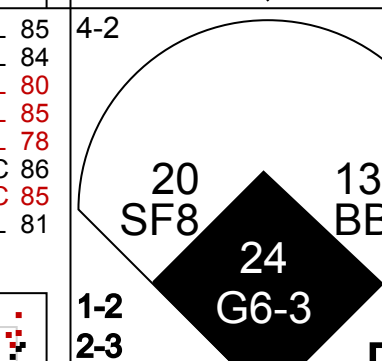
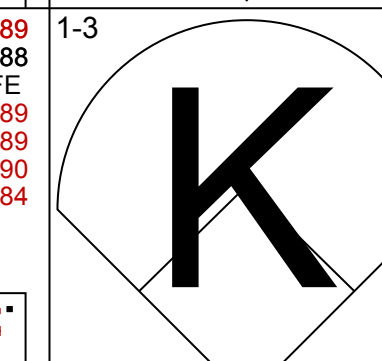
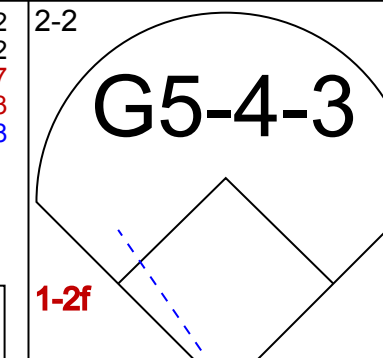
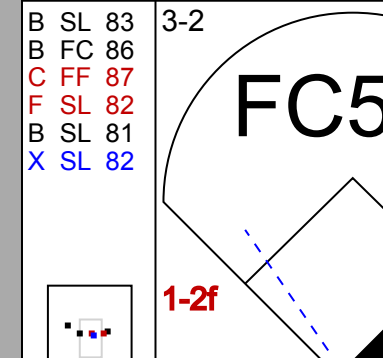
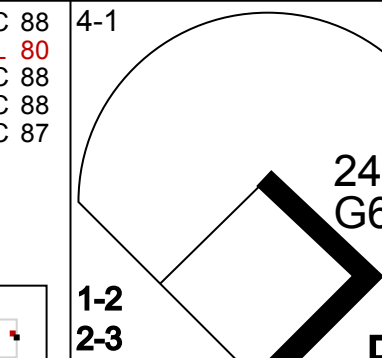
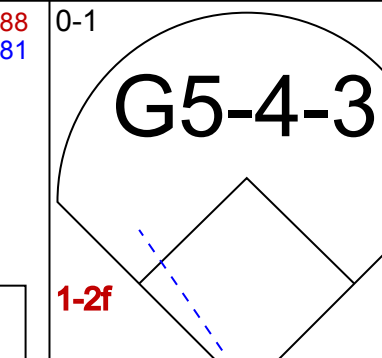
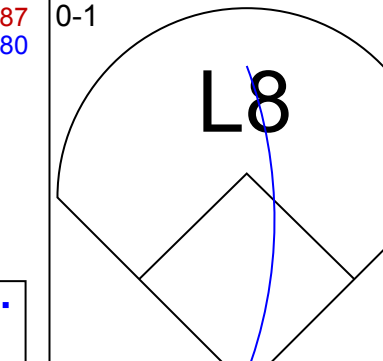
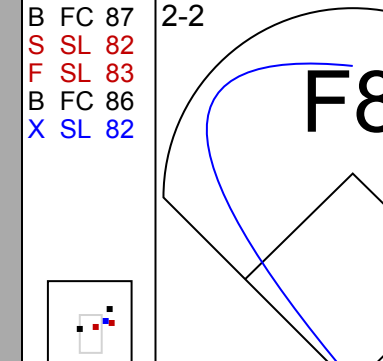
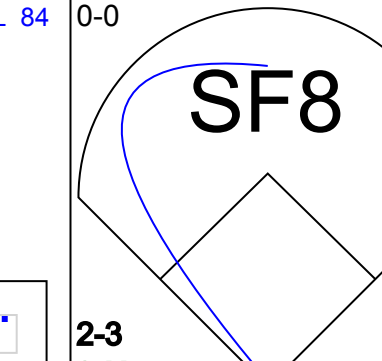
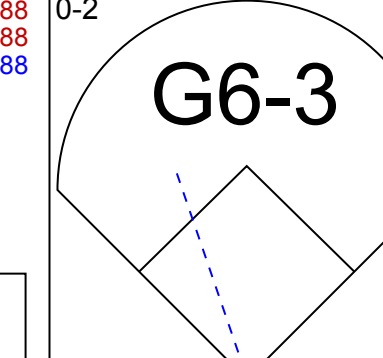
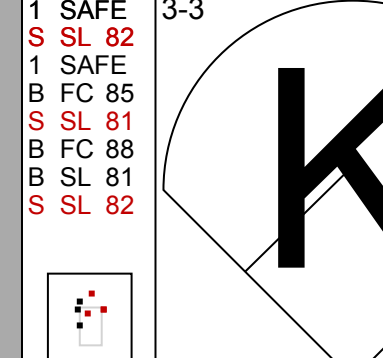
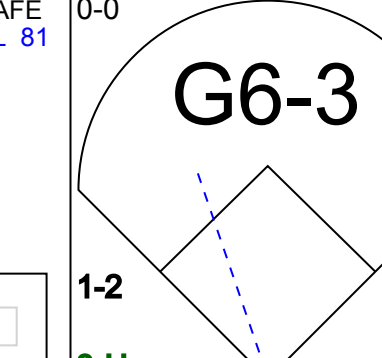
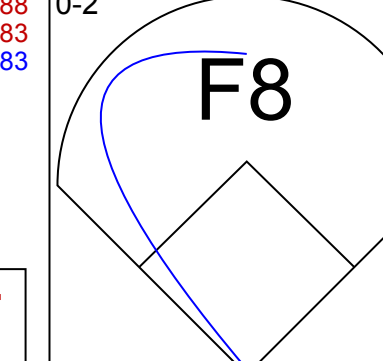
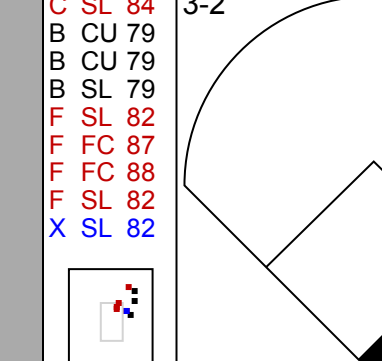
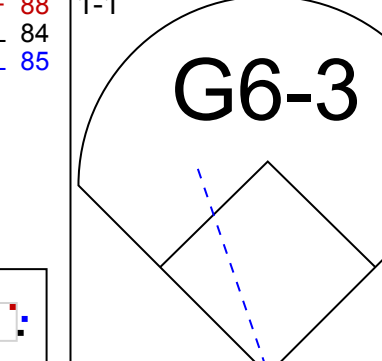
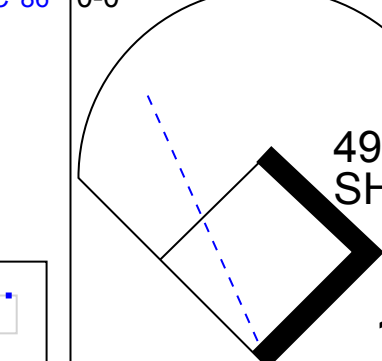
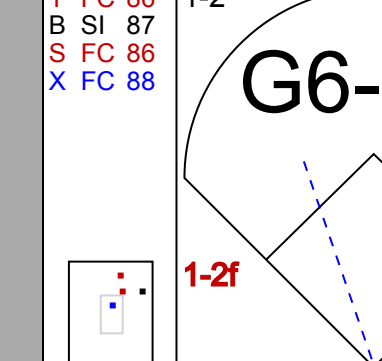
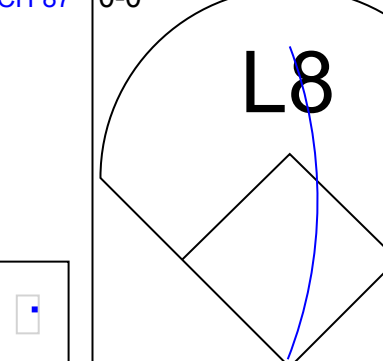
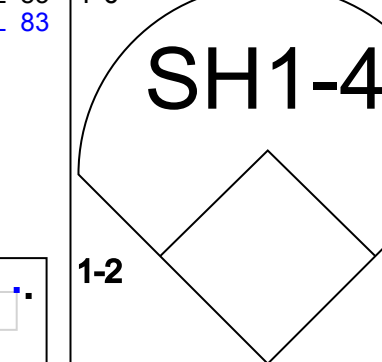
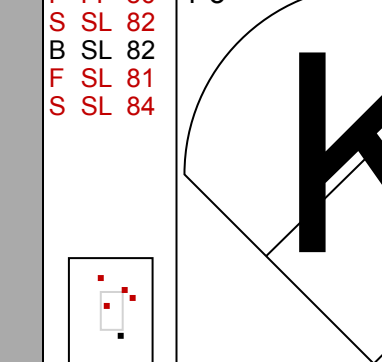
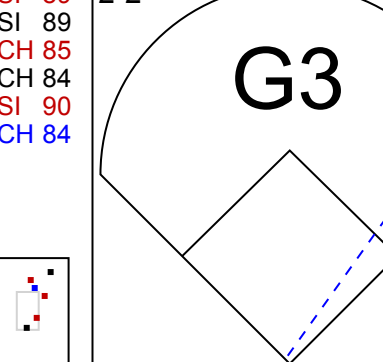
Batter	1	2	3	4	5	6	7	8	9	10	11	12	13	14	15	16	AB	R	H	RBI	BB	SO	LOB	BOTTOM								
64 Emilio Bonifacio, S OBP: 0.318, SLG: 0.373	1B	2B							K					K			7	2	4	2	0	2	3									
7 Arismendy Alcantara, S OBP: 0.331, SLG: 0.450	4B	1B							L8					K			4	0	1	0	2	1	1									
44 Anthony Rizzo, L OBP: 0.387, SLG: 0.521	2B	1B							BB								7	0	2	1	1	0	6									
13 Starlin Castro, R OBP: 0.323, SLG: 0.422	P3																7	0	2	1	0	0	3									
20 Justin Ruggiano, R OBP: 0.347, SLG: 0.434	K																6	0	0	0	0	4	3									
5 Wellington Castillo, R OBP: 0.287, SLG: 0.380	L8																6	0	0	0	1	1	4									
21 Junior Lake, R OBP: 0.242, SLG: 0.371																	3	0	1	0	0	1	1									
24 Luis Valbuena, L OBP: 0.331, SLG: 0.420																	2	0	1	0	1	1	1									
19 Nate Schierholtz, L OBP: 0.244, SLG: 0.310																	7	1	0	0	0	2	5									
39 Edwin Encarnacion, R ERA: 4.27																	0	0	0	0	0	0	0									
37 Nick Masset, R ERA: 4.76																	0	0	0	0	0	0	0									
32 LaTroy Hawkins, R ERA: 2.92																	0	0	0	0	0	0	0									
46 Tyler Matzek, L ERA: 4.39																	0	0	0	0	0	0	0									
Inning Stats	R: 1 E: 0 K: 1 S: 16	H: 3 LOB: 2 BB: 0 P: 27	R: 0 E: 0 K: 0 S: 17	H: 2 LOB: 3 BB: 0 P: 26	R: 0 E: 0 K: 2 S: 8	H: 0 LOB: 0 BB: 0 P: 14	R: 2 E: 0 K: 3 S: 10	H: 1 LOB: 1 BB: 1 P: 23	R: 0 E: 0 K: 0 S: 6	H: 0 LOB: 0 BB: 0 P: 8	R: 0 E: 0 K: 1 S: 12	H: 1 LOB: 1 BB: 0 P: 16	R: 0 E: 0 K: 1 S: 17	H: 0 LOB: 0 BB: 0 P: 12	R: 0 E: 0 K: 0 S: 11	H: 1 LOB: 1 BB: 0 P: 14	R: 1 E: 0 K: 0 S: 9	H: 1 LOB: 1 BB: 0 P: 13	R: 1 E: 0 K: 1 S: 9	H: 1 LOB: 2 BB: 1 P: 16	1B: 9 R: 2 H: 12 RBI: 4 BB: 6 SO: 14 LOB: 30	WP: 0 PB: 0 SB: 1 CS: 0	PA: 67									
PITCHER	IP: 6.0 ERA: 4.2	WLS: 2 BF: 27	H: 7 R: 3 ER: 3	SO: 7 BB: 0 HBP: 0 BLK: 0	WP: 1 HR: 1 S: 72	HR: 2 ER: 3 SO: 118	ERA: 4.50 WHIP: 1.167		PITCHER	IP: 10.1 ERA: 4.27	WLS: 1 BF: 42	H: 1 R: 0 ER: 2	SO: 2 BB: 1 HBP: 0 BLK: 0	WP: 0 HR: 0 S: 22	P: 36 P: 0.00 WHIP: 1.500		PITCHER	IP: 12.1 ERA: 4.76	WLS: 7 BF: 50	H: 0 R: 0 ER: 0	SO: 3 BB: 0 HBP: 0 BLK: 0	WP: 0 HR: 0 S: 19	P: 27 P: 0.00 WHIP: 0.500		PITCHER	IP: 14.1 ERA: 2.92	WLS: 6 BF: 50	H: 0 R: 0 ER: 0	SO: 1 BB: 0 HBP: 0 BLK: 0	WP: 0 HR: 0 S: 6	P: 11 P: 0.00 WHIP: 1.000	

Colorado Rockies @ Chicago Cubs
 Wrigley Field, Chicago, IL
 Tue Jul 29 2014, 7:11 PM - 1:33 AM CDT
 Att: 28,590 - Partly Cloudy - 75 F


AB	54
R	12
H	12
RBI	4
BB	6
SO	14
LOB	30




Batter	1	2	3	4	5	6	7	8	9	AB	R	H	RBI	BB	SO	LOB	TOP				
19 Charlie Blackmon, L (1.8) OBP: 0.346, SLG: 0.460										4	0	0	0	0	2	0	Colorado Rockies @ Chicago Cubs Wrigley Field, Chicago, IL Thu Jul 31 2014, 1:25 PM - 4:23 PM CDT Att: 35,729 - Partly Cloudy - 82 F				
6 Corey Dickerson, L (1.7) OBP: 0.389, SLG: 0.573										4	1	1	0	0	1	0					
28 Nolan Arenado, R (1.5) OBP: 0.313, SLG: 0.472										4	0	2	1	0	0	0					
33 Justin Morneau, L (1.3) OBP: 0.352, SLG: 0.501										3	0	1	0	1	1	0					
5 Carlos González, L (1.9) OBP: 0.289, SLG: 0.425										4	0	0	0	0	1	4					
20 Wilin Rosario, R (1.2) OBP: 0.276, SLG: 0.398										4	0	1	0	0	1	4					
23 Charlie Culberson, R (1.6) OBP: 0.234, SLG: 0.293										3	0	0	0	1	1	3					
9 DJ LeMahieu, R (1.4) OBP: 0.332, SLG: 0.353										3	0	0	0	0	0	3					
58 Yohan Flande, L (7.1)										0	0	0	0	0	0	0					
43 Pedro Hernandez, L (1.1)										2	0	0	0	0	2	0					
34 Matt Belisle, R (6.1)										0	0	0	0	0	0	0					
14 Josh Rutledge, R (7.6) OBP: 0.351, SLG: 0.476										1	0	0	0	0	0	0					
Inning Stats	R: 0 K: 1 S: 7	H: 0 BB: 0 P: 9	R: 0 K: 1 S: 8	H: 0 BB: 0 P: 13	R: 0 K: 1 S: 7	H: 0 BB: 0 P: 10	R: 0 K: 2 S: 9	H: 0 BB: 0 P: 11	R: 0 K: 1 S: 7	H: 1 BB: 0 P: 12	R: 0 K: 1 S: 8	H: 0 BB: 0 P: 12	R: 1 K: 0 S: 13	H: 2 BB: 2 P: 29	R: 0 K: 0 S: 15	H: 0 BB: 0 P: 23	R: 0 K: 2 S: 12	H: 2 BB: 0 P: 19	1B: 4 2B: 1 3B: 0 HR: 0	SF: 0 SAC: 0 DP: 0 HBP: 0	WP: 0 PA: 34 PB: 0 SB: 1 CS: 0
PITCHER	IP WLS BF H R ER SO BB IBB HBP BLK WP HR S P ERA WHIP																				
49 Jake Arrieta, R (1.1) ERA: 2.11	7.0 W 26 3 1 1 7 2 0 0 0 0 0 0 59 96 1.29 0.714																				
63 Brian Schiller, R (8.1) ERA: 3.64	1.0 H 3 0 0 0 0 0 0 0 0 0 0 0 15 23 0.00 0.000																				
56 Héctor Rondón, R (9.1) ERA: 3.35	1.0 S 5 2 0 0 2 0 0 0 0 0 0 0 12 19 0.00 2.000																				

Batter	1	2	3	4	5	6	7	8	9	AB	R	H	RBI	BB	SO	LOB	BOTTOM				
7 Arismendy Alcántara, S (1.4) OBP: 0.337, SLG: 0.427										4	1	1	0	0	1	1	Colorado Rockies @ Chicago Cubs Wrigley Field, Chicago, IL Thu Jul 31 2014, 1:25 PM - 4:23 PM CDT Att: 35,729 - Partly Cloudy - 82 F				
8 Chris Coghlan, L (1.7) OBP: 0.358, SLG: 0.452										3	1	2	0	1	0	1					
44 Anthony Rizzo, L (1.3) OBP: 0.391, SLG: 0.519										2	1	1	0	1	1	1					
13 Starlin Castro, R (1.6) OBP: 0.321, SLG: 0.416										3	0	0	1	1	0	4					
20 Justin Ruggiano, R (1.9) OBP: 0.340, SLG: 0.427										2	0	0	1	0	0	1					
24 Luis Valbuena, L (1.5) OBP: 0.332, SLG: 0.429										3	0	0	1	0	1	2					
5 Wellington Castillo, R (1.2) OBP: 0.289, SLG: 0.390										3	0	1	0	0	0	1					
21 Junior Lake, R (1.8) OBP: 0.240, SLG: 0.366										3	0	1	0	0	0	1					
49 Jake Arrieta, R (1.1) ERA: 4.76										1	0	0	0	0	1	0					
6 Ryan Sweeney, L (7. PH) OBP: 0.291, SLG: 0.333										1	0	0	0	0	0	0					
63 Brian Schiller, R (8.1) OBP: 1.000, SLG: 1.000										0	0	0	0	0	0	0					
56 Héctor Rondón, R (9.1)										0	0	0	0	0	0	0					
Inning Stats	R: 0 K: 0 S: 8	H: 1 LOB: 0 P: 14	R: 0 K: 0 S: 8	H: 0 LOB: 0 P: 8	R: 0 K: 0 S: 6	H: 1 LOB: 0 P: 10	R: 0 K: 1 S: 12	H: 1 LOB: 0 P: 21	R: 0 K: 1 S: 13	H: 1 LOB: 0 P: 18	R: 3 K: 0 S: 13	H: 2 LOB: 1 P: 26	R: 0 K: 1 S: 8	H: 0 LOB: 0 P: 11	R: 0 K: 1 S: 9	H: 0 LOB: 1 P: 14	R: 0 K: 2 S: 12	H: 0 LOB: 0 P: 19	1B: 6 2B: 0 3B: 0 HR: 0	SF: 1 SAC: 1 DP: 3 HBP: 1	WP: 0 PA: 31 PB: 0 SB: 0 CS: 0
PITCHER	IP WLS BF H R ER SO BB IBB HBP BLK WP HR S P ERA WHIP																				
43 Pedro Hernandez, L (1.1) ERA: 4.76	5.2 L 24 6 3 3 2 2 0 0 0 0 0 0 3 4 4.76 1.412																				
34 Matt Belisle, R (6.1) ERA: 5.32	0.2 2 0 0 0 0 0 0 0 0 0 0 0 3 4 0.00 0.000																				
58 Yohan Flande, L (7.1) ERA: 5.72	1.2 5 0 0 0 2 1 0 0 0 0 0 0 16 24 0.00 0.600																				

AB 32
R 1
H 5
RBI 1
BB 2
SO 9
LOB 14



AB 25
R 3
H 6
RBI 3
BB 3
SO 4
LOB 12



Batter	1	2	3	4	5	6	7	8	9	10	11	12	AB	R	H	RBI	BB	SO	LOB	TOP		
7 Ansenady Alcántara, S OBP: 0.333, SLG: 0.419	G6-3		FC3-6 1B		G1-6-3 1B		G3-1		L7			K	6	0	3	1	0	1	1			
8 Chris Coghlan, L OBP: 0.359, SLG: 0.452	13 1B 2B		L7		G1-6-3 1-2		G3-1		G3			13 1B	6	1	2	0	0	0	4			
44 Anthony Rizzo, L OBP: 0.360, SLG: 0.516	P6		FC3-6 13 1B		G4-6-3 1B		G4-6-3 1B		F8			P5	6	0	2	0	0	1	3			
13 Starlin Castro, R OBP: 0.326, SLG: 0.422	2-H 1B		G4-6-3 1B		G4-6-3 1B		F8		F8			1B	6	0	3	1	0	1	2			
20 Justin Ruggiano, R OBP: 0.335, SLG: 0.415	F7		K		BB		F8		F8			K	5	0	0	0	1	3	6			
5 Wellington Castillo, R OBP: 0.296, SLG: 0.375	G4-3		G6-3		P4		BB		BB			BB	3	0	0	0	2	0	1			
4 Chris Valaika, R OBP: 0.333, SLG: 0.333	1B		K		K		G6-3		K			F7	3	0	1	0	0	1	0			
24 Luis Valbuena, L OBP: 0.331, SLG: 0.435	1B		K		K		K		K			P3	5	1	2	0	0	2	2			
21 Junior Lake, R OBP: 0.242, SLG: 0.366	K		K		K		7 2B 1B		1B			L7	2	0	0	0	0	0	0			
67 Yasuhiro Wada, L ERA: 3.39	K		K		K		F7		B1			L7	2	0	0	0	0	0	0			
Inning Stats	R: 1 E: 0 K: 0 S: 13	H: 2 LOB: 1 BB: 0 P: 22	R: 0 E: 0 K: 2 S: 13	H: 1 LOB: 1 BB: 0 P: 18	R: 0 E: 0 K: 1 S: 10	H: 2 LOB: 2 BB: 0 P: 15	R: 0 E: 0 K: 2 S: 10	H: 0 LOB: 0 BB: 0 P: 12	R: 0 E: 0 K: 1 S: 9	H: 1 LOB: 1 BB: 0 P: 13	R: 0 E: 0 K: 0 S: 9	H: 1 LOB: 1 BB: 0 P: 11	R: 0 E: 0 K: 3 S: 11	H: 0 LOB: 0 BB: 0 P: 15	R: 0 E: 0 K: 0 S: 7	H: 0 LOB: 1 BB: 1 P: 16	R: 0 E: 0 K: 2 S: 11	H: 2 LOB: 2 BB: 0 P: 15	1B: 11 2B: 2 3B: 0 HR: 0	SF: 0 SAC: 0 DP: 0 HBP: 0	WP: 0 PB: 0 SB: 0 CS: 0	PA: 50
PITCHER	99 Hyun Jin Ryu, L ERA: 3.39	IP: 7.0 WLS: 2 BF: 29 H: 9 R: 2 ER: 2 SO: 6	BB: 1 IBB: 0 HBP: 0 BLK: 0	WP: 0 HR: 0 S: 7 P: 108	ERA: 3.39 WHIP: 1.429	28 Jamey Wright, R ERA: 3.33	IP: 2.0 WLS: 0 BF: 9 H: 2 R: 0 ER: 0 SO: 2	BB: 1 IBB: 0 HBP: 0 BLK: 0	WP: 0 HR: 0 S: 18 P: 31	ERA: 0.00 WHIP: 1.500												
43 Brandon League, R ERA: 1.94	0.2	4	1	0	0	0	1	0	0	0	0	0	0	0	8	15	0.00	3.000				
56 J.P. Howell, L ERA: 1.19	0.1	1	0	0	0	1	0	0	0	0	0	0	0	0	3	4	0.00	0.000				
74 Kenley Jansen, R ERA: 3.2	1.0	4	1	0	0	0	0	0	0	0	0	0	0	0	9	11	0.00	1.000				
0 Brian Wilson, R ERA: 4.53	1.0	3	0	0	0	3	0	0	0	0	0	0	0	0	11	15	0.00	0.000				

Chicago Cubs @ Los Angeles Dodgers
Dodger Stadium, Los Angeles, CA
Sat Aug 02 2014, 6:11 PM - 10:49 PM PDT
Alt. 53,354 - Cloudy - 81 F

AB 47
R 2
H 13
RBI 2
BB 3
SO 12
LOB 26



Batter	1	2	3	4	5	6	7	8	9	10	11	12	AB	R	H	RBI	BB	SO	LOB	BOTTOM						
9 Dee Strange-Gordon, L OBP: 0.344, SLG: 0.397	K		K		10 G6-4-3 HBP		1B					10 S 13 HR 1B	5	1	2	0	0	2	0							
10 Justin Turner, R OBP: 0.366, SLG: 0.425	13 1B		L9		G6-4-3		K					13 WP 1B	5	1	2	0	1	1	2							
13 Hanley Ramirez, R OBP: 0.370, SLG: 0.462	33 FC5-4 1B		27 HR BB		2B		G4-3					K	5	2	3	3	1	1	2							
27 Matt Kemp, R OBP: 0.349, SLG: 0.463	K		G6-3		HR		G6-3					G6-3	5	1	1	2	0	1	4							
33 Scott Van Slyke, R OBP: 0.371, SLG: 0.507	FC5-4		G3 2B		F8		F8					K	3	0	1	0	0	0	2							
16 Andre Ethier, L OBP: 0.310, SLG: 0.399	1-2		G3 2B		G3 2B		K					K	2	0	0	0	0	2	0							
5 Juan Uribe, R OBP: 0.330, SLG: 0.424	G4-3		F9		G4-3 2B		K					F7	5	0	1	0	0	1	1							
3 Carl Crawford, L OBP: 0.270, SLG: 0.342	K		G3		G4-3		G4-3					K	5	0	0	0	0	2	2							
31 Drew Butera, R OBP: 0.267, SLG: 0.278	G3		G3		P2		K					K	4	0	0	0	1	1	1							
67 Yasuhiro Wada, L ERA: 3.32	K		K		K		9 1B 1B					F9	2	0	0	0	0	0	0							
Inning Stats	R: 0 E: 2 K: 1 S: 16	H: 2 LOB: 2 BB: 0 P: 20	R: 0 E: 0 K: 1 S: 9	H: 0 LOB: 0 BB: 0 P: 13	R: 0 E: 0 K: 2 S: 12	H: 0 LOB: 0 BB: 0 P: 13	R: 2 E: 0 K: 1 S: 12	H: 2 LOB: 2 BB: 0 P: 27	R: 0 E: 0 K: 0 S: 6	H: 1 LOB: 1 BB: 0 P: 12	R: 0 E: 0 K: 1 S: 11	H: 2 LOB: 1 BB: 0 P: 17	R: 0 E: 0 K: 2 S: 9	H: 0 LOB: 0 BB: 0 P: 10	R: 0 E: 0 K: 1 S: 7	H: 0 LOB: 0 BB: 0 P: 10	R: 0 E: 0 K: 1 S: 13	H: 1 LOB: 1 BB: 0 P: 21	R: 0 E: 0 K: 2 S: 12	H: 0 LOB: 0 BB: 0 P: 16	R: 3 E: 0 K: 1 S: 13	H: 2 LOB: 0 BB: 1 P: 21	1B: 6 2B: 3 3B: 0 HR: 2	SF: 0 SAC: 0 DP: 1 HBP: 1	WP: 1 PB: 0 SB: 1 CS: 0	PA: 48
PITCHER	67 Yasuhiro Wada, L ERA: 3.32	IP: 5.2 WLS: 5 BF: 25 H: 6 R: 2 ER: 2 SO: 6	BB: 1 IBB: 0 HBP: 0 BLK: 0	WP: 0 HR: 0 S: 11 P: 103	ERA: 3.18 WHIP: 1.235	52 Justin Grimm, R ERA: 4.5	IP: 0.2 WLS: 0 BF: 3 H: 1 R: 0 ER: 0 SO: 1	BB: 0 IBB: 0 HBP: 0 BLK: 0	WP: 1 HR: 0 S: 10 P: 16	ERA: 0.00 WHIP: 1.500	50 Blake Parker, R ERA: 6.57	IP: 1.2 WLS: 0 BF: 8 H: 2 R: 3 ER: 3 SO: 3	BB: 1 IBB: 0 HBP: 0 BLK: 0	WP: 0 HR: 1 S: 25 P: 37	ERA: 16.20 WHIP: 1.800											
33 Carlos Villanueva, R ERA: 5.46	0.1	1	0	0	0	0	0	0	1	1	0	0	0	0	0	0	0	0	0							
63 Brian Schiller, R ERA: 3.56	1.0	4	2	0	0	1	0	0	0	0	0	0	0	0	11	17	0.00	2.000								
46 Pedro Strop, R ERA: 2.52	1.0	3	0	0	0	2	0	0	0	0	0	0	0	0	9	11	0.00	0.000								
53 Wesley Wright, L ERA: 2.73	1.1	4	0	0	0	1	0	0	0	0	0	0	0	0	10	15	0.00	0.000								

Chicago Cubs @ Los Angeles Dodgers
Dodger Stadium, Los Angeles, CA
Sat Aug 02 2014, 6:11 PM - 10:49 PM PDT
Alt. 53,354 - Cloudy - 81 F

AB 44
R 5
H 11
RBI 5
BB 3
SO 14
LOB 16



Batter	1	2	3	4	5	6	7	8	9	10	11	12	AB	R	H	RBI	BB	SO	LOB	TOP								
7 Ansmendy Alcántara, S OBP: 0.315, SLG: 0.365	G6-3			L8		K				K2-3	G1-3		5	0	0	0	1	2	4									
9 Javier Báez, R OBP: 0.167, SLG: 0.667	K			G5-3		K				K		HR	6	1	1	1	0	3	4									
44 Anthony Rizzo, L OBP: 0.387, SLG: 0.510	G4-3			L4						K		G4-3	5	1	0	0	1	2	0									
13 Starlin Castro, R OBP: 0.330, SLG: 0.425		G6-3				K				G6-3			5	2	2	0	1	1	0									
20 Justin Ruggiano, R OBP: 0.333, SLG: 0.416				G5-3		G5-3				G5-3		G5-3	6	0	1	0	0	1	4									
24 Luis Valbuena, L OBP: 0.339, SLG: 0.443		G6-3				G3-1							3	1	1	0	2	0	1									
5 Wellington Castillo, R OBP: 0.301, SLG: 0.366				L8									3	1	1	2	2	0	1									
21 Junior Lake, R OBP: 0.244, SLG: 0.367				K									2	0	1	0	0	1	0									
8 Chris Coghlan, L OBP: 0.371, SLG: 0.475													0	0	0	1	1	0	0									
6 Ryan Sweeney, L OBP: 0.293, SLG: 0.335													1	0	1	1	1	0	0									
37 Travis Wood, L ERA: 3.59				G6-3									1	0	0	0	0	0	0									
30 Brett Anderson, L ERA: 2.91													0	0	0	0	0	0	0									
56 Franklin Morales, L ERA: 5.08													0	0	0	0	0	0	0									
54 Tommy Kahnle, R ERA: 3.05													0	0	0	0	0	0	0									
37 Nick Masset, R ERA: 4.41													0	0	0	0	0	0	0									
49 Rex Brothers, L ERA: 4.63													0	0	0	0	0	0	0									
Inning Stats	R: 0 E: 0 K: 1 S: 8	H: 0 LOB: 0 BB: 0	R: 0 E: 0 K: 0 S: 8	H: 1 LOB: 0 BB: 11	R: 0 E: 0 K: 1 S: 8	H: 0 LOB: 0 BB: 0	R: 0 E: 0 K: 0 S: 13	H: 0 LOB: 0 BB: 0	R: 0 E: 0 K: 1 S: 7	H: 2 LOB: 0 BB: 0	R: 1 E: 0 K: 2 S: 14	H: 2 LOB: 1 BB: 16	R: 3 E: 0 K: 1 S: 17	H: 0 LOB: 3 BB: 42	R: 0 E: 0 K: 1 S: 11	H: 0 LOB: 0 BB: 16	R: 0 E: 1 K: 3 S: 11	H: 1 LOB: 1 BB: 16	R: 0 E: 0 K: 3 S: 11	H: 0 LOB: 0 BB: 18	R: 1 E: 0 K: 1 S: 14	H: 2 LOB: 3 BB: 27	R: 0 E: 0 K: 0 S: 7	H: 2 LOB: 0 BB: 10	1B: 5 2B: 1 3B: 0 HR: 2	SF: 1 SAC: 1 DP: 3 HBP: 0	WP: 0 PB: 0 SB: 0 CS: 0	PA: 50
PITCHER	IP WLS BF H R ER SO BB IBB HBP BLK WP HR S P ERA WHIP	30 Brett Anderson, L (1, 1) 3.0 0 11 2 1 0 2 0 0 0 0 0 1 34 0.00 0.333	56 Franklin Morales, L (4, 1) 3.0 0 11 2 1 1 3 0 0 0 0 0 1 34 3.00 0.667	54 Tommy Kahnle, R (7, PH) 0.1 H 4 0 3 3 1 3 0 0 0 0 0 7 20 81.00 9.000	37 Nick Masset, R (7, PH) 0.0 0 1 0 0 0 0 1 0 0 0 0 0 2 6 -	49 Rex Brothers, L (7, 1) 0.1 B 3 0 0 0 0 2 0 0 0 0 0 6 14 0.00 6.000	PITCHER	IP WLS BF H R ER SO BB IBB HBP BLK WP HR S P ERA WHIP	34 Matt Belisle, R (7, 1) 1.1 0 4 0 0 0 0 0 0 0 0 0 0 13 0.00 0.000	32 LaTroy Hawkins, R (9, 1) 1.0 0 4 1 0 0 0 0 0 1 0 0 0 10 0.00 1.000	0 Adam Ottavino, R (10, 1) 1.1 0 7 1 1 1 3 2 0 0 0 0 0 18 6.75 2.250	48 Boone Logan, L (11, 1) 1.2 L 7 3 1 1 1 0 0 0 0 0 1 14 5.40 1.800																

Chicago Cubs @ Colorado Rockies
Coors Field, Denver, CO
Tue Aug 05 2014, 6:43 PM - 11:04 PM MDT
Att. 35,043 - Partly Cloudy - 74 F

AB 39
R 6
H 8
RBI 6
BB 9
SO 11
LOB 19



Batter	1	2	3	4	5	6	7	8	9	10	11	12	AB	R	H	RBI	BB	SO	LOB	BOTTOM				
19 Charlie Blackmon, L OBP: 0.338, SLG: 0.447	B2	F9			P5		G4-3			F7			6	0	1	0	0	0	3					
14 Josh Rutledge, R OBP: 0.341, SLG: 0.453				F9			L9			FC5-4			5	0	1	1	1	1	3					
28 Nolan Arenado, R OBP: 0.319, SLG: 0.478		BB											5	1	3	1	0	0	1					
23 Charlie Culberson, R OBP: 0.298, SLG: 0.296				P6									1	0	1	1	0	0	0					
33 Justin Morneau, L OBP: 0.344, SLG: 0.486													6	0	1	0	0	1	5					
13 Drew Stubbs, R OBP: 0.345, SLG: 0.515						G6-3				SH5-3			5	1	2	0	0	2	0					
20 Wilin Rosario, R OBP: 0.290, SLG: 0.405													4	1	3	0	2	0	0					
1 Brandon Barnes, R OBP: 0.286, SLG: 0.403													5	0	1	2	0	0	6					
48 Boone Logan, R OBP: 0.404, SLG: 0.476													0	0	0	0	0	0	0					
8 Michael McKenry, R OBP: 0.404, SLG: 0.476													1	0	0	0	0	1	1					
9 DJ LeMahieu, R OBP: 0.325, SLG: 0.342													5	1	0	0	1	1	3					
30 Brett Anderson, L ERA: 3.59													1	0	0	0	0	0	0					
53 Wesley Wright, L ERA: 2.91													0	0	0	0	0	0	0					
52 Justin Grimm, R ERA: 4.41													0	0	0	0	0	0	0					
46 Pedro Strop, R ERA: 2.61													0	0	0	0	0	0	0					
63 Brian Schiller, R ERA: 3.49													0	0	0	0	0	0	0					
Inning Stats	R: 0 E: 0 K: 0 S: 6	H: 0 LOB: 1 BB: 1 P: 12	R: 2 E: 0 K: 0 S: 8	H: 4 LOB: 1 BB: 0 P: 14	R: 0 E: 0 K: 0 S: 5	H: 0 LOB: 0 BB: 0 P: 5	R: 0 E: 0 K: 0 S: 5	H: 0 LOB: 0 BB: 0 P: 7	R: 0 E: 0 K: 0 S: 10	H: 1 LOB: 2 BB: 1 P: 18	R: 1 E: 0 K: 0 S: 9	H: 1 LOB: 0 BB: 0 P: 15	R: 0 E: 0 K: 0 S: 7	H: 1 LOB: 1 BB: 0 P: 12	R: 0 E: 0 K: 0 S: 8	H: 2 LOB: 2 BB: 1 P: 13	R: 1 E: 1 K: 2 S: 19	H: 2 LOB: 0 BB: 0 P: 27	R: 0 E: 0 K: 0 S: 10	H: 1 LOB: 0 BB: 0 P: 16	1B: 11 2B: 2 3B: 0 HR: 1	SF: 0 SAC: 2 DP: 2 HBP: 0	WP: 1 PB: 0 SB: 0 CS: 0	PA: 53
PITCHER	IP WLS BF H R ER SO BB IBB HBP BLK WP HR S P ERA WHIP	37 Travis Wood, L (1, 1) 6.0 0 27 7 3 3 2 3 0 0 0 0 1 43 4.50 1.667	53 Wesley Wright, L (8, 1) 1.0 B 4 1 1 1 0 0 0 0 0 0 1 9 15 9.00 1.000	52 Justin Grimm, R (7, 1) 1.0 0 3 1 0 0 1 0 0 0 0 0 0 7 12 0.00 1.000	46 Pedro Strop, R (9, 1) 1.0 0 4 0 0 0 0 1 0 0 0 0 0 8 12 0.00 1.000	63 Brian Schiller, R (10, 1) 1.0 0 5 2 0 0 0 0 1 0 0 0 0 7 13 0.00 2.000	PITCHER	IP WLS BF H R ER SO BB IBB HBP BLK WP HR S P ERA WHIP	56 Héctor Rondón, R (11, 1) 1.0 0 4 2 1 0 0 0 0 0 0 0 0 19 27 0.00 2.000	33 Carlos Villanueva, R (12, 1) 1.0 S 4 1 0 0 0 2 0 0 0 0 0 10 16 0.00 1.000														

Chicago Cubs @ Colorado Rockies
Coors Field, Denver, CO
Tue Aug 05 2014, 6:43 PM - 11:04 PM MDT
Att. 35,043 - Partly Cloudy - 74 F

AB 46
R 5
H 14
RBI 5
BB 5
SO 7
LOB 24



Batter	1	2	3	4	5	6	7	8	9	AB	R	H	RBI	BB	SO	LOB	TOP			
8 Chris Coghlan, L (1,7) OBP: 0.382, SLG: 0.498										3	1	3	1	1	0	0	Chicago Cubs @ Colorado Rockies Coors Field, Denver, CO Wed Aug 06 2014, 6:46 PM - 9:33 PM MDT Att: 35,804 - Partly Cloudy - 73 F			
9 Javier Báez, R (1,4) OBP: 0.100, SLG: 0.400										4	0	0	0	0	0	4				
44 Anthony Rizzo, L (1,3) OBP: 0.384, SLG: 0.506										3	0	0	1	0	2	1				
13 Starlin Castro, R (1,6) OBP: 0.329, SLG: 0.424										4	0	1	0	0	2	0				
24 Luis Valbuena, L (1,5) OBP: 0.338, SLG: 0.438										3	1	0	0	1	0	1				
7 Arismendy Alcántara, S (1,8) OBP: 0.313, SLG: 0.410										4	1	1	2	0	1	1				
5 Welington Castillo, R (1,2) OBP: 0.300, SLG: 0.364										4	0	1	0	0	1	1				
6 Ryan Sweeney, L (1,9) OBP: 0.298, SLG: 0.339										4	1	2	0	0	1	1				
49 Jake Arrieta, R (1,1) OBP: 0.154, SLG: 0.160										1	0	0	0	0	0	0				
11 Kyuji Fukukawa, L (6,1)										0	0	0	0	0	0	0				
4 Chris Valaika, R (7,PH) OBP: 0.300, SLG: 0.143										1	0	0	0	0	0	1				
18 Chris Rusin, L (7,1)										0	0	0	0	0	0	0				
21 Junior Lake, R (9,PH) OBP: 0.243, SLG: 0.366										1	0	0	0	0	0	1				
Inning Stats	R: 1 E: 0 K: 1 S: 12	H: 1 LOB: 0 BB: 0 P: 16	R: 0 E: 0 K: 1 S: 5	H: 0 LOB: 0 BB: 0 P: 10	R: 0 E: 0 K: 1 S: 8	H: 1 LOB: 1 BB: 0 P: 11	R: 2 E: 0 K: 0 S: 11	H: 1 LOB: 0 BB: 1 P: 20	R: 1 E: 0 K: 1 S: 13	H: 2 LOB: 1 BB: 0 P: 20	R: 0 E: 0 K: 1 S: 12	H: 1 LOB: 1 BB: 1 P: 16	R: 0 E: 0 K: 2 S: 10	H: 0 LOB: 0 BB: 0 P: 17	R: 0 E: 0 K: 0 S: 9	H: 1 LOB: 1 BB: 0 P: 14	1B: 5 2B: 1 3B: 1 HR: 1	SF: 1 SAC: 1 DP: 1 HBP: 0	WP: 0 PB: 0 SB: 1 CS: 0	PA: 36
PITCHER	IP WLS BF H R ER SO BB IBB HBP BLK WP HR S P ERA WHIP																			
24 Jordan Lyles, R (1,1) ERA: 3.72	6.0 W 25 6 4 4 5 1 0 0 0 0 0 1 61 93 6.00 1.167																			
34 Matt Belisle, R (7,1) ERA: 5.03	1.0 4 1 0 0 0 1 0 0 0 0 0 0 10 18 0.00 2.000																			
54 Tommy Kahnle, R (8,1) ERA: 3.0	1.0 3 0 0 0 2 0 0 0 0 0 0 0 10 17 0.00 0.000																			
51 Brooks Brown, R (9,1) ERA: 6.1	1.0 4 1 0 0 0 0 0 0 0 0 0 0 9 14 0.00 1.000																			

Batter	1	2	3	4	5	6	7	8	9	AB	R	H	RBI	BB	SO	LOB	BOTTOM			
19 Charlie Blackmon, L (1,8) OBP: 0.338, SLG: 0.444										3	0	0	0	0	2	0	Chicago Cubs @ Colorado Rockies Coors Field, Denver, CO Wed Aug 06 2014, 6:46 PM - 9:33 PM MDT Att: 35,804 - Partly Cloudy - 73 F			
14 Josh Rutledge, R (1,6) OBP: 0.333, SLG: 0.442										4	0	0	0	0	1	2				
33 Justin Morneau, L (1,3) OBP: 0.348, SLG: 0.495										4	2	3	0	0	0	1				
54 Tommy Kahnle, R (8,1) OBP: 0.344, SLG: 0.513										4	2	3	0	0	0	1				
13 Drew Stubbs, R (8,PH) OBP: 0.344, SLG: 0.513										0	0	0	0	0	0	0				
28 Nolan Arenado, R (1,5) OBP: 0.323, SLG: 0.480										3	2	1	2	2	0	1				
5 Carlos González, L (1,9) OBP: 0.296, SLG: 0.441										5	3	3	2	0	0	1				
51 Brooks Brown, L (9,1) ERA: 6.1										0	0	0	0	0	0	0				
6 Corey Dickerson, L (1,7) OBP: 0.380, SLG: 0.563										4	3	4	3	0	0	0				
8 Michael McKenry, R (1,2) OBP: 0.418, SLG: 0.523										4	2	3	3	0	0	1				
9 DJ LeMahieu, R (1,4) OBP: 0.327, SLG: 0.342										3	1	1	1	1	0	1				
24 Jordan Lyles, R (1,1) OBP: 0.226, SLG: 0.333										2	0	0	0	0	1	0				
1 Brandon Barnes, R (6,PH) OBP: 0.301, SLG: 0.466										1	0	1	1	0	0	0				
34 Matt Belisle, R (7,1)										0	0	0	0	0	0	0				
23 Charlie Culberson, R (8,3) OBP: 0.238, SLG: 0.294										1	0	0	0	0	0	1				
Inning Stats	R: 0 E: 0 K: 0 S: 8	H: 1 LOB: 0 BB: 0 P: 12	R: 0 E: 0 K: 0 S: 6	H: 1 LOB: 0 BB: 0 P: 11	R: 0 E: 0 K: 1 S: 6	H: 0 LOB: 0 BB: 0 P: 8	R: 3 E: 0 K: 1 S: 15	H: 4 LOB: 1 BB: 0 P: 22	R: 0 E: 0 K: 1 S: 7	H: 0 LOB: 0 BB: 0 P: 10	R: 6 E: 0 K: 0 S: 19	H: 7 LOB: 1 BB: 0 P: 25	R: 4 E: 0 K: 1 S: 12	H: 3 LOB: 0 BB: 2 P: 21	R: 0 E: 0 K: 0 S: 8	H: 0 LOB: 1 BB: 1 P: 18	1B: 9 2B: 3 3B: 2 HR: 2	SF: 0 SAC: 1 DP: 3 HBP: 2	WP: 0 PB: 0 SB: 0 CS: 1	PA: 41
PITCHER	IP WLS BF H R ER SO BB IBB HBP BLK WP HR S P ERA WHIP																			
49 Jake Arrieta, R (1,1) ERA: 2.8	5.0 L 27 13 9 9 3 0 0 1 0 0 0 0 6 55 78 2.600																			
11 Kyuji Fukukawa, R (6,1) ERA: 8.44	1.0 3 0 0 0 0 0 0 0 1 0 0 0 6 10 0.00 0.000																			
18 Chris Rusin, L (7,1) ERA: 8.44	2.0 11 3 4 4 1 3 0 0 0 0 0 1 20 39 18.00 3.000																			

Chicago Cubs @ Colorado Rockies
 Coors Field, Denver, CO
 Wed Aug 06 2014, 6:46 PM - 9:33 PM MDT
 Att: 35,804 - Partly Cloudy - 73 F

AB	32
R	4
H	8
RBI	4
BB	2
SO	7
LOB	11



Chicago Cubs @ Colorado Rockies
 Coors Field, Denver, CO
 Wed Aug 06 2014, 6:46 PM - 9:33 PM MDT
 Att: 35,804 - Partly Cloudy - 73 F

AB	35
R	13
H	16
RBI	12
BB	3
SO	4
LOB	8




Batter	1	2	3	4	5	6	7	8	9	10	AB	R	H	RBI	BB	SO	LOB	TOP						
8 Desmond Jennings, R OBP: 0.326, SLG: 0.385											5	2	2	1	0	2	0	Tampa Bay Rays @ Chicago Cubs Wrigley Field, Chicago, IL Fri Aug 08 2014, 3:07 PM - 6:35 PM CDT Att. 34,937 - Sunny - 77 F						
18 Ben Zobrist, S OBP: 0.366, SLG: 0.431											5	1	3	0	0	0	0							
5 Brandon Guyer, R OBP: 0.349, SLG: 0.358											2	0	0	0	1	0	0							
39 Kevin Kiermaier, L OBP: 0.342, SLG: 0.517											2	0	1	1	0	1	1							
3 Evan Longoria, R OBP: 0.329, SLG: 0.394											5	0	0	0	0	2	6							
1 Sean Rodriguez, R OBP: 0.290, SLG: 0.497											3	1	1	0	0	1	2							
62 Joel Peralta, R											0	0	0	0	0	0	0							
20 Matt Joyce, L											1	0	1	1	0	0	0							
57 Jake McGee, L											0	0	0	0	0	0	0							
26 Brad Boxberger, R											1	0	0	0	0	0	2							
11 Yunel Escobar, R OBP: 0.327, SLG: 0.334											4	0	1	0	0	0	1							
59 Curt Casali, R OBP: 0.241, SLG: 0.120											4	0	0	1	0	2	1							
22 Chris Archer, R											2	0	0	0	0	2	1							
21 James Loney, L OBP: 0.345, SLG: 0.379											2	0	0	0	0	0	1							
11 Logan Forsythe, R OBP: 0.298, SLG: 0.380											4	0	0	0	0	0	2							
Inning Stats	R: 0 E: 0 K: 2 S: 14	H: 1 LOB: 2 BB: 1 P: 23	R: 0 E: 0 K: 2 S: 13	H: 1 LOB: 1 BB: 0 P: 18	R: 1 E: 0 K: 1 S: 12	H: 1 LOB: 0 BB: 0 P: 20	R: 0 E: 0 K: 0 S: 8	H: 0 LOB: 0 BB: 0 P: 12	R: 0 E: 0 K: 1 S: 7	H: 0 LOB: 0 BB: 0 P: 9	R: 0 E: 0 K: 0 S: 7	H: 0 LOB: 0 BB: 0 P: 10	R: 1 E: 0 K: 0 S: 11	H: 1 LOB: 1 BB: 0 P: 13	R: 1 E: 0 K: 3 S: 15	H: 2 LOB: 1 BB: 0 P: 24	R: 0 E: 0 K: 1 S: 7	H: 0 LOB: 0 BB: 0 P: 11	R: 1 E: 0 K: 0 S: 16	H: 3 LOB: 2 BB: 0 P: 19	1B: 6 2B: 1 3B: 1 HR: 1	SF: 0 SAC: 0 DP: 0 HBP: 0	WP: 2 PB: 0 SB: 0 CS: 1	PA: 42
PITCHER	IP WLS BF H R ER SO BB IBB HBP BLK WP HR S P ERA WHIP	67 Tsuyoshi Wada, L ERA: 3.25	63 Brian Schiller, R ERA: 3.47	53 Wesley Wright, L ERA: 2.86	52 Justin Grimm, R ERA: 4.32	46 Pedro Strop, R ERA: 2.76	PITCHER	IP WLS BF H R ER SO BB IBB HBP BLK WP HR S P ERA WHIP	33 Carlos Villanueva, R ERA: 5.19	56 Héctor Rondón, R ERA: 3.32	1.0 0 3 0 0 0 1 0 0 0 0 0 0 7 11 0.00 0.000	1.0 L 6 3 1 1 0 0 0 0 0 0 0 16 19 9.00 3.000												

AB	40
R	4
H	9
RBI	4
BB	1
SO	10
LOB	17



Batter	1	2	3	4	5	6	7	8	9	10	AB	R	H	RBI	BB	SO	LOB	BOTTOM						
8 Chris Coghlan, L OBP: 0.376, SLG: 0.484											5	0	1	0	0	1	1	Tampa Bay Rays @ Chicago Cubs Wrigley Field, Chicago, IL Fri Aug 08 2014, 3:07 PM - 6:35 PM CDT Att. 34,937 - Sunny - 77 F						
9 Javier Báez, R OBP: 0.263, SLG: 0.737											5	1	1	0	0	4	1							
44 Anthony Rizzo, L OBP: 0.362, SLG: 0.505											5	0	1	0	0	0	1							
13 Starlin Castro, R OBP: 0.328, SLG: 0.427											4	0	1	1	0	1	1							
24 Luis Valbuena, L OBP: 0.325, SLG: 0.469											3	0	0	0	0	2	2							
52 Justin Grimm, R											0	0	0	0	0	0	0							
46 Pedro Strop, R											0	0	0	0	0	0	0							
33 Carlos Villanueva, R											1	1	1	0	0	0	0							
20 Justin Ruggiano, R OBP: 0.336, SLG: 0.415											2	1	1	0	1	0	2							
7 Arismendy Alcántara, S OBP: 0.318, SLG: 0.406											4	0	1	1	0	1	1							
6 Ryan Sweeney, L OBP: 0.297, SLG: 0.337											4	0	1	1	0	1	1							
21 Junior Lake, R OBP: 0.243, SLG: 0.366											0	0	0	0	0	0	0							
56 Héctor Rondón, R											0	0	0	0	0	0	0							
12 John Baker, L OBP: 0.291, SLG: 0.250											4	0	1	1	0	1	1							
67 Tsuyoshi Wada, L											2	0	0	0	0	1	2							
63 Brian Schiller, R ERA: 1.000, SLG: 1.000											0	0	0	0	0	0	0							
53 Wesley Wright, R											0	0	0	0	0	0	0							
4 Chris Valaika, R OBP: 0.250, SLG: 0.154											2	0	0	0	0	1	1							
Inning Stats	R: 1 E: 0 K: 1 S: 15	H: 3 LOB: 2 BB: 0 P: 19	R: 0 E: 1 K: 1 S: 9	H: 0 LOB: 1 BB: 0 P: 14	R: 0 E: 0 K: 1 S: 7	H: 0 LOB: 0 BB: 0 P: 9	R: 1 E: 1 K: 2 S: 10	H: 1 LOB: 1 BB: 1 P: 19	R: 0 E: 0 K: 1 S: 6	H: 0 LOB: 0 BB: 0 P: 10	R: 0 E: 0 K: 0 S: 8	H: 1 LOB: 1 BB: 0 P: 15	R: 0 E: 0 K: 1 S: 9	H: 0 LOB: 0 BB: 0 P: 13	R: 0 E: 1 K: 2 S: 9	H: 1 LOB: 1 BB: 0 P: 17	R: 1 E: 0 K: 1 S: 12	H: 2 LOB: 1 BB: 0 P: 17	R: 0 E: 0 K: 2 S: 10	H: 0 LOB: 0 BB: 0 P: 15	1B: 7 2B: 1 3B: 0 HR: 0	SF: 0 SAC: 1 DP: 0 HBP: 0	WP: 0 PB: 0 SB: 0 CS: 1	PA: 40
PITCHER	IP WLS BF H R ER SO BB IBB HBP BLK WP HR S P ERA WHIP	22 Chris Archer, R ERA: 3.33	62 Joel Peralta, R ERA: 3.6	57 Jake McGee, L ERA: 1.41	26 Brad Boxberger, R ERA: 2.11	PITCHER	IP WLS BF H R ER SO BB IBB HBP BLK WP HR S P ERA WHIP	22 Chris Archer, R ERA: 3.33	62 Joel Peralta, R ERA: 3.6	57 Jake McGee, L ERA: 1.41	26 Brad Boxberger, R ERA: 2.11	6.0 3 24 5 2 0 1 6 1 0 0 0 0 55 1.50 1.000	1.0 3 9 0 0 0 1 9 13 0.00 0.000	1.0 H 4 1 0 0 2 0 0 0 0 0 0 9 17 0.00 1.000	2.0 W 8 2 1 1 3 0 0 0 0 0 0 0 22 32 4.50 1.000	1.0 0 3 0 0 0 1 86 1.00 1.000	1.0 0 9 0 0 0 13 0.00 0.000	1.0 0 17 0 0 0 9 0.00 1.000	2.0 0 32 0 0 0 22 4.50 1.000					

AB	37
R	3
H	8
RBI	3
BB	1
SO	12
LOB	13



Batter	1	2	3	4	5	6	7	8	9	AB	R	H	RBI	BB	SO	LOB	TOP								
8 Desmond Jennings, R OBP: 0.323, SLG: 0.581										4	0	0	0	0	0	1	Tampa Bay Rays @ Chicago Cubs Wrigley Field, Chicago, IL Sat Aug 09 2014, 3:08 PM - 6:14 PM CDT Att: 36,739 - Sunny - 74 F								
18 Ben Zobrist, S OBP: 0.369, SLG: 0.435										3	2	2	0	1	0	0									
21 James Loney, L OBP: 0.342, SLG: 0.376										4	0	0	0	0	0	3									
3 Evan Longoria, R OBP: 0.329, SLG: 0.395										4	2	1	1	0	0	1									
20 Matt Joyce, L OBP: 0.366, SLG: 0.418 11 Logan Forsythe, R (8, PH) OBP: 0.296, SLG: 0.359										2	0	1	0	1	1	1									
11 Yunel Escobar, R OBP: 0.329, SLG: 0.336										4	0	2	3	0	0	1									
28 José Molina, R OBP: 0.250, SLG: 0.202										3	0	0	0	1	0	3									
23 Jake Odorizzi, R OBP: 0.256, SLG: 0.237 57 Jake McGee, L										3	0	0	0	0	2	3									
39 Kevin Kiermaier, L OBP: 0.336, SLG: 0.507										4	0	0	0	0	1	1									
Inning Stats	R: 0 E: 0 K: 0 S: 7	H: 0 LOB: 0 BB: 0 P: 12	R: 0 E: 0 K: 0 S: 7	H: 1 LOB: 0 BB: 0 P: 10	R: 0 E: 0 K: 1 S: 11	H: 0 LOB: 1 BB: 1 P: 21	R: 2 E: 0 K: 1 S: 12	H: 3 LOB: 1 BB: 0 P: 15	R: 0 E: 0 K: 0 S: 5	H: 0 LOB: 0 BB: 0 P: 7	R: 2 E: 0 K: 1 S: 17	H: 1 LOB: 2 BB: 2 P: 28	R: 0 E: 0 K: 1 S: 12	H: 1 LOB: 1 BB: 0 P: 18	R: 0 E: 0 K: 1 S: 7	H: 0 LOB: 0 BB: 0 P: 10		R: 0 E: 0 K: 0 S: 7	H: 0 LOB: 0 BB: 0 P: 14	1B: 4 2B: 2 HR: 0	SF: 0 SAC: 0 DP: 0 HBP: 0	WP: 0 PB: 0 SB: 0 CS: 1	PA: 36		
PITCHER	IP WLS BF H R ER SO BB IBB HBP BLK WP HR S P ERA WHIP	IP WLS BF H R ER SO BB IBB HBP BLK WP HR S P ERA WHIP	IP WLS BF H R ER SO BB IBB HBP BLK WP HR S P ERA WHIP	IP WLS BF H R ER SO BB IBB HBP BLK WP HR S P ERA WHIP	IP WLS BF H R ER SO BB IBB HBP BLK WP HR S P ERA WHIP	IP WLS BF H R ER SO BB IBB HBP BLK WP HR S P ERA WHIP	IP WLS BF H R ER SO BB IBB HBP BLK WP HR S P ERA WHIP	IP WLS BF H R ER SO BB IBB HBP BLK WP HR S P ERA WHIP	IP WLS BF H R ER SO BB IBB HBP BLK WP HR S P ERA WHIP	IP WLS BF H R ER SO BB IBB HBP BLK WP HR S P ERA WHIP	IP WLS BF H R ER SO BB IBB HBP BLK WP HR S P ERA WHIP	IP WLS BF H R ER SO BB IBB HBP BLK WP HR S P ERA WHIP	IP WLS BF H R ER SO BB IBB HBP BLK WP HR S P ERA WHIP	IP WLS BF H R ER SO BB IBB HBP BLK WP HR S P ERA WHIP	IP WLS BF H R ER SO BB IBB HBP BLK WP HR S P ERA WHIP	IP WLS BF H R ER SO BB IBB HBP BLK WP HR S P ERA WHIP	IP WLS BF H R ER SO BB IBB HBP BLK WP HR S P ERA WHIP	IP WLS BF H R ER SO BB IBB HBP BLK WP HR S P ERA WHIP	IP WLS BF H R ER SO BB IBB HBP BLK WP HR S P ERA WHIP	IP WLS BF H R ER SO BB IBB HBP BLK WP HR S P ERA WHIP	IP WLS BF H R ER SO BB IBB HBP BLK WP HR S P ERA WHIP	IP WLS BF H R ER SO BB IBB HBP BLK WP HR S P ERA WHIP	IP WLS BF H R ER SO BB IBB HBP BLK WP HR S P ERA WHIP	IP WLS BF H R ER SO BB IBB HBP BLK WP HR S P ERA WHIP	IP WLS BF H R ER SO BB IBB HBP BLK WP HR S P ERA WHIP

AB	33
R	4
H	6
RBI	4
BB	3
SO	5
LOB	14



Batter	1	2	3	4	5	6	7	8	9	AB	R	H	RBI	BB	SO	LOB	BOTTOM								
8 Chris Coghlan, L OBP: 0.370, SLG: 0.475										4	0	0	0	0	2	1	Tampa Bay Rays @ Chicago Cubs Wrigley Field, Chicago, IL Sat Aug 09 2014, 3:08 PM - 6:14 PM CDT Att: 36,739 - Sunny - 74 F								
9 Javier Báez, R OBP: 0.281, SLG: 0.696										4	0	1	0	0	3	0									
44 Anthony Rizzo, L OBP: 0.381, SLG: 0.502										4	0	1	0	0	1	1									
13 Starlin Castro, R OBP: 0.329, SLG: 0.428										4	0	2	0	0	2	0									
24 Luis Valbuena, L OBP: 0.328, SLG: 0.424										4	0	0	0	0	4	3									
7 Arismendy Alcántara, S OBP: 0.311, SLG: 0.384										3	0	0	0	0	1	0									
20 Justin Ruggiano, R OBP: 0.339, SLG: 0.416										2	0	1	0	0	0	0									
5 Wellington Castillo, R OBP: 0.297, SLG: 0.377										3	0	0	0	0	0	2									
36 Edwin Jackson, R OBP: 0.158, SLG: 0.211 6 Ryan Sweeney, L (6, PH) OBP: 0.295, SLG: 0.335 18 Chris Rusin, L										1	0	0	0	0	1	1									
4 Chris Valaika, R (8, PH) OBP: 0.235, SLG: 0.143 11 Kyuji Fujikawa, L										1	0	0	0	0	0	0									
Inning Stats	R: 0 E: 0 K: 2 S: 11	H: 0 LOB: 0 BB: 0 P: 15	R: 0 E: 0 K: 3 S: 11	H: 0 LOB: 0 BB: 0 P: 13	R: 0 E: 0 K: 2 S: 11	H: 1 LOB: 1 BB: 0 P: 12	R: 0 E: 0 K: 2 S: 11	H: 1 LOB: 1 BB: 0 P: 16	R: 0 E: 0 K: 0 S: 14	H: 0 LOB: 0 BB: 0 P: 21	R: 0 E: 0 K: 0 S: 16	H: 1 LOB: 1 BB: 0 P: 26	R: 0 E: 0 K: 2 S: 12	H: 0 LOB: 0 BB: 0 P: 17	R: 0 E: 0 K: 1 S: 9	H: 0 LOB: 0 BB: 0 P: 12	R: 0 E: 0 K: 3 S: 19	H: 2 LOB: 2 BB: 0 P: 25	1B: 4 2B: 1 HR: 0	SF: 0 SAC: 0 DP: 0 HBP: 1	WP: 0 PB: 0 SB: 0 CS: 1	PA: 32			
PITCHER	IP WLS BF H R ER SO BB IBB HBP BLK WP HR S P ERA WHIP	IP WLS BF H R ER SO BB IBB HBP BLK WP HR S P ERA WHIP	IP WLS BF H R ER SO BB IBB HBP BLK WP HR S P ERA WHIP	IP WLS BF H R ER SO BB IBB HBP BLK WP HR S P ERA WHIP	IP WLS BF H R ER SO BB IBB HBP BLK WP HR S P ERA WHIP	IP WLS BF H R ER SO BB IBB HBP BLK WP HR S P ERA WHIP	IP WLS BF H R ER SO BB IBB HBP BLK WP HR S P ERA WHIP	IP WLS BF H R ER SO BB IBB HBP BLK WP HR S P ERA WHIP	IP WLS BF H R ER SO BB IBB HBP BLK WP HR S P ERA WHIP	IP WLS BF H R ER SO BB IBB HBP BLK WP HR S P ERA WHIP	IP WLS BF H R ER SO BB IBB HBP BLK WP HR S P ERA WHIP	IP WLS BF H R ER SO BB IBB HBP BLK WP HR S P ERA WHIP	IP WLS BF H R ER SO BB IBB HBP BLK WP HR S P ERA WHIP	IP WLS BF H R ER SO BB IBB HBP BLK WP HR S P ERA WHIP	IP WLS BF H R ER SO BB IBB HBP BLK WP HR S P ERA WHIP	IP WLS BF H R ER SO BB IBB HBP BLK WP HR S P ERA WHIP	IP WLS BF H R ER SO BB IBB HBP BLK WP HR S P ERA WHIP	IP WLS BF H R ER SO BB IBB HBP BLK WP HR S P ERA WHIP	IP WLS BF H R ER SO BB IBB HBP BLK WP HR S P ERA WHIP	IP WLS BF H R ER SO BB IBB HBP BLK WP HR S P ERA WHIP	IP WLS BF H R ER SO BB IBB HBP BLK WP HR S P ERA WHIP	IP WLS BF H R ER SO BB IBB HBP BLK WP HR S P ERA WHIP	IP WLS BF H R ER SO BB IBB HBP BLK WP HR S P ERA WHIP	IP WLS BF H R ER SO BB IBB HBP BLK WP HR S P ERA WHIP	IP WLS BF H R ER SO BB IBB HBP BLK WP HR S P ERA WHIP

AB	31
R	0
H	5
RBI	0
BB	0
SO	15
LOB	8



Batter	1	2	3	4	5	6	7	8	9	10	11	12	AB	R	H	RBI	BB	SO	LOB	TOP																			
8 Desmond Jennings, R OBP: 0.326, SLG: 0.385 38 Jeff Beliveau, L OBP: 0.250, SLG: 0.231 35 Cole Figueroa, L OBP: 0.250, SLG: 0.231	F8		BB		E4				G6-3			K	4	0	2	1	1	0	0	0																			
18 Ben Zobrist, S OBP: 0.371, SLG: 0.433	1B		K		K				2B			F7	4	0	1	0	2	2	3																				
3 Evan Longoria, R OBP: 0.325, SLG: 0.390	L9		F9		F8				F7			K	5	0	0	0	0	1	7																				
1 Sean Rodríguez, R OBP: 0.278, SLG: 0.488	1B		K		K				F9			F8	5	0	1	0	0	1	3																				
11 Yunel Escobar, R OBP: 0.325, SLG: 0.331 26 Brad Boxberger, R OBP: 0.349, SLG: 0.357 27 César Ramos, L	G6-3		B2		F8				F9			FC6-4	5	0	0	0	0	0	3																				
21 James Loney, L OBP: 0.341, SLG: 0.374	G5-3		F7		F7				G6-3			P4	5	0	1	0	0	0	0																				
59 Curt Casali, R OBP: 0.265, SLG: 0.200	G6-3		K		K				G5-3			G4-6-3	5	1	2	0	0	1	1																				
53 Alex Cobb, R OBP: 0.222, SLG: 0.250 5 Brandon Guyer, R OBP: 0.349, SLG: 0.357	F7		K		K				G6-3			G4-6-3	2	0	0	0	0	1	1																				
11 Logan Forsythe, R OBP: 0.265, SLG: 0.317 207 Grant Balfour, R OBP: 0.265, SLG: 0.231 40 Grant Balfour, R OBP: 0.265, SLG: 0.231 49 Kirby Yates, L OBP: 0.265, SLG: 0.231 62 Joel Peralta, R OBP: 0.265, SLG: 0.231 39 Kevin Kiermaier, L OBP: 0.265, SLG: 0.231	F8		F8		BB				G3-1			K	1	0	0	0	0	1	0																				
Inning Stats	R: 0 E: 0 K: 12	H: 1 LOB: 2 BB: 1 P: 22	R: 0 E: 0 K: 4	H: 0 LOB: 0 BB: 0 P: 7	R: 0 E: 0 K: 10	H: 0 LOB: 1 BB: 1 P: 15	R: 0 E: 0 K: 7	H: 0 LOB: 0 BB: 0 P: 12	R: 1 E: 1 K: 2	H: 2 LOB: 2 BB: 1 P: 26	R: 0 E: 0 K: 17	H: 1 LOB: 1 BB: 0 P: 11	R: 1 E: 0 K: 17	H: 2 LOB: 2 BB: 1 P: 29	R: 0 E: 0 K: 17	H: 0 LOB: 0 BB: 0 P: 10	R: 0 E: 0 K: 15	H: 1 LOB: 1 BB: 0 P: 14	R: 0 E: 0 K: 15	H: 1 LOB: 1 BB: 0 P: 18	R: 0 E: 0 K: 6	H: 1 LOB: 0 BB: 0 P: 11	R: 0 E: 0 K: 6	H: 0 LOB: 0 BB: 0 P: 7	1B: 6 2B: 2 3B: 0 HR: 0	SF: 0 SAC: 0 DP: 1 HBP: 0	WP: 0 PB: 0 SB: 0 CS: 0	PA: 47											
PITCHER	IP 6.0	WLS 0.2	BF 25	H 4	R 1	ER 1	SO 5	BB 3	IBB 0	HBP 0	BLK 0	WP 0	HR 0	S 57	P 93	ERA 0.00	WHIP 1.167																						
37 Travis Wood, L ERA: 4.26 54 Neil Ramírez, R ERA: 1.26 52 Justin Grimm, R ERA: 4.21 56 Héctor Rondón, R ERA: 3.25 46 Pedro Strop, R ERA: 2.7	37 Travis Wood, L ERA: 4.26 54 Neil Ramírez, R ERA: 1.26 52 Justin Grimm, R ERA: 4.21 56 Héctor Rondón, R ERA: 3.25 46 Pedro Strop, R ERA: 2.7											PITCHER	IP 1.0	WLS 0.0	BF 3	H 1	R 0	ER 0	SO 0	BB 0	IBB 0	HBP 0	BLK 0	WP 0	HR 0	S 6	P 11	ERA 0.00	WHIP 1.000										
53 Wesley Wright, L ERA: 2.76 33 Carlos Villanueva, R ERA: 5.11	53 Wesley Wright, L ERA: 2.76 33 Carlos Villanueva, R ERA: 5.11											53 Wesley Wright, L ERA: 2.76 33 Carlos Villanueva, R ERA: 5.11	IP 1.0	WLS 0.0	BF 3	H 0	R 0	ER 0	SO 1	BB 0	IBB 0	HBP 0	BLK 0	WP 0	HR 0	S 6	P 7	ERA 0.00	WHIP 0.000										

Tampa Bay Rays @ Chicago Cubs
Wrigley Field, Chicago, IL
Sun Aug 10 2014, 1:23 PM - 5:30 PM CDT
Att. 33,039 - Partly Cloudy - 74 F

AB 43
R 2
H 8
RBI 1
BB 4
SO 8
LOB 20



Batter	1	2	3	4	5	6	7	8	9	10	11	12	AB	R	H	RBI	BB	SO	LOB	BOTTOM																			
8 Chris Coghlan, L OBP: 0.367, SLG: 0.477	K		G4-3		G4-3				K			SH3-4	5	0	1	1	0	2	3																				
9 Javier Báez, R OBP: 0.276, SLG: 0.621	G5-3		1B		1B				F8			K	6	0	2	1	0	2	2																				
44 Anthony Rizzo, L OBP: 0.381, SLG: 0.500	1B		G6-3		G3				K			K	6	0	2	1	0	2	2																				
13 Starlin Castro, R OBP: 0.330, SLG: 0.426	F8		1B		K				P3			BB	4	0	1	0	1	1	1																				
20 Justin Ruggiano, R OBP: 0.335, SLG: 0.410 52 Justin Grimm, R ERA: 5.36 24 Luis Valbuena, L OBP: 0.327, SLG: 0.422 56 Héctor Rondón, R OBP: 0.289, SLG: 0.248 7 Arsenandy Alcántara, S OBP: 0.296, SLG: 0.177	K		G3		F8				G4-3			K	3	0	0	0	0	2	1																				
5 Wellington Castillo, R OBP: 0.265, SLG: 0.317 36 Edwin Jackson, R OBP: 0.265, SLG: 0.317 46 Pedro Strop, R OBP: 0.265, SLG: 0.317 53 Wesley Wright, R OBP: 0.265, SLG: 0.317 21 Junior Lake, R OBP: 0.265, SLG: 0.317 33 Carlos Villanueva, R OBP: 0.265, SLG: 0.317	1B		K		K				P6			K	4	0	2	0	0	1	1																				
4 Chris Valaika, R OBP: 0.227, SLG: 0.158	F8		P3		P3				G5-3			K	5	0	1	0	0	1	2																				
37 Travis Wood, R OBP: 0.286, SLG: 0.511 54 Neil Ramírez, R ERA: 5.36 6 Ryan Sweeney, L OBP: 0.301, SLG: 0.346	K2-3		1B		1B				K			SH3-4	2	1	1	0	0	1	0																				
Inning Stats	R: 0 E: 0 K: 13	H: 1 LOB: 1 BB: 0 P: 19	R: 0 E: 0 K: 9	H: 1 LOB: 1 BB: 0 P: 17	R: 0 E: 0 K: 12	H: 1 LOB: 1 BB: 0 P: 18	R: 0 E: 0 K: 9	H: 1 LOB: 1 BB: 0 P: 12	R: 1 E: 0 K: 13	H: 2 LOB: 1 BB: 0 P: 20	R: 0 E: 0 K: 13	H: 0 LOB: 0 BB: 0 P: 11	R: 0 E: 0 K: 12	H: 2 LOB: 2 BB: 0 P: 17	R: 0 E: 0 K: 12	H: 0 LOB: 1 BB: 0 P: 17	R: 0 E: 0 K: 12	H: 1 LOB: 0 BB: 0 P: 12	R: 1 E: 0 K: 7	H: 2 LOB: 2 BB: 0 P: 12	1B: 10 2B: 2 3B: 1 HR: 0	SF: 0 SAC: 1 DP: 0 HBP: 0	WP: 2 PB: 0 SB: 0 CS: 1	PA: 48															
PITCHER	IP 6.0	WLS 0.2	BF 24	H 6	R 1	ER 1	SO 6	BB 0	IBB 0	HBP 0	BLK 0	WP 0	HR 0	S 61	P 95	ERA 1.50	WHIP 1.000																						
50 Grant Balfour, R ERA: 5.36 49 Kirby Yates, R ERA: 1.74 62 Joel Peralta, R ERA: 3.52 38 Jeff Beliveau, L ERA: 1.74	50 Grant Balfour, R ERA: 5.36 49 Kirby Yates, R ERA: 1.74 62 Joel Peralta, R ERA: 3.52 38 Jeff Beliveau, L ERA: 1.74											PITCHER	IP 2.0	WLS 0.1	BF 7	H 1	R 0	ER 0	SO 5	BB 1	IBB 0	HBP 0	BLK 0	WP 0	HR 0	S 19	P 29	ERA 0.00	WHIP 1.000										
26 Brad Boxberger, R ERA: 2.02 27 César Ramos, L ERA: 3.93	26 Brad Boxberger, R ERA: 2.02 27 César Ramos, L ERA: 3.93											26 Brad Boxberger, R ERA: 2.02 27 César Ramos, L ERA: 3.93	IP 0.1	WLS 0.0	BF 4	H 2	R 1	ER 1	SO 1	BB 0	IBB 0	HBP 0	BLK 0	WP 0	HR 0	S 7	P 12	ERA 27.00	WHIP 6.000										

Tampa Bay Rays @ Chicago Cubs
Wrigley Field, Chicago, IL
Sun Aug 10 2014, 1:23 PM - 5:30 PM CDT
Att. 33,039 - Partly Cloudy - 74 F

AB 46
R 3
H 13
RBI 3
BB 1
SO 17
LOB 16



Batter	1	2	3	4	5	6	7	8	9	AB	R	H	RBI	BB	SO	LOB	TOP			
27 Carlos Gómez, R (1, 8) OBP: 0.351, SLG: 0.488										4	0	1	0	0	0	1				
20 Jonathan Lucroy, R (1, 2) OBP: 0.373, SLG: 0.487										4	0	0	0	0	0	1				
8 Ryan Braun, R (1, 9) OBP: 0.337, SLG: 0.493										4	0	1	0	0	0	2	1			
16 Aramis Ramirez, R (1, 5) OBP: 0.336, SLG: 0.456										4	1	1	0	0	1	3				
2 Scooter Gennett, L (1, 4) OBP: 0.341, SLG: 0.478										4	1	2	1	0	1	0				
18 Kris Davis, R (1, 7) OBP: 0.303, SLG: 0.482											4	0	1	1	0	0	1			
57 Francisco Rodríguez, R (9, 1)											0	0	0	0	0	0				
7 Mark Reynolds, R (1, 3) OBP: 0.295, SLG: 0.420										3	1	1	1	0	0	1				
9 Jean Segura, R (1, 6) OBP: 0.287, SLG: 0.321										3	0	0	0	0	0	0				
49 Yovani Gallardo, R (1, 1) OBP: 0.150, SLG: 0.154										2	0	0	0	0	1	0				
24 Lyle Overbay, L (8, PH) OBP: 0.317, SLG: 0.327										0	0	0	0	1	0	0				
13 Will Smith, R (8, 1)										0	0	0	0	0	0	0				
28 Gerardo Parra, L (9, 7) OBP: 0.305, SLG: 0.363										0	0	0	0	0	0	0				
Inning Stats	R: 0 E: 0 K: 1 S: 10	H: 1 LOB: 1 BB: 0 P: 15	R: 1 E: 0 K: 1 S: 8	H: 1 LOB: 0 BB: 0 P: 13	R: 0 E: 0 K: 0 S: 6	H: 0 LOB: 0 BB: 0 P: 8	R: 0 E: 0 K: 0 S: 5	H: 0 LOB: 0 BB: 0 P: 6	R: 0 E: 0 K: 1 S: 9	H: 0 LOB: 0 BB: 0 P: 12	R: 0 E: 0 K: 1 S: 11	H: 3 LOB: 1 BB: 0 P: 17	R: 0 E: 0 K: 0 S: 7	H: 0 LOB: 0 BB: 1 P: 12	R: 1 E: 0 K: 1 S: 13	H: 2 LOB: 1 BB: 0 P: 21	1B: 3 2B: 3 3B: 0 HR: 1	SF: 0 SAC: 0 DP: 2 HBP: 0	WP: 1 PB: 0 SB: 3 CS: 0	PA: 33
PITCHER	IP WLS BF H R ER SO BB IBB HBP BLK WP HR S P ERA WHIP																			
49 Jake Arrieta, R (1, 1) ERA: 2.77	7.1 L 27 5 2 2 4 1 0 0 0 1 1 62 95 2.46 0.818																			
46 Pedro Strop, R (8, 1) ERA: 2.98	0.2 1 0 0 0 0 0 0 0 0 0 0 2 2 0.00 0.000																			
52 Justin Grimm, R (9, 1) ERA: 4.3	1.0 5 2 1 1 1 0 0 0 0 0 0 13 21 9.00 2.000																			

Milwaukee Brewers @ Chicago Cubs
Wrigley Field, Chicago, IL
Mon Aug 11 2014, 7:08 PM - 10:07 PM CDT
Att: 28,927 - Cloudy - 73 F

AB 32
R 3
H 7
RBI 3
BB 1
SO 5
LOB 8



Batter	1	2	3	4	5	6	7	8	9	AB	R	H	RBI	BB	SO	LOB	BOTTOM					
8 Chris Coghlan, L (1, 7) OBP: 0.365, SLG: 0.478										4	0	1	1	0	1	1						
9 Javier Báez, R (1, 4) OBP: 0.273, SLG: 0.606										4	0	1	0	0	1	2						
44 Anthony Rizzo, L (1, 3) OBP: 0.378, SLG: 0.495										4	0	0	0	0	3	1						
13 Starlin Castro, R (1, 6) OBP: 0.331, SLG: 0.427										4	0	2	0	0	0	1						
24 Luis Valbuena, L (1, 5) OBP: 0.324, SLG: 0.417										4	0	0	0	0	1	3						
7 Arismendy Alcántara, S (1, 8) OBP: 0.290, SLG: 0.384										4	0	0	0	0	1	2						
20 Justin Ruggiano, R (1, 9) OBP: 0.335, SLG: 0.409										3	1	1	0	0	0	0						
5 Wellington Castillo, R (1, 2) OBP: 0.300, SLG: 0.382										3	0	1	0	0	1	0						
49 Jake Arrieta, R (1, 1) OBP: 0.179, SLG: 0.185										2	0	1	0	0	1	2						
46 Pedro Strop, R (8, 1) ERA: 3.44										0	0	0	0	0	0	0						
4 Chris Valaika, R (8, PH) OBP: 0.217, SLG: 0.150										1	0	0	0	0	0	0						
52 Justin Grimm, R (9, 1) ERA: 2.78										0	0	0	0	0	0	0						
Inning Stats	R: 0 E: 0 K: 1 S: 8	H: 0 LOB: 0 BB: 0 P: 11	R: 0 E: 0 K: 0 S: 10	H: 1 LOB: 0 BB: 0 P: 12	R: 0 E: 0 K: 1 S: 9	H: 1 LOB: 1 BB: 0 P: 11	R: 0 E: 0 K: 1 S: 8	H: 1 LOB: 1 BB: 0 P: 12	R: 1 E: 0 K: 1 S: 14	H: 3 LOB: 2 BB: 0 P: 21	R: 0 E: 0 K: 1 S: 10	H: 0 LOB: 0 BB: 0 P: 17	R: 0 E: 0 K: 1 S: 9	H: 0 LOB: 0 BB: 0 P: 17	R: 0 E: 0 K: 1 S: 6	H: 0 LOB: 0 BB: 0 P: 12	R: 0 E: 0 K: 2 S: 16	H: 1 LOB: 1 BB: 0 P: 23	1B: 5 2B: 2 3B: 0 HR: 0	SF: 0 SAC: 0 DP: 0 HBP: 0	WP: 0 PB: 0 SB: 0 CS: 1	PA: 34
PITCHER	IP WLS BF H R ER SO BB IBB HBP BLK WP HR S P ERA WHIP																					
49 Yovani Gallardo, R (1, 1) ERA: 3.44	7.0 W 26 6 1 1 6 0 0 0 0 0 0 68 101 1.29 0.857																					
13 Will Smith, L (8, 1) ERA: 3.44	1.0 H 3 0 0 0 1 0 0 0 0 0 0 6 12 0.00 0.000																					
57 Francisco Rodríguez, R (9, 1) ERA: 2.78	1.0 S 4 1 0 0 2 0 0 0 0 0 0 16 23 0.00 1.000																					

Milwaukee Brewers @ Chicago Cubs
Wrigley Field, Chicago, IL
Mon Aug 11 2014, 7:08 PM - 10:07 PM CDT
Att: 28,927 - Cloudy - 73 F

AB 33
R 1
H 7
RBI 1
BB 0
SO 9
LOB 12



Batter	1	2	3	4	5	6	7	8	9	AB	R	H	RBI	BB	SO	LOB	TOP			
27 Carlos Gómez, R (1, 8) OBP: 0.349, SLG: 0.482										4	0	0	0	0	1	1				
20 Jonathan Lucroy, R (1, 3) OBP: 0.369, SLG: 0.485										4	0	1	0	0	0	0				
8 Ryan Braun, R (1, 9) OBP: 0.331, SLG: 0.483										4	0	0	0	0	0	1				
16 Aramis Ramirez, R (1, 5) OBP: 0.337, SLG: 0.453										3	0	1	0	1	0	0				
18 Khris Davis, R (1, 7) OBP: 0.303, SLG: 0.477										4	0	1	0	0	0	1				
Rickie Weeks Jr., R (1, 4) OBP: 0.338, SLG: 0.414										4	1	1	1	0	1	3				
12 Martín Maldonado, R (1, 2) OBP: 0.359, SLG: 0.440										3	1	2	1	0	1	0				
9 Jean Segura, R (1, 6) OBP: 0.266, SLG: 0.319										3	0	0	0	0	0	1				
26 Kyle Lohse, R (1, 1) OBP: 0.170, SLG: 0.137										1	0	0	0	0	1	1				
41 Marco Estrada, R (4, 1) OBP: 0.176, SLG: 0.097										1	0	0	0	0	1	0				
2 Scooter Gennett, L (8, PH) OBP: 0.339, SLG: 0.474										1	0	0	0	0	1	0				
53 Brandon Kintzler, R (8, 1)										0	0	0	0	0	0	0				
Inning Stats	R: 0 E: 0 K: 1 S: 9	H: 0 LOB: 0 BB: 0 P: 15	R: 0 E: 0 K: 0 S: 12	H: 1 LOB: 0 BB: 0 P: 15	R: 0 E: 0 K: 1 S: 8	H: 1 LOB: 2 BB: 0 P: 10	R: 0 E: 0 K: 1 S: 13	H: 1 LOB: 2 BB: 1 P: 20	R: 0 E: 0 K: 2 S: 10	H: 0 LOB: 0 BB: 0 P: 15	R: 2 E: 0 K: 0 S: 11	H: 2 LOB: 0 BB: 0 P: 15	R: 0 E: 0 K: 1 S: 8	H: 1 LOB: 1 BB: 0 P: 13	R: 0 E: 0 K: 0 S: 7	H: 0 LOB: 0 BB: 0 P: 10	1B: 2 2B: 1 3B: 1 HR: 2	SF: 0 SAC: 0 DP: 1 HBP: 0	WP: 0 PB: 0 SB: 0 CS: 0	PA: 33
PITCHER	IP	WLS	BF	H	R	ER	SO	BB	IBB	HBP	BLK	WP	HR	S	P	ERA	WHIP			
67 Tsuyoshi Wada, L (1, 1) ERA: 3.15	6.2	W	25	5	2	2	5	1	0	0	0	0	2	67	97	2.70	0.900			
52 Justin Grimm, R (7, 1) ERA: 4.27	0.1	H	1	0	0	0	0	0	0	0	0	0	0	3	3	0.00	0.000			
54 Neil Ramírez, R (8, 1) ERA: 1.21	1.0	H	4	1	0	0	1	0	0	0	0	0	0	8	13	0.00	1.000			
56 Héctor Rondón, R (9, 1) ERA: 3.11	1.0	S	3	0	0	0	0	0	0	0	0	0	0	7	10	0.00	0.000			

Milwaukee Brewers @ Chicago Cubs
Wrigley Field, Chicago, IL
Wed Aug 13, 2014, 7:06 PM - 9:41 PM CDT
Att: 31,191 - Clear - 70 F

AB 32
R 2
H 6
RBI 2
BB 1
SO 6
LOB 8



Batter	1	2	3	4	5	6	7	8	9	AB	R	H	RBI	BB	SO	LOB	BOTTOM			
8 Chris Coghlan, L (1, 9) OBP: 0.365, SLG: 0.483										4	1	3	0	0	1	0				
9 Javier Báez, R (1, 4) OBP: 0.288, SLG: 0.610										4	2	2	1	0	0	1				
44 Anthony Rizzo, L (1, 3) OBP: 0.378, SLG: 0.507										3	1	1	2	0	0	1				
13 Starlin Castro, R (1, 6) OBP: 0.334, SLG: 0.430										4	0	3	1	0	0	0				
24 Luis Valbuena, L (1, 5) OBP: 0.323, SLG: 0.413										3	0	0	0	1	1	2				
7 Arismendy Alcántara, S (1, 8) OBP: 0.297, SLG: 0.371										3	0	0	0	1	1	3				
12 John Baker, L (1, 2) OBP: 0.282, SLG: 0.241										4	0	0	0	0	1	5				
21 Junior Lake, R (1, 7) OBP: 0.243, SLG: 0.364										3	0	0	0	0	1	0				
67 Tsuyoshi Wada, L (1, 1) ERA: 3.49										2	0	0	0	0	0	0				
52 Justin Grimm, R (7, 1) ERA: 4.63										0	0	0	0	0	0	0				
6 Ryan Sweeney, L (7, PH) OBP: 0.299, SLG: 0.344										1	0	0	0	0	0	0				
54 Neil Ramírez, R (8, 1)										0	0	0	0	0	0	0				
56 Héctor Rondón, R (9, 1)										0	0	0	0	0	0	0				
Inning Stats	R: 2 E: 0 K: 0 S: 10	H: 3 LOB: 2 BB: 1 P: 20	R: 0 E: 0 K: 0 S: 9	H: 1 LOB: 0 BB: 0 P: 14	R: 2 E: 0 K: 3 S: 15	H: 3 LOB: 1 BB: 0 P: 21	R: 0 E: 0 K: 2 S: 7	H: 0 LOB: 0 BB: 0 P: 10	R: 0 E: 0 K: 0 S: 9	H: 1 LOB: 1 BB: 0 P: 15	R: 0 E: 0 K: 0 S: 6	H: 0 LOB: 0 BB: 0 P: 10	R: 0 E: 0 K: 0 S: 11	H: 1 LOB: 1 BB: 0 P: 17	R: 0 E: 0 K: 0 S: 9	H: 0 LOB: 1 BB: 1 P: 16	1B: 5 2B: 2 3B: 0 HR: 2	SF: 1 SAC: 0 DP: 1 HBP: 0	WP: 0 PB: 0 SB: 0 CS: 1	PA: 35
PITCHER	IP	WLS	BF	H	R	ER	SO	BB	IBB	HBP	BLK	WP	HR	S	P	ERA	WHIP			
26 Kyle Lohse, R (1, 1) ERA: 4.63	3.0	L	16	7	4	4	3	1	0	0	0	0	2	34	55	12.00	2.667			
41 Marco Estrada, R (4, 1) ERA: 4.63	4.0		14	2	0	0	2	0	0	0	0	0	0	33	52	0.00	0.500			
53 Brandon Kintzler, R (8, 1) ERA: 3.51	1.0		4	0	0	0	0	1	0	0	0	0	0	9	16	0.00	1.000			

Milwaukee Brewers @ Chicago Cubs
Wrigley Field, Chicago, IL
Wed Aug 13, 2014, 7:06 PM - 9:41 PM CDT
Att: 31,191 - Clear - 70 F

AB 31
R 4
H 9
RBI 4
BB 2
SO 5
LOB 12



Batter	1	2	3	4	5	6	7	8	9	AB	R	H	RBI	BB	SO	LOB	TOP			
27 Carlos Gómez, R OBP: 0.348, SLG: 0.479	F8	F8		28 CS			K		G5-3	5	0	1	1	0	1	1	Milwaukee Brewers @ Chicago Cubs Wrigley Field, Chicago, IL Thu Aug 14 2014, 1:23 PM - 4:28 PM CDT Att: 38,157 - Sunny - 67 F			
28 Gerardo Parra, L OBP: 0.301, SLG: 0.358	G4-3		L7	CS	F8		L5		F7	5	0	0	0	0	0					
20 Jonathan Lucroy, R OBP: 0.369, SLG: 0.483	18 BB 2 2B		G5-3				G6-3		P6	4	1	1	0	1	0					
18 Khris Davis, R OBP: 0.304, SLG: 0.484	2 2B				P3				P6	3	2	1	1	1	0	1				
2 Scooter Gennett, L OBP: 0.341, SLG: 0.475	1-H 2B		L7						K	3	0	1	2	1	1	0				
7 Mark Reynolds, R OBP: 0.297, SLG: 0.429	K				F7				HR	4	1	1	1	0	2	3				
24 Lyle Overbay, L OBP: 0.320, SLG: 0.327			K				G3			3	1	1	0	1	1	0				
3 Elian Herrera, S OBP: 0.309, SLG: 0.358							G6-3			4	1	3	1	0	0	0				
50 Mike Fiers, R 59 Zach Duke, L Rickey Weeks Jr., R 13 Will Smith, R 21 Jeremy Jeffress, R	SH2-4						G5-3			2	0	0	0	0	1	1				
Inning Stats	R: 2 H: 1 E: 0 K: 1 S: 13	L: 1 LOB: 2 BB: 2 P: 25	R: 0 H: 0 E: 0 K: 1 S: 12	L: 1 LOB: 1 BB: 0 P: 17	R: 1 H: 1 E: 0 K: 0 S: 8	L: 1 LOB: 0 BB: 0 P: 11	R: 2 H: 3 E: 0 K: 2 S: 16	L: 3 LOB: 0 BB: 0 P: 23	R: 0 H: 0 E: 0 K: 0 S: 10	L: 0 LOB: 2 BB: 1 P: 22	R: 0 H: 0 E: 0 K: 1 S: 9	L: 0 LOB: 0 BB: 0 P: 16	R: 1 H: 2 E: 0 K: 2 S: 12	L: 2 LOB: 2 BB: 1 P: 19	R: 0 H: 0 E: 0 K: 0 S: 5	L: 0 LOB: 0 BB: 0 P: 8		1B: 5 2B: 1 3B: 1 HR: 2	SF: 0 SAC: 1 DP: 0 HBP: 0	WP: 0 PB: 0 SB: 0 CS: 1
PITCHER	IP WLS BF H R ER SO	IP WLS BF H R ER SO	IP WLS BF H R ER SO	IP WLS BF H R ER SO	IP WLS BF H R ER SO	IP WLS BF H R ER SO	IP WLS BF H R ER SO	IP WLS BF H R ER SO	IP WLS BF H R ER SO	IP WLS BF H R ER SO	IP WLS BF H R ER SO	IP WLS BF H R ER SO	IP WLS BF H R ER SO	IP WLS BF H R ER SO	IP WLS BF H R ER SO	IP WLS BF H R ER SO	ERA WHIP	ERA WHIP		

Batter	1	2	3	4	5	6	7	8	9	AB	R	H	RBI	BB	SO	LOB	BOTTOM			
8 Chris Coghlan, L OBP: 0.360, SLG: 0.475	K		G1-3			K	FC6			4	0	0	0	0	2	1	Milwaukee Brewers @ Chicago Cubs Wrigley Field, Chicago, IL Thu Aug 14 2014, 1:23 PM - 4:28 PM CDT Att: 38,157 - Sunny - 67 F			
9 Javier Báez, R OBP: 0.244, SLG: 0.556	K				K				K	4	0	0	0	0	4	0				
44 Anthony Rizzo, L OBP: 0.379, SLG: 0.509					G1-3					4	0	2	0	0	1	0				
13 Starlin Castro, R OBP: 0.333, SLG: 0.429	F8								L8	4	0	1	0	0	1	2				
24 Luis Valbuena, L OBP: 0.320, SLG: 0.408			K		F7					4	0	0	0	0	1	1				
7 Arismendy Alcántara, S OBP: 0.289, SLG: 0.359			K						G4-3	4	0	0	0	0	2	0				
20 Justin Ruggiano, R OBP: 0.338, SLG: 0.410									G4-3	4	1	1	0	0	2	0				
5 Wellington Castillo, R OBP: 0.297, SLG: 0.375										2	1	0	0	0	1	1				
36 Edwin Jackson, R 36 Jacob Turner, R 4 Chris Valaika, R 11 Kyuji Fukukawa, L 33 Carlos Villanueva, R										1	0	0	0	0	1	0				
Inning Stats	R: 0 H: 1 E: 0 K: 2 S: 10	L: 0 LOB: 0 BB: 0 P: 16	R: 0 H: 0 E: 0 K: 3 S: 10	L: 0 LOB: 0 BB: 0 P: 18	R: 0 H: 0 E: 0 K: 2 S: 12	L: 0 LOB: 0 BB: 0 P: 19	R: 0 H: 1 E: 0 K: 1 S: 14	L: 1 LOB: 1 BB: 0 P: 22	R: 0 H: 0 E: 0 K: 3 S: 13	L: 0 LOB: 1 BB: 0 P: 13	R: 2 H: 2 E: 1 K: 0 S: 17	L: 2 LOB: 1 BB: 0 P: 24	R: 0 H: 0 E: 0 K: 2 S: 9	L: 0 LOB: 0 BB: 0 P: 12	R: 0 H: 0 E: 0 K: 0 S: 10	L: 0 LOB: 0 BB: 0 P: 14		1B: 4 2B: 1 3B: 0 HR: 0	SF: 0 SAC: 0 DP: 0 HBP: 0	WP: 0 PB: 0 SB: 0 CS: 0
PITCHER	IP WLS BF H R ER SO	IP WLS BF H R ER SO	IP WLS BF H R ER SO	IP WLS BF H R ER SO	IP WLS BF H R ER SO	IP WLS BF H R ER SO	IP WLS BF H R ER SO	IP WLS BF H R ER SO	IP WLS BF H R ER SO	IP WLS BF H R ER SO	IP WLS BF H R ER SO	IP WLS BF H R ER SO	IP WLS BF H R ER SO	IP WLS BF H R ER SO	IP WLS BF H R ER SO	IP WLS BF H R ER SO	ERA WHIP	ERA WHIP		



Batter	1	2	3	4	5	6	7	8	9	AB	R	H	RBI	BB	SO	LOB	TOP					
8 Chris Coghlan, L (1.7)										4	0	0	0	0	0	4						
9 Javier Báez, R (1.4)										4	0	1	0	0	1	4						
44 Anthony Rizzo, L (1.3)										3	0	0	0	1	0	5						
13 Starlin Castro, R (1.6)										4	0	0	0	0	1	4						
20 Justin Ruggiano, R (1.9)										4	1	1	1	0	2	2						
7 Arismendy Alcántara, S (1.8)										4	1	1	0	0	2	2						
5 Welington Castillo, R (1.2)										4	1	2	1	0	0	0						
4 Chris Valaika, R (1.5)										4	0	1	0	0	2	0						
19 Dan Straily, R (1.1)										1	0	0	0	1	1	0						
11 Kyuji Fukukawa, L (6.1)										0	0	0	0	0	0	0						
53 Wesley Wright, R (6.1)										0	0	0	0	0	0	0						
6 Ryan Sweeney, L (7.0)										1	0	1	1	0	0	0						
33 Carlos Villanueva, R (7.1)										0	0	0	0	0	0	0						
24 Luis Valbuena, L (6.0)										1	0	0	0	0	1	0						
Inning Stats	R: 0 H: 0 E: 0 K: 0 S: 12	H: 0 LOB: 0 BB: 0 P: 18	R: 0 H: 0 E: 0 K: 1 S: 6	H: 0 LOB: 0 BB: 0 P: 8	R: 0 H: 0 E: 0 K: 1 S: 5	H: 0 LOB: 1 BB: 1 P: 10	R: 0 H: 1 E: 0 K: 1 S: 14	H: 1 LOB: 2 BB: 1 P: 23	R: 1 H: 1 E: 0 K: 2 S: 10	H: 1 LOB: 0 BB: 0 P: 12	R: 0 H: 0 E: 0 K: 2 S: 9	H: 0 LOB: 0 BB: 0 P: 13	R: 2 H: 5 E: 0 K: 0 S: 16	H: 5 LOB: 3 BB: 0 P: 20	R: 0 H: 0 E: 0 K: 2 S: 7	H: 0 LOB: 0 BB: 0 P: 9	R: 0 H: 0 E: 0 K: 2 S: 8	H: 0 LOB: 0 BB: 0 P: 12	1B: 5 2B: 0 3B: 0 HR: 2	SF: 0 SAC: 0 DP: 2 HBP: 0	WP: 0 PB: 0 SB: 0 CS: 0	PA: 36
PITCHER	IP WLS BF H R ER SO BB IBB HBP BLK WP HR S P ERA WHIP																					
49 Jonathon Niese, L (1.1)	6.0 W 27 7 3 3 6 2 0 0 0 0 0 2 65 96 4.50 1.500																					
38 Vic Black, R (7.1)	1.0 H 3 0 0 0 0 0 0 0 0 0 0 0 7 8 0.00 0.000																					
27 Jeury Familia, R (8.1)	1.0 3 0 0 0 2 0 0 0 0 0 0 0 7 9 0.00 0.000																					
44 Buddy Carlyle, R (9.1)	1.0 3 0 0 0 2 0 0 0 0 0 0 0 8 12 0.00 0.000																					

Chicago Cubs @ New York Mets
Citi Field, Flushing, NY
Sat Aug 16 2014, 7:12 PM - 9:49 PM EDT
Att: 30,744 - Partly Cloudy - 77 F

AB	34
R	3
H	7
RBI	3
BB	2
SO	10
LOB	21



Batter	1	2	3	4	5	6	7	8	9	AB	R	H	RBI	BB	SO	LOB	BOTTOM			
3 Curtis Granderson, L (1.9)										4	0	0	0	0	2	3				
28 Daniel Murphy, L (1.4)										4	0	0	0	0	1	0				
5 David Wright, R (1.5)										2	1	0	0	0	0	0				
29 Eric Campbell, R (7.5)										1	0	0	0	3	0	0				
21 Lucas Duda, L (1.3)										4	2	1	0	0	0	2				
7 Travis d'Arnaud, R (1.2)										3	2	1	1	1	1	0				
6 Matthew den Dekker, L (1.7)										3	1	1	1	1	1	0				
12 Juan Lagares, R (1.8)										3	1	1	2	0	0	0				
4 Wilmer Flores, R (1.6)										3	0	1	2	1	0	0				
49 Jonathon Niese, L (1.1)										3	0	0	1	0	0	3				
38 Vic Black, R (7.1)										0	0	0	0	0	0	0				
27 Jeury Familia, R (8.1)										0	0	0	0	0	0	0				
44 Buddy Carlyle, L (9.1)										0	0	0	0	0	0	0				
Inning Stats	R: 0 H: 0 E: 0 K: 2 S: 8	H: 3 LOB: 1 BB: 1 P: 24	R: 3 H: 3 E: 0 K: 0 S: 11	H: 3 LOB: 1 BB: 1 P: 24	R: 0 H: 0 E: 0 K: 0 S: 5	H: 0 LOB: 0 BB: 0 P: 7	R: 0 H: 0 E: 0 K: 1 S: 5	H: 0 LOB: 0 BB: 0 P: 8	R: 0 H: 0 E: 0 K: 1 S: 11	H: 0 LOB: 0 BB: 0 P: 17	R: 4 H: 1 E: 0 K: 0 S: 13	H: 1 LOB: 2 BB: 3 P: 30	R: 0 H: 0 E: 0 K: 0 S: 11	H: 0 LOB: 1 BB: 1 P: 17	R: 0 H: 0 E: 0 K: 0 S: 8	H: 0 LOB: 0 BB: 0 P: 13	1B: 3 2B: 1 3B: 0 HR: 0	SF: 1 SAC: 0 DP: 0 HBP: 1	WP: 0 PB: 0 SB: 0 CS: 0	PA: 35
PITCHER	IP WLS BF H R ER SO BB IBB HBP BLK WP HR S P ERA WHIP																			
19 Dan Straily, R (1.1)	5.1 L 24 4 7 7 5 4 3 0 1 0 0 0 0 49 89 8.44 1.312																			
11 Kyuji Fukukawa, R (6.1)	0.1 3 0 0 0 0 0 0 1 0 0 0 0 0 3 8 0.00 0.000																			
53 Wesley Wright, L (6.1)	0.1 1 0 0 0 0 0 0 0 0 0 0 0 0 1 1 0.00 0.000																			
33 Carlos Villanueva, R (7.1)	2.0 7 0 0 0 0 1 0 0 0 0 0 0 0 19 30 0.00 0.500																			

Chicago Cubs @ New York Mets
Citi Field, Flushing, NY
Sat Aug 16 2014, 7:12 PM - 9:49 PM EDT
Att: 30,744 - Partly Cloudy - 77 F

AB	28
R	7
H	4
RBI	6
BB	5
SO	4
LOB	8




Batter	1	2	3	4	5	6	7	8	9	AB	R	H	RBI	BB	SO	LOB	TOP										
8 Chris Coghlan, L (1,7) OBP: 0.351, SLG: 0.458	F7		F7			13 CS 1B		K		4	0	1	0	0	1	3											
9 Javier Báez, R (1,4) OBP: 0.253, SLG: 0.491	K			13 G2-3 24 1B BB		K		BB		2	1	0	0	2	2	1											
44 Anthony Rizzo, L (1,3) OBP: 0.374, SLG: 0.498	P3		F8			F7		K		4	0	0	0	0	1	5											
13 Starlin Castro, R (1,6) OBP: 0.333, SLG: 0.433		24 G3-6 1B		G2-3		CS		HR		4	1	2	1	0	1	1											
24 Luis Valbuena, L (1,5) OBP: 0.317, SLG: 0.404	G3-6							G3		4	0	1	1	0	1	1											
7 Arismendy Alcántara, S (1,8) OBP: 0.275, SLG: 0.353	K									4	0	1	0	0	1	1											
6 Ryan Sweeney, L (1,9) OBP: 0.307, SLG: 0.347																											
41 Matt Szczur, R (8,PR) (8,9)			49 FC1-6 1B			F9		9 WP 12 G6-3 1B		3	0	2	0	0	0	0											
12 John Baker, L (1,2) OBP: 0.275, SLG: 0.235			K			L9		1 SAFE FC4 1-2		1	0	0	0	0	0	1											
49 Jake Arrieta, R (1,1) OBP: 0.167, SLG: 0.172										4	0	0	0	0	2	3											
20 Justin Ruggiano, R (8,PH) OBP: 0.338, SLG: 0.419			FC1-6			F9				2	0	0	0	0	0	1											
46 Pedro Strop, R (8,1) 56 Héctor Rondón, R (9,1)								9 WP BB		0	0	0	0	0	0	0											
										0	0	0	0	0	0	0											
										0	0	0	0	0	0	0											
Inning Stats	R: 0 E: 0 K: 1 S: 7	H: 0 LOB: 0 BB: 0 P: 12	R: 0 E: 0 K: 1 S: 7	H: 1 LOB: 0 BB: 0 P: 11	R: 0 E: 0 K: 1 S: 11	H: 1 LOB: 1 BB: 0 P: 15	R: 1 E: 0 K: 0 S: 11	H: 1 LOB: 1 BB: 1 P: 20	R: 0 E: 0 K: 1 S: 8	H: 0 LOB: 0 BB: 0 P: 9	R: 0 E: 0 K: 1 S: 8	H: 1 LOB: 0 BB: 0 P: 13	R: 0 E: 0 K: 2 S: 14	H: 0 LOB: 0 BB: 0 P: 14	R: 0 E: 0 K: 2 S: 14	H: 1 LOB: 1 BB: 2 P: 22	R: 1 E: 0 K: 1 S: 9	H: 2 LOB: 1 BB: 0 P: 11	1B: 6 2B: 0 3B: 0 HR: 1	SF: 0 SAC: 0 DP: 1 HBP: 0	WP: 1 PB: 0 SB: 0 CS: 1	PA: 36					
PITCHER	IP	WLS	BF	H	R	ER	SO	BB	IBB	HBP	BLK	WP	HR	S	P	ERA	WHIP										
50 Rafael Montero, R (1,1) ERA: 5.01	7.1		27	5	1	1	6	2	0	0	0	0	0	65	105	1.23	0.955										
66 Josh Edgin, L (8,1) ERA: 1.57	0.1		1	0	0	0	1	0	0	0	0	0	0	3	4	0.00	0.000										
52 Carlos Torres, R (8,1) ERA: 3.68	0.1		2	0	0	0	1	1	0	0	0	1	0	5	9	0.00	3.000										
58 Jenny Mejia, R (9,1) ERA: 3.86	1.0	L	5	2	1	1	1	0	0	0	0	0	1	9	11	9.00	2.000										
Batter	1	2	3	4	5	6	7	8	9	AB	R	H	RBI	BB	SO	LOB	BOTTOM										
3 Curtis Granderson, L (1,9) OBP: 0.324, SLG: 0.375	F7		E3			P6		1B		4	0	1	1	0	0	1											
12 Juan Lagares, R (1,8) OBP: 0.314, SLG: 0.375	G3-1		G6-4-3			L7		G6-3		4	0	0	0	0	0	4											
28 Daniel Murphy, L (1,4) OBP: 0.339, SLG: 0.424	G4-3									4	0	0	0	0	2	0											
21 Lucas Duda, L (1,3) OBP: 0.353, SLG: 0.478										3	0	1	0	1	1	0											
29 Eric Campbell, R (1,5) OBP: 0.333, SLG: 0.388										4	0	0	0	0	3	2											
6 Matthew den Dekker, L (1,7) OBP: 0.287, SLG: 0.235										2	0	0	0	1	1	1											
52 Carlos Torres, R (8,1) 4 Wilmer Flores, R (9,6) OBP: 0.266, SLG: 0.293										0	0	0	0	0	0	0											
20 Anthony Recker, R (1,2) OBP: 0.220, SLG: 0.317										3	0	0	0	0	3	2											
11 Rubén Tejada, R (1,6) OBP: 0.348, SLG: 0.279										3	0	2	0	0	0	1											
22 Eric Young Jr., S (8,PR) 58 Jenny Mejia, R (9,1) OBP: 0.307, SLG: 0.392										0	1	0	0	0	0	0											
50 Rafael Montero, R (1,1) 66 Josh Edgin, L (8,1) 9 Kirk Nieuwenhuis, L (8,7) OBP: 0.313, SLG: 0.444										0	0	0	0	0	0	0											
Inning Stats	R: 0 E: 0 K: 0 S: 6	H: 0 LOB: 0 BB: 0 P: 8	R: 0 E: 0 K: 3 S: 13	H: 1 LOB: 1 BB: 0 P: 19	R: 0 E: 1 K: 0 S: 8	H: 1 LOB: 1 BB: 0 P: 11	R: 0 E: 0 K: 3 S: 12	H: 0 LOB: 0 BB: 0 P: 19	R: 0 E: 0 K: 1 S: 7	H: 0 LOB: 0 BB: 0 P: 12	R: 0 E: 0 K: 0 S: 5	H: 0 LOB: 0 BB: 1 P: 10	R: 1 E: 0 K: 1 S: 11	H: 2 LOB: 2 BB: 0 P: 19	R: 0 E: 0 K: 1 S: 9	H: 0 LOB: 0 BB: 0 P: 14	1B: 4 2B: 0 3B: 0 HR: 0	SF: 0 SAC: 0 DP: 2 HBP: 0	WP: 1 PB: 1 SB: 1 CS: 0	PA: 32							
PITCHER	IP	WLS	BF	H	R	ER	SO	BB	IBB	HBP	BLK	WP	HR	S	P	ERA	WHIP										
49 Jake Arrieta, R (1,1) ERA: 2.61	7.0		24	2	0	0	9	2	0	0	0	1	0	61	98	0.00	0.571										
46 Pedro Strop, R (8,1) ERA: 2.51	1.0	W	5	2	1	0	1	0	0	0	0	0	0	11	19	0.00	2.000										
56 Héctor Rondón, R (9,1) ERA: 3.04	1.0	S	3	0	0	0	1	0	0	0	0	0	0	9	14	0.00	0.000										

Chicago Cubs @ New York Mets
Citi Field, Flushing, NY
Sun Aug 17 2014, 1:13 PM - 4:07 PM EDT
Att: 27,938 - Partly Cloudy - 77 F

livebaseballscores.com


AB 32
R 2
H 7
RBI 2
BB 3
SO 9
LOB 17



Chicago Cubs @ New York Mets
Citi Field, Flushing, NY
Sun Aug 17 2014, 1:13 PM - 4:07 PM EDT
Att: 27,938 - Partly Cloudy - 77 F

livebaseballscores.com

AB 30
R 1
H 4
RBI 1
BB 2
SO 11
LOB 14



Batter	1	2	3	4	5	6	7	8	9	AB	R	H	RBI	BB	SO	LOB	TOP							
7 Arismendy Alcántara, S OBP: 0.277, SLG: 0.333										4	0	0	0	1	2	1								
9 Javier Báez, R OBP: 0.256, SLG: 0.517										5	1	1	2	0	2	1								
44 Anthony Rizzo, L OBP: 0.376, SLG: 0.507										4	2	2	1	1	1	0								
13 Starlin Castro, R OBP: 0.334, SLG: 0.431										4	0	1	0	1	1	2								
24 Luis Valbuena, L OBP: 0.322, SLG: 0.408										4	0	3	1	0	0	1								
20 Justin Ruggiano, R OBP: 0.336, SLG: 0.416										4	0	1	0	0	2	4								
5 Welington Castillo, R OBP: 0.305, SLG: 0.365										3	0	0	0	1	1	5								
41 Matt Szczur, R (1, 7)										3	0	0	0	0	0	0								
8 Chris Coghlan, L OBP: 0.250, SLG: 0.456 (8, PH) (8, 7)										1	0	0	0	0	0	3								
28 Kyle Hendricks, R OBP: 0.294, SLG: 0.143 54 Neil Ramírez, R (8, 1)										3	0	0	0	0	2	0								
6 Ryan Sweeney, L OBP: 0.311, SLG: 0.351 56 Héctor Rondón, R (9, 1) (9, 1)										0	0	0	0	0	0	0								
Inning Stats	R: 0 E: 0 K: 3 S: 9	H: 0 LOB: 0 BB: 0 P: 14	R: 0 E: 0 K: 0 S: 13	H: 1 LOB: 1 BB: 0 P: 21	R: 0 E: 0 K: 2 S: 8	H: 0 LOB: 0 BB: 0 P: 14	R: 0 E: 0 K: 1 S: 12	H: 2 LOB: 3 BB: 1 P: 23	R: 0 E: 0 K: 0 S: 6	H: 0 LOB: 1 BB: 1 P: 14	R: 1 E: 0 K: 2 S: 13	H: 2 LOB: 1 BB: 0 P: 22	R: 0 E: 0 K: 1 S: 6	H: 0 LOB: 0 BB: 0 P: 9	R: 1 E: 0 K: 2 S: 17	H: 2 LOB: 3 BB: 2 P: 32	R: 2 E: 0 K: 0 S: 13	H: 2 LOB: 0 BB: 0 P: 18	1B: 6 2B: 1 3B: 0 HR: 2	SF: 0 SAC: 0 DP: 0 HBP: 0	WP: 0 PB: 1 SB: 0 CS: 0	PA: 40		
PITCHER	IP WLS BF H R ER SO BB IBB HBP BLK WP HR S P ERA WHIP	5.0 0 20 3 0 0 6 2 0 0 0 0 0 48 86 0.00 1.000	6.1 0.1 3 2 1 1 1 0 0 0 0 0 0 7 13 27.00 6.000	6.1 2.0 9 2 1 1 3 1 0 0 0 0 1 22 36 4.50 1.500	8.1 0.2 3 0 0 0 1 1 0 0 0 0 0 7 14 0.00 1.500	9.1 1.0 5 2 2 2 0 0 0 0 0 0 1 13 18 18.00 2.000																		

Chicago Cubs @ New York Mets
Citi Field, Flushing, NY
Mon Aug 18 2014, 12:11 PM - 3:04 PM EDT
Att: 23,271 - Sunny - 76 F

AB	36
R	4
H	9
RBI	4
BB	4
SO	11
LOB	17



Batter	1	2	3	4	5	6	7	8	9	AB	R	H	RBI	BB	SO	LOB	BOTTOM						
3 Curtis Granderson, L OBP: 0.324, SLG: 0.374										4	0	1	0	0	1	0							
28 Daniel Murphy, L OBP: 0.339, SLG: 0.425										4	0	1	0	0	1	1							
5 David Wright, R OBP: 0.329, SLG: 0.377										4	0	0	0	0	1	1							
21 Lucas Duda, L OBP: 0.354, SLG: 0.484										3	1	1	1	1	0	1							
7 Travis d'Arnaud, R OBP: 0.294, SLG: 0.387										4	0	0	0	0	1	2							
6 Matthew den Dekker, L OBP: 0.282, SLG: 0.243 38 Vic Black, R (8, 1) 58 Jenny Mejia, R (9, 1)										2	0	1	0	1	1	1							
12 Juan Lagares, R OBP: 0.311, SLG: 0.372										3	0	0	0	0	2								
4 Wilmer Flores, R OBP: 0.261, SLG: 0.287										3	0	0	0	0	0	0							
52 Carlos Torres, R (1, 1)										1	0	0	0	0	1	0							
49 Jonathon Niess, L OBP: 0.156, SLG: 0.075 61 Dana Eveland, L (6, 1) 44 Buddy Carlyle, L (6, 1) 9 Kirk Nieuwenhuis, L OBP: 0.310, SLG: 0.438 (8, 7)										1	0	0	0	0	0	0							
Inning Stats	R: 0 E: 0 K: 1 S: 5	H: 0 LOB: 0 BB: 0 P: 8	R: 0 E: 0 K: 0 S: 10	H: 1 LOB: 1 BB: 0 P: 16	R: 0 E: 0 K: 1 S: 11	H: 1 LOB: 1 BB: 0 P: 16	R: 1 E: 0 K: 0 S: 8	H: 1 LOB: 0 BB: 1 P: 16	R: 0 E: 0 K: 0 S: 10	H: 0 LOB: 0 BB: 0 P: 15	R: 0 E: 0 K: 0 S: 7	H: 0 LOB: 0 BB: 0 P: 8	R: 0 E: 0 K: 1 S: 8	H: 0 LOB: 1 BB: 1 P: 15	R: 0 E: 0 K: 2 S: 8	H: 0 LOB: 0 BB: 0 P: 12	R: 0 E: 0 K: 2 S: 14	H: 1 LOB: 1 BB: 0 P: 22	1B: 2 2B: 1 3B: 0 HR: 1	SF: 0 SAC: 0 DP: 0 HBP: 0	WP: 0 PB: 0 SB: 0 CS: 1	PA: 33	
PITCHER	IP WLS BF H R ER SO BB IBB HBP BLK WP HR S P ERA WHIP	7.0 0 25 3 1 0 2 2 0 0 0 0 0 8 94 1.29 0.714	1.0 H 3 0 0 0 2 0 0 0 0 0 0 8 12 0.00 0.000	1.0 S 4 1 0 0 2 0 0 0 0 0 0 14 22 0.00 1.000																			

Chicago Cubs @ New York Mets
Citi Field, Flushing, NY
Mon Aug 18 2014, 12:11 PM - 3:04 PM EDT
Att: 23,271 - Sunny - 76 F

AB	30
R	1
H	4
RBI	1
BB	2
SO	7
LOB	8



Batter	1	2	3	4	5	6	7	8	9	AB	R	H	RBI	BB	SO	LOB	TOP										
16 Angel Pagán, S OBP: 0.342, SLG: 0.392	L4		FC5-4 1B		2B		FC4-6 G5-4-3		L1-3	5	0	2	0	0	0	3	San Francisco Giants @ Chicago Cubs Wrigley Field, Chicago, IL Tue Aug 19 2014, 7:08 PM - 7:16 PM CDT Att: 31,064 - Partly Cloudy - 83 F										
8 Hunter Pence, R OBP: 0.336, SLG: 0.466	2B		FC5-4		F9		G5-4-3			4	0	1	0	0	0	3											
28 Buster Posey, R OBP: 0.339, SLG: 0.422	P3		F9		P6			K		4	0	0	0	0	1	3											
48 Pablo Sandoval, S OBP: 0.322, SLG: 0.424	P4		F7			B1-3		G6-3		4	0	0	0	0	2												
38 Michael Morse, R OBP: 0.338, SLG: 0.483	K		K		K	G4-3		G4-3		4	0	0	0	0	2	0											
37 Adam Duvall, R OBP: 0.254, SLG: 0.345	F8		L9		12 1B			G6-3		4	1	1	0	0	0	0											
13 Joaquin Arias, R OBP: 0.236, SLG: 0.243										2	0	2	0	0	0	0											
12 Joe Panik, L OBP: 0.344, SLG: 0.342	35 1B		1B							2	0	2	1	0	0	0											
35 Brandon Crawford, L OBP: 0.316, SLG: 0.374			G4-3			F7				4	0	2	0	0	0	2											
32 Ryan Vogelsong, R ERA: 3.79	K				P4					2	0	0	0	0	0	2											
52 Yusmeiro Petit, R ERA: 3.79										0	0	0	0	0	0	0											
45 Travis Ishikawa, L ERA: 1.53										1	0	0	0	0	0	0											
63 Jean Machi, R ERA: 1.53										0	0	0	0	0	0	0											
41 Jeremy Affeldt, L ERA: 1.89										0	0	0	0	0	0	0											
7 Grégor Blanco, L ERA: 3.79										1	0	0	0	0	1	2											
Inning Stats	R: 0 E: 0 K: 0 S: 7	H: 1 LOB: 1 BB: 0 P: 8	R: 0 E: 0 K: 2 S: 15	H: 2 LOB: 2 BB: 0 P: 21	R: 0 E: 0 K: 0 S: 10	H: 1 LOB: 1 BB: 0 P: 13	R: 0 E: 0 K: 1 S: 12	H: 1 LOB: 1 BB: 0 P: 17	R: 0 E: 0 K: 0 S: 15	H: 2 LOB: 1 BB: 0 P: 23	R: 0 E: 0 K: 1 S: 9	H: 0 LOB: 0 BB: 0 P: 15	R: 0 E: 0 K: 1 S: 11	H: 2 LOB: 2 BB: 0 P: 19	1B: 7 2B: 4 3B: 0 HR: 0	SF: 0 SAC: 0 DP: 1 HBP: 0	WP: 0 PB: 0 SB: 0 CS: 0	PA: 37									
PITCHER	IP	WLS	BF	H	R	ER	SO	BB	IBB	HBP	BLK	WP	HR	S	P	ERA	WHIP										
67 Tsuyoshi Wada, L ERA: 2.75	5.0	W	21	6	0	0	3	0	0	0	0	0	0	56	79	0.00	1.200										
36 Jacob Turner, R ERA: 5.77	2.0	H	8	3	1	1	0	0	0	0	0	0	0	20	34	4.50	1.500										
46 Pedro Strop, R ERA: 2.45	1.0	H	3	0	0	0	1	0	0	0	0	0	0	9	15	0.00	0.000										
56 Héctor Rondón, R ERA: 2.92	1.0	S	5	2	0	0	1	0	0	0	0	0	0	11	19	0.00	2.000										

Batter	1	2	3	4	5	6	7	8	9	AB	R	H	RBI	BB	SO	LOB	BOTTOM										
8 Chris Coghlan, L OBP: 0.345, SLG: 0.449	K	L7			K			K		4	0	0	0	0	3	2	San Francisco Giants @ Chicago Cubs Wrigley Field, Chicago, IL Tue Aug 19 2014, 7:08 PM - 7:16 PM CDT Att: 31,064 - Partly Cloudy - 83 F										
9 Javier Báez, R OBP: 0.273, SLG: 0.500	44 HR		K		K					2	1	0	0	2	2	0											
44 Anthony Rizzo, L OBP: 0.377, SLG: 0.515	HR		2B			K		G4-3		4	1	2	2	0	1	1											
Starlin Castro, R OBP: 0.333, SLG: 0.429	F8		G5-3			K				2	0	0	0	0	0	1											
4 Chris Valaika, R OBP: 0.212, SLG: 0.167	F8					K				1	0	0	0	0	1	0											
24 Luis Valbuena, L OBP: 0.319, SLG: 0.404	P6		K			G1-3				3	0	0	0	0	1	1											
5 Wellington Castillo, R OBP: 0.302, SLG: 0.381	F8		L4			G6-3				3	0	0	0	0	0	0											
7 Arismendy Alcántara, S OBP: 0.278, SLG: 0.340	67 SH1-4		F9			F7				3	0	1	0	0	0	0											
6 Ryan Sweeney, L OBP: 0.311, SLG: 0.347	67 SH1-4		K2-3			G5-3				2	0	0	0	1	1	0											
41 Matt Szczur, R										0	0	0	0	0	0	0											
67 Tsuyoshi Wada, L ERA: 3.79										0	0	0	0	0	0	0											
28 Kyle Hendricks, R ERA: 3.79										1	0	0	0	0	1	0											
38 Jacob Turner, R ERA: 5.77										0	0	0	0	0	0	0											
46 Pedro Strop, R ERA: 2.45										0	0	0	0	0	0	0											
20 Justin Ruggiano, R ERA: 3.79										1	0	0	0	0	0	0											
56 Héctor Rondón, R ERA: 2.92										0	0	0	0	0	0	0											
Inning Stats	R: 2 E: 0 K: 1 S: 11	H: 1 LOB: 0 BB: 1 P: 18	R: 0 E: 0 K: 0 S: 13	H: 1 LOB: 2 BB: 1 P: 25	R: 0 E: 0 K: 2 S: 12	H: 1 LOB: 1 BB: 0 P: 18	R: 0 E: 0 K: 1 S: 10	H: 0 LOB: 0 BB: 0 P: 15	R: 0 E: 0 K: 3 S: 12	H: 0 LOB: 0 BB: 0 P: 18	R: 0 E: 0 K: 2 S: 10	H: 0 LOB: 0 BB: 0 P: 13	R: 0 E: 0 K: 0 S: 7	H: 0 LOB: 0 BB: 0 P: 10	R: 0 E: 0 K: 1 S: 7	H: 0 LOB: 1 BB: 1 P: 15	1B: 0 2B: 2 3B: 0 HR: 1	SF: 0 SAC: 1 DP: 0 HBP: 0	WP: 0 PB: 0 SB: 0 CS: 0	PA: 30							
PITCHER	IP	WLS	BF	H	R	ER	SO	BB	IBB	HBP	BLK	WP	HR	S	P	ERA	WHIP										
32 Ryan Vogelsong, R ERA: 3.73	4.0	L	17	3	2	2	4	2	0	0	0	0	0	46	76	4.50	1.250										
52 Yusmeiro Petit, R ERA: 3.79	2.0		6	0	0	0	5	0	0	0	0	0	0	22	31	0.00	0.000										
63 Jean Machi, R ERA: 1.53	1.0		3	0	0	0	0	0	0	0	0	0	0	7	10	0.00	0.000										
41 Jeremy Affeldt, L ERA: 1.89	1.0		4	0	0	0	1	1	0	0	0	0	0	7	15	0.00	1.000										

AB	37
R	1
H	11
RBI	1
BB	0
SO	5
LOB	17

AB	26
R	2
H	3
RBI	2
BB	3
SO	10
LOB	5



Batter	1	2	3	4	5	6	7	8	9	AB	R	H	RBI	BB	SO	LOB	TOP					
16 Angel Pagán, S OBP: 0.340, SLG: 0.389	8 SF8 1B	F8	F7			P4		G6-3		5	1	1	0	0	0	1	San Francisco Giants @ Chicago Cubs Wrigley Field, Chicago, IL Wed Aug 20 2014, 7:08 PM - 10:18 PM CDT Att: 30,633 - Clear - 70 F					
57 Juan Gutierrez, R (8, 1)										0	0	0	0	0	0	0						
63 Jean Machi, R (9, 1)										0	0	0	0	0	0	0						
8 Hunter Pence, R OBP: 0.337, SLG: 0.471	12 S 12 WP 1B	G6-3				K		K		5	2	2	1	0	2	0						
48 Pablo Sandoval, S OBP: 0.323, SLG: 0.427										4	0	2	1	0	0	0						
13 Joaquin Arias, R OBP: 0.236, SLG: 0.243	SF8	G4-3				G6-3		G6-3		0	0	0	0	0	0	0						
38 Michael Morse, R OBP: 0.339, SLG: 0.484										3	2	1	0	1	1	1						
7 Gregor Blanco, L OBP: 0.318, SLG: 0.309	12 45 2B		12 45 2B			G6-3		K		1	0	0	0	0	0	1						
12 Joe Panik, L OBP: 0.352, SLG: 0.352	45 2B									5	1	3	1	0	0	2						
45 Travis Ishikawa, L OBP: 0.305, SLG: 0.418										5	1	3	3	0	0	3						
34 Andrew Susac, R OBP: 0.303, SLG: 0.387	K									5	1	1	2	0	2	5						
35 Brandon Crawford, L OBP: 0.318, SLG: 0.377										3	0	1	0	1	2	2						
22 Jake Peavy, R OBP: 0.250, SLG: 0.339	F9									3	0	0	0	0	2	3						
37 Adam Duvall, R OBP: 0.250, SLG: 0.339										1	0	0	0	0	1	0						
Inning Stats	R: 4 E: 0 K: 1 S: 19	H: 4 LOB: 2 BB: 2 P: 33	R: 0 E: 0 K: 0 S: 6	H: 0 LOB: 0 BB: 0 P: 11	R: 3 E: 0 K: 1 S: 13	H: 4 LOB: 1 BB: 0 P: 18	R: 1 E: 0 K: 0 S: 16	H: 2 LOB: 1 BB: 0 P: 26	R: 0 E: 0 K: 2 S: 8	H: 0 LOB: 0 BB: 0 P: 14	R: 0 E: 0 K: 1 S: 9	H: 0 LOB: 0 BB: 0 P: 15	R: 0 E: 0 K: 2 S: 13	H: 2 LOB: 2 BB: 0 P: 21	R: 0 E: 0 K: 2 S: 8	H: 0 LOB: 0 BB: 0 P: 9	R: 0 E: 0 K: 1 S: 11	H: 2 LOB: 2 BB: 0 P: 16	1B: 7 2B: 5 HR: 2	SF: 1 SAC: 0 DP: 0 HBP: 0	WP: 1 PB: 0 SB: 1 CS: 0	PA: 43
PITCHER	IP WLS BF H R ER SO BB IBB HBP BLK WP HR S P ERA WHIP	36 Edwin Jackson, R ERA: 6.09	33 Carlos Villanueva, R ERA: 4.76	53 Wesley Wright, L ERA: 2.61	11 Kyuji Fujikawa, R ERA: 1.69	PITCHER										IP WLS BF H R ER SO BB IBB HBP BLK WP HR S P ERA WHIP						

Batter	1	2	3	4	5	6	7	8	9	AB	R	H	RBI	BB	SO	LOB	BOTTOM			
8 Chris Coghlan, L OBP: 0.344, SLG: 0.446	9 G5-4-3 1B					K		G4-3		4	0	1	0	0	2	3	San Francisco Giants @ Chicago Cubs Wrigley Field, Chicago, IL Wed Aug 20 2014, 7:08 PM - 10:18 PM CDT Att: 30,633 - Clear - 70 F			
11 Kyuji Fujikawa, L (8, 1)										0	0	0	0	0	0	0				
9 Javier Báez, R OBP: 0.271, SLG: 0.485	G5-4-3									4	0	1	0	0	0	1				
44 Anthony Rizzo, L OBP: 0.376, SLG: 0.513	P4									4	0	1	0	0	0	1				
24 Luis Valbuena, L OBP: 0.323, SLG: 0.422										4	2	3	1	0	0	0				
6 Ryan Sweeney, L OBP: 0.310, SLG: 0.345	L3									4	0	1	0	0	0	3				
7 Arismendy Alcántara, S OBP: 0.271, SLG: 0.331										4	0	0	0	0	3	4				
4 Chris Valaika, R OBP: 0.216, SLG: 0.265										4	1	1	2	0	1	1				
12 John Baker, L OBP: 0.281, SLG: 0.242										4	0	2	0	0	1	0				
36 Edwin Jackson, R OBP: 0.175, SLG: 0.225										1	0	1	0	0	0	0				
33 Carlos Villanueva, R ERA: 3.13										1	0	0	0	0	1	0				
53 Wesley Wright, R (7, 1)										0	0	0	0	0	0	0				
41 Matt Szczur, R (8, 7)										1	0	0	0	0	1	1				
Inning Stats	R: 0 E: 0 K: 0 S: 6	H: 1 LOB: 0 BB: 0 P: 8	R: 2 E: 0 K: 2 S: 18	H: 4 LOB: 2 BB: 0 P: 31	R: 0 E: 0 K: 0 S: 7	H: 1 LOB: 0 BB: 0 P: 11	R: 0 E: 0 K: 3 S: 11	H: 1 LOB: 0 BB: 0 P: 8	R: 0 E: 0 K: 1 S: 13	H: 2 LOB: 2 BB: 0 P: 19	R: 0 E: 0 K: 2 S: 16	H: 1 LOB: 1 BB: 0 P: 21	R: 1 E: 0 K: 0 S: 8	H: 1 LOB: 0 BB: 0 P: 13	R: 0 E: 0 K: 1 S: 6	H: 0 LOB: 0 BB: 0 P: 10	1B: 8 2B: 0 3B: 1 HR: 2	SF: 0 SAC: 0 DP: 3 HBP: 0	WP: 0 PB: 0 SB: 0 CS: 0	PA: 35
PITCHER	IP WLS BF H R ER SO BB IBB HBP BLK WP HR S P ERA WHIP	22 Jake Peavy, R ERA: 4.48	57 Juan Gutierrez, R ERA: 3.13	63 Jean Machi, R ERA: 1.5	PITCHER										IP WLS BF H R ER SO BB IBB HBP BLK WP HR S P ERA WHIP					



Batter	1	2	3	4	5	6	7	8	9	AB	R	H	RBI	BB	SO	LOB	TOP					
21 Nick Markakis, L (1,9) OBP: 0.354, SLG: 0.405	F7			F7		G3-1		K		4	0	0	0	0	1	1	<p>Baltimore Orioles @ Chicago Cubs Wrigley Field, Chicago, IL Fri Aug 22 2014, 1:24 PM - 4:11 PM CDT Att: 33,761 - Overcast - 83 F</p>					
28 Steve Pearce, R (1,3) OBP: 0.352, SLG: 0.515	L5			G4-3		F9				4	0	1	0	0	0	0						
10 Adam Jones, R (1,8) OBP: 0.314, SLG: 0.480	G5-3			G6-3						4	0	0	0	0	0	2						
23 Nelson Cruz, R (1,7) OBP: 0.326, SLG: 0.520		P5			G6-3					4	1	1	1	0	0	0						
19 Chris Davis, L (1,5) OBP: 0.294, SLG: 0.392		K								4	0	1	0	0	2	0						
2 J.J. Hardy, R (1,6) OBP: 0.317, SLG: 0.391		G4-3								3	0	1	0	1	0	0						
6 Jonathan Schoop, R (1,4) OBP: 0.252, SLG: 0.357				G3-1						3	0	0	0	0	1	3						
35 Brad Brach, R (7,1) OBP: 0.282, SLG: 0.306						F3				0	0	0	0	0	0	0						
48 Andrew Miller, L (8,1)								K2-3		0	0	0	0	0	0	0						
36 Caleb Joseph, R (1,2) OBP: 0.290, SLG: 0.416								K		3	0	1	0	0	2	0						
39 Kevin Gausman, L (1,1)										1	0	0	0	0	1	0						
38 Cord Phelps, S (6,PH)										1	0	0	0	0	0	0						
17 Brian Matusz, L (6,1)										0	0	0	0	0	0	0						
66 T.J. McFarland, L (7,1)										0	0	0	0	0	0	0						
3 Ryan Flaherty, L (7,4)										0	0	0	0	1	0	0						
Inning Stats	R: 0 E: 0 K: 0 S: 9	H: 0 LOB: 0 BB: 0 P: 14	R: 0 E: 0 K: 1 S: 7	H: 0 LOB: 0 BB: 0 P: 12	R: 0 E: 0 K: 2 S: 8	H: 0 LOB: 0 BB: 0 P: 12	R: 0 E: 0 K: 0 S: 6	H: 0 LOB: 0 BB: 0 P: 10	R: 0 E: 0 K: 0 S: 11	H: 2 LOB: 2 BB: 1 P: 20	R: 0 E: 0 K: 0 S: 8	H: 0 LOB: 0 BB: 0 P: 13	R: 1 E: 0 K: 2 S: 13	H: 2 LOB: 1 BB: 0 P: 18	R: 0 E: 0 K: 2 S: 11	H: 1 LOB: 2 BB: 1 P: 16	R: 0 E: 0 K: 0 S: 5	H: 0 LOB: 0 BB: 0 P: 8	1B: 4 2B: 0 3B: 0 HR: 1	SF: 0 SAC: 0 DP: 0 HBP: 0	WP: 0 PB: 0 SB: 0 CS: 0	PA: 33
PITCHER	IP WLS BF H R ER SO BB IBB HBP BLK WP HR S P ERA WHIP																					
49 Jake Arrieta, R (1,1) ERA: 2.53	7.0 W 25 4 1 1 5 1 0 0 0 0 0 1 62 99 1.29 0.714																					
46 Pedro Strop, R (8,1) ERA: 2.4	1.0 H 5 1 0 0 2 1 0 0 0 0 0 0 11 16 0.00 2.000																					
56 Héctor Rondón, R (9,1) ERA: 2.86	1.0 S 3 0 0 0 0 0 0 0 0 0 0 0 5 8 0.00 0.000																					

Batter	1	2	3	4	5	6	7	8	9	AB	R	H	RBI	BB	SO	LOB	BOTTOM			
7 Arismendy Alcántara, S (1,8) OBP: 0.269, SLG: 0.325	G3-1									4	0	1	1	0	2	2	<p>Baltimore Orioles @ Chicago Cubs Wrigley Field, Chicago, IL Fri Aug 22 2014, 1:24 PM - 4:11 PM CDT Att: 33,761 - Overcast - 83 F</p>			
9 Javier Báez, R (1,6) OBP: 0.256, SLG: 0.486	F8									4	1	1	1	0	1	3				
44 Anthony Rizzo, L (1,3) OBP: 0.374, SLG: 0.507	L6									4	0	0	0	0	2	0				
24 Luis Valbuena, L (1,5) OBP: 0.324, SLG: 0.429		K								4	1	2	1	0	1	0				
8 Chris Coghlan, L (1,7) OBP: 0.340, SLG: 0.439		F8								4	0	0	0	0	0	1				
6 Ryan Sweeney, L (1,9) OBP: 0.307, SLG: 0.347		G3								4	1	1	0	0	0	1				
45 Logan Watkins, L (1,4) OBP: 0.333, SLG: 0.333										2	0	1	1	0	1	0				
4 Chris Valaika, R (7,PH) OBP: 0.220, SLG: 0.289										1	1	1	0	0	0	0				
12 John Baker, L (1,2) OBP: 0.282, SLG: 0.250										2	0	1	0	0	1	1				
49 Jake Arrieta, R (1,1) ERA: 3.81										2	0	1	0	0	1	0				
20 Justin Ruggiano, R (7,PH) ERA: 4.01										1	0	0	0	0	1	1				
46 Pedro Strop, R (8,1)										0	0	0	0	0	0	0				
56 Héctor Rondón, R (9,1)										0	0	0	0	0	0	0				
Inning Stats	R: 0 E: 0 K: 0 S: 6	H: 0 LOB: 0 BB: 0 P: 9	R: 0 E: 0 K: 1 S: 9	H: 0 LOB: 0 BB: 0 P: 15	R: 0 E: 0 K: 2 S: 14	H: 2 LOB: 2 BB: 0 P: 23	R: 2 E: 0 K: 2 S: 19	H: 3 LOB: 1 BB: 0 P: 30	R: 1 E: 0 K: 2 S: 14	H: 1 LOB: 0 BB: 0 P: 24	R: 0 E: 0 K: 0 S: 6	H: 0 LOB: 0 BB: 0 P: 8	R: 1 E: 1 K: 2 S: 10	H: 2 LOB: 1 BB: 0 P: 14	R: 0 E: 0 K: 1 S: 12	H: 1 LOB: 1 BB: 0 P: 17	1B: 4 2B: 3 3B: 0 HR: 2	SF: 0 SAC: 1 DP: 0 HBP: 0	WP: 0 PB: 0 SB: 0 CS: 0	PA: 33
PITCHER	IP WLS BF H R ER SO BB IBB HBP BLK WP HR S P ERA WHIP																			
39 Kevin Gausman, R (1,1) ERA: 3.81	5.0 L 21 6 3 3 3 0 0 0 0 0 0 0 62 101 5.40 1.200																			
17 Brian Matusz, L (6,1)	1.0 3 0 0 0 0 0 0 0 0 0 0 6 8 0.00 0.000																			
66 T.J. McFarland, L (7,1) ERA: 3.28	0.1 2 1 1 1 0 0 0 0 0 0 0 3 4 27.00 3.000																			
35 Brad Brach, R (7,1) ERA: 2.57	0.2 3 1 0 0 2 0 0 0 0 0 0 7 10 0.00 1.500																			
48 Andrew Miller, L (8,1) ERA: 2.13	1.0 4 1 0 0 1 0 0 0 0 0 0 12 17 0.00 1.000																			

Batter	1	2	3	4	5	6	7	8	9	AB	R	H	RBI	BB	SO	LOB	TOP																	
21 Nick Markakis, L (1,9) OBP: 0.352, SLG: 0.402										4	0	0	0	0	2	2	<p>Baltimore Orioles @ Chicago Cubs Wrigley Field, Chicago, IL Sat Aug 23 2014, 1:23 PM - 7:39 PM CDT Att: 37,156 - Overcast - 75 F</p>																	
28 Steve Pearce, R (1,3) OBP: 0.351, SLG: 0.515										4	1	1	0	0	0	2																		
10 Adam Jones, R (1,8) OBP: 0.316, SLG: 0.482										4	0	2	1	0	1	0																		
23 Nelson Cruz, R (1,7) OBP: 0.325, SLG: 0.517										3	0	0	0	1	2	1																		
19 Chris Davis, L (1,5) OBP: 0.291, SLG: 0.388										4	0	0	0	0	1	2																		
2 J.J. Hardy, R (1,6) OBP: 0.312, SLG: 0.391										3	1	1	0	1	1	1																		
6 Jonathan Schoop, R (1,4) OBP: 0.252, SLG: 0.358										4	0	1	0	0	0	1																		
40 Nick Hundley, R (1,2) OBP: 0.273, SLG: 0.347										3	0	1	0	0	1	2																		
25 Bud Norris, R (1,1) OBP: 0.333, SLG: 0.333										1	0	1	1	0	0	0																		
31 Ubaldo Jiménez, R (3,1)										1	0	0	0	0	0	0																		
38 Cord Phelps, S (7,PH)										1	0	0	0	0	0	1																		
29 Tommy Hunter, R (7,1)										0	0	0	0	0	0	0																		
Inning Stats	R: 1 E: 0 K: 1 S: 13	H: 2 LOB: 1 BB: 0 P: 17	R: 1 E: 0 K: 1 S: 20	H: 3 LOB: 2 BB: 0 P: 29	R: 0 E: 0 K: 2 S: 10	H: 0 LOB: 0 BB: 0 P: 15	R: 0 E: 0 K: 0 S: 6	H: 0 LOB: 0 BB: 0 P: 11	R: 0 E: 0 K: 1 S: 7	H: 0 LOB: 0 BB: 0 P: 13	R: 0 E: 0 K: 2 S: 9	H: 1 LOB: 1 BB: 0 P: 19	R: 0 E: 0 K: 0 S: 4	H: 1 LOB: 1 BB: 0 P: 7	R: 0 E: 0 K: 0 S: 10	H: 0 LOB: 1 BB: 1 P: 12	R: 0 E: 0 K: 1 S: 10	H: 0 LOB: 1 BB: 1 P: 16	1B: 4 2B: 3 3B: 0 HR: 0	SF: 0 SAC: 0 DP: 1 HBP: 0	WP: 0 PB: 0 SB: 0 CS: 0	PA: 34												
PITCHER	IP WLS BF H R ER SO BB IBB HBP BLK WP HR S P ERA WHIP																																	
28 Kyle Hendricks, R (1,1) ERA: 1.78	2.0	11	5	2	2	2	0	0	0	0	0	0	0	0	33	46	9.00	2.500																
52 Justin Grimm, R (3,1) ERA: 4.05	3.1	11	0	0	0	3	1	0	0	0	0	0	0	0	26	47	0.00	0.300																
53 Wesley Wright, L (6,1) ERA: 2.43	1.2	5	1	0	0	2	0	0	0	0	0	0	0	10	18	0.00	0.600																	
54 Neil Ramírez, R (8,1) ERA: 1.14	1.0	3	1	0	0	0	0	0	0	0	0	0	0	10	12	0.00	1.000																	
59 Zac Rosscup, L (9,1) ERA: 6.43	1.0	4	0	0	0	1	1	0	0	0	0	0	0	10	16	0.00	1.000																	

Batter	1	2	3	4	5	6	7	8	9	AB	R	H	RBI	BB	SO	LOB	BOTTOM																
8 Chris Coghlan, L (1,7) OBP: 0.338, SLG: 0.442										5	0	1	3	0	0	2	<p>Baltimore Orioles @ Chicago Cubs Wrigley Field, Chicago, IL Sat Aug 23 2014, 1:23 PM - 7:39 PM CDT Att: 37,156 - Overcast - 75 F</p>																
9 Javier Báez, R (1,6) OBP: 0.256, SLG: 0.513										4	1	1	1	0	3	1																	
44 Anthony Rizzo, L (1,3) OBP: 0.375, SLG: 0.509										4	0	2	0	0	0	0																	
24 Luis Valbuena, L (1,5) OBP: 0.325, SLG: 0.427										2	1	0	0	1	1	1																	
53 Wesley Wright, R (6,1)										0	0	0	0	0	0	0																	
41 Matt Szczur, R (7,PH) (8,9) OBP: 0.111, SLG: 0.111										1	0	0	0	0	0	1																	
6 Ryan Sweeney, L (1,9) OBP: 0.306, SLG: 0.341										3	1	0	0	1	2	2																	
37 Travis Wood, R (7,PR) (7,PR)										0	0	0	0	0	0	0																	
54 Neil Ramírez, R (8,1)										0	0	0	0	0	0	0																	
59 Zac Rosscup, R (9,1)										0	0	0	0	0	0	0																	
5 Wellington Castillo, R (1,2) OBP: 0.304, SLG: 0.391										4	1	1	0	0	1	2																	
7 Arismendy Alcántara, S (1,8) OBP: 0.279, SLG: 0.335										4	2	3	0	0	0	1																	
45 Logan Watkins, L (1,4) OBP: 0.429, SLG: 0.571										4	1	2	2	0	1	3																	
28 Kyle Hendricks, R (1,1) OBP: 0.263, SLG: 0.125										1	0	0	0	0	1	3																	
52 Justin Grimm, R (3,1)										1	0	0	0	0	1	1																	
4 Chris Valaika, R (6,5) OBP: 0.233, SLG: 0.300										2	0	1	1	0	0	1																	
Inning Stats	R: 0 E: 0 K: 1 S: 7	H: 0 LOB: 0 BB: 0 P: 16	R: 4 E: 0 K: 3 S: 31	H: 4 LOB: 1 BB: 1 P: 42	R: 0 E: 0 K: 2 S: 9	H: 0 LOB: 0 BB: 0 P: 11	R: 0 E: 1 K: 2 S: 12	H: 0 LOB: 1 BB: 0 P: 19	R: 0 E: 0 K: 1 S: 13	H: 1 LOB: 1 BB: 0 P: 22	R: 1 E: 0 K: 0 S: 10	H: 2 LOB: 2 BB: 1 P: 23	R: 1 E: 0 K: 1 S: 8	H: 2 LOB: 1 BB: 0 P: 12	R: 1 E: 0 K: 0 S: 7	H: 2 LOB: 0 BB: 0 P: 11	1B: 7 2B: 3 3B: 1 HR: 1	SF: 0 SAC: 0 DP: 1 HBP: 0	WP: 0 PB: 0 SB: 1 CS: 0	PA: 37													
PITCHER	IP WLS BF H R ER SO BB IBB HBP BLK WP HR S P ERA WHIP																																
25 Bud Norris, R (1,1) ERA: 3.91	2.0	11	4	4	4	4	1	0	0	0	0	0	0	38	58	18.00	2.500																
31 Ubaldo Jiménez, R (3,1) ERA: 4.74	4.0	17	3	1	1	5	1	0	0	0	0	0	0	44	75	2.25	1.000																
29 Tommy Hunter, R (7,1) ERA: 3.61	2.0	9	4	2	2	1	0	0	0	0	0	1	15	23	9.00	2.000																	



Batter	1	2	3	4	5	6	7	8	9	AB R H RBI BB SO LOB	TOP											
8 Chris Coghlan, L (1,7) OBP: 0.342, SLG: 0.441			L8		K					4 1 2 0 1 1 1	Chicago Cubs @ Cincinnati Reds Great American Ball Park, Cincinnati, OH Wed Aug 27 2014, 7:14 PM - 10:30 PM EDT Att: 20,497 - Partly Cloudy - 86 F											
9 Javier Báez, R (1,4) OBP: 0.232, SLG: 0.462	G5-4-3		K		F8				F8	5 1 1 2 0 1 4												
13 Starlin Castro, R (1,6) OBP: 0.333, SLG: 0.429	G5-3		K2-3		K					4 0 1 0 0 2 0												
24 Luis Valbuena, L (1,5) OBP: 0.322, SLG: 0.428						L7		K		3 1 1 1 1 1 2												
68 Jorge Soler, R (1,9) OBP: 0.500, SLG: 1.250				P4		K				4 1 2 2 0 1 1												
5 Wellington Castillo, R (1,2) OBP: 0.271, SLG: 0.380				K		K		G4-6-3		4 0 1 0 0 2 3												
7 Arismendy Alcántara, S (1,8) OBP: 0.284, SLG: 0.371				F8		G5-3				4 0 1 0 0 1 2												
4 Chris Valaika, R (1,3) OBP: 0.229, SLG: 0.289				F8					K	4 0 1 0 0 2 2												
38 Jacob Turner, R (1,1) OBP: 0.209, SLG: 0.333										1 0 0 0 0 1 1												
33 Carlos Villanueva, R (4,1) ERA: 3.15									K	0 0 0 0 0 0 0												
11 Kyuji Fukukawa, L (7,1) ERA: 1.42									K	0 0 0 0 0 0 0												
45 Logan Watkins, L (8,PH) ERA: 7.36									K	0 0 0 0 0 0 0												
59 Zac Rosscup, R (8,1) ERA: 4.07									K	0 0 0 0 0 0 0												
52 Justin Grimm, R (8,PH) ERA: 4.07									K	0 0 0 0 0 0 0												
41 Matt Szczur, R (8,PH) ERA: 2.49									K	1 0 0 0 0 1 1												
Inning Stats	R: 0 E: 0 K: 0 S: 7	H: 1 LOB: 0 BB: 0 P: 10	R: 2 E: 0 K: 2 S: 13	H: 3 LOB: 1 BB: 0 P: 19	R: 0 E: 0 K: 2 S: 8	H: 0 LOB: 0 BB: 0 P: 10	R: 0 E: 0 K: 1 S: 5	H: 0 LOB: 1 BB: 0 P: 11	R: 0 E: 0 K: 2 S: 8	H: 0 LOB: 0 BB: 0 P: 12	R: 0 E: 0 K: 2 S: 8	H: 0 LOB: 0 BB: 0 P: 11	R: 3 E: 0 K: 1 S: 20	H: 5 LOB: 1 BB: 0 P: 30	R: 0 E: 0 K: 2 S: 13	H: 1 LOB: 2 BB: 1 P: 22	1B: 8 2B: 1 3B: 0 HR: 2	SF: 0 SAC: 1 DP: 2 HBP: 0	WP: 0 PB: 0 SB: 1 CS: 0	PA: 38		
PITCHER	IP WLS BF H R ER SO BB IBB HBP BLK WP HR S P ERA WHIP	IP WLS BF H R ER SO BB IBB HBP BLK WP HR S P ERA WHIP	IP WLS BF H R ER SO BB IBB HBP BLK WP HR S P ERA WHIP	IP WLS BF H R ER SO BB IBB HBP BLK WP HR S P ERA WHIP	IP WLS BF H R ER SO BB IBB HBP BLK WP HR S P ERA WHIP	IP WLS BF H R ER SO BB IBB HBP BLK WP HR S P ERA WHIP	IP WLS BF H R ER SO BB IBB HBP BLK WP HR S P ERA WHIP	IP WLS BF H R ER SO BB IBB HBP BLK WP HR S P ERA WHIP	IP WLS BF H R ER SO BB IBB HBP BLK WP HR S P ERA WHIP	IP WLS BF H R ER SO BB IBB HBP BLK WP HR S P ERA WHIP	IP WLS BF H R ER SO BB IBB HBP BLK WP HR S P ERA WHIP	IP WLS BF H R ER SO BB IBB HBP BLK WP HR S P ERA WHIP	IP WLS BF H R ER SO BB IBB HBP BLK WP HR S P ERA WHIP	IP WLS BF H R ER SO BB IBB HBP BLK WP HR S P ERA WHIP	IP WLS BF H R ER SO BB IBB HBP BLK WP HR S P ERA WHIP	IP WLS BF H R ER SO BB IBB HBP BLK WP HR S P ERA WHIP	IP WLS BF H R ER SO BB IBB HBP BLK WP HR S P ERA WHIP	IP WLS BF H R ER SO BB IBB HBP BLK WP HR S P ERA WHIP	IP WLS BF H R ER SO BB IBB HBP BLK WP HR S P ERA WHIP	IP WLS BF H R ER SO BB IBB HBP BLK WP HR S P ERA WHIP	IP WLS BF H R ER SO BB IBB HBP BLK WP HR S P ERA WHIP	IP WLS BF H R ER SO BB IBB HBP BLK WP HR S P ERA WHIP
55 Mat Latos, R (1,1) ERA: 3.15	7.0 W 28 7 4 4 10 1 0 0 0 0 2 66 102 5.14 1.143																					
51 Jonathan Broxton, R (8,1) ERA: 1.52	1.0 H 5 3 1 1 1 0 0 0 0 0 0 14 19 9.00 3.000																					
54 Aroldis Chapman, L (8,1) ERA: 2.49	1.0 S 5 1 0 0 2 1 0 0 0 0 0 0 13 22 0.00 2.000																					

AB	35
R	5
H	11
RBI	5
BB	2
SO	13
LOB	17



Batter	1	2	3	4	5	6	7	8	9	AB R H RBI BB SO LOB	BOTTOM										
6 Billy Hamilton, S (1,8) OBP: 0.297, SLG: 0.380			B2-3		E6			G3		5 1 2 0 0 1 0	Chicago Cubs @ Cincinnati Reds Great American Ball Park, Cincinnati, OH Wed Aug 27 2014, 7:14 PM - 10:30 PM EDT Att: 20,497 - Partly Cloudy - 86 F										
21 Todd Frazier, R (1,3) OBP: 0.342, SLG: 0.458	K							G6-3		5 1 2 0 0 2 1											
4 Brandon Phillips, R (1,4) OBP: 0.307, SLG: 0.379	G5-3									5 0 1 1 0 2 1											
39 Devin Mesoraco, R (1,2) OBP: 0.354, SLG: 0.537										2 1 2 1 1 0 0											
32 Jay Bruce, L (1,9) OBP: 0.298, SLG: 0.377										3 1 1 0 1 1 4											
17 Kristopher Negron, R (1,5) OBP: 0.319, SLG: 0.477										4 1 1 0 0 1 4											
25 Skip Schumaker, L (1,7) OBP: 0.290, SLG: 0.319										4 1 2 2 0 0 2											
2 Zack Cozart, R (1,6) OBP: 0.274, SLG: 0.301										4 0 1 1 0 0 5											
55 Mat Latos, R (1,1) OBP: 0.103, SLG: 0.071										2 0 0 0 0 1 2											
51 Jonathan Broxton, R (8,1) ERA: 1.52										0 0 0 0 0 0 0											
28 Chris Heisey, R (8,PH) OBP: 0.275, SLG: 0.372										1 1 1 1 0 0 0											
54 Aroldis Chapman, L (8,1) ERA: 2.49										0 0 0 0 0 0 0											
Inning Stats	R: 0 E: 0 K: 1 S: 7	H: 1 LOB: 0 BB: 0 P: 11	R: 2 E: 0 K: 0 S: 12	H: 2 LOB: 1 BB: 1 P: 20	R: 0 E: 0 K: 0 S: 8	H: 1 LOB: 2 BB: 1 P: 16	R: 4 E: 1 K: 1 S: 21	H: 6 LOB: 2 BB: 0 P: 31	R: 0 E: 0 K: 3 S: 11	H: 0 LOB: 0 BB: 0 P: 13	R: 0 E: 1 K: 1 S: 10	H: 1 LOB: 2 BB: 0 P: 15	R: 1 E: 0 K: 1 S: 10	H: 1 LOB: 0 BB: 0 P: 16	1B: 10 2B: 2 3B: 0 HR: 1	SF: 0 SAC: 1 DP: 1 HBP: 1	WP: 0 PB: 0 SB: 1 CS: 1	PA: 39			
PITCHER	IP WLS BF H R ER SO BB IBB HBP BLK WP HR S P ERA WHIP	IP WLS BF H R ER SO BB IBB HBP BLK WP HR S P ERA WHIP	IP WLS BF H R ER SO BB IBB HBP BLK WP HR S P ERA WHIP	IP WLS BF H R ER SO BB IBB HBP BLK WP HR S P ERA WHIP	IP WLS BF H R ER SO BB IBB HBP BLK WP HR S P ERA WHIP	IP WLS BF H R ER SO BB IBB HBP BLK WP HR S P ERA WHIP	IP WLS BF H R ER SO BB IBB HBP BLK WP HR S P ERA WHIP	IP WLS BF H R ER SO BB IBB HBP BLK WP HR S P ERA WHIP	IP WLS BF H R ER SO BB IBB HBP BLK WP HR S P ERA WHIP	IP WLS BF H R ER SO BB IBB HBP BLK WP HR S P ERA WHIP	IP WLS BF H R ER SO BB IBB HBP BLK WP HR S P ERA WHIP	IP WLS BF H R ER SO BB IBB HBP BLK WP HR S P ERA WHIP	IP WLS BF H R ER SO BB IBB HBP BLK WP HR S P ERA WHIP	IP WLS BF H R ER SO BB IBB HBP BLK WP HR S P ERA WHIP	IP WLS BF H R ER SO BB IBB HBP BLK WP HR S P ERA WHIP	IP WLS BF H R ER SO BB IBB HBP BLK WP HR S P ERA WHIP	IP WLS BF H R ER SO BB IBB HBP BLK WP HR S P ERA WHIP	IP WLS BF H R ER SO BB IBB HBP BLK WP HR S P ERA WHIP	IP WLS BF H R ER SO BB IBB HBP BLK WP HR S P ERA WHIP	IP WLS BF H R ER SO BB IBB HBP BLK WP HR S P ERA WHIP	IP WLS BF H R ER SO BB IBB HBP BLK WP HR S P ERA WHIP
38 Jacob Turner, R (1,1) ERA: 6.15	3.2 L 20 3 0 0 5 2 0 0 0 0 0 0 30 39 0.00 1.286																				
11 Kyuji Fukukawa, R (7,1) ERA: 1.42	1.0 5 1 0 0 1 0 0 1 0 0 0 10 15 0.00 1.000																				
59 Zac Rosscup, L (8,1) ERA: 7.36	0.1 2 1 1 1 0 0 0 0 0 0 1 5 7 27.00 3.000																				
52 Justin Grimm, R (8,1) ERA: 4.07	0.2 2 0 0 0 1 0 0 0 0 0 0 5 9 0.00 0.000																				

AB	35
R	7
H	13
RBI	6
BB	2
SO	8
LOB	19



Batter	1	2	3	4	5	6	7	8	9	AB	R	H	RBI	BB	SO	LOB	TOP			
8 Chris Coghlan, L (1,7) OBP: 0.342, SLG: 0.438	4-2 FC6-4 BB		0-3 K		0-3 K			0-1 G4-3		2	0	0	0	1	2	0	Chicago Cubs @ Cincinnati Reds Great American Ball Park, Cincinnati, OH Thu Aug 28 2014, 12:40 PM - 3:51 PM EDT Att: 21,316 - Sunny - 77 F			
53 Wesley Wright, R (5,1)										0	0	0	0	0	0	0				
59 Zac Rosscup, R (7,1)										0	0	0	0	0	0	0				
45 Logan Watkins, L (8,PH)										1	0	0	0	0	0	0				
11 Kyuji Fujikawa, L (8,1)										0	0	0	0	0	0	0				
9 Javier Báez, R (1,4) OBP: 0.222, SLG: 0.442	1-1 FC6-4 13 S 1-2		3-1 G6-3		1-3 K2-3			2-3 K		4	0	0	0	0	2	1				
13 Starlin Castro, R (1,6) OBP: 0.335, SLG: 0.429	3-2 F8		3-2 1B				0-1 F8		3-1 24 1B 1B	4	1	2	0	0	0	1				
24 Luis Valbuena, L (1,5) OBP: 0.322, SLG: 0.426	3-3 K		1-1 F8				0-2 F7		1-2 68 1B 7 SF7 1B	4	1	1	0	0	1	2				
68 Jorge Soler, R (1,9) OBP: 0.500, SLG: 1.000		2-2 2B					1-3 K		2-1 4 G4-6-3 1B	4	0	2	1	0	2	0				
7 Arismendy Alcántara, S (1,8) OBP: 0.224, SLG: 0.367		2-3 K		4-0 BB			3-2 G5-3		0-0 SF7	2	0	0	1	1	1	1				
4 Chris Valaika, R (1,3) OBP: 0.212, SLG: 0.265		2-2 K		0-0 P4			0-2 G4-3		3-H G4-6-3	4	0	0	0	0	1	3				
12 John Baker, L (1,2) OBP: 0.282, SLG: 0.247		4-0 IBB		0-0 P5			0-3 K			2	0	0	0	1	1	1				
49 Jake Arrieta, R (1,1) OBP: 0.182, SLG: 0.188		3-2 P4					1-2 K			1	0	0	0	0	0	2				
37 Travis Wood, R (5,PH) OBP: 0.291, SLG: 0.462										1	0	0	0	0	1	0				
41 Matt Szczur, R (5,7) OBP: 0.235, SLG: 0.188										1	0	0	0	0	0	0				
Inning Stats	R: 0 E: 0 K: 1 S: 17	H: 0 LOB: 1 BB: 1 P: 28	R: 0 E: 0 K: 2 S: 17	H: 1 LOB: 2 BB: 1 P: 30	R: 0 E: 0 K: 1 S: 13	H: 1 LOB: 1 BB: 0 P: 20	R: 0 E: 0 K: 1 S: 5	H: 0 LOB: 0 BB: 1 P: 11	R: 0 E: 0 K: 3 S: 9	H: 0 LOB: 0 BB: 0 P: 10	R: 0 E: 0 K: 1 S: 9	H: 0 LOB: 0 BB: 0 P: 12	R: 0 E: 0 K: 1 S: 6	H: 0 LOB: 0 BB: 0 P: 8	R: 2 E: 0 K: 0 S: 12	H: 3 LOB: 0 BB: 0 P: 21	1B: 4 2B: 1 3B: 0 HR: 0	SF: 1 SAC: 0 DP: 1 HBP: 0	WP: 0 PB: 0 SB: 1 CS: 0	PA: 34
PITCHER	IP WLS BF H R ER SO BB IBB HBP BLK WP HR S P ERA WHIP																			
40 Dylan Axelrod, R (1,1) ERA: 1.64	5.0 W 20 2 0 0 8 2 1 0 0 0 0 0 61 100 0.00 0.800																			
62 Pedro Villarreal, R (6,1) ERA: 4.15	2.0 6 0 0 0 2 0 0 0 0 0 0 0 18 22 0.00 0.000																			
66 Logan Ondrusek, R (8,1) ERA: 4.38	1.0 3 0 0 0 1 0 0 0 0 0 0 0 6 8 0.00 0.000																			
70 Jumbo Diaz, R (9,1) ERA: 3.38	1.0 5 3 2 2 0 0 0 0 0 0 0 0 12 21 18.00 3.000																			

Batter	1	2	3	4	5	6	7	8	9	AB	R	H	RBI	BB	SO	LOB	BOTTOM			
6 Billy Hamilton, S (1,8) OBP: 0.302, SLG: 0.385	4-2 21 S BB	2-2 21 1B 2B		4-1 21 1B 4 2B BB		0-0 21 FC5 1B		1-2 K		2	2	2	2	2	0	0	Chicago Cubs @ Cincinnati Reds Great American Ball Park, Cincinnati, OH Thu Aug 28 2014, 12:40 PM - 3:51 PM EDT Att: 21,316 - Sunny - 77 F			
28 Chris Heisey, R (8,PH) OBP: 0.273, SLG: 0.370										1	0	0	0	1	0	0				
21 Todd Frazier, R (1,3) OBP: 0.344, SLG: 0.458	1 SAFE K	0-3 K	2-1 4 S 1B	0-1 4 S 1B		3-H FC5 39 BB 1B		2-1 G4-3		4	1	2	2	0	1	2				
9 Jack Hannahan, L (8,PH) OBP: 0.154, SLG: 0.160		2-H K		1-3 2-H 1B		1-3 L4		1-2 G4-3		1	0	0	0	0	0	0				
4 Brandon Phillips, R (1,4) OBP: 0.350, SLG: 0.391	0-2 G5-3	2-1 L4		2-2 K		1-2 L4		1-2 39 1B 1B		4	0	1	2	0	0	4				
7 Ramon Santiago, S (9,4) OBP: 0.345, SLG: 0.310		1-2 K		1-H 3-H 2B				1-2 1B		1	0	1	0	0	0	0				
39 Devin Mesoraco, R (1,2) OBP: 0.358, SLG: 0.535	4-0 BB		2-2 G4-3	1-3 K		4-0 BB		2-2 1B		3	0	1	0	2	1	1				
32 Jay Bruce, L (1,9) OBP: 0.294, SLG: 0.373	0-3 K		1-3 K		1-3 K		1-3 K		0-3 K	5	0	0	0	0	5	7				
17 Kristopher Negron, R (1,5) OBP: 0.277, SLG: 0.484		4-1 25 S BB		1-3 K		0-0 G1-3		1-1 2B		3	1	1	0	1	1	0				
25 Skip Schumaker, L (1,7) OBP: 0.286, SLG: 0.313	1-3 K			2-0 L8		2-2 F7		0-0 G5-3		4	0	0	0	0	1	2				
2 Zack Cozart, R (1,6) OBP: 0.278, SLG: 0.308	2-1 40 S 2B 1B			0-1 21 1B 6 S 1B		0-0 E8 6 1B 2B		2-2 F9		4	3	3	1	0	0	1				
40 Dylan Axelrod, R (1,1) ERA: 2.88	1-3 K		1-3 K		1-3 K		0-3 K		0-2 L6	2	0	0	0	0	2	2				
62 Pedro Villarreal, R (6,1) ERA: 2.32	1-3 K									1	0	0	0	0	1	1				
48 Ryan Ludwick, R (7,PH) OBP: 0.338, SLG: 0.385										1	0	0	0	0	0	1				
66 Logan Ondrusek, R (8,1) ERA: 4.38										0	0	0	0	0	0	0				
70 Jumbo Diaz, R (9,1) ERA: 1.23										0	0	0	0	0	0	0				
Inning Stats	R: 0 E: 0 K: 2 S: 14	H: 0 LOB: 2 BB: 2 P: 22	R: 3 E: 0 K: 2 S: 16	H: 3 LOB: 1 BB: 1 P: 30	R: 0 E: 0 K: 2 S: 12	H: 0 LOB: 0 BB: 0 P: 16	R: 3 E: 0 K: 2 S: 18	H: 3 LOB: 1 BB: 1 P: 28	R: 0 E: 0 K: 1 S: 7	H: 0 LOB: 0 BB: 0 P: 10	R: 1 E: 2 K: 2 S: 16	H: 2 LOB: 3 BB: 1 P: 24	R: 0 E: 0 K: 0 S: 11	H: 1 LOB: 1 BB: 0 P: 14	R: 0 E: 0 K: 2 S: 16	H: 2 LOB: 2 BB: 0 P: 22	1B: 7 2B: 4 3B: 0 HR: 0	SF: 0 SAC: 0 DP: 0 HBP: 0	WP: 0 PB: 0 SB: 6 CS: 0	PA: 41
PITCHER	IP WLS BF H R ER SO BB IBB HBP BLK WP HR S P ERA WHIP																			
49 Jake Arrieta, R (1,1) ERA: 2.88	4.0 L 22 2 6 6 8 4 0 0 0 0 0 0 60 96 0.00 1.500																			
53 Wesley Wright, L (5,1) ERA: 2.32	2.0 10 2 1 0 3 1 0 0 0 0 0 0 23 34 0.00 1.500																			
59 Zac Rosscup, L (7,1) ERA: 6.48	1.0 4 1 0 0 0 0 0 0 0 0 0 0 11 14 0.00 1.000																			
11 Kyuji Fujikawa, R (8,1) ERA: 1.23	1.0 5 2 0 0 2 0 0 0 0 0 0 0 16 22 0.00 2.000																			

AB 30
R 2
H 5
RBI 2
BB 3
SO 11
LOB 11



AB 36
R 7
H 11
RBI 7
BB 5
SO 13
LOB 21



Batter	1	2	3	4	5	6	7	8	9	AB	R	H	RBI	BB	SO	LOB	TOP					
7 Arismendy Alcántara, S OBP: 0.260, SLG: 0.367										3	1	0	0	2	1	3	Chicago Cubs @ St. Louis Cardinals Busch Stadium, St. Louis, MO Sat Aug 30 2014, 7:16 PM - 10:31 PM CDT Att: 44,762 - Cloudy - 83 F					
9 Javier Báez, R OBP: 0.226, SLG: 0.430										4	0	1	0	0	1	2						
13 Starlin Castro, R OBP: 0.335, SLG: 0.435										4	0	1	0	0	0	2						
68 Jorge Soler, R OBP: 0.563, SLG: 1.267										4	0	1	1	0	1	1						
5 Wellington Castillo, R OBP: 0.290, SLG: 0.370										4	0	0	0	0	0	3						
24 Luis Valbuena, L OBP: 0.322, SLG: 0.428										3	1	1	0	0	0	2						
4 Chris Valaika, R OBP: 0.219, SLG: 0.300										4	0	1	0	0	0	1						
41 Matt Szczur, R OBP: 0.261, SLG: 0.227										4	0	2	0	0	2	1						
67 Tsuyoshi Wada, L OBP: 0.133, SLG: 0.071										2	0	0	0	0	0	2						
45 Logan Watkins, L OBP: 0.070, SLG: 0.042										1	0	0	0	0	0	1						
53 Wesley Wright, R OBP: 0.241, SLG: 0.327										0	0	0	0	0	0	0						
11 Kyuji Fukukawa, L OBP: 0.000, SLG: 0.000										0	0	0	0	0	0	0						
59 Zac Rosscup, R OBP: 0.000, SLG: 0.000										0	0	0	0	0	0	0						
33 Carlos Villanueva, R OBP: 0.000, SLG: 0.000										0	0	0	0	0	0	0						
8 Chris Coghlan, L OBP: 0.000, SLG: 0.000										1	0	0	1	0	0	2						
Inning Stats	R: 1 E: 0 K: 0 S: 12	H: 2 LOB: 2 BB: 1 P: 21	R: 0 E: 0 K: 1 S: 9	H: 1 LOB: 1 BB: 0 P: 14	R: 0 E: 0 K: 1 S: 10	H: 0 LOB: 1 BB: 0 P: 19	R: 0 E: 0 K: 2 S: 11	H: 0 LOB: 0 BB: 0 P: 16	R: 0 E: 0 K: 1 S: 10	H: 0 LOB: 0 BB: 0 P: 16	R: 0 E: 0 K: 1 S: 8	H: 0 LOB: 0 BB: 0 P: 13	R: 0 E: 0 K: 2 S: 9	H: 0 LOB: 0 BB: 0 P: 11	R: 0 E: 0 K: 1 S: 11	H: 1 LOB: 1 BB: 0 P: 13	R: 1 E: 0 K: 0 S: 15	H: 3 LOB: 2 BB: 0 P: 19	1B: 6 2B: 1 3B: 0 HR: 0	SF: 0 SAC: 0 DP: 0 HBP: 1	WP: 0 PB: 0 SB: 0 CS: 1	PA: 37
PITCHER	IP: 6.0 WLS: 0 BF: 24 ERA: 5.4	WLS: 0 BF: 3 ERA: 3.00	H: 3 R: 1 ER: 1 SO: 5	H: 0 R: 0 ER: 0 SO: 2	H: 0 R: 0 ER: 0 SO: 0	H: 0 R: 0 ER: 0 SO: 0	H: 0 R: 0 ER: 0 SO: 0	H: 0 R: 0 ER: 0 SO: 0	H: 0 R: 0 ER: 0 SO: 0	H: 0 R: 0 ER: 0 SO: 0	H: 0 R: 0 ER: 0 SO: 0	H: 0 R: 0 ER: 0 SO: 0	H: 0 R: 0 ER: 0 SO: 0	H: 0 R: 0 ER: 0 SO: 0	H: 0 R: 0 ER: 0 SO: 0	H: 0 R: 0 ER: 0 SO: 0	H: 0 R: 0 ER: 0 SO: 0	H: 0 R: 0 ER: 0 SO: 0	BB: 2 IBB: 0 HBP: 1 BLK: 0	WP: 0 HR: 0 S: 9 P: 11	ERA: 1.50 WHIP: 0.833	
56 Marco Gonzales, L ERA: 5.4	IP: 6.0 WLS: 0 BF: 24 ERA: 5.4	WLS: 0 BF: 3 ERA: 3.00	H: 3 R: 1 ER: 1 SO: 5	H: 0 R: 0 ER: 0 SO: 2	H: 0 R: 0 ER: 0 SO: 0	H: 0 R: 0 ER: 0 SO: 0	H: 0 R: 0 ER: 0 SO: 0	H: 0 R: 0 ER: 0 SO: 0	H: 0 R: 0 ER: 0 SO: 0	H: 0 R: 0 ER: 0 SO: 0	H: 0 R: 0 ER: 0 SO: 0	H: 0 R: 0 ER: 0 SO: 0	H: 0 R: 0 ER: 0 SO: 0	H: 0 R: 0 ER: 0 SO: 0	H: 0 R: 0 ER: 0 SO: 0	H: 0 R: 0 ER: 0 SO: 0	H: 0 R: 0 ER: 0 SO: 0	H: 0 R: 0 ER: 0 SO: 0	BB: 2 IBB: 0 HBP: 1 BLK: 0	WP: 0 HR: 0 S: 9 P: 11	ERA: 1.50 WHIP: 0.833	
43 Seth Maness, R ERA: 3.00	IP: 1.0 WLS: 0 BF: 3 ERA: 3.00	WLS: 0 BF: 3 ERA: 3.00	H: 0 R: 0 ER: 0 SO: 2	H: 0 R: 0 ER: 0 SO: 0	H: 0 R: 0 ER: 0 SO: 0	H: 0 R: 0 ER: 0 SO: 0	H: 0 R: 0 ER: 0 SO: 0	H: 0 R: 0 ER: 0 SO: 0	H: 0 R: 0 ER: 0 SO: 0	H: 0 R: 0 ER: 0 SO: 0	H: 0 R: 0 ER: 0 SO: 0	H: 0 R: 0 ER: 0 SO: 0	H: 0 R: 0 ER: 0 SO: 0	H: 0 R: 0 ER: 0 SO: 0	H: 0 R: 0 ER: 0 SO: 0	H: 0 R: 0 ER: 0 SO: 0	H: 0 R: 0 ER: 0 SO: 0	H: 0 R: 0 ER: 0 SO: 0	BB: 0 IBB: 0 HBP: 0 BLK: 0	WP: 0 HR: 0 S: 11 P: 16	ERA: 0.00 WHIP: 0.000	
37 Pat Neshek, R ERA: 1.42	IP: 1.0 WLS: 0 BF: 4 ERA: 1.42	WLS: 0 BF: 4 ERA: 1.42	H: 1 R: 0 ER: 0 SO: 1	H: 0 R: 0 ER: 0 SO: 0	H: 0 R: 0 ER: 0 SO: 0	H: 0 R: 0 ER: 0 SO: 0	H: 0 R: 0 ER: 0 SO: 0	H: 0 R: 0 ER: 0 SO: 0	H: 0 R: 0 ER: 0 SO: 0	H: 0 R: 0 ER: 0 SO: 0	H: 0 R: 0 ER: 0 SO: 0	H: 0 R: 0 ER: 0 SO: 0	H: 0 R: 0 ER: 0 SO: 0	H: 0 R: 0 ER: 0 SO: 0	H: 0 R: 0 ER: 0 SO: 0	H: 0 R: 0 ER: 0 SO: 0	H: 0 R: 0 ER: 0 SO: 0	H: 0 R: 0 ER: 0 SO: 0	BB: 0 IBB: 0 HBP: 0 BLK: 0	WP: 0 HR: 0 S: 11 P: 16	ERA: 0.00 WHIP: 1.000	
62 Nick Greenwood, L ERA: 5.52	IP: 1.0 WLS: 0 BF: 6 ERA: 5.52	WLS: 0 BF: 6 ERA: 5.52	H: 3 R: 1 ER: 1 SO: 0	H: 0 R: 0 ER: 0 SO: 0	H: 0 R: 0 ER: 0 SO: 0	H: 0 R: 0 ER: 0 SO: 0	H: 0 R: 0 ER: 0 SO: 0	H: 0 R: 0 ER: 0 SO: 0	H: 0 R: 0 ER: 0 SO: 0	H: 0 R: 0 ER: 0 SO: 0	H: 0 R: 0 ER: 0 SO: 0	H: 0 R: 0 ER: 0 SO: 0	H: 0 R: 0 ER: 0 SO: 0	H: 0 R: 0 ER: 0 SO: 0	H: 0 R: 0 ER: 0 SO: 0	H: 0 R: 0 ER: 0 SO: 0	H: 0 R: 0 ER: 0 SO: 0	H: 0 R: 0 ER: 0 SO: 0	BB: 0 IBB: 0 HBP: 0 BLK: 0	WP: 0 HR: 0 S: 15 P: 19	ERA: 9.00 WHIP: 3.000	

AB	34
R	2
H	7
RBI	2
BB	2
SO	8
LOB	19



Batter	1	2	3	4	5	6	7	8	9	AB	R	H	RBI	BB	SO	LOB	BOTTOM				
13 Matt Carpenter, L OBP: 0.374, SLG: 0.387										1	3	0	1	3	0	1	Chicago Cubs @ St. Louis Cardinals Busch Stadium, St. Louis, MO Sat Aug 30 2014, 7:16 PM - 10:31 PM CDT Att: 44,762 - Cloudy - 83 F				
16 Kolten Wong, L OBP: 0.291, SLG: 0.384										5	1	1	1	0	1	5					
7 Matt Holliday, R OBP: 0.365, SLG: 0.421										3	2	2	5	1	0	1					
19 Jon Jay, L OBP: 0.380, SLG: 0.397										0	0	0	0	0	0	0					
32 Matt Adams, L OBP: 0.326, SLG: 0.470										4	1	1	1	0	1	1					
4 Yadier Molina, R OBP: 0.344, SLG: 0.408										5	1	3	1	0	1	1					
18 Oscar Taveras, L OBP: 0.265, SLG: 0.296										5	1	1	1	0	1	3					
8 Peter Bourjos, R OBP: 0.295, SLG: 0.356										3	1	1	0	1	0	1					
33 Daniel Descalso, L OBP: 0.303, SLG: 0.302										4	2	2	1	0	0	1					
56 Marco Gonzales, L ERA: 5.4	IP: 6.0 WLS: 0 BF: 26 ERA: 5.4	WLS: 0 BF: 3 ERA: 3.00	H: 4 R: 3 ER: 3 SO: 3	H: 1 R: 0 ER: 0 SO: 0	H: 2 R: 0 ER: 0 SO: 1	H: 0 R: 0 ER: 0 SO: 0	H: 0 R: 0 ER: 0 SO: 0	H: 0 R: 0 ER: 0 SO: 0	H: 0 R: 0 ER: 0 SO: 0	H: 0 R: 0 ER: 0 SO: 0	H: 0 R: 0 ER: 0 SO: 0	H: 0 R: 0 ER: 0 SO: 0	H: 0 R: 0 ER: 0 SO: 0	H: 0 R: 0 ER: 0 SO: 0	H: 0 R: 0 ER: 0 SO: 0	H: 0 R: 0 ER: 0 SO: 0		H: 0 R: 0 ER: 0 SO: 0	H: 0 R: 0 ER: 0 SO: 0	BB: 11 IBB: 0 HBP: 2 BLK: 0	WP: 1 HR: 2 S: 30 P: 51
67 Tsuyoshi Wada, L ERA: 2.79	IP: 6.0 WLS: 0 BF: 26 ERA: 2.79	WLS: 0 BF: 3 ERA: 3.00	H: 4 R: 3 ER: 3 SO: 3	H: 1 R: 0 ER: 0 SO: 0	H: 2 R: 0 ER: 0 SO: 1	H: 0 R: 0 ER: 0 SO: 0	H: 0 R: 0 ER: 0 SO: 0	H: 0 R: 0 ER: 0 SO: 0	H: 0 R: 0 ER: 0 SO: 0	H: 0 R: 0 ER: 0 SO: 0	H: 0 R: 0 ER: 0 SO: 0	H: 0 R: 0 ER: 0 SO: 0	H: 0 R: 0 ER: 0 SO: 0	H: 0 R: 0 ER: 0 SO: 0	H: 0 R: 0 ER: 0 SO: 0	H: 0 R: 0 ER: 0 SO: 0	H: 0 R: 0 ER: 0 SO: 0	H: 0 R: 0 ER: 0 SO: 0	BB: 11 IBB: 0 HBP: 2 BLK: 0	WP: 1 HR: 2 S: 30 P: 51	ERA: 4.50 WHIP: 1.333
53 Wesley Wright, L ERA: 2.27	IP: 1.0 WLS: 0 BF: 3 ERA: 2.27	WLS: 0 BF: 3 ERA: 3.00	H: 1 R: 0 ER: 0 SO: 1	H: 0 R: 0 ER: 0 SO: 0	H: 0 R: 0 ER: 0 SO: 0	H: 0 R: 0 ER: 0 SO: 0	H: 0 R: 0 ER: 0 SO: 0	H: 0 R: 0 ER: 0 SO: 0	H: 0 R: 0 ER: 0 SO: 0	H: 0 R: 0 ER: 0 SO: 0	H: 0 R: 0 ER: 0 SO: 0	H: 0 R: 0 ER: 0 SO: 0	H: 0 R: 0 ER: 0 SO: 0	H: 0 R: 0 ER: 0 SO: 0	H: 0 R: 0 ER: 0 SO: 0	H: 0 R: 0 ER: 0 SO: 0	H: 0 R: 0 ER: 0 SO: 0	H: 0 R: 0 ER: 0 SO: 0	BB: 0 IBB: 0 HBP: 0 BLK: 0	WP: 0 HR: 0 S: 11 P: 16	ERA: 0.00 WHIP: 1.000
11 Kyuji Fukukawa, R ERA: 4.91	IP: 0.0 WLS: 0 BF: 3 ERA: 4.91	WLS: 0 BF: 3 ERA: 3.00	H: 3 R: 3 ER: 3 SO: 0	H: 0 R: 0 ER: 0 SO: 0	H: 0 R: 0 ER: 0 SO: 0	H: 0 R: 0 ER: 0 SO: 0	H: 0 R: 0 ER: 0 SO: 0	H: 0 R: 0 ER: 0 SO: 0	H: 0 R: 0 ER: 0 SO: 0	H: 0 R: 0 ER: 0 SO: 0	H: 0 R: 0 ER: 0 SO: 0	H: 0 R: 0 ER: 0 SO: 0	H: 0 R: 0 ER: 0 SO: 0	H: 0 R: 0 ER: 0 SO: 0	H: 0 R: 0 ER: 0 SO: 0	H: 0 R: 0 ER: 0 SO: 0	H: 0 R: 0 ER: 0 SO: 0	H: 0 R: 0 ER: 0 SO: 0	BB: 0 IBB: 0 HBP: 0 BLK: 0	WP: 0 HR: 0 S: 11 P: 16	ERA: 0.00 WHIP: 1.000
59 Zac Rosscup, L ERA: 12.96	IP: 0.0 WLS: 0 BF: 6 ERA: 12.96	WLS: 0 BF: 6 ERA: 3.00	H: 3 R: 3 ER: 3 SO: 0	H: 0 R: 0 ER: 0 SO: 0	H: 0 R: 0 ER: 0 SO: 0	H: 0 R: 0 ER: 0 SO: 0</															

Batter	1	2	3	4	5	6	7	8	9	AB	R	H	RBI	BB	SO	LOB	TOP							
8 Chris Coghlan, L OBP: 0.344, SLG: 0.438										4	0	3	2	1	0	0	Chicago Cubs @ St. Louis Cardinals Busch Stadium, St. Louis, MO Sun Aug 31 2014, 1:17 PM - 4:42 PM CDT Att: 45,148 - Sunny - 86 F							
9 Javier Báez, R OBP: 0.216, SLG: 0.411										5	0	0	0	0	2	5								
13 Starlin Castro, R OBP: 0.337, SLG: 0.434										3	1	1	0	1	0	0								
24 Luis Valbuena, L OBP: 0.325, SLG: 0.440										5	1	3	2	0	1	1								
7 Arismendy Alcántara, S OBP: 0.278, SLG: 0.378										5	1	1	1	0	1	5								
45 Logan Watkins, L OBP: 0.351, SLG: 0.571										4	0	1	0	0	1	4								
46 Pedro Strop, R										0	0	0	0	0	0	0								
5 Wellington Castillo, R OBP: 0.289, SLG: 0.369										1	0	0	0	0	0	1								
4 Chris Valaika, R OBP: 0.235, SLG: 0.302										3	1	1	0	1	2	2								
12 John Baker, L OBP: 0.277, SLG: 0.242										3	1	1	0	0	0	1								
33 Carlos Villanueva, R										0	0	0	0	0	0	0								
37 Travis Wood, R OBP: 0.286, SLG: 0.453										1	1	0	0	0	0	1								
52 Justin Grimm, R										1	0	0	0	0	1	0								
53 Wesley Wright, R										0	0	0	0	0	0	0								
41 Matt Szczer, R OBP: 0.250, SLG: 0.217										1	0	0	0	0	0	1								
Inning Stats	R: 0 E: 0 K: 1 S: 18	H: 2 LOB: 3 BB: 0 P: 22	R: 5 E: 1 K: 0 S: 15	H: 4 LOB: 0 BB: 1 P: 23	R: 0 E: 0 K: 1 S: 10	H: 1 LOB: 1 BB: 0 P: 12	R: 0 E: 0 K: 1 S: 7	H: 0 LOB: 0 BB: 0 P: 7	R: 0 E: 0 K: 1 S: 11	H: 1 LOB: 1 BB: 0 P: 12	R: 0 E: 0 K: 2 S: 11	H: 1 LOB: 1 BB: 0 P: 18	R: 1 E: 0 K: 2 S: 12	H: 1 LOB: 0 BB: 0 P: 16	R: 0 E: 0 K: 0 S: 9	H: 1 LOB: 2 BB: 1 P: 18	R: 0 E: 0 K: 0 S: 8	H: 0 LOB: 1 BB: 1 P: 14	1B: 8 2B: 1 3B: 0 HR: 2	SF: 0 SAC: 2 DP: 1 HBP: 1	WP: 0 PB: 0 SB: 1 CS: 0	PA: 42		
PITCHER	IP WLS BF H R ER SO BB IBB HBP BLK WP HR S P ERA WHIP	IP WLS BF H R ER SO BB IBB HBP BLK WP HR S P ERA WHIP	IP WLS BF H R ER SO BB IBB HBP BLK WP HR S P ERA WHIP	IP WLS BF H R ER SO BB IBB HBP BLK WP HR S P ERA WHIP	IP WLS BF H R ER SO BB IBB HBP BLK WP HR S P ERA WHIP	IP WLS BF H R ER SO BB IBB HBP BLK WP HR S P ERA WHIP	IP WLS BF H R ER SO BB IBB HBP BLK WP HR S P ERA WHIP	IP WLS BF H R ER SO BB IBB HBP BLK WP HR S P ERA WHIP	IP WLS BF H R ER SO BB IBB HBP BLK WP HR S P ERA WHIP	IP WLS BF H R ER SO BB IBB HBP BLK WP HR S P ERA WHIP	IP WLS BF H R ER SO BB IBB HBP BLK WP HR S P ERA WHIP	IP WLS BF H R ER SO BB IBB HBP BLK WP HR S P ERA WHIP	IP WLS BF H R ER SO BB IBB HBP BLK WP HR S P ERA WHIP	IP WLS BF H R ER SO BB IBB HBP BLK WP HR S P ERA WHIP	IP WLS BF H R ER SO BB IBB HBP BLK WP HR S P ERA WHIP	IP WLS BF H R ER SO BB IBB HBP BLK WP HR S P ERA WHIP	IP WLS BF H R ER SO BB IBB HBP BLK WP HR S P ERA WHIP	IP WLS BF H R ER SO BB IBB HBP BLK WP HR S P ERA WHIP	IP WLS BF H R ER SO BB IBB HBP BLK WP HR S P ERA WHIP	IP WLS BF H R ER SO BB IBB HBP BLK WP HR S P ERA WHIP	IP WLS BF H R ER SO BB IBB HBP BLK WP HR S P ERA WHIP	IP WLS BF H R ER SO BB IBB HBP BLK WP HR S P ERA WHIP	IP WLS BF H R ER SO BB IBB HBP BLK WP HR S P ERA WHIP	IP WLS BF H R ER SO BB IBB HBP BLK WP HR S P ERA WHIP
41 John Lackey, R ERA: 3.74	6.1 30 9 5 2 6 1 0 1 1 0 1 73 95 2.84 1.579	6.1 30 9 5 2 6 1 0 1 1 0 1 73 95 2.84 1.579	6.1 30 9 5 2 6 1 0 1 1 0 1 73 95 2.84 1.579	6.1 30 9 5 2 6 1 0 1 1 0 1 73 95 2.84 1.579	6.1 30 9 5 2 6 1 0 1 1 0 1 73 95 2.84 1.579	6.1 30 9 5 2 6 1 0 1 1 0 1 73 95 2.84 1.579	6.1 30 9 5 2 6 1 0 1 1 0 1 73 95 2.84 1.579	6.1 30 9 5 2 6 1 0 1 1 0 1 73 95 2.84 1.579	6.1 30 9 5 2 6 1 0 1 1 0 1 73 95 2.84 1.579	6.1 30 9 5 2 6 1 0 1 1 0 1 73 95 2.84 1.579	6.1 30 9 5 2 6 1 0 1 1 0 1 73 95 2.84 1.579	6.1 30 9 5 2 6 1 0 1 1 0 1 73 95 2.84 1.579	6.1 30 9 5 2 6 1 0 1 1 0 1 73 95 2.84 1.579	6.1 30 9 5 2 6 1 0 1 1 0 1 73 95 2.84 1.579	6.1 30 9 5 2 6 1 0 1 1 0 1 73 95 2.84 1.579	6.1 30 9 5 2 6 1 0 1 1 0 1 73 95 2.84 1.579	6.1 30 9 5 2 6 1 0 1 1 0 1 73 95 2.84 1.579	6.1 30 9 5 2 6 1 0 1 1 0 1 73 95 2.84 1.579	6.1 30 9 5 2 6 1 0 1 1 0 1 73 95 2.84 1.579	6.1 30 9 5 2 6 1 0 1 1 0 1 73 95 2.84 1.579	6.1 30 9 5 2 6 1 0 1 1 0 1 73 95 2.84 1.579	6.1 30 9 5 2 6 1 0 1 1 0 1 73 95 2.84 1.579	6.1 30 9 5 2 6 1 0 1 1 0 1 73 95 2.84 1.579	
36 Randy Choate, L ERA: 5.06	0.2 3 1 1 1 2 0 0 0 0 0 0 1 11 15 13.50 1.500	0.2 3 1 1 1 2 0 0 0 0 0 0 1 11 15 13.50 1.500	0.2 3 1 1 1 2 0 0 0 0 0 0 1 11 15 13.50 1.500	0.2 3 1 1 1 2 0 0 0 0 0 0 1 11 15 13.50 1.500	0.2 3 1 1 1 2 0 0 0 0 0 0 1 11 15 13.50 1.500	0.2 3 1 1 1 2 0 0 0 0 0 0 1 11 15 13.50 1.500	0.2 3 1 1 1 2 0 0 0 0 0 0 1 11 15 13.50 1.500	0.2 3 1 1 1 2 0 0 0 0 0 0 1 11 15 13.50 1.500	0.2 3 1 1 1 2 0 0 0 0 0 0 1 11 15 13.50 1.500	0.2 3 1 1 1 2 0 0 0 0 0 0 1 11 15 13.50 1.500	0.2 3 1 1 1 2 0 0 0 0 0 0 1 11 15 13.50 1.500	0.2 3 1 1 1 2 0 0 0 0 0 0 1 11 15 13.50 1.500	0.2 3 1 1 1 2 0 0 0 0 0 0 1 11 15 13.50 1.500	0.2 3 1 1 1 2 0 0 0 0 0 0 1 11 15 13.50 1.500	0.2 3 1 1 1 2 0 0 0 0 0 0 1 11 15 13.50 1.500	0.2 3 1 1 1 2 0 0 0 0 0 0 1 11 15 13.50 1.500	0.2 3 1 1 1 2 0 0 0 0 0 0 1 11 15 13.50 1.500	0.2 3 1 1 1 2 0 0 0 0 0 0 1 11 15 13.50 1.500	0.2 3 1 1 1 2 0 0 0 0 0 0 1 11 15 13.50 1.500	0.2 3 1 1 1 2 0 0 0 0 0 0 1 11 15 13.50 1.500	0.2 3 1 1 1 2 0 0 0 0 0 0 1 11 15 13.50 1.500	0.2 3 1 1 1 2 0 0 0 0 0 0 1 11 15 13.50 1.500	0.2 3 1 1 1 2 0 0 0 0 0 0 1 11 15 13.50 1.500	
37 Pat Neshek, R ERA: 1.4	1.0 W 5 1 0 0 0 0 1 0 0 0 0 0 9 18 0.00 1.000	1.0 W 5 1 0 0 0 0 0 1 0 0 0 0 9 18 0.00 1.000	1.0 W 5 1 0 0 0 0 0 1 0 0 0 0 9 18 0.00 1.000	1.0 W 5 1 0 0 0 0 0 1 0 0 0 0 9 18 0.00 1.000	1.0 W 5 1 0 0 0 0 0 1 0 0 0 0 9 18 0.00 1.000	1.0 W 5 1 0 0 0 0 0 1 0 0 0 0 9 18 0.00 1.000	1.0 W 5 1 0 0 0 0 0 1 0 0 0 0 9 18 0.00 1.000	1.0 W 5 1 0 0 0 0 0 1 0 0 0 0 9 18 0.00 1.000	1.0 W 5 1 0 0 0 0 0 1 0 0 0 0 9 18 0.00 1.000	1.0 W 5 1 0 0 0 0 0 1 0 0 0 0 9 18 0.00 1.000	1.0 W 5 1 0 0 0 0 0 1 0 0 0 0 9 18 0.00 1.000	1.0 W 5 1 0 0 0 0 0 1 0 0 0 0 9 18 0.00 1.000	1.0 W 5 1 0 0 0 0 0 1 0 0 0 0 9 18 0.00 1.000	1.0 W 5 1 0 0 0 0 0 1 0 0 0 0 9 18 0.00 1.000	1.0 W 5 1 0 0 0 0 0 1 0 0 0 0 9 18 0.00 1.000	1.0 W 5 1 0 0 0 0 0 1 0 0 0 0 9 18 0.00 1.000	1.0 W 5 1 0 0 0 0 0 1 0 0 0 0 9 18 0.00 1.000	1.0 W 5 1 0 0 0 0 0 1 0 0 0 0 9 18 0.00 1.000	1.0 W 5 1 0 0 0 0 0 1 0 0 0 0 9 18 0.00 1.000	1.0 W 5 1 0 0 0 0 0 1 0 0 0 0 9 18 0.00 1.000	1.0 W 5 1 0 0 0 0 0 1 0 0 0 0 9 18 0.00 1.000	1.0 W 5 1 0 0 0 0 0 1 0 0 0 0 9 18 0.00 1.000	1.0 W 5 1 0 0 0 0 0 1 0 0 0 0 9 18 0.00 1.000	1.0 W 5 1 0 0 0 0 0 1 0 0 0 0 9 18 0.00 1.000
26 Trevor Rosenthal, R ERA: 3.54	1.0 S 4 0 0 0 0 0 1 0 0 0 0 0 0 8 14 0.00 1.000	1.0 S 4 0 0 0 0 0 0 1 0 0 0 0 0 0 8 14 0.00 1.000	1.0 S 4 0 0 0 0 0 0 1 0 0 0 0 0 0 8 14 0.00 1.000	1.0 S 4 0 0 0 0 0 0 1 0 0 0 0 0 0 8 14 0.00 1.000	1.0 S 4 0 0 0 0 0 0 1 0 0 0 0 0 0 8 14 0.00 1.000	1.0 S 4 0 0 0 0 0 0 1 0 0 0 0 0 0 8 14 0.00 1.000	1.0 S 4 0 0 0 0 0 0 1 0 0 0 0 0 0 8 14 0.00 1.000	1.0 S 4 0 0 0 0 0 0 1 0 0 0 0 0 0 8 14 0.00 1.000	1.0 S 4 0 0 0 0 0 0 1 0 0 0 0 0 0 8 14 0.00 1.000	1.0 S 4 0 0 0 0 0 0 1 0 0 0 0 0 0 8 14 0.00 1.000	1.0 S 4 0 0 0 0 0 0 1 0 0 0 0 0 0 8 14 0.00 1.000	1.0 S 4 0 0 0 0 0 0 1 0 0 0 0 0 0 8 14 0.00 1.000	1.0 S 4 0 0 0 0 0 0 1 0 0 0 0 0 0 8 14 0.00 1.000	1.0 S 4 0 0 0 0 0 0 1 0 0 0 0 0 0 8 14 0.00 1.000	1.0 S 4 0 0 0 0 0 0 1 0 0 0 0 0 0 8 14 0.00 1.000	1.0 S 4 0 0 0 0 0 0 1 0 0 0 0 0 0 8 14 0.00 1.000	1.0 S 4 0 0 0 0 0 0 1 0 0 0 0 0 0 8 14 0.00 1.000	1.0 S 4 0 0 0 0 0 0 1 0 0 0 0 0 0 8 14 0.00 1.000	1.0 S 4 0 0 0 0 0 0 1 0 0 0 0 0 0 8 14 0.00 1.000	1.0 S 4 0 0 0 0 0 0 1 0 0 0 0 0 0 8 14 0.00 1.000	1.0 S 4 0 0 0 0 0 0 1 0 0 0 0 0 0 8 14 0.00 1.000	1.0 S 4 0 0 0 0 0 0 1 0 0 0 0 0 0 8 14 0.00 1.000	1.0 S 4 0 0 0 0 0 0 1 0 0 0 0 0 0 8 14 0.00 1.000	1.0 S 4 0 0 0 0 0 0 1 0 0 0 0 0 0 8 14 0.00 1.000

Chicago Cubs @ St. Louis Cardinals
 Busch Stadium, St. Louis, MO
 Sun Aug 31 2014, 1:17 PM - 4:42 PM CDT
 Att: 45,148 - Sunny - 86 F

livebaseballscorecards.com

AB 36
 R 6
 H 11
 RBI 5
 BB 3
 SO 8
 LOB 21

Batter	1	2	3	4	5	6	7	8	9	AB	R	H	RBI	BB	SO	LOB	BOTTOM
13 Matt Carpenter, L OBP: 0.376, SLG: 0.386										2	3	0	0	3	0	0	Chicago Cubs @ St. Louis Cardinals Busch Stadium, St. Louis, MO Sun Aug 31 2014, 1:17 PM - 4:42 PM CDT Att: 45,148 - Sunny - 86 F
15 Randal Grichuk, R OBP: 0.222, SLG: 0.300										5	0	0	0	0	2	6	
7 Matt Holliday, R OBP: 0.369, SLG: 0.432										4	2	3	4	0	0	1	
27 Jhonny Peralta, R OBP: 0.345, SLG: 0.457										4	0	3	2	1	0	1	
4 Yadier Molina, R OBP: 0.345, SLG: 0.408										5	0	2	1	0	0	4	
19 Jon Jay, L OBP: 0.379, SLG: 0.395										4	0	1	0	0	0	4	
16 Kolten Wong, L OBP: 0.291, SLG: 0.393										3	1	1	1	0	1	2	
38 Pete Kozma, R OBP: 0.500, SLG: 0.750										1	1	1	0	0	0	0	
33 Daniel Descalso, L OBP: 0.308, SLG: 0.303																	

Batter	1	2	3	4	5	6	7	8	9	AB	R	H	RBI	BB	SO	LOB	TOP										
2 Scooter Gennett, L OBP: 0.330, SLG: 0.455										5	0	0	0	0	1	2											
28 Gerardo Parra, L OBP: 0.308, SLG: 0.374										4	1	2	0	0	0	0											
20 Jonathan Lucroy, R OBP: 0.362, SLG: 0.474										4	0	1	0	0	1	1											
16 Aramis Ramirez, R OBP: 0.348, SLG: 0.455										4	0	1	0	0	0	2											
18 Khris Davis, R OBP: 0.310, SLG: 0.481										4	1	3	0	0	0	1											
60 Matt Clark, L										2	0	0	0	0	0	2											
41 Marco Estrada, R OBP: 0.176, SLG: 0.097										0	0	0	0	0	0	0											
24 Kyle Schwarber, R OBP: 0.336, SLG: 0.349										1	0	0	0	0	0	0											
13 Will Smith, L ERA: 4.12										0	0	0	0	0	0	0											
53 Brandon Kintzler, R ERA: 3.58										1	0	0	0	0	0	0											
Rickie Weeks Jr., R OBP: 0.309, SLG: 0.374										0	0	0	0	0	0	0											
45 Alfredo Figaro, R ERA: 5.14										0	0	0	0	0	0	0											
1 Logan Schafer, L OBP: 0.264, SLG: 0.284										4	0	1	1	0	1	3											
9 Jean Segura, R OBP: 0.277, SLG: 0.315										4	0	2	0	0	0	3											
22 Matt Garza, R OBP: 0.067, SLG: 0.089										1	0	0	0	0	0	2											
7 Mark Reynolds, R OBP: 0.291, SLG: 0.399										3	0	1	0	0	0	1											
Inning Stats	R: 0 E: 0 K: 0 S: 7	H: 0 LOB: 0 BB: 0 P: 7	R: 1 E: 0 K: 0 S: 11	H: 3 LOB: 2 BB: 0 P: 17	R: 0 E: 0 K: 0 S: 6	H: 1 LOB: 0 BB: 0 P: 8	R: 0 E: 0 K: 0 S: 6	H: 1 LOB: 1 BB: 0 P: 10	R: 0 E: 0 K: 0 S: 8	H: 1 LOB: 1 BB: 0 P: 13	R: 1 E: 1 K: 0 S: 22	H: 3 LOB: 3 BB: 0 P: 34	R: 0 E: 0 K: 1 S: 6	H: 0 LOB: 0 BB: 0 P: 8	R: 0 E: 0 K: 2 S: 14	H: 1 LOB: 1 BB: 0 P: 19	R: 0 E: 1 K: 1 S: 10	H: 1 LOB: 1 BB: 0 P: 13	1B: 11 2B: 0 3B: 0 HR: 0	SF: 0 SAC: 0 DP: 1 HBP: 0	WP: 0 PB: 0 SB: 0 CS: 1	PA: 38					
PITCHER	IP	WLS	BF	H	R	ER	SO	BB	IBB	HBP	BLK	WP	HR	S	P	ERA	WHIP										
28 Kyle Hendricks, R ERA: 2.02	5.2	W	25	9	2	2	0	0	0	0	0	0	0	54	80	3.18	1.588										
52 Justin Grimm, R ERA: 3.79	0.1	H	1	0	0	0	0	0	0	0	0	0	0	6	9	0.00	0.000										
54 Neil Ramirez, R ERA: 0.96	1.0		3	0	0	0	1	0	0	0	0	0	0	6	8	0.00	0.000										
46 Pedro Strop, R ERA: 2.36	1.0		4	1	0	0	2	0	0	0	0	0	0	14	19	0.00	1.000										
56 Héctor Rondón, R ERA: 2.65	1.0		4	1	0	0	1	0	0	0	0	0	0	10	13	0.00	1.000										

Milwaukee Brewers @ Chicago Cubs
Wrigley Field, Chicago, IL
Wed Sep 03 2014, 7:06 PM - 9:59 PM CDT
Att: 31,251 - Partly Cloudy - 82 F

AB 37
R 2
H 11
RBI 2
BB 0
SO 4
LOB 20



Batter	1	2	3	4	5	6	7	8	9	AB	R	H	RBI	BB	SO	LOB	BOTTOM										
8 Chris Coghlan, L OBP: 0.346, SLG: 0.441										5	1	2	0	0	1	1											
9 Javier Báez, R OBP: 0.217, SLG: 0.390										3	0	1	0	1	0	2											
24 Luis Valbuena, L OBP: 0.328, SLG: 0.448										4	1	1	0	0	1	3											
68 Jorge Soler, R OBP: 0.500, SLG: 1.000										4	1	1	2	0	1	2											
5 Wellington Castillo, R OBP: 0.293, SLG: 0.386										4	1	2	1	0	0	0											
7 Arismendy Alcántara, S OBP: 0.274, SLG: 0.382										4	0	0	0	0	2	2											
45 Logan Watkins, L OBP: 0.414, SLG: 0.552										4	1	2	1	0	1	1											
4 Chris Valaika, R OBP: 0.266, SLG: 0.347										3	1	2	2	1	1	1											
28 Kyle Hendricks, R ERA: 3.87										2	0	0	0	0	2	2											
52 Justin Grimm, R ERA: 4.82										0	0	0	0	0	0	0											
41 Matt Szczur, R ERA: 4.12										0	0	0	0	0	0	0											
54 Neil Ramirez, R ERA: 0.96										0	0	0	0	0	0	0											
46 Pedro Strop, R ERA: 2.36										0	0	0	0	0	0	0											
61 Ryan Kallish, S OBP: 0.305, SLG: 0.338										1	0	0	0	0	0	1											
56 Héctor Rondón, R ERA: 2.65										0	0	0	0	0	0	0											
Inning Stats	R: 0 E: 0 K: 0 S: 10	H: 1 LOB: 1 BB: 0 P: 14	R: 2 E: 0 K: 1 S: 14	H: 2 LOB: 0 BB: 0 P: 18	R: 4 E: 1 K: 2 S: 18	H: 5 LOB: 2 BB: 1 P: 29	R: 0 E: 0 K: 2 S: 8	H: 1 LOB: 1 BB: 0 P: 13	R: 0 E: 0 K: 1 S: 10	H: 1 LOB: 1 BB: 0 P: 13	R: 0 E: 0 K: 0 S: 6	H: 0 LOB: 1 BB: 1 P: 13	R: 0 E: 0 K: 1 S: 8	H: 0 LOB: 0 BB: 0 P: 12	R: 0 E: 0 K: 2 S: 13	H: 1 LOB: 1 BB: 0 P: 15	1B: 7 2B: 3 3B: 0 HR: 1	SF: 0 SAC: 0 DP: 0 HBP: 0	WP: 0 PB: 0 SB: 0 CS: 0	PA: 37							
PITCHER	IP	WLS	BF	H	R	ER	SO	BB	IBB	HBP	BLK	WP	HR	S	P	ERA	WHIP										
22 Matt Garza, R ERA: 3.87	3.0	L	18	8	6	6	3	0	1	0	0	0	0	18	61	18.00	2.667										
41 Marco Estrada, R ERA: 4.82	2.0		8	2	0	0	3	0	0	0	0	0	0	6	13	0.00	1.000										
13 Will Smith, L ERA: 4.12	1.0		4	0	0	0	0	1	0	0	0	0	0	6	13	0.00	1.000										
53 Brandon Kintzler, R ERA: 3.58	1.0		3	0	0	0	1	0	0	0	0	0	0	8	12	0.00	0.000										
45 Alfredo Figaro, R ERA: 5.14	1.0		4	1	0	0	2	0	0	0	0	0	0	13	15	0.00	1.000										

Milwaukee Brewers @ Chicago Cubs
Wrigley Field, Chicago, IL
Wed Sep 03 2014, 7:06 PM - 9:59 PM CDT
Att: 31,251 - Partly Cloudy - 82 F

AB 35
R 6
H 11
RBI 6
BB 2
SO 9
LOB 15



Batter	1	2	3	4	5	6	7	8	9	AB	R	H	RBI	BB	SO	LOB	TOP		
6 Starling Marte, R OBP: 0.347, SLG: 0.429	(1,7) P6	(1) F FC 85 S SI 88	(1) F FC 85 S SI 88	(3-2) C SI 89 S SI 88 F CH 79 B SI 89 F CH 79 B SI 89 F CH 79 B SI 89		(2) B SI 87 X SI 88	(2) X FF 91 0-0		(3) B FC 89 F CH 81 F CH 90 C CH 83	6	1	2	1	0	1	1			
10 Jordy Mercer, R OBP: 0.303, SLG: 0.388	(1,6) G6-3	(2) F FC 86 S SI 87 X FF 90	(2) F FC 86 S SI 87 X FF 90	(3) C SI 89 S SI 89		(3) C SI 88 S SI 87 X SI 83	(2-2) B FF 92 S SI 91 B CU 78 X FF 91		(2) B FC 89 F CH 81 F CH 90 C CH 83	5	1	2	2	0	0	1			
22 Andrew McCutchen, R OBP: 0.359, SLG: 0.534	(1,8) B FF 87 F SI 86 X FF 88	(1) B CH 80 S SI 89			(1) C CU 73 S CH 79 S SI 83 F CH 90		(1) F CU 72 S SI 88 X CH 79		(3) C FF 90 X CU 76	5	2	3	1	0	1	1			
25 Gregory Polanco, L OBP: 0.312, SLG: 0.345									(3) C FF 90 X CU 76	0	0	0	0	0	0	0			
18 Neil Walker, S OBP: 0.351, SLG: 0.468	(1,4) F FF 87 F SI 88 X SI 78	(2-2) B SI 89 S SI 89 X CH 78			(2-2) F SI 88 S SI 88 X SI 88		(3) C CH 79 F SI 88 F CU 74 B SI 90 F CH 79 S SI 89 X CH 78		(1) B CU 75 F SI 80 S SI 82	5	3	3	2	0	2	1			
55 Russell Martin, R OBP: 0.413, SLG: 0.415	(1,2) B FF 87 F SI 86 X FF 87	(1) B SI 89 S SI 89 X CH 78			(2) C CH 78 B CU 75 S CH 80		(1) S SI 88 X SI 87		(2) F FF 90 X FF 91	4	0	2	0	1	1	1			
31 Jose Tabata, R OBP: 0.326, SLG: 0.335	(1,9) B SI 87 F FC 84 B FC 84 X SI 87	(3) D FF 88 F FC 86 X FF 88			(1-2) X SI 86 0-0		(2) B SI 89 B SI 89 X SI 86		(3) S CU 76 X FF 90	5	0	2	1	0	0	3			
17 Gaby Sanchez, R OBP: 0.302, SLG: 0.399					(2-2) D CH 79 C CU 74 F CH 80 B CH 79 X SI 90				(1) B FF 90 F FC 90 F FC 90 X SI 81	5	2	3	1	0	0	2			
59 Brent Morel, R OBP: 0.182, SLG: 0.161		(2-1) B SI 78 D FC 84 T FC 87 X SI 87	(1) X SI 87 0-0	(1) B CU 75 X CH 80					(1-2) C CU 74 F FC 91 F FC 88 X FF 88	5	0	1	0	0	0	4			
45 Gerrit Cole, R OBP: 0.263, SLG: 0.396		(2-3) B FC 84 S SI 86 F FC 88 F FC 90 F FC 88 B SI 86 D CH 82 C FC 87	(2) C SI 87 S SI 86 F FC 88 F FC 90 F FC 88 B SI 86 D CH 82 C FC 87	(1-3) C SI 89 S SI 89 X SI 90		(1) X SI 86 0-0			(2) C FC 91 C CH 81 D CH 82 F FC 91	4	1	1	2	0	2	1			
30 Jeanmar Gómez, R OBP: 0.299, SLG: 0.358										0	0	0	0	0	0	0			
60 Bobby LaFromboise, L ERA: 2.08										0	0	0	0	0	0	0			
53 John Axford, R ERA: 3.75										0	0	0	0	0	0	0			
23 Travis Snider, L OBP: 0.265, SLG: 0.405										1	0	0	0	0	1	1			
43 John Holdzkom, R ERA: 3.48										0	0	0	0	0	0	0			
Inning Stats	R: 2 E: 0 K: 0 S: 10	H: 2 LOB: 1 BB: 1 P: 19	R: 5 E: 0 K: 1 S: 28	H: 7 LOB: 2 BB: 0 P: 42	R: 0 E: 0 K: 1 S: 15	H: 1 LOB: 1 BB: 0 P: 19	R: 1 E: 0 K: 2 S: 15	H: 3 LOB: 0 BB: 0 P: 22	R: 0 E: 0 K: 0 S: 5	H: 2 LOB: 1 BB: 0 P: 16	R: 2 E: 0 K: 0 S: 12	H: 3 LOB: 0 BB: 0 P: 17	R: 0 E: 0 K: 1 S: 7	H: 0 LOB: 0 BB: 0 P: 8	R: 0 E: 0 K: 2 S: 11	H: 1 LOB: 1 BB: 0 P: 17	1B: 12 2B: 3 3B: 0 HR: 4	SF: 0 SAC: 0 DP: 1 HBP: 0	WP: 0 PA: 46 CS: 0
PITCHER	IP WLS BF H R ER SO BB IBB HBP BLK WP HR S P ERA WHIP	IP WLS BF H R ER SO BB IBB HBP BLK WP HR S P ERA WHIP	IP WLS BF H R ER SO BB IBB HBP BLK WP HR S P ERA WHIP	IP WLS BF H R ER SO BB IBB HBP BLK WP HR S P ERA WHIP	IP WLS BF H R ER SO BB IBB HBP BLK WP HR S P ERA WHIP	IP WLS BF H R ER SO BB IBB HBP BLK WP HR S P ERA WHIP	IP WLS BF H R ER SO BB IBB HBP BLK WP HR S P ERA WHIP	IP WLS BF H R ER SO BB IBB HBP BLK WP HR S P ERA WHIP	IP WLS BF H R ER SO BB IBB HBP BLK WP HR S P ERA WHIP	IP WLS BF H R ER SO BB IBB HBP BLK WP HR S P ERA WHIP	IP WLS BF H R ER SO BB IBB HBP BLK WP HR S P ERA WHIP	IP WLS BF H R ER SO BB IBB HBP BLK WP HR S P ERA WHIP	IP WLS BF H R ER SO BB IBB HBP BLK WP HR S P ERA WHIP	IP WLS BF H R ER SO BB IBB HBP BLK WP HR S P ERA WHIP	IP WLS BF H R ER SO BB IBB HBP BLK WP HR S P ERA WHIP	IP WLS BF H R ER SO BB IBB HBP BLK WP HR S P ERA WHIP	IP WLS BF H R ER SO BB IBB HBP BLK WP HR S P ERA WHIP	IP WLS BF H R ER SO BB IBB HBP BLK WP HR S P ERA WHIP	
37 Travis Wood, L ERA: 5.03	(1,1) 1.2 L																		
43 Eric Jokisch, L ERA: 2.08	(2,1) 4.1 R																		
50 Blake Parker, R ERA: 6.75	(7,1) 2.0 R																		
11 Kyuji Fujikawa, R ERA: 3.48	(9,1) 1.0 R																		

Pittsburgh Pirates @ Chicago Cubs
Wrigley Field, Chicago, IL
Sun Sep 07 2014, 1:22 PM - 4:39 PM CDT
Att: 33,894 - Sunny - 76 F

AB 45
R 10
H 19
RBI 10
BB 1
SO 8
LOB 16



Batter	1	2	3	4	5	6	7	8	9	AB	R	H	RBI	BB	SO	LOB	BOTTOM				
7 Arismendy Alcántara, S OBP: 0.265, SLG: 0.385	(1,8) P6		(3) B CH 85 S SI 96 X SI 98			(3) C KC 81 S SI 87 F FC 87 S SI 86			(1) C FC 91 S SI 91 D CH 85 X SI 85	5	0	1	0	0	2	3					
9 Javier Báez, R OBP: 0.215, SLG: 0.360	(1,6) F FC 86 S SI 83 X SI 98			(1) C KC 80 S SI 82 B SI 84 F FC 94 F FC 97 X SI 85			(1) B FF 96 S SI 82 F FC 82 B SI 84 F FC 94 F FC 97 X SI 85		(1) C FC 94 S SI 94 F FC 96 S SI 83	4	0	0	0	1	3	2					
8 Chris Coghlan, L OBP: 0.348, SLG: 0.434	(1,7) B SI 93 B CH 86 F SI 83 X CH 87			(2-2) B CH 86 S SI 86 X SI 86			(2) C KC 82 S SI 84 X SI 84		(2) F FC 96 S SI 96 F FC 96 X SI 94	5	1	2	0	0	0	4					
24 Luis Valbuena, L OBP: 0.330, SLG: 0.447				(2) C FC 95 S SI 84 F FC 97 S CH 87			(2) B SI 94 S SI 84 D CH 87 B SI 91 X SI 92		(3) C FC 96 S SI 96 F FC 97 S SI 82	4	0	1	0	0	2	3					
5 Wellington Castillo, R OBP: 0.296, SLG: 0.388				(3) B FF 96 S SI 85 X SI 85			(1) B FF 94 S SI 84 F FC 94 X CH 86		(1) F FC 94 S SI 94 F FC 96 S SI 86	3	0	1	0	0	1	1					
51 Raffy Lopez, L ERA: 2.08										1	0	0	0	0	1	0					
61 Ryan Kalish, L OBP: 0.305, SLG: 0.351																					
50 Blake Parker, R ERA: 6.75																					
21 Junior Lake, R OBP: 0.239, SLG: 0.358																					
11 Kyuji Fujikawa, L ERA: 3.75																					
30 Mike Olt, R OBP: 0.235, SLG: 0.364																					
45 Logan Watkins, L OBP: 0.389, SLG: 0.486																					
37 Travis Wood, R OBP: 0.286, SLG: 0.453																					
43 Eric Jokisch, R ERA: 2.08																					
41 Matt Szczur, R OBP: 0.286, SLG: 0.219																					
Inning Stats	R: 0 E: 0 K: 1 S: 7	H: 0 LOB: 0 BB: 0 P: 10	R: 0 E: 0 K: 2 S: 8	H: 0 LOB: 0 BB: 0 P: 11	R: 0 E: 0 K: 2 S: 11	H: 1 LOB: 1 BB: 0 P: 17	R: 0 E: 0 K: 1 S: 15	H: 2 LOB: 1 BB: 0 P: 22	R: 1 E: 0 K: 1 S: 11	H: 2 LOB: 1 BB: 0 P: 15	R: 1 E: 1 K: 1 S: 15	H: 2 LOB: 1 BB: 0 P: 23	R: 2 E: 0 K: 1 S: 16	H: 2 LOB: 2 BB: 1 P: 27	R: 0 E: 0 K: 2 S: 12	H: 0 LOB: 1 BB: 1 P: 21	R: 0 E: 0 K: 1 S: 9	H: 1 LOB: 1 BB: 1 P: 18	1B: 8 2B: 1 3B: 1 HR: 0	SF: 0 SAC: 2 DP: 1 HBP: 1	WP: 2 PA: 39 CS: 0
PITCHER	IP WLS BF H R ER SO BB IBB HBP BLK WP HR S P ERA WHIP	IP WLS BF H R ER SO BB IBB HBP BLK WP HR S P ERA WHIP	IP WLS BF H R ER SO BB IBB HBP BLK WP HR S P ERA WHIP	IP WLS BF H R ER SO BB IBB HBP BLK WP HR S P ERA WHIP	IP WLS BF H R ER SO BB IBB HBP BLK WP HR S P ERA WHIP	IP WLS BF H R ER SO BB IBB HBP BLK WP HR S P ERA WHIP	IP WLS BF H R ER SO BB IBB HBP BLK WP HR S P ERA WHIP	IP WLS BF H R ER SO BB IBB HBP BLK WP HR S P ERA WHIP	IP WLS BF H R ER SO BB IBB HBP BLK WP HR S P ERA WHIP	IP WLS BF H R ER SO BB IBB HBP BLK WP HR S P ERA WHIP	IP WLS BF H R ER SO BB IBB HBP BLK WP HR S P ERA WHIP	IP WLS BF H R ER SO BB IBB HBP BLK WP HR S P ERA WHIP	IP WLS BF H R ER SO BB IBB HBP BLK WP HR S P ERA WHIP	IP WLS BF H R ER SO BB IBB HBP BLK WP HR S P ERA WHIP	IP WLS BF H R ER SO BB IBB HBP BLK WP HR S P ERA WHIP	IP WLS BF H R ER SO BB IBB HBP BLK WP HR S P ERA WHIP	IP WLS BF H R ER SO BB IBB HBP BLK WP HR S P ERA WHIP	IP WLS BF H R ER SO BB IBB HBP BLK WP HR S P ERA WHIP			
45 Gerrit Cole, R ERA: 3.88	(1,1) 6.0 W																				
30 Jeanmar Gómez, R ERA: 3.3	(7,1) 0.1 R																				
60 Bobby LaFromboise, L ERA: 2.08	(7,1) 0.2 R																				
53 John Axford, R ERA: 3.75	(8,1) 1.0 R																				
43 John Holdzkom, R ERA: 3.48	(9,1) 1.0 R																				

Pittsburgh Pirates @ Chicago Cubs
Wrigley Field, Chicago, IL
Sun Sep 07 2014, 1:22 PM - 4:39 PM CDT
Att: 33,894 - Sunny - 76 F

AB 33
R 4
H 10
RBI 3
BB 3
SO 12
LOB 17



Batter	1	2	3	4	5	6	7	8	9	AB	R	H	RBI	BB	SO	LOB	TOP					
8 Chris Coghlan, L OBP: 0.344, SLG: 0.429	L1-6-3			G4-3			K		K	4	0	0	0	0	2	1	Chicago Cubs @ Toronto Blue Jays Rogers Centre, Toronto, ON Mon Sep 08 2014, 7:09 PM - 9:29 PM EDT Att: 16,879 - Clear - 69 F					
9 Javier Báez, R OBP: 0.209, SLG: 0.350	K			G5-3			G6-3		G4-3	4	0	0	0	0	1	1						
24 Luis Valbuena, L OBP: 0.328, SLG: 0.444	G4-3			F7			G3			3	0	0	0	0	0	0						
68 Jorge Soler, R OBP: 0.400, SLG: 0.757		1B				G5-3			G6-3	3	0	1	0	0	0	0						
5 Wellington Castillo, R OBP: 0.293, SLG: 0.385	G4-3					L8			G6-3	3	0	0	0	0	0	1						
30 Mike Olt, R OBP: 0.237, SLG: 0.364	K					G4-3				3	0	1	0	0	1	0						
7 Arismendy Alcántara, S OBP: 0.261, SLG: 0.360				K2-3			G6-3		K	3	0	0	0	0	2	1						
45 Logan Watkins, L OBP: 0.359, SLG: 0.447				G1-3			L7		G1-3	3	0	0	0	0	0	0						
4 Chris Valaika, R OBP: 0.297, SLG: 0.373	K						K			3	0	1	0	0	2	0						
Inning Stats	R: 0 E: 0 K: 1 S: 7	H: 0 LOB: 0 BB: 0 P: 10	R: 0 E: 0 K: 1 S: 7	H: 1 LOB: 0 BB: 0 P: 11	R: 0 E: 0 K: 2 S: 11	H: 0 LOB: 0 BB: 0 P: 15	R: 0 E: 0 K: 0 S: 5	H: 0 LOB: 0 BB: 0 P: 9	R: 0 E: 0 K: 1 S: 6	H: 0 LOB: 0 BB: 0 P: 8	R: 0 E: 0 K: 1 S: 5	H: 0 LOB: 0 BB: 0 P: 6	R: 0 E: 0 K: 1 S: 7	H: 0 LOB: 0 BB: 0 P: 10	R: 0 E: 0 K: 1 S: 10	H: 1 LOB: 1 BB: 0 P: 13		R: 0 E: 0 K: 1 S: 8	H: 1 LOB: 1 BB: 0 P: 11	1B: 3 2B: 0 3B: 0 HR: 0	SF: 0 SAC: 0 DP: 1 HBP: 0	WP: 0 PB: 0 SB: 0 CS: 0
PITCHER 6 Marcus Stroman ERA: 3.61	IP: 9.0 WLS: W BF: 29 H: 3 R: 0 ER: 0 SO: 8 BB: 0 IBB: 0 HBP: 0 BLK: 0 WP: 0 HR: 0 S: 66 P: 93 ERA: 0.00 WHIP: 0.333															PITCHER						

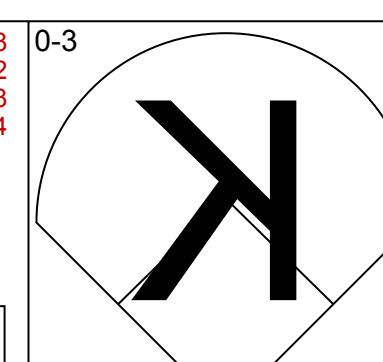
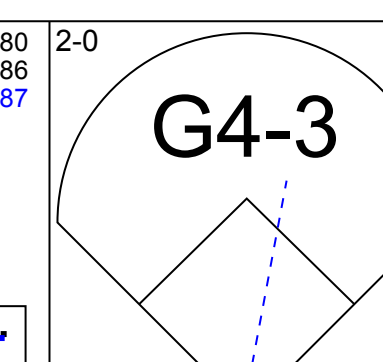
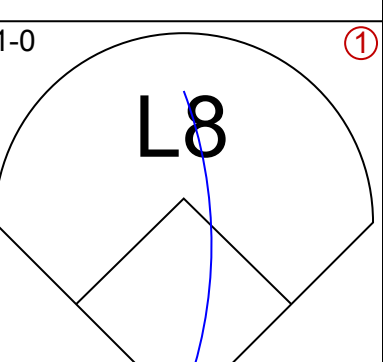
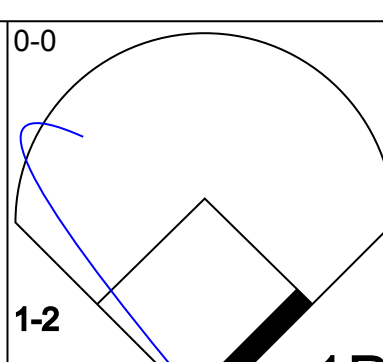
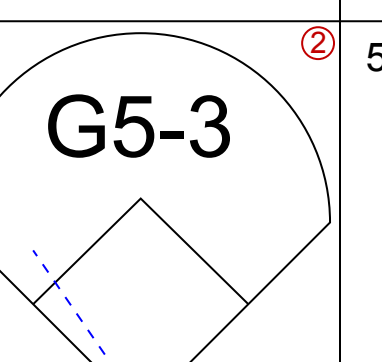

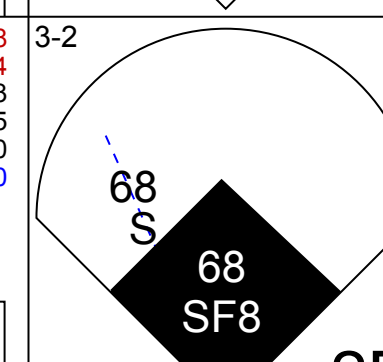
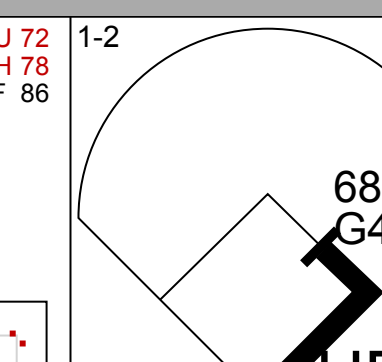
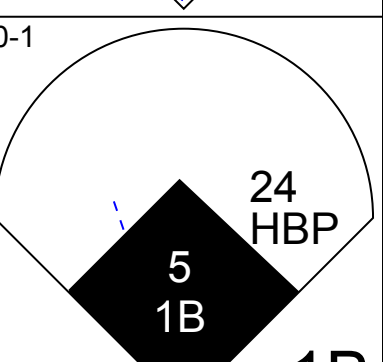
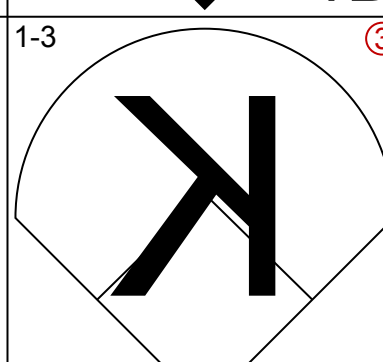
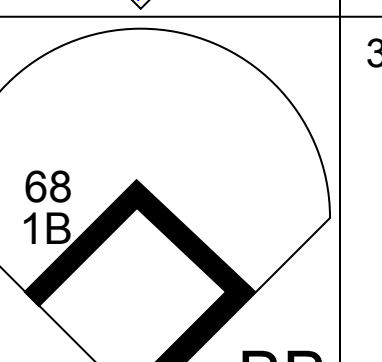
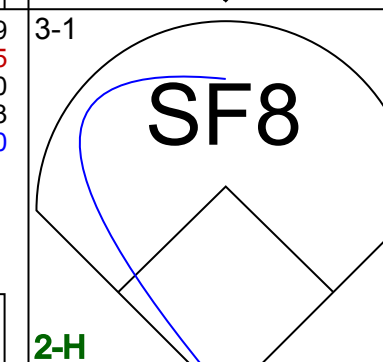
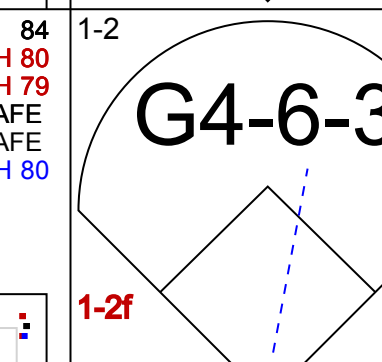
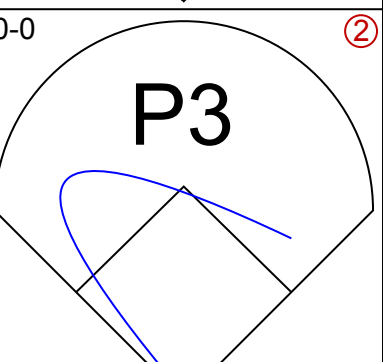
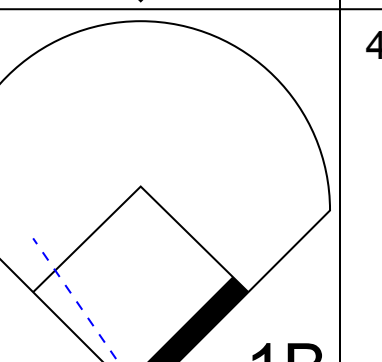
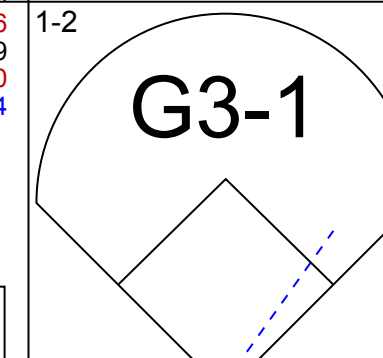
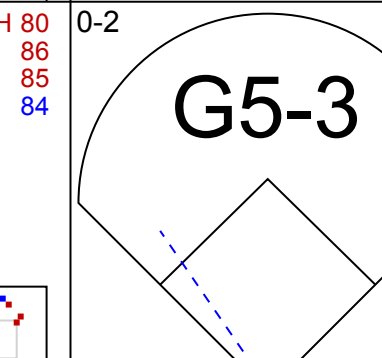
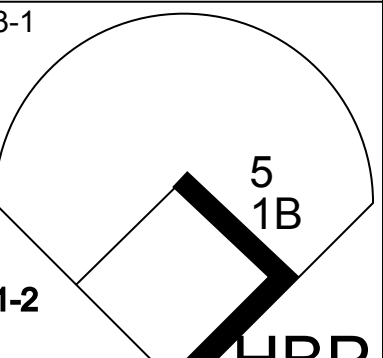
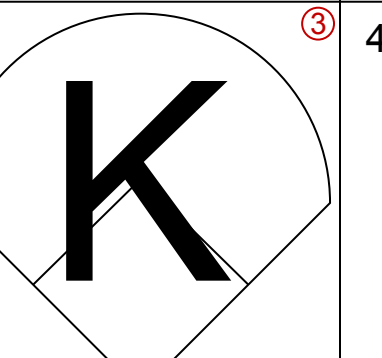
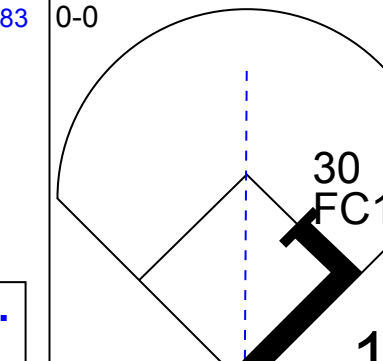
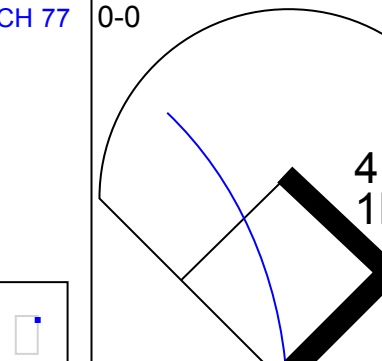
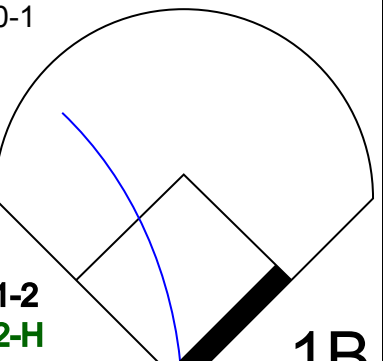


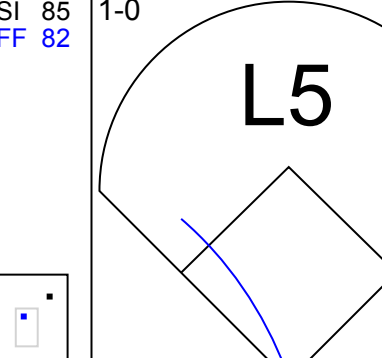
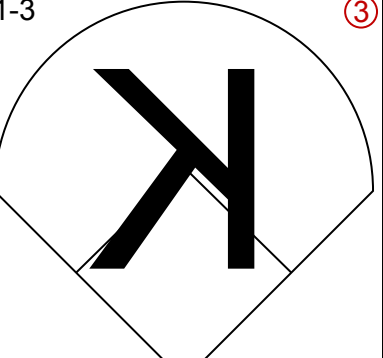

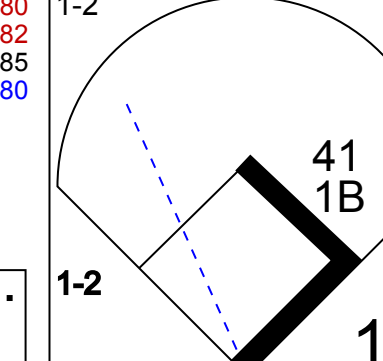
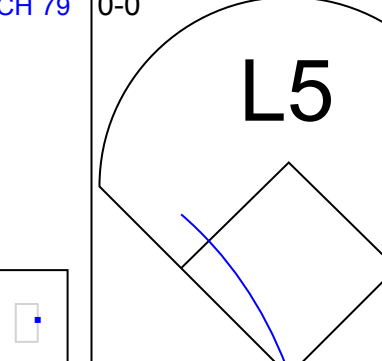
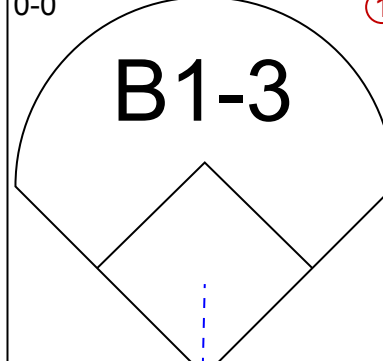

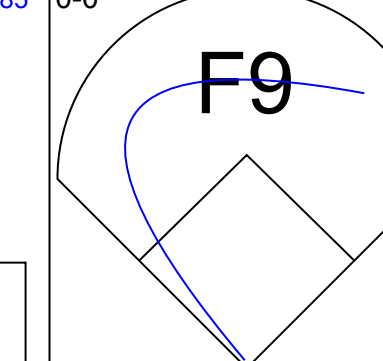
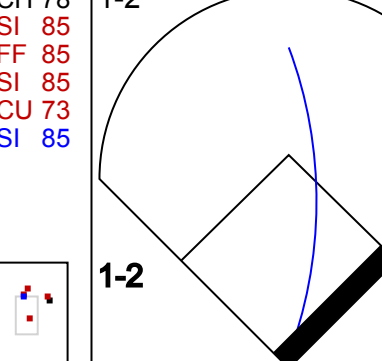

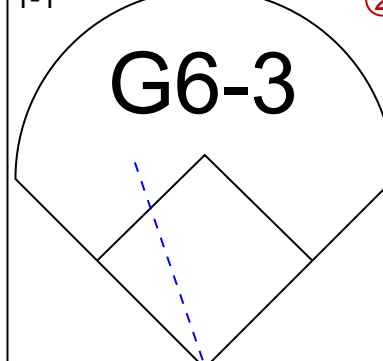

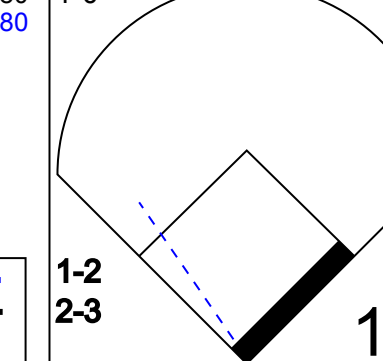
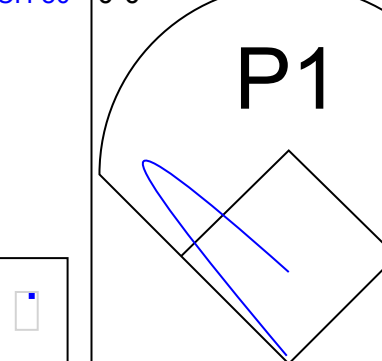

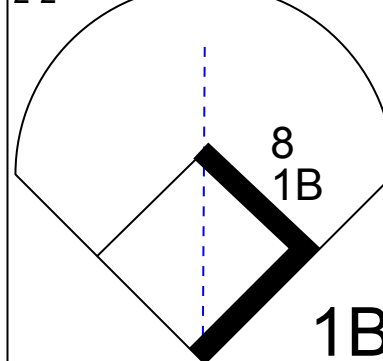
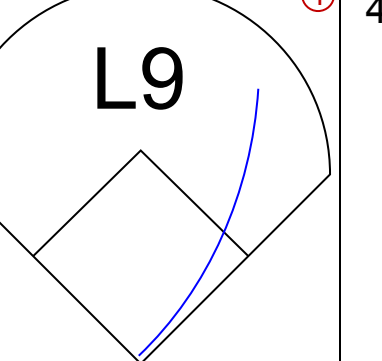
Batter	1	2	3	4	5	6	7	8	9	AB	R	H	RBI	BB	SO	LOB	BOTTOM			
7 José Reyes, S OBP: 0.326, SLG: 0.401	G3-1		G5-3		F7					4	0	1	0	0	0	2	Chicago Cubs @ Toronto Blue Jays Rogers Centre, Toronto, ON Mon Sep 08 2014, 7:09 PM - 9:29 PM EDT Att: 16,879 - Clear - 69 F			
19 José Bautista, R OBP: 0.399, SLG: 0.532	10 CS 10 WP BB		K2-3		HR		P2			3	1	1	3	1	1	2				
10 Edwin Encarnación, R OBP: 0.391, SLG: 0.590	G5-3			26 1B 30 SF8	G5-3		L9			4	1	1	0	0	0	3				
26 Adam Lind, L OBP: 0.384, SLG: 0.471		E4 15 1B				G5-3				4	1	2	0	0	0	0				
18 Steve Tolleson, R OBP: 0.293, SLG: 0.355				15 1B 14-3					30 2B	0	1	0	0	0	0	0				
30 Dioner Navarro, S OBP: 0.325, SLG: 0.414		15 1B		SF8		G4-3			11 1B	3	1	2	2	0	0	0				
15 Danny Valencia, R OBP: 0.311, SLG: 0.381				L4-3		F7			K	4	0	1	1	0	1	2				
11 Kevin Pillar, R OBP: 0.256, SLG: 0.342	F7				K					4	1	2	1	0	1	2				
17 Ryan Goins, L OBP: 0.229, SLG: 0.281	G4-6-3				8 1B 19 HR		E4 7 1B		K	4	1	1	0	0	1	4				
8 Anthony Gose, L OBP: 0.326, SLG: 0.289				L7			P2		K	4	1	1	0	0	1	3				
Inning Stats	R: 0 E: 0 K: 0 S: 6	H: 0 LOB: 0 BB: 1 P: 15	R: 1 E: 1 K: 0 S: 11	H: 2 LOB: 1 BB: 0 P: 18	R: 0 E: 0 K: 1 S: 9	H: 0 LOB: 0 BB: 0 P: 13	R: 1 E: 0 K: 0 S: 8	H: 2 LOB: 0 BB: 0 P: 13	R: 3 E: 0 K: 1 S: 14	H: 3 LOB: 0 BB: 0 P: 25	R: 0 E: 0 K: 0 S: 5	H: 0 LOB: 0 BB: 0 P: 9	R: 1 E: 1 K: 0 S: 12	H: 2 LOB: 2 BB: 0 P: 15	R: 2 E: 0 K: 3 S: 17	H: 3 LOB: 2 BB: 0 P: 24	1B: 8 2B: 4 3B: 0 HR: 1	SF: 1 SAC: 0 DP: 2 HBP: 0	WP: 1 PB: 0 SB: 0 CS: 1	PA: 36
PITCHER 38 Jacob Turner, R ERA: 5.84 19 Dan Straily, R ERA: 5.7 59 Zac Rosscup, L ERA: 13.0	IP: 6.0 WLS: L BF: 24 H: 7 R: 5 ER: 4 SO: 2 BB: 1 IBB: 0 HBP: 0 BLK: 0 WP: 0 HR: 1 S: 53 P: 93 ERA: 6.00 WHIP: 1.333															PITCHER				

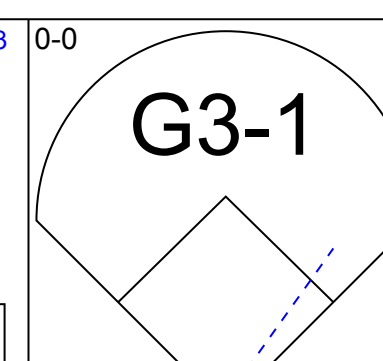
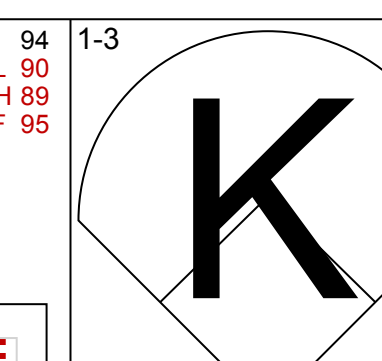
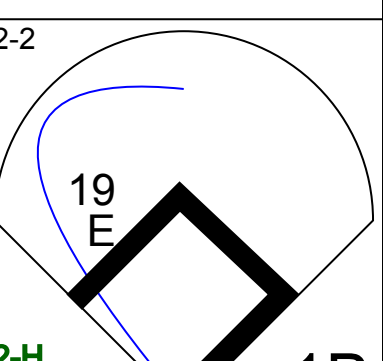



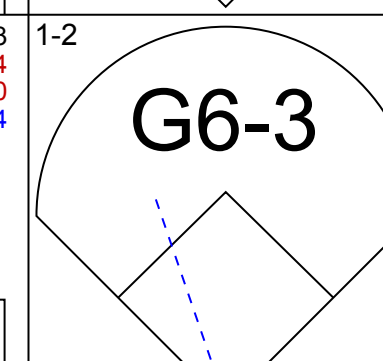
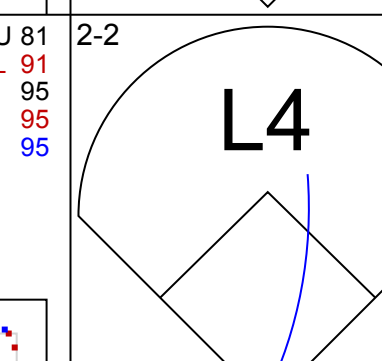
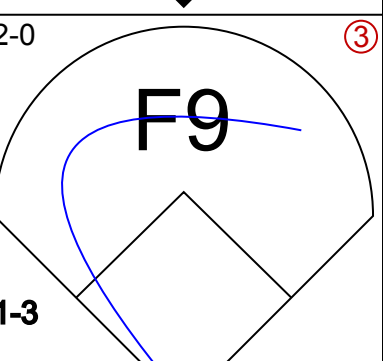



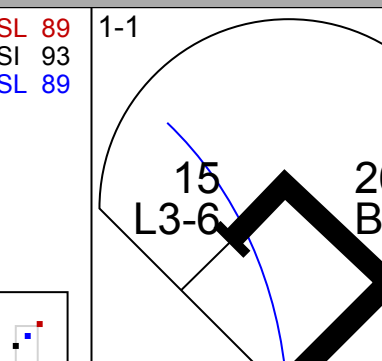

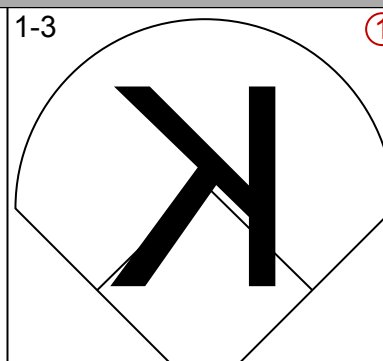

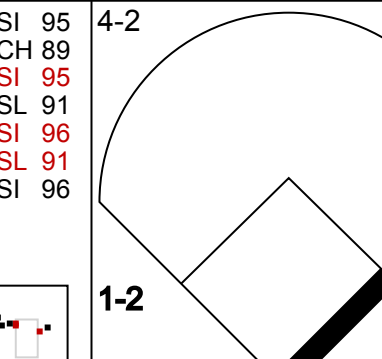

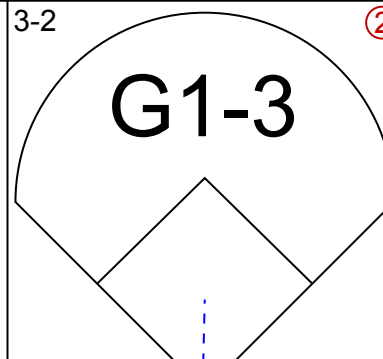

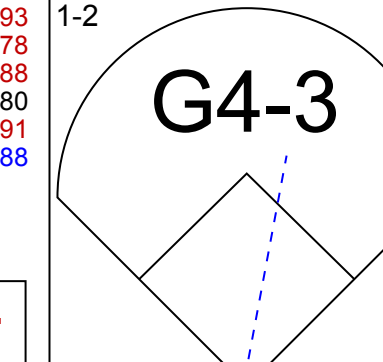
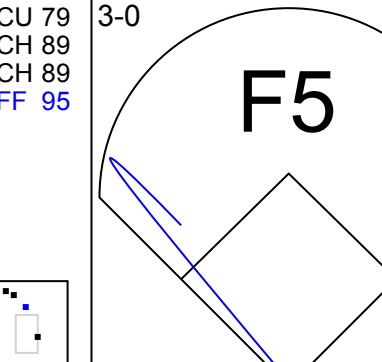

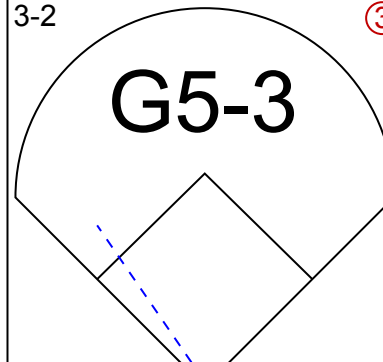

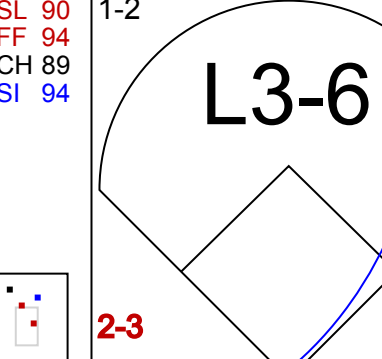



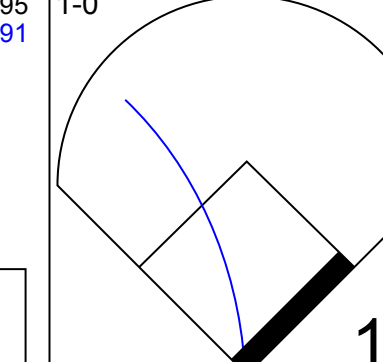

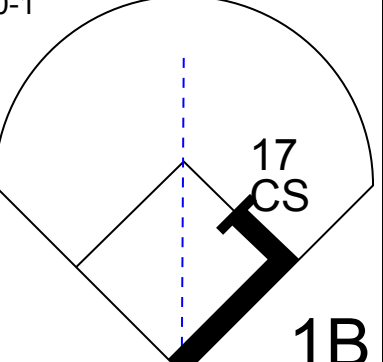


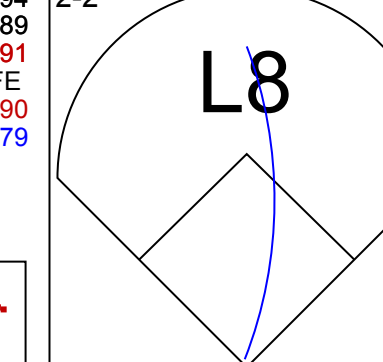

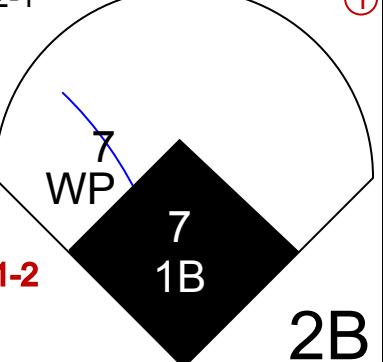




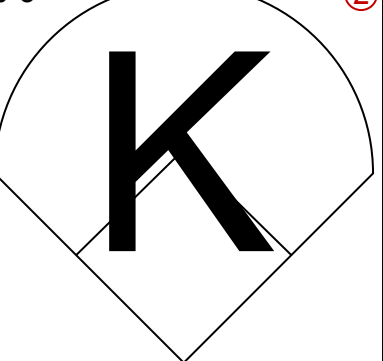


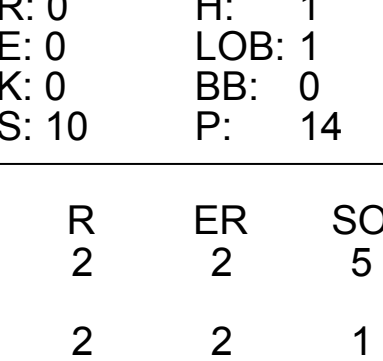
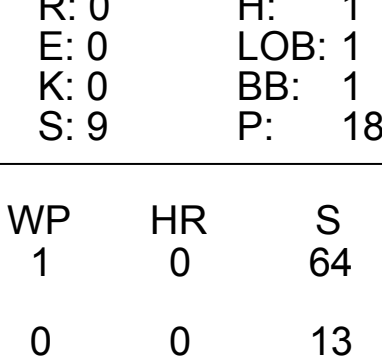
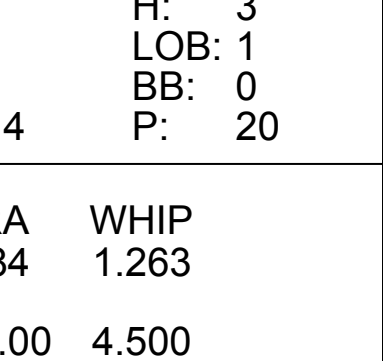
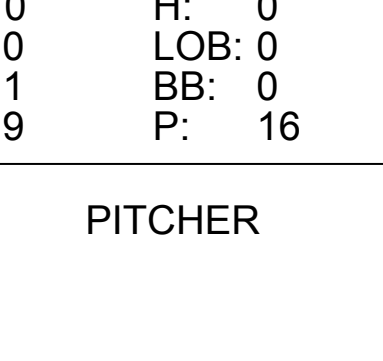
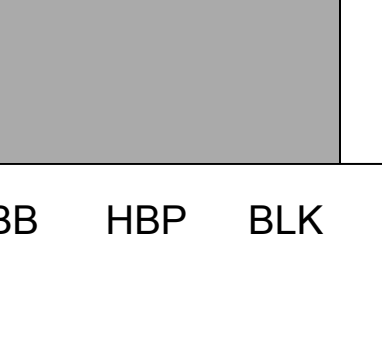

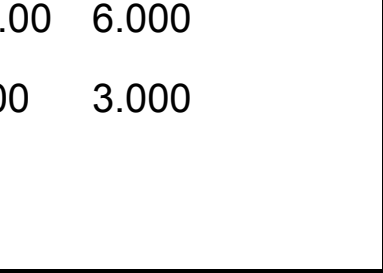


AB	29
R	0
H	3
RBI	0
BB	0
SO	8
LOB	4



AB	34
R	8
H	12
RBI	7
BB	1
SO	5
LOB	18



Batter	1	2	3	4	5	6	7	8	9	AB	R	H	RBI	BB	SO	LOB	TOP					
8 Chris Coghlan, L (1, 7) OBP: 0.342, SLG: 0.426										5	0	1	0	0	1	3	<p>Chicago Cubs @ Toronto Blue Jays Rogers Centre, Toronto, ON Tue Sep 09 2014, 7:08 PM - 10:12 PM EDT Att: 17,903 - Overcast - 70 F</p> <p>livebaseballscorecards.com</p> <p>AB 36 R 2 H 11 RBI 2 BB 1 SO 5 LOB 18</p> 					
9 Javier Báez, R (1, 6) OBP: 0.229, SLG: 0.364										3	2	2	0	1	1	2						
68 Jorge Soler, R (1, 9) OBP: 0.378, SLG: 0.707										4	0	1	1	0	0	2						
24 Luis Valbuena, L (1, 5) OBP: 0.326, SLG: 0.440										4	0	0	0	0	1	2						
5 Wellington Castillo, R (1, 2) OBP: 0.298, SLG: 0.389										4	0	3	1	0	0	0						
30 Mike Olt, R (1, 10) OBP: 0.325, SLG: 0.356										4	0	0	0	0	2	4						
7 Arismendy Alcántara, S (1, 4) OBP: 0.261, SLG: 0.358										4	0	1	0	0	0	1						
4 Chris Valaika, R (1, 3) OBP: 0.295, SLG: 0.368										4	0	1	0	0	0	2						
41 Matt Szczur, R (1, 8) OBP: 0.308, SLG: 0.250										4	0	2	0	0	0	2						
Inning Stats	R: 1 H: 1 E: 0 K: 1 S: 12	H: 1 LOB: 0 BB: 0 P: 19	R: 0 H: 3 E: 0 K: 0 S: 9	H: 3 LOB: 3 BB: 0 P: 15	R: 0 H: 0 E: 0 K: 0 S: 9	H: 0 LOB: 0 BB: 0 P: 11	R: 0 H: 2 E: 0 K: 0 S: 9	H: 2 LOB: 2 BB: 0 P: 11	R: 1 H: 2 E: 0 K: 1 S: 10	H: 2 LOB: 2 BB: 0 P: 15	R: 0 H: 2 E: 0 K: 1 S: 11	H: 2 LOB: 2 BB: 0 P: 15	R: 0 H: 0 E: 0 K: 1 S: 6	H: 0 LOB: 0 BB: 0 P: 6	R: 0 H: 0 E: 0 K: 1 S: 7	H: 0 LOB: 0 BB: 0 P: 12		R: 0 H: 1 E: 0 K: 1 S: 13	H: 1 LOB: 2 BB: 1 P: 24	1B: 10 2B: 1 3B: 0 HR: 0	SF: 1 SAC: 0 DP: 1 HBP: 2	WP: 0 PB: 0 SB: 1 CS: 0
PITCHER	IP WLS BF H R ER SO BB IBB HBP BLK WP HR S P ERA WHIP	7.0 W 32 10 2 2 3 0 0 2 0 0 0 66 92 2.57 1.429	1.0 H 3 0 0 0 1 0 0 0 0 0 0 7 12 0.00 0.000	1.0 H 5 1 0 0 1 1 0 0 0 0 0 13 24 0.00 2.000	PITCHER										IP WLS BF H R ER SO BB IBB HBP BLK WP HR S P ERA WHIP							

Batter	1	2	3	4	5	6	7	8	9	AB	R	H	RBI	BB	SO	LOB	BOTTOM			
7 José Reyes, S (1, 6) OBP: 0.325, SLG: 0.399										5	0	1	2	0	2	4	<p>Chicago Cubs @ Toronto Blue Jays Rogers Centre, Toronto, ON Tue Sep 09 2014, 7:08 PM - 10:12 PM EDT Att: 17,903 - Overcast - 70 F</p> <p>livebaseballscorecards.com</p> <p>AB 37 R 9 H 14 RBI 9 BB 3 SO 7 LOB 18</p> 			
19 José Bautista, R (1, 9) OBP: 0.397, SLG: 0.531										5	0	1	4	0	0	2				
10 Edwin Encarnación, R (1, 10) OBP: 0.354, SLG: 0.553										5	0	3	0	0	1	1				
45 Dalton Pompey, S (8, 10)										0	0	0	0	0	0	0				
26 Adam Lind, L (1, 3) OBP: 0.386, SLG: 0.478										3	0	1	0	1	1	1				
18 Steve Tolleson, R (8, PR) OBP: 0.359, SLG: 0.353										1	1	0	0	0	0	2				
30 Dioner Navarro, S (1, 2) OBP: 0.325, SLG: 0.413										4	1	1	1	0	0	2				
15 Danny Valencia, R (1, 5) OBP: 0.310, SLG: 0.383										4	1	1	0	0	0	2				
11 Kevin Pillar, R (1, 7) OBP: 0.280, SLG: 0.363										4	1	3	0	0	1	2				
17 Ryan Goins, L (1, 4) OBP: 0.233, SLG: 0.291										2	1	1	0	0	0	1				
28 Colby Rasmus, L (7, PH) OBP: 0.253, SLG: 0.457										1	2	1	0	1	0	0				
8 Anthony Gose, L (1, 8) OBP: 0.323, SLG: 0.286										2	0	0	0	0	2	1				
66 Munenori Kawasaki, L (7, PH) OBP: 0.329, SLG: 0.311										1	2	1	2	1	0	0				
Inning Stats	R: 0 H: 1 E: 0 K: 1 S: 9	H: 1 LOB: 1 BB: 0 P: 12	R: 0 H: 1 E: 0 K: 0 S: 10	H: 1 LOB: 0 BB: 0 P: 14	R: 0 H: 0 E: 0 K: 2 S: 9	H: 0 LOB: 0 BB: 0 P: 14	R: 0 H: 1 E: 0 K: 0 S: 9	H: 1 LOB: 1 BB: 1 P: 18	R: 1 H: 3 E: 1 K: 1 S: 14	H: 3 LOB: 1 BB: 0 P: 20	R: 0 H: 0 E: 0 K: 1 S: 9	H: 0 LOB: 0 BB: 0 P: 16	R: 3 H: 3 E: 0 K: 1 S: 17	H: 3 LOB: 1 BB: 1 P: 30	R: 5 H: 5 E: 1 K: 1 S: 23	H: 5 LOB: 2 BB: 1 P: 38	1B: 9 2B: 5 3B: 1 HR: 0	SF: 0 SAC: 0 DP: 1 HBP: 0	WP: 1 PB: 0 SB: 0 CS: 1	PA: 40
PITCHER	IP WLS BF H R ER SO BB IBB HBP BLK WP HR S P ERA WHIP	6.1 L 5 2 2 2 1 1 0 0 0 0 0 13 25 27.00 4.500	0.2 L 8 4 5 4 1 0 1 0 0 0 0 0 20 34 54.00 6.000	0.1 L 2 1 0 0 0 0 0 0 0 0 0 0 3 4 0.00 3.000	PITCHER										IP WLS BF H R ER SO BB IBB HBP BLK WP HR S P ERA WHIP					

Batter	1	2	3	4	5	6	7	8	9	AB	R	H	RBI	BB	SO	LOB	TOP					
8 Chris Coghlan, L (1,7) OBP: 0.341, SLG: 0.426										4	0	1	0	0	2	0	Chicago Cubs @ Toronto Blue Jays Rogers Centre, Toronto, ON Wed Sep 10 2014, 7:09 PM - 10:20 PM EDT Att: 19,411 - Roof Closed - 68 F					
9 Javier Báez, R (1,6) OBP: 0.229, SLG: 0.356										3	0	0	0	1	2	1						
24 Luis Valbuena, L (1,5) OBP: 0.328, SLG: 0.445										4	0	2	0	0	0	0						
68 Jorge Soler, R (1,9) OBP: 0.367, SLG: 0.733										4	1	1	1	0	2	2						
5 Wellington Castillo, R (1,2) OBP: 0.299, SLG: 0.391										3	0	1	0	0	0	0						
51 Rafay Lopez, L (8,2)										1	0	0	0	0	1	1						
61 Ryan Kalish, L (1,8) OBP: 0.299, SLG: 0.343										2	0	0	0	0	1	0						
21 Junior Lake, R (7,PH) OBP: 0.241, SLG: 0.357										1	0	0	0	1	1	1						
7 Arismendy Alcántara, S (1,4) OBP: 0.259, SLG: 0.354										3	0	0	0	0	3	2						
30 Mike Olt, R (1,3) OBP: 0.229, SLG: 0.351										3	0	0	0	0	2	2						
45 Logan Watkins, L (1,10) OBP: 0.341, SLG: 0.425										2	0	0	0	0	1	0						
41 Matt Szczur, R (8,PH) OBP: 0.300, SLG: 0.243										1	0	0	0	0	0	0						
Inning Stats	R: 0 E: 0 K: 2 S: 12	H: 1 LOB: 1 BB: 1 P: 18	R: 0 E: 0 K: 1 S: 9	H: 0 LOB: 0 BB: 0 P: 15	R: 0 E: 0 K: 2 S: 8	H: 0 LOB: 0 BB: 0 P: 10	R: 0 E: 0 K: 1 S: 5	H: 0 LOB: 0 BB: 0 P: 8	R: 0 E: 0 K: 2 S: 8	H: 0 LOB: 0 BB: 0 P: 11	R: 0 E: 0 K: 2 S: 10	H: 1 LOB: 1 BB: 0 P: 17	R: 1 E: 1 K: 1 S: 16	H: 2 LOB: 2 BB: 1 P: 28	R: 0 E: 0 K: 3 S: 8	H: 0 LOB: 0 BB: 0 P: 10	R: 0 E: 0 K: 3 S: 15	H: 1 LOB: 1 BB: 0 P: 19	1B: 0 2B: 4 3B: 0 HR: 1	SF: 0 SAC: 0 DP: 0 HBP: 0	WP: 0 PB: 0 SB: 0 CS: 0	PA: 33
PITCHER	IP WLS BF H R ER SO BB IBB HBP BLK WP HR S P ERA WHIP																					
36 Drew Hutchison, R (1,1) ERA: 4.36	6.1 W 23 4 1 1 10 1 0 0 0 0 0 1 59 93 1.42 0.789																					
27 Brett Cecil, L (7,1) ERA: 3.02	0.2 H 3 0 0 0 1 1 0 0 0 0 0 0 9 14 0.00 1.500																					
62 Aaron Loup, L (8,1) ERA: 3.06	1.0 3 0 0 0 1 0 0 0 0 0 0 0 8 10 0.00 0.000																					
23 Brandon Morrow, R (9,1) ERA: 5.4	1.0 4 1 0 0 3 0 0 0 0 0 0 0 15 19 0.00 1.000																					

AB	31
R	1
H	5
RBI	1
BB	2
SO	15
LOB	9



Batter	1	2	3	4	5	6	7	8	9	AB	R	H	RBI	BB	SO	LOB	BOTTOM			
7 José Reyes, S (1,6) OBP: 0.298, SLG: 0.400										4	2	2	0	0	0	0	Chicago Cubs @ Toronto Blue Jays Rogers Centre, Toronto, ON Wed Sep 10 2014, 7:09 PM - 10:20 PM EDT Att: 19,411 - Roof Closed - 68 F			
66 Munenori Kawasaki, L (8,4) OBP: 0.329, SLG: 0.310										2	1	0	0	2	0	1				
19 José Bautista, R (1,9) OBP: 0.398, SLG: 0.529										1	1	1	0	0	0	0				
9 John Mayberry Jr., R (8,PH) OBP: 0.312, SLG: 0.440										4	1	1	2	0	1	2				
10 Edwin Encarnación, R (1,10) OBP: 0.350, SLG: 0.550										1	0	0	1	0	0	1				
45 Dalton Pompey, S (9,10)										3	1	1	1	1	1	0				
26 Adam Lind, L (1,3) OBP: 0.388, SLG: 0.476										1	1	1	1	0	0	0				
18 Steve Tolleson, R (7,PR) OBP: 0.296, SLG: 0.357										3	0	2	2	1	1	0				
30 Dioner Navarro, S (1,2) OBP: 0.328, SLG: 0.415										1	0	0	0	0	1	1				
22 Josh Thole, L (8,PH) OBP: 0.338, SLG: 0.294										3	0	2	2	1	1	0				
15 Danny Valencia, R (1,5) OBP: 0.314, SLG: 0.350										4	0	2	2	0	2	1				
11 Kevin Pillar, R (1,7) OBP: 0.279, SLG: 0.369										4	1	1	0	0	2	6				
17 Ryan Goins, L (1,4) OBP: 0.227, SLG: 0.283										4	0	0	0	0	1	5				
8 Anthony Gose, L (1,8) OBP: 0.330, SLG: 0.293										2	3	2	1	1	0	0				
Inning Stats	R: 0 E: 0 K: 0 S: 7	H: 0 LOB: 0 BB: 1 P: 13	R: 0 E: 0 K: 2 S: 10	H: 0 LOB: 0 BB: 0 P: 15	R: 1 E: 0 K: 0 S: 9	H: 1 LOB: 0 BB: 0 P: 12	R: 0 E: 0 K: 1 S: 5	H: 0 LOB: 0 BB: 0 P: 8	R: 0 E: 0 K: 1 S: 5	H: 0 LOB: 0 BB: 0 P: 16	R: 3 E: 1 K: 2 S: 26	H: 4 LOB: 2 BB: 1 P: 40	R: 5 E: 1 K: 2 S: 22	H: 5 LOB: 3 BB: 2 P: 38	R: 2 E: 0 K: 1 S: 13	H: 2 LOB: 1 BB: 1 P: 24	1B: 10 2B: 3 3B: 0 HR: 0	SF: 1 SAC: 0 DP: 1 HBP: 0	WP: 0 PB: 0 SB: 1 CS: 0	PA: 41
PITCHER	IP WLS BF H R ER SO BB IBB HBP BLK WP HR S P ERA WHIP																			
28 Kyle Hendricks, R (1,1) ERA: 2.38	5.2 L 24 6 4 4 4 5 2 0 0 0 0 0 0 64 6.35 1.412																			
52 Justin Grimm, R (6,1) ERA: 3.69	0.2 2 0 0 0 1 0 0 0 0 0 0 0 4 5 0.00 0.000																			
53 Wesley Wright, L (7,1) ERA: 3.13	0.0 2 2 0 0 0 0 0 0 0 0 0 0 9 11 ∞ ∞																			
11 Kyuji Fujikawa, R (7,1) ERA: 5.73	0.2 7 3 5 5 2 1 1 0 0 0 0 0 12 26 67.50 6.000																			
47 Aroldys Vizcaino, R (8,1) ERA: 13.5	1.0 6 2 2 2 1 1 0 0 0 0 0 0 13 24 18.00 3.000																			

AB	35
R	11
H	13
RBI	10
BB	5
SO	9
LOB	18



Batter	1	2	3	4	5	6	7	8	9	AB	R	H	RBI	BB	SO	LOB	TOP										
8 Chris Coghlan, L (1,7) OBP: 0.340, SLG: 0.423	G4-3		G4-3			BB	K			3	1	0	0	1	1	1	Chicago Cubs @ Pittsburgh Pirates PNC Park, Pittsburgh, PA Fri Sep 12 2014, 7:09 PM - 10:35 PM EDT Att: 35,638 - Cloudy - 62 F										
9 Javier Báez, R (1,6) OBP: 0.230, SLG: 0.373	K			HR		F8		K		4	1	1	1	0	2	1											
24 Luis Valbuena, L (1,5) OBP: 0.327, SLG: 0.443	F7			P5		FC3-6		G1-3		4	0	1	0	0	0	0											
5 Wellington Castillo, R (1,2) OBP: 0.301, SLG: 0.393		G4-3		G4-3		FC3-6		1B		4	0	2	1	0	0	0											
61 Ryan Kalish, L (1,9) OBP: 0.291, SLG: 0.333																											
4 Chris Valaika, R (8,PH) OBP: 0.292, SLG: 0.364																											
63 Brian Schiller, R (8,1) OBP: 1.000, SLG: 1.000																											
30 Mike Olt, R (1,3) OBP: 0.234, SLG: 0.356																											
7 Arismendy Alcántara, S (1,8) OBP: 0.262, SLG: 0.369																											
45 Logan Watkins, L (1,4) OBP: 0.311, SLG: 0.386																											
67 Tsuyoshi Wada, L (1,1) OBP: 0.131, SLG: 0.269																											
52 Justin Grimm, R (5,1) ERA: 3.92																											
50 Blake Parker, R (6,1) ERA: 6.35																											
51 Raffy Lopez, L (7,PH) ERA: 11.7																											
59 Zac Rosscup, R (7,1) ERA: 4.08																											
41 Matt Szczur, R (8,9) OBP: 0.290, SLG: 0.227																											
Inning Stats	R: 0 E: 0 K: 1 S: 9	H: 0 LOB: 0 BB: 0 P: 13	R: 0 E: 0 K: 2 S: 9	H: 0 LOB: 0 BB: 0 P: 12	R: 0 E: 0 K: 1 S: 8	H: 1 LOB: 1 BB: 0 P: 14	R: 1 E: 0 K: 0 S: 12	H: 1 LOB: 0 BB: 0 P: 17	R: 1 E: 0 K: 2 S: 11	H: 1 LOB: 0 BB: 0 P: 14	R: 1 E: 0 K: 0 S: 20	H: 2 LOB: 3 BB: 1 P: 33	R: 0 E: 0 K: 2 S: 12	H: 1 LOB: 1 BB: 0 P: 19	R: 0 E: 0 K: 2 S: 14	H: 1 LOB: 1 BB: 0 P: 20	1B: 4 2B: 1 3B: 0 HR: 2	SF: 0 SAC: 0 DP: 0 HBP: 1	WP: 0 PB: 0 SB: 0 CS: 0	PA: 36							
PITCHER	IP	WLS	BF	H	R	ER	SO	BB	IBB	HBP	BLK	WP	HR	S	P	ERA	WHIP										
45 Gerrit Cole, R (1,1) ERA: 3.92	6.0	W	25	5	3	3	6	1	0	1	0	0	2	69	103	4.50	1.000										
43 John Holdzkom, R (7,1) ERA: 1.57	1.0	H	3	0	0	0	2	0	0	0	0	0	0	7	8	0.00	0.000										
44 Tony Watson, L (8,1) ERA: 1.57	1.0	H	4	1	0	0	2	0	0	0	0	0	0	12	19	0.00	1.000										
53 John Axford, R (9,1) ERA: 3.68	1.0		4	1	0	0	2	0	0	0	0	0	0	14	20	0.00	1.000										

AB	34
R	3
H	7
RBI	3
BB	1
SO	12
LOB	13



Batter	1	2	3	4	5	6	7	8	9	AB	R	H	RBI	BB	SO	LOB	BOTTOM											
5 Josh Harrison, R (1,5) OBP: 0.352, SLG: 0.510	G5-4-3		1B			1B		G6-3		4	2	3	0	1	0	0	Chicago Cubs @ Pittsburgh Pirates PNC Park, Pittsburgh, PA Fri Sep 12 2014, 7:09 PM - 10:35 PM EDT Att: 35,638 - Cloudy - 62 F											
10 Jordy Mercer, R (1,6) OBP: 0.305, SLG: 0.396	G5-4-3		1B			1B		G6-3		5	0	3	3	0	0	1												
22 Andrew McCutchen, R (1,8) OBP: 0.462, SLG: 0.539	FC6-4		F7			F9		FC5		5	1	2	0	0	0	5												
18 Neil Walker, S (1,4) OBP: 0.349, SLG: 0.460	FC6-4		1B			P6		K		5	0	2	2	0	1	3												
31 Jose Tabata, R (1,9) OBP: 0.324, SLG: 0.345			F9			FC5-4		K		3	1	1	0	0	0	2												
25 Gregory Polanco, L (6,PH) OBP: 0.311, SLG: 0.340			FC5-4			15 SF7		K		2	0	0	0	0	1	3												
17 Gaby Sanchez, R (1,3) OBP: 0.299, SLG: 0.396			FC6-4			SF7		K		2	1	1	0	0	0	2												
15 Ike Davis, L (5,PH) OBP: 0.345, SLG: 0.366			G3					K		1	0	0	1	0	1	0												
23 Travis Snider, L (1,7) OBP: 0.330, SLG: 0.410	G3					19 G5-3		BB		2	1	0	0	2	1	1												
19 Chris Stewart, R (1,2) OBP: 0.365, SLG: 0.314			G5-3			G5-3		P5		4	1	2	1	0	0	2												
45 Gerrit Cole, R (1,1) ERA: 3.92																												
57 Andrew Lantieri, L (5,PH) ERA: 3.92																												
43 John Holdzkom, R (7,1) ERA: 1.57																												
59 Brent Morel, R (7,PH) ERA: 11.7																												
44 Tony Watson, L (8,1) ERA: 1.57																												
53 John Axford, R (9,1) ERA: 3.68																												
Inning Stats	R: 0 E: 0 K: 0 S: 11	H: 2 LOB: 1 BB: 0 P: 16	R: 1 E: 0 K: 1 S: 11	H: 2 LOB: 1 BB: 0 P: 16	R: 1 E: 0 K: 0 S: 14	H: 3 LOB: 2 BB: 0 P: 21	R: 1 E: 0 K: 1 S: 15	H: 1 LOB: 2 BB: 2 P: 25	R: 1 E: 0 K: 1 S: 9	H: 1 LOB: 0 BB: 0 P: 16	R: 2 E: 1 K: 2 S: 15	H: 3 LOB: 2 BB: 0 P: 25	R: 0 E: 0 K: 1 S: 11	H: 0 LOB: 1 BB: 1 P: 18	R: 1 E: 0 K: 0 S: 12	H: 2 LOB: 1 BB: 0 P: 17	1B: 11 2B: 2 3B: 1 HR: 0	SF: 1 SAC: 0 DP: 1 HBP: 0	WP: 1 PB: 0 SB: 0 CS: 0	PA: 41								
PITCHER	IP	WLS	BF	H	R	ER	SO	BB	IBB	HBP	BLK	WP	HR	S	P	ERA	WHIP											
67 Tsuyoshi Wada, L (1,1) ERA: 3.34	4.1	L	23	9	4	4	2	2	0	0	0	0	1	0	14	27	18.00	3.000										
52 Justin Grimm, R (5,1) ERA: 3.92	1.0		7	3	2	2	1	0	0	0	0	0	0	7	9	0.00	0.000											
50 Blake Parker, R (6,1) ERA: 6.35	0.2		2	0	0	0	2	0	0	0	0	0	0	0	7	9	0.00	0.000										
59 Zac Rosscup, L (7,1) ERA: 11.7	1.0		4	0	0	0	1	1	0	0	0	0	0	11	18	0.00	1.000											
63 Brian Schiller, R (8,1) ERA: 4.08	1.0		5	2	1	1	0	0	0	0	0	0	0	12	17	9.00	2.000											

AB	37
R	7
H	14
RBI	7
BB	3
SO	6
LOB	23



Batter	1	2	3	4	5	6	7	8	9	AB	R	H	RBI	BB	SO	LOB	TOP			
7 Arismendy Alcántara, S OBP: 0.229, SLG: 0.370										5	2	2	0	0	0	1				
9 Javier Báez, R OBP: 0.229, SLG: 0.387										5	1	1	2	0	2	1				
24 Luis Valbuena, L OBP: 0.330, SLG: 0.445										3	2	1	0	2	1	0				
5 Wellington Castillo, R OBP: 0.302, SLG: 0.392										3	0	1	1	1	1	1				
4 Chris Valaika, R OBP: 0.287, SLG: 0.355										5	0	1	0	0	2	4				
30 Mike Olt, R OBP: 0.238, SLG: 0.358										4	0	1	1	1	0	1				
21 Junior Lake, R OBP: 0.241, SLG: 0.353										3	0	0	0	1	2	2	AB 36			
19 Dan Straily, R										0	0	0	0	0	0	0	R 6			
46 Pedro Strop, R										0	0	0	0	0	0	0	H 10			
56 Héctor Rondón, R										0	0	0	0	0	0	0	RBI 5			
41 Matt Szczur, R OBP: 0.311, SLG: 0.357										4	1	2	1	0	0	2	BB 5			
22 Felix Doubront, L OBP: 0.286, SLG: 0.167										3	0	1	0	0	1	3	SO 10			
8 Chris Coghlan, L OBP: 0.340, SLG: 0.421										1	0	0	0	0	1	0	LOB 15			
Inning Stats	R: 0 H: 0 E: 1 K: 2 S: 13	H: 0 LOB: 2 BB: 1 P: 26	R: 0 H: 1 E: 0 K: 0 S: 8	H: 1 LOB: 1 BB: 0 P: 11	R: 3 H: 4 E: 0 K: 0 S: 11	H: 4 LOB: 0 BB: 0 P: 16	R: 0 H: 1 E: 0 K: 1 S: 11	H: 1 LOB: 1 BB: 0 P: 20	R: 0 H: 0 E: 0 K: 2 S: 10	H: 0 LOB: 0 BB: 0 P: 13	R: 0 H: 0 E: 0 K: 1 S: 13	H: 0 LOB: 2 BB: 2 P: 26	R: 2 H: 3 E: 0 K: 2 S: 17	H: 3 LOB: 2 BB: 1 P: 31	R: 1 H: 1 E: 0 K: 1 S: 7	H: 1 LOB: 0 BB: 0 P: 15	R: 0 H: 0 E: 0 K: 1 S: 10	H: 0 LOB: 1 BB: 1 P: 18	1B: 5 SF: 1 2B: 3 3B: 0 HR: 2	WP: 1 PA: 42 PB: 0 SB: 1 CS: 0
PITCHER	IP WLS BF H R ER SO BB IBB HBP BLK WP HR S P ERA WHIP	IP WLS BF H R ER SO BB IBB HBP BLK WP HR S P ERA WHIP	IP WLS BF H R ER SO BB IBB HBP BLK WP HR S P ERA WHIP	IP WLS BF H R ER SO BB IBB HBP BLK WP HR S P ERA WHIP	IP WLS BF H R ER SO BB IBB HBP BLK WP HR S P ERA WHIP	IP WLS BF H R ER SO BB IBB HBP BLK WP HR S P ERA WHIP	IP WLS BF H R ER SO BB IBB HBP BLK WP HR S P ERA WHIP	IP WLS BF H R ER SO BB IBB HBP BLK WP HR S P ERA WHIP	IP WLS BF H R ER SO BB IBB HBP BLK WP HR S P ERA WHIP	IP WLS BF H R ER SO BB IBB HBP BLK WP HR S P ERA WHIP	IP WLS BF H R ER SO BB IBB HBP BLK WP HR S P ERA WHIP	IP WLS BF H R ER SO BB IBB HBP BLK WP HR S P ERA WHIP	IP WLS BF H R ER SO BB IBB HBP BLK WP HR S P ERA WHIP	IP WLS BF H R ER SO BB IBB HBP BLK WP HR S P ERA WHIP	IP WLS BF H R ER SO BB IBB HBP BLK WP HR S P ERA WHIP	IP WLS BF H R ER SO BB IBB HBP BLK WP HR S P ERA WHIP	IP WLS BF H R ER SO BB IBB HBP BLK WP HR S P ERA WHIP	IP WLS BF H R ER SO BB IBB HBP BLK WP HR S P ERA WHIP	IP WLS BF H R ER SO BB IBB HBP BLK WP HR S P ERA WHIP	IP WLS BF H R ER SO BB IBB HBP BLK WP HR S P ERA WHIP

Chicago Cubs @ Pittsburgh Pirates
PNC Park, Pittsburgh, PA
Sat Sep 13 2014, 7:08 PM - 10:34 PM EDT
Att: 38,024 - Partly Cloudy - 61 F

AB	36
R	6
H	10
RBI	5
BB	5
SO	10
LOB	15



Batter	1	2	3	4	5	6	7	8	9	AB	R	H	RBI	BB	SO	LOB	BOTTOM			
5 Josh Harrison, R OBP: 0.351, SLG: 0.507										5	1	1	0	0	0	2				
10 Jordy Mercer, R OBP: 0.310, SLG: 0.397										4	1	1	0	1	0	1				
22 Andrew McCutchen, R OBP: 0.491, SLG: 0.537										4	0	1	0	0	1	3				
18 Neil Walker, S OBP: 0.348, SLG: 0.457										3	1	0	0	1	0	2				
55 Russell Martin, R OBP: 0.411, SLG: 0.429										3	0	2	3	0	0	1				
31 Jose Tabata, R OBP: 0.320, SLG: 0.341										2	0	0	0	0	0	2				
57 Andrew Lamb, L OBP: 0.267, SLG: 0.400										2	0	0	0	0	0	1				
17 Gaby Sanchez, R OBP: 0.167, SLG: 0.395										3	0	1	0	0	0	1	AB 34			
15 Ike Davis, L OBP: 0.344, SLG: 0.365										1	0	0	0	0	1	1	R 4			
23 Travis Snider, L OBP: 0.336, SLG: 0.424										3	1	2	1	1	0	1	H 8			
49 Jeff Locke, L OBP: 0.143, SLG: 0.192										2	0	0	0	0	0	2	RBI 4			
58 Brandon Cumpton, R OBP: 0.176, SLG: 0.199										0	0	0	0	0	0	0	BB 3			
30 Jeanmar Gómez, R OBP: 0.190, SLG: 0.199										0	0	0	0	0	0	0	SO 3			
25 Gregory Polanco, L OBP: 0.190, SLG: 0.199										0	0	0	0	0	0	0	LOB 18			
37 Justin Wilson, L OBP: 0.190, SLG: 0.199										0	0	0	0	0	0	0				
53 John Axford, R OBP: 0.226, SLG: 0.226										0	0	0	0	0	0	0				
Inning Stats	R: 0 H: 0 E: 0 K: 1 S: 7	H: 0 LOB: 0 BB: 0 P: 9	R: 0 H: 0 E: 0 K: 0 S: 6	H: 0 LOB: 0 BB: 0 P: 8	R: 0 H: 1 E: 0 K: 0 S: 8	H: 1 LOB: 1 BB: 0 P: 14	R: 0 H: 2 E: 0 K: 0 S: 12	H: 2 LOB: 1 BB: 0 P: 19	R: 0 H: 1 E: 0 K: 0 S: 11	H: 1 LOB: 1 BB: 0 P: 19	R: 0 H: 0 E: 0 K: 0 S: 8	H: 0 LOB: 1 BB: 1 P: 15	R: 0 H: 0 E: 0 K: 0 S: 9	H: 0 LOB: 1 BB: 1 P: 20	R: 3 H: 3 E: 0 K: 1 S: 16	H: 3 LOB: 1 BB: 1 P: 27	R: 1 H: 1 E: 0 K: 1 S: 12	H: 1 LOB: 0 BB: 0 P: 18	1B: 5 SF: 0 2B: 2 3B: 0 HR: 1	WP: 0 PA: 38 PB: 0 SB: 0 CS: 0
PITCHER	IP WLS BF H R ER SO BB IBB HBP BLK WP HR S P ERA WHIP	IP WLS BF H R ER SO BB IBB HBP BLK WP HR S P ERA WHIP	IP WLS BF H R ER SO BB IBB HBP BLK WP HR S P ERA WHIP	IP WLS BF H R ER SO BB IBB HBP BLK WP HR S P ERA WHIP	IP WLS BF H R ER SO BB IBB HBP BLK WP HR S P ERA WHIP	IP WLS BF H R ER SO BB IBB HBP BLK WP HR S P ERA WHIP	IP WLS BF H R ER SO BB IBB HBP BLK WP HR S P ERA WHIP	IP WLS BF H R ER SO BB IBB HBP BLK WP HR S P ERA WHIP	IP WLS BF H R ER SO BB IBB HBP BLK WP HR S P ERA WHIP	IP WLS BF H R ER SO BB IBB HBP BLK WP HR S P ERA WHIP	IP WLS BF H R ER SO BB IBB HBP BLK WP HR S P ERA WHIP	IP WLS BF H R ER SO BB IBB HBP BLK WP HR S P ERA WHIP	IP WLS BF H R ER SO BB IBB HBP BLK WP HR S P ERA WHIP	IP WLS BF H R ER SO BB IBB HBP BLK WP HR S P ERA WHIP	IP WLS BF H R ER SO BB IBB HBP BLK WP HR S P ERA WHIP	IP WLS BF H R ER SO BB IBB HBP BLK WP HR S P ERA WHIP	IP WLS BF H R ER SO BB IBB HBP BLK WP HR S P ERA WHIP	IP WLS BF H R ER SO BB IBB HBP BLK WP HR S P ERA WHIP	IP WLS BF H R ER SO BB IBB HBP BLK WP HR S P ERA WHIP	IP WLS BF H R ER SO BB IBB HBP BLK WP HR S P ERA WHIP

Chicago Cubs @ Pittsburgh Pirates
PNC Park, Pittsburgh, PA
Sat Sep 13 2014, 7:08 PM - 10:34 PM EDT
Att: 38,024 - Partly Cloudy - 61 F

AB	34
R	4
H	8
RBI	4
BB	3
SO	3
LOB	18



Batter	1	2	3	4	5	6	7	8	9	AB	R	H	RBI	BB	SO	LOB	TOP										
7 Arismendy Alcántara, S OBP: 0.261, SLG: 0.384										4	0	0	0	0	2	0											
9 Javier Báez, R OBP: 0.235, SLG: 0.386										3	1	1	0	1	1	0											
8 Chris Coghlan, L OBP: 0.339, SLG: 0.424										3	0	1	1	0	0	1											
24 Luis Valbuena, L OBP: 0.329, SLG: 0.442										3	1	0	0	1	1	1											
4 Chris Valaika, R OBP: 0.288, SLG: 0.365										3	0	1	0	0	0	2											
61 Ryan Kalish, L OBP: 0.288, SLG: 0.330										1	0	0	0	0	0	0											
30 Mike Olt, R OBP: 0.242, SLG: 0.355										2	1	0	0	2	1	0											
41 Matt Szczur, R OBP: 0.313, SLG: 0.356										3	0	1	0	0	1	2											
12 John Baker, L OBP: 0.276, SLG: 0.235										1	0	0	1	1	0	0											
38 Jacob Turner, R OBP: 0.200, SLG: 0.263										2	0	0	0	0	2	1											
43 Eric Jokisch, R OBP: 0.301, SLG: 0.396										1	0	0	0	0	0	1											
47 Aroldys Vizcaino, R OBP: 0.301, SLG: 0.396										0	0	0	0	0	0	0											
Inning Stats	R: 0 E: 0 K: 1 S: 6	H: 0 LOB: 0 BB: 1 P: 10	R: 2 E: 1 K: 1 S: 12	H: 1 LOB: 1 BB: 2 P: 29	R: 1 E: 0 K: 0 S: 9	H: 1 LOB: 0 BB: 0 P: 12	R: 0 E: 0 K: 0 S: 5	H: 1 LOB: 0 BB: 1 P: 9	R: 0 E: 0 K: 1 S: 13	H: 1 LOB: 1 BB: 0 P: 18	R: 0 E: 0 K: 1 S: 7	H: 0 LOB: 1 BB: 1 P: 12	R: 0 E: 0 K: 1 S: 9	H: 0 LOB: 0 BB: 0 P: 9	R: 0 E: 0 K: 2 S: 7	H: 0 LOB: 0 BB: 0 P: 9	1B: 2 2B: 3 3B: 1 HR: 0	SF: 2 SAC: 0 DP: 1 HBP: 0	WP: 0 PB: 0 SB: 1 CS: 0	PA: 33							
PITCHER	IP	WLS	BF	H	R	ER	SO	BB	IBB	HBP	BLK	WP	HR	S	P	ERA	WHIP										
36 Edinson Volquez, R ERA: 3.27	7.0	W	27	4	3	1	5	5	0	0	0	0	0	58	98	1.29	1.286										
44 Tony Watson, L ERA: 1.54	1.0		3	0	0	0	1	0	0	0	0	0	0	9	15	0.00	0.000										
35 Mark Melancon, R ERA: 1.94	1.0		3	0	0	0	2	0	0	0	0	0	0	7	9	0.00	0.000										

Chicago Cubs @ Pittsburgh Pirates
PNC Park, Pittsburgh, PA
Sun Sep 14 2014, 1:39 PM - 4:32 PM EDT
Att: 37,655 - Partly Cloudy - 64 F

AB	26
R	3
H	4
RBI	2
BB	5
SO	8
LOB	8

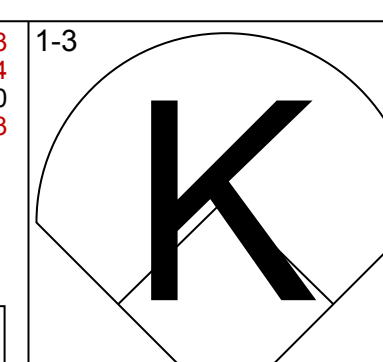
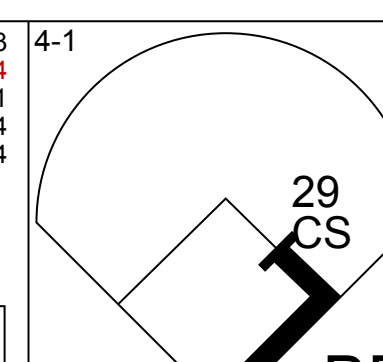
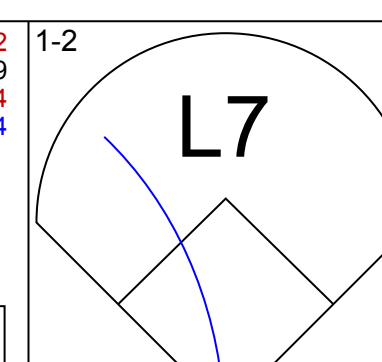
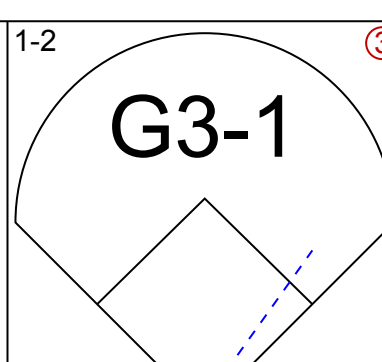
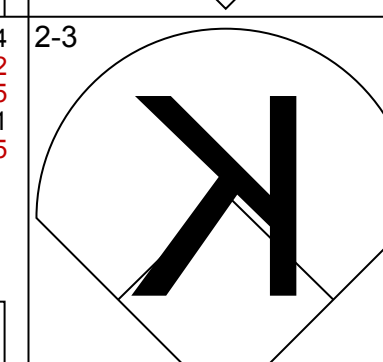
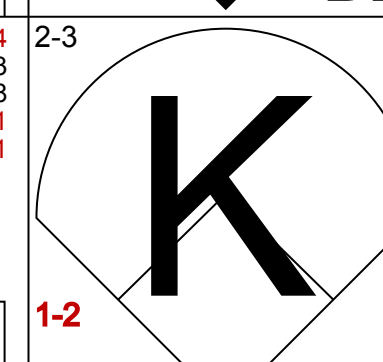
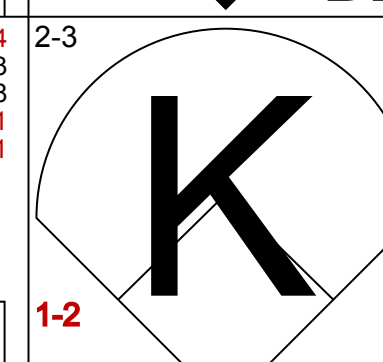
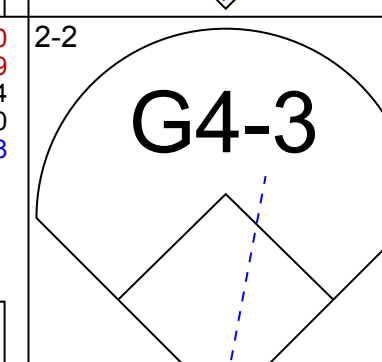
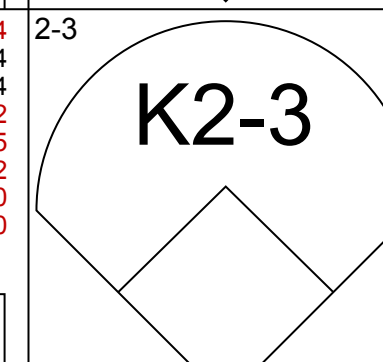
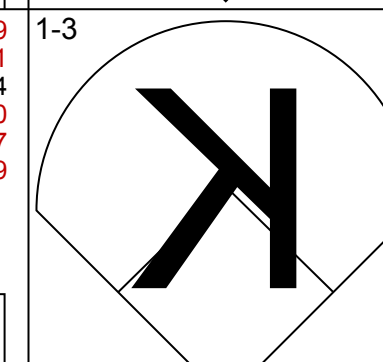
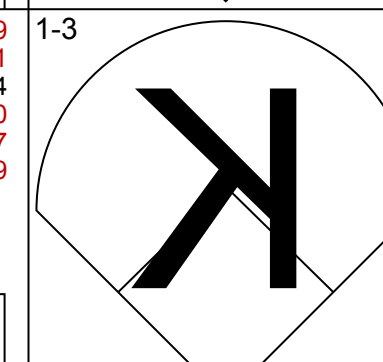
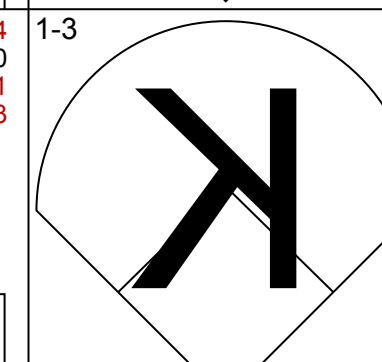
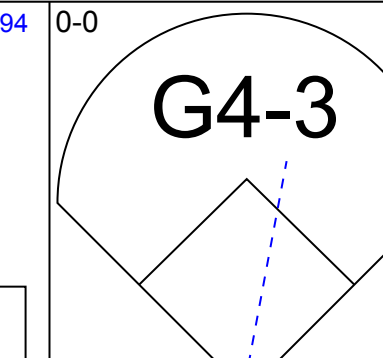
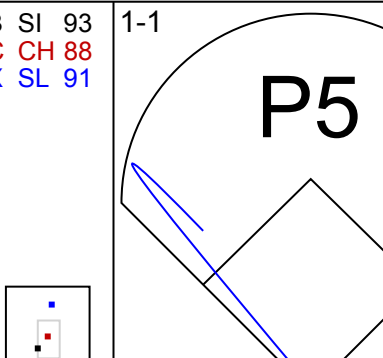
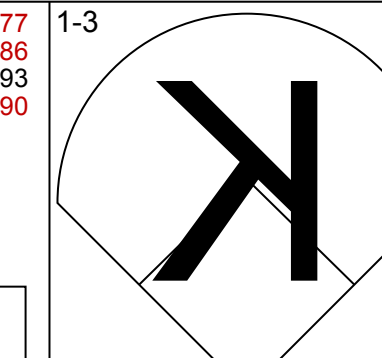
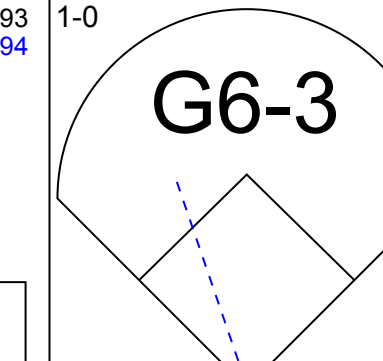
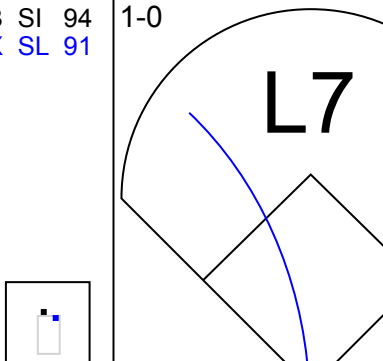
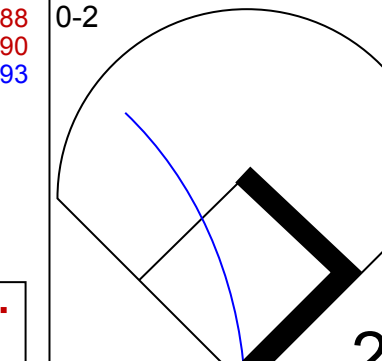
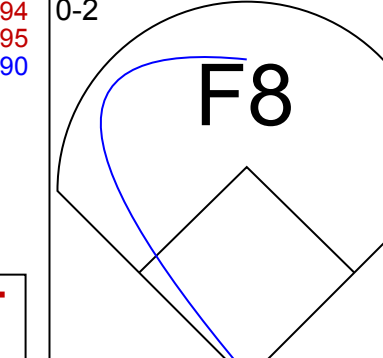
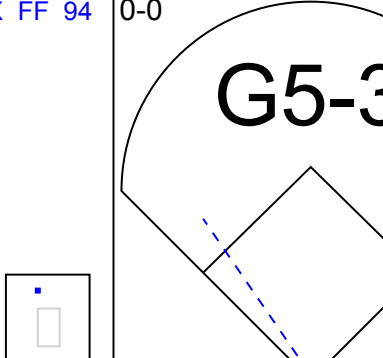
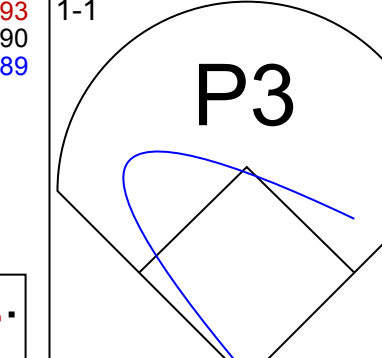
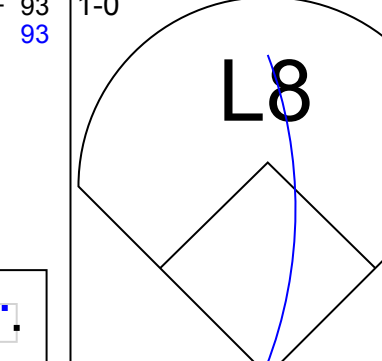
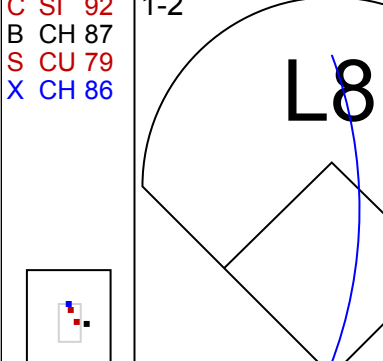
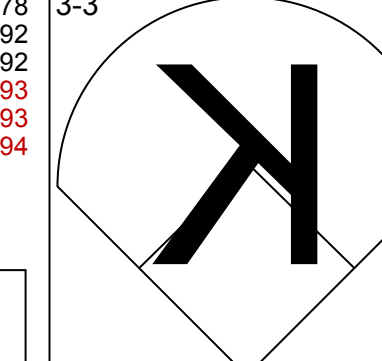
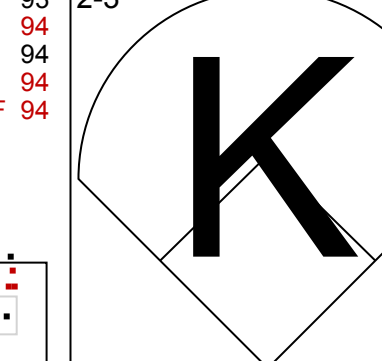
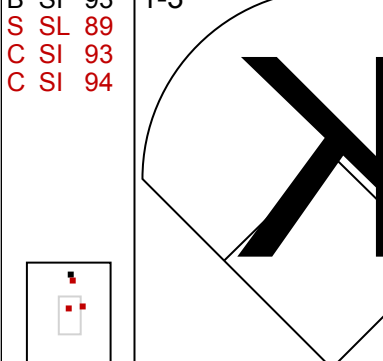
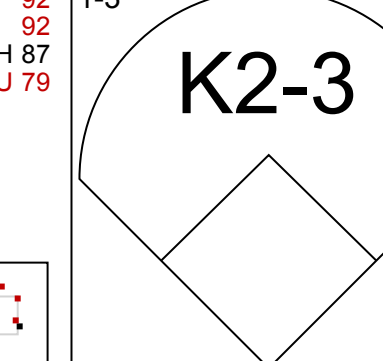
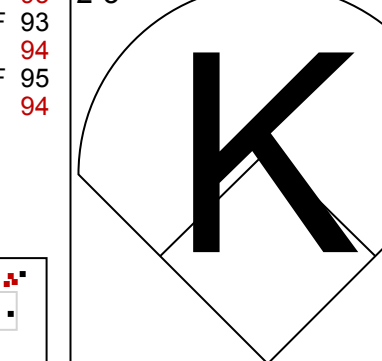
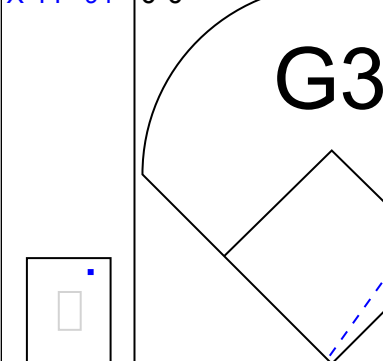
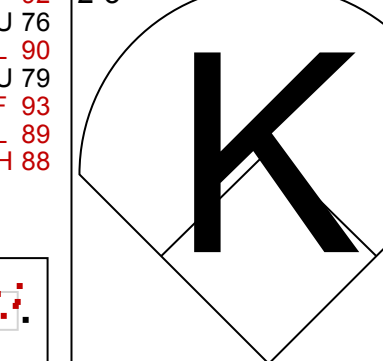


Batter	1	2	3	4	5	6	7	8	9	AB	R	H	RBI	BB	SO	LOB	BOTTOM										
5 Josh Harrison, R OBP: 0.351, SLG: 0.508										5	1	2	2	0	0	0											
23 Travis Snider, L OBP: 0.334, SLG: 0.425										4	1	1	1	0	0	1											
6 Starling Marte, R OBP: 0.356, SLG: 0.446										1	0	0	0	0	1	0											
22 Andrew McCutchen, R OBP: 0.399, SLG: 0.533										5	1	1	0	0	0	1											
18 Neil Walker, S OBP: 0.351, SLG: 0.468										4	2	3	2	0	0	0											
55 Russell Martin, R OBP: 0.412, SLG: 0.431										3	0	1	0	1	0	2											
57 Andrew Lamb, L OBP: 0.250, SLG: 0.375										2	0	0	0	0	1	1											
17 Gaby Sanchez, R OBP: 0.301, SLG: 0.396										2	0	1	1	0	1	0											
10 Jordy Mercer, R OBP: 0.311, SLG: 0.397										3	1	1	0	1	1	3											
25 Gregory Polanco, L OBP: 0.315, SLG: 0.342										3	1	2	1	1	0	2											
36 Edinson Volquez, R OBP: 0.080, SLG: 0.021										2	0	0	0	0	0	3											
26 Tony Sanchez, R OBP: 0.304, SLG: 0.365										1	0	0	0	0	0	1											
44 Tony Watson, L OBP: 0.333, SLG: 0.333										0	0	0	0	0	0	0											
35 Mark Melancon, R ERA: 9.0										0	0	0	0	0	0	0											
Inning Stats	R: 0 E: 0 K: 0 S: 7	H: 0 LOB: 0 BB: 0 P: 12	R: 0 E: 0 K: 1 S: 12	H: 1 LOB: 2 BB: 1 P: 22	R: 0 E: 0 K: 0 S: 7	H: 0 LOB: 0 BB: 0 P: 11	R: 1 E: 0 K: 0 S: 10	H: 1 LOB: 0 BB: 0 P: 14	R: 6 E: 0 K: 1 S: 23	H: 7 LOB: 3 BB: 2 P: 42	R: 0 E: 0 K: 0 S: 7	H: 2 LOB: 2 BB: 0 P: 9	R: 0 E: 0 K: 1 S: 9	H: 1 LOB: 1 BB: 0 P: 10	R: 0 E: 0 K: 1 S: 11	H: 0 LOB: 0 BB: 0 P: 16	1B: 7 2B: 4 3B: 0 HR: 1	SF: 0 SAC: 1 DP: 0 HBP: 0	WP: 0 PB: 0 SB: 0 CS: 0	PA: 39							
PITCHER	IP	WLS	BF	H	R	ER	SO	BB	IBB	HBP	BLK	WP	HR	S	P	ERA	WHIP										
38 Jacob Turner, R ERA: 6.2	4.1	L	23	5	0	0	2	0	0	0	0	0	0	26	34	0.00	1.875										
43 Eric Jokisch, L ERA: 1.29	2.2		13	5	0	0	2	0	0	0	0	0	0	11	16	0.00	0.000										
47 Aroldys Vizcaino, R ERA: 9.0	1.0		3	0	0	0	1	0	0	0	0	0	0	7	9	0.00	0.000										

Chicago Cubs @ Pittsburgh Pirates
PNC Park, Pittsburgh, PA
Sun Sep 14 2014, 1:39 PM - 4:32 PM EDT
Att: 37,655 - Partly Cloudy - 64 F

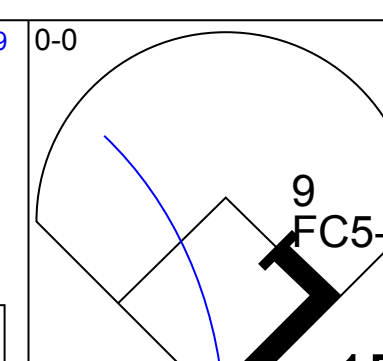
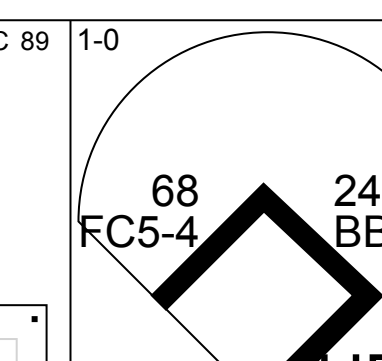
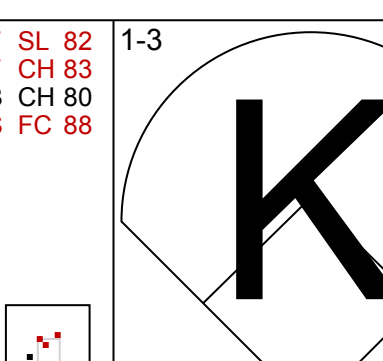
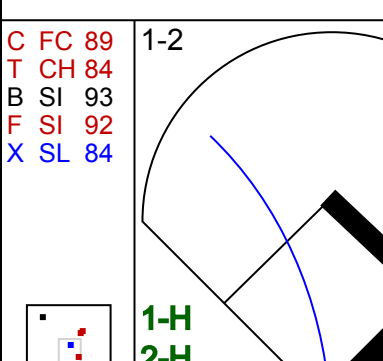
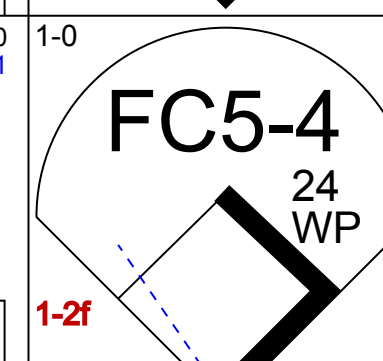
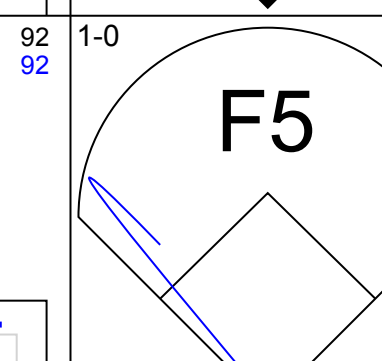
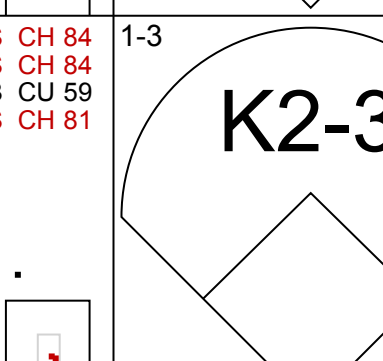
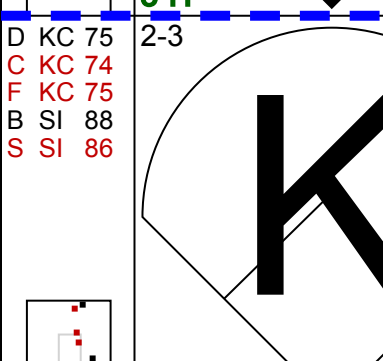
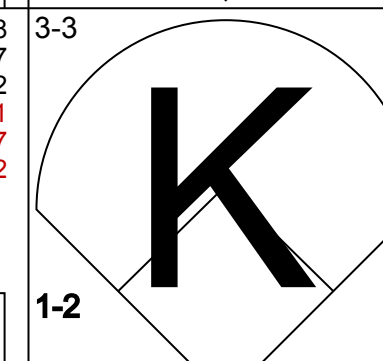
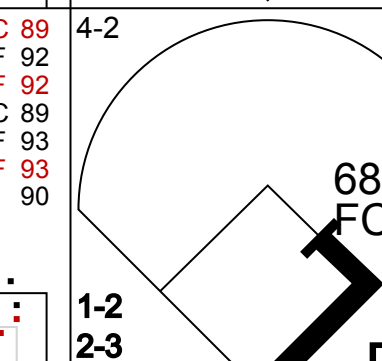

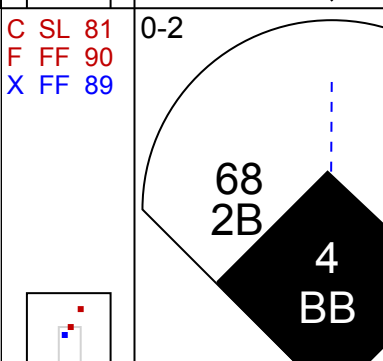

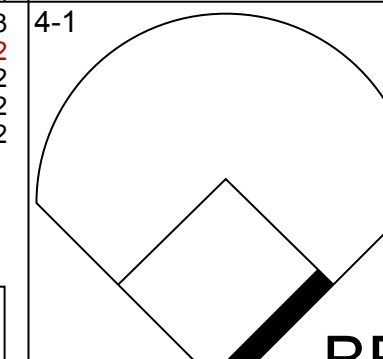
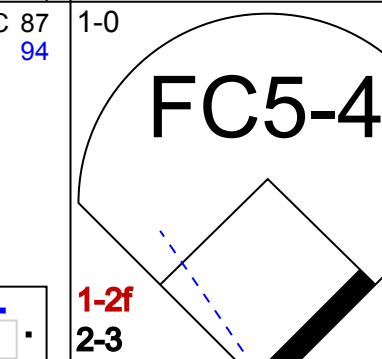

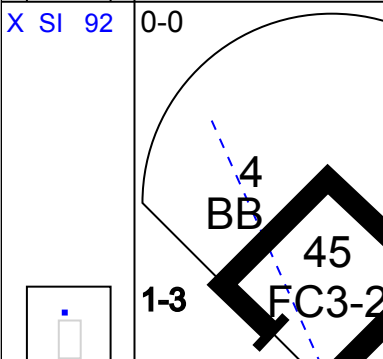

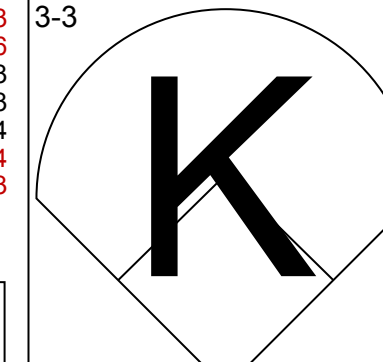
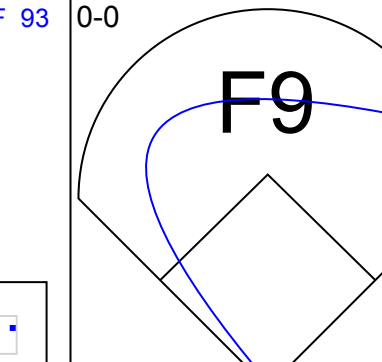

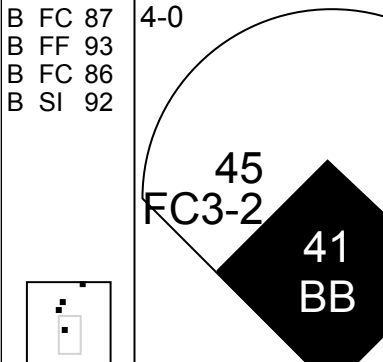

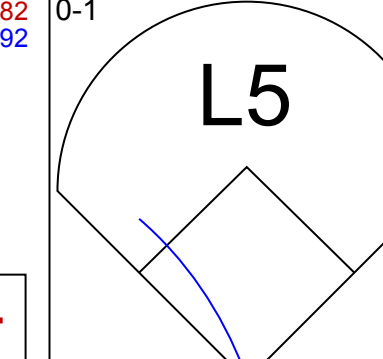
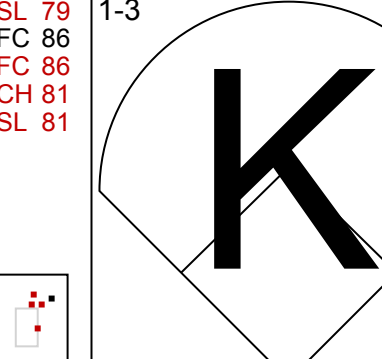

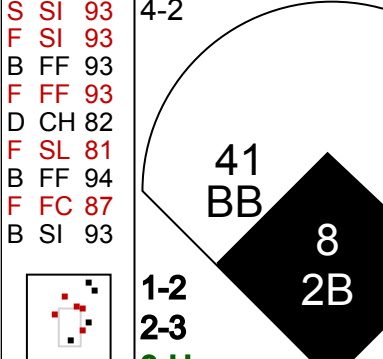

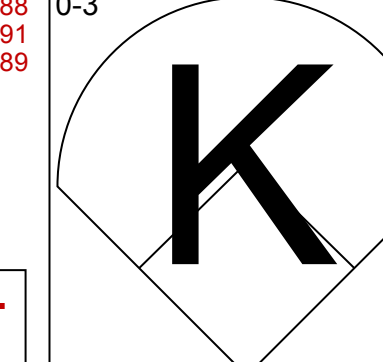
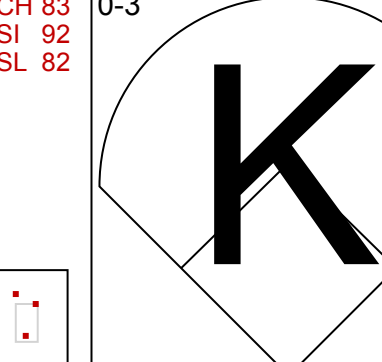

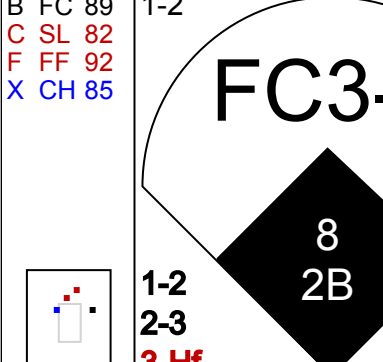
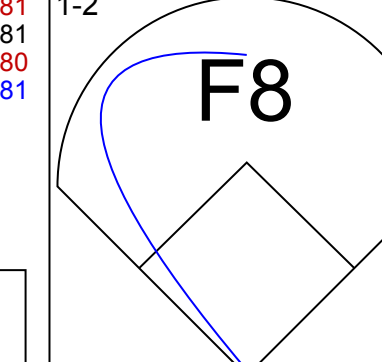
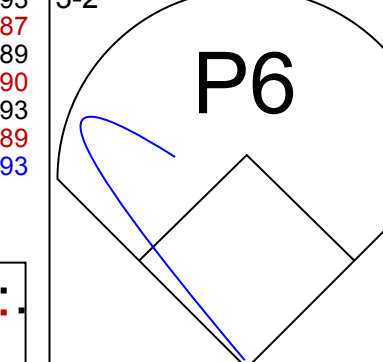
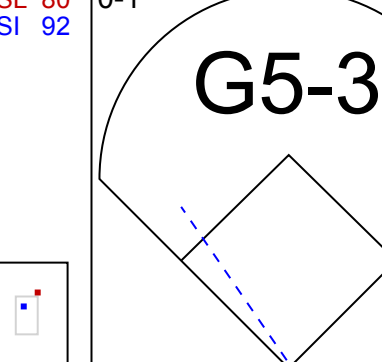

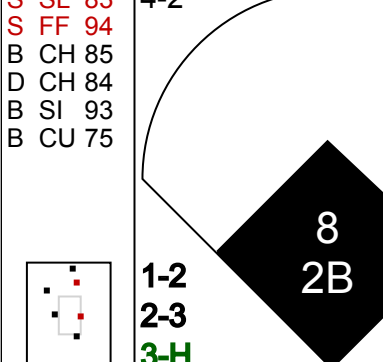
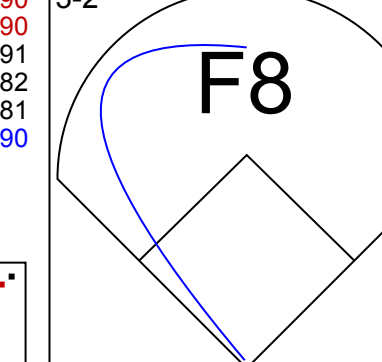

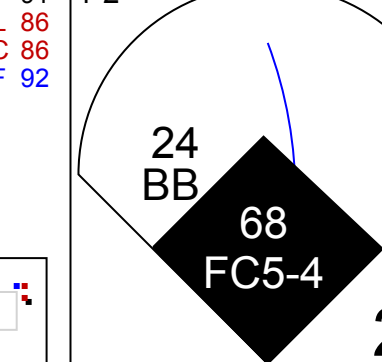
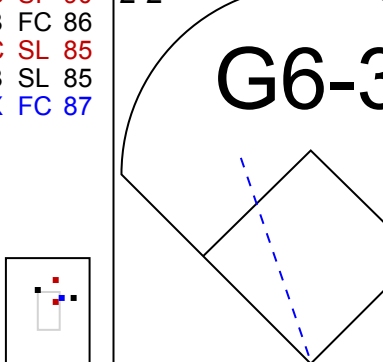
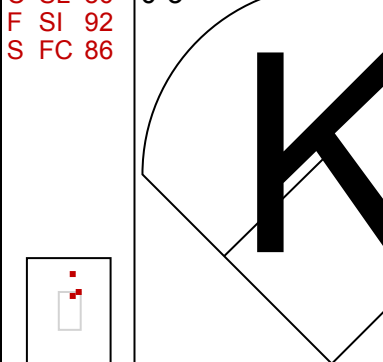
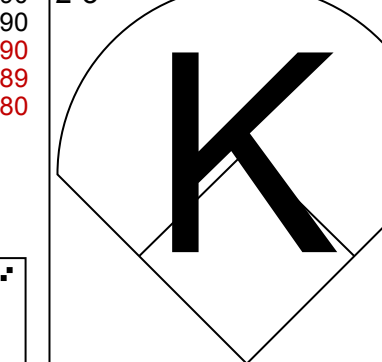
AB	35
R	7
H	12
RBI	7
BB	3
SO	4
LOB	14



Batter	1	2	3	4	5	6	7	8	9	AB	R	H	RBI	BB	SO	LOB	TOP					
6 Billy Hamilton, S (1, 8) OBP: 0.298, SLG: 0.365 16 Tucker Barnhart, L (9, FH) OBP: 0.222, SLG: 0.220										2	0	0	0	1	1	0	Cincinnati Reds @ Chicago Cubs Wrigley Field, Chicago, IL Tue Sep 16 2014, 7:08 PM - 9:43 PM CDT Att: 33,812 - Clear - 60 F					
29 Brayan Peña, S (1, 2) OBP: 0.237, SLG: 0.355										3	0	0	0	0	2	1						
21 Todd Frazier, R (1, 3) OBP: 0.337, SLG: 0.454										3	0	0	0	0	3	0						
32 Jay Bruce, L (1, 9) OBP: 0.283, SLG: 0.365										3	0	0	0	0	1	0						
4 Brandon Phillips, R (1, 4) OBP: 0.304, SLG: 0.366										3	0	1	0	0	0	0						
28 Chris Heisey, R (1, 7) OBP: 0.271, SLG: 0.388										3	0	0	0	0	0	1						
7 Ramon Santiago, S (1, 5) OBP: 0.354, SLG: 0.318										3	0	0	0	0	1	1						
2 Zack Cozart, R (1, 6) OBP: 0.271, SLG: 0.297 9 Jack Hannahan, L (9, FH) OBP: 0.195, SLG: 0.250										2	0	0	0	0	2	0						
47 Johnny Cueto, R (1, 1) OBP: 0.136, SLG: 0.123 63 Sam LeCure, R (6, 1) 41 Ryan Dennick, L (8, 1) 23 Donald Lutz, L (9, FH) OBP: 0.224, SLG: 0.261										2	0	0	0	0	1	0						
Inning Stats	R: 0 H: 0 E: 0 K: 3 S: 12	H: 0 LOB: 0 BB: 0 P: 17	R: 0 H: 0 E: 0 K: 0 S: 5	H: 0 LOB: 0 BB: 0 P: 6	R: 0 H: 0 E: 0 K: 2 S: 7	H: 0 LOB: 0 BB: 1 P: 12	R: 0 H: 0 E: 0 K: 0 S: 9	H: 0 LOB: 0 BB: 0 P: 16	R: 0 H: 0 E: 0 K: 1 S: 4	H: 0 LOB: 0 BB: 0 P: 6	R: 0 H: 0 E: 0 K: 1 S: 7	H: 0 LOB: 0 BB: 0 P: 9	R: 0 H: 0 E: 0 K: 1 S: 9	H: 0 LOB: 0 BB: 0 P: 13	R: 0 H: 1 E: 0 K: 2 S: 11	H: 0 LOB: 1 BB: 0 P: 16		R: 0 H: 0 E: 0 K: 2 S: 11	H: 0 LOB: 0 BB: 0 P: 15	1B: 0 2B: 1 3B: 0 HR: 0	SF: 0 SAC: 0 DP: 0 HBP: 0	WP: 0 PB: 0 SB: 0 CS: 1
PITCHER 49 Jake Arrieta, R (1, 1) ERA: 2.65	IP: 9.0 WLS: W BF: 28 H: 1 R: 0 ER: 0 SO: 13 BB: 1 IBB: 0 HBP: 0 BLK: 0 WP: 0 HR: 0 S: 75 P: 110 ERA: 0.00 WHIP: 0.222															PITCHER						

AB	27
R	0
H	1
RBI	0
BB	1
SO	13
LOB	3



Batter	1	2	3	4	5	6	7	8	9	AB	R	H	RBI	BB	SO	LOB	BOTTOM			
8 Chris Coghlan, L (1, 7) OBP: 0.342, SLG: 0.427										3	0	2	3	0	1	0	Cincinnati Reds @ Chicago Cubs Wrigley Field, Chicago, IL Tue Sep 16 2014, 7:08 PM - 9:43 PM CDT Att: 33,812 - Clear - 60 F			
9 Javier Báez, R (1, 6) OBP: 0.225, SLG: 0.367										4	0	0	0	0	2	4				
24 Luis Valbuena, L (1, 5) OBP: 0.331, SLG: 0.439										3	1	1	0	1	2	1				
68 Jorge Soler, R (1, 9) OBP: 0.393, SLG: 0.784 61 Ryan Kalish, L (9, 9) OBP: 0.298, SLG: 0.330										3	1	2	2	1	0	2				
5 Wellington Castillo, R (1, 2) OBP: 0.299, SLG: 0.385										3	1	0	0	1	2	4				
4 Chris Valaika, R (1, 3) OBP: 0.284, SLG: 0.350										3	1	0	1	1	2	0				
45 Logan Watkins, L (1, 4) OBP: 0.294, SLG: 0.360										4	1	0	0	0	2	3				
41 Matt Szczur, R (1, 8) OBP: 0.308, SLG: 0.333										3	1	0	1	1	0	0				
49 Jake Arrieta, R (1, 1) OBP: 0.205, SLG: 0.216										4	1	1	0	0	2	3				
Inning Stats	R: 0 H: 1 E: 0 K: 2 S: 10	H: 0 LOB: 2 BB: 1 P: 21	R: 0 H: 0 E: 0 K: 1 S: 9	H: 0 LOB: 0 BB: 0 P: 12	R: 1 H: 1 E: 0 K: 0 S: 9	H: 1 LOB: 2 BB: 1 P: 17	R: 0 H: 0 E: 0 K: 2 S: 9	H: 0 LOB: 0 BB: 0 P: 10	R: 0 H: 0 E: 0 K: 2 S: 9	H: 0 LOB: 0 BB: 0 P: 13	R: 5 H: 3 E: 0 K: 2 S: 24	H: 3 LOB: 1 BB: 3 P: 40	R: 1 H: 1 E: 0 K: 3 S: 14	H: 1 LOB: 0 BB: 0 P: 21	R: 0 H: 0 E: 0 K: 1 S: 9	H: 0 LOB: 0 BB: 0 P: 15		1B: 2 2B: 3 3B: 0 HR: 1	SF: 0 SAC: 0 DP: 0 HBP: 1	WP: 1 PB: 0 SB: 0 CS: 0
PITCHER 47 Johnny Cueto, R (1, 1) ERA: 2.33 63 Sam LeCure, R (6, 1) ERA: 3.63 41 Ryan Dennick, L (8, 1) ERA: 7.36	IP: 5.2 WLS: L BF: 28 H: 5 R: 6 ER: 6 SO: 8 BB: 5 IBB: 0 HBP: 0 BLK: 0 WP: 1 HR: 0 S: 67 P: 108 ERA: 9.53 WHIP: 1.765															PITCHER				

AB	30
R	7
H	6
RBI	7
BB	5
SO	13
LOB	17



Batter	1	2	3	4	5	6	7	8	9	AB	R	H	RBI	BB	SO	LOB	TOP								
9 Dee Strange-Gordon, L (1.4) OBP: 0.331, SLG: 0.381	G6-3			66 CS 1B		G3	66 1B 2B	K		5	1	2	1	0	1	3									
66 Yasiel Puig, R (1.8) OBP: 0.383, SLG: 0.477	P6			23 1B		L8			E4 23 SF7 1B	5	1	3	1	0	0	0									
23 Adrián González, L (1.3) OBP: 0.335, SLG: 0.470	K					K	F8		E6 72 FC6-4 1B	5	0	1	0	0	2	2									
27 Matt Kemp, R (1.9) OBP: 0.342, SLG: 0.485		L8				K			SF7	4	0	0	1	0	1	2									
13 Hanley Ramirez, R (1.6) OBP: 0.363, SLG: 0.444		K				K			FC6-4 3 WP	4	2	2	0	0	2	2									
72 Miguel Rojas, R (8.6) OBP: 0.248, SLG: 0.232		K				K				1	0	0	0	0	0	1									
33 Scott Van Slyke, R (1.7) OBP: 0.379, SLG: 0.515										2	1	1	0	0	0	0									
3 Carl Crawford, L (7.7) OBP: 0.328, SLG: 0.416	F8								F7	3	1	1	0	0	1	2									
5 Juan Uribe, R (1.5) OBP: 0.337, SLG: 0.442										3	1	2	1	1	0	1									
17 A.J. Ellis, R (7.2) OBP: 0.329, SLG: 0.236										2	0	0	1	0	0	1									
16 Andre Ethier, L (7.7) OBP: 0.315, SLG: 0.236										1	1	1	1	0	0	0									
52 Pedro Báez, R (7.1) OBP: 0.315, SLG: 0.236										0	0	0	0	0	0	0									
65 Joe Pederson, L (8.7) OBP: 0.315, SLG: 0.236										0	0	0	0	0	0	0									
0 Brian Wilson, R (8.1) OBP: 0.315, SLG: 0.236										0	0	0	0	0	0	0									
74 Kenley Jansen, S (8.5) OBP: 0.315, SLG: 0.236										0	0	0	0	0	0	0									
21 Zack Greinke, R (1.1) OBP: 0.262, SLG: 0.339										2	0	0	0	0	1	0									
75 Paco Rodríguez, L (6.1) OBP: 0.262, SLG: 0.339										0	0	0	0	0	0	0									
10 Justin Turner, R (7.7) OBP: 0.399, SLG: 0.465										1	0	0	1	0	0	1									
31 Drew Butera, R (7.2) OBP: 0.267, SLG: 0.298										0	0	0	1	1	0	0									
Inning Stats	R: 0 H: 0 E: 0 K: 1 S: 9	H: 0 LOB: 0 BB: 0 P: 14	R: 0 H: 0 E: 0 K: 1 S: 9	H: 0 LOB: 0 BB: 0 P: 11	R: 0 H: 0 E: 0 K: 1 S: 10	H: 0 LOB: 0 BB: 1 P: 19	R: 0 H: 3 E: 0 K: 2 S: 12	H: 3 LOB: 2 BB: 0 P: 20	R: 1 H: 2 E: 0 K: 0 S: 10	H: 2 LOB: 0 BB: 0 P: 16	R: 0 H: 0 E: 0 K: 1 S: 13	H: 0 LOB: 0 BB: 0 P: 18	R: 5 H: 5 E: 1 K: 0 S: 15	H: 5 LOB: 1 BB: 0 P: 22	R: 1 H: 2 E: 0 K: 2 S: 12	H: 2 LOB: 3 BB: 2 P: 27	R: 1 H: 1 E: 2 K: 0 S: 11	H: 1 LOB: 1 BB: 0 P: 20	1B: 11 SF: 1 2B: 2 3B: 0 HR: 0	SF: 1 SAC: 0 DP: 1 HBP: 0	WP: 1 PB: 0 SB: 0 CS: 1	PA: 42			
PITCHER	IP WLS BF H R ER SO BB IBB HBP BLK WP HR S P ERA WHIP	5.0 1.0 3.0 0.2 0.1 0.2	18 3 8 1 0 2 6	5 0 5 0 0 1 2	1 0 0 0 0 0 0	1 0 0 0 0 0 0	50 13 17 0 2 9	80 0 18 5 0 23	1.80 0.00 0.00 13.50 0.00 13.50	1.200 0.000 7.500 0.000 6.000	PITCHER	IP WLS BF H R ER SO BB IBB HBP BLK WP HR S P ERA WHIP	0.1 1.0 1.0 0 1 0 0	1 5 1 1 0 0 0	0 1 1 0 0 0 0	0 0 0 0 0 0 0	0 0 0 0 0 0 0	0 0 0 0 0 0 0	0 0 0 0 0 0 0	0 0 0 0 0 0 0	0 0 0 0 0 0 0	0 0 0 0 0 0 0	0 0 0 0 0 0 0	0.00 0.00 0.00 0.00 0.00 0.00	0.000 1.000
67 Tsuyoshi Wada, L (1.1) ERA: 3.22																									
52 Justin Grimm, R (6.1) ERA: 3.22																									
54 Neil Ramirez, R (7.1) ERA: 1.55																									
53 Wesley Wright, L (7.1) ERA: 3.11																									
63 Brian Schiller, R (8.1) ERA: 4.19																									
Batter	1	2	3	4	5	6	7	8	9	AB	R	H	RBI	BB	SO	LOB	BOTTOM								
8 Chris Coghlan, L (1.7) OBP: 0.336, SLG: 0.421	9 E 24 1B					K			K	5	1	2	0	0	2	1									
9 Javier Báez, R (1.6) OBP: 0.235, SLG: 0.368	24 1B BB	P6				24 1B	68 1B		K	4	2	2	0	1	1	1									
24 Luis Valbuena, L (1.5) OBP: 0.333, SLG: 0.439	61 FC1-5 68 1B					E3	61 1B 30 SF9 68 1B		G3-1	5	1	2	1	0	0	1									
68 Jorge Soler, R (1.9) OBP: 0.406, SLG: 0.737	61 FC1-5 1B					K	30 SF9 61 1B		K	4	0	2	2	0	2	1									
61 Ryan Kalish, L (1.8) OBP: 0.299, SLG: 0.349	FC1-5					K			K	4	0	2	0	0	1	2									
30 Mike Olt, R (1.3) OBP: 0.244, SLG: 0.358	K						SF9		K	3	0	1	1	0	2	4									
45 Logan Watkins, L (1.4) OBP: 0.273, SLG: 0.333	G3-1					L9	P6		L9	4	0	0	0	0	0	5									
12 John Baker, L (1.2) OBP: 0.270, SLG: 0.230		G4-3				G5-3			K	4	0	0	0	0	2	1									
67 Tsuyoshi Wada, L (1.1) ERA: 3.22										2	0	0	0	0	1	1									
52 Justin Grimm, R (6.1) ERA: 3.22										0	0	0	0	0	0	0									
54 Neil Ramirez, R (7.1) ERA: 1.55										0	0	0	0	0	0	0									
53 Wesley Wright, L (7.1) ERA: 3.11										0	0	0	0	0	0	0									
63 Brian Schiller, R (8.1) ERA: 4.19										0	0	0	0	0	0	0									
Inning Stats	R: 2 H: 3 E: 1 K: 1 S: 18	H: 3 LOB: 2 BB: 1 P: 31	R: 0 H: 1 E: 0 K: 1 S: 15	H: 1 LOB: 0 BB: 0 P: 23	R: 0 H: 0 E: 1 K: 2 S: 10	H: 0 LOB: 0 BB: 0 P: 17	R: 0 H: 1 E: 0 K: 0 S: 10	H: 1 LOB: 1 BB: 0 P: 15	R: 2 H: 4 E: 0 K: 1 S: 16	H: 4 LOB: 2 BB: 0 P: 26	R: 0 H: 0 E: 0 K: 1 S: 7	H: 0 LOB: 0 BB: 1 P: 15	R: 0 H: 2 E: 0 K: 2 S: 17	H: 2 LOB: 2 BB: 0 P: 26	R: 0 H: 0 E: 0 K: 1 S: 10	H: 0 LOB: 0 BB: 0 P: 14	R: 0 H: 0 E: 0 K: 2 S: 9	H: 0 LOB: 0 BB: 0 P: 11	1B: 10 SF: 1 2B: 2 3B: 0 HR: 0	SF: 1 SAC: 0 DP: 1 HBP: 0	WP: 0 PB: 0 SB: 0 CS: 0	PA: 39			
PITCHER	IP WLS BF H R ER SO BB IBB HBP BLK WP HR S P ERA WHIP	5.0 1.0 3.0 0.2 0.1 0.2	25 3 8 1 0 2 6	9 4 0 0 0 1 2	1 0 0 0 0 0 0	1 0 0 0 0 0 0	69 7 15 0 2 9	112 15 26 0 14 11	7.20 0.00 0.00 0.00 0.00 0.00	2.000 1.000 2.000 0.000 0.000	PITCHER	IP WLS BF H R ER SO BB IBB HBP BLK WP HR S P ERA WHIP	0.1 1.0 1.0 0 1 0 0	1 5 1 1 0 0 0	0 0 0 0 0 0 0	0 0 0 0 0 0 0	0 0 0 0 0 0 0	0 0 0 0 0 0 0	0 0 0 0 0 0 0	0 0 0 0 0 0 0	0 0 0 0 0 0 0	0.00 1.000 0.000 0.000 0.000	0.000		
21 Zack Greinke, R (1.1) ERA: 2.76																									
75 Paco Rodríguez, L (6.1) ERA: 3.65																									
52 Pedro Báez, R (7.1) ERA: 1.77																									
0 Brian Wilson, R (8.1) ERA: 4.53																									
74 Kenley Jansen, R (9.1) ERA: 2.93																									

Los Angeles Dodgers @ Chicago Cubs
Wrigley Field, Chicago, IL
Thu Sep 18 2014, 7:08 PM - 10:59 PM CDT
Att: 33,649 - Clear - 59 F

AB 38
R 8
H 13
RBI 8
BB 3
SO 8
LOB 15



Los Angeles Dodgers @ Chicago Cubs
Wrigley Field, Chicago, IL
Thu Sep 18 2014, 7:08 PM - 10:59 PM CDT
Att: 33,649 - Clear - 59 F

AB 36
R 4
H 11
RBI 4
BB 2
SO 11
LOB 17



Batter	1	2	3	4	5	6	7	8	9	AB	R	H	RBI	BB	SO	LOB	TOP						
9 Dee Strange-Gordon, L OBP: 0.331, SLG: 0.381	F7	1B		G3-1		66 HR	K			5	1	2	0	0	1	1	Los Angeles Dodgers @ Chicago Cubs Wrigley Field, Chicago, IL Fri Sep 19 2014, 1:24 PM - 4:53 PM CDT Att: 33,322 - Sunny - 72 F						
57 Scott Elbert, L (7, 1)										0	0	0	0	0	0	0							
43 Brandon League, R (8, 1)										0	0	0	0	0	0	0							
56 J.P. Howell, L (9, 1)										0	0	0	0	0	0	0							
66 Yasiel Puig, R OBP: 0.384, SLG: 0.485	23 HR	P6		23 G6-3		HR	G4-6-3			4	2	2	3	1	0	2							
23 Adrián González, L OBP: 0.337, SLG: 0.469										3	2	1	0	1	1	2							
33 Scott Van Slyke, R OBP: 0.377, SLG: 0.513	27 HR	K		G6-3		27 1B	13 2B			1	0	0	0	0	1	0							
27 Matt Kemp, R OBP: 0.343, SLG: 0.491				G5-3		13 2B	3 1B			4	2	2	3	0	0	2							
72 Miguel Rojas, R OBP: 0.253, SLG: 0.232	1-H					13 2B	3 1B			0	0	0	0	1	0	0							
13 Hanley Ramirez, R OBP: 0.364, SLG: 0.449										4	2	2	1	0	0	0							
11 Erisbel Arzuabarena, R OBP: 0.263, SLG: 0.235	G4-3			G5-3		F8	3 1B			1	0	0	0	0	1	1							
3 Carl Crawford, L OBP: 0.336, SLG: 0.414										4	0	1	2	0	0	1							
18 Roger Bernadina, L OBP: 0.289, SLG: 0.190				G3-4-3		L8	2-H			1	0	0	0	0	1	1							
5 Juan Uribe, R OBP: 0.340, SLG: 0.440							2-H			4	2	1	1	0	1	1							
28 Jamey Wright, R (6, 1)				E5		K	F8			0	0	0	0	0	0	0							
30 Darwin Barney, R OBP: 0.290, SLG: 0.341	17 HR	1B								4	3	2	4	1	2	2							
17 A.J. Ellis, R OBP: 0.328, SLG: 0.261	1-H									2	0	0	0	0	1	0							
22 Clayton Kershaw, L OBP: 0.227, SLG: 0.164				G6-3						2	0	0	0	0	1	0							
65 Joc Pederson, L OBP: 0.370, SLG: 0.150										2	0	0	0	1	1	2							
Inning Stats	R: 6 H: 5 E: 0 K: 1 S: 27	WLS: 0 BF: 7 LOB: 1 P: 44	R: 0 H: 1 E: 0 K: 1 S: 14	H: 1 R: 0 ER: 0 SO: 2 BB: 0 P: 22	R: 2 H: 1 E: 1 K: 0 S: 14	H: 1 R: 0 ER: 0 SO: 2 BB: 0 P: 21	R: 0 H: 1 E: 0 K: 0 S: 9	H: 1 R: 0 ER: 0 SO: 2 BB: 0 P: 10	R: 0 H: 0 E: 0 K: 1 S: 7	H: 0 R: 0 ER: 0 SO: 3 BB: 1 P: 8	R: 6 H: 5 E: 0 K: 2 S: 18	H: 5 R: 0 ER: 0 SO: 3 BB: 2 P: 33	R: 0 H: 0 E: 0 K: 1 S: 5	H: 0 R: 0 ER: 0 SO: 1 BB: 1 P: 10	R: 0 H: 0 E: 0 K: 3 S: 10	H: 0 R: 0 ER: 0 SO: 3 BB: 1 P: 19	R: 0 H: 0 E: 0 K: 1 S: 7	H: 0 R: 0 ER: 0 SO: 1 BB: 1 P: 15	1B: 6 2B: 3 3B: 0 HR: 4	SF: 0 SAC: 0 DP: 2 HBP: 0	WP: 0 PB: 0 SB: 1 CS: 0	PA: 45	
PITCHER	IP: 0.2 WLS: L BF: 7 LOB: 1 ERA: 6.38	H: 4 R: 5 ER: 5 SO: 0 BB: 1 IBB: 0 HBP: 0 BLK: 0	H: 4 R: 3 ER: 2 SO: 2 BB: 0 IBB: 0 HBP: 0 BLK: 0	H: 3 R: 6 ER: 6 SO: 2 BB: 2 IBB: 0 HBP: 0 BLK: 0	H: 2 R: 1 ER: 1 SO: 0 BB: 0 IBB: 0 HBP: 0 BLK: 0	H: 2 R: 4 ER: 3 SO: 6 BB: 0 IBB: 0 HBP: 0 BLK: 0	H: 1 R: 2 ER: 2 SO: 3 BB: 0 IBB: 0 HBP: 0 BLK: 0	H: 1 R: 4 ER: 3 SO: 6 BB: 0 IBB: 0 HBP: 0 BLK: 0	H: 0 R: 0 ER: 0 SO: 1 BB: 1 IBB: 0 HBP: 0 BLK: 0	H: 0 R: 0 ER: 0 SO: 3 BB: 1 IBB: 0 HBP: 0 BLK: 0	IP: 1.0 WLS: L BF: 4 LOB: 0 ERA: 10.32	H: 0 R: 0 ER: 0 SO: 3 BB: 0 IBB: 0 HBP: 0 BLK: 0	H: 0 R: 0 ER: 0 SO: 1 BB: 0 IBB: 0 HBP: 0 BLK: 0	H: 0 R: 0 ER: 0 SO: 1 BB: 0 IBB: 0 HBP: 0 BLK: 0	H: 0 R: 0 ER: 0 SO: 7 BB: 0 IBB: 0 HBP: 0 BLK: 0	H: 0 R: 0 ER: 0 SO: 15 BB: 0 IBB: 0 HBP: 0 BLK: 0	IP: 1.0 WLS: L BF: 3 LOB: 0 ERA: 6.75	H: 0 R: 0 ER: 0 SO: 1 BB: 0 IBB: 0 HBP: 0 BLK: 0	H: 0 R: 0 ER: 0 SO: 1 BB: 1 IBB: 0 HBP: 0 BLK: 0	1B: 0 2B: 0 3B: 0 HR: 0	SF: 0 SAC: 0 DP: 0 HBP: 0	WP: 0 PB: 0 SB: 0 CS: 0	PA: 19
36 Edwin Jackson, R ERA: 6.38	IP: 0.2 WLS: L BF: 7 LOB: 1 ERA: 6.38	H: 4 R: 5 ER: 5 SO: 0 BB: 1 IBB: 0 HBP: 0 BLK: 0	H: 4 R: 3 ER: 2 SO: 2 BB: 0 IBB: 0 HBP: 0 BLK: 0	H: 3 R: 6 ER: 6 SO: 2 BB: 2 IBB: 0 HBP: 0 BLK: 0	H: 2 R: 1 ER: 1 SO: 0 BB: 0 IBB: 0 HBP: 0 BLK: 0	H: 2 R: 4 ER: 3 SO: 6 BB: 0 IBB: 0 HBP: 0 BLK: 0	H: 1 R: 2 ER: 2 SO: 3 BB: 0 IBB: 0 HBP: 0 BLK: 0	H: 1 R: 4 ER: 3 SO: 6 BB: 0 IBB: 0 HBP: 0 BLK: 0	H: 0 R: 0 ER: 0 SO: 1 BB: 1 IBB: 0 HBP: 0 BLK: 0	H: 0 R: 0 ER: 0 SO: 3 BB: 1 IBB: 0 HBP: 0 BLK: 0	IP: 1.0 WLS: L BF: 4 LOB: 0 ERA: 10.32	H: 0 R: 0 ER: 0 SO: 3 BB: 0 IBB: 0 HBP: 0 BLK: 0	H: 0 R: 0 ER: 0 SO: 1 BB: 0 IBB: 0 HBP: 0 BLK: 0	H: 0 R: 0 ER: 0 SO: 1 BB: 0 IBB: 0 HBP: 0 BLK: 0	H: 0 R: 0 ER: 0 SO: 7 BB: 0 IBB: 0 HBP: 0 BLK: 0	H: 0 R: 0 ER: 0 SO: 15 BB: 0 IBB: 0 HBP: 0 BLK: 0	IP: 1.0 WLS: L BF: 3 LOB: 0 ERA: 6.75	H: 0 R: 0 ER: 0 SO: 1 BB: 0 IBB: 0 HBP: 0 BLK: 0	H: 0 R: 0 ER: 0 SO: 1 BB: 1 IBB: 0 HBP: 0 BLK: 0	1B: 0 2B: 0 3B: 0 HR: 0	SF: 0 SAC: 0 DP: 0 HBP: 0	WP: 0 PB: 0 SB: 0 CS: 0	PA: 19
43 Eric Jokisch, L ERA: 1.74	IP: 3.1 WLS: L BF: 15 LOB: 4 ERA: 1.74	H: 4 R: 3 ER: 2 SO: 2 BB: 0 IBB: 0 HBP: 0 BLK: 0	H: 4 R: 6 ER: 6 SO: 2 BB: 2 IBB: 0 HBP: 0 BLK: 0	H: 2 R: 1 ER: 1 SO: 0 BB: 0 IBB: 0 HBP: 0 BLK: 0	H: 2 R: 4 ER: 3 SO: 6 BB: 0 IBB: 0 HBP: 0 BLK: 0	H: 1 R: 2 ER: 2 SO: 3 BB: 0 IBB: 0 HBP: 0 BLK: 0	H: 1 R: 4 ER: 3 SO: 6 BB: 0 IBB: 0 HBP: 0 BLK: 0	H: 0 R: 0 ER: 0 SO: 1 BB: 1 IBB: 0 HBP: 0 BLK: 0	H: 0 R: 0 ER: 0 SO: 3 BB: 1 IBB: 0 HBP: 0 BLK: 0	IP: 1.0 WLS: L BF: 4 LOB: 0 ERA: 10.32	H: 0 R: 0 ER: 0 SO: 3 BB: 0 IBB: 0 HBP: 0 BLK: 0	H: 0 R: 0 ER: 0 SO: 1 BB: 0 IBB: 0 HBP: 0 BLK: 0	H: 0 R: 0 ER: 0 SO: 1 BB: 0 IBB: 0 HBP: 0 BLK: 0	H: 0 R: 0 ER: 0 SO: 7 BB: 0 IBB: 0 HBP: 0 BLK: 0	H: 0 R: 0 ER: 0 SO: 15 BB: 0 IBB: 0 HBP: 0 BLK: 0	IP: 1.0 WLS: L BF: 3 LOB: 0 ERA: 6.75	H: 0 R: 0 ER: 0 SO: 1 BB: 0 IBB: 0 HBP: 0 BLK: 0	H: 0 R: 0 ER: 0 SO: 1 BB: 1 IBB: 0 HBP: 0 BLK: 0	1B: 0 2B: 0 3B: 0 HR: 0	SF: 0 SAC: 0 DP: 0 HBP: 0	WP: 0 PB: 0 SB: 0 CS: 0	PA: 19	
19 Dan Straily, R ERA: 7.02	IP: 1.1 WLS: L BF: 10 LOB: 4 ERA: 7.02	H: 4 R: 6 ER: 6 SO: 2 BB: 2 IBB: 0 HBP: 0 BLK: 0	H: 2 R: 1 ER: 1 SO: 0 BB: 0 IBB: 0 HBP: 0 BLK: 0	H: 2 R: 4 ER: 3 SO: 6 BB: 0 IBB: 0 HBP: 0 BLK: 0	H: 1 R: 2 ER: 2 SO: 3 BB: 0 IBB: 0 HBP: 0 BLK: 0	H: 1 R: 4 ER: 3 SO: 6 BB: 0 IBB: 0 HBP: 0 BLK: 0	H: 0 R: 0 ER: 0 SO: 1 BB: 1 IBB: 0 HBP: 0 BLK: 0	H: 0 R: 0 ER: 0 SO: 3 BB: 1 IBB: 0 HBP: 0 BLK: 0	H: 0 R: 0 ER: 0 SO: 7 BB: 0 IBB: 0 HBP: 0 BLK: 0	H: 0 R: 0 ER: 0 SO: 15 BB: 0 IBB: 0 HBP: 0 BLK: 0	IP: 1.0 WLS: L BF: 4 LOB: 0 ERA: 10.32	H: 0 R: 0 ER: 0 SO: 3 BB: 0 IBB: 0 HBP: 0 BLK: 0	H: 0 R: 0 ER: 0 SO: 1 BB: 0 IBB: 0 HBP: 0 BLK: 0	H: 0 R: 0 ER: 0 SO: 1 BB: 0 IBB: 0 HBP: 0 BLK: 0	H: 0 R: 0 ER: 0 SO: 7 BB: 0 IBB: 0 HBP: 0 BLK: 0	H: 0 R: 0 ER: 0 SO: 15 BB: 0 IBB: 0 HBP: 0 BLK: 0	IP: 1.0 WLS: L BF: 3 LOB: 0 ERA: 6.75	H: 0 R: 0 ER: 0 SO: 1 BB: 0 IBB: 0 HBP: 0 BLK: 0	H: 0 R: 0 ER: 0 SO: 1 BB: 1 IBB: 0 HBP: 0 BLK: 0	1B: 0 2B: 0 3B: 0 HR: 0	SF: 0 SAC: 0 DP: 0 HBP: 0	WP: 0 PB: 0 SB: 0 CS: 0	PA: 19
63 Brian Schiller, R ERA: 4.14	IP: 0.2 WLS: L BF: 3 LOB: 1 ERA: 4.14	H: 1 R: 0 ER: 0 SO: 1 BB: 0 IBB: 0 HBP: 0 BLK: 0	H: 0 R: 0 ER: 0 SO: 0 BB: 0 IBB: 0 HBP: 0 BLK: 0	H: 0 R: 0 ER: 0 SO: 1 BB: 0 IBB: 0 HBP: 0 BLK: 0	H: 0 R: 0 ER: 0 SO: 6 BB: 0 IBB: 0 HBP: 0 BLK: 0	H: 0 R: 0 ER: 0 SO: 8 BB: 0 IBB: 0 HBP: 0 BLK: 0	H: 0 R: 0 ER: 0 SO: 10 BB: 0 IBB: 0 HBP: 0 BLK: 0	H: 0 R: 0 ER: 0 SO: 3 BB: 1 IBB: 0 HBP: 0 BLK: 0	H: 0 R: 0 ER: 0 SO: 7 BB: 0 IBB: 0 HBP: 0 BLK: 0	H: 0 R: 0 ER: 0 SO: 15 BB: 0 IBB: 0 HBP: 0 BLK: 0	IP: 1.0 WLS: L BF: 4 LOB: 0 ERA: 10.32	H: 0 R: 0 ER: 0 SO: 3 BB: 0 IBB: 0 HBP: 0 BLK: 0	H: 0 R: 0 ER: 0 SO: 1 BB: 0 IBB: 0 HBP: 0 BLK: 0	H: 0 R: 0 ER: 0 SO: 1 BB: 0 IBB: 0 HBP: 0 BLK: 0	H: 0 R: 0 ER: 0 SO: 7 BB: 0 IBB: 0 HBP: 0 BLK: 0	H: 0 R: 0 ER: 0 SO: 15 BB: 0 IBB: 0 HBP: 0 BLK: 0	IP: 1.0 WLS: L BF: 3 LOB: 0 ERA: 6.75	H: 0 R: 0 ER: 0 SO: 1 BB: 0 IBB: 0 HBP: 0 BLK: 0	H: 0 R: 0 ER: 0 SO: 1 BB: 1 IBB: 0 HBP: 0 BLK: 0	1B: 0 2B: 0 3B: 0 HR: 0	SF: 0 SAC: 0 DP: 0 HBP: 0	WP: 0 PB: 0 SB: 0 CS: 0	PA: 19
11 Kiyuji Fujikawa, R ERA: 5.25	IP: 1.0 WLS: L BF: 3 LOB: 0 ERA: 5.25	H: 0 R: 0 ER: 0 SO: 1 BB: 1 IBB: 0 HBP: 0 BLK: 0	H: 0 R: 0 ER: 0 SO: 0 BB: 0 IBB: 0 HBP: 0 BLK: 0	H: 0 R: 0 ER: 0 SO: 1 BB: 0 IBB: 0 HBP: 0 BLK: 0	H: 0 R: 0 ER: 0 SO: 5 BB: 0 IBB: 0 HBP: 0 BLK: 0	H: 0 R: 0 ER: 0 SO: 10 BB: 0 IBB: 0 HBP: 0 BLK: 0	H: 0 R: 0 ER: 0 SO: 3 BB: 1 IBB: 0 HBP: 0 BLK: 0	H: 0 R: 0 ER: 0 SO: 7 BB: 0 IBB: 0 HBP: 0 BLK: 0	H: 0 R: 0 ER: 0 SO: 15 BB: 0 IBB: 0 HBP: 0 BLK: 0	H: 0 R: 0 ER: 0 SO: 15 BB: 0 IBB: 0 HBP: 0 BLK: 0	IP: 1.0 WLS: L BF: 4 LOB: 0 ERA: 10.32	H: 0 R: 0 ER: 0 SO: 3 BB: 0 IBB: 0 HBP: 0 BLK: 0	H: 0 R: 0 ER: 0 SO: 1 BB: 0 IBB: 0 HBP: 0 BLK: 0	H: 0 R: 0 ER: 0 SO: 1 BB: 0 IBB: 0 HBP: 0 BLK: 0	H: 0 R: 0 ER: 0 SO: 7 BB: 0 IBB: 0 HBP: 0 BLK: 0	H: 0 R: 0 ER: 0 SO: 15 BB: 0 IBB: 0 HBP: 0 BLK: 0	IP: 1.0 WLS: L BF: 3 LOB: 0 ERA: 6.75	H: 0 R: 0 ER: 0 SO: 1 BB: 0 IBB: 0 HBP: 0 BLK: 0	H: 0 R: 0 ER: 0 SO: 1 BB: 1 IBB: 0 HBP: 0 BLK: 0	1B: 0 2B: 0 3B: 0 HR: 0	SF: 0 SAC: 0 DP: 0 HBP: 0	WP: 0 PB: 0 SB: 0 CS: 0	PA: 19

Batter	1	2	3	4	5	6	7	8	9	AB	R	H	RBI	BB	SO	LOB	BOTTOM
7 Arismendy Alcántara, S OBP: 0.264, SLG: 0.365	44 2B	FC1-4		K2-3		K				4	2	1	1	1	2	5	Los Angeles Dodgers @ Chicago Cubs Wrigley Field, Chicago, IL Fri Sep 19 2014, 1:24 PM - 4:53 PM CDT Att: 33,322 - Sunny - 72 F
9 Javier Báez, R OBP: 0.226, SLG: 0.358	F9	P4		K		K				5	0	0	0	0	3	7	
44 Anthony Rizzo, L OBP: 0.378, SLG: 0.520										2	1	1	1	0	0	0	
45 Logan Watkins, L OBP: 0.263, SLG: 0.321	68 3B			51 1B		F7				2	0	0	0	0	1		
68 Jorge Soler, R OBP: 0.397, SLG: 0.738										4	1	1	1	0	2	1	
59 Zac Rosscup, R ERA: 7.02										0	0	0	0	0	0	0	
47 Arodys Vizcaino, R (9, 1)										0	0	0	0	0	0	0	
12 John Baker, L OBP: 0.274, SLG: 0.234	51 SF8	3B								1	0	1	1	0	0	0	
5 Wellington Castillo, R OBP: 0.299, SLG: 0.362	SF8									0	0	0	0	0	0	0	
51 Raffy Lopez, L OBP: 0.222, SLG: 0.143										3	0	1	1	1	2	1	
30 Mike Olt, R OBP: 0.244, SLG: 0.356										4	0	1	0	0	2	1	
4 Chris Valaika, R OBP: 0.291, SLG: 0.361										4	0	2	0	0	2	2	
21 Junior Lake, R OBP: 0.247, SLG: 0.353										3	0	1	0	1	1	1	
36 Edwin Jackson, R ERA: 6.38	IP: 0.2 WLS: L BF:																

Batter	1	2	3	4	5	6	7	8	9	AB	R	H	RBI	BB	SO	LOB	TOP				
9 Dee Strange-Gordon, L (1.4) OBP: 0.337, SLG: 0.381	G4-3		23 HR	F7		66 CS		G4-6-3		5	1	2	0	0	0	1					
66 Yasiel Puig, R (1.8) OBP: 0.386, SLG: 0.487	23 HR		23 HR	F9		66 CS		G4-3		4	2	2	0	1	0	0					
23 Adrián González, L (1.3) OBP: 0.367, SLG: 0.479	1-H		2-H	G3		L7		F7		5	2	2	5	0	0	1					
27 Matt Kemp, R (1.9) OBP: 0.343, SLG: 0.489	G3-1		10 FC5-4	33 BB		10 BB		K		4	2	1	0	1	2	0					
13 Hanley Ramirez, R (1.6) OBP: 0.367, SLG: 0.450			10 FC5-4	33 BB		33 BB		F9		2	0	1	0	2	0	1					
72 Miguel Rojas, R (7.6) OBP: 0.253, SLG: 0.232			10 FC5-4	33 BB		33 BB		F9		0	0	0	0	0	0	0					
10 Justin Turner, R (1.5) OBP: 0.397, SLG: 0.462	F9		FC5-4	33 BB		F8		F8		4	0	1	0	0	0	4					
33 Scott Van Slyke, R (1.7) OBP: 0.379, SLG: 0.520			33 BB	33 BB		SF9-3-6		SF9-3-6		3	0	2	2	0	1	0					
31 Drew Butera, R (1.2) OBP: 0.261, SLG: 0.291	G5-3		K	K		K		F8		4	0	0	0	0	2	4					
45 Roberto Hernández, R (1.1) OBP: 0.317, SLG: 0.379			K	K		G4-3		G4-6-3		2	0	0	0	0	0	2					
75 Paco Rodríguez, L (5.1) OBP: 0.286, SLG: 0.355			K	K		G4-3		G4-6-3		0	0	0	0	0	0	0					
7 Alex González, R (1.1) OBP: 0.274, SLG: 0.325			K	K		G4-3		G4-6-3		0	0	0	0	0	0	0					
64 Danny Coulombe, R (6.1) OBP: 0.286, SLG: 0.355			K	K		G4-3		G4-6-3		0	0	0	0	0	0	0					
52 Pedro Báez, R (6.1) OBP: 0.274, SLG: 0.325			K	K		G4-3		G4-6-3		0	0	0	0	0	0	0					
43 Brandon League, R (1.1) OBP: 0.274, SLG: 0.325			K	K		G4-3		G4-6-3		0	0	0	0	0	0	0					
16 Andrius Eškras, L (1.1) OBP: 0.274, SLG: 0.325			K	K		G4-3		G4-6-3		0	0	0	0	0	0	0					
0 Juan "Nico" Piñero, R (1.1) OBP: 0.274, SLG: 0.325			K	K		G4-3		G4-6-3		0	0	0	0	0	0	0					
77 Carlos Frías, R (1.1) OBP: 0.274, SLG: 0.325			K	K		G4-3		G4-6-3		0	0	0	0	0	0	0					
Inning Stats	R: 2 H: 2 E: 0 K: 0 S: 11	H: 2 R: 1 LOB: 1 BB: 1 P: 22	R: 0 H: 0 E: 0 K: 2 S: 8	H: 0 R: 0 LOB: 0 BB: 0 P: 10	R: 4 H: 4 E: 0 K: 2 S: 21	H: 4 R: 2 LOB: 2 BB: 2 P: 33	R: 0 H: 0 E: 0 K: 0 S: 6	H: 0 R: 0 LOB: 0 BB: 0 P: 9	R: 0 H: 2 E: 0 K: 0 S: 7	H: 2 R: 1 LOB: 1 BB: 1 P: 13	R: 1 H: 1 E: 0 K: 0 S: 6	H: 1 R: 0 LOB: 0 BB: 0 P: 14	R: 0 H: 0 E: 0 K: 0 S: 5	H: 0 R: 0 LOB: 0 BB: 0 P: 10	R: 0 H: 0 E: 0 K: 1 S: 7	H: 0 R: 0 LOB: 0 BB: 0 P: 13	1B: 7 2B: 3 3B: 0 HR: 2	SF: 1 SAC: 0 DP: 2 HBP: 0	WP: 0 PA: 40 ERA: 0.00 WHIP: 0.000		
PITCHER	IP: 2.1 WLS: 1 BF: 16 ERA: 4.64	IP: 1.0 WLS: 0 BF: 5 ERA: 5.68	IP: 1.0 WLS: 0 BF: 5 ERA: 5.68	IP: 1.0 WLS: 0 BF: 5 ERA: 5.68	IP: 1.0 WLS: 0 BF: 5 ERA: 5.68	IP: 1.0 WLS: 0 BF: 5 ERA: 5.68	IP: 1.0 WLS: 0 BF: 5 ERA: 5.68	IP: 1.0 WLS: 0 BF: 5 ERA: 5.68	IP: 1.0 WLS: 0 BF: 5 ERA: 5.68	IP: 1.0 WLS: 0 BF: 5 ERA: 5.68	IP: 1.0 WLS: 0 BF: 5 ERA: 5.68	IP: 1.0 WLS: 0 BF: 5 ERA: 5.68	IP: 1.0 WLS: 0 BF: 5 ERA: 5.68	IP: 1.0 WLS: 0 BF: 5 ERA: 5.68	IP: 1.0 WLS: 0 BF: 5 ERA: 5.68	IP: 1.0 WLS: 0 BF: 5 ERA: 5.68	IP: 1.0 WLS: 0 BF: 5 ERA: 5.68	IP: 1.0 WLS: 0 BF: 5 ERA: 5.68	IP: 1.0 WLS: 0 BF: 5 ERA: 5.68	IP: 1.0 WLS: 0 BF: 5 ERA: 5.68	IP: 1.0 WLS: 0 BF: 5 ERA: 5.68
22 Felix Doubront, L (1.1) ERA: 5.54	56 Héctor Rondón, R (9.1) ERA: 2.88																				
33 Carlos Villanueva, R (3.1) ERA: 4.64																					
50 Blake Parker, R (5.1) ERA: 5.68																					
53 Wesley Wright, L (6.1) ERA: 3.17																					
52 Justin Grimm, R (8.1) ERA: 3.8																					
Batter	1	2	3	4	5	6	7	8	9	AB	R	H	RBI	BB	SO	LOB	BOTTOM				
8 Chris Coghlan, L (1.7) OBP: 0.346, SLG: 0.449	HR		1B	2B		44 WP		44 BB		4	3	4	3	1	0	0					
9 Javier Báez, R (1.6) OBP: 0.228, SLG: 0.350	K		F9	BB		G1-3		P4		4	0	0	0	1	1	2					
44 Anthony Rizzo, L (1.3) OBP: 0.380, SLG: 0.520	68 G6-3		K	K		24 F9		30 BB		4	1	2	1	0	2	3					
68 Jorge Soler, R (1.9) OBP: 0.254, SLG: 0.350	G6-3		L6	L8-6-4		7 HR		7 HR		3	0	0	0	0	0	4					
53 Wesley Wright, R (6.1) OBP: 0.228, SLG: 0.350										0	0	0	0	0	0	0					
30 Mike Olt, R (7.1) OBP: 0.254, SLG: 0.350										0	1	1	0	0	0	0					
52 Justin Grimm, R (8.1) ERA: 3.8										0	0	0	0	0	0	0					
21 Junior Lake, R (8.1) OBP: 0.254, SLG: 0.350										1	0	1	0	0	0	0					
56 Héctor Rondón, R (9.1) ERA: 2.88										0	0	0	0	0	0	0					
24 Luis Valbuena, L (1.5) OBP: 0.335, SLG: 0.441				45 BB		7 WP		F9		3	1	1	0	2	1	4					
7 Arismendy Alcántara, S (1.8) OBP: 0.267, SLG: 0.377	F9		K	K		7 WP		K		3	1	1	3	1	1	3					
45 Logan Watkins, L (1.4) ERA: 4.64										2	0	1	1	0	0	0					
4 Chris Valaika, R (6.1) OBP: 0.286, SLG: 0.355				2H		F9		G6-3		2	0	0	0	0	0	2					
12 John Baker, L (1.2) OBP: 0.274, SLG: 0.235	L7		G6-3	G6-3		K		K		4	0	1	0	0	1	3					
22 Felix Doubront, L (1.1) OBP: 0.250, SLG: 0.143										1	0	0	0	0	1	0					
33 Carlos Villanueva, R (3.1) ERA: 4.64										0	0	0	0	0	0	0					
61 Ryan Kishitani, L (4.1) OBP: 0.254, SLG: 0.350										1	0	0	0	0	0	1					
50 Blake Parker, R (5.1) ERA: 5.68										0	0	0	0	0	0	0					
41 Matt Szczur, R (6.9) OBP: 0.304, SLG: 0.346										2	1	0	0	0	0	3					
Inning Stats	R: 1 H: 2 E: 0 K: 1 S: 20	H: 2 R: 0 LOB: 2 BB: 1 P: 35	R: 0 H: 0 E: 0 K: 1 S: 8	H: 0 R: 0 LOB: 0 BB: 0 P: 12	R: 0 H: 1 E: 0 K: 1 S: 9	H: 1 R: 0 LOB: 1 BB: 0 P: 12	R: 1 H: 2 E: 0 K: 1 S: 8	H: 2 R: 0 LOB: 1 BB: 0 P: 26	R: 0 H: 0 E: 0 K: 1 S: 11	H: 0 R: 0 LOB: 2 BB: 1 P: 24	R: 4 H: 3 E: 0 K: 0 S: 11	H: 3 R: 0 LOB: 0 BB: 0 P: 26	R: 2 H: 3 E: 0 K: 1 S: 17	H: 3 R: 0 LOB: 2 BB: 0 P: 25	1B: 6 2B: 4 3B: 0 HR: 3	SF: 0 SAC: 0 DP: 1 HBP: 1	WP: 3 PA: 41 ERA: 0.00 WHIP: 0.000				
PITCHER	IP: 4.0 WLS: 20 BF: 20 ERA: 3.55	IP: 1.0 WLS: 2 BF: 6 ERA: 3.55	IP: 1.0 WLS: 0 BF: 5 ERA: 5.68	IP: 1.0 WLS: 0 BF: 5 ERA: 5.68	IP: 1.0 WLS: 0 BF: 5 ERA: 5.68	IP: 1.0 WLS: 0 BF: 5 ERA: 5.68	IP: 1.0 WLS: 0 BF: 5 ERA: 5.68	IP: 1.0 WLS: 0 BF: 5 ERA: 5.68	IP: 1.0 WLS: 0 BF: 5 ERA: 5.68	IP: 1.0 WLS: 0 BF: 5 ERA: 5.68	IP: 1.0 WLS: 0 BF: 5 ERA: 5.68	IP: 1.0 WLS: 0 BF: 5 ERA: 5.68	IP: 1.0 WLS: 0 BF: 5 ERA: 5.68	IP: 1.0 WLS: 0 BF: 5 ERA: 5.68	IP: 1.0 WLS: 0 BF: 5 ERA: 5.68	IP: 1.0 WLS: 0 BF: 5 ERA: 5.68	IP: 1.0 WLS: 0 BF: 5 ERA: 5.68	IP: 1.0 WLS: 0 BF: 5 ERA: 5.68	IP: 1.0 WLS: 0 BF: 5 ERA: 5.68	IP: 1.0 WLS: 0 BF: 5 ERA: 5.68	
55 Roberto Hernández, R (1.1) ERA: 4.64	43 Brandon League, R (7.1) ERA: 2.7																				
75 Paco Rodríguez, L (5.1) ERA: 3.55	0 Brian Wilson, R (8.1) ERA: 4.99																				
64 Danny Coulombe, R (6.1) ERA: 1.69	77 Carlos Frías, R (8.1) ERA: 6.49																				
52 Pedro Báez, R (6.1) OBP: 0.274, SLG: 0.235																					
56 J.P. Howell, L (7.1) ERA: 2.27																					

Los Angeles Dodgers @ Chicago Cubs
Wrigley Field, Chicago, IL
Sat Sep 20 2014, 12:08 PM - 3:50 PM CDT
Att: 34,334 - Cloudy - 75 F


AB 34
R 7
H 11
RBI 7
BB 5
SO 7
LOB 13



WP: 0
PA: 40
ERA: 0.00
WHIP: 0.000

Los Angeles Dodgers @ Chicago Cubs
Wrigley Field, Chicago, IL
Sat Sep 20 2014, 12:08 PM - 3:50 PM CDT
Att: 34,334 - Cloudy - 75 F

AB 35
R 8
H 12
RBI 8
BB 5
SO 7
LOB 25



WP: 3
PA: 41
ERA: 0.00
WHIP: 0.000

Batter	1	2	3	4	5	6	7	8	9	AB	R	H	RBI	BB	SO	LOB	TOP							
13 Matt Carpenter, L (1,5) OBP: 0.372, SLG: 0.375										4	1	1	0	1	3	2	St. Louis Cardinals @ Chicago Cubs Wrigley Field, Chicago, IL Mon Sep 22 2014, 7:07 PM - 10:06 PM CDT Att: 28,893 - Clear - 59 F							
15 Randal Grichuk, R (1,9) OBP: 0.283, SLG: 0.421										5	1	2	0	0	0	2								
7 Matt Holliday, R (1,7) OBP: 0.372, SLG: 0.440										4	2	2	1	0	1	0								
8 Peter Bourjos, R (8,8) OBP: 0.300, SLG: 0.359										1	0	0	0	0	0	1								
27 Jhonny Peralta, R (1,6) OBP: 0.337, SLG: 0.445										3	2	1	1	1	1	0								
33 Daniel Descalso, L (9,PH) OBP: 0.337, SLG: 0.314										0	0	0	0	1	0	0								
4 Yadier Molina, R (1,2) OBP: 0.335, SLG: 0.391										4	1	1	1	0	0	2								
48 Tony Cruz, R (9,PH) OBP: 0.276, SLG: 0.265										1	0	0	0	0	0	2								
32 Matt Adams, L (1,3) OBP: 0.320, SLG: 0.459										5	1	2	2	0	2	4								
19 Jon Jay, L (1,8) OBP: 0.377, SLG: 0.383										4	0	2	3	0	1	1								
38 Pete Kozma, R (1,4) OBP: 0.391, SLG: 0.400										4	0	1	0	0	0	2								
50 Adam Wainwright, R (1,1) OBP: 0.213, SLG: 0.222										3	0	0	0	0	3	2								
18 Oscar Taveras, L (8,PH) OBP: 0.280, SLG: 0.318										1	0	0	0	0	0	1								
71 Sam Freeman, R (8,1) OBP: 0.288, SLG: 0.327										0	0	0	0	0	0	0								
36 Randy Choate, L (9,1) ERA: 4.72										0	0	0	0	0	0	0								
Inning Stats	R: 0 E: 0 K: 1 S: 9	H: 0 LOB: 0 BB: 0 P: 12	R: 0 E: 0 K: 2 S: 12	H: 0 LOB: 0 BB: 0 P: 20	R: 0 E: 0 K: 2 S: 12	H: 1 LOB: 1 BB: 0 P: 17	R: 4 E: 0 K: 2 S: 21	H: 5 LOB: 1 BB: 0 P: 27	R: 3 E: 0 K: 1 S: 15	H: 2 LOB: 1 BB: 2 P: 31	R: 0 E: 0 K: 1 S: 11	H: 1 LOB: 1 BB: 0 P: 17	R: 0 E: 0 K: 1 S: 8	H: 0 LOB: 0 BB: 0 P: 12	R: 1 E: 0 K: 1 S: 9	H: 2 LOB: 1 BB: 0 P: 14	R: 0 E: 0 K: 0 S: 9	H: 1 LOB: 2 BB: 1 P: 16	1B: 8 2B: 4 3B: 0 HR: 0	SF: 0 SAC: 0 DP: 0 HBP: 0	WP: 0 PB: 0 SB: 0 CS: 0	PA: 42		
PITCHER	IP WLS BF H R ER SO BB IBB HBP BLK WP HR S P ERA WHIP	IP WLS BF H R ER SO BB IBB HBP BLK WP HR S P ERA WHIP	IP WLS BF H R ER SO BB IBB HBP BLK WP HR S P ERA WHIP	IP WLS BF H R ER SO BB IBB HBP BLK WP HR S P ERA WHIP	IP WLS BF H R ER SO BB IBB HBP BLK WP HR S P ERA WHIP	IP WLS BF H R ER SO BB IBB HBP BLK WP HR S P ERA WHIP	IP WLS BF H R ER SO BB IBB HBP BLK WP HR S P ERA WHIP	IP WLS BF H R ER SO BB IBB HBP BLK WP HR S P ERA WHIP	IP WLS BF H R ER SO BB IBB HBP BLK WP HR S P ERA WHIP	IP WLS BF H R ER SO BB IBB HBP BLK WP HR S P ERA WHIP	IP WLS BF H R ER SO BB IBB HBP BLK WP HR S P ERA WHIP	IP WLS BF H R ER SO BB IBB HBP BLK WP HR S P ERA WHIP	IP WLS BF H R ER SO BB IBB HBP BLK WP HR S P ERA WHIP	IP WLS BF H R ER SO BB IBB HBP BLK WP HR S P ERA WHIP	IP WLS BF H R ER SO BB IBB HBP BLK WP HR S P ERA WHIP	IP WLS BF H R ER SO BB IBB HBP BLK WP HR S P ERA WHIP	IP WLS BF H R ER SO BB IBB HBP BLK WP HR S P ERA WHIP	IP WLS BF H R ER SO BB IBB HBP BLK WP HR S P ERA WHIP	IP WLS BF H R ER SO BB IBB HBP BLK WP HR S P ERA WHIP	IP WLS BF H R ER SO BB IBB HBP BLK WP HR S P ERA WHIP	IP WLS BF H R ER SO BB IBB HBP BLK WP HR S P ERA WHIP	IP WLS BF H R ER SO BB IBB HBP BLK WP HR S P ERA WHIP	IP WLS BF H R ER SO BB IBB HBP BLK WP HR S P ERA WHIP	IP WLS BF H R ER SO BB IBB HBP BLK WP HR S P ERA WHIP

St. Louis Cardinals @ Chicago Cubs
 Wrigley Field, Chicago, IL
 Mon Sep 22 2014, 7:07 PM - 10:06 PM CDT
 Att: 28,893 - Clear - 59 F

AB 39
 R 8
 H 12
 RBI 8
 BB 3
 SO 11
 LOB 19



Batter	1	2	3	4	5	6	7	8	9	AB	R	H	RBI	BB	SO	LOB	BOTTOM								
8 Chris Coghlan, L (1,7) OBP: 0.346, SLG: 0.447										3	0	0	0	1	0	0	St. Louis Cardinals @ Chicago Cubs Wrigley Field, Chicago, IL Mon Sep 22 2014, 7:07 PM - 10:06 PM CDT Att: 28,893 - Clear - 59 F								
9 Javier Báez, R (1,6) OBP: 0.228, SLG: 0.340										4	0	0	0	0	2	2									
44 Anthony Rizzo, L (1,3) OBP: 0.378, SLG: 0.516										4	0	1	0	0	0	0									
68 Jorge Soler, R (1,9) OBP: 0.373, SLG: 0.676										4	0	1	0	0	2	1									
24 Luis Valbuena, L (1,5) OBP: 0.339, SLG: 0.443										3	0	1	0	1	1	1									
5 Wellington Castillo, R (1,2) OBP: 0.299, SLG: 0.389										3	0	1	0	0	0	1									
7 Arismendy Alcántara, S (1,4) OBP: 0.264, SLG: 0.375										3	0	0	0	0	2	3									
61 Ryan Kalish, L (1,8) OBP: 0.285, SLG: 0.330										2	0	0	0	0	1	1									
41 Matt Szczur, R (8,PH) OBP: 0.288, SLG: 0.327										1	0	0	0	0	0	0									
37 Travis Wood, R (1,1) OBP: 0.271, SLG: 0.429										1	0	0	0	0	0	0									
50 Blake Parker, R (8,PH) OBP: 0.296, SLG: 0.333										0	0	0	0	0	0	0									
45 Logan Watkins, L (8,PH) OBP: 0.296, SLG: 0.333										0	0	0	0	0	0	0									
33 Carlos Villanueva, R (7,1) OBP: 0.296, SLG: 0.333										0	0	0	0	0	0	0									
30 Mike Olt, R (8,PH) OBP: 0.296, SLG: 0.333										0	0	0	0	0	0	0									
47 Arodys Vizcaino, R (9,1) ERA: 4.72										0	0	0	0	0	0	0									
Inning Stats	R: 0 E: 0 K: 1 S: 10	H: 1 LOB: 1 BB: 0 P: 14	R: 0 E: 0 K: 2 S: 8	H: 0 LOB: 0 BB: 0 P: 14	R: 0 E: 0 K: 1 S: 11	H: 0 LOB: 0 BB: 0 P: 18	R: 0 E: 0 K: 1 S: 9	H: 0 LOB: 0 BB: 0 P: 14	R: 0 E: 0 K: 1 S: 10	H: 0 LOB: 1 BB: 1 P: 19	R: 0 E: 0 K: 1 S: 7	H: 0 LOB: 0 BB: 0 P: 8	R: 0 E: 0 K: 1 S: 13	H: 2 LOB: 2 BB: 0 P: 19	R: 0 E: 0 K: 0 S: 7	H: 0 LOB: 2 BB: 2 P: 17	R: 0 E: 0 K: 0 S: 7	H: 1 LOB: 0 BB: 0 P: 12	1B: 3 2B: 1 3B: 0 HR: 0	SF: 0 SAC: 0 DP: 2 HBP: 0	WP: 0 PB: 0 SB: 0 CS: 0	PA: 32			
PITCHER	IP WLS BF H R ER SO BB IBB HBP BLK WP HR S P ERA WHIP	IP WLS BF H R ER SO BB IBB HBP BLK WP HR S P ERA WHIP	IP WLS BF H R ER SO BB IBB HBP BLK WP HR S P ERA WHIP	IP WLS BF H R ER SO BB IBB HBP BLK WP HR S P ERA WHIP	IP WLS BF H R ER SO BB IBB HBP BLK WP HR S P ERA WHIP	IP WLS BF H R ER SO BB IBB HBP BLK WP HR S P ERA WHIP	IP WLS BF H R ER SO BB IBB HBP BLK WP HR S P ERA WHIP	IP WLS BF H R ER SO BB IBB HBP BLK WP HR S P ERA WHIP	IP WLS BF H R ER SO BB IBB HBP BLK WP HR S P ERA WHIP	IP WLS BF H R ER SO BB IBB HBP BLK WP HR S P ERA WHIP	IP WLS BF H R ER SO BB IBB HBP BLK WP HR S P ERA WHIP	IP WLS BF H R ER SO BB IBB HBP BLK WP HR S P ERA WHIP	IP WLS BF H R ER SO BB IBB HBP BLK WP HR S P ERA WHIP	IP WLS BF H R ER SO BB IBB HBP BLK WP HR S P ERA WHIP	IP WLS BF H R ER SO BB IBB HBP BLK WP HR S P ERA WHIP	IP WLS BF H R ER SO BB IBB HBP BLK WP HR S P ERA WHIP	IP WLS BF H R ER SO BB IBB HBP BLK WP HR S P ERA WHIP	IP WLS BF H R ER SO BB IBB HBP BLK WP HR S P ERA WHIP	IP WLS BF H R ER SO BB IBB HBP BLK WP HR S P ERA WHIP	IP WLS BF H R ER SO BB IBB HBP BLK WP HR S P ERA WHIP	IP WLS BF H R ER SO BB IBB HBP BLK WP HR S P ERA WHIP	IP WLS BF H R ER SO BB IBB HBP BLK WP HR S P ERA WHIP	IP WLS BF H R ER SO BB IBB HBP BLK WP HR S P ERA WHIP	IP WLS BF H R ER SO BB IBB HBP BLK WP HR S P ERA WHIP	IP WLS BF H R ER SO BB IBB HBP BLK WP HR S P ERA WHIP

St. Louis Cardinals @ Chicago Cubs
 Wrigley Field, Chicago, IL
 Mon Sep 22 2014, 7:07 PM - 10:06 PM CDT
 Att: 28,893 - Clear - 59 F

AB 29
 R 0
 H 4
 RBI 0
 BB 3
 SO 8
 LOB 9



Batter	1	2	3	4	5	6	7	8	9	10	AB	R	H	RBI	BB	SO	LOB	TOP				
13 Matt Carpenter, L OBP: 0.375, SLG: 0.376	(1,5) C SI 88 B CH 79 C FC 86 B FC 86 X CH 80		B CU 77 B SI 88 C FC 85 B SI 88 B CH 79			C SI 86 B CH 79 C FC 85 B SI 88 B CH 79	B FF 96 B FF 96 C FC 86 B FF 95			C FF 91 B SL 84 C FC 82 S SL 84	3 1 2 0 2 1 0											
19 Jon Jay, L OBP: 0.373, SLG: 0.379	(1,8) C SI 87 B CH 79 C FC 86 B FC 85 X CH 80		B FC 85 1 SAFE F FC 85 B CH 79 X CH 80			F SI 87 B FC 84 X CH 79	X FF 95		B FF 92 X FF 90	5 0 0 1 0 0 5												
7 Matt Holliday, R OBP: 0.372, SLG: 0.447	(1,7) C SI 88 B CH 79 C FC 86 B CH 80		F SI 88 B CH 79 C FC 85 X CH 80			F SI 87 B SI 88 B CH 78 C CH 79 X SI 88			C FF 95 C SI 95 X SL 96	5 1 2 2 0 2 0												
32 Matt Adams, L OBP: 0.319, SLG: 0.457	(1,3) C CU 78 B SI 87 C FC 86 B SI 87 X CH 80					C CU 81 X FF 94			C SI 96 X SL 85	4 0 1 0 0 1 1												
27 Jonny Peratta, R OBP: 0.335, SLG: 0.442	(1,6) F SI 89 B SI 89 C CH 80 X CH 79					F SI 95 B FF 95 B SI 88 B SI 88 S SI 88 X CH 81			B SI 96 F SI 95 B SI 96 B SI 96 D SL 94 X SI 96	4 0 0 0 0 2 2												
4 Yadier Molina, R OBP: 0.334, SLG: 0.389	(1,2) F SI 89 B CH 79 C FC 86 X CH 80					S CU 78 B CH 78 X FC 85			X SL 84	4 0 1 0 0 0 1												
15 Randal Grichuk, R OBP: 0.287, SLG: 0.433	(5,1) T SI 87 F SI 86 X CH 79					C FC 85 F SI 86 X SI 87			F FF 97 B FF 97 X FF 93	2 0 1 0 0 0 0												
70 Tyler Lyons, L OBP: 0.295, SLG: 0.412	(5,1) C SI 87 B CH 79 C FC 86 B CH 80					C FC 85 F SI 86 X SI 87			C SI 84 B CH 78 X FF 95	0 0 0 0 0 0 0												
43 Seth Maness, L OBP: 0.295, SLG: 0.412	(5,1) C SI 87 B CH 79 C FC 86 B CH 80					C FC 85 F SI 86 X SI 87			C SI 84 B CH 78 X FF 95	0 0 0 0 0 0 0												
36 Randy Choate, L OBP: 0.295, SLG: 0.412	(5,1) C SI 87 B CH 79 C FC 86 B CH 80					C FC 85 F SI 86 X SI 87			C SI 84 B CH 78 X FF 95	0 0 0 0 0 0 0												
44 Carlos Martinez, R OBP: 0.295, SLG: 0.329	(5,1) C SI 87 B CH 79 C FC 86 B CH 80					C FC 85 F SI 86 X SI 87			C SI 84 B CH 78 X FF 95	0 0 0 0 0 0 0												
12 A.J. Pierzynski, L OBP: 0.295, SLG: 0.329	(5,1) C SI 87 B CH 79 C FC 86 B CH 80					C FC 85 F SI 86 X SI 87			C SI 84 B CH 78 X FF 95	0 0 0 0 0 0 0												
8 Pedro Strop, R OBP: 0.295, SLG: 0.329	(5,1) C SI 87 B CH 79 C FC 86 B CH 80					C FC 85 F SI 86 X SI 87			C SI 84 B CH 78 X FF 95	0 0 0 0 0 0 0												
16 Kolten Wong, L OBP: 0.295, SLG: 0.396	(1,4) B SI 87 F SI 87 C FC 85 X CU 77					B SI 88 F SI 87 C FC 85 X CU 77			C FF 94 B SI 86 X FF 97	4 0 0 0 0 0 1												
40 Shelby Miller, R OBP: 0.220, SLG: 0.292	(1,1) F SI 88 B FC 85 S CU 79					F SI 88 B FC 85 S CU 79			C FF 94 B SI 86 X FF 97	1 0 0 0 0 1 1												
18 Oscar Taveras, L OBP: 0.293, SLG: 0.319	(5,9) C SI 87 B CH 79 C FC 86 S CU 79					C SI 87 B CH 79 C FC 86 S CU 79			C FF 94 B SI 86 X FF 97	3 1 1 0 0 0 0												
37 Pat Neshek, S	(9,1)									0 0 0 0 0 0 0												
Inning Stats	R: 0 E: 0 K: 1 S: 11	H: 1 LOB: 0 BB: 0 P: 16	R: 0 E: 0 K: 1 S: 10	H: 0 LOB: 0 BB: 0 P: 14	R: 0 E: 0 K: 1 S: 12	H: 1 LOB: 2 BB: 1 P: 20	R: 0 E: 0 K: 1 S: 6	H: 0 LOB: 0 BB: 0 P: 10	R: 0 E: 0 K: 1 S: 8	H: 0 LOB: 0 BB: 0 P: 11	R: 3 E: 1 K: 0 S: 20	H: 5 LOB: 2 BB: 0 P: 29	R: 0 E: 0 K: 0 S: 6	H: 0 LOB: 1 BB: 1 P: 13	R: 0 E: 0 K: 0 S: 6	H: 0 LOB: 0 BB: 0 P: 9	R: 0 E: 0 K: 2 S: 7	H: 0 LOB: 0 BB: 0 P: 11	1B: 5 2B: 2 3B: 0 HR: 1	SF: 0 SAC: 0 DP: 1 HBP: 0	WP: 1 PA: 39	
PITCHER	IP 5.1	WLS 21	BF 5	H 3	R 3	ER 3	SO 4	BB 1	IBB 0	HBP 0	BLK 0	WP 0	HR 1	S 58	P 85	ERA 5.06	WHIP 1.125					
28 Kyle Hendricks, R ERA: 2.48	(1,1)																					
52 Justin Grimm, R ERA: 3.76	(6,1)																					
54 Neil Ramirez, R ERA: 1.51	(7,1)																					
46 Pedro Strop, R ERA: 2.17	(8,1)																					
56 Héctor Rondón, R ERA: 2.54	(9,1)																					

St. Louis Cardinals @ Chicago Cubs
Wrigley Field, Chicago, IL
Tue Sep 23 2014, 7:07 PM - 10:16 PM CDT
Att: 29,754 - Clear - 65 F

AB	37
R	3
H	8
RBI	3
BB	2
SO	7
LOB	13



Batter	1	2	3	4	5	6	7	8	9	10	AB	R	H	RBI	BB	SO	LOB	BOTTOM					
7 Arismendy Alcántara, S OBP: 0.260, SLG: 0.367	(1,8) C FF 91 B CH 76 C FC 82 B FF 92 S FF 91		C FF 91 B CH 76 C FC 82 T FF 94			F FF 93 B CH 76 C FC 82 X CU 76			C CH 89 B SI 91 B CH 70 C CH 70 S SI 93	5 0 0 0 0 4 2													
9 Javier Báez, R OBP: 0.227, SLG: 0.333	(1,6) B FF 94 C FC 83 S FF 93		B FF 93 C SI 93 S FF 94			B FF 94 B FF 94 S FF 94 B FC 86 B SI 93			C SI 90 B SI 90 X SI 90	4 0 0 0 1 3 1													
44 Anthony Rizzo, L OBP: 0.380, SLG: 0.519	(1,3) X FF 92		B SI 94 X SI 94			B SI 94 C SI 92 B SI 83			B SI 74 B SI 75 X SI 83	5 1 3 0 0 1 2													
68 Jorge Soler, R OBP: 0.363, SLG: 0.658	(1,9) B FF 93 B FF 94 S FF 94		C FC 86 B SI 94 1 SAFE F FC 86 B FF 95 C FC 84			X SI 92			C CU 86 B SI 86 C FC 86 X FF 98	5 0 1 0 0 2 5													
24 Luis Valbuena, L OBP: 0.342, SLG: 0.441	(1,5) B FF 92 C CU 75 B FC 82 B CU 74		B SI 94 B SI 93 B CU 77 F FC 83 X SI 94			C SI 84 X CH 84			I IN 76 I IN 78 I IN 75	2 1 0 0 3 0 0													
5 Wellington Castillo, R OBP: 0.300, SLG: 0.397	(1,2) B SI 91 B CU 76 B FF 92 X FF 94		B FF 94 C SI 92 S FC 86			C SI 90 X SI 90			T SI 96 B SI 96 F SI 96 C FC 87 X CH 87	5 1 2 3 0 2 2													
4 Chris Valaika, R OBP: 0.278, SLG: 0.336	(1,4) B FF 93 C SI 94 F SI 94 X FC 86		B FF 92 X FF 94			B SI 90 C SI 90 X SI 89			F FF 97 F CH 89 B SI 96 D CU 84 X CH 89	3 0 0 0 0 0 0													
8 Chris Coghlan, L OBP: 0.348, SLG: 0.446	(8,PH) (9,7)																						
41 Matt Szczur, R OBP: 0.290, SLG: 0.379	(1,7) (9,8)																						
45 Logan Watkins, L OBP: 0.258, SLG: 0.328	(9,PH) (10,4)																						
28 Kyle Hendricks, R ERA: 2.48	(1,1)																						
52 Justin Grimm, R ERA: 3.76	(6,1)																						
54 Neil Ramirez, R ERA: 1.51	(7,1)																						
61 Ryan Kalkbrenner, L OBP: 0.295, SLG: 0.336	(8,PH)																						
46 Pedro Strop, R ERA: 2.17	(8,1)																						
56 Héctor Rondón, R ERA: 2.54	(9,1)																						
30 Mike Cull, R OBP: 0.248, SLG: 0.367	(9,PH)																						
59 Zac Rosscup, R ERA: 4.02	(9,1)																						
Inning Stats	R: 0 E: 0 K: 3 S: 10	H: 1 LOB: 1 BB: 0 P: 18	R: 2 E: 0 K: 1 S: 13	H: 1 LOB: 0 BB: 1 P: 22	R: 0 E: 0 K: 3 S: 10	H: 1 LOB: 1 BB: 0 P: 15	R: 0 E: 0 K: 1 S: 9	H: 0 LOB: 0 BB: 0 P: 14	R: 1 E: 0 K: 1 S: 15	H: 2 LOB: 2 BB: 1 P: 22	R: 0 E: 0 K: 1 S: 6	H: 0 LOB: 0 BB: 0 P: 7	R: 0 E: 0 K: 1 S: 9	H: 1 LOB: 1 BB: 0 P: 11	R: 0 E: 0 K: 1 S: 13	H: 1 LOB: 2 BB: 1 P: 23	R: 0 E: 0 K: 2 S: 10	H: 0 LOB: 0 BB: 0 P: 13	R: 1 E: 0 K: 1 S: 12	H: 2 LOB: 2 BB: 1 P: 19	1B: 5 2B: 2 3B: 0 HR: 2	SF: 0 SAC: 0 DP: 0 HBP: 0	WP: 0 PA: 42
PITCHER	IP 4.1	WLS 5	BF 3	H 3	R 3	ER 3	SO 8	BB 2	IBB 0	HBP 0	BLK 0	WP 0	HR 2	S 53	P 85	ERA 6.23	WHIP 1.615						
40 Shelby Miller, R ERA: 3.74	(1,1)																						
70 Tyler Lyons, L ERA: 4.42	(5,1)																						
43 Seth Maness, R ERA: 2.62	(6,1)																						
36 Randy Choate, L ERA: 4.67	(8,1)																						
44 Carlos Martinez, R ERA: 4.02	(8,1)																						

St. Louis Cardinals @ Chicago Cubs
Wrigley Field, Chicago, IL
Tue Sep 23 2014, 7:07 PM - 10:16 PM CDT
Att: 29,754 - Clear - 65 F

AB	38
R	4
H	9
RBI	4
BB	4
SO	14
LOB	14



Batter	1	2	3	4	5	6	7	8	9	AB	R	H	RBI	BB	SO	LOB	TOP			
13 Matt Carpenter, L (1,5) OBP: 0.376, SLG: 0.376										3	0	1	0	1	1	1	St. Louis Cardinals @ Chicago Cubs Wrigley Field, Chicago, IL Wed Sep 24, 2014, 7:07 PM - 9:47 PM CDT Att: 33,292 - Partly Cloudy - 67 F			
16 Kolten Wong, L (1,4) OBP: 0.292, SLG: 0.392										4	0	0	0	0	1	2				
7 Matt Holliday, R (1,7) OBP: 0.370, SLG: 0.444										4	0	0	0	0	2	1				
32 Matt Adams, L (1,3) OBP: 0.317, SLG: 0.454										4	0	0	0	0	2	1				
27 Jhonny Peralta, R (1,6) OBP: 0.334, SLG: 0.440										4	0	1	0	0	1	0				
4 Yadier Molina, R (1,2) OBP: 0.336, SLG: 0.390										4	1	2	0	0	1	0				
60 Tommy Pham, R (9, PR)										0	0	0	0	0	0	0				
18 Oscar Taveras, L (1,9) OBP: 0.284, SLG: 0.319										3	0	1	0	0	0	2				
8 Peter Bourjos, R (1,8) OBP: 0.298, SLG: 0.357										2	0	0	0	0	1	3				
33 Daniel Descalso, L (8, PH) OBP: 0.333, SLG: 0.310										1	0	0	0	0	1	0				
36 Randy Choate, L (8, 1)										0	0	0	0	0	0	0				
44 Carlos Martinez, R (8, 1) OBP: 0.250, SLG: 0.250										0	0	0	0	0	0	0				
41 John Lackey, R (1,1) OBP: 0.133, SLG: 0.133										2	0	0	0	0	1	1				
71 Sam Freeman, R (7, 1)										0	0	0	0	0	0	0				
43 Seth Maness, R (7, 1) OBP: 0.400, SLG: 0.400										0	0	0	0	0	0	0				
15 Randal Grichuk, R (8, PH) OBP: 0.284, SLG: 0.429										1	0	0	0	0	1	0				
Inning Stats	R: 0 E: 0 K: 3 S: 9	H: 0 LOB: 1 BB: 1 P: 14	R: 0 E: 0 K: 1 S: 12	H: 0 LOB: 1 BB: 0 P: 14	R: 0 E: 0 K: 1 S: 8	H: 0 LOB: 0 BB: 0 P: 13	R: 0 E: 0 K: 1 S: 9	H: 0 LOB: 0 BB: 0 P: 11	R: 0 E: 0 K: 1 S: 14	H: 2 LOB: 1 BB: 0 P: 22	R: 0 E: 0 K: 1 S: 10	H: 0 LOB: 0 BB: 0 P: 14	R: 0 E: 0 K: 2 S: 13	H: 1 LOB: 1 BB: 0 P: 16	R: 0 E: 0 K: 0 S: 11	H: 2 LOB: 2 BB: 0 P: 14	1B: 5 2B: 0 3B: 0 HR: 0	SF: 0 SAC: 0 DP: 0 HBP: 1	WP: 0 PB: 0 SB: 1 CS: 0	PA: 34
PITCHER	IP WLS BF H R ER SO BB IBB HBP BLK WP HR S P ERA WHIP																			
49 Jake Arrieta, R (1,1) ERA: 2.53	7.0 W 25 2 1 0 10 1 0 1 0 0 0 69 97 0.00 0.429																			
46 Pedro Strop, R (8, 1) ERA: 2.14	1.0 H 4 1 0 0 2 0 0 0 0 0 0 13 16 0.00 1.000																			
56 Héctor Rondón, R (9, 1) ERA: 2.49	1.0 S 5 2 0 0 0 0 0 0 0 0 0 11 14 0.00 2.000																			

AB	32
R	1
H	5
RBI	0
BB	1
SO	12
LOB	11



Batter	1	2	3	4	5	6	7	8	9	AB	R	H	RBI	BB	SO	LOB	BOTTOM			
8 Chris Coghlan, L (1,7) OBP: 0.346, SLG: 0.447										4	0	2	0	0	0	1	St. Louis Cardinals @ Chicago Cubs Wrigley Field, Chicago, IL Wed Sep 24, 2014, 7:07 PM - 9:47 PM CDT Att: 33,292 - Partly Cloudy - 67 F			
9 Javier Báez, R (1,6) OBP: 0.223, SLG: 0.327										4	0	0	0	0	2	2				
44 Anthony Rizzo, L (1,3) OBP: 0.380, SLG: 0.517										2	0	0	0	2	0	1				
68 Jorge Soler, R (1,9) OBP: 0.369, SLG: 0.658										3	0	1	0	1	0	3				
24 Luis Valbuena, L (1,5) OBP: 0.343, SLG: 0.442										3	1	1	0	1	0	1				
5 Wellington Castillo, R (1,2) OBP: 0.297, SLG: 0.393										4	0	0	0	0	3	4				
21 Junior Lake, R (1,8) OBP: 0.247, SLG: 0.352										3	0	0	0	0	2	1				
61 Ryan Kalish, L (8, PH) OBP: 0.296, SLG: 0.350										1	1	1	0	0	0	0				
45 Logan Watkins, L (1,4) OBP: 0.262, SLG: 0.317										2	1	0	0	1	1	0				
46 Pedro Strop, R (8, 1) ERA: 2.61										0	0	0	0	0	0	0				
4 Chris Valaika, R (8, PH) OBP: 0.283, SLG: 0.342										1	0	1	1	0	0	0				
56 Héctor Rondón, R (9, 1) ERA: 2.49										0	0	0	0	0	0	0				
49 Jake Arrieta, R (1,1) OBP: 0.220, SLG: 0.282										2	0	1	2	0	1	0				
7 Arismendy Alcántara, S (7, PH) OBP: 0.258, SLG: 0.365										2	0	0	0	0	0	1				
Inning Stats	R: 0 E: 0 K: 1 S: 14	H: 1 LOB: 3 BB: 2 P: 25	R: 0 E: 0 K: 2 S: 8	H: 0 LOB: 0 BB: 0 P: 9	R: 0 E: 0 K: 1 S: 10	H: 0 LOB: 1 BB: 1 P: 15	R: 2 E: 0 K: 2 S: 14	H: 2 LOB: 1 BB: 1 P: 27	R: 0 E: 0 K: 0 S: 6	H: 1 LOB: 1 BB: 0 P: 7	R: 0 E: 0 K: 2 S: 11	H: 0 LOB: 0 BB: 0 P: 15	R: 0 E: 0 K: 0 S: 11	H: 1 LOB: 2 BB: 1 P: 18	R: 1 E: 0 K: 1 S: 9	H: 2 LOB: 1 BB: 0 P: 14	1B: 3 2B: 3 3B: 1 HR: 0	SF: 0 SAC: 0 DP: 0 HBP: 0	WP: 0 PB: 0 SB: 0 CS: 0	PA: 36
PITCHER	IP WLS BF H R ER SO BB IBB HBP BLK WP HR S P ERA WHIP																			
41 John Lackey, R (1,1) ERA: 3.82	6.2 L 29 5 2 2 8 3 1 0 0 0 0 70 107 2.70 1.200																			
71 Sam Freeman, L (7, 1) ERA: 2.43	0.0 1 0 0 0 0 1 0 0 0 0 0 3 7 -- --																			
43 Seth Maness, R (7, 1) ERA: 2.61	0.1 1 0 0 0 0 0 0 0 0 0 0 1 2 0.00 0.000																			
36 Randy Choate, L (8, 1) ERA: 4.63	0.1 1 0 0 0 0 0 0 0 0 0 0 1 2 0.00 0.000																			
44 Carlos Martinez, R (8, 1) ERA: 4.09	0.2 4 2 1 1 1 0 0 0 0 0 0 8 12 13.50 3.000																			

AB	31
R	3
H	7
RBI	3
BB	5
SO	9
LOB	14



Batter	1	2	3	4	5	6	7	8	9	AB	R	H	RBI	BB	SO	LOB	TOP							
8 Chris Coghlan, L OBP: 0.352, SLG: 0.458										4	3	2	1	0	0	1	Chicago Cubs @ Milwaukee Brewers Miller Park, Milwaukee, WI Fri Sep 26 2014, 7:11 PM - 10:45 PM CDT Att: 39,880 - Roof Closed - 72 F							
9 Javier Báez, R OBP: 0.232, SLG: 0.333										5	2	3	2	0	1	1								
44 Anthony Rizzo, L OBP: 0.382, SLG: 0.517										3	0	1	1	2	1	2								
68 Jorge Soler, R OBP: 0.360, SLG: 0.630										5	0	1	2	0	1	3								
24 Luis Valbuena, L OBP: 0.344, SLG: 0.440										2	0	0	0	2	0	1								
7 Arismendy Alcántara, S OBP: 0.254, SLG: 0.359										4	0	0	0	0	1	5								
41 Matt Szczur, R OBP: 0.273, SLG: 0.355										4	0	0	0	0	2	0								
51 Raffy Lopez, L OBP: 0.286, SLG: 0.182										4	0	1	0	0	0	0								
43 Eric Johnson, R 45 Logan Watkins, L 19 Dan Straily, R 30 Marco Estrada, R 52 Justin Grimm, R 54 Neil Ramírez, R 61 Ryan Braun, R 46 Pedro Strop, R 59 Zach Duke, R											1	0	0	0	0	0		0						
Inning Stats	R: 1 E: 0 K: 2 S: 11	H: 2 LOB: 2 BB: 1 P: 22	R: 0 E: 0 K: 1 S: 8	H: 0 LOB: 0 BB: 0 P: 10	R: 2 E: 0 K: 0 S: 9	H: 2 LOB: 0 BB: 0 P: 15	R: 0 E: 0 K: 1 S: 7	H: 0 LOB: 0 BB: 0 P: 10	R: 2 E: 0 K: 0 S: 13	H: 3 LOB: 1 BB: 0 P: 16	R: 0 E: 0 K: 2 S: 13	H: 1 LOB: 1 BB: 0 P: 17	R: 1 E: 0 K: 0 S: 11	H: 1 LOB: 2 BB: 2 P: 25	R: 0 E: 0 K: 0 S: 7	H: 0 LOB: 0 BB: 0 P: 10		R: 0 E: 0 K: 1 S: 9	H: 0 LOB: 1 BB: 1 P: 19	1B: 5 2B: 4 3B: 0 HR: 1	SF: 0 SAC: 0 DP: 1 HBP: 1	WP: 2 PB: 0 SB: 1 CS: 0	PA: 40	
PITCHER	IP WLS BF H R ER SO BB IBB HBP BLK WP HR S P ERA WHIP	IP WLS BF H R ER SO BB IBB HBP BLK WP HR S P ERA WHIP	IP WLS BF H R ER SO BB IBB HBP BLK WP HR S P ERA WHIP	IP WLS BF H R ER SO BB IBB HBP BLK WP HR S P ERA WHIP	IP WLS BF H R ER SO BB IBB HBP BLK WP HR S P ERA WHIP	IP WLS BF H R ER SO BB IBB HBP BLK WP HR S P ERA WHIP	IP WLS BF H R ER SO BB IBB HBP BLK WP HR S P ERA WHIP	IP WLS BF H R ER SO BB IBB HBP BLK WP HR S P ERA WHIP	IP WLS BF H R ER SO BB IBB HBP BLK WP HR S P ERA WHIP	IP WLS BF H R ER SO BB IBB HBP BLK WP HR S P ERA WHIP	IP WLS BF H R ER SO BB IBB HBP BLK WP HR S P ERA WHIP	IP WLS BF H R ER SO BB IBB HBP BLK WP HR S P ERA WHIP	IP WLS BF H R ER SO BB IBB HBP BLK WP HR S P ERA WHIP	IP WLS BF H R ER SO BB IBB HBP BLK WP HR S P ERA WHIP	IP WLS BF H R ER SO BB IBB HBP BLK WP HR S P ERA WHIP	IP WLS BF H R ER SO BB IBB HBP BLK WP HR S P ERA WHIP	IP WLS BF H R ER SO BB IBB HBP BLK WP HR S P ERA WHIP	IP WLS BF H R ER SO BB IBB HBP BLK WP HR S P ERA WHIP	IP WLS BF H R ER SO BB IBB HBP BLK WP HR S P ERA WHIP	IP WLS BF H R ER SO BB IBB HBP BLK WP HR S P ERA WHIP	IP WLS BF H R ER SO BB IBB HBP BLK WP HR S P ERA WHIP	IP WLS BF H R ER SO BB IBB HBP BLK WP HR S P ERA WHIP	IP WLS BF H R ER SO BB IBB HBP BLK WP HR S P ERA WHIP	IP WLS BF H R ER SO BB IBB HBP BLK WP HR S P ERA WHIP

AB	35
R	6
H	9
RBI	6
BB	4
SO	7
LOB	14



Batter	1	2	3	4	5	6	7	8	9	AB	R	H	RBI	BB	SO	LOB	BOTTOM								
27 Carlos Gómez, R OBP: 0.355, SLG: 0.470										4	1	2	1	1	1	2	Chicago Cubs @ Milwaukee Brewers Miller Park, Milwaukee, WI Fri Sep 26 2014, 7:11 PM - 10:45 PM CDT Att: 39,880 - Roof Closed - 72 F								
Rickie Weeks Jr., R OBP: 0.351, SLG: 0.446										3	0	0	1	1	0	4									
8 Ryan Braun, R OBP: 0.325, SLG: 0.458										3	0	1	0	1	1	3									
20 Jonathan Lucroy, R OBP: 0.369, SLG: 0.461										5	0	0	0	0	1	6									
18 Kris Davis, R OBP: 0.299, SLG: 0.457										4	0	1	0	0	2	3									
28 Gerardo Parra, L OBP: 0.311, SLG: 0.372										1	0	0	0	0	0	0									
15 Jason Rogers, R OBP: 0.200, SLG: 0.222										2	0	0	0	0	0	2									
24 Lyle Overbay, L OBP: 0.330, SLG: 0.336										3	0	0	0	0	0	1									
5 Héctor Gómez, R OBP: 0.211, SLG: 0.222										3	1	1	0	1	1	0									
9 Jean Segura, R OBP: 0.288, SLG: 0.326										4	2	3	1	0	1	1									
52 Jimmy Nelson, R ERA: 1.88	4.0	L	20	6	5	5	4	1	0	0	0	0	0	0	0	0	Chicago Cubs @ Milwaukee Brewers Miller Park, Milwaukee, WI Fri Sep 26 2014, 7:11 PM - 10:45 PM CDT Att: 39,880 - Roof Closed - 72 F								
19 Dan Straily, R ERA: 6.75	1.0		4	1	0	0	1	4	0	0	0	0	0	0	0	0									
52 Justin Grimm, R ERA: 3.84	1.0	H	7	2	1	1	2	0	0	2	0	0	0	0	0	0									
54 Neil Ramírez, R ERA: 1.48	1.0	W	3	0	0	0	1	0	0	0	0	0	0	0	0	0									
46 Pedro Strop, R ERA: 2.25	1.0	H	5	2	1	1	2	0	0	0	0	0	0	0	0	0									
Inning Stats	R: 0 E: 0 K: 1 S: 8	H: 0 LOB: 2 BB: 2 P: 21	R: 1 E: 0 K: 0 S: 8	H: 1 LOB: 0 BB: 0 P: 15	R: 1 E: 2 K: 0 S: 13	H: 1 LOB: 2 BB: 1 P: 28	R: 0 E: 0 K: 1 S: 12	H: 1 LOB: 1 BB: 0 P: 22	R: 1 E: 0 K: 2 S: 13	H: 2 LOB: 3 BB: 0 P: 22	R: 0 E: 0 K: 1 S: 11	H: 0 LOB: 0 BB: 0 P: 19	R: 1 E: 0 K: 2 S: 12	H: 2 LOB: 1 BB: 0 P: 15	R: 0 E: 0 K: 1 S: 7	H: 0 LOB: 0 BB: 0 P: 11		1B: 3 2B: 4 3B: 0 HR: 1	SF: 0 SAC: 0 DP: 0 HBP: 2	WP: 0 PB: 0 SB: 1 CS: 2	PA: 42				
PITCHER	IP WLS BF H R ER SO BB IBB HBP BLK WP HR S P ERA WHIP	IP WLS BF H R ER SO BB IBB HBP BLK WP HR S P ERA WHIP	IP WLS BF H R ER SO BB IBB HBP BLK WP HR S P ERA WHIP	IP WLS BF H R ER SO BB IBB HBP BLK WP HR S P ERA WHIP	IP WLS BF H R ER SO BB IBB HBP BLK WP HR S P ERA WHIP	IP WLS BF H R ER SO BB IBB HBP BLK WP HR S P ERA WHIP	IP WLS BF H R ER SO BB IBB HBP BLK WP HR S P ERA WHIP	IP WLS BF H R ER SO BB IBB HBP BLK WP HR S P ERA WHIP	IP WLS BF H R ER SO BB IBB HBP BLK WP HR S P ERA WHIP	IP WLS BF H R ER SO BB IBB HBP BLK WP HR S P ERA WHIP	IP WLS BF H R ER SO BB IBB HBP BLK WP HR S P ERA WHIP	IP WLS BF H R ER SO BB IBB HBP BLK WP HR S P ERA WHIP	IP WLS BF H R ER SO BB IBB HBP BLK WP HR S P ERA WHIP	IP WLS BF H R ER SO BB IBB HBP BLK WP HR S P ERA WHIP	IP WLS BF H R ER SO BB IBB HBP BLK WP HR S P ERA WHIP	IP WLS BF H R ER SO BB IBB HBP BLK WP HR S P ERA WHIP		IP WLS BF H R ER SO BB IBB HBP BLK WP HR S P ERA WHIP	IP WLS BF H R ER SO BB IBB HBP BLK WP HR S P ERA WHIP	IP WLS BF H R ER SO BB IBB HBP BLK WP HR S P ERA WHIP	IP WLS BF H R ER SO BB IBB HBP BLK WP HR S P ERA WHIP	IP WLS BF H R ER SO BB IBB HBP BLK WP HR S P ERA WHIP	IP WLS BF H R ER SO BB IBB HBP BLK WP HR S P ERA WHIP	IP WLS BF H R ER SO BB IBB HBP BLK WP HR S P ERA WHIP	IP WLS BF H R ER SO BB IBB HBP BLK WP HR S P ERA WHIP

AB	36
R	4
H	8
RBI	3
BB	4
SO	9
LOB	26



Batter	1	2	3	4	5	6	7	8	9	AB	R	H	RBI	BB	SO	LOB	TOP	
8 Chris Coghlan, L (1, 7) OBP: 0.354, SLG: 0.457										3	1	1	0	1	2	1	Chicago Cubs @ Milwaukee Brewers Miller Park, Milwaukee, WI Sat Sep 27 2014, 6:12 PM - 9:21 PM CDT Att: 41,440 - Roof Closed - 73 F	
9 Javier Báez, R (1, 6) OBP: 0.228, SLG: 0.327										4	0	0	0	0	1	3		
44 Anthony Rizzo, L (1, 3) OBP: 0.383, SLG: 0.519										4	0	2	1	0	1	0		
68 Jorge Soler, R (1, 9) OBP: 0.344, SLG: 0.600										4	0	0	0	0	2	3		
24 Luis Valbuena, L (1, 5) OBP: 0.341, SLG: 0.437										4	0	0	0	0	2	2		
5 Wellington Castillo, R (1, 2) OBP: 0.296, SLG: 0.389										3	0	0	0	1	1	0		
41 Matt Szczur, R (9, PR) OBP: 0.273, SLG: 0.355										4	0	1	0	0	3	1		
61 Ryan Kalish, L (1, 8) OBP: 0.295, SLG: 0.347										3	0	1	0	0	2	1		
67 Tsuyoshi Wada, L (1, 1) OBP: 0.095, SLG: 0.050										1	0	0	0	0	1	0		
63 Brian Schlitler, R (6, 1) ERA: 3.53										0	0	0	0	0	0	0		
45 Logan Walkins, L (7, PH) OBP: 0.269, SLG: 0.338										1	0	0	0	0	1	1		
36 Edwin Jackson, R (7, 1) OBP: 0.175, SLG: 0.225										0	0	0	0	0	0	0		
50 Blake Parker, R (8, 1)										0	0	0	0	0	0	0		
Inning Stats	R: 0 E: 0 K: 1 S: 12	H: 2 LOB: 2 BB: 0 P: 19	R: 0 E: 0 K: 2 S: 8	H: 0 LOB: 0 BB: 0 P: 13	R: 1 E: 0 K: 3 S: 11	H: 1 LOB: 1 BB: 1 P: 20	R: 0 E: 0 K: 3 S: 9	H: 0 LOB: 0 BB: 0 P: 11	R: 0 E: 0 K: 1 S: 9	H: 1 LOB: 1 BB: 0 P: 15	R: 0 E: 0 K: 2 S: 9	H: 0 LOB: 0 BB: 1 P: 15	R: 0 E: 0 K: 1 S: 6	H: 0 LOB: 1 BB: 1 P: 15	1B: 3 2B: 1 3B: 1 HR: 0	SF: 0 SAC: 1 DP: 0 HBP: 0	WP: 0 PB: 0 SB: 0 CS: 0	PA: 34
PITCHER	IP WLS BF H R ER SO BB IBB HBP BLK WP HR S P ERA WHIP																	
38 Wily Peralta, R (1, 1) ERA: 3.53	7.0 W 27 5 1 1 13 1 0 0 0 0 0 0 66 109 1.29 0.857																	
51 Jonathan Broxton, R (8, 1) ERA: 2.3	1.0 H 3 0 0 0 2 0 0 0 0 0 0 0 9 11 0.00 0.000																	
57 Francisco Rodriguez, R (9, 1) ERA: 3.04	1.0 S 4 0 0 0 1 1 0 0 0 0 0 0 6 15 0.00 1.000																	

Batter	1	2	3	4	5	6	7	8	9	AB	R	H	RBI	BB	SO	LOB	BOTTOM			
27 Carlos Gómez, R (1, 8) OBP: 0.356, SLG: 0.477										4	2	2	1	0	0	0	Chicago Cubs @ Milwaukee Brewers Miller Park, Milwaukee, WI Sat Sep 27 2014, 6:12 PM - 9:21 PM CDT Att: 41,440 - Roof Closed - 73 F			
8 Ryan Braun, R (1, 9) OBP: 0.325, SLG: 0.455										3	0	0	0	1	0	1				
20 Jonathan Lucroy, R (1, 2) OBP: 0.372, SLG: 0.465										4	0	3	1	0	0	1				
16 Aramis Ramirez, R (1, 5) OBP: 0.331, SLG: 0.429										4	0	0	0	0	0	4				
Rickie Weeks Jr., R (1, 4) OBP: 0.357, SLG: 0.452										3	0	2	0	1	0	0				
3 Elian Herrera, S (8, PR) OBP: 0.297, SLG: 0.341										0	0	0	0	0	0	0				
9 Jean Segura, R (1, 6) OBP: 0.285, SLG: 0.327										4	0	2	0	0	1	3				
28 Gerardo Parra, L (1, 7) OBP: 0.310, SLG: 0.371										4	0	1	0	0	0	3				
12 Martin Maldonado, R (1, 3) OBP: 0.320, SLG: 0.389										2	0	0	0	1	2	2				
24 Lyle Overbay, L (7, 3) OBP: 0.329, SLG: 0.335										1	0	0	0	0	1	1				
38 Wily Peralta, R (1, 1) OBP: 0.083, SLG: 0.088										3	0	0	0	0	3	4				
51 Jonathan Broxton, R (8, 1) ERA: 4.15										0	0	0	0	0	0	0				
57 Francisco Rodriguez, R (9, 1) ERA: 5.14										0	0	0	0	0	0	0				
Inning Stats	R: 0 E: 0 K: 0 S: 10	H: 1 LOB: 1 BB: 0 P: 11	R: 0 E: 0 K: 2 S: 11	H: 2 LOB: 0 BB: 0 P: 15	R: 1 E: 0 K: 0 S: 15	H: 2 LOB: 1 BB: 1 P: 26	R: 0 E: 0 K: 2 S: 10	H: 0 LOB: 0 BB: 0 P: 17	R: 1 E: 0 K: 0 S: 7	H: 2 LOB: 0 BB: 0 P: 12	R: 0 E: 0 K: 1 S: 14	H: 2 LOB: 1 BB: 1 P: 25	R: 0 E: 0 K: 0 S: 5	H: 0 LOB: 1 BB: 1 P: 11	R: 0 E: 0 K: 2 S: 11	H: 1 LOB: 2 BB: 0 P: 19	1B: 6 2B: 4 3B: 0 HR: 1	SF: 0 SAC: 0 DP: 2 HBP: 0	WP: 0 PB: 0 SB: 1 CS: 0	PA: 35
PITCHER	IP WLS BF H R ER SO BB IBB HBP BLK WP HR S P ERA WHIP																			
67 Tsuyoshi Wada, L (1, 1) ERA: 3.25	5.0 L 23 8 2 2 4 1 0 0 0 0 0 0 10 18 3.60 1.800																			
63 Brian Schlitler, R (6, 1) ERA: 4.15	1.0 4 1 0 0 1 0 1 0 0 0 0 0 10 18 0.00 1.000																			
36 Edwin Jackson, R (7, 1) ERA: 6.33	1.0 4 0 0 0 0 1 0 0 0 0 0 0 5 11 0.00 1.000																			
50 Blake Parker, R (8, 1) ERA: 5.14	1.0 4 1 0 0 2 0 0 0 0 0 0 0 11 19 0.00 1.000																			


AB 31
R 1
H 5
RBI 1
BB 2
SO 16
LOB 12

AB 32
R 2
H 10
RBI 2
BB 3
SO 7
LOB 19

Batter	1	2	3	4	5	6	7	8	9	AB	R	H	RBI	BB	SO	LOB	TOP					
8 Chris Coghlan, L (1, 7) OBP: 0.352, SLG: 0.452										4	1	0	1	1	1	1						
9 Javier Báez, R (1, 6) OBP: 0.227, SLG: 0.324										5	0	1	0	0	3	3						
44 Anthony Rizzo, L (1, 3) OBP: 0.386, SLG: 0.527										4	2	3	2	1	1	2						
68 Jorge Soler, R (1, 9) OBP: 0.330, SLG: 0.573										4	1	0	0	0	1	4						
24 Luis Valbuena, L (1, 5) OBP: 0.341, SLG: 0.435										4	0	1	0	0	0	3						
7 Arismendy Alcántara, S (1, 8) OBP: 0.254, SLG: 0.367										4	0	1	2	0	3	2						
4 Chris Valaika, R (1, 4) OBP: 0.282, SLG: 0.339										4	1	1	0	0	0	2						
12 John Baker, L (1, 2) OBP: 0.273, SLG: 0.231										3	0	0	0	1	1	2						
36 Jacob Turner, R (1, 1) OBP: 0.236, SLG: 0.291										2	0	0	0	0	0	0						
52 Justin Grimm, R (6, 1)										0	0	0	0	0	0	0						
21 Junior Lake, R (7, PH)										0	0	0	0	0	0	0						
54 Neil Ramírez, R (7, 1)										0	0	0	0	0	0	0						
46 Pedro Strop, R (8, 1)										0	0	0	0	0	0	0						
45 Logan Watkins, L (8, PH)										0	0	0	0	0	0	0						
56 Héctor Rondón, R (8, 1)										0	0	0	0	0	0	0						
Inning Stats	R: 2 E: 0 K: 1 S: 16	H: 1 LOB: 0 BB: 1 P: 23	R: 0 E: 0 K: 2 S: 8	H: 0 LOB: 0 BB: 0 P: 10	R: 0 E: 0 K: 2 S: 16	H: 2 LOB: 2 BB: 0 P: 25	R: 0 E: 0 K: 1 S: 9	H: 1 LOB: 1 BB: 0 P: 14	R: 0 E: 0 K: 1 S: 8	H: 0 LOB: 0 BB: 0 P: 9	R: 2 E: 1 K: 0 S: 13	H: 2 LOB: 1 BB: 0 P: 18	R: 0 E: 0 K: 2 S: 8	H: 0 LOB: 0 BB: 0 P: 11	R: 0 E: 0 K: 1 S: 6	H: 0 LOB: 1 BB: 1 P: 12	R: 1 E: 0 K: 2 S: 14	H: 1 LOB: 2 BB: 1 P: 19	1B: 5 2B: 1 3B: 0 HR: 1	SF: 0 SAC: 1 DP: 0 HBP: 0	WP: 0 PB: 0 SB: 3 CS: 0	PA: 39
PITCHER	IP WLS BF H R ER SO BB IBB HBP BLK WP HR S P ERA WHIP																					
50 Mike Fiers, R (1, 1) ERA: 2.13	6.0 L 26 6 4 3 7 1 0 0 0 0 0 1 70 99 4.50 1.167																					
59 Zach Duke, L (7, 1) ERA: 2.45	1.0 3 0 0 0 2 0 0 0 0 0 0 0 8 11 0.00 0.000																					
13 Will Smith, L (8, 1) ERA: 3.7	1.0 4 0 0 0 1 1 0 0 0 0 0 0 6 12 0.00 1.000																					
21 Jeremy Jeffress, R (9, 1) ERA: 2.81	1.0 6 1 1 1 2 1 0 0 0 0 0 0 14 19 9.00 2.000																					
Batter	1	2	3	4	5	6	7	8	9	AB	R	H	RBI	BB	SO	LOB	BOTTOM					
28 Gerardo Parra, L (1, 7) OBP: 0.308, SLG: 0.369										4	0	0	0	0	2	1						
8 Ryan Braun, R (1, 9) OBP: 0.324, SLG: 0.453										3	0	0	0	1	0	1						
20 Jonathan Lucroy, R (1, 3) OBP: 0.373, SLG: 0.465										4	0	2	0	0	0	1						
21 Jeremy Jeffress, R (9, 1) ERA: 2.81										0	0	0	0	0	0	0						
16 Aramis Ramirez, R (1, 5) OBP: 0.330, SLG: 0.427										2	0	0	0	0	0	0						
5 Héctor Gómez, R (5, 5) OBP: 0.190, SLG: 0.200										2	0	0	0	0	0	2						
9 Jean Segura, R (1, 6) OBP: 0.289, SLG: 0.326										3	1	0	0	1	0	1						
12 Martín Maldonado, R (1, 2) OBP: 0.320, SLG: 0.387										3	0	1	0	0	0	0						
2 Scooter Gennett, L (8, PH) OBP: 0.320, SLG: 0.434										1	0	0	0	0	1	0						
1 Logan Schafer, L (1, 8) OBP: 0.278, SLG: 0.276										2	1	1	0	2	0	0						
3 Elián Herrera, S (1, 4) OBP: 0.288, SLG: 0.341										3	0	1	1	0	1	3						
50 Mike Fiers, R (1, 1) OBP: 0.053, SLG: 0.053										1	0	0	0	0	0	2						
59 Zach Duke, L (7, 1) ERA: 3.78										0	0	0	0	0	0	0						
24 Lyle Overbay, L (7, PH) OBP: 0.328, SLG: 0.333										1	0	0	0	0	0	1						
13 Will Smith, R (8, 1) ERA: 3.7										0	0	0	0	0	0	0						
60 Matt Clark, L (9, 3) OBP: 0.226, SLG: 0.519										0	0	0	0	0	0	0						
Inning Stats	R: 0 E: 0 K: 1 S: 7	H: 0 LOB: 0 BB: 1 P: 11	R: 1 E: 1 K: 0 S: 10	H: 2 LOB: 2 BB: 1 P: 18	R: 0 E: 0 K: 1 S: 7	H: 0 LOB: 0 BB: 0 P: 10	R: 0 E: 0 K: 0 S: 5	H: 0 LOB: 0 BB: 0 P: 10	R: 1 E: 0 K: 0 S: 14	H: 1 LOB: 1 BB: 1 P: 27	R: 0 E: 0 K: 0 S: 11	H: 1 LOB: 0 BB: 0 P: 17	R: 0 E: 0 K: 1 S: 8	H: 0 LOB: 1 BB: 1 P: 17	R: 0 E: 0 K: 0 S: 8	H: 1 LOB: 1 BB: 0 P: 14	R: 0 E: 0 K: 1 S: 9	H: 0 LOB: 0 BB: 0 P: 13	1B: 5 2B: 0 3B: 0 HR: 0	SF: 0 SAC: 1 DP: 2 HBP: 0	WP: 1 PB: 0 SB: 3 CS: 0	PA: 34
PITCHER	IP WLS BF H R ER SO BB IBB HBP BLK WP HR S P ERA WHIP																					
38 Jacob Turner, R (1, 1) ERA: 6.13	5.0 W 21 4 2 2 2 2 3 0 0 0 0 0 1 46 82 3.60 1.400																					
52 Justin Grimm, R (6, 1) ERA: 3.78	1.0 H 2 0 0 0 0 0 0 0 0 0 0 0 8 11 0.00 0.000																					
54 Neil Ramírez, R (7, 1) ERA: 1.44	1.0 H 4 0 0 0 1 1 0 0 0 0 0 0 8 17 0.00 1.000																					
46 Pedro Strop, R (8, 1) ERA: 2.2	1.0 H 4 1 0 0 0 0 0 0 0 0 0 0 8 14 0.00 1.000																					
56 Héctor Rondón, R (9, 1) ERA: 2.42	1.0 S 3 0 0 0 0 1 0 0 0 0 0 0 9 13 0.00 0.000																					

Chicago Cubs @ Milwaukee Brewers
Miller Park, Milwaukee, WI
Sun Sep 28 2014, 1:12 PM - 4:20 PM CDT
Att: 33,837 - Sunny - 74 F

AB 35
R 5
H 7
RBI 5
BB 3
SO 12
LOB 19



Chicago Cubs @ Milwaukee Brewers
Miller Park, Milwaukee, WI
Sun Sep 28 2014, 1:12 PM - 4:20 PM CDT
Att: 33,837 - Sunny - 74 F

AB 29
R 2
H 5
RBI 1
BB 4
SO 4
LOB 12

