

Chicago Cubs - 2015

Batter	1	2	3	4	5	6	7	8	9	AB	R	H	RBI	BB	SO	LOB	TOP				
4 Coco Crisp, S (1,7) 25 Tyler Ladendorf, R (5,7) OBP: 0.222, SLG: 0.222										2	0	0	0	0	1	0	Oakland Athletics @ Chicago Cubs Sloan Park, Mesa, AZ Thu Mar 05 2015, 5:49 PM - 5:52 PM EST Att: 11,132 - Sunny - 70 F				
3 Craig Gentry, R (1,8) 50 Max Muncy, L (6,5) OBP: 0.500, SLG: 0.500										3	0	0	0	0	0	0					
18 Ben Zobrist, S (1,4) 12 Andy Parrino, S (6,PR) (6,4)										2	0	1	0	1	0	0					
16 Billy Butler, R (1,3) 8 Rangel Ravelo, R (6,3) OBP: 1.000, SLG: 2.000										3	0	0	0	0	0	2					
15 Brett Lawrie, R (1,5) 1 Billy Burns, S (6,8) OBP: 0.286, SLG: 0.500										2	0	1	0	0	0	0					
20 Mark Canha, R (1,9) 67 Carson Blair, R (7,2)										3	0	0	0	0	2	2					
57 Renato Núñez, R (1,10) 52 Joey Wendle, L (7,PH) (7,10) OBP: 0.667, SLG: 0.500										2	0	0	0	0	2	1					
5 Luke Carlin, S (1,2) 7 Jason Pridle, L (7,9) OBP: 0.167, SLG: 0.667										2	0	1	1	1	1	0					
28 Eric Sogard, L (1,6) 78 Niuman Romero, S (6,6)										2	0	0	0	0	0	2					
										2	0	0	0	0	0	3					
Inning Stats	R: 0 E: 0 K: 1 S: 5	H: 0 LOB: 0 BB: 0 P: 5	R: 0 E: 0 K: 1 S: 5	H: 0 LOB: 0 BB: 0 P: 5	R: 0 E: 0 K: 2 S: 7	H: 0 LOB: 0 BB: 0 P: 7	R: 0 E: 0 K: 0 S: 4	H: 1 LOB: 1 BB: 0 P: 4	R: 0 E: 0 K: 1 S: 6	H: 1 LOB: 2 BB: 1 P: 11	R: 0 E: 0 K: 1 S: 5	H: 0 LOB: 1 BB: 1 P: 9	R: 1 E: 0 K: 2 S: 9	H: 2 LOB: 2 BB: 0 P: 11	R: 1 E: 0 K: 0 S: 5	H: 2 LOB: 1 BB: 1 P: 6		1B: 4 2B: 2 3B: 0 HR: 0	SF: 0 SAC: 0 DP: 1 HBP: 1	WP: 0 PB: 1 SB: 1 CS: 0	PA: 36
PITCHER	IP WLS BF H R ER SO BB IBB HBP BLK WP HR S P ERA WHIP																				
37 Travis Wood, L (1,1) ERA: 9.00	2.0 6 0 0 0 2 0 0 0 0 0 0 0 7 10 0.00 0.000																				
54 Neil Ramirez, R (3,1) ERA: 9.00	1.0 3 0 0 0 2 0 0 0 0 0 0 0 4 7 0.00 0.000																				
66 Drake Britton, L (4,1) ERA: 9.00	1.0 4 1 0 0 0 0 0 0 0 0 0 0 4 4 0.00 1.000																				
57 Gonzalez Germen, R (5,1) ERA: 9.00	2.0 9 1 0 0 2 2 0 0 0 0 0 0 11 20 0.00 1.500																				
62 Donn Roach, R (7,1) ERA: 9.00	1.0 6 2 1 1 2 0 0 1 0 0 0 0 9 11 9.00 2.000																				

AB	32
R	2
H	6
RBI	2
BB	3
SO	8
LOB	16



Batter	1	2	3	4	5	6	7	8	9	AB	R	H	RBI	BB	SO	LOB	BOTTOM				
24 Dexter Fowler, S (1,8) 40 Adron Chambers, L (5,7)										2	0	0	0	0	0	0	Oakland Athletics @ Chicago Cubs Sloan Park, Mesa, AZ Thu Mar 05 2015, 5:49 PM - 5:52 PM EST Att: 11,132 - Sunny - 70 F				
44 Anthony Rizzo, L (1,3) 41 Matt Szczur, R (5,8)										2	0	0	0	0	0	0					
13 Starlin Castro, R (1,6) 19 Jonathan Herrera, S (5,6)										2	0	0	0	0	1	0					
47 Miguel Montero, L (1,2) 12 Taylor Teagarden, R (5,2)										2	0	1	0	0	1	0					
9 Javier Báez, R (1,4) 94 Daniel Lockhart, L (5,4)										2	0	0	0	0	1	0					
8 Chris Cochran, L (1,7) 87 Daniel Vogelbach, L (5,3)										1	1	1	0	0	0	0					
20 Mike Olt, R (1,5) 94 Jeimer Candelario, S (5,5)										2	1	1	2	0	1	2					
6 Ryan Sweeney, L (1,10) 87 Brian Radermacher, L (7,PH) (8,10) OBP: 1.000, SLG: 1.000										2	0	1	0	0	0	2					
21 Junior Lake, R (1,9) 96 Jacob Hannemann, L (6,9)										2	0	0	0	0	1	0					
										1	0	0	0	0	1	0					
Inning Stats	R: 0 E: 0 K: 1 S: 5	H: 2 LOB: 1 BB: 0 P: 12	R: 0 E: 0 K: 0 S: 3	H: 0 LOB: 0 BB: 0 P: 3	R: 0 E: 0 K: 1 S: 7	H: 2 LOB: 2 BB: 0 P: 7	R: 0 E: 0 K: 0 S: 3	H: 0 LOB: 0 BB: 0 P: 3	R: 0 E: 0 K: 1 S: 5	H: 1 LOB: 0 BB: 0 P: 3	R: 0 E: 0 K: 0 S: 3	H: 0 LOB: 0 BB: 0 P: 5	R: 0 E: 0 K: 1 S: 5	H: 0 LOB: 0 BB: 0 P: 5	R: 0 E: 0 K: 0 S: 3	H: 0 LOB: 0 BB: 0 P: 3		1B: 4 2B: 0 3B: 0 HR: 1	SF: 0 SAC: 0 DP: 0 HBP: 1	WP: 0 PB: 0 SB: 0 CS: 1	PA: 33
PITCHER	IP WLS BF H R ER SO BB IBB HBP BLK WP HR S P ERA WHIP																				
75 Barry Zito, L (1,1) ERA: 9.00	2.0 2 2 2 2 2 0 0 0 0 0 0 0 3 3 9.00 1.000																				
74 Pat Venditte, S (3,1) ERA: 9.00	1.0 3 0 0 0 0 0 0 0 0 0 0 0 3 3 0.00 0.000																				
36 Tyler Clippard, R (4,1) ERA: 9.00	1.0 5 2 0 0 1 0 0 0 0 0 0 0 7 7 0.00 2.000																				
56 Fernando Abad, L (5,1) ERA: 9.00	1.0 3 0 0 0 0 0 0 0 0 0 0 0 3 3 0.00 0.000																				
97 Bobby Wahl, R (6,1) ERA: 9.00	1.0 3 0 0 0 1 0 0 0 0 0 0 0 5 5 0.00 0.000																				


AB	31
R	2
H	5
RBI	2
BB	0
SO	5
LOB	6




Batter	1	2	3	4	5	6	7	8	9	AB	R	H	RBI	BB	SO	LOB	TOP		
6 Billy Hamilton, S OBP: 0.250, SLG: 0.625 27 Brennan Boesch, L (6, FH) OBP: 0.500, SLG: 1.000	L9		G3			K	HR			2	0	0	0	0	0	1	Cincinnati Reds @ Chicago Cubs Sloan Park, Mesa, AZ Fri Mar 06 2015, 5:56 PM - 5:56 PM EST Att: 15,331 - Sunny - 74 F		
4 Brandon Phillips, R 66 Josh Satin, R	K			BB		P3	K			1	0	0	0	1	1				
21 Todd Frazier, R 68 Neftali Soto, R	K			P6		G6-3		G6-3		2	0	0	0	0	1				
32 Jay Bruce, L 69 Juan Duran, R OBP: 0.500, SLG: 0.500		K		2B			1B	F8		2	0	1	0	0	1				
89 Chris Dominguez, R (1, 3) 23 Donald Lutz, L (6, 3) OBP: 0.167, SLG: 0.333		1B		K			2B	K		2	0	1	0	0	1				
17 Kristopher Negrón, R 85 Jesse Winker, L OBP: 0.250, SLG: 0.333		G6-4-3				F9		G6-3	K	2	0	0	0	0	1				
55 Skip Schumaker, L (1, 10) 86 Felix Perez, L (9, 10) OBP: 0.286, SLG: 0.333			E6		P5				BB	3	0	0	0	0	1				
2 Zack Cozart, R 67 Iván De Jesús Jr., R			1B		K			G1-6-3		2	0	1	0	0	1				
16 Tucker Barnhart, L (1, 2) 73 Kyle Skipworth, L OBP: 0.400, SLG: 0.400			G6-4-3		G4-3		HR			1	1	1	1	0	0				
Inning Stats	R: 0 E: 0 K: 2 S: 7	H: 0 LOB: 0 BB: 0 P: 7	R: 0 E: 0 K: 1 S: 5	H: 1 LOB: 0 BB: 0 P: 5	R: 0 E: 1 K: 0 S: 4	H: 1 LOB: 1 BB: 0 P: 4	R: 0 E: 0 K: 1 S: 5	H: 0 LOB: 1 BB: 0 P: 6	R: 5 E: 0 K: 2 S: 11	H: 4 LOB: 0 BB: 1 P: 15	R: 0 E: 0 K: 1 S: 5	H: 0 LOB: 0 BB: 1 P: 8	R: 0 E: 0 K: 1 S: 4	H: 0 LOB: 0 BB: 1 P: 8	1B: 4 2B: 2 3B: 0 HR: 1	SF: 0 SAC: 0 DP: 3 HBP: 0		WP: 0 PB: 1 SB: 0 CS: 1	PA: 35
PITCHER	IP WLS BF H R ER SO BB IBB HBP BLK WP HR S P ERA WHIP	IP WLS BF H R ER SO BB IBB HBP BLK WP HR S P ERA WHIP	IP WLS BF H R ER SO BB IBB HBP BLK WP HR S P ERA WHIP	IP WLS BF H R ER SO BB IBB HBP BLK WP HR S P ERA WHIP	IP WLS BF H R ER SO BB IBB HBP BLK WP HR S P ERA WHIP	IP WLS BF H R ER SO BB IBB HBP BLK WP HR S P ERA WHIP	IP WLS BF H R ER SO BB IBB HBP BLK WP HR S P ERA WHIP	IP WLS BF H R ER SO BB IBB HBP BLK WP HR S P ERA WHIP	IP WLS BF H R ER SO BB IBB HBP BLK WP HR S P ERA WHIP	IP WLS BF H R ER SO BB IBB HBP BLK WP HR S P ERA WHIP	IP WLS BF H R ER SO BB IBB HBP BLK WP HR S P ERA WHIP	IP WLS BF H R ER SO BB IBB HBP BLK WP HR S P ERA WHIP	IP WLS BF H R ER SO BB IBB HBP BLK WP HR S P ERA WHIP	IP WLS BF H R ER SO BB IBB HBP BLK WP HR S P ERA WHIP	IP WLS BF H R ER SO BB IBB HBP BLK WP HR S P ERA WHIP	IP WLS BF H R ER SO BB IBB HBP BLK WP HR S P ERA WHIP	IP WLS BF H R ER SO BB IBB HBP BLK WP HR S P ERA WHIP	IP WLS BF H R ER SO BB IBB HBP BLK WP HR S P ERA WHIP	IP WLS BF H R ER SO BB IBB HBP BLK WP HR S P ERA WHIP

Batter	1	2	3	4	5	6	7	8	9	AB	R	H	RBI	BB	SO	LOB	BOTTOM					
15 Chris Denorfia, R 19 Jonathan Herrera, S OBP: 0.400, SLG: 0.250 OBP: 0.500, SLG: 0.500	1B	FC6-4					1B			2	0	1	0	0	0	2	Cincinnati Reds @ Chicago Cubs Sloan Park, Mesa, AZ Fri Mar 06 2015, 5:56 PM - 5:56 PM EST Att: 15,331 - Sunny - 74 F					
7 Arismendy Alcántara, S 40 Adron Chambers, L OBP: 0.200, SLG: 0.250 OBP: 0.250, SLG: 0.500	P3		F7		G3			2B		2	0	0	0	0	1							
9 Javier Báez, R 79 Billy McKinney, L OBP: 1.000, SLG: 2.500	K		L7		L6			1B		3	0	0	0	0	1							
20 Mike Olt, R 61 Christian Villanueva, R	BB		F8			K		SF8		2	0	0	0	1	1							
3 David Ross, R 74 Kyle Schwarber, L (4, PR) OBP: 0.200, SLG: 0.800	BB	FC6-4			1B			K		0	0	0	1	0	0							
21 Junior Lake, R 78 Albert Almora Jr., R OBP: 0.250, SLG: 0.250 OBP: 0.500, SLG: 0.500			1B		FC4-6				F8	2	0	1	0	0	1							
16 Chris Valaika, R 33 Mike Baxter, L		K			G5-3		E3		G3	3	0	0	0	0	1							
5 Wellington Castillo, R 76 Kris Bryant, R			F7		G6-3		K		K	3	0	0	0	0	1							
41 Matt Szczur, R 59 Zac Rosscup, R 48 Wes Darvill, L 63 Brian Schmitter, R 40 Michael Jensen, R 52 Justin Grimm, L		E5					K			2	1	1	0	0	0							
Inning Stats	R: 0 E: 0 K: 1 S: 6	H: 1 LOB: 2 BB: 1 P: 11	R: 0 E: 1 K: 1 S: 7	H: 1 LOB: 0 BB: 0 P: 8	R: 0 E: 0 K: 0 S: 3	H: 0 LOB: 0 BB: 0 P: 3	R: 0 E: 0 K: 0 S: 4	H: 1 LOB: 2 BB: 0 P: 5	R: 1 E: 0 K: 0 S: 4	H: 2 LOB: 0 BB: 0 P: 5	R: 0 E: 0 K: 2 S: 7	H: 0 LOB: 0 BB: 0 P: 7	R: 0 E: 1 K: 2 S: 8	H: 1 LOB: 2 BB: 0 P: 8	R: 1 E: 0 K: 1 S: 6	H: 2 LOB: 0 BB: 0 P: 6		R: 0 E: 0 K: 1 S: 5	H: 0 LOB: 0 BB: 0 P: 5	1B: 6 2B: 1 3B: 1 HR: 0	SF: 1 SAC: 0 DP: 0 HBP: 0	WP: 1 PB: 0 SB: 1 CS: 1
PITCHER	IP WLS BF H R ER SO BB IBB HBP BLK WP HR S P ERA WHIP	IP WLS BF H R ER SO BB IBB HBP BLK WP HR S P ERA WHIP	IP WLS BF H R ER SO BB IBB HBP BLK WP HR S P ERA WHIP	IP WLS BF H R ER SO BB IBB HBP BLK WP HR S P ERA WHIP	IP WLS BF H R ER SO BB IBB HBP BLK WP HR S P ERA WHIP	IP WLS BF H R ER SO BB IBB HBP BLK WP HR S P ERA WHIP	IP WLS BF H R ER SO BB IBB HBP BLK WP HR S P ERA WHIP	IP WLS BF H R ER SO BB IBB HBP BLK WP HR S P ERA WHIP	IP WLS BF H R ER SO BB IBB HBP BLK WP HR S P ERA WHIP	IP WLS BF H R ER SO BB IBB HBP BLK WP HR S P ERA WHIP	IP WLS BF H R ER SO BB IBB HBP BLK WP HR S P ERA WHIP	IP WLS BF H R ER SO BB IBB HBP BLK WP HR S P ERA WHIP	IP WLS BF H R ER SO BB IBB HBP BLK WP HR S P ERA WHIP	IP WLS BF H R ER SO BB IBB HBP BLK WP HR S P ERA WHIP	IP WLS BF H R ER SO BB IBB HBP BLK WP HR S P ERA WHIP	IP WLS BF H R ER SO BB IBB HBP BLK WP HR S P ERA WHIP	IP WLS BF H R ER SO BB IBB HBP BLK WP HR S P ERA WHIP	IP WLS BF H R ER SO BB IBB HBP BLK WP HR S P ERA WHIP	IP WLS BF H R ER SO BB IBB HBP BLK WP HR S P ERA WHIP			

AB 32
R 5
H 7
RBI 5
BB 3
SO 10
LOB 10



AB 33
R 2
H 8
RBI 2
BB 1
SO 8
LOB 16



Batter	1	2	3	4	5	6	7	8	9	AB	R	H	RBI	BB	SO	LOB	TOP					
11 Tommy La Stella, L OBP: 0.182, SLG: 0.100 74 Kyle Schwarber, L (9, PH) OBP: 0.200, SLG: 0.500			G1-3	F7			E4 41 CS		 41 DI 2B	4	0	0	0	0	1	1	Chicago Cubs @ Cleveland Indians Goodyear Ballpark, Goodyear, AZ Tue Mar 10 2015, 4:07 PM - 7:04 PM EDT Att: 5,307 - Sunny - 81 F					
21 Junior Lake, R OBP: 0.333, SLG: 0.333 41 Matt Szczur, R OBP: 0.500, SLG: 1.000	 7 S				F8		 1-2		 1-H	3	0	1	0	0	1	0						
7 Arismendy Alcántara, S OBP: 0.273, SLG: 0.222 40 Adron Chambers, L OBP: 0.200, SLG: 0.300	P2						G4-3		G4-3	3	0	1	0	0	1	1						
68 Jorge Soler, R OBP: 0.300, SLG: 0.667 78 Albert Almora Jr., R OBP: 0.500, SLG: 0.625	G6-3								F9	3	1	1	1	0	0	2						
9 Javier Báez, R OBP: 0.091, SLG: 0.364 33 Mike Baxter, L		L7							G4-3	3	1	1	1	0	0	1						
76 Kris Bryant, R OBP: 0.500, SLG: 1.000 12 Taylor Teagarden, R										3	1	2	1	0	0	0						
5 Wellington Castillo, R OBP: 0.300, SLG: 0.600 48 Wes Darvill, L OBP: 0.333, SLG: 0.333										3	1	2	1	0	0	1						
16 Chris Valaika, R OBP: 0.167, SLG: 0.167 61 Christian Villanueva, R										3	0	1	0	0	0	1						
75 Addison Russell, R OBP: 0.222, SLG: 0.333 86 Gleyber Torres, R OBP: 0.500, SLG: 1.000										3	0	0	0	0	0	3						
										1	1	1	0	0	0	0						
Inning Stats	R: 0 E: 0 K: 1 S: 6	H: 1 LOB: 1 BB: 0 P: 7	R: 0 E: 0 K: 0 S: 5	H: 2 LOB: 2 BB: 0 P: 5	R: 0 E: 0 K: 2 S: 7	H: 0 LOB: 0 BB: 0 P: 7	R: 3 E: 0 K: 0 S: 10	H: 4 LOB: 1 BB: 0 P: 12	R: 0 E: 0 K: 0 S: 4	H: 1 LOB: 1 BB: 0 P: 5	R: 1 E: 0 K: 0 S: 6	H: 1 LOB: 0 BB: 0 P: 9	R: 0 E: 1 K: 1 S: 5	H: 0 LOB: 0 BB: 0 P: 5	R: 0 E: 0 K: 1 S: 5	H: 0 LOB: 0 BB: 0 P: 5	R: 2 E: 0 K: 2 S: 10	H: 3 LOB: 1 BB: 0 P: 11	1B: 6 2B: 3 3B: 0 HR: 4	SF: 0 SAC: 0 DP: 1 HBP: 0	WP: 0 PB: 0 SB: 2 CS: 1	PA: 39
PITCHER	IP WLS BF H R ER SO BB IBB HBP BLK WP HR S P ERA WHIP																					
47 Trevor Bauer, R ERA: 3.86	(1, 1) 4.0 0 19 7 3 3 3 0 0 0 0 0 0 3 28 31 6.75 1.750																					
38 Shaun Marcum, R ERA: 2.25	(5, 1) 2.0 W 8 2 1 1 0 0 0 0 0 0 0 0 1 10 14 4.50 1.000																					
48 Scott Atchison, R ERA:	(7, 1) 1.0 H 3 0 0 0 0 1 0 0 0 0 0 0 0 5 5 0.00 0.000																					
53 Jeff Manship, R ERA:	(8, 1) 1.0 3 0 0 0 1 0 0 0 0 0 0 0 0 5 5 0.00 0.000																					
49 Austin Adams, R ERA: 6.0	(9, 1) 1.0 6 3 2 2 2 0 0 0 0 0 0 0 0 10 11 18.00 3.000																					

Batter	1	2	3	4	5	6	7	8	9	AB	R	H	RBI	BB	SO	LOB	BOTTOM			
24 Michael Bourn, L OBP: 0.615, SLG: 0.500 68 James Ramsey, L (6, PR) OBP: 0.417, SLG: 0.700	 41 FC6-4									3	0	3	1	1	0	0	Chicago Cubs @ Cleveland Indians Goodyear Ballpark, Goodyear, AZ Tue Mar 10 2015, 4:07 PM - 7:04 PM EDT Att: 5,307 - Sunny - 81 F			
22 Jason Kipnis, L OBP: 0.222, SLG: 0.125 6 Zach Walters, S OBP: 0.273, SLG: 0.300	F7									4	0	0	0	0	2	6				
9 Ryan Raburn, R OBP: 0.308, SLG: 0.308 75 Carlos Moncrief, L OBP: 0.267, SLG: 0.333										3	1	0	0	0	1	1				
41 Carlos Santana, S OBP: 0.294, SLG: 0.214 36 Jesús Aguilar, R OBP: 0.455, SLG: 0.500	FC6-4									3	1	1	0	1	1	1				
4 Mike Aviles, R OBP: 0.308, SLG: 0.273 79 Audy Ciriaco, R OBP: 0.333, SLG: 0.556										2	1	2	1	0	0	0				
11 José Ramírez, S OBP: 0.214, SLG: 0.214 67 Francisco Lindor, S OBP: 0.462, SLG: 0.667										2	0	0	0	0	1	3				
62 Tyler Holt, R OBP: 0.571, SLG: 0.727 76 Ryan Rohlinger, R OBP: 0.111, SLG: 0.500										3	2	3	2	0	0	0				
73 Gio Urshela, R OBP: 0.273, SLG: 0.500 77 Destin Hood, R OBP: 0.444, SLG: 0.667										1	0	0	1	0	0	1				
12 Brett Hayes, R OBP: 0.571, SLG: 1.000 55 Roberto Pérez, R OBP: 0.556, SLG: 0.714										2	0	1	1	0	0	0				
										2	1	1	1	0	1	2				
Inning Stats	R: 0 E: 0 K: 1 S: 6	H: 1 LOB: 1 BB: 0 P: 6	R: 2 E: 2 K: 0 S: 7	H: 4 LOB: 2 BB: 0 P: 7	R: 2 E: 1 K: 1 S: 8	H: 2 LOB: 1 BB: 0 P: 8	R: 0 E: 0 K: 1 S: 4	H: 0 LOB: 1 BB: 1 P: 8	R: 0 E: 0 K: 0 S: 3	H: 1 LOB: 1 BB: 1 P: 8	R: 1 E: 0 K: 2 S: 9	H: 2 LOB: 2 BB: 1 P: 13	R: 4 E: 1 K: 2 S: 12	H: 4 LOB: 1 BB: 0 P: 13	R: 1 E: 0 K: 0 S: 5	H: 2 LOB: 1 BB: 0 P: 5	1B: 8 2B: 8 3B: 1 HR: 0	SF: 2 SAC: 1 DP: 1 HBP: 0	WP: 0 PB: 1 SB: 0 CS: 2	PA: 43
PITCHER	IP WLS BF H R ER SO BB IBB HBP BLK WP HR S P ERA WHIP																			
37 Travis Wood, L ERA: 3.6	(1, 1) 3.0 0 17 7 4 2 2 2 0 0 0 0 0 0 7 16 0.00 1.500																			
80 Pierce Johnson, R ERA:	(4, 1) 2.0 7 1 0 0 1 2 0 0 0 0 0 0 0 7 16 0.00 1.500																			
50 Blake Parker, R ERA: 9.0	(6, 1) 1.0 L 6 2 1 1 2 1 0 0 0 0 0 0 0 9 13 9.00 3.000																			
60 Joe Ortiz, L ERA:	(7, 1) 0.2 5 2 3 1 1 0 0 0 0 0 0 0 7 7 13.50 3.000																			
82 Corey Black, R ERA: 13.5	(7, 1) 0.1 3 2 1 0 1 0 0 0 0 0 0 0 5 6 0.00 6.000																			

Batter	1	2	3	4	5	6	7	8	9	AB	R	H	RBI	BB	SO	LOB	TOP				
11 Jimmy Rollins, S OBP: 0.385, SLG: 0.615 61 Corey Seager, L OBP: 0.533, SLG: 0.500										3	0	1	0	0	2	0	Los Angeles Dodgers @ Chicago Cubs Sloan Park, Mesa, AZ Wed Mar 11 2015, 4:07 PM - 6:48 PM EDT Att: 15,208 - Partly Cloudy - 81 F				
28 Chris Heisey, R 68 Kyle Jensen, R OBP: 0.364, SLG: 0.909										3	0	0	0	1	1	2					
66 Yasiel Puig, R 83 Scott Schebler, L OBP: 0.467, SLG: 0.857										3	1	1	0	0	0	1					
9 Yasmani Grandal, S 73 Shawn Zarraga, S OBP: 0.500, SLG: 0.333										3	0	0	0	0	0	2					
47 Howie Kendrick, R 80 Darnell Sweeney, S OBP: 0.462, SLG: 0.700										3	1	2	0	0	0	0					
33 Scott Van Slyke, R 79 O'Koyea Dickson, R OBP: 0.333, SLG: 0.917										3	1	1	0	0	0	1					
10 Justin Turner, R OBP: 0.357, SLG: 0.385										4	0	2	2	0	0	0					
31 Joc Pederson, L 7 Alex Guerrero, R OBP: 0.500, SLG: 0.750										3	0	0	1	0	1	2					
14 Enrique Hernández, R 18 Erisbel Arzuabarena, R OBP: 0.273, SLG: 0.250										3	0	1	0	0	0	1					
Inning Stats	R: 0 E: 0 K: 1 S: 5	H: 0 LOB: 0 BB: 0 P: 6	R: 0 E: 0 K: 0 S: 3	H: 1 LOB: 0 BB: 0 P: 3	R: 0 E: 0 K: 1 S: 7	H: 2 LOB: 2 BB: 0 P: 7	R: 3 E: 0 K: 0 S: 7	H: 4 LOB: 1 BB: 0 P: 8	R: 0 E: 0 K: 1 S: 4	H: 1 LOB: 1 BB: 0 P: 4	R: 0 E: 0 K: 2 S: 7	H: 0 LOB: 0 BB: 0 P: 7	R: 0 E: 0 K: 0 S: 2	H: 0 LOB: 1 BB: 2 P: 10	R: 0 E: 0 K: 2 S: 7	H: 0 LOB: 0 BB: 0 P: 7		1B: 7 2B: 1 3B: 0 HR: 0	SF: 0 SAC: 0 DP: 2 HBP: 0	WP: 2 PB: 0 SB: 0 CS: 0	PA: 36
PITCHER	IP WLS BF H R ER SO BB IBB HBP BLK WP HR S P ERA WHIP	3.0 0.0 11 3 0 0 2 0 0 0 0 0 0 15 16 0.00 1.000	3.0 1.0 7 4 3 3 0 0 0 0 0 0 0 7 8 27.00 4.000	1.0 0.0 4 0 0 0 1 0 0 0 0 0 0 5 9 0.00 1.000	1.0 0.0 4 1 0 0 0 0 0 0 0 0 0 4 4 0.00 1.000	1.0 0.0 3 0 0 0 2 0 0 0 0 0 0 7 7 0.00 0.000	8.1 1.0 W 4 0 0 0 0 2 0 0 0 0 10 0.00 2.000	9.1 1.0 S 3 0 0 0 2 0 0 0 0 0 0 7 7 0.00 0.000	PITCHER	IP WLS BF H R ER SO BB IBB HBP BLK WP HR S P ERA WHIP	1.0 0.0 4 0 0 0 0 0 0 0 0 0 2 10 0.00 2.000	1.0 0.0 3 0 0 0 2 0 0 0 0 0 0 7 7 0.00 0.000									

Batter	1	2	3	4	5	6	7	8	9	AB	R	H	RBI	BB	SO	LOB	BOTTOM				
24 Dexter Fowler, S OBP: 0.273, SLG: 0.200 41 Matt Szczur, R OBP: 0.462, SLG: 0.909										2	0	0	0	0	1	2	Los Angeles Dodgers @ Chicago Cubs Sloan Park, Mesa, AZ Wed Mar 11 2015, 4:07 PM - 6:48 PM EDT Att: 15,208 - Partly Cloudy - 81 F				
44 Anthony Rizzo, L 19 Jonathan Herrera, S OBP: 0.091, SLG: 0.091										3	1	1	0	0	0	1					
13 Starlin Castro, R 78 Albert Almora Jr., R OBP: 0.182, SLG: 0.273										3	0	1	0	0	0	0					
47 Miguel Montero, L 11 Tommy La Stella, L OBP: 0.273, SLG: 0.545										3	0	1	0	0	0	0					
8 Chris Coghlan, L 16 Chris Valaika, R OBP: 0.700, SLG: 0.750										1	1	0	1	1	0	0					
20 Mike Olt, R 40 Adron Chambers, L OBP: 0.538, SLG: 1.000										3	1	2	0	0	1	2					
6 Ryan Sweeney, L 61 Christian Villanueva, R OBP: 0.500, SLG: 0.571										2	0	1	0	1	0	1					
7 Arismendy Alcántara, S 51 Raffy Lopez, L OBP: 0.214, SLG: 0.167										3	0	0	0	0	0	7					
33 Mike Baxter, L OBP: 0.182, SLG: 0.125										3	0	1	2	0	0	1					
Inning Stats	R: 0 E: 0 K: 0 S: 2	H: 0 LOB: 0 BB: 0 P: 3	R: 2 E: 0 K: 0 S: 5	H: 2 LOB: 2 BB: 2 P: 15	R: 1 E: 0 K: 1 S: 9	H: 4 LOB: 3 BB: 0 P: 9	R: 0 E: 0 K: 1 S: 5	H: 0 LOB: 0 BB: 0 P: 5	R: 0 E: 0 K: 0 S: 3	H: 0 LOB: 0 BB: 0 P: 3	R: 0 E: 0 K: 0 S: 4	H: 1 LOB: 1 BB: 0 P: 4	R: 0 E: 0 K: 0 S: 3	H: 0 LOB: 0 BB: 0 P: 3	R: 1 E: 0 K: 0 S: 4	H: 1 LOB: 1 BB: 1 P: 10		1B: 8 2B: 0 3B: 0 HR: 0	SF: 2 SAC: 0 DP: 1 HBP: 1	WP: 0 PB: 0 SB: 2 CS: 0	PA: 35
PITCHER	IP WLS BF H R ER SO BB IBB HBP BLK WP HR S P ERA WHIP	2.0 0.0 10 2 2 2 0 2 0 0 0 0 0 4 4 27.00 9.000	0.1 0.0 4 3 1 1 0 0 0 0 0 0 0 4 4 27.00 9.000	1.2 0.0 6 1 0 0 2 0 0 0 0 0 0 10 10 0.00 0.600	2.0 0.0 7 1 0 0 0 0 0 0 0 0 0 7 7 0.00 0.500	1.0 0.0 3 0 0 0 0 0 0 0 0 0 3 3 0.00 0.000	8.1 1.0 L 5 1 1 1 0 1 0 0 0 10 9.00 2.000	9.0 1.0 S 3 0 0 0 0 0 0 0 0 0 3 3 0.00 0.000	PITCHER	IP WLS BF H R ER SO BB IBB HBP BLK WP HR S P ERA WHIP	1.0 0.0 4 0 0 0 0 0 0 0 0 0 2 10 0.00 2.000	1.0 0.0 3 0 0 0 2 0 0 0 0 0 0 7 7 0.00 0.000									



Batter	1	2	3	4	5	6	7	8	9	AB	R	H	RBI	BB	SO	LOB	TOP					
15 Chris Denorfia, R OBP: 0.333, SLG: 0.200 51 Raffy Lopez, L (7, 10)										3	1	1	0	1	0	2						
9 Javier Báez, R OBP: 0.133, SLG: 0.333 11 Tommy La Stella, L OBP: 0.231, SLG: 0.091										4	1	1	0	0	0	3						
68 Jorge Soler, R OBP: 0.385, SLG: 0.246 16 Chris Valaika, R OBP: 0.214, SLG: 0.214										4	1	2	2	0	0	2						
20 Mike Olt, R OBP: 0.529, SLG: 0.833 40 Adron Chambers, L OBP: 0.167, SLG: 0.273										2	2	0	0	2	1	1						
76 Kris Bryant, R OBP: 0.563, SLG: 1.429 94 Jeimer Candelario, S (7, 5)										4	3	3	3	0	1	1						
21 Junior Lake, R OBP: 0.308, SLG: 0.273 33 Mike Baxter, L OBP: 0.167, SLG: 0.111										2	0	0	1	1	0	0						
5 Wellington Castillo, R OBP: 0.388, SLG: 0.692 74 Kyle Schwarber, L OBP: 0.167, SLG: 0.417										3	1	2	1	0	0	2						
75 Addison Russell, R OBP: 0.417, SLG: 0.583 19 Jonathan Herrera, S OBP: 0.250, SLG: 0.250										3	0	3	3	1	0	0						
41 Matt Szczur, R OBP: 0.412, SLG: 0.733 19 Will Ferrell, R (4, PH)										4	0	1	0	0	1	3						
41 Matt Szczur, R OBP: 0.412, SLG: 0.733 60 Joe Ortiz, L (8, 1)										4	0	1	0	0	1	3						
Inning Stats	R: 2 E: 0 K: 1 S: 8	H: 3 LOB: 2 BB: 1 P: 13	R: 0 E: 0 K: 0 S: 4	H: 1 LOB: 2 BB: 1 P: 8	R: 2 E: 0 K: 0 S: 6	H: 3 LOB: 2 BB: 1 P: 11	R: 4 E: 0 K: 1 S: 10	H: 4 LOB: 1 BB: 1 P: 15	R: 0 E: 1 K: 1 S: 5	H: 0 LOB: 0 BB: 0 P: 5	R: 1 E: 0 K: 1 S: 6	H: 1 LOB: 0 BB: 0 P: 6	R: 0 E: 0 K: 0 S: 4	H: 1 LOB: 0 BB: 0 P: 4	R: 0 E: 0 K: 1 S: 5	H: 0 LOB: 0 BB: 0 P: 3	R: 0 E: 0 K: 0 S: 3	H: 0 LOB: 0 BB: 0 P: 3	1B: 7 2B: 3 3B: 0 HR: 3	SF: 1 SAC: 0 DP: 1 HBP: 0	WP: 1 PB: 0 SB: 2 CS: 0	PA: 44
PITCHER	IP: 0.2 WLS: 0 BF: 6 H: 3 R: 2 ER: 2 SO: 1 BB: 1 IBB: 0 HBP: 0 BLK: 0 WP: 0 HR: 0 S: 7 P: 12 ERA: 27.00 WHIP: 6.000	IP: 1.1 WLS: 1 BF: 6 H: 1 R: 0 ER: 0 SO: 0 BB: 0 IBB: 0 HBP: 0 BLK: 0 WP: 0 HR: 0 S: 5 P: 9 ERA: 0.00 WHIP: 1.500	IP: 1.0 WLS: 1 BF: 7 H: 3 R: 2 ER: 2 SO: 0 BB: 0 IBB: 0 HBP: 0 BLK: 0 WP: 0 HR: 1 S: 6 P: 11 ERA: 18.00 WHIP: 4.000	IP: 0.2 WLS: 0 BF: 4 H: 4 R: 4 ER: 4 SO: 0 BB: 0 IBB: 0 HBP: 0 BLK: 0 WP: 0 HR: 1 S: 7 P: 12 ERA: 54.00 WHIP: 7.500	IP: 1.1 WLS: 0 BF: 4 H: 0 R: 0 ER: 0 SO: 2 BB: 0 IBB: 0 HBP: 0 BLK: 0 WP: 0 HR: 0 S: 8 P: 8 ERA: 0.00 WHIP: 0.000	PITCHER	IP: 6.1 WLS: 1 BF: 4 H: 1 R: 1 ER: 1 SO: 1 BB: 0 IBB: 0 HBP: 0 BLK: 0 WP: 0 HR: 1 S: 6 P: 12 ERA: 27.00 WHIP: 6.000	IP: 7.1 WLS: 1 BF: 4 H: 1 R: 0 ER: 0 SO: 0 BB: 0 IBB: 0 HBP: 0 BLK: 0 WP: 0 HR: 0 S: 9 P: 11 ERA: 0.00 WHIP: 1.500	IP: 8.1 WLS: 1 BF: 3 H: 0 R: 0 ER: 0 SO: 1 BB: 0 IBB: 0 HBP: 0 BLK: 0 WP: 0 HR: 0 S: 5 P: 9 ERA: 11.97 WHIP: 1.000	IP: 9.1 WLS: 1 BF: 3 H: 0 R: 0 ER: 0 SO: 0 BB: 0 IBB: 0 HBP: 0 BLK: 0 WP: 0 HR: 0 S: 3 P: 3 ERA: 0.00 WHIP: 0.000												

Chicago Cubs @ Los Angeles Angels
Tempe Diablo Stadium, Tempe, AZ
Thu Mar 12 2015, 4:12 PM - 7:25 PM EDT
Att: 8,472 - Cloudy - 82 F

AB 38
R 9
H 13
RBI 8
BB 4
SO 4
LOB 15



Batter	1	2	3	4	5	6	7	8	9	AB	R	H	RBI	BB	SO	LOB	BOTTOM					
56 Kole Calhoun, L OBP: 0.294, SLG: 0.200 54 Roger Kieschnick, L OBP: 0.500, SLG: 0.200										4	0	0	0	0	1	2						
27 Mike Trout, R OBP: 0.588, SLG: 0.857 19 Will Ferrell, R (3, 8)										3	2	3	2	1	0	0						
5 Albert Pujols, R OBP: 0.471, SLG: 0.471 57 Alfredo Marte, R (6, 9)										4	0	2	2	0	0	2						
6 David Freese, R OBP: 0.188, SLG: 0.188 19 Eren Navarro, L OBP: 0.395, SLG: 0.462										3	1	1	0	0	0	2						
2 Erick Aybar, S OBP: 0.286, SLG: 0.385 8 Taylor Featherston, R OBP: 0.357, SLG: 0.417										2	0	0	0	1	0	1						
24 C.J. Cron, R OBP: 0.388, SLG: 0.778 10 Grant Green, R OBP: 0.364, SLG: 0.455										4	2	2	1	0	1	3						
7 Collin Cowgill, R OBP: 0.278, SLG: 0.278 87 Sherman Johnson, L OBP: 0.250, SLG: 0.250 81 Alex Yarbrough, S OBP: 0.250, SLG: 0.286 75 Kyle Kubitzka, L OBP: 0.167, SLG: 0.167										3	1	2	1	0	0	3						
3 Drew Butera, R OBP: 0.222, SLG: 0.667 98 Jett Bandy, R (6, 2)										3	2	2	3	0	1	1						
13 Josh Rutledge, R OBP: 0.176, SLG: 0.235 12 Johnny Giavotella, R OBP: 0.462, SLG: 0.800										3	1	1	0	0	0	1						
Inning Stats	R: 1 E: 1 K: 1 S: 7	H: 1 LOB: 3 BB: 2 P: 16	R: 2 E: 0 K: 0 S: 6	H: 3 LOB: 0 BB: 0 P: 6	R: 0 E: 0 K: 1 S: 6	H: 1 LOB: 1 BB: 0 P: 7	R: 0 E: 0 K: 1 S: 6	H: 1 LOB: 1 BB: 0 P: 6	R: 5 E: 0 K: 0 S: 9	H: 6 LOB: 1 BB: 0 P: 9	R: 1 E: 0 K: 1 S: 7	H: 2 LOB: 1 BB: 0 P: 9	R: 0 E: 0 K: 0 S: 3	H: 0 LOB: 1 BB: 1 P: 7	R: 1 E: 0 K: 2 S: 9	H: 1 LOB: 2 BB: 1 P: 14	R: 0 E: 0 K: 0 S: 3	H: 0 LOB: 0 BB: 0 P: 3	1B: 8 2B: 5 3B: 0 HR: 2	SF: 0 SAC: 1 DP: 0 HBP: 0	WP: 2 PB: 0 SB: 2 CS: 0	PA: 45
PITCHER	IP: 3.0 WLS: 0 BF: 17 H: 5 R: 3 ER: 3 SO: 2 BB: 2 IBB: 0 HBP: 0 BLK: 0 WP: 1 HR: 2 S: 22 P: 24 ERA: 18.00 WHIP: 3.000	IP: 3.0 WLS: 18 BF: 9 H: 6 R: 6 ER: 6 SO: 2 BB: 0 IBB: 0 HBP: 0 BLK: 0 WP: 0 HR: 2 S: 24 P: 24 ERA: 18.00 WHIP: 3.000	IP: 1.0 WLS: 4 BF: 0 H: 0 R: 0 ER: 0 SO: 0 BB: 1 IBB: 0 HBP: 0 BLK: 0 WP: 0 HR: 0 S: 3 P: 7 ERA: 0.00 WHIP: 1.000	IP: 1.0 WLS: 6 BF: 1 H: 1 R: 1 ER: 1 SO: 2 BB: 1 IBB: 0 HBP: 1 BLK: 0 WP: 0 HR: 1 S: 9 P: 14 ERA: 9.00 WHIP: 2.000	PITCHER	IP: 3.0 WLS: 0 BF: 17 H: 5 R: 3 ER: 3 SO: 2 BB: 2 IBB: 0 HBP: 0 BLK: 0 WP: 1 HR: 2 S: 22 P: 24 ERA: 18.00 WHIP: 3.000	IP: 7.1 WLS: 1 BF: 4 H: 1 R: 0 ER: 0 SO: 0 BB: 0 IBB: 0 HBP: 0 BLK: 0 WP: 0 HR: 0 S: 9 P: 11 ERA: 0.00 WHIP: 1.500	IP: 8.1 WLS: 1 BF: 3 H: 0 R: 0 ER: 0 SO: 1 BB: 0 IBB: 0 HBP: 0 BLK: 0 WP: 0 HR: 0 S: 5 P: 9 ERA: 11.97 WHIP: 1.000	IP: 9.1 WLS: 1 BF: 3 H: 0 R: 0 ER: 0 SO: 0 BB: 0 IBB: 0 HBP: 0 BLK: 0 WP: 0 HR: 0 S: 3 P: 3 ERA: 0.00 WHIP: 0.000													

Chicago Cubs @ Los Angeles Angels
Tempe Diablo Stadium, Tempe, AZ
Thu Mar 12 2015, 4:12 PM - 7:25 PM EDT
Att: 8,472 - Cloudy - 82 F

AB 40
R 10
H 15
RBI 10
BB 4
SO 6
LOB 20



Batter	1	2	3	4	5	6	7	8	9	AB	R	H	RBI	BB	SO	LOB	TOP					
24 Dexter Fowler, S (1, 8) OBP: 0.333, SLG: 0.357 96 Jacob Hannemann, L (6, 7)										4	0	2	1	0	1	2	Chicago Cubs @ Oakland Athletics Cashman Field, Las Vegas, NV Fri Mar 13 2015, 8:10 PM - 11:01 PM EDT Att: 8,007 - Sunny - 80 F					
44 Anthony Rizzo, L (1, 3) OBP: 0.067, SLG: 0.067 87 Bijan Rademacher, L (6, 9)										4	0	0	1	0	0	2						
68 Jorge Soler, R (1, 9) OBP: 0.375, SLG: 0.750 16 Chris Valaika, R (6, 3)										3	0	1	0	0	2	2						
47 Miguel Montero, L (1, 2) OBP: 0.200, SLG: 0.400										4	0	0	0	0	2	3						
9 Javier Báez, R (1, 4) OBP: 0.111, SLG: 0.278 78 Albert Almora Jr., R (6, 8)										3	1	0	0	0	1	2						
76 Kris Bryant, R (1, 10) OBP: 0.450, SLG: 1.111										4	0	0	0	0	1	1						
21 Junior Lake, R (1, 7) OBP: 0.308, SLG: 0.308 48 Wes Darvill, L (6, 4)										2	1	1	1	1	1	0						
11 Tommy La Stella, L (1, 5) OBP: 0.375, SLG: 0.290 19 Jonathan Herrera, S (6, PH)										3	1	3	0	0	0	0						
75 Addison Russell, R (1, 6) OBP: 0.533, SLG: 0.692 61 Christian Villanueva, R (8, 5)										1	2	1	1	2	0	0						
Inning Stats	R: 0 E: 0 K: 1 S: 6	H: 1 LOB: 1 BB: 0 P: 6	R: 0 E: 0 K: 2 S: 7	H: 0 LOB: 0 BB: 0 P: 7	R: 2 E: 1 K: 3 S: 12	H: 2 LOB: 2 BB: 1 P: 16	R: 0 E: 0 K: 0 S: 3	H: 1 LOB: 2 BB: 2 P: 12	R: 0 E: 0 K: 1 S: 5	H: 0 LOB: 0 BB: 0 P: 5	R: 3 E: 1 K: 0 S: 7	H: 4 LOB: 1 BB: 0 P: 8	R: 0 E: 0 K: 2 S: 7	H: 0 LOB: 0 BB: 0 P: 7	R: 0 E: 0 K: 0 S: 3	H: 0 LOB: 0 BB: 0 P: 3		R: 0 E: 0 K: 2 S: 7	H: 0 LOB: 0 BB: 0 P: 7	1B: 6 2B: 2 3B: 0 HR: 0	SF: 0 SAC: 0 DP: 0 HBP: 0	WP: 0 PB: 0 SB: 1 CS: 1
PITCHER	IP WLS BF H R ER SO BB IBB HBP BLK WP HR S P ERA WHIP																					
13 Drew Pomeranz, L (1, 1) ERA: 1.8	3.0 L 14 3 2 1 6 1 0 0 0 0 0 0 25 29 3.00 1.333																					
68 Arnold Leon, R (4, 1) ERA: 3.0	2.0 8 1 0 0 1 2 0 0 0 0 0 0 8 17 0.00 1.500																					
48 Ryan Cook, R (6, 1) ERA: 3.0	1.0 7 4 3 0 0 0 0 0 0 0 0 0 7 8 0.00 4.000																					
39 Eric O'Flaherty, L (7, 1) ERA: 3.0	1.0 3 0 0 0 2 0 0 0 0 0 0 0 7 7 0.00 0.000																					
74 Pat Venditte, S (8, 1) ERA: 4.5	2.0 6 0 0 0 2 0 0 0 0 0 0 0 10 10 0.00 0.000																					

Batter	1	2	3	4	5	6	7	8	9	AB	R	H	RBI	BB	SO	LOB	BOTTOM	
3 Craig Gentry, R (1, 8) OBP: 0.381, SLG: 0.412 52 Joey Wendle, L (7, 4) OBP: 0.529, SLG: 0.571										3	1	1	0	0	1	0	Chicago Cubs @ Oakland Athletics Cashman Field, Las Vegas, NV Fri Mar 13 2015, 8:10 PM - 11:01 PM EDT Att: 8,007 - Sunny - 80 F	
50 Max Muncy, L (1, 5) OBP: 0.545, SLG: 0.833										3	1	3	3	1	0	0		
10 Marcus Semien, R (1, 6) OBP: 0.458, SLG: 0.667 83 Kent Matthes, R (7, 9) OBP: 0.667, SLG: 0.667										3	0	0	0	0	1	3		
21 Stephen Vogt, L (1, 2) OBP: 0.667, SLG: 0.667 67 Carson Blair, R (6, 2)										2	0	0	0	0	0	2		
20 Mark Canha, R (1, 7) OBP: 0.231, SLG: 0.480										4	0	0	0	0	0	1		
77 Matt Olson, L (1, 3) OBP: 0.375, SLG: 0.368										3	0	1	0	1	2	0		
25 Tyler Ladendorf, R (1, 4) OBP: 0.238, SLG: 0.333										4	0	0	0	0	2	2		
7 Jason Pridie, L (1, 9) OBP: 0.304, SLG: 0.524										4	1	1	0	0	2	2		
57 Renato Núñez, R (1, 10) OBP: 0.231, SLG: 0.231										3	0	0	0	0	1	2		
Inning Stats	R: 1 E: 1 K: 0 S: 5	H: 2 LOB: 1 BB: 0 P: 5	R: 0 E: 0 K: 1 S: 6	H: 1 LOB: 1 BB: 0 P: 6	R: 0 E: 0 K: 1 S: 5	H: 0 LOB: 0 BB: 0 P: 5	R: 0 E: 0 K: 1 S: 2	H: 0 LOB: 0 BB: 1 P: 6	R: 0 E: 0 K: 2 S: 7	H: 0 LOB: 0 BB: 0 P: 7	R: 2 E: 0 K: 3 S: 13	H: 3 LOB: 1 BB: 0 P: 15	R: 0 E: 0 K: 2 S: 7	H: 0 LOB: 1 BB: 1 P: 12	1B: 4 2B: 2 3B: 0 HR: 1	SF: 0 SAC: 0 DP: 1 HBP: 0		WP: 1 PB: 0 SB: 0 CS: 0
PITCHER	IP WLS BF H R ER SO BB IBB HBP BLK WP HR S P ERA WHIP																	
49 Jake Arrieta, R (1, 1) ERA: 1.5	4.0 W 16 4 1 0 3 1 0 0 0 0 0 0 14 18 0.00 0.333																	
43 Eric Jokisch, L (5, 1) ERA: 7.3	3.0 H 9 0 0 0 3 1 0 0 0 0 0 0 14 18 0.00 0.333																	
62 Donn Roach, R (8, 1) ERA: 12.0	1.0 6 3 2 2 3 0 0 0 0 0 0 1 13 15 18.00 3.000																	
50 Blake Parker, R (9, 1) ERA: 6.0	1.0 S 4 0 0 0 2 1 0 0 0 0 1 0 7 12 0.00 1.000																	

Batter	1	2	3	4	5	6	7	8	9	AB	R	H	RBI	BB	SO	LOB	TOP								
3 Craig Gentry, R OBP: 0.333, SLG: 0.350 83 Kent Matthes, R OBP: 0.500, SLG: 0.500	P3			G6-3			K		K	3	0	0	0	0	1	0	<p>Oakland Athletics @ Chicago Cubs</p> <p>Cashman Field, Las Vegas, NV</p> <p>Sat Mar 14 2015, 3:10 PM - 5:44 PM EDT</p> <p>Att: 10,375 - Sunny - 75 F</p> <p>livebaseballscores.com</p>								
52 Joey Wendle, L OBP: 0.428, SLG: 0.444	G4-3			K			L4		F7	4	0	0	0	0	1	0									
20 Mark Canha, R OBP: 0.233, SLG: 0.483	G6-3			P3			K		2B	4	0	1	0	0	1	0									
77 Matt Olson, L OBP: 0.357, SLG: 0.391		F7			F9			25 1B 50 SF8	F7	4	1	1	0	0	0	1									
25 Tyler Ladendorf, R Phil Pohl, R	G1-3				G5-3			50 SF8 50 WP		3	0	1	0	0	0	0									
50 Max Muncy, L OBP: 0.480, SLG: 0.750	K				F8			SF8		2	0	0	1	0	1	0									
5 Luke Carlin, S 91 Chad Pinder, R			G5-3			K			BB	2	0	0	0	1	1	0									
7 Jason Pridie, L OBP: 0.269, SLG: 0.458			G2-3			F9				3	0	0	0	0	1	2									
57 Renato Núñez, R OBP: 0.188, SLG: 0.188			K			F9				3	0	0	0	0	2	2									
Inning Stats	R: 0 E: 0 K: 0 S: 9	H: 0 LOB: 0 BB: 0 P: 13	R: 0 E: 0 K: 1 S: 7	H: 0 LOB: 0 BB: 0 P: 8	R: 0 E: 0 K: 1 S: 8	H: 0 LOB: 0 BB: 0 P: 12	R: 0 E: 0 K: 1 S: 9	H: 0 LOB: 0 BB: 0 P: 11	R: 0 E: 0 K: 0 S: 7	H: 0 LOB: 0 BB: 0 P: 10	R: 0 E: 0 K: 1 S: 6	H: 0 LOB: 0 BB: 0 P: 6	R: 0 E: 0 K: 2 S: 10	H: 0 LOB: 0 BB: 0 P: 12	R: 1 E: 0 K: 2 S: 15	H: 2 LOB: 2 BB: 1 P: 32		R: 0 E: 0 K: 1 S: 11	H: 1 LOB: 1 BB: 0 P: 14	1B: 1 2B: 2 3B: 0 HR: 0	SF: 1 SAC: 0 DP: 0 HBP: 0	WP: 1 PB: 0 SB: 0 CS: 0	PA: 31		
PITCHER	IP	WLS	BF	H	R	ER	SO	BB	IBB	HBP	BLK	WP	HR	S	P	ERA	WHIP								
28 Kyle Hendricks, R ERA: 1.53	5.0	W	15	0	0	0	3	0	0	0	0	0	0	40	54	0.00	0.000								
60 Joe Ortiz, L ERA: 4.5	1.0	H	3	0	0	0	1	0	0	0	0	0	0	6	6	0.00	0.000								
72 Jorge De Leon, R ERA: 27.0	1.0	H	3	0	0	0	2	0	0	0	0	0	0	10	12	0.00	0.000								
81 Armando Rivero, R ERA: 27.0	0.1	H	4	2	1	1	0	1	0	0	0	1	0	8	20	27.00	9.000								
71 Frank Batista, R ERA:	0.2	H	2	0	0	0	2	0	0	0	0	0	0	7	12	0.00	0.000								
PITCHER	IP	WLS	BF	H	R	ER	SO	BB	IBB	HBP	BLK	WP	HR	S	P	ERA	WHIP								
66 Drake Britton, L ERA:	1.0	S	4	1	0	0	1	0	0	0	0	0	0	11	14	0.00	1.000								

AB	29
R	1
H	3
RBI	1
BB	1
SO	9
LOB	5



Batter	1	2	3	4	5	6	7	8	9	AB	R	H	RBI	BB	SO	LOB	BOTTOM								
24 Dexter Fowler, S OBP: 0.313, SLG: 0.333 78 Albert Almora Jr., R OBP: 0.369, SLG: 0.385	G4-3		L9		G4-3		L8			1	0	0	0	0	0	0	<p>Oakland Athletics @ Chicago Cubs</p> <p>Cashman Field, Las Vegas, NV</p> <p>Sat Mar 14 2015, 3:10 PM - 5:44 PM EDT</p> <p>Att: 10,375 - Sunny - 75 F</p> <p>livebaseballscores.com</p>								
44 Anthony Rizzo, L OBP: 0.083, SLG: 0.063 76 Kris Bryant, R OBP: 0.522, SLG: 1.400	G4-3		HR			HR		BB		1	0	0	0	0	0	0									
68 Jorge Soler, R OBP: 0.167, SLG: 0.684 87 Bijan Rademacher, L OBP: 0.333, SLG: 0.333	K		1B			K		K		3	0	1	0	0	2	0									
9 Javier Báez, R OBP: 0.150, SLG: 0.300 61 Christian Villanueva, R			1B		FC4			K		2	0	1	0	0	0	1									
21 Junior Lake, R OBP: 0.316, SLG: 0.250 96 Jacob Hannemann, L	K				G3			F9		3	0	0	0	0	1	1									
11 Tommy La Stella, L OBP: 0.389, SLG: 0.375					E3			F8		2	0	1	0	0	0	0									
43 Cael Brockmeyer, R					G6-4-3					1	0	0	0	0	0	0									
16 Chris Valaika, R 87 Daniel Vogelbach, L					G6-4-3			G4-3		3	0	0	0	0	0	2									
12 Taylor Teagarden, R OBP: 0.250, SLG: 0.143 48 Wes Duvall, L OBP: 0.250, SLG: 0.250					K				19 BB	3	0	1	0	0	2	0									
19 Jonathan Herrera, S OBP: 0.313, SLG: 0.287 79 Carlos Penalver, R OBP: 0.687, SLG: 0.687									1B	2	1	1	0	1	1	0									
Inning Stats	R: 0 E: 0 K: 1 S: 11	H: 2 LOB: 1 BB: 0 P: 13	R: 0 E: 0 K: 1 S: 8	H: 2 LOB: 1 BB: 0 P: 13	R: 2 E: 0 K: 1 S: 16	H: 3 LOB: 1 BB: 0 P: 22	R: 0 E: 1 K: 0 S: 10	H: 0 LOB: 0 BB: 0 P: 12	R: 0 E: 0 K: 2 S: 10	H: 0 LOB: 0 BB: 0 P: 11	R: 1 E: 0 K: 2 S: 11	H: 1 LOB: 0 BB: 0 P: 17	R: 0 E: 0 K: 0 S: 11	H: 1 LOB: 2 BB: 1 P: 18	R: 0 E: 0 K: 3 S: 14	H: 0 LOB: 1 BB: 1 P: 22	1B: 4 2B: 1 3B: 0 HR: 2	SF: 0 SAC: 0 DP: 1 HBP: 0	WP: 0 PB: 0 SB: 0 CS: 0	PA: 32					
PITCHER	IP	WLS	BF	H	R	ER	SO	BB	IBB	HBP	BLK	WP	HR	S	P	ERA	WHIP								
32 Jesse Hahn, R ERA: 6.14	3.1	L	15	5	2	2	3	0	0	0	0	0	0	6	7	0.00	0.000								
96 Ryan Doolittle, R ERA: 3.38	0.2		1	0	0	0	0	0	0	0	0	0	0	6	7	0.00	0.000								
58 Evan Scribner, R ERA: 3.38	2.0		7	1	1	1	4	0	0	0	0	0	1	21	28	4.50	0.500								
53 Ryan Verdugo, L ERA:	1.0		5	1	0	0	0	1	0	0	0	0	0	11	18	0.00	2.000								
37 R.J. Alvarez, R ERA: 2.25	1.0		4	0	0	0	3	1	0	0	0	0	0	14	22	0.00	1.000								

AB	30
R	3
H	7
RBI	3
BB	2
SO	10
LOB	10



Batter	1	2	3	4	5	6	7	8	9	AB	R	H	RBI	BB	SO	LOB	TOP										
6 Billy Hamilton, S OBP: 0.182, SLG: 0.455 16 Tucker Barnhart, L OBP: 0.188, SLG: 0.200	G6-3		K			G6-3		F8		3	0	0	0	0	1	0	Cincinnati Reds @ Chicago Cubs Sloan Park, Mesa, AZ Sun Mar 15 2015, 4:10 PM - 6:20 PM EDT Att: 15,316 - Sunny - 82 F										
9 Marton Byrd, R OBP: 0.353, SLG: 0.333 75 Kyle Waldrop, L OBP: 0.318, SLG: 0.600	1B			P4		K			K	3	0	1	0	0	1	0											
4 Brandon Phillips, R OBP: 0.394, SLG: 0.455 86 Felix Perez, L OBP: 0.290, SLG: 0.214	F8					G5-3			1B	3	0	1	0	0	0	1											
21 Todd Frazier, R OBP: 0.263, SLG: 0.263 67 Ivan De Jesus Jr., R OBP: 0.533, SLG: 0.769	FC6-4							F8	1B	3	0	0	0	0	1	2											
39 Devin Mesoraco, R OBP: 0.150, SLG: 0.333 27 Brennan Boesch, L OBP: 0.478, SLG: 0.783	1B								2B	1	0	1	0	1	0	0											
89 Chris Dominguez, R OBP: 0.222, SLG: 0.346 23 Donald Lutz, L OBP: 0.286, SLG: 0.500	FC5-4					G3-1			1B	2	0	0	0	0	0	0											
2 Zack Cozart, R OBP: 0.316 4 Ray Chang, R	F7					G5-3				3	0	0	0	0	1	2											
55 Skip Schumaker, L OBP: 0.333, SLG: 0.333 71 Irving Falu, S OBP: 0.412, SLG: 0.429	CS		G6-3			K			F7	2	0	0	0	0	1	0											
66 Josh Satin, R OBP: 0.190, SLG: 0.200			K			G5-3			K	3	0	0	0	0	2	0											
Inning Stats	R: 0 E: 0 K: 0 S: 4	H: 1 LOB: 1 BB: 0 P: 4	R: 0 E: 0 K: 0 S: 4	H: 1 LOB: 0 BB: 0 P: 4	R: 0 E: 0 K: 2 S: 7	H: 0 LOB: 0 BB: 0 P: 7	R: 0 E: 0 K: 1 S: 6	H: 1 LOB: 2 BB: 1 P: 10	R: 0 E: 0 K: 1 S: 5	H: 0 LOB: 0 BB: 0 P: 5	R: 0 E: 0 K: 1 S: 6	H: 1 LOB: 1 BB: 0 P: 6	R: 0 E: 0 K: 1 S: 5	H: 0 LOB: 0 BB: 0 P: 5	R: 1 E: 0 K: 2 S: 9	H: 3 LOB: 1 BB: 0 P: 10		1B: 5 2B: 2 3B: 0 HR: 0	SF: 0 SAC: 0 DP: 0 HBP: 0	WP: 1 PB: 0 SB: 0 CS: 1	PA: 34						
PITCHER	IP	WLS	BF	H	R	ER	SO	BB	IBB	HBP	BLK	WP	HR	S	P	ERA	WHIP										
37 Travis Wood, L ERA: 1.8 63 Brian Schlitter, R ERA: 18.0 82 Corey Black, R ERA: 7.71 59 Zac Rosscup, L ERA: 2.25	5.0	W	18	3	0	0	4	1	0	0	0	0	0	26	30	0.00	0.800										

Batter	1	2	3	4	5	6	7	8	9	AB	R	H	RBI	BB	SO	LOB	BOTTOM										
24 Dexter Fowler, S OBP: 0.316, SLG: 0.294 16 Chris Valaika, R OBP: 0.158, SLG: 0.158	F7		15 HR			G3		L4-3		2	1	0	0	1	0	0	Cincinnati Reds @ Chicago Cubs Sloan Park, Mesa, AZ Sun Mar 15 2015, 4:10 PM - 6:20 PM EDT Att: 15,316 - Sunny - 82 F										
15 Chris Denorfia, R OBP: 0.283, SLG: 0.353 40 Adron Chambers, L OBP: 0.278, SLG: 0.412	G5-3		HR			F9				3	1	1	2	0	0	0											
44 Anthony Rizzo, L OBP: 0.150, SLG: 0.059 78 Albert Almora Jr., R OBP: 0.308, SLG: 0.385	BB					K				1	0	0	0	2	1	0											
47 Miguel Montero, L OBP: 0.167, SLG: 0.333	K		G4-3			G3				3	0	0	0	0	1	2											
9 Javier Báez, R OBP: 0.130, SLG: 0.261 74 Kyle Schwarber, L OBP: 0.167, SLG: 0.417	G5-3					G6-3				3	0	0	0	0	1	0											
33 Mike Baxter, L OBP: 0.190, SLG: 0.063 84 Jonathan Mota, R	P6					B2-3				3	0	0	0	0	0	0											
3 David Ross, R OBP: 0.154, SLG: 0.154 Rubi Silva, L	F8					F9				3	0	0	0	0	1	0											
11 Tommy La Stella, L OBP: 0.381, SLG: 0.333 61 Christian Villanueva, R	F8					K			16 L4-3	2	0	0	0	0	1	0											
75 Addison Russell, R OBP: 0.444, SLG: 0.563	P3					P3			P5	3	0	0	0	0	0	1											
Inning Stats	R: 0 E: 0 K: 1 S: 5	H: 0 LOB: 1 BB: 1 P: 9	R: 0 E: 0 K: 0 S: 3	H: 0 LOB: 0 BB: 0 P: 3	R: 2 E: 0 K: 0 S: 5	H: 1 LOB: 1 BB: 2 P: 15	R: 0 E: 0 K: 0 S: 3	H: 0 LOB: 0 BB: 0 P: 3	R: 0 E: 0 K: 1 S: 5	H: 0 LOB: 0 BB: 0 P: 5	R: 0 E: 0 K: 2 S: 7	H: 0 LOB: 0 BB: 0 P: 7	R: 0 E: 0 K: 0 S: 2	H: 0 LOB: 0 BB: 0 P: 3	R: 0 E: 0 K: 0 HR: 1	H: 0 LOB: 0 BB: 0 HBP: 1		1B: 0 2B: 1 3B: 0 HR: 1	SF: 0 SAC: 0 DP: 1 HBP: 1	WP: 0 PB: 0 SB: 0 CS: 0	PA: 28						
PITCHER	IP	WLS	BF	H	R	ER	SO	BB	IBB	HBP	BLK	WP	HR	S	P	ERA	WHIP										
47 Johnny Cueto, R ERA: 3.0 37 Kevin Gregg, R ERA: 2.25 41 Ryan Dennick, L ERA: 0.0 53 Carlos Contreras, R ERA: 81 Jon Moscot, R ERA:	4.0	L	16	1	2	2	1	3	0	0	0	0	0	5	5	0.00	0.000										

AB 32
R 1
H 7
RBI 1
BB 1
SO 9
LOB 10



AB 24
R 2
H 1
RBI 2
BB 3
SO 5
LOB 4



Batter	1	2	3	4	5	6	7	8	9	AB	R	H	RBI	BB	SO	LOB	TOP					
7 Arismendy Alcántara, S OBP: 0.304, SLG: 0.250 41 Matt Szczur, R OBP: 0.423, SLG: 0.870	2-1 1B 68 1B		1-0 P5		4-2 BB 1-2		0-2 K		1-3 K	2	0	1	1	0	0	0						
8 Chris Cochran, L OBP: 0.474, SLG: 0.333 40 Adron Chambers, L OBP: 0.250, SLG: 0.368	1-0 SAFE F8		2-3 K		2-3 K		1-1 G4-3		1-0 G1-3	3	0	0	0	0	2	3						
13 Starlin Castro, R OBP: 0.238, SLG: 0.250 19 Jonathan Herrera, S OBP: 0.353, SLG: 0.313	0-2 P4			3-2 G6-3		2-1 68 WP 1B		1-1 12 BB 21 1B 1B		3	0	1	0	0	0	1						
68 Jorge Soler, R OBP: 0.409, SLG: 0.667 21 Junior Lake, R OBP: 0.350, SLG: 0.294	1-0 1B 1-2			2-2 F9		4-2 BB 1-2		1-0 12 BB 1B		2	0	1	0	1	0	0						
76 Kris Bryant, R OBP: 0.500, SLG: 1.304 78 Albert Almora Jr., R OBP: 0.286, SLG: 0.357	0-3 K			0-2 2B		2-3 K		0-2 K		3	0	1	0	0	2	4						
6 Ryan Sweeney, L OBP: 0.294, SLG: 0.375 94 Ryan Dent, R		1-2 G4-3		0-2 F8		0-0 L7		3-3 K		3	0	0	0	0	0	3						
5 Wellington Castillo, R OBP: 0.440, SLG: 0.632 12 Taylor Teagarden, R OBP: 0.333, SLG: 0.143		0-1 G1-3			3-0 7 BB HBP	0-2 F7		4-1 55 FC5-4 BB		2	0	0	0	0	0	2						
20 Mike Olt, R OBP: 0.423, SLG: 0.619 55 Jonathan Mota, R		0-0 G1-3			0-3 K		0-1 2B	0-0 FC5-4		3	0	1	0	0	1	1						
16 Chris Valaika, R OBP: 0.136, SLG: 0.136 91 Elliot Soto, R			0-2 G6-3		0-3 K		0-1 G6-3	1-2 G4-3		3	0	0	0	0	1	2						
Inning Stats	R: 0 E: 0 K: 1 S: 10	H: 2 LOB: 2 BB: 0 P: 13	R: 0 E: 0 K: 0 S: 6	H: 0 LOB: 0 BB: 7 P: 7	R: 0 E: 0 K: 1 S: 7	H: 0 LOB: 0 BB: 0 P: 10	R: 0 E: 0 K: 0 S: 13	H: 1 LOB: 1 BB: 0 P: 18	R: 0 E: 0 K: 3 S: 11	H: 0 LOB: 2 BB: 1 P: 20	R: 0 E: 0 K: 1 S: 12	H: 1 LOB: 1 BB: 0 P: 20	R: 0 E: 0 K: 2 S: 9	H: 1 LOB: 1 BB: 0 P: 10	R: 0 E: 0 K: 2 S: 14	H: 2 LOB: 3 BB: 1 P: 23	R: 0 E: 0 K: 1 S: 7	H: 0 LOB: 0 BB: 0 P: 10	1B: 5 2B: 2 3B: 0 HR: 0	SF: 0 SAC: 0 DP: 1 HBP: 1	WP: 1 PB: 0 SB: 0 CS: 0	PA: 38
PITCHER	IP WLS BF H R ER SO BB IBB HBP BLK WP HR S P ERA WHIP	4.0 W 15 3 0 0 2 0 0 0 0 0 0 36 48 0.00 0.750	1.0 5 0 0 0 3 1 0 1 0 0 0 0 11 20 0.00 1.000	1.0 5 1 0 0 1 1 0 0 0 0 0 0 12 20 0.00 2.000	1.0 4 1 0 0 1 0 0 0 0 0 0 0 9 10 0.00 1.000	1.0 6 2 0 0 2 1 0 0 0 0 0 0 14 23 0.00 3.000	PITCHER	IP WLS BF H R ER SO BB IBB HBP BLK WP HR S P ERA WHIP	1.0 3 0 0 0 1 0 0 0 0 0 0 0 7 10 0.00 0.000	59 Kevin Quackenbush, R ERA: 1.0												

Chicago Cubs @ San Diego Padres
Peoria Stadium, Peoria, AZ
Mon Mar 16 2015, 4:07 PM - 6:48 PM EDT
Att: 6,761 - Sunny - 84 F

AB 34
R 0
H 7
RBI 0
BB 3
SO 10
LOB 25



Batter	1	2	3	4	5	6	7	8	9	AB	R	H	RBI	BB	SO	LOB	BOTTOM					
24 Cameron Maybin, R OBP: 0.333, SLG: 0.320 28 Rymel Liriano, R OBP: 0.235, SLG: 0.438	1-2 G5-3		2-2 G5-3	1-1 FC5-4 26 1B 27 1B		2-1 1B				4	1	1	0	0	0	2						
26 Yanoris Solarte, S OBP: 0.407, SLG: 0.460 15 Cory Spangenberg, L OBP: 0.319, SLG: 0.278	3-1 27 G5-4 1B		1-3 K	0-1 27 1B 1B		2-0 P5				3	0	2	1	0	1	0						
27 Matt Kemp, R OBP: 0.476, SLG: 0.800 64 Alex Dickerson, L OBP: 0.231, SLG: 0.462	1-0 SAFE G5-4-3 1-2		3-1 HR	2-1 3 FC5-4 1B		0-0 F7				3	1	2	2	0	0	1						
3 Derek Norris, R OBP: 0.174, SLG: 0.095 88 Marcos Mateo, R		4-1 11 2B 11 E BB	3-3 K	0-1 FC5-4		1-3 K				2	1	0	0	1	1	2						
16 Abraham Almonte, S OBP: 0.296, SLG: 0.300 62 Chris Rearick, L				1-2 FC5-4		0-0 L8				1	0	0	0	0	0	0						
11 Will Middlebrooks, R OBP: 0.391, SLG: 0.727 85 Diego Goris, R OBP: 0.343, SLG: 0.143		1-1 E7 7 1B 2B		0-2 L8		1-2 F7				3	1	1	0	0	0	0						
25 Will Venable, L OBP: 0.391, SLG: 0.421		3-3 K		0-2 E9		0-1 P4				4	1	1	0	0	1	1						
68 Rico Noel, R OBP: 0.375, SLG: 0.167				2-H 7 HR 1B		0-1 P4				0	0	0	0	0	0	0						
7 Tommy Medica, R OBP: 0.429, SLG: 0.833 60 Frank Garces, L		3-2 5 FC3-6 1B		0-0 HR		0-1 G6-3				3	1	2	3	0	0	0						
66 Ramiro Pena, S OBP: 0.400, SLG: 0.467		1-2 FC3-6		0-0 HR		2-2 G3-1				3	1	1	0	0	0	1						
5 Alexi Amarista, L OBP: 0.450, SLG: 0.500 78 Rocky Gale, R OBP: 0.500, SLG: 0.500			1-2 FC3-6	24 FC5-4 26 1B 84 BB 1B		0-2 K				1	0	0	0	0	1	0						
21 Brandon Morrow, R OBP: 0.429, SLG: 0.417 63 Jay Jackson, R			0-3 K	4-1 24 FC5-4 BB		0-0 P2				1	0	0	0	0	1	1						
84 Brett Wallace, L OBP: 0.429, SLG: 0.417 63 Jay Jackson, R				1-2 BB						0	0	0	0	0	0	0						
79 Cody Decker, R OBP: 0.333, SLG: 0.667 2 Jake Coetzert, L OBP: 0.300, SLG: 0.500										1	0	0	0	0	0	0						
Inning Stats	R: 0 E: 0 K: 0 S: 6	H: 1 LOB: 0 BB: 0 P: 11	R: 2 E: 1 K: 2 S: 16	H: 2 LOB: 1 BB: 1 P: 28	R: 1 E: 0 K: 2 S: 14	H: 1 LOB: 0 BB: 0 P: 23	R: 4 E: 1 K: 0 S: 17	H: 5 LOB: 2 BB: 1 P: 24	R: 0 E: 0 K: 0 S: 7	H: 0 LOB: 0 BB: 0 P: 8	R: 0 E: 0 K: 0 S: 7	H: 1 LOB: 1 BB: 0 P: 13	R: 0 E: 0 K: 1 S: 6	H: 0 LOB: 0 BB: 0 P: 7	R: 0 E: 0 K: 2 S: 12	H: 0 LOB: 0 BB: 0 P: 13	R: 0 E: 0 K: 2 S: 12	H: 0 LOB: 0 BB: 0 P: 13	1B: 7 2B: 1 3B: 0 HR: 2	SF: 0 SAC: 0 DP: 1 HBP: 0	WP: 0 PB: 0 SB: 0 CS: 0	PA: 35
PITCHER	IP WLS BF H R ER SO BB IBB HBP BLK WP HR S P ERA WHIP	3.1 L 17 7 6 6 4 1 0 0 0 0 0 9 16 13.50 4.500	0.2 5 2 1 1 0 1 0 0 0 0 0 0 0 9 16 13.50 4.500	1.0 3 0 0 0 0 0 0 0 0 0 0 0 0 7 8 0.00 0.000	0.2 2 0 0 0 0 0 0 0 0 0 0 0 0 4 6 0.00 0.000	0.1 2 0 0 0 0 0 0 0 0 0 0 0 0 3 7 0.00 3.000	PITCHER	IP WLS BF H R ER SO BB IBB HBP BLK WP HR S P ERA WHIP	1.0 3 0 0 0 2 0 0 0 0 0 0 0 12 13 0.00 0.000	66 Drake Britton, L ERA: 4.5	50 Blake Parker, R ERA: 4.5											

Chicago Cubs @ San Diego Padres
Peoria Stadium, Peoria, AZ
Mon Mar 16 2015, 4:07 PM - 6:48 PM EDT
Att: 6,761 - Sunny - 84 F


AB 33
R 7
H 10
RBI 6
BB 2
SO 7
LOB 9




Batter	1	2	3	4	5	6	7	8	9	AB	R	H	RBI	BB	SO	LOB	TOP
2 Alcides Escobar, R OBP: 0.360, SLG: 0.500 78 Gabriel Noriega, R OBP: 0.389, SLG: 0.313	L4		G6-3			6 2B		P3	1-2 2-H	3	0	1	1	0	0	0	Kansas City Royals @ Chicago Cubs Sloan Park, Mesa, AZ Tue Mar 17 2015, 4:08 PM - 7:00 PM EDT Att: 15,181 - Sunny - 85 F
7 Jorge Bonifacio, R OBP: 0.462, SLG: 0.615 75 Adalberto Mondesi, S OBP: 0.333, SLG: 0.438			G5-3			F7		HR	K	3	0	0	0	0	1	1	
15 Alex Rios, R OBP: 0.321, SLG: 0.704 45 Lane Adams, R OBP: 0.286, SLG: 0.500	K					35 G6-3		K	K	3	0	0	0	0	1	1	
6 Lorenzo Cain, R OBP: 0.400, SLG: 0.522 68 Brett Eibner, R OBP: 0.611, SLG: 1.235				F9		2B		K		3	0	2	1	0	0	0	
35 Eric Hosmer, L OBP: 0.346, SLG: 0.640 65 Whit Merrifield, R OBP: 0.500, SLG: 0.687				G5-3		G6-3				3	0	0	0	0	0	2	
13 Salvador Perez, R OBP: 0.280, SLG: 0.480 19 Erik Kratz, R OBP: 0.333, SLG: 0.579			F9			G5-3			P3	3	0	0	0	0	1	2	
8 Mike Moustakas, L OBP: 0.333, SLG: 0.320 16 Orlando Calixte, R OBP: 0.385, SLG: 0.769			G6-3			G3-1			F8	3	0	0	0	0	0	0	
14 Omar Infante, R OBP: 0.292, SLG: 0.429 61 Cheslor Cuthbert, R OBP: 0.292, SLG: 0.429						1 FC4-6		F9	P4	3	0	2	0	0	0	0	
1 Jarrod Dyson, L OBP: 0.346, SLG: 0.440 0 Terrance Gore, R						1-2			E1 12 E	2	0	0	0	0	0	2	
9 Ryan Jackson, R OBP: 0.565, SLG: 0.444 12 Ryan Roberts, R OBP: 0.381, SLG: 0.474			K			K		G5-3	E6 7 1B	2	0	0	0	0	2	1	
Inning Stats	R: 0 E: 0 K: 1 S: 6	H: 1 LOB: 1 BB: 0 P: 6	R: 0 E: 0 K: 0 S: 4	H: 1 LOB: 1 BB: 0 P: 4	R: 0 E: 0 K: 1 S: 5	H: 0 LOB: 0 BB: 0 P: 5	R: 0 E: 0 K: 1 S: 5	H: 0 LOB: 0 BB: 0 P: 5	R: 0 E: 0 K: 0 S: 3	H: 0 LOB: 1 BB: 1 P: 7	R: 1 E: 0 K: 1 S: 9	H: 2 LOB: 1 BB: 0 P: 11	R: 1 E: 2 K: 1 S: 8	H: 1 LOB: 2 BB: 0 P: 8	1B: 3 2B: 3 3B: 1 HR: 1	SF: 0 SAC: 0 DP: 0 HBP: 0	WP: 0 PA: 38 PB: 0 SB: 0 CS: 0
PITCHER	IP WLS BF H R ER SO BB IBB HBP BLK WP HR S P ERA WHIP	39 Jason Hammel, R (1, 1) 4.0 W 14 2 0 0 0 3 0 0 0 0 0 0 0 6 6 0.00 1.000 27 Phil Coke, L (5, 1) 1.0 H 4 1 0 0 1 0 0 0 0 0 0 0 6 5 9.00 2.000 72 Jorge De Leon, R (6, 1) 1.0 H 5 2 1 1 0 0 0 0 0 0 0 0 5 5 9.00 2.000 59 Zac Rosscup, L (7, 1) 1.0 H 4 0 0 0 0 0 1 0 0 0 0 0 3 7 9.00 1.000 73 Anthony Carter, R (8, 1) 1.0 H 5 2 1 1 1 0 0 0 0 0 0 1 9 11 9.00 2.000															

Batter	1	2	3	4	5	6	7	8	9	AB	R	H	RBI	BB	SO	LOB	BOTTOM		
24 Dexter Fowler, S OBP: 0.318, SLG: 0.263 74 Kyle Schwarber, L OBP: 0.154, SLG: 0.385	F7		15 1B			L8		G4-3		2	1	0	0	1	0	1	Kansas City Royals @ Chicago Cubs Sloan Park, Mesa, AZ Tue Mar 17 2015, 4:08 PM - 7:00 PM EDT Att: 15,181 - Sunny - 85 F		
15 Chris Denorfia, R OBP: 0.348, SLG: 0.400 83 John Andreoli, R OBP: 0.200, SLG: 0.200			13 BB			G1-3				3	0	2	0	1	0	1			
44 Anthony Rizzo, L OBP: 0.273, SLG: 0.158 19 Jonathan Herrera, S OBP: 0.389, SLG: 0.412			44 1B			1-3		19 2B		0	1	0	0	0	0	0			
44 Anthony Rizzo, L OBP: 0.273, SLG: 0.158 19 Jonathan Herrera, S OBP: 0.389, SLG: 0.412			13 BB			1-3				2	0	2	1	0	0	0			
13 Starlin Castro, R OBP: 0.250, SLG: 0.227 78 Albert Almora Jr., R OBP: 0.533, SLG: 0.357			13 HBP			13 FC6-4		1-2 2-H		1	0	1	1	0	0	0			
47 Miguel Montero, L OBP: 0.190, SLG: 0.381 79 Billy McKinney, L OBP: 0.429, SLG: 0.833			1-2 2-3 3-H			FC6-4				2	0	0	1	1	1	2			
21 Junior Lake, R OBP: 0.348, SLG: 0.300 33 Mike Baxter, L OBP: 0.182, SLG: 0.059			21 BB			1-2				0	0	0	0	1	0	0			
9 Javier Báez, R OBP: 0.115, SLG: 0.231 40 Adron Chambers, L OBP: 0.238, SLG: 0.350			G4-3			F9		K2-3		3	0	1	0	0	0	3			
20 Mike Olt, R OBP: 0.393, SLG: 0.565 11 Tommy La Stella, L OBP: 0.348, SLG: 0.330			G4-3			L6				3	0	1	1	0	1	0			
41 Matt Szczur, R OBP: 0.429, SLG: 0.840 16 Chris Valaika, R OBP: 0.130, SLG: 0.130			K			F7		FC4-6 11 CS		1	0	0	0	0	0	0			
Inning Stats	R: 0 E: 0 K: 1 S: 6	H: 2 LOB: 1 BB: 0 P: 6	R: 0 E: 0 K: 2 S: 7	H: 0 LOB: 0 BB: 0 P: 7	R: 1 E: 0 K: 1 S: 6	H: 1 LOB: 3 BB: 2 P: 15	R: 0 E: 0 K: 1 S: 5	H: 0 LOB: 0 BB: 0 P: 5	R: 1 E: 0 K: 0 S: 5	H: 2 LOB: 1 BB: 0 P: 6	R: 1 E: 0 K: 0 S: 5	H: 2 LOB: 1 BB: 0 P: 6	R: 1 E: 0 K: 1 S: 6	H: 1 LOB: 2 BB: 2 P: 15	R: 0 E: 0 K: 1 S: 5	H: 0 LOB: 0 BB: 0 P: 5	1B: 6 2B: 2 3B: 0 HR: 0	SF: 0 SAC: 0 DP: 0 HBP: 1	WP: 0 PA: 35 PB: 1 SB: 2 CS: 1
PITCHER	IP WLS BF H R ER SO BB IBB HBP BLK WP HR S P ERA WHIP	41 Danny Duffy, L (1, 1) 4.0 L 17 3 1 1 1 0 2 0 0 0 0 0 0 24 33 2.25 1.250 17 Wade Davis, R (5, 1) 1.0 5 2 1 1 0 0 0 0 0 0 0 0 5 6 9.00 2.000 27 Brandon Finnegan, L (6, 1) 2.0 10 3 2 1 1 2 0 0 0 0 0 0 11 21 4.50 2.500 31 Louis Coleman, R (8, 1) 1.0 3 0 0 0 0 1 0 0 0 0 0 0 5 5 0.00 0.000																	

AB 37
R 3
H 8
RBI 3
BB 1
SO 6
LOB 13



AB 30
R 4
H 8
RBI 4
BB 4
SO 7
LOB 13



livebaseballscores.com

livebaseballscores.com

Batter	1	2	3	4	5	6	7	8	9	AB	R	H	RBI	BB	SO	LOB	TOP							
24 Dexter Fowler, S (1.8) OBP: 0.407, SLG: 0.333 96 Jae-Hoon Ha, R (8, FR) OBP: 1.000, SLG: 1.000	4-1 BB		0-0 2B		4-2 BB	3-2 F7		1-2 HBP		2	1	1	1	2	0	1								
8 Chris Cochran, L (1.7) OBP: 0.428, SLG: 0.526 73 Anthony Carter, L (8.1)	2-0 G3-1		4-0 2B		0-1 BB	1-1 F9		1-2 G4-3		4	1	1	0	1	0	4								
66 Drake Britton, L (8.1) 99 Yoanner Negrin, R (8.1)	1-2 BB		1-3 BB		1-3 2B			1-2 L9		0	0	0	0	0	0	0								
13 Starlin Castro, R (1.6) OBP: 0.286, SLG: 0.385 19 Jonathan Herrera, S (7.6) OBP: 0.350, SLG: 0.368	0-2 G5-3		1-3 BB		0-0 2B			0-1 L9		4	1	2	2	0	1	3								
44 Anthony Rizzo, L (1.3) OBP: 0.207, SLG: 0.115 27 Phil Coke, L (5.1)	1-0 L8		3-2 F7		2-3 K			1-3 K		3	0	0	0	0	1	4								
21 Junior Lake, R (6.9) OBP: 0.320, SLG: 0.273			1-2 2-3		2-3 K					2	0	0	0	0	2	1								
68 Jorge Soler, R (1.9) OBP: 0.414, SLG: 0.714 22 Felix Doubront, L (6.1)		0-1 G6-3	0-0 F9		0-1 3B			2-3 K		3	0	1	1	0	0	2								
74 Kyle Schwarber, L (7, PH) 48 Francisley Bueno, L (7.1) Christian Villanueva, R (7.5)					3-3 3B					0	0	0	0	0	0	0								
20 Mike Olt, R (1.5) OBP: 0.375, SLG: 0.500 Rubi Silva, L (8.9) OBP: 0.333, SLG: 0.333	2-1 G6-3				3-3 K			3-2 1B		3	0	0	0	1	2	1								
9 Javier Báez, R (1.4) OBP: 0.129, SLG: 0.200	2-3 K				1-3 K			0-3 K		1	0	1	0	0	0	0								
5 Wellington Castillo, R (1.2) OBP: 0.417, SLG: 0.571 81 Wilson Contreras, R (8.2)			4-2 BB		0-3 K			1-0 F9		2	1	0	0	2	1	1								
36 Edwin Jackson, R (1.1) OBP: 0.500, SLG: 1.000 33 Mike Baxter, L (5.3) OBP: 0.200, SLG: 0.053			2-2 2B		1-3 K			4-1 BB		0	0	0	0	0	0	0								
			1-H 2B					8 G4-3 24 HBP BB		2	1	1	1	0	1	1								
										1	0	0	0	1	0	1								
Inning Stats	R: 0 E: 0 K: 0 S: 6	H: 0 LOB: 1 BB: 1 P: 13	R: 0 E: 0 K: 1 S: 7	H: 0 LOB: 0 BB: 0 P: 11	R: 2 E: 0 K: 1 S: 15	H: 2 LOB: 2 BB: 2 P: 29	R: 0 E: 0 K: 3 S: 14	H: 0 LOB: 1 BB: 1 P: 19	R: 3 E: 0 K: 3 S: 24	H: 3 LOB: 1 BB: 1 P: 34	R: 0 E: 0 K: 0 S: 8	H: 0 LOB: 1 BB: 1 P: 16	R: 0 E: 0 K: 3 S: 15	H: 1 LOB: 2 BB: 1 P: 25	R: 0 E: 0 K: 0 S: 9	H: 0 LOB: 3 BB: 1 P: 16	R: 0 E: 0 K: 3 S: 15	H: 1 LOB: 1 BB: 0 P: 21	1B: 1 2B: 4 3B: 2 HR: 0	SF: 0 SAC: 0 DP: 0 HBP: 1	WP: 1 PB: 0 SB: 0 CS: 0	PA: 43		
PITCHER	IP	WLS	BF	H	R	ER	SO	BB	IBB	HBP	BLK	WP	HR	S	P	ERA	WHIP							
12 Rubby De La Rosa, R (1.1) ERA: 3.75	4.0		18	2	2	2	5	4	0	0	0	0	0	42	72	4.50	1.500							
40 Andrew Chafin, L (5.1) ERA: 9.0	1.0	B	7	3	3	3	3	1	0	0	0	0	0	24	34	27.00	4.000							
63 Enrique Burgos, R (6.1) ERA: 1.5	1.0		4	0	0	0	0	1	0	0	0	0	0	8	16	0.00	1.000							
65 A.J. Schugel, R (7.1) ERA:	1.0		5	1	0	0	3	1	0	0	0	0	0	15	25	0.00	2.000							
47 Dan Runzler, L (8.1) ERA: 4.26	1.0	W	5	0	0	0	0	1	0	1	0	0	0	9	16	0.00	1.000							
59 Oliver Pérez, L (9.1) ERA:	1.0		4	1	0	0	3	0	0	0	0	0	0	15	21	0.00	1.000							

Chicago Cubs @ Arizona Diamondbacks
Salt River Fields at Talking Stick, Scottsdale, AZ
Thu Mar 19 2015, 9:43 PM - 1:21 AM EDT
Att: 13,028 - Partly Cloudy - 70 F

AB 34
R 5
H 7
RBI 5
BB 8
SO 14
LOB 27



Batter	1	2	3	4	5	6	7	8	9	AB	R	H	RBI	BB	SO	LOB	BOTTOM							
11 AJ Pollock, R (1.8) OBP: 0.455, SLG: 0.500 77 Nick Buss, L (6.8) OBP: 0.250, SLG: 0.296	1-3 K		1-1 G6-3		0-0 1B			2-2 F9		3	0	1	0	0	1	0								
5 Ender Inciarte, L (1.9) OBP: 0.472, SLG: 0.455 28 Nick Evans, R (8.7) OBP: 0.350, SLG: 0.353	0-0 1B				1-2 FC6-4			2-3 F8		3	0	2	0	0	0	1								
44 Paul Goldschmidt, R (1.3) OBP: 0.375, SLG: 0.250 72 Peter O'Brien, R (6.3) OBP: 0.310, SLG: 0.231	2-3 K				0-1 FC6-4			0-0 1B		3	1	0	0	0	1	3								
6 David Peralta, L (1.7) OBP: 0.486, SLG: 0.448 68 Sócrates Brito, L (8.9) OBP: 0.250, SLG: 0.296		2-0 G6-3			1-2 2B			2-2 1B		3	2	2	0	0	0	0								
16 Chris Owings, R (1.4) OBP: 0.286, SLG: 0.231 74 Walter Ibarra, S (9.4) OBP: 0.412, SLG: 0.438		4-2 BB			0-1 E6			0-0 1B		3	2	1	2	1	1	2								
19 Jake Lamb, L (1.5) OBP: 0.385, SLG: 0.594 59 Oliver Pérez, L (9.1)		0-3 K			2-3 SF8			1-2 1B		2	1	1	1	0	1	1								
18 Gerald Laird, R (1.2) OBP: 0.250, SLG: 0.438 60 Blake Lalli, L (7.2) OBP: 0.500, SLG: 0.636		0-0 FC5-4			1-1 2B			4-0 BB		3	0	1	1	0	0	2								
13 Nick Ahmed, R (1.6) OBP: 0.419, SLG: 0.483 76 Danny Worth, R (8.6) OBP: 0.318, SLG: 0.381			1-0 L7		0-0 G3			1-2 HBP		3	0	1	0	0	0	1								
12 Rubby De La Rosa, R (1.1) ERA: 3.75 40 Andrew Chafin, L (5.1) ERA: 9.0 63 Enrique Burgos, R (6.1) ERA: 1.5 65 A.J. Schugel, R (7.1) ERA: 47 Dan Runzler, L (8.1) ERA: 4.26 59 Oliver Pérez, L (9.1) ERA:			3-2 G4-3		2-3 K			1-2 BB		1	0	0	0	0	0	0								
Inning Stats	R: 0 E: 0 K: 2 S: 7	H: 1 LOB: 1 BB: 0 P: 10	R: 0 E: 0 K: 1 S: 7	H: 0 LOB: 1 BB: 1 P: 13	R: 0 E: 0 K: 0 S: 6	H: 0 LOB: 0 BB: 0 P: 11	R: 3 E: 1 K: 0 S: 18	H: 3 LOB: 1 BB: 0 P: 24	R: 0 E: 0 K: 1 S: 10	H: 1 LOB: 1 BB: 0 P: 17	R: 1 E: 0 K: 1 S: 9	H: 2 LOB: 0 BB: 0 P: 16	R: 0 E: 0 K: 1 S: 7	H: 1 LOB: 0 BB: 0 P: 10	R: 5 E: 0 K: 0 S: 20	H: 5 LOB: 2 BB: 2 P: 37	R: 0 E: 0 K: 0 S: 9	H: 1 LOB: 0 BB: 0 P: 13	1B: 11 2B: 3 3B: 0 HR: 0	SF: 1 SAC: 0 DP: 3 HBP: 1	WP: 0 PB: 0 SB: 1 CS: 1	PA: 38		
PITCHER	IP	WLS	BF	H	R	ER	SO	BB	IBB	HBP	BLK	WP	HR	S	P	ERA	WHIP							
36 Edwin Jackson, R (1.1) ERA: 1.0	4.0		17	4	3	1	3	1	0	0	0	0	0	10	17	0.00	1.000							
27 Phil Coke, L (5.1) ERA:	1.0		4	1	0	0	1	0	0	0	0	0	0	9	16	9.00	2.000							
22 Felix Doubront, L (6.1) ERA: 12.0	1.0	H	4	2	1	1	1	0	0	0	0	0	0	7	10	0.00	1.000							
48 Francisley Bueno, L (7.1) ERA: 1.69	1.0	H	3	1	0	0	1	0	0	0	0	0	0	7	10	0.00	1.000							
73 Anthony Carter, R (8.1) ERA: 8.44	0.0	L	4	4	4	4	0	0	0	0	0	0	0	6	8									
66 Drake Britton, L (8.1) ERA: 1.69 99 Yoanner Negrin, R (8.1) ERA:	0.1		3	1	1	1	0	1	0	0	0	0	0	7	13	27.00	6.000							
	0.2		3	0	0	0	0	1	0	0	0	0	0	7	16	0.00	1.500							

Chicago Cubs @ Arizona Diamondbacks
Salt River Fields at Talking Stick, Scottsdale, AZ
Thu Mar 19 2015, 9:43 PM - 1:21 AM EDT
Att: 13,028 - Partly Cloudy - 70 F

AB 33
R 9
H 13
RBI 8
BB 3
SO 6
LOB 15



Batter	1	2	3	4	5	6	7	8	9	AB	R	H	RBI	BB	SO	LOB	TOP
16 Austin Jackson, R OBP: 0.375, SLG: 0.467	(1, 8) 0-3 K		X 0-0 E9	X 0-0 25 CS 1B		X 4-0 BB		X 4-0 IHR BB		3	1	1	0	0	1	0	Seattle Mariners @ Chicago Cubs Sloan Park, Mesa, AZ Sat Mar 21 2015, 4:07 PM - 7:36 PM EDT Att: 15,323 - Sunny - 81 F
9 Endy Chavez, L OBP: 0.462, SLG: 0.300	(4, 8) K									0	0	0	0	2	0	0	
81 Chris Marnasca, R OBP: 1.000, SLG: 1.000	(8, PR) (8, 4) K									0	1	0	0	0	0	0	
25 Rickie Weeks Jr, R OBP: 0.364, SLG: 0.526	(1, 7) 4-0 BB		X 0-3 K	X 1-0 CS	X 0-0 G5-3	X 0-3 K		X 0-0 IHR BB		2	0	0	0	1	1	1	
Austin Wilson, R OBP: 0.667, SLG: 2.000	(5, 7) 23 HBP 22 1B BB									2	1	1	3	0	1	2	
22 Robinson Cano, L OBP: 0.349, SLG: 0.478	(1, 4) X 0-0 BB		X 0-0 G6-3					X 0-0 K		3	0	1	1	0	1	0	
84 Tyler Smith, R OBP: 0.250, SLG: 0.182	(5, 4) (6, 6) 23 HBP 1B							X 0-0 K		2	0	0	0	0	1	3	
23 Nelson Cruz, R OBP: 0.469, SLG: 0.650	(1, 9) H 1-0 BB		X 1-2 3-H					X 0-0 G5-3		1	1	1	1	1	0	0	
84 Gabriel Guerrero, R OBP: 0.333, SLG: 1.000	(5, PR) (5, 9) 55 G5-4-3 1-2 2-3 HBP							X 0-0 G4-3		2	0	0	0	0	0	0	
55 Carlos Rivera, R OBP: 0.192, SLG: 0.240	(1, 5) X 0-0 G5-4-3		X 0-0 HR					X 4-0 BB		4	0	0	0	0	2	4	
86 Leury Bonilla, R	(7, 5) G5-3							X 0-0 K		0	0	0	0	1	0	0	
3 Mike Zunino, R OBP: 0.414, SLG: 0.769	(1, 2) X 0-0 G5-3		X 0-0 20 2B					X 0-0 K		3	2	1	0	1	1	0	
4 John Baker, L OBP: 0.300, SLG: 0.400	(7, 2) X 0-0 G5-3							X 0-0 8 2B 5 2B BB		1	0	1	0	0	0	0	
20 Logan Morrison, L OBP: 0.353, SLG: 0.576	(1, 3) X 0-0 G4-3		X 0-0 8 2B 5 SF8 2B					X 0-0 F9		3	1	1	1	0	0	1	
Jordy Lara, R OBP: 0.353, SLG: 0.467	(6, 3) X 0-0 G4-3							X 4-0 IHR BB		1	1	0	0	1	0	2	
8 Willie Bloomquist, R OBP: 0.333, SLG: 0.318	(1, 10) X 0-0 G5-3		X 0-0 G6-3					X 0-0 K		3	0	1	0	0	0	1	
85 Jabari Blash, R OBP: 0.500, SLG: 0.667	(6, PR) (6, 10) X 0-0 G5-3							X 1-3 5 2B 2B		2	1	0	0	0	2	3	
5 Brad Miller, L OBP: 0.467, SLG: 0.792	(1, 6) X 0-0 SF8		X 0-0 16 E 2B					X 0-0 L7		2	1	2	3	0	0	0	
36 Shawn O'Malley, S OBP: 0.227, SLG: 0.150	(6, PR) (6, 8) X 0-0 SF8							X 2-H 3-H 2B		1	0	0	0	0	0	1	
Inning Stats	R: 0 H: 1 E: 0 LOB: 2 K: 1 BB: 1 S: 5 P: 10	R: 0 H: 0 E: 0 LOB: 0 K: 0 BB: 0 P: 3	R: 3 H: 2 E: 1 LOB: 0 K: 1 BB: 0 P: 11	R: 2 H: 3 E: 0 LOB: 0 K: 0 BB: 1 P: 6	R: 0 H: 0 E: 0 LOB: 1 K: 2 BB: 1 S: 7 P: 11	R: 2 H: 2 E: 0 LOB: 2 K: 2 BB: 2 S: 9 P: 17	R: 0 H: 0 E: 0 LOB: 0 K: 2 BB: 0 S: 7 P: 7	R: 3 H: 1 E: 0 LOB: 1 K: 1 BB: 2 P: 14	R: 0 H: 1 E: 0 LOB: 2 K: 1 BB: 1 P: 10	1B: 3 SF: 1 2B: 5 SAC: 0 3B: 0 DP: 1 HR: 2 HBP: 1	WP: 1 PA: 45						
PITCHER	IP WLS BF H R ER SO BB IBB HBP BLK WP HR S P ERA WHIP	IP WLS BF H R ER SO BB IBB HBP BLK WP HR S P ERA WHIP	IP WLS BF H R ER SO BB IBB HBP BLK WP HR S P ERA WHIP	IP WLS BF H R ER SO BB IBB HBP BLK WP HR S P ERA WHIP	IP WLS BF H R ER SO BB IBB HBP BLK WP HR S P ERA WHIP	IP WLS BF H R ER SO BB IBB HBP BLK WP HR S P ERA WHIP	IP WLS BF H R ER SO BB IBB HBP BLK WP HR S P ERA WHIP	IP WLS BF H R ER SO BB IBB HBP BLK WP HR S P ERA WHIP	IP WLS BF H R ER SO BB IBB HBP BLK WP HR S P ERA WHIP	IP WLS BF H R ER SO BB IBB HBP BLK WP HR S P ERA WHIP	IP WLS BF H R ER SO BB IBB HBP BLK WP HR S P ERA WHIP						
43 Eric Jokisch, L ERA: 4.5	(1, 1) 3.0 W 14 3 3 0 2 1 0 0 1 0 0 0 1 18 24 0.00 1.333	46 Pedro Strop, R ERA: 1.8	(7, 1) 1.0 3 0 0 0 2 0 0 0 0 0 0 0 0 7 7 0.00 0.000	50 Blake Parker, R ERA: 7.2	(4, 1) 1.0 H 5 3 2 2 0 0 0 0 0 0 0 0 5 6 18.00 3.000	73 Andres Santiago, R ERA: 27.0	(8, 1) 1.0 6 1 3 3 1 2 0 0 0 0 1 0 6 14 27.00 3.000	27 Phil Coke, L ERA: 9.82	(5, 1) 1.0 4 0 0 0 2 1 0 0 0 0 0 0 3 7 54.00 9.000	56 Hector Rondón, R ERA: 27.0	(9, 1) 1.0 S 5 1 0 0 1 1 0 0 0 0 0 6 10 0.00 1.500						
54 Neil Ramirez, R ERA: 9.82	(6, 1) 0.1 4 2 2 2 0 1 0 0 0 0 0 0 3 7 54.00 9.000	99 Fernando Cruz, R ERA: 9.82	(6, 1) 0.2 3 0 0 0 2 1 0 0 0 0 0 0 6 10 0.00 1.500														
Batter	1	2	3	4	5	6	7	8	9	AB	R	H	RBI	BB	SO	LOB	BOTTOM
9 Javier Báez, R OBP: 0.143, SLG: 0.206	(1, 4) X 0-0 24 G4-3 76 HR 24 S 1B		X 0-0 F9	X 0-0 K				X 0-0 E5 89 FC1-2 1B		4	1	1	0	0	2	2	Seattle Mariners @ Chicago Cubs Sloan Park, Mesa, AZ Sat Mar 21 2015, 4:07 PM - 7:36 PM EDT Att: 15,323 - Sunny - 81 F
83 John Andreoli, R OBP: 0.333, SLG: 0.333	(6, 7) K							X 1-3 1B		1	0	1	0	0	0	0	
24 Dexter Fowler, S OBP: 0.270, SLG: 0.526	(1, 8) X 1-0 G4-3		X 0-0 G4-3	X 4-0 G4-3				X 0-0 FC1-2		3	1	0	0	1	0	1	
54 Neil Ramirez, R ERA: 9.82	(8, 1) X 0-0 G4-3							X 0-0 FC1-2		0	0	0	0	0	0	0	
99 Fernando Cruz, R ERA: 9.82	(8, 1) X 0-0 G4-3							X 1-2 1B		0	0	0	0	0	0	0	
46 Pedro Strop, R ERA: 1.8	(7, 1) X 0-0 G4-3							X 1-2 1B		0	0	0	0	0	0	0	
89 Wes Duvall, L OBP: 0.226, SLG: 0.200	(7, PR) (8, 1) X 1-3 1B							X 3-H 1B		0	0	0	0	0	0	0	
73 Andres Santiago, R ERA: 27.0	(8, 1) X 2-2 HR		X 4-0 68 FC1-6 BB	X 2-2 1-H 3-H HR				X 0-3 K		2	2	5	1	0	0	0	
56 Hector Rondón, R ERA: 27.0	(8, 1) X 0-3 K							X 0-3 K		2	0	0	0	0	2	2	
76 Kris Bryant, R OBP: 0.452, SLG: 1.520	(1, 5) X 2-2 HR		X 0-0 FC1-6	X 0-0 F8				X 0-0 F7		3	1	0	0	0	1	1	
16 Chris Valaika, R OBP: 0.143, SLG: 0.111	(6, 4) X 0-0 K							X 0-0 F7		2	0	0	0	0	1	0	
68 Jorge Soler, R OBP: 0.375, SLG: 0.645	(1, 9) X 0-3 K		X 0-0 FC1-6	X 0-0 F8				X 0-0 F7		2	0	0	0	0	1	0	
33 Mike Baxter, L OBP: 0.161, SLG: 0.040	(6, 3) X 0-0 K							X 0-0 F7		2	1	1	1	1	0	0	
44 Anthony Rizzo, L OBP: 0.250, SLG: 0.179	(1, 3) X 0-0 G3		X 0-0 75 HR 2B	X 4-0 75 1B 8 1B BB				X 0-0 74 2B 74 E 1B		2	1	2	0	0	0	0	
20 Mike Olt, R OBP: 0.412, SLG: 0.536	(6, 5) X 0-0 G3							X 4-0 19 BB 1B		3	1	2	2	0	0	0	
75 Addison Russell, R OBP: 0.458, SLG: 0.662	(1, 6) X 0-0 F8		X 1-1 8 1B	X 0-0 8 1B				X 0-3 K		3	1	2	2	0	0	0	
19 Jonathan Herrera, S OBP: 0.308, SLG: 0.292	(6, 6) X 0-0 F8		X 2-H HR	X 1-3 1B				X 1-2 BB		1	0	0	0	1	1	1	
8 Chris Coghlan, L OBP: 0.452, SLG: 0.545	(1, 7) X 0-0 5 2B 1B		X 0-0 K	X 0-0 1-2 1B				X 0-0 E6		3	1	2	1	0	1	0	
74 Kyle Schwarber, L OBP: 0.222, SLG: 0.444	(6, 2) X 0-0 5 2B 1B							X 1-H 2B		2	0	1	0	0	1	2	
5 Wellington Castillo, R OBP: 0.444, SLG: 0.750	(1, 2) X 0-0 1-H 2B		X 0-0 HR	X 0-0 9 F9 76 HR 2B				X 0-0 L7		3	1	2	2	0	0	2	
65 Anthony Giansanti, R OBP: 0.250, SLG: 1.000	(6, 9) X 0-0 1-H 2B							X 0-0 F9		2	0	0	0	0	0	1	
43 Eric Jokisch, R ERA: 11.57	(1, 1) X 0-0 G1-3		X 0-0 9 F9 76 HR 2B	X 0-0 F8				X 0-0 83 E 83 1B FC1-2 1B		1	0	0	0	0	0	1	
50 Blake Parker, R ERA: 7.2	(4, 1) X 0-0 G1-3							X 0-0 83 E 83 1B FC1-2 1B		0	0	0	0	0	0	0	
88 Pin-Chieh Chen, L OBP: 0.000, SLG: 2.000	(4, PR) (5, 1) X 0-0 G1-3							X 0-0 83 E 83 1B FC1-2 1B		1	1	1	0	0	0	0	
27 Phil Coke, L ERA: 9.82	(5, 1) X 0-0 G1-3							X 0-0 83 E 83 1B FC1-2 1B		0	0	0	0	0	0	0	
21 Junior Lake, R OBP: 0.320, SLG: 0.320	(5, PR) (6, 8) X 0-0 G1-3							X 0-0 83 E 83 1B FC1-2 1B		2	0	1	0	0	0	0	
Inning Stats	R: 2 H: 2 E: 0 LOB: 0 K: 1 BB: 0 S: 9 P: 12	R: 1 H: 2 E: 0 LOB: 1 K: 1 BB: 0 P: 7	R: 3 H: 2 E: 0 LOB: 1 K: 1 BB: 1 P: 13	R: 5 H: 5 E: 0 LOB: 2 K: 0 BB: 2 S: 11 P: 22	R: 0 H: 0 E: 0 LOB: 0 K: 1 BB: 0 S: 5 P: 5	R: 0 H: 1 E: 0 LOB: 2 K: 3 BB: 1 S: 10 P: 14	R: 0 H: 2 E: 1 LOB: 2 K: 1 BB: 0 S: 7 P: 7	R: 1 H: 2 E: 1 LOB: 1 K: 1 BB: 0 P: 7	R: 1 H: 2 E: 0 LOB: 1 K: 1 BB: 0 P: 7	1B: 8 SF: 0 2B: 4 SAC: 0 3B: 0 DP: 0 HR: 4 HBP: 0	WP: 0 PA: 44						
PITCHER	IP WLS BF H R ER SO BB IBB HBP BLK WP HR S P ERA WHIP	IP WLS BF H R ER SO BB IBB HBP BLK WP HR S P ERA WHIP	IP WLS BF H R ER SO BB IBB HBP BLK WP HR S P ERA WHIP	IP WLS BF H R ER SO BB IBB HBP BLK WP HR S P ERA WHIP	IP WLS BF H R ER SO BB IBB HBP BLK WP HR S P ERA WHIP	IP WLS BF H R ER SO BB IBB HBP BLK WP HR S P ERA WHIP	IP WLS BF H R ER SO BB IBB HBP BLK WP HR S P ERA WHIP	IP WLS BF H R ER SO BB IBB HBP BLK WP HR S P ERA WHIP	IP WLS BF H R ER SO BB IBB HBP BLK WP HR S P ERA WHIP	IP WLS BF H R ER SO BB IBB HBP BLK WP HR S P ERA WHIP	IP WLS BF H R ER SO BB IBB HBP BLK WP HR S P ERA WHIP						
34 Félix Hernández, R ERA: 11.57	(1, 1) 2.2 L 15 6 6 6 2 1 0 0 0 0 0 0 3 3 0.00 0.000	91 Grady Wood, R ERA: 11.57	(3, 1) 0.1 1 0 0 0 1 0 0 0 0 0 0 0 3 3 0.00 0.000	37 Kevin Correia, R ERA: 27.0	(4, 1) 0.2 7 3 5 5 0 2 0 0 0 0 0 2 8 19 67.50 7.500	90 Kody Kerski, R ERA: 9.82	(4, 1) 1.1 6 2 0 0 1 0 0 0 0 0 0 0 8 8 0.00 1.500	56 Fernando Rodney, R ERA: 9.82	(6, 1) 1.0 5 1 0 0 3 1 0 0 0 0 0 0 10 14 0.00 2.000								

Batter	1	2	3	4	5	6	7	8	9	AB	R	H	RBI	BB	SO	LOB	TOP											
4 Will Myers, R OBP: 0.333, SLG: 0.556 88 Travis Jankowski, L OBP: 0.667, SLG: 0.500	F9		K			E3	2B		1B	4	0	1	1	0	1	1	San Diego Padres @ Chicago Cubs Sloan Park, Mesa, AZ Sun Mar 22 2015, 4:08 PM - 6:55 PM EDT Att: 15,206 - Sunny - 84 F											
26 Yanervis Solarte, S OBP: 0.341, SLG: 0.359 15 Cory Spangenberg, L OBP: 0.375, SLG: 0.370	K		L9			K	1B		1B	3	0	1	0	0	1	1												
25 Will Venable, L OBP: 0.306, SLG: 0.344 84 Brett Wallace, R OBP: 0.474, SLG: 0.471	2B			K		P5		1B	1B	3	0	1	0	0	1	2												
9 Jedd Gyorko, R OBP: 0.257, SLG: 0.344 2 Jake Goebbert, L OBP: 0.231, SLG: 0.385 7 Tommy Medica, R OBP: 0.600, SLG: 1.074	K			K		BB		HR	G6-3	2	0	0	0	1	2	1												
23 Yonder Alonso, L OBP: 0.273, SLG: 0.449 46 Jose Valverde, R OBP: 0.357, SLG: 0.393 60 Frank Garces, L OBP: 0.318, SLG: 0.374 50 Nick Vincent, R OBP: 0.257, SLG: 0.344 79 Cody Decker, R OBP: 0.333, SLG: 0.714 37 Brandon Maurer, R OBP: 0.318, SLG: 0.364 92 Casey McElroy, L OBP: 0.214, SLG: 0.154 56 Shawn Kelley, R OBP: 0.214, SLG: 0.154	L7			K		L4		G6-3	K	3	0	0	0	0	1	3												
3 Derek Norris, R OBP: 0.129, SLG: 0.069 70 Austin Hedges, R OBP: 0.214, SLG: 0.154	F8				K	K			P6	3	0	0	0	0	2	3												
5 Alexi Amarista, L OBP: 0.357, SLG: 0.393 Gabriel Quintana, R OBP: 0.500, SLG: 0.500	K					G1-3				3	0	1	0	0	1	0												
16 Abraham Almonte, S OBP: 0.303, SLG: 0.355			K							4	2	2	0	0	1	1												
33 James Shields, R OBP: 0.667, SLG: 0.667 66 Ramiro Pena, S OBP: 0.318, SLG: 0.364						G4-3			F8	2	0	1	0	0	0	1												
										2	0	0	0	0	0	2												
Inning Stats	R: 0 H: 1 E: 0 K: 2 S: 8	H: 1 LOB: 1 BB: 0 P: 8	R: 0 H: 0 E: 0 K: 1 S: 5	H: 0 LOB: 0 BB: 0 P: 5	R: 0 H: 1 E: 0 K: 2 S: 8	H: 1 LOB: 1 BB: 0 P: 8	R: 0 H: 0 E: 0 K: 3 S: 9	H: 0 LOB: 0 BB: 0 P: 9	R: 0 H: 1 E: 0 K: 1 S: 6	H: 1 LOB: 1 BB: 0 P: 6	R: 1 H: 2 E: 0 K: 0 S: 5	H: 2 LOB: 1 BB: 0 P: 5	R: 2 H: 3 E: 0 K: 0 S: 6	H: 3 LOB: 0 BB: 0 P: 7	R: 3 H: 3 E: 0 K: 1 S: 8	H: 3 LOB: 1 BB: 1 P: 13		1B: 8 2B: 2 3B: 1 HR: 1	SF: 0 SAC: 0 DP: 0 HBP: 0	WP: 0 PB: 0 SB: 1 CS: 1	PA: 42							
PITCHER	IP	WLS	BF	H	R	ER	SO	BB	IBB	HBP	BLK	WP	HR	S	P	ERA		WHIP										
39 Jason Hammel, R ERA: 3.88	5.0		18	3	0	0	9	0	0	0	0	0	0	36	36	0.00		0.600										
30 Jason Motte, R ERA: 4.76	1.0	B	6	1	0	0	1	1	0	0	0	0	0	7	11	0.00	2.000											
22 Felix Doubront, L ERA: 11.57	1.0		5	2	1	1	0	0	0	0	0	0	0	5	5	9.00	2.000											
48 Francisley Bueno, L ERA: 4.26	1.0	L	5	3	2	2	0	0	0	0	0	0	1	6	7	18.00	3.000											
57 Gonzalez Germen, R ERA: 11.57	1.0		7	3	3	3	1	1	0	0	0	0	0	8	13	27.00	4.000											

AB 39
R 6
H 12
RBI 6
BB 2
SO 11
LOB 18



Batter	1	2	3	4	5	6	7	8	9	AB	R	H	RBI	BB	SO	LOB	BOTTOM											
24 Dexter Fowler, S OBP: 0.353, SLG: 0.259 6 Ryan Sweeney, L OBP: 0.227, SLG: 0.286	K		F8			K				3	0	0	0	0	2	0	San Diego Padres @ Chicago Cubs Sloan Park, Mesa, AZ Sun Mar 22 2015, 4:08 PM - 6:55 PM EDT Att: 15,206 - Sunny - 84 F											
8 Chris Coghlan, L OBP: 0.412, SLG: 0.480 21 Junior Lake, R OBP: 0.344, SLG: 0.345	K		K			G4-3				3	0	0	0	0	2	0												
68 Jorge Soler, R OBP: 0.371, SLG: 0.618 33 Mike Baxter, L OBP: 0.156, SLG: 0.038	G5-3				G1				F7	3	0	1	0	0	0	0												
44 Anthony Rizzo, L OBP: 0.229, SLG: 0.161 22 Felix Doubront, L OBP: 0.344, SLG: 0.345 16 Chris Valaika, R OBP: 0.138, SLG: 0.107	G5-3				F9				P5	0	0	0	0	0	0	0												
47 Miguel Montero, L OBP: 0.167, SLG: 0.333 82 Erick Castillo, R	P5				F9				K	3	0	0	0	0	1	0												
9 Javier Báez, R OBP: 0.179, SLG: 0.216					G1-3				G6-3	3	0	1	0	1	0	0												
20 Mike Olt, R OBP: 0.400, SLG: 0.500 48 Francisley Bueno, L OBP: 0.318, SLG: 0.364 57 Gonzalez Germen, R OBP: 0.318, SLG: 0.364										2	0	0	0	1	1	1												
39 Jason Hammel, R OBP: 0.318, SLG: 0.364 37 Travis Wood, R OBP: 0.318, SLG: 0.364 30 Jason Motte, R OBP: 0.318, SLG: 0.364 41 Matt Szczur, R OBP: 0.414, SLG: 0.808										1	0	0	0	0	0	2												
7 Arismendy Alcántara, S OBP: 0.353, SLG: 0.552			K							1	0	0	0	0	1	1												
										1	0	0	0	0	0	0												
Inning Stats	R: 0 H: 0 E: 0 K: 2 S: 7	H: 0 LOB: 0 BB: 0 P: 7	R: 0 H: 0 E: 0 K: 0 S: 3	H: 0 LOB: 2 BB: 2 P: 11	R: 0 H: 0 E: 0 K: 2 S: 7	H: 0 LOB: 0 BB: 0 P: 7	R: 0 H: 0 E: 0 K: 0 S: 3	H: 0 LOB: 0 BB: 0 P: 3	R: 0 H: 0 E: 0 K: 1 S: 7	H: 0 LOB: 0 BB: 0 P: 7	R: 1 H: 2 E: 0 K: 1 S: 7	H: 2 LOB: 1 BB: 0 P: 7	R: 0 H: 1 E: 0 K: 2 S: 8	H: 1 LOB: 1 BB: 0 P: 8	R: 0 H: 1 E: 0 K: 2 S: 8	H: 1 LOB: 0 BB: 0 P: 8		R: 0 H: 0 E: 0 K: 1 S: 5	H: 0 LOB: 0 BB: 0 P: 5	1B: 3 2B: 0 3B: 0 HR: 1	SF: 0 SAC: 0 DP: 0 HBP: 0	WP: 0 PB: 0 SB: 0 CS: 0	PA: 33					
PITCHER	IP	WLS	BF	H	R	ER	SO	BB	IBB	HBP	BLK	WP	HR	S	P	ERA		WHIP										
33 James Shields, R ERA: 2.25	5.0		17	0	0	0	6	2	0	0	0	0	0	27	35	0.00		0.400										
46 Jose Valverde, R ERA: 4.76	0.2		4	2	1	1	1	0	0	0	0	0	1	6	6	13.50	3.000											
60 Frank Garces, L ERA: 2.7	0.2		2	0	0	0	1	0	0	0	0	0	0	4	4	0.00	0.000											
50 Nick Vincent, R ERA: 4.76	0.2	W	3	1	0	0	1	0	0	0	0	0	0	5	5	0.00	1.500											
37 Brandon Maurer, R ERA: 4.76	1.0	H	4	1	0	0	2	0	0	0	0	0	0	8	8	0.00	1.000											

AB 31
R 1
H 4
RBI 1
BB 2
SO 12
LOB 6



Batter	1	2	3	4	5	6	7	8	9	AB	R	H	RBI	BB	SO	LOB	TOP		
24 Dexter Fowler, S OBP: 0.405, SLG: 0.286 8 Chris Coghlan, L OBP: 0.444, SLG: 0.500	0-0 BB 1B	4-0 BB	4-0 BB	4-0 BB	4-0 BB		0-0 BB	4-0 BB	4-0 BB	1 1 1 0 2 0 0 1 0 1 0 1 0 0									
21 Junior Lake, R OBP: 0.371, SLG: 0.333 16 Chris Valaika, R OBP: 0.129, SLG: 0.100	4-0 BB	4-0 BB	0-3 K	0-3 K	0-3 K		0-0 BB	0-0 BB	0-3 K	1 0 0 0 2 1 1 2 0 0 0 0 1 2									
68 Jorge Soler, R OBP: 0.395, SLG: 0.611 6 Ryan Sweeney, L OBP: 0.250, SLG: 0.304	0-0 BB	0-0 BB	0-0 BB	0-0 BB	4-0 BB		0-0 BB	0-0 BB	0-0 BB	2 0 1 1 1 0 2 2 0 1 0 0 0 1									
44 Anthony Rizzo, L OBP: 0.211, SLG: 0.147 96 Jae-Hoon Ha, R OBP: 0.333, SLG: 0.333	0-3 K		0-0 G3	0-0 G3	0-0 G3		0-3 K	0-3 K	0-0 F8	3 0 0 0 0 1 3 2 0 0 0 0 1 3									
76 Kris Bryant, R OBP: 0.531, SLG: 1.500 77 Dustin Geiger, R OBP: 0.200, SLG: 0.200	0-3 K		0-0 HR	0-0 HR	0-0 HR		0-0 F9	0-0 F9	0-0 FC5-4	3 1 1 1 0 1 3 2 0 1 0 0 0 2									
47 Miguel Montero, L OBP: 0.185, SLG: 0.308 89 Wes Darvill, L OBP: 0.167, SLG: 0.167	4-0 BB		0-3 K	0-3 K	0-3 K		0-0 G4-3	0-0 G4-3	1-0 F8	2 0 0 0 1 1 1 1 0 0 0 0 0 1									
9 Javier Báez, R OBP: 0.190, SLG: 0.205 Tim Saunders, R	0-3 K		0-0 F8	0-0 F8	0-0 F8		4-0 BB	4-0 BB	4-0 BB	2 0 0 0 1 1 3 0 0 0 0 1 0 0									
75 Addison Russell, R OBP: 0.407, SLG: 0.600 60 Joe Ortiz, L 66 Drake Britton, L 88 Pin-Chieh Chen, L OBP: 0.395, SLG: 1.000 71 Frank Balista, R			0-0 F9	0-0 G5-3	0-0 G5-3		0-0 P6	0-0 P6	0-0 F9	3 0 0 0 0 0 1 0 0 0 0 0 0 0 0 0 0 0 0 0 0 1 0 0 0 0 0 2 0 0 0 0 0 0 0									
50 Blake Parker, R 93 Trey Martin, R 36 Edwin Jackson, R 99 Fernando Cruz, R 48 Francisley Bueno, L 72 Jorge De Leon, R 91 Ben Cahart, R			0-0 P3	0-0 G6-3	0-0 G6-3		0-0 G6-4-3	0-0 G6-4-3	0-0 F8	0 0 0 0 0 0 0 1 0 0 0 0 0 0 0 0 0 0 0 0 0 1 0 2 0 0 0 0 0 0 3									
Inning Stats	R: 1 E: 0 K: 3 S: 11	H: 2 LOB: 3 BB: 2 P: 19	R: 0 E: 0 K: 0 S: 3	H: 0 LOB: 2 BB: 2 P: 11	R: 1 E: 0 K: 1 S: 6	H: 1 LOB: 0 BB: 0 P: 6	R: 0 E: 0 K: 1 S: 5	H: 0 LOB: 1 BB: 1 P: 7	R: 0 E: 0 K: 0 S: 2	H: 0 LOB: 0 BB: 1 P: 6	R: 0 E: 1 K: 1 S: 6	H: 1 LOB: 1 BB: 0 P: 6	R: 0 E: 0 K: 0 S: 4	H: 1 LOB: 2 BB: 1 P: 9	R: 0 E: 0 K: 1 S: 6	H: 1 LOB: 2 BB: 1 P: 10	1B: 5 2B: 0 3B: 0 HR: 1	SF: 0 SAC: 0 DP: 1 HBP: 0	WP: 0 PA: 41 PB: 1 SB: 2 CS: 0
PITCHER	IP WLS BF H R ER SO BB IBB HBP BLK WP HR S P ERA WHIP	2.2 W 15 3 2 2 4 4 0 0 0 0 1 19 35 6.75 2.625	3.1 H 1 0 0 0 0 0 0 0 0 0 0 16 28 0.00 1.000	4.1 H 15 1 0 0 2 3 0 0 0 0 0 4 9 0.00 2.000	1.0 H 5 1 0 0 0 1 0 0 0 0 0 6 10 0.00 2.000														

Chicago Cubs @ Oakland Athletics
Hohokam Stadium, Mesa, AZ
Tue Mar 24 2015, 4:06 PM - 8:01 PM EDT
Att: 9,032 - Sunny - 83 F

AB	32
R	2
H	6
RBI	2
BB	9
SO	7
LOB	28



Batter	1	2	3	4	5	6	7	8	9	AB	R	H	RBI	BB	SO	LOB	BOTTOM		
1 Billy Burns, S OBP: 0.439, SLG: 0.549	0-0 G6-3	0-0 G3	0-0 23 1B 18 WP		0-0 18 2B 23 E	0-3 K		0-0 FC6-4		6 2 2 0 0 1 4									
23 Sam Fuld, L OBP: 0.310, SLG: 0.421 83 Kent Matthes, R OBP: 0.375, SLG: 0.286	0-0 G3	1-0 G6-3	0-0 18 WP		0-0 18 2B E5		0-0 G5-3			4 0 1 1 0 0 2 1 0 0 0 0 0 0									
18 Ben Zobrist, S OBP: 0.368, SLG: 0.639 7 Jason Pridie, L OBP: 0.282, SLG: 0.382	0-0 16 HR		0-0 F9		0-0 2B		4-0 93 2B 93 E			4 1 2 2 0 0 1 0 1 0 0 1 0 0									
16 Billy Butler, R OBP: 0.333, SLG: 0.543 93 J.P. Sportman, R OBP: 1.000, SLG: 3.000	3-1 HR		0-0 G5-3	4-0 10 WP 21 SF9 17 1B	0-0 G5-3		0-0 E9			3 2 1 2 1 0 2 1 0 1 0 0 0 0									
17 Ike Davis, L OBP: 0.560, SLG: 0.591 96 Anthony Aliotti, L	0-0 1B		0-0 10 2B	1-2 21 SF9 10 WP	0-0 P2		0-0 P5			4 1 3 0 0 0 2 1 0 0 0 0 0 1									
10 Marcus Semien, R OBP: 0.362, SLG: 0.512 12 Andy Parrino, S OBP: 0.283, SLG: 0.282	0-0 F8		0-0 21 HR	1-2 2H 2B	0-0 G4-3		0-0 G5-3			4 1 1 1 0 0 5 1 0 0 0 0 0 1									
21 Stephen Vogt, L OBP: 0.280, SLG: 0.409 5 Luke Carlin, S OBP: 0.440, SLG: 0.350			0-0 25 2B	2-1 HR	0-0 SF9		0-0 28 BLK		4-0 1 FC6-4	3 2 3 3 0 0 0 0 0 0 0 1 0 0									
25 Tyler Ladendorf, R OBP: 0.319, SLG: 0.468 Alden Carrithers, L OBP: 0.384, SLG: 0.444		0-0 G3	0-0 23 WP	0-0 28 2B	0-0 F8		0-0 L5		0-0 L4	4 2 2 1 0 0 2 1 0 0 0 0 0 1									
28 Eric Sogard, L OBP: 0.349, SLG: 0.463 50 Max Muncy, L OBP: 0.400, SLG: 0.536		0-0 F8	0-0 1 1B 23 1B	0-0 2B		0-0 23 E 18 2B	0-0 F8		0-3 K	4 2 2 1 0 0 2 1 0 0 0 0 1 1									
Inning Stats	R: 2 E: 0 K: 0 S: 7	H: 3 LOB: 1 BB: 0 P: 10	R: 2 E: 0 K: 0 S: 5	H: 2 LOB: 0 BB: 0 P: 6	R: 6 E: 0 K: 0 S: 11	H: 7 LOB: 1 BB: 0 P: 14	R: 1 E: 0 K: 0 S: 4	H: 1 LOB: 1 BB: 1 P: 9	R: 2 E: 1 K: 1 S: 7	H: 3 LOB: 2 BB: 0 P: 7	R: 0 E: 0 K: 1 S: 6	H: 1 LOB: 1 BB: 0 P: 6	R: 1 E: 1 K: 0 S: 4	H: 1 LOB: 1 BB: 1 P: 8	R: 0 E: 0 K: 1 S: 5	H: 0 LOB: 1 BB: 1 P: 9	1B: 9 2B: 7 3B: 0 HR: 2	SF: 1 SAC: 0 DP: 0 HBP: 0	WP: 3 PA: 46 PB: 0 SB: 0 CS: 0
PITCHER	IP WLS BF H R ER SO BB IBB HBP BLK WP HR S P ERA WHIP	1.0 L 6 3 2 2 0 0 0 0 0 1 7 10 18.00 3.000	1.2 L 14 9 8 8 0 1 1 15 18 43.20 5.400	0.2 L 4 1 1 1 0 1 0 0 0 2 0 3 9 13.50 3.000	0.2 L 6 3 2 1 0 0 0 0 0 0 0 6 6 13.50 4.500	1.0 L 3 0 0 0 0 0 0 0 0 0 0 3 3 0.00 0.000													
50 Blake Parker, R 36 Edwin Jackson, R 99 Fernando Cruz, R 48 Francisley Bueno, L 72 Jorge De Leon, R																			
60 Joe Ortiz, L 66 Drake Britton, L 71 Frank Balista, R																			

Chicago Cubs @ Oakland Athletics
Hohokam Stadium, Mesa, AZ
Tue Mar 24 2015, 4:06 PM - 8:01 PM EDT
Att: 9,032 - Sunny - 83 F

AB	42
R	14
H	18
RBI	11
BB	3
SO	2
LOB	24




Batter	1	2	3	4	5	6	7	8	9	AB	R	H	RBI	BB	SO	LOB	TOP			
56 Kole Calhoun, L (1,9) OBP: 0.356, SLG: 0.317	HBP		FC6-4 5 2B		K	L7-4			G5-3-6 44 1B	0 0 0 0 0 0 0	0	0	0	0	0	0	Los Angeles Angels @ Chicago Cubs Sloan Park, Mesa, AZ Thu Mar 26 2015, 7:09 PM - 10:07 PM EDT Att. 15,246 - Sunny - 88 F			
7 Collin Cowgill, R (2,9) OBP: 0.396, SLG: 0.533										4 1 1 0 0 1 3										
27 Mike Trout, R (1,8) OBP: 0.510, SLG: 0.810										3 2 1 0 1 1 1										
44 Daniel Robertson, R (8,9) OBP: 0.263, SLG: 0.286	G6-4-3		5 2B		5 HR				G5-3-6 1B	1 0 0 0 0 0 0										
5 Albert Pujols, R (1,3) OBP: 0.340, SLG: 0.628										3 2 2 4 0 0 0										
19 Efran Navarro, L (7,PH) OBP: 0.512, SLG: 0.541	G5-3		24 3B						G4-3	1 0 0 0 0 0 0										
24 C.J. Cron, R (1,10) OBP: 0.429, SLG: 0.745										3 0 2 2 0 0 0										
75 Kyle Kubitz, L (5,PR) OBP: 0.353, SLG: 0.469		G6-3			2 2B				L3-1	1 1 0 0 0 0 0										
2 Erick Aybar, S (1,6) OBP: 0.326, SLG: 0.452										3 0 2 1 0 0 1										
13 Josh Rutledge, R (8,PH) OBP: 0.256, SLG: 0.225			P4							1 0 0 0 0 1 0										
17 Chris Iannetta, R (1,2) OBP: 0.294, SLG: 0.533										3 0 0 0 0 1 3										
99 Carlos Pérez, R (7,2) OBP: 0.280, SLG: 0.375										1 0 0 0 0 0 0										
20 Matt Joyce, L (1,7) OBP: 0.446, SLG: 0.640										3 1 1 0 0 0 2										
10 Grant Green, R (8,PH) OBP: 0.306, SLG: 0.333			SH1-3 12 1B							1 0 1 0 0 0 0										
8 Taylor Featherston, R (1,5) OBP: 0.286, SLG: 0.308										3 0 0 0 0 1 1										
12 Johnny Giavotella, R (1,4) OBP: 0.400, SLG: 0.595										4 1 3 1 0 0 0										
Inning Stats	R: 0 E: 0 K: 0 S: 2	H: 0 LOB: 0 BB: 0 P: 3	R: 0 E: 0 K: 0 S: 3	H: 1 LOB: 0 BB: 0 P: 3	R: 4 E: 0 K: 0 S: 8	H: 5 LOB: 1 BB: 0 P: 8	R: 0 E: 0 K: 1 S: 5	H: 0 LOB: 0 BB: 0 P: 5	R: 4 E: 0 K: 1 S: 10	H: 4 LOB: 2 BB: 1 P: 15	R: 0 E: 0 K: 1 S: 5	H: 1 LOB: 0 BB: 0 P: 5	R: 0 E: 0 K: 1 S: 6	H: 1 LOB: 1 BB: 0 P: 6	R: 0 E: 0 K: 0 S: 3	H: 1 LOB: 0 BB: 0 P: 3	1B: 7 2B: 6 3B: 1 HR: 1	SF: 0 SAC: 1 DP: 4 HBP: 1	WP: 0 PB: 0 SB: 1 CS: 0	PA: 38
PITCHER	IP WLS BF H R ER SO BB IBB HBP BLK WP HR S P ERA WHIP																			
43 Eric Jokisch, L (1,1) ERA: 6.0	4.0 L 17 6 4 4 1 0 0 0 1 0 0 0 18 19 9.00 1.500																			
30 Jason Motte, L (5,1) ERA: 10.5	0.1 5 3 4 4 1 1 0 0 0 0 0 1 7 12 108.00 12.000																			
99 Yoanner Negrin, R (5,1) ERA: 7.71	0.2 3 1 0 0 0 0 0 0 0 0 0 0 3 3 0.00 1.500																			
54 Neil Ramirez, R (6,1) ERA: 3.86	1.0 3 1 0 0 1 0 0 0 0 0 0 0 5 5 0.00 0.000																			
52 Justin Grimm, R (7,1) ERA: 3.86	1.0 3 0 0 0 1 0 0 0 0 0 0 0 5 5 0.00 0.000																			
59 Zac Rosscup, L (8,1) ERA: 3.86	1.0 4 1 0 0 1 0 0 0 0 0 0 0 6 6 0.00 1.000																			
63 Brian Schitter, R (9,1) ERA: 12.15	1.0 3 1 0 0 0 0 0 0 0 0 0 0 3 3 0.00 1.000																			

Batter	1	2	3	4	5	6	7	8	9	AB	R	H	RBI	BB	SO	LOB	BOTTOM					
9 Javier Báez, R (1,4) OBP: 0.213, SLG: 0.227									G4-3	5 1 2 0 0 2 0							Los Angeles Angels @ Chicago Cubs Sloan Park, Mesa, AZ Thu Mar 26 2015, 7:09 PM - 10:07 PM EDT Att. 15,246 - Sunny - 88 F					
75 Addison Russell, R (1,6) OBP: 0.387, SLG: 0.552										4 0 1 0 0 2 3												
21 Junior Lake, R (8,7) OBP: 0.378, SLG: 0.375										1 0 1 0 0 0 0												
76 Kris Bryant, R (1,7) OBP: 0.472, SLG: 1.313										4 0 0 0 0 3 5												
83 John Andreoli, R (8,9) OBP: 0.286, SLG: 0.286										1 0 0 0 0 0 1												
68 Jorge Soler, R (1,9) OBP: 0.357, SLG: 0.564										3 0 0 1 0 1 3												
59 Zac Rosscup, R (8,1) ERA: 12.15										0 0 0 0 0 0 0												
63 Brian Schitter, R (9,1) ERA: 12.15										0 0 0 0 0 0 0												
44 Anthony Rizzo, L (1,3) OBP: 0.238, SLG: 0.237										4 1 2 0 0 0 1												
55 Jonathan Mota, R (8,PR) OBP: 0.387, SLG: 0.643										0 0 0 0 0 0 0												
20 Mike Olt, R (1,5) OBP: 0.395, SLG: 0.611										3 1 2 2 0 0 0												
52 Justin Grimm, R (7,1) OBP: 0.368, SLG: 0.545										0 0 0 0 0 0 0												
7 Arismendy Alcántara, S (8,6) OBP: 0.368, SLG: 0.545										1 0 0 0 0 0 1												
5 Wellington Castillo, R (1,2) OBP: 0.387, SLG: 0.643										4 0 0 0 0 1 2												
43 Eric Jokisch, R (1,1) ERA: 2.53										1 0 0 0 0 1 0												
30 Jason Motte, R (5,1) ERA: 10.5										0 0 0 0 0 0 0												
99 Yoanner Negrin, R (5,1) ERA: 7.71										0 0 0 0 0 0 0												
37 Travis Wood, R (5,PH) OBP: 0.330, SLG: 0.360										1 1 1 1 0 0 0												
54 Neil Ramirez, R (8,1) OBP: 0.280, SLG: 0.375										0 0 0 0 0 0 0												
11 Tommy La Stella, L (6,PH) OBP: 0.280, SLG: 0.375										1 0 0 0 1 0 1												
41 Matt Szczur, R (1,8) OBP: 0.412, SLG: 0.806										4 0 1 0 0 0 2												
Inning Stats	R: 1 E: 1 K: 1 S: 8	H: 1 LOB: 1 BB: 0 P: 9	R: 0 E: 0 K: 1 S: 5	H: 0 LOB: 0 BB: 0 P: 5	R: 0 E: 0 K: 2 S: 7	H: 0 LOB: 0 BB: 0 P: 7	R: 2 E: 0 K: 3 S: 13	H: 2 LOB: 0 BB: 0 P: 16	R: 1 E: 0 K: 0 S: 10	H: 3 LOB: 2 BB: 0 P: 11	R: 0 E: 0 K: 0 S: 4	H: 1 LOB: 1 BB: 1 P: 8	R: 0 E: 0 K: 2 S: 8	H: 1 LOB: 0 BB: 0 P: 8	R: 0 E: 0 K: 0 S: 4	H: 1 LOB: 1 BB: 0 P: 4	R: 0 E: 0 K: 0 S: 4	H: 1 LOB: 1 BB: 0 P: 4	1B: 4 2B: 3 3B: 1 HR: 2	SF: 1 SAC: 0 DP: 0 HBP: 0	WP: 0 PB: 0 SB: 2 CS: 0	PA: 39
PITCHER	IP WLS BF H R ER SO BB IBB HBP BLK WP HR S P ERA WHIP																					
36 Jared Weaver, R (1,1) ERA: 2.53	2.0 W 23 6 4 3 8 1 0 0 0 0 0 0 3 7 0.00 3.000																					
63 Vinnie Pestano, R (6,1) ERA: 6.43	0.2 4 1 0 0 0 0 0 0 0 0 0 0 3 7 0.00 3.000																					
59 Fernando Salas, R (7,1) ERA: 6.43	1.0 4 1 0 0 2 0 0 0 0 0 0 0 8 8 0.00 1.000																					
64 Mike Morin, R (8,1) ERA: 1.69	1.0 4 1 0 0 0 0 0 0 0 0 0 0 4 4 0.00 1.000																					
Trevor Gott, R (9,1) ERA: 1.69	1.0 4 1 0 0 0 0 0 0 0 0 0 0 4 4 0.00 1.000																					

Batter	1	2	3	4	5	6	7	8	9	AB	R	H	RBI	BB	SO	LOB	TOP			
1 Adam Eaton, L (1.8) X OBP: 0.364, SLG: 0.297										4	0	1	0	0	1	0	Chicago White Sox @ Chicago Cubs Sloan Park, Mesa, AZ Fri Mar 27 2015, 4:09 PM - 6:34 PM EDT Att: 15,342 - Sunny - 89 F			
10 Alexei Ramirez, R (1.6) X OBP: 0.340, SLG: 0.447										4	0	0	0	0	2					
53 Melky Cabrera, S (1.7) X OBP: 0.417, SLG: 0.452										4	1	3	1	0	0					
12 Conor Gillaspie, L (1.3) X OBP: 0.250, SLG: 0.279										4	0	1	0	0	2					
26 Avisail Garcia, R (1.10) X OBP: 0.365, SLG: 0.417										4	0	0	0	0	2					
20 JB Shuck, L (1.9) X OBP: 0.429, SLG: 0.467										4	1	2	0	0	0					
21 Tyler Flowers, R (1.2) X OBP: 0.250, SLG: 0.389										3	1	1	2	0	1					
15 Gordon Beckham, R (1.5) X OBP: 0.240, SLG: 0.328										3	0	0	0	0	2					
86 Trey Michalczewski, S (8.5) X OBP: 1.000, SLG: 2.000										0	0	0	0	0	0					
7 Micah Johnson, L (1.4) X OBP: 0.388, SLG: 0.467										3	0	0	0	0	0					
Inning Stats	R: 0 E: 0 K: 0 S: 3	H: 1 LOB: 0 BB: 0 P: 3	R: 0 E: 0 K: 0 S: 4	H: 1 LOB: 1 BB: 0 P: 4	R: 0 E: 1 K: 1 S: 6	H: 0 LOB: 1 BB: 0 P: 6	R: 0 E: 0 K: 0 S: 3	H: 1 LOB: 0 BB: 0 P: 3	R: 2 E: 0 K: 1 S: 8	H: 2 LOB: 0 BB: 0 P: 10	R: 0 E: 0 K: 0 S: 4	H: 0 LOB: 0 BB: 0 P: 7	R: 0 E: 0 K: 0 S: 3	H: 0 LOB: 0 BB: 0 P: 3	R: 1 E: 0 K: 0 S: 5	H: 2 LOB: 0 BB: 0 P: 6	1B: 5 2B: 1 3B: 0 HR: 2	SF: 0 SAC: 0 DP: 3 HBP: 0	WP: 0 PB: 0 SB: 0 CS: 0	PA: 33
PITCHER	IP WLS BF H R ER SO BB IBB HBP BLK WP HR S P ERA WHIP																			
39 Jason Hammel, R (1.1) ERA: 3.6	6.0 W 23 6 2 2 2 0 0 0 0 0 0 1 28 30 3.00 1.000																			
46 Pedro Strop, R (7.1) ERA: 1.29	1.0 3 0 0 0 2 0 0 0 0 0 0 0 7 7 0.00 0.000																			
27 Phil Coke, L (8.1) ERA: 1.29	1.0 3 0 0 0 2 0 0 0 0 0 0 0 3 3 0.00 0.000																			
56 Héctor Rondón, R (9.1) ERA: 1.29	1.0 4 2 1 1 0 0 0 0 0 0 0 1 5 6 9.00 2.000																			

AB	33
R	3
H	8
RBI	3
BB	0
SO	4
LOB	7



Batter	1	2	3	4	5	6	7	8	9	AB	R	H	RBI	BB	SO	LOB	BOTTOM			
24 Dexter Fowler, S (1.8) X OBP: 0.372, SLG: 0.265										3	1	1	0	0	1	1	Chicago White Sox @ Chicago Cubs Sloan Park, Mesa, AZ Fri Mar 27 2015, 4:09 PM - 6:34 PM EDT Att: 15,342 - Sunny - 89 F			
21 Junior Lake, R (7.7) X OBP: 0.368, SLG: 0.364										1	0	0	0	0	1	0				
8 Chris Cochran, L (1.7) X OBP: 0.405, SLG: 0.531										3	1	1	2	0	1	1				
20 Mike Olt, R (7.5) X OBP: 0.409, SLG: 0.622										1	0	1	0	0	0	0				
68 Jorge Soler, R (1.9) X OBP: 0.370, SLG: 0.619										3	1	1	2	1	1	0				
65 Anthony Giansanti, R (7. PR) X OBP: 0.250, SLG: 1.000										0	0	0	0	0	0	0				
44 Anthony Rizzo, L (1.3) X OBP: 0.294, SLG: 0.377										3	1	1	1	0	0	0				
19 Jonathan Herrera, S (7. PH) X OBP: 0.286, SLG: 0.289										1	0	0	0	0	1	2				
13 Starlin Castro, R (1.6) X OBP: 0.294, SLG: 0.469										3	1	1	1	0	0	0				
89 Wes Darvill, L (8.4) X OBP: 0.286, SLG: 0.286										1	0	1	0	0	0	0				
7 Argenisys Alcántara, S (1.5) X OBP: 0.291, SLG: 0.550										3	0	0	0	0	2	0				
46 Pedro Strop, R (7.1) X ERA: 1.29										0	0	0	0	0	0	0				
27 Phil Coke, L (8.1) X ERA: 1.29										0	0	0	0	0	0	0				
6 Ryan Sweeney, L (8. PH) X OBP: 0.274, SLG: 0.250										1	0	0	0	0	0	1				
Rubi Salazar, L (8. PR) X OBP: 0.332, SLG: 0.333										0	0	0	0	0	0	0				
56 Héctor Rondón, R (9.1) X ERA: 1.29										0	0	0	0	0	0	0				
47 Miguel Montero, L (1.2) X OBP: 0.294, SLG: 0.377										3	0	0	0	0	2	0				
55 Jonathan Mota, R (8.3) X OBP: 0.389, SLG: 0.758										1	0	0	0	0	2	0				
39 Jason Hammel, R (1.1) X OBP: 0.333, SLG: 0.333										2	0	1	0	0	0	1				
41 Matt Szczur, R (6. PH) X OBP: 0.389, SLG: 0.758										2	0	0	0	0	1	3				
11 Tommy La Stella, L (1.4) X OBP: 0.359, SLG: 0.371										3	1	1	0	0	1	1				
43 Cael Brockmeyer, R (8.2) X ERA: 2.16										1	0	0	0	0	2	0				
Inning Stats	R: 2 E: 0 K: 0 S: 5	H: 2 LOB: 0 BB: 0 P: 7	R: 0 E: 0 K: 2 S: 8	H: 1 LOB: 1 BB: 0 P: 8	R: 0 E: 0 K: 2 S: 7	H: 0 LOB: 0 BB: 0 P: 7	R: 1 E: 0 K: 2 S: 10	H: 1 LOB: 1 BB: 0 P: 11	R: 3 E: 0 K: 1 S: 10	H: 3 LOB: 0 BB: 0 P: 13	R: 0 E: 0 K: 2 S: 7	H: 0 LOB: 0 BB: 0 P: 7	R: 0 E: 0 K: 2 S: 8	H: 1 LOB: 2 BB: 1 P: 12	R: 0 E: 1 K: 0 S: 5	H: 1 LOB: 3 BB: 0 P: 7	1B: 5 2B: 0 3B: 0 HR: 4	SF: 0 SAC: 0 DP: 0 HBP: 0	WP: 2 PB: 1 SB: 0 CS: 0	PA: 36
PITCHER	IP WLS BF H R ER SO BB IBB HBP BLK WP HR S P ERA WHIP																			
29 Jeff Samardzija, R (1.1) ERA: 7.79	6.0 L 26 7 1 0 6 9 1 0 0 0 0 0 4 47 53 9.00 1.167																			
33 Zach Duke, L (7.1) ERA: 6.75	1.0 5 1 0 0 2 1 0 0 0 0 0 0 8 12 0.00 2.000																			
41 Javy Guerra, R (8.1) ERA: 2.16	1.0 5 1 0 0 0 0 0 0 0 0 2 0 5 7 0.00 1.000																			

AB	35
R	6
H	9
RBI	6
BB	1
SO	11
LOB	14



Batter	1	2	3	4	5	6	7	8	9	AB R H RBI BB SO LOB	TOP												
11 Tommy La Stella, L (1.5) OBP: 0.395, SLG: 0.410 21 Junior Lake, R (6.7) OBP: 0.364, SLG: 0.436	1-2 47 CS 1B		2-2 75 FC5-4 1B			2-2 47 BB 75 1B 6 SF9 1B		2-1 HR	2-1 L9	3 1 3 0 0 0 0 2 1 1 1 0 0 1	Chicago Cubs @ Kansas City Royals Surprise Stadium, Surprise, AZ Sun Mar 29 2015, 4:08 PM - 7:10 PM EDT Att. 8,697 - Overcast - 89 F												
75 Addison Russell, R (1.6) OBP: 0.359, SLG: 0.486 41 Matt Szczur, R (6.9) OBP: 0.409, SLG: 0.795	1-3 SAFE K		2-2 SAFE FC5-4 1-2			1-2 6 SF9 47 BB 1B		1-1 L4	2-2 HR	3 0 1 0 0 1 2 2 1 1 2 0 0 0													
47 Miguel Montero, L (1.2) OBP: 0.231, SLG: 0.405	1-2 SAFE HR		2-3 SAFE K			4-2 1B		0-0 1B	1-1 F8	4 1 2 1 1 1 1													
76 Kris Bryant, R (1.7) OBP: 0.477, SLG: 1.175 19 Jonathan Herrera, S (6.6) OBP: 0.286, SLG: 0.273	2-2 K			0-1 P3		0-3 K		2-0 F8		3 0 0 0 0 2 3 1 0 0 0 0 0 1													
6 Ryan Sweeney, L (1.9) OBP: 0.229, SLG: 0.250 52 Justin Grimm, R (6.1) Chris Valaika, R (7.3) OBP: 0.121, SLG: 0.094		3-1 L7		2-2 K		3-1 SF9		2-3 K		2 0 0 1 0 1 0 0 0 0 0 0 0 0 1 0 0 0 0 1 1													
9 Javier Báez, R (1.4) OBP: 0.218, SLG: 0.231 54 Neil Ramírez, R (9.1)		1-3 K		1-1 F8		2-3 K			2-3 K	4 0 0 0 0 3 2 0 0 0 0 0 0 0													
Mike Baxter, L (1.3) Rubí Silva, L (7.9) OBP: 0.500, SLG: 0.500		0-0 36 WP 1B				3-2 F8		2-2 L8	2-2 20 1B 91 2B 1B	3 0 1 0 0 0 0 1 1 1 0 0 0 0													
36 Edwin Jackson, R (1.1) 27 Phil Coke, L (5.1) 20 Mike Olt, R (6.5) OBP: 0.400, SLG: 0.571		2-3 K				0-3 K		1-3 K	3-1 91 2B 1B	2 0 0 0 0 2 1 0 0 0 0 0 0 0 2 1 1 0 0 1 0													
7 Arismendy Alcántara, S (1.8) OBP: 0.313, SLG: 0.442 63 Brian Schiller, R (7.1) Blake Parker, R (8.1) 91 Stephen Bruno, R (9.4) OBP: 1.000, SLG: 2.000			0-0 F8			1-2 K		0-1 G4-3	3-2 21 LG 41 HR 1B	3 0 0 0 0 1 0 0 0 0 0 0 0 0 0 0 0 0 0 0 0 1 1 1 2 0 0 0													
Inning Stats	R: 1 E: 0 K: 2 S: 14	H: 2 LOB: 0 BB: 0 P: 21	R: 0 E: 0 K: 2 S: 14	H: 1 LOB: 1 BB: 0 P: 20	R: 0 E: 0 K: 1 S: 12	H: 1 LOB: 1 BB: 0 P: 18	R: 0 E: 0 K: 1 S: 7	H: 0 LOB: 0 BB: 0 P: 10	R: 0 E: 0 K: 2 S: 9	H: 0 LOB: 0 BB: 0 P: 13		R: 1 E: 0 K: 2 S: 19	H: 2 LOB: 2 BB: 1 P: 31	R: 0 E: 0 K: 1 S: 8	H: 0 LOB: 0 BB: 0 P: 11	R: 1 E: 0 K: 1 S: 9	H: 2 LOB: 1 BB: 0 P: 16	R: 4 E: 0 K: 1 S: 20	H: 4 LOB: 0 BB: 0 P: 35	1B: 8 2B: 1 3B: 0 HR: 3	SF: 1 SAC: 0 DP: 0 HBP: 0	WP: 1 PB: 0 SB: 0 CS: 1	PA: 39
PITCHER	IP WLS BF H R ER SO BB IBB HBP BLK WP HR S P ERA WHIP											PITCHER	IP WLS BF H R ER SO BB IBB HBP BLK WP HR S P ERA WHIP										
36 Edinson Volquez, R (1.1) ERA: 7.79	5.0 L 21 6 2 2 8 1 0 0 0 0 1 1 67 100 3.60 1.400											Scott Alexander, L (9.1) ERA: 5.4	0.1 1 0 0 0 0 0 0 0 0 0 0 1 18 32 54.00 6.000										
Joe Paterson, L (6.1) ERA: 3.5	1.0 3 0 0 0 2 0 0 0 0 0 0 0 8 13 0.00 0.000																						
32 Chris Young, R (7.1) ERA: 2.57	1.0 3 0 0 0 1 0 0 0 0 0 0 0 8 11 0.00 0.000																						
17 Wade Davis, R (8.1) ERA: 2.25	1.0 5 2 1 1 1 0 0 0 0 0 0 1 9 16 9.00 2.000																						
56 Greg Holland, R (9.1) ERA: 6.43	0.2 6 4 4 4 1 0 0 0 0 0 0 1 18 32 54.00 6.000																						

AB	37
R	7
H	12
RBI	7
BB	1
SO	13
LOB	12



Batter	1	2	3	4	5	6	7	8	9	AB R H RBI BB SO LOB	BOTTOM												
2 Alcides Escobar, R (1.6) OBP: 0.260, SLG: 0.298 78 Gabriel Noriega, R (6.6) OBP: 0.313, SLG: 0.241	1-1 L9		3-3 SAFE SAFE K			2-1 G5-3		0-0 1B		3 0 0 0 0 1 2 1 0 1 0 0 0 0	Chicago Cubs @ Kansas City Royals Surprise Stadium, Surprise, AZ Sun Mar 29 2015, 4:08 PM - 7:10 PM EDT Att. 8,697 - Overcast - 89 F												
4 Alex Gordon, L (1.10) OBP: 0.125, SLG: 0.125	1-1 L8		0-1 FC4-2 25 2B			2-2 G4-3		0-1 P4		4 0 0 0 0 0 2													
25 Kendrys Morales, S (1.3) OBP: 0.328, SLG: 0.532 53 Casey Kotchman, L (7.3) OBP: 0.167, SLG: 0.167	1-3 K		1-0 2B			3-1 G3		2-1 G3-1		3 0 1 0 0 1 0 1 0 0 0 0 0 0													
13 Salvador Perez, R (1.2) OBP: 0.326, SLG: 0.512 19 Erik Kratz, R (7.2) OBP: 0.237, SLG: 0.444		2-2 E6 16 G6-3 15 BB		2-1 L8		1-1 L8		1-0 G5-3		3 0 0 0 0 0 0 1 0 0 0 0 0 0													
15 Alex Rios, R (1.9) OBP: 0.356, SLG: 0.605 43 Moisés Sierra, R (7.9) OBP: 0.378, SLG: 0.406		4-2 16 G6-3 BB		0-1 F8		1-3 K		1-3 K		1 0 0 0 1 0 0 2 0 0 0 0 2 0													
14 Omar Infante, R (1.4) OBP: 0.381, SLG: 0.471 9 Ryan Jackson, R (7.4) OBP: 0.425, SLG: 0.324		0-2 P4		0-3 K		0-0 G4-3				2 0 0 0 0 1 2 1 0 0 0 0 0 0													
16 Paulo Orlando, R (1.7) OBP: 0.405, SLG: 0.564 96 Brian Fletcher, R (8.7)		0-2 G6-3				2-1 G5-3		3-2 G5-3		3 0 0 0 0 0 2 0 0 0 0 0 0 0													
24 Christian Colón, R (1.5) OBP: 0.408, SLG: 0.366 65 Whit Merrifield, R (6.5) OBP: 0.368, SLG: 0.550		1-1 P4				0-2 G6-3		1-2 G6-3		2 0 0 0 0 0 2 1 0 0 0 0 0 0													
1 Jarrod Dyson, L (1.8) OBP: 0.317, SLG: 0.368 Brett Eibner, R (8.8) OBP: 0.519, SLG: 1.077			1-1 E1 2 4 FC4-2			1-1 1B		0-1 F9		2 0 1 0 0 0 0 1 0 0 0 0 0 0													
Inning Stats	R: 0 E: 0 K: 1 S: 7	H: 0 LOB: 0 BB: 0 P: 10	R: 0 E: 1 K: 0 S: 14	H: 0 LOB: 2 BB: 1 P: 21	R: 0 E: 2 K: 1 S: 10	H: 1 LOB: 2 BB: 0 P: 15	R: 0 E: 0 K: 1 S: 7	H: 0 LOB: 0 BB: 0 P: 9	R: 0 E: 0 K: 0 S: 9	H: 1 LOB: 1 BB: 0 P: 14		R: 0 E: 0 K: 0 S: 7	H: 0 LOB: 0 BB: 0 P: 13	R: 0 E: 0 K: 1 S: 7	H: 0 LOB: 0 BB: 0 P: 11	R: 0 E: 0 K: 0 S: 8	H: 1 LOB: 1 BB: 0 P: 9	R: 0 E: 0 K: 1 S: 6	H: 0 LOB: 0 BB: 0 P: 10	1B: 2 2B: 1 3B: 0 HR: 0	SF: 0 SAC: 0 DP: 0 HBP: 0	WP: 0 PB: 0 SB: 0 CS: 0	PA: 32
PITCHER	IP WLS BF H R ER SO BB IBB HBP BLK WP HR S P ERA WHIP											PITCHER	IP WLS BF H R ER SO BB IBB HBP BLK WP HR S P ERA WHIP										
36 Edwin Jackson, R (1.1) ERA: 5.28	4.2 W 17 1 0 0 43 62 0 0 0 0 0 0 4 7 0.00 3.000											54 Neil Ramírez, R (9.1) ERA: 6.35	1.0 3 0 0 0 1 0 0 0 0 0 0 5 5 0.00 1.500										
27 Phil Coke, L (5.1) ERA	0.1 H 2 1 0 0 0 0 0 0 0 0 0 4 7 0.00 3.000																						
52 Justin Grimm, R (6.1) ERA: 3.18	1.0 H 3 0 0 0 0 0 0 0 0 0 0 7 13 0.00 0.000																						
63 Brian Schiller, R (7.1) ERA: 10.13	1.1 H 4 0 0 0 1 0 0 0 0 0 0 10 15 0.00 0.000																						
Blake Parker, R (8.1) ERA: 8.1	0.2 H 3 1 0 0 0 0 0 0 0 0 0 5 5 0.00 1.500																						

AB	31
R	0
H	3
RBI	0
BB	1
SO	5
LOB	10





Batter	1	2	3	4	5	6	7	8	9	AB	R	H	RBI	BB	SO	LOB	TOP										
24 Dexter Fowler, S OBP: 0.441, SLG: 0.563 20 Mike Olt, R OBP: 0.386, SLG: 0.542										1	0	0	0	0	1	0	Chicago Cubs @ Arizona Diamondbacks Chase Field, Phoenix, AZ Fri Apr 03 2015, 6:41 PM - 9:31 PM MST Att: 15,173 - Clear - 83 F										
68 Jorge Soler, R OBP: 0.400, SLG: 0.621 Brian Schlitter, R										3	0	1	0	1	0	3											
44 Anthony Rizzo, L OBP: 0.250, SLG: 0.328										4	0	0	0	0	0	2											
13 Starlin Castro, R OBP: 0.245, SLG: 0.380										4	0	0	0	0	1	1											
11 Tommy La Stella, L OBP: 0.448, SLG: 0.510 30 Jason Motte, R Zac Rosscup, R										3	0	1	0	0	0	0											
81 Jacob Hanemann, L OBP: 0.333, SLG: 0.250										1	0	0	0	0	0	0											
7 Arismendy Alcantara, S OBP: 0.310, SLG: 0.442										4	0	1	0	0	1	1											
3 David Ross, R OBP: 0.323, SLG: 0.500 5 Wellington Castillo, R OBP: 0.350, SLG: 0.528										2	0	1	0	0	0	1											
36 Edwin Jackson, R 27 Phil Coke, L 37 Travis Wood, R 46 Pedro Strop, R 56 Héctor Rondón, R 47 Miguel Montero, L 6 Ryan Sweeney, L										0	0	0	0	0	0	0											
41 Matt Szczur, R OBP: 0.426, SLG: 0.792 40 Michael Jensen, R 19 Jonathan Herrera, S OBP: 0.341, SLG: 0.317										1	0	0	0	1	0	0											
Inning Stats	R: 0 H: 1 E: 0 K: 2 S: 11	H: 1 LOB: 1 BB: 0 P: 18	R: 0 H: 0 E: 0 K: 0 S: 8	H: 1 LOB: 0 BB: 0 P: 15	R: 1 H: 1 E: 0 K: 1 S: 17	H: 1 LOB: 1 BB: 1 P: 27	R: 0 H: 1 E: 0 K: 0 S: 8	H: 1 LOB: 0 BB: 0 P: 13	R: 0 H: 1 E: 0 K: 0 S: 10	H: 0 LOB: 2 BB: 2 P: 23	R: 0 H: 0 E: 0 K: 0 S: 10	H: 1 LOB: 1 BB: 0 P: 15	R: 0 H: 1 E: 0 K: 1 S: 9	H: 0 LOB: 0 BB: 0 P: 12	R: 0 H: 0 E: 0 K: 1 S: 6	H: 0 LOB: 0 BB: 0 P: 11	R: 0 H: 0 E: 0 K: 0 S: 11	H: 0 LOB: 0 BB: 0 P: 15	1B: 2 2B: 3 3B: 1 HR: 1	SF: 0 SAC: 0 DP: 3 HBP: 0	WP: 0 PB: 0 SB: 0 CS: 0	PA: 33					
PITCHER	IP	WLS	BF	H	R	ER	SO	BB	IBB	HBP	BLK	WP	HR	S	P	ERA	WHIP										
58 Jeremy Hellickson, R ERA: 4.76 40 Andrew Chafin, L ERA: 4.73 41 Daniel Hudson, R ERA: 3.86 63 Enrique Burgos, R ERA: 1.42	5.0	W	20	5	1	1	3	3	0	0	0	0	1	54	26	1.80	1.600										



Batter	1	2	3	4	5	6	7	8	9	AB	R	H	RBI	BB	SO	LOB	BOTTOM										
11 AJ Pollock, R OBP: 0.411, SLG: 0.515 5 Ender Inciarte, L OBP: 0.403, SLG: 0.415										3	0	1	0	0	1	1	Chicago Cubs @ Arizona Diamondbacks Chase Field, Phoenix, AZ Fri Apr 03 2015, 6:41 PM - 9:31 PM MST Att: 15,173 - Clear - 83 F										
16 Chris Owings, R OBP: 0.261, SLG: 0.364 4 Cliff Pennington, S OBP: 0.211, SLG: 0.097										3	1	1	0	0	0	2											
44 Paul Goldschmidt, R OBP: 0.382, SLG: 0.526 Danny Dorn, L OBP: 0.275, SLG: 0.368										3	1	1	1	0	1	1											
6 David Peralta, L OBP: 0.426, SLG: 0.439 41 Daniel Hudson, R 63 Enrique Burgos, R										4	1	1	0	0	1	1											
15 Mark Trumbo, R OBP: 0.431, SLG: 0.691 24 Yasmany Tomás, R OBP: 0.319, SLG: 0.433										0	0	0	0	0	0	0											
19 Jake Lamb, L OBP: 0.432, SLG: 0.609 31 Jordan Pacheco, R OBP: 0.425, SLG: 0.387										0	0	0	0	0	0	0											
9 Tuffy Gosewisch, R OBP: 0.386, SLG: 0.422 40 Andrew Chafin, R Peter O'Brien, R OBP: 0.306, SLG: 0.242 6 Evan Marzilli, L										3	0	1	0	0	0	2											
13 Nick Ahmed, R OBP: 0.333, SLG: 0.410 Danny Worth, R OBP: 0.236, SLG: 0.320										1	0	1	0	0	0	0											
58 Jeremy Hellickson, R OBP: 0.333, SLG: 0.667 2 Aaron Hill, R OBP: 0.241, SLG: 0.236										2	0	1	0	0	1	1											
Inning Stats	R: 1 H: 2 E: 1 K: 2 S: 17	H: 2 LOB: 2 BB: 0 P: 25	R: 0 H: 2 E: 0 K: 0 S: 12	H: 2 LOB: 0 BB: 0 P: 19	R: 1 H: 2 E: 0 K: 1 S: 9	H: 2 LOB: 1 BB: 0 P: 15	R: 0 H: 1 E: 0 K: 2 S: 10	H: 1 LOB: 1 BB: 0 P: 15	R: 1 H: 2 E: 0 K: 1 S: 9	H: 1 LOB: 2 BB: 0 P: 14	R: 0 H: 0 E: 0 K: 1 S: 7	H: 0 LOB: 0 BB: 0 P: 11	R: 0 H: 1 E: 0 K: 1 S: 10	H: 2 LOB: 2 BB: 0 P: 18	R: 1 H: 2 E: 0 K: 0 S: 10	H: 2 LOB: 0 BB: 0 P: 18		1B: 7 2B: 4 3B: 0 HR: 1	SF: 0 SAC: 0 DP: 0 HBP: 1	WP: 0 PB: 0 SB: 1 CS: 0	PA: 38						
PITCHER	IP	WLS	BF	H	R	ER	SO	BB	IBB	HBP	BLK	WP	HR	S	P	ERA	WHIP										
36 Edwin Jackson, R ERA: 4.96 27 Phil Coke, L ERA: 2.0 46 Pedro Strop, R ERA: 2.0 56 Héctor Rondón, R ERA: 1.0 40 Michael Jensen, R ERA: 3.38	1.0	5	2	0	0	0	0	0	0	0	0	0	0	12	19	0.00	2.000										



Batter	1	2	3	4	5	6	7	8	9	AB	R	H	RBI	BB	SO	LOB	TOP					
81 Jacob Hanemann, L (1, 9) OBP: 0.231, SLG: 0.167	G4-3		G4-3		F8		G4-3			4	0	0	0	0	0	1	<p>Chicago Cubs @ Arizona Diamondbacks</p> <p>Chase Field, Phoenix, AZ</p> <p>Sat Apr 04 2015, 1:11 PM - 3:53 PM MST</p> <p>Att: 15,852 - Partly Cloudy - 83 F</p> <p>livebaseballscores.com</p> <p>AB 32</p> <p>R 2</p> <p>H 7</p> <p>RBI 2</p> <p>BB 2</p> <p>SO 5</p> <p>LOB 13</p> 					
Addison Russell, R (1, 6) OBP: 0.345, SLG: 0.488	G3		G5-3			G1-3		K		4	0	1	0	0	1	1						
Kyle Schwarber, L (1, 2) OBP: 0.238, SLG: 0.476	G3							F8		3	1	1	0	0	1	2						
Rafly Lopez, L (7, 2) OBP: 0.364, SLG: 0.222	G3		K							1	0	0	0	0	0	0						
Javier Báez, R (1, 4) OBP: 0.237, SLG: 0.236	L7									3	1	1	0	0	1	1						
Junior Lake, R (1, 7) OBP: 0.365, SLG: 0.426										4	0	2	1	0	1	1						
Albert Almora Jr., R (1, 8) OBP: 0.367, SLG: 0.448	L7									4	0	2	1	0	0	1						
94 Jeimer Candelario, S (1, 9) OBP: 0.226, SLG: 0.195										2	0	0	0	0	0	2						
Hunter Cervenka, L (4, 1)										0	0	0	0	0	0	0						
Rubi Silva, L (6, 9) OBP: 0.333, SLG: 0.333										1	0	0	0	0	0	2						
99 Fernando Cruz, R (6, 1)										0	0	0	0	0	0	0						
Blake Parker, R (8, 1)										0	0	0	0	0	0	0						
79 Billy McKinney, L (6, 9) OBP: 0.501, SLG: 0.750										0	0	0	0	1	0	0						
Mike Baxter, L (1, 3) OBP: 0.175, SLG: 0.088	F8									4	0	0	0	0	1	2						
37 Travis Wood, R (1, 1) OBP: 0.375, SLG: 1.143										0	0	0	0	0	0	0						
28 Kyle Hendricks, R (2, 1) OBP: 0.667, SLG: 0.667										0	0	0	0	0	0	0						
86 Mark Zagunis, R (3, PH)										0	0	0	0	1	0	0						
Gonzalez Germen, R (3, 1)										0	0	0	0	0	0	0						
Chris Valaika, R (4, 5) OBP: 0.135, SLG: 0.114										2	0	0	0	0	0	0						
Inning Stats	R: 0 E: 0 K: 0 S: 7	H: 1 LOB: 1 BB: 0 P: 12	R: 0 E: 0 K: 0 S: 7	H: 1 LOB: 1 BB: 0 P: 12	R: 0 E: 0 K: 1 S: 14	H: 0 LOB: 1 BB: 1 P: 26	R: 0 E: 0 K: 0 S: 8	H: 2 LOB: 1 BB: 0 P: 11	R: 0 E: 0 K: 0 S: 6	H: 0 LOB: 0 BB: 0 P: 9	R: 2 E: 0 K: 0 S: 13	H: 3 LOB: 1 BB: 0 P: 23	R: 0 E: 0 K: 1 S: 7	H: 0 LOB: 0 BB: 0 P: 8	R: 0 E: 0 K: 2 S: 8	H: 0 LOB: 0 BB: 0 P: 12	R: 0 E: 0 K: 1 S: 8	H: 0 LOB: 1 BB: 1 P: 16	1B: 5 2B: 2 3B: 0 HR: 0	SF: 0 SAC: 0 DP: 2 HBP: 1	WP: 0 PB: 0 SB: 0 CS: 0	PA: 35
PITCHER	IP WLS BF H R ER SO BB IBB HBP BLK WP HR S P ERA WHIP	PITCHER																				
32 Anthony Banda, L (1, 1) ERA: 18.0	5.0 W 19 4 0 0 1 1 0 0 0 0 0 0 42 70 0.00 1.000																					
Joey Krehbiel, R (6, 1)	1.0 6 3 2 2 0 0 0 0 1 0 0 0 13 23 18.00 3.000																					
19 Adam Miller, R (7, 1) ERA: 18.0	1.0 H 3 0 0 0 1 0 0 0 0 0 0 0 7 8 0.00 0.000																					
15 Silvano Bracho, R (8, 1)	1.0 H 3 0 0 0 2 0 0 0 0 0 0 0 8 12 0.00 0.000																					
14 Jimmie Sherry, R (9, 1) ERA: 18.0	1.0 S 4 0 0 0 1 1 0 0 0 0 0 0 8 16 0.00 1.000																					

Batter	1	2	3	4	5	6	7	8	9	AB	R	H	RBI	BB	SO	LOB	BOTTOM			
11 AJ Pollock, R (1, 8) OBP: 0.413, SLG: 0.529	G5-3									2	0	1	0	0	0	0	<p>Chicago Cubs @ Arizona Diamondbacks</p> <p>Chase Field, Phoenix, AZ</p> <p>Sat Apr 04 2015, 1:11 PM - 3:53 PM MST</p> <p>Att: 15,852 - Partly Cloudy - 83 F</p> <p>livebaseballscores.com</p> <p>AB 31</p> <p>R 4</p> <p>H 8</p> <p>RBI 4</p> <p>BB 0</p> <p>SO 8</p> <p>LOB 14</p> 			
6 Evan Marzilli, L (3, FR) (4, 9)										2	1	0	0	0	2	0				
5 Ender Inciarte, L (1, 9) OBP: 0.400, SLG: 0.412										3	1	1	0	0	1	1				
Peter O'Brien, R (6, 8) OBP: 0.297, SLG: 0.235										1	0	0	0	0	0	0				
44 Paul Goldschmidt, R (1, 3) OBP: 0.591, SLG: 0.952										1	0	1	1	0	0	0				
19 Jake Lamb, L (1, FR) (2, 3)										2	1	1	0	0	1	2				
31 Jordan Pacheco, R (7, 3) OBP: 0.439, SLG: 0.435										1	0	1	0	0	0	0				
15 Mark Trumbo, R (1, 10) OBP: 0.450, SLG: 0.754										2	1	2	3	0	0	0				
6 David Peraltá, L (6, PH) (7, 10) OBP: 0.414, SLG: 0.424										2	0	0	0	0	2	2				
2 Aaron Hill, R (1, 5) OBP: 0.230, SLG: 0.224										3	0	0	0	0	1	3				
4 Domingo Leyba, S (7, 4) OBP: 0.200, SLG: 0.200										1	0	0	0	0	1	1				
24 Yasmany Tomás, R (1, 7) OBP: 0.307, SLG: 0.414										3	0	0	0	0	1	2				
Danny Dorn, L (8, 7) OBP: 0.275, SLG: 0.368										0	0	0	0	0	0	0				
16 Chris Owings, R (1, 4) OBP: 0.250, SLG: 0.348										2	0	0	0	0	1	0				
13 Nick Ahmed, R (5, 6) OBP: 0.344, SLG: 0.410										0	0	0	0	0	0	0				
Danny Worth, R (7, FR) (8, 6) OBP: 0.296, SLG: 0.320										0	0	0	0	0	0	0				
18 Gerald Laird, R (1, 2) OBP: 0.162, SLG: 0.258										2	0	0	0	0	1	0				
Mark Thomas, R (5, 2) OBP: 0.250, SLG: 0.273										1	0	0	0	0	1	1				
4 Cliff Pennington, S (1, 6) OBP: 0.220, SLG: 0.118										3	0	1	0	0	0	0				
60 Blake Lalli, L (8, 3) OBP: 0.345, SLG: 0.400										0	0	0	0	0	0	0				
Inning Stats	R: 2 E: 0 K: 1 S: 11	H: 3 LOB: 2 BB: 0 P: 16	R: 0 E: 0 K: 0 S: 6	H: 0 LOB: 0 BB: 0 P: 9	R: 2 E: 0 K: 2 S: 14	H: 2 LOB: 1 BB: 0 P: 25	R: 0 E: 0 K: 2 S: 9	H: 0 LOB: 0 BB: 0 P: 14	R: 0 E: 0 K: 0 S: 8	H: 0 LOB: 0 BB: 0 P: 11	R: 0 E: 0 K: 1 S: 10	H: 1 LOB: 0 BB: 0 P: 15	R: 0 E: 0 K: 1 S: 9	H: 1 LOB: 2 BB: 0 P: 16	R: 0 E: 0 K: 1 S: 9	H: 1 LOB: 1 BB: 0 P: 12	1B: 4 2B: 4 3B: 0 HR: 1	SF: 0 SAC: 0 DP: 1 HBP: 1	WP: 1 PB: 0 SB: 0 CS: 1	PA: 32
PITCHER	IP WLS BF H R ER SO BB IBB HBP BLK WP HR S P ERA WHIP	PITCHER																		
37 Travis Wood, L (1, 1) ERA: 4.87	1.0 L 6 3 2 2 2 0 0 0 0 0 0 0 11 16 18.00 3.000																			
28 Kyle Hendricks, R (2, 1) ERA: 3.35	1.0 3 0 0 0 0 0 0 0 0 0 0 0 6 9 0.00 0.000																			
Gonzalez Germen, R (3, 1) ERA: 17.05	1.0 5 2 2 2 2 0 0 0 0 0 0 1 14 25 18.00 2.000																			
Hunter Cervenka, L (4, 1) ERA: 6.75	2.0 6 0 0 0 0 2 0 0 0 0 0 0 17 25 0.00 0.000																			
99 Fernando Cruz, R (6, 1) ERA: 2.7	2.0 8 2 0 0 2 0 0 0 1 0 0 0 19 31 0.00 1.000																			

Batter	1	2	3	4	5	6	7	8	9	AB	R	H	RBI	BB	SO	LOB	TOP			
13 Matt Carpenter, L (1.5) OBP: 0.333, SLG: 0.250										3	0	0	0	1	2	1	St. Louis Cardinals @ Chicago Cubs Wrigley Field, Chicago, IL Wed Apr 08 2015, 1:24 PM - 3:45 PM CDT Att: 26,814 - Cloudy - 46 F			
22 Jason Heyward, L (1.9) OBP: 0.444, SLG: 0.667										4	0	1	0	0	0	2				
7 Matt Holliday, R (1.7) OBP: 0.444, SLG: 0.375										4	0	1	0	0	0	2				
32 Matt Adams, L (1.3)										2	0	0	0	2	1	3				
27 Jhonny Peralta, R (1.6) OBP: 0.222, SLG: 0.333										4	0	1	0	0	1	2				
19 Jon Jay, L (1.8) OBP: 0.250, SLG: 0.375										4	0	0	0	0	1	2				
4 Yadier Molina, R (1.2)										4	0	0	0	0	1	2				
16 Kolten Wong, L (1.4)										4	0	0	0	0	1	0				
31 Lance Lynn, S (1.1) OBP: 0.333, SLG: 0.333										3	0	0	0	0	1	0				
46 Kevin Siegrist, L (7.1)										0	0	0	0	0	0	0				
37 Matt Belisle, R (8.1)										0	0	0	0	0	0	0				
										0	0	0	0	0	0	0				
										0	0	0	0	0	0	0				
Inning Stats	R: 0 E: 0 K: 1 S: 10	H: 0 LOB: 2 BB: 2 P: 22	R: 0 E: 0 K: 1 S: 9	H: 0 LOB: 0 BB: 0 P: 10	R: 0 E: 0 K: 2 S: 13	H: 2 LOB: 2 BB: 0 P: 19	R: 0 E: 0 K: 1 S: 10	H: 0 LOB: 0 BB: 0 P: 17	R: 0 E: 0 K: 0 S: 8	H: 1 LOB: 2 BB: 1 P: 12	R: 0 E: 0 K: 2 S: 7	H: 0 LOB: 0 BB: 0 P: 12	R: 0 E: 0 K: 1 S: 10	H: 1 LOB: 1 BB: 0 P: 16	R: 0 E: 0 K: 0 S: 5	H: 0 LOB: 0 BB: 0 P: 6	1B: 3 2B: 1 3B: 0 HR: 0	SF: 0 SAC: 0 DP: 0 HBP: 0	WP: 0 PB: 0 SB: 0 CS: 0	PA: 34
PITCHER	IP WLS BF H R ER SO BB IBB HBP BLK WP HR S P ERA WHIP																			
49 Jake Arrieta, R (1.1) ERA: 1.5	7.0 W 27 3 0 0 7 3 0 0 0 0 0 0 65 104 0.00 0.857																			
27 Phil Coke, L (8.1) ERA: 1.5	0.1 H 2 1 0 0 1 0 0 0 0 0 0 0 5 9 0.00 3.000																			
54 Neil Ramirez, R (8.1) ERA: 1.5	0.1 H 1 0 0 0 0 0 0 0 0 0 0 0 3 5 0.00 0.000																			
46 Pedro Strop, R (8.1) ERA: 1.5	0.1 H 1 0 0 0 0 0 0 0 0 0 0 0 2 2 0.00 0.000																			
56 Héctor Rondón, R (9.1) ERA: 1.5	1.0 S 3 0 0 0 0 0 0 0 0 0 0 0 5 6 0.00 0.000																			

AB	31
R	0
H	4
RBI	0
BB	3
SO	8
LOB	12



Batter	1	2	3	4	5	6	7	8	9	AB	R	H	RBI	BB	SO	LOB	BOTTOM			
24 Dexter Fowler, S (1.8) OBP: 0.125, SLG: 0.250										4	0	0	0	0	2	0	St. Louis Cardinals @ Chicago Cubs Wrigley Field, Chicago, IL Wed Apr 08 2015, 1:24 PM - 3:45 PM CDT Att: 26,814 - Cloudy - 46 F			
68 Jorge Soler, R (1.9) OBP: 0.143, SLG: 0.429										3	0	1	0	0	2	0				
44 Anthony Rizzo, L (1.3)										1	1	0	0	1	0	0				
13 Starlin Castro, R (1.6) OBP: 0.286, SLG: 0.286										3	1	1	1	0	2	2				
8 Chris Coghlan, L (1.7) OBP: 0.167, SLG: 0.333										2	0	0	0	0	0	2				
27 Phil Coke, L (8.1)										0	0	0	0	0	0	0				
54 Neil Ramirez, R (8.1)										0	0	0	0	0	0	0				
46 Pedro Strop, R (8.1)										0	0	0	0	0	0	0				
20 Mike Olt, R (9.5)										0	0	0	0	0	0	0				
47 Miguel Montero, L (1.2)										2	0	0	1	0	1	0				
7 Arismendy Alcántara, S (1.4)										3	0	0	0	0	1	0				
49 Jake Arrieta, R (1.1) ERA: 1.5										2	0	0	0	0	2	0				
41 Matt Szczur, R (8.7)										1	0	0	0	0	0	0				
11 Tommy La Stella, L (1.5) OBP: 0.167, SLG: 0.167										3	0	0	0	0	1	0				
56 Héctor Rondón, R (9.1) ERA: 1.5										0	0	0	0	0	0	0				
										0	0	0	0	0	0	0				
Inning Stats	R: 0 E: 0 K: 1 S: 6	H: 0 LOB: 0 BB: 0 P: 12	R: 0 E: 0 K: 2 S: 10	H: 0 LOB: 0 BB: 0 P: 12	R: 0 E: 0 K: 1 S: 6	H: 0 LOB: 0 BB: 0 P: 8	R: 0 E: 0 K: 2 S: 13	H: 1 LOB: 2 BB: 1 P: 25	R: 0 E: 0 K: 1 S: 8	H: 0 LOB: 0 BB: 0 P: 15	R: 0 E: 0 K: 2 S: 8	H: 0 LOB: 0 BB: 0 P: 10	R: 2 E: 1 K: 1 S: 9	H: 1 LOB: 0 BB: 0 P: 15	R: 0 E: 0 K: 1 S: 8	H: 0 LOB: 0 BB: 0 P: 14	1B: 1 2B: 0 3B: 1 HR: 0	SF: 1 SAC: 1 DP: 0 HBP: 1	WP: 0 PB: 0 SB: 0 CS: 0	PA: 28
PITCHER	IP WLS BF H R ER SO BB IBB HBP BLK WP HR S P ERA WHIP																			
31 Lance Lynn, R (1.1) ERA: 1.5	6.0 L 22 2 2 1 9 1 0 1 0 0 0 0 53 87 1.50 0.500																			
46 Kevin Siegrist, L (7.1) ERA: 1.5	1.0 3 0 0 0 1 0 0 0 0 0 0 0 7 10 0.00 0.000																			
37 Matt Belisle, R (8.1) ERA: 1.5	1.0 3 0 0 0 1 0 0 0 0 0 0 0 8 14 0.00 0.000																			

AB	24
R	2
H	2
RBI	2
BB	1
SO	11
LOB	4



Batter	1	2	3	4	5	6	7	8	9	AB	R	H	RBI	BB	SO	LOB	TOP			
24 Dexter Fowler, S OBP: 0.077, SLG: 0.154	G5-3	FC4-6		G6-3			K		G6-3	5	0	0	0	0	1	3				
68 Jorge Soler, R OBP: 0.273, SLG: 0.400	K2-3		13 1B 20 FC5-2 44 HBP		13 44 G6-4-3 1B		F8			3	0	1	0	1	1	0				
44 Anthony Rizzo, L OBP: 0.636, SLG: 0.333			20 FC5-2 41 SF7 13 1B							2	1	2	0	0	0	0				
13 Starlin Castro, R OBP: 0.273, SLG: 0.273		HBP								4	0	1	0	0	1	4				
20 Mike Olt, R OBP: 0.125, SLG: 0.125										4	0	1	0	0	1	4				
41 Matt Szczur, R (1.7)										2	0	0	1	1	0	1				
5 Wellington Castillo, R (1.2)										3	0	0	0	1	1	3				
37 Travis Wood, R (1.1) 30 Jason Motte, R (0.1) 8 Chris Coghlan, L (0.1) 63 Brian Schlitler, R (0.1) 36 Edwin Jackson, R (0.1) 19 Jonathan Herrera, S (0.1)										2	0	0	0	0	1	2				
7 Arismendy Alcántara, S (1.4)										3	0	0	0	1	1	1				
Inning Stats	R: 0 E: 0 K: 2 S: 10	H: 0 LOB: 1 BB: 0 P: 18	R: 0 E: 0 K: 0 S: 9	H: 1 LOB: 3 BB: 2 P: 25	R: 1 E: 0 K: 0 S: 11	H: 2 LOB: 0 BB: 0 P: 19	R: 0 E: 0 K: 2 S: 7	H: 0 LOB: 0 BB: 0 P: 12	R: 0 E: 0 K: 1 S: 10	H: 1 LOB: 1 BB: 1 P: 22	R: 0 E: 0 K: 1 S: 7	H: 0 LOB: 1 BB: 1 P: 14	R: 0 E: 0 K: 1 S: 8	H: 0 LOB: 0 BB: 0 P: 10	R: 0 E: 0 K: 0 S: 5	H: 0 LOB: 0 BB: 0 P: 9	1B: 5 2B: 0 3B: 0 HR: 0	SF: 1 SAC: 0 DP: 1 HBP: 2	WP: 1 PB: 0 SB: 1 CS: 0	PA: 37
PITCHER	IP WLS BF H R ER SO	IP WLS BF H R ER SO	IP WLS BF H R ER SO	IP WLS BF H R ER SO	IP WLS BF H R ER SO	IP WLS BF H R ER SO	IP WLS BF H R ER SO	IP WLS BF H R ER SO	IP WLS BF H R ER SO	IP WLS BF H R ER SO	IP WLS BF H R ER SO	IP WLS BF H R ER SO	IP WLS BF H R ER SO	IP WLS BF H R ER SO	IP WLS BF H R ER SO	IP WLS BF H R ER SO	ERA WHIP	ERA WHIP	ERA WHIP	

Chicago Cubs @ Colorado Rockies
Coors Field, Denver, CO
Fri Apr 10 2015, 2:11 PM - 5:10 PM MDT
Att: 49,303 - Partly Cloudy - 61 F

AB	30
R	1
H	5
RBI	1
BB	4
SO	7
LOB	19



Batter	1	2	3	4	5	6	7	8	9	AB	R	H	RBI	BB	SO	LOB	BOTTOM		
6 Corey Dickerson, L OBP: 0.444, SLG: 0.875	L5	L7								4	1	1	1	1	1	3			
2 Troy Tulowitzki, R OBP: 0.444, SLG: 0.722										4	0	2	2	0	1	1			
28 Nolan Arenado, R OBP: 0.500, SLG: 0.813										3	0	1	0	1	0	1			
5 Carlos González, L OBP: 0.333, SLG: 0.706										4	0	1	0	0	1	2			
20 Wilin Rosario, R OBP: 0.250, SLG: 1.000										3	0	0	0	0	0	4			
51 Brooks Brown, L (0.1) 3 Daniel Descalso, L (0.1) 63 Rafael Betancourt, R (0.1) 48 Boone Logan, R (0.1)										0	0	0	0	0	0	0			
13 Drew Stubbs, R (1.8)										2	0	0	0	0	2	0			
33 Justin Morneau, L OBP: 0.133, SLG: 0.400										2	1	1	1	0	0	0			
4 Nick Hundley, R OBP: 0.353, SLG: 0.412										4	0	1	0	0	1	0			
15 Tyler Matzek, L (1.1) 36 Christian Bergman, R (0.1) 19 Charlie Blackmon, L (0.1)										1	1	1	0	0	0	0			
9 DJ LeMahieu, R OBP: 0.471, SLG: 0.471										4	1	3	1	0	0	1			
Inning Stats	R: 0 E: 0 K: 0 S: 18	H: 2 LOB: 2 BB: 0 P: 21	R: 1 E: 0 K: 2 S: 13	H: 2 LOB: 1 BB: 0 P: 17	R: 0 E: 0 K: 1 S: 8	H: 1 LOB: 0 BB: 0 P: 12	R: 0 E: 0 K: 1 S: 8	H: 0 LOB: 0 BB: 0 P: 13	R: 2 E: 0 K: 1 S: 14	H: 3 LOB: 1 BB: 1 P: 27	R: 0 E: 0 K: 1 S: 5	H: 0 LOB: 0 BB: 0 P: 10	R: 0 E: 1 K: 1 S: 13	H: 1 LOB: 2 BB: 0 P: 21	1B: 8 2B: 2 3B: 0 HR: 1	SF: 0 SAC: 0 DP: 0 HBP: 0	WP: 0 PB: 0 SB: 0 CS: 0	PA: 37	
PITCHER	IP WLS BF H R ER SO	IP WLS BF H R ER SO	IP WLS BF H R ER SO	IP WLS BF H R ER SO	IP WLS BF H R ER SO	IP WLS BF H R ER SO	IP WLS BF H R ER SO	IP WLS BF H R ER SO	IP WLS BF H R ER SO	IP WLS BF H R ER SO	IP WLS BF H R ER SO	IP WLS BF H R ER SO	IP WLS BF H R ER SO	IP WLS BF H R ER SO	IP WLS BF H R ER SO	IP WLS BF H R ER SO	ERA WHIP	ERA WHIP	ERA WHIP

Chicago Cubs @ Colorado Rockies
Coors Field, Denver, CO
Fri Apr 10 2015, 2:11 PM - 5:10 PM MDT
Att: 49,303 - Partly Cloudy - 61 F

AB	34
R	5
H	11
RBI	5
BB	3
SO	7
LOB	13



Batter	1	2	3	4	5	6	7	8	9	AB	R	H	RBI	BB	SO	LOB	TOP				
24 Dexter Fowler, S OBP: 0.278, SLG: 0.500										3	2	2	2	2	0	1					
68 Jorge Soler, R OBP: 0.313, SLG: 0.429										4	1	2	2	0	1	1					
44 Anthony Rizzo, L OBP: 0.500, SLG: 0.200										4	0	0	1	0	0	4					
47 Miguel Montero, L										4	0	0	0	1	1	2					
13 Starlin Castro, R										5	1	3	2	0	1	2					
8 Chris Coghlan, L										4	1	1	1	0	1	3					
54 Neil Ramírez, R										0	0	0	0	0	0	0					
27 Phil Coke, L										0	0	0	0	0	0	0					
46 Pedro Strop, R										1	0	0	0	0	1	1					
3 David Ross, R										0	0	0	0	0	0	0					
56 Héctor Rondón, R										0	0	0	0	0	0	0					
20 Mike Ott, R										4	1	1	1	0	1	0					
19 Jonathan Herrera, S										0	0	0	0	0	0	0					
39 Jason Hammel, R										3	1	2	0	0	0	0					
41 Matt Szczur, R										2	0	1	0	0	1	1					
7 Arismendy Alcántara, S										2	2	0	0	2	1	2					
Inning Stats	R: 1 E: 0 K: 0 S: 11	H: 1 LOB: 2 BB: 1 P: 23	R: 2 E: 0 K: 0 S: 13	H: 2 LOB: 1 BB: 1 P: 21	R: 2 E: 0 K: 2 S: 12	H: 3 LOB: 1 BB: 0 P: 20	R: 0 E: 0 K: 0 S: 4	H: 1 LOB: 1 BB: 1 P: 11	R: 1 E: 0 K: 1 S: 9	H: 1 LOB: 0 BB: 0 P: 11	R: 3 E: 1 K: 2 S: 26	H: 2 LOB: 1 BB: 2 P: 40	R: 0 E: 0 K: 0 S: 9	H: 0 LOB: 0 BB: 0 P: 8	R: 0 E: 0 K: 2 S: 12	H: 1 LOB: 1 BB: 0 P: 19	1B: 6 2B: 1 3B: 2 HR: 3	SF: 1 SAC: 0 DP: 1 HBP: 2	WP: 0 PB: 0 SB: 0 CS: 1	PA: 44	
PITCHER	IP WLS BF H R ER SO BB IBB HBP BLK WP HR S P ERA WHIP	IP WLS BF H R ER SO BB IBB HBP BLK WP HR S P ERA WHIP	IP WLS BF H R ER SO BB IBB HBP BLK WP HR S P ERA WHIP	IP WLS BF H R ER SO BB IBB HBP BLK WP HR S P ERA WHIP	IP WLS BF H R ER SO BB IBB HBP BLK WP HR S P ERA WHIP	IP WLS BF H R ER SO BB IBB HBP BLK WP HR S P ERA WHIP	IP WLS BF H R ER SO BB IBB HBP BLK WP HR S P ERA WHIP	IP WLS BF H R ER SO BB IBB HBP BLK WP HR S P ERA WHIP	IP WLS BF H R ER SO BB IBB HBP BLK WP HR S P ERA WHIP	IP WLS BF H R ER SO BB IBB HBP BLK WP HR S P ERA WHIP	IP WLS BF H R ER SO BB IBB HBP BLK WP HR S P ERA WHIP	IP WLS BF H R ER SO BB IBB HBP BLK WP HR S P ERA WHIP	IP WLS BF H R ER SO BB IBB HBP BLK WP HR S P ERA WHIP	IP WLS BF H R ER SO BB IBB HBP BLK WP HR S P ERA WHIP	IP WLS BF H R ER SO BB IBB HBP BLK WP HR S P ERA WHIP	IP WLS BF H R ER SO BB IBB HBP BLK WP HR S P ERA WHIP	IP WLS BF H R ER SO BB IBB HBP BLK WP HR S P ERA WHIP	IP WLS BF H R ER SO BB IBB HBP BLK WP HR S P ERA WHIP	IP WLS BF H R ER SO BB IBB HBP BLK WP HR S P ERA WHIP	IP WLS BF H R ER SO BB IBB HBP BLK WP HR S P ERA WHIP	IP WLS BF H R ER SO BB IBB HBP BLK WP HR S P ERA WHIP

Chicago Cubs @ Colorado Rockies
Coors Field, Denver, CO
Sat Apr 11 2015, 6:12 PM - 9:31 PM MDT
Att: 43,812 - Partly Cloudy - 67 F

AB 36
R 9
H 12
RBI 9
BB 5
SO 8
LOB 17



Batter	1	2	3	4	5	6	7	8	9	AB	R	H	RBI	BB	SO	LOB	BOTTOM				
19 Charlie Blackmon, L OBP: 0.261, SLG: 0.250										4	0	1	0	1	1	2					
5 Carlos González, L OBP: 0.261, SLG: 0.545										5	0	0	0	0	1	2					
2 Troy Tulowitzki, R OBP: 0.435, SLG: 0.682										4	2	1	0	1	2	2					
33 Justin Morneau, L OBP: 0.200, SLG: 0.400										5	1	2	1	0	0	2					
28 Nolan Arenado, R OBP: 0.500, SLG: 0.950										4	2	2	2	0	0	1					
6 Corey Dickerson, L OBP: 0.455, SLG: 0.800										4	0	2	2	0	1	0					
4 Nick Hundley, R OBP: 0.286, SLG: 0.333										4	0	0	0	0	2	2					
9 DJ LeMahieu, R OBP: 0.524, SLG: 0.524										4	0	3	0	0	0	0					
38 Kyle Kendrick, R										2	0	1	0	0	1	1					
53 Christian Friedrich, R										0	0	0	0	0	0	0					
43 Rafael Ynoa, S										1	0	0	0	0	1	0					
63 Rafael Betancourt, R										0	0	0	0	0	0	0					
20 Wilin Rosario, R										1	0	0	0	0	1	2					
0 Adam Ottavino, S										0	0	0	0	0	0	0					
Inning Stats	R: 0 E: 0 K: 1 S: 8	H: 0 LOB: 0 BB: 0 P: 12	R: 2 E: 0 K: 1 S: 14	H: 3 LOB: 1 BB: 0 P: 20	R: 1 E: 0 K: 2 S: 11	H: 2 LOB: 1 BB: 0 P: 16	R: 0 E: 0 K: 0 S: 14	H: 3 LOB: 1 BB: 0 P: 20	R: 0 E: 0 K: 0 S: 7	H: 0 LOB: 0 BB: 0 P: 11	R: 0 E: 0 K: 2 S: 9	H: 0 LOB: 0 BB: 0 P: 13	R: 0 E: 0 K: 1 S: 11	H: 0 LOB: 1 BB: 1 P: 18	R: 2 E: 0 K: 2 S: 14	H: 3 LOB: 2 BB: 1 P: 24	1B: 8 2B: 3 3B: 0 HR: 1	SF: 0 SAC: 0 DP: 2 HBP: 0	WP: 0 PB: 0 SB: 0 CS: 0	PA: 40	
PITCHER	IP WLS BF H R ER SO BB IBB HBP BLK WP HR S P ERA WHIP	IP WLS BF H R ER SO BB IBB HBP BLK WP HR S P ERA WHIP	IP WLS BF H R ER SO BB IBB HBP BLK WP HR S P ERA WHIP	IP WLS BF H R ER SO BB IBB HBP BLK WP HR S P ERA WHIP	IP WLS BF H R ER SO BB IBB HBP BLK WP HR S P ERA WHIP	IP WLS BF H R ER SO BB IBB HBP BLK WP HR S P ERA WHIP	IP WLS BF H R ER SO BB IBB HBP BLK WP HR S P ERA WHIP	IP WLS BF H R ER SO BB IBB HBP BLK WP HR S P ERA WHIP	IP WLS BF H R ER SO BB IBB HBP BLK WP HR S P ERA WHIP	IP WLS BF H R ER SO BB IBB HBP BLK WP HR S P ERA WHIP	IP WLS BF H R ER SO BB IBB HBP BLK WP HR S P ERA WHIP	IP WLS BF H R ER SO BB IBB HBP BLK WP HR S P ERA WHIP	IP WLS BF H R ER SO BB IBB HBP BLK WP HR S P ERA WHIP	IP WLS BF H R ER SO BB IBB HBP BLK WP HR S P ERA WHIP	IP WLS BF H R ER SO BB IBB HBP BLK WP HR S P ERA WHIP	IP WLS BF H R ER SO BB IBB HBP BLK WP HR S P ERA WHIP	IP WLS BF H R ER SO BB IBB HBP BLK WP HR S P ERA WHIP	IP WLS BF H R ER SO BB IBB HBP BLK WP HR S P ERA WHIP	IP WLS BF H R ER SO BB IBB HBP BLK WP HR S P ERA WHIP	IP WLS BF H R ER SO BB IBB HBP BLK WP HR S P ERA WHIP	IP WLS BF H R ER SO BB IBB HBP BLK WP HR S P ERA WHIP

Chicago Cubs @ Colorado Rockies
Coors Field, Denver, CO
Sat Apr 11 2015, 6:12 PM - 9:31 PM MDT
Att: 43,812 - Partly Cloudy - 67 F

AB 38
R 5
H 12
RBI 5
BB 2
SO 10
LOB 14



Batter	1	2	3	4	5	6	7	8	9	AB	R	H	RBI	BB	SO	LOB	TOP							
24 Dexter Fowler, S OBP: 0.304, SLG: 0.619	L8		FC3-6				E4		HR	5	1	2	2	0	0	1								
44 Anthony Rizzo, L OBP: 0.381, SLG: 0.143	K		F7				K		K	4	0	0	1	0	3	2								
68 Jorge Soler, R OBP: 0.250, SLG: 0.333	G5-3		K				L4-3		F7	4	0	0	0	0	1	3								
8 Chris Coghlan, L OBP: 0.357, SLG: 0.667																								
41 Matt Szczur, R OBP: 0.250, SLG: 0.333																								
13 Starlin Castro, R OBP: 0.300, SLG: 0.450																								
47 Miguel Montero, L OBP: 0.143, SLG: 0.167																								
7 Arismendy Alcántara, S																								
28 Kyle Hendricks, R																								
30 Jason Motte, R																								
37 Travis Wood, R																								
27 Phil Coke, L																								
54 Neil Ramírez, R																								
20 Mike Olt, R																								
19 Jonathan Herrera, S																								
5 Wellington Castillo, R																								
56 Héctor Rondón, R																								
Inning Stats	R: 0 E: 0 K: 1 S: 8	H: 0 LOB: 0 BB: 0 P: 12	R: 1 E: 0 K: 0 S: 8	H: 1 LOB: 1 BB: 1 P: 15	R: 0 E: 1 K: 1 S: 12	H: 0 LOB: 1 BB: 1 P: 21	R: 0 E: 0 K: 0 S: 7	H: 0 LOB: 0 BB: 1 P: 14	R: 2 E: 1 K: 0 S: 14	H: 3 LOB: 1 BB: 0 P: 24	R: 0 E: 0 K: 1 S: 8	H: 1 LOB: 1 BB: 0 P: 12	R: 0 E: 0 K: 2 S: 9	H: 0 LOB: 0 BB: 0 P: 14	R: 0 E: 0 K: 0 S: 8	H: 0 LOB: 0 BB: 0 P: 12	R: 3 E: 0 K: 3 S: 15	H: 2 LOB: 0 BB: 1 P: 27	1B: 4 2B: 3 HR: 1	SF: 1 SAC: 0 DP: 2 HBP: 0	WP: 1 PB: 0 SB: 3 CS: 0	PA: 38		
PITCHER	IP WLS BF H R ER SO BB IBB HBP BLK WP HR S P ERA WHIP	IP WLS BF H R ER SO BB IBB HBP BLK WP HR S P ERA WHIP	IP WLS BF H R ER SO BB IBB HBP BLK WP HR S P ERA WHIP	IP WLS BF H R ER SO BB IBB HBP BLK WP HR S P ERA WHIP	IP WLS BF H R ER SO BB IBB HBP BLK WP HR S P ERA WHIP	IP WLS BF H R ER SO BB IBB HBP BLK WP HR S P ERA WHIP	IP WLS BF H R ER SO BB IBB HBP BLK WP HR S P ERA WHIP	IP WLS BF H R ER SO BB IBB HBP BLK WP HR S P ERA WHIP	IP WLS BF H R ER SO BB IBB HBP BLK WP HR S P ERA WHIP	IP WLS BF H R ER SO BB IBB HBP BLK WP HR S P ERA WHIP	IP WLS BF H R ER SO BB IBB HBP BLK WP HR S P ERA WHIP	IP WLS BF H R ER SO BB IBB HBP BLK WP HR S P ERA WHIP	IP WLS BF H R ER SO BB IBB HBP BLK WP HR S P ERA WHIP	IP WLS BF H R ER SO BB IBB HBP BLK WP HR S P ERA WHIP	IP WLS BF H R ER SO BB IBB HBP BLK WP HR S P ERA WHIP	IP WLS BF H R ER SO BB IBB HBP BLK WP HR S P ERA WHIP	IP WLS BF H R ER SO BB IBB HBP BLK WP HR S P ERA WHIP	IP WLS BF H R ER SO BB IBB HBP BLK WP HR S P ERA WHIP	IP WLS BF H R ER SO BB IBB HBP BLK WP HR S P ERA WHIP	IP WLS BF H R ER SO BB IBB HBP BLK WP HR S P ERA WHIP	IP WLS BF H R ER SO BB IBB HBP BLK WP HR S P ERA WHIP	IP WLS BF H R ER SO BB IBB HBP BLK WP HR S P ERA WHIP	IP WLS BF H R ER SO BB IBB HBP BLK WP HR S P ERA WHIP	IP WLS BF H R ER SO BB IBB HBP BLK WP HR S P ERA WHIP

Chicago Cubs @ Colorado Rockies
Coors Field, Denver, CO
Sun Apr 12 2015, 2:13 PM - 5:16 PM MDT
Att: 41,363 - Partly Cloudy - 65 F

AB 33
R 6
H 7
RBI 6
BB 4
SO 8
LOB 14



Batter	1	2	3	4	5	6	7	8	9	AB	R	H	RBI	BB	SO	LOB	BOTTOM							
19 Charlie Blackmon, L OBP: 0.357, SLG: 0.375	G3-1						K		2B	4	1	3	1	1	1	0								
5 Carlos González, L OBP: 0.250, SLG: 0.519	G3-1		G6-3				L7		P4	5	0	1	1	0	0	3								
28 Nolan Arenado, R OBP: 0.423, SLG: 0.792	L9		G6-3				F8		G6-3	4	0	0	0	0	0	1								
33 Justin Morneau, L OBP: 0.208, SLG: 0.375			G6-3				P4		G3	4	0	1	0	0	0	1								
6 Corey Dickerson, L OBP: 0.462, SLG: 0.792			P5				P5		WP	4	1	2	0	0	0	2								
8 Michael McKenry, R OBP: 0.250, SLG: 0.250			K				P3		K	4	1	1	0	0	2	2								
3 Daniel Descalso, L OBP: 0.143, SLG: 0.143			G5-3				F7		K2-3	4	1	1	0	0	1	1								
24 Jordan Lyles, R																								
20 Wilin Rosario, R																								
0 Adam Ottavino, S																								
48 Boone Logan, R																								
32 LaTroy Hawkins, R																								
2 Troy Tulowitzki, R																								
9 DJ LeMahieu, R OBP: 0.480, SLG: 0.560																								
Inning Stats	R: 0 E: 0 K: 0 S: 6	H: 1 LOB: 0 BB: 0 P: 11	R: 4 E: 0 K: 0 S: 28	H: 5 LOB: 1 BB: 0 P: 38	R: 0 E: 0 K: 1 S: 10	H: 1 LOB: 1 BB: 0 P: 11	R: 0 E: 0 K: 2 S: 8	H: 0 LOB: 0 BB: 0 P: 12	R: 1 E: 0 K: 0 S: 10	H: 1 LOB: 1 BB: 1 P: 16	R: 0 E: 0 K: 1 S: 9	H: 1 LOB: 1 BB: 0 P: 13	R: 0 E: 0 K: 1 S: 9	H: 0 LOB: 0 BB: 0 P: 14	R: 0 E: 0 K: 2 S: 12	H: 1 LOB: 1 BB: 0 P: 14	R: 0 E: 0 K: 1 S: 9	H: 1 LOB: 1 BB: 0 P: 13	1B: 6 2B: 4 3B: 1 HR: 0	SF: 0 SAC: 0 DP: 0 HBP: 0	WP: 1 PB: 0 SB: 1 CS: 0	PA: 38		
PITCHER	IP WLS BF H R ER SO BB IBB HBP BLK WP HR S P ERA WHIP	IP WLS BF H R ER SO BB IBB HBP BLK WP HR S P ERA WHIP	IP WLS BF H R ER SO BB IBB HBP BLK WP HR S P ERA WHIP	IP WLS BF H R ER SO BB IBB HBP BLK WP HR S P ERA WHIP	IP WLS BF H R ER SO BB IBB HBP BLK WP HR S P ERA WHIP	IP WLS BF H R ER SO BB IBB HBP BLK WP HR S P ERA WHIP	IP WLS BF H R ER SO BB IBB HBP BLK WP HR S P ERA WHIP	IP WLS BF H R ER SO BB IBB HBP BLK WP HR S P ERA WHIP	IP WLS BF H R ER SO BB IBB HBP BLK WP HR S P ERA WHIP	IP WLS BF H R ER SO BB IBB HBP BLK WP HR S P ERA WHIP	IP WLS BF H R ER SO BB IBB HBP BLK WP HR S P ERA WHIP	IP WLS BF H R ER SO BB IBB HBP BLK WP HR S P ERA WHIP	IP WLS BF H R ER SO BB IBB HBP BLK WP HR S P ERA WHIP	IP WLS BF H R ER SO BB IBB HBP BLK WP HR S P ERA WHIP	IP WLS BF H R ER SO BB IBB HBP BLK WP HR S P ERA WHIP	IP WLS BF H R ER SO BB IBB HBP BLK WP HR S P ERA WHIP	IP WLS BF H R ER SO BB IBB HBP BLK WP HR S P ERA WHIP	IP WLS BF H R ER SO BB IBB HBP BLK WP HR S P ERA WHIP	IP WLS BF H R ER SO BB IBB HBP BLK WP HR S P ERA WHIP	IP WLS BF H R ER SO BB IBB HBP BLK WP HR S P ERA WHIP	IP WLS BF H R ER SO BB IBB HBP BLK WP HR S P ERA WHIP	IP WLS BF H R ER SO BB IBB HBP BLK WP HR S P ERA WHIP	IP WLS BF H R ER SO BB IBB HBP BLK WP HR S P ERA WHIP	IP WLS BF H R ER SO BB IBB HBP BLK WP HR S P ERA WHIP

Chicago Cubs @ Colorado Rockies
Coors Field, Denver, CO
Sun Apr 12 2015, 2:13 PM - 5:16 PM MDT
Att: 41,363 - Partly Cloudy - 65 F

AB 37
R 5
H 11
RBI 5
BB 1
SO 8
LOB 14



Batter	1	2	3	4	5	6	7	8	9	AB	R	H	RBI	BB	SO	LOB	TOP							
6 Billy Hamilton, S OBP: 0.344, SLG: 0.393										4	1	1	0	0	2	1	Cincinnati Reds @ Chicago Cubs Wrigley Field, Chicago, IL Tue Apr 14 2015, 7:05 PM - 9:49 PM CDT Att: 27,525 - Partly Cloudy - 51 F							
19 Joey Votto, L OBP: 0.459, SLG: 0.781										3	0	2	1	1	0	0								
21 Todd Frazier, R OBP: 0.278, SLG: 0.576										4	1	0	0	0	0	3								
4 Brandon Phillips, R OBP: 0.353, SLG: 0.300										2	1	1	0	0	0	0								
55 Skip Schumaker, L OBP: 0.167, SLG: 0.167										2	0	0	0	0	0	1								
32 Jay Bruce, L OBP: 0.353, SLG: 0.483										4	0	1	1	0	0	2								
9 Marlon Byrd, R OBP: 0.167, SLG: 0.200										4	0	1	1	0	2	0								
29 Brayan Peña, S OBP: 0.364, SLG: 0.300										3	0	0	0	0	1	0								
2 Zack Cozart, R OBP: 0.300, SLG: 0.357										4	0	1	0	0	0	2								
28 Anthony DeSclafani, R 36 Kevin Gregg, R 52 Tony Cingrani, L 54 Aroldis Chapman, L										3	0	0	0	0	2	1								
Inning Stats	R: 0 E: 0 K: 1 S: 6	H: 0 LOB: 0 BB: 0 P: 9	R: 0 E: 0 K: 1 S: 11	H: 0 LOB: 0 BB: 0 P: 15	R: 0 E: 0 K: 1 S: 11	H: 0 LOB: 0 BB: 0 P: 17	R: 3 E: 0 K: 0 S: 16	H: 5 LOB: 2 BB: 1 P: 25	R: 0 E: 0 K: 1 S: 12	H: 1 LOB: 1 BB: 0 P: 20	R: 0 E: 0 K: 1 S: 6	H: 0 LOB: 0 BB: 0 P: 8	R: 0 E: 0 K: 2 S: 14	H: 1 LOB: 1 BB: 0 P: 19	R: 0 E: 0 K: 1 S: 9	H: 0 LOB: 1 BB: 1 P: 18	R: 0 E: 0 K: 1 S: 7	H: 0 LOB: 0 BB: 0 P: 10	1B: 5 2B: 2 3B: 0 HR: 0	SF: 0 SAC: 0 DP: 0 HBP: 0	WP: 0 PB: 0 SB: 1 CS: 0	PA: 35		
PITCHER	IP WLS BF H R ER SO BB IBB HBP BLK WP HR S P ERA WHIP	IP WLS BF H R ER SO BB IBB HBP BLK WP HR S P ERA WHIP	IP WLS BF H R ER SO BB IBB HBP BLK WP HR S P ERA WHIP	IP WLS BF H R ER SO BB IBB HBP BLK WP HR S P ERA WHIP	IP WLS BF H R ER SO BB IBB HBP BLK WP HR S P ERA WHIP	IP WLS BF H R ER SO BB IBB HBP BLK WP HR S P ERA WHIP	IP WLS BF H R ER SO BB IBB HBP BLK WP HR S P ERA WHIP	IP WLS BF H R ER SO BB IBB HBP BLK WP HR S P ERA WHIP	IP WLS BF H R ER SO BB IBB HBP BLK WP HR S P ERA WHIP	IP WLS BF H R ER SO BB IBB HBP BLK WP HR S P ERA WHIP	IP WLS BF H R ER SO BB IBB HBP BLK WP HR S P ERA WHIP	IP WLS BF H R ER SO BB IBB HBP BLK WP HR S P ERA WHIP	IP WLS BF H R ER SO BB IBB HBP BLK WP HR S P ERA WHIP	IP WLS BF H R ER SO BB IBB HBP BLK WP HR S P ERA WHIP	IP WLS BF H R ER SO BB IBB HBP BLK WP HR S P ERA WHIP	IP WLS BF H R ER SO BB IBB HBP BLK WP HR S P ERA WHIP	IP WLS BF H R ER SO BB IBB HBP BLK WP HR S P ERA WHIP	IP WLS BF H R ER SO BB IBB HBP BLK WP HR S P ERA WHIP	IP WLS BF H R ER SO BB IBB HBP BLK WP HR S P ERA WHIP	IP WLS BF H R ER SO BB IBB HBP BLK WP HR S P ERA WHIP	IP WLS BF H R ER SO BB IBB HBP BLK WP HR S P ERA WHIP	IP WLS BF H R ER SO BB IBB HBP BLK WP HR S P ERA WHIP	IP WLS BF H R ER SO BB IBB HBP BLK WP HR S P ERA WHIP	IP WLS BF H R ER SO BB IBB HBP BLK WP HR S P ERA WHIP

AB	33
R	3
H	7
RBI	3
BB	2
SO	8
LOB	9



Batter	1	2	3	4	5	6	7	8	9	AB	R	H	RBI	BB	SO	LOB	BOTTOM							
24 Dexter Fowler, S OBP: 0.250, SLG: 0.467										4	0	1	0	0	1	0	Cincinnati Reds @ Chicago Cubs Wrigley Field, Chicago, IL Tue Apr 14 2015, 7:05 PM - 9:49 PM CDT Att: 27,525 - Partly Cloudy - 51 F							
44 Anthony Rizzo, L OBP: 0.433, SLG: 0.238										4	0	1	0	0	0	1								
68 Jorge Soler, R OBP: 0.345, SLG: 0.615										3	0	1	0	1	2	1								
8 Chris Coghlan, L OBP: 0.391, SLG: 0.750										4	0	0	0	0	1	3								
13 Starlin Castro, R OBP: 0.310, SLG: 0.393										3	0	1	0	1	0	0								
47 Miguel Montero, L OBP: 0.211, SLG: 0.133										3	0	0	0	1	0	2								
7 Arismendy Alcántara, S OBP: 0.250, SLG: 0.053										2	0	0	0	0	1	1								
41 Matt Szczur, R OBP: 0.364, SLG: 0.286										0	1	0	0	2	0	0								
49 Jake Arrieta, R 59 Zac Rosscup, R 5 Wellington Castillo, R 46 Pedro Strop, R										2	0	0	0	0	2	1								
3 David Ross, R 19 Jonathan Herrera, S 20 Mike Olt, R										2	0	0	0	0	0	2								
Inning Stats	R: 0 E: 0 K: 1 S: 9	H: 0 LOB: 0 BB: 0 P: 12	R: 0 E: 0 K: 0 S: 7	H: 0 LOB: 0 BB: 1 P: 14	R: 0 E: 0 K: 1 S: 5	H: 0 LOB: 0 BB: 0 P: 6	R: 0 E: 0 K: 0 S: 11	H: 1 LOB: 1 BB: 0 P: 19	R: 0 E: 0 K: 2 S: 10	H: 0 LOB: 1 BB: 1 P: 18	R: 0 E: 0 K: 1 S: 11	H: 1 LOB: 1 BB: 0 P: 19	R: 0 E: 0 K: 0 S: 7	H: 0 LOB: 0 BB: 0 P: 9	R: 2 E: 0 K: 2 S: 14	H: 2 LOB: 2 BB: 2 P: 28	R: 0 E: 0 K: 2 S: 13	H: 1 LOB: 2 BB: 1 P: 21	1B: 4 2B: 0 3B: 0 HR: 1	SF: 0 SAC: 0 DP: 1 HBP: 0	WP: 0 PB: 0 SB: 1 CS: 0	PA: 36		
PITCHER	IP WLS BF H R ER SO BB IBB HBP BLK WP HR S P ERA WHIP	IP WLS BF H R ER SO BB IBB HBP BLK WP HR S P ERA WHIP	IP WLS BF H R ER SO BB IBB HBP BLK WP HR S P ERA WHIP	IP WLS BF H R ER SO BB IBB HBP BLK WP HR S P ERA WHIP	IP WLS BF H R ER SO BB IBB HBP BLK WP HR S P ERA WHIP	IP WLS BF H R ER SO BB IBB HBP BLK WP HR S P ERA WHIP	IP WLS BF H R ER SO BB IBB HBP BLK WP HR S P ERA WHIP	IP WLS BF H R ER SO BB IBB HBP BLK WP HR S P ERA WHIP	IP WLS BF H R ER SO BB IBB HBP BLK WP HR S P ERA WHIP	IP WLS BF H R ER SO BB IBB HBP BLK WP HR S P ERA WHIP	IP WLS BF H R ER SO BB IBB HBP BLK WP HR S P ERA WHIP	IP WLS BF H R ER SO BB IBB HBP BLK WP HR S P ERA WHIP	IP WLS BF H R ER SO BB IBB HBP BLK WP HR S P ERA WHIP	IP WLS BF H R ER SO BB IBB HBP BLK WP HR S P ERA WHIP	IP WLS BF H R ER SO BB IBB HBP BLK WP HR S P ERA WHIP	IP WLS BF H R ER SO BB IBB HBP BLK WP HR S P ERA WHIP	IP WLS BF H R ER SO BB IBB HBP BLK WP HR S P ERA WHIP	IP WLS BF H R ER SO BB IBB HBP BLK WP HR S P ERA WHIP	IP WLS BF H R ER SO BB IBB HBP BLK WP HR S P ERA WHIP	IP WLS BF H R ER SO BB IBB HBP BLK WP HR S P ERA WHIP	IP WLS BF H R ER SO BB IBB HBP BLK WP HR S P ERA WHIP	IP WLS BF H R ER SO BB IBB HBP BLK WP HR S P ERA WHIP	IP WLS BF H R ER SO BB IBB HBP BLK WP HR S P ERA WHIP	IP WLS BF H R ER SO BB IBB HBP BLK WP HR S P ERA WHIP

AB	31
R	2
H	5
RBI	2
BB	5
SO	9
LOB	13



Batter	1	2	3	4	5	6	7	8	9	AB	R	H	RBI	BB	SO	LOB	TOP										
4 WJ Myers, R OBP: 0.348, SLG: 0.511										4	1	3	3	0	1	1											
3 Derek Norris, R OBP: 0.279, SLG: 0.317										4	0	0	0	0	0	3											
27 Matt Kemp, R OBP: 0.354, SLG: 0.489										4	0	1	0	0	1	0											
10 Justin Upton, R OBP: 0.370, SLG: 0.634										4	0	0	0	0	1	1											
23 Yonder Alonso, L OBP: 0.463, SLG: 0.485										2	1	0	0	2	1	0											
11 Will Middlebrooks, R OBP: 0.279, SLG: 0.439										4	1	1	2	0	1	1											
9 Jedd Gyorko, R OBP: 0.200, SLG: 0.179										4	1	1	0	0	0	0											
5 Alexi Amarista, L OBP: 0.414, SLG: 0.375										4	1	2	0	0	0	1											
33 James Shields, R OBP: 0.443, SLG: 0.142										2	0	0	0	0	1	1											
26 Yandris Solarte, S OBP: 0.200, SLG: 0.270										1	0	0	0	0	0	2											
44 Dale Thayer, R ERA: 1.93										0	0	0	0	0	0	0											
53 Joaquin Benoit, R ERA: 1.29										0	0	0	0	0	0	0											
25 Will Venable, L OBP: 0.229, SLG: 0.199										1	0	0	0	0	1	0											
46 Craig Kimbrel, R ERA: 0.87										0	0	0	0	0	0	0											
Inning Stats	R: 0 E: 0 K: 0 S: 8	H: 2 LOB: 1 BB: 0 P: 14	R: 0 E: 0 K: 1 S: 7	H: 0 LOB: 0 BB: 0 P: 11	R: 0 E: 0 K: 1 S: 10	H: 1 LOB: 1 BB: 0 P: 12	R: 2 E: 0 K: 1 S: 19	H: 1 LOB: 0 BB: 0 P: 27	R: 0 E: 0 K: 1 S: 7	H: 0 LOB: 0 BB: 0 P: 11	R: 3 E: 0 K: 0 S: 13	H: 3 LOB: 0 BB: 0 P: 19	R: 0 E: 0 K: 1 S: 9	H: 0 LOB: 1 BB: 1 P: 16	R: 0 E: 1 K: 1 S: 13	H: 0 LOB: 0 BB: 0 P: 17	1B: 6 2B: 1 3B: 0 HR: 2	SF: 0 SAC: 0 DP: 2 HBP: 0	WP: 0 PA: 36 PB: 0 SB: 0 CS: 0								
PITCHER	IP	WLS	BF	H	R	ER	SO	BB	IBB	HBP	BLK	WP	HR	S	P	ERA	WHIP										
39 Jason Hammel, R ERA: 5.11	6.1		26	7	4	4	5	1	0	0	0	0	1	64	92	5.68	1.263										
59 Zac Rosscup, L ERA: 1.93	0.1	H	1	0	0	0	0	0	0	0	0	0	0	3	4	0.00	0.000										
63 Brian Schlitler, R ERA: 8.1	0.1	L	2	1	1	1	0	0	0	0	0	0	1	4	6	27.00	3.000										
46 Pedro Strop, R ERA: 1.29	1.0		4	0	0	0	1	1	0	0	0	0	0	9	16	0.00	1.000										
56 Héctor Rondón, R ERA: 1.29	1.0		3	0	0	0	1	0	0	0	0	0	0	13	17	0.00	0.000										

San Diego Padres @ Chicago Cubs
Wrigley Field, Chicago, IL
Fri Apr 17 2015, 1:20 PM - 4:17 PM CDT
Att: 32,138 - Partly Cloudy - 55 F

AB	34
R	5
H	8
RBI	5
BB	2
SO	7
LOB	10



Batter	1	2	3	4	5	6	7	8	9	AB	R	H	RBI	BB	SO	LOB	BOTTOM										
24 Dexter Fowler, S OBP: 0.333, SLG: 0.538										5	1	3	0	0	0	1											
68 Jorge Soler, R OBP: 0.359, SLG: 0.529										5	0	1	1	0	2	3											
44 Anthony Rizzo, L OBP: 0.482, SLG: 0.407										2	0	1	1	2	1	0											
17 Kris Bryant, R ERA: 1.29										4	0	0	0	0	3	5											
8 Chris Coghlan, L OBP: 0.367, SLG: 0.615										3	0	0	0	1	2	2											
13 Starlin Castro, R OBP: 0.324, SLG: 0.400										4	0	0	0	0	1	1											
5 Wellington Castillo, R OBP: 0.229, SLG: 0.500										4	0	0	0	0	2	1											
56 Héctor Rondón, R ERA: 1.29										0	0	0	0	0	0	0											
39 Jason Hammel, R OBP: 0.500, SLG: 0.667	6.0		26	5	4	3	9	2	0	0	0	0	0	65	103	4.50	1.167										
59 Zac Rosscup, R ERA: 1.93	1.0	H	5	1	0	0	1	0	1	0	0	0	0	11	22	0.00	1.000										
63 Brian Schlitler, R ERA: 8.1	1.0	H	3	0	0	0	1	0	0	0	0	0	0	5	8	0.00	0.000										
46 Pedro Strop, R ERA: 1.29	1.0	S	4	1	0	0	1	0	0	0	0	0	0	9	12	0.00	1.000										
47 Miguel Montero, L OBP: 0.208, SLG: 0.158																											
19 Jonathan Herrera, S OBP: 0.267, SLG: 0.214																											
7 Arismendy Alcántara, S OBP: 0.250, SLG: 0.087																											
Inning Stats	R: 0 E: 0 K: 1 S: 7	H: 0 LOB: 1 BB: 1 P: 14	R: 0 E: 0 K: 1 S: 7	H: 0 LOB: 0 BB: 0 P: 7	R: 2 E: 1 K: 2 S: 15	H: 1 LOB: 0 BB: 0 P: 26	R: 0 E: 0 K: 3 S: 11	H: 0 LOB: 1 BB: 1 P: 19	R: 2 E: 0 K: 2 S: 19	H: 4 LOB: 2 BB: 0 P: 27	R: 0 E: 1 K: 0 S: 6	H: 0 LOB: 0 BB: 0 P: 10	R: 0 E: 0 K: 1 S: 11	H: 1 LOB: 2 BB: 1 P: 22	R: 0 E: 0 K: 1 S: 5	H: 0 LOB: 0 BB: 0 P: 8	R: 0 E: 0 K: 1 S: 9	H: 1 LOB: 1 BB: 0 P: 12	1B: 4 2B: 3 3B: 0 HR: 0	SF: 0 SAC: 1 DP: 0 HBP: 0	WP: 1 PA: 38 PB: 0 SB: 1 CS: 0						
PITCHER	IP	WLS	BF	H	R	ER	SO	BB	IBB	HBP	BLK	WP	HR	S	P	ERA	WHIP										
33 James Shields, R ERA: 2.84	6.0		26	5	4	3	9	2	0	0	0	0	0	65	103	4.50	1.167										
44 Dale Thayer, R ERA: 1.93	1.0	H	5	1	0	0	1	0	1	0	0	0	0	11	22	0.00	1.000										
53 Joaquin Benoit, R ERA: 1.29	1.0	H	3	0	0	0	1	0	0	0	0	0	0	5	8	0.00	0.000										
46 Craig Kimbrel, R ERA: 0.87	1.0	S	4	1	0	0	1	0	0	0	0	0	0	9	12	0.00	1.000										

San Diego Padres @ Chicago Cubs
Wrigley Field, Chicago, IL
Fri Apr 17 2015, 1:20 PM - 4:17 PM CDT
Att: 32,138 - Partly Cloudy - 55 F

AB	34
R	4
H	7
RBI	2
BB	3
SO	12
LOB	13



Batter	1	2	3	4	5	6	7	8	9	10	11	AB	R	H	RBI	BB	SO	LOB	TOP														
4 Wil Myers, R OBP: 0.314, SLG: 0.460	(1,8) C SI 90 B FC 88 B CH 81 X CH 80 E5 23 1B		(1,2) C FC 88 B CU 80 B CH 81 X SI 89 L7			(1,1) C FC 87 X SI 86 P5		(1,1) B SL 80 F SI 84 X SL 81 G6-3	(1,1) C SL 86 B SL 84 X SL 84 FC5-4				5	0	0	0	0	0	4														
23 Yonder Alonso, L OBP: 0.457, SLG: 0.474	(1,3) X SI 89 1-3 27 HR 1B		(1,3) F SI 89 B FC 88 B CH 82 X SI 89 G4-3			(1,3) C FC 87 B SI 89 F FC 88 B FC 88 X SI 89 K		(1,3) C FC 86 SAFE SI 89 CU 79 CH 80 X SI 89 K	(1,2) F SI 92 B FF 94 X FF 94 1-2 27 1B 1B	(1,2) C SL 85 B SL 85 X SI 85 2-2 F7		5	2	2	0	0	1	1															
27 Matt Kemp, R OBP: 0.388, SLG: 0.540	(1,9) C SI 89 F FC 88 SAFE X FC 88 1H HR		(1,2) B FC 87 F CH 80 B SI 89 B SI 89 X SI 89 G6-3			(1,3) B CH 80 B CH 80 F SI 90 F SI 90 B FC 88 X SI 89 K		(1,1) B FC 88 SI 86 X FF 95 F9	(1,2) B SL 85 B SL 85 X SI 85 1-2 11 2B 9 G5-3 1B	(1,2) C SI 93 B SI 93 F SI 93 X SI 93 L9		5	2	2	2	0	1	1															
10 Justin Upton, R OBP: 0.373, SLG: 0.630	(1,7) C SI 89 B FC 88 F FC 88 X CU 79 F9		(1,3) B CH 80 B CH 80 F SI 90 F SI 90 B FC 88 X SI 89 K			(1,1) B FC 88 SI 86 X FF 95 F9		(1,2) B SL 85 B SL 85 X SI 85 1-2 11 2B 9 G5-3 1B	(1,2) C SI 93 B SI 93 F SI 93 X SI 93 2B			5	1	2	1	0	1	0															
25 Will Venable, L OBP: 0.222, SLG: 0.556	(10,PR) C SI 89 B FC 88 F FC 88 X CU 79 F9		(10,7) B CH 80 B CH 80 F SI 90 F SI 90 B FC 88 X SI 89 K			(1,1) B FC 88 SI 86 X FF 95 F9		(1,2) B SL 85 B SL 85 X SI 85 1-2 11 2B 9 G5-3 1B	(1,2) C SI 93 B SI 93 F SI 93 X SI 93 2B			0	0	0	0	0	0	0															
11 Will Middlebrooks, R OBP: 0.271, SLG: 0.435	(1,5) C SI 89 B FC 88 F FC 88 X CU 79 K		(1,0) B CU 79 X FC 88 G6-3			(1,3) F FC 95 B FC 87 B FC 87 B FC 87 X SI 89 K		(1,0) B SL 85 B SL 85 X SI 85 1-0 26 1B 2B	(1,1) F SI 85 B SL 84 X SI 85 G5-3			5	1	1	1	0	2	1															
9 Jedd Gyorko, R OBP: 0.171, SLG: 0.152		(1,4) X SI 89 0-0 F8				(1,1) C SI 90 B CH 80 C FC 87 X CH 80 F8		(1,1) B FC 95 F SI 94 X FC 95 G5-3	(1,0) B SL 85 X SL 87 G5-3			5	0	0	1	0	1	1															
5 Alexi Amarista, L OBP: 0.353, SLG: 0.310		(1,6) B SI 88 C SI 87 F CU 79 CH 81 X SI 87 K				(1,2) C CH 80 B FC 88 C FC 87 X SI 89 K		(1,0) C FF 94 X SI 93 G1-3	(1,2) B SL 85 B SL 85 X SI 85 2-3 K			5	0	0	0	0	3	1															
7 Wil Nieves, R OBP: 0.288, SLG: 0.667	(1,2) C SI 89 B FC 88 F FC 88 X SI 89 K		(1,3) C SI 88 B FC 88 F FC 88 X SI 89 K			(1,0) B FC 87 B CH 81 X SI 90 G1-3		(1,1) B FC 95 F SI 94 X FC 95 K	(1,2) F SI 95 B FC 93 B FC 93 X SI 95 2-2 15 WP BB			2	0	0	0	1	1	0															
26 Yangervis Solarte, S OBP: 0.423, SLG: 0.500	(1,1) C SI 89 B FC 88 F FC 88 X SI 89 K		(1,3) C SI 88 B FC 88 F FC 88 X SI 89 K			(1,0) B FC 87 B CH 81 X SI 90 G1-3		(1,2) B FC 95 F SI 94 X FC 95 K	(1,2) F SI 95 B FC 93 B FC 93 X SI 95 2-2 3 1B 1B			2	0	0	0	1	0	0															
44 Dale Thayer, R																																	
33 James Shields, R																																	
46 Craig Kimbrel, R																																	
38 Tyson Ross, R OBP: 0.258, SLG: 0.333	(1,1) C SI 89 B FC 88 F FC 88 X SI 89 K		(1,3) C SI 88 B FC 88 F FC 88 X SI 89 K			(1,1) C SI 87 B SI 88 X SI 87 1B		(1,2) B FC 95 F SI 94 X FC 95 K	(1,2) F SI 95 B FC 93 B FC 93 X SI 95 2-2 4 C5-4 1B			2	0	0	0	0	1	0															
37 Brandon Maurer, R ERA: 9.0																																	
62 Chris Reareick, L ERA: 13.5																																	
56 Shawn Kelley, R ERA: 11.25																																	
44 Dale Thayer, R ERA: 1.36																																	
3 Derek Norris, R OBP: 0.259, SLG: 0.333																																	
Inning Stats	R: 2 E: 0 K: 1 S: 13	H: 2 LOB: 0 BB: 0 P: 17	R: 0 E: 0 K: 2 S: 8	H: 0 LOB: 0 BB: 0 P: 9	R: 0 E: 0 K: 1 S: 8	H: 0 LOB: 0 BB: 0 P: 12	R: 0 E: 0 K: 1 S: 9	H: 0 LOB: 0 BB: 0 P: 16	R: 0 E: 0 K: 1 S: 7	H: 1 LOB: 1 BB: 0 P: 13	R: 0 E: 0 K: 1 S: 8	H: 0 LOB: 0 BB: 0 P: 13	R: 0 E: 0 K: 1 S: 8	H: 0 LOB: 1 BB: 1 P: 16	R: 4 E: 0 K: 1 S: 28	H: 6 LOB: 2 BB: 0 P: 40	R: 0 E: 0 K: 2 S: 12	H: 0 LOB: 0 BB: 0 P: 11	1B: 7 2B: 2 3B: 0 HR: 1	SF: 0 SAC: 0 DP: 0 HBP: 0	WP: 1 PB: 0 SB: 0 CS: 0	PA: 44											
PITCHER	28 Kyle Hendricks, R ERA: 6.1	30 Jason Motte, R ERA:	46 Pedro Strop, R ERA:	27 Phil Coke, L ERA: 7.36	56 Héctor Rondón, R ERA: 2.57	PITCHER						59 Zac Rosscup, L ERA:																					
IP: 6.0	WLS: 1.0	BF: 3	H: 0	R: 0	ER: 0	SO: 1	BB: 0	IBB: 0	HBP: 0	BLK: 0	WP: 0	HR: 0	S: 8	P: 13	ERA: 3.00	WHIP: 0.500	IP: 2.0	WLS: 0.0	BF: 7	H: 1	R: 0	ER: 0	SO: 2	BB: 0	IBB: 0	HBP: 0	BLK: 0	WP: 0	HR: 0	S: 20	P: 27	ERA: 0.00	WHIP: 0.500

San Diego Padres @ Chicago Cubs
Wrigley Field, Chicago, IL
Sat Apr 18 2015, 1:22 PM - 5:10 PM CDT
Att: 33,958 - Party Cloudy - 43 F

livebaseballscores.com

AB 43
R 6
H 10
RBI 6
BB 1
SO 13
LOB 10



Batter	1	2	3	4	5	6	7	8	9	10	11	AB	R	H	RBI	BB	SO	LOB	BOTTOM														
24 Dexter Fowler, S OBP: 0.333, SLG: 0.488	(1,8) C SI 93 B SI 84 S SL 87 B SI 84 F SI 88 S SL 88 K		(1,1) C SL 93 B FF 93 X SI 93 L5			(1,1) B CH 87 C SI 86 B SI 87 X SI 93 44 E 17 1B BB		(1,1) X FF 92 0-0 F8					4	1	0	0	2	1	1														
68 Jorge Soler, R OBP: 0.333, SLG: 0.500	(1,9) S FF 94 F FF 96 S SL 88 K		(1,3) B SI 88 B SI 88 S SL 88 X SI 93 K			(1,1) B CH 87 C SI 86 B SI 87 X SI 93 1-2 BB		(1,2) S SL 83 B SI 83 X SI 83 3-2 2B				6	0	1	0	0	3	3															
44 Anthony Rizzo, L OBP: 0.467, SLG: 0.406	(1,3) C SI 94 B SI 89 F SI 94 B SI 89 F SI 94 X SI 87 17 S 1B		(1,3) S CH 88 B SI 84 X SI 88 G3			(1,2) B SI 92 B SI 92 X SI 92 E3 17 1B 13 2H		(1,2) C FF 93 B SI 86 X FF 95 8 G4-3 13 1B 17 BB 1B	(1,3) S FF 91 B SI 84 X FF 95 2-3 K				5	2	2	0	1	1	2														
17 Kris Bryant, R OBP: 0.500, SLG: 0.286	(1,5) S SL 88 B SI 88 B SI 88 B SI 88 X SI 89 BB		(1,2) F SI 93 B SI 88 F SI 93 B SI 88 X SI 89 8 G4-3 BB			(1,2) B SI 88 B SI 88 X SI 88 2-1 E3 17 1B 13 2H		(1,2) C FF 94 D SI 85 B SI 87 B SI 87 X FF 95 8 G4-3 BB	(1,2) C SI 82 B SI 82 X SI 82 3-2 F9				3	0	2	1	3	0	0														
8 Chris Coghlan, L OBP: 0.350, SLG: 0.333	(1,7) X FF 93 0-0 L8		(1,0) X SI 94 0-0 G4-3			(1,2) B SI 88 B SI 88 X SI 88 2-3 K		(1,0) B FF 94 X FF 94 1-0 G4-3	(1,2) B CH 84 B FF 90 B FF 90 X FF 90 2-2 F9				4	0	0	0	0	1	7														
46 Pedro Strop, R																																	
27 Phil Coke, L																																	
62 Chris Reareick, L																																	
7 Arisandy Alcántara, S																																	
59 Zac Rosscup, L																																	
3 David Ross, R OBP: 0.375, SLG: 0.333																																	
13 Starlin Castro, R OBP: 0.349, SLG: 0.415	(1,6) C FF 92 X SL 87 19 FC6 1B		(1,2) C SI 88 B SI 88 X SI 88 K			(1,2) D SI 88 B SI 88 X SI 88 2-3 G1-3		(1,1) D SI 88 B SI 88 X SI 88 3-0 47 HR 1B	(1,3) B SL 82 C FC 92 B SL 83 B CH 83 X FF 93 G1-3			6	1	3	2	0	1	3															
47 Miguel Montero, L OBP: 0.276, SLG: 0.478	(1,2) C FF 93 F SI 87 SAFE C SI 94 K		(1,0) I IN 74 I IN 74 I IN 75 G6-3			(1,2) C SL 86 X SI 92 0-2 HR		(1,1) I SAFE SI 87 SI 87 X SI 87 1-1 HR	(1,2) C FF 90 B CH 85 B FF 91 X FF 91 2-2 G6-3			4	2	2	3	1	1	1															
28 Kyle Hendricks, R OBP: 0.250, SLG: 0.250	(1,1) C SI 93 SAFE L SL 96 K		(1,3) X SL 85 0-0 FC6-4 IBB			(1,3) B SI 93 B SI 88 X SI 88 1-3 K		(1,2) B FC 88 B SI 88 X SI 88 2-3 K				2	0	0	0	0	1	3															
15 Chris Denorfia, R																																	
30 Jason Motte, R																																	
41 Matt Szczur, R OBP: 0.357, SLG: 0.300	(7,PH) C SI 93 SAFE L SL 96 K		(1,2) C SI 90 0-1 FC6			(1,2) B SI 94 C SI 93 X SI 93 2-1 G3		(1,1) C FF 91 F SI 91 SAFE X SI 91 1-3 K	(1,1) I SAFE B FF 90 SAFE X FF 91 2-2 L7			5	1	1	0	0	1	2															
19 Jonathan Herrera, S OBP: 0.250, SLG: 0.211	(1,4) 1 SAFE X SI 94 1-2 FC6		(1,2) C SI 89 B SI 84 X SI 84 0-1 24 S 1B			(1,2) B SI 94 C SI 93 X SI 93 2-1 G3		(1,1) C FF 91 F SI 91 SAFE X SI 91 1-3 K	(1,1) I SAFE B FF 90 SAFE X FF 91 2-2 L7			5	1	1	0	0	1	2															
Inning Stats	R: 0 E: 0 K: 2 S: 18	H: 1 LOB: 2 BB: 1 P: 27	R: 0 E: 0 K: 2 S: 9	H: 1 LOB: 1 BB: 0 P: 10	R: 0 E: 0 K: 1 S: 7	H: 0 LOB: 0 BB: 0 P: 15	R: 0 E: 0 K: 1 S: 8	H: 0 LOB: 2 BB: 2 P: 18	R: 2 E: 1 K: 2 S: 16	H: 2 LOB: 2 BB: 1 P: 29	R: 1 E: 0 K: 1 S: 10	H: 1 LOB: 1 BB: 1 P: 17	R: 3 E: 0 K: 1 S: 11	H: 3 LOB: 0 BB: 1 P: 24	R: 0 E: 0 K: 2 S: 16	H: 1 LOB: 1 BB: 0 P: 22	R: 0 E: 0 K: 0 S: 12	H: 0 LOB: 0 BB: 0 P: 20	R: 0 E: 0 K: 0 S: 11	H: 1 LOB: 1 BB: 0 P: 17	R: 1 E: 0 K: 0 S: 8	H: 2 LOB: 3 BB: 2 P: 20	1B: 9 2B: 1 3B: 0 HR: 2	SF: 0 SAC: 0 DP: 1 HBP: 0	WP: 0 PB: 0 SB: 4 CS: 0	PA: 51							
PITCHER	38 Tyson Ross, R ERA: 4.06	37 Brandon Maurer, R ERA: 9.0	62 Chris Reareick, L ERA: 13.5	56 Shawn Kelley, R ERA: 11.25	44 Dale Thayer, R ERA: 1.36	PITCHER						46 Craig Kimbrel, R ERA: 1.42																					
IP: 5.2	WLS: 1.0	BF: 5	H: 2	R: 3	ER: 3	SO: 9	BB: 4	IBB: 1	HBP: 0	BLK: 0	WP: 0	HR: 1	S: 67	P: 115	ERA: 4.76	WHIP: 1.588	IP: 0.1	WLS: 0.0	BF: 5	H: 2	R: 1	ER: 1	SO: 0	BB: 2	IBB: 0	HBP: 0	BLK: 0	WP: 0	HR: 0	S: 8	P: 20	ERA: 27.00	WHIP: 12.000

San Diego Padres @ Chicago Cubs
Wrigley Field, Chicago, IL
Sat Apr 18 2015, 1:22 PM - 5:10 PM CDT
Att: 33,958 - Party Cloudy - 43 F

livebaseballscores.com


AB 43
R 7
H 12
RBI 6
BB 8
SO 12
LOB 22



Batter	1	2	3	4	5	6	7	8	9	AB	R	H	RBI	BB	SO	LOB	TOP										
4 Wil Myers, R OBP: 0.304, SLG: 0.426	L6		K				FC5-4 26 HR		L8	4	1	0	0	1	1	2											
26 Yanervis Solarte, S OBP: 0.400, SLG: 0.911 37 Brandon Maurer, R 56 Shawn Kelley, R 15 Cory Spangenberg, L OBP: 0.111, SLG: 0.111 53 Joaquin Benoit, R	G6-3		G5-3						G4-3	4	1	1	2	0	0	0	1										
27 Matt Kemp, R OBP: 0.368, SLG: 0.528	K									0	0	0	0	0	0	0	0										
3 Derek Norris, R OBP: 0.313, SLG: 0.348										1	0	0	0	0	0	0	1										
11 Will Middlebrooks, R OBP: 0.289, SLG: 0.480										3	1	1	0	1	1	0											
9 Jedd Gyorko, R OBP: 0.205, SLG: 0.189										4	1	2	0	0	0	1											
25 Will Venable, L										4	1	1	2	0	0	2											
12 Clint Barmes, R OBP: 0.316, SLG: 0.333										4	0	2	0	0	0	2											
34 Andrew Cashner, R OBP: 0.167, SLG: 0.167 23 Yonder Alonso, L OBP: 0.458, SLG: 0.475										4	0	1	1	0	2	1											
Inning Stats	R: 0 E: 0 K: 1 S: 10	H: 0 LOB: 0 BB: 0 P: 16	R: 2 E: 0 K: 1 S: 13	H: 3 LOB: 1 BB: 0 P: 19	R: 0 E: 0 K: 1 S: 11	H: 1 LOB: 1 BB: 0 P: 20	R: 0 E: 0 K: 1 S: 6	H: 1 LOB: 0 BB: 1 P: 11	R: 0 E: 0 K: 0 S: 11	H: 0 LOB: 1 BB: 1 P: 19	R: 1 E: 0 K: 1 S: 15	H: 2 LOB: 2 BB: 1 P: 24	R: 2 E: 0 K: 0 S: 15	H: 2 LOB: 0 BB: 0 P: 20	R: 0 E: 0 K: 0 S: 8	H: 0 LOB: 0 BB: 0 P: 11	R: 0 E: 0 K: 0 S: 8	H: 1 LOB: 1 BB: 0 P: 12	1B: 8 2B: 0 3B: 0 HR: 2	SF: 0 SAC: 0 DP: 0 HBP: 0	WP: 0 PB: 0 SB: 1 CS: 0	PA: 38					
PITCHER	IP	WLS	BF	H	R	ER	SO	BB	IBB	HBP	BLK	WP	HR	S	P	ERA	WHIP										
34 Jon Lester, L ERA: 6.89	5.1	L	23	6	3	3	4	2	0	0	0	0	1	57	97	5.06	1.500										
63 Brian Schiller, R ERA: 8.75	0.2		3	1	0	0	1	0	0	0	0	0	0	9	12	0.00	1.500										
30 Jason Motte, R ERA: 3.0	1.0		5	2	2	2	0	0	0	0	0	0	1	15	20	18.00	2.000										
36 Edwin Jackson, R ERA:	2.0		7	1	0	0	0	0	0	0	0	0	0	16	23	0.00	0.500										
Batter	1	2	3	4	5	6	7	8	9	AB	R	H	RBI	BB	SO	LOB	BOTTOM										
24 Dexter Fowler, S OBP: 0.340, SLG: 0.479	E9 68 1B	F9		G3-1						5	1	2	0	0	0	0											
68 Jorge Soler, R OBP: 0.320, SLG: 0.467										5	1	1	1	0	2	2											
44 Anthony Rizzo, L OBP: 0.429, SLG: 0.361	P6									4	0	0	0	0	0	1											
17 Kris Bryant, R OBP: 0.500, SLG: 0.400	K									3	0	1	0	0	1	1											
13 Starlin Castro, R OBP: 0.340, SLG: 0.400	E3 8 1B									4	0	1	0	0	0	2											
8 Chris Coghlan, L OBP: 0.316, SLG: 0.500										4	0	1	1	0	2	3											
3 David Ross, R OBP: 0.500, SLG: 0.333 7 Arismendy Alcantara, S OBP: 0.226, SLG: 0.077										0	0	0	0	2	0	0											
34 Jon Lester, L 63 Brian Schiller, R 47 Miguel Montero, L OBP: 0.258, SLG: 0.440										2	0	0	0	0	1	6											
19 Jonathan Herrera, S OBP: 0.217, SLG: 0.182 30 Jason Motte, R 36 Edwin Jackson, R 15 Chris Denorfa, R OBP: 0.500, SLG: 0.500										0	0	0	0	0	0	0											
Inning Stats	R: 2 E: 2 K: 1 S: 19	H: 3 LOB: 3 BB: 1 P: 33	R: 0 E: 0 K: 0 S: 7	H: 0 LOB: 0 BB: 0 P: 9	R: 0 E: 0 K: 2 S: 22	H: 1 LOB: 3 BB: 1 P: 31	R: 0 E: 0 K: 1 S: 7	H: 0 LOB: 0 BB: 0 P: 11	R: 0 E: 0 K: 0 S: 7	H: 0 LOB: 0 BB: 0 P: 9	R: 0 E: 0 K: 1 S: 8	H: 0 LOB: 0 BB: 0 P: 11	R: 0 E: 0 K: 0 S: 5	H: 0 LOB: 0 BB: 0 P: 9	R: 0 E: 0 K: 1 S: 9	H: 0 LOB: 0 BB: 0 P: 11	R: 0 E: 0 K: 2 S: 14	H: 2 LOB: 2 BB: 0 P: 20	1B: 6 2B: 1 3B: 0 HR: 0	SF: 0 SAC: 0 DP: 0 HBP: 1	WP: 0 PB: 0 SB: 1 CS: 0	PA: 38					
PITCHER	IP	WLS	BF	H	R	ER	SO	BB	IBB	HBP	BLK	WP	HR	S	P	ERA	WHIP										
34 Andrew Cashner, R ERA: 2.65	6.0	W	27	5	2	0	5	2	0	1	0	0	0	70	104	0.00	1.167										
37 Brandon Maurer, R ERA: 8.75	1.0	H	3	0	0	0	0	0	0	0	0	0	0	5	9	0.00	0.000										
56 Shawn Kelley, R ERA: 9.0	1.0	H	3	0	0	0	1	0	0	0	0	0	0	9	11	0.00	0.000										
53 Joaquin Benoit, R ERA: 1.13	1.0	S	5	2	0	0	2	0	0	0	0	0	0	14	20	0.00	2.000										


San Diego Padres @ Chicago Cubs
Wrigley Field, Chicago, IL
Sun Apr 19 2015, 1:22 PM - 4:13 PM CDT
Att: 29,113 - Partly Cloudy - 53 F

AB 36
R 5
H 10
RBI 5
BB 2
SO 5
LOB 15



San Diego Padres @ Chicago Cubs
Wrigley Field, Chicago, IL
Sun Apr 19 2015, 1:22 PM - 4:13 PM CDT
Att: 29,113 - Partly Cloudy - 53 F

AB 35
R 2
H 7
RBI 2
BB 2
SO 8
LOB 15



Batter	1	2	3	4	5	6	7	8	9	AB	R	H	RBI	BB	SO	LOB	TOP							
24 Dexter Fowler, S OBP: 0.317, SLG: 0.411										3	2	0	0	2	2	0								
44 Anthony Rizzo, L OBP: 0.475, SLG: 0.395										4	2	2	0	0	0	0								
68 Jorge Soler, R OBP: 0.367, SLG: 0.527										5	2	2	0	0	2	4								
17 Kris Bryant, R OBP: 0.583, SLG: 0.611										4	1	2	2	1	0	1								
13 Starlin Castro, R OBP: 0.375, SLG: 0.481										5	1	3	4	0	1	3								
15 Chris Denorfia, R OBP: 0.333, SLG: 0.333										3	0	0	0	0	2	4								
8 Chris Coghlan, L OBP: 0.302, SLG: 0.462										2	0	1	0	0	1	2								
5 Wellington Castillo, R OBP: 0.294, SLG: 0.686										5	1	2	2	0	1	3								
37 Travis Wood, R OBP: 0.317, SLG: 0.329																								
63 Brian Schmitter, R																								
27 Phil Coke, L																								
30 Jason Motte, R																								
3 David Ross, R																								
36 Edwin Jackson, R																								
47 Manuel Montoye, L																								
56 Hector Rondón, R																								
22 Addison Russell, R OBP: 0.302, SLG: 0.462																								
Inning Stats	R: 1 E: 0 K: 2 S: 14	H: 1 LOB: 2 BB: 1 P: 24	R: 0 E: 0 K: 2 S: 8	H: 0 LOB: 0 BB: 0 P: 14	R: 2 E: 1 K: 1 S: 17	H: 2 LOB: 2 BB: 1 P: 31	R: 0 E: 0 K: 3 S: 10	H: 0 LOB: 0 BB: 0 P: 15	R: 0 E: 0 K: 1 S: 8	H: 0 LOB: 0 BB: 0 P: 13	R: 1 E: 0 K: 2 S: 13	H: 2 LOB: 1 BB: 0 P: 18	R: 1 E: 1 K: 0 S: 9	H: 3 LOB: 2 BB: 0 P: 16	R: 1 E: 0 K: 2 S: 10	H: 1 LOB: 0 BB: 0 P: 12	R: 3 E: 0 K: 1 S: 12	H: 3 LOB: 2 BB: 2 P: 25	1B: 7 2B: 3 3B: 0 HR: 2	SF: 0 SAC: 0 DP: 0 HBP: 1	WP: 0 PB: 0 SB: 0 CS: 0	PA: 45		
PITCHER	IP WLS BF H R ER SO BB IBB HBP BLK WP HR S P ERA WHIP	IP WLS BF H R ER SO BB IBB HBP BLK WP HR S P ERA WHIP	IP WLS BF H R ER SO BB IBB HBP BLK WP HR S P ERA WHIP	IP WLS BF H R ER SO BB IBB HBP BLK WP HR S P ERA WHIP	IP WLS BF H R ER SO BB IBB HBP BLK WP HR S P ERA WHIP	IP WLS BF H R ER SO BB IBB HBP BLK WP HR S P ERA WHIP	IP WLS BF H R ER SO BB IBB HBP BLK WP HR S P ERA WHIP	IP WLS BF H R ER SO BB IBB HBP BLK WP HR S P ERA WHIP	IP WLS BF H R ER SO BB IBB HBP BLK WP HR S P ERA WHIP	IP WLS BF H R ER SO BB IBB HBP BLK WP HR S P ERA WHIP	IP WLS BF H R ER SO BB IBB HBP BLK WP HR S P ERA WHIP	IP WLS BF H R ER SO BB IBB HBP BLK WP HR S P ERA WHIP	IP WLS BF H R ER SO BB IBB HBP BLK WP HR S P ERA WHIP	IP WLS BF H R ER SO BB IBB HBP BLK WP HR S P ERA WHIP	IP WLS BF H R ER SO BB IBB HBP BLK WP HR S P ERA WHIP	IP WLS BF H R ER SO BB IBB HBP BLK WP HR S P ERA WHIP	IP WLS BF H R ER SO BB IBB HBP BLK WP HR S P ERA WHIP	IP WLS BF H R ER SO BB IBB HBP BLK WP HR S P ERA WHIP	IP WLS BF H R ER SO BB IBB HBP BLK WP HR S P ERA WHIP	IP WLS BF H R ER SO BB IBB HBP BLK WP HR S P ERA WHIP	IP WLS BF H R ER SO BB IBB HBP BLK WP HR S P ERA WHIP	IP WLS BF H R ER SO BB IBB HBP BLK WP HR S P ERA WHIP	IP WLS BF H R ER SO BB IBB HBP BLK WP HR S P ERA WHIP	IP WLS BF H R ER SO BB IBB HBP BLK WP HR S P ERA WHIP
47 Francisco Liriano, L ERA: 3.0	5.0	22	3	3	3	9	2	0	0	0	0	0	0	57	97	5.40	1.000							
58 Radhames Liz, R ERA: 6.75	1.0	5	2	1	1	2	0	0	0	0	0	0	1	13	18	9.00	2.000							
48 Jared Hughes, R ERA: 1.0	1.0	B	6	3	1	0	0	0	0	0	0	0	0	9	16	0.00	3.000							
44 Tony Watson, L ERA: 4.0	1.0	H	4	1	1	1	2	0	0	0	0	0	1	10	12	9.00	1.000							
35 Mark Melancon, R ERA: 6.53	1.0	L	8	3	3	3	1	1	1	0	0	0	0	12	25	27.00	4.000							
Batter	1	2	3	4	5	6	7	8	9	AB	R	H	RBI	BB	SO	LOB	BOTTOM							
5 Josh Harrison, R OBP: 0.268, SLG: 0.365										5	1	1	1	0	1	1								
18 Neil Walker, S OBP: 0.278, SLG: 0.380										4	2	1	0	1	0	0								
22 Andrew McCutchen, R OBP: 0.345, SLG: 0.490										3	0	0	0	1	2	0								
12 Corey Hart, R OBP: 0.291, SLG: 0.462										2	0	0	0	0	0	0								
24 Pedro Alvarez, L ERA: 2.71, SLG: 0.493									3	3	2	2	1	1	0									
48 Jared Hughes, R									4	0	2	3	0	0	2									
15 Andrew Lambo, L									4	0	2	3	0	0	2									
44 Tony Watson, L									3	0	2	2	1	0	1									
35 Mark Melancon, R									3	0	2	2	1	0	1									
19 Chris Stewart, R OBP: 0.200, SLG: 0.200									3	0	2	2	1	0	1									
6 Starling Marte, R OBP: 0.250, SLG: 0.542									3	3	2	2	1	1	0									
27 Jung Ho Kang, R OBP: 0.222, SLG: 0.235									4	0	2	3	0	0	2									
29 Francisco Cervelli, R OBP: 0.375, SLG: 0.361									3	0	2	2	1	0	1									
3 Sean Rodríguez, R OBP: 0.400, SLG: 0.400									4	0	1	0	0	1	2									
47 Francisco Liriano, L									1	0	0	0	0	1	1									
45 Gerrit Cole, R									1	0	0	0	0	1	1									
58 Radhames Liz, R									0	0	0	0	0	0	0									
25 Gregory Polanco, L OBP: 0.278, SLG: 0.327									2	0	0	0	0	1	2									
Inning Stats	R: 1 E: 0 K: 0 S: 15	H: 1 LOB: 0 BB: 0 P: 21	R: 1 E: 0 K: 2 S: 11	H: 1 LOB: 1 BB: 1 P: 21	R: 0 E: 0 K: 1 S: 6	H: 0 LOB: 0 BB: 0 P: 8	R: 0 E: 0 K: 1 S: 8	H: 1 LOB: 0 BB: 0 P: 14	R: 0 E: 0 K: 1 S: 9	H: 1 LOB: 1 BB: 0 P: 14	R: 3 E: 0 K: 1 S: 19	H: 3 LOB: 2 BB: 2 P: 38	R: 3 E: 0 K: 0 S: 12	H: 2 LOB: 1 BB: 1 P: 19	R: 0 E: 0 K: 1 S: 7	H: 0 LOB: 0 BB: 0 P: 11	R: 0 E: 0 K: 1 S: 8	H: 0 LOB: 0 BB: 0 P: 13	1B: 6 2B: 1 3B: 0 HR: 2	SF: 0 SAC: 0 DP: 0 HBP: 1	WP: 0 PB: 0 SB: 0 CS: 0	PA: 41		
PITCHER	IP WLS BF H R ER SO BB IBB HBP BLK WP HR S P ERA WHIP	IP WLS BF H R ER SO BB IBB HBP BLK WP HR S P ERA WHIP	IP WLS BF H R ER SO BB IBB HBP BLK WP HR S P ERA WHIP	IP WLS BF H R ER SO BB IBB HBP BLK WP HR S P ERA WHIP	IP WLS BF H R ER SO BB IBB HBP BLK WP HR S P ERA WHIP	IP WLS BF H R ER SO BB IBB HBP BLK WP HR S P ERA WHIP	IP WLS BF H R ER SO BB IBB HBP BLK WP HR S P ERA WHIP	IP WLS BF H R ER SO BB IBB HBP BLK WP HR S P ERA WHIP	IP WLS BF H R ER SO BB IBB HBP BLK WP HR S P ERA WHIP	IP WLS BF H R ER SO BB IBB HBP BLK WP HR S P ERA WHIP	IP WLS BF H R ER SO BB IBB HBP BLK WP HR S P ERA WHIP	IP WLS BF H R ER SO BB IBB HBP BLK WP HR S P ERA WHIP	IP WLS BF H R ER SO BB IBB HBP BLK WP HR S P ERA WHIP	IP WLS BF H R ER SO BB IBB HBP BLK WP HR S P ERA WHIP	IP WLS BF H R ER SO BB IBB HBP BLK WP HR S P ERA WHIP	IP WLS BF H R ER SO BB IBB HBP BLK WP HR S P ERA WHIP	IP WLS BF H R ER SO BB IBB HBP BLK WP HR S P ERA WHIP	IP WLS BF H R ER SO BB IBB HBP BLK WP HR S P ERA WHIP	IP WLS BF H R ER SO BB IBB HBP BLK WP HR S P ERA WHIP	IP WLS BF H R ER SO BB IBB HBP BLK WP HR S P ERA WHIP	IP WLS BF H R ER SO BB IBB HBP BLK WP HR S P ERA WHIP	IP WLS BF H R ER SO BB IBB HBP BLK WP HR S P ERA WHIP	IP WLS BF H R ER SO BB IBB HBP BLK WP HR S P ERA WHIP	IP WLS BF H R ER SO BB IBB HBP BLK WP HR S P ERA WHIP
37 Travis Wood, L ERA: 3.24	5.0	20	4	3	3	5	2	0	0	0	0	0	0	14	26	27.00	6.000							
63 Brian Schmitter, R ERA: 9.64	0.2	B	6	3	2	2	0	0	0	0	0	0	0	3	6	0.00	0.000							
27 Phil Coke, L ERA: 6.75	0.1	1	0	0	0	1	0	0	0	0	0	0	0	3	6	0.00	0.000							
30 Jason Motte, R ERA: 6.43	1.0	W	7	2	3	3	0	0	1	1	0	0	0	12	19	27.00	2.000							
36 Edwin Jackson, R ERA: 6.43	1.0	W	3	0	0	0	1	0	0	0	0	0	0	7	11	0.00	0.000							

Chicago Cubs @ Pittsburgh Pirates
PNC Park, Pittsburgh, PA
Tue Apr 21 2015, 7:08 PM - 10:25 PM EDT
Att: 13,680 - Cloudy - 55 F

AB	40
R	9
H	12
RBI	8
BB	4
SO	14
LOB	21



Chicago Cubs @ Pittsburgh Pirates
PNC Park, Pittsburgh, PA
Tue Apr 21 2015, 7:08 PM - 10:25 PM EDT
Att: 13,680 - Cloudy - 55 F

AB	35
R	8
H	9
RBI	8
BB	4
SO	8
LOB	14



Batter	1	2	3	4	5	6	7	8	9	AB	R	H	RBI	BB	SO	LOB	TOP										
24 Dexter Fowler, S OBP: 0.328, SLG: 0.421 15 Chris Denorfia, R OBP: 0.300, SLG: 0.400										1	0	1	0	0	0	0	Chicago Cubs @ Pittsburgh Pirates PNC Park, Pittsburgh, PA Wed Apr 22 2015, 7:09 PM - 10:10 PM EDT Att: 15,101 - Cloudy - 42 F										
68 Jorge Soler, R OBP: 0.354, SLG: 0.492										4	0	0	0	1	3	3											
44 Anthony Rizzo, L OBP: 0.484, SLG: 0.404 37 Travis Wood, R OBP: 0.100, SLG: 0.100										4	1	2	0	1	1	3											
17 Kris Bryant, R OBP: 0.552, SLG: 0.591										4	2	1	0	1	2	5											
13 Starlin Castro, R OBP: 0.367, SLG: 0.466										4	0	1	1	0	0	0											
47 Miguel Montero, L OBP: 0.293, SLG: 0.394										4	0	1	1	0	0	0											
8 Chris Coghlan, L OBP: 0.417, SLG: 0.250 3 David Ross, R OBP: 0.278, SLG: 0.647 59 Zac Rosscup, R										3	0	1	0	0	1	0											
46 Pedro Strop, R										1	0	0	1	0	0	2											
39 Jason Hammel, R OBP: 0.500, SLG: 0.623 5 Wellington Castillo, R OBP: 0.278, SLG: 0.647 71 Gonzalez Germen, R										2	0	1	0	0	0	0											
19 Jonathan Herrera, S OBP: 0.214, SLG: 0.185										1	0	0	0	0	0	2											
22 Addison Russell, R OBP: 0.111, SLG: 0.111										4	0	1	0	0	1	3											
Inning Stats	R: 0 H: 1 E: 0 K: 3 S: 16	H: 1 LOB: 1 BB: 0 P: 23	R: 0 H: 0 E: 0 K: 1 S: 10	H: 0 LOB: 0 BB: 0 P: 17	R: 0 H: 2 E: 0 K: 1 S: 11	H: 2 LOB: 2 BB: 0 P: 18	R: 1 H: 1 E: 1 K: 0 S: 10	H: 1 LOB: 0 BB: 0 P: 12	R: 0 H: 1 E: 0 K: 0 S: 9	H: 1 LOB: 1 BB: 0 P: 10	R: 0 H: 0 E: 0 K: 2 S: 9	H: 0 LOB: 0 BB: 0 P: 12	R: 2 H: 3 E: 0 K: 0 S: 18	H: 3 LOB: 2 BB: 1 P: 29	R: 0 H: 1 E: 0 K: 1 S: 11	H: 1 LOB: 1 BB: 0 P: 19	1B: 8 2B: 2 3B: 0 HR: 0	SF: 0 SAC: 0 DP: 0 HBP: 0	WP: 1 PB: 0 SB: 1 CS: 0	PA: 40							
PITCHER	IP	WLS	BF	H	R	ER	SO	BB	IBB	HBP	BLK	WP	HR	S	P	ERA	WHIP										
46 Vance Worley, R ERA: 4.0	5.2	W	25	6	1	0	5	2	0	0	0	0	0	66	106	0.00	1.412										
52 Rob Scallion, R ERA: 4.7	0.1	H	1	0	0	0	0	0	0	0	0	0	0	2	2	0.00	0.000										
37 Arquimedes Caminero, R ERA: 4.7	1.0	H	3	0	0	0	2	0	0	0	0	0	0	9	12	0.00	0.000										
48 Jared Hughes, R ERA: 3.0	0.0		4	3	2	2	0	1	0	0	0	1	0	10	18	=	=										
44 Tony Watson, L ERA: 3.27	2.0	S	7	1	0	0	1	0	0	0	0	0	0	19	30	0.00	0.500										

Batter	1	2	3	4	5	6	7	8	9	AB	R	H	RBI	BB	SO	LOB	BOTTOM										
5 Josh Harrison, R OBP: 0.250, SLG: 0.339										4	0	0	0	2	1		Chicago Cubs @ Pittsburgh Pirates PNC Park, Pittsburgh, PA Wed Apr 22 2015, 7:09 PM - 10:10 PM EDT Att: 15,101 - Cloudy - 42 F										
25 Gregory Polanco, L OBP: 0.293, SLG: 0.411										4	1	2	1	0	1	0											
22 Andrew McCutchen, R OBP: 0.322, SLG: 0.367										4	1	0	0	0	0	1											
18 Neil Walker, S OBP: 0.276, SLG: 0.370										4	0	1	0	0	0	1											
6 Starling Marte, R OBP: 0.278, SLG: 0.551 15 Andrew Lamb, L (5, PH)										1	1	1	0	0	0	0											
24 Pedro Alvarez, L OBP: 0.275, SLG: 0.511 3 Sean Rodriguez, R OBP: 0.400, SLG: 0.400										2	0	0	0	0	2	0											
29 Francisco Cervelli, R OBP: 0.364, SLG: 0.375										3	1	1	1	0	1	0											
27 Jung Ho Kang, R OBP: 0.238, SLG: 0.263										0	0	0	0	0	0	0											
46 Vance Worley, R 52 Rob Scallion, L 12 Corey Hart, R 37 Arquimedes Caminero, R 48 Jared Hughes, R 44 Tony Watson, L										2	0	1	1	0	1	0											
Inning Stats	R: 0 H: 1 E: 0 K: 0 S: 8	H: 3 LOB: 1 BB: 0 P: 16	R: 2 H: 3 E: 0 K: 1 S: 12	H: 3 LOB: 0 BB: 0 P: 20	R: 1 H: 1 E: 1 K: 1 S: 14	H: 1 LOB: 2 BB: 0 P: 22	R: 0 H: 0 E: 0 K: 2 S: 8	H: 0 LOB: 0 BB: 0 P: 11	R: 1 H: 1 E: 0 K: 1 S: 13	H: 1 LOB: 0 BB: 0 P: 22	R: 0 H: 1 E: 0 K: 2 S: 12	H: 1 LOB: 1 BB: 0 P: 18	R: 0 H: 0 E: 0 K: 1 S: 7	H: 0 LOB: 0 BB: 0 P: 11	R: 0 H: 0 E: 1 K: 1 S: 7	H: 0 LOB: 1 BB: 0 P: 11		1B: 4 2B: 2 3B: 0 HR: 1	SF: 2 SAC: 0 DP: 0 HBP: 1	WP: 0 PB: 0 SB: 0 CS: 0	PA: 34						
PITCHER	IP	WLS	BF	H	R	ER	SO	BB	IBB	HBP	BLK	WP	HR	S	P	ERA	WHIP										
39 Jason Hammel, R ERA: 5.19	5.0	L	23	6	4	3	5	0	0	0	0	0	0	55	91	5.40	1.200										
71 Gonzalez Germen, R ERA: 1.69	2.0		7	1	0	0	3	0	0	0	0	0	0	19	29	0.00	0.500										
59 Zac Rosscup, L ERA: 1.69	0.2		3	0	0	0	1	0	0	0	0	0	0	5	9	0.00	0.000										
46 Pedro Strop, R ERA: 1.69	0.1		1	0	0	0	0	0	0	0	0	0	0	2	2	0.00	0.000										

Batter	1	2	3	4	5	6	7	8	9	AB	R	H	RBI	BB	SO	LOB	TOP					
24 Dexter Fowler, S OBP: 0.315, SLG: 0.409										4	0	1	0	0	1	1						
68 Jorge Soler, R OBP: 0.321, SLG: 0.414										4	0	0	0	0	2	1						
44 Anthony Rizzo, L OBP: 0.481, SLG: 0.483										3	1	0	0	1	0	1						
17 Kris Bryant, R OBP: 0.476, SLG: 0.455										4	1	0	0	0	1	1						
47 Miguel Montero, L OBP: 0.304, SLG: 0.474										4	2	2	2	0	1	0						
13 Starlin Castro, R OBP: 0.356, SLG: 0.429										4	0	1	0	0	0	2						
8 Chris Coghlan, L OBP: 0.315, SLG: 0.510										3	1	1	0	1	1	1						
49 Jake Arrieta, R										3	0	0	0	0	2	5						
59 Zac Rosscup, R										0	0	0	0	0	0	0						
46 Pedro Strop, R										0	0	0	0	0	1	0						
5 Wellington Castillo, R OBP: 0.292, SLG: 0.545										0	0	0	0	0	0	0						
56 Héctor Rondón, R										0	0	0	0	0	0	0						
22 Addison Russell, R OBP: 0.136, SLG: 0.227										4	0	1	3	0	2	1						
Inning Stats	R: 0 E: 0 K: 1 S: 9	H: 1 LOB: 0 BB: 0 P: 13	R: 1 E: 0 K: 1 S: 10	H: 2 LOB: 1 BB: 0 P: 12	R: 0 E: 0 K: 1 S: 6	H: 0 LOB: 0 BB: 0 P: 9	R: 4 E: 2 K: 1 S: 20	H: 2 LOB: 2 BB: 2 P: 34	R: 0 E: 0 K: 2 S: 11	H: 1 LOB: 1 BB: 0 P: 16	R: 0 E: 0 K: 2 S: 7	H: 0 LOB: 0 BB: 0 P: 13	R: 0 E: 0 K: 0 S: 10	H: 0 LOB: 0 BB: 0 P: 15	R: 0 E: 0 K: 1 S: 10	H: 0 LOB: 1 BB: 1 P: 17	1B: 3 2B: 2 3B: 0 HR: 1	SF: 0 SAC: 0 DP: 1 HBP: 0	WP: 0 PB: 0 SB: 1 CS: 0	PA: 36		
PITCHER	IP WLS BF H R ER SO BB IBB HBP BLK WP HR S P ERA WHIP	5.0 L 22 5 5 1 5 1 1 0 0 0 1 54 81 1.80 1.200	1.0 4 1 0 0 2 0 0 0 0 0 0 11 16 0.00 1.000	2.0 6 0 0 0 2 0 0 0 0 0 0 17 28 0.00 1.000	1.0 4 0 0 0 1 1 0 0 0 0 0 10 17 0.00 1.000																	

Chicago Cubs @ Cincinnati Reds
Great American Ball Park, Cincinnati, OH
Sun Apr 26 2015, 1:12 PM - 3:57 PM EDT
Att: 38,954 - Sunny - 56 F

AB	33
R	5
H	6
RBI	5
BB	3
SO	10
LOB	13



Batter	1	2	3	4	5	6	7	8	9	AB	R	H	RBI	BB	SO	LOB	BOTTOM					
6 Billy Hamilton, S OBP: 0.306, SLG: 0.354										4	0	1	1	0	0	2						
19 Joey Votto, L OBP: 0.451, SLG: 0.657										3	0	0	0	1	2	1						
21 Todd Frazier, R OBP: 0.329, SLG: 0.537										4	1	1	1	0	0	3						
4 Brandon Phillips, R OBP: 0.290, SLG: 0.269										4	0	1	0	0	0	3						
27 Brennan Boesch, L OBP: 0.235, SLG: 0.250										4	0	1	0	0	0	0						
9 Marlon Byrd, R OBP: 0.154, SLG: 0.222										3	0	0	0	0	2	2						
52 Tony Cingrani, L										0	0	0	0	0	0	0						
60 J.J. Hoover, R										0	0	0	0	0	0	0						
32 Jay Bruce, L OBP: 0.257, SLG: 0.323										1	0	0	0	0	1	0						
2 Zack Cozart, R OBP: 0.329, SLG: 0.545										4	1	1	0	0	1	0						
29 Brayan Peña, S OBP: 0.364, SLG: 0.342										3	0	1	0	1	1	0						
28 Anthony DeSclafani, R OBP: 0.125, SLG: 0.125										1	0	0	0	0	1	0						
39 Devin Mesoraco, R OBP: 0.231, SLG: 0.091										0	0	0	0	1	0	0						
36 Kevin Gregg, R										0	0	0	0	0	0	0						
17 Kristopher Negrón, R OBP: 0.238, SLG: 0.059										2	0	0	0	0	1	1						
Inning Stats	R: 0 E: 0 K: 0 S: 7	H: 0 LOB: 0 BB: 0 P: 8	R: 0 E: 0 K: 0 S: 8	H: 0 LOB: 0 BB: 0 P: 12	R: 0 E: 0 K: 2 S: 9	H: 0 LOB: 0 BB: 0 P: 14	R: 1 E: 0 K: 2 S: 22	H: 3 LOB: 2 BB: 0 P: 29	R: 1 E: 0 K: 0 S: 14	H: 1 LOB: 3 BB: 3 P: 29	R: 0 E: 0 K: 2 S: 10	H: 0 LOB: 0 BB: 0 P: 13	R: 0 E: 0 K: 1 S: 14	H: 1 LOB: 1 BB: 0 P: 23	R: 0 E: 0 K: 0 S: 6	H: 0 LOB: 0 BB: 0 P: 9	R: 0 E: 0 K: 2 S: 11	H: 1 LOB: 1 BB: 0 P: 16	1B: 3 2B: 1 3B: 1 HR: 1	SF: 0 SAC: 0 DP: 0 HBP: 0	WP: 0 PB: 0 SB: 1 CS: 0	PA: 36
PITCHER	IP WLS BF H R ER SO BB IBB HBP BLK WP HR S P ERA WHIP	6.0 W 25 4 2 2 6 3 0 0 0 0 0 70 105 3.00 1.167	1.0 H 4 1 0 0 1 0 0 0 0 0 0 14 23 0.00 1.000	1.0 H 3 0 0 0 0 0 0 0 0 0 0 6 9 0.00 0.000	1.0 S 4 1 0 0 2 0 0 0 0 0 0 11 16 0.00 1.000																	

Chicago Cubs @ Cincinnati Reds
Great American Ball Park, Cincinnati, OH
Sun Apr 26 2015, 1:12 PM - 3:57 PM EDT
Att: 38,954 - Sunny - 56 F

AB	33
R	2
H	6
RBI	2
BB	3
SO	9
LOB	12



Batter	1	2	3	4	5	6	7	8	9	AB	R	H	RBI	BB	SO	LOB	TOP										
5 Josh Harrison, R OBP: 0.259, SLG: 0.377	F9		K2-3		K			P4		4	0	0	0	0	2	4	Pittsburgh Pirates @ Chicago Cubs Wrigley Field, Chicago, IL Mon Apr 27 2015, 7:06 PM - 9:25 PM CDT Att: 29,159 - Partly Cloudy - 43 F										
15 Andrew Lamb, L OBP: 0.125, SLG: 0.091	G3-1				K		G3	P6		4	0	0	0	0	1	1											
22 Andrew McCutchen, R OBP: 0.299, SLG: 0.302	G5-3				K		G5-3		F7	4	0	0	0	0	1	0											
18 Neil Walker, S OBP: 0.329, SLG: 0.446		L9					F8		G6-3	4	0	1	0	0	0	0											
6 Starling Marte, R OBP: 0.268, SLG: 0.485		K			G4-3				K	4	0	0	0	0	2	1											
24 Pedro Alvarez, L OBP: 0.269, SLG: 0.452		K								3	0	0	0	0	1	0											
29 Francisco Cervelli, R 52 Rob Scallih, L			K					G6-3		3	0	1	0	0	1	0											
10 Jordy Mercer, R OBP: 0.283, SLG: 0.192					G6-3		FC4	F7		3	0	0	0	0	0	1											
46 Vance Worley, R 19 Chris Stewart, R							SH3-4			1	0	1	0	0	0	0											
										1	0	1	0	0	0	0											
Inning Stats	R: 0 E: 0 K: 0 S: 8	H: 0 LOB: 0 BB: 0 P: 12	R: 0 E: 0 K: 2 S: 10	H: 0 LOB: 0 BB: 0 P: 14	R: 0 E: 0 K: 2 S: 11	H: 1 LOB: 1 BB: 0 P: 16	R: 0 E: 0 K: 2 S: 12	H: 1 LOB: 1 BB: 0 P: 19	R: 0 E: 0 K: 1 S: 10	H: 1 LOB: 2 BB: 0 P: 12	R: 0 E: 0 K: 0 S: 5	H: 0 LOB: 0 BB: 0 P: 10	R: 0 E: 0 K: 0 S: 7	H: 0 LOB: 0 BB: 0 P: 12	R: 0 E: 0 K: 0 S: 8	H: 1 LOB: 1 BB: 0 P: 10	R: 0 E: 0 K: 1 S: 8	H: 0 LOB: 0 BB: 0 P: 13	1B: 4 2B: 0 3B: 0 HR: 0	SF: 0 SAC: 1 DP: 0 HBP: 0	WP: 0 PB: 0 SB: 0 CS: 0	PA: 32					
PITCHER	IP	WLS	BF	H	R	ER	SO	BB	IBB	HBP	BLK	WP	HR	S	P	ERA	WHIP										
39 Jason Hammel, R ERA: 3.55	8.0	W	29	4	0	0	7	0	0	0	0	0	0	71	107	0.00	0.500										
46 Pedro Strop, R ERA:	1.0		3	0	0	0	1	0	0	0	0	0	0	8	13	0.00	0.000										

Batter	1	2	3	4	5	6	7	8	9	AB	R	H	RBI	BB	SO	LOB	BOTTOM										
24 Dexter Fowler, S OBP: 0.338, SLG: 0.420	G4-3		68 1B 44 2B		68 1B G5-4-3		68 S 1B			3	1	2	0	1	0	0	Pittsburgh Pirates @ Chicago Cubs Wrigley Field, Chicago, IL Mon Apr 27 2015, 7:06 PM - 9:25 PM CDT Att: 29,159 - Partly Cloudy - 43 F										
68 Jorge Soler, R OBP: 0.329, SLG: 0.432	2B		44 2B 17 1B		G5-4-3		K			4	1	2	0	0	1	3											
44 Anthony Rizzo, L OBP: 0.494, SLG: 0.508	K		17 1B		17 1B		17 FC5-4 BB			3	1	2	2	1	1	1											
17 Kris Bryant, R OBP: 0.478, SLG: 0.459	G6-3		3-H		3-H		FC5-4			4	0	2	2	0	0	3											
47 Miguel Montero, L OBP: 0.300, SLG: 0.452		13 G6-4-3 1B			F7					4	0	1	0	0	1	3											
13 Starlin Castro, R OBP: 0.351, SLG: 0.419	G6-4-3				G6-3		K			4	0	1	0	0	1	1											
8 Chris Coghlan, L OBP: 0.293, SLG: 0.472	F7				F7		F8		L5-3	4	0	0	0	0	0	1											
39 Jason Hammel, R 46 Pedro Strop, R					P4		G6-3			3	0	0	0	0	0	0											
22 Addison Russell, R OBP: 0.160, SLG: 0.240					G5-3		68 G5-4-3 44 1B		K	3	1	1	0	0	1	0											
Inning Stats	R: 0 E: 0 K: 1 S: 11	H: 1 LOB: 1 BB: 0 P: 17	R: 0 E: 0 K: 0 S: 5	H: 1 LOB: 0 BB: 0 P: 11	R: 3 E: 0 K: 1 S: 23	H: 3 LOB: 1 BB: 1 P: 35	R: 0 E: 0 K: 0 S: 5	H: 0 LOB: 0 BB: 0 P: 6	R: 1 E: 0 K: 0 S: 12	H: 4 LOB: 2 BB: 0 P: 20	R: 0 E: 0 K: 1 S: 5	H: 0 LOB: 0 BB: 0 P: 8	R: 0 E: 0 K: 2 S: 10	H: 1 LOB: 2 BB: 1 P: 19	R: 0 E: 0 K: 0 S: 8	H: 1 LOB: 0 BB: 0 P: 8	1B: 9 2B: 3 3B: 0 HR: 0	SF: 0 SAC: 0 DP: 3 HBP: 0	WP: 0 PB: 0 SB: 1 CS: 0	PA: 34							
PITCHER	IP	WLS	BF	H	R	ER	SO	BB	IBB	HBP	BLK	WP	HR	S	P	ERA	WHIP										
46 Vance Worley, R ERA: 4.5	6.0	L	26	9	4	4	3	1	0	0	0	0	0	61	97	6.00	1.667										
52 Rob Scallih, R ERA:	2.0		8	2	0	0	2	1	0	0	0	0	0	18	27	0.00	1.500										



Batter	1	2	3	4	5	6	7	8	9	AB	R	H	RBI	BB	SO	LOB	TOP								
25 Gregory Polanco, L (1.9) OBP: 0.305, SLG: 0.405			P2		FC4-6 10 1B 6 BB	10 1B 22 3B IBB	K		G3	5	2	1	0	1	1	2									
10 Jordy Mercer, R (1.6) OBP: 0.275, SLG: 0.197	F9-3		E5		6 BB 18 HBP	22 3B 1B		L7		5	1	2	1	0	0	1									
22 Andrew McCutchen, R (1.8) OBP: 0.302, SLG: 0.333	K		G6-3		K	6 1B 3B		18 WP 1B		5	1	2	2	0	2	3									
18 Neil Walker, S (1.4) OBP: 0.333, SLG: 0.425		K		FC6-4 6 BB 1B	6 BB HBP	6 1B BB		L4-3		3	0	1	0	1	1	1									
6 Starling Marte, R (1.7) OBP: 0.300, SLG: 0.521	24 G6-3 BB		FC6-4 24 E 24 S 27 1B	24 FC4-6 BB	24 FC4-6 BB	1B		K		3	1	1	2	2	1	2									
24 Pedro Alvarez, L (1.3) OBP: 0.284, SLG: 0.448	G6-3		K	FC4-6	P5					5	1	1	0	0	1	7									
35 Mark Melancon, R (9.1)								27 2B		0	0	0	0	0	0	0									
27 Jung Ho Kang, R (1.5) OBP: 0.310, SLG: 0.346			BB					19 1B 3 G6-4-3		4	1	3	2	1	1	0									
19 Chris Stewart, R (1.2) OBP: 0.250, SLG: 0.316			K	G6-3		10 1B 2B	F9		3 G6-4-3	5	1	2	0	0	1	4									
45 Gerrit Cole, R (7.1) OBP: 0.231, SLG: 0.197			K						G6-4-3	3	0	1	0	0	2	1									
15 Andrew Lamb, L (7.1) OBP: 0.126, SLG: 0.200										1	0	0	0	0	1	1									
37 Arquimedes Caminero, R (7.1) OBP: 0.133, SLG: 0.400										0	0	0	0	0	0	0									
44 Tony Watson, L (8.1) OBP: 0.133, SLG: 0.400										0	0	0	0	0	0	0									
3 Sean Rodriguez, R (9.1) OBP: 0.333, SLG: 0.476										1	0	0	0	0	0	1									
Inning Stats	R: 0 E: 0 K: 1 S: 5	H: 1 LOB: 0 BB: 0 P: 6	R: 0 E: 0 K: 2 S: 11	H: 0 LOB: 2 BB: 2 P: 22	R: 0 E: 1 K: 1 S: 9	H: 0 LOB: 1 BB: 0 P: 15	R: 1 E: 0 K: 1 S: 14	H: 2 LOB: 1 BB: 0 P: 22	R: 1 E: 0 K: 1 S: 15	H: 2 LOB: 3 BB: 1 P: 31	R: 4 E: 0 K: 2 S: 18	H: 4 LOB: 2 BB: 2 P: 31	R: 0 E: 0 K: 2 S: 12	H: 1 LOB: 1 BB: 0 P: 20	R: 0 E: 0 K: 1 S: 11	H: 1 LOB: 0 BB: 0 P: 18	R: 2 E: 0 K: 0 S: 6	H: 3 LOB: 0 BB: 0 P: 10	1B: 10 2B: 4 3B: 1 HR: 0	SF: 0 SAC: 0 DP: 2 HBP: 1	WP: 1 PB: 0 SB: 2 CS: 0	PA: 46			
PITCHER	IP	WLS	BF	H	R	ER	SO	BB	IBB	HBP	BLK	WP	HR	S	P	ERA	WHIP								
28 Kyle Hendricks, R (1.1) ERA: 5.23	5.0	L	24	5	2	2	6	3	0	1	0	0	0	54	96	3.60	1.600								
71 Gonzalez Gemen, R (6.1) ERA: 9.31	1.0		9	4	4	4	2	1	1	0	0	0	0	18	31	36.00	5.000								
36 Edwin Jackson, R (7.1) ERA: 7.5	2.0		8	2	0	0	3	0	0	0	0	1	0	23	38	0.00	1.000								
27 Phil Coke, L (9.1) ERA: 7.5	1.0		5	3	2	2	0	0	0	0	0	0	0	6	10	18.00	3.000								

Pittsburgh Pirates @ Chicago Cubs
Wrigley Field, Chicago, IL
Wed Apr 29 2015, 7:05 PM - 10:09 PM CDT
Att: 30,634 - Partly Cloudy - 39 F

AB 40
R 8
H 14
RBI 7
BB 5
SO 11
LOB 23



Batter	1	2	3	4	5	6	7	8	9	AB	R	H	RBI	BB	SO	LOB	BOTTOM								
24 Dexter Fowler, S (1.8) OBP: 0.372, SLG: 0.442	68 G4-3 1B		G6-3			G4-3		1B		4	0	2	0	0	0	0									
68 Jorge Soler, R (1.9) OBP: 0.319, SLG: 0.395	G4-3		K			L6		K		4	0	0	0	0	2	3									
44 Anthony Rizzo, L (1.3) OBP: 0.478, SLG: 0.471				47 CS HBP					G6-3	3	0	1	0	0	1	0									
17 Kris Bryant, R (1.5) OBP: 0.455, SLG: 0.409		47 E BB		K					K2-3	3	1	0	0	1	3	1									
47 Miguel Montero, L (1.2) OBP: 0.333, SLG: 0.478		13 E 1B							13 DI 1B	4	0	3	1	0	1	1									
13 Starlin Castro, R (1.6) OBP: 0.349, SLG: 0.410					G5-3		P3		K	4	0	0	0	0	2	3									
8 Chris Coghlan, L (1.7) OBP: 0.290, SLG: 0.456									G3	3	0	0	0	0	2	1									
28 Kyle Hendricks, R (1.1) ERA: 1.78										1	0	0	0	0	1	1									
15 Chris Denorfia, R (5.1) OBP: 0.133, SLG: 0.400										1	0	0	0	0	0	0									
71 Gonzalez Gemen, R (8.1) OBP: 0.133, SLG: 0.400										0	0	0	0	0	0	0									
36 Edwin Jackson, R (7.1) OBP: 0.133, SLG: 0.400										0	0	0	0	0	0	0									
3 David Ross, R (8.1) OBP: 0.333, SLG: 0.286										1	0	0	0	0	1	0									
27 Phil Coke, L (9.1)										0	0	0	0	0	0	0									
19 Jonathan Herrera, S (1.4) OBP: 0.257, SLG: 0.294			G6-3						24 1B 1B	3	0	1	0	0	1	0									
Inning Stats	R: 0 E: 0 K: 0 S: 5	H: 2 LOB: 1 BB: 0 P: 10	R: 1 E: 3 K: 3 S: 18	H: 1 LOB: 1 BB: 1 P: 31	R: 0 E: 0 K: 1 S: 8	H: 0 LOB: 0 BB: 0 P: 10	R: 0 E: 0 K: 2 S: 10	H: 0 LOB: 1 BB: 0 P: 18	R: 0 E: 0 K: 1 S: 7	H: 0 LOB: 0 BB: 0 P: 10	R: 0 E: 0 K: 1 S: 11	H: 0 LOB: 0 BB: 0 P: 16	R: 0 E: 0 K: 2 S: 10	H: 1 LOB: 1 BB: 0 P: 13	R: 0 E: 0 K: 2 S: 19	H: 2 LOB: 2 BB: 0 P: 26	R: 0 E: 0 K: 2 S: 14	H: 1 LOB: 1 BB: 0 P: 20	1B: 7 2B: 1 3B: 0 HR: 0	SF: 0 SAC: 0 DP: 2 HBP: 1	WP: 0 PB: 0 SB: 0 CS: 1	PA: 33			
PITCHER	IP	WLS	BF	H	R	ER	SO	BB	IBB	HBP	BLK	WP	HR	S	P	ERA	WHIP								
45 Gerrit Cole, R (1.1) ERA: 1.78	6.0	W	20	3	1	0	8	1	0	1	0	0	0	59	95	0.00	0.667								
37 Arquimedes Caminero, R (7.1) ERA: 3.38	1.0		4	1	0	0	2	0	0	0	0	0	0	10	13	0.00	1.000								
44 Tony Watson, L (8.1) ERA: 2.71	1.0		5	2	0	0	2	0	0	0	0	0	0	19	26	0.00	2.000								
35 Mark Melancon, R (9.1) ERA: 5.23	1.0		4	1	0	0	2	0	0	0	0	0	0	14	20	0.00	1.000								

Pittsburgh Pirates @ Chicago Cubs
Wrigley Field, Chicago, IL
Wed Apr 29 2015, 7:05 PM - 10:09 PM CDT
Att: 30,634 - Partly Cloudy - 39 F

AB 31
R 1
H 7
RBI 1
BB 1
SO 14
LOB 10



Batter	1	2	3	4	5	6	7	8	9	AB	R	H	RBI	BB	SO	LOB	TOP										
9 Jean Segura, R OBP: 0.301, SLG: 0.348										3	0	0	0	0	0	0											
5 Héctor Gómez, R OBP: 0.286, SLG: 0.333										3	0	0	0	0	2	0											
8 Ryan Braun, R OBP: 0.278, SLG: 0.400										4	0	0	0	0	2	1											
18 Khris Davis, R OBP: 0.314, SLG: 0.351										4	0	0	0	0	1	1											
15 Jason Rogers, R OBP: 0.412, SLG: 0.529										4	0	2	0	0	0	0											
7 Logan Schafer, L OBP: 0.278, SLG: 0.281										0	0	0	0	0	0	0											
12 Martín Maldonado, R OBP: 0.244, SLG: 0.243										3	0	0	0	0	1	1											
24 Adam Lind, L OBP: 0.393, SLG: 0.570										1	0	0	0	0	0	1											
28 Gerardo Parra, L OBP: 0.259, SLG: 0.386										3	0	2	0	0	0	0											
14 Luis Jimenez, R OBP: 0.125, SLG: 0.067										2	0	0	0	1	0	1											
38 Wily Peralta, R										2	0	0	0	0	1	3											
21 Jeremy Jeffress, R										0	0	0	0	0	0	0											
3 Elian Herrera, S										1	0	0	0	0	1	0											
51 Jonathan Broxton, R										0	0	0	0	0	0	0											
Inning Stats	R: 0 E: 0 K: 1 S: 9	H: 0 LOB: 0 BB: 0 P: 12	R: 0 E: 0 K: 1 S: 10	H: 2 LOB: 3 BB: 1 P: 21	R: 0 E: 0 K: 1 S: 9	H: 0 LOB: 1 BB: 0 P: 15	R: 0 E: 0 K: 1 S: 10	H: 1 LOB: 1 BB: 0 P: 14	R: 0 E: 0 K: 0 S: 5	H: 0 LOB: 0 BB: 0 P: 10	R: 0 E: 0 K: 0 S: 8	H: 0 LOB: 0 BB: 0 P: 12	R: 0 E: 0 K: 2 S: 9	H: 0 LOB: 0 BB: 0 P: 11	R: 0 E: 0 K: 2 S: 11	H: 1 LOB: 1 BB: 0 P: 17	1B: 3 2B: 1 3B: 0 HR: 0	SF: 0 SAC: 1 DP: 0 HBP: 1	WP: 0 PB: 0 SB: 1 CS: 0	PA: 33							
PITCHER	IP	WLS	BF	H	R	ER	SO	BB	IBB	HBP	BLK	WP	HR	S	P	ERA	WHIP										
34 Jon Lester, L ERA: 4.71	7.0	W	26	3	0	0	4	1	0	1	0	0	0	56	90	0.00	0.571										
46 Pedro Strop, R ERA: 1.64	1.0	H	3	0	0	0	2	0	0	0	0	0	0	9	11	0.00	0.000										
56 Héctor Rondón, R ERA: 1.64	1.0	S	4	1	0	0	2	0	0	0	0	0	0	11	17	0.00	1.000										

Milwaukee Brewers @ Chicago Cubs
Wrigley Field, Chicago, IL
Fri May 01 2015, 1:23 PM - 4:00 PM CDT
Att: 31,128 - Sunny - 48 F

AB 30
R 0
H 4
RBI 0
BB 1
SO 8
LOB 8



Batter	1	2	3	4	5	6	7	8	9	AB	R	H	RBI	BB	SO	LOB	BOTTOM										
24 Dexter Fowler, S OBP: 0.367, SLG: 0.432										4	0	1	0	0	0	0											
68 Jorge Soler, R OBP: 0.326, SLG: 0.400										4	0	2	0	0	2	0											
44 Anthony Rizzo, L OBP: 0.479, SLG: 0.465										3	0	1	0	0	0	0											
17 Kris Bryant, R OBP: 0.458, SLG: 0.391										2	0	0	0	2	1	2											
13 Starlin Castro, R OBP: 0.356, SLG: 0.414										4	0	2	0	0	0	3											
8 Chris Coghlan, L OBP: 0.288, SLG: 0.443										4	0	1	0	0	1	2											
56 Héctor Rondón, R										0	0	0	0	0	0	0											
3 David Ross, R OBP: 0.381, SLG: 0.375										2	0	1	0	1	1	1											
34 Jon Lester, L										3	0	0	0	0	2	2											
46 Pedro Strop, R										0	0	0	0	0	0	0											
15 Chris Denorfia, R OBP: 0.333, SLG: 0.400										0	0	0	0	0	0	0											
22 Addison Russell, R OBP: 0.219, SLG: 0.387										3	1	1	1	0	2	1											
Inning Stats	R: 0 E: 0 K: 1 S: 9	H: 3 LOB: 2 BB: 0 P: 16	R: 0 E: 0 K: 1 S: 10	H: 0 LOB: 1 BB: 1 P: 17	R: 1 E: 0 K: 0 S: 19	H: 2 LOB: 2 BB: 1 P: 34	R: 0 E: 0 K: 2 S: 11	H: 1 LOB: 1 BB: 0 P: 15	R: 0 E: 0 K: 1 S: 8	H: 2 LOB: 0 BB: 0 P: 20	R: 0 E: 0 K: 1 S: 8	H: 0 LOB: 0 BB: 0 P: 11	R: 0 E: 0 K: 2 S: 15	H: 1 LOB: 2 BB: 1 P: 27	1B: 7 2B: 2 3B: 0 HR: 1	SF: 0 SAC: 0 DP: 2 HBP: 1	WP: 0 PB: 0 SB: 0 CS: 1	PA: 33									
PITCHER	IP	WLS	BF	H	R	ER	SO	BB	IBB	HBP	BLK	WP	HR	S	P	ERA	WHIP										
38 Wily Peralta, R ERA: 4.35	6.0	L	25	8	1	1	6	2	0	1	0	0	0	8	11	0.00	1.667										
21 Jeremy Jeffress, R ERA: 3.09	1.0		3	0	0	0	1	0	0	0	0	0	0	8	11	0.00	0.000										
51 Jonathan Broxton, R ERA: 5.58	1.0		5	1	0	0	2	1	0	0	0	0	0	15	27	0.00	2.000										

Milwaukee Brewers @ Chicago Cubs
Wrigley Field, Chicago, IL
Fri May 01 2015, 1:23 PM - 4:00 PM CDT
Att: 31,128 - Sunny - 48 F

AB 29
R 1
H 9
RBI 1
BB 3
SO 9
LOB 11



Batter	1	2	3	4	5	6	7	8	9	AB	R	H	RBI	BB	SO	LOB	TOP									
27 Carlos Gómez, R OBP: 0.263, SLG: 0.432 7 Logan Schafer, L OBP: 0.270, SLG: 0.273	P4	9 1B			F8		SH2-4		E6	3	1	1	1	0	0	0										
9 Jean Segura, R OBP: 0.327, SLG: 0.394	8 HR	1B							K	5	1	4	2	0	1	0										
8 Ryan Braun, R OBP: 0.286, SLG: 0.430	1-H				F7				K	4	1	1	2	1	2	2										
24 Adam Lind, L OBP: 0.387, SLG: 0.549					G4-3					3	0	0	0	1	2	3										
18 Kris Davis, R OBP: 0.311, SLG: 0.338 21 Jeremy Jeffress, R OBP: 0.275, SLG: 0.333 13 Will Smith, R OBP: 0.275, SLG: 0.333 57 Francisco Rodríguez, R OBP: 0.275, SLG: 0.333	K				G6-3					3	0	0	0	1	1	3										
3 Elian Herrera, S OBP: 0.219, SLG: 0.333	L7				K					0	0	0	0	0	0	0										
12 Martín Maldonado, R OBP: 0.267, SLG: 0.266										4	1	2	0	0	0	1										
5 Héctor Gómez, R OBP: 0.256, SLG: 0.297					L7					4	0	0	0	0	2	3										
50 Mike Fiers, R OBP: 0.311, SLG: 0.338 28 Gerardo Parra, L OBP: 0.267, SLG: 0.407										1	0	0	0	0	1	1										
										2	1	1	0	0	0	0										
Inning Stats	R: 2 H: 2 E: 0 K: 1 S: 14	H: 2 BB: 1 P: 23	R: 2 H: 3 E: 0 K: 1 S: 16	H: 3 LOB: 1 BB: 0 P: 22	R: 0 H: 0 E: 0 K: 1 S: 10	H: 0 LOB: 0 BB: 0 P: 14	R: 0 H: 1 E: 0 K: 1 S: 9	H: 1 LOB: 0 BB: 0 P: 13	R: 0 H: 1 E: 0 K: 2 S: 13	H: 1 LOB: 1 BB: 0 P: 18	R: 0 H: 0 E: 0 K: 1 S: 14	H: 0 LOB: 0 BB: 1 P: 23	R: 1 H: 2 E: 0 K: 1 S: 14	H: 2 LOB: 2 BB: 1 P: 24	R: 0 H: 0 E: 0 K: 1 S: 8	H: 0 LOB: 0 BB: 0 P: 9	R: 1 H: 0 E: 1 K: 2 S: 10	H: 0 LOB: 0 BB: 0 P: 14	1B: 6 2B: 1 3B: 1 HR: 1	SF: 0 SAC: 2 DP: 0 HBP: 0	WP: 0 PB: 0 SB: 3 CS: 1	PA: 39				
PITCHER	IP WLS BF H R ER SO BB IBB HBP BLK WP HR S P ERA WHIP	IP WLS BF H R ER SO BB IBB HBP BLK WP HR S P ERA WHIP	IP WLS BF H R ER SO BB IBB HBP BLK WP HR S P ERA WHIP	IP WLS BF H R ER SO BB IBB HBP BLK WP HR S P ERA WHIP	IP WLS BF H R ER SO BB IBB HBP BLK WP HR S P ERA WHIP	IP WLS BF H R ER SO BB IBB HBP BLK WP HR S P ERA WHIP	IP WLS BF H R ER SO BB IBB HBP BLK WP HR S P ERA WHIP	IP WLS BF H R ER SO BB IBB HBP BLK WP HR S P ERA WHIP	IP WLS BF H R ER SO BB IBB HBP BLK WP HR S P ERA WHIP	IP WLS BF H R ER SO BB IBB HBP BLK WP HR S P ERA WHIP	IP WLS BF H R ER SO BB IBB HBP BLK WP HR S P ERA WHIP	IP WLS BF H R ER SO BB IBB HBP BLK WP HR S P ERA WHIP	IP WLS BF H R ER SO BB IBB HBP BLK WP HR S P ERA WHIP	IP WLS BF H R ER SO BB IBB HBP BLK WP HR S P ERA WHIP	IP WLS BF H R ER SO BB IBB HBP BLK WP HR S P ERA WHIP	IP WLS BF H R ER SO BB IBB HBP BLK WP HR S P ERA WHIP	IP WLS BF H R ER SO BB IBB HBP BLK WP HR S P ERA WHIP	IP WLS BF H R ER SO BB IBB HBP BLK WP HR S P ERA WHIP	IP WLS BF H R ER SO BB IBB HBP BLK WP HR S P ERA WHIP	IP WLS BF H R ER SO BB IBB HBP BLK WP HR S P ERA WHIP	IP WLS BF H R ER SO BB IBB HBP BLK WP HR S P ERA WHIP	IP WLS BF H R ER SO BB IBB HBP BLK WP HR S P ERA WHIP	IP WLS BF H R ER SO BB IBB HBP BLK WP HR S P ERA WHIP	IP WLS BF H R ER SO BB IBB HBP BLK WP HR S P ERA WHIP	IP WLS BF H R ER SO BB IBB HBP BLK WP HR S P ERA WHIP	
68 Jorge Soler, R OBP: 0.333, SLG: 0.398	44 BB				L7					3	0	1	0	1	1	2										
24 Dexter Fowler, S OBP: 0.351, SLG: 0.412	K				G4-3					4	0	0	0	0	2	2										
44 Anthony Rizzo, L OBP: 0.480, SLG: 0.500	1-2 BB									3	1	1	1	1	1	1										
17 Kris Bryant, R OBP: 0.429, SLG: 0.360	K				K					4	0	0	0	0	4	3										
47 Miguel Montero, L OBP: 0.328, SLG: 0.460	K				G4-3					4	0	1	0	0	1	2										
13 Starlin Castro, R OBP: 0.340, SLG: 0.396										4	0	0	0	0	2	1										
15 Chris Denorfia, R OBP: 0.368, SLG: 0.389										3	0	1	0	1	2	1										
49 Jake Arrieta, R ERA: 4.74 5 Wellington Castillo, R ERA: 2.84 30 Jason Motte, R ERA: 9.64 71 Gonzalez Germen, R ERA: 6.75 27 Phil Coke, L ERA: 6.75 36 Edwin Jackson, R ERA: 6.75										1	0	0	0	0	1	0										
22 Addison Russell, R OBP: 0.229, SLG: 0.382					G4-3					3	0	1	0	0	1	1										
Inning Stats	R: 0 H: 0 E: 0 K: 3 S: 13	H: 0 LOB: 2 BB: 2 P: 25	R: 0 H: 0 E: 0 K: 2 S: 8	H: 0 LOB: 0 BB: 0 P: 12	R: 0 H: 0 E: 0 K: 0 S: 7	H: 0 LOB: 0 BB: 0 P: 12	R: 0 H: 0 E: 0 K: 2 S: 7	H: 0 LOB: 0 BB: 0 P: 10	R: 0 H: 2 E: 0 K: 3 S: 19	H: 2 LOB: 2 BB: 0 P: 26	R: 1 H: 1 E: 0 K: 2 S: 11	H: 1 LOB: 0 BB: 0 P: 15	R: 0 H: 0 E: 0 K: 2 S: 11	H: 0 LOB: 1 BB: 1 P: 18	R: 0 H: 1 E: 0 K: 1 S: 10	H: 1 LOB: 0 BB: 0 P: 17	R: 0 H: 1 E: 0 K: 3 S: 12	H: 1 LOB: 1 BB: 0 P: 18	1B: 4 2B: 0 3B: 0 HR: 1	SF: 0 SAC: 0 DP: 0 HBP: 0	WP: 0 PB: 0 SB: 0 CS: 0	PA: 35				
PITCHER	IP WLS BF H R ER SO BB IBB HBP BLK WP HR S P ERA WHIP	IP WLS BF H R ER SO BB IBB HBP BLK WP HR S P ERA WHIP	IP WLS BF H R ER SO BB IBB HBP BLK WP HR S P ERA WHIP	IP WLS BF H R ER SO BB IBB HBP BLK WP HR S P ERA WHIP	IP WLS BF H R ER SO BB IBB HBP BLK WP HR S P ERA WHIP	IP WLS BF H R ER SO BB IBB HBP BLK WP HR S P ERA WHIP	IP WLS BF H R ER SO BB IBB HBP BLK WP HR S P ERA WHIP	IP WLS BF H R ER SO BB IBB HBP BLK WP HR S P ERA WHIP	IP WLS BF H R ER SO BB IBB HBP BLK WP HR S P ERA WHIP	IP WLS BF H R ER SO BB IBB HBP BLK WP HR S P ERA WHIP	IP WLS BF H R ER SO BB IBB HBP BLK WP HR S P ERA WHIP	IP WLS BF H R ER SO BB IBB HBP BLK WP HR S P ERA WHIP	IP WLS BF H R ER SO BB IBB HBP BLK WP HR S P ERA WHIP	IP WLS BF H R ER SO BB IBB HBP BLK WP HR S P ERA WHIP	IP WLS BF H R ER SO BB IBB HBP BLK WP HR S P ERA WHIP	IP WLS BF H R ER SO BB IBB HBP BLK WP HR S P ERA WHIP	IP WLS BF H R ER SO BB IBB HBP BLK WP HR S P ERA WHIP	IP WLS BF H R ER SO BB IBB HBP BLK WP HR S P ERA WHIP	IP WLS BF H R ER SO BB IBB HBP BLK WP HR S P ERA WHIP	IP WLS BF H R ER SO BB IBB HBP BLK WP HR S P ERA WHIP	IP WLS BF H R ER SO BB IBB HBP BLK WP HR S P ERA WHIP	IP WLS BF H R ER SO BB IBB HBP BLK WP HR S P ERA WHIP	IP WLS BF H R ER SO BB IBB HBP BLK WP HR S P ERA WHIP	IP WLS BF H R ER SO BB IBB HBP BLK WP HR S P ERA WHIP	IP WLS BF H R ER SO BB IBB HBP BLK WP HR S P ERA WHIP	IP WLS BF H R ER SO BB IBB HBP BLK WP HR S P ERA WHIP

Milwaukee Brewers @ Chicago Cubs
Wrigley Field, Chicago, IL
Sat May 02 2015, 1:20 PM - 4:26 PM CDT
Att: 34,878 - Sunny - 73 F

AB 34
R 6
H 9
RBI 5
BB 3
SO 11
LOB 14



Milwaukee Brewers @ Chicago Cubs
Wrigley Field, Chicago, IL
Sat May 02 2015, 1:20 PM - 4:26 PM CDT
Att: 34,878 - Sunny - 73 F

AB 32
R 1
H 5
RBI 1
SO 18
LOB 16



Batter	1	2	3	4	5	6	7	8	9	AB	R	H	RBI	BB	SO	LOB	TOP										
27 Carlos Gómez, R (1,8) OBP: 0.279, SLG: 0.429	G6-3		E2		F7			G5-2-3	G4-3	5	1	2	1	0	0	1											
9 Jean Segura, R (1,6) OBP: 0.324, SLG: 0.381	G6-3									3	0	0	0	0	1	1											
5 Héctor Gómez, R (8, FR) OBP: 0.256, SLG: 0.297	G6-3		K							0	1	0	0	0	0	0											
8 Ryan Braun, R (1,9) OBP: 0.273, SLG: 0.410	P5		F8					G5-2-3		4	0	0	0	0	0	4											
24 Adam Lind, L (1,3) OBP: 0.392, SLG: 0.553		F7								3	1	1	0	1	1	0											
16 Aramis Ramirez, R (1,5) OBP: 0.263, SLG: 0.411			F9							3	1	2	3	1	0	1											
18 Kris Davis, R (1,7) OBP: 0.298, SLG: 0.325										3	0	0	1	0	3	4											
51 Jonathan Broxton, R (8,1)			K							0	0	0	0	0	0	0											
57 Francisco Rodríguez, R (8,1)										0	0	0	0	0	0	0											
3 Elián Herrera, S (1,4) OBP: 0.250, SLG: 0.353		L4								4	0	2	0	0	0	1											
12 Martín Maldonado, R (1,2) OBP: 0.245, SLG: 0.244			G5-3		CS		P6			4	0	0	0	0	2												
52 Jimmy Nelson, R (1,1) OBP: 0.125, SLG: 0.250										2	1	1	0	0	1	0											
13 Will Smith, R (7,1)										0	0	0	0	0	0	0											
28 Gerardo Parra, L (8, PH) OBP: 0.274, SLG: 0.426										2	0	1	0	0	1	1											
Inning Stats	R: 0 E: 0 K: 0 S: 6	H: 0 LOB: 0 BB: 0 P: 9	R: 1 E: 0 K: 1 S: 10	H: 1 LOB: 0 BB: 0 P: 16	R: 1 E: 0 K: 1 S: 12	H: 2 LOB: 1 BB: 0 P: 15	R: 1 E: 0 K: 0 S: 11	H: 2 LOB: 0 BB: 0 P: 18	R: 0 E: 0 K: 1 S: 9	H: 0 LOB: 0 BB: 0 P: 11	R: 0 E: 0 K: 1 S: 12	H: 0 LOB: 1 BB: 1 P: 18	R: 2 E: 0 K: 1 S: 9	H: 3 LOB: 3 BB: 1 P: 18	R: 0 E: 1 K: 1 S: 14	H: 1 LOB: 1 BB: 0 P: 18	1B: 5 2B: 3 3B: 0 HR: 1	SF: 1 SAC: 0 DP: 1 HBP: 1	WP: 0 PB: 0 SB: 0 CS: 1	PA: 38							
PITCHER	IP	WLS	BF	H	R	ER	SO	BB	IBB	HBP	BLK	WP	HR	S	P	ERA	WHIP										
39 Jason Hammel, R (1,1) ERA: 3.73	6.0		23	5	3	3	4	1	0	0	0	0	1	57	86	4.50	1.000										
59 Zac Rosscup, L (7,1) ERA: 0.93	1.0		3	0	0	0	1	0	0	0	0	0	0	9	11	0.00	0.000										
46 Pedro Strop, R (8,1) ERA: 1.59	1.0	L	7	3	2	2	1	0	1	1	0	0	0	9	18	18.00	3.000										
27 Phil Coke, L (9,1) ERA: 6.14	0.2		3	1	0	0	1	0	0	0	0	0	0	13	17	0.00	1.500										
71 González Germen, R (9,1) ERA: 9.0	0.1		1	0	0	0	0	0	0	0	0	0	0	1	1	0.00	0.000										

Milwaukee Brewers @ Chicago Cubs
Wrigley Field, Chicago, IL
Sun May 03 2015, 1:22 PM - 4:22 PM CDT
Att: 33,398 - Partly Cloudy - 78 F

AB 33
R 5
H 9
RBI 5
BB 2
SO 7
LOB 15



Batter	1	2	3	4	5	6	7	8	9	AB	R	H	RBI	BB	SO	LOB	BOTTOM										
24 Dexter Fowler, S (1,8) OBP: 0.343, SLG: 0.400	K	G4-3								5	1	1	0	0	3	3											
68 Jorge Soler, R (1,9) OBP: 0.337, SLG: 0.409	G4-3		K							5	0	2	0	0	2	2											
44 Anthony Rizzo, L (1,3) OBP: 0.471, SLG: 0.513	G4-3		G6-3							4	1	1	1	0	1	2											
17 Kris Bryant, R (1,5) OBP: 0.403, SLG: 0.333	F8		F9							4	0	0	0	0	1	1											
47 Miguel Montero, L (1,2) OBP: 0.355, SLG: 0.472										3	1	2	0	1	0	1											
13 Starlin Castro, R (1,6) OBP: 0.337, SLG: 0.383										3	0	0	0	1	1	2											
8 Chris Coghlan, L (1,7) OBP: 0.268, SLG: 0.409										4	0	0	0	0	0	3											
39 Jason Hammel, R (1,1) ERA: 3.72										2	0	0	1	0	0	1											
59 Zac Rosscup, R (7,1) ERA: 2.08										0	0	0	0	0	0	0											
46 Pedro Strop, R (8,1)										0	0	0	0	0	0	0											
27 Phil Coke, L (9,1)										0	0	0	0	0	0	0											
71 González Germen, R (9,1) ERA: 9.0										1	0	1	0	0	0	0											
15 Chris Denorfia, R (8, PH) OBP: 0.260, SLG: 0.243										0	0	0	0	0	0	0											
22 Addison Russell, R (1,4) OBP: 0.231, SLG: 0.368										4	0	1	0	0	2	1											
Inning Stats	R: 0 E: 0 K: 1 S: 10	H: 1 LOB: 1 BB: 0 P: 14	R: 1 E: 0 K: 0 S: 12	H: 2 LOB: 2 BB: 1 P: 19	R: 0 E: 0 K: 1 S: 10	H: 0 LOB: 0 BB: 0 P: 12	R: 0 E: 1 K: 0 S: 12	H: 0 LOB: 1 BB: 1 P: 20	R: 2 E: 0 K: 2 S: 14	H: 2 LOB: 1 BB: 0 P: 19	R: 0 E: 0 K: 0 S: 5	H: 0 LOB: 0 BB: 0 P: 8	R: 0 E: 0 K: 3 S: 12	H: 1 LOB: 1 BB: 0 P: 18	R: 0 E: 0 K: 2 S: 11	H: 1 LOB: 1 BB: 0 P: 17	R: 0 E: 0 K: 1 S: 11	H: 1 LOB: 1 BB: 0 P: 15	1B: 6 2B: 1 3B: 1 HR: 0	SF: 1 SAC: 0 DP: 1 HBP: 0	WP: 0 PB: 0 SB: 1 CS: 0	PA: 38					
PITCHER	IP	WLS	BF	H	R	ER	SO	BB	IBB	HBP	BLK	WP	HR	S	P	ERA	WHIP										
52 Jimmy Nelson, R (1,1) ERA: 3.72	6.2		29	6	3	2	6	2	0	0	0	0	0	3	6	0.00	0.000										
13 Will Smith, L (7,1) ERA: 2.08	0.1	W	1	0	0	0	1	0	0	0	0	0	0	3	6	0.00	0.000										
51 Jonathan Broxton, R (8,1) ERA: 5.06	1.0	H	4	1	0	0	2	0	0	0	0	0	0	11	17	0.00	1.000										
57 Francisco Rodríguez, R (9,1) ERA: 2.0	1.0	S	4	1	0	0	1	0	0	0	0	0	0	11	15	0.00	1.000										

Milwaukee Brewers @ Chicago Cubs
Wrigley Field, Chicago, IL
Sun May 03 2015, 1:22 PM - 4:22 PM CDT
Att: 33,398 - Partly Cloudy - 78 F

AB 35
R 3
H 8
RBI 2
BB 2
SO 10
LOB 16



Batter	1	2	3	4	5	6	7	8	9	AB	R	H	RBI	BB	SO	LOB	TOP					
24 Dexter Fowler, S OBP: 0.333, SLG: 0.379										5	1	0	0	1	2	5						
8 Chris Cochran, L OBP: 0.276, SLG: 0.429										4	2	1	0	1	1	0						
44 Anthony Rizzo, L OBP: 0.458, SLG: 0.530										5	1	1	1	0	1	2						
17 Kris Bryant, R OBP: 0.444, SLG: 0.345										1	2	1	0	4	0	0						
47 Miguel Montero, L OBP: 0.373, SLG: 0.491										4	1	2	3	1	0	3						
19 Jonathan Herrera, S OBP: 0.237, SLG: 0.234										0	0	0	0	0	0	0						
13 Starlin Castro, R OBP: 0.330, SLG: 0.374										5	1	1	1	0	2	5						
3 David Ross, R OBP: 0.381, SLG: 0.375										0	0	0	0	0	0	0						
15 Chris Denorfia, R OBP: 0.455, SLG: 0.476										2	0	2	1	0	0	0						
21 Junior Lake, R OBP: 0.333, SLG: 0.444										3	0	1	0	0	0	0						
37 Travis Wood, R OBP: 0.365, SLG: 0.449										3	0	1	1	0	2	1						
30 Jason Motte, R ERA: 3.64										0	0	0	0	0	0	0						
27 Phil Coke, L ERA: 5.87										0	0	0	0	0	0	0						
5 Wellington Castillo, R ERA: 3.95										0	0	0	0	0	0	0						
46 Pedro Strop, R ERA: 3.97										0	0	0	0	0	0	0						
59 Zac Rosscup, L ERA: 1.69										1	0	0	0	0	0	0						
68 Jorge Soler, R OBP: 0.333, SLG: 0.404										1	0	0	0	0	0	0						
22 Addison Russell, L OBP: 0.250, SLG: 0.442										5	1	2	1	0	1	3						
Inning Stats	R: 5 E: 0 K: 0 S: 21	H: 4 LOB: 2 BB: 3 P: 42	R: 1 E: 0 K: 1 S: 14	H: 2 LOB: 0 BB: 0 P: 20	R: 0 E: 0 K: 3 S: 18	H: 2 LOB: 2 BB: 0 P: 26	R: 1 E: 0 K: 1 S: 10	H: 1 LOB: 1 BB: 1 P: 19	R: 0 E: 0 K: 2 S: 8	H: 0 LOB: 0 BB: 0 P: 10	R: 1 E: 0 K: 1 S: 12	H: 2 LOB: 2 BB: 1 P: 26	R: 0 E: 0 K: 1 S: 7	H: 1 LOB: 1 BB: 0 P: 8	R: 0 E: 0 K: 1 S: 15	H: 0 LOB: 2 BB: 2 P: 27	R: 1 E: 0 K: 0 S: 10	H: 1 LOB: 0 BB: 0 P: 15	1B: 8 2B: 1 3B: 1 HR: 2	SF: 0 SAC: 0 DP: 1 HBP: 0	WP: 0 PA: 46	
PITCHER	IP WLS BF H R ER SO BB IBB HBP BLK WP HR S P ERA WHIP	3.2 23 9 7 7 4 4 0 0 0 0 1 60 102 17.18 3.545	2.1 10 1 1 0 4 1 0 0 0 0 0 23 41 0.00 0.857	1.0 W 4 1 0 0 1 0 0 0 0 0 0 7 8 0.00 1.000	1.0 H 5 0 0 0 1 2 0 0 0 0 0 15 27 0.00 2.000	1.0 S 4 1 1 1 0 0 0 0 0 0 0 1 10 15 9.00 1.000																

Chicago Cubs @ St. Louis Cardinals
Busch Stadium, St. Louis, MO
Mon May 04 2015, 7:21 PM - 10:54 PM CDT
Att: 41,981 - Clear - 84 F

AB 39
R 9
H 12
RBI 8
BB 7
SO 10
LOB 20



Batter	1	2	3	4	5	6	7	8	9	AB	R	H	RBI	BB	SO	LOB	BOTTOM					
19 Jon Jay, L OBP: 0.343, SLG: 0.284										4	1	1	0	0	0	2						
13 Matt Carpenter, L OBP: 0.412, SLG: 0.624										5	0	0	0	0	2	3						
7 Matt Holliday, R OBP: 0.462, SLG: 0.427										4	2	2	0	1	1	0						
27 Jhonny Peralta, R OBP: 0.358, SLG: 0.432										4	2	1	0	1	0	1						
12 Mark Reynolds, R OBP: 0.341, SLG: 0.459										3	2	2	4	1	0	0						
22 Jason Heyward, L OBP: 0.277, SLG: 0.340										4	2	2	1	0	0	2						
16 Kolten Wong, L OBP: 0.347, SLG: 0.438										4	1	2	2	0	2	1						
48 Tony Cruz, R OBP: 0.286, SLG: 0.316										3	0	1	2	1	0	3						
18 Carlos Martinez, R ERA: 4.4										1	0	0	0	0	1	2						
33 Carlos Villanueva, R ERA: 3.95										0	0	0	1	0	0	0						
8 Peter Bourjos, R ERA: 5.87										0	0	0	0	0	0	0						
63 Miguel Socolovich, R ERA: 3.97										0	0	0	0	0	0	0						
38 Pete Kozma, R ERA: 1.69										0	0	0	0	0	0	0						
37 Matt Belisle, R ERA: 3.27										0	0	0	0	0	0	0						
Inning Stats	R: 4 E: 0 K: 2 S: 17	H: 3 LOB: 2 BB: 2 P: 30	R: 0 E: 0 K: 1 S: 10	H: 0 LOB: 0 BB: 0 P: 14	R: 0 E: 0 K: 0 S: 5	H: 0 LOB: 0 BB: 0 P: 11	R: 0 E: 0 K: 1 S: 8	H: 0 LOB: 1 BB: 0 P: 12	R: 0 E: 0 K: 1 S: 10	H: 0 LOB: 0 BB: 0 P: 16	R: 2 E: 0 K: 0 S: 20	H: 4 LOB: 2 BB: 0 P: 27	R: 4 E: 0 K: 0 S: 21	H: 4 LOB: 1 BB: 1 P: 32	R: 0 E: 0 K: 1 S: 7	H: 0 LOB: 0 BB: 1 P: 12	1B: 8 2B: 2 3B: 0 HR: 1	SF: 1 SAC: 1 DP: 1 HBP: 1	WP: 1 PA: 40			
PITCHER	IP WLS BF H R ER SO BB IBB HBP BLK WP HR S P ERA WHIP	5.0 25 6 6 6 5 2 0 0 0 0 1 55 90 10.80 1.600	0.2 H 2 0 0 0 0 0 0 0 0 0 0 8 10 0.00 0.000	0.1 H 2 1 0 0 0 0 0 0 0 0 0 7 10 0.00 3.000	0.0 L 3 2 3 3 0 1 0 0 0 0 0 0 11 17 ∞ ∞	1.0 B 5 2 1 1 0 0 0 0 0 0 0 10 15 9.00 2.000																

Chicago Cubs @ St. Louis Cardinals
Busch Stadium, St. Louis, MO
Mon May 04 2015, 7:21 PM - 10:54 PM CDT
Att: 41,981 - Clear - 84 F

AB 33
R 10
H 11
RBI 10
BB 4
SO 6
LOB 15



Batter	1	2	3	4	5	6	7	8	9	AB	R	H	RBI	BB	SO	LOB	TOP							
24 Dexter Fowler, S OBP: 0.325, SLG: 0.359										5	0	1	0	0	0	2	Chicago Cubs @ St. Louis Cardinals Busch Stadium, St. Louis, MO Wed May 06 2015, 7:16 PM - 10:12 PM CDT Att. 42,207 - Clear - 83 F							
8 Chris Coghlan, L OBP: 0.280, SLG: 0.405										3	2	0	0	2	0	1								
56 Héctor Rondón, R OBP: 0.357, SLG: 0.300										4	1	2	3	0	0	1								
44 Anthony Rizzo, L OBP: 0.474, SLG: 0.593											4	2	2	1	0	2								
17 Kris Bryant, R OBP: 0.432, SLG: 0.359										4	2	2	1	0	2	1								
68 Jorge Soler, R OBP: 0.333, SLG: 0.402										4	0	2	1	0	1	1								
13 Starlin Castro, R OBP: 0.321, SLG: 0.361										4	0	1	1	0	0	1								
3 David Ross, R OBP: 0.385, SLG: 0.400										4	0	1	0	0	1	2								
34 Jon Lester, L																								
46 Pedro Strop, R																								
47 Miguel Montero, L OBP: 0.382, SLG: 0.491																								
41 Matt Szczur, R OBP: 0.357, SLG: 0.300																								
22 Addison Russell, R OBP: 0.288, SLG: 0.500										4	1	1	0	0	3	2								
Inning Stats	R: 2 E: 0 K: 1 S: 18	H: 4 LOB: 2 BB: 1 P: 28	R: 0 E: 0 K: 1 S: 6	H: 0 LOB: 0 BB: 0 P: 8	R: 1 E: 0 K: 1 S: 9	H: 1 LOB: 0 BB: 0 P: 14	R: 0 E: 0 K: 0 S: 10	H: 0 LOB: 0 BB: 0 P: 14	R: 2 E: 0 K: 2 S: 17	H: 2 LOB: 1 BB: 1 P: 26	R: 0 E: 0 K: 1 S: 10	H: 1 LOB: 1 BB: 0 P: 16	R: 0 E: 0 K: 0 S: 4	H: 0 LOB: 0 BB: 0 P: 6	R: 1 E: 0 K: 0 S: 7	H: 2 LOB: 0 BB: 0 P: 10	R: 0 E: 0 K: 1 S: 11	H: 0 LOB: 1 BB: 1 P: 18	1B: 5 2B: 4 3B: 0 HR: 1	SF: 0 SAC: 0 DP: 1 HBP: 0	WP: 0 PB: 0 SB: 0 CS: 0	PA: 38		
PITCHER	IP WLS BF H R ER SO BB IBB HBP BLK WP HR S P ERA WHIP	IP WLS BF H R ER SO BB IBB HBP BLK WP HR S P ERA WHIP	IP WLS BF H R ER SO BB IBB HBP BLK WP HR S P ERA WHIP	IP WLS BF H R ER SO BB IBB HBP BLK WP HR S P ERA WHIP	IP WLS BF H R ER SO BB IBB HBP BLK WP HR S P ERA WHIP	IP WLS BF H R ER SO BB IBB HBP BLK WP HR S P ERA WHIP	IP WLS BF H R ER SO BB IBB HBP BLK WP HR S P ERA WHIP	IP WLS BF H R ER SO BB IBB HBP BLK WP HR S P ERA WHIP	IP WLS BF H R ER SO BB IBB HBP BLK WP HR S P ERA WHIP	IP WLS BF H R ER SO BB IBB HBP BLK WP HR S P ERA WHIP	IP WLS BF H R ER SO BB IBB HBP BLK WP HR S P ERA WHIP	IP WLS BF H R ER SO BB IBB HBP BLK WP HR S P ERA WHIP	IP WLS BF H R ER SO BB IBB HBP BLK WP HR S P ERA WHIP	IP WLS BF H R ER SO BB IBB HBP BLK WP HR S P ERA WHIP	IP WLS BF H R ER SO BB IBB HBP BLK WP HR S P ERA WHIP	IP WLS BF H R ER SO BB IBB HBP BLK WP HR S P ERA WHIP	IP WLS BF H R ER SO BB IBB HBP BLK WP HR S P ERA WHIP	IP WLS BF H R ER SO BB IBB HBP BLK WP HR S P ERA WHIP	IP WLS BF H R ER SO BB IBB HBP BLK WP HR S P ERA WHIP	IP WLS BF H R ER SO BB IBB HBP BLK WP HR S P ERA WHIP	IP WLS BF H R ER SO BB IBB HBP BLK WP HR S P ERA WHIP	IP WLS BF H R ER SO BB IBB HBP BLK WP HR S P ERA WHIP	IP WLS BF H R ER SO BB IBB HBP BLK WP HR S P ERA WHIP	IP WLS BF H R ER SO BB IBB HBP BLK WP HR S P ERA WHIP

Chicago Cubs @ St. Louis Cardinals
 Busch Stadium, St. Louis, MO
 Wed May 06 2015, 7:16 PM - 10:12 PM CDT
 Att. 42,207 - Clear - 83 F

AB	35
R	6
H	10
RBI	6
BB	3
SO	7
LOB	12



Batter	1	2	3	4	5	6	7	8	9	AB	R	H	RBI	BB	SO	LOB	BOTTOM								
8 Peter Bourjos, R OBP: 0.397, SLG: 0.444										5	0	2	0	0	0	0	Chicago Cubs @ St. Louis Cardinals Busch Stadium, St. Louis, MO Wed May 06 2015, 7:16 PM - 10:12 PM CDT Att. 42,207 - Clear - 83 F								
13 Matt Carpenter, L OBP: 0.403, SLG: 0.620										4	0	0	0	1	0	1									
7 Matt Holliday, R OBP: 0.474, SLG: 0.444										3	0	1	0	2	1	1									
12 Mark Reynolds, R OBP: 0.314, SLG: 0.432										5	0	0	0	0	3	5									
27 Jhonny Peralta, R OBP: 0.348, SLG: 0.452										5	2	1	1	0	0	2									
22 Jason Heyward, L OBP: 0.294, SLG: 0.337										3	3	1	0	0	1	0									
4 Yadier Molina, R OBP: 0.319, SLG: 0.318										3	0	2	2	1	0	0									
48 Tony Cruz, R OBP: 0.286, SLG: 0.316										0	0	0	0	0	0	0									
38 Pete Kozma, R OBP: 0.286, SLG: 0.211										3	0	1	1	0	0	1									
16 Koltan Wong, L OBP: 0.369, SLG: 0.468										1	0	1	1	0	0	0									
31 Lance Lynn, S ERA: 3.82										2	0	0	0	0	1	1									
32 Matt Adams, L ERA: 4.39										1	0	0	0	0	1	2									
36 Randy Choate, L ERA: 3.86										0	0	0	0	0	0	0									
37 Matt Belisle, R ERA: 1.5										0	0	0	0	0	0	0									
19 Jon Jay, L ERA: 3.02										1	0	0	0	0	0	2									
33 Carlos Villanueva, R ERA: 0.66										0	0	0	0	0	0	0									
Inning Stats	R: 0 E: 0 K: 0 S: 10	H: 1 LOB: 1 BB: 1 P: 18	R: 1 E: 1 K: 1 S: 11	H: 1 LOB: 0 BB: 0 P: 13	R: 0 E: 0 K: 1 S: 10	H: 0 LOB: 1 BB: 1 P: 17	R: 1 E: 0 K: 1 S: 9	H: 1 LOB: 0 BB: 0 P: 13	R: 0 E: 0 K: 0 S: 8	H: 0 LOB: 0 BB: 0 P: 12	R: 2 E: 1 K: 2 S: 16	H: 3 LOB: 2 BB: 0 P: 20	R: 0 E: 0 K: 1 S: 9	H: 1 LOB: 1 BB: 0 P: 13	R: 1 E: 0 K: 0 S: 7	H: 1 LOB: 2 BB: 1 P: 14	R: 0 E: 0 K: 1 S: 10	H: 1 LOB: 2 BB: 1 P: 20	1B: 6 2B: 2 3B: 0 HR: 1	SF: 0 SAC: 0 DP: 1 HBP: 1	WP: 1 PB: 0 SB: 0 CS: 1	PA: 41			
PITCHER	IP WLS BF H R ER SO BB IBB HBP BLK WP HR S P ERA WHIP	IP WLS BF H R ER SO BB IBB HBP BLK WP HR S P ERA WHIP	IP WLS BF H R ER SO BB IBB HBP BLK WP HR S P ERA WHIP	IP WLS BF H R ER SO BB IBB HBP BLK WP HR S P ERA WHIP	IP WLS BF H R ER SO BB IBB HBP BLK WP HR S P ERA WHIP	IP WLS BF H R ER SO BB IBB HBP BLK WP HR S P ERA WHIP	IP WLS BF H R ER SO BB IBB HBP BLK WP HR S P ERA WHIP	IP WLS BF H R ER SO BB IBB HBP BLK WP HR S P ERA WHIP	IP WLS BF H R ER SO BB IBB HBP BLK WP HR S P ERA WHIP	IP WLS BF H R ER SO BB IBB HBP BLK WP HR S P ERA WHIP	IP WLS BF H R ER SO BB IBB HBP BLK WP HR S P ERA WHIP	IP WLS BF H R ER SO BB IBB HBP BLK WP HR S P ERA WHIP	IP WLS BF H R ER SO BB IBB HBP BLK WP HR S P ERA WHIP	IP WLS BF H R ER SO BB IBB HBP BLK WP HR S P ERA WHIP	IP WLS BF H R ER SO BB IBB HBP BLK WP HR S P ERA WHIP	IP WLS BF H R ER SO BB IBB HBP BLK WP HR S P ERA WHIP	IP WLS BF H R ER SO BB IBB HBP BLK WP HR S P ERA WHIP	IP WLS BF H R ER SO BB IBB HBP BLK WP HR S P ERA WHIP	IP WLS BF H R ER SO BB IBB HBP BLK WP HR S P ERA WHIP	IP WLS BF H R ER SO BB IBB HBP BLK WP HR S P ERA WHIP	IP WLS BF H R ER SO BB IBB HBP BLK WP HR S P ERA WHIP	IP WLS BF H R ER SO BB IBB HBP BLK WP HR S P ERA WHIP	IP WLS BF H R ER SO BB IBB HBP BLK WP HR S P ERA WHIP	IP WLS BF H R ER SO BB IBB HBP BLK WP HR S P ERA WHIP	IP WLS BF H R ER SO BB IBB HBP BLK WP HR S P ERA WHIP

Chicago Cubs @ St. Louis Cardinals
 Busch Stadium, St. Louis, MO
 Wed May 06 2015, 7:16 PM - 10:12 PM CDT
 Att. 42,207 - Clear - 83 F

AB	36
R	5
H	9
RBI	5
BB	4
SO	7
LOB	15



Batter	1	2	3	4	5	6	7	8	9	10	11	AB	R	H	RBI	BB	SO	LOB	TOP			
24 Dexter Fowler, S OBP: 0.341, SLG: 0.414	(1, 8) K		(1) F8		(1) CS			(1) 44 2B		(2) G5-4-3		4	1	1	0	1	1	2				
17 Kris Bryant, R OBP: 0.384, SLG: 0.346	(1, 5) K		(2) K		(3) CS		(1) L9	(2) K		(2) F9		5	0	0	0	0	3	2				
44 Anthony Rizzo, L OBP: 0.488, SLG: 0.576	(1, 3) P6		(3) 1B		(2) L8		(2) L8	(3) 2B		(2) K		5	0	2	1	0	1	0				
47 Miguel Montero, L OBP: 0.322, SLG: 0.176	(1, 2) BB		(3) FC6-4		(3) HR		(3) K	(3) K		(3) K		2	1	1	1	1	0	2				
68 Jorge Soler, R OBP: 0.331, SLG: 0.432	(1, 9) 1B		(1) F8		(1) K		(2) K	(2) K		(2) K		4	0	1	0	0	2	0				
13 Starlin Castro, R OBP: 0.384, SLG: 0.366	(1, 6) K		(2) G4-3		(2) F8		(2) F8	(2) K		(2) K		4	0	0	0	0	2	2				
8 Chris Coghlan, L OBP: 0.265, SLG: 0.367	(1, 7) K		(2) G3-1		(2) L6		(2) L6	(2) G3		(2) G3		4	0	0	0	0	1	2				
28 Kyle Hendricks, R OBP: 0.488, SLG: 0.683	(1, 1) K		(3) G4-3		(3) K		(3) K	(3) K		(3) K		2	0	0	0	0	1	2				
52 Justin Grimm, R OBP: 0.270, SLG: 0.441	(7, PH) K		(2) G4-3		(2) K		(2) K	(2) K		(2) K		0	0	0	0	0	1	0				
59 Zac Rosscup, R OBP: 0.407, SLG: 0.429	(8, 2) 1B		(2) L9		(2) L9		(2) L9	(2) L9		(2) L9		3	0	0	0	1	2	1				
22 Addison Russell, R OBP: 0.284, SLG: 0.438	(1, 4) BB		(2) K		(2) K		(2) K	(2) K		(2) K		3	0	0	0	1	2	1				
Inning Stats	R: 0 E: 0 K: 2 S: 8	H: 0 LOB: 0 BB: 0 P: 10	R: 0 E: 0 K: 3 S: 14	H: 1 LOB: 2 BB: 1 P: 20	R: 0 E: 0 K: 1 S: 8	H: 1 LOB: 2 BB: 1 P: 14	R: 0 E: 0 K: 0 S: 6	H: 0 LOB: 0 BB: 0 P: 9	R: 0 E: 0 K: 1 S: 10	H: 0 LOB: 0 BB: 0 P: 13	R: 0 E: 0 K: 1 S: 8	H: 1 LOB: 0 BB: 0 P: 11	R: 0 E: 0 K: 2 S: 7	H: 0 LOB: 0 BB: 0 P: 10	R: 0 E: 0 K: 1 S: 11	H: 1 LOB: 0 BB: 0 P: 15	R: 0 E: 0 K: 2 S: 7	H: 0 LOB: 0 BB: 0 P: 11	1B: 4 2B: 2 3B: 0 HR: 1	SF: 0 SAC: 0 DP: 1 HBP: 0	WP: 0 PB: 1 SB: 0 CS: 1	PA: 41
PITCHER	IP WLS BF H R ER SO BB IBB HBP BLK WP HR S P ERA WHIP	22 Matt Garza, R ERA: 4.04	51 Jonathan Broxton, R ERA: 0.94	13 Will Smith, L ERA: 2.61	57 Francisco Rodriguez, R ERA: 1.5	21 Jeremy Jeffress, R ERA: 3.24	PITCHER	IP WLS BF H R ER SO BB IBB HBP BLK WP HR S P ERA WHIP	54 Michael Blazek, R ERA: 1.08													

Chicago Cubs @ Milwaukee Brewers
Miller Park, Milwaukee, WI
Sun May 10 2015, 1:13 PM - 4:38 PM CDT
Att: 41,467 - Roof Closed - 67 F

livebaseballscores.com

AB 37
R 2
H 6
RBI 2
BB 3
SO 16
LOB 14




Batter	1	2	3	4	5	6	7	8	9	10	11	AB	R	H	RBI	BB	SO	LOB	BOTTOM					
27 Carlos Gómez, R OBP: 0.246, SLG: 0.367	(1, 8) K		(3) P6		(2) G4-6-3			(2) F7		(2) G4-3		5	0	1	0	0	1	3						
2 Scooter Gennett, L OBP: 0.269, SLG: 0.280	(1, 4) K		(1) L8		(2) G4-6-3		(3) L7	(3) L7		(3) F9		4	0	1	0	0	0	1						
5 Héctor Gómez, R OBP: 0.245, SLG: 0.383	(10, PH) 1B		(1) 1B		(2) G4-6-3		(3) L7	(3) L7		(3) F9		1	0	0	0	0	0	0						
8 Ryan Braun, R OBP: 0.331, SLG: 0.443	(1, 9) P3		(2) K		(2) K		(2) K	(2) K		(2) K		5	1	2	0	0	1	1						
24 Adam Lind, L OBP: 0.408, SLG: 0.579	(1, 3) G4-3		(3) BB		(3) BB		(3) F7	(3) K		(3) K		3	0	0	0	2	1	2						
18 Kris Davis, R OBP: 0.345, SLG: 0.398	(1, 7) G6-3		(3) K		(3) K		(3) G1-3	(3) G1-3		(3) G1-3		4	0	0	0	1	1	3						
9 Jean Segura, R OBP: 0.370, SLG: 0.384	(1, 6) G4-3		(2) G4-3		(2) F9		(2) G4-6-3	(2) G4-6-3		(2) G4-3		4	0	0	0	1	0	2						
12 Martín Maldonado, R OBP: 0.250, SLG: 0.288	(1, 2) 1B		(2) G5-3		(2) G5-3		(2) HR	(2) HR		(2) P4		5	1	3	2	0	0	0						
3 Elian Herrera, S OBP: 0.273, SLG: 0.360	(1, 5) BB		(3) L3		(3) L3		(3) HR	(3) HR		(3) F7		3	1	1	1	1	0	0						
22 Matt Garza, R ERA: 4.65	(1, 1) K		(1) L9		(1) L9		(1) K	(1) K		(1) G1-3		2	0	1	0	0	0	0						
Inning Stats	R: 0 E: 0 K: 1 S: 13	H: 1 LOB: 1 BB: 0 P: 19	R: 0 E: 0 K: 0 S: 9	H: 2 LOB: 3 BB: 1 P: 18	R: 0 E: 0 K: 2 S: 15	H: 0 LOB: 1 BB: 1 P: 25	R: 0 E: 0 K: 0 S: 10	H: 0 LOB: 0 BB: 0 P: 13	R: 0 E: 0 K: 1 S: 7	H: 1 LOB: 1 BB: 1 P: 13	R: 2 E: 0 K: 1 S: 12	H: 2 LOB: 0 BB: 0 P: 21	R: 0 E: 0 K: 1 S: 8	H: 0 LOB: 0 BB: 0 P: 9	R: 0 E: 0 K: 0 S: 6	H: 0 LOB: 0 BB: 0 P: 13	R: 0 E: 0 K: 0 S: 9	H: 0 LOB: 0 BB: 0 P: 13	R: 1 E: 0 K: 0 S: 5	H: 2 LOB: 3 BB: 2 P: 15	1B: 6 2B: 1 3B: 0 HR: 2	SF: 0 SAC: 0 DP: 2 HBP: 0	WP: 0 PB: 0 SB: 1 CS: 0	PA: 43
PITCHER	IP WLS BF H R ER SO BB IBB HBP BLK WP HR S P ERA WHIP	28 Kyle Hendricks, R ERA: 4.65	52 Justin Grimm, R ERA: 3.65	59 Zac Rosscup, L ERA: 3.65	46 Pedro Strop, R ERA: 3.65	40 James Russell, L ERA: 2.05	PITCHER	IP WLS BF H R ER SO BB IBB HBP BLK WP HR S P ERA WHIP	30 Jason Motte, R ERA: 4.45															

Chicago Cubs @ Milwaukee Brewers
Miller Park, Milwaukee, WI
Sun May 10 2015, 1:13 PM - 4:38 PM CDT
Att: 41,467 - Roof Closed - 67 F

livebaseballscores.com

AB 38
R 3
H 9
RBI 3
BB 5
SO 5
LOB 12



Batter	1	2	3	4	5	6	7	8	9	AB	R	H	RBI	BB	SO	LOB	TOP
12 Juan Lagares, R OBP: 0.301, SLG: 0.339	K2-3		BB		FC6-4		K			3	0	0	0	1	2	1	New York Mets @ Chicago Cubs Wrigley Field, Chicago, IL Mon May 11 2015, 7:09 PM - 10:05 PM CDT Att: 32,980 - Partly Cloudy - 65 F
44 John Mayberry Jr., R OBP: 0.189, SLG: 0.276	G4-3		F7		K		G6-3			4	0	0	0	0	1	2	
28 Daniel Murphy, L OBP: 0.272, SLG: 0.336	G6-3			G3-1	L4		G4-3			4	0	0	0	0	0	1	
23 Michael Cuddyer, R OBP: 0.319, SLG: 0.389		K		FC4	21 1B		G6-3		21 1B	3	1	1	0	1	1	0	
21 Lucas Duda, L OBP: 0.366, SLG: 0.452	K			FC4	1B		HR		L3	4	1	2	1	0	1	1	
4 Wilmer Flores, R OBP: 0.296, SLG: 0.418				FC4	22 1B		HR		F8	3	1	1	1	1	0	2	
22 Kevin Plawecki, R OBP: 0.289, SLG: 0.359																	
3 Curtis Granderson, L OBP: 0.357, SLG: 0.371	P3						F8			3	0	1	1	0	0	1	
2 Dilson Herrera, R OBP: 0.310, SLG: 0.385			K		F8				L6	3	0	0	0	1	1	3	
48 Jacob deGrom, L OBP: 0.143, SLG: 0.143																	
11 Rubén Tejada, R OBP: 0.278, SLG: 0.392																	
47 Hansel Robles, R ERA: 4.5																	
36 Sean Gilmartin, L ERA: 2.45																	
43 Buddy Carlyle, R ERA: 5.63																	
62 Erik Goeddel, R ERA: 4.5																	
19 Johnny Monell, L ERA: 0.333, SLG: 0.067																	
	R: 0 H: 0 E: 0 LOB: 0 K: 1 BB: 0 S: 8 P: 11	R: 0 H: 0 E: 0 LOB: 1 K: 2 BB: 1 S: 12 P: 21	R: 0 H: 0 E: 0 LOB: 1 K: 1 BB: 1 S: 9 P: 15	R: 1 H: 2 E: 0 LOB: 2 K: 0 BB: 2 S: 11 P: 22	R: 0 H: 1 E: 0 LOB: 1 K: 1 BB: 0 S: 12 P: 19	R: 2 H: 2 E: 0 LOB: 1 K: 1 BB: 1 S: 13 P: 22	R: 0 H: 0 E: 0 LOB: 0 K: 0 BB: 0 S: 13 P: 18	R: 0 H: 1 E: 0 LOB: 0 K: 0 BB: 0 S: 11 P: 16	R: 0 H: 0 E: 0 LOB: 0 K: 0 BB: 1 S: 6 P: 12	1B: 4 SF: 0 2B: 1 SAC: 0 3B: 0 DP: 2 HR: 2 HBP: 0	WP: 1 PA: 36 PB: 0 SB: 1 CS: 0						
PITCHER	IP WLS BF H R ER SO BB IBB HBP BLK WP HR S P ERA WHIP	PITCHER										IP WLS BF H R ER SO BB IBB HBP BLK WP HR S P ERA WHIP					
34 Jon Lester, L ERA: 4.1	6.0 W 27 5 3 3 6 4 0 0 0 0 1 2 65 110 4.50 1.500																
52 Justin Grimm, R ERA: 3.38	1.0 H 4 1 0 0 1 0 0 0 0 0 0 0 18 26 0.00 1.000																
59 Zac Rosscup, L ERA: 3.38	1.0 H 2 0 0 0 0 0 0 0 0 0 0 0 6 8 0.00 0.000																
56 Héctor Rondón, R ERA: 3.21	1.0 S 3 0 0 0 0 1 0 0 0 0 0 0 6 12 0.00 1.000																
	R: 3 H: 2 E: 1 LOB: 2 K: 0 BB: 2 S: 14 P: 29	R: 0 H: 0 E: 0 LOB: 0 K: 1 BB: 1 S: 10 P: 20	R: 0 H: 0 E: 0 LOB: 0 K: 0 BB: 0 S: 7 P: 11	R: 1 H: 3 E: 0 LOB: 3 K: 1 BB: 1 S: 17 P: 25	R: 0 H: 0 E: 0 LOB: 0 K: 3 BB: 0 S: 9 P: 12	R: 0 H: 0 E: 0 LOB: 0 K: 2 BB: 0 S: 10 P: 13	R: 0 H: 0 E: 0 LOB: 2 K: 0 BB: 2 S: 13 P: 23	R: 0 H: 1 E: 0 LOB: 1 K: 1 BB: 0 S: 8 P: 12	1B: 4 SF: 0 2B: 0 SAC: 1 3B: 0 DP: 0 HR: 2 HBP: 1	WP: 0 PA: 36 PB: 0 SB: 1 CS: 1							
PITCHER	IP WLS BF H R ER SO BB IBB HBP BLK WP HR S P ERA WHIP	PITCHER										IP WLS BF H R ER SO BB IBB HBP BLK WP HR S P ERA WHIP					
48 Jacob deGrom, R ERA: 3.46	5.0 L 24 5 4 4 4 3 1 0 0 0 0 0 0 14 21 0.00 0.750																
47 Hansel Robles, R ERA: 4.5	1.1 5 0 0 0 2 1 0 0 0 0 0 0 14 21 0.00 0.750																
36 Sean Gilmartin, L ERA: 2.45	0.1 1 0 0 0 0 0 0 0 0 0 0 0 3 5 0.00 0.000																
43 Buddy Carlyle, R ERA: 5.63	0.1 2 0 0 0 0 1 0 0 0 0 0 0 6 10 0.00 3.000																
62 Erik Goeddel, R ERA: 4.5	1.0 4 1 0 0 1 0 0 0 0 0 0 0 8 12 0.00 1.000																
	R: 3 H: 2 E: 1 LOB: 2 K: 0 BB: 2 S: 14 P: 29	R: 0 H: 0 E: 0 LOB: 0 K: 1 BB: 1 S: 10 P: 20	R: 0 H: 0 E: 0 LOB: 0 K: 0 BB: 0 S: 7 P: 11	R: 1 H: 3 E: 0 LOB: 3 K: 1 BB: 1 S: 17 P: 25	R: 0 H: 0 E: 0 LOB: 0 K: 3 BB: 0 S: 9 P: 12	R: 0 H: 0 E: 0 LOB: 0 K: 2 BB: 0 S: 10 P: 13	R: 0 H: 0 E: 0 LOB: 2 K: 0 BB: 2 S: 13 P: 23	R: 0 H: 1 E: 0 LOB: 1 K: 1 BB: 0 S: 8 P: 12	1B: 4 SF: 0 2B: 0 SAC: 1 3B: 0 DP: 0 HR: 2 HBP: 1	WP: 0 PA: 36 PB: 0 SB: 1 CS: 1							
PITCHER	IP WLS BF H R ER SO BB IBB HBP BLK WP HR S P ERA WHIP	PITCHER										IP WLS BF H R ER SO BB IBB HBP BLK WP HR S P ERA WHIP					
24 Dexter Fowler, S OBP: 0.353, SLG: 0.415	HR						F8			2	1	1	0	1	0	0	New York Mets @ Chicago Cubs Wrigley Field, Chicago, IL Mon May 11 2015, 7:09 PM - 10:05 PM CDT Att: 32,980 - Partly Cloudy - 65 F
17 Kris Bryant, R OBP: 0.398, SLG: 0.386	HR									2	1	1	2	2	1	1	
44 Anthony Rizzo, L OBP: 0.442, SLG: 0.593	HR		G3		G1-3		F8			4	1	1	1	0	4		
68 Jorge Soler, R OBP: 0.336, SLG: 0.425	FC6-4									2	0	0	0	2	1	0	
13 Starlin Castro, R OBP: 0.298, SLG: 0.354	FC6-4		G6-3							4	0	0	0	0	1	3	
8 Chris Coghlan, L OBP: 0.265, SLG: 0.372	L5									4	1	2	0	0	1	1	
56 Héctor Rondón, R ERA: 3.21										0	0	0	0	0	0	0	
3 David Ross, R OBP: 0.400, SLG: 0.391										2	0	0	0	1	2	1	
34 Jon Lester, L ERA: 4.1										2	0	0	0	0	1	3	
5 Wellington Castillo, R OBP: 0.278, SLG: 0.392										1	0	0	0	0	0	0	
52 Justin Grimm, R ERA: 3.38										0	0	0	0	0	0	0	
59 Zac Rosscup, R ERA: 3.38										0	0	0	0	0	0	0	
41 Matt Szczur, R OBP: 0.227, SLG: 0.187										1	0	0	0	0	0	1	
	R: 3 H: 2 E: 1 LOB: 2 K: 0 BB: 2 S: 14 P: 29	R: 0 H: 0 E: 0 LOB: 0 K: 1 BB: 1 S: 10 P: 20	R: 0 H: 0 E: 0 LOB: 0 K: 0 BB: 0 S: 7 P: 11	R: 1 H: 3 E: 0 LOB: 3 K: 1 BB: 1 S: 17 P: 25	R: 0 H: 0 E: 0 LOB: 0 K: 3 BB: 0 S: 9 P: 12	R: 0 H: 0 E: 0 LOB: 0 K: 2 BB: 0 S: 10 P: 13	R: 0 H: 0 E: 0 LOB: 2 K: 0 BB: 2 S: 13 P: 23	R: 0 H: 1 E: 0 LOB: 1 K: 1 BB: 0 S: 8 P: 12	1B: 4 SF: 0 2B: 0 SAC: 1 3B: 0 DP: 0 HR: 2 HBP: 1	WP: 0 PA: 36 PB: 0 SB: 1 CS: 1							
PITCHER	IP WLS BF H R ER SO BB IBB HBP BLK WP HR S P ERA WHIP	PITCHER										IP WLS BF H R ER SO BB IBB HBP BLK WP HR S P ERA WHIP					
48 Jacob deGrom, R ERA: 3.46	5.0 L 24 5 4 4 4 3 1 0 0 0 0 0 0 14 21 0.00 0.750																
47 Hansel Robles, R ERA: 4.5	1.1 5 0 0 0 2 1 0 0 0 0 0 0 14 21 0.00 0.750																
36 Sean Gilmartin, L ERA: 2.45	0.1 1 0 0 0 0 0 0 0 0 0 0 0 3 5 0.00 0.000																
43 Buddy Carlyle, R ERA: 5.63	0.1 2 0 0 0 0 1 0 0 0 0 0 0 6 10 0.00 3.000																
62 Erik Goeddel, R ERA: 4.5	1.0 4 1 0 0 1 0 0 0 0 0 0 0 8 12 0.00 1.000																
	R: 3 H: 2 E: 1 LOB: 2 K: 0 BB: 2 S: 14 P: 29	R: 0 H: 0 E: 0 LOB: 0 K: 1 BB: 1 S: 10 P: 20	R: 0 H: 0 E: 0 LOB: 0 K: 0 BB: 0 S: 7 P: 11	R: 1 H: 3 E: 0 LOB: 3 K: 1 BB: 1 S: 17 P: 25	R: 0 H: 0 E: 0 LOB: 0 K: 3 BB: 0 S: 9 P: 12	R: 0 H: 0 E: 0 LOB: 0 K: 2 BB: 0 S: 10 P: 13	R: 0 H: 0 E: 0 LOB: 2 K: 0 BB: 2 S: 13 P: 23	R: 0 H: 1 E: 0 LOB: 1 K: 1 BB: 0 S: 8 P: 12	1B: 4 SF: 0 2B: 0 SAC: 1 3B: 0 DP: 0 HR: 2 HBP: 1	WP: 0 PA: 36 PB: 0 SB: 1 CS: 1							
PITCHER	IP WLS BF H R ER SO BB IBB HBP BLK WP HR S P ERA WHIP	PITCHER										IP WLS BF H R ER SO BB IBB HBP BLK WP HR S P ERA WHIP					

Batter	1	2	3	4	5	6	7	8	9	AB R H RBI BB SO LOB	TOP									
3 Curtis Granderson, L (1, 9) OBP: 0.362, SLG: 0.364										2 0 0 0 2 1 1	New York Mets @ Chicago Cubs Wrigley Field, Chicago, IL Tue May 12 2015, 7:08 PM - 10:02 PM CDT Att: 31,542 - Cloudy - 54 F									
28 Daniel Murphy, L (1, 5) OBP: 0.279, SLG: 0.342										4 0 2 0 0 0 1										
23 Michael Cuddyer, R (1, 7) OBP: 0.309, SLG: 0.375										4 0 0 0 0 2 3										
21 Lucas Duda, L (1, 3) OBP: 0.363, SLG: 0.445										4 1 1 0 0 3 2										
4 Wilmer Flores, R (1, 6) OBP: 0.297, SLG: 0.415										3 0 1 0 0 0 0										
9 Kirk Nieuwenhuis, L (1, 8) OBP: 0.156, SLG: 0.167										3 0 0 0 0 2 2										
22 Kevin Plawewski, R (1, 2) OBP: 0.271, SLG: 0.345										2 0 0 1 0 1 0										
34 Noah Syndergaard, L (1, 1) 54 Alex Torres, L (6, 1) 36 Sean Gilmartin, L (7, 1) 19 Johnny Monell, L (8, PH) 47 Hansel Robles, R (8, 1)										2 0 0 0 0 2 0 0 0 0 0 0 0 0 0 0 0 0 0 0 0 1 0 0 0 0 1 1 0 0 0 0 0 0 0										
11 Rubén Tejada, R (1, 4) OBP: 0.333, SLG: 0.324										3 0 1 0 0 0 0										
Inning Stats	R: 0 E: 0 K: 1 S: 7	H: 0 LOB: 0 BB: 1 P: 14	R: 0 E: 0 K: 1 S: 9	H: 0 LOB: 0 BB: 0 P: 16	R: 0 E: 0 K: 1 S: 11	H: 0 LOB: 0 BB: 0 P: 17	R: 0 E: 0 K: 0 S: 5	H: 1 LOB: 0 BB: 1 P: 13	R: 0 E: 0 K: 2 S: 8	H: 0 LOB: 0 BB: 0 P: 14		R: 0 E: 0 K: 2 S: 6	H: 0 LOB: 0 BB: 0 P: 10	R: 1 E: 0 K: 2 S: 16	H: 2 LOB: 1 BB: 0 P: 19	R: 0 E: 0 K: 2 S: 10	H: 2 LOB: 2 BB: 0 P: 17	1B: 5 2B: 0 3B: 0 HR: 0	SF: 1 SAC: 0 DP: 2 HBP: 0	WP: 0 PB: 0 SB: 0 CS: 0
PITCHER	IP WLS BF H R ER SO BB IBB HBP BLK WP HR S P ERA WHIP											IP WLS BF H R ER SO BB IBB HBP BLK WP HR S P ERA WHIP								
49 Jake Arrieta, R (1, 1) ERA: 3.0	8.0 W 26 3 1 1 10 2 0 0 0 0 0 0 70 116 1.12 0.625											1.0 5 2 0 0 2 0 0 0 0 0 0 0 10 17 0.00 2.000								

Batter	1	2	3	4	5	6	7	8	9	AB R H RBI BB SO LOB	BOTTOM									
24 Dexter Fowler, S (1, 8) OBP: 0.348, SLG: 0.402										4 1 0 0 1 1 1	New York Mets @ Chicago Cubs Wrigley Field, Chicago, IL Tue May 12 2015, 7:08 PM - 10:02 PM CDT Att: 31,542 - Cloudy - 54 F									
17 Kris Bryant, R (1, 5) OBP: 0.417, SLG: 0.460										4 1 3 1 1 0 0										
44 Anthony Rizzo, L (1, 3) OBP: 0.355, SLG: 0.600										2 0 1 0 3 0 0										
47 Miguel Montero, L (1, 2) OBP: 0.402, SLG: 0.507										4 0 1 1 1 1 3										
68 Jorge Soler, R (1, 9) OBP: 0.338, SLG: 0.424										5 1 2 0 0 1 7										
13 Starlin Castro, R (1, 6) OBP: 0.301, SLG: 0.371										5 2 2 1 0 1 2										
8 Chris Coghlan, L (1, 7) ERA: 5.06										2 1 1 2 1 0 0										
41 Matt Szczur, R (7, PH) OBP: 0.217, SLG: 0.158										1 0 0 0 0 0 1										
49 Jake Arrieta, R (1, 1) 40 James Russell, L (9, 1)										4 0 0 0 0 4 3 0 0 0 0 0 0 0										
22 Addison Russell, R (1, 4) OBP: 0.280, SLG: 0.431										4 0 1 1 0 1 0										
Inning Stats	R: 0 E: 0 K: 1 S: 5	H: 0 LOB: 0 BB: 0 P: 7	R: 0 E: 0 K: 2 S: 10	H: 1 LOB: 2 BB: 1 P: 17	R: 0 E: 0 K: 0 S: 15	H: 1 LOB: 3 BB: 2 P: 30	R: 0 E: 0 K: 1 S: 7	H: 0 LOB: 0 BB: 0 P: 11	R: 0 E: 0 K: 1 S: 9	H: 1 LOB: 2 BB: 1 P: 19	R: 4 E: 0 K: 3 S: 26	H: 4 LOB: 3 BB: 3 P: 53	R: 1 E: 0 K: 1 S: 11	H: 2 LOB: 1 BB: 0 P: 16	R: 1 E: 0 K: 0 S: 11	H: 2 LOB: 1 BB: 0 P: 17	1B: 4 2B: 4 3B: 1 HR: 2	SF: 0 SAC: 0 DP: 0 HBP: 0	WP: 1 PB: 0 SB: 0 CS: 0	PA: 42
PITCHER	IP WLS BF H R ER SO BB IBB HBP BLK WP HR S P ERA WHIP											IP WLS BF H R ER SO BB IBB HBP BLK WP HR S P ERA WHIP								
34 Noah Syndergaard, R (1, 1) 54 Alex Torres, L (6, 1) 36 Sean Gilmartin, L (7, 1) 47 Hansel Robles, R (8, 1)	5.1 L 26 6 1 1 1 2 3 0 0 0 0 0 0 16 34 13.50 6.000											0.2 6 1 1 1 2 3 0 0 0 0 0 0 11 16 9.00 2.000								

Batter	1	2	3	4	5	6	7	8	9	AB	R	H	RBI	BB	SO	LOB	TOP										
3 Curtis Granderson, L OBP: 0.358, SLG: 0.360										4	1	1	0	0	1	0	New York Mets @ Chicago Cubs Wrigley Field, Chicago, IL Wed May 13 2015, 7:11 PM - 9:48 PM CDT Att: 33,709 - Partly Cloudy - 43 F										
28 Daniel Murphy, L OBP: 0.293, SLG: 0.358										3	0	2	0	1	0	0											
23 Michael Cuddyer, R OBP: 0.307, SLG: 0.371										4	0	1	1	0	0	2											
21 Lucas Duda, L OBP: 0.374, SLG: 0.446										2	0	1	0	0	0	0											
4 Wilmer Flores, R OBP: 0.288, SLG: 0.402										3	0	0	0	0	0	5											
22 Kevin Plawecki, R OBP: 0.294, SLG: 0.322										4	0	0	0	0	1	6											
9 Kirk Nieuwenhuis, L OBP: 0.139, SLG: 0.147										4	0	0	0	0	2	1											
2 Dilson Herrera, R OBP: 0.313, SLG: 0.379										3	0	1	0	0	1	0											
33 Matt Harvey, R OBP: 0.071, SLG: 0.071										3	0	0	0	0	2	1											
52 Carlos Torres, R ERA: 3.39										0	0	0	0	0	0	0											
27 Jeury Familia, R OBP: 0.250, SLG: 0.500										0	0	0	0	0	0	0											
19 Johnny Monell, L										0	0	0	0	0	0	0											
Inning Stats	R: 0 E: 0 K: 1 S: 12	H: 1 LOB: 3 BB: 1 P: 21	R: 0 E: 0 K: 2 S: 9	H: 0 LOB: 0 BB: 0 P: 11	R: 0 E: 0 K: 0 S: 6	H: 1 LOB: 0 BB: 0 P: 7	R: 0 E: 0 K: 0 S: 6	H: 0 LOB: 0 BB: 0 P: 7	R: 0 E: 0 K: 2 S: 8	H: 2 LOB: 2 BB: 0 P: 11	R: 0 E: 0 K: 0 S: 7	H: 1 LOB: 0 BB: 0 P: 8	R: 0 E: 0 K: 1 S: 7	H: 0 LOB: 1 BB: 0 P: 10	R: 0 E: 0 K: 1 S: 9	H: 1 LOB: 0 BB: 0 P: 10	1B: 5 2B: 1 3B: 0 HR: 0	SF: 0 SAC: 1 DP: 2 HBP: 2	WP: 0 PB: 0 SB: 1 CS: 0	PA: 34							
PITCHER	IP	WLS	BF	H	R	ER	SO	BB	IBB	HBP	BLK	WP	HR	S	P	ERA	WHIP										
39 Jason Hammel, R ERA: 3.11	8.0		30	5	1	1	6	1	0	2	0	0	0	68	97	1.12	0.750										
59 Zac Rosscup, L	0.0		1	1	0	0	0	0	0	0	0	0	0	3	3	∞	∞										
56 Héctor Rondón, R ERA: 3.0	1.0	W	3	0	0	0	1	0	0	0	0	0	0	6	7	0.00	0.000										

AB	30
R	1
H	6
RBI	1
BB	1
SO	7
LOB	15



Batter	1	2	3	4	5	6	7	8	9	AB	R	H	RBI	BB	SO	LOB	BOTTOM										
24 Dexter Fowler, S OBP: 0.345, SLG: 0.397										4	0	1	1	0	2	1	New York Mets @ Chicago Cubs Wrigley Field, Chicago, IL Wed May 13 2015, 7:11 PM - 9:48 PM CDT Att: 33,709 - Partly Cloudy - 43 F										
17 Kris Bryant, R OBP: 0.411, SLG: 0.451										4	0	1	0	0	2	1											
44 Anthony Rizzo, L OBP: 0.483, SLG: 0.598										2	0	1	0	1	0	0											
41 Matt Szczur, R OBP: 0.217, SLG: 0.158										0	1	0	0	0	0	0											
13 Starlin Castro, R OBP: 0.300, SLG: 0.368										4	0	1	0	0	1	4											
47 Miguel Montero, L OBP: 0.418, SLG: 0.507										2	0	1	0	2	0	2											
68 Jorge Soler, R OBP: 0.329, SLG: 0.411										4	0	0	0	0	2	5											
8 Chris Coghlan, L OBP: 0.275, SLG: 0.394										3	0	0	1	1	0	0											
39 Jason Hammel, R ERA: 2.31										2	0	0	0	0	2	0											
5 Wellington Castillo, R OBP: 0.256, SLG: 0.417										1	0	0	0	0	0	0											
59 Zac Rosscup, R										0	0	0	0	0	0	0											
56 Héctor Rondón, R										0	0	0	0	0	0	0											
22 Addison Russell, R OBP: 0.295, SLG: 0.453										3	1	2	0	0	1	0											
Inning Stats	R: 0 E: 0 K: 2 S: 9	H: 0 LOB: 0 BB: 0 P: 11	R: 0 E: 0 K: 1 S: 9	H: 1 LOB: 0 BB: 0 P: 14	R: 0 E: 0 K: 2 S: 10	H: 0 LOB: 0 BB: 0 P: 10	R: 0 E: 0 K: 0 S: 13	H: 1 LOB: 2 BB: 0 P: 21	R: 0 E: 0 K: 2 S: 7	H: 0 LOB: 0 BB: 0 P: 8	R: 0 E: 0 K: 2 S: 10	H: 1 LOB: 2 BB: 1 P: 17	R: 0 E: 0 K: 0 S: 12	H: 0 LOB: 0 BB: 1 P: 19	R: 1 E: 0 K: 0 S: 11	H: 2 LOB: 0 BB: 0 P: 19	R: 1 E: 0 K: 1 S: 8	H: 2 LOB: 3 BB: 2 P: 22	1B: 6 2B: 1 3B: 0 HR: 0	SF: 0 SAC: 0 DP: 2 HBP: 1	WP: 1 PB: 0 SB: 0 CS: 0	PA: 34					
PITCHER	IP	WLS	BF	H	R	ER	SO	BB	IBB	HBP	BLK	WP	HR	S	P	ERA	WHIP										
33 Matt Harvey, R	7.0		25	3	0	0	9	1	1	1	0	0	0	70	100	0.00	0.571										
52 Carlos Torres, R	1.0	L	7	4	2	2	0	0	1	0	0	1	0	15	31	18.00	4.000										
27 Jeury Familia, R ERA: 1.56	0.1		2	0	0	0	1	1	0	0	0	0	0	4	10	0.00	3.000										



Batter	1	2	3	4	5	6	7	8	9	AB	R	H	RBI	BB	SO	LOB	TOP										
5 Josh Harrison, R OBP: 0.268, SLG: 0.382										5	0	2	0	0	0	1	Pittsburgh Pirates @ Chicago Cubs Wrigley Field, Chicago, IL Sat May 16 2015, 3:07 PM - 6:11 PM CDT Att: 38,883 - Overcast - 79 F										
18 Neil Walker, S OBP: 0.347, SLG: 0.397										5	0	1	0	0	1	3											
22 Andrew McCutchen, R OBP: 0.327, SLG: 0.385										4	0	0	0	0	1	4											
6 Starling Marte, R OBP: 0.347, SLG: 0.527										4	0	3	0	0	0	0											
27 Jung Ho Kang, R OBP: 0.360, SLG: 0.463										4	0	3	0	0	0	1											
12 Corey Hart, R OBP: 0.222, SLG: 0.324										3	0	0	0	0	2	4											
25 Gregory Polanco, L OBP: 0.315, SLG: 0.348										1	0	0	0	0	0	2											
3 Sean Rodriguez, R OBP: 0.341, SLG: 0.488										3	1	1	1	0	2	3											
24 Pedro Alvarez, L OBP: 0.307, SLG: 0.423										1	0	0	0	0	1	2											
19 Chris Stewart, R OBP: 0.268, SLG: 0.308										3	0	0	0	1	0	2											
45 Gerrit Cole, R OBP: 0.278, SLG: 0.235										1	0	1	0	0	0	0											
10 Jordy Mercer, R OBP: 0.231, SLG: 0.204										1	0	0	0	0	0	0											
37 Arquimedes Caminero, R (7, PH)										0	0	0	0	0	0	0											
59 Antonio Bastardo, R (8, PH)										0	0	0	0	0	0	0											
29 Francisco Cervelli, R OBP: 0.337, SLG: 0.354										1	0	0	0	0	0	0											
Inning Stats	R: 0 E: 0 K: 1 S: 9	H: 0 LOB: 0 BB: 0 P: 12	R: 0 E: 0 K: 0 S: 5	H: 1 LOB: 0 BB: 0 P: 7	R: 1 E: 0 K: 0 S: 10	H: 1 LOB: 1 BB: 1 P: 18	R: 0 E: 0 K: 2 S: 14	H: 2 LOB: 2 BB: 0 P: 22	R: 0 E: 0 K: 2 S: 12	H: 1 LOB: 1 BB: 0 P: 17	R: 0 E: 0 K: 2 S: 15	H: 2 LOB: 2 BB: 0 P: 21	R: 0 E: 0 K: 1 S: 12	H: 2 LOB: 2 BB: 0 P: 17	R: 0 E: 0 K: 0 S: 6	H: 0 LOB: 0 BB: 0 P: 10	1B: 8 2B: 2 3B: 0 HR: 1	SF: 0 SAC: 1 DP: 1 HBP: 0	WP: 1 PB: 0 SB: 2 CS: 0	PA: 38							
PITCHER	IP	WLS	BF	H	R	ER	SO	BB	IBB	HBP	BLK	WP	HR	S	P	ERA	WHIP										
34 Jon Lester, L ERA: 3.7	7.0	W	30	9	1	1	7	1	0	0	0	1	1	74	110	1.29	1.429										
63 Brian Schiller, R ERA: 9.53	0.0		2	2	0	0	0	0	0	0	0	0	0	4	5	∞	∞										
27 Phil Coke, L ERA: 6.3	0.1	H	1	0	0	0	0	0	0	0	0	0	0	2	2	0.00	0.000										
30 Jason Motte, R ERA: 5.28	0.2	H	2	0	0	0	1	0	0	0	0	0	0	6	10	0.00	0.000										
37 Travis Wood, L ERA: 5.45	1.0	S	3	0	0	0	0	0	0	0	0	0	0	6	10	0.00	0.000										

Batter	1	2	3	4	5	6	7	8	9	AB	R	H	RBI	BB	SO	LOB	BOTTOM										
24 Dexter Fowler, S OBP: 0.357, SLG: 0.420										3	1	1	0	1	0	1	Pittsburgh Pirates @ Chicago Cubs Wrigley Field, Chicago, IL Sat May 16 2015, 3:07 PM - 6:11 PM CDT Att: 38,883 - Overcast - 79 F										
17 Kris Bryant, R OBP: 0.425, SLG: 0.475										2	2	2	0	2	0	0											
44 Anthony Rizzo, L OBP: 0.489, SLG: 0.612										3	0	2	1	0	0	1											
13 Starlin Castro, R OBP: 0.303, SLG: 0.354										3	0	0	2	0	0	2											
8 Chris Coghlan, L OBP: 0.270, SLG: 0.375										4	0	0	0	0	2	2											
68 Jorge Soler, R OBP: 0.354, SLG: 0.410										3	0	2	0	0	1	0											
3 David Ross, R OBP: 0.351, SLG: 0.333										4	0	1	0	0	2	2											
34 Jon Lester, L ERA: 3.7										2	0	0	0	0	2	1											
19 Jonathan Herrera, S ERA: 2.4										1	0	0	0	0	1	0											
63 Brian Schiller, R ERA: 9.53										0	0	0	0	0	0	0											
27 Phil Coke, L ERA: 6.3										0	0	0	0	0	0	0											
30 Jason Motte, R ERA: 5.28										1	0	0	0	0	1	2											
37 Travis Wood, L ERA: 5.45										0	0	0	0	0	0	0											
22 Addison Russell, R OBP: 0.286, SLG: 0.407										3	1	0	0	1	2	3											
Inning Stats	R: 1 E: 0 K: 0 S: 9	H: 2 LOB: 1 BB: 0 P: 15	R: 0 E: 0 K: 2 S: 14	H: 1 LOB: 1 BB: 0 P: 19	R: 1 E: 0 K: 1 S: 13	H: 2 LOB: 1 BB: 1 P: 22	R: 0 E: 0 K: 3 S: 10	H: 0 LOB: 0 BB: 0 P: 14	R: 0 E: 1 K: 0 S: 12	H: 1 LOB: 1 BB: 0 P: 17	R: 0 E: 0 K: 2 S: 12	H: 1 LOB: 1 BB: 0 P: 20	R: 2 E: 0 K: 1 S: 11	H: 0 LOB: 3 BB: 3 P: 25	R: 0 E: 0 K: 2 S: 12	H: 1 LOB: 2 BB: 0 P: 17	1B: 8 2B: 0 3B: 0 HR: 0	SF: 2 SAC: 0 DP: 1 HBP: 1	WP: 1 PB: 0 SB: 3 CS: 1	PA: 36							
PITCHER	IP	WLS	BF	H	R	ER	SO	BB	IBB	HBP	BLK	WP	HR	S	P	ERA	WHIP										
45 Gerrit Cole, R ERA: 2.4	6.0	L	25	7	2	2	8	1	0	0	0	0	0	70	107	3.00	1.333										
37 Arquimedes Caminero, R (7, PH)	1.0		6	0	2	2	1	3	0	0	1	1	0	11	25	18.00	3.000										
59 Antonio Bastardo, L ERA: 6.4	1.0		5	1	0	0	2	0	0	1	0	0	0	12	17	0.00	1.000										

AB 36
R 1
H 11
RBI 1
BB 1
SO 8
LOB 22



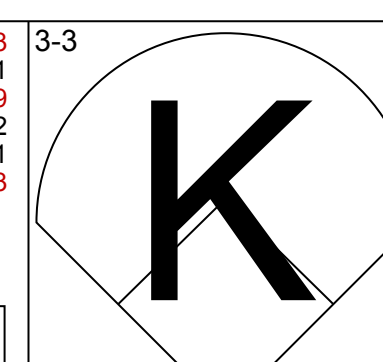
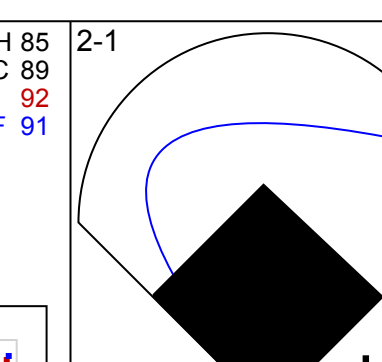
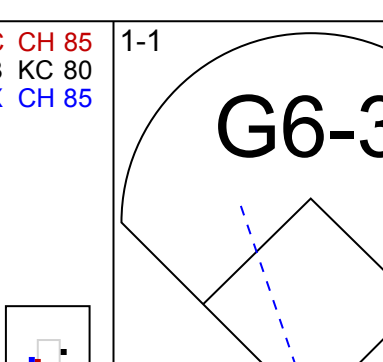
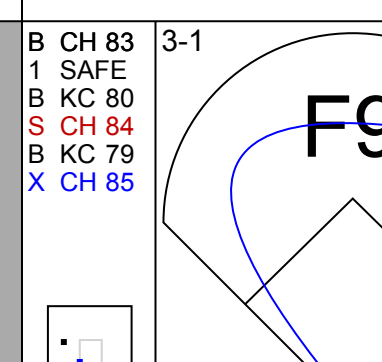
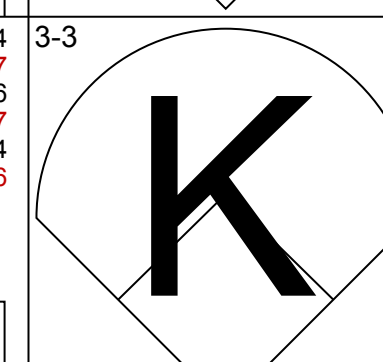
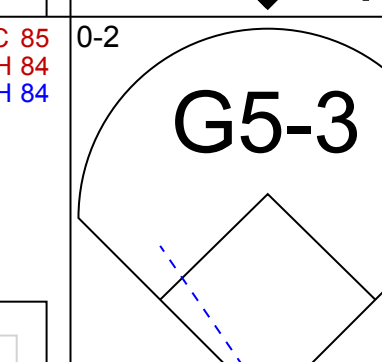
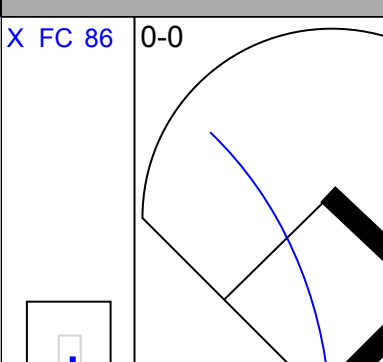
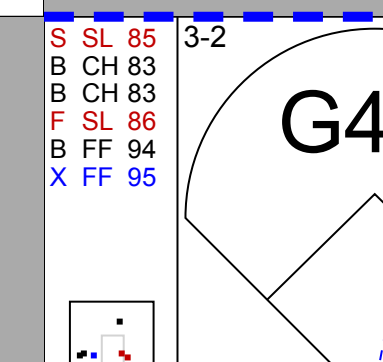
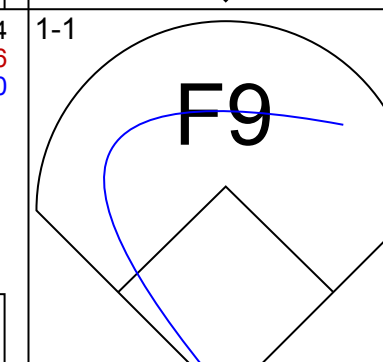
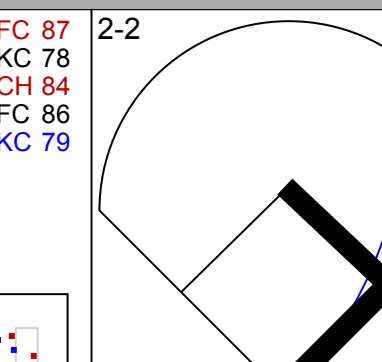
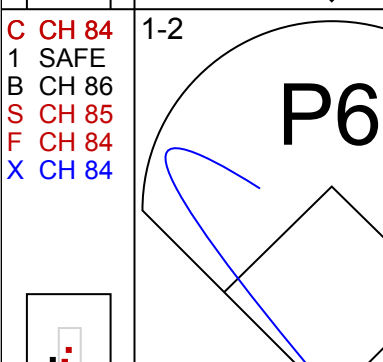
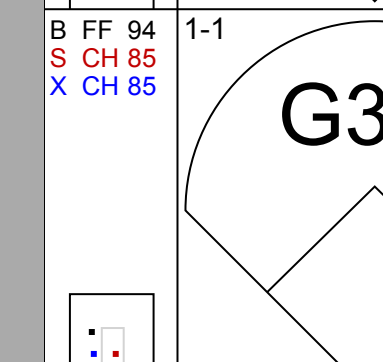
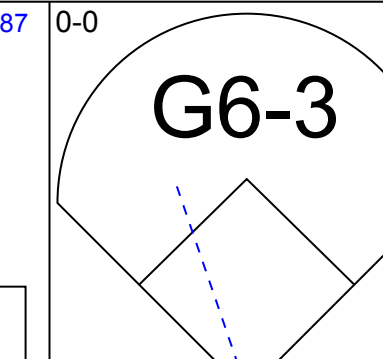
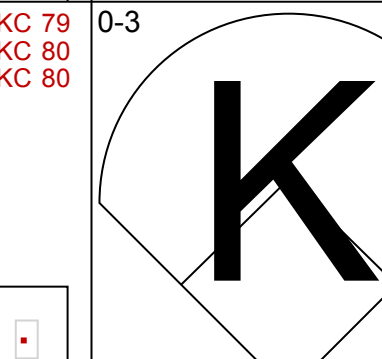
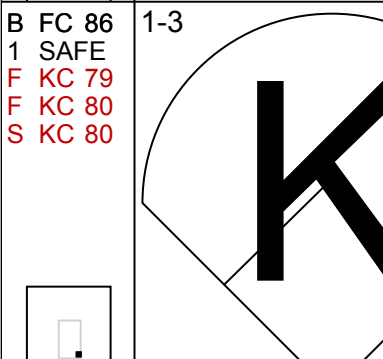
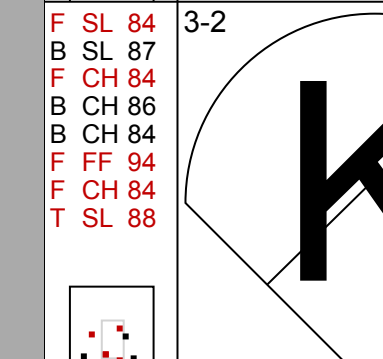
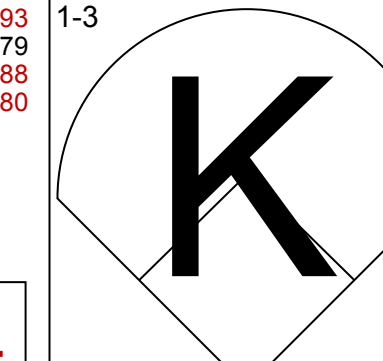
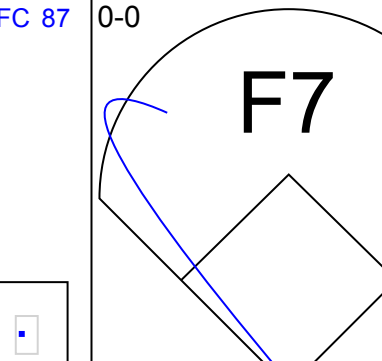
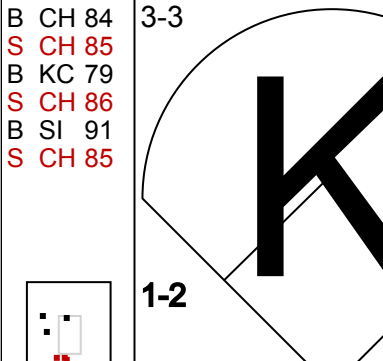

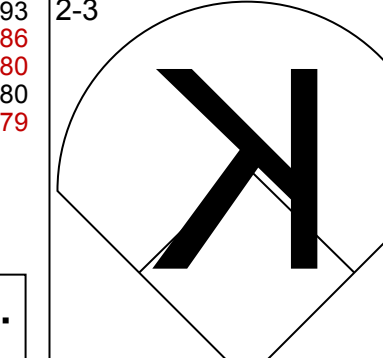
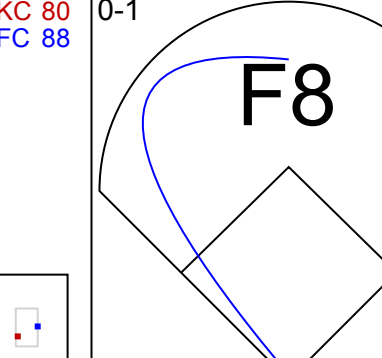
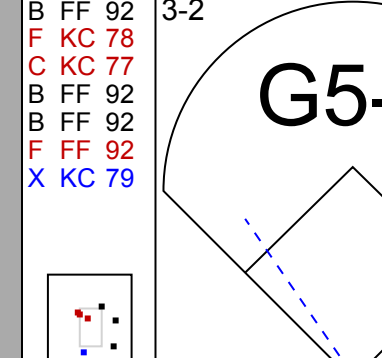
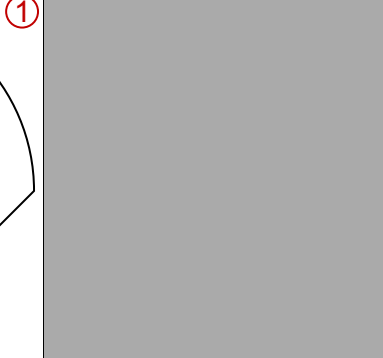
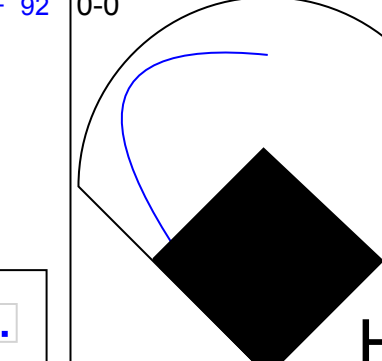
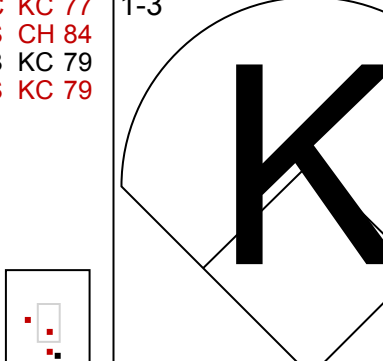
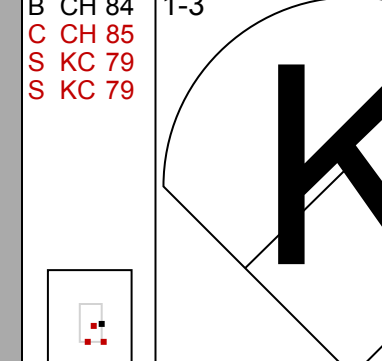
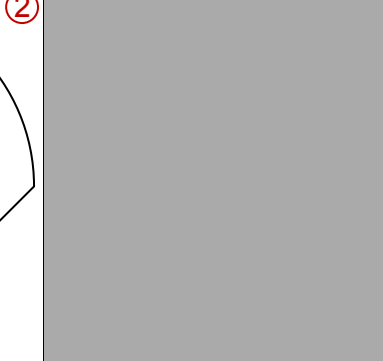
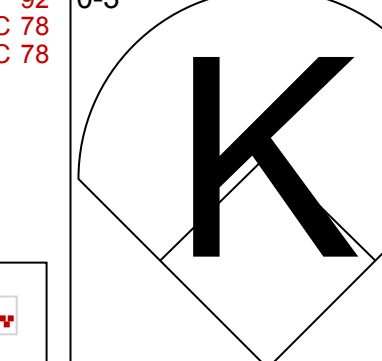
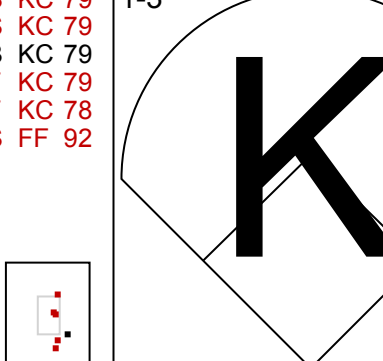
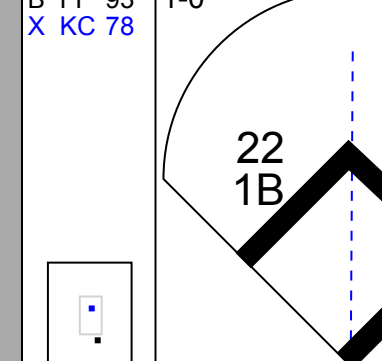

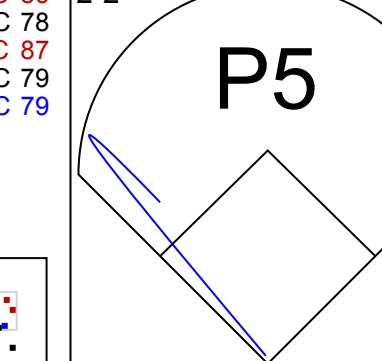
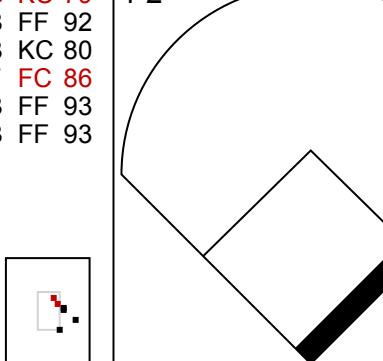
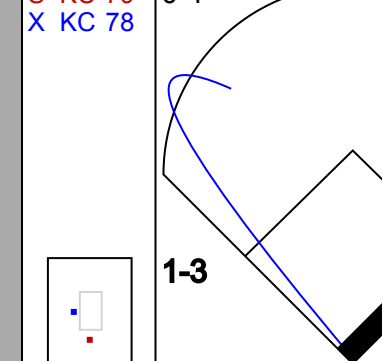
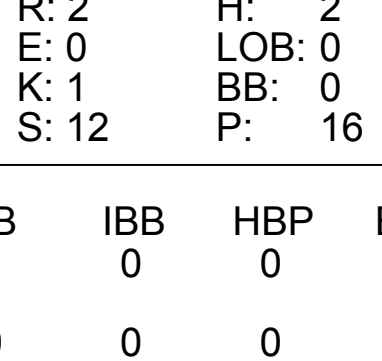
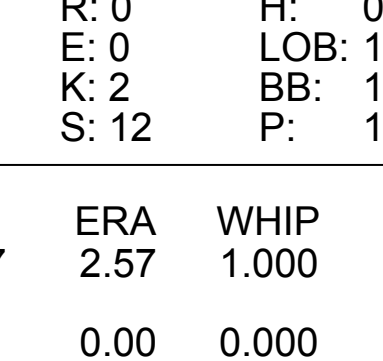
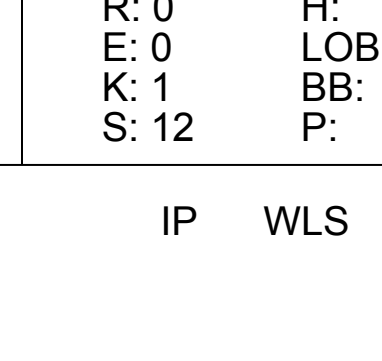






AB 29
R 4
H 8
RBI 3
BB 4
SO 11
LOB 14



Batter	1	2	3	4	5	6	7	8	9	AB	R	H	RBI	BB	SO	LOB	TOP								
25 Gregory Polanco, L OBP: 0.307, SLG: 0.338										4	0	0	0	0	3	1	Pittsburgh Pirates @ Chicago Cubs Wrigley Field, Chicago, IL Sun May 17 2015, 1:23 PM - 4:28 PM CDT Att: 36,289 - Cloudy - 77 F								
18 Neil Walker, S OBP: 0.344, SLG: 0.400										4	1	1	1	0	1	0									
22 Andrew McCutchen, R OBP: 0.331, SLG: 0.383										3	0	1	0	1	1	0									
6 Starling Marte, R OBP: 0.345, SLG: 0.526										4	0	1	1	0	1	1									
27 Jung Ho Kang, R OBP: 0.367, SLG: 0.457										3	0	1	0	1	0	1									
24 Pedro Alvarez, L OBP: 0.313, SLG: 0.421										3	0	1	0	1	1	3									
44 Tony Watson, L										0	0	0	0	0	0	0									
35 Mark Melancon, R										0	0	0	0	0	0	0									
5 Josh Harrison, R OBP: 0.268, SLG: 0.385										4	1	1	0	0	0	3									
29 Francisco Cervelli, R OBP: 0.343, SLG: 0.360										4	1	2	1	0	1	2									
34 A.J. Burnett, R OBP: 0.133, SLG: 0.133										2	0	0	0	0	1	0									
3 Sean Rodriguez, R OBP: 0.333, SLG: 0.477										1	0	0	0	0	0	0									
Inning Stats	R: 0 H: 0 E: 0 K: 1 S: 5	H: 0 LOB: 0 BB: 0 P: 9	R: 0 H: 2 E: 0 K: 1 S: 16	H: 2 LOB: 2 BB: 0 P: 23	R: 0 H: 0 E: 0 K: 3 S: 9	H: 0 LOB: 0 BB: 0 P: 14	R: 0 H: 1 E: 0 K: 1 S: 9	H: 1 LOB: 0 BB: 0 P: 12	R: 1 H: 2 E: 0 K: 0 S: 11	H: 2 LOB: 0 BB: 0 P: 17	R: 0 H: 0 E: 0 K: 1 S: 7	H: 0 LOB: 0 BB: 0 P: 12	R: 0 H: 0 E: 0 K: 0 S: 7	H: 0 LOB: 1 BB: 1 P: 19	R: 2 H: 3 E: 0 K: 2 S: 18	H: 3 LOB: 3 BB: 2 P: 33	R: 0 H: 0 E: 0 K: 0 S: 9	H: 0 LOB: 0 BB: 0 P: 14	1B: 5 2B: 3 3B: 0 HR: 0	SF: 0 SAC: 1 DP: 1 HBP: 0	WP: 0 PB: 0 SB: 0 CS: 0	PA: 36			
PITCHER	IP	WLS	BF	H	R	ER	SO	BB	IBB	HBP	BLK	WP	HR	S	P	ERA	WHIP								
49 Jake Arrieta, R ERA: 2.77	7.0	L	25	5	1	1	7	1	0	0	0	0	0	64	106	1.29	0.857								
59 Zac Rosscup, L ERA: 4.02	1.0		8	3	2	2	2	2	0	0	0	0	0	18	33	18.00	5.000								
63 Brian Schlichter, R ERA: 8.1	1.0		3	0	0	0	0	0	0	0	0	0	0	9	14	0.00	0.000								

Batter	1	2	3	4	5	6	7	8	9	AB	R	H	RBI	BB	SO	LOB	BOTTOM								
24 Dexter Fowler, S OBP: 0.354, SLG: 0.411										3	0	0	0	1	0	2	Pittsburgh Pirates @ Chicago Cubs Wrigley Field, Chicago, IL Sun May 17 2015, 1:23 PM - 4:28 PM CDT Att: 36,289 - Cloudy - 77 F								
17 Kris Bryant, R OBP: 0.430, SLG: 0.476										2	0	1	0	0	1	0									
19 Jonathan Herrera, S										2	0	0	0	0	0	2									
44 Anthony Rizzo, L OBP: 0.470, SLG: 0.603										2	0	0	0	2	0	1									
13 Starlin Castro, R OBP: 0.308, SLG: 0.353										3	0	1	0	1	1	3									
47 Miguel Montero, L OBP: 0.430, SLG: 0.500										3	0	1	0	1	2	1									
68 Jorge Soler, R OBP: 0.346, SLG: 0.399										4	0	0	0	0	2	4									
8 Chris Coghlan, L OBP: 0.269, SLG: 0.370										4	0	1	0	0	0	4									
49 Jake Arrieta, R										2	0	0	0	0	1	0									
3 David Ross, R OBP: 0.342, SLG: 0.323										1	0	0	0	0	0	0									
59 Zac Rosscup, R										0	0	0	0	0	0	0									
63 Brian Schlichter, R										0	0	0	0	0	0	0									
5 Wellington Castillo, R OBP: 0.234, SLG: 0.349										1	0	0	0	0	0	2									
22 Addison Russell, R OBP: 0.295, SLG: 0.416										3	0	1	0	1	1	2									
Inning Stats	R: 0 H: 1 E: 0 K: 1 S: 12	H: 1 LOB: 1 BB: 0 P: 17	R: 0 H: 1 E: 0 K: 1 S: 5	H: 1 LOB: 0 BB: 0 P: 9	R: 0 H: 0 E: 0 K: 0 S: 8	H: 0 LOB: 1 BB: 1 P: 15	R: 0 H: 1 E: 0 K: 2 S: 18	H: 1 LOB: 2 BB: 2 P: 29	R: 0 H: 0 E: 0 K: 2 S: 11	H: 0 LOB: 1 BB: 1 P: 17	R: 0 H: 0 E: 0 K: 1 S: 5	H: 0 LOB: 0 BB: 1 P: 9	R: 0 H: 0 E: 0 K: 0 S: 4	H: 0 LOB: 0 BB: 0 P: 7	R: 0 H: 1 E: 0 K: 0 S: 13	H: 1 LOB: 2 BB: 1 P: 19	R: 0 H: 1 E: 1 K: 1 S: 14	H: 1 LOB: 2 BB: 0 P: 21	1B: 4 2B: 2 3B: 0 HR: 0	SF: 0 SAC: 0 DP: 1 HBP: 0	WP: 0 PB: 0 SB: 0 CS: 2	PA: 36			
PITCHER	IP	WLS	BF	H	R	ER	SO	BB	IBB	HBP	BLK	WP	HR	S	P	ERA	WHIP								
34 A.J. Burnett, R ERA: 1.38	7.0	W	26	3	0	0	7	5	0	0	0	0	0	63	103	0.00	1.143								
44 Tony Watson, L ERA: 1.64	1.0	H	5	1	0	0	0	1	0	0	0	0	0	13	19	0.00	2.000								
35 Mark Melancon, R ERA: 3.44	1.0	S	5	1	0	0	1	0	0	0	0	0	0	14	21	0.00	1.000								

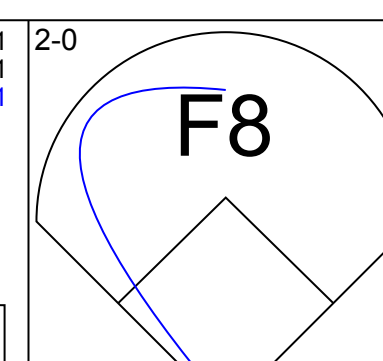
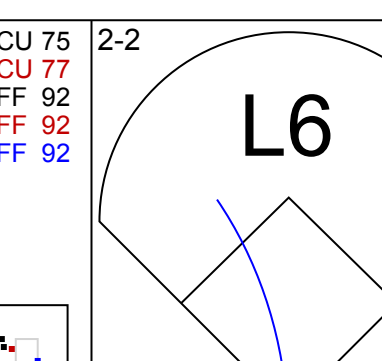
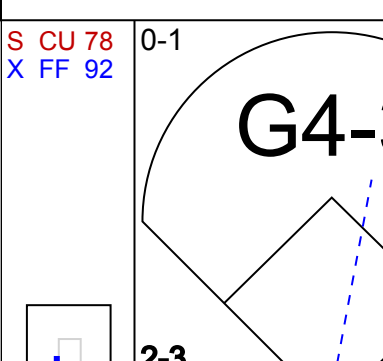
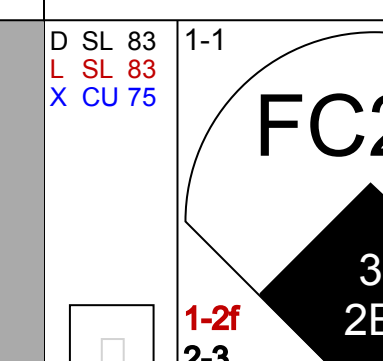
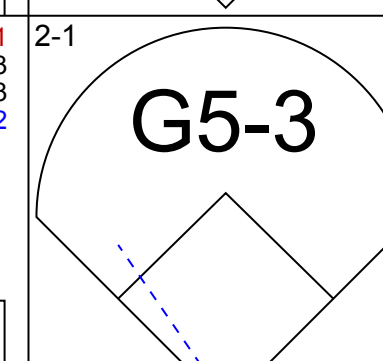
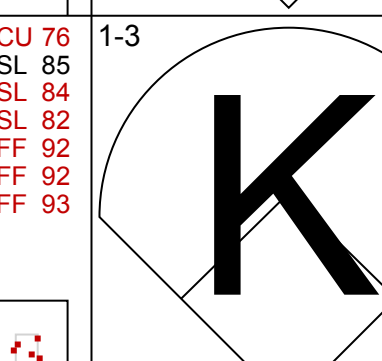
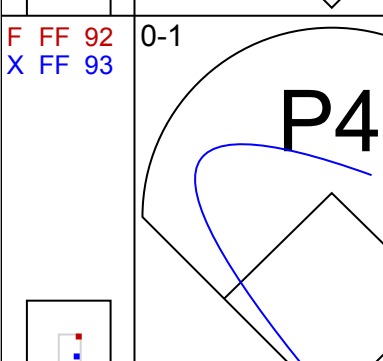
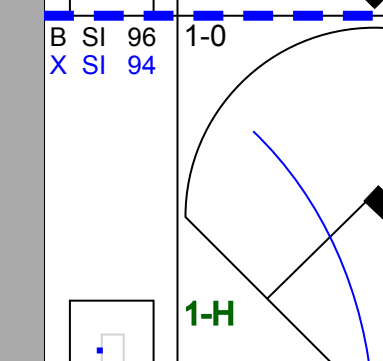
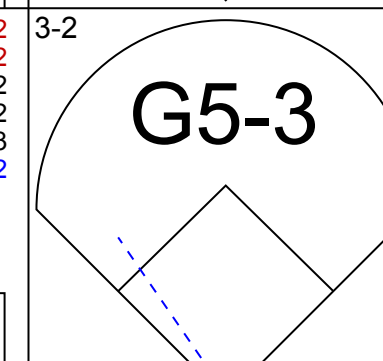
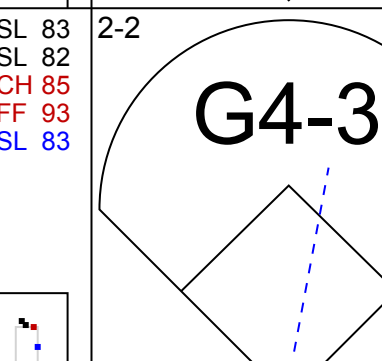
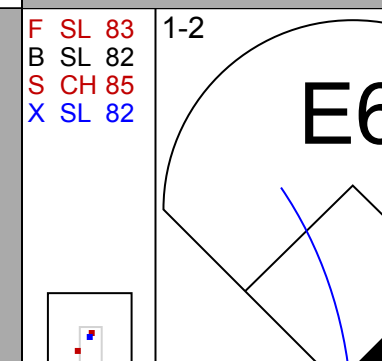
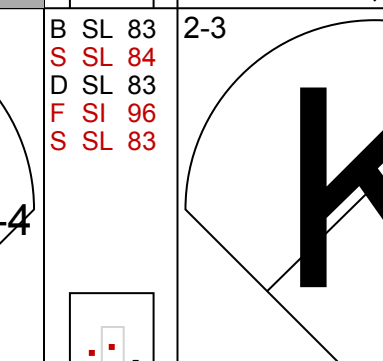
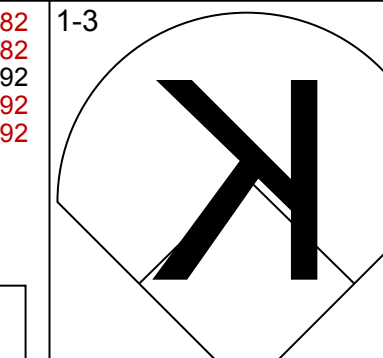
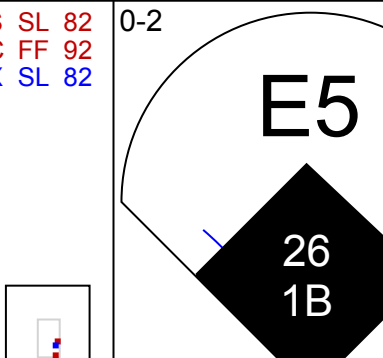
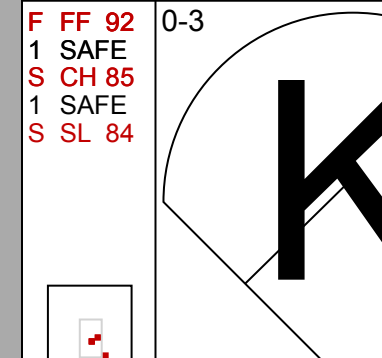
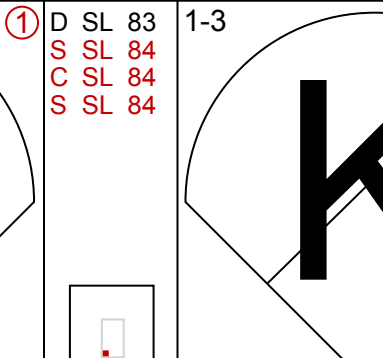
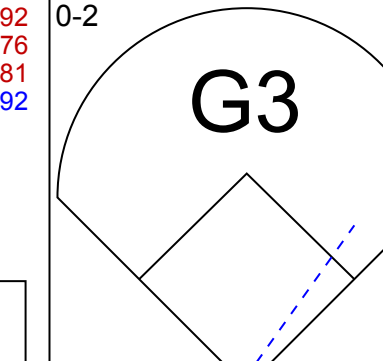
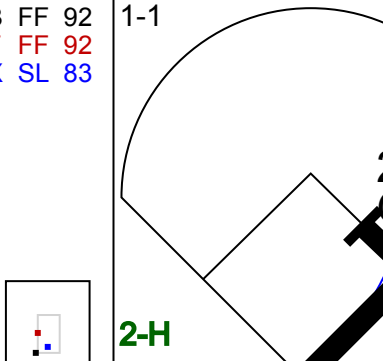
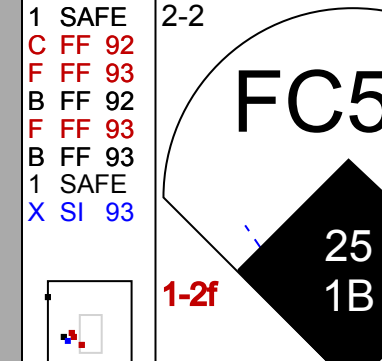
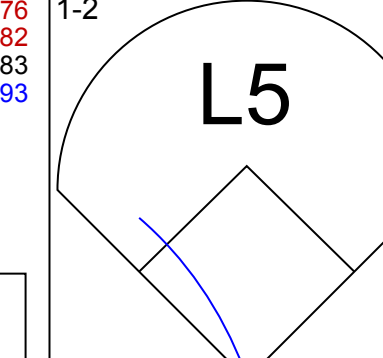
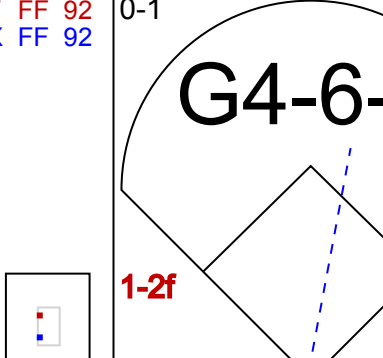
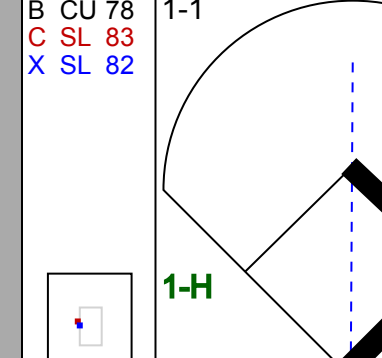
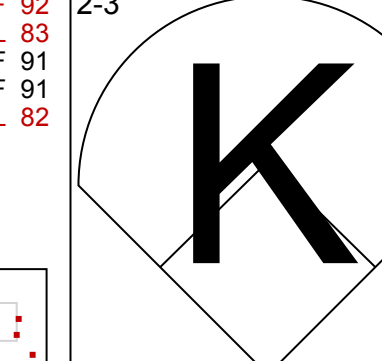
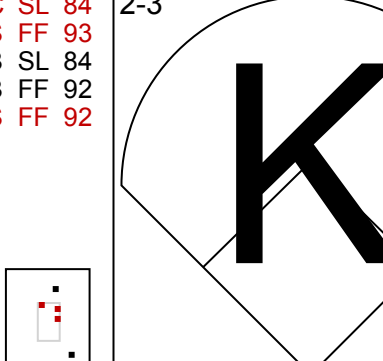
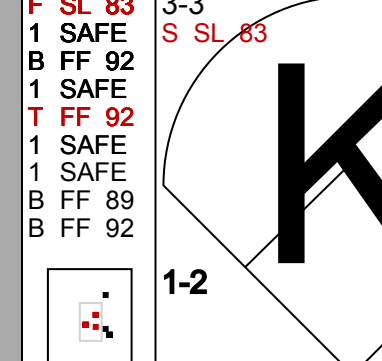
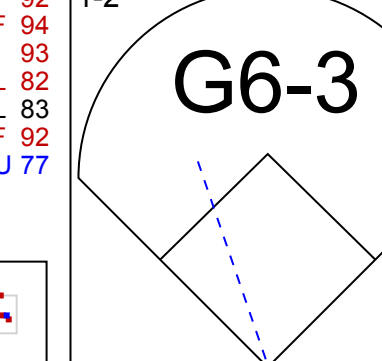
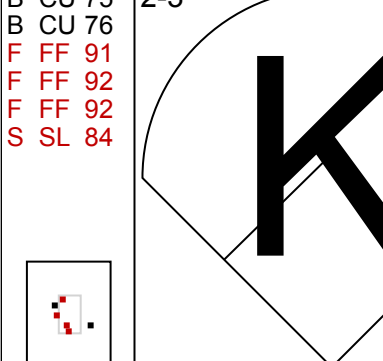
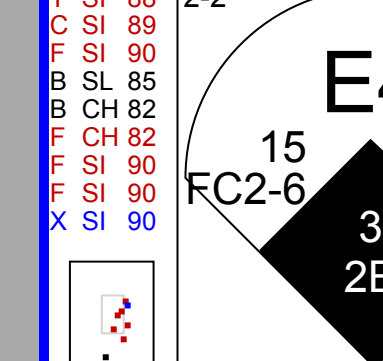
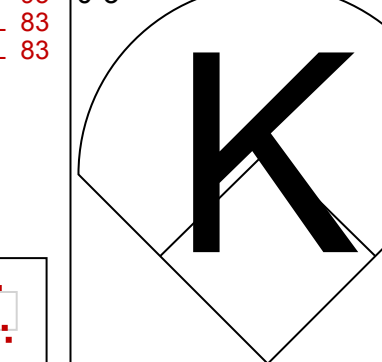
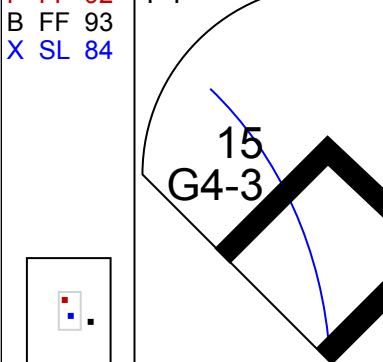
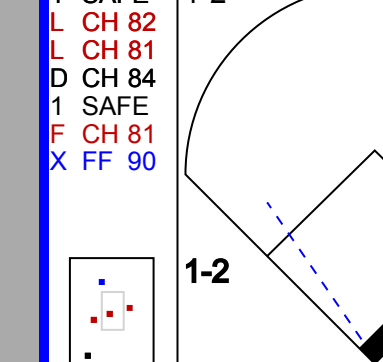
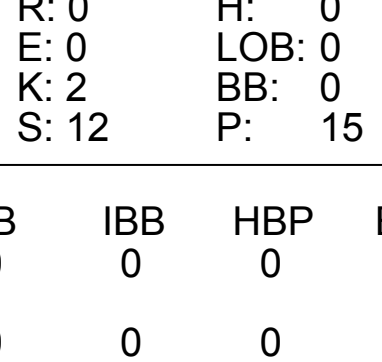
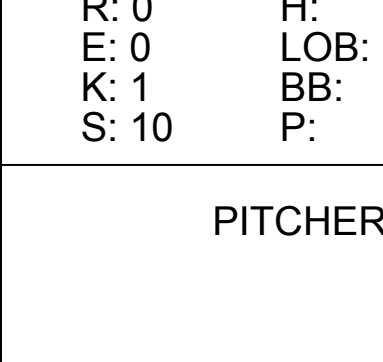
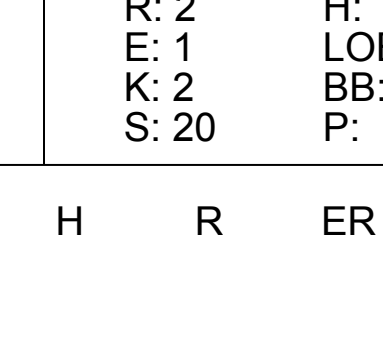





Batter	1	2	3	4	5	6	7	8	9	AB	R	H	RBI	BB	SO	LOB	TOP					
24 Dexter Fowler, S (1,8) OBP: 0.352, SLG: 0.428										4	1	1	1	0	1	3						
17 Kris Bryant, R (1,5) OBP: 0.421, SLG: 0.467										4	0	1	0	0	0	1						
44 Anthony Rizzo, L (1,3) OBP: 0.465, SLG: 0.600										4	0	1	0	0	0	1						
13 Starlin Castro, R (1,6)										4	0	0	0	0	3	2						
47 Miguel Montero, L (1,2) OBP: 0.413, SLG: 0.476										4	0	0	0	0	3	2						
68 Jorge Soler, R (1,9) OBP: 0.337, SLG: 0.388										4	0	0	0	0	2	1						
8 Chris Coghlan, L (1,7) OBP: 0.276, SLG: 0.429										4	2	2	2	0	2	0						
39 Jason Hammel, R (1,1) OBP: 0.273, SLG: 0.333										3	0	1	0	0	2	0						
40 James Russell, L (8,1)										0	0	0	0	0	0	0						
46 Pedro Strop, R (8,1)										0	0	0	0	0	0	0						
29 Mike Baxter, L (9,PH)										1	0	0	0	0	0	0						
22 Addison Russell, R (1,4) OBP: 0.306, SLG: 0.418										2	0	1	0	1	0	0						
Inning Stats	R: 0 E: 0 K: 2 S: 8	H: 0 LOB: 0 BB: 0 P: 15	R: 0 E: 0 K: 2 S: 7	H: 0 LOB: 0 BB: 0 P: 10	R: 2 E: 0 K: 1 S: 12	H: 2 LOB: 0 BB: 0 P: 16	R: 0 E: 0 K: 1 S: 9	H: 1 LOB: 1 BB: 0 P: 11	R: 0 E: 0 K: 2 S: 12	H: 0 LOB: 1 BB: 1 P: 19	R: 0 E: 0 K: 2 S: 11	H: 1 LOB: 1 BB: 0 P: 16	R: 0 E: 0 K: 1 S: 12	H: 2 LOB: 2 BB: 0 P: 20	R: 0 E: 0 K: 1 S: 10	H: 0 LOB: 0 BB: 0 P: 17	R: 1 E: 0 K: 2 S: 11	H: 1 LOB: 0 BB: 0 P: 18	1B: 3 2B: 1 3B: 0 HR: 3	SF: 0 SAC: 0 DP: 0 HBP: 0	WP: 0 PB: 0 SB: 1 CS: 0	PA: 35
PITCHER	IP	WLS	BF	H	R	ER	SO	BB	IBB	HBP	BLK	WP	HR	S	P	ERA	WHIP					
33 James Shields, R (1,1) ERA: 3.74	7.0		28	6	2	2	11	1	0	0	0	0	2	71	107	2.57	1.000					
53 Joaquin Benoit, R (8,1) ERA: 2.55	1.0	W	3	0	0	0	1	0	0	0	0	0	0	10	17	0.00	0.000					
46 Craig Kimbrel, R (9,1) ERA: 5.74	1.0	S	4	1	1	1	2	0	0	0	0	0	1	11	18	9.00	1.000					

Chicago Cubs @ San Diego Padres
Petco Park, San Diego, CA
Tue May 19 2015, 7:12 PM - 9:58 PM PDT
Att: 25,917 - Clear - 64 F

AB	34
R	3
H	7
RBI	3
BB	1
SO	14
LOB	9



Batter	1	2	3	4	5	6	7	8	9	AB	R	H	RBI	BB	SO	LOB	BOTTOM					
15 Cory Spangenberg, L (1,5) OBP: 0.305, SLG: 0.384										4	1	0	0	0	0	3						
3 Derek Norris, R (1,2) OBP: 0.317, SLG: 0.475										4	0	1	2	0	1	1						
27 Matt Kemp, R (1,9) OBP: 0.298, SLG: 0.367										4	0	0	0	0	1	1						
10 Justin Upton, R (1,7) OBP: 0.350, SLG: 0.549										4	1	0	0	0	3	2						
26 Yangervis Solarte, S (1,3) OBP: 0.331, SLG: 0.391										3	1	1	1	0	0	1						
25 Will Venable, L (1,8) OBP: 0.323, SLG: 0.464										3	0	1	1	0	0	1						
9 Jedd Gyorko, R (1,4) OBP: 0.280, SLG: 0.348										3	0	0	0	0	3	1						
5 Alexi Amarista, L (1,6) OBP: 0.292, SLG: 0.273										2	0	0	0	0	1	0						
12 Clint Barmes, R (8,PH) OBP: 0.296, SLG: 0.348										1	1	0	0	0	0	0						
33 James Shields, R (1,1) OBP: 0.150, SLG: 0.200										2	0	1	0	0	1	0						
53 Joaquin Benoit, R (8,1)										0	0	0	0	0	0	0						
16 Abraham Almonte, S (8,PH) OBP: 0.333, SLG: 0.238										1	0	1	0	0	0	0						
46 Craig Kimbrel, R (9,1)										0	0	0	0	0	0	0						
Inning Stats	R: 0 E: 0 K: 0 S: 6	H: 0 LOB: 0 BB: 0 P: 13	R: 0 E: 0 K: 1 S: 11	H: 0 LOB: 0 BB: 0 P: 13	R: 0 E: 0 K: 2 S: 12	H: 0 LOB: 0 BB: 0 P: 15	R: 0 E: 0 K: 1 S: 12	H: 0 LOB: 0 BB: 0 P: 17	R: 1 E: 0 K: 1 S: 10	H: 1 LOB: 0 BB: 0 P: 13	R: 0 E: 0 K: 1 S: 10	H: 1 LOB: 1 BB: 0 P: 13	R: 1 E: 1 K: 2 S: 15	H: 1 LOB: 0 BB: 0 P: 22	R: 2 E: 1 K: 2 S: 20	H: 2 LOB: 1 BB: 0 P: 28	1B: 3 2B: 2 3B: 0 HR: 0	SF: 0 SAC: 0 DP: 1 HBP: 0	WP: 1 PB: 0 SB: 1 CS: 0	PA: 31		
PITCHER	IP	WLS	BF	H	R	ER	SO	BB	IBB	HBP	BLK	WP	HR	S	P	ERA	WHIP					
39 Jason Hammel, R (1,1) ERA: 2.7	7.0		25	3	2	0	8	0	0	0	0	0	0	76	106	0.00	0.429					
40 James Russell, L (8,1) ERA: 2.16	0.1	L	3	1	2	1	0	0	0	0	0	0	0	13	17	27.00	3.000					
46 Pedro Strop, R (8,1) ERA: 4.08	0.2		3	1	0	0	2	0	0	0	0	0	0	7	11	0.00	1.500					

Chicago Cubs @ San Diego Padres
Petco Park, San Diego, CA
Tue May 19 2015, 7:12 PM - 9:58 PM PDT
Att: 25,917 - Clear - 64 F

AB	31
R	4
H	5
RBI	4
BB	0
SO	10
LOB	10



Batter	1	2	3	4	5	6	7	8	9	10	11	12	13	AB	R	H	RBI	BB	SO	LOB	TOP							
24 Dexter Fowler, S OBP: 0.356, SLG: 0.445														5	2	1	1	1	1	2								
17 Kris Bryant, R OBP: 0.401, SLG: 0.467														6	1	1	1	0	2	0								
44 Anthony Rizzo, L OBP: 0.446, SLG: 0.565														5	0	1	0	1	0	0								
13 Starlin Castro, R OBP: 0.305, SLG: 0.351														6	0	2	1	0	1	1								
68 Jorge Soler, R OBP: 0.333, SLG: 0.391														6	1	2	0	0	1	3								
21 Junior Lake, R OBP: 0.333, SLG: 0.350														6	0	2	0	0	1	1								
3 David Ross, R OBP: 0.341, SLG: 0.303														2	0	0	0	1	1	2								
47 Miguel Montero, L OBP: 0.400, SLG: 0.452														2	0	0	0	1	0	2								
50 Jon Lester, L ERA: 3.56														3	0	0	0	0	0	0								
44 Jon Lester, L ERA: 3.56														1	0	0	0	0	0	0								
22 Addison Russell, R OBP: 0.295, SLG: 0.419														6	0	1	1	0	1	5								
Inning Stats	R: 0 E: 0 K: 1 S: 7	H: 0 LOB: 0 BB: 0 P: 11	R: 0 E: 0 K: 0 S: 20	H: 1 LOB: 2 BB: 1 P: 30	R: 1 E: 0 K: 0 S: 16	H: 2 LOB: 1 BB: 0 P: 23	R: 1 E: 0 K: 2 S: 14	H: 3 LOB: 0 BB: 0 P: 20	R: 0 E: 0 K: 1 S: 8	H: 0 LOB: 0 BB: 0 P: 11	R: 0 E: 0 K: 1 S: 7	H: 0 LOB: 0 BB: 0 P: 12	R: 0 E: 0 K: 2 S: 11	H: 0 LOB: 0 BB: 0 P: 16	R: 0 E: 0 K: 2 S: 15	H: 0 LOB: 1 BB: 2 P: 27	R: 0 E: 1 K: 0 S: 10	H: 1 LOB: 1 BB: 0 P: 13	R: 0 E: 0 K: 0 S: 8	H: 0 LOB: 0 BB: 0 P: 13	R: 0 E: 0 K: 0 S: 15	H: 2 LOB: 3 BB: 1 P: 24	1B: 7 2B: 3 3B: 0 HR: 1	SF: 0 SAC: 0 DP: 1 HBP: 0	W/P: 0 PB: 0 SB: 1 CS: 2	PA: 54		
PITCHER	55 Josh Colimenter, R ERA: 5.19	IP: 5.0 WLS: 22 BF: 22 H: 6 R: 2 ER: 2 SO: 4	BB: 1 IBB: 0 HBP: 0 BLK: 0	WP: 0 HR: 1 S: 65 P: 95	ERA: 3.60 WHIP: 1.400	43 Addison Reed, R ERA: 6.28	IP: 0.1 WLS: 5 BF: 2 H: 2 R: 2 ER: 2 SO: 0	BB: 1 IBB: 1 HBP: 0 BLK: 0	WP: 0 HR: 0 S: 12 P: 22	ERA: 54.00 WHIP: 9.000	56 JC Ramirez, R ERA: 1.93	IP: 0.2 WLS: 1 BF: 0 H: 0 R: 0 ER: 0 SO: 0	BB: 0 IBB: 0 HBP: 0 BLK: 0	WP: 0 HR: 0 S: 3 P: 5	ERA: 0.00 WHIP: 0.000	40 Andrew Chafin, L ERA: 4.18	IP: 2.0 WLS: 7 BF: 1 H: 0 R: 0 ER: 0 SO: 0	BB: 0 IBB: 0 HBP: 0 BLK: 0	WP: 0 HR: 18 S: 26 P: 26	ERA: 0.00 WHIP: 0.500	48 Randall Delgado, R ERA: 4.05	IP: 1.0 WLS: 6 BF: 2 H: 0 R: 0 ER: 0 SO: 0	BB: 1 IBB: 0 HBP: 0 BLK: 0	WP: 0 HR: 15 S: 24 P: 24	ERA: 0.00 WHIP: 3.000			

Chicago Cubs @ Arizona Diamondbacks
Chase Field, Phoenix, AZ
Fri May 22 2015, 6:41 PM - 11:08 PM MST
Att: 34,498 - Partly Cloudy - 78 F

livebaseballscores.com

AB 49
R 4
H 11
RBI 4
BB 5
SO 11
LOB 21



Batter	1	2	3	4	5	6	7	8	9	10	11	12	13	AB	R	H	RBI	BB	SO	LOB	BOTTOM						
5 Ender Inciarte, L OBP: 0.325, SLG: 0.390														5	0	0	0	1	2	1							
11 AJ Pollock, R OBP: 0.350, SLG: 0.454														6	2	4	0	0	0	0							
44 Paul Goldschmidt, R OBP: 0.429, SLG: 0.623														5	1	3	3	1	2	1							
24 Yasmany Tomás, R OBP: 0.378, SLG: 0.424														6	0	1	0	0	2	6							
15 Mark Trumbo, R OBP: 0.310, SLG: 0.390														5	0	0	0	0	1	3							
40 Andrew Chafin, R ERA: 4.18														0	0	0	0	0	0	0							
31 Jordan Pacheco, R OBP: 0.325, SLG: 0.341														1	0	0	0	0	1	3							
48 Randall Delgado, R ERA: 4.05														0	0	0	0	0	0	0							
16 Chris Owings, R OBP: 0.262, SLG: 0.352														6	0	0	0	0	0	1							
9 Tuffy Gosewisch, R OBP: 0.279, SLG: 0.283														4	1	1	0	2	0	0							
13 Nick Ahmed, R OBP: 0.281, SLG: 0.260														6	1	3	2	0	1	2							
65 Jon Lester, L ERA: 3.56														2	0	0	0	0	0	0							
41 David Wright, R ERA: 3.66														0	0	0	0	0	0	0							
26 Brad Ziegler, R ERA: 0.9														0	0	0	0	0	0	0							
40 Addison Russell, R OBP: 0.295, SLG: 0.419														2	0	0	0	0	0	0							
30 Jason Motte, R ERA: 4.96														2	0	0	0	0	0	0							
Inning Stats	R: 1 E: 0 K: 1 S: 10	H: 2 LOB: 1 BB: 0 P: 15	R: 0 E: 1 K: 0 S: 9	H: 0 LOB: 1 BB: 0 P: 16	R: 0 E: 0 K: 0 S: 7	H: 1 LOB: 1 BB: 0 P: 13	R: 0 E: 0 K: 0 S: 7	H: 0 LOB: 0 BB: 0 P: 11	R: 0 E: 0 K: 1 S: 8	H: 1 LOB: 1 BB: 0 P: 11	R: 0 E: 0 K: 2 S: 8	H: 0 LOB: 1 BB: 2 P: 19	R: 0 E: 0 K: 1 S: 9	H: 0 LOB: 0 BB: 0 P: 9	R: 0 E: 0 K: 2 S: 10	H: 0 LOB: 1 BB: 1 P: 17	R: 2 E: 0 K: 0 S: 16	H: 3 LOB: 1 BB: 0 P: 20	R: 0 E: 0 K: 0 S: 11	H: 1 LOB: 0 BB: 0 P: 15	R: 0 E: 0 K: 2 S: 9	H: 1 LOB: 3 BB: 1 P: 23	1B: 7 2B: 2 3B: 1 HR: 2	SF: 0 SAC: 0 DP: 0 HBP: 0	W/P: 0 PB: 0 SB: 3 CS: 1	PA: 54	
PITCHER	34 Jon Lester, L ERA: 3.56	IP: 7.0 WLS: 28 BF: 28 H: 5 R: 2 ER: 2 SO: 4	BB: 2 IBB: 0 HBP: 0 BLK: 0	WP: 0 HR: 1 S: 59 P: 96	ERA: 2.57 WHIP: 1.000	40 James Russell, L ERA: 2.08	IP: 0.1 WLS: 0 BF: 0 H: 0 R: 0 ER: 0 SO: 0	BB: 0 IBB: 0 HBP: 0 BLK: 0	WP: 0 HR: 0 S: 0 P: 0	ERA: 0.00 WHIP: 0.000	37 Travis Wood, L ERA: 5.31	IP: 1.0 WLS: 6 BF: 1 H: 0 R: 0 ER: 0 SO: 2	BB: 1 IBB: 0 HBP: 0 BLK: 0	WP: 0 HR: 0 S: 9 P: 23	ERA: 0.00 WHIP: 2.000	59 Zac Rosscup, L ERA: 4.32	IP: 0.1 WLS: 3 BF: 2 H: 1 R: 1 ER: 1 SO: 0	BB: 0 IBB: 0 HBP: 0 BLK: 0	WP: 0 HR: 11 S: 18 P: 18	ERA: 27.00 WHIP: 6.000							

Chicago Cubs @ Arizona Diamondbacks
Chase Field, Phoenix, AZ
Fri May 22 2015, 6:41 PM - 11:08 PM MST
Att: 34,498 - Partly Cloudy - 78 F

livebaseballscores.com

AB 48
R 5
H 12
RBI 5
BB 5
SO 9
LOB 18



Batter	1	2	3	4	5	6	7	8	9	AB	R	H	RBI	BB	SO	LOB	TOP								
24 Dexter Fowler, S OBP: 0.359, SLG: 0.440										4	1	1	0	1	1	3	Chicago Cubs @ Arizona Diamondbacks Chase Field, Phoenix, AZ Sat May 23 2015, 7:12 PM - 10:24 PM MST Att: 30,502 - Clear - 84 F								
17 Kris Bryant, R OBP: 0.401, SLG: 0.460										4	2	1	1	0	1	2									
44 Anthony Rizzo, L OBP: 0.444, SLG: 0.586										5	1	2	6	0	1	2									
13 Starlin Castro, R OBP: 0.302, SLG: 0.347										5	1	1	0	0	2	3									
47 Miguel Montero, L OBP: 0.392, SLG: 0.433										4	1	0	0	0	2	2									
68 Jorge Soler, R OBP: 0.337, SLG: 0.400										4	1	2	2	0	1	0									
8 Chris Coghlan, L OBP: 0.279, SLG: 0.415										3	1	1	0	1	0	0									
49 Jake Arrieta, R 29 Mike Baxter, L 36 Edwin Jackson, R 21 Junior Lake, R 40 James Russell, L 30 Jason Motte, R 46 Pedro Strop, R										2	0	0	0	0	1	2									
22 Addison Russell, R OBP: 0.293, SLG: 0.407										3	1	0	0	1	2	0									
Inning Stats	R: 0 H: 0 E: 0 K: 2 S: 9	H: 0 LOB: 1 BB: 1 P: 15	R: 0 H: 0 E: 0 K: 1 S: 11	H: 0 LOB: 0 BB: 0 P: 14	R: 0 H: 0 E: 0 K: 1 S: 9	H: 0 LOB: 0 BB: 0 P: 13	R: 0 H: 1 E: 0 K: 1 S: 12	H: 1 LOB: 1 BB: 0 P: 16	R: 4 H: 3 E: 0 K: 2 S: 18	H: 3 LOB: 1 BB: 1 P: 29	R: 0 H: 0 E: 0 K: 1 S: 8	H: 0 LOB: 0 BB: 0 P: 12	R: 0 H: 0 E: 0 K: 1 S: 7	H: 0 LOB: 0 BB: 0 P: 10	R: 2 H: 2 E: 0 K: 1 S: 15	H: 2 LOB: 2 BB: 1 P: 28		R: 3 H: 2 E: 1 K: 3 S: 15	H: 2 LOB: 0 BB: 0 P: 23	1B: 5 2B: 2 3B: 0 HR: 1	SF: 0 SAC: 0 DP: 1 HBP: 2	WP: 1 PB: 0 SB: 2 CS: 0	PA: 41		
PITCHER	IP	WLS	BF	H	R	ER	SO	BB	IBB	HBP	BLK	WP	HR	S	P	ERA	WHIP								
12 Rubby De La Rosa, R ERA: 4.27	6.0		25	4	4	4	8	2	0	1	0	0	0	67	99	6.00	1.000								
56 JC Ramirez, R ERA: 2.84	7.1	1.2	H	6	1	1	1	0	0	0	0	0	0	14	19	5.40	0.600								
59 Oliver Pérez, L ERA: 7.2	8.1	0.0	B	2	1	1	1	0	0	0	1	0	0	4	8	∞	∞								
41 Daniel Hudson, R ERA: 4.66	8.1	0.1		2	0	0	0	1	0	0	0	1	0	4	11	0.00	3.000								
36 Enrique Burgos, R ERA: 4.61	9.1	1.0	L	6	2	3	2	3	0	0	0	0	1	15	23	18.00	2.000								

Batter	1	2	3	4	5	6	7	8	9	AB	R	H	RBI	BB	SO	LOB	BOTTOM								
11 AJ Pollock, R OBP: 0.357, SLG: 0.449										4	1	1	0	0	1	1	Chicago Cubs @ Arizona Diamondbacks Chase Field, Phoenix, AZ Sat May 23 2015, 7:12 PM - 10:24 PM MST Att: 30,502 - Clear - 84 F								
15 Mark Trumbo, R OBP: 0.308, SLG: 0.500										4	1	1	0	0	1	3									
59 Oliver Pérez, L										0	0	0	0	0	0	0									
41 Daniel Hudson, R										0	0	0	0	0	0	0									
36 Enrique Burgos, R										0	0	0	0	0	0	0									
44 Paul Goldschmidt, R OBP: 0.431, SLG: 0.614										2	2	0	0	2	0	1									
6 David Peralta, L OBP: 0.306, SLG: 0.468										4	0	1	3	0	0	3									
24 Yasmany Tomás, R OBP: 0.375, SLG: 0.417										4	0	1	2	0	2	1									
2 Aaron Hill, R OBP: 0.312, SLG: 0.400										4	0	1	0	0	0	1									
9 Tuffy Gosewisch, R OBP: 0.278, SLG: 0.308										4	1	1	1	0	2	1									
13 Nick Ahmed, R OBP: 0.280, SLG: 0.259										4	1	1	0	0	2	0									
12 Rubby De La Rosa, R OBP: 0.050, SLG: 0.050	6.0		27	7	6	3	7	2	0	0	0	0	0	61	92	4.50	1.500								
36 Edwin Jackson, R ERA: 3.95	7.1	1.0		3	0	0	0	0	0	0	0	0	0	6	11	0.00	0.000								
40 James Russell, L ERA: 2.0	8.1	0.1		1	0	0	0	0	0	0	0	0	0	3	4	0.00	0.000								
30 Jason Motte, R ERA: 4.78	8.1	0.2	W	2	0	0	0	0	0	0	0	0	0	6	7	0.00	0.000								
46 Pedro Strop, R ERA: 3.48	9.1	1.0	S	3	0	0	0	1	0	0	0	0	0	6	9	0.00	0.000								
Inning Stats	R: 2 H: 2 E: 0 K: 1 S: 14	H: 2 LOB: 1 BB: 1 P: 22	R: 0 H: 0 E: 0 K: 2 S: 9	H: 0 LOB: 0 BB: 0 P: 11	R: 0 H: 1 E: 1 K: 0 S: 10	H: 1 LOB: 1 BB: 0 P: 15	R: 0 H: 1 E: 0 K: 2 S: 8	H: 1 LOB: 0 BB: 0 P: 10	R: 3 H: 2 E: 1 K: 2 S: 14	H: 2 LOB: 1 BB: 1 P: 24	R: 1 H: 1 E: 0 K: 0 S: 6	H: 1 LOB: 0 BB: 0 P: 10	R: 0 H: 0 E: 0 K: 0 S: 6	H: 0 LOB: 0 BB: 0 P: 11	R: 0 H: 0 E: 0 K: 0 S: 9	H: 0 LOB: 0 BB: 0 P: 11	R: 0 H: 0 E: 0 K: 1 S: 6	H: 0 LOB: 0 BB: 0 P: 9	1B: 4 2B: 2 3B: 0 HR: 1	SF: 0 SAC: 0 DP: 0 HBP: 0	WP: 0 PB: 0 SB: 0 CS: 2	PA: 36			
PITCHER	IP	WLS	BF	H	R	ER	SO	BB	IBB	HBP	BLK	WP	HR	S	P	ERA	WHIP								
49 Jake Arrieta, R ERA: 2.95	6.0		27	7	6	3	7	2	0	0	0	0	0	61	92	4.50	1.500								

Batter	1	2	3	4	5	6	7	8	9	AB	R	H	RBI	BB	SO	LOB	TOP			
2 Denard Span, L (1,8) OBP: 0.354, SLG: 0.513										3	1	1	1	0	0	1	Washington Nationals @ Chicago Cubs Wrigley Field, Chicago, IL Mon May 25 2015, 1:23 PM - 4:01 PM CDT Att: 38,463 - Overcast - 72 F			
20 Ian Desmond, R (1,6) OBP: 0.298, SLG: 0.388										4	0	1	0	0	2	2				
5 Yuliel Escobar, R (1,5) OBP: 0.366, SLG: 0.394										4	0	0	0	0	0	2				
34 Bryce Harper, L (1,9) OBP: 0.471, SLG: 0.727										3	0	1	0	1	1	1				
11 Ryan Zimmerman, R (1,3) OBP: 0.298, SLG: 0.405										3	0	0	0	1	0	2				
40 Wilson Ramos, R (1,2) OBP: 0.306, SLG: 0.394										4	1	1	1	0	0	2				
8 Danny Espinosa, S (1,4) OBP: 0.360, SLG: 0.444										3	0	0	0	1	2	0				
3 Michael Taylor, R (1,7) OBP: 0.267, SLG: 0.379										4	0	0	0	0	2	3				
57 Tanner Roark, R (1,1) OBP: 0.200, SLG: 0.200										2	0	1	0	0	1	0				
64 Blake Treinen, R (6,1)										0	0	0	0	0	0	0				
46 Matt Thornton, L (8,1)										0	0	0	0	0	0	0				
30 Aaron Barrett, R (8,1)										0	0	0	0	0	0	0				
22 Drew Storen, S (9,1)										0	0	0	0	0	0	0				
Inning Stats	R: 1 H: 2 E: 0 K: 1 S: 11	H: 2 LOB: 1 BB: 0 P: 17	R: 0 H: 0 E: 0 K: 1 S: 7	H: 0 LOB: 0 BB: 0 P: 8	R: 0 H: 0 E: 0 K: 2 S: 10	H: 0 LOB: 0 BB: 0 P: 16	R: 0 H: 1 E: 0 K: 1 S: 10	H: 1 LOB: 3 BB: 2 P: 21	R: 0 H: 1 E: 0 K: 1 S: 11	H: 1 LOB: 1 BB: 0 P: 18	R: 0 H: 0 E: 1 K: 0 S: 9	H: 0 LOB: 1 BB: 0 P: 11	R: 0 H: 0 E: 0 K: 0 S: 8	H: 0 LOB: 0 BB: 1 P: 16	R: 0 H: 0 E: 0 K: 1 S: 7	H: 0 LOB: 0 BB: 0 P: 9	1B: 2 2B: 1 3B: 0 HR: 2	SF: 0 SAC: 2 DP: 1 HBP: 0	WP: 1 PB: 0 SB: 0 CS: 0	PA: 35
PITCHER	IP WLS BF H R ER SO BB IBB HBP BLK WP HR S P ERA WHIP																			
18 Tsuyoshi Wada, L (1,1) ERA: 2.7	5.1	L	22	4	1	1	6	2	0	0	0	0	0	1	1	51	83	1.69	1.125	
52 Justin Grimm, R (6,1) ERA: 1.23	0.2	L	3	1	1	1	1	0	0	0	0	0	0	0	1	9	13	13.50	1.500	
30 Jason Motte, R (7,1) ERA: 4.5	1.0		4	0	0	0	0	0	0	0	0	0	0	0	0	9	11	0.00	0.000	
59 Zac Rosscup, L (8,1) ERA: 4.08	1.0		3	0	0	0	0	1	0	0	0	0	0	0	8	16	0.00	1.000		
56 Héctor Rondón, R (9,1) ERA: 3.6	1.0		3	0	0	0	1	0	0	0	0	0	0	0	7	9	0.00	0.000		

Batter	1	2	3	4	5	6	7	8	9	AB	R	H	RBI	BB	SO	LOB	BOTTOM			
24 Dexter Fowler, S (1,8) OBP: 0.344, SLG: 0.419										4	0	0	0	0	1	0	Washington Nationals @ Chicago Cubs Wrigley Field, Chicago, IL Mon May 25 2015, 1:23 PM - 4:01 PM CDT Att: 38,463 - Overcast - 72 F			
17 Kris Bryant, R (1,5) OBP: 0.400, SLG: 0.473										3	1	2	1	0	1	0				
44 Anthony Rizzo, L (1,3) OBP: 0.437, SLG: 0.572										4	0	1	0	0	0	2				
13 Starlin Castro, R (1,6) OBP: 0.295, SLG: 0.337										4	0	0	0	0	0	2				
68 Jorge Soler, R (1,9) OBP: 0.340, SLG: 0.407										4	0	1	0	0	2	1				
8 Chris Coghlan, L (1,7) OBP: 0.291, SLG: 0.441										2	0	1	0	1	0	1				
3 David Ross, R (1,2) OBP: 0.326, SLG: 0.286										2	0	0	0	0	1	1				
29 Mike Baxter, L (7,PH)										1	0	0	0	0	0	1				
59 Zac Rosscup, R (8,1)										0	0	0	0	0	0	0				
56 Héctor Rondón, R (9,1)										0	0	0	0	0	0	0				
18 Tsuyoshi Wada, L (1,1)										2	0	0	0	0	1	1				
52 Justin Grimm, R (6,1)										0	0	0	0	0	0	0				
30 Jason Motte, R (7,1)										0	0	0	0	0	0	0				
47 Miguel Montero, L (8,2) OBP: 0.384, SLG: 0.451										1	0	0	0	0	0	0				
22 Addison Russell, R (1,4) OBP: 0.286, SLG: 0.396										3	0	0	0	0	2	0				
Inning Stats	R: 1 H: 1 E: 0 K: 0 S: 9	H: 1 LOB: 0 BB: 0 P: 11	R: 0 H: 0 E: 0 K: 0 S: 12	H: 0 LOB: 1 BB: 1 P: 19	R: 0 H: 1 E: 0 K: 1 S: 9	H: 1 LOB: 0 BB: 0 P: 14	R: 0 H: 1 E: 0 K: 2 S: 6	H: 1 LOB: 1 BB: 0 P: 9	R: 0 H: 1 E: 0 K: 1 S: 10	H: 1 LOB: 0 BB: 0 P: 17	R: 0 H: 1 E: 0 K: 1 S: 6	H: 1 LOB: 0 BB: 0 P: 10	R: 0 H: 0 E: 0 K: 1 S: 7	H: 0 LOB: 0 BB: 0 P: 11	R: 0 H: 0 E: 0 K: 1 S: 11	H: 0 LOB: 1 BB: 0 P: 18	1B: 3 2B: 1 3B: 0 HR: 1	SF: 0 SAC: 0 DP: 1 HBP: 1	WP: 0 PB: 0 SB: 0 CS: 1	PA: 32
PITCHER	IP WLS BF H R ER SO BB IBB HBP BLK WP HR S P ERA WHIP																			
57 Tanner Roark, R (1,1) ERA: 2.49	5.0	H	18	3	1	1	3	1	0	0	0	0	0	0	0	46	66	1.80	0.800	
64 Blake Treinen, R (6,1) ERA: 3.38	2.0	H	7	2	0	0	3	0	0	0	0	0	0	0	16	27	0.00	1.000		
46 Matt Thornton, L (8,1) ERA: 2.53	0.1	H	1	0	0	0	0	0	0	0	0	0	0	0	1	3	0.00	0.000		
30 Aaron Barrett, R (8,1) ERA: 3.78	0.2	H	2	0	0	0	1	0	0	0	0	0	0	6	8	0.00	0.000			
22 Drew Storen, R (9,1) ERA: 0.89	1.0	S	4	0	0	0	1	0	0	0	0	0	0	11	18	0.00	0.000			

AB	30
R	2
H	5
RBI	2
BB	3
SO	8
LOB	13



AB	30
R	1
H	5
RBI	1
BB	1
SO	8
LOB	9



Batter	1	2	3	4	5	6	7	8	9	AB	R	H	RBI	BB	SO	LOB	TOP										
2 Denard Span, L (1, 8) OBP: 0.356, SLG: 0.537										4	1	2	1	0	1	0	Washington Nationals @ Chicago Cubs Wrigley Field, Chicago, IL Tue May 26 2015, 6:21 PM - 8:54 PM CDT Att: 30,440 - Clear - 71 F										
20 Ian Desmond, R (1, 6) OBP: 0.297, SLG: 0.390										4	0	1	0	0	1	2											
5 Yunel Escobar, R (1, 5) OBP: 0.374, SLG: 0.395										2	0	1	0	1	0	1											
34 Bryce Harper, L (1, 9) OBP: 0.467, SLG: 0.734										4	1	1	1	0	0	2											
11 Ryan Zimmerman, R (1, 3) OBP: 0.292, SLG: 0.395										4	0	0	0	0	1	1											
40 Wilson Ramos, R (1, 2) OBP: 0.299, SLG: 0.386											3	0	0	0	0	1		0									
12 Tyler Moore, R (1, 7) OBP: 0.300, SLG: 0.467										2	0	1	0	1	0	0											
8 Danny Espinosa, S (1, 4) OBP: 0.353, SLG: 0.433										3	0	0	0	0	2	2											
27 Jordan Zimmermann, R (1, 1) OBP: 0.111, SLG: 0.167										1	0	0	0	0	0	0											
25 Clint Robinson, L (8, PH) OBP: 0.250, SLG: 0.333										1	0	0	0	0	0	0											
30 Aaron Barrett, R (8, 1)										0	0	0	0	0	0	0											
46 Matt Thornton, L (8, 1)										0	0	0	0	0	0	0											
60 Matt Grace, L (9, 1)										0	0	0	0	0	0	0											
Inning Stats	R: 0 H: 0 E: 0 K: 2 S: 9	H: 0 LOB: 0 BB: 0 P: 15	R: 0 H: 0 E: 0 K: 0 S: 5	H: 0 LOB: 0 BB: 0 P: 8	R: 0 H: 1 E: 0 K: 1 S: 9	H: 1 LOB: 2 BB: 1 P: 15	R: 0 H: 0 E: 0 K: 0 S: 8	H: 0 LOB: 0 BB: 0 P: 15	R: 0 H: 1 E: 0 K: 0 S: 9	H: 1 LOB: 1 BB: 0 P: 12	R: 1 H: 1 E: 0 K: 1 S: 9	H: 1 LOB: 0 BB: 0 P: 12	R: 1 H: 1 E: 0 K: 1 S: 10	H: 1 LOB: 0 BB: 0 P: 16	1B: 3 2B: 1 3B: 0 HR: 2	SF: 0 SAC: 1 DP: 2 HBP: 1	WP: 0 PA: 34 PB: 0 SB: 1 CS: 1										
PITCHER	IP	WLS	BF	H	R	ER	SO	BB	IBB	HBP	BLK	WP	HR	S	P	ERA	WHIP										
28 Kyle Hendricks, R (1, 1) ERA: 3.76	7.0		25	4	1	1	4	2	0	1	0	0	1	53	85	1.29	0.857										
46 Pedro Strop, R (8, 1) ERA: 3.74	1.0		4	1	1	1	1	0	0	0	0	0	1	9	12	9.00	1.000										
56 Héctor Rondón, R (9, 1) ERA: 3.43	1.0	W	3	1	0	0	1	0	0	0	0	0	0	10	16	0.00	1.000										

Batter	1	2	3	4	5	6	7	8	9	AB	R	H	RBI	BB	SO	LOB	BOTTOM										
24 Dexter Fowler, S (1, 8) OBP: 0.342, SLG: 0.433										4	1	1	1	0	2	2	Washington Nationals @ Chicago Cubs Wrigley Field, Chicago, IL Tue May 26 2015, 6:21 PM - 8:54 PM CDT Att: 30,440 - Clear - 71 F										
17 Kris Bryant, R (1, 5) OBP: 0.396, SLG: 0.489										4	1	1	1	0	1	1											
44 Anthony Rizzo, L (1, 3) OBP: 0.438, SLG: 0.574										3	0	1	0	1	1	0											
13 Starlin Castro, R (1, 6) OBP: 0.294, SLG: 0.335										4	0	1	0	0	0	3											
47 Miguel Montero, L (1, 2) OBP: 0.388, SLG: 0.448										3	0	1	0	1	0	1											
68 Jorge Soler, R (1, 9) OBP: 0.333, SLG: 0.398										4	0	0	0	0	0	1											
8 Chris Coghlan, L (1, 7) OBP: 0.290, SLG: 0.435										4	0	1	0	0	1	1											
28 Kyle Hendricks, R (1, 1) ERA: 3.26										1	0	0	0	1	0	0											
21 Junior Lake, R (7, PH) OBP: 0.292, SLG: 0.304										1	0	0	0	0	0	0											
46 Pedro Strop, R (8, 1)										1	1	0	0	0	0	1											
19 Jonathan Herrera, S (8, PH) OBP: 0.217, SLG: 0.244										4	0	3	1	0	0	2											
22 Addison Russell, R (1, 4) OBP: 0.301, SLG: 0.426										4	0	3	1	0	0	2											
Inning Stats	R: 1 H: 2 E: 0 K: 0 S: 16	H: 2 LOB: 1 BB: 1 P: 22	R: 0 H: 0 E: 0 K: 1 S: 7	H: 0 LOB: 0 BB: 0 P: 9	R: 0 H: 1 E: 0 K: 0 S: 12	H: 1 LOB: 2 BB: 1 P: 19	R: 0 H: 1 E: 0 K: 3 S: 11	H: 0 LOB: 0 BB: 0 P: 17	R: 0 H: 1 E: 0 K: 0 S: 5	H: 1 LOB: 1 BB: 0 P: 8	R: 0 H: 1 E: 0 K: 1 S: 14	H: 1 LOB: 0 BB: 0 P: 18	R: 1 H: 1 E: 0 K: 0 S: 13	H: 1 LOB: 0 BB: 0 P: 20	R: 1 H: 2 E: 1 K: 0 S: 7	H: 2 LOB: 1 BB: 0 P: 12	1B: 4 2B: 3 3B: 0 HR: 2	SF: 0 SAC: 0 DP: 1 HBP: 0	WP: 0 PA: 37 PB: 0 SB: 0 CS: 1								
PITCHER	IP	WLS	BF	H	R	ER	SO	BB	IBB	HBP	BLK	WP	HR	S	P	ERA	WHIP										
27 Jordan Zimmermann, R (1, 1) ERA: 4.32	7.0		28	6	1	1	5	3	0	0	0	0	1	77	113	1.29	1.286										
30 Aaron Barrett, R (8, 1) ERA: 4.32	0.0	B	1	1	1	1	0	0	0	0	0	0	1	5	8	-	-										
46 Matt Thornton, L (8, 1) ERA: 2.31	1.0		3	0	0	0	0	0	0	0	0	0	0	8	12	0.00	0.000										
60 Matt Grace, L (9, 1) ERA: 2.25	0.2	L	4	2	1	0	0	0	0	0	0	0	0	7	12	0.00	3.000										

AB	28
R	2
H	6
RBI	2
BB	2
SO	6
LOB	8



AB	33
R	3
H	9
RBI	3
BB	3
SO	5
LOB	12



Batter	1	2	3	4	5	6	7	8	9	AB	R	H	RBI	BB	SO	LOB	TOP								
2 Alcides Escobar, R OBP: 0.320, SLG: 0.386										5	1	2	2	0	1	2	Kansas City Royals @ Chicago Cubs Wrigley Field, Chicago, IL Fri May 29 2015, 3:07 PM - 6:15 PM CDT Att: 34,273 - Cloudy - 77 F								
8 Mike Moustakas, L OBP: 0.377, SLG: 0.483										4	1	0	0	1	1	1									
6 Lorenzo Cain, R OBP: 0.357, SLG: 0.423										4	2	3	1	1	1	0									
35 Eric Hosmer, L OBP: 0.376, SLG: 0.505										4	1	1	1	1	0	2									
13 Salvador Perez, R OBP: 0.300, SLG: 0.452										4	1	1	1	0	2	3									
4 Alex Gordon, L OBP: 0.384, SLG: 0.447										4	1	1	1	0	1	2									
14 Omar Infante, R OBP: 0.248, SLG: 0.338										4	0	1	0	0	0	0									
16 Paulo Orlando, R OBP: 0.274, SLG: 0.384										4	0	0	0	0	1	2									
36 Edinson Volquez, R ERA: 4.09										2	0	0	0	0	1	0									
46 Ryan Madson, L ERA: 1.93										0	0	0	0	0	0	0									
25 Kendrys Morales, S ERA: 1.17										0	0	0	0	0	0	0									
40 Kelvin Herrera, R ERA: 3.55										0	0	0	0	0	0	0									
17 Wade Davis, R ERA: 3.55										0	0	0	0	0	0	0									
1 Jarrod Dyson, L ERA: 3.55										0	0	0	0	0	0	0									
56 Greg Holland, R ERA: 3.55										0	0	0	0	0	0	0									
Inning Stats	R: 1 E: 0 K: 0 S: 7	H: 2 LOB: 0 BB: 0 P: 9	R: 1 E: 0 K: 0 S: 10	H: 1 LOB: 0 BB: 0 P: 14	R: 0 E: 0 K: 1 S: 7	H: 0 LOB: 0 BB: 0 P: 8	R: 1 E: 0 K: 1 S: 11	H: 1 LOB: 0 BB: 0 P: 20	R: 0 E: 0 K: 1 S: 7	H: 0 LOB: 0 BB: 0 P: 11	R: 1 E: 0 K: 2 S: 12	H: 2 LOB: 1 BB: 0 P: 15	R: 0 E: 0 K: 0 S: 11	H: 2 LOB: 2 BB: 0 P: 16	R: 3 E: 1 K: 3 S: 18	H: 1 LOB: 1 BB: 2 P: 36	R: 1 E: 1 K: 0 S: 13	H: 2 LOB: 1 BB: 1 P: 19	1B: 6 2B: 2 3B: 0 HR: 3	SF: 0 SAC: 0 DP: 2 HBP: 0	WP: 0 PB: 0 SB: 1 CS: 0	PA: 40			
PITCHER	IP	WLS	BF	H	R	ER	SO	BB	IBB	HBP	BLK	WP	HR	S	P	ERA	WHIP								
49 Jake Arrieta, R ERA: 3.18	7.0		28	8	4	4	5	0	0	0	0	0	3	65	93	5.14	1.143								
46 Pedro Strop, R ERA: 4.09	0.1	L	4	1	3	1	1	1	1	0	0	0	0	9	21	27.00	6.000								
40 James Russell, L ERA: 1.93	0.1		1	0	0	0	1	0	0	0	0	0	0	3	6	0.00	0.000								
52 Justin Grimm, R ERA: 1.17	0.1		2	0	0	0	1	0	0	0	0	0	0	6	9	0.00	0.000								
36 Edwin Jackson, R ERA: 3.55	1.0		5	2	1	0	0	1	0	0	0	0	0	13	19	0.00	3.000								

Batter	1	2	3	4	5	6	7	8	9	AB	R	H	RBI	BB	SO	LOB	BOTTOM								
24 Dexter Fowler, S OBP: 0.328, SLG: 0.413										5	0	0	0	0	2	1	Kansas City Royals @ Chicago Cubs Wrigley Field, Chicago, IL Fri May 29 2015, 3:07 PM - 6:15 PM CDT Att: 34,273 - Cloudy - 77 F								
17 Kris Bryant, R OBP: 0.395, SLG: 0.486										4	0	2	1	0	2	0									
44 Anthony Rizzo, L OBP: 0.440, SLG: 0.565										3	0	1	0	1	2	1									
13 Starlin Castro, R OBP: 0.297, SLG: 0.337										4	1	1	0	0	1	3									
47 Miguel Montero, L OBP: 0.378, SLG: 0.432										4	0	1	0	0	2	2									
68 Jorge Soler, R OBP: 0.335, SLG: 0.420										4	1	1	2	0	2	2									
21 Junior Lake, R OBP: 0.281, SLG: 0.300										3	0	0	0	1	1	1									
49 Jake Arrieta, R ERA: 2.95										2	0	0	0	0	2	2									
8 Chris Coghlan, L ERA: 1.64										1	0	0	0	0	0	0									
46 Pedro Strop, R ERA: 2.12										0	0	0	0	0	0	0									
40 Kelvin Herrera, R ERA: 2.12										0	0	0	0	0	0	0									
17 Wade Davis, R ERA: 2.38										0	0	0	0	0	0	0									
56 Greg Holland, R ERA: 2.38										0	0	0	0	0	0	0									
Inning Stats	R: 0 E: 0 K: 2 S: 12	H: 0 LOB: 0 BB: 0 P: 15	R: 0 E: 0 K: 1 S: 13	H: 1 LOB: 1 BB: 0 P: 20	R: 1 E: 0 K: 2 S: 15	H: 2 LOB: 1 BB: 0 P: 20	R: 0 E: 0 K: 2 S: 14	H: 1 LOB: 2 BB: 1 P: 24	R: 0 E: 0 K: 2 S: 9	H: 0 LOB: 0 BB: 0 P: 12	R: 2 E: 0 K: 0 S: 11	H: 2 LOB: 0 BB: 0 P: 20	R: 1 E: 0 K: 1 S: 9	H: 2 LOB: 1 BB: 1 P: 16	R: 0 E: 0 K: 3 S: 9	H: 0 LOB: 0 BB: 0 P: 13	R: 0 E: 0 K: 2 S: 9	H: 0 LOB: 0 BB: 0 P: 10	1B: 4 2B: 2 3B: 0 HR: 2	SF: 0 SAC: 0 DP: 0 HBP: 0	WP: 0 PB: 0 SB: 0 CS: 0	PA: 37			
PITCHER	IP	WLS	BF	H	R	ER	SO	BB	IBB	HBP	BLK	WP	HR	S	P	ERA	WHIP								
36 Edinson Volquez, R ERA: 2.95	5.2		24	6	3	3	9	1	0	0	0	0	1	72	109	4.76	1.235								
46 Ryan Madson, R ERA: 1.64	0.1	H	1	0	0	0	0	0	0	0	0	0	0	2	2	0.00	0.000								
40 Kelvin Herrera, R ERA: 2.12	1.0	W	6	2	1	1	1	1	0	0	0	0	1	9	16	9.00	3.000								
17 Wade Davis, R ERA: 2.38	1.0	H	3	0	0	0	3	0	0	0	0	0	0	9	13	0.00	0.000								
56 Greg Holland, R ERA: 2.38	1.0		3	0	0	0	2	0	0	0	0	0	0	9	10	0.00	0.000								

AB	37
R	8
H	11
RBI	6
BB	3
SO	8
LOB	12



Batter	1	2	3	4	5	6	7	8	9	AB	R	H	RBI	BB	SO	LOB	TOP			
24 Dexter Fowler, S OBP: 0.327, SLG: 0.401										4	2	1	0	1	2	3				
17 Kris Bryant, R OBP: 0.396, SLG: 0.480										4	1	1	1	1	1	2	2			
44 Anthony Rizzo, L OBP: 0.438, SLG: 0.571										4	0	1	1	1	0	1				
68 Jorge Soler, R OBP: 0.322, SLG: 0.402										4	0	0	1	0	0	2				
47 Miguel Montero, L OBP: 0.362, SLG: 0.410										4	0	0	0	0	1	1				
13 Starlin Castro, R OBP: 0.299, SLG: 0.345										4	1	1	1	0	1	1				
8 Chris Coghlan, L OBP: 0.299, SLG: 0.437										3	1	1	0	1	0	0				
39 Jason Hammel, R OBP: 0.259, SLG: 0.308										3	0	1	0	0	0	1				
40 James Russell, L OBP: 0.200, SLG: 0.111										0	0	0	0	0	0	0				
29 Mike Baxter, L OBP: 0.200, SLG: 0.111										1	0	1	0	0	0	0				
46 Pedro Strop, R OBP: 0.091, SLG: 0.091										0	0	0	0	0	0	0				
37 Travis Wood, R OBP: 0.091, SLG: 0.091										3	0	1	1	0	1	2				
22 Addison Russell, R OBP: 0.302, SLG: 0.438										3	0	1	1	0	1	2				
Inning Stats	R: 2 E: 0 K: 0 S: 12	H: 2 LOB: 1 BB: 1 P: 21	R: 0 E: 0 K: 1 S: 13	H: 1 LOB: 2 BB: 0 P: 21	R: 0 E: 0 K: 1 S: 6	H: 0 LOB: 0 BB: 1 P: 12	R: 1 E: 0 K: 1 S: 15	H: 1 LOB: 1 BB: 1 P: 27	R: 0 E: 0 K: 1 S: 9	H: 0 LOB: 0 BB: 0 P: 13	R: 1 E: 0 K: 0 S: 9	H: 1 LOB: 1 BB: 1 P: 18	R: 1 E: 0 K: 1 S: 12	H: 3 LOB: 2 BB: 0 P: 14	R: 0 E: 0 K: 2 S: 9	H: 0 LOB: 0 BB: 0 P: 14	1B: 5 2B: 2 3B: 0 HR: 1	SF: 0 SAC: 0 DP: 1 HBP: 1	WP: 0 PB: 1 SB: 0 CS: 0	PA: 39
PITCHER	IP WLS BF H R ER SO BB IBB HBP BLK WP HR S P ERA WHIP																			
62 José Ureña, R ERA: 7.24	(1, 1) 6.0 L 25 4 3 3 4 3 0 1 0 0 0 0 61 103 4.50 1.167																			
56 Vin Mazzaro, R ERA: 1.59	(7, 1) 1.0 5 1 1 1 0 1 0 0 0 0 0 9 18 9.00 2.000																			
57 Bryan Morris, R ERA: 4.1	(8, 1) 2.0 9 3 1 1 3 0 0 0 0 0 1 21 28 4.50 1.500																			

Chicago Cubs @ Miami Marlins
Marlins Park, Miami, FL
Mon Jun 01 2015, 7:13 PM - 9:58 PM EDT
Att: 20,964 - Roof Closed - 76 F

AB	34
R	5
H	8
RBI	5
BB	4
SO	7
LOB	13



Batter	1	2	3	4	5	6	7	8	9	AB	R	H	RBI	BB	SO	LOB	BOTTOM					
9 Dee Strange-Gordon, L OBP: 0.397, SLG: 0.436										4	0	0	0	0	0	0						
14 Martín Prado, R OBP: 0.318, SLG: 0.370										4	0	2	0	0	0	0						
27 Giancarlo Stanton, R OBP: 0.319, SLG: 0.596										4	1	1	0	0	2	2						
48 Justin Bour, L OBP: 0.397, SLG: 0.618										3	0	0	0	0	3	1						
10 Jeff Baker, R OBP: 0.399, SLG: 0.433										1	0	0	0	0	1	0						
13 Marcell Ozuna, R OBP: 0.325, SLG: 0.364										4	0	1	0	0	1	0						
21 Christian Yelich, L OBP: 0.290, SLG: 0.294										3	0	1	0	1	1	0						
20 J.T. Realmuto, R OBP: 0.236, SLG: 0.336										4	0	0	0	0	2	4						
17 Donovan Solano, R OBP: 0.244, SLG: 0.308										3	0	1	0	0	2	0						
62 José Ureña, R ERA: 2.82	(1, 1) 6.2 W 26 5 1 1 11 0 0 0 0 0 0 2 3 0.00 0.000																					
40 James Russell, L ERA: 1.5	(7, 1) 0.1 H 1 0 0 0 0 0 0 0 0 0 0 2 3 0.00 0.000																					
46 Pedro Strop, R ERA: 3.75	(8, 1) 1.0 3 1 0 0 0 0 0 0 0 0 0 6 8 0.00 1.000																					
37 Travis Wood, L ERA: 5.27	(9, 1) 1.0 4 0 0 0 2 1 0 0 0 0 0 0 17 28 0.00 1.000																					
Inning Stats	R: 0 E: 0 K: 2 S: 9	H: 1 LOB: 1 BB: 0 P: 14	R: 0 E: 0 K: 2 S: 12	H: 0 LOB: 0 BB: 0 P: 19	R: 0 E: 0 K: 1 S: 7	H: 0 LOB: 0 BB: 0 P: 9	R: 1 E: 0 K: 2 S: 17	H: 3 LOB: 2 BB: 0 P: 29	R: 0 E: 0 K: 2 S: 12	H: 0 LOB: 0 BB: 0 P: 14	R: 0 E: 0 K: 2 S: 12	H: 0 LOB: 0 BB: 0 P: 16	R: 0 E: 1 K: 0 S: 13	H: 1 LOB: 2 BB: 0 P: 19	R: 0 E: 0 K: 0 S: 6	H: 1 LOB: 0 BB: 0 P: 8	R: 0 E: 0 K: 2 S: 17	H: 0 LOB: 1 BB: 1 P: 28	1B: 5 2B: 1 3B: 0 HR: 0	SF: 0 SAC: 0 DP: 1 HBP: 0	WP: 1 PB: 0 SB: 1 CS: 0	PA: 34
PITCHER	IP WLS BF H R ER SO BB IBB HBP BLK WP HR S P ERA WHIP																					
39 Jason Hammel, R ERA: 2.82	(1, 1) 6.2 W 26 5 1 1 11 0 0 0 0 0 0 2 3 0.00 0.000																					
46 Pedro Strop, R ERA: 3.75	(8, 1) 1.0 3 1 0 0 0 0 0 0 0 0 0 6 8 0.00 1.000																					
37 Travis Wood, L ERA: 5.27	(9, 1) 1.0 4 0 0 0 2 1 0 0 0 0 0 0 17 28 0.00 1.000																					

Chicago Cubs @ Miami Marlins
Marlins Park, Miami, FL
Mon Jun 01 2015, 7:13 PM - 9:58 PM EDT
Att: 20,964 - Roof Closed - 76 F

AB	33
R	1
H	6
RBI	0
BB	1
SO	13
LOB	9



Batter	1	2	3	4	5	6	7	8	9	AB	R	H	RBI	BB	SO	LOB	TOP								
24 Dexter Fowler, S (1,8) OBP: 0.330, SLG: 0.403										4	1	2	0	0	0	0	Chicago Cubs @ Miami Marlins Marlins Park, Miami, FL Tue Jun 02 2015, 7:12 PM - 9:43 PM EDT Att: 23,789 - Roof Closed - 74 F								
17 Kris Bryant, R (1,7) OBP: 0.387, SLG: 0.468										4	0	0	0	0	1	2									
44 Anthony Rizzo, L (1,3) OBP: 0.439, SLG: 0.572										3	1	1	1	1	0	0									
21 Junior Lake, R (1,9) OBP: 0.297, SLG: 0.371										4	0	2	1	0	1	1									
13 Starlin Castro, R (1,6) OBP: 0.302, SLG: 0.345										3	0	1	0	1	0	1									
22 Addison Russell, R (1,4) OBP: 0.301, SLG: 0.429										3	0	0	0	1	0	3									
3 David Ross, R (1,2) OBP: 0.320, SLG: 0.310										3	0	1	0	0	1	1									
59 Zac Rosscup, R (7,1)										0	0	0	0	0	0	0									
36 Edwin Jackson, R (8,1)										0	0	0	0	0	0	0									
41 Matt Szczur, R (9,PH) OBP: 0.235, SLG: 0.233										1	0	0	0	0	1	2									
28 Kyle Hendricks, R (1,1) OBP: 0.130, SLG: 0.136										2	0	0	0	0	0	1									
8 Chris Coghlan, L (7,PH) OBP: 0.302, SLG: 0.438										2	0	1	0	0	1	0									
19 Jonathan Herrera, S (1,5) OBP: 0.224, SLG: 0.250										2	0	0	0	0	0	0									
47 Miguel Montero, L (7,2) OBP: 0.351, SLG: 0.463										2	0	0	0	0	2	2									
Inning Stats	R: 0 E: 0 K: 0 S: 5	H: 1 LOB: 1 BB: 1 P: 13	R: 0 E: 0 K: 0 S: 8	H: 1 LOB: 1 BB: 0 P: 16	R: 2 E: 0 K: 0 S: 12	H: 3 LOB: 2 BB: 1 P: 20	R: 0 E: 0 K: 1 S: 7	H: 0 LOB: 0 BB: 0 P: 10	R: 0 E: 0 K: 1 S: 7	H: 0 LOB: 0 BB: 0 P: 12	R: 0 E: 0 K: 0 S: 8	H: 1 LOB: 1 BB: 0 P: 14	R: 0 E: 0 K: 2 S: 8	H: 0 LOB: 0 BB: 0 P: 12	R: 0 E: 0 K: 1 S: 8	H: 0 LOB: 0 BB: 0 P: 12	R: 0 E: 0 K: 2 S: 16	H: 2 LOB: 2 BB: 1 P: 26	1B: 4 2B: 4 3B: 0 HR: 0	SF: 0 SAC: 0 DP: 1 HBP: 0	WP: 0 PB: 0 SB: 0 CS: 0	PA: 36			
PITCHER	IP WLS BF H R ER SO BB IBB HBP BLK WP HR S P ERA WHIP	IP WLS BF H R ER SO BB IBB HBP BLK WP HR S P ERA WHIP	IP WLS BF H R ER SO BB IBB HBP BLK WP HR S P ERA WHIP	IP WLS BF H R ER SO BB IBB HBP BLK WP HR S P ERA WHIP	IP WLS BF H R ER SO BB IBB HBP BLK WP HR S P ERA WHIP	IP WLS BF H R ER SO BB IBB HBP BLK WP HR S P ERA WHIP	IP WLS BF H R ER SO BB IBB HBP BLK WP HR S P ERA WHIP	IP WLS BF H R ER SO BB IBB HBP BLK WP HR S P ERA WHIP	IP WLS BF H R ER SO BB IBB HBP BLK WP HR S P ERA WHIP	IP WLS BF H R ER SO BB IBB HBP BLK WP HR S P ERA WHIP	IP WLS BF H R ER SO BB IBB HBP BLK WP HR S P ERA WHIP	IP WLS BF H R ER SO BB IBB HBP BLK WP HR S P ERA WHIP	IP WLS BF H R ER SO BB IBB HBP BLK WP HR S P ERA WHIP	IP WLS BF H R ER SO BB IBB HBP BLK WP HR S P ERA WHIP	IP WLS BF H R ER SO BB IBB HBP BLK WP HR S P ERA WHIP	IP WLS BF H R ER SO BB IBB HBP BLK WP HR S P ERA WHIP	IP WLS BF H R ER SO BB IBB HBP BLK WP HR S P ERA WHIP	IP WLS BF H R ER SO BB IBB HBP BLK WP HR S P ERA WHIP	IP WLS BF H R ER SO BB IBB HBP BLK WP HR S P ERA WHIP	IP WLS BF H R ER SO BB IBB HBP BLK WP HR S P ERA WHIP	IP WLS BF H R ER SO BB IBB HBP BLK WP HR S P ERA WHIP	IP WLS BF H R ER SO BB IBB HBP BLK WP HR S P ERA WHIP	IP WLS BF H R ER SO BB IBB HBP BLK WP HR S P ERA WHIP	IP WLS BF H R ER SO BB IBB HBP BLK WP HR S P ERA WHIP	IP WLS BF H R ER SO BB IBB HBP BLK WP HR S P ERA WHIP

AB 33
R 2
H 8
RBI 2
BB 3
SO 7
LOB 13



Batter	1	2	3	4	5	6	7	8	9	AB	R	H	RBI	BB	SO	LOB	BOTTOM								
9 Dee Strange-Gordon, L (1,4) OBP: 0.395, SLG: 0.433										4	1	1	0	0	0	0	Chicago Cubs @ Miami Marlins Marlins Park, Miami, FL Tue Jun 02 2015, 7:12 PM - 9:43 PM EDT Att: 23,789 - Roof Closed - 74 F								
14 Martin Prado, R (1,5) OBP: 0.321, SLG: 0.370										3	1	1	0	1	0	0									
27 Giancarlo Stanton, R (1,9) OBP: 0.322, SLG: 0.520										3	1	1	1	1	2	4									
48 Justin Bour, L (1,3) OBP: 0.377, SLG: 0.583										4	0	0	0	0	2	5									
13 Marcell Ozuna, R (1,8) OBP: 0.329, SLG: 0.372										4	1	2	3	0	1	0									
21 Christian Yelich, L (1,7) OBP: 0.282, SLG: 0.285										4	0	0	0	0	2	2									
20 J.T. Realmuto, R (1,2) OBP: 0.237, SLG: 0.333										4	0	1	0	0	0	1									
3 Adeiny Hechavarria, R (1,6) OBP: 0.330, SLG: 0.399										3	0	1	1	0	0	1									
52 Brad Hand, L (1,1) OBP: 0.200, SLG: 0.200										2	1	1	0	0	0	1									
17 Donovan Solano, R (6,PH) OBP: 0.238, SLG: 0.300										1	0	0	0	0	0	0									
36 Sam Dyson, R (7,1)										0	0	0	0	0	0	0									
40 Mike Dunn, L (8,1)										0	0	0	0	0	0	0									
44 AJ Ramos, R (9,1)										0	0	0	0	0	0	0									
Inning Stats	R: 0 E: 0 K: 1 S: 11	H: 0 LOB: 1 BB: 1 P: 18	R: 1 E: 0 K: 0 S: 9	H: 2 LOB: 1 BB: 0 P: 13	R: 0 E: 0 K: 2 S: 10	H: 1 LOB: 1 BB: 0 P: 15	R: 0 E: 0 K: 2 S: 11	H: 1 LOB: 1 BB: 0 P: 17	R: 3 E: 1 K: 2 S: 14	H: 3 LOB: 1 BB: 1 P: 24	R: 0 E: 0 K: 0 S: 7	H: 0 LOB: 0 BB: 0 P: 10	R: 1 E: 0 K: 0 S: 11	H: 1 LOB: 0 BB: 0 P: 17	R: 0 E: 0 K: 0 S: 5	H: 0 LOB: 0 BB: 0 P: 7	1B: 5 2B: 2 3B: 0 HR: 1	SF: 0 SAC: 0 DP: 0 HBP: 0	WP: 0 PB: 0 SB: 0 CS: 0	PA: 34					
PITCHER	IP WLS BF H R ER SO BB IBB HBP BLK WP HR S P ERA WHIP	IP WLS BF H R ER SO BB IBB HBP BLK WP HR S P ERA WHIP	IP WLS BF H R ER SO BB IBB HBP BLK WP HR S P ERA WHIP	IP WLS BF H R ER SO BB IBB HBP BLK WP HR S P ERA WHIP	IP WLS BF H R ER SO BB IBB HBP BLK WP HR S P ERA WHIP	IP WLS BF H R ER SO BB IBB HBP BLK WP HR S P ERA WHIP	IP WLS BF H R ER SO BB IBB HBP BLK WP HR S P ERA WHIP	IP WLS BF H R ER SO BB IBB HBP BLK WP HR S P ERA WHIP	IP WLS BF H R ER SO BB IBB HBP BLK WP HR S P ERA WHIP	IP WLS BF H R ER SO BB IBB HBP BLK WP HR S P ERA WHIP	IP WLS BF H R ER SO BB IBB HBP BLK WP HR S P ERA WHIP	IP WLS BF H R ER SO BB IBB HBP BLK WP HR S P ERA WHIP	IP WLS BF H R ER SO BB IBB HBP BLK WP HR S P ERA WHIP	IP WLS BF H R ER SO BB IBB HBP BLK WP HR S P ERA WHIP	IP WLS BF H R ER SO BB IBB HBP BLK WP HR S P ERA WHIP	IP WLS BF H R ER SO BB IBB HBP BLK WP HR S P ERA WHIP	IP WLS BF H R ER SO BB IBB HBP BLK WP HR S P ERA WHIP	IP WLS BF H R ER SO BB IBB HBP BLK WP HR S P ERA WHIP	IP WLS BF H R ER SO BB IBB HBP BLK WP HR S P ERA WHIP	IP WLS BF H R ER SO BB IBB HBP BLK WP HR S P ERA WHIP	IP WLS BF H R ER SO BB IBB HBP BLK WP HR S P ERA WHIP	IP WLS BF H R ER SO BB IBB HBP BLK WP HR S P ERA WHIP	IP WLS BF H R ER SO BB IBB HBP BLK WP HR S P ERA WHIP	IP WLS BF H R ER SO BB IBB HBP BLK WP HR S P ERA WHIP	IP WLS BF H R ER SO BB IBB HBP BLK WP HR S P ERA WHIP

AB 32
R 5
H 8
RBI 5
BB 2
SO 7
LOB 14



Batter	1	2	3	4	5	6	7	8	9	AB	R	H	RBI	BB	SO	LOB	TOP								
24 Dexter Fowler, S OBP: 0.323, SLG: 0.393	P5		G4-3		P5		K		L4	5	0	0	0	0	1	2									
17 Kris Bryant, R OBP: 0.382, SLG: 0.459	F8			K		G6-3	K		1B	5	0	1	0	0	2	0									
44 Anthony Rizzo, L OBP: 0.443, SLG: 0.574	P6			2B			21 HR		F7	3	1	1	0	2	0	1									
21 Junior Lake, R OBP: 0.286, SLG: 0.425		B5-3							FC5-4	5	1	1	2	0	2	3									
13 Starlin Castro, R OBP: 0.306, SLG: 0.354	F8									3	1	1	0	0	0	0									
8 Chris Coghlan, L OBP: 0.301, SLG: 0.429	G4-3			G3						3	0	0	0	1	1	2									
3 David Ross, R OBP: 0.315, SLG: 0.289			G5-3			G6-3	K			3	0	0	0	1	1	2									
34 Jon Lester, L 41 Matt Szczur, R 37 Travis Wood, R 36 Edwin Jackson, R 29 Mike Baxter, L 40 James Russell, L			F7			L8				2	0	0	0	0	0	0									
22 Addison Russell, R OBP: 0.306, SLG: 0.431									F7	4	0	2	0	0	1	4									
Inning Stats	R: 0 E: 0 K: 0 S: 5	H: 0 LOB: 0 BB: 0 P: 7	R: 0 E: 0 K: 0 S: 6	H: 0 LOB: 0 BB: 0 P: 10	R: 0 E: 0 K: 0 S: 6	H: 1 LOB: 1 BB: 0 P: 8	R: 0 E: 0 K: 2 S: 13	H: 1 LOB: 2 BB: 0 P: 25	R: 0 E: 0 K: 2 S: 8	H: 1 LOB: 1 BB: 0 P: 11	R: 3 E: 0 K: 2 S: 17	H: 3 LOB: 2 BB: 2 P: 32	R: 0 E: 0 K: 3 S: 10	H: 0 LOB: 1 BB: 1 P: 19	R: 0 E: 0 K: 1 S: 14	H: 1 LOB: 2 BB: 1 P: 22	R: 0 E: 0 K: 0 S: 8	H: 1 LOB: 1 BB: 0 P: 11	1B: 5 2B: 1 3B: 1 HR: 1	SF: 0 SAC: 0 DP: 0 HBP: 1	WP: 0 PB: 0 SB: 1 CS: 0	PA: 40			
PITCHER	IP	WLS	BF	H	R	ER	SO	BB	IBB	HBP	BLK	WP	HR	S	P	ERA	WHIP								
15 Dan Haren, R ERA: 3.18	5.2	W	26	6	3	3	3	2	0	1	0	0	1	52	88	4.76	1.412								
57 Bryan Morris, R ERA: 4.05	0.1	H	1	0	0	0	1	0	0	0	0	0	0	3	5	0.00	0.000								
22 Carter Capps, R ERA: 0.82	1.2		7	0	0	0	4	2	0	0	0	0	0	21	38	0.00	1.200								
40 Mike Dunn, L ERA: 5.03	0.1		2	1	0	0	0	0	0	0	0	0	0	3	3	0.00	3.000								
36 Sam Dyson, R ERA: 2.93	1.0		4	1	0	0	0	0	0	0	0	0	0	8	11	0.00	1.000								

Chicago Cubs @ Miami Marlins
Marlins Park, Miami, FL
Wed Jun 03 2015, 7:12 PM - 10:07 PM EDT
Att: 22,962 - Roof Closed - 73 F

AB	35
R	3
H	8
RBI	3
BB	4
SO	8
LOB	14



Batter	1	2	3	4	5	6	7	8	9	AB	R	H	RBI	BB	SO	LOB	BOTTOM								
9 Dee Strange-Gordon, L OBP: 0.395, SLG: 0.432	B1									5	0	2	1	0	1	1									
14 Martin Prado, R OBP: 0.323, SLG: 0.370	P6	E9				G5-3			G4-6-3	5	0	2	2	0	0	1									
27 Giancarlo Stanton, R OBP: 0.325, SLG: 0.533	G5-3	FC5-4								3	1	1	1	1	0	2									
10 Jeff Baker, R OBP: 0.375, SLG: 0.500			G5-3							4	1	1	1	0	1	2									
13 Marcell Ozuna, R OBP: 0.336, SLG: 0.381										3	1	2	0	1	1	0									
51 Ichiro Suzuki, L 57 Bryan Morris, L										3	1	1	0	0	1	2									
22 Carter Capps, R 40 Mike Dunn, L 36 Sam Dyson, R										0	0	0	0	0	0	0									
20 J.T. Realmuto, R OBP: 0.237, SLG: 0.338										4	1	1	1	0	2	3									
3 Adeiny Hechavarria, R OBP: 0.333, SLG: 0.406										4	2	2	1	0	0	1									
15 Dan Haren, R 21 Christian Yelich, L										2	0	0	0	0	0	2									
Inning Stats	R: 0 E: 0 K: 0 S: 5	H: 0 LOB: 0 BB: 0 P: 6	R: 4 E: 1 K: 1 S: 21	H: 6 LOB: 2 BB: 0 P: 35	R: 0 E: 0 K: 0 S: 10	H: 0 LOB: 0 BB: 1 P: 18	R: 0 E: 0 K: 1 S: 10	H: 0 LOB: 0 BB: 0 P: 15	R: 2 E: 0 K: 2 S: 14	H: 3 LOB: 1 BB: 0 P: 23	R: 1 E: 0 K: 0 S: 12	H: 3 LOB: 2 BB: 1 P: 17	R: 0 E: 0 K: 2 S: 10	H: 1 LOB: 1 BB: 0 P: 15	R: 0 E: 0 K: 0 S: 5	H: 1 LOB: 0 BB: 0 P: 8	1B: 9 2B: 3 3B: 0 HR: 2	SF: 0 SAC: 0 DP: 1 HBP: 0	WP: 0 PB: 0 SB: 0 CS: 0	PA: 38					
PITCHER	IP	WLS	BF	H	R	ER	SO	BB	IBB	HBP	BLK	WP	HR	S	P	ERA	WHIP								
34 Jon Lester, L ERA: 3.86	5.0	L	25	9	6	6	4	1	0	0	0	0	0	7	7	27.00	6.000								
37 Travis Wood, L ERA: 5.44	0.1		3	2	1	1	0	0	0	0	0	0	0	7	7	27.00	6.000								
36 Edwin Jackson, R ERA: 2.93	1.2		7	2	0	0	2	1	0	0	0	0	0	15	25	0.00	1.800								
40 James Russell, L ERA: 1.84	1.0		3	1	0	0	0	0	0	0	0	0	0	5	8	0.00	1.000								

Chicago Cubs @ Miami Marlins
Marlins Park, Miami, FL
Wed Jun 03 2015, 7:12 PM - 10:07 PM EDT
Att: 22,962 - Roof Closed - 73 F

AB	36
R	7
H	14
RBI	7
BB	2
SO	6
LOB	15



Batter	1	2	3	4	5	6	7	8	9	AB	R	H	RBI	BB	SO	LOB	TOP					
24 Dexter Fowler, S OBP: 0.326, SLG: 0.395			G5-3							4	1	2	0	0	1	1	Chicago Cubs @ Washington Nationals Nationals Park, Washington, DC Thu Jun 04 2015, 8:57 PM - 12:13 AM EDT Att: 35,465 - Rain - 64 F					
17 Kris Bryant, R OBP: 0.385, SLG: 0.457			G3-1							3	1	1	0	1	0	1						
44 Anthony Rizzo, L OBP: 0.444, SLG: 0.572			L8							4	0	2	0	0	0	2						
21 Junior Lake, R OBP: 0.311, SLG: 0.429										2	0	1	1	1	0	0						
8 Chris Coghlan, L OBP: 0.299, SLG: 0.426										1	0	0	0	0	0	2						
13 Starlin Castro, R OBP: 0.300, SLG: 0.348										4	0	0	0	0	1	3						
41 Matt Szczur, R OBP: 0.231, SLG: 0.229										4	0	0	0	0	2	2						
3 David Ross, R OBP: 0.310, SLG: 0.271										3	0	0	0	1	3	0						
49 Jake Arrieta, R										2	0	0	0	0	1	2						
29 Mike Baxter, L										1	0	0	0	0	1	0						
52 Justin Grimm, R										0	0	0	0	0	0	0						
40 James Russell, L										0	0	0	0	0	0	0						
30 Jason Motte, R										0	0	0	0	0	0	0						
46 Pedro Strop, R										0	0	0	0	0	0	0						
56 Hector Rondón, R										0	0	0	0	0	0	0						
22 Addison Russell, R OBP: 0.307, SLG: 0.424										2	0	0	0	1	1	0						
Inning Stats	R: 2 H: 2 E: 0 K: 0 S: 18	H: 2 LOB: 1 BB: 2 P: 32	R: 0 H: 0 E: 0 K: 3 S: 9	H: 0 LOB: 0 BB: 0 P: 12	R: 0 H: 0 E: 0 K: 0 S: 8	H: 1 LOB: 2 BB: 1 P: 19	R: 0 H: 0 E: 0 K: 1 S: 10	H: 1 LOB: 1 BB: 1 P: 24	R: 0 H: 0 E: 0 K: 1 S: 6	H: 0 LOB: 0 BB: 0 P: 8	R: 0 H: 2 E: 0 K: 0 S: 8	H: 1 LOB: 1 BB: 1 P: 13	R: 0 H: 0 E: 0 K: 2 S: 8	H: 0 LOB: 0 BB: 0 P: 15	1B: 6 2B: 0 3B: 0 HR: 0	SF: 0 SAC: 0 DP: 2 HBP: 0	WP: 1 PB: 0 SB: 1 CS: 1	PA: 35				
PITCHER	IP WLS BF H R ER SO BB IBB HBP BLK WP HR S P ERA WHIP																					
47 Gio González, L ERA: 4.57	6.0 L 24 4 2 2 6 3 1 0 0 0 1 0 66 103 3.00 1.167																					
64 Blake Treinen, R ERA: 4.23	1.0 3 0 0 0 2 0 0 0 0 0 0 0 10 14 0.00 0.000																					
46 Matt Thornton, L ERA: 1.93	0.1 3 2 0 0 0 0 0 0 0 0 0 0 6 9 0.00 6.000																					
30 Aaron Barrett, R ERA: 4.74	1.2 4 0 0 0 2 0 0 0 0 0 0 0 10 19 0.00 0.000																					
Batter	1	2	3	4	5	6	7	8	9	AB	R	H	RBI	BB	SO	LOB	BOTTOM					
2 Denard Span, L OBP: 0.342, SLG: 0.479										5	1	1	0	0	2	5	Chicago Cubs @ Washington Nationals Nationals Park, Washington, DC Thu Jun 04 2015, 8:57 PM - 12:13 AM EDT Att: 35,465 - Rain - 64 F					
6 Anthony Rendon, R OBP: 0.500, SLG: 0.750										4	0	2	0	0	2	2						
5 Yunel Escobar, R OBP: 0.376, SLG: 0.389										1	0	0	0	0	1	1						
8 Danny Espinosa, S OBP: 0.352, SLG: 0.423										2	0	1	0	0	0	0						
34 Bryce Harper, L OBP: 0.467, SLG: 0.706										3	0	0	1	1	0	3						
11 Ryan Zimmerman, R OBP: 0.276, SLG: 0.364										3	0	0	0	0	1	1						
20 Ian Desmond, R OBP: 0.288, SLG: 0.372										4	0	0	0	0	0	4						
59 Jose Lobaton, S OBP: 0.327, SLG: 0.378										3	0	1	0	1	1	0						
3 Michael Taylor, R OBP: 0.294, SLG: 0.402										4	0	3	0	0	0	1						
47 Gio González, R										1	0	0	0	0	1	1						
12 Tyler Moore, R										1	0	0	0	0	1	0						
64 Blake Treinen, R										0	0	0	0	0	0	0						
26 Dan Uggla, R										1	0	0	0	0	0	2						
46 Matt Thornton, L										0	0	0	0	0	0	0						
30 Aaron Barrett, R										0	0	0	0	0	0	0						
25 Clint Robinson, L										0	0	0	0	1	0	0						
Inning Stats	R: 0 H: 1 E: 0 K: 2 S: 11	H: 0 LOB: 0 BB: 0 P: 19	R: 0 H: 0 E: 0 K: 3 S: 8	H: 1 LOB: 1 BB: 0 P: 13	R: 0 H: 1 E: 0 K: 3 S: 15	H: 1 LOB: 0 BB: 0 P: 21	R: 0 H: 1 E: 0 K: 1 S: 6	H: 1 LOB: 0 BB: 0 P: 10	R: 0 H: 1 E: 0 K: 1 S: 10	H: 1 LOB: 1 BB: 1 P: 15	R: 1 H: 2 E: 0 K: 0 S: 13	H: 2 LOB: 3 BB: 0 P: 19	R: 0 H: 1 E: 0 K: 1 S: 12	H: 1 LOB: 2 BB: 1 P: 22	R: 0 H: 0 E: 0 K: 0 S: 5	H: 0 LOB: 1 BB: 1 P: 9	R: 0 H: 1 E: 0 K: 0 S: 8	H: 1 LOB: 1 BB: 1 P: 19	1B: 6 2B: 3 3B: 0 HR: 0	SF: 0 SAC: 0 DP: 1 HBP: 2	WP: 0 PB: 0 SB: 1 CS: 2	PA: 39
PITCHER	IP WLS BF H R ER SO BB IBB HBP BLK WP HR S P ERA WHIP																					
49 Jake Arrieta, R ERA: 3.04	6.0 W 24 6 1 1 8 0 0 2 0 0 0 0 7 14 1.50 1.000																					
52 Justin Grimm, R ERA: 0.96	0.1 H 3 1 0 0 0 1 0 0 0 0 0 0 7 14 0.00 6.000																					
40 James Russell, L ERA: 1.59	0.1 H 1 0 0 0 0 0 0 0 0 0 0 0 2 3 0.00 0.000																					
30 Jason Motte, R ERA: 3.98	0.1 H 1 0 0 0 1 0 0 0 0 0 0 0 3 5 0.00 0.000																					
46 Pedro Strop, R ERA: 3.6	1.0 H 4 0 0 0 0 1 0 0 0 0 0 0 5 9 0.00 1.000																					
PITCHER	IP WLS BF H R ER SO BB IBB HBP BLK WP HR S P ERA WHIP																					
56 Héctor Rondón, R ERA: 3.09	1.0 S 4 1 0 0 0 0 0 0 0 0 0 0 7 14 0.00 2.000																					

Batter	1	2	3	4	5	6	7	8	9	AB	R	H	RBI	BB	SO	LOB	TOP											
24 Dexter Fowler, S OBP: 0.325, SLG: 0.392	F9			P6		44 HR 1B		K		4	1	1	0	0	1	0	Chicago Cubs @ Washington Nationals Nationals Park, Washington, DC Fri Jun 05 2015, 7:06 PM - 10:03 PM EDT Att: 36,124 - Cloudy - 74 F											
44 Anthony Rizzo, L OBP: 0.445, SLG: 0.602	G3			HR		1-H HR		F8		4	2	2	3	0	0	0												
17 Kris Bryant, R OBP: 0.382, SLG: 0.452	K			1B		K		K		4	0	1	0	0	3	0												
47 Miguel Montero, L OBP: 0.358, SLG: 0.423	F7			G6-3		HR		G4-3		4	1	1	1	0	0	0												
21 Junior Lake, R OBP: 0.306, SLG: 0.413	K			13 G4-3 1B		G5-3		K		4	0	1	0	0	2	0												
13 Starlin Castro, R OBP: 0.300, SLG: 0.350	G5-3			G4-3		1B		K		4	1	1	0	0	1	1												
8 Chris Coghlan, L OBP: 0.298, SLG: 0.421	G3			P6		F7		8 1B 2B		4	0	1	1	0	0	1												
18 Tsuyoshi Wada, L 36 Edwin Jackson, R 29 Mike Baxter, L 37 Travis Wood, R 52 Justin Grimm, R 59 Zac Rosscup, R	K			K		K		K		0	0	0	0	0	0	0												
22 Addison Russell, R OBP: 0.301, SLG: 0.415	K			G5-3		P4		K		3	0	0	0	0	1	1												
Inning Stats	R: 0 E: 0 K: 1 S: 8	H: 0 LOB: 0 BB: 0 P: 12	R: 0 E: 0 K: 1 S: 10	H: 0 LOB: 0 BB: 0 P: 16	R: 0 E: 0 K: 2 S: 9	H: 0 LOB: 0 BB: 0 P: 14	R: 1 E: 0 K: 0 S: 13	H: 2 LOB: 0 BB: 0 P: 17	R: 0 E: 0 K: 1 S: 14	H: 1 LOB: 1 BB: 0 P: 20	R: 3 E: 0 K: 1 S: 14	H: 3 LOB: 0 BB: 0 P: 23	R: 0 E: 0 K: 1 S: 11	H: 1 LOB: 0 BB: 0 P: 13	R: 0 E: 0 K: 2 S: 8	H: 0 LOB: 0 BB: 0 P: 10		R: 1 E: 0 K: 2 S: 13	H: 2 LOB: 1 BB: 0 P: 19	1B: 5 2B: 1 3B: 0 HR: 3	SF: 0 SAC: 0 DP: 0 HBP: 0	WP: 0 PB: 0 SB: 0 CS: 0	PA: 35					
PITCHER	IP	WLS	BF	H	R	ER	SO	BB	IBB	HBP	BLK	WP	HR	S	P	ERA	WHIP											
57 Tanner Roark, R ERA: 3.16	5.2	W	22	6	4	4	6	0	0	0	0	0	0	3	65	97	6.35	1.059										
30 Aaron Barrett, R ERA: 4.59	0.1	H	1	0	0	0	0	0	0	0	0	0	0	3	5	0.00	0.000											
44 Casey Janssen, R ERA: 6.35	1.0	H	4	1	0	0	1	0	0	0	0	0	0	11	13	0.00	1.000											
64 Blake Treinen, R ERA: 4.13	1.0	H	3	0	0	0	2	0	0	0	0	0	0	8	10	0.00	0.000											
22 Drew Storen, R ERA: 1.16	1.0	S	5	2	1	1	2	0	0	0	0	0	0	13	19	9.00	2.000											

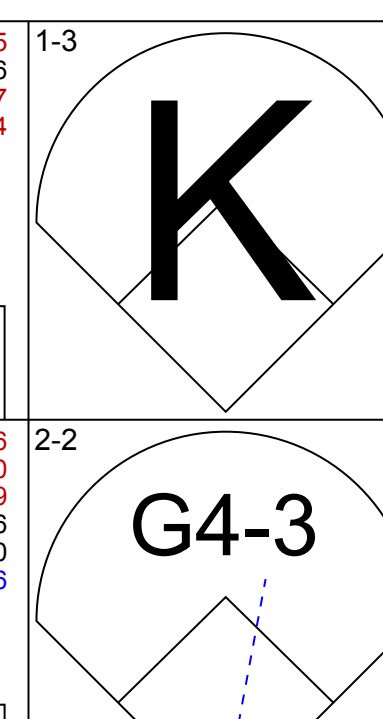
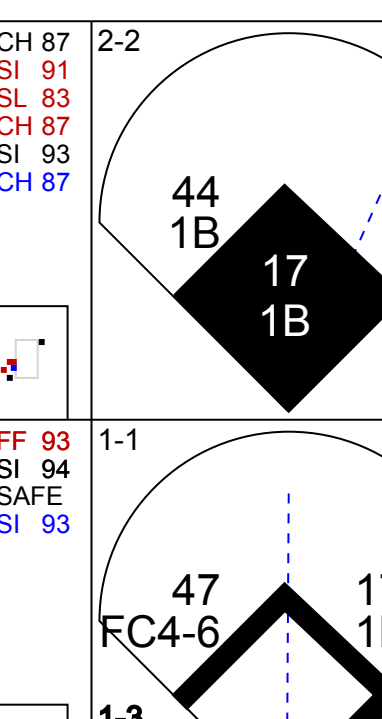
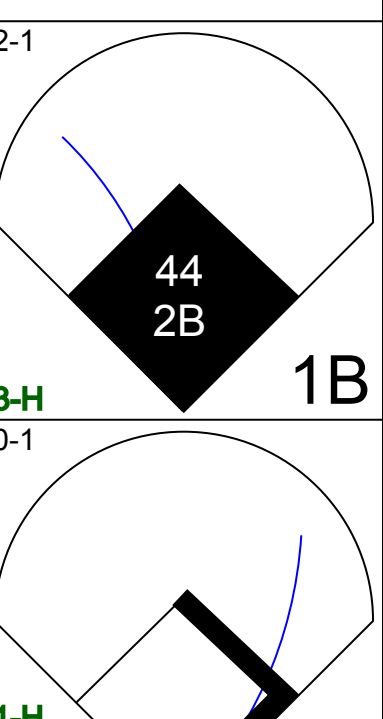
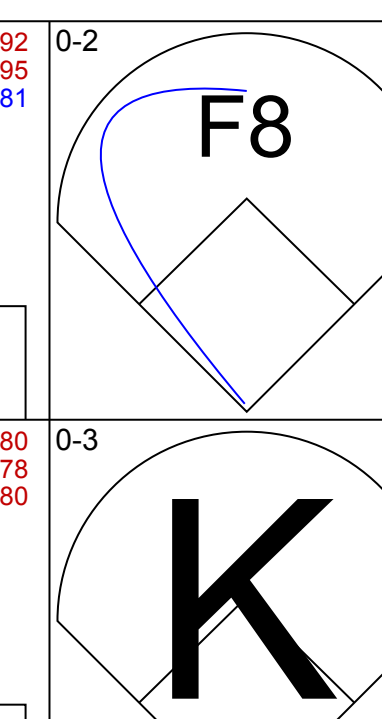
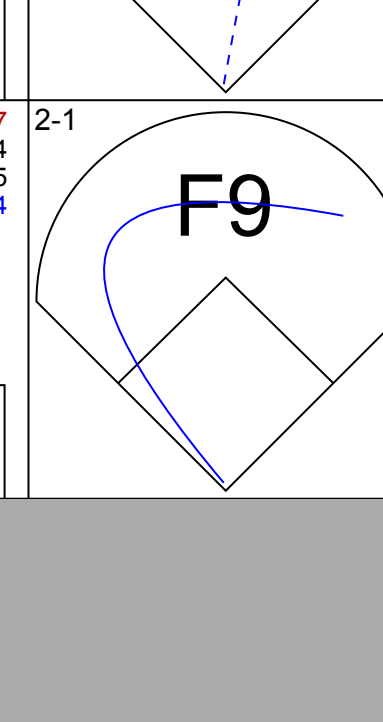
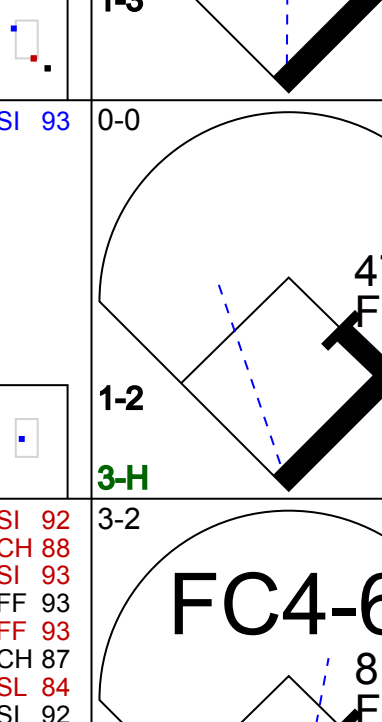
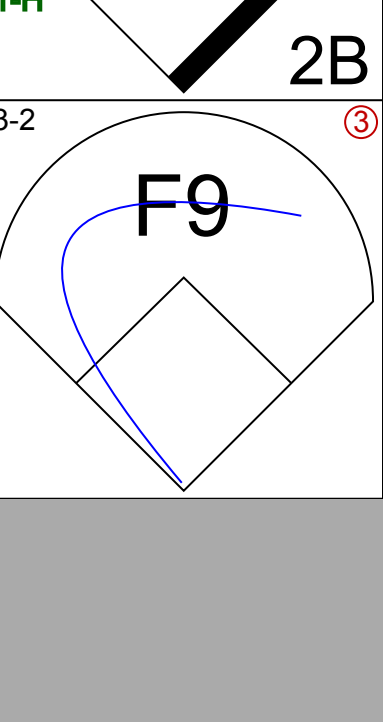
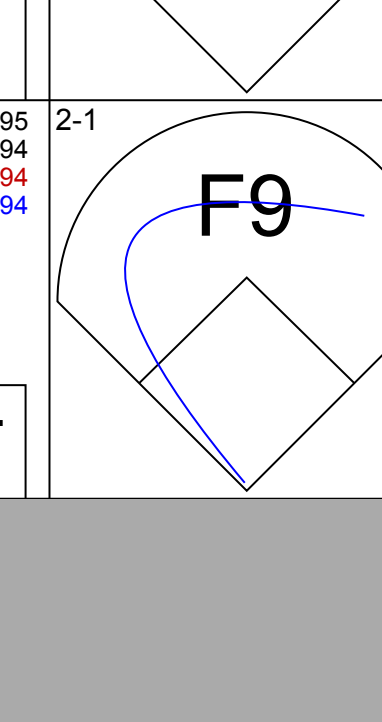

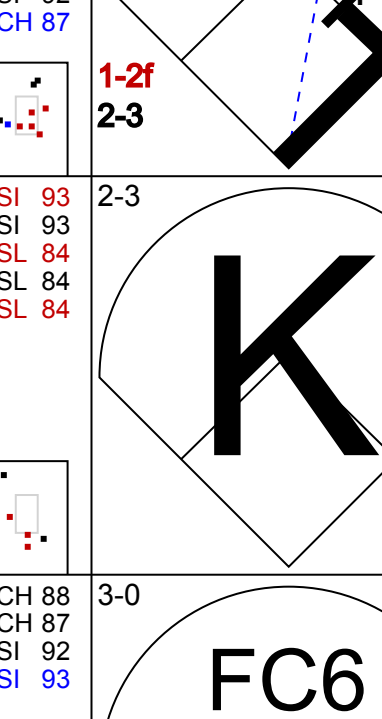



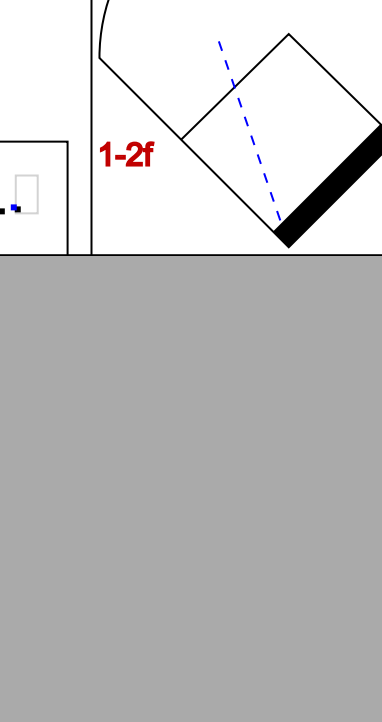
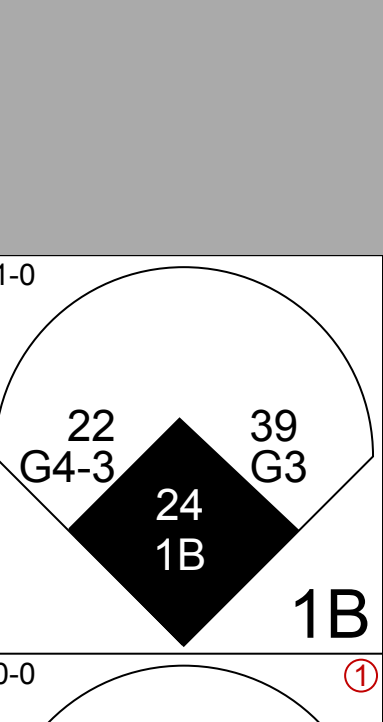



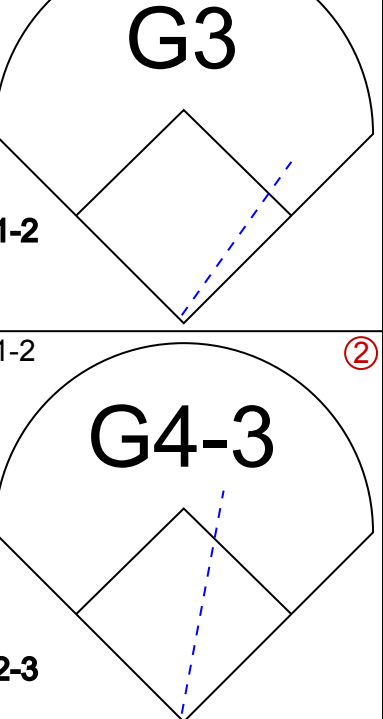

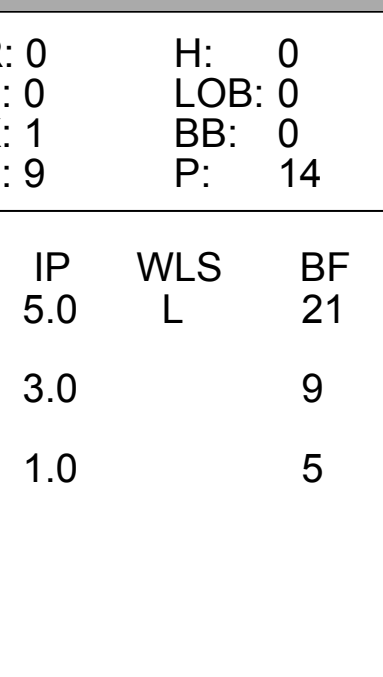
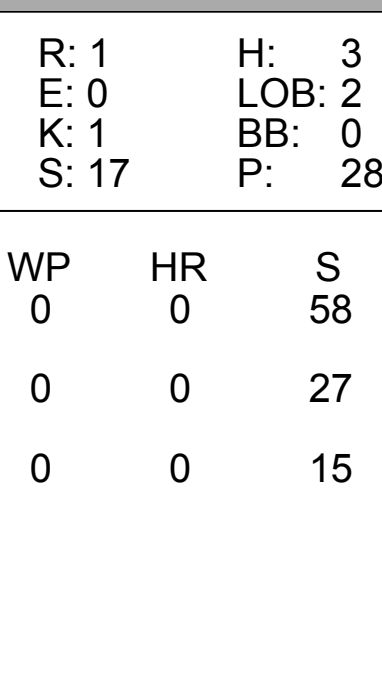
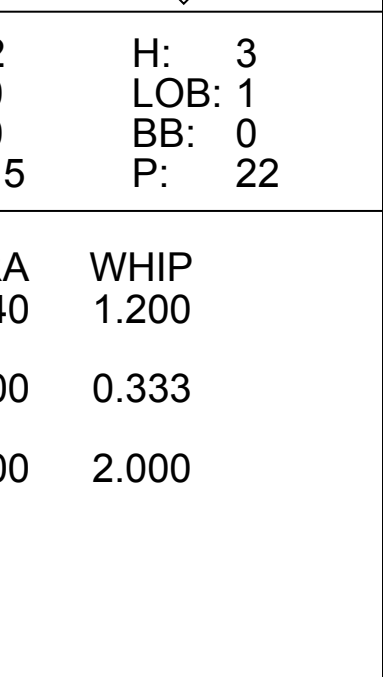
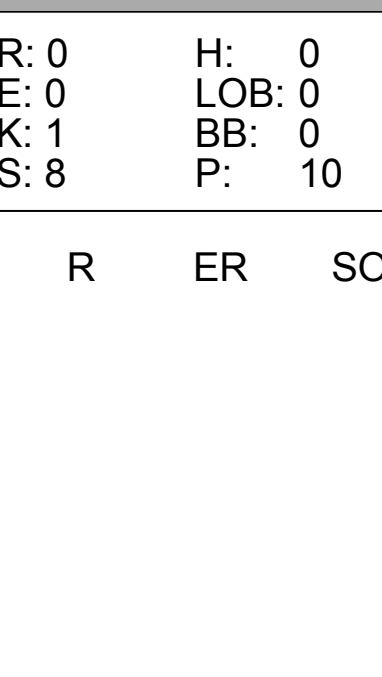

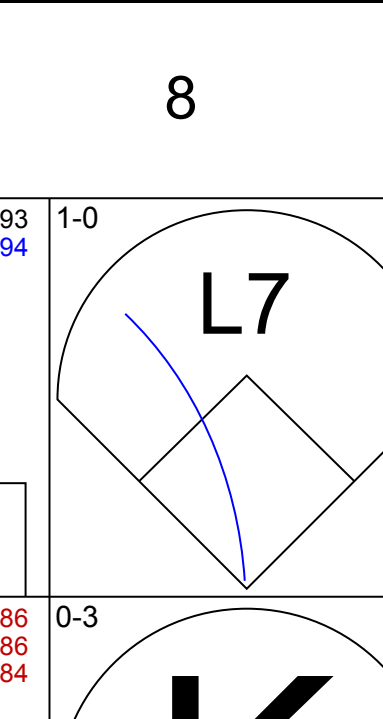
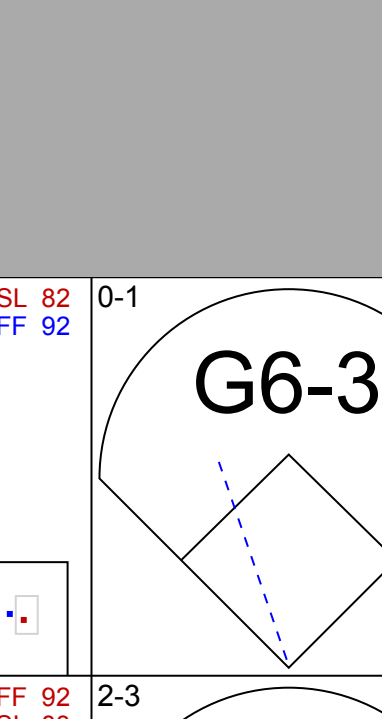

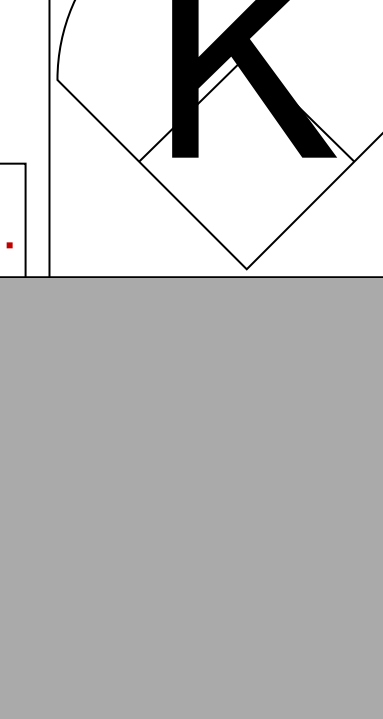
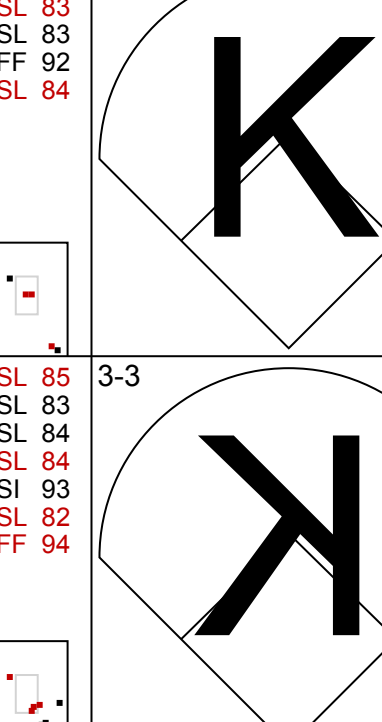



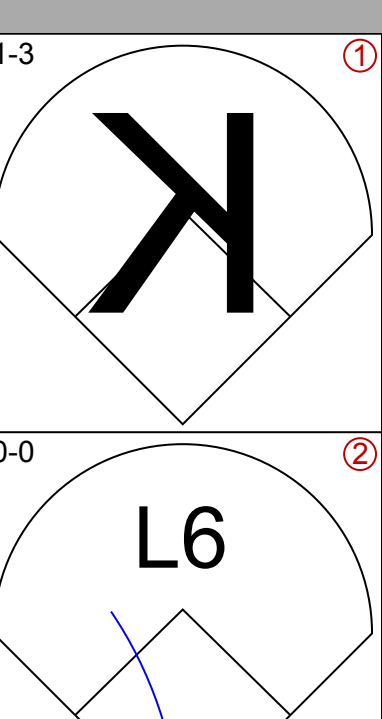


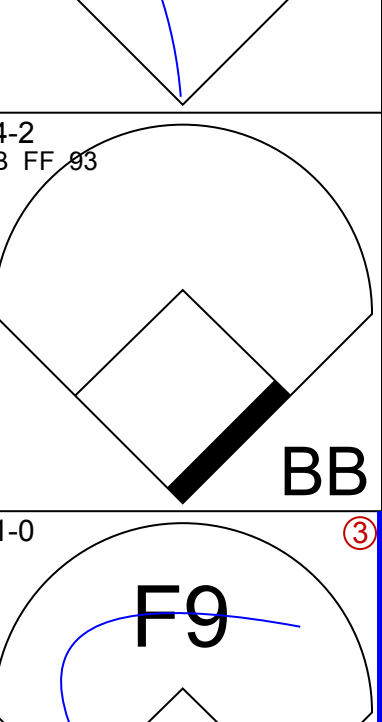
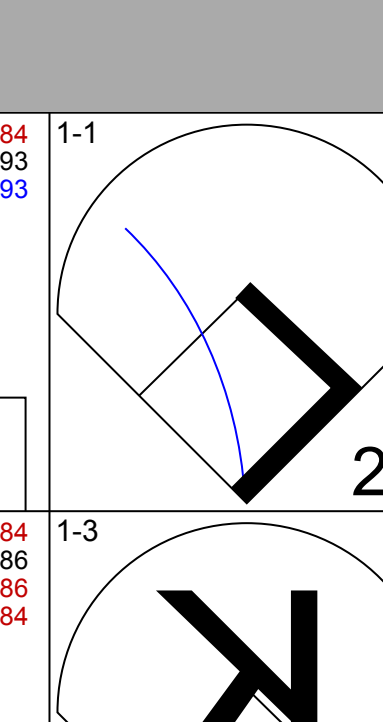
AB	35
R	5
H	9
RBI	5
BB	0
SO	11
LOB	5



Batter	1	2	3	4	5	6	7	8	9	AB	R	H	RBI	BB	SO	LOB	BOTTOM										
2 Denard Span, L OBP: 0.337, SLG: 0.470	F8	L7		11 FC6-4 1B		F7		G3		5	0	1	1	0	0	1	Chicago Cubs @ Washington Nationals Nationals Park, Washington, DC Fri Jun 05 2015, 7:06 PM - 10:03 PM EDT Att: 36,124 - Cloudy - 74 F										
11 Ryan Zimmerman, R OBP: 0.274, SLG: 0.360	P4		34 2B 1B	FC6-4 34 IBB		G4-3		K		5	0	1	0	0	1	3											
34 Bryce Harper, L OBP: 0.472, SLG: 0.709	BB		1B	1-2 2-3 1B		K		K		2	0	1	0	2	1	0											
6 Anthony Rendon, R OBP: 0.375, SLG: 0.500	K		G5-3	P5		40 2B 1B		20 2B 1B		4	1	1	0	0	1	5											
40 Wilson Ramos, R OBP: 0.292, SLG: 0.374	20 2B 8 HR 1B		L9	G6-3		20 WP 2B		G6-3		4	1	2	1	0	0	1											
20 Ian Desmond, R OBP: 0.292, SLG: 0.379	8 HR 2B		8 HR 2B	8 2B 3 SF9 1B		K		G6-3		4	2	2	0	0	1	1											
8 Danny Espinosa, S OBP: 0.355, SLG: 0.452	2-H 3-H HR		3 SF9 2 1B 2B	K		K		F7		4	2	2	3	0	1	0											
3 Michael Taylor, R OBP: 0.292, SLG: 0.395	F9		SF9	11 FC6-4 2 1B 1B		K		26 2B BB		2	1	0	1	1	1	0											
57 Tanner Roark, R 30 Aaron Barrett, R 12 Tyler Moore, R 44 Casey Janssen, R 64 Blake Treinen, R 26 Dan Uggata, R 22 Drew Storen, S	F9		F9	11 FC6-4 2 1B 1B		G6-3		G3		0	0	0	0	0	0	0											
Inning Stats	R: 0 E: 0 K: 1 S: 8	H: 0 LOB: 1 BB: 1 P: 15	R: 3 E: 0 K: 0 S: 15	H: 3 LOB: 0 BB: 0 P: 20	R: 0 E: 0 K: 0 S: 6	H: 2 LOB: 1 BB: 0 P: 8	R: 2 E: 0 K: 0 S: 11	H: 4 LOB: 3 BB: 1 P: 22	R: 0 E: 0 K: 2 S: 10	H: 0 LOB: 0 BB: 0 P: 15	R: 0 E: 0 K: 1 S: 6	H: 0 LOB: 0 BB: 0 P: 10	R: 1 E: 0 K: 1 S: 14	H: 2 LOB: 1 BB: 0 P: 21	R: 1 E: 0 K: 1 S: 15	H: 1 LOB: 1 BB: 1 P: 28		1B: 6 2B: 5 3B: 0 HR: 1	SF: 1 SAC: 0 DP: 0 HBP: 0	WP: 1 PB: 0 SB: 0 CS: 0	PA: 38						
PITCHER	IP	WLS	BF	H	R	ER	SO	BB	IBB	HBP	BLK	WP	HR	S	P	ERA	WHIP										
18 Tsuyoshi Wada, L ERA: 4.19	3.2	L	21	9	5	5	1	1	0	0	0	0	0	3	3	0.00	0.000										
37 Travis Wood, L ERA: 5.19	2.0		6	0	0	0	3	0	0	0	0	0	0	16	25	0.00	0.000										
52 Justin Grimm, R ERA: 1.74	1.0		5	2	1	1	1	0	0	0	0	1	0	14	21	9.00	2.000										
59 Zac Rosscup, L ERA: 4.5	1.0		5	1	1	1	1	1	0	0	0	0	0	15	28	9.00	2.000										

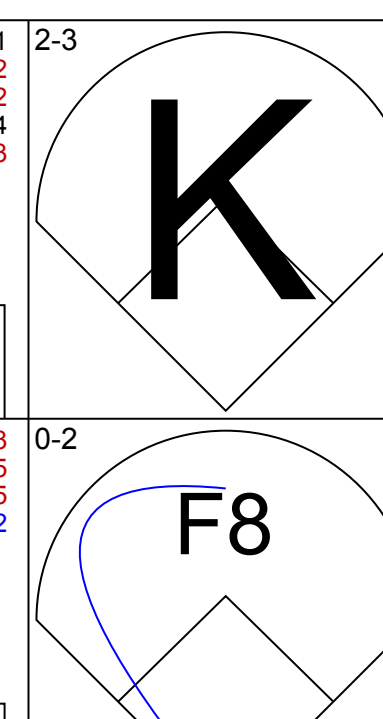
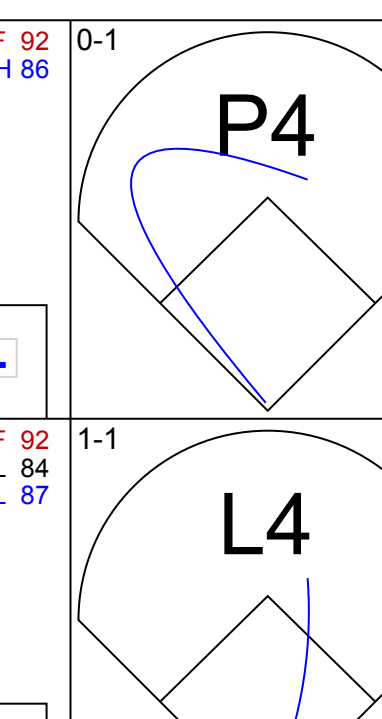
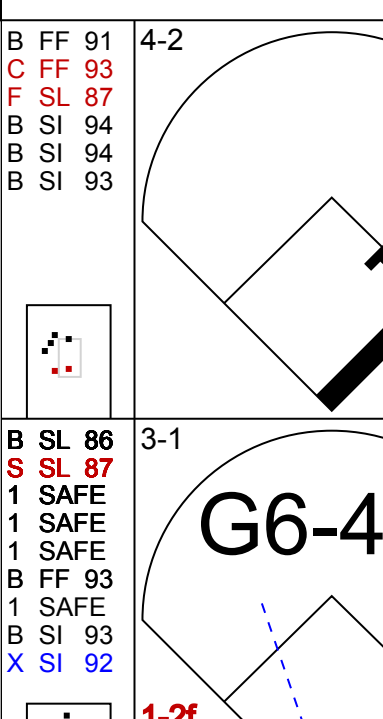
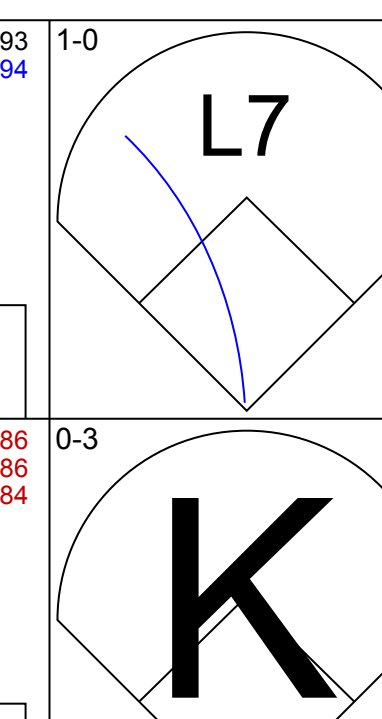
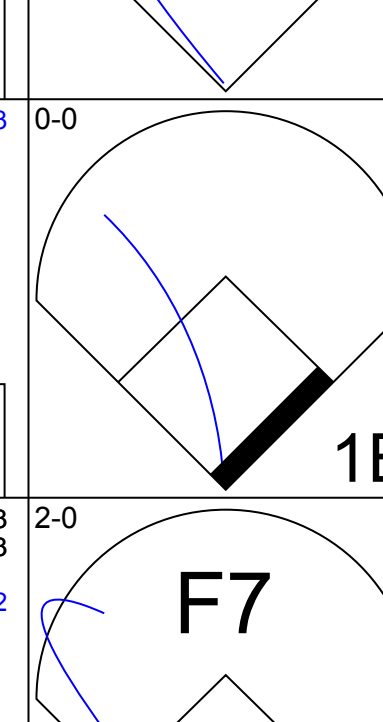

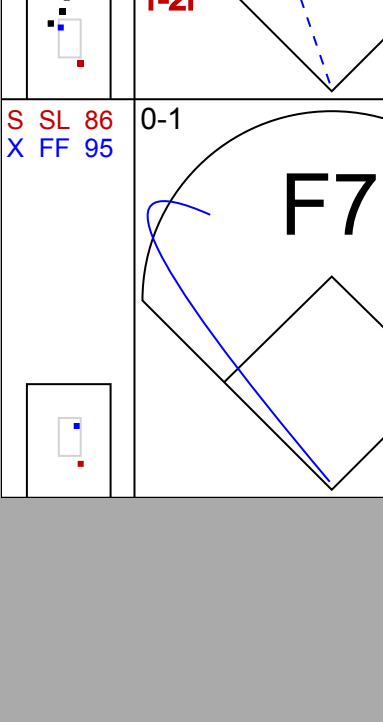


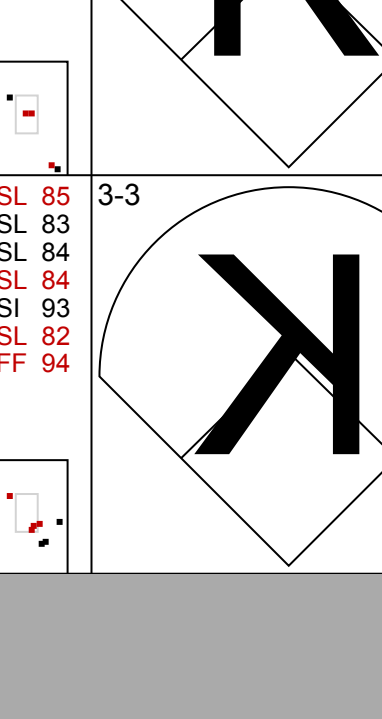

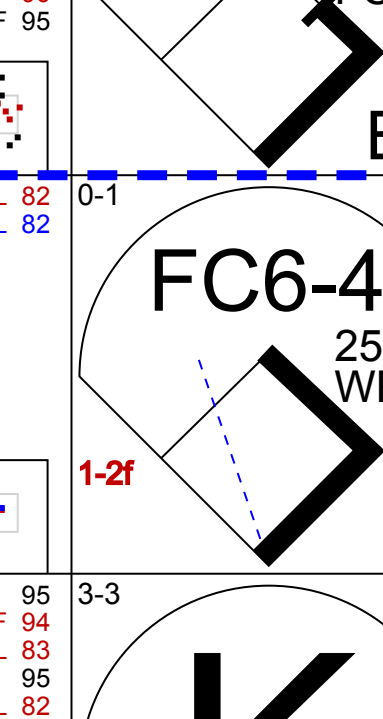


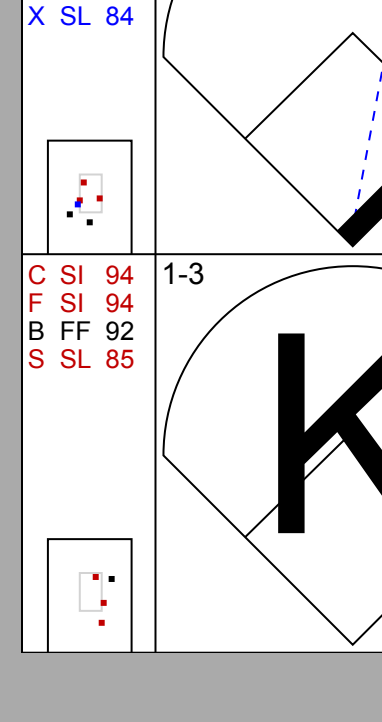
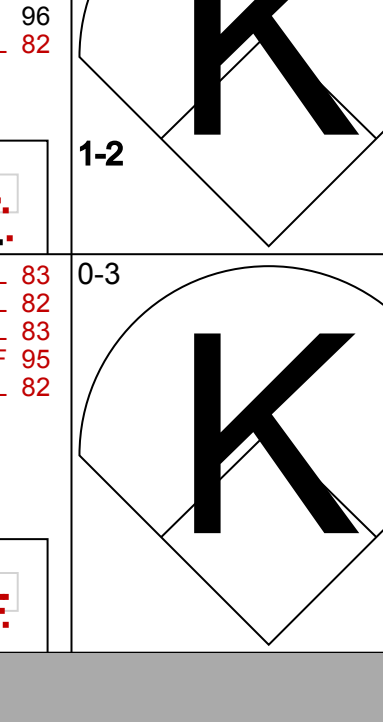
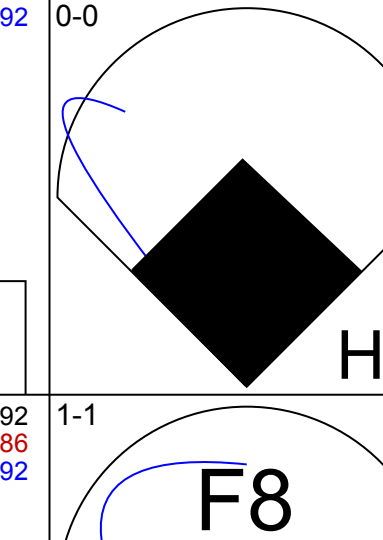




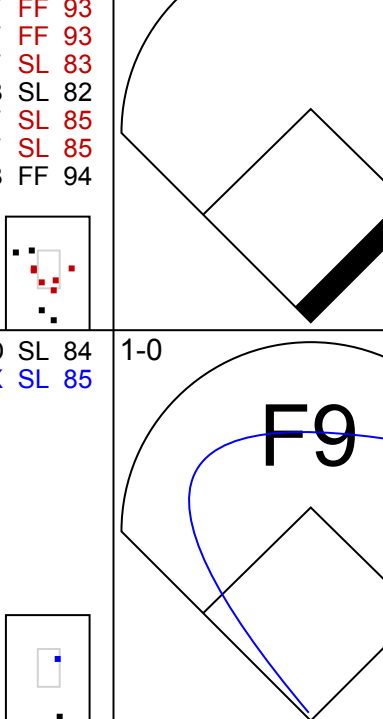
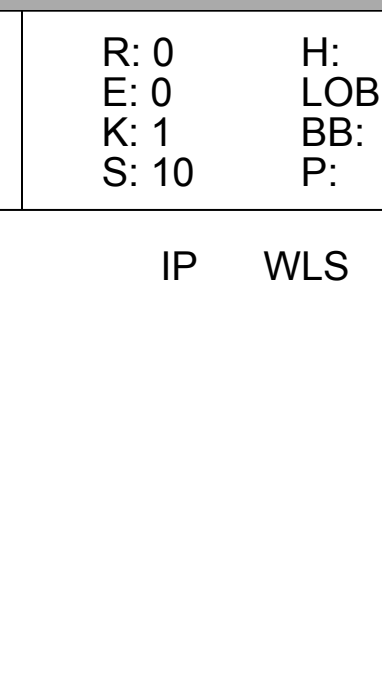
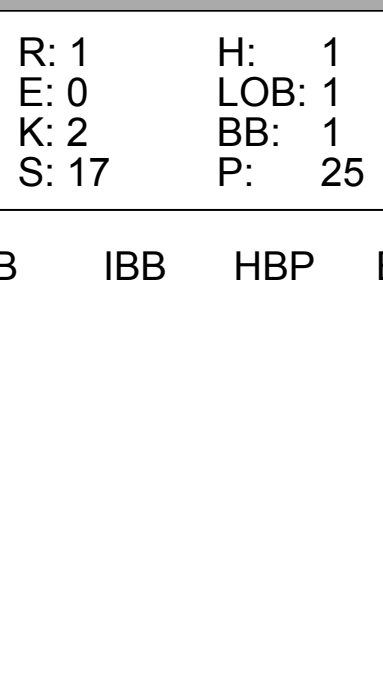
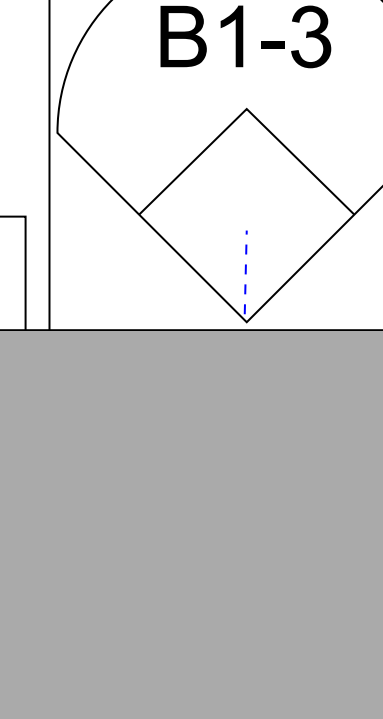
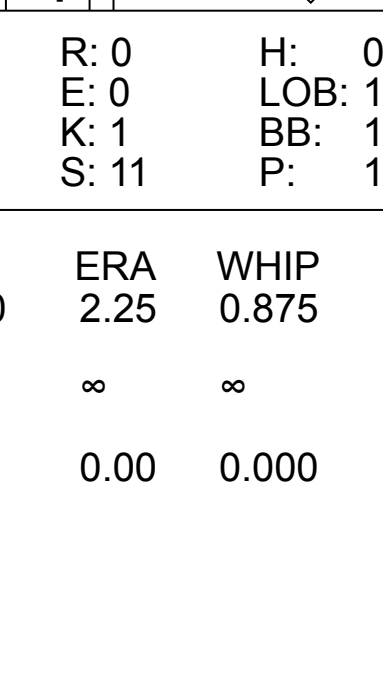
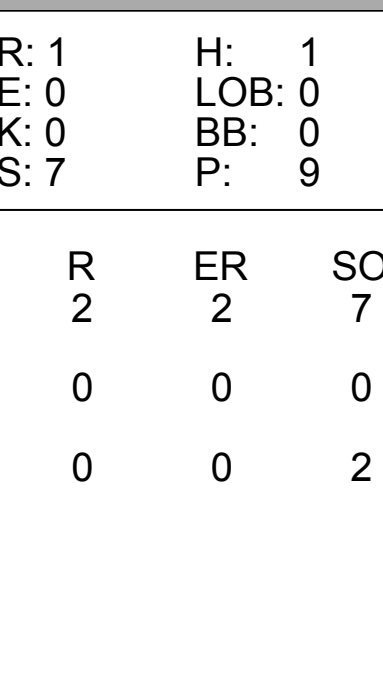
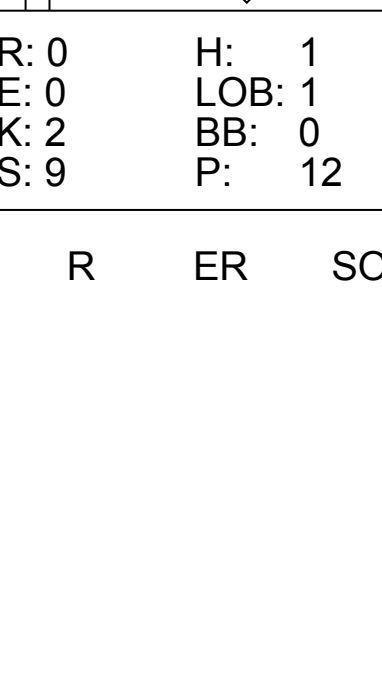
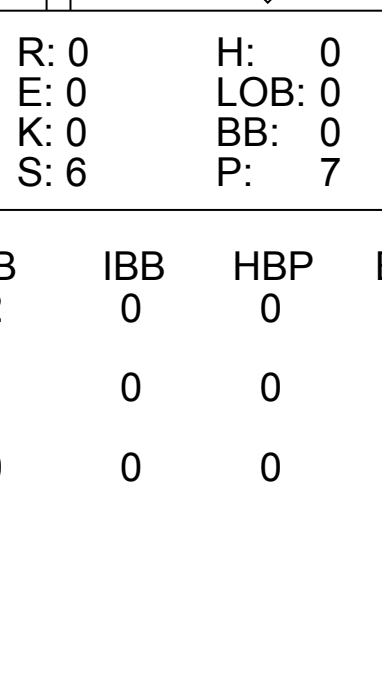
AB	34
R	7
H	12
RBI	7
BB	3
SO	6
LOB	11



Batter	1	2	3	4	5	6	7	8	9	AB	R	H	RBI	BB	SO	LOB	TOP			
24 Dexter Fowler, S (1, 8) OBP: 0.328, SLG: 0.394										4	2	2	1	0	1	0	Chicago Cubs @ Washington Nationals Nationals Park, Washington, DC Sat Jun 06 2015, 12:07 PM - 2:58 PM EDT Att: 38,214 - Cloudy - 76 F			
44 Anthony Rizzo, L (1, 3) OBP: 0.446, SLG: 0.605										4	0	2	1	0	1	0				
17 Kris Bryant, R (1, 5) OBP: 0.379, SLG: 0.447										4	0	1	1	0	0	1				
47 Miguel Montero, L (1, 2) OBP: 0.362, SLG: 0.416										2	1	0	0	2	0	2				
21 Junior Lake, R (1, 9) OBP: 0.283, SLG: 0.380										4	0	0	0	0	2	4				
8 Chris Coghlan, L (1, 7) OBP: 0.291, SLG: 0.410										4	0	0	0	0	0	3				
Matt Szczur, R (9, 7) OBP: 0.225, SLG: 0.222										0	0	0	0	0	0	0				
19 Jonathan Herrera, S (1, 4) OBP: 0.245, SLG: 0.269										4	1	2	1	0	0	0				
39 Jason Hammel, R (1, 1) OBP: 0.226, SLG: 0.267										4	0	0	0	0	3	2				
56 Héctor Rondón, R (9, 1)										0	0	0	0	0	0	0				
46 Pedro Strop, R (9, 1)										3	0	0	0	0	1	1				
22 Addison Russell, R (1, 6) OBP: 0.295, SLG: 0.407										3	0	0	0	0	1	1				
Inning Stats	R: 0 E: 0 K: 1 S: 9	H: 0 LOB: 0 BB: 0 P: 14	R: 0 E: 0 K: 0 S: 9	H: 0 LOB: 0 BB: 0 P: 15	R: 0 E: 0 K: 2 S: 8	H: 0 LOB: 0 BB: 0 P: 12	R: 1 E: 0 K: 1 S: 17	H: 3 LOB: 2 BB: 0 P: 28	R: 2 E: 0 K: 0 S: 15	H: 3 LOB: 1 BB: 0 P: 22	R: 0 E: 0 K: 0 S: 10	H: 0 LOB: 0 BB: 1 P: 17	R: 0 E: 0 K: 1 S: 9	H: 0 LOB: 0 BB: 0 P: 15	R: 0 E: 0 K: 1 S: 8	H: 0 LOB: 1 BB: 1 P: 26	1B: 6 2B: 1 3B: 0 HR: 0	SF: 0 SAC: 0 DP: 1 HBP: 0	WP: 0 PB: 0 SB: 0 CS: 0	PA: 35
PITCHER	IP WLS BF H R ER SO BB IBB HBP BLK WP HR S P ERA WHIP																			
41 Joe Ross, R (1, 1) ERA: 5.4	5.0 L 21 6 3 3 4 0 0 0 0 0 0 0 58 91 5.40 1.200																			
73 Felipe Vázquez, L (6, 1) ERA: 1.69	3.0 9 0 0 0 2 1 0 0 0 0 0 0 27 42 0.00 0.333																			
55 Taylor Hill, R (9, 1) ERA: 3.18	1.0 5 1 1 1 2 1 0 0 0 0 0 0 15 26 9.00 2.000																			

AB	33
R	4
H	7
RBI	4
BB	2
SO	8
LOB	13



Batter	1	2	3	4	5	6	7	8	9	AB	R	H	RBI	BB	SO	LOB	BOTTOM					
2 Denard Span, L (1, 8) OBP: 0.335, SLG: 0.461										3	0	0	0	1	1	1	Chicago Cubs @ Washington Nationals Nationals Park, Washington, DC Sat Jun 06 2015, 12:07 PM - 2:58 PM EDT Att: 38,214 - Cloudy - 76 F					
11 Ryan Zimmerman, R (1, 3) OBP: 0.270, SLG: 0.353										4	0	0	0	0	2							
34 Bryce Harper, L (1, 9) OBP: 0.472, SLG: 0.721										4	1	2	1	0	0							
6 Anthony Rendon, R (1, 5) OBP: 0.333, SLG: 0.364										3	0	0	0	1	1							
40 Wilson Ramos, R (1, 2) OBP: 0.291, SLG: 0.389										4	1	1	1	0	1	1						
25 Clint Robinson, L (1, 7) OBP: 0.281, SLG: 0.317										4	0	1	0	0	2	1						
20 Ian Desmond, R (1, 6) OBP: 0.287, SLG: 0.372										4	0	0	0	0	2	2						
8 Danny Espinosa, S (1, 4) OBP: 0.360, SLG: 0.459										2	0	1	0	1	0	0						
41 Joe Ross, R (1, 1) ERA: 2.76										1	0	0	0	0	0	0						
12 Tyler Moore, R (5, PH) ERA: 3.09										1	0	0	0	0	0	1						
73 Felipe Vázquez, L (6, 1) ERA: 3.09										0	0	0	0	0	0	0						
26 Dan Uggla, R (8, PH) ERA: 3.46										1	0	0	0	0	1	1						
55 Taylor Hill, R (9, 1) ERA: 3.46										0	0	0	0	0	0	0						
Inning Stats	R: 0 E: 0 K: 1 S: 9	H: 1 LOB: 1 BB: 0 P: 13	R: 1 E: 0 K: 0 S: 7	H: 1 LOB: 0 BB: 0 P: 9	R: 0 E: 0 K: 0 S: 6	H: 0 LOB: 0 BB: 0 P: 7	R: 0 E: 0 K: 2 S: 9	H: 0 LOB: 0 BB: 0 P: 14	R: 0 E: 0 K: 1 S: 11	H: 0 LOB: 1 BB: 1 P: 17	R: 0 E: 0 K: 0 S: 6	H: 0 LOB: 0 BB: 1 P: 13	R: 0 E: 0 K: 1 S: 10	H: 1 LOB: 0 BB: 0 P: 13	R: 0 E: 0 K: 2 S: 9	H: 1 LOB: 1 BB: 0 P: 12	R: 1 E: 0 K: 2 S: 17	H: 1 LOB: 1 BB: 1 P: 25	1B: 2 2B: 1 3B: 0 HR: 2	SF: 0 SAC: 0 DP: 1 HBP: 0	WP: 1 PB: 0 SB: 0 CS: 0	PA: 34
PITCHER	IP WLS BF H R ER SO BB IBB HBP BLK WP HR S P ERA WHIP																					
39 Jason Hammel, R (1, 1) ERA: 2.76	8.0 W 30 5 2 2 7 2 0 0 0 0 0 0 5 9 2.25 0.875																					
56 Héctor Rondón, R (9, 1) ERA: 3.09	0.0 1 0 0 0 0 1 0 0 0 0 0 0 5 9 0.00 0.000																					
46 Pedro Strop, R (9, 1) ERA: 3.46	1.0 S 3 0 0 0 2 0 0 0 0 0 1 0 11 14 0.00 0.000																					

AB	31
R	2
H	5
RBI	2
BB	3
SO	9
LOB	10



Batter	1	2	3	4	5	6	7	8	9	AB	R	H	RBI	BB	SO	LOB	TOP			
24 Dexter Fowler, S OBP: 0.325, SLG: 0.394	F8		F9	P4		G4-3		P5		5	0	1	0	0	0	1				
44 Anthony Rizzo, L OBP: 0.449, SLG: 0.608	CS		F7			17 2B		F8		4	2	2	0	1	0	1				
17 Kris Bryant, R OBP: 0.389, SLG: 0.471	K					8 1B				4	2	3	0	1	1	1				
47 Miguel Montero, L OBP: 0.363, SLG: 0.406		K	F9			8 1B		L3		3	0	0	0	2	1	3				
8 Chris Coghlan, L OBP: 0.299, SLG: 0.419		13 1B	L8					F8		4	1	2	2	1	0	2				
13 Starlin Castro, R OBP: 0.302, SLG: 0.352						G6-3		G6-3		5	0	2	2	0	0	2				
15 Chris Denorfia, R OBP: 0.481, SLG: 0.500						28 FC1-5				5	1	3	0	0	1	2				
28 Kyle Hendricks, R OBP: 0.303, SLG: 0.456																				
52 Justin Grimm, R ERA: 4.6																				
40 James Russell, L ERA: 1.54																				
56 Héctor Rondón, R ERA: 2.96																				
21 Junior Lake, R ERA: 3.77																				
30 Jason Motte, R ERA: 3.5																				
19 Jonathan Herrera, S OBP: 0.246, SLG: 0.268																				
Inning Stats	R: 0 E: 0 K: 1 S: 7	H: 0 LOB: 0 BB: 1 P: 13	R: 1 E: 0 K: 1 S: 20	H: 3 LOB: 2 BB: 0 P: 25	R: 0 E: 0 K: 0 S: 14	H: 2 LOB: 2 BB: 0 P: 21	R: 1 E: 0 K: 0 S: 13	H: 2 LOB: 1 BB: 0 P: 14	R: 2 E: 0 K: 0 S: 12	H: 3 LOB: 2 BB: 1 P: 19	R: 0 E: 0 K: 1 S: 14	H: 0 LOB: 0 BB: 0 P: 17	R: 0 E: 0 K: 0 S: 11	H: 1 LOB: 1 BB: 0 P: 18	R: 0 E: 0 K: 1 S: 11	H: 1 LOB: 1 BB: 0 P: 18	1B: 9 2B: 4 3B: 1 HR: 0	SF: 0 SAC: 0 DP: 0 HBP: 0	WP: 1 PB: 0 SB: 0 CS: 1	PA: 44
PITCHER	IP WLS BF H R ER SO BB IBB HBP BLK WP HR S P ERA WHIP																			
27 Jordan Zimmermann, R ERA: 3.18	5.0 L 26 10 4 4 3 2 2 0 0 0 0 0 0 66 92 7.20 2.400																			
64 Blake Treinen, R ERA: 4.6	1.0 0 7 2 2 2 0 2 1 0 0 0 1 0 12 27 18.00 4.000																			
30 Aaron Barrett, R ERA: 4.43	1.0 0 3 0 0 0 1 0 0 0 0 0 0 0 14 17 0.00 0.000																			
44 Casey Janssen, R ERA: 5.4	1.0 4 1 0 0 0 0 0 0 0 0 0 0 0 11 18 0.00 1.000																			
46 Matt Thornton, L ERA: 1.8	1.0 4 1 0 0 1 0 0 0 0 0 0 0 0 11 18 0.00 1.000																			

Chicago Cubs @ Washington Nationals
Nationals Park, Washington, DC
Sun Jun 07 2015, 4:06 PM - 7:18 PM EDT
Att. 40,939 - Overcast - 79 F

AB	39
R	6
H	14
RBI	5
BB	5
SO	5
LOB	20



Batter	1	2	3	4	5	6	7	8	9	AB	R	H	RBI	BB	SO	LOB	BOTTOM			
2 Denard Span, L OBP: 0.333, SLG: 0.456	K									4	0	1	0	0	1	2				
8 Danny Espinosa, S OBP: 0.360, SLG: 0.459		G4-3								0	0	0	0	0	0	0				
5 Yunel Escobar, R OBP: 0.383, SLG: 0.397			L7							4	0	3	1	0	0	0				
34 Bryce Harper, L OBP: 0.464, SLG: 0.706	L4		G3							4	0	0	0	0	0	5				
6 Anthony Rendon, R OBP: 0.250, SLG: 0.267	FC6-4		K							4	0	0	0	0	1	3				
40 Wilson Ramos, R OBP: 0.285, SLG: 0.380		E6		K						4	1	0	0	0	1	0				
20 Ian Desmond, R OBP: 0.286, SLG: 0.383				L8						4	1	1	2	0	0	0				
12 Tyler Moore, R OBP: 0.233, SLG: 0.358				L8						4	0	0	0	0	3	0				
3 Michael Taylor, R OBP: 0.284, SLG: 0.382										4	0	0	0	0	1	0				
27 Jordan Zimmermann, R ERA: 3.18																				
25 Clint Robinson, L OBP: 0.292, SLG: 0.378																				
64 Blake Treinen, R ERA: 4.6																				
30 Aaron Barrett, R ERA: 4.43																				
26 Dan Uggla, R OBP: 0.378, SLG: 0.377																				
44 Casey Janssen, R ERA: 5.4																				
46 Matt Thornton, L ERA: 1.8																				
59 Jose Lobaton, S OBP: 0.231, SLG: 0.370																				
Inning Stats	R: 0 E: 0 K: 1 S: 12	H: 1 LOB: 1 BB: 0 P: 18	R: 2 E: 1 K: 1 S: 14	H: 2 LOB: 0 BB: 0 P: 21	R: 0 E: 0 K: 1 S: 8	H: 0 LOB: 0 BB: 0 P: 12	R: 0 E: 0 K: 1 S: 7	H: 0 LOB: 0 BB: 0 P: 11	R: 1 E: 0 K: 0 S: 14	H: 3 LOB: 2 BB: 0 P: 22	R: 0 E: 0 K: 1 S: 7	H: 0 LOB: 0 BB: 0 P: 11	R: 0 E: 0 K: 1 S: 16	H: 2 LOB: 2 BB: 0 P: 24	R: 0 E: 0 K: 0 S: 9	H: 0 LOB: 0 BB: 0 P: 12	1B: 7 2B: 0 3B: 0 HR: 1	SF: 0 SAC: 0 DP: 0 HBP: 0	WP: 0 PB: 0 SB: 0 CS: 0	PA: 36
PITCHER	IP WLS BF H R ER SO BB IBB HBP BLK WP HR S P ERA WHIP																			
28 Kyle Hendricks, R ERA: 3.96	5.0 W 22 11 3 2 4 0 0 0 0 0 0 0 0 15 23 0.00 0.750																			
52 Justin Grimm, R ERA: 1.54	1.1 H 5 1 0 0 2 0 0 0 0 0 0 0 0 8 12 0.00 1.500																			
40 James Russell, L ERA: 1.5	0.2 H 3 1 0 0 0 0 0 0 0 0 0 0 0 9 12 0.00 0.000																			
56 Héctor Rondón, R ERA: 2.96	1.0 H 3 0 0 0 0 0 0 0 0 0 0 0 0 9 12 0.00 0.000																			
30 Jason Motte, R ERA: 3.5	1.0 S 3 0 0 0 1 0 0 0 0 0 0 0 0 14 20 0.00 0.000																			

Chicago Cubs @ Washington Nationals
Nationals Park, Washington, DC
Sun Jun 07 2015, 4:06 PM - 7:18 PM EDT
Att. 40,939 - Overcast - 79 F

AB	36
R	3
H	8
RBI	3
BB	0
SO	7
LOB	10



Batter	1	2	3	4	5	6	7	8	9	AB	R	H	RBI	BB	SO	LOB	TOP					
24 Dexter Fowler, S (1, 8) OBP: 0.324, SLG: 0.392	G4-3		K			K		1B		4	0	1	0	0	2	0	Chicago Cubs @ Detroit Tigers Comerica Park, Detroit, MI Tue Jun 09 2015, 7:09 PM - 10:01 PM EDT Att: 33,301 - Partly Cloudy - 77 F					
44 Anthony Rizzo, L (1, 3) OBP: 0.446, SLG: 0.599	K		G3-1			F7		BB		3	0	0	0	1	1	0						
17 Kris Bryant, R (1, 5) OBP: 0.392, SLG: 0.469	1B					F8		BB		3	0	1	0	1	0	0						
47 Miguel Montero, L (1, 10) OBP: 0.354, SLG: 0.394	K							BB		4	0	0	0	0	2	4						
15 Chris Denorfia, R (1, 7) OBP: 0.452, SLG: 0.467		L8				G6-3				4	0	1	0	0	0	0						
13 Starlin Castro, R (1, 6) OBP: 0.354, SLG: 0.354		1B				L8				4	0	2	0	0	1	1						
21 Junior Lake, R (1, 9) OBP: 0.281, SLG: 0.370		1B								3	0	1	0	0	1	2						
8 Chris Coghlan, L (9, PH) OBP: 0.303, SLG: 0.422		F9				1B				1	0	1	0	0	0	0						
3 David Ross, R (1, 2) OBP: 0.295, SLG: 0.255		F8				K				3	0	0	0	0	1	2						
29 Mike Baxter, L (9, PH) OBP: 0.214, SLG: 0.154		F8				K				1	0	0	0	0	0	2						
22 Addison Russell, R (1, 4) OBP: 0.294, SLG: 0.403						1B				4	0	1	0	0	1	2						
Inning Stats	R: 0 H: 1 E: 0 K: 2 S: 10	H: 1 LOB: 0 BB: 0 P: 17	R: 0 H: 0 E: 0 K: 0 S: 7	H: 1 LOB: 1 BB: 0 P: 12	R: 0 H: 0 E: 0 K: 1 S: 7	H: 0 LOB: 0 BB: 0 P: 10	R: 0 H: 0 E: 0 K: 0 S: 6	H: 0 LOB: 0 BB: 0 P: 10	R: 0 H: 2 E: 0 K: 1 S: 11	H: 2 LOB: 2 BB: 0 P: 14	R: 0 H: 0 E: 0 K: 1 S: 7	H: 0 LOB: 0 BB: 0 P: 12	R: 0 H: 1 E: 0 K: 1 S: 8	H: 1 LOB: 3 BB: 0 P: 12	R: 0 H: 2 E: 0 K: 1 S: 13	H: 2 LOB: 2 BB: 0 P: 21	1B: 8 2B: 0 3B: 0 HR: 0	SF: 0 SAC: 0 DP: 0 HBP: 0	WP: 1 PB: 0 SB: 1 CS: 0	PA: 36		
PITCHER	IP WLS BF H R ER SO BB IBB HBP BLK WP HR S P ERA WHIP	IP WLS BF H R ER SO BB IBB HBP BLK WP HR S P ERA WHIP	IP WLS BF H R ER SO BB IBB HBP BLK WP HR S P ERA WHIP	IP WLS BF H R ER SO BB IBB HBP BLK WP HR S P ERA WHIP	IP WLS BF H R ER SO BB IBB HBP BLK WP HR S P ERA WHIP	IP WLS BF H R ER SO BB IBB HBP BLK WP HR S P ERA WHIP	IP WLS BF H R ER SO BB IBB HBP BLK WP HR S P ERA WHIP	IP WLS BF H R ER SO BB IBB HBP BLK WP HR S P ERA WHIP	IP WLS BF H R ER SO BB IBB HBP BLK WP HR S P ERA WHIP	IP WLS BF H R ER SO BB IBB HBP BLK WP HR S P ERA WHIP	IP WLS BF H R ER SO BB IBB HBP BLK WP HR S P ERA WHIP	IP WLS BF H R ER SO BB IBB HBP BLK WP HR S P ERA WHIP	IP WLS BF H R ER SO BB IBB HBP BLK WP HR S P ERA WHIP	IP WLS BF H R ER SO BB IBB HBP BLK WP HR S P ERA WHIP	IP WLS BF H R ER SO BB IBB HBP BLK WP HR S P ERA WHIP	IP WLS BF H R ER SO BB IBB HBP BLK WP HR S P ERA WHIP	IP WLS BF H R ER SO BB IBB HBP BLK WP HR S P ERA WHIP	IP WLS BF H R ER SO BB IBB HBP BLK WP HR S P ERA WHIP	IP WLS BF H R ER SO BB IBB HBP BLK WP HR S P ERA WHIP	IP WLS BF H R ER SO BB IBB HBP BLK WP HR S P ERA WHIP	IP WLS BF H R ER SO BB IBB HBP BLK WP HR S P ERA WHIP	IP WLS BF H R ER SO BB IBB HBP BLK WP HR S P ERA WHIP

Chicago Cubs @ Detroit Tigers
Comerica Park, Detroit, MI
Tue Jun 09 2015, 7:09 PM - 10:01 PM EDT
Att: 33,301 - Partly Cloudy - 77 F

AB 34
R 0
H 8
RBI 0
BB 2
SO 9
LOB 13



Batter	1	2	3	4	5	6	7	8	9	AB	R	H	RBI	BB	SO	LOB	BOTTOM					
20 Rajai Davis, R (1, 8) OBP: 0.336, SLG: 0.416	2B		K			G5-3		K		5	2	2	0	0	2	1	Chicago Cubs @ Detroit Tigers Comerica Park, Detroit, MI Tue Jun 09 2015, 7:09 PM - 10:01 PM EDT Att: 33,301 - Partly Cloudy - 77 F					
3 Ian Kinsler, R (1, 4) OBP: 0.348, SLG: 0.368	P4		G5-3			1B				4	1	2	2	0	0	1						
24 Miguel Cabrera, R (1, 3) OBP: 0.436, SLG: 0.585	1B					BB		1B		3	1	3	1	1	0	0						
52 Yoenis Cespedes, R (1, 7) OBP: 0.335, SLG: 0.498	FC4-6					BB		1B		3	1	1	0	1	0	3						
28 J.D. Martinez, R (1, 9) OBP: 0.318, SLG: 0.448	G5-3					BB				4	0	1	1	0	0	3						
9 Nick Castellanos, R (1, 10) OBP: 0.281, SLG: 0.349	K					K		F8		4	0	1	2	0	2	3						
34 James McCann, R (1, 2) OBP: 0.304, SLG: 0.405	K					L4		K		4	0	1	0	0	2	3						
39 Josh Wilson, R (1, 5) OBP: 0.462, SLG: 0.538	K					2B		K		4	1	1	0	0	3	1						
1 Jose Iglesias, R (1, 6) OBP: 0.379, SLG: 0.409	G4-3					1B		F8		4	0	1	0	0	1	1						
Inning Stats	R: 1 H: 2 E: 0 K: 0 S: 10	H: 0 LOB: 0 BB: 0 P: 18	R: 0 H: 0 E: 0 K: 3 S: 9	H: 0 LOB: 0 BB: 0 P: 12	R: 0 H: 0 E: 0 K: 1 S: 7	H: 0 LOB: 0 BB: 0 P: 14	R: 2 H: 4 E: 0 K: 1 S: 21	H: 4 LOB: 1 BB: 0 P: 31	R: 2 H: 3 E: 0 K: 1 S: 20	H: 3 LOB: 2 BB: 0 P: 26	R: 0 H: 0 E: 0 K: 1 S: 8	H: 0 LOB: 0 BB: 0 P: 11	R: 0 H: 0 E: 0 K: 2 S: 9	H: 0 LOB: 0 BB: 0 P: 12	1B: 8 2B: 4 3B: 1 HR: 0	SF: 0 SAC: 0 DP: 0 HBP: 0		WP: 0 PB: 1 SB: 0 CS: 1	PA: 37			
PITCHER	IP WLS BF H R ER SO BB IBB HBP BLK WP HR S P ERA WHIP	IP WLS BF H R ER SO BB IBB HBP BLK WP HR S P ERA WHIP	IP WLS BF H R ER SO BB IBB HBP BLK WP HR S P ERA WHIP	IP WLS BF H R ER SO BB IBB HBP BLK WP HR S P ERA WHIP	IP WLS BF H R ER SO BB IBB HBP BLK WP HR S P ERA WHIP	IP WLS BF H R ER SO BB IBB HBP BLK WP HR S P ERA WHIP	IP WLS BF H R ER SO BB IBB HBP BLK WP HR S P ERA WHIP	IP WLS BF H R ER SO BB IBB HBP BLK WP HR S P ERA WHIP	IP WLS BF H R ER SO BB IBB HBP BLK WP HR S P ERA WHIP	IP WLS BF H R ER SO BB IBB HBP BLK WP HR S P ERA WHIP	IP WLS BF H R ER SO BB IBB HBP BLK WP HR S P ERA WHIP	IP WLS BF H R ER SO BB IBB HBP BLK WP HR S P ERA WHIP	IP WLS BF H R ER SO BB IBB HBP BLK WP HR S P ERA WHIP	IP WLS BF H R ER SO BB IBB HBP BLK WP HR S P ERA WHIP	IP WLS BF H R ER SO BB IBB HBP BLK WP HR S P ERA WHIP	IP WLS BF H R ER SO BB IBB HBP BLK WP HR S P ERA WHIP	IP WLS BF H R ER SO BB IBB HBP BLK WP HR S P ERA WHIP	IP WLS BF H R ER SO BB IBB HBP BLK WP HR S P ERA WHIP	IP WLS BF H R ER SO BB IBB HBP BLK WP HR S P ERA WHIP	IP WLS BF H R ER SO BB IBB HBP BLK WP HR S P ERA WHIP	IP WLS BF H R ER SO BB IBB HBP BLK WP HR S P ERA WHIP	IP WLS BF H R ER SO BB IBB HBP BLK WP HR S P ERA WHIP

Chicago Cubs @ Detroit Tigers
Comerica Park, Detroit, MI
Tue Jun 09 2015, 7:09 PM - 10:01 PM EDT
Att: 33,301 - Partly Cloudy - 77 F

AB 35
R 6
H 13
RBI 6
BB 2
SO 10
LOB 16



Batter	1	2	3	4	5	6	7	8	9	AB	R	H	RBI	BB	SO	LOB	TOP					
24 Dexter Fowler, S OBP: 0.328, SLG: 0.401										5	1	2	1	1	1	2						
44 Anthony Rizzo, L OBP: 0.443, SLG: 0.591										6	1	2	2	0	1	1						
17 Kris Bryant, R OBP: 0.396, SLG: 0.467										3	1	1	0	1	2	3						
47 Miguel Montero, L OBP: 0.361, SLG: 0.423										5	2	3	3	0	0	3						
8 Chris Coghlan, L OBP: 0.306, SLG: 0.440										5	2	2	3	0	0	2						
13 Starlin Castro, R OBP: 0.303, SLG: 0.351										5	1	1	0	0	2	1						
29 Mike Baxter, L OBP: 0.368, SLG: 0.313										3	3	2	0	2	1	0						
15 Chris Denorfia, R OBP: 0.457, SLG: 0.471										4	0	2	1	0	0	4						
21 Junior Lake, R OBP: 0.276, SLG: 0.354										1	0	0	0	0	1	0						
22 Addison Russell, R OBP: 0.297, SLG: 0.399										4	1	1	1	1	2	1						
Inning Stats	R: 0 E: 0 K: 1 S: 7	H: 1 LOB: 1 BB: 0 P: 11	R: 1 E: 0 K: 1 S: 21	H: 2 LOB: 2 BB: 1 P: 30	R: 4 E: 0 K: 1 S: 13	H: 4 LOB: 1 BB: 0 P: 20	R: 0 E: 0 K: 1 S: 12	H: 2 LOB: 1 BB: 0 P: 19	R: 1 E: 1 K: 1 S: 16	H: 2 LOB: 1 BB: 0 P: 23	R: 0 E: 0 K: 0 S: 11	H: 1 LOB: 2 BB: 1 P: 20	R: 6 E: 0 K: 1 S: 23	H: 3 LOB: 0 BB: 3 P: 40	R: 0 E: 0 K: 3 S: 9	H: 0 LOB: 0 BB: 0 P: 15	R: 0 E: 0 K: 1 S: 6	H: 1 LOB: 0 BB: 0 P: 8	1B: 12 2B: 1 HR: 2	SF: 0 SAC: 0 HBP: 1	WP: 0 PB: 0 SB: 0 CS: 0	PA: 47
PITCHER	IP: 3.0 WLS: L BF: 17 H: 7 R: 5 ER: 5 SO: 3 BB: 1 IBB: 0 HBP: 1 BLK: 0 WP: 0 HR: 1 S: 41 P: 61 ERA: 15.00 WHIP: 2.667	IP: 3.0 WLS: L BF: 15 H: 5 R: 1 ER: 0 SO: 2 BB: 1 IBB: 0 HBP: 0 BLK: 0 WP: 0 HR: 39 S: 62 P: 61 ERA: 8.00 WHIP: 2.000	IP: 0.1 WLS: L BF: 4 H: 1 R: 3 ER: 0 SO: 0 BB: 2 IBB: 0 HBP: 0 BLK: 0 WP: 0 HR: 12 S: 21 P: 61 ERA: 81.00 WHIP: 9.000	IP: 0.0 WLS: L BF: 2 H: 1 R: 0 ER: 0 SO: 0 BB: 1 IBB: 0 HBP: 0 BLK: 0 WP: 0 HR: 5 S: 5 P: 5 ERA: 0.00 WHIP: 0.000	IP: 1.2 WLS: L BF: 6 H: 1 R: 3 ER: 3 SO: 4 BB: 0 IBB: 0 HBP: 0 BLK: 0 WP: 0 HR: 19 S: 29 P: 29 ERA: 16.20 WHIP: 0.600	PITCHER	IP: 1.0 WLS: L BF: 3 H: 1 R: 0 ER: 0 SO: 1 BB: 0 IBB: 0 HBP: 0 BLK: 0 WP: 0 HR: 0 S: 6 P: 8 ERA: 0.00 WHIP: 1.000															

Chicago Cubs @ Detroit Tigers
Comerica Park, Detroit, MI
Wed Jun 10 2015, 7:09 PM - 10:26 PM EDT
Att: 33,397 - Partly Cloudy - 87 F

AB 41
R 12
H 16
RBI 11
BB 5
SO 10
LOB 17

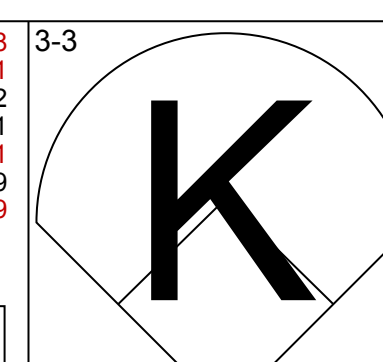
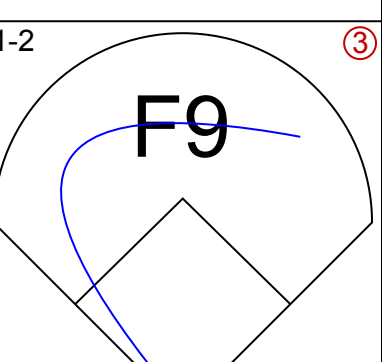
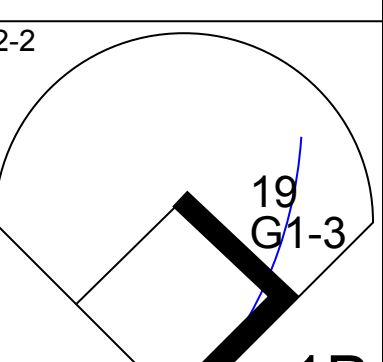
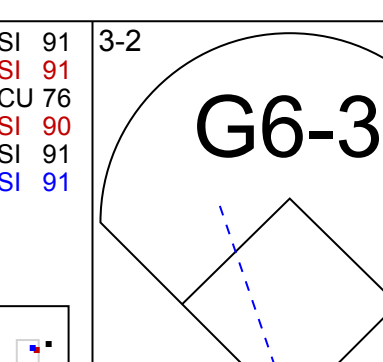
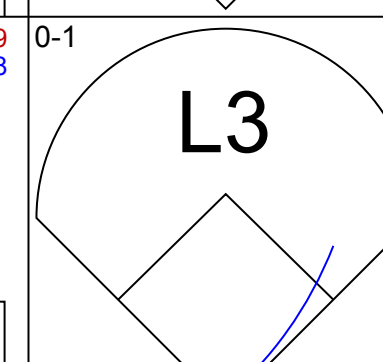
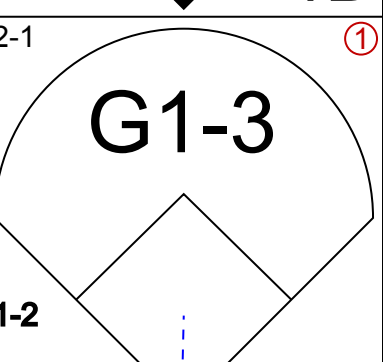
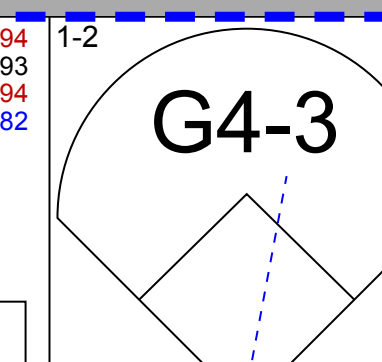
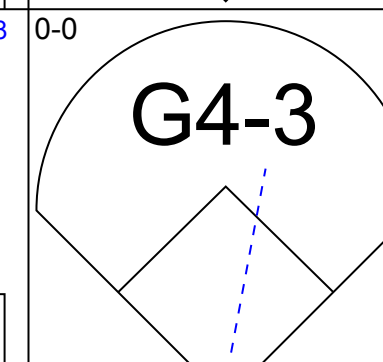
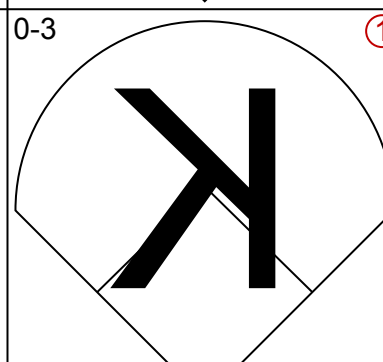
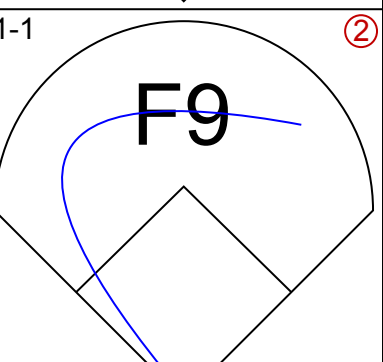
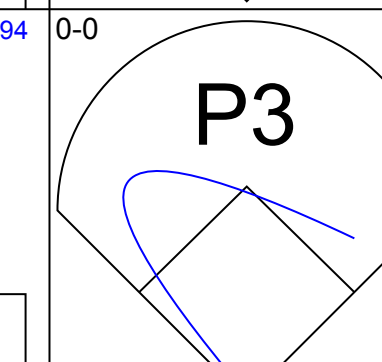
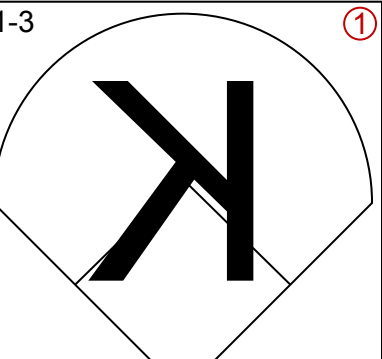
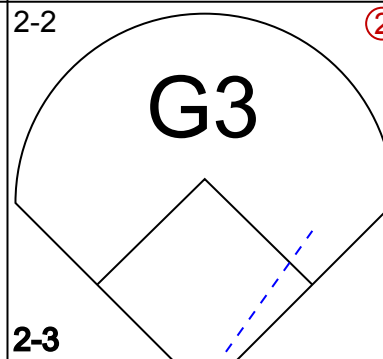
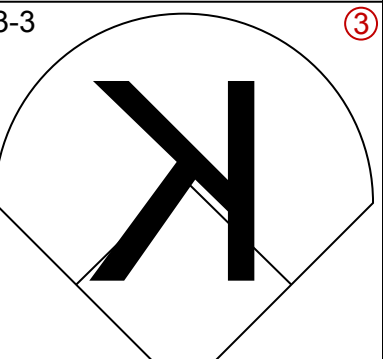
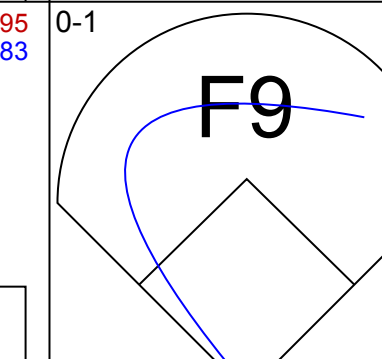
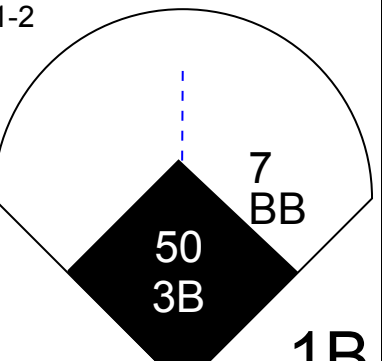
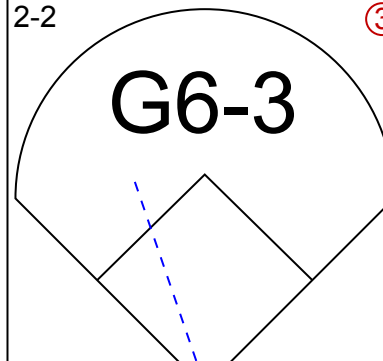
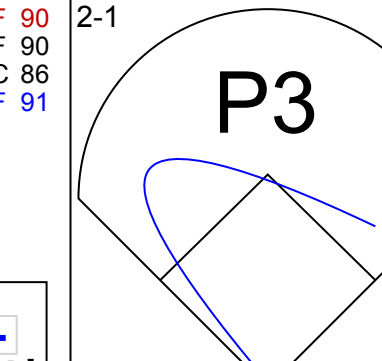
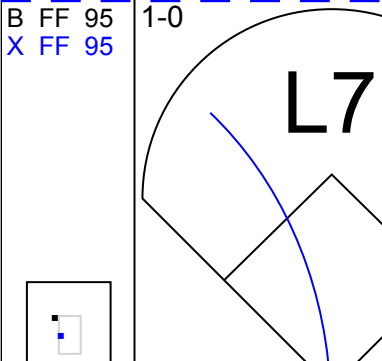
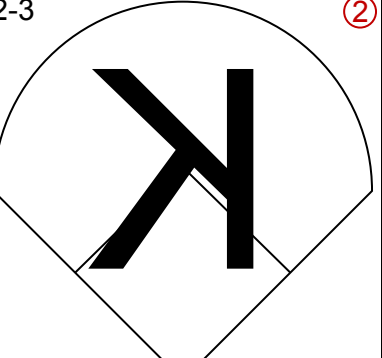
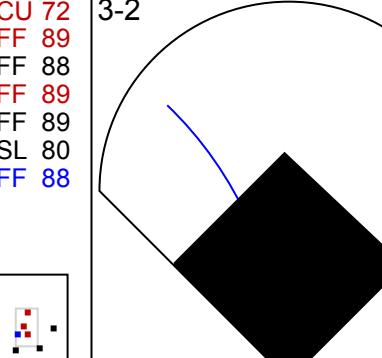
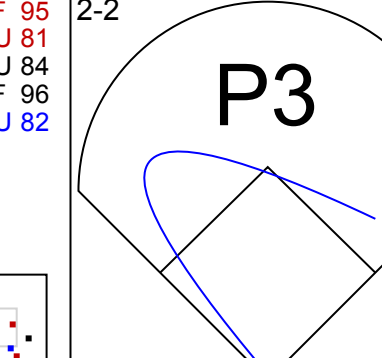
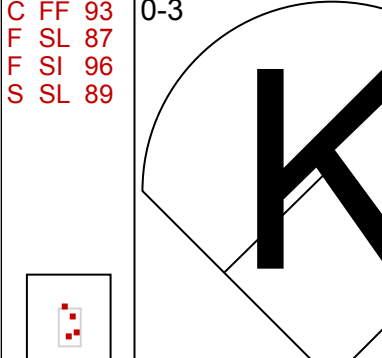
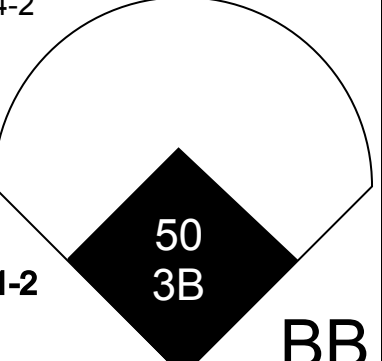
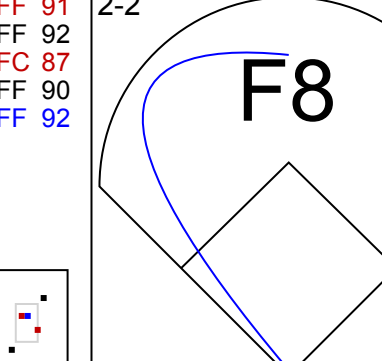
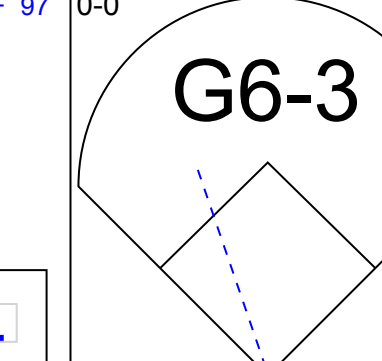
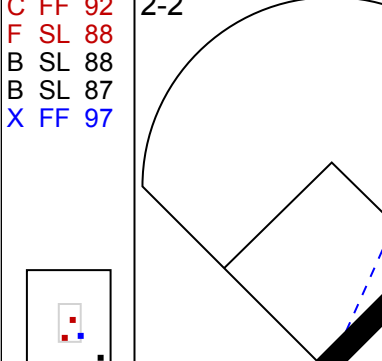
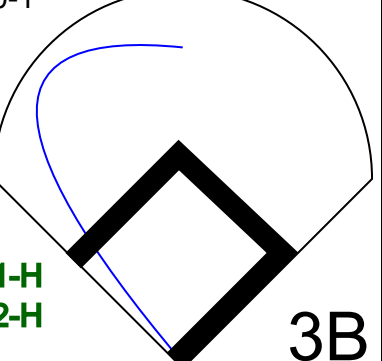
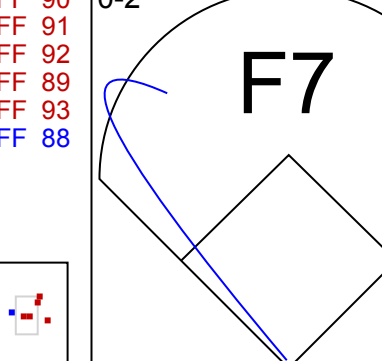
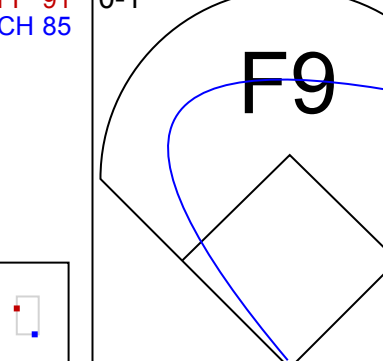
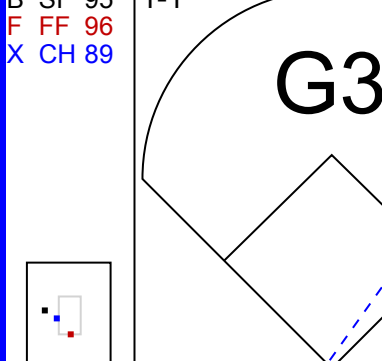
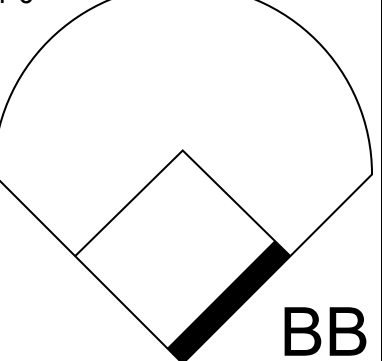
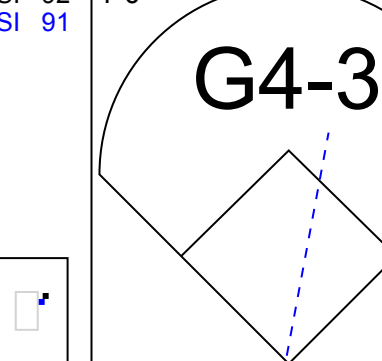
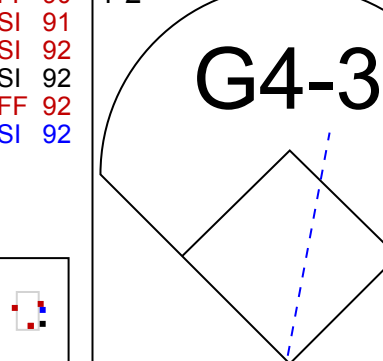


Batter	1	2	3	4	5	6	7	8	9	AB	R	H	RBI	BB	SO	LOB	BOTTOM					
12 Anthony Gose, L OBP: 0.326, SLG: 0.395										4	1	1	0	0	2	1						
3 Ian Kinsler, R OBP: 0.351, SLG: 0.372										3	1	2	0	0	1	0						
39 Josh Wilson, R OBP: 0.429, SLG: 0.500										1	0	0	0	0	1	0						
24 Miguel Cabrera, R OBP: 0.431, SLG: 0.557										2	1	1	3	1	0	0						
20 Rajai Davis, R OBP: 0.340, SLG: 0.421										1	0	1	0	0	0	0						
28 J.D. Martinez, R OBP: 0.317, SLG: 0.444										4	0	1	0	0	1	2						
18 Tyler Collins, L OBP: 0.372, SLG: 0.525										4	0	2	0	0	2	0						
9 Nick Castellanos, R OBP: 0.280, SLG: 0.347										4	0	1	0	0	1	1						
34 James McCann, R OBP: 0.300, SLG: 0.398										2	0	0	0	0	1	3						
50 Bryan Holaday, R OBP: 0.227, SLG: 0.455										2	0	0	0	0	0	0						
1 Jose Iglesias, R OBP: 0.378, SLG: 0.407										3	0	1	0	0	1	3						
Inning Stats	R: 0 E: 0 K: 2 S: 9	H: 0 LOB: 0 BB: 0 P: 11	R: 0 E: 0 K: 1 S: 5	H: 0 LOB: 0 BB: 1 P: 11	R: 0 E: 0 K: 1 S: 9	H: 0 LOB: 0 BB: 0 P: 14	R: 0 E: 0 K: 1 S: 6	H: 1 LOB: 0 BB: 0 P: 10	R: 0 E: 0 K: 1 S: 12	H: 3 LOB: 3 BB: 0 P: 18	R: 3 E: 0 K: 2 S: 18	H: 4 LOB: 1 BB: 0 P: 29	R: 0 E: 0 K: 0 S: 7	H: 1 LOB: 0 BB: 0 P: 11	R: 0 E: 0 K: 2 S: 15	H: 1 LOB: 1 BB: 0 P: 23	R: 0 E: 0 K: 1 S: 6	H: 0 LOB: 0 BB: 0 P: 10	1B: 8 2B: 0 3B: 1 HR: 1	SF: 0 SAC: 0 DP: 3 HBP: 0	WP: 0 PB: 0 SB: 0 CS: 0	PA: 35
PITCHER	IP: 6.0 WLS: W BF: 25 H: 8 R: 3 ER: 3 SO: 8 BB: 1 IBB: 0 HBP: 0 BLK: 0 WP: 0 HR: 1 S: 59 P: 93 ERA: 4.50 WHIP: 1.500	IP: 1.0 WLS: L BF: 3 H: 1 R: 0 ER: 0 SO: 0 BB: 0 IBB: 0 HBP: 0 BLK: 0 WP: 0 HR: 7 S: 11 P: 11 ERA: 0.00 WHIP: 1.000	IP: 1.0 WLS: L BF: 4 H: 1 R: 0 ER: 0 SO: 2 BB: 0 IBB: 0 HBP: 0 BLK: 0 WP: 0 HR: 15 S: 23 P: 23 ERA: 0.00 WHIP: 1.000	IP: 1.0 WLS: L BF: 3 H: 0 R: 0 ER: 0 SO: 1 BB: 0 IBB: 0 HBP: 0 BLK: 0 WP: 0 HR: 6 S: 10 P: 10 ERA: 0.00 WHIP: 0.000	PITCHER	IP: 1.0 WLS: L BF: 3 H: 1 R: 0 ER: 0 SO: 1 BB: 0 IBB: 0 HBP: 0 BLK: 0 WP: 0 HR: 0 S: 6 P: 8 ERA: 0.00 WHIP: 1.000																

Chicago Cubs @ Detroit Tigers
Comerica Park, Detroit, MI
Wed Jun 10 2015, 7:09 PM - 10:26 PM EDT
Att: 33,397 - Partly Cloudy - 87 F

AB 34
R 3
H 10
RBI 3
BB 1
SO 11
LOB 13

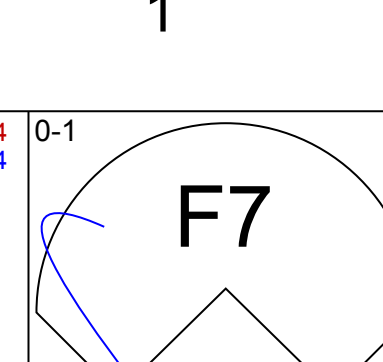
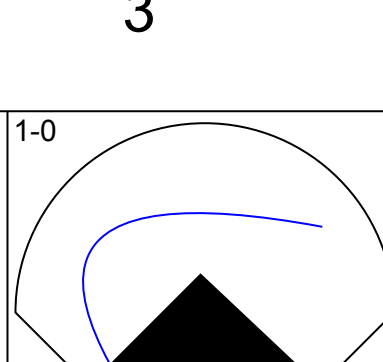
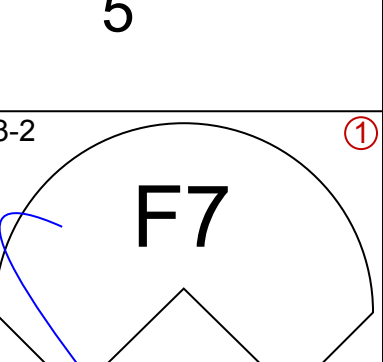
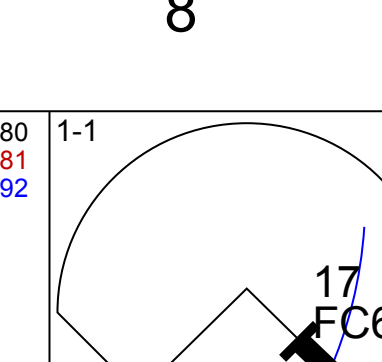
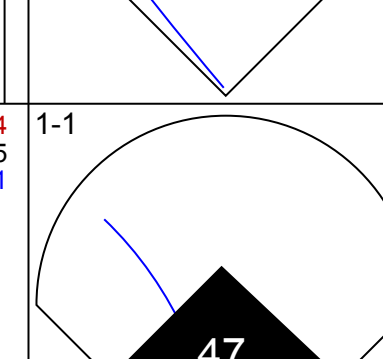
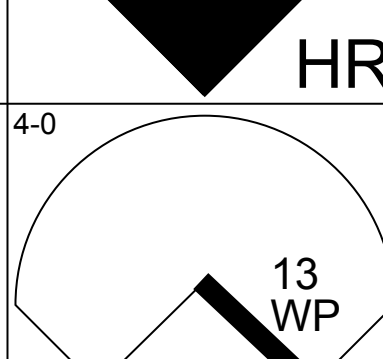
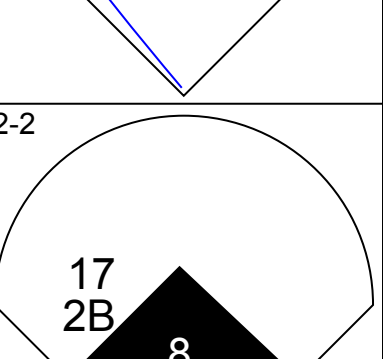
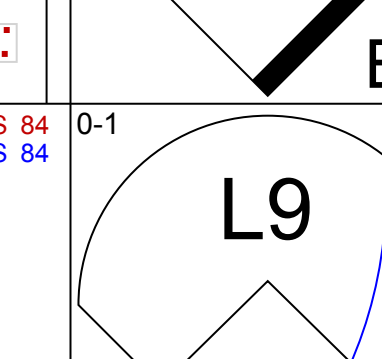
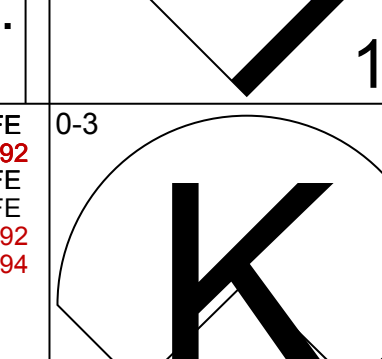
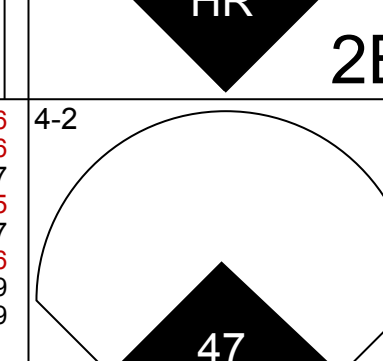
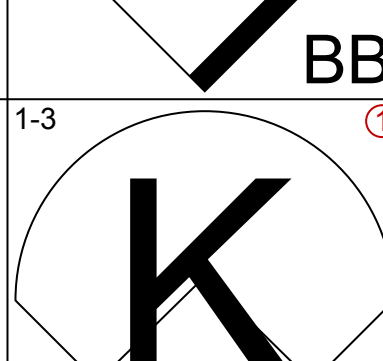
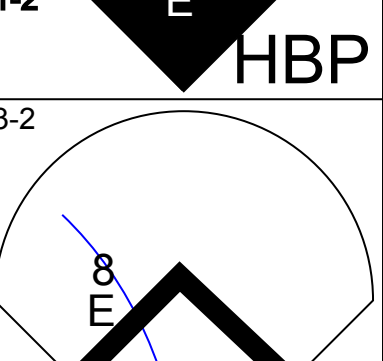
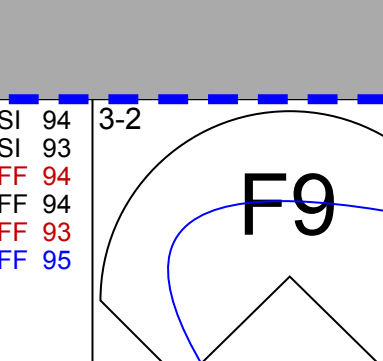
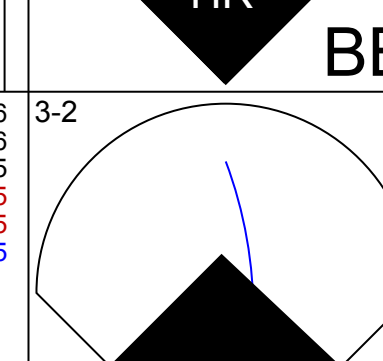
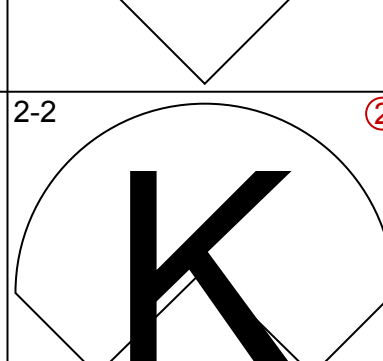
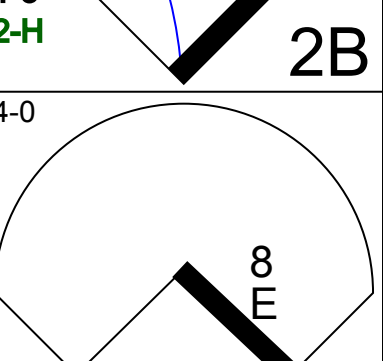

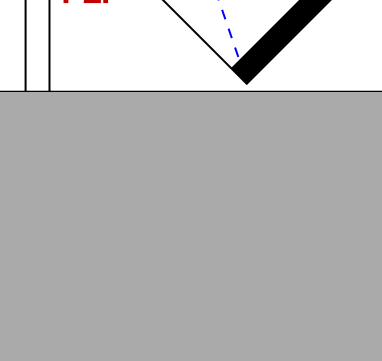
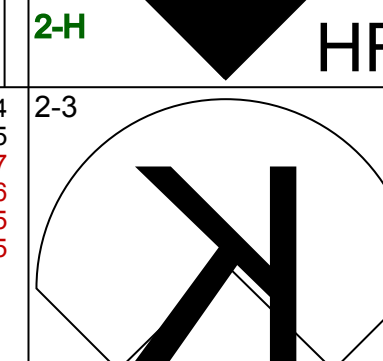
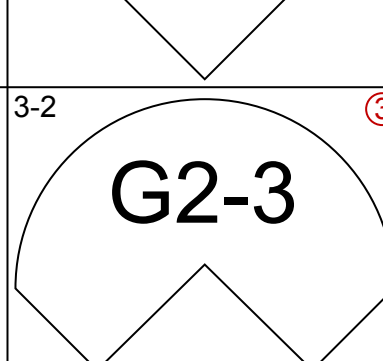
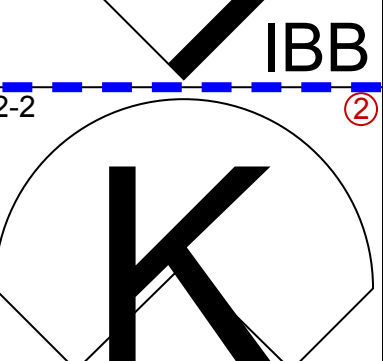
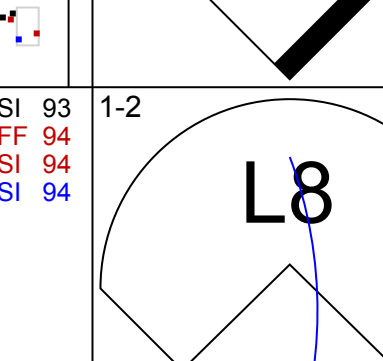
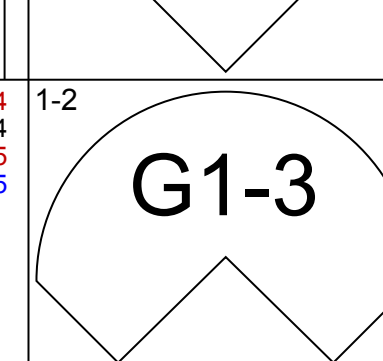
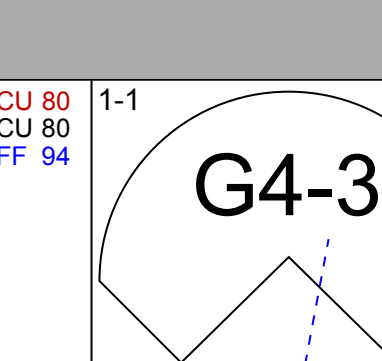
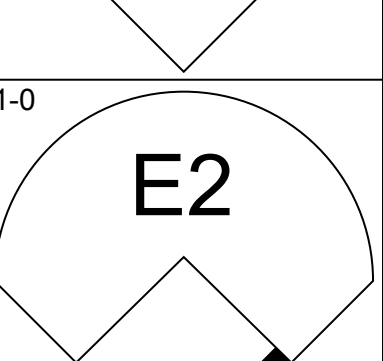
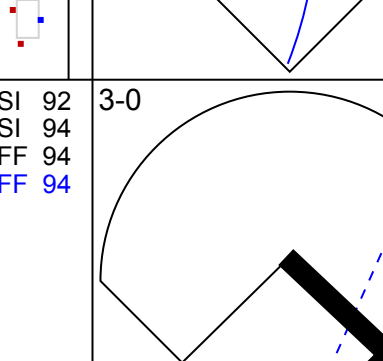
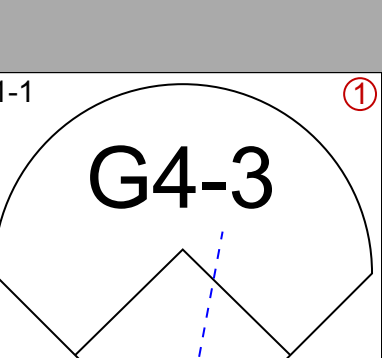

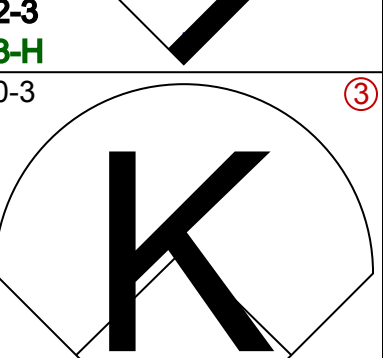
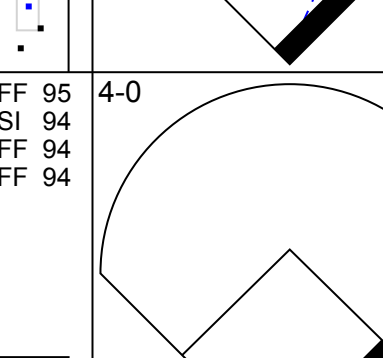
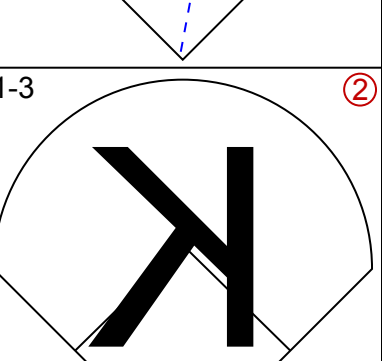
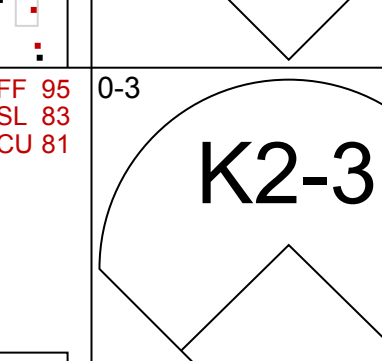
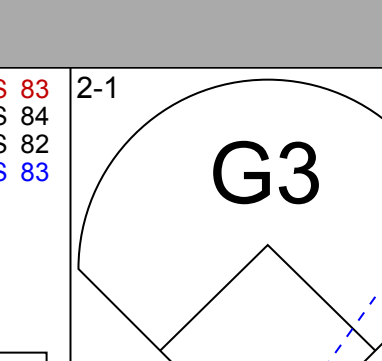

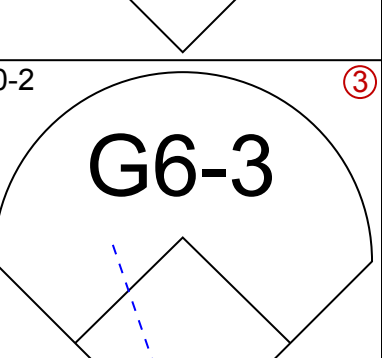
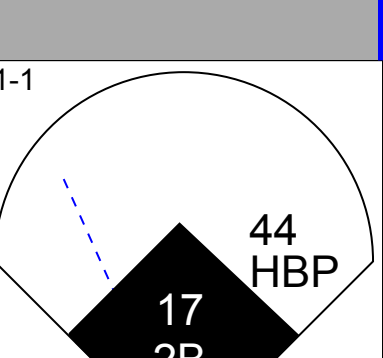
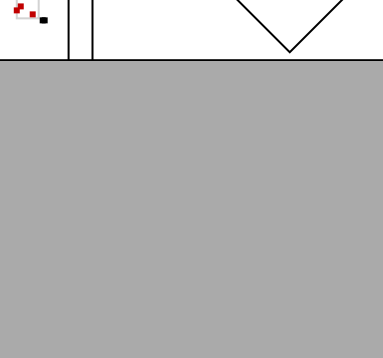
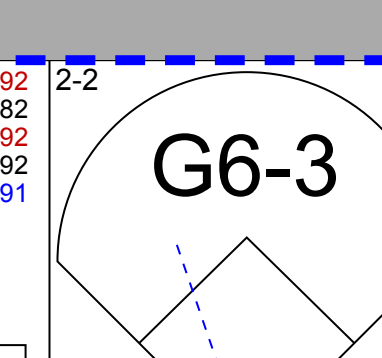


Batter	1	2	3	4	5	6	7	8	9	AB	R	H	RBI	BB	SO	LOB	TOP											
3 Iván De Jesús Jr., R OBP: 0.294, SLG: 0.706										4	0	1	0	0	1	2												
19 Joey Votto, L OBP: 0.491, SLG: 0.553										4	0	1	0	0	0	1												
21 Todd Frazier, R OBP: 0.357, SLG: 0.593										4	0	0	0	0	1	2												
32 Jay Bruce, L OBP: 0.322, SLG: 0.401										4	0	0	0	0	2	2												
29 Brayan Peña, S OBP: 0.377, SLG: 0.354										4	1	1	0	0	0	1												
15 Chris Domínguez, R OBP: 0.143, SLG: 0.571										4	1	1	1	0	2	1												
7 Eugenio Suárez, R OBP: 0.500, SLG: 0.333										3	1	1	0	1	0	0												
50 Michael Lorenzen, R 25 Burke Badenhop, R 27 Brennan Boesch, L 58 Nate Adcock, R 52 Tony Cingrani, L 55 Skip Schumaker, L										2	0	1	2	0	0	0												
17 Kristopher Negrón, R OBP: 0.253, SLG: 0.147										2	0	0	0	1	0	0												
Inning Stats	R: 0 E: 0 K: 1 S: 7	H: 0 LOB: 0 BB: 0 P: 10	R: 2 E: 0 K: 2 S: 20	H: 2 LOB: 2 BB: 2 P: 33	R: 0 E: 0 K: 1 S: 16	H: 1 LOB: 1 BB: 0 P: 23	R: 1 E: 0 K: 0 S: 14	H: 1 LOB: 0 BB: 0 P: 20	R: 0 E: 0 K: 0 S: 11	H: 0 LOB: 0 BB: 0 P: 19	R: 0 E: 0 K: 0 S: 6	H: 0 LOB: 0 BB: 0 P: 10	R: 0 E: 0 K: 0 S: 10	H: 0 LOB: 0 BB: 0 P: 14	R: 0 E: 0 K: 1 S: 10	H: 1 LOB: 1 BB: 0 P: 14	1B: 3 2B: 1 3B: 1 HR: 1	SF: 0 SAC: 0 DP: 0 HBP: 0	WP: 0 PB: 0 SB: 0 CS: 0	PA: 35								
PITCHER	IP	WLS	BF	H	R	ER	SO	BB	IBB	HBP	BLK	WP	HR	S	P	ERA	WHIP											
18 Tsuyoshi Wada, L ERA: 4.84	3.0		15	4	3	3	4	2	0	0	0	0	0	1	47	73	9.00	2.000										
37 Travis Wood, L ERA: 4.52	2.1	W	8	1	0	0	1	0	0	0	0	0	0	23	36	0.00	0.429											
52 Justin Grimm, R ERA: 1.35	0.2	H	2	0	0	0	0	0	0	0	0	0	0	4	6	0.00	0.000											
40 James Russell, L ERA: 1.38	1.0	H	3	0	0	0	0	0	0	0	0	0	0	10	14	0.00	0.000											
46 Pedro Strop, R ERA: 3.33	1.0	H	3	0	0	0	0	0	0	0	0	0	0	6	7	0.00	0.000											

Cincinnati Reds @ Chicago Cubs
Wrigley Field, Chicago, IL
Thu Jun 11 2015, 7:08 PM - 10:04 PM CDT
Att: 35,031 - Cloudy - 61 F

AB	33
R	3
H	6
RBI	3
BB	2
SO	6
LOB	10



Batter	1	2	3	4	5	6	7	8	9	AB	R	H	RBI	BB	SO	LOB	BOTTOM										
24 Dexter Fowler, S OBP: 0.333, SLG: 0.416										4	1	2	1	1	0	1											
44 Anthony Rizzo, L OBP: 0.446, SLG: 0.592										3	2	1	0	1	1	2											
17 Kris Bryant, R OBP: 0.396, SLG: 0.467										4	1	1	1	1	1	2											
47 Miguel Montero, L OBP: 0.371, SLG: 0.450										3	1	2	3	1	1	1											
13 Starlin Castro, R OBP: 0.298, SLG: 0.345										4	0	0	0	0	2	5											
8 Chris Coghlan, L OBP: 0.305, SLG: 0.441										4	0	1	0	0	0	2											
21 Junior Lake, R OBP: 0.274, SLG: 0.345										3	0	0	0	1	2	3											
18 Tsuyoshi Wada, L 37 Travis Wood, R 52 Justin Grimm, R 29 Mike Baxter, L 40 James Russell, L 15 Chris Denorfia, R 46 Pedro Strop, R 56 Héctor Rondón, R										1	0	0	0	0	1	0											
22 Addison Russell, R OBP: 0.296, SLG: 0.395										4	1	1	0	0	0	0											
Inning Stats	R: 3 E: 0 K: 1 S: 18	H: 2 LOB: 1 BB: 1 P: 29	R: 0 E: 0 K: 1 S: 8	H: 0 LOB: 0 BB: 0 P: 10	R: 1 E: 0 K: 2 S: 10	H: 1 LOB: 1 BB: 1 P: 21	R: 0 E: 0 K: 2 S: 8	H: 0 LOB: 0 BB: 0 P: 11	R: 2 E: 1 K: 2 S: 20	H: 2 LOB: 3 BB: 1 P: 35	R: 0 E: 0 K: 0 S: 9	H: 0 LOB: 1 BB: 1 P: 17	R: 0 E: 0 K: 1 S: 14	H: 2 LOB: 3 BB: 1 P: 31	R: 0 E: 0 K: 1 S: 9	H: 1 LOB: 1 BB: 0 P: 12	1B: 3 2B: 3 3B: 0 HR: 2	SF: 0 SAC: 0 DP: 0 HBP: 1	WP: 1 PB: 0 SB: 0 CS: 0	PA: 39							
PITCHER	IP	WLS	BF	H	R	ER	SO	BB	IBB	HBP	BLK	WP	HR	S	P	ERA	WHIP										
50 Michael Lorenzen, R ERA: 4.01	4.1	L	22	5	6	5	6	2	1	0	0	0	0	17	28	0.00	0.600										
58 Nate Adcock, R ERA: 3.09	1.0		6	2	0	0	1	1	0	0	0	0	0	14	31	0.00	3.000										
52 Tony Cingrani, L ERA: 3.09	1.0		4	1	0	0	1	0	0	0	0	0	0	9	12	0.00	1.000										

Cincinnati Reds @ Chicago Cubs
Wrigley Field, Chicago, IL
Thu Jun 11 2015, 7:08 PM - 10:04 PM CDT
Att: 35,031 - Cloudy - 61 F

AB	33
R	6
H	8
RBI	5
BB	5
SO	10
LOB	19



Batter	1	2	3	4	5	6	7	8	9	10	AB	R	H	RBI	BB	SO	LOB	TOP						
55 Skip Schumaker, L (1, 7) OBP: 0.319, SLG: 0.337 17 Kristopher Negron, R (10, 7) OBP: 0.253, SLG: 0.147	E4 3 2B	BB 3S		G6-3 3 1B		BB			G5-3		3	1	1	0	2	0	0							
3 Ivan De Jesus Jr., R (1, 4) OBP: 0.318, SLG: 0.667	SAFE 1H 21 2B	BB		G6-3		K			K		4	1	1	1	1	2	3							
19 Joey Votto, L (1, 3) OBP: 0.397, SLG: 0.543	FF CU F7	BB		F8		K			K		4	0	0	0	1	1	3							
21 Todd Frazier, R (1, 5) OBP: 0.358, SLG: 0.606	FF FF 29 1B			HR		K			G4-3		5	3	2	2	0	1	3							
32 Jay Bruce, L (1, 9) OBP: 0.323, SLG: 0.406	K			L8					K		5	0	2	0	0	2	1							
29 Brayan Peña, S (1, 2) OBP: 0.371, SLG: 0.349	7 HBP 1B			K		G4-3			F9		5	0	1	1	0	2	3							
7 Eugenio Suárez, R (1, 6) OBP: 0.444, SLG: 0.286	HBP			K		F8			K		4	0	1	1	0	2	1							
47 Johnny Cueto, R (1, 1) OBP: 0.273, SLG: 0.238 4 Brandon Phillips, R (8, PH) OBP: 0.348, SLG: 0.333 60 J.J. Hoover, R (8, 1) 27 Brennan Boesch, L (10, PH) OBP: 0.182, SLG: 0.154 54 Aroldis Chapman, L (10, 1)	G1-3			G1-3		G1-3			F8		2	3	0	1	0	0	0	3						
6 Billy Hamilton, S (1, 8) OBP: 0.258, SLG: 0.300	F7			F8		K			F7		5	0	0	0	0	1	3							
Inning Stats	R: 3 E: 1 K: 1 S: 25	H: 3 LOB: 2 BB: 0 P: 37	R: 0 E: 0 K: 10 S: 10	H: 0 LOB: 1 BB: 2 P: 21	R: 1 E: 0 K: 2 S: 12	H: 1 LOB: 0 BB: 0 P: 15	R: 0 E: 0 K: 0 S: 11	H: 2 LOB: 3 BB: 1 P: 19	R: 0 E: 0 K: 0 S: 7	H: 1 LOB: 1 BB: 0 P: 11	R: 0 E: 0 K: 1 S: 14	H: 0 LOB: 0 BB: 0 P: 26	R: 0 E: 0 K: 1 S: 7	H: 0 LOB: 0 BB: 0 P: 13	R: 0 E: 0 K: 1 S: 12	H: 0 LOB: 0 BB: 0 P: 17	R: 0 E: 0 K: 1 S: 10	H: 0 LOB: 0 BB: 0 P: 15	R: 1 E: 1 K: 2 S: 18	H: 2 LOB: 2 BB: 0 P: 25	1B: 5 2B: 3 3B: 0 HR: 1	SF: 0 SAC: 0 DP: 0 HBP: 1	WP: 0 PB: 0 SB: 3 CS: 1	PA: 45
PITCHER	IP WLS BF H R ER SO BB IBB HBP BLK WP HR S P ERA WHIP	IP WLS BF H R ER SO BB IBB HBP BLK WP HR S P ERA WHIP	PITCHER 56 Héctor Rondón, R (10, 1) ERA: 2.73																					

Cincinnati Reds @ Chicago Cubs
Wrigley Field, Chicago, IL
Fri Jun 12 2015, 3:08 PM - 6:27 PM CDT
Att.: 40,016 - Drizzle - 52 F

AB	40
R	5
H	9
RBI	5
BB	4
SO	12
LOB	22



Batter	1	2	3	4	5	6	7	8	9	10	AB	R	H	RBI	BB	SO	LOB	BOTTOM						
24 Dexter Fowler, S (1, 8) OBP: 0.327, SLG: 0.407	K			B1-3					F8		5	0	0	0	0	2	3							
44 Anthony Rizzo, L (1, 3) OBP: 0.438, SLG: 0.579	F7			K		G6-3			K		5	0	0	0	0	3	0							
17 Kris Bryant, R (1, 5) OBP: 0.401, SLG: 0.468	1B			K		K			K		4	1	2	0	1	2	0							
47 Miguel Montero, L (1, 2) OBP: 0.356, SLG: 0.438 3 David Ross, R (10, PR) OBP: 0.295, SLG: 0.255	G4-3			K		K			K		4	0	0	0	1	1	3							
13 Starlin Castro, R (1, 6) OBP: 0.296, SLG: 0.354	F9			G6-3		HR			G4-6-3		5	1	1	2	0	0	2							
8 Chris Cochran, L (1, 7) OBP: 0.308, SLG: 0.443	E7 39 1B			K		P5			19 L9 15 SH3-4 1B		4	1	2	0	0	1	0							
15 Chris Denorfia, R (1, 9) OBP: 0.462, SLG: 0.486	K			2B		HBP			SH3-4		2	0	1	0	0	1	1							
39 Jason Hammel, R (8, 1) OBP: 0.242, SLG: 0.281 59 Zac Rosscup, R (8, PH) OBP: 0.333, SLG: 0.279 29 Mike Baxter, L (7, 1) OBP: 0.333, SLG: 0.279 40 James Russell, L (8, 1) OBP: 0.333, SLG: 0.279 30 Jason Motte, R (8, 1) OBP: 0.333, SLG: 0.279 46 Pedro Strop, R (8, 1) OBP: 0.333, SLG: 0.279 19 Jonathan Herrera, S (10, PH) OBP: 0.333, SLG: 0.279 56 Héctor Rondón, R (10, 1) OBP: 0.333, SLG: 0.279	22 2B 1B			G4-3		K			L9		2	1	1	1	0	0	1							
22 Addison Russell, R (1, 4) OBP: 0.301, SLG: 0.400	2B			G5-3		F7			24 DI BB		3	0	1	1	1	0	0							
Inning Stats	R: 0 E: 0 K: 1 S: 12	H: 1 LOB: 1 BB: 0 P: 17	R: 2 E: 1 K: 1 S: 16	H: 3 LOB: 1 BB: 0 P: 21	R: 0 E: 0 K: 3 S: 11	H: 0 LOB: 0 BB: 0 P: 18	R: 0 E: 0 K: 1 S: 12	H: 1 LOB: 1 BB: 0 P: 15	R: 0 E: 0 K: 0 S: 5	H: 0 LOB: 0 BB: 0 P: 5	R: 2 E: 0 K: 1 S: 15	H: 2 LOB: 1 BB: 0 P: 22	R: 0 E: 0 K: 2 S: 9	H: 0 LOB: 0 BB: 0 P: 15	R: 0 E: 0 K: 0 S: 3	H: 0 LOB: 0 BB: 1 P: 8	R: 0 E: 0 K: 0 S: 12	H: 1 LOB: 2 BB: 1 P: 22	R: 0 E: 0 K: 2 S: 12	H: 0 LOB: 1 BB: 1 P: 19	1B: 5 2B: 2 3B: 0 HR: 1	SF: 0 SAC: 1 DP: 1 HBP: 1	WP: 0 PB: 0 SB: 0 CS: 0	PA: 41
PITCHER	IP WLS BF H R ER SO BB IBB HBP BLK WP HR S P ERA WHIP	IP WLS BF H R ER SO BB IBB HBP BLK WP HR S P ERA WHIP	PITCHER																					

Cincinnati Reds @ Chicago Cubs
Wrigley Field, Chicago, IL
Fri Jun 12 2015, 3:08 PM - 6:27 PM CDT
Att.: 40,016 - Drizzle - 52 F

AB	36
R	4
H	8
RBI	4
BB	3
SO	11
LOB	12



Batter	1	2	3	4	5	6	7	8	9	AB	R	H	RBI	BB	SO	LOB	TOP				
24 Dexter Fowler, S OBP: 0.324, SLG: 0.394	F7		E6				K		L8	5	0	2	0	0	1	0					
44 Anthony Rizzo, L OBP: 0.416, SLG: 0.555	P6		L7				K			4	0	0	0	0	1	3					
17 Kris Bryant, R OBP: 0.396, SLG: 0.483	G4-3						K		K	4	0	1	0	0	2	0					
47 Miguel Montero, L OBP: 0.364, SLG: 0.442			L7				F7			3	0	0	0	1	1	3					
19 Jonathan Herrera, S OBP: 0.241, SLG: 0.263										0	0	0	0	0	0	0					
13 Starlin Castro, R OBP: 0.301, SLG: 0.350	K									3	0	1	0	0	1	0					
8 Chris Coghlan, L OBP: 0.333, SLG: 0.447										3	0	1	0	0	1	1					
3 David Ross, R OBP: 0.286, SLG: 0.267	G1-4-3									1	0	0	0	0	1	2					
15 Chris Denorfia, R OBP: 0.336, SLG: 0.490										3	0	0	0	0	2	2					
29 Mike Baxter, L OBP: 0.344, SLG: 0.286			K							1	0	0	0	0	0	2					
12 Kyle Schwarber, L OBP: 0.600, SLG: 1.100										4	2	2	2	0	1	1					
22 Addison Russell, R OBP: 0.313, SLG: 0.418	P4									3	0	0	0	1	2	1					
Inning Stats	R: 0 H: 0 E: 0 K: 0 S: 6	H: 0 LOB: 0 BB: 0 P: 9	R: 0 H: 0 E: 0 K: 2 S: 10	H: 0 LOB: 0 BB: 0 P: 16	R: 1 H: 2 E: 1 K: 1 S: 14	H: 2 LOB: 1 BB: 0 P: 18	R: 0 H: 0 E: 0 K: 1 S: 8	H: 0 LOB: 0 BB: 0 P: 14	R: 2 H: 4 E: 0 K: 0 S: 17	H: 4 LOB: 3 BB: 1 P: 32	R: 0 H: 1 E: 0 K: 3 S: 12	H: 1 LOB: 1 BB: 0 P: 19	R: 0 H: 0 E: 0 K: 3 S: 11	H: 0 LOB: 0 BB: 0 P: 14	R: 0 H: 0 E: 0 K: 2 S: 12	H: 0 LOB: 2 BB: 1 P: 19	R: 0 H: 0 E: 0 K: 1 S: 9	H: 0 LOB: 0 BB: 0 P: 12	1B: 6 2B: 0 3B: 0 HR: 1	SF: 0 SAC: 0 DP: 0 HBP: 1	WP: 0 PA: 37 PB: 0 SB: 0 CS: 0
PITCHER	IP WLS BF H R ER SO BB IBB HBP BLK WP HR S P ERA WHIP	IP WLS BF H R ER SO BB IBB HBP BLK WP HR S P ERA WHIP	IP WLS BF H R ER SO BB IBB HBP BLK WP HR S P ERA WHIP	IP WLS BF H R ER SO BB IBB HBP BLK WP HR S P ERA WHIP	IP WLS BF H R ER SO BB IBB HBP BLK WP HR S P ERA WHIP	IP WLS BF H R ER SO BB IBB HBP BLK WP HR S P ERA WHIP	IP WLS BF H R ER SO BB IBB HBP BLK WP HR S P ERA WHIP	IP WLS BF H R ER SO BB IBB HBP BLK WP HR S P ERA WHIP	IP WLS BF H R ER SO BB IBB HBP BLK WP HR S P ERA WHIP	IP WLS BF H R ER SO BB IBB HBP BLK WP HR S P ERA WHIP	IP WLS BF H R ER SO BB IBB HBP BLK WP HR S P ERA WHIP	IP WLS BF H R ER SO BB IBB HBP BLK WP HR S P ERA WHIP	IP WLS BF H R ER SO BB IBB HBP BLK WP HR S P ERA WHIP	IP WLS BF H R ER SO BB IBB HBP BLK WP HR S P ERA WHIP	IP WLS BF H R ER SO BB IBB HBP BLK WP HR S P ERA WHIP	IP WLS BF H R ER SO BB IBB HBP BLK WP HR S P ERA WHIP	IP WLS BF H R ER SO BB IBB HBP BLK WP HR S P ERA WHIP	IP WLS BF H R ER SO BB IBB HBP BLK WP HR S P ERA WHIP	IP WLS BF H R ER SO BB IBB HBP BLK WP HR S P ERA WHIP	IP WLS BF H R ER SO BB IBB HBP BLK WP HR S P ERA WHIP	IP WLS BF H R ER SO BB IBB HBP BLK WP HR S P ERA WHIP

Chicago Cubs @ Cleveland Indians
Progressive Field, Cleveland, OH
Thu Jun 18 2015, 7:36 PM - 11:53 PM EDT
Att: 15,891 - Overcast - 75 F

AB 34
R 3
H 7
RBI 2
BB 2
SO 13
LOB 15



Batter	1	2	3	4	5	6	7	8	9	AB	R	H	RBI	BB	SO	LOB	BOTTOM				
22 Jason Kipnis, L OBP: 0.413, SLG: 0.498	12 1B 23 2B BB						FC3-6			2	1	1	0	2	0	2					
12 Francisco Lindor, S OBP: 0.267, SLG: 0.267	23 2B 41 PB 1B						G6-3			4	1	1	0	0	1	4					
23 Michael Brantley, L OBP: 0.383, SLG: 0.456	41 PB 3H 2B						F8			4	0	2	1	0	0	1					
41 Carlos Santana, S OBP: 0.364, SLG: 0.385	K						K			4	0	0	0	0	3	3					
7 David Murphy, L OBP: 0.361, SLG: 0.470	K						G4-3			4	1	1	0	0	2	2					
44 Brandon Moss, L OBP: 0.321, SLG: 0.465	K						G3			3	0	0	0	1	2	2					
10 Yan Gomes, R OBP: 0.221, SLG: 0.311										2	1	1	1	0	1	0					
55 Roberto Pérez, R OBP: 0.342, SLG: 0.365							SF7			1	0	0	0	0	1	2					
24 Michael Bourn, L OBP: 0.311, SLG: 0.296							F8			3	0	1	0	0	1	0					
39 Gio Urshela, R OBP: 0.321, SLG: 0.385							F9			3	0	1	1	0	0	0					
Inning Stats	R: 2 H: 2 E: 0 K: 3 S: 23	H: 2 LOB: 1 BB: 1 P: 36	R: 0 H: 0 E: 0 K: 2 S: 9	H: 0 LOB: 0 BB: 0 P: 14	R: 0 H: 0 E: 0 K: 1 S: 11	H: 0 LOB: 1 BB: 1 P: 18	R: 1 H: 1 E: 0 K: 0 S: 11	H: 1 LOB: 0 BB: 0 P: 18	R: 0 H: 1 E: 0 K: 0 S: 4	H: 1 LOB: 0 BB: 0 P: 7	R: 0 H: 0 E: 0 K: 1 S: 6	H: 0 LOB: 0 BB: 0 P: 8	R: 1 H: 3 E: 0 K: 1 S: 13	H: 3 LOB: 2 BB: 0 P: 20	R: 0 H: 1 E: 0 K: 3 S: 11	H: 1 LOB: 2 BB: 1 P: 22	1B: 6 2B: 2 3B: 0 HR: 0	SF: 1 SAC: 0 DP: 1 HBP: 0	WP: 1 PA: 34 PB: 1 SB: 1 CS: 0		
PITCHER	IP WLS BF H R ER SO BB IBB HBP BLK WP HR S P ERA WHIP	IP WLS BF H R ER SO BB IBB HBP BLK WP HR S P ERA WHIP	IP WLS BF H R ER SO BB IBB HBP BLK WP HR S P ERA WHIP	IP WLS BF H R ER SO BB IBB HBP BLK WP HR S P ERA WHIP	IP WLS BF H R ER SO BB IBB HBP BLK WP HR S P ERA WHIP	IP WLS BF H R ER SO BB IBB HBP BLK WP HR S P ERA WHIP	IP WLS BF H R ER SO BB IBB HBP BLK WP HR S P ERA WHIP	IP WLS BF H R ER SO BB IBB HBP BLK WP HR S P ERA WHIP	IP WLS BF H R ER SO BB IBB HBP BLK WP HR S P ERA WHIP	IP WLS BF H R ER SO BB IBB HBP BLK WP HR S P ERA WHIP	IP WLS BF H R ER SO BB IBB HBP BLK WP HR S P ERA WHIP	IP WLS BF H R ER SO BB IBB HBP BLK WP HR S P ERA WHIP	IP WLS BF H R ER SO BB IBB HBP BLK WP HR S P ERA WHIP	IP WLS BF H R ER SO BB IBB HBP BLK WP HR S P ERA WHIP	IP WLS BF H R ER SO BB IBB HBP BLK WP HR S P ERA WHIP	IP WLS BF H R ER SO BB IBB HBP BLK WP HR S P ERA WHIP	IP WLS BF H R ER SO BB IBB HBP BLK WP HR S P ERA WHIP	IP WLS BF H R ER SO BB IBB HBP BLK WP HR S P ERA WHIP	IP WLS BF H R ER SO BB IBB HBP BLK WP HR S P ERA WHIP	IP WLS BF H R ER SO BB IBB HBP BLK WP HR S P ERA WHIP	IP WLS BF H R ER SO BB IBB HBP BLK WP HR S P ERA WHIP

Chicago Cubs @ Cleveland Indians
Progressive Field, Cleveland, OH
Thu Jun 18 2015, 7:36 PM - 11:53 PM EDT
Att: 15,891 - Overcast - 75 F

AB 30
R 4
H 8
RBI 3
BB 3
SO 11
LOB 16



Batter	1	2	3	4	5	6	7	8	9	AB	R	H	RBI	BB	SO	LOB	TOP										
24 Dexter Fowler, S OBP: 0.319, SLG: 0.388										4	0	0	0	0	0	1											
44 Anthony Rizzo, L OBP: 0.417, SLG: 0.579										4	2	2	2	0	0	0											
17 Kris Bryant, R OBP: 0.390, SLG: 0.474										4	0	0	0	0	0	0											
47 Miguel Montero, L OBP: 0.363, SLG: 0.439										3	0	1	0	0	1	0											
13 Starlin Castro, R OBP: 0.298, SLG: 0.346										3	0	0	0	0	0	1											
8 Chris Coghlan, L OBP: 0.326, SLG: 0.440										3	0	0	0	0	2	1											
15 Chris Denorfia, R OBP: 0.375, SLG: 0.463										3	0	0	0	0	0	1											
12 Kyle Schwarber, L OBP: 0.462, SLG: 0.846										3	0	0	0	0	1	0											
22 Addison Russell, R OBP: 0.313, SLG: 0.417										3	0	1	0	0	0	0											
Inning Stats	R: 0 E: 0 K: 0 S: 6	H: 0 LOB: 0 BB: 0 P: 7	R: 0 E: 0 K: 1 S: 10	H: 1 LOB: 1 BB: 0 P: 13	R: 0 E: 0 K: 1 S: 8	H: 0 LOB: 0 BB: 0 P: 12	R: 1 E: 0 K: 0 S: 8	H: 1 LOB: 0 BB: 0 P: 14	R: 0 E: 0 K: 1 S: 9	H: 0 LOB: 0 BB: 0 P: 10	R: 0 E: 0 K: 1 S: 9	H: 0 LOB: 0 BB: 0 P: 14	R: 0 E: 0 K: 0 S: 8	H: 0 LOB: 0 BB: 0 P: 13	R: 1 E: 0 K: 0 S: 6	H: 2 LOB: 0 BB: 0 P: 10	1B: 2 2B: 0 3B: 0 HR: 2	SF: 0 SAC: 0 DP: 1 HBP: 0	WP: 0 PB: 0 SB: 0 CS: 0	PA: 30							
PITCHER	IP	WLS	BF	H	R	ER	SO	BB	IBB	HBP	BLK	WP	HR	S	P	ERA	WHIP										
45 Phil Hughes, R ERA: 4.47	8.0	W	26	2	1	1	4	0	0	0	0	0	1	65	95	1.12	0.250										
62 J.R. Graham, R ERA: 3.64	1.0		4	2	1	1	0	0	0	0	0	0	1	6	10	9.00	2.000										

Chicago Cubs @ Minnesota Twins
Target Field, Minneapolis, MN
Fri Jun 19 2015, 7:11 PM - 9:30 PM CDT
Att: 36,817 - Overcast - 78 F

AB 30
R 2
H 4
RBI 2
BB 0
SO 4
LOB 4



Batter	1	2	3	4	5	6	7	8	9	AB	R	H	RBI	BB	SO	LOB	BOTTOM										
2 Brian Dozier, R OBP: 0.346, SLG: 0.528										4	2	2	0	0	0	2											
20 Eddie Rosario, L OBP: 0.311, SLG: 0.440										4	2	2	0	0	1	2											
7 Joe Mauer, L OBP: 0.322, SLG: 0.360										2	1	1	0	2	0	1											
24 Trevor Plouffe, R OBP: 0.319, SLG: 0.451										4	0	2	4	0	0	2											
9 Eduardo Núñez, R OBP: 0.338, SLG: 0.514										4	0	1	0	0	0	4											
8 Kurt Suzuki, R OBP: 0.293, SLG: 0.297										4	1	1	0	0	0	4											
19 Kennys Vargas, S OBP: 0.273, SLG: 0.353										4	1	1	0	0	1	0											
5 Eduardo Escobar, S OBP: 0.266, SLG: 0.371										4	0	2	1	0	0	0											
25 Byron Buxton, R OBP: 0.100, SLG: 0.200										4	0	0	0	0	1	2											
Inning Stats	R: 2 E: 1 K: 0 S: 15	H: 3 LOB: 1 BB: 0 P: 24	R: 0 E: 0 K: 0 S: 9	H: 1 LOB: 0 BB: 0 P: 13	R: 1 E: 0 K: 0 S: 7	H: 2 LOB: 1 BB: 0 P: 11	R: 0 E: 0 K: 1 S: 11	H: 0 LOB: 0 BB: 0 P: 16	R: 2 E: 0 K: 0 S: 8	H: 2 LOB: 0 BB: 1 P: 16	R: 2 E: 1 K: 1 S: 10	H: 3 LOB: 1 BB: 0 P: 16	R: 0 E: 0 K: 0 S: 6	H: 1 LOB: 1 BB: 1 P: 14	R: 0 E: 0 K: 1 S: 9	H: 0 LOB: 0 BB: 0 P: 13	1B: 5 2B: 7 3B: 1 HR: 0	SF: 0 SAC: 0 DP: 2 HBP: 0	WP: 1 PB: 0 SB: 1 CS: 1	PA: 37							
PITCHER	IP	WLS	BF	H	R	ER	SO	BB	IBB	HBP	BLK	WP	HR	S	P	ERA	WHIP										
28 Kyle Hendricks, R ERA: 4.28	5.0	L	26	11	7	6	1	1	0	0	0	0	0	21	35	0.00	0.667										
36 Edwin Jackson, R ERA: 2.52	3.0		10	1	0	0	2	1	0	0	0	0	0	21	35	0.00	0.667										

Chicago Cubs @ Minnesota Twins
Target Field, Minneapolis, MN
Fri Jun 19 2015, 7:11 PM - 9:30 PM CDT
Att: 36,817 - Overcast - 78 F

AB 34
R 7
H 12
RBI 5
BB 2
SO 3
LOB 17



Batter	1	2	3	4	5	6	7	8	9	10	AB	R	H	RBI	BB	SO	LOB	TOP				
24 Dexter Fowler, S OBP: 0.317, SLG: 0.385	F8		44 2B		L3-6		G5-3			E4	5	1	1	0	0	0	2					
44 Anthony Rizzo, L OBP: 0.417, SLG: 0.580	L9				FC6		G3-1			13 1B	5	1	2	1	0	0	1					
17 Kris Bryant, R OBP: 0.386, SLG: 0.466	L7				K					F8	4	0	0	0	1	1	4					
8 Chris Coghlan, L OBP: 0.330, SLG: 0.437		G6-3			K					K	4	1	1	0	1	2	0					
13 Starlin Castro, R OBP: 0.300, SLG: 0.347		G5-3								P3	5	0	2	2	0	1	2					
12 Kyle Schwarber, L OBP: 0.389, SLG: 0.667	K										5	0	1	0	0	3	4					
15 Chris Denorfa, R OBP: 0.377, SLG: 0.448											4	0	1	1	1	1	2					
3 David Ross, R OBP: 0.297, SLG: 0.297											4	0	2	0	0	1	3					
19 Jonathan Herrera, S OBP: 0.241, SLG: 0.263											0	0	0	0	0	0	0					
47 Miguel Montero, L OBP: 0.301, SLG: 0.437											1	0	0	0	0	0	2					
22 Addison Russell, R OBP: 0.317, SLG: 0.415											3	1	1	0	0	2	1					
Inning Stats	R: 0 E: 0 K: 0 S: 10	H: 0 LOB: 0 BB: 16	R: 0 E: 0 K: 1 S: 9	H: 0 LOB: 0 BB: 10	R: 1 E: 0 K: 2 S: 17	H: 3 LOB: 2 BB: 21	R: 0 E: 0 K: 1 S: 11	H: 2 LOB: 1 BB: 14	R: 0 E: 0 K: 0 S: 7	H: 1 LOB: 1 BB: 10	R: 0 E: 0 K: 3 S: 19	H: 0 LOB: 0 BB: 0	R: 0 E: 0 K: 1 S: 8	H: 0 LOB: 0 BB: 0	R: 0 E: 0 K: 2 S: 10	H: 1 LOB: 1 BB: 0	R: 3 E: 1 K: 0 S: 13	H: 3 LOB: 2 BB: 1 P: 20	1B: 9 2B: 3 3B: 0 HR: 0	SF: 0 SAC: 0 DP: 2 HBP: 1	WP: 0 PB: 0 SB: 1 CS: 0	PA: 44

PITCHER	IP	WLS	BF	H	R	ER	SO	BB	IBB	HBP	BLK	WP	HR	S	P	ERA	WHIP	
65 Trevor May, R ERA: 4.03	6.0		26	7	1	1	7	2	0	0	0	0	0	0	16	22	0.00	0.000
50 Casey Fien, R ERA: 2.21	2.0		6	0	0	0	2	0	0	0	0	0	0	10	14	0.00	1.000	
15 Glen Perkins, L ERA: 1.48	1.0		4	1	0	0	2	0	0	0	0	0	0	11	18	13.50	4.500	
36 Blaine Boyer, R ERA: 2.48	0.2	L	7	3	3	1	0	0	1	0	0	0	0	2	2	0.00	0.000	
64 Aaron Thompson, L ERA: 3.96	0.1		1	0	0	0	0	0	0	0	0	0	0	2	2	0.00	0.000	

Batter	1	2	3	4	5	6	7	8	9	10	AB	R	H	RBI	BB	SO	LOB	BOTTOM				
2 Brian Dozier, R OBP: 0.340, SLG: 0.517	P3		P3		L6					L6	5	0	0	0	0	0	4					
20 Eddie Rosario, L OBP: 0.317, SLG: 0.442											4	0	2	0	0	1	0					
7 Joe Mauer, L OBP: 0.329, SLG: 0.359											1	0	0	0	3	1	0					
24 Trevor Plouffe, R OBP: 0.315, SLG: 0.444											4	0	0	0	0	0	4					
48 Torii Hunter, R OBP: 0.319, SLG: 0.407											4	0	1	0	0	2	0					
21 Shane Robinson, R OBP: 0.296, SLG: 0.320											0	0	0	0	0	0	0					
8 Kurt Suzuki, R OBP: 0.297, SLG: 0.317											4	1	2	1	0	1	1					
19 Kennys Vargas, S OBP: 0.265, SLG: 0.343											4	0	0	0	0	2	1					
5 Eduardo Escobar, S OBP: 0.271, SLG: 0.374											4	0	2	0	0	0	1					
25 Byron Buxton, R OBP: 0.167, SLG: 0.182											2	0	0	0	2	1	1					
Inning Stats	R: 0 E: 0 K: 0 S: 7	H: 1 LOB: 1 BB: 11	R: 1 E: 0 K: 2 S: 8	H: 1 LOB: 0 BB: 10	R: 0 E: 0 K: 2 S: 13	H: 0 LOB: 0 BB: 20	R: 0 E: 0 K: 2 S: 9	H: 0 LOB: 0 BB: 12	R: 0 E: 0 K: 1 S: 19	H: 1 LOB: 2 BB: 30	R: 0 E: 0 K: 0 S: 8	H: 0 LOB: 0 BB: 13	R: 0 E: 0 K: 1 S: 9	H: 1 LOB: 1 BB: 14	R: 0 E: 0 K: 0 S: 12	H: 1 LOB: 1 BB: 19	R: 0 E: 0 K: 0 S: 10	H: 1 LOB: 1 BB: 13	1B: 6 2B: 1 3B: 0 HR: 1	SF: 0 SAC: 0 DP: 3 HBP: 1	WP: 0 PB: 0 SB: 2 CS: 1	PA: 38

PITCHER	IP	WLS	BF	H	R	ER	SO	BB	IBB	HBP	BLK	WP	HR	S	P	ERA	WHIP	
34 Jon Lester, L ERA: 3.8	6.1		23	3	1	1	7	3	0	0	0	0	0	0	68	102	1.42	0.947
52 Justin Grimm, R ERA: 1.13	0.2		3	1	0	0	1	0	0	0	0	0	0	5	8	0.00	1.500	
46 Pedro Strop, R ERA: 2.9	1.0		3	1	0	0	0	1	0	0	0	0	0	8	14	0.00	2.000	
40 James Russell, L ERA: 2.35	0.0		1	0	0	0	0	1	0	0	0	0	0	2	6	∞	∞	
30 Jason Motte, R ERA: 3.2	1.0	W	3	1	0	0	0	0	0	0	0	0	0	10	13	0.00	1.000	
56 Héctor Rondón, R ERA: 2.54	1.0		4	1	0	0	0	0	0	0	0	0	0	10	13	0.00	1.000	

Chicago Cubs @ Minnesota Twins
Target Field, Minneapolis, MN
Sat Jun 20 2015, 1:14 PM - 4:28 PM CDT
Att. 40,066 - Partly Cloudy - 76 F

livebaseballscorecards.com

AB 40
R 4
H 11
RBI 4
BB 3
SO 11
LOB 21

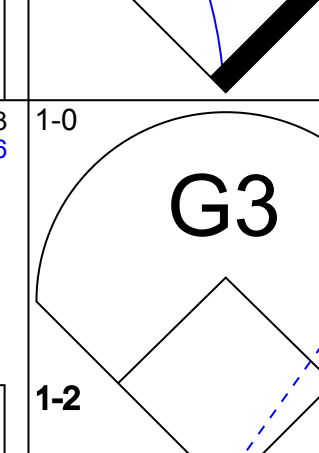


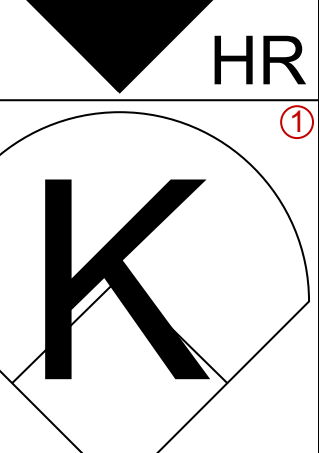

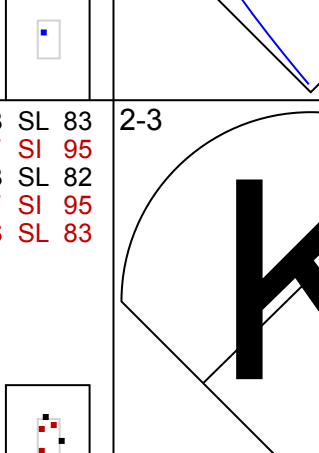
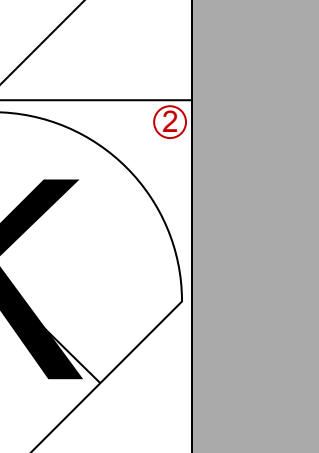
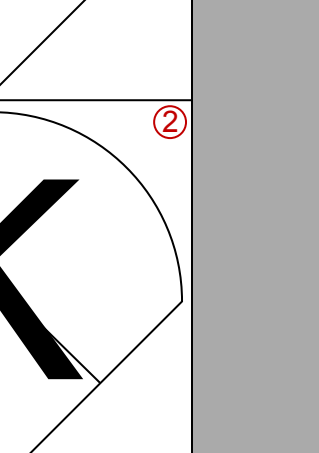

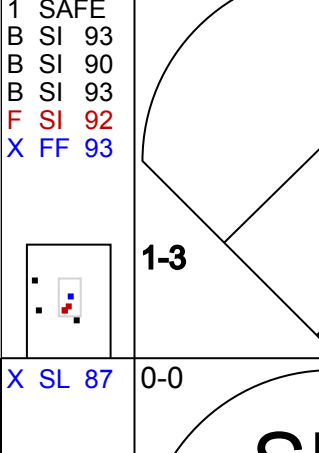
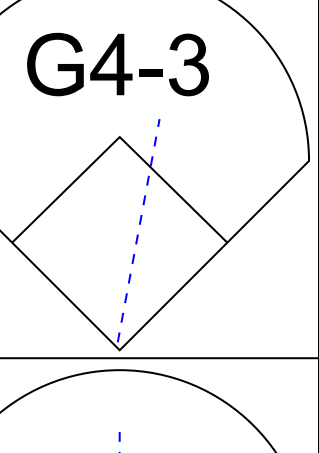
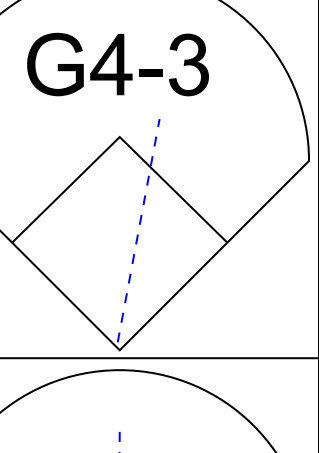

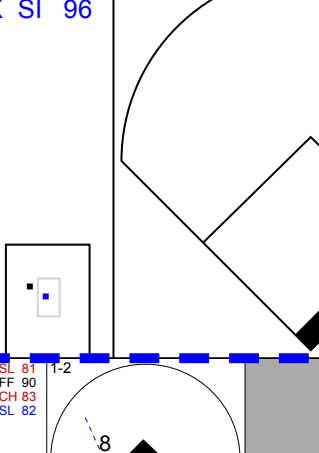
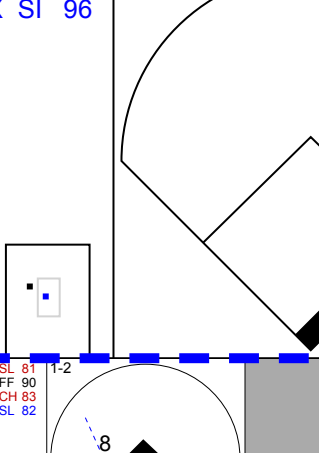
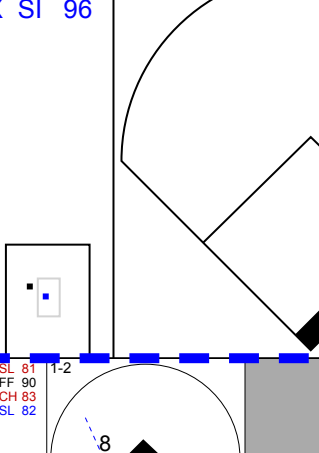

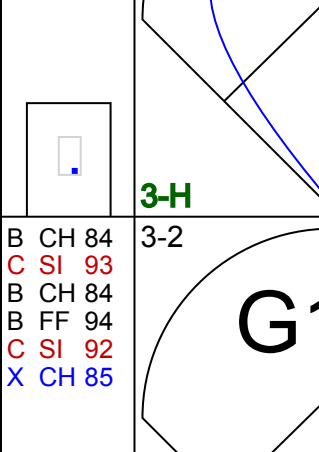

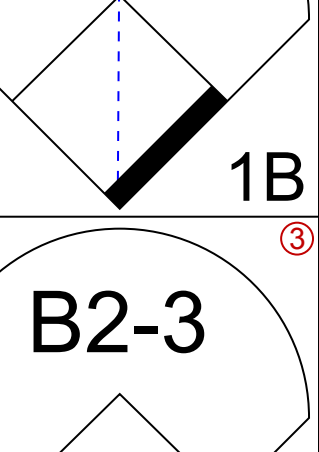
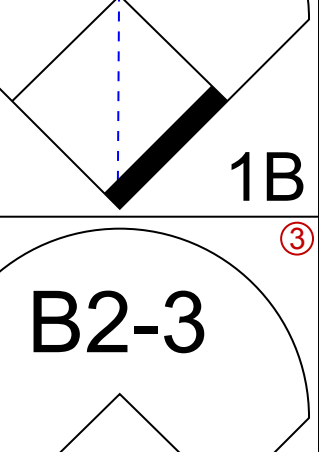

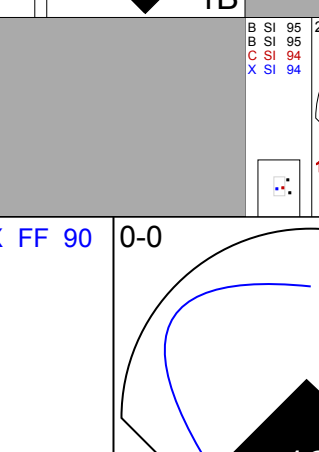
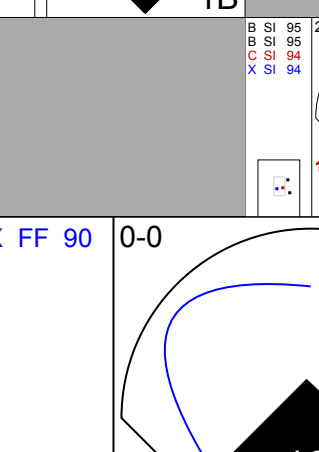


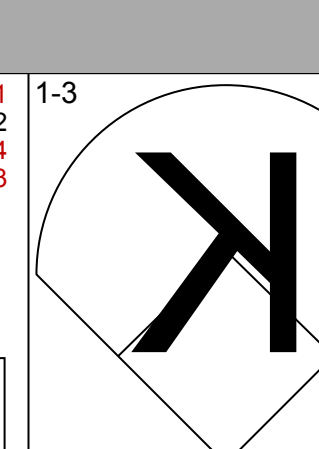

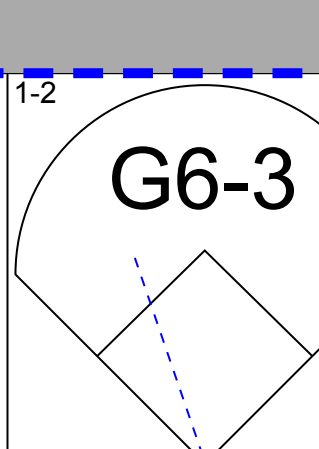
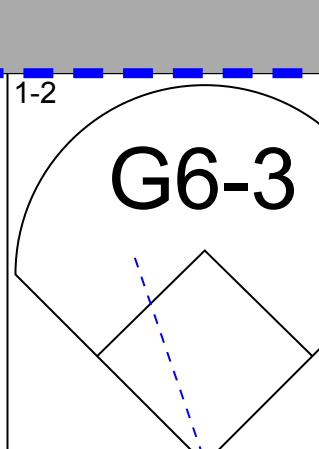
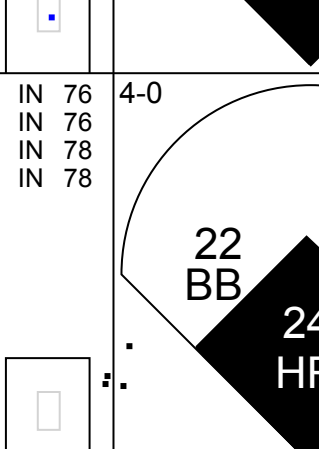
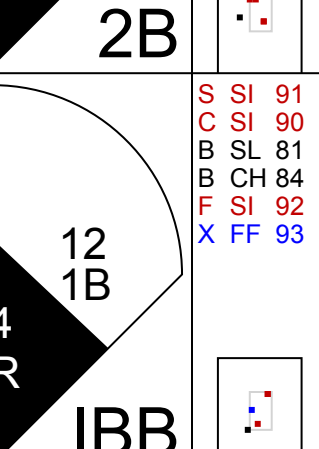

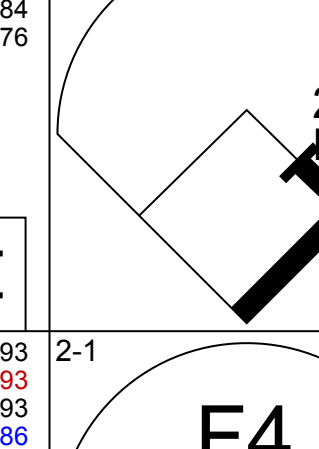



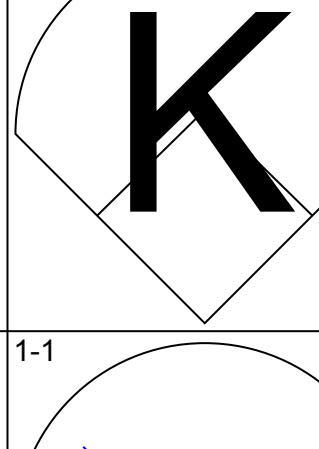
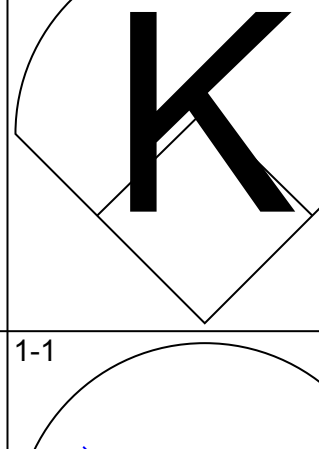
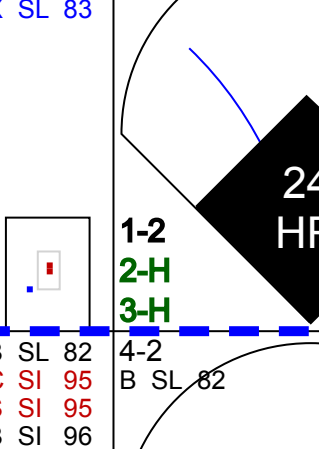
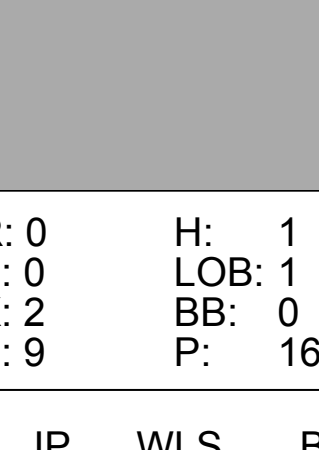
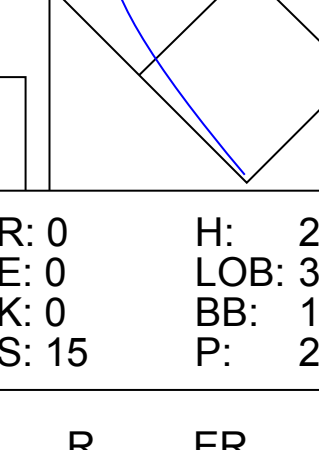
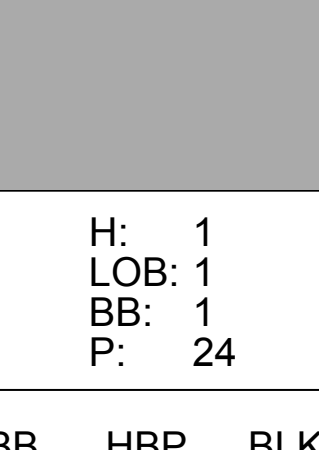
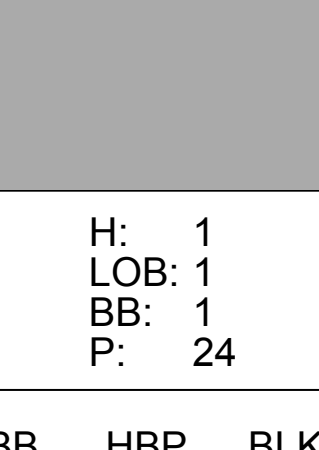
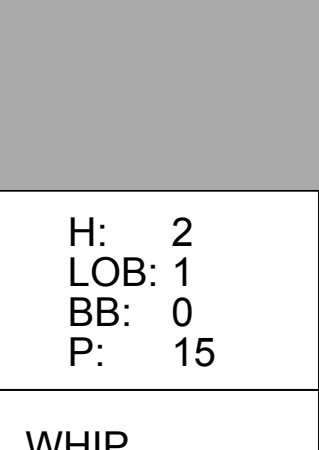
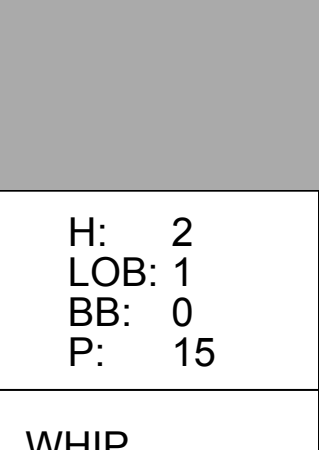
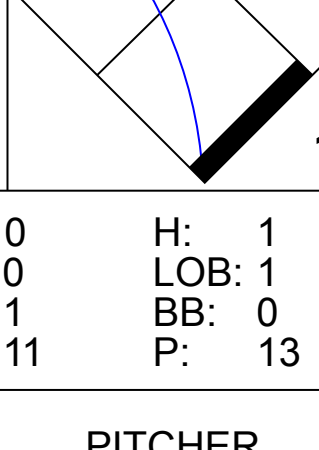
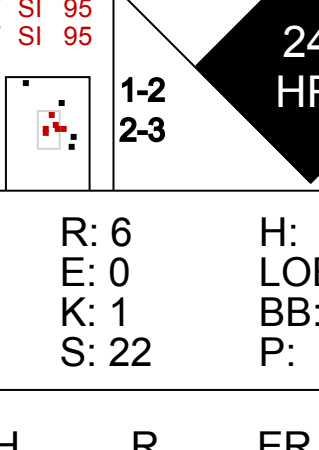








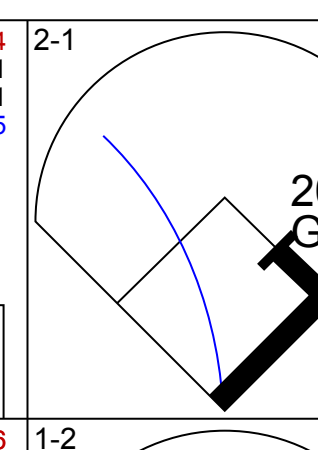



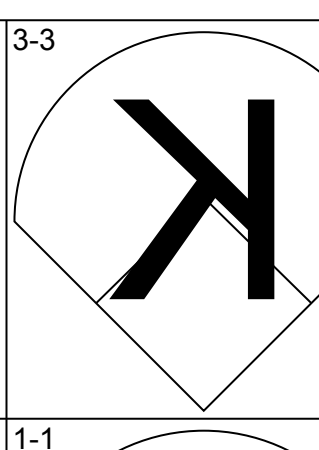
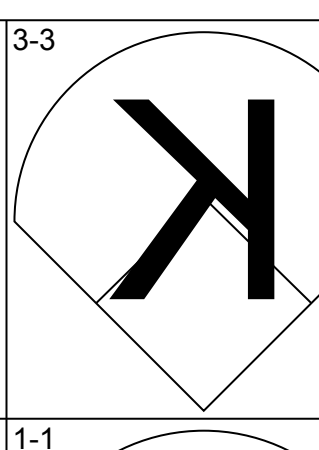
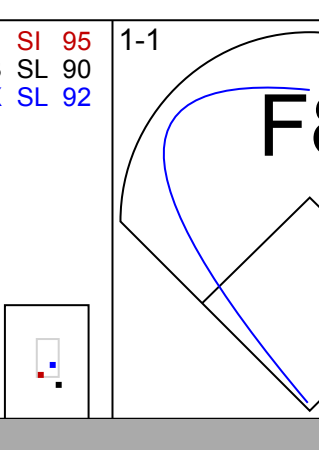
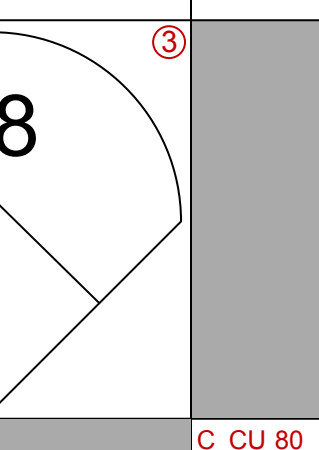
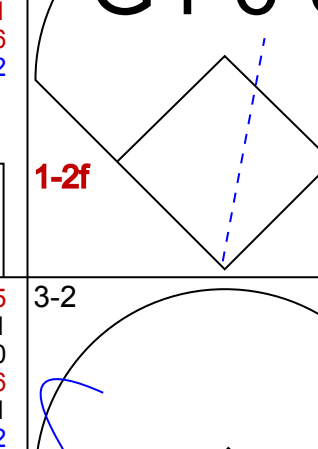

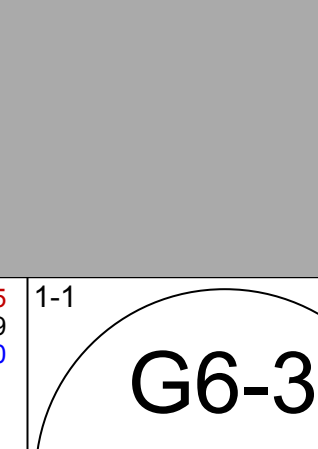
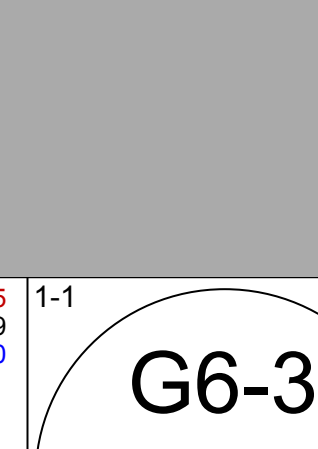
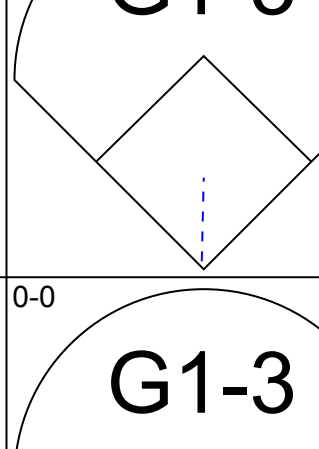
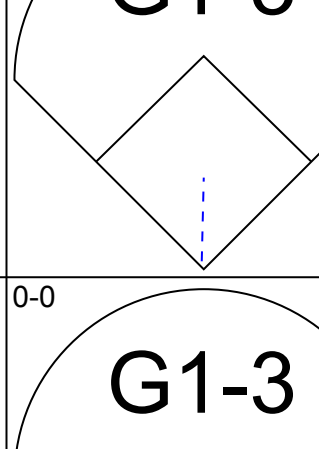

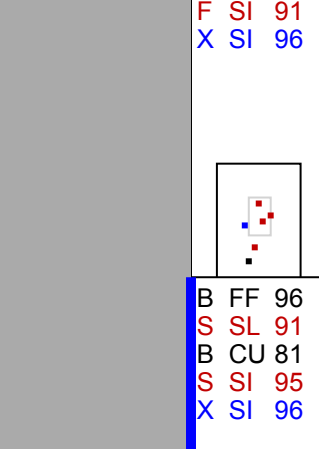


Chicago Cubs @ Minnesota Twins
Target Field, Minneapolis, MN
Sat Jun 20 2015, 1:14 PM - 4:28 PM CDT
Att. 40,066 - Partly Cloudy - 76 F

livebaseballscorecards.com

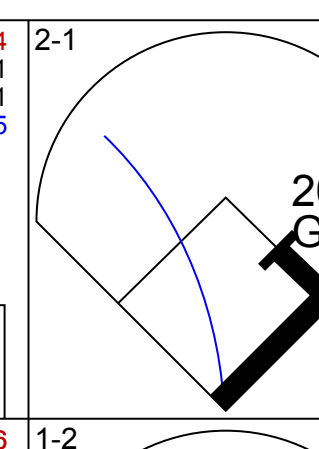
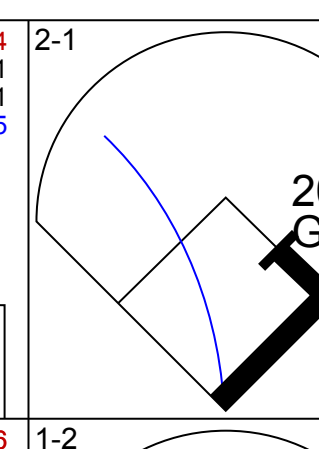
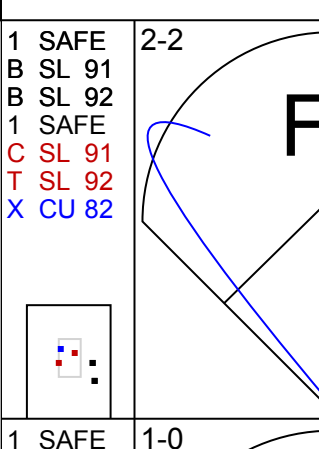
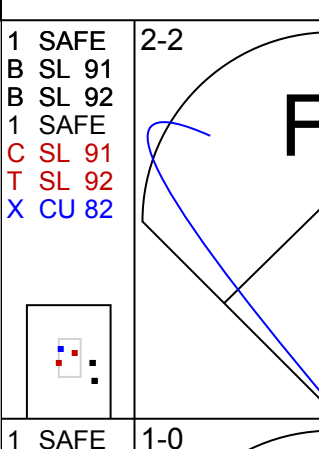


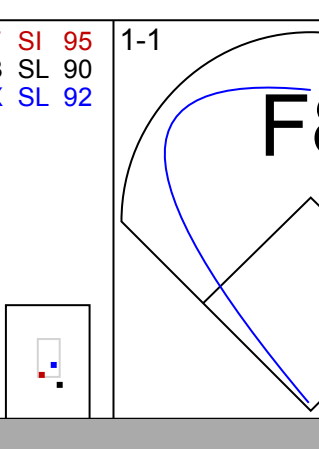
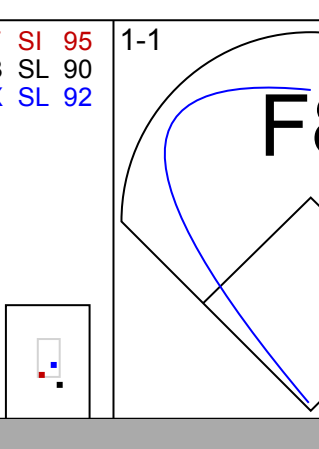
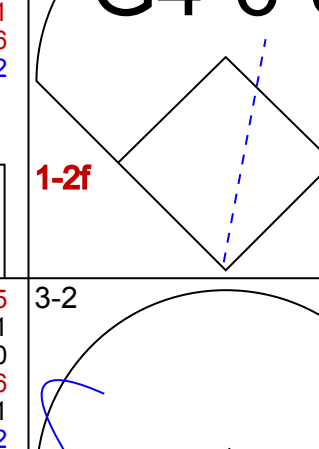
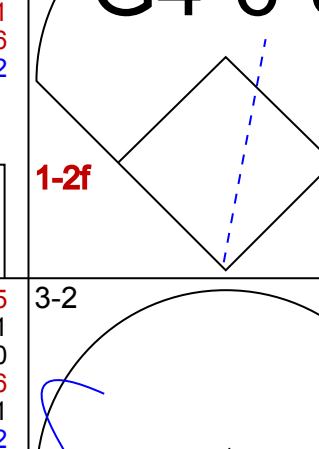
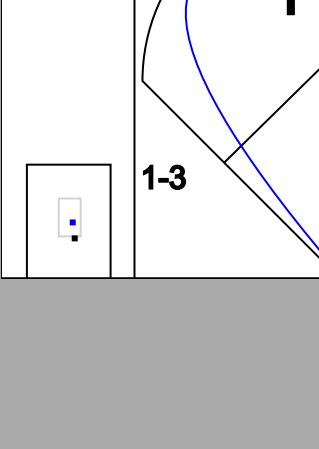
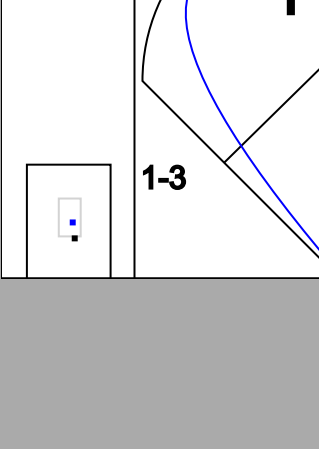




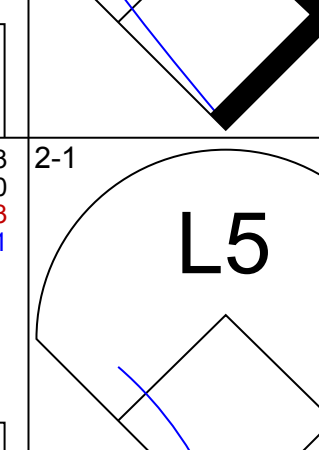
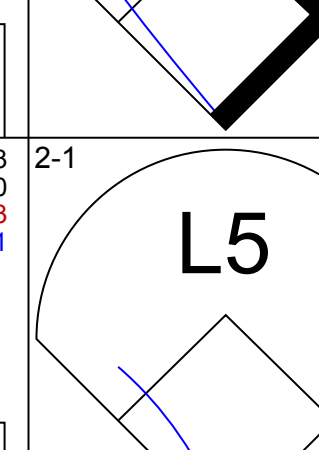




















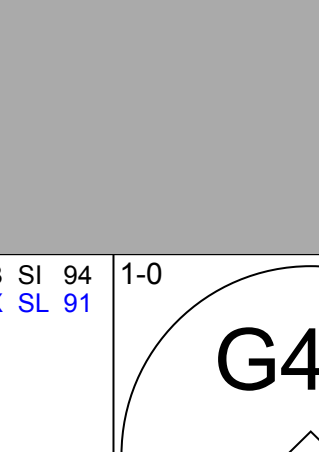
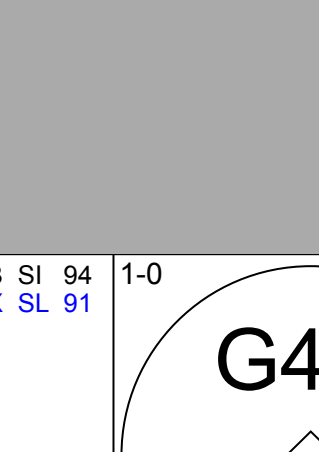


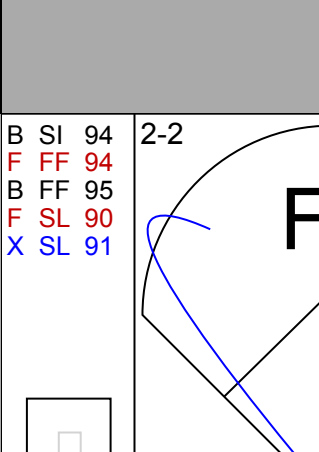
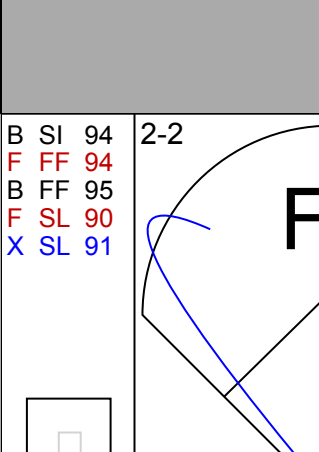
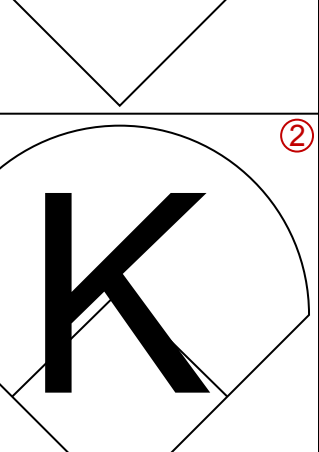
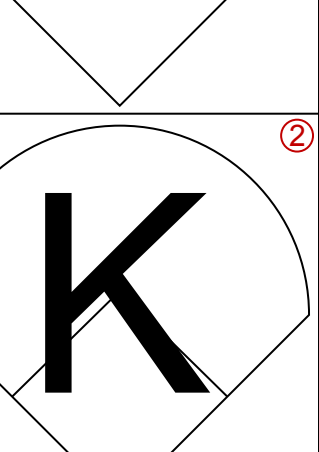
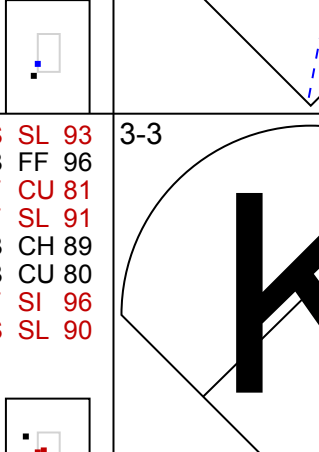
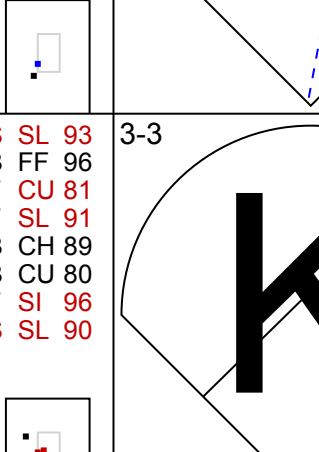


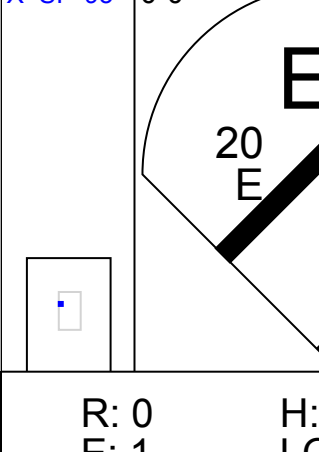
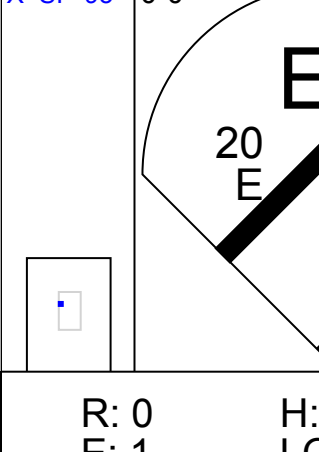
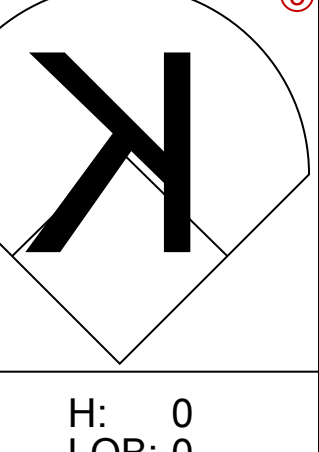
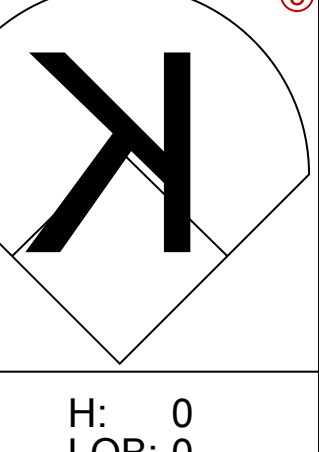
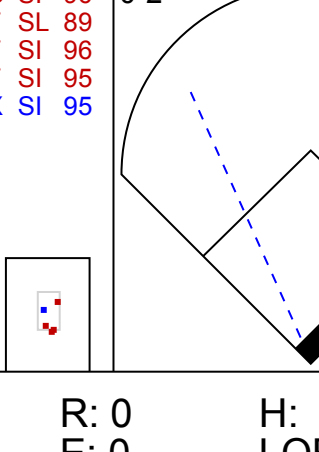
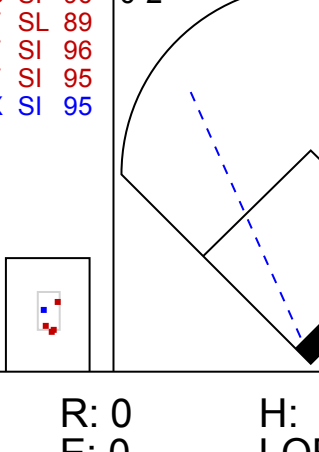
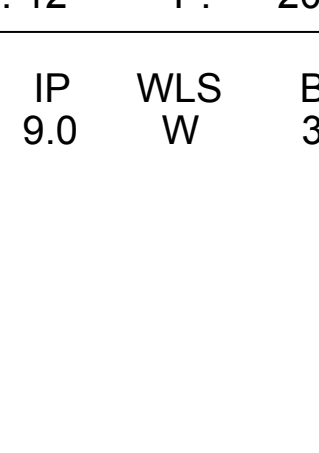
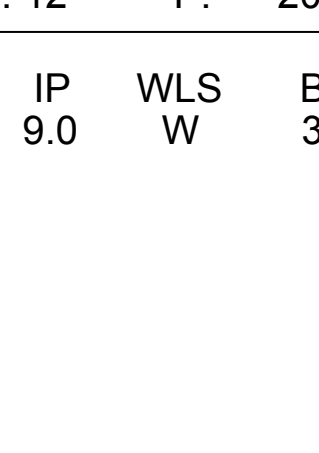
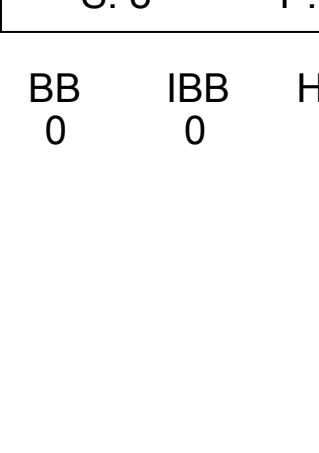
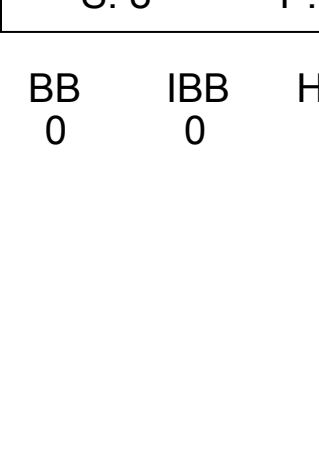
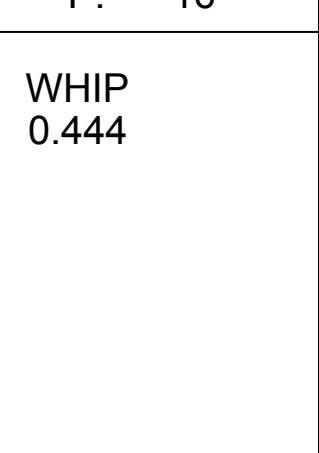
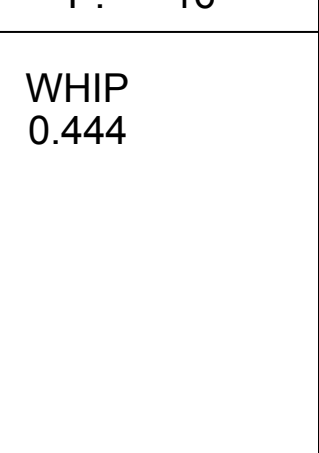
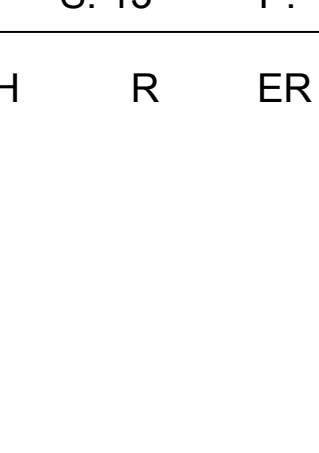
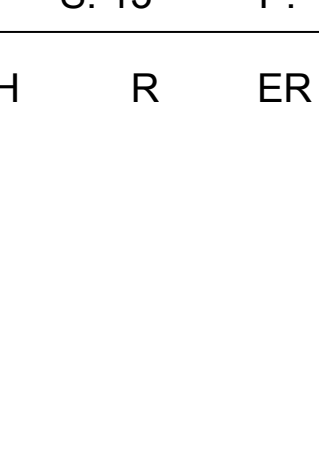
AB 32
R 1
H 7
RBI 1
BB 5
SO 8
LOB 12



Batter	1	2	3	4	5	6	7	8	9	AB	R	H	RBI	BB	SO	LOB	TOP							
24 Dexter Fowler, S OBP: 0.315, SLG: 0.392										5	1	1	4	0	2	5	Chicago Cubs @ Minnesota Twins Target Field, Minneapolis, MN Sun Jun 21 2015, 1:12 PM - 4:10 PM CDT Att: 40,273 - Partly Cloudy - 81 F							
44 Anthony Rizzo, L OBP: 0.420, SLG: 0.590										4	2	2	1	1	0	0								
17 Kris Bryant, R OBP: 0.379, SLG: 0.455										5	0	0	0	0	3	2								
47 Miguel Montero, L OBP: 0.362, SLG: 0.436										5	0	2	0	0	1	1								
13 Starlin Castro, R OBP: 0.305, SLG: 0.353										4	1	3	1	0	0	1								
8 Chris Coghlan, L OBP: 0.391, SLG: 0.441										5	1	2	0	0	1	2								
15 Chris Denorfia, R OBP: 0.369, SLG: 0.426										3	1	0	0	1	1	0								
12 Kyle Schwarber, L OBP: 0.591										4	1	1	2	1	2	0								
22 Addison Russell, R OBP: 0.325, SLG: 0.416										2	1	1	0	2	0	3								
Inning Stats	R: 0 E: 0 K: 2 S: 9	H: 1 LOB: 1 BB: 0 P: 16	R: 0 E: 0 K: 0 S: 15	H: 2 LOB: 3 BB: 1 P: 27	R: 1 E: 0 K: 1 S: 13	H: 1 LOB: 1 BB: 1 P: 24	R: 0 E: 0 K: 2 S: 11	H: 0 LOB: 1 BB: 0 P: 20	R: 1 E: 0 K: 1 S: 8	H: 2 LOB: 0 BB: 0 P: 15	R: 0 E: 0 K: 1 S: 11	H: 1 LOB: 1 BB: 0 P: 13	R: 0 E: 0 K: 1 S: 11	H: 0 LOB: 0 BB: 0 P: 12	R: 6 E: 0 K: 1 S: 22	H: 5 LOB: 1 BB: 2 P: 38	R: 0 E: 0 K: 2 S: 11	H: 0 LOB: 0 BB: 0 P: 14	1B: 9 2B: 1 3B: 0 HR: 2	SF: 1 SAC: 1 DP: 0 HBP: 0	WP: 0 PB: 0 SB: 0 CS: 0	PA: 44		
PITCHER	IP WLS BF H R ER SO BB IBB HBP BLK WP HR S P ERA WHIP	IP WLS BF H R ER SO BB IBB HBP BLK WP HR S P ERA WHIP	IP WLS BF H R ER SO BB IBB HBP BLK WP HR S P ERA WHIP	IP WLS BF H R ER SO BB IBB HBP BLK WP HR S P ERA WHIP	IP WLS BF H R ER SO BB IBB HBP BLK WP HR S P ERA WHIP	IP WLS BF H R ER SO BB IBB HBP BLK WP HR S P ERA WHIP	IP WLS BF H R ER SO BB IBB HBP BLK WP HR S P ERA WHIP	IP WLS BF H R ER SO BB IBB HBP BLK WP HR S P ERA WHIP	IP WLS BF H R ER SO BB IBB HBP BLK WP HR S P ERA WHIP	IP WLS BF H R ER SO BB IBB HBP BLK WP HR S P ERA WHIP	IP WLS BF H R ER SO BB IBB HBP BLK WP HR S P ERA WHIP	IP WLS BF H R ER SO BB IBB HBP BLK WP HR S P ERA WHIP	IP WLS BF H R ER SO BB IBB HBP BLK WP HR S P ERA WHIP	IP WLS BF H R ER SO BB IBB HBP BLK WP HR S P ERA WHIP	IP WLS BF H R ER SO BB IBB HBP BLK WP HR S P ERA WHIP	IP WLS BF H R ER SO BB IBB HBP BLK WP HR S P ERA WHIP	IP WLS BF H R ER SO BB IBB HBP BLK WP HR S P ERA WHIP	IP WLS BF H R ER SO BB IBB HBP BLK WP HR S P ERA WHIP	IP WLS BF H R ER SO BB IBB HBP BLK WP HR S P ERA WHIP	IP WLS BF H R ER SO BB IBB HBP BLK WP HR S P ERA WHIP	IP WLS BF H R ER SO BB IBB HBP BLK WP HR S P ERA WHIP	IP WLS BF H R ER SO BB IBB HBP BLK WP HR S P ERA WHIP	IP WLS BF H R ER SO BB IBB HBP BLK WP HR S P ERA WHIP	
44 Kyle Gibson, R ERA: 3.35	5.0	L	24	6	2	2	6	2	1	0	0	0	0	0	0	0	0	0	0	20	25	0.00	0.500	
57 Ryan Pressly, R ERA: 2.79	2.0	7	1	0	0	1	0	0	0	0	0	0	0	0	0	0	0	0	0	7	12	∞	∞	
64 Aaron Thompson, L ERA: 5.14	0.0	4	3	4	4	0	0	0	0	1	0	0	0	0	0	0	0	0	0	1	15	18.00	3.000	
59 Michael Tonkin, R ERA: 5.73	1.0	6	2	2	2	1	1	0	0	0	0	0	0	0	0	0	0	0	0	0	11	14	0.00	0.000
52 Brian Duensing, L ERA: 8.22	1.0	3	0	0	0	0	2	0	0	0	0	0	0	0	0	0	0	0	0	0	0	0	0	0

AB	37
R	8
H	12
RBI	8
BB	5
SO	10
LOB	14



Batter	1	2	3	4	5	6	7	8	9	AB	R	H	RBI	BB	SO	LOB	BOTTOM					
2 Brian Dozier, R OBP: 0.339, SLG: 0.513										4	0	1	0	0	1	2	Chicago Cubs @ Minnesota Twins Target Field, Minneapolis, MN Sun Jun 21 2015, 1:12 PM - 4:10 PM CDT Att: 40,273 - Partly Cloudy - 81 F					
20 Eddie Rosario, L OBP: 0.308, SLG: 0.427										4	0	0	0	0	0	2						
7 Joe Mauer, L OBP: 0.329, SLG: 0.363										3	0	1	0	0	0	0						
19 Kennys Vargas, S OBP: 0.264, SLG: 0.340										1	0	0	0	0	0	0						
24 Trevor Plouffe, R OBP: 0.310, SLG: 0.437										4	0	0	0	0	0	1						
48 Torii Hunter, R OBP: 0.319, SLG: 0.406										3	0	1	0	0	0	0						
9 Eduardo Núñez, R OBP: 0.325, SLG: 0.493										3	0	0	0	0	1	1						
12 Chris Herrmann, L OBP: 0.254, SLG: 0.333										3	0	0	0	0	2	0						
5 Eduardo Escobar, S OBP: 0.267, SLG: 0.368										3	0	0	0	0	2	0						
25 Byron Buxton, R OBP: 0.185, SLG: 0.200										3	0	1	0	0	1	0						
Inning Stats	R: 0 E: 0 K: 0 S: 12	H: 2 LOB: 1 BB: 0 P: 20	R: 0 E: 0 K: 1 S: 9	H: 0 LOB: 0 BB: 0 P: 11	R: 0 E: 1 K: 0 S: 8	H: 0 LOB: 1 BB: 0 P: 13	R: 0 E: 0 K: 0 S: 9	H: 1 LOB: 1 BB: 0 P: 13	R: 0 E: 0 K: 3 S: 11	H: 0 LOB: 0 BB: 0 P: 16	R: 0 E: 0 K: 1 S: 7	H: 0 LOB: 0 BB: 0 P: 11	R: 0 E: 0 K: 1 S: 8	H: 0 LOB: 0 BB: 0 P: 8	R: 0 E: 0 K: 1 S: 13	H: 1 LOB: 1 BB: 0 P: 18	R: 0 E: 0 K: 0 S: 9	H: 0 LOB: 0 BB: 0 P: 12	1B: 3 2B: 1 3B: 0 HR: 0	SF: 0 SAC: 0 DP: 1 HBP: 0	WP: 0 PB: 0 SB: 1 CS: 0	PA: 31
PITCHER	IP WLS BF H R ER SO BB IBB HBP BLK WP HR S P ERA WHIP	IP WLS BF H R ER SO BB IBB HBP BLK WP HR S P ERA WHIP	IP WLS BF H R ER SO BB IBB HBP BLK WP HR S P ERA WHIP	IP WLS BF H R ER SO BB IBB HBP BLK WP HR S P ERA WHIP	IP WLS BF H R ER SO BB IBB HBP BLK WP HR S P ERA WHIP	IP WLS BF H R ER SO BB IBB HBP BLK WP HR S P ERA WHIP	IP WLS BF H R ER SO BB IBB HBP BLK WP HR S P ERA WHIP	IP WLS BF H R ER SO BB IBB HBP BLK WP HR S P ERA WHIP	IP WLS BF H R ER SO BB IBB HBP BLK WP HR S P ERA WHIP	IP WLS BF H R ER SO BB IBB HBP BLK WP HR S P ERA WHIP	IP WLS BF H R ER SO BB IBB HBP BLK WP HR S P ERA WHIP	IP WLS BF H R ER SO BB IBB HBP BLK WP HR S P ERA WHIP	IP WLS BF H R ER SO BB IBB HBP BLK WP HR S P ERA WHIP	IP WLS BF H R ER SO BB IBB HBP BLK WP HR S P ERA WHIP	IP WLS BF H R ER SO BB IBB HBP BLK WP HR S P ERA WHIP	IP WLS BF H R ER SO BB IBB HBP BLK WP HR S P ERA WHIP	IP WLS BF H R ER SO BB IBB HBP BLK WP HR S P ERA WHIP	IP WLS BF H R ER SO BB IBB HBP BLK WP HR S P ERA WHIP	IP WLS BF H R ER SO BB IBB HBP BLK WP HR S P ERA WHIP	IP WLS BF H R ER SO BB IBB HBP BLK WP HR S P ERA WHIP	IP WLS BF H R ER SO BB IBB HBP BLK WP HR S P ERA WHIP	IP WLS BF H R ER SO BB IBB HBP BLK WP HR S P ERA WHIP
49 Jake Arrieta, R ERA: 3.07	9.0	W	31																			


Batter	1	2	3	4	5	6	7	8	9	AB	R	H	RBI	BB	SO	LOB	TOP										
14 Enrique Hernández, R OBP: 0.307, SLG: 0.444	L1		K		G6-3			P3		4	0	0	0	0	1	2	Los Angeles Dodgers @ Chicago Cubs Wrigley Field, Chicago, IL Wed Jun 24 2015, 7:12 PM - 10:20 PM CDT Att: 36,653 - Overcast - 73 F										
31 Joc Pederson, L OBP: 0.385, SLG: 0.539	K		10 HR			G1-3				3	1	1	1	1	1	0											
10 Justin Turner, R OBP: 0.392, SLG: 0.575	L9						K	G4-3		4	1	1	3	0	1	1											
23 Adrián González, L OBP: 0.370, SLG: 0.524			G4-3						G3-1	4	1	1	1	0	1	0											
7 Alex Guerrero, R OBP: 0.285, SLG: 0.452 62 Joel Peralta, R OBP: 0.322, SLG: 0.299 36 Adam Liberatore, L OBP: 0.285, SLG: 0.452 12 Juan Nicasio, S OBP: 0.322, SLG: 0.299 5 Alberto Callaspo, S OBP: 0.322, SLG: 0.299 74 Kenley Jansen, S OBP: 0.322, SLG: 0.299	G6-3				G1-3					3	0	0	0	0	0	1											
16 Andre Ethier, L OBP: 0.348, SLG: 0.473	G4-3						K		F8	4	0	1	0	0	1	1											
9 Yasmani Grandal, S OBP: 0.374, SLG: 0.472	G3				G3-1					4	0	0	0	0	2	2											
11 Jimmy Rollins, S OBP: 0.262, SLG: 0.335			G6-3				L7			3	0	0	0	0	1	0											
46 Mike Bolsinger, R OBP: 0.045, SLG: 0.091 56 J.P. Howell, L OBP: 0.045, SLG: 0.091 33 Scott Van Slyke, R OBP: 0.321, SLG: 0.448							K			2	1	1	0	0	1	0											
			10 HR					31 1B		1	1	1	0	0	0	0											
Inning Stats	R: 0 H: 0 E: 0 K: 1 S: 9	H: 0 LOB: 0 BB: 0 P: 15	R: 1 H: 1 E: 0 K: 0 S: 6	H: 1 LOB: 0 BB: 0 P: 13	R: 3 H: 2 E: 0 K: 1 S: 14	H: 2 LOB: 0 BB: 1 P: 22	R: 0 H: 1 E: 0 K: 0 S: 6	H: 1 LOB: 0 BB: 0 P: 9	R: 0 H: 0 E: 0 K: 2 S: 9	H: 0 LOB: 0 BB: 0 P: 13	R: 0 H: 0 E: 0 K: 3 S: 9	H: 0 LOB: 0 BB: 0 P: 16	R: 1 H: 2 E: 0 K: 1 S: 13	H: 2 LOB: 1 BB: 0 P: 21	R: 0 H: 1 E: 0 K: 1 S: 13	H: 1 LOB: 1 BB: 0 P: 20	1B: 3 2B: 2 3B: 0 HR: 2	SF: 0 SAC: 0 DP: 1 HBP: 0	WP: 0 PA: 34 PB: 0 SB: 0 CS: 0								
PITCHER	IP	WLS	BF	H	R	ER	SO	BB	IBB	HBP	BLK	WP	HR	S	P	ERA	WHIP										
28 Kyle Hendricks, R ERA: 4.46	5.0	L	19	4	4	4	3	1	0	0	0	0	2	43	71	7.20	1.000										
40 James Russell, L ERA: 2.12	1.0		3	0	0	0	2	0	0	0	0	0	0	9	13	0.00	0.000										
52 Justin Grimm, R ERA: 1.53	1.2		6	1	1	1	4	0	0	0	0	0	0	17	28	5.40	0.600										
36 Edwin Jackson, R ERA: 2.49	0.1		2	1	0	0	0	0	0	0	0	0	5	9	0.00	3.000											
55 Yoervis Medina, R ERA: 2.4	1.0		4	1	0	0	1	0	0	0	0	0	0	13	20	0.00	1.000										

Batter	1	2	3	4	5	6	7	8	9	AB	R	H	RBI	BB	SO	LOB	BOTTOM										
15 Chris Denorfia, R OBP: 0.360, SLG: 0.406	K		FC6-4				G6-3			5	0	2	0	0	1	1	Los Angeles Dodgers @ Chicago Cubs Wrigley Field, Chicago, IL Wed Jun 24 2015, 7:12 PM - 10:20 PM CDT Att: 36,653 - Overcast - 73 F										
44 Anthony Rizzo, L OBP: 0.417, SLG: 0.575	K		K			G4-6-3				3	0	0	0	1	2	2											
17 Kris Bryant, R OBP: 0.384, SLG: 0.476	P3									3	0	1	0	1	1	0											
47 Miguel Montero, L OBP: 0.358, SLG: 0.427			K							4	0	1	0	0	2	3											
13 Starlin Castro, R OBP: 0.296, SLG: 0.342						FC6-4				4	0	1	0	0	0	1											
8 Chris Coghlan, L OBP: 0.332, SLG: 0.435	L8									2	0	0	0	2	0	1											
41 Matt Szczur, R OBP: 0.235, SLG: 0.298	G4-3					FC5				4	0	1	0	0	0	4											
28 Kyle Hendricks, R ERA: 2.95 29 Mike Baxter, L OBP: 0.322, SLG: 0.299 40 James Russell, L ERA: 0.42 24 Dexter Fowler, S OBP: 0.322, SLG: 0.299 52 Justin Grimm, R ERA: 1.42 36 Adam Liberatore, L ERA: 2.95 55 Yoervis Medina, R OBP: 0.322, SLG: 0.299 19 Jonathan Herrera, R OBP: 0.233, SLG: 0.254										1	0	0	0	0	1	0											
22 Addison Russell, R OBP: 0.318, SLG: 0.408										4	1	2	1	0	1	0											
										4	1	2	1	0	1	0											
Inning Stats	R: 0 H: 0 E: 0 K: 2 S: 8	H: 1 LOB: 0 BB: 0 P: 11	R: 0 H: 1 E: 0 K: 1 S: 10	H: 1 LOB: 1 BB: 0 P: 15	R: 0 H: 1 E: 0 K: 2 S: 14	H: 1 LOB: 0 BB: 0 P: 21	R: 0 H: 1 E: 0 K: 1 S: 12	H: 1 LOB: 2 BB: 1 P: 22	R: 2 H: 3 E: 0 K: 1 S: 13	H: 3 LOB: 1 BB: 1 P: 24	R: 0 H: 1 E: 0 K: 0 S: 9	H: 1 LOB: 1 BB: 0 P: 16	R: 0 H: 1 E: 0 K: 0 S: 10	H: 1 LOB: 2 BB: 1 P: 20	R: 0 H: 0 E: 0 K: 0 S: 6	H: 0 LOB: 0 BB: 1 P: 11	R: 0 H: 1 E: 0 K: 1 S: 6	H: 1 LOB: 1 BB: 0 P: 10	1B: 8 2B: 1 3B: 0 HR: 0	SF: 0 SAC: 0 DP: 2 HBP: 0	WP: 0 PA: 37 PB: 0 SB: 0 CS: 0						
PITCHER	IP	WLS	BF	H	R	ER	SO	BB	IBB	HBP	BLK	WP	HR	S	P	ERA	WHIP										
46 Mike Bolsinger, R ERA: 2.95	4.2		21	6	2	2	6	2	0	0	0	0	0	54	87	3.86	1.714										
56 J.P. Howell, L ERA: 0.42	1.1	W	5	1	0	0	1	0	0	0	0	0	0	12	22	0.00	0.750										
62 Joel Peralta, R ERA: 1.42	0.2	H	2	0	0	0	0	0	0	0	0	0	0	5	8	0.00	0.000										
36 Adam Liberatore, L ERA: 2.95	0.0		1	0	0	0	0	1	0	0	0	0	0	4													
12 Juan Nicasio, R ERA: 1.78	1.1	H	5	1	0	0	1	0	0	0	0	0	0	11	19	0.00	1.500										

AB	33
R	5
H	7
RBI	5
BB	1
SO	10
LOB	6



AB	33
R	2
H	9
RBI	1
BB	4
SO	8
LOB	13



Batter	1	2	3	4	5	6	7	8	9	AB	R	H	RBI	BB	SO	LOB	TOP				
24 Dexter Fowler, S OBP: 0.312, SLG: 0.389	G3		K		E3		K		K	5	1	1	0	0	2	3					
17 Kris Bryant, R OBP: 0.376, SLG: 0.465	F9		K		FC5-4					4	0	1	0	0	1	2					
44 Anthony Rizzo, L OBP: 0.413, SLG: 0.568	BB		SF7		F7					2	0	0	1	1	0	2					
47 Miguel Montero, L OBP: 0.352, SLG: 0.408	BB		K							3	0	0	0	1	2	1					
13 Starlin Castro, R OBP: 0.338, SLG: 0.338	K				G6-3		L8		G6-3	4	0	0	0	0	1	3					
8 Chris Coghlan, L OBP: 0.351, SLG: 0.445		2B			BB		K			3	0	2	0	1	1	0					
15 Chris Denorfia, R OBP: 0.369, SLG: 0.436	G6-3		L9							4	0	1	0	0	0	3					
39 Jason Hammel, R ERA: 2.8	P3				FC6-4		F8			2	0	0	0	0	0	2					
40 James Russell, L ERA: 3.1										0	0	0	0	0	0	0					
52 Justin Grimm, R ERA: 1.45										0	0	0	0	0	0	0					
29 Mike Baxter, L OBP: 0.333, SLG: 0.289										1	0	0	0	0	0	1					
54 Neil Ramirez, R ERA: 2.25										0	0	0	0	0	0	0					
30 Jason Motte, R ERA: 3.14										0	0	0	0	0	0	0					
41 Matt Sosa, R OBP: 0.232, SLG: 0.289										1	0	1	0	0	0	0					
22 Addison Russell, R OBP: 0.306, SLG: 0.386	G5-3				K		FC6-4		K	4	0	0	0	0	2	4					
Inning Stats	R: 0 E: 0 K: 1 S: 11	H: 0 LOB: 2 BB: 2 P: 21	R: 0 E: 0 K: 0 S: 5	H: 1 LOB: 1 BB: 0 P: 8	R: 1 E: 0 K: 2 S: 9	H: 1 LOB: 0 BB: 0 P: 15	R: 0 E: 0 K: 0 S: 7	H: 0 LOB: 1 BB: 1 P: 12	R: 0 E: 0 K: 2 S: 8	H: 0 LOB: 0 BB: 0 P: 10	R: 0 E: 0 K: 1 S: 10	H: 1 LOB: 1 BB: 0 P: 15	R: 0 E: 0 K: 0 S: 10	H: 1 LOB: 2 BB: 0 P: 13	R: 0 E: 0 K: 2 S: 13	H: 2 LOB: 2 BB: 0 P: 19	1B: 3 2B: 3 3B: 0 HR: 0	SF: 1 SAC: 0 DP: 0 HBP: 0	WP: 1 PB: 0 SB: 0 CS: 0	PA: 37	
PITCHER	IP	WLS	BF	H	R	ER	SO	BB	IBB	HBP	BLK	WP	HR	S	P	ERA	WHIP				
18 Carlos Martinez, R ERA: 2.8	6.0	W	24	2	1	1	6	3	0	0	0	1	0	51	84	1.50	0.833				
43 Seth Maness, R ERA: 3.1	1.0	H	4	1	0	0	1	0	0	0	0	0	0	10	15	0.00	1.000				
46 Kevin Siegrist, L ERA: 1.62	1.0	H	4	1	0	0	0	0	0	0	0	0	0	10	13	0.00	1.000				
44 Trevor Rosenthal, R ERA: 0.52	1.0	S	5	2	0	0	2	0	0	0	0	0	0	13	19	0.00	2.000				

Chicago Cubs @ St. Louis Cardinals
 Busch Stadium, St. Louis, MO
 Sun Jun 28 2015, 7:55 PM - 12:06 AM CDT
 Att: 45,384 - Cloudy - 80 F

AB	33
R	1
H	6
RBI	1
BB	3
SO	9
LOB	21



Batter	1	2	3	4	5	6	7	8	9	AB	R	H	RBI	BB	SO	LOB	BOTTOM				
16 Koltan Wong, L OBP: 0.349, SLG: 0.468	G6-3		K		2B		K			4	1	1	0	0	2	0					
13 Matt Carpenter, L OBP: 0.376, SLG: 0.461	K		F7		2B					4	0	1	1	0	1	0					
27 Jhonny Peralta, R OBP: 0.362, SLG: 0.487	L7				G5-3					4	1	2	0	0	0	1					
22 Jason Heyward, L OBP: 0.322, SLG: 0.441	L3				2B		K			4	1	1	1	0	1	2					
15 Randal Grichuk, R OBP: 0.309, SLG: 0.545	K				2B		K			4	0	0	0	0	3	2					
4 Yadier Molina, R OBP: 0.338, SLG: 0.378	2B				2B		G5-3			3	1	2	1	0	0	0					
59 Xavier Scruggs, R OBP: 0.474, SLG: 0.579	2B				P3		K			3	0	1	1	0	1	1					
19 Jon Jay, L OBP: 0.312, SLG: 0.267	K				IBB					2	0	0	0	1	1	1					
18 Carlos Martinez, R OBP: 0.228, SLG: 0.172										2	0	0	0	0	2	2					
43 Seth Maness, R ERA: 1.53										0	0	0	0	0	0	0					
35 Grego Garcia, L OBP: 0.550, SLG: 0.980										1	0	0	0	0	1	0					
46 Kevin Siegrist, L ERA: 1.62										0	0	0	0	0	0	0					
44 Trevor Rosenthal, R ERA: 0.52										0	0	0	0	0	0	0					
Inning Stats	R: 0 E: 0 K: 1 S: 8	H: 2 LOB: 1 BB: 0 P: 11	R: 1 E: 0 K: 2 S: 15	H: 2 LOB: 1 BB: 0 P: 20	R: 0 E: 0 K: 2 S: 8	H: 0 LOB: 0 BB: 0 P: 13	R: 2 E: 0 K: 2 S: 12	H: 3 LOB: 2 BB: 1 P: 20	R: 1 E: 0 K: 1 S: 12	H: 2 LOB: 0 BB: 0 P: 19	R: 0 E: 0 K: 2 S: 12	H: 0 LOB: 0 BB: 0 P: 18	R: 0 E: 0 K: 2 S: 9	H: 0 LOB: 0 BB: 0 P: 12	R: 0 E: 0 K: 0 S: 8	H: 1 LOB: 1 BB: 0 P: 10	1B: 2 2B: 6 3B: 0 HR: 0	SF: 0 SAC: 0 DP: 0 HBP: 0	WP: 0 PB: 1 SB: 1 CS: 1	PA: 32	
PITCHER	IP	WLS	BF	H	R	ER	SO	BB	IBB	HBP	BLK	WP	HR	S	P	ERA	WHIP				
39 Jason Hammel, R ERA: 2.92	4.0	L	19	6	4	4	7	0	0	0	0	0	0	46	69	9.00	1.500				
40 James Russell, L ERA: 1.53	1.0		3	1	0	0	1	0	0	0	0	0	0	9	14	0.00	1.000				
52 Justin Grimm, R ERA: 1.45	1.0		3	0	0	0	2	0	0	0	0	0	0	12	18	0.00	0.000				
54 Neil Ramirez, R ERA: 2.25	1.0		3	0	0	0	2	0	0	0	0	0	0	9	12	0.00	0.000				
30 Jason Motte, R ERA: 3.14	1.0		4	1	0	0	0	0	0	0	0	0	0	8	10	0.00	1.000				

Chicago Cubs @ St. Louis Cardinals
 Busch Stadium, St. Louis, MO
 Sun Jun 28 2015, 7:55 PM - 12:06 AM CDT
 Att: 45,384 - Cloudy - 80 F

AB	31
R	4
H	8
RBI	4
BB	1
SO	12
LOB	9



Batter	1	2	3	4	5	6	7	8	9	AB	R	H	RBI	BB	SO	LOB	TOP			
24 Dexter Fowler, S OBP: 0.312, SLG: 0.387										4	0	1	0	0	2	0	Chicago Cubs @ New York Mets Citi Field, Flushing, NY Tue Jun 30 2015, 7:12 PM - 9:33 PM EDT Att: 27,084 - Cloudy - 76 F			
44 Anthony Rizzo, L OBP: 0.408, SLG: 0.560										4	0	0	0	0	0	1				
17 Kris Bryant, R OBP: 0.361, SLG: 0.466										2	1	1	0	2	0					
13 Starlin Castro, R OBP: 0.294, SLG: 0.336										2	0	0	0	2	0					
15 Chris Denorfia, R OBP: 0.352, SLG: 0.415										4	0	0	0	0	2	5				
41 Matt Szczur, R OBP: 0.250, SLG: 0.321										4	0	2	1	0	1	0				
3 David Ross, R OBP: 0.298, SLG: 0.288										3	0	0	0	1	1	2				
28 Kyle Hendricks, R OBP: 0.097, SLG: 0.100										3	0	0	0	0	2	4				
56 Héctor Rondón, R ERA: 2.2											3	0	0	0	0	0				
30 Jason Motte, R ERA: 1.8										3	0	0	0	0	0	0				
Inning Stats	R: 0 E: 0 K: 1 S: 7	H: 0 LOB: 0 BB: 0 P: 11	R: 0 E: 0 K: 2 S: 12	H: 1 LOB: 2 BB: 1 P: 19	R: 0 E: 0 K: 0 S: 15	H: 2 LOB: 3 BB: 1 P: 26	R: 0 E: 0 K: 0 S: 6	H: 0 LOB: 0 BB: 0 P: 10	R: 0 E: 0 K: 0 S: 7	H: 0 LOB: 0 BB: 0 P: 11	R: 1 E: 0 K: 1 S: 11	H: 1 LOB: 2 BB: 2 P: 20	R: 0 E: 0 K: 1 S: 8	H: 0 LOB: 0 BB: 0 P: 14	R: 0 E: 0 K: 2 S: 13	H: 0 LOB: 0 BB: 0 P: 17	1B: 3 2B: 1 3B: 0 HR: 0	SF: 0 SAC: 0 DP: 1 HBP: 0	WP: 0 PB: 0 SB: 0 CS: 0	PA: 35
PITCHER	IP: 7.0 WLS: L BF: 29	H: 4 R: 1 ER: 1 SO: 5	BB: 3 IBB: 1 HBP: 0 BLK: 0	WP: 0 HR: 0 S: 64 P: 107	ERA: 1.29 WHIP: 1.000	IP: 1.0 WLS: L BF: 3	H: 0 R: 0 ER: 0 SO: 1	BB: 1 IBB: 0 HBP: 0 BLK: 0	WP: 0 HR: 0 S: 8 P: 14	ERA: 0.00 WHIP: 1.000	IP: 1.0 WLS: L BF: 3	H: 0 R: 0 ER: 0 SO: 2	BB: 0 IBB: 0 HBP: 0 BLK: 0	WP: 0 HR: 0 S: 13 P: 17	ERA: 0.00 WHIP: 0.000					

AB	30
R	1
H	4
RBI	1
BB	5
SO	8
LOB	14



Batter	1	2	3	4	5	6	7	8	9	AB	R	H	RBI	BB	SO	LOB	BOTTOM					
3 Curtis Granderson, L OBP: 0.353, SLG: 0.439										4	0	0	0	0	2	0	Chicago Cubs @ New York Mets Citi Field, Flushing, NY Tue Jun 30 2015, 7:12 PM - 9:33 PM EDT Att: 27,084 - Cloudy - 76 F					
11 Rubén Tejada, R OBP: 0.319, SLG: 0.347										4	0	0	0	0	3	0						
21 Lucas Duda, L OBP: 0.366, SLG: 0.446										3	0	1	0	1	0	0						
28 Daniel Murphy, L OBP: 0.333, SLG: 0.416										4	0	1	0	0	0	2						
23 Michael Cuddyer, R OBP: 0.297, SLG: 0.365										2	0	0	0	0	1	1						
1 Darrell Ceciliani, L OBP: 0.302, SLG: 0.316										1	0	0	0	0	1	0						
4 Wilmer Flores, R OBP: 0.267, SLG: 0.390										3	0	0	0	0	0	1						
22 Kevin Plawecki, R OBP: 0.277, SLG: 0.309										3	0	1	0	0	1	0						
49 Jonathon Niese, L ERA: 4.15										2	0	0	0	0	1	1						
39 Bobby Parnell, R ERA: 2.2										3	0	0	0	0	0	0						
19 Johnny Monell, L OBP: 0.185, SLG: 0.192										2	0	0	0	0	0	0						
36 Sean Gilmartin, L ERA: 3.03										3	0	0	0	0	0	0						
Inning Stats	R: 0 E: 0 K: 2 S: 10	H: 1 LOB: 1 BB: 0 P: 17	R: 0 E: 0 K: 0 S: 9	H: 1 LOB: 0 BB: 0 P: 16	R: 0 E: 0 K: 1 S: 9	H: 0 LOB: 0 BB: 0 P: 13	R: 0 E: 0 K: 1 S: 7	H: 1 LOB: 0 BB: 0 P: 12	R: 0 E: 0 K: 1 S: 9	H: 0 LOB: 1 BB: 1 P: 14	R: 0 E: 0 K: 0 S: 8	H: 0 LOB: 0 BB: 1 P: 18	R: 0 E: 0 K: 1 S: 7	H: 0 LOB: 0 BB: 0 P: 14	R: 0 E: 0 K: 1 S: 8	H: 0 LOB: 0 BB: 0 P: 12	R: 0 E: 0 K: 1 S: 9	H: 0 LOB: 0 BB: 0 P: 12	1B: 2 2B: 1 3B: 0 HR: 0	SF: 0 SAC: 0 DP: 0 HBP: 0	WP: 0 PB: 0 SB: 0 CS: 0	PA: 31
PITCHER	IP: 6.0 WLS: W BF: 22	H: 3 R: 0 ER: 0 SO: 6	BB: 1 IBB: 0 HBP: 0 BLK: 0	WP: 0 HR: 0 S: 52 P: 90	ERA: 0.00 WHIP: 0.667	IP: 1.0 WLS: H BF: 3	H: 0 R: 0 ER: 0 SO: 1	BB: 0 IBB: 0 HBP: 0 BLK: 0	WP: 0 HR: 0 S: 7 P: 12	ERA: 0.00 WHIP: 0.000	IP: 1.0 WLS: H BF: 3	H: 0 R: 0 ER: 0 SO: 1	BB: 0 IBB: 0 HBP: 0 BLK: 0	WP: 0 HR: 0 S: 8 P: 12	ERA: 0.00 WHIP: 0.000							

AB	30
R	0
H	3
RBI	0
BB	1
SO	9
LOB	5




Batter	1	2	3	4	5	6	7	8	9	AB R H RBI BB SO LOB	TOP											
13 Starlin Castro, R OBP: 0.298, SLG: 0.341	P3		47 1B		E5 44 1B		F8		G4-3	5 1 2 0 0 0 0	Chicago Cubs @ New York Mets Citi Field, Flushing, NY Thu Jul 02 2015, 1:11 PM - 3:51 PM EDT Att: 27,207 - Cloudy - 78 F											
44 Anthony Rizzo, L OBP: 0.405, SLG: 0.552	G4-3		L8			2H	K		47 HR	4 1 1 1 1 1 1												
47 Miguel Montero, L OBP: 0.352, SLG: 0.422	K				F8		G4-3		1H	5 1 2 2 0 1 1												
8 Chris Coghlan, L OBP: 0.355, SLG: 0.436		15 1B 19 SH1-3			F9				15 S	2 1 0 0 3 0 1												
29 Mike Baxter, L OBP: 0.298, SLG: 0.283	P5		P5			19 HR				4 1 1 0 0 0 5												
15 Chris Denorfia, R OBP: 0.355, SLG: 0.414					P4		F9		L8	4 0 1 0 0 0 2												
19 Jonathan Herrera, S OBP: 0.298, SLG: 0.314			SH1-3		G1-3					2 1 1 3 1 0 0												
49 Jake Arrieta, R OBP: 0.030, SLG: 0.030					G5-3				IBB	4 0 0 0 0 2 3												
37 Travis Wood, R OBP: 0.154, SLG: 0.120	K						G4-3		K	0 0 0 0 0 0 0												
22 Addison Russell, R OBP: 0.298, SLG: 0.372					F9		F7		L9	4 0 0 0 0 1 0												
Inning Stats	R: 0 E: 0 K: 1 S: 10	H: 0 LOB: 0 BB: 0 P: 13	R: 1 E: 0 K: 1 S: 10	H: 1 LOB: 1 BB: 1 P: 18	R: 0 E: 0 K: 0 S: 12	H: 2 LOB: 3 BB: 1 P: 20	R: 0 E: 0 K: 0 S: 10	H: 0 LOB: 0 BB: 0 P: 18	R: 1 E: 1 K: 0 S: 20	H: 2 LOB: 1 BB: 0 P: 26	R: 2 E: 0 K: 1 S: 18	H: 2 LOB: 0 BB: 0 P: 28	R: 0 E: 0 K: 1 S: 8	H: 0 LOB: 0 BB: 0 P: 12	R: 0 E: 0 K: 1 S: 7	H: 0 LOB: 2 BB: 2 P: 19	R: 2 E: 0 K: 0 S: 9	H: 1 LOB: 0 BB: 1 P: 19	1B: 6 2B: 0 3B: 0 HR: 2	SF: 0 SAC: 1 DP: 0 HBP: 0	WP: 0 PB: 0 SB: 1 CS: 0	PA: 40
PITCHER	IP WLS BF H R ER SO BB IBB HBP BLK WP HR S P ERA WHIP											IP WLS BF H R ER SO BB IBB HBP BLK WP HR S P ERA WHIP										
48 Jacob deGrom, R ERA: 2.3	5.1 L 25 7 4 3 2 2 0 0 0 0 1 75 115 5.06 1.688																					
35 Logan Verrett, R ERA: 3.44	2.2 10 0 0 0 3 1 1 0 0 0 0 20 39 0.00 0.375																					
54 Alex Torres, L ERA: 3.12	1.0 5 1 2 2 0 1 0 0 0 0 0 1 9 19 18.00 2.000																					

Batter	1	2	3	4	5	6	7	8	9	AB R H RBI BB SO LOB	BOTTOM									
3 Curtis Granderson, L OBP: 0.349, SLG: 0.436	K		2H			L4		G3		4 0 1 1 0 1 0	Chicago Cubs @ New York Mets Citi Field, Flushing, NY Thu Jul 02 2015, 1:11 PM - 3:51 PM EDT Att: 27,207 - Cloudy - 78 F									
1 Darrell Ceciliani, L OBP: 0.290, SLG: 0.302	K		G6-3			G4-3			G1-3	4 0 0 0 0 1 1										
28 Daniel Murphy, L OBP: 0.333, SLG: 0.417					G5-3		G4-3		F7	4 0 1 0 0 0 0										
21 Lucas Duda, L OBP: 0.359, SLG: 0.433	PO		G3-1						K	3 0 0 0 0 2 0										
4 Wilmer Flores, R OBP: 0.267, SLG: 0.387										3 0 1 0 0 1 1										
29 Eric Campbell, R OBP: 0.282, SLG: 0.258										3 0 0 0 0 1 2										
19 Johnny Monell, L OBP: 0.194, SLG: 0.200										3 0 1 0 0 2 1										
48 Jacob deGrom, L OBP: 0.194, SLG: 0.222										2 1 1 0 0 0 1										
35 Logan Verrett, R ERA: 3.44										0 0 0 0 0 0 0										
44 John Mayberry Jr., R OBP: 0.297, SLG: 0.365										1 0 0 0 0 0 0										
54 Alex Torres, L ERA: 3.12										0 0 0 0 0 0 0										
11 Rubén Tejada, R OBP: 0.304, SLG: 0.329										3 0 0 0 0 0 1										
Inning Stats	R: 0 E: 0 K: 2 S: 11	H: 1 LOB: 0 BB: 0 P: 14	R: 0 E: 0 K: 2 S: 10	H: 0 LOB: 0 BB: 0 P: 15	R: 1 E: 0 K: 1 S: 11	H: 2 LOB: 1 BB: 0 P: 17	R: 0 E: 0 K: 0 S: 9	H: 0 LOB: 1 BB: 0 P: 13	R: 0 E: 0 K: 0 S: 7	H: 0 LOB: 0 BB: 0 P: 11	R: 0 E: 0 K: 2 S: 9	H: 1 LOB: 0 BB: 0 P: 11	R: 0 E: 0 K: 0 S: 7	H: 0 LOB: 0 BB: 0 P: 11	R: 0 E: 0 K: 1 S: 6	H: 0 LOB: 0 BB: 0 P: 7	1B: 2 2B: 4 3B: 0 HR: 0	SF: 0 SAC: 0 DP: 1 HBP: 1	WP: 1 PB: 0 SB: 0 CS: 0	PA: 32
PITCHER	IP WLS BF H R ER SO BB IBB HBP BLK WP HR S P ERA WHIP											IP WLS BF H R ER SO BB IBB HBP BLK WP HR S P ERA WHIP								
49 Jake Arrieta, R ERA: 2.8	8.0 W 28 5 1 1 7 0 0 0 0 0 0 67 98 1.12 0.625																			
37 Travis Wood, L ERA: 4.74	1.0 3 0 0 0 1 0 0 0 0 0 0 6 7 0.00 0.000																			

Batter	1	2	3	4	5	6	7	8	9	AB	R	H	RBI	BB	SO	LOB	TOP						
9 Dee Strange-Gordon, L (1.4) OBP: 0.364, SLG: 0.423										4	2	1	0	1	0	2							
21 Christian Yelich, L (1.7) OBP: 0.332, SLG: 0.365										5	0	2	0	0	1	2							
3 Adeiny Hechavarria, R (1.6) OBP: 0.326, SLG: 0.392										5	0	2	1	0	0	2							
10 Jeff Baker, R (1.3) OBP: 0.291, SLG: 0.380										3	0	1	1	0	1	3							
48 Justin Bour, L (7.7, PH) OBP: 0.352, SLG: 0.518										5	0	1	0	0	2	6							
20 J.T. Realmuto, R (1.2) OBP: 0.277, SLG: 0.368										4	0	0	0	0	1	5							
19 Miguel Rojas, R (1.5) OBP: 0.188, SLG: 0.333										4	0	0	0	0	1	5							
13 Marcell Ozuna, R (1.8) OBP: 0.277, SLG: 0.340										4	0	0	0	0	0	1	AB 39						
28 Cole Gillespie, R (1.9) OBP: 0.429, SLG: 0.583										4	0	2	0	0	1	1	R 2						
23 Jarrod Cosart, R (1.1) OBP: 0.207, SLG: 0.277										0	0	0	0	0	0	0	H 10						
41 David Phelps, R (2.1) OBP: 0.145, SLG: 0.080										0	0	0	0	0	0	0	RBI 2						
51 Ichiro Suzuki, L (6.7, PH) OBP: 0.330, SLG: 0.292										0	0	0	0	0	0	0	BB 2						
57 Bryan Morris, L (6.1) OBP: 0.286, SLG: 0.473										0	0	0	0	0	0	0	SO 7						
32 Derek Dietrich, L (8.7) OBP: 0.268, SLG: 0.473										0	0	0	0	0	0	0	LOB 25						
52 Brad Hand, L (8.1) OBP: 0.200, SLG: 0.200										0	0	0	0	0	0	0							
Inning Stats	R: 0 E: 0 K: 1 S: 12	H: 1 LOB: 1 BB: 0 P: 15	R: 0 E: 1 K: 1 S: 9	H: 0 LOB: 1 BB: 0 P: 15	R: 1 E: 1 K: 1 S: 11	H: 3 LOB: 3 BB: 0 P: 14	R: 0 E: 0 K: 0 S: 7	H: 1 LOB: 1 BB: 0 P: 10	R: 0 E: 0 K: 1 S: 9	H: 2 LOB: 2 BB: 0 P: 14	R: 0 E: 0 K: 0 S: 6	H: 0 LOB: 0 BB: 0 P: 9	R: 1 E: 0 K: 1 S: 14	H: 1 LOB: 1 BB: 1 P: 22	R: 0 E: 0 K: 1 S: 9	H: 1 LOB: 1 BB: 0 P: 13	R: 0 E: 0 K: 1 S: 14	H: 1 LOB: 2 BB: 1 P: 20	1B: 7 2B: 3 3B: 0 HR: 0	SF: 0 SAC: 0 DP: 0 HBP: 0	WP: 0 PB: 0 SB: 1 CS: 0	PA: 41	
PITCHER	IP WLS BF H R ER SO BB IBB HBP BLK WP HR S P ERA WHIP	IP WLS BF H R ER SO BB IBB HBP BLK WP HR S P ERA WHIP	IP WLS BF H R ER SO BB IBB HBP BLK WP HR S P ERA WHIP	IP WLS BF H R ER SO BB IBB HBP BLK WP HR S P ERA WHIP	IP WLS BF H R ER SO BB IBB HBP BLK WP HR S P ERA WHIP	IP WLS BF H R ER SO BB IBB HBP BLK WP HR S P ERA WHIP	IP WLS BF H R ER SO BB IBB HBP BLK WP HR S P ERA WHIP	IP WLS BF H R ER SO BB IBB HBP BLK WP HR S P ERA WHIP	IP WLS BF H R ER SO BB IBB HBP BLK WP HR S P ERA WHIP	IP WLS BF H R ER SO BB IBB HBP BLK WP HR S P ERA WHIP	IP WLS BF H R ER SO BB IBB HBP BLK WP HR S P ERA WHIP	IP WLS BF H R ER SO BB IBB HBP BLK WP HR S P ERA WHIP	IP WLS BF H R ER SO BB IBB HBP BLK WP HR S P ERA WHIP	IP WLS BF H R ER SO BB IBB HBP BLK WP HR S P ERA WHIP	IP WLS BF H R ER SO BB IBB HBP BLK WP HR S P ERA WHIP	IP WLS BF H R ER SO BB IBB HBP BLK WP HR S P ERA WHIP	IP WLS BF H R ER SO BB IBB HBP BLK WP HR S P ERA WHIP	IP WLS BF H R ER SO BB IBB HBP BLK WP HR S P ERA WHIP	IP WLS BF H R ER SO BB IBB HBP BLK WP HR S P ERA WHIP	IP WLS BF H R ER SO BB IBB HBP BLK WP HR S P ERA WHIP	IP WLS BF H R ER SO BB IBB HBP BLK WP HR S P ERA WHIP	IP WLS BF H R ER SO BB IBB HBP BLK WP HR S P ERA WHIP	IP WLS BF H R ER SO BB IBB HBP BLK WP HR S P ERA WHIP

Miami Marlins @ Chicago Cubs
Wrigley Field, Chicago, IL
Sat Jul 04 2015, 6:16 PM - 8:56 PM CDT
Att: 37,898 - Clear - 73 F


AB 39
R 2
H 10
RBI 2
BB 2
SO 7
LOB 25



Batter	1	2	3	4	5	6	7	8	9	AB	R	H	RBI	BB	SO	LOB	BOTTOM							
24 Dexter Fowler, S (1.8) OBP: 0.308, SLG: 0.379										3	2	1	1	1	0	0								
44 Anthony Rizzo, L (1.3) OBP: 0.405, SLG: 0.543										3	0	0	0	0	1	4								
17 Kris Bryant, R (1.5) OBP: 0.381, SLG: 0.486										4	2	2	6	0	1	1								
47 Miguel Montero, L (1.2) OBP: 0.345, SLG: 0.410										4	0	0	0	0	1	1								
13 Starlin Castro, R (1.6) OBP: 0.293, SLG: 0.335										4	0	0	0	0	0	1								
8 Chris Coghlan, L (1.7) OBP: 0.325, SLG: 0.429										2	1	0	0	1	0	0								
15 Chris Denorfa, R (1.9) OBP: 0.350, SLG: 0.404										3	1	1	0	0	0	0								
33 Clayton Richard, L (1.1) OBP: 0.291, SLG: 0.380										3	0	0	0	0	1	2								
56 Héctor Rondón, R (7.1) OBP: 0.332, SLG: 0.365										0	0	0	0	0	0	0								
54 Neil Ramírez, R (8.1) OBP: 0.286, SLG: 0.473										0	0	0	0	0	0	0								
40 James Russell, L (9.1) OBP: 0.277, SLG: 0.340										0	0	0	0	0	0	0								
46 Pedro Strop, R (9.1) OBP: 0.200, SLG: 0.200										0	0	0	0	0	0	0								
22 Addison Russell, R (1.4) OBP: 0.298, SLG: 0.366										2	1	0	0	1	1	0								
Inning Stats	R: 2 E: 0 K: 0 S: 7	H: 2 LOB: 0 BB: 0 P: 13	R: 5 E: 0 K: 3 S: 17	H: 2 LOB: 3 BB: 3 P: 36	R: 0 E: 0 K: 0 S: 9	H: 0 LOB: 0 BB: 0 P: 14	R: 0 E: 0 K: 0 S: 9	H: 0 LOB: 0 BB: 0 P: 15	R: 0 E: 0 K: 1 S: 8	H: 0 LOB: 1 BB: 0 P: 13	R: 0 E: 0 K: 0 S: 7	H: 0 LOB: 0 BB: 0 P: 9	R: 0 E: 0 K: 1 S: 8	H: 0 LOB: 0 BB: 0 P: 11	R: 0 E: 0 K: 0 S: 10	H: 0 LOB: 0 BB: 0 P: 15	R: 0 E: 0 K: 0 S: 10	H: 0 LOB: 0 BB: 0 P: 15	1B: 1 2B: 1 3B: 0 HR: 2	SF: 0 SAC: 0 DP: 0 HBP: 1	WP: 0 PB: 0 SB: 0 CS: 0	PA: 32		
PITCHER	IP WLS BF H R ER SO BB IBB HBP BLK WP HR S P ERA WHIP	IP WLS BF H R ER SO BB IBB HBP BLK WP HR S P ERA WHIP	IP WLS BF H R ER SO BB IBB HBP BLK WP HR S P ERA WHIP	IP WLS BF H R ER SO BB IBB HBP BLK WP HR S P ERA WHIP	IP WLS BF H R ER SO BB IBB HBP BLK WP HR S P ERA WHIP	IP WLS BF H R ER SO BB IBB HBP BLK WP HR S P ERA WHIP	IP WLS BF H R ER SO BB IBB HBP BLK WP HR S P ERA WHIP	IP WLS BF H R ER SO BB IBB HBP BLK WP HR S P ERA WHIP	IP WLS BF H R ER SO BB IBB HBP BLK WP HR S P ERA WHIP	IP WLS BF H R ER SO BB IBB HBP BLK WP HR S P ERA WHIP	IP WLS BF H R ER SO BB IBB HBP BLK WP HR S P ERA WHIP	IP WLS BF H R ER SO BB IBB HBP BLK WP HR S P ERA WHIP	IP WLS BF H R ER SO BB IBB HBP BLK WP HR S P ERA WHIP	IP WLS BF H R ER SO BB IBB HBP BLK WP HR S P ERA WHIP	IP WLS BF H R ER SO BB IBB HBP BLK WP HR S P ERA WHIP	IP WLS BF H R ER SO BB IBB HBP BLK WP HR S P ERA WHIP	IP WLS BF H R ER SO BB IBB HBP BLK WP HR S P ERA WHIP	IP WLS BF H R ER SO BB IBB HBP BLK WP HR S P ERA WHIP	IP WLS BF H R ER SO BB IBB HBP BLK WP HR S P ERA WHIP	IP WLS BF H R ER SO BB IBB HBP BLK WP HR S P ERA WHIP	IP WLS BF H R ER SO BB IBB HBP BLK WP HR S P ERA WHIP	IP WLS BF H R ER SO BB IBB HBP BLK WP HR S P ERA WHIP	IP WLS BF H R ER SO BB IBB HBP BLK WP HR S P ERA WHIP	IP WLS BF H R ER SO BB IBB HBP BLK WP HR S P ERA WHIP

Miami Marlins @ Chicago Cubs
Wrigley Field, Chicago, IL
Sat Jul 04 2015, 6:16 PM - 8:56 PM CDT
Att: 37,898 - Clear - 73 F


AB 28
R 7
H 4
RBI 7
BB 3
SO 5
LOB 9



Batter	1	2	3	4	5	6	7	8	9	AB	R	H	RBI	BB	SO	LOB	TOP										
9 Dee Strange-Gordon, L (1, 4) OBP: 0.360, SLG: 0.418	G1-3		K			FC3-6 21 PO		FC6-4		4	0	0	0	0	1	2											
21 Christian Yelich, L (1, 7) OBP: 0.333, SLG: 0.365	1B			G3		PO	BB	G1-3		3	0	1	0	1	0	0											
3 Adeiny Hechavarria, R (1, 6) OBP: 0.325, SLG: 0.390	G6-4-3			K			1B	F8		4	0	1	0	0	1	1											
48 Justin Bour, L (1, 3) OBP: 0.344, SLG: 0.503		K		K			F7			4	0	0	0	0	3	2											
28 Cole Gillespie, R (1, 9) OBP: 0.353, SLG: 0.467		K			G6-3		F8			3	0	0	0	0	1	2											
32 Derek Dietrich, L (1, 5) OBP: 0.309, SLG: 0.469					F8			G1-3		3	0	1	0	0	0	2											
13 Marcell Ozuna, R (1, 8) OBP: 0.301, SLG: 0.337					G1-3			G6-3		3	0	0	0	0	1	1											
6 Jeff Mathis, R (1, 2) OBP: 0.179, SLG: 0.189			G6-3			F9		FC6-4 1B		3	0	1	0	0	0	0											
35 Mat Latos, R (1, 1) OBP: 0.313, SLG: 0.313					G4-3			K		2	0	1	0	0	0	0											
38 Michael Morse, R (8, PH) OBP: 0.266, SLG: 0.287										1	0	0	0	0	1	1											
22 Carter Capps, R (8, 1) OBP: 0.500, SLG: 0.500										0	0	0	0	0	0	0											
Inning Stats	R: 0 E: 0 K: 0 S: 5	H: 1 LOB: 0 BB: 0 P: 7	R: 0 E: 0 K: 3 S: 12	H: 1 LOB: 1 BB: 0 P: 17	R: 0 E: 0 K: 1 S: 9	H: 0 LOB: 0 BB: 0 P: 14	R: 0 E: 0 K: 2 S: 12	H: 0 LOB: 0 BB: 0 P: 17	R: 0 E: 0 K: 0 S: 9	H: 0 LOB: 0 BB: 0 P: 11	R: 0 E: 0 K: 0 S: 5	H: 1 LOB: 0 BB: 0 P: 5	R: 0 E: 0 K: 0 S: 8	H: 1 LOB: 2 BB: 1 P: 12	R: 0 E: 0 K: 1 S: 9	H: 1 LOB: 0 BB: 0 P: 16	R: 0 E: 0 K: 1 S: 7	H: 0 LOB: 0 BB: 0 P: 12	1B: 5 2B: 0 3B: 0 HR: 0	SF: 0 SAC: 0 DP: 1 HBP: 0	WP: 0 PB: 0 SB: 0 CS: 0	PA: 32					
PITCHER	IP	WLS	BF	H	R	ER	SO	BB	IBB	HBP	BLK	WP	HR	S	P	ERA	WHIP										
28 Kyle Hendricks, R (1, 1) ERA: 3.82	7.1	W	26	5	0	0	6	1	0	0	0	0	0	64	91	0.00	0.818										
46 Pedro Strop, R (8, 1) ERA: 2.7	0.2	H	2	0	0	0	1	0	0	0	0	0	0	5	8	0.00	0.000										
30 Jason Motte, R (9, 1) ERA: 2.84	1.0	S	3	0	0	0	1	0	0	0	0	0	0	7	12	0.00	0.000										

Miami Marlins @ Chicago Cubs
Wrigley Field, Chicago, IL
Sun Jul 05 2015, 1:22 PM - 3:39 PM CDT
Att: 37,764 - Partly Cloudy - 78 F


AB 30
R 0
H 5
RBI 0
BB 1
SO 8
LOB 11

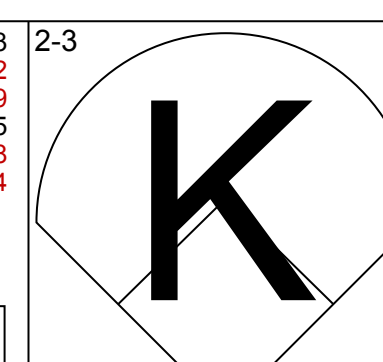
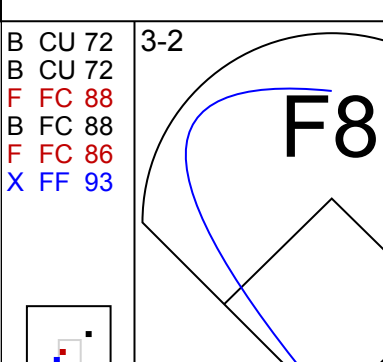
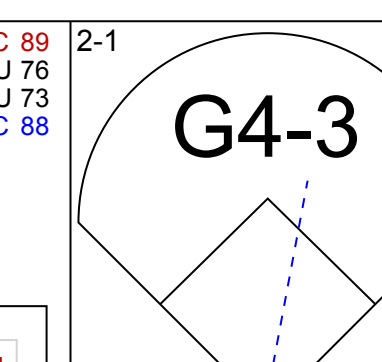
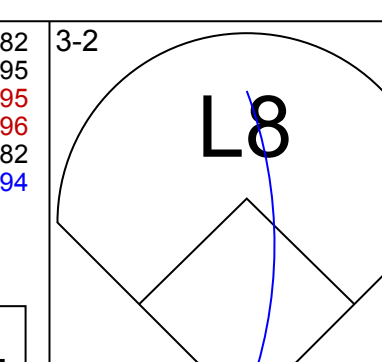
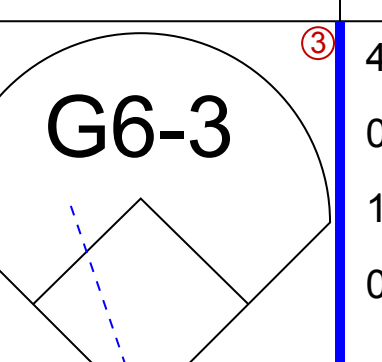
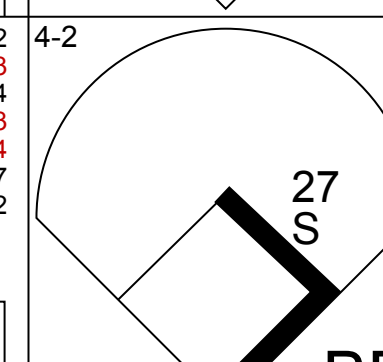
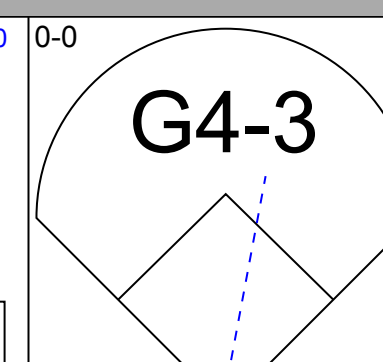
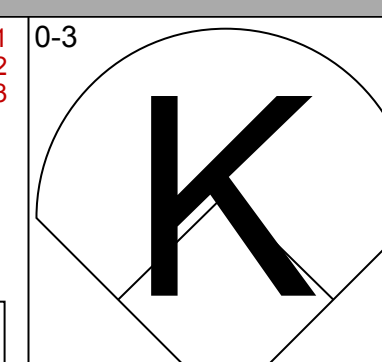
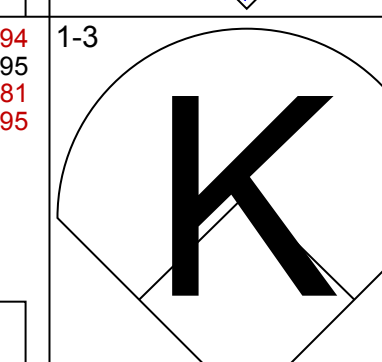
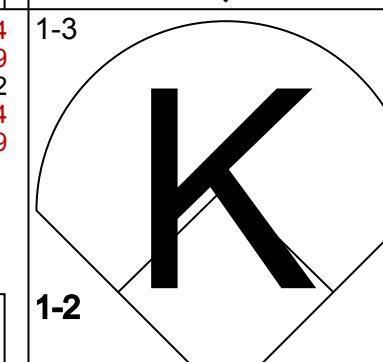
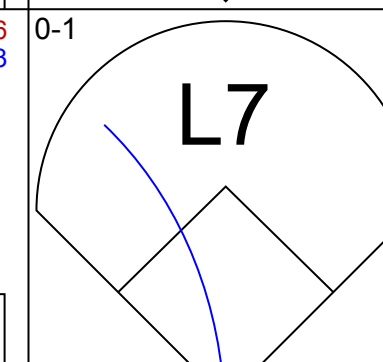
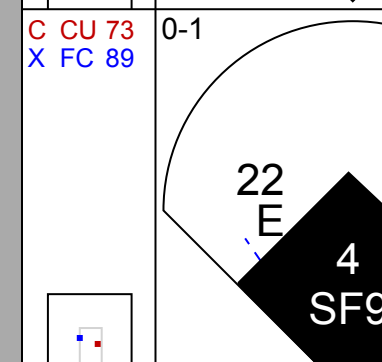
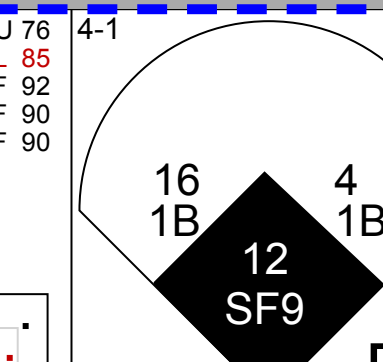
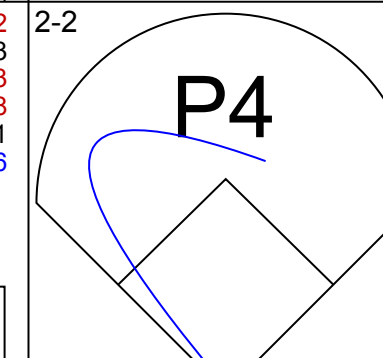
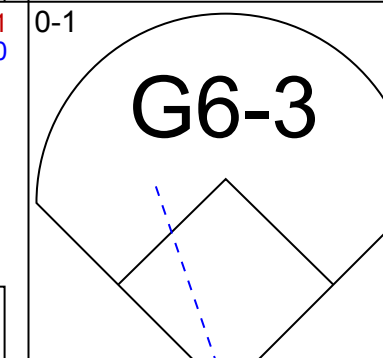
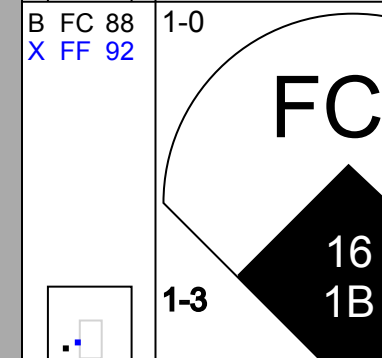
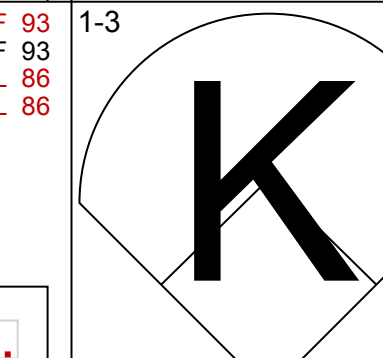
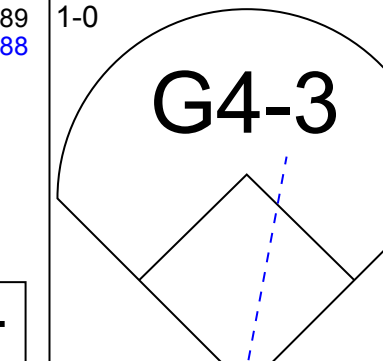
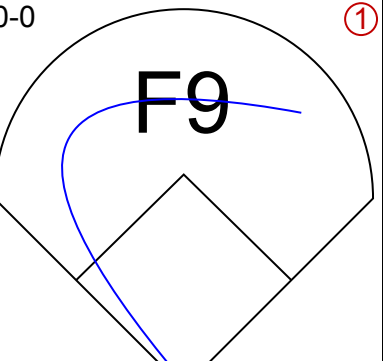
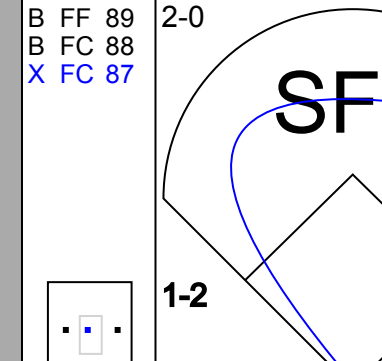
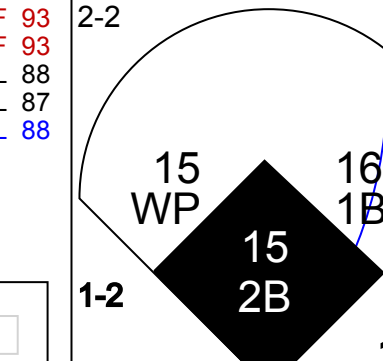
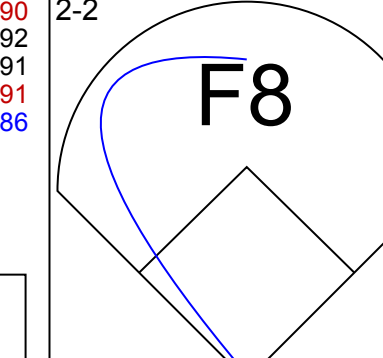
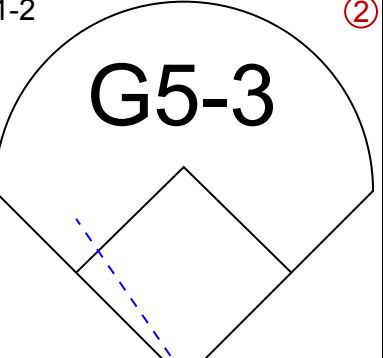
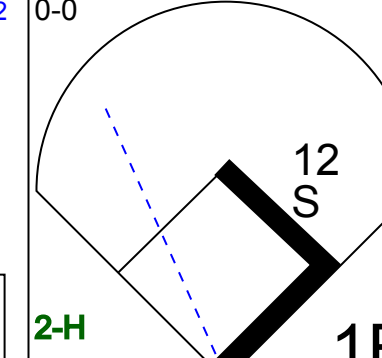
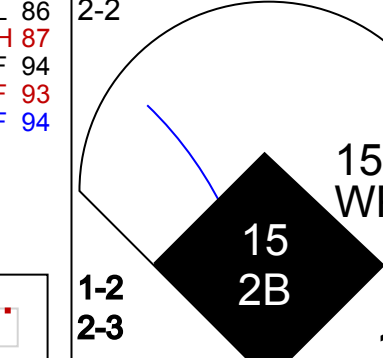
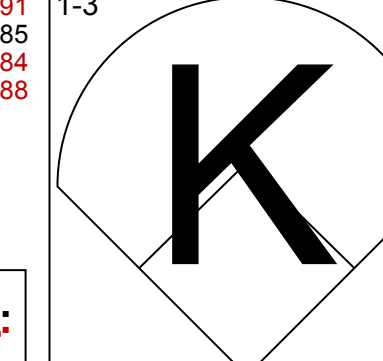
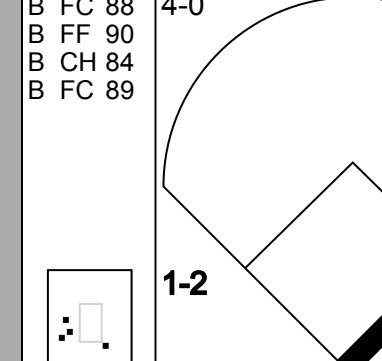
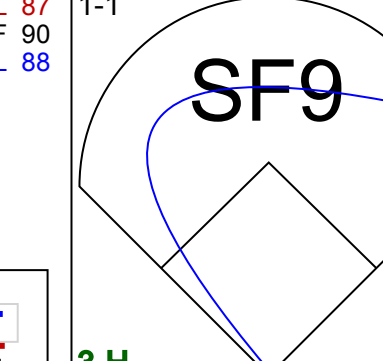
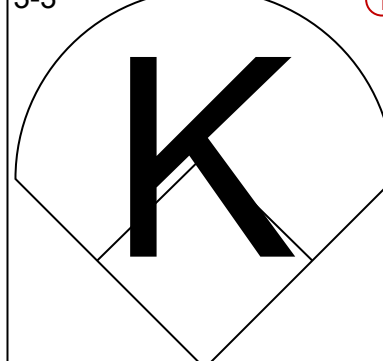
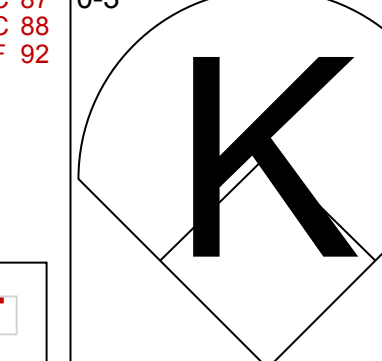
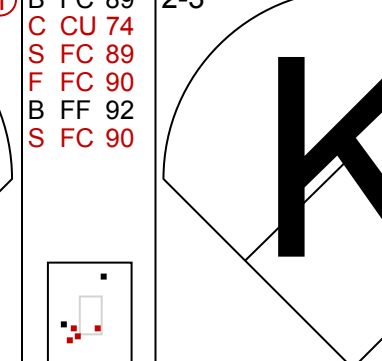
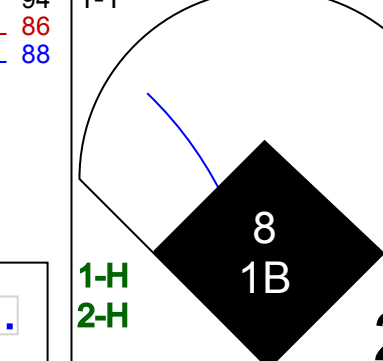
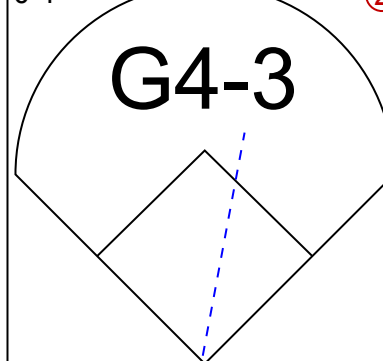
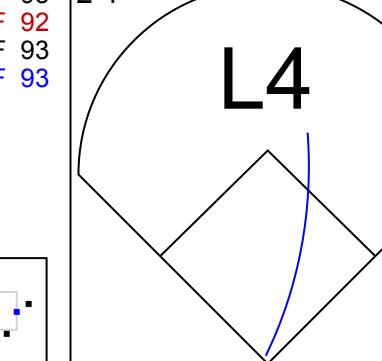
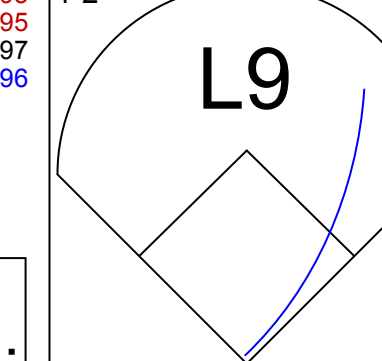
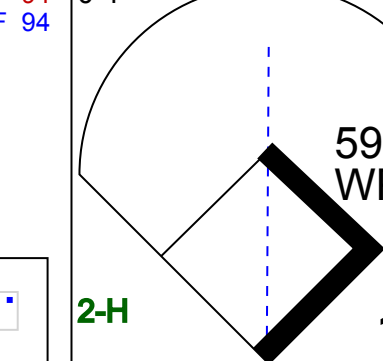


Batter	1	2	3	4	5	6	7	8	9	AB	R	H	RBI	BB	SO	LOB	BOTTOM										
24 Dexter Fowler, S (1, 8) OBP: 0.305, SLG: 0.374	F7		G3			G3		K		4	0	0	0	0	1	2											
8 Chris Coghlan, L (1, 7) OBP: 0.355, SLG: 0.428	1B		K			G4-3		17 WP 1B		3	1	1	1	1	1	0											
17 Kris Bryant, R (1, 5) OBP: 0.383, SLG: 0.485	1B			K		F9		2H 1B		3	0	1	0	1	1	0											
47 Miguel Montero, L (1, 2) OBP: 0.339, SLG: 0.402	K2-3			K		G4-3		BB		4	0	0	0	0	3	4											
13 Starlin Castro, R (1, 6) OBP: 0.293, SLG: 0.333	F8					G5-3				2	0	0	0	1	0	1											
68 Jorge Soler, R (1, 9) OBP: 0.318, SLG: 0.396		K		G6-3		F8				3	0	0	0	0	1	1											
29 Mike Baxter, L (1, 3) OBP: 0.349, SLG: 0.273		L1				G4-3				2	0	0	0	0	0	0											
28 Kyle Hendricks, R (1, 1) OBP: 0.091, SLG: 0.094						FC1-6 22 G5-3				2	0	0	0	0	1	1											
46 Pedro Strop, R (8, 1) OBP: 0.356, SLG: 0.421								8 1B 2B		0	0	0	0	0	0	0											
30 Jason Motte, R (9, 1) OBP: 0.500, SLG: 0.500										0	0	0	0	0	0	0											
22 Addison Russell, R (1, 4) OBP: 0.294, SLG: 0.361			K			G5-3		P4		3	0	0	0	0	1	2											
Inning Stats	R: 1 E: 0 K: 1 S: 9	H: 1 LOB: 1 BB: 1 P: 19	R: 0 E: 0 K: 2 S: 8	H: 0 LOB: 0 BB: 0 P: 9	R: 0 E: 0 K: 2 S: 7	H: 0 LOB: 0 BB: 0 P: 10	R: 0 E: 0 K: 2 S: 10	H: 0 LOB: 1 BB: 1 P: 18	R: 0 E: 0 K: 0 S: 6	H: 0 LOB: 0 BB: 0 P: 11	R: 0 E: 0 K: 0 S: 7	H: 0 LOB: 0 BB: 0 P: 12	R: 0 E: 0 K: 0 S: 6	H: 0 LOB: 0 BB: 0 P: 8	R: 1 E: 0 K: 2 S: 14	H: 2 LOB: 2 BB: 1 P: 23	1B: 2 2B: 1 3B: 0 HR: 0	SF: 0 SAC: 0 DP: 0 HBP: 1	WP: 3 PB: 0 SB: 1 CS: 0	PA: 31							
PITCHER	IP	WLS	BF	H	R	ER	SO	BB	IBB	HBP	BLK	WP	HR	S	P	ERA	WHIP										
35 Mat Latos, R (1, 1) ERA: 4.9	7.0	L	25	1	1	1	7	2	0	0	1	0	0	53	87	9.00	3.000										
22 Carter Capps, R (8, 1) ERA: 1.57	1.0		6	2	1	1	2	1	0	0	0	1	0	14	23	9.00	3.000										

Miami Marlins @ Chicago Cubs
Wrigley Field, Chicago, IL
Sun Jul 05 2015, 1:22 PM - 3:39 PM CDT
Att: 37,764 - Partly Cloudy - 78 F

AB 27
R 2
H 3
RBI 1
BB 3
SO 9
LOB 11

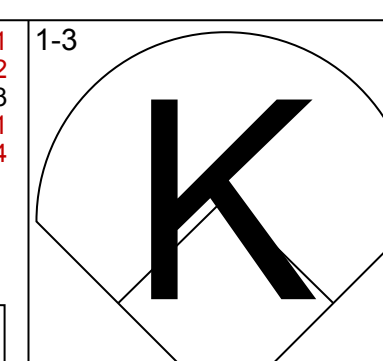
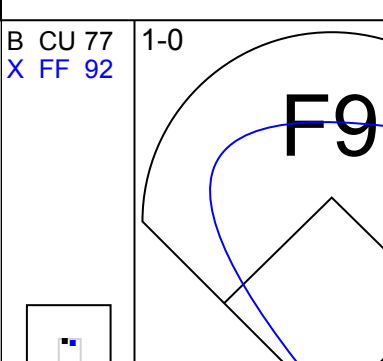
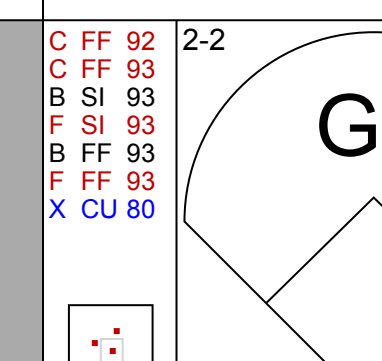
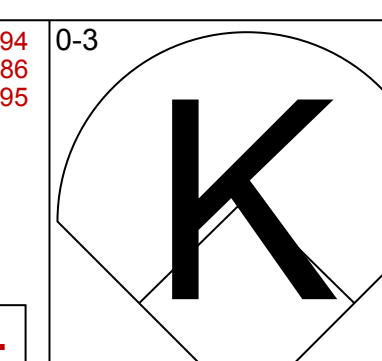
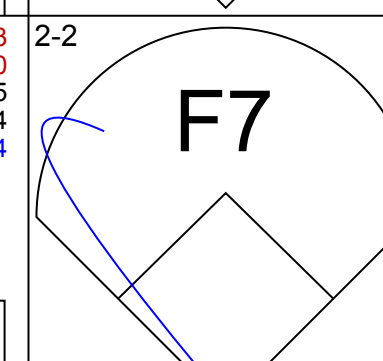
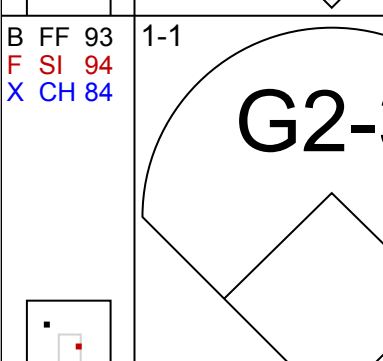
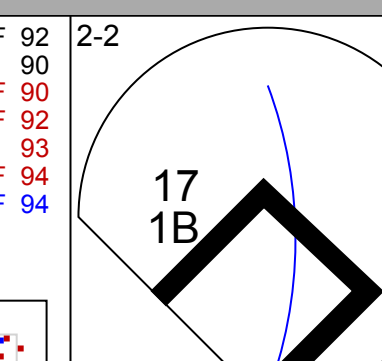
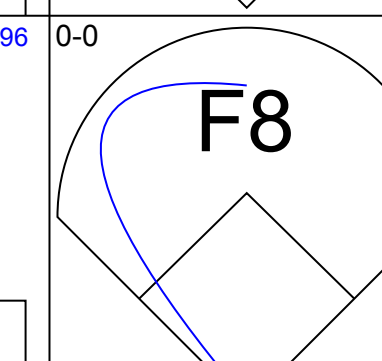
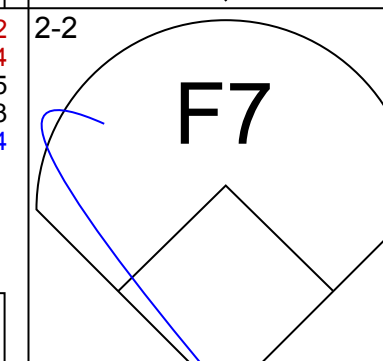
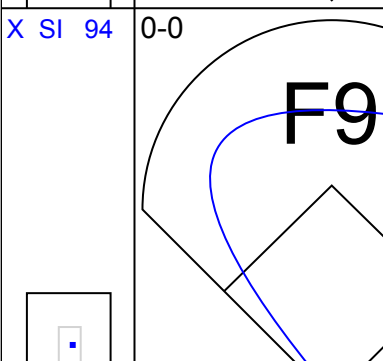
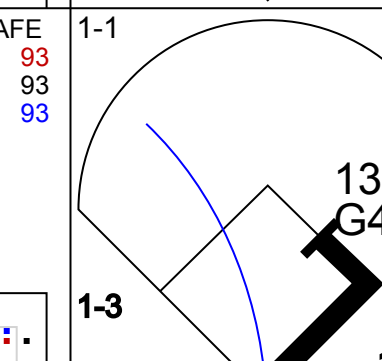

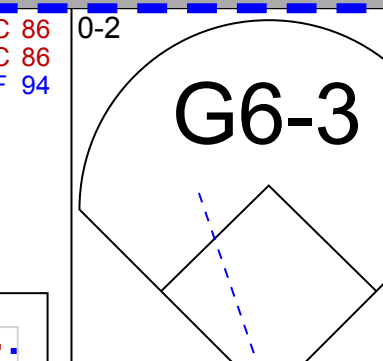
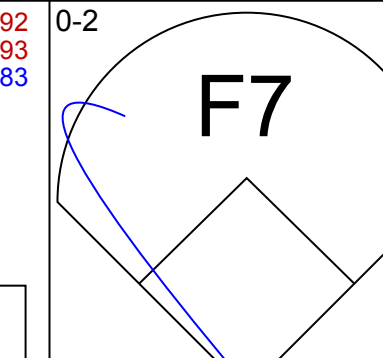
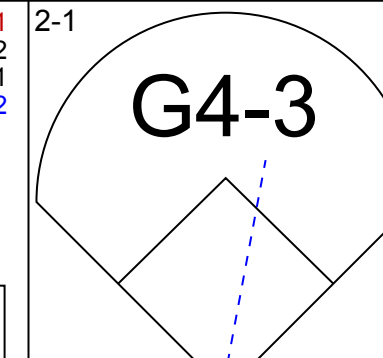
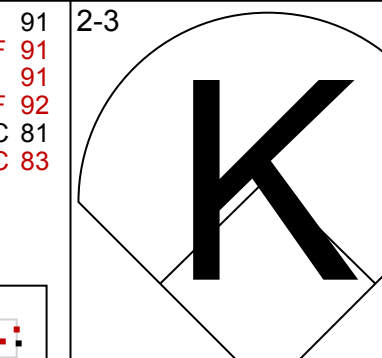
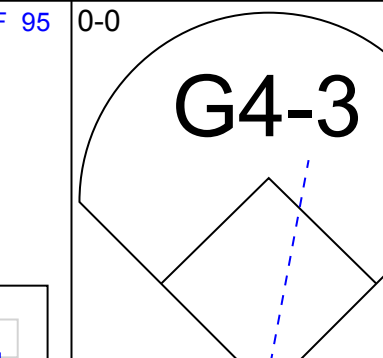
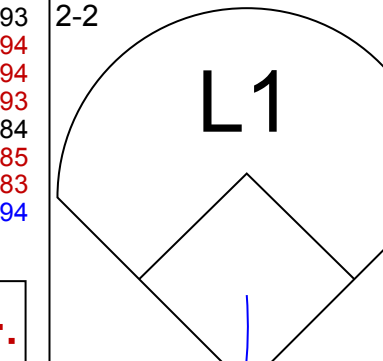
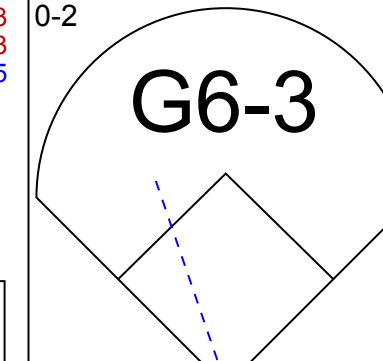
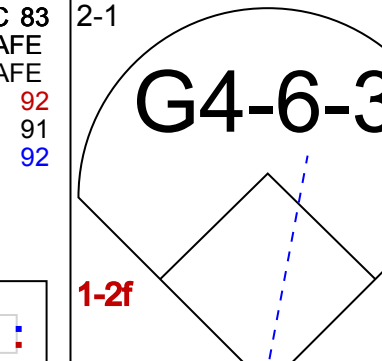
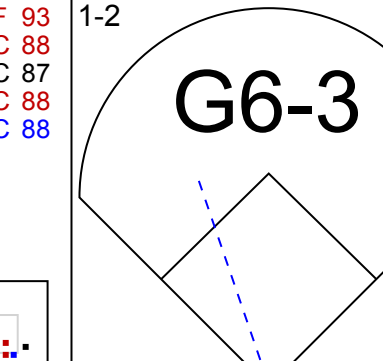
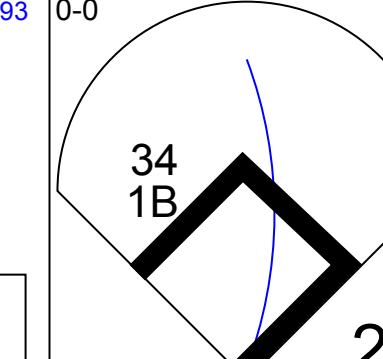
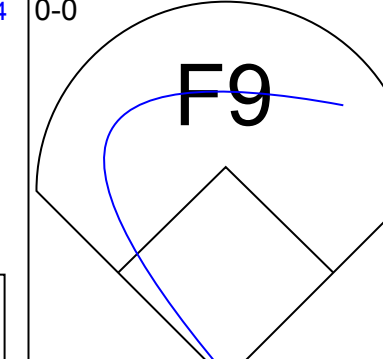
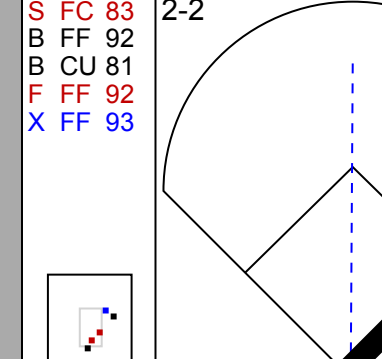
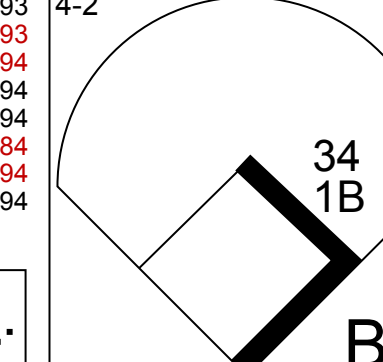
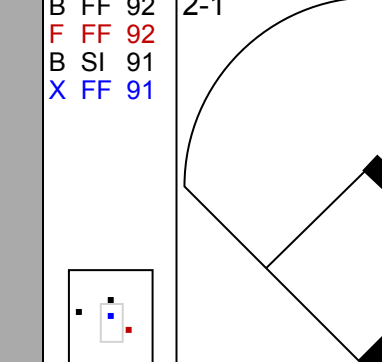
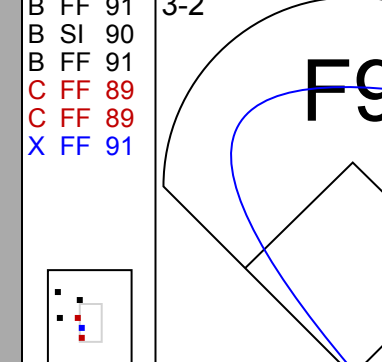
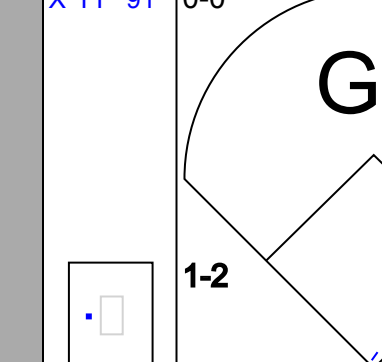

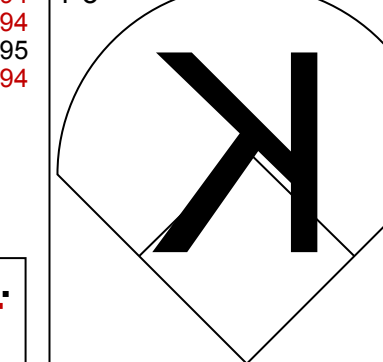
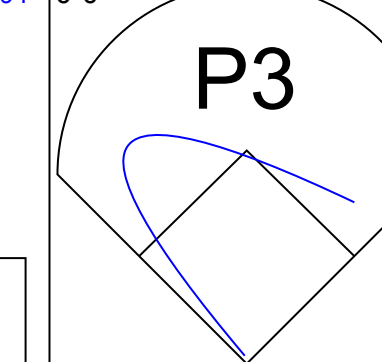


Batter	1	2	3	4	5	6	7	8	9	AB	R	H	RBI	BB	SO	LOB	TOP		
60 Tommy Pham, R (1,8) OBP: 0.200, SLG: 0.533 46 Kevin Siegrist, L (8,1) 59 Xavier Scruggs, R (9,PH) OBP: 0.333, SLG: 0.375 40 Mitch Harris, R (9,1)										4	0	0	0	0	1	0			
13 Matt Carpenter, L (1,5) OBP: 0.375, SLG: 0.439										3	0	0	0	1	2	0			
27 Jhonny Peralta, R (1,6) OBP: 0.352, SLG: 0.467										3	2	1	0	1	1	1			
22 Jason Heyward, L (1,9) OBP: 0.327, SLG: 0.433										4	1	0	0	0	1	3			
4 Yadier Molina, R (1,2) OBP: 0.332, SLG: 0.372										3	1	1	1	0	0	0			
16 Kolten Wong, L (1,4) OBP: 0.238, SLG: 0.444										4	1	2	1	0	0	0			
12 Mark Reynolds, R (1,3) OBP: 0.295, SLG: 0.359										2	0	0	1	1	2	0			
15 Randal Grichuk, R (1,7) OBP: 0.296, SLG: 0.518										4	1	1	2	0	3	2			
41 John Lackey, R (1,1) OBP: 0.161, SLG: 0.143 8 Peter Bourjos, R (8,PH) OBP: 0.327, SLG: 0.380										2	0	0	0	0	0	0			
Inning Stats	R: 0 E: 0 K: 2 S: 15	H: 0 LOB: 1 BB: 1 P: 24	R: 0 E: 0 K: 1 S: 7	H: 0 LOB: 0 BB: 0 P: 11	R: 0 E: 0 K: 1 S: 8	H: 0 LOB: 0 BB: 0 P: 14	R: 0 E: 0 K: 0 S: 5	H: 0 LOB: 0 BB: 0 P: 5	R: 0 E: 0 K: 1 S: 7	H: 0 LOB: 0 BB: 0 P: 11	R: 2 E: 1 K: 2 S: 12	H: 2 LOB: 2 BB: 1 P: 21	R: 0 E: 0 K: 1 S: 9	H: 0 LOB: 0 BB: 0 P: 14	R: 4 E: 0 K: 1 S: 17	H: 4 LOB: 1 BB: 1 P: 30	1B: 5 2B: 1 3B: 0 HR: 0	SF: 2 SAC: 0 DP: 0 HBP: 0	WP: 2 PA: 37 PB: 0 SB: 3 CS: 0
PITCHER	IP WLS BF H R ER SO BB IBB HBP BLK WP HR S P ERA WHIP																		
34 Jon Lester, L (1,1) ERA: 3.48	7.0 L 26 2 2 0 8 2 0 0 0 0 0 0 62 95 0.00 0.571																		
52 Justin Grimm, R (8,1) ERA: 1.29	1.0 3 0 0 0 1 0 0 0 0 0 0 0 9 14 0.00 0.000																		
36 Edwin Jackson, R (9,1) ERA: 3.3	1.0 8 4 4 4 1 1 0 0 0 2 0 17 30 36.00 5.000																		

St. Louis Cardinals @ Chicago Cubs
Wrigley Field, Chicago, IL
Mon Jul 06 2015, 7:10 PM - 11:08 PM CDT
Att: 37,609 - Partly Cloudy - 80 F

AB 32
R 6
H 6
RBI 6
BB 3
SO 10
LOB 7



Batter	1	2	3	4	5	6	7	8	9	AB	R	H	RBI	BB	SO	LOB	BOTTOM				
8 Chris Coghlan, L (1,7) OBP: 0.351, SLG: 0.423 15 Chris Denorfia, R (8,PH) OBP: 0.353, SLG: 0.417										3	0	0	0	0	1	1					
44 Anthony Rizzo, L (1,3) OBP: 0.403, SLG: 0.539										4	0	1	0	0	0	0					
17 Kris Bryant, R (1,5) OBP: 0.361, SLG: 0.481										4	0	1	0	0	0	0					
47 Miguel Montero, L (1,2) OBP: 0.333, SLG: 0.394										4	0	0	0	0	1	2					
13 Starlin Castro, R (1,6) OBP: 0.290, SLG: 0.329										4	0	0	0	0	0	2					
68 Jorge Soler, R (1,9) OBP: 0.322, SLG: 0.405										3	0	2	0	0	0	0					
24 Dexter Fowler, S (1,8) OBP: 0.308, SLG: 0.375										2	0	1	0	1	0	1					
34 Jon Lester, L (1,1) OBP: 0.031, SLG: 0.031 29 Mike Baxter, L (7,PH) OBP: 0.344, SLG: 0.268 52 Justin Grimm, R (8,1) 36 Edwin Jackson, R (9,1)										2	0	1	0	0	0	1					
22 Addison Russell, R (1,4) OBP: 0.291, SLG: 0.357										3	0	0	0	0	2	4					
Inning Stats	R: 0 E: 0 K: 1 S: 10	H: 2 LOB: 3 BB: 1 P: 15	R: 0 E: 0 K: 1 S: 21	H: 2 LOB: 3 BB: 1 P: 28	R: 0 E: 0 K: 0 S: 4	H: 0 LOB: 0 BB: 0 P: 6	R: 0 E: 0 K: 0 S: 6	H: 0 LOB: 0 BB: 0 P: 8	R: 0 E: 0 K: 1 S: 11	H: 1 LOB: 1 BB: 0 P: 16	R: 0 E: 0 K: 1 S: 13	H: 2 LOB: 1 BB: 0 P: 20	R: 0 E: 0 K: 0 S: 8	H: 1 LOB: 0 BB: 0 P: 14	R: 0 E: 0 K: 1 S: 5	H: 0 LOB: 0 BB: 0 P: 5	R: 0 E: 0 K: 0 S: 8	H: 0 LOB: 0 BB: 0 P: 9	1B: 5 2B: 1 3B: 0 HR: 0	SF: 0 SAC: 0 DP: 2 HBP: 0	WP: 0 PA: 32 PB: 0 SB: 0 CS: 0
PITCHER	IP WLS BF H R ER SO BB IBB HBP BLK WP HR S P ERA WHIP																				
41 John Lackey, R (1,1) ERA: 3.09	7.0 W 26 6 0 0 4 1 0 0 0 0 0 0 73 107 0.00 1.000																				
46 Kevin Siegrist, L (8,1) ERA: 1.41	1.0 H 3 0 0 0 1 0 0 0 0 0 0 0 5 5 0.00 0.000																				
40 Mitch Harris, R (9,1) ERA: 3.44	1.0 3 0 0 0 0 0 0 0 0 0 0 0 8 9 0.00 0.000																				

St. Louis Cardinals @ Chicago Cubs
Wrigley Field, Chicago, IL
Mon Jul 06 2015, 7:10 PM - 11:08 PM CDT
Att: 37,609 - Partly Cloudy - 80 F

AB 31
R 0
H 6
RBI 0
BB 1
SO 5
LOB 12



Batter	1	2	3	4	5	6	7	8	9	AB	R	H	RBI	BB	SO	LOB	TOP			
60 Tommy Pham, R OBP: 0.263, SLG: 0.500										3	0	1	0	1	0	0	St. Louis Cardinals @ Chicago Cubs Wrigley Field, Chicago, IL Tue Jul 07 2015, 12:21 PM - 3:31 PM CDT Att: 34,368 - Sunny - 60 F			
16 Kolten Wong, L OBP: 0.339, SLG: 0.443										3	0	1	0	0	1	2				
40 Mitch Harris, R										0	0	0	0	0	0	0				
15 Randal Grichuk, R OBP: 0.294, SLG: 0.515										1	0	0	0	0	1	0				
36 Randy Choate, L										0	0	0	0	0	0	0				
63 Miguel Socolovich, R										0	0	0	0	0	0	0				
27 Jhonny Peralta, R OBP: 0.351, SLG: 0.463										3	1	0	0	1	1	2				
22 Jason Heyward, L OBP: 0.329, SLG: 0.434										4	1	2	0	0	0	1				
12 Mark Reynolds, R OBP: 0.292, SLG: 0.371										4	1	1	2	0	1	2				
8 Peter Bourjos, R OBP: 0.331, SLG: 0.391										4	1	2	1	0	1	0				
59 Xavier Scruggs, R OBP: 0.324, SLG: 0.361										4	0	1	1	0	0	2				
48 Tony Cruz, R OBP: 0.241, SLG: 0.236										4	0	1	0	0	1	0				
70 Tyler Lyons, L OBP: 0.364, SLG: 0.300										2	0	0	0	0	0	0				
67 Marcus Hatley, R										0	0	0	0	0	0	0				
13 Matt Carpenter, L OBP: 0.372, SLG: 0.438										1	0	0	0	0	1	2				
Inning Stats	R: 0 E: 0 K: 1 S: 6	H: 1 LOB: 0 BB: 0 P: 9	R: 0 E: 0 K: 1 S: 8	H: 2 LOB: 1 BB: 0 P: 12	R: 0 E: 0 K: 0 S: 5	H: 0 LOB: 0 BB: 0 P: 9	R: 0 E: 0 K: 0 S: 8	H: 1 LOB: 0 BB: 0 P: 9	R: 0 E: 0 K: 2 S: 12	H: 0 LOB: 0 BB: 1 P: 24	R: 2 E: 0 K: 1 S: 19	H: 3 LOB: 2 BB: 1 P: 35	R: 0 E: 0 K: 1 S: 7	H: 0 LOB: 0 BB: 0 P: 9	R: 2 E: 0 K: 1 S: 11	H: 2 LOB: 0 BB: 0 P: 17	1B: 7 2B: 2 3B: 0 HR: 1	SF: 0 SAC: 0 DP: 2 HBP: 0	WP: 0 PB: 0 SB: 0 CS: 0	PA: 35
PITCHER	IP WLS BF H R ER SO BB IBB HBP BLK WP HR S P ERA WHIP																			
49 Jake Arrieta, R ERA: 2.8	6.2 W 26 7 2 2 4 2 0 0 0 0 0 60 103 2.70 1.350																			
40 James Russell, L ERA: 1.74	0.1 H 1 0 0 0 1 0 0 0 0 0 0 3 4 0.00 0.000																			
46 Pedro Strop, R ERA: 2.63	1.0 H 3 0 0 0 1 0 0 0 0 0 0 7 9 0.00 0.000																			
54 Neil Ramirez, R ERA: 5.06	0.1 3 2 2 2 1 0 0 0 0 0 1 6 10 54.00 6.000																			
30 Jason Motte, R ERA: 2.78	0.2 2 0 0 0 0 0 0 0 0 0 0 5 7 0.00 0.000																			

Batter	1	2	3	4	5	6	7	8	9	AB	R	H	RBI	BB	SO	LOB	BOTTOM			
24 Dexter Fowler, S OBP: 0.312, SLG: 0.380										4	1	2	1	1	0	3	St. Louis Cardinals @ Chicago Cubs Wrigley Field, Chicago, IL Tue Jul 07 2015, 12:21 PM - 3:31 PM CDT Att: 34,368 - Sunny - 60 F			
44 Anthony Rizzo, L OBP: 0.406, SLG: 0.550										3	2	2	2	2	1	1				
17 Kris Bryant, R OBP: 0.361, SLG: 0.478										4	1	1	0	1	0	6				
68 Jorge Soler, R OBP: 0.320, SLG: 0.397										4	1	0	1	1	1	4				
15 Chris Denorfia, R OBP: 0.364, SLG: 0.420										4	0	2	3	1	1	3				
13 Starlin Castro, R OBP: 0.286, SLG: 0.324										5	0	0	0	0	1	4				
47 Miguel Montero, L OBP: 0.335, SLG: 0.392										4	0	1	0	1	2	3				
49 Jake Arrieta, R ERA: 2.8										3	1	2	0	0	0	1				
40 James Russell, L ERA: 1.74										0	0	0	0	0	0	0				
8 Chris Coghlan, L OBP: 0.303, SLG: 0.423										0	0	0	0	0	0	0				
46 Pedro Strop, R ERA: 2.63										0	0	0	0	0	0	0				
29 Mike Baxter, L OBP: 0.254, SLG: 0.268										0	0	0	0	0	0	0				
54 Neil Ramirez, R ERA: 5.06										0	0	0	0	0	0	0				
30 Jason Motte, R ERA: 2.78										0	0	0	0	0	0	0				
19 Jonathan Herrera, S OBP: 0.263, SLG: 0.321										4	1	2	0	0	0	5				
Inning Stats	R: 0 E: 0 K: 2 S: 9	H: 0 LOB: 1 BB: 1 P: 15	R: 0 E: 0 K: 0 S: 12	H: 1 LOB: 2 BB: 1 P: 17	R: 2 E: 0 K: 0 S: 13	H: 3 LOB: 1 BB: 0 P: 18	R: 0 E: 0 K: 0 S: 10	H: 2 LOB: 3 BB: 1 P: 15	R: 0 E: 0 K: 1 S: 10	H: 0 LOB: 1 BB: 1 P: 17	R: 1 E: 0 K: 1 S: 14	H: 1 LOB: 3 BB: 3 P: 30	R: 0 E: 0 K: 2 S: 13	H: 0 LOB: 0 BB: 0 P: 17	R: 4 E: 0 K: 1 S: 25	H: 5 LOB: 3 BB: 1 P: 39	1B: 10 2B: 1 3B: 0 HR: 1	SF: 0 SAC: 1 DP: 0 HBP: 0	WP: 1 PB: 0 SB: 1 CS: 0	PA: 45
PITCHER	IP WLS BF H R ER SO BB IBB HBP BLK WP HR S P ERA WHIP																			
70 Tyler Lyons, L ERA: 5.02	5.2 L 29 7 3 3 3 5 0 0 0 0 1 64 100 4.76 2.118																			
67 Marcus Hatley, R ERA: 3.26	0.1 3 0 0 0 1 2 0 0 0 0 0 4 12 0.00 6.000																			
40 Mitch Harris, R	1.0 3 0 0 0 2 0 0 0 0 0 0 13 17 0.00 0.000																			
36 Randy Choate, L ERA: 4.32	0.0 3 3 3 3 0 0 0 0 0 0 1 4 8 = =																			
63 Miguel Socolovich, R ERA: 1.88	1.0 7 2 1 0 1 1 0 0 0 0 0 21 31 0.00 3.000																			

livebaseballscores.com

AB 33
R 4
H 9
RBI 4
BB 2
SO 7
LOB 11

livebaseballscores.com

AB 36
R 7
H 12
RBI 7
BB 8
SO 7
LOB 30

Batter	1	2	3	4	5	6	7	8	9	AB	R	H	RBI	BB	SO	LOB	TOP				
60 Tommy Pham, R OBP: 0.250, SLG: 0.360 44 Trevor Rosenthal, R (9, 1)										4	0	0	0	1	1	2					
13 Matt Carpenter, L OBP: 0.370, SLG: 0.429 38 Pete Kozma, R OBP: 0.232, SLG: 0.159 (9, 4)										4	0	0	0	1	1	5					
27 Johnny Peralta, R OBP: 0.349, SLG: 0.465 (1, 6)										4	1	1	2	1	1	0					
22 Jason Heyward, L OBP: 0.326, SLG: 0.427 (1, 9)										5	0	0	0	0	1	4					
4 Yadier Molina, R OBP: 0.331, SLG: 0.368 48 Tony Cruz, R OBP: 0.250, SLG: 0.246 (6, 2)										3	1	1	0	0	0	0					
12 Mark Reynolds, R OBP: 0.255, SLG: 0.377 (1, 5)										3	1	1	0	1	2	0					
15 Randal Grichuk, R OBP: 0.303, SLG: 0.526 (1, 7)										3	2	1	1	1	0	2					
30 Dan Johnson, L OBP: 0.500, SLG: 0.500 (1, 3)										4	0	2	2	0	2	1					
52 Michael Wacha, R 40 Mitch Harris, R 36 Randy Choate, L 63 Miguel Socolovich, R 8 Pedro Strop, R										3	0	2	1	0	1	0					
Inning Stats	R: 0 E: 0 K: 1 S: 8	H: 0 LOB: 0 BB: 0 P: 12	R: 2 E: 0 K: 1 S: 19	H: 3 LOB: 3 BB: 2 P: 33	R: 0 E: 0 K: 0 S: 7	H: 0 LOB: 0 BB: 0 P: 8	R: 2 E: 0 K: 0 S: 21	H: 4 LOB: 3 BB: 1 P: 33	R: 0 E: 0 K: 2 S: 15	H: 0 LOB: 1 BB: 1 P: 23	R: 0 E: 0 K: 1 S: 10	H: 0 LOB: 0 BB: 0 P: 11	R: 0 E: 0 K: 2 S: 13	H: 0 LOB: 0 BB: 0 P: 18	R: 2 E: 0 K: 1 S: 10	H: 1 LOB: 1 BB: 1 P: 19	1B: 5 2B: 0 3B: 2 HR: 1	SF: 0 SAC: 0 DP: 0 HBP: 0	WP: 0 PB: 0 SB: 0 CS: 0	PA: 40	
PITCHER	IP WLS BF H R ER SO BB IBB HBP BLK WP HR S P ERA WHIP	IP WLS BF H R ER SO BB IBB HBP BLK WP HR S P ERA WHIP	IP WLS BF H R ER SO BB IBB HBP BLK WP HR S P ERA WHIP	IP WLS BF H R ER SO BB IBB HBP BLK WP HR S P ERA WHIP	IP WLS BF H R ER SO BB IBB HBP BLK WP HR S P ERA WHIP	IP WLS BF H R ER SO BB IBB HBP BLK WP HR S P ERA WHIP	IP WLS BF H R ER SO BB IBB HBP BLK WP HR S P ERA WHIP	IP WLS BF H R ER SO BB IBB HBP BLK WP HR S P ERA WHIP	IP WLS BF H R ER SO BB IBB HBP BLK WP HR S P ERA WHIP	IP WLS BF H R ER SO BB IBB HBP BLK WP HR S P ERA WHIP	IP WLS BF H R ER SO BB IBB HBP BLK WP HR S P ERA WHIP	IP WLS BF H R ER SO BB IBB HBP BLK WP HR S P ERA WHIP	IP WLS BF H R ER SO BB IBB HBP BLK WP HR S P ERA WHIP	IP WLS BF H R ER SO BB IBB HBP BLK WP HR S P ERA WHIP	IP WLS BF H R ER SO BB IBB HBP BLK WP HR S P ERA WHIP	IP WLS BF H R ER SO BB IBB HBP BLK WP HR S P ERA WHIP	IP WLS BF H R ER SO BB IBB HBP BLK WP HR S P ERA WHIP	IP WLS BF H R ER SO BB IBB HBP BLK WP HR S P ERA WHIP	IP WLS BF H R ER SO BB IBB HBP BLK WP HR S P ERA WHIP	IP WLS BF H R ER SO BB IBB HBP BLK WP HR S P ERA WHIP	IP WLS BF H R ER SO BB IBB HBP BLK WP HR S P ERA WHIP

St. Louis Cardinals @ Chicago Cubs
Wrigley Field, Chicago, IL
Wed Jul 08 2015, 7:08 PM - 10:18 PM CDT
Att: 37,993 - Overcast - 63 F

AB 35
R 6
H 8
RBI 6
BB 5
SO 10
LOB 14



Batter	1	2	3	4	5	6	7	8	9	AB	R	H	RBI	BB	SO	LOB	BOTTOM					
24 Dexter Fowler, S OBP: 0.310, SLG: 0.373 (1, 8)										4	1	1	0	1	1	1						
44 Anthony Rizzo, L OBP: 0.408, SLG: 0.546 (1, 3)										4	2	2	0	0	1	1						
17 Kris Bryant, R OBP: 0.381, SLG: 0.478 (1, 5)										3	1	1	1	1	1	3						
68 Jorge Soler, R OBP: 0.322, SLG: 0.401 (1, 9)										4	1	2	0	0	1	2						
13 Starlin Castro, R OBP: 0.285, SLG: 0.326 (1, 6)										4	0	1	1	1	0	2						
47 Miguel Montero, L OBP: 0.339, SLG: 0.394 (1, 2)										4	0	1	3	0	2	3						
8 Chris Coghlan, L OBP: 0.343, SLG: 0.411 (1, 7)										4	0	0	0	0	0	1						
39 Jason Hammel, R 33 Clayton Richard, L 37 Travis Wood, R 29 Mike Baxter, R 56 Héctor Rondón, R 46 Pedro Strop, R 15 Chris Denorfia, R										0	0	0	0	0	0	0						
22 Addison Russell, R OBP: 0.291, SLG: 0.359 (1, 4)										4	0	1	0	0	1	0						
Inning Stats	R: 0 E: 0 K: 1 S: 10	H: 0 LOB: 1 BB: 1 P: 17	R: 0 E: 0 K: 1 S: 7	H: 0 LOB: 0 BB: 0 P: 12	R: 0 E: 0 K: 1 S: 9	H: 0 LOB: 0 BB: 0 P: 12	R: 2 E: 0 K: 1 S: 21	H: 3 LOB: 0 BB: 0 P: 30	R: 0 E: 0 K: 1 S: 7	H: 0 LOB: 0 BB: 0 P: 10	R: 3 E: 0 K: 1 S: 18	H: 4 LOB: 1 BB: 0 P: 28	R: 0 E: 0 K: 0 S: 10	H: 0 LOB: 0 BB: 0 P: 13	R: 0 E: 0 K: 3 S: 11	H: 1 LOB: 2 BB: 1 P: 21	R: 0 E: 0 K: 1 S: 13	H: 1 LOB: 0 BB: 0 P: 20	1B: 6 2B: 2 3B: 1 HR: 0	SF: 0 SAC: 0 DP: 1 HBP: 0	WP: 0 PB: 0 SB: 1 CS: 0	PA: 37
PITCHER	IP WLS BF H R ER SO BB IBB HBP BLK WP HR S P ERA WHIP	IP WLS BF H R ER SO BB IBB HBP BLK WP HR S P ERA WHIP	IP WLS BF H R ER SO BB IBB HBP BLK WP HR S P ERA WHIP	IP WLS BF H R ER SO BB IBB HBP BLK WP HR S P ERA WHIP	IP WLS BF H R ER SO BB IBB HBP BLK WP HR S P ERA WHIP	IP WLS BF H R ER SO BB IBB HBP BLK WP HR S P ERA WHIP	IP WLS BF H R ER SO BB IBB HBP BLK WP HR S P ERA WHIP	IP WLS BF H R ER SO BB IBB HBP BLK WP HR S P ERA WHIP	IP WLS BF H R ER SO BB IBB HBP BLK WP HR S P ERA WHIP	IP WLS BF H R ER SO BB IBB HBP BLK WP HR S P ERA WHIP	IP WLS BF H R ER SO BB IBB HBP BLK WP HR S P ERA WHIP	IP WLS BF H R ER SO BB IBB HBP BLK WP HR S P ERA WHIP	IP WLS BF H R ER SO BB IBB HBP BLK WP HR S P ERA WHIP	IP WLS BF H R ER SO BB IBB HBP BLK WP HR S P ERA WHIP	IP WLS BF H R ER SO BB IBB HBP BLK WP HR S P ERA WHIP	IP WLS BF H R ER SO BB IBB HBP BLK WP HR S P ERA WHIP	IP WLS BF H R ER SO BB IBB HBP BLK WP HR S P ERA WHIP	IP WLS BF H R ER SO BB IBB HBP BLK WP HR S P ERA WHIP	IP WLS BF H R ER SO BB IBB HBP BLK WP HR S P ERA WHIP	IP WLS BF H R ER SO BB IBB HBP BLK WP HR S P ERA WHIP	IP WLS BF H R ER SO BB IBB HBP BLK WP HR S P ERA WHIP	IP WLS BF H R ER SO BB IBB HBP BLK WP HR S P ERA WHIP

St. Louis Cardinals @ Chicago Cubs
Wrigley Field, Chicago, IL
Wed Jul 08 2015, 7:08 PM - 10:18 PM CDT
Att: 37,993 - Overcast - 63 F


AB 35
R 5
H 9
RBI 5
SO 10
LOB 16



Batter	1	2	3	4	5	6	7	8	9	AB	R	H	RBI	BB	SO	LOB	TOP							
1 Adam Eaton, L (1,8) OBP: 0.312, SLG: 0.386										3	0	0	0	0	2	2								
18 Tyler Saladino, R (1,5) OBP: 0.344, SLG: 0.324										3	0	0	0	0	0	0								
20 JB Shuck, L (8,PH) OBP: 0.345, SLG: 0.314										0	0	0	1	0	0	0								
15 Gordon Beckham, R (8,5) OBP: 0.260, SLG: 0.314										0	0	0	0	0	0	0								
79 Jose Abreu, R (1,3) OBP: 0.344, SLG: 0.495										3	0	1	0	0	0	0								
33 Zach Duke, L (8,1) OBP: 0.282, SLG: 0.323										0	0	0	0	0	0	0								
30 David Robertson, R (9,1) OBP: 0.282, SLG: 0.323										4	0	1	0	0	2	1								
53 Melky Cabrera, S (1,7) OBP: 0.304, SLG: 0.343										4	0	0	0	0	0	2								
26 Avisail García, R (1,9) OBP: 0.322, SLG: 0.385										4	0	0	0	0	0	2								
10 Alexei Ramirez, R (1,6) OBP: 0.292, SLG: 0.295										4	0	0	0	0	0	2								
21 Tyler Flowers, R (1,2) OBP: 0.277, SLG: 0.380										3	0	1	0	0	1	0								
5 Yolmer Sánchez, S (1,4) OBP: 0.218, SLG: 0.231										3	0	2	0	0	0	1								
55 Carlos Rodón, L (1,1) OBP: 0.357, SLG: 0.404										0	0	0	0	0	0	0								
52 Jake Petricka, R (7,1) OBP: 0.184, SLG: 0.164										0	0	0	0	0	0	0								
64 Emilio Bonifacio, S (8,PH) OBP: 0.331, SLG: 0.380										0	1	0	0	0	0	0								
25 Adam LaRoche, L (8,3) OBP: 0.331, SLG: 0.380										0	0	0	0	0	0	0								
Inning Stats	R: 0 E: 0 K: 1 S: 10	H: 0 LOB: 0 BB: 0 P: 14	R: 0 E: 0 K: 1 S: 7	H: 0 LOB: 0 BB: 0 P: 9	R: 0 E: 0 K: 1 S: 9	H: 1 LOB: 1 BB: 0 P: 11	R: 0 E: 0 K: 0 S: 13	H: 2 LOB: 2 BB: 0 P: 17	R: 0 E: 0 K: 1 S: 11	H: 1 LOB: 1 BB: 0 P: 16	R: 0 E: 0 K: 0 S: 4	H: 0 LOB: 0 BB: 0 P: 7	R: 0 E: 0 K: 0 S: 10	H: 1 LOB: 1 BB: 0 P: 16	R: 1 E: 0 K: 0 S: 9	H: 0 LOB: 0 BB: 0 P: 14	R: 0 E: 0 K: 1 S: 6	H: 0 LOB: 0 BB: 0 P: 9	1B: 5 2B: 0 3B: 0 HR: 0	SF: 1 SAC: 3 DP: 1 HBP: 2	WP: 0 PB: 0 SB: 1 CS: 0	PA: 33		
PITCHER	IP WLS BF H R ER SO BB IBB HBP BLK WP HR S P ERA WHIP	7.0 L 4 0 1 1 0 0 0 0 1 0 0 0 64 90 0.00 0.714	1.0 L 4 0 1 1 0 0 0 0 1 0 0 0 9 14 9.00 0.000	1.0 3 0 0 0 1 0 0 0 0 0 0 0 6 9 0.00 0.000																				

Chicago White Sox @ Chicago Cubs
Wrigley Field, Chicago, IL
Fri Jul 10 2015, 3:07 PM - 5:45 PM CDT
Att: 41,580 - Sunny - 74 F


AB 27
R 1
H 5
RBI 1
BB 0
SO 5
LOB 8



Batter	1	2	3	4	5	6	7	8	9	AB	R	H	RBI	BB	SO	LOB	BOTTOM						
24 Dexter Fowler, S (1,8) OBP: 0.306, SLG: 0.369										4	0	0	0	0	3	4							
44 Anthony Rizzo, L (1,3) OBP: 0.409, SLG: 0.542										2	0	0	0	2	1	2							
17 Kris Bryant, R (1,5) OBP: 0.380, SLG: 0.473										3	0	0	0	1	1	2							
68 Jorge Soler, R (1,9) OBP: 0.320, SLG: 0.398										4	0	1	0	0	2	2							
15 Chris Denorfia, R (1,7) OBP: 0.357, SLG: 0.404										1	0	0	0	1	1	2							
8 Chris Coghlan, L (7,PH) OBP: 0.344, SLG: 0.411										2	0	1	0	0	0	0							
13 Starlin Castro, R (1,6) OBP: 0.282, SLG: 0.323										3	0	0	0	0	1	2							
27 Taylor Teagarden, R (1,2) OBP: 0.200, SLG: 0.200										3	0	0	0	0	1	0							
28 Kyle Hendricks, R (1,1) OBP: 0.114, SLG: 0.118										2	0	1	0	0	1	0							
56 Héctor Rondón, R (8,1) OBP: 0.293, SLG: 0.351										0	0	0	0	0	0	0							
19 Jonathan Herrera, S (8,PH) OBP: 0.293, SLG: 0.351										0	0	0	0	0	0	0							
52 Justin Grimm, R (9,1) OBP: 0.299, SLG: 0.359										0	0	0	0	3	0	0							
Inning Stats	R: 0 E: 0 K: 1 S: 6	H: 0 LOB: 0 BB: 1 P: 10	R: 0 E: 0 K: 1 S: 8	H: 0 LOB: 0 BB: 1 P: 15	R: 0 E: 0 K: 0 S: 9	H: 1 LOB: 1 BB: 1 P: 17	R: 0 E: 0 K: 1 S: 9	H: 1 LOB: 2 BB: 1 P: 18	R: 0 E: 0 K: 2 S: 12	H: 0 LOB: 0 BB: 0 P: 19	R: 0 E: 0 K: 1 S: 13	H: 0 LOB: 2 BB: 2 P: 25	R: 0 E: 0 K: 1 S: 9	H: 1 LOB: 0 BB: 0 P: 11	R: 0 E: 0 K: 3 S: 14	H: 0 LOB: 1 BB: 1 P: 25	R: 0 E: 0 K: 2 S: 7	H: 0 LOB: 0 BB: 0 P: 12	1B: 3 2B: 2 3B: 0 HR: 0	SF: 0 SAC: 0 DP: 5 HBP: 0	WP: 0 PB: 1 SB: 0 CS: 1	PA: 32	
PITCHER	IP WLS BF H R ER SO BB IBB HBP BLK WP HR S P ERA WHIP	6.0 W 3 1 0 0 1 0 0 0 0 0 0 9 11 0.00 1.000	1.0 H 4 0 0 0 3 1 0 0 0 0 0 0 14 25 0.00 1.000	1.0 S 3 0 0 0 2 0 0 0 0 0 0 0 7 12 0.00 0.000																			

Chicago White Sox @ Chicago Cubs
Wrigley Field, Chicago, IL
Fri Jul 10 2015, 3:07 PM - 5:45 PM CDT
Att: 41,580 - Sunny - 74 F

AB 25
R 0
H 3
RBI 0
BB 7
SO 12
LOB 14



Batter	1	2	3	4	5	6	7	8	9	AB	R	H	RBI	BB	SO	LOB	TOP					
1 Adam Eaton, L (1, 8) OBP: 0.309, SLG: 0.383	K2-3			G6-3		SH1-3			K	3	0	0	1	0	2	0	Chicago White Sox @ Chicago Cubs Wrigley Field, Chicago, IL Sun Jul 12 2015, 1:23 PM - 3:40 PM CDT Att: 41,688 - Sunny - 74 F					
18 Tyler Saladino, R (1, 5) OBP: 0.200, SLG: 0.400	K					G4-3			K	3	0	1	0	0	1	0						
20 JB Shuck, L (9, PH) OBP: 0.341, SLG: 0.320	K			1B					K	1	0	0	0	0	1	0						
53 Melky Cabrera, S (1, 7) OBP: 0.304, SLG: 0.339	K			L7					K	3	0	0	0	0	1	1						
26 Avisail Garcia, R (1, 9) OBP: 0.318, SLG: 0.379		F8				G4-3				3	0	0	0	0	0	1						
25 Adam LaRoche, L (1, 3) OBP: 0.327, SLG: 0.374		P6				G5-3			G3-1	3	0	0	0	0	0	0						
10 Alexei Ramirez, R (1, 6) OBP: 0.249, SLG: 0.292		K				L4			G3-1	3	0	0	0	0	1	0						
21 Tyler Flowers, R (1, 2) OBP: 0.279, SLG: 0.384						G5-3			F7	2	0	0	0	0	1	0						
12 Conor Gillaspie, L (8, PH) OBP: 0.276, SLG: 0.364				K						1	0	0	0	0	0	0						
58 Geovany Soto, R (8, 2) OBP: 0.306, SLG: 0.385										0	0	0	0	0	0	0						
5 Yolmer Sánchez, S (1, 4) OBP: 0.221, SLG: 0.245				G5-3					P4	3	1	1	0	0	0	0						
62 Jose Quintana, R (1, 1) OBP: 0.182, SLG: 0.162									K	2	0	0	0	0	1	1						
57 Zach Putnam, R (8, 1) OBP: 0.182, SLG: 0.162				K						0	0	0	0	0	0	0						
64 Emilio Bonifacio, S (9, PH) OBP: 0.182, SLG: 0.162						G1-3				1	0	0	0	0	1	0						
Inning Stats	R: 0 E: 0 K: 3 S: 9	H: 0 LOB: 0 BB: 0 P: 11	R: 0 E: 0 K: 1 S: 7	H: 0 LOB: 0 BB: 0 P: 9	R: 0 E: 0 K: 2 S: 10	H: 0 LOB: 0 BB: 0 P: 15	R: 0 E: 0 K: 0 S: 8	H: 1 LOB: 1 BB: 0 P: 13	R: 0 E: 0 K: 0 S: 6	H: 0 LOB: 0 BB: 0 P: 7	R: 1 E: 0 K: 0 S: 8	H: 1 LOB: 0 BB: 0 P: 13	R: 0 E: 0 K: 0 S: 8	H: 0 LOB: 0 BB: 0 P: 12	R: 0 E: 0 K: 0 S: 6	H: 0 LOB: 0 BB: 0 P: 10	R: 0 E: 0 K: 3 S: 12	H: 0 LOB: 0 BB: 0 P: 16	1B: 1 2B: 1 3B: 0 HR: 0	SF: 0 SAC: 1 DP: 0 HBP: 0	WP: 0 PB: 0 SB: 0 CS: 0	PA: 29
PITCHER	IP WLS BF H R ER SO BB IBB HBP BLK WP HR S P ERA WHIP	49 Jake Arrieta, R (1, 1) ERA: 2.66 9.0 W 29 2 1 1 9 0 0 0 0 0 0 0 74 106 1.00 0.222																				

Batter	1	2	3	4	5	6	7	8	9	AB	R	H	RBI	BB	SO	LOB	BOTTOM			
24 Dexter Fowler, S (1, 8) OBP: 0.308, SLG: 0.369	17 3B			44 HBP		K			44 1B	4	1	3	0	0	1	0	Chicago White Sox @ Chicago Cubs Wrigley Field, Chicago, IL Sun Jul 12 2015, 1:23 PM - 3:40 PM CDT Att: 41,688 - Sunny - 74 F			
44 Anthony Rizzo, L (1, 3) OBP: 0.413, SLG: 0.542	L7					F7			17 HBP	3	0	1	0	0	0	1				
17 Kris Bryant, R (1, 5) OBP: 0.376, SLG: 0.472	68 1B									3	1	1	1	0	2	2				
68 Jorge Soler, R (1, 9) OBP: 0.314, SLG: 0.388	15 G4-6-3									4	0	1	1	0	3	4				
15 Chris Denorfia, R (1, 7) OBP: 0.342, SLG: 0.384	G4-6-3					F7			F8	4	0	0	0	0	1	3				
13 Starlin Castro, R (1, 6) OBP: 0.283, SLG: 0.321						K			G2	3	0	0	0	0	1	0				
27 Taylor Teagarden, R (1, 2) OBP: 0.162, SLG: 0.162						L4			49 SH3-4	3	0	1	0	0	0	0				
49 Jake Arrieta, R (1, 1) OBP: 0.105, SLG: 0.184									SH3-4	2	1	1	1	0	1	0				
22 Addison Russell, R (1, 4) OBP: 0.296, SLG: 0.354									G6-3	3	0	0	0	0	1	1				
Inning Stats	R: 2 E: 0 K: 0 S: 9	H: 3 LOB: 0 BB: 0 P: 12	R: 0 E: 0 K: 1 S: 11	H: 0 LOB: 0 BB: 0 P: 16	R: 0 E: 0 K: 3 S: 15	H: 1 LOB: 2 BB: 0 P: 24	R: 0 E: 0 K: 1 S: 6	H: 0 LOB: 0 BB: 0 P: 6	R: 1 E: 0 K: 1 S: 11	H: 1 LOB: 0 BB: 0 P: 15	R: 0 E: 0 K: 3 S: 9	H: 0 LOB: 0 BB: 0 P: 14	R: 0 E: 0 K: 0 S: 8	H: 1 LOB: 1 BB: 0 P: 9	R: 0 E: 0 K: 1 S: 10	H: 2 LOB: 2 BB: 0 P: 11		1B: 6 2B: 0 3B: 1 HR: 1	SF: 0 SAC: 1 DP: 1 HBP: 2	WP: 0 PB: 0 SB: 0 CS: 0
PITCHER	IP WLS BF H R ER SO BB IBB HBP BLK WP HR S P ERA WHIP	62 Jose Quintana, L (1, 1) ERA: 3.69 7.1 L 29 8 3 3 3 0 0 0 1 0 0 0 5 6 0.00 0.000																		

Batter	1	2	3	4	5	6	7	8	9	AB	R	H	RBI	BB	SO	LOB	TOP			
24 Dexter Fowler, S OBP: 0.314, SLG: 0.366	F9		F9			68 1B			17 E	2	1	0	0	3	0	0	Chicago Cubs @ Atlanta Braves Turner Field, Atlanta, GA Sat Jul 18 2015, 7:11 PM - 10:17 PM EDT Att: 45,758 - Partly Cloudy - 84 F			
17 Kris Bryant, R OBP: 0.372, SLG: 0.463	F8		44 1B		K		F9	FC5	5	2	1	0	0	1	3					
44 Anthony Rizzo, L OBP: 0.414, SLG: 0.536					F8		K		4	0	2	2	1	1	2					
68 Jorge Soler, R OBP: 0.310, SLG: 0.382	K		F8			15 BB			5	0	1	0	0	2	4					
15 Chris Denorfia, R OBP: 0.352, SLG: 0.397										3	1	2	0	1	1	0				
13 Starlin Castro, R OBP: 0.279, SLG: 0.316	F8							L8	4	0	1	1	0	1	4					
3 David Ross, R OBP: 0.289, SLG: 0.269	F7							K	4	0	0	0	0	0	2					
34 Jon Lester, L OBP: 0.027, SLG: 0.027																				
56 Héctor Rondón, R																				
12 Kyle Schwarber, L OBP: 0.429, SLG: 0.630																				
30 Jason Motte, R																				
22 Addison Russell, R OBP: 0.296, SLG: 0.352			G6-3		K				17 FC5	4	0	1	0	0	2	1				
Inning Stats	R: 0 E: 0 K: 1 S: 10	H: 0 LOB: 1 BB: 1 P: 19	R: 0 E: 0 K: 0 S: 7	H: 1 LOB: 1 BB: 0 P: 10	R: 1 E: 1 K: 0 S: 13	H: 2 LOB: 1 BB: 0 P: 21	R: 1 E: 0 K: 2 S: 13	H: 2 LOB: 1 BB: 2 P: 19	R: 0 E: 0 K: 1 S: 11	H: 0 LOB: 0 BB: 0 P: 16	R: 0 E: 0 K: 2 S: 9	H: 0 LOB: 1 BB: 1 P: 18	R: 0 E: 0 K: 2 S: 11	H: 0 LOB: 0 BB: 0 P: 15	R: 2 E: 1 K: 0 S: 10	H: 2 LOB: 1 BB: 1 P: 17	1B: 7 2B: 1 3B: 0 HR: 0	SF: 0 SAC: 0 DP: 0 HBP: 0	WP: 0 PB: 0 SB: 0 CS: 0	PA: 40
PITCHER	IP WLS BF H R ER SO BB IBB HBP BLK WP HR S P ERA WHIP	IP WLS BF H R ER SO BB IBB HBP BLK WP HR S P ERA WHIP	IP WLS BF H R ER SO BB IBB HBP BLK WP HR S P ERA WHIP	IP WLS BF H R ER SO BB IBB HBP BLK WP HR S P ERA WHIP	IP WLS BF H R ER SO BB IBB HBP BLK WP HR S P ERA WHIP	IP WLS BF H R ER SO BB IBB HBP BLK WP HR S P ERA WHIP	IP WLS BF H R ER SO BB IBB HBP BLK WP HR S P ERA WHIP	IP WLS BF H R ER SO BB IBB HBP BLK WP HR S P ERA WHIP	IP WLS BF H R ER SO BB IBB HBP BLK WP HR S P ERA WHIP	IP WLS BF H R ER SO BB IBB HBP BLK WP HR S P ERA WHIP	IP WLS BF H R ER SO BB IBB HBP BLK WP HR S P ERA WHIP	IP WLS BF H R ER SO BB IBB HBP BLK WP HR S P ERA WHIP	IP WLS BF H R ER SO BB IBB HBP BLK WP HR S P ERA WHIP	IP WLS BF H R ER SO BB IBB HBP BLK WP HR S P ERA WHIP	IP WLS BF H R ER SO BB IBB HBP BLK WP HR S P ERA WHIP	IP WLS BF H R ER SO BB IBB HBP BLK WP HR S P ERA WHIP				
60 Manny Bañuelos, L ERA: 1.08	4.2	L	23	6	2	1	4	3	0	0	0	0	0	0	0	0	1.93	1.929		
51 Jason Frasor, R ERA: 1.45	1.1		4	0	0	0	2	0	0	0	0	0	0	0	0	0	0.00	0.000		
32 David Aardsma, R ERA: 2.45	2.0		7	0	0	0	4	1	0	0	0	0	0	0	0	0	0.00	0.500		
64 Ryan Kelly, R ERA: 6.75	0.2		4	1	2	1	0	1	0	0	0	0	0	0	0	0	13.50	3.000		
56 Ross Detwiler, L ERA: 7.01	0.1		2	1	0	0	0	0	0	0	0	0	0	0	0	0	0.00	3.000		

AB	35
R	4
H	8
RBI	3
BB	5
SO	10
LOB	18



Batter	1	2	3	4	5	6	7	8	9	AB	R	H	RBI	BB	SO	LOB	BOTTOM			
8 Jace Peterson, L OBP: 0.327, SLG: 0.346						L7				4	0	0	0	0	3	2	Chicago Cubs @ Atlanta Braves Turner Field, Atlanta, GA Sat Jul 18 2015, 7:11 PM - 10:17 PM EDT Att: 45,758 - Partly Cloudy - 84 F			
25 Cameron Maybin, R OBP: 0.333, SLG: 0.411	G4-3				G6-3	G5-3			G4-3	4	0	0	0	0	0					
22 Nick Markakis, L OBP: 0.375, SLG: 0.351	E5				G6-3				P5	4	0	0	0	0	1	0				
7 Jonny Gomes, R OBP: 0.309, SLG: 0.329	FC4				F8				23 DI	3	0	0	0	1	1					
23 Chris Johnson, R OBP: 0.285, SLG: 0.322			L8							4	0	0	0	0	2	1				
15 A.J. Pierzynski, L OBP: 0.322, SLG: 0.439					G1					2	0	1	0	0	0	0				
2 Juan Uribe, R OBP: 0.322, SLG: 0.404									19 1B	2	0	0	0	1	2					
19 Andrelton Simmons, R OBP: 0.314, SLG: 0.335										3	0	1	0	0	0	1				
60 Manny Bañuelos, R										1	0	0	0	0	1	0				
51 Jason Frasor, R										0	0	0	0	0	0	0				
13 Pedro Ciriaco, R										1	0	0	0	0	0	0				
32 David Aardsma, R										0	0	0	0	0	0	0				
14 Eury Pérez, R										0	0	0	0	0	0	0				
24 Kelly Johnson, L										1	0	0	0	0	0	2				
64 Ryan Kelly, R										0	0	0	0	0	0	0				
56 Ross Detwiler, R										0	0	0	0	0	0	0				
Inning Stats	R: 0 E: 1 K: 1 S: 7	H: 0 LOB: 0 BB: 0 P: 11	R: 0 E: 0 K: 1 S: 6	H: 0 LOB: 1 BB: 0 P: 12	R: 0 E: 0 K: 2 S: 9	H: 0 LOB: 0 BB: 0 P: 14	R: 0 E: 0 K: 0 S: 9	H: 0 LOB: 0 BB: 0 P: 14	R: 0 E: 0 K: 1 S: 12	H: 0 LOB: 0 BB: 0 P: 11	R: 0 E: 0 K: 2 S: 8	H: 0 LOB: 0 BB: 0 P: 12	R: 0 E: 0 K: 1 S: 12	H: 2 LOB: 2 BB: 0 P: 22	R: 0 E: 0 K: 1 S: 11	H: 0 LOB: 1 BB: 1 P: 19	1B: 2 2B: 1 3B: 0 HR: 0	SF: 0 SAC: 0 DP: 1 HBP: 1	WP: 0 PB: 0 SB: 0 CS: 1	PA: 32
PITCHER	IP WLS BF H R ER SO BB IBB HBP BLK WP HR S P ERA WHIP	IP WLS BF H R ER SO BB IBB HBP BLK WP HR S P ERA WHIP	IP WLS BF H R ER SO BB IBB HBP BLK WP HR S P ERA WHIP	IP WLS BF H R ER SO BB IBB HBP BLK WP HR S P ERA WHIP	IP WLS BF H R ER SO BB IBB HBP BLK WP HR S P ERA WHIP	IP WLS BF H R ER SO BB IBB HBP BLK WP HR S P ERA WHIP	IP WLS BF H R ER SO BB IBB HBP BLK WP HR S P ERA WHIP	IP WLS BF H R ER SO BB IBB HBP BLK WP HR S P ERA WHIP	IP WLS BF H R ER SO BB IBB HBP BLK WP HR S P ERA WHIP	IP WLS BF H R ER SO BB IBB HBP BLK WP HR S P ERA WHIP	IP WLS BF H R ER SO BB IBB HBP BLK WP HR S P ERA WHIP	IP WLS BF H R ER SO BB IBB HBP BLK WP HR S P ERA WHIP	IP WLS BF H R ER SO BB IBB HBP BLK WP HR S P ERA WHIP	IP WLS BF H R ER SO BB IBB HBP BLK WP HR S P ERA WHIP	IP WLS BF H R ER SO BB IBB HBP BLK WP HR S P ERA WHIP	IP WLS BF H R ER SO BB IBB HBP BLK WP HR S P ERA WHIP				
34 Jon Lester, L ERA: 3.37	7.1	W	26	2	0	0	7	1	0	1	0	0	0	0	0	0	0.00	0.409		
56 Héctor Rondón, R ERA: 2.09	0.2	H	2	0	0	0	1	0	0	0	6	9	0.00	0.000						
30 Jason Motte, R ERA: 2.88	1.0		4	0	0	0	1	1	0	0	11	19	0.00	1.000						



Batter	1	2	3	4	5	6	7	8	9	AB	R	H	RBI	BB	SO	LOB	TOP			
24 Dexter Fowler, S OBP: 0.315, SLG: 0.365	G3-1	F8					G3-6-1	G3		4	0	1	0	1	0	4				
17 Kris Bryant, R OBP: 0.373, SLG: 0.458	K		K						K	3	0	0	0	2	3	0				
44 Anthony Rizzo, L OBP: 0.411, SLG: 0.531	F9		F7				G3-6-1			5	1	1	0	0	0	4				
68 Jorge Soler, R OBP: 0.312, SLG: 0.392		F9		HR						4	1	1	1	1	1	3				
8 Chris Coghlan, L OBP: 0.346, SLG: 0.412			K							4	1	2	1	1	2	2				
13 Starlin Castro, R OBP: 0.276, SLG: 0.314					G4-3					5	1	1	0	0	1	5				
3 David Ross, R OBP: 0.287, SLG: 0.259						G5-3				3	0	0	0	1	1					
49 Jake Arrieta, R OBP: 0.122, SLG: 0.195																	AB 36			
12 Kyle Schwarber, L OBP: 0.414, SLG: 0.607																	R 4			
46 Pedro Strop, R																	H 9			
40 James Russell, L																	RBI 4			
30 Jason Motte, R																	BB 6			
19 Jonathan Herrera, S OBP: 0.284, SLG: 0.349																	SO 11			
Inning Stats	R: 0 E: 0 K: 1 S: 7	H: 0 LOB: 0 BB: 0 P: 8	R: 2 E: 1 K: 1 S: 17	H: 2 LOB: 2 BB: 1 P: 25	R: 1 E: 0 K: 2 S: 15	H: 1 LOB: 0 BB: 0 P: 21	R: 0 E: 0 K: 1 S: 12	H: 1 LOB: 1 BB: 0 P: 15	R: 0 E: 0 K: 1 S: 15	H: 0 LOB: 3 BB: 3 P: 27	R: 0 E: 0 K: 1 S: 6	H: 1 LOB: 2 BB: 2 P: 17	R: 0 E: 0 K: 1 S: 10	H: 2 LOB: 2 BB: 0 P: 19	R: 1 E: 0 K: 1 S: 11	H: 2 LOB: 1 BB: 0 P: 17	1B: 7 2B: 1 3B: 0 HR: 1	SF: 0 SAC: 0 DP: 1 HBP: 0	WP: 1 PB: 1 SB: 2 CS: 0	PA: 42
PITCHER	IP WLS BF H R ER SO BB IBB HBP BLK WP HR S P ERA WHIP																			
17 Shelby Miller, R ERA: 2.33	6.0 L 27 4 3 1 8 4 0 0 0 0 0 1 74 104 1.50 1.333																			
43 Luis Avilan, L ERA: 3.5	1.0 5 1 0 0 1 1 1 0 0 0 0 0 6 17 0.00 2.000																			
32 David Aardsma, R ERA: 2.3	1.0 5 2 0 0 1 0 0 0 0 0 0 0 10 19 0.00 2.000																			
38 Arodys Vizcaino, R ERA: 1.8	1.0 5 2 1 1 1 0 0 0 0 0 1 0 11 17 9.00 2.000																			

Chicago Cubs @ Atlanta Braves
Turner Field, Atlanta, GA
Sun Jul 19 2015, 5:11 PM - 8:29 PM EDT
Att: 31,690 - Partly Cloudy - 86 F

AB	36
R	4
H	9
RBI	4
BB	6
SO	11
LOB	24



Batter	1	2	3	4	5	6	7	8	9	AB	R	H	RBI	BB	SO	LOB	BOTTOM					
8 Jace Peterson, L OBP: 0.329, SLG: 0.349	G4-3		K							3	0	1	0	1	2	0						
25 Cameron Maybin, R OBP: 0.352, SLG: 0.409	G4-3									4	0	1	0	0	0	2						
22 Nick Markakis, L OBP: 0.372, SLG: 0.347	K									4	0	0	0	0	1	3						
24 Kelly Johnson, L OBP: 0.323, SLG: 0.455										3	0	0	0	1	2	2						
15 A.J. Pierzynski, L OBP: 0.321, SLG: 0.440	K									4	0	1	0	0	1	2						
13 Pedro Ciriaco, R OBP: 0.297, SLG: 0.361			K							4	0	0	0	0	4	1						
14 Eury Pérez, R OBP: 0.348, SLG: 0.333	G4-3									3	1	1	0	1	0	0						
19 Andrelton Simmons, R OBP: 0.316, SLG: 0.338										3	0	1	1	1	0	0						
17 Shelby Miller, R OBP: 0.288, SLG: 0.363																	AB 32					
43 Luis Avilan, L ERA: 3.5																	R 1					
28 Joey Teroslavich, S ERA: 3.32																	H 5					
32 David Aardsma, R ERA: 2.08																	RBI 1					
38 Arodys Vizcaino, R ERA: 1.8																	BB 4					
7 Jonny Gomes, R OBP: 0.307, SLG: 0.327																	SO 12					
Inning Stats	R: 0 E: 0 K: 2 S: 12	H: 0 LOB: 2 BB: 2 P: 22	R: 0 E: 0 K: 1 S: 10	H: 0 LOB: 0 BB: 0 P: 14	R: 0 E: 0 K: 2 S: 9	H: 0 LOB: 0 BB: 0 P: 12	R: 0 E: 0 K: 1 S: 11	H: 1 LOB: 1 BB: 0 P: 16	R: 0 E: 0 K: 0 S: 5	H: 0 LOB: 0 BB: 0 P: 7	R: 0 E: 0 K: 2 S: 13	H: 1 LOB: 1 BB: 1 P: 21	R: 0 E: 0 K: 2 S: 13	H: 1 LOB: 2 BB: 1 P: 20	R: 0 E: 0 K: 1 S: 9	H: 1 LOB: 1 BB: 0 P: 13	R: 1 E: 0 K: 1 S: 18	H: 1 LOB: 1 BB: 1 P: 26	1B: 1 2B: 4 3B: 0 HR: 0	SF: 0 SAC: 0 DP: 0 HBP: 0	WP: 0 PB: 0 SB: 2 CS: 0	PA: 36
PITCHER	IP WLS BF H R ER SO BB IBB HBP BLK WP HR S P ERA WHIP																					
49 Jake Arrieta, R ERA: 2.52	7.0 W 27 4 3 0 8 3 0 0 0 0 0 0 9 112 0.00 0.857																					
46 Pedro Strop, R ERA: 3.32	1.0 H 4 1 0 0 1 0 0 0 0 0 0 0 9 13 0.00 1.000																					
40 James Russell, L ERA: 2.08	0.2 3 0 1 1 1 1 0 0 0 0 0 0 12 18 13.50 1.500																					
30 Jason Motte, R ERA: 2.86	0.1 2 1 0 0 0 0 0 0 0 0 0 0 6 8 0.00 3.000																					

Chicago Cubs @ Atlanta Braves
Turner Field, Atlanta, GA
Sun Jul 19 2015, 5:11 PM - 8:29 PM EDT
Att: 31,690 - Partly Cloudy - 86 F

AB	32
R	1
H	5
RBI	1
BB	4
SO	12
LOB	13



Batter	1	2	3	4	5	6	7	8	9	AB	R	H	RBI	BB	SO	LOB	TOP								
24 Dexter Fowler, S OBP: 0.321, SLG: 0.368										3	1	2	0	2	0	2									
12 Kyle Schwarber, L OBP: 0.412, SLG: 0.563										4	1	1	0	1	1	4									
17 Kris Bryant, R OBP: 0.370, SLG: 0.457										5	1	1	1	0	0	3									
44 Anthony Rizzo, L OBP: 0.409, SLG: 0.526										3	0	0	1	1	2	2									
68 Jorge Soler, R OBP: 0.311, SLG: 0.394										4	0	1	2	0	2	3									
8 Chris Coghlan, L OBP: 0.344, SLG: 0.414										4	0	1	0	0	0	1									
13 Starlin Castro, R OBP: 0.275, SLG: 0.311										4	0	0	0	0	1	1									
33 Clayton Richard, L 52 Justin Grimm, R 54 Neil Ramirez, R 37 Travis Wood, R 19 Jonathan Herrera, S 29 Rafael Soriano, R										2	0	0	0	0	1	2									
22 Addison Russell, R OBP: 0.302, SLG: 0.356										3	1	2	0	1	0	0									
Inning Stats	R: 1 E: 0 K: 1 S: 10	H: 2 LOB: 1 BB: 0 P: 19	R: 0 E: 0 K: 1 S: 15	H: 1 LOB: 3 BB: 2 P: 29	R: 0 E: 0 K: 1 S: 8	H: 0 LOB: 0 BB: 0 P: 10	R: 0 E: 0 K: 1 S: 10	H: 0 LOB: 0 BB: 0 P: 14	R: 3 E: 0 K: 1 S: 20	H: 4 LOB: 1 BB: 1 P: 34	R: 0 E: 0 K: 1 S: 6	H: 0 LOB: 0 BB: 0 P: 9	R: 0 E: 0 K: 0 S: 12	H: 0 LOB: 2 BB: 2 P: 25	R: 0 E: 0 K: 0 S: 7	H: 1 LOB: 2 BB: 1 P: 18	R: 0 E: 0 K: 2 S: 8	H: 0 LOB: 0 BB: 0 P: 13	1B: 5 2B: 3 3B: 0 HR: 0	SF: 1 SAC: 0 DP: 0 HBP: 0	WP: 0 PB: 0 SB: 0 CS: 0	PA: 40			
PITCHER	IP WLS BF H R ER SO BB IBB HBP BLK WP HR S P ERA WHIP	5.0 24 7 4 4 5 3 0 0 0 0 0 0 63 106 7.20 2.000	1.0 W 3 0 0 0 1 0 0 0 0 0 0 0 6 9 0.00 0.000	1.0 H 5 0 0 0 0 2 0 0 0 0 0 0 12 25 0.00 2.000	1.0 H 5 1 0 0 0 1 0 0 0 0 0 0 7 18 0.00 2.000	1.0 S 3 0 0 0 2 0 0 0 0 0 0 0 8 13 0.00 0.000																			

Chicago Cubs @ Cincinnati Reds
Great American Ball Park, Cincinnati, OH
Mon Jul 20 2015, 7:11 PM - 10:20 PM EDT
Att: 34,900 - Partly Cloudy - 85 F

AB	33
R	4
H	8
RBI	4
BB	6
SO	8
LOB	17




Batter	1	2	3	4	5	6	7	8	9	AB	R	H	RBI	BB	SO	LOB	BOTTOM						
4 Brandon Phillips, R OBP: 0.317, SLG: 0.385										4	0	1	0	0	0	2							
19 Joey Votto, L OBP: 0.402, SLG: 0.500										2	1	0	0	2	0	1							
21 Todd Frazier, R OBP: 0.332, SLG: 0.577										3	2	2	1	1	0	1							
32 Jay Bruce, L OBP: 0.340, SLG: 0.481										4	1	2	2	0	0	2							
9 Marlon Byrd, R OBP: 0.293, SLG: 0.469										4	1	1	1	0	1	2							
7 Eugenio Suárez, R OBP: 0.348, SLG: 0.509										4	0	1	0	0	0	2							
16 Tucker Barnhart, L OBP: 0.310, SLG: 0.369										3	0	1	0	0	0	0							
50 Michael Lorenzen, R 41 Ryan Mattheus, R 25 Burke Badenhop, R 30 Jason Bourgeois, R 60 J.J. Hoover, R 54 Aroldis Chapman, L										2	0	0	0	0	1	0							
6 Billy Hamilton, S OBP: 0.264, SLG: 0.279										3	0	0	0	0	1	2							
Inning Stats	R: 1 E: 0 K: 0 S: 10	H: 1 LOB: 0 BB: 0 P: 15	R: 0 E: 0 K: 0 S: 5	H: 0 LOB: 0 BB: 0 P: 7	R: 0 E: 0 K: 1 S: 9	H: 0 LOB: 0 BB: 0 P: 14	R: 2 E: 0 K: 0 S: 11	H: 2 LOB: 0 BB: 1 P: 21	R: 0 E: 0 K: 1 S: 6	H: 0 LOB: 0 BB: 0 P: 8	R: 2 E: 0 K: 1 S: 11	H: 2 LOB: 0 BB: 1 P: 20	R: 0 E: 0 K: 1 S: 17	H: 2 LOB: 2 BB: 0 P: 29	R: 0 E: 0 K: 0 S: 12	H: 1 LOB: 2 BB: 1 P: 23	1B: 3 2B: 1 3B: 1 HR: 3	SF: 0 SAC: 0 DP: 2 HBP: 0	WP: 1 PB: 0 SB: 0 CS: 0	PA: 33			
PITCHER	IP WLS BF H R ER SO BB IBB HBP BLK WP HR S P ERA WHIP	5.2 20 4 3 3 1 1 0 0 0 0 0 1 7 15 54.00 6.000	0.1 L 3 1 2 2 1 1 0 0 0 0 0 0 9 16 0.00 6.000	0.1 3 2 0 0 0 0 0 0 0 0 0 0 8 13 0.00 0.000	0.2 2 0 0 0 1 0 0 0 0 0 0 0 12 23 0.00 2.000																		

Chicago Cubs @ Cincinnati Reds
Great American Ball Park, Cincinnati, OH
Mon Jul 20 2015, 7:11 PM - 10:20 PM EDT
Att: 34,900 - Partly Cloudy - 85 F

AB	30
R	5
H	8
RBI	4
BB	3
SO	3
LOB	14



Batter	1	2	3	4	5	6	7	8	9	AB	R	H	RBI	BB	SO	LOB	TOP										
8 Chris Coghlan, L OBP: 0.347, SLG: 0.426	G3		12 1B			G3			17 BB	4	0	2	0	0	0	0	<p>Chicago Cubs @ Cincinnati Reds Great American Ball Park, Cincinnati, OH Wed Jul 22 2015, 12:36 PM - 3:19 PM EDT Att: 35,093 - Sunny - 75 F</p> <p>livebaseballscores.com</p>										
12 Kyle Schwarber, L OBP: 0.467, SLG: 0.738	68 1B		44 G6-3			L8			15 FC5	3	0	2	1	1	0	<p>AB 31 R 1 H 5 RBI 1 BB 2 SO 7 LOB 11</p> 											
44 Anthony Rizzo, L OBP: 0.400, SLG: 0.510	F8		G6-3			F7			F8	4	0	0	0	0	5												
68 Jorge Soler, R OBP: 0.311, SLG: 0.392	K					L7			K	4	0	0	0	0	3												
17 Kris Bryant, R OBP: 0.368, SLG: 0.450	F8					F8			G1-3	3	0	0	0	1	0												
15 Chris Denorfia, R OBP: 0.336, SLG: 0.377	G4-3					L3			15 FC5	4	0	0	0	0	3												
19 Jonathan Herrera, S OBP: 0.263, SLG: 0.323	K								1-2 2-3	3	0	0	0	0	2												
28 Kyle Hendricks, R OBP: 0.103, SLG: 0.105			G6-3			G4-3			K	2	0	0	0	0	0												
55 Yoervis Medina, R										0	0	0	0	0	0												
27 Taylor Teagarden, R										1	0	0	0	0	1												
54 Neil Ramirez, R										0	0	0	0	0	0												
22 Addison Russell, R OBP: 0.305, SLG: 0.357									L8	3	1	1	0	0	1												
Inning Stats	R: 0 H: 1 E: 0 K: 1 S: 8	H: 1 LOB: 0 BB: 0 P: 12	R: 0 H: 0 E: 0 K: 1 S: 12	H: 0 LOB: 0 BB: 0 P: 15	R: 1 H: 3 E: 0 K: 0 S: 15	H: 3 LOB: 1 BB: 0 P: 25	R: 0 H: 0 E: 0 K: 1 S: 6	H: 0 LOB: 0 BB: 0 P: 8	R: 0 H: 0 E: 0 K: 2 S: 8	H: 0 LOB: 0 BB: 0 P: 13	R: 0 H: 0 E: 0 K: 0 S: 6	H: 0 LOB: 0 BB: 0 P: 8	R: 0 H: 0 E: 0 K: 1 S: 11	H: 0 LOB: 0 BB: 0 P: 18	R: 0 H: 0 E: 0 K: 1 S: 8	H: 0 LOB: 0 BB: 0 P: 12	R: 0 H: 1 E: 0 K: 1 S: 14	H: 1 LOB: 3 BB: 2 P: 26	1B: 4 2B: 1 3B: 0 HR: 0	SF: 0 SAC: 0 DP: 1 HBP: 0	WP: 0 PB: 0 SB: 1 CS: 0	PA: 33					
PITCHER	IP	WLS	BF	H	R	ER	SO	BB	IBB	HBP	BLK	WP	HR	S	P	ERA	WHIP										
44 Mike Leake, R ERA: 3.78	8.0	W	27	4	1	1	6	0	0	0	0	0	0	74	111	1.12	0.500										
25 Burke Badenhop, R ERA: 4.58	1.0		6	1	0	0	1	2	0	0	0	0	0	14	26	0.00	3.000										

Batter	1	2	3	4	5	6	7	8	9	AB	R	H	RBI	BB	SO	LOB	BOTTOM										
4 Brandon Phillips, R OBP: 0.317, SLG: 0.363	E6 19 BB 21 2B					G5-3			L7	5	1	1	0	0	2	1	<p>Chicago Cubs @ Cincinnati Reds Great American Ball Park, Cincinnati, OH Wed Jul 22 2015, 12:36 PM - 3:19 PM EDT Att: 35,093 - Sunny - 75 F</p> <p>livebaseballscores.com</p>										
30 Jason Bourgeois, R OBP: 0.174, SLG: 0.174	19 BB 21 2B		K2-3						F9	5	1	1	0	0	1	0											
19 Joey Volto, L OBP: 0.406, SLG: 0.509	21 BB 7 2B		K						21 BB 55 BB	4	3	3	1	1	1	0											
21 Todd Frazier, R OBP: 0.336, SLG: 0.580	7 2B		P2						L8	5	2	3	2	0	0	0											
7 Eugenio Suárez, R OBP: 0.341, SLG: 0.491	7 2B		G4-3						L8	4	1	1	2	1	1	2											
55 Skip Schumaker, L OBP: 0.299, SLG: 0.289	L7								55 BB 6 1B	3	1	1	1	1	1	1											
6 Billy Hamilton, S OBP: 0.287, SLG: 0.282	K								16 BB	4	0	1	2	0	2	2											
16 Tucker Barnhart, L OBP: 0.322, SLG: 0.374									16 BB	3	0	2	1	1	1	1											
44 Mike Leake, R OBP: 0.122, SLG: 0.245	K								16 BB	4	0	0	0	0	2	6											
25 Burke Badenhop, R										0	0	0	0	0	0	0											
Inning Stats	R: 4 H: 4 E: 1 K: 2 S: 22	H: 4 LOB: 2 BB: 2 P: 34	R: 0 H: 0 E: 0 K: 3 S: 11	H: 0 LOB: 0 BB: 0 P: 14	R: 0 H: 0 E: 0 K: 1 S: 6	H: 0 LOB: 0 BB: 0 P: 10	R: 0 H: 1 E: 0 K: 0 S: 8	H: 1 LOB: 1 BB: 0 P: 13	R: 1 H: 1 E: 0 K: 1 S: 10	H: 1 LOB: 0 BB: 0 P: 13	R: 0 H: 1 E: 0 K: 2 S: 8	H: 1 LOB: 0 BB: 0 P: 15	R: 4 H: 4 E: 0 K: 1 S: 23	H: 4 LOB: 2 BB: 2 P: 42	R: 0 H: 2 E: 0 K: 1 S: 11	H: 2 LOB: 2 BB: 0 P: 15	R: 0 H: 9 E: 0 K: 2 S: 11	H: 9 LOB: 3 BB: 0 HR: 1	SF: 0 SAC: 0 DP: 0 HBP: 0	WP: 0 PB: 0 SB: 1 CS: 0	PA: 41						
PITCHER	IP	WLS	BF	H	R	ER	SO	BB	IBB	HBP	BLK	WP	HR	S	P	ERA	WHIP										
28 Kyle Hendricks, R ERA: 3.66	6.0	L	27	7	5	5	9	2	0	0	0	0	0	65	99	7.50	1.500										
55 Yoervis Medina, R ERA: 4.0	1.0		9	4	4	4	1	2	0	0	0	0	0	23	42	36.00	6.000										
54 Neil Ramirez, R ERA: 3.52	1.0		5	2	0	0	1	0	0	0	0	0	0	11	15	0.00	2.000										

Batter	1	2	3	4	5	6	7	8	9	AB	R	H	RBI	BB	SO	LOB	TOP						
24 Dexter Fowler, S OBP: 0.322, SLG: 0.369										5	0	2	0	0	1	2							
13 Starlin Castro, R OBP: 0.272, SLG: 0.310										5	1	1	1	0	1	2							
44 Anthony Rizzo, L OBP: 0.402, SLG: 0.513										4	2	2	0	0	0	1							
68 Jorge Soler, R OBP: 0.313, SLG: 0.387										3	1	0	0	2	0	2							
15 Chris Denorfia, R OBP: 0.299, SLG: 0.265										3	1	1	2	0	2	0							
46 Pedro Strop, R ERA: 4.32										4	0	2	0	1	1	2							
39 Jason Hammel, R OBP: 0.266, SLG: 0.319										2	0	1	0	1	0	1							
29 Rafael Soriano, R ERA: 3.14										1	0	0	0	0	0	1							
56 Héctor Rondón, R ERA: 1.93										2	0	0	0	0	0	2							
27 Taylor Teagarden, R ERA: 0.214, SLG: 0.214										3	0	1	2	0	0	2							
22 Addison Russell, R OBP: 0.310, SLG: 0.359										1	0	0	0	0	0	1							
3 David Ross, R OBP: 0.299, SLG: 0.265										1	0	0	0	0	0	1							
12 Kyle Schwarber, L OBP: 0.447, SLG: 0.705										3	0	1	2	0	0	2							
30 Jason Motte, R ERA: 3.14										1	0	0	0	0	0	1							
32 Dallas Beeler, R OBP: 0.333, SLG: 0.667										3	0	1	2	0	0	2							
17 Kris Bryant, R OBP: 0.367, SLG: 0.449										1	0	0	0	0	0	1							
19 Jonathan Herrera, S OBP: 0.268, SLG: 0.337										3	0	1	2	0	0	2							
37 Travis Wood, R OBP: 0.348, SLG: 0.115										2	1	1	0	0	0	2							
8 Chris Coghlan, L OBP: 0.345, SLG: 0.423										0	0	0	0	0	0	0							
										2	0	0	0	0	2								
										2	0	0	0	0	2								
Inning Stats	R: 0 E: 0 K: 0 S: 9	H: 1 LOB: 1 BB: 0 P: 16	R: 0 E: 0 K: 1 S: 7	H: 1 LOB: 1 BB: 0 P: 11	R: 5 E: 0 K: 2 S: 27	H: 4 LOB: 2 BB: 2 P: 50	R: 0 E: 0 K: 1 S: 4	H: 0 LOB: 0 BB: 0 P: 4	R: 0 E: 0 K: 1 S: 8	H: 0 LOB: 0 BB: 0 P: 12	R: 0 E: 0 K: 1 S: 9	H: 1 LOB: 1 BB: 0 P: 13	R: 0 E: 0 K: 0 S: 7	H: 1 LOB: 1 BB: 0 P: 11	R: 0 E: 0 K: 2 S: 12	H: 1 LOB: 3 BB: 2 P: 21	R: 1 E: 0 K: 2 S: 14	H: 3 LOB: 3 BB: 2 P: 26	1B: 7 2B: 5 3B: 0 HR: 0	SF: 0 SAC: 0 DP: 1 HBP: 1	WP: 0 PB: 0 SB: 4 CS: 0	PA: 43	
PITCHER	IP WLS BF H R ER SO BB IBB HBP BLK WP HR S P ERA WHIP	IP WLS BF H R ER SO BB IBB HBP BLK WP HR S P ERA WHIP	IP WLS BF H R ER SO BB IBB HBP BLK WP HR S P ERA WHIP	IP WLS BF H R ER SO BB IBB HBP BLK WP HR S P ERA WHIP	IP WLS BF H R ER SO BB IBB HBP BLK WP HR S P ERA WHIP	IP WLS BF H R ER SO BB IBB HBP BLK WP HR S P ERA WHIP	IP WLS BF H R ER SO BB IBB HBP BLK WP HR S P ERA WHIP	IP WLS BF H R ER SO BB IBB HBP BLK WP HR S P ERA WHIP	IP WLS BF H R ER SO BB IBB HBP BLK WP HR S P ERA WHIP	IP WLS BF H R ER SO BB IBB HBP BLK WP HR S P ERA WHIP	IP WLS BF H R ER SO BB IBB HBP BLK WP HR S P ERA WHIP	IP WLS BF H R ER SO BB IBB HBP BLK WP HR S P ERA WHIP	IP WLS BF H R ER SO BB IBB HBP BLK WP HR S P ERA WHIP	IP WLS BF H R ER SO BB IBB HBP BLK WP HR S P ERA WHIP	IP WLS BF H R ER SO BB IBB HBP BLK WP HR S P ERA WHIP	IP WLS BF H R ER SO BB IBB HBP BLK WP HR S P ERA WHIP	IP WLS BF H R ER SO BB IBB HBP BLK WP HR S P ERA WHIP	IP WLS BF H R ER SO BB IBB HBP BLK WP HR S P ERA WHIP	IP WLS BF H R ER SO BB IBB HBP BLK WP HR S P ERA WHIP	IP WLS BF H R ER SO BB IBB HBP BLK WP HR S P ERA WHIP	IP WLS BF H R ER SO BB IBB HBP BLK WP HR S P ERA WHIP	IP WLS BF H R ER SO BB IBB HBP BLK WP HR S P ERA WHIP	IP WLS BF H R ER SO BB IBB HBP BLK WP HR S P ERA WHIP

Chicago Cubs @ Cincinnati Reds
Great American Ball Park, Cincinnati, OH
Wed Jul 22 2015, 6:10 PM - 9:48 PM EDT
Att: 39,183 - Clear - 80 F

AB	38
R	6
H	12
RBI	6
BB	4
SO	9
LOB	22



Batter	1	2	3	4	5	6	7	8	9	AB	R	H	RBI	BB	SO	LOB	BOTTOM
6 Billy Hamilton, S OBP: 0.272, SLG: 0.294										5	0	3	2	0	2	0	
19 Joey Votto, L OBP: 0.413, SLG: 0.512										2	0	2	0	3	0	0	
21 Todd Frazier, R OBP: 0.332, SLG: 0.572										5	0	0	0	0	0	10	
32 Jay Bruce, L OBP: 0.338, SLG: 0.471										5	0	0	1	0	1	9	
29 Brayan Peña, S OBP: 0.341, SLG: 0.311										5	1	1	0	0	0	2	
9 Marlon Byrd, R OBP: 0.299, SLG: 0.465										3	1	2	0	2	1	0	
7 Eugenio Suárez, R OBP: 0.344, SLG: 0.488										5	1	2	0	0	3	2	
3 Iván De Jesús Jr., R OBP: 0.333, SLG: 0.413										4	1	2	1	1	2	1	
52 Tony Cingrani, L ERA: 6.43										1	1	0	1	0	0	2	
62 Pedro Villarreal, R ERA: 4.39										2	0	0	0	0	2	3	
70 Jumbo Diaz, R ERA: 3.14										0	0	0	0	0	0	0	
55 Skjop Schumaker, L OBP: 0.303, SLG: 0.295										1	0	1	0	0	0	0	
54 Aroldis Chapman, L ERA: 1.93										0	0	0	0	0	0	0	
										1	1	1	0	0	0	2	

Batter	1	2	3	4	5	6	7	8	9	10	AB	R	H	RBI	BB	SO	LOB	TOP				
16 César Hernández, S (1.4) OBP: 0.360, SLG: 0.358	G6-3		PO		B2-3			G4-3		G4-3	5	1	2	0	0	0	0	Philadelphia Phillies @ Chicago Cubs Wrigley Field, Chicago, IL Fri Jul 24 2015, 3:06 PM - 6:18 PM CDT Att. 41,230 - Sunny - 83 F				
2 Ben Revere, L (1.8) OBP: 0.340, SLG: 0.381			K		G1-3					SH1-3	4	0	2	0	0	1						
7 Maikel Franco, R (1.5) OBP: 0.333, SLG: 0.471	G6-3		PO		G1-3			F8		G4-3	5	0	0	0	0	0						
3 Jeff Francoeur, R (1.9) OBP: 0.298, SLG: 0.469	P4							K			5	1	2	2	0	1						
18 Darin Ruf, R (1.3) OBP: 0.300, SLG: 0.387											2	1	2	0	0	0						
6 Ryan Howard, L (9. PH) OBP: 0.264, SLG: 0.433											2	0	0	0	0	1						
13 Freddy Galvis, S (1.6) OBP: 0.313, SLG: 0.358	L7										4	2	2	0	0	1						
26 Cody Asche, L (1.7) OBP: 0.283, SLG: 0.364	P5										4	0	2	3	0	0						
29 Cameron Rupp, R (1.2) OBP: 0.278, SLG: 0.295											3	0	0	0	0	2						
37 Odubel Herrera, L (9. PH) OBP: 0.303, SLG: 0.425											1	0	0	0	0	0						
53 Ken Giles, R (9.1)											0	0	0	0	0	0						
58 Jonathan Papelbon, R (10.1)											0	0	0	0	0	0						
31 Jerome Williams, R (1.1) OBP: 0.125, SLG: 0.130											2	0	0	0	0	1						
9 Domonic Brown, L (7. PH) OBP: 0.263, SLG: 0.267											1	0	0	0	0	1						
46 Jeanmar Gómez, R (7.1)											0	0	0	0	0	0						
51 Carlos Ruiz, R (9. PH) OBP: 0.310, SLG: 0.297											1	0	0	0	0	1						
Inning Stats	R: 0 E: 0 K: 0 S: 7	H: 1 LOB: 1 BB: 0 P: 11	R: 0 E: 0 K: 1 S: 10	H: 1 LOB: 1 BB: 0 P: 16	R: 0 E: 0 K: 1 S: 8	H: 1 LOB: 0 BB: 0 P: 12	R: 2 E: 0 K: 1 S: 13	H: 3 LOB: 1 BB: 0 P: 24	R: 0 E: 0 K: 1 S: 9	H: 1 LOB: 1 BB: 0 P: 12	R: 0 E: 0 K: 2 S: 8	H: 0 LOB: 0 BB: 0 P: 10	R: 0 E: 0 K: 1 S: 7	H: 1 LOB: 1 BB: 0 P: 10	R: 1 E: 0 K: 0 S: 12	H: 2 LOB: 1 BB: 0 P: 19	R: 2 E: 0 K: 1 S: 13	H: 2 LOB: 0 BB: 0 P: 16	1B: 7 2B: 3 3B: 1 HR: 1	SF: 0 SAC: 1 DP: 0 HBP: 1	WP: 0 PB: 0 SB: 3 CS: 0	PA: 42
PITCHER	IP 7.0	WLS H	BF 27	H 7	R 2	ER 2	SO 6	BB 0	IBB 0	HBP 1	BLK 0	WP 0	HR 0	S 62	P 95	ERA 2.57	WHIP 1.000					
34 Jon Lester, L (1.1) ERA: 3.32	1.0	H	4	1	0	0	1	0	0	0	0	0	0	7	10	0.00	1.000					
56 Héctor Rondón, R (8.1) ERA: 1.86	0.1	B	5	2	1	1	0	0	0	0	0	0	0	12	19	9.00	2.000					
30 Jason Motte, R (9.1) ERA: 2.79	1.0	L	2	1	1	1	0	0	0	0	0	0	0	2	3	27.00	3.000					
40 James Russell, L (10.1) ERA: 2.35	0.2		3	1	1	1	1	0	0	0	0	0	1	11	13	13.50	1.500					
29 Rafael Soriano, R (10.1) ERA: 3.39																						

Batter	1	2	3	4	5	6	7	8	9	10	AB	R	H	RBI	BB	SO	LOB	BOTTOM						
24 Dexter Fowler, S (1.8) OBP: 0.320, SLG: 0.365	G4-3		G4-3		G4-3			G4-3			4	0	0	0	1	0	0	Philadelphia Phillies @ Chicago Cubs Wrigley Field, Chicago, IL Fri Jul 24 2015, 3:06 PM - 6:18 PM CDT Att. 41,230 - Sunny - 83 F						
17 Kris Bryant, R (1.5) OBP: 0.365, SLG: 0.455	K				F9			K		K	5	1	1	1	0	3	2							
44 Anthony Rizzo, L (1.3) OBP: 0.402, SLG: 0.510					P6					G4-3	4	0	1	0	0	2								
68 Jorge Soler, R (1.9) OBP: 0.318, SLG: 0.391	G5-3										5	1	3	0	0	1								
8 Chris Coghlan, L (1.7) OBP: 0.349, SLG: 0.435											4	1	2	2	1	0								
13 Starlin Castro, R (1.6) OBP: 0.272, SLG: 0.306											4	0	0	0	1	0								
3 David Ross, R (1.2) OBP: 0.294, SLG: 0.261											5	0	1	0	0	2								
34 Jon Lester, L (1.1) ERA: 3.32											2	0	0	0	0	1								
12 Kyle Schwarber, L (7. PH) OBP: 0.298, SLG: 0.495											1	0	0	0	0	0								
56 Héctor Rondón, R (8.1) ERA: 1.86											0	0	0	0	0	0								
30 Jason Motte, R (9.1) ERA: 2.79											0	0	0	0	0	0								
15 Chris Denorfia, R (9. PH) ERA: 1.86											1	0	1	0	0	0								
40 James Russell, L (10.1) ERA: 2.35											0	0	0	0	0	0								
29 Rafael Soriano, R (10.1) ERA: 3.39											0	0	0	0	0	0								
22 Addison Russell, R (1.4) OBP: 0.306, SLG: 0.353											4	0	0	0	0	1								
Inning Stats	R: 0 E: 0 K: 1 S: 12	H: 1 LOB: 1 BB: 0 P: 17	R: 0 E: 0 K: 1 S: 7	H: 0 LOB: 1 BB: 1 P: 13	R: 1 E: 0 K: 1 S: 10	H: 1 LOB: 0 BB: 0 P: 13	R: 2 E: 0 K: 0 S: 15	H: 3 LOB: 1 BB: 0 P: 20	R: 0 E: 0 K: 0 S: 7	H: 0 LOB: 0 BB: 0 P: 10	R: 0 E: 0 K: 1 S: 9	H: 1 LOB: 1 BB: 0 P: 10	R: 0 E: 0 K: 0 S: 9	H: 0 LOB: 0 BB: 0 P: 13	R: 0 E: 0 K: 1 S: 13	H: 1 LOB: 3 BB: 1 P: 23	R: 0 E: 0 K: 1 S: 18	H: 1 LOB: 2 BB: 1 P: 29	R: 0 E: 0 K: 1 S: 10	H: 1 LOB: 1 BB: 0 P: 15	1B: 7 2B: 0 3B: 0 HR: 2	SF: 0 SAC: 0 DP: 0 HBP: 1	WP: 0 PB: 0 SB: 2 CS: 0	PA: 43
PITCHER	IP 6.0	WLS H	BF 25	H 6	R 3	ER 3	SO 4	BB 1	IBB 0	HBP 0	BLK 0	WP 0	HR 0	S 60	P 83	ERA 4.50	WHIP 1.167							
31 Jerome Williams, R (1.1) ERA: 8.28	2.0		9	1	0	0	1	0	1	0	0	0	0	22	36	0.00	0.500							
46 Jeanmar Gómez, R (7.1) ERA: 2.23	1.0	W	5	1	0	0	1	1	0	0	0	0	0	18	29	0.00	2.000							
53 Ken Giles, R (9.1) ERA: 1.86	1.0	S	4	1	0	0	1	0	0	0	0	0	0	10	15	0.00	1.000							
58 Jonathan Papelbon, R (10.1) ERA: 1.59																								

Philadelphia Phillies @ Chicago Cubs
Wrigley Field, Chicago, IL
Fri Jul 24 2015, 3:06 PM - 6:18 PM CDT
Att. 41,230 - Sunny - 83 F

AB 39
R 5
H 12
RBI 5
BB 0
SO 8
LOB 13



Philadelphia Phillies @ Chicago Cubs
Wrigley Field, Chicago, IL
Fri Jul 24 2015, 3:06 PM - 6:18 PM CDT
Att. 41,230 - Sunny - 83 F

AB 39
R 3
H 9
RBI 3
BB 3
SO 7
LOB 21



Batter	1	2	3	4	5	6	7	8	9	AB	R	H	RBI	BB	SO	LOB	TOP		
16 César Hernández, S (1, 4) OBP: 0.397, SLG: 0.355	G6-3		K	K			F7			5	0	1	0	0	2	1	Philadelphia Phillies @ Chicago Cubs Wrigley Field, Chicago, IL Sat Jul 25 2015, 3:07 PM - 5:44 PM CDT Att: 41,683 - Partly Cloudy - 80 F		
37 Odiel Herrera, L (1, 8) OBP: 0.301, SLG: 0.405	K		6 HR			G3-1	F7	L7		5	1	1	0	0	1	2			
7 Maikel Franco, R (1, 5) OBP: 0.342, SLG: 0.481			6 HR							3	1	2	0	2	0	0			
6 Ryan Howard, L (1, 3) OBP: 0.269, SLG: 0.446	G4-3									4	1	2	3	1	0	2			
51 Carlos Ruiz, R (1, 2) OBP: 0.312, SLG: 0.301										4	0	1	0	1	1	3			
25 Cody Asche, L (1, 7) OBP: 0.282, SLG: 0.361										5	1	1	0	0	0	5			
2 Ben Revere, L (9, 7) OBP: 0.340, SLG: 0.381	FC1-6		G4-3			L3				0	0	0	0	0	0	0			
13 Freddy Galvis, S (1, 6) OBP: 0.313, SLG: 0.359										4	1	1	0	0	2	1			
9 Dornic Brown, L (1, 9) OBP: 0.282, SLG: 0.266										4	0	1	0	0	1	1			
35 Cole Hamels, L (1, 1) OBP: 0.154, SLG: 0.179										3	0	1	0	0	1	0			
Inning Stats	R: 0 E: 0 K: 1 S: 9	H: 1 LOB: 1 BB: 0 P: 15	R: 0 E: 0 K: 1 S: 11	H: 0 LOB: 1 BB: 1 P: 18	R: 3 E: 0 K: 1 S: 10	H: 3 LOB: 1 BB: 1 P: 20	R: 0 E: 0 K: 1 S: 9	H: 1 LOB: 2 BB: 1 P: 14	R: 0 E: 0 K: 3 S: 10	H: 0 LOB: 0 BB: 0 P: 11	R: 0 E: 0 K: 0 S: 7	H: 0 LOB: 1 BB: 1 P: 14	R: 2 E: 1 K: 0 S: 15	H: 4 LOB: 2 BB: 0 P: 19	R: 0 E: 0 K: 0 S: 9	H: 1 LOB: 0 BB: 0 P: 15	1B: 3 2B: 7 HR: 1	SF: 0 SAC: 1 DP: 0 HBP: 0	WP: 0 PA: 42 PB: 1 CS: 0
PITCHER	IP WLS BF H R ER SO BB IBB HBP BLK WP HR S P ERA WHIP																		
49 Jake Arrieta, R (1, 1) ERA: 2.61	6.0 L 27 6 3 3 8 3 0 0 0 0 0 1 58 94 4.50 1.500																		
37 Travis Wood, L (7, 1) ERA: 4.32	1.0 4 0 0 0 0 1 0 0 0 0 0 0 7 14 0.00 1.000																		
40 James Russell, L (8, 1) ERA: 3.0	1.0 7 4 2 2 0 0 0 0 0 0 0 0 15 19 18.00 4.000																		
54 Neil Ramirez, R (9, 1) ERA: 3.12	1.0 4 1 0 0 0 0 0 0 0 0 0 0 9 15 0.00 1.000																		

Batter	1	2	3	4	5	6	7	8	9	AB	R	H	RBI	BB	SO	LOB	BOTTOM				
24 Dexter Fowler, S (1, 8) OBP: 0.322, SLG: 0.363	44 FC4-6		G6-3							2	0	0	0	2	1	0	Philadelphia Phillies @ Chicago Cubs Wrigley Field, Chicago, IL Sat Jul 25 2015, 3:07 PM - 5:44 PM CDT Att: 41,683 - Partly Cloudy - 80 F				
17 Kris Bryant, R (1, 5) OBP: 0.361, SLG: 0.449	F7									4	0	0	0	0	2	2					
44 Anthony Rizzo, L (1, 3) OBP: 0.400, SLG: 0.506	FC4-6		L9							3	0	0	0	0	1	1					
68 Jorge Soler, R (1, 9) OBP: 0.314, SLG: 0.387	K									3	0	0	0	0	3	1					
15 Chris Denorfia, R (1, 7) OBP: 0.333, SLG: 0.380										3	0	0	0	0	2	0					
13 Starlin Castro, R (1, 6) OBP: 0.270, SLG: 0.304										3	0	0	0	0	0	0					
3 David Ross, R (1, 2) OBP: 0.286, SLG: 0.253										3	0	0	0	0	1	0					
54 Neil Ramirez, R (9, 1) OBP: 0.286, SLG: 0.253										0	0	0	0	0	0	0					
49 Jake Arrieta, R (1, 1) ERA: 2.61										1	0	0	0	0	1	0					
19 Jonathan Herrera, S (6, PH) OBP: 0.142, SLG: 0.115										1	0	0	0	0	1	0					
37 Travis Wood, R (7, 1) ERA: 4.32										0	0	0	0	0	0	0					
40 James Russell, L (8, 1) ERA: 3.0										0	0	0	0	0	0	0					
12 Kyle Schwarber, L (8, PH) OBP: 0.420, SLG: 0.574										1	0	0	0	0	0	0					
22 Addison Russell, R (1, 4) OBP: 0.303, SLG: 0.349										3	0	0	0	0	1	0					
Inning Stats	R: 0 E: 0 K: 1 S: 7	H: 0 LOB: 1 BB: 1 P: 15	R: 0 E: 0 K: 2 S: 9	H: 0 LOB: 0 BB: 0 P: 10	R: 0 E: 0 K: 1 S: 8	H: 0 LOB: 0 BB: 0 P: 13	R: 0 E: 0 K: 2 S: 10	H: 0 LOB: 0 BB: 0 P: 14	R: 0 E: 0 K: 0 S: 8	H: 0 LOB: 0 BB: 0 P: 12	R: 0 E: 0 K: 3 S: 11	H: 0 LOB: 1 BB: 1 P: 21	R: 0 E: 0 K: 3 S: 10	H: 0 LOB: 0 BB: 0 P: 14	R: 0 E: 0 K: 0 S: 10	H: 0 LOB: 0 BB: 0 P: 13	R: 0 E: 0 K: 1 S: 10	H: 0 LOB: 0 BB: 0 P: 17	1B: 0 2B: 0 HR: 0	SF: 0 SAC: 0 DP: 0 HBP: 0	WP: 0 PA: 29 PB: 2 CS: 0
PITCHER	IP WLS BF H R ER SO BB IBB HBP BLK WP HR S P ERA WHIP																				
35 Cole Hamels, L (1, 1) ERA: 3.64	9.0 W 29 0 0 0 13 2 0 0 0 0 0 0 83 129 0.00 0.222																				

AB	37
R	5
H	11
RBI	3
BB	4
SO	8
LOB	15

AB	27
R	0
H	0
RBI	0
BB	2
SO	13
LOB	4

Batter	1	2	3	4	5	6	7	8	9	AB	R	H	RBI	BB	SO	LOB	TOP					
16 César Hernández, S (1,4) OBP: 0.397, SLG: 0.354										6	2	2	0	0	1	4						
37 Odiel Herrera, L (1,8) OBP: 0.306, SLG: 0.415									5	2	3	1	0	2	1							
7 Maikel Franco, R (1,5) OBP: 0.343, SLG: 0.496									5	1	2	3	0	1	1							
6 Ryan Howard, L (1,3) OBP: 0.274, SLG: 0.456									4	2	2	2	1	0	2							
25 Cody Asche, L (1,7) OBP: 0.280, SLG: 0.366									5	1	1	0	0	1	4							
13 Freddy Galvis, S (1,6) OBP: 0.314, SLG: 0.358									4	1	1	0	1	1	2							
9 Domonic Brown, L (1,9) OBP: 0.295, SLG: 0.307										5	1	3	3	0	0	1						
29 Cameron Rupp, R (1,2) OBP: 0.282, SLG: 0.307									5	1	2	1	0	1	2							
27 Aaron Nola, R (1,1) OBP: 0.500, SLG: 0.400									3	0	1	1	1	1	1							
59 Elvis Araujo, L (8,1)									0	0	0	0	0	0	0							
18 Darin Ruf, R (9,PH) OBP: 0.298, SLG: 0.384									1	0	0	0	0	0	0							
50 Héctor Neris, R (9,1)									0	0	0	0	0	0	0							
Inning Stats	R: 3 E: 0 K: 0 S: 17	H: 3 LOB: 0 BB: 1 P: 28	R: 0 E: 0 K: 0 S: 8	H: 1 LOB: 1 BB: 0 P: 10	R: 0 E: 0 K: 1 S: 8	H: 0 LOB: 0 BB: 0 P: 13	R: 3 E: 0 K: 3 S: 27	H: 4 LOB: 1 BB: 0 P: 42	R: 2 E: 0 K: 1 S: 14	H: 3 LOB: 1 BB: 0 P: 20	R: 1 E: 0 K: 2 S: 14	H: 3 LOB: 2 BB: 1 P: 26	R: 0 E: 0 K: 1 S: 14	H: 1 LOB: 2 BB: 1 P: 23	R: 2 E: 0 K: 0 S: 12	H: 2 LOB: 1 BB: 1 P: 21	R: 0 E: 0 K: 0 S: 7	H: 0 LOB: 0 BB: 0 P: 8	1B: 9 2B: 3 3B: 3 HR: 2	SF: 0 SAC: 0 DP: 1 HBP: 0	WP: 0 PB: 0 SB: 1 CS: 0	PA: 46
PITCHER	IP ERA WHIP	WLS BF H R ER SO	BB IBB HBP BLK	WP HR S P	ERA WHIP	PITCHER	IP ERA WHIP	WLS BF H R ER SO	BB IBB HBP BLK	WP HR S P	ERA WHIP											
39 Jason Hammel, R (1,1) ERA: 3.2	3.2	L 19	8 6 6 3	1 0 0 0	0 0 0 0	14.73	2.455															
37 Travis Wood, L (4,1) ERA: 4.5	1.1	7 3 2 2	0 0 0 0	0 0 1 28	13.50	2.250																
55 Yoervis Medina, R (6,1) ERA: 4.71	3.0	17 6 3 3	2 0 0 0	0 1 40 70	9.00	2.667																
3 David Ross, R (9,1) ERA:	1.0	3 0 0 0	0 0 0 0	0 0 7 8	0.00	0.000																

Philadelphia Phillies @ Chicago Cubs
Wrigley Field, Chicago, IL
Sun Jul 26 2015, 1:23 PM - 4:22 PM CDT
Att. 41,123 - Overcast - 75 F

AB	43
R	11
H	17
RBI	11
BB	3
SO	8
LOB	18



Batter	1	2	3	4	5	6	7	8	9	AB	R	H	RBI	BB	SO	LOB	BOTTOM					
24 Dexter Fowler, S (1,8) OBP: 0.324, SLG: 0.372									2	2	1	1	1	0	0							
27 Taylor Teagarden, R (8,PH) OBP: 0.200, SLG: 0.200									2	0	1	0	2	0	0							
12 Kyle Schwarber, L (1,2) OBP: 0.453, SLG: 0.667									3	0	0	1	0	3	1							
17 Kris Bryant, R (1,5) OBP: 0.358, SLG: 0.445								3	0	0	0	0	1	1								
44 Anthony Rizzo, L (1,3) OBP: 0.397, SLG: 0.501								3	0	0	0	0	1	1								
3 David Ross, R (9,1) OBP: 0.292, SLG: 0.293									4	0	1	0	0	1	0							
68 Jorge Soler, R (1,9) OBP: 0.313, SLG: 0.385									4	0	0	0	0	1	1							
8 Chris Coghlan, L (1,7) OBP: 0.345, SLG: 0.429									2	0	0	0	0	1	0							
13 Starlin Castro, R (1,6) OBP: 0.268, SLG: 0.302									1	0	0	0	0	0	0							
55 Yoervis Medina, R (6,1) ERA: 3.81									3	1	1	2	0	0	0							
15 Chris Denorria, R (8,PH) OBP: 0.329, SLG: 0.374									2	0	0	0	0	1	0							
39 Jason Hammel, R (1,1) OBP: 0.200, SLG: 0.209	7.2	W 28	5 4 4 4	2 0 0 0	0 0 0 0	4.70	0.913															
37 Travis Wood, R (4,1) OBP: 0.148, SLG: 0.115	0.1	2 0 0 0	1 0 0 0	0 0 6 12	0.00	3.000																
19 Jonathan Herrera, S (6,PH) OBP: 0.270, SLG: 0.337	1.0	4 1 1 1	1 1 1 1	0 0 0 0	0 1 14 20	9.00	1.000															
22 Addison Russell, R (1,4) OBP: 0.303, SLG: 0.360																						
Inning Stats	R: 1 E: 0 K: 0 S: 7	H: 1 LOB: 0 BB: 1 P: 15	R: 0 E: 0 K: 1 S: 7	H: 0 LOB: 0 BB: 0 P: 9	R: 1 E: 0 K: 0 S: 6	H: 1 LOB: 0 BB: 1 P: 11	R: 0 E: 0 K: 2 S: 8	H: 0 LOB: 0 BB: 0 P: 10	R: 0 E: 0 K: 0 S: 6	H: 0 LOB: 0 BB: 0 P: 7	R: 0 E: 0 K: 0 S: 6	H: 0 LOB: 0 BB: 0 P: 12	R: 0 E: 0 K: 2 S: 8	H: 1 LOB: 1 BB: 0 P: 10	R: 2 E: 0 K: 2 S: 21	H: 2 LOB: 1 BB: 1 P: 30	R: 1 E: 0 K: 1 S: 14	H: 1 LOB: 0 BB: 0 P: 20	1B: 3 2B: 1 3B: 0 HR: 3	SF: 1 SAC: 0 DP: 1 HBP: 0	WP: 0 PB: 0 SB: 0 CS: 1	PA: 35
PITCHER	IP ERA WHIP	WLS BF H R ER SO	BB IBB HBP BLK	WP HR S P	ERA WHIP	PITCHER	IP ERA WHIP	WLS BF H R ER SO	BB IBB HBP BLK	WP HR S P	ERA WHIP											
27 Aaron Nola, R (1,1) ERA: 3.29	7.2	W 28	5 4 4 4	2 0 0 0	0 0 0 0	4.70	0.913															
59 Elvis Araujo, L (8,1) ERA: 3.81	0.1	2 0 0 0	1 0 0 0	0 0 6 12	0.00	3.000																
50 Héctor Neris, R (9,1) ERA: 4.15	1.0	4 1 1 1	1 1 1 1	0 0 0 0	0 1 14 20	9.00	1.000															

Philadelphia Phillies @ Chicago Cubs
Wrigley Field, Chicago, IL
Sun Jul 26 2015, 1:23 PM - 4:22 PM CDT
Att. 41,123 - Overcast - 75 F

AB	30
R	5
H	6
RBI	5
BB	3
SO	8
LOB	3



Batter	1	2	3	4	5	6	7	8	9	AB	R	H	RBI	BB	SO	LOB	TOP						
19 Charlie Blackmon, L OBP: 0.361, SLG: 0.460										5	1	1	0	0	1	2							
9 DJ LeMahieu, R OBP: 0.381, SLG: 0.423										4	2	3	1	1	1	0							
5 Carlos González, L OBP: 0.331, SLG: 0.514										4	1	0	0	1	2	3							
28 Nolan Arenado, R OBP: 0.322, SLG: 0.576										4	1	1	2	1	1	2							
6 Corey Dickerson, L OBP: 0.347, SLG: 0.510										4	1	2	1	0	1	1							
60 Justin Miller, R										1	0	0	0	0	1	1							
10 Ben Paulsen, L OBP: 0.346, SLG: 0.500										4	1	1	1	0	1	3							
4 Nick Hundley, R OBP: 0.345, SLG: 0.460										4	0	1	1	0	0	2							
3 Daniel Descalso, L OBP: 0.268, SLG: 0.339										3	0	1	1	1	0	1							
56 Yohan Flande, L										2	0	0	0	0	2	2							
13 Drew Stubbs, R										1	0	0	0	0	1	1							
62 Gonzalez Gertzen, R										0	0	0	0	0	0	0							
48 Boone Logan, R										0	0	0	0	0	0	0							
1 Brandon Barnes, R										1	0	0	0	0	0	1							
Inning Stats	R: 4 H: 4 E: 0 K: 1 S: 15	H: 4 LOB: 2 BB: 2 P: 29	R: 0 H: 0 E: 0 K: 1 S: 8	H: 0 LOB: 1 BB: 1 P: 16	R: 0 H: 0 E: 0 K: 1 S: 7	H: 0 LOB: 0 BB: 0 P: 7	R: 0 H: 0 E: 0 K: 2 S: 11	H: 0 LOB: 0 BB: 0 P: 14	R: 1 H: 1 E: 0 K: 2 S: 11	H: 1 LOB: 1 BB: 1 P: 20	R: 0 H: 1 E: 0 K: 1 S: 8	H: 1 LOB: 1 BB: 0 P: 13	R: 0 H: 0 E: 0 K: 2 S: 8	H: 0 LOB: 0 BB: 0 P: 11	R: 2 H: 3 E: 0 K: 0 S: 16	H: 3 LOB: 1 BB: 0 P: 23	R: 0 H: 1 E: 0 K: 1 S: 11	H: 1 LOB: 1 BB: 0 P: 16	1B: 4 2B: 5 3B: 1 HR: 0	SF: 0 SAC: 0 DP: 0 HBP: 0	WP: 1 PB: 1 SB: 0 CS: 0	PA: 41	
PITCHER	IP: 1.1 WLS: L BF: 11 ERA: 9.72	H: 4 R: 1 ER: 4 SO: 1	H: 0 R: 0 ER: 0 SO: 0	H: 0 R: 1 ER: 1 SO: 6	H: 0 R: 0 ER: 0 SO: 2	H: 0 R: 0 ER: 0 SO: 0	H: 0 R: 0 ER: 0 SO: 0	H: 0 R: 0 ER: 0 SO: 0	H: 0 R: 0 ER: 0 SO: 0	H: 0 R: 0 ER: 0 SO: 1	IP: 1.0 WLS: 4 BF: 4 ERA: 3.4	H: 1 R: 0 ER: 0 SO: 1	H: 0 R: 0 ER: 0 SO: 0	H: 0 R: 0 ER: 0 SO: 0	H: 0 R: 0 ER: 0 SO: 0	H: 0 R: 0 ER: 0 SO: 0	H: 0 R: 0 ER: 0 SO: 0	H: 0 R: 0 ER: 0 SO: 0	WP: 0 HR: 0 S: 11 P: 16	1B: 0 2B: 5 3B: 1 HR: 0	SF: 0 SAC: 0 DP: 0 HBP: 0	ERA: 0.00 WHIP: 1.000	

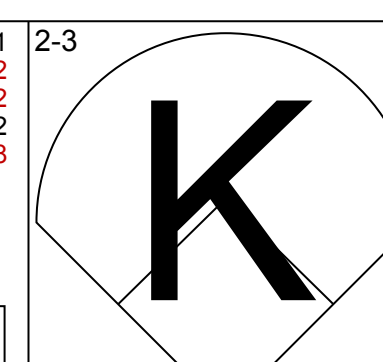
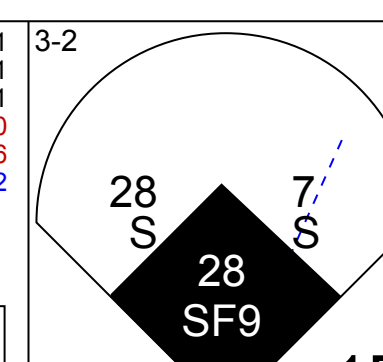
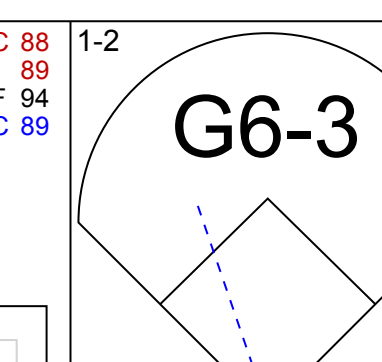
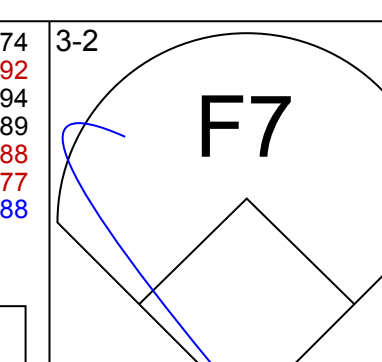
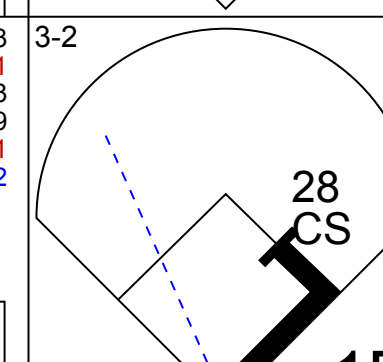
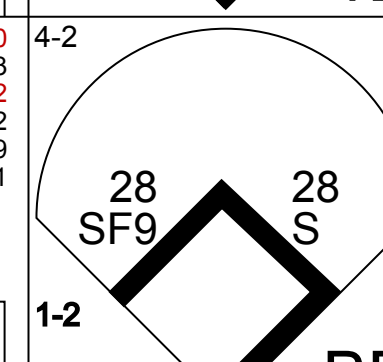
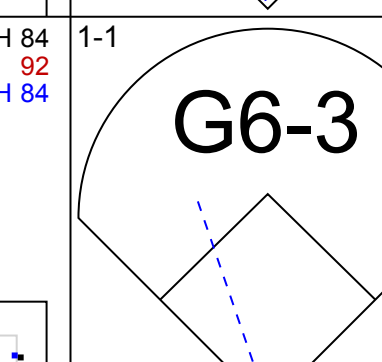
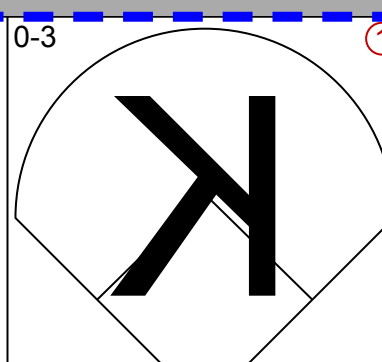
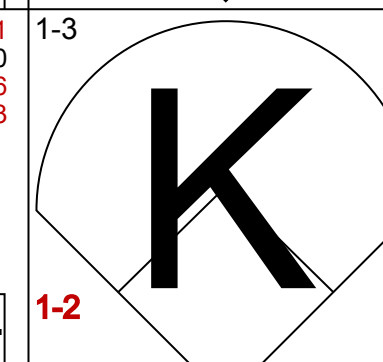
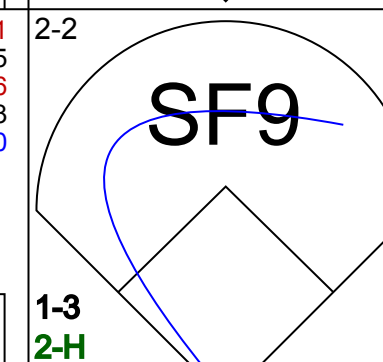
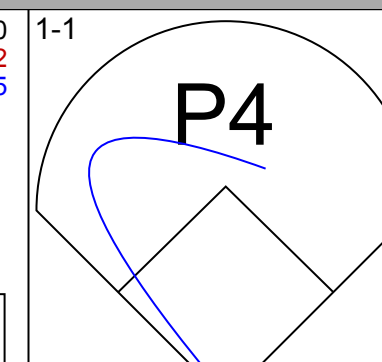
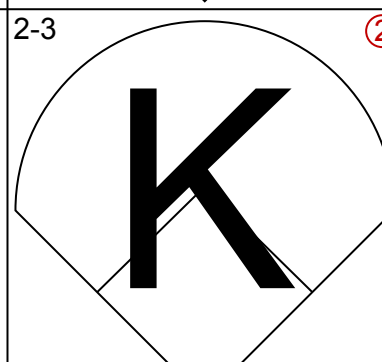
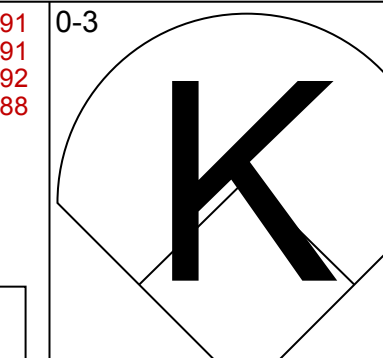
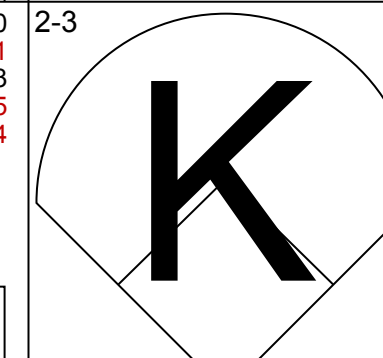
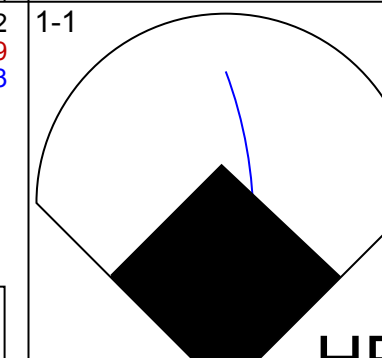
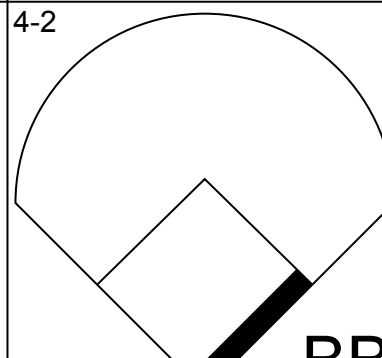
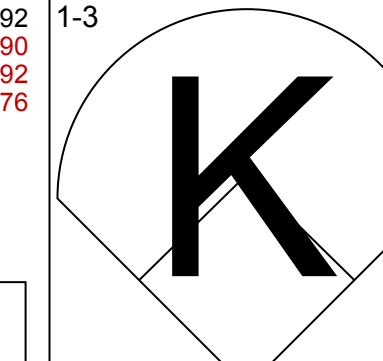
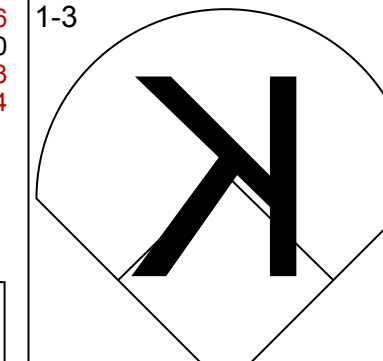
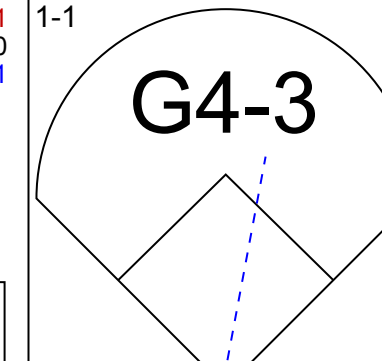
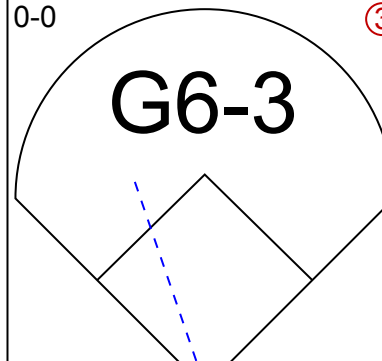
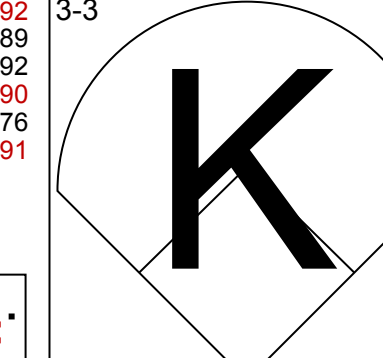
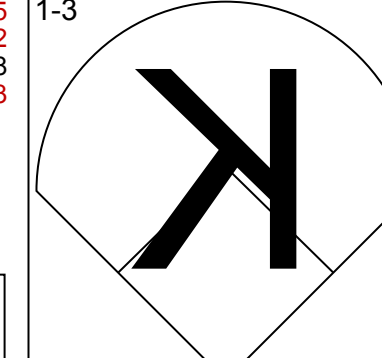
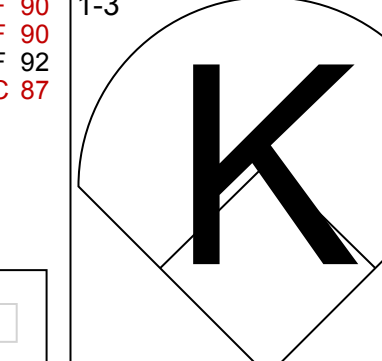
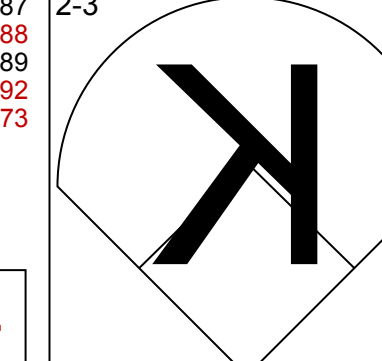
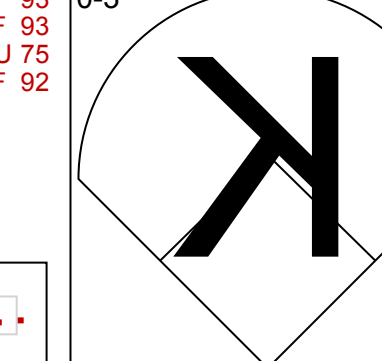
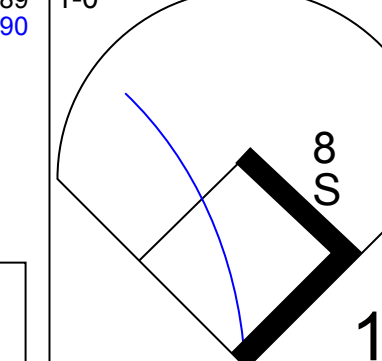
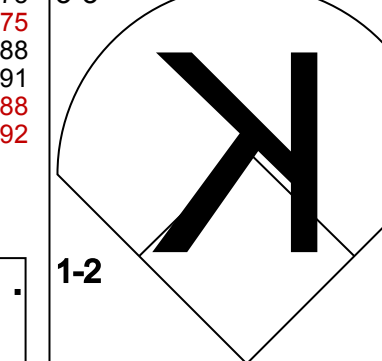
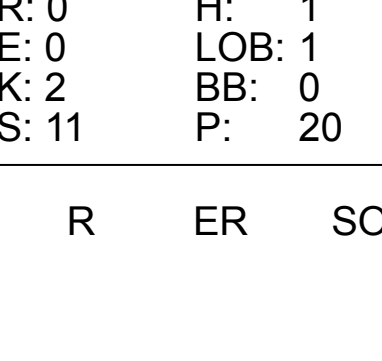


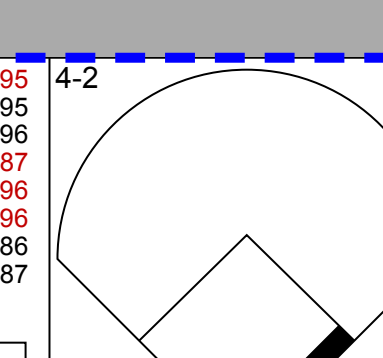
Colorado Rockies @ Chicago Cubs
Wrigley Field, Chicago, IL
Tue Jul 28 2015, 7:08 PM - 10:17 PM CDT
Att: 36,747 - Partly Cloudy - 84 F

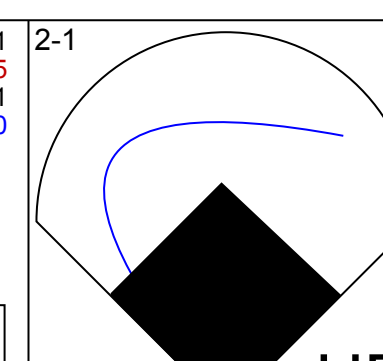
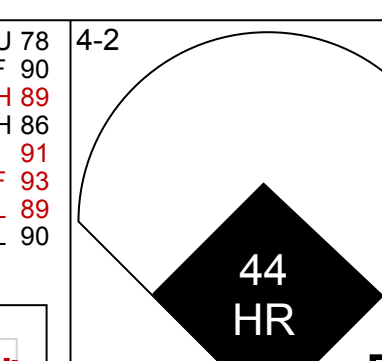
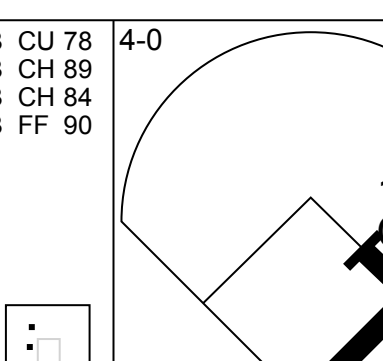
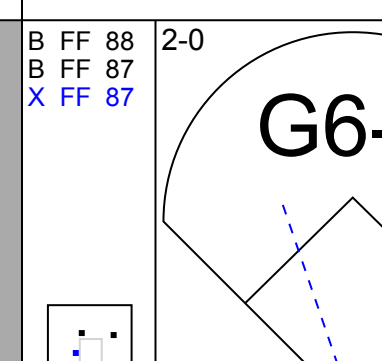
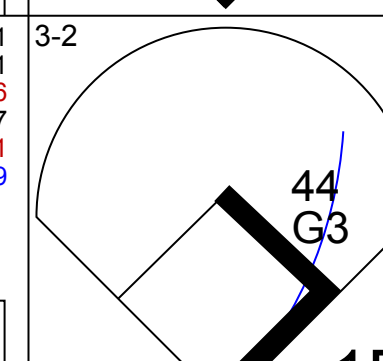
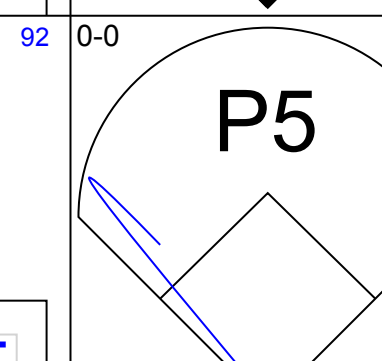
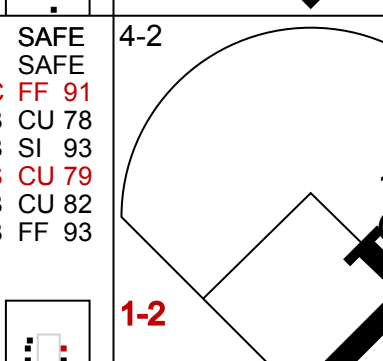
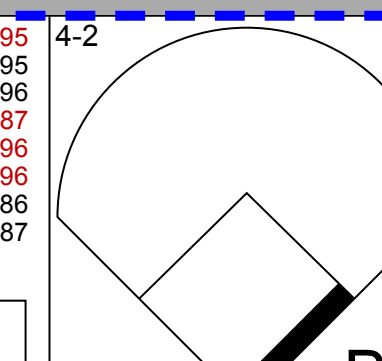
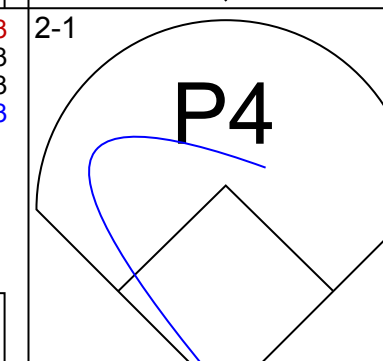
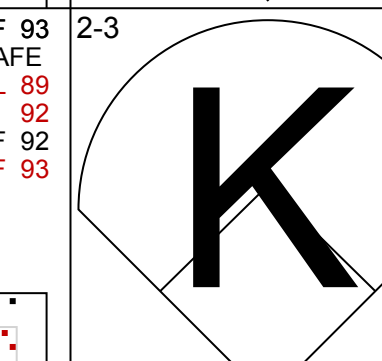
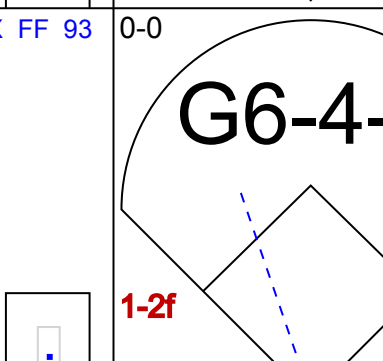
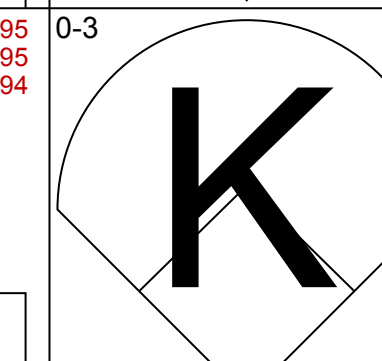
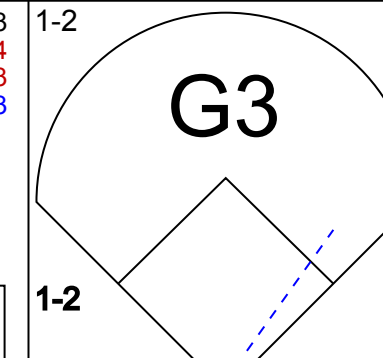
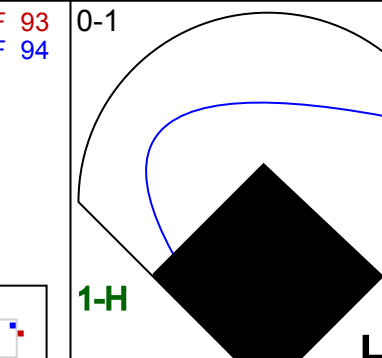

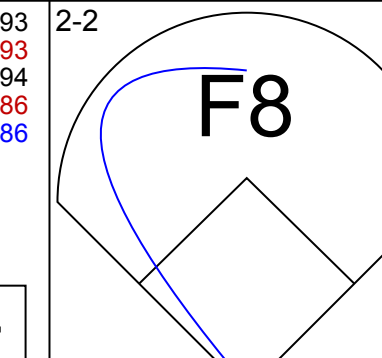
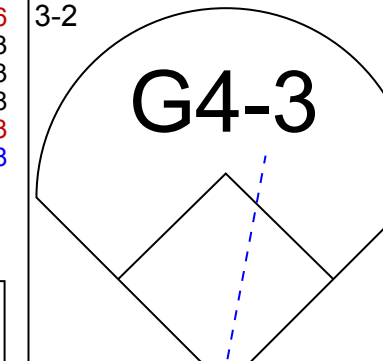
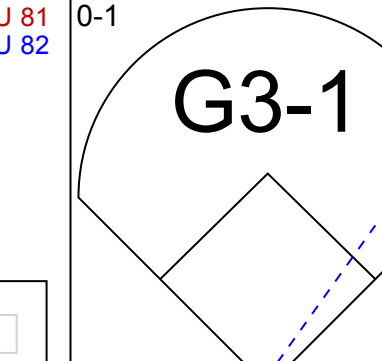

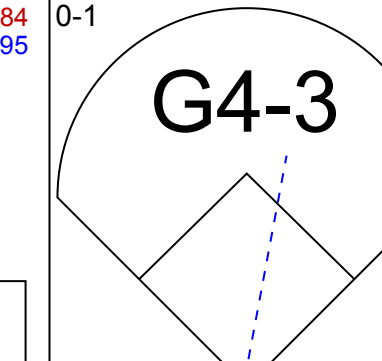




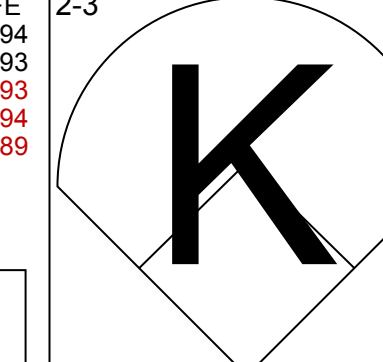
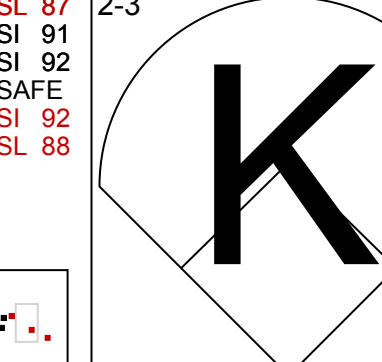


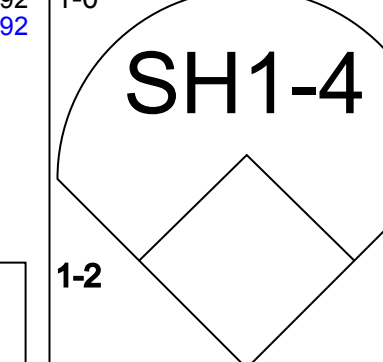
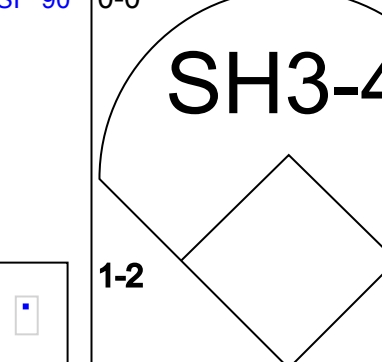


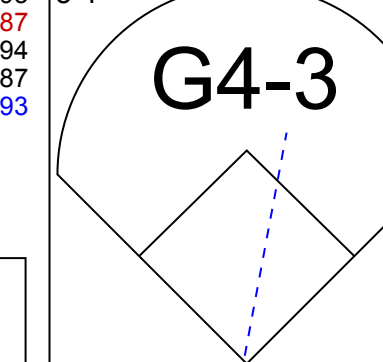
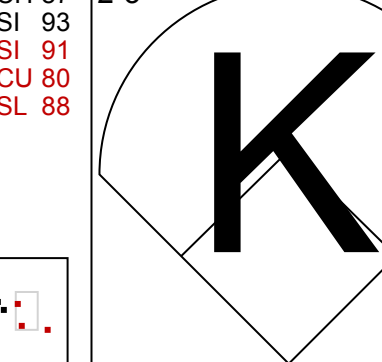


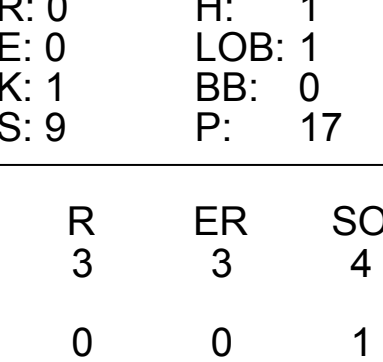
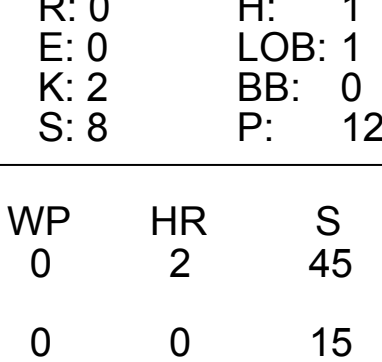
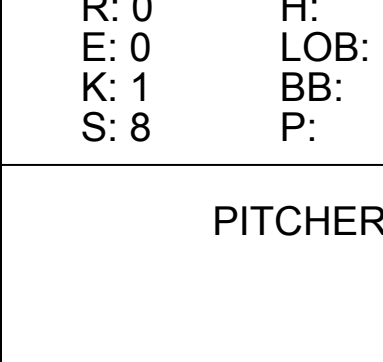
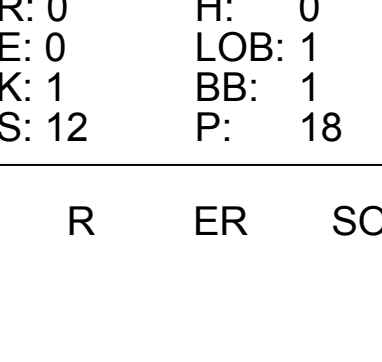

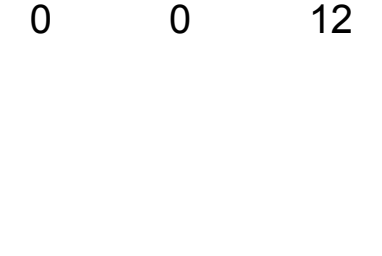


AB 37
R 7
H 10
RBI 7
BB 4
SO 11
LOB 19

Batter	1	2	3	4	5	6	7	8	9	AB	R	H	RBI	BB	SO	LOB	BOTTOM						
24 Dexter Fowler, S OBP: 0.332, SLG: 0.379										4	0	3	0	0	1	0							
12 Kyle Schwarber, L OBP: 0.426, SLG: 0.593										3	1	0	0	1	1	4							
17 Kris Bryant, R OBP: 0.357, SLG: 0.449										3	0	0	0	1	0	4							
44 Anthony Rizzo, L OBP: 0.394, SLG: 0.494										3	0	0	0	1	1	3							
68 Jorge Soler, R OBP: 0.315, SLG: 0.388										4	0	2	1	0	0	1							
15 Chris Denorfia, R OBP: 0.324, SLG: 0.367										4	0	0	0	0	1	4							
13 Starlin Castro, R OBP: 0.271, SLG: 0.305										3	0	0	0	0	1	1							
29 Rafael Soriano, R										0	0	0	0	0	0	0							
30 Jason Motte, R										0	0	0	0	0	0	0							
19 Jonathan Herrera, S OBP: 0.265, SLG: 0.330										1	0	0	0	0	1	0							
32 Dallas Beeler, R										0	0	0	0	0	0	0							
37 Travis Wood, R										0	0	0	0	0	0	0							
52 Justin Grimm, R										0	0	0	0	0	0	0							
40 James Russell, L										0	0	0	0	0	0	0							
8 Chris Coghlan, L										2	1	1	1	0	0	0							
22 Addison Russell, R OBP: 0.302, SLG: 0.361										4	0	1	0	0	1	1							
Inning Stats	R: 1 H: 1 E: 0 K: 2 S: 13	H: 1 LOB: 2 BB: 2 P: 24	R: 0 H: 0 E: 0 K: 0 S: 6	H: 0 LOB: 1 BB: 1 P: 13	R: 0 H: 1 E: 0 K: 1 S: 11	H: 1 LOB: 1 BB: 0 P: 19	R: 0 H: 1 E: 0 K: 1 S: 11	H: 1 LOB: 1 BB: 0 P: 17	R: 0 H: 0 E: 0 K: 0 S: 8	H: 0 LOB: 0 BB: 0 P: 14	R: 0 H: 0 E: 0 K: 0 S: 5	H: 0 LOB: 0 BB: 1 P: 11	R: 1 H: 3 E: 0 K: 0 S: 18	H: 3 LOB: 2 BB: 0 P: 27	R: 0 H: 0 E: 0 K: 1 S: 9	H: 0 LOB: 0 BB: 0 P: 11	R: 0 H: 0 E: 0 K: 2 S: 7	H: 0 LOB: 0 BB: 0 P: 9	1B: 4 2B: 2 3B: 0 HR: 1	SF: 0 SAC: 0 DP: 2 HBP: 0	WP: 0 PB: 0 SB: 0 CS: 0	PA: 36	
PITCHER	IP: 5.0 WLS: W BF: 21 ERA: 3.68	H: 1 R: 1 ER: 1 SO: 4	H: 0 R: 0 ER: 0 SO: 0	H: 1 R: 1 ER: 1 SO: 0	H: 0 R: 0 ER: 0 SO: 0	H: 1 R: 0 ER: 0 SO: 0	H: 1 R: 0 ER: 0 SO: 0	H: 1 R: 0 ER: 0 SO: 0	IP: 3.1 WLS: 3 BF: 14 ERA: 1.80	H: 3 R: 0 ER: 0 SO: 2	IP: 1.0 WLS: 4 BF: 4 ERA: 3.4	H: 0 R: 0 ER: 0 SO: 1	H: 0 R: 0 ER: 0 SO: 0	H: 0 R: 0 ER: 0 SO: 0	H: 0 R: 0 ER: 0 SO: 0	H: 0 R: 0 ER: 0 SO: 0	H: 0 R: 0 ER: 0 SO: 0	H: 0 R: 0 ER: 0 SO: 0	WP: 0 HR: 1 S: 11 P: 16	1B: 4 2B: 2 3B: 0 HR: 1	SF: 0 SAC: 0 DP: 2 HBP: 0	ERA: 1.80 WHIP: 3.000	

Colorado Rockies @ Chicago Cubs
Wrigley Field, Chicago, IL
Tue Jul 28 2015, 7:08 PM - 10:17 PM CDT
Att: 36,747 - Partly Cloudy - 84 F

AB 32
R 2
H 7
RBI 2
BB 4
SO 7
LOB 19

Batter	1	2	3	4	5	6	7	8	9	AB R H RBI BB SO LOB	TOP												
19 Charlie Blackmon, L (1.8) OBP: 0.360, SLG: 0.458										4 1 1 0 0 1 1	Colorado Rockies @ Chicago Cubs Wrigley Field, Chicago, IL Wed Jul 29 2015, 1:23 PM - 3:59 PM CDT Att: 38,874 - Partly Cloudy - 86 F												
7 José Reyes, S (1.6) OBP: 0.325, SLG: 0.385										3 0 1 0 1 1 0													
28 Nolan Arenado, R (1.5) OBP: 0.319, SLG: 0.571										3 0 0 1 0 2 1													
5 Carlos González, L (1.9) OBP: 0.332, SLG: 0.521										3 1 1 1 1 2 1													
9 DJ LeMahieu, R (1.4) OBP: 0.378, SLG: 0.418										4 0 0 0 0 2 2													
13 Drew Stubbs, R (1.7) OBP: 0.274, SLG: 0.430										3 0 0 0 0 3 0													
10 Ben Paulsen, L (1.3) OBP: 0.346, SLG: 0.497										3 0 1 0 0 2 0													
4 Nick Hundley, R (1.2) OBP: 0.345, SLG: 0.459										3 0 1 0 0 1 1													
31 Eddie Butler, R (1.1) OBP: 0.053, SLG: 0.053										1 0 0 0 0 0 0													
1 Brandon Barnes, R (6, PH) OBP: 0.359, SLG: 0.372										1 0 0 0 0 1 0													
34 Aaron Laffey, L (6, PH)										0 0 0 0 0 0 0													
8 Michael McKenry, R (8, PH)										1 0 0 0 0 1 1													
54 Tommy Kahnle, R (8, 1)										0 0 0 0 0 0 0													
Inning Stats	R: 0 E: 0 K: 2 S: 9	H: 1 LOB: 0 BB: 0 P: 15	R: 0 E: 0 K: 3 S: 10	H: 0 LOB: 0 BB: 0 P: 14	R: 0 E: 0 K: 2 S: 9	H: 0 LOB: 0 BB: 0 P: 10	R: 1 E: 0 K: 2 S: 14	H: 1 LOB: 1 BB: 1 P: 26	R: 0 E: 0 K: 1 S: 7	H: 0 LOB: 0 BB: 0 P: 8	R: 0 E: 0 K: 1 S: 8	H: 0 LOB: 0 BB: 0 P: 11	R: 1 E: 0 K: 1 S: 9	H: 1 LOB: 0 BB: 0 P: 13	R: 0 E: 0 K: 2 S: 11	H: 1 LOB: 1 BB: 0 P: 20	R: 0 E: 0 K: 2 S: 9	H: 0 LOB: 1 BB: 1 P: 15	1B: 4 2B: 0 3B: 0 HR: 1	SF: 1 SAC: 0 DP: 1 HBP: 0	WP: 0 PB: 0 SB: 4 CS: 1	PA: 32	
PITCHER	IP WLS BF H R ER SO BB IBB HBP BLK WP HR S P ERA WHIP											IP WLS BF H R ER SO BB IBB HBP BLK WP HR S P ERA WHIP											
34 Jon Lester, L (1, 1) ERA: 3.26	8.0 W 28 5 2 2 14 1 0 0 0 0 1 77 117 2.25 0.750											56 Héctor Rondón, R (9, 1) ERA: 1.8	1.0 S 4 0 0 0 2 1 0 0 0 0 0 9 15 0.00 1.000										

Batter	1	2	3	4	5	6	7	8	9	AB R H RBI BB SO LOB	BOTTOM												
24 Dexter Fowler, S (1.8) OBP: 0.336, SLG: 0.388										2 2 1 1 2 0 1	Colorado Rockies @ Chicago Cubs Wrigley Field, Chicago, IL Wed Jul 29 2015, 1:23 PM - 3:59 PM CDT Att: 38,874 - Partly Cloudy - 86 F												
12 Kyle Schwarber, L (1.7) OBP: 0.446, SLG: 0.589										2 0 1 0 2 0 1													
56 Héctor Rondón, R (9, 1)										0 0 0 0 0 0 0													
17 Kris Bryant, R (1.5) OBP: 0.353, SLG: 0.444										4 0 0 0 0 2 4													
44 Anthony Rizzo, L (1.3) OBP: 0.393, SLG: 0.500										4 1 1 2 0 1 2													
8 Chris Coghlan, L (1.9) OBP: 0.344, SLG: 0.434										3 0 0 0 1 0 2													
22 Addison Russell, R (1.6) OBP: 0.305, SLG: 0.364										3 0 2 0 0 0 1													
3 David Ross, R (1.2) OBP: 0.291, SLG: 0.292										3 0 1 0 0 2 2													
34 Jon Lester, L (1, 1) OBP: 0.026, SLG: 0.026										0 0 0 0 0 0 0													
15 Chris Denorfia, R (9, 7) OBP: 0.324, SLG: 0.387										0 0 0 0 0 0 0													
19 Jonathan Herrera, S (1.4) OBP: 0.257, SLG: 0.320										3 0 0 0 0 1 3													
Inning Stats	R: 1 E: 0 K: 0 S: 13	H: 2 LOB: 1 BB: 0 P: 24	R: 0 E: 0 K: 1 S: 9	H: 1 LOB: 1 BB: 0 P: 17	R: 2 E: 0 K: 1 S: 12	H: 1 LOB: 0 BB: 1 P: 18	R: 0 E: 0 K: 2 S: 8	H: 1 LOB: 1 BB: 0 P: 12	R: 0 E: 0 K: 0 S: 3	H: 0 LOB: 0 BB: 2 P: 11	R: 0 E: 0 K: 1 S: 8	H: 0 LOB: 0 BB: 1 P: 17	R: 0 E: 0 K: 0 S: 7	H: 1 LOB: 1 BB: 0 P: 13	R: 0 E: 0 K: 1 S: 12	H: 0 LOB: 1 BB: 1 P: 18	1B: 4 2B: 0 3B: 0 HR: 2	SF: 0 SAC: 3 DP: 1 HBP: 0	WP: 0 PB: 0 SB: 0 CS: 2	PA: 32			
PITCHER	IP WLS BF H R ER SO BB IBB HBP BLK WP HR S P ERA WHIP											IP WLS BF H R ER SO BB IBB HBP BLK WP HR S P ERA WHIP											
31 Eddie Butler, R (1, 1) ERA: 4.82	5.0 L 21 5 3 3 4 3 0 0 0 0 0 45 82 5.40 1.600											34 Aaron Laffey, L (6, 1) ERA: 6.23	2.0 7 1 0 0 1 1 0 0 0 0 0 15 30 0.00 1.000										
54 Tommy Kahnle, R (8, 1) ERA: 3.04	1.0 4 0 0 0 1 1 0 0 0 0 0 0 12 18 0.00 1.000																						

AB	29
R	2
H	5
RBI	2
BB	2
SO	16
LOB	7



AB	24
R	3
H	6
RBI	3
BB	5
SO	6
LOB	16



Batter	1	2	3	4	5	6	7	8	9	AB	R	H	RBI	BB	SO	LOB	TOP				
24 Dexter Fowler, S OBP: 0.339, SLG: 0.389										4	1	2	0	1	2	0	Chicago Cubs @ Milwaukee Brewers Miller Park, Milwaukee, WI Thu Jul 30 2015, 7:13 PM - 10:17 PM CDT Att: 36,306 - Partly Cloudy - 86 F				
12 Kyle Schwarber, L OBP: 0.429, SLG: 0.557										5	0	1	1	0	2	3					
8 Chris Coghlan, L OBP: 0.340, SLG: 0.429										3	0	0	0	0	1	0					
15 Chris Denorlia, R OBP: 0.320, SLG: 0.362										2	0	0	0	0	0	4					
44 Anthony Rizzo, L OBP: 0.396, SLG: 0.514										4	1	3	3	0	0	0					
68 Jorge Soler, R OBP: 0.311, SLG: 0.382										4	0	0	0	0	2	2					
13 Starlin Castro, R OBP: 0.271, SLG: 0.304										4	1	1	0	0	1	2					
3 David Ross, R OBP: 0.301, SLG: 0.299										1	0	0	0	2	0	1					
29 Rafael Soriano, R										0	0	0	0	0	0	0					
46 Pedro Strop, R										0	0	0	0	0	0	0					
19 Jonathan Herrera, S OBP: 0.294, SLG: 0.327										1	0	0	0	0	0	0					
56 Héctor Rondón, R										0	0	0	0	0	0	0					
49 Jake Arrieta, R OBP: 0.116, SLG: 0.186										1	0	0	0	0	1	0					
17 Kris Bryant, R OBP: 0.352, SLG: 0.442										1	0	0	1	0	1	2					
22 Addison Russell, R OBP: 0.305, SLG: 0.362										4	2	1	0	0	0	2					
Inning Stats	R: 0 E: 0 K: 2 S: 9	H: 0 LOB: 0 BB: 0 P: 15	R: 0 E: 0 K: 1 S: 7	H: 1 LOB: 1 BB: 0 P: 9	R: 0 E: 0 K: 1 S: 11	H: 0 LOB: 1 BB: 1 P: 18	R: 0 E: 0 K: 0 S: 9	H: 0 LOB: 0 BB: 0 P: 14	R: 0 E: 0 K: 1 S: 8	H: 0 LOB: 1 BB: 1 P: 15	R: 0 E: 0 K: 2 S: 9	H: 1 LOB: 2 BB: 1 P: 21	R: 3 E: 0 K: 2 S: 18	H: 3 LOB: 0 BB: 0 P: 26	R: 2 E: 0 K: 0 S: 15	H: 4 LOB: 2 BB: 0 P: 20	1B: 7 2B: 1 3B: 0 HR: 1	SF: 1 DP: 0 HBP: 0	WP: 2 PB: 0 SB: 0 CS: 0	PA: 39	
PITCHER	IP WLS BF H R ER SO BB IBB HBP BLK WP HR S P ERA WHIP	7.0 2 2 0 0 8 3 0 0 0 1 0 67 104 0.00 0.714	0.0 2 2 2 0 0 0 0 0 0 0 0 6 10 ∞ ∞	0.2 L 3 1 1 1 1 0 0 0 0 0 1 9 11 13.50 1.500	1.1 8 4 2 2 1 0 0 0 0 1 0 18 25 13.50 3.000																

AB	34
R	5
H	9
RBI	5
BB	3
SO	10
LOB	16



Batter	1	2	3	4	5	6	7	8	9	AB	R	H	RBI	BB	SO	LOB	BOTTOM			
Gerardo Parra, L OBP: 0.369, SLG: 0.517										4	1	2	0	0	0	1	Chicago Cubs @ Milwaukee Brewers Miller Park, Milwaukee, WI Thu Jul 30 2015, 7:13 PM - 10:17 PM CDT Att: 36,306 - Partly Cloudy - 86 F			
20 Jonathan Lucroy, R OBP: 0.316, SLG: 0.353										4	1	1	1	0	0	1				
8 Ryan Braun, R OBP: 0.336, SLG: 0.480										3	0	1	1	1	1	0				
24 Adam Lind, L OBP: 0.358, SLG: 0.488										4	0	0	0	0	1	1				
18 Kris Davis, R OBP: 0.319, SLG: 0.426										3	0	0	0	1	2	1				
2 Scooter Gennett, L OBP: 0.292, SLG: 0.385										4	0	1	0	0	1	1				
9 Jean Segura, R OBP: 0.297, SLG: 0.340										4	0	0	0	0	1	2				
14 Hernán Pérez, R OBP: 0.255, SLG: 0.338										3	0	1	0	1	0	0				
52 Jimmy Nelson, R OBP: 0.119, SLG: 0.122										2	0	0	0	0	1	4				
35 Shane Peterson, L OBP: 0.351, SLG: 0.360										1	0	0	0	0	1	0				
21 Jeremy Jeffress, R										0	0	0	0	0	0	0				
13 Will Smith, R										0	0	0	0	0	0	0				
54 Michael Blazek, R OBP: 0.333, SLG: 0.667										0	0	0	0	0	0	0				
Inning Stats	R: 0 E: 0 K: 0 S: 9	H: 0 LOB: 0 BB: 1 P: 17	R: 0 E: 0 K: 0 S: 8	H: 1 LOB: 3 BB: 2 P: 20	R: 2 E: 0 K: 2 S: 21	H: 3 LOB: 1 BB: 0 P: 30	R: 0 E: 0 K: 2 S: 11	H: 1 LOB: 1 BB: 0 P: 15	R: 0 E: 0 K: 1 S: 6	H: 0 LOB: 0 BB: 0 P: 7	R: 0 E: 0 K: 1 S: 10	H: 1 LOB: 1 BB: 0 P: 17	R: 0 E: 0 K: 1 S: 6	H: 0 LOB: 0 BB: 0 P: 7	R: 0 E: 0 K: 0 S: 6	H: 0 LOB: 0 BB: 0 P: 6	1B: 5 2B: 1 3B: 0 HR: 0	SF: 0 DP: 0 HBP: 0	WP: 1 PB: 0 SB: 3 CS: 1	PA: 36
PITCHER	IP WLS BF H R ER SO BB IBB HBP BLK WP HR S P ERA WHIP	6.0 2 4 1 0 0 2 1 0 0 0 0 61 97 3.00 1.167	1.0 W 4 1 0 0 1 0 0 0 0 0 0 10 17 0.00 1.000	1.0 H 3 0 0 0 1 0 0 0 0 0 0 6 7 0.00 0.000	1.0 S 3 0 0 0 0 0 0 0 0 0 0 6 6 0.00 0.000															



Batter	1	2	3	4	5	6	7	8	9	AB	R	H	RBI	BB	SO	LOB	TOP				
24 Dexter Fowler, S OBP: 0.336, SLG: 0.385	G3-1		B5				G3-1		L4	4	0	0	0	1	0	0					
12 Kyle Schwarber, L OBP: 0.423, SLG: 0.574	44 BB		44 HR				F7			3	2	2	1	1	0	1					
8 Chris Coghlan, L OBP: 0.337, SLG: 0.424	F9		44 HR				G4-6-3			3	1	0	0	1	0	2					
44 Anthony Rizzo, L OBP: 0.400, SLG: 0.531	1B		HR				F7			4	1	2	3	0	1	0					
17 Kris Bryant, R OBP: 0.352, SLG: 0.436	L7		HBP				FC6-5			2	0	0	0	1	1	2					
68 Jorge Soler, R OBP: 0.316, SLG: 0.384	K		G5-3				FC6-5			3	0	1	0	1	1	1					
13 Starlin Castro, R OBP: 0.268, SLG: 0.301	K		F9				FC6-5			4	0	0	0	0	1	3					
28 Kyle Hendricks, R OBP: 0.292, SLG: 0.382	K		K				K			3	0	0	0	0	0	3					
37 Travis Wood, R OBP: 0.215, SLG: 0.328	K		K				K			0	0	0	0	0	0	0					
52 Justin Grimm, R ERA: 1.65	K		K				K			0	0	0	0	0	0	0					
15 Chris Denorfia, R OBP: 0.265, SLG: 0.369	K		F9				K			0	0	0	0	0	0	0					
30 Jason Motte, R ERA: 3.57	K		F8				K			4	0	0	0	0	1	0					
21 Tommy Hunter, R ERA: 3.57	K		F8				K			4	0	0	0	0	1	0					
22 Addison Russell, R OBP: 0.303, SLG: 0.359	F9		F8				F8			4	0	0	0	0	1	0					
Inning Stats	R: 0 H: 1 E: 0 K: 0 S: 12	H: 1 LOB: 2 BB: 1 P: 19	R: 0 H: 0 E: 0 K: 3 S: 13	H: 0 LOB: 0 BB: 0 P: 19	R: 3 H: 2 E: 0 K: 0 S: 19	H: 2 LOB: 1 BB: 1 P: 29	R: 0 H: 0 E: 0 K: 1 S: 13	H: 0 LOB: 0 BB: 0 P: 17	R: 0 H: 1 E: 0 K: 1 S: 11	H: 1 LOB: 2 BB: 1 P: 17	R: 1 H: 1 E: 0 K: 0 S: 10	H: 1 LOB: 0 BB: 0 P: 20	R: 0 H: 0 E: 0 K: 2 S: 10	H: 0 LOB: 1 BB: 1 P: 16	R: 0 H: 0 E: 0 K: 1 S: 7	H: 0 LOB: 0 BB: 0 P: 8	1B: 3 2B: 0 3B: 0 HR: 2	SF: 0 SAC: 0 DP: 1 HBP: 1	WP: 0 PB: 0 CS: 0	PA: 37	
PITCHER	IP WLS BF H R ER SO BB IBB HBP BLK WP HR S P ERA WHIP	IP WLS BF H R ER SO BB IBB HBP BLK WP HR S P ERA WHIP	IP WLS BF H R ER SO BB IBB HBP BLK WP HR S P ERA WHIP	IP WLS BF H R ER SO BB IBB HBP BLK WP HR S P ERA WHIP	IP WLS BF H R ER SO BB IBB HBP BLK WP HR S P ERA WHIP	IP WLS BF H R ER SO BB IBB HBP BLK WP HR S P ERA WHIP	IP WLS BF H R ER SO BB IBB HBP BLK WP HR S P ERA WHIP	IP WLS BF H R ER SO BB IBB HBP BLK WP HR S P ERA WHIP	IP WLS BF H R ER SO BB IBB HBP BLK WP HR S P ERA WHIP	IP WLS BF H R ER SO BB IBB HBP BLK WP HR S P ERA WHIP	IP WLS BF H R ER SO BB IBB HBP BLK WP HR S P ERA WHIP	IP WLS BF H R ER SO BB IBB HBP BLK WP HR S P ERA WHIP	IP WLS BF H R ER SO BB IBB HBP BLK WP HR S P ERA WHIP	IP WLS BF H R ER SO BB IBB HBP BLK WP HR S P ERA WHIP	IP WLS BF H R ER SO BB IBB HBP BLK WP HR S P ERA WHIP	IP WLS BF H R ER SO BB IBB HBP BLK WP HR S P ERA WHIP	IP WLS BF H R ER SO BB IBB HBP BLK WP HR S P ERA WHIP	IP WLS BF H R ER SO BB IBB HBP BLK WP HR S P ERA WHIP	IP WLS BF H R ER SO BB IBB HBP BLK WP HR S P ERA WHIP	IP WLS BF H R ER SO BB IBB HBP BLK WP HR S P ERA WHIP	IP WLS BF H R ER SO BB IBB HBP BLK WP HR S P ERA WHIP

Chicago Cubs @ Milwaukee Brewers
Miller Park, Milwaukee, WI
Sat Aug 01 2015, 6:11 PM - 9:06 PM CDT
Att: 41,720 - Partly Cloudy - 84 F

AB 31
R 4
H 5
RBI 4
BB 5
SO 8
LOB 11



Batter	1	2	3	4	5	6	7	8	9	AB	R	H	RBI	BB	SO	LOB	BOTTOM					
2 Scooter Gennett, L OBP: 0.292, SLG: 0.382	35 SH5-3		FC4-6				F7		K	3	0	1	0	0	0	1						
5 Héctor Gómez, R OBP: 0.215, SLG: 0.328	1B		1-2				F7			1	0	0	0	0	1	1						
58 Preston Guilmet, R ERA: 2.86	SH5-3		G4-3				F7			0	0	0	0	0	0	0						
35 Shane Peterson, L OBP: 0.356, SLG: 0.359	1B		G4-3				G4-3			3	0	0	0	0	0	2						
8 Ryan Braun, R OBP: 0.334, SLG: 0.482	K		HBP				G4-3			3	1	0	0	0	2	2						
24 Adam Lind, L OBP: 0.356, SLG: 0.485	K		G5-3				G4-3			4	1	2	0	0	1	2						
18 Kris Davis, R OBP: 0.326, SLG: 0.423	CS		BB				K			3	0	1	1	1	1	2						
9 Jean Segura, R OBP: 0.291, SLG: 0.332	G6-3		FC4-6				K			4	0	0	1	0	0	2						
14 Hernán Pérez, R OBP: 0.246, SLG: 0.326	B1-3		K				G5-3			4	0	0	0	0	1	1						
12 Martín Maldonado, R OBP: 0.262, SLG: 0.259	FC4-6		BB				G6-3			2	0	0	0	1	1	0						
22 Matt Garza, R OBP: 0.125, SLG: 0.097	K		BB				L3			2	0	0	0	0	1	1						
54 Michael Blazek, R OBP: 0.333, SLG: 0.667	K		K				L3			0	0	0	0	0	0	0						
46 Corey Knebel, R ERA: 4.35	K		K				L3			0	0	0	0	0	0	0						
3 Elian Herrera, S OBP: 0.265, SLG: 0.369	K		K				L3			1	0	1	0	0	0	0						
21 Tommy Hunter, R ERA: 3.57	K		K				L3			1	0	1	0	0	0	0						
Inning Stats	R: 0 H: 1 E: 0 K: 2 S: 8	H: 1 LOB: 0 BB: 0 P: 12	R: 0 H: 0 E: 0 K: 0 S: 7	H: 0 LOB: 1 BB: 1 P: 12	R: 0 H: 0 E: 0 K: 1 S: 12	H: 0 LOB: 1 BB: 1 P: 18	R: 1 H: 1 E: 0 K: 1 S: 16	H: 1 LOB: 1 BB: 0 P: 22	R: 0 H: 0 E: 0 K: 0 S: 7	H: 0 LOB: 0 BB: 0 P: 12	R: 0 H: 1 E: 0 K: 1 S: 10	H: 1 LOB: 0 BB: 0 P: 14	R: 0 H: 0 E: 0 K: 2 S: 6	H: 1 LOB: 0 BB: 0 P: 8	R: 0 H: 1 E: 0 K: 2 S: 13	H: 1 LOB: 0 BB: 0 P: 14	R: 1 H: 1 E: 0 K: 0 S: 10	H: 1 LOB: 0 BB: 0 P: 14	1B: 4 2B: 1 3B: 0 HR: 0	SF: 0 SAC: 1 DP: 0 HBP: 1	WP: 0 PB: 0 CS: 1	PA: 34
PITCHER	IP WLS BF H R ER SO BB IBB HBP BLK WP HR S P ERA WHIP	IP WLS BF H R ER SO BB IBB HBP BLK WP HR S P ERA WHIP	IP WLS BF H R ER SO BB IBB HBP BLK WP HR S P ERA WHIP	IP WLS BF H R ER SO BB IBB HBP BLK WP HR S P ERA WHIP	IP WLS BF H R ER SO BB IBB HBP BLK WP HR S P ERA WHIP	IP WLS BF H R ER SO BB IBB HBP BLK WP HR S P ERA WHIP	IP WLS BF H R ER SO BB IBB HBP BLK WP HR S P ERA WHIP	IP WLS BF H R ER SO BB IBB HBP BLK WP HR S P ERA WHIP	IP WLS BF H R ER SO BB IBB HBP BLK WP HR S P ERA WHIP	IP WLS BF H R ER SO BB IBB HBP BLK WP HR S P ERA WHIP	IP WLS BF H R ER SO BB IBB HBP BLK WP HR S P ERA WHIP	IP WLS BF H R ER SO BB IBB HBP BLK WP HR S P ERA WHIP	IP WLS BF H R ER SO BB IBB HBP BLK WP HR S P ERA WHIP	IP WLS BF H R ER SO BB IBB HBP BLK WP HR S P ERA WHIP	IP WLS BF H R ER SO BB IBB HBP BLK WP HR S P ERA WHIP	IP WLS BF H R ER SO BB IBB HBP BLK WP HR S P ERA WHIP	IP WLS BF H R ER SO BB IBB HBP BLK WP HR S P ERA WHIP	IP WLS BF H R ER SO BB IBB HBP BLK WP HR S P ERA WHIP	IP WLS BF H R ER SO BB IBB HBP BLK WP HR S P ERA WHIP	IP WLS BF H R ER SO BB IBB HBP BLK WP HR S P ERA WHIP	IP WLS BF H R ER SO BB IBB HBP BLK WP HR S P ERA WHIP	

Chicago Cubs @ Milwaukee Brewers
Miller Park, Milwaukee, WI
Sat Aug 01 2015, 6:11 PM - 9:06 PM CDT
Att: 41,720 - Partly Cloudy - 84 F

AB 30
R 2
H 5
RBI 2
BB 2
SO 8
LOB 14



Batter	1	2	3	4	5	6	7	8	9	AB	R	H	RBI	BB	SO	LOB	TOP						
24 Dexter Fowler, S OBP: 0.332, SLG: 0.378										5	0	0	0	1	2	2							
15 Chris Denorfia, R OBP: 0.233, SLG: 0.369										6	1	3	0	0	2	3							
17 Kris Bryant, R OBP: 0.357, SLG: 0.437										4	1	2	0	0	2	0							
44 Anthony Rizzo, L OBP: 0.401, SLG: 0.534										5	2	4	0	0	0	2							
68 Jorge Soler, R OBP: 0.319, SLG: 0.381 52 Justin Grimm, R										3	0	1	2	2	2	3							
13 Starlin Castro, R OBP: 0.272, SLG: 0.307										5	1	2	2	0	1	7							
3 David Ross, R OBP: 0.303, SLG: 0.284										4	0	1	1	1	2	5							
49 Jake Arrieta, R OBP: 0.128, SLG: 0.191 21 Tommy Hunter, R										4	0	1	0	0	1	4							
41 Matt Szczur, R OBP: 0.242, SLG: 0.310										1	0	0	0	0	0	0							
22 Addison Russell, R OBP: 0.304, SLG: 0.366										4	0	1	0	1	2	4							
Inning Stats	R: 1 E: 0 K: 1 S: 17	H: 3 LOB: 3 BB: 1 P: 30	R: 0 E: 0 K: 2 S: 13	H: 2 LOB: 2 BB: 0 P: 18	R: 2 E: 0 K: 2 S: 17	H: 3 LOB: 1 BB: 0 P: 28	R: 0 E: 0 K: 0 S: 5	H: 0 LOB: 0 BB: 0 P: 8	R: 1 E: 0 K: 2 S: 14	H: 2 LOB: 3 BB: 2 P: 27	R: 1 E: 0 K: 0 S: 14	H: 2 LOB: 2 BB: 1 P: 19	R: 0 E: 0 K: 3 S: 13	H: 1 LOB: 2 BB: 1 P: 20	R: 0 E: 0 K: 3 S: 15	H: 2 LOB: 2 BB: 0 P: 20	R: 0 E: 0 K: 1 S: 12	H: 0 LOB: 1 BB: 1 P: 18	1B: 10 2B: 5 3B: 0 HR: 0	SF: 0 SAC: 0 DP: 0 HBP: 1	WP: 3 PB: 0 SB: 0 CS: 0	PA: 47	
PITCHER	IP WLS BF H R ER SO BB IBB HBP BLK WP HR S P ERA WHIP	IP WLS BF H R ER SO BB IBB HBP BLK WP HR S P ERA WHIP	IP WLS BF H R ER SO BB IBB HBP BLK WP HR S P ERA WHIP	IP WLS BF H R ER SO BB IBB HBP BLK WP HR S P ERA WHIP	IP WLS BF H R ER SO BB IBB HBP BLK WP HR S P ERA WHIP	IP WLS BF H R ER SO BB IBB HBP BLK WP HR S P ERA WHIP	IP WLS BF H R ER SO BB IBB HBP BLK WP HR S P ERA WHIP	IP WLS BF H R ER SO BB IBB HBP BLK WP HR S P ERA WHIP	IP WLS BF H R ER SO BB IBB HBP BLK WP HR S P ERA WHIP	IP WLS BF H R ER SO BB IBB HBP BLK WP HR S P ERA WHIP	IP WLS BF H R ER SO BB IBB HBP BLK WP HR S P ERA WHIP	IP WLS BF H R ER SO BB IBB HBP BLK WP HR S P ERA WHIP	IP WLS BF H R ER SO BB IBB HBP BLK WP HR S P ERA WHIP	IP WLS BF H R ER SO BB IBB HBP BLK WP HR S P ERA WHIP	IP WLS BF H R ER SO BB IBB HBP BLK WP HR S P ERA WHIP	IP WLS BF H R ER SO BB IBB HBP BLK WP HR S P ERA WHIP	IP WLS BF H R ER SO BB IBB HBP BLK WP HR S P ERA WHIP	IP WLS BF H R ER SO BB IBB HBP BLK WP HR S P ERA WHIP	IP WLS BF H R ER SO BB IBB HBP BLK WP HR S P ERA WHIP	IP WLS BF H R ER SO BB IBB HBP BLK WP HR S P ERA WHIP	IP WLS BF H R ER SO BB IBB HBP BLK WP HR S P ERA WHIP	IP WLS BF H R ER SO BB IBB HBP BLK WP HR S P ERA WHIP	IP WLS BF H R ER SO BB IBB HBP BLK WP HR S P ERA WHIP

Chicago Cubs @ Pittsburgh Pirates
PNC Park, Pittsburgh, PA
Tue Aug 04 2015, 7:10 PM - 10:24 PM EDT
Att: 34,993 - Partly Cloudy - 81 F

AB	41
R	5
H	15
RBI	5
BB	5
SO	14
LOB	30



Batter	1	2	3	4	5	6	7	8	9	AB	R	H	RBI	BB	SO	LOB	BOTTOM
25 Gregory Polanco, L OBP: 0.317, SLG: 0.354										4	0	0	0	0	1	0	
6 Starlin Marte, R OBP: 0.337, SLG: 0.452																	

Batter	1	2	3	4	5	6	7	8	9	AB	R	H	RBI	BB	SO	LOB	TOP										
16 Angel Pagán, S OBP: 0.293, SLG: 0.312	G5-3		L7			G6-4-3		G4-1		4	0	1	0	0	0	1	San Francisco Giants @ Chicago Cubs Wrigley Field, Chicago, IL Fri Aug 07 2015, 3:05 PM - 6:17 PM CDT Att: 41,311 - Partly Cloudy - 76 F										
37 Kelly Tomlinson, R OBP: 0.300, SLG: 0.300	K			G5-3		K		G4-1		4	0	0	0	0	2	1											
5 Matt Duffy, R OBP: 0.348, SLG: 0.466	G1-3				G4-3			K		3	1	1	0	1	1	1											
28 Buster Posey, R OBP: 0.391, SLG: 0.509		2B			G4-3			G6-3		4	1	2	0	0	0	2											
8 Hunter Pence, R OBP: 0.349, SLG: 0.503		L7			G5-3					3	0	1	1	1	0	2											
35 Brandon Crawford, L OBP: 0.323, SLG: 0.469										4	0	1	1	0	1	3											
9 Brandon Belt, L OBP: 0.346, SLG: 0.476										3	0	0	0	1	1	2											
43 Justin Maxwell, R OBP: 0.274, SLG: 0.365										2	0	0	0	0	0	0											
52 Yusmeiro Petit, R OBP: 0.302, SLG: 0.289										0	0	0	0	0	0	0											
1 Ehire Adrianza, S OBP: 0.372, SLG: 0.414										1	0	0	0	0	0	2											
61 Josh Osich, L										0	0	0	0	0	0	0											
7 Grégor Blanco, L										1	0	0	0	0	0	1											
32 Ryan Vogelsong, R OBP: 0.138, SLG: 0.172										1	0	0	0	0	0	0											
41 Jeremy Affeldt, L										0	0	0	0	0	0	0											
23 Norichika Aoki, L OBP: 0.369, SLG: 0.393										2	1	2	1	0	0	0											
Inning Stats	R: 0 E: 0 K: 1 S: 7	H: 0 LOB: 0 BB: 0 P: 11	R: 1 E: 0 K: 0 S: 6	H: 2 LOB: 0 BB: 0 P: 11	R: 0 E: 0 K: 0 S: 9	H: 0 LOB: 0 BB: 0 P: 14	R: 0 E: 0 K: 0 S: 8	H: 1 LOB: 1 BB: 0 P: 13	R: 0 E: 0 K: 1 S: 8	H: 1 LOB: 0 BB: 0 P: 14	R: 0 E: 0 K: 1 S: 6	H: 2 LOB: 2 BB: 2 P: 28	R: 1 E: 0 K: 1 S: 11	H: 2 LOB: 1 BB: 0 P: 18	R: 0 E: 0 K: 1 S: 10	H: 0 LOB: 1 BB: 1 P: 19	1B: 5 2B: 2 3B: 0 HR: 1	SF: 0 SAC: 0 DP: 2 HBP: 0	WP: 0 PB: 0 SB: 0 CS: 1	PA: 35							
PITCHER	IP	WLS	BF	H	R	ER	SO	BB	IBB	HBP	BLK	WP	HR	S	P	ERA	WHIP										
34 Jon Lester, L ERA: 3.22	7.0	W	26	6	2	2	3	2	0	0	0	0	0	60	100	2.57	1.143										
21 Tommy Hunter, R ERA: 3.97	0.1		3	2	1	1	0	0	0	0	0	0	1	7	12	27.00	6.000										
56 Héctor Rondón, R ERA: 1.78	1.2	S	6	0	0	0	2	1	0	0	0	0	0	14	25	0.00	0.600										

Batter	1	2	3	4	5	6	7	8	9	AB	R	H	RBI	BB	SO	LOB	BOTTOM										
24 Dexter Fowler, S OBP: 0.332, SLG: 0.383	K		F8			G4-3		HR		5	2	3	1	0	1	0	San Francisco Giants @ Chicago Cubs Wrigley Field, Chicago, IL Fri Aug 07 2015, 3:05 PM - 6:17 PM CDT Att: 41,311 - Partly Cloudy - 76 F										
12 Kyle Schwarber, L OBP: 0.427, SLG: 0.631	2B		K			G4-3		K		5	2	2	2	0	2	1											
8 Chris Coghlan, L OBP: 0.338, SLG: 0.422										3	0	2	1	0	0	1											
19 Jonathan Herrera, S OBP: 0.257, SLG: 0.318										1	0	0	0	0	1	1											
44 Anthony Rizzo, L OBP: 0.401, SLG: 0.537		L7								4	0	0	0	0	2	3											
17 Kris Bryant, R OBP: 0.359, SLG: 0.436										3	1	1	0	1	0	1											
68 Jorge Soler, R OBP: 0.326, SLG: 0.387										3	1	2	2	1	0	1											
56 Héctor Rondón, R										0	0	0	0	0	0	0											
3 David Ross, R OBP: 0.301, SLG: 0.283										4	0	1	1	0	2	3											
34 Jon Lester, L OBP: 0.024, SLG: 0.024										3	0	0	0	0	3	3											
21 Tommy Hunter, R ERA: 6.0										0	0	0	0	0	0	0											
15 Chris Denorfia, R OBP: 0.323, SLG: 0.364										1	0	0	0	0	0	0											
22 Addison Russell, R OBP: 0.299, SLG: 0.359										4	1	1	0	0	1	1											
Inning Stats	R: 1 E: 0 K: 1 S: 14	H: 2 LOB: 1 BB: 0 P: 22	R: 0 E: 0 K: 2 S: 10	H: 1 LOB: 1 BB: 0 P: 14	R: 0 E: 0 K: 2 S: 11	H: 1 LOB: 1 BB: 0 P: 17	R: 0 E: 0 K: 1 S: 11	H: 0 LOB: 1 BB: 1 P: 18	R: 5 E: 0 K: 1 S: 24	H: 5 LOB: 1 BB: 1 P: 36	R: 0 E: 0 K: 1 S: 11	H: 1 LOB: 0 BB: 0 P: 15	R: 0 E: 0 K: 2 S: 11	H: 1 LOB: 0 BB: 0 P: 15	R: 1 E: 0 K: 2 S: 12	H: 1 LOB: 0 BB: 0 P: 16	1B: 7 2B: 4 3B: 0 HR: 1	SF: 0 SAC: 0 DP: 0 HBP: 0	WP: 1 PB: 0 SB: 3 CS: 0	PA: 38							
PITCHER	IP	WLS	BF	H	R	ER	SO	BB	IBB	HBP	BLK	WP	HR	S	P	ERA	WHIP										
32 Ryan Vogelsong, R ERA: 4.26	4.0	L	19	6	3	3	6	1	0	0	0	0	0	53	82	6.75	1.750										
41 Jeremy Affeldt, L	0.2		4	1	0	0	0	1	0	0	0	0	0	8	14	0.00	3.000										
52 Yusmeiro Petit, R ERA: 4.07	1.1		7	3	3	3	2	0	0	0	0	0	0	20	26	20.25	2.250										
61 Josh Osich, L ERA: 0.96	2.0		8	2	1	1	4	0	0	0	0	1	1	23	31	4.50	1.000										



Batter	1	2	3	4	5	6	7	8	9	AB	R	H	RBI	BB	SO	LOB	TOP					
35 Shane Peterson, L (1.9) OBP: 0.373, SLG: 0.388										4	0	1	0	0	2	1						
18 Khris Davis, R (1.7) OBP: 0.326, SLG: 0.456										3	1	0	0	1	1	2						
24 Adam Lind, L (1.3) OBP: 0.364, SLG: 0.490										4	2	2	2	0	1	0						
20 Jonathan Lucroy, R (1.2) OBP: 0.304, SLG: 0.333										4	0	0	0	0	2	1						
2 Scooter Gennett, L (1.4) OBP: 0.281, SLG: 0.373										3	0	0	0	0	0	1						
14 Hernán Pérez, R (9, PH) OBP: 0.244, SLG: 0.313										1	0	0	0	0	0	0						
3 Elian Herrera, S (1.5) OBP: 0.283, SLG: 0.389										4	0	1	1	0	1	0						
9 Jean Segura, R (1.6) OBP: 0.287, SLG: 0.323										4	0	1	0	0	0	1						
7 Logan Schafer, L (1.8) OBP: 0.292, SLG: 0.302										4	0	1	0	0	2	1						
26 Taylor Jungmann, R (1.1) OBP: 0.381, SLG: 0.490										1	0	1	0	0	0	0						
37 Tyler Thornburg, R (3.1) OBP: 0.227, SLG: 0.255										0	0	0	0	0	0	0						
15 Jason Rogers, R (5, PH) OBP: 0.227, SLG: 0.255										0	0	0	0	0	0	0						
26 Kyle Lohse, R (5.1) OBP: 0.227, SLG: 0.255										0	0	0	0	0	0	0						
8 Ryan Braun, R (7, PH) OBP: 0.359, SLG: 0.642										0	0	0	0	0	0	0						
48 Neal Cotts, L (7.1) OBP: 0.292, SLG: 0.302										0	0	0	0	0	0	0						
46 Corey Knebel, R (8.1) OBP: 0.292, SLG: 0.302										0	0	0	0	0	0	0						
Inning Stats	R: 0 E: 0 K: 1 S: 7	H: 0 LOB: 0 BB: 0 P: 11	R: 0 E: 0 K: 0 S: 8	H: 0 LOB: 0 BB: 0 P: 11	R: 0 E: 0 K: 1 S: 11	H: 2 LOB: 2 BB: 0 P: 17	R: 1 E: 0 K: 0 S: 9	H: 2 LOB: 1 BB: 0 P: 12	R: 0 E: 0 K: 3 S: 9	H: 0 LOB: 0 BB: 0 P: 12	R: 2 E: 0 K: 2 S: 14	H: 1 LOB: 0 BB: 0 P: 22	R: 0 E: 0 K: 1 S: 12	H: 1 LOB: 1 BB: 0 P: 19	R: 0 E: 0 K: 2 S: 11	H: 0 LOB: 0 BB: 0 P: 16	R: 0 E: 0 K: 0 S: 9	H: 1 LOB: 1 BB: 0 P: 12	1B: 4 2B: 2 3B: 0 HR: 1	SF: 0 SAC: 0 DP: 0 HBP: 0	WP: 0 PB: 0 SB: 0 CS: 0	PA: 35
PITCHER	IP WLS BF H R ER SO BB IBB HBP BLK WP HR S P ERA WHIP																					
50 Dan Haren, R (1.1) ERA: 3.55	5.1 W 22 5 3 3 6 1 0 0 0 0 0 1 54 79 5.06 1.125																					
37 Travis Wood, L (6.1) ERA: 4.42	1.0 H 4 1 0 0 1 0 0 0 0 0 0 0 10 15 0.00 1.000																					
52 Justin Grimm, R (7.1) ERA: 1.47	0.2 H 2 0 0 0 1 0 0 0 0 0 0 0 6 10 0.00 0.000																					
46 Pedro Strop, R (8.1) ERA: 2.86	1.0 H 3 0 0 0 2 0 0 0 0 0 0 0 11 16 0.00 0.000																					
40 James Russell, L (9.1) ERA: 3.21	1.0 S 4 1 0 0 0 0 0 0 0 0 0 0 9 12 0.00 1.000																					

Milwaukee Brewers @ Chicago Cubs
Wrigley Field, Chicago, IL
Tue Aug 11 2015, 7:05 PM - 10:15 PM CDT
Att: 37,109 - Clear - 72 F

AB	34
R	3
H	7
RBI	3
BB	1
SO	10
LOB	8



Batter	1	2	3	4	5	6	7	8	9	AB	R	H	RBI	BB	SO	LOB	BOTTOM			
24 Dexter Fowler, S (1.8) OBP: 0.333, SLG: 0.382										2	1	0	1	2	0	1				
12 Kyle Schwarber, L (1.7) OBP: 0.418, SLG: 0.579										4	1	0	0	1	0	3				
8 Chris Coghlan, L (1.4) OBP: 0.336, SLG: 0.415										3	1	1	0	1	1	2				
13 Starlin Castro, R (6.4) OBP: 0.271, SLG: 0.303										1	0	0	0	0	0	0				
44 Anthony Rizzo, L (1.3) OBP: 0.406, SLG: 0.538										3	0	2	2	1	1	0				
17 Kris Bryant, R (1.5) OBP: 0.363, SLG: 0.444										4	1	1	0	1	1	5				
68 Jorge Soler, R (1.9) OBP: 0.330, SLG: 0.386										3	1	1	2	0	2	2				
47 Miguel Montero, L (1.2) OBP: 0.338, SLG: 0.385										4	1	1	0	0	2	5				
50 Dan Haren, R (1.1) ERA: 3.55	2.2 L 17 5 4 2 3 6 3 0 0 0 0 0 22 43 6.75 3.000																			
37 Travis Wood, L (6.1) ERA: 4.42	1.1 9 1 2 2 2 3 0 1 0 0 0 0 22 43 13.50 3.000																			
26 Kyle Lohse, R (5.1) ERA: 6.12	2.0 7 1 0 0 2 1 0 0 0 0 0 0 16 27 0.00 1.000																			
48 Neal Cotts, L (7.1) ERA: 3.11	1.1 5 0 0 0 1 0 0 0 1 0 0 0 13 19 0.00 0.000																			
46 Corey Knebel, R (8.1) ERA: 3.41	0.2 3 0 0 0 0 0 0 0 1 0 0 0 10 16 0.00 0.000																			
Inning Stats	R: 0 E: 0 K: 1 S: 9	H: 0 LOB: 0 BB: 0 P: 16	R: 3 E: 2 K: 1 S: 16	H: 4 LOB: 2 BB: 0 P: 31	R: 1 E: 0 K: 1 S: 22	H: 1 LOB: 3 BB: 3 P: 38	R: 2 E: 0 K: 2 S: 18	H: 1 LOB: 3 BB: 3 P: 39	R: 0 E: 1 K: 1 S: 9	H: 0 LOB: 1 BB: 1 P: 16	R: 0 E: 0 K: 1 S: 7	H: 1 LOB: 0 BB: 0 P: 11	R: 0 E: 0 K: 1 S: 10	H: 0 LOB: 0 BB: 0 P: 14	R: 0 E: 0 K: 0 S: 13	H: 0 LOB: 1 BB: 0 P: 21	1B: 5 2B: 2 3B: 0 HR: 0	SF: 1 SAC: 0 DP: 2 HBP: 3	WP: 0 PB: 0 SB: 2 CS: 0	PA: 41
PITCHER	IP WLS BF H R ER SO BB IBB HBP BLK WP HR S P ERA WHIP																			
26 Taylor Jungmann, R (1.1) ERA: 2.42	2.2 L 17 5 4 2 3 6 3 0 0 0 0 0 22 43 6.75 3.000																			
37 Tyler Thornburg, R (3.1) ERA: 4.4	1.1 9 1 2 2 2 3 0 1 0 0 0 0 22 43 13.50 3.000																			
26 Kyle Lohse, R (5.1) ERA: 6.12	2.0 7 1 0 0 2 1 0 0 0 0 0 0 16 27 0.00 1.000																			
48 Neal Cotts, L (7.1) ERA: 3.11	1.1 5 0 0 0 1 0 0 0 1 0 0 0 13 19 0.00 0.000																			
46 Corey Knebel, R (8.1) ERA: 3.41	0.2 3 0 0 0 0 0 0 0 1 0 0 0 10 16 0.00 0.000																			

Milwaukee Brewers @ Chicago Cubs
Wrigley Field, Chicago, IL
Tue Aug 11 2015, 7:05 PM - 10:15 PM CDT
Att: 37,109 - Clear - 72 F

AB	30
R	6
H	7
RBI	5
BB	7
SO	8
LOB	25



Batter	1	2	3	4	5	6	7	8	9	10	AB	R	H	RBI	BB	SO	LOB	TOP								
35 Shane Peterson, L OBP: 0.367, SLG: 0.381			G4-3			K				L7	5	0	1	0	0	2	0	Milwaukee Brewers @ Chicago Cubs Wrigley Field, Chicago, IL Wed Aug 12 2015, 7:06 PM - 9:50 PM CDT Att: 36,438 - Clear - 71 F								
20 Jonathan Lucroy, R OBP: 0.303, SLG: 0.332			L4					G6-3			4	0	1	0	0	1	1									
8 Ryan Braun, R OBP: 0.343, SLG: 0.492						P3					4	2	3	1	0	0	1									
24 Adam Lind, L OBP: 0.363, SLG: 0.486			L8			F8				FC6	3	0	0	0	1	0	3									
18 Khris Davis, R OBP: 0.321, SLG: 0.448			G5-3			P6					4	0	0	0	0	2	4									
2 Scooter Gennett, L OBP: 0.281, SLG: 0.375											4	0	1	0	0	2	3									
9 Jean Segura, R OBP: 0.285, SLG: 0.320			SH1-3-5			L3					3	0	0	0	0	1	1									
14 Hernán Pérez, R OBP: 0.241, SLG: 0.309			P3			K					2	0	0	0	0	1	0									
3 Elián Herrera, S OBP: 0.279, SLG: 0.383						K					2	0	0	0	0	2	0									
22 Matt Garza, R OBP: 0.314, SLG: 0.388			G1-3			G6-3					2	0	0	0	0	0	0									
7 Logan Schafer, R OBP: 0.288, SLG: 0.326											0	0	0	0	0	0	0									
21 Jeremy Jeffress, R OBP: 0.288, SLG: 0.326											0	0	0	0	0	0	0									
13 Will Smith, R OBP: 0.288, SLG: 0.326											0	0	0	0	0	0	0									
15 Jason Rogers, R OBP: 0.288, SLG: 0.326											0	0	0	0	0	0	0									
54 Michael Blazek, R OBP: 0.288, SLG: 0.326											0	0	0	0	0	0	0									
Inning Stats	R: 1 E: 0 K: 2 S: 12	H: 1 LOB: 1 BB: 1 P: 19	R: 0 E: 0 K: 0 S: 5	H: 1 LOB: 0 BB: 0 P: 5	R: 0 E: 0 K: 0 S: 5	H: 0 LOB: 0 BB: 0 P: 7	R: 0 E: 0 K: 1 S: 11	H: 1 LOB: 1 BB: 0 P: 15	R: 0 E: 0 K: 1 S: 7	H: 0 LOB: 0 BB: 0 P: 8	R: 0 E: 0 K: 1 S: 9	H: 1 LOB: 1 BB: 0 P: 13	R: 0 E: 0 K: 1 S: 5	H: 0 LOB: 0 BB: 0 P: 6	R: 0 E: 0 K: 2 S: 11	H: 1 LOB: 1 BB: 0 P: 18	R: 1 E: 1 K: 3 S: 14	H: 1 LOB: 1 BB: 0 P: 20	R: 0 E: 0 K: 1 S: 6	H: 0 LOB: 0 BB: 0 P: 7	1B: 4 2B: 2 3B: 0 HR: 1	SF: 0 SAC: 1 DP: 1 HBP: 0	WP: 3 PB: 0 SB: 0 CS: 0	PA: 37		
PITCHER	IP WLS BF H R ER SO BB IBB HBP BLK WP HR S P ERA WHIP	39 Jason Hammel, R ERA: 3.1	33 Clayton Richard, L ERA: 4.03	46 Pedro Strop, R ERA: 2.61	56 Héctor Rondón, R ERA: 1.71	21 Tommy Hunter, R ERA: 3.89																				

AB	35
R	2
H	6
RBI	1
BB	1
SO	12
LOB	13



Batter	1	2	3	4	5	6	7	8	9	10	AB	R	H	RBI	BB	SO	LOB	BOTTOM							
24 Dexter Fowler, S OBP: 0.334, SLG: 0.381								E1			3	0	1	0	1	0	0	Milwaukee Brewers @ Chicago Cubs Wrigley Field, Chicago, IL Wed Aug 12 2015, 7:06 PM - 9:50 PM CDT Att: 36,438 - Clear - 71 F							
12 Kyle Schwarber, L OBP: 0.404, SLG: 0.556											4	0	0	0	0	3	4								
56 Héctor Rondón, R ERA: 1.71											0	0	0	0	0	0	0								
21 Tommy Hunter, R ERA: 3.89											0	0	0	0	0	0	0								
8 Chris Coghlan, L OBP: 0.333, SLG: 0.411											3	0	0	0	0	0	0								
46 Pedro Strop, R ERA: 2.61											0	0	0	0	0	0	0								
15 Chris Denorfia, R OBP: 0.317, SLG: 0.357											1	0	0	0	0	1	1								
44 Anthony Rizzo, L OBP: 0.405, SLG: 0.533											3	0	0	0	1	0	0								
17 Kris Bryant, R OBP: 0.332, SLG: 0.450											4	1	1	1	0	2	1								
68 Jorge Soler, R OBP: 0.326, SLG: 0.381											4	0	0	0	0	1	1								
47 Miguel Montero, L OBP: 0.341, SLG: 0.397											3	2	1	1	1	0	0								
39 Jason Hammel, R OBP: 0.200, SLG: 0.208											1	0	0	0	0	0	0								
33 Clayton Richard, L OBP: 0.200, SLG: 0.222											0	0	0	0	0	0	0								
13 Starlin Castro, R OBP: 0.270, SLG: 0.303											1	0	0	0	0	0	0								
22 Addison Russell, R OBP: 0.304, SLG: 0.367											3	0	1	1	0	1	0								
Inning Stats	R: 0 E: 0 K: 1 S: 9	H: 0 LOB: 0 BB: 0 P: 12	R: 1 E: 0 K: 0 S: 12	H: 1 LOB: 0 BB: 0 P: 16	R: 0 E: 0 K: 1 S: 10	H: 0 LOB: 1 BB: 1 P: 16	R: 0 E: 0 K: 1 S: 7	H: 0 LOB: 0 BB: 0 P: 10	R: 1 E: 0 K: 0 S: 12	H: 2 LOB: 2 BB: 1 P: 21	R: 0 E: 0 K: 0 S: 8	H: 0 LOB: 0 BB: 0 P: 12	R: 0 E: 0 K: 1 S: 7	H: 0 LOB: 0 BB: 0 P: 9	R: 0 E: 1 K: 3 S: 11	H: 0 LOB: 1 BB: 0 P: 16	R: 0 E: 0 K: 1 S: 8	H: 0 LOB: 0 BB: 0 P: 14	R: 1 E: 0 K: 0 S: 2	H: 1 LOB: 1 BB: 0 P: 2	1B: 2 2B: 1 3B: 0 HR: 2	SF: 0 SAC: 1 DP: 1 HBP: 0	WP: 0 PB: 0 SB: 0 CS: 0	PA: 34	
PITCHER	IP WLS BF H R ER SO BB IBB HBP BLK WP HR S P ERA WHIP	22 Matt Garza, R ERA: 4.82	21 Jeremy Jeffress, R ERA: 3.22	13 Will Smith, L ERA: 2.28	54 Michael Blazek, R ERA: 2.43																				

AB	30
R	3
H	4
RBI	3
BB	3
SO	8
LOB	7



Batter	1	2	3	4	5	6	7	8	9	AB	R	H	RBI	BB	SO	LOB	TOP						
9 Jean Segura, R OBP: 0.286, SLG: 0.324										5	1	2	0	0	1	0	Milwaukee Brewers @ Chicago Cubs Wrigley Field, Chicago, IL Thu Aug 13 2015, 1:23 PM - 4:30 PM CDT Att: 40,799 - Partly Cloudy - 81 F						
20 Jonathan Lucroy, R OBP: 0.301, SLG: 0.327										4	0	0	0	1	3	1							
8 Ryan Braun, R OBP: 0.346, SLG: 0.495										4	0	3	1	0	1	1							
18 Khris Davis, R OBP: 0.320, SLG: 0.442										3	0	0	0	1	2	4							
15 Jason Rogers, R OBP: 0.283, SLG: 0.337										4	0	0	0	0	1	2							
3 Elian Herrera, S OBP: 0.285, SLG: 0.402										4	1	2	0	0	0	0							
14 Hernán Pérez, R OBP: 0.247, SLG: 0.313										4	0	2	1	0	1	1							
7 Logan Schafer, L OBP: 0.264, SLG: 0.271										4	0	0	0	0	2	3							
45 Tyler Cravy, R 46 Corey Knebel, R 35 Shane Peterson, L 26 Kyle Lohse, R 48 Neal Cotts, L 57 Francisco Rodríguez, R 12 Martín Maldonado, R										2	0	0	0	0	1	0							
Inning Stats	R: 0 E: 0 K: 3 S: 12	H: 0 LOB: 1 BB: 0 P: 16	R: 0 E: 0 K: 0 S: 8	H: 1 LOB: 1 BB: 0 P: 11	R: 1 E: 1 K: 1 S: 12	H: 2 LOB: 2 BB: 1 P: 23	R: 0 E: 0 K: 2 S: 8	H: 0 LOB: 0 BB: 1 P: 10	R: 0 E: 0 K: 2 S: 14	H: 2 LOB: 1 BB: 0 P: 23	R: 1 E: 0 K: 2 S: 13	H: 2 LOB: 1 BB: 0 P: 22	R: 0 E: 0 K: 1 S: 10	H: 1 LOB: 1 BB: 0 P: 13	R: 0 E: 0 K: 2 S: 11	H: 0 LOB: 0 BB: 0 P: 13	1B: 6 2B: 3 3B: 0 HR: 0		SF: 0 SAC: 0 DP: 0 HBP: 0	WP: 1 PB: 0 SB: 5 CS: 1	PA: 38		
PITCHER	IP WLS BF H R ER SO	IP WLS BF H R ER SO	IP WLS BF H R ER SO	IP WLS BF H R ER SO	IP WLS BF H R ER SO	IP WLS BF H R ER SO	IP WLS BF H R ER SO	IP WLS BF H R ER SO	IP WLS BF H R ER SO	IP WLS BF H R ER SO	IP WLS BF H R ER SO	IP WLS BF H R ER SO	IP WLS BF H R ER SO	IP WLS BF H R ER SO	IP WLS BF H R ER SO	IP WLS BF H R ER SO	BB IBB HBP BLK	WP HR S P	ERA WHIP	ERA WHIP			
34 Jon Lester, L ERA: 3.21	6.0	W	27	7	2	2	10	2	0	0	0	0	0	0	0	0	1	0	0	67	105	3.00	1.500
30 Jason Motte, R ERA: 3.65	1.0	H	4	1	0	0	1	0	0	0	0	0	0	0	0	0	0	0	8	10	0.00	1.000	
21 Tommy Hunter, R ERA: 3.83	0.2		3	1	0	0	1	0	0	0	0	0	0	0	0	0	0	0	9	10	0.00	1.500	
37 Travis Wood, L ERA: 4.34	1.1		4	0	0	0	2	0	0	0	0	0	0	0	0	0	0	0	12	16	0.00	0.000	

Batter	1	2	3	4	5	6	7	8	9	AB	R	H	RBI	BB	SO	LOB	BOTTOM					
24 Dexter Fowler, S OBP: 0.339, SLG: 0.393										3	3	2	2	2	0	0	Milwaukee Brewers @ Chicago Cubs Wrigley Field, Chicago, IL Thu Aug 13 2015, 1:23 PM - 4:30 PM CDT Att: 40,799 - Partly Cloudy - 81 F					
12 Kyle Schwarber, L OBP: 0.420, SLG: 0.621										4	2	3	4	1	1	1						
8 Chris Coghlan, L OBP: 0.331, SLG: 0.407										3	0	0	0	0	1	2						
19 Jonathan Herrera, S OBP: 0.257, SLG: 0.324										2	0	1	0	0	1	1						
44 Anthony Rizzo, L OBP: 0.405, SLG: 0.539										3	2	1	1	1	0	2						
17 Kris Bryant, R OBP: 0.361, SLG: 0.448										4	0	1	0	0	1	1						
68 Jorge Soler, R OBP: 0.326, SLG: 0.379										4	0	1	1	0	1	1						
21 Tommy Hunter, R OBP: 0.172, SLG: 0.111										0	0	0	0	0	0	0						
37 Travis Wood, R OBP: 0.172, SLG: 0.111										0	0	0	0	0	0	0						
3 David Ross, R OBP: 0.291, SLG: 0.273										4	0	0	0	0	3	2						
34 Jon Lester, L ERA: 3.21	4.1	L	20	4	4	4	3	4	0	0	0	0	0	0	0	0	2	58	96	8.31	1.846	
13 Starlin Castro, R OBP: 0.272, SLG: 0.304	1.0		5	1	1	1	2	1	0	0	0	0	0	0	0	0	0	1	9	13	13.50	1.500
30 Jason Motte, R ERA: 3.62	1.0		5	2	1	1	2	1	0	0	0	0	0	0	0	0	0	1	13	25	9.00	2.000
15 Chris Denorria, R OBP: 0.321, SLG: 0.380	1.0		5	2	1	1	1	0	0	0	0	0	0	0	0	0	0	1	10	17	9.00	2.000
22 Addison Russell, R OBP: 0.304, SLG: 0.364										3	1	0	0	1	0	3						
Inning Stats	R: 0 E: 0 K: 1 S: 9	H: 0 LOB: 0 BB: 1 P: 16	R: 1 E: 0 K: 2 S: 16	H: 2 LOB: 2 BB: 1 P: 24	R: 0 E: 0 K: 0 S: 10	H: 0 LOB: 1 BB: 1 P: 18	R: 0 E: 0 K: 0 S: 12	H: 0 LOB: 0 BB: 0 P: 19	R: 4 E: 0 K: 1 S: 20	H: 3 LOB: 0 BB: 1 P: 32	R: 0 E: 0 K: 2 S: 12	H: 1 LOB: 1 BB: 0 P: 20	R: 2 E: 0 K: 1 S: 11	H: 2 LOB: 1 BB: 1 P: 22	R: 2 E: 0 K: 1 S: 14	H: 3 LOB: 1 BB: 0 P: 20	1B: 4 2B: 2 3B: 0 HR: 5	SF: 0 SAC: 0 DP: 0 HBP: 0	WP: 0 PB: 0 SB: 0 CS: 1	PA: 39		
PITCHER	IP WLS BF H R ER SO	IP WLS BF H R ER SO	IP WLS BF H R ER SO	IP WLS BF H R ER SO	IP WLS BF H R ER SO	IP WLS BF H R ER SO	IP WLS BF H R ER SO	IP WLS BF H R ER SO	IP WLS BF H R ER SO	IP WLS BF H R ER SO	IP WLS BF H R ER SO	IP WLS BF H R ER SO	IP WLS BF H R ER SO	IP WLS BF H R ER SO	IP WLS BF H R ER SO	IP WLS BF H R ER SO	BB IBB HBP BLK	WP HR S P	ERA WHIP	ERA WHIP		
45 Tyler Cravy, R ERA: 5.62	0.2		3	1	1	1	1	0	0	0	0	0	0	0	0	0	0	1	9	13	13.50	1.500
26 Kyle Lohse, R ERA: 6.14	1.0		5	2	1	1	2	1	0	0	0	0	0	0	0	0	0	1	10	17	9.00	2.000
48 Neal Cotts, L ERA: 3.23	1.0		5	2	1	1	1	0	0	0	0	0	0	0	0	0	0	1	10	17	9.00	2.000
57 Francisco Rodríguez, R ERA: 1.78	1.0		6	3	2	2	1	0	0	0	0	0	0	0	0	0	0	1	14	20	18.00	3.000



Batter	1	2	3	4	5	6	7	8	9	AB R H RBI BB SO LOB	TOP									
24 Dexter Fowler, S OBP: 0.342, SLG: 0.403	G6-3		2B		1B		1B		K	4 0 2 1 1 1 0	Chicago Cubs @ Chicago White Sox U.S. Cellular Field, Chicago, IL Sat Aug 15 2015, 7:10 PM - 10:44 PM EDT Att: 39,579 - Clear - 84 F livebaseballscorecards.com									
12 Kyle Schwarber, L OBP: 0.403, SLG: 0.586	K		P4		1B		FC1-6		K	5 1 1 1 0 2 2										
17 Kris Bryant, R OBP: 0.365, SLG: 0.452	K				2-4		K		44 BB 1B	4 1 2 0 1 2 0										
44 Anthony Rizzo, L OBP: 0.408, SLG: 0.547		P5			P4		68 E 2B		68 FC4 1B	4 1 2 1 1 0 1										
68 Jorge Soler, R OBP: 0.327, SLG: 0.379		G5-3			F9		E7 FC6-5 1B		FC4	5 0 2 2 0 0 3										
15 Chris Denorfia, R OBP: 0.307, SLG: 0.361		L5			K		FC6-5-4 1B		K	4 0 0 0 0 2 4										
13 Starlin Castro, R OBP: 0.274, SLG: 0.306			P2		F8		L8		G6-3	4 0 0 0 0 0 1										
3 David Ross, R OBP: 0.290, SLG: 0.272			F9		L9		22 SH1-4 1B		K	4 1 1 0 0 1 0										
22 Addison Russell, R OBP: 0.304, SLG: 0.368			24 2B 2B		12 1B 2B		SH1-4 1-2		K	3 2 2 0 0 1 0										
Inning Stats	R: 0 E: 0 K: 2 S: 8	H: 0 LOB: 0 BB: 0 P: 13	R: 0 E: 0 K: 0 S: 10	H: 0 LOB: 0 BB: 0 P: 18	R: 1 E: 0 K: 0 S: 17	H: 2 LOB: 1 BB: 0 P: 27	R: 0 E: 0 K: 1 S: 9	H: 1 LOB: 1 BB: 0 P: 9	R: 1 E: 0 K: 1 S: 13	H: 2 LOB: 2 BB: 1 P: 27		R: 3 E: 1 K: 1 S: 22	H: 4 LOB: 2 BB: 1 P: 40	R: 0 E: 0 K: 2 S: 10	H: 0 LOB: 0 BB: 0 P: 17	R: 0 E: 0 K: 2 S: 13	H: 1 LOB: 2 BB: 1 P: 23	1B: 8 2B: 4 3B: 0 HR: 0	SF: 0 SAC: 1 DP: 0 HBP: 0	WP: 0 PB: 0 SB: 0 CS: 0
PITCHER	IP WLS BF H R ER SO BB IBB HBP BLK WP HR S P ERA WHIP											IP WLS BF H R ER SO BB IBB HBP BLK WP HR S P ERA WHIP								
62 Jose Quintana, L ERA: 3.62	6.0 L 26 7 3 3 4 0 1 0 0 0 0 0 67 110 4.50 1.167																			
52 Jake Peck, R ERA: 3.54	7.1 0.1 3 2 2 2 0 0 0 0 0 0 5 10 54.00 6.000																			
33 Zach Duke, L ERA: 3.47	7.1 0.1 3 1 0 0 0 1 0 0 0 0 0 10 20 0.00 6.000																			
34 Matt Albers, R ERA: 2.21	7.1 1.1 5 1 1 1 3 0 0 0 0 0 0 17 27 6.75 0.750																			
43 Dan Jennings, L ERA: 5.4	9.1 1.0 5 1 0 0 2 1 0 0 0 0 0 0 13 23 0.00 2.000																			

Batter	1	2	3	4	5	6	7	8	9	AB R H RBI BB SO LOB	BOTTOM											
1 Adam Eaton, L OBP: 0.347, SLG: 0.418	G4-3		K		79 L4-3 BB		G4-3		18 DI BB	3 0 0 0 2 1 0	Chicago Cubs @ Chicago White Sox U.S. Cellular Field, Chicago, IL Sat Aug 15 2015, 7:10 PM - 10:44 PM EDT Att: 39,579 - Clear - 84 F livebaseballscorecards.com											
18 Tyler Saladino, R OBP: 0.274, SLG: 0.352	G6-3		G4-3		K		79 WP 1B		K	5 1 1 0 0 2 2												
79 José Abreu, R OBP: 0.351, SLG: 0.502	2B		BB		L4-3		2B		1B	3 0 2 1 1 0 1												
53 Melky Cabrera, S OBP: 0.318, SLG: 0.395	G1-3		G3		G4-3		K		K	4 0 0 0 0 1 3												
26 Avisail García, R OBP: 0.314, SLG: 0.386		10 E 5 G4-3 HBP			10 E 25 S 1B		G1-3		F8	3 1 1 0 0 0 0												
25 Adam LaRoche, L OBP: 0.300, SLG: 0.341		F7			G4-3		10 2B 2B		K2-3	4 1 1 0 0 1 2												
10 Alexei Ramirez, R OBP: 0.264, SLG: 0.347		E1 G4-3			FC1		2B		L3	4 0 1 1 0 0 2												
5 Yolmer Sánchez, S OBP: 0.266, SLG: 0.327		G4-3			K		G5-3		G6-3	4 0 0 1 0 1 4												
21 Tyler Flowers, R OBP: 0.264, SLG: 0.354		K			K		G4-3		G3	3 0 0 0 0 2 3												
64 Emilio Bonifacio, S OBP: 0.158, SLG: 0.152					K					1 0 0 0 0 0 0												
Inning Stats	R: 0 E: 0 K: 0 S: 6	H: 1 LOB: 1 BB: 0 P: 12	R: 1 E: 1 K: 1 S: 14	H: 0 LOB: 1 BB: 0 P: 23	R: 0 E: 0 K: 1 S: 10	H: 0 LOB: 1 BB: 1 P: 18	R: 0 E: 0 K: 2 S: 15	H: 1 LOB: 2 BB: 0 P: 22	R: 0 E: 0 K: 1 S: 6	H: 2 LOB: 1 BB: 1 P: 10	R: 1 E: 0 K: 0 S: 9	H: 2 LOB: 1 BB: 0 P: 13	R: 1 E: 0 K: 1 S: 12	H: 2 LOB: 1 BB: 0 P: 16	R: 0 E: 0 K: 1 S: 7	H: 0 LOB: 0 BB: 0 P: 9	R: 0 E: 0 K: 1 S: 10	H: 0 LOB: 1 BB: 1 P: 18	1B: 2 2B: 5 3B: 0 HR: 0	SF: 0 SAC: 0 DP: 1 HBP: 1	WP: 2 PB: 0 SB: 1 CS: 0	PA: 38
PITCHER	IP WLS BF H R ER SO BB IBB HBP BLK WP HR S P ERA WHIP											IP WLS BF H R ER SO BB IBB HBP BLK WP HR S P ERA WHIP										
49 Jake Arrieta, R ERA: 2.39	6.2 W 29 7 3 2 5 2 0 0 0 0 1 0 66 105 2.70 1.050																					
52 Justin Grimm, R ERA: 1.34	7.1 1.1 5 1 0 0 2 0 0 0 0 1 0 13 18 0.00 0.750																					
56 Héctor Rondón, R ERA: 1.65	9.1 S 4 0 0 0 1 0 0 0 0 0 0 0 10 18 0.00 1.000																					

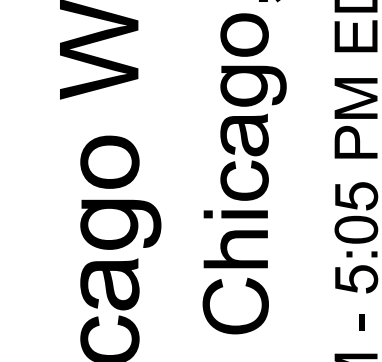
Batter	1	2	3	4	5	6	7	8	9	AB	R	H	RBI	BB	SO	LOB	TOP										
24 Dexter Fowler, S OBP: 0.341, SLG: 0.402										4	0	1	0	0	2	0	Chicago Cubs @ Chicago White Sox U.S. Cellular Field, Chicago, IL Sun Aug 16 2015, 2:11 PM - 5:05 PM EDT Att: 39,475 - Partly Cloudy - 94 F										
15 Chris Denorfia, R OBP: 0.307, SLG: 0.357										2	0	0	0	1	2	0											
8 Chris Coghlan, L OBP: 0.332, SLG: 0.426										1	0	0	0	0	1	0											
17 Kris Bryant, R OBP: 0.361, SLG: 0.447										4	0	0	0	0	3	2											
44 Anthony Rizzo, L OBP: 0.407, SLG: 0.543										3	0	0	0	0	2	0											
68 Jorge Soler, R OBP: 0.292, SLG: 0.388										3	1	1	1	1	1	3											
22 Addison Russell, R OBP: 0.303, SLG: 0.367										4	0	1	0	0	2	2											
13 Starlin Castro, R OBP: 0.271, SLG: 0.303										4	0	0	0	0	1	3											
47 Miguel Montero, L OBP: 0.332, SLG: 0.386										3	0	0	0	0	3	1											
19 Jonathan Herrera, S OBP: 0.252, SLG: 0.319										2	0	0	0	0	0	0											
12 Kyle Schwarber, L OBP: 0.400, SLG: 0.580										1	0	0	0	0	1	0											
Inning Stats	R: 0 H: 0 E: 0 K: 3 S: 9	H: 0 LOB: 0 BB: 0 P: 14	R: 0 H: 0 E: 1 K: 2 S: 13	H: 0 LOB: 1 BB: 0 P: 21	R: 0 H: 0 E: 0 K: 1 S: 7	H: 0 LOB: 0 BB: 0 P: 9	R: 0 H: 0 E: 0 K: 3 S: 10	H: 0 LOB: 0 BB: 0 P: 14	R: 0 H: 1 E: 0 K: 2 S: 12	H: 3 LOB: 1 BB: 1 P: 22	R: 0 H: 0 E: 0 K: 3 S: 9	H: 0 LOB: 0 BB: 0 P: 12	R: 0 H: 0 E: 0 K: 3 S: 9	H: 0 LOB: 0 BB: 0 P: 13	R: 1 H: 2 E: 0 K: 0 S: 11	H: 1 LOB: 1 BB: 0 P: 17	1B: 2 2B: 0 3B: 0 HR: 1	SF: 0 SAC: 0 DP: 0 HBP: 1	WP: 0 PB: 0 SB: 0 CS: 0	PA: 34							
PITCHER	IP	WLS	BF	H	R	ER	SO	BB	IBB	HBP	BLK	WP	HR	S	P	ERA	WHIP										
49 Chris Sale, L ERA: 3.32	7.0	W	26	1	0	0	15	2	0	1	0	0	0	73	116	0.00	0.429										
65 Nate Jones, R ERA:	1.0	H	3	0	0	0	3	0	0	0	0	0	0	9	13	0.00	0.000										
30 David Robertson, R ERA: 2.87	1.0	S	5	2	1	1	0	0	0	0	0	0	1	11	17	9.00	2.000										

Batter	1	2	3	4	5	6	7	8	9	AB	R	H	RBI	BB	SO	LOB	BOTTOM										
1 Adam Eaton, L OBP: 0.344, SLG: 0.414										4	0	0	0	0	2	1	Chicago Cubs @ Chicago White Sox U.S. Cellular Field, Chicago, IL Sun Aug 16 2015, 2:11 PM - 5:05 PM EDT Att: 39,475 - Partly Cloudy - 94 F										
79 José Abreu, R OBP: 0.355, SLG: 0.510										3	1	2	1	1	0	0											
53 Melky Cabrera, S OBP: 0.320, SLG: 0.402										4	1	2	1	0	1	2											
26 Avisail García, R OBP: 0.311, SLG: 0.382										4	0	0	0	0	1	3											
25 Adam LaRoche, L OBP: 0.297, SLG: 0.337										4	0	0	0	0	2	3											
10 Alexei Ramírez, R OBP: 0.286, SLG: 0.354										3	1	1	1	1	1	0											
5 Yolmer Sánchez, S OBP: 0.270, SLG: 0.333										4	0	2	0	0	1	1											
21 Tyler Flowers, R OBP: 0.264, SLG: 0.350										3	0	0	0	1	1	2											
18 Tyler Saladino, R OBP: 0.275, SLG: 0.359										3	0	1	0	0	0	2											
Inning Stats	R: 0 H: 1 E: 1 K: 2 S: 14	H: 1 LOB: 2 BB: 0 P: 22	R: 0 H: 1 E: 0 K: 1 S: 12	H: 1 LOB: 1 BB: 0 P: 18	R: 1 H: 2 E: 0 K: 1 S: 14	H: 2 LOB: 1 BB: 0 P: 21	R: 1 H: 2 E: 0 K: 0 S: 10	H: 2 LOB: 1 BB: 0 P: 12	R: 1 H: 1 E: 0 K: 1 S: 9	H: 0 LOB: 0 BB: 0 P: 14	R: 0 H: 0 E: 0 K: 1 S: 8	H: 0 LOB: 1 BB: 2 P: 17	R: 0 H: 0 E: 0 K: 2 S: 20	H: 0 LOB: 1 BB: 1 P: 28	R: 0 H: 1 E: 0 K: 1 S: 8	H: 1 LOB: 1 BB: 0 P: 14		1B: 3 2B: 2 3B: 0 HR: 3	SF: 0 SAC: 0 DP: 0 HBP: 0	WP: 1 PB: 0 SB: 0 CS: 1	PA: 35						
PITCHER	IP	WLS	BF	H	R	ER	SO	BB	IBB	HBP	BLK	WP	HR	S	P	ERA	WHIP										
50 Dan Haren, R ERA: 3.83	4.2	L	22	7	3	3	4	0	0	0	0	0	0	55	82	5.79	1.500										
37 Travis Wood, L ERA: 4.25	1.2		6	0	0	0	3	2	0	0	0	0	0	15	26	0.00	1.200										
21 Tommy Hunter, R ERA: 3.78	0.2		3	0	0	0	1	1	0	0	0	0	0	17	24	0.00	1.500										
40 James Russell, L ERA: 3.14	0.2		3	1	0	0	0	0	0	0	0	0	0	5	9	0.00	1.500										
30 Jason Motte, R ERA: 3.33	0.1		1	0	0	0	1	0	0	0	0	1	0	3	5	0.00	0.000										

AB	31
R	1
H	3
RBI	1
BB	2
SO	18
LOB	11



AB	32
R	3
H	8
RBI	3
BB	3
SO	9
LOB	14



Batter	1	2	3	4	5	6	7	8	9	AB	R	H	RBI	BB	SO	LOB	TOP																				
12 Anthony Gose, L (1,8) OBP: 0.309, SLG: 0.362										6	3	3	2	0	3	4																					
3 Ian Kinsler, R (1,4) OBP: 0.357, SLG: 0.433										5	3	5	2	0	0	0																					
24 Miguel Cabrera, R (1,3) OBP: 0.459, SLG: 0.582										5	2	1	0	1	1	2																					
28 J.D. Martinez, R (1,9) OBP: 0.349, SLG: 0.553										4	1	2	3	0	1	1																					
18 Tyler Collins, L (1,7) OBP: 0.319, SLG: 0.448										4	0	1	1	0	2	2																					
41 Victor Martinez, S (8,PH) OBP: 0.304, SLG: 0.374										0	0	0	0	1	0	0																					
17 Andrew Romine, S (8,PR) OBP: 0.310, SLG: 0.346										0	0	0	0	0	0	0																					
9 Nick Castellanos, R (1,5) OBP: 0.293, SLG: 0.384										4	0	1	2	1	0	1	0																				
30 Alex Wilson, R (8,1)										0	0	0	0	0	0	0	0																				
43 Bruce Rondón, R (9,1)										0	0	0	0	0	0	0	0																				
34 James McCann, R (1,2) OBP: 0.308, SLG: 0.407										5	0	1	0	0	3	3																					
1 Jose Iglesias, R (1,6) OBP: 0.350, SLG: 0.388										5	1	4	0	0	1	2																					
19 Anibal Sánchez, R (1,1)										2	0	0	0	0	2	3																					
32 Tom Gorzelanny, R (8,PH)										0	0	0	0	0	0	0																					
45 Buck Farmer, L (8,1)										1	0	0	0	0	0	0																					
65 Blaine Hardy, L (8,1)										0	0	0	0	0	0	0																					
62 Al Alburquerque, R (7,1)										0	0	0	0	0	0	0																					
20 Rajai Davis, R (8,7) OBP: 0.291, SLG: 0.460										1	0	0	0	0	0	0																					
Inning Stats	R: 3 E: 0 K: 3 S: 20	H: 3 LOB: 1 BB: 1 P: 31	R: 2 E: 0 K: 1 S: 11	H: 4 LOB: 2 BB: 0 P: 13	R: 0 E: 0 K: 2 S: 15	H: 2 LOB: 1 BB: 0 P: 18	R: 1 E: 0 K: 0 S: 13	H: 2 LOB: 1 BB: 0 P: 16	R: 0 E: 0 K: 1 S: 15	H: 3 LOB: 2 BB: 0 P: 22	R: 0 E: 0 K: 3 S: 10	H: 0 LOB: 0 BB: 0 P: 15	R: 0 E: 0 K: 1 S: 9	H: 1 LOB: 1 BB: 0 P: 15	R: 3 E: 0 K: 2 S: 15	H: 3 LOB: 2 BB: 2 P: 27	R: 1 E: 0 K: 0 S: 11	H: 1 LOB: 0 BB: 0 P: 17	1B: 12 2B: 4 3B: 0 HR: 3	SF: 2 SAC: 0 DP: 0 HBP: 0	WP: 0 PB: 0 SB: 1 CS: 0	PA: 48															
PITCHER	IP 3.0	WLS 19	BF 9	H 5	R 5	ER 5	SO 6	BB 1	IBB 0	HBP 0	BLK 0	WP 0	HR 3	S 46	P 62	ERA 15.00	WHIP 3.333	PITCHER	IP 1.0	WLS L	BF 8	H 3	R 3	ER 3	SO 2	BB 1	IBB 1	HBP 0	BLK 0	WP 0	HR 0	S 15	P 27	ERA 27.00	WHIP 4.000		
39 Jason Hammel, R (1,1) ERA: 3.38																		46 Pedro Strop, R (8,1) ERA: 3.02																			
30 Jason Motte, L (4,1) ERA: 3.77																		40 James Russell, L (9,1) ERA: 3.34																			
37 Travis Wood, L (4,1) ERA: 4.18																																					
52 Justin Grimm, R (6,1) ERA: 1.3																																					
21 Tommy Hunter, R (7,1) ERA: 3.71																																					

Detroit Tigers @ Chicago Cubs
Wrigley Field, Chicago, IL
Tue Aug 18 2015, 7:08 PM - 1:00 AM CDT
Att: 39,684 - Overcast - 79 F

AB 43
R 10
H 19
RBI 10
BB 3
SO 13
LOB 19




livebaseballscores.com


Batter	1	2	3	4	5	6	7	8	9	AB	R	H	RBI	BB	SO	LOB	BOTTOM					
24 Dexter Fowler, S (1,8) OBP: 0.346, SLG: 0.406										3	2	2	0	2	0	1						
12 Kyle Schwarber, L (1,7) OBP: 0.400, SLG: 0.595										4	3	1	3	1	2	3						
8 Chris Coghlan, L (1,4) OBP: 0.335, SLG: 0.435										4	2	2	2	1	2	2						
44 Anthony Rizzo, L (1,3) OBP: 0.405, SLG: 0.539										5	0	1	2	0	1	2						
17 Kris Bryant, R (1,5) OBP: 0.360, SLG: 0.443											4	0	0	0	1	2						
68 Jorge Soler, R (1,9) OBP: 0.325, SLG: 0.383											4	0	0	0	1	2						
47 Miguel Montero, L (1,2) OBP: 0.335, SLG: 0.392										4	0	2	0	0	1	0						
39 Jason Hammel, R (1,1) ERA: 3.38																						
30 Jason Motte, L (4,1) ERA: 3.77																						
37 Travis Wood, L (4,1) ERA: 4.18																						
52 Justin Grimm, R (6,1) ERA: 1.3																						
21 Tommy Hunter, R (7,1) ERA: 3.71																						
Inning Stats	R: 2 E: 0 K: 1 S: 13	H: 2 LOB: 0 BB: 1 P: 25	R: 0 E: 0 K: 1 S: 7	H: 0 LOB: 0 BB: 0 P: 8	R: 0 E: 0 K: 2 S: 10	H: 1 LOB: 1 BB: 0 P: 15	R: 0 E: 0 K: 0 S: 7	H: 0 LOB: 0 BB: 0 P: 8	R: 3 E: 0 K: 0 S: 16	H: 4 LOB: 1 BB: 1 P: 25	R: 0 E: 0 K: 2 S: 15	H: 2 LOB: 2 BB: 0 P: 19	R: 1 E: 0 K: 2 S: 13	H: 2 LOB: 1 BB: 1 P: 21	R: 0 E: 0 K: 0 S: 6	H: 0 LOB: 0 BB: 0 P: 7	R: 2 E: 0 K: 1 S: 10	H: 0 LOB: 0 BB: 2 P: 19	1B: 6 2B: 2 3B: 1 HR: 2	SF: 0 SAC: 0 DP: 1 HBP: 0	WP: 2 PB: 1 SB: 0 CS: 0	PA: 41
PITCHER	IP 2.1	WLS 10	BF 10	H 2	R 2	ER 2	SO 2	BB 1														

Batter	1	2	3	4	5	6	7	8	9	AB	R	H	RBI	BB	SO	LOB	TOP					
20 Rajai Davis, R OBP: 0.303, SLG: 0.414										4	1	2	1	0	2	0	Detroit Tigers @ Chicago Cubs Wrigley Field, Chicago, IL Wed Aug 19 2015, 7:08 PM - 10:55 PM CDT Att: 40,310 - Cloudy - 68 F					
54 Drew VerHagen, R (7, 1)										0	0	0	0	0	0	0						
41 Victor Martinez, S OBP: 0.306, SLG: 0.379										1	0	1	1	0	0	0						
48 Matthew Boyd, L (8, 1)										0	0	0	0	0	0	0						
39 Neftali Feliz, R (8, 1)										0	0	0	0	0	0	0						
3 Ian Kinsler, R OBP: 0.357, SLG: 0.435										5	1	2	1	0	1	4						
24 Miguel Cabrera, R OBP: 0.462, SLG: 0.586										5	2	3	1	1	0	1						
28 J.D. Martinez, R OBP: 0.350, SLG: 0.558										5	2	2	2	1	2	3						
9 Nick Castellanos, R OBP: 0.299, SLG: 0.409										5	2	4	5	0	0	2						
17 Andrew Romine, S OBP: 0.309, SLG: 0.343										1	1	0	0	0	0	0						
34 James McCann, R OBP: 0.306, SLG: 0.402										6	0	1	0	0	2	4						
1 Jose Iglesias, R OBP: 0.350, SLG: 0.387										6	1	2	0	0	2	2						
12 Anthony Gose, L OBP: 0.310, SLG: 0.368										5	3	2	1	0	1	2						
44 Daniel Norris, L OBP: 0.266, SLG: 2.000										2	1	1	2	1	1	0						
32 Tom Gorzelanny, R (5, 1)										0	0	0	0	0	0	0						
62 Al Alburquerque, R (5, 1)										0	0	0	0	0	0	0						
18 Tyler Collins, L OBP: 0.326, SLG: 0.466										1	1	1	1	0	0	0						
Inning Stats	R: 0 E: 0 K: 2 S: 10	H: 1 LOB: 1 BB: 0 P: 15	R: 3 E: 0 K: 2 S: 13	H: 3 LOB: 0 BB: 0 P: 18	R: 4 E: 1 K: 0 S: 17	H: 4 LOB: 3 BB: 3 P: 36	R: 0 E: 0 K: 1 S: 12	H: 1 LOB: 1 BB: 0 P: 18	R: 0 E: 0 K: 2 S: 9	H: 0 LOB: 0 BB: 0 P: 12	R: 1 E: 0 K: 1 S: 8	H: 3 LOB: 2 BB: 0 P: 13	R: 2 E: 0 K: 1 S: 12	H: 3 LOB: 2 BB: 0 P: 20	R: 3 E: 0 K: 2 S: 21	H: 4 LOB: 1 BB: 0 P: 31	R: 2 E: 0 K: 0 S: 11	H: 2 LOB: 0 BB: 0 P: 16	1B: 9 2B: 6 3B: 1 HR: 5	SF: 1 SAC: 1 DP: 0 HBP: 0	WP: 0 PB: 0 SB: 2 CS: 0	PA: 52
PITCHER	IP WLS BF H R ER SO BB IBB HBP BLK WP HR S P ERA WHIP																					
34 Jon Lester, L ERA: 3.58	2.2 L 18 7 7 7 4 3 0 0 0 0 0 3 34 62 23.62 3.750																					
33 Clayton Richard, L ERA: 3.59	3.1 15 5 1 1 4 0 0 0 0 0 1 35 50 2.70 1.500																					
30 Jason Motte, R ERA: 4.08	1.0 7 3 2 2 1 0 0 0 1 0 0 12 20 18.00 3.000																					
40 James Russell, L ERA: 4.6	1.2 11 6 5 5 2 0 0 0 0 0 1 30 45 27.00 3.600																					
15 Chris Denorfia, R ERA:	0.1 1 0 0 0 0 0 0 0 0 0 0 2 2 0.00 0.000																					

Batter	1	2	3	4	5	6	7	8	9	AB	R	H	RBI	BB	SO	LOB	BOTTOM					
24 Dexter Fowler, S OBP: 0.348, SLG: 0.417										5	1	3	2	0	1	0	Detroit Tigers @ Chicago Cubs Wrigley Field, Chicago, IL Wed Aug 19 2015, 7:08 PM - 10:55 PM CDT Att: 40,310 - Cloudy - 68 F					
12 Kyle Schwarber, L OBP: 0.407, SLG: 0.613										3	2	1	1	2	1	1						
17 Kris Bryant, R OBP: 0.367, SLG: 0.461										4	2	4	2	1	0	0						
44 Anthony Rizzo, L OBP: 0.401, SLG: 0.533										5	0	0	0	0	0	6						
68 Jorge Soler, R OBP: 0.320, SLG: 0.379										4	0	0	1	0	1	6						
13 Starlin Castro, R OBP: 0.273, SLG: 0.306										4	1	1	0	0	0	1						
40 James Russell, L (8, 1)										0	0	0	0	0	0	0						
15 Chris Denorfia, R OBP: 0.304, SLG: 0.353										1	0	0	0	0	1	0						
3 David Ross, R OBP: 0.266, SLG: 0.267										2	0	0	0	0	2	0						
8 Chris Coghlan, L OBP: 0.336, SLG: 0.442										2	1	1	1	0	0	0						
34 Jon Lester, L OBP: 0.023, SLG: 0.023										0	0	0	0	0	0	0						
33 Clayton Richard, L ERA: 5.07										2	0	0	0	0	0	0						
47 Miguel Montero, L OBP: 0.336, SLG: 0.390										1	0	0	0	1	0	0						
22 Addison Russell, R OBP: 0.303, SLG: 0.371										3	0	0	0	0	1	1						
30 Jason Motte, R (7, 1)										0	0	0	0	0	0	0						
19 Jonathan Herrera, S OBP: 0.299, SLG: 0.330										1	1	1	0	0	0	0						
Inning Stats	R: 0 E: 0 K: 2 S: 12	H: 1 LOB: 1 BB: 0 P: 19	R: 0 E: 0 K: 1 S: 9	H: 0 LOB: 0 BB: 0 P: 11	R: 3 E: 1 K: 2 S: 18	H: 2 LOB: 1 BB: 1 P: 29	R: 0 E: 0 K: 1 S: 10	H: 0 LOB: 0 BB: 0 P: 13	R: 0 E: 0 K: 0 S: 15	H: 1 LOB: 3 BB: 2 P: 30	R: 2 E: 0 K: 0 S: 11	H: 2 LOB: 1 BB: 1 P: 20	R: 1 E: 1 K: 0 S: 12	H: 2 LOB: 1 BB: 0 P: 18	R: 1 E: 0 K: 0 S: 17	H: 2 LOB: 1 BB: 0 P: 25	R: 1 E: 0 K: 1 S: 7	H: 1 LOB: 0 BB: 0 P: 10	1B: 3 2B: 3 3B: 2 HR: 3	SF: 1 SAC: 0 DP: 2 HBP: 0	WP: 0 PB: 0 SB: 0 CS: 0	PA: 42
PITCHER	IP WLS BF H R ER SO BB IBB HBP BLK WP HR S P ERA WHIP																					
44 Daniel Norris, L ERA: 4.43	4.1 19 4 3 3 0 1 0 0 0 0 0 7 17 0.00 6.000																					
32 Tom Gorzelanny, L ERA: 5.07	0.1 3 0 0 0 0 2 0 0 0 0 0 7 17 0.00 6.000																					
62 Al Alburquerque, R ERA: 3.04	1.1 6 2 2 2 0 1 0 0 0 0 0 15 26 13.50 2.250																					
54 Drew VerHagen, R ERA: 13.5	1.0 5 2 1 1 0 0 0 0 0 0 1 12 18 9.00 2.000																					
48 Matthew Boyd, L ERA: 7.66	0.2 3 1 1 1 0 0 0 0 0 0 0 12 18 13.50 1.500																					

Batter	1	2	3	4	5	6	7	8	9	AB	R	H	RBI	BB	SO	LOB	TOP					
22 Nick Markakis, L (1.9)	L7		G4-3				G4-3		G4-3	5	0	1	0	0	0	0	Atlanta Braves @ Chicago Cubs Wrigley Field, Chicago, IL Sun Aug 23 2015, 1:23 PM - 4:19 PM CDT Att: 39,581 - Sunny - 76 F					
25 Cameron Maybin, R (1.8)	K		L4			FC4-6 23 1B			P4	5	2	1	0	0	1	1						
5 Freddie Freeman, L (1.3)			G1-3							1	0	0	0	1	0	0						
23 Nick Swisher, S (1.7)										4	0	3	2	0	1	0						
13 Adonis Garcia, R (1.5)										4	0	1	0	0	0	6						
8 Jace Peterson, L (1.4)										4	0	0	0	0	1	1						
13 Pedro Ciriaco, R (1.6)										4	0	0	0	0	3	1						
30 Ryan Lavanway, R (1.2)										4	1	2	1	0	1	0						
37 Matt Wisler, R (1.1)										1	0	0	0	0	0	1						
52 Andrew McKirahan, R (0.1)										1	0	0	0	0	1	0						
32 David Aardsma, R (0.1)										0	0	0	0	0	0	0						
14 Eury Pérez, R (0.1)										0	0	0	0	0	0	0						
56 Matt Marksberry, L (0.1)										0	0	0	0	0	0	0						
38 Aroldys Vizcaino, R (0.1)										0	0	0	0	0	0	0						
7 Jonny Gomes, R (0.1)										1	0	0	0	0	1	0						
Inning Stats	R: 0 E: 0 K: 1 S: 13	H: 1 LOB: 2 BB: 0 P: 21	R: 0 E: 0 K: 1 S: 9	H: 1 LOB: 0 BB: 0 P: 12	R: 0 E: 0 K: 0 S: 4	H: 0 LOB: 0 BB: 0 P: 7	R: 0 E: 0 K: 3 S: 13	H: 1 LOB: 1 BB: 0 P: 18	R: 2 E: 0 K: 1 S: 16	H: 3 LOB: 2 BB: 1 P: 26	R: 0 E: 0 K: 2 S: 10	H: 0 LOB: 0 BB: 0 P: 14	R: 1 E: 0 K: 0 S: 13	H: 2 LOB: 2 BB: 0 P: 20	R: 0 E: 0 K: 0 S: 8	H: 0 LOB: 0 BB: 0 P: 11	R: 0 E: 0 K: 1 S: 8	H: 0 LOB: 0 BB: 0 P: 13	1B: 6 2B: 1 3B: 0 HR: 1	SF: 0 SAC: 0 DP: 0 HBP: 2	WP: 0 PB: 0 SB: 1 CS: 0	PA: 38
PITCHER	IP WLS BF H R ER SO BB IBB HBP BLK WP HR S P ERA WHIP																					
39 Jason Hammel, R (1.1)	6.1 W 27 6 2 2 8 1 0 1 0 0 1 69 104 2.84 1.105																					
33 Clayton Richard, L (7.1)	0.2 5 2 1 1 0 0 0 0 1 0 0 0 9 14 13.50 3.000																					
30 Jason Motte, R (8.1)	1.0 3 0 0 0 0 0 0 0 0 0 0 8 11 0.00 0.000																					
40 James Russell, L (9.1)	1.0 3 0 0 0 1 0 0 0 0 0 0 8 13 0.00 0.000																					

Batter	1	2	3	4	5	6	7	8	9	AB	R	H	RBI	BB	SO	LOB	BOTTOM			
24 Dexter Fowler, S (1.8)	HR	G4-3					FC6-4			3	1	1	1	1	0	1	Atlanta Braves @ Chicago Cubs Wrigley Field, Chicago, IL Sun Aug 23 2015, 1:23 PM - 4:19 PM CDT Att: 39,581 - Sunny - 76 F			
12 Kyle Schwarber, L (1.7)	G4-3		L9			P6			K	5	1	1	1	0	1	4				
8 Chris Coghlan, L (1.4)	G4-3		L1-4-3			G3			F9	4	0	0	0	0	1	1				
19 Jonathan Herrera, S (7.4)										1	0	0	0	0	1	1				
44 Anthony Rizzo, L (1.3)	17 HR					L7				4	2	1	0	1	1	1				
17 Kris Bryant, R (1.5)	1-H									4	4	3	3	0	1	0				
47 Miguel Montero, L (1.2)	68 F					L8				2	1	1	3	3	0	0				
68 Jorge Soler, R (1.9)	E5									3	0	0	0	1	1	1				
15 Chris Denorfia, R (8.9)										1	0	1	0	0	0	0				
39 Jason Hammel, R (1.1)										4	0	1	1	0	2	2				
33 Clayton Richard, L (7.1)										0	0	0	0	0	0	0				
30 Jason Motte, R (8.1)										0	0	0	0	0	0	0				
3 David Ross, R (8.1)										1	0	0	0	0	1	2				
40 James Russell, L (9.1)										0	0	0	0	0	0	0				
22 Addison Russell, R (1.6)										3	0	1	0	0	2	3				
13 Starlin Castro, R (6.6)										1	0	1	0	0	0	0				
Inning Stats	R: 3 E: 1 K: 0 S: 17	H: 2 LOB: 2 BB: 2 P: 30	R: 1 E: 0 K: 1 S: 13	H: 1 LOB: 0 BB: 0 P: 20	R: 3 E: 0 K: 1 S: 17	H: 3 LOB: 1 BB: 1 P: 30	R: 1 E: 0 K: 1 S: 16	H: 2 LOB: 3 BB: 2 P: 28	R: 0 E: 0 K: 1 S: 10	H: 0 LOB: 1 BB: 0 P: 14	R: 1 E: 0 K: 2 S: 21	H: 1 LOB: 0 BB: 0 P: 29	R: 0 E: 0 K: 1 S: 8	H: 1 LOB: 1 BB: 0 P: 11	R: 0 E: 0 K: 2 S: 17	H: 1 LOB: 2 BB: 1 P: 28	1B: 6 2B: 0 3B: 0 HR: 5	SF: 0 SAC: 0 DP: 0 HBP: 2	WP: 0 PB: 0 SB: 0 CS: 0	PA: 44
PITCHER	IP WLS BF H R ER SO BB IBB HBP BLK WP HR S P ERA WHIP																			
37 Matt Wisler, R (1.1)	2.2 L 19 6 7 7 2 3 0 1 0 0 0 4 46 77 23.62 3.375																			
52 Andrew McKirahan, L (3.1)	2.1 12 2 1 1 2 2 0 1 0 0 0 27 45 3.86 1.714																			
32 David Aardsma, R (6.1)	1.0 4 1 1 1 2 0 0 0 0 0 1 21 29 9.00 1.000																			
56 Matt Marksberry, L (7.1)	1.0 4 1 0 0 1 0 0 0 0 0 0 8 11 0.00 1.000																			
38 Aroldys Vizcaino, R (8.1)	1.0 5 1 0 0 2 1 0 0 0 0 0 17 28 0.00 2.000																			



Batter	1	2	3	4	5	6	7	8	9	AB	R	H	RBI	BB	SO	LOB	TOP					
22 Jason Kipnis, L (1,4) OBP: 0.396, SLG: 0.465	G4-3			23 L8 12 BB 1B		K			K	4	0	1	0	0	2	1	Cleveland Indians @ Chicago Cubs Wrigley Field, Chicago, IL Mon Aug 24 2015, 1:07 PM - 3:44 PM CDT Att: 36,283 - Partly Cloudy - 73 F					
12 Francisco Lindor, S (1,6) OBP: 0.336, SLG: 0.423	K			41 G4-6-3 BB		K			41 E 41 1B 1B	3	0	1	0	1	2	0						
23 Michael Brantley, L (1,7) OBP: 0.387, SLG: 0.466	G6-3			L8					41 G4-6-3 1B	4	0	1	0	0	1	4						
41 Carlos Santana, S (1,3)		4 G5-4-3 HBP		G4-6-3		G4-6-3			E7 55 S 1B	3	0	1	1	0	0	3						
10 Yan Gomes, R (1,2) OBP: 0.270, SLG: 0.370	P4			G5-3					4 SH3 1B	3	0	1	0	0	0	1						
11 José Ramírez, S (8, PR) OBP: 0.281, SLG: 0.286				G6-3					G5-3	0	0	0	0	0	0	0						
55 Roberto Pérez, R (8, 2) OBP: 0.342, SLG: 0.374				G6-3						1	0	0	0	0	0	2						
4 Mike Aviles, R (1,8) OBP: 0.273, SLG: 0.306	G5-4-3			G4-3					SH3	2	0	0	0	0	0	1						
40 Jerry Sands, R (1,9) OBP: 0.277, SLG: 0.364			P4	G4-3					G6-3	3	0	0	0	0	0	2						
39 Gio Urshela, R (1,5) OBP: 0.281, SLG: 0.333						F8			G6-3	3	0	1	0	0	0	2						
28 Corey Kluber, R (1,1)																						
57 Kyle Crockett, L (8, 1)																						
9 Ryan Raburn, R (9, PH) OBP: 0.365, SLG: 0.493																						
35 Abraham Almonte, S (8, PR) OBP: 0.285, SLG: 0.375																						
34 Zach McAllister, R (9, 1)									12 1B 41 1B HBP	0	0	0	0	0	0	0						
Inning Stats	R: 0 E: 0 K: 1 S: 8	H: 0 LOB: 0 BB: 0 P: 11	R: 0 E: 0 K: 0 S: 4	H: 0 LOB: 0 BB: 0 P: 6	R: 0 E: 0 K: 0 S: 4	H: 1 LOB: 0 BB: 0 P: 4	R: 0 E: 0 K: 0 S: 8	H: 1 LOB: 1 BB: 1 P: 17	R: 0 E: 0 K: 0 S: 6	H: 0 LOB: 0 BB: 0 P: 13	R: 0 E: 0 K: 2 S: 8	H: 0 LOB: 0 BB: 0 P: 11	R: 0 E: 0 K: 1 S: 7	H: 1 LOB: 0 BB: 0 P: 12	R: 0 E: 0 K: 0 S: 7	H: 1 LOB: 2 BB: 0 P: 9	R: 1 E: 1 K: 2 S: 13	H: 2 LOB: 3 BB: 0 P: 20	1B: 6 2B: 0 3B: 0 HR: 0	SF: 0 SAC: 1 DP: 4 HBP: 2	WP: 0 PB: 0 SB: 1 CS: 0	PA: 32
PITCHER	IP ERA: 3.44	WLS BF	H R	ER SO	BB IBB	HBP BLK	WP HR	S P	ERA WHIP	PITCHER										IP ERA WHIP		
34 Jon Lester, L (1,1) ERA: 3.44	8.2	31	6	1	6	1	0	62	1.04	0.808												
56 Héctor Rondón, R (9, 1) ERA: 1.59	0.1	W 1	0	0	0	0	0	3	0.00	0.000												

Batter	1	2	3	4	5	6	7	8	9	AB	R	H	RBI	BB	SO	LOB	BOTTOM						
24 Dexter Fowler, S (1,8) OBP: 0.353, SLG: 0.425	K			K2-3		P6				3	0	0	0	0	2	1	Cleveland Indians @ Chicago Cubs Wrigley Field, Chicago, IL Mon Aug 24 2015, 1:07 PM - 3:44 PM CDT Att: 36,283 - Partly Cloudy - 73 F						
12 Kyle Schwarber, L (1,7) OBP: 0.373, SLG: 0.558	K								HBP	4	0	0	0	0	4	2							
8 Chris Coghlan, L (1,9) OBP: 0.333, SLG: 0.449	F7									4	1	1	0	0	2	0							
44 Anthony Rizzo, L (1,3) OBP: 0.400, SLG: 0.541	K				G3-1					4	0	1	1	0	2	0							
17 Kris Bryant, R (1,5) OBP: 0.366, SLG: 0.481	F9				K					4	1	1	1	0	1	1							
11 Tommy La Stella, L (1,4) OBP: 0.111, SLG: 0.111																							
19 Jonathan Herrera, S (9, 4) OBP: 0.249, SLG: 0.319	K				P3					0	0	0	0	0	0	0							
13 Starlin Castro, R (1,6) OBP: 0.273, SLG: 0.306					F9					3	0	1	0	0	0	0							
3 David Ross, R (1,2) OBP: 0.290, SLG: 0.273					K					3	0	1	0	0	2	1							
34 Jon Lester, L (1,1) OBP: 0.022, SLG: 0.022					L7					1	0	0	0	0	0	0							
56 Héctor Rondón, R (9, 1) ERA: 3.18										0	0	0	0	0	0	0							
Inning Stats	R: 0 E: 0 K: 2 S: 10	H: 0 LOB: 0 BB: 0 P: 16	R: 0 E: 0 K: 2 S: 11	H: 0 LOB: 0 BB: 0 P: 17	R: 0 E: 0 K: 1 S: 12	H: 0 LOB: 0 BB: 0 P: 16	R: 0 E: 0 K: 3 S: 9	H: 0 LOB: 0 BB: 0 P: 11	R: 0 E: 0 K: 1 S: 8	H: 0 LOB: 0 BB: 0 P: 12	R: 0 E: 0 K: 0 S: 8	H: 1 LOB: 1 BB: 0 P: 11	R: 1 E: 0 K: 1 S: 15	H: 2 LOB: 0 BB: 0 P: 21	R: 0 E: 0 K: 2 S: 14	H: 1 LOB: 2 BB: 0 P: 21		R: 1 E: 0 K: 2 S: 12	H: 1 LOB: 0 BB: 0 P: 15	1B: 2 2B: 1 3B: 1 HR: 1	SF: 0 SAC: 2 DP: 0 HBP: 1	WP: 0 PB: 0 SB: 0 CS: 0	PA: 32
PITCHER	IP ERA: 3.43	WLS BF	H R	ER SO	BB IBB	HBP BLK	WP HR	S P	ERA WHIP	PITCHER										IP ERA WHIP			
28 Corey Kluber, R (1,1) ERA: 3.43	7.2	28	4	1	11	0	0	83	1.17	0.522													
57 Kyle Crockett, L (8, 1) ERA: 3.97	0.1	1	0	0	1	0	0	4	0.00	0.000													
34 Zach McAllister, R (9, 1) ERA: 3.18	0.2	L 3	1	1	2	0	0	12	13.50	1.500													



Batter	1	2	3	4	5	6	7	8	9	AB	R	H	RBI	BB	SO	LOB	TOP								
24 Dexter Fowler, S OBP: 0.349, SLG: 0.420	G4-3		FC5-2 12 HR	G4-6-3		E6 12 BB			G3	5	1	0	0	0	0	3	Chicago Cubs @ San Francisco Giants AT&T Park, San Francisco, CA Tue Aug 25 2015, 7:16 PM - 10:23 PM PDT Att: 41,595 - Partly Cloudy - 64 F								
12 Kyle Schwarber, L OBP: 0.373, SLG: 0.570	G4-3		HR		G4-3	FC4-6 BB			P5	4	1	1	3	1	0	0									
8 Chris Coghlan, L OBP: 0.334, SLG: 0.447	G5-3		BB		FC4-6 1B				G3	4	0	1	0	1	0	2									
44 Anthony Rizzo, L OBP: 0.399, SLG: 0.538		G5-3	F7		1B			G5-3		4	0	1	0	0	0	1									
17 Kris Bryant, R OBP: 0.367, SLG: 0.480	L8			47 HR 1B	G6-4-3					3	1	1	0	1	0	2									
47 Miguel Montero, L OBP: 0.345, SLG: 0.436	K			HR					G4-6-3	4	1	1	2	0	2	1									
13 Starlin Castro, R OBP: 0.277, SLG: 0.319									L9	4	2	3	1	0	0	0									
49 Jake Arrieta, R OBP: 0.443, SLG: 0.595 52 Justin Grimm, R ERA: 3.95 15 Chris Denorfia, R ERA: 3.99 21 Tommy Hunter, R ERA: 4.02 33 Clayton Richard, L ERA: 3.99 46 Pedro Strop, R ERA: 2.89			49 WP 24 FC5-2 1B	11 HR 2B					K	3	1	1	0	0	2	2									
11 Tommy La Stella, L OBP: 0.231, SLG: 0.167									K	0	0	0	0	0	0	0									
									L7	3	1	1	1	1	0	1									
Inning Stats	R: 0 E: 0 K: 0 S: 6	H: 0 LOB: 0 BB: 0 P: 7	R: 0 E: 0 K: 1 S: 8	H: 0 LOB: 0 BB: 0 P: 12	R: 3 E: 0 K: 1 S: 12	H: 2 LOB: 1 BB: 2 P: 25	R: 3 E: 0 K: 1 S: 13	H: 4 LOB: 0 BB: 0 P: 18	R: 0 E: 0 K: 0 S: 6	H: 2 LOB: 1 BB: 0 P: 11	R: 2 E: 0 K: 1 S: 17	H: 2 LOB: 2 BB: 1 P: 29	R: 0 E: 0 K: 0 S: 4	H: 0 LOB: 0 BB: 1 P: 9	R: 0 E: 0 K: 1 S: 11	H: 0 LOB: 0 BB: 0 P: 15	R: 0 E: 0 K: 0 S: 10	H: 0 LOB: 0 BB: 0 P: 14	1B: 5 2B: 2 3B: 0 HR: 3	SF: 0 SAC: 0 DP: 3 HBP: 0	WP: 1 PB: 1 SB: 0 CS: 0	PA: 39			
PITCHER	IP	WLS	BF	H	R	ER	SO	BB	IBB	HBP	BLK	WP	HR	S	P	ERA	WHIP								
18 Matt Cain, R ERA: 6.15	5.0	L	23	8	6	6	3	2	0	0	0	1	2	45	73	10.80	2.000								
52 Yusmeiro Petit, R ERA: 3.95	1.0		7	2	2	1	1	1	0	0	0	0	1	17	29	9.00	3.000								
49 Javier López, L ERA: 1.38	1.0		3	0	0	0	0	1	0	0	0	0	0	4	9	0.00	1.000								
70 George Kontos, R ERA: 1.94	1.0		3	0	0	0	1	0	0	0	0	0	0	11	15	0.00	0.000								
57 Mike Broadway, R ERA: 3.24	1.0		3	0	0	0	0	0	0	0	0	0	0	10	14	0.00	0.000								

AB	35
R	8
H	10
RBI	7
BB	4
SO	5
LOB	12



Batter	1	2	3	4	5	6	7	8	9	AB	R	H	RBI	BB	SO	LOB	BOTTOM								
23 Norichika Aoki, L OBP: 0.361, SLG: 0.379	G3			K		G4-3	FC6-4		F7	5	0	0	0	0	1	3	Chicago Cubs @ San Francisco Giants AT&T Park, San Francisco, CA Tue Aug 25 2015, 7:16 PM - 10:23 PM PDT Att: 41,595 - Partly Cloudy - 64 F								
5 Matt Duffy, R OBP: 0.346, SLG: 0.459	K			9 BB 1B		FC1 28 1B 9 G3-4-3			K	5	0	2	0	0	2	1									
9 Brandon Belt, L OBP: 0.351, SLG: 0.481	K					G3-4-3			FC3-6 6 BB 7 1B	4	1	1	1	1	1	2									
28 Buster Posey, R OBP: 0.371, SLG: 0.471										3	0	1	0	0	1	2									
49 Javier López, L ERA: 1.38	K			L9					K	0	0	0	0	0	0	0									
43 Justin Maxwell, R OBP: 0.276, SLG: 0.344									K	0	0	0	0	0	0	0									
35 Brandon Crawford, L OBP: 0.324, SLG: 0.482	L3								K	2	0	0	0	0	2	4									
2 Juan Carlos Pérez, R OBP: 0.500, SLG: 0.444									7 1B 34 2B	1	1	1	0	0	0	0									
6 Marlon Byrd, R OBP: 0.286, SLG: 0.449	K								7 1B 34 2B	3	1	1	0	1	2	0									
7 Gregor Blanco, L OBP: 0.375, SLG: 0.411										4	1	1	1	0	0	1									
57 Mike Broadway, R ERA: 3.24										0	0	0	0	0	0	0									
1 Ehire Adrianza, S OBP: 0.292, SLG: 0.254	G6-3									2	0	0	0	0	0	0									
52 Yusmeiro Petit, R ERA: 3.95										0	0	0	0	0	0	0									
34 Andrew Susac, R OBP: 0.319, SLG: 0.398										2	0	1	3	0	0	1									
18 Matt Cain, R ERA: 6.15										1	0	0	0	0	0	0									
37 Kelby Tomlinson, R OBP: 0.362, SLG: 0.444	L8								P3	2	1	1	0	1	0	1									
Inning Stats	R: 0 E: 0 K: 2 S: 8	H: 0 LOB: 0 BB: 0 P: 13	R: 0 E: 0 K: 2 S: 9	H: 0 LOB: 0 BB: 0 P: 13	R: 0 E: 0 K: 0 S: 7	H: 0 LOB: 0 BB: 0 P: 14	R: 0 E: 0 K: 2 S: 13	H: 1 LOB: 2 BB: 1 P: 25	R: 0 E: 0 K: 1 S: 5	H: 0 LOB: 0 BB: 0 P: 7	R: 1 E: 0 K: 1 S: 19	H: 2 LOB: 2 BB: 0 P: 27	R: 0 E: 0 K: 0 S: 11	H: 1 LOB: 2 BB: 1 P: 23	R: 4 E: 0 K: 1 S: 21	H: 4 LOB: 1 BB: 1 P: 35	R: 0 E: 0 K: 2 S: 10	H: 1 LOB: 1 BB: 0 P: 18	1B: 8 2B: 1 3B: 0 HR: 0	SF: 0 SAC: 0 DP: 0 HBP: 0	WP: 1 PB: 0 SB: 0 CS: 0	PA: 40			
PITCHER	IP	WLS	BF	H	R	ER	SO	BB	IBB	HBP	BLK	WP	HR	S	P	ERA	WHIP								
49 Jake Arrieta, R ERA: 2.22	6.0	W	24	4	1	0	0	1	0	0	0	0	0	63	102	0.00	0.833								
52 Justin Grimm, R ERA: 1.21	1.0		4	0	0	0	0	1	0	0	0	0	0	9	20	0.00	1.000								
21 Tommy Hunter, R ERA: 4.02	0.2		5	2	3	3	1	1	0	0	0	0	0	14	25	40.50	4.500								
33 Clayton Richard, L ERA: 3.99	0.0		2	2	1	1	0	0	0	0	0	0	0	6	8	∞	∞								
46 Pedro Strop, R ERA: 2.89	0.1	H	1	0	0	0	0	0	0	0	0	0	0	1	2	0.00	0.000								
PITCHER	IP	WLS	BF	H	R	ER	SO	BB	IBB	HBP	BLK	WP	HR	S	P	ERA	WHIP								
56 Héctor Rondón, R ERA: 1.55	1.0	S	4	1	0	0	2	1	0	0	0	0	0	10	18	0.00	1.000								

AB	37
R	5
H	9
RBI	5
BB	3
SO	11
LOB	17



Batter	1	2	3	4	5	6	7	8	9	AB	R	H	RBI	BB	SO	LOB	TOP					
24 Dexter Fowler, S (1,8) OBP: 0.348, SLG: 0.418	L8		1B			L9		L8		4	0	1	0	0	0	0	Chicago Cubs @ Los Angeles Dodgers Dodger Stadium, Los Angeles, CA Fri Aug 28 2015, 7:10 PM - 9:38 PM PDT Att: 44,874 - Clear - 83 F					
15 Chris Denorfia, R (1,9) OBP: 0.296, SLG: 0.337	K		FC6-4			K		G5-3		4	0	0	0	0	2	1						
17 Kris Bryant, R (1,5) OBP: 0.364, SLG: 0.476	K					K		K		4	0	0	0	0	4	0						
44 Anthony Rizzo, L (1,3) OBP: 0.394, SLG: 0.535		K				K		K		4	1	1	1	0	2	0						
13 Starlin Castro, R (1,4) OBP: 0.273, SLG: 0.316 (8,6)		G5-3				K		K		3	0	0	0	0	2	0						
41 Matt Szczur, R (1,7) OBP: 0.275, SLG: 0.349						G5-3				2	0	1	0	1	0	0						
47 Miguel Montero, L (1,2) OBP: 0.337, SLG: 0.423										3	0	0	0	0	2	2						
39 Jason Hammel, R (1,1) OBP: 0.193, SLG: 0.200										2	0	0	0	0	1	0						
37 Travis Wood, R (6,1) OBP: 0.172, SLG: 0.111										0	0	0	0	0	0	0						
33 Clayton Richard, L (7,1) OBP: 0.167, SLG: 0.182										0	0	0	0	0	0	0						
11 Tommy La Stella, L (8,PH) OBP: 0.250, SLG: 0.287 (8,4)										1	0	0	0	0	0	0						
22 Addison Russell, R (1,6) OBP: 0.302, SLG: 0.383										3	0	0	0	0	2	0						
57 Fernando Rodney, R (8,1) OBP: 0.275, SLG: 0.349										0	0	0	0	0	0	0						
Inning Stats	R: 0 E: 0 K: 2 S: 8	H: 0 LOB: 0 BB: 0 P: 11	R: 0 E: 0 K: 2 S: 9	H: 1 LOB: 1 BB: 0 P: 11	R: 0 E: 0 K: 1 S: 9	H: 1 LOB: 1 BB: 0 P: 11	R: 1 E: 0 K: 2 S: 12	H: 1 LOB: 0 BB: 0 P: 19	R: 0 E: 0 K: 2 S: 10	H: 0 LOB: 0 BB: 0 P: 12	R: 0 E: 0 K: 2 S: 12	H: 0 LOB: 0 BB: 1 P: 17	R: 0 E: 0 K: 2 S: 11	H: 0 LOB: 1 BB: 1 P: 17	R: 0 E: 0 K: 1 S: 8	H: 0 LOB: 0 BB: 0 P: 10	R: 0 E: 0 K: 1 S: 8	H: 0 LOB: 0 BB: 0 P: 9	1B: 1 2B: 1 3B: 0 HR: 1	SF: 0 SAC: 0 DP: 0 HBP: 0	WP: 0 PB: 0 SB: 0 CS: 0	PA: 31
PITCHER	IP WLS BF H R ER SO BB IBB HBP BLK WP HR S P ERA WHIP	8.0 W 28 3 1 1 14 1 0 0 0 0 1 79 108 1.12 0.500	1.0 S 3 0 0 0 1 0 0 0 0 0 0 8 9 0.00 0.000	PITCHER										IP WLS BF H R ER SO BB IBB HBP BLK WP HR S P ERA WHIP	IP WLS BF H R ER SO BB IBB HBP BLK WP HR S P ERA WHIP							

AB	30
R	1
H	3
RBI	1
BB	1
SO	15
LOB	3



Batter	1	2	3	4	5	6	7	8	9	AB	R	H	RBI	BB	SO	LOB	BOTTOM			
11 Jimmy Rollins, S (1,6) OBP: 0.277, SLG: 0.365	G5-3		1B			K		G4-3		4	1	1	0	0	1	0	Chicago Cubs @ Los Angeles Dodgers Dodger Stadium, Los Angeles, CA Fri Aug 28 2015, 7:10 PM - 9:38 PM PDT Att: 44,874 - Clear - 83 F			
26 Chase Utley, L (1,4) OBP: 0.289, SLG: 0.337	G1-3							L9		3	1	1	1	1	0	0				
23 Adrián González, L (1,3) OBP: 0.359, SLG: 0.507	F9							G6-3		4	1	1	0	0	0	1				
10 Justin Turner, R (1,5) OBP: 0.361, SLG: 0.522		G6-3						F7		3	0	0	0	1	0	1				
16 Andre Ethier, L (1,9) OBP: 0.373, SLG: 0.486										2	0	1	0	0	0	0				
33 Scott Van Slyke, R (6,PH) OBP: 0.332, SLG: 0.399 (7,9)										1	0	0	0	0	0	1				
3 Carl Crawford, L (1,7) OBP: 0.290, SLG: 0.382										3	1	1	0	1	1	1				
9 Yasmani Grandal, S (1,2) OBP: 0.377, SLG: 0.460										3	0	0	0	1	2	3				
14 Enrique Hernández, R (1,8) OBP: 0.352, SLG: 0.500										3	0	1	1	0	1	2				
22 Clayton Kershaw, L (1,1) OBP: 0.167, SLG: 0.158										3	0	0	0	0	0	2				
74 Kenley Jansen, S (9,1) ERA: 4.5										0	0	0	0	0	0	0				
Inning Stats	R: 0 E: 0 K: 0 S: 7	H: 0 LOB: 0 BB: 0 P: 14	R: 0 E: 0 K: 2 S: 15	H: 1 LOB: 2 BB: 1 P: 24	R: 1 E: 0 K: 0 S: 10	H: 2 LOB: 1 BB: 0 P: 16	R: 0 E: 0 K: 2 S: 7	H: 0 LOB: 0 BB: 0 P: 11	R: 0 E: 0 K: 1 S: 10	H: 0 LOB: 0 BB: 0 P: 12	R: 3 E: 0 K: 0 S: 17	H: 3 LOB: 2 BB: 3 P: 32	R: 0 E: 0 K: 0 S: 6	H: 0 LOB: 0 BB: 0 P: 8	R: 0 E: 0 K: 0 S: 9	H: 0 LOB: 1 BB: 0 P: 14	1B: 4 2B: 1 3B: 1 HR: 0	SF: 0 SAC: 0 DP: 1 HBP: 1	WP: 3 PB: 0 SB: 0 CS: 0	PA: 34
PITCHER	IP WLS BF H R ER SO BB IBB HBP BLK WP HR S P ERA WHIP	5.0 L 22 4 4 4 4 3 0 0 0 0 0 6 13 0.00 3.000	1.0 S 3 0 0 0 0 0 0 0 0 0 0 6 8 0.00 0.000	1.0 S 4 0 0 0 0 0 0 1 0 9 14 0.00 0.000	PITCHER										IP WLS BF H R ER SO BB IBB HBP BLK WP HR S P ERA WHIP	IP WLS BF H R ER SO BB IBB HBP BLK WP HR S P ERA WHIP				

AB	29
R	4
H	6
RBI	2
BB	4
SO	5
LOB	11



Batter	1	2	3	4	5	6	7	8	9	AB	R	H	RBI	BB	SO	LOB	TOP			
24 Dexter Fowler, S OBP: 0.353, SLG: 0.423										5	0	3	0	0	2	0	Chicago Cubs @ Los Angeles Dodgers Dodger Stadium, Los Angeles, CA Sun Aug 30 2015, 5:11 PM - 7:51 PM PDT Att: 46,679 - Sunny - 85 F			
15 Chris Denorfia, R OBP: 0.302, SLG: 0.339										2	1	1	0	1	1	0				
12 Kyle Schwarber, L OBP: 0.359, SLG: 0.538										2	0	0	0	0	1	2				
17 Kris Bryant, R OBP: 0.364, SLG: 0.478										5	1	1	2	0	3	5				
44 Anthony Rizzo, L OBP: 0.391, SLG: 0.528										4	0	1	0	1	0	0				
13 Starlin Castro, R OBP: 0.277, SLG: 0.322										5	0	3	0	0	0	5				
41 Matt Szczur, R OBP: 0.274, SLG: 0.343										4	0	1	0	0	0	2				
47 Miguel Montero, L OBP: 0.338, SLG: 0.420										4	0	2	0	0	0	2				
49 Jake Arrieta, R OBP: 0.150, SLG: 0.250										4	0	1	0	0	3	2				
22 Addison Russell, R OBP: 0.299, SLG: 0.378										4	0	0	0	0	0	2				
Inning Stats	R: 2 H: 3 E: 0 K: 1 S: 12	H: 3 LOB: 2 BB: 1 P: 22	R: 0 H: 2 E: 0 K: 2 S: 19	H: 2 LOB: 2 BB: 0 P: 31	R: 0 H: 2 E: 0 K: 1 S: 15	H: 2 LOB: 2 BB: 0 P: 19	R: 0 H: 0 E: 0 K: 2 S: 8	H: 0 LOB: 1 BB: 0 P: 13	R: 0 H: 1 E: 0 K: 0 S: 5	H: 1 LOB: 1 BB: 0 P: 9	R: 0 H: 0 E: 0 K: 1 S: 6	H: 0 LOB: 0 BB: 1 P: 8	R: 0 H: 1 E: 0 K: 1 S: 7	H: 2 LOB: 1 BB: 0 P: 10	R: 0 H: 2 E: 0 K: 2 S: 12	H: 2 LOB: 2 BB: 0 P: 15	1B: 10 2B: 2 3B: 0 HR: 1	SF: 0 SAC: 0 DP: 2 HBP: 0	WP: 0 PB: 0 SB: 0 CS: 0	PA: 41
PITCHER	IP WLS BF H R ER SO BB IBB HBP BLK WP HR S P ERA WHIP																			
57 Alex Wood, L ERA: 3.67	6.0 L 27 8 2 2 7 1 0 0 0 0 1 65 102 3.00 1.500																			
12 Juan Nicasio, R ERA: 2.92	7.1 1.1 6 1 0 0 1 1 0 0 0 0 0 8 13 0.00 1.500																			
56 J.P. Howell, L ERA: 1.43	8.1 0.2 3 2 0 0 0 0 0 0 0 0 0 6 9 0.00 3.000																			
52 Pedro Báez, R ERA: 3.03	9.1 1.0 5 2 0 0 2 0 0 0 0 0 0 0 12 15 0.00 2.000																			

Batter	1	2	3	4	5	6	7	8	9	AB	R	H	RBI	BB	SO	LOB	BOTTOM					
11 Jimmy Rollins, S OBP: 0.274, SLG: 0.359										3	0	0	0	1	2	1	Chicago Cubs @ Los Angeles Dodgers Dodger Stadium, Los Angeles, CA Sun Aug 30 2015, 5:11 PM - 7:51 PM PDT Att: 46,679 - Sunny - 85 F					
26 Chase Utley, L OBP: 0.285, SLG: 0.331										4	0	0	0	0	1	1						
23 Adrián González, L OBP: 0.356, SLG: 0.501										3	0	0	0	0	1	0						
16 Andre Ethier, L OBP: 0.373, SLG: 0.483										3	0	0	0	0	2	0						
3 Carl Crawford, L OBP: 0.283, SLG: 0.370										3	0	0	0	0	1	0						
9 Yasmani Grandal, S OBP: 0.374, SLG: 0.455										3	0	0	0	0	2	0						
31 Joc Pederson, L OBP: 0.354, SLG: 0.435										3	0	0	0	0	2	0						
14 Enrique Hernández, R OBP: 0.350, SLG: 0.492										3	0	0	0	0	0	0						
57 Alex Wood, R OBP: 0.239, SLG: 0.190										0	0	0	0	0	0	0						
7 Alex Guerrero, R OBP: 0.255, SLG: 0.450										1	0	0	0	0	0	0						
12 Juan Nicasio, R OBP: 0.255, SLG: 0.450										0	0	0	0	0	0	0						
56 J.P. Howell, L OBP: 0.274, SLG: 0.359										0	0	0	0	0	0	0						
10 Justin Turner, R OBP: 0.356, SLG: 0.513										1	0	0	0	0	1	0						
Inning Stats	R: 0 H: 0 E: 0 K: 1 S: 11	H: 0 LOB: 0 BB: 0 P: 15	R: 0 H: 0 E: 0 K: 1 S: 8	H: 0 LOB: 0 BB: 0 P: 11	R: 0 H: 0 E: 1 K: 2 S: 13	H: 0 LOB: 1 BB: 0 P: 19	R: 0 H: 0 E: 0 K: 1 S: 7	H: 0 LOB: 0 BB: 0 P: 12	R: 0 H: 0 E: 0 K: 2 S: 9	H: 0 LOB: 0 BB: 0 P: 15	R: 0 H: 0 E: 0 K: 0 S: 5	H: 0 LOB: 1 BB: 1 P: 10	R: 0 H: 0 E: 0 K: 1 S: 5	H: 0 LOB: 0 BB: 0 P: 6	R: 0 H: 0 E: 0 K: 1 S: 8	H: 0 LOB: 0 BB: 0 P: 10	R: 0 H: 0 E: 0 K: 3 S: 14	H: 0 LOB: 0 BB: 0 P: 18	1B: 0 2B: 0 3B: 0 HR: 0	SF: 0 SAC: 1 DP: 0 HBP: 0	WP: 0 PB: 0 SB: 0 CS: 0	PA: 29
PITCHER	IP WLS BF H R ER SO BB IBB HBP BLK WP HR S P ERA WHIP																					
49 Jake Arrieta, R ERA: 2.11	9.0 W 29 0 0 0 12 1 0 0 0 0 0 0 116 0.00 0.111																					

AB	39
R	2
H	13
RBI	2
BB	2
SO	10
LOB	20



Batter	1	2	3	4	5	6	7	8	9	AB	R	H	RBI	BB	SO	LOB	TOP					
30 Jason Bourgeois, R OBP: 0.309, SLG: 0.341 (9, 7)										6	1	3	2	0	0	1						
32 Jay Bruce, L OBP: 0.395, SLG: 0.438 (1, 9)										5	1	0	0	1	1	5						
19 Joey Votto, L OBP: 0.456, SLG: 0.553 (1, 3)										2	2	1	0	3	0	0						
4 Brandon Phillips, R OBP: 0.323, SLG: 0.386 (1, 4)										5	0	1	2	0	0	5						
21 Todd Frazier, R OBP: 0.314, SLG: 0.520 (1, 5)										4	0	0	0	1	2	4						
3 Ivan De Jesus Jr, R OBP: 0.348, SLG: 0.393 65 Ryan LaMarre, R OBP: 0.071, SLG: 0.071 (9, PR)										3	1	1	1	2	2	0						
7 Eugenio Suárez, R OBP: 0.315, SLG: 0.459 (1, 6)										5	2	1	2	0	0	4						
16 Tucker Barnhart, L OBP: 0.347, SLG: 0.361 (1, 2)										5	2	3	2	0	0	0						
50 Michael Lorenzen, R ERA: 4.15 41 Ryan Mattheus, R ERA: 2.09 23 Adam Duvall, R ERA: 3.77 51 Collin Balester, R ERA: 5.47 25 Burke Badenhop, R ERA: 3.74 55 Skip Schumaker, R ERA: 1.74 60 J.J. Hoover, R ERA: 1.74 54 Aroldis Chapman, L ERA: 1.82										1	1	0	0	0	0	1						
Inning Stats	R: 0 E: 0 K: 0 S: 8	H: 1 LOB: 1 BB: 1 P: 16	R: 0 E: 0 K: 1 S: 13	H: 0 LOB: 0 BB: 0 P: 19	R: 0 E: 0 K: 1 S: 8	H: 0 LOB: 0 BB: 0 P: 11	R: 1 E: 1 K: 0 S: 10	H: 2 LOB: 2 BB: 1 P: 22	R: 2 E: 0 K: 2 S: 13	H: 2 LOB: 1 BB: 1 P: 24	R: 4 E: 0 K: 0 S: 19	H: 3 LOB: 0 BB: 0 P: 29	R: 0 E: 0 K: 1 S: 8	H: 0 LOB: 1 BB: 0 P: 11	R: 0 E: 0 K: 1 S: 8	H: 1 LOB: 1 BB: 0 P: 12	R: 6 E: 2 K: 1 S: 23	H: 2 LOB: 2 BB: 3 P: 45	1B: 8 2B: 1 3B: 0 HR: 2	SF: 0 SAC: 0 DP: 1 HBP: 1	WP: 0 PB: 1 SB: 0 CS: 0	PA: 47
PITCHER	IP: 5.0 WLS: 23 BF: 5 H: 3 R: 3 ER: 3 SO: 4 BB: 2 IBB: 1 HBP: 1 BLK: 0 WP: 0 HR: 0 S: 52 P: 92 ERA: 5.40 WHIP: 1.400	IP: 0.1 WLS: L BF: 5 H: 3 R: 4 ER: 4 SO: 0 BB: 1 IBB: 0 HBP: 0 BLK: 0 WP: 2 HR: 15 S: 23 P: 108.00 ERA: 12.000	IP: 0.2 WLS: L BF: 2 H: 0 R: 0 ER: 0 SO: 0 BB: 0 IBB: 0 HBP: 0 BLK: 0 WP: 0 HR: 4 S: 6 P: 0.00 ERA: 0.000	IP: 7.1 WLS: 3 BF: 0 H: 0 R: 0 ER: 0 SO: 1 BB: 0 IBB: 0 HBP: 0 BLK: 0 WP: 0 HR: 8 S: 11 P: 0.00 ERA: 1.000	IP: 8.1 WLS: 4 BF: 1 H: 0 R: 0 ER: 0 SO: 1 BB: 0 IBB: 0 HBP: 0 BLK: 0 WP: 0 HR: 8 S: 12 P: 0.00 ERA: 1.000	IP: 0.2 WLS: S BF: 5 H: 0 R: 3 ER: 0 SO: 1 BB: 3 IBB: 0 HBP: 0 BLK: 0 WP: 0 HR: 0 S: 9 P: 23 ERA: 0.00 WHIP: 4.500	IP: 0.1 WLS: S BF: 5 H: 2 R: 3 ER: 0 SO: 0 BB: 0 IBB: 0 HBP: 0 BLK: 0 WP: 0 HR: 0 S: 14 P: 6 ERA: 0.00 WHIP: 6.000															
Batter	1	2	3	4	5	6	7	8	9	AB	R	H	RBI	BB	SO	LOB	BOTTOM					
24 Dexter Fowler, S OBP: 0.353, SLG: 0.432 (1, 8)										5	1	2	1	0	1	1						
12 Kyle Schwarber, L OBP: 0.357, SLG: 0.531 (1, 2)										4	1	1	1	0	2	1						
8 Chris Coghlan, L OBP: 0.333, SLG: 0.441 (1, 7)										4	0	1	0	0	1	2						
44 Anthony Rizzo, L OBP: 0.390, SLG: 0.524 (1, 3)										3	0	0	0	0	3	2						
17 Kris Bryant, R OBP: 0.367, SLG: 0.480 (1, 9)										3	0	2	1	1	0	0						
11 Tommy La Stella, L OBP: 0.250, SLG: 0.227 (1, 5)										4	0	0	0	0	1	3						
13 Starlin Castro, R OBP: 0.277, SLG: 0.324 (1, 4)										4	1	1	0	0	2	0						
28 Kyle Hendricks, R ERA: 3.68 16 Chris Coghlan, R ERA: 4.89 62 Justin Gersony, R ERA: 4.89 33 Clayton Richard, L ERA: 4.15 19 Jonathan Schoop, R ERA: 3.74 87 Fernando Rodney, R ERA: 3.74 21 Tommy Hunter, R ERA: 1.74 37 Travis Wood, L ERA: 1.82 40 James Russell, L ERA: 1.82 41 Matt Szczur, R ERA: 1.82										1	0	0	0	0	0	0						
Inning Stats	R: 0 E: 0 K: 2 S: 12	H: 1 LOB: 1 BB: 0 P: 17	R: 0 E: 0 K: 0 S: 7	H: 0 LOB: 0 BB: 0 P: 10	R: 1 E: 0 K: 2 S: 12	H: 1 LOB: 0 BB: 0 P: 18	R: 0 E: 0 K: 1 S: 11	H: 1 LOB: 1 BB: 0 P: 16	R: 4 E: 0 K: 0 S: 12	H: 4 LOB: 2 BB: 1 P: 21	R: 0 E: 0 K: 1 S: 7	H: 0 LOB: 0 BB: 0 P: 12	R: 0 E: 0 K: 1 S: 9	H: 0 LOB: 0 BB: 0 P: 13	R: 0 E: 0 K: 2 S: 12	H: 1 LOB: 1 BB: 1 P: 21	R: 1 E: 0 K: 2 S: 10	H: 1 LOB: 0 BB: 0 P: 19	1B: 3 2B: 4 3B: 0 HR: 2	SF: 0 SAC: 0 DP: 0 HBP: 1	WP: 0 PB: 0 SB: 0 CS: 1	PA: 38
PITCHER	IP: 4.2 WLS: W BF: 1 H: 1 R: 0 ER: 0 SO: 0 BB: 0 IBB: 0 HBP: 0 BLK: 0 WP: 0 HR: 1 S: 53 P: 96.4 ERA: 1.500	IP: 0.1 WLS: W BF: 1 H: 0 R: 0 ER: 0 SO: 0 BB: 0 IBB: 0 HBP: 0 BLK: 0 WP: 0 HR: 3 S: 7 P: 0.00 ERA: 3.000	IP: 1.0 WLS: H BF: 3 H: 0 R: 0 ER: 0 SO: 1 BB: 0 IBB: 0 HBP: 0 BLK: 0 WP: 0 HR: 12 S: 0.00 ERA: 0.000	IP: 7.1 WLS: H BF: 3 H: 0 R: 0 ER: 0 SO: 1 BB: 0 IBB: 0 HBP: 0 BLK: 0 WP: 0 HR: 9 S: 13 P: 0.00 ERA: 0.000	IP: 8.1 WLS: H BF: 3 H: 1 R: 0 ER: 0 SO: 1 BB: 0 IBB: 0 HBP: 0 BLK: 0 WP: 0 HR: 8 S: 15 P: 0.00 ERA: 6.000	IP: 1.2 WLS: S BF: 5 H: 1 R: 1 ER: 1 SO: 3 BB: 0 IBB: 0 HBP: 0 BLK: 0 WP: 0 HR: 14 S: 25 ERA: 5.40 WHIP: 0.600																

Cincinnati Reds @ Chicago Cubs
Wrigley Field, Chicago, IL
Mon Aug 31 2015, 7:09 PM - 10:31 PM CDT
Att: 34,017 - Clear - 75 F

AB	39
R	13
H	11
RBI	11
BB	7
SO	7
LOB	21



Cincinnati Reds @ Chicago Cubs
Wrigley Field, Chicago, IL
Mon Aug 31 2015, 7:09 PM - 10:31 PM CDT
Att: 34,017 - Clear - 75 F

AB	34
R	6
H	9
RBI	6
BB	2
SO	11
LOB	9



Batter	1	2	3	4	5	6	7	8	9	AB	R	H	RBI	BB	SO	LOB	TOP									
30 Jason Bourgeois, R (1.8) OBP: 0.297, SLG: 0.326										4	0	0	0	0	1	1										
32 Jay Bruce, L (1.9) OBP: 0.305, SLG: 0.439										4	1	1	0	0	2	0										
19 Joey Votto, L (1.3) OBP: 0.458, SLG: 0.563										3	1	2	2	1	0	0										
4 Brandon Phillips, R (1.4) OBP: 0.322, SLG: 0.385										4	0	1	0	0	1	1										
21 Todd Frazier, R (1.5) OBP: 0.312, SLG: 0.516										4	0	0	0	0	1	3										
3 Ivan De Jesus Jr, R (1.7) OBP: 0.340, SLG: 0.362										4	0	0	0	0	2	3										
7 Eugenio Suárez, R (1.6) OBP: 0.314, SLG: 0.467										4	1	1	1	0	1	0										
16 Tucker Barnhart, L (1.2) OBP: 0.346, SLG: 0.366										3	1	1	0	0	1	0										
28 Anthony DeSclafani, R (1.1) OBP: 0.196, SLG: 0.188										2	0	1	1	0	1	0										
63 Sam LeCure, R (6.1)										0	0	0	0	0	0	0										
55 Skip Schumaker, L (7. PH) OBP: 0.293, SLG: 0.296										1	0	0	0	0	1	0										
25 Burke Badenhop, R (7.1)										0	0	0	0	0	0	0										
70 Jumbo Diaz, R (7.1)										0	0	0	0	0	0	0										
Inning Stats	R: 1 E: 0 K: 2 S: 10	H: 1 LOB: 0 BB: 0 P: 15	R: 0 E: 0 K: 0 S: 5	H: 0 LOB: 0 BB: 0 P: 10	R: 0 E: 0 K: 1 S: 10	H: 0 LOB: 0 BB: 0 P: 15	R: 0 E: 0 K: 1 S: 11	H: 1 LOB: 2 BB: 1 P: 20	R: 1 E: 0 K: 0 S: 8	H: 2 LOB: 0 BB: 0 P: 13	R: 1 E: 0 K: 2 S: 14	H: 2 LOB: 1 BB: 0 P: 21	R: 1 E: 0 K: 2 S: 13	H: 1 LOB: 0 BB: 0 P: 20	R: 0 E: 0 K: 1 S: 10	H: 0 LOB: 0 BB: 0 P: 15	R: 0 E: 0 K: 2 S: 9	H: 0 LOB: 0 BB: 0 P: 12	1B: 2 2B: 3 3B: 0 HR: 2	SF: 0 SAC: 0 DP: 1 HBP: 0	WP: 0 PB: 0 SB: 2 CS: 0	PA: 34				
PITCHER	IP WLS BF H R ER SO BB IBB HBP BLK WP HR S P ERA WHIP	5.0 19 4 2 2 4 1 0 0 0 0 1 44 73 3.60 1.000	0.0 2 2 1 1 0 0 0 0 0 0 0 6 7 ∞ ∞	1.0 3 0 0 0 2 0 0 0 0 0 0 8 14 0.00 0.000	1.0 W 4 1 1 1 2 0 0 0 0 0 1 13 20 9.00 1.000	1.0 H 3 0 0 0 1 0 0 0 0 0 0 0 10 15 0.00 0.000																				
50 Dan Haren, R (1.1) ERA: 3.89																										
33 Clayton Richard, L (6.1) ERA: 4.06																										
52 Justin Grimm, R (6.1) ERA: 2.04																										
57 Fernando Rodney, R (7.1) ERA: 5.53																										
46 Pedro Strop, R (8.1) ERA: 2.84																										
56 Héctor Rondón, R (9.1)																										
PITCHER	IP WLS BF H R ER SO BB IBB HBP BLK WP HR S P ERA WHIP	1.0 S 3 0 0 0 2 0 0 0 0 0 0 0 0 12 0.00 0.000																								
56 Héctor Rondón, R (9.1) ERA: 1.53																										
24 Dexter Fowler, S (1.8) OBP: 0.352, SLG: 0.430										4	1	1	0	0	1	0										
12 Kyle Schwarber, L (1.7) OBP: 0.365, SLG: 0.552										3	3	2	2	1	1	0										
15 Chris Denorfia, R (8.7) OBP: 0.305, SLG: 0.339									0	0	0	0	0	0	0	0										
8 Chris Coghlan, L (1.9) OBP: 0.355, SLG: 0.443									3	1	1	0	1	0	1	0										
46 Pedro Strop, R (8.1) ERA: 2.84																										
56 Héctor Rondón, R (9.1)																										
44 Anthony Rizzo, L (1.3) OBP: 0.389, SLG: 0.521									3	0	0	0	1	0	3											
17 Kris Bryant, R (1.5) OBP: 0.370, SLG: 0.482									4	0	3	2	0	0	2											
47 Miguel Montero, L (1.2) OBP: 0.340, SLG: 0.424									4	0	2	1	0	1	2											
9 Javier Báez, R (1.4) (6.6)									4	0	0	0	0	1	4											
50 Dan Haren, R (1.1) OBP: 0.209, SLG: 0.154																										
11 Tommy La Stella, L (6. PH) OBP: 0.222, SLG: 0.200																										
22 Addison Russell, R (1.6) OBP: 0.299, SLG: 0.384																										
33 Clayton Richard, L (6.1) ERA: 4.06																										
52 Justin Grimm, R (6.1) ERA: 2.04																										
57 Fernando Rodney, R (7.1) ERA: 5.53																										
27 Austin Jackson, R (8.9) OBP: 0.311, SLG: 0.346																										
Inning Stats	R: 0 E: 0 K: 1 S: 9	H: 0 LOB: 0 BB: 0 P: 11	R: 0 E: 0 K: 1 S: 17	H: 1 LOB: 1 BB: 0 P: 20	R: 0 E: 0 K: 3 S: 9	H: 0 LOB: 0 BB: 0 P: 14	R: 1 E: 0 K: 1 S: 11	H: 1 LOB: 1 BB: 1 P: 18	R: 0 E: 0 K: 1 S: 8	H: 0 LOB: 0 BB: 0 P: 14	R: 2 E: 0 K: 0 S: 21	H: 3 LOB: 2 BB: 1 P: 38	R: 2 E: 0 K: 0 S: 17	H: 3 LOB: 2 BB: 1 P: 30	R: 0 E: 0 K: 1 S: 14	H: 1 LOB: 1 BB: 0 P: 18	1B: 6 2B: 2 3B: 0 HR: 1	SF: 0 SAC: 0 DP: 0 HBP: 0	WP: 1 PB: 0 SB: 0 CS: 0	PA: 36						
PITCHER	IP WLS BF H R ER SO BB IBB HBP BLK WP HR S P ERA WHIP	5.2 23 4 3 3 7 2 0 0 0 0 1 69 107 4.76 1.059	0.1 B 2 1 0 0 0 0 0 0 0 0 0 6 8 0.00 3.000	0.2 L 6 3 2 2 0 1 0 0 0 0 0 1 16 29 27.00 6.000	1.1 5 1 0 0 1 0 0 0 0 0 0 0 15 19 0.00 0.750																					
28 Anthony DeSclafani, R (1.1) ERA: 3.89																										
63 Sam LeCure, R (6.1) ERA: 2.45																										
25 Burke Badenhop, R (7.1) ERA: 4.02																										
70 Jumbo Diaz, R (7.1) ERA: 4.08																										

Cincinnati Reds @ Chicago Cubs
Wrigley Field, Chicago, IL
Tue Sep 01 2015, 7:06 PM - 10:08 PM CDT
Att: 33,756 - Partly Cloudy - 85 F

AB 33
R 4
H 7
RBI 4
BB 1
SO 11
LOB 8



Cincinnati Reds @ Chicago Cubs
Wrigley Field, Chicago, IL
Tue Sep 01 2015, 7:06 PM - 10:08 PM CDT
Att: 33,756 - Partly Cloudy - 85 F

AB 33
R 5
H 9
RBI 5
BB 3
SO 8
LOB 14



Batter	1	2	3	4	5	6	7	8	9	AB	R	H	RBI	BB	SO	LOB	TOP										
30 Jason Bourgeois, R (1,8) OBP: 0.302, SLG: 0.360										5	2	2	1	0	1	1	Cincinnati Reds @ Chicago Cubs Wrigley Field, Chicago, IL Wed Sep 02 2015, 1:22 PM - 4:30 PM CDT Att: 31,165 - Partly Cloudy - 87 F										
32 Jay Bruce, L (1,9) OBP: 0.302, SLG: 0.434										5	1	0	0	0	0	2											
19 Joey Votto, L (1,3) OBP: 0.457, SLG: 0.567										5	2	2	3	0	3	0											
4 Brandon Phillips, R (1,4) OBP: 0.325, SLG: 0.387										5	0	3	0	0	0	0											
21 Todd Frazier, R (1,5) OBP: 0.312, SLG: 0.513										4	0	1	0	0	0	1											
29 Brayan Peña, S (1,2) OBP: 0.338, SLG: 0.320										4	1	1	1	0	0	3											
7 Eugenio Suárez, R (1,6) OBP: 0.320, SLG: 0.473										3	1	2	1	1	1	2											
55 Skip Schumaker, L (1,7) OBP: 0.289, SLG: 0.293										3	0	0	0	0	1	4											
60 J.J. Hoover, R (8,1)										0	0	0	0	0	0	0											
16 Tucker Barnhart, L (9,PH) OBP: 0.345, SLG: 0.364										0	0	0	0	0	0	0											
54 Aroldis Chapman, L (9,1)										0	0	0	0	0	0	0											
26 Raisel Iglesias, R (1,1) OBP: 0.074, SLG: 0.148										3	0	1	1	0	0	1											
65 Ryan LaMarre, R (8,8) OBP: 0.067, SLG: 0.067										1	0	0	0	0	0	0											
Inning Stats	R: 1 H: 1 E: 0 K: 1 S: 8	H: 1 LOB: 0 BB: 0 P: 13	R: 1 H: 2 E: 0 K: 1 S: 14	H: 2 LOB: 1 BB: 0 P: 22	R: 0 H: 0 E: 0 K: 2 S: 11	H: 0 LOB: 0 BB: 0 P: 13	R: 0 H: 0 E: 0 K: 0 S: 7	H: 0 LOB: 0 BB: 0 P: 10	R: 1 H: 2 E: 0 K: 0 S: 7	H: 2 LOB: 1 BB: 0 P: 11	R: 0 H: 0 E: 0 K: 0 S: 5	H: 0 LOB: 0 BB: 0 P: 9	R: 0 H: 2 E: 0 K: 2 S: 13	H: 2 LOB: 2 BB: 0 P: 21	R: 0 H: 0 E: 0 K: 2 S: 13	H: 0 LOB: 0 BB: 0 P: 9	R: 0 H: 2 E: 0 K: 2 S: 13	H: 2 LOB: 2 BB: 0 P: 21	R: 0 H: 0 E: 0 K: 0 S: 5	H: 0 LOB: 0 BB: 0 P: 9	R: 0 H: 2 E: 0 K: 2 S: 13	H: 2 LOB: 2 BB: 0 P: 21	R: 3 H: 3 E: 1 K: 0 S: 14	H: 3 LOB: 1 BB: 0 P: 24	1B: 7 2B: 2 3B: 1 HR: 2	SF: 0 SAC: 1 DP: 0 HBP: 0	WP: 0 PA: 41 PB: 0 SB: 2 CS: 0
PITCHER	IP: 5.0 WLS: 22 BF: 22 ERA: 3.55	H: 7 R: 4 ER: 4 SO: 4	BB: 0 IBB: 0 HBP: 0 BLK: 0	WP: 0 HR: 1 S: 53 P: 80	ERA: 7.20 WHIP: 1.400	PITCHER	IP: 1.0 WLS: 7 BF: 7 ERA: 1.5	H: 3 R: 3 ER: 0 SO: 0	BB: 0 IBB: 0 HBP: 0 BLK: 0	WP: 0 HR: 1 S: 14 P: 24	ERA: 0.00 WHIP: 3.000																

Batter	1	2	3	4	5	6	7	8	9	AB	R	H	RBI	BB	SO	LOB	BOTTOM		
24 Dexter Fowler, S (1,8) OBP: 0.351, SLG: 0.427										4	1	0	0	1	2	3	Cincinnati Reds @ Chicago Cubs Wrigley Field, Chicago, IL Wed Sep 02 2015, 1:22 PM - 4:30 PM CDT Att: 31,165 - Partly Cloudy - 87 F		
8 Chris Coghlan, L (1,7) OBP: 0.354, SLG: 0.440										3	0	0	0	1	3	1			
17 Kris Bryant, R (1,5) OBP: 0.369, SLG: 0.487										4	1	1	2	0	1	1			
44 Anthony Rizzo, L (1,3) OBP: 0.390, SLG: 0.527										4	1	2	1	0	2	0			
47 Miguel Montero, L (1,2) OBP: 0.338, SLG: 0.420										3	0	0	0	1	2	1			
27 Austin Jackson, R (1,9) OBP: 0.313, SLG: 0.388										4	0	2	0	0	0	1			
22 Addison Russell, R (1,6) OBP: 0.299, SLG: 0.385										3	0	0	0	1	3	2			
39 Jason Hammel, R (1,1) OBP: 0.296, SLG: 0.346										1	0	0	0	0	0	0			
53 Trevor Cahill, R (8,1) OBP: 0.292, SLG: 0.326										0	0	0	0	0	0	0			
33 Clayton Richard, L (7,1) ERA: 4.02										0	0	0	0	0	0	0			
13 Starlin Castro, R (7,PH) OBP: 0.377, SLG: 0.550										0	0	0	0	0	0	0			
37 Travis Wood, R (8,1) OBP: 0.322, SLG: 0.311										0	0	0	0	0	0	0			
46 Pedro Strop, R (8,1) OBP: 0.074, SLG: 0.148										0	0	0	0	0	0	0			
56 Hector Rondón, R (8,1) OBP: 0.308, SLG: 0.339										0	0	0	0	0	0	0			
15 Chris Denorfia, R (8,PH) OBP: 0.308, SLG: 0.339										0	0	0	0	0	0	0			
11 Tommy La Stella, L (1,4) OBP: 0.233, SLG: 0.321										3	1	1	1	0	0	1			
9 Javier Báez, R (9,PH)										1	0	0	0	0	0	2			
Inning Stats	R: 0 H: 0 E: 0 K: 2 S: 10	H: 0 LOB: 0 BB: 0 P: 15	R: 0 H: 0 E: 0 K: 2 S: 9	H: 0 LOB: 0 BB: 0 P: 11	R: 1 H: 1 E: 0 K: 1 S: 11	H: 1 LOB: 0 BB: 0 P: 14	R: 1 H: 1 E: 0 K: 2 S: 14	H: 1 LOB: 1 BB: 1 P: 23	R: 0 H: 0 E: 0 K: 0 S: 9	H: 0 LOB: 0 BB: 1 P: 16	R: 0 H: 1 E: 0 K: 2 S: 14	H: 1 LOB: 0 BB: 0 P: 20	R: 2 H: 2 E: 0 K: 1 S: 15	H: 2 LOB: 1 BB: 1 P: 26	R: 0 H: 1 E: 0 K: 2 S: 12	H: 1 LOB: 2 BB: 1 P: 26	1B: 2 2B: 1 3B: 0 HR: 3	SF: 0 SAC: 1 DP: 1 HBP: 0	WP: 1 PA: 37 PB: 1 SB: 0 CS: 0
PITCHER	IP: 7.0 WLS: 26 BF: 26 ERA: 3.81	H: 3 R: 2 ER: 2 SO: 10	BB: 3 IBB: 0 HBP: 0 BLK: 0	WP: 0 HR: 2 S: 76 P: 113	ERA: 2.57 WHIP: 0.857	PITCHER	IP: 1.0 WLS: 6 BF: 6 ERA: 2.02	H: 2 R: 2 ER: 2 SO: 1	BB: 1 IBB: 0 HBP: 0 BLK: 0	WP: 0 HR: 1 S: 15 P: 26	ERA: 18.00 WHIP: 3.000	PITCHER	IP: 1.0 WLS: 5 BF: 5 ERA: 1.79	H: 1 R: 0 ER: 0 SO: 2	BB: 1 IBB: 0 HBP: 0 BLK: 0	WP: 0 HR: 0 S: 12 P: 26	1B: 2 2B: 1 3B: 0 HR: 3	SF: 0 SAC: 1 DP: 1 HBP: 0	WP: 1 PA: 37 PB: 1 SB: 0 CS: 0

AB 39
R 7
H 12
RBI 7
BB 1
SO 6
LOB 14

AB 31
R 4
H 6
RBI 4
BB 5
SO 13
LOB 13

Batter	1	2	3	4	5	6	7	8	9	AB	R	H	RBI	BB	SO	LOB	TOP																
5 Ender Inciarte, L OBP: 0.332, SLG: 0.388 (1, 9)	G1-3		G1-3		FC5-6 15 S 1-2		G3	G3		5	1	0	0	0	0	2	Arizona Diamondbacks @ Chicago Cubs Wrigley Field, Chicago, IL Fri Sep 04 2015, 1:24 PM - 5:03 PM CDT Att: 36,132 - Partly Cloudy - 74 F																
15 Phil Gosselin, R OBP: 0.391, SLG: 0.474 (1, 5)	F9		P3		2B		1B		4	1	2	1	1	0	0																		
11 AJ Pollock, R OBP: 0.370, SLG: 0.495 19 Jake Lamb, L OBP: 0.335, SLG: 0.419 (6, 3)	L6		G6-3		F9		HR		3	0	0	0	0	0	1																		
7 Wellington Castillo, R OBP: 0.308, SLG: 0.480 61 Silvano Bracho, R (5, 1)					P3				3	1	1	0	0	0	1																		
8 Jarrod Saltalamacchia, R OBP: 0.295, SLG: 0.364 (7, 3)					2B				2	0	1	0	0	0	1																		
6 David Peralta, L OBP: 0.365, SLG: 0.518 56 Keith Hessler, L OBP: 1.000, SLG: 1.000 37 Matt Stites, L (8, 1)					F8		G5-3		4	0	1	0	0	0	2																		
57 Chase Anderson, R (PH) OBP: 0.133, SLG: 0.114									0	0	0	0	0	0	0																		
24 Yasmany Tomás, R OBP: 0.316, SLG: 0.409 (1, 3)					G5-3				3	0	0	0	2	1	3																		
16 Chris Owings, R OBP: 0.274, SLG: 0.347 (1, 4)									4	1	1	1	0	1	3																		
13 Nick Ahmed, R OBP: 0.268, SLG: 0.331 (1, 6)					F7		FC4-6		3	0	1	1	1	0	2																		
52 Zack Godley, R OBP: 0.167, SLG: 0.167 36 Enrique Burgos, R (4, 1)							K2-3		1	0	0	0	0	0	1																		
62 Brandon Drury, R OBP: 0.333, SLG: 0.250 35 A.J. Schugel, R (5, 1)									0	0	0	0	0	0	0																		
23 Oscar Hernández, R OBP: 0.226, SLG: 0.148 (5, 2)									2	0	0	0	0	1	1																		
Inning Stats	R: 0 E: 0 K: 0 S: 11	H: 0 LOB: 0 BB: 0 P: 14	R: 0 E: 0 K: 3 S: 15	H: 1 LOB: 0 BB: 2 P: 25	R: 0 E: 0 K: 0 S: 9	H: 0 LOB: 0 BB: 0 P: 15	R: 1 E: 0 K: 0 S: 13	H: 2 LOB: 1 BB: 0 P: 20	R: 1 E: 0 K: 0 S: 11	H: 2 LOB: 1 BB: 0 P: 17	R: 0 E: 0 K: 0 S: 12	H: 0 LOB: 1 BB: 0 P: 19	R: 2 E: 0 K: 1 S: 14	H: 3 LOB: 0 BB: 0 P: 21	R: 1 E: 1 K: 0 S: 13	H: 1 LOB: 1 BB: 0 P: 18	R: 0 E: 0 K: 2 S: 17	H: 1 LOB: 2 BB: 1 P: 31	1B: 5 2B: 3 3B: 1 HR: 1	SF: 0 SAC: 0 DP: 0 HBP: 0	WP: 1 PB: 0 SB: 2 CS: 0	PA: 42											
PITCHER	IP WLS BF H R ER SO BB IBB HBP BLK WP HR S P ERA WHIP	PITCHER														IP WLS BF H R ER SO BB IBB HBP BLK WP HR S P ERA WHIP																	
34 Jon Lester, L ERA: 3.59 (1, 1)	5.0 W 22	5 2 2 3	2 0 0 0	2 0 0 0	2 0 0 0	1 0 12 19	3.60 1.400	52 Justin Grimm, R ERA: 1.59 (6, 1)	1.0 4 0 0	0 0 0 0	1 0 0 0	0 0 0 0	0 0 12 21	0.00 1.000	21 Tommy Hunter, R ERA: 4.11 (7, 1)	1.0 6 3 2	2 1 0 0	0 0 0 0	0 0 1 14	18.00 3.000	18 Tsuyoshi Wada, L ERA: 3.62 (8, 1)	1.0 5 1 1	0 0 0 0	0 0 0 0	0 0 13 18	0.00 1.000	37 Travis Wood, L ERA: 4.4 (9, 1)	1.0 5 1 0	0 0 2	1 0 0	0 0 0	0 0 17	31 2.000

Batter	1	2	3	4	5	6	7	8	9	AB	R	H	RBI	BB	SO	LOB	BOTTOM									
24 Dexter Fowler, S OBP: 0.350, SLG: 0.424 5 Quintin Berry, L (6, PH)					F7					3	1	0	0	1	2	3	Arizona Diamondbacks @ Chicago Cubs Wrigley Field, Chicago, IL Fri Sep 04 2015, 1:24 PM - 5:03 PM CDT Att: 36,132 - Partly Cloudy - 74 F									
27 Austin Jackson, R OBP: 0.312, SLG: 0.387 15 Chris Denorfia, R OBP: 0.307, SLG: 0.337 (1, 9)									4	1	1	1	0	1	1											
8 Chris Coghlan, L OBP: 0.337, SLG: 0.439 (7, 3)									3	2	1	1	2	0	0											
44 Anthony Rizzo, L OBP: 0.392, SLG: 0.534 41 Matt Szczur, R OBP: 0.290, SLG: 0.348 (1, 3)									3	2	2	4	1	0	0											
17 Kris Bryant, R OBP: 0.276, SLG: 0.486 52 Justin Grimm, R ERA: 1.59 (6, 1)									3	1	1	1	0	2	0											
21 Tommy Hunter, R ERA: 4.11 (7, 1)									0	0	0	0	0	0	0											
13 Starlin Castro, R OBP: 0.314, SLG: 0.352 18 Tsuyoshi Wada, L ERA: 3.62 (8, 1)									1	0	0	0	0	1	1											
37 Travis Wood, R OBP: 0.172, SLG: 0.111 (9, 1)									0	0	0	0	0	0	0											
9 Javier Báez, R OBP: 0.400, SLG: 0.667 (1, 4)									4	1	3	3	1	0	0											
3 David Ross, R OBP: 0.287, SLG: 0.280 (1, 2)									4	1	1	1	0	1	1											
34 Jon Lester, L OBP: 0.059, SLG: 0.020 19 Jonathan Herrera, S OBP: 0.238, SLG: 0.306 (1, 1)									2	2	0	0	1	0	3											
22 Addison Russell, R OBP: 0.303, SLG: 0.403 (1, 6)									3	3	2	3	1	1	0											
Inning Stats	R: 3 E: 0 K: 1 S: 16	H: 1 LOB: 4 BB: 0 P: 35	R: 1 E: 0 K: 1 S: 7	H: 1 LOB: 0 BB: 0 P: 12	R: 0 E: 0 K: 0 S: 7	H: 1 LOB: 1 BB: 0 P: 11	R: 2 E: 0 K: 1 S: 16	H: 2 LOB: 2 BB: 2 P: 33	R: 3 E: 1 K: 0 S: 28	H: 6 LOB: 0 BB: 2 P: 46	R: 0 E: 0 K: 3 S: 10	H: 0 LOB: 0 BB: 0 P: 15	R: 0 E: 0 K: 1 S: 12	H: 1 LOB: 1 BB: 0 P: 16	R: 0 E: 0 K: 2 S: 9	H: 0 LOB: 0 BB: 0 P: 13	1B: 7 2B: 1 3B: 0 HR: 4	SF: 1 SAC: 0 DP: 0 HBP: 0	WP: 0 PB: 0 SB: 0 CS: 1	PA: 44						
PITCHER	IP WLS BF H R ER SO BB IBB HBP BLK WP HR S P ERA WHIP	PITCHER														IP WLS BF H R ER SO BB IBB HBP BLK WP HR S P ERA WHIP										
52 Zack Godley, R ERA: 3.62 (4, 1)	0.1 2 1 0	0 0 0	0 0 0	0 0 0	0 0 0	0 0 6	11 0.00 3.000	35 A.J. Schugel, R ERA: 4.5 (5, 1)	0.2 9 5 7	1 0 1	0 0 3	0 0 0	0 0 1	19 27 0.00 0.750	61 Silvano Bracho, R ERA: 2.45 (5, 1)	1.1 5 1 1	0 0 3	0 0 0	0 0 1	19 27 0.00 1.000	56 Keith Hessler, L ERA: 14.21 (7, 1)	1.0 4 1 0	0 0 1	0 0 0	0 0 12	16 0.00 1.000

Batter	1	2	3	4	5	6	7	8	9	AB	R	H	RBI	BB	SO	LOB	TOP					
5 Ender Inciarte, L OBP: 0.331, SLG: 0.387	G1-3		G4-3			G3-1			G5-4-3	4	0	1	0	0	0	0	Arizona Diamondbacks @ Chicago Cubs Wrigley Field, Chicago, IL Sat Sep 05 2015, 1:22 PM - 3:56 PM CDT Att: 40,690 - Cloudy - 80 F					
11 AJ Pollock, R OBP: 0.397, SLG: 0.491	L7		L6			K			G5-4-3	4	0	0	0	0	1	1						
44 Paul Goldschmidt, R OBP: 0.437, SLG: 0.562	1B					K			1B	4	0	2	0	0	2	0						
6 David Peralta, L OBP: 0.364, SLG: 0.515	1B		G4-3			G4-3			G3-1	4	0	1	0	0	0	1						
8 Jarrod Saltalamacchia, S OBP: 0.296, SLG: 0.369	K					K				3	0	1	0	0	2	2						
19 Jake Lamb, L OBP: 0.335, SLG: 0.418						G1-3				3	0	1	0	0	1	1						
62 Brandon Drury, R OBP: 0.250, SLG: 0.182	G1-6-3					G5-3			G6-3	3	0	0	0	0	0	1						
16 Chris Owings, R OBP: 0.272, SLG: 0.345	F9					F8			F9	3	0	0	0	0	0	0						
38 Robbie Ray, L OBP: 0.106, SLG: 0.100			L6						G3-1	1	0	0	0	0	0	0						
24 Yasmyn Torres, R OBP: 0.176, SLG: 0.000										1	0	0	0	0	0	0						
48 Randall Delgado, R OBP: 0.176, SLG: 0.000										0	0	0	0	0	0	0						
30 David Hernandez, R OBP: 0.176, SLG: 0.000										0	0	0	0	0	0	0						
15 Phil Cosselin, R OBP: 0.176, SLG: 0.000										0	0	0	0	0	0	0						
41 Daniel Hudson, R OBP: 0.176, SLG: 0.000										0	0	0	0	0	0	0						
Inning Stats	R: 0 H: 2 E: 0 K: 1 S: 16	H: 2 LOB: 2 BB: 0 P: 25	R: 0 H: 1 E: 0 K: 0 S: 9	H: 1 LOB: 0 BB: 0 P: 13	R: 0 H: 0 E: 0 K: 0 S: 9	H: 0 LOB: 0 BB: 0 P: 14	R: 0 H: 0 E: 0 K: 2 S: 8	H: 0 LOB: 0 BB: 0 P: 12	R: 0 H: 0 E: 0 K: 1 S: 6	H: 0 LOB: 0 BB: 0 P: 9	R: 0 H: 0 E: 0 K: 2 S: 9	H: 0 LOB: 0 BB: 0 P: 11	R: 0 H: 1 E: 0 K: 1 S: 11	H: 1 LOB: 1 BB: 0 P: 19	R: 0 H: 0 E: 0 K: 0 S: 8	H: 0 LOB: 0 BB: 0 P: 13	R: 0 H: 2 E: 0 K: 0 S: 7	H: 2 LOB: 1 BB: 0 P: 10	1B: 5 2B: 1 3B: 0 HR: 0	SF: 0 SAC: 0 DP: 2 HBP: 0	WP: 0 PB: 0 SB: 1 CS: 0	PA: 31
PITCHER	IP WLS BF H R ER SO BB IBB HBP BLK WP HR S P ERA WHIP																					
49 Jake Arrieta, R ERA: 2.03	8.0 W 27 4 0 0 7 0 0 0 0 0 0 0 76 116 0.00 0.500																					
56 Héctor Rondón, R ERA: 1.45	1.0 S 4 2 0 0 0 0 0 0 0 0 0 0 7 10 0.00 2.000																					

Batter	1	2	3	4	5	6	7	8	9	AB	R	H	RBI	BB	SO	LOB	BOTTOM					
24 Dexter Fowler, S OBP: 0.351, SLG: 0.429	F8		G3			HR			BB	3	1	1	1	1	0	0	Arizona Diamondbacks @ Chicago Cubs Wrigley Field, Chicago, IL Sat Sep 05 2015, 1:22 PM - 3:56 PM CDT Att: 40,690 - Cloudy - 80 F					
27 Austin Jackson, R OBP: 0.314, SLG: 0.385	BB		HBP			K			K	2	0	0	0	1	2	1						
17 Kris Bryant, R OBP: 0.367, SLG: 0.481	FC6-4		L9-3			K			K	4	0	0	0	0	2	2						
44 Anthony Rizzo, L OBP: 0.391, SLG: 0.532	G5-3					BB			P5	4	1	1	0	0	1	1						
9 Javier Báez, R OBP: 0.357, SLG: 0.500	K		BB			G6-3			L8	3	0	0	0	1	1	0						
13 Starlin Castro, R OBP: 0.276, SLG: 0.325	BB		BB			G6-3				3	0	2	0	0	0	0						
15 Chris Denorfia, R OBP: 0.307, SLG: 0.337	1B		1B			G6-3				0	0	0	0	0	0	0						
3 David Ross, R OBP: 0.288, SLG: 0.276	BB		G4-3			F8				2	0	0	1	1	0	2						
49 Jake Arrieta, R ERA: 2.03	K		K			K			K	3	0	0	0	0	3	4						
56 Héctor Rondón, R ERA: 1.45	K		K			K			F7	0	0	0	0	0	0	0						
22 Addison Russell, R OBP: 0.301, SLG: 0.399	K		K							3	0	0	0	0	2	4						
Inning Stats	R: 0 H: 0 E: 0 K: 0 S: 7	H: 0 LOB: 1 BB: 1 P: 14	R: 0 H: 1 E: 0 K: 3 S: 14	H: 1 LOB: 2 BB: 1 P: 22	R: 0 H: 0 E: 0 K: 0 S: 6	H: 0 LOB: 0 BB: 0 P: 11	R: 1 H: 2 E: 0 K: 2 S: 17	H: 2 LOB: 2 BB: 1 P: 34	R: 1 H: 1 E: 0 K: 3 S: 13	H: 1 LOB: 0 BB: 0 P: 15	R: 0 H: 0 E: 0 K: 0 S: 9	H: 0 LOB: 0 BB: 0 P: 13	R: 0 H: 0 E: 0 K: 2 S: 10	H: 0 LOB: 1 BB: 1 P: 19	R: 0 H: 0 E: 0 K: 1 S: 6	H: 0 LOB: 0 BB: 0 P: 10	R: 0 H: 2 E: 0 K: 1 S: 7	H: 2 LOB: 1 BB: 0 P: 10	1B: 3 2B: 1 3B: 0 HR: 1	SF: 0 SAC: 0 DP: 1 HBP: 1	WP: 0 PB: 0 SB: 0 CS: 0	PA: 32
PITCHER	IP WLS BF H R ER SO BB IBB HBP BLK WP HR S P ERA WHIP																					
38 Robbie Ray, L ERA: 3.72	5.0 L 22 4 2 2 2 0 3 0 0 0 0 0 0 9 13 3.60 1.400																					
48 Randall Delgado, R ERA: 3.3	1.0 3 0 0 0 0 0 0 0 0 0 0 0 0 9 13 0.00 0.000																					
30 David Hernandez, R ERA: 4.44	1.0 4 0 0 0 2 1 0 0 0 0 0 0 0 10 19 0.00 1.000																					
41 Daniel Hudson, R ERA: 3.92	1.0 3 0 0 0 1 0 0 0 0 0 0 0 0 6 10 0.00 0.000																					



Batter	1	2	3	4	5	6	7	8	9	AB	R	H	RBI	BB	SO	LOB	TOP							
5 Ender Inciarte, L OBP: 0.331, SLG: 0.384										3	0	0	0	1	0	1	Arizona Diamondbacks @ Chicago Cubs Wrigley Field, Chicago, IL Sun Sep 06 2015, 1:21 PM - 4:21 PM CDT Att: 41,183 - Sunny - 88 F							
11 AJ Pollock, R OBP: 0.396, SLG: 0.488										3	0	0	0	1	1	2								
44 Paul Goldschmidt, R OBP: 0.434, SLG: 0.558										4	0	0	0	0	2	2								
6 David Peralta, L OBP: 0.365, SLG: 0.514										3	1	1	0	1	1	0								
7 Wellington Castillo, R OBP: 0.313, SLG: 0.498										4	1	3	2	0	0	1								
19 Jake Lamb, L OBP: 0.338, SLG: 0.421										3	0	1	0	1	2	1								
16 Chris Owings, R OBP: 0.272, SLG: 0.342										3	1	0	0	1	2	4								
13 Nick Ahmed, R OBP: 0.268, SLG: 0.338										4	1	1	2	0	1	2								
12 Rubby De La Rosa, R OBP: 0.163, SLG: 0.193										2	0	0	0	0	0	0								
36 Enrique Burgos, R OBP: 0.194, SLG: 0.258										0	0	0	0	0	0	0								
45 Matt Reynolds, L OBP: 0.194, SLG: 0.258										0	0	0	0	0	0	0								
61 Silvino Bracho, R OBP: 0.194, SLG: 0.258										0	0	0	0	0	0	0								
8 Jarrod Saltalamacchia, S OBP: 0.194, SLG: 0.258										0	0	0	0	0	0	0								
55 Josh Collmenter, R OBP: 0.194, SLG: 0.258										0	0	0	0	0	0	0								
15 Phil Gosselin, R OBP: 0.194, SLG: 0.258										0	0	0	0	0	0	0								
Inning Stats	R: 0 E: 0 K: 1 S: 7	H: 0 LOB: 0 BB: 1 P: 12	R: 0 E: 0 K: 1 S: 16	H: 2 LOB: 1 BB: 25 P: 25	R: 0 E: 1 K: 0 S: 9	H: 0 LOB: 1 BB: 0 P: 13	R: 1 E: 0 K: 1 S: 10	H: 1 LOB: 0 BB: 1 P: 18	R: 0 E: 0 K: 0 S: 6	H: 0 LOB: 0 BB: 0 P: 7	R: 0 E: 0 K: 0 S: 7	H: 0 LOB: 0 BB: 1 P: 11	R: 0 E: 0 K: 2 S: 12	H: 1 LOB: 2 BB: 1 P: 21	R: 0 E: 0 K: 2 S: 7	H: 0 LOB: 0 BB: 7 P: 7	R: 3 E: 0 K: 3 S: 14	H: 2 LOB: 0 BB: 1 P: 22	1B: 2 2B: 4 3B: 0 HR: 2	SF: 0 SAC: 0 DP: 2 HBP: 0	WP: 1 PB: 0 SB: 0 CS: 2	PA: 37		
PITCHER	IP: 5.0 WLS: 0 BF: 19	H: 3 R: 1 ER: 1 SO: 4	BB: 2 IBB: 0 HBP: 0 BLK: 0	WP: 1 HR: 0 S: 48 P: 75	ERA: 1.80 WHIP: 1.000	PITCHER	IP: 5.0 WLS: 0 BF: 19	H: 3 R: 1 ER: 1 SO: 4	BB: 2 IBB: 0 HBP: 0 BLK: 0	WP: 1 HR: 0 S: 48 P: 75	ERA: 1.80 WHIP: 1.000	PITCHER	IP: 5.0 WLS: 0 BF: 19	H: 3 R: 1 ER: 1 SO: 4	BB: 2 IBB: 0 HBP: 0 BLK: 0	WP: 1 HR: 0 S: 48 P: 75	ERA: 1.80 WHIP: 1.000	PITCHER	IP: 5.0 WLS: 0 BF: 19	H: 3 R: 1 ER: 1 SO: 4	BB: 2 IBB: 0 HBP: 0 BLK: 0	WP: 1 HR: 0 S: 48 P: 75	ERA: 1.80 WHIP: 1.000	
28 Kyle Hendricks, R ERA: 4.08	5.0	W	3	0	0	0	0	0	0	0	7	11	0.00	1.000										
52 Justin Grimm, R ERA: 1.94	1.0	W	3	0	0	0	0	0	0	0	7	11	0.00	1.000										
57 Fernando Rodney, R ERA: 5.43	1.0	W	3	0	0	0	0	0	0	0	7	11	0.00	2.000										
53 Trevor Cahill, R ERA: 7.28	1.2	W	7	1	2	2	4	1	0	0	16	24	10.80	1.200										
46 Pedro Strop, R ERA: 2.95	0.1	W	2	1	1	1	1	0	0	0	5	5	27.00	3.000										
Batter	1	2	3	4	5	6	7	8	9	AB	R	H	RBI	BB	SO	LOB	BOTTOM							
24 Dexter Fowler, S OBP: 0.349, SLG: 0.426										4	0	0	0	0	4	3	Arizona Diamondbacks @ Chicago Cubs Wrigley Field, Chicago, IL Sun Sep 06 2015, 1:21 PM - 4:21 PM CDT Att: 41,183 - Sunny - 88 F							
27 Austin Jackson, R OBP: 0.313, SLG: 0.386										4	0	1	0	0	1	3								
8 Chris Coghlan, L OBP: 0.336, SLG: 0.437										4	1	1	0	0	0	1								
53 Trevor Cahill, R OBP: 0.200, SLG: 0.200										3	1	0	0	1	0	1								
46 Pedro Strop, R										3	2	1	1	1	1	1								
44 Anthony Rizzo, L OBP: 0.390, SLG: 0.529										3	1	2	4	1	0	0								
17 Kris Bryant, R OBP: 0.368, SLG: 0.487										4	0	1	0	0	1	1								
47 Miguel Montero, L OBP: 0.343, SLG: 0.433										3	1	2	4	1	0	0								
9 Javier Báez, R OBP: 0.333, SLG: 0.438										4	0	1	0	0	1	1								
28 Kyle Hendricks, R ERA: 4.08	5.0	L	22	5	3	3	6	2	0	0	0	0	0	0	0	0								
11 Tommy La Stella, L OBP: 0.194, SLG: 0.258	0.0	L	1	0	0	0	0	1	0	0	1	5	0	0	0	0								
52 Justin Grimm, R ERA: 1.94	0.0	L	1	1	2	2	0	0	0	0	1	2	0	0	0	0								
19 Jonathan Herrera, S OBP: 0.194, SLG: 0.258	1.0	L	4	1	1	1	2	0	0	0	1	9	15	9.00	1.000									
57 Fernando Rodney, R ERA: 5.43	2.0	L	8	2	0	0	1	0	0	0	0	17	23	0.00	1.000									
15 Chris Denorfia, R OBP: 0.194, SLG: 0.258	0.0	L	0	0	0	0	0	0	0	0	0	0	0	0	0	0								
22 Addison Russell, R OBP: 0.300, SLG: 0.398	0.0	L	1	0	0	0	0	0	0	0	0	0	0	0	0	0								
Inning Stats	R: 0 E: 0 K: 1 S: 13	H: 0 LOB: 0 BB: 0 P: 19	R: 0 E: 0 K: 1 S: 7	H: 0 LOB: 1 BB: 1 P: 15	R: 0 E: 0 K: 2 S: 8	H: 0 LOB: 0 BB: 0 P: 10	R: 1 E: 0 K: 2 S: 21	H: 4 LOB: 3 BB: 0 P: 31	R: 5 E: 0 K: 2 S: 14	H: 3 LOB: 0 BB: 2 P: 32	R: 0 E: 0 K: 0 S: 9	H: 1 LOB: 1 BB: 0 P: 14	R: 0 E: 0 K: 1 S: 8	H: 1 LOB: 1 BB: 0 P: 9	1B: 4 2B: 2 3B: 0 HR: 3	SF: 0 SAC: 0 DP: 0 HBP: 0	WP: 2 PB: 0 SB: 0 CS: 0	PA: 36						
PITCHER	IP: 5.0 WLS: 0 BF: 22	H: 5 R: 3 ER: 3 SO: 6	BB: 2 IBB: 0 HBP: 0 BLK: 0	WP: 1 HR: 1 S: 58 P: 92	ERA: 5.40 WHIP: 1.400	PITCHER	IP: 5.0 WLS: 0 BF: 22	H: 5 R: 3 ER: 3 SO: 6	BB: 2 IBB: 0 HBP: 0 BLK: 0	WP: 1 HR: 1 S: 58 P: 92	ERA: 5.40 WHIP: 1.400	PITCHER	IP: 5.0 WLS: 0 BF: 22	H: 5 R: 3 ER: 3 SO: 6	BB: 2 IBB: 0 HBP: 0 BLK: 0	WP: 1 HR: 1 S: 58 P: 92	ERA: 5.40 WHIP: 1.400	PITCHER	IP: 5.0 WLS: 0 BF: 22	H: 5 R: 3 ER: 3 SO: 6	BB: 2 IBB: 0 HBP: 0 BLK: 0	WP: 1 HR: 1 S: 58 P: 92	ERA: 5.40 WHIP: 1.400	
12 Rubby De La Rosa, R OBP: 0.163, SLG: 0.193	5.0	L	22	5	3	3	6	2	0	0	0	0	0	0	0	0								
36 Enrique Burgos, R OBP: 0.194, SLG: 0.258	0.0	L	1	0	0	0	0	1	0	0	1	5	0	0	0	0								
45 Matt Reynolds, L OBP: 0.194, SLG: 0.258	0.0	L	1	1	2	2	0	0	0	0	1	2	0	0	0	0								
61 Silvino Bracho, R OBP: 0.194, SLG: 0.258	1.0	L	4	1	1	1	2	0	0	0	1	9	15	9.00	1.000									
8 Jarrod Saltalamacchia, S OBP: 0.194, SLG: 0.258	3.86	L	8	2	0	0	1	0	0	0	0	17	23	0.00	1.000									
55 Josh Collmenter, R ERA: 3.87	2.0	L	8	2	0	0	1	0	0	0	0	17	23	0.00	1.000									

Batter	1	2	3	4	5	6	7	8	9	AB	R	H	RBI	BB	SO	LOB	TOP								
24 Dexter Fowler, S OBP: 0.352, SLG: 0.435 15 Chris Denorria, R OBP: 0.309, SLG: 0.344										3	1	2	3	1	1	0	Chicago Cubs @ St. Louis Cardinals Busch Stadium, St. Louis, MO Mon Sep 07 2015, 1:17 PM - 4:04 PM CDT Att: 45,986 - Cloudy - 90 F								
11 Tommy La Stella, L OBP: 0.206, SLG: 0.281 27 Austin Jackson, R OBP: 0.314, SLG: 0.387										3	0	0	0	0	0	1									
8 Chris Coghlan, L OBP: 0.337, SLG: 0.436										5	1	2	0	0	1	2									
44 Anthony Rizzo, L OBP: 0.391, SLG: 0.530 41 Matt Szczur, R OBP: 0.299, SLG: 0.348										3	1	1	1	1	1	1									
17 Kris Bryant, R OBP: 0.367, SLG: 0.485										4	0	1	0	0	2	3									
9 Javier Báez, R OBP: 0.316, SLG: 0.412										1	0	0	0	0	0	1									
47 Miguel Montero, L OBP: 0.342, SLG: 0.431 3 David Ross, R OBP: 0.286, SLG: 0.273										4	2	1	1	0	1	1									
13 Starlin Castro, R OBP: 0.280, SLG: 0.326										4	1	2	0	0	0	2									
50 Dan Haren, R OBP: 0.213, SLG: 0.167 6 Carl Edwards Jr., R 59 Zac Rosscup, R										3	1	1	1	0	1	2									
22 Addison Russell, R OBP: 0.302, SLG: 0.405										3	2	1	3	1	1	1									
Inning Stats	R: 1 E: 0 K: 0 S: 10	H: 2 LOB: 1 BB: 1 P: 22	R: 2 E: 0 K: 1 S: 15	H: 2 LOB: 1 BB: 0 P: 23	R: 5 E: 0 K: 2 S: 18	H: 5 LOB: 0 BB: 0 P: 30	R: 0 E: 0 K: 0 S: 5	H: 0 LOB: 0 BB: 0 P: 8	R: 1 E: 1 K: 2 S: 17	H: 1 LOB: 0 BB: 0 P: 21	R: 0 E: 0 K: 2 S: 7	H: 0 LOB: 1 BB: 1 P: 12	R: 0 E: 0 K: 1 S: 10	H: 1 LOB: 1 BB: 0 P: 14	R: 0 E: 0 K: 1 S: 6	H: 1 LOB: 0 BB: 0 P: 7	R: 0 E: 0 K: 0 S: 9	H: 0 LOB: 0 BB: 1 P: 13	1B: 8 2B: 3 HR: 2	SF: 1 SAC: 0 DP: 2 HBP: 0	WP: 2 PB: 0 SB: 0 CS: 0	PA: 42			
PITCHER	IP	WLS	BF	H	R	ER	SO	BB	IBB	HBP	BLK	WP	HR	S	P	ERA	WHIP								
31 Lance Lynn, R ERA: 3.83	2.1	L	15	7	6	6	2	2	0	0	0	0	1	32	59	23.14	3.857								
43 Seth Maness, R ERA: 3.83	0.2		4	2	2	2	1	0	0	0	0	0	1	11	16	27.00	3.000								
70 Tyler Lyons, L ERA: 4.03	2.0		8	1	1	0	2	0	0	0	0	0	0	22	29	0.00	0.500								
36 Randy Choate, L ERA: 3.86	1.0		4	0	0	0	2	1	0	0	0	0	0	7	12	0.00	1.000								
63 Miguel Socolovich, R ERA: 1.75	1.0		4	1	0	0	1	0	0	0	0	1	0	10	14	0.00	1.000								
40 Mitch Harris, R ERA: 2.99	1.0		4	1	0	0	1	0	0	0	0	0	0	6	7	0.00	1.000								
30 Jonathan Broxton, R ERA: 4.8	1.0		3	0	0	0	0	1	0	0	0	0	0	9	13	0.00	1.000								

Batter	1	2	3	4	5	6	7	8	9	AB	R	H	RBI	BB	SO	LOB	BOTTOM								
13 Matt Carpenter, L OBP: 0.359, SLG: 0.462 36 Randy Choate, L										3	0	0	0	0	0	2	Chicago Cubs @ St. Louis Cardinals Busch Stadium, St. Louis, MO Mon Sep 07 2015, 1:17 PM - 4:04 PM CDT Att: 45,986 - Cloudy - 90 F								
48 Tony Cruz, R OBP: 0.215, SLG: 0.236										0	0	0	0	0	0	0									
55 Stephen Piscotty, R OBP: 0.309, SLG: 0.516 28 Tommy Pham, R OBP: 0.333, SLG: 0.361										3	0	0	0	0	1	2									
22 Jason Heyward, L OBP: 0.348, SLG: 0.436 8 Peter Bourjos, R OBP: 0.299, SLG: 0.330										2	0	2	0	1	0	0									
27 Jhonny Peralta, R OBP: 0.313, SLG: 0.422 63 Miguel Socolovich, R 40 Mitch Harris, R 30 Jonathan Broxton, R 16 Kolten Wong, L 15 Randal Grichuk, R										2	0	0	0	1	0	1									
37 Brandon Moss, L OBP: 0.300, SLG: 0.414										4	0	0	0	0	3	4									
4 Yadier Molina, R OBP: 0.316, SLG: 0.363 43 Cody Stanley, L OBP: 0.444, SLG: 0.556										2	0	2	0	0	0	0									
19 Jon Jay, L OBP: 0.307, SLG: 0.260										4	0	1	0	0	1	5									
12 Mark Reynolds, R OBP: 0.318, SLG: 0.407										3	0	0	0	0	1	4									
31 Lance Lynn, S ERA: 3.75 43 Seth Maness, R 35 Greg Garcia, L 70 Tyler Lyons, L 38 Pete Kozma, R										0	0	0	0	0	0	0									
Inning Stats	R: 0 E: 0 K: 1 S: 5	H: 0 LOB: 0 BB: 1 P: 14	R: 0 E: 0 K: 2 S: 12	H: 1 LOB: 1 BB: 0 P: 18	R: 0 E: 0 K: 1 S: 9	H: 1 LOB: 1 BB: 0 P: 15	R: 0 E: 0 K: 1 S: 12	H: 2 LOB: 3 BB: 1 P: 21	R: 0 E: 0 K: 0 S: 5	H: 1 LOB: 0 BB: 0 P: 6	R: 0 E: 0 K: 0 S: 7	H: 1 LOB: 1 BB: 0 P: 11	R: 0 E: 0 K: 0 S: 12	H: 1 LOB: 1 BB: 0 P: 18	R: 0 E: 0 K: 0 S: 5	H: 0 LOB: 0 BB: 1 P: 10	R: 0 E: 0 K: 3 S: 14	H: 0 LOB: 1 BB: 0 P: 20	1B: 5 2B: 2 HR: 0	SF: 0 SAC: 0 DP: 3 HBP: 0	WP: 2 PB: 0 SB: 0 CS: 1	PA: 35			
PITCHER	IP	WLS	BF	H	R	ER	SO	BB	IBB	HBP	BLK	WP	HR	S	P	ERA	WHIP								
50 Dan Haren, R ERA: 3.75	7.0	W	27	7	0	0	5	2	0	0	0	1	0	62	103	0.00	1.286								
6 Carl Edwards Jr., R ERA: 4.01	1.0		3	0	0	0	0	1	0	0	0	0	0	5	10	0.00	1.000								
59 Zac Rosscup, L ERA: 4.01	1.0		4	0	0	0	3	0	0	0	0	1	0	14	20	0.00	0.000								

Chicago Cubs @ St. Louis Cardinals
Busch Stadium, St. Louis, MO
Mon Sep 07 2015, 1:17 PM - 4:04 PM CDT
Att: 45,986 - Cloudy - 90 F

AB	37
R	9
H	12
RBI	9
BB	4
SO	9
LOB	16



Chicago Cubs @ St. Louis Cardinals
Busch Stadium, St. Louis, MO
Mon Sep 07 2015, 1:17 PM - 4:04 PM CDT
Att: 45,986 - Cloudy - 90 F

AB	31
R	0
H	7
RBI	0
BB	3
SO	8
LOB	21



Batter	1	2	3	4	5	6	7	8	9	AB	R	H	RBI	BB	SO	LOB	TOP				
24 Dexter Fowler, S OBP: 0.350, SLG: 0.432	L8		1B		2B	FC4-6			K	5	1	2	0	0	1	2					
27 Austin Jackson, R OBP: 0.312, SLG: 0.388	E3 44 BB		K		2B	L4			G6-3	5	1	1	1	0	1	3					
17 Kris Bryant, R OBP: 0.366, SLG: 0.483	K		K		2B				1B	5	0	2	1	0	3	2					
44 Anthony Rizzo, L OBP: 0.390, SLG: 0.531	BB				G3-1	L7			K	4	0	0	0	1	2	2					
13 Starlin Castro, R OBP: 0.287, SLG: 0.345	L7				G5-3	49 BB 22 2B 9 1B			HR	4	2	2	1	0	0	2					
9 Javier Báez, R OBP: 0.387, SLG: 0.517	F9				1B	49 BB 22 2B			G4-3	4	1	2	0	0	0	0					
3 David Ross, R OBP: 0.277, SLG: 0.265	G6-3				F9	K			K	4	0	0	0	0	2	3					
49 Jake Arrieta, R OBP: 0.149, SLG: 0.227	G6-3				K	22 2B			K	3	0	0	0	1	2	0					
52 Justin Grimm, R	G6-3				BB	1-2 2-3			K	0	0	0	0	0	0	0					
22 Addison Russell, R OBP: 0.303, SLG: 0.404	K				P6	24 FC4-6			K	4	0	1	2	0	2	0					
Inning Stats	R: 0 H: 0 E: 1 K: 1 S: 14	H: 0 LOB: 2 BB: 1 P: 21	R: 0 H: 0 E: 0 K: 0 S: 10	H: 0 LOB: 0 BB: 0 P: 13	R: 0 H: 1 E: 0 K: 3 S: 11	H: 1 LOB: 1 BB: 0 P: 14	R: 0 H: 1 E: 0 K: 0 S: 9	H: 1 LOB: 1 BB: 0 P: 16	R: 2 H: 3 E: 0 K: 1 S: 18	H: 3 LOB: 2 BB: 1 P: 28	R: 1 H: 1 E: 0 K: 2 S: 15	H: 1 LOB: 0 BB: 0 P: 22	R: 0 H: 0 E: 0 K: 3 S: 10	H: 0 LOB: 0 BB: 0 P: 14	R: 0 H: 1 E: 0 K: 2 S: 15	H: 1 LOB: 1 BB: 0 P: 18	1B: 6 2B: 3 3B: 0 HR: 1	SF: 0 SAC: 0 DP: 0 HBP: 0	WP: 0 PB: 0 SB: 0 CS: 0	PA: 40	
PITCHER	IP WLS BF H R ER SO BB IBB HBP BLK WP HR S P ERA WHIP	IP WLS BF H R ER SO BB IBB HBP BLK WP HR S P ERA WHIP	IP WLS BF H R ER SO BB IBB HBP BLK WP HR S P ERA WHIP	IP WLS BF H R ER SO BB IBB HBP BLK WP HR S P ERA WHIP	IP WLS BF H R ER SO BB IBB HBP BLK WP HR S P ERA WHIP	IP WLS BF H R ER SO BB IBB HBP BLK WP HR S P ERA WHIP	IP WLS BF H R ER SO BB IBB HBP BLK WP HR S P ERA WHIP	IP WLS BF H R ER SO BB IBB HBP BLK WP HR S P ERA WHIP	IP WLS BF H R ER SO BB IBB HBP BLK WP HR S P ERA WHIP	IP WLS BF H R ER SO BB IBB HBP BLK WP HR S P ERA WHIP	IP WLS BF H R ER SO BB IBB HBP BLK WP HR S P ERA WHIP	IP WLS BF H R ER SO BB IBB HBP BLK WP HR S P ERA WHIP	IP WLS BF H R ER SO BB IBB HBP BLK WP HR S P ERA WHIP	IP WLS BF H R ER SO BB IBB HBP BLK WP HR S P ERA WHIP	IP WLS BF H R ER SO BB IBB HBP BLK WP HR S P ERA WHIP	IP WLS BF H R ER SO BB IBB HBP BLK WP HR S P ERA WHIP	IP WLS BF H R ER SO BB IBB HBP BLK WP HR S P ERA WHIP	IP WLS BF H R ER SO BB IBB HBP BLK WP HR S P ERA WHIP	IP WLS BF H R ER SO BB IBB HBP BLK WP HR S P ERA WHIP	IP WLS BF H R ER SO BB IBB HBP BLK WP HR S P ERA WHIP	IP WLS BF H R ER SO BB IBB HBP BLK WP HR S P ERA WHIP

Chicago Cubs @ Philadelphia Phillies
Citizens Bank Park, Philadelphia, PA
Fri Sep 11 2015, 5:07 PM - 8:00 PM EDT
Partly Cloudy - 81 F

AB	38
R	5
H	10
RBI	5
BB	2
SO	13
LOB	14



Batter	1	2	3	4	5	6	7	8	9	AB	R	H	RBI	BB	SO	LOB	BOTTOM					
16 César Hernández, S OBP: 0.339, SLG: 0.346	K		1B		B2-3				L9	4	0	1	0	0	1	2						
13 Freddy Galvis, S OBP: 0.305, SLG: 0.351	G3-1		K		G6-3				G6-3	4	0	0	0	0	1	2						
37 Odúbel Herrera, L OBP: 0.336, SLG: 0.427	K		G3-1		G3-1				K	4	0	0	0	0	2	2						
3 Jeff Francoeur, R OBP: 0.302, SLG: 0.457	G1-3				6 FC6-5 1B				L8	4	0	2	0	0	0	0						
6 Ryan Howard, L OBP: 0.276, SLG: 0.429	L9				FC6-5 40 FC6-4				G3	4	0	0	0	0	1	2						
40 Aaron Altherr, R OBP: 0.308, SLG: 0.507	HR				FC6-4 25 S				G4-3	4	1	1	1	0	1	1						
25 Cody Asche, L OBP: 0.292, SLG: 0.371	K				1-2 BB				F8	3	0	1	0	1	1	0						
51 Carlos Ruiz, R OBP: 0.302, SLG: 0.298	G1-3				39 FC5-8 1B				K	3	0	1	0	1	1	3						
39 Adam Morgan, L ERA: 4.6	FC5-6 16 1B				K				G3	2	0	0	0	0	1	1						
50 Héctor Neris, R ERA: 4.09										0	0	0	0	0	0	0						
17 Brian Bogusevic, L ERA: 2.88										0	0	0	0	0	0	0						
46 Jeanmar Gómez, R ERA: 6.75										0	0	0	0	0	0	0						
60 Colton Murray, R ERA: 6.75										0	0	0	0	0	0	0						
Inning Stats	R: 0 H: 0 E: 0 K: 2 S: 9	H: 1 LOB: 0 BB: 0 P: 14	R: 1 H: 1 E: 0 K: 1 S: 6	H: 1 LOB: 0 BB: 0 P: 12	R: 0 H: 2 E: 0 K: 1 S: 12	H: 2 LOB: 2 BB: 0 P: 17	R: 0 H: 1 E: 0 K: 0 S: 11	H: 1 LOB: 2 BB: 1 P: 18	R: 0 H: 0 E: 0 K: 0 S: 9	H: 0 LOB: 0 BB: 0 P: 10	R: 0 H: 0 E: 0 K: 0 S: 4	H: 0 LOB: 0 BB: 0 P: 6	R: 0 H: 1 E: 0 K: 0 S: 9	H: 1 LOB: 2 BB: 1 P: 17	R: 0 H: 1 E: 0 K: 2 S: 11	H: 1 LOB: 1 BB: 0 P: 18	R: 0 H: 1 E: 0 K: 2 S: 8	H: 1 LOB: 1 BB: 0 P: 13	1B: 6 2B: 0 3B: 0 HR: 1	SF: 0 SAC: 0 DP: 0 HBP: 0	WP: 1 PB: 0 SB: 1 CS: 0	PA: 36
PITCHER	IP WLS BF H R ER SO BB IBB HBP BLK WP HR S P ERA WHIP	IP WLS BF H R ER SO BB IBB HBP BLK WP HR S P ERA WHIP	IP WLS BF H R ER SO BB IBB HBP BLK WP HR S P ERA WHIP	IP WLS BF H R ER SO BB IBB HBP BLK WP HR S P ERA WHIP	IP WLS BF H R ER SO BB IBB HBP BLK WP HR S P ERA WHIP	IP WLS BF H R ER SO BB IBB HBP BLK WP HR S P ERA WHIP	IP WLS BF H R ER SO BB IBB HBP BLK WP HR S P ERA WHIP	IP WLS BF H R ER SO BB IBB HBP BLK WP HR S P ERA WHIP	IP WLS BF H R ER SO BB IBB HBP BLK WP HR S P ERA WHIP	IP WLS BF H R ER SO BB IBB HBP BLK WP HR S P ERA WHIP	IP WLS BF H R ER SO BB IBB HBP BLK WP HR S P ERA WHIP	IP WLS BF H R ER SO BB IBB HBP BLK WP HR S P ERA WHIP	IP WLS BF H R ER SO BB IBB HBP BLK WP HR S P ERA WHIP	IP WLS BF H R ER SO BB IBB HBP BLK WP HR S P ERA WHIP	IP WLS BF H R ER SO BB IBB HBP BLK WP HR S P ERA WHIP	IP WLS BF H R ER SO BB IBB HBP BLK WP HR S P ERA WHIP	IP WLS BF H R ER SO BB IBB HBP BLK WP HR S P ERA WHIP	IP WLS BF H R ER SO BB IBB HBP BLK WP HR S P ERA WHIP	IP WLS BF H R ER SO BB IBB HBP BLK WP HR S P ERA WHIP	IP WLS BF H R ER SO BB IBB HBP BLK WP HR S P ERA WHIP	IP WLS BF H R ER SO BB IBB HBP BLK WP HR S P ERA WHIP	

Chicago Cubs @ Philadelphia Phillies
Citizens Bank Park, Philadelphia, PA
Fri Sep 11 2015, 5:07 PM - 8:00 PM EDT
Partly Cloudy - 81 F

AB	34
R	1
H	7
RBI	1
BB	2
SO	9
LOB	14



Batter	1	2	3	4	5	6	7	8	9	AB	R	H	RBI	BB	SO	LOB	TOP				
24 Dexter Fowler, S (1, 8) OBP: 0.349, SLG: 0.432										5	1	1	0	0	0	1					
12 Kyle Schwarber, L (1, 7) OBP: 0.362, SLG: 0.570										4	3	2	3	1	0	1					
37 Travis Wood, R (8, 1) OBP: 0.172, SLG: 0.111										0	0	0	0	0	0	0					
57 Fernando Rodney, R (9, 1) OBP: 0.172, SLG: 0.111										0	0	0	0	0	0	0					
56 Héctor Rondón, R (9, 1) OBP: 0.172, SLG: 0.111										0	0	0	0	0	0	0					
8 Chris Coghlan, L (1, 9) OBP: 0.337, SLG: 0.434										5	1	2	1	0	1	0					
44 Anthony Rizzo, L (1, 3) OBP: 0.390, SLG: 0.531									4	1	1	0	1	0	1						
17 Kris Bryant, R (1, 5) OBP: 0.368, SLG: 0.491									5	1	3	3	0	0	2						
47 Miguel Montero, L (1, 2) OBP: 0.345, SLG: 0.429									4	0	3	0	1	0	0						
9 Javier Báez, R (1, 4) OBP: 0.333, SLG: 0.441									5	0	0	0	0	1	8						
28 Kyle Hendricks, R (1, 1) OBP: 0.073, SLG: 0.074										4	0	0	0	0	1	2					
46 Pedro Strop, R (7, 1) OBP: 0.311, SLG: 0.356										4	0	0	0	0	3	1					
22 Addison Russell, R (1, 6) OBP: 0.300, SLG: 0.400										5	0	0	0	0	1	8					
Inning Stats	R: 1 H: 2 E: 0 K: 1 S: 15	H: 2 R: 0 ER: 0 LOB: 3 P: 28	R: 2 H: 2 E: 0 K: 0 S: 11	H: 2 R: 0 ER: 0 LOB: 0 P: 16	R: 0 H: 0 E: 0 K: 0 S: 3	H: 0 R: 0 ER: 0 LOB: 0 P: 4	R: 0 H: 0 E: 0 K: 1 S: 6	H: 0 R: 0 ER: 0 LOB: 1 P: 8	R: 3 H: 3 E: 1 K: 1 S: 8	H: 3 R: 0 ER: 0 LOB: 2 P: 14	R: 1 H: 3 E: 0 K: 2 S: 14	H: 3 R: 0 ER: 0 LOB: 0 P: 23	R: 0 H: 0 E: 0 K: 1 S: 7	H: 0 R: 0 ER: 0 LOB: 2 P: 13	R: 0 H: 2 E: 0 K: 0 S: 13	H: 2 R: 0 ER: 0 LOB: 2 P: 19	1B: 6 2B: 3 HR: 3	SF: 0 SAC: 0 DP: 0 HBP: 0	WP: 0 PA: 43 PB: 0 SB: 0 CS: 0		
PITCHER	IP: 5.0 WLS: L BF: 25 H: 7 R: 6 ER: 6 SO: 6 BB: 3 IBB: 0 HBP: 0 BLK: 0 WP: 0 HR: 3 S: 46 P: 75 ERA: 10.80 WHIP: 2.000	IP: 0.2 WLS: L BF: 3 H: 1 R: 1 ER: 1 SO: 1 BB: 0 IBB: 0 HBP: 0 BLK: 0 WP: 0 HR: 0 S: 7 P: 11 ERA: 13.50 WHIP: 0.000	IP: 0.1 WLS: L BF: 1 H: 0 R: 0 ER: 0 SO: 0 BB: 0 IBB: 0 HBP: 0 BLK: 0 WP: 0 HR: 0 S: 2 P: 5 ERA: 0.00 WHIP: 0.000	IP: 1.0 WLS: L BF: 5 H: 2 R: 0 ER: 0 SO: 0 BB: 0 IBB: 0 HBP: 0 BLK: 0 WP: 0 HR: 0 S: 13 P: 19 ERA: 0.00 WHIP: 2.000	IP: 1.0 WLS: L BF: 5 H: 2 R: 0 ER: 0 SO: 0 BB: 0 IBB: 0 HBP: 0 BLK: 0 WP: 0 HR: 0 S: 13 P: 19 ERA: 0.00 WHIP: 2.000	IP: 1.0 WLS: L BF: 5 H: 2 R: 0 ER: 0 SO: 0 BB: 0 IBB: 0 HBP: 0 BLK: 0 WP: 0 HR: 0 S: 13 P: 19 ERA: 0.00 WHIP: 2.000	IP: 1.0 WLS: L BF: 5 H: 2 R: 0 ER: 0 SO: 0 BB: 0 IBB: 0 HBP: 0 BLK: 0 WP: 0 HR: 0 S: 13 P: 19 ERA: 0.00 WHIP: 2.000	IP: 1.0 WLS: L BF: 5 H: 2 R: 0 ER: 0 SO: 0 BB: 0 IBB: 0 HBP: 0 BLK: 0 WP: 0 HR: 0 S: 13 P: 19 ERA: 0.00 WHIP: 2.000	IP: 1.0 WLS: L BF: 5 H: 2 R: 0 ER: 0 SO: 0 BB: 0 IBB: 0 HBP: 0 BLK: 0 WP: 0 HR: 0 S: 13 P: 19 ERA: 0.00 WHIP: 2.000	IP: 1.0 WLS: L BF: 5 H: 2 R: 0 ER: 0 SO: 0 BB: 0 IBB: 0 HBP: 0 BLK: 0 WP: 0 HR: 0 S: 13 P: 19 ERA: 0.00 WHIP: 2.000	IP: 1.0 WLS: L BF: 5 H: 2 R: 0 ER: 0 SO: 0 BB: 0 IBB: 0 HBP: 0 BLK: 0 WP: 0 HR: 0 S: 13 P: 19 ERA: 0.00 WHIP: 2.000	IP: 1.0 WLS: L BF: 5 H: 2 R: 0 ER: 0 SO: 0 BB: 0 IBB: 0 HBP: 0 BLK: 0 WP: 0 HR: 0 S: 13 P: 19 ERA: 0.00 WHIP: 2.000	IP: 1.0 WLS: L BF: 5 H: 2 R: 0 ER: 0 SO: 0 BB: 0 IBB: 0 HBP: 0 BLK: 0 WP: 0 HR: 0 S: 13 P: 19 ERA: 0.00 WHIP: 2.000	IP: 1.0 WLS: L BF: 5 H: 2 R: 0 ER: 0 SO: 0 BB: 0 IBB: 0 HBP: 0 BLK: 0 WP: 0 HR: 0 S: 13 P: 19 ERA: 0.00 WHIP: 2.000	IP: 1.0 WLS: L BF: 5 H: 2 R: 0 ER: 0 SO: 0 BB: 0 IBB: 0 HBP: 0 BLK: 0 WP: 0 HR: 0 S: 13 P: 19 ERA: 0.00 WHIP: 2.000	IP: 1.0 WLS: L BF: 5 H: 2 R: 0 ER: 0 SO: 0 BB: 0 IBB: 0 HBP: 0 BLK: 0 WP: 0 HR: 0 S: 13 P: 19 ERA: 0.00 WHIP: 2.000	IP: 1.0 WLS: L BF: 5 H: 2 R: 0 ER: 0 SO: 0 BB: 0 IBB: 0 HBP: 0 BLK: 0 WP: 0 HR: 0 S: 13 P: 19 ERA: 0.00 WHIP: 2.000	IP: 1.0 WLS: L BF: 5 H: 2 R: 0 ER: 0 SO: 0 BB: 0 IBB: 0 HBP: 0 BLK: 0 WP: 0 HR: 0 S: 13 P: 19 ERA: 0.00 WHIP: 2.000	IP: 1.0 WLS: L BF: 5 H: 2 R: 0 ER: 0 SO: 0 BB: 0 IBB: 0 HBP: 0 BLK: 0 WP: 0 HR: 0 S: 13 P: 19 ERA: 0.00 WHIP: 2.000	IP: 1.0 WLS: L BF: 5 H: 2 R: 0 ER: 0 SO: 0 BB: 0 IBB: 0 HBP: 0 BLK: 0 WP: 0 HR: 0 S: 13 P: 19 ERA: 0.00 WHIP: 2.000	IP: 1.0 WLS: L BF: 5 H: 2 R: 0 ER: 0 SO: 0 BB: 0 IBB: 0 HBP: 0 BLK: 0 WP: 0 HR: 0 S: 13 P: 19 ERA: 0.00 WHIP: 2.000
37 Odúbel Herrera, L (1, 8) OBP: 0.338, SLG: 0.429										3	1	1	0	1	1	0					
24 Darnell Sweeney, S (1, 4) OBP: 0.302, SLG: 0.478										3	0	0	0	0	2	2					
94 Daliel Hinojosa, R (7, 1) OBP: 0.304, SLG: 0.500										1	0	0	0	0	0	0					
21 Adam Loewen, L (8, 1) OBP: 0.301, SLG: 0.455										4	0	1	0	0	1	0					
40 Aaron Altherr, R (8, PH) OBP: 0.304, SLG: 0.500										4	0	1	0	0	1	0					
56 Nefi Ogando, R (9, 1) OBP: 0.276, SLG: 0.429										4	0	1	0	0	1	2					
4 Andrés Blanco, S (1, 6) OBP: 0.372, SLG: 0.517										3	0	0	1	0	0	1					
3 Jeff Francoeur, R (1, 7) OBP: 0.301, SLG: 0.455										4	0	1	0	0	1	0					
6 Ryan Howard, L (1, 3) OBP: 0.276, SLG: 0.429										4	1	1	0	0	1	2					
29 Cameron Rupp, R (1, 2) OBP: 0.302, SLG: 0.389										4	0	0	0	0	2	3					
17 Brian Bogusevic, L (1, 9) OBP: 0.556, SLG: 0.875										3	1	1	1	1	0	2					
25 Cody Asche, L (1, 5) OBP: 0.293, SLG: 0.373										3	0	1	1	0	0	1					
49 Alec Asher, R (1, 1) ERA: 4.08										1	0	0	0	0	1	0					
28 Erik Kratz, R (6, PH) OBP: 0.157, SLG: 0.273										1	0	0	0	0	0	1					
30 Justin De Fratus, S (6, 1) ERA: 3.2										0	0	0	0	0	0	0					
62 Ken Roberts, L (6, 1) ERA: 4.34										0	0	0	0	0	0	0					
16 César Hernández, S (7, 4) OBP: 0.339, SLG: 0.345										1	0	0	0	0	1	0					
Inning Stats	R: 0 H: 0 E: 0 K: 1 S: 9	H: 0 R: 0 ER: 0 LOB: 1 P: 15	R: 0 H: 0 E: 0 K: 0 S: 5	H: 0 R: 0 ER: 0 LOB: 0 P: 8	R: 0 H: 0 E: 0 K: 1 S: 8	H: 0 R: 0 ER: 0 															

Batter	1	2	3	4	5	6	7	8	9	AB	R	H	RBI	BB	SO	LOB	TOP					
24 Dexter Fowler, S OBP: 0.351, SLG: 0.430	G4-3		L9	L8			F8		1B	5	0	1	0	0	0	3	Chicago Cubs @ Philadelphia Phillies Citizens Bank Park, Philadelphia, PA Sun Sep 13 2015, 1:38 PM - 4:39 PM EDT Att: 23,450 - Partly Cloudy - 71 F					
12 Kyle Schwarber, L OBP: 0.359, SLG: 0.567	K		G3-1		L8		BB		L7	4	0	0	0	1	1							
8 Chris Coghlan, L OBP: 0.343, SLG: 0.457	17 1B		3B		HR		L8		1B	5	2	4	1	0	0	2						
44 Anthony Rizzo, L OBP: 0.388, SLG: 0.523	17 1B		P6		F7		E4		L4	4	0	0	0	0	0	4						
17 Kris Bryant, R OBP: 0.366, SLG: 0.489	1B			K	G4-3		F9			4	0	1	1	0	1	2						
47 Miguel Montero, L OBP: 0.340, SLG: 0.422	K			K		G1-3		F8		4	0	0	0	0	2	2						
13 Starlin Castro, R OBP: 0.286, SLG: 0.344		K			11 BB	G5-3		G6-3		4	1	1	0	0	1	0						
50 Dan Haren, R OBP: 0.208, SLG: 0.163		G6-3			22 BB			K		0	0	0	0	0	0	0						
11 Tommy La Stella, L OBP: 0.244, SLG: 0.297					22 BB					1	0	0	0	0	1	0						
33 Clayton Richard, L OBP: 0.154, SLG: 0.167										1	0	0	0	0	1	0						
27 Austin Jackson, R OBP: 0.311, SLG: 0.386										1	0	0	0	0	1	0						
6 Carl Edwards Jr., R ERA: 1.43										0	0	0	0	0	0	0						
22 Addison Russell, R OBP: 0.299, SLG: 0.398	F7				1B		E6		L5	4	1	1	1	0	0	0						
Inning Stats	R: 1 H: 2 E: 0 K: 2 S: 13	H: 2 LOB: 0 BB: 0 P: 23	R: 0 H: 0 E: 0 K: 1 S: 10	H: 0 LOB: 1 BB: 0 P: 15	R: 0 H: 1 E: 0 K: 0 S: 7	H: 1 LOB: 1 BB: 0 P: 11	R: 1 H: 2 E: 0 K: 2 S: 17	H: 2 LOB: 0 BB: 1 P: 30	R: 1 H: 0 E: 2 K: 0 S: 11	H: 0 LOB: 0 BB: 0 P: 17	R: 0 H: 0 E: 0 K: 1 S: 7	H: 0 LOB: 2 BB: 1 P: 13	R: 1 H: 0 E: 2 K: 0 S: 16	H: 0 LOB: 2 BB: 1 P: 28	R: 0 H: 0 E: 0 K: 1 S: 7	H: 0 LOB: 2 BB: 0 P: 13	R: 0 H: 2 E: 0 K: 0 S: 15	H: 2 LOB: 2 BB: 0 P: 20	1B: 5 2B: 0 3B: 2 HR: 1	SF: 0 SAC: 0 DP: 0 HBP: 1	WP: 1 PB: 0 SB: 0 CS: 0	PA: 40
PITCHER	IP WLS BF H R ER SO BB IBB HBP BLK WP HR S P ERA WHIP																					
34 Aaron Harang, R ERA: 5.04	5.0	23	6	3	3	5	1	0	1	0	0	0	0	1	58	96	5.40	1.400				
50 Héctor Neris, R ERA: 3.97	1.0	3	0	0	0	1	0	0	0	0	0	0	0	7	13	0.00	0.000					
94 Daliel Hinojosa, R ERA: 0.66	1.0	6	0	1	0	0	1	0	0	0	0	0	0	16	28	0.00	1.000					
31 Jerome Williams, R ERA: 5.85	1.0	3	0	0	0	1	0	0	0	0	0	0	0	7	13	0.00	0.000					
53 Ken Giles, R ERA: 1.43	1.0	5	2	0	0	0	0	0	0	0	0	0	0	15	20	0.00	2.000					
Batter	1	2	3	4	5	6	7	8	9	AB	R	H	RBI	BB	SO	LOB	BOTTOM					
16 César Hernández, S OBP: 0.339, SLG: 0.348	K	F8		E3						4	0	1	0	0	1	1	Chicago Cubs @ Philadelphia Phillies Citizens Bank Park, Philadelphia, PA Sun Sep 13 2015, 1:38 PM - 4:39 PM EDT Att: 23,450 - Partly Cloudy - 71 F					
4 Andrés Blanco, S OBP: 0.373, SLG: 0.519				13 FC6-4						1	1	1	0	0	0	0						
13 Freddy Galvis, S OBP: 0.305, SLG: 0.353	40 BB			FC6-4						5	1	3	2	0	0	2						
37 Odúbel Herrera, L OBP: 0.338, SLG: 0.428	29 1B									4	1	2	0	0	1	0						
40 Aaron Altherr, R OBP: 0.322, SLG: 0.526	29 1B			6 HR						3	2	2	0	1	1	2						
6 Ryan Howard, L OBP: 0.277, SLG: 0.438	SF8									3	1	1	3	0	1	3						
31 Jerome Williams, R OBP: 0.094, SLG: 0.097										0	0	0	0	0	0	0						
53 Ken Giles, R ERA: 1.43										0	0	0	0	0	0	0						
29 Cameron Rupp, R OBP: 0.299, SLG: 0.383			P4							4	0	1	1	0	0	0						
17 Brian Bogusevic, L OBP: 0.500, SLG: 0.750	K									4	0	1	0	0	2	2						
25 Cody Asche, L OBP: 0.296, SLG: 0.381										2	0	0	0	2	1	0						
34 Aaron Harang, R OBP: 0.186, SLG: 0.190										1	0	0	0	0	1	2						
50 Héctor Neris, R ERA: 3.97										0	0	0	0	0	0	0						
24 Darnell Sweeney, S OBP: 0.308, SLG: 0.468										1	0	0	0	0	1	0						
94 Daliel Hinojosa, R ERA: 0.66										0	0	0	0	0	0	0						
18 Darin Ruf, R OBP: 0.290, SLG: 0.393										0	1	0	0	1	0	0						
Inning Stats	R: 2 H: 3 E: 0 K: 2 S: 15	H: 3 LOB: 1 BB: 1 P: 28	R: 0 H: 1 E: 0 K: 0 S: 12	H: 1 LOB: 1 BB: 1 P: 22	R: 2 H: 3 E: 0 K: 2 S: 15	H: 3 LOB: 2 BB: 1 P: 24	R: 0 H: 1 E: 1 K: 1 S: 11	H: 1 LOB: 0 BB: 0 P: 12	R: 0 H: 0 E: 0 K: 1 S: 7	H: 0 LOB: 0 BB: 0 P: 11	R: 1 H: 1 E: 0 K: 1 S: 11	H: 1 LOB: 0 BB: 0 P: 17	R: 2 H: 2 E: 0 K: 1 S: 10	H: 2 LOB: 1 BB: 1 P: 18	1B: 7 2B: 3 3B: 1 HR: 1	SF: 1 SAC: 1 DP: 1 HBP: 0	WP: 1 PB: 0 SB: 0 CS: 0	PA: 38				
PITCHER	IP WLS BF H R ER SO BB IBB HBP BLK WP HR S P ERA WHIP																					
50 Dan Haren, R ERA: 3.87	3.0	18	7	4	4	4	2	1	0	0	0	0	0	1	42	74	12.00	3.000				
33 Clayton Richard, L ERA: 4.04	4.0	15	3	1	1	4	0	0	0	0	0	0	0	36	51	2.25	0.750					
6 Carl Edwards Jr., R ERA: 9.0	1.0	5	2	2	2	1	1	0	0	0	0	0	0	10	18	18.00	3.000					

Batter	1	2	3	4	5	6	7	8	9	AB	R	H	RBI	BB	SO	LOB	TOP										
24 Dexter Fowler, S OBP: 0.352, SLG: 0.429										3	1	1	0	1	1	1											
12 Kyle Schwarber, L OBP: 0.352, SLG: 0.554										4	0	0	0	0	2	3											
8 Chris Coghlan, L OBP: 0.343, SLG: 0.456										1	0	0	1	0	0	0											
27 Austin Jackson, R OBP: 0.310, SLG: 0.385										4	0	0	0	0	0	2											
44 Anthony Rizzo, L OBP: 0.385, SLG: 0.519										4	0	0	0	0	3	0											
17 Kris Bryant, R OBP: 0.364, SLG: 0.485										4	1	2	0	0	1	0											
47 Miguel Montero, L OBP: 0.342, SLG: 0.423										4	1	1	0	0	2	1											
13 Starlin Castro, R OBP: 0.285, SLG: 0.343										1	0	0	0	0	0	1											
39 Jason Hammel, R OBP: 0.285, SLG: 0.410										3	0	1	0	0	1	2											
22 Addison Russell, R OBP: 0.299, SLG: 0.397	R: 1 E: 0 K: 0 S: 11	H: 1 LOB: 0 BB: 0 P: 20	R: 0 E: 0 K: 2 S: 12	H: 1 LOB: 1 BB: 0 P: 14	R: 0 E: 0 K: 0 S: 13	H: 1 LOB: 2 BB: 0 P: 21	R: 0 E: 0 K: 2 S: 10	H: 0 LOB: 0 BB: 0 P: 11	R: 0 E: 0 K: 1 S: 7	H: 0 LOB: 0 BB: 0 P: 11	R: 3 E: 0 K: 2 S: 14	H: 3 LOB: 1 BB: 1 P: 24	R: 0 E: 0 K: 0 S: 6	H: 0 LOB: 0 BB: 0 P: 9	R: 0 E: 0 K: 2 S: 9	H: 0 LOB: 0 BB: 0 P: 14	1B: 5 2B: 1 HR: 0	SF: 1 SAC: 0 DP: 0 HBP: 1	WP: 2 PA: 35 PB: 0 SB: 1 CS: 0								
PITCHER	IP	WLS	BF	H	R	ER	SO	BB	IBB	HBP	BLK	WP	HR	S	P	ERA	WHIP										
45 Gerrit Cole, R ERA: 2.6	6.1		26	6	4	3	8	0	0	1	0	0	0	73	105	4.26	0.947										
38 Joakim Soria, R ERA: 2.97	0.2	B	3	0	0	0	1	1	0	0	0	2	0	4	11	0.00	1.500										
44 Tony Watson, L ERA: 2.17	1.0	W	3	0	0	0	0	0	0	0	0	0	0	6	9	0.00	0.000										
35 Mark Melancon, R ERA: 2.0	1.0	S	3	0	0	0	2	0	0	0	0	0	0	9	14	0.00	0.000										

Chicago Cubs @ Pittsburgh Pirates
PNC Park, Pittsburgh, PA
Tue Sep 15 2015, 1:40 PM - 4:30 PM EDT
Att: 31,488 - Partly Cloudy - 78 F

AB	32
R	4
H	6
RBI	2
BB	1
SO	11
LOB	10



Batter	1	2	3	4	5	6	7	8	9	AB	R	H	RBI	BB	SO	LOB	BOTTOM										
25 Gregory Polanco, L OBP: 0.323, SLG: 0.381										3	1	0	0	1	0	1											
18 Neil Walker, S OBP: 0.327, SLG: 0.416										3	1	1	1	0	1	0											
22 Andrew McCutchen, R OBP: 0.492, SLG: 0.599										4	1	2	1	0	1	1											
27 Jung Ho Kang, R OBP: 0.358, SLG: 0.465										4	0	1	0	0	1	3											
24 Pedro Alvarez, L OBP: 0.313, SLG: 0.460										2	0	0	0	2	2	2											
17 Pedro Florimon, S OBP: 0.162, SLG: 0.200										2	0	1	2	1	1	1											
3 Sean Rodriguez, R OBP: 0.285, SLG: 0.365										0	0	0	1	0	0	0											
23 Travis Snider, L OBP: 0.321, SLG: 0.347										4	0	0	0	0	1	6											
6 Starling Marte, R OBP: 0.331, SLG: 0.440										4	0	0	0	0	3	3											
10 Jordy Mercer, R OBP: 0.289, SLG: 0.304										3	1	1	0	0	1	0											
19 Chris Stewart, R OBP: 0.316, SLG: 0.331										0	0	0	0	0	0	0											
45 Gerrit Cole, R OBP: 0.182, SLG: 0.151										3	1	1	0	0	1	0											
38 Joakim Soria, R ERA: 6.23	2.0		7	1	0	0	4	0	0	0	0	1	0	22	33	0.00	0.500										
44 Tony Watson, L ERA: 3.91	0.1		1	0	0	0	0	0	0	0	0	0	0	1	1	0.00	0.000										
46 Pedro Strop, R ERA: 3.1	1.0		3	0	0	0	1	0	0	0	0	0	0	8	14	0.00	0.000										
52 Justin Rodriguez, R ERA: 2.22	1.0	L	4	0	1	0	1	1	0	0	0	0	0	10	18	0.00	1.000										
Inning Stats	R: 3 E: 0 K: 1 S: 14	H: 2 LOB: 2 BB: 2 P: 28	R: 0 E: 0 K: 1 S: 9	H: 0 LOB: 0 BB: 0 P: 12	R: 0 E: 0 K: 2 S: 9	H: 1 LOB: 2 BB: 1 P: 19	R: 1 E: 0 K: 1 S: 11	H: 2 LOB: 1 BB: 0 P: 18	R: 0 E: 0 K: 2 S: 13	H: 1 LOB: 1 BB: 0 P: 20	R: 0 E: 0 K: 2 S: 7	H: 0 LOB: 0 BB: 0 P: 9	R: 0 E: 0 K: 1 S: 8	H: 0 LOB: 0 BB: 0 P: 14	R: 1 E: 0 K: 1 S: 10	H: 0 LOB: 1 BB: 1 P: 18	1B: 5 2B: 1 3B: 0 HR: 0	SF: 1 SAC: 0 DP: 0 HBP: 1	WP: 2 PA: 35 PB: 0 SB: 2 CS: 0								
PITCHER	IP	WLS	BF	H	R	ER	SO	BB	IBB	HBP	BLK	WP	HR	S	P	ERA	WHIP										
39 Jason Hammel, R ERA: 3.73	3.2		20	5	4	4	5	2	1	1	0	1	0	40	72	3.73	1.909										
53 Trevor Cahill, R ERA: 6.23	2.0		7	1	0	0	4	0	0	0	0	1	0	22	33	0.00	0.500										
59 Zac Rosscup, L ERA: 3.91	0.1		1	0	0	0	0	0	0	0	0	0	0	1	1	0.00	0.000										
46 Pedro Strop, R ERA: 3.1	1.0		3	0	0	0	1	0	0	0	0	0	0	8	14	0.00	0.000										
52 Justin Rodriguez, R ERA: 2.22	1.0	L	4	0	1	0	1	1	0	0	0	0	0	10	18	0.00	1.000										

Chicago Cubs @ Pittsburgh Pirates
PNC Park, Pittsburgh, PA
Tue Sep 15 2015, 1:40 PM - 4:30 PM EDT
Att: 31,488 - Partly Cloudy - 78 F

AB	29
R	5
H	6
RBI	5
BB	4
SO	11
LOB	17



Batter	1	2	3	4	5	6	7	8	9	AB	R	H	RBI	BB	SO	LOB	TOP					
24 Dexter Fowler, S OBP: 0.349, SLG: 0.429										6	1	2	0	0	1	2	Chicago Cubs @ Pittsburgh Pirates PNC Park, Pittsburgh, PA Thu Sep 17 2015, 12:38 PM - 3:43 PM EDT Att: 28,228 - Sunny - 83 F					
12 Kyle Schwarber, L OBP: 0.351, SLG: 0.542										5	0	1	0	0	1	3						
15 Chris Denorfia, R OBP: 0.316, SLG: 0.361										1	0	1	0	0	0	0						
8 Chris Coghlan, L OBP: 0.308, SLG: 0.382										3	1	1	0	0	1	2						
27 Austin Jackson, R OBP: 0.308, SLG: 0.382										3	0	0	0	0	1	4						
44 Anthony Rizzo, L OBP: 0.387, SLG: 0.524										4	1	2	2	1	0	2						
17 Kris Bryant, R OBP: 0.368, SLG: 0.492										4	1	3	0	1	0	1						
47 Miguel Montero, L OBP: 0.344, SLG: 0.422										4	2	1	0	1	0	5						
22 Addison Russell, R OBP: 0.300, SLG: 0.397										4	2	2	2	1	0	4						
28 Kyle Hendricks, R OBP: 0.070, SLG: 0.071										2	0	0	0	0	2	4						
33 Clayton Richard, L OBP: 0.200, SLG: 0.266										2	1	1	2	0	1	2						
52 Justin Grimm, R OBP: 0.161, SLG: 0.103										0	0	0	0	0	0	0						
37 Travis Wood, R OBP: 0.161, SLG: 0.103										1	0	0	0	0	0	0						
11 Tommy La Stella, L OBP: 0.298, SLG: 0.395										4	0	2	2	0	0	0						
9 Javier Báez, R OBP: 0.353, SLG: 0.438										1	0	1	0	0	0	0						
Inning Stats	R: 1 E: 1 K: 0 S: 11	H: 2 LOB: 1 BB: 0 P: 16	R: 2 E: 0 K: 1 S: 13	H: 3 LOB: 1 BB: 0 P: 17	R: 0 E: 0 K: 2 S: 8	H: 1 LOB: 0 BB: 2 P: 18	R: 0 E: 0 K: 2 S: 11	H: 0 LOB: 0 BB: 0 P: 17	R: 6 E: 1 K: 0 S: 20	H: 7 LOB: 1 BB: 0 P: 31	R: 0 E: 0 K: 1 S: 12	H: 1 LOB: 2 BB: 1 P: 19	R: 0 E: 0 K: 0 S: 7	H: 0 LOB: 0 BB: 0 P: 9	R: 0 E: 0 K: 1 S: 10	H: 1 LOB: 2 BB: 1 P: 20	R: 0 E: 0 K: 0 S: 12	H: 2 LOB: 2 BB: 0 P: 18	1B: 9 2B: 7 3B: 0 HR: 1	SF: 0 SAC: 0 DP: 2 HBP: 0	WP: 0 PB: 1 SB: 0 CS: 0	PA: 48
PITCHER	IP WLS BF H R ER SO BB IBB HBP BLK WP HR S P ERA WHIP	4.0 L 23 9 6 5 5 1 1 0 0 0 0 1 48 76 11.25 2.500	4.0 4 3 3 2 0 1 0 0 0 0 0 0 9 14 ∞ ∞	2.0 8 2 0 0 1 1 0 0 0 0 0 0 18 28 0.00 1.500	2.0 8 1 0 0 1 0 1 0 0 0 0 0 17 29 0.00 0.500	1.0 5 2 0 0 0 0 0 0 0 0 0 0 12 18 0.00 2.000																

Chicago Cubs @ Pittsburgh Pirates
 PNC Park, Pittsburgh, PA
 Thu Sep 17 2015, 12:38 PM - 3:43 PM EDT
 Att: 28,228 - Sunny - 83 F

Batter	1	2	3	4	5	6	7	8	9	AB	R	H	RBI	BB	SO	LOB	BOTTOM
25 Gregory Polanco, L OBP: 0.323, SLG: 0.385										5	2	2	2	0	2	0	Chicago Cubs @ Pittsburgh Pirates PNC Park, Pittsburgh, PA Thu Sep 17 2015, 12:38 PM - 3:43 PM EDT Att: 28,228 - Sunny - 83 F
6 Starling Marte, R OBP: 0.329, SLG: 0.434										4	0	0	0	0	0	1	
18 Neil Walker, S OBP: 0.331, SLG: 0.420										3	1	2	1	0	0	0	
27 Jung Ho Kang, R OBP: 0.355, SLG: 0.461										0	0	0	0	0	0	0	
10 Jordy Mercer, R OBP: 0.289, SLG: 0.394										4	0	2	0	0	1	1	
24 Pedro Alvarez, L OBP: 0.316, SLG: 0.468										4	1	2	2	0	2	2	
29 Francisco Cervelli, R OBP: 0.377, SLG: 0.407										2	0	0	0	0	1	0	
38 Michael Morse, R OBP: 0.307, SLG: 0.353										1	0	1	0	0	0	0	
52 Rob Scallion, L OBP: 0.294, SLG: 0.360																	

Batter	1	2	3	4	5	6	7	8	9	AB	R	H	RBI	BB	SO	LOB	TOP							
13 Matt Carpenter, L (1.5) OBP: 0.361, SLG: 0.479	L8		F7				E3		HR	5	1	2	2	0	0	0								
28 Tommy Pham, R (1.8) OBP: 0.350, SLG: 0.484	K		K				F9		1B	5	1	2	0	0	2	2								
22 Jason Heyward, L (1.9) OBP: 0.353, SLG: 0.439	G3		FC4				G3-1		1B	4	0	1	0	1	1	4								
27 Jhonny Peralta, R (1.6) OBP: 0.327, SLG: 0.410		1B	FC4				L5		K	5	1	1	0	0	2	7								
4 Yadier Molina, R (1.2) OBP: 0.310, SLG: 0.351	P3						G6-3		SF9	4	0	0	1	0	0	1								
55 Stephen Piscotty, R (1.7) OBP: 0.356, SLG: 0.475	1B						F9		FC6-4	4	0	1	0	1	0	1								
16 Kolten Wong, L (1.4) OBP: 0.328, SLG: 0.393	SF7		K				HBP			1	0	0	1	0	1	1								
12 Mark Reynolds, R (1.3) OBP: 0.316, SLG: 0.394							FC5-6			1	0	0	0	1	0	1								
32 Matt Adams, L (6. PH) OBP: 0.270, SLG: 0.381									K	2	0	0	0	0	1	2								
52 Michael Wacha, R (1.1) OBP: 0.322, SLG: 0.166										2	0	1	0	0	1	2								
30 Jonathan Broxton, R (6.1) ERA: 4.85										0	0	0	0	0	0	0								
15 Randal Grichuk, R (7. PH) ERA: 2.14										0	0	0	0	0	0	0								
46 Kevin Siegrist, L (7.1) ERA: 2.14										0	0	0	0	0	0	0								
33 Carlos Villanueva, R (8.1) ERA: 2.93										0	0	0	0	0	0	0								
35 Greg Garcia, L (8. PH) OBP: 0.280, SLG: 0.166										0	1	0	0	0	0	0								
Inning Stats	R: 0 E: 0 K: 1 S: 6	H: 0 LOB: 0 BB: 0 P: 7	R: 1 E: 0 K: 1 S: 12	H: 2 LOB: 2 BB: 1 P: 23	R: 0 E: 0 K: 1 S: 9	H: 0 LOB: 1 BB: 1 P: 19	R: 0 E: 0 K: 1 S: 8	H: 0 LOB: 1 BB: 1 P: 14	R: 0 E: 0 K: 0 S: 13	H: 2 LOB: 2 BB: 0 P: 20	R: 0 E: 0 K: 0 S: 6	H: 0 LOB: 2 BB: 0 P: 11	R: 0 E: 1 K: 0 S: 10	H: 1 LOB: 2 BB: 0 P: 12	R: 0 E: 0 K: 1 S: 13	H: 0 LOB: 1 BB: 0 P: 21	R: 3 E: 0 K: 1 S: 18	H: 3 LOB: 1 BB: 0 P: 25	1B: 6 2B: 1 3B: 0 HR: 1	SF: 2 SAC: 0 DP: 0 HBP: 3	WP: 0 PB: 0 SB: 0 CS: 0	PA: 42		
PITCHER	IP WLS BF H R ER SO BB IBB HBP BLK WP HR S P ERA WHIP	IP WLS BF H R ER SO BB IBB HBP BLK WP HR S P ERA WHIP	IP WLS BF H R ER SO BB IBB HBP BLK WP HR S P ERA WHIP	IP WLS BF H R ER SO BB IBB HBP BLK WP HR S P ERA WHIP	IP WLS BF H R ER SO BB IBB HBP BLK WP HR S P ERA WHIP	IP WLS BF H R ER SO BB IBB HBP BLK WP HR S P ERA WHIP	IP WLS BF H R ER SO BB IBB HBP BLK WP HR S P ERA WHIP	IP WLS BF H R ER SO BB IBB HBP BLK WP HR S P ERA WHIP	IP WLS BF H R ER SO BB IBB HBP BLK WP HR S P ERA WHIP	IP WLS BF H R ER SO BB IBB HBP BLK WP HR S P ERA WHIP	IP WLS BF H R ER SO BB IBB HBP BLK WP HR S P ERA WHIP	IP WLS BF H R ER SO BB IBB HBP BLK WP HR S P ERA WHIP	IP WLS BF H R ER SO BB IBB HBP BLK WP HR S P ERA WHIP	IP WLS BF H R ER SO BB IBB HBP BLK WP HR S P ERA WHIP	IP WLS BF H R ER SO BB IBB HBP BLK WP HR S P ERA WHIP	IP WLS BF H R ER SO BB IBB HBP BLK WP HR S P ERA WHIP	IP WLS BF H R ER SO BB IBB HBP BLK WP HR S P ERA WHIP	IP WLS BF H R ER SO BB IBB HBP BLK WP HR S P ERA WHIP	IP WLS BF H R ER SO BB IBB HBP BLK WP HR S P ERA WHIP	IP WLS BF H R ER SO BB IBB HBP BLK WP HR S P ERA WHIP	IP WLS BF H R ER SO BB IBB HBP BLK WP HR S P ERA WHIP	IP WLS BF H R ER SO BB IBB HBP BLK WP HR S P ERA WHIP	IP WLS BF H R ER SO BB IBB HBP BLK WP HR S P ERA WHIP	IP WLS BF H R ER SO BB IBB HBP BLK WP HR S P ERA WHIP
37 Travis Wood, L (1.1) ERA: 4.09	56 Héctor Rondón, R (9.1) ERA: 1.78	53 Trevor Cahill, R (3.1) ERA: 5.88	33 Clayton Richard, L (7.1) ERA: 4.08	52 Justin Grimm, R (7.1) ERA: 2.12	57 Fernando Rodney, R (8.1) ERA: 5.01	59 Zac Rosscup, L (9.1) ERA: 4.55	46 Pedro Strop, R (9.1) ERA: 2.95																	

St. Louis Cardinals @ Chicago Cubs
Wrigley Field, Chicago, IL
Sat Sep 19 2015, 12:06 PM - 3:18 PM CDT
Att: 40,994 - Partly Cloudy - 63 F

AB	34
R	4
H	8
RBI	4
BB	3
SO	8
LOB	21



Batter	1	2	3	4	5	6	7	8	9	AB	R	H	RBI	BB	SO	LOB	BOTTOM						
27 Austin Jackson, R (1.8) OBP: 0.307, SLG: 0.379	L9		FC6-4				F9		FC6-4	5	0	0	0	0	1	4							
68 Jorge Soler, R (1.9) OBP: 0.327, SLG: 0.393										2	2	1	1	1	1	0							
24 Dexter Fowler, S (6.8) OBP: 0.349, SLG: 0.425	BB		K				K			1	0	0	0	0	1	1							
17 Kris Bryant, R (1.5) OBP: 0.369, SLG: 0.499	BB		HR				HR			3	2	2	2	1	1	0							
44 Anthony Rizzo, L (1.3) OBP: 0.391, SLG: 0.526	2B		BB				1B			4	0	2	0	0	1	1							
13 Starlin Castro, R (1.4) OBP: 0.290, SLG: 0.356			1B				1B			4	0	2	1	0	2	3							
57 Fernando Rodney, R (8.1) ERA: 5.01										0	0	0	0	0	0	0							
56 Héctor Rondón, R (9.1) ERA: 1.78										0	0	0	0	0	0	0							
59 Zac Rosscup, L (9.1) ERA: 4.55										0	0	0	0	0	0	0							
46 Pedro Strop, R (9.1) ERA: 2.95										0	0	0	0	0	0	0							
9 Javier Báez, R (1.6) OBP: 0.333, SLG: 0.407	K		K				G4-3		P4	4	0	0	0	0	2	5							
15 Chris Denorfia, R (1.7) OBP: 0.318, SLG: 0.359										4	1	1	0	0	1	0							
3 David Ross, R (1.2) OBP: 0.282, SLG: 0.273										2	0	0	0	1	0	0							
37 Travis Wood, L (1.1) ERA: 4.09										1	0	0	0	0	1	1							
53 Trevor Cahill, R (3.1) ERA: 5.88										0	0	0	0	1	0	0							
11 Jonathan Broxton, R (6.1) ERA: 4.85										0	0	0	0	0	0	0							
33 Clayton Richard, L (7.1) ERA: 4.08										0	0	0	0	0	0	0							
52 Justin Grimm, R (7.1) ERA: 2.12										0	0	0	0	0	0	0							
22 Addison Russell, R (8.1) OBP: 0.280, SLG: 0.166										0	0	0	0	1	0	0							
Inning Stats	R: 2 E: 0 K: 1 S: 12	H: 2 LOB: 1 BB: 1 P: 22	R: 0 E: 0 K: 2 S: 12	H: 0 LOB: 1 BB: 1 P: 21	R: 0 E: 0 K: 3 S: 17	H: 1 LOB: 2 BB: 1 P: 26	R: 0 E: 0 K: 0 S: 8	H: 0 LOB: 1 BB: 1 P: 15	R: 2 E: 0 K: 1 S: 13	H: 3 LOB: 0 BB: 0 P: 20	R: 1 E: 0 K: 1 S: 17	H: 2 LOB: 1 BB: 0 P: 21	R: 0 E: 0 K: 2 S: 12	H: 1 LOB: 1 BB: 0 P: 16	R: 0 E: 0 K: 1 S: 8	H: 0 LOB: 1 BB: 1 P: 13	1B: 6 2B: 1 3B: 0 HR: 2	SF: 0 SAC: 1 DP: 0 HBP: 0	WP: 0 PB: 0 SB: 1 CS: 1	PA: 37			
PITCHER	IP WLS BF H R ER SO BB IBB HBP BLK WP HR S P ERA WHIP	IP WLS BF H R ER SO BB IBB HBP BLK WP HR S P ERA WHIP	IP WLS BF H R ER SO BB IBB HBP BLK WP HR S P ERA WHIP	IP WLS BF H R ER SO BB IBB HBP BLK WP HR S P ERA WHIP	IP WLS BF H R ER SO BB IBB HBP BLK WP HR S P ERA WHIP	IP WLS BF H R ER SO BB IBB HBP BLK WP HR S P ERA WHIP	IP WLS BF H R ER SO BB IBB HBP BLK WP HR S P ERA WHIP	IP WLS BF H R ER SO BB IBB HBP BLK WP HR S P ERA WHIP	IP WLS BF H R ER SO BB IBB HBP BLK WP HR S P ERA WHIP	IP WLS BF H R ER SO BB IBB HBP BLK WP HR S P ERA WHIP	IP WLS BF H R ER SO BB IBB HBP BLK WP HR S P ERA WHIP	IP WLS BF H R ER SO BB IBB HBP BLK WP HR S P ERA WHIP	IP WLS BF H R ER SO BB IBB HBP BLK WP HR S P ERA WHIP	IP WLS BF H R ER SO BB IBB HBP BLK WP HR S P ERA WHIP	IP WLS BF H R ER SO BB IBB HBP BLK WP HR S P ERA WHIP	IP WLS BF H R ER SO BB IBB HBP BLK WP HR S P ERA WHIP	IP WLS BF H R ER SO BB IBB HBP BLK WP HR S P ERA WHIP	IP WLS BF H R ER SO BB IBB HBP BLK WP HR S P ERA WHIP	IP WLS BF H R ER SO BB IBB HBP BLK WP HR S P ERA WHIP	IP WLS BF H R ER SO BB IBB HBP BLK WP HR S P ERA WHIP	IP WLS BF H R ER SO BB IBB HBP BLK WP HR S P ERA WHIP	IP WLS BF H R ER SO BB IBB HBP BLK WP HR S P ERA WHIP	IP WLS BF H R ER SO BB IBB HBP BLK WP HR S P ERA WHIP
52 Michael Wacha, R (1.1) OBP: 0.322, SLG: 0.166	30 Jonathan Broxton, R (6.1) ERA: 4.85	46 Kevin Siegrist, L (7.1) ERA: 2.14	33 Carlos Villanueva, R (8.1) ERA: 2.93																				


St. Louis Cardinals @ Chicago Cubs
Wrigley Field, Chicago, IL
Sat Sep 19 2015, 12:06 PM - 3:18 PM CDT
Att: 40,994 - Partly Cloudy - 63 F

AB	31
R	5
H	9
RBI	5
BB	5
SO	11
LOB	15



Batter	1	2	3	4	5	6	7	8	9	AB	R	H	RBI	BB	SO	LOB	TOP					
2 Scooter Gennett, L (1,4) OBP: 0.293, SLG: 0.387										5	1	2	0	0	1	1	Milwaukee Brewers @ Chicago Cubs Wrigley Field, Chicago, IL Mon Sep 21 2015, 7:08 PM - 10:14 PM CDT Att: 34,373 - Clear - 64 F					
7 Logan Schafer, L (1,8) OBP: 0.317, SLG: 0.315										3	2	1	0	1	1	1						
24 Adam Lind, L (1,3) OBP: 0.375, SLG: 0.486										4	1	1	2	0	1	2						
18 Khris Davis, R (1,7) OBP: 0.322, SLG: 0.496										4	1	1	1	0	1	2						
16 Domingo Santana, R (1,9) OBP: 0.385, SLG: 0.523										3	0	1	1	0	1	1						
37 Tyler Thornburg, R (5,1)										0	0	0	0	0	0	0						
51 Cesar Jimenez, L (7,1)										0	0	0	0	0	0	0						
15 Jason Rogers, R (8,PH)										1	0	0	0	0	0	0						
32 David Goforth, R (8,1)										0	0	0	0	0	0	0						
9 Jean Segura, R (1,6) OBP: 0.286, SLG: 0.339										4	0	1	0	0	2	1						
14 Hernán Pérez, R (1,5) OBP: 0.254, SLG: 0.333										4	0	1	0	0	1	1						
12 Martín Maldonado, R (1,2) OBP: 0.279, SLG: 0.291										4	0	0	0	0	0	2						
38 Willy Peralta, R (1,1) OBP: 0.121, SLG: 0.033										2	0	0	0	0	1	1						
35 Shane Peterson, L (5,9) OBP: 0.318, SLG: 0.326										2	0	0	0	0	1	1						
Inning Stats	R: 2 E: 0 K: 2 S: 15	H: 3 LOB: 1 P: 25	R: 0 E: 1 K: 0 S: 12	H: 0 LOB: 1 BB: 0 P: 19	R: 0 E: 1 K: 2 S: 10	H: 0 LOB: 1 BB: 0 P: 17	R: 0 E: 0 K: 2 S: 13	H: 1 LOB: 0 BB: 1 P: 17	R: 2 E: 0 K: 1 S: 15	H: 1 LOB: 0 BB: 1 P: 26	R: 0 E: 0 K: 1 S: 8	H: 1 LOB: 0 BB: 0 P: 11	R: 0 E: 0 K: 1 S: 11	H: 0 LOB: 0 BB: 0 P: 17	R: 0 E: 0 K: 2 S: 7	H: 0 LOB: 0 BB: 0 P: 11	1B: 5 2B: 1 3B: 0 HR: 2	SF: 0 SAC: 0 DP: 0 HBP: 0	WP: 1 PB: 0 SB: 2 CS: 0	PA: 37		
PITCHER	IP WLS BF H R ER SO BB IBB HBP BLK WP HR S P ERA WHIP	5.0 W 23 5 4 3 6 1 0 0 0 0 1 65 104 5.40 1.200	0.2 H 3 1 0 0 1 0 0 0 0 0 0 7 9 0.00 1.500	1.1 H 4 1 0 0 0 0 0 0 0 0 1 7 10 0.00 0.750	1.0 4 1 1 1 1 0 0 0 0 0 1 11 17 9.00 1.000	1.0 3 0 0 0 2 0 0 0 0 0 0 7 11 0.00 0.000																

Batter	1	2	3	4	5	6	7	8	9	AB	R	H	RBI	BB	SO	LOB	BOTTOM				
24 Dexter Fowler, S (1,8) OBP: 0.348, SLG: 0.424										5	0	1	2	0	0	1	Milwaukee Brewers @ Chicago Cubs Wrigley Field, Chicago, IL Mon Sep 21 2015, 7:08 PM - 10:14 PM CDT Att: 34,373 - Clear - 64 F				
12 Kyle Schwarber, L (1,7) OBP: 0.346, SLG: 0.512										4	0	0	0	1	0	2					
17 Kris Bryant, R (1,5) OBP: 0.370, SLG: 0.497										5	2	3	0	0	0	0					
44 Anthony Rizzo, L (1,3) OBP: 0.397, SLG: 0.530										3	3	3	0	2	0	0					
13 Starlin Castro, R (1,4) OBP: 0.296, SLG: 0.364										2	1	2	2	0	0	0					
21 Tommy Hunter, R (8,1)										0	0	0	0	0	0	0					
41 Matt Szczur, R (8,PH) OBP: 0.282, SLG: 0.338										3	0	1	1	0	1	4					
37 Travis Wood, R (9,1) OBP: 0.156, SLG: 0.100										1	1	1	3	0	0	0					
47 Miguel Montero, L (1,2) OBP: 0.346, SLG: 0.418										1	0	0	0	0	1	3					
68 Jorge Soler, R (7,PH) OBP: 0.328, SLG: 0.402										1	0	0	0	0	1	3					
3 David Ross, R (8,2) OBP: 0.277, SLG: 0.267										3	1	0	1	2	1	4					
39 Jason Hammel, R (1,1) OBP: 0.283, SLG: 0.314										2	1	0	0	0	0	5					
11 Tommy La Stella, L (5,PH) OBP: 0.200, SLG: 0.164										1	0	1	0	0	0	0					
53 Trevor Cahill, R (8,1) OBP: 0.290, SLG: 0.344										0	0	0	0	0	0	0					
33 Clayton Richard, L (7,PH) OBP: 0.200, SLG: 0.164										0	0	0	0	0	0	0					
27 Austin Jackson, R (8,9) OBP: 0.266, SLG: 0.336										1	0	0	0	0	1	0					
8 Chris Coghlan, L (1,9) OBP: 0.342, SLG: 0.450										2	0	0	0	1	0	2					
9 Javier Báez, R (7,PH) OBP: 0.345, SLG: 0.436										1	0	1	0	0	0	0					
Inning Stats	R: 0 E: 0 K: 0 S: 7	H: 0 LOB: 0 BB: 0 P: 10	R: 3 E: 0 K: 1 S: 13	H: 2 LOB: 3 BB: 3 P: 30	R: 1 E: 0 K: 0 S: 13	H: 2 LOB: 2 BB: 1 P: 22	R: 0 E: 0 K: 0 S: 8	H: 0 LOB: 0 BB: 0 P: 12	R: 2 E: 0 K: 1 S: 13	H: 4 LOB: 2 BB: 0 P: 20	R: 0 E: 0 K: 0 S: 6	H: 0 LOB: 0 BB: 0 P: 9	R: 3 E: 0 K: 1 S: 15	H: 4 LOB: 1 BB: 0 P: 25	R: 0 E: 0 K: 1 S: 12	H: 1 LOB: 3 BB: 2 P: 23	1B: 7 2B: 5 3B: 0 HR: 1	SF: 1 SAC: 0 DP: 0 HBP: 1	WP: 0 PB: 0 SB: 0 CS: 0	PA: 43	
PITCHER	IP WLS BF H R ER SO BB IBB HBP BLK WP HR S P ERA WHIP	4.2 L 26 4 0 0 0 0 4 0 0 0 0 0 10 15 11.57 2.571	1.1 4 0 0 0 0 0 0 0 0 0 0 10 15 27.00 4.000	1.0 7 4 3 3 1 0 0 0 0 0 1 15 25 0.00 0.000	1.0 6 1 0 0 1 1 1 0 0 0 0 12 23 0.00 2.000																



Batter	1	2	3	4	5	6	7	8	9	AB	R	H	RBI	BB	SO	LOB	TOP										
2 Scooter Gennett, L (1,4) OBP: 0.293, SLG: 0.388										4	0	1	0	0	0	1											
7 Logan Schafer, L (1,8) OBP: 0.305, SLG: 0.301										4	0	0	0	0	3	1											
24 Adam Lind, L (1,3) OBP: 0.372, SLG: 0.482										4	0	0	0	0	2	1											
18 Khris Davis, R (1,7) OBP: 0.322, SLG: 0.493										4	0	1	0	0	0	1											
16 Domingo Santana, R (1,9) OBP: 0.358, SLG: 0.511										3	0	0	0	0	2	1											
9 Jean Segura, R (1,6) OBP: 0.286, SLG: 0.337										3	0	0	0	0	1	1											
14 Hernán Pérez, R (1,5) OBP: 0.256, SLG: 0.335										2	0	1	0	0	1	0											
26 Kyle Lohse, R (5,1) OBP: 0.237, SLG: 0.263										0	0	0	0	0	0	0											
35 Shane Peterson, L (8,PH) OBP: 0.317, SLG: 0.324										1	0	0	0	0	1	0											
46 Corey Knebel, R (8,1)										0	0	0	0	0	0	0											
12 Martín Maldonado, R (1,2) OBP: 0.279, SLG: 0.288										2	0	0	0	1	0	1											
45 Tyler Cravy, R (1,1)										1	0	0	0	0	1	0											
29 Yadiel Rivera, R (5,5)										2	0	0	0	0	0	1											
Inning Stats	R: 0 E: 0 K: 1 S: 10	H: 1 LOB: 1 BB: 0 P: 14	R: 0 E: 0 K: 2 S: 7	H: 0 LOB: 0 BB: 0 P: 11	R: 0 E: 0 K: 1 S: 6	H: 0 LOB: 0 BB: 0 P: 7	R: 0 E: 0 K: 1 S: 9	H: 0 LOB: 0 BB: 0 P: 12	R: 0 E: 0 K: 1 S: 9	H: 0 LOB: 0 BB: 0 P: 12	R: 0 E: 0 K: 2 S: 11	H: 1 LOB: 1 BB: 0 P: 19	R: 0 E: 0 K: 1 S: 11	H: 0 LOB: 1 BB: 1 P: 20	R: 0 E: 0 K: 2 S: 12	H: 0 LOB: 0 BB: 0 P: 15	1B: 2 2B: 1 3B: 0 HR: 0	SF: 0 SAC: 0 DP: 0 HBP: 0	WP: 0 PB: 0 SB: 0 CS: 0	PA: 31							
PITCHER	IP	WLS	BF	H	R	ER	SO	BB	IBB	HBP	BLK	WP	HR	S	P	ERA	WHIP										
49 Jake Arrieta, R (1,1) ERA: 1.88	9.0	W	31	3	0	0	11	1	0	0	0	0	0	85	123	0.00	0.444										

Milwaukee Brewers @ Chicago Cubs
Wrigley Field, Chicago, IL
Tue Sep 22 2015, 7:07 PM - 9:28 PM CDT
Att: 36,270 - Partly Cloudy - 70 F

AB 30
R 0
H 3
RBI 0
BB 1
SO 11
LOB 8



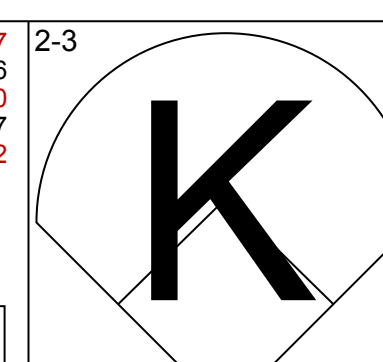
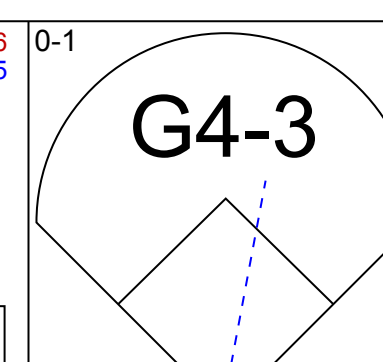
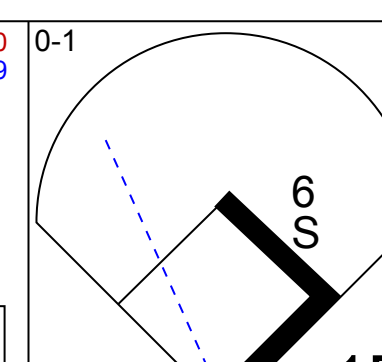
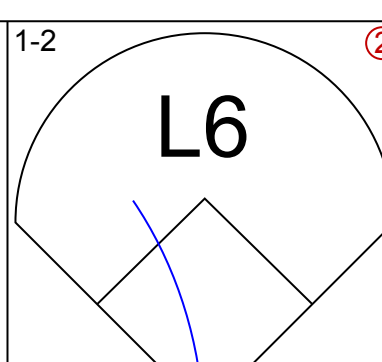
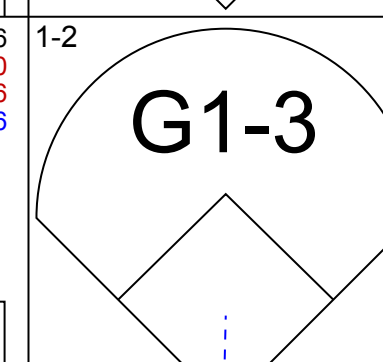
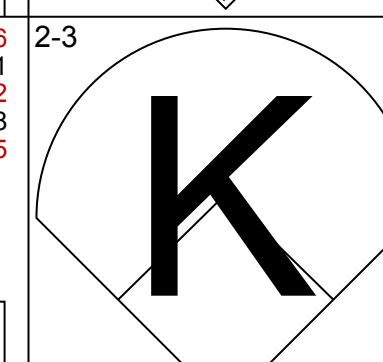
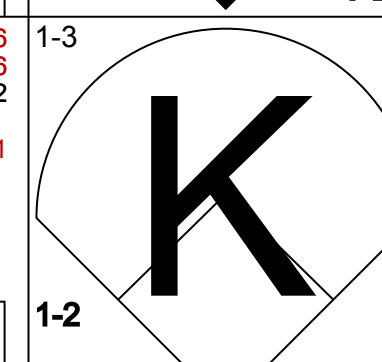
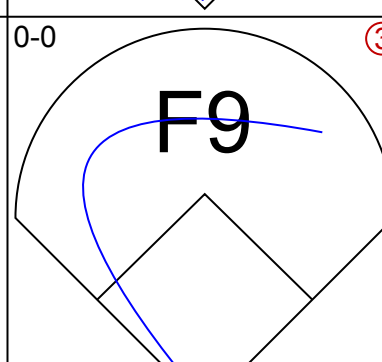
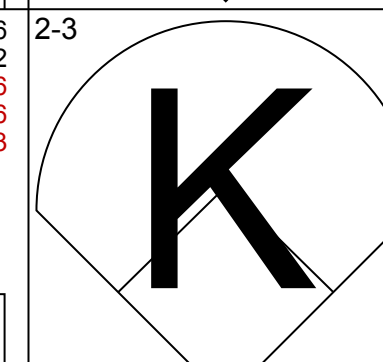
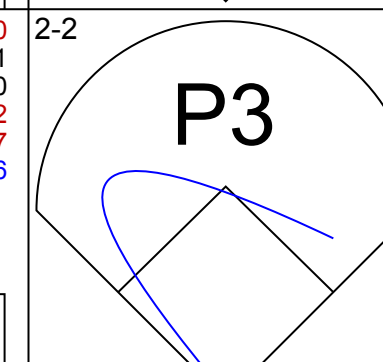
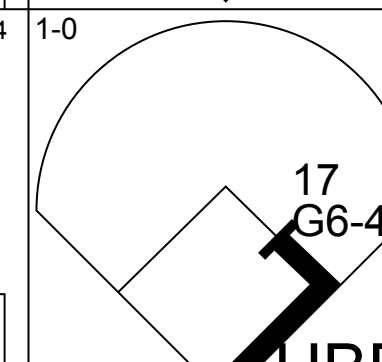
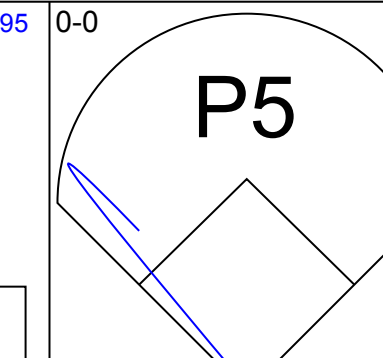
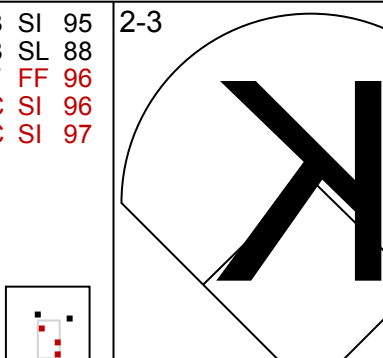
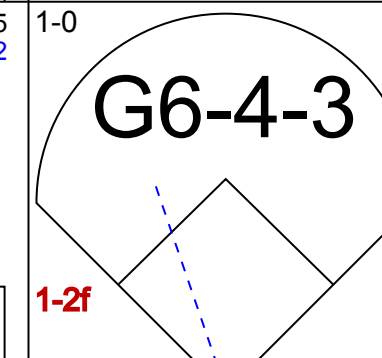
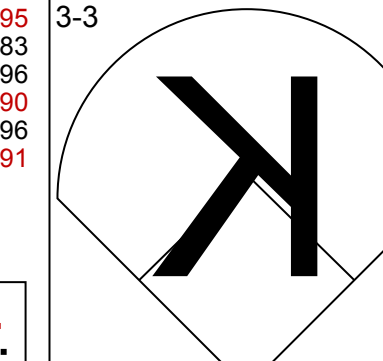
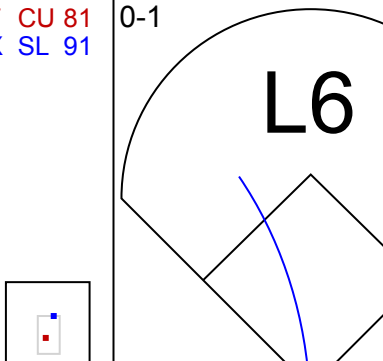
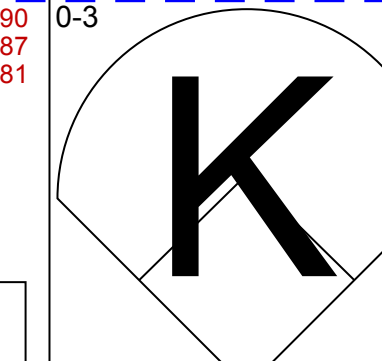
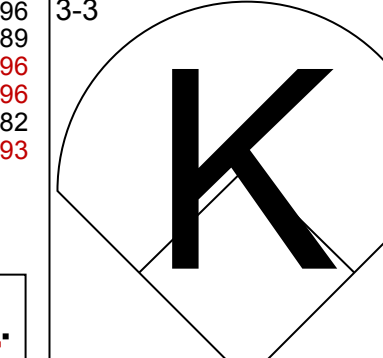
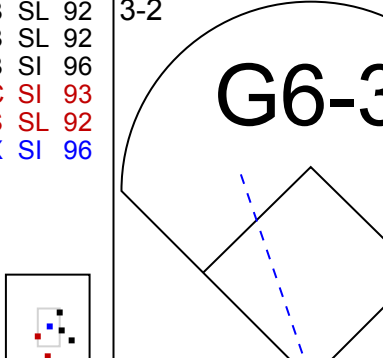
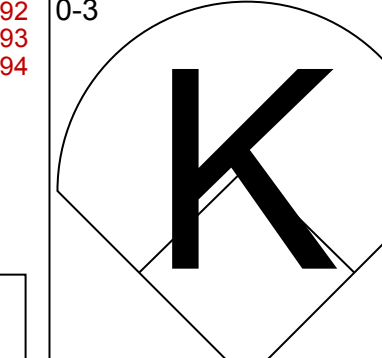
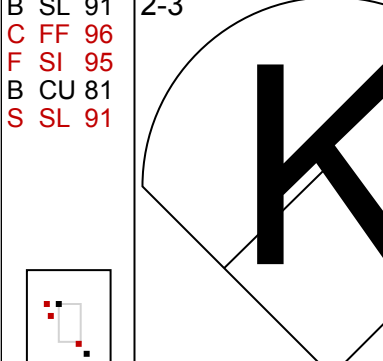
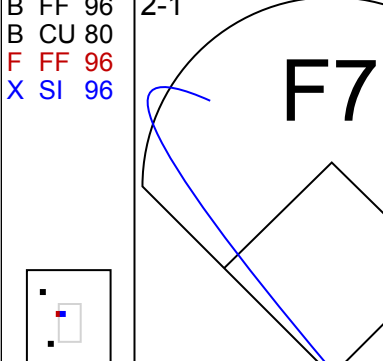
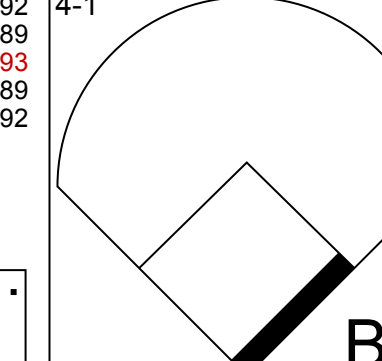
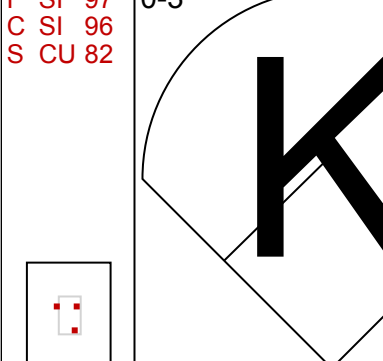
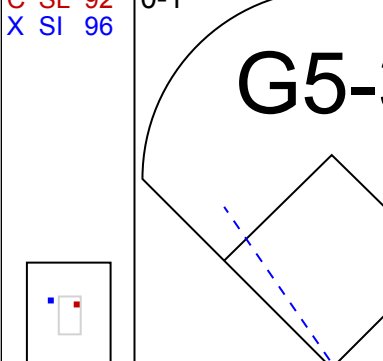
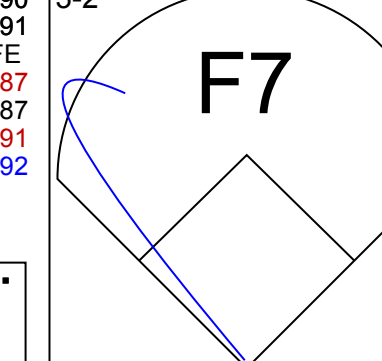
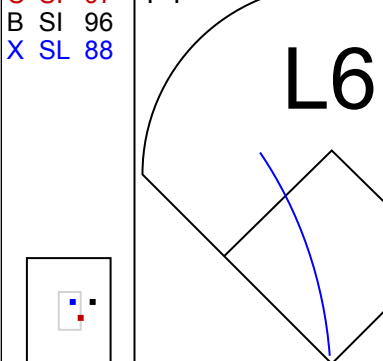
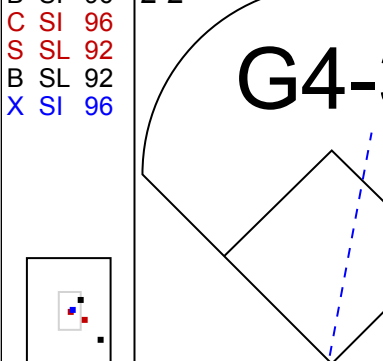
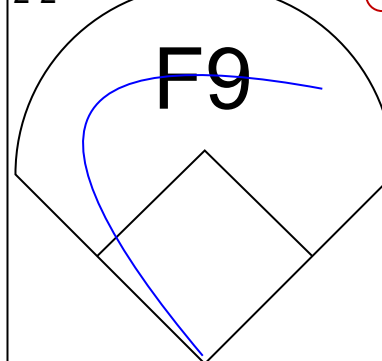
Batter	1	2	3	4	5	6	7	8	9	AB	R	H	RBI	BB	SO	LOB	BOTTOM										
24 Dexter Fowler, S (1,8) OBP: 0.349, SLG: 0.423										3	1	1	0	1	1	1											
12 Kyle Schwarber, L (1,7) OBP: 0.353, SLG: 0.519										3	2	2	1	1	0	1											
27 Austin Jackson, R (9,9) OBP: 0.306, SLG: 0.378										0	0	0	0	0	0	0											
17 Kris Bryant, R (1,5) OBP: 0.371, SLG: 0.505										4	1	2	3	0	1	1											
44 Anthony Rizzo, L (1,3) OBP: 0.394, SLG: 0.526										4	0	0	0	0	2	1											
13 Starlin Castro, R (1,4) OBP: 0.296, SLG: 0.364										3	0	1	0	0	0	0											
22 Addison Russell, R (7,6) OBP: 0.300, SLG: 0.388										1	0	0	0	0	1	1											
8 Chris Coghlan, L (1,9) OBP: 0.342, SLG: 0.447										3	0	0	0	1	1	1											
47 Miguel Montero, L (1,2) OBP: 0.343, SLG: 0.414										3	0	0	0	0	0	2											
9 Javier Báez, R (1,6) OBP: 0.328, SLG: 0.414										3	0	0	0	0	1	2											
49 Jake Arrieta, R (1,1) OBP: 0.162, SLG: 0.233										3	0	1	0	0	1	0											
Inning Stats	R: 0 E: 0 K: 1 S: 9	H: 1 LOB: 0 BB: 0 P: 13	R: 0 E: 0 K: 1 S: 9	H: 1 LOB: 1 BB: 1 P: 18	R: 2 E: 0 K: 1 S: 8	H: 1 LOB: 0 BB: 1 P: 13	R: 0 E: 0 K: 0 S: 10	H: 0 LOB: 0 BB: 0 P: 16	R: 1 E: 0 K: 1 S: 9	H: 1 LOB: 1 BB: 1 P: 15	R: 0 E: 0 K: 1 S: 6	H: 0 LOB: 0 BB: 0 P: 9	R: 0 E: 0 K: 1 S: 9	H: 1 LOB: 1 BB: 0 P: 14	R: 1 E: 0 K: 2 S: 16	H: 2 LOB: 1 BB: 0 P: 21	1B: 4 2B: 2 3B: 0 HR: 1	SF: 0 SAC: 0 DP: 1 HBP: 0	WP: 0 PB: 0 SB: 0 CS: 0	PA: 33							
PITCHER	IP	WLS	BF	H	R	ER	SO	BB	IBB	HBP	BLK	WP	HR	S	P	ERA	WHIP										
45 Tyler Cravy, R (1,1) ERA: 6.21	4.0	L	16	3	2	2	3	2	0	0	0	0	0	36	60	4.50	1.250										
26 Kyle Lohse, R (5,1) ERA: 5.95	3.0		12	2	1	1	3	1	0	0	0	0	0	24	38	3.00	1.000										
46 Corey Knebel, R (8,1) ERA: 3.42	1.0		5	2	1	1	2	0	0	0	0	0	0	16	21	9.00	2.000										

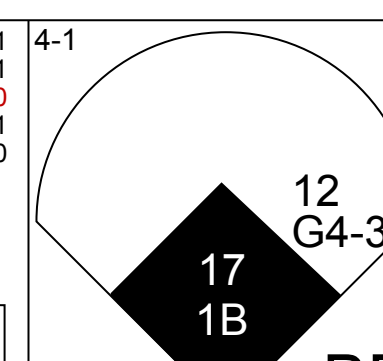
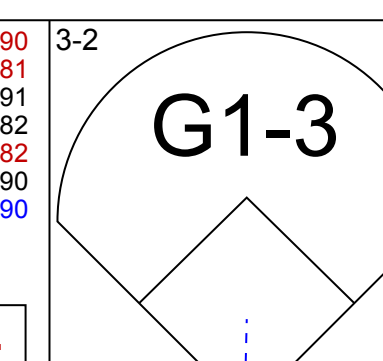
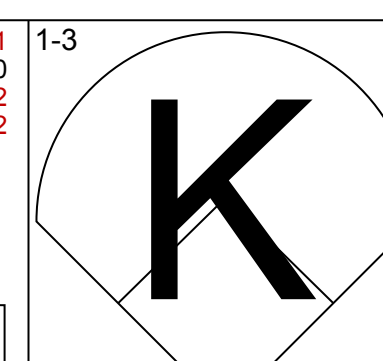
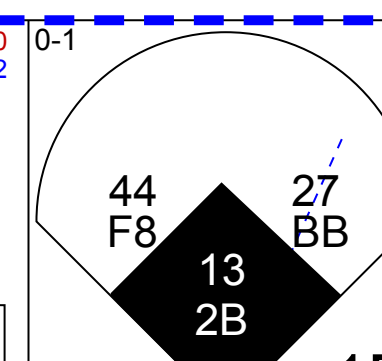
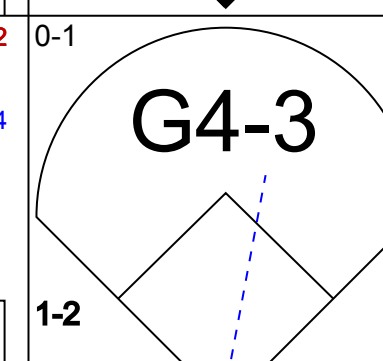
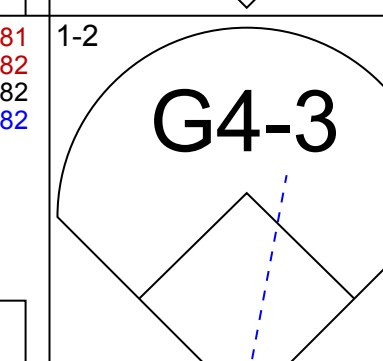
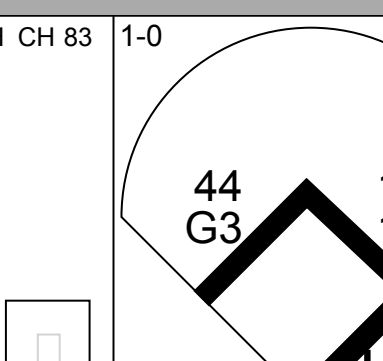
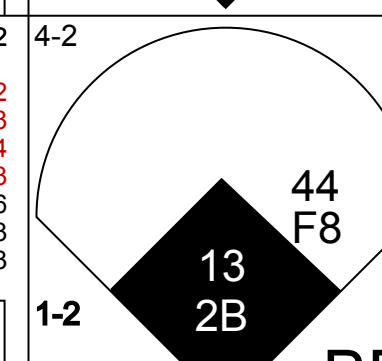
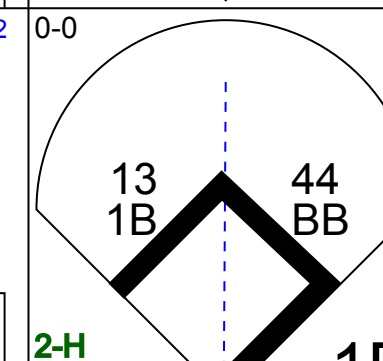

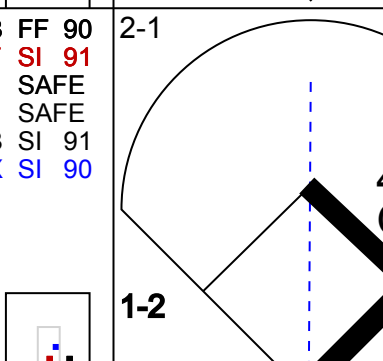
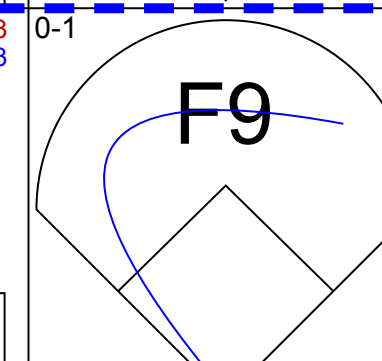
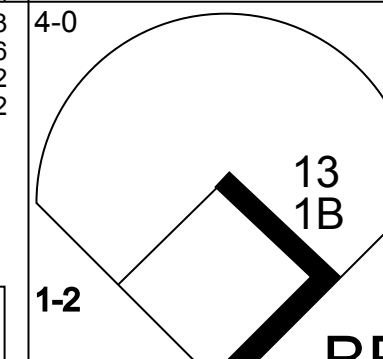
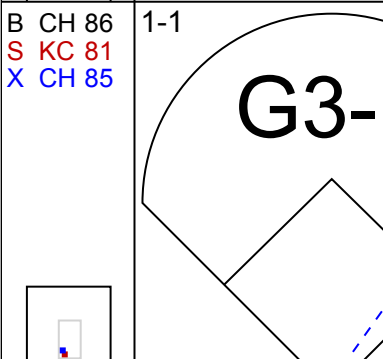
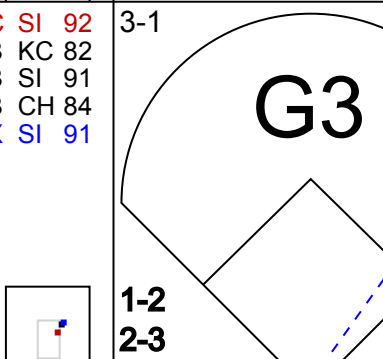
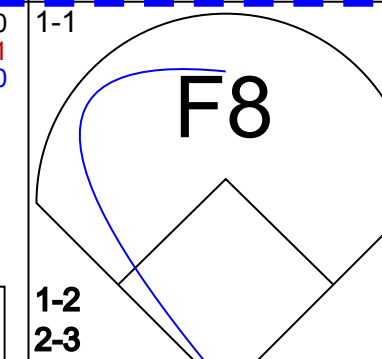
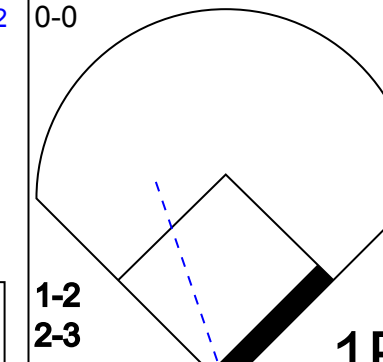



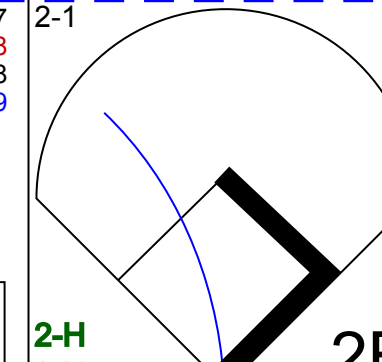
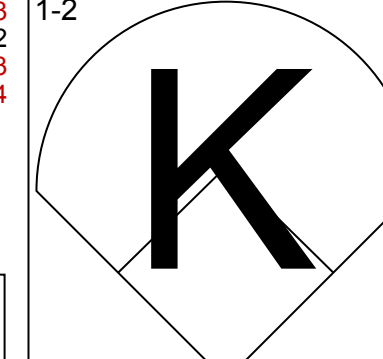

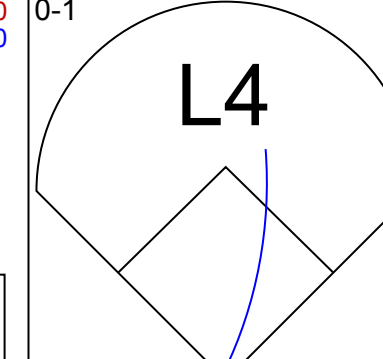

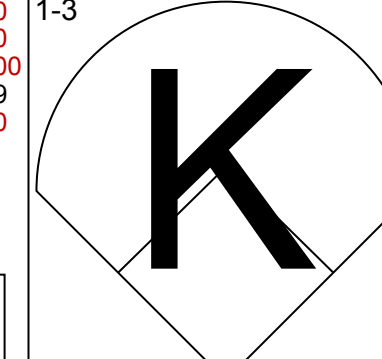
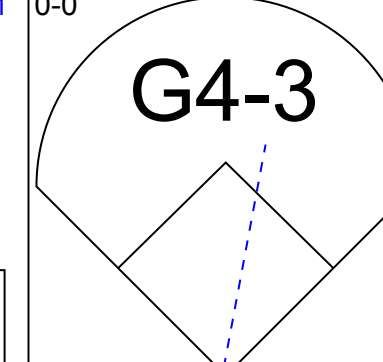

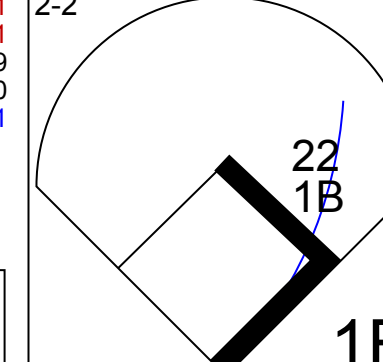






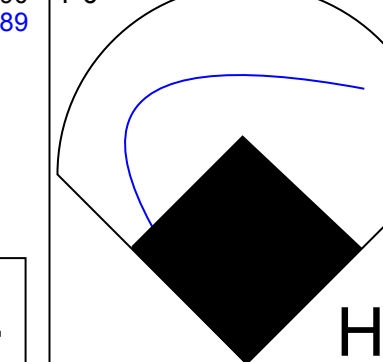
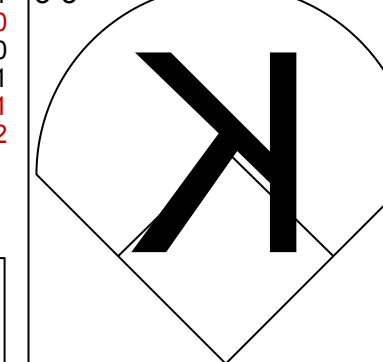

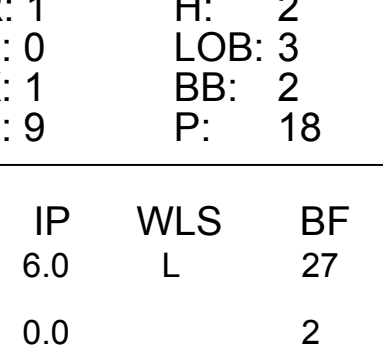
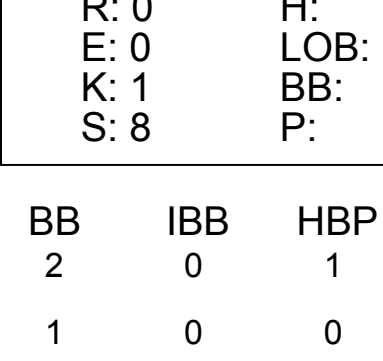
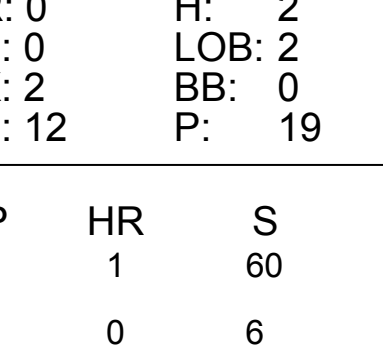
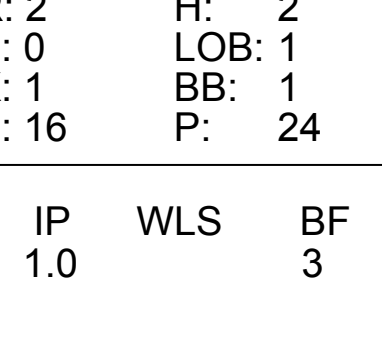
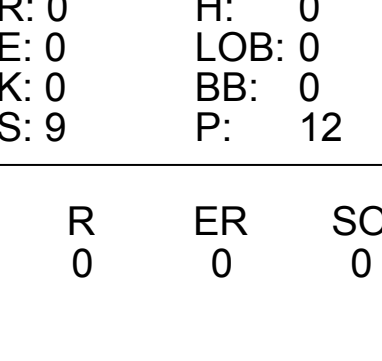




Milwaukee Brewers @ Chicago Cubs
Wrigley Field, Chicago, IL
Tue Sep 22 2015, 7:07 PM - 9:28 PM CDT
Att: 36,270 - Partly Cloudy - 70 F

AB 30
R 4
H 7
RBI 4
BB 3
SO 8
LOB 10



Batter	1	2	3	4	5	6	7	8	9	AB	R	H	RBI	BB	SO	LOB	TOP						
25 Gregory Polanco, L (1, 9) OBP: 0.318, SLG: 0.378										4	0	0	0	0	3	3	Pittsburgh Pirates @ Chicago Cubs Wrigley Field, Chicago, IL Fri Sep 25 2015, 1:26 PM - 4:24 PM CDT Att: 40,432 - Partly Cloudy - 68 F						
6 Starling Marte, R (1, 7) OBP: 0.336, SLG: 0.452										4	0	0	1	0	0	2							
22 Andrew McCutchen, R (1, 8) OBP: 0.463, SLG: 0.493										4	0	0	0	0	2	1							
17 Aramis Ramirez, R (1, 5) OBP: 0.299, SLG: 0.435										3	0	1	0	0	1	0							
60 Keon Broxton, R (7, PR)										0	1	0	0	0	0	0							
18 Neil Walker, S (7, 4) OBP: 0.333, SLG: 0.430										1	0	0	0	0	0	0							
29 Francisco Cervelli, R (1, 2) OBP: 0.377, SLG: 0.403										3	0	1	0	0	0	0							
38 Michael Morse, R (1, 3) OBP: 0.317, SLG: 0.352										3	0	2	1	0	1	0							
3 Sean Rodriguez, R (7, PR) OBP: 0.281, SLG: 0.359										1	0	0	0	0	1	1							
5 Josh Harrison, R (1, 4) OBP: 0.322, SLG: 0.378										4	0	0	0	0	1	4							
10 Jordy Mercer, R (1, 6) OBP: 0.301, SLG: 0.321										3	2	1	0	0	1	1							
45 Gerrit Cole, R (1, 1) OBP: 0.183, SLG: 0.155										2	0	1	1	0	1	1							
24 Pedro Alvarez, L (8, PH) OBP: 0.315, SLG: 0.472										1	0	1	0	0	0	0							
44 Tony Watson, L (8, 1)										0	0	0	0	0	0	0							
35 Mark Melancon, R (9, 1)										0	0	0	0	0	0	0							
Inning Stats	R: 0 E: 0 K: 0 S: 10	H: 0 LOB: 0 BB: 0 P: 15	R: 0 E: 0 K: 1 S: 9	H: 0 LOB: 0 BB: 0 P: 11	R: 1 E: 0 K: 1 S: 13	H: 2 LOB: 1 BB: 0 P: 20	R: 0 E: 0 K: 1 S: 8	H: 0 LOB: 0 BB: 0 P: 12	R: 0 E: 0 K: 1 S: 12	H: 1 LOB: 1 BB: 0 P: 17	R: 0 E: 0 K: 2 S: 9	H: 0 LOB: 0 BB: 0 P: 13	R: 1 E: 0 K: 0 S: 11	H: 2 LOB: 2 BB: 0 P: 14	R: 1 E: 0 K: 3 S: 13	H: 1 LOB: 1 BB: 0 P: 19	R: 0 E: 0 K: 2 S: 13	H: 1 LOB: 1 BB: 0 P: 18	1B: 5 2B: 3 3B: 0 HR: 0	SF: 0 SAC: 1 DP: 1 HBP: 0	WP: 1 PB: 0 SB: 0 CS: 0	PA: 34	
PITCHER	IP WLS BF H R ER SO BB IBB HBP BLK WP HR S P ERA WHIP	IP WLS BF H R ER SO BB IBB HBP BLK WP HR S P ERA WHIP	IP WLS BF H R ER SO BB IBB HBP BLK WP HR S P ERA WHIP	IP WLS BF H R ER SO BB IBB HBP BLK WP HR S P ERA WHIP	IP WLS BF H R ER SO BB IBB HBP BLK WP HR S P ERA WHIP	IP WLS BF H R ER SO BB IBB HBP BLK WP HR S P ERA WHIP	IP WLS BF H R ER SO BB IBB HBP BLK WP HR S P ERA WHIP	IP WLS BF H R ER SO BB IBB HBP BLK WP HR S P ERA WHIP	IP WLS BF H R ER SO BB IBB HBP BLK WP HR S P ERA WHIP	IP WLS BF H R ER SO BB IBB HBP BLK WP HR S P ERA WHIP	IP WLS BF H R ER SO BB IBB HBP BLK WP HR S P ERA WHIP	IP WLS BF H R ER SO BB IBB HBP BLK WP HR S P ERA WHIP	IP WLS BF H R ER SO BB IBB HBP BLK WP HR S P ERA WHIP	IP WLS BF H R ER SO BB IBB HBP BLK WP HR S P ERA WHIP	IP WLS BF H R ER SO BB IBB HBP BLK WP HR S P ERA WHIP	IP WLS BF H R ER SO BB IBB HBP BLK WP HR S P ERA WHIP	IP WLS BF H R ER SO BB IBB HBP BLK WP HR S P ERA WHIP	IP WLS BF H R ER SO BB IBB HBP BLK WP HR S P ERA WHIP	IP WLS BF H R ER SO BB IBB HBP BLK WP HR S P ERA WHIP	IP WLS BF H R ER SO BB IBB HBP BLK WP HR S P ERA WHIP	IP WLS BF H R ER SO BB IBB HBP BLK WP HR S P ERA WHIP	IP WLS BF H R ER SO BB IBB HBP BLK WP HR S P ERA WHIP	IP WLS BF H R ER SO BB IBB HBP BLK WP HR S P ERA WHIP
34 Jon Lester, L (1, 1) ERA: 3.43	7.0	L	25	5	2	2	6	0	0	0	0	0	0	0	0	0	0	0	72	102	2.57	0.714	
46 Pedro Strop, R (8, 1) ERA: 3.05	1.0		5	1	1	1	3	0	0	0	0	1	0	13	19	9.00	1.000						
37 Travis Wood, L (9, 1) ERA: 4.03	0.1		1	0	0	0	0	0	0	0	0	0	0	4	4	0.00	0.000						
57 Fernando Rodney, R (9, 1) ERA: 4.95	0.2		3	1	0	0	2	0	0	0	0	0	0	9	14	0.00	1.500						
Batter	1	2	3	4	5	6	7	8	9	AB	R	H	RBI	BB	SO	LOB	BOTTOM						
24 Dexter Fowler, S (1, 8) OBP: 0.345, SLG: 0.418										4	0	0	0	0	2	0	Pittsburgh Pirates @ Chicago Cubs Wrigley Field, Chicago, IL Fri Sep 25 2015, 1:26 PM - 4:24 PM CDT Att: 40,432 - Partly Cloudy - 68 F						
12 Kyle Schwarber, L (1, 7) OBP: 0.351, SLG: 0.509										2	0	1	0	1	0	0							
27 Austin Jackson, R (8, PH) OBP: 0.307, SLG: 0.378										0	0	0	0	1	0	0							
17 Kris Bryant, R (1, 5) OBP: 0.370, SLG: 0.501										4	1	2	0	0	2	2							
44 Anthony Rizzo, L (1, 3) OBP: 0.391, SLG: 0.520										4	0	1	0	0	1	3							
8 Chris Coghlan, L (1, 9) OBP: 0.341, SLG: 0.443										2	0	0	0	1	1	3							
46 Pedro Strop, R (8, 1) ERA: 3.05										0	0	0	0	0	0	0							
37 Travis Wood, R (9, 1) OBP: 0.156, SLG: 0.100										0	0	0	0	0	0	0							
57 Fernando Rodney, R (9, 1) ERA: 4.95										0	0	0	0	0	0	0							
15 Chris Denorfia, R (9, PH) OBP: 0.321, SLG: 0.367										1	1	1	0	0	0	0							
22 Addison Russell, R (1, 6) OBP: 0.296, SLG: 0.386										3	0	1	1	0	0	1							
47 Miguel Montero, L (8, 2) OBP: 0.343, SLG: 0.412										1	0	0	0	0	1	1							
3 David Ross, R (1, 2) OBP: 0.274, SLG: 0.264										2	0	0	0	0	1	3							
13 Starlin Castro, R (7, PH) OBP: 0.297, SLG: 0.368										2	0	1	1	0	0	0							
5 Quintin Berry, L (9, PR)										0	0	0	0	0	0	0							
34 Jon Lester, L (1, 1) OBP: 0.082, SLG: 0.051										2	0	0	0	0	2	2							
68 Jorge Soler, R (7, PH) OBP: 0.329, SLG: 0.411										2	0	0	0	0	1	1							
11 Tommy La Stella, L (1, 4) OBP: 0.339, SLG: 0.426										2	0	0	0	0	0	0							
9 Javier Báez, R (8, PH) OBP: 0.318, SLG: 0.397										2	0	0	0	0	1	1							
Inning Stats	R: 0 E: 0 K: 2 S: 8	H: 0 LOB: 1 BB: 1 P: 17	R: 0 E: 0 K: 1 S: 14	H: 1 LOB: 2 BB: 1 P: 19	R: 0 E: 0 K: 0 S: 6	H: 0 LOB: 0 BB: 0 P: 10	R: 1 E: 0 K: 2 S: 12	H: 2 LOB: 1 BB: 0 P: 20	R: 0 E: 0 K: 2 S: 11	H: 0 LOB: 0 BB: 0 P: 13	R: 0 E: 0 K: 1 S: 9	H: 1 LOB: 1 BB: 0 P: 17	R: 0 E: 0 K: 0 S: 8	H: 0 LOB: 0 BB: 0 P: 13	R: 0 E: 0 K: 1 S: 8	H: 1 LOB: 2 BB: 1 P: 14	R: 1 E: 0 K: 3 S: 14	H: 2 LOB: 1 BB: 0 P: 18	1B: 5 2B: 2 3B: 1 HR: 0	SF: 0 SAC: 0 DP: 1 HBP: 0	WP: 0 PB: 0 SB: 0 CS: 1	PA: 36	
PITCHER	IP WLS BF H R ER SO BB IBB HBP BLK WP HR S P ERA WHIP	IP WLS BF H R ER SO BB IBB HBP BLK WP HR S P ERA WHIP	IP WLS BF H R ER SO BB IBB HBP BLK WP HR S P ERA WHIP	IP WLS BF H R ER SO BB IBB HBP BLK WP HR S P ERA WHIP	IP WLS BF H R ER SO BB IBB HBP BLK WP HR S P ERA WHIP	IP WLS BF H R ER SO BB IBB HBP BLK WP HR S P ERA WHIP	IP WLS BF H R ER SO BB IBB HBP BLK WP HR S P ERA WHIP	IP WLS BF H R ER SO BB IBB HBP BLK WP HR S P ERA WHIP	IP WLS BF H R ER SO BB IBB HBP BLK WP HR S P ERA WHIP	IP WLS BF H R ER SO BB IBB HBP BLK WP HR S P ERA WHIP	IP WLS BF H R ER SO BB IBB HBP BLK WP HR S P ERA WHIP	IP WLS BF H R ER SO BB IBB HBP BLK WP HR S P ERA WHIP	IP WLS BF H R ER SO BB IBB HBP BLK WP HR S P ERA WHIP	IP WLS BF H R ER SO BB IBB HBP BLK WP HR S P ERA WHIP	IP WLS BF H R ER SO BB IBB HBP BLK WP HR S P ERA WHIP	IP WLS BF H R ER SO BB IBB HBP BLK WP HR S P ERA WHIP	IP WLS BF H R ER SO BB IBB HBP BLK WP HR S P ERA WHIP	IP WLS BF H R ER SO BB IBB HBP BLK WP HR S P ERA WHIP	IP WLS BF H R ER SO BB IBB HBP BLK WP HR S P ERA WHIP	IP WLS BF H R ER SO BB IBB HBP BLK WP HR S P ERA WHIP	IP WLS BF H R ER SO BB IBB HBP BLK WP HR S P ERA WHIP	IP WLS BF H R ER SO BB IBB HBP BLK WP HR S P ERA WHIP	IP WLS BF H R ER SO BB IBB HBP BLK WP HR S P ERA WHIP
45 Gerrit Cole, R (1, 1) ERA: 2.6	7.0	W	26	4	1	1	8	2	0	0	0	0	0	0	0	0	0	0	68	109	1.29	0.857	
44 Tony Watson, L (8, 1) ERA: 1.99	1.0	H	5	1	0	0	1	1	0	0	0	0	0	8	14	0.00	2.000						
35 Mark Melancon, R (9, 1) ERA: 1.95	1.0	S	5	2	1	1	3	0	0	0	0	0	0	14	18	9.00	2.000						

Batter	1	2	3	4	5	6	7	8	9	AB	R	H	RBI	BB	SO	LOB	TOP		
25 Gregory Polanco, L (1, 9) OBP: 0.318, SLG: 0.377										4	0	1	0	0	1	0	Pittsburgh Pirates @ Chicago Cubs Wrigley Field, Chicago, IL Sun Sep 27 2015, 7:09 PM - 10:00 PM CDT Att: 40,617 - Clear - 68 F		
6 Starling Marte, R (1, 7) OBP: 0.335, SLG: 0.446										4	0	0	0	0	2	1			
22 Andrew McCutchen, R (1, 8) OBP: 0.403, SLG: 0.491										2	0	0	0	0	1	0			
17 Aramis Ramirez, R (1, 5)										3	0	0	0	0	1	2			
18 Neil Walker, S (1, 4) OBP: 0.329, SLG: 0.424										3	0	0	0	0	2	0			
29 Francisco Cervelli, R (1, 2) OBP: 0.378, SLG: 0.402										3	0	0	0	0	2	0			
24 Pedro Alvarez, L (1, 3) OBP: 0.314, SLG: 0.469										2	0	0	0	0	1	0			
5 Josh Harrison, R (8, PH) OBP: 0.322, SLG: 0.377										3	0	0	0	0	1	1			
55 Joe Blanton, R (8, 1)										2	0	0	0	0	0	0			
10 Jordy Mercer, R (1, 6) OBP: 0.298, SLG: 0.325										0	0	0	0	0	0	0			
34 A.J. Burnett, R (7, 1) ERA: 3.15										0	0	0	0	0	0	0			
59 Antonio Bastardo, R (7, 1) ERA: 3.15										0	0	0	0	0	0	0			
48 Jared Hughes, R (7, 1) ERA: 2.35										0	0	0	0	0	0	0			
39 Bobby LaFromboise, L (7, 1) ERA: 3.64										0	0	0	0	0	0	0			
37 Arquimedes Caminero, R (7, 1) ERA: 3.64										0	0	0	0	0	0	0			
38 Michael Morse, R (8, 3) ERA: 3.50										1	0	0	0	0	0	0			
Inning Stats	R: 0 E: 0 K: 2 S: 9	H: 0 LOB: 0 BB: 0 P: 14	R: 0 E: 0 K: 2 S: 7	H: 0 LOB: 0 BB: 0 P: 13	R: 0 E: 0 K: 2 S: 8	H: 0 LOB: 0 BB: 0 P: 11	R: 0 E: 0 K: 1 S: 9	H: 0 LOB: 0 BB: 0 P: 13	R: 0 E: 0 K: 0 S: 7	H: 0 LOB: 0 BB: 0 P: 11	R: 0 E: 0 K: 1 S: 6	H: 1 LOB: 1 BB: 0 P: 9	R: 0 E: 0 K: 2 S: 10	H: 0 LOB: 1 BB: 1 P: 17	R: 0 E: 0 K: 0 S: 8	H: 0 LOB: 0 BB: 0 P: 11	1B: 1 2B: 0 3B: 0 HR: 0	SF: 0 SAC: 0 DP: 1 HBP: 1	WP: 0 PA: 29 PB: 0 SB: 1 CS: 0
PITCHER	IP WLS BF H R ER SO BB IBB HBP BLK WP HR S P ERA WHIP																		
49 Jake Arrieta, R (1, 1) ERA: 1.82	7.0	W	22	1	0	0	9	0	0	1	0	0	0	0	0	54	84	0.00	0.143
37 Travis Wood, L (8, 1) ERA: 3.95	2.0		7	0	0	0	2	1	0	0	0	0	0	0	0	18	28	0.00	0.500

Batter	1	2	3	4	5	6	7	8	9	AB	R	H	RBI	BB	SO	LOB	BOTTOM		
24 Dexter Fowler, S (1, 8) OBP: 0.345, SLG: 0.416										3	2	1	0	1	1	2	Pittsburgh Pirates @ Chicago Cubs Wrigley Field, Chicago, IL Sun Sep 27 2015, 7:09 PM - 10:00 PM CDT Att: 40,617 - Clear - 68 F		
12 Kyle Schwarber, L (1, 7) OBP: 0.351, SLG: 0.505										2	0	0	0	0	0	1			
27 Austin Jackson, R (7, PH) OBP: 0.306, SLG: 0.375										0	1	0	0	1	0	0			
17 Kris Bryant, R (1, 5) OBP: 0.373, SLG: 0.504										4	0	2	1	0	1	2			
44 Anthony Rizzo, L (1, 3) OBP: 0.388, SLG: 0.513										3	0	0	0	1	0	4			
13 Starlin Castro, R (1, 4) OBP: 0.296, SLG: 0.368										4	0	2	2	0	1	2			
15 Chris Denorfia, R (8, 7) OBP: 0.319, SLG: 0.365										0	0	0	0	0	0	0			
68 Jorge Soler, R (1, 9) OBP: 0.322, SLG: 0.402										4	0	0	0	0	2	6			
37 Travis Wood, R (8, 1) OBP: 0.156, SLG: 0.100										0	0	0	0	0	0	0			
47 Miguel Montero, L (1, 2) OBP: 0.345, SLG: 0.413										4	0	2	0	0	0	3			
22 Addison Russell, R (1, 6) OBP: 0.303, SLG: 0.386										4	0	1	0	0	0	1			
49 Jake Arrieta, R (1, 1) OBP: 0.169, SLG: 0.276										3	1	1	1	0	1	2			
9 Javier Báez, R (8, 4) OBP: 0.313, SLG: 0.391										1	0	0	0	0	0	0			
Inning Stats	R: 1 E: 0 K: 1 S: 9	H: 2 LOB: 3 BB: 2 P: 18	R: 1 E: 0 K: 0 S: 10	H: 1 LOB: 0 BB: 0 P: 18	R: 0 E: 0 K: 1 S: 8	H: 0 LOB: 0 BB: 0 P: 12	R: 0 E: 0 K: 2 S: 12	H: 2 LOB: 2 BB: 0 P: 19	R: 0 E: 0 K: 1 S: 12	H: 1 LOB: 2 BB: 0 P: 21	R: 0 E: 0 K: 0 S: 9	H: 1 LOB: 0 BB: 0 P: 11	R: 2 E: 0 K: 1 S: 16	H: 2 LOB: 1 BB: 1 P: 24	R: 0 E: 0 K: 0 S: 9	H: 0 LOB: 0 BB: 0 P: 12	1B: 7 2B: 1 3B: 0 HR: 1	SF: 0 SAC: 0 DP: 0 HBP: 1	WP: 0 PA: 36 PB: 0 SB: 0 CS: 1
PITCHER	IP WLS BF H R ER SO BB IBB HBP BLK WP HR S P ERA WHIP																		
34 A.J. Burnett, R (1, 1) ERA: 3.15	6.0	L	27	7	2	2	5	2	0	1	0	0	0	0	6	10	=	=	
59 Antonio Bastardo, L (7, 1) ERA: 3.15	0.0		2	1	2	2	0	1	0	0	0	0	0	0	2	3	0.00	0.000	
48 Jared Hughes, R (7, 1) ERA: 2.35	0.1		1	0	0	0	0	0	0	0	0	0	0	0	2	2	0.00	0.000	
39 Bobby LaFromboise, L (7, 1) ERA: 3.64	0.1		1	0	0	0	0	0	0	0	0	0	0	0	2	3	0.00	0.000	
37 Arquimedes Caminero, R (7, 1) ERA: 3.64	0.1		2	1	0	0	1	0	0	0	0	0	0	0	6	9	0.00	3.000	



Batter	1	2	3	4	5	6	7	8	9	AB	R	H	RBI	BB	SO	LOB	TOP				
24 Dexter Fowler, S OBP: 0.343, SLG: 0.412										5	1	1	0	0	2	0					
12 Kyle Schwarber, L OBP: 0.357, SLG: 0.502										3	1	2	0	2	1	0					
5 Quintin Berry, L OBP: 0.319, SLG: 0.384										5	0	1	0	0	3	5					
17 Kris Bryant, R OBP: 0.371, SLG: 0.499										3	1	0	0	1	1	2					
44 Anthony Rizzo, L OBP: 0.388, SLG: 0.511										2	0	1	1	0	0	2					
11 Tommy La Stella, L OBP: 0.324, SLG: 0.393										1	0	0	0	0	0	0					
15 Chris Denorfia, R OBP: 0.321, SLG: 0.381										2	0	1	1	0	0	2					
22 Addison Russell, R OBP: 0.301, SLG: 0.384										1	0	0	0	0	0	0					
47 Miguel Montero, L OBP: 0.347, SLG: 0.413										3	1	2	2	2	1	1					
9 Javier Báez, R OBP: 0.319, SLG: 0.382										4	0	1	1	1	0	4					
50 Dan Haren, R OBP: 0.208, SLG: 0.149										2	0	0	0	1	0	2					
6 Carl Edwards Jr., R OBP: 0.156, SLG: 0.100										0	0	0	0	0	0	0					
8 Chris Coghlan, L OBP: 0.337, SLG: 0.436										4	0	0	0	0	3	6					
27 Austin Jackson, R OBP: 0.306, SLG: 0.374										0	0	0	0	0	0	0					
Inning Stats	R: 4 H: 3 E: 1 K: 1 S: 16	H: 3 LOB: 1 BB: 1 P: 27	R: 0 H: 0 E: 0 K: 2 S: 8	H: 0 LOB: 1 BB: 1 P: 14	R: 0 H: 1 E: 0 K: 3 S: 17	H: 1 LOB: 3 BB: 2 P: 31	R: 0 H: 1 E: 0 K: 1 S: 11	H: 1 LOB: 2 BB: 0 P: 18	R: 0 H: 1 E: 0 K: 0 S: 7	H: 1 LOB: 1 BB: 0 P: 11	R: 0 H: 0 E: 0 K: 1 S: 10	H: 0 LOB: 2 BB: 1 P: 20	R: 0 H: 1 E: 0 K: 2 S: 13	H: 1 LOB: 2 BB: 1 P: 20	R: 0 H: 0 E: 0 K: 1 S: 8	H: 0 LOB: 1 BB: 1 P: 17	1B: 7 2B: 1 3B: 0 HR: 0	SF: 1 SAC: 1 DP: 0 HBP: 2	WP: 2 PB: 0 SB: 0 CS: 0	PA: 44	
PITCHER	IP: 5.0 WLS: L BF: 27 ERA: 7.20	H: 4 R: 4 ER: 4 SO: 7	BB: 5 IBB: 0 HBP: 1 BLK: 0	WP: 0 HR: 0 S: 8 P: 101	ERA: 7.20 WHIP: 2.200	IP: 1.0 WLS: L BF: 4 ERA: 4.34	H: 1 R: 0 ER: 0 SO: 3	BB: 1 IBB: 0 HBP: 0 BLK: 0	WP: 0 HR: 0 S: 23 P: 40	ERA: 4.34 WHIP: 1.000	IP: 1.0 WLS: L BF: 4 ERA: 1.69	H: 0 R: 0 ER: 0 SO: 1	BB: 1 IBB: 0 HBP: 0 BLK: 0	WP: 0 HR: 0 S: 8 P: 17	ERA: 1.69 WHIP: 1.000						

Chicago Cubs @ Cincinnati Reds
Great American Ball Park, Cincinnati, OH
Tue Sep 29 2015, 9:43 PM - 12:30 AM EDT
Att: 18,168 - Overcast - 66 F

AB	33
R	4
H	8
RBI	4
BB	7
SO	12
LOB	23



Batter	1	2	3	4	5	6	7	8	9	AB	R	H	RBI	BB	SO	LOB	BOTTOM						
30 Jason Bourgeois, R OBP: 0.295, SLG: 0.335										4	1	1	0	0	0	0							
3 Ivan De Jesus Jr., R OBP: 0.319, SLG: 0.385										4	0	0	1	0	1	1							
19 Joey Volto, L OBP: 0.463, SLG: 0.551										3	0	0	0	1	2	0							
21 Todd Frazier, R OBP: 0.311, SLG: 0.505										1	0	0	0	0	0	0							
55 Skip Schumaker, L OBP: 0.309, SLG: 0.340										3	0	0	0	0	1	0							
32 Jay Bruce, L OBP: 0.296, SLG: 0.437										3	0	0	0	0	1	0							
7 Eugenio Suárez, R OBP: 0.320, SLG: 0.451										3	0	1	0	0	0	0							
16 Tucker Barnhart, L OBP: 0.318, SLG: 0.323										3	0	1	0	0	0	1							
23 Adam Duvall, R OBP: 0.327, SLG: 0.500										3	0	0	0	0	2	1							
64 Josh Smith, R OBP: 0.226, SLG: 0.350										1	0	0	0	0	1	0							
70 Jumbo Diaz, R ERA: 3.87										0	0	0	0	0	0	0							
27 Brennan Boesch, L ERA: 4.5										0	0	0	0	0	0	0							
53 Carlos Contreras, R ERA: 4.5										0	0	0	0	0	0	0							
29 Brayan Peña, S ERA: 3.92										0	0	0	0	0	1	0							
54 Aroldis Chapman, L ERA: 3.92										0	0	0	0	0	0	0							
Inning Stats	R: 0 H: 0 E: 0 K: 1 S: 8	H: 0 LOB: 0 BB: 0 P: 13	R: 0 H: 1 E: 1 K: 0 S: 12	H: 1 LOB: 0 BB: 0 P: 18	R: 0 H: 0 E: 0 K: 2 S: 9	H: 0 LOB: 0 BB: 0 P: 13	R: 0 H: 0 E: 0 K: 1 S: 11	H: 0 LOB: 0 BB: 0 P: 15	R: 0 H: 0 E: 0 K: 0 S: 4	H: 0 LOB: 0 BB: 0 P: 6	R: 0 H: 1 E: 0 K: 0 S: 10	H: 1 LOB: 1 BB: 0 P: 14	R: 0 H: 0 E: 0 K: 2 S: 9	H: 0 LOB: 0 BB: 0 P: 13	R: 0 H: 1 E: 0 K: 1 S: 13	H: 1 LOB: 1 BB: 0 P: 16	R: 1 H: 0 E: 1 K: 0 S: 6	H: 0 LOB: 0 BB: 1 P: 13	1B: 2 2B: 1 3B: 0 HR: 0	SF: 0 SAC: 0 DP: 1 HBP: 0	WP: 1 PB: 0 SB: 0 CS: 0	PA: 31	
PITCHER	IP: 7.1 WLS: W BF: 25 ERA: 3.87	H: 0 R: 0 ER: 0 SO: 6	BB: 0 IBB: 0 HBP: 0 BLK: 0	WP: 1 HR: 0 S: 9 P: 100	ERA: 3.87 WHIP: 0.409	IP: 1.0 WLS: S BF: 1 ERA: 4.5	H: 0 R: 0 ER: 0 SO: 0	BB: 0 IBB: 0 HBP: 0 BLK: 0	WP: 0 HR: 0 S: 1 P: 2	ERA: 4.5 WHIP: 0.000	IP: 0.2 WLS: S BF: 1 ERA: 3.92	H: 0 R: 0 ER: 0 SO: 0	BB: 0 IBB: 0 HBP: 0 BLK: 0	WP: 0 HR: 0 S: 1 P: 1	ERA: 3.92 WHIP: 0.000								

Chicago Cubs @ Cincinnati Reds
Great American Ball Park, Cincinnati, OH
Tue Sep 29 2015, 9:43 PM - 12:30 AM EDT
Att: 18,168 - Overcast - 66 F

AB	30
R	1
H	3
RBI	1
BB	1
SO	7
LOB	5



Batter	1	2	3	4	5	6	7	8	9	AB	R	H	RBI	BB	SO	LOB	TOP					
12 Kyle Schwarber, L (1.7) OBP: 0.355, SLG: 0.498										4	1	1	0	0	1	1	Chicago Cubs @ Cincinnati Reds Great American Ball Park, Cincinnati, OH Wed Sep 30 2015, 7:12 PM - 10:11 PM EDT Att: 21,397 - Overcast - 64 F					
15 Chris Denorria, R (8.9) OBP: 0.323, SLG: 0.379										1	0	0	1	1	1	2						
27 Austin Jackson, R (1.8) OBP: 0.309, SLG: 0.380										5	0	3	5	0	2	0						
17 Kris Bryant, R (1.5) OBP: 0.369, SLG: 0.495										4	0	0	0	1	1	4						
41 Matt Szczur, R (8.7) OBP: 0.278, SLG: 0.333										0	0	0	0	0	0	0						
44 Anthony Rizzo, L (1.3) OBP: 0.388, SLG: 0.511										5	2	2	0	0	2	2						
54 Neil Ramirez, R (9.1)										0	0	0	0	0	0	0						
13 Starlin Castro, R (1.4) OBP: 0.300, SLG: 0.379										5	3	4	2	0	0	0						
68 Jorge Soler, R (1.9) OBP: 0.323, SLG: 0.399										2	0	0	0	1	1	2						
9 Javier Báez, R (9.3) OBP: 0.324, SLG: 0.400										2	1	1	0	0	1	1						
22 Addison Russell, R (1.6) OBP: 0.304, SLG: 0.388										5	1	3	2	0	1	1						
3 David Ross, R (1.2) OBP: 0.267, SLG: 0.256										5	0	1	0	0	2	5						
34 Jon Lester, L (1.1) OBP: 0.108, SLG: 0.065										3	2	1	0	1	2	4						
11 Tommy La Stella, L (9.5) OBP: 0.319, SLG: 0.387										1	0	0	0	0	0	2						
Inning Stats	R: 0 E: 0 K: 3 S: 9	H: 0 LOB: 0 BB: 0 P: 12	R: 0 E: 0 K: 2 S: 10	H: 0 LOB: 0 BB: 0 P: 14	R: 2 E: 0 K: 1 S: 15	H: 2 LOB: 1 BB: 1 P: 25	R: 1 E: 0 K: 1 S: 9	H: 3 LOB: 1 BB: 0 P: 14	R: 1 E: 0 K: 1 S: 14	H: 2 LOB: 1 BB: 0 P: 23	R: 1 E: 0 K: 1 S: 11	H: 1 LOB: 1 BB: 1 P: 22	R: 0 E: 0 K: 1 S: 10	H: 0 LOB: 1 BB: 1 P: 18	R: 3 E: 0 K: 2 S: 19	H: 4 LOB: 2 BB: 1 P: 27	R: 2 E: 0 K: 2 S: 17	H: 4 LOB: 2 BB: 0 P: 23	1B: 9 2B: 6 3B: 0 HR: 1	SF: 0 SAC: 0 DP: 1 HBP: 0	WP: 2 PB: 0 SB: 2 CS: 0	PA: 46
PITCHER	IP WLS BF H R ER SO BB IBB HBP BLK WP HR S P ERA WHIP	IP WLS BF H R ER SO BB IBB HBP BLK WP HR S P ERA WHIP	IP WLS BF H R ER SO BB IBB HBP BLK WP HR S P ERA WHIP	IP WLS BF H R ER SO BB IBB HBP BLK WP HR S P ERA WHIP	IP WLS BF H R ER SO BB IBB HBP BLK WP HR S P ERA WHIP	IP WLS BF H R ER SO BB IBB HBP BLK WP HR S P ERA WHIP	IP WLS BF H R ER SO BB IBB HBP BLK WP HR S P ERA WHIP	IP WLS BF H R ER SO BB IBB HBP BLK WP HR S P ERA WHIP	IP WLS BF H R ER SO BB IBB HBP BLK WP HR S P ERA WHIP	IP WLS BF H R ER SO BB IBB HBP BLK WP HR S P ERA WHIP	IP WLS BF H R ER SO BB IBB HBP BLK WP HR S P ERA WHIP	IP WLS BF H R ER SO BB IBB HBP BLK WP HR S P ERA WHIP	IP WLS BF H R ER SO BB IBB HBP BLK WP HR S P ERA WHIP	IP WLS BF H R ER SO BB IBB HBP BLK WP HR S P ERA WHIP	IP WLS BF H R ER SO BB IBB HBP BLK WP HR S P ERA WHIP	IP WLS BF H R ER SO BB IBB HBP BLK WP HR S P ERA WHIP						

AB 42
R 10
H 16
RBI 10
BB 4
SO 14
LOB 24



Batter	1	2	3	4	5	6	7	8	9	AB	R	H	RBI	BB	SO	LOB	BOTTOM					
30 Jason Bourgeois, R (1.7) OBP: 0.294, SLG: 0.333										4	1	1	0	0	2	0	Chicago Cubs @ Cincinnati Reds Great American Ball Park, Cincinnati, OH Wed Sep 30 2015, 7:12 PM - 10:11 PM EDT Att: 21,397 - Overcast - 64 F					
40 Tyler Holt, R (1.8) OBP: 0.200, SLG: 0.130										3	2	1	0	1	0	0						
4 Brandon Phillips, R (1.4) OBP: 0.324, SLG: 0.392										3	0	1	1	0	1	0						
32 Jay Bruce, L (1.9) OBP: 0.294, SLG: 0.435										2	0	0	2	0	0	0						
7 Eugenio Suárez, R (1.6) OBP: 0.316, SLG: 0.446										4	0	0	0	0	2	1						
23 Adam Duvall, R (1.3) OBP: 0.310, SLG: 0.471										3	0	0	0	0	0	0						
29 Brayan Peña, S (1.2) OBP: 0.334, SLG: 0.326										3	0	1	0	0	0	0						
3 Iván De Jesús Jr., R (1.5) OBP: 0.315, SLG: 0.379										3	0	0	0	0	3	1						
28 Anthony DeSclafani, R (1.1) OBP: 0.108, SLG: 0.065										2	0	0	0	0	1	1						
63 Sam LeCure, R (8.1) ERA: 4.05										0	0	0	0	0	0	0						
52 Tony Cingrani, L (8.1) ERA: 5.73										0	0	0	0	0	0	0						
41 Ryan Mattheus, R (8.1) ERA: 4.19										0	0	0	0	0	0	0						
67 Ramon Cabrera, S (8.9) ERA: 3.46										1	0	0	0	0	1	0						
51 Collin Balester, R (9.1) ERA: 6.91										0	0	0	0	0	0	0						
Inning Stats	R: 1 E: 0 K: 1 S: 11	H: 2 LOB: 1 BB: 0 P: 14	R: 0 E: 0 K: 1 S: 10	H: 1 LOB: 0 BB: 0 P: 14	R: 0 E: 0 K: 1 S: 10	H: 0 LOB: 0 BB: 0 P: 11	R: 0 E: 0 K: 1 S: 7	H: 0 LOB: 0 BB: 0 P: 9	R: 0 E: 0 K: 2 S: 12	H: 0 LOB: 0 BB: 0 P: 17	R: 0 E: 0 K: 1 S: 8	H: 0 LOB: 0 BB: 0 P: 10	R: 0 E: 0 K: 0 S: 4	H: 0 LOB: 0 BB: 0 P: 6	R: 0 E: 0 K: 2 S: 13	H: 0 LOB: 0 BB: 0 P: 20	R: 2 E: 0 K: 1 S: 15	H: 1 LOB: 0 BB: 1 P: 31	1B: 2 2B: 2 3B: 0 HR: 0	SF: 3 SAC: 0 DP: 0 HBP: 0	WP: 1 PB: 0 SB: 0 CS: 0	PA: 32
PITCHER	IP WLS BF H R ER SO BB IBB HBP BLK WP HR S P ERA WHIP	IP WLS BF H R ER SO BB IBB HBP BLK WP HR S P ERA WHIP	IP WLS BF H R ER SO BB IBB HBP BLK WP HR S P ERA WHIP	IP WLS BF H R ER SO BB IBB HBP BLK WP HR S P ERA WHIP	IP WLS BF H R ER SO BB IBB HBP BLK WP HR S P ERA WHIP	IP WLS BF H R ER SO BB IBB HBP BLK WP HR S P ERA WHIP	IP WLS BF H R ER SO BB IBB HBP BLK WP HR S P ERA WHIP	IP WLS BF H R ER SO BB IBB HBP BLK WP HR S P ERA WHIP	IP WLS BF H R ER SO BB IBB HBP BLK WP HR S P ERA WHIP	IP WLS BF H R ER SO BB IBB HBP BLK WP HR S P ERA WHIP	IP WLS BF H R ER SO BB IBB HBP BLK WP HR S P ERA WHIP	IP WLS BF H R ER SO BB IBB HBP BLK WP HR S P ERA WHIP	IP WLS BF H R ER SO BB IBB HBP BLK WP HR S P ERA WHIP	IP WLS BF H R ER SO BB IBB HBP BLK WP HR S P ERA WHIP	IP WLS BF H R ER SO BB IBB HBP BLK WP HR S P ERA WHIP	IP WLS BF H R ER SO BB IBB HBP BLK WP HR S P ERA WHIP						

AB 28
R 3
H 4
RBI 3
BB 1
SO 10
LOB 3



Batter	1	2	3	4	5	6	7	8	9	AB	R	H	RBI	BB	SO	LOB	TOP								
24 Dexter Fowler, S OBP: 0.343, SLG: 0.411	G4-3		27 HR BB		27 BB 2B		K		L6	4	2	1	0	1	1	1									
27 Austin Jackson, R OBP: 0.310, SLG: 0.386	L6		HR		44 2B 15 1B BB		F9			3	2	1	3	1	0	0									
13 Starlin Castro, R OBP: 0.298, SLG: 0.376	F8		K		L9		F9			4	0	0	0	0	1	2									
44 Anthony Rizzo, L OBP: 0.387, SLG: 0.511		F8	K		15 1B 2B		F8			4	0	1	1	0	1	0									
15 Chris Denorfia, R OBP: 0.321, SLG: 0.377		K			K		K			4	0	1	1	0	3	0									
9 Javier Báez, R OBP: 0.333, SLG: 0.419							K			4	0	2	0	0	2	2									
12 Kyle Schwarber, L OBP: 0.353, SLG: 0.493					F7				K2-3	4	0	1	0	0	2	2									
39 Jason Heyward, R 8 Chris Coghlan, L 52 Justin Grimm, R 57 Fernando Rodney, R 33 Clayton Richard, L 63 Trevor Cahill, R 46 Pedro Sánchez, R 11 Homerun Cabrera, L 66 Hector Rondon, R			G6-3		P4		G6-4-3		G3-1	2	0	0	0	0	0	1									
22 Addison Russell, R OBP: 0.306, SLG: 0.388			24 BB 27 HR BB		K		K			3	1	1	0	1	2	0									
Inning Stats	R: 0 E: 0 K: 0 S: 7	H: 0 LOB: 0 BB: 0 P: 14	R: 0 E: 0 K: 2 S: 9	H: 1 LOB: 1 BB: 0 P: 14	R: 3 E: 0 K: 2 S: 15	H: 1 LOB: 0 BB: 2 P: 25	R: 0 E: 0 K: 1 S: 10	H: 1 LOB: 1 BB: 0 P: 14	R: 2 E: 0 K: 2 S: 17	H: 3 LOB: 2 BB: 1 P: 28	R: 0 E: 0 K: 1 S: 7	H: 1 LOB: 0 BB: 0 P: 11	R: 0 E: 0 K: 1 S: 7	H: 0 LOB: 0 BB: 0 P: 13	R: 0 E: 0 K: 2 S: 10	H: 0 LOB: 0 BB: 0 P: 14	R: 0 E: 0 K: 1 S: 9	H: 1 LOB: 1 BB: 0 P: 13	1B: 5 2B: 2 HR: 1	SF: 0 SAC: 0 DP: 1 HBP: 0	WP: 0 PB: 0 SB: 0 CS: 0	PA: 37			
PITCHER	IP WLS BF H R ER SO BB IBB HBP BLK WP HR S P ERA WHIP	IP WLS BF H R ER SO BB IBB HBP BLK WP HR S P ERA WHIP	IP WLS BF H R ER SO BB IBB HBP BLK WP HR S P ERA WHIP	IP WLS BF H R ER SO BB IBB HBP BLK WP HR S P ERA WHIP	IP WLS BF H R ER SO BB IBB HBP BLK WP HR S P ERA WHIP	IP WLS BF H R ER SO BB IBB HBP BLK WP HR S P ERA WHIP	IP WLS BF H R ER SO BB IBB HBP BLK WP HR S P ERA WHIP	IP WLS BF H R ER SO BB IBB HBP BLK WP HR S P ERA WHIP	IP WLS BF H R ER SO BB IBB HBP BLK WP HR S P ERA WHIP	IP WLS BF H R ER SO BB IBB HBP BLK WP HR S P ERA WHIP	IP WLS BF H R ER SO BB IBB HBP BLK WP HR S P ERA WHIP	IP WLS BF H R ER SO BB IBB HBP BLK WP HR S P ERA WHIP	IP WLS BF H R ER SO BB IBB HBP BLK WP HR S P ERA WHIP	IP WLS BF H R ER SO BB IBB HBP BLK WP HR S P ERA WHIP	IP WLS BF H R ER SO BB IBB HBP BLK WP HR S P ERA WHIP	IP WLS BF H R ER SO BB IBB HBP BLK WP HR S P ERA WHIP	IP WLS BF H R ER SO BB IBB HBP BLK WP HR S P ERA WHIP	IP WLS BF H R ER SO BB IBB HBP BLK WP HR S P ERA WHIP	IP WLS BF H R ER SO BB IBB HBP BLK WP HR S P ERA WHIP	IP WLS BF H R ER SO BB IBB HBP BLK WP HR S P ERA WHIP	IP WLS BF H R ER SO BB IBB HBP BLK WP HR S P ERA WHIP	IP WLS BF H R ER SO BB IBB HBP BLK WP HR S P ERA WHIP	IP WLS BF H R ER SO BB IBB HBP BLK WP HR S P ERA WHIP	IP WLS BF H R ER SO BB IBB HBP BLK WP HR S P ERA WHIP	IP WLS BF H R ER SO BB IBB HBP BLK WP HR S P ERA WHIP

Chicago Cubs @ Cincinnati Reds
Great American Ball Park, Cincinnati, OH
Thu Oct 01 2015, 12:38 PM - 3:31 PM EDT
Att: 26,352 - Overcast - 55 F

AB 34
R 5
H 8
RBI 5
BB 3
SO 12
LOB 9



Batter	1	2	3	4	5	6	7	8	9	AB	R	H	RBI	BB	SO	LOB	BOTTOM									
30 Jason Bourgeois, R OBP: 0.297, SLG: 0.340	19 F7 2B		19 WP 1B		G3-1		FC6-4 4 1B		G5-3	5	1	2	1	0	0	2										
19 Joey Votto, L OBP: 0.483, SLG: 0.550	F7		K		G1-3-1		4 1B		4 FC6-4 1B	5	0	2	1	0	1	3										
4 Brandon Phillips, R OBP: 0.325, SLG: 0.393	K		L9				32 S P5-2-6 2B		FC6-4	5	0	2	1	0	1	4										
32 Jay Bruce, L OBP: 0.294, SLG: 0.436					16 FC5-2 2B		K			4	0	1	0	0	2	4										
21 Todd Frazier, R OBP: 0.309, SLG: 0.502	F7		K		G6-3		K			4	0	0	0	0	2	1										
7 Eugenio Suárez, R OBP: 0.318, SLG: 0.447	16 G4-6-3 1B		E1 16 FC5-2				67 E 30 FC6-4 1B		K	4	1	2	0	0	1	1										
16 Tucker Barnhart, L OBP: 0.321, SLG: 0.326	G4-6-3		FC5-2		L4		30 FC6-4 19 1B			4	1	2	0	0	0	3										
40 Tyler Holt, R 25 Burke Badenhop, R 41 Ryan Mattheus, R 67 Ramón Cabrera, S 43 Manny Parra, L 23 Adam Duvall, R 50 Michael Lorenzen, R			G3-1		L4		FC6 30 FC6-4 1B		K	2	0	0	0	0	0	2										
47 John Lamb, L 27 Brennan Boesch, L			30 1B 2B		K2-3		K		G5-3	1	0	1	0	0	0	0										
Inning Stats	R: 0 E: 0 K: 2 S: 14	H: 1 LOB: 1 BB: 0 P: 22	R: 0 E: 0 K: 0 S: 7	H: 1 LOB: 0 BB: 0 P: 12	R: 0 E: 0 K: 1 S: 13	H: 2 LOB: 2 BB: 0 P: 19	R: 0 E: 1 K: 1 S: 14	H: 1 LOB: 2 BB: 0 P: 18	R: 0 E: 0 K: 0 S: 10	H: 0 LOB: 0 BB: 0 P: 15	R: 0 E: 0 K: 0 S: 4	H: 1 LOB: 0 BB: 0 P: 8	R: 3 E: 1 K: 2 S: 17	H: 4 LOB: 2 BB: 0 P: 27	R: 0 E: 0 K: 3 S: 13	H: 1 LOB: 1 BB: 0 P: 18	R: 0 E: 0 K: 0 S: 8	H: 1 LOB: 1 BB: 0 P: 11	1B: 8 2B: 5 HR: 0	SF: 0 SAC: 0 DP: 2 HBP: 0	WP: 1 PB: 0 SB: 1 CS: 0	PA: 39				
PITCHER	IP WLS BF H R ER SO BB IBB HBP BLK WP HR S P ERA WHIP	IP WLS BF H R ER SO BB IBB HBP BLK WP HR S P ERA WHIP	IP WLS BF H R ER SO BB IBB HBP BLK WP HR S P ERA WHIP	IP WLS BF H R ER SO BB IBB HBP BLK WP HR S P ERA WHIP	IP WLS BF H R ER SO BB IBB HBP BLK WP HR S P ERA WHIP	IP WLS BF H R ER SO BB IBB HBP BLK WP HR S P ERA WHIP	IP WLS BF H R ER SO BB IBB HBP BLK WP HR S P ERA WHIP	IP WLS BF H R ER SO BB IBB HBP BLK WP HR S P ERA WHIP	IP WLS BF H R ER SO BB IBB HBP BLK WP HR S P ERA WHIP	IP WLS BF H R ER SO BB IBB HBP BLK WP HR S P ERA WHIP	IP WLS BF H R ER SO BB IBB HBP BLK WP HR S P ERA WHIP	IP WLS BF H R ER SO BB IBB HBP BLK WP HR S P ERA WHIP	IP WLS BF H R ER SO BB IBB HBP BLK WP HR S P ERA WHIP	IP WLS BF H R ER SO BB IBB HBP BLK WP HR S P ERA WHIP	IP WLS BF H R ER SO BB IBB HBP BLK WP HR S P ERA WHIP	IP WLS BF H R ER SO BB IBB HBP BLK WP HR S P ERA WHIP	IP WLS BF H R ER SO BB IBB HBP BLK WP HR S P ERA WHIP	IP WLS BF H R ER SO BB IBB HBP BLK WP HR S P ERA WHIP	IP WLS BF H R ER SO BB IBB HBP BLK WP HR S P ERA WHIP	IP WLS BF H R ER SO BB IBB HBP BLK WP HR S P ERA WHIP	IP WLS BF H R ER SO BB IBB HBP BLK WP HR S P ERA WHIP	IP WLS BF H R ER SO BB IBB HBP BLK WP HR S P ERA WHIP	IP WLS BF H R ER SO BB IBB HBP BLK WP HR S P ERA WHIP	IP WLS BF H R ER SO BB IBB HBP BLK WP HR S P ERA WHIP	IP WLS BF H R ER SO BB IBB HBP BLK WP HR S P ERA WHIP	IP WLS BF H R ER SO BB IBB HBP BLK WP HR S P ERA WHIP

Chicago Cubs @ Cincinnati Reds
Great American Ball Park, Cincinnati, OH
Thu Oct 01 2015, 12:38 PM - 3:31 PM EDT
Att: 26,352 - Overcast - 55 F

AB 39
R 3
H 12
RBI 3
BB 0
SO 10
LOB 26




Batter	1	2	3	4	5	6	7	8	9	AB	R	H	RBI	BB	SO	LOB	TOP			
24 Dexter Fowler, S OBP: 0.346, SLG: 0.411	1-1 FC1-4 1B		3-3 K		0-2 BB		4-1 BB		2-3 K	4	0	2	0	1	2	1	Chicago Cubs @ Milwaukee Brewers Miller Park, Milwaukee, WI Sat Oct 03 2015, 6:11 PM - 9:01 PM CDT Att: 35,291 - Roof Closed - 67 F			
12 Kyle Schwarber, L OBP: 0.355, SLG: 0.487	1-0 F7		0-2 G6-3		4-1 BB		0-2 G5-3		0-0 1B	2	0	0	0	1	0	1				
27 Austin Jackson, R OBP: 0.310, SLG: 0.386	0-0 FC1-4		2-1 L8		1-3 K		2-3 K		3-3 K	5	0	0	0	0	3	8				
17 Kris Bryant, R OBP: 0.365, SLG: 0.487	2-1 G4-3				1-2 G3-1		1-0 F7		1-1 G4-3	5	0	1	0	0	0	8				
44 Anthony Rizzo, L OBP: 0.387, SLG: 0.514				2-2 G6-4-3 1B																
13 Starlin Castro, R OBP: 0.298, SLG: 0.378		0-1 L4		0-0 G6-4-3																
5 Quintin Berry, L (8, PR)																				
9 Javier Báez, R OBP: 0.329, SLG: 0.413																				
8 Chris Coghlan, L OBP: 0.339, SLG: 0.444		3-2 22 1B		2-2 2B					2-3 BB	4	1	3	0	0	1	1				
22 Addison Russell, R OBP: 0.309, SLG: 0.393		2-0 1B		3-3 K					1-3 K	4	0	1	1	0	2	4				
3 David Ross, R OBP: 0.267, SLG: 0.252		1-1 L9			4-2 24 1B				1-3 K	3	0	0	0	1	1	4				
28 Kyle Hendricks, R OBP: 0.666, SLG: 0.667																				
68 Jorge Soler, R OBP: 0.324, SLG: 0.399																				
46 Pedro Stroup, R (7, PH)																				
57 Fernando Rodney, R (8, PH)																				
11 Tommy La Stella, L OBP: 0.229, SLG: 0.243																				
41 Matt Szczur, R OBP: 0.229, SLG: 0.233																				
56 Héctor Rondón, R (9, PH)																				
Inning Stats	R: 0 E: 0 K: 0 S: 6	H: 1 LOB: 0 BB: 0 P: 10	R: 1 E: 0 K: 0 S: 9	H: 2 LOB: 1 BB: 0 P: 15	R: 0 E: 0 K: 1 S: 10	H: 0 LOB: 0 BB: 0 P: 15	R: 0 E: 0 K: 1 S: 10	H: 2 LOB: 1 BB: 2 P: 17	R: 0 E: 0 K: 0 S: 6	H: 1 LOB: 3 BB: 2 P: 10	R: 0 E: 0 K: 1 S: 8	H: 0 LOB: 2 BB: 1 P: 19	R: 0 E: 0 K: 3 S: 11	H: 0 LOB: 2 BB: 1 P: 19	R: 0 E: 0 K: 2 S: 11	H: 1 LOB: 2 BB: 0 P: 17	1B: 6 2B: 1 3B: 1 HR: 0	SF: 0 SAC: 1 DP: 1 HBP: 0	WP: 0 PB: 0 SB: 1 CS: 0	PA: 40
PITCHER	IP WLS BF H R ER SO BB IBB HBP BLK WP HR S P ERA WHIP	IP WLS BF H R ER SO BB IBB HBP BLK WP HR S P ERA WHIP	IP WLS BF H R ER SO BB IBB HBP BLK WP HR S P ERA WHIP	IP WLS BF H R ER SO BB IBB HBP BLK WP HR S P ERA WHIP	IP WLS BF H R ER SO BB IBB HBP BLK WP HR S P ERA WHIP	IP WLS BF H R ER SO BB IBB HBP BLK WP HR S P ERA WHIP	IP WLS BF H R ER SO BB IBB HBP BLK WP HR S P ERA WHIP	IP WLS BF H R ER SO BB IBB HBP BLK WP HR S P ERA WHIP	IP WLS BF H R ER SO BB IBB HBP BLK WP HR S P ERA WHIP	IP WLS BF H R ER SO BB IBB HBP BLK WP HR S P ERA WHIP	IP WLS BF H R ER SO BB IBB HBP BLK WP HR S P ERA WHIP	IP WLS BF H R ER SO BB IBB HBP BLK WP HR S P ERA WHIP	IP WLS BF H R ER SO BB IBB HBP BLK WP HR S P ERA WHIP	IP WLS BF H R ER SO BB IBB HBP BLK WP HR S P ERA WHIP	IP WLS BF H R ER SO BB IBB HBP BLK WP HR S P ERA WHIP	IP WLS BF H R ER SO BB IBB HBP BLK WP HR S P ERA WHIP	IP WLS BF H R ER SO BB IBB HBP BLK WP HR S P ERA WHIP			
59 Tyler Wagner, R ERA: 7.24	6.0	L	26	7	1	1	3	2	0	0	0	0	0	0	59	95	1.50	1.500		
13 Will Smith, L ERA: 2.74	1.0		5	0	0	0	1	2	0	0	0	0	0	0	8	19	0.00	2.000		
21 Jeremy Jeffress, R ERA: 2.65	1.0		4	0	0	0	3	1	0	0	0	0	0	11	19	0.00	1.000			
57 Francisco Rodríguez, R ERA: 2.21	1.0		5	1	0	0	2	0	0	0	0	0	0	11	17	0.00	1.000			

AB	33
R	1
H	8
RBI	1
BB	5
SO	9
LOB	31



Batter	1	2	3	4	5	6	7	8	9	AB	R	H	RBI	BB	SO	LOB	BOTTOM			
2 Scooter Gennett, L OBP: 0.295, SLG: 0.384	3-2 L7			0-0 G6-3					1-2 G4-3	4	0	0	0	0	0	1	Chicago Cubs @ Milwaukee Brewers Miller Park, Milwaukee, WI Sat Oct 03 2015, 6:11 PM - 9:01 PM CDT Att: 35,291 - Roof Closed - 67 F			
9 Jean Segura, R OBP: 0.280, SLG: 0.336	2-2 L7			1-0 G1-3					0-0 G4-3	4	0	0	0	0	1	0				
24 Adam Lind, L OBP: 0.363, SLG: 0.464	3-3 K			0-1 P6						3	0	0	0	0	1	0				
18 Khris Davis, R OBP: 0.323, SLG: 0.505		1-3 K		3-2 G4-3					0-0 G6-3	3	0	0	0	0	1	0				
16 Domingo Santana, R OBP: 0.342, SLG: 0.439		2-3 K		0-3 K					4-2 14 1B	2	0	0	0	1	2	0				
35 Shane Peterson, L OBP: 0.324, SLG: 0.348		2-3 K		3-2 G6-3					1-3 K	3	0	0	0	0	2	1				
14 Hernán Pérez, R OBP: 0.256, SLG: 0.330				0-3 K					0-1 L5	3	0	1	0	0	1	0				
12 Martín Maldonado, R OBP: 0.286, SLG: 0.296				0-1 G5-3					2-2 G5-4-3	3	0	1	0	0	0	2				
59 Tyler Wagner, R (1, PH)				1-3 K					2-3 K	1	0	0	0	0	1	0				
20 Jonathan Lucroy, R (5, PH)																				
13 Will Smith, R (7, PH)																				
21 Jeremy Jeffress, R (8, PH)																				
57 Francisco Rodríguez, R (9, PH)																				
15 Jason Rogers, R OBP: 0.307, SLG: 0.441																				
Inning Stats	R: 0 E: 0 K: 1 S: 10	H: 0 LOB: 0 BB: 0 P: 18	R: 0 E: 0 K: 3 S: 10	H: 0 LOB: 0 BB: 0 P: 15	R: 0 E: 0 K: 2 S: 8	H: 0 LOB: 0 BB: 0 P: 9	R: 0 E: 0 K: 0 S: 4	H: 0 LOB: 0 BB: 0 P: 5	R: 0 E: 0 K: 1 S: 13	H: 1 LOB: 1 BB: 0 P: 13	R: 0 E: 0 K: 1 S: 7	H: 0 LOB: 0 BB: 0 P: 12	R: 0 E: 0 K: 1 S: 12	H: 1 LOB: 1 BB: 1 P: 19	R: 0 E: 0 K: 1 S: 7	H: 0 LOB: 0 BB: 0 P: 8	1B: 2 2B: 0 3B: 0 HR: 0	SF: 0 SAC: 0 DP: 1 HBP: 0	WP: 0 PB: 0 SB: 0 CS: 0	PA: 29
PITCHER	IP WLS BF H R ER SO BB IBB HBP BLK WP HR S P ERA WHIP	IP WLS BF H R ER SO BB IBB HBP BLK WP HR S P ERA WHIP	IP WLS BF H R ER SO BB IBB HBP BLK WP HR S P ERA WHIP	IP WLS BF H R ER SO BB IBB HBP BLK WP HR S P ERA WHIP	IP WLS BF H R ER SO BB IBB HBP BLK WP HR S P ERA WHIP	IP WLS BF H R ER SO BB IBB HBP BLK WP HR S P ERA WHIP	IP WLS BF H R ER SO BB IBB HBP BLK WP HR S P ERA WHIP	IP WLS BF H R ER SO BB IBB HBP BLK WP HR S P ERA WHIP	IP WLS BF H R ER SO BB IBB HBP BLK WP HR S P ERA WHIP	IP WLS BF H R ER SO BB IBB HBP BLK WP HR S P ERA WHIP	IP WLS BF H R ER SO BB IBB HBP BLK WP HR S P ERA WHIP	IP WLS BF H R ER SO BB IBB HBP BLK WP HR S P ERA WHIP	IP WLS BF H R ER SO BB IBB HBP BLK WP HR S P ERA WHIP	IP WLS BF H R ER SO BB IBB HBP BLK WP HR S P ERA WHIP	IP WLS BF H R ER SO BB IBB HBP BLK WP HR S P ERA WHIP	IP WLS BF H R ER SO BB IBB HBP BLK WP HR S P ERA WHIP	IP WLS BF H R ER SO BB IBB HBP BLK WP HR S P ERA WHIP			
28 Kyle Hendricks, R ERA: 3.95	6.0	W	19	1	0	0	8	0	0	0	0	0	0	0	56	79	0.00	0.167		
46 Pedro Stroup, R ERA: 2.91	1.0	H	3	0	0	0	1	0	0	0	0	0	0	7	12	0.00	0.000			
57 Fernando Rodney, R ERA: 4.74	1.0	H	4	1	0	0	1	1	0	0	0	0	0	12	19	0.00	2.000			
56 Héctor Rondón, R ERA: 1.67	1.0	S	3	0	0	0	1	0	0	0	0	0	0	7	8	0.00	0.000			



Batter	1	2	3	4	5	6	7	8	9	AB	R	H	RBI	BB	SO	LOB	TOP					
27 Austin Jackson, R OBP: 0.311, SLG: 0.385	1-2 HBP		0-2 1B		0-0 L8		2-3 K		0-3 K	4	1	1	0	0	2	1	Chicago Cubs @ Milwaukee Brewers Miller Park, Milwaukee, WI Sun Oct 04 2015, 2:11 PM - 4:55 PM CDT Att: 32,959 - Roof Closed - 68 F					
8 Chris Coghlan, L OBP: 0.341, SLG: 0.443 5 Quintin Berry, L	4-2 BB		3-2 K		1-2 G3			1-1 1B		3	1	1	0	1	1	1						
17 Kris Bryant, R OBP: 0.369, SLG: 0.488	4-2 BB		4-2 BB		3-1 1B			4-0 1B		1	1	1	0	3	0	0						
44 Anthony Rizzo, L OBP: 0.387, SLG: 0.512	1-2 1B		3-1 L9		2-0 F7			0-0 L9		4	0	1	2	0	0	4						
13 Starlin Castro, R OBP: 0.296, SLG: 0.375 54 Neil Ramirez, R	1-0 G6-4-3				0-3 K			1-1 FC5-2		4	0	0	0	0	1	3						
37 Travis Wood, R OBP: 0.156, SLG: 0.100	1-2 G6-4-3				0-2 K			1-2 K		0	0	0	0	0	0	0						
15 Chris Denorfia, R OBP: 0.318, SLG: 0.373	1-2 G5-3				3-1 1B			1-3 K		4	0	1	0	0	1	2						
47 Miguel Montero, L OBP: 0.345, SLG: 0.409		1-2 1B			2-2 1B			0-3 K		4	0	2	0	0	1	0						
22 Addison Russell, R OBP: 0.307, SLG: 0.389		0-3 K			3-1 P6			1-3 K		4	0	0	0	0	2	3						
50 Dan Haren, R OBP: 0.200, SLG: 0.143 11 Tommy La Stella, L (7, PH) 52 Justin Grimm, R		1-1 G6-3			1-0 L6			0-3 K		2	0	0	0	0	0	3						
9 Javier Báez, R OBP: 0.325, SLG: 0.408		1-2 1B						1-3 K		1	0	0	0	0	0	0						
Inning Stats	R: 3 E: 0 K: 0 S: 17	H: 1 LOB: 0 BB: 2 P: 29	R: 0 E: 0 K: 1 S: 8	H: 1 LOB: 0 BB: 0 P: 10	R: 0 E: 0 K: 1 S: 11	H: 1 LOB: 1 BB: 1 P: 21	R: 0 E: 0 K: 1 S: 13	H: 2 LOB: 2 BB: 0 P: 19	R: 0 E: 0 K: 0 S: 9	H: 0 LOB: 0 BB: 0 P: 15	R: 0 E: 0 K: 1 S: 15	H: 0 LOB: 0 BB: 0 P: 21	R: 0 E: 0 K: 1 S: 8	H: 1 LOB: 2 BB: 1 P: 15	R: 0 E: 0 K: 4 S: 14	H: 0 LOB: 1 BB: 0 P: 15	1B: 7 2B: 1 3B: 0 HR: 0	SF: 0 SAC: 0 DP: 3 HBP: 1	WP: 1 PB: 0 SB: 2 CS: 1	PA: 37		
PITCHER	IP WLS BF H R ER SO BB IBB HBP BLK WP HR S P ERA WHIP	IP WLS BF H R ER SO BB IBB HBP BLK WP HR S P ERA WHIP	IP WLS BF H R ER SO BB IBB HBP BLK WP HR S P ERA WHIP	IP WLS BF H R ER SO BB IBB HBP BLK WP HR S P ERA WHIP	IP WLS BF H R ER SO BB IBB HBP BLK WP HR S P ERA WHIP	IP WLS BF H R ER SO BB IBB HBP BLK WP HR S P ERA WHIP	IP WLS BF H R ER SO BB IBB HBP BLK WP HR S P ERA WHIP	IP WLS BF H R ER SO BB IBB HBP BLK WP HR S P ERA WHIP	IP WLS BF H R ER SO BB IBB HBP BLK WP HR S P ERA WHIP	IP WLS BF H R ER SO BB IBB HBP BLK WP HR S P ERA WHIP	IP WLS BF H R ER SO BB IBB HBP BLK WP HR S P ERA WHIP	IP WLS BF H R ER SO BB IBB HBP BLK WP HR S P ERA WHIP	IP WLS BF H R ER SO BB IBB HBP BLK WP HR S P ERA WHIP	IP WLS BF H R ER SO BB IBB HBP BLK WP HR S P ERA WHIP	IP WLS BF H R ER SO BB IBB HBP BLK WP HR S P ERA WHIP	IP WLS BF H R ER SO BB IBB HBP BLK WP HR S P ERA WHIP	IP WLS BF H R ER SO BB IBB HBP BLK WP HR S P ERA WHIP	IP WLS BF H R ER SO BB IBB HBP BLK WP HR S P ERA WHIP	IP WLS BF H R ER SO BB IBB HBP BLK WP HR S P ERA WHIP	IP WLS BF H R ER SO BB IBB HBP BLK WP HR S P ERA WHIP	IP WLS BF H R ER SO BB IBB HBP BLK WP HR S P ERA WHIP	IP WLS BF H R ER SO BB IBB HBP BLK WP HR S P ERA WHIP

AB	32
R	3
H	7
RBI	2
BB	4
SO	9
LOB	18



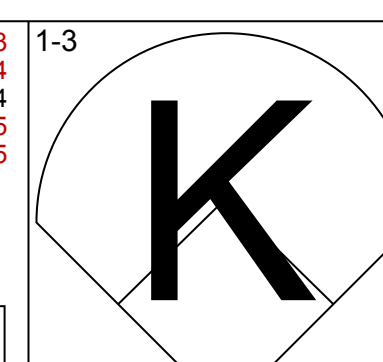
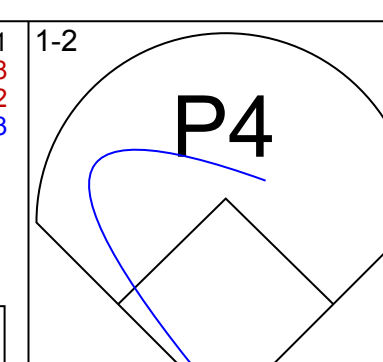
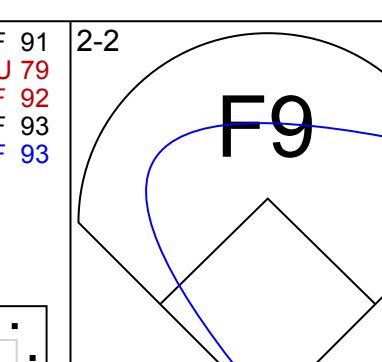
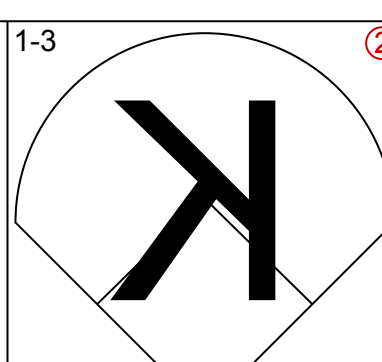
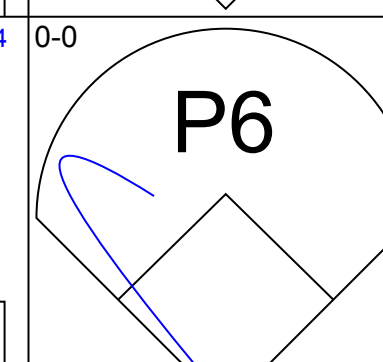
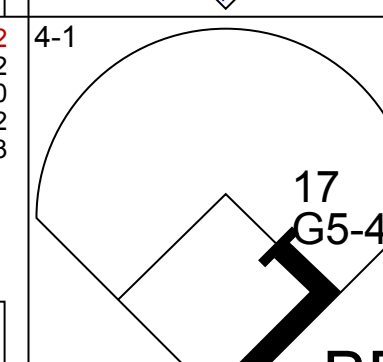
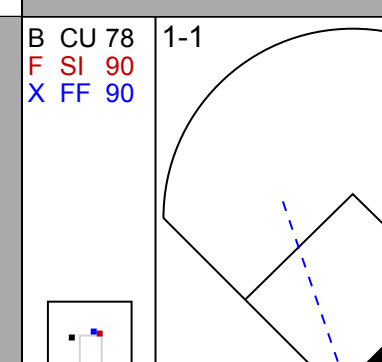
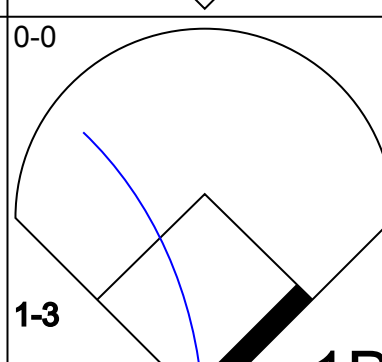
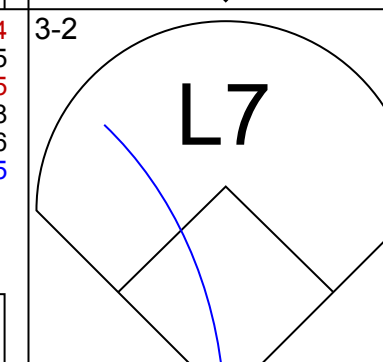
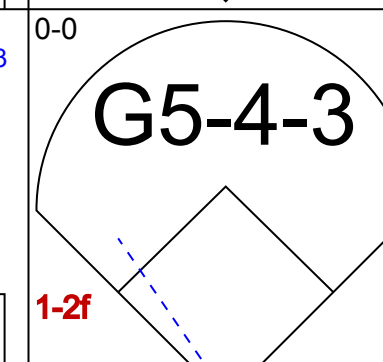
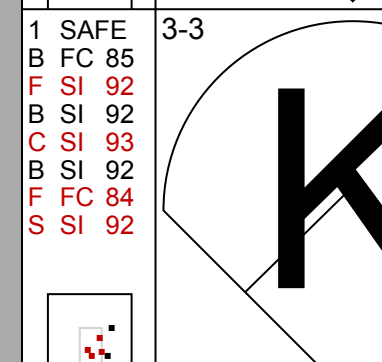
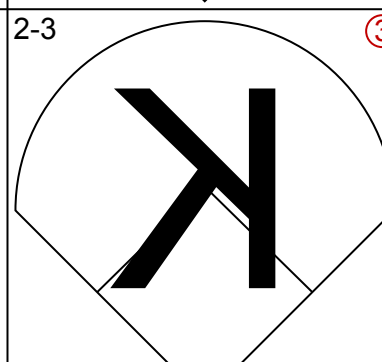
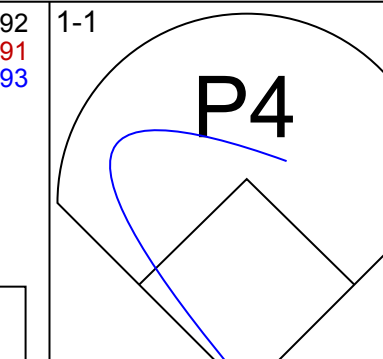
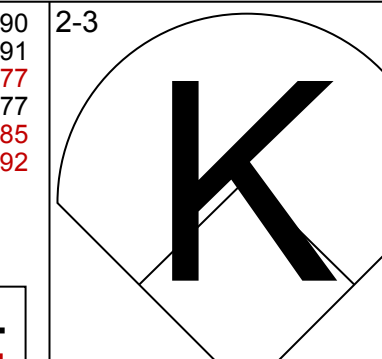
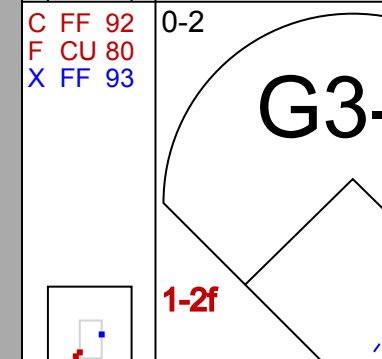
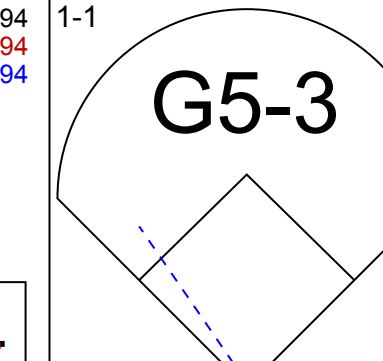
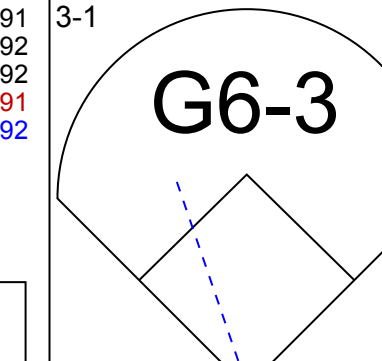
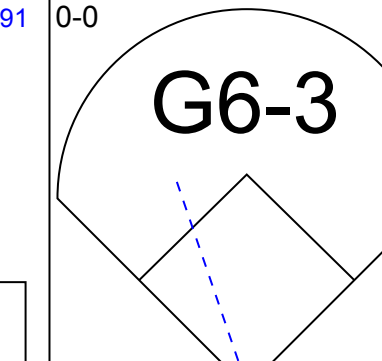
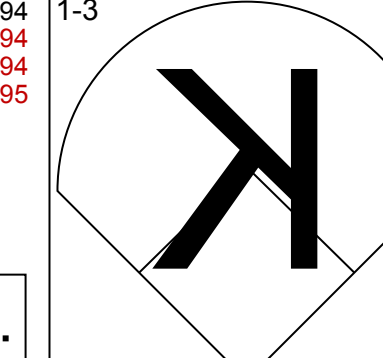
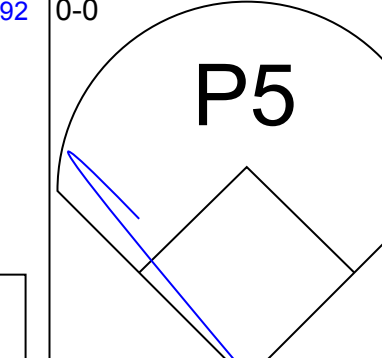
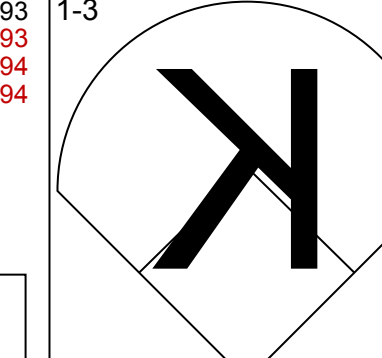
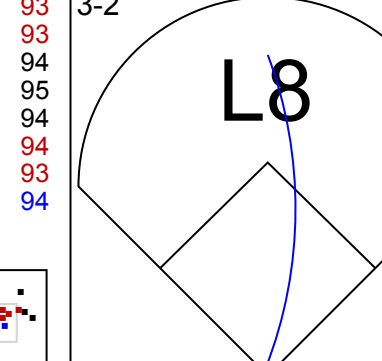
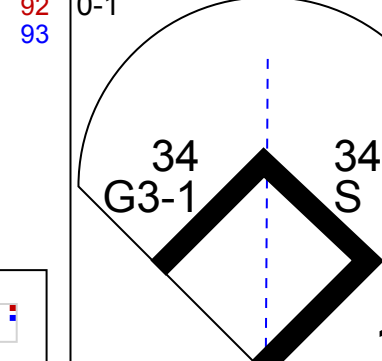
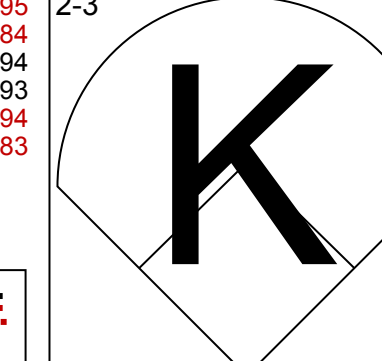
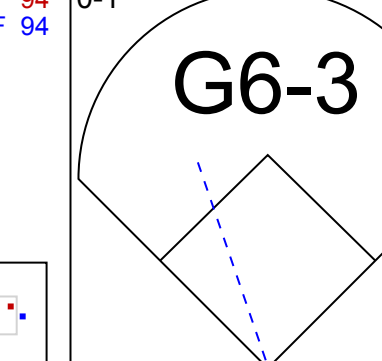
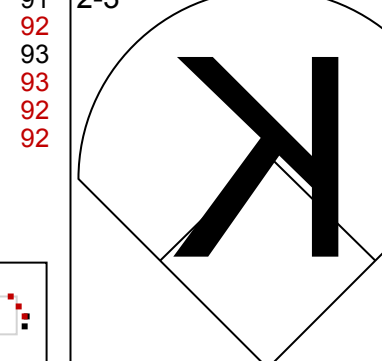
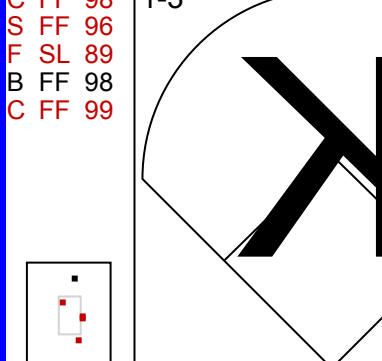
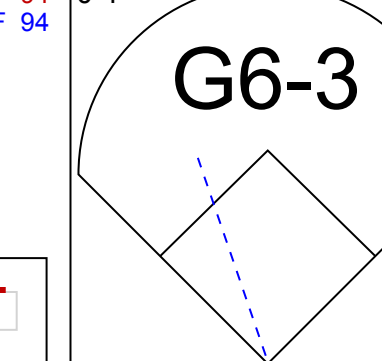
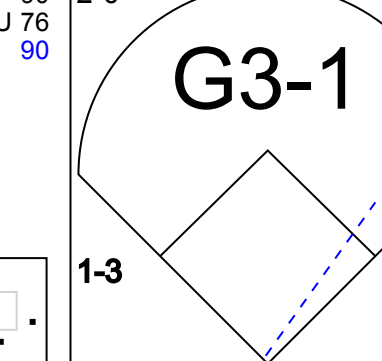
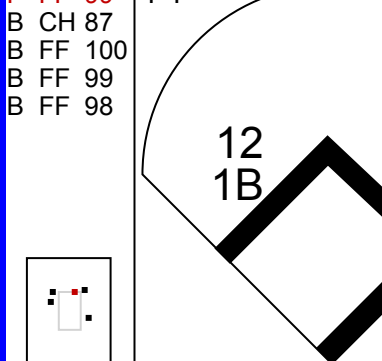
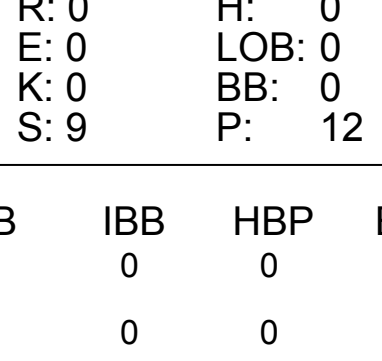
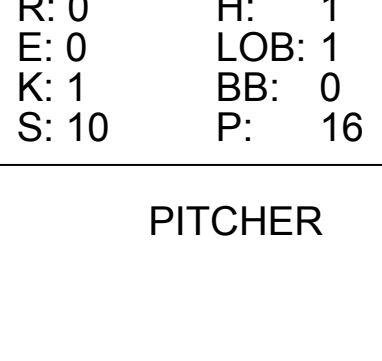
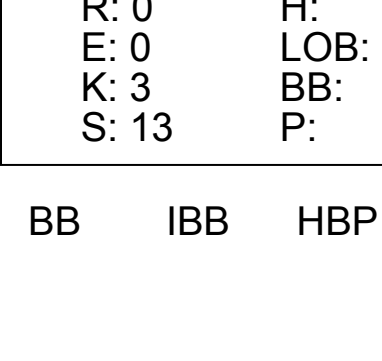

Batter	1	2	3	4	5	6	7	8	9	AB	R	H	RBI	BB	SO	LOB	BOTTOM						
2 Scooter Gennett, L OBP: 0.294, SLG: 0.381	1-1 G4-3		4-2 BB		0-0 P6			1-2 G5-3		3	0	0	0	1	0	0	Chicago Cubs @ Milwaukee Brewers Miller Park, Milwaukee, WI Sun Oct 04 2015, 2:11 PM - 4:55 PM CDT Att: 32,959 - Roof Closed - 68 F						
35 Shane Peterson, L OBP: 0.324, SLG: 0.353 25 Michael Reed, R	3-3 K		0-0 2B		1-3 2H			2-2 P3		3	0	1	1	0	2	0							
24 Adam Lind, L OBP: 0.360, SLG: 0.460	0-3 K		1-0 G3-4-1		0-2 F8			1-0 G5-3		4	0	0	0	0	1	2							
18 Khris Davis, R OBP: 0.323, SLG: 0.505		2-2 F8			1-0 L8			1-3 K		4	0	1	0	0	1	0							
16 Domingo Santana, R (1, 8) OBP: 0.337, SLG: 0.431		3-2 G5-3			0-0 G6-3			3-3 K		3	0	0	0	0	1	1							
14 Hernán Pérez, R OBP: 0.257, SLG: 0.327		1-0 F9			2-1 FC1-5-6			4-2 BB		2	0	0	0	1	0	1							
9 Jean Segura, R OBP: 0.281, SLG: 0.336			0-1 L9		1-2 L9			0-0 G4-6-3		3	1	1	0	0	0	2							
12 Martín Maldonado, R OBP: 0.282, SLG: 0.293			2-0 F7		0-0 G3-1			2-1 L8		3	0	0	0	0	0	1							
28 Jorge López, R 10 Luis Sardinas, S 50 Yhonnathan Barrios, S 32 David Goforth, R 20 Jonathan Lucroy, R 13 Will Smith, R			0-0 SH3		2-1 F7			1-3 K		0	0	0	0	0	0	0							
Inning Stats	R: 0 E: 0 K: 2 S: 9	H: 0 LOB: 0 BB: 0 P: 13	R: 0 E: 0 K: 0 S: 8	H: 0 LOB: 0 BB: 0 P: 14	R: 1 E: 0 K: 0 S: 9	H: 2 LOB: 1 BB: 1 P: 16	R: 0 E: 0 K: 0 S: 7	H: 1 LOB: 1 BB: 0 P: 11	R: 0 E: 0 K: 0 S: 4	H: 0 LOB: 0 BB: 0 P: 6	R: 0 E: 0 K: 1 S: 7	H: 0 LOB: 0 BB: 0 P: 8	R: 0 E: 0 K: 1 S: 10	H: 0 LOB: 0 BB: 1 P: 17	R: 0 E: 0 K: 1 S: 9	H: 0 LOB: 0 BB: 0 P: 13		R: 0 E: 0 K: 1 S: 8	H: 0 LOB: 0 BB: 0 P: 12	1B: 1 2B: 2 3B: 0 HR: 0	SF: 0 SAC: 1 DP: 1 HBP: 0	WP: 0 PB: 0 SB: 1 CS: 0	PA: 31
PITCHER	IP WLS BF H R ER SO BB IBB HBP BLK WP HR S P ERA WHIP	IP WLS BF H R ER SO BB IBB HBP BLK WP HR S P ERA WHIP	IP WLS BF H R ER SO BB IBB HBP BLK WP HR S P ERA WHIP	IP WLS BF H R ER SO BB IBB HBP BLK WP HR S P ERA WHIP	IP WLS BF H R ER SO BB IBB HBP BLK WP HR S P ERA WHIP	IP WLS BF H R ER SO BB IBB HBP BLK WP HR S P ERA WHIP	IP WLS BF H R ER SO BB IBB HBP BLK WP HR S P ERA WHIP	IP WLS BF H R ER SO BB IBB HBP BLK WP HR S P ERA WHIP	IP WLS BF H R ER SO BB IBB HBP BLK WP HR S P ERA WHIP	IP WLS BF H R ER SO BB IBB HBP BLK WP HR S P ERA WHIP	IP WLS BF H R ER SO BB IBB HBP BLK WP HR S P ERA WHIP	IP WLS BF H R ER SO BB IBB HBP BLK WP HR S P ERA WHIP	IP WLS BF H R ER SO BB IBB HBP BLK WP HR S P ERA WHIP	IP WLS BF H R ER SO BB IBB HBP BLK WP HR S P ERA WHIP	IP WLS BF H R ER SO BB IBB HBP BLK WP HR S P ERA WHIP	IP WLS BF H R ER SO BB IBB HBP BLK WP HR S P ERA WHIP	IP WLS BF H R ER SO BB IBB HBP BLK WP HR S P ERA WHIP	IP WLS BF H R ER SO BB IBB HBP BLK WP HR S P ERA WHIP	IP WLS BF H R ER SO BB IBB HBP BLK WP HR S P ERA WHIP	IP WLS BF H R ER SO BB IBB HBP BLK WP HR S P ERA WHIP	IP WLS BF H R ER SO BB IBB HBP BLK WP HR S P ERA WHIP	IP WLS BF H R ER SO BB IBB HBP BLK WP HR S P ERA WHIP	IP WLS BF H R ER SO BB IBB HBP BLK WP HR S P ERA WHIP

AB	28
R	1
H	3
RBI	1
BB	2
SO	6
LOB	7



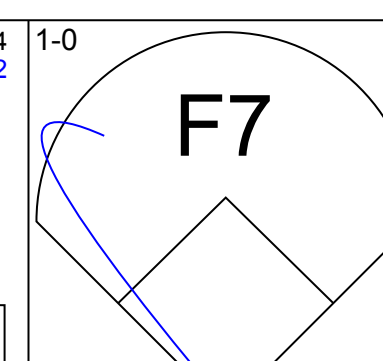
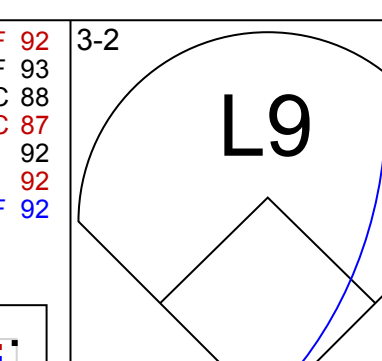
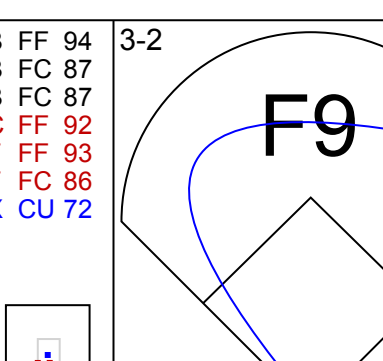
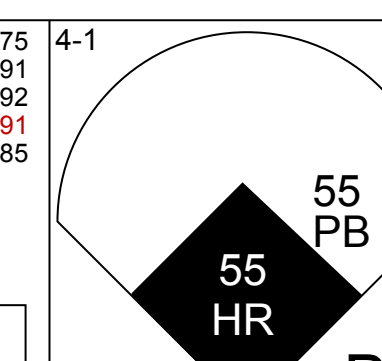
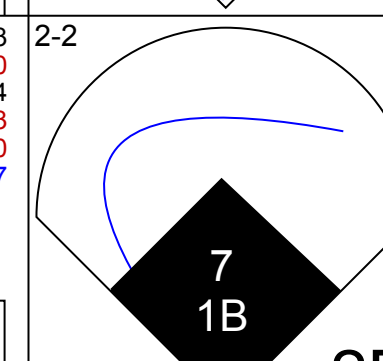
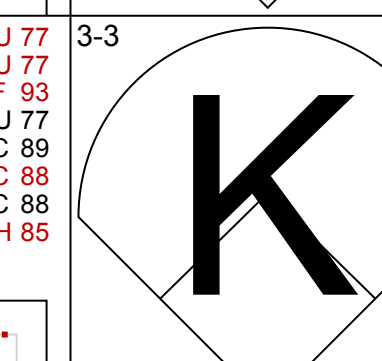

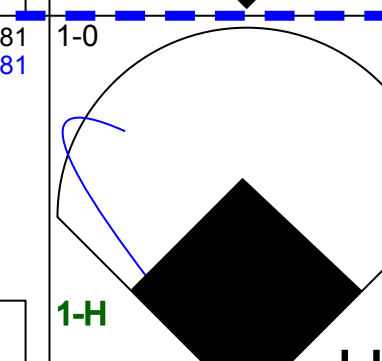
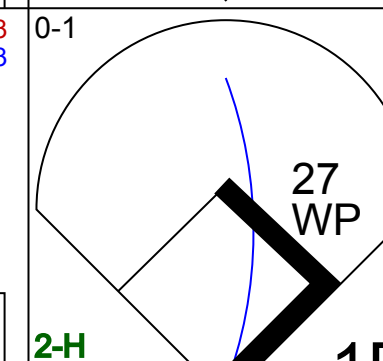
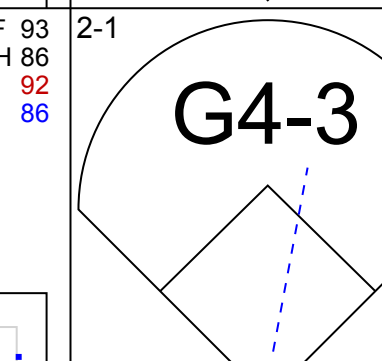

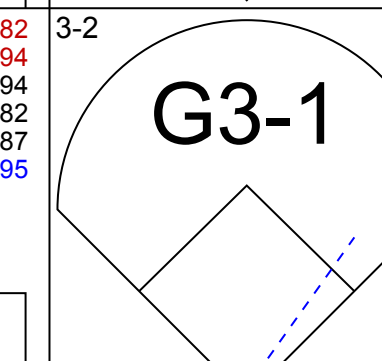
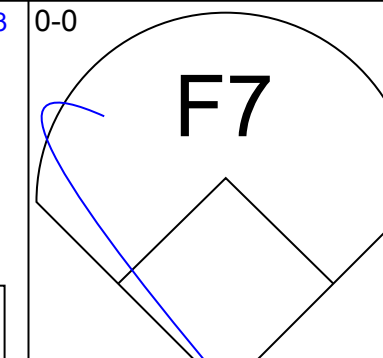
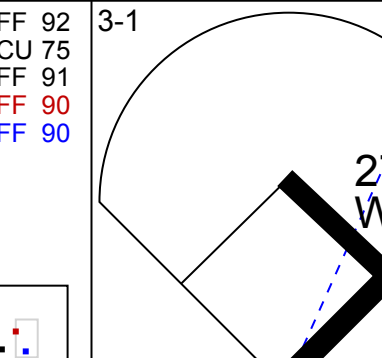
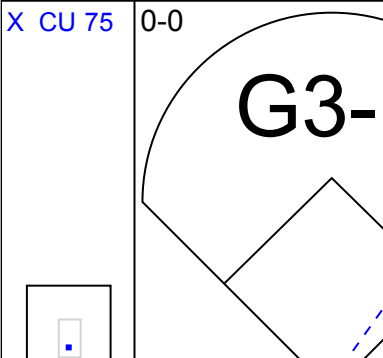
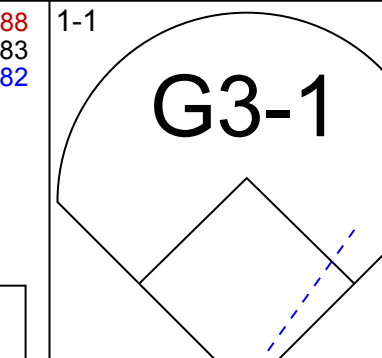
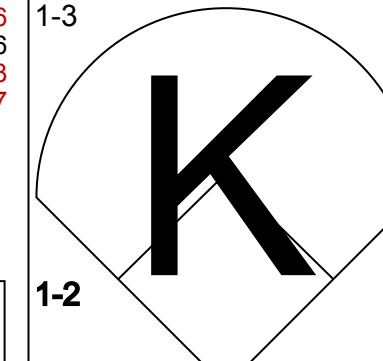
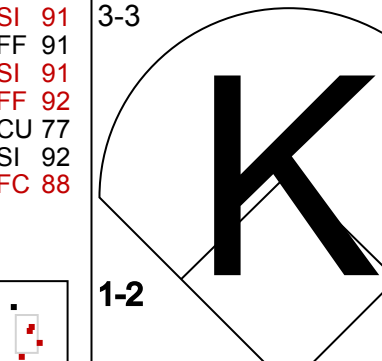

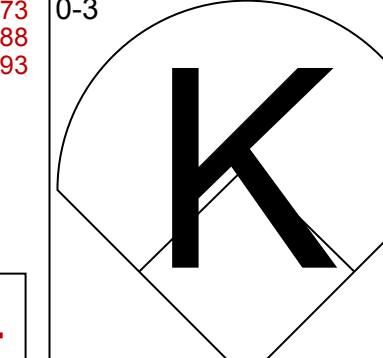
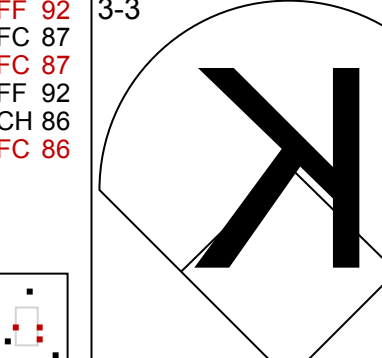

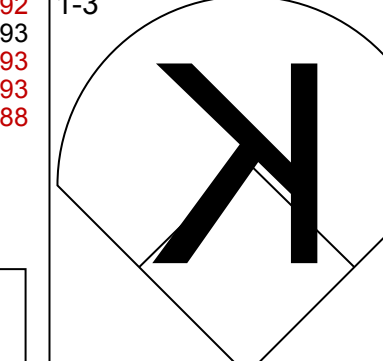
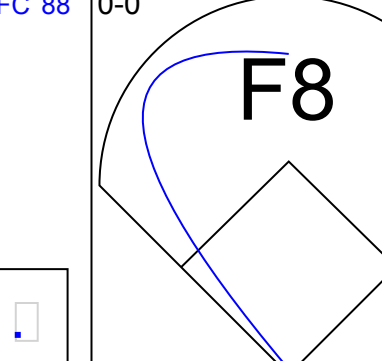

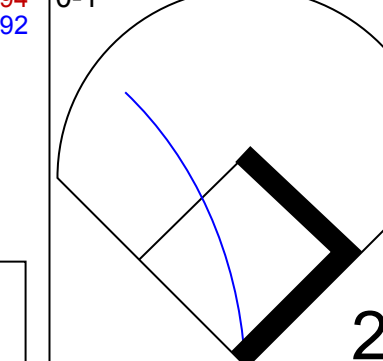
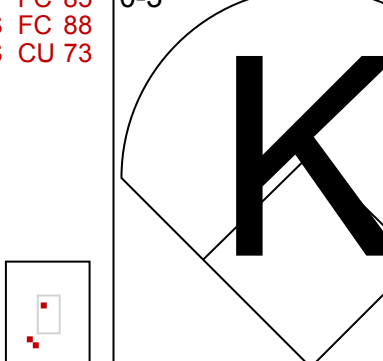
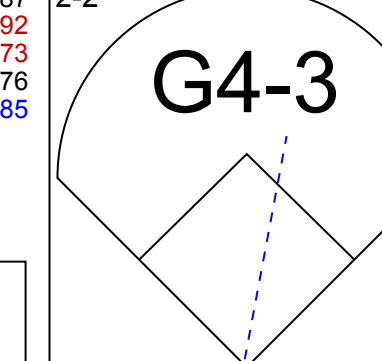
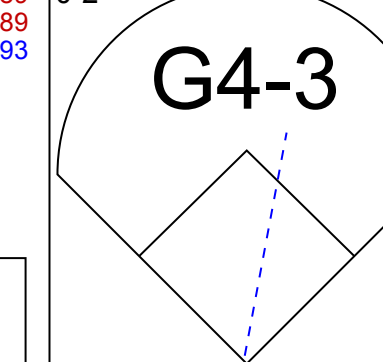
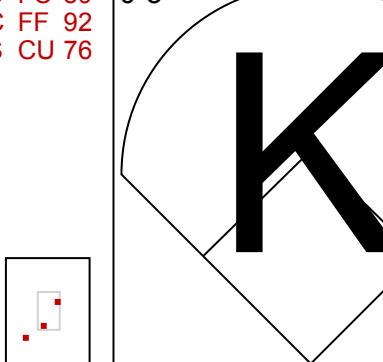
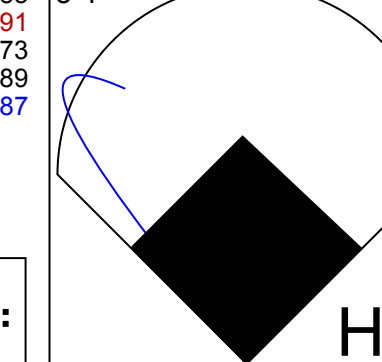
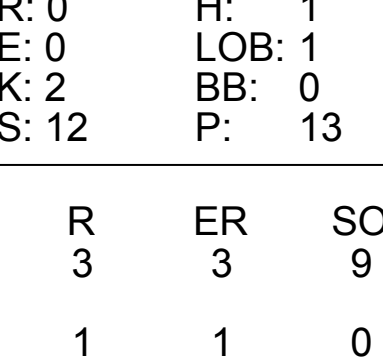
Batter	1	2	3	4	5	6	7	8	9	AB	R	H	RBI	BB	SO	LOB	TOP
24 Dexter Fowler, S OBP: 0.750, SLG: 1.500										4	3	3	1	0	0	1	Chicago Cubs @ Pittsburgh Pirates PNC Park, Pittsburgh, PA Wed Oct 07 2015, 8:09 PM - 10:54 PM EDT Att. 40,889 - Clear - 68 F
12 Kyle Schwarber, L OBP: 0.687, SLG: 1.687 15 Chris Denorfia, R										3	1	2	3	0	0	0	
17 Kris Bryant, R										3	0	0	0	1	1	2	
44 Anthony Rizzo, L										4	0	0	0	0	2	2	
11 Tommy La Stella, L 27 Austin Jackson, R (6,PH)										2	0	0	0	0	1	1	
13 Starlin Castro, R										4	0	0	0	0	0	0	
47 Miguel Montero, L OBP: 0.250, SLG: 0.250										4	0	1	0	0	0	0	
22 Addison Russell, R OBP: 0.250, SLG: 0.250										4	0	1	0	0	2	1	
49 Jake Arrieta, R										2	0	0	0	0	2	0	
Inning Stats	R: 1 H: 2 E: 1 K: 1 S: 15	H: 2 R: 0 ER: 0 LOB: 0 BB: 0 P: 22	R: 2 H: 2 E: 0 K: 1 S: 11	H: 2 R: 0 ER: 0 LOB: 0 BB: 1 P: 20	R: 0 H: 1 E: 0 K: 1 S: 8	H: 1 R: 0 ER: 0 LOB: 0 BB: 0 P: 11	R: 1 H: 1 E: 0 K: 2 S: 11	H: 1 R: 0 ER: 0 LOB: 1 BB: 0 P: 16	R: 0 H: 0 E: 0 K: 3 S: 11	H: 0 R: 0 ER: 0 LOB: 1 BB: 0 P: 20	R: 0 H: 1 E: 0 K: 0 S: 7	H: 1 R: 0 ER: 0 LOB: 1 BB: 0 P: 8	1B: 5 2B: 1 3B: 0 HR: 2	SF: 0 SAC: 0 DP: 2 HBP: 1	WP: 0 PB: 0 SB: 2 CS: 0	PA: 35	
PITCHER	IP WLS BF H R ER SO BB IBB HBP BLK WP HR S P ERA WHIP																
45 Gerrit Cole, R ERA: 7.2	5.0 L 21 6 4 4 4 1 0 0 0 0 0 2 52 78 7.20 1.400																
59 Antonio Bastardo, L ERA:	1.0 3 0 0 0 2 0 0 0 0 0 0 0 11 16 0.00 0.000																
44 Tony Watson, L ERA:	1.0 4 0 0 0 1 0 0 0 1 0 0 0 8 11 0.00 0.000																
38 Joakim Soria, R ERA:	1.0 4 0 0 0 3 1 0 0 0 0 0 0 11 20 0.00 1.000																
35 Mark Melancon, R ERA:	1.0 3 1 0 0 0 0 0 0 0 0 0 0 7 8 0.00 1.000																

Batter	1	2	3	4	5	6	7	8	9	AB	R	H	RBI	BB	SO	LOB	BOTTOM
25 Gregory Polanco, L (1,9)										4	0	0	0	0	2	2	Chicago Cubs @ Pittsburgh Pirates PNC Park, Pittsburgh, PA Wed Oct 07 2015, 8:09 PM - 10:54 PM EDT Att. 40,889 - Clear - 68 F
5 Josh Harrison, R (1,5)											3	0	0	0	1	1	
22 Andrew McCutchen, R (1,8)											4	0	2	0	0	0	
6 Starling Marte, R (1,7)											4	0	0	0	1	4	
29 Francisco Cervelli, R (1,2)											3	0	1	0	0	0	
18 Neil Walker, S (1,4)											3	0	0	0	2	2	
10 Jordy Mercer, R (1,6)											2	0	0	0	1	1	
17 Aramis Ramirez, R (7,PH)											1	0	0	0	0	1	
3 Sean Rodriguez, R (1,3)											0	0	0	0	0	0	
24 Pedro Alvarez, L (3,PH)											3	0	0	0	3	1	
45 Gerrit Cole, R 59 Antonio Bastardo, R 23 Travis Snider, L (6,PH) 44 Tony Watson, L (7,1) 38 Joakim Soria, R (8,1) 38 Michael Morse, R (8,PH) 35 Mark Melancon, R (9,1)											1	0	0	0	1	0	
Inning Stats	R: 0 H: 1 E: 0 K: 2 S: 11	H: 1 R: 0 ER: 0 LOB: 0 BB: 0 P: 14	R: 0 H: 0 E: 0 K: 1 S: 9	H: 0 R: 0 ER: 0 LOB: 0 BB: 0 P: 11	R: 0 H: 0 E: 0 K: 3 S: 9	H: 0 R: 0 ER: 0 LOB: 0 BB: 0 P: 13	R: 0 H: 0 E: 0 K: 0 S: 8	H: 0 R: 0 ER: 0 LOB: 2 BB: 0 P: 14	R: 0 H: 1 E: 0 K: 1 S: 6	H: 1 R: 0 ER: 0 LOB: 1 BB: 0 P: 13	R: 0 H: 0 E: 0 K: 2 S: 13	H: 0 R: 0 ER: 0 LOB: 0 BB: 0 P: 10	1B: 5 2B: 0 3B: 0 HR: 0	SF: 0 SAC: 0 DP: 2 HBP: 2	WP: 0 PB: 0 SB: 0 CS: 0	PA: 32	
PITCHER	IP WLS BF H R ER SO BB IBB HBP BLK WP HR S P ERA WHIP																
49 Jake Arrieta, R (1,1)	9.0 W 32 5 0 0 11 0 0 2 0 0 0 77 113 0.00 0.556																

Batter	1	2	3	4	5	6	7	8	9	AB	R	H	RBI	BB	SO	LOB	TOP			
24 Dexter Fowler, S OBP: 0.375, SLG: 0.750										4	0	0	0	0	2	2	Chicago Cubs @ St. Louis Cardinals Busch Stadium, St. Louis, MO Fri Oct 09 2015, 5:47 PM - 8:33 PM CDT Att: 47,830 - Cloudy - 64 F			
12 Kyle Schwarber, L OBP: 0.714, SLG: 1.167										3	0	2	0	1	0	0				
17 Kris Bryant, R										4	0	0	0	0	2	4				
44 Anthony Rizzo, L										3	0	0	0	0	1	1				
13 Starlin Castro, R										3	0	0	0	0	0	0				
8 Chris Coghlan, L										3	0	0	0	0	2	0				
22 Addison Russell, R OBP: 0.286, SLG: 0.286										3	0	1	0	0	1	0				
3 David Ross, R										2	0	0	0	0	1	1				
15 Chris Denorfia, R (9,PH)										1	0	0	0	0	1	0				
34 Jon Lester, L										2	0	0	0	0	0	1				
46 Pedro Strop, R 68 Jorge Soler, R (9,PH)										0	0	0	0	0	0	0				
Inning Stats	R: 0 E: 0 K: 1 S: 8	H: 0 LOB: 0 BB: 0 P: 12	R: 0 E: 0 K: 1 S: 7	H: 0 LOB: 0 BB: 0 P: 10	R: 0 E: 0 K: 0 S: 9	H: 0 LOB: 0 BB: 0 P: 12	R: 0 E: 0 K: 0 S: 5	H: 0 LOB: 0 BB: 1 P: 10	R: 0 E: 0 K: 1 S: 10	H: 1 LOB: 1 BB: 0 P: 16	R: 0 E: 0 K: 1 S: 9	H: 1 LOB: 0 BB: 0 P: 13	R: 0 E: 0 K: 2 S: 8	H: 0 LOB: 0 BB: 0 P: 11	R: 0 E: 0 K: 3 S: 13	H: 1 LOB: 2 BB: 1 P: 21	1B: 3 2B: 0 3B: 0 HR: 0	SF: 0 SAC: 0 DP: 2 HBP: 0	WP: 0 PB: 0 SB: 1 CS: 0	PA: 30
PITCHER	IP WLS BF H R ER SO BB IBB HBP BLK WP HR S P ERA WHIP	IP WLS BF H R ER SO BB IBB HBP BLK WP HR S P ERA WHIP	IP WLS BF H R ER SO BB IBB HBP BLK WP HR S P ERA WHIP	IP WLS BF H R ER SO BB IBB HBP BLK WP HR S P ERA WHIP	IP WLS BF H R ER SO BB IBB HBP BLK WP HR S P ERA WHIP	IP WLS BF H R ER SO BB IBB HBP BLK WP HR S P ERA WHIP	IP WLS BF H R ER SO BB IBB HBP BLK WP HR S P ERA WHIP	IP WLS BF H R ER SO BB IBB HBP BLK WP HR S P ERA WHIP	IP WLS BF H R ER SO BB IBB HBP BLK WP HR S P ERA WHIP	IP WLS BF H R ER SO BB IBB HBP BLK WP HR S P ERA WHIP	IP WLS BF H R ER SO BB IBB HBP BLK WP HR S P ERA WHIP	IP WLS BF H R ER SO BB IBB HBP BLK WP HR S P ERA WHIP	IP WLS BF H R ER SO BB IBB HBP BLK WP HR S P ERA WHIP	IP WLS BF H R ER SO BB IBB HBP BLK WP HR S P ERA WHIP	IP WLS BF H R ER SO BB IBB HBP BLK WP HR S P ERA WHIP	IP WLS BF H R ER SO BB IBB HBP BLK WP HR S P ERA WHIP	IP WLS BF H R ER SO BB IBB HBP BLK WP HR S P ERA WHIP			
41 John Lackey, R ERA: 3.68	7.1	W	23	2	0	0	5	1	0	0	0	0	0	0	56	86	0.00	0.409		
46 Kevin Siegrist, L ERA: 13.5	0.2	H	2	0	0	0	2	0	0	0	0	0	0	0	7	10	0.00	0.000		
44 Trevor Rosenthal, R ERA: 13.5	1.0	5	1	0	0	3	1	0	0	0	0	0	0	13	21	0.00	2.000			

AB 28
R 0
H 3
RBI 0
BB 2
SO 10
LOB 9




Batter	1	2	3	4	5	6	7	8	9	AB	R	H	RBI	BB	SO	LOB	BOTTOM			
13 Matt Carpenter, L										3	1	0	0	1	0	0	Chicago Cubs @ St. Louis Cardinals Busch Stadium, St. Louis, MO Fri Oct 09 2015, 5:47 PM - 8:33 PM CDT Att: 47,830 - Cloudy - 64 F			
55 Stephen Piscotty, R OBP: 0.500, SLG: 1.000									4	2	2	2	0	1	0	0				
7 Matt Holliday, R OBP: 0.293, SLG: 0.250 44 Trevor Rosenthal, R									4	0	1	1	0	1	0	0				
22 Jason Heyward, L OBP: 0.250, SLG: 0.250										4	0	1	0	0	0	1				
27 Jhonny Peralta, R										3	0	0	0	0	2	2				
15 Randal Grichuk, R 12 Mark Reynolds, R										2	0	0	0	0	2	1				
4 Yadier Molina, R										3	0	0	0	0	1	1				
16 Kolten Wong, L OBP: 0.333, SLG: 0.667									3	0	1	0	0	1	0	0				
41 John Lackey, R										2	0	0	0	0	1	1				
46 Kevin Siegrist, L 28 Tommy Pham, R (8,PH)										0	0	0	0	0	0	0				
Inning Stats	R: 1 E: 0 K: 1 S: 11	H: 2 LOB: 1 BB: 0 P: 15	R: 0 E: 0 K: 2 S: 12	H: 1 LOB: 1 BB: 0 P: 13	R: 0 E: 0 K: 1 S: 11	H: 0 LOB: 0 BB: 0 P: 19	R: 0 E: 0 K: 2 S: 10	H: 1 LOB: 1 BB: 0 P: 19	R: 0 E: 0 K: 2 S: 10	H: 0 LOB: 0 BB: 0 P: 13	R: 0 E: 0 K: 1 S: 7	H: 0 LOB: 0 BB: 0 P: 12	R: 0 E: 0 K: 0 S: 7	H: 0 LOB: 0 BB: 0 P: 9	R: 3 E: 0 K: 0 S: 12	H: 2 LOB: 0 BB: 1 P: 26	1B: 2 2B: 2 3B: 0 HR: 2	SF: 0 SAC: 0 DP: 0 HBP: 0	WP: 2 PB: 1 SB: 0 CS: 0	PA: 31
PITCHER	IP WLS BF H R ER SO BB IBB HBP BLK WP HR S P ERA WHIP	IP WLS BF H R ER SO BB IBB HBP BLK WP HR S P ERA WHIP	IP WLS BF H R ER SO BB IBB HBP BLK WP HR S P ERA WHIP	IP WLS BF H R ER SO BB IBB HBP BLK WP HR S P ERA WHIP	IP WLS BF H R ER SO BB IBB HBP BLK WP HR S P ERA WHIP	IP WLS BF H R ER SO BB IBB HBP BLK WP HR S P ERA WHIP	IP WLS BF H R ER SO BB IBB HBP BLK WP HR S P ERA WHIP	IP WLS BF H R ER SO BB IBB HBP BLK WP HR S P ERA WHIP	IP WLS BF H R ER SO BB IBB HBP BLK WP HR S P ERA WHIP	IP WLS BF H R ER SO BB IBB HBP BLK WP HR S P ERA WHIP	IP WLS BF H R ER SO BB IBB HBP BLK WP HR S P ERA WHIP	IP WLS BF H R ER SO BB IBB HBP BLK WP HR S P ERA WHIP	IP WLS BF H R ER SO BB IBB HBP BLK WP HR S P ERA WHIP	IP WLS BF H R ER SO BB IBB HBP BLK WP HR S P ERA WHIP	IP WLS BF H R ER SO BB IBB HBP BLK WP HR S P ERA WHIP	IP WLS BF H R ER SO BB IBB HBP BLK WP HR S P ERA WHIP				
34 Jon Lester, L ERA: 3.68	7.1	L	28	5	3	3	9	1	0	0	0	0	0	0	74	115	3.68	0.818		
46 Pedro Strop, R ERA: 13.5	0.2	3	1	1	1	0	0	0	0	0	0	0	0	6	11	13.50	1.500			

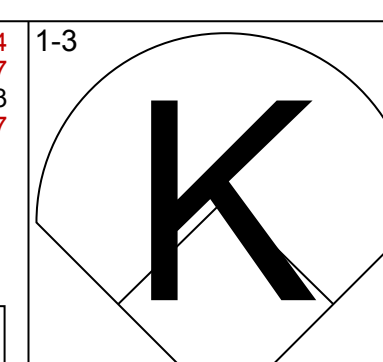
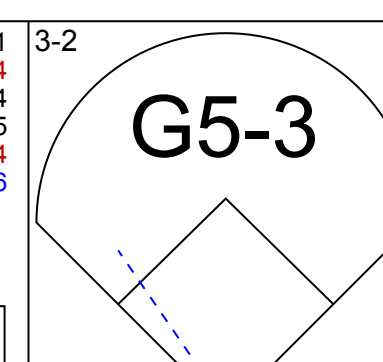
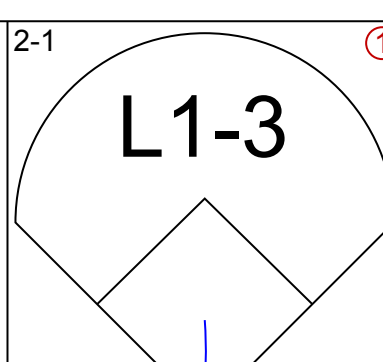
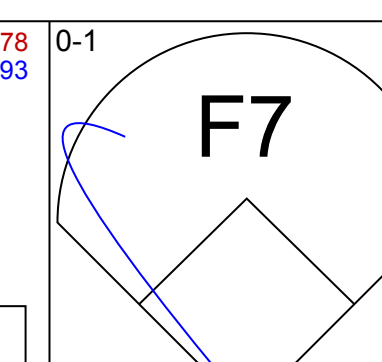
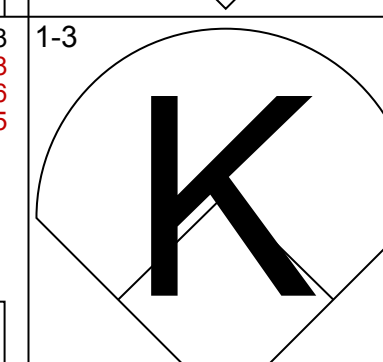
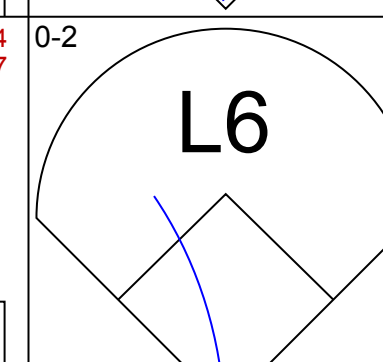
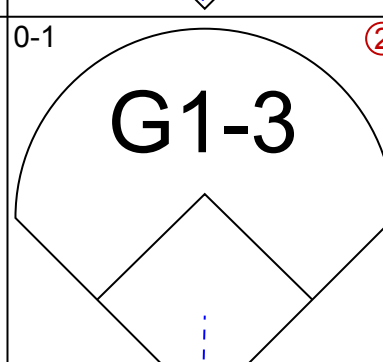
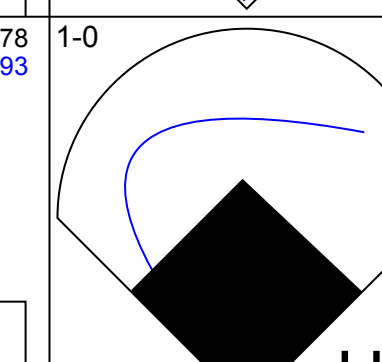
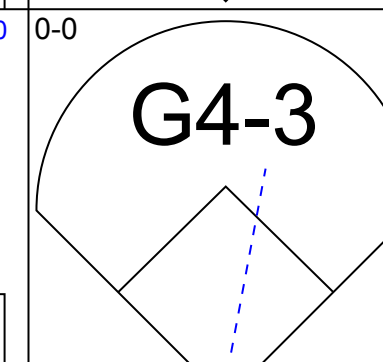
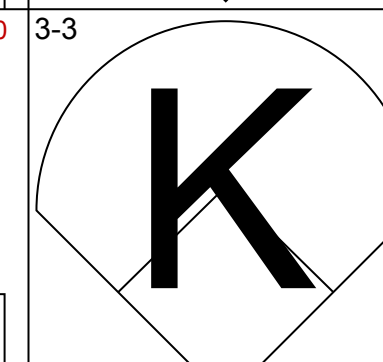
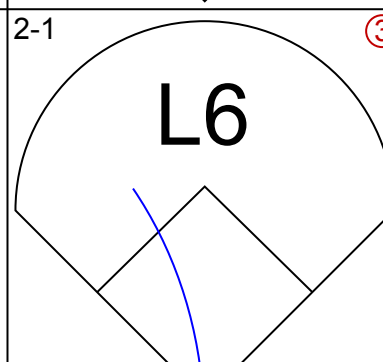
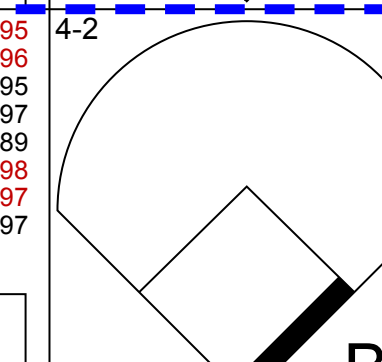
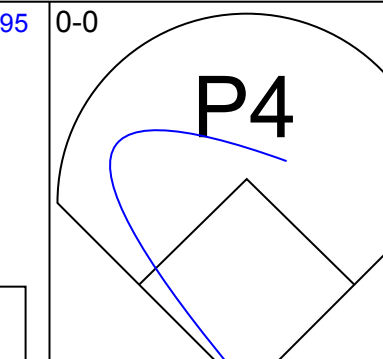
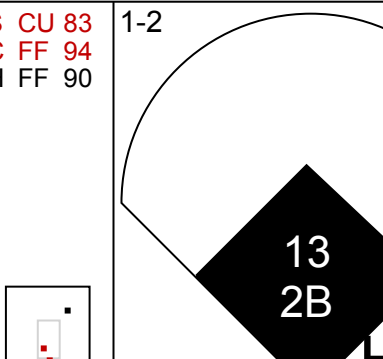
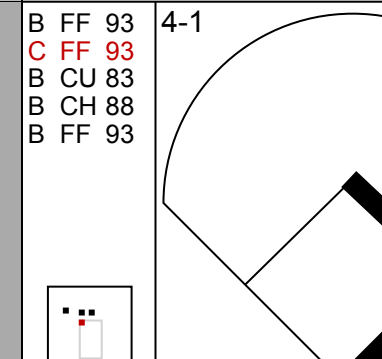
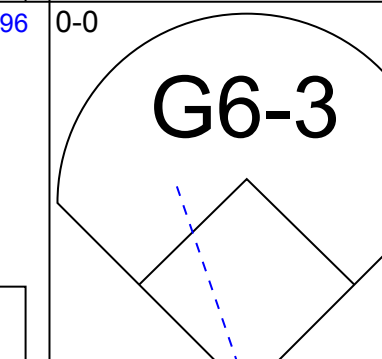
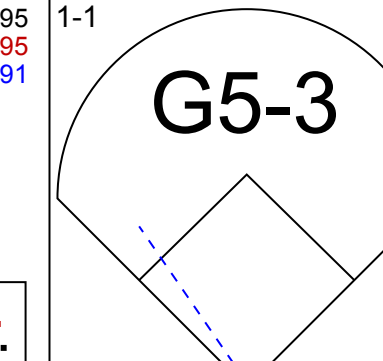
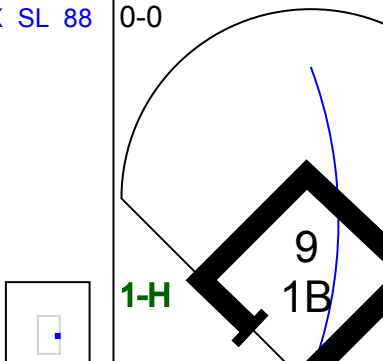
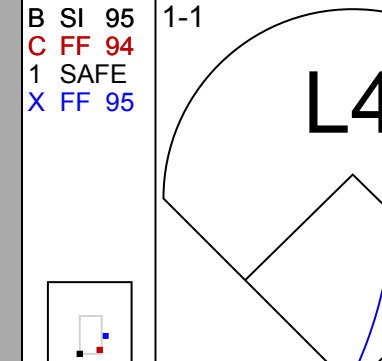
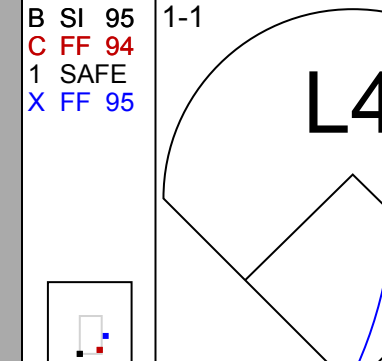

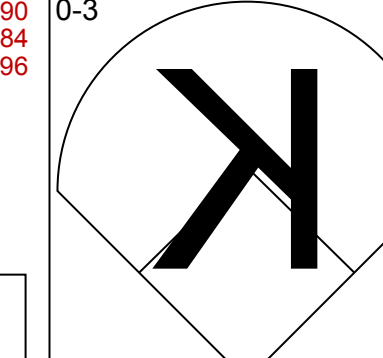
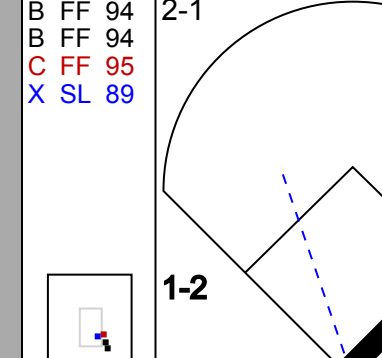
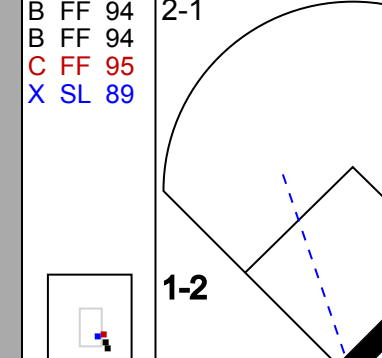

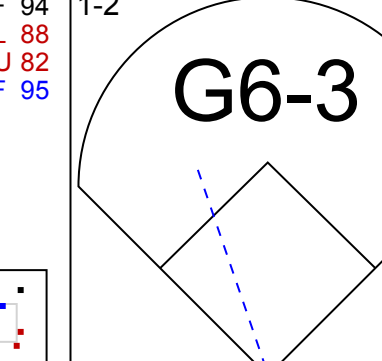
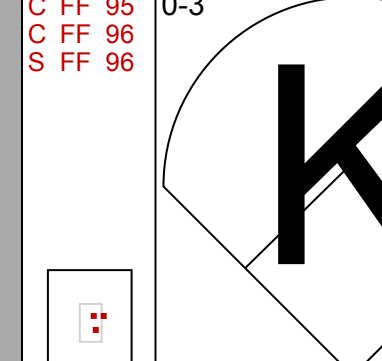
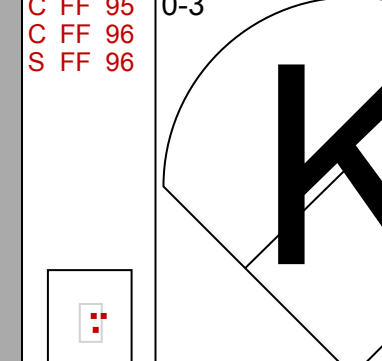

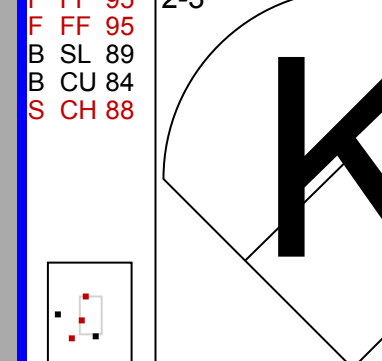
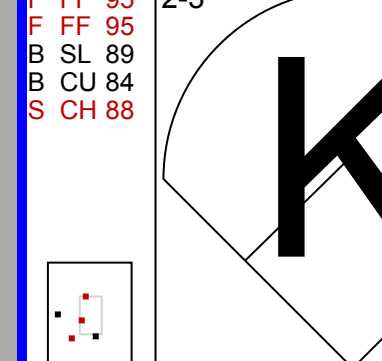


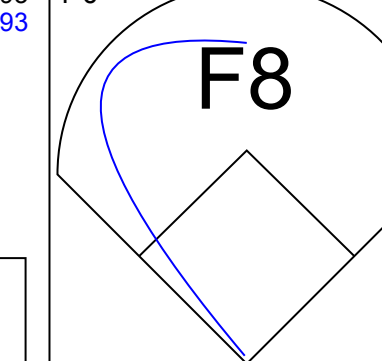

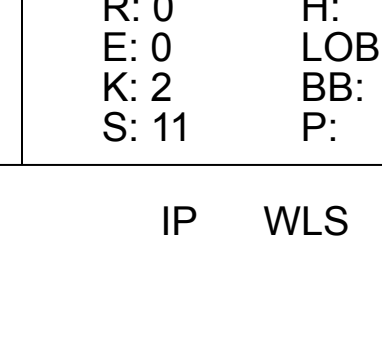
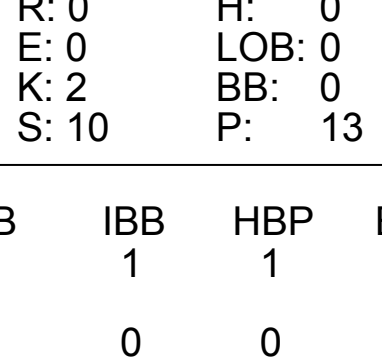

AB 30
R 4
H 6
RBI 4
BB 1
SO 9
LOB 6



Batter	1	2	3	4	5	6	7	8	9	AB	R	H	RBI	BB	SO	LOB	TOP			
13 Matt Carpenter, L OBP: 0.231, SLG: 0.417	F9		F7				K		F7	5	0	1	0	0	1	1	St. Louis Cardinals @ Chicago Cubs Wrigley Field, Chicago, IL Mon Oct 12 2015, 5:09 PM - 8:37 PM CDT Att: 42,411 - Partly Cloudy - 73 F			
55 Stephen Piscotty, R OBP: 0.402, SLG: 1.000	K			7 BB 27 2B		K			1-2	4	2	2	2	1	2	1				
7 Matt Holliday, R OBP: 0.231, SLG: 0.167	K			27 2B 28 G5-3				E6	G4-3	4	2	1	0	1	1	1				
22 Jason Heyward, L OBP: 0.333, SLG: 0.667		28 G4-3						L7		4	1	2	2	0	1	4				
27 Jhonny Peralta, R OBP: 0.091, SLG: 0.182	G5-3									4	0	1	1	0	2	1				
28 Tommy Pham, R OBP: 0.250, SLG: 1.000	G4-3									3	0	0	1	0	1	2				
50 Adam Wainwright, R	G4-3									0	0	0	0	0	0	0				
35 Greg Garcia, L	G4-3									1	0	0	0	0	0	0				
30 Jonathan Broxton, R	G4-3									0	0	0	0	0	0	0				
4 Yadier Molina, R OBP: 0.125, SLG: 0.125	G4-3									2	0	0	0	0	0	2				
37 Brandon Moss, L										0	0	0	0	0	0	0				
48 Tony Cruz, R										1	0	0	0	0	1	0				
16 Kolten Wong, L OBP: 0.200, SLG: 0.600			G4-3						G6-3	4	0	0	0	0	1	1				
52 Michael Wacha, R										2	0	0	0	0	2	0				
46 Kevin Siegrist, L										0	0	0	0	0	0	0				
43 Seth Maness, R										0	0	0	0	0	0	0				
15 Randal Grichuk, R OBP: 0.400, SLG: 1.000									13 HR 55 HR	2	1	1	0	0	1	0				
Inning Stats	R: 0 E: 0 K: 2 S: 8	H: 0 LOB: 0 BB: 0 P: 12	R: 0 E: 0 K: 0 S: 11	H: 1 LOB: 1 BB: 0 P: 19	R: 0 E: 0 K: 1 S: 8	H: 0 LOB: 0 BB: 0 P: 10	R: 2 E: 0 K: 1 S: 14	H: 1 LOB: 1 BB: 2 P: 24	R: 0 E: 0 K: 3 S: 11	H: 1 LOB: 1 BB: 0 P: 13	R: 2 E: 0 K: 2 S: 13	H: 2 LOB: 1 BB: 0 P: 21	R: 0 E: 0 K: 2 S: 13	H: 0 LOB: 0 BB: 0 P: 18	R: 2 E: 0 K: 0 S: 11	H: 2 LOB: 0 BB: 0 P: 13	1B: 4 2B: 2 3B: 0 HR: 2	SF: 0 SAC: 0 DP: 0 HBP: 1	WP: 0 PB: 0 SB: 0 CS: 0	PA: 39
PITCHER	IP WLS BF H R ER SO BB IBB HBP BLK WP HR S P ERA WHIP																			
49 Jake Arrieta, R ERA: 2.45	5.2 W 25 5 4 4 9 2 0 1 0 0 1 64 97 6.35 1.235																			
33 Clayton Richard, L ERA:	0.1 H 1 0 0 0 0 0 0 0 0 0 0 1 2 0.00 0.000																			
53 Trevor Cahill, R ERA:	0.2 H 4 1 0 0 2 0 0 0 0 0 0 12 20 0.00 1.500																			
37 Travis Wood, L ERA:	0.1 H 1 0 0 0 0 0 0 0 0 0 0 1 1 0.00 0.000																			
46 Pedro Strop, R ERA: 5.4	1.0 H 3 0 0 0 2 0 0 0 0 0 0 0 13 18 0.00 0.000																			
56 Héctor Rondón, R ERA: 9.0	1.0 5 2 2 2 0 0 0 0 0 0 1 13 13 18.00 2.000																			

Batter	1	2	3	4	5	6	7	8	9	AB	R	H	RBI	BB	SO	LOB	BOTTOM			
24 Dexter Fowler, S OBP: 0.353, SLG: 0.765	F9		F8							4	1	1	1	0	0	0	St. Louis Cardinals @ Chicago Cubs Wrigley Field, Chicago, IL Mon Oct 12 2015, 5:09 PM - 8:37 PM CDT Att: 42,411 - Partly Cloudy - 73 F			
68 Jorge Soler, R OBP: 1.000, SLG: 2.750										2	2	2	2	2	0	0				
53 Trevor Cahill, R	44 LG 17 1B									0	0	0	0	0	0	0				
37 Travis Wood, R										0	0	0	0	0	0	0				
27 Austin Jackson, R										0	0	0	0	1	0	0				
17 Kris Bryant, R OBP: 0.176, SLG: 0.313										5	1	2	2	0	2	2				
44 Anthony Rizzo, L OBP: 0.133, SLG: 0.286	L6									4	1	1	1	0	0	2				
13 Starlin Castro, R OBP: 0.267, SLG: 0.467										4	1	2	1	0	0	0				
12 Kyle Schwarber, L OBP: 0.583, SLG: 1.100										3	1	1	1	1	2	1				
46 Pedro Strop, R										0	0	0	0	0	0	0				
15 Chris Denorria, R										0	0	0	0	0	0	0				
22 Addison Russell, R OBP: 0.250, SLG: 0.417										2	0	1	0	0	0	0				
9 Javier Báez, R OBP: 1.000, SLG: 1.000	P2									2	0	2	0	0	0	0				
47 Miguel Montero, L OBP: 0.250, SLG: 0.100										3	0	0	0	1	3	3				
49 Jake Arrieta, R ERA: 8.31										2	0	0	0	0	2	2				
33 Clayton Richard, L ERA: 6.75										0	0	0	0	0	0	0				
8 Chris Coghlan, L OBP: 0.200, SLG: 0.200										2	1	1	0	0	1	0				
56 Héctor Rondón, R										0	0	0	0	0	0	0				
Inning Stats	R: 0 E: 0 K: 0 S: 6	H: 1 LOB: 1 BB: 1 P: 16	R: 1 E: 0 K: 1 S: 11	H: 1 LOB: 0 BB: 0 P: 19	R: 0 E: 0 K: 2 S: 13	H: 0 LOB: 1 BB: 1 P: 23	R: 1 E: 0 K: 2 S: 11	H: 2 LOB: 2 BB: 1 P: 19	R: 3 E: 0 K: 1 S: 21	H: 4 LOB: 2 BB: 1 P: 40	R: 2 E: 0 K: 0 S: 8	H: 2 LOB: 0 BB: 0 P: 12	R: 0 E: 0 K: 2 S: 12	H: 2 LOB: 1 BB: 0 P: 17	R: 1 E: 0 K: 2 S: 15	H: 1 LOB: 0 BB: 1 P: 25	1B: 6 2B: 1 3B: 1 HR: 6	SF: 0 SAC: 1 DP: 1 HBP: 0	WP: 0 PB: 0 SB: 1 CS: 1	PA: 39
PITCHER	IP WLS BF H R ER SO BB IBB HBP BLK WP HR S P ERA WHIP																			
52 Michael Wacha, R ERA: 8.31	4.1 L 21 6 4 4 5 2 1 0 0 0 0 1 14 27 13.50 4.500																			
46 Kevin Siegrist, L ERA: 6.75	0.2 5 2 1 1 1 1 0 0 0 0 0 0 3 5 27.00 3.000																			
43 Seth Maness, R ERA: 5.4	0.1 2 1 1 1 0 0 0 0 0 0 0 1 17 24 5.40 1.800																			
50 Adam Wainwright, L ERA: 2.7	1.2 7 3 1 1 2 0 0 0 0 0 0 1 17 24 5.40 1.800																			
30 Jonathan Broxton, R ERA: 4.5	1.0 4 1 1 1 2 1 0 0 0 0 0 1 15 25 9.00 2.000																			

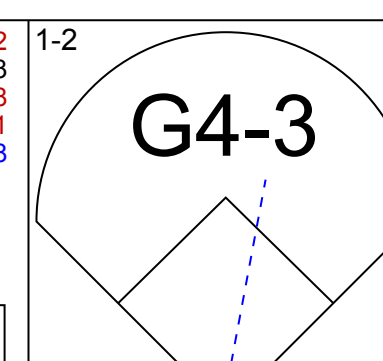
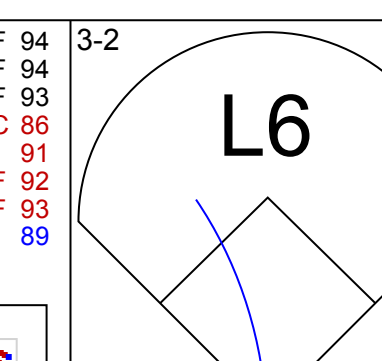
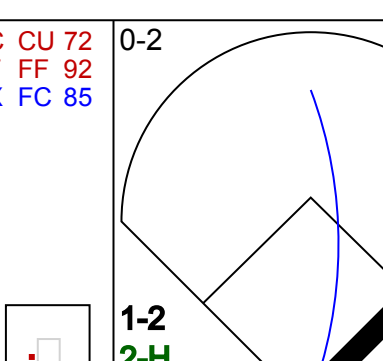
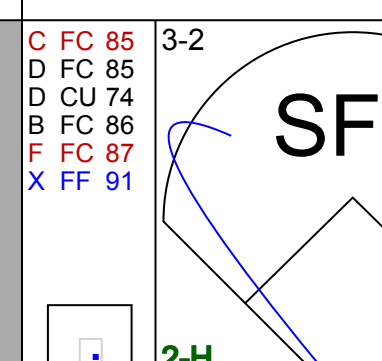
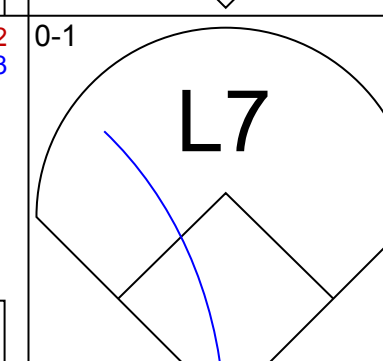
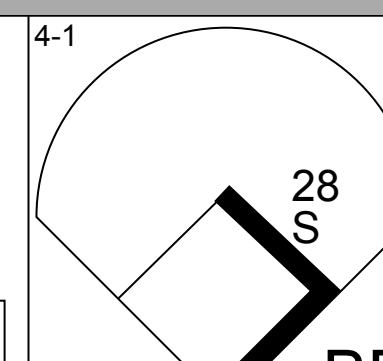
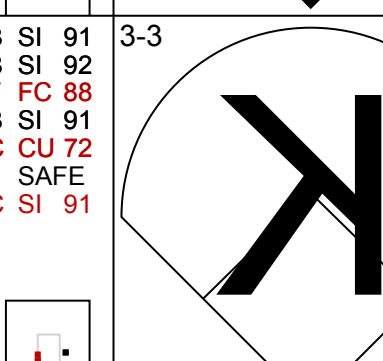
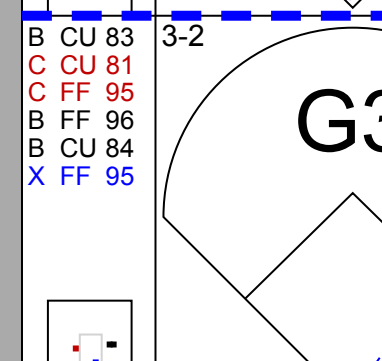
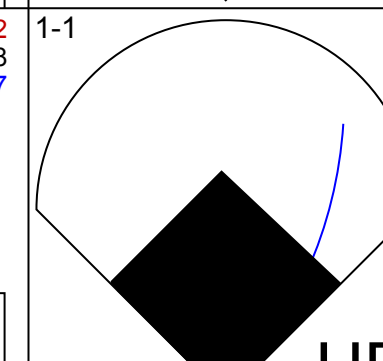
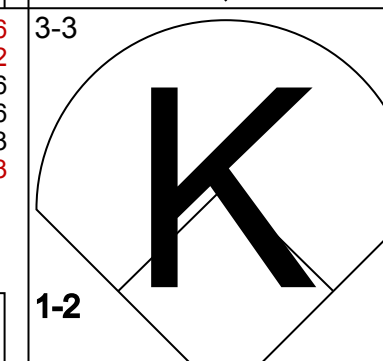
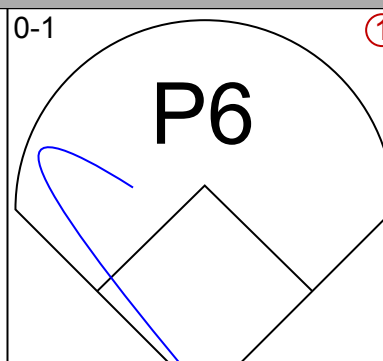
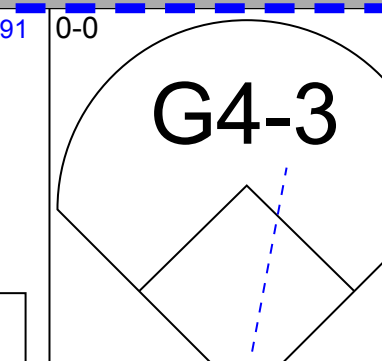
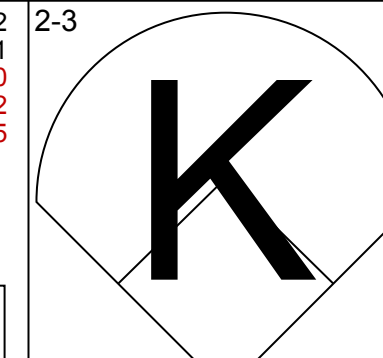
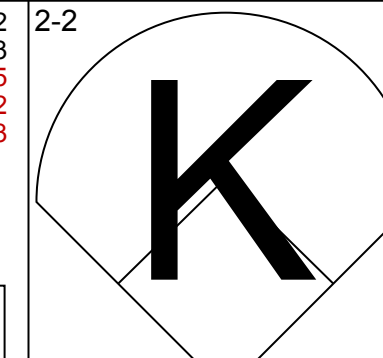
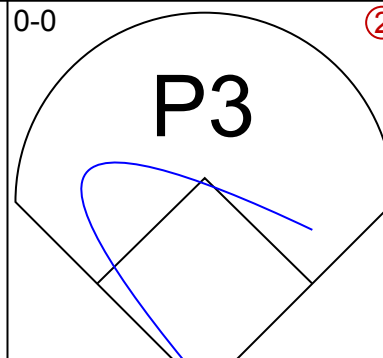
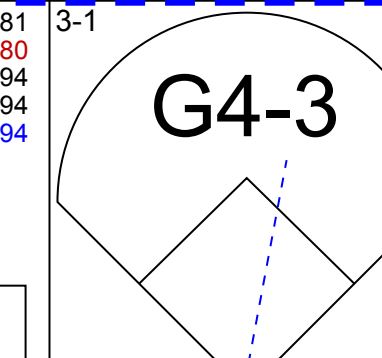
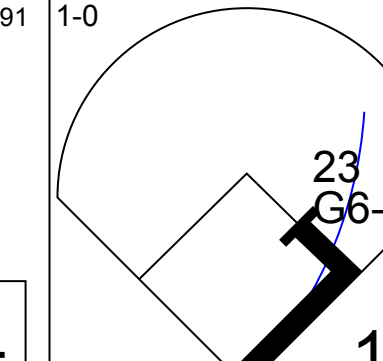
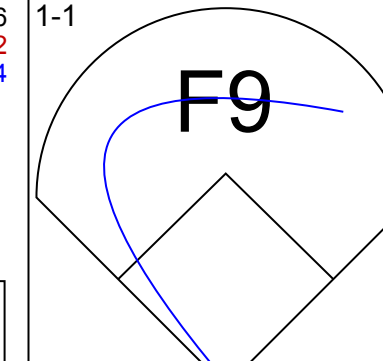
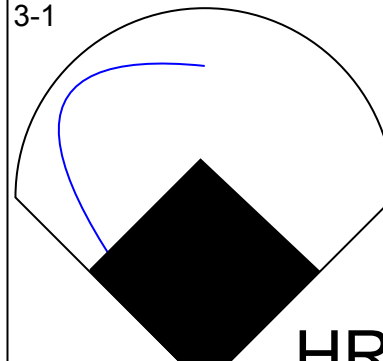
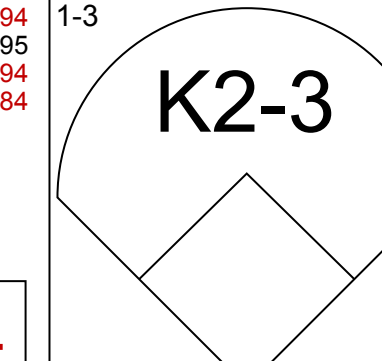
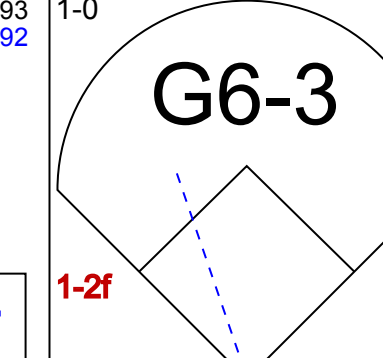
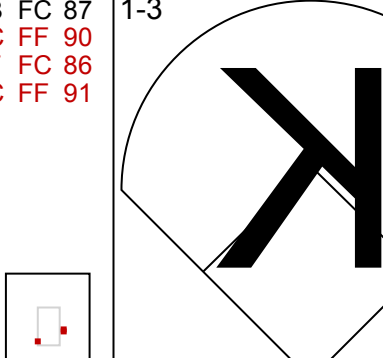
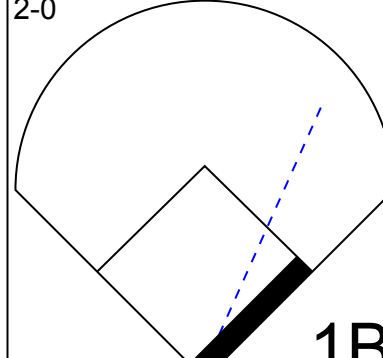
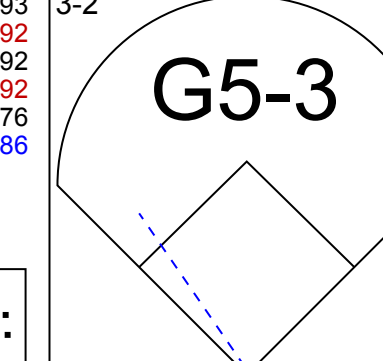


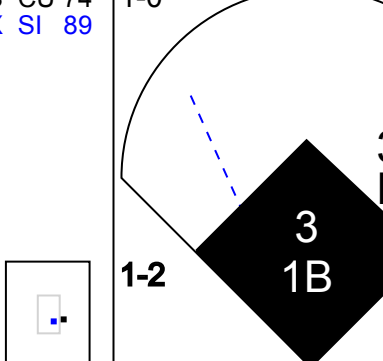

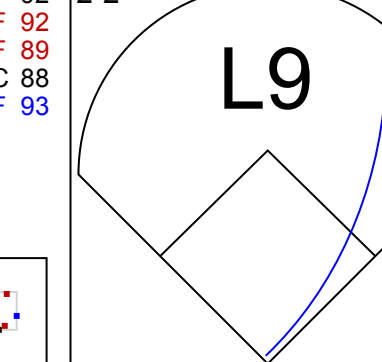
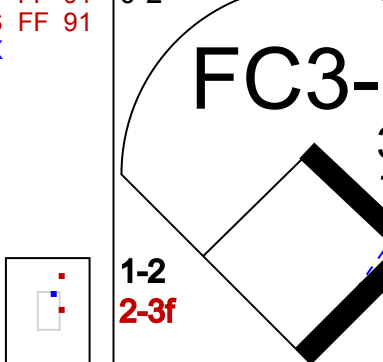


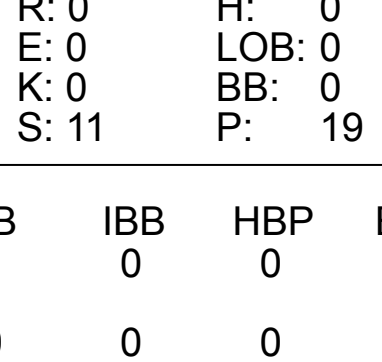
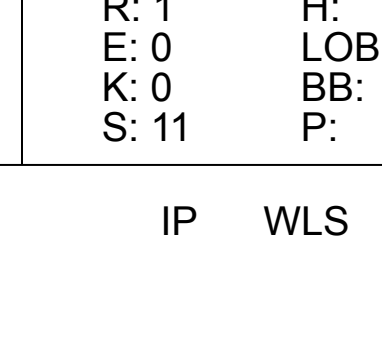
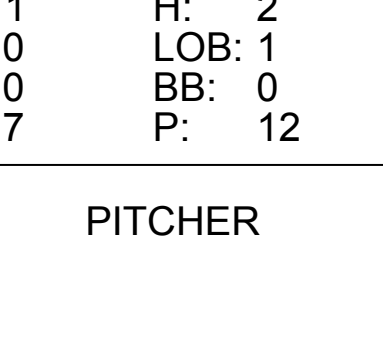


Batter	1	2	3	4	5	6	7	8	9	AB	R	H	RBI	BB	SO	LOB	TOP					
24 Dexter Fowler, S (1,8) OBP: 0.280, SLG: 0.542										4	0	0	0	0	1	0	Chicago Cubs @ New York Mets Citi Field, Flushing, NY Sat Oct 17 2015, 8:09 PM - 11:03 PM EDT Att: 44,287 - Partly Cloudy - 48 F					
12 Kyle Schwarber, L (1,7) OBP: 0.526, SLG: 1.176										4	1	1	1	0	1	0						
17 Kris Bryant, R (1,5) OBP: 0.200, SLG: 0.348										3	0	0	0	1	1	0						
44 Anthony Rizzo, L (1,3) OBP: 0.261, SLG: 0.450										2	1	0	0	1	0	1						
13 Starlin Castro, R (1,4) OBP: 0.261, SLG: 0.409										4	0	1	1	0	0	1						
68 Jorge Soler, R (1,9) OBP: 0.547, SLG: 1.091										4	0	1	0	0	2	1						
9 Javier Báez, R (1,6) OBP: 0.625, SLG: 1.000										3	0	1	0	0	1	2						
47 Miguel Montero, L (7,2) OBP: 0.294, SLG: 0.143										1	0	1	0	0	0	0						
3 David Ross, R (1,2)										1	0	0	0	1	1	0						
11 Tommy La Stella, L (7,PH)										2	0	0	0	0	1	3						
34 Jon Lester, L (1,1)										2	0	0	0	0	2	2						
52 Justin Grimm, R (7,1)										0	0	0	0	0	0	0						
8 Chris Coghlan, L (8,PH)										1	0	0	0	0	0	0						
33 Clayton Richard, L (8,1)										0	0	0	0	0	0	0						
53 Trevor Cahill, R (8,1)										0	0	0	0	0	0	0						
Inning Stats	R: 0 E: 0 K: 2 S: 7	H: 0 LOB: 0 BB: 0 P: 9	R: 0 E: 0 K: 1 S: 6	H: 0 LOB: 0 BB: 0 P: 7	R: 0 E: 0 K: 2 S: 10	H: 0 LOB: 0 BB: 0 P: 13	R: 0 E: 0 K: 1 S: 9	H: 0 LOB: 0 BB: 0 P: 15	R: 1 E: 0 K: 1 S: 11	H: 2 LOB: 2 BB: 1 P: 17	R: 0 E: 0 K: 0 S: 6	H: 0 LOB: 0 BB: 0 P: 10	R: 0 E: 0 K: 2 S: 11	H: 1 LOB: 2 BB: 1 P: 20	R: 1 E: 0 K: 0 S: 9	H: 1 LOB: 1 BB: 1 P: 15	R: 0 E: 0 K: 1 S: 9	H: 1 LOB: 1 BB: 0 P: 12	1B: 3 2B: 1 3B: 0 HR: 1	SF: 0 SAC: 0 DP: 0 HBP: 1	WP: 0 PB: 0 SB: 1 CS: 0	PA: 35
PITCHER	IP WLS BF H R ER SO BB IBB HBP BLK WP HR S P ERA WHIP																					
33 Matt Harvey, R (1,1) ERA: 2.84	7.2 W 29 4 2 2 9 1 1 1 0 0 1 64 97 2.35 0.652																					
27 Jeury Familia, R (8,1) ERA:	1.1 S 6 1 0 0 1 1 0 0 0 0 0 14 21 0.00 1.500																					

Chicago Cubs @ New York Mets
Citi Field, Flushing, NY
Sat Oct 17 2015, 8:09 PM - 11:03 PM EDT
Att: 44,287 - Partly Cloudy - 48 F

AB 31
R 2
H 5
RBI 2
BB 3
SO 10
LOB 10



Batter	1	2	3	4	5	6	7	8	9	AB	R	H	RBI	BB	SO	LOB	BOTTOM			
3 Curtis Granderson, L (1,9) OBP: 0.440, SLG: 0.476										3	0	1	2	0	0	0	Chicago Cubs @ New York Mets Citi Field, Flushing, NY Sat Oct 17 2015, 8:09 PM - 11:03 PM EDT Att: 44,287 - Partly Cloudy - 48 F			
5 David Wright, R (1,5) OBP: 0.280, SLG: 0.053										3	0	0	0	1	1	2				
28 Daniel Murphy, L (1,4) OBP: 0.320, SLG: 0.840										4	1	1	1	0	1	1				
52 Yoenis Cespedes, R (1,7) OBP: 0.208, SLG: 0.458										4	0	0	0	0	2	1				
7 Travis d'Arnaud, R (1,2) OBP: 0.208, SLG: 0.478										4	1	2	1	0	1	1				
23 Michael Cuddyer, R (1,3) OBP: 0.250, SLG: 0.143										3	0	1	0	0	1	1				
21 Lucas Duda, L (7,3) OBP: 0.200, SLG: 0.111										0	0	0	0	0	0	0				
4 Wilmer Flores, R (1,6) OBP: 0.400, SLG: 0.385										3	0	1	0	0	0	1				
12 Juan Lagares, R (1,8) OBP: 0.545, SLG: 0.700										3	2	2	0	0	0	0				
33 Matt Harvey, R (1,1)										2	0	0	0	0	0	2				
27 Jeury Familia, R (8,1) ERA: 2.7										0	0	0	0	0	0	0				
Inning Stats	R: 1 E: 0 K: 1 S: 11	H: 1 LOB: 0 BB: 0 P: 15	R: 0 E: 0 K: 0 S: 5	H: 1 LOB: 0 BB: 0 P: 10	R: 0 E: 0 K: 0 S: 11	H: 0 LOB: 0 BB: 0 P: 19	R: 0 E: 0 K: 2 S: 9	H: 0 LOB: 1 BB: 1 P: 19	R: 1 E: 0 K: 0 S: 14	H: 3 LOB: 2 BB: 0 P: 19	R: 1 E: 0 K: 0 S: 7	H: 2 LOB: 1 BB: 0 P: 12	R: 1 E: 0 K: 0 S: 11	H: 1 LOB: 0 BB: 0 P: 19	R: 0 E: 0 K: 1 S: 6	H: 0 LOB: 0 BB: 0 P: 10	1B: 6 2B: 0 3B: 0 HR: 2	SF: 1 SAC: 1 DP: 1 HBP: 0	WP: 0 PB: 0 SB: 2 CS: 0	PA: 32
PITCHER	IP WLS BF H R ER SO BB IBB HBP BLK WP HR S P ERA WHIP																			
34 Jon Lester, L (1,1) ERA: 4.5	6.2 L 28 8 4 4 5 0 0 0 0 0 0 3 6 0.00 0.000																			
52 Justin Grimm, R (7,1) ERA:	0.1 1 0 0 0 0 0 0 0 0 0 0 0 1 1 0.00 0.000																			
33 Clayton Richard, L (8,1) ERA:	0.1 1 0 0 0 0 0 0 0 0 0 0 0 1 1 0.00 0.000																			
53 Trevor Cahill, R (8,1) ERA: 2.7	0.2 2 0 0 0 1 0 0 0 0 0 0 0 5 9 0.00 0.000																			

Chicago Cubs @ New York Mets
Citi Field, Flushing, NY
Sat Oct 17 2015, 8:09 PM - 11:03 PM EDT
Att: 44,287 - Partly Cloudy - 48 F

AB 29
R 4
H 8
RBI 4
BB 1
SO 6
LOB 9



Batter	1	2	3	4	5	6	7	8	9	AB	R	H	RBI	BB	SO	LOB	TOP										
24 Dexter Fowler, S OBP: 0.345, SLG: 0.556	G4-3		BB			1B		1B		3	1	2	0	1	0	0											
12 Kyle Schwarber, L OBP: 0.435, SLG: 0.852	K					K		F7		4	0	0	0	0	3	3											
17 Kris Bryant, R OBP: 0.241, SLG: 0.407	1B				F8			F9		4	0	2	1	0	0	0											
44 Anthony Rizzo, L OBP: 0.259, SLG: 0.417	K				P5			13 G6-3		4	0	1	0	0	2	2											
13 Starlin Castro, R OBP: 0.222, SLG: 0.346	G5-3				G3			G6-3		4	0	0	0	0	0	1											
8 Chris Coghlan, L OBP: 0.100, SLG: 0.100	F9				G5-3			G3-1		4	0	0	0	0	0	1											
47 Miguel Montero, L OBP: 0.250, SLG: 0.118	K				K			P2		3	0	0	0	0	2	0											
9 Javier Báez, R OBP: 0.500, SLG: 0.800					K			P4		2	0	0	0	0	2	0											
37 Travis Wood, R					K					0	0	0	0	0	0	0											
15 Chris Denorfia, R					K					1	0	0	0	0	0	0											
33 Clayton Richard, L										0	0	0	0	0	0	0											
46 Pedro Strop, R										0	0	0	0	0	0	0											
49 Jake Arrieta, R										1	0	0	0	0	1	0											
11 Tommy La Stella, L								G3-1		2	0	0	0	0	0	0											
Inning Stats	R: 0 H: 1 E: 0 K: 2 S: 14	H: 1 LOB: 0 BB: 0 P: 20	R: 0 H: 0 E: 0 K: 1 S: 10	H: 0 LOB: 0 BB: 0 P: 14	R: 0 H: 0 E: 0 K: 3 S: 12	H: 0 LOB: 1 BB: 1 P: 20	R: 0 H: 0 E: 0 K: 0 S: 9	H: 0 LOB: 0 BB: 0 P: 13	R: 0 H: 0 E: 0 K: 2 S: 8	H: 0 LOB: 0 BB: 0 P: 13	R: 1 H: 2 E: 0 K: 2 S: 15	H: 2 LOB: 1 BB: 0 P: 28	R: 0 H: 0 E: 0 K: 0 S: 9	H: 0 LOB: 0 BB: 0 P: 15	R: 0 H: 1 E: 0 K: 0 S: 10	H: 1 LOB: 1 BB: 0 P: 16	R: 0 H: 1 E: 0 K: 0 S: 12	H: 1 LOB: 0 BB: 0 P: 17	1B: 4 2B: 1 3B: 0 HR: 0	SF: 0 SAC: 0 DP: 0 HBP: 0	WP: 1 PB: 0 SB: 0 CS: 0	PA: 33					
PITCHER	IP	WLS	BF	H	R	ER	SO	BB	IBB	HBP	BLK	WP	HR	S	P	ERA	WHIP										
34 Noah Syndergaard, R ERA: 2.77	5.2	W	21	3	1	1	9	1	0	0	0	1	0	64	101	1.59	0.706										
49 Jonathon Niese, L ERA: 3.86	0.1	H	1	0	0	0	1	0	0	0	0	0	0	4	7	0.00	0.000										
43 Addison Reed, R ERA: 3.86	1.0	H	3	0	0	0	0	0	0	0	0	0	0	9	15	0.00	0.000										
46 Tyler Clippard, R ERA: 3.38	1.0	H	4	1	0	0	0	0	0	0	0	0	0	10	16	0.00	1.000										
27 Jeury Familia, R ERA: 3.38	1.0	S	4	1	0	0	0	0	0	0	0	0	0	12	17	0.00	1.000										

Chicago Cubs @ New York Mets
Citi Field, Flushing, NY
Sun Oct 18 2015, 8:11 PM - 11:16 PM EDT
Att: 44,502 - Partly Cloudy - 45 F

AB	32
R	1
H	5
RBI	1
BB	1
SO	10
LOB	7



Batter	1	2	3	4	5	6	7	8	9	AB	R	H	RBI	BB	SO	LOB	BOTTOM										
3 Curtis Granderson, L OBP: 0.448, SLG: 0.458	5 2B		52 1B		G4-3			G3-1		3	2	1	0	1	0	0											
5 David Wright, R OBP: 0.276, SLG: 0.130	28 HR		K		K			L5		4	1	1	1	0	2	1											
28 Daniel Murphy, L OBP: 0.379, SLG: 0.929	2H		52 1B		K			1B		3	1	2	2	1	1	0											
52 Yoenis Cespedes, R OBP: 0.214, SLG: 0.429	P3		1B		F9			F9		4	0	1	1	0	0	1											
21 Lucas Duda, L OBP: 0.174, SLG: 0.095	K		P6		K			K		3	0	0	0	0	2	2											
7 Travis d'Arnaud, R OBP: 0.185, SLG: 0.423	K		G4-3		P3			P3		3	0	0	0	0	1	2											
30 Michael Conforto, L OBP: 0.091, SLG: 0.490			K		G5-3			K		3	0	0	0	0	2	0											
46 Tyler Clippard, R										0	0	0	0	0	0	0											
27 Jeury Familia, R										0	0	0	0	0	0	0											
4 Wilmer Flores, R OBP: 0.333, SLG: 0.313	L4		K		K			K		3	0	0	0	0	2	0											
34 Noah Syndergaard, L										2	0	0	0	0	1	0											
49 Jonathon Niese, L										0	0	0	0	0	0	0											
43 Addison Reed, L										0	0	0	0	0	0	0											
12 Juan Lagares, R OBP: 0.500, SLG: 0.636										1	0	0	0	0	1	0											
Inning Stats	R: 3 H: 3 E: 0 K: 2 S: 17	H: 3 LOB: 0 BB: 0 P: 30	R: 0 H: 0 E: 0 K: 2 S: 8	H: 0 LOB: 0 BB: 0 P: 13	R: 1 H: 1 E: 0 K: 1 S: 9	H: 1 LOB: 2 BB: 2 P: 22	R: 0 H: 0 E: 0 K: 1 S: 7	H: 0 LOB: 0 BB: 0 P: 13	R: 0 H: 0 E: 0 K: 2 S: 11	H: 0 LOB: 0 BB: 0 P: 16	R: 0 H: 0 E: 0 K: 1 S: 10	H: 0 LOB: 0 BB: 0 P: 15	R: 0 H: 0 E: 0 K: 3 S: 9	H: 0 LOB: 0 BB: 0 P: 12	R: 0 H: 1 E: 0 K: 0 S: 13	H: 1 LOB: 1 BB: 0 P: 19	1B: 3 2B: 1 3B: 0 HR: 1	SF: 0 SAC: 0 DP: 0 HBP: 0	WP: 0 PB: 0 SB: 2 CS: 0	PA: 31							
PITCHER	IP	WLS	BF	H	R	ER	SO	BB	IBB	HBP	BLK	WP	HR	S	P	ERA	WHIP										
49 Jake Arrieta, R ERA: 3.66	5.0	L	21	4	4	4	8	1	1	0	0	0	0	19	27	0.00	0.000										
37 Travis Wood, L ERA: 1.59	2.0		6	0	0	0	4	0	0	0	0	0	0	9	13	0.00	1.500										
33 Clayton Richard, L ERA: 3.00	0.2		3	1	0	0	0	0	0	0	0	0	0	9	13	0.00	1.500										
46 Pedro Strop, R ERA: 3.00	0.1		1	0	0	0	0	0	0	0	0	0	0	4	6	0.00	0.000										

Chicago Cubs @ New York Mets
Citi Field, Flushing, NY
Sun Oct 18 2015, 8:11 PM - 11:16 PM EDT
Att: 44,502 - Partly Cloudy - 45 F

AB	29
R	4
H	5
RBI	4
BB	2
SO	12
LOB	6



