



Chicago Cubs - 2016

Batter	1	2	3	4	5	6	7	8	9	AB	R	H	RBI	BB	SO	LOB	TOP										
12 Kyle Schwarber, L OBP: 0.333, SLG: 0.333 89 Gleyber Torres, R	G3		1B		K			G3		3	0	1	0	0	1	0	<p>Chicago Cubs @ Milwaukee Brewers Maryvale Baseball Park, Phoenix, AZ Thu Mar 03 2016, 3:07 PM - 5:43 PM EST Att. 4,279 - Partly Cloudy - 84 F</p> <p>AB 34 R 1 H 7 RBI 1 BB 1 SO 9 LOB 11</p> 										
17 Kris Bryant, R OBP: 0.500, SLG: 0.500 5 Juan Carlos Perez, R	K		1B				P4	BB		2	0	1	0	0	1	0											
44 Anthony Rizzo, L 75 Jeimer Candelario, S	L9		K				F9	P6		2	0	0	0	0	1	2											
68 Jorge Soler, R 78 Albert Almora Jr., R		K			K		G4-3	F7		2	0	0	0	0	2	0											
47 Miguel Montero, L OBP: 1.000, SLG: 1.500 15 Tim Federowicz, R	FC1-5		1B				K	F8		2	0	2	0	0	0	0											
9 Javier Báez, R 7 Arismendy Alcántara, S OBP: 0.500, SLG: 0.500	FC1-5		2B		1B		G3-1			2	0	0	0	0	1	2											
2 Tommy La Stella, L 19 Kristopher Negrón, R OBP: 0.500, SLG: 0.500	G3				F7			F8		2	0	0	0	0	0	2											
74 Daniel Vogelbach, L OBP: 0.333, SLG: 0.667 97 Jacob Hanemann, L			L7				G4-3	K		3	0	1	1	0	0	0											
66 Munenori Kawasaki, L 72 John Andreoli, R			G4-3				G5-3	74 S 2B		2	1	1	0	0	0	1											
										2	0	0	0	0	0	0											
Inning Stats	R: 0 E: 0 K: 1 S: 6	H: 0 LOB: 0 BB: 0 P: 6	R: 0 E: 0 K: 1 S: 6	H: 1 LOB: 1 BB: 0 P: 6	R: 0 E: 0 K: 1 S: 7	H: 2 LOB: 2 BB: 0 P: 7	R: 0 E: 0 K: 2 S: 8	H: 1 LOB: 1 BB: 0 P: 8	R: 0 E: 0 K: 1 S: 5	H: 0 LOB: 0 BB: 0 P: 5	R: 0 E: 0 K: 0 S: 3	H: 0 LOB: 0 BB: 0 P: 3	R: 1 E: 0 K: 2 S: 9	H: 2 LOB: 1 BB: 0 P: 10	R: 0 E: 0 K: 0 S: 3	H: 0 LOB: 1 BB: 1 P: 7	R: 0 E: 0 K: 1 S: 6	H: 1 LOB: 1 BB: 0 P: 6	1B: 5 2B: 2 3B: 0 HR: 0	SF: 0 SAC: 0 DP: 0 HBP: 0	WP: 0 PB: 0 SB: 1 CS: 0	PA: 35					
PITCHER	IP	WLS	BF	H	R	ER	SO	BB	IBB	HBP	BLK	WP	HR	S	P	ERA	WHIP										
57 Chase Anderson, R ERA: 4.5	2.0	W	7	1	0	0	2	0	0	0	0	0	0	12	12	0.00	0.500										
70 Jacob Barnes, R ERA: 4.5	1.0	H	5	2	0	0	1	0	0	0	0	0	0	7	7	0.00	2.000										
71 Josh Hader, L ERA: 4.5	2.0	H	7	1	0	0	3	0	0	0	0	0	0	13	13	0.00	0.500										
32 David Goforth, R ERA: 4.5	2.0	H	8	2	1	1	2	0	0	0	0	0	0	12	13	4.50	1.000										
63 Junior Guerra, R ERA: 4.5	2.0	S	8	1	0	0	1	1	0	0	0	0	0	9	13	0.00	1.000										

Batter	1	2	3	4	5	6	7	8	9	AB	R	H	RBI	BB	SO	LOB	BOTTOM										
5 Jonathan Villar, S OBP: 0.333, SLG: 1.000 14 Hernán Pérez, R	7 SF8 3B		K		F8			K		3	1	1	0	0	1	2	<p>Chicago Cubs @ Milwaukee Brewers Maryvale Baseball Park, Phoenix, AZ Thu Mar 03 2016, 3:07 PM - 5:43 PM EST Att. 4,279 - Partly Cloudy - 84 F</p> <p>AB 28 R 2 H 4 RBI 2 BB 1 SO 13 LOB 8</p> 										
7 Colin Walsh, S 7 Alex Presley, L	SF8		K		K			F8		2	0	0	1	0	2	2											
20 Jonathan Lucroy, R OBP: 0.500, SLG: 0.500 67 Manny Piña, R	E8		1B		L5			F9		2	0	1	1	0	0	0											
10 Kirk Nieuwenhuis, L Tyrone Taylor, R	K		G1-3		K			K		3	0	0	0	0	2	2											
79 Rymer Liriano, R 96 Victor Roache, R	F7				18 WP BB					2	0	0	0	1	1	1											
18 Ramón Flores, L 91 Javier Betancourt, R	L8		K		K			K		3	0	0	0	0	2	1											
15 Will Middlebrooks, R	G6-3				P6			P2		3	0	0	0	0	0	0											
64 Andy Wilkins, L 62 Garin Cecchini, L	K				K			K		2	0	0	0	0	2	0											
92 Jacob Nottingham, R OBP: 0.667, SLG: 1.333			20 1B 2B		5 F8 2B			K		3	1	2	0	0	1	0											
										1B: 1 2B: 2 3B: 1 HR: 0	SF: 1 SAC: 0 DP: 0 HBP: 0	WP: 1 PB: 0 SB: 0 CS: 0	PA: 30														
PITCHER	IP	WLS	BF	H	R	ER	SO	BB	IBB	HBP	BLK	WP	HR	S	P	ERA	WHIP										
37 Travis Wood, L ERA: 4.5	2.0	L	8	1	1	1	2	0	0	0	0	0	0	12	12	4.50	0.500										
28 Kyle Hendricks, R ERA: 4.5	2.0		8	2	1	1	4	0	0	0	0	0	0	16	16	4.50	1.000										
33 Clayton Richard, L ERA: 4.5	1.0		4	1	0	0	2	0	0	0	0	0	0	8	8	0.00	1.000										
50 Rex Brothers, L ERA: 4.5	1.0		4	0	0	0	2	1	0	0	0	1	0	7	12	0.00	1.000										
60 C.J. Riefenhauser, L ERA: 4.5	1.0		3	0	0	0	2	0	0	0	0	0	0	7	7	0.00	0.000										
PITCHER	IP	WLS	BF	H	R	ER	SO	BB	IBB	HBP	BLK	WP	HR	S	P	ERA	WHIP										
40 Spencer Patton, R ERA: 4.5	1.0		3	0	0	0	1	0	0	0	0	0	0	5	5	0.00	0.000										

Batter	1	2	3	4	5	6	7	8	9	AB	R	H	RBI	BB	SO	LOB	TOP				
6 Yuliel Escobar, R OBP: 0.500, SLG: 0.400 72 Nick Buss, L										3	0	1	0	0	0	2					
56 Kole Calhoun, L OBP: 0.800, SLG: 0.800 39 Rafael Ortega, L										2	0	1	0	0	0	0					
27 Mike Trout, R OBP: 0.800, SLG: 0.800 37 Quintin Berry, L OBP: 0.200, SLG: 0.200										2	0	0	0	0	0	2					
24 C.J. Cron, R OBP: 0.250, SLG: 0.429 51 J Man Choi, L OBP: 0.444, SLG: 0.375											2	0	1	0	0	1	2				
2 Andrelton Simmons, R 22 Kaleb Cowart, S										3	0	0	0	0	0	3					
7 Cliff Pennington, S 74 Roberto Baldoquin, R OBP: 0.667, SLG: 1.000										2	0	0	0	0	0	1					
58 Carlos Pérez, R 47 Jett Bandy, R OBP: 0.333, SLG: 0.333										2	0	0	0	0	1	0					
3 Craig Gentry, R OBP: 0.750, SLG: 0.667 13 Kyle Kubitz, L										2	0	2	0	0	0	0					
87 Sherman Johnson, L 81 Alex Yarbrough, S										1	0	0	0	1	1	1					
Inning Stats	R: 0 E: 0 K: 1 S: 7	H: 2 LOB: 2 P: 7	R: 0 E: 0 K: 1 S: 6	H: 1 LOB: 1 BB: 0 P: 6	R: 0 E: 0 K: 0 S: 3	H: 0 LOB: 0 BB: 0 P: 3	R: 0 E: 0 K: 0 S: 3	H: 1 LOB: 0 BB: 0 P: 3	R: 0 E: 0 K: 1 S: 5	H: 0 LOB: 0 BB: 0 P: 3	R: 0 E: 1 K: 1 S: 6	H: 1 LOB: 1 BB: 0 P: 6	R: 0 E: 0 K: 0 S: 3	H: 0 LOB: 0 BB: 0 P: 3	R: 0 E: 0 K: 1 S: 5	H: 0 LOB: 0 BB: 0 P: 5	1B: 6 2B: 1 3B: 0 HR: 0	SF: 0 SAC: 0 DP: 3 HBP: 0	WP: 0 PB: 0 SB: 0 CS: 0	PA: 32	
PITCHER	IP WLS BF H R ER SO BB IBB HBP BLK WP HR S P ERA WHIP	80 Pierce Johnson, R ERA: 0.00	1.0 5 2 0 0 1 0 0 0 0 0 0 7 7 0.00 2.000	57 Stephen Fife, R ERA: 0.00	2.0 7 1 0 0 0 1 0 0 0 0 0 9 9 0.00 0.500	54 Neil Ramirez, R ERA: 0.00	1.0 W 3 1 0 0 0 0 0 0 0 0 0 3 3 0.00 1.000	6 Carl Edwards Jr., R ERA: 0.00	1.0 H 4 1 0 0 1 1 0 0 0 0 0 5 9 0.00 2.000	79 Andury Acevedo, R ERA: 0.00	1.0 H 3 0 0 0 0 0 0 0 0 0 0 3 3 0.00 0.000	62 Edgar Olmos, L ERA: 0.00	1.0 H 4 1 0 0 0 1 0 0 0 0 0 0 6 6 0.00 1.000	48 Brandon Gomes, R ERA: 0.00	1.0 H 3 0 0 0 0 0 0 0 0 0 0 0 3 3 0.00 0.000	83 Félix Peña, R ERA: 0.00	1.0 S 3 0 0 0 0 1 0 0 0 0 0 0 5 5 0.00 0.000				

Los Angeles Angels @ Chicago Cubs
Sloan Park, Mesa, AZ
Fri Mar 04 2016, 3:11 PM - 5:36 PM EST
Att: 15,446 - Sunny - 86 F

AB	31
R	0
H	6
RBI	0
BB	1
SO	5
LOB	14



Batter	1	2	3	4	5	6	7	8	9	AB	R	H	RBI	BB	SO	LOB	BOTTOM				
24 Dexter Fowler, S 76 Wilson Contreras, R										2	0	0	0	0	1	0					
18 Ben Zobrist, S 75 Jeimer Candelario, S										2	0	1	0	0	0	1					
22 Jason Heyward, L 66 Munenori Kawasaki, L										2	0	0	0	0	2	1					
9 Javier Báez, R 7 Ansemundí Alcántara, S OBP: 0.750, SLG: 0.667										2	1	1	0	0	0	1					
8 Shane Victorino, S 82 Taylor Davis, R										2	0	0	0	0	0	1					
27 Addison Russell, R 72 John Andreoli, R										2	1	1	2	0	1	0					
2 Tommy La Stella, L Matt Clark, L										2	0	1	0	0	0	0					
3 David Ross, R 78 Albert Almora Jr., R										1	0	0	0	0	0	1					
5 Juan Carlos Perez, R 97 Jacob Hannemann, L										2	0	0	0	0	0	1					
Inning Stats	R: 0 E: 0 K: 2 S: 8	H: 1 LOB: 1 BB: 0 P: 8	R: 0 E: 0 K: 1 S: 6	H: 1 LOB: 1 BB: 0 P: 6	R: 0 E: 0 K: 0 S: 3	H: 0 LOB: 0 BB: 0 P: 3	R: 2 E: 0 K: 1 S: 10	H: 2 LOB: 0 BB: 0 P: 11	R: 0 E: 0 K: 0 S: 3	H: 0 LOB: 1 BB: 1 P: 7	R: 1 E: 1 K: 0 S: 3	H: 0 LOB: 1 BB: 2 P: 11	R: 0 E: 0 K: 1 S: 5	H: 0 LOB: 0 BB: 0 P: 5	R: 0 E: 0 K: 1 S: 5	H: 1 LOB: 2 BB: 2 P: 13	1B: 4 2B: 0 3B: 0 HR: 1	SF: 1 SAC: 0 DP: 1 HBP: 0	WP: 1 PB: 0 SB: 1 CS: 0	PA: 33	
PITCHER	IP WLS BF H R ER SO BB IBB HBP BLK WP HR S P ERA WHIP	36 Jered Weaver, R ERA: 0.00	2.0 8 3 0 0 0 3 0 0 0 0 0 0 3 3 0.00 0.000	59 Fernando Salas, R ERA: 18.0	1.0 3 0 0 0 0 0 0 0 0 0 0 0 3 3 18.00 2.000	48 Jose Alvarez, L ERA: 4.5	1.0 L 5 2 2 2 1 0 0 0 0 0 1 1 10 11 4.50 1.500	49 Ramon E Ramirez, R ERA: 4.5	2.0 9 0 1 1 0 3 0 0 0 0 0 0 6 18 4.50 1.500	54 Deolis Guerra, R ERA: 0.00	1.0 3 0 0 0 0 1 0 0 0 0 0 0 5 5 0.00 0.000	84 Kyle McGowin, R ERA: 0.00	1.0 5 1 0 0 0 1 0 0 0 0 0 0 5 5 0.00 0.000								

Los Angeles Angels @ Chicago Cubs
Sloan Park, Mesa, AZ
Fri Mar 04 2016, 3:11 PM - 5:36 PM EST
Att: 15,446 - Sunny - 86 F

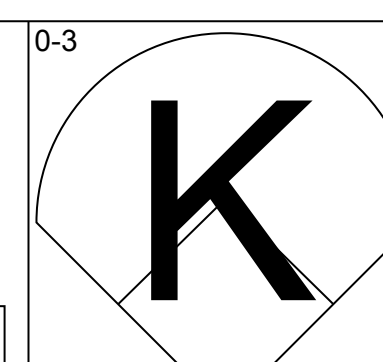
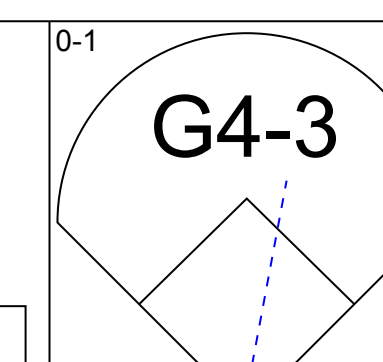
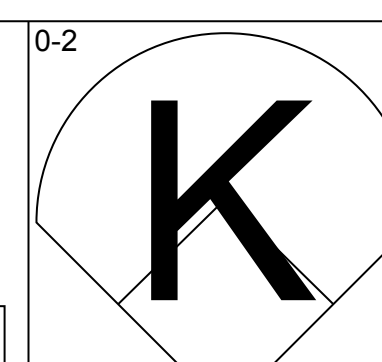
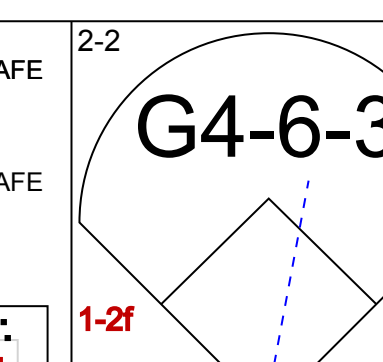
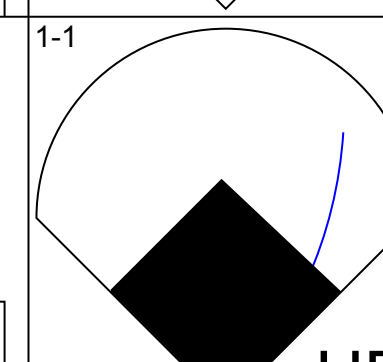
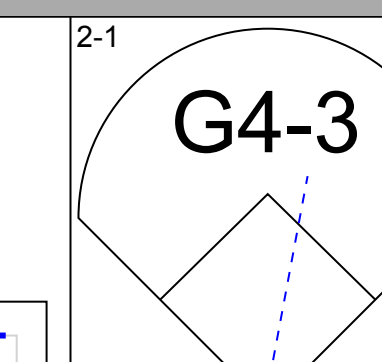
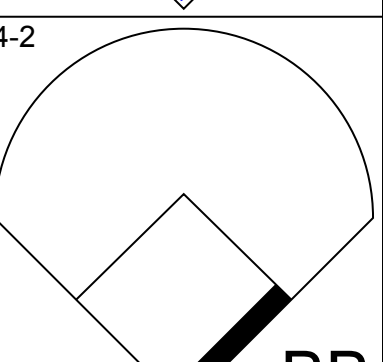
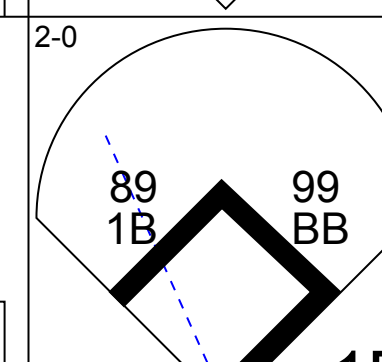
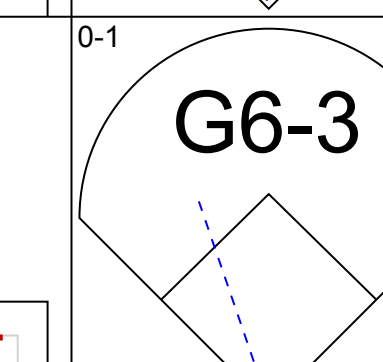
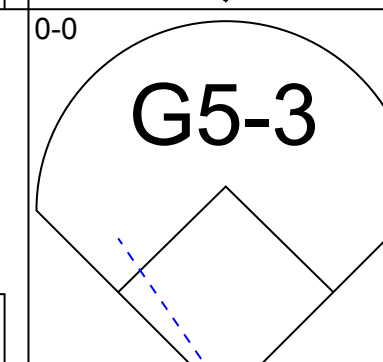
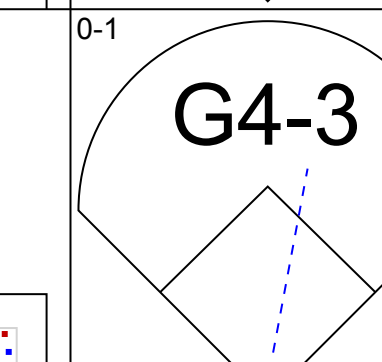
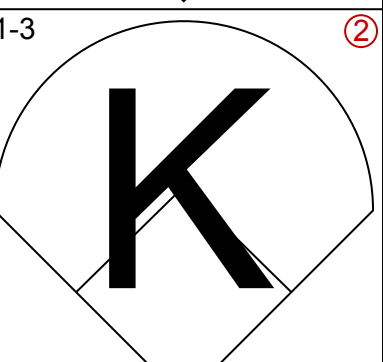
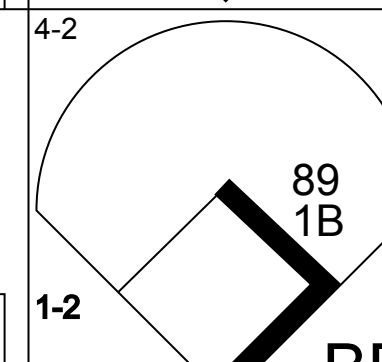
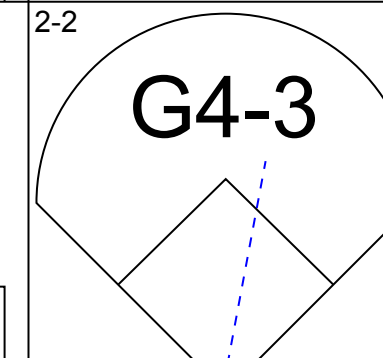
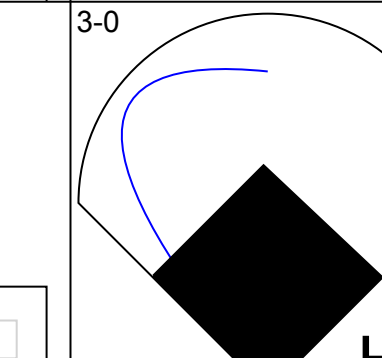
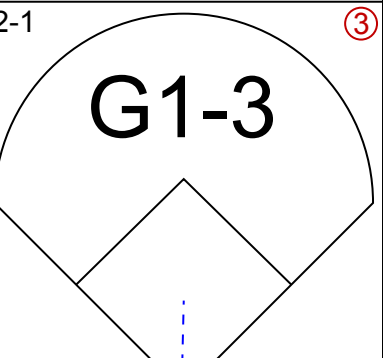
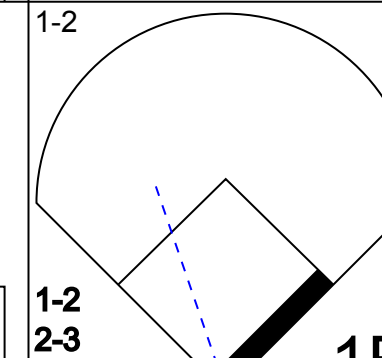
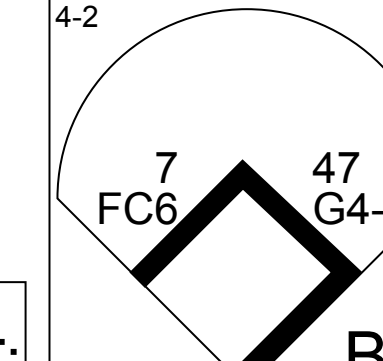
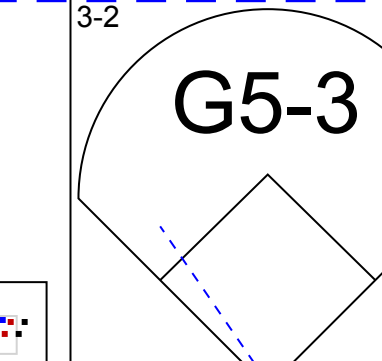
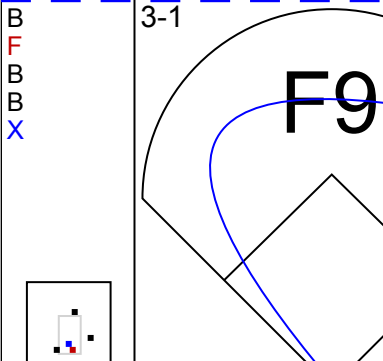


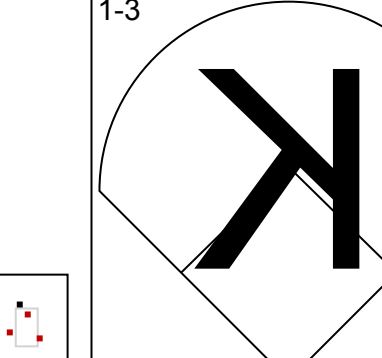
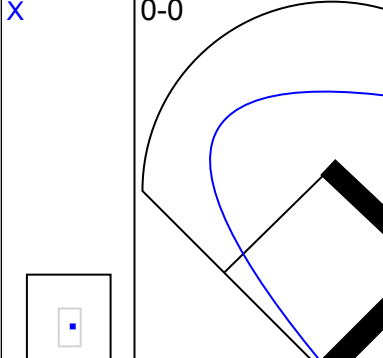
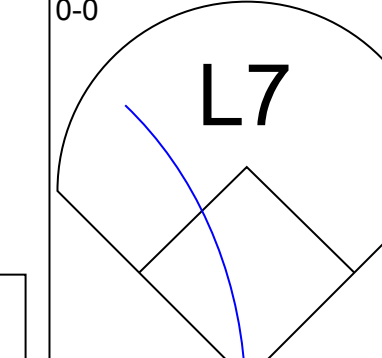
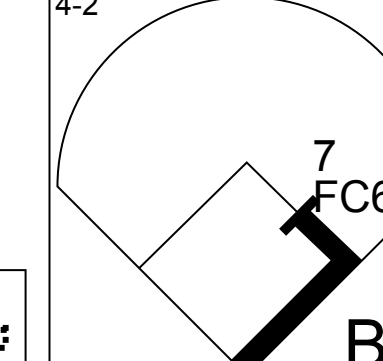

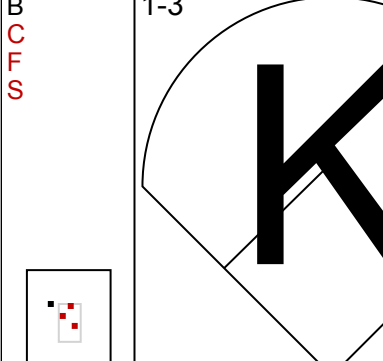
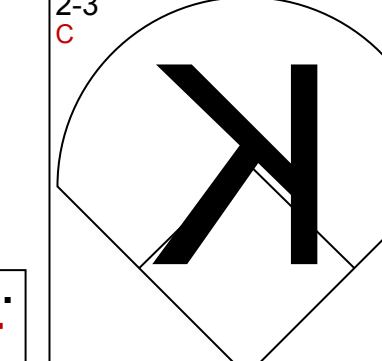
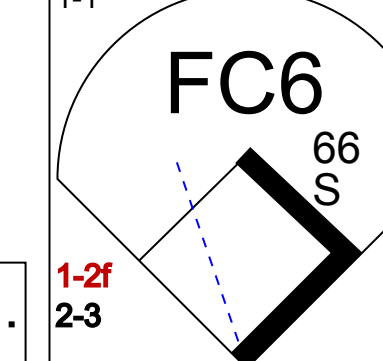
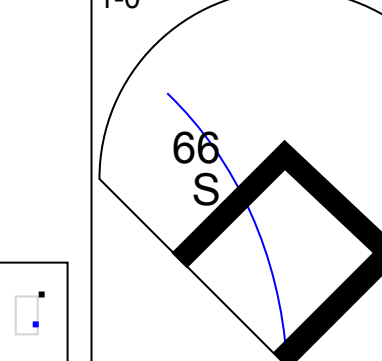
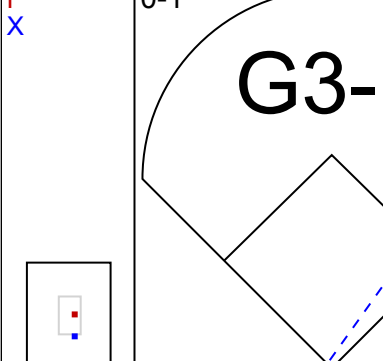
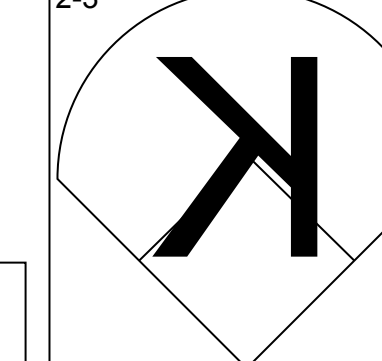
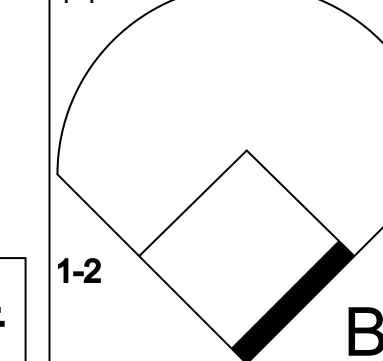
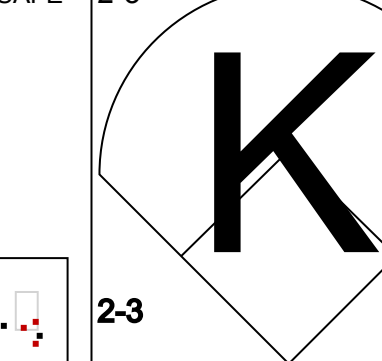

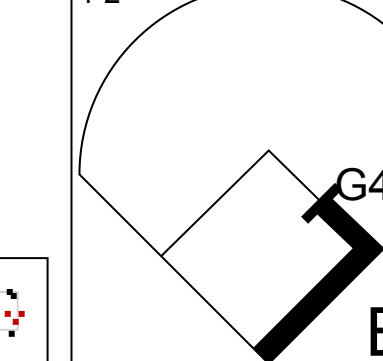
AB	27
R	3
H	5
RBI	3
BB	5
SO	6
LOB	12



Batter	1	2	3	4	5	6	7	8	9	AB	R	H	RBI	BB	SO	LOB	TOP																
30 Jake Cave, L (1, 8) OBP: 0.545, SLG: 0.600 85 Phillip Ervin, R (6, PH) OBP: 0.556, SLG: 0.889										2	0	2	0	0	0	0	Cincinnati Reds @ Chicago Cubs Sloan Park, Mesa, AZ Sat Mar 05 2016, 3:09 PM - 5:31 PM EST Att: 15,443 - Partly Cloudy - 81 F																
9 José Peraza, R (1, 6) 82 Calten Daal, R (6, PH) OBP: 0.250, SLG: 0.375										2	0	0	0	0	0	2																	
19 Joey Votto, L (1, 3) 3 Gavin LaValley, R (6, 5) 89 Alex Blandino, R (8, 5) OBP: 0.143, SLG: 0.143										3	0	1	0	0	1	0																	
4 Brandon Phillips, R (1, 4) 55 Narciso Crook, R (6, 7)										3	0	0	0	0	1	1																	
32 Jay Bruce, L (1, 9) 33 Yorman Rodriguez, R (6, 9) OBP: 0.286, SLG: 0.571 OBP: 0.250, SLG: 0.143											2	0	0	0	0	1		0															
43 Scott Schebler, L (1, 10) OBP: 0.300, SLG: 0.667											4	1	1	0	0	0		1															
3 Iván De Jesús Jr., R (1, 5) 15 Jordan Pacheco, R (6, 2)											2	0	0	0	0	1		0															
76 Jesse Winker, L (1, 7) 51 Brandon Allen, L (6, 3) OBP: 0.333, SLG: 0.375 OBP: 0.333, SLG: 0.333											1	1	0	0	0	0		0															
16 Tucker Barnhart, L (1, 2) 6 Blake Trahan, R (6, 4) OBP: 0.571, SLG: 1.167 OBP: 0.429, SLG: 0.571											2	1	1	2	0	0		0															
Inning Stats	R: 0 E: 0 K: 1 S: 7	H: 2 LOB: 1 BB: 0 P: 7	R: 0 E: 0 K: 2 S: 7	H: 0 LOB: 0 BB: 0 P: 7	R: 2 E: 0 K: 1 S: 6	H: 2 LOB: 0 BB: 0 P: 7	R: 0 E: 0 K: 0 S: 3	H: 0 LOB: 0 BB: 0 P: 3	R: 0 E: 0 K: 0 S: 3	H: 0 LOB: 0 BB: 0 P: 3	R: 1 E: 0 K: 1 S: 8	H: 1 LOB: 0 BB: 0 P: 8	R: 1 E: 1 K: 2 S: 8	H: 1 LOB: 0 BB: 0 P: 10	R: 0 E: 0 K: 0 S: 4	H: 1 LOB: 1 BB: 0 P: 4		R: 0 E: 0 K: 0 S: 3	H: 1 LOB: 0 BB: 0 P: 3	1B: 4 2B: 2 3B: 0 HR: 2	SF: 0 SAC: 0 DP: 2 HBP: 1	WP: 0 PB: 0 SB: 0 CS: 2	PA: 33										
PITCHER	IP WLS BF H R ER SO BB IBB HBP BLK WP HR S P ERA WHIP																																
53 Trevor Cahill, R (1, 1) ERA:	2.0	7	2	0	0	3	0	0	0	0	0	0	0	14	14	0.00	1.000																
45 Eric Jankisch, L (3, 1) ERA: 9.0	2.0	L 8	2	2	2	1	0	0	1	0	0	1	9	10	9.00	1.000																	
87 Ryan Williams, R (5, 1) ERA:	1.0	3	0	0	0	0	0	0	0	0	0	0	3	3	0.00	0.000																	
55 Drew Rucinski, R (6, 1) ERA: 4.5	2.0	8	2	2	1	3	0	0	0	0	0	1	16	18	4.50	1.000																	
Amando Rivero, R (8, 1) ERA:	1.0	4	1	0	0	0	0	0	0	0	0	0	4	4	0.00	1.000																	

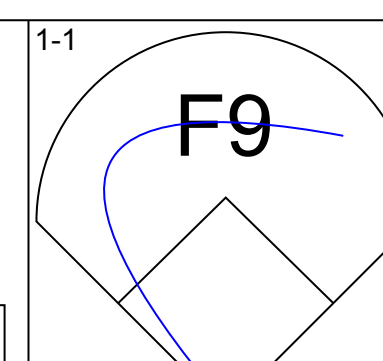
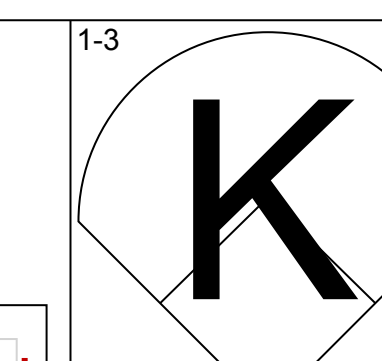
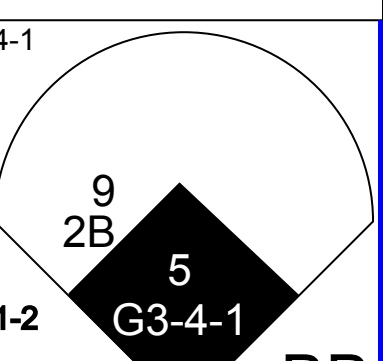
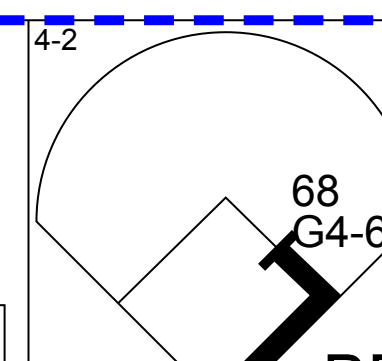
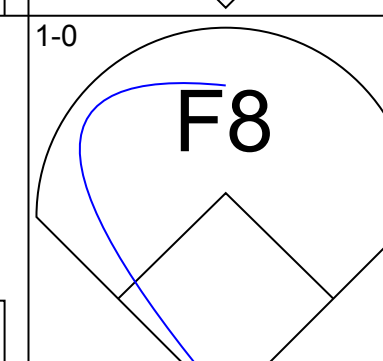
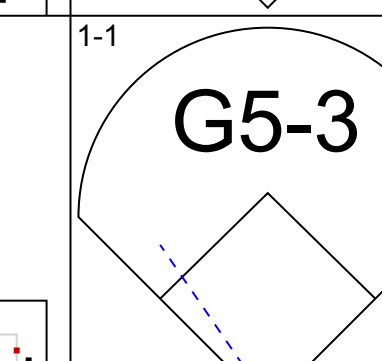
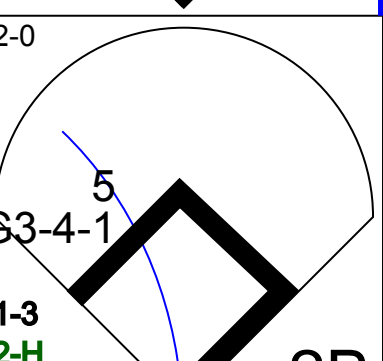
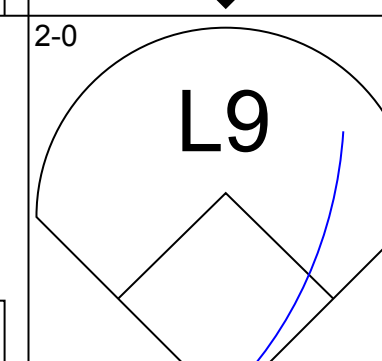

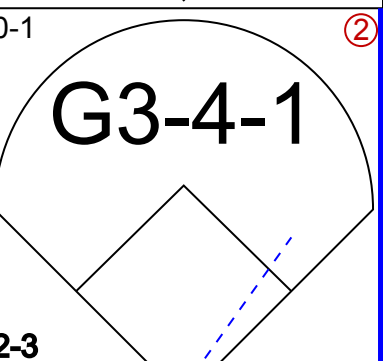
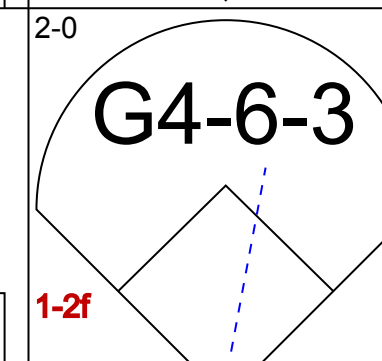
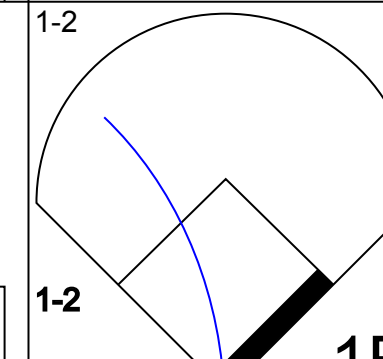
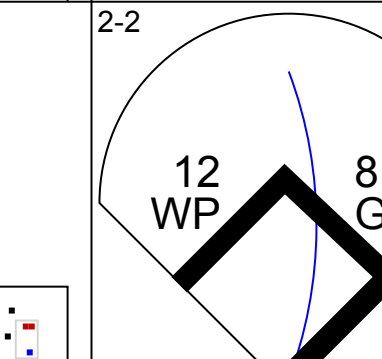
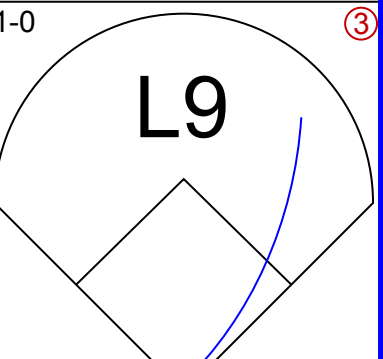
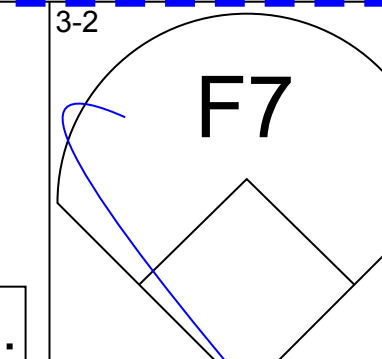
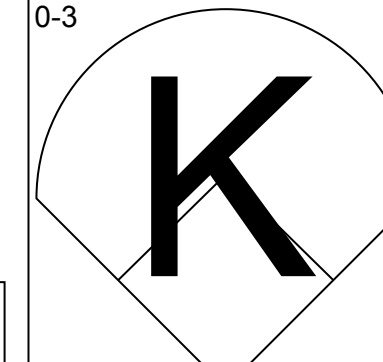
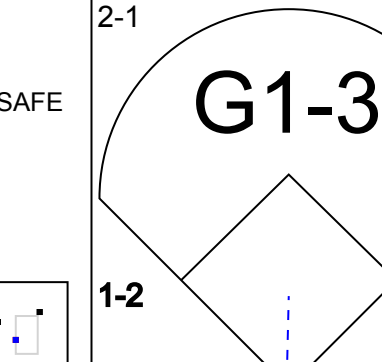
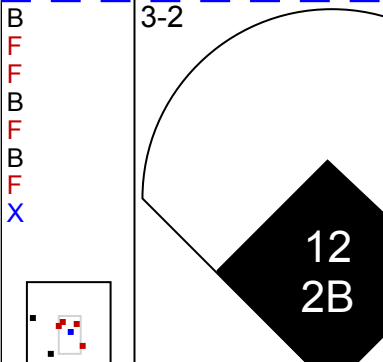
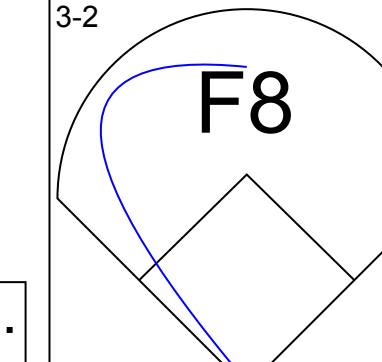
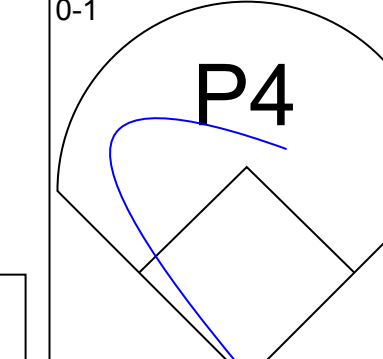
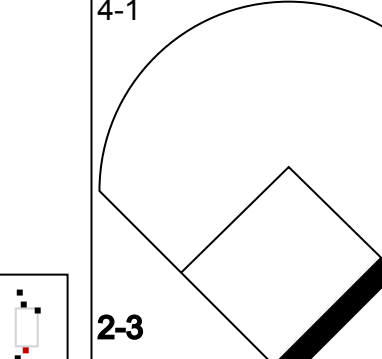
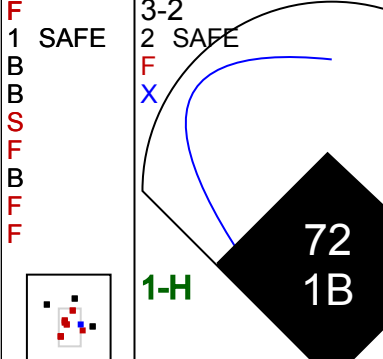
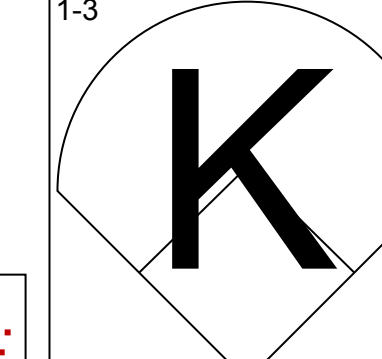
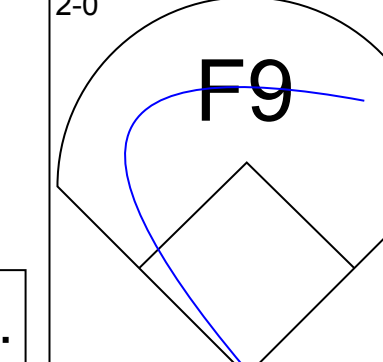
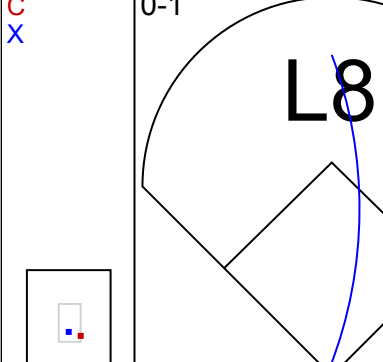
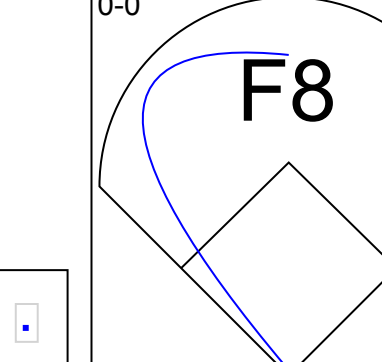
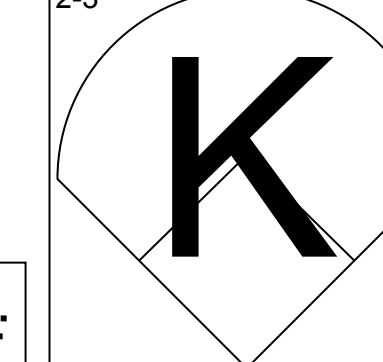
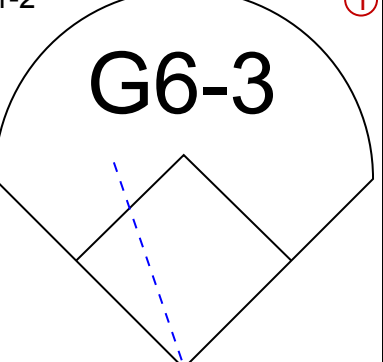
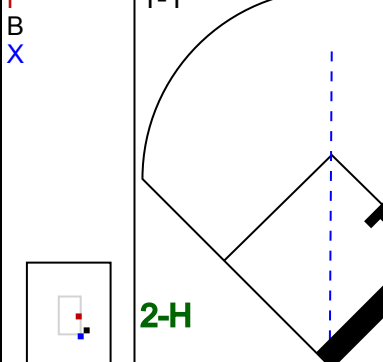
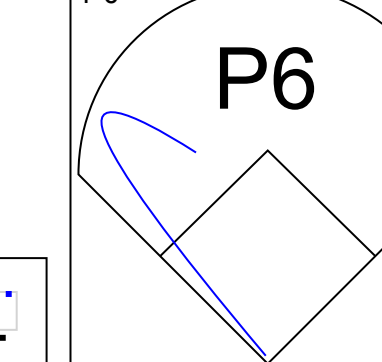
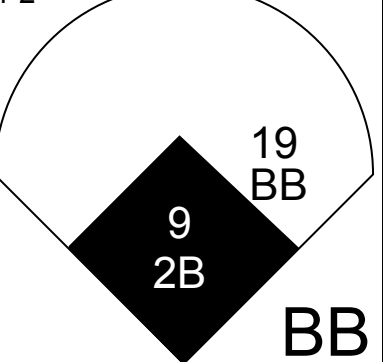
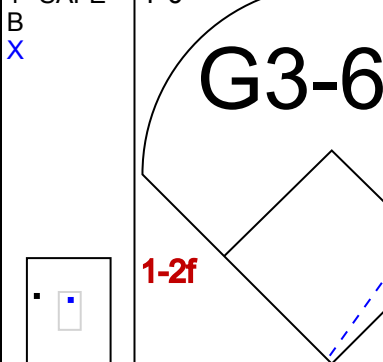
Batter	1	2	3	4	5	6	7	8	9	AB	R	H	RBI	BB	SO	LOB	BOTTOM															
17 Kris Bryant, R (1, 5) OBP: 0.400, SLG: 0.250 82 Taylor Davis, R (6, 3)										2	0	0	0	0	1	0	Cincinnati Reds @ Chicago Cubs Sloan Park, Mesa, AZ Sat Mar 05 2016, 3:09 PM - 5:31 PM EST Att: 15,443 - Partly Cloudy - 81 F															
44 Anthony Rizzo, L (1, 3) 75 Jeimer Candelario, S (6, 5)										3	0	0	0	0	1	2																
68 Jorge Soler, R (1, 7) 5 Juan Carlos Perez, R (7, 7)										3	0	0	0	0	1	2																
47 Miguel Montero, L (1, 10) 74 Daniel Vogelbach, L (9, PH) OBP: 1.000, SLG: 2.000 OBP: 0.250, SLG: 0.500											3	2	3	1	0	0		0														
8 Shane Victorino, S (1, 9) 72 John Andreoli, R (7, 8)										2	0	0	0	1	0	1		0														
15 Tim Federowicz, R (1, 2) 12 Kyle Schwarber, L (5, 2) OBP: 0.250, SLG: 0.250 OBP: 0.200, SLG: 0.200											2	0	1	0	0	0		1														
7 Arismendy Alcántara, S (1, 4) 97 Mark Zagunis, R (7, 9)											2	0	0	1	0	0		3														
78 Albert Almora Jr., R (1, 8) 83 Logan Watkins, L (7, 6)											2	0	1	0	0	1		2														
89 Gleyber Torres, R (1, 6) 83 Ryan Dent, R (7, 4)											1	0	0	0	0	0		0														
Inning Stats	R: 0 E: 0 K: 2 S: 7	H: 0 LOB: 0 BB: 0 P: 7	R: 0 E: 0 K: 0 S: 4	H: 1 LOB: 1 BB: 0 P: 4	R: 0 E: 0 K: 1 S: 6	H: 1 LOB: 2 BB: 0 P: 7	R: 1 E: 0 K: 1 S: 6	H: 2 LOB: 1 BB: 1 P: 10	R: 0 E: 0 K: 0 S: 3	H: 0 LOB: 0 BB: 0 P: 3	R: 1 E: 0 K: 1 S: 8	H: 1 LOB: 0 BB: 0 P: 9	R: 0 E: 0 K: 2 S: 7	H: 0 LOB: 0 BB: 0 P: 7	R: 0 E: 0 K: 1 S: 5	H: 0 LOB: 0 BB: 0 P: 5		R: 0 E: 0 K: 1 S: 5	H: 0 LOB: 0 BB: 0 P: 5	1B: 2 2B: 2 3B: 0 HR: 1	SF: 0 SAC: 0 DP: 0 HBP: 1	WP: 0 PB: 0 SB: 0 CS: 1	PA: 33									
PITCHER	IP WLS BF H R ER SO BB IBB HBP BLK WP HR S P ERA WHIP																															
29 Brandon Finnegan, L (1, 1) 52 Tony Cintrani, L (3, 1) ERA:	1.0	H 5	1	0	0	1	0	0	0	1	0	0	6	7	0.00	1.000																
36 Blake Wood, R (4, 1) ERA: 9.0	2.0	H 8	2	1	1	1	1	0	0	0	0	0	9	13	4.50	1.500																
83 A.J. Morris, R (6, 1) ERA: 3.0	2.0	H 7	1	1	1	3	0	0	0	0	0	1	15	16	4.50	1.500																
53 Carlos Contreras, R (8, 1) ERA:	1.0	H 3	0	0	0	1	0	0	0	0	0	0	5	5	0.00	0.000																




Batter	1	2	3	4	5	6	7	8	9	AB	R	H	RBI	BB	SO	LOB	TOP			
24 Dexter Fowler, S OBP: 0.125, SLG: 0.500 Mike O'Neill, L (6, 7)										3	0	0	0	0	1	3	Chicago Cubs @ Colorado Rockies Salt River Fields at Talking Stick, Scottsdale, AZ Mon Mar 07 2016, 3:11 PM - 6:05 PM EST Att: 7,913 - Partly Cloudy - 70 F			
22 Jason Heyward, L OBP: 0.286, SLG: 0.667 15 Tim Federowicz, R OBP: 0.333, SLG: 0.333 (6, 2)										2	1	1	1	1	0	0				
17 Kris Bryant, R OBP: 0.143 99 Jason Vosler, L (6, 5)										3	0	0	0	0	1	1				
44 Anthony Rizzo, L OBP: 0.125, SLG: 0.500 89 Gleyber Torres, R OBP: 0.250, SLG: 0.250 (6, 6)										3	1	1	1	0	0	1				
68 Jorge Soler, R 97 Mark Zagunis, R (6, 9)										2	0	0	0	1	0	0				
47 Miguel Montero, L OBP: 0.750, SLG: 1.500 89 Chesny Young, R 93 Anthony Giansanti, R (6, 4)										3	0	1	0	0	1	1				
82 Taylor Davis, R (1, 10)										3	0	0	0	1	2	1				
7 Arismendy Alcántara, S OBP: 0.455, SLG: 0.444 Matt Rose, R (6, 3)										3	0	1	0	0	0	3				
66 Munenori Kawasaki, L 72 John Andreoli, R (6, 8)										1	0	0	0	1	1	1				
Inning Stats	R: 1 E: 0 K: 1 S: 9	H: 1 LOB: 0 BB: 0 P: 12	R: 0 E: 0 K: 0 S: 12	H: 0 LOB: 3 BB: 3 P: 27	R: 1 E: 0 K: 0 S: 8	H: 1 LOB: 0 BB: 0 P: 16	R: 0 E: 0 K: 2 S: 9	H: 1 LOB: 1 BB: 0 P: 14	R: 0 E: 0 K: 1 S: 8	H: 1 LOB: 1 BB: 0 P: 12	R: 0 E: 0 K: 2 S: 14	H: 2 LOB: 3 BB: 1 P: 23	R: 0 E: 0 K: 2 S: 13	H: 0 LOB: 0 BB: 0 P: 17	R: 0 E: 0 K: 0 S: 8	H: 0 LOB: 0 BB: 0 P: 14		1B: 2 2B: 2 3B: 0 HR: 2	SF: 0 SAC: 0 DP: 1 HBP: 0	WP: 0 PB: 0 SB: 2 CS: 0
PITCHER	IP WLS BF H R ER SO BB IBB HBP BLK WP HR S P ERA WHIP	2.2 13 2 2 2 1 3 0 0 0 0 2 26 49 6.75 1.875	0.1 1 0 0 0 0 0 0 0 0 0 0 3 6 0.00 0.000	2.0 8 1 0 0 3 1 0 0 0 0 0 17 32 0.00 1.000	1.0 W 4 1 0 0 1 0 0 0 0 0 0 8 12 0.00 1.000	1.0 H 6 2 0 0 2 1 0 0 0 0 0 0 14 23 0.00 3.000	1.0 H 3 0 0 0 2 0 0 0 0 0 0 3 6 0.00 0.000	1.0 S 3 0 0 0 0 1 0 0 0 0 0 0 8 14 0.00 1.000												

AB	32
R	2
H	6
RBI	2
BB	6
SO	9
LOB	15



Batter	1	2	3	4	5	6	7	8	9	AB	R	H	RBI	BB	SO	LOB	BOTTOM			
19 Charlie Blackmon, L OBP: 0.545, SLG: 0.429 59 Rosell Herrera, S (6, 8)										2	1	0	0	1	1	0	Chicago Cubs @ Colorado Rockies Salt River Fields at Talking Stick, Scottsdale, AZ Mon Mar 07 2016, 3:11 PM - 6:05 PM EST Att: 7,913 - Partly Cloudy - 70 F			
9 DJ LeMahieu, R OBP: 0.273, SLG: 0.455 43 Rafael Ynoa, S OBP: 0.444, SLG: 0.167 (7, 6)										3	0	1	1	0	0	0				
5 Carlos González, L OBP: 0.364, SLG: 0.700 68 Raimel Tapia, L OBP: 0.500, SLG: 0.700 (6, 9)										2	0	0	1	1	0	1				
28 Nolan Arenado, R OBP: 0.455, SLG: 0.600 85 Ryan McMahon, L (6, 5)										3	0	2	0	0	0	1				
8 Gerardo Parra, L OBP: 0.400, SLG: 0.333 23 Tom Murphy, R (7, 2)										3	1	1	0	0	1	3				
12 Mark Reynolds, R OBP: 0.417, SLG: 0.727 67 David Dahl, L OBP: 0.333, SLG: 0.667 (7, 7)										2	1	1	1	1	0	0				
4 Nick Hundley, R (1, 2)										3	0	0	0	0	0	3				
16 Kyle Parker, R OBP: 0.286, SLG: 0.286 (7, 3)										0	0	0	0	0	0	0				
72 Ryan Casteel, R OBP: 0.143, SLG: 0.143 (1, 10)										3	0	1	1	0	1	0				
18 Cristhian Adames, S OBP: 0.384, SLG: 0.500 14 Tony Wolters, L OBP: 0.750, SLG: 1.000 (7, 4)										2	1	0	0	1	0	1				
Inning Stats	R: 0 E: 0 K: 1 S: 12	H: 1 LOB: 2 BB: 1 P: 19	R: 0 E: 0 K: 1 S: 6	H: 0 LOB: 0 BB: 0 P: 10	R: 0 E: 0 K: 1 S: 6	H: 0 LOB: 0 BB: 0 P: 9	R: 0 E: 0 K: 0 S: 10	H: 1 LOB: 2 BB: 1 P: 20	R: 2 E: 0 K: 0 S: 10	H: 3 LOB: 0 BB: 0 P: 25	R: 0 E: 0 K: 0 S: 5	H: 0 LOB: 0 BB: 1 P: 13	R: 0 E: 0 K: 1 S: 13	H: 0 LOB: 0 BB: 0 P: 20	R: 0 E: 0 K: 0 S: 8	H: 0 LOB: 0 BB: 0 P: 14	1B: 4 2B: 2 3B: 0 HR: 0	SF: 0 SAC: 0 DP: 2 HBP: 0	WP: 1 PB: 0 SB: 1 CS: 0	PA: 33
PITCHER	IP WLS BF H R ER SO BB IBB HBP BLK WP HR S P ERA WHIP	2.0 H 8 1 0 0 1 1 0 0 0 1 0 16 29 0.00 1.000	1.0 B 6 1 2 2 0 2 0 0 0 0 0 0 10 22 18.00 3.000	1.0 L 5 3 2 2 0 0 0 0 0 0 0 0 17 25 18.00 3.000	1.0 3 0 0 0 0 1 0 0 0 0 0 5 13 0.00 1.000															

AB	28
R	4
H	6
RBI	4
BB	5
SO	4
LOB	11



Batter	1	2	3	4	5	6	7	8	9	AB	R	H	RBI	BB	SO	LOB	TOP					
3 Carl Crawford, L OBP: 0.333, SLG: 0.556	P5		G6-3		FC3-6 26 1B	K		65 S 15 BB 1B		3	1	0	0	0	0	1	Los Angeles Dodgers @ Chicago Cubs Sloan Park, Mesa, AZ Tue Mar 08 2016, 3:08 PM - 6:05 PM EST Att: 15,313 - Sunny - 67 F					
25 Corey Brown, L OBP: 0.545, SLG: 0.375			G6-3				G5-3	L8		3	0	1	0	1	0	0						
66 Yasiel Puig, R OBP: 0.384, SLG: 0.375	16 1B						G4-3			4	0	1	1	0	0	1						
42 Austin Barnes, R OBP: 0.455, SLG: 0.143								65 S BB		0	0	0	0	1	0	0						
26 Chase Utley, L OBP: 0.222, SLG: 0.222	F8			L7						3	1	2	0	0	0	2						
15 Brandon Hicks, R										2	1	1	0	0	1	2						
16 Andre Ethier, L OBP: 0.571, SLG: 0.571										4	2	2	0	0	1	3						
65 Kyle Farmer, R OBP: 0.333, SLG: 0.333										1	0	0	0	0	1	2						
17 A.J. Ellis, R OBP: 0.200, SLG: 0.200	K			P4						4	2	2	0	0	1	3						
75 Alex Hassan, R OBP: 0.500, SLG: 0.571										1	0	0	0	0	1	2						
14 Enrique Hernández, R OBP: 0.235, SLG: 0.500										3	0	1	1	0	0	1						
61 Cody Bellinger, L OBP: 0.625, SLG: 0.500	P3									1	1	0	0	1	0	0						
21 Trayce Thompson, R OBP: 0.590, SLG: 0.375										3	0	1	2	0	0	1						
64 Rico Noel, R OBP: 0.500, SLG: 0.250	F9									1	0	0	0	0	1	0						
83 Rob Segedin, R OBP: 0.462, SLG: 1.167										4	0	1	0	0	1	3						
48 Elian Herrera, S OBP: 0.125, SLG: 0.125	K									1	0	0	0	0	0	0						
11 Micah Johnson, L OBP: 0.286, SLG: 0.357										4	1	2	1	0	0	1						
										4	1	2	1	0	0	1						
Inning Stats	R: 0 E: 0 K: 1 S: 7	H: 2 LOB: 2 BB: 0 P: 7	R: 0 E: 0 K: 1 S: 5	H: 0 LOB: 0 BB: 0 P: 5	R: 0 E: 0 K: 0 S: 3	H: 0 LOB: 0 BB: 0 P: 3	R: 1 E: 0 K: 0 S: 5	H: 2 LOB: 1 BB: 0 P: 5	R: 1 E: 0 K: 0 S: 5	H: 2 LOB: 2 BB: 1 P: 9	R: 1 E: 0 K: 1 S: 7	H: 2 LOB: 2 BB: 0 P: 8	R: 3 E: 0 K: 0 S: 6	H: 3 LOB: 1 BB: 1 P: 10	R: 1 E: 0 K: 2 S: 9	H: 2 LOB: 2 BB: 1 P: 14	R: 0 E: 0 K: 1 S: 5	H: 0 LOB: 0 BB: 0 P: 5	1B: 9 2B: 2 3B: 2 HR: 0	SF: 0 SAC: 0 DP: 0 HBP: 1	WP: 2 PB: 0 SB: 3 CS: 0	PA: 44
PITCHER	IP WLS BF H R ER SO BB IBB HBP BLK WP HR S P ERA WHIP																					
28 Kyle Hendricks, R ERA: 1.8	3.0		11	2	0	0	2	0	0	0	0	0	0	0	0	15	15	0.00	0.667			
37 Travis Wood, L ERA: 7.2	3.0	B	17	6	3	3	1	1	0	1	0	0	0	0	0	17	22	9.00	2.333			
Armando Rivero, R ERA: 16.2	0.2	L	6	3	3	0	0	1	0	0	0	0	1	0	5	9	40.50	6.000				
87 Jeffrey Antigua, L ERA:	0.1		1	0	0	0	0	0	0	0	0	0	0	0	1	1	0.00	0.000				
98 Miguel Mejia, R ERA: 4.5	1.0		6	2	1	1	2	1	0	0	0	0	0	0	9	14	9.00	3.000				

Batter	1	2	3	4	5	6	7	8	9	AB	R	H	RBI	BB	SO	LOB	BOTTOM					
9 Javier Báez, R OBP: 0.182, SLG: 0.182	K									4	1	1	0	0	1	1	Los Angeles Dodgers @ Chicago Cubs Sloan Park, Mesa, AZ Tue Mar 08 2016, 3:08 PM - 6:05 PM EST Att: 15,313 - Sunny - 67 F					
Carlos Penalver, R										0	0	0	0	0	0	0						
12 Kyle Schwarber, L OBP: 0.273, SLG: 0.273										3	0	2	0	0	0	0						
7 Arismendy Alcántara, S OBP: 0.417, SLG: 0.400										1	0	0	0	0	1	1						
17 Kris Bryant, R OBP: 0.594, SLG: 0.600										3	1	2	2	0	0	1						
78 Albert Almora Jr., R OBP: 0.167, SLG: 0.333										1	0	0	0	0	0	1						
68 Jorge Soler, R										3	0	0	0	0	3	2						
75 Jeimer Candelario, S										1	0	0	0	0	0	0						
8 Shane Victorino, S OBP: 0.273, SLG: 0.200										4	0	1	0	0	1	2						
3 David Ross, R OBP: 0.500, SLG: 1.333										3	1	2	1	0	1	1						
82 Ryan Kalish, L										1	0	0	0	0	1	0						
82 Taylor Davis, R										3	0	0	0	1	1	1						
5 Juan Carlos Pérez, R OBP: 0.182, SLG: 0.200										3	0	0	0	0	1	3						
72 John Andreoli, R										1	0	0	0	0	0	0						
19 Kristopher Negron, R OBP: 0.333, SLG: 0.250										3	0	1	0	0	0	1						
Matt Clark, L OBP: 0.429, SLG: 0.333										1	0	0	0	0	0	0						
										4	0	1	0	0	1	2						
										3	1	2	1	0	1	1						
										3	0	0	0	1	1	1						
										3	0	0	0	0	1	3						
										1	0	0	0	0	0	0						
										3	0	1	0	0	0	1						
										1	0	0	0	0	0	0						
										3	0	1	0	0	0	1						
										1	0	0	0	0	0	0						
Inning Stats	R: 0 E: 0 K: 1 S: 6	H: 1 LOB: 1 BB: 0 P: 6	R: 0 E: 0 K: 3 S: 10	H: 1 LOB: 2 BB: 1 P: 14	R: 1 E: 0 K: 1 S: 8	H: 3 LOB: 2 BB: 0 P: 8	R: 0 E: 0 K: 0 S: 4	H: 1 LOB: 1 BB: 0 P: 4	R: 1 E: 0 K: 1 S: 6	H: 1 LOB: 0 BB: 0 P: 7	R: 1 E: 0 K: 2 S: 9	H: 1 LOB: 0 BB: 0 P: 12	R: 0 E: 0 K: 1 S: 6	H: 1 LOB: 1 BB: 0 P: 6	R: 0 E: 0 K: 1 S: 5	H: 0 LOB: 0 BB: 0 P: 5	R: 0 E: 0 K: 0 S: 3	H: 0 LOB: 0 BB: 0 P: 3	1B: 6 2B: 1 3B: 0 HR: 2	SF: 0 SAC: 0 DP: 0 HBP: 0	WP: 0 PB: 0 SB: 0 CS: 0	PA: 36
PITCHER	IP WLS BF H R ER SO BB IBB HBP BLK WP HR S P ERA WHIP																					
22 Clayton Kershaw, L ERA: 1.8	3.0		14	5	1	1	1	0	0	0	0	0	0	0	1	10	11	4.50	1.000			
55 Joe Blanton, R ERA: 2.25	2.0		8	2	1	1	1	0	0	0	0	0	0	0	1	9	12	9.00	1.000			
52 Pedro Báez, R ERA: 9.0	1.0	W	4	1	1	1	2	0	0	0	0	0	0	0	1	9	12	9.00	1.000			
77 Carlos Frías, R ERA: 2.25	2.0	H	7	1	0	0	2	0	0	0	0	0	0	0	11	11	0.00	0.500				
79 Jacob Rhamer, R ERA:	1.0		3	0	0	0	0	0	0	0	0	0	0	0	3	3	0.00	0.000				

Batter	1	2	3	4	5	6	7	8	9	AB	R	H	RBI	BB	SO	LOB	TOP	
20 Rajai Davis, R OBP: 0.118, SLG: 0.063 24 Joey Butler, R OBP: 0.364, SLG: 0.700										4	0	0	0	0	1	1		
30 Tyler Naquin, L OBP: 0.474, SLG: 0.722 9 Shane Robinson, R OBP: 0.545, SLG: 0.286										3	0	1	0	1	1	0		
41 Carlos Santana, S OBP: 0.467, SLG: 0.789 36 Jesús Aguilar, R OBP: 0.375, SLG: 0.308										3	0	1	1	0	0	0		
10 Yan Gomes, R OBP: 0.429, SLG: 0.667 45 Adam Moore, R OBP: 0.429, SLG: 0.500										2	1	1	1	1	0	0		
8 Lonnie Chisenhall, L OBP: 0.143, SLG: 0.077 13 Michael Choice, R OBP: 0.545, SLG: 0.286										3	0	0	0	0	1	3		
33 Robbie Grossman, S OBP: 0.283, SLG: 0.353 6 Zach Walters, S OBP: 0.545, SLG: 0.286										2	1	1	0	1	1	0		
39 Gio Urshela, R OBP: 0.400, SLG: 0.929 95 Yandy Diaz, R OBP: 0.545, SLG: 0.286										3	1	1	1	0	0	2		
78 Erik González, R OBP: 0.333, SLG: 0.313 77 Eric Stamets, R OBP: 0.545, SLG: 0.889										3	1	2	0	0	0	1		
1 Michael Martínez, S OBP: 0.385, SLG: 0.615 79 Todd Hankins, R OBP: 0.500, SLG: 0.971										3	0	1	1	0	1	3		
Inning Stats	R: 0 H: 0 E: 0 K: 2 S: 7	H: 0 R: 0 ER: 0 LOB: 0 BB: 7 P: 7	R: 2 H: 3 E: 0 K: 1 S: 9	H: 3 R: 0 ER: 0 LOB: 3 BB: 2 P: 17	R: 1 H: 2 E: 0 K: 0 S: 4	H: 2 R: 0 ER: 0 LOB: 0 BB: 0 P: 5	R: 0 H: 0 E: 0 K: 0 S: 3	H: 1 R: 0 ER: 0 LOB: 0 BB: 0 P: 5	R: 0 H: 1 E: 0 K: 1 S: 5	H: 1 R: 0 ER: 0 LOB: 0 BB: 2 P: 12	1B: 5 2B: 2 3B: 1 HR: 2	SF: 0 SAC: 0 DP: 1 HBP: 0	WP: 1 PB: 0 SB: 1 CS: 1	PA: 40				
PITCHER	IP: 2.0 WLS: 0 BF: 6 H: 0 R: 0 ER: 0 SO: 4 ERA: 0.00 WHIP: 0.000	IP: 1.0 WLS: L BF: 8 H: 3 R: 2 ER: 2 SO: 1 ERA: 9.0 WHIP: 2.000	IP: 1.0 WLS: L BF: 4 H: 2 R: 1 ER: 1 SO: 0 ERA: 3.0 WHIP: 1.000	IP: 1.0 WLS: L BF: 3 H: 0 R: 0 ER: 0 SO: 0 ERA: 0.00 WHIP: 0.000	IP: 1.0 WLS: L BF: 6 H: 2 R: 1 ER: 1 SO: 0 ERA: 9.00 WHIP: 3.000	IP: 7.1 WLS: L BF: 20 H: 6 R: 2 ER: 0 SO: 2 ERA: 6.0 WHIP: 1.000	IP: 9.1 WLS: L BF: 36 H: 11 R: 1 ER: 1 SO: 10 ERA: 10.13 WHIP: 3.000											

Cleveland Indians @ Chicago Cubs
Sloan Park, Mesa, AZ
Wed Mar 09 2016, 3:09 PM - 6:09 PM EST
Att: 14,254 - Sunny - 72 F

AB	34
R	5
H	10
RBI	5
BB	5
SO	7
LOB	15



Batter	1	2	3	4	5	6	7	8	9	AB	R	H	RBI	BB	SO	LOB	BOTTOM	
24 Dexter Fowler, S OBP: 0.091, SLG: 0.364 66 Munenori Kawasaki, L OBP: 0.400, SLG: 0.143										3	0	0	0	0	1	1		
22 Jason Heyward, L OBP: 0.200, SLG: 0.444 97 Mark Zagunis, R OBP: 0.545, SLG: 0.286										3	0	0	0	0	2	0		
18 Ben Zobrist, S OBP: 0.200, SLG: 0.111 Ian Happ, S OBP: 0.545, SLG: 0.286										2	0	0	0	0	2	0		
44 Anthony Rizzo, L OBP: 0.182, SLG: 0.455 98 Bijan Rademacher, L OBP: 0.273, SLG: 0.500										3	0	1	0	0	0	0		
47 Miguel Montero, L OBP: 0.600, SLG: 1.200 15 Tim Federowicz, R OBP: 0.375, SLG: 0.286										2	0	0	0	0	0	1		
27 Addison Russell, R OBP: 0.200, SLG: 0.800 19 Kristopher Negrón, R OBP: 0.300, SLG: 0.222										3	0	0	0	0	0	2		
75 Jeimer Candelario, S OBP: 0.273, SLG: 0.500 Matt Clark, L OBP: 0.375, SLG: 0.286										3	1	2	1	0	0	1		
74 Daniel Vogelbach, L OBP: 0.357, SLG: 0.273 82 Taylor Davis, R OBP: 0.545, SLG: 0.286										1	0	0	0	2	1	1		
5 Juan Carlos Pérez, R OBP: 0.154, SLG: 0.167 72 John Andreoli, R OBP: 0.200, SLG: 0.500										2	0	0	0	0	1	4		
Inning Stats	R: 0 H: 0 E: 0 K: 1 S: 5	H: 2 R: 0 ER: 0 LOB: 3 BB: 1 P: 9	R: 0 H: 0 E: 0 K: 3 S: 9	H: 0 R: 0 ER: 0 LOB: 0 BB: 0 P: 9	R: 0 H: 0 E: 0 K: 0 S: 3	H: 0 R: 0 ER: 0 LOB: 0 BB: 0 P: 3	R: 1 H: 1 E: 0 K: 1 S: 5	H: 1 R: 0 ER: 0 LOB: 1 BB: 1 P: 9	R: 0 H: 0 E: 0 K: 2 S: 9	H: 0 R: 2 ER: 1 LOB: 3 BB: 0 P: 7	1B: 3 2B: 1 3B: 0 HR: 2	SF: 0 SAC: 0 DP: 1 HBP: 0	WP: 0 PB: 0 SB: 1 CS: 0	PA: 38				
PITCHER	IP: 3.0 WLS: W BF: 12 H: 2 R: 1 ER: 1 SO: 1 ERA: 4.50 WHIP: 1.000	IP: 2.0 WLS: H BF: 7 H: 1 R: 1 ER: 1 SO: 1 ERA: 7.2 WHIP: 1.000	IP: 1.0 WLS: H BF: 3 H: 0 R: 0 ER: 0 SO: 1 ERA: 9.0 WHIP: 0.000	IP: 1.0 WLS: H BF: 4 H: 0 R: 0 ER: 0 SO: 1 ERA: 6.0 WHIP: 1.000	IP: 1.0 WLS: H BF: 6 H: 0 R: 0 ER: 0 SO: 2 ERA: 2.7 WHIP: 0.000	IP: 9.1 WLS: L BF: 23 H: 8 R: 2 ER: 0 SO: 7 ERA: 4.5 WHIP: 1.000	IP: 1.0 WLS: L BF: 6 H: 2 R: 2 ER: 0 SO: 0 ERA: 18.0 WHIP: 3.000											

Cleveland Indians @ Chicago Cubs
Sloan Park, Mesa, AZ
Wed Mar 09 2016, 3:09 PM - 6:09 PM EST
Att: 14,254 - Sunny - 72 F

AB	32
R	3
H	5
RBI	3
BB	6
SO	9
LOB	15



Batter	1	2	3	4	5	6	7	8	9	AB	R	H	RBI	BB	SO	LOB	TOP			
30 Jake Cave, L (1, 8) OBP: 0.391, SLG: 0.381 22 Jeff Gellich, L (7, 7)										3	1	1	0	1	1	0	Cincinnati Reds @ Chicago Cubs Sloan Park, Mesa, AZ Fri Mar 11 2016, 3:09 PM - 6:14 PM EST Att: 15,256 - Partly Cloudy - 82 F			
9 José Peraza, R (1, 6) OBP: 0.333, SLG: 0.529 82 Calten Daal, R (7, 6)										4	2	3	1	0	1	0				
7 Eugenio Suárez, R (1, 5) OBP: 0.450, SLG: 0.722 4 Ray Chang, R (7, 5)										3	0	0	0	1	1	2				
23 Adam Duval, R (1, 9) OBP: 0.350, SLG: 0.650 16 Aristides Aquino, R (8, PR) (8, 9)										4	0	1	2	0	2	2				
51 Brandon Allen, L (1, 3) OBP: 0.368, SLG: 0.444 12 Brian O'Grady, L (8, PR) (8, 3)										3	0	2	0	1	0	2				
3 Iván De Jesús Jr., R (1, 4) OBP: 0.235, SLG: 0.188 6 Blake Trahan, R (7, 4)										3	0	0	0	0	1	4				
85 Phillip Ervin, R (1, 10)										4	0	0	0	0	1	2				
40 Tyler Holt, R (1, 7) OBP: 0.429, SLG: 0.389 7 Bryson Smith, R (6, 7) (7, 8)										2	0	0	0	1	1	1				
37 Ramón Cabrera, S (1, 2) OBP: 0.154, SLG: 0.231 80 Chad Wallach, R (6, 2) OBP: 0.154, SLG: 0.231										3	0	0	0	0	2	1				
Inning Stats	R: 1 E: 0 K: 3 S: 10	H: 1 LOB: 0 BB: 0 P: 11	R: 0 E: 0 K: 0 S: 4	H: 1 LOB: 1 BB: 0 P: 4	R: 2 E: 0 K: 1 S: 7	H: 3 LOB: 1 BB: 1 P: 11	R: 0 E: 0 K: 2 S: 7	H: 0 LOB: 1 BB: 1 P: 11	R: 0 E: 0 K: 1 S: 6	H: 0 LOB: 0 BB: 0 P: 7	R: 0 E: 0 K: 1 S: 5	H: 0 LOB: 0 BB: 0 P: 5	R: 1 E: 0 K: 0 S: 5	H: 1 LOB: 1 BB: 0 P: 5	R: 0 E: 0 K: 3 S: 9	H: 0 LOB: 0 BB: 0 P: 9		1B: 6 2B: 0 3B: 0 HR: 1	SF: 1 SAC: 0 DP: 1 HBP: 0	WP: 1 PB: 0 SB: 0 CS: 0
PITCHER	IP WLS BF H R ER SO BB IBB HBP BLK WP HR S P ERA WHIP																			
41 John Lackey, R (1, 1) ERA: 9.0	3.0	14	5	3	3	4	1	0	0	0	0	1	1	21	26	9.00	2.000			
55 Drew Rucinski, R (4, 1) ERA: 2.25	2.0	10	1	0	0	3	3	0	0	0	0	0	0	13	7	0.00	0.000			
52 Justin Grimm, R (6, 1) ERA: 9.0	1.0	3	0	0	0	2	0	0	0	0	0	0	0	7	7	0.00	0.000			
54 Neil Ramírez, R (7, 1) ERA: 6.0	1.0	3	0	0	0	1	0	0	0	0	0	0	0	5	5	0.00	0.000			
45 Eric Jokisch, L (8, 1) ERA: 6.0	1.0	5	1	1	0	0	0	0	0	0	0	0	0	5	5	0.00	1.000			

Batter	1	2	3	4	5	6	7	8	9	AB	R	H	RBI	BB	SO	LOB	BOTTOM			
24 Dexter Fowler, S (1, 8) OBP: 0.143, SLG: 0.308 66 Munenori Kawasaki, L (7, 6) OBP: 0.500, SLG: 0.333										2	0	0	0	1	1	0	Cincinnati Reds @ Chicago Cubs Sloan Park, Mesa, AZ Fri Mar 11 2016, 3:09 PM - 6:14 PM EST Att: 15,256 - Partly Cloudy - 82 F			
22 Jason Heyward, L (1, 9) OBP: 0.154, SLG: 0.333 82 Taylor Davis, R (7, 3) OBP: 0.222, SLG: 0.133										3	0	0	0	0	1	1				
18 Ben Zobrist, S (1, 4) OBP: 0.231, SLG: 0.091 15 Tim Federowicz, R (7, 2) OBP: 0.444, SLG: 0.750										2	1	0	0	1	0	0				
44 Anthony Rizzo, L (1, 3) OBP: 0.357, SLG: 0.692 72 John Andreoli, R (6, PR) (7, 8)										2	2	2	0	1	0	0				
27 Addison Russell, R (1, 6) OBP: 0.231, SLG: 0.750 82 Ryan Kalish, L (6, PR) OBP: 0.250, SLG: 0.333										1	0	0	0	0	1	0				
47 Miguel Montero, L (1, 2) OBP: 0.538, SLG: 1.231 Bryant Flete, L (7, 4)										3	1	1	2	0	0	2				
75 Jeimer Candelario, S (1, 5) OBP: 0.412, SLG: 0.412 99 Jason Vosler, L (8, PH) (9, 5)										3	0	0	0	0	1	0				
74 Daniel Vogelbach, L (1, 10) OBP: 0.353, SLG: 0.500										3	1	1	1	0	1	0				
5 Juan Carlos Pérez, R (1, 7) OBP: 0.176, SLG: 0.188										3	1	1	0	0	0	0				
Inning Stats	R: 0 E: 0 K: 1 S: 5	H: 0 LOB: 0 BB: 0 P: 5	R: 1 E: 0 K: 1 S: 6	H: 2 LOB: 0 BB: 0 P: 6	R: 1 E: 0 K: 1 S: 6	H: 1 LOB: 0 BB: 0 P: 6	R: 3 E: 0 K: 0 S: 7	H: 2 LOB: 0 BB: 1 P: 13	R: 0 E: 0 K: 0 S: 2	H: 0 LOB: 1 BB: 1 P: 7	R: 1 E: 0 K: 1 S: 7	H: 2 LOB: 1 BB: 0 P: 8	R: 1 E: 0 K: 1 S: 9	H: 2 LOB: 1 BB: 0 P: 11	R: 0 E: 0 K: 3 S: 9	H: 0 LOB: 0 BB: 0 P: 9		1B: 4 2B: 2 3B: 0 HR: 3	SF: 1 SAC: 0 DP: 1 HBP: 0	WP: 1 PB: 0 SB: 1 CS: 1
PITCHER	IP WLS BF H R ER SO BB IBB HBP BLK WP HR S P ERA WHIP																			
55 Robert Stephenson, R (1, 1) ERA: 3.6	3.0	11	3	2	2	3	0	0	0	0	0	1	17	17	6.00	1.000				
65 Sal Romano, R (4, 1) ERA: 13.5	1.0	6	2	3	3	0	1	0	0	0	0	1	7	13	27.00	3.000				
86 Layne Somsen, R (5, 1) ERA: 4.5	1.0	3	0	0	0	0	1	0	0	0	0	0	2	7	0.00	1.000				
63 Rookie Davis, R (6, 1) ERA: 4.5	2.0	9	2	1	1	1	1	0	0	0	1	0	10	15	4.50	1.500				
66 JC Ramirez, R (8, 1) ERA: 9.0	1.0	5	2	1	1	1	0	0	0	0	0	1	9	11	9.00	2.000				

AB	33
R	4
H	7
RBI	4
BB	4
SO	13
LOB	15



AB	30
R	7
H	9
RBI	6
BB	3
SO	5
LOB	7



Batter	1	2	3	4	5	6	7	8	9	AB R H RBI BB SO LOB	TOP													
18 Ben Zobrist, S OBP: 0.294, SLG: 0.214 98 Jesse Hodges, R (7, 5)										3 0 1 0 1 0 1 1 0 0 0 0 0 0	<p>Chicago Cubs @ Los Angeles Dodgers Camelback Ranch, Glendale, AZ</p> <p>Sat Mar 12 2016, 9:08 PM - 12:10 AM EST Att: 13,120 - Clear - 66 F</p> <p>livebaseballscores.com</p> <p>AB 35 R 5 H 9 RBI 5 BB 5 SO 6 LOB 19</p>													
27 Addison Russell, R OBP: 0.176, SLG: 0.563 57 Stephen Fife, R (7, 1)										4 0 0 0 0 2 3 0 0 0 0 0 0 0 1 0 0 0 0 1 0 0 0 0 0 0 0 0 0 0 0 0 0 0 0														
17 Kris Bryant, R OBP: 0.236, SLG: 0.375 7 Arismendy Alcántara, S OBP: 0.444, SLG: 0.438										3 0 0 0 0 0 2 2 2 2 0 0 0 0														
47 Miguel Montero, L OBP: 0.500, SLG: 1.067 29 Jesus Guzman, R OBP: 1.000, SLG: 2.500										2 0 0 0 1 0 0 2 2 2 2 0 0 0														
68 Jorge Soler, R OBP: 0.222, SLG: 0.267 93 Anthony Giansanti, R (8, PR)										2 0 0 0 2 0 2 1 0 0 0 0 0 0														
9 Javier Báez, R OBP: 0.222, SLG: 0.444 83 Ryan Dent, R (7, 6)										3 0 0 0 0 1 1 1 0 0 0 0 1 3														
76 Wilson Contreras, R 90 Victor Caratini, S										3 1 3 0 0 0 0 0 0 0 1 1 0 0														
78 Albert Almora Jr., R OBP: 0.125, SLG: 0.267										3 0 0 1 0 0 4														
5 Juan Carlos Perez, R OBP: 0.190, SLG: 0.200										4 0 1 1 0 1 3														
Inning Stats	R: 0 E: 0 K: 0 S: 4	H: 1 LOB: 2 BB: 1 P: 9	R: 0 E: 0 K: 0 S: 4	H: 1 LOB: 1 BB: 0 P: 4	R: 0 E: 0 K: 1 S: 5	H: 0 LOB: 0 BB: 0 P: 5	R: 0 E: 0 K: 1 S: 6	H: 1 LOB: 2 BB: 1 P: 10	R: 0 E: 0 K: 2 S: 7	H: 0 LOB: 1 BB: 1 P: 11		R: 0 E: 0 K: 0 S: 3	H: 0 LOB: 0 BB: 0 P: 3	R: 1 E: 0 K: 0 S: 5	H: 2 LOB: 1 BB: 0 P: 6	R: 2 E: 0 K: 1 S: 7	H: 2 LOB: 2 BB: 0 P: 15	R: 2 E: 0 K: 1 S: 8	H: 2 LOB: 0 BB: 0 P: 11	1B: 5 2B: 3 3B: 0 HR: 1	SF: 1 SAC: 0 DP: 0 HBP: 0	WP: 1 PB: 0 SB: 0 CS: 0	PA: 41	
PITCHER	IP WLS BF H R ER SO BB IBB HBP BLK WP HR S P ERA WHIP											PITCHER	IP WLS BF H R ER SO BB IBB HBP BLK WP HR S P ERA WHIP											
37 Brand Beachy, R ERA: 1.5	3.0 12 2 0 0 1 1 0 0 0 0 0 0 13 18 0.00 1.000											96 Dustin Richardson, L ERA: 18.0	1.0 5 2 2 2 1 0 0 0 0 0 0 0 1 8 11 18.00 2.000											
55 Joe Blanton, R ERA: 6.0	4.1 9 1 0 0 3 2 0 0 0 0 0 0 13 21 0.00 1.500																							
41 Chris Hatcher, R ERA: 3.0	6.1 3 0 0 0 0 0 0 0 0 0 0 0 3 3 0.00 0.000																							
43 Luis Avilán, L ERA: 10.8	7.1 5 2 1 1 0 0 0 0 0 0 1 0 5 6 9.00 2.000																							
76 Jamey Wright, R ERA: 10.8	8.1 7 2 2 2 1 2 0 0 0 0 0 0 7 15 18.00 4.000																							
Batter	1	2	3	4	5	6	7	8	9	AB R H RBI BB SO LOB	BOTTOM													
3 Carl Crawford, L OBP: 0.176, SLG: 0.313 0 Drew Maggi, R										4 0 0 0 0 1 2 0 0 0 0 0 0 0	<p>Chicago Cubs @ Los Angeles Dodgers Camelback Ranch, Glendale, AZ</p> <p>Sat Mar 12 2016, 9:08 PM - 12:10 AM EST Att: 13,120 - Clear - 66 F</p> <p>livebaseballscores.com</p> <p>AB 29 R 6 H 6 RBI 4 BB 6 SO 6 LOB 5</p>													
31 Joc Pederson, L OBP: 0.383, SLG: 0.467 25 Corey Brown, L OBP: 0.563, SLG: 0.500										3 0 0 0 0 1 0 0 0 0 0 1 0 0														
66 Yasiel Puig, R OBP: 0.294, SLG: 0.357 91 Alex Verdugo, L										3 0 0 0 0 0 0 1 0 0 0 0 0 2														
23 Adrián González, L OBP: 0.214, SLG: 0.385 92 Willie Calhoun, L (9, PH)										3 0 0 0 0 1 0 0 1 0 0 1 0 0														
26 Chase Utley, L OBP: 0.375, SLG: 0.533 65 Kyle Farmer, R OBP: 0.400, SLG: 0.400										3 1 2 0 0 0 0 1 1 1 0 0 0 0														
42 Austin Barnes, R OBP: 0.522, SLG: 0.889 69 Jordan Tarsovich, R (8, 4)										2 2 1 1 1 1 0 0 0 0 0 0 0 0														
61 Cody Bellinger, L OBP: 0.529, SLG: 0.429										3 0 0 0 1 1 1														
6 Charlie Culberson, R OBP: 0.421, SLG: 0.722										3 1 0 1 1 1 0														
11 Micah Johnson, L OBP: 0.333, SLG: 0.381 15 Brandon Hicks, R OBP: 0.286, SLG: 0.091										2 0 1 0 0 0 0 1 0 1 2 1 0 0														
Inning Stats	R: 0 E: 0 K: 0 S: 3	H: 0 LOB: 0 BB: 0 P: 3	R: 2 E: 0 K: 1 S: 6	H: 1 LOB: 1 BB: 1 P: 12	R: 0 E: 0 K: 1 S: 6	H: 1 LOB: 0 BB: 0 P: 6	R: 0 E: 0 K: 0 S: 4	H: 1 LOB: 0 BB: 0 P: 4	R: 1 E: 0 K: 1 S: 8	H: 1 LOB: 0 BB: 0 P: 9		R: 0 E: 0 K: 2 S: 7	H: 0 LOB: 0 BB: 0 P: 7	R: 1 E: 1 K: 0 S: 5	H: 1 LOB: 2 BB: 1 P: 9	R: 2 E: 0 K: 0 S: 2	H: 1 LOB: 3 BB: 4 P: 18	1B: 4 2B: 0 3B: 1 HR: 1	SF: 0 SAC: 1 DP: 0 HBP: 0	WP: 3 PB: 0 SB: 0 CS: 1	PA: 37			
PITCHER	IP WLS BF H R ER SO BB IBB HBP BLK WP HR S P ERA WHIP											PITCHER	IP WLS BF H R ER SO BB IBB HBP BLK WP HR S P ERA WHIP											
53 Trevor Cahill, R ERA: 3.6	3.0 11 2 2 2 2 1 0 0 0 0 0 1 17 18 3.00 0.667																							
43 Adam Warren, R ERA: 5.4	4.1 10 2 1 1 2 0 0 0 0 0 0 1 17 18 3.00 0.667																							
57 Stephen Fife, R ERA: 8.1	7.1 9 1 1 0 2 1 0 0 0 0 0 0 12 16 0.00 1.000																							
62 Edgar Olmos, L ERA: 8.1	9.1 4 1 2 2 0 2 0 0 0 0 0 0 2 10 54.00 9.000																							
89 Frank Batista, R ERA: 8.1	9.1 2 0 0 0 0 2 0 0 0 0 0 0 0 8 ∞ ∞																							

Batter	1	2	3	4	5	6	7	8	9	AB	R	H	RBI	BB	SO	LOB	TOP										
1 Adam Eaton, L OBP: 0.368, SLG: 0.579 24 Mike Olt, R OBP: 0.250, SLG: 0.100	G6-3		FC6-4		K			G5-3	K	3	0	0	0	0	1	2											
15 Brett Lawrie, R OBP: 0.400, SLG: 0.625 32 Steve Lombardozzi, S OBP: 0.364, SLG: 0.778	1B		L4					1B		2	0	1	0	1	0	1											
79 Jose Abreu, R OBP: 0.435, SLG: 0.727 64 Travis Ishikawa, L OBP: 0.438, SLG: 0.357	K				F9			HBP		3	0	0	0	0	1	2											
21 Todd Frazier, R OBP: 0.300, SLG: 0.588 22 Matt Davidson, R OBP: 0.421, SLG: 0.778	FC4				K			K		3	0	1	0	0	1	1											
53 Melky Cabrera, S OBP: 0.211, SLG: 0.167 41 Jerry Sands, R OBP: 0.235, SLG: 0.467		G4-3			G4-3					3	0	0	0	0	0	2											
26 Avisail Garcia, R OBP: 0.545, SLG: 1.050 82 Jason Coats, R OBP: 0.167, SLG: 0.444		K								3	2	1	1	0	1	0											
31 Alex Avila, L 29 Héctor Sánchez, S OBP: 0.333, SLG: 0.250		K								2	0	0	0	0	2	1											
18 Tyler Saladino, R OBP: 0.353, SLG: 0.714 84 Tim Anderson, R OBP: 0.250, SLG: 0.250			F8							3	0	1	1	0	0	0											
28 Leury Garcia, S OBP: 0.250, SLG: 0.400 86 Jacob May, S OBP: 0.278, SLG: 0.412										3	0	1	0	0	0	1											
Inning Stats	R: 0 E: 0 K: 1 S: 6	H: 1 LOB: 1 BB: 0 P: 6	R: 0 E: 0 K: 2 S: 7	H: 0 LOB: 0 BB: 0 P: 7	R: 0 E: 0 K: 0 S: 4	H: 1 LOB: 1 BB: 0 P: 5	R: 0 E: 0 K: 1 S: 5	H: 0 LOB: 0 BB: 0 P: 5	R: 1 E: 1 K: 2 S: 9	H: 1 LOB: 1 BB: 0 P: 10	R: 0 E: 1 K: 0 S: 3	H: 1 LOB: 2 BB: 1 P: 7	R: 1 E: 0 K: 1 S: 6	H: 1 LOB: 0 BB: 0 P: 7	R: 0 E: 0 K: 1 S: 6	H: 1 LOB: 3 BB: 1 P: 11	R: 0 E: 0 K: 2 S: 8	H: 1 LOB: 1 BB: 0 P: 8	1B: 5 2B: 2 3B: 0 HR: 1	SF: 0 SAC: 0 DP: 1 HBP: 1	WP: 0 PB: 1 SB: 1 CS: 0	PA: 37					
PITCHER	IP	WLS	BF	H	R	ER	SO	BB	IBB	HBP	BLK	WP	HR	S	P	ERA	WHIP										
39 Jason Hammel, R ERA: 4.0	4.0	W	14	2	2	0	4	0	0	0	0	0	0	22	23	0.00	0.500										
13 Aaron Brooks, R ERA: 2.0	2.0		9	2	1	0	2	1	0	0	0	0	0	12	17	0.00	1.500										
63 Jean Machi, R ERA: 3.0	1.0		4	1	1	1	1	0	0	0	0	0	1	6	7	9.00	1.000										
83 Félix Peña, R ERA: 2.7	1.0		6	1	0	0	1	1	0	1	0	0	0	6	11	0.00	2.000										
48 Brandon Gomes, R ERA: 1.0	1.0		4	1	0	0	2	0	0	0	0	0	0	8	8	0.00	1.000										

Chicago White Sox @ Chicago Cubs
Sloan Park, Mesa, AZ
Sat Mar 12 2016, 3:10 PM - 6:11 PM EST
Att: 15,417 - Sunny - 68 F

livebaseballscores.com

AB 34
R 2
H 7
RBI 2
BB 2
SO 10
LOB 17



Batter	1	2	3	4	5	6	7	8	9	AB	R	H	RBI	BB	SO	LOB	BOTTOM										
24 Dexter Fowler, S OBP: 0.278, SLG: 0.563 82 Ryan Kalish, L OBP: 0.200, SLG: 0.250	1B			G1-3				G4-3		3	2	2	1	0	0	0											
22 Jason Heyward, L OBP: 0.235, SLG: 0.333 97 Mark Zagunis, R	1B									3	2	1	0	1	0	2											
75 Jaimer Candelario, S OBP: 0.318, SLG: 0.550 82 Taylor Davis, R OBP: 0.211, SLG: 0.125	1B									3	1	2	0	1	0	0											
44 Anthony Rizzo, L OBP: 0.353, SLG: 0.625 Matt Clark, L OBP: 0.364, SLG: 0.400	1B									3	0	1	2	0	1	2											
72 John Andreoli, R OBP: 0.389, SLG: 0.667 97 Jacob Hannemann, L OBP: 0.333, SLG: 0.333	1B									4	1	4	1	0	0	0											
15 Tim Federowicz, R OBP: 0.385, SLG: 0.583 99 Jason Vosler, L	1B									4	1	1	0	0	0	4											
3 David Ross, R OBP: 0.333, SLG: 0.750 Shawon Dunston Jr., L	1B									3	1	1	0	0	1	2											
19 Kristopher Negrón, R OBP: 0.294, SLG: 0.500 Carlos Penalver, R	1B									4	1	1	1	0	2	2											
66 Munenori Kawasaki, L OBP: 0.500, SLG: 0.462 82 Daniel Lockhart, L	1B									4	0	2	2	0	0	0											
Inning Stats	R: 3 E: 0 K: 0 S: 8	H: 4 LOB: 2 BB: 1 P: 12	R: 1 E: 0 K: 1 S: 7	H: 2 LOB: 1 BB: 0 P: 9	R: 1 E: 0 K: 2 S: 8	H: 1 LOB: 0 BB: 0 P: 8	R: 1 E: 0 K: 0 S: 4	H: 1 LOB: 1 BB: 1 P: 9	R: 3 E: 0 K: 0 S: 7	H: 5 LOB: 2 BB: 0 P: 8	R: 0 E: 0 K: 0 S: 4	H: 1 LOB: 1 BB: 0 P: 4	R: 0 E: 0 K: 2 S: 8	H: 1 LOB: 2 BB: 0 P: 8	R: 0 E: 0 K: 1 S: 6	H: 1 LOB: 1 BB: 1 P: 10	1B: 11 2B: 3 3B: 1 HR: 1	SF: 0 SAC: 0 DP: 1 HBP: 1	WP: 1 PB: 0 SB: 1 CS: 1	PA: 42							
PITCHER	IP	WLS	BF	H	R	ER	SO	BB	IBB	HBP	BLK	WP	HR	S	P	ERA	WHIP										
45 Erik Johnson, R ERA: 13.5	3.0	L	17	7	5	5	3	1	0	0	0	1	0	4	9	15.00	2.667										
43 Dan Jennings, L ERA: 5.4	1.0		5	1	1	1	0	1	0	0	0	1	0	4	9	9.00	2.000										
52 Jake Petricka, R ERA: 0.0	0.0		1	1	1	1	0	0	0	0	0	0	0	1	1	∞	∞										
40 Daniel Webb, R ERA: 6.0	2.0		10	5	2	2	0	0	0	1	0	0	0	10	11	9.00	2.500										
71 Matt Purke, L ERA: 1.0	1.0		4	1	0	0	2	0	0	0	0	0	0	8	8	0.00	1.000										

Chicago White Sox @ Chicago Cubs
Sloan Park, Mesa, AZ
Sat Mar 12 2016, 3:10 PM - 6:11 PM EST
Att: 15,417 - Sunny - 68 F

livebaseballscores.com

AB 38
R 9
H 16
RBI 7
BB 3
SO 6
LOB 17



Batter	1	2	3	4	5	6	7	8	9	AB	R	H	RBI	BB	SO	LOB	TOP										
44 Anthony Rizzo, L (1, 3) 29 Jesus Guzman, R (3, 3) OBP: 0.388, SLG: 0.667 OBP: 0.600, SLG: 1.200										2	1	1	0	0	0	0	Chicago Cubs @ Oakland Athletics Hohokam Stadium, Mesa, AZ Sun Mar 13 2016, 4:06 PM - 6:50 PM EDT Att: 10,040 - Partly Cloudy - 75 F										
9 Javier Báez, R (1, 4) 19 Kristopher Negrón, R (6, 4) OBP: 0.238, SLG: 0.400 OBP: 0.278, SLG: 0.471										2	0	0	0	1	1	1											
12 Kyle Schwarber, L (1, 7) 82 Ryan Kalish, L (6, 7) OBP: 0.188, SLG: 0.188 OBP: 0.167, SLG: 0.200										3	0	0	0	0	1	1											
75 Jeimer Candelario, S (1, 5) 98 Jesse Hodges, R (8, 5)										4	1	3	1	0	0	0											
3 David Ross, R (1, 2) 82 Taylor Davis, R (7, 2) OBP: 0.333, SLG: 0.667 OBP: 0.200, SLG: 0.118										3	0	1	0	0	0	1											
78 Albert Almora Jr., R (1, 8) Mike O'Neill, L (8, 8) OBP: 0.150, SLG: 0.283										4	0	1	0	0	0	2											
76 Wilson Contreras, R (1, 10) 50 David Bote, R (9, PR) OBP: 0.643, SLG: 0.890										4	0	2	0	0	0	2											
72 John Andreoli, R (1, 9) Kelly Dugan, L (9, 9) OBP: 0.364, SLG: 0.737										4	1	1	1	0	3	2											
66 Munenori Kawasaki, L (1, 6) 7 Arismendy Alcántara, S (7, 4) OBP: 0.526, SLG: 0.429 OBP: 0.474, SLG: 0.471										1	0	0	0	2	0	1											
										1	0	1	0	0	0	0											
Inning Stats	R: 2 E: 0 K: 1 S: 7	H: 2 LOB: 0 BB: 1 P: 15	R: 0 E: 0 K: 1 S: 6	H: 1 LOB: 1 BB: 0 P: 6	R: 0 E: 0 K: 0 S: 3	H: 0 LOB: 0 BB: 0 P: 3	R: 0 E: 0 K: 0 S: 4	H: 2 LOB: 1 BB: 0 P: 4	R: 0 E: 0 K: 2 S: 7	H: 0 LOB: 1 BB: 1 P: 12	R: 1 E: 0 K: 0 S: 7	H: 2 LOB: 2 BB: 1 P: 11	R: 0 E: 0 K: 0 S: 3	H: 0 LOB: 0 BB: 0 P: 3	R: 0 E: 0 K: 1 S: 6	H: 2 LOB: 2 BB: 0 P: 7	1B: 7 2B: 2 3B: 0 HR: 2	SF: 0 SAC: 0 DP: 2 HBP: 0	WP: 3 PB: 0 SB: 0 CS: 1	PA: 37							
PITCHER	IP	WLS	BF	H	R	ER	SO	BB	IBB	HBP	BLK	WP	HR	S	P	ERA	WHIP										
32 Jesse Hahn, R (1, 1) ERA: 7.2	3.0		12	3	2	2	2	1	0	0	0	1	1	16	24	6.00	1.333										
31 Liam Hendriks, R (4, 1) ERA: 9.0	1.0		4	2	0	0	0	0	0	0	0	0	0	4	4	0.00	2.000										
61 John Axford, R (5, 1) ERA: 6.0	1.0		4	0	0	0	2	1	0	0	0	1	0	7	12	0.00	1.000										
44 Ryan Madson, R (6, 1) ERA: 6.0	1.0		4	2	0	0	0	0	0	0	0	0	0	4	4	0.00	2.000										
62 Sean Doolittle, L (7, 1) ERA: 6.0	1.0		6	2	1	1	0	1	0	0	0	0	1	7	11	9.00	3.000										
																		WP: 0 PB: 0 SB: 0 CS: 0	PA: 38								

Batter	1	2	3	4	5	6	7	8	9	AB	R	H	RBI	BB	SO	LOB	BOTTOM										
4 Coco Crisp, S (1, 8) 63 Bruce Maxwell, L (7, 2) OBP: 0.095, SLG: 0.063 OBP: 0.385, SLG: 0.583										3	0	0	0	0	1	0	Chicago Cubs @ Oakland Athletics Hohokam Stadium, Mesa, AZ Sun Mar 13 2016, 4:06 PM - 6:50 PM EDT Att: 10,040 - Partly Cloudy - 75 F										
8 Jed Lowrie, S (1, 4) 52 Joey Wendle, L (6, FR) OBP: 0.438, SLG: 0.533 OBP: 0.267, SLG: 0.429										3	0	1	0	0	0	0											
22 Josh Reddick, L (1, 9) 29 Matt McBride, R (7, 9) OBP: 0.588, SLG: 0.687										2	0	0	0	1	1	1											
26 Danny Valencia, R (1, 5) 12 Max Muncy, L (7, 5) OBP: 0.412, SLG: 0.563 OBP: 0.276, SLG: 0.313										3	0	0	0	0	2	2											
2 Khris Davis, R (1, 7) 15 Andrew Lamb, L (8, 7) OBP: 0.235, SLG: 0.353 OBP: 0.478, SLG: 0.610										1	1	1	0	0	0	0											
16 Billy Butler, R (1, 10) 20 Mark Canha, R (7, PH) OBP: 0.500, SLG: 0.417 OBP: 0.600, SLG: 0.667										2	0	1	0	0	0	0											
17 Yonder Alonso, L (1, 3) 76 Franklin Barreto, R (6, 6) OBP: 0.487, SLG: 0.429 OBP: 0.250, SLG: 0.625										2	1	1	1	0	1	2											
19 Josh Phegley, R (1, 2) 25 Tyler Ladendorf, R (7, 8) OBP: 0.400, SLG: 0.714 OBP: 0.412, SLG: 0.333										2	0	1	0	0	0	0											
28 Eric Sogard, L (1, 6) 13 Matt Olson, L (6, 3) OBP: 0.250, SLG: 0.333 OBP: 0.227, SLG: 0.125										2	0	1	0	0	0	0											
										1	0	0	1	0	0	2											
Inning Stats	R: 0 E: 0 K: 2 S: 7	H: 0 LOB: 0 BB: 0 P: 7	R: 0 E: 0 K: 2 S: 8	H: 1 LOB: 1 BB: 0 P: 8	R: 0 E: 0 K: 0 S: 3	H: 0 LOB: 0 BB: 0 P: 3	R: 0 E: 0 K: 1 S: 5	H: 0 LOB: 1 BB: 1 P: 10	R: 0 E: 0 K: 0 S: 5	H: 2 LOB: 1 BB: 0 P: 5	R: 0 E: 0 K: 1 S: 6	H: 1 LOB: 0 BB: 0 P: 6	R: 0 E: 0 K: 2 S: 8	H: 1 LOB: 2 BB: 1 P: 12	R: 0 E: 0 K: 2 S: 7	H: 0 LOB: 0 BB: 0 P: 7	R: 3 E: 0 K: 1 S: 8	H: 3 LOB: 1 BB: 1 P: 13	1B: 6 2B: 2 3B: 0 HR: 0	SF: 1 SAC: 0 DP: 0 HBP: 0	WP: 0 PB: 0 SB: 2 CS: 0	PA: 38					
PITCHER	IP	WLS	BF	H	R	ER	SO	BB	IBB	HBP	BLK	WP	HR	S	P	ERA	WHIP										
28 Kyle Hendricks, R (1, 1) ERA: 1.0	4.0		14	3	0	0	1	0	0	0	0	0	0	11	11	0.00	0.500										
37 Travis Wood, L (5, 1) ERA: 5.14	2.0	H	8	3	0	0	1	0	0	0	0	0	0	11	11	0.00	1.500										
30 Manny Parra, L (7, 1) ERA: 6.0	1.0	H	5	1	0	0	2	1	0	0	0	0	0	8	12	0.00	2.000										
46 Pedro Strop, R (8, 1) ERA: 12.0	1.0	H	3	0	0	0	2	0	0	0	0	0	0	7	7	0.00	0.000										
56 Héctor Rondón, R (9, 1) ERA: 12.0	1.0	B	7	3	3	3	1	1	0	0	0	0	0	8	13	27.00	4.000										

AB	34
R	3
H	11
RBI	2
BB	3
SO	5
LOB	18



AB	33
R	3
H	8
RBI	3
BB	3
SO	11
LOB	12



Batter	1	2	3	4	5	6	7	8	9	AB	R	H	RBI	BB	SO	LOB	TOP										
24 Jon Jay, L (1, 8) OBP: 0.231, SLG: 0.346	K									4	0	1	1	0	2	1	San Diego Padres @ Chicago Cubs Sloan Park, Mesa, AZ Mon Mar 14, 2016, 4:11 PM - 7:02 PM EDT Att: 15,318 - Partly Cloudy - 77 F										
28 Nick Noonan, L (7, 5) OBP: 0.400, SLG: 0.429	K		2B				P6	1B		1	0	1	1	0	0	0											
15 Cory Spangenberg, L (1, 4) OBP: 0.256, SLG: 0.367	K									4	1	1	0	0	2	2											
83 Ryan Schimpf, L (7, 4) OBP: 0.412, SLG: 0.417	K						G4-3	P3		1	0	0	0	0	0	1											
4 Wil Myers, R (1, 3) OBP: 0.231, SLG: 0.136	F9									3	0	0	0	0	0	2											
9 Adam Rosales, R (6, 3)	F9		G4-3				F9	12 E 70 1B		2	1	1	1	0	0	1											
3 Derek Norris, R (1, 2) OBP: 0.429, SLG: 0.471										2	0	0	0	1	0	1											
12 Christian Bethancourt, R (6, 2) OBP: 0.316, SLG: 0.588										2	0	0	0	0	0	1											
32 Jabari Blash, R (1, 7) OBP: 0.379, SLG: 0.429										2	1	1	2	1	1	1											
70 Manuel Margot, R (6, 7) OBP: 0.421, SLG: 0.667										2	1	2	1	0	0	0											
1 Alex Dickerson, L (1, 10) OBP: 0.385, SLG: 0.154										2	1	0	0	2	0	2											
58 Rocky Gale, R (9, PH) OBP: 0.333, SLG: 0.500	F7									0	0	0	1	0	0	0											
10 Alexei Ramirez, R (1, 6) OBP: 0.409, SLG: 0.579										3	1	1	2	0	0	1											
5 Alexi Amarista, L (6, 6) OBP: 0.150, SLG: 0.056	G1-3									2	0	0	0	0	0	3											
86 River Stevens, L (9, 6)										0	0	0	0	0	0	0											
8 Jemile Weeks, S (1, 5) OBP: 0.455, SLG: 0.600										4	1	1	0	0	1	0											
92 Edwin Moreno, L (9, 7)										0	0	0	0	0	0	0											
16 Travis Jankowski, L (1, 9) OBP: 0.280, SLG: 0.182										2	1	1	0	0	1	1											
73 José Pirela, R (7, PH) OBP: 0.269, SLG: 0.385										2	2	2	0	0	0	0											
Inning Stats	R: 0 E: 0 K: 2 S: 7	H: 0 LOB: 0 BB: 0 P: 7	R: 0 E: 0 K: 1 S: 5	H: 0 LOB: 1 BB: 1 P: 9	R: 1 E: 0 K: 2 S: 9	H: 2 LOB: 1 BB: 0 P: 9	R: 0 E: 0 K: 0 S: 2	H: 0 LOB: 0 BB: 1 P: 6	R: 1 E: 1 K: 1 S: 6	H: 1 LOB: 0 BB: 0 P: 6	R: 4 E: 0 K: 1 S: 8	H: 3 LOB: 0 BB: 1 P: 13	R: 2 E: 1 K: 0 S: 7	H: 3 LOB: 3 BB: 1 P: 11	R: 1 E: 0 K: 0 S: 5	H: 2 LOB: 1 BB: 0 P: 5	R: 1 E: 0 K: 0 S: 5	H: 1 LOB: 0 BB: 0 P: 5	1B: 7 2B: 3 3B: 0 HR: 2	SF: 1 SAC: 0 DP: 1 HBP: 0	WP: 0 PB: 1 SB: 1 CS: 0	PA: 43					
PITCHER	IP	WLS	BF	H	R	ER	SO	BB	IBB	HBP	BLK	WP	HR	S	P	ERA	WHIP										
49 Jake Arrieta, R (1, 1) ERA: 1.5	4.0		15	2	1	1	5	2	0	0	0	0	0	23	31	2.25	1.000										
80 Pierce Johnson, R (5, 1) ERA: 13.5	2.0	L	11	4	5	4	2	1	0	0	0	0	2	14	19	18.00	2.500										
60 C.J. Riefenhauser, L (7, 1) ERA: 7.36	0.2		7	3	2	1	0	1	0	0	0	0	0	6	10	13.50	6.000										
84 Stephen Perakslis, R (7, 1) ERA:	0.1		1	0	0	0	0	0	0	0	0	0	0	1	1	0.00	0.000										
63 Jean Machi, R (8, 1) ERA: 4.5	1.0		5	2	1	1	0	0	0	0	0	0	0	5	5	9.00	2.000										

Batter	1	2	3	4	5	6	7	8	9	AB	R	H	RBI	BB	SO	LOB	BOTTOM										
24 Dexter Fowler, S (1, 8) OBP: 0.286, SLG: 0.526	F9									3	0	1	1	0	0	0	San Diego Padres @ Chicago Cubs Sloan Park, Mesa, AZ Mon Mar 14, 2016, 4:11 PM - 7:02 PM EDT Att: 15,318 - Partly Cloudy - 77 F										
72 John Andreoli, R (7, 7) OBP: 0.375, SLG: 0.714	F9		F8							2	0	1	0	0	1	2											
22 Jason Heyward, L (1, 9) OBP: 0.200, SLG: 0.278	F8									3	0	0	0	0	0	2											
78 Albert Almora Jr., R (7, 8) OBP: 0.136, SLG: 0.238	F8		F7							2	0	0	0	0	0	4											
18 Ben Zobrist, S (1, 4) OBP: 0.300, SLG: 0.188										2	1	0	0	1	0	2											
15 Tim Federowicz, R (7, 2) OBP: 0.357, SLG: 0.538										1	0	0	0	0	0	2											
17 Kris Bryant, R (1, 5) OBP: 0.250, SLG: 0.421										3	0	1	1	0	0	0											
50 Billy McKinney, L (7, 9)										1	0	0	0	0	1	0											
47 Miguel Montero, L (1, 2) OBP: 0.526, SLG: 1.000										1	0	0	0	2	0	1											
7 Arismendy Alcántara, S (6, PH) OBP: 0.450, SLG: 0.444										1	0	0	0	0	1	0											
68 Jorge Soler, R (1, 7) OBP: 0.238, SLG: 0.235										2	0	0	0	1	0	2											
19 Kristopher Negrón, R (7, 6) OBP: 0.263, SLG: 0.444										1	0	0	0	0	0	0											
27 Addison Russell, R (1, 6) OBP: 0.200, SLG: 0.526										3	1	1	0	0	0	3											
99 Jason Vosler, L (7, 5)										1	0	0	0	0	1	0											
5 Juan Carlos Perez, R (1, 10) OBP: 0.167, SLG: 0.174										3	0	0	0	0	2	2											
Matt Clark, L (9, PH) OBP: 0.417, SLG: 0.400										0	0	0	0	1	0	0											
29 Jesus Guzman, R (1, 3) OBP: 0.625, SLG: 1.125										3	0	2	0	0	0	0											
82 Taylor Davis, R (8, 3) OBP: 0.238, SLG: 0.118										0	0	0	0	1	0	0											
Inning Stats	R: 1 E: 0 K: 0 S: 4	H: 1 LOB: 1 BB: 1 P: 8	R: 0 E: 0 K: 0 S: 2	H: 0 LOB: 0 BB: 1 P: 7	R: 0 E: 0 K: 0 S: 3	H: 0 LOB: 0 BB: 0 P: 3	R: 0 E: 0 K: 0 S: 3	H: 0 LOB: 1 BB: 1 P: 7	R: 1 E: 0 K: 1 S: 8	H: 3 LOB: 2 BB: 0 P: 8	R: 0 E: 0 K: 0 S: 4	H: 0 LOB: 2 BB: 1 P: 8	R: 0 E: 0 K: 1 S: 7	H: 2 LOB: 2 BB: 0 P: 7	R: 0 E: 0 K: 2 S: 7	H: 0 LOB: 0 BB: 0 P: 7	R: 0 E: 0 K: 2 S: 7	H: 0 LOB: 2 BB: 2 P: 15	1B: 4 2B: 2 3B: 0 HR: 0	SF: 0 SAC: 0 DP: 0 HBP: 0	WP: 0 PB: 0 SB: 1 CS: 1	PA: 38					
PITCHER	IP	WLS	BF	H	R	ER	SO	BB	IBB	HBP	BLK	WP	HR	S	P	ERA	WHIP										
29 Colin Rea, R (1, 1) ERA: 1.0	4.0		15	1	1	1	0	3	0	0	0	0	0	12	25	2.25	1.000										
59 Kevin Quackenbush, R (5, 1) ERA: 4.5	1.0	W	6	3	1	1	1	0	0	0	0	0	0	8	8	9.00	3.000										
64 Daniel McCutchen, R (6, 1) ERA: 5.4	1.0		4	0	0	0	0	1	0	0	0	0	0	4	8	0.00	1.000										
44 Casey Janssen, R (7, 1) ERA: 2.25	1.0		5	2	0	0	1	0	0	0	0	0	0	7	7	0.00	2.000										
49 Josh Martin, R (8, 1) ERA:	1.0		3	0	0	0	2	0	0	0	0	0	0	7	7	0.00	0.000										
PITCHER	IP	WLS	BF	H	R	ER	SO	BB	IBB	HBP	BLK	WP	HR	S	P	ERA	WHIP										
78 José Domínguez, R (9, 1) ERA:	1.0		5	0	0	0	2	2	0	0	0	0	0	7	15	0.00	2.000										



Batter	1	2	3	4	5	6	7	8	9	AB	R	H	RBI	BB	SO	LOB	TOP			
24 Dexter Fowler, S OBP: 0.320, SLG: 0.476 78 Albert Almora Jr., R OBP: 0.174, SLG: 0.273										2	2	0	0	2	2	3	Chicago Cubs @ San Diego Padres Peoria Stadium, Peoria, AZ Tue Mar 15 2016, 4:13 PM - 7:04 PM EDT Att: 7,709 - Sunny - 84 F			
22 Jason Heyward, L OBP: 0.250, SLG: 0.409 19 Kristopher Negrón, R OBP: 0.300, SLG: 0.632										4	1	2	3	0	0	0				
44 Anthony Rizzo, L OBP: 0.348, SLG: 0.571 72 John Andreoli, R OBP: 0.400, SLG: 0.864										3	0	0	0	0	0	2				
12 Kyle Schwarber, L OBP: 0.250, SLG: 0.263 5 Juan Carlos Pérez, R OBP: 0.160, SLG: 0.167										3	1	1	0	1	1	1				
75 Jeimer Candelario, S OBP: 0.400, SLG: 0.679 82 Taylor Davis, R OBP: 0.227, SLG: 0.111										4	1	2	1	0	0	1				
9 Javier Báez, R OBP: 0.240, SLG: 0.375 81 Stephen Bruno, R										4	1	1	2	0	0	2				
15 Tim Federowicz, R OBP: 0.333, SLG: 0.559 76 Wilson Contreras, R OBP: 0.600, SLG: 0.727										4	0	1	1	0	3	0				
7 Arismendy Alcántara, S OBP: 0.440, SLG: 0.409										1	0	0	0	0	0	0				
66 Munenori Kawasaki, L OBP: 0.522, SLG: 0.500 83 Logan Watkins, L										4	1	2	0	0	1	2				
Inning Stats	R: 5 E: 1 K: 2 S: 20	H: 4 LOB: 3 BB: 3 P: 42	R: 0 E: 0 K: 0 S: 9	H: 1 LOB: 1 BB: 0 P: 15	R: 3 E: 0 K: 1 S: 14	H: 3 LOB: 1 BB: 1 P: 21	R: 0 E: 0 K: 1 S: 10	H: 0 LOB: 0 BB: 0 P: 15	R: 0 E: 0 K: 2 S: 10	H: 1 LOB: 1 BB: 0 P: 15	R: 0 E: 0 K: 1 S: 10	H: 0 LOB: 0 BB: 0 P: 10	R: 3 E: 0 K: 1 S: 15	H: 3 LOB: 0 BB: 0 P: 18	R: 0 E: 0 K: 0 S: 6	H: 0 LOB: 0 BB: 0 P: 9		1B: 5 2B: 6 3B: 0 HR: 2	SF: 0 SAC: 0 DP: 0 HBP: 1	WP: 0 PB: 0 SB: 1 CS: 0
PITCHER	IP WLS BF H R ER SO BB IBB HBP BLK WP HR S P ERA WHIP	38 Tyson Ross, R ERA: 11.81	0.1 L 8 4 5 5 0 3 0 0 0 0 0 0 13 31 135.00 21.000	53 Philip Humber, R ERA: 3.98	2.1 11 3 3 3 3 1 0 0 0 0 0 0 25 40 11.57 1.714	52 Blake Smith, R ERA: 4.76	1.1 5 1 0 0 1 0 0 0 0 0 0 0 15 22 0.00 0.750	57 Leonel Campos, R ERA: 4.5	1.0 4 1 0 0 2 0 0 0 0 0 0 0 10 15 0.00 1.000	54 Matt Thornton, L ERA:	1.0 5 1 0 0 0 0 0 0 1 0 0 0 10 17 0.00 1.000	PITCHER	IP WLS BF H R ER SO BB IBB HBP BLK WP HR S P ERA WHIP	56 Fernando Rodney, R (7, 1) ERA:	1.0 3 0 0 0 1 0 0 0 0 0 0 0 7 10 0.00 0.000	50 Nick Vincent, R ERA: 7.2	1.0 6 3 3 3 1 0 0 0 0 0 0 0 1 15 18 27.00 3.000	43 Jon Edwards, R ERA: 6.0	1.0 3 0 0 0 0 0 0 0 0 0 0 0 6 9 0.00 0.000	

AB	40
R	11
H	13
RBI	10
BB	4
SO	8
LOB	11



Batter	1	2	3	4	5	6	7	8	9	AB	R	H	RBI	BB	SO	LOB	BOTTOM					
24 Jon Jay, L OBP: 0.241, SLG: 0.345 1 Alex Dickerson, L OBP: 0.350, SLG: 0.133										3	0	1	0	0	0	1	Chicago Cubs @ San Diego Padres Peoria Stadium, Peoria, AZ Tue Mar 15 2016, 4:13 PM - 7:04 PM EDT Att: 7,709 - Sunny - 84 F					
3 Denek Norris, R OBP: 0.000, SLG: 0.000 54 Matt Thornton, L ERA: 3.98										3	0	1	0	0	0	2						
56 Fernando Rodney, R ERA: 7.2 50 Nick Vincent, R ERA: 7.2 5 Alex Amarista, L OBP: 0.143, SLG: 0.080 43 Jon Edwards, R ERA: 6.0										0	0	0	0	0	0	0						
4 WJ Myers, R OBP: 0.253, SLG: 0.120 28 Nick Noonan, L OBP: 0.400, SLG: 0.429										3	0	0	0	1	1	2						
27 Matt Kemp, R OBP: 0.391, SLG: 0.278 32 Jaberri Blash, R OBP: 0.400, SLG: 0.455										2	0	1	0	1	0	0						
26 Yangelvis Solarte, S OBP: 0.250, SLG: 0.222 91 Chase Jensen, R										4	0	1	0	0	1	4						
10 Alexei Ramirez, R OBP: 0.380, SLG: 0.524 8 Jemile Weeks, S OBP: 0.478, SLG: 0.619										2	0	0	1	0	0	1						
15 Cory Spangenberg, L OBP: 0.290, SLG: 0.310 83 Ryan Schimpf, L OBP: 0.444, SLG: 0.462										1	0	1	0	0	0	0						
Manuel Margot, R OBP: 0.348, SLG: 0.545										4	0	0	0	0	3	4						
38 Tyson Ross, R ERA: 11.81 53 Philip Humber, R ERA: 3.98 52 Blake Smith, L ERA: 4.76 57 Leonel Campos, R ERA: 4.5 18 Austin Hedges, R OBP: 0.408, SLG: 0.708										0	0	0	0	0	0	0						
Inning Stats	R: 0 E: 0 K: 0 S: 8	H: 1 LOB: 2 BB: 2 P: 18	R: 0 E: 0 K: 0 S: 5	H: 0 LOB: 0 BB: 0 P: 7	R: 0 E: 1 K: 1 S: 8	H: 1 LOB: 1 BB: 0 P: 12	R: 0 E: 0 K: 1 S: 10	H: 2 LOB: 2 BB: 0 P: 13	R: 0 E: 0 K: 1 S: 14	H: 1 LOB: 1 BB: 0 P: 11	R: 1 E: 0 K: 1 S: 14	H: 1 LOB: 1 BB: 0 P: 19	R: 0 E: 0 K: 3 S: 9	H: 0 LOB: 0 BB: 0 P: 14	R: 0 E: 0 K: 1 S: 8	H: 1 LOB: 1 BB: 0 P: 9	R: 0 E: 0 K: 2 S: 12	H: 2 LOB: 2 BB: 0 P: 22	1B: 9 2B: 0 3B: 0 HR: 0	SF: 1 SAC: 0 DP: 0 HBP: 0	WP: 2 PB: 0 SB: 0 CS: 0	PA: 37
PITCHER	IP WLS BF H R ER SO BB IBB HBP BLK WP HR S P ERA WHIP	33 Clayton Richard, L ERA:	2.0 W 8 4 0 0 2 0 0 0 0 0 0 0 26 36 0.00 1.333	87 Ryan Williams, R ERA:	3.0 H 13 4 0 0 2 0 0 0 0 0 0 0 26 36 0.00 1.333	52 Justin Grimm, R ERA: 9.0	1.0 4 1 1 1 1 1 0 0 0 0 1 0 14 19 9.00 1.000	54 Neil Ramírez, R ERA: 4.5	1.0 3 0 0 0 3 0 0 0 0 0 0 0 9 14 0.00 0.000	48 Brandon Gomes, R ERA:	1.0 4 1 0 0 1 0 0 0 0 0 0 0 8 9 0.00 1.000	PITCHER	IP WLS BF H R ER SO BB IBB HBP BLK WP HR S P ERA WHIP	40 Spencer Patton, R (9, 1) ERA:	1.0 2 2 0 0 2 0 0 0 0 0 0 0 12 22 0.00 2.000							

AB	34
R	1
H	9
RBI	1
BB	2
SO	9
LOB	19



Batter	1	2	3	4	5	6	7	8	9	AB	R	H	RBI	BB	SO	LOB	TOP					
2 Jean Segura, R OBP: 0.593, SLG: 0.889 14 Peter O'Brien, R OBP: 0.325, SLG: 0.553	0-0 44 S 6 SF8 1B	0-3 K			3-2 HR		0-0 G6-3		0-0 E4	3	2	2	1	0	1	2						
30 Sócrates Brito, L OBP: 0.419, SLG: 0.567 77 Evan Marzilli, L OBP: 0.357, SLG: 0.615	0-0 27 FC4 1B		0-0 G6-3		0-0 G4-3		0-0 G6-3		0-3 K	3	0	1	0	0	0	0						
44 Paul Goldschmidt, R OBP: 0.333, SLG: 0.533 19 Tyler Clippard, R 89 Blake Perry, R 1 Joaquin Arias, R OBP: 0.350, SLG: 0.516	1-3 K		0-0 K		0-3 K		0-3 K		0-0 G6-3	3	0	1	0	0	2	2						
6 David Peralta, L OBP: 0.303, SLG: 0.321 76 Jack Reinheimer, R OBP: 0.474, SLG: 0.684	0-0 SF8		0-3 K		4-0 27 G5-3 BB				0-0 80 2B 1B	1	0	0	1	1	1	1						
27 Brandon Drury, R OBP: 0.438, SLG: 0.800 80 Gabriel Guerrero, R OBP: 0.292, SLG: 0.500	0-0 3-H FC4		0-0 L9		0-0 G5-3				0-0 1-H 81 1B 2B	3	0	0	0	0	0	3						
5 Rickie Weeks Jr., R OBP: 0.552, SLG: 0.809 81 Ronnie Freeman, R OBP: 1.000, SLG: 1.000		0-3 K		0-0 F9		0-0 F8			0-0 74 1B 1B	3	0	0	0	0	1	1						
70 Brett Hayes, R OBP: 0.198, SLG: 0.133 41 Daniel Hudson, R 45 Matt Reynolds, L 85 Steve Hathaway, L 74 Carlos Rivera, R OBP: 0.300, SLG: 0.500 56 Keith Hessler, L		0-0 1B		0-0 G6-3		0-0 G4-3			0-0 1-2 1B	3	0	1	0	0	0	0						
25 Archie Bradley, R 89 Joey Krehbiel, R 22 Jake Lamb, L OBP: 0.419, SLG: 0.571 29 Brad Ziegler, R 15 Phil Gosselin, R OBP: 0.407, SLG: 0.520		0-3 K		0-3 K		0-0 E4 79 G4-6-3			0-0 G5-3	1	0	0	0	0	1	1						
13 Nick Ahmed, R OBP: 0.448, SLG: 0.857 79 Zach Borenstein, L OBP: 0.357, SLG: 0.480		0-0 1-2 1B		0-0 G4-3		0-0 G4-6-3			0-3 K	2	0	1	0	0	0	0						
Inning Stats	R: 1 E: 0 K: 1 S: 7	H: 2 LOB: 1 P: 8	R: 0 E: 0 K: 3 S: 11	H: 2 LOB: 2 BB: 0 P: 11	R: 0 E: 0 K: 1 S: 6	H: 1 LOB: 1 BB: 0 P: 6	R: 0 E: 0 K: 1 S: 5	H: 0 LOB: 0 BB: 0 P: 5	R: 1 E: 0 K: 1 S: 8	H: 1 LOB: 0 BB: 0 P: 11	R: 0 E: 0 K: 0 S: 3	H: 0 LOB: 1 BB: 1 P: 7	R: 0 E: 1 K: 0 S: 3	H: 0 LOB: 0 BB: 0 P: 3	R: 2 E: 0 K: 1 S: 9	H: 4 LOB: 2 BB: 0 P: 9	R: 0 E: 1 K: 2 S: 8	H: 0 LOB: 1 BB: 0 P: 8	1B: 8 2B: 1 3B: 0 HR: 1	SF: 1 SAC: 0 DP: 1 HBP: 0	WP: 0 PB: 0 SB: 2 CS: 0	PA: 39
PITCHER	IP WLS BF H R ER SO BB IBB HBP BLK WP HR S P ERA WHIP																					
39 Jason Hammel, R ERA: 0.9	4.0 W 17 5 1 1 6 0 0 0 0 0 0 0 1 8 11 2.25 1.250																					
55 Drew Rucinski, R ERA: 3.5	1.0 4 1 1 1 1 0 0 0 0 0 0 1 8 11 9.00 1.000																					
13 Aaron Brooks, R ERA: 2.57	3.0 H 14 4 2 2 1 1 0 0 0 0 0 0 15 19 6.00 1.667																					
48 Brandon Gomes, R ERA:	1.0 4 0 0 0 2 0 0 0 0 0 0 0 8 8 0.00 0.000																					

Arizona Diamondbacks @ Chicago Cubs
Sloan Park, Mesa, AZ
Thu Mar 17 2016, 7:08 PM - 10:39 PM EDT
Att: 15,329 - Sunny - 88 F

AB 37
R 4
H 10
RBI 4
BB 1
SO 10
LOB 16



Batter	1	2	3	4	5	6	7	8	9	AB	R	H	RBI	BB	SO	LOB	BOTTOM			
24 Dexter Fowler, S OBP: 0.321, SLG: 0.542 78 Albert Almora Jr., R OBP: 0.231, SLG: 0.330	0-0 E4 3B	0-0 G3-1		0-3 K	1-0 G6-3			0-0 72 WP 72 HR 1B		3	1	1	0	0	1	1				
22 Jason Heyward, L OBP: 0.296, SLG: 0.500 72 John Andreoli, R OBP: 0.419, SLG: 0.889	4-0 44 S 17 2B BB	0-0 G4-3		0-0 44 SF8 3B	3-H K			3-2 HR		2	2	1	1	1	0	0				
44 Anthony Rizzo, L OBP: 0.346, SLG: 0.545 7 Arismendy Alcantara, S OBP: 0.448, SLG: 0.400	1-3 K		4-0 68 2B BB	0-0 SF8	0-0 F8			0-0 1B 1B		1	1	0	1	1	1	1				
17 Kris Bryant, R OBP: 0.231, SLG: 0.400 Matt Clark, L OBP: 0.429, SLG: 0.417	0-0 12 3B 2B		0-3 K	0-3 K	0-0 P4			0-0 99 G6-4-3 1B		3	1	1	1	0	2	1				
12 Kyle Schwarber, L OBP: 0.348, SLG: 0.400 19 Kristopher Negron, R OBP: 0.292, SLG: 0.699	0-0 68 HR 3B		4-0 68 2B BB		4-0 66 G6-3 BB			0-0 F3		1	1	1	1	2	0	0				
68 Jorge Soler, R OBP: 0.299, SLG: 0.435 99 Jason Vosler, L	1-1 HR		0-0 27 FC6-4 2B		0-0 G6-3			0-0 P6		3	1	2	3	0	0	1				
27 Addison Russell, R OBP: 0.269, SLG: 0.419 5 Juan Carlos Perez, R OBP: 0.148, SLG: 0.154	0-0 G6-3		0-0 FC6-4 2B		1-0 66 2B 15 3B HBP			0-0 F7		2	0	0	0	0	0	2				
66 Munenori Kawasaki, L OBP: 0.500, SLG: 0.524 13 Aaron Brooks, R 48 Brandon Gomes, R	0-0 G3-1		0-1 G5-3		0-0 15 3B 2B			0-3 K		3	1	1	1	0	0	2				
39 Jason Hammel, R 90 Victor Caratini, S OBP: 1.000, SLG: 2.000 55 Drew Rucinski, R 15 Tim Federowicz, R OBP: 0.350, SLG: 0.632		0-3 K		0-0 22 3B 2B		0-0 78 WP 3B			0-0 P6	1	0	0	0	0	1	0				
Inning Stats	R: 5 E: 1 K: 1 S: 10	H: 4 LOB: 0 BB: 1 P: 16	R: 0 E: 0 K: 1 S: 5	H: 0 LOB: 0 BB: 0 P: 5	R: 1 E: 0 K: 1 S: 7	H: 1 LOB: 2 BB: 2 P: 15	R: 2 E: 0 K: 2 S: 9	H: 2 LOB: 0 BB: 0 P: 9	R: 4 E: 0 K: 1 S: 7	H: 2 LOB: 1 BB: 1 P: 13	R: 1 E: 0 K: 0 S: 4	H: 1 LOB: 0 BB: 0 P: 4	R: 0 E: 0 K: 1 S: 5	H: 0 LOB: 0 BB: 0 P: 5	R: 2 E: 0 K: 0 S: 8	H: 4 LOB: 1 BB: 0 P: 11	1B: 3 2B: 4 3B: 4 HR: 3	SF: 1 SAC: 0 DP: 1 HBP: 1	WP: 2 PB: 0 SB: 3 CS: 0	PA: 42
PITCHER	IP WLS BF H R ER SO BB IBB HBP BLK WP HR S P ERA WHIP																			
25 Archie Bradley, R ERA: 9.0	2.1 L 15 5 6 6 3 3 0 0 0 0 0 0 0 3 3 0.00 0.000																			
89 Joey Krehbiel, R ERA:	0.2 2 0 0 0 0 0 0 0 0 0 0 0 3 3 0.00 0.000																			
29 Brad Ziegler, R ERA: 9.0	1.0 5 2 2 2 2 0 0 0 0 0 0 0 9 9 18.00 2.000																			
19 Tyler Clippard, R ERA: 10.38	0.1 5 2 4 4 0 1 0 1 0 0 0 0 3 8 108.00 9.000																			
89 Blake Perry, R ERA:	0.2 2 0 0 0 1 0 0 0 0 0 1 0 4 5 0.00 0.000																			
41 Daniel Hudson, R ERA: 3.0	1.0 1 1 1 1 0 0 0 0 0 0 0 0 1 4 4 9.00 1.000																			
45 Matt Reynolds, L ERA: 5.4	0.1 1 0 0 0 0 0 0 0 0 0 0 0 1 1 0.00 0.000																			
85 Steve Hathaway, L ERA:	0.2 2 0 0 0 1 0 0 0 0 0 0 0 4 4 0.00 0.000																			
56 Keith Hessler, L ERA: 6.75	1.0 6 4 2 2 0 0 0 0 0 0 1 1 8 11 18.00 4.000																			

Arizona Diamondbacks @ Chicago Cubs
Sloan Park, Mesa, AZ
Thu Mar 17 2016, 7:08 PM - 10:39 PM EDT
Att: 15,329 - Sunny - 88 F

AB 36
R 15
H 14
RBI 13
BB 4
SO 7
LOB 14




Batter	1	2	3	4	5	6	7	8	9	AB	R	H	RBI	BB	SO	LOB	TOP				
24 Dexter Fowler, S (1, 8) OBP: 0.333, SLG: 0.520 29 Jesus Guzman, R (4, 3) OBP: 0.462, SLG: 0.769	F8		BB FC4-6			K		K		1	0	0	0	1	0	0	Chicago Cubs @ Chicago White Sox Camelback Ranch, Glendale, AZ Fri Mar 18 2016, 4:05 PM - 6:26 PM EDT Att: 13,130 - Sunny - 83 F				
22 Jason Heyward, L (1, 9) OBP: 0.276, SLG: 0.462 72 John Andreoli, R (4, 8) OBP: 0.394, SLG: 0.828	K		FC4-6 44 WP			K		K		2	0	0	0	0	1	1					
44 Anthony Rizzo, L (1, 3) OBP: 0.357, SLG: 0.522 21 Matt Murton, R (4, 7) HBP			K			P4			K	1	0	0	0	0	1	1					
47 Miguel Montero, L (1, 2) Wilson Contreras, R (6, 2) OBP: 0.500, SLG: 0.571	P5					K				2	0	0	0	0	1	1					
Jeimer Candelario, S (1, 5) 81 Stephen Bruno, R (6, 4)	F9					K				2	0	1	0	0	0	0					
78 Albert Almora Jr., R (1, 7) OBP: 0.207, SLG: 0.286	K		78 L5-4 2B			K				2	0	1	0	0	0	0					
19 Kristopher Negrón, R (1, 6) 98 Jesse Hodges, R (6, 5)										3	0	0	0	0	1	1					
Arismendy Alcántara, S (1, 4) Carlos Penalver, R (6, 6)	G1-3					K				1	0	0	0	1	1	0					
28 Kyle Hendricks, R (1, 1) 37 Travis Wood, R (6, 1) 40 Spencer Patton, R (8, 1)						K				1	1	0	0	0	0	1					
										0	0	0	0	0	0	0					
Inning Stats	R: 0 E: 0 K: 1 S: 5	H: 0 LOB: 1 BB: 0 P: 7	R: 0 E: 0 K: 1 S: 5	H: 0 LOB: 1 BB: 1 P: 9	R: 0 E: 0 K: 1 S: 5	H: 0 LOB: 1 BB: 1 P: 10	R: 0 E: 0 K: 1 S: 5	H: 1 LOB: 0 BB: 0 P: 5	R: 0 E: 0 K: 2 S: 7	H: 0 LOB: 0 BB: 0 P: 7	R: 0 E: 0 K: 1 S: 5	H: 0 LOB: 0 BB: 0 P: 5	R: 2 E: 2 K: 2 S: 9	H: 0 LOB: 0 BB: 0 P: 10	R: 0 E: 0 K: 1 S: 5	H: 0 LOB: 0 BB: 0 P: 5	1B: 0 2B: 2 3B: 0 HR: 0	SF: 0 SAC: 0 DP: 1 HBP: 1	WP: 2 PB: 0 SB: 0 CS: 0	PA: 32	
PITCHER	IP	WLS	BF	H	R	ER	SO	BB	IBB	HBP	BLK	WP	HR	S	P	ERA	WHIP				
50 John Danks, L (1, 1) ERA: 7.98	5.0	W	18	1	0	0	7	2	0	0	0	1	0	29	40	0.00	0.600				
30 David Robertson, R (6, 1) ERA:	1.0	H	3	0	0	0	2	0	0	0	0	0	0	7	7	0.00	0.000				
34 Matt Albers, R (7, 1) ERA:	1.0	H	3	0	0	0	1	0	0	0	0	0	0	5	5	0.00	0.000				
52 Jake Petricka, R (8, 1) ERA: 2.25	1.0	H	5	0	2	0	2	0	0	0	0	1	0	9	10	0.00	0.000				
65 Nate Jones, R (9, 1) ERA:	1.0	S	3	0	0	0	1	0	0	0	0	0	0	5	5	0.00	0.000				

AB	29
R	2
H	1
RBI	1
BB	2
SO	13
LOB	7



Batter	1	2	3	4	5	6	7	8	9	AB	R	H	RBI	BB	SO	LOB	BOTTOM				
10 Austin Jackson, R (1, 8) OBP: 0.182, SLG: 0.222 20 JB Shuck, L (7, 8) OBP: 0.310, SLG: 0.296	G5-3		SF9			F7		G5-3		2	0	0	1	0	0	0	Chicago Cubs @ Chicago White Sox Camelback Ranch, Glendale, AZ Fri Mar 18 2016, 4:05 PM - 6:26 PM EDT Att: 13,130 - Sunny - 83 F				
7 Jimmy Rollins, S (1, 6) OBP: 0.286, SLG: 0.500 28 Leury Garcia, S (7, 6) OBP: 0.217, SLG: 0.348	K		FC4			G6-3		G4-3		3	0	0	0	0	1	1					
79 Jose Abreu, R (1, 3) OBP: 0.469, SLG: 0.733 41 Jerry Sands, R (7, PR) OBP: 0.192, SLG: 0.333	G6-3					P6			K	2	0	0	0	1	0	0					
21 Todd Frazier, R (1, 5) OBP: 0.300, SLG: 0.519		G6-3				P3				3	1	1	0	0	0	0					
53 Melky Cabrera, S (1, 7) OBP: 0.179, SLG: 0.115 82 Jason Coats, R (7, PR) OBP: 0.208, SLG: 0.667		K				F7				3	0	0	0	0	1	2					
26 Avisail Garcia, R (1, 9) OBP: 0.452, SLG: 0.828 86 Jacob May, S (7, PR) OBP: 0.292, SLG: 0.522		G5-3				F8				3	0	1	1	0	0	0					
15 Brett Lawrie, R (1, 4) OBP: 0.349, SLG: 0.560 32 Steve Lombardozzi, S (8, 4) OBP: 0.333, SLG: 0.700			K			P2				0	0	0	0	0	0	0					
64 Travis Ishikawa, L (1, 10) OBP: 0.458, SLG: 0.476 84 Tim Anderson, R (7, PH) OBP: 0.182, SLG: 0.400			K			F7				2	1	1	0	0	0	0					
31 Alex Avila, L (1, 2) OBP: 0.412, SLG: 0.091 29 Héctor Sánchez, S (7, 2) OBP: 0.188, SLG: 0.133			31 1B 10 SF9 2B							2	0	1	0	0	1	0					
										1	0	0	0	0	1	3					
Inning Stats	R: 0 E: 0 K: 1 S: 5	H: 0 LOB: 0 BB: 0 P: 5	R: 0 E: 0 K: 1 S: 5	H: 0 LOB: 0 BB: 0 P: 5	R: 1 E: 0 K: 1 S: 7	H: 2 LOB: 1 BB: 0 P: 7	R: 0 E: 0 K: 0 S: 3	H: 0 LOB: 0 BB: 0 P: 3	R: 0 E: 0 K: 0 S: 3	H: 0 LOB: 0 BB: 0 P: 3	R: 2 E: 1 K: 2 S: 10	H: 2 LOB: 3 BB: 1 P: 14	R: 0 E: 0 K: 1 S: 5	H: 0 LOB: 0 BB: 0 P: 5	R: 0 E: 0 K: 1 S: 5	H: 0 LOB: 0 BB: 0 P: 5	1B: 3 2B: 1 3B: 0 HR: 0	SF: 2 SAC: 0 DP: 0 HBP: 0	WP: 0 PB: 0 SB: 0 CS: 0	PA: 30	
PITCHER	IP	WLS	BF	H	R	ER	SO	BB	IBB	HBP	BLK	WP	HR	S	P	ERA	WHIP				
28 Kyle Hendricks, R (1, 1) ERA: 1.29	5.0	L	17	2	1	1	3	0	0	0	0	0	0	23	23	1.80	0.400				
37 Travis Wood, L (6, 1) ERA: 5.0	2.0		10	2	2	1	3	1	0	0	0	0	0	15	19	4.50	1.500				
40 Spencer Patton, R (8, 1) ERA:	1.0		3	0	0	0	1	0	0	0	0	0	0	5	5	0.00	0.000				

AB	27
R	3
H	4
RBI	3
BB	1
SO	7
LOB	9



Batter	1	2	3	4	5	6	7	8	9	AB	R	H	RBI	BB	SO	LOB	TOP		
2 Alcides Escobar, R OBP: 0.200, SLG: 0.310 43 Dusty Coleman, R OBP: 0.222, SLG: 0.529	G4-3		F9		E1			F9	K2-3	3	0	0	0	0	0	4			
8 Mike Moustakas, L OBP: 0.441, SLG: 0.613 12 Clint Barnes, R OBP: 0.320, SLG: 0.391	G4-3		P5		G4-6-3			L4		3	0	0	0	0	0	4			
14 Omar Infante, R OBP: 0.320, SLG: 0.348 61 Orlando Calixte, R OBP: 0.278, SLG: 0.412	K			F8	G6-3			82 1B		4	0	1	0	0	1	2			
16 Paulo Orlando, R OBP: 0.282, SLG: 0.432 82 Amalani Fukotoku, R OBP: 0.333, SLG: 0.333		F7		34 2B		G5-3		1B		3	1	1	0	0	0	0			
34 Rey Fuentes, L OBP: 0.472, SLG: 0.667 80 Brandon Downes, R (7, 8)	L7			27 S	1B	F7		1B		3	0	1	1	0	0	0			
27 Adalberto Mondesi, S OBP: 0.345, SLG: 0.429 65 Whit Merrifield, R OBP: 0.355, SLG: 0.643	K			2-3	2B				G6-3	3	0	0	0	0	2	1			
9 Drew Butera, R OBP: 0.214, SLG: 0.154 46 Cody Decker, R OBP: 0.400, SLG: 0.615			G5-3		K			P2		3	0	0	0	0	1	1			
7 Tony Cruz, R OBP: 0.148, SLG: 0.185								K		4	1	2	0	0	1	1			
0 Terrance Gore, R OBP: 0.214, SLG: 0.154 74 Logan Moon, R OBP: 0.600, SLG: 0.800					E3			K		2	0	1	0	1	1	0			
Inning Stats	R: 0 E: 0 K: 1 S: 5	H: 0 LOB: 0 BB: 0 P: 5	R: 0 E: 0 K: 1 S: 5	H: 0 LOB: 0 BB: 0 P: 5	R: 0 E: 0 K: 0 S: 4	H: 1 LOB: 2 BB: 1 P: 8	R: 1 E: 0 K: 2 S: 9	H: 2 LOB: 1 BB: 0 P: 10	R: 1 E: 2 K: 0 S: 5	H: 2 LOB: 2 BB: 0 P: 5	R: 0 E: 0 K: 0 S: 3	H: 0 LOB: 0 BB: 0 P: 3	R: 0 E: 0 K: 1 S: 7	H: 2 LOB: 2 BB: 0 P: 7	R: 0 E: 0 K: 1 S: 6	H: 1 LOB: 2 BB: 1 P: 10	1B: 7 2B: 1 3B: 0 HR: 0	SF: 0 SAC: 0 DP: 1 HBP: 0	WP: 0 PA: 37 PB: 0 SB: 2 CS: 0
PITCHER	IP WLS BF H R ER SO BB IBB HBP BLK WP HR S P ERA WHIP																		
34 Jon Lester, L ERA: 5.14	5.0 W 21 5 2 1 4 1 0 0 0 0 0 0 28 33 1.80 1.200																		
46 Pedro Strop, R ERA: 17.36	1.0 H 3 0 0 0 0 0 0 0 0 0 0 0 3 3 0.00 0.000																		
56 Héctor Rondón, R ERA: 17.36	1.0 H 3 0 0 0 2 0 0 0 0 0 0 0 7 7 0.00 0.000																		
33 Clayton Richard, L ERA:	1.0 H 5 2 0 0 1 0 0 0 0 0 0 0 7 7 0.00 2.000																		
40 Spencer Patton, R ERA:	0.1 H 2 0 0 0 0 1 0 0 0 0 0 0 1 5 0.00 3.000																		

Kansas City Royals @ Chicago Cubs
Sloan Park, Mesa, AZ
Sun Mar 20 2016, 4:09 PM - 6:49 PM EDT
Att: 15,523 - Sunny - 88 F

AB 35
R 2
H 8
RBI 1
BB 2
SO 8
LOB 17



Batter	1	2	3	4	5	6	7	8	9	AB	R	H	RBI	BB	SO	LOB	BOTTOM		
24 Dexter Fowler, S OBP: 0.382, SLG: 0.593 56 Héctor Rondón, R	17 G1-3 BB		22 SF8		22 1B	44 SF8 HBP		G3		2	2	1	0	1	0	1			
22 Jason Heyward, L OBP: 0.273, SLG: 0.448 90 Victor Caratini, S OBP: 1.000, SLG: 2.000	K		SF8		68 HR	1B		G3		3	1	1	2	0	1	1			
17 Kris Bryant, R OBP: 0.273, SLG: 0.419 33 Clayton Richard, L 40 Spencer Patton, R 30 Manny Parra, L	G1-3		44 1B		P3			F8		3	0	0	0	1	0	3			
44 Anthony Rizzo, L OBP: 0.375, SLG: 0.520 83 Logan Watkins, L	L6				SF8					2	0	1	1	1	0	1			
68 Jorge Soler, R OBP: 0.242, SLG: 0.483 46 Pedro Strop, R 9 Javier Báez, R OBP: 0.250, SLG: 0.333		G6-3			K			G5-3		3	1	1	2	0	1	2			
27 Addison Russell, R OBP: 0.313, SLG: 0.483 19 Kristopher Negrón, R OBP: 0.310, SLG: 0.615					K			F9		3	0	1	0	0	1	0			
3 David Ross, R OBP: 0.279, SLG: 0.556 78 Albert Almora Jr., R OBP: 0.194, SLG: 0.267					K					3	0	0	0	0	2	1			
66 Munenori Kawasaki, L OBP: 0.469, SLG: 0.481 72 John Andreoli, R OBP: 0.371, SLG: 0.774					K					3	0	1	0	0	1	1			
34 Jon Lester, L 5 Juan Carlos Pérez, R OBP: 0.161, SLG: 0.167					G4-3					1	0	0	0	0	0	0			
Inning Stats	R: 0 E: 0 K: 1 S: 5	H: 0 LOB: 1 BB: 1 P: 10	R: 0 E: 0 K: 1 S: 6	H: 1 LOB: 0 BB: 0 P: 6	R: 1 E: 0 K: 1 S: 7	H: 2 LOB: 1 BB: 1 P: 11	R: 0 E: 0 K: 3 S: 9	H: 0 LOB: 0 BB: 0 P: 9	R: 4 E: 0 K: 0 S: 7	H: 3 LOB: 0 BB: 0 P: 9	R: 0 E: 0 K: 0 S: 4	H: 1 LOB: 1 BB: 0 P: 4	R: 0 E: 0 K: 0 S: 3	H: 0 LOB: 1 BB: 1 P: 7	R: 0 E: 0 K: 1 S: 5	H: 0 LOB: 0 BB: 0 P: 5	1B: 5 2B: 0 3B: 1 HR: 1	SF: 2 SAC: 0 DP: 0 HBP: 1	WP: 1 PA: 35 PB: 0 SB: 0 CS: 0
PITCHER	IP WLS BF H R ER SO BB IBB HBP BLK WP HR S P ERA WHIP																		
31 Ian Kennedy, R ERA: 4.85	4.0 L 19 4 3 3 6 2 0 1 0 0 0 0 1 6 7 6.75 1.500																		
59 David Huff, L ERA: 5.4	1.0 B 5 2 2 2 0 0 0 0 0 0 0 1 6 7 18.00 2.000																		
17 Wade Davis, R ERA:	1.0 4 1 0 0 0 0 0 0 0 0 0 0 4 4 0.00 1.000																		
44 Luke Hochevar, R ERA:	1.0 4 0 0 0 0 0 1 0 0 0 0 0 3 7 0.00 1.000																		
49 Ross Ohlendorf, R ERA: 6.0	1.0 3 0 0 0 0 1 0 0 0 0 0 0 5 5 0.00 0.000																		

Kansas City Royals @ Chicago Cubs
Sloan Park, Mesa, AZ
Sun Mar 20 2016, 4:09 PM - 6:49 PM EDT
Att: 15,523 - Sunny - 88 F

AB 29
R 5
H 7
RBI 5
BB 3
SO 7
LOB 12



Batter	1	2	3	4	5	6	7	8	9	AB	R	H	RBI	BB	SO	LOB	TOP					
24 Dexter Fowler, S (1, 8) 99 Jason Vosler, L (7, 5) OBP: 0.368, SLG: 0.581 OBP: 0.273, SLG: 0.444										4 1 1 0 0 3 1 0 0 0 0 0 0 0												
22 Jason Heyward, L (1, 9) 63 Jean Machi, R (7, 1) 78 Albert Almora Jr., R (8, PH) 53 Trevor Cahill, R (8, 1)										4 1 0 0 0 0 2 0 0 0 0 0 0 0 1 0 0 0 0 0 3 0 0 0 0 0 0 0												
18 Ben Zobrist, S (1, 4) 20 Matt Szczur, R (7, 8)										2 2 1 0 1 0 0 2 0 0 0 0 0 0												
44 Anthony Rizzo, L (1, 3) 21 Matt Murton, R (7, 7)										2 1 1 2 1 0 0 2 1 1 0 0 0 1												
17 Kris Bryant, R (1, 5) 19 Kristopher Negron, R (7, 4)										3 0 1 1 0 1 0 2 1 1 1 0 1 1												
12 Kyle Schwarber, L (1, 2) 15 Tim Federowicz, R (7, 2)										2 0 0 1 0 2 0 2 1 1 2 0 0 1												
68 Jorge Soler, R (1, 7) 72 John Andreoli, R (7, 9)										3 1 1 0 0 0 1 1 0 0 0 0 1 0							AB 35 R 9 H 10 RBI 7 BB 3 SO 9 LOB 10					
27 Addison Russell, R (1, 6) 29 Jesus Guzman, R (7, 3)										2 0 0 0 0 0 0 1 0 1 0 0 0 0												
39 Jason Hammel, R (1, 1) 48 Brandon Gomes, R (6, 1) 66 Munenori Kawasaki, L (7, PH)										2 0 1 0 0 1 0 0 0 0 0 0 0 0 0 0 0 0 1 0 0												
Inning Stats	R: 0 E: 0 K: 1 S: 5	H: 0 LOB: 0 BB: 0 P: 5	R: 0 E: 0 K: 2 S: 7	H: 0 LOB: 0 BB: 0 P: 7	R: 0 E: 0 K: 1 S: 5	H: 0 LOB: 0 BB: 0 P: 5	R: 3 E: 1 K: 0 S: 5	H: 2 LOB: 1 BB: 2 P: 13	R: 0 E: 0 K: 1 S: 5	H: 1 LOB: 0 BB: 0 P: 5	R: 2 E: 0 K: 1 S: 8	H: 2 LOB: 0 BB: 0 P: 9	R: 1 E: 0 K: 1 S: 6	H: 1 LOB: 1 BB: 0 P: 8	R: 3 E: 0 K: 1 S: 10	H: 4 LOB: 3 BB: 1 P: 18	R: 0 E: 1 K: 1 S: 6	H: 0 LOB: 1 BB: 0 P: 6	1B: 6 2B: 2 3B: 0 HR: 2	SF: 1 SAC: 1 DP: 0 HBP: 2	WP: 3 PB: 0 SB: 1 CS: 0	PA: 42
PITCHER	IP WLS BF H R ER SO BB IBB HBP BLK WP HR S P ERA WHIP																	PITCHER	IP WLS BF H R ER SO BB IBB HBP BLK WP HR S P ERA WHIP			
31 Alfredo Simon, R (1, 1) ERA: 1.0	3.0 9 2 0 0 4 0 0 0 0 0 0 0 17 17 0.00 0.000																					
52 Tony Cingrani, L (4, 1) ERA: 1.0	1.0 7 2 3 1 0 2 0 0 0 0 0 1 0 5 13 9.00 4.000																					
56 Chris O'Grady, L (5, 1) ERA: 7.56	2.0 8 3 2 2 2 0 0 0 0 0 0 1 13 14 9.00 1.500																					
36 Blake Wood, R (7, 1) ERA: 9.64	1.2 L 12 5 4 4 2 1 0 1 0 1 1 15 24 21.60 3.600																					
54 Caleb Cotham, R (8, 1) ERA: 7.56	1.1 6 0 0 0 1 0 0 1 0 1 0 7 8 0.00 0.000																					

Chicago Cubs @ Cincinnati Reds
Goodyear Ballpark, Goodyear, AZ
Tue Mar 22 2016, 4:06 PM - 6:47 PM EDT
Att: 8,144 - Sunny - 75 F

Batter	1	2	3	4	5	6	7	8	9	AB	R	H	RBI	BB	SO	LOB	BOTTOM					
6 Billy Hamilton, S (1, 8) 9 José Peraza, R (7, 6) OBP: 0.200, SLG: 0.316 OBP: 0.366, SLG: 0.487										2 1 0 0 1 0 0 1 0 0 0 0 0 0												
2 Zack Cozart, R (1, 6) 40 Tyler Holt, R (7, 8) OBP: 0.287, SLG: 0.533 OBP: 0.350, SLG: 0.314										3 2 2 1 0 0 0 1 0 0 0 0 0 0												
19 Joey Votto, L (1, 3) 23 Adam Duvall, R (5, 3) OBP: 0.463, SLG: 0.548 OBP: 0.318, SLG: 0.545										2 0 0 0 0 1 1 2 1 1 0 0 0 0												
32 Jay Bruce, L (1, 9) 56 Chris O'Grady, R (5, 1) 7 Jon Matthews, R (6, PH) 37 Ramón Cabrera, S (7, 2) OBP: 0.375, SLG: 0.528 ERA: 1.0 OBP: 0.146, SLG: 0.222										2 0 1 0 0 0 0 0 0 0 0 0 0 0 1 0 0 0 0 0 2 1 0 0 0 0 0 0												
7 Eugenio Suárez, R (1, 5) 30 Jake Cave, L (8, 7) OBP: 0.429, SLG: 0.568 OBP: 0.333, SLG: 0.368										3 1 1 2 0 1 2 1 0 0 0 0 1 0												
39 Devin Mesoraco, R (1, 2) 36 Blake Wood, R (7, 1) 37 Beau Amaral, L (8, 9) OBP: 0.500, SLG: 1.667 OBP: 0.500, SLG: 0.333										3 1 1 2 0 0 2 0 0 0 0 0 0 0 0 0 0 0 0 0 0												
43 Scott Schebler, L (1, 7) 15 Jordan Pacheco, R (8, 5) OBP: 0.279, SLG: 0.487 OBP: 0.350, SLG: 0.514										3 0 0 0 0 1 0 1 0 0 0 0 0 1												
3 Iván De Jesús Jr., R (1, 4) 6 Blake Trahan, R (6, 4) OBP: 0.368, SLG: 0.257 OBP: 0.438, SLG: 0.600										2 0 0 0 0 1 0 1 0 1 0 0 0 0												
31 Alfredo Simon, R (1, 1) 4 Ray Chang, R (3, PH) 52 Tony Cingrani, L (4, 1) 33 Yorman Rodríguez, R (5, 9) 54 Caleb Cotham, R (8, 1) ERA: 1.2 ERA: 5.14 ERA: 3.6 ERA: 2.57										0 0 0 0 0 0 0 1 0 1 0 0 0 0 0 0 0 0 0 0 0 2 0 0 0 0 0 1 0 0 0 0 0 0 0												
Inning Stats	R: 0 E: 0 K: 0 S: 3	H: 0 LOB: 0 BB: 0 P: 3	R: 0 E: 0 K: 1 S: 5	H: 1 LOB: 0 BB: 0 P: 6	R: 0 E: 0 K: 1 S: 5	H: 1 LOB: 0 BB: 0 P: 6	R: 2 E: 1 K: 1 S: 7	H: 1 LOB: 1 BB: 1 P: 12	R: 0 E: 0 K: 0 S: 3	H: 0 LOB: 0 BB: 0 P: 3	R: 4 E: 0 K: 1 S: 10	H: 4 LOB: 0 BB: 0 P: 11	R: 0 E: 0 K: 0 S: 3	H: 1 LOB: 0 BB: 0 P: 4	R: 0 E: 0 K: 0 S: 3	H: 0 LOB: 0 BB: 0 P: 3	R: 0 E: 0 K: 1 S: 4	H: 0 LOB: 0 BB: 0 P: 5	1B: 4 2B: 3 3B: 0 HR: 1	SF: 0 SAC: 0 DP: 1 HBP: 1	WP: 0 PB: 0 SB: 1 CS: 2	PA: 35
PITCHER	IP WLS BF H R ER SO BB IBB HBP BLK WP HR S P ERA WHIP																	PITCHER	IP WLS BF H R ER SO BB IBB HBP BLK WP HR S P ERA WHIP			
39 Jason Hammel, R (1, 1) ERA: 1.2	5.0 18 3 2 1 3 1 0 0 0 0 0 0 10 11 1.80 0.800																					
48 Brandon Gomes, R (6, 1) ERA: 5.14	1.0 B 7 4 4 4 1 0 0 0 0 0 0 1 10 11 36.00 4.000																					
63 Jean Machi, R (7, 1) ERA: 3.6	1.0 W 3 1 0 0 0 0 0 0 0 0 0 0 3 4 0.00 1.000																					
53 Trevor Cahill, R (8, 1) ERA: 2.57	2.0 S 6 0 0 0 1 0 0 1 0 0 0 0 7 8 0.00 0.000																					

Chicago Cubs @ Cincinnati Reds
Goodyear Ballpark, Goodyear, AZ
Tue Mar 22 2016, 4:06 PM - 6:47 PM EDT
Att: 8,144 - Sunny - 75 F



Batter	1	2	3	4	5	6	7	8	9	AB	R	H	RBI	BB	SO	LOB	TOP			
27 Addison Russell, R OBP: 0.288, SLG: 0.412 30 Manny Parra, L (6, 1) 72 John Andreoli, R OBP: 0.351, SLG: 0.727 (7, 8)			L9		F9			B1-3		3	0	0	0	0	1	3	<p>Chicago Cubs @ Texas Rangers Surprise Stadium, Surprise, AZ Wed Mar 23 2016, 4:07 PM - 6:28 PM EDT Att: 8,915 - Sunny - 73 F</p>			
19 Kristopher Negrón, R OBP: 0.266, SLG: 0.531 (1, 3) 43 Adam Warren, R (6, 6) (8, 1)			2-3		P4			G3-1		4	0	0	0	0	2	2				
12 Kyle Schwarber, L OBP: 0.353, SLG: 0.357 83 Charcer Burks, R (9, PR)					G5-3			1B		4	0	2	0	0	0	0				
68 Jorge Soler, R OBP: 0.256, SLG: 0.457 5 Juan Carlos Pérez, R OBP: 0.156, SLG: 0.161 (1, 9) (8, 9)			15 F8-3		K			P4		3	0	1	0	0	2	1				
15 Tim Federowicz, R OBP: 0.321, SLG: 0.630 94 Cael Brockmeyer, R (8, 2)			F8-3		K			F7		3	0	0	0	0	1	2				
20 Matt Szczur, R (1, 8) 40 Spencer Patton, R (7, 1) 83 Logan Watkins, L (8, 4)			G6-3		K			F7		3	0	0	0	0	1	1				
66 Munenori Kawasaki, L OBP: 0.486, SLG: 0.467 (1, 4) (8, 6)					E5			G4-3		3	0	1	0	1	0	2				
99 Jason Vosler, L OBP: 0.286, SLG: 0.364 (1, 5)			28 1B		K					2	0	0	0	1	2	2				
28 Kyle Hendricks, R OBP: 0.333, SLG: 0.333 29 Jesus Guzman, R OBP: 0.444, SLG: 0.647 (1, 1) (6, 3)			27 L9		SH2-3			F8		1	0	1	0	0	0	0				
			28 1B							1	0	0	0	0	0	0				
Inning Stats	R: 0 E: 0 K: 2 S: 10	H: 0 LOB: 0 BB: 0 P: 12	R: 0 E: 0 K: 0 S: 4	H: 1 LOB: 0 BB: 0 P: 5	R: 0 E: 0 K: 1 S: 11	H: 2 LOB: 2 BB: 1 P: 18	R: 0 E: 0 K: 3 S: 12	H: 1 LOB: 1 BB: 0 P: 16	R: 0 E: 0 K: 1 S: 8	H: 0 LOB: 0 BB: 0 P: 10	R: 0 E: 0 K: 1 S: 9	H: 0 LOB: 0 BB: 0 P: 10	R: 0 E: 0 K: 0 S: 5	H: 0 LOB: 0 BB: 0 P: 9	R: 0 E: 0 K: 0 S: 8	H: 1 LOB: 3 BB: 0 P: 15	1B: 5 2B: 1 3B: 0 HR: 0	SF: 0 SAC: 1 DP: 1 HBP: 1	WP: 0 PB: 0 SB: 1 CS: 0	PA: 34
PITCHER	IP WLS BF H R ER SO	IP WLS BF H R ER SO	IP WLS BF H R ER SO	IP WLS BF H R ER SO	IP WLS BF H R ER SO	IP WLS BF H R ER SO	IP WLS BF H R ER SO	IP WLS BF H R ER SO	IP WLS BF H R ER SO	IP WLS BF H R ER SO	IP WLS BF H R ER SO	IP WLS BF H R ER SO	IP WLS BF H R ER SO	IP WLS BF H R ER SO	IP WLS BF H R ER SO	IP WLS BF H R ER SO	ERA WHIP	ERA WHIP	ERA WHIP	
45 Derek Holland, L ERA: 2.65 (1, 1)	5.0 W 19	4 0 0 7	1 0 0 0	0 0 0 2	0 0 0 0	0 0 0 0	0 0 0 0	0 0 0 0	0 0 0 0	0 0 0 0	0 0 0 0	0 0 0 0	0 0 0 0	0 0 0 0	0 0 0 0	0 0 0 0	0.00 1.000	0.00 0.500	0.00 0.000	0.00 1.000
31 Matt Bush, R (6, 1) 50 Keone Kela, R (8, 1) 37 Shawn Tolleson, R ERA: 3.38 (9, 1)	2.0 H 7	0 0 0 2	1 0 0 0	0 0 0 0	0 0 0 0	0 0 0 0	0 0 0 0	0 0 0 0	0 0 0 0	0 0 0 0	0 0 0 0	0 0 0 0	0 0 0 0	0 0 0 0	0 0 0 0	0 0 0 0	0.00 0.500	0.00 0.000	0.00 1.000	0.00 1.000

Chicago Cubs @ Texas Rangers
Surprise Stadium, Surprise, AZ
Wed Mar 23 2016, 4:07 PM - 6:28 PM EDT
Att: 8,915 - Sunny - 73 F

AB 30
R 0
H 5
RBI 0
BB 2
SO 9
LOB 16

Batter	1	2	3	4	5	6	7	8	9	AB	R	H	RBI	BB	SO	LOB	BOTTOM			
2 Hanser Alberto, R OBP: 0.342, SLG: 0.514 36 Luis Martí, R (7, 6)			G5-3		20 3B			F9		3	1	2	0	0	0	0	<p>Chicago Cubs @ Texas Rangers Surprise Stadium, Surprise, AZ Wed Mar 23 2016, 4:07 PM - 6:28 PM EDT Att: 8,915 - Sunny - 73 F</p>			
20 Ian Desmond, R OBP: 0.444, SLG: 0.613 99 James Jones, L OBP: 0.341, SLG: 0.541 (1, 8) (7, 8)			G6-3		84 1B			K		3	1	1	1	0	1	1				
84 Prince Fielder, L OBP: 0.367, SLG: 0.500 16 Ryan Rua, R OBP: 0.476, SLG: 0.725 (1, 3) (7, 3)			F7		2H 3B			L9		3	0	1	1	0	1	1				
29 Adrián Beltré, R OBP: 0.200, SLG: 0.345 38 Doug Bernier, R OBP: 0.091, SLG: 0.100 (1, 5) (6, 5)					E3			E4		3	0	0	0	0	2	2				
18 Mitch Moreland, L OBP: 0.314, SLG: 0.357 6 London Lindley, R (8, PR) (9, 10)			G6-5-3		18 G6-5-3			56 2B		4	0	1	0	0	1	1				
25 Justin Ruggiano, R OBP: 0.333, SLG: 0.261 56 Jared Hoying, L OBP: 0.833, SLG: 2.400 (1, 7) (7, 7)			L8		G6-3			13 WP		2	0	0	0	1	0	0				
15 Pedro Ciriaco, R OBP: 0.468, SLG: 0.548 13 Edwin Garcia, R (6, PR) (7, 4)					BB			13 SF8		1	1	1	1	0	0	0				
6 Drew Stubbs, R OBP: 0.378, SLG: 0.576 93 Jordan Danks, L (1, 9) (7, 9)			6 1B		F7			SF8		3	0	2	0	0	0	1				
38 Chris Gimenez, R OBP: 0.167, SLG: 0.217 14 Michael McKenry, R OBP: 0.381, SLG: 0.235 (1, 2) (6, 2)			G4-3		38 G6-4-3			K		1	0	0	0	0	1	1				
					G6-4-3					2	0	0	0	0	0	3				
										1	0	0	0	0	1	0				
Inning Stats	R: 0 E: 0 K: 3 S: 12	H: 1 LOB: 1 BB: 0 P: 17	R: 0 E: 0 K: 1 S: 16	H: 2 LOB: 2 BB: 0 P: 24	R: 0 E: 0 K: 0 S: 6	H: 0 LOB: 0 BB: 0 P: 8	R: 0 E: 1 K: 0 S: 11	H: 0 LOB: 1 BB: 1 P: 16	R: 2 E: 0 K: 1 S: 15	H: 4 LOB: 1 BB: 0 P: 18	R: 0 E: 0 K: 1 S: 11	H: 1 LOB: 1 BB: 0 P: 17	R: 0 E: 0 K: 2 S: 10	H: 0 LOB: 0 BB: 0 P: 13	R: 3 E: 1 K: 1 S: 13	H: 2 LOB: 1 BB: 0 P: 19	1B: 7 2B: 2 3B: 1 HR: 0	SF: 1 SAC: 0 DP: 2 HBP: 0	WP: 1 PB: 0 SB: 2 CS: 0	PA: 35
PITCHER	IP WLS BF H R ER SO	IP WLS BF H R ER SO	IP WLS BF H R ER SO	IP WLS BF H R ER SO	IP WLS BF H R ER SO	IP WLS BF H R ER SO	IP WLS BF H R ER SO	IP WLS BF H R ER SO	IP WLS BF H R ER SO	IP WLS BF H R ER SO	IP WLS BF H R ER SO	IP WLS BF H R ER SO	IP WLS BF H R ER SO	IP WLS BF H R ER SO	IP WLS BF H R ER SO	IP WLS BF H R ER SO	ERA WHIP	ERA WHIP	ERA WHIP	
28 Kyle Hendricks, R ERA: 1.89 (1, 1) 30 Manny Parra, L ERA: (6, 1) 40 Spencer Patton, R ERA: (7, 1) 43 Adam Warren, R ERA: 6.0 (8, 1)	5.0 L 22	4 1 0 1	0 0 0 1	0 0 0 0	0 0 0 0	0 0 0 0	0 0 0 0	0 0 0 0	0 0 0 0	0 0 0 0	0 0 0 0	0 0 0 0	0 0 0 0	0 0 0 0	0 0 0 0	0 0 0 0	3.60 1.600	0.00 1.000	0.00 0.000	9.00 2.000

Chicago Cubs @ Texas Rangers
Surprise Stadium, Surprise, AZ
Wed Mar 23 2016, 4:07 PM - 6:28 PM EDT
Att: 8,915 - Sunny - 73 F

AB 33
R 5
H 10
RBI 4
BB 1
SO 9
LOB 11

Batter	1	2	3	4	5	6	7	8	9	AB	R	H	RBI	BB	SO	LOB	TOP				
23 Keon Broxton, R OBP: 0.463, SLG: 0.375 7 Alex Presley, L OBP: 0.389, SLG: 0.581	E5 FC4-6		K			K		K	G6-3	3	0	0	0	0	2	0	Milwaukee Brewers @ Chicago Cubs Sloan Park, Mesa, AZ Fri Mar 25 2016, 4:09 PM - 6:57 PM EDT Att: 15,509 - Sunny - 80 F				
9 Aaron Hill, R OBP: 0.244, SLG: 0.200 14 Hernán Pérez, R OBP: 0.367, SLG: 0.517	FC4-6		F8			G4-3			1B	3	0	0	0	0	1	0					
20 Jonathan Lucroy, R OBP: 0.413, SLG: 0.550 15 Will Middlebrooks, R OBP: 0.194, SLG: 0.237	1B				E6 FC6-4	F8			K	3	0	1	0	0	0	0					
16 Domingo Santana, R OBP: 0.514, SLG: 0.633 67 Manny Piña, R OBP: 0.296, SLG: 0.250	K				FC6-4			K	1B	3	0	0	0	0	2	3					
33 Chris Carter, R OBP: 0.326, SLG: 0.575 21 Jeremy Jeffress, R OBP: 1.000, SLG: 1.000 93 Austin Ross, L OBP: 1.000, SLG: 1.000 Tyrone Taylor, R OBP: 1.000, SLG: 1.000 23 Jim Miller, R OBP: 0.413, SLG: 0.314	L5				L8			L5	1B	3	0	0	0	0	0	3					
7 Colin Walsh, S OBP: 0.413, SLG: 0.314						G1-6-3			G4-3	2	0	0	0	2	0	0					
18 Ramón Flores, L OBP: 0.341, SLG: 0.378 24 Eric Young Jr., S OBP: 0.351, SLG: 0.375	G6-3							K	FC5-4	2	0	1	0	0	0	1					
29 Yadiel Rivera, R OBP: 0.385, SLG: 0.757	F9					F9		G6-3	1B	4	1	1	1	0	0	1					
54 Michael Blazek, R OBP: 0.286, SLG: 0.296 41 Jake Elmore, R OBP: 0.286, SLG: 0.296 39 Chris Capuano, L OBP: 0.286, SLG: 0.296 65 Joaqui Pinto, R OBP: 0.286, SLG: 0.296 48 Blaine Boyer, R OBP: 0.286, SLG: 0.296 23 Mitch Lambson, L OBP: 0.286, SLG: 0.296 10 Kirk Nieuwenhuis, L OBP: 0.286, SLG: 0.296	G6-3					F9			BB	0	0	0	0	0	0	0					
Inning Stats	R: 0 E: 1 K: 1 S: 7	H: 1 LOB: 2 BB: 0 P: 8	R: 0 E: 0 K: 0 S: 2	H: 0 LOB: 0 BB: 1 P: 6	R: 0 E: 0 K: 1 S: 5	H: 0 LOB: 0 BB: 0 P: 5	R: 0 E: 1 K: 0 S: 3	H: 0 LOB: 0 BB: 0 P: 4	R: 0 E: 0 K: 0 S: 4	H: 1 LOB: 1 BB: 0 P: 4	R: 0 E: 0 K: 1 S: 5	H: 0 LOB: 0 BB: 0 P: 5	R: 0 E: 0 K: 1 S: 5	H: 0 LOB: 1 BB: 1 P: 12	R: 5 E: 0 K: 1 S: 10	H: 5 LOB: 1 BB: 1 P: 15		1B: 5 2B: 1 3B: 1 HR: 0	SF: 0 SAC: 0 DP: 1 HBP: 0	WP: 0 PB: 0 SB: 3 CS: 1	PA: 37
PITCHER	IP WLS BF H R ER SO BB IBB HBP BLK WP HR S P ERA WHIP	5.0 18 2 0 0 2 1 0 0 0 0 0 0 5 5 0.00 0.600	1.0 3 0 0 0 1 0 0 0 0 0 0 0 5 5 0.00 0.000	1.0 H 3 0 0 0 1 0 0 0 0 0 0 0 5 5 0.00 0.000	1.0 H 4 0 0 0 2 1 0 0 0 0 0 0 7 12 0.00 1.000	1.0 L 9 5 5 5 1 1 0 0 0 0 0 0 10 15 45.00 6.000															

AB	34
R	5
H	7
RBI	5
BB	3
SO	7
LOB	15



Batter	1	2	3	4	5	6	7	8	9	AB	R	H	RBI	BB	SO	LOB	BOTTOM					
18 Ben Zobrist, S OBP: 0.417, SLG: 0.400 20 Matt Szczur, R OBP: 0.143, SLG: 0.143	2B		K			17 2B 44 2B	82 BB		G6-3	3	0	2	0	0	1	1	Milwaukee Brewers @ Chicago Cubs Sloan Park, Mesa, AZ Fri Mar 25 2016, 4:09 PM - 6:57 PM EDT Att: 15,509 - Sunny - 80 F					
22 Jason Heyward, L OBP: 0.227, SLG: 0.400 82 Ryan Kalish, L OBP: 0.250, SLG: 0.167	F9		G4-3			L9	BB		F8	3	0	0	0	0	4	0						
17 Kris Bryant, R OBP: 0.538, SLG: 0.500 93 Anthony Giansanti, R OBP: 0.338, SLG: 0.500	K					44 2B	K			3	1	1	1	0	2	1						
44 Anthony Rizzo, L OBP: 0.429, SLG: 0.636 82 Daniel Lockhart, L OBP: 0.310, SLG: 0.607	G4-3					L4				3	0	1	2	0	0	1						
12 Kyle Schwarber, L OBP: 0.351, SLG: 0.387 Kelly Dugan, L OBP: 0.500, SLG: 2.000	G5-3					P6				3	0	1	1	0	0	0						
68 Jorge Soler, R OBP: 0.238, SLG: 0.421 56 Héctor Rondón, R OBP: 0.310, SLG: 0.607	G6-3					G6-3	G5-3		K	3	0	0	0	0	0	3						
3 David Ross, R OBP: 0.286, SLG: 0.524 Carlos Penalver, R OBP: 0.310, SLG: 0.607	F8					L8			P4	3	0	1	0	0	0	3						
66 Munenori Kawasaki, L OBP: 0.500, SLG: 0.543 52 Justin Grimm, R OBP: 0.189, SLG: 0.189 86 Trey Martin, R OBP: 0.367, SLG: 0.517 33 Clayton Richard, L OBP: 0.367, SLG: 0.517						G5-3			G3-1	3	0	2	0	0	0	1						
34 Jon Lester, L OBP: 0.413, SLG: 0.314 46 Pedro Strop, R OBP: 0.413, SLG: 0.314 2 Tommy La Stella, L OBP: 0.333, SLG: 0.375						SH1-3			F7	0	0	0	0	0	0	0						
Inning Stats	R: 0 E: 0 K: 1 S: 6	H: 1 LOB: 1 BB: 0 P: 6	R: 0 E: 0 K: 0 S: 3	H: 0 LOB: 0 BB: 0 P: 3	R: 0 E: 0 K: 1 S: 6	H: 1 LOB: 1 BB: 0 P: 6	R: 0 E: 0 K: 1 S: 5	H: 0 LOB: 0 BB: 0 P: 5	R: 0 E: 0 K: 0 S: 3	H: 1 LOB: 1 BB: 0 P: 4	R: 3 E: 0 K: 0 S: 7	H: 4 LOB: 3 BB: 1 P: 11	R: 0 E: 0 K: 1 S: 7	H: 2 LOB: 3 BB: 1 P: 11	R: 1 E: 0 K: 1 S: 8	H: 1 LOB: 0 BB: 0 P: 9		R: 0 E: 0 K: 0 S: 3	H: 0 LOB: 0 BB: 0 P: 3	1B: 4 2B: 5 3B: 0 HR: 1	SF: 0 SAC: 1 DP: 0 HBP: 0	WP: 0 PB: 0 SB: 0 CS: 1
PITCHER	IP WLS BF H R ER SO BB IBB HBP BLK WP HR S P ERA WHIP	2.0 7 1 0 0 2 0 0 0 0 0 0 11 11 0.00 0.500	2.0 7 1 0 0 2 0 0 0 0 0 0 11 11 0.00 0.500	1.1 9 5 3 3 0 1 0 0 0 0 0 8 13 20.25 4.500	0.2 2 0 0 0 0 0 0 0 0 0 0 2 2 0.00 0.000	1.0 6 2 0 0 1 1 0 0 0 0 0 7 11 0.00 3.000																

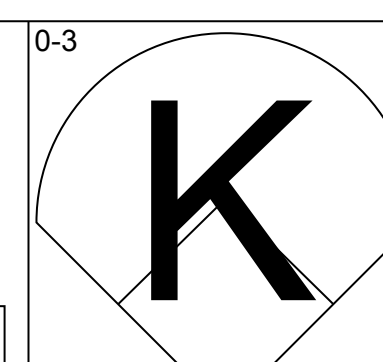
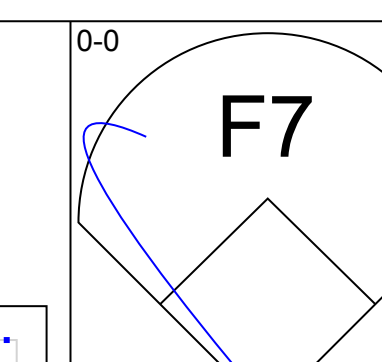
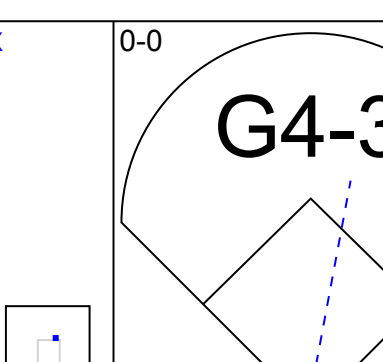
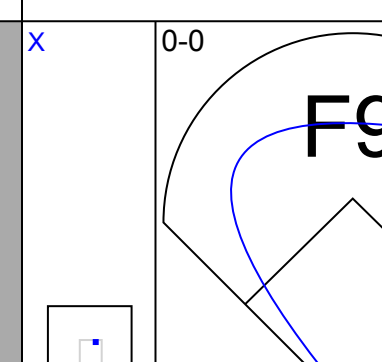
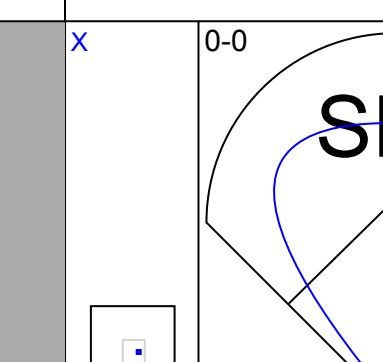
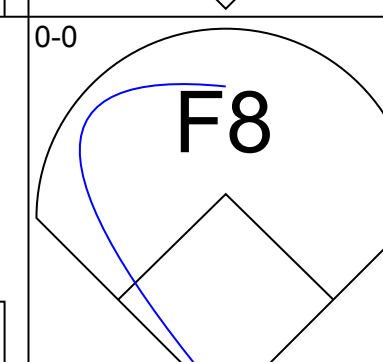
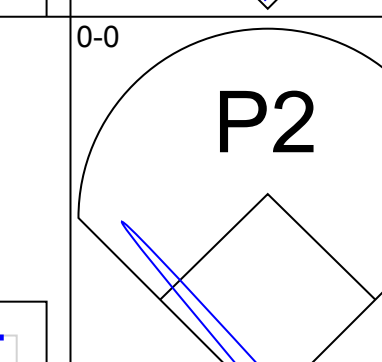
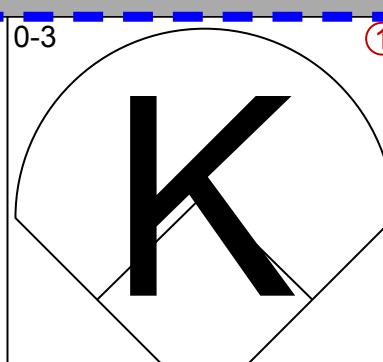
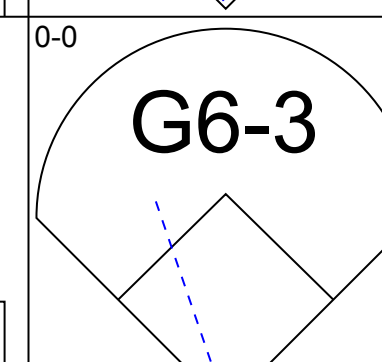
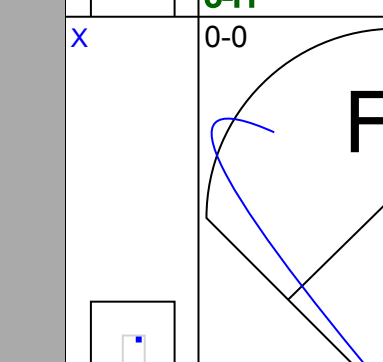
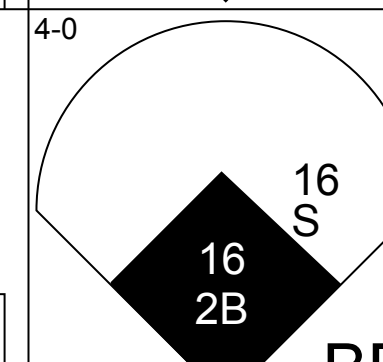
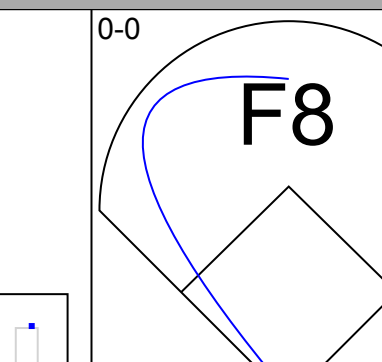
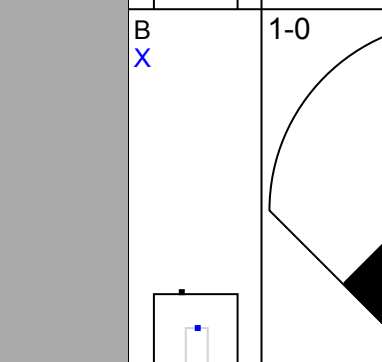
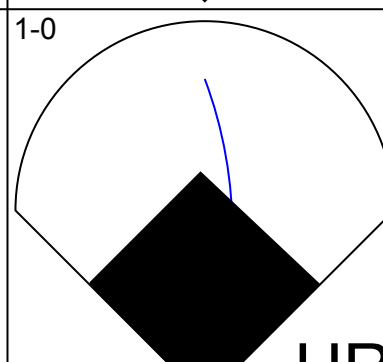
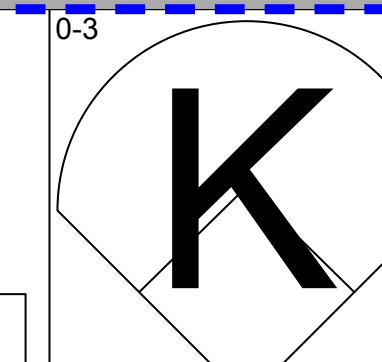
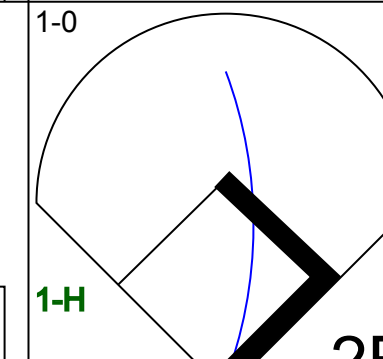
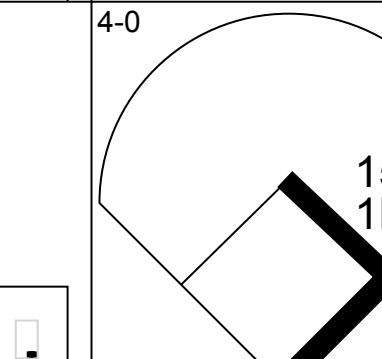
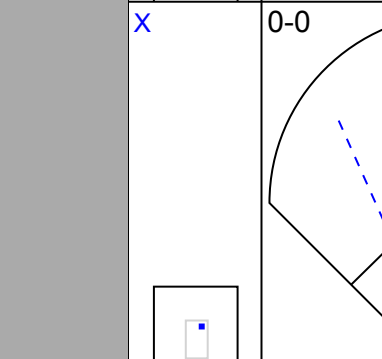
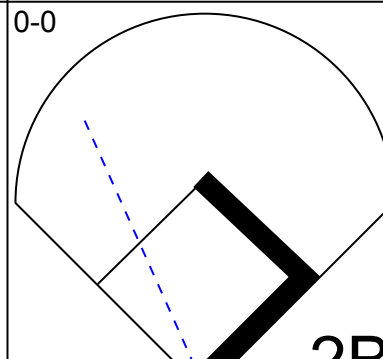
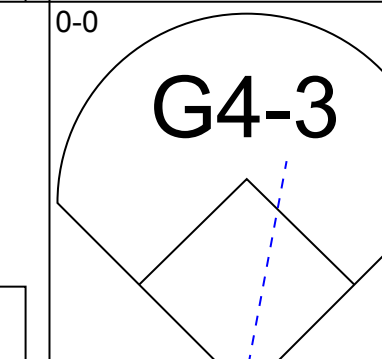
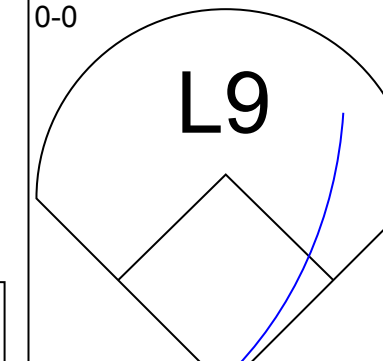
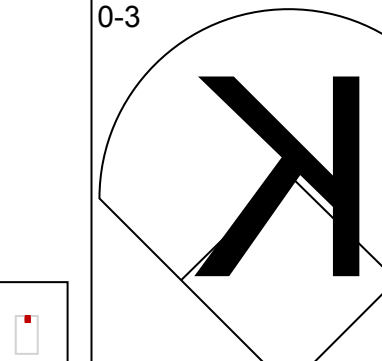
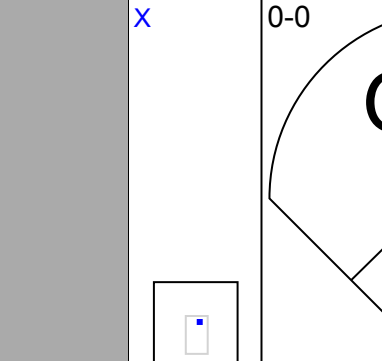
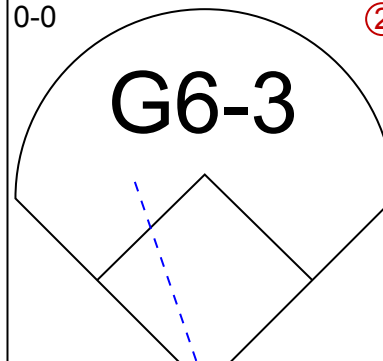
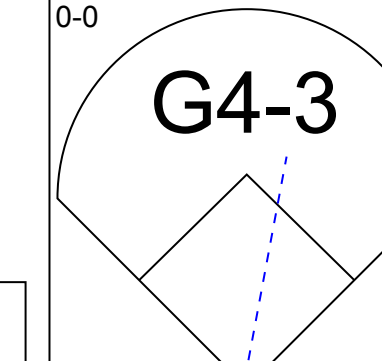
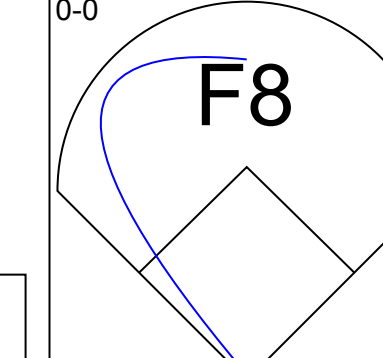
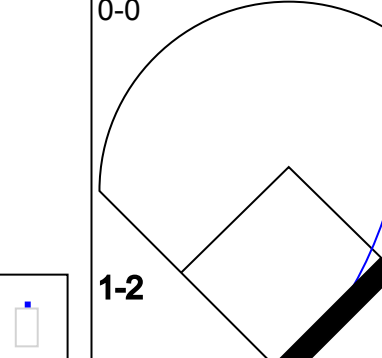
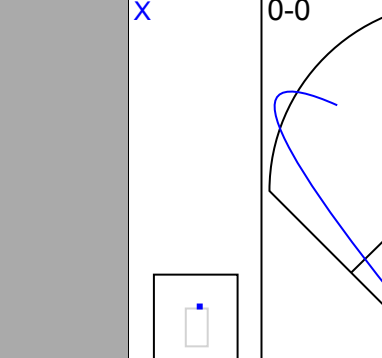
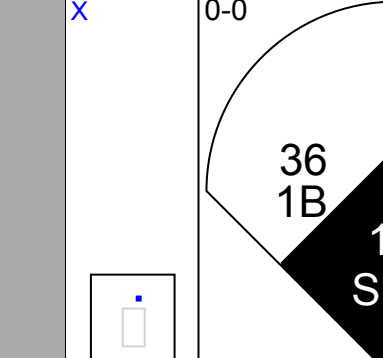
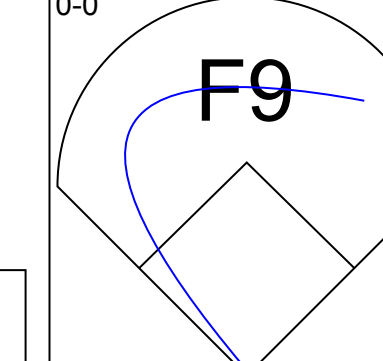
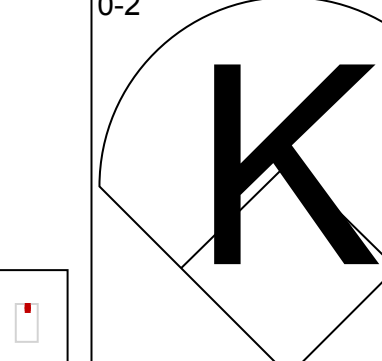
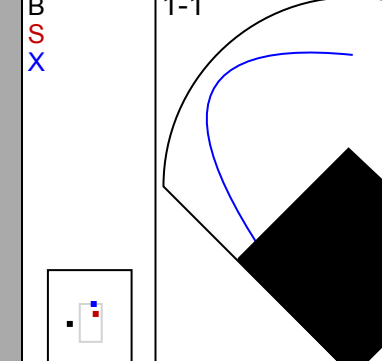
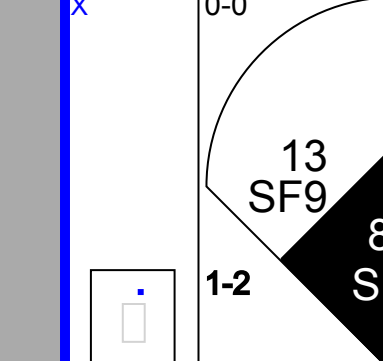
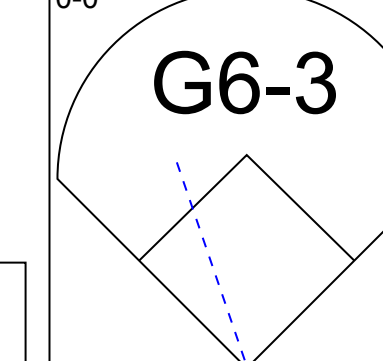
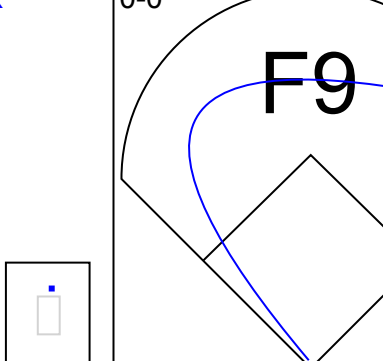
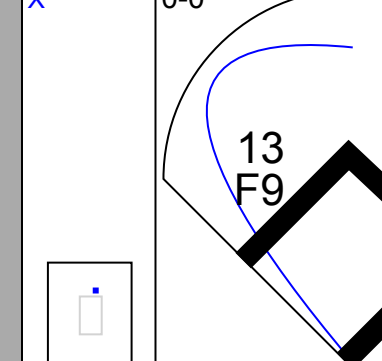
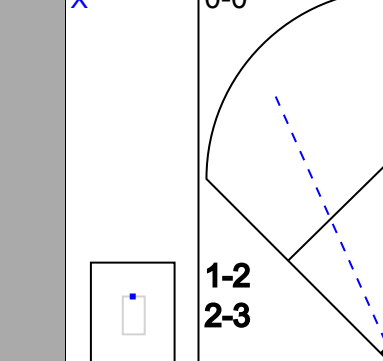
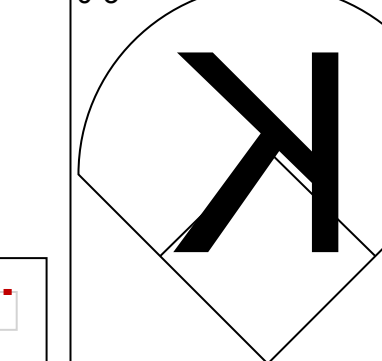
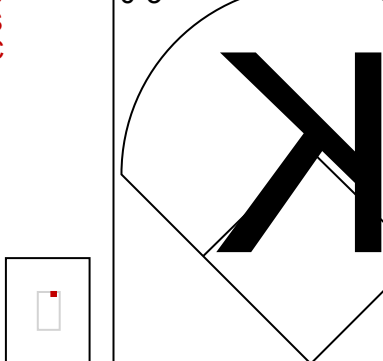
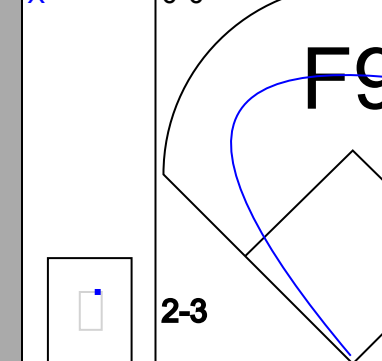
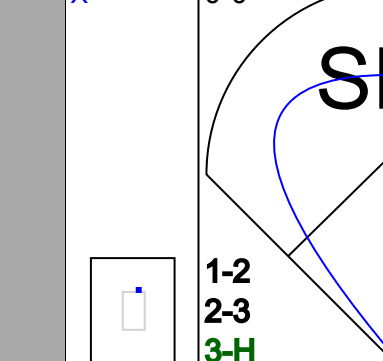
AB	35
R	4
H	10
RBI	4
BB	2
SO	5
LOB	21



Batter	1	2	3	4	5	6	7	8	9	AB	R	H	RBI	BB	SO	LOB	TOP										
16 Ángel Pagán, S OBP: 0.463, SLG: 0.514 37 Kelby Tomlinson, R OBP: 0.333, SLG: 0.333										4	1	1	0	0	1	0	San Francisco Giants @ Chicago Cubs Sloan Park, Mesa, AZ Sat Mar 26 2016, 4:10 PM - 6:59 PM EDT Att: 15,403 - Sunny - 82 F										
12 Joe Panik, L OBP: 0.339, SLG: 0.418 72 Braulio Lara, R 72 Cory Gearrin, R 66 Gorkys Hernández, R OBP: 0.400, SLG: 0.477										4	1	1	0	0	0	1											
5 Matt Duffy, R 1 Ramiro Peña, S OBP: 0.238, SLG: 0.300										4	3	3	2	0	1	0											
6 Jarrett Parker, L 79 Brandon Bednar, R OBP: 0.500, SLG: 0.533										3	0	1	1	0	1	1											
7 Grégor Blanco, L 57 Mike Broadway, R 49 Javier López, L 90 Jake Dunning, R 60 Hunter Strickland, R										3	0	2	1	1	0	0											
21 Conor Gillaspie, L 51 Mac Williamson, R OBP: 0.405, SLG: 0.500 OBP: 0.361, SLG: 0.574										2	0	0	0	0	0	1											
14 Trevor Brown, R 10 George Kottaras, L OBP: 0.280, SLG: 0.227										3	0	0	0	0	1	2											
13 Ehire Adrianza, S										4	0	0	0	0	2	3											
29 Jeff Samardzija, R 75 Ryan Lolis, L OBP: 0.200, SLG: 0.111										2	0	0	0	0	2	0											
										2	0	0	0	0	1	1											
Inning Stats	R: 2 E: 0 K: 1 S: 8	H: 3 LOB: 1 BB: 0 P: 10	R: 0 E: 0 K: 1 S: 5	H: 0 LOB: 0 BB: 0 P: 5	R: 1 E: 0 K: 1 S: 7	H: 1 LOB: 0 BB: 0 P: 8	R: 0 E: 0 K: 1 S: 5	H: 0 LOB: 0 BB: 0 P: 5	R: 0 E: 0 K: 2 S: 7	H: 4 LOB: 0 BB: 0 P: 7	R: 0 E: 0 K: 0 S: 3	H: 0 LOB: 0 BB: 0 P: 3	R: 0 E: 0 K: 1 S: 5	H: 0 LOB: 1 BB: 1 P: 9	R: 0 E: 1 K: 3 S: 10	H: 0 LOB: 1 BB: 0 P: 10	1B: 7 2B: 0 3B: 0 HR: 1	SF: 1 SAC: 0 DP: 0 HBP: 0	WP: 0 PB: 0 SB: 3 CS: 0	PA: 37							
PITCHER	IP	WLS	BF	H	R	ER	SO	BB	IBB	HBP	BLK	WP	HR	S	P	ERA	WHIP										
41 John Lackey, R ERA: 6.92	5.0	L	21	6	5	5	6	0	0	0	0	0	1	34	37	9.00	1.200										
33 Clayton Richard, L ERA: 5.83	1.0		5	2	0	0	0	0	0	0	0	0	0	5	5	0.00	2.000										
46 Pedro Strop, R ERA: 5.83	1.0		3	0	0	0	0	0	0	0	0	0	0	3	3	0.00	0.000										
56 Héctor Rondón, R ERA: 12.15	1.0		4	0	0	0	1	1	0	0	0	0	0	5	9	0.00	1.000										
30 Manny Parra, L ERA: 12.15	1.0		4	0	0	0	3	0	0	0	0	0	0	10	10	0.00	0.000										

Batter	1	2	3	4	5	6	7	8	9	AB	R	H	RBI	BB	SO	LOB	BOTTOM										
24 Dexter Fowler, S OBP: 0.391, SLG: 0.553 20 Matt Szczur, R OBP: 0.250, SLG: 0.250										3	0	0	0	0	1	0	San Francisco Giants @ Chicago Cubs Sloan Park, Mesa, AZ Sat Mar 26 2016, 4:10 PM - 6:59 PM EDT Att: 15,403 - Sunny - 82 F										
27 Addison Russell, R OBP: 0.289, SLG: 0.463 Shawon Dunston Jr., L										3	1	1	1	0	1	0											
12 Kyle Schwarber, L OBP: 0.366, SLG: 0.400										4	0	2	0	0	0	2											
68 Jorge Soler, R OBP: 0.222, SLG: 0.390 46 Pedro Strop, R 83 Ryan Dent, R										3	0	0	0	0	0	2											
47 Miguel Montero, L OBP: 0.452, SLG: 0.692 Donnie Dewees, L OBP: 1.000, SLG: 1.000										3	0	0	0	0	0	0											
Jeimer Candelario, S OBP: 0.381, SLG: 0.675										4	0	1	0	0	1	1											
66 Munenori Kawasaki, L OBP: 0.489, SLG: 0.553										3	1	1	0	0	0	1											
56 Héctor Rondón, R 30 Manny Parra, L 92 Jacob Rogers, L OBP: 0.500, SLG: 0.500										4	0	1	1	0	2	3											
29 Jesus Guzman, R OBP: 0.375, SLG: 0.565										2	0	0	0	0	1	1											
41 John Lackey, R 33 Clayton Richard, L 2 Tommy La Stella, L OBP: 0.300, SLG: 0.333										2	0	0	0	0	1	1											
										1	0	0	0	0	0	0											
Inning Stats	R: 0 E: 0 K: 0 S: 3	H: 0 LOB: 0 BB: 0 P: 3	R: 0 E: 0 K: 0 S: 3	H: 0 LOB: 0 BB: 0 P: 3	R: 0 E: 0 K: 1 S: 5	H: 0 LOB: 0 BB: 0 P: 5	R: 0 E: 0 K: 2 S: 8	H: 1 LOB: 1 BB: 0 P: 8	R: 1 E: 0 K: 1 S: 7	H: 2 LOB: 1 BB: 0 P: 7	R: 1 E: 0 K: 0 S: 4	H: 2 LOB: 0 BB: 0 P: 4	R: 0 E: 0 K: 1 S: 6	H: 1 LOB: 1 BB: 0 P: 6	R: 0 E: 0 K: 1 S: 6	H: 1 LOB: 2 BB: 1 P: 10	R: 0 E: 0 K: 1 S: 6	H: 2 LOB: 1 BB: 0 P: 6	1B: 6 2B: 2 3B: 0 HR: 1	SF: 0 SAC: 0 DP: 2 HBP: 0	WP: 0 PB: 0 SB: 1 CS: 0	PA: 35					
PITCHER	IP	WLS	BF	H	R	ER	SO	BB	IBB	HBP	BLK	WP	HR	S	P	ERA	WHIP										
29 Jeff Samardzija, R ERA: 7.2	6.0	W	22	5	2	2	4	0	0	0	0	0	0	30	30	3.00	0.833										
72 Braulio Lara, L ERA: 5.4	0.2	H	3	1	0	0	0	0	0	0	0	0	0	3	3	0.00	1.500										
62 Cory Gearrin, R ERA: 3.24	0.1	H	1	0	0	0	1	0	0	0	0	0	0	3	3	0.00	0.000										
57 Mike Broadway, R ERA: 1.5	0.1	H	3	1	0	0	0	1	0	0	0	0	0	2	6	0.00	6.000										
49 Javier López, L ERA: 9.95	0.1	H	1	0	0	0	0	0	0	0	0	0	0	1	1	0.00	0.000										

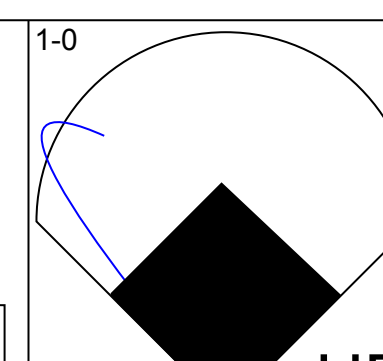
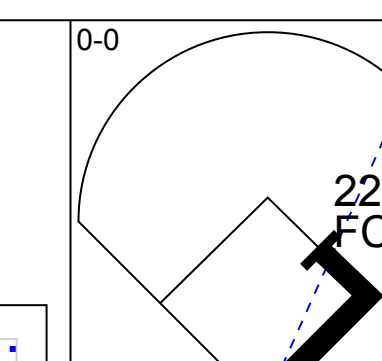
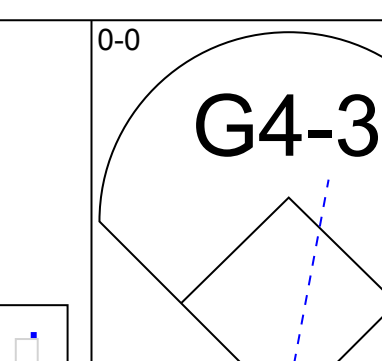
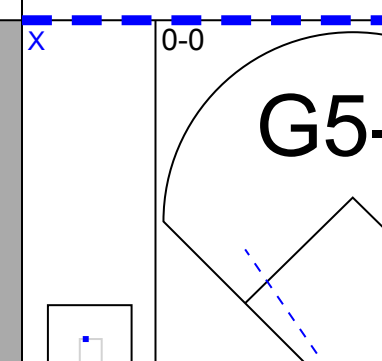
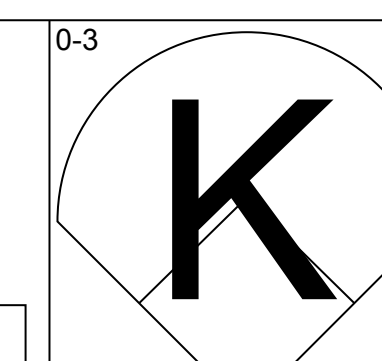
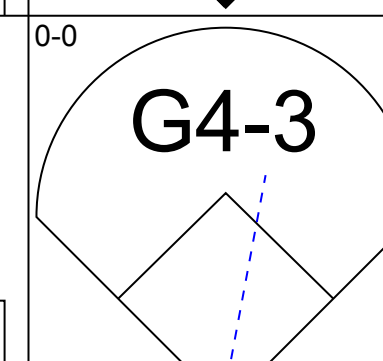
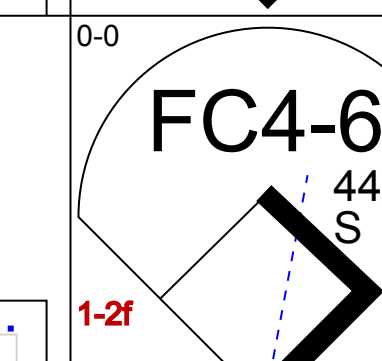
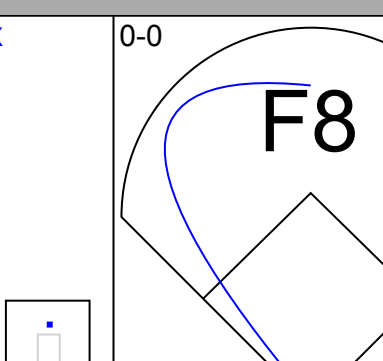
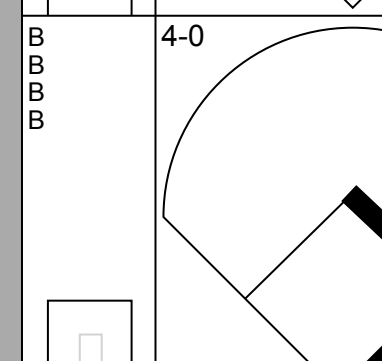
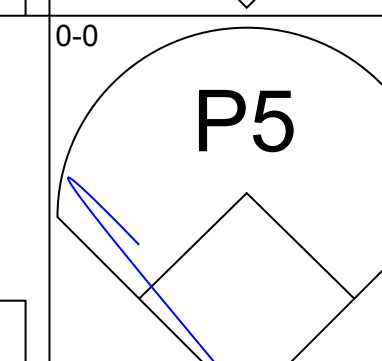
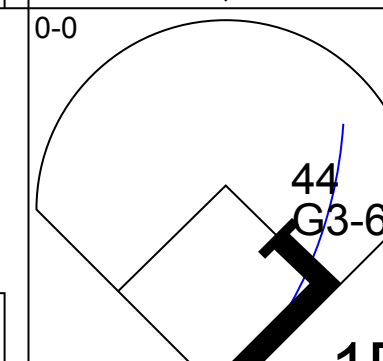
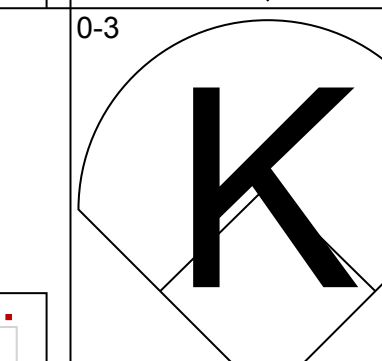
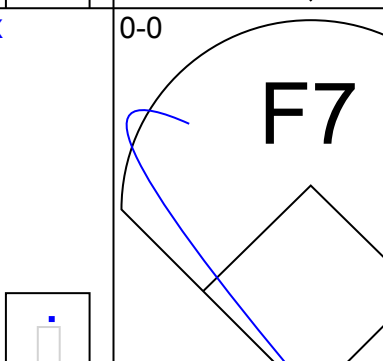
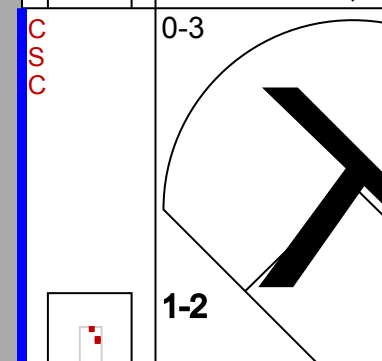
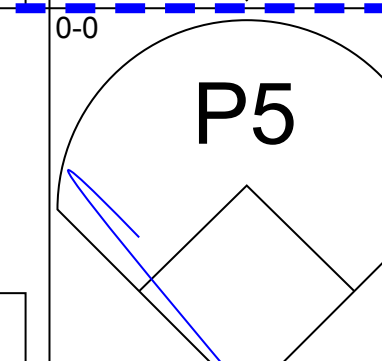
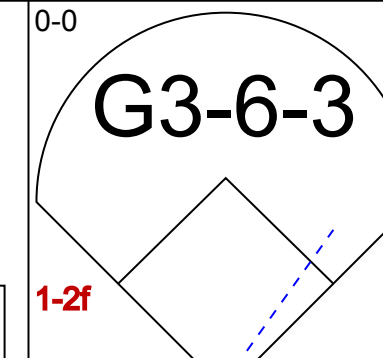
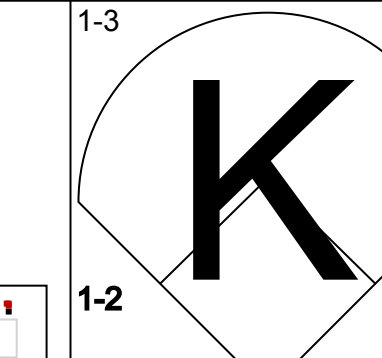
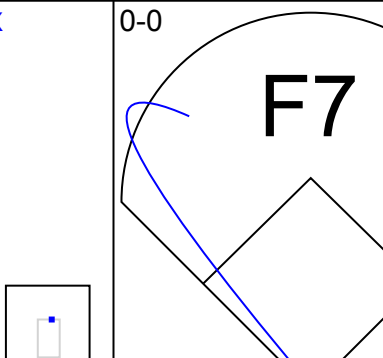
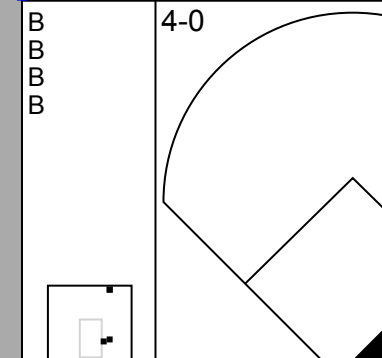



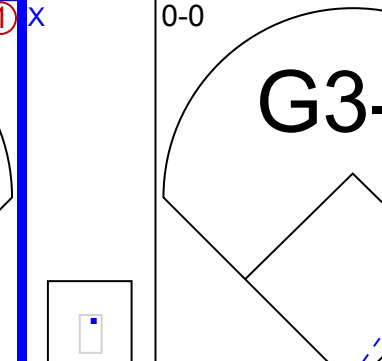
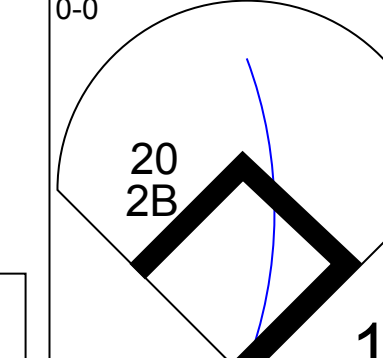
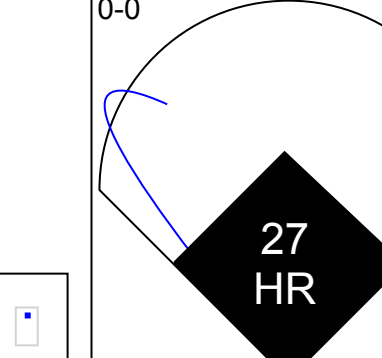
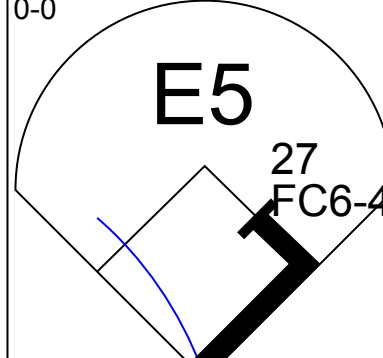

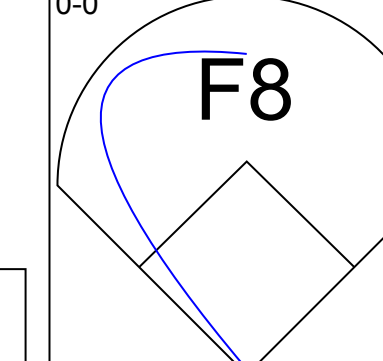
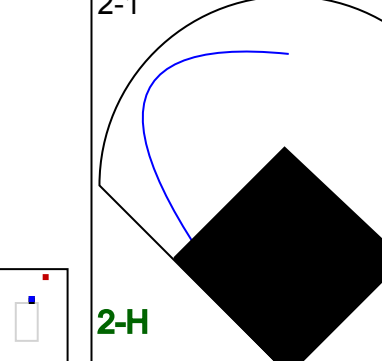
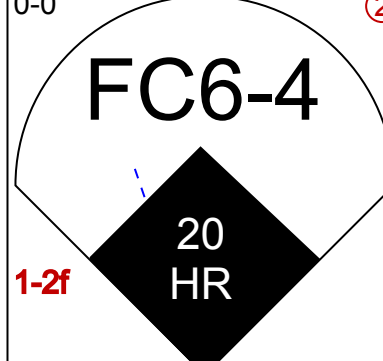
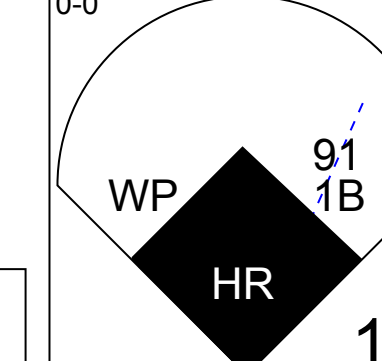
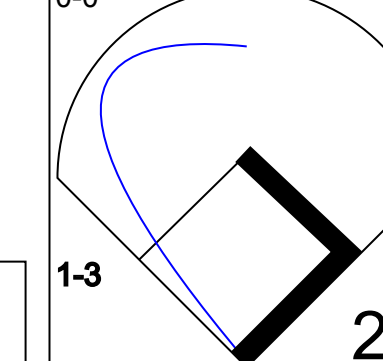
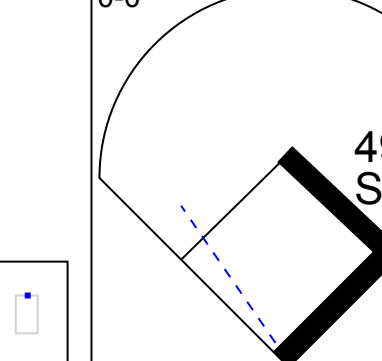
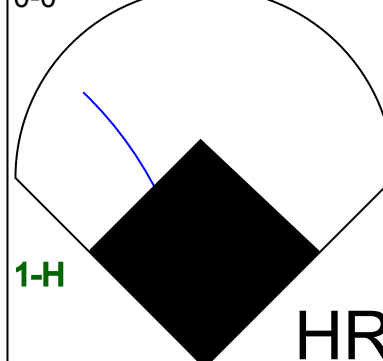
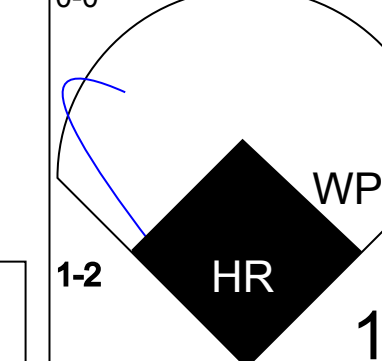
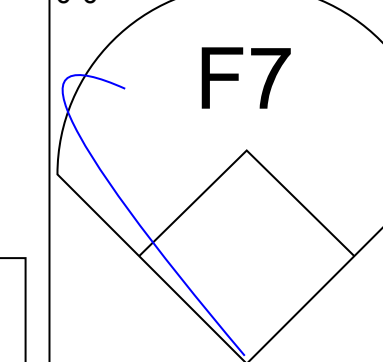
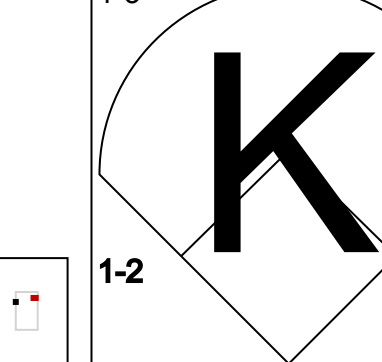
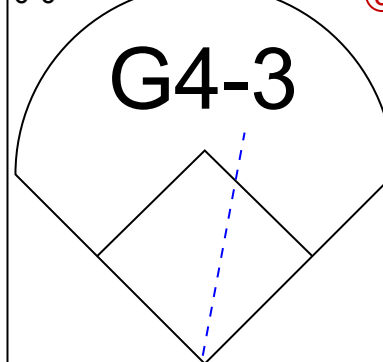
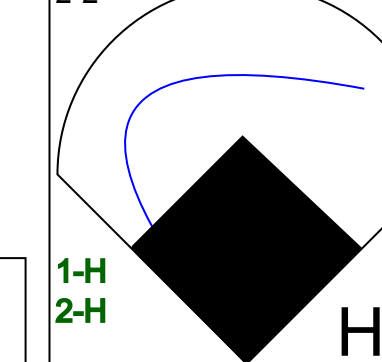
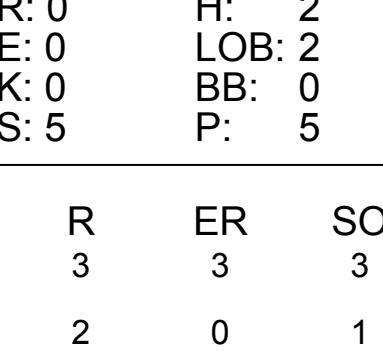
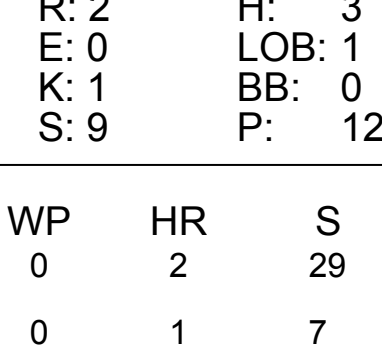
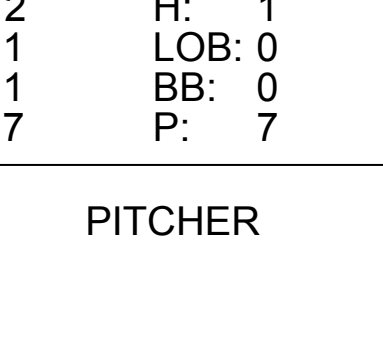
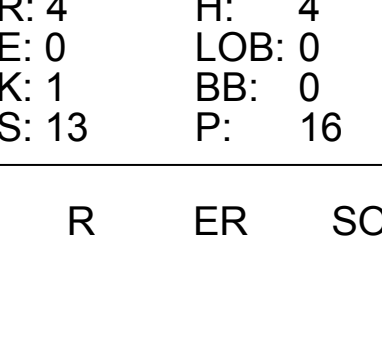






Batter	1	2	3	4	5	6	7	8	9	AB	R	H	RBI	BB	SO	LOB	TOP					
1 Billy Burns, S OBP: 0.404, SLG: 0.500 84 J.P. Sportman, R OBP: 0.333, SLG: 0.600										4	0	0	0	0	1	1						
10 Marcus Semien, R OBP: 0.231, SLG: 0.208 55 Joshua Rodriguez, R OBP: 0.143, SLG: 0.143										4	0	0	0	0	1	1						
3 Chris Coghlan, L OBP: 0.325, SLG: 0.566 76 Franklin Barreto, R OBP: 0.192, SLG: 0.538										2	2	1	1	1	0	0						
16 Billy Butler, R OBP: 0.478, SLG: 0.595 72 Danny Oh, L										2	0	2	1	1	0	0						
20 Mark Canha, R OBP: 0.275, SLG: 0.306 29 Matt McBride, R OBP: 0.067, SLG: 0.067										4	0	0	0	0	1	3						
15 Andrew Lambo, L OBP: 0.408, SLG: 0.556										4	1	2	0	0	0	1						
19 Josh Phegley, R OBP: 0.325, SLG: 0.590 63 Bruce Maxwell, L OBP: 0.348, SLG: 0.571									3	1	1	1	0	1	2							
36 Matt Chapman, R OBP: 0.341, SLG: 0.632									4	0	2	0	0	0	0							
13 Matt Olson, L OBP: 0.257, SLG: 0.192									3	0	0	1	0	2	1							
Inning Stats	R: 1 E: 0 K: 1 S: 6	H: 1 LOB: 1 BB: 1 P: 11	R: 0 E: 0 K: 0 S: 3	H: 0 LOB: 0 BB: 0 P: 3	R: 0 E: 0 K: 1 S: 5	H: 0 LOB: 0 BB: 0 P: 5	R: 0 E: 0 K: 2 S: 8	H: 1 LOB: 2 BB: 1 P: 12	R: 0 E: 0 K: 1 S: 5	H: 0 LOB: 0 BB: 0 P: 5	R: 1 E: 0 K: 1 S: 7	H: 2 LOB: 1 BB: 0 P: 8	R: 1 E: 0 K: 0 S: 6	H: 2 LOB: 1 BB: 0 P: 7	R: 0 E: 0 K: 1 S: 5	H: 0 LOB: 0 BB: 0 P: 5	R: 2 E: 0 K: 0 S: 6	H: 3 LOB: 1 BB: 0 P: 6	1B: 4 2B: 3 3B: 0 HR: 2	SF: 2 SAC: 0 DP: 0 HBP: 0	WP: 0 PB: 0 SB: 1 CS: 0	PA: 38
PITCHER	IP	WLS	BF	H	R	ER	SO	BB	IBB	HBP	BLK	WP	HR	S	P	ERA	WHIP					
49 Jake Arrieta, R ERA: 5.56	5.0	W	19	2	1	1	5	2	0	0	0	0	0	27	36	1.80	0.800					
37 Travis Wood, L ERA: 5.13	2.0	H	10	4	2	2	1	0	0	0	0	0	2	13	15	9.00	2.000					
46 Pedro Strop, R ERA: 5.13	1.0	H	3	0	0	0	1	0	0	0	0	0	0	5	5	0.00	0.000					
56 Héctor Rondón, R ERA: 12.91	1.0		6	3	2	2	0	0	0	0	0	0	0	6	6	18.00	3.000					

Oakland Athletics @ Chicago Cubs
Sloan Park, Mesa, AZ
Tue Mar 29 2016, 4:11 PM - 7:19 PM EDT
Att: 15,469 - Cloudy - 63 F

AB 34
R 5
H 9
RBI 5
BB 2
SO 7
LOB 10

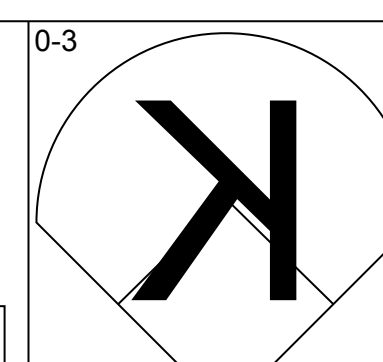
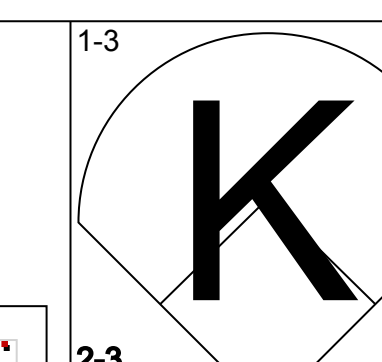
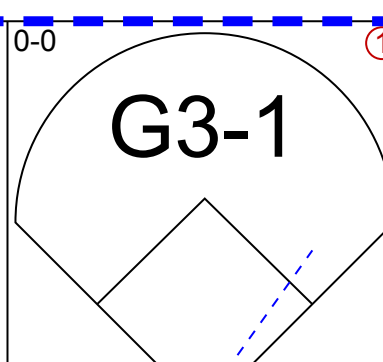
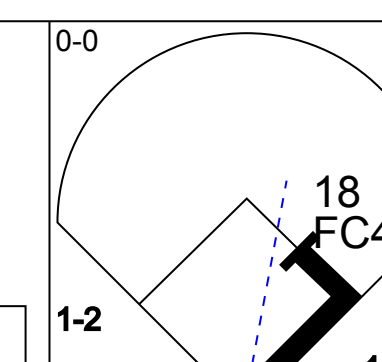
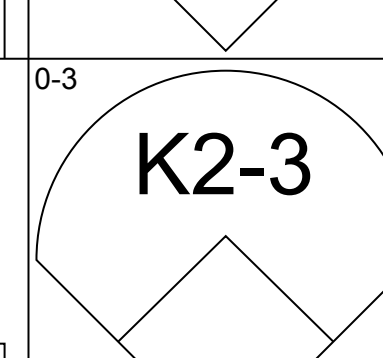
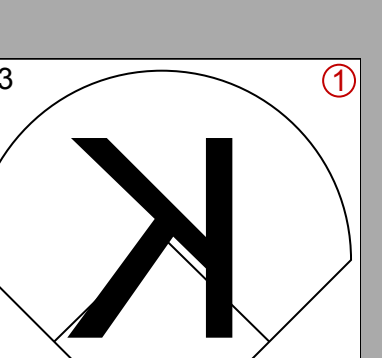
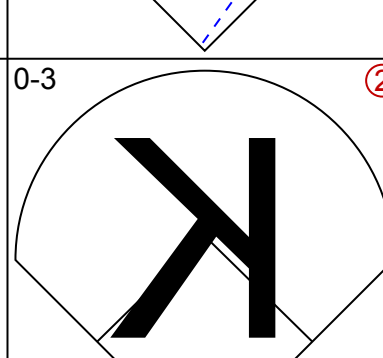
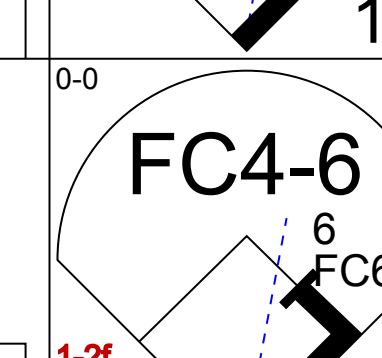
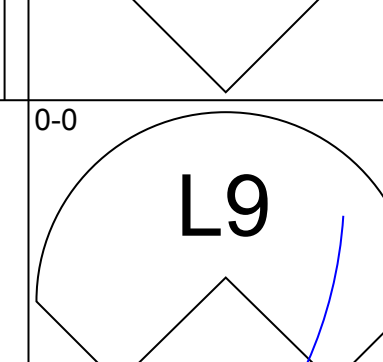
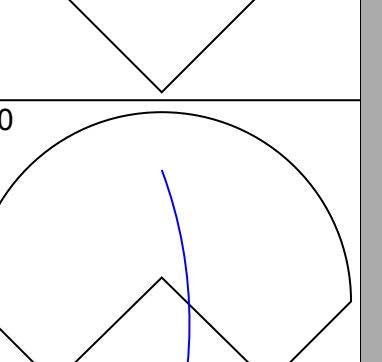
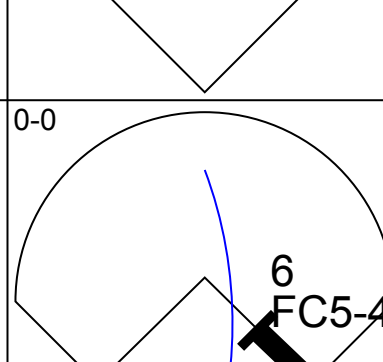
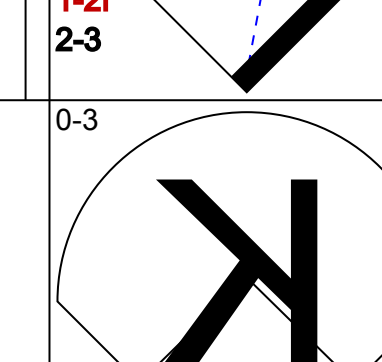
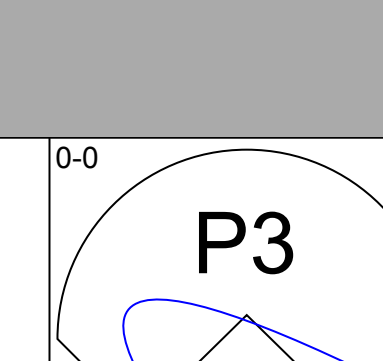
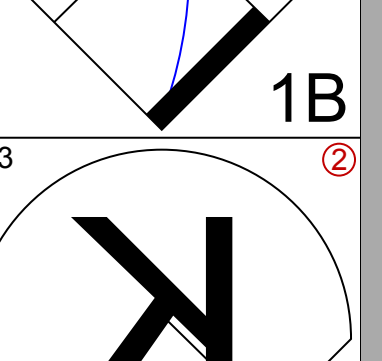
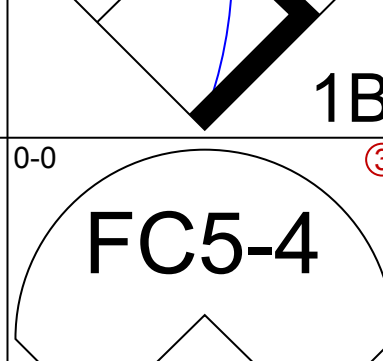
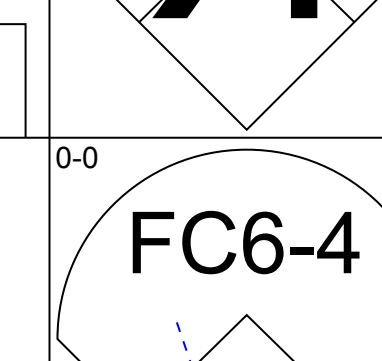
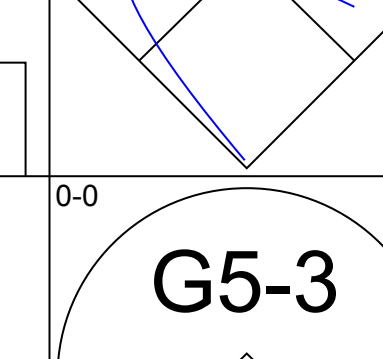
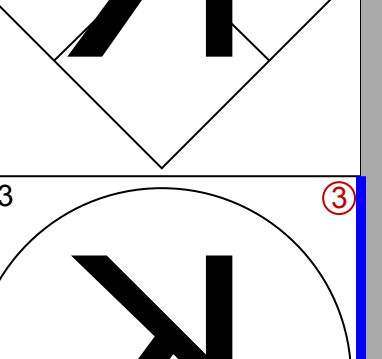
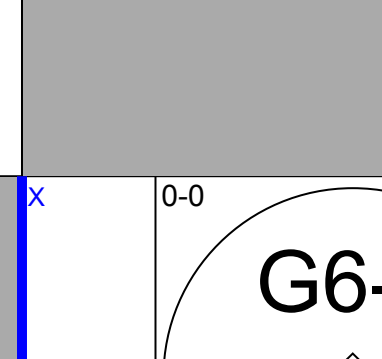
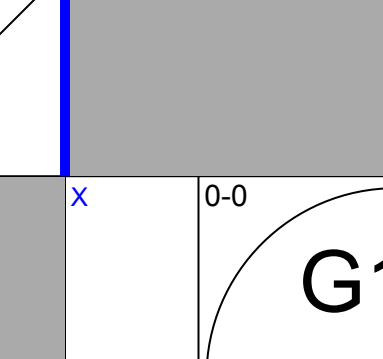
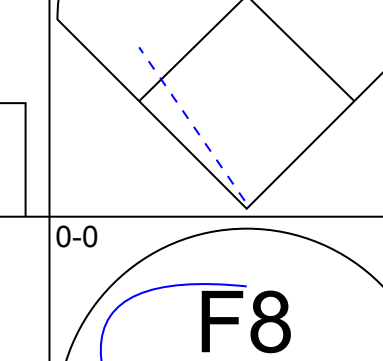
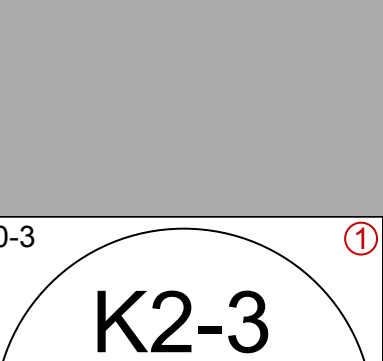
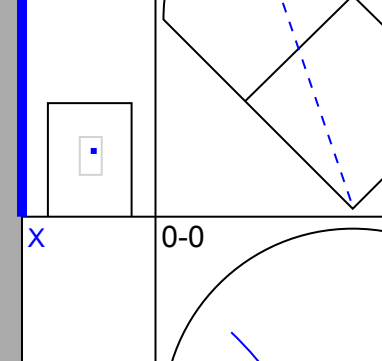
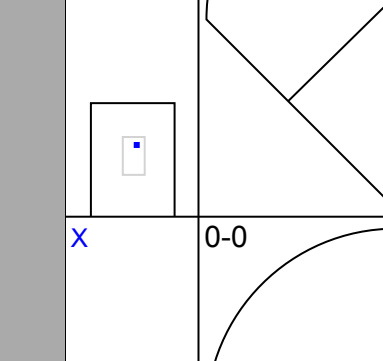
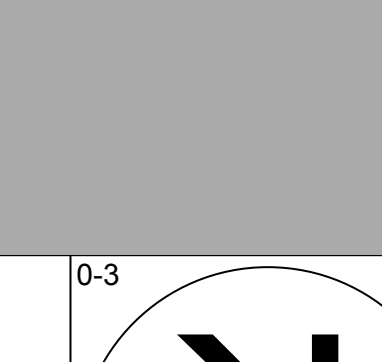
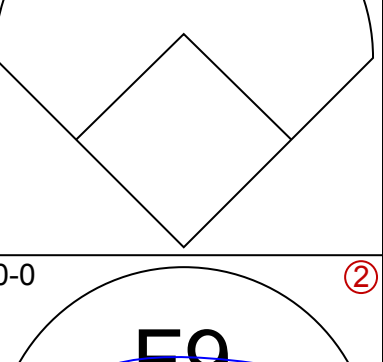
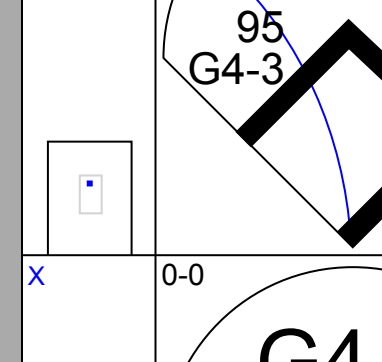
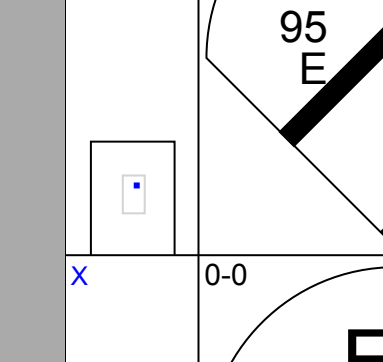
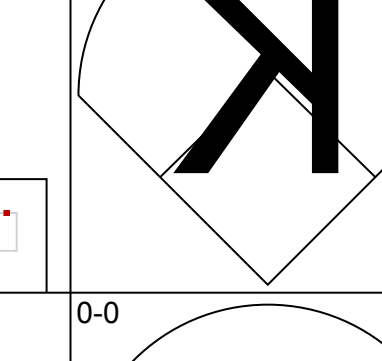
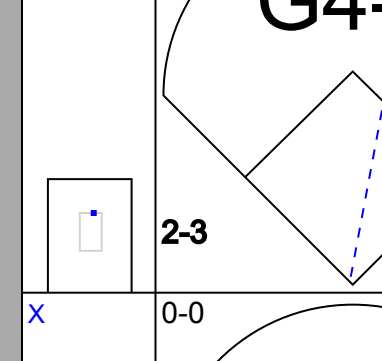
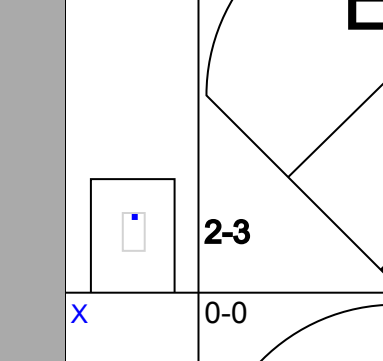
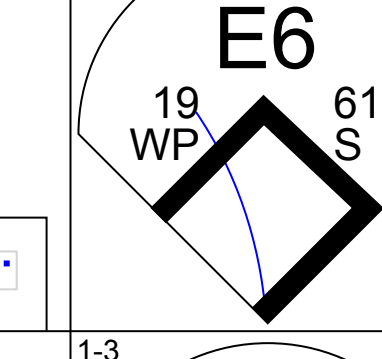
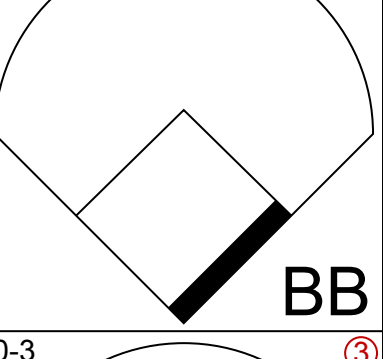
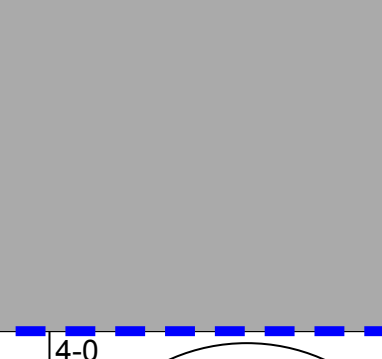


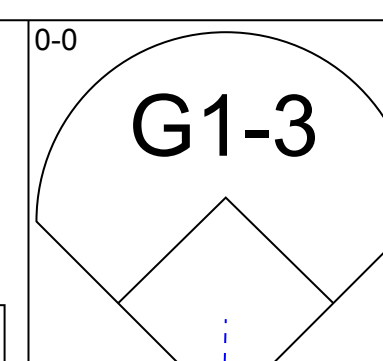
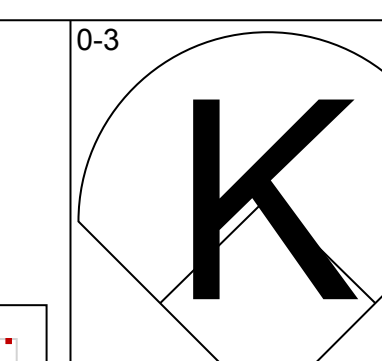
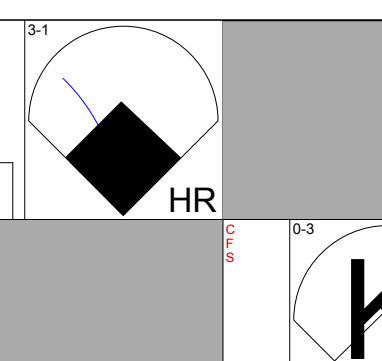
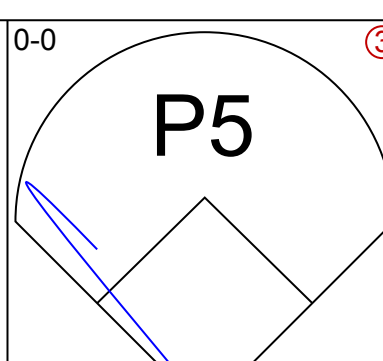
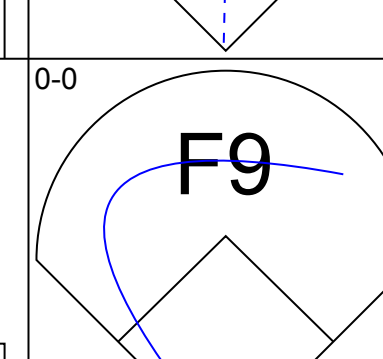
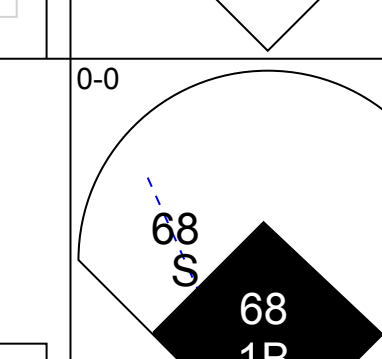
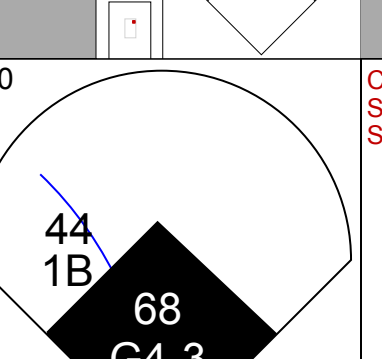
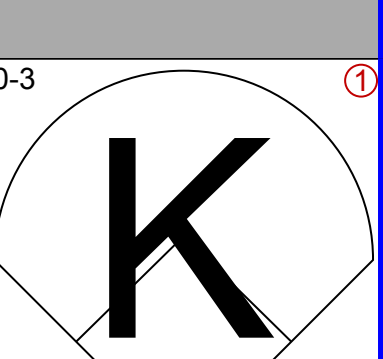
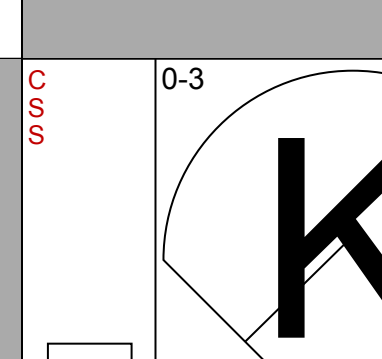
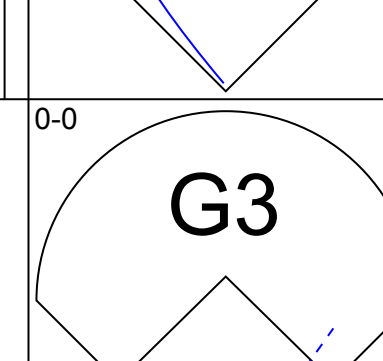
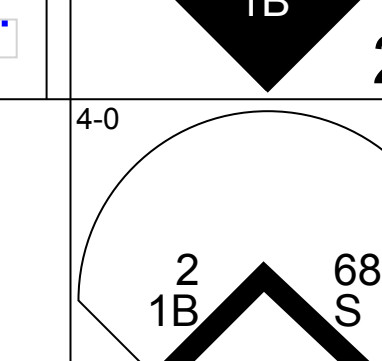
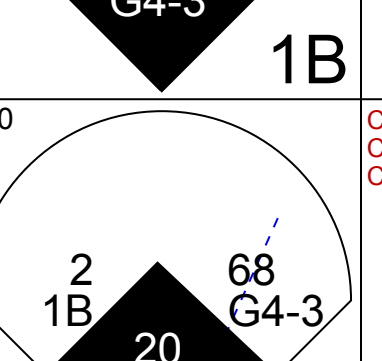
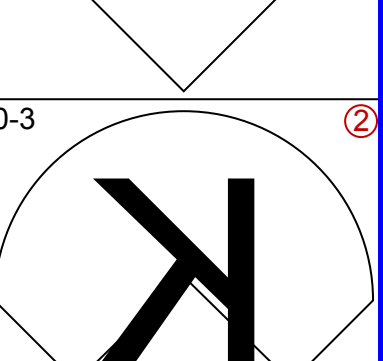
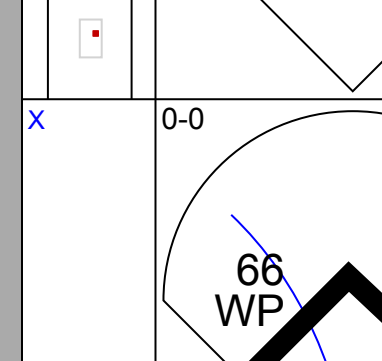
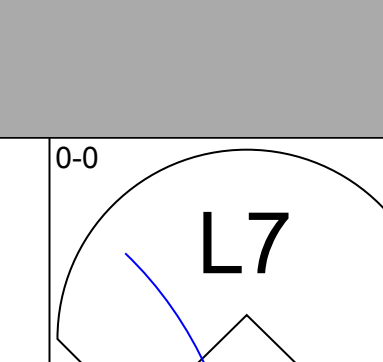
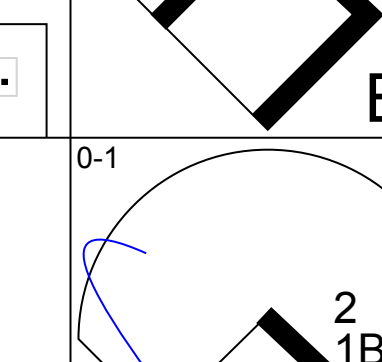
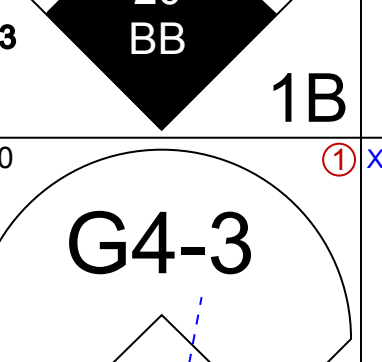
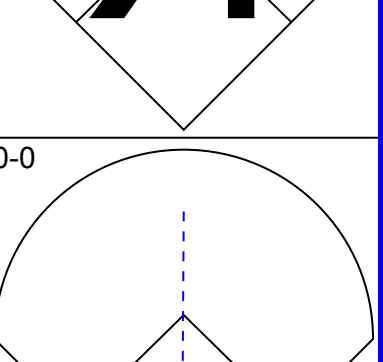
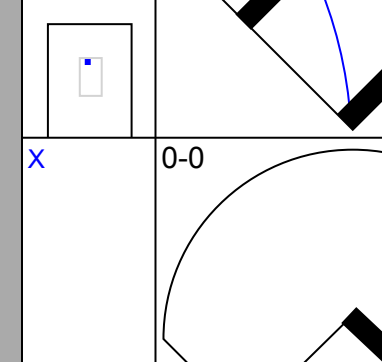
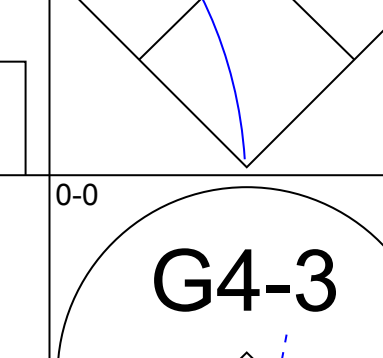
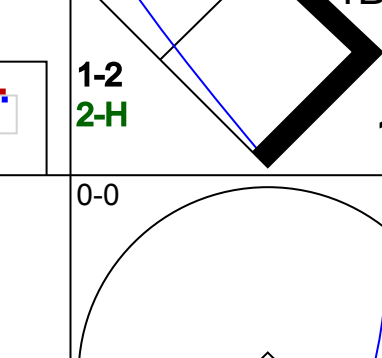
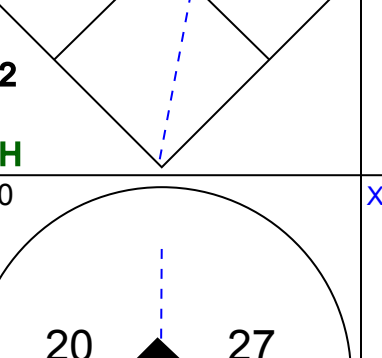
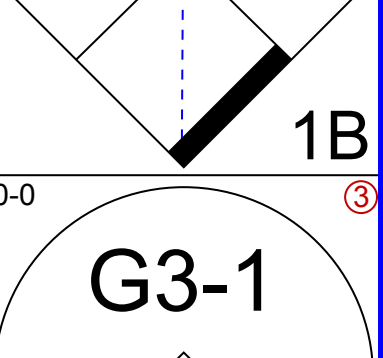
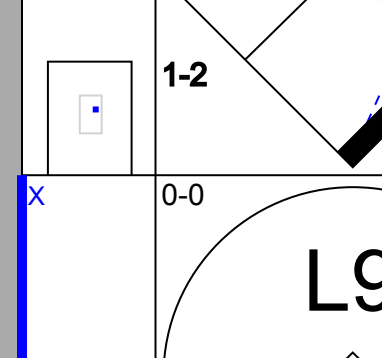
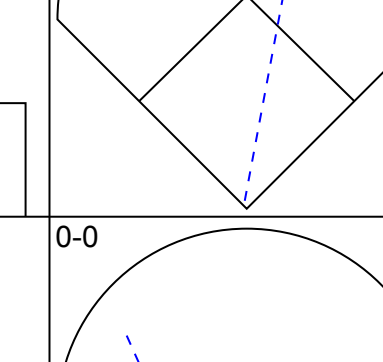
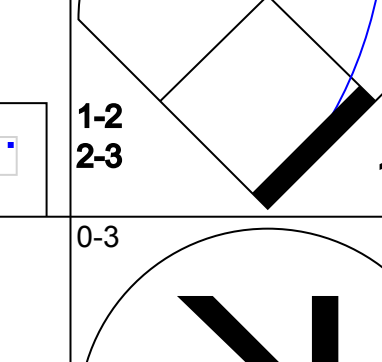
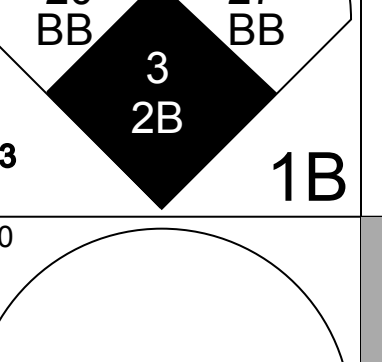
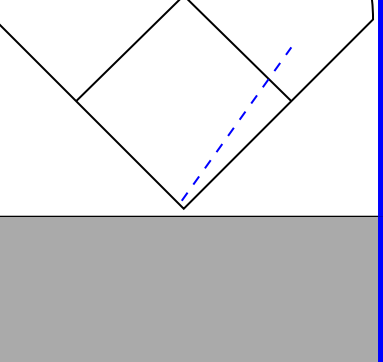
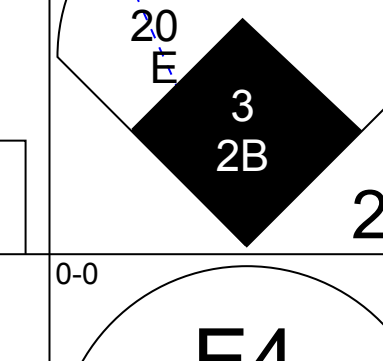
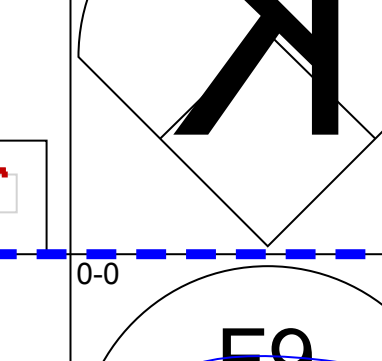
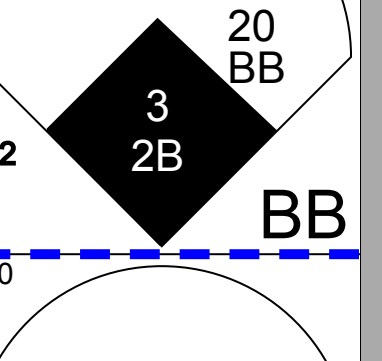
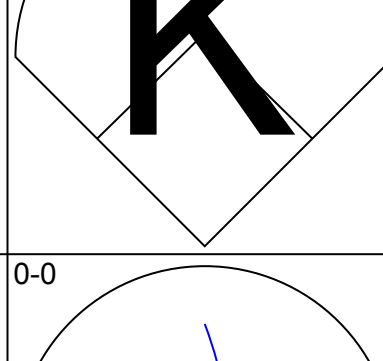
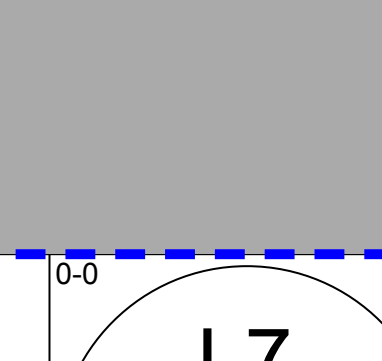
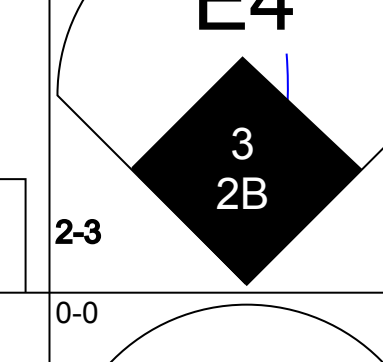
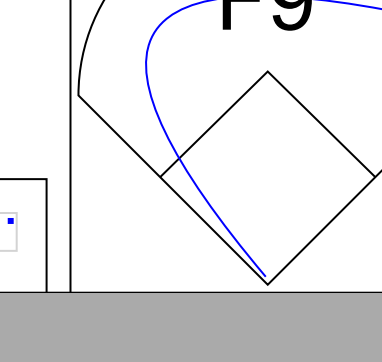
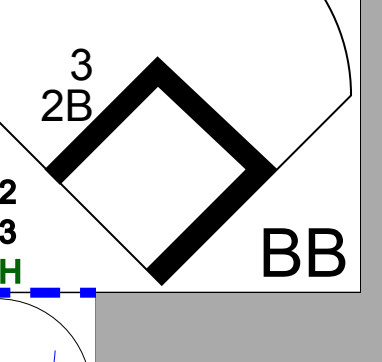
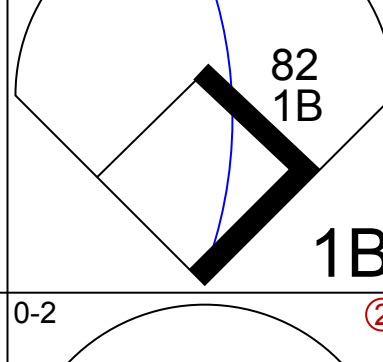
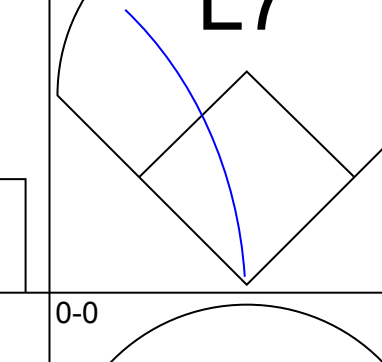
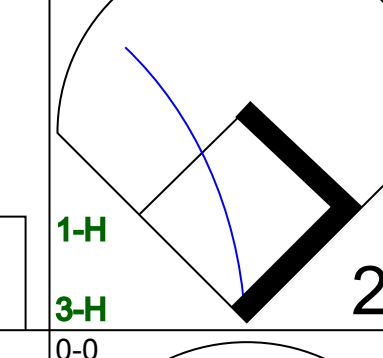
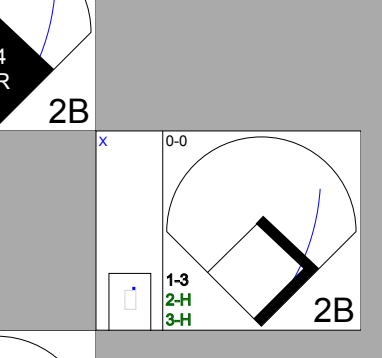
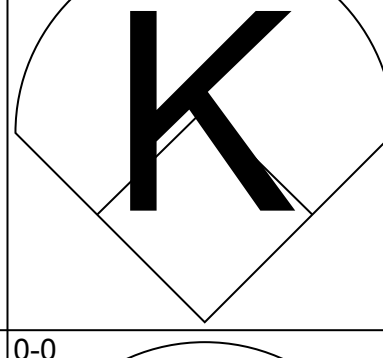
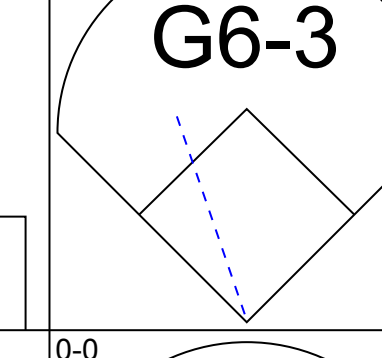
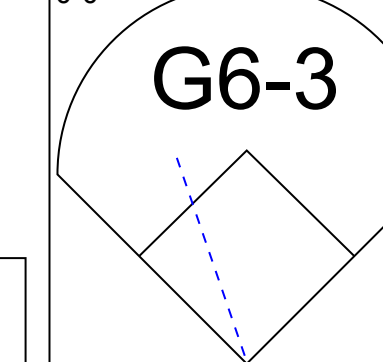
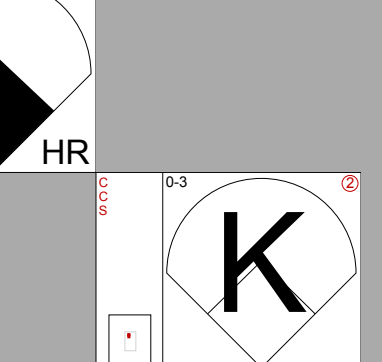
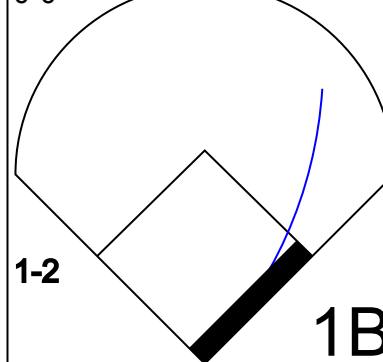
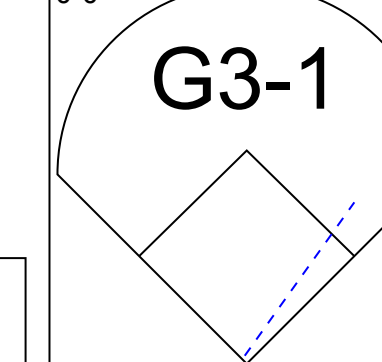
Batter	1	2	3	4	5	6	7	8	9	AB	R	H	RBI	BB	SO	LOB	BOTTOM				
12 Kyle Schwarber, L OBP: 0.347, SLG: 0.442 94 Rashad Crawford, L (8, 8)										4	1	2	1	0	0	1					
22 Jason Heyward, L OBP: 0.222, SLG: 0.480 97 Jacob Hannemann, L OBP: 0.429, SLG: 0.333										3	0	0	0	0	0	1					
18 Ben Zobrist, S OBP: 0.426, SLG: 0.410 37 Travis Wood, R (6, 1)										3	0	1	0	0	1	1					
50 Billy McKinney, L (7, PH)										0	0	0	0	0	0	0					
44 Anthony Rizzo, L OBP: 0.412, SLG: 0.634 19 Kristopher Negron, R OBP: 0.289, SLG: 0.500										2	0	0	0	0	1	2					
2 Tommy La Stella, L OBP: 0.353, SLG: 0.438 99 Jason Vosler, L OBP: 0.235, SLG: 0.286										3	0	0	0	0	1	0					
47 Miguel Montero, L OBP: 0.444, SLG: 0.677 3 David Ross, R OBP: 0.280, SLG: 0.600										2	1	2	0	0	0	0					
27 Addison Russell, R OBP: 0.285, SLG: 0.563 89 Chesny Young, R OBP: 1.000, SLG: 1.000										3	2	1	2	0	0	2					
20 Matt Szczur, R OBP: 0.438, SLG: 0.875 46 Pedro Strop, R (8, 1)										3	1	3	2	0	0	0					
91 Yasiel Balaguert, R OBP: 1.000, SLG: 1.000 56 Héctor Rondón, R (9, 1)										1	1	1	0	0	0	0					
49 Jake Arrieta, R Munenori Kawasaki, L OBP: 0.469, SLG: 0.595										2	0	0	0	0	1	3					
Inning Stats	R: 1 E: 0 K: 0 S: 4	H: 2 LOB: 0 BB: 0 P: 5	R: 0 E: 0 K: 0 S: 5	H: 2 LOB: 2 BB: 0 P: 5	R: 0 E: 0 K: 2 S: 8	H: 1 LOB: 1 BB: 0 P: 9	R: 2 E: 0 K: 1 S: 9	H: 3 LOB: 1 BB: 0 P: 12	R: 0 E: 0 K: 0 S: 3	H: 0 LOB: 0 BB: 0 P: 3	R: 2 E: 1 K: 1 S: 7	H: 1 LOB: 0 BB: 0 P: 7	R: 0 E: 0 K: 1 S: 5	H: 0 LOB: 2 BB: 2 P: 13	R: 4 E: 0 K: 1 S: 13	H: 4 LOB: 0 BB: 0 P: 16	1B: 6 2B: 2 3B: 0 HR: 5	SF: 0 SAC: 0 DP: 1 HBP: 0	WP: 1 PB: 0 SB: 3 CS: 0	PA: 39	
PITCHER	IP	WLS	BF	H	R	ER	SO	BB	IBB	HBP	BLK	WP	HR	S	P	ERA	WHIP				
54 Sonny Gray, R ERA: 5.6	5.0	L	22	8	3	3	3	0	0	0	0	0	1	7	7	0.00	1.000				
35 Marc Rzepczynski, L ERA: 3.52	1.0		5	1	2	0	1	0	0	0	0	0	0	5	13	0.00	2.000				
61 John Axford, R ERA: 4.09	1.0		5	0	0	0	1	2	0	0	0	0	0	5	13	0.00	2.000				
33 Fernando Rodriguez Jr., R ERA: 4.09	0.2		6	4	4	4	1	0	0	0	0	0	1	2	12	54.00	6.000				
85 Lou Trivino, R ERA: 4.09	0.1		1	0	0	0	0	0	0	0	0	0	0	1	1	0.00	0.000				

Oakland Athletics @ Chicago Cubs
Sloan Park, Mesa, AZ
Tue Mar 29 2016, 4:11 PM - 7:19 PM EDT
Att: 15,469 - Cloudy - 63 F

AB 37
R 9
H 13
RBI 9
BB 2
SO 6
LOB 13




Batter	1	2	3	4	5	6	7	8	9	AB	R	H	RBI	BB	SO	LOB	TOP					
19 Charlie Blackmon, L (1.8) OBP: 0.417, SLG: 0.571 92 Drew Weeks, R (6.8) OBP: 0.500, SLG: 0.500										3	0	0	0	0	2	1	Colorado Rockies @ Chicago Cubs Sloan Park, Mesa, AZ Wed Mar 30 2016, 4:09 PM - 7:02 PM EDT Att: 15,108 - Partly Cloudy - 68 F					
18 Cristhian Adames, S (1.6) OBP: 0.266, SLG: 0.461										4	0	0	0	0	3	2						
12 Mark Reynolds, R (1.3) OBP: 0.431, SLG: 0.545 60 Justin Miller, R (6.1) OBP: 0.500, SLG: 1.000										3	0	2	0	0	0	0						
6 Ryan Raburn, R (1.7) OBP: 0.311, SLG: 0.211 64 Simon Castro, R (8.1)										4	0	0	0	0	1	4						
9 DJ LeMahieu, R (1.4) OBP: 0.346, SLG: 0.417 65 Jason Gurka, L (4.1) OBP: 0.500, SLG: 1.000										2	0	0	0	0	1	1						
1 Brandon Barnes, R (1.9) OBP: 0.321, SLG: 0.431 94 Stephen Cardullo, R (7.9) OBP: 1.000, SLG: 2.000										3	0	1	0	0	1	0						
95 Chris Nelson, R (1.5) OBP: 0.125, SLG: 0.375										4	0	0	0	0	1	2						
14 Tony Wolters, L (1.2) OBP: 0.486, SLG: 0.700 20 Jackson Williams, R (7.2) OBP: 0.105, SLG: 0.056										2	0	0	0	1	0	1						
61 David Hale, R (1.1) OBP: 0.384, SLG: 0.444										1	0	0	0	0	1	1						
93 Johendi Jiminian, R (3.1) OBP: 0.266, SLG: 0.461										0	0	0	0	0	0	0						
45 Scott Oberg, R (4.1) OBP: 0.384, SLG: 0.444										0	0	0	0	0	0	0						
91 Joey Wong, L (4.4)										1	0	0	0	1	1	1						
Inning Stats	R: 0 E: 0 K: 2 S: 7	H: 0 LOB: 0 BB: 0 P: 7	R: 0 E: 0 K: 0 S: 3	H: 0 LOB: 0 BB: 0 P: 3	R: 0 E: 1 K: 3 S: 10	H: 0 LOB: 1 BB: 0 P: 12	R: 0 E: 0 K: 3 S: 10	H: 1 LOB: 1 BB: 0 P: 10	R: 0 E: 0 K: 2 S: 7	H: 0 LOB: 1 BB: 1 P: 11	R: 0 E: 0 K: 1 S: 6	H: 1 LOB: 1 BB: 0 P: 6	R: 0 E: 0 K: 0 S: 4	H: 1 LOB: 2 BB: 0 P: 4	R: 0 E: 0 K: 1 S: 6	H: 1 LOB: 1 BB: 1 P: 10	R: 0 E: 1 K: 0 S: 4	H: 1 LOB: 1 BB: 0 P: 4	1B: 3 2B: 2 3B: 0 HR: 0	SF: 0 SAC: 0 DP: 1 HBP: 0	WP: 1 PB: 0 SB: 1 CS: 0	PA: 35
PITCHER	IP	WLS	BF	H	R	ER	SO	BB	IBB	HBP	BLK	WP	HR	S	P	ERA	WHIP					
34 Jon Lester, L (1.1) ERA: 2.12	5.0	W	18	1	0	0	10	1	0	0	0	1	0	37	43	0.00	0.400					
43 Adam Warren, R (6.1) ERA: 4.0	2.0		8	2	0	0	1	0	0	0	0	0	0	10	10	0.00	1.000					
33 Clayton Richard, L (8.1) ERA: 4.35	2.0		9	2	0	0	1	1	0	0	0	0	0	10	14	0.00	1.500					

Batter	1	2	3	4	5	6	7	8	9	AB	R	H	RBI	BB	SO	LOB	BOTTOM		
12 Kyle Schwarber, L (1.7) OBP: 0.340, SLG: 0.489 19 Kristopher Negron, R (6.5) OBP: 0.262, SLG: 0.466										4	1	1	1	0	2	2	Colorado Rockies @ Chicago Cubs Sloan Park, Mesa, AZ Wed Mar 30 2016, 4:09 PM - 7:02 PM EDT Att: 15,108 - Partly Cloudy - 68 F		
17 Kris Bryant, R (1.5) OBP: 0.345, SLG: 0.558 72 John Andreoli, R (6.7) OBP: 0.350, SLG: 0.706										4	2	2	0	0	1	0			
44 Anthony Rizzo, L (1.3) OBP: 0.418, SLG: 0.614 91 Yasiel Balaguert, R (6.3) OBP: 1.000, SLG: 1.000										3	1	1	0	1	1	0			
68 Jorge Soler, R (1.9) OBP: 0.226, SLG: 0.367 83 Logan Watkins, L (6. PR) OBP: 0.197, SLG: 0.167										4	0	2	2	0	0	1			
2 Tommy La Stella, L (1.4) OBP: 0.381, SLG: 0.450 43 Adam Warren, R (6.1) OBP: 0.500, SLG: 1.000										4	1	2	0	0	0	1			
82 Taylor Davis, R (7. PH) OBP: 0.240, SLG: 0.143 33 Clayton Richard, L (8.1)										0	0	0	0	0	0	0			
27 Addison Russell, R (1.6) OBP: 0.309, SLG: 0.580 66 Munenori Kawasaki, L (6.6) OBP: 0.491, SLG: 0.588										2	2	1	0	1	1	3			
20 Matt Szczur, R (1.8) OBP: 0.421, SLG: 0.778 15 Tim Federowicz, R (6.2) OBP: 0.344, SLG: 0.613										2	1	0	1	1	0	4			
3 David Ross, R (1.2) OBP: 0.357, SLG: 0.750 78 Albert Almora Jr., R (6.8) OBP: 0.275, SLG: 0.342										3	1	3	4	0	0	0			
34 Jon Lester, L (1.1) OBP: 0.250, SLG: 1.000 82 Ryan Kalish, L (6.9) OBP: 0.300, SLG: 0.250										3	1	1	2	0	1	3			
Inning Stats	R: 0 E: 0 K: 0 S: 3	H: 2 LOB: 1 BB: 0 P: 6	R: 1 E: 1 K: 2 S: 11	H: 3 LOB: 3 BB: 1 P: 15	R: 7 E: 0 K: 2 S: 16	H: 7 LOB: 2 BB: 2 P: 30	R: 0 E: 0 K: 2 S: 8	H: 1 LOB: 1 BB: 0 P: 8	R: 0 E: 0 K: 2 S: 9	H: 2 LOB: 2 BB: 0 P: 9	R: 0 E: 0 K: 0 S: 9	H: 2 LOB: 2 BB: 0 P: 10	R: 0 E: 0 K: 0 S: 3	H: 0 LOB: 0 BB: 0 P: 3	1B: 10 2B: 5 3B: 0 HR: 2	SF: 0 SAC: 0 DP: 0 HBP: 0	WP: 2 PB: 0 SB: 2 CS: 0	PA: 45	
PITCHER	IP	WLS	BF	H	R	ER	SO	BB	IBB	HBP	BLK	WP	HR	S	P	ERA	WHIP		
61 David Hale, R (1.1) ERA: 4.15 93 Johendi Jiminian, R (3.1) ERA: 11.42	0.1		1	0	0	0	0	0	0	0	0	0	0	1	1	0.00	0.000		
45 Scott Oberg, R (4.1) ERA: 11.42	0.1		8	6	7	7	0	1	0	0	0	1	2	9	19	189.00	21.000		
65 Jason Gurka, L (4.1) ERA: 1.86	1.2		8	2	0	0	4	1	0	0	0	0	0	15	19	0.00	1.800		
60 Justin Miller, R (6.1) ERA: 4.62	2.0		10	4	0	0	4	0	0	0	0	1	0	18	19	0.00	2.000		
PITCHER	IP	WLS	BF	H	R	ER	SO	BB	IBB	HBP	BLK	WP	HR	S	P	ERA	WHIP		
64 Simon Castro, R (8.1) ERA: 0.00	1.0		3	0	0	0	0	0	0	0	0	0	0	3	3	0.00	0.000		

AB	33
R	0
H	5
RBI	0
BB	2
SO	12
LOB	17

AB	42
R	10
H	17
RBI	10
BB	3
SO	10
LOB	21



Batter	1	2	3	4	5	6	7	8	9	AB	R	H	RBI	BB	SO	LOB	TOP
18 Ben Zobrist, S OBP: 0.431, SLG: 0.419 83 Logan Watkins, L OBP: 0.143, SLG: 0.143	G4-3		G4-3					F7		4	1	2	1	0	0	0	
22 Jason Heyward, L OBP: 0.322, SLG: 0.367 46 Pedro Strop, R OBP: 0.000, SLG: 0.000 56 Héctor Rondón, R OBP: 0.000, SLG: 0.000 84 Stephen Perakakis, R OBP: 0.000, SLG: 0.000 52 Justin Grimm, R OBP: 0.000, SLG: 0.000 82 Ryan Kalish, L OBP: 0.273, SLG: 0.222 Carl Edwards Jr., R	K		G4-3						K	3	1	0	0	0	1	1	
17 Kris Bryant, R OBP: 0.352, SLG: 0.556 78 Albert Almora Jr., R OBP: 0.262, SLG: 0.325	L8								L9	2	0	1	1	1	0	0	
44 Anthony Rizzo, L OBP: 0.404, SLG: 0.587 53 Trevor Cahill, R	G4-3								G1-3	2	0	0	0	0	1	1	
20 Matt Szczur, R OBP: 0.429, SLG: 0.750										2	0	0	0	0	0	0	
12 Kyle Schwarber, L OBP: 0.321, SLG: 0.460 72 John Andreoli, R OBP: 0.341, SLG: 0.686	K									3	0	0	0	0	2	3	
2 Tommy La Stella, L OBP: 0.417, SLG: 0.532 Munenori Kawasaki, L OBP: 0.442, SLG: 0.556	2B									3	0	2	0	0	0	2	
27 Addison Russell, R OBP: 0.310, SLG: 0.556 91 Yasiel Balaguer, R OBP: 1.000, SLG: 2.000										2	0	0	0	1	1	2	
3 David Ross, R OBP: 0.345, SLG: 0.724 15 Tim Federowicz, R OBP: 0.371, SLG: 0.636	K									1	0	0	0	0	1	2	
87 Ryan Williams, R 19 Kristopher Negrón, R OBP: 0.253, SLG: 0.466										2	2	1	0	1	0	0	
										1	0	0	0	0	0	0	
										2	0	1	0	0	0	0	
										1	0	0	0	0	0	0	
										2	0	1	0	0	0	0	
										1	0	0	0	0	0	0	
										2	0	1	0	0	0	0	
										1	0	0	0	0	0	0	
										2	0	1	0	0	0	0	
										1	0	0	0	0	0	0	
										2	0	1	0	0	0	0	
										1	0	0	0	0	0	0	
										2	0	1	0	0	0	0	
										1	0	0	0	0	0	0	
										2	0	1	0	0	0	0	
										1	0	0	0	0	0	0	
										2	0	1	0	0	0	0	
										1	0	0	0	0	0	0	
										2	0	1	0	0	0	0	
										1	0	0	0	0	0	0	
										2	0	1	0	0	0	0	
										1	0	0	0	0	0	0	
										2	0	1	0	0	0	0	
										1	0	0	0	0	0	0	
										2	0	1	0	0	0	0	
										1	0	0	0	0	0	0	
										2	0	1	0	0	0	0	
										1	0	0	0	0	0	0	
										2	0	1	0	0	0	0	
										1	0	0	0	0	0	0	
										2	0	1	0	0	0	0	
										1	0	0	0	0	0	0	
										2	0	1	0	0	0	0	
										1	0	0	0	0	0	0	
										2	0	1	0	0	0	0	
										1	0	0	0	0	0	0	
										2	0	1	0	0	0	0	
										1	0	0	0	0	0	0	
										2	0	1	0	0	0	0	
										1	0	0	0	0	0	0	
										2	0	1	0	0	0	0	
										1	0	0	0	0	0	0	
										2	0	1	0	0	0	0	
										1	0	0	0	0	0	0	
										2	0	1	0	0	0	0	
										1	0	0	0	0	0	0	
										2	0	1	0	0	0	0	
										1	0	0	0	0	0	0	
										2	0	1	0	0	0	0	
										1	0	0	0	0	0	0	
										2	0	1	0	0	0	0	
										1	0	0	0	0	0	0	
										2	0	1	0	0	0	0	
										1	0	0	0	0	0	0	
										2	0	1	0	0	0	0	
										1	0	0	0	0	0	0	
										2	0	1	0	0	0	0	
										1	0	0	0	0	0	0	
										2	0	1	0	0	0	0	
										1	0	0	0	0	0	0	
										2	0	1	0	0	0	0	
										1	0	0	0	0	0	0	
										2	0	1	0	0	0	0	
										1	0	0	0	0	0	0	
										2	0	1	0	0	0	0	
										1	0	0	0	0	0	0	
										2	0	1	0	0	0	0	
										1	0	0	0	0	0	0	
										2	0	1	0	0	0	0	
										1	0	0	0	0	0	0	
										2	0	1	0	0	0	0	
										1	0	0	0	0	0	0	
										2	0	1	0	0	0	0	
										1	0	0	0	0	0	0	
										2	0	1	0	0	0	0	
										1	0	0	0	0	0	0	
										2	0	1	0	0	0	0	
										1	0	0	0	0	0	0	
										2	0	1	0	0	0	0	
										1	0	0	0	0	0	0	
										2	0	1	0	0	0	0	
										1	0	0	0	0	0	0	
										2	0	1	0	0	0	0	
										1	0	0	0	0	0	0	
										2	0	1	0	0	0	0	
										1	0	0	0	0	0	0	
										2	0	1	0	0	0	0	
										1	0	0	0	0	0	0	
										2	0	1	0	0	0	0	
										1	0	0	0	0	0	0	
										2	0	1	0	0	0	0	
										1	0	0	0	0	0	0	
										2	0	1	0	0	0	0	
										1	0	0	0	0	0	0	
										2	0	1	0	0	0	0</	

Batter	1	2	3	4	5	6	7	8	9	AB	R	H	RBI	BB	SO	LOB	TOP					
3 Curtis Granderson, L OBP: 0.296, SLG: 0.404 73 Travis Taiter, R OBP: 0.429, SLG: 0.634	1-0 FC1-4-5 2B	3-0 E4		1-3 K			0-1 4 1B	1-2 F8		2 3	0 0	1 0	0 0	0 0	1 1							
5 David Wright, R OBP: 0.280, SLG: 0.345 4 Wilmer Flores, R OBP: 0.385, SLG: 0.375	1-1 FC1-4-5-6 2-3 2B	0-3 K			2-2 G5-3		0-2 29 FC6-4 1B	1-2 F9	1-2 F9	2 3	0 0	0 0	0 0	1 0	1 0	3 0						
52 Yoenis Cespedes, R OBP: 0.344, SLG: 0.510 12 Juan Lagares, R OBP: 0.377, SLG: 0.404	4-2 BB		1-2 HR		0-2 G6-3		1-2 L7	2-3 K	2-3 K	1 1	1 1	1 1	1 0	0 0	0 0	0 2						
21 Lucas Duda, L OBP: 0.300, SLG: 0.326 29 Eric Campbell, R OBP: 0.433, SLG: 0.396	1-3 K		1-0 F8		3-0 L5		1-0 FC6-4	0-0 HR	0-0 HR	2 3	0 0	0 0	0 0	1 0	1 2							
20 Neil Walker, S OBP: 0.250, SLG: 0.327 75 T.J. Rivera, R OBP: 0.308, SLG: 0.500	2-3 K		1-0 F7			0-1 16 G4-3 SF8 2B		0-2 F9	2-0 HR	2 3	2 2	1 1	0 0	0 0	0 0	1 0						
30 Michael Conforto, L OBP: 0.288, SLG: 0.340 16 Alejandro De Aza, L OBP: 0.429, SLG: 0.417		0-2 SH3-4 7 1B	1-0 F9			1-0 G4-3		1-1 7 BB 1B	0-3 K2-3	2 3	1 1	1 0	0 0	0 1	0 1							
13 Asdrubal Cabrera, S OBP: 0.174, SLG: 0.136 Matt Reynolds, R OBP: 0.340, SLG: 0.308		0-3 K		3-3 K		2-0 SF8		3-2 L7		2 1	0 0	0 0	0 2	1 1	0 0	2 1						
7 Travis d'Arnaud, R OBP: 0.269, SLG: 0.222		2-1 3 F8 1B		1-2 G6-3		3-2 F8		4-2 55 HR BB		3 1	1 1	0 0	1 0	0 0	0 0							
32 Steven Matz, R OBP: 0.526, SLG: 0.550 Sean Gilmartin, L ERA: 4.5 61 Marc Krauss, L ERA: 5.79 35 Logan Verrett, R ERA: 16.2 55 Ty Kelly, S OBP: 0.379 59 Antonio Bastardo, R ERA: 20.25	1-0 SH3-4 1-2 2-3 1B		1-0 1B		0-0 1B		1-0 4 1B 2B	1-0 1-1 2-H HR		1 0	0 0	0 0	0 0	0 0	0 0	0 0						
Inning Stats	R: 0 E: 0 K: 2 S: 12	H: 1 LOB: 2 BB: 1 P: 21	R: 1 E: 1 K: 2 S: 13	H: 2 LOB: 2 BB: 0 P: 19	R: 1 E: 0 K: 0 S: 7	H: 1 LOB: 0 BB: 0 P: 11	R: 0 E: 0 K: 2 S: 12	H: 1 LOB: 1 BB: 0 P: 17	R: 0 E: 0 K: 0 S: 7	H: 0 LOB: 0 BB: 0 P: 12	R: 1 E: 0 K: 0 S: 7	H: 1 LOB: 0 BB: 0 P: 13	R: 0 E: 0 K: 0 S: 11	H: 3 LOB: 2 BB: 0 P: 14	R: 3 E: 0 K: 0 S: 17	H: 2 LOB: 0 BB: 1 P: 27	R: 2 E: 0 K: 2 S: 14	H: 2 LOB: 0 BB: 0 P: 19	1B: 6 2B: 3 3B: 0 HR: 4	SF: 1 SAC: 1 DP: 0 HBP: 0	WP: 0 PB: 0 SB: 0 CS: 0	PA: 42
PITCHER	IP: 4.0 WLS: L BF: 19 ERA: 4.63	H: 5 R: 2 ER: 0 SO: 6	BB: 1 IBB: 0 HBP: 0 BLK: 0	WP: 0 HR: 1 S: 44 P: 68	ERA: 2.25 WHIP: 1.500	IP: 1.0 WLS: L BF: 5 ERA: 6.75	H: 2 R: 2 ER: 2 SO: 2	BB: 0 IBB: 0 HBP: 0 BLK: 0	WP: 0 HR: 2 S: 14 P: 19	ERA: 18.00 WHIP: 2.000												

New York Mets @ Chicago Cubs
Cashman Field, Las Vegas, NV
Fri Apr 01 2016, 4:07 PM - 6:54 PM EDT
Att: 10,995 - Sunny - 72 F

AB 38
R 8
H 13
RBI 7
BB 2
SO 8
LOB 16



Batter	1	2	3	4	5	6	7	8	9	AB	R	H	RBI	BB	SO	LOB	BOTTOM
17 Kris Bryant, R OBP: 0.556, SLG: 0.545 78 Albert Almora Jr., R OBP: 0.244, SLG: 0.302	1-3 K		2-2 G5-3			0-2 G3-1	0-1 G4-3			1 3	0 0	0 0	0 0	0 0	1 0		
22 Jason Heyward, L OBP: 0.207, SLG: 0.444 2 Tommy La Stella, L OBP: 0.423, SLG: 0.560 83 Logan Watkins, L OBP: 0.125, SLG: 0.125	3-2 P6		0-0 F7			2-0 1B 72 BB 2B		3-3 K		1 2 1	0 1 0	0 0 0	0 0 0	0 0 1	0 0 0		
18 Ben Zobrist, S OBP: 0.434, SLG: 0.409 19 Kristopher Negrón, R OBP: 0.302, SLG: 0.474	4-1 BB			1-2 G6-3		4-0 72 BB 1B BB		2-2 F8		1 0	0 0	0 0	1 0	0 0	0 0		
44 Anthony Rizzo, L OBP: 0.397, SLG: 0.574 Munemon Kawasaki, L OBP: 0.455, SLG: 0.563	2-3 K			2-2 E5 68 PB		1-1 72 BB 1B		0-0 1B		1 3	0 2	0 0	0 0	0 0	1 0		
68 Jorge Soler, R OBP: 0.211, SLG: 0.346 99 Michael Jensen, R OBP: 0.231, SLG: 0.136 83 Félix Peña, R		1-1 G4-3		2-0 L6		1-1 P3		3-2 L9		3 0	0 0	0 0	0 0	0 0	4 0		
12 Kyle Schwarber, L OBP: 0.310, SLG: 0.442 C.J. Riefenhauser, L OBP: 0.455, SLG: 0.444 72 John Andreoli, R OBP: 0.349, SLG: 0.667		2-3 K		0-0 L9		4-0 1-2 2-3 3-H BB		2-3 K		2 0	0 0	0 0	0 0	1 0	1 0		
27 Addison Russell, R OBP: 0.322, SLG: 0.556 91 Yasiel Balaguert, R OBP: 0.500, SLG: 1.000		4-0 BB			2-1 L6		0-2 P4		3-3 K	0 3	0 0	0 0	0 1	0 3			
20 Matt Szczur, R OBP: 0.391, SLG: 0.682 82 Ryan Kalish, L OBP: 0.231, SLG: 0.182		3-3 K			0-2 L8		0-3 K		1-3 K	2 2	0 0	0 0	0 2	1 0	1 0		
39 Jason Hammel, R OBP: 0.167, SLG: 0.167 Wilson Contreras, R OBP: 0.435, SLG: 0.444 15 Tim Federowicz, R OBP: 0.371, SLG: 0.636			0-3 K			0-1 F8				1 2	0 0	0 0	0 1	0 0	0 0		
Inning Stats	R: 0 E: 0 K: 2 S: 10	H: 0 LOB: 1 BB: 1 P: 20	R: 0 E: 0 K: 2 S: 9	H: 0 LOB: 1 BB: 1 P: 19	R: 0 E: 1 K: 0 S: 8	H: 0 LOB: 0 BB: 0 P: 13	R: 0 E: 0 K: 0 S: 8	H: 2 LOB: 3 BB: 2 P: 24	R: 0 E: 0 K: 1 S: 11	H: 1 LOB: 1 BB: 0 P: 19	R: 0 E: 0 K: 3 S: 10	H: 0 LOB: 0 BB: 0 P: 16	1B: 2 2B: 1 3B: 0 HR: 0	SF: 0 SAC: 0 DP: 0 HBP: 0	WP: 0 PB: 1 SB: 0 CS: 0	PA: 35	
PITCHER	IP: 5.0 WLS: H BF: 18 ERA: 4.5	H: 7 R: 2 ER: 1 SO: 6	BB: 2 IBB: 0 HBP: 0 BLK: 0	WP: 0 HR: 4 S: 44 P: 73	ERA: 0.00 WHIP: 0.400	IP: 1.0 WLS: L BF: 5 ERA: 6.75	H: 2 R: 2 ER: 2 SO: 2	BB: 0 IBB: 0 HBP: 0 BLK: 0	WP: 0 HR: 2 S: 14 P: 19	ERA: 18.00 WHIP: 2.000							

New York Mets @ Chicago Cubs
Cashman Field, Las Vegas, NV
Fri Apr 01 2016, 4:07 PM - 6:54 PM EDT
Att: 10,995 - Sunny - 72 F

AB 31
R 1
H 3
RBI 1
BB 4
SO 11
LOB 11



Batter	1	2	3	4	5	6	7	8	9	AB	R	H	RBI	BB	SO	LOB	TOP				
24 Dexter Fowler, S OBP: 0.388, SLG: 0.610 20 Matt Szczur, R OBP: 0.400, SLG: 0.667										2	0	0	0	0	1	0					
22 Jason Heyward, L OBP: 0.355, SLG: 0.436 78 Albert Almora Jr., R OBP: 0.295, SLG: 0.311										1	0	0	0	1	0	0					
17 Kris Bryant, R OBP: 0.356, SLG: 0.586 72 John Andreoli, R OBP: 0.341, SLG: 0.649										3	1	1	2	0	1	1					
44 Anthony Rizzo, L OBP: 0.410, SLG: 0.633 19 Kristopher Negron, R OBP: 0.295, SLG: 0.462										1	0	0	0	0	0	0					
18 Ben Zobrist, S OBP: 0.411, SLG: 0.383 91 Yasiel Balaguero, R OBP: 0.423, SLG: 0.857										3	0	0	0	0	0	1					
12 Kyle Schwarber, L OBP: 0.317, SLG: 0.444 2 Tommy La Stella, L OBP: 0.393, SLG: 0.519										2	0	1	0	0	0	0					
68 Jorge Soler, R OBP: 0.200, SLG: 0.327										3	0	0	0	0	2	1					
47 Miguel Montero, L OBP: 0.421, SLG: 0.636 Munenori Kawasaki, L OBP: 0.446, SLG: 0.551										2	0	0	0	0	0	0					
27 Addison Russell, R OBP: 0.328, SLG: 0.611 15 Tim Federowicz, R OBP: 0.361, SLG: 0.618										2	1	1	1	0	1	0					
Inning Stats	R: 0 E: 0 K: 1 S: 9	H: 0 LOB: 1 BB: 1 P: 15	R: 0 E: 0 K: 1 S: 9	H: 1 LOB: 0 BB: 0 P: 12	R: 1 E: 0 K: 0 S: 9	H: 1 LOB: 0 BB: 0 P: 14	R: 1 E: 0 K: 1 S: 12	H: 1 LOB: 0 BB: 0 P: 17	R: 0 E: 0 K: 1 S: 10	H: 0 LOB: 0 BB: 0 P: 14	R: 2 E: 0 K: 1 S: 11	H: 2 LOB: 1 BB: 0 P: 16	R: 0 E: 0 K: 2 S: 10	H: 0 LOB: 0 BB: 0 P: 14	R: 0 E: 0 K: 1 S: 12	H: 0 LOB: 0 BB: 0 P: 8	1B: 3 2B: 0 3B: 0 HR: 3	SF: 0 SAC: 0 DP: 1 HBP: 1	WP: 0 PB: 0 SB: 0 CS: 0	PA: 33	
PITCHER	IP	WLS	BF	H	R	ER	SO	BB	IBB	HBP	BLK	WP	HR	S	P	ERA	WHIP				
52 Matt Shoemaker, R ERA: 6.84	5.0		18	3	2	2	4	1	0	0	0	0	2	49	72	3.60	0.800				
44 Lucas Luetge, L ERA: 0.84	1.0		5	2	2	2	1	0	0	1	0	0	1	11	16	18.00	2.000				
60 A.J. Achter, R ERA: 0.84	1.0		3	0	0	0	2	0	0	0	0	0	0	10	14	0.00	0.000				
57 Jose Molina, L ERA: 3.09	1.0	W	4	1	0	0	0	0	0	0	0	0	0	12	18	0.00	1.000				
40 Javy Guerra, R ERA: 3.09	1.0	S	3	0	0	0	1	0	0	0	0	0	0	5	8	0.00	0.000				

Chicago Cubs @ Los Angeles Angels
Angel Stadium of Anaheim, Anaheim, CA
Sun Apr 03 2016, 12:08 PM - 2:44 PM PDT
Att: 32,056 - Sunny - 77 F

AB 31
R 4
H 6
RBI 4
BB 1
SO 8
LOB 6



Batter	1	2	3	4	5	6	7	8	9	AB	R	H	RBI	BB	SO	LOB	BOTTOM				
12 Johnny Giavotella, R OBP: 0.338, SLG: 0.493 51 Ji Man Choi, L OBP: 0.331, SLG: 0.328										2	0	1	0	0	0	0					
25 Daniel Nava, S OBP: 0.545, SLG: 0.698 99 Taylor Ward, R										3	0	0	0	0	2	1					
56 Kole Calhoun, L OBP: 0.361, SLG: 0.409 3 Craig Gentry, R OBP: 0.379, SLG: 0.415 Jeff Boehm, L										2	0	1	0	0	1	0					
24 C.J. Cron, R OBP: 0.333, SLG: 0.427 69 Chad Hinchshaw, R OBP: 0.231, SLG: 0.250										2	1	1	0	0	0	2					
18 Geovany Soto, R OBP: 0.428, SLG: 0.590 8 David Fletcher, R OBP: 0.700, SLG: 0.875										2	1	1	0	0	0	0					
7 Cliff Pennington, S OBP: 0.452, SLG: 0.491 74 Roberto Baldoquin, R OBP: 0.333, SLG: 0.571										1	0	1	1	0	0	0					
32 Todd Cunningham, S OBP: 0.385, SLG: 0.424										2	0	0	1	0	2	2					
80 Gregorio Petit, R OBP: 0.302, SLG: 0.488 92 Zach Houchins, R										4	0	1	2	0	1	2					
8 Shane Robinson, R OBP: 0.294, SLG: 0.267										4	0	0	0	0	2	2					
Inning Stats	R: 0 E: 0 K: 1 S: 11	H: 2 LOB: 1 BB: 0 P: 16	R: 1 E: 1 K: 1 S: 7	H: 0 LOB: 0 BB: 0 P: 11	R: 0 E: 0 K: 1 S: 8	H: 0 LOB: 0 BB: 0 P: 11	R: 1 E: 0 K: 2 S: 13	H: 3 LOB: 2 BB: 0 P: 17	R: 0 E: 0 K: 2 S: 8	H: 0 LOB: 0 BB: 0 P: 11	R: 0 E: 0 K: 1 S: 6	H: 1 LOB: 1 BB: 0 P: 10	R: 0 E: 0 K: 2 S: 9	H: 0 LOB: 0 BB: 0 P: 16	R: 4 E: 1 K: 0 S: 18	H: 3 LOB: 2 BB: 1 P: 32	1B: 7 2B: 2 3B: 0 HR: 0	SF: 1 SAC: 1 DP: 1 HBP: 1	WP: 0 PB: 0 SB: 0 CS: 0	PA: 36	
PITCHER	IP	WLS	BF	H	R	ER	SO	BB	IBB	HBP	BLK	WP	HR	S	P	ERA	WHIP				
28 Kyle Hendricks, R ERA: 2.73	5.0		20	5	2	1	7	0	0	0	0	0	0	6	10	0.00	1.000				
98 Miguel Mejia, R ERA: 3.0	1.0	H	4	1	0	0	1	0	0	0	0	0	0	9	16	0.00	0.000				
C.J. Riefenhauser, L ERA: 4.76	0.1	H	3	0	0	2	0	1	0	0	0	0	0	4	11	54.00	3.000				
96 Starling Peralta, R ERA: 9.0	0.2	L	6	3	2	0	0	0	0	1	0	0	0	14	21	0.00	4.500				

Chicago Cubs @ Los Angeles Angels
Angel Stadium of Anaheim, Anaheim, CA
Sun Apr 03 2016, 12:08 PM - 2:44 PM PDT
Att: 32,056 - Sunny - 77 F

AB 32
R 6
H 9
RBI 6
BB 1
SO 10
LOB 17



Batter	1	2	3	4	5	6	7	8	9	AB	R	H	RBI	BB	SO	LOB	TOP								
24 Dexter Fowler, S OBP: 0.667, SLG: 1.125										4	1	2	2	0	1	1	Chicago Cubs @ Los Angeles Angels Angel Stadium of Anaheim, Anaheim, CA Tue Apr 05 2016, 7:08 PM - 9:41 PM PDT Att: 37,042 - Cloudy - 76 F								
22 Jason Heyward, L OBP: 0.111, SLG: 0.222										4	1	0	1	0	1	1									
17 Kris Bryant, R OBP: 0.222, SLG: 0.125										4	0	0	0	0	1	1									
44 Anthony Rizzo, L OBP: 0.444, SLG: 0.714										4	1	1	2	0	1	0									
18 Ben Zobrist, S OBP: 0.444, SLG: 0.444										4	0	2	0	0	0	0									
68 Jorge Soler, R OBP: 0.222, SLG: 0.125										4	0	0	0	0	2	2									
27 Addison Russell, R OBP: 0.500, SLG: 0.750										4	0	0	0	0	2	1									
20 Matt Szczur, R OBP: 0.600, SLG: 1.400										4	2	2	1	0	1	0									
3 David Ross, R OBP: 0.500, SLG: 0.750										4	1	2	0	0	0	1									
Inning Stats	R: 0 E: 0 K: 1 S: 9	H: 0 LOB: 0 BB: 0 P: 14	R: 0 E: 0 K: 2 S: 12	H: 1 LOB: 1 BB: 0 P: 19	R: 4 E: 0 K: 0 S: 14	H: 5 LOB: 1 BB: 0 P: 25	R: 0 E: 0 K: 1 S: 8	H: 1 LOB: 1 BB: 0 P: 11	R: 0 E: 0 K: 2 S: 8	H: 0 LOB: 0 BB: 0 P: 10	R: 0 E: 0 K: 2 S: 8	H: 0 LOB: 0 BB: 0 P: 8	R: 2 E: 0 K: 2 S: 14	H: 2 LOB: 0 BB: 0 P: 20	R: 0 E: 0 K: 0 S: 9	H: 0 LOB: 0 BB: 0 P: 11		R: 0 E: 0 K: 0 S: 4	H: 0 LOB: 0 BB: 0 P: 6	1B: 5 2B: 1 3B: 0 HR: 3	SF: 0 SAC: 0 DP: 0 HBP: 0	WP: 0 PB: 0 SB: 0 CS: 0	PA: 36		
PITCHER	IP WLS BF H R ER SO BB IBB HBP BLK WP HR S P ERA WHIP	6.0 L 25 7 4 4 7 0 0 0 0 0 2 59 87 6.00 1.167	0.1 3 2 2 2 0 0 0 0 0 0 1 6 9 54.00 6.000	1.0 3 0 0 0 2 0 0 0 0 0 0 11 14 0.00 0.000	0.2 2 0 0 0 0 0 0 0 0 0 0 6 8 0.00 0.000	1.0 3 0 0 0 0 0 0 0 0 0 0 4 6 0.00 0.000																			

AB	36
R	6
H	9
RBI	6
BB	0
SO	9
LOB	7



Batter	1	2	3	4	5	6	7	8	9	AB	R	H	RBI	BB	SO	LOB	BOTTOM						
6 Yonel Escobar, R OBP: 0.125, SLG: 0.250										4	1	1	0	0	0	2	Chicago Cubs @ Los Angeles Angels Angel Stadium of Anaheim, Anaheim, CA Tue Apr 05 2016, 7:08 PM - 9:41 PM PDT Att: 37,042 - Cloudy - 76 F						
3 Craig Gentry, R OBP: 0.250, SLG: 0.250										3	0	1	1	0	0	2							
25 Daniel Nava, S OBP: 0.333, SLG: 0.333										0	0	0	0	0	0	0							
18 Geovany Soto, R OBP: 0.333, SLG: 0.333										1	0	0	0	0	0	1							
51 Ji Man Choi, L OBP: 0.125, SLG: 0.250										0	0	0	0	0	0	0							
27 Mike Trout, R OBP: 0.600, SLG: 1.400										4	0	0	0	0	1	1							
5 Albert Pujols, R OBP: 0.444, SLG: 0.714										4	0	0	0	0	1	1							
24 C.J. Cron, R OBP: 0.143, SLG: 0.286										4	0	0	0	0	1	0							
56 Kole Calhoun, L OBP: 0.167, SLG: 0.167										3	0	0	0	0	1	0							
2 Andrelton Simmons, R OBP: 0.125, SLG: 0.250										3	0	0	0	0	0	0							
58 Carlos Pérez, R OBP: 0.333, SLG: 0.200										3	0	1	0	0	2	0							
12 Johnny Giavotella, R OBP: 0.167, SLG: 0.167										3	0	1	0	0	0	0							
Inning Stats	R: 0 E: 0 K: 0 S: 5	H: 0 LOB: 0 BB: 0 P: 6	R: 0 E: 0 K: 2 S: 13	H: 0 LOB: 0 BB: 0 P: 20	R: 0 E: 0 K: 0 S: 11	H: 2 LOB: 2 BB: 0 P: 14	R: 0 E: 0 K: 1 S: 7	H: 0 LOB: 0 BB: 0 P: 9	R: 0 E: 0 K: 1 S: 6	H: 0 LOB: 0 BB: 0 P: 10	R: 1 E: 0 K: 0 S: 13	H: 2 LOB: 1 BB: 0 P: 22	R: 0 E: 0 K: 0 S: 8	H: 0 LOB: 0 BB: 0 P: 12	R: 0 E: 1 K: 1 S: 9	H: 0 LOB: 1 BB: 0 P: 14	R: 0 E: 0 K: 1 S: 8	H: 0 LOB: 0 BB: 0 P: 12	1B: 3 2B: 1 3B: 0 HR: 0	SF: 0 SAC: 0 DP: 0 HBP: 0	WP: 0 PB: 0 SB: 0 CS: 0	PA: 32	
PITCHER	IP WLS BF H R ER SO BB IBB HBP BLK WP HR S P ERA WHIP	7.0 W 25 4 1 1 4 0 0 0 0 0 7 12 1.29 0.571	0.2 3 0 0 0 1 0 0 0 0 0 0 7 12 0.00 0.000	0.1 1 0 0 0 0 0 0 0 0 0 0 2 2 0.00 0.000	1.0 3 0 0 0 1 0 0 0 0 0 0 8 12 0.00 0.000																		

AB	32
R	1
H	4
RBI	1
BB	0
SO	6
LOB	7



Batter	1	2	3	4	5	6	7	8	9	AB	R	H	RBI	BB	SO	LOB	TOP			
24 Dexter Fowler, S OBP: 0.667, SLG: 1.083	F8	G4-3		18 WP 3B	18 BB 22 BB BB		44 BB 1B		22 1B 18 BB BB	4	2	2	2	2	0	2	Chicago Cubs @ Arizona Diamondbacks Chase Field, Phoenix, AZ Thu Apr 07 2016, 6:42 PM - 10:11 PM MST Att: 24,656 - Roof Closed - 79 F			
22 Jason Heyward, L OBP: 0.333, SLG: 0.308	G4-3		18 BB 44 1B 1B	44 S 3B BB	18 BB BB		F5		18 2B 44 HR 1B	4	3	2	0	2	0	2				
18 Ben Zobrist, S OBP: 0.333, SLG: 0.500	P6		44 1B 17 E BB	44 3B BB	44 BB BB		F9		44 HR 2B	3	3	1	1	3	0	2				
44 Anthony Rizzo, L OBP: 0.600, SLG: 1.182		17 2B 27 1B HBP	17 E 1B	17 E 3B	17 E BB				HR	4	3	3	6	1	1	3				
17 Kris Bryant, R OBP: 0.333, SLG: 0.308		27 1B 2B	P2	E5 G4-3 1B			F9			6	1	3	0	0	1	4				
12 Kyle Schwarber, L Tommy La Stella, L 46 Pedro Strop, R 37 Travis Wood, R 68 Jorge Soler, R 56 Héctor Rondón, R		27 1B BB	G3	G4-3			G3-1		F9	0	0	0	0	1	0	0				
47 Miguel Montero, L OBP: 0.182, SLG: 0.455			G4-3	G6-3			G4-3		G3	6	0	0	0	0	1	6				
27 Addison Russell, R OBP: 0.308, SLG: 0.273										4	2	2	2	1	1	0				
41 John Lackey, R 20 Matt Szczur, R										3	0	0	0	0	1	3				
										2	0	1	0	0	0	0				
Inning Stats	R: 0 E: 0 K: 0 S: 6	H: 0 LOB: 0 BB: 0 P: 10	R: 2 E: 0 K: 2 S: 18	H: 2 LOB: 2 BB: 1 P: 26	R: 2 E: 1 K: 0 S: 9	H: 2 LOB: 1 BB: 1 P: 18	R: 5 E: 0 K: 0 S: 16	H: 4 LOB: 3 BB: 2 P: 36	R: 0 E: 0 K: 0 S: 11	H: 0 LOB: 0 BB: 0 P: 29	R: 1 E: 0 K: 1 S: 16	H: 2 LOB: 3 BB: 2 P: 33	R: 0 E: 0 K: 0 S: 4	H: 0 LOB: 0 BB: 0 P: 6	R: 4 E: 0 K: 0 S: 14	H: 4 LOB: 1 BB: 1 P: 28	1B: 8 2B: 3 3B: 2 HR: 1	SF: 0 SAC: 0 DP: 0 HBP: 1	WP: 1 PB: 0 SB: 1 CS: 0	PA: 52
PITCHER	IP WLS BF H R ER SO BB IBB HBP BLK WP HR S P ERA WHIP	IP WLS BF H R ER SO BB IBB HBP BLK WP HR S P ERA WHIP	IP WLS BF H R ER SO BB IBB HBP BLK WP HR S P ERA WHIP	IP WLS BF H R ER SO BB IBB HBP BLK WP HR S P ERA WHIP	IP WLS BF H R ER SO BB IBB HBP BLK WP HR S P ERA WHIP	IP WLS BF H R ER SO BB IBB HBP BLK WP HR S P ERA WHIP	IP WLS BF H R ER SO BB IBB HBP BLK WP HR S P ERA WHIP	IP WLS BF H R ER SO BB IBB HBP BLK WP HR S P ERA WHIP	IP WLS BF H R ER SO BB IBB HBP BLK WP HR S P ERA WHIP	IP WLS BF H R ER SO BB IBB HBP BLK WP HR S P ERA WHIP	IP WLS BF H R ER SO BB IBB HBP BLK WP HR S P ERA WHIP	IP WLS BF H R ER SO BB IBB HBP BLK WP HR S P ERA WHIP	IP WLS BF H R ER SO BB IBB HBP BLK WP HR S P ERA WHIP	IP WLS BF H R ER SO BB IBB HBP BLK WP HR S P ERA WHIP	IP WLS BF H R ER SO BB IBB HBP BLK WP HR S P ERA WHIP	IP WLS BF H R ER SO BB IBB HBP BLK WP HR S P ERA WHIP	IP WLS BF H R ER SO BB IBB HBP BLK WP HR S P ERA WHIP			



Batter	1	2	3	4	5	6	7	8	9	AB	R	H	RBI	BB	SO	LOB	BOTTOM			
2 Jean Segura, R OBP: 0.474, SLG: 1.056	HR	IHR		G4-3			K2-3			4	2	2	2	0	1	0	Chicago Cubs @ Arizona Diamondbacks Chase Field, Phoenix, AZ Thu Apr 07 2016, 6:42 PM - 10:11 PM MST Att: 24,656 - Roof Closed - 79 F			
13 Nick Ahmed, R OBP: 0.438, SLG: 0.667	K	K		G6-3			G5-3			4	0	0	0	0	2	0				
44 Paul Goldschmidt, R OBP: 0.444, SLG: 0.615	6 BB 22 1B BB		6 BB 3B 1B		F9					3	2	1	0	1	1	0				
6 David Peralta, L OBP: 0.500, SLG: 0.765	22 1B 2B		22 SF7 3B							3	2	3	1	1	0	0				
7 Wellington Castillo, R OBP: 0.214, SLG: 0.154	P3		F8				G5-3			4	0	0	0	0	1	5				
22 Jake Lamb, L OBP: 0.353, SLG: 0.571			SF7							3	0	2	3	0	0	1				
24 Yasmany Tomás, R OBP: 0.308, SLG: 0.455	F9		K				G5-4-3			4	0	0	0	0	2	2				
16 Chris Owings, R OBP: 0.200, SLG: 0.200	F9		G6-3				L9			4	0	0	0	0	1	0				
12 Rubby De La Rosa, R 33 Jake Barrett, R 30 Sócrates Brito, L 31 Kyle Drabek, R 40 Andrew Chafin, R 27 Brandon Drury, R 48 Randall Delgado, R 5 Rickie Weeks Jr., R										1	0	0	0	0	1	0				
										0	0	0	0	0	0	0				
Inning Stats	R: 3 E: 0 K: 1 S: 17	H: 3 LOB: 1 BB: 1 P: 23	R: 1 E: 0 K: 2 S: 9	H: 1 LOB: 0 BB: 0 P: 13	R: 2 E: 0 K: 1 S: 11	H: 2 LOB: 0 BB: 0 P: 14	R: 0 E: 0 K: 0 S: 6	H: 0 LOB: 0 BB: 0 P: 8	R: 0 E: 0 K: 0 S: 7	H: 1 LOB: 0 BB: 0 P: 10	R: 0 E: 0 K: 0 S: 9	H: 1 LOB: 0 BB: 0 P: 16	R: 0 E: 0 K: 2 S: 8	H: 0 LOB: 0 BB: 0 P: 15	R: 0 E: 0 K: 2 S: 9	H: 0 LOB: 0 BB: 0 P: 13	1B: 3 2B: 2 3B: 1 HR: 2	SF: 1 SAC: 0 DP: 1 HBP: 0	WP: 0 PB: 0 SB: 0 CS: 0	PA: 36
PITCHER	IP WLS BF H R ER SO BB IBB HBP BLK WP HR S P ERA WHIP	IP WLS BF H R ER SO BB IBB HBP BLK WP HR S P ERA WHIP	IP WLS BF H R ER SO BB IBB HBP BLK WP HR S P ERA WHIP	IP WLS BF H R ER SO BB IBB HBP BLK WP HR S P ERA WHIP	IP WLS BF H R ER SO BB IBB HBP BLK WP HR S P ERA WHIP	IP WLS BF H R ER SO BB IBB HBP BLK WP HR S P ERA WHIP	IP WLS BF H R ER SO BB IBB HBP BLK WP HR S P ERA WHIP	IP WLS BF H R ER SO BB IBB HBP BLK WP HR S P ERA WHIP	IP WLS BF H R ER SO BB IBB HBP BLK WP HR S P ERA WHIP	IP WLS BF H R ER SO BB IBB HBP BLK WP HR S P ERA WHIP	IP WLS BF H R ER SO BB IBB HBP BLK WP HR S P ERA WHIP	IP WLS BF H R ER SO BB IBB HBP BLK WP HR S P ERA WHIP	IP WLS BF H R ER SO BB IBB HBP BLK WP HR S P ERA WHIP	IP WLS BF H R ER SO BB IBB HBP BLK WP HR S P ERA WHIP	IP WLS BF H R ER SO BB IBB HBP BLK WP HR S P ERA WHIP	IP WLS BF H R ER SO BB IBB HBP BLK WP HR S P ERA WHIP	IP WLS BF H R ER SO BB IBB HBP BLK WP HR S P ERA WHIP			



Batter	1	2	3	4	5	6	7	8	9	AB	R	H	RBI	BB	SO	LOB	TOP										
2 Zack Cozart, R OBP: 0.421, SLG: 0.529 3 Iván De Jesús Jr., R (4.6)			G1-3		F9		P3			2	1	1	0	0	0	0	Cincinnati Reds @ Chicago Cubs Wrigley Field, Chicago, IL Mon Apr 11 2016, 7:07 PM - 10:09 PM CDT Att: 40,882 - Partly Cloudy - 48 F										
7 Eugenio Suárez, R OBP: 0.433, SLG: 0.815	L5		F7		K			G6-3	4	0	0	0	0	1	1												
19 Joey Votto, L OBP: 0.300, SLG: 0.222	G6-3		G6-3		K			G2-3	4	0	2	0	0	1	0												
4 Brandon Phillips, R OBP: 0.400, SLG: 0.529	G6-3		G1-6-3		F7			G2-3	4	1	1	1	0	0	2												
39 Devin Mesoraco, R OBP: 0.227, SLG: 0.105	K		G1-6-3		BB			G5-3	3	0	0	0	1	1	3												
32 Jay Bruce, L OBP: 0.357, SLG: 0.630	G1-3		K		G4-6-3			K	4	0	0	0	0	2	2												
23 Adam Duval, R OBP: 0.450, SLG: 0.500	G5-3		BB					K	3	0	1	0	1	1	0												
29 Brandon Finnegan, L OBP: 0.400, SLG: 0.400 54 Caleb Cotham, R (7.1) 52 Tony Cingrani, L (7.1) 70 Jumbo Diaz, R (8.1) 43 Scott Schebler, L OBP: 0.313, SLG: 0.467 (8. PH)	K		1B		FC2-6-5			K	3	0	1	1	0	1	0												
6 Billy Hamilton, S OBP: 0.300, SLG: 0.412	HR		L7		K			K	3	1	1	1	0	1	3												
Inning Stats	R: 1 E: 0 K: 1 S: 14	H: 2 LOB: 1 BB: 0 P: 26	R: 0 E: 0 K: 1 S: 7	H: 0 LOB: 0 BB: 0 P: 7	R: 1 E: 0 K: 0 S: 10	H: 1 LOB: 0 BB: 0 P: 14	R: 1 E: 0 K: 1 S: 18	H: 2 LOB: 2 BB: 1 P: 30	R: 0 E: 0 K: 0 S: 11	H: 0 LOB: 0 BB: 0 P: 14	R: 0 E: 0 K: 1 S: 10	H: 1 LOB: 1 BB: 0 P: 17	R: 0 E: 0 K: 0 S: 9	H: 1 LOB: 1 BB: 0 P: 13	R: 0 E: 0 K: 3 S: 10	H: 0 LOB: 0 BB: 0 P: 12		1B: 5 2B: 1 3B: 0 HR: 1	SF: 0 SAC: 0 DP: 1 HBP: 0	WP: 0 PB: 0 SB: 1 CS: 0	PA: 35						
PITCHER	IP	WLS	BF	H	R	ER	SO	BB	IBB	HBP	BLK	WP	HR	S	P	ERA	WHIP										
34 Jon Lester, L ERA: 2.77	6.0		24	5	3	3	5	2	0	0	0	0	1	66	102	4.50	1.167										
53 Trevor Cahill, R ERA: 4.5	1.0		4	1	0	0	1	0	0	0	0	0	0	10	17	0.00	1.000										
43 Adam Warren, R ERA:	1.0	W	4	1	0	0	0	0	0	0	0	0	0	9	13	0.00	1.000										
56 Héctor Rondón, R ERA:	1.0	S	3	0	0	0	3	0	0	0	0	0	0	10	12	0.00	0.000										

AB	33
R	3
H	7
RBI	3
BB	2
SO	9
LOB	13



Batter	1	2	3	4	5	6	7	8	9	AB	R	H	RBI	BB	SO	LOB	BOTTOM										
24 Dexter Fowler, S OBP: 0.586, SLG: 0.773	L9		K		G5-3					3	0	0	0	1	1	3	Cincinnati Reds @ Chicago Cubs Wrigley Field, Chicago, IL Mon Apr 11 2016, 7:07 PM - 10:09 PM CDT Att: 40,882 - Partly Cloudy - 48 F										
22 Jason Heyward, L OBP: 0.394, SLG: 0.286	L7		G6-3							4	0	1	2	0	1	2											
17 Kris Bryant, R OBP: 0.273, SLG: 0.300 (9.7)	F8		K							4	0	0	0	0	1	2											
44 Anthony Rizzo, L OBP: 0.424, SLG: 0.560	F8		BB							3	0	0	0	1	0	1											
18 Ben Zobrist, S OBP: 0.455, SLG: 0.407	G6-3		L6							3	1	0	0	1	0	2											
68 Jorge Soler, R OBP: 0.192, SLG: 0.261 56 Héctor Rondón, R (9.1)	G5-3		F8							3	1	0	0	0	0	1											
27 Addison Russell, R OBP: 0.300, SLG: 0.320	L7		BB							3	1	1	3	1	1	0											
3 David Ross, R OBP: 0.417, SLG: 0.400	BB		BB							3	1	1	0	1	1	1											
34 Jon Lester, L ERA: 2.77 53 Trevor Cahill, R ERA: 4.5 20 Matt Szczur, R OBP: 0.396, SLG: 1.000 43 Adam Warren, R (8.1) 66 Munenori Kawasaki, L OBP: 0.500, SLG: 0.930 (9.5)	BB		BB		SH1-4					0	0	0	0	1	0	0											
Inning Stats	R: 0 E: 0 K: 0 S: 3	H: 0 LOB: 0 BB: 0 P: 4	R: 0 E: 0 K: 0 S: 10	H: 0 LOB: 0 BB: 0 P: 14	R: 0 E: 0 K: 1 S: 13	H: 0 LOB: 2 BB: 2 P: 27	R: 0 E: 0 K: 1 S: 9	H: 0 LOB: 1 BB: 1 P: 16	R: 0 E: 0 K: 1 S: 8	H: 0 LOB: 1 BB: 1 P: 15	R: 0 E: 1 K: 1 S: 11	H: 0 LOB: 1 BB: 0 P: 16	R: 2 E: 0 K: 1 S: 17	H: 2 LOB: 2 BB: 2 P: 31	R: 3 E: 0 K: 0 S: 13	H: 1 LOB: 0 BB: 1 P: 26		1B: 2 2B: 0 3B: 0 HR: 1	SF: 0 SAC: 1 DP: 0 HBP: 1	WP: 2 PB: 1 SB: 0 CS: 0	PA: 36						
PITCHER	IP	WLS	BF	H	R	ER	SO	BB	IBB	HBP	BLK	WP	HR	S	P	ERA	WHIP										
29 Brandon Finnegan, L ERA: 2.84	6.2		27	1	2	2	5	5	0	0	0	0	1	65	111	2.70	0.900										
54 Caleb Cotham, R ERA:	0.0		1	0	0	0	0	1	0	0	0	0	0	1	5	-	-										
52 Tony Cingrani, L ERA: 7.71	0.2	L	5	1	2	2	0	1	0	1	0	1	0	12	24	27.00	3.000										
70 Jumbo Diaz, R ERA: 1.93	0.2	B	3	1	1	1	0	0	0	0	0	0	1	6	9	13.50	1.500										

AB	27
R	5
H	3
RBI	5
BB	7
SO	5
LOB	12



Batter	1	2	3	4	5	6	7	8	9	AB	R	H	RBI	BB	SO	LOB	TOP			
6 Billy Hamilton, S OBP: 0.292, SLG: 0.429										4	1	1	0	0	1	2	Cincinnati Reds @ Chicago Cubs Wrigley Field, Chicago, IL Wed Apr 13 2016, 7:07 PM - 10:10 PM CDT Att: 36,496 - Cloudy - 43 F			
7 Eugenio Suárez, R OBP: 0.471, SLG: 0.800										3	0	2	0	1	1	0				
19 Joey Votto, L OBP: 0.324, SLG: 0.233										3	0	1	0	1	1	1				
4 Brandon Phillips, R OBP: 0.375, SLG: 0.476										4	0	1	0	0	1	5				
32 Jay Bruce, L OBP: 0.313, SLG: 0.567										3	0	0	1	0	0	2				
43 Scott Schebler, L OBP: 0.300, SLG: 0.526										4	1	1	0	0	0	2				
3 Iván De Jesús Jr., R										3	0	0	1	1	1	0				
16 Tucker Barnhart, L OBP: 0.545, SLG: 0.444										3	0	1	0	1	0	1				
31 Alfredo Simon, R 58 Dan Straily, R 48 Keyius Sampson, R 36 Blake Wood, R 40 Tyler Holt, R 27 Ross Ohlendorf, R 52 Tony Cingrani, L										0	0	0	0	0	0	0				
Inning Stats	R: 1 E: 0 K: 1 S: 13	H: 2 LOB: 2 BB: 1 P: 20	R: 0 E: 0 K: 1 S: 8	H: 0 LOB: 1 BB: 1 P: 16	R: 0 E: 0 K: 0 S: 3	H: 1 LOB: 1 BB: 1 P: 8	R: 0 E: 0 K: 1 S: 9	H: 0 LOB: 0 BB: 0 P: 12	R: 0 E: 0 K: 1 S: 10	H: 1 LOB: 1 BB: 0 P: 13	R: 1 E: 0 K: 1 S: 10	H: 2 LOB: 1 BB: 0 P: 14	R: 0 E: 0 K: 0 S: 8	H: 1 LOB: 0 BB: 1 P: 13	R: 0 E: 0 K: 0 S: 8	H: 0 LOB: 1 BB: 1 P: 14		1B: 5 2B: 1 3B: 1 HR: 0	SF: 1 SAC: 0 DP: 3 HBP: 0	WP: 0 PB: 0 SB: 1 CS: 0
PITCHER	IP WLS BF H R ER SO BB IBB HBP BLK WP HR S P ERA WHIP																			
41 John Lackey, R ERA: 5.88	6.2 W 27 6 2 2 7 3 0 0 0 0 0 0 60 90 2.70 1.350																			
53 Trevor Cahill, R ERA: 3.86	7.1 0.1 1 0 0 0 0 0 0 0 0 0 0 3 4 0.00 0.000																			
33 Clayton Richard, L ERA:	8.1 1.0 3 1 0 0 0 0 0 0 0 0 0 8 13 0.00 1.000																			
54 Neil Ramírez, R ERA:	9.1 1.0 4 0 0 0 0 1 0 0 0 0 0 0 8 14 0.00 1.000																			

Batter	1	2	3	4	5	6	7	8	9	AB	R	H	RBI	BB	SO	LOB	BOTTOM			
24 Dexter Fowler, S OBP: 0.559, SLG: 0.731										4	1	1	0	0	2	5	Cincinnati Reds @ Chicago Cubs Wrigley Field, Chicago, IL Wed Apr 13 2016, 7:07 PM - 10:10 PM CDT Att: 36,496 - Cloudy - 43 F			
22 Jason Heyward, L OBP: 0.386, SLG: 0.281										4	0	1	2	1	2	4				
18 Ben Zobrist, S OBP: 0.421, SLG: 0.355										4	1	0	0	1	1	3				
44 Anthony Rizzo, L OBP: 0.395, SLG: 0.483										4	1	0	0	1	1	1				
17 Kris Bryant, R OBP: 0.316, SLG: 0.394										3	2	1	2	2	0	1				
47 Miguel Montero, L OBP: 0.385, SLG: 0.571										3	3	1	1	2	1	1				
68 Jorge Soler, R OBP: 0.287, SLG: 0.320										2	1	2	1	1	0	0				
20 Matt Szczur, R OBP: 0.500, SLG: 0.889										1	0	0	0	0	0	1				
27 Addison Russell, R OBP: 0.324, SLG: 0.321										3	0	1	1	1	0	3				
41 John Lackey, R OBP: 0.286, SLG: 0.167										3	0	1	1	1	2	4				
53 Trevor Cahill, R ERA: 3.89										0	0	0	0	0	0	0				
33 Clayton Richard, L ERA:										0	0	0	0	0	0	0				
54 Neil Ramírez, R ERA: 6.75										0	0	0	0	0	0	0				
Inning Stats	R: 5 E: 0 K: 2 S: 32	H: 4 LOB: 3 BB: 3 P: 57	R: 0 E: 0 K: 0 S: 6	H: 0 LOB: 0 BB: 0 P: 8	R: 2 E: 0 K: 2 S: 17	H: 2 LOB: 2 BB: 2 P: 32	R: 2 E: 0 K: 1 S: 14	H: 2 LOB: 2 BB: 2 P: 31	R: 0 E: 0 K: 1 S: 7	H: 0 LOB: 1 BB: 1 P: 14	R: 0 E: 0 K: 1 S: 8	H: 0 LOB: 0 BB: 0 P: 17	R: 0 E: 0 K: 1 S: 6	H: 0 LOB: 0 BB: 0 P: 8	R: 0 E: 0 K: 1 S: 13	H: 0 LOB: 1 BB: 1 P: 21	1B: 6 2B: 1 3B: 0 HR: 1	SF: 1 SAC: 0 DP: 0 HBP: 1	WP: 2 PB: 0 SB: 2 CS: 0	PA: 43
PITCHER	IP WLS BF H R ER SO BB IBB HBP BLK WP HR S P ERA WHIP																			
31 Alfredo Simon, R ERA: 9.53	0.2 L 9 4 5 5 1 3 0 0 0 0 0 0 27 49 67.50 10.500																			
58 Dan Straily, R ERA: 3.39	2.1 12 2 2 2 3 2 0 1 0 0 0 28 48 7.71 1.714																			
48 Keyius Sampson, R ERA: 12.0	2.0 11 2 2 2 2 3 0 0 0 2 1 21 45 9.00 2.500																			
36 Blake Wood, R ERA:	1.0 4 0 0 0 1 1 0 0 0 0 0 8 17 0.00 1.000																			
27 Ross Ohlendorf, R ERA: 6.75	1.0 3 0 0 0 1 0 0 0 0 0 0 6 8 0.00 0.000																			
PITCHER	IP WLS BF H R ER SO BB IBB HBP BLK WP HR S P ERA WHIP																			
52 Tony Cingrani, L ERA: 5.4	8.1 1.0 4 0 0 1 1 0 0 0 0 0 13 21 0.00 1.000																			

Batter	1	2	3	4	5	6	7	8	9	AB	R	H	RBI	BB	SO	LOB	TOP							
9 DJ LeMahieu, R OBP: 0.439, SLG: 0.649	L7		G5-3		K		K	FC6-4 27 S		5	0	0	1	0	2	4	Colorado Rockies @ Chicago Cubs Wrigley Field, Chicago, IL Fri Apr 15 2016, 1:20 PM - 4:18 PM CDT Att: 34,437 - Sunny - 52 F							
27 Trevor Story, R OBP: 0.319, SLG: 0.864	G6-3		K		P3		G5-3	K		5	0	0	0	0	2	4								
48 Boone Logan, R			K							0	0	0	0	0	0	0								
60 Justin Miller, R			K							0	0	0	0	0	0	0								
5 Carlos González, L OBP: 0.444, SLG: 0.732	G6-3		G1							4	1	2	0	1	0	0								
28 Nolan Arenado, R OBP: 0.356, SLG: 0.667					G1-6-3		G1-3			5	2	2	0	0	0	3								
8 Gerardo Parra, L OBP: 0.324, SLG: 0.528			K		G4-3					5	1	2	1	0	1	2								
6 Ryan Raburn, R OBP: 0.385, SLG: 0.917																								
50 Chad Qualls, R																								
18 Cristhian Adames, S OBP: 0.200, SLG: 0.111																								
10 Ben Paulsen, L OBP: 0.375, SLG: 0.455																								
12 Mark Reynolds, R OBP: 0.320, SLG: 0.364					L8																			
14 Tony Wolters, L OBP: 0.429, SLG: 0.333																								
35 Chad Bettis, R OBP: 0.167, SLG: 0.167																								
1 Brandon Barnes, R OBP: 0.462, SLG: 0.455																								
Inning Stats	R: 0 E: 0 K: 0 S: 11	H: 0 LOB: 0 BB: 0 P: 15	R: 1 E: 0 K: 1 S: 13	H: 3 LOB: 2 BB: 0 P: 14	R: 0 E: 0 K: 1 S: 8	H: 0 LOB: 0 BB: 0 P: 9	R: 0 E: 0 K: 0 S: 10	H: 1 LOB: 1 BB: 0 P: 11	R: 0 E: 1 K: 2 S: 11	H: 0 LOB: 1 BB: 0 P: 16	R: 2 E: 0 K: 1 S: 11	H: 3 LOB: 0 BB: 0 P: 15	R: 1 E: 1 K: 1 S: 16	H: 2 LOB: 2 BB: 1 P: 25	R: 2 E: 2 K: 2 S: 16	H: 1 LOB: 2 BB: 2 P: 31	R: 0 E: 0 K: 0 S: 7	H: 1 LOB: 0 BB: 0 P: 8	1B: 11 2B: 0 3B: 0 HR: 0	SF: 0 SAC: 0 DP: 2 HBP: 0	WP: 1 PB: 1 SB: 3 CS: 0	PA: 41		
PITCHER	IP WLS BF H R ER SO BB IBB HBP BLK WP HR S P ERA WHIP	IP WLS BF H R ER SO BB IBB HBP BLK WP HR S P ERA WHIP	IP WLS BF H R ER SO BB IBB HBP BLK WP HR S P ERA WHIP	IP WLS BF H R ER SO BB IBB HBP BLK WP HR S P ERA WHIP	IP WLS BF H R ER SO BB IBB HBP BLK WP HR S P ERA WHIP	IP WLS BF H R ER SO BB IBB HBP BLK WP HR S P ERA WHIP	IP WLS BF H R ER SO BB IBB HBP BLK WP HR S P ERA WHIP	IP WLS BF H R ER SO BB IBB HBP BLK WP HR S P ERA WHIP	IP WLS BF H R ER SO BB IBB HBP BLK WP HR S P ERA WHIP	IP WLS BF H R ER SO BB IBB HBP BLK WP HR S P ERA WHIP	IP WLS BF H R ER SO BB IBB HBP BLK WP HR S P ERA WHIP	IP WLS BF H R ER SO BB IBB HBP BLK WP HR S P ERA WHIP	IP WLS BF H R ER SO BB IBB HBP BLK WP HR S P ERA WHIP	IP WLS BF H R ER SO BB IBB HBP BLK WP HR S P ERA WHIP	IP WLS BF H R ER SO BB IBB HBP BLK WP HR S P ERA WHIP	IP WLS BF H R ER SO BB IBB HBP BLK WP HR S P ERA WHIP	IP WLS BF H R ER SO BB IBB HBP BLK WP HR S P ERA WHIP	IP WLS BF H R ER SO BB IBB HBP BLK WP HR S P ERA WHIP	IP WLS BF H R ER SO BB IBB HBP BLK WP HR S P ERA WHIP	IP WLS BF H R ER SO BB IBB HBP BLK WP HR S P ERA WHIP	IP WLS BF H R ER SO BB IBB HBP BLK WP HR S P ERA WHIP	IP WLS BF H R ER SO BB IBB HBP BLK WP HR S P ERA WHIP	IP WLS BF H R ER SO BB IBB HBP BLK WP HR S P ERA WHIP	IP WLS BF H R ER SO BB IBB HBP BLK WP HR S P ERA WHIP

AB	38
R	6
H	11
RBI	3
BB	3
SO	8
LOB	21



Batter	1	2	3	4	5	6	7	8	9	AB	R	H	RBI	BB	SO	LOB	BOTTOM							
24 Dexter Fowler, S OBP: 0.558, SLG: 0.667	K				F7		G4-3			3	0	0	0	1	1	3	Colorado Rockies @ Chicago Cubs Wrigley Field, Chicago, IL Fri Apr 15 2016, 1:20 PM - 4:18 PM CDT Att: 34,437 - Sunny - 52 F							
22 Jason Heyward, L OBP: 0.319, SLG: 0.225										3	0	0	0	1	1	1								
18 Ben Zobrist, S OBP: 0.362, SLG: 0.289										4	0	0	0	0	0	1								
44 Anthony Rizzo, L OBP: 0.348, SLG: 0.405										4	0	1	0	0	0	1								
17 Kris Bryant, R OBP: 0.348, SLG: 0.475										4	0	1	0	0	1	1								
68 Jorge Soler, R OBP: 0.314, SLG: 0.321										3	1	1	0	1	1	1								
47 Miguel Montero, L OBP: 0.382, SLG: 0.500										3	0	0	0	1	2	2								
27 Addison Russell, R OBP: 0.366, SLG: 0.371										3	0	1	0	0	0	2								
28 Kyle Hendricks, R OBP: 0.200, SLG: 0.200										2	0	0	0	0	1	2								
53 Trevor Cahill, R										0	0	0	0	0	0	0								
2 Tommy La Stella, L OBP: 0.333, SLG: 0.417										1	0	0	1	0	0	1								
33 Clayton Richard, L										0	0	0	0	0	0	0								
54 Neil Ramirez, R										0	0	0	0	0	0	0								
Inning Stats	R: 0 E: 0 K: 1 S: 11	H: 0 LOB: 1 BB: 1 P: 21	R: 0 E: 0 K: 1 S: 11	H: 1 LOB: 0 BB: 0 P: 16	R: 0 E: 0 K: 1 S: 9	H: 0 LOB: 1 BB: 1 P: 15	R: 0 E: 0 K: 0 S: 7	H: 0 LOB: 0 BB: 0 P: 11	R: 0 E: 1 K: 0 S: 10	H: 1 LOB: 2 BB: 1 P: 20	R: 0 E: 0 K: 1 S: 10	H: 1 LOB: 1 BB: 0 P: 15	R: 1 E: 0 K: 0 S: 9	H: 1 LOB: 1 BB: 1 P: 20	R: 0 E: 0 K: 0 S: 8	H: 0 LOB: 0 BB: 2 P: 12	R: 0 E: 0 K: 3 S: 13	H: 0 LOB: 0 BB: 0 P: 14	1B: 4 2B: 0 3B: 0 HR: 0	SF: 0 SAC: 0 DP: 0 HBP: 0	WP: 0 PB: 0 SB: 0 CS: 1	PA: 35		
PITCHER	IP WLS BF H R ER SO BB IBB HBP BLK WP HR S P ERA WHIP	IP WLS BF H R ER SO BB IBB HBP BLK WP HR S P ERA WHIP	IP WLS BF H R ER SO BB IBB HBP BLK WP HR S P ERA WHIP	IP WLS BF H R ER SO BB IBB HBP BLK WP HR S P ERA WHIP	IP WLS BF H R ER SO BB IBB HBP BLK WP HR S P ERA WHIP	IP WLS BF H R ER SO BB IBB HBP BLK WP HR S P ERA WHIP	IP WLS BF H R ER SO BB IBB HBP BLK WP HR S P ERA WHIP	IP WLS BF H R ER SO BB IBB HBP BLK WP HR S P ERA WHIP	IP WLS BF H R ER SO BB IBB HBP BLK WP HR S P ERA WHIP	IP WLS BF H R ER SO BB IBB HBP BLK WP HR S P ERA WHIP	IP WLS BF H R ER SO BB IBB HBP BLK WP HR S P ERA WHIP	IP WLS BF H R ER SO BB IBB HBP BLK WP HR S P ERA WHIP	IP WLS BF H R ER SO BB IBB HBP BLK WP HR S P ERA WHIP	IP WLS BF H R ER SO BB IBB HBP BLK WP HR S P ERA WHIP	IP WLS BF H R ER SO BB IBB HBP BLK WP HR S P ERA WHIP	IP WLS BF H R ER SO BB IBB HBP BLK WP HR S P ERA WHIP	IP WLS BF H R ER SO BB IBB HBP BLK WP HR S P ERA WHIP	IP WLS BF H R ER SO BB IBB HBP BLK WP HR S P ERA WHIP	IP WLS BF H R ER SO BB IBB HBP BLK WP HR S P ERA WHIP	IP WLS BF H R ER SO BB IBB HBP BLK WP HR S P ERA WHIP	IP WLS BF H R ER SO BB IBB HBP BLK WP HR S P ERA WHIP	IP WLS BF H R ER SO BB IBB HBP BLK WP HR S P ERA WHIP	IP WLS BF H R ER SO BB IBB HBP BLK WP HR S P ERA WHIP	IP WLS BF H R ER SO BB IBB HBP BLK WP HR S P ERA WHIP

AB	30
R	1
H	4
RBI	1
BB	4
SO	7
LOB	15




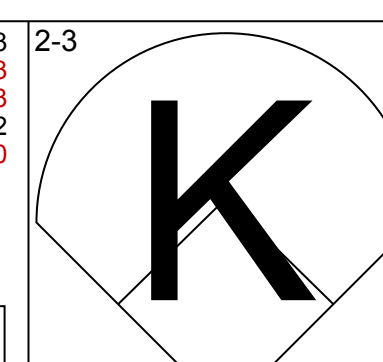
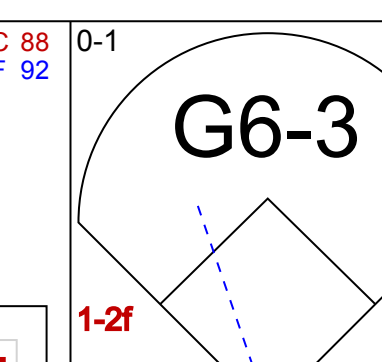
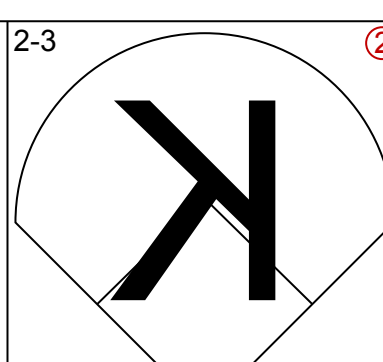
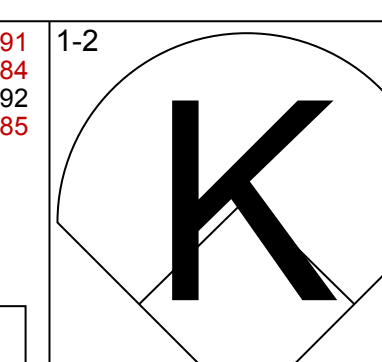
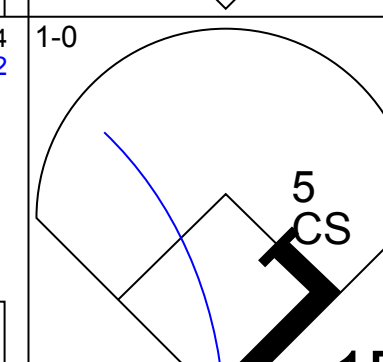
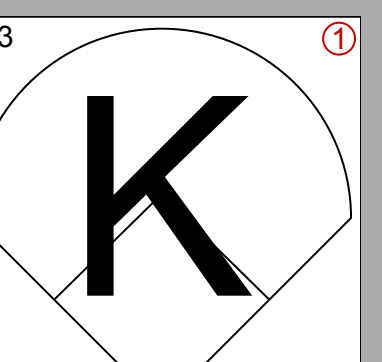
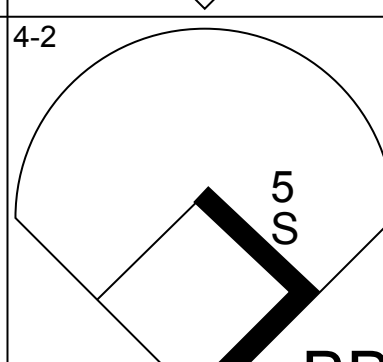
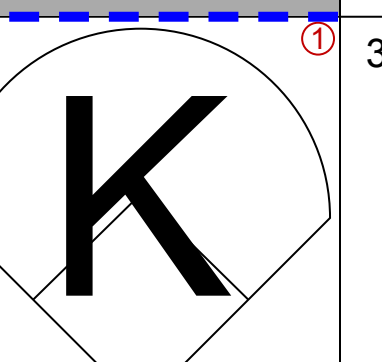
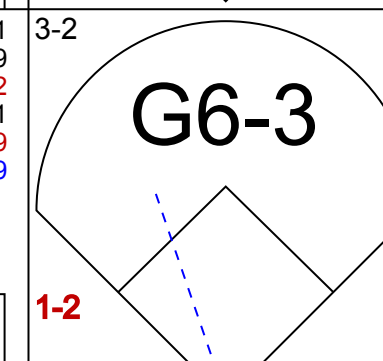
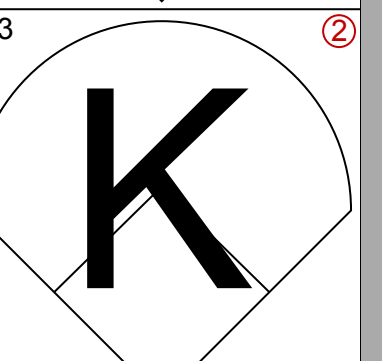
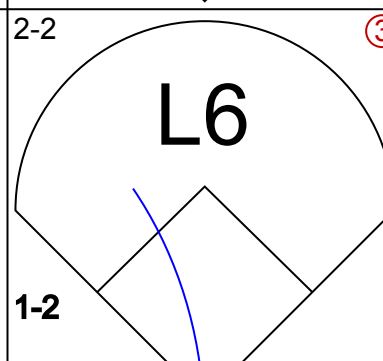
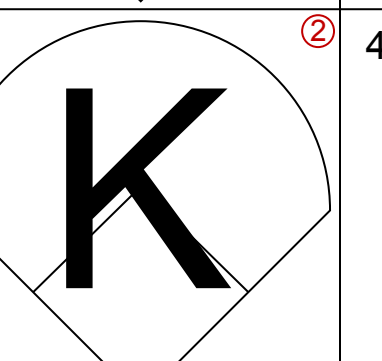
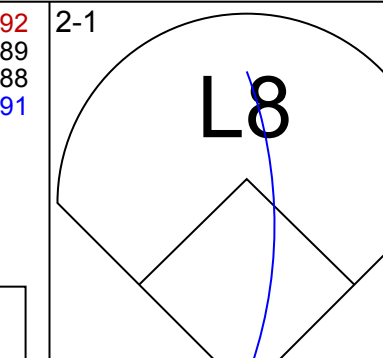
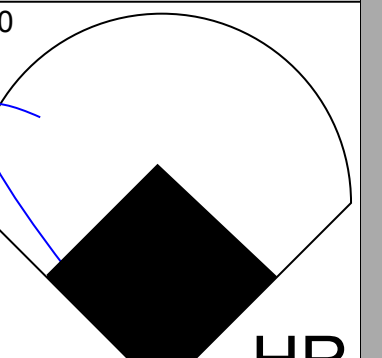
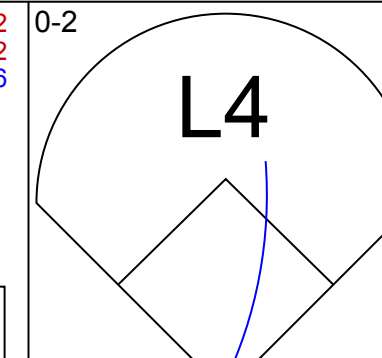
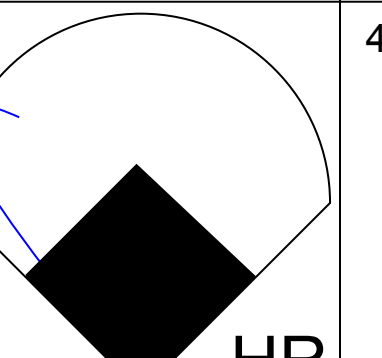
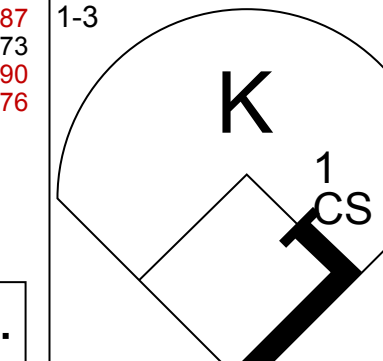
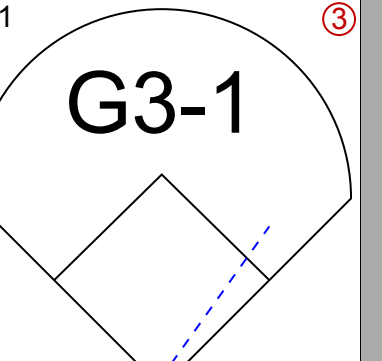
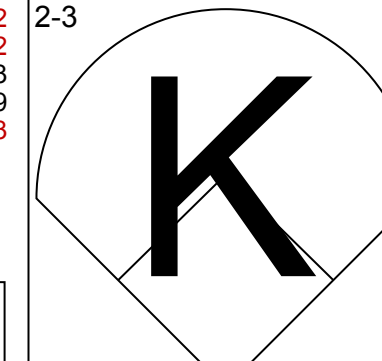
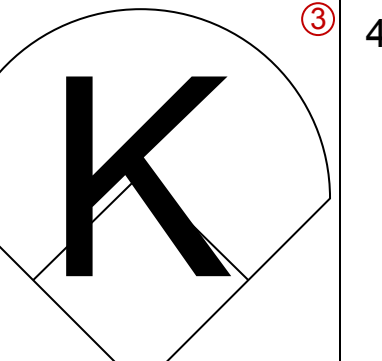
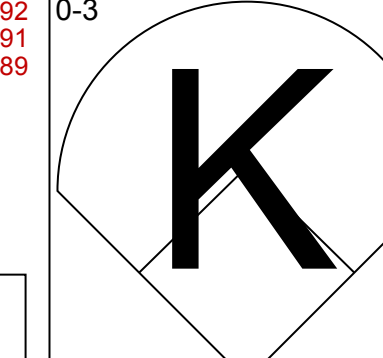
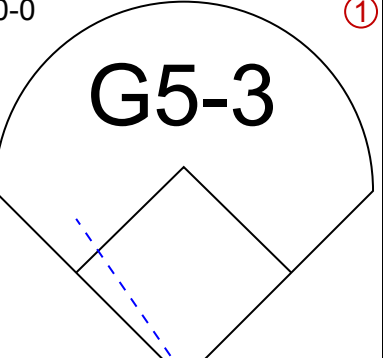
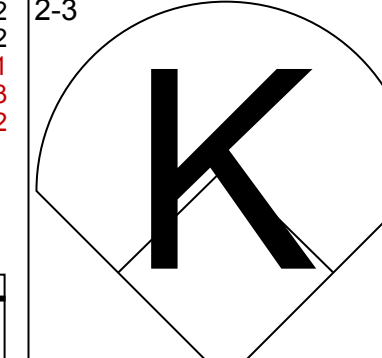
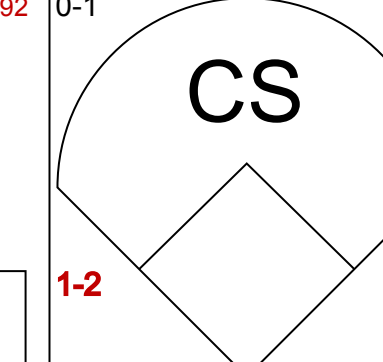
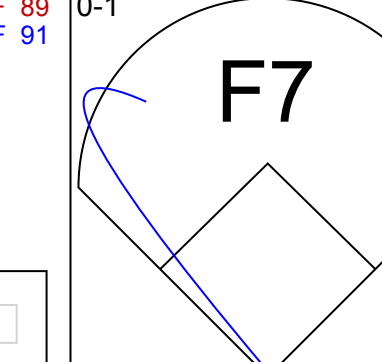
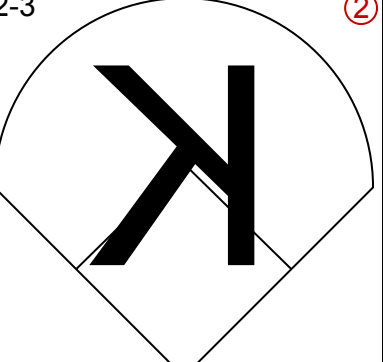
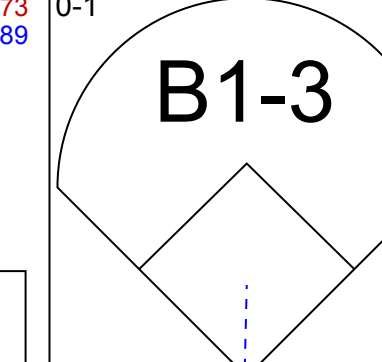
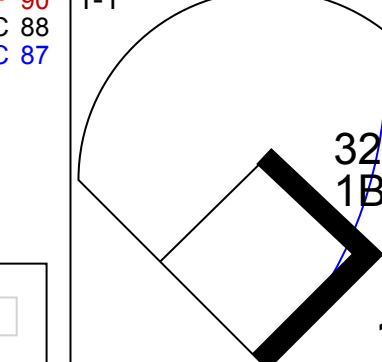
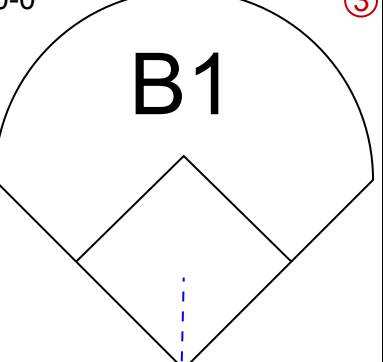
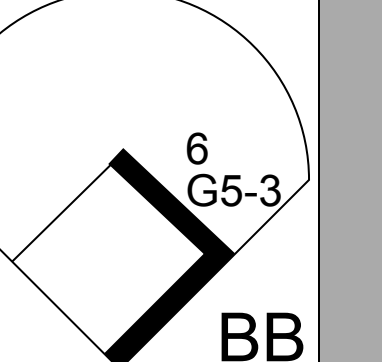
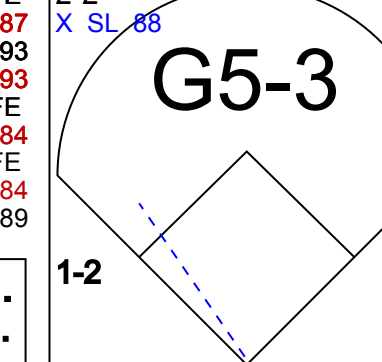
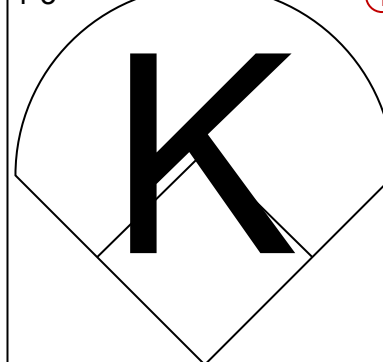
Batter	1	2	3	4	5	6	7	8	9	AB	R	H	RBI	BB	SO	LOB	TOP										
18 Christian Adames, S OBP: 0.143, SLG: 0.077										4	0	0	0	0	1	1	Colorado Rockies @ Chicago Cubs Wrigley Field, Chicago, IL Sat Apr 16 2016, 1:21 PM - 3:59 PM CDT Att: 41,702 - Sunny - 54 F										
27 Trevor Story, R OBP: 0.314, SLG: 0.833										4	1	1	0	0	3	1											
5 Carlos González, L OBP: 0.449, SLG: 0.778										4	1	2	2	0	1	0											
28 Nolan Arenado, R OBP: 0.327, SLG: 0.609										4	0	0	0	0	1	1											
8 Gerardo Parra, L OBP: 0.317, SLG: 0.500										4	0	1	0	0	1	1											
12 Mark Reynolds, R OBP: 0.357, SLG: 0.400										3	0	2	0	0	1	0											
65 Jason Gurka, L (7.1)										0	0	0	0	0	0	0											
6 Ryan Raburn, R OBP: 0.375, SLG: 0.786										2	0	0	0	1	1	1											
13 Dustin Garneau, R OBP: 0.333, SLG: 0.667										3	0	1	0	0	0	1											
36 Christian Bergman, R (1.1)										1	0	0	0	0	0	1											
1 Brandon Barnes, R OBP: 0.423, SLG: 0.417										1	0	0	0	0	0	0											
61 David Hale, R (6.1)										0	0	0	0	0	0	0											
10 Ben Paulsen, L OBP: 0.360, SLG: 0.435										1	0	0	0	0	0	0											
Inning Stats	R: 0 E: 0 K: 3 S: 11	H: 0 LOB: 0 BB: 0 P: 13	R: 0 E: 0 K: 0 S: 7	H: 1 LOB: 1 BB: 0 P: 12	R: 0 E: 0 K: 1 S: 13	H: 1 LOB: 1 BB: 0 P: 19	R: 0 E: 0 K: 1 S: 8	H: 1 LOB: 1 BB: 0 P: 12	R: 0 E: 0 K: 2 S: 9	H: 0 LOB: 0 BB: 0 P: 11	R: 0 E: 0 K: 1 S: 7	H: 0 LOB: 0 BB: 0 P: 13	R: 0 E: 0 K: 0 S: 8	H: 2 LOB: 2 BB: 0 P: 11	R: 0 E: 0 K: 0 S: 5	H: 0 LOB: 0 BB: 1 P: 9	R: 2 E: 0 K: 1 S: 13	H: 2 LOB: 0 BB: 0 P: 19	1B: 4 2B: 3 3B: 0 HR: 1	SF: 0 SAC: 0 DP: 2 HBP: 0	WP: 0 PB: 0 SB: 1 CS: 1	PA: 32					
PITCHER	IP	WLS	BF	H	R	ER	SO	BB	IBB	HBP	BLK	WP	HR	S	P	ERA	WHIP										
49 Jake Arrieta, R ERA: 1.23	8.0	W	27	5	0	0	8	1	0	0	0	0	0	68	100	0.00	0.750										
37 Travis Wood, L ERA: 4.91	0.1		3	2	2	2	0	0	0	0	0	0	1	7	9	54.00	6.000										
46 Pedro Strop, R ERA: 1.8	0.2		2	0	0	0	1	0	0	0	0	0	0	6	10	0.00	0.000										

Batter	1	2	3	4	5	6	7	8	9	AB	R	H	RBI	BB	SO	LOB	BOTTOM										
24 Dexter Fowler, S OBP: 0.553, SLG: 0.722										3	1	1	3	1	1	0	Colorado Rockies @ Chicago Cubs Wrigley Field, Chicago, IL Sat Apr 16 2016, 1:21 PM - 3:59 PM CDT Att: 41,702 - Sunny - 54 F										
17 Kris Bryant, R OBP: 0.340, SLG: 0.455										4	0	1	0	0	2	1											
44 Anthony Rizzo, L OBP: 0.380, SLG: 0.475										3	1	1	1	1	2	1											
68 Jorge Soler, R OBP: 0.333, SLG: 0.438										4	1	2	1	0	0	1											
22 Jason Heyward, L OBP: 0.319, SLG: 0.225										0	0	0	0	0	0	0											
9 Javier Báez, R OBP: 0.500, SLG: 0.750										4	1	2	0	0	2	1											
27 Addison Russell, R OBP: 0.356, SLG: 0.342										3	0	0	0	1	0	2											
20 Matt Szczur, R OBP: 0.500, SLG: 0.692										3	1	1	0	1	0	1											
3 David Ross, R OBP: 0.375, SLG: 0.333										2	1	0	1	1	1	0											
49 Jake Arrieta, R ERA: 0.75										4	0	0	0	0	2	4											
37 Travis Wood, R ERA: 16.2										0	0	0	0	0	0	0											
46 Pedro Strop, R ERA: 10.0										0	0	0	0	0	0	0											
Inning Stats	R: 0 E: 0 K: 2 S: 9	H: 0 LOB: 0 BB: 0 P: 13	R: 0 E: 0 K: 0 S: 5	H: 2 LOB: 1 BB: 0 P: 8	R: 0 E: 0 K: 1 S: 11	H: 0 LOB: 1 BB: 1 P: 19	R: 2 E: 0 K: 1 S: 10	H: 2 LOB: 0 BB: 0 P: 13	R: 0 E: 0 K: 3 S: 14	H: 0 LOB: 0 BB: 0 P: 14	R: 0 E: 0 K: 1 S: 10	H: 0 LOB: 1 BB: 1 P: 18	R: 3 E: 0 K: 1 S: 18	H: 3 LOB: 1 BB: 1 P: 29	R: 1 E: 1 K: 1 S: 16	H: 1 LOB: 2 BB: 2 P: 25	R: 1 E: 0 K: 1 S: 16	H: 1 LOB: 2 BB: 2 P: 25	1B: 4 2B: 1 3B: 0 HR: 3	SF: 1 SAC: 0 DP: 1 HBP: 0	WP: 0 PB: 0 SB: 2 CS: 0	PA: 36					
PITCHER	IP	WLS	BF	H	R	ER	SO	BB	IBB	HBP	BLK	WP	HR	S	P	ERA	WHIP										
36 Christian Bergman, R ERA: 6.75	5.0	L	19	4	2	2	7	1	0	0	0	0	2	49	67	3.60	1.000										
61 David Hale, R ERA: 16.2	1.2		10	3	3	3	1	2	0	0	0	0	1	25	41	16.20	3.000										
65 Jason Gurka, L ERA: 10.0	1.1		7	1	1	1	2	2	0	0	0	0	0	19	31	6.75	2.250										

AB	31
R	2
H	7
RBI	2
BB	1
SO	9
LOB	7

AB	30
R	6
H	8
RBI	6
BB	5
SO	10
LOB	11

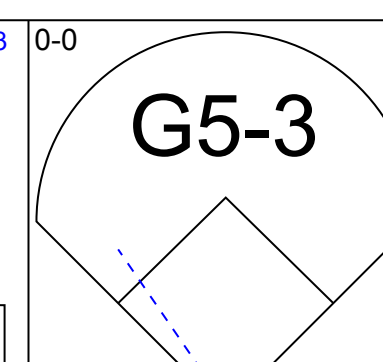
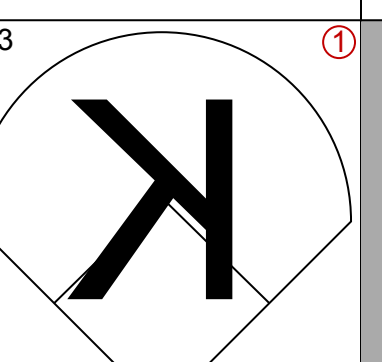
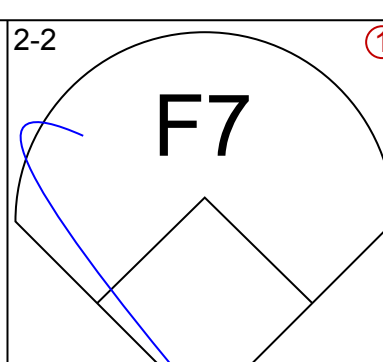
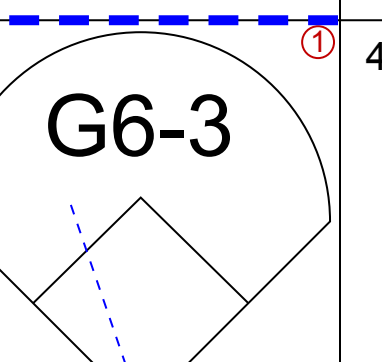
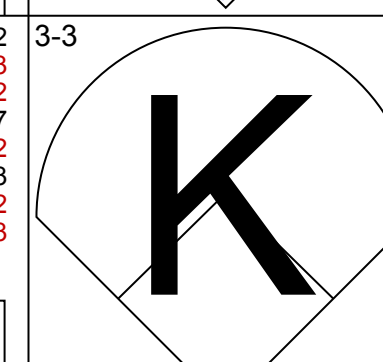
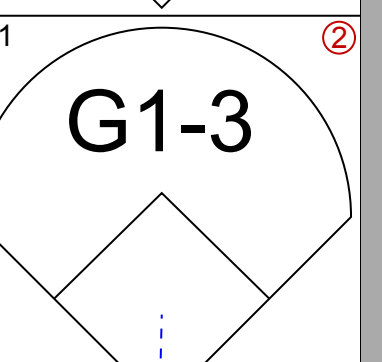
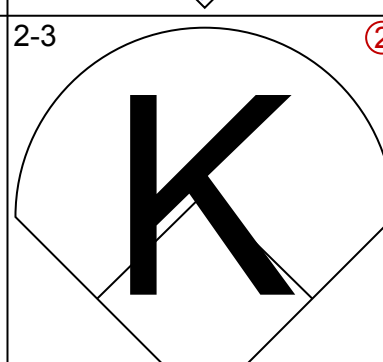
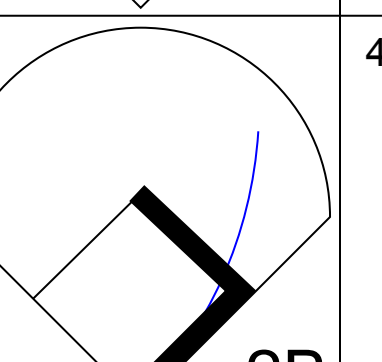
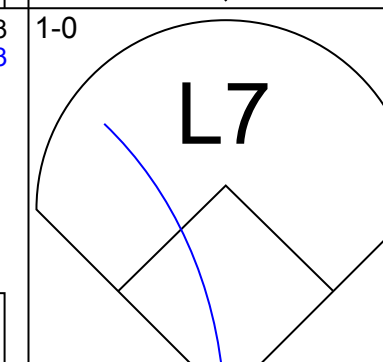
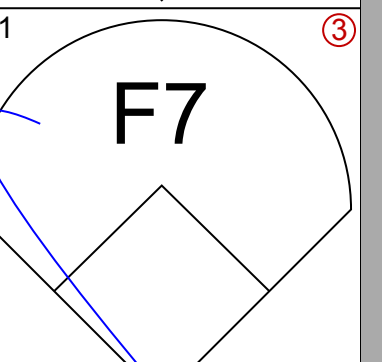
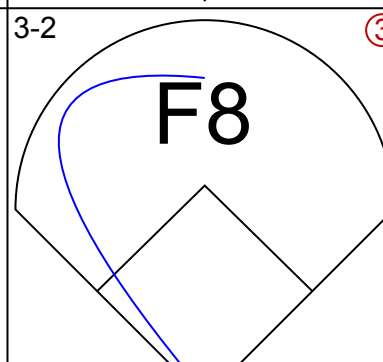
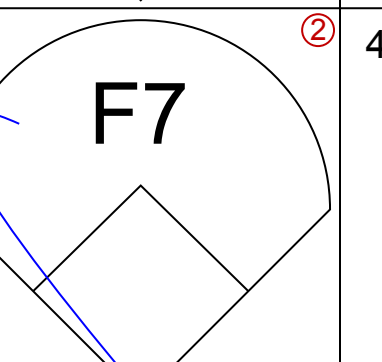
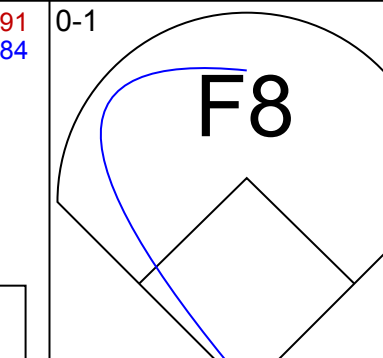
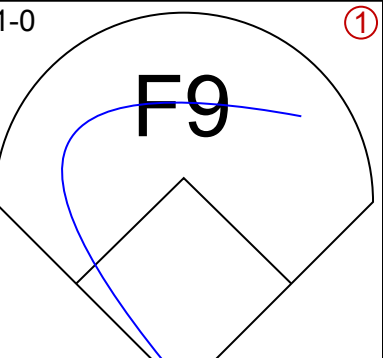
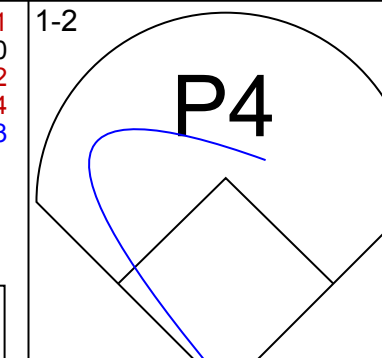
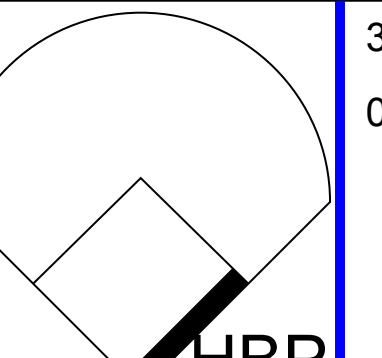
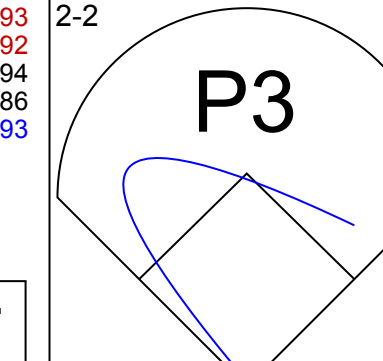
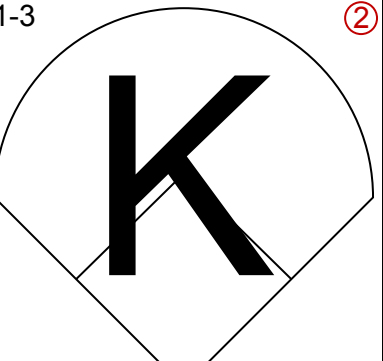
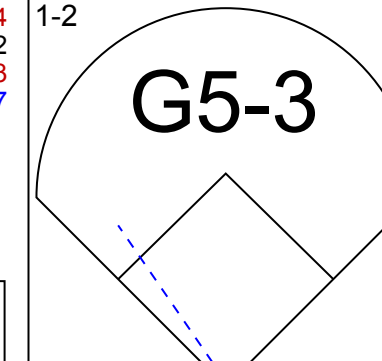
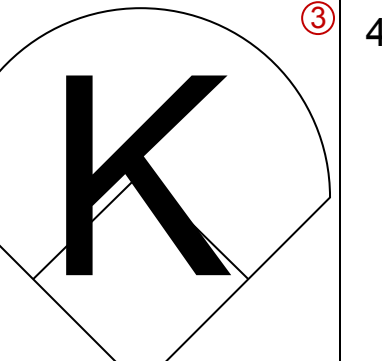
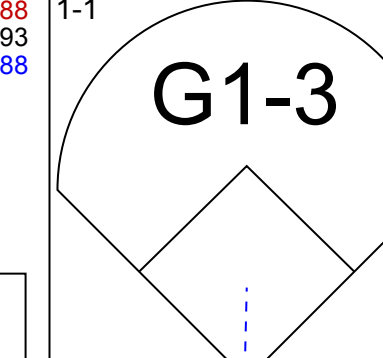
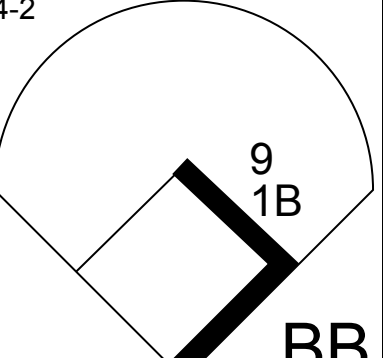
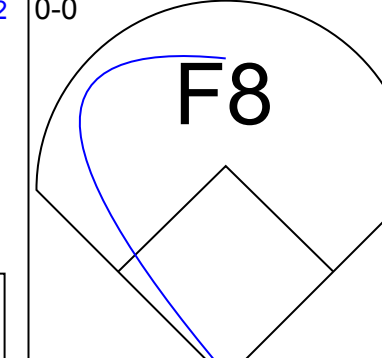
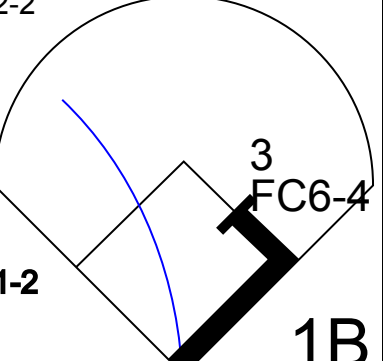
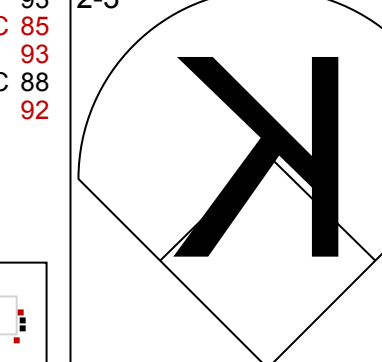
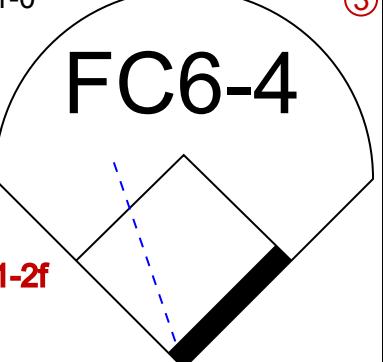
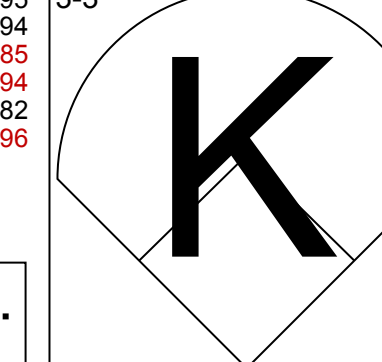
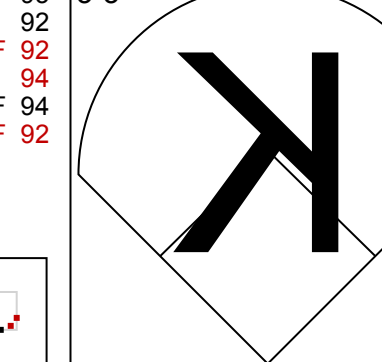

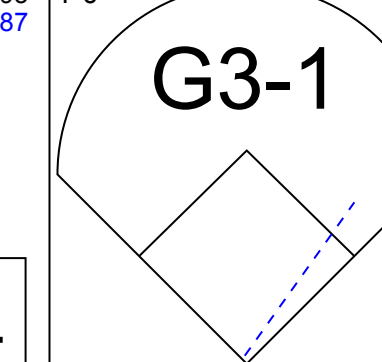
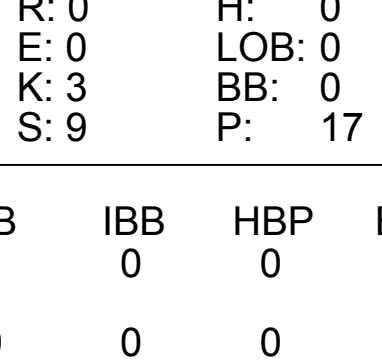
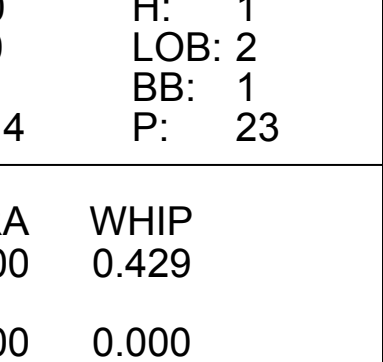
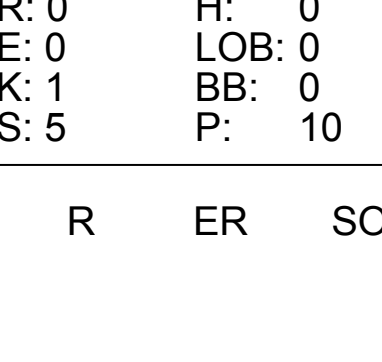




Batter	1	2	3	4	5	6	7	8	9	AB	R	H	RBI	BB	SO	LOB	TOP							
9 DJ LeMahieu, R (1,4) OBP: 0.400, SLG: 0.585										4	0	0	0	0	3	3								
27 Trevor Story, R (1,6) OBP: 0.327, SLG: 0.804										3	0	1	0	1	2	0								
5 Carlos González, L (1,9) OBP: 0.415, SLG: 0.714										4	0	0	0	0	2	2								
28 Nolan Arenado, R (1,5) OBP: 0.340, SLG: 0.720										4	2	2	2	0	0	0								
8 Gerardo Parra, L (1,7) OBP: 0.289, SLG: 0.455										4	0	0	0	0	3	0								
12 Mark Reynolds, R (1,3) OBP: 0.323, SLG: 0.357										3	0	0	0	0	2	1								
1 Brandon Barnes, R (1,8) OBP: 0.353, SLG: 0.333										3	0	0	0	0	1	0								
14 Tony Wolters, L (1,2) OBP: 0.471, SLG: 0.357										2	0	1	0	1	0	0								
32 Tyler Chatwood, R (1,1) OBP: 0.167, SLG: 0.167										2	0	1	0	0	1	0								
6 Ryan Raburn, R (8,PH) OBP: 0.353, SLG: 0.733										1	0	0	0	0	0	1								
46 Miguel Castro, R (8,1) OBP: 0.314, SLG: 0.463										0	0	0	0	0	0	0								
51 Jake McGee, L (9,1) OBP: 0.314, SLG: 0.463										0	0	0	0	0	0	0								
Inning Stats	R: 0 E: 0 K: 1 S: 7	H: 1 LOB: 0 BB: 0 P: 13	R: 0 E: 0 K: 2 S: 9	H: 0 LOB: 0 BB: 0 P: 12	R: 0 E: 0 K: 0 S: 8	H: 2 LOB: 1 BB: 0 P: 10	R: 1 E: 0 K: 2 S: 9	H: 1 LOB: 0 BB: 0 P: 14	R: 0 E: 0 K: 1 S: 5	H: 0 LOB: 0 BB: 0 P: 7	R: 0 E: 0 K: 2 S: 13	H: 0 LOB: 1 BB: 1 P: 22	R: 0 E: 0 K: 2 S: 9	H: 0 LOB: 0 BB: 0 P: 13	R: 0 E: 0 K: 1 S: 12	H: 0 LOB: 1 BB: 1 P: 19	R: 1 E: 0 K: 3 S: 12	H: 1 LOB: 0 BB: 0 P: 19	1B: 3 2B: 0 3B: 0 HR: 2	SF: 0 SAC: 0 DP: 1 HBP: 0	WP: 0 PB: 0 SB: 1 CS: 2	PA: 33		
PITCHER	IP WLS BF H R ER SO BB IBB HBP BLK WP HR S P ERA WHIP	IP WLS BF H R ER SO BB IBB HBP BLK WP HR S P ERA WHIP	IP WLS BF H R ER SO BB IBB HBP BLK WP HR S P ERA WHIP	IP WLS BF H R ER SO BB IBB HBP BLK WP HR S P ERA WHIP	IP WLS BF H R ER SO BB IBB HBP BLK WP HR S P ERA WHIP	IP WLS BF H R ER SO BB IBB HBP BLK WP HR S P ERA WHIP	IP WLS BF H R ER SO BB IBB HBP BLK WP HR S P ERA WHIP	IP WLS BF H R ER SO BB IBB HBP BLK WP HR S P ERA WHIP	IP WLS BF H R ER SO BB IBB HBP BLK WP HR S P ERA WHIP	IP WLS BF H R ER SO BB IBB HBP BLK WP HR S P ERA WHIP	IP WLS BF H R ER SO BB IBB HBP BLK WP HR S P ERA WHIP	IP WLS BF H R ER SO BB IBB HBP BLK WP HR S P ERA WHIP	IP WLS BF H R ER SO BB IBB HBP BLK WP HR S P ERA WHIP	IP WLS BF H R ER SO BB IBB HBP BLK WP HR S P ERA WHIP	IP WLS BF H R ER SO BB IBB HBP BLK WP HR S P ERA WHIP	IP WLS BF H R ER SO BB IBB HBP BLK WP HR S P ERA WHIP	IP WLS BF H R ER SO BB IBB HBP BLK WP HR S P ERA WHIP	IP WLS BF H R ER SO BB IBB HBP BLK WP HR S P ERA WHIP	IP WLS BF H R ER SO BB IBB HBP BLK WP HR S P ERA WHIP	IP WLS BF H R ER SO BB IBB HBP BLK WP HR S P ERA WHIP	IP WLS BF H R ER SO BB IBB HBP BLK WP HR S P ERA WHIP	IP WLS BF H R ER SO BB IBB HBP BLK WP HR S P ERA WHIP	IP WLS BF H R ER SO BB IBB HBP BLK WP HR S P ERA WHIP	IP WLS BF H R ER SO BB IBB HBP BLK WP HR S P ERA WHIP

Colorado Rockies @ Chicago Cubs
Wrigley Field, Chicago, IL
Sun Apr 17 2016, 1:23 PM - 3:59 PM CDT
Att: 41,678 - Sunny - 58 F

AB 30
R 2
H 5
RBI 2
BB 2
SO 14
LOB 7



Batter	1	2	3	4	5	6	7	8	9	AB	R	H	RBI	BB	SO	LOB	BOTTOM							
24 Dexter Fowler, S (1,8) OBP: 0.510, SLG: 0.650										4	0	0	0	0	1	1								
22 Jason Heyward, L (1,9) OBP: 0.314, SLG: 0.250										4	0	1	0	0	2	1								
18 Ben Zobrist, S (1,4) OBP: 0.333, SLG: 0.262										4	0	0	0	0	0	2								
44 Anthony Rizzo, L (1,3) OBP: 0.352, SLG: 0.442										3	0	0	0	0	0	0								
20 Matt Szczur, R (9,PR) OBP: 0.500, SLG: 0.692										4	0	0	0	0	2	2								
17 Kris Bryant, R (1,5) OBP: 0.315, SLG: 0.417										2	0	0	0	1	0	0								
68 Jorge Soler, R (1,7) OBP: 0.333, SLG: 0.412										2	0	0	0	1	0	0								
9 Javier Báez, R (1,6) OBP: 0.429, SLG: 0.571										3	0	1	0	0	1	0								
3 David Ross, R (1,2) OBP: 0.333, SLG: 0.286										2	0	0	0	0	1	2								
47 Miguel Montero, L (8,PH) OBP: 0.371, SLG: 0.463										1	0	0	0	0	1	0								
34 Jon Lester, L (1,1) OBP: 0.667, SLG: 1.000										2	0	1	0	0	1	0								
43 Adam Warren, R (8,1) OBP: 0.308, SLG: 0.385										0	0	0	0	0	0	0								
2 Tommy La Stella, L (8,PH) OBP: 0.308, SLG: 0.385										1	0	0	0	0	0	0								
52 Justin Grimm, R (9,1) OBP: 0.308, SLG: 0.385										0	0	0	0	0	0	0								
Inning Stats	R: 0 E: 0 K: 1 S: 7	H: 0 LOB: 0 BB: 0 P: 11	R: 0 E: 0 K: 0 S: 7	H: 0 LOB: 0 BB: 0 P: 10	R: 0 E: 0 K: 3 S: 9	H: 0 LOB: 0 BB: 0 P: 17	R: 0 E: 0 K: 1 S: 7	H: 0 LOB: 0 BB: 0 P: 9	R: 0 E: 0 K: 1 S: 14	H: 1 LOB: 2 BB: 1 P: 23	R: 0 E: 0 K: 1 S: 11	H: 1 LOB: 1 BB: 0 P: 20	R: 0 E: 0 K: 0 S: 8	H: 0 LOB: 0 BB: 0 P: 10	R: 0 E: 0 K: 1 S: 5	H: 0 LOB: 0 BB: 0 P: 10	R: 0 E: 0 K: 1 S: 9	H: 1 LOB: 2 BB: 0 P: 14	1B: 1 2B: 2 3B: 0 HR: 0	SF: 0 SAC: 0 DP: 0 HBP: 1	WP: 0 PB: 0 SB: 0 CS: 0	PA: 32		
PITCHER	IP WLS BF H R ER SO BB IBB HBP BLK WP HR S P ERA WHIP	IP WLS BF H R ER SO BB IBB HBP BLK WP HR S P ERA WHIP	IP WLS BF H R ER SO BB IBB HBP BLK WP HR S P ERA WHIP	IP WLS BF H R ER SO BB IBB HBP BLK WP HR S P ERA WHIP	IP WLS BF H R ER SO BB IBB HBP BLK WP HR S P ERA WHIP	IP WLS BF H R ER SO BB IBB HBP BLK WP HR S P ERA WHIP	IP WLS BF H R ER SO BB IBB HBP BLK WP HR S P ERA WHIP	IP WLS BF H R ER SO BB IBB HBP BLK WP HR S P ERA WHIP	IP WLS BF H R ER SO BB IBB HBP BLK WP HR S P ERA WHIP	IP WLS BF H R ER SO BB IBB HBP BLK WP HR S P ERA WHIP	IP WLS BF H R ER SO BB IBB HBP BLK WP HR S P ERA WHIP	IP WLS BF H R ER SO BB IBB HBP BLK WP HR S P ERA WHIP	IP WLS BF H R ER SO BB IBB HBP BLK WP HR S P ERA WHIP	IP WLS BF H R ER SO BB IBB HBP BLK WP HR S P ERA WHIP	IP WLS BF H R ER SO BB IBB HBP BLK WP HR S P ERA WHIP	IP WLS BF H R ER SO BB IBB HBP BLK WP HR S P ERA WHIP	IP WLS BF H R ER SO BB IBB HBP BLK WP HR S P ERA WHIP	IP WLS BF H R ER SO BB IBB HBP BLK WP HR S P ERA WHIP	IP WLS BF H R ER SO BB IBB HBP BLK WP HR S P ERA WHIP	IP WLS BF H R ER SO BB IBB HBP BLK WP HR S P ERA WHIP	IP WLS BF H R ER SO BB IBB HBP BLK WP HR S P ERA WHIP	IP WLS BF H R ER SO BB IBB HBP BLK WP HR S P ERA WHIP	IP WLS BF H R ER SO BB IBB HBP BLK WP HR S P ERA WHIP	IP WLS BF H R ER SO BB IBB HBP BLK WP HR S P ERA WHIP

Colorado Rockies @ Chicago Cubs
Wrigley Field, Chicago, IL
Sun Apr 17 2016, 1:23 PM - 3:59 PM CDT
Att: 41,678 - Sunny - 58 F

AB 30
R 0
H 3
RBI 0
BB 1
SO 9
LOB 8



Batter	1	2	3	4	5	6	7	8	9	AB	R	H	RBI	BB	SO	LOB	TOP					
24 Dexter Fowler, S OBP: 0.500, SLG: 0.711										5	1	2	1	0	1	3						
22 Jason Heyward, L OBP: 0.291, SLG: 0.229										4	0	0	0	0	1	3						
18 Ben Zobrist, S OBP: 0.327, SLG: 0.283										4	1	1	0	0	1	1						
44 Anthony Rizzo, L OBP: 0.345, SLG: 0.413										3	0	0	0	0	0	1						
17 Kris Bryant, R OBP: 0.328, SLG: 0.423										4	1	2	1	0	0	2						
47 Miguel Montero, L OBP: 0.385, SLG: 0.469										3	1	1	0	1	1	1						
68 Jorge Soler, R OBP: 0.311, SLG: 0.378										3	0	0	0	0	1	2						
20 Matt Szczur, R OBP: 0.471, SLG: 0.643										3	0	1	1	0	0	1						
27 Addison Russell, R OBP: 0.347, SLG: 0.341										3	0	1	1	0	1	1						
41 John Lackey, R OBP: 0.300, SLG: 0.222										0	0	0	0	0	0	0						
37 Travis Wood, R OBP: 0.300, SLG: 0.222										0	0	0	0	0	0	0						
46 Pedro Strop, R OBP: 0.500, SLG: 0.625										1	0	1	0	0	0	0						
9 Javier Báez, R OBP: 0.500, SLG: 0.625										0	0	0	0	0	0	0						
53 Trevor Cahill, R OBP: 0.276, SLG: 0.423										0	0	0	0	0	0	0						
Inning Stats	R: 0 E: 0 K: 1 S: 10	H: 1 LOB: 2 BB: 0 P: 16	R: 0 E: 0 K: 0 S: 2	H: 0 LOB: 0 BB: 1 P: 7	R: 0 E: 0 K: 2 S: 9	H: 0 LOB: 0 BB: 0 P: 9	R: 0 E: 0 K: 1 S: 6	H: 0 LOB: 0 BB: 0 P: 7	R: 0 E: 0 K: 2 S: 12	H: 1 LOB: 1 BB: 0 P: 16	R: 1 E: 0 K: 0 S: 8	H: 1 LOB: 0 BB: 0 P: 13	R: 3 E: 1 K: 0 S: 14	H: 3 LOB: 2 BB: 0 P: 20	R: 1 E: 0 K: 0 S: 6	H: 2 LOB: 0 BB: 0 P: 7	R: 0 E: 0 K: 0 S: 9	H: 1 LOB: 1 BB: 0 P: 12	1B: 6 2B: 2 3B: 0 HR: 1	SF: 1 SAC: 0 DP: 2 HBP: 1	WP: 0 PB: 0 SB: 0 CS: 0	PA: 37
PITCHER	IP: 7.0 WLS: L BF: 29	H: 6 R: 4 ER: 3 SO: 6	BB: 1 IBB: 0 HBP: 1 BLK: 0	WP: 0 HR: 1 S: 61 P: 88	ERA: 3.86 WHIP: 1.000	IP: 2.0 WLS: 8 BF: 3	H: 3 R: 1 ER: 1 SO: 0	BB: 0 IBB: 0 HBP: 0 BLK: 0	WP: 0 HR: 0 S: 15 P: 19	ERA: 4.50 WHIP: 1.500												

Chicago Cubs @ St. Louis Cardinals
 Busch Stadium, St. Louis, MO
 Mon Apr 18 2016, 7:10 PM - 9:41 PM CDT
 Att: 45,432 - Cloudy - 75 F

AB	34
R	5
H	9
RBI	4
BB	1
SO	6
LOB	15



Batter	1	2	3	4	5	6	7	8	9	AB	R	H	RBI	BB	SO	LOB	BOTTOM					
13 Matt Carpenter, L OBP: 0.417, SLG: 0.511										3	0	1	0	1	2	2						
41 Jeremy Hazelbaker, L OBP: 0.361, SLG: 0.750										4	0	0	0	0	1	2						
7 Matt Holliday, R OBP: 0.320, SLG: 0.477										4	0	1	0	0	1	2						
37 Brandon Moss, L OBP: 0.300, SLG: 0.618										4	0	0	0	0	4	2						
55 Stephen Piscotty, R OBP: 0.333, SLG: 0.429										4	0	0	0	0	2	1						
4 Yadier Molina, R OBP: 0.395, SLG: 0.396										3	0	1	0	1	1	0						
16 Kolten Wong, L OBP: 0.256, SLG: 0.211										3	0	1	0	0	1	1						
70 Tyler Lyons, L OBP: 0.238, SLG: 0.350										0	0	0	0	0	0	0						
32 Matt Adams, L OBP: 0.238, SLG: 0.350										1	0	0	0	0	0	1						
36 Aledmys Diaz, R OBP: 0.432, SLG: 0.800										3	0	1	0	0	0	1						
8 Mike Leake, R OBP: 0.276, SLG: 0.423										2	0	0	0	0	1	2						
3 Jedd Gyorko, R OBP: 0.276, SLG: 0.423										1	0	0	0	0	1	0						
Inning Stats	R: 0 E: 0 K: 1 S: 11	H: 0 LOB: 1 BB: 1 P: 16	R: 0 E: 0 K: 2 S: 10	H: 0 LOB: 0 BB: 0 P: 14	R: 0 E: 0 K: 1 S: 8	H: 0 LOB: 0 BB: 0 P: 9	R: 0 E: 0 K: 2 S: 10	H: 1 LOB: 0 BB: 0 P: 13	R: 0 E: 0 K: 2 S: 13	H: 2 LOB: 2 BB: 0 P: 18	R: 0 E: 0 K: 2 S: 7	H: 0 LOB: 0 BB: 0 P: 9	R: 0 E: 0 K: 1 S: 9	H: 1 LOB: 1 BB: 0 P: 12	R: 0 E: 0 K: 2 S: 14	H: 1 LOB: 1 BB: 0 P: 20	R: 0 E: 0 K: 1 S: 10	H: 0 LOB: 1 BB: 1 P: 16	1B: 3 2B: 2 3B: 0 HR: 0	SF: 0 SAC: 0 DP: 0 HBP: 0	WP: 1 PB: 0 SB: 0 CS: 0	PA: 34
PITCHER	IP: 7.0 WLS: W BF: 26	H: 4 R: 0 ER: 0 SO: 11	BB: 1 IBB: 0 HBP: 0 BLK: 0	WP: 0 HR: 0 S: 12 P: 17	ERA: 0.00 WHIP: 0.714	IP: 0.2 WLS: 3 BF: 1	H: 1 R: 0 ER: 0 SO: 0	BB: 0 IBB: 0 HBP: 0 BLK: 0	WP: 0 HR: 0 S: 2 P: 3	ERA: 0.00 WHIP: 0.000	IP: 1.0 WLS: 4 BF: 0	H: 0 R: 0 ER: 0 SO: 1	BB: 0 IBB: 0 HBP: 0 BLK: 0	WP: 0 HR: 0 S: 10 P: 16	1B: 3 2B: 2 3B: 0 HR: 0	SF: 0 SAC: 0 DP: 0 HBP: 0	WP: 1 PB: 0 SB: 0 CS: 0	PA: 34				

Chicago Cubs @ St. Louis Cardinals
 Busch Stadium, St. Louis, MO
 Mon Apr 18 2016, 7:10 PM - 9:41 PM CDT
 Att: 45,432 - Cloudy - 75 F

AB	32
R	0
H	5
RBI	0
BB	2
SO	14
LOB	14



Batter	1	2	3	4	5	6	7	8	9	AB	R	H	RBI	BB	SO	LOB	TOP										
24 Dexter Fowler, S OBP: 0.523, SLG: 0.706										3	1	2	0	1	1	0	Chicago Cubs @ St. Louis Cardinals Busch Stadium, St. Louis, MO Wed Apr 20 2016, 12:47 PM - 6:46 PM CDT Att: 43,093 - Cloudy - 69 F										
22 Jason Heyward, L OBP: 0.281, SLG: 0.214										3	1	1	0	1	0	2											
18 Ben Zobrist, S OBP: 0.333, SLG: 0.269										3	0	0	0	1	1	4											
44 Anthony Rizzo, L OBP: 0.348, SLG: 0.453										4	1	2	2	0	0	2											
17 Kris Bryant, R OBP: 0.303, SLG: 0.383										4	0	0	1	0	0	2											
2 Tommy La Stella, L OBP: 0.294, SLG: 0.313										3	0	0	0	1	0	2											
43 Adam Warren, R										0	0	0	0	0	0	0											
47 Miguel Montero, L OBP: 0.362, SLG: 0.410										4	0	0	0	0	2	1											
9 Javier Báez, R OBP: 0.308, SLG: 0.385										4	0	0	0	0	1	1											
28 Kyle Hendricks, R OBP: 0.143, SLG: 0.143										2	0	0	0	0	2	0											
33 Clayton Richard, L ERA: 2.7										0	0	0	0	0	0	0											
54 Neil Ramirez, R ERA: 2.08										0	0	0	0	0	0	0											
20 Matt Szczur, R OBP: 0.247, SLG: 0.366										1	0	0	0	0	0	0											
53 Trevor Cahill, R ERA: 3.0										0	0	0	0	0	0	0											
68 Jorge Soler, R OBP: 0.300, SLG: 0.341										1	0	0	0	0	1	0											
Inning Stats	R: 0 H: 1 E: 0 K: 2 S: 10	H: 1 LOB: 0 BB: 0 P: 20	R: 0 H: 0 E: 0 K: 1 S: 10	H: 0 LOB: 1 BB: 1 P: 16	R: 0 H: 0 E: 0 K: 1 S: 8	H: 0 LOB: 1 BB: 1 P: 18	R: 1 H: 1 E: 0 K: 0 S: 6	H: 1 LOB: 0 BB: 0 P: 7	R: 0 H: 1 E: 0 K: 1 S: 7	H: 1 LOB: 0 BB: 0 P: 10	R: 0 H: 0 E: 0 K: 0 S: 8	H: 0 LOB: 1 BB: 1 P: 17	R: 0 H: 0 E: 0 K: 0 S: 9	H: 0 LOB: 0 BB: 0 P: 9	R: 2 H: 2 E: 0 K: 0 S: 19	H: 2 LOB: 1 BB: 1 P: 30	R: 0 H: 0 E: 0 K: 3 S: 10	H: 0 LOB: 0 BB: 0 P: 13	1B: 4 2B: 0 3B: 0 HR: 1	SF: 0 SAC: 0 DP: 0 HBP: 0	WP: 1 PB: 0 SB: 0 CS: 0	PA: 36					
PITCHER	IP	WLS	BF	H	R	ER	SO	BB	IBB	HBP	BLK	WP	HR	S	P	ERA	WHIP										
18 Carlos Martinez, R	7.0	W	27	3	1	1	5	3	0	0	0	1	1	58	97	1.29	0.857										
26 Seungwhan Oh, R	1.0	H	6	2	2	2	0	1	0	0	0	0	0	19	30	18.00	3.000										
44 Trevor Rosenthal, R	1.0	S	3	0	0	0	3	0	0	0	0	0	0	10	13	0.00	0.000										

Batter	1	2	3	4	5	6	7	8	9	AB	R	H	RBI	BB	SO	LOB	BOTTOM										
13 Matt Carpenter, L OBP: 0.382, SLG: 0.455										4	0	0	0	0	1	1	Chicago Cubs @ St. Louis Cardinals Busch Stadium, St. Louis, MO Wed Apr 20 2016, 12:47 PM - 6:46 PM CDT Att: 43,093 - Cloudy - 69 F										
55 Stephen Piscotty, R OBP: 0.339, SLG: 0.444										4	1	2	0	0	1	0											
7 Matt Holliday, R OBP: 0.310, SLG: 0.500										4	1	1	2	0	0	1											
19 Rubén Tejada, R										0	0	0	0	0	0	0											
32 Matt Adams, L OBP: 0.310, SLG: 0.444										4	0	1	0	0	2	0											
44 Trevor Rosenthal, R										0	0	0	0	0	0	0											
15 Randal Grichuk, R OBP: 0.327, SLG: 0.372										3	1	0	0	1	1	1											
4 Yadier Molina, R OBP: 0.400, SLG: 0.473										3	1	2	1	1	0	0											
16 Kolten Wong, L OBP: 0.294, SLG: 0.209										3	1	1	0	1	0	3											
36 Aledmys Diaz, R OBP: 0.429, SLG: 0.744										3	0	1	0	0	1	3											
26 Seungwhan Oh, R										0	0	0	0	0	0	0											
37 Brandon Moss, L OBP: 0.286, SLG: 0.583										1	0	0	0	0	1	1											
18 Carlos Martinez, R OBP: 0.375, SLG: 0.375										2	0	1	1	0	0	2											
41 Jeremy Hazelbaker, L OBP: 0.340, SLG: 0.943										1	0	0	0	0	0	0											
Inning Stats	R: 2 H: 2 E: 0 K: 2 S: 14	H: 3 LOB: 0 BB: 0 P: 22	R: 2 H: 0 E: 0 K: 1 S: 10	H: 3 LOB: 0 BB: 0 P: 13	R: 0 H: 0 E: 0 K: 1 S: 9	H: 0 LOB: 0 BB: 0 P: 16	R: 0 H: 1 E: 0 K: 1 S: 8	H: 1 LOB: 2 BB: 1 P: 16	R: 0 H: 0 E: 0 K: 1 S: 7	H: 0 LOB: 0 BB: 0 P: 10	R: 0 H: 1 E: 0 K: 0 S: 9	H: 1 LOB: 2 BB: 1 P: 16	R: 0 H: 1 E: 0 K: 0 S: 7	H: 1 LOB: 0 BB: 0 P: 11	R: 1 H: 1 E: 0 K: 2 S: 14	H: 1 LOB: 1 BB: 1 P: 19	R: 1 H: 1 E: 0 K: 1 S: 14	H: 1 LOB: 1 BB: 1 P: 19	1B: 5 2B: 3 3B: 0 HR: 1	SF: 0 SAC: 0 DP: 1 HBP: 0	WP: 1 PB: 0 SB: 1 CS: 0	PA: 35					
PITCHER	IP	WLS	BF	H	R	ER	SO	BB	IBB	HBP	BLK	WP	HR	S	P	ERA	WHIP										
28 Kyle Hendricks, R	5.1	L	24	7	4	4	5	1	1	0	0	0	4	7	84	6.75	1.500										
33 Clayton Richard, L	0.1		1	0	0	0	0	0	0	0	0	0	0	4	7	0.00	0.000										
54 Neil Ramirez, R	0.1		1	0	0	0	0	0	0	0	0	0	0	2	2	0.00	0.000										
53 Trevor Cahill, R	1.0		4	1	0	0	0	0	0	0	0	0	0	7	11	0.00	1.000										
43 Adam Warren, R	1.0		5	1	1	0	2	1	0	0	0	0	0	14	19	0.00	2.000										

Batter	1	2	3	4	5	6	7	8	9	AB	R	H	RBI	BB	SO	LOB	TOP								
24 Dexter Fowler, S OBP: 0.521, SLG: 0.696										5	3	2	1	1	0	2									
22 Jason Heyward, L OBP: 0.314, SLG: 0.233										4	2	2	0	2	1	2									
17 Kris Bryant, R OBP: 0.333, SLG: 0.500										6	4	4	6	0	1	4									
44 Anthony Rizzo, L OBP: 0.333, SLG: 0.475										6	2	1	3	0	1	2									
68 Jorge Soler, R OBP: 0.291, SLG: 0.348										5	0	1	0	0	1	0									
20 Matt Szczur, R OBP: 0.450, SLG: 0.588										1	0	1	1	0	0	0									
18 Ben Zobrist, S OBP: 0.291, SLG: 0.368										5	1	3	3	1	0	0									
27 Addison Russell, R OBP: 0.288, SLG: 0.275										6	0	0	0	0	1	5									
3 David Ross, R OBP: 0.391, SLG: 0.500										4	3	2	1	1	1	0									
49 Jake Arrieta, R OBP: 0.333, SLG: 0.545										4	1	2	0	1	1	0									
Inning Stats	R: 2 E: 0 K: 1 S: 8	H: 2 LOB: 0 BB: 0 P: 12	R: 2 E: 0 K: 0 S: 19	H: 4 LOB: 2 BB: 0 P: 27	R: 0 E: 0 K: 0 S: 7	H: 0 LOB: 0 BB: 0 P: 10	R: 1 E: 1 K: 1 S: 13	H: 1 LOB: 2 BB: 2 P: 26	R: 0 E: 0 K: 0 S: 11	H: 1 LOB: 1 BB: 0 P: 15	R: 4 E: 0 K: 1 S: 19	H: 4 LOB: 2 BB: 2 P: 34	R: 4 E: 0 K: 1 S: 17	H: 2 LOB: 0 BB: 2 P: 33	R: 0 E: 0 K: 2 S: 10	H: 0 LOB: 0 BB: 0 P: 15	R: 3 E: 0 K: 1 S: 17	H: 4 LOB: 2 BB: 0 P: 26	1B: 10 2B: 3 3B: 0 HR: 5	SF: 0 SAC: 0 DP: 0 HBP: 0	WP: 0 PB: 1 SB: 0 CS: 0	PA: 52			
PITCHER	IP WLS BF H R ER SO BB IBB HBP BLK WP HR S P ERA WHIP	IP WLS BF H R ER SO BB IBB HBP BLK WP HR S P ERA WHIP	IP WLS BF H R ER SO BB IBB HBP BLK WP HR S P ERA WHIP	IP WLS BF H R ER SO BB IBB HBP BLK WP HR S P ERA WHIP	IP WLS BF H R ER SO BB IBB HBP BLK WP HR S P ERA WHIP	IP WLS BF H R ER SO BB IBB HBP BLK WP HR S P ERA WHIP	IP WLS BF H R ER SO BB IBB HBP BLK WP HR S P ERA WHIP	IP WLS BF H R ER SO BB IBB HBP BLK WP HR S P ERA WHIP	IP WLS BF H R ER SO BB IBB HBP BLK WP HR S P ERA WHIP	IP WLS BF H R ER SO BB IBB HBP BLK WP HR S P ERA WHIP	IP WLS BF H R ER SO BB IBB HBP BLK WP HR S P ERA WHIP	IP WLS BF H R ER SO BB IBB HBP BLK WP HR S P ERA WHIP	IP WLS BF H R ER SO BB IBB HBP BLK WP HR S P ERA WHIP	IP WLS BF H R ER SO BB IBB HBP BLK WP HR S P ERA WHIP	IP WLS BF H R ER SO BB IBB HBP BLK WP HR S P ERA WHIP	IP WLS BF H R ER SO BB IBB HBP BLK WP HR S P ERA WHIP	IP WLS BF H R ER SO BB IBB HBP BLK WP HR S P ERA WHIP	IP WLS BF H R ER SO BB IBB HBP BLK WP HR S P ERA WHIP	IP WLS BF H R ER SO BB IBB HBP BLK WP HR S P ERA WHIP	IP WLS BF H R ER SO BB IBB HBP BLK WP HR S P ERA WHIP	IP WLS BF H R ER SO BB IBB HBP BLK WP HR S P ERA WHIP	IP WLS BF H R ER SO BB IBB HBP BLK WP HR S P ERA WHIP	IP WLS BF H R ER SO BB IBB HBP BLK WP HR S P ERA WHIP	IP WLS BF H R ER SO BB IBB HBP BLK WP HR S P ERA WHIP	IP WLS BF H R ER SO BB IBB HBP BLK WP HR S P ERA WHIP
2 Zack Cozart, R OBP: 0.386, SLG: 0.512										4	0	0	0	0	0	2									
7 Eugenio Suárez, R OBP: 0.333, SLG: 0.500										3	0	0	0	1	0	1									
19 Joey Votto, L OBP: 0.293, SLG: 0.241										3	0	0	0	0	0	1									
3 Iván De Jesús, Jr., R OBP: 0.190, SLG: 0.111										0	0	0	0	0	0	0									
4 Brandon Phillips, R OBP: 0.357, SLG: 0.481										3	0	0	0	0	1	0									
40 Tyler Holt, R OBP: 0.300, SLG: 0.333										0	0	0	0	0	0	0									
32 Jay Bruce, L OBP: 0.313, SLG: 0.550										2	0	0	0	1	1	0									
39 Devin Mesoraco, R OBP: 0.256, SLG: 0.176										3	0	0	0	0	1	1									
23 Adam Duvall, R OBP: 0.341, SLG: 0.514										3	0	0	0	0	2	1									
43 Scott Schebler, L OBP: 0.263, SLG: 0.324										1	0	0	0	2	0	0									
29 Brandon Finnegan, L OBP: 0.500, SLG: 0.825										1	0	0	0	0	1	0									
15 Jordan Pacheco, R OBP: 0.296, SLG: 0.434										0	0	0	0	0	0	0									
53 Drew Hayes, R OBP: 0.296, SLG: 0.434										0	0	0	0	0	0	0									
36 Blake Wood, R OBP: 0.296, SLG: 0.434										0	0	0	0	0	0	0									
16 Tucker Barnhart, L OBP: 0.296, SLG: 0.434										1	0	0	0	0	0	1									
Inning Stats	R: 0 E: 0 K: 0 S: 8	H: 0 LOB: 0 BB: 0 P: 15	R: 0 E: 0 K: 2 S: 10	H: 0 LOB: 1 BB: 1 P: 19	R: 0 E: 0 K: 1 S: 8	H: 0 LOB: 0 BB: 0 P: 15	R: 0 E: 0 K: 0 S: 7	H: 0 LOB: 0 BB: 1 P: 14	R: 0 E: 0 K: 1 S: 7	H: 0 LOB: 0 BB: 0 P: 11	R: 0 E: 0 K: 0 S: 6	H: 0 LOB: 0 BB: 1 P: 11	R: 0 E: 0 K: 1 S: 9	H: 0 LOB: 0 BB: 0 P: 9	R: 0 E: 0 K: 1 S: 7	H: 0 LOB: 0 BB: 0 P: 9	R: 0 E: 0 K: 0 S: 9	H: 0 LOB: 1 BB: 1 P: 16	1B: 0 2B: 0 3B: 0 HR: 0	SF: 0 SAC: 0 DP: 1 HBP: 0	WP: 0 PB: 0 SB: 0 CS: 0	PA: 29			
PITCHER	IP WLS BF H R ER SO BB IBB HBP BLK WP HR S P ERA WHIP	IP WLS BF H R ER SO BB IBB HBP BLK WP HR S P ERA WHIP	IP WLS BF H R ER SO BB IBB HBP BLK WP HR S P ERA WHIP	IP WLS BF H R ER SO BB IBB HBP BLK WP HR S P ERA WHIP	IP WLS BF H R ER SO BB IBB HBP BLK WP HR S P ERA WHIP	IP WLS BF H R ER SO BB IBB HBP BLK WP HR S P ERA WHIP	IP WLS BF H R ER SO BB IBB HBP BLK WP HR S P ERA WHIP	IP WLS BF H R ER SO BB IBB HBP BLK WP HR S P ERA WHIP	IP WLS BF H R ER SO BB IBB HBP BLK WP HR S P ERA WHIP	IP WLS BF H R ER SO BB IBB HBP BLK WP HR S P ERA WHIP	IP WLS BF H R ER SO BB IBB HBP BLK WP HR S P ERA WHIP	IP WLS BF H R ER SO BB IBB HBP BLK WP HR S P ERA WHIP	IP WLS BF H R ER SO BB IBB HBP BLK WP HR S P ERA WHIP	IP WLS BF H R ER SO BB IBB HBP BLK WP HR S P ERA WHIP	IP WLS BF H R ER SO BB IBB HBP BLK WP HR S P ERA WHIP	IP WLS BF H R ER SO BB IBB HBP BLK WP HR S P ERA WHIP	IP WLS BF H R ER SO BB IBB HBP BLK WP HR S P ERA WHIP	IP WLS BF H R ER SO BB IBB HBP BLK WP HR S P ERA WHIP	IP WLS BF H R ER SO BB IBB HBP BLK WP HR S P ERA WHIP	IP WLS BF H R ER SO BB IBB HBP BLK WP HR S P ERA WHIP	IP WLS BF H R ER SO BB IBB HBP BLK WP HR S P ERA WHIP	IP WLS BF H R ER SO BB IBB HBP BLK WP HR S P ERA WHIP	IP WLS BF H R ER SO BB IBB HBP BLK WP HR S P ERA WHIP	IP WLS BF H R ER SO BB IBB HBP BLK WP HR S P ERA WHIP	IP WLS BF H R ER SO BB IBB HBP BLK WP HR S P ERA WHIP

Chicago Cubs @ Cincinnati Reds
Great American Ball Park, Cincinnati, OH
Thu Apr 21 2016, 7:11 PM - 10:06 PM EDT
Att: 16,497 - Overcast - 58 F

AB 46
R 16
H 18
RBI 15
BB 6
SO 7
LOB 15



WP: 0 PA: 52
PB: 1
SB: 0
CS: 0

Chicago Cubs @ Cincinnati Reds
Great American Ball Park, Cincinnati, OH
Thu Apr 21 2016, 7:11 PM - 10:06 PM EDT
Att: 16,497 - Overcast - 58 F

AB 25
R 0
H 0
RBI 0
BB 4
SO 6
LOB 8



WP: 0 PA: 29
PB: 0
SB: 0
CS: 0

livebaseballscores.com

Batter	1	2	3	4	5	6	7	8	9	AB	R	H	RBI	BB	SO	LOB	TOP							
2 Tommy La Stella, L OBP: 0.391, SLG: 0.636										5	3	3	1	0	0	2	Chicago Cubs @ Cincinnati Reds Great American Ball Park, Cincinnati, OH Sun Apr 24 2016, 1:13 PM - 4:19 PM EDT Att: 36,220 - Sunny - 69 F							
22 Jason Heyward, L OBP: 0.365, SLG: 0.315										5	1	4	3	0	0	0								
17 Kris Bryant, R OBP: 0.458, SLG: 0.494										3	1	2	0	2	0	1								
44 Anthony Rizzo, L OBP: 0.360, SLG: 0.580										4	2	2	4	1	0	3								
37 Travis Wood, R										0	0	0	0	0	0	0								
56 Héctor Rondón, R										0	0	0	0	0	0	0								
68 Jorge Soler, R OBP: 0.279, SLG: 0.327										5	1	1	0	0	1	6								
47 Miguel Montero, L OBP: 0.316, SLG: 0.333										5	0	0	0	0	1	1								
20 Matt Szczur, R OBP: 0.385, SLG: 0.478										5	0	1	0	0	1	0								
27 Addison Russell, R OBP: 0.333, SLG: 0.333										4	0	1	1	1	1	0								
39 Jason Hammel, R OBP: 0.333, SLG: 0.444										3	1	1	0	0	2	3								
43 Adam Warren, R										0	0	0	0	0	0	0								
9 Javier Báez, R OBP: 0.261, SLG: 0.435										1	0	0	0	0	0	0								
Inning Stats	R: 3 E: 0 K: 2 S: 17	H: 3 LOB: 0 BB: 0 P: 23	R: 2 E: 0 K: 0 S: 15	H: 3 LOB: 0 BB: 0 P: 23	R: 3 E: 0 K: 1 S: 22	H: 4 LOB: 2 BB: 1 P: 32	R: 0 E: 0 K: 0 S: 9	H: 2 LOB: 1 BB: 0 P: 10	R: 0 E: 0 K: 1 S: 9	H: 0 LOB: 1 BB: 1 P: 15	R: 1 E: 0 K: 0 S: 9	H: 2 LOB: 1 BB: 0 P: 14	R: 0 E: 0 K: 1 S: 10	H: 0 LOB: 0 BB: 0 P: 17	R: 0 E: 0 K: 0 S: 16	H: 1 LOB: 3 BB: 2 P: 30	R: 0 E: 0 K: 1 S: 7	H: 0 LOB: 0 BB: 0 P: 11	1B: 8 2B: 4 3B: 0 HR: 3	SF: 0 SAC: 0 DP: 1 HBP: 0	WP: 0 PB: 0 SB: 1 CS: 1	PA: 45		
PITCHER	IP WLS BF H R ER SO BB IBB HBP BLK WP HR S P ERA WHIP	IP WLS BF H R ER SO BB IBB HBP BLK WP HR S P ERA WHIP	IP WLS BF H R ER SO BB IBB HBP BLK WP HR S P ERA WHIP	IP WLS BF H R ER SO BB IBB HBP BLK WP HR S P ERA WHIP	IP WLS BF H R ER SO BB IBB HBP BLK WP HR S P ERA WHIP	IP WLS BF H R ER SO BB IBB HBP BLK WP HR S P ERA WHIP	IP WLS BF H R ER SO BB IBB HBP BLK WP HR S P ERA WHIP	IP WLS BF H R ER SO BB IBB HBP BLK WP HR S P ERA WHIP	IP WLS BF H R ER SO BB IBB HBP BLK WP HR S P ERA WHIP	IP WLS BF H R ER SO BB IBB HBP BLK WP HR S P ERA WHIP	IP WLS BF H R ER SO BB IBB HBP BLK WP HR S P ERA WHIP	IP WLS BF H R ER SO BB IBB HBP BLK WP HR S P ERA WHIP	IP WLS BF H R ER SO BB IBB HBP BLK WP HR S P ERA WHIP	IP WLS BF H R ER SO BB IBB HBP BLK WP HR S P ERA WHIP	IP WLS BF H R ER SO BB IBB HBP BLK WP HR S P ERA WHIP	IP WLS BF H R ER SO BB IBB HBP BLK WP HR S P ERA WHIP	IP WLS BF H R ER SO BB IBB HBP BLK WP HR S P ERA WHIP	IP WLS BF H R ER SO BB IBB HBP BLK WP HR S P ERA WHIP	IP WLS BF H R ER SO BB IBB HBP BLK WP HR S P ERA WHIP	IP WLS BF H R ER SO BB IBB HBP BLK WP HR S P ERA WHIP	IP WLS BF H R ER SO BB IBB HBP BLK WP HR S P ERA WHIP	IP WLS BF H R ER SO BB IBB HBP BLK WP HR S P ERA WHIP	IP WLS BF H R ER SO BB IBB HBP BLK WP HR S P ERA WHIP	IP WLS BF H R ER SO BB IBB HBP BLK WP HR S P ERA WHIP
31 Alfredo Simon, R ERA: 16.39	3.1	14	4	1	1	1	1	0	0	0	0	1	33	47	2.70	1.500								
53 Drew Hayes, R ERA: 8.44	1.2	8	1	0	0	1	2	0	0	0	0	0	24	44	0.00	1.800								
60 J.J. Hoover, R ERA: 15.26	1.1	4	0	0	0	1	0	0	0	0	0	0	9	14	0.00	0.000								
27 Ross Ohlendorf, R ERA: 6.75																								

AB	40
R	9
H	15
RBI	9
BB	4
SO	6
LOB	16



Batter	1	2	3	4	5	6	7	8	9	AB	R	H	RBI	BB	SO	LOB	BOTTOM							
43 Scott Schebler, L OBP: 0.239, SLG: 0.357										4	0	0	0	0	2	1	Chicago Cubs @ Cincinnati Reds Great American Ball Park, Cincinnati, OH Sun Apr 24 2016, 1:13 PM - 4:19 PM EDT Att: 36,220 - Sunny - 69 F							
7 Eugenio Suárez, R OBP: 0.295, SLG: 0.529										4	0	1	0	0	1	0								
19 Joey Votto, L OBP: 0.295, SLG: 0.309										2	0	1	0	1	1	0								
6 Billy Hamilton, S OBP: 0.256, SLG: 0.342										1	0	0	0	0	1	0								
4 Brandon Phillips, R OBP: 0.324, SLG: 0.453										3	0	0	0	0	1	3								
60 J.J. Hoover, R										0	0	0	0	0	0	0								
27 Ross Ohlendorf, R										0	0	0	0	0	0	0								
40 Tyler Holt, R OBP: 0.353, SLG: 0.333										1	0	0	0	0	1	0								
32 Jay Bruce, L OBP: 0.320, SLG: 0.500										3	0	0	0	1	1	2								
23 Adam Duvall, R OBP: 0.314, SLG: 0.511										3	0	0	0	0	3	2								
16 Tucker Barnhart, L OBP: 0.400, SLG: 0.370										3	0	1	0	0	0	0								
3 Iván De Jesús Jr., R OBP: 0.167, SLG: 0.095										3	0	0	0	0	0	1								
31 Alfredo Simon, R										0	0	0	0	0	0	0								
53 Drew Hayes, R										1	0	0	0	0	0	0								
15 Jordan Pacheco, R OBP: 0.222, SLG: 0.389										1	0	0	0	0	1	0								
Inning Stats	R: 0 E: 0 K: 2 S: 9	H: 0 LOB: 0 BB: 0 P: 13	R: 0 E: 0 K: 2 S: 8	H: 0 LOB: 0 BB: 0 P: 10	R: 0 E: 0 K: 0 S: 13	H: 1 LOB: 1 BB: 0 P: 18	R: 0 E: 0 K: 1 S: 19	H: 1 LOB: 2 BB: 1 P: 27	R: 0 E: 0 K: 0 S: 5	H: 0 LOB: 0 BB: 0 P: 6	R: 0 E: 0 K: 2 S: 12	H: 1 LOB: 2 BB: 1 P: 22	R: 0 E: 0 K: 1 S: 8	H: 0 LOB: 0 BB: 0 P: 13	R: 0 E: 0 K: 2 S: 11	H: 0 LOB: 0 BB: 0 P: 15	R: 0 E: 0 K: 2 S: 7	H: 0 LOB: 0 BB: 0 P: 11	1B: 3 2B: 0 3B: 0 HR: 0	SF: 0 SAC: 1 DP: 0 HBP: 0	WP: 0 PB: 0 SB: 0 CS: 0	PA: 32		
PITCHER	IP WLS BF H R ER SO BB IBB HBP BLK WP HR S P ERA WHIP	IP WLS BF H R ER SO BB IBB HBP BLK WP HR S P ERA WHIP	IP WLS BF H R ER SO BB IBB HBP BLK WP HR S P ERA WHIP	IP WLS BF H R ER SO BB IBB HBP BLK WP HR S P ERA WHIP	IP WLS BF H R ER SO BB IBB HBP BLK WP HR S P ERA WHIP	IP WLS BF H R ER SO BB IBB HBP BLK WP HR S P ERA WHIP	IP WLS BF H R ER SO BB IBB HBP BLK WP HR S P ERA WHIP	IP WLS BF H R ER SO BB IBB HBP BLK WP HR S P ERA WHIP	IP WLS BF H R ER SO BB IBB HBP BLK WP HR S P ERA WHIP	IP WLS BF H R ER SO BB IBB HBP BLK WP HR S P ERA WHIP	IP WLS BF H R ER SO BB IBB HBP BLK WP HR S P ERA WHIP	IP WLS BF H R ER SO BB IBB HBP BLK WP HR S P ERA WHIP	IP WLS BF H R ER SO BB IBB HBP BLK WP HR S P ERA WHIP	IP WLS BF H R ER SO BB IBB HBP BLK WP HR S P ERA WHIP	IP WLS BF H R ER SO BB IBB HBP BLK WP HR S P ERA WHIP	IP WLS BF H R ER SO BB IBB HBP BLK WP HR S P ERA WHIP	IP WLS BF H R ER SO BB IBB HBP BLK WP HR S P ERA WHIP	IP WLS BF H R ER SO BB IBB HBP BLK WP HR S P ERA WHIP	IP WLS BF H R ER SO BB IBB HBP BLK WP HR S P ERA WHIP	IP WLS BF H R ER SO BB IBB HBP BLK WP HR S P ERA WHIP	IP WLS BF H R ER SO BB IBB HBP BLK WP HR S P ERA WHIP	IP WLS BF H R ER SO BB IBB HBP BLK WP HR S P ERA WHIP	IP WLS BF H R ER SO BB IBB HBP BLK WP HR S P ERA WHIP	IP WLS BF H R ER SO BB IBB HBP BLK WP HR S P ERA WHIP
39 Jason Hammel, R ERA: 0.75	6																							

Batter	1	2	3	4	5	6	7	8	9	AB	R	H	RBI	BB	SO	LOB	TOP										
5 Jonathan Villar, S OBP: 0.377, SLG: 0.369										4	2	3	0	1	1	1	Milwaukee Brewers @ Chicago Cubs Wrigley Field, Chicago, IL Thu Apr 28 2016, 1:22 PM - 5:05 PM CDT Att: 32,734 - Overcast - 45 F										
15 Alex Presley, L OBP: 0.333, SLG: 0.700										3	0	1	2	1	0	2											
8 Ryan Braun, R OBP: 0.425, SLG: 0.620										4	0	0	0	1	0	4											
20 Jonathan Lucroy, R OBP: 0.364, SLG: 0.348										1	0	1	0	3	0	0											
33 Chris Carter, R OBP: 0.350, SLG: 0.632										4	0	0	0	0	3	6											
10 Kirk Nieuwenhuis, L OBP: 0.356, SLG: 0.384										4	0	0	0	0	2	5											
9 Aaron Hill, R OBP: 0.215, SLG: 0.241										2	0	0	0	0	1	1											
18 Ramon Flores, L OBP: 0.205, SLG: 0.275										0	0	0	0	0	0	0											
7 Colin Wyman, S OBP: 0.333, SLG: 0.555										4	0	0	0	0	3	2											
29 Yadiel Rivera, R OBP: 0.214, SLG: 0.296										1	0	0	0	0	1	0											
14 Hernán Pérez, R OBP: 0.333, SLG: 0.333										3	0	1	0	0	1	0											
Inning Stats	R: 0 E: 0 K: 2 S: 16	H: 1 LOB: 3 BB: 2 P: 31	R: 0 E: 0 K: 1 S: 8	H: 0 LOB: 0 BB: 0 P: 9	R: 0 E: 0 K: 0 S: 6	H: 0 LOB: 0 BB: 1 P: 11	R: 0 E: 0 K: 2 S: 12	H: 0 LOB: 1 BB: 1 P: 22	R: 1 E: 0 K: 1 S: 15	H: 2 LOB: 1 BB: 0 P: 19	R: 0 E: 0 K: 3 S: 10	H: 1 LOB: 1 BB: 0 P: 17	R: 0 E: 1 K: 2 S: 15	H: 1 LOB: 2 BB: 1 P: 28	R: 0 E: 1 K: 1 S: 14	H: 0 LOB: 2 BB: 2 P: 24	R: 1 E: 0 K: 1 S: 15	H: 1 LOB: 0 BB: 0 P: 20	1B: 4 2B: 2 3B: 0 HR: 0	SF: 1 SAC: 0 DP: 2 HBP: 0	WP: 1 PB: 0 SB: 5 CS: 0	PA: 39					
PITCHER	IP	WLS	BF	H	R	ER	SO	BB	IBB	HBP	BLK	WP	HR	S	P	ERA	WHIP										
49 Jake Arrieta, R ERA: 1.0	5.0	W	21	3	1	1	6	4	0	0	0	0	0	57	92	1.80	1.400										
52 Justin Grimm, R ERA: 2.57	1.0		4	1	0	0	3	0	0	0	0	0	0	10	17	0.00	1.000										
53 Trevor Cahill, R ERA: 4.91	1.2		9	1	0	0	2	3	0	0	0	0	0	26	49	0.00	2.400										
46 Pedro Strop, R ERA: 3.24	0.1		1	0	0	0	1	0	0	0	0	0	0	3	3	0.00	0.000										
54 Neil Ramirez, R ERA: 4.5	1.0		4	1	1	1	1	0	0	0	0	1	0	15	20	9.00	1.000										

Batter	1	2	3	4	5	6	7	8	9	AB	R	H	RBI	BB	SO	LOB	BOTTOM										
24 Dexter Fowler, S OBP: 0.473, SLG: 0.630										5	1	1	1	0	1	2	Milwaukee Brewers @ Chicago Cubs Wrigley Field, Chicago, IL Thu Apr 28 2016, 1:22 PM - 5:05 PM CDT Att: 32,734 - Overcast - 45 F										
22 Jason Heyward, L OBP: 0.337, SLG: 0.280										4	0	0	0	1	3												
17 Kris Bryant, R OBP: 0.372, SLG: 0.506										1	2	1	0	0	0												
9 Javier Báez, R OBP: 0.333, SLG: 0.462										1	1	1	0	1	0												
44 Anthony Rizzo, L OBP: 0.379, SLG: 0.587										2	1	1	1	3	1												
18 Ben Zobrist, S OBP: 0.391, SLG: 0.357										5	0	2	2	0	1	6											
2 Tommy La Stella, L OBP: 0.494, SLG: 0.667										2	1	1	1	2	0	2											
53 Trevor Cahill, R ERA: 4.39										0	0	0	0	0	0	0											
46 Pedro Strop, R ERA: 3.24										0	0	0	0	0	0	0											
15 Tim Federowicz, R ERA: 4.39										1	0	0	0	0	0	1											
27 Addison Russell, L OBP: 0.346, SLG: 0.358										3	0	0	1	2	1	5											
3 David Ross, R OBP: 0.364, SLG: 0.538										3	1	1	1	1	0	3											
39 Jason Hammel, R OBP: 0.300, SLG: 0.400										1	0	0	0	0	1	2											
54 Neil Ramirez, R ERA: 4.39										0	0	0	0	0	0	0											
49 Jake Arrieta, R OBP: 0.286, SLG: 0.462										2	0	0	0	0	0	0											
68 Jorge Soler, R OBP: 0.292, SLG: 0.315										0	0	0	0	0	0	0											
52 Justin Grimm, R ERA: 2.57										0	0	0	0	0	0	0											
20 Matt Szczur, R OBP: 0.379, SLG: 0.462										2	0	0	0	0	0	5											
Inning Stats	R: 2 E: 0 K: 0 S: 10	H: 2 LOB: 2 BB: 1 P: 20	R: 1 E: 0 K: 0 S: 11	H: 1 LOB: 0 BB: 0 P: 23	R: 2 E: 0 K: 1 S: 17	H: 3 LOB: 1 BB: 0 P: 25	R: 0 E: 0 K: 1 S: 13	H: 0 LOB: 3 BB: 2 P: 31	R: 1 E: 1 K: 0 S: 14	H: 0 LOB: 2 BB: 3 P: 29	R: 1 E: 2 K: 1 S: 18	H: 1 LOB: 3 BB: 3 P: 35	R: 0 E: 0 K: 1 S: 6	H: 0 LOB: 1 BB: 1 P: 13	R: 0 E: 0 K: 1 S: 14	H: 1 LOB: 2 BB: 1 P: 23	R: 0 E: 0 K: 1 S: 15	H: 1 LOB: 0 BB: 0 P: 20	1B: 5 2B: 2 3B: 0 HR: 1	SF: 0 SAC: 0 DP: 0 HBP: 2	WP: 2 PB: 1 SB: 0 CS: 0	PA: 45					
PITCHER	IP	WLS	BF	H	R	ER	SO	BB	IBB	HBP	BLK	WP	HR	S	P	ERA	WHIP										
26 Taylor Jungmann, R ERA: 9.15	3.2	L	22	6	5	5	2	3	0	2	0	0	0	48	95	12.27	2.455										
39 Chris Capuano, L ERA: 4.39	1.1		7	0	1	1	0	3	0	0	0	1	0	17	33	6.75	2.250										
51 Sam Freeman, L ERA: 12.91	2.0		11	1	1	1	2	4	0	0	0	1	0	24	48	4.50	2.500										
59 Carlos Torres, R ERA: 4.63	1.0		5	1	0	0	1	1	0	0	0	0	0	14	23	0.00	2.000										

AB	31
R	2
H	6
RBI	2
BB	7
SO	13
LOB	22



AB	32
R	7
H	8
RBI	7
BB	11
SO	5
LOB	30



Batter	1	2	3	4	5	6	7	8	9	AB	R	H	RBI	BB	SO	LOB	TOP				
22 Nick Markakis, L (1.9) OBP: 0.406, SLG: 0.430										4	0	1	0	0	1	3	Atlanta Braves @ Chicago Cubs Wrigley Field, Chicago, IL Fri Apr 29 2016, 1:22 PM - 3:59 PM CDT Att: 34,007 - Cloudy - 44 F				
14 Daniel Castro, R (1.6) OBP: 0.254, SLG: 0.232										3	0	0	0	1	0	1					
5 Freddie Freeman, L (1.3) OBP: 0.368, SLG: 0.407										4	1	2	1	0	2	1					
13 Adonis Garcia, R (1.5) OBP: 0.351, SLG: 0.329										4	0	1	0	0	1	2					
18 Jeff Francoeur, R (1.7) OBP: 0.286, SLG: 0.283										4	0	1	0	0	1	1					
25 Tyler Flowers, R (1.2) OBP: 0.376, SLG: 0.281										3	0	0	0	1	3	1					
1 Erick Aybar, S (1.4) OBP: 0.186, SLG: 0.205										4	0	2	0	0	0	0					
2 Drew Stubbs, R (1.8) OBP: 0.317, SLG: 0.324										3	0	0	0	0	3	5					
36 Aaron Blair, R (1.1) 8 Jaco Peterson, L (7. Ph) 40 Alex Ogando, R (7.1) 53 Jim Johnson, R (8.1) 34 Eric O'Flaherty, L (8.1) 51 Chris Withrow, R (8.1)										2	0	0	0	0	1	0					
Inning Stats	R: 0 E: 0 K: 2 S: 9	H: 0 LOB: 0 BB: 1 P: 15	R: 0 E: 0 K: 2 S: 12	H: 2 LOB: 2 BB: 0 P: 17	R: 0 E: 0 K: 1 S: 6	H: 0 LOB: 0 BB: 0 P: 7	R: 1 E: 0 K: 2 S: 9	H: 1 LOB: 0 BB: 0 P: 15	R: 0 E: 0 K: 1 S: 8	H: 0 LOB: 0 BB: 0 P: 10	R: 0 E: 0 K: 0 S: 10	H: 2 LOB: 1 BB: 0 P: 12	R: 0 E: 0 K: 2 S: 18	H: 2 LOB: 3 BB: 1 P: 30	R: 0 E: 0 K: 1 S: 10	H: 0 LOB: 0 BB: 0 P: 6		1B: 6 2B: 0 3B: 0 HR: 1	SF: 0 SAC: 0 DP: 1 HBP: 0	WP: 1 PB: 0 SB: 0 CS: 1	PA: 34
PITCHER	IP WLS BF H R ER SO BB IBB HBP BLK WP HR S P ERA WHIP	IP WLS BF H R ER SO BB IBB HBP BLK WP HR S P ERA WHIP	IP WLS BF H R ER SO BB IBB HBP BLK WP HR S P ERA WHIP	IP WLS BF H R ER SO BB IBB HBP BLK WP HR S P ERA WHIP	IP WLS BF H R ER SO BB IBB HBP BLK WP HR S P ERA WHIP	IP WLS BF H R ER SO BB IBB HBP BLK WP HR S P ERA WHIP	IP WLS BF H R ER SO BB IBB HBP BLK WP HR S P ERA WHIP	IP WLS BF H R ER SO BB IBB HBP BLK WP HR S P ERA WHIP	IP WLS BF H R ER SO BB IBB HBP BLK WP HR S P ERA WHIP	IP WLS BF H R ER SO BB IBB HBP BLK WP HR S P ERA WHIP	IP WLS BF H R ER SO BB IBB HBP BLK WP HR S P ERA WHIP	IP WLS BF H R ER SO BB IBB HBP BLK WP HR S P ERA WHIP	IP WLS BF H R ER SO BB IBB HBP BLK WP HR S P ERA WHIP	IP WLS BF H R ER SO BB IBB HBP BLK WP HR S P ERA WHIP	IP WLS BF H R ER SO BB IBB HBP BLK WP HR S P ERA WHIP	IP WLS BF H R ER SO BB IBB HBP BLK WP HR S P ERA WHIP	IP WLS BF H R ER SO BB IBB HBP BLK WP HR S P ERA WHIP	IP WLS BF H R ER SO BB IBB HBP BLK WP HR S P ERA WHIP	IP WLS BF H R ER SO BB IBB HBP BLK WP HR S P ERA WHIP	IP WLS BF H R ER SO BB IBB HBP BLK WP HR S P ERA WHIP	IP WLS BF H R ER SO BB IBB HBP BLK WP HR S P ERA WHIP

Batter	1	2	3	4	5	6	7	8	9	AB	R	H	RBI	BB	SO	LOB	BOTTOM				
24 Dexter Fowler, S (1.8) OBP: 0.474, SLG: 0.613										2	1	0	0	2	0	1	Atlanta Braves @ Chicago Cubs Wrigley Field, Chicago, IL Fri Apr 29 2016, 1:22 PM - 3:59 PM CDT Att: 34,007 - Cloudy - 44 F				
22 Jason Heyward, L (1.9) OBP: 0.333, SLG: 0.271										3	1	0	0	1	1	2					
18 Ben Zobrist, S (1.4) OBP: 0.396, SLG: 0.356										3	1	1	0	1	0	0					
44 Anthony Rizzo, L (1.3) OBP: 0.384, SLG: 0.577										3	1	1	1	1	0	2					
68 Jorge Soler, R (1.7) OBP: 0.294, SLG: 0.316										3	0	1	0	0	1	2					
20 Matt Szczur, R (8.7) OBP: 0.400, SLG: 0.593										1	1	1	4	0	0	0					
9 Javier Báez, R (1.5) OBP: 0.395, SLG: 0.483										3	1	1	0	1	1	2					
27 Addison Russell, R (1.6) OBP: 0.341, SLG: 0.343										3	0	0	0	1	0	2					
3 David Ross, R (1.2) OBP: 0.351, SLG: 0.500										4	0	1	1	0	0	4					
34 Jon Lester, L (1.1) OBP: 0.286, SLG: 0.333										2	0	0	0	0	0	1					
46 Pedro Strop, R (8.1) 2 Tommy La Stella, L (6. Ph) 56 Héctor Rondón, R (9.1)										0	0	0	0	0	0	0					
Inning Stats	R: 0 E: 0 K: 1 S: 9	H: 0 LOB: 2 BB: 2 P: 20	R: 0 E: 0 K: 1 S: 7	H: 0 LOB: 0 BB: 0 P: 12	R: 0 E: 0 K: 1 S: 6	H: 0 LOB: 0 BB: 0 P: 10	R: 0 E: 0 K: 0 S: 10	H: 0 LOB: 0 BB: 0 P: 16	R: 1 E: 0 K: 0 S: 6	H: 2 LOB: 0 BB: 0 P: 12	R: 0 E: 0 K: 0 S: 10	H: 0 LOB: 1 BB: 1 P: 15	R: 0 E: 0 K: 0 S: 7	H: 1 LOB: 2 BB: 2 P: 16	R: 5 E: 0 K: 0 S: 19	H: 4 LOB: 1 BB: 2 P: 34	1B: 4 2B: 3 3B: 0 HR: 1	SF: 0 SAC: 0 DP: 3 HBP: 0	WP: 0 PB: 0 SB: 0 CS: 0	PA: 35	
PITCHER	IP WLS BF H R ER SO BB IBB HBP BLK WP HR S P ERA WHIP	IP WLS BF H R ER SO BB IBB HBP BLK WP HR S P ERA WHIP	IP WLS BF H R ER SO BB IBB HBP BLK WP HR S P ERA WHIP	IP WLS BF H R ER SO BB IBB HBP BLK WP HR S P ERA WHIP	IP WLS BF H R ER SO BB IBB HBP BLK WP HR S P ERA WHIP	IP WLS BF H R ER SO BB IBB HBP BLK WP HR S P ERA WHIP	IP WLS BF H R ER SO BB IBB HBP BLK WP HR S P ERA WHIP	IP WLS BF H R ER SO BB IBB HBP BLK WP HR S P ERA WHIP	IP WLS BF H R ER SO BB IBB HBP BLK WP HR S P ERA WHIP	IP WLS BF H R ER SO BB IBB HBP BLK WP HR S P ERA WHIP	IP WLS BF H R ER SO BB IBB HBP BLK WP HR S P ERA WHIP	IP WLS BF H R ER SO BB IBB HBP BLK WP HR S P ERA WHIP	IP WLS BF H R ER SO BB IBB HBP BLK WP HR S P ERA WHIP	IP WLS BF H R ER SO BB IBB HBP BLK WP HR S P ERA WHIP	IP WLS BF H R ER SO BB IBB HBP BLK WP HR S P ERA WHIP	IP WLS BF H R ER SO BB IBB HBP BLK WP HR S P ERA WHIP	IP WLS BF H R ER SO BB IBB HBP BLK WP HR S P ERA WHIP	IP WLS BF H R ER SO BB IBB HBP BLK WP HR S P ERA WHIP	IP WLS BF H R ER SO BB IBB HBP BLK WP HR S P ERA WHIP	IP WLS BF H R ER SO BB IBB HBP BLK WP HR S P ERA WHIP	IP WLS BF H R ER SO BB IBB HBP BLK WP HR S P ERA WHIP

AB 32
R 1
H 7
RBI 1
BB 2
SO 13
LOB 17



AB 28
R 6
H 7
RBI 6
BB 7
SO 3
LOB 16



Batter	1	2	3	4	5	6	7	8	9	AB	R	H	RBI	BB	SO	LOB	TOP						
24 Dexter Fowler, S OBP: 0.476, SLG: 0.619										4	1	2	0	1	1	1							
2 Tommy La Stella, L OBP: 0.395, SLG: 0.545										5	0	0	0	0	2	3							
17 Kris Bryant, R OBP: 0.385, SLG: 0.500										3	1	1	0	2	1	2							
44 Anthony Rizzo, L OBP: 0.385, SLG: 0.575										5	2	2	1	0	0	4							
18 Ben Zobrist, S OBP: 0.390, SLG: 0.342										3	1	1	2	0	0	2							
27 Addison Russell, R OBP: 0.340, SLG: 0.333										4	1	1	0	0	2	2							
20 Matt Szczur, R OBP: 0.441, SLG: 0.600										2	1	1	0	1	1	1	AB 37						
9 Javier Báez, R OBP: 0.394, SLG: 0.516										2	0	2	0	0	0	0	R 7						
3 David Ross, R OBP: 0.357, SLG: 0.471										4	0	1	2	1	0	4	H 11						
39 Jason Hammel, R OBP: 0.323, SLG: 0.326										3	0	0	0	0	0	2	RBI 5						
43 Adam Warren, R ERA: 3.95										3	0	0	0	0	0	2	BB 5						
68 Jorge Soler, R ERA: 2.16										0	0	0	0	0	0	1	SO 9						
52 Justin Grimm, R ERA: 2.61										1	0	0	0	0	0	2	LOB 25						
46 Pedro Strop, R ERA: 2.61										0	0	0	0	0	0	0							
33 Clayton Richard, L ERA: 2.45										0	0	0	0	0	0	0							
37 Travis Wood, R ERA: 5.27										0	0	0	0	0	0	0							
Inning Stats	R: 0 E: 0 K: 1 S: 9	H: 1 LOB: 2 BB: 1 P: 18	R: 0 E: 0 K: 1 S: 12	H: 1 LOB: 1 BB: 0 P: 17	R: 2 E: 0 K: 1 S: 13	H: 2 LOB: 1 BB: 1 P: 24	R: 0 E: 1 K: 2 S: 17	H: 1 LOB: 1 BB: 0 P: 25	R: 4 E: 0 K: 2 S: 16	H: 2 LOB: 1 BB: 2 P: 30	R: 0 E: 0 K: 1 S: 8	H: 1 LOB: 1 BB: 0 P: 14	R: 1 E: 0 K: 0 S: 7	H: 1 LOB: 1 BB: 0 P: 12	R: 0 E: 0 K: 0 S: 10	H: 1 LOB: 1 BB: 0 P: 15	R: 0 E: 0 K: 1 S: 8	H: 1 LOB: 2 BB: 1 P: 18	1B: 7 2B: 4 3B: 0 HR: 0	SF: 1 SAC: 0 DP: 0 HBP: 2	WP: 1 PB: 0 SB: 3 CS: 2	PA: 45	
PITCHER	IP WLS BF H R ER SO BB IBB HBP BLK WP HR S P ERA WHIP	IP WLS BF H R ER SO BB IBB HBP BLK WP HR S P ERA WHIP	IP WLS BF H R ER SO BB IBB HBP BLK WP HR S P ERA WHIP	IP WLS BF H R ER SO BB IBB HBP BLK WP HR S P ERA WHIP	IP WLS BF H R ER SO BB IBB HBP BLK WP HR S P ERA WHIP	IP WLS BF H R ER SO BB IBB HBP BLK WP HR S P ERA WHIP	IP WLS BF H R ER SO BB IBB HBP BLK WP HR S P ERA WHIP	IP WLS BF H R ER SO BB IBB HBP BLK WP HR S P ERA WHIP	IP WLS BF H R ER SO BB IBB HBP BLK WP HR S P ERA WHIP	IP WLS BF H R ER SO BB IBB HBP BLK WP HR S P ERA WHIP	IP WLS BF H R ER SO BB IBB HBP BLK WP HR S P ERA WHIP	IP WLS BF H R ER SO BB IBB HBP BLK WP HR S P ERA WHIP	IP WLS BF H R ER SO BB IBB HBP BLK WP HR S P ERA WHIP	IP WLS BF H R ER SO BB IBB HBP BLK WP HR S P ERA WHIP	IP WLS BF H R ER SO BB IBB HBP BLK WP HR S P ERA WHIP	IP WLS BF H R ER SO BB IBB HBP BLK WP HR S P ERA WHIP	IP WLS BF H R ER SO BB IBB HBP BLK WP HR S P ERA WHIP	IP WLS BF H R ER SO BB IBB HBP BLK WP HR S P ERA WHIP	IP WLS BF H R ER SO BB IBB HBP BLK WP HR S P ERA WHIP	IP WLS BF H R ER SO BB IBB HBP BLK WP HR S P ERA WHIP	IP WLS BF H R ER SO BB IBB HBP BLK WP HR S P ERA WHIP	IP WLS BF H R ER SO BB IBB HBP BLK WP HR S P ERA WHIP	IP WLS BF H R ER SO BB IBB HBP BLK WP HR S P ERA WHIP
28 John Jaso, L OBP: 0.360, SLG: 0.449										4	0	0	0	0	2	3							
22 Andrew McCutchen, R OBP: 0.339, SLG: 0.455										4	1	1	2	0	1	2							
23 David Freese, R OBP: 0.382, SLG: 0.396										3	0	1	0	0	0	1							
53 Kyle Lobstein, L ERA: 3.6										3	0	0	0	0	0	0							
17 Matt Joyce, L OBP: 0.525, SLG: 0.742										0	0	0	0	0	0	0							
37 Arquimedes Caminero, R ERA: 5.27										0	0	0	0	0	0	0							
6 Starling Marte, R OBP: 0.379, SLG: 0.505										3	0	1	0	0	0	1							
29 Francisco Cervelli, R OBP: 0.430, SLG: 0.370										3	0	0	0	1	1	2							
25 Gregory Polanco, L OBP: 0.416, SLG: 0.538										4	0	1	0	0	1	1							
5 Josh Harrison, R OBP: 0.346, SLG: 0.414										4	0	0	0	0	1	2							
10 Jordy Mercer, R OBP: 0.407, SLG: 0.413										3	1	3	0	1	0	0							
45 Gerrit Cole, R OBP: 0.167, SLG: 0.091										1	0	0	0	0	0	1	AB 32						
31 A.J. Schugel, R ERA: 4.09										0	0	0	0	0	0	0	R 2						
15 Jason Rogers, R OBP: 0.400, SLG: 0.300										2	0	0	0	1	1	2	H 7						
Inning Stats	R: 1 E: 0 K: 0 S: 12	H: 2 LOB: 1 BB: 0 P: 18	R: 0 E: 0 K: 0 S: 11	H: 1 LOB: 0 BB: 0 P: 18	R: 0 E: 0 K: 1 S: 6	H: 0 LOB: 0 BB: 0 P: 8	R: 0 E: 0 K: 1 S: 8	H: 1 LOB: 1 BB: 0 P: 15	R: 1 E: 0 K: 1 S: 16	H: 1 LOB: 1 BB: 1 P: 27	R: 0 E: 0 K: 1 S: 6	H: 0 LOB: 1 BB: 1 P: 12	R: 0 E: 0 K: 2 S: 9	H: 1 LOB: 1 BB: 0 P: 16	R: 0 E: 0 K: 1 S: 5	H: 1 LOB: 0 BB: 0 P: 10	R: 0 E: 0 K: 2 S: 7	H: 0 LOB: 1 BB: 1 P: 13	1B: 5 2B: 1 3B: 0 HR: 1	SF: 0 SAC: 0 DP: 1 HBP: 1	WP: 0 PB: 0 SB: 0 CS: 1	PA: 36	
PITCHER	IP WLS BF H R ER SO BB IBB HBP BLK WP HR S P ERA WHIP	IP WLS BF H R ER SO BB IBB HBP BLK WP HR S P ERA WHIP	IP WLS BF H R ER SO BB IBB HBP BLK WP HR S P ERA WHIP	IP WLS BF H R ER SO BB IBB HBP BLK WP HR S P ERA WHIP	IP WLS BF H R ER SO BB IBB HBP BLK WP HR S P ERA WHIP	IP WLS BF H R ER SO BB IBB HBP BLK WP HR S P ERA WHIP	IP WLS BF H R ER SO BB IBB HBP BLK WP HR S P ERA WHIP	IP WLS BF H R ER SO BB IBB HBP BLK WP HR S P ERA WHIP	IP WLS BF H R ER SO BB IBB HBP BLK WP HR S P ERA WHIP	IP WLS BF H R ER SO BB IBB HBP BLK WP HR S P ERA WHIP	IP WLS BF H R ER SO BB IBB HBP BLK WP HR S P ERA WHIP	IP WLS BF H R ER SO BB IBB HBP BLK WP HR S P ERA WHIP	IP WLS BF H R ER SO BB IBB HBP BLK WP HR S P ERA WHIP	IP WLS BF H R ER SO BB IBB HBP BLK WP HR S P ERA WHIP	IP WLS BF H R ER SO BB IBB HBP BLK WP HR S P ERA WHIP	IP WLS BF H R ER SO BB IBB HBP BLK WP HR S P ERA WHIP	IP WLS BF H R ER SO BB IBB HBP BLK WP HR S P ERA WHIP	IP WLS BF H R ER SO BB IBB HBP BLK WP HR S P ERA WHIP	IP WLS BF H R ER SO BB IBB HBP BLK WP HR S P ERA WHIP	IP WLS BF H R ER SO BB IBB HBP BLK WP HR S P ERA WHIP	IP WLS BF H R ER SO BB IBB HBP BLK WP HR S P ERA WHIP	IP WLS BF H R ER SO BB IBB HBP BLK WP HR S P ERA WHIP	IP WLS BF H R ER SO BB IBB HBP BLK WP HR S P ERA WHIP

Chicago Cubs @ Pittsburgh Pirates
PNC Park, Pittsburgh, PA
Mon May 02 2016, 7:08 PM - 10:23 PM EDT
Att: 18,376 - Cloudy - 60 F

AB	37
R	7
H	11
RBI	5
BB	5
SO	9
LOB	25



Chicago Cubs @ Pittsburgh Pirates
PNC Park, Pittsburgh, PA
Mon May 02 2016, 7:08 PM - 10:23 PM EDT
Att: 18,376 - Cloudy - 60 F

AB	32
R	2
H	7
RBI	2
BB	3
SO	9
LOB	15



Batter	1	2	3	4	5	6	7	8	9	AB	R	H	RBI	BB	SO	LOB	TOP					
24 Dexter Fowler, S OBP: 0.473, SLG: 0.602										4	1	1	0	1	1	5	Chicago Cubs @ Pittsburgh Pirates PNC Park, Pittsburgh, PA Tue May 03 2016, 7:09 PM - 9:40 PM EDT Att: 22,195 - Partly Cloudy - 61 F					
68 Jorge Soler, R OBP: 0.280, SLG: 0.297										5	1	1	1	0	0	6						
53 Trevor Cahill, R OBP: 0.394, SLG: 0.505										5	1	3	1	0	1	0						
44 Anthony Rizzo, L OBP: 0.395, SLG: 0.593										4	1	2	1	0	0	1						
18 Ben Zobrist, S OBP: 0.381, SLG: 0.349										4	1	1	1	0	2	3						
9 Javier Báez, R OBP: 0.342, SLG: 0.444										5	0	0	1	0	0	5						
27 Addison Russell, R OBP: 0.343, SLG: 0.321											3	1	0	0	2	1						
15 Tim Federowicz, R OBP: 0.333, SLG: 0.375											3	1	2	0	1	1						
49 Jake Arrieta, R OBP: 0.353, SLG: 0.467										2	0	1	1	1	1	2						
51 Ryan Kalish, L OBP: 0.330, SLG: 0.442										1	0	0	0	0	0	0						
Inning Stats	R: 0 E: 0 K: 0 S: 8	H: 1 LOB: 0 BB: 0 P: 10	R: 2 E: 0 K: 1 S: 15	H: 2 LOB: 3 BB: 2 P: 26	R: 0 E: 0 K: 0 S: 6	H: 1 LOB: 1 BB: 0 P: 7	R: 4 E: 0 K: 2 S: 18	H: 4 LOB: 2 BB: 2 P: 33	R: 0 E: 0 K: 0 S: 9	H: 0 LOB: 0 BB: 0 P: 14	R: 0 E: 0 K: 1 S: 7	H: 0 LOB: 0 BB: 0 P: 9	R: 0 E: 0 K: 0 S: 5	H: 0 LOB: 0 BB: 0 P: 7	R: 1 E: 0 K: 1 S: 12	H: 2 LOB: 1 BB: 0 P: 19	1B: 7 2B: 4 3B: 0 HR: 0	SF: 1 SAC: 0 DP: 1 HBP: 1	WP: 3 PB: 0 SB: 0 CS: 0	PA: 43		
PITCHER	IP WLS BF H R ER SO BB IBB HBP BLK WP HR S P ERA WHIP	5.0 L 29 9 6 6 3 5 0 0 0 0 0 0 21 30 10.80 2.800	3.0 9 0 0 0 3 0 0 0 0 0 0 0 12 19 9.00 2.000	1.0 5 2 1 1 1 0 0 0 0 0 1 0 12 19 9.00 2.000																		

AB	36
R	7
H	11
RBI	6
BB	5
SO	7
LOB	23



Batter	1	2	3	4	5	6	7	8	9	AB	R	H	RBI	BB	SO	LOB	BOTTOM					
28 John Jaso, L OBP: 0.356, SLG: 0.435										3	0	0	1	1	0	1	Chicago Cubs @ Pittsburgh Pirates PNC Park, Pittsburgh, PA Tue May 03 2016, 7:09 PM - 9:40 PM EDT Att: 22,195 - Partly Cloudy - 61 F					
22 Andrew McCutchen, R OBP: 0.336, SLG: 0.442										3	0	0	0	1	1	1						
23 David Freese, R OBP: 0.368, SLG: 0.380											4	0	0	0	2	2						
17 Matt Joyce, L OBP: 0.500, SLG: 0.676											3	0	0	0	1	0		2				
29 Francisco Cervelli, R OBP: 0.427, SLG: 0.369											3	0	1	0	0	1		2				
48 Jared Hughes, R OBP: 0.376, SLG: 0.500											0	0	0	0	0	0		1				
6 Starling Marte, R OBP: 0.376, SLG: 0.500											1	0	0	0	0	0		1				
25 Gregory Polanco, L OBP: 0.402, SLG: 0.515											4	0	0	0	0	1		2				
3 Sean Rodriguez, R OBP: 0.432, SLG: 0.763											3	1	2	0	0	0		0				
10 Jordy Mercer, R OBP: 0.400, SLG: 0.404											2	0	0	0	0	0		1				
31 A.J. Schugel, R OBP: 0.308, SLG: 0.391											0	0	0	0	0	0	0					
19 Chris Stewart, R OBP: 0.308, SLG: 0.391										1	0	0	0	0	1	0						
18 Jonathon Niese, L OBP: 0.273, SLG: 0.200										2	0	0	0	0	1	2						
15 Jason Rogers, R OBP: 0.353, SLG: 0.250																						
Inning Stats	R: 0 E: 0 K: 1 S: 9	H: 0 LOB: 2 BB: 2 P: 20	R: 0 E: 0 K: 0 S: 7	H: 1 LOB: 0 BB: 0 P: 9	R: 0 E: 0 K: 1 S: 8	H: 0 LOB: 0 BB: 0 P: 14	R: 0 E: 0 K: 2 S: 10	H: 0 LOB: 0 BB: 0 P: 13	R: 0 E: 0 K: 0 S: 11	H: 0 LOB: 0 BB: 0 P: 18	R: 0 E: 0 K: 0 S: 6	H: 0 LOB: 0 BB: 0 P: 9	R: 0 E: 0 K: 1 S: 10	H: 1 LOB: 0 BB: 0 P: 16	R: 1 E: 1 K: 2 S: 11	H: 1 LOB: 1 BB: 0 P: 21	R: 0 E: 0 K: 0 S: 7	H: 0 LOB: 1 BB: 1 P: 15	1B: 3 2B: 0 3B: 0 HR: 0	SF: 0 SAC: 0 DP: 1 HBP: 0	WP: 0 PB: 0 SB: 0 CS: 0	PA: 33
PITCHER	IP WLS BF H R ER SO BB IBB HBP BLK WP HR S P ERA WHIP	7.0 W 24 9 1 1 0 2 1 0 0 0 0 0 18 36 0.00 1.000																				

AB	30
R	1
H	3
RBI	1
BB	3
SO	7
LOB	15



Batter	1	2	3	4	5	6	7	8	9	AB	R	H	RBI	BB	SO	LOB	TOP											
24 Dexter Fowler, S OBP: 0.470, SLG: 0.587										4	0	1	0	1	0	1												
2 Tommy La Stella, L OBP: 0.381, SLG: 0.514										4	1	1	0	0	2	2												
68 Jorge Soler, R OBP: 0.276, SLG: 0.292										4	1	1	0	1	0	2												
46 Pedro Strop, R OBP: 0.276, SLG: 0.292										4	1	1	0	1	0	2												
56 Héctor Rondón, R OBP: 0.395, SLG: 0.495										4	1	1	0	1	0	2												
17 Kris Bryant, R OBP: 0.395, SLG: 0.495										4	1	1	0	1	0	2												
44 Anthony Rizzo, L OBP: 0.412, SLG: 0.646										5	3	4	1	0	1	2												
18 Ben Zobrist, S OBP: 0.373, SLG: 0.375										5	1	1	3	0	0	5												
9 Javier Báez, R OBP: 0.372, SLG: 0.488										5	0	3	2	0	0	1												
27 Addison Russell, R OBP: 0.356, SLG: 0.329										4	0	2	0	1	0	1												
3 David Ross, R OBP: 0.370, SLG: 0.444										2	0	0	0	2	1	3												
34 Jon Lester, L OBP: 0.200, SLG: 0.222										3	0	0	0	0	0	3												
43 Adam Warren, R OBP: 0.372, SLG: 0.444										0	0	0	0	0	0	0												
51 Ryan Kalish, L OBP: 0.372, SLG: 0.444										0	0	0	0	0	0	0												
Inning Stats	R: 0 E: 0 K: 2 S: 16	H: 1 LOB: 2 BB: 1 P: 27	R: 0 E: 0 K: 1 S: 15	H: 1 LOB: 1 BB: 1 P: 23	R: 3 E: 0 K: 0 S: 14	H: 4 LOB: 2 BB: 1 P: 21	R: 0 E: 0 K: 0 S: 13	H: 1 LOB: 1 BB: 0 P: 20	R: 1 E: 0 K: 1 S: 14	H: 3 LOB: 2 BB: 1 P: 24	R: 0 E: 0 K: 1 S: 6	H: 0 LOB: 0 BB: 0 P: 10	R: 1 E: 0 K: 0 S: 5	H: 1 LOB: 0 BB: 0 P: 6	R: 0 E: 0 K: 0 S: 8	H: 0 LOB: 1 BB: 1 P: 17	R: 1 E: 0 K: 0 S: 8	H: 2 LOB: 0 BB: 0 P: 10	1B: 9 2B: 2 3B: 0 HR: 2	SF: 0 SAC: 1 DP: 0 HBP: 0	WP: 0 PB: 0 SB: 0 CS: 1	PA: 43						
PITCHER	IP 4.1	WLS L	BF 24	H 9	R 4	ER 4	SO 3	BB 3	IBB 0	HBP 0	BLK 0	WP 0	HR 1	S 66	P 102	ERA 8.31	WHIP 2.769											
48 Jared Hughes, R ERA: 4.02	0.2	3	1	0	0	0	1	0	0	0	0	0	0	6	13	0.00	3.000											
14 Ryan Vogelsong, R ERA: 3.39	2.0	7	1	1	1	1	0	0	0	0	0	0	1	11	16	4.50	0.500											
44 Tony Watson, L ERA: 3.29	1.0	4	0	0	0	0	0	1	0	0	0	0	0	8	17	0.00	1.000											
35 Mark Melancon, R ERA: 3.19	1.0	5	2	1	1	0	0	0	0	0	0	0	0	8	10	9.00	2.000											

Chicago Cubs @ Pittsburgh Pirates
PNC Park, Pittsburgh, PA
Wed May 04 2016, 12:40 PM - 4:03 PM EDT
Att: 28,782 - Cloudy - 62 F

AB	37
R	6
H	13
RBI	6
BB	5
SO	4
LOB	21

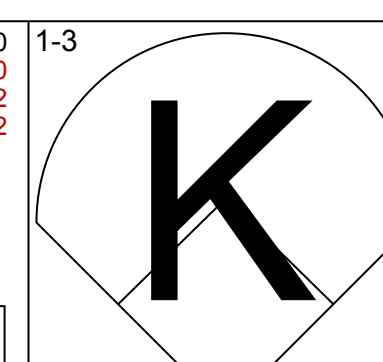
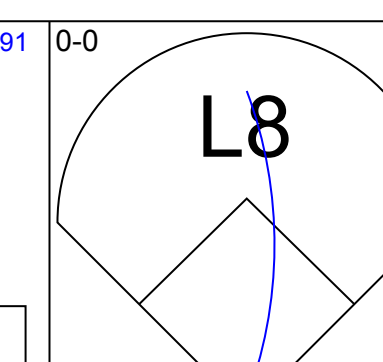
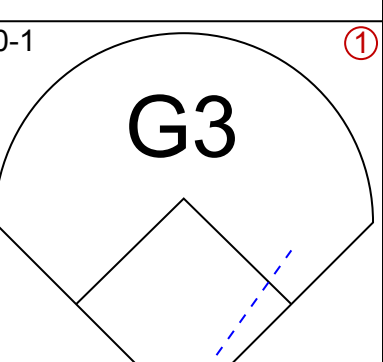
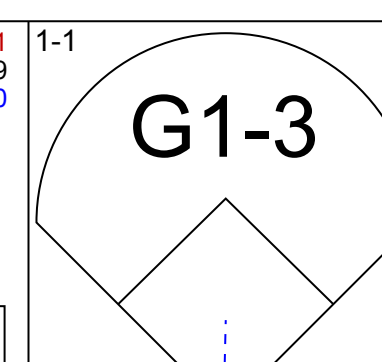
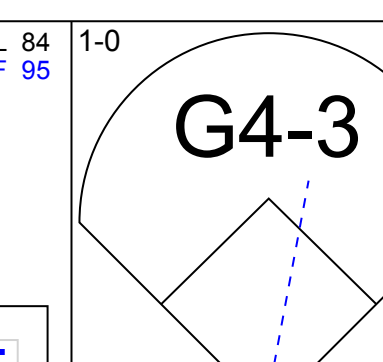
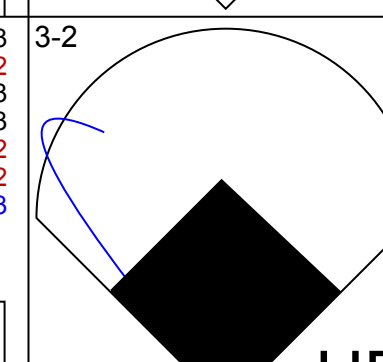
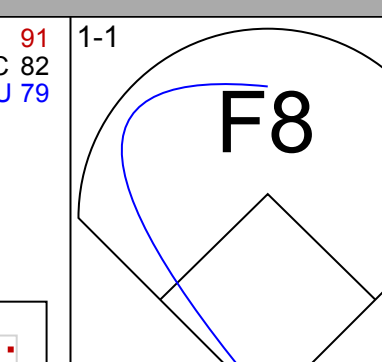
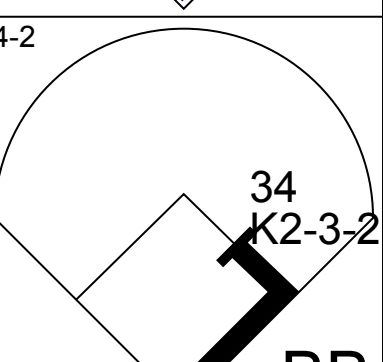
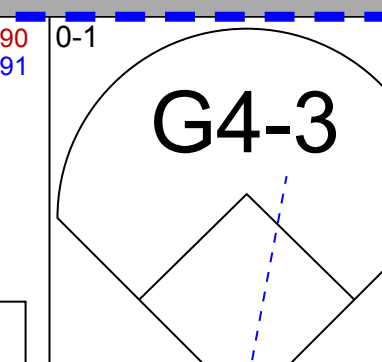
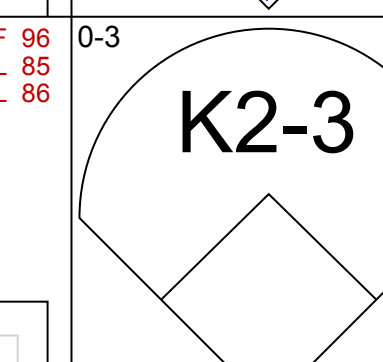
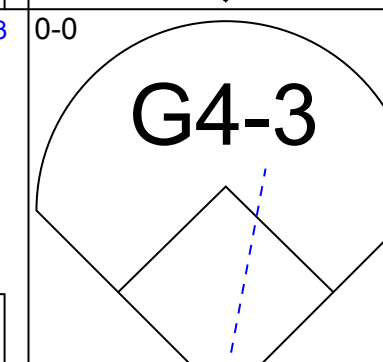
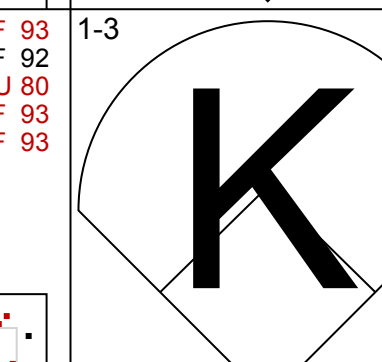
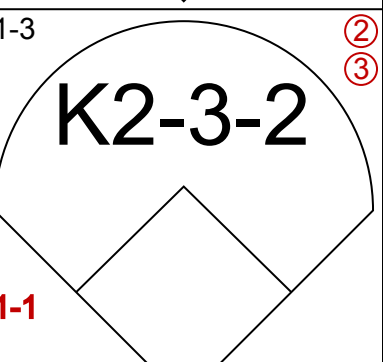
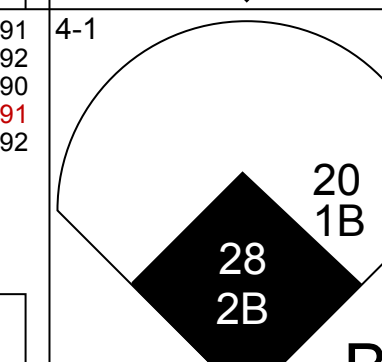
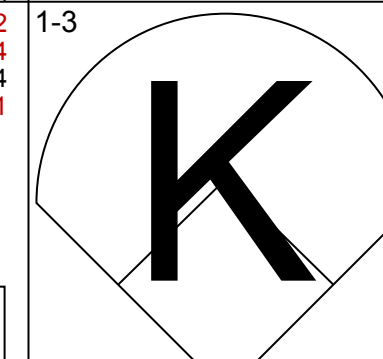
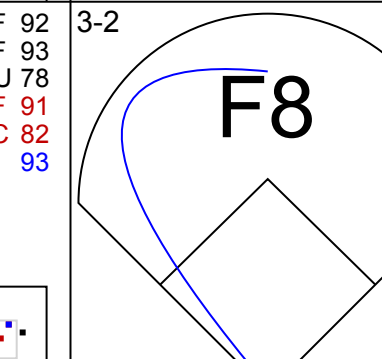
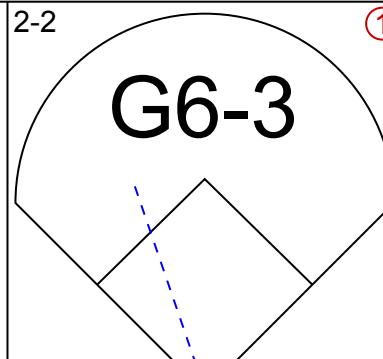
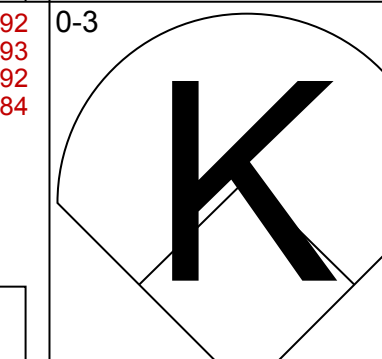
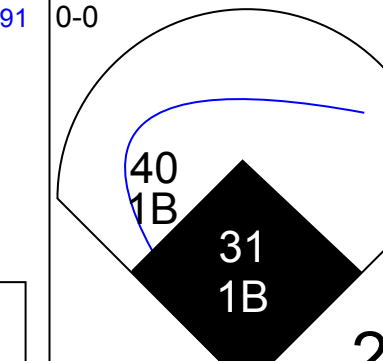
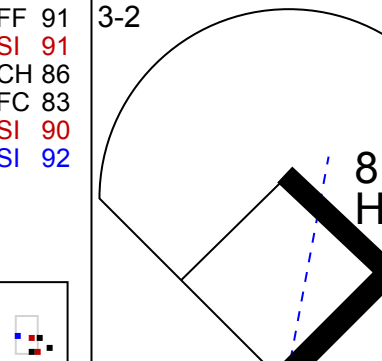
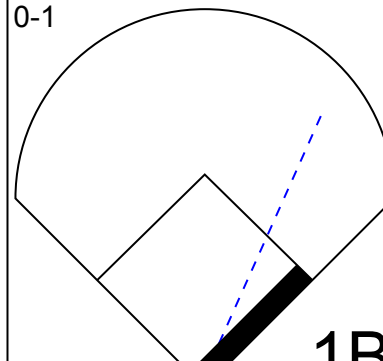
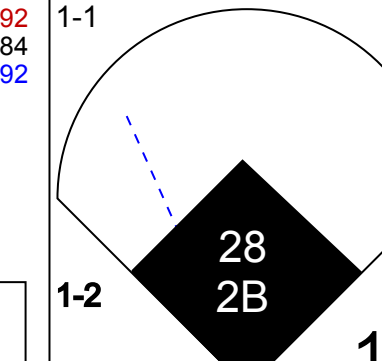




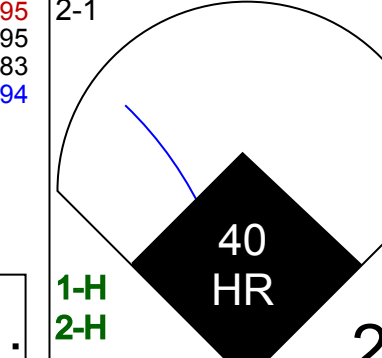
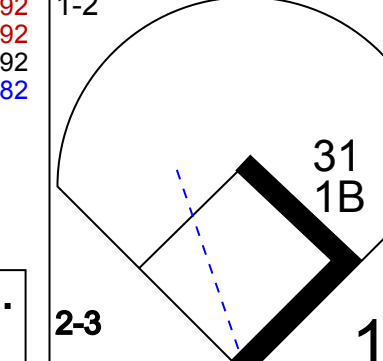
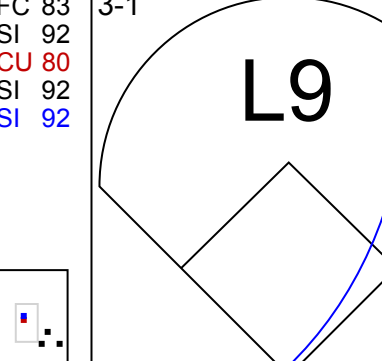
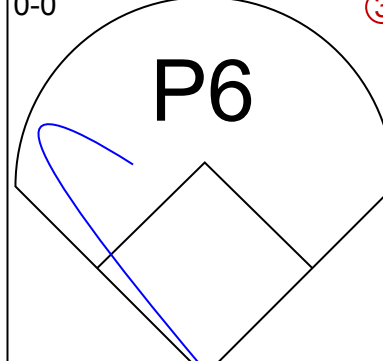
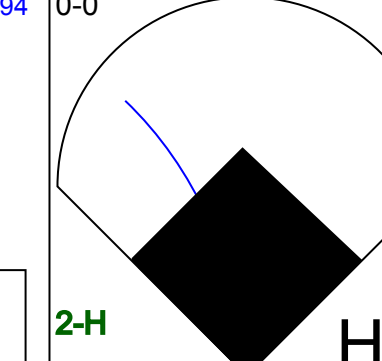
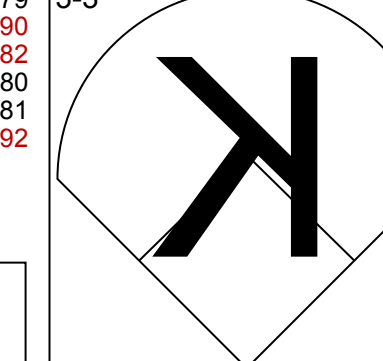
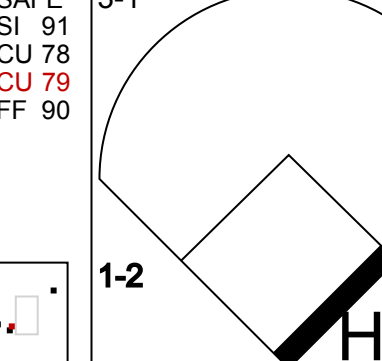
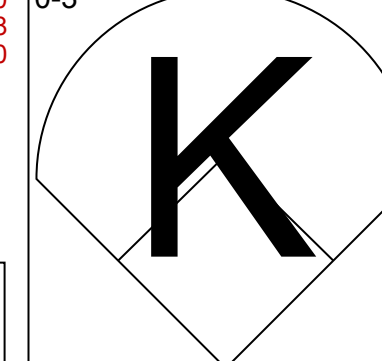
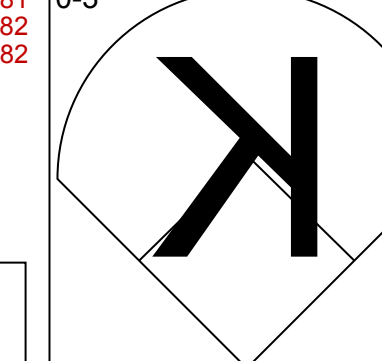


Batter	1	2	3	4	5	6	7	8	9	AB	R	H	RBI	BB	SO	LOB	BOTTOM									
10 Jordy Mercer, R OBP: 0.391, SLG: 0.394										5	0	1	0	0	0	0										
22 Andrew McCutchen, R OBP: 0.339, SLG: 0.450										5	1	2	0	0	1	0										
23 David Freese, R OBP: 0.376, SLG: 0.536										3	0	2	0	0	1	2										
17 Matt Joyce, L OBP: 0.331, SLG: 0.771										3	0	0	0	1	2	3										
38 Mark Melancon, R OBP: 0.296, SLG: 0.375										4	0	1	0	0	0	0										
6 Starling Marte, R OBP: 0.372, SLG: 0.486										4	0	2	0	0	0	3										
29 Francisco Cervelli, R OBP: 0.421, SLG: 0.364										4	0	1	0	0	2	3										
3 Sean Rodriguez, R OBP: 0.417, SLG: 0.714										4	0	2	0	0	0	3										
5 Josh Harrison, R OBP: 0.351, SLG: 0.417										3	0	1	0	1	1	4										
25 Gregory Polanco, L OBP: 0.405, SLG: 0.510										1	0	0	0	0	1	0										
Inning Stats	R: 0 E: 0 K: 0 S: 9	H: 2 LOB: 0 BB: 0 P: 14	R: 0 E: 0 K: 1 S: 7	H: 0 LOB: 0 BB: 0 P: 12	R: 0 E: 0 K: 2 S: 13	H: 2 LOB: 3 BB: 1 P: 25	R: 0 E: 0 K: 0 S: 16	H: 2 LOB: 2 BB: 0 P: 22	R: 0 E: 0 K: 0 S: 12	H: 1 LOB: 1 BB: 1 P: 21	R: 2 E: 0 K: 1 S: 14	H: 2 LOB: 0 BB: 0 P: 21	R: 0 E: 0 K: 1 S: 10	H: 1 LOB: 1 BB: 0 P: 12	R: 0 E: 0 K: 1 S: 10	H: 0 LOB: 0 BB: 0 P: 16	1B: 9 2B: 1 3B: 0 HR: 1	SF: 0 SAC: 0 DP: 0 HBP: 0	WP: 0 PB: 0 SB: 0 CS: 0	PA: 39						
PITCHER	IP 5.2	WLS W	BF 26	H 8	R 2	ER 2	SO 1	BB 2	IBB 0	HBP 0	BLK 0	WP 0	HR 1	S 63	P 103	ERA 0.00	WHIP 1.765									
34 Jon Lester, L ERA: 1.58	1.1	H	6	2	2	2	1	0	0	0	0	0	1	17	26	13.50	1.500									
43 Adam Warren, R ERA: 1.74	1.0	H	4	1	0	0	1	0	0	0	0	0	0	10	12	0.00	1.000									
46 Pedro Strop, R ERA: 2.38	1.0	H	4	1	0	0	1	0	0	0	0	0	0	10	16	0.00	0.000									
56 Héctor Rondón, R ERA: 1.0	1.0	3	0	0	0	1	0	0	0	0	0	0	0	10	16	0.00	0.000									

Chicago Cubs @ Pittsburgh Pirates
PNC Park, Pittsburgh, PA
Wed May 04 2016, 12:40 PM - 4:03 PM EDT
Att: 28,782 - Cloudy - 62 F

AB	37
R	2
H	11
RBI	2
BB	2
SO	8
LOB	18

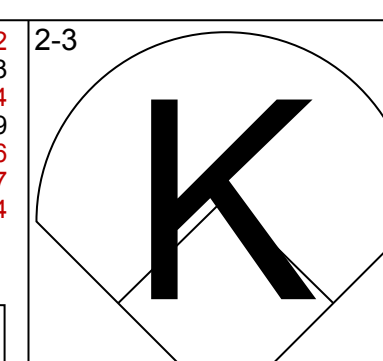
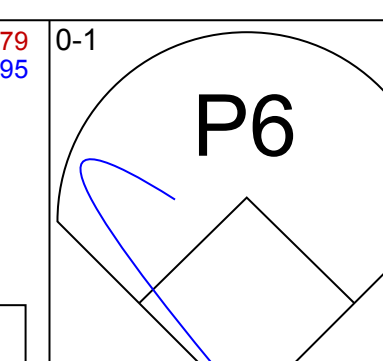
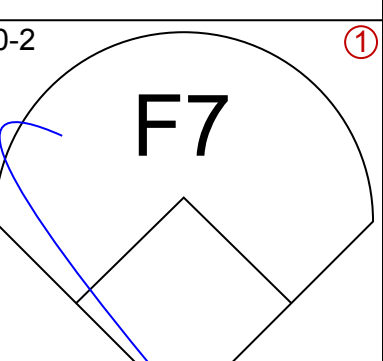
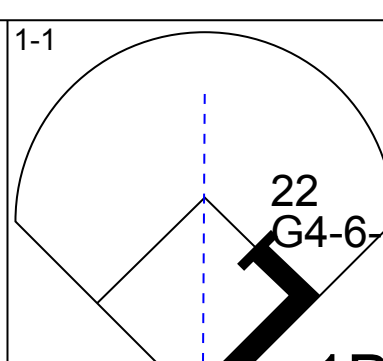
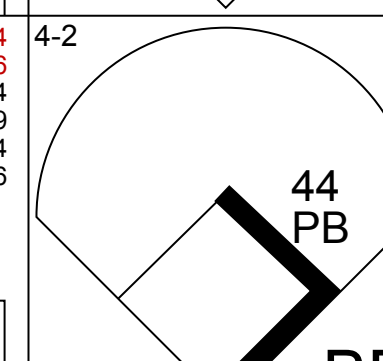
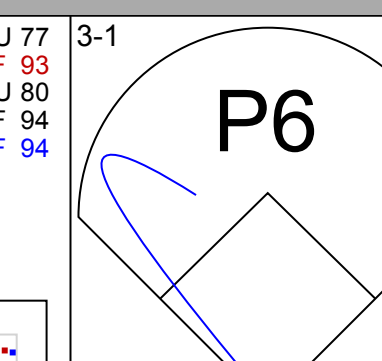
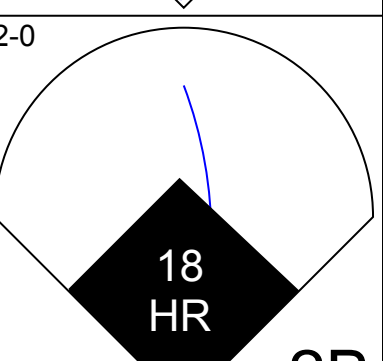
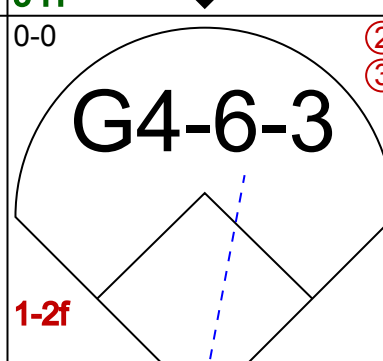
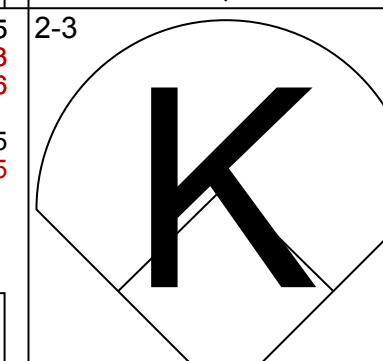
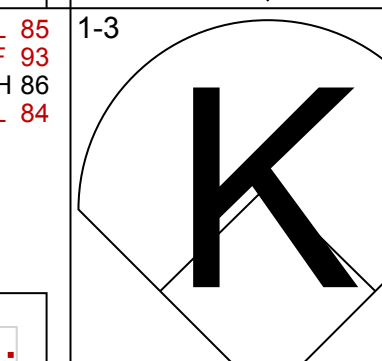
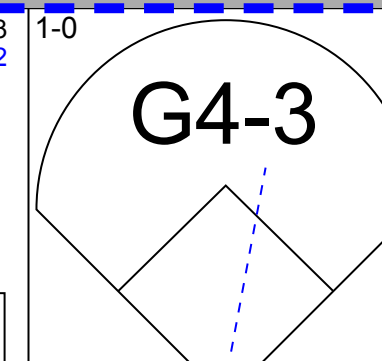
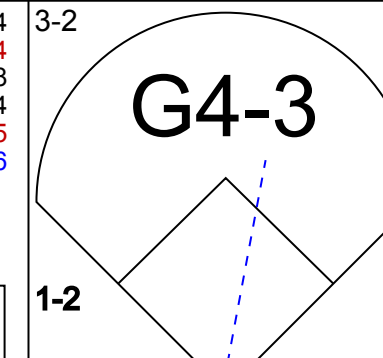
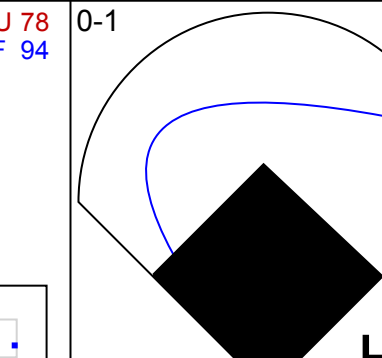
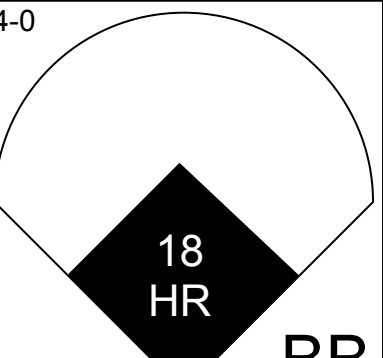
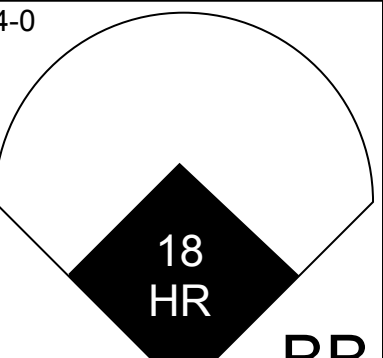
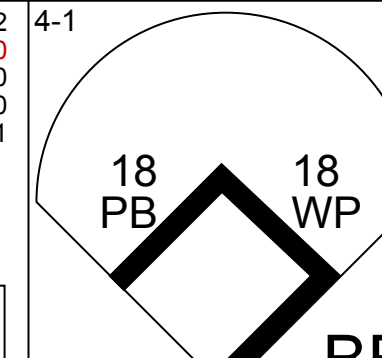
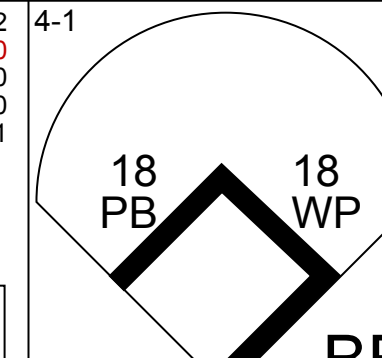
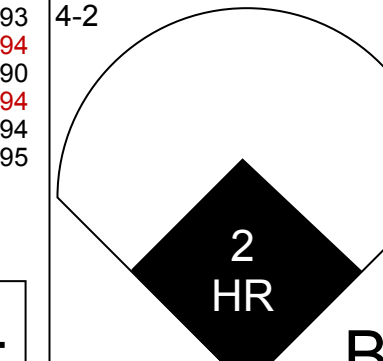
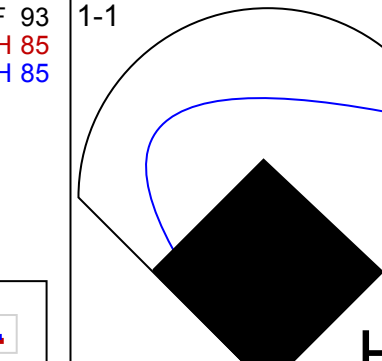
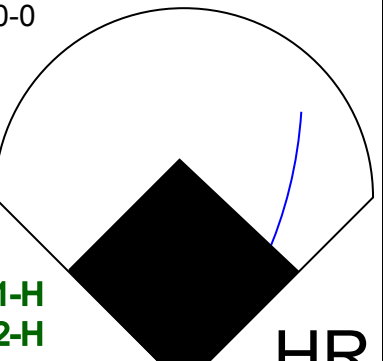
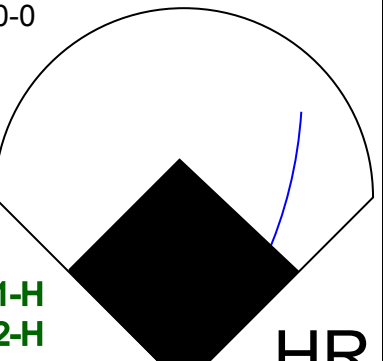
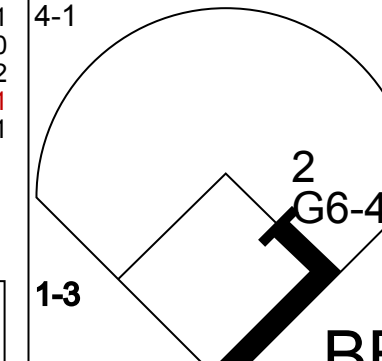

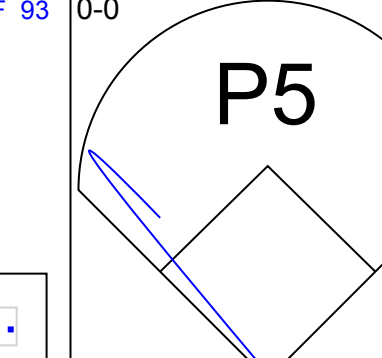
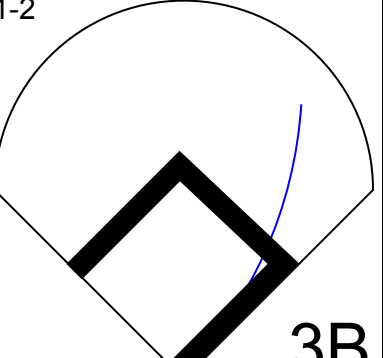
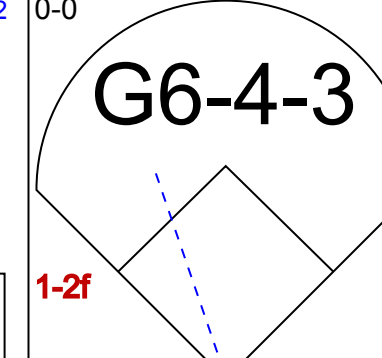

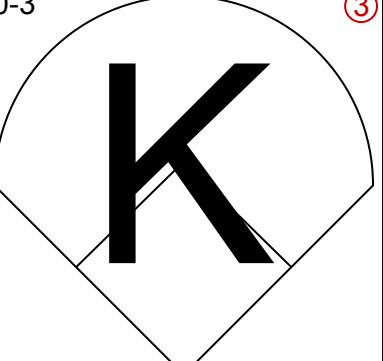
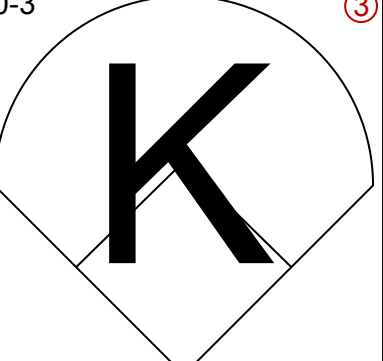
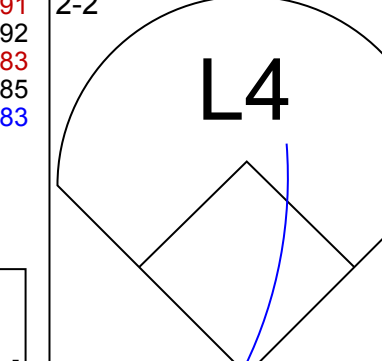

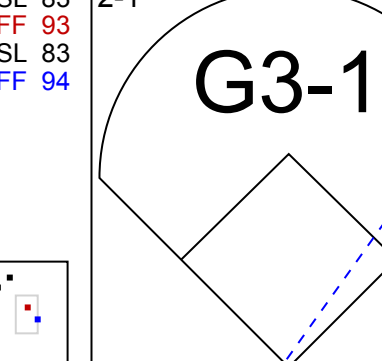
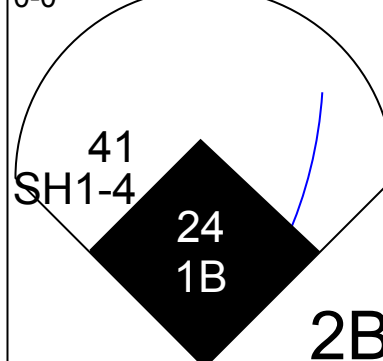
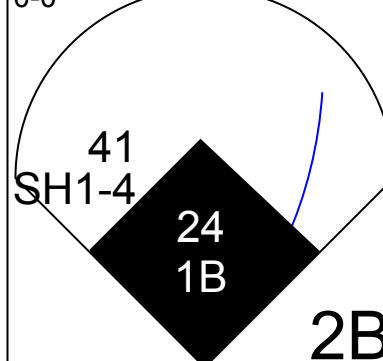
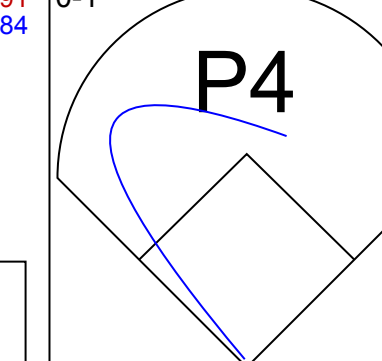
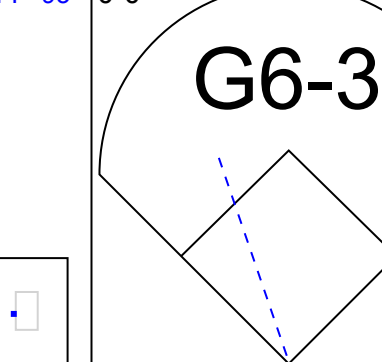
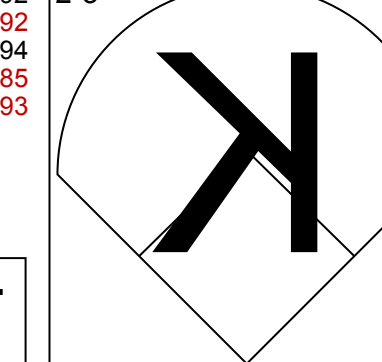


Batter	1	2	3	4	5	6	7	8	9	AB	R	H	RBI	BB	SO	LOB	TOP				
9 Ben Revere, L (1,8)										5	0	0	0	0	1	2					
6 Anthony Rendon, R (1,5)										4	1	1	1	1	1	0					
34 Bryce Harper, L (1,9)										3	1	0	0	1	2	1					
11 Ryan Zimmerman, R (1,3)										4	0	0	0	0	2	1					
20 Daniel Murphy, L (1,4)										4	2	4	0	0	0	0					
28 Jason Werth, R (1,7)										4	1	1	2	0	3	3					
40 Wilson Ramos, R (1,2)										4	1	2	2	0	0	2					
8 Danny Espinosa, S (1,6)										3	0	0	0	0	3	2					
31 Max Scherzer, R (1,1)										2	0	1	1	0	1	2					
45 Blake Treinen, R (6,1)										0	0	0	0	0	0	0					
10 Stephen Drew, L (7,PH)										1	0	0	0	0	1	0					
46 Oliver Pérez, L (7,1)										0	0	0	0	0	0	0					
27 Shawn Kelley, R (8,1)										0	0	0	0	0	0	0					
14 Chris Heisey, R (8,PH)										1	0	0	0	0	1	0					
Inning Stats	R: 1 E: 0 K: 2 S: 11	H: 1 LOB: 0 BB: 0 P: 16	R: 1 E: 0 K: 2 S: 13	H: 3 LOB: 2 BB: 0 P: 17	R: 0 E: 0 K: 1 S: 9	H: 0 LOB: 0 BB: 0 P: 14	R: 0 E: 0 K: 2 S: 14	H: 1 LOB: 2 BB: 0 P: 25	R: 0 E: 0 K: 1 S: 7	H: 0 LOB: 1 BB: 1 P: 12	R: 0 E: 0 K: 2 S: 10	H: 0 LOB: 0 BB: 0 P: 13	R: 4 E: 0 K: 2 S: 15	H: 3 LOB: 0 BB: 1 P: 22	R: 0 E: 0 K: 2 S: 7	H: 0 LOB: 0 BB: 0 P: 10	1B: 5 2B: 3 3B: 0 HR: 2	SF: 0 SAC: 0 DP: 1 HBP: 1	WP: 0 PB: 0 SB: 0 CS: 0	PA: 38	
PITCHER	IP WLS BF H R ER SO BB IBB HBP BLK WP HR S P ERA WHIP	IP WLS BF H R ER SO BB IBB HBP BLK WP HR S P ERA WHIP	IP WLS BF H R ER SO BB IBB HBP BLK WP HR S P ERA WHIP	IP WLS BF H R ER SO BB IBB HBP BLK WP HR S P ERA WHIP	IP WLS BF H R ER SO BB IBB HBP BLK WP HR S P ERA WHIP	IP WLS BF H R ER SO BB IBB HBP BLK WP HR S P ERA WHIP	IP WLS BF H R ER SO BB IBB HBP BLK WP HR S P ERA WHIP	IP WLS BF H R ER SO BB IBB HBP BLK WP HR S P ERA WHIP	IP WLS BF H R ER SO BB IBB HBP BLK WP HR S P ERA WHIP	IP WLS BF H R ER SO BB IBB HBP BLK WP HR S P ERA WHIP	IP WLS BF H R ER SO BB IBB HBP BLK WP HR S P ERA WHIP	IP WLS BF H R ER SO BB IBB HBP BLK WP HR S P ERA WHIP	IP WLS BF H R ER SO BB IBB HBP BLK WP HR S P ERA WHIP	IP WLS BF H R ER SO BB IBB HBP BLK WP HR S P ERA WHIP	IP WLS BF H R ER SO BB IBB HBP BLK WP HR S P ERA WHIP	IP WLS BF H R ER SO BB IBB HBP BLK WP HR S P ERA WHIP	IP WLS BF H R ER SO BB IBB HBP BLK WP HR S P ERA WHIP	IP WLS BF H R ER SO BB IBB HBP BLK WP HR S P ERA WHIP	IP WLS BF H R ER SO BB IBB HBP BLK WP HR S P ERA WHIP	IP WLS BF H R ER SO BB IBB HBP BLK WP HR S P ERA WHIP	IP WLS BF H R ER SO BB IBB HBP BLK WP HR S P ERA WHIP

Washington Nationals @ Chicago Cubs
Wrigley Field, Chicago, IL
Fri May 06 2016, 1:23 PM - 4:08 PM CDT
Att: 39,206 - Partly Cloudy - 73 F

AB 35
R 6
H 9
RBI 6
BB 2
SO 15
LOB 13



Batter	1	2	3	4	5	6	7	8	9	AB	R	H	RBI	BB	SO	LOB	BOTTOM				
24 Dexter Fowler, S (1,8)										4	0	1	1	0	1	1					
22 Jason Heyward, L (1,9)										3	1	1	0	1	0	1					
17 Kris Bryant, R (1,7)										4	0	0	0	0	3	2					
44 Anthony Rizzo, L (1,3)										2	2	1	1	2	0	1					
18 Ben Zobrist, S (1,4)										2	3	2	4	2	0	0					
2 Tommy La Stella, L (1,5)										4	1	2	2	0	0	2					
9 Javier Báez, R (1,6)										4	0	0	0	0	3	1					
3 David Ross, R (1,2)										4	1	1	0	0	0	0					
41 John Lackey, R (1,1)										2	0	1	0	0	0	0					
33 Clayton Richard, L (8,1)										0	0	0	0	0	0	0					
52 Justin Grimm, R (8,1)										0	0	0	0	0	0	0					
68 Jorge Soler, R (8,PH)										1	0	0	0	1	0	0					
56 Héctor Rondón, R (9,1)										0	0	0	0	0	0	0					
Inning Stats	R: 0 E: 0 K: 2 S: 13	H: 0 LOB: 1 BB: 1 P: 24	R: 2 E: 0 K: 1 S: 13	H: 2 LOB: 1 BB: 1 P: 19	R: 2 E: 0 K: 1 S: 10	H: 2 LOB: 0 BB: 0 P: 15	R: 0 E: 0 K: 1 S: 8	H: 0 LOB: 0 BB: 0 P: 11	R: 3 E: 0 K: 2 S: 17	H: 3 LOB: 1 BB: 1 P: 27	R: 1 E: 0 K: 0 S: 5	H: 2 LOB: 0 BB: 0 P: 7	R: 0 E: 0 K: 0 S: 4	H: 0 LOB: 1 BB: 2 P: 13	R: 0 E: 0 K: 1 S: 8	H: 0 LOB: 0 BB: 0 P: 12	1B: 2 2B: 2 3B: 1 HR: 4	SF: 0 SAC: 1 DP: 2 HBP: 0	WP: 1 PB: 2 SB: 0 CS: 0	PA: 36	
PITCHER	IP WLS BF H R ER SO BB IBB HBP BLK WP HR S P ERA WHIP	IP WLS BF H R ER SO BB IBB HBP BLK WP HR S P ERA WHIP	IP WLS BF H R ER SO BB IBB HBP BLK WP HR S P ERA WHIP	IP WLS BF H R ER SO BB IBB HBP BLK WP HR S P ERA WHIP	IP WLS BF H R ER SO BB IBB HBP BLK WP HR S P ERA WHIP	IP WLS BF H R ER SO BB IBB HBP BLK WP HR S P ERA WHIP	IP WLS BF H R ER SO BB IBB HBP BLK WP HR S P ERA WHIP	IP WLS BF H R ER SO BB IBB HBP BLK WP HR S P ERA WHIP	IP WLS BF H R ER SO BB IBB HBP BLK WP HR S P ERA WHIP	IP WLS BF H R ER SO BB IBB HBP BLK WP HR S P ERA WHIP	IP WLS BF H R ER SO BB IBB HBP BLK WP HR S P ERA WHIP	IP WLS BF H R ER SO BB IBB HBP BLK WP HR S P ERA WHIP	IP WLS BF H R ER SO BB IBB HBP BLK WP HR S P ERA WHIP	IP WLS BF H R ER SO BB IBB HBP BLK WP HR S P ERA WHIP	IP WLS BF H R ER SO BB IBB HBP BLK WP HR S P ERA WHIP	IP WLS BF H R ER SO BB IBB HBP BLK WP HR S P ERA WHIP	IP WLS BF H R ER SO BB IBB HBP BLK WP HR S P ERA WHIP	IP WLS BF H R ER SO BB IBB HBP BLK WP HR S P ERA WHIP	IP WLS BF H R ER SO BB IBB HBP BLK WP HR S P ERA WHIP	IP WLS BF H R ER SO BB IBB HBP BLK WP HR S P ERA WHIP	IP WLS BF H R ER SO BB IBB HBP BLK WP HR S P ERA WHIP

Washington Nationals @ Chicago Cubs
Wrigley Field, Chicago, IL
Fri May 06 2016, 1:23 PM - 4:08 PM CDT
Att: 39,206 - Partly Cloudy - 73 F

AB 30
R 8
H 9
RBI 8
BB 5
SO 8
LOB 8



Batter	1	2	3	4	5	6	7	8	9	10	11	12	13	AB	R	H	RBI	BB	SO	LOB	TOP			
9 Ben Revere, L OBP: 0.263, SLG: 0.353	K	FC1-4-6		L7		G5-3 BB		G4-3		BB		BB	BB	5	0	1	0	2	1	5				
6 Anthony Rendon, R OBP: 0.290, SLG: 0.394	BB		K2-3	G4-3		G5-3		F7		F7		BB	BB	6	0	1	1	1	1	5				
34 Bryce Harper, L OBP: 0.432, SLG: 0.633	BB													0	1	0	0	6	0	0				
11 Ryan Zimmerman, R OBP: 0.293, SLG: 0.340	BB		BB	BB		BB		BB		BB		BB	BB	7	0	1	1	0	2	14				
20 Daniel Murphy, L OBP: 0.439, SLG: 0.640	F9		G4-3			F7							G6-3	7	1	2	0	0	0	5				
28 Jayson Werth, R OBP: 0.300, SLG: 0.600	G5-3		G2-3			F8		K						6	0	0	0	0	1	3				
58 Jonathan Papelbon, R OBP: 0.317, SLG: 0.235	G5-3		G2-3			F8		K						0	0	0	0	0	0	0				
40 Wilson Ramos, R OBP: 0.373, SLG: 0.543	BB							G1-3						6	1	3	1	1	0	0				
41 Jose Reyes, R OBP: 0.429, SLG: 0.364	BB													0	0	0	0	0	0	0				
45 Blake Treinen, R OBP: 0.316, SLG: 0.284	BB													0	0	0	0	0	0	0				
8 Danny Espinosa, S OBP: 0.316, SLG: 0.284	K													6	0	3	0	0	2	2				
57 Tanner Roark, R OBP: 0.316, SLG: 0.284	K													3	0	0	0	0	1	4				
10 Stephen Drew, L OBP: 0.167, SLG: 0.257	K													1	0	0	0	0	1	1				
46 Oliver Pérez, L OBP: 0.167, SLG: 0.257	K													0	0	0	0	0	0	0				
52 Yusemeiro Pettit, R OBP: 0.167, SLG: 0.257	K													0	0	0	0	0	0	0				
3 Michael Taylor, R OBP: 0.216, SLG: 0.298	K													2	0	0	0	0	0	2				
Inning Stats	R: 0 E: 0 K: 2 S: 11	H: 1 LOB: 2 BB: 1 P: 20	R: 0 E: 0 K: 2 S: 15	H: 0 LOB: 2 BB: 1 P: 24	R: 1 E: 0 K: 1 S: 12	H: 1 LOB: 1 BB: 1 P: 20	R: 1 E: 1 K: 1 S: 11	H: 2 LOB: 3 BB: 1 P: 19	R: 1 E: 0 K: 1 S: 15	H: 2 LOB: 1 BB: 0 P: 17	R: 0 E: 0 K: 0 S: 6	H: 0 LOB: 2 BB: 1 P: 15	R: 0 E: 0 K: 0 S: 8	H: 0 LOB: 1 BB: 1 P: 18	R: 0 E: 0 K: 0 S: 5	H: 1 LOB: 3 BB: 2 P: 24	R: 0 E: 0 K: 0 S: 10	H: 1 LOB: 3 BB: 2 P: 21	R: 0 E: 0 K: 0 S: 10	H: 1 LOB: 2 BB: 0 P: 17	1B: 8 2B: 3 3B: 0 HR: 0	SF: 0 SAC: 1 DP: 1 HBP: 2	W/P: 3 PB: 0 SB: 0 CS: 0	PA: 63
PITCHER	IP WLS BF H R ER SO BB IBB HBP BLK WP HR S P ERA WHIP	49 Jake Arrieta, R ERA: 1.13	53 Trevor Cahill, R ERA: 2.92	43 Adam Warren, R ERA: 1.36	52 Justin Grimm, R ERA: 3.18	37 Travis Wood, L ERA: 5.0	PITCHER																	

Washington Nationals @ Chicago Cubs
Wrigley Field, Chicago, IL
Sun May 08 2016, 1:23 PM - 6:15 PM CDT
Att. 41,233 - Sunny - 61 F

AB 50
R 3
H 11
RBI 3
BB 10
SO 9
LOB 41



Batter	1	2	3	4	5	6	7	8	9	10	11	12	13	AB	R	H	RBI	BB	SO	LOB	BOTTOM							
24 Dexter Fowler, S OBP: 0.462, SLG: 0.575	HBP													4	1	1	0	0	1	1								
22 Jason Heyward, L OBP: 0.317, SLG: 0.260	BB													5	0	2	0	0	0	3								
17 Kris Bryant, R OBP: 0.363, SLG: 0.504	BB													6	0	3	2	0	1	3								
44 Anthony Rizzo, L OBP: 0.420, SLG: 0.640	P5													6	0	2	0	0	1	5								
18 Ben Zobrist, S OBP: 0.406, SLG: 0.475	BB													4	1	1	0	2	0	2								
68 Jorge Soler, R OBP: 0.274, SLG: 0.278	BB													3	0	0	0	0	2	5								
3 David Ross, R OBP: 0.327, SLG: 0.400	BB													3	0	0	0	0	0	2								
27 Addison Russell, R OBP: 0.361, SLG: 0.354														6	0	2	0	0	1	2								
15 Tim Lincecum, R OBP: 0.244, SLG: 0.307	F9													2	0	0	0	0	1	0								
2 Tommy Pham, R OBP: 0.244, SLG: 0.307	F9													2	0	1	0	0	0	2								
43 Adam Warren, R OBP: 0.274, SLG: 0.278	K													0	0	0	0	0	0	0								
39 Jason Hamner, R OBP: 0.274, SLG: 0.278	K													0	0	0	0	0	0	0								
52 Justin Grimm, R OBP: 0.317, SLG: 0.260	K													1	0	0	0	0	1	2								
37 Travis Wood, R OBP: 0.333, SLG: 0.499	BB													1	0	0	0	0	1	0								
49 Jake Arrieta, R OBP: 0.333, SLG: 0.438	K													1	0	0	0	0	1	0								
51 Ryan Kalish, L OBP: 0.371, SLG: 0.400	BB													0	0	0	0	1	0	0								
53 Trevor Cahill, R OBP: 1.000, SLG: 1.000	BB													1	1	1	0	0	0	0								
9 Javier Báez, R OBP: 0.333, SLG: 0.499	HR													3	1	1	1	0	0	3								
Inning Stats	R: 0 E: 0 K: 1 S: 13	H: 1 LOB: 3 BB: 1 P: 24	R: 0 E: 0 K: 2 S: 7	H: 0 LOB: 0 BB: 0 P: 12	R: 0 E: 0 K: 1 S: 10	H: 1 LOB: 1 BB: 0 P: 15	R: 1 E: 1 K: 1 S: 10	H: 0 LOB: 0 BB: 0 P: 16	R: 0 E: 0 K: 1 S: 15	H: 0 LOB: 1 BB: 1 P: 26	R: 0 E: 0 K: 0 S: 11	H: 2 LOB: 2 BB: 0 P: 17	R: 2 E: 0 K: 0 S: 10	H: 2 LOB: 1 BB: 0 P: 17	R: 0 E: 0 K: 0 S: 8	H: 1 LOB: 1 BB: 1 P: 14	R: 0 E: 0 K: 0 S: 9	H: 2 LOB: 1 BB: 0 P: 15	R: 0 E: 0 K: 0 S: 13	H: 2 LOB: 2 BB: 0 P: 19	R: 0 E: 0 K: 0 S: 11	H: 0 LOB: 0 BB: 1 P: 17	R: 1 E: 0 K: 1 S: 6	H: 1 LOB: 0 BB: 0 P: 9	1B: 11 2B: 2 3B: 0 HR: 1	SF: 0 SAC: 1 DP: 1 HBP: 2	W/P: 2 PB: 0 SB: 2 CS: 0	PA: 54
PITCHER	IP WLS BF H R ER SO BB IBB HBP BLK WP HR S P ERA WHIP	57 Tanner Roark, R ERA: 2.03	46 Oliver Pérez, L ERA: 4.5	52 Yusemeiro Pettit, R ERA: 1.93	58 Jonathan Papelbon, R ERA: 3.86	45 Blake Treinen, R ERA: 4.38	PITCHER																					

Washington Nationals @ Chicago Cubs
Wrigley Field, Chicago, IL
Sun May 08 2016, 1:23 PM - 6:15 PM CDT
Att. 41,233 - Sunny - 61 F

AB 48
R 4
H 14
RBI 3
BB 3
SO 10
LOB 30



Batter	1	2	3	4	5	6	7	8	9	AB	R	H	RBI	BB	SO	LOB	TOP		
24 Jon Jay, L (1, 8) OBP: 0.338, SLG: 0.375				F7 0-1		K 1-3			L7 0-0	4	0	0	0	0	2	0	San Diego Padres @ Chicago Cubs Wrigley Field, Chicago, IL Wed May 11 2016, 7:07 PM - 9:52 PM CDT Att: 37,828 - Cloudy - 52 F		
4 Wil Myers, R (1, 3) OBP: 0.298, SLG: 0.437				L9 3-2		F9 3-2			K 1-3	4	0	0	0	0	1	0			
27 Matt Kemp, R (1, 9) OBP: 0.277, SLG: 0.590 56 Fernando Rodney, R (9, 1)				F8 0-0					G3-1 1-2	4	0	0	0	0	0	0			
2 B.J. Upton, R (1, 7) OBP: 0.341, SLG: 0.375						G6-3 2-2			F8 0-0	3	0	0	0	0	1	0			
10 Alexei Ramirez, R (1, 6) OBP: 0.287, SLG: 0.303						G4-3 3-2			K 2-3	3	0	0	0	0	1	0			
12 Christian Bethancourt, R (1, 2) OBP: 0.281, SLG: 0.653									HR 1-2	3	1	2	1	0	0	0			
17 José Pirela, R (1, 4) OBP: 0.235, SLG: 0.294									1B 0-1	2	0	1	0	0	0	0			
9 Adam Rosales, R (1, 5) OBP: 0.247, SLG: 0.313									G1-3 1-0	3	0	0	0	0	0	2			
13 Drew Pomeranz, R (1, 1) OBP: 0.154, SLG: 0.154 59 Kevin Quackenbush, R (7, 1) 39 Brett Wallace, L (8, PH) 52 Brad Hand, L (8, 1) 16 Travis Jankowski, L (9, 9) OBP: 0.450, SLG: 0.250									K 1-3	2	0	0	0	0	2	0			
Inning Stats	R: 0 H: 0 E: 0 K: 1 S: 11	H: 0 LOB: 0 BB: 0 P: 14	R: 0 H: 0 E: 0 K: 1 S: 10	H: 0 LOB: 0 BB: 0 P: 14	R: 0 H: 0 E: 0 K: 1 S: 9	H: 0 LOB: 0 BB: 0 P: 14	R: 0 H: 0 E: 0 K: 0 S: 7	H: 0 LOB: 0 BB: 0 P: 10	R: 1 H: 2 E: 0 K: 0 S: 15	H: 2 LOB: 1 BB: 0 P: 21	R: 0 H: 0 E: 0 K: 2 S: 11	H: 0 LOB: 0 BB: 0 P: 15	R: 0 H: 0 E: 0 K: 1 S: 7	H: 1 LOB: 1 BB: 0 P: 10	R: 0 H: 0 E: 0 K: 1 S: 11	H: 0 LOB: 0 BB: 0 P: 9		1B: 2 2B: 0 3B: 0 HR: 1	SF: 0 SAC: 1 DP: 0 HBP: 0
PITCHER	IP WLS BF H R ER SO BB IBB HBP BLK WP HR S P ERA WHIP																		
41 John Lackey, R (1, 1) ERA: 3.54	8.0 L 27 3 1 1 7 0 0 0 0 0 0 1 81 112 1.12 0.375																		
37 Travis Wood, L (9, 1) ERA: 4.52	0.1 1 0 0 0 0 0 0 0 0 0 0 0 1 1 0.00 0.000																		
56 Héctor Rondón, R (9, 1) ERA: 0.69	0.2 2 0 0 0 0 1 0 0 0 0 0 0 0 6 8 0.00 0.000																		

Batter	1	2	3	4	5	6	7	8	9	AB	R	H	RBI	BB	SO	LOB	BOTTOM				
24 Dexter Fowler, S (1, 8) OBP: 0.458, SLG: 0.553						L8 0-1			K 2-3	4	0	0	0	0	3	2	San Diego Padres @ Chicago Cubs Wrigley Field, Chicago, IL Wed May 11 2016, 7:07 PM - 9:52 PM CDT Att: 37,828 - Cloudy - 52 F				
22 Jason Heyward, L (1, 9) OBP: 0.321, SLG: 0.259						L7 1-2			BB 4-0	3	0	1	0	1	1	0					
17 Kris Bryant, R (1, 5) OBP: 0.367, SLG: 0.477									BB 1-1	3	0	1	0	1	0	1					
44 Anthony Rizzo, L (1, 3) OBP: 0.424, SLG: 0.608						G3 1-1			BB 4-0	3	0	0	0	1	0	3					
68 Jorge Soler, R (1, 7) OBP: 0.261, SLG: 0.275 37 Travis Wood, R (9, 1) 56 Héctor Rondón, R (9, 1)						K 2-3			BB 2-3	4	0	0	0	0	4	4					
9 Javier Báez, R (1, 6) OBP: 0.344, SLG: 0.467									BB 1-2	3	0	1	0	1	2	0					
2 Tommy La Stella, L (1, 4) OBP: 0.424, SLG: 0.615									BB 2-2	4	0	1	0	0	0	2					
3 David Ross, R (1, 2) OBP: 0.323, SLG: 0.367 51 Ryan Kalish, L (9, PH) OBP: 0.444, SLG: 0.286									BB 4-2	2	0	0	0	1	1	1					
41 John Lackey, R (1, 1) OBP: 0.211, SLG: 0.167 18 Ben Zobrist, S (8, PH)									G4-3 1-2	2	0	0	0	0	1	1					
Inning Stats	R: 0 H: 2 E: 0 K: 1 S: 11	H: 0 LOB: 1 BB: 0 P: 13	R: 0 H: 0 E: 0 K: 2 S: 15	H: 0 LOB: 1 BB: 1 P: 23	R: 0 H: 0 E: 0 K: 3 S: 10	H: 0 LOB: 0 BB: 0 P: 13	R: 0 H: 0 E: 0 K: 1 S: 8	H: 0 LOB: 0 BB: 0 P: 13	R: 0 H: 1 E: 0 K: 2 S: 15	H: 1 LOB: 2 BB: 1 P: 21	R: 0 H: 0 E: 0 K: 1 S: 10	H: 0 LOB: 0 BB: 1 P: 18	R: 0 H: 0 E: 0 K: 1 S: 10	H: 0 LOB: 0 BB: 0 P: 17	R: 0 H: 0 E: 1 K: 3 S: 11	H: 0 LOB: 3 BB: 2 P: 26		R: 0 H: 1 E: 0 K: 0 S: 12	H: 1 LOB: 1 BB: 0 P: 20	1B: 4 2B: 0 3B: 0 HR: 0	SF: 0 SAC: 0 DP: 1 HBP: 0
PITCHER	IP WLS BF H R ER SO BB IBB HBP BLK WP HR S P ERA WHIP																				
13 Drew Pomeranz, L (1, 1) ERA: 1.8	6.0 W 23 3 0 0 0 10 3 0 0 0 0 0 0 69 10 0.00 1.000																				
59 Kevin Quackenbush, R (7, 1) ERA: 4.32	1.0 H 3 0 0 0 0 1 0 0 0 0 0 0 0 10 17 0.00 0.000																				
52 Brad Hand, L (8, 1) ERA: 4.4	1.0 H 6 0 0 0 0 3 2 0 0 0 0 0 0 11 26 0.00 2.000																				
56 Fernando Rodney, R (9, 1) ERA:	1.0 S 4 1 0 0 0 0 0 0 0 0 0 0 0 12 20 0.00 1.000																				



Batter	1	2	3	4	5	6	7	8	9	AB	R	H	RBI	BB	SO	LOB	TOP						
28 John Jaso, L (1, 3) OBP: 0.357, SLG: 0.443			G4-6-3		1B		BB		G5-3	4	0	1	0	1	1	2	Pittsburgh Pirates @ Chicago Cubs Wrigley Field, Chicago, IL Fri May 13 2016, 1:21 PM - 4:15 PM CDT Att: 37,479 - Partly Cloudy - 65 F						
22 Andrew McCutchen, R (1, 8) OBP: 0.361, SLG: 0.500			2B		P3		G5-3		HR	5	1	3	2	0	0	2							
25 Gregory Polanco, L (1, 9) OBP: 0.392, SLG: 0.496			BB							3	1	2	0	2	1	1							
6 Starling Marte, R (1, 7) OBP: 0.388, SLG: 0.500	G6-3		BB							5	1	2	0	0	1	4							
29 Francisco Cervelli, R (1, 2) OBP: 0.338, SLG: 0.333	G6-3									4	0	1	1	0	1	2							
19 Chris Stewart, R (8, 2) OBP: 0.313, SLG: 0.414										0	0	0	0	0	0	0							
27 Jung Ho Kang, R (1, 5) OBP: 0.286, SLG: 0.789			L8							4	0	0	0	0	2	3							
5 Josh Harrison, R (1, 4) OBP: 0.338, SLG: 0.424			G5-3							4	0	1	0	0	0	3							
10 Jordy Mercer, R (1, 6) OBP: 0.377, SLG: 0.350	G6-3									3	0	0	0	0	1	1							
48 Jared Hughes, R (7, 1) OBP: 0.313, SLG: 0.414										0	0	0	0	0	0	0							
37 Arquimedes Caminero, R (1, 1) OBP: 0.313, SLG: 0.414										0	0	0	0	0	0	0							
24 Cole Figueroa, L (9, PH)										1	0	0	0	0	0	0							
47 Francisco Liriano, L (1, 1) OBP: 0.316, SLG: 0.388										2	0	1	0	0	0	0							
14 Ryan Vogelsong, R (5, 1) OBP: 0.316, SLG: 0.388										0	0	0	0	0	0	0							
3 Sean Rodriguez, R (7, PH) OBP: 0.419, SLG: 0.660										1	1	0	0	1	1	0							
																	P						
Inning Stats	R: 0 E: 0 K: 2 S: 9	H: 1 LOB: 1 BB: 0 P: 10	R: 0 E: 0 K: 1 S: 7	H: 1 LOB: 1 BB: 0 P: 13	R: 0 E: 0 K: 1 S: 9	H: 2 LOB: 2 BB: 1 P: 15	R: 0 E: 0 K: 1 S: 11	H: 0 LOB: 0 BB: 0 P: 17	R: 0 E: 0 K: 0 S: 7	H: 1 LOB: 1 BB: 0 P: 10	R: 2 E: 0 K: 1 S: 12	H: 3 LOB: 2 BB: 0 P: 19	R: 0 E: 0 K: 2 S: 13	H: 0 LOB: 1 BB: 1 P: 24	R: 0 E: 0 K: 0 S: 16	H: 2 LOB: 2 BB: 0 P: 22		R: 2 E: 0 K: 0 S: 12	H: 1 LOB: 1 BB: 2 P: 22	1B: 7 2B: 3 3B: 0 HR: 1	SF: 0 SAC: 0 DP: 2 HBP: 0	WP: 0 PB: 0 SB: 4 CS: 0	PA: 40
PITCHER	IP WLS BF H R ER SO BB IBB HBP BLK WP HR S P ERA WHIP																						
39 Jason Hammel, R (1, 1) ERA: 1.77	6.2 W 28 8 2 1 8 2 0 0 0 0 0 0 65 103 1.35 1.500																						
43 Adam Warren, R (7, 1) ERA: 1.88	0.1 1 0 0 0 0 0 0 0 0 0 0 0 3 5 0.00 0.000																						
33 Clayton Richard, L (8, 1) ERA: 6.35	0.0 1 1 0 0 0 0 0 0 0 0 0 0 2 4 ∞ ∞																						
53 Trevor Cahill, R (8, 1) ERA: 3.6	2.0 10 2 2 2 0 2 0 0 0 0 0 1 26 40 9.00 2.000																						

Batter	1	2	3	4	5	6	7	8	9	AB	R	H	RBI	BB	SO	LOB	BOTTOM						
24 Dexter Fowler, S (1, 8) OBP: 0.449, SLG: 0.546					G6-4-3		G3-1			5	0	1	1	0	2	1	Pittsburgh Pirates @ Chicago Cubs Wrigley Field, Chicago, IL Fri May 13 2016, 1:21 PM - 4:15 PM CDT Att: 37,479 - Partly Cloudy - 65 F						
22 Jason Heyward, L (1, 9) OBP: 0.331, SLG: 0.261							L7			3	1	1	0	2	0	1							
17 Kris Bryant, R (1, 5) OBP: 0.364, SLG: 0.493							17 HR			4	1	1	2	0	1	2							
44 Anthony Rizzo, L (1, 3) OBP: 0.419, SLG: 0.605										4	1	1	0	0	1	2							
18 Ben Zobrist, S (1, 4) OBP: 0.434, SLG: 0.487										3	2	1	0	1	1	0							
68 Jorge Soler, R (1, 7) OBP: 0.271, SLG: 0.277										3	1	1	0	1	1	2							
33 Clayton Richard, L (8, 1) ERA: 6.35										0	0	0	0	0	0	0							
53 Trevor Cahill, R (8, 1) OBP: 1.000, SLG: 1.000										0	0	0	0	0	0	0							
27 Addison Russell, R (1, 6) OBP: 0.379, SLG: 0.427										4	1	1	3	0	1	3							
3 David Ross, R (1, 2) OBP: 0.348, SLG: 0.453										4	2	3	3	0	0	0							
39 Jason Hammel, R (1, 1) OBP: 0.235, SLG: 0.294										3	0	1	0	0	2	2							
43 Adam Warren, R (7, 1) ERA: 1.88										0	0	0	0	0	0	0							
9 Javier Báez, R (8, 5) OBP: 0.338, SLG: 0.459										1	0	0	0	0	0	1							
																	CBS						
Inning Stats	R: 0 E: 0 K: 1 S: 9	H: 0 LOB: 1 BB: 1 P: 15	R: 0 E: 0 K: 2 S: 11	H: 2 LOB: 2 BB: 0 P: 15	R: 0 E: 0 K: 2 S: 8	H: 0 LOB: 1 BB: 1 P: 17	R: 3 E: 0 K: 0 S: 13	H: 3 LOB: 0 BB: 1 P: 25	R: 5 E: 0 K: 3 S: 16	H: 4 LOB: 0 BB: 1 P: 31	R: 0 E: 0 K: 1 S: 9	H: 0 LOB: 0 BB: 0 P: 13	R: 0 E: 0 K: 0 S: 9	H: 0 LOB: 0 BB: 0 P: 15	R: 1 E: 0 K: 0 S: 13	H: 2 LOB: 1 BB: 0 P: 22		R: 0 E: 0 K: 0 S: 13	H: 0 LOB: 1 BB: 0 P: 22	1B: 6 2B: 2 3B: 0 HR: 3	SF: 0 SAC: 0 DP: 1 HBP: 0	WP: 0 PB: 1 SB: 0 CS: 0	PA: 38
PITCHER	IP WLS BF H R ER SO BB IBB HBP BLK WP HR S P ERA WHIP																						
47 Francisco Liriano, L (1, 1) ERA: 4.99	4.2 L 26 9 8 0 0 7 4 0 0 0 0 0 0 54 98 15.43 2.786																						
14 Ryan Vogelsong, R (5, 1) ERA: 3.0	1.1 4 0 0 0 0 2 0 0 0 0 0 0 12 18 0.00 0.000																						
48 Jared Hughes, R (7, 1) ERA: 3.16	1.0 3 0 0 0 0 0 0 0 0 0 0 0 9 15 0.00 0.000																						
37 Arquimedes Caminero, R (8, 1) ERA: 4.91	1.0 5 2 1 0 0 0 0 0 0 0 0 0 13 22 0.00 2.000																						

Batter	1	2	3	4	5	6	7	8	9	AB	R	H	RBI	BB	SO	LOB	TOP					
28 John Jaso, L (1, 3) OBP: 0.346, SLG: 0.429	G4-3		K		K			G4-3		4	0	0	0	0	2	1	Pittsburgh Pirates @ Chicago Cubs Wrigley Field, Chicago, IL Sat May 14 2016, 1:21 PM - 4:02 PM CDT Att: 40,953 - Overcast - 44 F					
22 Andrew McCutchen, R (1, 8) OBP: 0.359, SLG: 0.500	G1-3			25 1B 29 1B 2B	K			K		4	1	1	0	0	2	1						
25 Gregory Polanco, L (1, 9) OBP: 0.388, SLG: 0.488	F8			29 1B 1B			K			4	1	1	0	0	2	0						
6 Starling Marte, R (1, 7) OBP: 0.377, SLG: 0.486		K		29 1B 1B	K		K			4	0	0	0	0	3	2						
29 Francisco Cervelli, R (1, 2) OBP: 0.394, SLG: 0.330	L9			27 WP 1B			G5-3			4	0	1	2	0	0	0						
27 Jung Ho Kang, R (1, 5) OBP: 0.333, SLG: 0.750				2-H 3-H 1B				F9		1	0	0	0	1	0	0						
5 Josh Harrison, R (1, 4) OBP: 0.331, SLG: 0.414				2-3 HBP						3	0	0	0	0	2	3						
10 Jordy Mercer, R (1, 6) OBP: 0.369, SLG: 0.342			F8		G5-3			P2		3	0	0	0	0	0	0						
31 A.J. Schugel, R (7, 1)										0	0	0	0	0	0	0						
49 Jeff Locke, L (1, 1) OBP: 0.200, SLG: 0.111			G4-3							1	0	0	0	1	0	0						
48 Jared Hughes, R (6, 1)										0	0	0	0	0	0	0						
3 Sean Rodriguez, R (7, 6) OBP: 0.411, SLG: 0.646										1	0	0	0	0	1	0						
Inning Stats	R: 0 E: 0 K: 0 S: 7	H: 0 LOB: 0 BB: 0 P: 10	R: 0 E: 0 K: 2 S: 12	H: 0 LOB: 1 BB: 1 P: 21	R: 0 E: 0 K: 1 S: 6	H: 0 LOB: 0 BB: 0 P: 8	R: 2 E: 0 K: 1 S: 14	H: 3 LOB: 1 BB: 1 P: 21	R: 0 E: 0 K: 2 S: 8	H: 0 LOB: 0 BB: 1 P: 14	R: 0 E: 0 K: 2 S: 7	H: 0 LOB: 0 BB: 0 P: 10	R: 0 E: 0 K: 1 S: 6	H: 0 LOB: 0 BB: 0 P: 11	R: 0 E: 0 K: 2 S: 9	H: 0 LOB: 0 BB: 0 P: 13	R: 0 E: 0 K: 1 S: 7	H: 0 LOB: 0 BB: 0 P: 14	1B: 2 2B: 1 3B: 0 HR: 0	SF: 0 SAC: 0 DP: 1 HBP: 1	WP: 1 PB: 1 SB: 1 CS: 0	PA: 32
PITCHER	IP WLS BF H R ER SO BB IBB HBP BLK WP HR S P ERA WHIP																					
49 Jake Arrieta, R (1, 1) ERA: 1.29	8.0 W 29 3 2 2 11 2 0 1 0 1 0 0 7 108 2.25 0.625																					
52 Justin Grimm, R (9, 1) ERA: 4.97	1.0 3 0 0 0 1 0 0 0 0 0 0 0 7 14 0.00 0.000																					

AB 29
R 2
H 3
RBI 2
BB 2
SO 12
LOB 7



Batter	1	2	3	4	5	6	7	8	9	AB	R	H	RBI	BB	SO	LOB	BOTTOM			
24 Dexter Fowler, S (1, 8) OBP: 0.447, SLG: 0.540	L8		F9		G1-3	22 BB 1B		22 1B 17 1B 1B		5	1	2	1	0	0	0	Pittsburgh Pirates @ Chicago Cubs Wrigley Field, Chicago, IL Sat May 14 2016, 1:21 PM - 4:02 PM CDT Att: 40,953 - Overcast - 44 F			
22 Jason Heyward, L (1, 9) OBP: 0.347, SLG: 0.276	F8			17 BB 44 HR 1B				17 1B 44 1B 1B		4	2	3	0	1	0	0				
17 Kris Bryant, R (1, 5) OBP: 0.365, SLG: 0.486	F9			44 HR BB						4	1	1	1	1	2	4				
44 Anthony Rizzo, L (1, 3) OBP: 0.419, SLG: 0.620	F7									5	1	2	4	0	0	4				
18 Ben Zobrist, S (1, 4) OBP: 0.446, SLG: 0.491				47 E BB				27 HR 1B		3	1	2	0	2	0	1				
68 Jorge Soler, R (1, 7) OBP: 0.283, SLG: 0.267										3	0	0	0	0	1	3				
9 Javier Báez, R (7, 5) OBP: 0.333, SLG: 0.452	F8									1	0	0	0	0	1	1				
27 Addison Russell, R (1, 6) OBP: 0.375, SLG: 0.447	L8									4	1	1	2	0	0	3				
47 Miguel Montero, L (1, 2) OBP: 0.311, SLG: 0.314			G4-1		E4			49 BB 24 1B HBP		3	1	0	0	0	1	2				
49 Jake Arrieta, R (1, 1) ERA: 5.45										2	0	0	0	1	1	2				
2 Tommy La Stella, L (8, PH) OBP: 0.417, SLG: 0.604					F8					1	0	0	0	0	1	0				
52 Justin Grimm, R (9, 1) ERA: 4.96										0	0	0	0	0	0	0				
Inning Stats	R: 0 E: 0 K: 0 S: 7	H: 0 LOB: 0 BB: 0 P: 13	R: 0 E: 0 K: 0 S: 8	H: 1 LOB: 1 BB: 0 P: 10	R: 0 E: 0 K: 1 S: 8	H: 0 LOB: 0 BB: 0 P: 12	R: 3 E: 1 K: 1 S: 21	H: 2 LOB: 2 BB: 2 P: 36	R: 0 E: 0 K: 1 S: 8	H: 1 LOB: 1 BB: 0 P: 14	R: 3 E: 0 K: 1 S: 17	H: 3 LOB: 3 BB: 2 P: 31	R: 0 E: 0 K: 2 S: 9	H: 0 LOB: 1 BB: 1 P: 16	R: 2 E: 0 K: 1 S: 16	H: 4 LOB: 1 BB: 0 P: 24	1B: 9 2B: 0 3B: 0 HR: 2	SF: 0 SAC: 0 DP: 0 HBP: 1	WP: 0 PB: 1 SB: 0 CS: 0	PA: 41
PITCHER	IP WLS BF H R ER SO BB IBB HBP BLK WP HR S P ERA WHIP																			
49 Jeff Locke, L (1, 1) ERA: 5.45	5.1 L 26 6 6 6 3 2 0 0 0 0 0 0 10 20 10.12 1.500																			
48 Jared Hughes, R (6, 1) ERA: 2.84	0.2 5 1 0 0 1 2 0 0 0 0 0 0 10 20 0.00 4.500																			
31 A.J. Schugel, R (7, 1) ERA: 4.96	2.0 10 4 2 2 3 1 0 0 0 0 0 0 25 40 9.00 2.500																			



AB 35
R 8
H 11
RBI 8
BB 5
SO 7
LOB 20

Batter	1	2	3	4	5	6	7	8	9	AB	R	H	RBI	BB	SO	LOB	TOP				
10 Jordy Mercer, R OBP: 0.370, SLG: 0.339	G6-3		G6-3			F7		G5-3		4	0	1	0	1	0	0	Pittsburgh Pirates @ Chicago Cubs Wrigley Field, Chicago, IL Sun May 15 2016, 1:22 PM - 4:15 PM CDT Att: 40,814 - Sunny - 45 F				
22 Andrew McCutchen, R OBP: 0.348, SLG: 0.453	P3		G6-3			K		G5-3	K2-3	5	0	0	0	0	2	4					
23 David Freese, R OBP: 0.361, SLG: 0.385										3	0	0	0	1	2	1					
6 Starling Marte, R OBP: 0.374, SLG: 0.479	K									4	1	1	0	0	1	2					
29 Francisco Cervelli, R OBP: 0.390, SLG: 0.321										3	0	0	0	1	2	1					
27 Jung Ho Kang, R OBP: 0.357, SLG: 0.875										4	1	2	2	0	1	1					
5 Josh Harrison, R OBP: 0.336, SLG: 0.412										3	0	1	0	1	0	1					
3 Sean Rodriguez, R OBP: 0.397, SLG: 0.620										2	0	0	0	0	2	1					
25 Gregory Polanco, L (7, PH) OBP: 0.356, SLG: 0.486										0	0	0	0	2	0	0					
45 Gerrit Cole, R OBP: 0.118, SLG: 0.063										3	0	0	0	0	2	3					
17 Matt Joyce, L OBP: 0.460, SLG: 0.692										1	0	0	0	0	0	2					
35 Mark Melancon, R OBP: 0.366, SLG: 0.486										0	0	0	0	0	0	0					
Inning Stats	R: 0 H: 0 E: 0 K: 1 S: 7	H: 0 LOB: 1 BB: 1 P: 16	R: 0 H: 0 E: 0 K: 2 S: 10	H: 0 LOB: 1 BB: 1 P: 18	R: 0 H: 0 E: 0 K: 1 S: 11	H: 0 LOB: 0 BB: 0 P: 15	R: 0 H: 0 E: 0 K: 1 S: 8	H: 0 LOB: 0 BB: 0 P: 10	R: 0 H: 0 E: 0 K: 2 S: 10	H: 0 LOB: 0 BB: 0 P: 17	R: 1 H: 2 E: 0 K: 1 S: 17	H: 2 LOB: 3 BB: 2 P: 31	R: 0 H: 1 E: 0 K: 1 S: 9	H: 1 LOB: 1 BB: 0 P: 13	R: 1 H: 2 E: 0 K: 2 S: 18	H: 2 LOB: 3 BB: 2 P: 32	1B: 3 2B: 1 3B: 0 HR: 1	SF: 0 SAC: 0 DP: 0 HBP: 0	WP: 0 PB: 0 SB: 1 CS: 0	PA: 38	
PITCHER	IP WLS BF H R ER SO BB IBB HBP BLK WP HR S P ERA WHIP	IP WLS BF H R ER SO BB IBB HBP BLK WP HR S P ERA WHIP	IP WLS BF H R ER SO BB IBB HBP BLK WP HR S P ERA WHIP	IP WLS BF H R ER SO BB IBB HBP BLK WP HR S P ERA WHIP	IP WLS BF H R ER SO BB IBB HBP BLK WP HR S P ERA WHIP	IP WLS BF H R ER SO BB IBB HBP BLK WP HR S P ERA WHIP	IP WLS BF H R ER SO BB IBB HBP BLK WP HR S P ERA WHIP	IP WLS BF H R ER SO BB IBB HBP BLK WP HR S P ERA WHIP	IP WLS BF H R ER SO BB IBB HBP BLK WP HR S P ERA WHIP	IP WLS BF H R ER SO BB IBB HBP BLK WP HR S P ERA WHIP	IP WLS BF H R ER SO BB IBB HBP BLK WP HR S P ERA WHIP	IP WLS BF H R ER SO BB IBB HBP BLK WP HR S P ERA WHIP	IP WLS BF H R ER SO BB IBB HBP BLK WP HR S P ERA WHIP	IP WLS BF H R ER SO BB IBB HBP BLK WP HR S P ERA WHIP	IP WLS BF H R ER SO BB IBB HBP BLK WP HR S P ERA WHIP	IP WLS BF H R ER SO BB IBB HBP BLK WP HR S P ERA WHIP	IP WLS BF H R ER SO BB IBB HBP BLK WP HR S P ERA WHIP	IP WLS BF H R ER SO BB IBB HBP BLK WP HR S P ERA WHIP	IP WLS BF H R ER SO BB IBB HBP BLK WP HR S P ERA WHIP	IP WLS BF H R ER SO BB IBB HBP BLK WP HR S P ERA WHIP	IP WLS BF H R ER SO BB IBB HBP BLK WP HR S P ERA WHIP

Batter	1	2	3	4	5	6	7	8	9	AB	R	H	RBI	BB	SO	LOB	BOTTOM					
24 Dexter Fowler, S OBP: 0.449, SLG: 0.543	2B		G3-1			K				3	1	1	0	1	1	0	Pittsburgh Pirates @ Chicago Cubs Wrigley Field, Chicago, IL Sun May 15 2016, 1:22 PM - 4:15 PM CDT Att: 40,814 - Sunny - 45 F					
22 Jason Heyward, L OBP: 0.345, SLG: 0.276	K		K			P3				4	0	1	0	0	2	1						
17 Kris Bryant, R OBP: 0.356, SLG: 0.472	P3									4	0	0	0	0	0	3						
44 Anthony Rizzo, L OBP: 0.409, SLG: 0.606	F8									3	0	0	1	0	0	1						
18 Ben Zobrist, S OBP: 0.441, SLG: 0.492										4	0	1	0	0	1	1						
27 Addison Russell, R OBP: 0.374, SLG: 0.444										3	0	1	0	0	1	1						
9 Javier Báez, R OBP: 0.319, SLG: 0.431										3	0	0	0	0	0	1						
3 David Ross, R OBP: 0.338, SLG: 0.436										2	0	0	0	0	1	1						
2 Tommy La Stella, L (8, PH) OBP: 0.410, SLG: 0.553										1	0	0	0	0	0	0						
56 Héctor Rondón, R OBP: 0.366, SLG: 0.486										0	0	0	0	0	0	0						
37 Travis Wood, R OBP: 0.366, SLG: 0.486										0	0	0	0	0	0	0						
52 Justin Grimm, R OBP: 0.366, SLG: 0.486										0	0	0	0	0	0	0						
34 Jon Lester, L OBP: 0.133, SLG: 0.143										2	0	0	0	0	0	0						
43 Adam Warren, R OBP: 0.305, SLG: 0.305										0	0	0	0	0	0	0						
46 Pedro Strop, R OBP: 0.305, SLG: 0.305										0	0	0	0	0	0	0						
47 Miguel Montero, L (8, PH) OBP: 0.306, SLG: 0.308										1	0	0	0	0	1	0						
Inning Stats	R: 0 H: 1 E: 0 K: 1 S: 13	H: 1 LOB: 1 BB: 0 P: 21	R: 0 H: 1 E: 0 K: 1 S: 8	H: 1 LOB: 1 BB: 0 P: 9	R: 0 H: 0 E: 0 K: 1 S: 9	H: 0 LOB: 0 BB: 0 P: 13	R: 0 H: 1 E: 0 K: 1 S: 8	H: 1 LOB: 1 BB: 0 P: 12	R: 0 H: 0 E: 0 K: 1 S: 7	H: 0 LOB: 0 BB: 0 P: 12	R: 0 H: 0 E: 0 K: 1 S: 9	H: 0 LOB: 0 BB: 0 P: 13	R: 0 H: 0 E: 0 K: 1 S: 4	H: 0 LOB: 0 BB: 0 P: 7	R: 0 H: 0 E: 0 K: 1 S: 7	H: 0 LOB: 0 BB: 0 P: 8	R: 1 H: 1 E: 0 K: 0 S: 11	H: 1 LOB: 1 BB: 1 P: 19	1B: 2 2B: 2 3B: 0 HR: 0	SF: 1 SAC: 0 DP: 0 HBP: 0	WP: 0 PB: 0 SB: 1 CS: 0	PA: 32
PITCHER	IP WLS BF H R ER SO BB IBB HBP BLK WP HR S P ERA WHIP	IP WLS BF H R ER SO BB IBB HBP BLK WP HR S P ERA WHIP	IP WLS BF H R ER SO BB IBB HBP BLK WP HR S P ERA WHIP	IP WLS BF H R ER SO BB IBB HBP BLK WP HR S P ERA WHIP	IP WLS BF H R ER SO BB IBB HBP BLK WP HR S P ERA WHIP	IP WLS BF H R ER SO BB IBB HBP BLK WP HR S P ERA WHIP	IP WLS BF H R ER SO BB IBB HBP BLK WP HR S P ERA WHIP	IP WLS BF H R ER SO BB IBB HBP BLK WP HR S P ERA WHIP	IP WLS BF H R ER SO BB IBB HBP BLK WP HR S P ERA WHIP	IP WLS BF H R ER SO BB IBB HBP BLK WP HR S P ERA WHIP	IP WLS BF H R ER SO BB IBB HBP BLK WP HR S P ERA WHIP	IP WLS BF H R ER SO BB IBB HBP BLK WP HR S P ERA WHIP	IP WLS BF H R ER SO BB IBB HBP BLK WP HR S P ERA WHIP	IP WLS BF H R ER SO BB IBB HBP BLK WP HR S P ERA WHIP	IP WLS BF H R ER SO BB IBB HBP BLK WP HR S P ERA WHIP	IP WLS BF H R ER SO BB IBB HBP BLK WP HR S P ERA WHIP	IP WLS BF H R ER SO BB IBB HBP BLK WP HR S P ERA WHIP	IP WLS BF H R ER SO BB IBB HBP BLK WP HR S P ERA WHIP	IP WLS BF H R ER SO BB IBB HBP BLK WP HR S P ERA WHIP	IP WLS BF H R ER SO BB IBB HBP BLK WP HR S P ERA WHIP	IP WLS BF H R ER SO BB IBB HBP BLK WP HR S P ERA WHIP	



Batter	1	2	3	4	5	6	7	8	9	AB	R	H	RBI	BB	SO	LOB	TOP							
24 Dexter Fowler, S (1, 8) OBP: 0.438, SLG: 0.527	F8			L8		K			G3	4	0	0	0	0	1	1	Chicago Cubs @ Milwaukee Brewers Miller Park, Milwaukee, WI Tue May 17 2016, 7:14 PM - 9:23 PM CDT Att: 24,361 - Roof Closed - 66 F							
22 Jason Heyward, L (1, 9) OBP: 0.342, SLG: 0.298	P6			G4-3			P5		HR	4	1	1	1	0	0	0								
17 Kris Bryant, R (1, 7) OBP: 0.354, SLG: 0.486	F8			G5-3			F9		HR	4	1	1	1	0	0	0								
44 Anthony Rizzo, L (1, 3) OBP: 0.399, SLG: 0.588		L5			G3				K	4	0	0	0	0	2	0								
18 Ben Zobrist, S (1, 4) OBP: 0.439, SLG: 0.496		G3			G5-3					3	0	1	0	0	0	0								
27 Addison Russell, R (1, 6) OBP: 0.366, SLG: 0.433										3	0	0	0	0	2	1								
9 Javier Báez, R (1, 5) OBP: 0.306, SLG: 0.412										3	0	0	0	0	0	1								
47 Miguel Montero, L (1, 2) OBP: 0.308, SLG: 0.296										2	0	0	0	1	0	1								
28 Kyle Hendricks, R (1, 1) OBP: 0.143, SLG: 0.077										2	0	0	0	0	2	1								
53 Trevor Cahill, R (6, 1) OBP: 1.000, SLG: 1.000										0	0	0	0	0	0	0								
2 Tommy La Stella, L (9, PH) OBP: 0.403, SLG: 0.582										1	0	0	0	0	0	0								
Inning Stats	R: 0 H: 0 E: 0 K: 0 S: 10	H: 0 LOB: 0 BB: 0 P: 18	R: 0 H: 0 E: 0 K: 1 S: 9	H: 0 LOB: 0 BB: 0 P: 13	R: 0 H: 0 E: 0 K: 1 S: 5	H: 0 LOB: 0 BB: 0 P: 7	R: 0 H: 0 E: 0 K: 0 S: 4	H: 0 LOB: 0 BB: 0 P: 6	R: 0 H: 0 E: 0 K: 1 S: 8	H: 0 LOB: 0 BB: 0 P: 13	R: 0 H: 0 E: 0 K: 2 S: 12	H: 0 LOB: 0 BB: 1 P: 20	R: 0 H: 0 E: 0 K: 1 S: 6	H: 0 LOB: 0 BB: 0 P: 10	R: 0 H: 1 E: 0 K: 0 S: 8	H: 1 LOB: 1 BB: 0 P: 11	R: 2 H: 2 E: 0 K: 1 S: 12	H: 2 LOB: 0 BB: 0 P: 16	1B: 0 2B: 1 3B: 0 HR: 2	SF: 0 SAC: 0 DP: 0 HBP: 0	WP: 0 PB: 0 SB: 1 CS: 0	PA: 31		
PITCHER	IP WLS BF H R ER SO BB IBB HBP BLK WP HR S P ERA WHIP	8.2 W 30 3 2 2 6 1 0 0 0 0 2 70 110 2.08 0.462	0.1 S 1 0 0 0 1 0 0 0 0 0 0 4 4 0.00 0.000											0.00 0.000										

Batter	1	2	3	4	5	6	7	8	9	AB	R	H	RBI	BB	SO	LOB	BOTTOM							
5 Jonathan Villar, S (1, 6) OBP: 0.387, SLG: 0.383	K									3	1	0	0	1	1	1	Chicago Cubs @ Milwaukee Brewers Miller Park, Milwaukee, WI Tue May 17 2016, 7:14 PM - 9:23 PM CDT Att: 24,361 - Roof Closed - 66 F							
2 Scooter Gennett, L (1, 4) OBP: 0.330, SLG: 0.438	G5-3									4	1	1	0	0	1	1								
8 Ryan Braun, R (1, 7) OBP: 0.429, SLG: 0.576	G6-3									4	1	1	1	0	1	0								
20 Jonathan Lucroy, R (1, 2) OBP: 0.377, SLG: 0.515										3	1	1	1	1	1	2								
33 Chris Carter, R (1, 3) OBP: 0.320, SLG: 0.594										3	0	1	2	0	1	1								
16 Domingo Santana, R (1, 9) OBP: 0.352, SLG: 0.385										3	0	0	0	0	3	2								
10 Kirk Nieuwenhuis, L (1, 8) OBP: 0.369, SLG: 0.453										3	0	0	0	0	1	2								
9 Aaron Hill, R (1, 5) OBP: 0.305, SLG: 0.400										3	0	1	0	0	0	0								
57 Chase Anderson, R (1, 1) ERA: 3.51										3	0	0	0	0	0	1								
21 Jeremy Jeffress, R (9, 1) ERA: 2.12										0	0	0	0	0	0	0								
Inning Stats	R: 0 H: 0 E: 0 K: 1 S: 6	H: 0 LOB: 0 BB: 0 P: 8	R: 0 H: 0 E: 0 K: 1 S: 10	H: 0 LOB: 1 BB: 1 P: 19	R: 0 H: 1 E: 0 K: 1 S: 9	H: 1 LOB: 0 BB: 0 P: 15	R: 1 H: 1 E: 0 K: 2 S: 12	H: 1 LOB: 0 BB: 0 P: 19	R: 0 H: 0 E: 0 K: 1 S: 8	H: 0 LOB: 0 BB: 0 P: 9	R: 3 H: 3 E: 0 K: 1 S: 11	H: 3 LOB: 1 BB: 1 P: 17	R: 0 H: 0 E: 0 K: 0 S: 5	H: 0 LOB: 0 BB: 0 P: 6	R: 0 H: 0 E: 0 K: 2 S: 9	H: 0 LOB: 0 BB: 0 P: 12	1B: 3 2B: 1 3B: 0 HR: 1	SF: 0 SAC: 0 DP: 0 HBP: 0	WP: 0 PB: 0 SB: 1 CS: 0	PA: 31				
PITCHER	IP WLS BF H R ER SO BB IBB HBP BLK WP HR S P ERA WHIP	5.1 L 23 5 4 4 6 2 0 0 0 0 0 18 23 6.75 1.312	2.2 8 0 0 0 3 0 0 0 0 0 0 0 18 23 0.00 0.000											0.00 0.000										

Batter	1	2	3	4	5	6	7	8	9	AB	R	H	RBI	BB	SO	LOB	TOP							
24 Dexter Fowler, S OBP: 0.436, SLG: 0.529										5	1	1	1	0	1	3								
22 Jason Heyward, L OBP: 0.325, SLG: 0.282										5	0	0	0	0	2	3								
17 Kris Bryant, R OBP: 0.356, SLG: 0.474										3	0	0	0	1	2	0								
44 Anthony Rizzo, L OBP: 0.398, SLG: 0.567										2	0	0	0	2	1	1								
18 Ben Zobrist, S OBP: 0.448, SLG: 0.504										3	0	1	0	1	1	1								
68 Jorge Soler, R OBP: 0.269, SLG: 0.286										4	1	1	0	0	1	3								
27 Addison Russell, R OBP: 0.355, SLG: 0.419										3	0	0	0	1	3	1	AB 32							
47 Miguel Montero, L OBP: 0.347, SLG: 0.345										3	1	2	1	1	1	0	R 3							
28 Kyle Hendricks, R OBP: 0.143, SLG: 0.077										0	0	0	0	0	0	0	H 6							
39 Jason Hammel, R OBP: 0.283, SLG: 0.319										2	0	1	0	0	1	1	RBI 2							
2 Tommy La Stella, L OBP: 0.291, SLG: 0.297										1	0	0	0	0	1	1	BB 6							
52 Justin Grimm, R OBP: 0.317, SLG: 0.111										0	0	0	0	0	0	0	SO 15							
33 Clayton Richard, L OBP: 0.192, SLG: 0.050										0	0	0	0	0	0	0	LOB 16							
53 Trevor Cahill, R OBP: 0.293, SLG: 0.394										1	0	0	0	0	0	2								
9 Javier Báez, R OBP: 0.293, SLG: 0.394										1	0	0	0	0	1	2								
Inning Stats	R: 1 E: 0 K: 1 S: 10	H: 1 LOB: 1 BB: 1 P: 22	R: 1 E: 0 K: 2 S: 12	H: 2 LOB: 1 BB: 0 P: 19	R: 0 E: 0 K: 0 S: 10	H: 0 LOB: 1 BB: 1 P: 16	R: 0 E: 0 K: 2 S: 7	H: 0 LOB: 0 BB: 0 P: 10	R: 0 E: 0 K: 2 S: 9	H: 1 LOB: 1 BB: 1 P: 12	R: 0 E: 0 K: 2 S: 9	H: 0 LOB: 1 BB: 1 P: 14	R: 1 E: 0 K: 2 S: 14	H: 1 LOB: 2 BB: 0 P: 20	R: 0 E: 0 K: 2 S: 11	H: 1 LOB: 2 BB: 1 P: 21	R: 0 E: 0 K: 2 S: 16	H: 0 LOB: 2 BB: 2 P: 30	1B: 2 2B: 2 3B: 1 HR: 1	SF: 0 SAC: 0 DP: 0 HBP: 0	WP: 1 PB: 0 SB: 0 CS: 0	PA: 38		
PITCHER	IP WLS BF H R ER SO BB IBB HBP BLK WP HR S P ERA WHIP	7.0 W 29 5 3 3 11 3 0 0 0 1 1 71 113 3.86 1.143	1.0 H 5 1 0 0 2 1 0 0 0 0 0 11 21 0.00 2.000	1.0 S 5 0 0 0 2 2 0 0 0 0 0 0 16 30 0.00 2.000																				

Chicago Cubs @ Milwaukee Brewers
Miller Park, Milwaukee, WI
Thu May 19 2016, 12:42 PM - 3:40 PM CDT
Att: 38,781 - Sunny - 70 F

AB	32
R	3
H	6
RBI	2
BB	6
SO	15
LOB	16



Batter	1	2	3	4	5	6	7	8	9	AB	R	H	RBI	BB	SO	LOB	BOTTOM					
5 Jonathan Villar, S OBP: 0.388, SLG: 0.383										4	0	1	0	0	1	0						
15 Alex Presley, L OBP: 0.325, SLG: 0.397										4	0	1	0	0	1	1						
2 Scooter Gennett, L OBP: 0.327, SLG: 0.422										4	2	2	0	0	0	1						
33 Chris Carter, R OBP: 0.307, SLG: 0.580										4	1	1	1	0	3	2						
10 Kirk Nieuwenhuis, L OBP: 0.394, SLG: 0.456										4	2	2	2	0	0	1						
14 Hernán Pérez, R OBP: 0.326, SLG: 0.500										3	0	1	1	1	1	0						
18 Ramón Flores, L OBP: 0.297, SLG: 0.231										2	0	0	0	2	1	1						
12 Martín Maldonado, R OBP: 0.306, SLG: 0.074										3	0	0	0	1	0	2						
41 Junior Guerra, R OBP: 0.125, SLG: 0.125										2	0	0	0	0	1	0						
7 Colin Walsh, S OBP: 0.317, SLG: 0.111										1	0	0	0	0	1	0						
54 Michael Blazek, R OBP: 0.373, SLG: 0.507										0	0	0	0	0	0	0						
20 Jonathan Lucroy, R OBP: 0.373, SLG: 0.507										1	0	0	0	0	1	3						
37 Tyler Thornburg, R OBP: 0.373, SLG: 0.507										0	0	0	0	0	0	0						
Inning Stats	R: 0 E: 0 K: 1 S: 7	H: 0 LOB: 0 BB: 0 P: 11	R: 1 E: 1 K: 1 S: 14	H: 1 LOB: 1 BB: 1 P: 21	R: 0 E: 0 K: 1 S: 9	H: 1 LOB: 0 BB: 0 P: 14	R: 1 E: 0 K: 1 S: 12	H: 1 LOB: 0 BB: 1 P: 23	R: 0 E: 0 K: 1 S: 7	H: 0 LOB: 0 BB: 0 P: 7	R: 2 E: 0 K: 2 S: 11	H: 2 LOB: 0 BB: 0 P: 16	R: 0 E: 0 K: 1 S: 9	H: 1 LOB: 1 BB: 0 P: 19	R: 1 E: 0 K: 2 S: 18	H: 2 LOB: 3 BB: 2 P: 30	1B: 6 2B: 0 3B: 0 HR: 2	SF: 0 SAC: 0 DP: 0 HBP: 0	WP: 1 PB: 0 SB: 3 CS: 0	PA: 36		
PITCHER	IP WLS BF H R ER SO BB IBB HBP BLK WP HR S P ERA WHIP	6.0 L 25 4 4 4 7 2 0 0 0 0 0 7 15 0.00 1.500	0.2 3 1 0 0 1 0 0 0 0 0 0 7 15 0.00 1.500	0.1 2 1 1 1 0 0 0 0 0 0 0 3 5 27.00 3.000	1.0 6 1 0 0 2 1 1 0 0 0 0 17 29 0.00 2.000																	

Chicago Cubs @ Milwaukee Brewers
Miller Park, Milwaukee, WI
Thu May 19 2016, 12:42 PM - 3:40 PM CDT
Att: 38,781 - Sunny - 70 F

AB	32
R	5
H	8
RBI	4
BB	4
SO	10
LOB	11



Batter	1	2	3	4	5	6	7	8	9	AB	R	H	RBI	BB	SO	LOB	TOP			
24 Dexter Fowler, S OBP: 0.435, SLG: 0.533	G1-3	FC6-4			F7			G6-3		4	0	0	0	0	0	1	Chicago Cubs @ San Francisco Giants AT&T Park, San Francisco, CA Sun May 22 2016, 5:10 PM - 7:40 PM PDT Att: 41,359 - Cloudy - 59 F			
44 Anthony Rizzo, L OBP: 0.379, SLG: 0.526	G4-3		F8			K		BB		3	0	0	0	1	1	0				
17 Kris Bryant, R OBP: 0.362, SLG: 0.500	HBP	G4-3			G6-3			L6		3	0	0	0	0	0	1				
18 Ben Zobrist, S OBP: 0.438, SLG: 0.507	1B	G6-3			G4-3			F8		4	0	1	0	0	0	0				
68 Jorge Soler, R OBP: 0.284, SLG: 0.327	BB				F9			K		3	0	0	0	1	1	0				
27 Addison Russell, R OBP: 0.342, SLG: 0.394	K				K			K		4	0	0	0	0	4	3				
20 Matt Szczur, R OBP: 0.421, SLG: 0.559	G1-3				G5-3			1B		3	0	1	0	0	0	0				
3 David Ross, R OBP: 0.346, SLG: 0.438	1B				K			K		3	0	1	0	0	2	1				
28 Kyle Hendricks, R OBP: 0.125, SLG: 0.067	FC1-6				G5-3			B3		2	0	0	0	0	0	1				
9 Javier Báez, R OBP: 0.274, SLG: 0.363										0	0	0	0	0	0	0				
46 Pedro Strop, R OBP: 0.274, SLG: 0.363										1	0	0	0	0	0	0				
										0	0	0	0	0	0	0				
Inning Stats	R: 0 H: 1 E: 0 K: 1 S: 17	H: 1 LOB: 3 BB: 1 P: 28	R: 0 H: 1 E: 0 K: 0 S: 9	H: 1 LOB: 1 BB: 0 P: 13	R: 0 H: 0 E: 0 K: 0 S: 8	H: 0 LOB: 0 BB: 0 P: 13	R: 0 H: 0 E: 0 K: 1 S: 8	H: 0 LOB: 0 BB: 0 P: 9	R: 0 H: 0 E: 0 K: 1 S: 8	H: 0 LOB: 0 BB: 0 P: 11	R: 0 H: 1 E: 0 K: 2 S: 8	H: 0 LOB: 1 BB: 0 P: 11	R: 0 H: 0 E: 0 K: 0 S: 12	H: 0 LOB: 1 BB: 1 P: 18	R: 0 H: 0 E: 0 K: 2 S: 9	H: 0 LOB: 0 BB: 0 P: 13	1B: 3 2B: 0 3B: 0 HR: 0	SF: 0 SAC: 0 DP: 1 HBP: 0	WP: 0 PB: 0 SB: 0 CS: 0	PA: 33
PITCHER	IP WLS BF H R ER SO BB IBB HBP BLK WP HR S P ERA WHIP	IP WLS BF H R ER SO BB IBB HBP BLK WP HR S P ERA WHIP	IP WLS BF H R ER SO BB IBB HBP BLK WP HR S P ERA WHIP	IP WLS BF H R ER SO BB IBB HBP BLK WP HR S P ERA WHIP	IP WLS BF H R ER SO BB IBB HBP BLK WP HR S P ERA WHIP	IP WLS BF H R ER SO BB IBB HBP BLK WP HR S P ERA WHIP	IP WLS BF H R ER SO BB IBB HBP BLK WP HR S P ERA WHIP	IP WLS BF H R ER SO BB IBB HBP BLK WP HR S P ERA WHIP	IP WLS BF H R ER SO BB IBB HBP BLK WP HR S P ERA WHIP	IP WLS BF H R ER SO BB IBB HBP BLK WP HR S P ERA WHIP	IP WLS BF H R ER SO BB IBB HBP BLK WP HR S P ERA WHIP	IP WLS BF H R ER SO BB IBB HBP BLK WP HR S P ERA WHIP	IP WLS BF H R ER SO BB IBB HBP BLK WP HR S P ERA WHIP	IP WLS BF H R ER SO BB IBB HBP BLK WP HR S P ERA WHIP	IP WLS BF H R ER SO BB IBB HBP BLK WP HR S P ERA WHIP	IP WLS BF H R ER SO BB IBB HBP BLK WP HR S P ERA WHIP	IP WLS BF H R ER SO BB IBB HBP BLK WP HR S P ERA WHIP			

AB	30
R	0
H	3
RBI	0
BB	2
SO	8
LOB	7



Batter	1	2	3	4	5	6	7	8	9	AB	R	H	RBI	BB	SO	LOB	BOTTOM			
2 Denard Span, L OBP: 0.359, SLG: 0.335	P6		F7		F9			K		4	0	0	0	0	1	1	Chicago Cubs @ San Francisco Giants AT&T Park, San Francisco, CA Sun May 22 2016, 5:10 PM - 7:40 PM PDT Att: 41,359 - Cloudy - 59 F			
12 Joe Panik, L OBP: 0.331, SLG: 0.439	2B		1B		F7			K2-3		4	0	2	0	0	1	1				
5 Matt Duffy, R OBP: 0.298, SLG: 0.331	F9		L9				BB	1B		3	0	1	0	1	0	2				
28 Buster Posey, R OBP: 0.325, SLG: 0.430	BB		G5-3		G5-3		P4	K		3	0	0	0	1	1	2				
9 Brandon Belt, L OBP: 0.418, SLG: 0.466	G5-3		G5-3		G5-3		BB	G3		3	0	0	0	1	0	3				
35 Brandon Crawford, L OBP: 0.328, SLG: 0.431	K		G3-1		G3-1		F5			3	0	0	0	0	1	2				
7 Grégor Blanco, L OBP: 0.280, SLG: 0.329	P2		P2		BB		F7			2	1	0	0	1	0	2				
40 Madison Bumgarner, R OBP: 0.214, SLG: 0.308	F8				G4-3			G5-3		3	0	1	1	0	0	0				
62 Cory Gearrin, R ERA: 3.07					2B					0	0	0	0	0	0	0				
46 Santiago Casilla, R ERA: 3.06										0	0	0	0	0	0	0				
Inning Stats	R: 0 H: 1 E: 0 K: 0 S: 12	H: 0 LOB: 2 BB: 1 P: 24	R: 0 H: 0 E: 0 K: 1 S: 8	H: 0 LOB: 0 BB: 0 P: 13	R: 0 H: 1 E: 0 K: 0 S: 9	H: 1 LOB: 1 BB: 0 P: 13	R: 0 H: 0 E: 0 K: 0 S: 8	H: 0 LOB: 0 BB: 0 P: 12	R: 1 H: 1 E: 0 K: 0 S: 11	H: 1 LOB: 1 BB: 1 P: 17	R: 0 H: 0 E: 0 K: 0 S: 7	H: 0 LOB: 2 BB: 2 P: 17	R: 0 H: 0 E: 0 K: 2 S: 8	H: 0 LOB: 0 BB: 0 P: 10	R: 0 H: 1 E: 0 K: 2 S: 10	H: 1 LOB: 1 BB: 0 P: 12	1B: 2 2B: 2 3B: 0 HR: 0	SF: 0 SAC: 0 DP: 0 HBP: 0	WP: 0 PB: 0 SB: 0 CS: 0	PA: 32
PITCHER	IP WLS BF H R ER SO BB IBB HBP BLK WP HR S P ERA WHIP	IP WLS BF H R ER SO BB IBB HBP BLK WP HR S P ERA WHIP	IP WLS BF H R ER SO BB IBB HBP BLK WP HR S P ERA WHIP	IP WLS BF H R ER SO BB IBB HBP BLK WP HR S P ERA WHIP	IP WLS BF H R ER SO BB IBB HBP BLK WP HR S P ERA WHIP	IP WLS BF H R ER SO BB IBB HBP BLK WP HR S P ERA WHIP	IP WLS BF H R ER SO BB IBB HBP BLK WP HR S P ERA WHIP	IP WLS BF H R ER SO BB IBB HBP BLK WP HR S P ERA WHIP	IP WLS BF H R ER SO BB IBB HBP BLK WP HR S P ERA WHIP	IP WLS BF H R ER SO BB IBB HBP BLK WP HR S P ERA WHIP	IP WLS BF H R ER SO BB IBB HBP BLK WP HR S P ERA WHIP	IP WLS BF H R ER SO BB IBB HBP BLK WP HR S P ERA WHIP	IP WLS BF H R ER SO BB IBB HBP BLK WP HR S P ERA WHIP	IP WLS BF H R ER SO BB IBB HBP BLK WP HR S P ERA WHIP	IP WLS BF H R ER SO BB IBB HBP BLK WP HR S P ERA WHIP	IP WLS BF H R ER SO BB IBB HBP BLK WP HR S P ERA WHIP				

AB	28
R	1
H	4
RBI	1
BB	4
SO	5
LOB	14



Batter	1	2	3	4	5	6	7	8	9	AB	R	H	RBI	BB	SO	LOB	TOP		
24 Dexter Fowler, S OBP: 0.435, SLG: 0.526	F8		G3		L9				18 1B 44 L5 1B	4	0	1	0	1	0	0	Chicago Cubs @ St. Louis Cardinals Busch Stadium, St. Louis, MO Mon May 23 2016, 7:17 PM - 10:04 PM CDT Att. 45,008 - Clear - 79 F		
17 Kris Bryant, R OBP: 0.358, SLG: 0.488	G4-3		L7		G1				44 1B 1B	4	1	0	0	1	1	3			
18 Ben Zobrist, S OBP: 0.448, SLG: 0.514	1B				44 1B 47 G5-3 1B				44 1B 1B	4	1	3	0	1	0	0			
44 Anthony Rizzo, L OBP: 0.374, SLG: 0.516	G4-3				G5-3				G5-3	5	0	1	1	0	0	4			
68 Jorge Soler, R OBP: 0.283, SLG: 0.317	G4-3				47 1B 27 FC6-4 HBP				K	3	1	0	0	0	2	2			
20 Matt Szczur, R OBP: 0.421, SLG: 0.559					K				K	0	0	0	0	0	0	0			
47 Miguel Montero, L OBP: 0.383, SLG: 0.354					27 FC6-4 9 1B				K	3	0	2	1	1	1	2			
37 Travis Wood, R (8, PR)					K				K	0	0	0	0	0	0	0			
3 David Ross, R OBP: 0.346, SLG: 0.438	1B				K				27 FC4-6 BB	0	0	0	0	0	0	0			
9 Javier Báez, R OBP: 0.273, SLG: 0.357	F7				27 FC6-4 1B				F7	4	0	1	0	0	0	2			
27 Addison Russell, R OBP: 0.339, SLG: 0.390	G5-3				FC6-4				FC4-6	4	0	1	1	0	0	4			
41 John Lackey, R OBP: 0.167, SLG: 0.130					24 S 1B				F8	3	0	0	0	0	2	3			
2 Tommy La Stella, L (8, PH)					G4-3					1	0	0	0	0	0	1			
43 Adam Warren, R					K					0	0	0	0	0	0	0			
Inning Stats	R: 0 H: 1 E: 0 K: 0 S: 9	H: 1 LOB: 1 BB: 0 P: 13	R: 0 H: 0 E: 0 K: 0 S: 8	H: 1 LOB: 1 BB: 0 P: 11	R: 0 H: 0 E: 0 K: 1 S: 8	H: 0 LOB: 0 BB: 0 P: 13	R: 2 H: 3 E: 0 K: 0 S: 15	H: 3 LOB: 2 BB: 0 P: 25	R: 1 H: 1 E: 0 K: 2 S: 14	H: 1 LOB: 2 BB: 1 P: 25	R: 0 H: 0 E: 0 K: 1 S: 9	H: 0 LOB: 0 BB: 0 P: 13	R: 0 H: 0 E: 0 K: 0 S: 7	H: 0 LOB: 1 BB: 0 P: 12	R: 0 H: 2 E: 0 K: 1 S: 13	H: 2 LOB: 1 BB: 0 P: 20	1B: 9 SF: 0 2B: 1 3B: 0 HR: 0	SF: 0 SAC: 0 DP: 1 HBP: 1	WP: 0 PA: 40 PB: 0 SB: 1 CS: 0
PITCHER	IP WLS BF H R ER SO BB IBB HBP BLK WP HR S P ERA WHIP																		
50 Adam Wainwright, R ERA: 5.77	(1, 1) 6.0 29 7 3 3 4 3 0 1 0 0 0 68 108 4.50 1.667																		
28 Seungwan Oh, R ERA: 1.14	(7, 1) 1.0 3 0 0 0 1 0 0 0 0 0 0 9 13 0.00 0.000																		
46 Kevin Siegrist, L ERA: 2.5	(8, 1) 1.0 4 0 0 0 0 1 0 0 0 0 0 7 12 0.00 1.000																		
44 Trevor Rosenthal, R ERA: 2.4	(9, 1) 1.0 W 4 2 0 0 1 0 0 0 0 0 0 13 20 0.00 2.000																		

AB	35
R	3
H	9
RBI	3
BB	4
SO	6
LOB	21



Batter	1	2	3	4	5	6	7	8	9	AB	R	H	RBI	BB	SO	LOB	BOTTOM				
13 Matt Carpenter, L OBP: 0.382, SLG: 0.512	G4-3				G3-1				K	3	0	0	0	1	1	0	Chicago Cubs @ St. Louis Cardinals Busch Stadium, St. Louis, MO Mon May 23 2016, 7:17 PM - 10:04 PM CDT Att. 45,008 - Clear - 79 F				
36 Aledmys Diaz, R OBP: 0.376, SLG: 0.586	K				SF7				F8	3	0	0	1	0	1	0					
7 Matt Holliday, R OBP: 0.314, SLG: 0.447	K				K				L9	4	0	1	0	0	2	2					
55 Stephen Piscotty, R OBP: 0.402, SLG: 0.599	K				37 L3 HBP				K	3	0	0	0	0	2	1					
37 Brandon Moss, L OBP: 0.305, SLG: 0.465	K				L3				F7	4	0	0	0	0	2	2					
4 Yadier Molina, R OBP: 0.384, SLG: 0.414	K				E6				32 HR 1B	4	1	1	0	0	1	0					
15 Randal Grichuk, R OBP: 0.307, SLG: 0.419					50 SH1-4 36 SF7 1B				P4	4	2	2	1	0	1	2					
16 Kolten Wong, L OBP: 0.339, SLG: 0.333					50 SH1-4 HBP				K	2	0	0	0	0	1	1					
50 Adam Wainwright, R OBP: 0.250, SLG: 0.688					SH1-4				G6-3	1	0	0	0	0	0	0					
26 Seungwan Oh, R					G5-3				K	0	0	0	0	0	0	0					
32 Matt Adams, L OBP: 0.347, SLG: 0.500									HR	1	1	2	0	0	0	0					
46 Kevin Siegrist, L										0	0	0	0	0	0	0					
44 Trevor Rosenthal, R										0	0	0	0	0	0	0					
Inning Stats	R: 0 H: 0 E: 0 K: 2 S: 8	H: 0 LOB: 0 BB: 0 P: 11	R: 0 H: 0 E: 0 K: 3 S: 10	H: 0 LOB: 0 BB: 0 P: 13	R: 1 H: 1 E: 0 K: 1 S: 10	H: 1 LOB: 1 BB: 1 P: 19	R: 0 H: 0 E: 0 K: 1 S: 6	H: 0 LOB: 0 BB: 0 P: 8	R: 0 H: 0 E: 0 K: 0 S: 6	H: 0 LOB: 0 BB: 0 P: 8	R: 0 H: 1 E: 0 K: 0 S: 8	H: 1 LOB: 1 BB: 0 P: 12	R: 2 H: 2 E: 0 K: 2 S: 10	H: 2 LOB: 0 BB: 0 P: 16	R: 0 H: 0 E: 0 K: 1 S: 8	H: 0 LOB: 0 BB: 0 P: 14	R: 1 H: 1 E: 0 K: 0 S: 10	H: 1 LOB: 0 BB: 0 P: 15	1B: 3 SF: 1 2B: 1 3B: 0 HR: 2	SF: 1 SAC: 1 DP: 1 HBP: 2	WP: 0 PA: 34 PB: 0 SB: 0 CS: 0
PITCHER	IP WLS BF H R ER SO BB IBB HBP BLK WP HR S P ERA WHIP																				
41 John Lackey, R ERA: 3.38	(1, 1) 7.0 28 4 3 3 2 0 0 0 0 0 0 1 18 29 3.86 0.714																				
43 Adam Warren, R ERA: 2.09	(8, 1) 1.2 L 6 1 1 1 2 0 0 0 0 0 0 1 18 29 5.40 0.600																				

AB	29
R	4
H	5
RBI	4
BB	1
SO	11
LOB	8



Batter	1	2	3	4	5	6	7	8	9	AB	R	H	RBI	BB	SO	LOB	TOP			
24 Dexter Fowler, S OBP: 0.437, SLG: 0.531 33 Clayton Richard, L 53 Trevor Cahill, R OBP: 0.333, SLG: 0.333										6	1	3	1	0	2	1				
22 Jason Heyward, L OBP: 0.324, SLG: 0.272										5	0	0	0	0	1	2				
17 Kris Bryant, R OBP: 0.357, SLG: 0.483										6	1	2	1	0	2	5				
44 Anthony Rizzo, L 2 Tommy La Stella, L OBP: 0.392, SLG: 0.538										4	0	1	0	1	0	2				
18 Ben Zobrist, S 9 Javier Báez, R OBP: 0.281, SLG: 0.357										3	2	1	0	1	0	1				
68 Jorge Soler, R OBP: 0.304, SLG: 0.355										3	2	2	3	2	0	1				
27 Addison Russell, R OBP: 0.341, SLG: 0.390										5	2	2	0	0	1	5				
3 David Ross, R 15 Tim Federowicz, R OBP: 0.250, SLG: 0.304										3	1	1	2	1	1	1				
39 Jason Hammel, R 52 Justin Grimm, R 20 Matt Szczur, R OBP: 0.436, SLG: 0.629										4	0	1	2	0	2	3				
Inning Stats	R: 6 E: 0 K: 0 S: 18	H: 5 LOB: 1 BB: 2 P: 36	R: 0 E: 0 K: 1 S: 5	H: 1 LOB: 0 BB: 0 P: 7	R: 0 E: 0 K: 1 S: 14	H: 0 LOB: 2 BB: 2 P: 25	R: 0 E: 1 K: 2 S: 15	H: 0 LOB: 1 BB: 0 P: 22	R: 2 E: 0 K: 1 S: 18	H: 4 LOB: 3 BB: 1 P: 33	R: 0 E: 0 K: 3 S: 11	H: 0 LOB: 0 BB: 0 P: 19	R: 0 E: 0 K: 0 S: 7	H: 0 LOB: 0 BB: 0 P: 13	R: 4 E: 0 K: 2 S: 21	H: 4 LOB: 1 BB: 0 P: 31	1B: 9 2B: 5 3B: 1 HR: 1	SF: 0 SAC: 0 DP: 2 HBP: 1	WP: 0 PB: 0 SB: 1 CS: 0	PA: 48
PITCHER	IP WLS BF H R ER SO BB IBB HBP BLK WP HR S P ERA WHIP	4.0 L 24 8 8 8 4 4 0 0 0 0 1 55 94 18.00 3.000	3.0 13 3 0 0 4 2 0 0 0 0 0 36 65 0.00 1.667	2.0 11 4 4 4 2 0 0 1 0 0 0 28 44 18.00 2.000																

Chicago Cubs @ St. Louis Cardinals
 Busch Stadium, St. Louis, MO
 Tue May 24 2016, 6:12 PM - 9:21 PM CDT
 Att: 44,588 - Overcast - 73 F

livebaseballscores.com

AB 41
 R 12
 H 15
 RBI 12
 BB 6
 SO 10
 LOB 21

Batter	1	2	3	4	5	6	7	8	9	AB	R	H	RBI	BB	SO	LOB	BOTTOM				
13 Matt Carpenter, L 59 Eric Fryer, R OBP: 0.378, SLG: 0.506										2	0	0	0	0	1	0					
36 Aledmys Díaz, R OBP: 0.366, SLG: 0.570										4	0	0	0	0	0	2					
7 Matt Holliday, R 41 Jeremy Hazelbaker, L OBP: 0.298, SLG: 0.533										2	0	0	0	0	0	0					
55 Stephen Piscotty, R 60 Dean Kiekhefer, L 3 Jedd Gyorko, R OBP: 0.303, SLG: 0.433										3	0	0	0	0	1	0					
32 Matt Adams, L 4 Yadier Molina, R 19 Rubén Tejada, R OBP: 0.222, SLG: 0.233										3	0	2	0	1	0	0					
15 Randal Grichuk, R OBP: 0.312, SLG: 0.429										4	1	2	1	0	0	3					
16 Kolten Wong, L OBP: 0.336, SLG: 0.324										3	0	0	0	1	0	3					
52 Michael Wacha, R 70 Tyler Lyons, L 37 Brandon Moss, L OBP: 0.316, SLG: 0.478										1	0	0	0	0	1	0					
Inning Stats	R: 0 E: 0 K: 0 S: 5	H: 0 LOB: 0 BB: 0 P: 7	R: 0 E: 0 K: 2 S: 8	H: 1 LOB: 1 BB: 1 P: 18	R: 0 E: 0 K: 1 S: 8	H: 0 LOB: 0 BB: 0 P: 14	R: 0 E: 0 K: 1 S: 12	H: 0 LOB: 2 BB: 2 P: 21	R: 0 E: 0 K: 0 S: 6	H: 1 LOB: 0 BB: 0 P: 10	R: 0 E: 0 K: 0 S: 11	H: 0 LOB: 0 BB: 0 P: 13	R: 1 E: 0 K: 0 S: 13	H: 2 LOB: 1 BB: 0 P: 17	R: 2 E: 1 K: 1 S: 16	H: 3 LOB: 3 BB: 0 P: 22	1B: 4 2B: 3 3B: 0 HR: 0	SF: 1 SAC: 0 DP: 2 HBP: 1	WP: 1 PB: 0 SB: 0 CS: 0	PA: 37	
PITCHER	IP WLS BF H R ER SO BB IBB HBP BLK WP HR S P ERA WHIP	7.1 W 27 4 1 1 4 3 0 0 0 0 1 66 103 1.23 0.955	0.2 2 0 0 0 0 0 0 0 0 0 0 7 8 0.00 0.000	0.2 7 3 2 1 0 0 0 1 0 0 0 13 19 13.50 4.500	0.1 1 0 0 0 1 0 0 0 0 0 0 3 3 0.00 0.000																

Chicago Cubs @ St. Louis Cardinals
 Busch Stadium, St. Louis, MO
 Tue May 24 2016, 6:12 PM - 9:21 PM CDT
 Att: 44,588 - Overcast - 73 F

livebaseballscores.com

AB 32
 R 3
 H 7
 RBI 3
 SO 5
 LOB 15

Batter	1	2	3	4	5	6	7	8	9	AB	R	H	RBI	BB	SO	LOB	TOP						
24 Dexter Fowler, S OBP: 0.436, SLG: 0.524										4	1	1	1	1	2	3	Chicago Cubs @ St. Louis Cardinals Busch Stadium, St. Louis, MO Wed May 25 2016, 12:49 PM - 4:25 PM CDT Att: 45,565 - Partly Cloudy - 74 F						
22 Jason Heyward, L OBP: 0.320, SLG: 0.276										5	1	1	2	0	2	3							
17 Kris Bryant, R OBP: 0.368, SLG: 0.503										3	2	2	3	1	1	0							
44 Anthony Rizzo, L OBP: 0.371, SLG: 0.497										4	0	0	0	1	0	2							
18 Ben Zobrist, S OBP: 0.453, SLG: 0.519										5	1	3	2	0	1	0							
2 Tommy La Stella, L OBP: 0.287, SLG: 0.252										2	0	0	0	2	2	3							
37 Travis Wood, L ERA: 3.68										0	0	0	0	0	0	0							
52 Justin Grimm, R ERA: 3.63										0	0	0	0	0	0	0							
46 Pedro Strop, R ERA: 2.99										0	0	0	0	0	0	0							
56 Hector Rondon, R ERA: 1.17										0	0	0	0	0	0	0							
47 Miguel Montero, L OBP: 0.353, SLG: 0.333										4	1	0	0	1	1	5							
27 Addison Russell, R OBP: 0.345, SLG: 0.393										4	2	2	1	0	1	3							
49 Jake Arrieta, R OBP: 0.308, SLG: 0.348										2	0	0	0	0	1	3							
20 Matt Szczur, R OBP: 0.450, SLG: 0.639										1	1	1	0	0	0	0							
43 Adam Warren, R ERA: 4.42										0	0	0	0	0	0	0							
9 Javier Báez, R OBP: 0.278, SLG: 0.353										1	0	0	0	0	0	2							
Inning Stats	R: 0 E: 0 K: 1 S: 13	H: 0 LOB: 1 BB: 0 P: 21	R: 6 E: 0 K: 2 S: 24	H: 6 LOB: 2 BB: 2 P: 38	R: 0 E: 0 K: 1 S: 9	H: 0 LOB: 1 BB: 1 P: 19	R: 0 E: 0 K: 2 S: 9	H: 0 LOB: 0 BB: 0 P: 11	R: 0 E: 0 K: 1 S: 8	H: 0 LOB: 0 BB: 0 P: 14	R: 3 E: 0 K: 1 S: 16	H: 3 LOB: 0 BB: 0 P: 25	R: 0 E: 0 K: 2 S: 20	H: 1 LOB: 2 BB: 1 P: 31	R: 0 E: 0 K: 0 S: 2	H: 0 LOB: 1 BB: 2 P: 12	R: 0 E: 0 K: 2 S: 10	H: 0 LOB: 0 BB: 0 P: 13	1B: 8 2B: 1 3B: 0 HR: 1	SF: 0 SAC: 0 DP: 2 HBP: 1	WP: 1 PB: 0 SB: 0 CS: 0	PA: 43	
PITCHER	IP WLS BF H R ER SO BB IBB HBP BLK WP HR S P ERA WHIP	IP WLS BF H R ER SO BB IBB HBP BLK WP HR S P ERA WHIP	IP WLS BF H R ER SO BB IBB HBP BLK WP HR S P ERA WHIP	IP WLS BF H R ER SO BB IBB HBP BLK WP HR S P ERA WHIP	IP WLS BF H R ER SO BB IBB HBP BLK WP HR S P ERA WHIP	IP WLS BF H R ER SO BB IBB HBP BLK WP HR S P ERA WHIP	IP WLS BF H R ER SO BB IBB HBP BLK WP HR S P ERA WHIP	IP WLS BF H R ER SO BB IBB HBP BLK WP HR S P ERA WHIP	IP WLS BF H R ER SO BB IBB HBP BLK WP HR S P ERA WHIP	IP WLS BF H R ER SO BB IBB HBP BLK WP HR S P ERA WHIP	IP WLS BF H R ER SO BB IBB HBP BLK WP HR S P ERA WHIP	IP WLS BF H R ER SO BB IBB HBP BLK WP HR S P ERA WHIP	IP WLS BF H R ER SO BB IBB HBP BLK WP HR S P ERA WHIP	IP WLS BF H R ER SO BB IBB HBP BLK WP HR S P ERA WHIP	IP WLS BF H R ER SO BB IBB HBP BLK WP HR S P ERA WHIP	IP WLS BF H R ER SO BB IBB HBP BLK WP HR S P ERA WHIP	IP WLS BF H R ER SO BB IBB HBP BLK WP HR S P ERA WHIP	IP WLS BF H R ER SO BB IBB HBP BLK WP HR S P ERA WHIP	IP WLS BF H R ER SO BB IBB HBP BLK WP HR S P ERA WHIP	IP WLS BF H R ER SO BB IBB HBP BLK WP HR S P ERA WHIP	IP WLS BF H R ER SO BB IBB HBP BLK WP HR S P ERA WHIP	IP WLS BF H R ER SO BB IBB HBP BLK WP HR S P ERA WHIP	IP WLS BF H R ER SO BB IBB HBP BLK WP HR S P ERA WHIP

Chicago Cubs @ St. Louis Cardinals
 Busch Stadium, St. Louis, MO
 Wed May 25 2016, 12:49 PM - 4:25 PM CDT
 Att: 45,565 - Partly Cloudy - 74 F

AB	36
R	9
H	10
RBI	9
BB	6
SO	12
LOB	24



Batter	1	2	3	4	5	6	7	8	9	AB	R	H	RBI	BB	SO	LOB	BOTTOM						
16 Koltan Wong, L OBP: 0.331, SLG: 0.318										5	0	1	0	0	0	4	Chicago Cubs @ St. Louis Cardinals Busch Stadium, St. Louis, MO Wed May 25 2016, 12:49 PM - 4:25 PM CDT Att: 45,565 - Partly Cloudy - 74 F						
36 Aledmys Díaz, R OBP: 0.387, SLG: 0.555										5	2	2	0	0	1	2							
7 Matt Holliday, R OBP: 0.307, SLG: 0.453										5	1	1	3	0	1	3							
44 Trevor Rosenthal, R ERA: 2.28										0	0	0	0	0	0	0							
55 Stephen Piscotty, R OBP: 0.401, SLG: 0.500										4	1	2	1	1	0	1							
32 Matt Adams, L OBP: 0.374, SLG: 0.561										5	2	3	2	0	1	3							
4 Yadier Molina, R OBP: 0.380, SLG: 0.401										4	0	0	0	0	1	3							
15 Randal Grichuk, R OBP: 0.315, SLG: 0.448										5	1	2	2	0	1	5							
19 Rubén Tejada, R OBP: 0.225, SLG: 0.235										4	1	1	0	0	1	1							
3 Jedd Gyorko, R OBP: 0.300, SLG: 0.429										1	0	0	0	0	0	2							
18 Carlos Martínez, R OBP: 0.241, SLG: 0.325										2	0	1	0	0	1	0							
26 Sean Hjitaro, L ERA: 3.44										0	0	0	0	0	0	0							
41 Jeremy Hazelbaker, L ERA: 3.68										0	0	0	0	0	0	0							
30 Jonathan Broxton, R ERA: 4.42										0	0	0	0	0	0	0							
46 Kevin Siegrist, L ERA: 2.37										0	0	0	0	0	0	0							
37 Brandon Moss, L OBP: 0.301, SLG: 0.476										0	0	0	0	1	0	0							
Inning Stats	R: 1 E: 0 K: 0 S: 10	H: 2 LOB: 1 BB: 0 P: 12	R: 1 E: 0 K: 1 S: 10	H: 1 LOB: 0 BB: 0 P: 15	R: 0 E: 0 K: 1 S: 9	H: 0 LOB: 0 BB: 0 P: 12	R: 2 E: 0 K: 1 S: 18	H: 3 LOB: 2 BB: 1 P: 29	R: 0 E: 0 K: 1 S: 15	H: 1 LOB: 3 BB: 0 P: 25	R: 3 E: 0 K: 0 S: 11	H: 3 LOB: 0 BB: 0 P: 15	R: 1 E: 0 K: 0 S: 7	H: 1 LOB: 0 BB: 0 P: 11	R: 0 E: 0 K: 1 S: 8	H: 0 LOB: 1 BB: 1 P: 14	R: 0 E: 0 K: 2 S: 14	H: 2 LOB: 2 BB: 0 P: 22	1B: 9 2B: 1 3B: 0 HR: 3	SF: 0 SAC: 0 DP: 0 HBP: 1	WP: 1 PB: 0 SB: 0 CS: 0	PA: 44	
PITCHER	IP WLS BF H R ER SO BB IBB HBP BLK WP HR S P ERA WHIP	IP WLS BF H R ER SO BB IBB HBP BLK WP HR S P ERA WHIP	IP WLS BF H R ER SO BB IBB HBP BLK WP HR S P ERA WHIP	IP WLS BF H R ER SO BB IBB HBP BLK WP HR S P ERA WHIP	IP WLS BF H R ER SO BB IBB HBP BLK WP HR S P ERA WHIP	IP WLS BF H R ER SO BB IBB HBP BLK WP HR S P ERA WHIP	IP WLS BF H R ER SO BB IBB HBP BLK WP HR S P ERA WHIP	IP WLS BF H R ER SO BB IBB HBP BLK WP HR S P ERA WHIP	IP WLS BF H R ER SO BB IBB HBP BLK WP HR S P ERA WHIP	IP WLS BF H R ER SO BB IBB HBP BLK WP HR S P ERA WHIP	IP WLS BF H R ER SO BB IBB HBP BLK WP HR S P ERA WHIP	IP WLS BF H R ER SO BB IBB HBP BLK WP HR S P ERA WHIP	IP WLS BF H R ER SO BB IBB HBP BLK WP HR S P ERA WHIP	IP WLS BF H R ER SO BB IBB HBP BLK WP HR S P ERA WHIP	IP WLS BF H R ER SO BB IBB HBP BLK WP HR S P ERA WHIP	IP WLS BF H R ER SO BB IBB HBP BLK WP HR S P ERA WHIP	IP WLS BF H R ER SO BB IBB HBP BLK WP HR S P ERA WHIP	IP WLS BF H R ER SO BB IBB HBP BLK WP HR S P ERA WHIP	IP WLS BF H R ER SO BB IBB HBP BLK WP HR S P ERA WHIP	IP WLS BF H R ER SO BB IBB HBP BLK WP HR S P ERA WHIP	IP WLS BF H R ER SO BB IBB HBP BLK WP HR S P ERA WHIP	IP WLS BF H R ER SO BB IBB HBP BLK WP HR S P ERA WHIP	IP WLS BF H R ER SO BB IBB HBP BLK WP HR S P ERA WHIP

Chicago Cubs @ St. Louis Cardinals
 Busch Stadium, St. Louis, MO
 Wed May 25 2016, 12:49 PM - 4:25 PM CDT
 Att: 45,565 - Partly Cloudy - 74 F

AB	41
R	8
H	13
RBI	8
BB	2
SO	7
LOB	25



Batter	1	2	3	4	5	6	7	8	9	AB	R	H	RBI	BB	SO	LOB	TOP			
37 Odiel Herrera, L (1.8) OBP: 0.439, SLG: 0.465	F7		K		K		2B		1B	5	1	2	0	0	2	2	Philadelphia Phillies @ Chicago Cubs Wrigley Field, Chicago, IL Fri May 27 2016, 1:25 PM - 5:58 PM CDT Att: 38,941 - Cloudy - 76 F			
13 Freddy Galvis, S (1.6) OBP: 0.270, SLG: 0.381	K		E8		F8		1B		G3-6-1	5	0	1	0	0	1	3				
7 Maikel Franco, R (1.5) OBP: 0.307, SLG: 0.446	K		SF9		SF9		1B			2	0	1	2	1	1	0				
19 Tommy Joseph, R (1.3) OBP: 0.294, SLG: 0.516										4	0	1	0	0	2	5				
60 Colton Murray, R (7.1)					FC5-4					0	0	0	0	0	0	0				
51 Carlos Ruiz, R (1.2) OBP: 0.302, SLG: 0.385										4	0	0	0	0	1	3				
16 César Hernández, S (1.4) OBP: 0.304, SLG: 0.304										4	0	2	0	0	1	0				
2 Tyler Goeddel, R (1.7) OBP: 0.301, SLG: 0.371										3	0	1	0	1	0	3				
39 Adam Morgan, L (1.1)										2	0	0	0	0	1	3				
38 Andrew Bailey, R (5.1)										1	0	0	0	0	0	1				
15 Emmanuel Burris, S (6. Ph)										0	0	0	0	0	0	0				
34 Brett Oberholtzer, L (6.1)										0	0	0	0	0	0	0				
6 Ryan Howard, L (7.3) OBP: 0.224, SLG: 0.356										1	0	0	0	0	1	0				
17 Peter Bourjos, R (1.9) OBP: 0.241, SLG: 0.311										4	1	2	0	0	0	0				
Inning Stats	R: 0 E: 0 K: 2 S: 14	H: 0 LOB: 0 BB: 0 P: 19	R: 0 E: 0 K: 0 S: 6	H: 2 LOB: 2 BB: 0 P: 9	R: 1 E: 1 K: 2 S: 13	H: 1 LOB: 1 BB: 0 P: 18	R: 0 E: 0 K: 2 S: 12	H: 1 LOB: 1 BB: 0 P: 15	R: 0 E: 0 K: 1 S: 9	H: 0 LOB: 1 BB: 1 P: 17	R: 1 E: 0 K: 2 S: 16	H: 3 LOB: 2 BB: 0 P: 26	R: 0 E: 0 K: 1 S: 9	H: 1 LOB: 0 BB: 0 P: 14	R: 0 E: 0 K: 0 S: 7	H: 1 LOB: 0 BB: 0 P: 11	1B: 9 2B: 1 3B: 0 HR: 0	SF: 1 SAC: 0 DP: 2 HBP: 0	WP: 0 PB: 0 SB: 0 CS: 0	PA: 38
PITCHER	IP WLS BF H R ER SO BB IBB HBP BLK WP HR S P ERA WHIP																			
34 Jon Lester, L (1.1) ERA: 2.48	6.1 W 28 6 2 1 7 2 0 0 0 0 0 0 0 0 0 0 1.42 1.263																			
46 Pedro Strop, R (7.1) ERA: 2.99	0.0 0 0 0 0 0 0 0 0 0 0 0 0 0 0 0 0 0 0.00 1.800																			
53 Trevor Cahill, R (7.1) ERA: 2.35	1.2 7 3 0 0 3 0 0 0 0 0 0 0 0 0 0 0 0.00 1.000																			
56 Héctor Rondón, R (9.1) ERA: 1.1	1.0 3 1 0 0 0 0 0 0 0 0 0 0 0 0 0 0 0.00 1.000																			

Batter	1	2	3	4	5	6	7	8	9	AB	R	H	RBI	BB	SO	LOB	BOTTOM			
24 Dexter Fowler, S (1.8) OBP: 0.432, SLG: 0.529	F9		G5-6-3							4	0	1	0	0	1	0	Philadelphia Phillies @ Chicago Cubs Wrigley Field, Chicago, IL Fri May 27 2016, 1:25 PM - 5:58 PM CDT Att: 38,941 - Cloudy - 76 F			
18 Ben Zobrist, S (1.4) OBP: 0.454, SLG: 0.525			E2		K		G4-3			4	1	2	0	0	1	1				
17 Kris Bryant, R (1.3) OBP: 0.370, SLG: 0.516			F8							3	1	1	1	1	0	2				
68 Jorge Soler, R (1.7) OBP: 0.308, SLG: 0.384										4	1	2	2	0	2	1				
44 Anthony Rizzo, L (9.3) OBP: 0.371, SLG: 0.497										0	0	0	0	0	0	0				
20 Matt Szczur, R (1.9) OBP: 0.432, SLG: 0.600										4	0	1	0	0	0	1				
27 Addison Russell, R (1.6) OBP: 0.343, SLG: 0.386										3	1	0	0	1	2	1				
9 Javier Báez, R (1.5) OBP: 0.287, SLG: 0.360										4	1	2	0	0	0	1				
3 David Ross, R (1.2) OBP: 0.349, SLG: 0.479										4	1	1	3	0	2	2				
34 Jon Lester, L (1.1) ERA: 6.67										3	0	0	0	0	1	1				
46 Pedro Strop, R (7.1) ERA: 3.0										0	0	0	0	0	0	0				
53 Trevor Cahill, R (7.1) ERA: 9.99										0	0	0	0	0	0	0				
56 Héctor Rondón, R (9.1) ERA: 1.46										0	0	0	0	0	0	0				
Inning Stats	R: 1 E: 0 K: 0 S: 13	H: 2 LOB: 1 BB: 0 P: 23	R: 0 E: 0 K: 1 S: 8	H: 0 LOB: 0 BB: 0 P: 14	R: 0 E: 1 K: 1 S: 9	H: 1 LOB: 1 BB: 0 P: 10	R: 4 E: 0 K: 1 S: 25	H: 4 LOB: 1 BB: 1 P: 40	R: 1 E: 0 K: 2 S: 15	H: 1 LOB: 0 BB: 0 P: 21	R: 0 E: 0 K: 1 S: 5	H: 1 LOB: 1 BB: 0 P: 6	R: 0 E: 0 K: 2 S: 13	H: 0 LOB: 1 BB: 1 P: 23	R: 0 E: 0 K: 1 S: 9	H: 1 LOB: 1 BB: 0 P: 12	1B: 5 2B: 1 3B: 1 HR: 3	SF: 0 SAC: 0 DP: 1 HBP: 0	WP: 1 PB: 0 SB: 0 CS: 0	PA: 35
PITCHER	IP WLS BF H R ER SO BB IBB HBP BLK WP HR S P ERA WHIP																			
39 Adam Morgan, L (1.1) ERA: 6.67	4.0 L 21 2 1 0 0 0 0 0 0 0 0 0 0 0 0 0 15.50 2.250																			
38 Andrew Bailey, R (5.1) ERA: 3.0	1.0 3 0 0 0 0 2 0 0 0 0 0 0 0 0 0 0 0.00 0.000																			
34 Brett Oberholtzer, L (6.1) ERA: 9.99	1.0 3 1 0 0 1 0 0 0 0 0 0 0 0 0 0 0 0.00 1.000																			
60 Colton Murray, R (7.1) ERA: 1.46	2.0 8 1 0 0 3 1 0 0 0 0 1 0 0 22 35 0.00 1.000																			

Batter	1	2	3	4	5	6	7	8	9	AB	R	H	RBI	BB	SO	LOB	TOP		
37 Odúbel Herrera, L (1, 8) OBP: 0.435, SLG: 0.460	1-1 FC 88 SI 87 X CH 80 1B			2-1 FC 88 SI 87 X CH 80 F8		2-2 FC 87 SI 86 X CU 78 P6			0-1 CU 75 X FC 88 F7		4	0	1	0	0	0			
13 Freddy Galvis, S (1, 6) OBP: 0.280, SLG: 0.391	1-3 SI 87 SI 87 F1 SAFE C SI 88 C SI 88 1-2			0-2 SI 88 SI 87 X CH 79 1B		1-2 FC 87 SI 87 H CU 77 HBP			0-0 SI 87 G4-3 K2-3 2B		3	1	2	0	0	1			
7 Maikel Franco, R (1, 5) OBP: 0.301, SLG: 0.436	1-1 SI 89 C SI 88 X SI 88 G4-3			3-2 FC 87 CH 80 D CH 80 1 SAFE F SI 88 B SI 88 1 SAFE		0-1 SI 86 X SI 86 P3			3-1 SI 87 F SI 88 B CH 79 B CH 79 X SI 88		4	0	0	0	0	3			
6 Ryan Howard, L (1, 3) OBP: 0.219, SLG: 0.346		3-3 FC 87 SI 87 SI 89 FC 89 S CH 80 F CH 79 S CH 80		2-1 SI 87 SI 87 X CH 79 F7				0-1 CU 73 X CU 73 G4-3			4	0	0	0	2	1			
29 Cameron Rupp, R (1, 2) OBP: 0.291, SLG: 0.421		0-3 SI 88 C SI 88 S CH 80 K			0-1 SI 87 X CH 78 F8			1-3 SI 86 C SI 86 B FF 89 S CH 79 K			4	0	0	0	2	0			
16 César Hernández, S (1, 4) OBP: 0.359, SLG: 0.311		1-1 FC 88 SI 87 X SI 88 G3-1			0-3 FC 88 F CH 80 C SI 86 K			1-1 FC 87 B CH 76 X CH 80 2B			3	0	1	0	0	1			
3 David Lough, L (1, 7) OBP: 0.319, SLG: 0.306				1-1 SI 86 B FC 86 X SI 87 G1-3		0-1 FC 88 X SI 88 FC6-4 1B		0-1 SI 87 X FC 87 P4			3	0	1	0	0	1			
48 Jerad Eickhoff, R (1, 1) OBP: 0.200, SLG: 0.250				2-1 SI 87 SI 87 X SI 87 G1-3				1-2 SI 86 C CH 79 S CH 79 X FC 89 G1-3			2	0	0	0	0	1			
38 Andrew Bailey, R (7, 1)											0	0	0	0	0	0			
4 Andrés Blanco, S (8, PH) OBP: 0.359, SLG: 0.491											1	0	0	0	0	0			
59 Elvis Araujo, L (8, 1)											0	0	0	0	0	0			
17 Peter Bourjos, R (1, 9) OBP: 0.236, SLG: 0.304				0-3 SI 87 C SI 86 K				0-0 SI 87 X SI 86 G6-3			3	0	0	0	1	0			
Inning Stats	R: 0 E: 0 K: 1 S: 7	H: 1 LOB: 0 BB: 0 P: 10	R: 0 E: 0 K: 2 S: 9	H: 0 LOB: 0 BB: 0 P: 13	R: 0 E: 0 K: 1 S: 7	H: 0 LOB: 0 BB: 0 P: 10	R: 0 E: 0 K: 0 S: 11	H: 1 LOB: 1 BB: 0 P: 18	R: 0 E: 0 K: 1 S: 8	H: 0 LOB: 1 BB: 0 P: 8	R: 0 E: 0 K: 0 S: 8	H: 1 LOB: 1 BB: 0 P: 11	R: 0 E: 0 K: 0 S: 7	H: 0 LOB: 0 BB: 0 P: 9	R: 1 E: 0 K: 1 S: 10	H: 1 LOB: 0 BB: 0 P: 14	1B: 3 2B: 2 3B: 0 HR: 0	SF: 0 SAC: 0 DP: 0 HBP: 1	WP: 0 PA: 32 PB: 0 SB: 0 CS: 0
PITCHER 28 Kyle Hendricks, R (1, 1) ERA: 2.93	IP: 9.0 WLS: W BF: 32 H: 5 R: 1 ER: 1 SO: 7 BB: 0 IBB: 0 HBP: 1 BLK: 0 WP: 0 HR: 0 S: 76 P: 104 ERA: 1.00 WHIP: 0.556																		

Philadelphia Phillies @ Chicago Cubs
Wrigley Field, Chicago, IL
Sat May 28 2016, 1:22 PM - 3:40 PM CDT
Att: 41,555 - Partly Cloudy - 75 F

AB 31
R 1
H 5
RBI 0
BB 0
SO 7
LOB 7



Batter	1	2	3	4	5	6	7	8	9	AB	R	H	RBI	BB	SO	LOB	BOTTOM		
24 Dexter Fowler, S (1, 8) OBP: 0.429, SLG: 0.540	3-1 FF 91 SI 81 SI 81 C SI 92 X SI 92 HR									4	1	1	1	0	1	2			
22 Jason Heyward, L (1, 9) OBP: 0.324, SLG: 0.295	2-1 FF 92 CU 76 X FF 92 44 F9 18 2B	2-2 FF 92 CH 85 FF 91 X CU 78 F8								4	1	2	1	0	0	0			
17 Kris Bryant, R (1, 5) OBP: 0.368, SLG: 0.511 (8, 7)	0-1 FF 91 X SI 92 G4-3									4	1	1	0	0	1	1			
44 Anthony Rizzo, L (1, 3) OBP: 0.368, SLG: 0.488	1-0 SI 81 X FF 92 F9									3	0	0	0	0	1	2			
18 Ben Zobrist, S (1, 4) OBP: 0.455, SLG: 0.530	2-3 CU 75 SI 92 B CH 85 F FF 91 X SI 92 2B									4	0	2	1	0	1	1			
68 Jorge Soler, R (1, 7) OBP: 0.308, SLG: 0.377	2-3 CU 76 B CU 77 B FF 94 F SI 93 C CU 77 3H 2B									2	0	0	0	1	1	1			
9 Javier Báez, R (8, 5) OBP: 0.287, SLG: 0.360										0	0	0	0	0	0	0			
47 Miguel Montero, L (1, 2) OBP: 0.341, SLG: 0.319										3	0	0	1	0	2	2			
27 Addison Russell, R (1, 6) OBP: 0.343, SLG: 0.385										3	1	1	0	0	0	2			
28 Kyle Hendricks, R (1, 1) OBP: 0.158, SLG: 0.111										3	0	1	0	0	2	0			
Inning Stats	R: 2 E: 0 K: 1 S: 13	H: 3 LOB: 1 BB: 0 P: 24	R: 1 E: 0 K: 1 S: 12	H: 3 LOB: 2 BB: 0 P: 19	R: 0 E: 0 K: 1 S: 8	H: 0 LOB: 0 BB: 0 P: 12	R: 0 E: 0 K: 1 S: 9	H: 0 LOB: 0 BB: 0 P: 15	R: 0 E: 0 K: 2 S: 11	H: 0 LOB: 0 BB: 0 P: 16	R: 1 E: 0 K: 1 S: 12	H: 2 LOB: 2 BB: 1 P: 23	R: 0 E: 0 K: 1 S: 9	H: 0 LOB: 0 BB: 0 P: 10	R: 0 E: 0 K: 1 S: 8	H: 0 LOB: 0 BB: 0 P: 12	1B: 4 2B: 3 3B: 0 HR: 1	SF: 0 SAC: 0 DP: 0 HBP: 1	WP: 0 PA: 33 PB: 0 SB: 0 CS: 1
PITCHER 48 Jerad Eickhoff, R (1, 1) ERA: 4.07	IP: 6.0 WLS: L BF: 26 H: 8 R: 4 ER: 4 SO: 7 BB: 1 IBB: 0 HBP: 0 BLK: 0 WP: 0 HR: 1 S: 65 P: 109 ERA: 6.00 WHIP: 1.500																		
38 Andrew Bailey, R (7, 1) ERA: 2.77	1.0 3 0 0 0 0 0 0 0 0 0 0 9 10 0.00 0.000																		
59 Elvis Araujo, L (8, 1) ERA: 3.75	1.0 3 0 0 0 0 0 0 0 0 0 0 8 12 0.00 0.000																		

Philadelphia Phillies @ Chicago Cubs
Wrigley Field, Chicago, IL
Sat May 28 2016, 1:22 PM - 3:40 PM CDT
Att: 41,555 - Partly Cloudy - 75 F

AB 30
R 4
H 8
RBI 4
BB 1
SO 9
LOB 11



Batter	1	2	3	4	5	6	7	8	9	AB	R	H	RBI	BB	SO	LOB	TOP							
1 Michael Bourn, L (1,8) OBP: 0.373, SLG: 0.385										5	1	1	0	0	4	1	Arizona Diamondbacks @ Chicago Cubs Wrigley Field, Chicago, IL Sun Jun 05 2016, 1:24 PM - 4:21 PM CDT Att: 41,596 - Partly Cloudy - 73 F							
15 Phil Gosselin, R (1,4) OBP: 0.300, SLG: 0.333										4	0	1	0	1	2	0								
44 Paul Goldschmidt, R (1,3) OBP: 0.421, SLG: 0.462										3	0	1	1	2	1	1								
22 Jake Lamb, L (1,5) OBP: 0.350, SLG: 0.524										5	0	0	0	0	3	5								
10 Chris Herrmann, L (1,2) OBP: 0.353, SLG: 0.554										4	1	3	0	0	1	0								
16 Chris Owings, R (1,6) OBP: 0.340, SLG: 0.419										3	1	2	0	0	1	0								
13 Nick Ahmed, R (7,6) OBP: 0.258, SLG: 0.293										0	0	0	0	0	0	0								
24 Yasmany Tomás, R (1,7) OBP: 0.320, SLG: 0.448										4	0	1	2	0	2	2								
27 Brandon Drury, R (1,9) OBP: 0.325, SLG: 0.476										2	0	0	0	2	2	2								
46 Patrick Corbin, L (1,1) OBP: 0.310, SLG: 0.414										3	0	1	0	0	2	2								
5 Rickie Weeks Jr., R (8,PH) OBP: 0.286, SLG: 0.466										1	0	0	0	0	0	0								
19 Tyler Clippard, R (8,1) OBP: 0.258, SLG: 0.293										0	0	0	0	0	0	0								
29 Brad Ziegler, R (9,1) OBP: 0.258, SLG: 0.293										0	0	0	0	0	0	0								
Inning Stats	R: 0 E: 0 K: 3 S: 16	H: 0 LOB: 1 BB: 1 P: 26	R: 2 E: 0 K: 3 S: 16	H: 3 LOB: 1 BB: 0 P: 25	R: 0 E: 0 K: 2 S: 9	H: 0 LOB: 0 BB: 0 P: 15	R: 0 E: 0 K: 3 S: 11	H: 1 LOB: 1 BB: 0 P: 16	R: 1 E: 0 K: 1 S: 17	H: 5 LOB: 2 BB: 0 P: 26	R: 0 E: 0 K: 2 S: 12	H: 0 LOB: 1 BB: 1 P: 18	R: 0 E: 0 K: 2 S: 12	H: 0 LOB: 1 BB: 1 P: 20	R: 0 E: 0 K: 1 S: 8	H: 1 LOB: 2 BB: 1 P: 15	R: 0 E: 0 K: 1 S: 9	H: 0 LOB: 1 BB: 1 P: 17	1B: 9 2B: 1 3B: 0 HR: 0	SF: 0 DP: 0 HBP: 0	WP: 0 PB: 0 SB: 2 CS: 1	PA: 40		
PITCHER	IP WLS BF H R ER SO BB IBB HBP BLK WP HR S P ERA WHIP	IP WLS BF H R ER SO BB IBB HBP BLK WP HR S P ERA WHIP	IP WLS BF H R ER SO BB IBB HBP BLK WP HR S P ERA WHIP	IP WLS BF H R ER SO BB IBB HBP BLK WP HR S P ERA WHIP	IP WLS BF H R ER SO BB IBB HBP BLK WP HR S P ERA WHIP	IP WLS BF H R ER SO BB IBB HBP BLK WP HR S P ERA WHIP	IP WLS BF H R ER SO BB IBB HBP BLK WP HR S P ERA WHIP	IP WLS BF H R ER SO BB IBB HBP BLK WP HR S P ERA WHIP	IP WLS BF H R ER SO BB IBB HBP BLK WP HR S P ERA WHIP	IP WLS BF H R ER SO BB IBB HBP BLK WP HR S P ERA WHIP	IP WLS BF H R ER SO BB IBB HBP BLK WP HR S P ERA WHIP	IP WLS BF H R ER SO BB IBB HBP BLK WP HR S P ERA WHIP	IP WLS BF H R ER SO BB IBB HBP BLK WP HR S P ERA WHIP	IP WLS BF H R ER SO BB IBB HBP BLK WP HR S P ERA WHIP	IP WLS BF H R ER SO BB IBB HBP BLK WP HR S P ERA WHIP	IP WLS BF H R ER SO BB IBB HBP BLK WP HR S P ERA WHIP	IP WLS BF H R ER SO BB IBB HBP BLK WP HR S P ERA WHIP	IP WLS BF H R ER SO BB IBB HBP BLK WP HR S P ERA WHIP	IP WLS BF H R ER SO BB IBB HBP BLK WP HR S P ERA WHIP	IP WLS BF H R ER SO BB IBB HBP BLK WP HR S P ERA WHIP	IP WLS BF H R ER SO BB IBB HBP BLK WP HR S P ERA WHIP	IP WLS BF H R ER SO BB IBB HBP BLK WP HR S P ERA WHIP	IP WLS BF H R ER SO BB IBB HBP BLK WP HR S P ERA WHIP	IP WLS BF H R ER SO BB IBB HBP BLK WP HR S P ERA WHIP

Batter	1	2	3	4	5	6	7	8	9	AB	R	H	RBI	BB	SO	LOB	BOTTOM							
24 Dexter Fowler, S (1,8) OBP: 0.421, SLG: 0.515										4	0	0	0	0	0	2	Arizona Diamondbacks @ Chicago Cubs Wrigley Field, Chicago, IL Sun Jun 05 2016, 1:24 PM - 4:21 PM CDT Att: 41,596 - Partly Cloudy - 73 F							
18 Ben Zobrist, S (1,4) OBP: 0.438, SLG: 0.500										3	0	0	0	1	1	1								
17 Kris Bryant, R (1,3) OBP: 0.358, SLG: 0.507										4	0	1	0	0	2	1								
68 Jorge Soler, R (1,7) OBP: 0.313, SLG: 0.367										3	0	0	0	0	0	1								
43 Adam Warren, R (9,1) OBP: 0.390, SLG: 0.524										0	0	0	0	0	0	0								
9 Javier Báez, R (1,5) OBP: 0.292, SLG: 0.411										3	1	1	1	0	0	2								
2 Tommy La Stella, L (9,PH) OBP: 0.372, SLG: 0.493										4	0	0	0	0	1	0								
27 Addison Russell, R (1,6) OBP: 0.327, SLG: 0.363										3	0	1	0	0	1	0								
20 Matt Szczur, R (1,9) OBP: 0.396, SLG: 0.531										0	0	0	0	1	0	0								
44 Anthony Rizzo, L (9,PH) OBP: 0.390, SLG: 0.524										4	1	1	0	0	0	2								
47 Miguel Montero, L (1,2) OBP: 0.346, SLG: 0.333										1	0	1	1	0	0	0								
49 Jake Arrieta, R (1,1) OBP: 0.310, SLG: 0.414										0	0	0	0	0	0	0								
53 Trevor Cahill, R (6,1) ERA: 4.73										0	0	0	0	0	0	0								
52 Justin Grimm, R (7,1) ERA: 3.48										0	0	0	0	0	0	0								
3 David Ross, R (7,PH) OBP: 0.292, SLG: 0.411										1	0	0	0	0	1	0								
37 Travis Wood, R (8,1) OBP: 0.390, SLG: 0.524										0	0	0	0	0	0	0								
22 Jason Heyward, L (9,9) OBP: 0.316, SLG: 0.493										0	0	0	0	0	0	0								
Inning Stats	R: 0 E: 0 K: 0 S: 8	H: 1 LOB: 2 BB: 0 P: 14	R: 1 E: 0 K: 0 S: 12	H: 2 LOB: 1 BB: 0 P: 21	R: 0 E: 0 K: 2 S: 7	H: 0 LOB: 0 BB: 0 P: 9	R: 0 E: 0 K: 1 S: 7	H: 0 LOB: 0 BB: 0 P: 8	R: 0 E: 0 K: 0 S: 11	H: 1 LOB: 1 BB: 0 P: 14	R: 1 E: 0 K: 0 S: 8	H: 1 LOB: 0 BB: 0 P: 11	R: 0 E: 0 K: 2 S: 10	H: 0 LOB: 0 BB: 0 P: 13	R: 0 E: 0 K: 1 S: 10	H: 0 LOB: 1 BB: 1 P: 18	R: 0 E: 0 K: 0 S: 8	H: 0 LOB: 1 BB: 1 P: 13	1B: 3 2B: 1 3B: 0 HR: 1	SF: 0 DP: 0 HBP: 1	WP: 0 PB: 0 SB: 0 CS: 0	PA: 35		
PITCHER	IP WLS BF H R ER SO BB IBB HBP BLK WP HR S P ERA WHIP	IP WLS BF H R ER SO BB IBB HBP BLK WP HR S P ERA WHIP	IP WLS BF H R ER SO BB IBB HBP BLK WP HR S P ERA WHIP	IP WLS BF H R ER SO BB IBB HBP BLK WP HR S P ERA WHIP	IP WLS BF H R ER SO BB IBB HBP BLK WP HR S P ERA WHIP	IP WLS BF H R ER SO BB IBB HBP BLK WP HR S P ERA WHIP	IP WLS BF H R ER SO BB IBB HBP BLK WP HR S P ERA WHIP	IP WLS BF H R ER SO BB IBB HBP BLK WP HR S P ERA WHIP	IP WLS BF H R ER SO BB IBB HBP BLK WP HR S P ERA WHIP	IP WLS BF H R ER SO BB IBB HBP BLK WP HR S P ERA WHIP	IP WLS BF H R ER SO BB IBB HBP BLK WP HR S P ERA WHIP	IP WLS BF H R ER SO BB IBB HBP BLK WP HR S P ERA WHIP	IP WLS BF H R ER SO BB IBB HBP BLK WP HR S P ERA WHIP	IP WLS BF H R ER SO BB IBB HBP BLK WP HR S P ERA WHIP	IP WLS BF H R ER SO BB IBB HBP BLK WP HR S P ERA WHIP	IP WLS BF H R ER SO BB IBB HBP BLK WP HR S P ERA WHIP	IP WLS BF H R ER SO BB IBB HBP BLK WP HR S P ERA WHIP	IP WLS BF H R ER SO BB IBB HBP BLK WP HR S P ERA WHIP	IP WLS BF H R ER SO BB IBB HBP BLK WP HR S P ERA WHIP	IP WLS BF H R ER SO BB IBB HBP BLK WP HR S P ERA WHIP	IP WLS BF H R ER SO BB IBB HBP BLK WP HR S P ERA WHIP	IP WLS BF H R ER SO BB IBB HBP BLK WP HR S P ERA WHIP	IP WLS BF H R ER SO BB IBB HBP BLK WP HR S P ERA WHIP	IP WLS BF H R ER SO BB IBB HBP BLK WP HR S P ERA WHIP



Batter	1	2	3	4	5	6	7	8	9	AB	R	H	RBI	BB	SO	LOB	TOP					
24 Dexter Fowler, S OBP: 0.422, SLG: 0.517										3	0	0	1	0	1	0	Chicago Cubs @ Philadelphia Phillies Citizens Bank Park, Philadelphia, PA Tue Jun 07 2016, 7:07 PM - 9:52 PM EDT Att: 27,381 - Cloudy - 72 F					
22 Jason Heyward, L OBP: 0.317, SLG: 0.309										3	0	0	0	1	1	2						
17 Kris Bryant, R OBP: 0.361, SLG: 0.513										4	0	1	0	0	3	1						
44 Anthony Rizzo, L OBP: 0.392, SLG: 0.520										4	0	1	0	0	1	1						
18 Ben Zobrist, S OBP: 0.435, SLG: 0.492									3	1	0	0	1	0	1							
2 Tommy La Stella, L OBP: 0.378, SLG: 0.494									4	0	2	0	0	0	0							
37 Travis Wood, R (9, PR)									0	0	0	0	0	0	0							
47 Miguel Montero, L OBP: 0.336, SLG: 0.322									3	0	0	0	0	1	1							
20 Matt Szczur, R OBP: 0.382, SLG: 0.510									0	1	0	0	0	0	0							
3 David Ross, R OBP: 0.324, SLG: 0.412									1	0	0	0	0	0	0							
27 Addison Russell, R OBP: 0.319, SLG: 0.353									3	0	1	0	0	1	0							
28 Kyle Hendricks, R OBP: 0.136, SLG: 0.097									0	0	0	0	0	0	0							
43 Adam Warren, R OBP: 0.000, SLG: 0.000									1	0	0	0	0	0	0							
33 Clayton Richard, L OBP: 0.000, SLG: 0.000									0	0	0	0	0	0	0							
52 Justin Grimm, R OBP: 0.000, SLG: 0.000									0	0	0	0	0	0	0							
9 Javier Báez, R OBP: 0.298, SLG: 0.298									1	0	1	0	0	0	0							
53 Trevor Cahill, R OBP: 0.000, SLG: 0.000									0	0	0	0	0	0	0							
Inning Stats	R: 0 H: 1 E: 0 K: 1 S: 9	H: 1 BB: 0 P: 13	R: 0 H: 0 E: 0 K: 1 S: 8	H: 0 LOB: 0 BB: 0 P: 12	R: 0 H: 0 E: 0 K: 2 S: 9	H: 0 LOB: 0 BB: 0 P: 14	R: 0 H: 0 E: 0 K: 3 S: 9	H: 0 LOB: 0 BB: 0 P: 17	R: 1 H: 1 E: 0 K: 0 S: 6	H: 1 LOB: 1 BB: 1 P: 11	R: 0 H: 0 E: 0 K: 1 S: 8	H: 0 LOB: 1 BB: 1 P: 14	R: 0 H: 0 E: 0 K: 0 S: 12	H: 0 LOB: 0 BB: 0 P: 17	R: 1 H: 2 E: 1 K: 0 S: 12	H: 2 LOB: 1 BB: 0 P: 20	R: 0 H: 2 E: 0 K: 1 S: 12	H: 2 LOB: 2 BB: 0 P: 17	1B: 6 2B: 0 3B: 0 HR: 0	SF: 1 DP: 2 HBP: 0	WP: 0 PB: 0 SB: 0 CS: 0	PA: 34
PITCHER	IP WLS BF H R ER SO BB IBB HBP BLK WP HR S P ERA WHIP																					
48 Jerad Eickhoff, R ERA: 3.88	7.0 W 24 2 1 1 8 2 0 0 0 0 0 0 61 98 1.29 0.571																					
50 Héctor Neris, R ERA: 2.27	0.0 3 2 1 0 0 0 0 0 0 0 0 0 7 12 ∞ ∞																					
46 Jeanmar Gómez, R ERA: 2.61	2.0 S 7 2 0 0 1 0 0 0 0 0 0 0 17 25 0.00 1.000																					

AB	31
R	2
H	6
RBI	1
BB	2
SO	9
LOB	8



Batter	1	2	3	4	5	6	7	8	9	AB	R	H	RBI	BB	SO	LOB	BOTTOM			
37 Odúbel Herrera, L OBP: 0.425, SLG: 0.435										4	0	1	1	0	0	0	Chicago Cubs @ Philadelphia Phillies Citizens Bank Park, Philadelphia, PA Tue Jun 07 2016, 7:07 PM - 9:52 PM EDT Att: 27,381 - Cloudy - 72 F			
16 César Hernández, S OBP: 0.301, SLG: 0.335										3	0	0	0	1	1	0				
13 Freddy Galvis, S OBP: 0.263, SLG: 0.390										4	1	1	0	0	2	2				
7 Maikel Franco, R OBP: 0.297, SLG: 0.434									4	0	1	1	0	1	0					
6 Ryan Howard, L OBP: 0.217, SLG: 0.353									3	1	1	1	1	0	0					
2 Tyler Goeddel, R OBP: 0.287, SLG: 0.391									3	0	0	0	1	1	2					
25 Cody Asche, L OBP: 0.167, SLG: 0.208									3	0	1	0	0	1	0					
17 Peter Bourjos, R OBP: 0.226, SLG: 0.282									1	0	0	0	0	0	1					
51 Carlos Ruiz, R OBP: 0.313, SLG: 0.372									2	1	1	0	1	0	0					
48 Jerad Eickhoff, R OBP: 0.167, SLG: 0.208									2	0	0	0	0	1	2					
41 Jimmy Paredes, S OBP: 0.294, SLG: 0.500									1	0	0	0	0	1	1					
50 Héctor Neris, R ERA: 2.27									0	0	0	0	0	0	0					
46 Jeanmar Gómez, R ERA: 2.61									0	0	0	0	0	0	0					
4 Andrés Blanco, S OBP: 0.341, SLG: 0.493									0	0	0	0	0	0	0					
Inning Stats	R: 1 H: 2 E: 0 K: 0 S: 16	H: 2 LOB: 2 BB: 1 P: 24	R: 0 H: 0 E: 0 K: 1 S: 7	H: 0 LOB: 0 BB: 0 P: 11	R: 0 H: 0 E: 0 K: 2 S: 9	H: 0 LOB: 0 BB: 0 P: 14	R: 1 H: 2 E: 0 K: 2 S: 14	H: 2 LOB: 2 BB: 1 P: 21	R: 0 H: 0 E: 0 K: 1 S: 9	H: 0 LOB: 0 BB: 0 P: 11	R: 0 H: 0 E: 0 K: 0 S: 8	H: 0 LOB: 0 BB: 0 P: 8	R: 1 H: 2 E: 0 K: 1 S: 14	H: 2 LOB: 2 BB: 1 P: 22	R: 0 H: 0 E: 0 K: 1 S: 9	H: 0 LOB: 1 BB: 1 P: 15	1B: 4 2B: 1 3B: 0 HR: 1	SF: 0 DP: 0 HBP: 0	WP: 0 PB: 0 SB: 3 CS: 0	PA: 34
PITCHER	IP WLS BF H R ER SO BB IBB HBP BLK WP HR S P ERA WHIP																			
28 Kyle Hendricks, R ERA: 2.9	5.0 L 21 4 2 2 6 2 0 0 0 0 0 0 55 81 3.60 1.200																			
43 Adam Warren, R ERA: 4.09	1.2 6 1 1 1 1 0 0 0 0 0 0 0 15 18 5.40 0.600																			
33 Clayton Richard, L ERA: 8.0	0.0 2 1 0 0 0 0 0 1 0 0 0 0 4 9 ∞ ∞																			
52 Justin Grimm, R ERA: 4.7	0.1 1 0 0 0 0 0 0 0 0 0 0 0 3 3 0.00 0.000																			
53 Trevor Cahill, R ERA: 2.36	1.0 4 0 0 0 1 1 0 0 0 0 0 0 9 15 0.00 1.000																			

AB	30
R	3
H	6
RBI	3
BB	4
SO	8
LOB	8



Batter	1	2	3	4	5	6	7	8	9	AB	R	H	RBI	BB	SO	LOB	TOP									
24 Dexter Fowler, S OBP: 0.413, SLG: 0.505	F9		G4-3		G4-3		K		G5-3	5	0	0	0	0	1	5	Chicago Cubs @ Philadelphia Phillies Citizens Bank Park, Philadelphia, PA Wed Jun 08 2016, 1:24 PM - 4:10 PM EDT Att: 28,650 - Rain - 57 F									
22 Jason Heyward, L OBP: 0.323, SLG: 0.313	G1-3			44 G6-4-3 BB			K		1B	4	1	2	0	1	1	1										
17 Kris Bryant, R OBP: 0.362, SLG: 0.524	K			L7					44 S 2B	5	2	2	2	0	2	2										
44 Anthony Rizzo, L OBP: 0.388, SLG: 0.517		L6		G6-4-3		G4-3			18 G6-3 5 1B	5	1	1	1	0	1	2										
18 Ben Zobrist, S OBP: 0.436, SLG: 0.508		G5-3							1B	4	2	2	1	0	0	1										
5 Albert Almora Jr., R OBP: 0.200, SLG: 0.200		G5-3							1B	4	1	1	1	0	1	1										
47 Miguel Montero, L OBP: 0.342, SLG: 0.323			9 1B 41 FC4-2 1B						9 1B 47 BB 1B	3	1	1	0	1	0	1										
9 Javier Báez, R OBP: 0.309, SLG: 0.427			41 FC4-2 1B						1B	4	0	4	3	0	0	0										
41 John Lackey, R OBP: 0.129, SLG: 0.100									1B	2	0	0	0	0	1	4										
20 Matt Szczur, R OBP: 0.375, SLG: 0.500			FC4-2 24 G4-3 1B						G5-3	1	0	0	0	0	0	0										
46 Pedro Strop, R OBP: 0.129, SLG: 0.100										0	0	0	0	0	0	0										
33 Clayton Richard, L OBP: 0.129, SLG: 0.100										0	0	0	0	0	0	0										
Inning Stats	R: 0 H: 0 E: 0 K: 1 S: 8	H: 0 LOB: 0 BB: 0 P: 8	R: 0 H: 0 E: 0 K: 0 S: 6	H: 0 LOB: 0 BB: 0 P: 8	R: 0 H: 2 E: 0 K: 0 S: 6	H: 2 LOB: 1 BB: 0 P: 8	R: 0 H: 0 E: 0 K: 0 S: 12	H: 0 LOB: 0 BB: 1 P: 19	R: 1 H: 2 E: 1 K: 1 S: 21	H: 2 LOB: 2 BB: 0 P: 29	R: 3 H: 3 E: 0 K: 1 S: 16	H: 3 LOB: 0 BB: 0 P: 23	R: 0 H: 1 E: 0 K: 2 S: 11	H: 1 LOB: 1 BB: 0 P: 15	R: 4 H: 4 E: 0 K: 0 S: 17	H: 4 LOB: 0 BB: 1 P: 26	R: 0 H: 1 E: 0 K: 2 S: 10	H: 1 LOB: 1 BB: 0 P: 17	1B: 9 2B: 2 3B: 0 HR: 2	SF: 0 SAC: 1 DP: 2 HBP: 0	WP: 1 PB: 0 SB: 1 CS: 0	PA: 40				
PITCHER	IP WLS BF H R ER SO BB IBB HBP BLK WP HR S P ERA WHIP	IP WLS BF H R ER SO BB IBB HBP BLK WP HR S P ERA WHIP	IP WLS BF H R ER SO BB IBB HBP BLK WP HR S P ERA WHIP	IP WLS BF H R ER SO BB IBB HBP BLK WP HR S P ERA WHIP	IP WLS BF H R ER SO BB IBB HBP BLK WP HR S P ERA WHIP	IP WLS BF H R ER SO BB IBB HBP BLK WP HR S P ERA WHIP	IP WLS BF H R ER SO BB IBB HBP BLK WP HR S P ERA WHIP	IP WLS BF H R ER SO BB IBB HBP BLK WP HR S P ERA WHIP	IP WLS BF H R ER SO BB IBB HBP BLK WP HR S P ERA WHIP	IP WLS BF H R ER SO BB IBB HBP BLK WP HR S P ERA WHIP	IP WLS BF H R ER SO BB IBB HBP BLK WP HR S P ERA WHIP	IP WLS BF H R ER SO BB IBB HBP BLK WP HR S P ERA WHIP	IP WLS BF H R ER SO BB IBB HBP BLK WP HR S P ERA WHIP	IP WLS BF H R ER SO BB IBB HBP BLK WP HR S P ERA WHIP	IP WLS BF H R ER SO BB IBB HBP BLK WP HR S P ERA WHIP	IP WLS BF H R ER SO BB IBB HBP BLK WP HR S P ERA WHIP	IP WLS BF H R ER SO BB IBB HBP BLK WP HR S P ERA WHIP	IP WLS BF H R ER SO BB IBB HBP BLK WP HR S P ERA WHIP	IP WLS BF H R ER SO BB IBB HBP BLK WP HR S P ERA WHIP	IP WLS BF H R ER SO BB IBB HBP BLK WP HR S P ERA WHIP	IP WLS BF H R ER SO BB IBB HBP BLK WP HR S P ERA WHIP	IP WLS BF H R ER SO BB IBB HBP BLK WP HR S P ERA WHIP	IP WLS BF H R ER SO BB IBB HBP BLK WP HR S P ERA WHIP	IP WLS BF H R ER SO BB IBB HBP BLK WP HR S P ERA WHIP	IP WLS BF H R ER SO BB IBB HBP BLK WP HR S P ERA WHIP	IP WLS BF H R ER SO BB IBB HBP BLK WP HR S P ERA WHIP

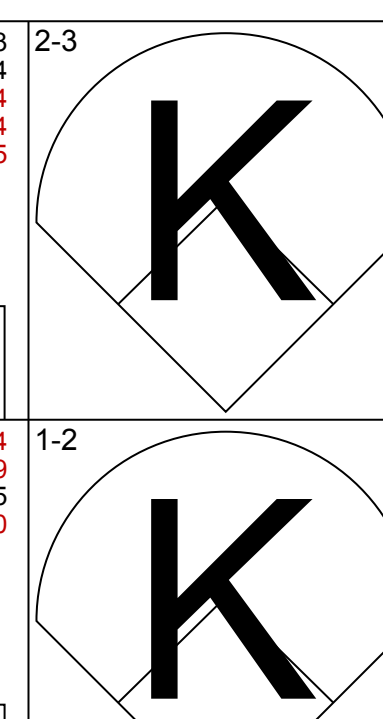
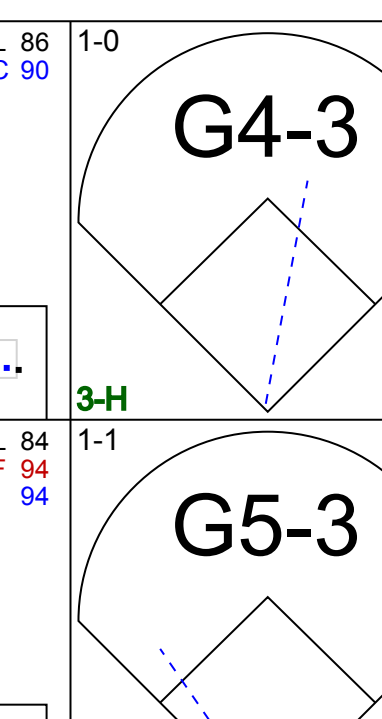
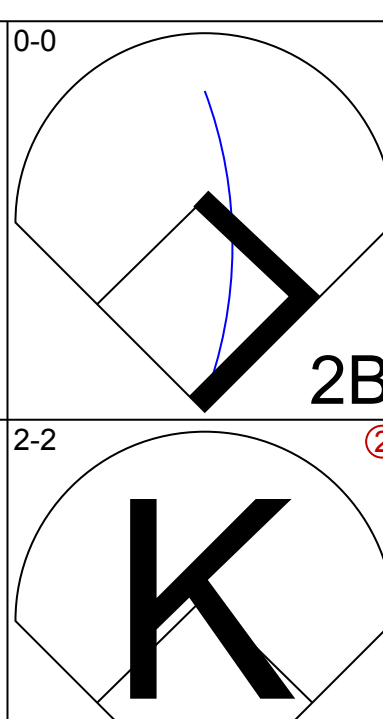
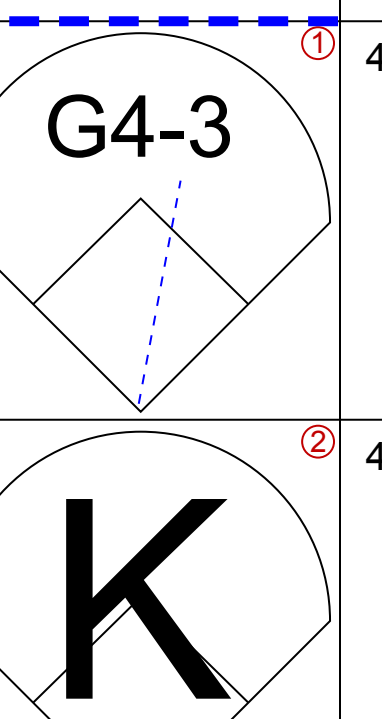
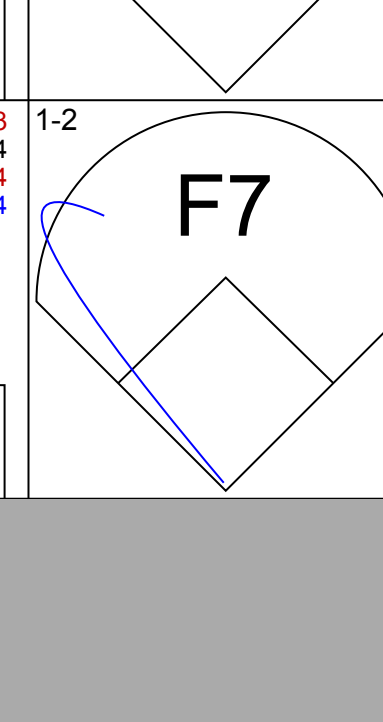

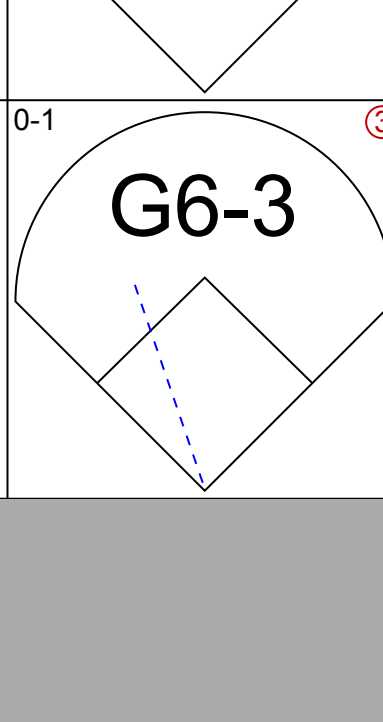
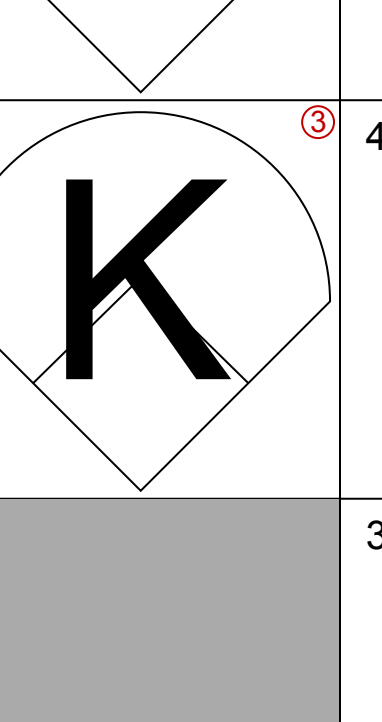



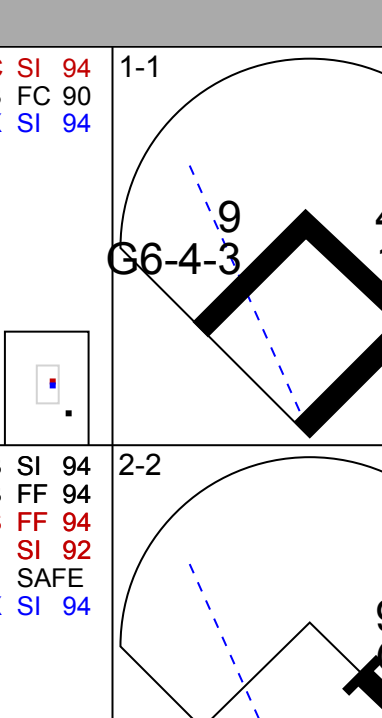
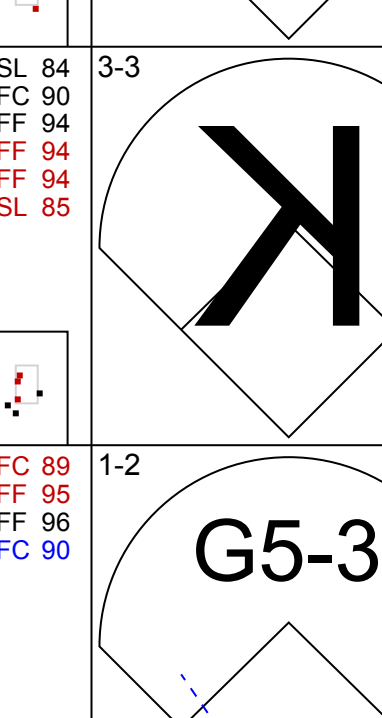
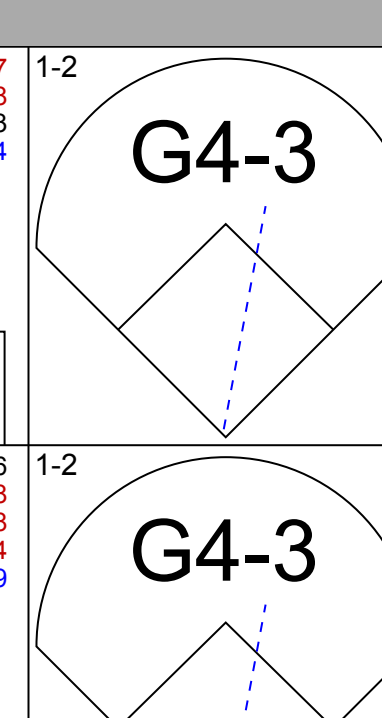
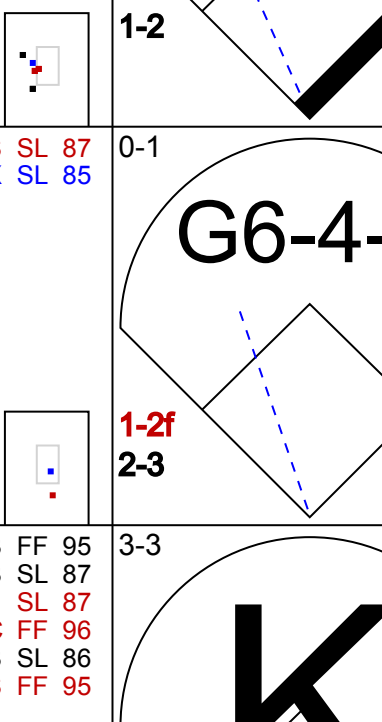

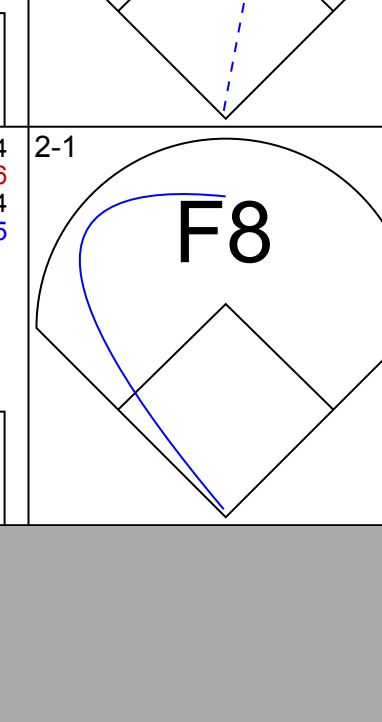

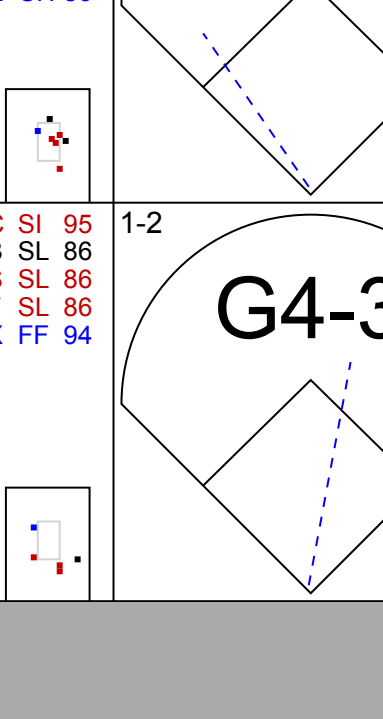
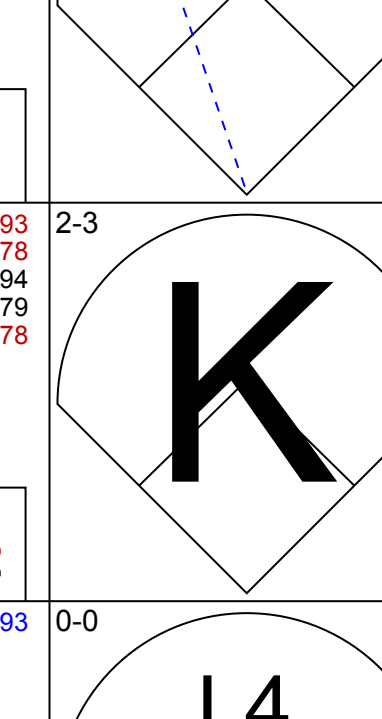
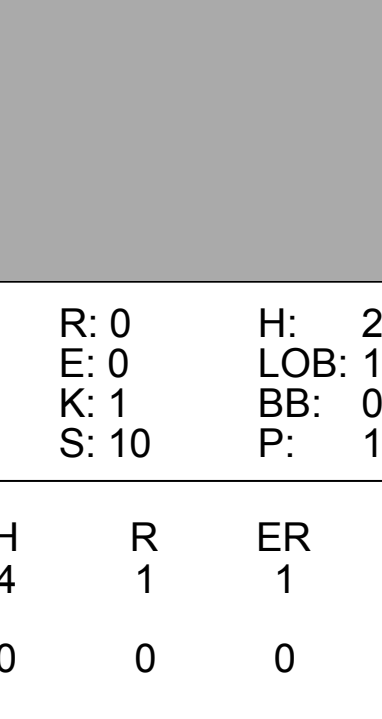
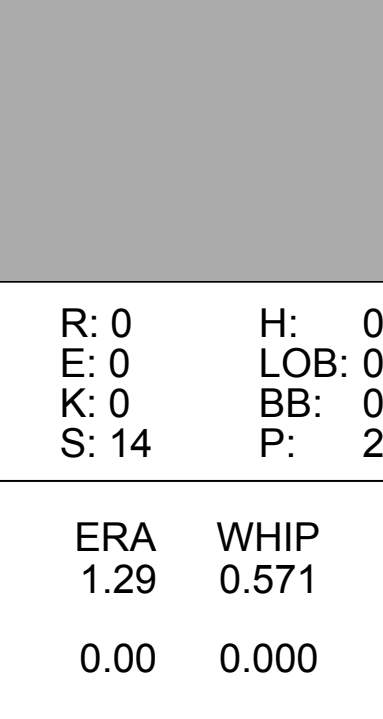
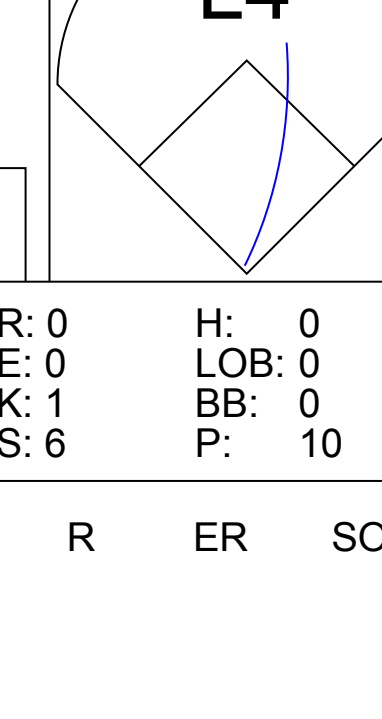
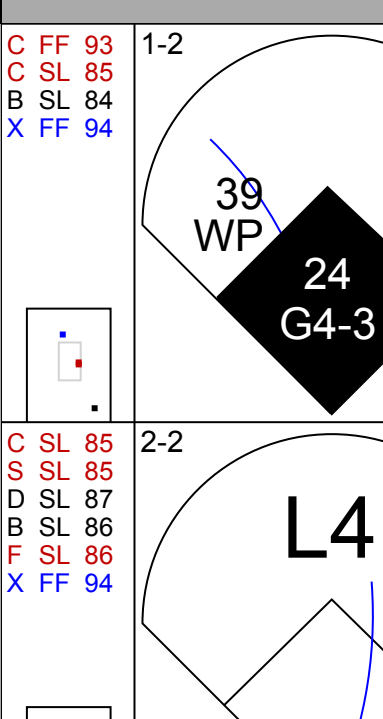
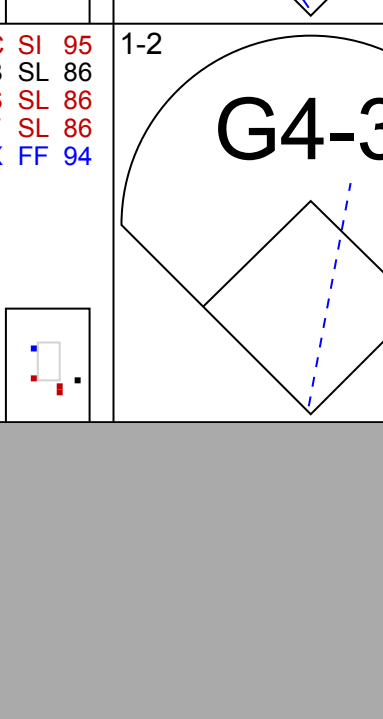
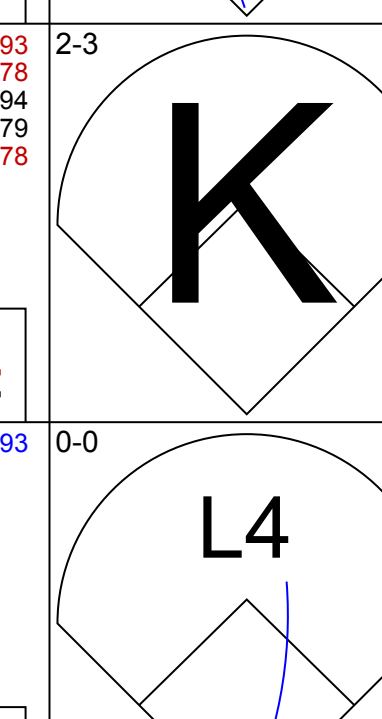
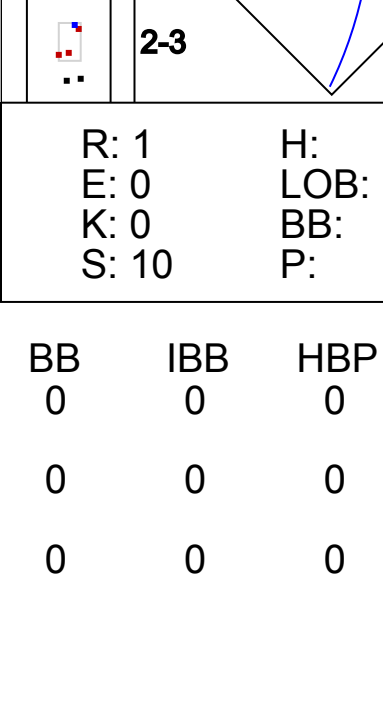
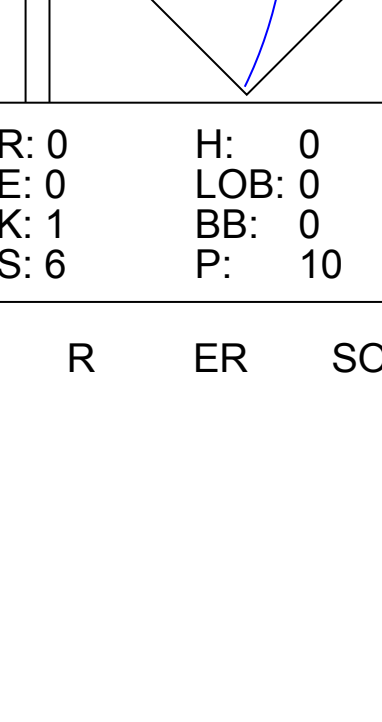
AB	37
R	8
H	13
RBI	8
BB	2
SO	7
LOB	17



Batter	1	2	3	4	5	6	7	8	9	AB	R	H	RBI	BB	SO	LOB	BOTTOM									
37 Odúbel Herrera, L OBP: 0.422, SLG: 0.431	16 1B 13 F7-2 1B		G4-3				K		G4-3	4	0	1	0	0	1	1	Chicago Cubs @ Philadelphia Phillies Citizens Bank Park, Philadelphia, PA Wed Jun 08 2016, 1:24 PM - 4:10 PM EDT Att: 28,650 - Rain - 57 F									
16 César Hernández, S OBP: 0.300, SLG: 0.333			K				F8		G6-3	4	0	1	1	0	1	0										
13 Freddy Galvis, S OBP: 0.259, SLG: 0.382	F7-2				L4				G5-3	4	0	0	0	0	0	2										
7 Maikel Franco, R OBP: 0.294, SLG: 0.428	F8				K				K	3	0	0	0	0	2	1										
6 Ryan Howard, L OBP: 0.213, SLG: 0.346					K				K	3	0	0	0	0	3	0										
29 Cameron Rupp, R OBP: 0.302, SLG: 0.444		F9			F9				K	3	0	0	0	0	1	0										
25 Cody Asche, L OBP: 0.250, SLG: 0.263					L9				K	3	0	1	0	0	1	0										
2 Tyler Goeddel, R OBP: 0.280, SLG: 0.381					F9				K	3	0	0	0	0	2	1										
28 Vince Velasquez, R OBP: 0.306, SLG: 0.280					G6-3					0	0	0	0	0	0	0										
34 Brett Oberholzer, L OBP: 0.209, SLG: 0.230									37 G4-3 16 G6-3 37 PB BB	0	0	0	0	0	0	0										
41 Jimmy Paredes, S OBP: 0.279, SLG: 0.300										1	0	0	0	0	0	0										
60 Colton Murray, R OBP: 0.279, SLG: 0.300										0	0	0	0	0	0	0										
59 Elvis Araujo, L OBP: 0.220, SLG: 0.260										0	0	0	0	0	0	0										
19 Tommy Joseph, R OBP: 0.220, SLG: 0.260										0	0	0	0	0	0	0										
Inning Stats	R: 0 H: 2 E: 0 K: 0 S: 6	H: 1 LOB: 1 BB: 0 P: 9	R: 0 H: 0 E: 0 K: 1 S: 7	H: 0 LOB: 0 BB: 0 P: 11	R: 0 H: 0 E: 0 K: 2 S: 11	H: 0 LOB: 0 BB: 0 P: 19	R: 0 H: 0 E: 0 K: 0 S: 8	H: 0 LOB: 0 BB: 0 P: 14	R: 0 H: 0 E: 0 K: 1 S: 6	H: 0 LOB: 0 BB: 0 P: 11	R: 0 H: 0 E: 0 K: 2 S: 10	H: 0 LOB: 0 BB: 0 P: 15	R: 0 H: 0 E: 0 K: 3 S: 9	H: 0 LOB: 0 BB: 0 P: 14	R: 1 H: 0 E: 0 K: 0 S: 6	H: 0 LOB: 0 BB: 1 P: 11	1B: 3 2B: 1 3B: 0 HR: 0	SF: 0 SAC: 0 DP: 1 HBP: 0	WP: 0 PB: 1 SB: 0 CS: 0	PA: 30						
PITCHER	IP WLS BF H R ER SO BB IBB HBP BLK WP HR S P ERA WHIP	IP WLS BF H R ER SO BB IBB HBP BLK WP HR S P ERA WHIP	IP WLS BF H R ER SO BB IBB HBP BLK WP HR S P ERA WHIP	IP WLS BF H R ER SO BB IBB HBP BLK WP HR S P ERA WHIP	IP WLS BF H R ER SO BB IBB HBP BLK WP HR S P ERA WHIP	IP WLS BF H R ER SO BB IBB HBP BLK WP HR S P ERA WHIP	IP WLS BF H R ER SO BB IBB HBP BLK WP HR S P ERA WHIP	IP WLS BF H R ER SO BB IBB HBP BLK WP HR S P ERA WHIP	IP WLS BF H R ER SO BB IBB HBP BLK WP HR S P ERA WHIP	IP WLS BF H R ER SO BB IBB HBP BLK WP HR S P ERA WHIP	IP WLS BF H R ER SO BB IBB HBP BLK WP HR S P ERA WHIP	IP WLS BF H R ER SO BB IBB HBP BLK WP HR S P ERA WHIP	IP WLS BF H R ER SO BB IBB HBP BLK WP HR S P ERA WHIP	IP WLS BF H R ER SO BB IBB HBP BLK WP HR S P ERA WHIP	IP WLS BF H R ER SO BB IBB HBP BLK WP HR S P ERA WHIP	IP WLS BF H R ER SO BB IBB HBP BLK WP HR S P ERA WHIP	IP WLS BF H R ER SO BB IBB HBP BLK WP HR S P ERA WHIP	IP WLS BF H R ER SO BB IBB HBP BLK WP HR S P ERA WHIP	IP WLS BF H R ER SO BB IBB HBP BLK WP HR S P ERA WHIP	IP WLS BF H R ER SO BB IBB HBP BLK WP HR S P ERA WHIP	IP WLS BF H R ER SO BB IBB HBP BLK WP HR S P ERA WHIP	IP WLS BF H R ER SO BB IBB HBP BLK WP HR S P ERA WHIP	IP WLS BF H R ER SO BB IBB HBP BLK WP HR S P ERA WHIP	IP WLS BF H R ER SO BB IBB HBP BLK WP HR S P ERA WHIP	IP WLS BF H R ER SO BB IBB HBP BLK WP HR S P ERA WHIP	IP WLS BF H R ER SO BB IBB HBP BLK WP HR S P ERA WHIP

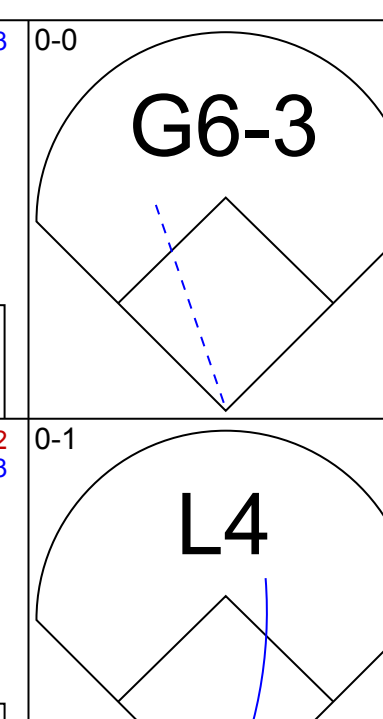
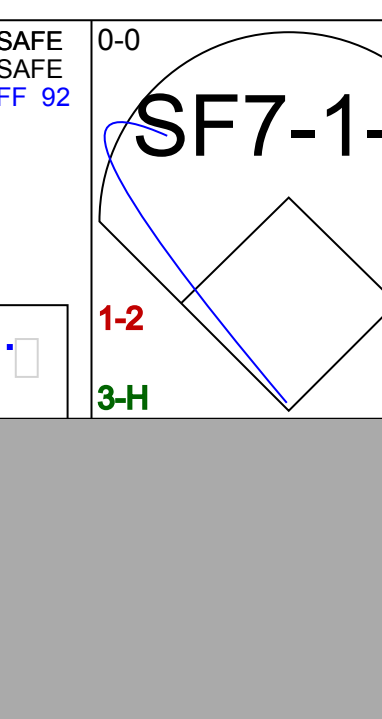
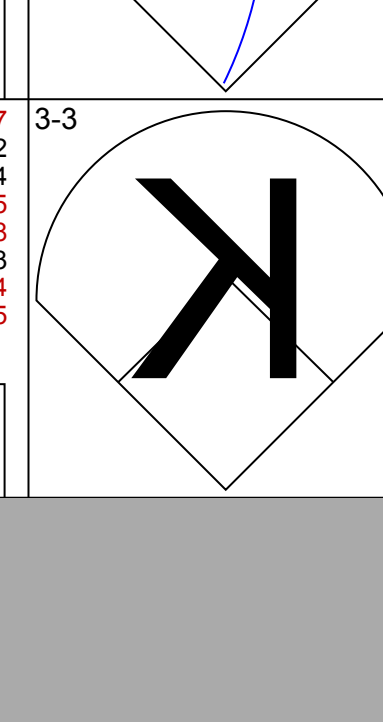
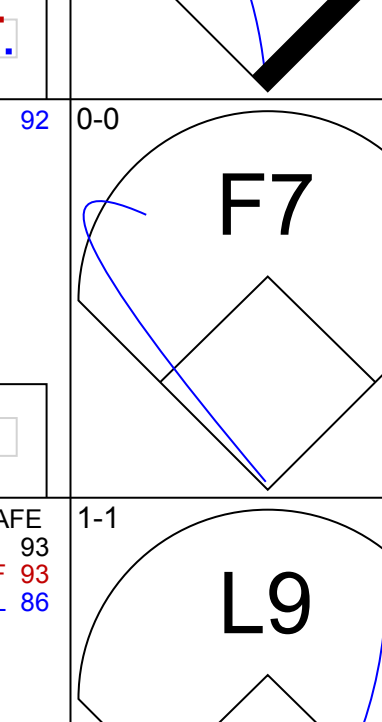
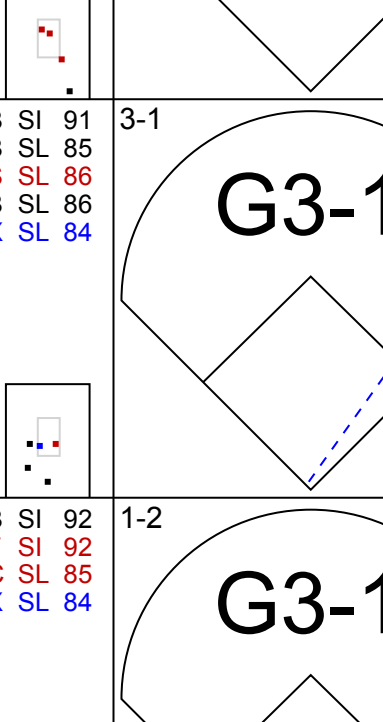
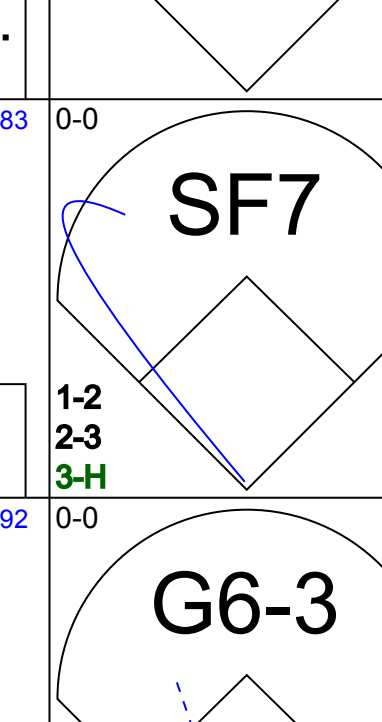

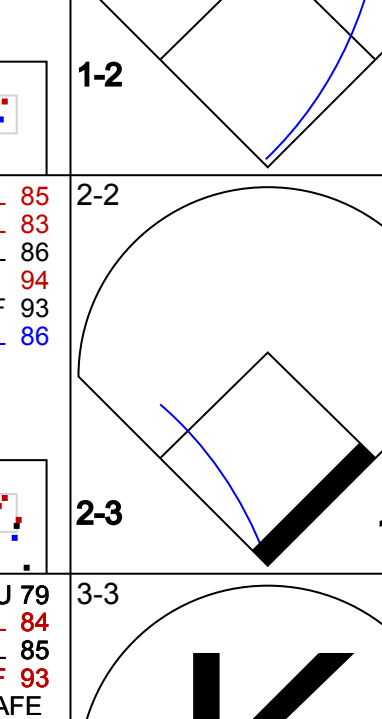


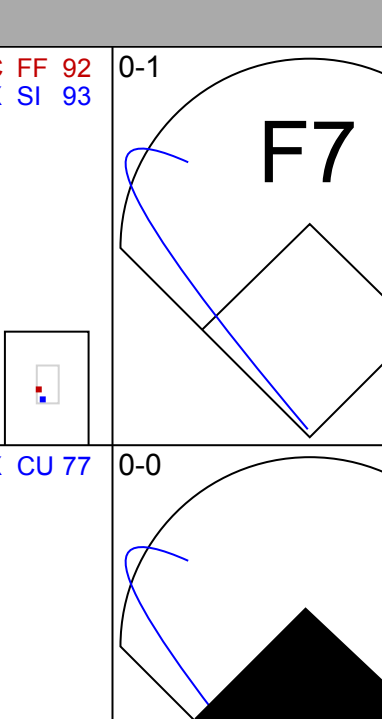
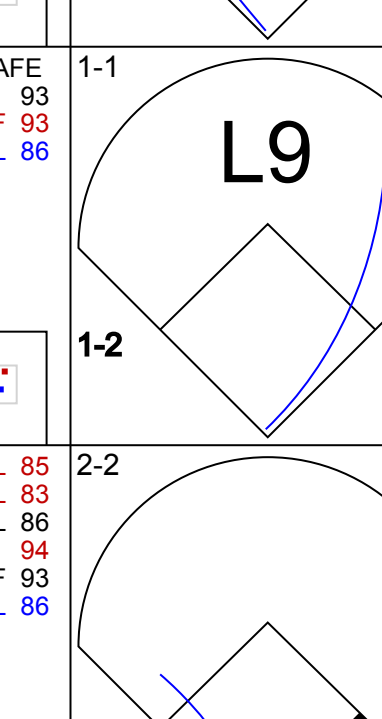
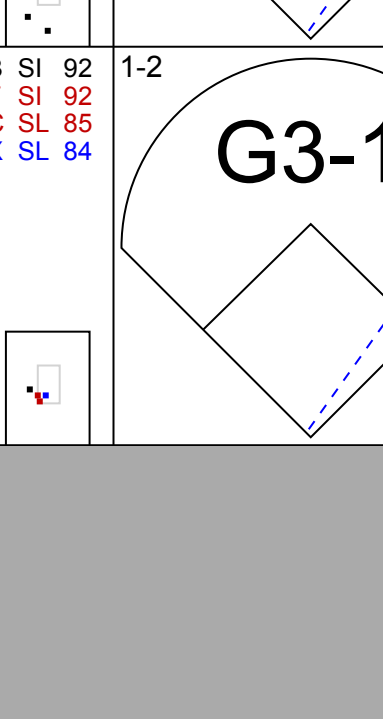
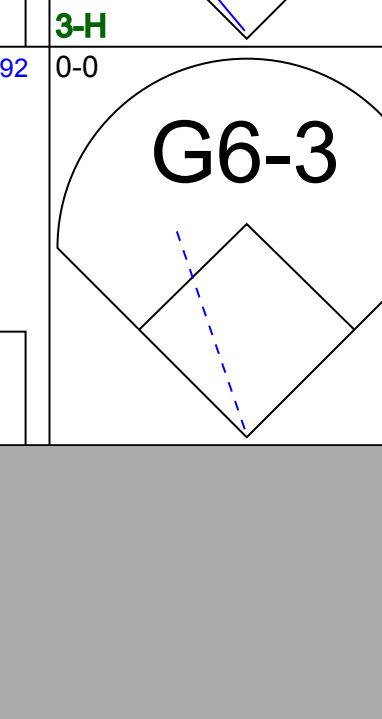
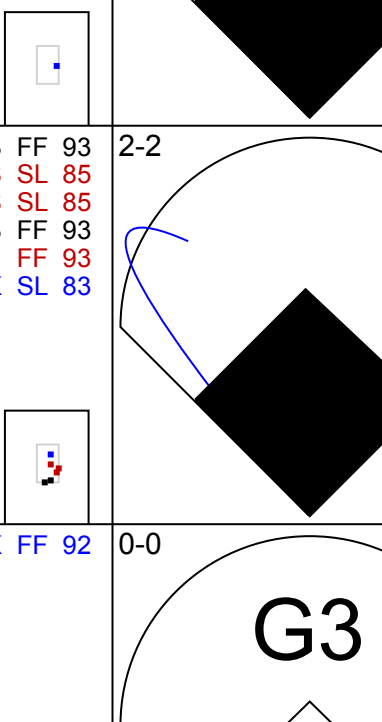
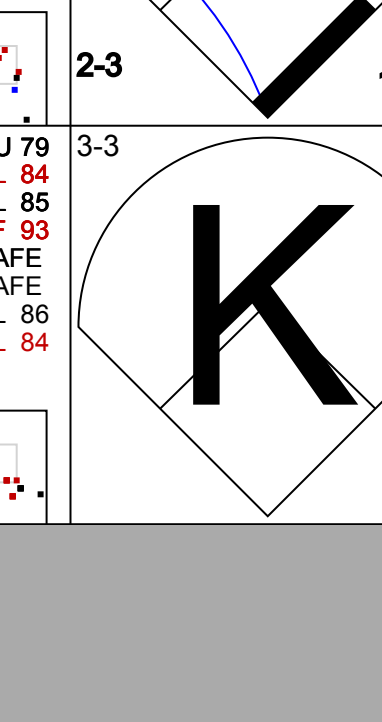
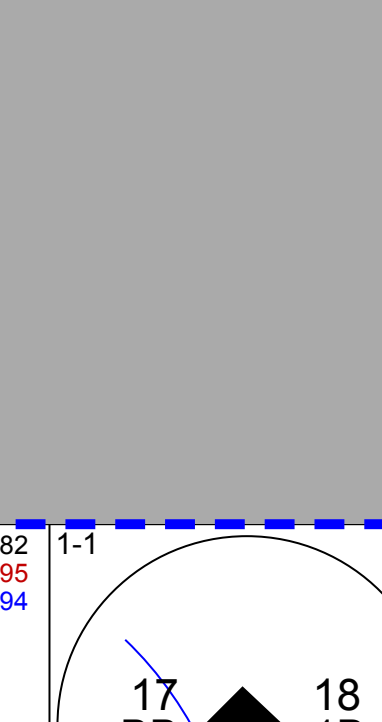
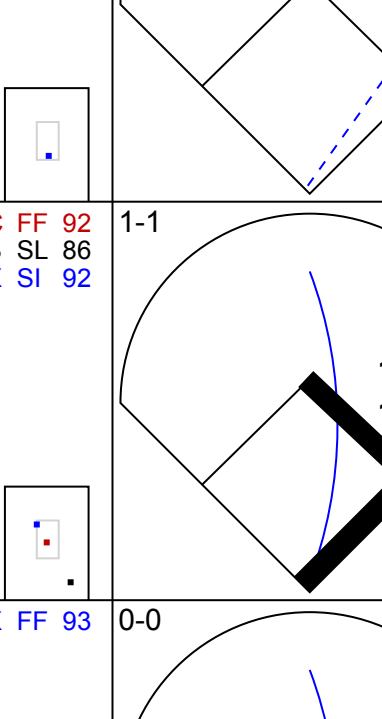

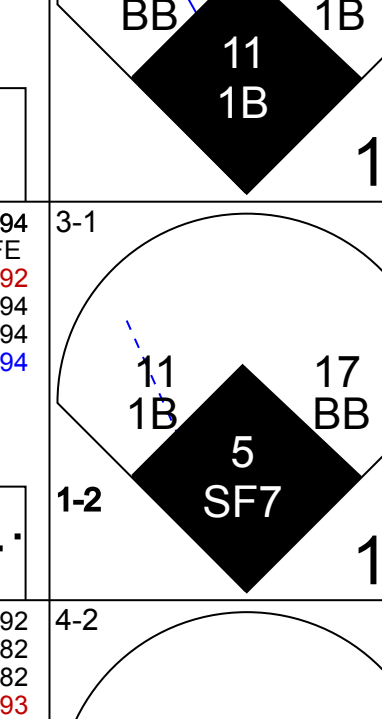

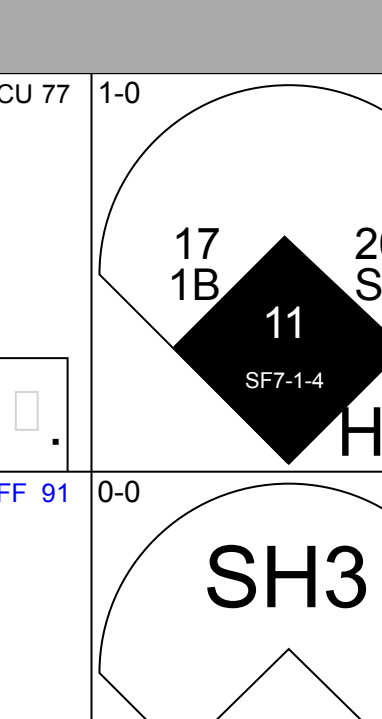
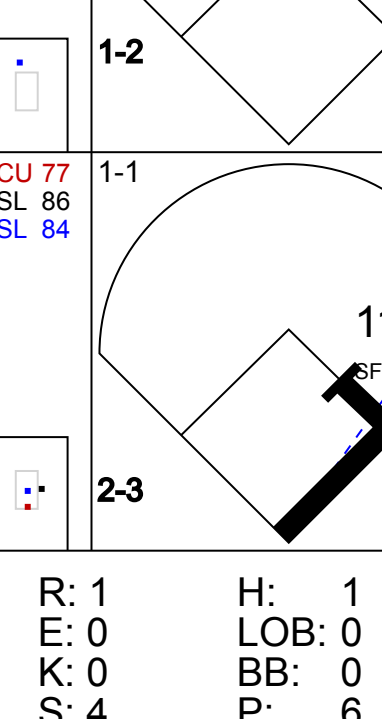
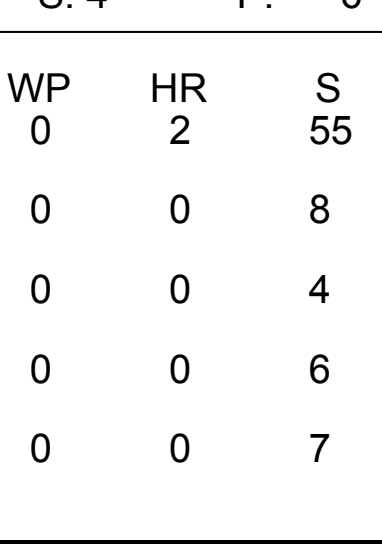

AB	29
R	1
H	3
RBI	1
BB	1
SO	11
LOB	5



Batter	1	2	3	4	5	6	7	8	9	AB	R	H	RBI	BB	SO	LOB	TOP					
24 Dexter Fowler, S OBP: 0.411, SLG: 0.505										4	0	1	1	0	1	0	Chicago Cubs @ Atlanta Braves Turner Field, Atlanta, GA Fri Jun 10 2016, 7:37 PM - 10:26 PM EDT Att: 30,547 - Clear - 91 F					
22 Jason Heyward, L OBP: 0.317, SLG: 0.307										4	0	0	0	0	3	1						
17 Kris Bryant, R OBP: 0.356, SLG: 0.515										4	0	0	0	0	2	1						
18 Ben Zobrist, S OBP: 0.435, SLG: 0.505										3	0	1	0	0	1	0						
47 Miguel Montero, L OBP: 0.342, SLG: 0.323										3	0	1	0	0	0	0						
9 Javier Báez, R OBP: 0.302, SLG: 0.417										3	0	0	0	0	0	2						
27 Addison Russell, R OBP: 0.315, SLG: 0.347										3	0	0	0	0	1	1						
5 Albert Almora Jr., R OBP: 0.250, SLG: 0.375										3	1	1	0	0	1	0						
39 Jason Hammel, R OBP: 0.266, SLG: 0.321										2	0	0	0	0	0	1						
37 Travis Wood, R										0	0	0	0	0	0	0						
43 Adam Warren, R										0	0	0	0	0	0	0						
8 Chris Coghlan, L										0	0	0	0	0	0	0						
52 Justin Grimm, R										0	0	0	0	0	0	0						
33 Clayton Richard, L										0	0	0	0	0	0	0						
Inning Stats	R: 0 E: 0 K: 2 S: 9	H: 0 LOB: 0 BB: 0 P: 13	R: 0 E: 0 K: 1 S: 10	H: 2 LOB: 1 BB: 0 P: 16	R: 1 E: 0 K: 0 S: 10	H: 1 LOB: 0 BB: 0 P: 15	R: 0 E: 0 K: 2 S: 9	H: 0 LOB: 0 BB: 0 P: 13	R: 0 E: 0 K: 0 S: 14	H: 0 LOB: 0 BB: 0 P: 20	R: 0 E: 0 K: 1 S: 9	H: 1 LOB: 1 BB: 0 P: 11	R: 0 E: 0 K: 0 S: 9	H: 0 LOB: 0 BB: 0 P: 13	R: 0 E: 0 K: 1 S: 6	H: 0 LOB: 0 BB: 0 P: 10	R: 0 E: 0 K: 2 S: 13	H: 0 LOB: 0 BB: 0 P: 19	1B: 2 2B: 2 3B: 0 HR: 0	SF: 0 SAC: 0 DP: 1 HBP: 0	WP: 1 PB: 0 SB: 0 CS: 0	PA: 30
PITCHER	IP WLS BF H R ER SO BB IBB HBP BLK WP HR S P ERA WHIP																					
20 Bud Norris, R ERA: 4.75	7.0 W 24 4 1 1 6 0 0 0 0 0 1 0 70 101 1.29 0.571																					
53 Jim Johnson, R ERA: 6.52	1.0 H 3 0 0 0 1 0 0 0 0 0 0 0 6 10 0.00 0.000																					
38 Arodys Vizcaino, R ERA: 2.08	1.0 3 0 0 0 2 0 0 0 0 0 0 0 13 19 0.00 0.000																					

AB	30
R	1
H	4
RBI	1
BB	0
SO	9
LOB	6



Batter	1	2	3	4	5	6	7	8	9	AB	R	H	RBI	BB	SO	LOB	BOTTOM				
11 Ender Inciarte, L OBP: 0.303, SLG: 0.305										4	0	2	2	0	0	2	Chicago Cubs @ Atlanta Braves Turner Field, Atlanta, GA Fri Jun 10 2016, 7:37 PM - 10:26 PM EDT Att: 30,547 - Clear - 91 F				
23 Chase d'Arnaud, R OBP: 0.311, SLG: 0.427										5	0	0	0	0	2	4					
5 Freddie Freeman, L OBP: 0.343, SLG: 0.425										3	0	0	1	1	1	1					
22 Nick Markakis, L OBP: 0.335, SLG: 0.326										5	0	0	0	0	0	5					
13 Adonis Garcia, R OBP: 0.294, SLG: 0.302										3	1	3	1	1	0	0					
25 Tyler Flowers, R OBP: 0.352, SLG: 0.364										4	1	1	1	1	0	2		6			
8 Jace Peterson, L OBP: 0.296, SLG: 0.234										3	2	2	0	0	0	0					
20 Bud Norris, R OBP: 0.455, SLG: 0.500										1	0	1	0	0	0	0					
53 Jim Johnson, R										0	0	0	0	0	0	0					
18 Jeff Francoeur, R										1	1	1	0	0	0	0					
38 Arodys Vizcaino, R										0	0	0	0	0	0	0					
17 Mallex Smith, L OBP: 0.312, SLG: 0.421										3	0	2	0	1	0	2					
Inning Stats	R: 0 E: 0 K: 1 S: 8	H: 0 LOB: 0 BB: 0 P: 11	R: 2 E: 0 K: 0 S: 13	H: 4 LOB: 2 BB: 0 P: 17	R: 0 E: 1 K: 1 S: 12	H: 1 LOB: 2 BB: 0 P: 18	R: 1 E: 0 K: 0 S: 4	H: 1 LOB: 0 BB: 0 P: 6	R: 0 E: 0 K: 1 S: 8	H: 0 LOB: 0 BB: 0 P: 13	R: 0 E: 0 K: 1 S: 12	H: 2 LOB: 2 BB: 0 P: 15	R: 0 E: 0 K: 0 S: 10	H: 1 LOB: 3 BB: 2 P: 23	R: 2 E: 0 K: 1 S: 13	H: 3 LOB: 2 BB: 1 P: 22	R: 2 E: 0 K: 1 S: 13	1B: 10 2B: 1 3B: 0 HR: 2	SF: 2 SAC: 2 DP: 1 HBP: 1	WP: 0 PB: 0 SB: 1 CS: 0	PA: 40
PITCHER	IP WLS BF H R ER SO BB IBB HBP BLK WP HR S P ERA WHIP																				
39 Jason Hammel, R ERA: 2.36	5.2 L 26 8 3 3 4 0 0 0 1 0 0 0 0 8 17 0.00 2.000																				
37 Travis Wood, L ERA: 2.35	1.0 5 1 0 0 0 1 0 0 0 0 0 0 8 17 0.00 2.000																				
43 Adam Warren, R ERA: 4.03	0.1 2 0 0 0 0 1 0 0 0 0 0 0 4 9 0.00 3.000																				
52 Justin Grimm, R ERA: 5.57	0.0 3 2 2 2 0 1 0 0 0 0 0 0 6 14 ∞ ∞																				
33 Clayton Richard, L ERA: 6.55	1.0 4 1 0 0 1 0 0 0 0 0 0 0 7 8 0.00 1.000																				



Batter	1	2	3	4	5	6	7	8	9	AB	R	H	RBI	BB	SO	LOB	TOP					
24 Dexter Fowler, S (1,8) OBP: 0.403, SLG: 0.496 20 Matt Szczur, R (8,PH) OBP: 0.362, SLG: 0.481	G3		1B	K		G3-1	K			5	0	1	0	0	2	1						
22 Jason Heyward, L (1,9) OBP: 0.336, SLG: 0.346	BB		L8			BB	BB	BB	1B	4	3	3	0	2	0	1						
17 Kris Bryant, R (1,5) 15 Tim Federowicz, R (8,2)	BB		FC6-4			G5-3				2	2	0	0	3	0	2						
44 Anthony Rizzo, L (1,3) OBP: 0.387, SLG: 0.528	BB		P6			G3-1				6	2	3	3	0	0	3						
18 Ben Zobrist, S (1,4) OBP: 0.431, SLG: 0.500	K					F8				5	1	2	2	1	2	4						
8 Chris Cohan, L (1,7) 5 Albert Almora Jr., R (7,7) OBP: 0.300, SLG: 0.400	K					FC4-6				3	2	1	0	1	1	3						
9 Javier Báez, R (1,6) OBP: 0.305, SLG: 0.440						BB				5	2	2	3	0	1	4						
3 David Ross, R (1,2) 43 Adam Warren, R (8,1) 56 Héctor Rondón, R (9,1)	K					SH3-4				4	0	2	2	1	1	0						
34 Jon Lester, L (1,1) 27 Addison Russell, R (8,PH) OBP: 0.317, SLG: 0.354	K					SH3-4				3	0	0	1	0	1	4						
Inning Stats	R: 1 E: 0 K: 2 S: 14	H: 1 LOB: 2 BB: 2 P: 25	R: 0 E: 0 K: 2 S: 12	H: 0 LOB: 0 BB: 0 P: 15	R: 0 E: 0 K: 0 S: 10	H: 1 LOB: 1 BB: 0 P: 16	R: 2 E: 1 K: 1 S: 11	H: 2 LOB: 1 BB: 1 P: 19	R: 0 E: 0 K: 0 S: 10	H: 0 LOB: 0 BB: 0 P: 17	R: 1 E: 0 K: 0 S: 12	H: 2 LOB: 0 BB: 0 P: 17	R: 3 E: 0 K: 1 S: 17	H: 3 LOB: 3 BB: 3 P: 38	R: 6 E: 0 K: 2 S: 24	H: 6 LOB: 1 BB: 1 P: 38	R: 0 E: 0 K: 2 S: 8	H: 1 LOB: 1 BB: 0 P: 9	1B: 10 2B: 6 3B: 0 HR: 1	SF: 0 SAC: 1 DP: 1 HBP: 0	WP: 0 PB: 0 SB: 0 CS: 0	PA: 50
PITCHER	IP WLS BF H R ER SO BB IBB HBP BLK WP HR S P ERA WHIP	IP WLS BF H R ER SO BB IBB HBP BLK WP HR S P ERA WHIP	IP WLS BF H R ER SO BB IBB HBP BLK WP HR S P ERA WHIP	IP WLS BF H R ER SO BB IBB HBP BLK WP HR S P ERA WHIP	IP WLS BF H R ER SO BB IBB HBP BLK WP HR S P ERA WHIP	IP WLS BF H R ER SO BB IBB HBP BLK WP HR S P ERA WHIP	IP WLS BF H R ER SO BB IBB HBP BLK WP HR S P ERA WHIP	IP WLS BF H R ER SO BB IBB HBP BLK WP HR S P ERA WHIP	IP WLS BF H R ER SO BB IBB HBP BLK WP HR S P ERA WHIP	52 John Gant, R (1,1) ERA: 5.63	46 Ian Krol, L (5,1) ERA: 3.38	55 Casey Kelly, R (6,1) ERA: 4.86	40 Alexi Ogando, R (7,1) ERA: 3.86	51 Chris Withrow, R (8,1) ERA: 5.65	54 Hunter Cervenko, L (8,1) ERA: 3.2							

Chicago Cubs @ Atlanta Braves
Turner Field, Atlanta, GA
Sun Jun 12 2016, 1:37 PM - 5:18 PM EDT
Att: 31,625 - Partly Cloudy - 90 F

AB	41
R	13
H	16
RBI	12
BB	8
SO	10
LOB	24



Batter	1	2	3	4	5	6	7	8	9	AB	R	H	RBI	BB	SO	LOB	BOTTOM					
11 Ender Inciarte, L (1,8) OBP: 0.305, SLG: 0.317	P6		P4			G5-3				4	1	1	0	0	0	1						
23 Chase d'Araud, R (1,4) OBP: 0.282, SLG: 0.402	BB		B1			G6-3				4	1	1	0	0	0	2						
5 Freddie Freeman, L (1,3) OBP: 0.336, SLG: 0.414	BB		G4-3			K				4	0	1	0	0	1	1						
18 Jeff Francoeur, R (1,7) OBP: 0.317, SLG: 0.390	K					K				4	0	1	1	0	3	1						
22 Nick Markakis, L (1,9) OBP: 0.336, SLG: 0.329	G4-3		E8			G4-3				3	0	1	0	1	0	1						
13 Adonis Garcia, R (1,5) OBP: 0.286, SLG: 0.293	E4		K			L9				4	0	0	0	0	1	3						
25 Tyler Flowers, R (1,2) OBP: 0.341, SLG: 0.351	P6		G6-3			F7				4	0	0	0	0	1	2						
1 Erick Aybar, S (1,6) OBP: 0.226, SLG: 0.217	FC5-2-6-1		K			K				4	0	1	0	0	1	1						
42 John Gant, R (1,1) 46 Ian Krol, L (5,1) 55 Casey Kelly, R (6,1) 40 Alexi Ogando, R (7,1) 51 Chris Withrow, R (8,1) 54 Hunter Cervenko, L (8,1)	G3					BB				1	0	0	0	0	0	0						
Inning Stats	R: 1 E: 0 K: 1 S: 17	H: 2 LOB: 1 BB: 0 P: 27	R: 0 E: 0 K: 0 S: 9	H: 0 LOB: 0 BB: 0 P: 14	R: 0 E: 0 K: 0 S: 5	H: 0 LOB: 0 BB: 0 P: 5	R: 0 E: 1 K: 2 S: 14	H: 1 LOB: 1 BB: 0 P: 21	R: 0 E: 0 K: 1 S: 10	H: 1 LOB: 1 BB: 0 P: 15	R: 0 E: 0 K: 2 S: 9	H: 0 LOB: 0 BB: 0 P: 11	R: 0 E: 0 K: 1 S: 9	H: 1 LOB: 1 BB: 0 P: 16	R: 1 E: 0 K: 0 S: 16	H: 2 LOB: 2 BB: 1 P: 30	R: 0 E: 0 K: 1 S: 6	H: 0 LOB: 0 BB: 0 P: 7	1B: 5 2B: 2 3B: 0 HR: 0	SF: 0 SAC: 0 DP: 0 HBP: 0	WP: 0 PB: 0 SB: 3 CS: 0	PA: 36
PITCHER	IP WLS BF H R ER SO BB IBB HBP BLK WP HR S P ERA WHIP	IP WLS BF H R ER SO BB IBB HBP BLK WP HR S P ERA WHIP	IP WLS BF H R ER SO BB IBB HBP BLK WP HR S P ERA WHIP	IP WLS BF H R ER SO BB IBB HBP BLK WP HR S P ERA WHIP	IP WLS BF H R ER SO BB IBB HBP BLK WP HR S P ERA WHIP	IP WLS BF H R ER SO BB IBB HBP BLK WP HR S P ERA WHIP	IP WLS BF H R ER SO BB IBB HBP BLK WP HR S P ERA WHIP	IP WLS BF H R ER SO BB IBB HBP BLK WP HR S P ERA WHIP	IP WLS BF H R ER SO BB IBB HBP BLK WP HR S P ERA WHIP	IP WLS BF H R ER SO BB IBB HBP BLK WP HR S P ERA WHIP	34 Jon Lester, L (1,1) ERA: 1.89	43 Adam Warren, R (8,1) ERA: 4.24	56 Héctor Rondón, R (9,1) ERA: 1.33									

Chicago Cubs @ Atlanta Braves
Turner Field, Atlanta, GA
Sun Jun 12 2016, 1:37 PM - 5:18 PM EDT
Att: 31,625 - Partly Cloudy - 90 F

AB	35
R	2
H	7
RBI	1
BB	1
SO	8
LOB	14



Batter	1	2	3	4	5	6	7	8	9	AB	R	H	RBI	BB	SO	LOB	TOP							
10 Jordy Mercer, R OBP: 0.355, SLG: 0.356										4	2	2	2	0	2	0								
5 Josh Harrison, R OBP: 0.327, SLG: 0.391										4	0	0	0	0	1	4								
22 Andrew McCutchen, R OBP: 0.324, SLG: 0.416										3	0	1	1	1	0	0								
27 Jung Ho Kang, R OBP: 0.349, SLG: 0.588										3	0	1	0	1	1	1								
6 Starling Marte, R OBP: 0.374, SLG: 0.498										0	0	0	0	0	0	0								
23 David Freese, R OBP: 0.370, SLG: 0.432										3	1	2	0	1	0	1								
17 Matt Joyce, L OBP: 0.412, SLG: 0.596										3	0	1	0	0	1	3								
15 Jason Rogers, R OBP: 0.316, SLG: 0.214										1	0	0	0	0	1	1								
35 Mark Melancon, R										0	0	0	0	0	0	0								
3 Sean Rodriguez, R OBP: 0.326, SLG: 0.487										4	0	1	0	0	1	1								
38 Erik Kratz, R OBP: 0.067, SLG: 0.068										4	0	0	0	0	1	3								
18 Jonathon Niese, L OBP: 0.154, SLG: 0.083										3	0	0	0	0	2	3								
48 Jared Hughes, R										0	0	0	0	0	0	0								
30 Nefalli Feliz, R										0	0	0	0	0	0	0								
28 John Jaso, L OBP: 0.356, SLG: 0.404										1	0	0	0	0	0	0								
Inning Stats	R: 1 E: 0 K: 0 S: 11	H: 1 LOB: 2 BB: 3 P: 24	R: 0 E: 0 K: 2 S: 10	H: 0 LOB: 0 BB: 0 P: 13	R: 1 E: 0 K: 0 S: 8	H: 2 LOB: 0 BB: 0 P: 11	R: 1 E: 0 K: 3 S: 19	H: 3 LOB: 3 BB: 0 P: 29	R: 0 E: 0 K: 2 S: 10	H: 1 LOB: 1 BB: 0 P: 13	R: 0 E: 0 K: 0 S: 9	H: 0 LOB: 0 BB: 0 P: 14	R: 0 E: 0 K: 1 S: 8	H: 0 LOB: 0 BB: 0 P: 10	R: 0 E: 0 K: 1 S: 10	H: 1 LOB: 1 BB: 0 P: 13	R: 0 E: 0 K: 1 S: 7	H: 0 LOB: 0 BB: 0 P: 11	1B: 5 2B: 2 3B: 0 HR: 1	SF: 0 SAC: 0 DP: 1 HBP: 1	WP: 0 PB: 0 SB: 1 CS: 1	PA: 37		
PITCHER	IP WLS BF H R ER SO BB IBB HBP BLK WP HR S P ERA WHIP	IP WLS BF H R ER SO BB IBB HBP BLK WP HR S P ERA WHIP	IP WLS BF H R ER SO BB IBB HBP BLK WP HR S P ERA WHIP	IP WLS BF H R ER SO BB IBB HBP BLK WP HR S P ERA WHIP	IP WLS BF H R ER SO BB IBB HBP BLK WP HR S P ERA WHIP	IP WLS BF H R ER SO BB IBB HBP BLK WP HR S P ERA WHIP	IP WLS BF H R ER SO BB IBB HBP BLK WP HR S P ERA WHIP	IP WLS BF H R ER SO BB IBB HBP BLK WP HR S P ERA WHIP	IP WLS BF H R ER SO BB IBB HBP BLK WP HR S P ERA WHIP	IP WLS BF H R ER SO BB IBB HBP BLK WP HR S P ERA WHIP	IP WLS BF H R ER SO BB IBB HBP BLK WP HR S P ERA WHIP	IP WLS BF H R ER SO BB IBB HBP BLK WP HR S P ERA WHIP	IP WLS BF H R ER SO BB IBB HBP BLK WP HR S P ERA WHIP	IP WLS BF H R ER SO BB IBB HBP BLK WP HR S P ERA WHIP	IP WLS BF H R ER SO BB IBB HBP BLK WP HR S P ERA WHIP	IP WLS BF H R ER SO BB IBB HBP BLK WP HR S P ERA WHIP	IP WLS BF H R ER SO BB IBB HBP BLK WP HR S P ERA WHIP	IP WLS BF H R ER SO BB IBB HBP BLK WP HR S P ERA WHIP	IP WLS BF H R ER SO BB IBB HBP BLK WP HR S P ERA WHIP	IP WLS BF H R ER SO BB IBB HBP BLK WP HR S P ERA WHIP	IP WLS BF H R ER SO BB IBB HBP BLK WP HR S P ERA WHIP	IP WLS BF H R ER SO BB IBB HBP BLK WP HR S P ERA WHIP	IP WLS BF H R ER SO BB IBB HBP BLK WP HR S P ERA WHIP	IP WLS BF H R ER SO BB IBB HBP BLK WP HR S P ERA WHIP
34 Jon Lester, L ERA: 2.06	6.0	W	27	7	3	3	7	3	0	1	0	0	0	0	0	0	0	0	13	18	0.00	0.750		
46 Pedro Strop, R ERA: 2.77	1.1	H	5	1	0	0	1	0	0	0	0	0	0	0	0	0	0	0	3	3	0.00	0.000		
37 Travis Wood, L ERA: 2.39	0.1	H	1	0	0	0	1	0	0	0	0	0	0	0	0	0	0	0	3	3	0.00	0.000		
56 Héctor Rondón, R ERA: 1.48	1.1	S	4	0	0	0	1	0	0	0	0	0	0	0	0	0	0	0	9	13	0.00	0.000		
Batter	1	2	3	4	5	6	7	8	9	AB	R	H	RBI	BB	SO	LOB	BOTTOM							
24 Dexter Fowler, S OBP: 0.398, SLG: 0.483										1	0	0	0	0	0	0								
5 Albert Almora Jr., R OBP: 0.366, SLG: 0.530										4	0	0	0	0	0	1								
22 Jason Heyward, L OBP: 0.324, SLG: 0.333										3	0	0	0	0	0	0								
17 Kris Bryant, R OBP: 0.362, SLG: 0.524										3	1	1	1	1	0	1								
44 Anthony Rizzo, L OBP: 0.394, SLG: 0.545										3	1	2	1	1	0	1								
18 Ben Zobrist, S OBP: 0.426, SLG: 0.495										2	0	1	0	2	0	0								
9 Javier Báez, R OBP: 0.293, SLG: 0.415										4	1	1	0	0	1	6								
27 Addison Russell, R OBP: 0.331, SLG: 0.358										3	0	0	0	1	2	1								
3 David Ross, R OBP: 0.357, SLG: 0.447										1	1	1	2	2	0	0								
34 Jon Lester, L OBP: 0.097, SLG: 0.133										2	0	0	0	0	2	3								
8 Chris Coghlan, L OBP: 0.222, SLG: 0.282										1	0	0	0	0	0	0								
46 Pedro Strop, R										0	0	0	0	0	0	0								
37 Travis Wood, R										0	0	0	0	0	0	0								
56 Héctor Rondón, R										1	0	0	0	0	1	1								
Inning Stats	R: 0 E: 0 K: 0 S: 6	H: 0 LOB: 0 BB: 0 P: 11	R: 1 E: 0 K: 2 S: 15	H: 2 LOB: 1 BB: 1 P: 25	R: 0 E: 0 K: 0 S: 9	H: 0 LOB: 1 BB: 1 P: 19	R: 1 E: 0 K: 1 S: 7	H: 1 LOB: 1 BB: 1 P: 14	R: 1 E: 0 K: 1 S: 13	H: 2 LOB: 2 BB: 1 P: 19	R: 1 E: 0 K: 0 S: 10	H: 1 LOB: 0 BB: 0 P: 15	R: 0 E: 0 K: 0 S: 7	H: 0 LOB: 2 BB: 2 P: 18	R: 0 E: 0 K: 1 S: 11	H: 0 LOB: 1 BB: 1 P: 16	1B: 1 2B: 2 3B: 0 HR: 3	SF: 0 SAC: 1 DP: 1 HBP: 1	WP: 1 PB: 0 SB: 1 CS: 0	PA: 37				
PITCHER	IP WLS BF H R ER SO BB IBB HBP BLK WP HR S P ERA WHIP	IP WLS BF H R ER SO BB IBB HBP BLK WP HR S P ERA WHIP	IP WLS BF H R ER SO BB IBB HBP BLK WP HR S P ERA WHIP	IP WLS BF H R ER SO BB IBB HBP BLK WP HR S P ERA WHIP	IP WLS BF H R ER SO BB IBB HBP BLK WP HR S P ERA WHIP	IP WLS BF H R ER SO BB IBB HBP BLK WP HR S P ERA WHIP	IP WLS BF H R ER SO BB IBB HBP BLK WP HR S P ERA WHIP	IP WLS BF H R ER SO BB IBB HBP BLK WP HR S P ERA WHIP	IP WLS BF H R ER SO BB IBB HBP BLK WP HR S P ERA WHIP	IP WLS BF H R ER SO BB IBB HBP BLK WP HR S P ERA WHIP	IP WLS BF H R ER SO BB IBB HBP BLK WP HR S P ERA WHIP	IP WLS BF H R ER SO BB IBB HBP BLK WP HR S P ERA WHIP	IP WLS BF H R ER SO BB IBB HBP BLK WP HR S P ERA WHIP	IP WLS BF H R ER SO BB IBB HBP BLK WP HR S P ERA WHIP	IP WLS BF H R ER SO BB IBB HBP BLK WP HR S P ERA WHIP	IP WLS BF H R ER SO BB IBB HBP BLK WP HR S P ERA WHIP	IP WLS BF H R ER SO BB IBB HBP BLK WP HR S P ERA WHIP	IP WLS BF H R ER SO BB IBB HBP BLK WP HR S P ERA WHIP	IP WLS BF H R ER SO BB IBB HBP BLK WP HR S P ERA WHIP	IP WLS BF H R ER SO BB IBB HBP BLK WP HR S P ERA WHIP	IP WLS BF H R ER SO BB IBB HBP BLK WP HR S P ERA WHIP	IP WLS BF H R ER SO BB IBB HBP BLK WP HR S P ERA WHIP	IP WLS BF H R ER SO BB IBB HBP BLK WP HR S P ERA WHIP	IP WLS BF H R ER SO BB IBB HBP BLK WP HR S P ERA WHIP
18 Jonathon Niese, L ERA: 4.74	1.0	L	26	4	4	4	0	1	1	1	0	0	0	0	0	0								
48 Jared Hughes, R ERA: 2.95	1.0		6	0	0	0	0	1	1	1	0	0	0	0	0	0								
30 Nefalli Feliz, R ERA: 3.6	0.2		1	0	0	0	0	0	0	0	0	0	0	0	0	0								
35 Mark Melancon, R ERA: 1.65	1.0		4	0	0	0	1	1	0	0	0	0	0	0	0	0								

Pittsburgh Pirates @ Chicago Cubs
Wrigley Field, Chicago, IL
Sat Jun 18 2016, 7:18 PM - 10:17 PM CDT
Att: 41,424 - Partly Cloudy - 73 F

AB 33
R 3
H 8
RBI 3
BB 3
SO 10
LOB 17

Pittsburgh Pirates @ Chicago Cubs
Wrigley Field, Chicago, IL
Sat Jun 18 2016, 7:18 PM - 10:17 PM CDT
Att: 41,424 - Partly Cloudy - 73 F

AB 28
R 4
H 6
RBI 4
BB 7
SO 6
LOB 14

Batter	1	2	3	4	5	6	7	8	9	AB R H RBI BB SO LOB	TOP									
28 John Jaso, L OBP: 0.332, SLG: 0.596 31 A.J. Schugel, R ERA: 4.05 17 Matt Joyce, L OBP: 0.376, SLG: 0.600 46 Curtis Parrish, R ERA: 4.05 57 Jorge Rondon, R ERA: 4.5 23 David Freese, R OBP: 0.376, SLG: 0.600	G1-3		G1-3		G4-3		FC5-4 22 FC5-4 6 BB 1B		G3 25 G3 2B	3 0 0 0 0 0 0 0 0 0 0 0 0 0 1 1 1 0 0 0 0 0 0 0 0 0 0 0 0 0 0 0 0 0 0 1 1 1 0 0 0 0	Pittsburgh Pirates @ Chicago Cubs Wrigley Field, Chicago, IL Sun Jun 19 2016, 7:09 PM - 10:32 PM CDT Att: 41,024 - Clear - 87 F									
25 Gregory Polanco, L OBP: 0.376, SLG: 0.612	K		1B		2B		BB	G3	4 0 2 0 1 1 1											
22 Andrew McCutchen, R OBP: 0.322, SLG: 0.472	K		K		K		FC5-4 6 BB 1B	1B	5 1 1 1 1 0 3 4											
6 Starling Marte, R OBP: 0.378, SLG: 0.508		1B					L7	1B	5 1 3 2 0 1 0											
27 Jung Ho Kang, R OBP: 0.351, SLG: 0.580	K		K		K		1B	1B	5 0 2 1 0 2 3											
5 Josh Harrison, R OBP: 0.328, SLG: 0.404		1B			HR		G1-3	FC6-4	5 1 2 1 0 1 4											
10 Jordy Mercer, R OBP: 0.354, SLG: 0.354		K			1B		E5	F7	4 0 1 0 0 1 3											
58 Jacob Stallings, R		K			F9		K	G5-3	4 0 0 0 0 2 5											
50 Jameson Taillon, R ERA: 4.51 3 Sean Rodriguez, R OBP: 0.319, SLG: 0.475			K		K		L8	K	1 0 0 0 0 1 0 3 0 0 0 0 2 0	AB 41 R 5 H 13 RBI 5 BB 1 SO 14 LOB 20										
Inning Stats	R: 0 E: 0 K: 2 S: 7	H: 0 LOB: 0 BB: 0 P: 10	R: 0 E: 0 K: 3 S: 14	H: 2 LOB: 1 BB: 0 P: 19	R: 0 E: 0 K: 2 S: 10	H: 1 LOB: 1 BB: 0 P: 17	R: 1 E: 0 K: 2 S: 13	H: 2 LOB: 1 BB: 0 P: 19	R: 0 E: 0 K: 1 S: 11		H: 1 LOB: 2 BB: 0 P: 15	R: 3 E: 0 K: 0 S: 19	H: 3 LOB: 1 BB: 1 P: 32	R: 0 E: 0 K: 1 S: 10	H: 0 LOB: 0 BB: 0 P: 16	R: 1 E: 0 K: 1 S: 16	H: 3 LOB: 2 BB: 0 P: 26	1B: 9 2B: 2 3B: 1 HR: 1	SF: 0 SAC: 0 DP: 0 HBP: 0	WP: 0 PB: 0 SB: 2 CS: 0
PITCHER	IP WLS BF H R ER SO BB IBB HBP BLK WP HR S P ERA WHIP											IP WLS BF H R ER SO BB IBB HBP BLK WP HR S P ERA WHIP								
28 Kyle Hendricks, R ERA: 2.94 52 Justin Grimm, R ERA: 4.51 33 Clayton Richard, L ERA: 7.5 43 Adam Warren, R ERA: 4.56 46 Pedro Strop, R ERA: 2.7	6.0 0.1 0.0 2.0 0.2	W 1 0 11 2	BF 26 0 11 0	H 7 0 5 0	R 1 0 4 0	ER 1 0 4 0	SO 12 0 1 1	BB 0 0 0 0	IBB 0 0 0 0	HBP 0 0 0 0	BLK 0 0 0 0	WP 0 0 0 0	HR 1 3 4 5	S 67 4 10 33 9	P 100 4 10 51 9	ERA 1.50 0.00 18.00 0.00	WHIP 1.167 0.000 2.500 0.000			

Batter	1	2	3	4	5	6	7	8	9	AB R H RBI BB SO LOB	BOTTOM									
8 Chris Coghlan, L OBP: 0.228, SLG: 0.283 52 Justin Grimm, R ERA: 4.51 33 Clayton Richard, L ERA: 7.5 43 Adam Warren, R ERA: 4.56 46 Pedro Strop, R ERA: 2.7	BB					L8		K		3 1 1 0 1 1 0 0 0 0 0 0 0 0 0 0 0 0 0 0 0 1 0 0 0 0 1 0 0 0 0 0 0 0 0	Pittsburgh Pirates @ Chicago Cubs Wrigley Field, Chicago, IL Sun Jun 19 2016, 7:09 PM - 10:32 PM CDT Att: 41,024 - Clear - 87 F									
22 Jason Heyward, L OBP: 0.330, SLG: 0.339	1B	P6			L8		BB	1B	5 1 3 0 0 0 1											
17 Kris Bryant, R OBP: 0.363, SLG: 0.531	K		HR		K		BB	K	4 2 1 1 1 3 3											
44 Anthony Rizzo, L OBP: 0.399, SLG: 0.562	1B		HR		F7		BB	1B	4 2 3 3 0 0 0											
18 Ben Zobrist, S OBP: 0.420, SLG: 0.487	F7		HR		F9		BB	1B	4 0 0 1 0 0 3											
47 Miguel Montero, L OBP: 0.319, SLG: 0.325	P5		1B		L8		BB	1B	4 0 1 0 0 1 4											
27 Addison Russell, R OBP: 0.329, SLG: 0.370	K		K		K		HR		4 1 1 2 0 2 1											
9 Javier Báez, R OBP: 0.305, SLG: 0.445	HR		1B		HR		P2		4 2 3 1 0 0 0											
28 Kyle Hendricks, R OBP: 0.111, SLG: 0.077 40 Wilson Contreras, R OBP: 0.370, SLG: 0.500 5 Albert Almora Jr., R OBP: 0.370, SLG: 0.500	G5-3		K		K		HR	G5-3	2 0 0 0 0 1 0 1 1 1 2 0 0 0 1 0 0 0 0 0 0	AB 37 R 10 H 14 RBI 10 BB 2 SO 9 LOB 12										
Inning Stats	R: 1 E: 0 K: 1 S: 19	H: 2 LOB: 2 BB: 1 P: 33	R: 1 E: 0 K: 1 S: 12	H: 2 LOB: 0 BB: 0 P: 18	R: 2 E: 0 K: 1 S: 14	H: 4 LOB: 2 BB: 0 P: 23	R: 0 E: 0 K: 2 S: 9	H: 0 LOB: 0 BB: 0 P: 11	R: 0 E: 0 K: 1 S: 9		H: 0 LOB: 0 BB: 0 P: 9	R: 2 E: 0 K: 1 S: 9	H: 2 LOB: 0 BB: 0 P: 13	R: 4 E: 0 K: 0 S: 22	H: 3 LOB: 0 BB: 1 P: 30	R: 0 E: 0 K: 2 S: 8	H: 1 LOB: 1 BB: 0 P: 14	1B: 9 2B: 0 3B: 0 HR: 5	SF: 0 SAC: 0 DP: 1 HBP: 0	WP: 0 PB: 0 SB: 0 CS: 0
PITCHER	IP WLS BF H R ER SO BB IBB HBP BLK WP HR S P ERA WHIP											IP WLS BF H R ER SO BB IBB HBP BLK WP HR S P ERA WHIP								
50 Jameson Taillon, R ERA: 3.5 31 A.J. Schugel, R ERA: 4.05 46 Curtis Parrish, R ERA: 4.05 57 Jorge Rondon, R ERA: 4.5	4.0 2.0 0.0 2.0	L 8 3 8	BF 20 8 8	H 8 2 2	R 4 2 1	ER 4 2 1	SO 5 2 2	BB 1 0 0	IBB 0 0 0	HBP 0 0 0	BLK 0 0 0	WP 0 0 0	HR 1 18 9 21	S 5 18 9 30	P 5 22 14 30	ERA 9.00 9.00 ∞ 4.50	WHIP 2.250 1.000 ∞ 1.000			



Batter	1	2	3	4	5	6	7	8	9	AB	R	H	RBI	BB	SO	LOB	TOP			
13 Matt Carpenter, L (1.4) OBP: 0.417, SLG: 0.559	G1-3		HR		L7		L8			4	1	1	1	0	0	0	St. Louis Cardinals @ Chicago Cubs Wrigley Field, Chicago, IL Tue Jun 21 2016, 7:07 PM - 10:01 PM CDT Att: 41,616 - Clear - 70 F			
36 Aledmys Diaz, R (1.6) OBP: 0.354, SLG: 0.479	K		1B		G5-3			HBP		3	1	1	0	0	1	0				
7 Matt Holliday, R (1.7) OBP: 0.330, SLG: 0.481	G1-3		HR		G5-3			K		4	1	1	2	0	1	1				
28 Tommy Pham, R (8.7)	G1-3		HR					K		0	0	0	0	0	0	0				
55 Stephen Piscotty, R (1.9) OBP: 0.387, SLG: 0.480		G3-1	2B		F8			F7		4	1	2	0	0	0	1				
27 Jhonny Peralta, R (1.5) OBP: 0.291, SLG: 0.442	P3				L9			K		4	0	0	0	0	2	3				
4 Yadier Molina, R (1.2) OBP: 0.336, SLG: 0.349	G3-1		F9		K			P4		4	0	0	0	0	1	2				
37 Brandon Moss, L (1.3) OBP: 0.338, SLG: 0.574			1B		K			P4		3	0	1	1	0	1	1				
16 Kolten Wong, L (1.8) OBP: 0.304, SLG: 0.281		G4-6-3			G4-6-3			P6		3	0	0	0	1	0	1				
50 Adam Wainwright, R (1.1) OBP: 0.214, SLG: 0.536					G5-3					3	0	0	0	0	1	2				
30 Jonathan Broxton, R (7.1)										0	0	0	0	0	0	0				
46 Kevin Siegrist, L (8.1)										0	0	0	0	0	0	0				
44 Trevor Rosenthal, R (9.1)										0	0	0	0	0	0	0				
Inning Stats	R: 0 E: 0 K: 1 S: 7	H: 0 LOB: 0 BB: 1 P: 8	R: 1 E: 0 K: 0 S: 14	H: 2 LOB: 2 BB: 1 P: 23	R: 3 E: 0 K: 1 S: 18	H: 3 LOB: 0 BB: 0 P: 31	R: 0 E: 0 K: 0 S: 4	H: 0 LOB: 0 BB: 0 P: 7	R: 0 E: 0 K: 2 S: 15	H: 1 LOB: 1 BB: 0 P: 18	R: 0 E: 0 K: 1 S: 8	H: 0 LOB: 0 BB: 0 P: 13	R: 0 E: 0 K: 2 S: 9	H: 0 LOB: 1 BB: 0 P: 15	R: 0 E: 0 K: 0 S: 5	H: 0 LOB: 0 BB: 0 P: 8	1B: 3 2B: 1 3B: 0 HR: 2	SF: 0 SAC: 0 DP: 1 HBP: 2	WP: 0 PB: 0 SB: 0 CS: 0	PA: 35
PITCHER	IP WLS BF H R ER SO BB IBB HBP BLK WP HR S P ERA WHIP	IP WLS BF H R ER SO BB IBB HBP BLK WP HR S P ERA WHIP	IP WLS BF H R ER SO BB IBB HBP BLK WP HR S P ERA WHIP	IP WLS BF H R ER SO BB IBB HBP BLK WP HR S P ERA WHIP	IP WLS BF H R ER SO BB IBB HBP BLK WP HR S P ERA WHIP	IP WLS BF H R ER SO BB IBB HBP BLK WP HR S P ERA WHIP	IP WLS BF H R ER SO BB IBB HBP BLK WP HR S P ERA WHIP	IP WLS BF H R ER SO BB IBB HBP BLK WP HR S P ERA WHIP	IP WLS BF H R ER SO BB IBB HBP BLK WP HR S P ERA WHIP	IP WLS BF H R ER SO BB IBB HBP BLK WP HR S P ERA WHIP	IP WLS BF H R ER SO BB IBB HBP BLK WP HR S P ERA WHIP	IP WLS BF H R ER SO BB IBB HBP BLK WP HR S P ERA WHIP	IP WLS BF H R ER SO BB IBB HBP BLK WP HR S P ERA WHIP	IP WLS BF H R ER SO BB IBB HBP BLK WP HR S P ERA WHIP	IP WLS BF H R ER SO BB IBB HBP BLK WP HR S P ERA WHIP	IP WLS BF H R ER SO BB IBB HBP BLK WP HR S P ERA WHIP	IP WLS BF H R ER SO BB IBB HBP BLK WP HR S P ERA WHIP			
39 Jason Hammel, R (1.1) ERA: 2.95	5.2	L	24	6	4	4	3	1	0	1	0	0	0	2	60	90	6.35	1.235		
50 Gerardo Concepción, L (6.1) ERA: 2.6	1.1		4	0	0	0	2	0	0	0	0	0	0	0	13	19	0.00	0.000		
46 Pedro Strop, R (8.1) ERA: 2.6	1.0		4	0	0	0	2	0	0	1	0	0	0	9	15	0.00	0.000			
37 Travis Wood, L (9.1) ERA: 2.22	1.0		3	0	0	0	0	0	0	0	0	0	0	5	8	0.00	0.000			


Batter	1	2	3	4	5	6	7	8	9	AB	R	H	RBI	BB	SO	LOB	BOTTOM					
8 Chris Coghlan, L (1.7) OBP: 0.242, SLG: 0.286					P2					2	2	1	0	2	0	0	St. Louis Cardinals @ Chicago Cubs Wrigley Field, Chicago, IL Tue Jun 21 2016, 7:07 PM - 10:01 PM CDT Att: 41,616 - Clear - 70 F					
46 Pedro Strop, R (8.1)									FC6	0	0	0	0	0	0	0						
37 Travis Wood, R (9.1)										0	0	0	0	0	0	0						
20 Matt Szczur, R (9,PH) OBP: 0.364, SLG: 0.516										1	0	0	0	0	0	2						
22 Jason Heyward, L (1.9) OBP: 0.330, SLG: 0.340										3	0	1	1	1	0	2						
17 Kris Bryant, R (1.5) OBP: 0.360, SLG: 0.525										4	0	0	0	0	0	3						
44 Anthony Rizzo, L (1.3) OBP: 0.401, SLG: 0.558										2	0	1	1	1	0	1						
18 Ben Zobrist, S (1.4) OBP: 0.417, SLG: 0.481										4	0	0	0	0	1	4						
40 Wilson Contreras, R (1.2) OBP: 0.444, SLG: 0.750										3	1	1	0	1	1	1						
27 Addison Russell, R (1.6) OBP: 0.331, SLG: 0.375										4	0	3	0	0	1	1						
5 Albert Almora Jr., R (1.8) OBP: 0.314, SLG: 0.441										4	0	0	0	0	1	4						
39 Jason Hammel, R (1.1) ERA: 4.73	6.2	W	27	6	3	3	4	3	0	0	0	0	0	0	0	0	0					
30 Jonathan Broxton, R (7.1) ERA: 3.86	0.1	H	2	0	0	0	0	1	0	0	0	0	0	0	4	9	0.00	3.000				
46 Kevin Siegrist, L (8.1) ERA: 2.75	1.0	H	3	0	0	0	0	1	0	0	0	0	0	5	11	0.00	1.000					
44 Trevor Rosenthal, R (9.1) ERA: 4.5	1.0	S	5	1	0	0	2	1	0	0	0	0	0	12	19	0.00	2.000					
Inning Stats	R: 1 E: 0 K: 0 S: 10	H: 1 LOB: 1 BB: 1 P: 18	R: 0 E: 0 K: 2 S: 10	H: 0 LOB: 1 BB: 1 P: 17	R: 1 E: 0 K: 1 S: 11	H: 1 LOB: 1 BB: 1 P: 19	R: 1 E: 0 K: 1 S: 9	H: 2 LOB: 0 BB: 0 P: 11	R: 0 E: 0 K: 0 S: 6	H: 0 LOB: 0 BB: 0 P: 9	R: 0 E: 0 K: 0 S: 5	H: 1 LOB: 2 BB: 1 P: 7	R: 0 E: 0 K: 0 S: 12	H: 1 LOB: 2 BB: 1 P: 25	R: 0 E: 0 K: 0 S: 5	H: 0 LOB: 0 BB: 1 P: 11	R: 0 E: 0 K: 2 S: 12	H: 1 LOB: 2 BB: 1 P: 19	1B: 5 2B: 2 3B: 0 HR: 0	SF: 1 SAC: 0 DP: 3 HBP: 0	WP: 0 PB: 0 SB: 0 CS: 0	PA: 37
PITCHER	IP WLS BF H R ER SO BB IBB HBP BLK WP HR S P ERA WHIP	IP WLS BF H R ER SO BB IBB HBP BLK WP HR S P ERA WHIP	IP WLS BF H R ER SO BB IBB HBP BLK WP HR S P ERA WHIP	IP WLS BF H R ER SO BB IBB HBP BLK WP HR S P ERA WHIP	IP WLS BF H R ER SO BB IBB HBP BLK WP HR S P ERA WHIP	IP WLS BF H R ER SO BB IBB HBP BLK WP HR S P ERA WHIP	IP WLS BF H R ER SO BB IBB HBP BLK WP HR S P ERA WHIP	IP WLS BF H R ER SO BB IBB HBP BLK WP HR S P ERA WHIP	IP WLS BF H R ER SO BB IBB HBP BLK WP HR S P ERA WHIP	IP WLS BF H R ER SO BB IBB HBP BLK WP HR S P ERA WHIP	IP WLS BF H R ER SO BB IBB HBP BLK WP HR S P ERA WHIP	IP WLS BF H R ER SO BB IBB HBP BLK WP HR S P ERA WHIP	IP WLS BF H R ER SO BB IBB HBP BLK WP HR S P ERA WHIP	IP WLS BF H R ER SO BB IBB HBP BLK WP HR S P ERA WHIP	IP WLS BF H R ER SO BB IBB HBP BLK WP HR S P ERA WHIP	IP WLS BF H R ER SO BB IBB HBP BLK WP HR S P ERA WHIP	IP WLS BF H R ER SO BB IBB HBP BLK WP HR S P ERA WHIP					
50 Adam Wainwright, R (1.1) ERA: 4.73	6.2	W	27	6	3	3	4	3	0	0	0	0	0	0	0	0	0					
30 Jonathan Broxton, R (7.1) ERA: 3.86	0.1	H	2	0	0	0	0	1	0	0	0	0	0	0	4	9	0.00	3.000				
46 Kevin Siegrist, L (8.1) ERA: 2.75	1.0	H	3	0	0	0	0	1	0	0	0	0	0	5	11	0.00	1.000					
44 Trevor Rosenthal, R (9.1) ERA: 4.5	1.0	S	5	1	0	0	2	1	0	0	0	0	0	12	19	0.00	2.000					



Batter	1	2	3	4	5	6	7	8	9	AB R H RBI BB SO LOB	TOP											
18 Ben Zobrist, S OBP: 0.409, SLG: 0.467	P4		K		G1-4-3			G4-3 BB	F8	4 0 0 0 1 1 3	Chicago Cubs @ Miami Marlins Marlins Park, Miami, FL Thu Jun 23 2016, 7:12 PM - 9:55 PM EDT Att: 25,291 - Roof Closed - 77 F											
22 Jason Heyward, L OBP: 0.324, SLG: 0.333	F7			E8 17 SF7 1B		L5		G4-3		4 1 1 0 0 0 1												
17 Kris Bryant, R OBP: 0.360, SLG: 0.519				SF7		K				2 0 1 1 1 1 0												
40 Wilson Contreras, R OBP: 0.429, SLG: 0.846	F9			3-H 9 2B 1B		K				4 0 1 0 0 2 3												
9 Javier Báez, R OBP: 0.307, SLG: 0.436		G5-3								4 0 1 0 0 1 0												
27 Addison Russell, R OBP: 0.331, SLG: 0.378										4 0 1 0 0 1 2												
5 Albert Almora Jr., R OBP: 0.317, SLG: 0.410										4 0 1 0 0 0 2												
3 David Ross, R OBP: 0.361, SLG: 0.474										3 1 1 1 1 2 0												
6 Carl Edwards Jr., R (9, PR)										0 0 0 0 0 0 0												
34 Jon Lester, L OBP: 0.091, SLG: 0.125										2 0 0 0 0 1 0												
20 Matt Szczur, R OBP: 0.348, SLG: 0.492										1 0 0 0 0 1 0												
46 Pedro Strop, R (8, PH)										0 0 0 0 0 0 0												
8 Chris Coghlan, L OBP: 0.241, SLG: 0.279										1 0 0 0 0 1 3												
Inning Stats	R: 0 E: 0 K: 0 S: 8	H: 1 LOB: 1 BB: 0 P: 10	R: 0 E: 0 K: 1 S: 7	H: 0 LOB: 0 BB: 0 P: 8	R: 0 E: 0 K: 2 S: 11	H: 0 LOB: 0 BB: 0 P: 18	R: 1 E: 1 K: 0 S: 11	H: 3 LOB: 2 BB: 0 P: 14	R: 0 E: 0 K: 2 S: 11	H: 0 LOB: 0 BB: 0 P: 15	R: 0 E: 0 K: 2 S: 8	H: 0 LOB: 0 BB: 0 P: 11	R: 0 E: 0 K: 0 S: 16	H: 0 LOB: 0 BB: 0 P: 12	R: 1 E: 0 K: 2 S: 16	H: 1 LOB: 2 BB: 2 P: 28	R: 0 E: 0 K: 2 S: 15	H: 2 LOB: 3 BB: 1 P: 24	1B: 5 2B: 1 3B: 0 HR: 1	SF: 1 SAC: 0 DP: 0 HBP: 0	WP: 0 PB: 0 SB: 0 CS: 0	PA: 37
PITCHER	IP WLS BF H R ER SO BB IBB HBP BLK WP HR S P ERA WHIP											IP WLS BF H R ER SO BB IBB HBP BLK WP HR S P ERA WHIP										
54 Wei-Yin Chen, L ERA: 5.0	(1, 1) 7.0 0 26 5 2 2 7 0 0 0 0 0 1 67 94 2.57 0.714																					
46 Kyle Barraclough, R ERA: 3.03	(8, 1) 1.0 W 5 0 0 0 2 1 1 0 0 0 0 0 13 22 0.00 1.000																					
35 David Phelps, R ERA: 2.41	(9, 1) 1.0 S 6 2 0 0 2 1 0 0 0 1 0 0 15 24 0.00 3.000																					

livebaseballscores.com

AB 33
R 2
H 7
RBI 2
BB 3
SO 11
LOB 14



Batter	1	2	3	4	5	6	7	8	9	AB R H RBI BB SO LOB	BOTTOM									
3 Adeiny Hechavarria, R OBP: 0.278, SLG: 0.339	F9									2 0 0 0 2 0 0	Chicago Cubs @ Miami Marlins Marlins Park, Miami, FL Thu Jun 23 2016, 7:12 PM - 9:55 PM EDT Att: 25,291 - Roof Closed - 77 F									
14 Martín Prado, R OBP: 0.362, SLG: 0.404	K									4 0 0 0 0 3 3										
21 Christian Yelich, L OBP: 0.399, SLG: 0.491	K									3 1 1 0 1 1 0										
13 Marcell Ozuna, R OBP: 0.373, SLG: 0.578		L8								4 1 1 1 0 0 2										
27 Giancarlo Stanton, R OBP: 0.314, SLG: 0.441										4 2 2 2 0 2 0										
11 J.T. Realmuto, R OBP: 0.336, SLG: 0.427										3 0 2 1 1 0 0										
12 Chris Johnson, R OBP: 0.279, SLG: 0.342										4 0 0 0 0 1 3										
19 Miguel Rojas, R OBP: 0.273, SLG: 0.275										3 0 1 0 0 0 0										
54 Wei-Yin Chen, R ERA: 2.1										3 0 0 0 0 1 1										
46 Kyle Barraclough, R ERA: 3.14										0 0 0 0 0 0 0										
35 David Phelps, R ERA: 3.14										0 0 0 0 0 0 0										
Inning Stats	R: 0 E: 0 K: 2 S: 7	H: 0 LOB: 0 BB: 0 P: 9	R: 0 E: 0 K: 1 S: 9	H: 0 LOB: 1 BB: 1 P: 16	R: 0 E: 0 K: 1 S: 8	H: 0 LOB: 1 BB: 1 P: 13	R: 1 E: 0 K: 0 S: 8	H: 2 LOB: 0 BB: 0 P: 14	R: 0 E: 0 K: 0 S: 14	H: 1 LOB: 2 BB: 1 P: 24	R: 1 E: 0 K: 2 S: 11	H: 2 LOB: 1 BB: 0 P: 16	R: 0 E: 0 K: 1 S: 7	H: 0 LOB: 0 BB: 0 P: 8	R: 2 E: 0 K: 1 S: 15	H: 2 LOB: 1 BB: 1 P: 28	1B: 4 2B: 1 3B: 0 HR: 2	SF: 0 SAC: 0 DP: 0 HBP: 0	WP: 1 PB: 0 SB: 2 CS: 1	PA: 34
PITCHER	IP WLS BF H R ER SO BB IBB HBP BLK WP HR S P ERA WHIP											IP WLS BF H R ER SO BB IBB HBP BLK WP HR S P ERA WHIP								
34 Jon Lester, L ERA: 2.1	(1, 1) 7.0 0 28 2 2 2 7 3 0 0 0 0 2 64 100 2.57 1.143																			
46 Pedro Strop, R ERA: 3.14	(8, 1) 1.0 L 6 2 2 2 1 1 0 0 0 0 1 0 15 28 18.00 3.000																			

livebaseballscores.com


AB 30
R 4
H 7
RBI 4
BB 4
SO 8
LOB 9



Batter	1	2	3	4	5	6	7	8	9	AB	R	H	RBI	BB	SO	LOB	TOP			
22 Jason Heyward, L OBP: 0.325, SLG: 0.329	L8	G4-3		BB			L9	HBP		3	0	0	0	1	0	0				
17 Kris Bryant, R OBP: 0.361, SLG: 0.526	HR	K		K			18 HBP 40 1B	K		4	2	1	1	1	3	3				
18 Ben Zobrist, S OBP: 0.410, SLG: 0.465		F8								3	1	1	0	0	1	0				
3 David Ross, R OBP: 0.358, SLG: 0.469	40 HR	1B					8 BB 40 1B			1	0	0	0	0	1	0				
40 Wilson Contreras, R OBP: 0.474, SLG: 0.941	1B									4	1	2	3	0	1	0				
8 Chris Coghlan, L OBP: 0.250, SLG: 0.291	9 1B									3	1	1	0	2	1	0				
9 Javier Báez, R OBP: 0.306, SLG: 0.431	28 SH3-4 27 1B	1B								4	0	1	1	0	2	5				
27 Addison Russell, R OBP: 0.333, SLG: 0.380	1B									4	0	2	0	0	0	3				
28 Kyle Hendricks, R OBP: 0.111, SLG: 0.077	SH3-4									0	0	0	0	0	0	0				
20 Matt Szczur, R OBP: 0.336, SLG: 0.478	1-2 2-3									2	0	0	0	0	0	0				
5 Albert Almora Jr., R OBP: 0.295, SLG: 0.381	K									3	0	0	0	0	1	3				
53 Trevor Cahill, R OBP: 0.200, SLG: 0.200										0	0	0	0	0	0	0				
37 Travis Wood, R										1	0	0	0	0	1	0				
56 Héctor Rondón, R										0	0	0	0	0	0	0				
Inning Stats	R: 4 H: 6 E: 0 K: 1 S: 18	H: 6 LOB: 2 BB: 0 P: 24	R: 0 H: 0 E: 0 K: 1 S: 11	H: 0 LOB: 0 BB: 0 P: 16	R: 0 H: 0 E: 0 K: 2 S: 9	H: 0 LOB: 0 BB: 0 P: 15	R: 0 H: 1 E: 0 K: 1 S: 9	H: 1 LOB: 2 BB: 1 P: 17	R: 0 H: 0 E: 0 K: 0 S: 7	H: 0 LOB: 0 BB: 0 P: 8	R: 1 H: 1 E: 0 K: 1 S: 10	H: 1 LOB: 3 BB: 2 P: 24	R: 0 H: 0 E: 0 K: 2 S: 13	H: 0 LOB: 1 BB: 0 P: 18	R: 0 H: 0 E: 0 K: 2 S: 12	H: 0 LOB: 0 BB: 0 P: 17	1B: 5 2B: 0 3B: 1 HR: 2	SF: 0 SAC: 2 DP: 1 HBP: 3	WP: 0 PB: 1 SB: 0 CS: 0	PA: 41
PITCHER	IP WLS BF H R ER SO BB IBB HBP BLK WP HR S P ERA WHIP																			
34 Tom Koehler, R ERA: 4.07	(1, 1) 6.0 27 7 4 4 6 2 0 1 0 0 2 60 96 6.00 1.500																			
40 Mike Dunn, L ERA: 3.52	(7, 1) 0.1 L 5 1 1 1 0 2 0 0 1 0 0 0 4 15 27.00 9.000																			
64 Nick Wittgren, R ERA: 3.0	(7, 1) 0.2 2 0 0 0 1 0 0 0 0 0 0 6 9 0.00 0.000																			
49 Brian Ellington, R ERA: 1.23	(8, 1) 2.0 7 0 0 0 4 0 0 1 0 0 0 25 35 0.00 0.000																			
Batter	1	2	3	4	5	6	7	8	9	AB	R	H	RBI	BB	SO	LOB	BOTTOM			
32 Derek Dietrich, L OBP: 0.379, SLG: 0.438	E6 27 BB 13 BB 41 HR	HBP					L8			3	1	0	0	0	0	1				
14 Martín Prado, R OBP: 0.360, SLG: 0.399	P5	K					G4-3	BB		3	0	0	0	1	1	2				
21 Christian Yelich, L OBP: 0.397, SLG: 0.475	K						G4-3			3	0	0	0	1	1	3				
13 Marcell Ozuna, R OBP: 0.375, SLG: 0.574	41 HR 27 BB	BB					13 WP BB	G3-1		2	1	0	0	2	0	1				
27 Giancarlo Stanton, R OBP: 0.313, SLG: 0.436	41 HR	BB						F8		3	1	0	0	1	1	1				
41 Justin Bour, L OBP: 0.339, SLG: 0.515	1-2 2-3	BB						F9		3	1	1	4	0	1	1				
12 Chris Johnson, R OBP: 0.276, SLG: 0.339	HR							L9		1	0	0	0	0	1	0				
11 J.T. Realmuto, R OBP: 0.331, SLG: 0.420	F7									4	0	0	0	0	1	0				
3 Adeiny Hechavarria, R OBP: 0.278, SLG: 0.337	F7									4	0	1	0	0	0	0				
34 Tom Koehler, R OBP: 0.340, SLG: 0.540										2	0	0	0	0	1	0				
40 Mike Dunn, L										0	0	0	0	0	0	0				
64 Nick Wittgren, R										0	0	0	0	0	0	0				
51 Ichiro Suzuki, L										1	0	0	0	0	1	1				
49 Brian Ellington, R										0	0	0	0	0	0	0				
28 Cole Gillespie, R OBP: 0.276, SLG: 0.340										1	0	0	0	0	0	0				
Inning Stats	R: 4 H: 1 E: 1 K: 1 S: 16	H: 1 LOB: 2 BB: 2 P: 27	R: 0 H: 0 E: 0 K: 1 S: 13	H: 0 LOB: 1 BB: 0 P: 16	R: 0 H: 0 E: 0 K: 2 S: 15	H: 0 LOB: 1 BB: 1 P: 27	R: 0 H: 0 E: 0 K: 1 S: 8	H: 0 LOB: 0 BB: 0 P: 13	R: 0 H: 0 E: 0 K: 0 S: 11	H: 0 LOB: 1 BB: 1 P: 22	R: 0 H: 1 E: 1 K: 1 S: 15	H: 1 LOB: 2 BB: 1 P: 27	R: 0 H: 0 E: 0 K: 1 S: 9	H: 0 LOB: 0 BB: 0 P: 14	R: 0 H: 0 E: 0 K: 0 S: 6	H: 0 LOB: 0 BB: 0 P: 12	1B: 1 2B: 0 3B: 0 HR: 1	SF: 0 SAC: 0 DP: 0 HBP: 1	WP: 1 PB: 0 SB: 0 CS: 0	PA: 36
PITCHER	IP WLS BF H R ER SO BB IBB HBP BLK WP HR S P ERA WHIP																			
28 Kyle Hendricks, R ERA: 2.76	(1, 1) 5.0 22 4 4 0 5 4 0 1 0 0 1 63 105 0.00 1.000																			
53 Trevor Cahill, R ERA: 2.53	(6, 1) 1.0 W 4 1 0 0 1 0 0 0 0 0 0 13 21 0.00 1.000																			
37 Travis Wood, L ERA: 2.1	(7, 1) 1.2 H 6 0 0 0 1 1 0 0 0 0 0 19 32 0.00 0.600																			
56 Héctor Rondón, R ERA: 1.4	(8, 1) 1.1 S 4 0 0 0 1 0 0 0 0 0 0 9 17 0.00 0.000																			


Chicago Cubs @ Miami Marlins
Marlins Park, Miami, FL
Fri Jun 24, 2016, 7:13 PM - 10:30 PM EDT
Att: 24,385 - Roof Closed - 78 F

AB 32
R 5
H 8
RBI 5
BB 4
SO 11
LOB 14



Chicago Cubs @ Miami Marlins
Marlins Park, Miami, FL
Fri Jun 24, 2016, 7:13 PM - 10:30 PM EDT
Att: 24,385 - Roof Closed - 78 F

AB 30
R 4
H 2
RBI 4
BB 5
SO 8
LOB 10



livebaseballscorecards.com

livebaseballscorecards.com

Batter	1	2	3	4	5	6	7	8	9	AB	R	H	RBI	BB	SO	LOB	TOP							
22 Jason Heyward, L OBP: 0.323, SLG: 0.524										4	0	0	0	1	1	3	Chicago Cubs @ Miami Marlins Marlins Park, Miami, FL Sat Jun 25 2016, 4:12 PM - 7:20 PM EDT Att: 29,457 - Roof Closed - 76 F							
6 Carl Edwards Jr., R										0	0	0	0	0	0	0								
17 Kris Bryant, R OBP: 0.362, SLG: 0.525										4	1	1	0	1	1	1								
44 Anthony Rizzo, L OBP: 0.402, SLG: 0.563										5	0	2	0	0	0	2								
40 Wilson Contreras, R OBP: 0.500, SLG: 0.900										3	1	1	1	2	0	3								
9 Javier Báez, R OBP: 0.303, SLG: 0.421										4	1	0	0	0	1	4								
27 Addison Russell, R OBP: 0.338, SLG: 0.392										3	2	1	3	1	1	0								
47 Miguel Montero, L OBP: 0.322, SLG: 0.347										4	1	2	1	1	2	2								
41 John Lackey, R OBP: 0.162, SLG: 0.114										1	0	0	0	0	1	0								
50 Gerardo Concepción, L OBP: 0.246, SLG: 0.288										2	0	0	0	0	1	1								
5 Albert Almora Jr., R OBP: 0.298, SLG: 0.378										3	0	1	0	0	1	1								
45 Spencer Patton, R										0	0	0	0	0	0	0								
52 Justin Grimm, R										0	0	0	0	0	0	0								
18 Ben Zobrist, S OBP: 0.412, SLG: 0.465										0	0	0	0	1	0	0								
Inning Stats	R: 0 E: 0 K: 1 S: 16	H: 1 LOB: 2 BB: 1 P: 29	R: 1 E: 0 K: 1 S: 10	H: 1 LOB: 1 BB: 1 P: 18	R: 3 E: 0 K: 0 S: 11	H: 1 LOB: 1 BB: 2 P: 22	R: 0 E: 0 K: 0 S: 10	H: 1 LOB: 2 BB: 1 P: 16	R: 0 E: 0 K: 2 S: 13	H: 0 LOB: 0 BB: 0 P: 18	R: 0 E: 0 K: 1 S: 7	H: 1 LOB: 0 BB: 0 P: 11	R: 0 E: 0 K: 2 S: 11	H: 1 LOB: 1 BB: 0 P: 16	R: 1 E: 0 K: 0 S: 6	H: 1 LOB: 2 BB: 2 P: 15	R: 1 E: 0 K: 1 S: 13	H: 1 LOB: 2 BB: 1 P: 18	1B: 2 2B: 4 3B: 0 HR: 2	SF: 0 SAC: 0 DP: 2 HBP: 2	WP: 0 PB: 0 SB: 0 CS: 0	PA: 43		
PITCHER	IP WLS BF H R ER SO BB IBB HBP BLK WP HR S P ERA WHIP	5.0 W 25 4 4 4 4 5 0 1 0 0 2 60 103 7.20 1.800	1.0 H 3 1 0 0 1 0 0 0 0 0 0 7 11 0.00 1.000	1.0 H 4 1 0 0 2 0 0 0 0 0 0 0 11 16 0.00 1.000	1.1 8 2 2 2 0 3 0 0 0 0 0 14 27 13.50 3.750	0.2 S 3 0 0 0 1 0 0 1 0 0 0 5 6 0.00 0.000																		

AB	33
R	6
H	8
RBI	5
BB	8
SO	8
LOB	18



Batter	1	2	3	4	5	6	7	8	9	AB	R	H	RBI	BB	SO	LOB	BOTTOM				
51 Ichiro Suzuki, L OBP: 0.419, SLG: 0.387										4	2	1	0	1	0	0	Chicago Cubs @ Miami Marlins Marlins Park, Miami, FL Sat Jun 25 2016, 4:12 PM - 7:20 PM EDT Att: 29,457 - Roof Closed - 76 F				
14 Martín Prado, R OBP: 0.362, SLG: 0.404										4	2	2	1	0	1	0					
21 Christian Yelich, L OBP: 0.399, SLG: 0.476										2	2	1	1	1	0	0					
27 Giancarlo Stanton, R OBP: 0.319, SLG: 0.443										3	2	2	3	1	1	1					
41 Justin Bour, L OBP: 0.342, SLG: 0.535										4	1	2	3	0	1	2					
33 Dustin McGowan, R										0	0	0	0	0	0	0					
44 AJ Ramos, R										0	0	0	0	0	0	0					
32 Derek Dietrich, L OBP: 0.377, SLG: 0.437										3	0	1	1	0	1	1					
11 J.T. Realmuto, R OBP: 0.329, SLG: 0.417										4	0	1	0	0	0	2					
3 Adeiny Hechavarria, R OBP: 0.274, SLG: 0.332										4	0	0	0	0	1	2					
50 Paul Clemens, R ERA: 3.29										1	0	0	0	0	1	0					
28 Cole Gillespie, R OBP: 0.272, SLG: 0.286										1	0	0	0	0	0	0					
64 Nick Wittgren, R ERA: 5.4										0	0	0	0	0	0	0					
12 Chris Johnson, R OBP: 0.274, SLG: 0.332										1	0	0	0	0	0	0					
46 Kyle Barraclough, R ERA: 5.88										0	0	0	0	0	0	0					
19 Miguel Rojas, R OBP: 0.274, SLG: 0.332										1	0	0	0	0	1	0					
Inning Stats	R: 1 E: 0 K: 2 S: 16	H: 1 LOB: 1 BB: 1 P: 26	R: 0 E: 0 K: 1 S: 8	H: 0 LOB: 0 BB: 0 P: 12	R: 0 E: 0 K: 2 S: 11	H: 0 LOB: 0 BB: 0 P: 14	R: 2 E: 0 K: 0 S: 15	H: 3 LOB: 1 BB: 1 P: 25	R: 4 E: 1 K: 0 S: 18	H: 4 LOB: 1 BB: 1 P: 30	R: 0 E: 0 K: 0 S: 6	H: 0 LOB: 0 BB: 0 P: 10	R: 2 E: 1 K: 1 S: 14	H: 2 LOB: 1 BB: 0 P: 20	R: 0 E: 0 K: 1 S: 11	H: 0 LOB: 0 BB: 0 P: 16	1B: 6 2B: 3 3B: 0 HR: 1	SF: 2 SAC: 0 DP: 1 HBP: 0	WP: 0 PB: 0 SB: 1 CS: 0	PA: 37	
PITCHER	IP WLS BF H R ER SO BB IBB HBP BLK WP HR S P ERA WHIP	4.1 L 22 7 7 7 5 3 0 0 0 0 0 1 60 95 14.54 2.308	0.2 3 1 0 0 0 0 0 0 0 0 0 8 12 0.00 1.500	1.1 7 2 2 1 0 0 0 0 0 0 0 15 24 6.75 1.500	0.2 2 0 0 0 1 0 0 0 0 0 0 5 6 0.00 0.000	1.0 3 0 0 0 1 0 0 0 0 0 0 11 16 0.00 0.000															

AB	32
R	9
H	10
RBI	9
BB	3
SO	7
LOB	8



Batter	1	2	3	4	5	6	7	8	9	AB	R	H	RBI	BB	SO	LOB	TOP										
18 Ben Zobrist, S OBP: 0.410, SLG: 0.460	G4-3		SF8 22 1B BB		K			L3		3	0	0	0	1	1	0											
22 Jason Heyward, L OBP: 0.325, SLG: 0.327	K							L9		4	0	2	0	0	1	0											
17 Kris Bryant, R OBP: 0.357, SLG: 0.520	P3		SF8		K			K		3	0	0	1	0	2	1											
44 Anthony Rizzo, L OBP: 0.403, SLG: 0.562					K					4	0	2	0	0	2	3											
40 Wilson Contreras, R OBP: 0.464, SLG: 0.763										3	0	0	0	1	2	3											
47 Miguel Montero, L OBP: 0.313, SLG: 0.336	G6-3				K					4	0	0	0	0	1	3											
27 Addison Russell, R OBP: 0.333, SLG: 0.386	K				G1-3					4	0	0	0	0	2	2											
8 Chris Coghlan, L OBP: 0.249, SLG: 0.285			K							2	0	0	0	1	2	0											
39 Jason Hammel, R OBP: 0.266, SLG: 0.324										2	1	1	0	0	1	0											
20 Matt Szczur, R OBP: 0.100, SLG: 0.147										1	0	0	0	0	1	1											
37 Travis Wood, R OBP: 0.100, SLG: 0.147										0	0	0	0	0	0	0											
52 Justin Grimm, R OBP: 0.100, SLG: 0.147										0	0	0	0	0	0	0											
45 Spencer Patton, R OBP: 0.100, SLG: 0.147										0	0	0	0	0	0	0											
50 Gerardo Concepción, L OBP: 0.100, SLG: 0.147										0	0	0	0	0	0	0											
Inning Stats	R: 0 H: 0 E: 0 K: 1 S: 8	H: 0 LOB: 0 BB: 0 P: 11	R: 0 H: 1 E: 0 K: 2 S: 10	H: 1 LOB: 1 BB: 0 P: 14	R: 1 H: 2 E: 0 K: 2 S: 18	H: 2 LOB: 2 BB: 1 P: 26	R: 0 H: 0 E: 0 K: 1 S: 7	H: 0 LOB: 0 BB: 1 P: 13	R: 0 H: 0 E: 0 K: 3 S: 10	H: 0 LOB: 0 BB: 0 P: 15	R: 0 H: 1 E: 0 K: 2 S: 11	H: 1 LOB: 1 BB: 0 P: 17	R: 0 H: 0 E: 0 K: 2 S: 7	H: 0 LOB: 1 BB: 1 P: 12	R: 0 H: 0 E: 0 K: 1 S: 8	H: 0 LOB: 1 BB: 0 P: 13	R: 0 H: 1 E: 0 K: 1 S: 8	H: 1 LOB: 1 BB: 0 P: 10	1B: 5 2B: 0 3B: 0 HR: 0	SF: 1 SAC: 0 DP: 0 HBP: 0	WP: 0 PB: 0 SB: 0 CS: 1	PA: 34					
PITCHER	IP	WLS	BF	H	R	ER	SO	BB	IBB	HBP	BLK	WP	HR	S	P	ERA	WHIP										
José Fernández, R ERA: 2.28	7.0	W	27	4	1	1	13	3	0	0	0	0	0	71	108	1.29	1.000										
35 David Phelps, R ERA: 2.36	1.0	H	3	0	0	0	1	0	0	0	0	0	0	8	13	0.00	0.000										
49 Brian Ellington, R ERA: 1.08	1.0		4	1	0	0	1	0	0	0	0	0	0	8	10	0.00	1.000										

Chicago Cubs @ Miami Marlins
Marlins Park, Miami, FL
Sun Jun 26 2016, 1:11 PM - 4:17 PM EDT
Att: 27,318 - Roof Closed - 77 F

AB 30
R 1
H 5
RBI 1
BB 3
SO 15
LOB 13



Batter	1	2	3	4	5	6	7	8	9	AB	R	H	RBI	BB	SO	LOB	BOTTOM										
51 Ichiro Suzuki, L OBP: 0.412, SLG: 0.377	F8		F7		G4-3					4	1	0	0	1	1	2											
14 Martín Prado, R OBP: 0.359, SLG: 0.404	L8		G1-3		G6-3					5	0	1	3	0	0	2											
21 Christian Yelich, L OBP: 0.399, SLG: 0.474	K									5	0	2	1	0	2	2											
27 Giancarlo Stanton, R OBP: 0.318, SLG: 0.444										4	1	1	0	0	2	3											
41 Justin Bour, L OBP: 0.345, SLG: 0.530										2	1	0	0	2	0	3											
35 David Phelps, R OBP: 0.500, SLG: 0.500										0	0	0	0	0	0	0											
12 Chris Johnson, R OBP: 0.274, SLG: 0.336										0	0	0	0	0	0	0											
32 Derek Dietrich, L OBP: 0.388, SLG: 0.447										2	1	2	1	0	0	0											
49 Brian Ellington, R OBP: 0.270, SLG: 0.327										0	0	0	0	0	0	0											
3 Adeiny Hechavarría, R OBP: 0.270, SLG: 0.327										4	0	0	1	0	0	6											
6 Jeff Mathis, R OBP: 0.206, SLG: 0.250										4	0	0	0	0	0	6											
José Fernández, R OBP: 0.250, SLG: 0.259										2	0	1	0	0	0	0											
19 Miguel Rojas, R OBP: 0.284, SLG: 0.287										2	2	2	0	0	0	0											
Inning Stats	R: 0 H: 0 E: 0 K: 1 S: 6	H: 1 LOB: 1 BB: 0 P: 12	R: 1 H: 1 E: 0 K: 0 S: 9	H: 1 LOB: 1 BB: 1 P: 16	R: 0 H: 0 E: 0 K: 0 S: 5	H: 0 LOB: 0 BB: 0 P: 7	R: 0 H: 1 E: 0 K: 1 S: 14	H: 1 LOB: 3 BB: 1 P: 27	R: 0 H: 1 E: 0 K: 1 S: 11	H: 1 LOB: 1 BB: 0 P: 18	R: 1 H: 1 E: 0 K: 0 S: 7	H: 1 LOB: 1 BB: 0 P: 13	R: 1 H: 2 E: 1 K: 2 S: 23	H: 2 LOB: 2 BB: 0 P: 31	R: 3 H: 3 E: 0 K: 0 S: 17	H: 3 LOB: 1 BB: 1 P: 32	1B: 5 2B: 4 3B: 0 HR: 0	SF: 0 SAC: 0 DP: 0 HBP: 2	WP: 1 PB: 0 SB: 0 CS: 0	PA: 39							
PITCHER	IP	WLS	BF	H	R	ER	SO	BB	IBB	HBP	BLK	WP	HR	S	P	ERA	WHIP										
39 Jason Hammel, R ERA: 2.58	6.0	L	26	4	2	2	3	2	0	2	0	0	0	52	93	3.00	1.000										
37 Travis Wood, L ERA: 2.08	0.1		4	2	1	0	1	0	0	0	0	0	0	14	16	0.00	6.000										
52 Justin Grimm, R ERA: 6.08	0.2		3	1	1	1	1	0	0	0	0	0	0	12	21	13.50	1.500										
45 Spencer Patton, R ERA: 6.75	0.2		3	1	0	0	0	0	0	0	0	0	0	8	12	0.00	1.500										
50 Gerardo Concepción, L ERA: 3.86	0.1		3	1	2	2	0	1	0	0	0	0	0	6	14	54.00	6.000										

Chicago Cubs @ Miami Marlins
Marlins Park, Miami, FL
Sun Jun 26 2016, 1:11 PM - 4:17 PM EDT
Att: 27,318 - Roof Closed - 77 F

AB 34
R 6
H 9
RBI 6
BB 3
SO 5
LOB 24

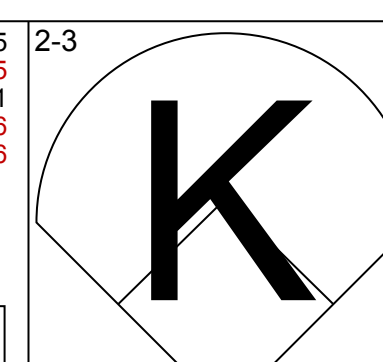
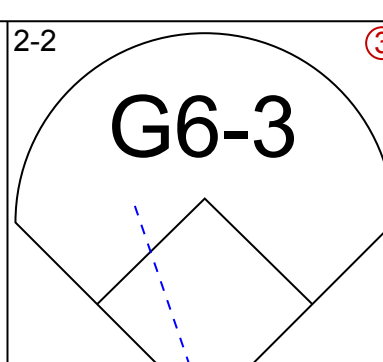
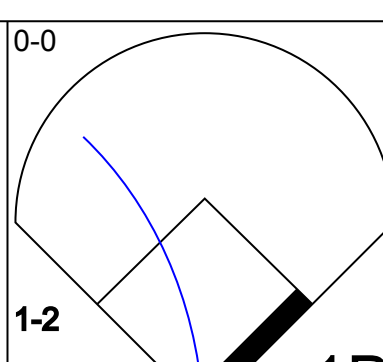
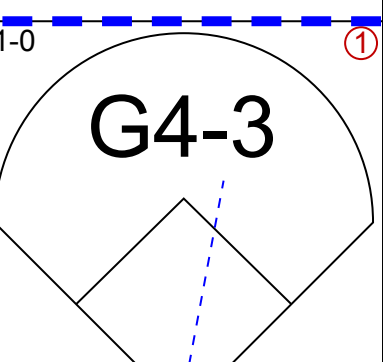
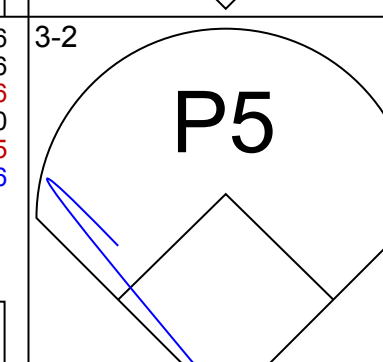
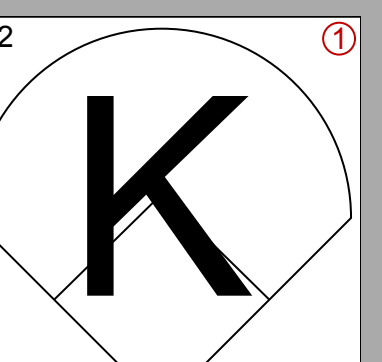
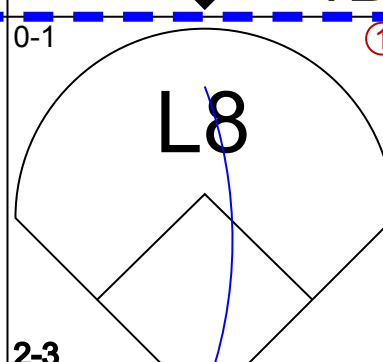
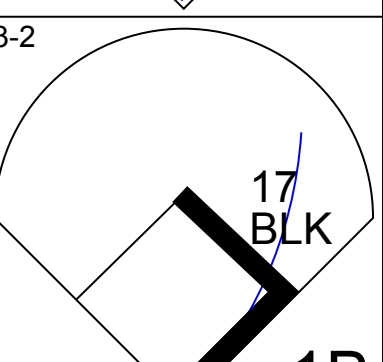
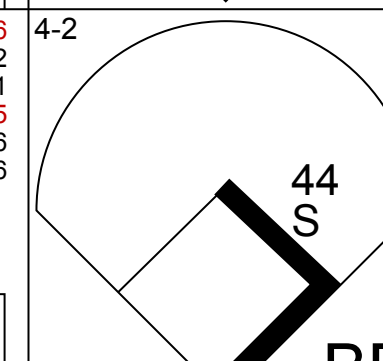
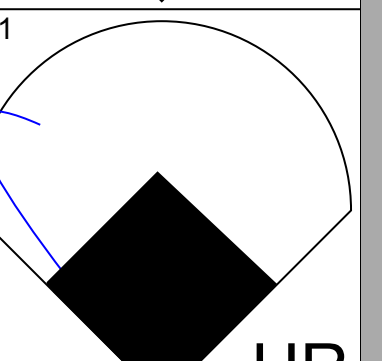
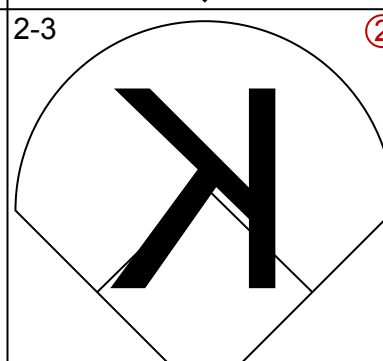
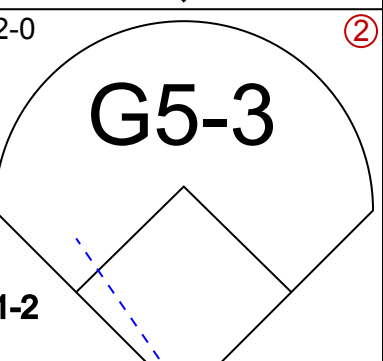
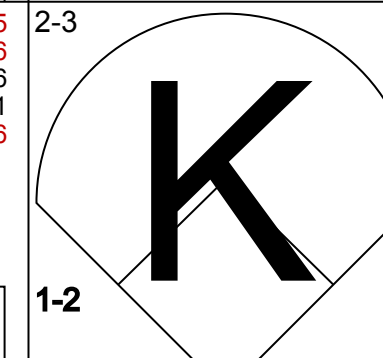
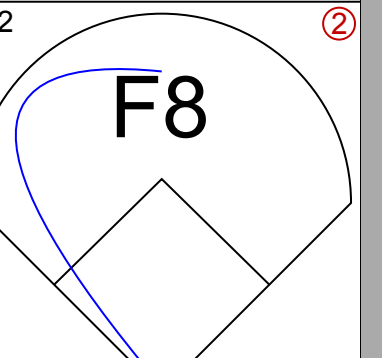
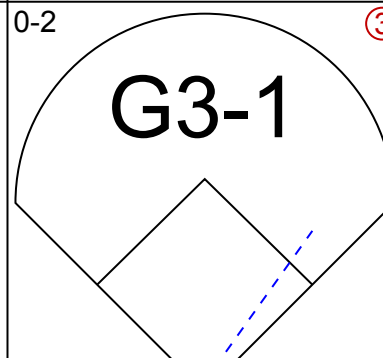
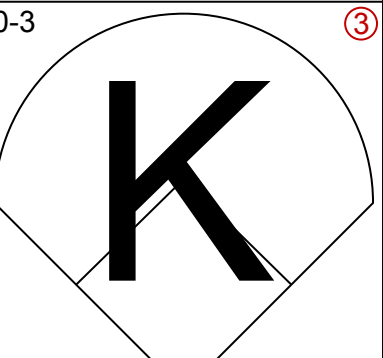
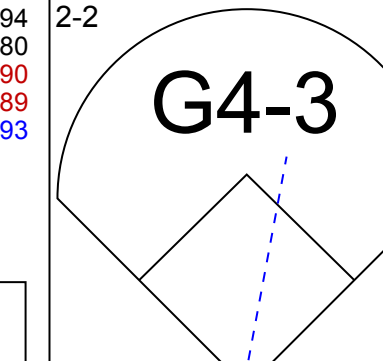
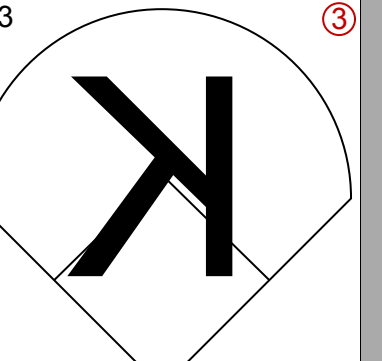
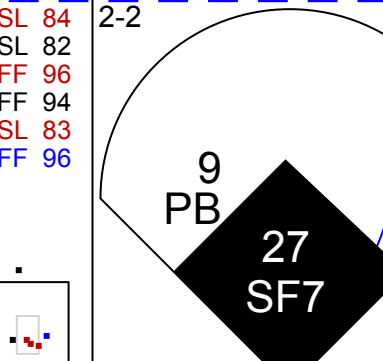
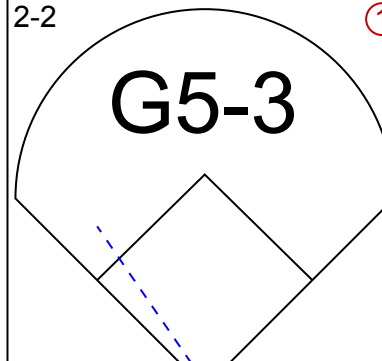
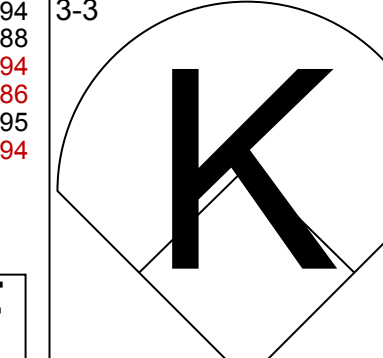
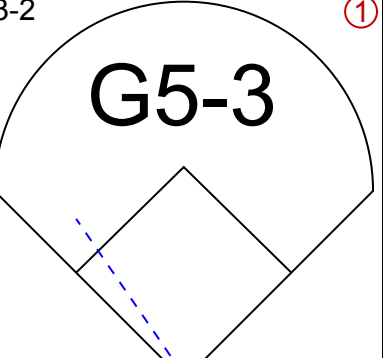
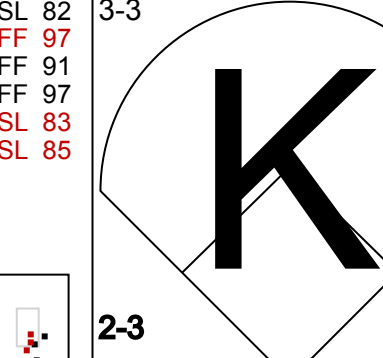
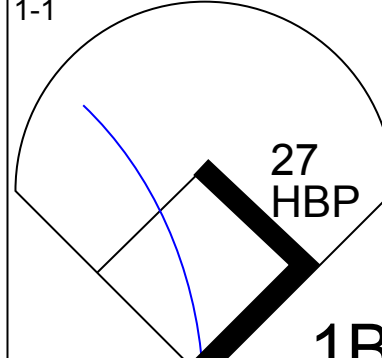
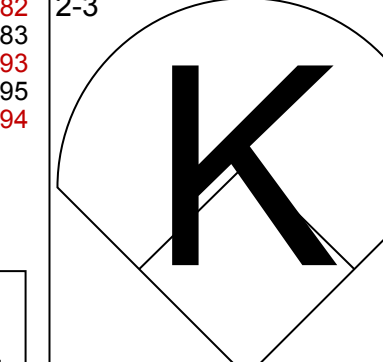
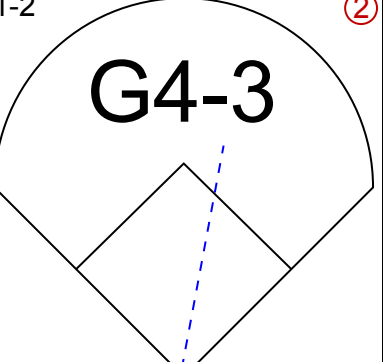
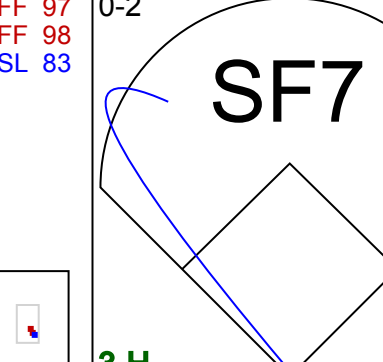
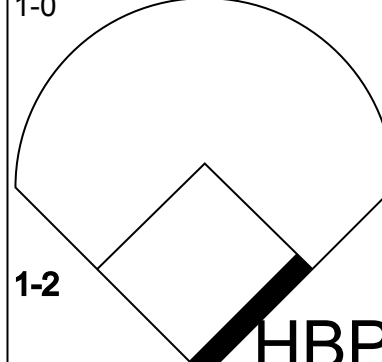
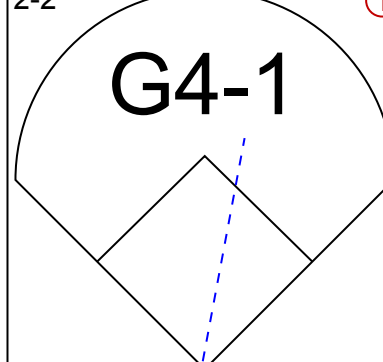
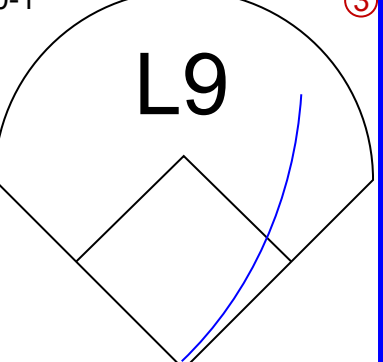
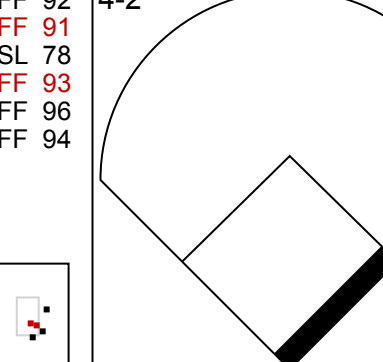
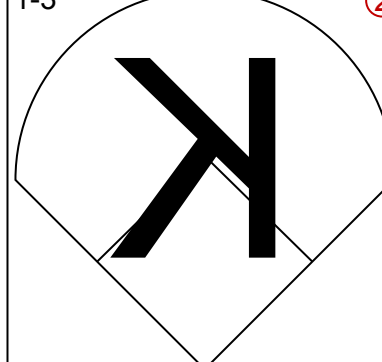
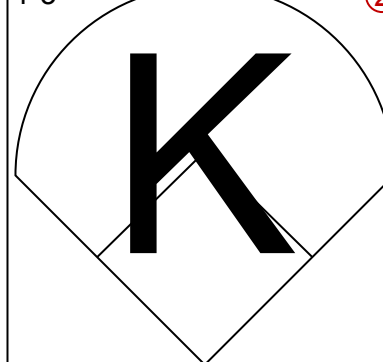
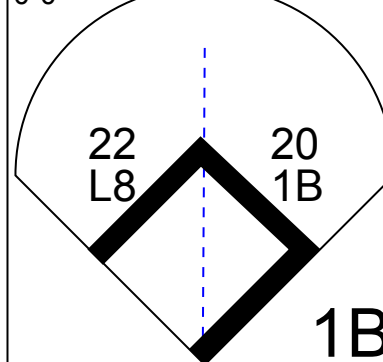
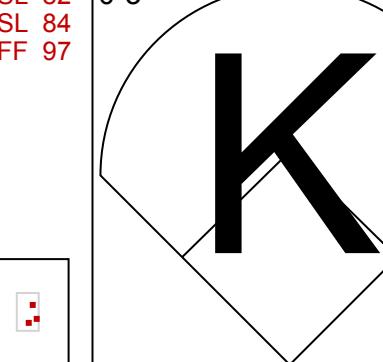


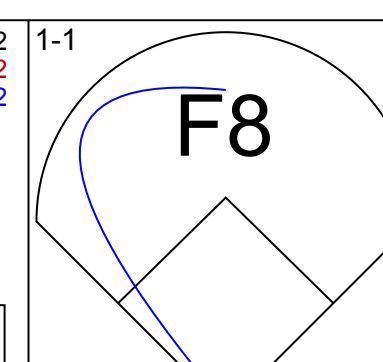
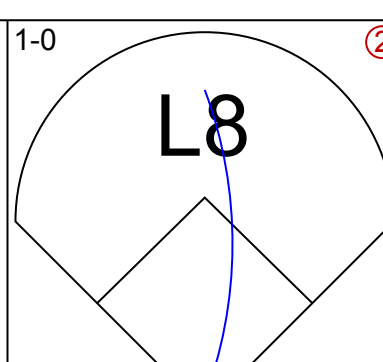
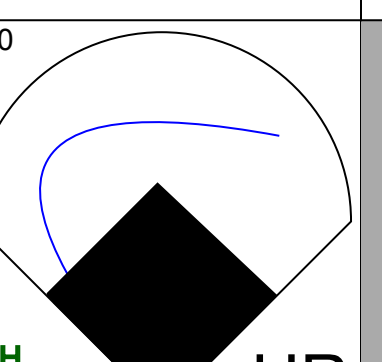
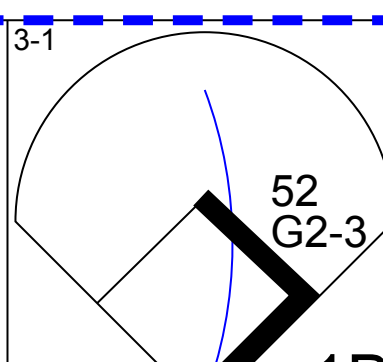
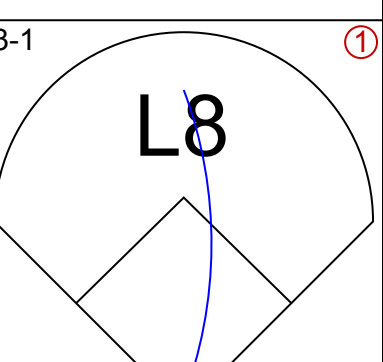
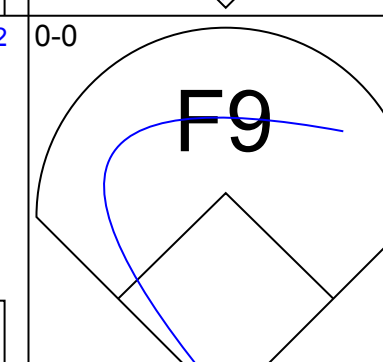
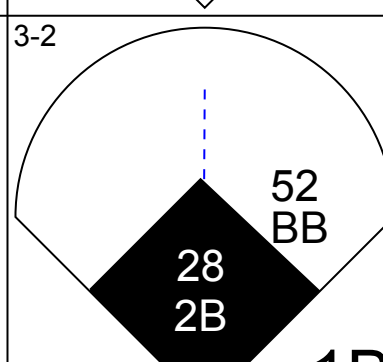
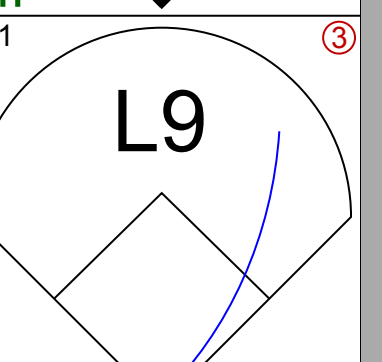
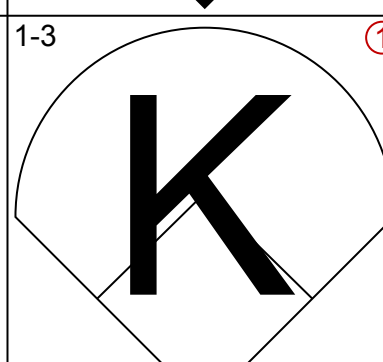
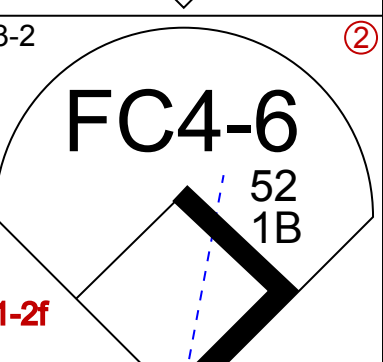
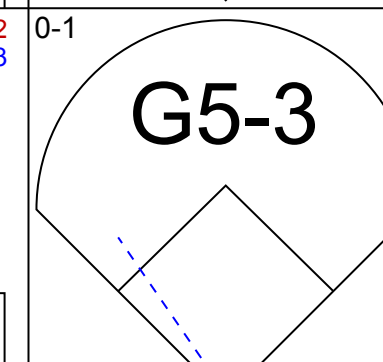
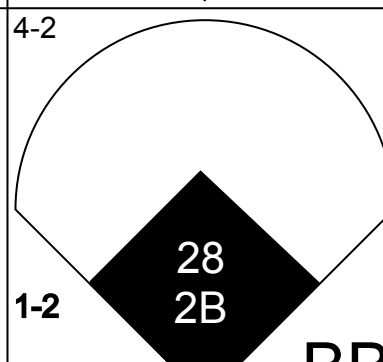

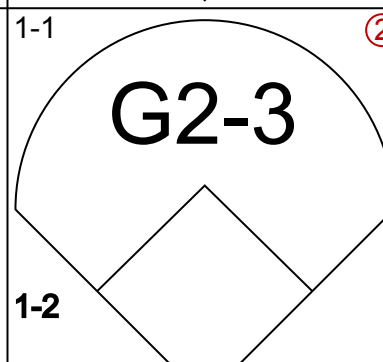
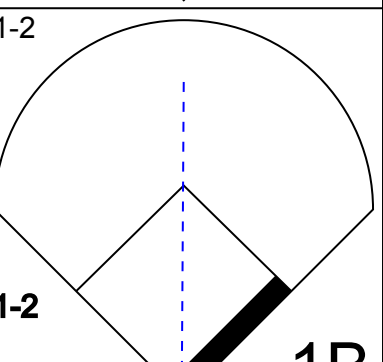
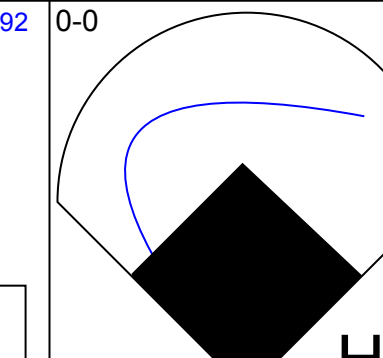

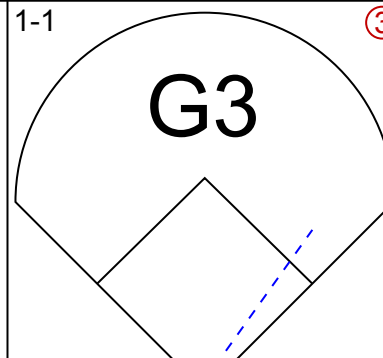
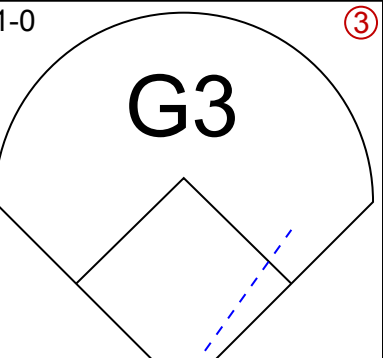
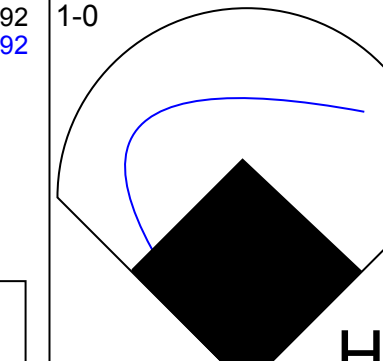
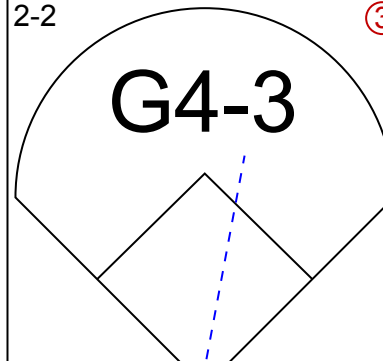

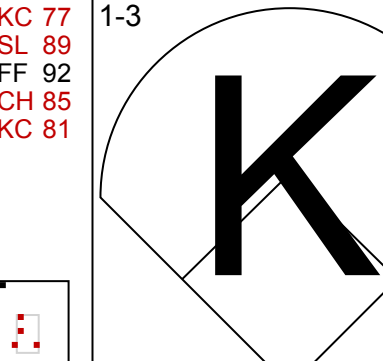
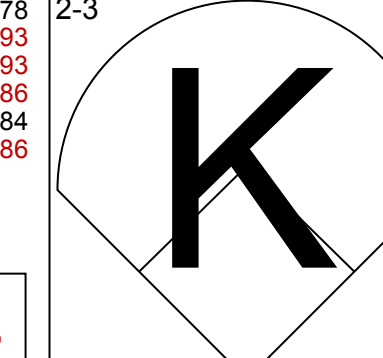
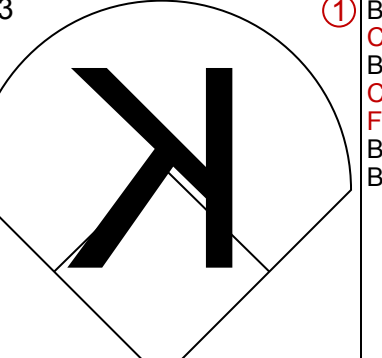


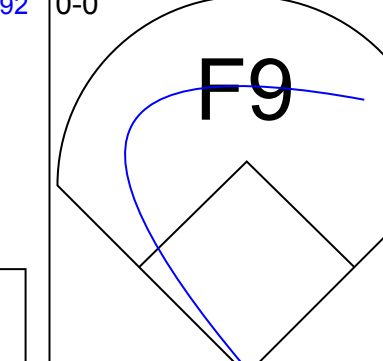
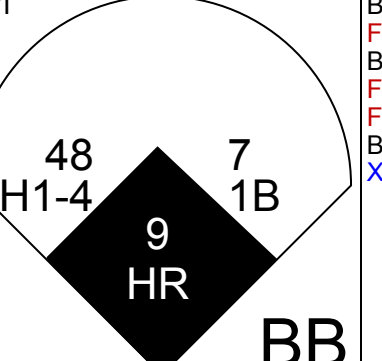
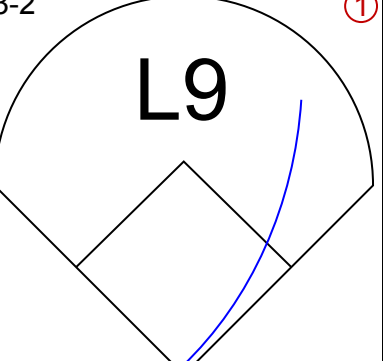
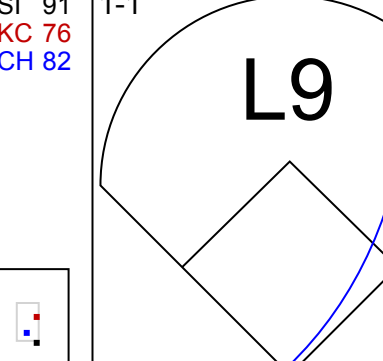
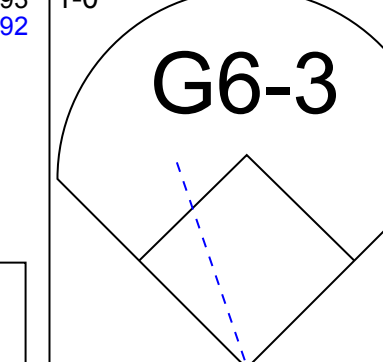
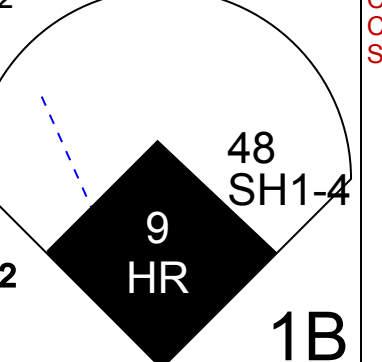
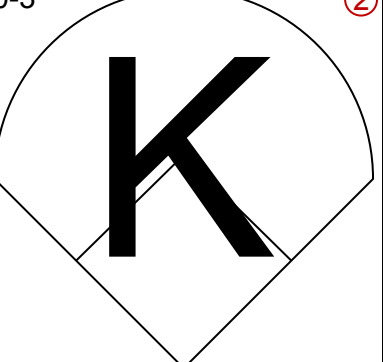
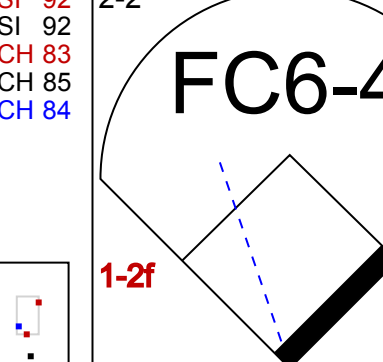
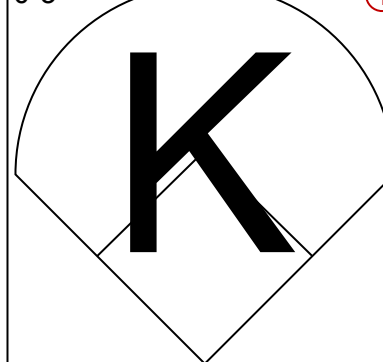
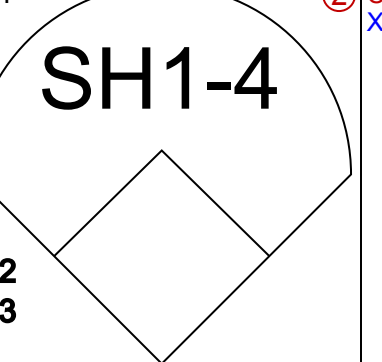
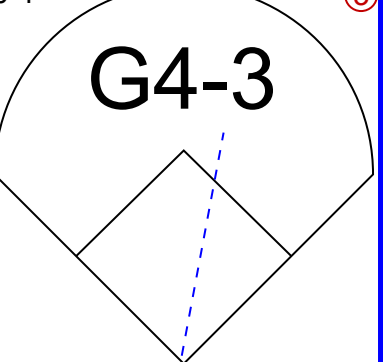
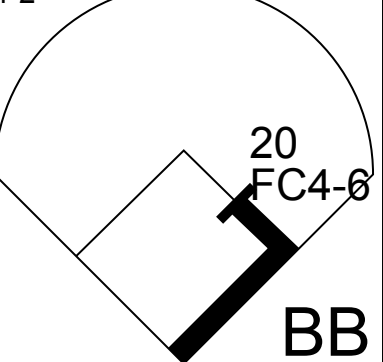
Batter	1	2	3	4	5	6	7	8	9	AB	R	H	RBI	BB	SO	LOB	TOP				
18 Ben Zobrist, S OBP: 0.405, SLG: 0.457	G3	L8	F7	2B				L8	F9	6	0	1	0	0	0	3	Chicago Cubs @ Cincinnati Reds Great American Ball Park, Cincinnati, OH Mon Jun 27 2016, 7:11 PM - 10:33 PM EDT Att: 31,762 - Overcast - 87 F livebaseballscorecards.com				
22 Jason Heyward, L OBP: 0.327, SLG: 0.328	17 2B	L8	L8	17 HR	G5-3			L7		5	2	2	1	0	0	1					
17 Kris Bryant, R OBP: 0.367, SLG: 0.567	47 SF8									5	4	5	6	0	0	0					
44 Anthony Rizzo, L OBP: 0.410, SLG: 0.579	40 BB									3	1	2	1	2	0	1					
40 Wilson Contreras, R OBP: 0.485, SLG: 0.741	27 FC5-4									4	0	2	0	1	2	1					
47 Miguel Montero, L OBP: 0.359, SLG: 0.338 5 Albert Almora Jr., R OBP: 0.313, SLG: 0.391	SF8									3	0	0	1	0	0	5					
27 Addison Russell, R OBP: 0.327, SLG: 0.378	FC5-4									1	1	1	0	0	0	0					
8 Chris Coghlan, L OBP: 0.249, SLG: 0.284 9 Javier Báez, R OBP: 0.307, SLG: 0.424	K	K								4	1	1	0	0	3	0					
49 Jake Arrieta, R OBP: 0.368, SLG: 0.600 53 Trevor Cahill, R ERA: 2.75 37 Travis Wood, L ERA: 2.32 46 Pedro Strop, R ERA: 2.97 20 Matt Szczur, R OBP: 0.329, SLG: 0.464 62 Joel Peralta, R ERA: 5.63 56 Hector Rondon, R	K	K								1	0	1	1	0	0	0					
										3	0	0	0	0	0	0					
Inning Stats	R: 2 H: 2 E: 0 K: 0 S: 13	H: 2 BB: 2 P: 26	R: 0 H: 0 E: 0 K: 2 S: 8	H: 0 LOB: 0 BB: 0 P: 13	R: 1 H: 3 E: 0 K: 0 S: 8	H: 3 LOB: 1 BB: 0 P: 13	R: 4 H: 5 E: 0 K: 0 S: 14	H: 5 LOB: 2 BB: 1 P: 27	R: 1 H: 2 E: 0 K: 1 S: 14	H: 2 LOB: 1 BB: 0 P: 21	R: 0 H: 1 E: 0 K: 1 S: 8	H: 1 LOB: 0 BB: 0 P: 10	R: 0 H: 0 E: 0 K: 2 S: 10	H: 0 LOB: 0 BB: 0 P: 18	R: 2 H: 2 E: 0 K: 1 S: 10	H: 2 LOB: 0 BB: 0 P: 15	R: 1 H: 2 E: 0 K: 0 S: 15	H: 2 LOB: 1 BB: 0 P: 22	1B: 8 2B: 4 3B: 0 HR: 5	SF: 1 DP: 1 HBP: 0	WP: 0 PA: 46 PB: 0 SB: 0 CS: 0
PITCHER	IP WLS BF H R ER SO BB IBB HBP BLK WP HR S P ERA WHIP																				
58 Dan Straily, R ERA: 4.38	(1, 1) 3.2 L 22 9 7 7 2 3 0 0 0 0 0 2 40 71 17.18 3.273																				
70 Jumbo Diaz, R ERA: 6.1	(4, 1) 0.1 2 1 0 0 0 0 0 0 0 0 0 3 8 0.00 3.000																				
21 Michael Lorenzen, R ERA: 9.0	(5, 1) 2.0 9 3 1 1 2 0 0 0 0 0 1 22 31 4.50 1.500																				
27 Ross Ohlendorf, R ERA: 4.5	(7, 1) 2.0 8 2 2 2 3 0 0 0 0 0 2 20 33 9.00 1.000																				
36 Blake Wood, R ERA: 3.47	(9, 1) 1.0 5 2 1 0 0 0 0 0 0 0 0 15 22 0.00 2.000																				

Batter	1	2	3	4	5	6	7	8	9	AB	R	H	RBI	BB	SO	LOB	BOTTOM		
2 Zack Cozart, R OBP: 0.314, SLG: 0.479	F8							G5-3		4	1	0	0	1	0	3	Chicago Cubs @ Cincinnati Reds Great American Ball Park, Cincinnati, OH Mon Jun 27 2016, 7:11 PM - 10:33 PM EDT Att: 31,762 - Overcast - 87 F livebaseballscorecards.com		
6 Billy Hamilton, S OBP: 0.300, SLG: 0.376	19 S	SH1-3	SH1-3	19 HR						2	2	1	0	2	1	0			
19 Joey Votto, L OBP: 0.376, SLG: 0.446	23 2B	G6-3	G6-3							4	3	2	3	1	0	3			
32 Jay Bruce, L OBP: 0.325, SLG: 0.574	K									5	0	1	1	0	1	2			
23 Adam Duvall, R OBP: 0.290, SLG: 0.580	2B									5	1	2	2	0	1	1			
7 Eugenio Suárez, R OBP: 0.295, SLG: 0.418	G1-3									4	0	1	0	0	0	2			
9 José Peraza, R OBP: 0.271, SLG: 0.239	K									3	1	0	0	1	1	1			
16 Tucker Barnhart, L OBP: 0.318, SLG: 0.356	L6									3	0	1	1	1	0	0			
58 Dan Straily, R ERA: 2.1 53 Trevor Cahill, R ERA: 2.75 37 Travis Wood, L ERA: 2.32 46 Pedro Strop, R ERA: 2.97 40 Tyler Holt, R OBP: 0.300, SLG: 0.273 36 Blake Wood, R	K									1	0	0	0	0	0	0			
										0	0	0	0	0	0	0			
Inning Stats	R: 2 H: 1 E: 0 K: 1 S: 15	H: 1 LOB: 1 BB: 2 P: 27	R: 0 H: 0 E: 0 K: 2 S: 7	H: 0 LOB: 0 BB: 0 P: 9	R: 1 H: 1 E: 0 K: 1 S: 14	H: 1 LOB: 1 BB: 1 P: 22	R: 0 H: 1 E: 0 K: 0 S: 10	H: 1 LOB: 2 BB: 1 P: 19	R: 2 H: 2 E: 0 K: 1 S: 10	H: 2 LOB: 2 BB: 1 P: 20	R: 1 H: 1 E: 0 K: 0 S: 9	H: 1 LOB: 0 BB: 0 P: 12	R: 0 H: 0 E: 0 K: 0 S: 9	H: 0 LOB: 0 BB: 0 P: 15	R: 1 H: 1 E: 0 K: 1 S: 9	H: 1 LOB: 0 BB: 0 P: 16	1B: 3 2B: 3 3B: 0 HR: 2	SF: 0 DP: 0 HBP: 0	WP: 2 PA: 41 PB: 0 SB: 4 CS: 0
PITCHER	IP WLS BF H R ER SO BB IBB HBP BLK WP HR S P ERA WHIP																		
49 Jake Arrieta, R ERA: 2.1	(1, 1) 5.0 W 24 4 5 5 4 5 0 0 0 0 0 0 8 18 13.50 4.500																		
53 Trevor Cahill, R ERA: 2.75	(6, 1) 0.2 H 5 2 1 1 1 1 0 0 0 0 0 0 8 18 13.50 4.500																		
37 Travis Wood, L ERA: 2.32	(6, 1) 0.2 H 3 1 1 1 0 0 0 0 0 0 0 0 8 10 13.50 1.500																		
46 Pedro Strop, R ERA: 2.97	(7, 1) 1.2 H 5 0 0 0 0 0 0 0 0 0 1 0 12 19 0.00 0.000																		
62 Joel Peralta, R ERA: 5.63	(9, 1) 0.2 3 1 1 1 1 0 0 0 0 0 0 0 8 13 13.50 1.500																		
56 Héctor Rondon, R ERA: 1.38	(9, 1) 0.1 1 0 0 0 0 0 0 0 0 0 0 0 0 0 0 0 0.00 0.000																		

Batter	1	2	3	4	5	6	7	8	9	10	11	12	13	14	15	AB	R	H	RBI	BB	SO	LOB	TOP																			
16 Ben Zobrist, S OBP: 0.466, SLG: 0.469																6	2	2	1	1	2	2																				
22 Jason Heyward, L OBP: 0.326, SLG: 0.325																	6	0	1	0	1	3	2																			
17 Kris Bryant, R OBP: 0.388, SLG: 0.561																	5	1	1	1	2	1	2																			
44 Anthony Rizzo, L OBP: 0.419, SLG: 0.571																	5	1	1	0	2	1	1																			
40 Miguel Contreras, R OBP: 0.322, SLG: 0.414																	6	0	0	0	0	0	0																			
42 Hector Rondón, R OBP: 0.322, SLG: 0.414																	6	0	0	0	0	0	0																			
41 Spencer Patton, R OBP: 0.322, SLG: 0.414																	6	0	0	0	0	0	0																			
22 Jason Heyward, L OBP: 0.326, SLG: 0.325																	6	0	1	0	1	3	2																			
9 Javier Báez, R OBP: 0.301, SLG: 0.430																	7	1	1	4	0	1	3																			
20 Matt Szczur, R OBP: 0.313, SLG: 0.447																	7	1	1	0	0	1	1																			
3 David Ross, R OBP: 0.322, SLG: 0.414																	4	0	0	0	1	1	1																			
34 Jon Lester, L OBP: 0.322, SLG: 0.414																	3	0	1	1	0	2	0																			
56 Hector Rondón, R OBP: 0.322, SLG: 0.414																	1	0	0	0	0	0	0																			
52 Justin Grimm, R OBP: 0.322, SLG: 0.414																	0	0	0	0	0	0	0																			
6 Carl Edwards Jr., R OBP: 0.322, SLG: 0.414																	0	0	0	0	0	0	0																			
53 Trevor Cahill, R OBP: 0.322, SLG: 0.414																	2	0	0	0	0	0	0																			
Inning Stats	R: 1 E: 0 K: 2 S: 13	H: 1 LOB: 0 BB: 0 P: 19	R: 0 E: 0 K: 1 S: 7	H: 0 LOB: 0 BB: 0 P: 12	R: 0 E: 0 K: 2 S: 11	H: 1 LOB: 1 BB: 0 P: 14	R: 0 E: 0 K: 0 S: 7	H: 1 LOB: 0 BB: 0 P: 11	R: 1 E: 0 K: 2 S: 16	H: 2 LOB: 1 BB: 0 P: 28	R: 0 E: 0 K: 3 S: 10	H: 0 LOB: 0 BB: 0 P: 14	R: 0 E: 0 K: 1 S: 8	H: 0 LOB: 1 BB: 1 P: 14	R: 0 E: 0 K: 0 S: 9	H: 0 LOB: 0 BB: 0 P: 12	R: 0 E: 0 K: 1 S: 8	H: 0 LOB: 1 BB: 1 P: 14	R: 0 E: 0 K: 0 S: 9	H: 0 LOB: 0 BB: 0 P: 15	R: 0 E: 0 K: 1 S: 8	H: 0 LOB: 1 BB: 1 P: 14	R: 0 E: 0 K: 0 S: 9	H: 0 LOB: 0 BB: 0 P: 12	R: 0 E: 1 K: 0 S: 12	H: 0 LOB: 1 BB: 0 P: 20	R: 0 E: 0 K: 0 S: 4	H: 0 LOB: 0 BB: 0 P: 8	R: 5 E: 0 K: 0 S: 19	H: 3 LOB: 0 BB: 2 P: 33	1B: 5 2B: 2 3B: 0 HR: 2	SF: 0 SAC: 0 DP: 1 HBP: 0	WP: 0 PB: 0 SB: 0 CS: 0	PA: 61								
PITCHER	IP: 6.0 ERA: 4.6	WLS: 2.0	BF: 24	H: 6 R: 2 ER: 2 SO: 7	BB: 1 IBB: 0 HBP: 0 BLK: 0	WP: 0 HR: 1 S: 65 P: 102	ERA: 3.00 WHIP: 1.167	60 J.J. Hoover, R ERA: 13.5															IP: 1.0 WLS: 1.0 BF: 8 H: 3 R: 5 ER: 5 SO: 0	BB: 1 IBB: 0 HBP: 0 BLK: 0	WP: 0 HR: 1 S: 19 P: 33	ERA: 45.00 WHIP: 4.000																

Batter	1	2	3	4	5	6	7	8	9	10	11	12	13	14	15	AB	R	H	RBI	BB	SO	LOB	BOTTOM																				
2 Zack Cozart, R OBP: 0.315, SLG: 0.473																	5	0	1	0	1	2	1																				
19 Joey Votto, L OBP: 0.369, SLG: 0.436																	6	0	0	0	0	0	3																				
4 Brandon Phillips, R OBP: 0.290, SLG: 0.378																	5	1	1	0	0	1	0																				
32 Jay Bruce, L OBP: 0.322, SLG: 0.565																	6	0	1	0	0	1	1																				
23 Adam Duval, R OBP: 0.284, SLG: 0.567																	6	0	0	0	0	2	2																				
7 Eugenio Suárez, R OBP: 0.322, SLG: 0.414																	3	0	1	1	0	0	0																				
73 Josh Smith, R OBP: 0.322, SLG: 0.414																	1	0	0	0	0	0	0																				
16 Raimel Iglesias, R OBP: 0.322, SLG: 0.414																	0	0	0	0	0	0	0																				
60 J.J. Hoover, R OBP: 0.322, SLG: 0.414																	6	1	1	1	0	1	3																				
6 Billy Hamilton, S OBP: 0.290, SLG: 0.385																	6	1	1	1	0	1	3																				
37 Ramón Cabrera, S OBP: 0.300, SLG: 0.309																	6	0	1	0	0	2	0																				
47 John Lamb, L OBP: 0.322, SLG: 0.414																	1	0	0	0	0	0	0																				
40 Raimel Iglesias, R OBP: 0.322, SLG: 0.414																	1	0	0	0	0	1	0																				
8 Josh Smith, R OBP: 0.322, SLG: 0.414																	1	0	1	0	0	0	0																				
52 Tony Cingrani, L OBP: 0.322, SLG: 0.414																	3	0	1	0	0	0	1																				
61 Michael Lorenzen, R OBP: 0.322, SLG: 0.414																	3	0	1	0	0	1	1																				
Inning Stats	R: 0 E: 0 K: 1 S: 12	H: 1 LOB: 1 BB: 0 P: 17	R: 0 E: 0 K: 0 S: 5	H: 0 LOB: 0 BB: 0 P: 10	R: 0 E: 0 K: 0 S: 10	H: 0 LOB: 0 BB: 1 P: 14	R: 0 E: 0 K: 0 S: 9	H: 0 LOB: 0 BB: 0 P: 12	R: 0 E: 0 K: 0 S: 5	H: 0 LOB: 0 BB: 0 P: 7	R: 0 E: 0 K: 2 S: 11	H: 0 LOB: 0 BB: 0 P: 17	R: 0 E: 0 K: 0 S: 7	H: 0 LOB: 0 BB: 0 P: 9	R: 1 E: 0 K: 1 S: 15	H: 2 LOB: 1 BB: 0 P: 21	R: 1 E: 0 K: 1 S: 14	H: 2 LOB: 2 BB: 0 P: 22	R: 0 E: 0 K: 2 S: 9	H: 0 LOB: 0 BB: 0 P: 15	R: 0 E: 0 K: 1 S: 8	H: 0 LOB: 1 BB: 1 P: 14	R: 0 E: 0 K: 0 S: 9	H: 0 LOB: 0 BB: 0 P: 13	R: 0 E: 0 K: 2 S: 7	H: 0 LOB: 0 BB: 0 P: 12	R: 0 E: 0 K: 0 S: 6	H: 2 LOB: 1 BB: 0 P: 8	R: 0 E: 0 K: 0 S: 11	H: 0 LOB: 0 BB: 0 P: 16	R: 0 E: 0 K: 0 S: 12	H: 1 LOB: 1 BB: 0 P: 16	1B: 7 2B: 1 3B: 0 HR: 1	SF: 0 SAC: 0 DP: 2 HBP: 2	WP: 0 PB: 0 SB: 1 CS: 0	PA: 54							
PITCHER	IP: 7.2 ERA: 2.93	WLS: 1.1	BF: 27	H: 3 R: 1 ER: 0 SO: 4	BB: 1 IBB: 0 HBP: 1 BLK: 0	WP: 0 HR: 0 S: 71 P: 103	ERA: 0.00 WHIP: 1.500	62 Joel Peralta, R ERA: 5.47															IP: 0.0 WLS: 0.0 BF: 1 H: 0 R: 0 ER: 0 SO: 0	BB: 0 IBB: 0 HBP: 0 BLK: 0	WP: 0 HR: 0 S: 2 P: 3	ERA: 0.00 WHIP: 0.000																	
45 Spencer Patton, R OBP: 0.322, SLG: 0.414																	0	0	0	0	0	0	0																				
37 Travis Wood, L OBP: 0.322, SLG: 0.414																	0	0	0	0	0	0	0																				
45 Spencer Patton, R OBP: 0.322, SLG: 0.414																	0	0	0	0	0	0	0																				
45 Spencer Patton, R OBP: 0.322, SLG: 0.414																	0	0	0	0	0	0	0																				
37 Travis Wood, L OBP: 0.322, SLG: 0.414																																											

Batter	1	2	3	4	5	6	7	8	9	AB	R	H	RBI	BB	SO	LOB	TOP				
18 Ben Zobrist, S OBP: 0.406, SLG: 0.469										2	0	0	0	0	1	0	Chicago Cubs @ New York Mets Citi Field, Flushing, NY Fri Jul 01 2016, 7:22 PM - 12:05 AM EDT Att: 34,294 - Partly Cloudy - 72 F				
20 Matt Szczur, R OBP: 0.322, SLG: 0.435										4	0	1	0	0	1	2					
17 Kris Bryant, R OBP: 0.371, SLG: 0.571										3	1	1	1	1	1	3					
44 Anthony Rizzo, L OBP: 0.402, SLG: 0.566										4	0	0	0	0	2	4					
40 Wilson Contreras, R OBP: 0.412, SLG: 0.591										4	1	1	0	0	1	0					
9 Javier Báez, R OBP: 0.310, SLG: 0.452										4	0	1	0	0	2	1					
27 Addison Russell, R OBP: 0.336, SLG: 0.383										2	0	0	1	0	1	0					
39 Jason Hammel, R OBP: 0.243, SLG: 0.297										2	0	0	0	0	0	0					
45 Spencer Patton, R										0	0	0	0	0	0	0					
53 Trevor Cahill, R OBP: 0.286, SLG: 0.167										1	0	0	0	1	1	2					
5 Albert Almora Jr., R OBP: 0.322, SLG: 0.446										4	0	1	0	0	2	3					
Inning Stats	R: 0 E: 0 K: 2 S: 11	H: 0 LOB: 1 BB: 1 P: 22	R: 0 E: 0 K: 2 S: 9	H: 0 LOB: 0 BB: 0 P: 16	R: 0 E: 0 K: 1 S: 9	H: 0 LOB: 0 BB: 0 P: 14	R: 1 E: 0 K: 2 S: 12	H: 1 LOB: 0 BB: 0 P: 18	R: 0 E: 0 K: 0 S: 9	H: 2 LOB: 0 BB: 0 P: 13	R: 1 E: 0 K: 2 S: 15	H: 1 LOB: 1 BB: 1 P: 24	R: 0 E: 0 K: 1 S: 10	H: 1 LOB: 2 BB: 0 P: 16	R: 0 E: 0 K: 1 S: 12	H: 1 LOB: 0 BB: 0 P: 17		1B: 4 2B: 1 3B: 0 HR: 1	SF: 1 SAC: 0 DP: 0 HBP: 1	WP: 0 PB: 1 SB: 1 CS: 0	PA: 36
PITCHER	IP	WLS	BF	H	R	ER	SO	BB	IBB	HBP	BLK	WP	HR	S	P	ERA		WHIP			
48 Jacob deGrom, R ERA: 2.62	5.0	W	19	3	1	1	7	1	0	0	0	0	1	52	85	1.80		0.800			
39 Jerry Blevins, L ERA: 2.35	1.0		3	0	0	0	1	0	0	0	0	0	0	8	10	0.00		0.000			
47 Hansel Robles, R ERA: 3.2	1.0		5	1	1	0	2	1	0	0	0	0	0	15	24	0.00	2.000				
67 Seth Lugo, R ERA:	2.0		9	2	0	0	2	0	0	1	1	0	0	22	33	0.00	1.000				

Batter	1	2	3	4	5	6	7	8	9	AB	R	H	RBI	BB	SO	LOB	BOTTOM				
9 Brandon Nimmo, L OBP: 0.280, SLG: 0.400										5	1	2	3	0	0	1	Chicago Cubs @ New York Mets Citi Field, Flushing, NY Fri Jul 01 2016, 7:22 PM - 12:05 AM EDT Att: 34,294 - Partly Cloudy - 72 F				
20 Neil Walker, S OBP: 0.318, SLG: 0.438										5	1	1	0	0	1	2					
52 Yoanis Cespedes, R OBP: 0.361, SLG: 0.572										4	2	2	1	1	0	1					
28 James Loney, L OBP: 0.345, SLG: 0.495										5	2	3	3	0	0	3					
13 Asdrubal Cabrera, S OBP: 0.321, SLG: 0.421										4	2	2	3	0	1	1					
55 Kelly Johnson, L OBP: 0.306, SLG: 0.345										3	0	1	0	1	2	0					
67 Seth Lugo, R										0	0	0	0	0	0	0					
4 Wilmer Flores, R OBP: 0.299, SLG: 0.345										3	1	0	0	1	0	2					
7 Travis d'Arnaud, R OBP: 0.293, SLG: 0.267										4	1	1	0	0	1	2					
48 Jacob deGrom, L OBP: 0.160, SLG: 0.045										2	0	0	0	0	1	1					
39 Jerry Blevins, L										0	0	0	0	0	0	0					
47 Hansel Robles, R										0	0	0	0	0	0	0					
16 Alejandro De Aza, L OBP: 0.223, SLG: 0.232										0	0	0	0	1	0	0					
Inning Stats	R: 0 E: 0 K: 0 S: 5	H: 2 LOB: 0 BB: 0 P: 6	R: 2 E: 0 K: 1 S: 8	H: 2 LOB: 0 BB: 0 P: 12	R: 2 E: 0 K: 1 S: 18	H: 2 LOB: 1 BB: 1 P: 29	R: 3 E: 0 K: 1 S: 15	H: 2 LOB: 0 BB: 1 P: 25	R: 3 E: 0 K: 1 S: 19	H: 3 LOB: 1 BB: 1 P: 32	R: 0 E: 0 K: 1 S: 10	H: 1 LOB: 0 BB: 0 P: 16	R: 0 E: 0 K: 1 S: 11	H: 1 LOB: 1 BB: 0 P: 15	R: 0 E: 0 K: 0 S: 11	H: 1 LOB: 2 BB: 1 P: 23		1B: 6 2B: 1 3B: 0 HR: 5	SF: 0 SAC: 1 DP: 0 HBP: 0	WP: 0 PB: 0 SB: 0 CS: 0	PA: 40
PITCHER	IP	WLS	BF	H	R	ER	SO	BB	IBB	HBP	BLK	WP	HR	S	P	ERA		WHIP			
39 Jason Hammel, R ERA: 3.45	4.0	L	23	9	10	10	3	2	0	0	0	0	0	53	85	2.750	2.750				
45 Spencer Patton, R ERA: 4.76	1.0		4	0	0	0	1	1	0	0	0	0	0	12	19	0.00	1.000				
53 Trevor Cahill, R ERA: 2.37	3.0		13	3	0	0	2	1	0	0	0	0	0	32	54	0.00	1.333				

AB	32
R	2
H	6
RBI	2
BB	2
SO	12
LOB	15

AB	35
R	10
H	12
RBI	10
BB	4
SO	6
LOB	13



Batter	1	2	3	4	5	6	7	8	9	AB	R	H	RBI	BB	SO	LOB	TOP					
2 Zack Cozart, R OBP: 0.319, SLG: 0.474	G5-3		L3				HR		G6-4-3	5	1	2	2	0	0	1						
7 Eugenio Suárez, R OBP: 0.301, SLG: 0.416	P4		P6			F8	HR			4	1	1	1	0	0	1						
19 Joey Votto, L OBP: 0.386, SLG: 0.457										3	1	2	0	1	1	0						
32 Jay Bruce, L OBP: 0.314, SLG: 0.540	F9					FC				4	0	1	0	0	0	3						
23 Adam Duvall, R OBP: 0.291, SLG: 0.567						SF9				3	0	1	1	0	2	1						
4 Brandon Phillips, R OBP: 0.289, SLG: 0.365										3	0	0	0	0	1	3						
36 Blake Wood, R										0	0	0	0	0	0	0						
37 Ramón Cabrera, S										1	0	0	0	0	0	1						
6 Billy Hamilton, S										4	0	0	0	0	0	3						
27 Ross Ohlendorf, R										0	0	0	0	0	0	0						
16 Tucker Barnhart, L OBP: 0.332, SLG: 0.371										3	0	0	0	0	0	0						
9 José Peraza, R OBP: 0.277, SLG: 0.242										1	0	0	0	0	0	0						
44 Cody Reed, L										1	0	0	0	0	0	0						
40 Tyler Holt, R OBP: 0.292, SLG: 0.259										1	0	0	0	0	0	0						
73 Josh Smith, R										0	0	0	0	0	0	0						
3 Iván De Jesús Jr., R OBP: 0.275, SLG: 0.287										2	1	2	0	0	0	0						
Inning Stats	R: 0 H: 0 E: 0 K: 0 S: 12	H: 0 LOB: 1 BB: 1 P: 23	R: 0 H: 0 E: 0 K: 2 S: 9	H: 0 LOB: 0 BB: 0 P: 12	R: 0 H: 1 E: 0 K: 0 S: 10	H: 1 LOB: 1 BB: 0 P: 13	R: 0 H: 2 E: 0 K: 0 S: 19	H: 2 LOB: 2 BB: 0 P: 26	R: 0 H: 0 E: 0 K: 0 S: 9	H: 0 LOB: 0 BB: 0 P: 13	R: 1 H: 1 E: 0 K: 0 S: 16	H: 1 LOB: 1 BB: 0 P: 24	R: 3 H: 3 E: 0 K: 1 S: 13	H: 3 LOB: 0 BB: 0 P: 19	R: 0 H: 1 E: 0 K: 1 S: 9	H: 1 LOB: 1 BB: 0 P: 11	R: 0 H: 1 E: 0 K: 0 S: 4	H: 1 LOB: 0 BB: 0 P: 5	1B: 6 2B: 1 3B: 0 HR: 2	SF: 1 SAC: 0 DP: 1 HBP: 0	WP: 0 PA: 37 PB: 0 SB: 0 CS: 0	
PITCHER	IP WLS BF H R ER SO BB IBB HBP BLK WP HR S P ERA WHIP	IP WLS BF H R ER SO BB IBB HBP BLK WP HR S P ERA WHIP	IP WLS BF H R ER SO BB IBB HBP BLK WP HR S P ERA WHIP	IP WLS BF H R ER SO BB IBB HBP BLK WP HR S P ERA WHIP	IP WLS BF H R ER SO BB IBB HBP BLK WP HR S P ERA WHIP	IP WLS BF H R ER SO BB IBB HBP BLK WP HR S P ERA WHIP	IP WLS BF H R ER SO BB IBB HBP BLK WP HR S P ERA WHIP	IP WLS BF H R ER SO BB IBB HBP BLK WP HR S P ERA WHIP	IP WLS BF H R ER SO BB IBB HBP BLK WP HR S P ERA WHIP	IP WLS BF H R ER SO BB IBB HBP BLK WP HR S P ERA WHIP	IP WLS BF H R ER SO BB IBB HBP BLK WP HR S P ERA WHIP	IP WLS BF H R ER SO BB IBB HBP BLK WP HR S P ERA WHIP	IP WLS BF H R ER SO BB IBB HBP BLK WP HR S P ERA WHIP	IP WLS BF H R ER SO BB IBB HBP BLK WP HR S P ERA WHIP	IP WLS BF H R ER SO BB IBB HBP BLK WP HR S P ERA WHIP	IP WLS BF H R ER SO BB IBB HBP BLK WP HR S P ERA WHIP	IP WLS BF H R ER SO BB IBB HBP BLK WP HR S P ERA WHIP	IP WLS BF H R ER SO BB IBB HBP BLK WP HR S P ERA WHIP	IP WLS BF H R ER SO BB IBB HBP BLK WP HR S P ERA WHIP	IP WLS BF H R ER SO BB IBB HBP BLK WP HR S P ERA WHIP	IP WLS BF H R ER SO BB IBB HBP BLK WP HR S P ERA WHIP	IP WLS BF H R ER SO BB IBB HBP BLK WP HR S P ERA WHIP

Cincinnati Reds @ Chicago Cubs
Wrigley Field, Chicago, IL
Mon Jul 04 2016, 1:23 PM - 4:24 PM CDT
Att: 41,293 - Cloudy - 73 F

AB 35
R 4
H 9
RBI 4
BB 1
SO 4
LOB 13



Batter	1	2	3	4	5	6	7	8	9	AB	R	H	RBI	BB	SO	LOB	BOTTOM					
9 Javier Báez, R OBP: 0.310, SLG: 0.447	G6-3									6	1	1	0	0	2	4						
17 Kris Bryant, R OBP: 0.373, SLG: 0.575										1	3	1	2	2	0	0						
20 Matt Szczur, R OBP: 0.319, SLG: 0.420										1	0	0	0	1	0	2						
44 Anthony Rizzo, L OBP: 0.401, SLG: 0.567										4	2	1	0	0	2	2						
40 Wilson Contreras, R OBP: 0.406, SLG: 0.636										4	2	2	1	0	0	4						
27 Addison Russell, R OBP: 0.336, SLG: 0.392										5	2	2	3	0	0	3						
22 Jason Heyward, L OBP: 0.325, SLG: 0.326										4	0	2	2	1	0	2						
7 Jeimer Candelario, S OBP: 0.333, SLG: 0.143										3	0	0	0	2	1	2						
28 Kyle Hendricks, R OBP: 0.290, SLG: 0.143										3	0	1	0	0	1	2						
6 Carl Edwards Jr., R										0	0	0	0	0	0	0						
37 Travis Wood, R OBP: 0.250, SLG: 0.143										1	0	1	0	0	0	0						
46 Pedro Strop, R										0	0	0	0	0	0	0						
39 Jason Hammel, R										1	0	0	0	0	0	0						
56 Héctor Rondón, R										0	0	0	0	0	0	0						
5 Albert Almora Jr., R OBP: 0.318, SLG: 0.429										5	0	0	0	0	1	6						
Inning Stats	R: 3 H: 2 E: 0 K: 2 S: 19	H: 2 LOB: 2 BB: 2 P: 36	R: 3 H: 2 E: 1 K: 0 S: 12	H: 2 LOB: 0 BB: 0 P: 18	R: 0 H: 0 E: 0 K: 0 S: 3	H: 0 LOB: 0 BB: 0 P: 6	R: 2 H: 1 E: 0 K: 0 S: 8	H: 1 LOB: 2 BB: 1 P: 18	R: 0 H: 1 E: 0 K: 1 S: 12	H: 1 LOB: 2 BB: 1 P: 19	R: 2 H: 3 E: 0 K: 1 S: 17	H: 3 LOB: 2 BB: 1 P: 29	R: 0 H: 1 E: 0 K: 2 S: 17	H: 1 LOB: 1 BB: 1 P: 29	R: 0 H: 2 E: 0 K: 1 S: 16	H: 2 LOB: 2 BB: 0 P: 23	1B: 8 2B: 1 3B: 0 HR: 3	SF: 0 SAC: 0 DP: 0 HBP: 2	WP: 0 PA: 46 PB: 0 SB: 0 CS: 0			
PITCHER	IP WLS BF H R ER SO BB IBB HBP BLK WP HR S P ERA WHIP	IP WLS BF H R ER SO BB IBB HBP BLK WP HR S P ERA WHIP	IP WLS BF H R ER SO BB IBB HBP BLK WP HR S P ERA WHIP	IP WLS BF H R ER SO BB IBB HBP BLK WP HR S P ERA WHIP	IP WLS BF H R ER SO BB IBB HBP BLK WP HR S P ERA WHIP	IP WLS BF H R ER SO BB IBB HBP BLK WP HR S P ERA WHIP	IP WLS BF H R ER SO BB IBB HBP BLK WP HR S P ERA WHIP	IP WLS BF H R ER SO BB IBB HBP BLK WP HR S P ERA WHIP	IP WLS BF H R ER SO BB IBB HBP BLK WP HR S P ERA WHIP	IP WLS BF H R ER SO BB IBB HBP BLK WP HR S P ERA WHIP	IP WLS BF H R ER SO BB IBB HBP BLK WP HR S P ERA WHIP	IP WLS BF H R ER SO BB IBB HBP BLK WP HR S P ERA WHIP	IP WLS BF H R ER SO BB IBB HBP BLK WP HR S P ERA WHIP	IP WLS BF H R ER SO BB IBB HBP BLK WP HR S P ERA WHIP	IP WLS BF H R ER SO BB IBB HBP BLK WP HR S P ERA WHIP	IP WLS BF H R ER SO BB IBB HBP BLK WP HR S P ERA WHIP	IP WLS BF H R ER SO BB IBB HBP BLK WP HR S P ERA WHIP	IP WLS BF H R ER SO BB IBB HBP BLK WP HR S P ERA WHIP	IP WLS BF H R ER SO BB IBB HBP BLK WP HR S P ERA WHIP	IP WLS BF H R ER SO BB IBB HBP BLK WP HR S P ERA WHIP	IP WLS BF H R ER SO BB IBB HBP BLK WP HR S P ERA WHIP	IP WLS BF H R ER SO BB IBB HBP BLK WP HR S P ERA WHIP

Cincinnati Reds @ Chicago Cubs
Wrigley Field, Chicago, IL
Mon Jul 04 2016, 1:23 PM - 4:24 PM CDT
Att: 41,293 - Cloudy - 73 F

AB 38
R 10
H 12
RBI 8
BB 6
SO 7
LOB 27



Batter	1	2	3	4	5	6	7	8	9	AB	R	H	RBI	BB	SO	LOB	TOP						
2 Zack Cozart, R OBP: 0.321, SLG: 0.486										5	2	2	2	0	0	1							
6 Billy Hamilton, S OBP: 0.294, SLG: 0.367										3	2	2	0	1	0	0							
19 Joey Votto, L OBP: 0.392, SLG: 0.463										1	2	1	2	3	0	0							
32 Jay Bruce, L OBP: 0.315, SLG: 0.546										4	1	1	2	1	0	3							
23 Adam Duvall, R OBP: 0.290, SLG: 0.559										4	0	0	0	1	1	3							
4 Brandon Phillips, R OBP: 0.287, SLG: 0.363										5	0	1	1	0	1	2							
7 Eugenio Suárez, R OBP: 0.302, SLG: 0.413										4	1	1	0	1	0	1							
37 Ramón Cabrera, S OBP: 0.292, SLG: 0.313										4	0	1	1	0	2	1							
29 Brandon Finnegan, L OBP: 0.200, SLG: 0.182										2	1	0	0	0	1	2							
3 Ivan De Jesús Jr., R OBP: 0.273, SLG: 0.294										1	0	0	0	0	0	0							
26 Raisel Iglesias, R OBP: 0.091, SLG: 0.091										1	0	1	0	0	0	0							
52 Tony Cingrani, L OBP: 0.091, SLG: 0.091										0	0	0	0	0	0	0							
Inning Stats	R: 2 H: 1 E: 0 K: 1 S: 12	H: 1 LOB: 2 BB: 3 P: 26	R: 2 H: 3 E: 0 K: 0 S: 19	H: 3 LOB: 2 BB: 1 P: 28	R: 1 H: 1 E: 0 K: 1 S: 11	H: 1 LOB: 1 BB: 1 P: 16	R: 1 H: 1 E: 0 K: 0 S: 9	H: 1 LOB: 0 BB: 0 P: 12	R: 0 H: 0 E: 0 K: 2 S: 8	H: 0 LOB: 0 BB: 0 P: 11	R: 0 H: 0 E: 0 K: 1 S: 9	H: 0 LOB: 0 BB: 0 P: 13	R: 1 H: 2 E: 0 K: 0 S: 11	H: 1 LOB: 1 BB: 0 P: 18	R: 0 H: 1 E: 0 K: 1 S: 15	H: 1 LOB: 1 BB: 2 P: 19	R: 2 H: 1 E: 0 K: 1 S: 13	H: 1 LOB: 2 BB: 2 P: 24	1B: 4 2B: 4 3B: 0 HR: 2	SF: 1 SAC: 1 DP: 0 HBP: 0	WP: 0 PB: 2 SB: 3 CS: 0	PA: 43	
PITCHER	IP WLS BF H R ER SO BB IBB HBP BLK WP HR S P ERA WHIP	IP WLS BF H R ER SO BB IBB HBP BLK WP HR S P ERA WHIP	IP WLS BF H R ER SO BB IBB HBP BLK WP HR S P ERA WHIP	IP WLS BF H R ER SO BB IBB HBP BLK WP HR S P ERA WHIP	IP WLS BF H R ER SO BB IBB HBP BLK WP HR S P ERA WHIP	IP WLS BF H R ER SO BB IBB HBP BLK WP HR S P ERA WHIP	IP WLS BF H R ER SO BB IBB HBP BLK WP HR S P ERA WHIP	IP WLS BF H R ER SO BB IBB HBP BLK WP HR S P ERA WHIP	IP WLS BF H R ER SO BB IBB HBP BLK WP HR S P ERA WHIP	IP WLS BF H R ER SO BB IBB HBP BLK WP HR S P ERA WHIP	IP WLS BF H R ER SO BB IBB HBP BLK WP HR S P ERA WHIP	IP WLS BF H R ER SO BB IBB HBP BLK WP HR S P ERA WHIP	IP WLS BF H R ER SO BB IBB HBP BLK WP HR S P ERA WHIP	IP WLS BF H R ER SO BB IBB HBP BLK WP HR S P ERA WHIP	IP WLS BF H R ER SO BB IBB HBP BLK WP HR S P ERA WHIP	IP WLS BF H R ER SO BB IBB HBP BLK WP HR S P ERA WHIP	IP WLS BF H R ER SO BB IBB HBP BLK WP HR S P ERA WHIP	IP WLS BF H R ER SO BB IBB HBP BLK WP HR S P ERA WHIP	IP WLS BF H R ER SO BB IBB HBP BLK WP HR S P ERA WHIP	IP WLS BF H R ER SO BB IBB HBP BLK WP HR S P ERA WHIP	IP WLS BF H R ER SO BB IBB HBP BLK WP HR S P ERA WHIP	IP WLS BF H R ER SO BB IBB HBP BLK WP HR S P ERA WHIP	IP WLS BF H R ER SO BB IBB HBP BLK WP HR S P ERA WHIP

Cincinnati Reds @ Chicago Cubs
Wrigley Field, Chicago, IL
Tue Jul 05 2016, 1:21 PM - 4:29 PM CDT
Att: 41,310 - Partly Cloudy - 84 F

AB	34
R	9
H	10
RBI	8
BB	7
SO	6
LOB	13



Batter	1	2	3	4	5	6	7	8	9	AB	R	H	RBI	BB	SO	LOB	BOTTOM						
18 Ben Zobrist, S OBP: 0.398, SLG: 0.465										5	0	0	0	0	0	3							
17 Kris Bryant, R OBP: 0.370, SLG: 0.578										5	1	1	1	0	2	3							
44 Anthony Rizzo, L OBP: 0.401, SLG: 0.563										4	1	1	0	1	1	0							
40 Wilson Contreras, R OBP: 0.391, SLG: 0.617										5	0	1	0	0	1	2							
27 Addison Russell, R OBP: 0.338, SLG: 0.416										4	2	2	3	0	1	2							
22 Jason Heyward, L OBP: 0.327, SLG: 0.324										2	0	0	0	2	0	1							
3 David Ross, R OBP: 0.351, SLG: 0.439										2	0	1	0	1	0	1							
41 John Lackey, R OBP: 0.143, SLG: 0.104										2	0	0	0	0	1	2							
7 Jeimer Candelario, S OBP: 0.220, SLG: 0.143										0	0	0	0	0	0	0							
37 Travis Wood, R OBP: 0.091, SLG: 0.091										0	0	0	0	0	0	0							
62 Joel Peralta, R OBP: 0.091, SLG: 0.091										0	0	0	0	0	0	0							
20 Matt Szczur, R OBP: 0.335, SLG: 0.448										1	0	0	0	0	0	0							
46 Pedro Strop, R OBP: 0.091, SLG: 0.091										0	0	0	0	0	0	0							
9 Javier Báez, R OBP: 0.313, SLG: 0.460										3	1	1	1	1	1	2							
Inning Stats	R: 0 H: 0 E: 0 K: 2 S: 8	H: 0 LOB: 0 BB: 0 P: 11	R: 0 H: 1 E: 0 K: 1 S: 10	H: 1 LOB: 1 BB: 1 P: 18	R: 4 H: 3 E: 0 K: 0 S: 19	H: 3 LOB: 1 BB: 2 P: 33	R: 0 H: 0 E: 0 K: 1 S: 10	H: 0 LOB: 0 BB: 1 P: 19	R: 1 H: 1 E: 0 K: 0 S: 6	H: 1 LOB: 0 BB: 0 P: 10	R: 0 H: 1 E: 0 K: 1 S: 9	H: 1 LOB: 2 BB: 0 P: 11	R: 0 H: 1 E: 0 K: 1 S: 9	H: 1 LOB: 2 BB: 1 P: 17	R: 0 H: 0 E: 0 K: 1 S: 9	H: 0 LOB: 0 BB: 0 P: 16	R: 0 H: 0 E: 0 K: 0 S: 9	H: 0 LOB: 0 BB: 0 P: 17	1B: 2 2B: 1 3B: 0 HR: 4	SF: 0 SAC: 0 DP: 0 HBP: 1	WP: 0 PB: 0 SB: 0 CS: 0	PA: 40	
PITCHER	IP WLS BF H R ER SO BB IBB HBP BLK WP HR S P ERA WHIP	IP WLS BF H R ER SO BB IBB HBP BLK WP HR S P ERA WHIP	IP WLS BF H R ER SO BB IBB HBP BLK WP HR S P ERA WHIP	IP WLS BF H R ER SO BB IBB HBP BLK WP HR S P ERA WHIP	IP WLS BF H R ER SO BB IBB HBP BLK WP HR S P ERA WHIP	IP WLS BF H R ER SO BB IBB HBP BLK WP HR S P ERA WHIP	IP WLS BF H R ER SO BB IBB HBP BLK WP HR S P ERA WHIP	IP WLS BF H R ER SO BB IBB HBP BLK WP HR S P ERA WHIP	IP WLS BF H R ER SO BB IBB HBP BLK WP HR S P ERA WHIP	IP WLS BF H R ER SO BB IBB HBP BLK WP HR S P ERA WHIP	IP WLS BF H R ER SO BB IBB HBP BLK WP HR S P ERA WHIP	IP WLS BF H R ER SO BB IBB HBP BLK WP HR S P ERA WHIP	IP WLS BF H R ER SO BB IBB HBP BLK WP HR S P ERA WHIP	IP WLS BF H R ER SO BB IBB HBP BLK WP HR S P ERA WHIP	IP WLS BF H R ER SO BB IBB HBP BLK WP HR S P ERA WHIP	IP WLS BF H R ER SO BB IBB HBP BLK WP HR S P ERA WHIP	IP WLS BF H R ER SO BB IBB HBP BLK WP HR S P ERA WHIP	IP WLS BF H R ER SO BB IBB HBP BLK WP HR S P ERA WHIP	IP WLS BF H R ER SO BB IBB HBP BLK WP HR S P ERA WHIP	IP WLS BF H R ER SO BB IBB HBP BLK WP HR S P ERA WHIP	IP WLS BF H R ER SO BB IBB HBP BLK WP HR S P ERA WHIP	IP WLS BF H R ER SO BB IBB HBP BLK WP HR S P ERA WHIP	IP WLS BF H R ER SO BB IBB HBP BLK WP HR S P ERA WHIP

Cincinnati Reds @ Chicago Cubs
Wrigley Field, Chicago, IL
Tue Jul 05 2016, 1:21 PM - 4:29 PM CDT
Att: 41,310 - Partly Cloudy - 84 F

AB	34
R	5
H	7
RBI	5
BB	5
SO	7
LOB	18



Batter	1	2	3	4	5	6	7	8	9	AB	R	H	RBI	BB	SO	LOB	TOP				
2 Zack Cozart, R OBP: 0.322, SLG: 0.495										5	1	2	1	0	2	1					
6 Billy Hamilton, S OBP: 0.289, SLG: 0.360										4	0	0	0	0	2	1					
19 Joey Votto, L OBP: 0.390, SLG: 0.458										3	0	0	0	1	1	0					
23 Adam Duvali, R OBP: 0.289, SLG: 0.554										3	1	0	0	1	2	1					
7 Eugenio Suárez, R OBP: 0.299, SLG: 0.408										4	0	0	0	0	1	1					
4 Brandon Phillips, R OBP: 0.293, SLG: 0.388										4	1	3	0	0	0	0					
9 José Peraza, R OBP: 0.258										4	1	2	0	0	0	1					
16 Tucker Barnhart, L OBP: 0.330, SLG: 0.383										4	1	1	3	0	1	2					
28 Anthony DeSclafani, R OBP: 0.190, SLG: 0.100										2	0	0	0	0	1	2					
40 Tyler Holt, R OBP: 0.259, SLG: 0.257										1	0	0	0	0	1	0					
21 Michael Lorenzen, R OBP: 0.317, SLG: 0.546										0	0	0	0	0	0	0					
32 Jay Bruce, L OBP: 0.317, SLG: 0.546										0	0	0	0	1	0	0					
52 Tony Cingrani, L OBP: 0.317, SLG: 0.546										0	0	0	0	0	0	0					
Inning Stats	R: 1 E: 0 K: 1 S: 14	H: 1 LOB: 0 BB: 0 P: 20	R: 0 E: 0 K: 1 S: 22	H: 2 LOB: 2 BB: 0 P: 28	R: 0 E: 0 K: 2 S: 12	H: 0 LOB: 0 BB: 0 P: 20	R: 0 E: 0 K: 1 S: 7	H: 0 LOB: 0 BB: 0 P: 11	R: 0 E: 0 K: 3 S: 11	H: 0 LOB: 1 BB: 1 P: 19	R: 3 E: 0 K: 2 S: 19	H: 4 LOB: 1 BB: 0 P: 30	R: 1 E: 0 K: 0 S: 12	H: 1 LOB: 1 BB: 1 P: 22	R: 0 E: 0 K: 0 S: 10	H: 0 LOB: 0 BB: 1 P: 18	1B: 6 2B: 0 3B: 0 HR: 2	SF: 0 SAC: 0 DP: 0 HBP: 0	WP: 1 PB: 0 SB: 4 CS: 1	PA: 38	
PITCHER	IP	WLS	BF	H	R	ER	SO	BB	IBB	HBP	BLK	WP	HR	S	P	ERA	WHIP				
43 Adam Warren, R ERA: 4.11	5.0		18	3	1	1	6	0	0	0	0	0	1	66	93	1.80	0.600				
53 Trevor Cahill, R ERA: 2.93	2.0	L	11	4	3	3	5	1	0	0	0	0	1	30	49	13.50	2.500				
6 Carl Edwards Jr., R ERA: 2.08	1.0		5	1	1	1	0	1	0	0	0	0	1	10	22	9.00	2.000				
52 Justin Grimm, R ERA: 5.59	1.0		3	0	0	0	0	1	0	0	0	0	0	10	18	0.00	1.000				

Cincinnati Reds @ Chicago Cubs
Wrigley Field, Chicago, IL
Wed Jul 06 2016, 1:25 PM - 4:18 PM CDT
Att: 41,262 - Sunny - 85 F

AB 34
R 5
H 8
RBI 4
BB 3
SO 11
LOB 9



Batter	1	2	3	4	5	6	7	8	9	AB	R	H	RBI	BB	SO	LOB	BOTTOM					
18 Ben Zobrist, S OBP: 0.399, SLG: 0.474										3	1	1	1	1	0	1						
17 Kris Bryant, R OBP: 0.368, SLG: 0.574										4	0	1	0	0	1	1						
44 Anthony Rizzo, L OBP: 0.402, SLG: 0.560										3	0	1	0	1	2	1						
40 Wilson Contreras, R OBP: 0.384, SLG: 0.594										4	0	1	0	0	3	3						
2 Tommy La Stella, L OBP: 0.372, SLG: 0.482										4	1	1	0	0	1	2						
52 Justin Grimm, R OBP: 0.337, SLG: 0.418										4	0	1	0	0	0	1						
27 Addison Russell, R OBP: 0.337, SLG: 0.418										4	1	1	1	0	2	1						
47 Miguel Montero, L OBP: 0.313, SLG: 0.321										3	0	1	1	0	0	1						
5 Albert Almora Jr., R OBP: 0.313, SLG: 0.422										1	0	0	0	0	0	0						
43 Adam Warren, R OBP: 0.313, SLG: 0.422										0	0	0	0	0	0	0						
20 Matt Szczur, R OBP: 0.313, SLG: 0.422										1	0	0	0	0	0	0						
53 Trevor Cahill, R ERA: 2.93										0	0	0	0	0	0	0						
7 Jeimer Candelario, S OBP: 0.286, SLG: 0.319										0	0	0	0	0	0	0						
6 Carl Edwards Jr., R ERA: 2.08										0	0	0	0	0	0	0						
9 Javier Báez, R OBP: 0.313, SLG: 0.422										0	0	0	0	0	0	0						
Inning Stats	R: 0 E: 0 K: 1 S: 10	H: 1 LOB: 1 BB: 0 P: 15	R: 2 E: 0 K: 0 S: 10	H: 3 LOB: 1 BB: 0 P: 18	R: 0 E: 0 K: 1 S: 14	H: 1 LOB: 1 BB: 0 P: 22	R: 0 E: 0 K: 1 S: 5	H: 1 LOB: 1 BB: 0 P: 6	R: 1 E: 0 K: 2 S: 11	H: 2 LOB: 1 BB: 0 P: 16	R: 0 E: 0 K: 1 S: 9	H: 0 LOB: 0 BB: 0 P: 15	R: 0 E: 0 K: 1 S: 10	H: 0 LOB: 1 BB: 1 P: 22	R: 0 E: 0 K: 1 S: 6	H: 0 LOB: 0 BB: 1 P: 12	R: 0 E: 0 K: 1 S: 8	H: 0 LOB: 0 BB: 0 P: 12	1B: 6 2B: 1 3B: 0 HR: 1	SF: 0 SAC: 1 DP: 2 HBP: 0	WP: 0 PB: 0 SB: 0 CS: 0	PA: 35
PITCHER	IP	WLS	BF	H	R	ER	SO	BB	IBB	HBP	BLK	WP	HR	S	P	ERA	WHIP					
28 Anthony DeSclafani, R ERA: 2.25	6.0		25	8	3	3	6	0	0	0	0	0	1	59	92	4.50	1.333					
21 Michael Lorenzen, R ERA: 3.12	2.0	H	7	0	0	0	2	2	0	0	0	0	0	16	34	0.00	1.000					
52 Tony Cingrani, L ERA: 3.2	1.0	S	3	0	0	0	1	0	0	0	0	0	0	8	12	0.00	0.000					

Cincinnati Reds @ Chicago Cubs
Wrigley Field, Chicago, IL
Wed Jul 06 2016, 1:25 PM - 4:18 PM CDT
Att: 41,262 - Sunny - 85 F

AB 32
R 3
H 8
RBI 3
BB 2
SO 9
LOB 11



Batter	1	2	3	4	5	6	7	8	9	10	11	AB	R	H	RBI	BB	SO	LOB	TOP							
8 Jace Peterson, L OBP: 0.340, SLG: 0.382												5	1	1	0	0	0	2								
7 Gordon Beckham, R 39 Dario Alvarez, L 23 Chase d'Arnaud, R 62 Mauricio Cabrera, R												4	0	0	0	1	3	1								
5 Freddie Freeman, L												4	1	0	0	1	1	2								
22 Nick Markakis, L												5	2	2	3	0	2	2								
13 Adonis Garcia, R												5	0	1	0	0	2	1								
18 Jeff Francoeur, R												3	0	1	0	2	0	2								
25 Tyler Flowers, R												5	0	1	1	0	2	3								
11 Ender Inciarte, L												5	0	0	0	0	3	5								
63 Lucas Harrell, S												3	0	0	0	0	1	3								
54 Hunter Cervenka, L												0	0	0	0	0	0	0								
53 Jim Johnson, R												0	0	0	0	0	0	0								
1 Erick Aybar, S												1	0	0	0	0	1	0								
Inning Stats	R: 2 E: 0 K: 2 S: 14	H: 2 LOB: 0 BB: 0 P: 21	R: 0 E: 0 K: 2 S: 13	H: 1 LOB: 2 BB: 0 P: 16	R: 0 E: 0 K: 1 S: 8	H: 0 LOB: 0 BB: 0 P: 12	R: 0 E: 0 K: 0 S: 9	H: 0 LOB: 0 BB: 0 P: 13	R: 0 E: 0 K: 1 S: 9	H: 0 LOB: 1 BB: 1 P: 19	R: 0 E: 0 K: 0 S: 9	H: 0 LOB: 1 BB: 0 P: 16	R: 0 E: 0 K: 1 S: 8	H: 0 LOB: 0 BB: 0 P: 12	R: 1 E: 0 K: 3 S: 15	H: 1 LOB: 1 BB: 1 P: 29	R: 0 E: 0 K: 2 S: 10	H: 0 LOB: 0 BB: 0 P: 11	R: 1 E: 0 K: 2 S: 15	H: 2 LOB: 2 BB: 1 P: 26	1B: 3 2B: 1 3B: 0 HR: 2	SF: 0 SAC: 0 DP: 0 HBP: 0	WP: 0 PB: 1 SB: 1 CS: 0	PA: 44		
PITCHER	IP ERA WLS BF H R ER SO BB IBB HBP BLK WP HR S P ERA WHIP	39 Jason Hammel, R ERA: 3.46	37 Travis Wood, L ERA: 2.97	28 Kyle Hendricks, R ERA: 2.95	52 Justin Grimm, R ERA: 5.52	56 Héctor Rondón, R ERA: 1.84	PITCHER	IP ERA WLS BF H R ER SO BB IBB HBP BLK WP HR S P ERA WHIP	45 Spencer Patton, R ERA: 5.56	2 Tommy La Stella, L ERA: 3.08	28 Kyle Hendricks, R ERA: 2.95	52 Justin Grimm, R ERA: 5.52	5 Albert Almora Jr., R ERA: 3.08	45 Spencer Patton, R ERA: 5.56	17 Kris Bryant, R OBP: 0.373, SLG: 0.572	56 Héctor Rondón, R ERA: 1.84	20 Matt Szczur, R OBP: 0.339, SLG: 0.407	44 Anthony Rizzo, L OBP: 0.402, SLG: 0.556	18 Ben Zobrist, S OBP: 0.396, SLG: 0.472	40 Willson Contreras, R OBP: 0.397, SLG: 0.623	22 Jason Heyward, L OBP: 0.330, SLG: 0.325	27 Addison Russell, R OBP: 0.334, SLG: 0.412	39 Jason Hammel, R OBP: 0.259, SLG: 0.300	37 Travis Wood, L OBP: 0.250, SLG: 0.143	7 Jeimer Candelario, S OBP: 0.286, SLG: 0.091	9 Javier Báez, R OBP: 0.312, SLG: 0.456

Atlanta Braves @ Chicago Cubs
Wrigley Field, Chicago, IL
Thu Jul 07 2016, 8:41 PM - 12:34 AM CDT
Att: 41,480 - Cloudy - 72 F

livebaseballscores.com

AB 40
R 4
H 6
RBI 4
BB 4
SO 15
LOB 21



Batter	1	2	3	4	5	6	7	8	9	10	11	AB	R	H	RBI	BB	SO	LOB	BOTTOM					
2 Tommy La Stella, L												3	0	0	0	0	1	3						
17 Kris Bryant, R												1	1	0	0	1	1	0						
44 Anthony Rizzo, L												4	1	1	0	0	1	1						
18 Ben Zobrist, S												5	1	1	1	0	1	3						
40 Willson Contreras, R												5	0	3	2	0	0	1						
22 Jason Heyward, L												4	0	2	0	1	0	1						
27 Addison Russell, R												4	0	0	0	1	0	5						
39 Jason Hammel, R												2	0	0	0	0	2	2						
9 Javier Báez, R												4	0	1	0	0	0	2						
Inning Stats	R: 0 E: 0 K: 1 S: 7	H: 0 LOB: 0 BB: 0 P: 12	R: 0 E: 0 K: 0 S: 6	H: 0 LOB: 0 BB: 0 P: 10	R: 0 E: 0 K: 1 S: 8	H: 1 LOB: 1 BB: 1 P: 11	R: 0 E: 0 K: 0 S: 9	H: 1 LOB: 1 BB: 0 P: 16	R: 0 E: 0 K: 0 S: 14	H: 1 LOB: 2 BB: 1 P: 27	R: 0 E: 0 K: 1 S: 12	H: 1 LOB: 1 BB: 0 P: 17	R: 3 E: 0 K: 0 S: 17	H: 2 LOB: 2 BB: 1 P: 30	R: 0 E: 0 K: 1 S: 9	H: 0 LOB: 0 BB: 0 P: 11	R: 0 E: 0 K: 3 S: 14	H: 0 LOB: 0 BB: 0 P: 20	R: 0 E: 0 K: 0 S: 8	H: 2 LOB: 1 BB: 0 P: 13	1B: 6 2B: 2 3B: 1 HR: 0	SF: 0 SAC: 0 DP: 3 HBP: 3	WP: 0 PB: 0 SB: 1 CS: 0	PA: 44
PITCHER	IP ERA WLS BF H R ER SO BB IBB HBP BLK WP HR S P ERA WHIP	63 Lucas Harrell, R ERA: 1.32	54 Hunter Cervenka, L ERA: 3.08	53 Jim Johnson, R ERA: 4.2	39 Dario Alvarez, L ERA: 0.93	62 Mauricio Cabrera, R ERA: 1.6	PITCHER	IP ERA WLS BF H R ER SO BB IBB HBP BLK WP HR S P ERA WHIP	63 Lucas Harrell, R ERA: 1.32	54 Hunter Cervenka, L ERA: 3.08	53 Jim Johnson, R ERA: 4.2	39 Dario Alvarez, L ERA: 0.93	62 Mauricio Cabrera, R ERA: 1.6											

Atlanta Braves @ Chicago Cubs
Wrigley Field, Chicago, IL
Thu Jul 07 2016, 8:41 PM - 12:34 AM CDT
Att: 41,480 - Cloudy - 72 F

livebaseballscores.com

AB 38
R 3
H 8
RBI 3
BB 3
SO 9
LOB 20



Batter	1	2	3	4	5	6	7	8	9	AB	R	H	RBI	BB	SO	LOB	TOP					
18 Ben Zobrist, S OBP: 0.393, SLG: 0.466	F9		E5 44 G1-3				K		F8	4	0	0	0	1	1	0	Chicago Cubs @ Pittsburgh Pirates PNC Park, Pittsburgh, PA Fri Jul 08 2016, 7:10 PM - 10:31 PM EDT Att: 35,904 - Partly Cloudy - 82 F					
17 Kris Bryant, R OBP: 0.376, SLG: 0.575	40 FC6-4		F7				K		44 DI	4	0	2	0	1	1	1						
44 Anthony Rizzo, L OBP: 0.405, SLG: 0.564	40 FC6-4		G1-3				F7			3	1	1	1	2	0	3						
40 Wilson Contreras, R OBP: 0.386, SLG: 0.589	FC6-4		K				K			4	0	0	0	1	3	7						
27 Addison Russell, R OBP: 0.330, SLG: 0.406	F7		L5				K			4	1	0	0	0	1	3						
22 Jason Heyward, L OBP: 0.332, SLG: 0.334	G3		G4-3				E5 9 G6-4-3 22 1B 47 HR			4	1	2	0	0	0	0						
9 Javier Báez, R OBP: 0.315, SLG: 0.452	47 HBP		G4-3				G6-4-3			2	0	0	1	1	0	2						
47 Miguel Montero, L OBP: 0.319, SLG: 0.345	49 G4-3		G4-3				G6-4-3			2	1	1	2	0	0	0						
5 Albert Almora Jr., R OBP: 0.300, SLG: 0.403	49 G4-3		G4-3				HR			1	0	0	0	0	0	1						
49 Jake Arrieta, R OBP: 0.349, SLG: 0.462	G4-3		K				K			3	0	0	0	0	2	2						
37 Travis Wood, R OBP: 0.250, SLG: 0.143										0	0	0	0	0	0	0						
6 Carl Edwards Jr., R										0	0	0	0	0	0	0						
53 Trevor Cahill, R OBP: 0.286, SLG: 0.187										0	0	0	0	0	0	0						
2 Tommy La Stella, L OBP: 0.357, SLG: 0.400										1	0	0	0	0	0	0						
Inning Stats	R: 0 E: 0 K: 10 S: 10	H: 1 LOB: 2 BB: 1 P: 19	R: 0 E: 0 K: 8 S: 8	H: 0 LOB: 1 BB: 0 P: 14	R: 0 E: 1 K: 1 S: 10	H: 0 LOB: 1 BB: 0 P: 13	R: 1 E: 0 K: 0 S: 10	H: 1 LOB: 0 BB: 2 P: 14	R: 0 E: 0 K: 2 S: 14	H: 0 LOB: 2 BB: 2 P: 25	R: 2 E: 1 K: 1 S: 14	H: 2 LOB: 0 BB: 0 P: 20	R: 1 E: 0 K: 3 S: 16	H: 1 LOB: 1 BB: 1 P: 28	R: 0 E: 0 K: 0 S: 5	H: 0 LOB: 0 BB: 1 P: 9	R: 0 E: 0 K: 13 S: 13	H: 1 LOB: 2 BB: 1 P: 22	1B: 2 2B: 1 3B: 1 HR: 2	SF: 0 SAC: 0 DP: 3 HBP: 2	WP: 0 PB: 0 SB: 1 CS: 0	PA: 40
PITCHER	IP WLS BF H R ER SO BB IBB HBP BLK WP HR S P ERA WHIP	IP WLS BF H R ER SO BB IBB HBP BLK WP HR S P ERA WHIP	IP WLS BF H R ER SO BB IBB HBP BLK WP HR S P ERA WHIP	IP WLS BF H R ER SO BB IBB HBP BLK WP HR S P ERA WHIP	IP WLS BF H R ER SO BB IBB HBP BLK WP HR S P ERA WHIP	IP WLS BF H R ER SO BB IBB HBP BLK WP HR S P ERA WHIP	IP WLS BF H R ER SO BB IBB HBP BLK WP HR S P ERA WHIP	IP WLS BF H R ER SO BB IBB HBP BLK WP HR S P ERA WHIP	IP WLS BF H R ER SO BB IBB HBP BLK WP HR S P ERA WHIP	5.0 1.0 1.0 1.0 1.0 0.2	0.1											
47 Francisco Lirio, L ERA: 5.15	12 Juan Nicasio, R ERA: 5.33	30 Neftali Feliz, R ERA: 2.94	44 Tony Watson, L ERA: 2.84	31 A.J. Schugel, R ERA: 3.35	35 Mark Melancon, R ERA: 1.26																	

Chicago Cubs @ Pittsburgh Pirates
 PNC Park, Pittsburgh, PA
 Fri Jul 08 2016, 7:10 PM - 10:31 PM EDT
 Att: 35,904 - Partly Cloudy - 82 F

AB	32
R	4
H	6
RBI	4
BB	6
SO	8
LOB	19



Batter	1	2	3	4	5	6	7	8	9	AB	R	H	RBI	BB	SO	LOB	BOTTOM			
28 John Jaso, L OBP: 0.351, SLG: 0.391	K		G4-3				P5			4	1	1	1	0	1	1	Chicago Cubs @ Pittsburgh Pirates PNC Park, Pittsburgh, PA Fri Jul 08 2016, 7:10 PM - 10:31 PM EDT Att: 35,904 - Partly Cloudy - 82 F			
10 Jordy Mercer, R OBP: 0.361, SLG: 0.375	K		G4-3				P6			4	0	0	0	0	1	2				
25 Gregory Polanco, L OBP: 0.382, SLG: 0.500	K		F8				P6			1	1	0	0	0	0	2				
24 Eric Fryer, R OBP: 0.400, SLG: 0.426	K		F8				P6			4	0	3	1	0	0	0				
22 Andrew McCutchen, R OBP: 0.319, SLG: 0.409	G5-3		23 1B				23 FC5			4	0	3	1	0	0	0				
23 David Freese, R OBP: 0.378, SLG: 0.486	HR		2B				FC5			4	1	2	1	1	0	4				
6 Starling Marte, R OBP: 0.360, SLG: 0.463	5 HR		G5-3				FC5			5	1	1	1	0	0	6				
5 Josh Harrison, R OBP: 0.303, SLG: 0.374	F8		K				G6-3			3	0	0	0	1	1	1				
3 Sean Rodriguez, R OBP: 0.341, SLG: 0.500	HR		K				G6-3			4	1	1	2	0	2	2				
38 Erik Kratz, R OBP: 0.100, SLG: 0.152	K		G6-3				G6-3			2	0	0	0	0	1	0				
26 Adam Frazier, L OBP: 0.400, SLG: 0.526	K		K				G6-3			1	1	0	0	1	0	0				
47 Francisco Lirio, L OBP: 0.303, SLG: 0.330	K		K				23 FC5			2	0	1	0	0	1	0				
12 Juan Nicasio, R ERA: 5.33							22 1B			0	0	0	0	0	0	0				
30 Neftali Feliz, R ERA: 2.94							22 1B			0	0	0	0	0	0	0				
55 Josh Bell, S OBP: 0.100, SLG: 1.000							28 1B			0	1	1	0	0	0	0				
44 Tony Watson, L ERA: 2.84							28 1B			0	0	0	0	0	0	0				
17 Matt Joyce, L OBP: 0.252, SLG: 0.187							25 E			0	1	0	0	1	0	0				
31 A.J. Schugel, R ERA: 3.35							25 E			0	0	0	0	0	0	0				
35 Mark Melancon, R ERA: 1.26							25 E			0	0	0	0	0	0	0				
Inning Stats	R: 0 E: 0 K: 2 S: 9	H: 0 LOB: 0 BB: 0 P: 13	R: 3 E: 0 K: 2 S: 14	H: 3 LOB: 0 BB: 0 P: 21	R: 0 E: 0 K: 0 S: 8	H: 2 LOB: 0 BB: 0 P: 12	R: 0 E: 0 K: 2 S: 7	H: 0 LOB: 0 BB: 0 P: 8	R: 0 E: 0 K: 0 S: 9	H: 2 LOB: 2 BB: 0 P: 11	R: 0 E: 0 K: 0 S: 6	H: 0 LOB: 0 BB: 0 P: 10	R: 4 E: 1 K: 1 S: 20	H: 3 LOB: 2 BB: 2 P: 35	R: 1 E: 0 K: 0 S: 12	H: 0 LOB: 3 BB: 3 P: 29	1B: 7 2B: 1 3B: 0 HR: 2	SF: 0 SAC: 0 DP: 0 HBP: 1	WP: 2 PB: 0 SB: 2 CS: 0	PA: 41
PITCHER	IP WLS BF H R ER SO BB IBB HBP BLK WP HR S P ERA WHIP	IP WLS BF H R ER SO BB IBB HBP BLK WP HR S P ERA WHIP	IP WLS BF H R ER SO BB IBB HBP BLK WP HR S P ERA WHIP	IP WLS BF H R ER SO BB IBB HBP BLK WP HR S P ERA WHIP	IP WLS BF H R ER SO BB IBB HBP BLK WP HR S P ERA WHIP	IP WLS BF H R ER SO BB IBB HBP BLK WP HR S P ERA WHIP	IP WLS BF H R ER SO BB IBB HBP BLK WP HR S P ERA WHIP	IP WLS BF H R ER SO BB IBB HBP BLK WP HR S P ERA WHIP	IP WLS BF H R ER SO BB IBB HBP BLK WP HR S P ERA WHIP	6.0 0.0 1.0 1.0										
49 Jake Arrieta, R ERA: 2.68	37 Travis Wood, L ERA: 2.97	6 Carl Edwards Jr., R ERA: 1.86	53 Trevor Cahill, R ERA: 3.07																	

Chicago Cubs @ Pittsburgh Pirates
 PNC Park, Pittsburgh, PA
 Fri Jul 08 2016, 7:10 PM - 10:31 PM EDT
 Att: 35,904 - Partly Cloudy - 82 F


AB	35
R	8
H	10
RBI	6
BB	5
SO	7
LOB	18



Batter	1	2	3	4	5	6	7	8	9	AB	R	H	RBI	BB	SO	LOB	TOP	
2 Tommy La Stella, L (1,4) 45 Spencer Patton, R (6,1) 52 Justin Grimm, R (7,1) 20 Matt Szczur, R (8,PH) OBP: 0.306, SLG: 0.402	K	G4-3	K		K			K		4	0	0	0	0	3	4	Chicago Cubs @ Pittsburgh Pirates PNC Park, Pittsburgh, PA Sat Jul 09 2016, 7:18 PM - 10:47 PM EDT Att: 37,796 - Partly Cloudy - 81 F	
17 Kris Bryant, R (1,7) 56 Héctor Rondón, R (8,1)	18 HR	F7		44 2B		44 1B 18 G3-6-3		G6-3		3	3	1	0	2	0	1		
44 Anthony Rizzo, L (1,3) OBP: 0.410, SLG: 0.581	F9		40 1B	18 G4-3		18 G3-6-3				5	1	4	1	0	0	1		
18 Ben Zobrist, S (1,9) OBP: 0.390, SLG: 0.472	HR		G3	G4-3		G3-6-3		G3		5	1	1	2	0	0	4		
40 Wilson Contreras, R (1,2) OBP: 0.388, SLG: 0.584	22 1B		9 1B							4	1	2	1	1	2	0		
22 Jason Heyward, L (1,8) OBP: 0.336, SLG: 0.342	1B		34 BB 9 1B	P5						5	0	3	0	0	0	2		
27 Addison Russell, R (1,6) OBP: 0.328, SLG: 0.402	F7		K	G1-3						5	0	1	0	0	1	7		
9 Javier Báez, R (1,5) OBP: 0.317, SLG: 0.455		34 SH1-4	34 BB							5	0	2	1	0	2	2		
34 Jon Lester, L (1,1) OBP: 0.132, SLG: 0.139 43 Adam Warren, R (4,1) 66 Munenori Kawasaki, L (6,4) OBP: 0.333, SLG: 0.333		SH1-4								0	0	0	0	1	0	0		
										1	0	0	0	0	1	0		
Inning Stats	R: 2 E: 0 K: 1 S: 19	H: 3 LOB: 2 BB: 1 P: 26	R: 0 E: 0 K: 0 S: 9	H: 1 LOB: 1 BB: 0 P: 13	R: 2 E: 0 K: 2 S: 23	H: 4 LOB: 3 BB: 1 P: 40	R: 1 E: 0 K: 0 S: 16	H: 2 LOB: 2 BB: 0 P: 25	R: 0 E: 0 K: 3 S: 10	H: 1 LOB: 1 BB: 0 P: 17	R: 0 E: 0 K: 1 S: 7	H: 1 LOB: 1 BB: 0 P: 10	R: 0 E: 0 K: 1 S: 13	H: 1 LOB: 1 BB: 0 P: 17	1B: 7 2B: 5 3B: 1 HR: 1	SF: 0 SAC: 1 DP: 1 HBP: 0	WP: 0 PB: 0 SB: 0 CS: 0	PA: 44
PITCHER	IP WLS BF H R ER SO BB IBB HBP BLK WP HR S P ERA WHIP																	
39 Chad Kuhl, R (1,1) ERA: 6.08	2.1	15	7	4	4	1	1	0	0	0	0	1	38	55	15.43	3.429		
12 Juan Nicasio, R (3,1) ERA: 5.38	1.0	8	3	1	1	2	2	0	0	0	0	0	24	40	9.00	5.000		
37 Arquimedes Caminero, R (4,1) ERA: 3.98	1.2	W	5	0	0	3	0	0	0	0	0	0	15	22	0.00	0.000		
31 A.J. Schugel, R (6,1) ERA: 3.48	1.0	S	4	1	1	1	1	0	0	0	0	0	9	17	9.00	2.000		
48 Jared Hughes, R (7,1) ERA: 3.34	3.0	S	12	3	0	3	0	0	0	0	0	0	30	43	0.00	1.000		

Batter	1	2	3	4	5	6	7	8	9	AB	R	H	RBI	BB	SO	LOB	BOTTOM			
10 Jordy Mercer, R (1,6) OBP: 0.361, SLG: 0.384	G4-3			23 2B 22 1B				K		4	2	1	1	1	2	2	Chicago Cubs @ Pittsburgh Pirates PNC Park, Pittsburgh, PA Sat Jul 09 2016, 7:18 PM - 10:47 PM EDT Att: 37,796 - Partly Cloudy - 81 F			
23 David Freese, R (1,3) OBP: 0.375, SLG: 0.478	22 G6-4-3	K		G5-3				K		4	0	0	0	1	2	4				
22 Andrew McCutchen, R (1,8) OBP: 0.320, SLG: 0.417	G6-4-3							K		5	1	2	3	0	1	1				
27 Jung Ho Kang, R (1,5) OBP: 0.305, SLG: 0.512		3 BB 6 1B 5 HBP	K	P5				K		3	1	0	0	1	2	1				
6 Starling Marte, R (1,7) OBP: 0.361, SLG: 0.461		5 HBP 24 SF8 3 BB	G6-3					L5		3	2	1	0	1	0	0				
3 Sean Rodriguez, R (1,9) OBP: 0.344, SLG: 0.516		24 SF8 39 E 5 HBP						L3		3	2	1	1	1	1	1				
5 Josh Harrison, R (1,4) OBP: 0.305, SLG: 0.374 17 Matt Joyce, L (6,PH) OBP: 0.423, SLG: 0.563				G4-3				K		0	0	0	1	0	0	0				
26 Adam Frazier, L (6,9) OBP: 0.381, SLG: 0.500								K		1	1	0	0	1	0	0				
24 Eric Fryer, R (1,2) OBP: 0.407, SLG: 0.440	SF8							K		3	2	2	1	0	1	0				
39 Chad Kuhl, R (1,1) ERA: 6.08 12 Juan Nicasio, R (3,1) ERA: 5.38 37 Arquimedes Caminero, R (4,1) ERA: 3.98 55 Josh Bell, S (6,PH) OBP: 0.305, SLG: 0.500 31 A.J. Schugel, R (6,1) 48 Jared Hughes, R (7,1) ERA: 1.78								K		1	0	0	0	0	0	0				
								K		1	0	0	0	0	1	1				
								K		0	0	0	0	0	0	0				
								K		1	1	4	0	0	0	0				
								K		1	0	0	0	0	1	0				
Inning Stats	R: 0 E: 0 K: 0 S: 6	H: 0 LOB: 0 BB: 1 P: 13	R: 3 E: 1 K: 2 S: 16	H: 2 LOB: 2 BB: 2 P: 31	R: 2 E: 0 K: 1 S: 13	H: 2 LOB: 0 BB: 0 P: 20	R: 2 E: 0 K: 1 S: 14	H: 2 LOB: 1 BB: 1 P: 25	R: 5 E: 0 K: 1 S: 22	H: 3 LOB: 2 BB: 2 P: 39	R: 0 E: 0 K: 3 S: 6	H: 0 LOB: 0 BB: 0 P: 12	R: 0 E: 0 K: 3 S: 11	H: 0 LOB: 0 BB: 0 P: 17	R: 0 E: 0 K: 3 S: 12	H: 0 LOB: 0 BB: 0 P: 17	1B: 5 2B: 0 3B: 0 HR: 4	SF: 1 SAC: 0 DP: 1 HBP: 1	WP: 0 PB: 0 SB: 1 CS: 0	PA: 39
PITCHER	IP WLS BF H R ER SO BB IBB HBP BLK WP HR S P ERA WHIP																			
34 Jon Lester, L (1,1) ERA: 3.01	3.0	L	16	4	5	3	3	0	1	0	0	0	2	35	64	15.00	2.333			
43 Adam Warren, R (4,1) ERA: 5.79	2.0	L	14	5	7	2	2	1	0	0	0	0	2	36	64	31.50	3.500			
45 Spencer Patton, R (6,1) ERA: 5.11	1.0		3	0	0	1	0	0	0	0	0	0	6	12	0.00	0.000				
52 Justin Grimm, R (7,1) ERA: 5.34	1.0		3	0	0	3	0	0	0	0	0	0	11	17	0.00	0.000				
56 Héctor Rondón, R (8,1) ERA: 1.78	1.0		3	0	0	3	0	0	0	0	0	0	12	17	0.00	0.000				

AB	39
R	6
H	14
RBI	5
BB	4
SO	10
LOB	22



Batter	1	2	3	4	5	6	7	8	9	AB	R	H	RBI	BB	SO	LOB	TOP										
12 Rounqend Odor, L OBP: 0.295, SLG: 0.488										4	0	1	0	0	1	2											
20 Ian Desmond, R OBP: 0.374, SLG: 0.520										3	0	0	0	1	0	2											
30 Nomar Mazara, L OBP: 0.329, SLG: 0.417										4	0	1	0	0	1	2											
29 Adrián Beltré, R OBP: 0.338, SLG: 0.441										3	0	1	0	1	0	2											
84 Prince Fielder, L OBP: 0.296, SLG: 0.340										3	0	0	0	0	1	3											
16 Ryan Rua, R OBP: 0.342, SLG: 0.446										4	0	0	0	0	1	1											
1 Elvis Andrus, R OBP: 0.344, SLG: 0.417										4	0	0	0	0	0	1											
61 Robinson Chirinos, R OBP: 0.274, SLG: 0.474										3	0	0	0	0	2	0											
33 Martín Pérez, L OBP: 0.333, SLG: 0.333										2	0	1	0	0	0	0											
43 Tony Barnette, R ERA: 2.92										0	0	0	0	0	0	0											
19 Jurickson Profar, S OBP: 0.388, SLG: 0.469										1	0	1	0	0	0	0											
62 José Leclerc, R ERA: 5.17										0	0	0	0	0	0	0											
Inning Stats	R: 0 E: 0 K: 1 S: 12	H: 1 LOB: 2 BB: 1 P: 21	R: 0 E: 0 K: 1 S: 6	H: 0 LOB: 0 BB: 0 P: 10	R: 0 E: 0 K: 0 S: 5	H: 1 LOB: 1 BB: 1 P: 11	R: 0 E: 0 K: 0 S: 11	H: 0 LOB: 1 BB: 0 P: 19	R: 0 E: 0 K: 1 S: 10	H: 1 LOB: 0 BB: 0 P: 15	R: 0 E: 0 K: 2 S: 9	H: 0 LOB: 0 BB: 0 P: 15	R: 0 E: 0 K: 1 S: 13	H: 2 LOB: 2 BB: 0 P: 18	R: 0 E: 0 K: 0 S: 10	H: 0 LOB: 0 BB: 0 P: 16	1B: 5 2B: 0 3B: 0 HR: 0	SF: 0 SAC: 0 DP: 0 HBP: 1	WP: 1 PB: 1 SB: 0 CS: 1	PA: 34							
PITCHER	IP	WLS	BF	H	R	ER	SO	BB	IBB	HBP	BLK	WP	HR	S	P	ERA	WHIP										
28 Kyle Hendricks, R ERA: 2.41	6.0	W	23	3	0	0	3	2	0	1	0	0	0	50	87	0.00	0.833										
6 Carl Edwards Jr., R ERA: 1.54	1.0		3	0	0	0	2	0	0	0	0	0	0	9	15	0.00	0.000										
37 Travis Wood, L ERA: 2.92	0.2		4	2	0	0	1	0	0	0	0	0	0	11	15	0.00	3.000										
46 Pedro Strop, R ERA: 3.15	0.1		1	0	0	0	0	0	0	0	0	1	0	2	3	0.00	0.000										
52 Justin Grimm, R ERA: 5.17	1.0		3	0	0	0	0	0	0	0	0	0	0	10	16	0.00	0.000										

Texas Rangers @ Chicago Cubs
Wrigley Field, Chicago, IL
Fri Jul 15 2016, 1:20 PM - 4:04 PM CDT
Att: 41,482 - Overcast - 71 F

AB	31
R	0
H	5
RBI	0
BB	2
SO	6
LOB	13



Batter	1	2	3	4	5	6	7	8	9	AB	R	H	RBI	BB	SO	LOB	BOTTOM										
18 Ben Zobrist, S OBP: 0.388, SLG: 0.463										3	0	0	0	2	1	3											
17 Kris Bryant, R OBP: 0.383, SLG: 0.574										4	1	1	0	0	0	3											
44 Anthony Rizzo, L OBP: 0.414, SLG: 0.590										4	1	1	0	0	0	1											
40 Wilson Contreras, R OBP: 0.381, SLG: 0.541										3	1	0	0	1	1	0											
27 Addison Russell, R OBP: 0.331, SLG: 0.407										4	2	2	2	0	1	0											
22 Jason Heyward, L OBP: 0.331, SLG: 0.333										3	1	0	0	1	0	2											
9 Javier Báez, R OBP: 0.323, SLG: 0.455										4	0	2	1	0	0	2											
5 Albert Almora Jr., R OBP: 0.295, SLG: 0.440										4	0	0	0	0	0	5											
28 Kyle Hendricks, R OBP: 0.118, SLG: 0.091										1	0	0	0	0	0	0											
20 Matt Szczur, R OBP: 0.320, SLG: 0.429										1	0	1	2	0	0	0											
6 Carl Edwards Jr., R ERA: 2.39										0	0	0	0	0	0	0											
37 Travis Wood, R OBP: 0.295, SLG: 0.144										0	0	0	0	0	0	0											
46 Pedro Strop, R ERA: 3.15										0	0	0	0	0	0	0											
2 Tommy La Stella, L OBP: 0.285, SLG: 0.445										0	0	0	0	1	0	0											
52 Justin Grimm, R ERA: 5.17										0	0	0	0	0	0	0											
Inning Stats	R: 0 E: 0 K: 1 S: 9	H: 0 LOB: 0 BB: 0 P: 12	R: 1 E: 0 K: 0 S: 11	H: 2 LOB: 1 BB: 0 P: 19	R: 0 E: 0 K: 0 S: 7	H: 0 LOB: 1 BB: 1 P: 12	R: 0 E: 0 K: 0 S: 5	H: 0 LOB: 0 BB: 0 P: 9	R: 0 E: 1 K: 0 S: 12	H: 0 LOB: 1 BB: 0 P: 13	R: 5 E: 1 K: 0 S: 17	H: 4 LOB: 2 BB: 2 P: 31	R: 0 E: 0 K: 2 S: 14	H: 0 LOB: 0 BB: 0 P: 20	R: 0 E: 0 K: 0 S: 12	H: 1 LOB: 2 BB: 2 P: 24	1B: 5 2B: 2 3B: 0 HR: 0	SF: 0 SAC: 1 DP: 1 HBP: 0	WP: 0 PB: 0 SB: 0 CS: 0	PA: 37							
PITCHER	IP	WLS	BF	H	R	ER	SO	BB	IBB	HBP	BLK	WP	HR	S	P	ERA	WHIP										
33 Martín Pérez, L ERA: 4.05	5.2	L	27	5	0	0	5	2	0	0	0	0	0	58	89	7.94	1.412										
43 Tony Barnette, R ERA: 2.39	1.1		5	0	0	0	2	1	0	0	0	0	0	17	27	0.00	0.750										
62 José Leclerc, R ERA: 1.59	1.0		5	1	0	0	0	2	0	0	0	0	0	12	24	0.00	3.000										

Texas Rangers @ Chicago Cubs
Wrigley Field, Chicago, IL
Fri Jul 15 2016, 1:20 PM - 4:04 PM CDT
Att: 41,482 - Overcast - 71 F

AB	31
R	6
H	7
RBI	5
SO	3
LOB	16




Batter	1	2	3	4	5	6	7	8	9	AB	R	H	RBI	BB	SO	LOB	TOP										
12 Rougned Odor, L OBP: 0.292, SLG: 0.482	L8		K			F7			F9	4	0	0	0	0	1	0											
20 Ian Desmond, R OBP: 0.370, SLG: 0.514	G4-3			K		G1-3			G1-3	4	0	0	0	0	1	0											
29 Adrian Beltré, R OBP: 0.334, SLG: 0.435	F7			K			G5-3		F9	4	0	0	0	0	1	0											
18 Mitch Moreland, L OBP: 0.296, SLG: 0.414		P6								3	0	1	0	0	0	0											
50 Keone Kela, R										0	0	0	0	0	0	0											
51 Matt Bush, R										0	0	0	0	0	0	0											
16 Ryan Rua, R OBP: 0.347, SLG: 0.446										2	1	1	0	1	1	1											
30 Nomar Mazara, L OBP: 0.329, SLG: 0.415										2	0	0	0	1	2	2											
1 Elvis Andrus, R OBP: 0.344, SLG: 0.416										3	0	1	1	0	0	1											
6 Bobby Wilson, R OBP: 0.254, SLG: 0.313										3	0	0	0	0	0	0											
11 Yu Darvish, R										1	0	0	0	0	1	0											
37 Shawn Tolleson, R										1	0	0	0	0	1	0											
58 Alex Claudio, L										0	0	0	0	0	0	0											
19 Jurickson Profar, S OBP: 0.365, SLG: 0.465										1	0	0	0	0	1	0											
Inning Stats	R: 0 E: 0 K: 0 S: 6	H: 0 LOB: 0 BB: 7	R: 1 E: 0 K: 1 S: 12	H: 2 LOB: 1 BB: 0 P: 21	R: 0 E: 0 K: 2 S: 9	H: 0 LOB: 0 BB: 0 P: 11	R: 0 E: 0 K: 3 S: 14	H: 1 LOB: 1 BB: 0 P: 23	R: 0 E: 0 K: 0 S: 5	H: 0 LOB: 0 BB: 1 P: 9	R: 0 E: 0 K: 1 S: 6	H: 0 LOB: 0 BB: 0 P: 10	R: 0 E: 0 K: 1 S: 12	H: 0 LOB: 0 BB: 1 P: 24	R: 0 E: 0 K: 1 S: 9	H: 0 LOB: 0 BB: 0 P: 13	R: 0 E: 0 K: 0 S: 8	H: 0 LOB: 0 BB: 0 P: 10	1B: 2 2B: 1 3B: 0 HR: 0	SF: 0 SAC: 0 DP: 1 HBP: 0	WP: 0 PB: 0 SB: 1 CS: 0	PA: 30					
PITCHER	IP	WLS	BF	H	R	ER	SO	BB	IBB	HBP	BLK	WP	HR	S	P	ERA	WHIP										
39 Jason Hammel, R ERA: 3.34	6.0	W	20	3	1	1	7	1	0	0	0	0	0	52	81	1.50	0.667										
43 Adam Warren, R ERA: 5.67	0.2	H	3	0	0	0	0	1	0	0	0	0	0	8	18	0.00	1.500										
37 Travis Wood, L ERA: 2.82	1.1	H	4	0	0	0	2	0	0	0	0	0	0	13	19	0.00	0.000										
56 Héctor Rondón, R ERA: 1.67	1.0	S	3	0	0	0	0	0	0	0	0	0	0	8	10	0.00	0.000										

Texas Rangers @ Chicago Cubs
Wrigley Field, Chicago, IL
Sat Jul 16 2016, 1:20 PM - 4:08 PM CDT
Att: 41,346 - Sunny - 70 F

livebaseballscores.com

AB 28
R 1
H 3
RBI 1
BB 2
SO 9
LOB 4




Batter	1	2	3	4	5	6	7	8	9	AB	R	H	RBI	BB	SO	LOB	BOTTOM										
2 Tommy La Stella, L OBP: 0.355, SLG: 0.436						F9			F9	3	1	1	0	1	0	3											
43 Adam Warren, R										0	0	0	0	0	0	0											
37 Travis Wood, R OBP: 0.290, SLG: 0.143										0	0	0	0	0	0	0											
5 Albert Almora Jr., R OBP: 0.295, SLG: 0.440										0	0	0	0	0	0	0											
17 Kris Bryant, R OBP: 0.378, SLG: 0.567										4	0	0	0	0	3	4											
44 Anthony Rizzo, L OBP: 0.412, SLG: 0.589										4	0	1	2	0	2	3											
18 Ben Zobrist, S OBP: 0.386, SLG: 0.458										3	0	0	0	1	1	4											
40 Wilson Contreras, R OBP: 0.376, SLG: 0.528										4	0	1	0	0	2	1											
22 Jason Heyward, L OBP: 0.330, SLG: 0.330										3	1	0	0	1	1	1											
27 Addison Russell, R OBP: 0.327, SLG: 0.401										4	0	0	0	0	1	2											
47 Miguel Montero, L OBP: 0.324, SLG: 0.340										2	1	0	0	2	1	1											
56 Héctor Rondón, R										0	0	0	0	0	0	0											
39 Jason Hammel, R OBP: 0.262, SLG: 0.293										1	0	0	0	1	1	1											
20 Matt Szczur, R OBP: 0.327, SLG: 0.432										1	0	1	1	0	0	0											
9 Javier Báez, R OBP: 0.323, SLG: 0.455										0	0	0	0	0	0	0											
Inning Stats	R: 0 E: 0 K: 3 S: 11	H: 0 LOB: 1 BB: 1 P: 19	R: 0 E: 0 K: 2 S: 8	H: 0 LOB: 0 BB: 0 P: 12	R: 2 E: 0 K: 2 S: 15	H: 2 LOB: 1 BB: 1 P: 25	R: 0 E: 0 K: 2 S: 15	H: 0 LOB: 1 BB: 1 P: 22	R: 0 E: 0 K: 0 S: 14	H: 0 LOB: 2 BB: 1 P: 26	R: 1 E: 0 K: 0 S: 8	H: 2 LOB: 2 BB: 1 P: 17	R: 0 E: 0 K: 3 S: 10	H: 0 LOB: 1 BB: 1 P: 18	R: 0 E: 0 K: 0 S: 8	H: 0 LOB: 0 BB: 0 P: 9	1B: 3 2B: 1 3B: 0 HR: 0	SF: 0 SAC: 0 DP: 0 HBP: 0	WP: 0 PB: 0 SB: 1 CS: 0	PA: 35							
PITCHER	IP	WLS	BF	H	R	ER	SO	BB	IBB	HBP	BLK	WP	HR	S	P	ERA	WHIP										
11 Yu Darvish, R ERA: 3.15	4.1	L	20	2	2	2	9	4	0	0	0	0	0	54	90	4.15	1.385										
37 Shawn Tolleson, R ERA: 7.29	1.1		7	2	1	1	0	1	0	0	0	0	0	15	28	6.75	2.250										
58 Alex Claudio, L ERA: 3.63	0.1		1	0	0	0	0	0	0	0	0	0	0	2	3	0.00	0.000										
50 Keone Kela, R ERA: 8.14	1.0		4	0	0	0	3	1	0	0	0	0	0	10	18	0.00	1.000										
51 Matt Bush, R ERA: 2.39	1.0		3	0	0	0	0	0	0	0	0	0	0	8	9	0.00	0.000										

Texas Rangers @ Chicago Cubs
Wrigley Field, Chicago, IL
Sat Jul 16 2016, 1:20 PM - 4:08 PM CDT
Att: 41,346 - Sunny - 70 F

livebaseballscores.com

AB 29
R 3
H 4
RBI 3
BB 6
SO 12
LOB 20



Batter	1	2	3	4	5	6	7	8	9	AB	R	H	RBI	BB	SO	LOB	TOP					
12 Rougned Odor, L OBP: 0.289, SLG: 0.477	F7	F9	K	K	G4-3					4	0	0	0	0	1	4						
20 Ian Desmond, R OBP: 0.369, SLG: 0.519	K	F7	F7	G3				HR		4	1	1	1	0	1	0						
29 Adrian Beltré, R OBP: 0.331, SLG: 0.430	G5-3	G5-3	G5-3	L4				K		4	0	0	0	0	1	0						
84 Prince Fielder, L OBP: 0.295, SLG: 0.339		1B	K					G4-3		4	1	1	0	0	2	0						
18 Mitch Moreland, L OBP: 0.296, SLG: 0.414		1B	K					G4-3		0	0	0	0	0	0	0						
16 Ryan Rua, R OBP: 0.391, SLG: 0.444	1B	1B		BB				F8		3	2	1	0	1	0	0						
30 Nomar Mazara, L OBP: 0.329, SLG: 0.411	K	K	BB	BB				G1-3		3	0	0	0	1	2	2						
1 Elvis Andrus, R OBP: 0.343, SLG: 0.414	1B	K	K					K		4	0	1	1	0	2	2						
61 Robinson Chirinos, R OBP: 0.273, SLG: 0.481	SF8	SF8	2B					G5-3		3	0	1	2	0	0	0						
35 Cole Hamels, L OBP: 0.167, SLG: 0.167	1B									3	0	1	0	0	0	2						
47 Sam Dyson, R	1B									0	0	0	0	0	0	0						
Inning Stats	R: 0 E: 0 K: 1 S: 8	H: 0 LOB: 0 BB: 0 P: 9	R: 2 E: 0 K: 1 S: 15	H: 4 LOB: 2 BB: 0 P: 20	R: 0 E: 0 K: 1 S: 7	H: 0 LOB: 0 BB: 0 P: 9	R: 1 E: 0 K: 2 S: 11	H: 1 LOB: 2 BB: 2 P: 22	R: 0 E: 0 K: 1 S: 9	H: 0 LOB: 0 BB: 0 P: 13	R: 0 E: 0 K: 0 S: 9	H: 0 LOB: 0 BB: 0 P: 14	R: 1 E: 0 K: 1 S: 9	H: 1 LOB: 0 BB: 0 P: 13	R: 0 E: 0 K: 1 S: 9	H: 0 LOB: 0 BB: 0 P: 15	1B: 4 2B: 1 3B: 0 HR: 1	SF: 1 SAC: 0 DP: 0 HBP: 0	WP: 0 PB: 0 SB: 0 CS: 0	PA: 35		
PITCHER	IP WLS BF H R ER SO BB IBB HBP BLK WP HR S P ERA WHIP	IP WLS BF H R ER SO BB IBB HBP BLK WP HR S P ERA WHIP	IP WLS BF H R ER SO BB IBB HBP BLK WP HR S P ERA WHIP	IP WLS BF H R ER SO BB IBB HBP BLK WP HR S P ERA WHIP	IP WLS BF H R ER SO BB IBB HBP BLK WP HR S P ERA WHIP	IP WLS BF H R ER SO BB IBB HBP BLK WP HR S P ERA WHIP	IP WLS BF H R ER SO BB IBB HBP BLK WP HR S P ERA WHIP	IP WLS BF H R ER SO BB IBB HBP BLK WP HR S P ERA WHIP	IP WLS BF H R ER SO BB IBB HBP BLK WP HR S P ERA WHIP	IP WLS BF H R ER SO BB IBB HBP BLK WP HR S P ERA WHIP	IP WLS BF H R ER SO BB IBB HBP BLK WP HR S P ERA WHIP	IP WLS BF H R ER SO BB IBB HBP BLK WP HR S P ERA WHIP	IP WLS BF H R ER SO BB IBB HBP BLK WP HR S P ERA WHIP	IP WLS BF H R ER SO BB IBB HBP BLK WP HR S P ERA WHIP	IP WLS BF H R ER SO BB IBB HBP BLK WP HR S P ERA WHIP	IP WLS BF H R ER SO BB IBB HBP BLK WP HR S P ERA WHIP	IP WLS BF H R ER SO BB IBB HBP BLK WP HR S P ERA WHIP	IP WLS BF H R ER SO BB IBB HBP BLK WP HR S P ERA WHIP	IP WLS BF H R ER SO BB IBB HBP BLK WP HR S P ERA WHIP	IP WLS BF H R ER SO BB IBB HBP BLK WP HR S P ERA WHIP	IP WLS BF H R ER SO BB IBB HBP BLK WP HR S P ERA WHIP	IP WLS BF H R ER SO BB IBB HBP BLK WP HR S P ERA WHIP

Texas Rangers @ Chicago Cubs
Wrigley Field, Chicago, IL
Sun Jul 17 2016, 1:22 PM - 3:39 PM CDT
Att: 41,213 - Cloudy - 79 F


AB 32
R 4
H 6
RBI 4
BB 2
SO 9
LOB 10



Batter	1	2	3	4	5	6	7	8	9	AB	R	H	RBI	BB	SO	LOB	BOTTOM					
9 Javier Báez, R OBP: 0.322, SLG: 0.455	K		1B			F8		F7		4	0	1	1	0	1	0						
33 Clayton Richard, L	K		2B							0	0	0	0	0	0	0						
17 Kris Bryant, R OBP: 0.378, SLG: 0.563	K		K			1B				4	0	1	0	0	3	1						
44 Anthony Rizzo, L OBP: 0.408, SLG: 0.581	K					G3				4	0	0	0	0	2	1						
40 Wilson Contreras, R OBP: 0.371, SLG: 0.516	K					P5				4	0	1	0	0	2	0						
27 Addison Russell, R OBP: 0.328, SLG: 0.401	K					F8				3	0	1	0	0	1	0						
22 Jason Heyward, L OBP: 0.327, SLG: 0.327	K									3	0	0	0	0	1	2						
20 Matt Szczur, R OBP: 0.317, SLG: 0.418						P4				3	0	0	0	0	0	1						
5 Albert Almora Jr., R OBP: 0.284, SLG: 0.423										3	1	0	0	0	0	0						
41 John Lackey, R OBP: 0.128, SLG: 0.089										2	0	0	0	0	0	1						
2 Tommy La Stella, L OBP: 0.352, SLG: 0.432										1	0	0	0	0	0	0						
Inning Stats	R: 0 E: 0 K: 3 S: 10	H: 0 LOB: 0 BB: 0 P: 12	R: 0 E: 0 K: 3 S: 12	H: 0 LOB: 0 BB: 0 P: 16	R: 1 E: 1 K: 1 S: 11	H: 1 LOB: 1 BB: 0 P: 14	R: 0 E: 0 K: 0 S: 6	H: 0 LOB: 0 BB: 0 P: 9	R: 0 E: 0 K: 0 S: 4	H: 0 LOB: 0 BB: 0 P: 7	R: 0 E: 0 K: 0 S: 9	H: 1 LOB: 1 BB: 0 P: 13	R: 0 E: 0 K: 0 S: 7	H: 2 LOB: 1 BB: 0 P: 10	R: 0 E: 0 K: 0 S: 6	H: 0 LOB: 0 BB: 0 P: 10	R: 0 E: 0 K: 3 S: 12	H: 0 LOB: 0 BB: 0 P: 16	1B: 3 2B: 2 3B: 0 HR: 0	SF: 0 SAC: 0 DP: 1 HBP: 0	WP: 0 PB: 0 SB: 1 CS: 0	PA: 31
PITCHER	IP WLS BF H R ER SO BB IBB HBP BLK WP HR S P ERA WHIP	IP WLS BF H R ER SO BB IBB HBP BLK WP HR S P ERA WHIP	IP WLS BF H R ER SO BB IBB HBP BLK WP HR S P ERA WHIP	IP WLS BF H R ER SO BB IBB HBP BLK WP HR S P ERA WHIP	IP WLS BF H R ER SO BB IBB HBP BLK WP HR S P ERA WHIP	IP WLS BF H R ER SO BB IBB HBP BLK WP HR S P ERA WHIP	IP WLS BF H R ER SO BB IBB HBP BLK WP HR S P ERA WHIP	IP WLS BF H R ER SO BB IBB HBP BLK WP HR S P ERA WHIP	IP WLS BF H R ER SO BB IBB HBP BLK WP HR S P ERA WHIP	IP WLS BF H R ER SO BB IBB HBP BLK WP HR S P ERA WHIP	IP WLS BF H R ER SO BB IBB HBP BLK WP HR S P ERA WHIP	IP WLS BF H R ER SO BB IBB HBP BLK WP HR S P ERA WHIP	IP WLS BF H R ER SO BB IBB HBP BLK WP HR S P ERA WHIP	IP WLS BF H R ER SO BB IBB HBP BLK WP HR S P ERA WHIP	IP WLS BF H R ER SO BB IBB HBP BLK WP HR S P ERA WHIP	IP WLS BF H R ER SO BB IBB HBP BLK WP HR S P ERA WHIP	IP WLS BF H R ER SO BB IBB HBP BLK WP HR S P ERA WHIP	IP WLS BF H R ER SO BB IBB HBP BLK WP HR S P ERA WHIP	IP WLS BF H R ER SO BB IBB HBP BLK WP HR S P ERA WHIP	IP WLS BF H R ER SO BB IBB HBP BLK WP HR S P ERA WHIP	IP WLS BF H R ER SO BB IBB HBP BLK WP HR S P ERA WHIP	IP WLS BF H R ER SO BB IBB HBP BLK WP HR S P ERA WHIP

Texas Rangers @ Chicago Cubs
Wrigley Field, Chicago, IL
Sun Jul 17 2016, 1:22 PM - 3:39 PM CDT
Att: 41,213 - Cloudy - 79 F


AB 31
R 1
H 4
RBI 1
BB 0
SO 10
LOB 6



Batter	1	2	3	4	5	6	7	8	9	AB	R	H	RBI	BB	SO	LOB	TOP						
7 José Reyes, S OBP: 0.273, SLG: 0.525										4	0	1	0	0	1	1							
3 Curtis Granderson, L OBP: 0.337, SLG: 0.462										4	0	1	0	0	0	2							
52 Yoenis Cespedes, R OBP: 0.369, SLG: 0.571										3	0	0	0	0	1	2							
20 Neil Walker, S OBP: 0.317, SLG: 0.423										3	0	0	0	1	1	2							
4 Wilmer Flores, R OBP: 0.319, SLG: 0.462										4	1	2	1	0	0	0							
13 Asdrúbal Cabrera, S OBP: 0.331, SLG: 0.434										4	0	1	0	0	1	2							
12 Juan Lagares, R OBP: 0.338, SLG: 0.426										3	0	0	0	0	0	1	AB 30						
30 Michael Conforto, L OBP: 0.299, SLG: 0.433										1	0	1	0	0	0	0	R 1						
18 Travis d'Arnaud, R OBP: 0.291, SLG: 0.327										3	0	0	0	1	0	2	H 6						
32 Steven Matz, R OBP: 0.188, SLG: 0.267										0	0	0	0	1	0	0	RBI 1						
67 Seth Lugo, R OBP: 0.306, SLG: 0.366										0	0	0	0	0	0	0	BB 3						
62 Erik Goeddel, R OBP: 0.299, SLG: 0.433										0	0	0	0	0	0	0	SO 4						
																	LOB 12						
Inning Stats	R: 0 E: 0 K: 2 S: 8	H: 0 LOB: 0 BB: 0 P: 10	R: 0 E: 0 K: 0 S: 6	H: 1 LOB: 1 BB: 1 P: 11	R: 0 E: 0 K: 0 S: 11	H: 1 LOB: 2 BB: 1 P: 19	R: 0 E: 0 K: 0 S: 7	H: 0 LOB: 0 BB: 0 P: 11	R: 0 E: 0 K: 0 S: 9	H: 0 LOB: 1 BB: 1 P: 18	R: 0 E: 0 K: 0 S: 5	H: 0 LOB: 0 BB: 0 P: 6	R: 1 E: 0 K: 1 S: 8	H: 1 LOB: 0 BB: 0 P: 12	R: 0 E: 0 K: 1 S: 12	H: 1 LOB: 2 BB: 0 P: 20	R: 0 E: 0 K: 0 S: 11	H: 2 LOB: 1 BB: 0 P: 17	1B: 5 2B: 0 3B: 0 HR: 1	SF: 0 SAC: 1 DP: 2 HBP: 1	WP: 0 PB: 0 SB: 0 CS: 0	PA: 35	
PITCHER	IP WLS BF H R ER SO BB IBB HBP BLK WP HR S P ERA WHIP	7.2 W 29 4 1 1 3 3 0 0 0 0 1 61 98 1.17 0.913	2.0 H 2 0 0 0 1 0 0 0 1 0 0 0 5 9 0.00 0.000	0.1 H 3 2 0 0 0 0 0 0 0 0 0 7 11 0.00 6.000	0.2 S 1 0 0 0 0 0 0 0 0 0 0 0 4 6 0.00 0.000																		

New York Mets @ Chicago Cubs
Wrigley Field, Chicago, IL
Mon Jul 18 2016, 6:11 PM - 9:06 PM CDT
Att. 41,353 - Clear - 75 F


livebaseballscorecards.com

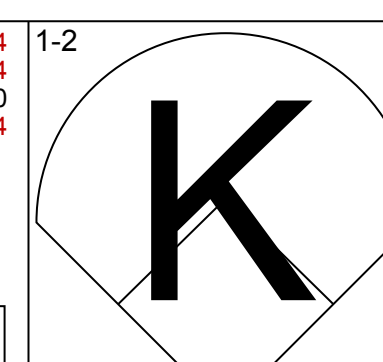
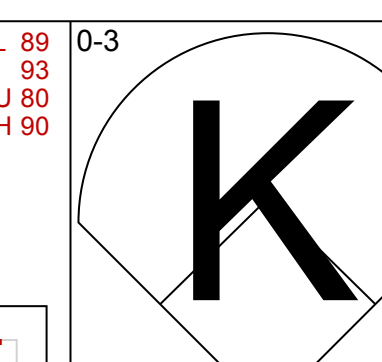
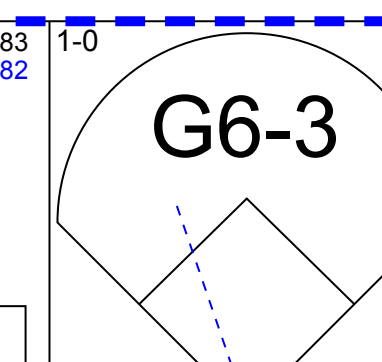
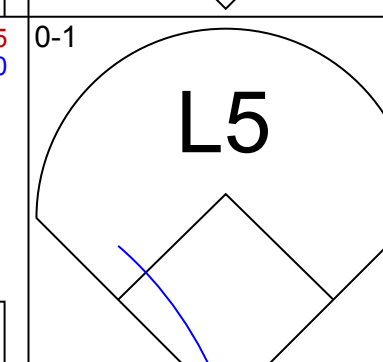
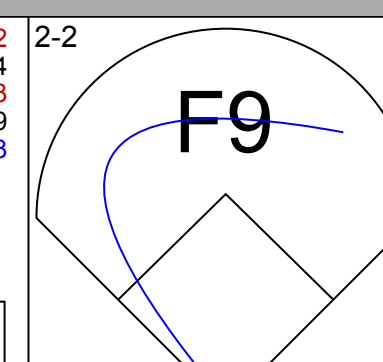
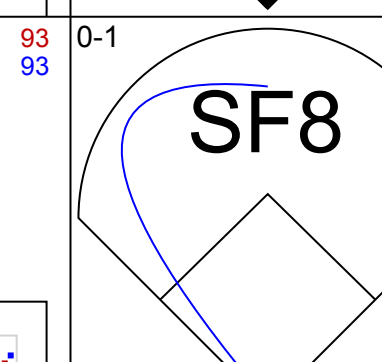
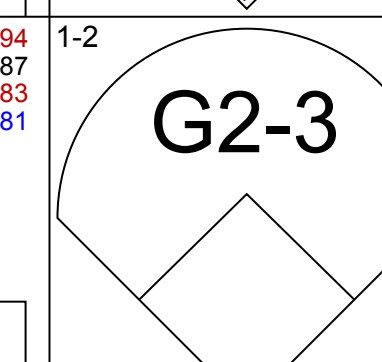
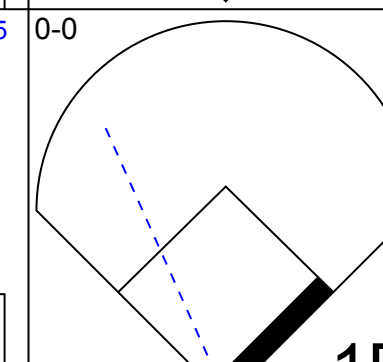
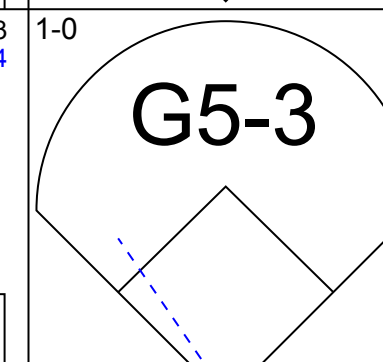
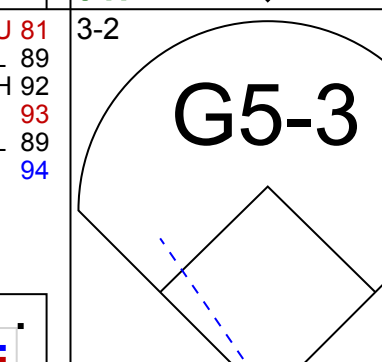
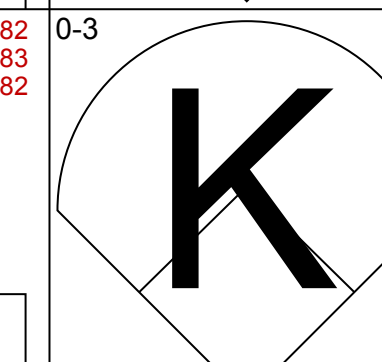
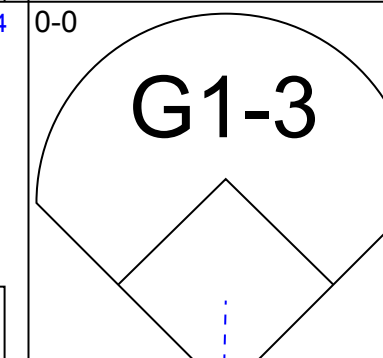
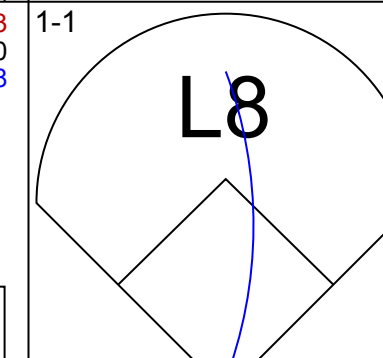
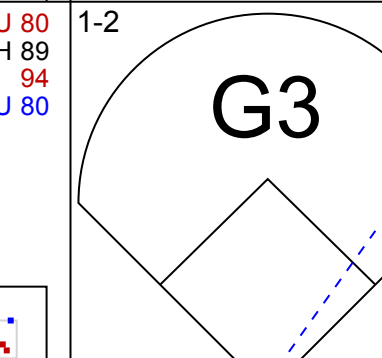
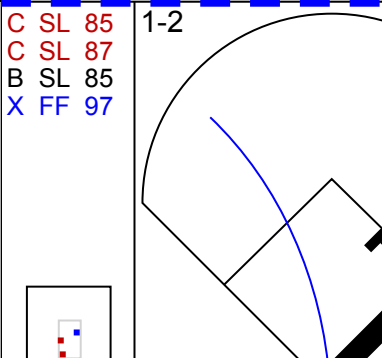
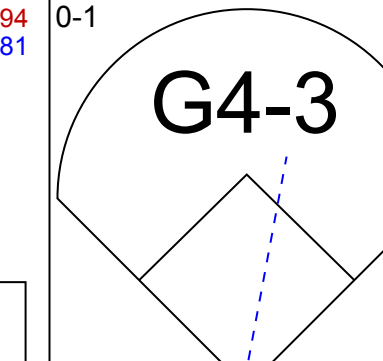
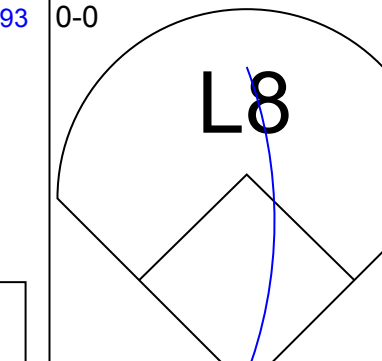
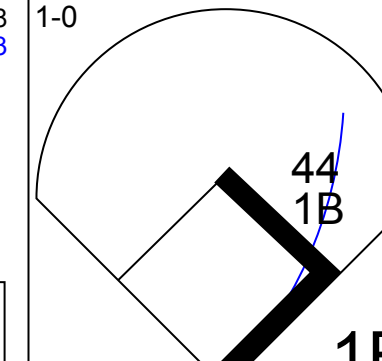
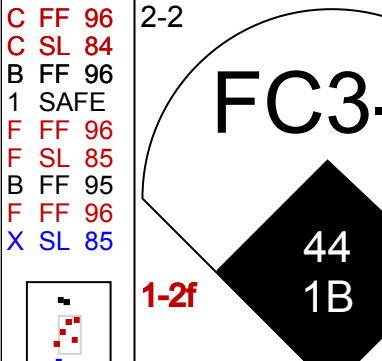
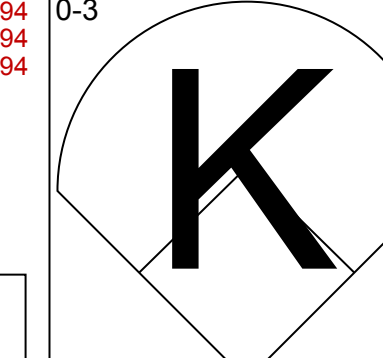
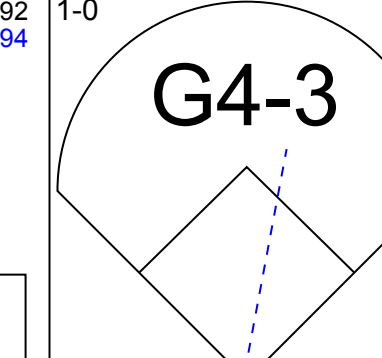
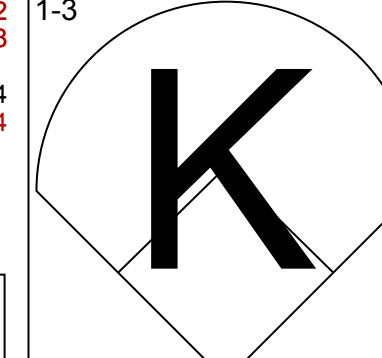
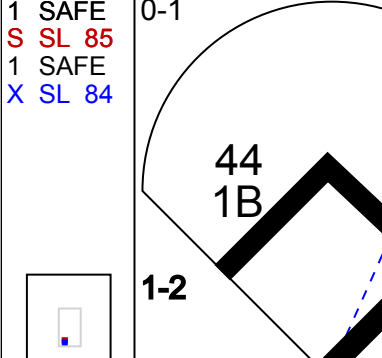
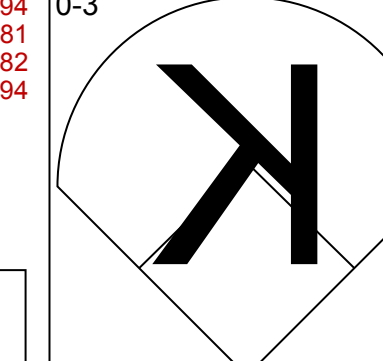
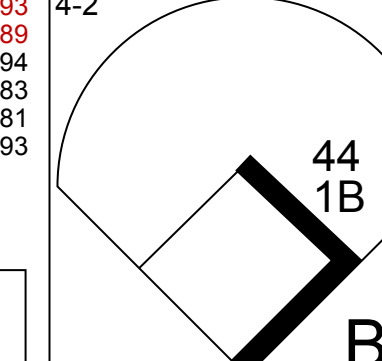
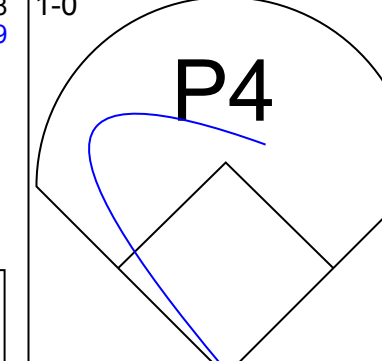
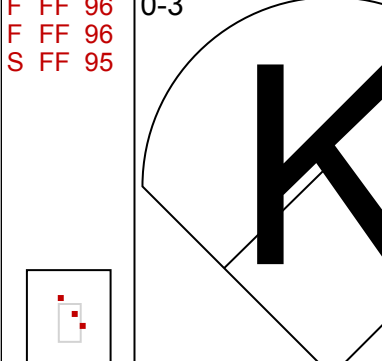
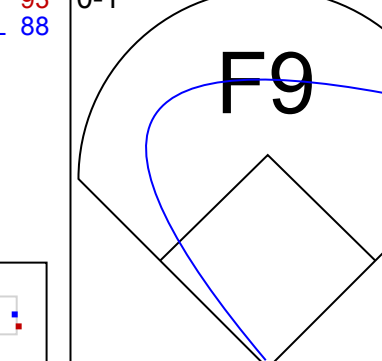
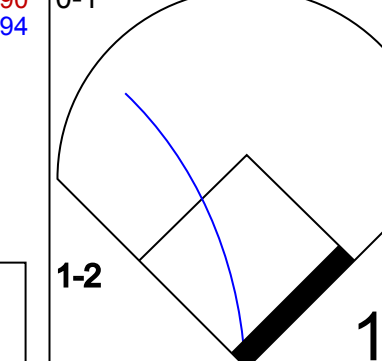
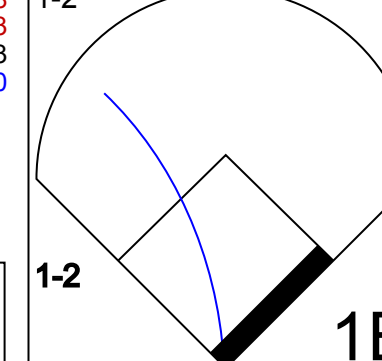
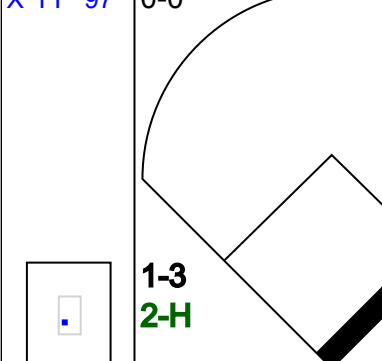
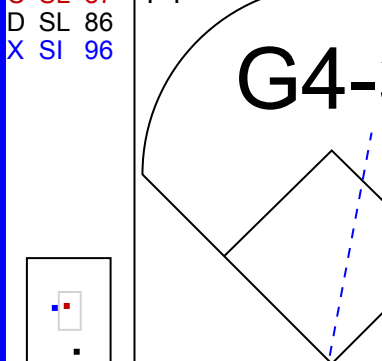


Batter	1	2	3	4	5	6	7	8	9	AB	R	H	RBI	BB	SO	LOB	BOTTOM					
9 Javier Báez, R OBP: 0.325, SLG: 0.456										4	1	2	0	0	0	1						
17 Kris Bryant, R OBP: 0.378, SLG: 0.561										3	1	1	0	0	1	1						
44 Anthony Rizzo, L OBP: 0.406, SLG: 0.586										4	1	1	3	0	1	2						
40 Wilson Contreras, R OBP: 0.367, SLG: 0.515										4	0	1	0	0	3	2						
6 Carl Edwards Jr., R OBP: 0.348, SLG: 0.431										0	0	0	0	0	0	0						
56 Héctor Rondón, R OBP: 0.292, SLG: 0.415										0	0	0	0	0	0	0						
27 Addison Russell, R OBP: 0.327, SLG: 0.399										4	0	1	0	0	1	2						
20 Matt Szczur, R OBP: 0.333, SLG: 0.451										4	2	3	0	0	1	1						
5 Albert Almora Jr., R OBP: 0.282, SLG: 0.415										4	0	1	1	0	0	2						
3 David Ross, R OBP: 0.348, SLG: 0.431										2	0	0	1	1	0	2						
34 Jon Lester, L OBP: 0.125, SLG: 0.132										2	0	0	0	0	1	0						
46 Pedro Strop, R OBP: 0.327, SLG: 0.327										0	0	0	0	0	0	0						
22 Jason Heyward, L OBP: 0.327, SLG: 0.327										0	0	0	0	0	0	0						
Inning Stats	R: 0 E: 0 K: 2 S: 10	H: 1 LOB: 1 BB: 0 P: 16	R: 0 E: 0 K: 1 S: 15	H: 1 LOB: 0 BB: 0 P: 23	R: 3 E: 0 K: 1 S: 18	H: 4 LOB: 2 BB: 0 P: 24	R: 0 E: 0 K: 0 S: 11	H: 0 LOB: 1 BB: 1 P: 15	R: 0 E: 0 K: 0 S: 10	H: 1 LOB: 1 BB: 0 P: 16	R: 1 E: 0 K: 0 S: 16	H: 1 LOB: 0 BB: 0 P: 22	R: 0 E: 0 K: 1 S: 9	H: 0 LOB: 0 BB: 0 P: 11	R: 1 E: 1 K: 2 S: 16	H: 2 LOB: 1 BB: 0 P: 23	1B: 6 2B: 3 3B: 0 HR: 1	SF: 1 SAC: 1 DP: 0 HBP: 1	WP: 0 PB: 0 SB: 2 CS: 0	PA: 35		
PITCHER	IP WLS BF H R ER SO BB IBB HBP BLK WP HR S P ERA WHIP	5.0 L 24 4 0 0 0 1 0 0 0 0 0 20 25 0.00 0.000	2.0 6 0 0 0 1 0 0 0 0 0 0 20 25 0.00 0.000	1.0 5 2 1 1 2 0 0 0 0 0 0 16 23 9.00 2.000																		

New York Mets @ Chicago Cubs
Wrigley Field, Chicago, IL
Mon Jul 18 2016, 6:11 PM - 9:06 PM CDT
Att. 41,353 - Clear - 75 F

livebaseballscorecards.com

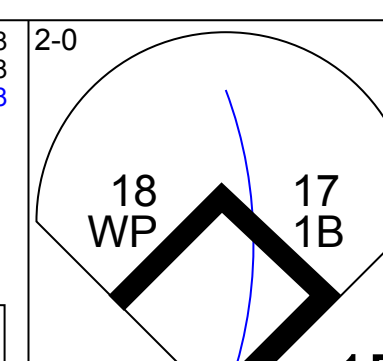
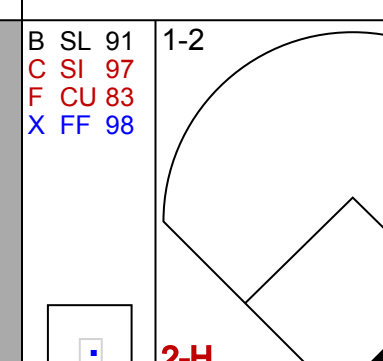
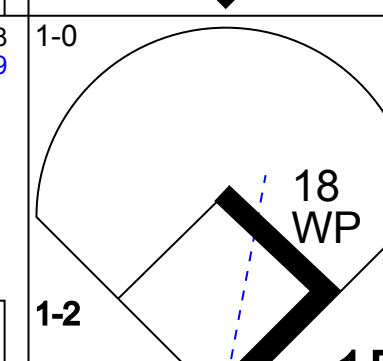
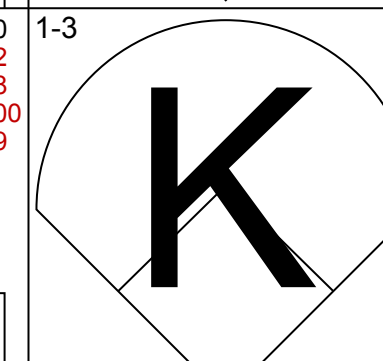
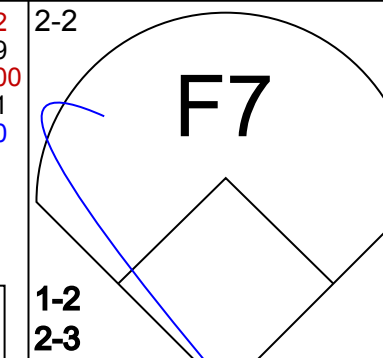




Batter	1	2	3	4	5	6	7	8	9	AB	R	H	RBI	BB	SO	LOB	TOP					
7 José Reyes, S OBP: 0.271, SLG: 0.545										4	1	1	0	0	2	0						
3 Curtis Granderson, L OBP: 0.333, SLG: 0.457										3	0	0	1	0	0	0						
52 Yoenis Cespedes, R OBP: 0.367, SLG: 0.567										4	0	1	0	0	1	0						
28 James Loney, L OBP: 0.339, SLG: 0.434										4	0	1	0	0	0	1						
20 Neil Walker, S OBP: 0.316, SLG: 0.421										4	1	1	0	0	0	1						
13 Adrián Cabrera, S OBP: 0.351, SLG: 0.452										4	0	1	0	0	2	1						
30 Michael Conforto, L OBP: 0.298, SLG: 0.427										3	0	0	0	1	2	3						
12 Juan Lagares, R OBP: 0.308, SLG: 0.426										0	0	0	0	0	0	0						
44 René Rivera, R OBP: 0.290, SLG: 0.337										4	0	3	1	0	0	0						
34 Noah Syndergaard, L OBP: 0.245, SLG: 0.361										2	0	0	0	0	0	2						
39 Jerry Blevins, L ERA: 2.05										0	0	0	0	0	1	2						
16 Alejandro De Aza, L OBP: 0.255, SLG: 0.369										1	0	0	0	0	0	0						
47 Hansel Robles, R ERA: 2.76										1	0	0	0	0	0	0						
55 Kelly Johnson, L OBP: 0.394, SLG: 0.539										0	0	0	0	0	0	2						
27 Jeury Familia, R ERA: 2.44										0	0	0	0	0	0	0						
Inning Stats	R: 0 E: 0 K: 1 S: 7	H: 1 LOB: 1 BB: 8	R: 0 E: 0 K: 2 S: 9	H: 0 LOB: 3 BB: 9	R: 0 E: 0 K: 2 S: 9	H: 0 LOB: 0 BB: 10	R: 0 E: 0 K: 0 S: 6	H: 0 LOB: 0 BB: 0	R: 0 E: 0 K: 1 S: 9	H: 1 LOB: 2 BB: 1	R: 1 E: 0 K: 0 S: 12	H: 1 LOB: 0 BB: 0	R: 0 E: 0 K: 2 S: 11	H: 2 LOB: 2 BB: 0	R: 0 E: 0 K: 1 S: 7	H: 0 LOB: 0 BB: 9	R: 1 E: 0 K: 1 S: 17	H: 3 LOB: 2 BB: 0	1B: 7 2B: 0 3B: 1 HR: 0	SF: 1 SAC: 0 DP: 0 HBP: 0	WP: 0 PB: 0 SB: 0 CS: 0	PA: 36
PITCHER	IP WLS BF H R ER SO BB IBB HBP BLK WP HR S P ERA WHIP																					
49 Jake Arrieta, R ERA: 2.6	(1, 1)	7.0	27	5	1	1	8	1	0	0	0	0	0	0	63	85	1.29	0.857				
46 Pedro Strop, R ERA: 3.03	(8, 1)	1.0	3	0	0	0	1	0	0	0	0	0	0	7	9	0.00	0.000					
56 Héctor Rondón, R ERA: 1.85	(9, 1)	1.0	L	6	3	1	1	1	0	0	0	0	0	17	21	9.00	3.000					

New York Mets @ Chicago Cubs
Wrigley Field, Chicago, IL
Tue Jul 19 2016, 6:12 PM - 9:15 PM CDT
Att: 41,456 - Clear - 76 F

AB 34
R 2
H 8
RBI 2
BB 1
SO 10
LOB 12



Batter	1	2	3	4	5	6	7	8	9	AB	R	H	RBI	BB	SO	LOB	BOTTOM					
2 Tommy La Stella, L OBP: 0.366, SLG: 0.439										3	0	2	0	1	0	0						
46 Pedro Strop, R ERA: 3.03										0	0	0	0	0	0	0						
56 Héctor Rondón, R ERA: 1.85										0	0	0	0	0	0	0						
20 Matt Szczur, R OBP: 0.330, SLG: 0.447										1	0	0	0	0	0	3						
17 Kris Bryant, R OBP: 0.378, SLG: 0.559										5	0	2	0	0	0	6						
44 Anthony Rizzo, L OBP: 0.402, SLG: 0.579										4	0	0	0	0	4	3						
18 Ben Zobrist, S OBP: 0.382, SLG: 0.452										4	0	0	0	0	1	2						
40 Wilson Contreras, R OBP: 0.372, SLG: 0.520										3	1	1	0	1	0	2						
22 Jason Heyward, L OBP: 0.326, SLG: 0.326										4	0	1	0	0	1	1						
27 Addison Russell, R OBP: 0.329, SLG: 0.401										3	0	1	0	1	1	1						
47 Miguel Montero, L ERA: 2.43										3	0	0	0	1	1	3						
5 Albert Almora Jr., R OBP: 0.282, SLG: 0.415										0	0	0	0	0	0	0						
49 Jake Arrieta, R OBP: 0.356, SLG: 0.488										2	0	1	0	0	1	2						
9 Javier Báez, R OBP: 0.327, SLG: 0.457										2	0	1	0	0	0	0						
Inning Stats	R: 0 E: 0 K: 1 S: 10	H: 2 LOB: 2 BB: 0	R: 0 E: 0 K: 1 S: 14	H: 2 LOB: 3 BB: 1	R: 1 E: 0 K: 2 S: 13	H: 1 LOB: 0 BB: 0	R: 0 E: 0 K: 1 S: 12	H: 2 LOB: 2 BB: 0	R: 0 E: 0 K: 1 S: 8	H: 0 LOB: 0 BB: 0	R: 0 E: 0 K: 2 S: 10	H: 0 LOB: 1 BB: 1	R: 0 E: 0 K: 1 S: 9	H: 1 LOB: 1 BB: 0	R: 0 E: 0 K: 0 S: 6	H: 0 LOB: 0 BB: 9	R: 0 E: 0 K: 0 S: 11	H: 1 LOB: 3 BB: 2	1B: 6 2B: 3 3B: 0 HR: 0	SF: 0 SAC: 0 DP: 1 HBP: 0	WP: 2 PB: 0 SB: 1 CS: 0	PA: 38
PITCHER	IP WLS BF H R ER SO BB IBB HBP BLK WP HR S P ERA WHIP																					
34 Noah Syndergaard, R ERA: 2.43	(1, 1)	5.2	25	7	1	0	8	2	0	0	0	0	0	64	105	0.00	1.588					
39 Jerry Blevins, L ERA: 2.05	(6, 1)	0.1	1	0	0	0	0	0	0	0	0	3	6	0.00	0.000							
47 Hansel Robles, R ERA: 2.76	(7, 1)	2.0	W	7	1	0	1	0	0	0	0	15	19	0.00	0.500							
27 Jeury Familia, R ERA: 2.44	(9, 1)	1.0	S	5	1	0	0	2	0	0	0	11	22	0.00	3.000							

New York Mets @ Chicago Cubs
Wrigley Field, Chicago, IL
Tue Jul 19 2016, 6:12 PM - 9:15 PM CDT
Att: 41,456 - Clear - 76 F

AB 34
R 1
H 9
RBI 0
BB 4
SO 9
LOB 23



Batter	1	2	3	4	5	6	7	8	9	AB	R	H	RBI	BB	SO	LOB	TOP					
7 José Reyes, S OBP: 0.289, SLG: 0.511										3	1	0	0	1	2	1						
3 Curtis Granderson, L OBP: 0.330, SLG: 0.452 43 Addison Reed, L										4	0	0	0	0	2	1						
4 Wilmer Flores, R OBP: 0.318, SLG: 0.475										4	1	1	2	0	1	0						
28 James Loney, L OBP: 0.337, SLG: 0.429										4	0	1	0	0	0	0						
18 Travis d'Arnaud, R OBP: 0.306, SLG: 0.345											3	0	2	0	1	0						
55 Kelly Johnson, L OBP: 0.318, SLG: 0.378											4	0	4	0	0	0						
12 Juan Lagares, R OBP: 0.299, SLG: 0.413											4	0	0	0	1	5						
30 Michael Conforto, L OBP: 0.298, SLG: 0.429											4	0	1	0	0	1	3					
40 Bartolo Colon, R OBP: 0.088, SLG: 0.206 59 Antonio Bastardo, R 62 Erik Goeddel, R 16 Alejandro De Aza, L										2	0	0	0	0	1	1						
Inning Stats	R: 0 E: 0 K: 3 S: 10	H: 0 LOB: 0 BB: 0 P: 14	R: 0 E: 0 K: 0 S: 8	H: 2 LOB: 1 BB: 0 P: 11	R: 0 E: 0 K: 3 S: 9	H: 0 LOB: 0 BB: 0 P: 12	R: 0 E: 0 K: 0 S: 12	H: 3 LOB: 2 BB: 0 P: 17	R: 0 E: 0 K: 1 S: 7	H: 1 LOB: 1 BB: 0 P: 12	R: 0 E: 0 K: 1 S: 7	H: 0 LOB: 0 BB: 0 P: 11	R: 0 E: 0 K: 0 S: 8	H: 1 LOB: 1 BB: 1 P: 14	R: 2 E: 0 K: 0 S: 13	H: 1 LOB: 1 BB: 1 P: 23	R: 0 E: 0 K: 1 S: 8	H: 1 LOB: 1 BB: 0 P: 10	1B: 6 2B: 2 3B: 0 HR: 1	SF: 0 SAC: 0 DP: 2 HBP: 0	WP: 1 PB: 0 SB: 0 CS: 0	PA: 35
PITCHER	IP WLS BF H R ER SO BB IBB HBP BLK WP HR S P ERA WHIP																					
28 Kyle Hendricks, R ERA: 2.27	6.1	W	25	7	0	0	7	1	0	0	0	0	0	0	59	89	0.00	1.263				
6 Carl Edwards Jr., R ERA: 2.08	1.0		3	0	1	1	0	1	0	0	0	0	0	0	8	13	9.00	1.000				
37 Travis Wood, L ERA: 3.0	0.2		3	1	1	1	0	0	0	0	0	0	1	7	12	13.50	1.500					
56 Héctor Rondón, R ERA: 1.8	1.0		4	1	0	0	1	0	0	0	0	1	0	8	10	0.00	1.000					

New York Mets @ Chicago Cubs
Wrigley Field, Chicago, IL
Wed Jul 20 2016, 1:22 PM - 4:11 PM CDT
Att: 41,210 - Partly Cloudy - 85 F

AB 33
R 2
H 9
RBI 2
BB 2
SO 8
LOB 11



Batter	1	2	3	4	5	6	7	8	9	AB	R	H	RBI	BB	SO	LOB	BOTTOM					
18 Ben Zobrist, S OBP: 0.377, SLG: 0.445										5	0	0	0	0	0	3						
17 Kris Bryant, R OBP: 0.380, SLG: 0.559										5	2	2	0	0	1	1						
44 Anthony Rizzo, L OBP: 0.403, SLG: 0.596										4	2	2	3	0	0	1						
40 Wilson Contreras, R OBP: 0.376, SLG: 0.515 37 Travis Wood, R 56 Héctor Rondón, R										3	2	1	0	1	1	0						
22 Jason Heyward, L OBP: 0.325, SLG: 0.323										3	0	0	0	1	0	1						
27 Addison Russell, R OBP: 0.336, SLG: 0.410										3	0	3	2	0	0	0						
47 Miguel Montero, L OBP: 0.315, SLG: 0.324										4	0	0	0	0	1	6						
9 Javier Báez, R OBP: 0.329, SLG: 0.457										4	0	2	1	0	1	0						
28 Kyle Hendricks, R 6 Carl Edwards Jr., R 5 Albert Almora Jr., R										2	0	0	0	0	2	2						
Inning Stats	R: 2 E: 0 K: 0 S: 16	H: 2 LOB: 2 BB: 2 P: 33	R: 0 E: 0 K: 1 S: 6	H: 0 LOB: 0 BB: 0 P: 9	R: 1 E: 0 K: 0 S: 8	H: 1 LOB: 0 BB: 0 P: 11	R: 0 E: 0 K: 0 S: 8	H: 1 LOB: 2 BB: 0 P: 12	R: 3 E: 0 K: 2 S: 19	H: 5 LOB: 2 BB: 0 P: 28	R: 0 E: 0 K: 0 S: 9	H: 0 LOB: 0 BB: 0 P: 13	R: 0 E: 0 K: 1 S: 10	H: 1 LOB: 1 BB: 0 P: 16	R: 0 E: 0 K: 2 S: 12	H: 1 LOB: 1 BB: 0 P: 18	R: 0 E: 0 K: 2 S: 12	H: 1 LOB: 1 BB: 0 P: 10	1B: 7 2B: 2 3B: 0 HR: 2	SF: 0 SAC: 1 DP: 0 HBP: 1	WP: 0 PB: 0 SB: 1 CS: 0	PA: 38
PITCHER	IP WLS BF H R ER SO BB IBB HBP BLK WP HR S P ERA WHIP																					
40 Bartolo Colon, R ERA: 3.48	4.1	L	24	8	6	6	1	2	0	1	0	0	0	2	49	82	12.46	2.308				
59 Antonio Bastardo, L ERA: 4.66	1.2		6	1	0	0	2	0	0	0	0	0	0	17	24	0.00	0.600					
62 Erik Goeddel, R ERA: 4.2	1.0		4	1	0	0	1	0	0	0	0	0	0	10	16	0.00	1.000					
43 Addison Reed, R ERA: 2.05	1.0		4	1	0	0	2	0	0	0	0	0	0	12	18	0.00	1.000					

New York Mets @ Chicago Cubs
Wrigley Field, Chicago, IL
Wed Jul 20 2016, 1:22 PM - 4:11 PM CDT
Att: 41,210 - Partly Cloudy - 85 F

AB 34
R 6
H 11
RBI 6
BB 2
SO 6
LOB 14



Batter	1	2	3	4	5	6	7	8	9	AB	R	H	RBI	BB	SO	LOB	TOP			
24 Dexter Fowler, S OBP: 0.405, SLG: 0.504										4	2	3	3	1	1	1				
17 Kris Bryant, R OBP: 0.377, SLG: 0.557										5	0	1	0	0	1	3				
44 Anthony Rizzo, L OBP: 0.398, SLG: 0.589										4	0	0	1	0	2	4				
18 Ben Zobrist, S OBP: 0.376, SLG: 0.441										3	0	0	0	0	0	1				
40 Wilson Contreras, R OBP: 0.380, SLG: 0.505										2	1	0	0	2	0	0				
22 Jason Heyward, L OBP: 0.322, SLG: 0.319										4	0	0	0	0	0	3				
27 Addison Russell, R OBP: 0.338, SLG: 0.418										4	1	2	0	0	1	0				
47 Miguel Montero, L OBP: 0.319, SLG: 0.325										3	1	1	1	1	0	1				
9 Javier Báez, R OBP: 0.329, SLG: 0.457										0	0	0	0	0	0	0				
39 Jason Hammel, R ERA: 3.27, SLG: 0.295										3	0	1	0	0	0	1				
6 Carl Edwards Jr., R ERA: 3.02										0	0	0	0	0	0	0				
37 Travis Wood, R ERA: 2.95, SLG: 0.124										0	0	0	0	0	0	0				
52 Justin Grimm, R ERA: 2.95, SLG: 0.124										0	0	0	0	0	0	0				
2 Tommy La Stella, L ERA: 2.95, SLG: 0.124										0	0	0	0	0	0	0				
46 Pedro Strop, R ERA: 2.95, SLG: 0.124										0	0	0	0	0	0	0				
56 Héctor Rondón, R ERA: 2.95, SLG: 0.124										0	0	0	0	0	0	0				
Inning Stats	R: 1 E: 1 K: 1 S: 12	H: 1 LOB: 2 BB: 1 P: 21	R: 3 E: 1 K: 0 S: 9	H: 2 LOB: 2 BB: 1 P: 19	R: 0 E: 0 K: 1 S: 6	H: 0 LOB: 0 BB: 0 P: 12	R: 0 E: 0 K: 1 S: 10	H: 1 LOB: 2 BB: 1 P: 16	R: 0 E: 0 K: 1 S: 7	H: 1 LOB: 0 BB: 0 P: 11	R: 0 E: 0 K: 1 S: 6	H: 0 LOB: 0 BB: 0 P: 9	R: 1 E: 0 K: 1 S: 15	H: 2 LOB: 2 BB: 1 P: 25	R: 0 E: 0 K: 0 S: 8	H: 1 LOB: 0 BB: 0 P: 11	1B: 4 2B: 2 3B: 1 HR: 1	SF: 1 SAC: 0 DP: 1 HBP: 1	WP: 0 PB: 0 SB: 1 CS: 1	PA: 39
PITCHER	IP	WLS	BF	H	R	ER	SO	BB	IBB	HBP	BLK	WP	HR	S	P	ERA	WHIP			
52 Jimmy Nelson, R ERA: 3.4	5.0	L	25	4	4	2	3	3	0	1	0	0	1	42	80	3.60	1.400			
59 Carlos Torres, R ERA: 3.02	2.0		7	1	0	0	2	0	0	0	0	0	0	13	20	0.00	0.500			
46 Corey Knebel, R ERA: 6.14	1.0		5	2	1	1	1	1	0	0	0	0	0	15	25	9.00	3.000			
48 Blaine Boyer, R ERA: 3.67	1.0		3	1	0	0	0	0	0	0	0	0	0	8	11	0.00	1.000			

Chicago Cubs @ Milwaukee Brewers
Miller Park, Milwaukee, WI
Fri Jul 22 2016, 7:12 PM - 10:18 PM CDT
Att: 42,243 - Clear - 86 F

livebaseballscores.com

AB 33
R 5
H 8
RBI 5
BB 4
SO 6
LOB 16

Batter	1	2	3	4	5	6	7	8	9	AB	R	H	RBI	BB	SO	LOB	BOTTOM					
5 Jonathan Villar, S OBP: 0.383, SLG: 0.426										3	0	0	0	1	1	1						
2 Scooter Gennett, L OBP: 0.314, SLG: 0.407										4	0	1	0	0	1	0						
8 Ryan Braun, R OBP: 0.373, SLG: 0.516										3	1	1	1	1	0	1						
20 Jonathan Lucroy, R OBP: 0.357, SLG: 0.484										4	0	0	0	0	1	2						
33 Chris Carter, R OBP: 0.307, SLG: 0.491										4	0	0	0	0	3	1						
10 Kirk Nieuwenhuis, L OBP: 0.310, SLG: 0.343										1	1	0	0	1	1	0						
7 Jake Elmore, R OBP: 0.333, SLG: 0.125										1	0	0	0	1	0	0						
14 Hernán Pérez, R OBP: 0.309, SLG: 0.430										4	0	2	1	0	2	1						
18 Ramón Flores, L OBP: 0.292, SLG: 0.264										4	0	0	0	0	0	3						
52 Jimmy Nelson, R ERA: 3.35										0	0	0	0	0	0	0						
24 Andy Wilkins, L ERA: 1.93										1	0	0	0	0	0	1						
59 Carlos Torres, R ERA: 3.02										0	0	0	0	0	0	0						
15 Will Middlebrooks, R ERA: 2.95, SLG: 0.124										1	0	0	0	0	1	1						
46 Corey Knebel, R ERA: 2.95, SLG: 0.124										0	0	0	0	0	0	0						
48 Blaine Boyer, R ERA: 2.95, SLG: 0.124										0	0	0	0	0	0	0						
Inning Stats	R: 0 E: 0 K: 0 S: 7	H: 0 LOB: 0 BB: 0 P: 12	R: 0 E: 0 K: 1 S: 7	H: 0 LOB: 0 BB: 0 P: 13	R: 0 E: 0 K: 0 S: 11	H: 1 LOB: 1 BB: 1 P: 17	R: 1 E: 0 K: 2 S: 9	H: 1 LOB: 0 BB: 0 P: 11	R: 1 E: 0 K: 1 S: 11	H: 1 LOB: 1 BB: 1 P: 20	R: 0 E: 0 K: 2 S: 10	H: 1 LOB: 1 BB: 0 P: 13	R: 0 E: 1 K: 2 S: 14	H: 0 LOB: 1 BB: 0 P: 18	R: 0 E: 0 K: 0 S: 10	H: 0 LOB: 1 BB: 1 P: 19	R: 0 E: 0 K: 2 S: 13	H: 0 LOB: 1 BB: 1 P: 22	1B: 1 2B: 2 3B: 0 HR: 1	SF: 0 SAC: 1 DP: 0 HBP: 0	WP: 0 PB: 0 SB: 2 CS: 0	PA: 36
PITCHER	IP	WLS	BF	H	R	ER	SO	BB	IBB	HBP	BLK	WP	HR	S	P	ERA	WHIP					
39 Jason Hammel, R ERA: 3.35	5.0		20	4	2	2	4	2	0	0	0	0	0	8	10	0.00	0.000					
6 Carl Edwards Jr., R ERA: 1.93	1.0	H	3	0	0	0	2	0	0	0	0	0	0	3	5	0.00	0.000					
37 Travis Wood, L ERA: 2.95, SLG: 0.124	0.2	H	3	0	0	0	1	0	0	0	0	0	0	11	13	0.00	0.000					
52 Justin Grimm, R ERA: 2.95, SLG: 0.124	0.1	H	1	0	0	0	1	0	0	0	0	0	0	3	5	0.00	0.000					
46 Corey Knebel, R ERA: 2.95, SLG: 0.124	1.0	H	4	0	0	0	0	1	0	0	0	0	0	10	19	0.00	1.000					
56 Héctor Rondón, R ERA: 1.75	1.0	S	4	0	0	0	2	1	0	0	0	0	0	13	22	0.00	1.000					

Chicago Cubs @ Milwaukee Brewers
Miller Park, Milwaukee, WI
Fri Jul 22 2016, 7:12 PM - 10:18 PM CDT
Att: 42,243 - Clear - 86 F

livebaseballscores.com

AB 30
R 2
H 4
RBI 2
BB 4
SO 10
LOB 11

Batter	1	2	3	4	5	6	7	8	9	AB	R	H	RBI	BB	SO	LOB	TOP					
24 Dexter Fowler, S (1, 8) OBP: 0.399, SLG: 0.496										4	0	0	0	0	2	0	Chicago Cubs @ Milwaukee Brewers Miller Park, Milwaukee, WI Sat Jul 23 2016, 6:12 PM - 9:07 PM CDT Att. 44,643 - Roof Closed - 83 F					
17 Kris Bryant, R (1, 5) OBP: 0.376, SLG: 0.554										4	0	1	0	0	0	0						
44 Anthony Rizzo, L (1, 3) OBP: 0.397, SLG: 0.588										4	0	1	0	0	1	1						
18 Ben Zobrist, S (1, 7) OBP: 0.377, SLG: 0.442										4	1	2	0	0	0	1						
40 Wilson Contreras, R (1, 2) OBP: 0.376, SLG: 0.491										3	0	0	0	1	0	2						
22 Jason Heyward, L (1, 9) OBP: 0.327, SLG: 0.318										4	0	1	0	0	0	2						
27 Addison Russell, R (1, 6) OBP: 0.340, SLG: 0.417										3	0	1	1	1	1	1						
9 Javier Báez, R (1, 4) OBP: 0.325, SLG: 0.451										3	0	0	0	0	2	3						
41 John Lackey, R (1, 1) OBP: 0.122, SLG: 0.085										2	0	0	0	0	1	0						
20 Matt Szczur, R (7, PH) OBP: 0.327, SLG: 0.442										1	0	0	0	0	0	2						
33 Clayton Richard, L (7, 1) OBP: 0.327, SLG: 0.442										0	0	0	0	0	0	0						
43 Adam Warren, R (7, 1) OBP: 0.327, SLG: 0.442										0	0	0	0	0	0	0						
38 Mike Montgomery, L (8, 1) OBP: 0.327, SLG: 0.442										0	0	0	0	0	0	0						
Inning Stats	R: 0 E: 0 K: 1 S: 10	H: 1 LOB: 1 BB: 0 P: 18	R: 0 E: 0 K: 1 S: 9	H: 0 LOB: 1 BB: 2 P: 20	R: 0 E: 0 K: 1 S: 8	H: 1 LOB: 1 BB: 0 P: 10	R: 0 E: 0 K: 0 S: 8	H: 0 LOB: 0 BB: 0 P: 15	R: 0 E: 0 K: 1 S: 9	H: 0 LOB: 0 BB: 0 P: 13	R: 0 E: 0 K: 1 S: 8	H: 0 LOB: 0 BB: 0 P: 11	R: 1 E: 0 K: 1 S: 16	H: 3 LOB: 2 BB: 0 P: 23	R: 0 E: 0 K: 1 S: 7	H: 0 LOB: 1 BB: 0 P: 12	R: 0 E: 0 K: 1 S: 9	H: 1 LOB: 1 BB: 0 P: 13	1B: 5 2B: 1 3B: 0 HR: 0	SF: 0 SAC: 0 DP: 1 HBP: 0	WP: 0 PB: 0 SB: 1 CS: 0	PA: 34
PITCHER	IP	WLS	BF	H	R	ER	SO	BB	IBB	HBP	BLK	WP	HR	S	P	ERA	WHIP					
27 Zach Davies, R (1, 1) ERA: 3.64	6.1	W	23	3	1	1	4	2	0	0	0	0	0	58	95	1.42	0.789					
13 Will Smith, L (7, 1) ERA: 1.93	0.2	H	4	2	0	0	1	0	0	0	0	0	0	10	15	0.00	3.000					
37 Tyler Thornburg, R (8, 1) ERA: 2.33	1.0	H	3	0	0	0	1	0	0	0	0	0	0	7	12	0.00	0.000					
59 Carlos Torres, R (9, 1) ERA: 2.96	1.0		4	1	0	0	1	0	0	0	0	0	0	9	13	0.00	1.000					

Batter	1	2	3	4	5	6	7	8	9	AB	R	H	RBI	BB	SO	LOB	BOTTOM				
5 Jonathan Villar, S (1, 6) OBP: 0.379, SLG: 0.421										4	0	0	0	0	3	2	Chicago Cubs @ Milwaukee Brewers Miller Park, Milwaukee, WI Sat Jul 23 2016, 6:12 PM - 9:07 PM CDT Att. 44,643 - Roof Closed - 83 F				
2 Scooter Gennett, L (1, 4) OBP: 0.314, SLG: 0.405										4	0	1	0	0	0	0					
8 Ryan Braun, R (1, 7) OBP: 0.374, SLG: 0.516										4	2	2	0	0	0	1					
20 Jonathan Lucroy, R (1, 2) OBP: 0.362, SLG: 0.494										2	2	1	2	2	0	0					
33 Chris Carter, R (1, 3) OBP: 0.304, SLG: 0.485										4	0	0	0	0	1	5					
10 Kirk Nieuwenhuis, L (1, 8) OBP: 0.321, SLG: 0.380										3	2	3	4	1	0	0					
14 Hernán Pérez, R (1, 5) OBP: 0.308, SLG: 0.432										4	0	1	0	0	1	1					
18 Ramón Flores, L (1, 9) OBP: 0.292, SLG: 0.261										2	0	0	0	0	0	1					
27 Zach Davies, R (1, 1) OBP: 0.063, SLG: 0.063										2	0	0	0	0	1	0					
13 Will Smith, R (7, 1) ERA: 6.75										0	0	0	0	0	0	0					
7 Jake Elmore, R (7, PH) OBP: 0.333, SLG: 0.125										0	0	0	0	0	0	0					
37 Tyler Thornburg, R (8, 1) ERA: 5.91										0	0	0	0	0	0	0					
59 Carlos Torres, R (9, 1) ERA: 2.47										0	0	0	0	0	0	0					
Inning Stats	R: 2 E: 0 K: 1 S: 24	H: 2 LOB: 0 BB: 0 P: 31	R: 0 E: 0 K: 0 S: 6	H: 1 LOB: 0 BB: 0 P: 8	R: 0 E: 1 K: 1 S: 14	H: 1 LOB: 3 BB: 1 P: 23	R: 1 E: 0 K: 2 S: 10	H: 1 LOB: 0 BB: 0 P: 16	R: 0 E: 0 K: 1 S: 11	H: 0 LOB: 0 BB: 1 P: 22	R: 0 E: 0 K: 1 S: 6	H: 0 LOB: 0 BB: 1 P: 10	R: 0 E: 0 K: 1 S: 11	H: 1 LOB: 2 BB: 0 P: 26	R: 3 E: 0 K: 0 S: 11	H: 2 LOB: 0 BB: 1 P: 26	1B: 4 2B: 2 3B: 0 HR: 3	SF: 0 SAC: 1 DP: 1 HBP: 1	WP: 0 PB: 0 SB: 2 CS: 1	PA: 35	
PITCHER	IP	WLS	BF	H	R	ER	SO	BB	IBB	HBP	BLK	WP	HR	S	P	ERA	WHIP				
41 John Lackey, R (1, 1) ERA: 3.79	6.0	L	24	5	3	3	5	2	0	0	0	0	0	76	115	4.50	1.167				
33 Clayton Richard, L (7, 1) ERA: 6.75	0.0		2	1	0	0	0	0	0	1	0	0	0	2	3	∞	∞				
43 Adam Warren, R (7, 1) ERA: 5.91	1.2		6	1	2	2	1	1	0	0	0	0	0	11	26	10.80	1.200				
38 Mike Montgomery, L (8, 1) ERA: 2.47	0.1		2	1	1	1	0	0	0	0	0	0	0	4	7	27.00	3.000				

livebaseballscorecards.com

AB 32
R 1
H 6
RBI 1
BB 2
SO 7
LOB 12

livebaseballscorecards.com

AB 29
R 6
H 8
RBI 6
BB 3
SO 6
LOB 10

Batter	1	2	3	4	5	6	7	8	9	AB	R	H	RBI	BB	SO	LOB	TOP										
24 Dexter Fowler, S OBP: 0.398, SLG: 0.490										5	1	1	1	0	2	2											
17 Kris Bryant, R OBP: 0.378, SLG: 0.550										5	0	2	0	0	1	1											
44 Anthony Rizzo, L OBP: 0.384, SLG: 0.582										4	0	1	1	1	2	0											
20 Matt Szwarz, R OBP: 0.330, SLG: 0.443										0	0	0	0	0	0	0											
18 Ben Zobrist, S OBP: 0.381, SLG: 0.440										3	0	0	0	2	0	2											
40 Wilson Contreras, R OBP: 0.373, SLG: 0.479										5	0	2	0	0	1	2											
22 Jason Heyward, L OBP: 0.316, SLG: 0.316										5	0	1	0	0	2	5											
27 Addison Russell, R OBP: 0.337, SLG: 0.410										3	0	0	0	1	1	4											
47 Miguel Montero, L OBP: 0.324, SLG: 0.338										4	1	2	0	0	1	2											
9 Javier Báez, R OBP: 0.333, SLG: 0.473										4	2	3	2	0	0	1											
Inning Stats	R: 0 H: 0 E: 0 K: 0 S: 10	H: 0 LOB: 1 BB: 1 P: 18	R: 0 H: 0 E: 0 K: 2 S: 7	H: 0 LOB: 0 BB: 0 P: 8	R: 0 H: 2 E: 1 K: 1 S: 11	H: 2 LOB: 2 BB: 0 P: 17	R: 0 H: 0 E: 1 K: 1 S: 9	H: 0 LOB: 2 BB: 1 P: 19	R: 0 H: 1 E: 0 K: 1 S: 8	H: 1 LOB: 1 BB: 0 P: 10	R: 0 H: 2 E: 0 K: 2 S: 14	H: 2 LOB: 2 BB: 0 P: 23	R: 2 H: 2 E: 0 K: 1 S: 11	H: 2 LOB: 0 BB: 0 P: 15	R: 0 H: 0 E: 0 K: 1 S: 10	H: 0 LOB: 2 BB: 2 P: 19	R: 2 H: 5 E: 0 K: 1 S: 20	H: 5 LOB: 2 BB: 0 P: 33	1B: 8 2B: 3 HR: 1	SF: 0 SAC: 0 DP: 0 HBP: 0	WP: 0 PA: 42 PB: 0 SB: 1 CS: 0						
PITCHER	IP	WLS	BF	H	R	ER	SO	BB	IBB	HBP	BLK	WP	HR	S	P	ERA	WHIP										
58 Miguel González, R ERA: 4.28	6.2		29	7	2	2	8	2	0	0	0	0	1	66	104	2.70	1.350										
33 Zach Duke, L ERA: 2.7	0.1	H	2	0	0	0	0	1	0	0	0	0	0	7	13	0.00	3.000										
34 Matt Albers, R ERA: 5.06	1.1	H	7	3	2	2	1	1	0	0	0	0	0	16	25	13.50	3.000										
43 Dan Jennings, L ERA: 1.64	0.2	W	4	2	0	0	1	0	0	0	0	0	0	11	20	0.00	3.000										

Chicago Cubs @ Chicago White Sox
U.S. Cellular Field, Chicago, IL
Mon Jul 25 2016, 8:11 PM - 11:31 PM EDT
Att: 39,510 - Partly Cloudy - 84 F

AB 38
R 4
H 12
RBI 4
BB 4
SO 10
LOB 19



Batter	1	2	3	4	5	6	7	8	9	AB	R	H	RBI	BB	SO	LOB	BOTTOM										
1 Adam Eaton, L OBP: 0.361, SLG: 0.404										4	0	1	1	0	1	0											
12 Tim Anderson, R OBP: 0.281, SLG: 0.430										4	0	0	0	0	2	1											
53 Melky Cabrera, S OBP: 0.350, SLG: 0.464										2	1	1	0	2	0	1											
79 José Abreu, R OBP: 0.333, SLG: 0.426										3	1	1	0	1	0	1											
44 Justin Morneau, L OBP: 0.367, SLG: 0.423										4	0	1	0	0	2	4											
21 Todd Frazier, R OBP: 0.297, SLG: 0.476										4	1	1	3	0	2	3											
20 JB Shuck, L OBP: 0.263, SLG: 0.357										4	1	1	0	0	1	1											
27 Dioner Navarro, S OBP: 0.259, SLG: 0.348										3	0	0	0	0	0	0											
18 Tyler Saladino, R OBP: 0.307, SLG: 0.415										4	1	2	1	0	1	0											
Inning Stats	R: 0 H: 0 E: 0 K: 0 S: 4	H: 0 LOB: 1 BB: 1 P: 10	R: 0 H: 0 E: 0 K: 2 S: 11	H: 0 LOB: 0 BB: 0 P: 13	R: 1 H: 2 E: 0 K: 1 S: 8	H: 2 LOB: 1 BB: 0 P: 12	R: 0 H: 1 E: 0 K: 1 S: 10	H: 1 LOB: 1 BB: 0 P: 13	R: 0 H: 0 E: 0 K: 0 S: 11	H: 0 LOB: 0 BB: 0 P: 17	R: 3 H: 2 E: 0 K: 2 S: 21	H: 2 LOB: 0 BB: 1 P: 36	R: 0 H: 0 E: 0 K: 2 S: 9	H: 0 LOB: 0 BB: 0 P: 12	R: 0 H: 1 E: 0 K: 1 S: 12	H: 1 LOB: 2 BB: 1 P: 21	R: 1 H: 2 E: 0 K: 0 S: 8	H: 2 LOB: 1 BB: 0 P: 12	1B: 5 2B: 2 HR: 1	SF: 0 SAC: 1 DP: 0 HBP: 0	WP: 1 PA: 36 PB: 0 SB: 0 CS: 0						
PITCHER	IP	WLS	BF	H	R	ER	SO	BB	IBB	HBP	BLK	WP	HR	S	P	ERA	WHIP										
49 Jake Arrieta, R ERA: 2.76	6.0		25	5	4	4	6	2	0	0	0	0	1	65	101	6.00	1.167										
52 Justin Grimm, R ERA: 4.86	1.1		5	1	0	0	2	0	0	0	0	0	0	15	20	0.00	0.750										
6 Carl Edwards Jr., R ERA: 1.94	0.2		3	0	0	0	1	1	0	0	0	0	0	6	13	0.00	1.500										
38 Mike Montgomery, L ERA: 2.6	0.1	L	3	2	1	1	0	0	0	0	0	0	0	8	12	27.00	6.000										

Chicago Cubs @ Chicago White Sox
U.S. Cellular Field, Chicago, IL
Mon Jul 25 2016, 8:11 PM - 11:31 PM EDT
Att: 39,510 - Partly Cloudy - 84 F

AB 32
R 5
H 8
RBI 5
SO 9
LOB 11



Batter	1	2	3	4	5	6	7	8	9	AB	R	H	RBI	BB	SO	LOB	TOP			
24 Dexter Fowler, S OBP: 0.393, SLG: 0.482	F9	P2			F7		G6-4-3			4	0	0	0	0	0	4				
17 Kris Bryant, R OBP: 0.376, SLG: 0.544	K		K		P3			K		4	0	0	0	0	3	0				
44 Anthony Rizzo, L OBP: 0.395, SLG: 0.580						F9		P6		3	0	1	0	1	0	0				
18 Ben Zobrist, S OBP: 0.380, SLG: 0.436		G3		L6		P5			BB	3	0	0	0	1	0	2				
27 Addison Russell, R OBP: 0.339, SLG: 0.410			F9					G5-3		3	0	1	0	1	0	2				
22 Jason Heyward, L OBP: 0.315, SLG: 0.315		G1-3			P4			P6		4	0	1	0	0	0	1				
9 Javier Báez, R OBP: 0.328, SLG: 0.466		K2-3			G5-3			K		4	0	0	0	0	2	3				
47 Miguel Montero, L OBP: 0.323, SLG: 0.331				F9			G3		G6-3	3	0	0	0	1	0	0				
2 Tommy La Stella, L OBP: 0.387, SLG: 0.462		CI			K					2	0	1	0	0	1	0				
Inning Stats	R: 0 E: 0 K: 1 S: 7	H: 0 LOB: 1 BB: 1 P: 17	R: 0 E: 1 K: 1 S: 15	H: 1 LOB: 3 BB: 1 P: 26	R: 0 E: 0 K: 1 S: 9	H: 1 LOB: 1 BB: 0 P: 13	R: 0 E: 0 K: 0 S: 4	H: 0 LOB: 0 BB: 0 P: 5	R: 0 E: 0 K: 0 S: 13	H: 1 LOB: 2 BB: 1 P: 23	R: 0 E: 0 K: 0 S: 8	H: 1 LOB: 0 BB: 0 P: 13	R: 0 E: 0 K: 1 S: 9	H: 0 LOB: 1 BB: 0 P: 15	R: 0 E: 0 K: 1 S: 10	H: 0 LOB: 0 BB: 0 P: 15	1B: 4 2B: 0 3B: 0 HR: 0	SF: 0 SAC: 0 DP: 1 HBP: 0	WP: 0 PB: 0 SB: 0 CS: 0	PA: 35
PITCHER	IP WLS BF H R ER SO BB IBB HBP BLK WP HR S P ERA WHIP																			
25 James Shields, R ERA: 4.68	7.2 W 31 4 0 0 5 4 0 0 0 0 0 0 70 117 0.00 1.043																			
65 Nate Jones, R ERA: 2.58	0.1 H 1 0 0 0 0 0 0 0 0 0 0 2 4 0.00 0.000																			
30 David Robertson, R ERA: 4.35	1.0 S 3 0 0 0 1 0 0 0 0 0 0 0 10 15 0.00 0.000																			

Chicago Cubs @ Chicago White Sox
U.S. Cellular Field, Chicago, IL
Tue Jul 26 2016, 7:11 PM - 10:05 PM EDT
Att: 39,553 - Clear - 86 F

AB 30
R 0
H 4
RBI 0
BB 4
SO 6
LOB 12

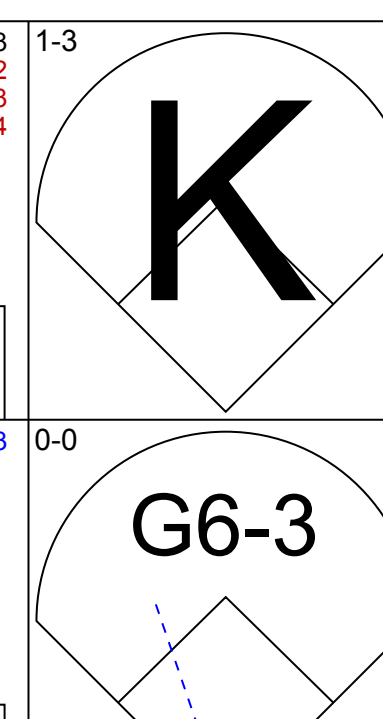
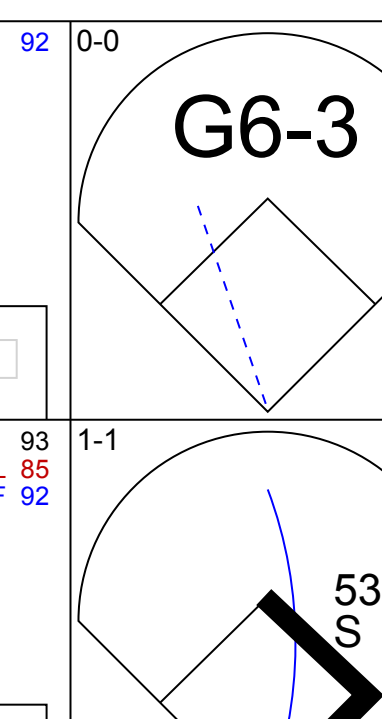
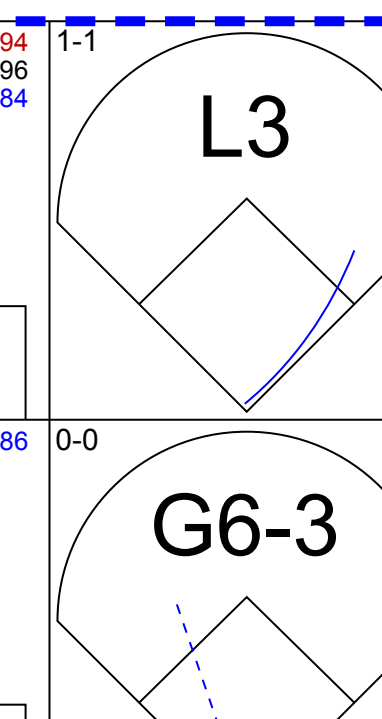
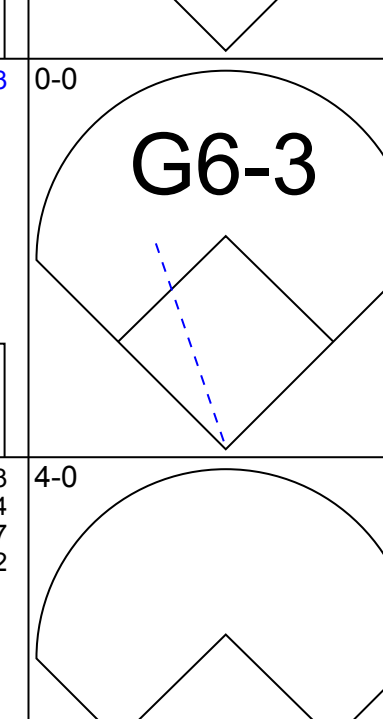
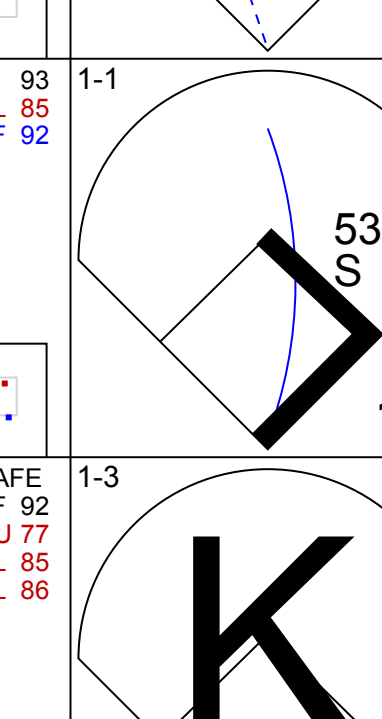
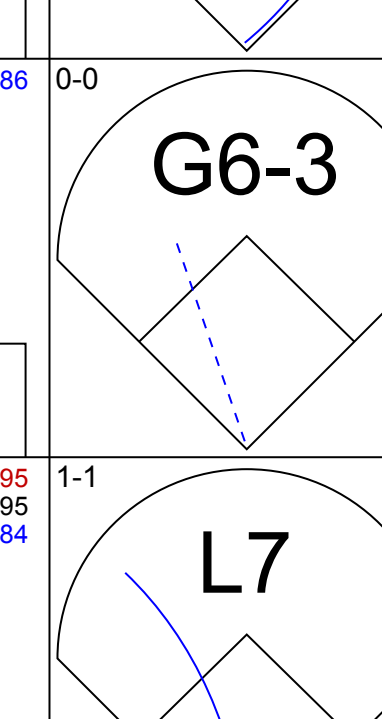
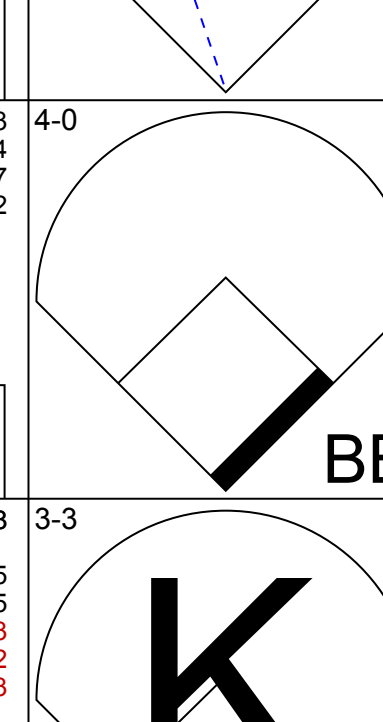
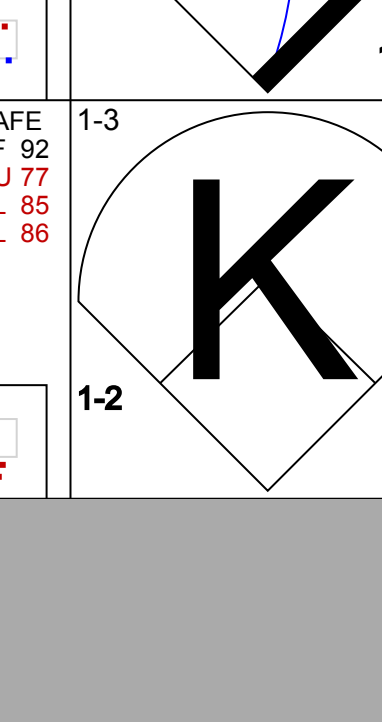
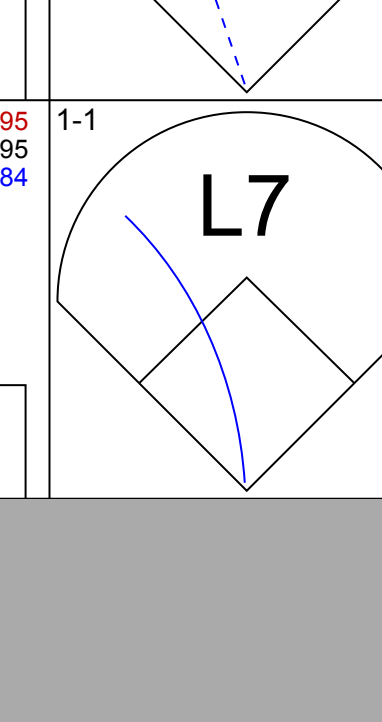


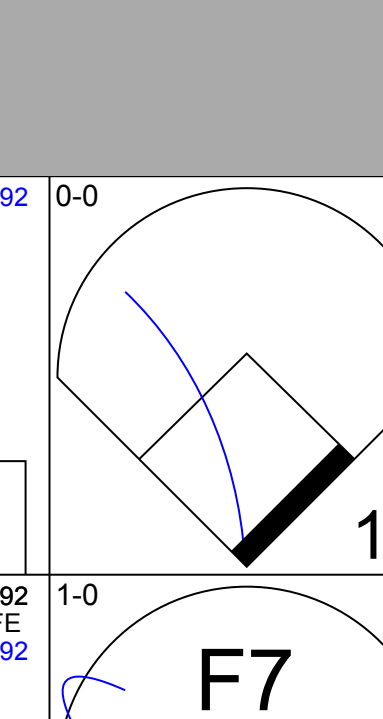

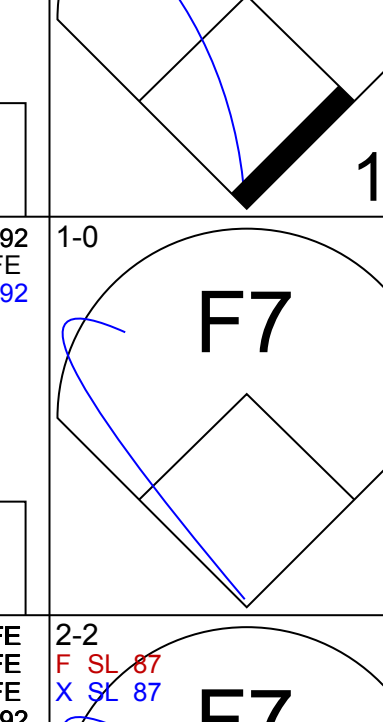

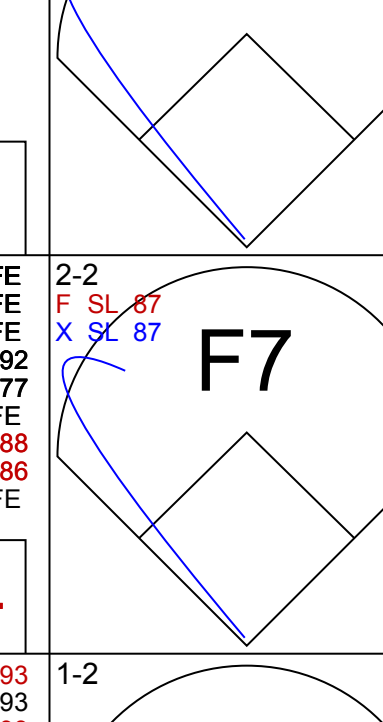

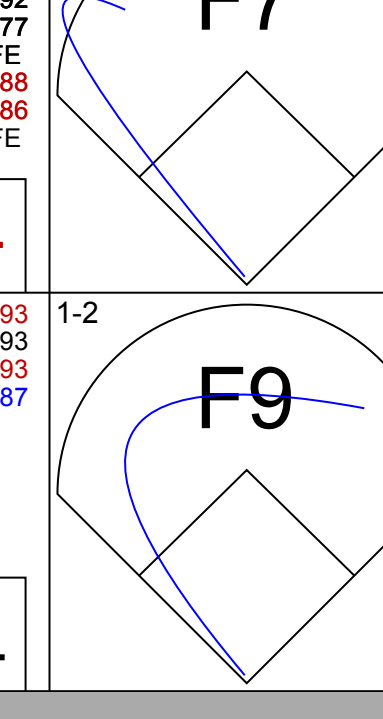

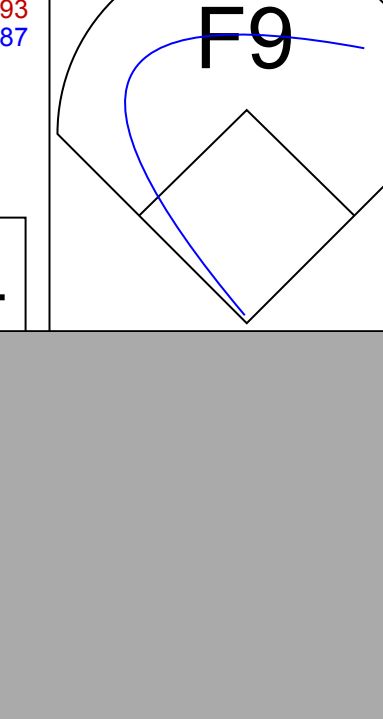

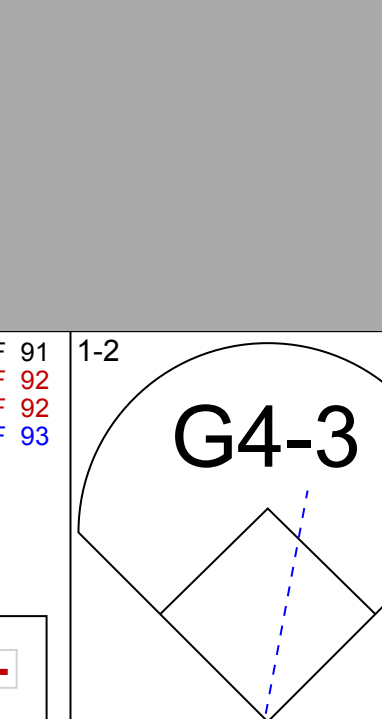


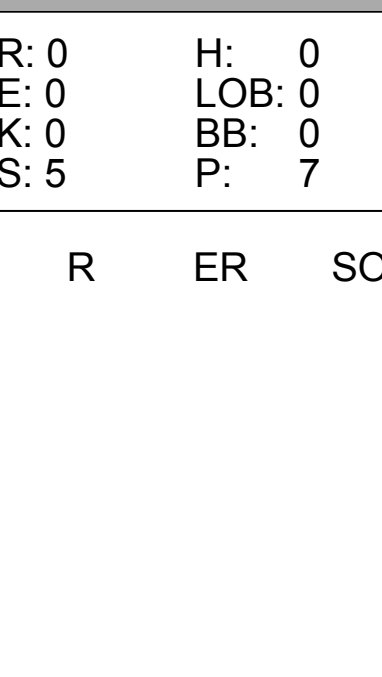
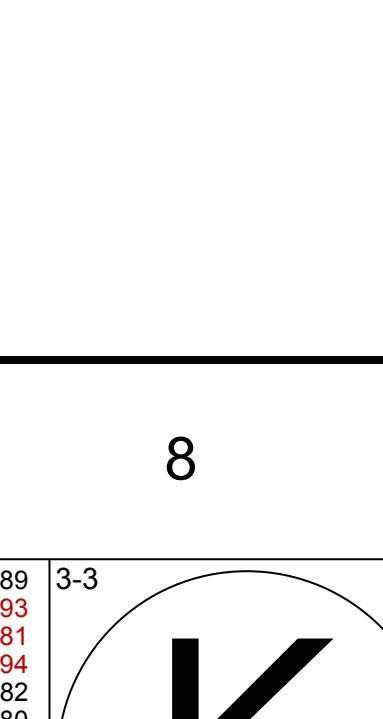


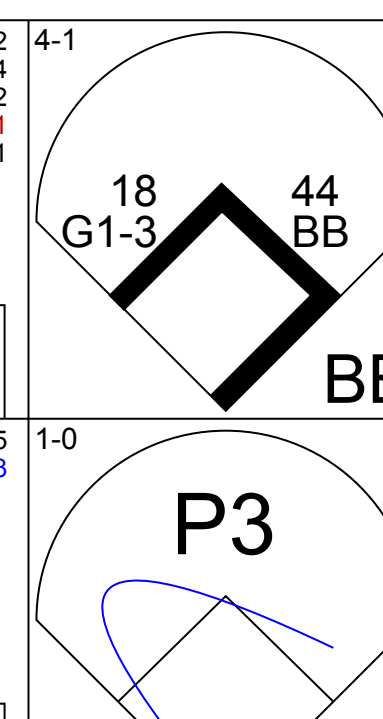
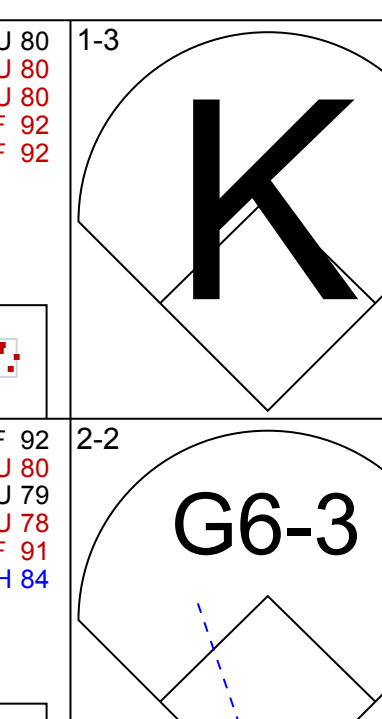
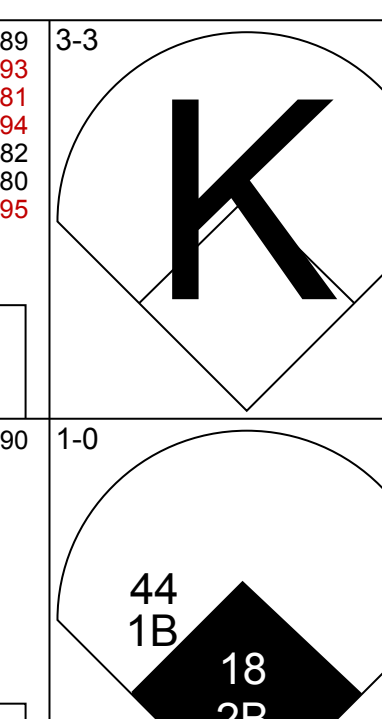
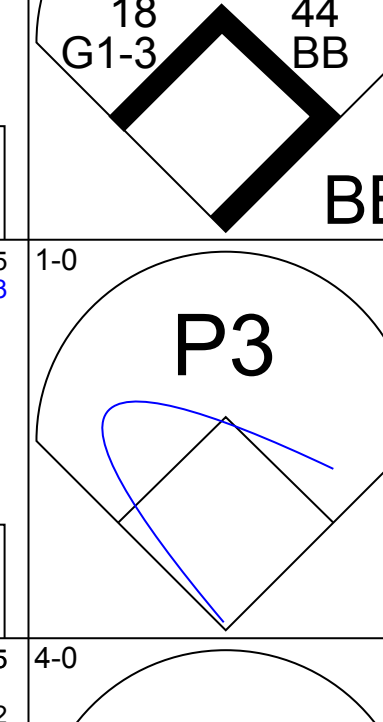
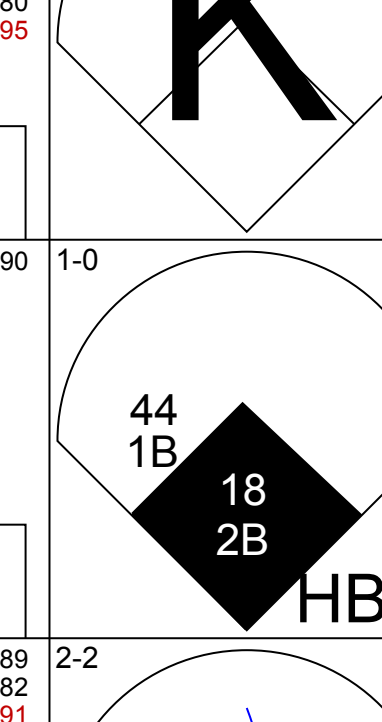
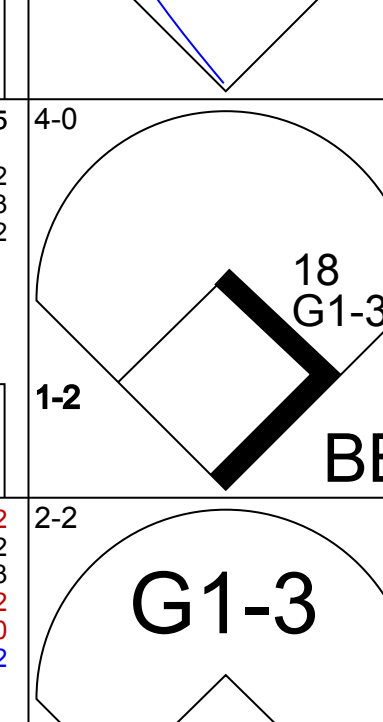

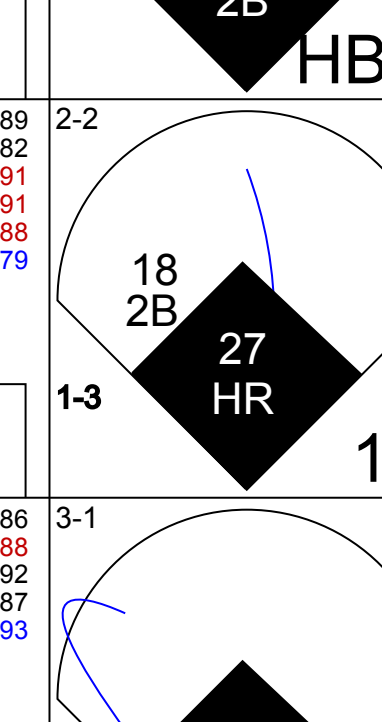
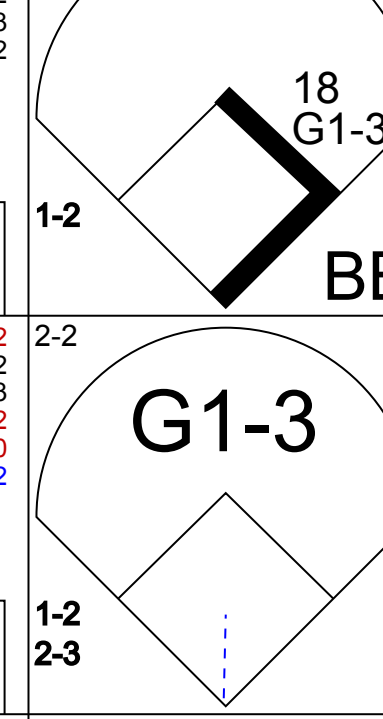
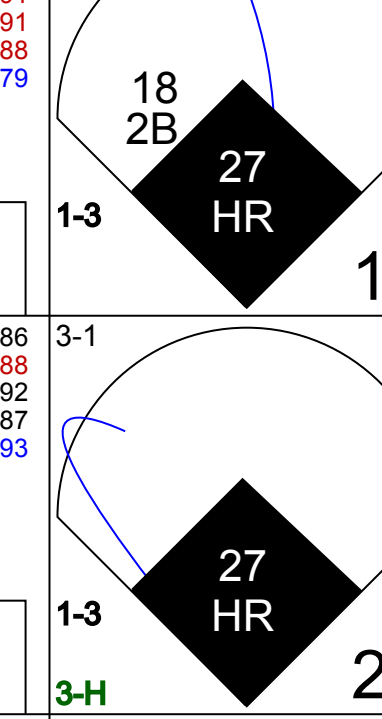
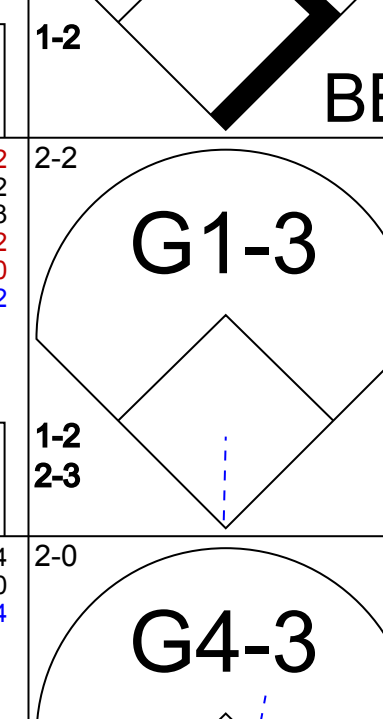
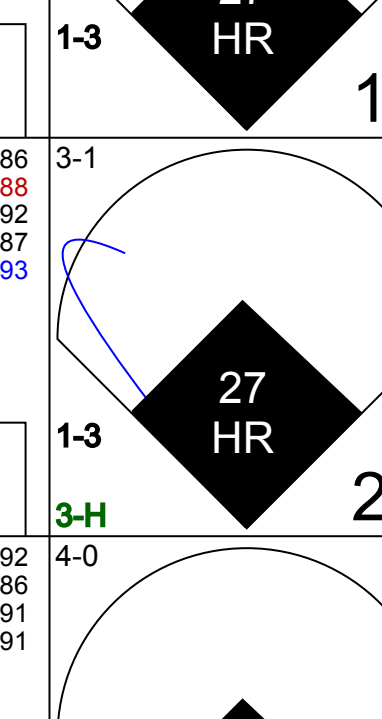
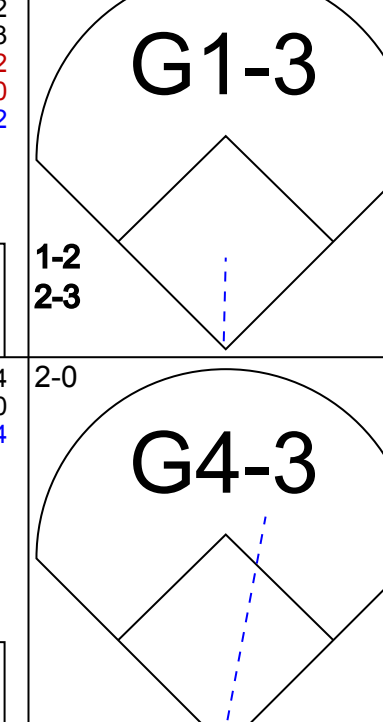
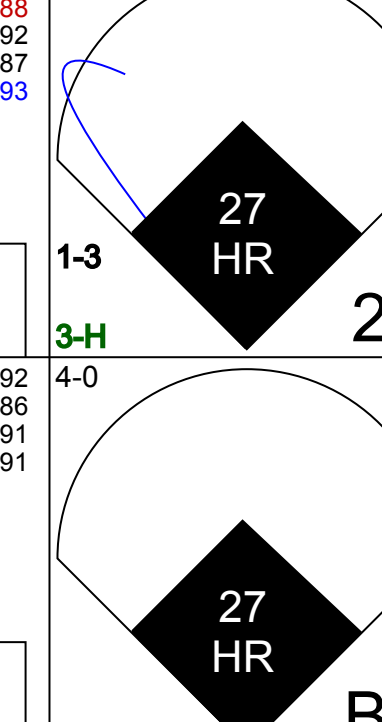
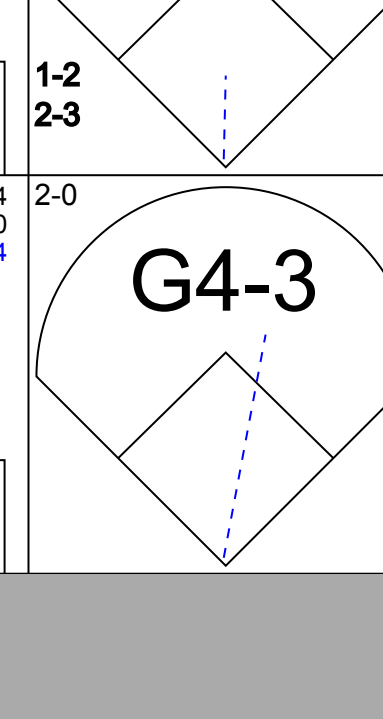
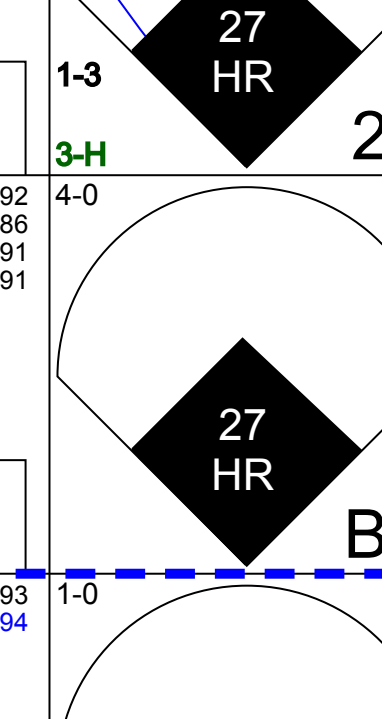
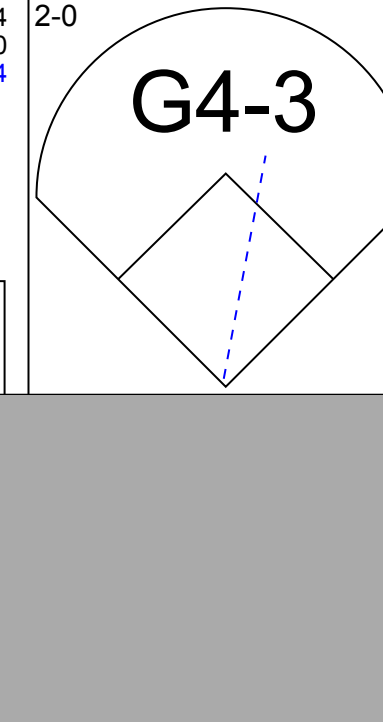

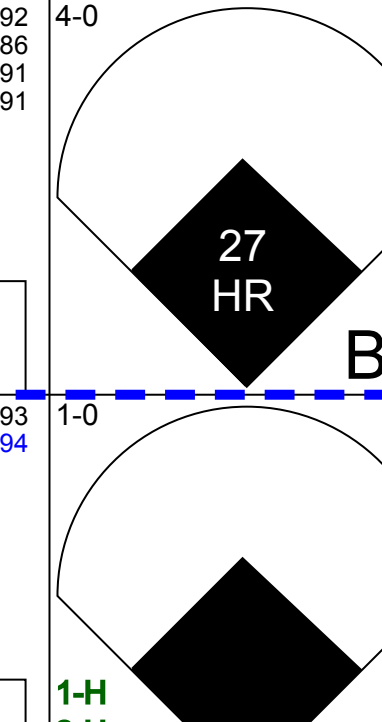
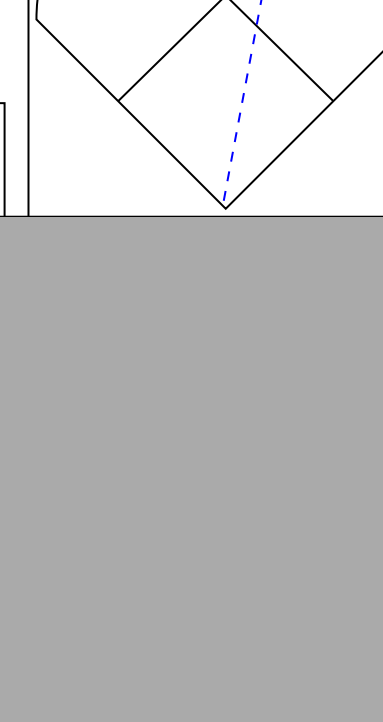
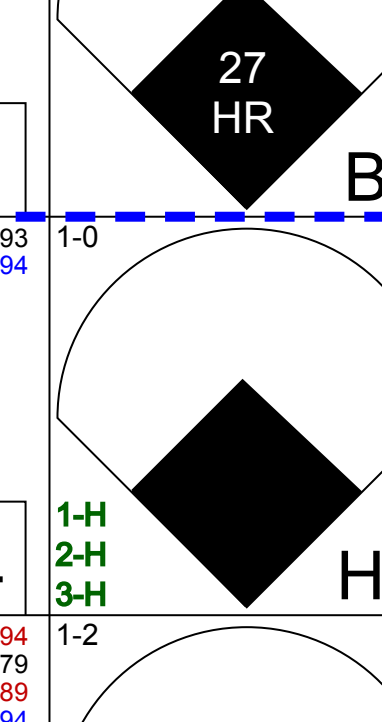

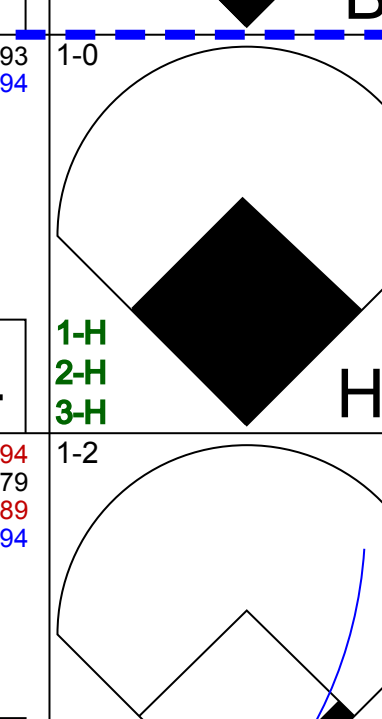
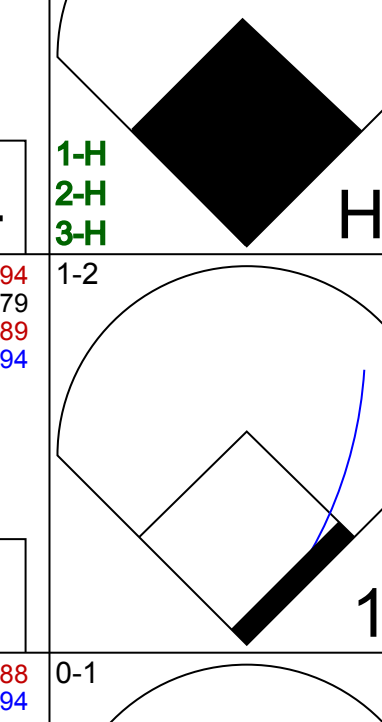
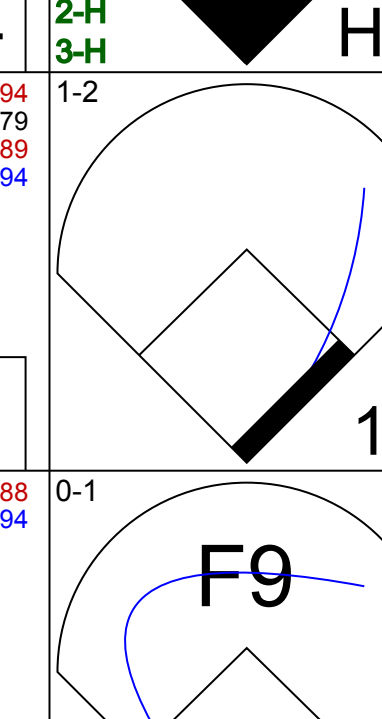
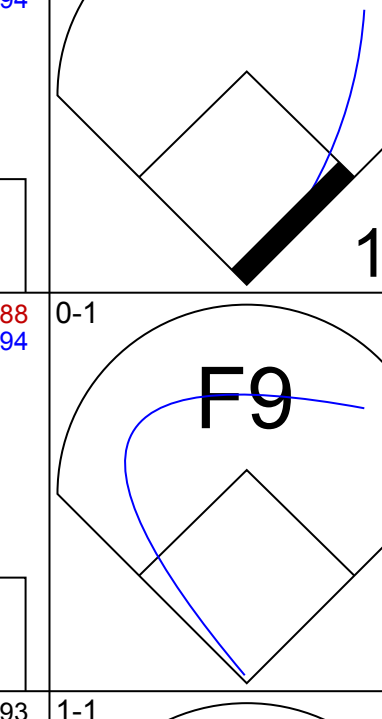
Batter	1	2	3	4	5	6	7	8	9	AB	R	H	RBI	BB	SO	LOB	BOTTOM			
1 Adam Eaton, L OBP: 0.363, SLG: 0.411						G4-3				3	2	1	1	1	1	3				
12 Tim Anderson, R OBP: 0.281, SLG: 0.426		K								4	0	1	0	0	1	0				
53 Melky Cabrera, S OBP: 0.349, SLG: 0.462										4	0	1	0	0	0	2				
79 José Abreu, R OBP: 0.334, SLG: 0.427										4	0	2	1	0	0	0				
44 Justin Morneau, L OBP: 0.324, SLG: 0.367										4	0	0	0	0	1	4				
21 Todd Frazier, R OBP: 0.299, SLG: 0.475										3	1	1	0	1	1	0				
20 JB Shuck, L OBP: 0.262, SLG: 0.350										3	0	0	0	1	1	3				
27 Dioner Navarro, S OBP: 0.260, SLG: 0.344										2	0	0	0	1	2	0				
18 Tyler Saladino, R OBP: 0.308, SLG: 0.409										2	0	0	1	1	1	0				
Inning Stats	R: 1 E: 0 K: 2 S: 19	H: 2 LOB: 3 BB: 2 P: 30	R: 0 E: 0 K: 3 S: 11	H: 0 LOB: 0 BB: 0 P: 14	R: 0 E: 0 K: 0 S: 8	H: 2 LOB: 1 BB: 0 P: 11	R: 0 E: 0 K: 2 S: 7	H: 0 LOB: 0 BB: 0 P: 11	R: 1 E: 0 K: 0 S: 10	H: 1 LOB: 0 BB: 0 P: 15	R: 0 E: 0 K: 0 S: 22	H: 1 LOB: 3 BB: 3 P: 43	R: 0 E: 0 K: 1 S: 11	H: 0 LOB: 0 BB: 0 P: 16	R: 0 E: 0 K: 0 S: 6	H: 0 LOB: 0 BB: 0 P: 10	1B: 5 2B: 0 3B: 0 HR: 1	SF: 0 SAC: 0 DP: 1 HBP: 0	WP: 0 PB: 0 SB: 1 CS: 0	PA: 34
PITCHER	IP WLS BF H R ER SO BB IBB HBP BLK WP HR S P ERA WHIP																			
28 Kyle Hendricks, R ERA: 2.39	5.2 L 24 6 3 3 7 2 0 0 0 0 0 0 64 97 0.00 1.412																			
37 Travis Wood, L ERA: 2.65	0.1 4 0 0 0 0 3 0 0 0 0 0 0 13 27 0.00 9.000																			
36 Joe Nathan, R ERA:	1.0 3 0 0 0 1 0 0 0 0 0 0 0 11 16 0.00 0.000																			
46 Pedro Strop, R ERA: 2.79	1.0 3 0 0 0 0 0 0 0 0 0 0 0 6 10 0.00 0.000																			

Chicago Cubs @ Chicago White Sox
U.S. Cellular Field, Chicago, IL
Tue Jul 26 2016, 7:11 PM - 10:05 PM EDT
Att: 39,553 - Clear - 86 F

AB 29
R 3
H 6
RBI 3
BB 5
SO 8
LOB 12



Batter	1	2	3	4	5	6	7	8	9	AB	R	H	RBI	BB	SO	LOB	TOP								
1 Adam Eaton, L (1,9) OBP: 0.359, SLG: 0.407										4	0	0	0	0	1	0	Chicago White Sox @ Chicago Cubs Wrigley Field, Chicago, IL Wed Jul 27 2016, 7:10 PM - 10:00 PM CDT Att: 41,166 - Partly Cloudy - 78 F								
12 Tim Anderson, R (1,6) OBP: 0.280, SLG: 0.422										4	0	1	0	0	0	0									
53 Melky Cabrera, S (1,7) OBP: 0.348, SLG: 0.458										3	0	0	0	1	1										
79 José Abreu, R (1,3) OBP: 0.333, SLG: 0.425										4	0	1	0	0	2	1									
21 Todd Frazier, R (1,5) OBP: 0.301, SLG: 0.478										4	0	2	0	0	0	1									
20 JB Shuck, L (1,8) OBP: 0.283, SLG: 0.346										2	0	0	0	1	0	1									
26 Avisail García, R (9,PH) OBP: 0.309, SLG: 0.345										1	0	0	0	0	1	0									
27 Dioner Navarro, S (1,2) OBP: 0.256, SLG: 0.340										3	0	0	0	0	1	3									
18 Tyler Saladino, R (1,4) OBP: 0.301, SLG: 0.400										3	0	0	0	0	2	3									
45 Anthony Ranaudo, R (1,1) OBP: 0.333, SLG: 1.333										3	1	1	1	0	1	0									
33 Zach Duke, L (7,1)										0	0	0	0	0	0	0									
51 Carson Fulmer, R (7,1)										0	0	0	0	0	0	0									
29 Jacob Turner, R (8,1)										0	0	0	0	0	0	0									
Inning Stats	R: 0 E: 0 K: 2 S: 7	H: 0 LOB: 1 BB: 1 P: 15	R: 0 E: 0 K: 0 S: 9	H: 1 LOB: 1 BB: 0 P: 13	R: 0 E: 0 K: 1 S: 9	H: 1 LOB: 1 BB: 0 P: 12	R: 0 E: 0 K: 1 S: 14	H: 1 LOB: 2 BB: 1 P: 25	R: 1 E: 0 K: 0 S: 12	H: 1 LOB: 0 BB: 0 P: 15	R: 0 E: 0 K: 0 S: 8	H: 1 LOB: 0 BB: 0 P: 10	R: 0 E: 0 K: 3 S: 10	H: 0 LOB: 0 BB: 0 P: 13	R: 0 E: 0 K: 0 S: 5	H: 0 LOB: 0 BB: 0 P: 7	R: 0 E: 0 K: 2 S: 10	H: 0 LOB: 0 BB: 0 P: 15	1B: 3 2B: 1 3B: 0 HR: 1	SF: 0 SAC: 0 DP: 1 HBP: 0	WP: 0 PB: 0 SB: 1 CS: 0	PA: 33			
PITCHER	IP	WLS	BF	H	R	ER	SO	BB	IBB	HBP	BLK	WP	HR	S	P	ERA	WHIP								
39 Jason Hammel, R (1,1) ERA: 3.23	7.0	W	27	5	1	1	7	2	0	0	0	0	1	69	103	1.29	1.000								
56 Héctor Rondón, R (8,1) ERA: 1.99	1.0	H	3	0	0	0	0	0	0	0	0	0	0	5	7	0.00	0.000								
54 Aroldis Chapman, L (9,1) ERA: 1.95	1.0		3	0	0	0	2	0	0	0	0	0	0	10	15	0.00	0.000								

Batter	1	2	3	4	5	6	7	8	9	AB	R	H	RBI	BB	SO	LOB	BOTTOM								
24 Dexter Fowler, S (1,8) OBP: 0.390, SLG: 0.475										4	0	0	0	1	2	2	Chicago White Sox @ Chicago Cubs Wrigley Field, Chicago, IL Wed Jul 27 2016, 7:10 PM - 10:00 PM CDT Att: 41,166 - Partly Cloudy - 78 F								
54 Aroldis Chapman, L (9,1)										0	0	0	0	0	0	0									
17 Kris Bryant, R (1,5) OBP: 0.377, SLG: 0.550										3	2	1	1	0	0	1									
44 Anthony Rizzo, L (1,3) OBP: 0.396, SLG: 0.577										3	1	1	0	1	1	0									
18 Ben Zobrist, S (1,7) OBP: 0.379, SLG: 0.437										4	1	1	1	0	0	2									
47 Miguel Montero, L (1,2) OBP: 0.327, SLG: 0.327										2	1	0	0	2	0	2									
27 Addison Russell, R (1,6) OBP: 0.338, SLG: 0.417										4	1	1	4	0	0	1									
22 Jason Heyward, L (1,9) OBP: 0.317, SLG: 0.315										4	1	1	4	0	0	1									
9 Javier Báez, R (1,4) OBP: 0.327, SLG: 0.474										3	1	1	0	1	0	0									
39 Jason Hammel, R (1,1) ERA: 8.71										4	1	1	2	0	0	1									
2 Tommy La Stella, L (7,PH) OBP: 0.392, SLG: 0.462										2	0	0	0	0	1	0									
56 Héctor Rondón, R (8,1)										0	0	0	0	1	0	0									
20 Matt Szczur, R (8,PH) OBP: 0.327, SLG: 0.439										1	0	0	0	0	0	1									
Inning Stats	R: 0 E: 0 K: 0 S: 7	H: 0 LOB: 2 BB: 2 P: 20	R: 0 E: 0 K: 0 S: 8	H: 0 LOB: 0 BB: 0 P: 10	R: 0 E: 0 K: 1 S: 11	H: 0 LOB: 0 BB: 0 P: 14	R: 0 E: 0 K: 1 S: 10	H: 0 LOB: 1 BB: 1 P: 20	R: 0 E: 0 K: 0 S: 11	H: 1 LOB: 0 BB: 0 P: 17	R: 2 E: 0 K: 0 S: 15	H: 1 LOB: 1 BB: 2 P: 29	R: 5 E: 0 K: 1 S: 18	H: 4 LOB: 1 BB: 1 P: 34	1B: 2 2B: 1 3B: 0 HR: 3	SF: 0 SAC: 0 DP: 0 HBP: 1	WP: 0 PB: 0 SB: 0 CS: 0	PA: 37							
PITCHER	IP	WLS	BF	H	R	ER	SO	BB	IBB	HBP	BLK	WP	HR	S	P	ERA	WHIP								
45 Anthony Ranaudo, R (1,1) ERA: 2.7	6.2	L	26	2	3	3	3	4	0	0	0	0	2	64	107	4.05	0.900								
33 Zach Duke, L (7,1)	0.0		1	0	0	0	0	1	0	0	0	0	0	2	6	∞	∞								
51 Carson Fulmer, R (7,1) ERA: 17.18	0.1		5	2	4	4	0	1	0	1	0	0	0	9	21	108.00	9.000								
29 Jacob Turner, R (8,1) ERA: 14.04	1.0		5	2	1	1	1	0	0	0	0	0	1	12	18	9.00	2.000								

AB	31
R	1
H	5
RBI	1
BB	2
SO	9
LOB	10



AB	30
R	8
H	6
RBI	8
BB	6
SO	4
LOB	10



Batter	1	2	3	4	5	6	7	8	9	AB	R	H	RBI	BB	SO	LOB	TOP			
1 Adam Eaton, L (1,9) OBP: 0.356, SLG: 0.403										4	0	0	0	0	2	2	Chicago White Sox @ Chicago Cubs Wrigley Field, Chicago, IL Thu Jul 28 2016, 7:09 PM - 9:58 PM CDT Att: 41,157 - Cloudy - 73 F			
12 Tim Anderson, R (1,6) OBP: 0.276, SLG: 0.418										4	1	1	0	0	1	2				
53 Melky Cabrera, S (1,7) OBP: 0.350, SLG: 0.461										4	0	2	1	0	2	1				
79 José Abreu, R (1,3) OBP: 0.330, SLG: 0.421										4	0	0	0	0	0	3				
21 Todd Frazier, R (1,5) OBP: 0.298, SLG: 0.473										4	0	0	0	0	2	1				
20 JB Shuck, L (1,8) OBP: 0.259, SLG: 0.340										3	0	0	0	0	1	0				
26 Avisail García, R (9,PH) OBP: 0.308, SLG: 0.344										1	0	0	0	0	0	0				
27 Dioner Navarro, S (1,2) OBP: 0.262, SLG: 0.338										1	0	0	0	2	0	0				
5 Yolmer Sánchez, S (1,4) OBP: 0.175, SLG: 0.184										3	0	0	0	0	1	2				
65 Nate Jones, R (7,1)										0	0	0	0	0	0	0				
48 Tommy Kahnle, R (8,1)										0	0	0	0	0	0	0				
43 Dan Jennings, L (8,1)										0	0	0	0	0	0	0				
49 Chris Sale, L (1,1) OBP: 0.500, SLG: 0.500										2	0	1	0	0	0	0				
18 Tyler Saladino, R (7,4) OBP: 0.306, SLG: 0.412										1	0	1	0	0	0	0				
Inning Stats	R: 1 E: 0 K: 1 S: 13	H: 2 LOB: 1 BB: 0 P: 18	R: 0 E: 0 K: 0 S: 7	H: 0 LOB: 0 BB: 1 P: 12	R: 0 E: 0 K: 0 S: 7	H: 0 LOB: 0 BB: 0 P: 11	R: 0 E: 0 K: 2 S: 10	H: 0 LOB: 0 BB: 0 P: 14	R: 0 E: 0 K: 1 S: 6	H: 2 LOB: 2 BB: 0 P: 12	R: 0 E: 0 K: 2 S: 12	H: 0 LOB: 1 BB: 0 P: 19	R: 0 E: 0 K: 2 S: 12	H: 1 LOB: 1 BB: 0 P: 15	R: 0 E: 0 K: 1 S: 12	H: 0 LOB: 0 BB: 0 P: 18	1B: 3 2B: 2 3B: 0 HR: 0	SF: 0 SAC: 0 DP: 1 HBP: 0	WP: 0 PB: 0 SB: 0 CS: 0	PA: 33
PITCHER	IP WLS BF H R ER SO BB IBB HBP BLK WP HR S P ERA WHIP																			
41 John Lackey, R (1,1) ERA: 3.69	6.0 W 22 4 1 1 4 1 0 0 0 0 0 0 55 84 1.50 0.833																			
46 Pedro Strop, R (7,1) ERA: 2.72	1.0 H 4 0 0 0 2 1 0 0 0 0 0 0 9 19 0.00 1.000																			
56 Héctor Rondón, R (8,1) ERA: 1.86	0.2 H 3 1 0 0 1 0 0 0 0 0 0 0 8 9 0.00 1.500																			
54 Aroldis Chapman, L (8,1) ERA: 1.87	1.1 S 4 0 0 0 2 0 0 0 0 0 0 0 16 24 0.00 0.000																			

Batter	1	2	3	4	5	6	7	8	9	AB	R	H	RBI	BB	SO	LOB	BOTTOM			
24 Dexter Fowler, S (1,8) OBP: 0.394, SLG: 0.475										2	2	1	0	1	0	0	Chicago White Sox @ Chicago Cubs Wrigley Field, Chicago, IL Thu Jul 28 2016, 7:09 PM - 9:58 PM CDT Att: 41,157 - Cloudy - 73 F			
17 Kris Bryant, R (1,5) OBP: 0.378, SLG: 0.551										3	0	1	1	1	1	1				
44 Anthony Rizzo, L (1,3) OBP: 0.395, SLG: 0.574										4	0	1	0	0	1	3				
18 Ben Zobrist, S (9,7) OBP: 0.380, SLG: 0.440										4	1	2	1	0	0	3				
40 Wilson Contreras, R (1,2) OBP: 0.362, SLG: 0.463										4	0	0	0	0	0	4				
27 Addison Russell, R (1,6) OBP: 0.337, SLG: 0.418										4	0	1	1	0	0	0				
9 Javier Báez, R (1,4) OBP: 0.330, SLG: 0.472										3	0	1	0	1	1	1				
20 Matt Szczur, R (1,7) OBP: 0.328, SLG: 0.431										2	0	0	0	1	0	1				
2 Tommy La Stella, L (8,PH) ERA: 2.49										1	0	0	0	0	0	1				
22 Jason Heyward, L (9,9) OBP: 0.317, SLG: 0.315										0	0	0	0	0	0	0				
41 John Lackey, R (1,1) OBP: 0.118, SLG: 0.082										2	0	0	0	0	1	1				
3 David Ross, R (6,PH) OBP: 0.341, SLG: 0.420										1	0	0	0	0	1	2				
46 Pedro Strop, R (7,1) ERA: 2.49										0	0	0	0	0	0	0				
56 Héctor Rondón, R (8,1)										0	0	0	0	0	0	0				
54 Aroldis Chapman, L (8,1) ERA: 1.62										0	0	0	0	0	0	0				
Inning Stats	R: 1 E: 0 K: 0 S: 14	H: 1 LOB: 1 BB: 1 P: 21	R: 0 E: 0 K: 0 S: 13	H: 1 LOB: 0 BB: 0 P: 18	R: 1 E: 0 K: 0 S: 11	H: 1 LOB: 1 BB: 1 P: 21	R: 0 E: 0 K: 1 S: 7	H: 0 LOB: 0 BB: 0 P: 11	R: 0 E: 0 K: 2 S: 15	H: 2 LOB: 2 BB: 0 P: 21	R: 0 E: 0 K: 1 S: 11	H: 1 LOB: 2 BB: 1 P: 19	R: 0 E: 0 K: 1 S: 6	H: 0 LOB: 0 BB: 0 P: 8	R: 1 E: 1 K: 0 S: 19	H: 1 LOB: 1 BB: 1 P: 28	1B: 4 2B: 3 3B: 0 HR: 0	SF: 0 SAC: 0 DP: 1 HBP: 1	WP: 0 PB: 0 SB: 0 CS: 0	PA: 35
PITCHER	IP WLS BF H R ER SO BB IBB HBP BLK WP HR S P ERA WHIP																			
49 Chris Sale, L (1,1) ERA: 3.17	6.0 L 27 6 2 2 4 2 1 1 0 0 0 0 71 11 3.00 1.333																			
65 Nate Jones, R (7,1) ERA: 2.49	1.2 6 1 1 0 1 0 0 0 0 0 0 0 14 19 0.00 0.600																			
48 Tommy Kahnle, R (8,1) ERA: 3.86	0.0 1 0 0 0 0 1 0 0 0 0 0 0 6 10 ∞ ∞																			
43 Dan Jennings, L (8,1) ERA: 1.62	0.1 1 0 0 0 0 0 0 0 0 0 0 0 5 7 0.00 0.000																			

Chicago White Sox @ Chicago Cubs
Wrigley Field, Chicago, IL
Thu Jul 28 2016, 7:09 PM - 9:58 PM CDT
Att: 41,157 - Cloudy - 73 F

AB 31
R 1
H 5
RBI 1
BB 2
SO 9
LOB 11



Chicago White Sox @ Chicago Cubs
Wrigley Field, Chicago, IL
Thu Jul 28 2016, 7:09 PM - 9:58 PM CDT
Att: 41,157 - Cloudy - 73 F

AB 30
R 3
H 7
RBI 3
BB 4
SO 5
LOB 17



Batter	1	2	3	4	5	6	7	8	9	AB	R	H	RBI	BB	SO	LOB	TOP					
8 Norichika Aoki, L (1,7) OBP: 0.320, SLG: 0.327	G4-3		G1-3			F7		FC5-2 12 2B	G4-3	5	1	0	0	0	0	6	Seattle Mariners @ Chicago Cubs Wrigley Field, Chicago, IL Sat Jul 30 2016, 1:22 PM - 3:58 PM CDT Att: 41,401 - Cloudy - 75 F					
12 Leonys Martin, L (1,8) OBP: 0.324, SLG: 0.427	K 22 WP					P4			G4-3 22 S 22 WP 2B	4	1	2	2	0	1	0						
22 Robinson Cano, L (1,4) OBP: 0.359, SLG: 0.523	G1-3					G4-6-3			K	4	0	0	0	0	1	3						
23 Nelson Cruz, R (1,9) OBP: 0.371, SLG: 0.537	G6-3					G6-3				4	0	2	0	0	0	1						
21 Franklin Gutierrez, R (9,PR) OBP: 0.328, SLG: 0.463										0	1	0	0	0	0	0						
15 Kyle Seager, L (1,5) OBP: 0.398, SLG: 0.522	G4-3									3	0	0	0	1	1	1						
26 Adam Lind, L (1,3) OBP: 0.282, SLG: 0.436	F8					G3				4	0	0	0	0	0	4						
3 Mike Zunino, R (1,2) OBP: 0.343, SLG: 0.625										2	0	0	0	1	1	0						
5 Guillermo Heredia, R (8,PR)										0	0	0	0	0	0	0						
33 Chris Iannetta, R (8,2) OBP: 0.312, SLG: 0.344	K									1	0	0	0	0	0	1						
36 Shawn O'Malley, S (1,6) OBP: 0.312, SLG: 0.319										3	1	1	0	1	1	0						
Wade Miley, L (1,1) OBP: 0.143, SLG: 0.143										2	0	0	0	0	0	0						
16 Luis Sardinas, S (8,PH) OBP: 0.206, SLG: 0.273										0	0	0	0	0	0	0						
39 Edwin Diaz, R (8,1)										0	0	0	0	0	0	0						
10 Dae-Ho Lee, R (8,PH) OBP: 0.312, SLG: 0.461										0	0	0	0	1	0	0						
31 Steve Cishek, R (9,1) OBP: 0.312, SLG: 0.344										0	0	0	0	0	0	0						
Inning Stats	R: 0 E: 0 K: 1 S: 10	H: 0 LOB: 1 P: 15	R: 0 E: 0 K: 1 S: 7	H: 0 LOB: 0 BB: 0 P: 8	R: 0 E: 0 K: 0 S: 11	H: 0 LOB: 0 BB: 0 P: 14	R: 0 E: 0 K: 0 S: 9	H: 2 LOB: 2 BB: 1 P: 16	R: 0 E: 0 K: 1 S: 9	H: 0 LOB: 0 BB: 0 P: 11	R: 0 E: 0 K: 0 S: 6	H: 0 LOB: 0 BB: 0 P: 10	R: 0 E: 0 K: 1 S: 8	H: 0 LOB: 0 BB: 0 P: 15	R: 3 E: 0 K: 1 S: 13	H: 1 LOB: 1 BB: 2 P: 25	R: 1 E: 1 K: 0 S: 12	H: 2 LOB: 3 BB: 1 P: 22	1B: 3 2B: 2 3B: 0 HR: 0	SF: 0 SAC: 1 DP: 1 HBP: 0	WP: 3 PB: 0 SB: 1 CS: 0	PA: 37
PITCHER	IP WLS BF H R ER SO BB IBB HBP BLK WP HR S P ERA WHIP																					
49 Jake Arrieta, R (1,1) ERA: 2.75	7.0 L 26 2 2 2 4 3 0 0 0 0 2 0 63 100 2.57 0.714																					
56 Héctor Rondón, R (8,1) ERA: 1.53	0.2 H 2 0 0 0 0 0 0 0 0 0 0 0 5 7 0.00 0.000																					
54 Aroldis Chapman, L (8,1) ERA: 2.12	0.1 B 2 1 1 1 1 0 0 0 0 0 1 0 5 7 27.00 3.000																					
37 Travis Wood, L (9,1) ERA: 2.79	1.0 7 2 1 0 0 0 1 0 0 0 0 0 12 22 0.00 2.000																					
Batter	1	2	3	4	5	6	7	8	9	AB	R	H	RBI	BB	SO	LOB	BOTTOM					
24 Dexter Fowler, S (1,8) OBP: 0.392, SLG: 0.470	K					F8				3	1	0	0	1	2	2	Seattle Mariners @ Chicago Cubs Wrigley Field, Chicago, IL Sat Jul 30 2016, 1:22 PM - 3:58 PM CDT Att: 41,401 - Cloudy - 75 F					
17 Kris Bryant, R (1,5) OBP: 0.384, SLG: 0.554	K					E5 18 G5-3				4	0	1	0	0	2	0						
18 Ben Zobrist, S (1,7) OBP: 0.383, SLG: 0.444	K					G5-3				3	0	1	0	0	1	1						
9 Javier Báez, R (1,4) OBP: 0.330, SLG: 0.468										4	0	0	1	0	2	2						
27 Addison Russell, R (1,6) OBP: 0.329, SLG: 0.407										4	0	0	0	0	2	3						
22 Jason Heyward, L (1,9) OBP: 0.316, SLG: 0.323										3	0	1	0	0	2	0						
40 Wilson Contreras, R (1,3) OBP: 0.352, SLG: 0.446										3	0	0	0	0	0	1						
47 Miguel Montero, L (1,2) OBP: 0.327, SLG: 0.323										2	0	0	0	1	0	0						
20 Matt Szczur, R (8,PR) OBP: 0.333, SLG: 0.436										0	0	0	0	0	0	0						
37 Travis Wood, R (9,1) OBP: 0.250, SLG: 0.143										0	0	0	0	0	0	0						
49 Jake Arrieta, R (1,1) ERA: 4.98										2	0	0	0	0	2	0						
56 Héctor Rondón, R (8,1)										0	0	0	0	0	0	0						
54 Aroldis Chapman, L (8,1)										0	0	0	0	0	0	0						
44 Anthony Rizzo, L (8,PH) OBP: 0.392, SLG: 0.570										1	0	0	0	1	2							
Inning Stats	R: 0 E: 0 K: 3 S: 10	H: 0 LOB: 0 BB: 0 P: 14	R: 0 E: 0 K: 1 S: 8	H: 0 LOB: 0 BB: 0 P: 11	R: 0 E: 0 K: 1 S: 10	H: 0 LOB: 0 BB: 0 P: 11	R: 0 E: 1 K: 0 S: 6	H: 0 LOB: 0 BB: 0 P: 10	R: 0 E: 0 K: 2 S: 10	H: 0 LOB: 0 BB: 0 P: 13	R: 0 E: 0 K: 1 S: 8	H: 0 LOB: 0 BB: 0 P: 12	R: 1 E: 0 K: 0 S: 13	H: 1 LOB: 1 BB: 1 P: 21	R: 0 E: 0 K: 2 S: 13	H: 1 LOB: 2 BB: 1 P: 21	R: 0 E: 0 K: 3 S: 12	H: 1 LOB: 1 BB: 0 P: 17	1B: 3 2B: 0 3B: 0 HR: 0	SF: 0 SAC: 1 DP: 0 HBP: 0	WP: 1 PB: 0 SB: 0 CS: 1	PA: 33
PITCHER	IP WLS BF H R ER SO BB IBB HBP BLK WP HR S P ERA WHIP																					
Wade Miley, L (1,1) ERA: 4.98	7.0 W 23 1 1 1 9 1 0 0 0 0 0 0 65 92 1.29 0.286																					
39 Edwin Diaz, R (8,1) ERA: 1.5	1.0 H 5 1 0 0 2 1 0 0 0 0 1 0 13 21 0.00 2.000																					
31 Steve Cishek, R (9,1) ERA: 2.74	1.0 S 4 1 0 0 3 0 0 0 0 0 0 0 0 12 17 0.00 1.000																					

AB	32
R	4
H	5
RBI	2
BB	4
SO	5
LOB	16




AB	29
R	1
H	3
RBI	1
BB	2
SO	14
LOB	11



Batter	1	2	3	4	5	6	7	8	9	AB	R	H	RBI	BB	SO	LOB	TOP			
9 Dee Strange-Gordon, L (1.4) OBP: 0.305, SLG: 0.339	F8		K					F7		4	0	1	0	0	1	0				
14 Martín Prado, R (1.5) OBP: 0.374, SLG: 0.432	L9							F8		4	0	1	0	0	0	1				
19 Miguel Rojas, R (8.5)										0	0	0	0	0	0	0				
21 Christian Yelich, L (1.7) OBP: 0.383, SLG: 0.494	G4-3							G4-3		4	0	1	0	0	1	1				
27 Giancarlo Stanton, R (1.9) OBP: 0.332, SLG: 0.490										3	0	0	0	1	2	1				
13 Marcell Ozuna, R (1.8) OBP: 0.352, SLG: 0.518										3	0	1	0	1	0	3				
11 J.T. Realmuto, R (1.2) OBP: 0.348, SLG: 0.413										4	0	1	0	0	0	2				
32 Derek Dietrich, L (1.3) OBP: 0.358, SLG: 0.397										3	0	1	0	0	1	2				
3 Adeiny Hechavarria, R (1.6) OBP: 0.294, SLG: 0.348										2	0	1	0	1	0	0				
61 Adam Conley, L (1.1) OBP: 0.077, SLG: 0.079										1	0	0	0	0	0	3				
12 Chris Johnson, R (5, PH) OBP: 0.292, SLG: 0.348										1	0	0	0	0	0	0				
33 Dustin McGowan, R (5, 1)										0	0	0	0	0	0	0				
51 Ichiro Suzuki, L (7, PH) OBP: 0.394, SLG: 0.378										1	0	0	0	0	0	1				
55 Nefi Ogando, R (7, 1)										0	0	0	0	0	0	0				
Inning Stats	R: 0 E: 0 K: 0 S: 8	H: 0 LOB: 0 BB: 0 P: 14	R: 0 E: 0 K: 1 S: 11	H: 2 LOB: 3 BB: 1 P: 19	R: 0 E: 1 K: 2 S: 13	H: 1 LOB: 2 BB: 1 P: 21	R: 0 E: 0 K: 0 S: 6	H: 1 LOB: 0 BB: 0 P: 10	R: 0 E: 0 K: 1 S: 9	H: 1 LOB: 1 BB: 0 P: 12	R: 0 E: 0 K: 1 S: 6	H: 1 LOB: 0 BB: 0 P: 7	R: 0 E: 0 K: 0 S: 8	H: 0 LOB: 0 BB: 1 P: 12	R: 0 E: 0 K: 0 S: 9	H: 0 LOB: 0 BB: 1 P: 15	1B: 6 2B: 2 3B: 0 HR: 0	SF: 0 SAC: 0 DP: 2 HBP: 0	WP: 0 PB: 0 SB: 0 CS: 1	PA: 33
PITCHER 28 Kyle Hendricks, R (1.1) ERA: 2.22	IP: 9.0 WLS: W BF: 33 H: 7 R: 0 ER: 0 SO: 5 BB: 2 IBB: 1 HBP: 0 BLK: 0 WP: 0 HR: 0 S: 78 P: 123 ERA: 0.00 WHIP: 1.000															PITCHER				

Miami Marlins @ Chicago Cubs
Wrigley Field, Chicago, IL
Mon Aug 01 2016, 7:06 PM - 9:53 PM CDT
Att: 40,937 - Partly Cloudy - 77 F


AB 30
R 0
H 7
RBI 0
BB 3
SO 5
LOB 14



Batter	1	2	3	4	5	6	7	8	9	AB	R	H	RBI	BB	SO	LOB	BOTTOM			
24 Dexter Fowler, S (1.8) OBP: 0.399, SLG: 0.468										2	1	1	1	2	0	0				
17 Kris Bryant, R (1.5) OBP: 0.378, SLG: 0.542										5	0	0	0	0	0	5				
44 Anthony Rizzo, L (1.3) OBP: 0.396, SLG: 0.578										3	2	3	0	1	0	0				
9 Javier Báez, R (1.4) OBP: 0.322, SLG: 0.457										4	0	0	1	0	2	7				
27 Addison Russell, R (1.6) OBP: 0.328, SLG: 0.401										5	0	1	2	0	1	3				
22 Jason Heyward, L (1.9) OBP: 0.318, SLG: 0.329										4	0	2	0	0	1	0				
40 Wilson Contreras, R (1.2) OBP: 0.355, SLG: 0.444										2	1	1	0	2	0	1				
20 Matt Szczur, R (1.7) OBP: 0.341, SLG: 0.435										3	1	1	0	1	2	3				
28 Kyle Hendricks, R (1.1) OBP: 0.150, SLG: 0.105										3	0	1	1	1	1	2				
Inning Stats	R: 2 E: 0 K: 1 S: 22	H: 3 LOB: 3 BB: 2 P: 36	R: 0 E: 0 K: 1 S: 12	H: 0 LOB: 2 BB: 3 P: 29	R: 0 E: 0 K: 1 S: 8	H: 1 LOB: 1 BB: 1 P: 18	R: 0 E: 0 K: 1 S: 8	H: 1 LOB: 2 BB: 0 P: 14	R: 2 E: 0 K: 1 S: 11	H: 2 LOB: 1 BB: 1 P: 24	R: 1 E: 0 K: 1 S: 8	H: 2 LOB: 1 BB: 0 P: 11	R: 0 E: 0 K: 1 S: 11	H: 0 LOB: 0 BB: 0 P: 18	R: 0 E: 0 K: 0 S: 8	H: 1 LOB: 1 BB: 0 P: 13	1B: 6 2B: 3 3B: 1 HR: 0	SF: 2 SAC: 0 DP: 1 HBP: 1	WP: 0 PB: 0 SB: 1 CS: 0	PA: 41
PITCHER 61 Adam Conley, L (1.1) ERA: 3.41	IP: 4.0 WLS: L BF: 23 H: 5 R: 2 ER: 2 SO: 4 BB: 5 IBB: 1 HBP: 0 BLK: 0 WP: 0 HR: 0 S: 50 P: 97 ERA: 4.50 WHIP: 2.500															PITCHER				
33 Dustin McGowan, R (5, 1) ERA: 3.32	IP: 2.0 WLS: 11 BF: 4 H: 3 R: 3 ER: 3 SO: 2 BB: 1 IBB: 0 HBP: 0 BLK: 0 WP: 0 HR: 19 S: 35 P: 13.50 WHIP: 2.500																			
55 Nefi Ogando, R (7, 1) ERA: 1.8	IP: 2.0 WLS: 7 BF: 1 H: 0 R: 0 ER: 0 SO: 1 BB: 0 IBB: 0 HBP: 0 BLK: 0 WP: 0 HR: 19 S: 31 P: 0.00 WHIP: 0.500																			

Miami Marlins @ Chicago Cubs
Wrigley Field, Chicago, IL
Mon Aug 01 2016, 7:06 PM - 9:53 PM CDT
Att: 40,937 - Partly Cloudy - 77 F

AB 31
R 5
H 10
RBI 5
BB 7
SO 7
LOB 21



Batter	1	2	3	4	5	6	7	8	9	AB	R	H	RBI	BB	SO	LOB	TOP										
11 J T Realmuto, R OBP: 0.346, SLG: 0.410										5	0	1	1	0	2	0	Miami Marlins @ Chicago Cubs Wrigley Field, Chicago, IL Tue Aug 02 2016, 7:08 PM - 9:54 PM CDT Att. 40,419 - Clear - 81 F										
14 Martín Prado, R OBP: 0.373, SLG: 0.430										4	0	1	0	0	2	2											
21 Christian Yelich, L OBP: 0.392, SLG: 0.461										4	0	1	0	0	0	3											
27 Giancarlo Stanton, R OBP: 0.334, SLG: 0.490										4	0	2	0	0	1	1											
13 Marcell Ozuna, R OBP: 0.353, SLG: 0.517										3	0	1	0	1	0	1											
9 Dee Strange-Gordon, L OBP: 0.305, SLG: 0.339										0	0	0	0	0	0	0											
32 Derek Dietrich, L OBP: 0.363, SLG: 0.400										3	1	2	0	1	0	3											
12 Chris Johnson, R OBP: 0.286, SLG: 0.341										4	1	0	0	0	0	3											
3 Aneiny Hechavarria, R OBP: 0.293, SLG: 0.347										4	0	1	1	0	0	0											
José Fernández, R OBP: 0.283, SLG: 0.297										2	0	0	0	0	0	0											
51 Ichiro Suzuki, L OBP: 0.392, SLG: 0.376										1	0	0	0	0	1	2											
46 Kyle Barracough, R ERA: 2.79										0	0	0	0	0	0	0											
40 Mike Dunn, L ERA: 2.68										0	0	0	0	0	0	0											
64 Nick Wittgren, R ERA: 1.7										0	0	0	0	0	0	0											
6 Jeff Mathis, R OBP: 0.253, SLG: 0.330										1	0	0	0	0	1	0											
Inning Stats	R: 0 E: 0 K: 1 S: 13	H: 2 LOB: 3 BB: 1 P: 22	R: 0 E: 0 K: 0 S: 6	H: 0 LOB: 0 BB: 0 P: 7	R: 0 E: 0 K: 1 S: 10	H: 1 LOB: 1 BB: 0 P: 13	R: 0 E: 0 K: 0 S: 5	H: 0 LOB: 0 BB: 1 P: 12	R: 0 E: 0 K: 1 S: 10	H: 0 LOB: 0 BB: 0 P: 16	R: 0 E: 0 K: 0 S: 8	H: 1 LOB: 1 BB: 0 P: 10	R: 2 E: 1 K: 2 S: 22	H: 3 LOB: 2 BB: 0 P: 31	R: 0 E: 0 K: 1 S: 10	H: 2 LOB: 1 BB: 0 P: 15	R: 0 E: 0 K: 1 S: 11	H: 0 LOB: 0 BB: 0 P: 15	1B: 9 2B: 0 3B: 0 HR: 0	SF: 0 SAC: 0 DP: 1 HBP: 0	WP: 0 PB: 0 SB: 0 CS: 0	PA: 37					
PITCHER	IP	WLS	BF	H	R	ER	SO	BB	IBB	HBP	BLK	WP	HR	S	P	ERA	WHIP										
39 Jason Hammel, R ERA: 3.07	6.0	W	23	4	0	0	3	2	0	0	0	0	0	52	80	0.00	1.000										
46 Pedro Strop, R ERA: 2.79	0.2	H	6	3	2	1	2	0	0	0	0	0	0	17	24	13.50	4.500										
37 Travis Wood, L ERA: 2.68	0.1	H	1	0	0	0	0	0	0	0	0	0	0	5	7	0.00	0.000										
56 Héctor Rondón, R ERA: 1.7	1.0	H	4	2	0	0	1	0	0	0	0	0	0	10	15	0.00	2.000										
54 Aroldis Chapman, L ERA: 2.0	1.0	S	3	0	0	0	1	0	0	0	0	0	0	11	15	0.00	0.000										

Batter	1	2	3	4	5	6	7	8	9	AB	R	H	RBI	BB	SO	LOB	BOTTOM										
24 Dexter Fowler, S OBP: 0.403, SLG: 0.480										4	2	3	1	0	0	0	Miami Marlins @ Chicago Cubs Wrigley Field, Chicago, IL Tue Aug 02 2016, 7:08 PM - 9:54 PM CDT Att. 40,419 - Clear - 81 F										
40 Wilson Contreras, R OBP: 0.365, SLG: 0.449										3	0	2	1	1	0	0											
44 Anthony Rizzo, L OBP: 0.396, SLG: 0.574										2	0	0	0	2	1	2											
18 Ben Zobrist, S OBP: 0.384, SLG: 0.447										4	0	0	0	0	1	5											
22 Jason Heyward, L OBP: 0.317, SLG: 0.328										4	0	1	0	0	0	0											
27 Addison Russell, R OBP: 0.329, SLG: 0.401										3	0	1	0	0	2	0											
8 Chris Coghlan, L ERA: 2.87										3	1	1	0	0	1	3											
20 Matt Szczur, R OBP: 0.347, SLG: 0.440										1	0	1	0	0	0	0											
9 Javier Báez, R OBP: 0.317, SLG: 0.451										4	0	0	0	0	3	5											
39 Jason Hammel, R ERA: 3.07	6.0	L	27	8	3	3	8	2	0	1	1	1	1	1	1	1											
47 Miguel Montero, L OBP: 0.327, SLG: 0.319										0	0	0	0	0	0	0											
46 Pedro Strop, R ERA: 2.93										0	0	0	0	0	0	0											
37 Travis Wood, R ERA: 2.68										0	0	0	0	0	0	0											
56 Héctor Rondón, R ERA: 1.7										0	0	0	0	0	0	0											
54 Aroldis Chapman, L ERA: 2.0										0	0	0	0	0	0	0											
Inning Stats	R: 1 E: 0 K: 1 S: 8	H: 2 LOB: 0 BB: 0 P: 13	R: 0 E: 0 K: 0 S: 7	H: 1 LOB: 1 BB: 0 P: 11	R: 1 E: 0 K: 1 S: 10	H: 2 LOB: 2 BB: 0 P: 12	R: 0 E: 0 K: 1 S: 8	H: 0 LOB: 0 BB: 0 P: 13	R: 1 E: 0 K: 2 S: 18	H: 2 LOB: 3 BB: 2 P: 33	R: 0 E: 0 K: 3 S: 14	H: 1 LOB: 2 BB: 0 P: 21	R: 0 E: 0 K: 0 S: 7	H: 0 LOB: 1 BB: 1 P: 15	R: 0 E: 0 K: 2 S: 11	H: 1 LOB: 1 BB: 0 P: 16	1B: 8 2B: 0 3B: 1 HR: 0	SF: 0 SAC: 0 DP: 1 HBP: 1	WP: 0 PB: 0 SB: 1 CS: 0	PA: 35							
PITCHER	IP	WLS	BF	H	R	ER	SO	BB	IBB	HBP	BLK	WP	HR	S	P	ERA	WHIP										
José Fernández, R ERA: 2.87	6.0	L	27	8	3	3	8	2	0	1	1	1	1	1	1	1	1.667										
46 Kyle Barracough, R ERA: 2.93	1.0		4	0	0	0	0	1	0	0	0	0	0	7	15	0.00	1.000										
40 Mike Dunn, L ERA: 2.91	0.2		3	1	0	0	1	0	0	0	0	0	0	8	12	0.00	1.500										
64 Nick Wittgren, R ERA: 2.6	0.1		1	0	0	0	1	0	0	0	0	0	0	3	4	0.00	0.000										

Batter	1	2	3	4	5	6	7	8	9	AB	R	H	RBI	BB	SO	LOB	TOP		
9 Dee Strange-Gordon, L OBP: 0.317, SLG: 0.350										5	1	3	0	0	2	1			
14 Martín Prado, R OBP: 0.371, SLG: 0.426										4	0	0	0	1	1	2			
21 Christian Yelich, L OBP: 0.394, SLG: 0.493										5	1	3	2	0	1	2			
27 Giancarlo Stanton, R OBP: 0.331, SLG: 0.484										4	0	0	0	0	1	2			
13 Marcell Ozuna, R OBP: 0.352, SLG: 0.514										4	0	1	0	0	2	2			
32 Derek Dietrich, L OBP: 0.385, SLG: 0.401										2	1	1	0	0	0	0			
19 Miguel Rojas, R OBP: 0.293, SLG: 0.326										1	0	1	0	0	0	0			
6 Jeff Mathis, R OBP: 0.253, SLG: 0.359										4	1	1	2	0	1	4			
3 Adeiny Hechavarria, R OBP: 0.293, SLG: 0.346										4	0	1	0	0	0	0			
34 Tom Koehler, R OBP: 0.285, SLG: 0.383										2	0	0	0	0	2	0			
51 Ichiro Suzuki, L OBP: 0.390, SLG: 0.374										1	0	0	0	0	1	0			
46 Kyle Barracough, R OBP: 0.293, SLG: 0.336										0	0	0	0	0	0	0			
56 Fernando Rodney, R OBP: 0.293, SLG: 0.336										0	0	0	0	0	0	0			
12 Chris Johnson, R OBP: 0.293, SLG: 0.336										1	0	0	0	0	1	0			
44 AJ Ramos, R OBP: 0.293, SLG: 0.336										0	0	0	0	0	0	0			
Inning Stats	R: 1 H: 2 E: 0 K: 2 S: 13	H: 1 LOB: 1 BB: 0 P: 15	R: 0 H: 0 E: 0 K: 0 S: 7	H: 0 LOB: 0 BB: 0 P: 9	R: 0 H: 1 E: 0 K: 1 S: 7	H: 0 LOB: 0 BB: 0 P: 8	R: 0 H: 2 E: 0 K: 0 S: 10	H: 0 LOB: 2 BB: 0 P: 18	R: 0 H: 0 E: 0 K: 1 S: 8	H: 0 LOB: 0 BB: 0 P: 12	R: 2 H: 2 E: 0 K: 2 S: 13	H: 3 LOB: 2 BB: 0 P: 25	R: 1 H: 3 E: 0 K: 1 S: 16	H: 3 LOB: 2 BB: 1 P: 20	R: 0 H: 1 E: 0 K: 2 S: 15	H: 2 LOB: 2 BB: 1 P: 28	1B: 8 2B: 1 3B: 0 HR: 2	SF: 0 SAC: 0 DP: 1 HBP: 1	WP: 1 PA: 39 PB: 0 SB: 3 CS: 0
PITCHER	IP WLS BF H R ER SO BB IBB HBP BLK WP HR S P ERA WHIP	IP WLS BF H R ER SO BB IBB HBP BLK WP HR S P ERA WHIP	IP WLS BF H R ER SO BB IBB HBP BLK WP HR S P ERA WHIP	IP WLS BF H R ER SO BB IBB HBP BLK WP HR S P ERA WHIP	IP WLS BF H R ER SO BB IBB HBP BLK WP HR S P ERA WHIP	IP WLS BF H R ER SO BB IBB HBP BLK WP HR S P ERA WHIP	IP WLS BF H R ER SO BB IBB HBP BLK WP HR S P ERA WHIP	IP WLS BF H R ER SO BB IBB HBP BLK WP HR S P ERA WHIP	IP WLS BF H R ER SO BB IBB HBP BLK WP HR S P ERA WHIP	IP WLS BF H R ER SO BB IBB HBP BLK WP HR S P ERA WHIP	IP WLS BF H R ER SO BB IBB HBP BLK WP HR S P ERA WHIP	IP WLS BF H R ER SO BB IBB HBP BLK WP HR S P ERA WHIP	IP WLS BF H R ER SO BB IBB HBP BLK WP HR S P ERA WHIP	IP WLS BF H R ER SO BB IBB HBP BLK WP HR S P ERA WHIP	IP WLS BF H R ER SO BB IBB HBP BLK WP HR S P ERA WHIP	IP WLS BF H R ER SO BB IBB HBP BLK WP HR S P ERA WHIP	IP WLS BF H R ER SO BB IBB HBP BLK WP HR S P ERA WHIP	IP WLS BF H R ER SO BB IBB HBP BLK WP HR S P ERA WHIP	IP WLS BF H R ER SO BB IBB HBP BLK WP HR S P ERA WHIP
41 John Lackey, R ERA: 3.7	7.0	28	7	3	3	8	0	0	1	0	0	1	68	95	3.86	1.000			
30 Jose Smith, R ERA: 3.99	0.2	5	3	1	1	0	0	0	0	0	0	1	13	21	13.50	4.500			
6 Carl Edwards Jr., R ERA: 1.59	0.1	1	0	0	0	1	0	0	0	0	0	3	4	0.00	0.000				
52 Justin Grimm, R ERA: 4.58	1.0	W 5	1	0	0	2	1	0	0	0	1	0	15	28	0.00	2.000			

Miami Marlins @ Chicago Cubs
Wrigley Field, Chicago, IL
Wed Aug 03 2016, 1:21 PM - 4:40 PM CDT
Att: 41,147 - Sunny - 88 F

AB	37
R	4
H	11
RBI	4
BB	1
SO	11
LOB	14



Batter	1	2	3	4	5	6	7	8	9	AB	R	H	RBI	BB	SO	LOB	BOTTOM				
24 Dexter Fowler, S OBP: 0.400, SLG: 0.477										4	1	1	1	0	1	2					
17 Kris Bryant, R OBP: 0.378, SLG: 0.539										4	0	1	0	1	3	3					
44 Anthony Rizzo, L OBP: 0.399, SLG: 0.573										3	1	1	0	2	1	2					
18 Ben Zobrist, S OBP: 0.385, SLG: 0.446										3	0	1	1	1	0	1					
40 Wilson Contreras, R OBP: 0.363, SLG: 0.443										5	0	1	1	0	1	6					
22 Jason Heyward, L OBP: 0.314, SLG: 0.324										4	0	0	0	0	1	3					
47 Miguel Montero, L OBP: 0.322, SLG: 0.324										4	1	1	0	0	1	0					
9 Javier Báez, R OBP: 0.316, SLG: 0.448										4	1	1	0	0	2	0					
41 John Lackey, R ERA: 4.05	6.0	24	5	1	1	7	1	0	0	0	0	0	0	0	0	0					
46 Kyle Barracough, R ERA: 2.87	1.0	H 3	0	0	0	2	0	0	0	0	0	9	13	0.00	0.000						
56 Fernando Rodney, R ERA: 1.85	1.0	H 6	2	1	1	1	1	0	13	27	9.00	3.000									
44 AJ Ramos, R ERA: 3.12	0.2	L 8	2	3	3	1	2	1	0	13	35	40.50	6.000								
Inning Stats	R: 0 H: 1 E: 0 K: 0 S: 13	H: 0 LOB: 1 BB: 0 P: 24	R: 0 H: 0 E: 0 K: 0 S: 6	H: 0 LOB: 0 BB: 0 P: 12	R: 0 H: 1 E: 0 K: 2 S: 8	H: 0 LOB: 0 BB: 0 P: 13	R: 0 H: 0 E: 0 K: 1 S: 7	H: 0 LOB: 0 BB: 0 P: 12	R: 0 H: 1 E: 0 K: 3 S: 15	H: 1 LOB: 1 BB: 0 P: 20	R: 1 H: 2 E: 0 K: 1 S: 14	H: 2 LOB: 1 BB: 0 P: 22	R: 0 H: 0 E: 0 K: 2 S: 9	H: 0 LOB: 0 BB: 0 P: 13	R: 1 H: 2 E: 0 K: 1 S: 13	H: 2 LOB: 2 BB: 1 P: 27	R: 3 H: 2 E: 0 K: 1 S: 13	H: 2 LOB: 3 BB: 3 P: 35	1B: 6 2B: 3 3B: 0 HR: 0	SF: 1 SAC: 1 DP: 0 HBP: 0	WP: 4 PA: 41 PB: 0 SB: 1 CS: 0
PITCHER	IP WLS BF H R ER SO BB IBB HBP BLK WP HR S P ERA WHIP	IP WLS BF H R ER SO BB IBB HBP BLK WP HR S P ERA WHIP	IP WLS BF H R ER SO BB IBB HBP BLK WP HR S P ERA WHIP	IP WLS BF H R ER SO BB IBB HBP BLK WP HR S P ERA WHIP	IP WLS BF H R ER SO BB IBB HBP BLK WP HR S P ERA WHIP	IP WLS BF H R ER SO BB IBB HBP BLK WP HR S P ERA WHIP	IP WLS BF H R ER SO BB IBB HBP BLK WP HR S P ERA WHIP	IP WLS BF H R ER SO BB IBB HBP BLK WP HR S P ERA WHIP	IP WLS BF H R ER SO BB IBB HBP BLK WP HR S P ERA WHIP	IP WLS BF H R ER SO BB IBB HBP BLK WP HR S P ERA WHIP	IP WLS BF H R ER SO BB IBB HBP BLK WP HR S P ERA WHIP	IP WLS BF H R ER SO BB IBB HBP BLK WP HR S P ERA WHIP	IP WLS BF H R ER SO BB IBB HBP BLK WP HR S P ERA WHIP	IP WLS BF H R ER SO BB IBB HBP BLK WP HR S P ERA WHIP	IP WLS BF H R ER SO BB IBB HBP BLK WP HR S P ERA WHIP	IP WLS BF H R ER SO BB IBB HBP BLK WP HR S P ERA WHIP	IP WLS BF H R ER SO BB IBB HBP BLK WP HR S P ERA WHIP	IP WLS BF H R ER SO BB IBB HBP BLK WP HR S P ERA WHIP	IP WLS BF H R ER SO BB IBB HBP BLK WP HR S P ERA WHIP		

Miami Marlins @ Chicago Cubs
Wrigley Field, Chicago, IL
Wed Aug 03 2016, 1:21 PM - 4:40 PM CDT
Att: 41,147 - Sunny - 88 F

AB	34
R	5
H	9
RBI	3
BB	5
SO	11
LOB	17



Batter	1	2	3	4	5	6	7	8	9	AB	R	H	RBI	BB	SO	LOB	TOP							
24 Dexter Fowler, S OBP: 0.400, SLG: 0.486										5	1	2	1	0	0	1								
17 Kris Bryant, R OBP: 0.381, SLG: 0.538										4	0	2	0	1	2	0								
44 Anthony Rizzo, L OBP: 0.397, SLG: 0.568										5	1	1	0	0	2	4								
18 Ben Zobrist, S OBP: 0.383, SLG: 0.447										4	1	1	0	0	0	2								
27 Addison Russell, R OBP: 0.333, SLG: 0.403										3	1	2	0	0	0	1								
68 Jorge Soler, R OBP: 0.321, SLG: 0.396										4	2	1	3	0	1	3								
22 Jason Heyward, L OBP: 0.314, SLG: 0.324										4	1	1	1	0	3	0								
9 Javier Báez, R OBP: 0.315, SLG: 0.448										4	0	1	2	0	1	0								
3 David Ross, R OBP: 0.333, SLG: 0.430										4	0	0	0	0	2	1								
Inning Stats	R: 4 H: 4 E: 0 K: 2 S: 18	H: 4 LOB: 0 BB: 0 P: 27	R: 0 H: 2 E: 0 K: 0 S: 21	H: 2 LOB: 2 BB: 0 P: 29	R: 3 H: 3 E: 0 K: 1 S: 17	H: 3 LOB: 1 BB: 0 P: 28	R: 0 H: 0 E: 0 K: 2 S: 8	H: 0 LOB: 0 BB: 0 P: 13	R: 0 H: 1 E: 0 K: 1 S: 7	H: 1 LOB: 0 BB: 0 P: 12	R: 0 H: 0 E: 0 K: 1 S: 8	H: 0 LOB: 0 BB: 0 P: 13	R: 0 H: 0 E: 0 K: 1 S: 14	H: 0 LOB: 1 BB: 1 P: 23	R: 0 H: 0 E: 0 K: 2 S: 8	H: 0 LOB: 0 BB: 0 P: 10	R: 0 H: 1 E: 0 K: 1 S: 11	H: 1 LOB: 1 BB: 0 P: 21	1B: 7 2B: 2 3B: 0 HR: 2	SF: 0 SAC: 0 DP: 1 HBP: 1	WP: 1 PB: 0 SB: 0 CS: 0	PA: 39		
PITCHER	IP WLS BF H R ER SO BB IBB HBP BLK WP HR S P ERA WHIP	IP WLS BF H R ER SO BB IBB HBP BLK WP HR S P ERA WHIP	IP WLS BF H R ER SO BB IBB HBP BLK WP HR S P ERA WHIP	IP WLS BF H R ER SO BB IBB HBP BLK WP HR S P ERA WHIP	IP WLS BF H R ER SO BB IBB HBP BLK WP HR S P ERA WHIP	IP WLS BF H R ER SO BB IBB HBP BLK WP HR S P ERA WHIP	IP WLS BF H R ER SO BB IBB HBP BLK WP HR S P ERA WHIP	IP WLS BF H R ER SO BB IBB HBP BLK WP HR S P ERA WHIP	IP WLS BF H R ER SO BB IBB HBP BLK WP HR S P ERA WHIP	IP WLS BF H R ER SO BB IBB HBP BLK WP HR S P ERA WHIP	IP WLS BF H R ER SO BB IBB HBP BLK WP HR S P ERA WHIP	IP WLS BF H R ER SO BB IBB HBP BLK WP HR S P ERA WHIP	IP WLS BF H R ER SO BB IBB HBP BLK WP HR S P ERA WHIP	IP WLS BF H R ER SO BB IBB HBP BLK WP HR S P ERA WHIP	IP WLS BF H R ER SO BB IBB HBP BLK WP HR S P ERA WHIP	IP WLS BF H R ER SO BB IBB HBP BLK WP HR S P ERA WHIP	IP WLS BF H R ER SO BB IBB HBP BLK WP HR S P ERA WHIP	IP WLS BF H R ER SO BB IBB HBP BLK WP HR S P ERA WHIP	IP WLS BF H R ER SO BB IBB HBP BLK WP HR S P ERA WHIP	IP WLS BF H R ER SO BB IBB HBP BLK WP HR S P ERA WHIP	IP WLS BF H R ER SO BB IBB HBP BLK WP HR S P ERA WHIP	IP WLS BF H R ER SO BB IBB HBP BLK WP HR S P ERA WHIP	IP WLS BF H R ER SO BB IBB HBP BLK WP HR S P ERA WHIP	IP WLS BF H R ER SO BB IBB HBP BLK WP HR S P ERA WHIP

Chicago Cubs @ Oakland Athletics
Oakland Coliseum, Oakland, CA
Fri Aug 05 2016, 7:10 PM - 10:05 PM PDT
Att: 25,182 - Clear - 59 F

AB 37
R 7
H 11
RBI 7
BB 1
SO 11
LOB 12



Batter	1	2	3	4	5	6	7	8	9	AB	R	H	RBI	BB	SO	LOB	BOTTOM							
10 Marcus Semien, R OBP: 0.298, SLG: 0.449										4	0	1	1	0	1	0								
5 Jake Smolinski, R OBP: 0.354, SLG: 0.472										4	0	1	0	0	1	0								
26 Danny Valencia, R OBP: 0.351, SLG: 0.485										3	0	0	0	0	2	2								
17 Yonder Alonso, L OBP: 0.318, SLG: 0.365										4	0	1	0	0	1	2								
2 Khris Davis, R OBP: 0.296, SLG: 0.511										4	0	1	0	0	1	2								
16 Billy Butler, R OBP: 0.337, SLG: 0.423										3	0	0	0	1	1	1								
48 Ryan Healy, R OBP: 0.288, SLG: 0.449										4	0	1	0	0	1	1								
39 Brett Eibner, R OBP: 0.287, SLG: 0.457										3	1	1	1	0	1	1								
25 Tyler Ladendorf, R OBP: 0.098, SLG: 0.075										3	0	0	0	0	1	1								
63 Bruce Maxwell, L OBP: 0.200, SLG: 0.214										3	1	1	0	0	1	0								
Inning Stats	R: 0 H: 0 E: 0 K: 2 S: 9	H: 1 LOB: 0 BB: 0 P: 16	R: 0 H: 1 E: 0 K: 1 S: 10	H: 1 LOB: 0 BB: 0 P: 14	R: 0 H: 0 E: 0 K: 1 S: 9	H: 0 LOB: 0 BB: 0 P: 11	R: 0 H: 0 E: 0 K: 0 S: 8	H: 0 LOB: 0 BB: 0 P: 13	R: 0 H: 0 E: 0 K: 2 S: 10	H: 0 LOB: 0 BB: 0 P: 15	R: 2 H: 4 E: 0 K: 2 S: 15	H: 4 LOB: 2 BB: 0 P: 23	R: 0 H: 1 E: 0 K: 0 S: 10	H: 1 LOB: 1 BB: 0 P: 15	R: 0 H: 0 E: 0 K: 2 S: 11	H: 0 LOB: 0 BB: 0 P: 17	R: 0 H: 0 E: 0 K: 0 S: 10	H: 0 LOB: 1 BB: 1 P: 15	1B: 4 2B: 1 3B: 0 HR: 1	SF: 0 SAC: 0 DP: 0 HBP: 0	WP: 0 PB: 0 SB: 0 CS: 1	PA: 33		
PITCHER	IP WLS BF H R ER SO BB IBB HBP BLK WP HR S P ERA WHIP	IP WLS BF H R ER SO BB IBB HBP BLK WP HR S P ERA WHIP	IP WLS BF H R ER SO BB IBB HBP BLK WP HR S P ERA WHIP	IP WLS BF H R ER SO BB IBB HBP BLK WP HR S P ERA WHIP	IP WLS BF H R ER SO BB IBB HBP BLK WP HR S P ERA WHIP	IP WLS BF H R ER SO BB IBB HBP BLK WP HR S P ERA WHIP	IP WLS BF H R ER SO BB IBB HBP BLK WP HR S P ERA WHIP	IP WLS BF H R ER SO BB IBB HBP BLK WP HR S P ERA WHIP	IP WLS BF H R ER SO BB IBB HBP BLK WP HR S P ERA WHIP	IP WLS BF H R ER SO BB IBB HBP BLK WP HR S P ERA WHIP	IP WLS BF H R ER SO BB IBB HBP BLK WP HR S P ERA WHIP	IP WLS BF H R ER SO BB IBB HBP BLK WP HR S P ERA WHIP	IP WLS BF H R ER SO BB IBB HBP BLK WP HR S P ERA WHIP	IP WLS BF H R ER SO BB IBB HBP BLK WP HR S P ERA WHIP	IP WLS BF H R ER SO BB IBB HBP BLK WP HR S P ERA WHIP	IP WLS BF H R ER SO BB IBB HBP BLK WP HR S P ERA WHIP	IP WLS BF H R ER SO BB IBB HBP BLK WP HR S P ERA WHIP	IP WLS BF H R ER SO BB IBB HBP BLK WP HR S P ERA WHIP	IP WLS BF H R ER SO BB IBB HBP BLK WP HR S P ERA WHIP	IP WLS BF H R ER SO BB IBB HBP BLK WP HR S P ERA WHIP	IP WLS BF H R ER SO BB IBB HBP BLK WP HR S P ERA WHIP	IP WLS BF H R ER SO BB IBB HBP BLK WP HR S P ERA WHIP	IP WLS BF H R ER SO BB IBB HBP BLK WP HR S P ERA WHIP	IP WLS BF H R ER SO BB IBB HBP BLK WP HR S P ERA WHIP

Chicago Cubs @ Oakland Athletics
Oakland Coliseum, Oakland, CA
Fri Aug 05 2016, 7:10 PM - 10:05 PM PDT
Att: 25,182 - Clear - 59 F

AB 32
R 2
H 6
RBI 2
BB 1
SO 10
LOB 8



Batter	1	2	3	4	5	6	7	8	9	AB	R	H	RBI	BB	SO	LOB	TOP		
24 Dexter Fowler, S OBP: 0.397, SLG: 0.481	G4-3																		
17 Kris Bryant, R OBP: 0.382, SLG: 0.534	L7																		
44 Anthony Rizzo, L OBP: 0.397, SLG: 0.567	F7																		
18 Ben Zobrist, S OBP: 0.384, SLG: 0.446																			
27 Addison Russell, R OBP: 0.335, SLG: 0.404																			
22 Jason Heyward, L OBP: 0.313, SLG: 0.321																			
68 Jorge Soler, R OBP: 0.319, SLG: 0.399																			
47 Miguel Montero, L OBP: 0.316, SLG: 0.316																			
40 Wilson Contreras, R OBP: 0.308, SLG: 0.438																			
Inning Stats	R: 0 H: 0 E: 0 K: 0 S: 7	H: 0 LOB: 0 BB: 0 P: 11	R: 0 H: 2 E: 0 K: 0 S: 10	H: 2 LOB: 2 BB: 0 P: 17	R: 2 H: 3 E: 0 K: 1 S: 19	H: 3 LOB: 1 BB: 0 P: 23	R: 0 H: 0 E: 0 K: 0 S: 6	H: 0 LOB: 0 BB: 0 P: 7	R: 0 H: 0 E: 0 K: 1 S: 9	H: 0 LOB: 0 BB: 0 P: 14	R: 2 H: 3 E: 0 K: 1 S: 18	H: 3 LOB: 1 BB: 0 P: 29	R: 0 H: 0 E: 0 K: 2 S: 12	H: 0 LOB: 1 BB: 1 P: 21	R: 0 H: 0 E: 0 K: 1 S: 13	H: 0 LOB: 2 BB: 0 P: 22	1B: 6 2B: 2 3B: 0 HR: 0	SF: 0 SAC: 0 DP: 0 HBP: 1	WP: 0 PA: 40 PB: 0 SB: 1 CS: 0
PITCHER	IP	WLS	BF	H	R	ER	SO	BB	IBB	HBP	BLK	WP	HR	S	P	ERA	WHIP		
54 Sonny Gray, R ERA: 3.74	(1, 1)	5.0	L	20	5	2	2	0	0	0	0	0	0	51	72	3.60	1.000		
31 Liam Hendriks, R ERA: 4.69	(6, 1)	1.0		6	3	2	2	1	0	0	0	0	0	18	29	18.00	3.000		
68 Patrick Schuster, L ERA: 10.3	(7, 1)	2.0		9	0	0	2	3	0	0	0	0	0	20	44	0.00	1.500		
John Axford, R ERA: 4.63	(9, 1)	1.0		5	0	0	1	0	0	1	0	0	0	13	22	0.00	0.000		

Chicago Cubs @ Oakland Athletics
Oakland Coliseum, Oakland, CA
Sat Aug 06 2016, 1:08 PM - 4:03 PM PDT
Att: 32,358 - Cloudy - 63 F

livebaseballscores.com

AB 36
R 4
H 8
RBI 4
BB 3
SO 6
LOB 22




Batter	1	2	3	4	5	6	7	8	9	AB	R	H	RBI	BB	SO	LOB	BOTTOM				
4 Coco Crisp, S OBP: 0.310, SLG: 0.422	K																				
12 Max Muncy, L OBP: 0.345, SLG: 0.340	P5																				
39 Brett Eibner, R OBP: 0.284, SLG: 0.451	F7																				
21 Stephen Vogt, L OBP: 0.308, SLG: 0.422																					
2 Khris Davis, R OBP: 0.295, SLG: 0.508																					
26 Danny Valencia, R OBP: 0.347, SLG: 0.479																					
17 Yonder Alonso, L OBP: 0.319, SLG: 0.368																					
10 Marcus Semien, R OBP: 0.298, SLG: 0.448																					
5 Jake Smolinski, R OBP: 0.354, SLG: 0.465																					
48 Ryon Healy, R OBP: 0.270, SLG: 0.444																					
Inning Stats	R: 0 H: 0 E: 0 K: 1 S: 10	H: 1 LOB: 1 BB: 0 P: 14	R: 0 H: 0 E: 0 K: 1 S: 14	H: 0 LOB: 0 BB: 0 P: 19	R: 0 H: 0 E: 0 K: 0 S: 4	H: 0 LOB: 0 BB: 0 P: 10	R: 0 H: 0 E: 0 K: 1 S: 8	H: 0 LOB: 1 BB: 1 P: 17	R: 0 H: 1 E: 0 K: 0 S: 10	H: 1 LOB: 0 BB: 0 P: 14	R: 0 H: 0 E: 0 K: 0 S: 6	H: 0 LOB: 0 BB: 0 P: 9	R: 0 H: 0 E: 0 K: 0 S: 6	H: 0 LOB: 0 BB: 0 P: 11	R: 0 H: 1 E: 0 K: 1 S: 8	H: 1 LOB: 1 BB: 0 P: 14	R: 0 H: 1 E: 0 K: 1 S: 9	H: 1 LOB: 1 BB: 0 P: 12	1B: 3 2B: 1 3B: 0 HR: 0	SF: 0 SAC: 0 DP: 1 HBP: 1	WP: 0 PA: 32 PB: 0 SB: 0 CS: 0
PITCHER	IP	WLS	BF	H	R	ER	SO	BB	IBB	HBP	BLK	WP	HR	S	P	ERA	WHIP				
49 Jake Arrieta, R ERA: 2.59	(1, 1)	8.0	W	28	3	0	4	1	0	1	0	0	0	66	108	0.00	0.500				
37 Travis Wood, L ERA: 2.62	(9, 1)	1.0		4	1	0	1	0	0	0	0	0	0	9	12	0.00	1.000				

Chicago Cubs @ Oakland Athletics
Oakland Coliseum, Oakland, CA
Sat Aug 06 2016, 1:08 PM - 4:03 PM PDT
Att: 32,358 - Cloudy - 63 F

livebaseballscores.com

AB 30
R 0
H 4
RBI 0
BB 1
SO 5
LOB 9



Batter	1	2	3	4	5	6	7	8	9	AB	R	H	RBI	BB	SO	LOB	TOP										
6 Yuliel Escobar, R OBP: 0.368, SLG: 0.405	G5-3																4 1 3 0 0 0 0										
56 Kole Calhoun, L OBP: 0.353, SLG: 0.418	G5-3		G4-3														4 0 1 0 0 1 3										
27 Mike Trout, R OBP: 0.422, SLG: 0.546	F8																4 0 1 0 0 2 3										
5 Albert Pujols, R OBP: 0.321, SLG: 0.429		G5-3															4 0 0 1 0 1 2										
2 Andrelton Simmons, R OBP: 0.313, SLG: 0.355	F9																4 0 1 0 0 1 1										
51 Ji Man Choi, L OBP: 0.285, SLG: 0.348																	3 0 0 0 0 0 2										
13 Jett Bandy, R OBP: 0.338, SLG: 0.487	G3-1																1 0 0 0 0 1 0										
18 Geovany Soto, R OBP: 0.329, SLG: 0.457			G4-3														3 0 0 0 1 1 0										
47 Ricky Nolasco, R OBP: 0.296, SLG: 0.365																	1 0 0 0 1 0 3										
7 Cliff Pennington, S OBP: 0.296, SLG: 0.365																	2 0 0 0 0 1 0										
8 Gregorio Petit, R OBP: 0.323, SLG: 0.408																	3 0 0 0 0 2 1										
54 Deolis Guerra, R																	0 0 0 0 0 0 0										
66 JC Ramirez, R																	0 0 0 0 0 0 0										
Inning Stats	R: 0 E: 0 K: 0 S: 6	H: 0 LOB: 0 BB: 0 P: 9	R: 0 E: 0 K: 0 S: 8	H: 0 LOB: 0 BB: 0 P: 14	R: 0 E: 0 K: 1 S: 9	H: 1 LOB: 2 BB: 1 P: 17	R: 0 E: 0 K: 1 S: 15	H: 2 LOB: 3 BB: 1 P: 24	R: 0 E: 0 K: 1 S: 12	H: 0 LOB: 0 BB: 0 P: 14	R: 0 E: 0 K: 1 S: 8	H: 0 LOB: 0 BB: 0 P: 12	R: 0 E: 0 K: 1 S: 9	H: 0 LOB: 0 BB: 0 P: 11	R: 1 E: 0 K: 1 S: 11	H: 2 LOB: 1 BB: 0 P: 18	R: 0 E: 0 K: 3 S: 10	H: 0 LOB: 0 BB: 0 P: 16	1B: 5 2B: 1 3B: 0 HR: 0	SF: 0 SAC: 0 DP: 0 HBP: 0	WP: 0 PB: 0 SB: 2 CS: 0	PA: 35					
PITCHER	IP	WLS	BF	H	R	ER	SO	BB	IBB	HBP	BLK	WP	HR	S	P	ERA	WHIP										
39 Jason Hammel, R ERA: 2.8	7.0	W	27	4	0	0	6	2	0	0	0	0	0	67	101	0.00	0.857										
46 Pedro Strop, R ERA: 2.88	0.0		1	1	1	1	0	0	0	0	0	0	0	1	3	∞	∞										
37 Travis Wood, L ERA: 2.62	0.0		1	1	0	0	0	0	0	0	0	0	0	1	1	∞	∞										
6 Carl Edwards Jr., R ERA: 1.42	1.0	H	3	0	0	0	1	0	0	0	0	0	0	9	14	0.00	0.000										
54 Aroldis Chapman, L ERA: 1.88	1.0	S	3	0	0	0	3	0	0	0	0	0	0	10	16	0.00	0.000										

Los Angeles Angels @ Chicago Cubs
Wrigley Field, Chicago, IL
Wed Aug 10 2016, 7:06 PM - 9:55 PM CDT
Att: 41,015 - Clear - 84 F

AB 33
R 1
H 6
RBI 1
BB 2
SO 10
LOB 15



Batter	1	2	3	4	5	6	7	8	9	AB	R	H	RBI	BB	SO	LOB	BOTTOM										
24 Dexter Fowler, S OBP: 0.394, SLG: 0.475																	4 0 2 1 0 1 0										
17 Kris Bryant, R OBP: 0.384, SLG: 0.547																	4 1 1 0 0 1 2										
44 Anthony Rizzo, L OBP: 0.397, SLG: 0.569																	4 0 1 1 0 0 2										
18 Ben Zobrist, S OBP: 0.384, SLG: 0.446																	3 0 0 0 1 0 1										
27 Addison Russell, R OBP: 0.329, SLG: 0.404																	4 1 1 1 0 1 2										
22 Jason Heyward, L OBP: 0.310, SLG: 0.317																	4 0 0 0 0 0 0										
40 Wilson Contreras, R OBP: 0.351, SLG: 0.442																	3 0 1 0 0 0 0										
9 Javier Báez, R OBP: 0.311, SLG: 0.441																	3 0 0 0 0 2 2										
39 Jason Hammel, R ERA: 2.26, SLG: 0.375																	2 1 1 0 0 1 0										
20 Matt Szczur, R OBP: 0.347, SLG: 0.446																	1 0 0 0 0 0 0										
46 Pedro Strop, R ERA: 2.7																	0 0 0 0 0 0 0										
37 Travis Wood, R ERA: 2.62																	0 0 0 0 0 0 0										
6 Carl Edwards Jr., R ERA: 1.42																	0 0 0 0 0 0 0										
54 Aroldis Chapman, L ERA: 1.88																	0 0 0 0 0 0 0										
Inning Stats	R: 0 E: 0 K: 1 S: 15	H: 1 LOB: 2 BB: 1 P: 28	R: 0 E: 0 K: 1 S: 8	H: 0 LOB: 0 BB: 0 P: 12	R: 1 E: 0 K: 2 S: 14	H: 2 LOB: 1 BB: 0 P: 21	R: 0 E: 0 K: 0 S: 6	H: 0 LOB: 0 BB: 0 P: 8	R: 1 E: 0 K: 0 S: 10	H: 2 LOB: 1 BB: 0 P: 17	R: 0 E: 0 K: 2 S: 11	H: 1 LOB: 2 BB: 0 P: 16	R: 0 E: 0 K: 0 S: 9	H: 0 LOB: 0 BB: 0 P: 15	R: 1 E: 0 K: 0 S: 13	H: 1 LOB: 0 BB: 0 P: 16	1B: 4 2B: 2 3B: 0 HR: 1	SF: 0 SAC: 0 DP: 0 HBP: 0	WP: 1 PB: 0 SB: 0 CS: 0	PA: 33							
PITCHER	IP	WLS	BF	H	R	ER	SO	BB	IBB	HBP	BLK	WP	HR	S	P	ERA	WHIP										
47 Ricky Nolasco, R ERA: 5.14	6.0	L	26	6	2	2	6	1	0	0	0	1	0	64	102	3.00	1.167										
54 Deolis Guerra, R ERA: 2.7	1.0		3	0	0	0	0	0	0	0	0	0	0	9	15	0.00	0.000										
66 JC Ramirez, R ERA: 5.06	1.0		4	1	1	1	0	0	0	0	0	0	1	13	16	9.00	1.000										

Los Angeles Angels @ Chicago Cubs
Wrigley Field, Chicago, IL
Wed Aug 10 2016, 7:06 PM - 9:55 PM CDT
Att: 41,015 - Clear - 84 F

AB 32
R 3
H 7
RBI 3
BB 1
SO 6
LOB 9



Batter	1	2	3	4	5	6	7	8	9	10	11	AB	R	H	RBI	BB	SO	LOB	TOP																									
13 Matt Carpenter, L (1,3)	F8		F9		K		55 2B			G4-3	K	6	0	1	0	0	2	3																										
55 Stephen Piscotty, R (1,8)	F9		K		K		1B			G6-3		5	0	1	0	0	2	0																										
7 Matt Holliday, R (1,7)	37 1B		G5-3				G5-3			27 FC6-4		3	1	1	0	1	0	0																										
41 Jeremy Hazelbaker, L (10, PR)	4 1B									HBP		0	0	0	0	0	0	0																										
37 Brandon Moss, L (1,9)	4 1B									K		5	1	2	1	0	3	2																										
4 Yadier Molina, R (1,2)												5	0	3	1	0	0	1																										
8 Mike Leake, R (11, PR)			27 G6-3				F8			F8		0	0	0	0	0	0	0																										
68 Alberto Rosario, R (11,2)			3-H									0	0	0	0	0	0	0																										
27 Johnny Peralta, R (1,5)	L5		G6-3				L7			FC6-4		5	0	0	0	0	1	5																										
3 Jedd Gyorko, R (1,4)			K							L5		3	0	1	0	2	1	0																										
35 Greg Garcia, L (1,6)			L6							L5		5	0	0	0	0	2	5																										
18 Carlos Martinez, R (7, PH)			K							G4-3		2	0	0	0	0	1	0																										
15 Randall Grichuk, R (46, PH)												1	1	1	0	0	0	0																										
67 Matt Bowman, R (8, PH)												0	0	0	0	0	0	0																										
28 Tommy Pham, R (8, PH)												1	0	0	0	0	0	0																										
16 Kolten Wong, L (11, PH)												0	0	0	0	0	0	0																										
29 Zach Duke, L (11,1)												0	0	0	0	1	0	0																										
Inning Stats	R: 1 E: 0 K: 0 S: 9	H: 3 LOB: 2 BB: 0 P: 12	R: 0 E: 0 K: 2 S: 9	H: 0 LOB: 0 BB: 0 P: 11	R: 0 E: 0 K: 1 S: 8	H: 0 LOB: 0 BB: 0 P: 13	R: 0 E: 0 K: 1 S: 11	H: 1 LOB: 2 BB: 1 P: 21	R: 0 E: 0 K: 2 S: 13	H: 0 LOB: 0 BB: 0 P: 17	R: 1 E: 0 K: 0 S: 12	H: 1 LOB: 0 BB: 0 P: 17	R: 1 E: 0 K: 1 S: 11	H: 4 LOB: 2 BB: 0 P: 18	R: 0 E: 0 K: 1 S: 11	H: 0 LOB: 1 BB: 1 P: 18	R: 0 E: 0 K: 0 S: 3	H: 0 LOB: 0 BB: 0 P: 3	R: 0 E: 1 K: 1 S: 6	H: 0 LOB: 1 BB: 0 P: 13	R: 0 E: 0 K: 3 S: 17	H: 1 LOB: 3 BB: 2 P: 29	1B: 6 2B: 2 3B: 0 HR: 2	SF: 0 SAC: 0 DP: 0 HBP: 1	WP: 1 PB: 0 SB: 0 CS: 0	PA: 46																		
PITCHER	34 Jon Lester, L (1,1)	37 Travis Wood, L (7,1)	30 Jose Smith, R (7,1)	52 Justin Grimm, R (8,1)	54 Aroldis Chapman, L (9,1)	38 Mike Montgomery, L (10,1)																IP	WLS	BF	H	R	ER	SO	P	ERA	WHIP													
	6.0	0.2	0.1	1.0	1.0	2.0																2.0		10	1	0	0	4	3.00	1.000														
	2.93	2.78	3.85	4.46	1.85	2.54																10	17	13.50	4.500																0.00	6.000	0.000	0.000
Batter	1	2	3	4	5	6	7	8	9	10	11	AB	R	H	RBI	BB	SO	LOB	BOTTOM																									
24 Dexter Fowler, S (1,8)	K		F7		L3		K			K		5	0	0	0	1	3	2																										
17 Kris Bryant, R (1,5)	K											6	1	2	0	0	3	3																										
44 Anthony Rizzo, L (1,3)	P5											5	1	2	1	1	0	1																										
18 Ben Zobrist, S (1,4)												3	0	0	0	2	1	3																										
27 Addison Russell, R (1,6)												4	0	1	0	1	1	5																										
22 Jason Heyward, L (1,9)												5	1	1	0	0	0	5																										
8 Chris Coghlan, L (1,7)												3	0	1	2	1	0	2																										
54 Aroldis Chapman, L (9,1)												1	1	1	0	0	0	0																										
40 Willson Contreras, R (10,2)												4	0	2	1	0	1	0																										
3 David Ross, R (1,2)												0	0	0	0	0	0	0																										
38 Mike Montgomery, L (10,1)												1	0	1	0	0	0	0																										
68 Jorge Soler, R (11, PH)												2	0	0	0	0	0	2																										
34 Jon Lester, L (1,1)												1	0	0	0	0	0	2																										
20 Matt Szczur, R (8, PH)												0	0	0	0	0	0	2																										
27 Matt Szczur, R (8, PH)												0	0	0	0	0	0	0																										
30 Jose Smith, R (7,1)												0	0	0	0	0	0	0																										
52 Justin Grimm, R (8,1)												0	0	0	0	0	0	0																										
9 Javier Baez, R (8,5)												2	0	0	0	0	0	1	2																									
Inning Stats	R: 0 E: 0 K: 2 S: 11	H: 0 LOB: 0 BB: 0 P: 18	R: 0 E: 0 K: 0 S: 9	H: 0 LOB: 1 BB: 2 P: 17	R: 0 E: 0 K: 0 S: 9	H: 0 LOB: 0 BB: 0 P: 13	R: 0 E: 0 K: 1 S: 9	H: 1 LOB: 1 BB: 0 P: 12	R: 0 E: 0 K: 1 S: 13	H: 2 LOB: 2 BB: 1 P: 23	R: 3 E: 0 K: 1 S: 20	H: 5 LOB: 2 BB: 0 P: 29	R: 0 E: 0 K: 1 S: 6	H: 0 LOB: 0 BB: 0 P: 12	R: 0 E: 0 K: 0 S: 10	H: 1 LOB: 1 BB: 0 P: 15	R: 0 E: 0 K: 3 S: 9	H: 0 LOB: 0 BB: 0 P: 14	R: 0 E: 0 K: 1 S: 12	H: 1 LOB: 2 BB: 2 P: 20	R: 1 E: 0 K: 1 S: 16	H: 2 LOB: 3 BB: 2 P: 30	1B: 8 2B: 2 3B: 1 HR: 0	SF: 0 SAC: 0 DP: 1 HBP: 0	WP: 1 PB: 0 SB: 0 CS: 0	PA: 48																		
PITCHER	18 Carlos Martinez, R (1,1)	46 Kevin Siegrist, L (7,1)	67 Matt Bowman, R (8,1)	26 Seungwhan Oh, R (9,1)	29 Zach Duke, L (11,1)																IP	WLS	BF	H	R	ER	SO	P	ERA	WHIP														
	6.0	1.0	1.0	2.0	0.2																6.0	3	27	7	3	3	7	112	4.50	1.667														
	3.34	2.8	3.85	1.96	2.55																6	12	0.00	0.000																0.00	1.000	0.00	1.000	

St. Louis Cardinals @ Chicago Cubs
 Wrigley Field, Chicago, IL
 Thu Aug 11 2016, 7:07 PM - 11:02 PM CDT
 Att. 40,597 - Partly Cloudy - 87 F

livebaseballscores.com

AB 41
 R 3
 H 10
 RBI 3
 BB 4
 SO 12
 LOB 16



St. Louis Cardinals @ Chicago Cubs
 Wrigley Field, Chicago, IL
 Thu Aug 11 2016, 7:07 PM - 11:02 PM CDT
 Att. 40,597 - Partly Cloudy - 87 F

livebaseballscores.com

AB 42
 R 4
 H 11
 RBI 4
 BB 6
 SO 10
 LOB 27



Batter	1	2	3	4	5	6	7	8	9	AB	R	H	RBI	BB	SO	LOB	TOP			
13 Matt Carpenter, L (1,3) OBP: 0.410, SLG: 0.558 38 Jerome Williams, R (6,1) 27 Jhonny Peralta, R (9,PH) OBP: 0.276, SLG: 0.432										3	0	0	0	0	1	1	St. Louis Cardinals @ Chicago Cubs Wrigley Field, Chicago, IL Fri Aug 12 2016, 1:21 PM - 4:20 PM CDT Att: 40,848 - Overcast - 76 F			
55 Stephen Piscotty, R (1,9) OBP: 0.333, SLG: 0.644										5	1	1	1	0	0	3				
37 Brandon Moss, L (1,7) OBP: 0.338, SLG: 0.557										4	0	0	0	0	3	1				
4 Yadier Molina, R (1,2) OBP: 0.347, SLG: 0.390 68 Alberto Rosario, R (4,2) OBP: 0.269, SLG: 0.250										2	0	0	0	0	1	0				
3 Jedd Gyorko, R (1,5) OBP: 0.307, SLG: 0.471										4	1	2	1	0	0	0				
35 Greg Garcia, L (1,6) OBP: 0.370, SLG: 0.357										3	0	0	0	1	0	1				
15 Randal Grichuk, R (1,8) OBP: 0.282, SLG: 0.429										4	0	1	0	0	2	4				
16 Kolten Wong, L (1,4) OBP: 0.332, SLG: 0.328										3	0	0	0	1	1	3				
50 Adam Wainwright, R (1,1) OBP: 0.196, SLG: 0.467 43 Seth Maness, R (3,1) 41 Jeremy Hazelbaker, L (4,PH) OBP: 0.307, SLG: 0.472 30 Jonathan Broxton, R (4,1) 28 Tommy Pham, R (6,7) OBP: 0.348, SLG: 0.500										1	0	1	0	0	0	0				
										1	0	0	0	0	0	0				
Inning Stats	R: 0 E: 0 K: 2 S: 10	H: 0 LOB: 0 BB: 0 P: 12	R: 0 E: 1 K: 1 S: 15	H: 0 LOB: 1 BB: 1 P: 23	R: 0 E: 0 K: 0 S: 10	H: 1 LOB: 3 BB: 1 P: 17	R: 0 E: 1 K: 2 S: 18	H: 1 LOB: 0 BB: 0 P: 28	R: 1 E: 0 K: 1 S: 12	H: 1 LOB: 1 BB: 0 P: 14	R: 0 E: 0 K: 0 S: 5	H: 0 LOB: 0 BB: 0 P: 7	R: 1 E: 0 K: 1 S: 11	H: 1 LOB: 0 BB: 0 P: 17	R: 0 E: 0 K: 0 S: 9	H: 1 LOB: 2 BB: 1 P: 16	1B: 2 2B: 2 3B: 0 HR: 2	SF: 0 SAC: 0 DP: 0 HBP: 0	WP: 1 PB: 0 SB: 0 CS: 0	PA: 38
PITCHER	IP WLS BF H R ER SO BB IBB HBP BLK WP HR S P ERA WHIP																			
49 Jake Arrieta, R (1,1) ERA: 2.55	5.2 W 25 4 1 1 6 2 0 0 0 0 0 1 70 105 1.59 1.059																			
52 Justin Grimm, R (6,1) ERA: 4.3	1.1 4 0 0 0 1 0 0 0 0 0 1 0 8 13 0.00 0.000																			
30 Joe Smith, R (8,1) ERA: 3.98	1.0 4 1 1 1 1 0 0 0 0 0 0 1 11 17 9.00 1.000																			
37 Travis Wood, L (9,1) ERA: 2.72	1.0 5 1 0 0 0 1 0 0 0 0 0 0 9 16 0.00 2.000																			

Batter	1	2	3	4	5	6	7	8	9	AB	R	H	RBI	BB	SO	LOB	BOTTOM			
20 Matt Szczur, R (1,8) OBP: 0.368, SLG: 0.508										4	4	3	3	0	1	1	St. Louis Cardinals @ Chicago Cubs Wrigley Field, Chicago, IL Fri Aug 12 2016, 1:21 PM - 4:20 PM CDT Att: 40,848 - Overcast - 76 F			
17 Kris Bryant, R (1,5) OBP: 0.385, SLG: 0.549										5	2	3	2	0	1	1				
44 Anthony Rizzo, L (1,3) OBP: 0.386, SLG: 0.566 30 Joe Smith, R (8,1) OBP: 0.222, SLG: 0.125										4	0	0	0	1	0	2				
68 Jorge Soler, R (1,9) OBP: 0.339, SLG: 0.450										4	2	2	2	1	0	2				
27 Addison Russell, R (1,6) OBP: 0.330, SLG: 0.406										4	1	1	1	1	1	2				
40 Wilson Contreras, R (1,7) OBP: 0.358, SLG: 0.463										5	2	2	3	0	2	2				
47 Miguel Montero, L (1,2) OBP: 0.313, SLG: 0.309										4	0	0	0	1	0	1				
9 Javier Báez, R (1,4) OBP: 0.311, SLG: 0.447										5	1	2	2	0	0	3				
49 Jake Arrieta, R (1,1) OBP: 0.340, SLG: 0.457 52 Justin Grimm, R (6,1) 8 Chris Coghlan, L (7,PH) OBP: 0.261, SLG: 0.277										3	0	1	0	0	2	1				
										0	0	0	0	0	0	0				
Inning Stats	R: 2 E: 0 K: 1 S: 17	H: 3 LOB: 3 BB: 2 P: 31	R: 5 E: 0 K: 1 S: 15	H: 3 LOB: 0 BB: 1 P: 25	R: 0 E: 0 K: 1 S: 11	H: 1 LOB: 1 BB: 0 P: 14	R: 0 E: 0 K: 0 S: 7	H: 0 LOB: 0 BB: 0 P: 9	R: 0 E: 0 K: 2 S: 16	H: 1 LOB: 1 BB: 0 P: 24	R: 2 E: 0 K: 2 S: 13	H: 2 LOB: 0 BB: 0 P: 21	R: 4 E: 0 K: 0 S: 18	H: 4 LOB: 2 BB: 1 P: 30	R: 0 E: 0 K: 0 S: 6	H: 0 LOB: 0 BB: 0 P: 7	1B: 5 2B: 4 3B: 0 HR: 5	SF: 0 SAC: 0 DP: 0 HBP: 2	WP: 0 PB: 0 SB: 0 CS: 0	PA: 44
PITCHER	IP WLS BF H R ER SO BB IBB HBP BLK WP HR S P ERA WHIP																			
50 Adam Wainwright, R (1,1) ERA: 4.72	2.0 L 16 6 7 7 2 3 0 1 0 0 0 0 1 32 56 31.50 4.500																			
43 Seth Maness, R (3,1) ERA: 3.13	1.0 4 1 0 0 1 0 0 0 0 0 0 0 11 14 0.00 1.000																			
30 Jonathan Broxton, R (4,1) ERA: 4.53	2.0 7 1 0 0 2 0 0 0 0 0 0 0 23 33 0.00 0.500																			
38 Jerome Williams, R (6,1) ERA: 5.06	3.0 17 6 6 6 2 1 0 1 0 0 0 4 37 58 18.00 2.333																			

AB 35
R 2
H 6
RBI 2
BB 3
SO 8
LOB 16



AB 38
R 13
H 14
RBI 13
BB 4
SO 7
LOB 15




Batter	1	2	3	4	5	6	7	8	9	AB	R	H	RBI	BB	SO	LOB	TOP																	
35 Greg Garcia, L (1,6) OBP: 0.361, SLG: 0.346	L3		55 HBP 13 E 1B		K			55 HR 1B	K	5	2	2	0	0	2	0																		
55 Stephen Piscotty, R (1,9) OBP: 0.347, SLG: 0.648	F8		13 HBP FC6-4			F9		HR	K	4	1	1	3	0	1	0																		
13 Matt Carpenter, L (1,3) OBP: 0.405, SLG: 0.547	F7		FC6-4		G3			G3	G3-1	5	0	0	0	0	0	1																		
37 Brandon Moss, L (1,7) OBP: 0.341, SLG: 0.574		27 G6-3 4 S 1B	F7		G3-1			HR		4	1	2	1	0	0	1																		
4 Yadier Molina, R (1,2) OBP: 0.350, SLG: 0.393	K		27 G5-4-3 1B					F9		4	0	2	0	0	1	1																		
27 Jonny Peralta, R (1,5) OBP: 0.274, SLG: 0.416	G6-3		G5-4-3		FC6-4			3B 15 2B BB		3	1	0	0	1	0	3																		
3 Jedd Gyorko, R (1,4) OBP: 0.313, SLG: 0.480			BB		K			L5	15 2B 1B	3	0	1	0	1	1	1																		
15 Randal Grichuk, R (1,8) OBP: 0.281, SLG: 0.438	K				F7			K2-3	1-3 2-H 2B	4	0	1	1	0	2	3																		
8 Mike Leake, R (1,1) OBP: 0.205, SLG: 0.171			F8		K					2	0	0	0	0	1	0																		
67 Matt Bowman, R (7,1)										0	0	0	0	0	0	0																		
16 Kolten Wong, L (8,PH) OBP: 0.332, SLG: 0.328										2	1	1	0	0	0	2																		
46 Kevin Siegrist, L (8,1)										0	0	0	0	0	0	0																		
26 Seunghwan Oh, R (8,1)										0	0	0	0	0	0	0																		
Inning Stats	R: 0 E: 0 K: 0 S: 9	H: 0 LOB: 0 BB: 0 P: 12	R: 0 E: 0 K: 2 S: 12	H: 1 LOB: 2 BB: 1 P: 22	R: 1 E: 1 K: 0 S: 12	H: 1 LOB: 1 BB: 0 P: 19	R: 0 E: 0 K: 1 S: 7	H: 1 LOB: 0 BB: 0 P: 11	R: 0 E: 0 K: 2 S: 9	H: 0 LOB: 0 BB: 0 P: 16	R: 0 E: 0 K: 0 S: 5	H: 0 LOB: 0 BB: 0 P: 6	R: 0 E: 0 K: 1 S: 14	H: 1 LOB: 1 BB: 0 P: 21	R: 5 E: 0 K: 0 S: 23	H: 6 LOB: 2 BB: 1 P: 40	R: 0 E: 0 K: 2 S: 10	H: 0 LOB: 0 BB: 0 P: 16	1B: 7 2B: 1 3B: 0 HR: 2	SF: 0 SAC: 0 DP: 1 HBP: 1	WP: 0 PB: 0 SB: 1 CS: 0	PA: 39												
PITCHER	IP WLS BF H R ER SO BB IBB HBP BLK WP HR S P ERA WHIP																																	
41 John Lackey, R (1,1) ERA: 3.41	6.2	25	4	1	0	5	1	0	1	0	0	0	0	0	64	101	0.00	0.750																
52 Justin Grimm, R (7,1) ERA: 4.25	0.1	H	1	0	0	1	0	0	0	0	0	0	0	0	4	6	0.00	0.000																
56 Héctor Rondón, R (8,1) ERA: 2.53	0.1	L	5	4	4	4	0	0	0	0	0	0	0	2	13	22	108.00	12.000																
37 Travis Wood, L (8,1) ERA: 2.87	0.2		5	2	1	1	1	0	0	0	0	0	0	10	18	13.50	4.500																	
54 Aroldis Chapman, L (9,1) ERA: 1.8	1.0		3	0	0	0	2	0	0	0	0	0	0	10	16	0.00	0.000																	

St. Louis Cardinals @ Chicago Cubs
Wrigley Field, Chicago, IL
Sun Aug 14 2016, 7:12 PM - 10:12 PM CDT
Att: 41,019 - Cloudy - 78 F

livebaseballscorecards.com

AB 36
R 6
H 10
RBI 5
BB 2
SO 8
LOB 12




Batter	1	2	3	4	5	6	7	8	9	AB	R	H	RBI	BB	SO	LOB	BOTTOM																	
24 Dexter Fowler, S (1,8) OBP: 0.389, SLG: 0.460	17 1B 44 1B BB		L5			G3			K	4	1	0	0	1	2	3																		
17 Kris Bryant, R (1,5) OBP: 0.383, SLG: 0.548	44 1B 18 SF7 1B		G4-3			G3			F9	4	2	2	0	0	0	3																		
44 Anthony Rizzo, L (1,3) OBP: 0.398, SLG: 0.572	27 FC5-4 1-3 2-H 1B		G5-3			18 G3 1B			HR	4	1	3	3	0	0	0																		
18 Ben Zobrist, S (1,4) (8,7) OBP: 0.382, SLG: 0.442	SF7				G1				K	3	0	0	1	0	1	1																		
27 Addison Russell, R (1,6) OBP: 0.333, SLG: 0.412	FC5-4		G5-3			F8			K	4	0	0	0	0	1	2																		
8 Chris Coghlan, L (1,7) OBP: 0.282, SLG: 0.282	G3				G4-3					3	0	1	0	0	0	1																		
9 Javier Báez, R (8,4) OBP: 0.312, SLG: 0.447						22 1B 2B			1B	1	0	1	0	0	0	0																		
22 Jason Heyward, L (1,9) OBP: 0.307, SLG: 0.314			G5-3						F7	4	0	1	0	0	1	1																		
54 Aroldis Chapman, L (9,1) OBP: 0.351, SLG: 0.446			G1-3			K				0	0	0	0	0	0	0																		
40 Wilson Contreras, R (1,2) OBP: 0.351, SLG: 0.446										3	0	0	0	1	2	0																		
41 John Lackey, R (1,1) OBP: 0.338, SLG: 0.443										2	0	0	0	0	2	0																		
52 Justin Grimm, R (7,1) ERA: 4.25										0	0	0	0	0	0	0																		
20 Matt Szczur, R (7,PH) OBP: 0.349, SLG: 0.429										1	0	0	0	0	0	3																		
56 Héctor Rondón, R (8,1) ERA: 2.53										0	0	0	0	0	0	0																		
37 Travis Wood, R (8,1) ERA: 2.87										0	0	0	0	0	0	0																		
68 Jorge Soler, R (8,9) OBP: 0.335, SLG: 0.444										1	0	0	0	0	1	0																		
Inning Stats	R: 2 E: 0 K: 0 S: 9	H: 2 LOB: 1 BB: 1 P: 14	R: 0 E: 0 K: 2 S: 8	H: 0 LOB: 0 BB: 0 P: 11	R: 0 E: 0 K: 0 S: 7	H: 0 LOB: 0 BB: 0 P: 13	R: 0 E: 0 K: 2 S: 7	H: 0 LOB: 0 BB: 0 P: 12	R: 1 E: 0 K: 0 S: 7	H: 2 LOB: 1 BB: 0 P: 13	R: 0 E: 0 K: 1 S: 11	H: 2 LOB: 3 BB: 1 P: 21	R: 1 E: 0 K: 2 S: 14	H: 2 LOB: 1 BB: 0 P: 22	R: 0 E: 0 K: 3 S: 11	H: 0 LOB: 0 BB: 0 P: 16	1B: 5 2B: 1 3B: 1 HR: 1	SF: 1 SAC: 0 DP: 0 HBP: 0	WP: 0 PB: 0 SB: 0 CS: 0	PA: 37														
PITCHER	IP WLS BF H R ER SO BB IBB HBP BLK WP HR S P ERA WHIP																																	
8 Mike Leake, R (1,1) ERA: 4.78	6.0	W	4	0	0	0	1	1	0	0	0	0	0	0	47	77	4.50	1.167																
67 Matt Bowman, R (7,1) ERA: 3.51	1.0	H	2	1	1	1	1	0	0	0	0	1	4	8	27.00	3.000																		
46 Kevin Siegrist, L (8,1) ERA: 2.91	0.1	S	6	1	0	0	4	0	0	0	0	0	21	30	0.00	0.600																		
26 Seunghwan Oh, R (8,1) ERA: 1.91	1.2																																	

St. Louis Cardinals @ Chicago Cubs
Wrigley Field, Chicago, IL
Sun Aug 14 2016, 7:12 PM - 10:12 PM CDT
Att: 41,019 - Cloudy - 78 F

livebaseballscorecards.com

AB 34
R 4
H 8
RBI 4
BB 2
SO 10
LOB 14



Batter	1	2	3	4	5	6	7	8	9	AB	R	H	RBI	BB	SO	LOB	TOP			
5 Jonathan Villar, S OBP: 0.387, SLG: 0.440										3	0	1	0	1	2	1	Milwaukee Brewers @ Chicago Cubs Wrigley Field, Chicago, IL Tue Aug 16 2016, 12:21 PM - 3:32 PM CDT Att: 41,148 - Partly Cloudy - 80 F			
3 Orlando Arcia, R OBP: 0.259, SLG: 0.231										3	0	0	0	1	0	3				
2 Scooter Gennett, L OBP: 0.327, SLG: 0.414										4	0	0	0	0	1	3				
33 Chris Carter, R OBP: 0.311, SLG: 0.482										2	0	0	0	1	0	0				
14 Hernán Pérez, R OBP: 0.309, SLG: 0.443										4	0	0	0	0	0	2				
10 Kirk Nieuwenhuis, L OBP: 0.324, SLG: 0.382										3	0	1	0	1	1	1				
23 Keon Broxton, R OBP: 0.348, SLG: 0.371										3	0	0	0	1	2	3				
9 Manny Piña, R OBP: 0.500, SLG: 0.611										4	0	1	0	0	1	3				
22 Matt Garza, R OBP: 0.100, SLG: 0.053										0	0	0	0	1	0	0				
7 Jake Elmore, R OBP: 0.351, SLG: 0.200										1	0	0	0	0	0	0				
45 Tyler Cravy, R										0	0	0	0	0	0	0				
8 Ryan Braun, R OBP: 0.390, SLG: 0.569										1	0	0	0	0	0	1				
51 Damien Magnifico, R										0	0	0	0	0	0	0				
Inning Stats	R: 0 E: 0 K: 1 S: 7	H: 1 LOB: 0 BB: 0 P: 12	R: 0 E: 0 K: 0 S: 8	H: 1 LOB: 0 BB: 0 P: 14	R: 0 E: 0 K: 1 S: 10	H: 0 LOB: 1 BB: 1 P: 18	R: 0 E: 0 K: 0 S: 12	H: 0 LOB: 0 BB: 0 P: 17	R: 0 E: 0 K: 1 S: 12	H: 0 LOB: 1 BB: 1 P: 22	R: 0 E: 0 K: 1 S: 10	H: 0 LOB: 1 BB: 1 P: 16	R: 0 E: 0 K: 2 S: 10	H: 1 LOB: 2 BB: 1 P: 20	R: 0 E: 0 K: 1 S: 15	H: 0 LOB: 2 BB: 2 P: 28	1B: 3 2B: 0 3B: 0 HR: 0	SF: 0 SAC: 0 DP: 0 HBP: 1	WP: 1 PB: 0 SB: 2 CS: 1	PA: 36
PITCHER	IP WLS BF H R ER SO BB IBB HBP BLK WP HR S P ERA WHIP																			
53 Trevor Cahill, R ERA: 2.74	5.0 W 17 2 0 0 3 2 0 0 0 0 0 0 49 83 0.00 0.800																			
38 Mike Montgomery, L ERA: 2.43	2.0 H 9 1 0 0 3 1 0 1 0 0 0 22 32 0.00 1.000																			
56 Héctor Rondón, R ERA: 2.47	1.0 H 4 0 0 0 0 1 0 0 0 1 0 9 16 0.00 1.000																			
30 Joe Smith, R ERA: 4.14	0.1 3 0 0 0 0 2 0 0 0 0 0 8 16 0.00 6.000																			
54 Aroldis Chapman, L ERA: 1.77	0.2 S 2 0 0 0 1 0 0 0 0 0 0 7 12 0.00 0.000																			

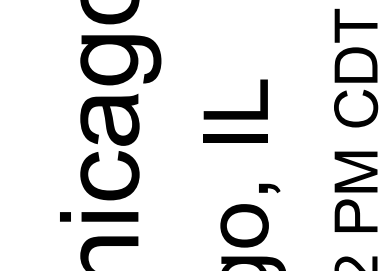
Batter	1	2	3	4	5	6	7	8	9	AB	R	H	RBI	BB	SO	LOB	BOTTOM			
24 Dexter Fowler, S OBP: 0.393, SLG: 0.460										2	1	1	0	2	0	0	Milwaukee Brewers @ Chicago Cubs Wrigley Field, Chicago, IL Tue Aug 16 2016, 12:21 PM - 3:32 PM CDT Att: 41,148 - Partly Cloudy - 80 F			
17 Kris Bryant, R OBP: 0.382, SLG: 0.545										4	1	1	0	0	0	5				
44 Anthony Rizzo, L OBP: 0.399, SLG: 0.571										4	0	2	0	0	1	4				
18 Ben Zobrist, S OBP: 0.383, SLG: 0.440										2	1	0	0	2	0	2				
27 Addison Russell, R OBP: 0.333, SLG: 0.410										2	0	0	1	0	0	1				
8 Chris Coohan, L OBP: 0.261, SLG: 0.288										3	1	1	1	0	0	2				
40 Wilson Contreras, R OBP: 0.351, SLG: 0.446										0	0	0	0	0	0	0				
22 Jason Heyward, L OBP: 0.305, SLG: 0.311										4	0	0	0	0	0	2				
47 Miguel Montero, L OBP: 0.312, SLG: 0.308										4	0	1	0	0	2	1				
30 Joe Smith, R										0	0	0	0	0	0	0				
54 Aroldis Chapman, L										0	0	0	0	0	0	0				
53 Trevor Cahill, R OBP: 0.250, SLG: 0.143										1	0	0	1	0	1	0				
38 Mike Montgomery, L ERA: 4.87										1	0	0	0	0	0	0				
56 Héctor Rondón, R ERA: 5.4										0	0	0	0	0	0	0				
9 Javier Báez, R OBP: 0.312, SLG: 0.447										0	0	0	0	0	0	0				
Inning Stats	R: 1 E: 0 K: 0 S: 18	H: 2 LOB: 2 BB: 1 P: 28	R: 0 E: 0 K: 2 S: 13	H: 0 LOB: 0 BB: 0 P: 17	R: 1 E: 0 K: 0 S: 13	H: 1 LOB: 1 BB: 1 P: 23	R: 1 E: 0 K: 0 S: 12	H: 2 LOB: 3 BB: 1 P: 22	R: 0 E: 0 K: 0 S: 8	H: 0 LOB: 0 BB: 0 P: 13	R: 0 E: 0 K: 1 S: 9	H: 0 LOB: 0 BB: 0 P: 11	R: 0 E: 0 K: 1 S: 10	H: 1 LOB: 0 BB: 0 P: 15	R: 1 E: 0 K: 0 S: 7	H: 0 LOB: 1 BB: 1 P: 21	1B: 5 2B: 1 3B: 0 HR: 0	SF: 2 SAC: 1 DP: 0 HBP: 1	WP: 2 PB: 0 SB: 0 CS: 1	PA: 36
PITCHER	IP WLS BF H R ER SO BB IBB HBP BLK WP HR S P ERA WHIP																			
22 Matt Garza, R ERA: 4.87	5.0 L 24 5 3 3 2 3 0 0 0 0 1 0 64 103 0.00 0.500																			
45 Tyler Cravy, R ERA: 5.4	2.0 6 1 0 0 2 0 0 0 0 0 0 19 26 0.00 0.500																			
51 Damien Magnifico, R ERA: 9.0	1.0 5 0 1 1 0 1 0 1 0 1 0 7 21 9.00 1.000																			

AB 28
R 0
H 3
RBI 0
BB 6
SO 7
LOB 17



WP: 1
PB: 0
SB: 2
CS: 1

AB 27
R 4
H 6
RBI 3
BB 4
SO 4
LOB 17



WP: 2
PB: 0
SB: 0
CS: 1

Batter	1	2	3	4	5	6	7	8	9	AB	R	H	RBI	BB	SO	LOB	TOP			
5 Jonathan Villar, S OBP: 0.384, SLG: 0.436	G6-3		K			G6-3		G4-3		4	0	0	0	0	1	1				
2 Scooter Gennett, L OBP: 0.327, SLG: 0.410	K			K					G5-3	3	0	0	0	1	2	0				
8 Ryan Braun, R OBP: 0.388, SLG: 0.566																				
18 Ramón Flores, L OBP: 0.288, SLG: 0.260	F7																			
9 Manny Piña, R OBP: 0.478, SLG: 0.579																				
14 Hernán Pérez, R OBP: 0.312, SLG: 0.456		L8																		
33 Chris Carter, R OBP: 0.313, SLG: 0.481																				
10 Kirk Nieuwenhuis, L OBP: 0.334, SLG: 0.389																				
7 Jake Elmore, R OBP: 0.362, SLG: 0.200																				
23 Keon Broxton, R OBP: 0.352, SLG: 0.375																				
12 Martín Maldonado, R OBP: 0.343, SLG: 0.370																				
57 Chase Anderson, R OBP: 0.187, SLG: 0.018																				
53 Jhan Maríñez, R																				
48 Blaine Boyer, R																				
58 Rob Scallih, L																				
46 Corey Knebel, R																				
24 Andy Wilkins, L																				
37 Tyler Thornburg, R																				
Inning Stats	R: 0 E: 0 K: 1 S: 10	H: 0 LOB: 0 BB: 0 P: 16	R: 0 E: 0 K: 2 S: 11	H: 0 LOB: 1 BB: 1 P: 17	R: 0 E: 0 K: 1 S: 6	H: 0 LOB: 0 BB: 0 P: 7	R: 0 E: 2 K: 2 S: 10	H: 1 LOB: 2 BB: 1 P: 22	R: 0 E: 0 K: 0 S: 5	H: 0 LOB: 0 BB: 0 P: 11	R: 0 E: 0 K: 0 S: 9	H: 0 LOB: 0 BB: 0 P: 17	R: 0 E: 0 K: 1 S: 11	H: 1 LOB: 1 BB: 0 P: 15	R: 1 E: 0 K: 1 S: 20	H: 3 LOB: 3 BB: 1 P: 27	1B: 5 2B: 0 3B: 0 HR: 1	SF: 0 SAC: 0 DP: 1 HBP: 0	WP: 1 PB: 0 SB: 1 CS: 0	PA: 36
PITCHER	IP WLS BF H R ER SO BB IBB HBP BLK WP HR S P ERA WHIP																			
39 Jason Hammel, R ERA: 2.75	7.0 W 25 2 0 0 7 3 0 0 0 0 0 0 62 110 0.00 0.714																			
52 Justin Grimm, R ERA: 4.15	1.0 4 1 0 0 1 0 0 0 0 0 0 1 11 15 0.00 1.000																			
37 Travis Wood, L ERA: 3.02	0.2 4 2 1 1 0 0 0 0 0 0 1 11 12 13.50 3.000																			
54 Aroldis Chapman, L ERA: 1.76	0.1 S 3 1 0 0 1 1 0 0 0 1 0 9 15 0.00 6.000																			
Batter	1	2	3	4	5	6	7	8	9	AB	R	H	RBI	BB	SO	LOB	BOTTOM			
20 Matt Szczur, R OBP: 0.352, SLG: 0.485	P6		P3		FC6-5	G6-3				4	0	0	0	0	3					
17 Kris Bryant, R OBP: 0.385, SLG: 0.546	L1-3									3	0	2	1	1	0	0				
44 Anthony Rizzo, L OBP: 0.398, SLG: 0.568	G4-3		P6							4	0	1	0	0	3					
68 Jorge Soler, R OBP: 0.339, SLG: 0.439																				
22 Jason Heyward, L OBP: 0.305, SLG: 0.311																				
18 Ben Zobrist, S OBP: 0.384, SLG: 0.443		L4-3								4	1	2	0	0	2					
40 Wilson Contreras, R OBP: 0.354, SLG: 0.444										3	1	1	1	1	0	2				
9 Javier Báez, R OBP: 0.315, SLG: 0.457										4	1	2	2	0	1					
3 David Ross, R OBP: 0.335, SLG: 0.430										3	1	0	0	1	2	4				
39 Jason Hammel, R OBP: 0.273, SLG: 0.315										3	0	2	0	0	0	0				
52 Justin Grimm, R										0	0	0	0	0	0	0				
24 Dexter Fowler, S OBP: 0.392, SLG: 0.459										1	0	0	0	0	1					
37 Travis Wood, R OBP: 0.222, SLG: 0.125										0	0	0	0	0	0	0				
54 Aroldis Chapman, L										0	0	0	0	0	0	0				
Inning Stats	R: 0 E: 0 K: 0 S: 8	H: 0 LOB: 0 BB: 0 P: 12	R: 0 E: 0 K: 0 S: 11	H: 0 LOB: 1 BB: 1 P: 18	R: 1 E: 0 K: 0 S: 10	H: 2 LOB: 2 BB: 1 P: 19	R: 0 E: 0 K: 0 S: 13	H: 2 LOB: 2 BB: 1 P: 25	R: 0 E: 0 K: 0 S: 12	H: 3 LOB: 2 BB: 0 P: 16	R: 3 E: 0 K: 1 S: 19	H: 3 LOB: 1 BB: 0 P: 26	R: 0 E: 0 K: 1 S: 11	H: 0 LOB: 1 BB: 1 P: 22	R: 0 E: 0 K: 1 S: 9	H: 0 LOB: 1 BB: 1 P: 16	1B: 7 2B: 3 3B: 0 HR: 1	SF: 0 SAC: 0 DP: 2 HBP: 0	WP: 0 PB: 0 SB: 1 CS: 0	PA: 36
PITCHER	IP WLS BF H R ER SO BB IBB HBP BLK WP HR S P ERA WHIP																			
57 Chase Anderson, R ERA: 4.9	0.2 L 14 4 1 1 0 3 0 0 0 0 0 0 31 59 3.38 2.625																			
53 Jhan Maríñez, R ERA: 3.79	1.2 6 3 0 0 0 0 0 0 0 0 0 16 20 0.00 1.800																			
48 Blaine Boyer, R ERA: 3.21	1.0 6 3 3 3 1 0 0 0 0 0 1 19 26 27.00 3.000																			
58 Rob Scallih, R ERA: 4.43	1.0 4 0 0 0 1 1 0 0 0 0 0 0 11 22 0.00 1.000																			
46 Corey Knebel, R ERA: 3.52																				
PITCHER	IP WLS BF H R ER SO BB IBB HBP BLK WP HR S P ERA WHIP																			
37 Tyler Thornburg, R ERA: 2.03	1.0 4 0 0 0 1 1 0 0 0 0 0 0 9 16 0.00 1.000																			

Milwaukee Brewers @ Chicago Cubs
Wrigley Field, Chicago, IL
Tue Aug 16 2016, 7:06 PM - 10:26 PM CDT
Att: 39,420 - Clear - 76 F

AB	32
R	1
H	6
RBI	1
BB	4
SO	9
LOB	11



Milwaukee Brewers @ Chicago Cubs
Wrigley Field, Chicago, IL
Tue Aug 16 2016, 7:06 PM - 10:26 PM CDT
Att: 39,420 - Clear - 76 F

AB	31
R	4
H	10
RBI	4
BB	5
SO	3
LOB	19



Batter	1	2	3	4	5	6	7	8	9	AB	R	H	RBI	BB	SO	LOB	TOP								
24 Dexter Fowler, S (1, 8) OBP: 0.394, SLG: 0.455										3	1	0	0	2	0	2									
17 Kris Bryant, R (1, 7) OBP: 0.390, SLG: 0.568										5	1	1	1	0	0	3									
44 Anthony Rizzo, L (1, 3) OBP: 0.399, SLG: 0.566										5	1	4	0	0	0	1									
18 Ben Zobrist, S (1, 4) OBP: 0.385, SLG: 0.446										4	0	1	0	1	1	2									
27 Addison Russell, R (1, 6) OBP: 0.335, SLG: 0.436										4	1	1	2	0	0	3									
22 Jason Heyward, L (1, 9) OBP: 0.304, SLG: 0.320										4	1	1	2	0	1	4									
9 Javier Báez, R (1, 5) OBP: 0.319, SLG: 0.448										3	0	2	0	1	0	0									
3 David Ross, R (1, 2) OBP: 0.354, SLG: 0.455										3	0	1	0	1	0	4									
34 Jon Lester, L (1, 1) OBP: 0.157, SLG: 0.109										2	0	0	0	0	0	3									
52 Justin Grimm, R (7, 1) ERA: 5.0										0	0	0	0	0	0	0									
20 Matt Szczur, R (8, PH) OBP: 0.335, SLG: 0.463										0	0	0	0	0	0	0									
37 Travis Wood, R (8, 1) OBP: 0.300, SLG: 0.222										0	0	0	0	0	0	0									
6 Carl Edwards Jr., R (9, 1) ERA: 4.43										0	0	0	0	0	0	0									
Inning Stats	R: 0 E: 0 K: 0 S: 7	H: 0 LOB: 0 BB: 1 P: 13	R: 1 E: 0 K: 0 S: 12	H: 2 LOB: 2 BB: 1 P: 23	R: 1 E: 0 K: 1 S: 14	H: 1 LOB: 2 BB: 2 P: 24	R: 0 E: 0 K: 0 S: 7	H: 1 LOB: 1 BB: 0 P: 14	R: 3 E: 0 K: 1 S: 18	H: 3 LOB: 0 BB: 0 P: 29	R: 0 E: 0 K: 0 S: 9	H: 1 LOB: 1 BB: 0 P: 16	R: 0 E: 0 K: 0 S: 14	H: 2 LOB: 3 BB: 1 P: 25	R: 0 E: 0 K: 0 S: 7	H: 0 LOB: 0 BB: 0 P: 10	R: 0 E: 0 K: 0 S: 10	H: 1 LOB: 0 BB: 0 P: 13	1B: 7 2B: 1 3B: 0 HR: 3	SF: 1 SAC: 1 DP: 2 HBP: 0	WP: 0 PB: 0 SB: 1 CS: 0	PA: 41			
PITCHER	IP WLS BF H R ER SO BB IBB HBP BLK WP HR S P ERA WHIP	IP WLS BF H R ER SO BB IBB HBP BLK WP HR S P ERA WHIP	IP WLS BF H R ER SO BB IBB HBP BLK WP HR S P ERA WHIP	IP WLS BF H R ER SO BB IBB HBP BLK WP HR S P ERA WHIP	IP WLS BF H R ER SO BB IBB HBP BLK WP HR S P ERA WHIP	IP WLS BF H R ER SO BB IBB HBP BLK WP HR S P ERA WHIP	IP WLS BF H R ER SO BB IBB HBP BLK WP HR S P ERA WHIP	IP WLS BF H R ER SO BB IBB HBP BLK WP HR S P ERA WHIP	IP WLS BF H R ER SO BB IBB HBP BLK WP HR S P ERA WHIP	IP WLS BF H R ER SO BB IBB HBP BLK WP HR S P ERA WHIP	IP WLS BF H R ER SO BB IBB HBP BLK WP HR S P ERA WHIP	IP WLS BF H R ER SO BB IBB HBP BLK WP HR S P ERA WHIP	IP WLS BF H R ER SO BB IBB HBP BLK WP HR S P ERA WHIP	IP WLS BF H R ER SO BB IBB HBP BLK WP HR S P ERA WHIP	IP WLS BF H R ER SO BB IBB HBP BLK WP HR S P ERA WHIP	IP WLS BF H R ER SO BB IBB HBP BLK WP HR S P ERA WHIP	IP WLS BF H R ER SO BB IBB HBP BLK WP HR S P ERA WHIP	IP WLS BF H R ER SO BB IBB HBP BLK WP HR S P ERA WHIP	IP WLS BF H R ER SO BB IBB HBP BLK WP HR S P ERA WHIP	IP WLS BF H R ER SO BB IBB HBP BLK WP HR S P ERA WHIP	IP WLS BF H R ER SO BB IBB HBP BLK WP HR S P ERA WHIP	IP WLS BF H R ER SO BB IBB HBP BLK WP HR S P ERA WHIP	IP WLS BF H R ER SO BB IBB HBP BLK WP HR S P ERA WHIP	IP WLS BF H R ER SO BB IBB HBP BLK WP HR S P ERA WHIP	IP WLS BF H R ER SO BB IBB HBP BLK WP HR S P ERA WHIP

Chicago Cubs @ San Diego Padres
Petco Park, San Diego, CA
Mon Aug 22 2016, 7:12 PM - 10:29 PM PDT
Att: 31,707 - Clear - 73 F

AB	34
R	5
H	11
RBI	5
BB	5
SO	2
LOB	22



Batter	1	2	3	4	5	6	7	8	9	AB	R	H	RBI	BB	SO	LOB	BOTTOM							
16 Travis Jankowski, L (1, 8) OBP: 0.363, SLG: 0.341										4	0	1	0	0	1	2								
10 Alexei Ramirez, R (1, 6) OBP: 0.279, SLG: 0.337										3	0	1	0	1	1	1								
4 Wil Myers, R (1, 3) OBP: 0.344, SLG: 0.475										3	0	0	0	1	2	4								
24 Alex Dickerson, L (1, 7) OBP: 0.304, SLG: 0.500										4	1	1	0	0	1	2								
12 Christian Bethancourt, R (1, 2) OBP: 0.273, SLG: 0.377										4	0	1	0	0	2	0								
46 Patrick Kivhaner, R (1, 9) OBP: 0.500, SLG: 0.700										4	0	0	0	0	2	2								
9 Adam Rosales, R (1, 5) OBP: 0.301, SLG: 0.439										2	0	0	0	0	1	0								
54 Keith Hessler, L (6, 1) ERA: 4.02										0	0	0	0	0	0	0								
11 Ryan Schimpf, L (7, PH) OBP: 0.340, SLG: 0.558										2	0	0	0	0	2	1								
2 Luis Sardinas, S (1, 4) OBP: 0.208, SLG: 0.267										3	0	1	0	0	1	2								
33 Edwin Jackson, R (1, 1) OBP: 0.400, SLG: 0.385										0	0	0	0	0	0	0								
39 Brett Wallace, L (6, 5) OBP: 0.325, SLG: 0.340										2	0	1	0	0	1	2								
62 José Domínguez, R (8, 1) ERA: 3.52										0	0	0	0	0	0	0								
Inning Stats	R: 0 E: 0 K: 1 S: 9	H: 1 LOB: 0 BB: 0 P: 15	R: 0 E: 0 K: 1 S: 6	H: 0 LOB: 0 BB: 0 P: 8	R: 0 E: 0 K: 0 S: 11	H: 1 LOB: 1 BB: 0 P: 16	R: 0 E: 0 K: 2 S: 11	H: 0 LOB: 0 BB: 1 P: 18	R: 0 E: 0 K: 2 S: 14	H: 1 LOB: 2 BB: 1 P: 24	R: 1 E: 0 K: 3 S: 16	H: 2 LOB: 0 BB: 0 P: 25	R: 0 E: 0 K: 0 S: 10	H: 1 LOB: 1 BB: 0 P: 15	R: 0 E: 0 K: 3 S: 13	H: 0 LOB: 0 BB: 0 P: 20	1B: 5 2B: 1 3B: 0 HR: 0	SF: 0 SAC: 1 DP: 0 HBP: 0	WP: 1 PB: 0 SB: 3 CS: 2	PA: 35				
PITCHER	IP WLS BF H R ER SO BB IBB HBP BLK WP HR S P ERA WHIP	IP WLS BF H R ER SO BB IBB HBP BLK WP HR S P ERA WHIP	IP WLS BF H R ER SO BB IBB HBP BLK WP HR S P ERA WHIP	IP WLS BF H R ER SO BB IBB HBP BLK WP HR S P ERA WHIP	IP WLS BF H R ER SO BB IBB HBP BLK WP HR S P ERA WHIP	IP WLS BF H R ER SO BB IBB HBP BLK WP HR S P ERA WHIP	IP WLS BF H R ER SO BB IBB HBP BLK WP HR S P ERA WHIP	IP WLS BF H R ER SO BB IBB HBP BLK WP HR S P ERA WHIP	IP WLS BF H R ER SO BB IBB HBP BLK WP HR S P ERA WHIP	IP WLS BF H R ER SO BB IBB HBP BLK WP HR S P ERA WHIP	IP WLS BF H R ER SO BB IBB HBP BLK WP HR S P ERA WHIP	IP WLS BF H R ER SO BB IBB HBP BLK WP HR S P ERA WHIP	IP WLS BF H R ER SO BB IBB HBP BLK WP HR S P ERA WHIP	IP WLS BF H R ER SO BB IBB HBP BLK WP HR S P ERA WHIP	IP WLS BF H R ER SO BB IBB HBP BLK WP HR S P ERA WHIP	IP WLS BF H R ER SO BB IBB HBP BLK WP HR S P ERA WHIP	IP WLS BF H R ER SO BB IBB HBP BLK WP HR S P ERA WHIP	IP WLS BF H R ER SO BB IBB HBP BLK WP HR S P ERA WHIP	IP WLS BF H R ER SO BB IBB HBP BLK WP HR S P ERA WHIP	IP WLS BF H R ER SO BB IBB HBP BLK WP HR S P ERA WHIP	IP WLS BF H R ER SO BB IBB HBP BLK WP HR S P ERA WHIP	IP WLS BF H R ER SO BB IBB HBP BLK WP HR S P ERA WHIP	IP WLS BF H R ER SO BB IBB HBP BLK WP HR S P ERA WHIP	IP WLS BF H R ER SO BB IBB HBP BLK WP HR S P ERA WHIP

Chicago Cubs @ San Diego Padres
Petco Park, San Diego, CA
Mon Aug 22 2016, 7:12 PM - 10:29 PM PDT
Att: 31,707 - Clear - 73 F

AB	31
R	1
H	6
RBI	0
BB	2
SO	14
LOB	16




Batter	1	2	3	4	5	6	7	8	9	10	AB	R	H	RBI	BB	SO	LOB	TOP							
24 Dexter Fowler, S OBP: 0.389, SLG: 0.448	(1,8) C FF 95 1-2 F FF 95 B FF 94 S SL 87 X FF 95	(1,8) T FF 94 1-3 C SL 84 B FF 94 S SL 89			(3,3) B FF 94 3-3 C FF 94 F FC 89 B FC 88 S SL 84		(1,3) T SL 87 1-3 B CU 81 C SL 86 S SL 86			X FF 88 0-0	5	1	2	0	0	3	2								
17 Kris Bryant, R OBP: 0.395, SLG: 0.587	(1,5) X FF 94 0-0		(2,2) B FF 93 2-2 C SL 86 B FF 93 F FC 87		(4,0) B SL 87 4-0 B FF 93 D SI 93 S SL 85				C SL 86 2-1 B FF 91 X CH 86	D SL 84 1-0 F FF 91 X CH 86	4	3	2	3	1	0	1								
44 Anthony Rizzo, L OBP: 0.396, SLG: 0.557	(1,3) B FC 86 4-0 B FF 95 B FC 88 B FF 94		(0,0) X FC 89 0-0		(1,2) B CH 86 1-2 C FF 94 F FC 83 X SL 84				B SL 87 2-1 B FF 91 X SL 86	B SL 88 3-2 C CH 88 B CH 85 C FF 92 X FF 91	4	0	1	1	1	0	0								
18 Ben Zobrist, S OBP: 0.386, SLG: 0.452	(1,4) B SI 88 3-3 D FF 95 C FF 90 F FC 86 S SL 87		(2,3) C SL 85 2-3 S SL 84 B CH 86 F FC 89		(0,1) F FC 87 0-1 X FC 87				X FF 90 0-0	B FF 92 1-1 C FF 92 X CH 85	5	0	1	0	0	2	4								
27 Addison Russell, R OBP: 0.332, SLG: 0.438	(1,6) X SI 95 0-0				(1,2) C FF 93 1-2 B FF 93 T FF 93		(0,3) C FF 97 0-3 F SL 85 S SI 98			S SL 81 2-2 B CU 81 F SL 86 B CU 80 X SI 91	1 SAFE 1-2 S CH 84 F FF 92 F FF 92 F FF 92 B FF 92 X SL 85	5	0	1	1	0	2	1							
22 Jason Heyward, L OBP: 0.303, SLG: 0.323	(1,9) C FF 94 0-2 F FF 94 X FF 94				(1,2) S SL 84 1-2 F FF 93 F FF 94 X SL 85		(3,2) F FF 97 3-2 B FF 97 B CH 97 F FF 97 F FF 97 F FF 97 F FF 97 F FF 97 X SI 97		X FC 92 0-0	C FF 92 1-1 1 SAFE X SL 88	5	1	2	0	0	0	2								
68 Jorge Soler, R OBP: 0.322, SLG: 0.430		X SL 86 0-0			(0,1) C SL 88 0-1 X FF 94				B FC 94 2-3 B FC 95 C FC 94 F FC 93 S SL 86	C FF 91 0-3 F FF 91 F FF 91 F FF 91 C CH 84	4	0	0	0	0	1	1								
9 Javier Báez, R OBP: 0.313, SLG: 0.439											1	0	0	0	0	1	2								
47 Miguel Montero, L OBP: 0.320, SLG: 0.311											2	0	0	0	2	1	0								
37 Travis Wood, R OBP: 0.300, SLG: 0.222											0	0	0	0	0	0	0								
54 Aroldis Chapman, L (10, 1)											0	0	0	0	0	0	0								
38 Mike Montgomery, L (1, 1)											2	1	0	0	0	1	2								
6 Carl Edwards Jr., R (6, 1)											0	0	0	0	0	0	0								
20 Matt Szczur, R (7, PH)											1	0	0	0	0	0	0								
52 Justin Grimm, R (7, 1)											0	0	0	0	0	0	0								
40 Wilson Contreras, R (8, PH)											1	0	0	0	0	0	0								
0 Wilson Contreras, R (8, 2)											0	0	0	0	0	0	0								
Inning Stats	R: 1 E: 0 K: 1 S: 15	H: 2 LOB: 2 BB: 1 P: 23	R: 0 E: 0 K: 2 S: 8	H: 0 LOB: 1 BB: 1 P: 15	R: 0 E: 0 K: 1 S: 9	H: 0 LOB: 0 BB: 0 P: 13	R: 0 E: 0 K: 1 S: 9	H: 0 LOB: 0 BB: 0 P: 11	R: 1 E: 0 K: 1 S: 15	H: 1 LOB: 2 BB: 2 P: 27	R: 0 E: 0 K: 2 S: 11	H: 0 LOB: 0 BB: 0 P: 14	R: 0 E: 0 K: 0 S: 8	H: 1 LOB: 0 BB: 0 P: 14	R: 1 E: 0 K: 2 S: 9	H: 1 LOB: 0 BB: 0 P: 12	R: 2 E: 0 K: 1 S: 20	H: 4 LOB: 2 BB: 0 P: 27	1B: 6 2B: 1 3B: 0 HR: 2	SF: 0 SAC: 0 DP: 0 HBP: 0	WP: 1 PB: 0 SB: 0 CS: 0	PA: 43			
PITCHER	IP 5.0	WLS 22	BF 32	H 3	R 2	ER 2	SO 6	BB 4	IBB 0	HBP 0	BLK 0	WP 0	HR 0	S 56	P 89	ERA 3.60	WHIP 1.400								
28 Bud Norris, R (1, 1)	ERA: 4.64																								
52 Pedro Báez, R (6, 1)	ERA: 3.54																								
55 Joe Blanton, R (7, 1)	ERA: 2.39																								
74 Kenley Jansen, R (9, 1)	ERA: 1.99																								
36 Adam Liberatore, L (10, 1)	ERA: 1.93																								

Chicago Cubs @ Los Angeles Dodgers
 Dodger Stadium, Los Angeles, CA
 Fri Aug 26 2016, 7:13 PM - 10:49 PM PDT
 Att: 48,609 - Clear - 68 F

livebaseballscorecards.com

AB 39
R 6
H 9
RBI 5
BB 4
SO 12
LOB 15



WP: 1 PA: 43
PB: 0
SB: 0
CS: 0

Batter	1	2	3	4	5	6	7	8	9	10	AB	R	H	RBI	BB	SO	LOB	BOTTOM							
47 Howie Kendrick, R OBP: 0.334, SLG: 0.401	(1,7) B FF 92 2-0 F FF 93 X FF 93		(4,2) C CH 84 4-2 B FF 92 F FF 93 B CH 85 B FC 90	(0,0) X CH 81 0-0		(4,2) B FF 96 4-2 F FF 96 B FF 93 B CH 85 B FC 90				C FF 95 2-3 C CU 83 C CU 83 C CU 84	3	1	1	0	2	1	1								
5 Corey Seager, L OBP: 0.377, SLG: 0.541	(1,6) C FF 94 2-2 F FC 89 B CU 77 T FC 90		(1,1) B FF 93 1-1 F CU 76 X FF 93	(0,0) X CU 77 0-0		(1,3) B FF 95 1-3 F FF 94 F FC 84 S CU 80				B FF 90 2-1 B FC 87 F FC 87 X FF 91	5	0	2	0	0	2	2								
10 Justin Turner, R OBP: 0.338, SLG: 0.509	(1,5) X FF 94 0-0		(0,0) X CH 83 0-0		(1,1) C CH 83 1-1 X CU 77		(1,3) S FF 95 1-3 B FF 94 B FC 82 S CU 80			C FF 91 3-2 B FF 93 B FF 93 T FF 93	5	0	0	1	0	2	4								
23 Adrián González, L OBP: 0.365, SLG: 0.458	(1,3) B FF 94 1-3 C FC 90 C FC 90 S CH 83		(2,0) B FF 92 2-0 B CU 77 X CU 76		(0,1) C CU 74 0-1 X FC 91					X CU 75 0-0	5	1	1	1	0	1	2								
14 Enrique Hernández, R (1, 8)																									
31 Joc Pederson, L (7, PH)																									
6 Charlie Culberson, R (10, PH)																									
51 Carlos Ruiz, R (1, 2)																									
11 Josh Reddick, L (1, 9)																									
26 Chase Utley, L (1, 4)																									
28 Bud Norris, R (1, 1)																									
52 Pedro Báez, R (6, 1)																									
60 Andrew Toles, L (6, PH)																									
55 Joe Blanton, R (7, 1)																									
25 Rob Segedin, R (8, PH)																									
37 Travis Wood, L (8, 1)																									
74 Kenley Jansen, S (8, 1)																									
36 Adam Liberatore, L (10, 1)																									
Inning Stats	R: 0 E: 0 K: 2 S: 9	H: 1 LOB: 1 BB: 0 P: 14	R: 1 E: 0 K: 0 S: 8	H: 0 LOB: 1 BB: 1 P: 19	R: 1 E: 0 K: 1 S: 14	H: 1 LOB: 3 BB: 3 P: 31	R: 1 E: 0 K: 0 S: 7	H: 3 LOB: 1 BB: 0 P: 9	R: 0 E: 1 K: 2 S: 11	H: 1 LOB: 2 BB: 1 P: 18	R: 0 E: 0 K: 0 S: 10	H: 0 LOB: 0 BB: 0 P: 17	R: 0 E: 0 K: 2 S: 7	H: 2 LOB: 0 BB: 0 P: 19	R: 0 E: 0 K: 2 S: 7	H: 0 LOB: 0 BB: 0 P: 9	R: 0 E: 0 K: 1 S: 6	H: 0 LOB: 0 BB: 0 P: 11	R: 0 E: 0 K: 2 S: 13	H: 1 LOB: 1 BB: 0 P: 19	1B: 5 2B: 3 3B: 0 HR: 1	SF: 0 SAC: 0 DP: 1 HBP: 1	WP: 2 PB: 0 SB: 0 CS: 1	PA: 45	
PITCHER	IP 5.0	WLS 26	BF 33	H 3	R 3	ER 3	SO 5	BB 4	IBB 0	HBP 1	BLK 0	WP 0	HR 0	S 49	P 91	ERA 5.40	WHIP 2.000								
38 Mike Montgomery, L (1, 1)	ERA: 2.6																								
6 Carl Edwards Jr., R (6, 1)	ERA: 3.38																								
52 Justin Grimm, R (7, 1)	ERA: 4.01																								
37 Travis Wood, L (8, 1)	ERA: 3.14																								
54 Aroldis Chapman, L (10, 1)	ERA: 1.6																								

Chicago Cubs @ Los Angeles Dodgers
 Dodger Stadium, Los Angeles, CA
 Fri Aug 26 2016, 7:13 PM - 10:49 PM PDT
 Att: 48,609 - Clear - 68 F

livebaseballscorecards.com

AB 38
R 4
H 9
RBI 3
BB 5
SO 12
LOB 23



WP: 2 PA: 45
PB: 0
SB: 0
CS: 1

Batter	1	2	3	4	5	6	7	8	9	AB	R	H	RBI	BB	SO	LOB	TOP							
24 Dexter Fowler, S OBP: 0.392, SLG: 0.449										2	1	1	0	2	1	1	Chicago Cubs @ Los Angeles Dodgers Dodger Stadium, Los Angeles, CA Sat Aug 27 2016, 1:10 PM - 4:15 PM PDT Att: 49,522 - Partly Cloudy - 73 F							
17 Kris Bryant, R OBP: 0.395, SLG: 0.586										3	0	1	0	1	0	1								
44 Anthony Rizzo, L OBP: 0.396, SLG: 0.557										4	0	2	1	0	1	3								
18 Ben Zobrist, S OBP: 0.386, SLG: 0.452										3	0	1	0	0	1	1								
27 Addison Russell, R OBP: 0.329, SLG: 0.434										4	0	0	0	0	2	4								
68 Jorge Soler, R OBP: 0.321, SLG: 0.423										3	0	0	0	1	1	3								
37 Travis Wood, R OBP: 0.300, SLG: 0.222										0	0	0	0	0	0	0								
40 Wilson Contreras, R OBP: 0.353, SLG: 0.454										4	1	2	0	0	1	1								
9 Javier Báez, R OBP: 0.310, SLG: 0.434										4	0	0	0	0	0	3								
39 Jason Hammel, R OBP: 0.263, SLG: 0.304										1	0	0	0	0	1	1								
29 Rob Zastryzny, R ERA: 3.71										1	0	0	0	0	1	1								
22 Jason Heyward, L OBP: 0.305, SLG: 0.325										1	0	0	0	0	1	0								
53 Trevor Cahill, R OBP: 0.222, SLG: 0.125										1	0	0	0	0	0	0								
20 Matt Szczur, R OBP: 0.329, SLG: 0.444										1	0	0	0	0	1	0								
Inning Stats	R: 1 E: 0 K: 2 S: 18	H: 2 LOB: 2 BB: 1 P: 31	R: 0 E: 0 K: 2 S: 9	H: 1 LOB: 1 BB: 0 P: 13	R: 0 E: 0 K: 1 S: 9	H: 1 LOB: 1 BB: 0 P: 13	R: 0 E: 0 K: 0 S: 6	H: 0 LOB: 0 BB: 0 P: 12	R: 0 E: 0 K: 2 S: 10	H: 1 LOB: 0 BB: 0 P: 13	R: 0 E: 0 K: 1 S: 8	H: 1 LOB: 0 BB: 0 P: 12	R: 1 E: 1 K: 0 S: 20	H: 2 LOB: 2 BB: 2 P: 32	R: 0 E: 0 K: 0 S: 6	H: 0 LOB: 0 BB: 0 P: 10	R: 0 E: 0 K: 2 S: 8	H: 0 LOB: 0 BB: 0 P: 10	1B: 8 2B: 0 3B: 0 HR: 0	SF: 0 SAC: 1 DP: 2 HBP: 0	WP: 0 PB: 0 SB: 0 CS: 1	PA: 36		
PITCHER	IP WLS BF H R ER SO BB IBB HBP BLK WP HR S P ERA WHIP	IP WLS BF H R ER SO BB IBB HBP BLK WP HR S P ERA WHIP	IP WLS BF H R ER SO BB IBB HBP BLK WP HR S P ERA WHIP	IP WLS BF H R ER SO BB IBB HBP BLK WP HR S P ERA WHIP	IP WLS BF H R ER SO BB IBB HBP BLK WP HR S P ERA WHIP	IP WLS BF H R ER SO BB IBB HBP BLK WP HR S P ERA WHIP	IP WLS BF H R ER SO BB IBB HBP BLK WP HR S P ERA WHIP	IP WLS BF H R ER SO BB IBB HBP BLK WP HR S P ERA WHIP	IP WLS BF H R ER SO BB IBB HBP BLK WP HR S P ERA WHIP	IP WLS BF H R ER SO BB IBB HBP BLK WP HR S P ERA WHIP	IP WLS BF H R ER SO BB IBB HBP BLK WP HR S P ERA WHIP	IP WLS BF H R ER SO BB IBB HBP BLK WP HR S P ERA WHIP	IP WLS BF H R ER SO BB IBB HBP BLK WP HR S P ERA WHIP	IP WLS BF H R ER SO BB IBB HBP BLK WP HR S P ERA WHIP	IP WLS BF H R ER SO BB IBB HBP BLK WP HR S P ERA WHIP	IP WLS BF H R ER SO BB IBB HBP BLK WP HR S P ERA WHIP	IP WLS BF H R ER SO BB IBB HBP BLK WP HR S P ERA WHIP	IP WLS BF H R ER SO BB IBB HBP BLK WP HR S P ERA WHIP	IP WLS BF H R ER SO BB IBB HBP BLK WP HR S P ERA WHIP	IP WLS BF H R ER SO BB IBB HBP BLK WP HR S P ERA WHIP	IP WLS BF H R ER SO BB IBB HBP BLK WP HR S P ERA WHIP	IP WLS BF H R ER SO BB IBB HBP BLK WP HR S P ERA WHIP	IP WLS BF H R ER SO BB IBB HBP BLK WP HR S P ERA WHIP	IP WLS BF H R ER SO BB IBB HBP BLK WP HR S P ERA WHIP

AB	31
R	2
H	8
RBI	2
BB	4
SO	10
LOB	18



Batter	1	2	3	4	5	6	7	8	9	AB	R	H	RBI	BB	SO	LOB	BOTTOM								
26 Chase Utley, L OBP: 0.328, SLG: 0.396										4	1	1	1	0	0	0	Chicago Cubs @ Los Angeles Dodgers Dodger Stadium, Los Angeles, CA Sat Aug 27 2016, 1:10 PM - 4:15 PM PDT Att: 49,522 - Partly Cloudy - 73 F								
5 Corey Seager, L OBP: 0.376, SLG: 0.545										4	1	1	1	0	0	2									
10 Justin Turner, R OBP: 0.337, SLG: 0.507										4	0	1	1	0	0	0									
23 Adrián González, L OBP: 0.363, SLG: 0.455										3	0	0	0	0	0	2									
9 Yasmani Grandal, S OBP: 0.345, SLG: 0.477										3	0	0	0	0	1	2									
11 Josh Reddick, L OBP: 0.329, SLG: 0.377										3	0	0	0	0	0	0									
31 Joc Pederson, L OBP: 0.338, SLG: 0.476										3	0	0	0	0	2	0									
60 Andrew Toles, L OBP: 0.417, SLG: 0.566										3	1	2	0	0	1	0									
7 Julio Urias, L OBP: 0.198, SLG: 0.159										2	0	1	0	0	1	1									
52 Pedro Báez, R ERA: 3.5										0	0	0	0	0	0	0									
36 Adam Liberatore, L ERA: 1.91										0	0	0	0	0	0	0									
6 Charlie Culberson, R OBP: 0.285, SLG: 0.299										1	0	0	0	0	1	0									
58 Jesse Chavez, R ERA: 4.4										0	0	0	0	0	0	0									
74 Kenley Jansen, S ERA: 1.95										0	0	0	0	0	0	0									
Inning Stats	R: 1 E: 0 K: 0 S: 10	H: 1 LOB: 0 BB: 0 P: 13	R: 0 E: 0 K: 1 S: 8	H: 0 LOB: 0 BB: 0 P: 11	R: 2 E: 0 K: 0 S: 16	H: 4 LOB: 2 BB: 0 P: 22	R: 0 E: 0 K: 2 S: 13	H: 1 LOB: 1 BB: 0 P: 18	R: 0 E: 0 K: 0 S: 6	H: 0 LOB: 0 BB: 0 P: 9	R: 0 E: 0 K: 1 S: 9	H: 0 LOB: 0 BB: 0 P: 11	R: 0 E: 0 K: 2 S: 9	H: 0 LOB: 0 BB: 0 P: 14	R: 0 E: 0 K: 0 S: 12	H: 0 LOB: 0 BB: 0 P: 19	R: 0 E: 0 K: 0 S: 12	H: 0 LOB: 0 BB: 0 P: 19	1B: 4 2B: 1 3B: 0 HR: 1	SF: 0 SAC: 0 DP: 0 HBP: 0	WP: 1 PB: 0 SB: 0 CS: 0	PA: 30			
PITCHER	IP WLS BF H R ER SO BB IBB HBP BLK WP HR S P ERA WHIP	IP WLS BF H R ER SO BB IBB HBP BLK WP HR S P ERA WHIP	IP WLS BF H R ER SO BB IBB HBP BLK WP HR S P ERA WHIP	IP WLS BF H R ER SO BB IBB HBP BLK WP HR S P ERA WHIP	IP WLS BF H R ER SO BB IBB HBP BLK WP HR S P ERA WHIP	IP WLS BF H R ER SO BB IBB HBP BLK WP HR S P ERA WHIP	IP WLS BF H R ER SO BB IBB HBP BLK WP HR S P ERA WHIP	IP WLS BF H R ER SO BB IBB HBP BLK WP HR S P ERA WHIP	IP WLS BF H R ER SO BB IBB HBP BLK WP HR S P ERA WHIP	IP WLS BF H R ER SO BB IBB HBP BLK WP HR S P ERA WHIP	IP WLS BF H R ER SO BB IBB HBP BLK WP HR S P ERA WHIP	IP WLS BF H R ER SO BB IBB HBP BLK WP HR S P ERA WHIP	IP WLS BF H R ER SO BB IBB HBP BLK WP HR S P ERA WHIP	IP WLS BF H R ER SO BB IBB HBP BLK WP HR S P ERA WHIP	IP WLS BF H R ER SO BB IBB HBP BLK WP HR S P ERA WHIP	IP WLS BF H R ER SO BB IBB HBP BLK WP HR S P ERA WHIP	IP WLS BF H R ER SO BB IBB HBP BLK WP HR S P ERA WHIP	IP WLS BF H R ER SO BB IBB HBP BLK WP HR S P ERA WHIP	IP WLS BF H R ER SO BB IBB HBP BLK WP HR S P ERA WHIP	IP WLS BF H R ER SO BB IBB HBP BLK WP HR S P ERA WHIP	IP WLS BF H R ER SO BB IBB HBP BLK WP HR S P ERA WHIP	IP WLS BF H R ER SO BB IBB HBP BLK WP HR S P ERA WHIP	IP WLS BF H R ER SO BB IBB HBP BLK WP HR S P ERA WHIP	IP WLS BF H R ER SO BB IBB HBP BLK WP HR S P ERA WHIP	IP WLS BF H R ER SO BB IBB HBP BLK WP HR S P ERA WHIP

AB	30
R	3
H	6
RBI	3
BB	0
SO	6
LOB	7



Batter	1	2	3	4	5	6	7	8	9	AB	R	H	RBI	BB	SO	LOB	TOP						
24 Dexter Fowler, S OBP: 0.389, SLG: 0.444										4	0	0	0	0	2	3	Chicago Cubs @ Los Angeles Dodgers Dodger Stadium, Los Angeles, CA Sun Aug 28 2016, 1:12 PM - 4:18 PM PDT Att: 44,745 - Sunny - 81 F						
17 Kris Bryant, R OBP: 0.388, SLG: 0.588										3	0	2	0	1	1	0							
44 Anthony Rizzo, L OBP: 0.393, SLG: 0.552										4	0	0	0	0	1	3							
18 Ben Zobrist, S OBP: 0.385, SLG: 0.449										3	0	0	0	1	1	2							
27 Addison Russell, R OBP: 0.327, SLG: 0.430										4	0	0	0	0	0	3							
22 Jason Heyward, L OBP: 0.306, SLG: 0.326										4	0	2	0	0	0	2							
9 Javier Báez, R OBP: 0.306, SLG: 0.429										4	0	0	0	0	1	2							
3 David Ross, R OBP: 0.349, SLG: 0.442										3	0	0	0	1	3	1							
34 Jon Lester, L OBP: 0.154, SLG: 0.106										1	0	0	0	0	1	0							
68 Jorge Soler, R OBP: 0.324, SLG: 0.423										0	0	0	0	1	0	0							
52 Justin Grimm, R OBP: 0.222, SLG: 0.125										0	0	0	0	0	0	0							
53 Trevor Cahill, R OBP: 0.222, SLG: 0.125										0	0	0	0	0	0	0							
6 Carl Edwards Jr., R OBP: 0.222, SLG: 0.125										0	0	0	0	0	0	0							
Inning Stats	R: 0 E: 0 K: 2 S: 12	H: 0 LOB: 1 BB: 1 P: 21	R: 0 E: 0 K: 2 S: 10	H: 1 LOB: 1 BB: 0 P: 11	R: 0 E: 0 K: 3 S: 12	H: 0 LOB: 0 BB: 0 P: 15	R: 0 E: 0 K: 1 S: 9	H: 0 LOB: 1 BB: 1 P: 11	R: 0 E: 0 K: 0 S: 14	H: 1 LOB: 2 BB: 1 P: 22	R: 0 E: 0 K: 0 S: 12	H: 1 LOB: 1 BB: 1 P: 20	R: 0 E: 0 K: 1 S: 11	H: 0 LOB: 1 BB: 1 P: 17	R: 0 E: 0 K: 0 S: 5	H: 1 LOB: 1 BB: 0 P: 6	R: 0 E: 0 K: 1 S: 10	H: 0 LOB: 0 BB: 0 P: 12	1B: 3 2B: 1 3B: 0 HR: 0	SF: 0 SAC: 1 DP: 0 HBP: 0	WP: 0 PB: 0 SB: 0 CS: 0	PA: 35	
PITCHER	IP WLS BF H R ER SO BB IBB HBP BLK WP HR S P ERA WHIP	IP WLS BF H R ER SO BB IBB HBP BLK WP HR S P ERA WHIP	IP WLS BF H R ER SO BB IBB HBP BLK WP HR S P ERA WHIP	IP WLS BF H R ER SO BB IBB HBP BLK WP HR S P ERA WHIP	IP WLS BF H R ER SO BB IBB HBP BLK WP HR S P ERA WHIP	IP WLS BF H R ER SO BB IBB HBP BLK WP HR S P ERA WHIP	IP WLS BF H R ER SO BB IBB HBP BLK WP HR S P ERA WHIP	IP WLS BF H R ER SO BB IBB HBP BLK WP HR S P ERA WHIP	IP WLS BF H R ER SO BB IBB HBP BLK WP HR S P ERA WHIP	IP WLS BF H R ER SO BB IBB HBP BLK WP HR S P ERA WHIP	IP WLS BF H R ER SO BB IBB HBP BLK WP HR S P ERA WHIP	IP WLS BF H R ER SO BB IBB HBP BLK WP HR S P ERA WHIP	IP WLS BF H R ER SO BB IBB HBP BLK WP HR S P ERA WHIP	IP WLS BF H R ER SO BB IBB HBP BLK WP HR S P ERA WHIP	IP WLS BF H R ER SO BB IBB HBP BLK WP HR S P ERA WHIP	IP WLS BF H R ER SO BB IBB HBP BLK WP HR S P ERA WHIP	IP WLS BF H R ER SO BB IBB HBP BLK WP HR S P ERA WHIP	IP WLS BF H R ER SO BB IBB HBP BLK WP HR S P ERA WHIP	IP WLS BF H R ER SO BB IBB HBP BLK WP HR S P ERA WHIP	IP WLS BF H R ER SO BB IBB HBP BLK WP HR S P ERA WHIP	IP WLS BF H R ER SO BB IBB HBP BLK WP HR S P ERA WHIP	IP WLS BF H R ER SO BB IBB HBP BLK WP HR S P ERA WHIP	IP WLS BF H R ER SO BB IBB HBP BLK WP HR S P ERA WHIP

AB	30
R	0
H	4
RBI	0
BB	4
SO	10
LOB	16



Batter	1	2	3	4	5	6	7	8	9	AB	R	H	RBI	BB	SO	LOB	BOTTOM					
47 Howie Kendrick, R OBP: 0.333, SLG: 0.398										3	0	0	0	1	0	2	Chicago Cubs @ Los Angeles Dodgers Dodger Stadium, Los Angeles, CA Sun Aug 28 2016, 1:12 PM - 4:18 PM PDT Att: 44,745 - Sunny - 81 F					
5 Corey Seager, L OBP: 0.377, SLG: 0.543										2	0	0	0	2	1	1						
10 Justin Turner, R OBP: 0.335, SLG: 0.502										4	0	0	0	0	3	5						
23 Adrián González, L OBP: 0.364, SLG: 0.456										4	0	2	1	0	1	3						
14 Enrique Hernández, R OBP: 0.288, SLG: 0.337										2	0	0	0	0	1	2						
31 Joc Pederson, L OBP: 0.336, SLG: 0.473										2	0	0	0	0	2	4						
25 Rob Segedin, R OBP: 0.304, SLG: 0.439										3	0	1	0	0	1	1						
74 Kenley Jansen, S OBP: 0.342, SLG: 0.472										3	0	0	0	0	1	2						
6 Charlie Culberson, R OBP: 0.250, SLG: 0.282										2	0	0	0	0	1	1						
26 Chase Utley, L OBP: 0.327, SLG: 0.395										1	0	0	0	0	1	0						
48 Brock Stewart, L OBP: 0.167, SLG: 0.167										1	0	1	0	0	0	0						
11 Josh Reddick, L OBP: 0.288, SLG: 0.376										1	0	0	0	0	0	1						
58 Jesse Chavez, R OBP: 0.288, SLG: 0.376										0	0	0	0	0	0	0						
75 Grant Dayton, L OBP: 0.288, SLG: 0.376										0	0	0	0	0	0	0						
55 Joe Blanton, R OBP: 0.288, SLG: 0.376										0	0	0	0	0	0	0						
60 Andrew Toles, L OBP: 0.288, SLG: 0.376										0	1	0	0	0	0	0						
Inning Stats	R: 0 E: 1 K: 3 S: 10	H: 0 LOB: 1 BB: 1 P: 19	R: 0 E: 0 K: 1 S: 7	H: 0 LOB: 0 BB: 0 P: 9	R: 0 E: 0 K: 1 S: 11	H: 1 LOB: 0 BB: 0 P: 15	R: 0 E: 0 K: 0 S: 14	H: 1 LOB: 1 BB: 1 P: 21	R: 0 E: 0 K: 1 S: 10	H: 1 LOB: 0 BB: 0 P: 17	R: 0 E: 0 K: 3 S: 13	H: 1 LOB: 1 BB: 0 P: 21	R: 1 E: 1 K: 3 S: 17	H: 0 LOB: 3 BB: 1 P: 31	1B: 4 2B: 0 3B: 0 HR: 0	SF: 0 SAC: 0 DP: 2 HBP: 1	WP: 0 PB: 0 SB: 0 CS: 0	PA: 32				
PITCHER	IP WLS BF H R ER SO BB IBB HBP BLK WP HR S P ERA WHIP	IP WLS BF H R ER SO BB IBB HBP BLK WP HR S P ERA WHIP	IP WLS BF H R ER SO BB IBB HBP BLK WP HR S P ERA WHIP	IP WLS BF H R ER SO BB IBB HBP BLK WP HR S P ERA WHIP	IP WLS BF H R ER SO BB IBB HBP BLK WP HR S P ERA WHIP	IP WLS BF H R ER SO BB IBB HBP BLK WP HR S P ERA WHIP	IP WLS BF H R ER SO BB IBB HBP BLK WP HR S P ERA WHIP	IP WLS BF H R ER SO BB IBB HBP BLK WP HR S P ERA WHIP	IP WLS BF H R ER SO BB IBB HBP BLK WP HR S P ERA WHIP	IP WLS BF H R ER SO BB IBB HBP BLK WP HR S P ERA WHIP	IP WLS BF H R ER SO BB IBB HBP BLK WP HR S P ERA WHIP	IP WLS BF H R ER SO BB IBB HBP BLK WP HR S P ERA WHIP	IP WLS BF H R ER SO BB IBB HBP BLK WP HR S P ERA WHIP	IP WLS BF H R ER SO BB IBB HBP BLK WP HR S P ERA WHIP	IP WLS BF H R ER SO BB IBB HBP BLK WP HR S P ERA WHIP	IP WLS BF H R ER SO BB IBB HBP BLK WP HR S P ERA WHIP	IP WLS BF H R ER SO BB IBB HBP BLK WP HR S P ERA WHIP	IP WLS BF H R ER SO BB IBB HBP BLK WP HR S P ERA WHIP	IP WLS BF H R ER SO BB IBB HBP BLK WP HR S P ERA WHIP	IP WLS BF H R ER SO BB IBB HBP BLK WP HR S P ERA WHIP	IP WLS BF H R ER SO BB IBB HBP BLK WP HR S P ERA WHIP	IP WLS BF H R ER SO BB IBB HBP BLK WP HR S P ERA WHIP

AB	28
R	1
H	4
RBI	1
BB	3
SO	12
LOB	22



Batter	1	2	3	4	5	6	7	8	9	10	11	12	13	AB R H RBI BB SO LOB	TOP									
5 Josh Harrison, R OBP: 0.302, SLG: 0.378	G5-3			K		25 HR	1B				E4		SF7	6 1 3 3 0 1 1	Pittsburgh Pirates @ Chicago Cubs Wrigley Field, Chicago, IL Mon Aug 29 2016, 7:07 PM - 12:10 AM CDT Att. 38,951 - Overcast - 75 F									
55 Josh Bell, S 7 Felipe Vazquez, L 30 Neilral Feliz, R 24 Eric Fryer, R 44 Tony Watson, L 49 Jeff Locke, L	BB			HR		25 HR	BB						K	2 2 1 1 2 0 1 0 0 0 0 0 0 0 0 0 0 0 0 0 1 1 1 0 0 0 0 0 0 0 2 0 0 1 0 0 0 0 2										
22 Andrew McCutchen, R OBP: 0.329, SLG: 0.415	F9		G5-3											6 0 1 0 0 1 3										
25 Gregory Polanco, L OBP: 0.340, SLG: 0.506	CS	F8		G3-1										5 1 1 3 1 2 1										
6 Starling Marte, R OBP: 0.361, SLG: 0.450	P4													6 0 2 0 0 1 1										
23 David Freese, R OBP: 0.355, SLG: 0.424	K													5 1 2 0 1 2 2										
29 Francisco Cervelli, R OBP: 0.373, SLG: 0.306														5 1 1 0 1 0 3										
10 Jordy Mercer, R OBP: 0.337, SLG: 0.377	G6-3													5 1 1 0 1 0 3										
43 Steven Brault, L 48 Jared Hughes, R 28 John Jaso, L 31 A.J. Schugel, R 17 Matt Szwarz, R 3 Sean Rodriguez, R	G1-3													1 0 1 0 0 0 0 0 0 3 0 0 0 0 0 2 4										
Inning Stats	R: 0 E: 0 K: 0 S: 7	H: 0 LOB: 0 BB: 1 P: 13	R: 0 E: 0 K: 1 S: 9	H: 0 LOB: 0 BB: 0 P: 14	R: 0 E: 0 K: 0 S: 8	H: 1 LOB: 1 BB: 0 P: 14	R: 3 E: 0 K: 0 S: 9	H: 2 LOB: 0 BB: 1 P: 14	R: 2 E: 0 K: 1 S: 17	H: 2 LOB: 1 BB: 1 P: 24	R: 0 E: 0 K: 2 S: 14	H: 1 LOB: 1 BB: 0 P: 21	R: 0 E: 1 K: 0 S: 9	H: 2 LOB: 2 BB: 0 P: 14		R: 0 E: 0 K: 1 S: 7	H: 0 LOB: 0 BB: 0 P: 9	R: 1 E: 0 K: 2 S: 11	H: 2 LOB: 2 BB: 1 P: 21	1B: 10 2B: 1 3B: 0 HR: 2	SF: 1 SAC: 0 DP: 0 HBP: 0	W/P: 0 PB: 0 SB: 3 CS: 2	PA: 57	
PITCHER	IP ERA WLS BF H R ER SO BB IBB HBP BLK WP HR S P ERA WHIP	49 Jake Arrieta, R ERA: 2.84	37 Travis Wood, L ERA: 3.04	45 Spencer Patton, R ERA: 4.87	60 Felix Peña, R ERA: 11.57	54 Aroldis Chapman, L ERA: 1.76	PITCHER	IP ERA WLS BF H R ER SO BB IBB HBP BLK WP HR S P ERA WHIP	53 Trevor Cahill, R ERA: 2.83	52 Justin Grimm, R ERA: 3.83	29 Rob Zastryzny, L ERA: 1.08													

Pittsburgh Pirates @ Chicago Cubs
 Wrigley Field, Chicago, IL
 Mon Aug 29 2016, 7:07 PM - 12:10 AM CDT
 Att. 38,951 - Overcast - 75 F


AB 49
 R 7
 H 13
 RBI 7
 BB 6
 SO 12
 LOB 24



Batter	1	2	3	4	5	6	7	8	9	10	11	12	13	AB R H RBI BB SO LOB	BOTTOM												
24 Dexter Fowler, S OBP: 0.350, SLG: 0.443	G5-3			G5-3		L4								7 2 3 0 0 1 4	Pittsburgh Pirates @ Chicago Cubs Wrigley Field, Chicago, IL Mon Aug 29 2016, 7:07 PM - 12:10 AM CDT Att. 38,951 - Overcast - 75 F												
17 Kris Bryant, R OBP: 0.402, SLG: 0.587	FC1			BB										3 2 1 0 3 1 1													
44 Anthony Rizzo, L OBP: 0.392, SLG: 0.547	G5-3			G3										6 1 1 2 1 1 8													
18 Ben Zobrist, S OBP: 0.384, SLG: 0.443	F7													5 0 0 0 2 2 3													
68 Jorge Soler, R 54 Aroldis Chapman, L 53 Trevor Cahill, R 30 Neilral Feliz, R 52 Jason Heyward, L 29 Rob Zastryzny, R 47 Miguel Montero, L	K			G3-1										5 1 3 3 2 0 1 2 0 0 0 0 0 0 0 0 0 0 0 0 0 0 1 0 0 0 0 0 0 1 0 0 1 1 0 0 0													
22 Jason Heyward, L OBP: 0.307, SLG: 0.329	G3-1			G4-3										6 1 2 1 0 0 2													
40 Willson Contreras, R OBP: 0.348, SLG: 0.460	K			G6-3										6 1 1 2 0 1 3													
9 Javier Báez, R OBP: 0.312, SLG: 0.442	L7													6 0 4 0 0 1 1													
40 Jake Arrieta, R 37 Travis Wood, L 45 Spencer Patton, R 20 Matt Szwarz, R 49 Jeff Locke, L 27 Addison Russell, R	BB			K										3 0 1 0 0 2 1 0 0 0 0 0 0 0 0 0 0 0 0 0 0 1 0 0 0 0 0 1 1 2 0 0 0 0 0 1 2													
Inning Stats	R: 1 E: 1 K: 1 S: 14	H: 1 LOB: 1 BB: 0 P: 24	R: 0 E: 0 K: 1 S: 11	H: 2 LOB: 2 BB: 0 P: 17	R: 2 E: 0 K: 1 S: 22	R: 0 E: 0 K: 1 S: 11	H: 1 LOB: 1 BB: 2 P: 22	R: 0 E: 0 K: 2 S: 8	H: 1 LOB: 1 BB: 0 P: 13	R: 0 E: 0 K: 2 S: 11	H: 0 LOB: 0 BB: 0 P: 14	R: 0 E: 0 K: 1 S: 10	H: 0 LOB: 1 BB: 1 P: 18	R: 2 E: 0 K: 3 S: 15		H: 3 LOB: 2 BB: 1 P: 29	R: 1 E: 0 K: 0 S: 16	H: 1 LOB: 0 BB: 1 P: 18	R: 0 E: 0 K: 1 S: 8	H: 2 LOB: 2 BB: 1 P: 23	R: 0 E: 0 K: 1 S: 11	H: 0 LOB: 0 BB: 0 P: 15	R: 0 E: 0 K: 0 S: 11	H: 1 LOB: 3 BB: 1 P: 25	1B: 11 2B: 4 3B: 1 HR: 2	SF: 0 SAC: 0 DP: 2 HBP: 1	W/P: 1 PB: 0 SB: 0 CS: 0
PITCHER	IP ERA WLS BF H R ER SO BB IBB HBP BLK WP HR S P ERA WHIP	43 Steven Brault, L ERA: 3.86	48 Jared Hughes, R ERA: 3.56	31 A.J. Schugel, R ERA: 3.78	73 Felipe Vazquez, L ERA: 3.62	30 Neilral Feliz, R ERA: 3.21	PITCHER	IP ERA WLS BF H R ER SO BB IBB HBP BLK WP HR S P ERA WHIP	44 Tony Watson, L ERA: 2.88	49 Jeff Locke, L ERA: 5.39																	

Pittsburgh Pirates @ Chicago Cubs
 Wrigley Field, Chicago, IL
 Mon Aug 29 2016, 7:07 PM - 12:10 AM CDT
 Att. 38,951 - Overcast - 75 F

AB 52
 R 8
 H 17
 RBI 8
 BB 6
 SO 12
 LOB 28



Batter	1	2	3	4	5	6	7	8	9	AB	R	H	RBI	BB	SO	LOB	TOP			
5 Josh Harrison, R OBP: 0.302, SLG: 0.375	F9			BB		F8			K	3	0	0	0	1	1		Pittsburgh Pirates @ Chicago Cubs Wrigley Field, Chicago, IL Tue Aug 30 2016, 7:07 PM - 9:42 PM CDT Att: 38,174 - Cloudy - 75 F			
55 Josh Bell, S OBP: 0.488, SLG: 0.613	G4-3			G5-3			K		G4-3	4	0	0	0	0	1					
22 Andrew McCutchen, R OBP: 0.329, SLG: 0.413	P4			F8					F8	4	0	1	0	0	0	0				
25 Gregory Polanco, L OBP: 0.340, SLG: 0.505		P4			FC6-4				FC4-6	3	0	1	0	0	0	1				
6 Starling Marte, R OBP: 0.359, SLG: 0.447		G6-3			FC6-4				L9	3	0	0	0	0	0	2				
23 David Freese, R OBP: 0.352, SLG: 0.421					K				G4-3	3	0	0	0	0	2	1				
29 Francisco Cervelli, R OBP: 0.369, SLG: 0.302				G6-3					F8	3	0	0	0	0	0	0				
10 Jordy Mercer, R OBP: 0.337, SLG: 0.379				G6-3					G4-3	3	0	1	0	0	0	0				
39 Chad Kuhl, R OBP: 0.063, SLG: 0.063									L8	1	0	0	0	0	1	0				
28 John Jaso, L OBP: 0.348, SLG: 0.382				K						1	0	1	0	0	0	0				
31 A.J. Schugel, R OBP: 0.402, SLG: 0.522										0	0	0	0	0	0	0				
17 Matt Joyce, L OBP: 0.402, SLG: 0.522										1	0	0	0	0	0	1				
48 Jared Hughes, R										0	0	0	0	0	0	0				
Inning Stats	R: 0 H: 0 E: 0 K: 0 S: 7	H: 0 LOB: 0 BB: 0 P: 14	R: 0 H: 0 E: 0 K: 1 S: 9	H: 0 LOB: 0 BB: 0 P: 16	R: 0 H: 0 E: 0 K: 1 S: 8	H: 0 LOB: 0 BB: 0 P: 12	R: 0 H: 0 E: 0 K: 0 S: 9	H: 0 LOB: 0 BB: 1 P: 15	R: 0 H: 1 E: 0 K: 0 S: 8	H: 1 LOB: 1 BB: 0 P: 13	R: 0 H: 1 E: 0 K: 1 S: 11	H: 1 LOB: 1 BB: 0 P: 16	R: 0 H: 1 E: 0 K: 0 S: 14	H: 1 LOB: 1 BB: 0 P: 24	R: 0 H: 0 E: 0 K: 1 S: 9	H: 0 LOB: 0 BB: 0 P: 13	1B: 2 2B: 2 3B: 0 HR: 0	SF: 0 SAC: 0 DP: 0 HBP: 0	WP: 0 PB: 0 SB: 1 CS: 1	PA: 30
PITCHER	IP WLS BF H R ER SO BB IBB HBP BLK WP HR S P ERA WHIP																			
28 Kyle Hendricks, R ERA: 2.09	7.0 W 23 3 0 0 4 1 0 0 0 0 0 0 61 99 0.00 0.571																			
6 Carl Edwards Jr., R ERA: 3.16	1.0 H 4 1 0 0 0 0 0 0 0 0 0 0 14 24 0.00 1.000																			
54 Aroldis Chapman, L ERA: 1.72	1.0 S 3 0 0 0 1 0 0 0 0 0 0 0 9 13 0.00 0.000																			

AB 29
R 0
H 4
RBI 0
BB 1
SO 5
LOB 7



Batter	1	2	3	4	5	6	7	8	9	AB	R	H	RBI	BB	SO	LOB	BOTTOM			
9 Javier Báez, R OBP: 0.311, SLG: 0.438	HR		L7			K			G1-3	3	1	0	0	0	1	0	Pittsburgh Pirates @ Chicago Cubs Wrigley Field, Chicago, IL Tue Aug 30 2016, 7:07 PM - 9:42 PM CDT Att: 38,174 - Cloudy - 75 F			
17 Kris Bryant, R OBP: 0.401, SLG: 0.586	F7		G4-3			K			F8	4	0	1	0	0	1	1				
44 Anthony Rizzo, L OBP: 0.391, SLG: 0.551	HR		G4-3			F9			K	4	1	1	2	0	1	1				
68 Jorge Soler, R OBP: 0.338, SLG: 0.450										2	0	1	0	2	1	0				
54 Aroldis Chapman, L										0	0	0	0	0	0	0				
22 Jason Heyward, L OBP: 0.304, SLG: 0.326	G3-1								G3	4	0	0	0	0	1	4				
27 Addison Russell, R OBP: 0.325, SLG: 0.426										2	1	0	0	1	1	1				
47 Miguel Montero, L OBP: 0.323, SLG: 0.314										3	0	1	1	0	1	1				
20 Matt Szczur, R OBP: 0.327, SLG: 0.439										3	0	1	0	0	0	0				
28 Kyle Hendricks, R OBP: 0.149, SLG: 0.111										2	0	0	0	0	0	1				
18 Ben Zobrist, S OBP: 0.353, SLG: 0.442										1	0	0	0	0	0	0				
6 Carl Edwards Jr., R										0	0	0	0	0	0	0				
24 Dexter Fowler, S OBP: 0.389, SLG: 0.443										0	0	0	0	0	0	0				
Inning Stats	R: 2 H: 1 E: 0 K: 1 S: 11	H: 1 LOB: 0 BB: 0 P: 18	R: 1 H: 1 E: 0 K: 0 S: 14	H: 1 LOB: 0 BB: 1 P: 23	R: 0 H: 1 E: 0 K: 0 S: 15	H: 1 LOB: 2 BB: 1 P: 26	R: 0 H: 1 E: 0 K: 2 S: 11	H: 1 LOB: 0 BB: 0 P: 16	R: 0 H: 0 E: 0 K: 2 S: 7	H: 0 LOB: 0 BB: 0 P: 8	R: 0 H: 1 E: 0 K: 1 S: 12	H: 1 LOB: 1 BB: 0 P: 17	R: 0 H: 0 E: 0 K: 0 S: 10	H: 0 LOB: 0 BB: 0 P: 15	R: 0 H: 0 E: 0 K: 1 S: 7	H: 0 LOB: 1 BB: 1 P: 14	1B: 3 2B: 1 3B: 0 HR: 1	SF: 0 SAC: 0 DP: 0 HBP: 1	WP: 0 PB: 0 SB: 1 CS: 0	PA: 32
PITCHER	IP WLS BF H R ER SO BB IBB HBP BLK WP HR S P ERA WHIP																			
39 Chad Kuhl, R ERA: 3.7	5.0 L 21 4 3 3 5 2 0 0 0 0 0 0 58 91 0.00 1.200																			
31 A.J. Schugel, R ERA: 3.53	2.0 7 1 0 0 1 0 0 0 0 0 0 22 32 0.00 0.500																			
48 Jared Hughes, R ERA: 3.48	1.0 4 0 0 0 1 1 0 0 0 0 0 7 14 0.00 1.000																			

AB 28
R 3
H 5
RBI 3
BB 3
SO 7
LOB 9



Batter	1	2	3	4	5	6	7	8	9	AB	R	H	RBI	BB	SO	LOB	TOP					
2 Denard Span, L OBP: 0.336, SLG: 0.390	G4-3 C FF 92 X SI 92		G6-3 C SI 92 B CU 72 F SI 91 B CH 84 X CH 84			L6 F FC 88 B SI 91 F SI 91 X FF 92		G4-3 X SI 88 0-0		4	0	0	0	0	0	1	San Francisco Giants @ Chicago Cubs Wrigley Field, Chicago, IL Fri Sep 02 2016, 1:22 PM - 3:59 PM CDT Att: 40,818 - Sunny - 73 F					
16 Angel Pagan, S OBP: 0.340, SLG: 0.428	F9 C FF 93 B SI 94 B FF 93 F SI 92 X FF 93			F8 B FF 91 C SI 88 X FF 91			P6 X FF 91 0-0	G4-3 B CU 70 B CU 71 C FF 92 X FF 92	4	0	0	0	0	0	0							
28 Buster Posey, R OBP: 0.371, SLG: 0.447	BB B FF 94 B SI 92 B SI 92 B FF 92			K F FF 92 S CU 73 S CH 84			G6-3 F FF 91 X FF 91	G4-3 F FF 92 B SI 92 S CU 70 X FF 93	3	0	0	0	1	1	0							
8 Hunter Pence, R OBP: 0.355, SLG: 0.451	F9 C FC 90 B SI 91 X FF 93		K S CH 84 B FF 93 S FF 93			HR F FF 92 B SI 93 B CU 76 X FC 88		BB C FF 92 B FC 89 B SI 92 S CU 70 B FF 93 B CU 73	3	1	1	1	1	1	1							
35 Brandon Crawford, L OBP: 0.339, SLG: 0.444		L3 S FF 92 B SI 91 P SI 90 B SI 91 F FF 92 X FC 88			L5 S FF 92 X SI 91		2B B CU 70 S FF 92 X SI 91	K C FF 91 S CU 73 S FF 94	4	0	1	0	0	1	1							
10 Eduardo Nájera, R OBP: 0.318, SLG: 0.428	L1 C FF 92 S CU 73 X FF 93			P3 B FF 92 B FF 92 X CH 83		L5 D CU 71 X FF 93			3	0	0	0	0	0	1							
12 Joe Panik, L OBP: 0.329, SLG: 0.405			K B FF 93 S SI 91 S FC 89		G4-3 F FC 87 B FF 93 X SI 90			G3 C FF 91 X SI 89	3	0	0	0	0	1	0							
Trevor Brown, R OBP: 0.299, SLG: 0.386			L7 C SI 90 B FF 92 B CU 73 X FF 92			G6-3 X SI 90 0-0		2B X CH 86	3	0	1	0	0	0	0							
56 Albert Suárez, R OBP: 0.200, SLG: 0.267						L8 C FF 92 X FC 89		P5 X FF 92 0-0	1	0	0	0	0	0	0							
37 Kelly Tomkinson, R OBP: 0.275, SLG: 0.320									0	0	0	0	0	0	0							
48 Steven Okert, L OBP: 0.275, SLG: 0.320									0	0	0	0	0	0	0							
62 Cory Gearrin, R OBP: 0.275, SLG: 0.320									0	0	0	0	0	0	0							
51 Mac Williamson, R OBP: 0.275, SLG: 0.320									0	0	0	0	0	0	0							
54 Sergio Romo, R OBP: 0.275, SLG: 0.320									0	0	0	0	0	0	0							
61 Josh Osich, L OBP: 0.275, SLG: 0.320									0	0	0	0	0	0	0							
Inning Stats	R: 0 E: 0 K: 0 S: 6	H: 0 LOB: 1 BB: 1 P: 14	R: 0 E: 0 K: 1 S: 11	H: 0 LOB: 0 BB: 0 P: 14	R: 0 E: 0 K: 0 S: 8	H: 0 LOB: 0 BB: 0 P: 12	R: 0 E: 0 K: 2 S: 8	H: 0 LOB: 0 BB: 0 P: 10	R: 0 E: 0 K: 0 S: 5	H: 0 LOB: 0 BB: 0 P: 8	R: 0 E: 0 K: 0 S: 6	H: 0 LOB: 0 BB: 0 P: 8	R: 1 E: 0 K: 0 S: 9	H: 2 LOB: 1 BB: 0 P: 12	R: 0 E: 0 K: 0 S: 5	H: 1 LOB: 1 BB: 0 P: 5	R: 0 E: 0 K: 1 S: 10	H: 0 LOB: 1 BB: 1 P: 19	1B: 0 2B: 2 3B: 0 HR: 1	SF: 0 SAC: 0 DP: 0 HBP: 0	WP: 0 PB: 0 SB: 0 CS: 0	PA: 32
PITCHER 34 Jon Lester, L ERA: 2.61	IP: 9.0 WLS: W BF: 32	H: 3 R: 1 ER: 1 SO: 4	BB: 2 IBB: 0 HBP: 0 BLK: 0	WP: 0 HR: 1 S: 68 P: 102	ERA: 1.00 WHIP: 0.556	PITCHER										ERA: 1.00 WHIP: 0.556						

AB	30
R	1
H	3
RBI	1
BB	2
SO	4
LOB	5



Batter	1	2	3	4	5	6	7	8	9	AB	R	H	RBI	BB	SO	LOB	BOTTOM							
24 Dexter Fowler, S OBP: 0.391, SLG: 0.445	G4-3 C SI 92 B SI 93 S CH 86 F SI 94 X CU 76		1B B FF 93 X CH 85		BB B CU 76 B SI 93 B CH 84 B CU 76 B CH 83		F8 B SI 83 B SI 91 B CH 84 B CH 84 F SI 92 F SI 92 X SI 83		F7 B SI 77 F SI 86 X SL 78	3	0	1	1	1	0	0	San Francisco Giants @ Chicago Cubs Wrigley Field, Chicago, IL Fri Sep 02 2016, 1:22 PM - 3:59 PM CDT Att: 40,818 - Sunny - 73 F							
17 Kris Bryant, R OBP: 0.402, SLG: 0.586	G5-3 C SI 96 F CH 86 X CU 77		BB B SI 92 T CH 84 C FF 92 D CU 77 B SI 93		L5 X SI 91 0-0		F7 B SI 77 F SI 86 X SL 78	3	0	0	0	1	0	1										
44 Anthony Rizzo, L OBP: 0.388, SLG: 0.545	L8 F CH 86 X CH 86		L8 B SI 91 C SI 93 B SI 93 B CU 76 F SI 95 X SI 93		1B B FF 93 F SI 91 X SL 82		2B C SI 78 F CH 82 F SI 74 X FF 87	4	0	2	0	0	0	2										
18 Ben Zobrist, S OBP: 0.385, SLG: 0.440		F9 B SI 93 C SI 92 F CU 79 B SI 93 X CU 78	G4-3 B CH 84 B SI 88 B CH 85 X CH 85		BB B FF 94 B SI 88 F FF 91 B FF 93		2B B SI 78 B SI 77 I IN 77 I IN 68	2	0	0	0	2	0	2										
8 Chris Coghlan, L OBP: 0.280, SLG: 0.290		G4-3 B CH 85 C SI 94 X SI 94		F7 C CU 75 X SI 91		F4 S SI 92 F SI 94 X FC 87		BB B SI 93 B SI 94 B FF 94 B FF 93	2	0	0	0	0	0	2									
47 Miguel Montero, L OBP: 0.365, SLG: 0.425								22 L4-3 B SI 93 B SI 94 B FF 94 B FF 93	0	0	0	0	0	0	0									
27 Addison Russell, R OBP: 0.275, SLG: 0.425								BB C SI 96 F FC 90 X FC 90	0	0	0	0	1	0	0									
22 Jason Heyward, L OBP: 0.305, SLG: 0.325		G6-3 B SI 94 B FF 94 X SI 93		K C SI 91 B CU 76 S CH 84		K B SI 92 F SI 92 F FC 90 S FF 94		L4-3 C SI 96 F FC 90 X FC 90	4	0	0	0	0	2	5									
9 Javier Báez, R OBP: 0.309, SLG: 0.436			2B B SI 79 B SI 80 B SI 95 B SI 95 B SI 95 X SI 96	K S CH 84 C CU 77 F SI 94 F SI 94 S CU 76		K S SI 92 S SI 83 S SI 84			3	1	1	0	0	2	2									
3 David Ross, R OBP: 0.356, SLG: 0.444			2B B SI 84 S CH 84 X SI 81		K B SI 92 F SI 92 F CU 76 S CH 84			K C SI 91 F SI 91 F SI 93 S SI 93	3	1	1	1	0	2	0									
34 Jon Lester, L OBP: 0.148, SLG: 0.102			SH1-4 L SI 92 X SI 91		F8 S FF 93 F SI 94 F CU 76 B CU 73 X SI 92		G6-3 C SI 91 X SI 91			2	0	0	0	0	0									
Inning Stats	R: 0 E: 0 K: 0 S: 9	H: 0 LOB: 0 BB: 0 P: 11	R: 0 E: 0 K: 0 S: 6	H: 0 LOB: 0 BB: 0 P: 11	R: 2 E: 0 K: 0 S: 19	H: 3 LOB: 2 BB: 1 P: 34	R: 0 E: 0 K: 2 S: 11	H: 0 LOB: 0 BB: 0 P: 13	R: 0 E: 0 K: 1 S: 12	H: 0 LOB: 1 BB: 1 P: 19	R: 0 E: 0 K: 2 S: 18	H: 1 LOB: 2 BB: 1 P: 25	R: 0 E: 0 K: 1 S: 10	H: 0 LOB: 0 BB: 0 P: 14	R: 0 E: 0 K: 0 S: 9	H: 1 LOB: 2 BB: 2 P: 18	1B: 2 2B: 4 3B: 0 HR: 0	SF: 0 SAC: 1 DP: 1 HBP: 0	WP: 0 PB: 0 SB: 0 CS: 0	PA: 33				
PITCHER 56 Albert Suárez, R ERA: 4.29	IP: 5.0 WLS: L BF: 20	H: 3 R: 2 ER: 2 SO: 3	BB: 2 IBB: 0 HBP: 0 BLK: 0	WP: 0 HR: 0 S: 57 P: 88	ERA: 3.60 WHIP: 1.000	PITCHER										ERA: 3.60 WHIP: 1.000								
48 Steven Okert, L ERA: 5.4	0.2	4	1	0	0	1	0	0	0	0	15	22	0.00	3.000										
62 Cory Gearrin, R ERA: 4.6	1.1	4	0	0	0	2	0	0	0	0	13	17	0.00	0.000										
54 Sergio Romo, R ERA: 2.95	0.1	3	1	0	0	0	0	1	0	0	6	11	0.00	3.000										
61 Josh Osich, L ERA: 4.02	0.2	2	0	0	0	0	1	0	0	0	3	7	0.00	1.500										



Batter	1	2	3	4	5	6	7	8	9	AB	R	H	RBI	BB	SO	LOB	TOP					
24 Dexter Fowler, S OBP: 0.380, SLG: 0.429	G3-1		18 BB		K			F8	F9	4	0	0	0	1	1	1	Chicago Cubs @ Milwaukee Brewers Miller Park, Milwaukee, WI Tue Sep 06 2016, 7:11 PM - 9:59 PM CDT Att: 32,888 - Cloudy - 89 F					
18 Ben Zobrist, S OBP: 0.383, SLG: 0.435	F9		68 FC6-4			G6-3		44 HR		4	1	2	0	0	0	0						
44 Anthony Rizzo, L OBP: 0.389, SLG: 0.552	HR		F6			F8		2-H	HR	4	2	2	3	0	0	2						
68 Jorge Soler, R OBP: 0.343, SLG: 0.445	P4		FC6-4			K		2 FC6-4	BB	3	0	0	0	1	1	2						
2 Tommy La Stella, L OBP: 0.373, SLG: 0.436		K			L7			47 FC1-6	FC6-4	4	0	1	0	0	1	1						
45 Spencer Patton, R								2B		0	0	0	0	0	0	0						
22 Jason Heyward, L OBP: 0.302, SLG: 0.321	G4-3		G4-3		G4-3				F9	3	0	0	0	0	1	1						
5 Albert Almora Jr., R OBP: 0.287, SLG: 0.417										1	0	0	0	0	0	0						
47 Miguel Montero, L OBP: 0.331, SLG: 0.345	HR		K			FC1-6		2-3	66 2B	4	2	2	1	0	1	1						
9 Javier Báez, R OBP: 0.307, SLG: 0.431	G4-3		G4-3		G4-3				2B	3	0	0	0	0	1	1						
66 Munenori Kawasaki, L OBP: 0.500, SLG: 0.750										1	0	1	1	0	0	0						
39 Jason Hammel, R OBP: 0.246, SLG: 0.283			F9		G1-3				P6	2	0	0	0	0	0	0						
60 Félix Peña, R										0	0	0	0	0	0	0						
56 Héctor Rondón, R										0	0	0	0	0	0	0						
8 Chris Coghlan, L OBP: 0.263, SLG: 0.289										2	0	0	0	0	0	1						
Inning Stats	R: 1 E: 0 K: 0 S: 5	H: 1 LOB: 0 BB: 0 P: 10	R: 1 E: 0 K: 1 S: 9	H: 1 LOB: 0 BB: 0 P: 13	R: 0 E: 0 K: 0 S: 11	H: 1 LOB: 2 BB: 1 P: 18	R: 0 E: 0 K: 1 S: 9	H: 0 LOB: 0 BB: 0 P: 14	R: 0 E: 0 K: 1 S: 7	H: 0 LOB: 0 BB: 0 P: 9	R: 0 E: 0 K: 2 S: 6	H: 1 LOB: 1 BB: 0 P: 11	R: 0 E: 0 K: 2 S: 9	H: 1 LOB: 0 BB: 0 P: 14	R: 2 E: 0 K: 0 S: 15	H: 2 LOB: 1 BB: 1 P: 23	R: 1 E: 0 K: 0 S: 9	H: 2 LOB: 1 BB: 0 P: 15	1B: 1 2B: 4 3B: 0 HR: 3	SF: 0 SAC: 0 DP: 0 HBP: 0	WP: 0 PB: 0 SB: 0 CS: 0	PA: 37
PITCHER	IP WLS BF H R ER SO BB IBB HBP BLK WP HR S P ERA WHIP																					
38 Wily Peralta, R ERA: 5.47	7.2 W 30 6 4 4 6 1 0 0 0 0 0 3 65 102 4.70 0.913																					
50 Jacob Barnes, R ERA: 3.32	0.1 2 0 0 0 0 1 0 0 0 0 0 0 6 10 0.00 3.000																					
48 Blaine Boyer, R ERA: 3.98	1.0 5 2 1 1 0 0 0 0 0 0 0 0 9 15 9.00 2.000																					

AB	35
R	5
H	8
RBI	5
BB	2
SO	6
LOB	10



Batter	1	2	3	4	5	6	7	8	9	AB	R	H	RBI	BB	SO	LOB	BOTTOM			
5 Jonathan Villar, S OBP: 0.376, SLG: 0.453	HR		L7		10 S			8 HR		5	2	3	1	0	1	2	Chicago Cubs @ Milwaukee Brewers Miller Park, Milwaukee, WI Tue Sep 06 2016, 7:11 PM - 9:59 PM CDT Att: 32,888 - Cloudy - 89 F			
10 Kirk Nieuwenhuis, L OBP: 0.334, SLG: 0.460	8 WP		8 BB		K			8 FC5		3	3	1	0	2	1	1				
8 Ryan Braun, R OBP: 0.368, SLG: 0.544	14 BB		F9		K			FC5		5	3	2	4	0	1	2				
48 Blaine Boyer, R	16 BB				K			14 BB		0	0	0	0	0	0	0				
14 Hernán Pérez, R OBP: 0.305, SLG: 0.456	33 BB		33 S		G6-3					5	1	4	2	0	0	1				
33 Chris Carter, R OBP: 0.327, SLG: 0.499	3 BB		12 SF7		K			F8		3	1	0	0	1	2	3				
16 Domingo Santana, R OBP: 0.356, SLG: 0.417	38 WP		12 G4-6-3		G5-4-3			L9		5	1	3	2	0	0	2				
3 Orlando Arcia, R OBP: 0.296, SLG: 0.354	38 WP		F9		L7					4	0	2	1	0	0	1				
12 Martín Maldonado, R OBP: 0.318, SLG: 0.327	SF7		G4-6-3		G6-3			L8		3	0	0	1	0	0	2				
38 Wily Peralta, R OBP: 0.091, SLG: 0.219	K							G4-6-3		4	1	1	0	0	2	3				
50 Jacob Barnes, R										0	0	0	0	0	0	0				
29 Yadiel Rivera, R OBP: 0.235, SLG: 0.280	K		5 BB		10 E			G4-6-3		0	0	0	0	0	0	0				
Inning Stats	R: 5 E: 0 K: 1 S: 17	H: 6 LOB: 2 BB: 1 P: 28	R: 0 E: 0 K: 1 S: 9	H: 1 LOB: 0 BB: 0 P: 13	R: 0 E: 0 K: 0 S: 5	H: 1 LOB: 0 BB: 0 P: 5	R: 1 E: 0 K: 2 S: 13	H: 2 LOB: 1 BB: 0 P: 17	R: 0 E: 0 K: 0 S: 7	H: 0 LOB: 0 BB: 0 P: 9	R: 3 E: 0 K: 2 S: 21	H: 3 LOB: 1 BB: 1 P: 28	R: 1 E: 0 K: 0 S: 10	H: 2 LOB: 0 BB: 0 P: 15	R: 2 E: 1 K: 1 S: 13	H: 1 LOB: 1 BB: 1 P: 22	1B: 11 2B: 2 3B: 1 HR: 2	SF: 1 SAC: 0 DP: 3 HBP: 1	WP: 2 PB: 0 SB: 0 CS: 0	PA: 42
PITCHER	IP WLS BF H R ER SO BB IBB HBP BLK WP HR S P ERA WHIP																			
39 Jason Hammel, R ERA: 3.5	5.2 L 31 13 9 8 5 2 0 0 0 0 0 2 2 69 12.71 2.647																			
60 Félix Peña, R ERA: 6.23	0.1 1 0 0 0 1 0 0 0 0 0 0 0 3 3 0.00 0.000																			
56 Héctor Rondón, R ERA: 2.62	1.0 4 2 1 1 0 0 0 0 0 0 0 0 10 15 9.00 2.000																			
45 Spencer Patton, R ERA: 4.42	1.0 6 1 2 0 1 1 0 0 0 0 0 0 13 22 0.00 2.000																			

AB	37
R	12
H	16
RBI	11
BB	3
SO	7
LOB	17



Batter	1	2	3	4	5	6	7	8	9	AB	R	H	RBI	BB	SO	LOB	TOP			
24 Dexter Fowler, S (1, 8) OBP: 0.378, SLG: 0.429										3	1	1	0	1	2	1				
17 Kris Bryant, R (1, 7) OBP: 0.388, SLG: 0.577										3	1	1	2	1	1	2				
44 Anthony Rizzo, L (1, 3) OBP: 0.391, SLG: 0.555										2	0	0	0	1	0	0				
18 Ben Zobrist, S (1, 4) OBP: 0.381, SLG: 0.429										4	0	0	0	0	3	4				
27 Addison Russell, R (1, 6) OBP: 0.327, SLG: 0.424										4	0	1	0	0	0	2				
68 Jorge Soler, R (1, 10) OBP: 0.342, SLG: 0.441										4	0	1	0	0	0	1				
22 Jason Heyward, L (1, 9) OBP: 0.298, SLG: 0.316										4	0	0	0	0	0	1				
3 David Ross, R (1, 2) OBP: 0.352, SLG: 0.436										4	0	0	0	0	2	0				
9 Javier Báez, R (1, 5) OBP: 0.307, SLG: 0.429										4	0	1	0	0	0	0				
Inning Stats	R: 0 E: 0 K: 2 S: 12	H: 1 LOB: 2 BB: 1 P: 20	R: 0 E: 0 K: 1 S: 6	H: 0 LOB: 0 BB: 0 P: 9	R: 0 E: 0 K: 1 S: 10	H: 0 LOB: 2 BB: 1 P: 17	R: 0 E: 0 K: 0 S: 6	H: 0 LOB: 0 BB: 0 P: 12	R: 2 E: 0 K: 0 S: 13	H: 1 LOB: 1 BB: 0 P: 15	R: 0 E: 0 K: 1 S: 10	H: 1 LOB: 1 BB: 0 P: 14	R: 0 E: 0 K: 1 S: 9	H: 1 LOB: 1 BB: 0 P: 12	R: 0 E: 0 K: 0 S: 8	H: 0 LOB: 0 BB: 0 P: 11	1B: 2 2B: 1 3B: 1 HR: 1	SF: 0 SAC: 0 DP: 0 HBP: 1	WP: 0 PB: 0 SB: 0 CS: 0	PA: 36
PITCHER	IP WLS BF H R ER SO BB IBB HBP BLK WP HR S P ERA WHIP	IP WLS BF H R ER SO BB IBB HBP BLK WP HR S P ERA WHIP																		
59 Joe Muro, R (1, 1) ERA: 4.78	6.0 L 25 3 2 2 5 3 0 1 0 0 0 1 57 97 3.00 1.000																			
37 Pat Neshek, R (7, 1) ERA: 2.57	1.0 4 1 0 0 2 0 0 0 0 0 0 0 10 14 0.00 1.000																			
29 Tony Sipp, L (8, 1) ERA: 5.45	0.2 3 1 0 0 1 0 0 0 0 0 0 0 8 11 0.00 1.500																			
51 James Hoyt, R (8, 1) ERA: 4.5	1.1 4 0 0 0 0 0 0 0 0 0 0 0 9 12 0.00 0.000																			

Chicago Cubs @ Houston Astros
Minute Maid Park, Houston, TX
Fri Sep 09 2016, 7:12 PM - 9:45 PM CDT
Att: 33,841 - Roof Closed - 73 F

AB 32
R 2
H 5
RBI 2
BB 3
SO 8
LOB 11



Batter	1	2	3	4	5	6	7	8	9	AB	R	H	RBI	BB	SO	LOB	BOTTOM					
4 George Springer, R (1, 10) OBP: 0.363, SLG: 0.462										4	0	1	0	0	1	1						
2 Alex Bregman, R (1, 6) OBP: 0.323, SLG: 0.483										4	0	1	0	0	2	1						
27 Jose Altuve, R (1, 4) OBP: 0.401, SLG: 0.544										4	0	0	0	0	1	1						
10 Yuli Gurriel, R (1, 5) OBP: 0.364, SLG: 0.519										4	0	2	0	0	0	0						
11 Evan Gattis, R (1, 2) OBP: 0.312, SLG: 0.483										3	0	1	0	0	1	2						
9 Marwin Gonzalez, S (1, 3) OBP: 0.293, SLG: 0.417										3	0	1	0	0	1	2						
28 Colby Rasmus, L (1, 7) OBP: 0.287, SLG: 0.369										3	0	0	0	0	2	3						
35 Teoscar Hernández, R (1, 9) OBP: 0.324, SLG: 0.422										3	0	1	0	0	1	0						
6 Jake Marisnick, R (1, 8) OBP: 0.259, SLG: 0.346										2	0	0	0	0	0	1						
16 Tony Kemp, L (8, PH) OBP: 0.303, SLG: 0.276										1	0	0	0	0	1	0						
Inning Stats	R: 0 E: 0 K: 1 S: 8	H: 0 LOB: 0 BB: 0 P: 13	R: 0 E: 0 K: 1 S: 11	H: 1 LOB: 1 BB: 0 P: 16	R: 0 E: 0 K: 0 S: 6	H: 1 LOB: 0 BB: 0 P: 9	R: 0 E: 0 K: 0 S: 8	H: 1 LOB: 0 BB: 0 P: 15	R: 0 E: 0 K: 1 S: 9	H: 1 LOB: 1 BB: 0 P: 15	R: 0 E: 0 K: 2 S: 12	H: 1 LOB: 1 BB: 0 P: 16	R: 0 E: 0 K: 2 S: 12	H: 2 LOB: 2 BB: 0 P: 19	R: 0 E: 0 K: 2 S: 9	H: 0 LOB: 0 BB: 0 P: 14	R: 0 E: 0 K: 1 S: 5	H: 0 LOB: 0 BB: 0 P: 6	1B: 6 2B: 1 3B: 0 HR: 0	SF: 0 SAC: 0 DP: 1 HBP: 0	WP: 0 PB: 0 SB: 3 CS: 1	PA: 32
PITCHER	IP WLS BF H R ER SO BB IBB HBP BLK WP HR S P ERA WHIP	IP WLS BF H R ER SO BB IBB HBP BLK WP HR S P ERA WHIP																				
34 Jon Lester, L (1, 1) ERA: 2.51	7.0 W 25 7 0 0 2 0 0 0 0 0 0 9 14 0.00 0.000																					
56 Héctor Rondón, R (8, 1) ERA: 2.56	1.0 H 3 0 0 0 2 0 0 0 0 0 0 9 14 0.00 0.000																					
54 Aroldis Chapman, L (9, 1) ERA: 1.76	1.0 S 3 0 0 0 1 0 0 0 0 0 0 5 6 0.00 0.000																					

Chicago Cubs @ Houston Astros
Minute Maid Park, Houston, TX
Fri Sep 09 2016, 7:12 PM - 9:45 PM CDT
Att: 33,841 - Roof Closed - 73 F

AB 31
R 0
H 7
RBI 0
BB 0
SO 10
LOB 11



Batter	1	2	3	4	5	6	7	8	9	AB	R	H	RBI	BB	SO	LOB	TOP										
24 Dexter Fowler, S (1, 8) OBP: 0.379, SLG: 0.428	E4 1B		L6-3 BB		K			K		3	0	1	0	1	2	1	Chicago Cubs @ Houston Astros Minute Maid Park, Houston, TX Sat Sep 10 2016, 12:09 PM - 3:01 PM CDT Att: 41,854 - Roof Closed - 73 F										
17 Kris Bryant, R (1, 5) OBP: 0.395, SLG: 0.573	G6-3		L6-3			P2		K		4	0	0	0	0	1	4											
44 Anthony Rizzo, L (1, 3) OBP: 0.390, SLG: 0.552	K				P5			K		3	0	0	0	1	2	1											
20 Matt Szczur, R (9, PR) OBP: 0.322, SLG: 0.421	K							K		0	0	0	0	0	0	0											
68 Jorge Soler, R (1, 7) OBP: 0.340, SLG: 0.435	K				47 2B 40 SF9 BB			K		3	1	0	0	1	3	2											
47 Miguel Montero, L (1, 10) OBP: 0.329, SLG: 0.348	K							F9		4	0	1	0	0	1	2											
40 Wilson Contreras, R (1, 2) OBP: 0.340, SLG: 0.447	9 WP BB				SF9			22 CS BB		1	0	0	1	2	1	2											
22 Jason Heyward, L (1, 9) OBP: 0.296, SLG: 0.314	P4				G5-3			P5		3	0	0	0	0	0	3											
9 Javier Báez, R (1, 6) OBP: 0.304, SLG: 0.425	K							F7		3	0	0	0	0	2	1											
2 Tommy La Stella, L (1, 4) OBP: 0.370, SLG: 0.425					F8					2	0	0	0	1	0	0											
66 Munenori Kawasaki, L (8, PR) OBP: 0.500, SLG: 0.750					F8			24 S BB		0	0	0	0	0	0	0											
Inning Stats	R: 0 E: 1 K: 2 S: 10	H: 1 LOB: 1 BB: 0 P: 17	R: 0 E: 0 K: 2 S: 12	H: 0 LOB: 1 BB: 21 P: 21	R: 0 E: 0 K: 0 S: 4	H: 0 LOB: 0 BB: 1 P: 9	R: 1 E: 0 K: 0 S: 12	H: 1 LOB: 1 BB: 1 P: 22	R: 0 E: 0 K: 2 S: 15	H: 0 LOB: 0 BB: 0 P: 15	R: 0 E: 0 K: 0 S: 7	H: 0 LOB: 0 BB: 1 P: 17	R: 0 E: 0 K: 2 S: 11	H: 0 LOB: 2 BB: 1 P: 21	R: 0 E: 0 K: 2 S: 7	H: 0 LOB: 2 BB: 1 P: 14	1B: 1 2B: 2 3B: 0 HR: 0	SF: 1 SAC: 0 DP: 1 HBP: 0	WP: 2 PB: 0 SB: 1 CS: 1	PA: 33							
PITCHER	IP	WLS	BF	H	R	ER	SO	BB	IBB	HBP	BLK	WP	HR	S	P	ERA	WHIP										
31 Collin McHugh, R (1, 1) ERA: 4.86	5.0	W	19	2	1	1	6	3	0	0	0	1	0	53	92	1.80	1.000										
47 Chris Devenski, R (6, 1) ERA: 2.11	1.0	H	3	0	0	0	2	0	0	0	0	0	0	10	15	0.00	0.000										
36 Will Harris, R (7, 1) ERA: 2.28	1.0	H	3	0	0	0	0	1	0	0	0	0	0	7	17	0.00	1.000										
44 Luke Gregerson, R (8, 1) ERA: 3.04	1.0	H	4	0	0	0	2	1	0	0	0	0	0	11	21	0.00	1.000										
53 Ken Giles, R (9, 1) ERA: 3.51	1.0	S	4	0	0	0	2	1	0	0	0	1	0	7	14	0.00	1.000										

Batter	1	2	3	4	5	6	7	8	9	AB	R	H	RBI	BB	SO	LOB	BOTTOM										
4 George Springer, R (1, 9) OBP: 0.362, SLG: 0.459	F9		K		K			2 1B BB		3	0	0	0	1	2	1	Chicago Cubs @ Houston Astros Minute Maid Park, Houston, TX Sat Sep 10 2016, 12:09 PM - 3:01 PM CDT Att: 41,854 - Roof Closed - 73 F										
2 Alex Bregman, R (1, 6) OBP: 0.327, SLG: 0.500	G4-3		HR		G6-3			1B		4	1	2	1	0	0	0											
27 Jose Altuve, R (1, 10) OBP: 0.401, SLG: 0.543	G6-3				F9					3	1	1	0	0	0	0											
16 Tony Kemp, L (6, PH) OBP: 0.300, SLG: 0.273	G6-3		10 1B 9 SH3-4 1B		G4-3					1	0	0	0	0	0	0											
10 Yuli Gurriel, R (1, 5) OBP: 0.356, SLG: 0.500	P6		9 SH3-4 1B		G4-3			K		4	0	1	0	0	1	0											
9 Marwin Gonzalez, S (1, 4) OBP: 0.293, SLG: 0.417	23 BB 28 BB 1B		SH3-4					K		3	0	1	1	0	2	0											
28 Colby Rasmus, L (1, 7) OBP: 0.290, SLG: 0.368	23 BB BB				BB			L9		1	0	0	0	2	0	0											
23 AJ Reed, L (1, 3) OBP: 0.285, SLG: 0.286	BB				G3			K		2	0	0	0	1	1	2											
15 Jason Castro, L (1, 2) OBP: 0.317, SLG: 0.391	F6				G3-1			K		3	0	0	0	0	1	3											
6 Jake Marisnick, R (1, 8) OBP: 0.256, SLG: 0.342	K				E5 4 CS			L6		3	0	0	0	0	1	3											
Inning Stats	R: 0 E: 0 K: 0 S: 8	H: 0 LOB: 0 BB: 0 P: 13	R: 0 E: 0 K: 1 S: 12	H: 1 LOB: 3 BB: 2 P: 24	R: 2 E: 0 K: 1 S: 16	H: 3 LOB: 2 BB: 1 P: 23	R: 0 E: 1 K: 1 S: 6	H: 0 LOB: 0 BB: 0 P: 11	R: 0 E: 0 K: 0 S: 6	H: 0 LOB: 0 BB: 0 P: 8	R: 0 E: 0 K: 2 S: 7	H: 0 LOB: 0 BB: 0 P: 10	R: 0 E: 0 K: 1 S: 7	H: 1 LOB: 2 BB: 1 P: 15	R: 0 E: 0 K: 2 S: 8	H: 0 LOB: 0 BB: 0 P: 14	1B: 4 2B: 0 3B: 0 HR: 1	SF: 0 SAC: 1 DP: 0 HBP: 0	WP: 0 PB: 0 SB: 0 CS: 1	PA: 32							
PITCHER	IP	WLS	BF	H	R	ER	SO	BB	IBB	HBP	BLK	WP	HR	S	P	ERA	WHIP										
41 John Lackey, R (1, 1) ERA: 3.35	6.0	L	25	4	2	2	5	3	0	0	0	0	1	55	89	3.00	1.167										
52 Justin Grimm, R (7, 1) ERA: 3.54	1.0		4	1	0	0	1	1	0	0	0	0	0	7	15	0.00	2.000										
6 Carl Edwards Jr., R (8, 1) ERA: 2.7	1.0		3	0	0	0	2	0	0	0	0	0	0	8	14	0.00	0.000										

AB	26
R	1
H	2
RBI	1
BB	6
SO	12
LOB	16



AB	27
R	2
H	5
RBI	2
BB	4
SO	8
LOB	9



Batter	1	2	3	4	5	6	7	8	9	AB	R	H	RBI	BB	SO	LOB	TOP					
24 Dexter Fowler, S OBP: 0.383, SLG: 0.431										2	1	1	0	3	0	0	Chicago Cubs @ Houston Astros Minute Maid Park, Houston, TX Sun Sep 11 2016, 7:10 PM - 10:16 PM CDT Att: 31,939 - Roof Closed - 73 F					
17 Kris Bryant, R OBP: 0.394, SLG: 0.571										5	0	1	1	0	1	4						
44 Anthony Rizzo, L OBP: 0.383, SLG: 0.548										5	1	1	0	0	1	1						
68 Jorge Soler, R OBP: 0.337, SLG: 0.443										5	1	1	1	0	3	2						
18 Ben Zobrist, S OBP: 0.380, SLG: 0.426										4	1	0	0	1	0	2						
27 Addison Russell, R OBP: 0.337, SLG: 0.433										4	3	3	2	0	1	0						
9 Javier Báez, R OBP: 0.306, SLG: 0.426										4	2	2	1	0	2	0						
3 David Ross, R OBP: 0.344, SLG: 0.428										3	0	0	1	0	2	2						
5 Albert Almora Jr., R OBP: 0.286, SLG: 0.409										4	0	1	2	0	1	1						
Inning Stats	R: 1 E: 0 K: 0 S: 11	H: 1 LOB: 1 BB: 1 P: 20	R: 2 E: 1 K: 0 S: 13	H: 3 LOB: 1 BB: 0 P: 18	R: 4 E: 0 K: 1 S: 23	H: 4 LOB: 2 BB: 2 P: 37	R: 2 E: 0 K: 2 S: 15	H: 2 LOB: 0 BB: 0 P: 22	R: 0 E: 0 K: 2 S: 10	H: 0 LOB: 0 BB: 0 P: 12	R: 0 E: 0 K: 2 S: 7	H: 0 LOB: 0 BB: 0 P: 8	R: 0 E: 0 K: 2 S: 10	H: 0 LOB: 0 BB: 0 P: 13	R: 0 E: 0 K: 1 S: 12	H: 0 LOB: 1 BB: 1 P: 20	R: 0 E: 0 K: 1 S: 9	H: 0 LOB: 0 BB: 0 P: 12	1B: 6 2B: 2 3B: 0 HR: 2	SF: 1 SAC: 0 DP: 0 HBP: 0	WP: 2 PB: 0 SB: 0 CS: 0	PA: 41
PITCHER	IP	WLS	BF	H	R	ER	SO	BB	IBB	HBP	BLK	WP	HR	S	P	ERA	WHIP					
54 Mike Fiers, R ERA: 4.64	2.1	L	16	7	7	7	0	2	0	0	0	1	1	37	61	27.00	3.857					
61 Jandel Gustave, R ERA: 3.0	1.2		9	3	2	2	3	1	0	0	0	1	1	25	36	10.80	2.400					
45 Michael Feliz, R ERA: 4.7	1.0		3	0	0	0	2	0	0	0	0	0	0	10	12	0.00	0.000					
51 James Hoyt, R ERA: 4.2	1.0		3	0	0	0	2	0	0	0	0	0	0	7	8	0.00	0.000					
37 Fat Neshek, R ERA: 2.51	1.0		3	0	0	0	2	0	0	0	0	0	0	10	13	0.00	0.000					
62 Brady Rodgers, R ERA: 24.55	2.0		7	0	0	0	2	1	0	0	0	0	0	21	32	0.00	0.500					

AB	36
R	9
H	10
RBI	8
BB	4
SO	11
LOB	12



Batter	1	2	3	4	5	6	7	8	9	AB	R	H	RBI	BB	SO	LOB	BOTTOM					
4 George Springer, R OBP: 0.363, SLG: 0.457										2	1	0	0	1	0	1	Chicago Cubs @ Houston Astros Minute Maid Park, Houston, TX Sun Sep 11 2016, 7:10 PM - 10:16 PM CDT Att: 31,939 - Roof Closed - 73 F					
2 Alex Bregman, R OBP: 0.325, SLG: 0.500										4	1	1	1	0	2	1						
27 Jose Altuve, R OBP: 0.401, SLG: 0.548										4	1	2	1	0	0	0						
1 Carlos Correa, R OBP: 0.363, SLG: 0.461										1	0	1	0	0	0	0						
23 AJ Reed, L OBP: 0.286, SLG: 0.281										2	0	0	0	1	1	0						
10 Yuli Gurriel, R OBP: 0.365, SLG: 0.542										3	1	1	1	1	0	1						
11 Evan Gattis, R OBP: 0.312, SLG: 0.488										4	1	1	1	0	0	4						
28 Colby Rasmus, L OBP: 0.288, SLG: 0.365										4	1	1	1	0	0	4						
35 Teoscar Hernández, R OBP: 0.320, SLG: 0.415										3	0	0	0	0	1	4						
9 Marwin Gonzalez, S OBP: 0.290, SLG: 0.413										4	0	0	0	0	1	0						
6 Jake Marisnick, R OBP: 0.256, SLG: 0.340										4	0	1	0	0	0	0						
Inning Stats	R: 0 E: 0 K: 1 S: 7	H: 0 LOB: 0 BB: 1 P: 14	R: 0 E: 0 K: 1 S: 13	H: 1 LOB: 1 BB: 0 P: 22	R: 0 E: 0 K: 0 S: 7	H: 0 LOB: 0 BB: 0 P: 9	R: 1 E: 0 K: 1 S: 9	H: 1 LOB: 0 BB: 0 P: 16	R: 0 E: 0 K: 0 S: 6	H: 0 LOB: 0 BB: 0 P: 13	R: 2 E: 0 K: 0 S: 13	H: 2 LOB: 3 BB: 2 P: 26	R: 0 E: 0 K: 0 S: 4	H: 1 LOB: 0 BB: 0 P: 6	R: 0 E: 0 K: 1 S: 6	H: 0 LOB: 0 BB: 0 P: 10	R: 2 E: 0 K: 1 S: 10	H: 2 LOB: 0 BB: 0 P: 13	1B: 3 2B: 1 3B: 0 HR: 3	SF: 0 SAC: 0 DP: 1 HBP: 1	WP: 3 PB: 0 SB: 0 CS: 0	PA: 36
PITCHER	IP	WLS	BF	H	R	ER	SO	BB	IBB	HBP	BLK	WP	HR	S	P	ERA	WHIP					
49 Jake Arrieta, R ERA: 2.91	5.1	W	22	4	3	3	3	2	0	1	0	1	0	6	12	5.06	1.125					
52 Justin Grimm, R ERA: 3.49	0.2		3	0	0	0	0	1	0	0	0	1	0	6	12	0.00	1.500					
53 Trevor Cahill, R ERA: 2.87	2.0		8	3	2	2	1	0	0	0	0	0	2	12	18	9.00	1.500					
37 Travis Wood, L ERA: 3.18	1.0		3	0	0	0	1	0	0	0	0	0	0	8	11	0.00	0.000					

AB	32
R	5
H	7
RBI	4
BB	3
SO	5
LOB	11



Batter	1	2	3	4	5	6	7	8	9	AB	R	H	RBI	BB	SO	LOB	TOP							
24 Dexter Fowler, S (1, 8) OBP: 0.384, SLG: 0.439	G3		1B					K		4	1	2	2	0	1	0								
17 Kris Bryant, R (1, 5) OBP: 0.383, SLG: 0.569	1B		K				F7	G6-3		4	0	1	0	0	1	2								
44 Anthony Rizzo, L (1, 3) OBP: 0.388, SLG: 0.546	G5-6-3		1B				L7	G3-1		4	0	1	1	0	0	1								
18 Ben Zobrist, S (1, 7)		HR	G3				K		2B	4	1	2	1	0	1	2								
27 Addison Russell, R (1, 6) OBP: 0.330, SLG: 0.430	L9						P5	G6-3		3	0	0	0	1	0	1								
47 Miguel Montero, L (1, 2) OBP: 0.324, SLG: 0.341	K						L6	G4-3		4	0	0	0	0	1	2								
22 Jason Heyward, L (1, 9)	G4-3						G4-6-3																	
9 Javier Báez, R (1, 4) OBP: 0.308, SLG: 0.426			1B				E6	F8		3	2	1	0	1	0	0								
28 Kyle Hendricks, R (1, 1) OBP: 0.135, SLG: 0.100			K				SH1-3																	
54 Aroldis Chapman, L (9, 1)								K																
Inning Stats	R: 0 E: 0 K: 0 S: 10	H: 1 LOB: 0 BB: 0 P: 14	R: 1 E: 0 K: 1 S: 11	H: 1 LOB: 0 BB: 1 P: 18	R: 1 E: 0 K: 2 S: 13	H: 3 LOB: 2 BB: 0 P: 20	R: 0 E: 0 K: 0 S: 6	H: 0 LOB: 0 BB: 1 P: 10	R: 2 E: 1 K: 0 S: 12	H: 1 LOB: 0 BB: 0 P: 19	R: 0 E: 0 K: 1 S: 7	H: 0 LOB: 0 BB: 0 P: 9	R: 0 E: 0 K: 1 S: 6	H: 0 LOB: 0 BB: 0 P: 10	R: 0 E: 0 K: 1 S: 6	H: 0 LOB: 0 BB: 0 P: 8	R: 0 E: 0 K: 0 S: 10	H: 1 LOB: 3 BB: 2 P: 22	1B: 4 2B: 1 HR: 2	SF: 0 SAC: 1 DP: 2 HBP: 0	WP: 0 PB: 0 SB: 0 CS: 0	PA: 36		
PITCHER	IP	WLS	BF	H	R	ER	SO	BB	IBB	HBP	BLK	WP	HR	S	P	ERA	WHIP							
8 Mike Leake, R (1, 1) ERA: 4.8	6.0	L	24	6	4	3	4	1	0	0	0	0	2	59	90	4.50	1.167							
63 Miguel Socolovich, R (7, 1) ERA: 3.0	2.0		6	0	0	0	2	0	0	0	0	0	0	12	18	0.00	0.000							
64 Sam Tuivailala, R (9, 1) ERA: 7.26	0.1		2	1	0	0	0	0	0	0	0	0	0	3	4	0.00	3.000							
60 Dean Kiekhefer, L (9, 1) ERA: 5.17	0.2		4	0	0	0	0	1	1	0	0	0	0	7	18	0.00	1.500							

Chicago Cubs @ St. Louis Cardinals
 Busch Stadium, St. Louis, MO
 Mon Sep 12 2016, 7:18 PM - 9:33 PM CDT
 Att: 43,397 - Partly Cloudy - 75 F

AB	32
R	4
H	7
RBI	4
BB	3
SO	6
LOB	13



Batter	1	2	3	4	5	6	7	8	9	AB	R	H	RBI	BB	SO	LOB	BOTTOM							
16 Koltan Wong, L (1, 4) OBP: 0.333, SLG: 0.353	L5							G3-1		4	0	0	0	0	1	0								
55 Stephen Piscotty, R (1, 9) OBP: 0.348, SLG: 0.472	G4-3						L8	G5-3		3	0	0	0	1	0	0								
13 Matt Carpenter, L (1, 3) OBP: 0.389, SLG: 0.525							G5-3																	
32 Matt Adams, L (8, 3) OBP: 0.302, SLG: 0.460	K							K																
58 José Martínez, R (9, PH) OBP: 0.333, SLG: 0.333																								
15 Randal Grichuk, R (1, 8) OBP: 0.287, SLG: 0.489		K					K			3	0	0	0	0	2	0								
4 Yadier Molina, R (1, 2) OBP: 0.345, SLG: 0.409							L7	K		2	0	0	0	1	1	0								
3 Jedd Gyorko, R (1, 6) OBP: 0.306, SLG: 0.494							F8			2	0	0	0	1	0	1								
27 Jhonny Peralta, R (1, 5) OBP: 0.292, SLG: 0.403			G4-3				G6-3			3	0	0	0	0	0	1								
41 Jeremy Hazelbaker, L (1, 7) OBP: 0.303, SLG: 0.495			K				F9			3	1	1	1	0	1	0								
8 Mike Leake, R (1, 1) OBP: 0.236, SLG: 0.376			G3-1				G4-3			1	0	0	0	0	0	0								
36 Adam Lind, R (7, 1) OBP: 0.275, SLG: 0.311										1	0	0	0	0	0	0								
63 Miguel Socolovich, R (7, 1) ERA: 3.0										0	0	0	0	0	0	0								
64 Sam Tuivailala, R (9, 1) ERA: 7.26										0	0	0	0	0	0	0								
60 Dean Kiekhefer, L (9, 1) ERA: 5.17										0	0	0	0	0	0	0								
35 Greg Garcia, L (9, PH) OBP: 0.308, SLG: 0.371										0	0	0	0	0	0	0								
28 Tommy Pham, R (9, PH) OBP: 0.288, SLG: 0.466										1	0	0	0	0	1	0								
Inning Stats	R: 0 E: 0 K: 1 S: 8	H: 0 LOB: 0 BB: 0 P: 10	R: 0 E: 0 K: 1 S: 5	H: 0 LOB: 0 BB: 1 P: 10	R: 0 E: 0 K: 1 S: 6	H: 0 LOB: 0 BB: 0 P: 8	R: 0 E: 0 K: 1 S: 8	H: 0 LOB: 0 BB: 0 P: 11	R: 0 E: 0 K: 1 S: 8	H: 0 LOB: 0 BB: 0 P: 12	R: 0 E: 0 K: 0 S: 8	H: 0 LOB: 0 BB: 0 P: 12	R: 0 E: 0 K: 1 S: 10	H: 0 LOB: 0 BB: 0 P: 15	R: 0 E: 0 K: 1 S: 8	H: 0 LOB: 1 BB: 1 P: 15	R: 1 E: 0 K: 1 S: 12	H: 1 LOB: 1 BB: 1 P: 19	1B: 0 2B: 0 HR: 1	SF: 0 SAC: 0 DP: 1 HBP: 0	WP: 0 PB: 0 SB: 0 CS: 0	PA: 30		
PITCHER	IP	WLS	BF	H	R	ER	SO	BB	IBB	HBP	BLK	WP	HR	S	P	ERA	WHIP							
28 Kyle Hendricks, R (1, 1) ERA: 2.03	8.0	W	26	1	1	1	7	1	1	0	0	0	0	64	96	1.12	0.375							
54 Aroldis Chapman, L (9, 1) ERA: 1.73	1.0	S	4	0	0	0	1	1	0	0	0	0	0	9	16	0.00	1.000							

Chicago Cubs @ St. Louis Cardinals
 Busch Stadium, St. Louis, MO
 Mon Sep 12 2016, 7:18 PM - 9:33 PM CDT
 Att: 43,397 - Partly Cloudy - 75 F

AB	27
R	1
H	1
RBI	1
BB	3
SO	8
LOB	3



Batter	1	2	3	4	5	6	7	8	9	AB	R	H	RBI	BB	SO	LOB	TOP				
24 Dexter Fowler, S OBP: 0.387, SLG: 0.446										3	1	1	1	2	1	0	Chicago Cubs @ St. Louis Cardinals Busch Stadium, St. Louis, MO Tue Sep 13 2016, 7:17 PM - 10:07 PM CDT Att: 44,060 - Partly Cloudy - 82 F				
17 Kris Bryant, R OBP: 0.391, SLG: 0.565										5	0	1	0	0	2	5					
44 Anthony Rizzo, L OBP: 0.386, SLG: 0.542										4	0	0	0	1	0	1					
68 Jorge Soler, R OBP: 0.336, SLG: 0.437										3	0	0	0	1	2	3					
18 Ben Zobrist, S OBP: 0.381, SLG: 0.433										2	1	0	0	2	0	0					
27 Addison Russell, R OBP: 0.329, SLG: 0.431										4	0	1	1	0	1	2					
22 Jason Heyward, L OBP: 0.295, SLG: 0.310										3	0	0	0	1	0	3					
40 Willson Contreras, R OBP: 0.339, SLG: 0.441										3	0	0	0	1	1	2					
39 Jason Hammel, R OBP: 0.254, SLG: 0.290										2	0	1	0	0	0	0					
52 Justin Grimm, R ERA: 3.86										0	0	0	0	0	0	0					
30 Joe Smith, R ERA: 3.8										0	0	0	0	0	0	0					
2 Tommy La Stella, L OBP: 0.367, SLG: 0.421										0	0	0	0	0	0	0					
60 Félix Peña, R ERA: 5.06										0	0	0	0	0	0	0					
Inning Stats	R: 1 H: 1 E: 0 K: 1 S: 10	H: 1 LOB: 0 BB: 0 P: 17	R: 1 H: 2 E: 0 K: 1 S: 11	H: 2 LOB: 3 BB: 2 P: 24	R: 0 H: 0 E: 0 K: 0 S: 9	H: 0 LOB: 2 BB: 2 P: 22	R: 0 H: 0 E: 0 K: 0 S: 8	H: 0 LOB: 3 BB: 3 P: 21	R: 0 H: 1 E: 0 K: 1 S: 12	H: 1 LOB: 1 BB: 0 P: 16	R: 0 H: 0 E: 0 K: 1 S: 6	H: 0 LOB: 0 BB: 0 P: 9	R: 0 H: 0 E: 0 K: 0 S: 11	H: 0 LOB: 0 BB: 0 P: 15	R: 0 H: 0 E: 0 K: 1 S: 10	H: 0 LOB: 0 BB: 0 P: 16	1B: 2 2B: 1 3B: 0 HR: 1	SF: 0 SAC: 1 DP: 0 HBP: 0	WP: 1 PB: 0 SB: 0 CS: 0	PA: 39	
PITCHER	IP WLS BF H R ER SO BB IBB HBP BLK WP HR S P ERA WHIP	IP WLS BF H R ER SO BB IBB HBP BLK WP HR S P ERA WHIP	IP WLS BF H R ER SO BB IBB HBP BLK WP HR S P ERA WHIP	IP WLS BF H R ER SO BB IBB HBP BLK WP HR S P ERA WHIP	IP WLS BF H R ER SO BB IBB HBP BLK WP HR S P ERA WHIP	IP WLS BF H R ER SO BB IBB HBP BLK WP HR S P ERA WHIP	IP WLS BF H R ER SO BB IBB HBP BLK WP HR S P ERA WHIP	IP WLS BF H R ER SO BB IBB HBP BLK WP HR S P ERA WHIP	IP WLS BF H R ER SO BB IBB HBP BLK WP HR S P ERA WHIP	IP WLS BF H R ER SO BB IBB HBP BLK WP HR S P ERA WHIP	IP WLS BF H R ER SO BB IBB HBP BLK WP HR S P ERA WHIP	IP WLS BF H R ER SO BB IBB HBP BLK WP HR S P ERA WHIP	IP WLS BF H R ER SO BB IBB HBP BLK WP HR S P ERA WHIP	IP WLS BF H R ER SO BB IBB HBP BLK WP HR S P ERA WHIP	IP WLS BF H R ER SO BB IBB HBP BLK WP HR S P ERA WHIP	IP WLS BF H R ER SO BB IBB HBP BLK WP HR S P ERA WHIP	IP WLS BF H R ER SO BB IBB HBP BLK WP HR S P ERA WHIP	IP WLS BF H R ER SO BB IBB HBP BLK WP HR S P ERA WHIP	IP WLS BF H R ER SO BB IBB HBP BLK WP HR S P ERA WHIP	IP WLS BF H R ER SO BB IBB HBP BLK WP HR S P ERA WHIP	IP WLS BF H R ER SO BB IBB HBP BLK WP HR S P ERA WHIP

Chicago Cubs @ St. Louis Cardinals
 Busch Stadium, St. Louis, MO
 Tue Sep 13 2016, 7:17 PM - 10:07 PM CDT
 Att: 44,060 - Partly Cloudy - 82 F

AB	30
R	2
H	4
RBI	2
BB	8
SO	7
LOB	16

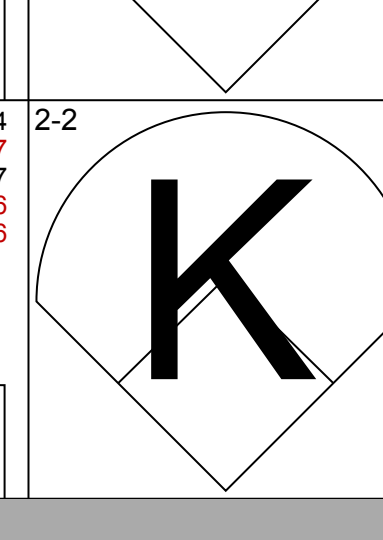



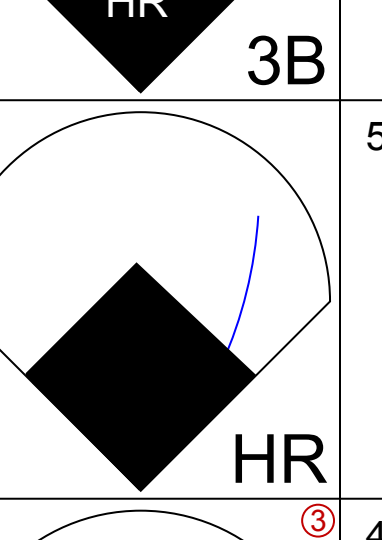




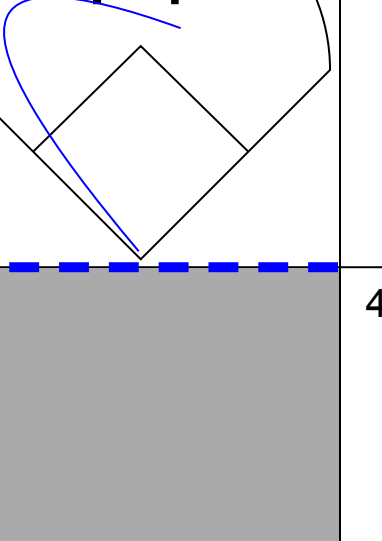


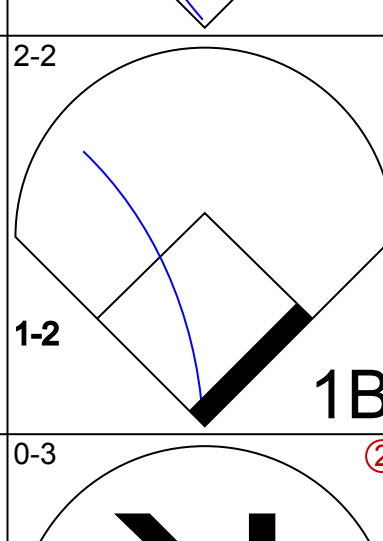
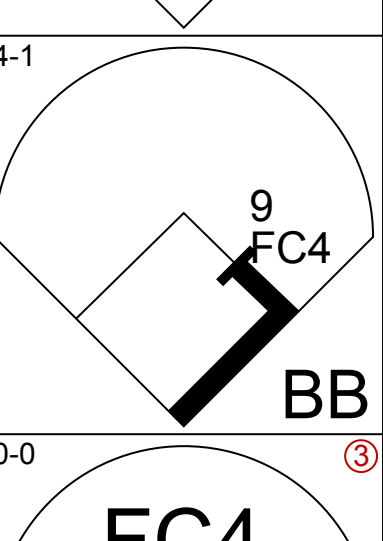
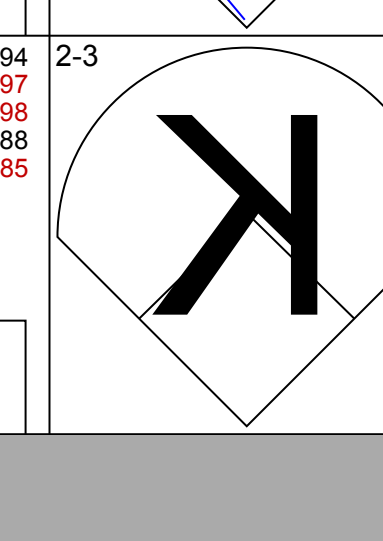

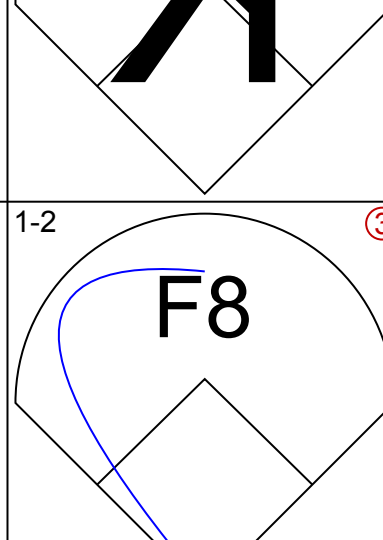
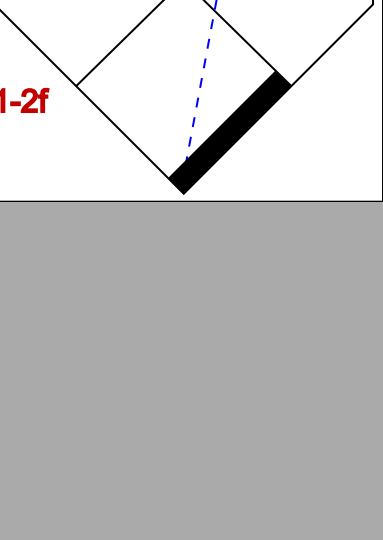
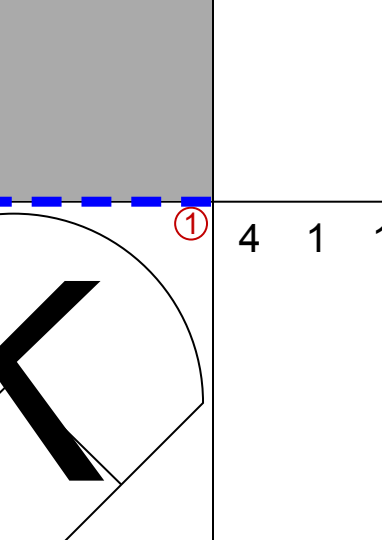
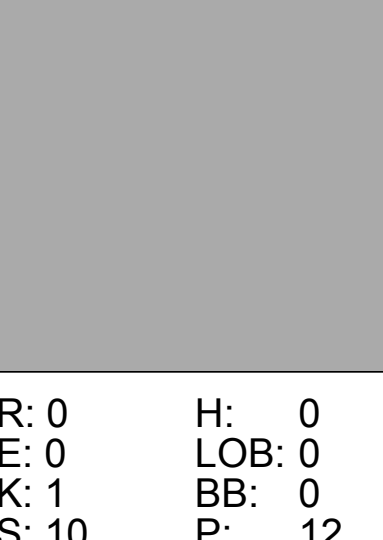
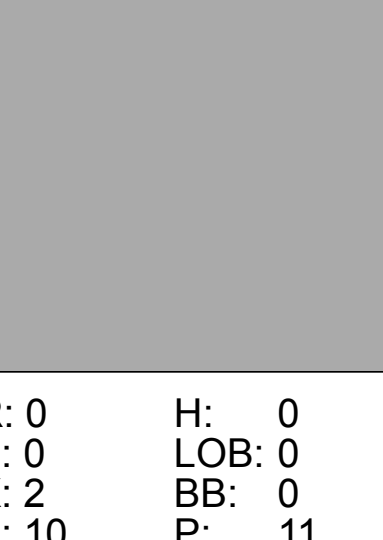
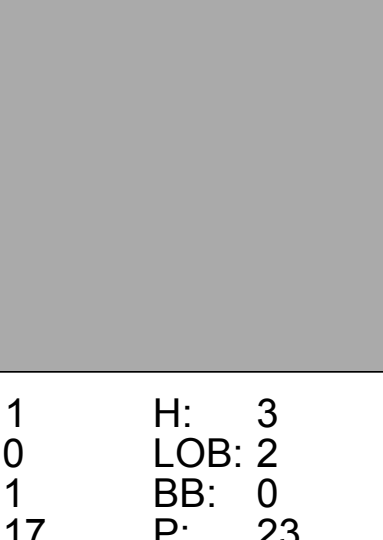
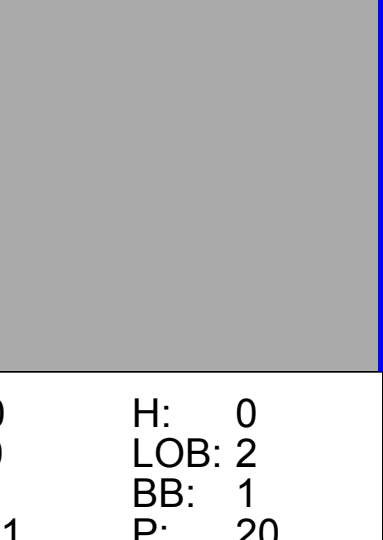









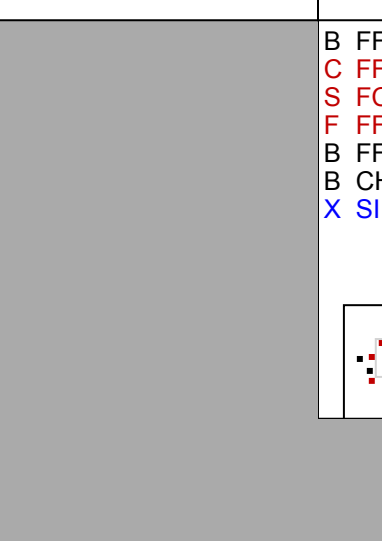
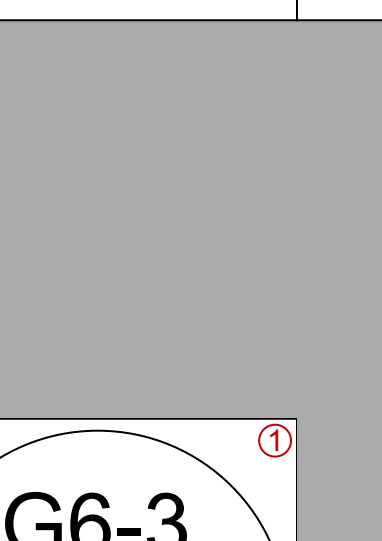
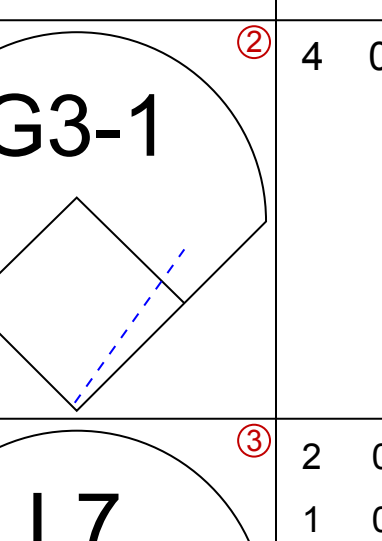

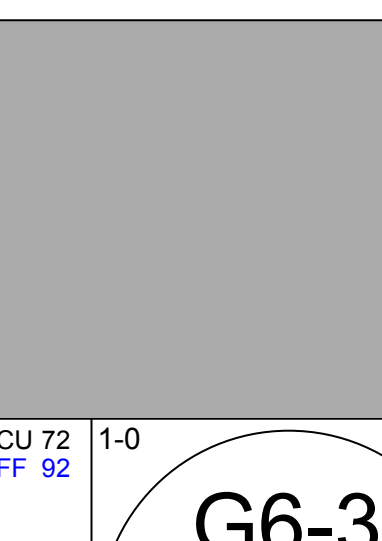
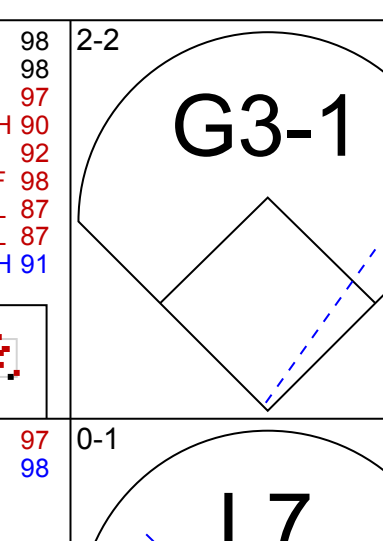


Batter	1	2	3	4	5	6	7	8	9	AB	R	H	RBI	BB	SO	LOB	BOTTOM				
13 Matt Carpenter, L OBP: 0.388, SLG: 0.522										3	0	0	0	0	1	0	Chicago Cubs @ St. Louis Cardinals Busch Stadium, St. Louis, MO Tue Sep 13 2016, 7:17 PM - 10:07 PM CDT Att: 44,060 - Partly Cloudy - 82 F				
15 Randal Grichuk, R OBP: 0.289, SLG: 0.491										3	0	1	0	1	2	1					
55 Stephen Piscotty, R OBP: 0.349, SLG: 0.470										4	0	1	0	0	2	2					
32 Matt Adams, L OBP: 0.298, SLG: 0.453										4	0	0	0	0	3	4					
16 Kolten Wong, L OBP: 0.333, SLG: 0.353										0	0	0	0	0	0	0					
4 Yadier Molina, R OBP: 0.344, SLG: 0.408										4	1	1	0	0	1	0					
27 Jhonny Peralta, R OBP: 0.287, SLG: 0.396										4	0	0	0	0	0	1					
37 Brandon Moss, L OBP: 0.319, SLG: 0.522										3	2	2	2	1	0	0					
36 Aledmys Diaz, R OBP: 0.380, SLG: 0.528										2	1	2	2	1	0	0					
54 Jaime Garcia, L OBP: 0.209, SLG: 0.175										0	0	0	0	0	0	0					
61 Alex Reyes, R OBP: 0.153, SLG: 0.125										2	0	0	0	0	1	2					
41 Jeremy Hazelbaker, L OBP: 0.301, SLG: 0.492										1	0	0	0	0	1	1					
67 Matt Bowman, R ERA: 3.8										0	0	0	0	0	0	0					
46 Kevin Siegrist, L ERA: 5.06										0	0	0	0	0	0	0					
Inning Stats	R: 0 H: 1 E: 0 K: 2 S: 10	H: 1 LOB: 1 BB: 0 P: 16	R: 2 H: 2 E: 0 K: 1 S: 10	H: 2 LOB: 0 BB: 0 P: 11	R: 0 H: 0 E: 0 K: 2 S: 11	H: 0 LOB: 1 BB: 0 P: 16	R: 0 H: 0 E: 0 K: 1 S: 13	H: 0 LOB: 2 BB: 2 P: 24	R: 0 H: 0 E: 0 K: 2 S: 9	H: 0 LOB: 0 BB: 0 P: 13	R: 2 H: 3 E: 0 K: 2 S: 14	H: 3 LOB: 1 BB: 0 P: 20	R: 0 H: 1 E: 0 K: 1 S: 9	H: 1 LOB: 1 BB: 1 P: 16	R: 0 H: 0 E: 0 K: 0 S: 4	H: 0 LOB: 0 BB: 0 P: 5	1B: 4 2B: 1 3B: 0 HR: 2	SF: 0 SAC: 0 DP: 0 HBP: 1	WP: 0 PB: 0 SB: 0 CS: 0	PA: 34	
PITCHER	IP WLS BF H R ER SO BB IBB HBP BLK WP HR S P ERA WHIP	IP WLS BF H R ER SO BB IBB HBP BLK WP HR S P ERA WHIP	IP WLS BF H R ER SO BB IBB HBP BLK WP HR S P ERA WHIP	IP WLS BF H R ER SO BB IBB HBP BLK WP HR S P ERA WHIP	IP WLS BF H R ER SO BB IBB HBP BLK WP HR S P ERA WHIP	IP WLS BF H R ER SO BB IBB HBP BLK WP HR S P ERA WHIP	IP WLS BF H R ER SO BB IBB HBP BLK WP HR S P ERA WHIP	IP WLS BF H R ER SO BB IBB HBP BLK WP HR S P ERA WHIP	IP WLS BF H R ER SO BB IBB HBP BLK WP HR S P ERA WHIP	IP WLS BF H R ER SO BB IBB HBP BLK WP HR S P ERA WHIP	IP WLS BF H R ER SO BB IBB HBP BLK WP HR S P ERA WHIP	IP WLS BF H R ER SO BB IBB HBP BLK WP HR S P ERA WHIP	IP WLS BF H R ER SO BB IBB HBP BLK WP HR S P ERA WHIP	IP WLS BF H R ER SO BB IBB HBP BLK WP HR S P ERA WHIP	IP WLS BF H R ER SO BB IBB HBP BLK WP HR S P ERA WHIP	IP WLS BF H R ER SO BB IBB HBP BLK WP HR S P ERA WHIP	IP WLS BF H R ER SO BB IBB HBP BLK WP HR S P ERA WHIP	IP WLS BF H R ER SO BB IBB HBP BLK WP HR S P ERA WHIP	IP WLS BF H R ER SO BB IBB HBP BLK WP HR S P ERA WHIP	IP WLS BF H R ER SO BB IBB HBP BLK WP HR S P ERA WHIP	IP WLS BF H R ER SO BB IBB HBP BLK WP HR S P ERA WHIP

Chicago Cubs @ St. Louis Cardinals
 Busch Stadium, St. Louis, MO
 Tue Sep 13 2016, 7:17 PM - 10:07 PM CDT
 Att: 44,060 - Partly Cloudy - 82 F

AB	30
R	4
H	7
RBI	4
BB	3
SO	11
LOB	11

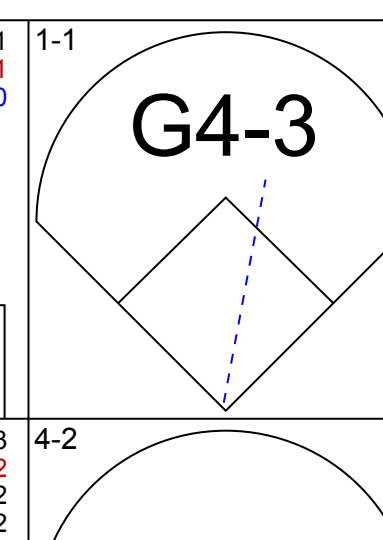
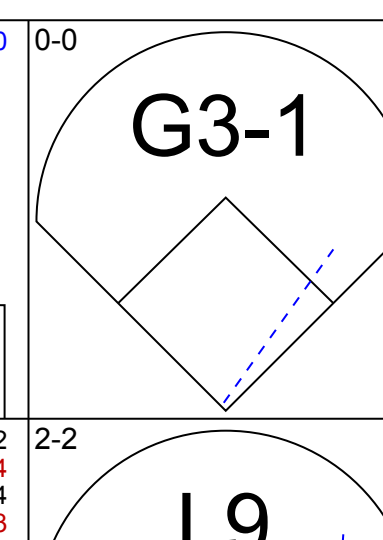
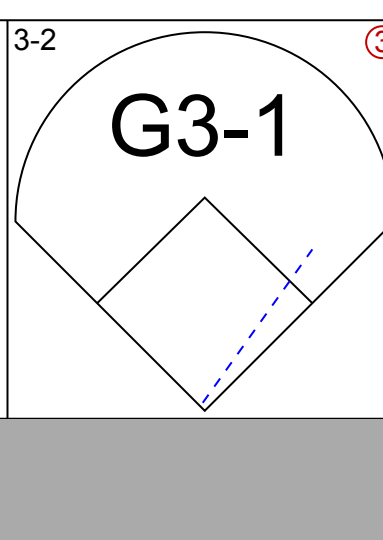
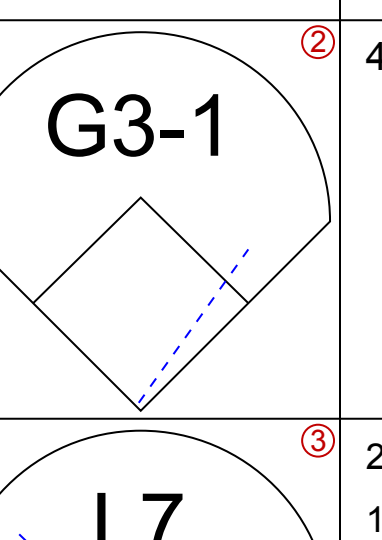

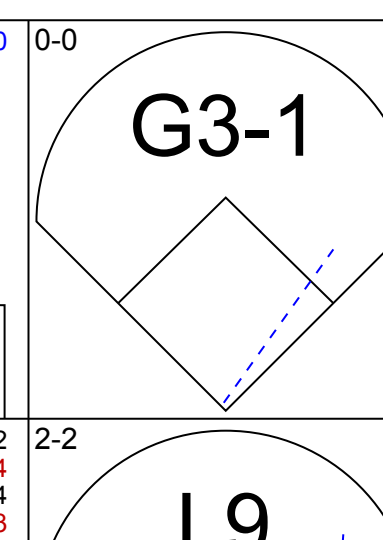
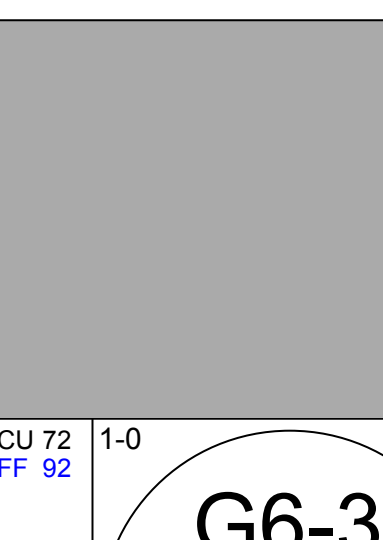
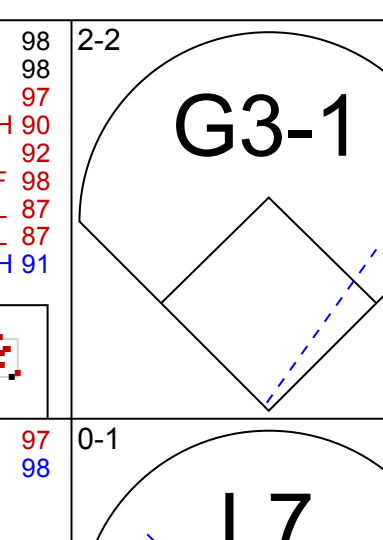

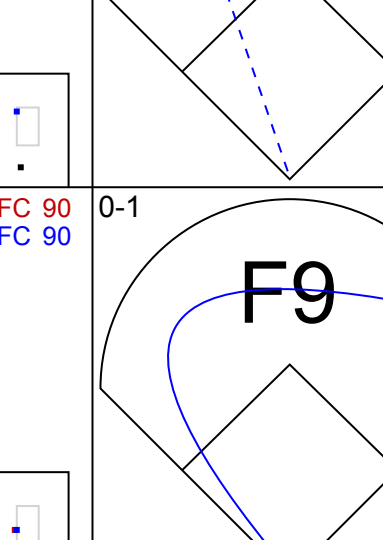
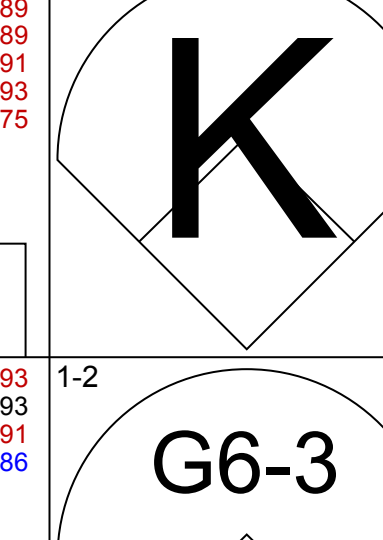
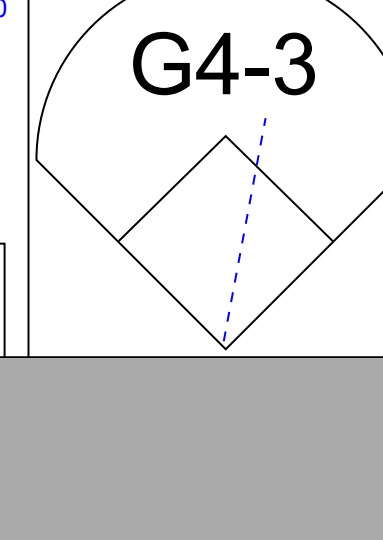
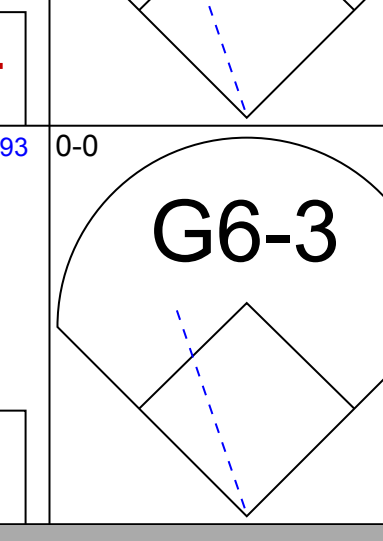



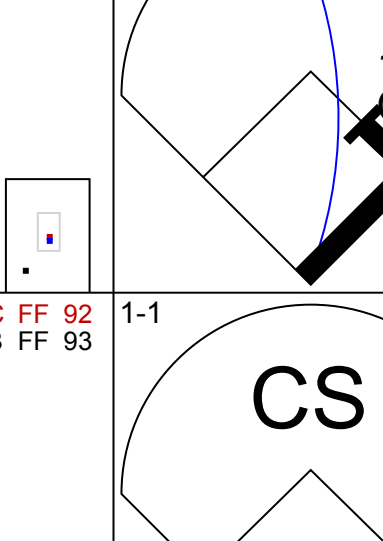
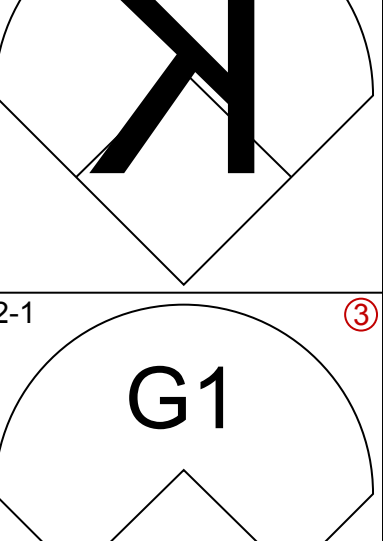



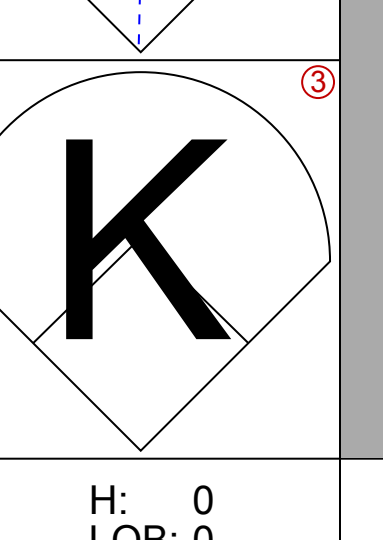
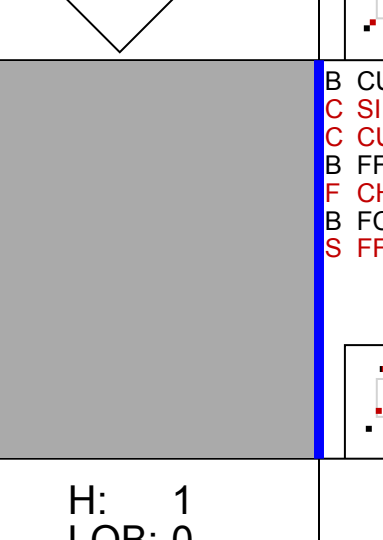

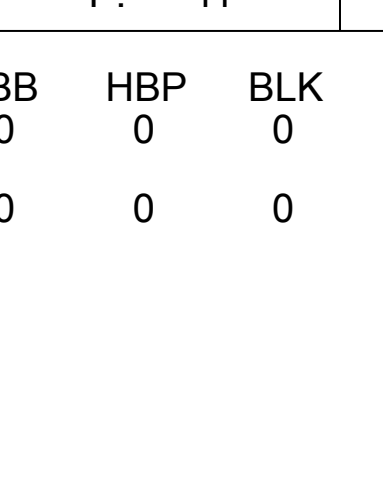
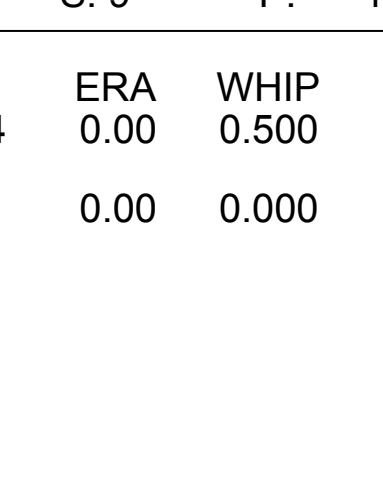




Batter	1	2	3	4	5	6	7	8	9	AB	R	H	RBI	BB	SO	LOB	TOP						
24 Dexter Fowler, S (1, 8) OBP: 0.387, SLG: 0.445										5	0	2	0	0	2	2							
17 Kris Bryant, R (1, 7) OBP: 0.390, SLG: 0.565										5	1	1	1	1	0	2	3						
44 Anthony Rizzo, L (1, 3) OBP: 0.386, SLG: 0.552										5	2	2	3	0	2	0							
18 Ben Zobrist, S (1, 4) OBP: 0.382, SLG: 0.431										4	0	1	0	0	1	0							
27 Addison Russell, R (1, 6) OBP: 0.327, SLG: 0.427										4	0	0	0	0	1	2							
22 Jason Heyward, L (1, 9) OBP: 0.295, SLG: 0.312										3	1	2	0	1	1	0							
9 Javier Báez, R (1, 5) OBP: 0.308, SLG: 0.426										4	1	1	0	0	1	5							
3 David Ross, R (1, 2) OBP: 0.342, SLG: 0.442										4	1	1	2	0	2	3							
34 Jon Lester, L (1, 1) OBP: 0.158, SLG: 0.115										3	0	1	1	0	0	0							
68 Jorge Soler, R (9, PH) OBP: 0.339, SLG: 0.440										1	1	1	0	0	0	0							
56 Héctor Rondón, R (9, 1)										0	0	0	0	0	0	0							
Inning Stats	R: 0 H: 0 E: 0 K: 3 S: 12	H: 0 LOB: 0 BB: 0 P: 18	R: 0 H: 0 E: 0 K: 1 S: 10	H: 0 LOB: 0 BB: 0 P: 12	R: 1 H: 2 E: 0 K: 2 S: 10	H: 2 LOB: 1 BB: 0 P: 16	R: 0 H: 0 E: 0 K: 2 S: 10	H: 0 LOB: 0 BB: 0 P: 11	R: 2 H: 3 E: 0 K: 0 S: 13	H: 3 LOB: 1 BB: 0 P: 19	R: 1 H: 3 E: 0 K: 1 S: 17	H: 3 LOB: 2 BB: 0 P: 23	R: 0 H: 1 E: 0 K: 0 S: 8	H: 0 LOB: 0 BB: 0 P: 10	R: 0 H: 0 E: 0 K: 1 S: 11	H: 0 LOB: 2 BB: 1 P: 20	R: 3 H: 3 E: 0 K: 2 S: 17	H: 3 LOB: 0 BB: 0 P: 28	1B: 7 2B: 2 3B: 1 HR: 3	SF: 0 SAC: 0 DP: 1 HBP: 1	WP: 1 PB: 0 SB: 0 CS: 0	PA: 40	
PITCHER	IP WLS BF H R ER SO BB IBB HBP BLK WP HR S P ERA WHIP	IP WLS BF H R ER SO BB IBB HBP BLK WP HR S P ERA WHIP	IP WLS BF H R ER SO BB IBB HBP BLK WP HR S P ERA WHIP	IP WLS BF H R ER SO BB IBB HBP BLK WP HR S P ERA WHIP	IP WLS BF H R ER SO BB IBB HBP BLK WP HR S P ERA WHIP	IP WLS BF H R ER SO BB IBB HBP BLK WP HR S P ERA WHIP	IP WLS BF H R ER SO BB IBB HBP BLK WP HR S P ERA WHIP	IP WLS BF H R ER SO BB IBB HBP BLK WP HR S P ERA WHIP	IP WLS BF H R ER SO BB IBB HBP BLK WP HR S P ERA WHIP	IP WLS BF H R ER SO BB IBB HBP BLK WP HR S P ERA WHIP	IP WLS BF H R ER SO BB IBB HBP BLK WP HR S P ERA WHIP	IP WLS BF H R ER SO BB IBB HBP BLK WP HR S P ERA WHIP	IP WLS BF H R ER SO BB IBB HBP BLK WP HR S P ERA WHIP	IP WLS BF H R ER SO BB IBB HBP BLK WP HR S P ERA WHIP	IP WLS BF H R ER SO BB IBB HBP BLK WP HR S P ERA WHIP	IP WLS BF H R ER SO BB IBB HBP BLK WP HR S P ERA WHIP	IP WLS BF H R ER SO BB IBB HBP BLK WP HR S P ERA WHIP	IP WLS BF H R ER SO BB IBB HBP BLK WP HR S P ERA WHIP	IP WLS BF H R ER SO BB IBB HBP BLK WP HR S P ERA WHIP	IP WLS BF H R ER SO BB IBB HBP BLK WP HR S P ERA WHIP	IP WLS BF H R ER SO BB IBB HBP BLK WP HR S P ERA WHIP	IP WLS BF H R ER SO BB IBB HBP BLK WP HR S P ERA WHIP	IP WLS BF H R ER SO BB IBB HBP BLK WP HR S P ERA WHIP

Chicago Cubs @ St. Louis Cardinals
 Busch Stadium, St. Louis, MO
 Wed Sep 14 2016, 12:48 PM - 3:23 PM CDT
 Att: 44,701 - Sunny - 83 F

AB	38
R	7
H	12
RBI	7
BB	1
SO	12
LOB	15



Batter	1	2	3	4	5	6	7	8	9	AB	R	H	RBI	BB	SO	LOB	BOTTOM						
13 Matt Carpenter, L (1, 3) OBP: 0.385, SLG: 0.517										4	0	0	0	0	0	0							
36 Aledmys Díaz, R (1, 6) OBP: 0.379, SLG: 0.525										2	0	0	0	1	0	0							
41 Jeremy Hazelbaker, L (9, PH) OBP: 0.300, SLG: 0.489										1	0	0	0	0	0	0							
55 Stephen Piscotty, R (1, 9) OBP: 0.340, SLG: 0.469										3	0	1	0	0	0	1							
37 Brandon Moss, L (1, 7) OBP: 0.317, SLG: 0.518										3	0	0	0	0	2	1							
4 Yadier Molina, R (1, 2) OBP: 0.344, SLG: 0.408										3	0	1	0	0	0	0							
3 Jedd Gyorko, R (1, 5) OBP: 0.304, SLG: 0.490										3	0	0	0	0	1	1							
15 Randal Grichuk, R (1, 8) OBP: 0.290, SLG: 0.490										3	0	1	0	0	2	1							
16 Kolten Wong, L (1, 4) OBP: 0.330, SLG: 0.349										3	0	0	0	0	1	1							
18 Carlos Martínez, R (1, 1) OBP: 0.229, SLG: 0.238										1	0	0	0	0	1	0							
27 Johnny Fregata, R (9, PH) OBP: 0.286, SLG: 0.396										1	0	0	0	0	1	0							
30 Jonathan Broxton, R (7, 1) OBP: 0.286, SLG: 0.396										0	0	0	0	0	0	0							
29 Zach Duke, L (8, 1) OBP: 0.286, SLG: 0.396										0	0	0	0	0	0	0							
52 Michael Wacha, R (9, 1) OBP: 0.286, SLG: 0.396										0	0	0	0	0	0	0							
35 Greg Garcia, L (9, PH) OBP: 0.286, SLG: 0.396										1	0	0	0	0	1	0							
Inning Stats	R: 0 H: 0 E: 0 K: 0 S: 7	H: 0 LOB: 0 BB: 1 P: 12	R: 0 H: 0 E: 0 K: 1 S: 9	H: 0 LOB: 0 BB: 0 P: 11	R: 0 H: 0 E: 0 K: 2 S: 8	H: 0 LOB: 0 BB: 0 P: 11	R: 0 H: 1 E: 0 K: 0 S: 6	H: 1 LOB: 0 BB: 0 P: 9	R: 0 H: 1 E: 0 K: 0 S: 9	H: 1 LOB: 0 BB: 0 P: 14	R: 0 H: 0 E: 0 K: 2 S: 12	H: 0 LOB: 0 BB: 0 P: 21	R: 0 H: 0 E: 0 K: 1 S: 6	H: 0 LOB: 0 BB: 0 P: 9	R: 0 H: 1 E: 0 K: 2 S: 10	H: 1 LOB: 1 BB: 0 P: 17	R: 0 H: 0 E: 0 K: 1 S: 13	H: 0 LOB: 0 BB: 0 P: 17	1B: 3 2B: 0 3B: 0 HR: 0	SF: 0 SAC: 0 DP: 0 HBP: 0	WP: 0 PB: 0 SB: 0 CS: 2	PA: 30	
PITCHER	IP WLS BF H R ER SO BB IBB HBP BLK WP HR S P ERA WHIP	IP WLS BF H R ER SO BB IBB HBP BLK WP HR S P ERA WHIP	IP WLS BF H R ER SO BB IBB HBP BLK WP HR S P ERA WHIP	IP WLS BF H R ER SO BB IBB HBP BLK WP HR S P ERA WHIP	IP WLS BF H R ER SO BB IBB HBP BLK WP HR S P ERA WHIP	IP WLS BF H R ER SO BB IBB HBP BLK WP HR S P ERA WHIP	IP WLS BF H R ER SO BB IBB HBP BLK WP HR S P ERA WHIP	IP WLS BF H R ER SO BB IBB HBP BLK WP HR S P ERA WHIP	IP WLS BF H R ER SO BB IBB HBP BLK WP HR S P ERA WHIP	IP WLS BF H R ER SO BB IBB HBP BLK WP HR S P ERA WHIP	IP WLS BF H R ER SO BB IBB HBP BLK WP HR S P ERA WHIP	IP WLS BF H R ER SO BB IBB HBP BLK WP HR S P ERA WHIP	IP WLS BF H R ER SO BB IBB HBP BLK WP HR S P ERA WHIP	IP WLS BF H R ER SO BB IBB HBP BLK WP HR S P ERA WHIP	IP WLS BF H R ER SO BB IBB HBP BLK WP HR S P ERA WHIP	IP WLS BF H R ER SO BB IBB HBP BLK WP HR S P ERA WHIP	IP WLS BF H R ER SO BB IBB HBP BLK WP HR S P ERA WHIP	IP WLS BF H R ER SO BB IBB HBP BLK WP HR S P ERA WHIP	IP WLS BF H R ER SO BB IBB HBP BLK WP HR S P ERA WHIP	IP WLS BF H R ER SO BB IBB HBP BLK WP HR S P ERA WHIP	IP WLS BF H R ER SO BB IBB HBP BLK WP HR S P ERA WHIP	IP WLS BF H R ER SO BB IBB HBP BLK WP HR S P ERA WHIP	IP WLS BF H R ER SO BB IBB HBP BLK WP HR S P ERA WHIP

Chicago Cubs @ St. Louis Cardinals
 Busch Stadium, St. Louis, MO
 Wed Sep 14 2016, 12:48 PM - 3:23 PM CDT
 Att: 44,701 - Sunny - 83 F

AB	28
R	0
H	3
RBI	0
BB	1
SO	9
LOB	5



Batter	1	2	3	4	5	6	7	8	9	AB	R	H	RBI	BB	SO	LOB	TOP						
5 Jonathan Villar, S OBP: 0.369, SLG: 0.453										4	0	1	0	0	2	1	Milwaukee Brewers @ Chicago Cubs Wrigley Field, Chicago, IL Thu Sep 15 2016, 7:06 PM - 10:16 PM CDT Att. 41,362 - Clear - 70 F						
23 Keon Broxton, R OBP: 0.349, SLG: 0.427										4	1	1	1	0	1	2							
8 Ryan Braun, R OBP: 0.370, SLG: 0.534										4	0	1	0	0	0	1							
33 Chris Carter, R OBP: 0.324, SLG: 0.487										3	0	0	0	1	1								
14 Hernán Pérez, R OBP: 0.299, SLG: 0.443										4	1	0	0	0	1	1							
16 Domingo Santana, R OBP: 0.358, SLG: 0.447										4	2	0	0	1	2								
37 Tyler Thornburg, R OBP: 0.288, SLG: 0.352										0	0	0	0	0	0	0							
3 Orlando Arcia, R OBP: 0.288, SLG: 0.352										4	0	1	2	0	1	2							
12 Martín Maldonado, R OBP: 0.319, SLG: 0.339										3	1	0	0	1	2	1							
52 Jimmy Nelson, R OBP: 0.118, SLG: 0.082										2	0	0	0	0	2	0							
2 Scooter Gennett, L OBP: 0.316, SLG: 0.404										1	0	1	2	0	0	0							
59 Carlos Torres, R OBP: 0.241, SLG: 0.302										0	0	0	0	0	0	0							
29 Yadiel Rivera, R OBP: 0.241, SLG: 0.302										1	0	0	0	0	0	0							
Inning Stats	R: 0 E: 0 K: 0 S: 5	H: 1 LOB: 0 BB: 0 P: 7	R: 0 E: 0 K: 2 S: 7	H: 0 LOB: 1 BB: 1 P: 12	R: 0 E: 0 K: 2 S: 9	H: 0 LOB: 0 BB: 0 P: 13	R: 3 E: 1 K: 1 S: 25	H: 3 LOB: 1 BB: 0 P: 34	R: 0 E: 0 K: 2 S: 9	H: 0 LOB: 0 BB: 0 P: 14	R: 0 E: 0 K: 0 S: 4	H: 0 LOB: 0 BB: 0 P: 5	R: 2 E: 0 K: 3 S: 16	H: 2 LOB: 1 BB: 1 P: 28	R: 0 E: 1 K: 0 S: 9	H: 1 LOB: 1 BB: 0 P: 13		R: 0 E: 0 K: 1 S: 6	H: 0 LOB: 0 BB: 0 P: 10	1B: 2 2B: 4 3B: 0 HR: 1	SF: 0 SAC: 0 DP: 1 HBP: 0	WP: 0 PB: 0 SB: 0 CS: 0	PA: 36
PITCHER	IP WLS BF H R ER SO BB IBB HBP BLK WP HR S P ERA WHIP	6.0 L 5 2 2 1 0 0 0 0 0 1 59 85 1.50 0.833	7.1 L 5 1 0 0 0 0 0 0 0 0 12 21 27.00 4.500	7.1 L 5 2 0 0 0 0 0 0 0 0 13 20 0.00 0.750	9.1 L 3 0 0 0 0 0 0 0 0 0 6 10 0.00 0.000											IP WLS BF H R ER SO BB IBB HBP BLK WP HR S P ERA WHIP							

Batter	1	2	3	4	5	6	7	8	9	AB	R	H	RBI	BB	SO	LOB	BOTTOM					
24 Dexter Fowler, S OBP: 0.385, SLG: 0.442										5	0	1	0	0	3	1	Milwaukee Brewers @ Chicago Cubs Wrigley Field, Chicago, IL Thu Sep 15 2016, 7:06 PM - 10:16 PM CDT Att. 41,362 - Clear - 70 F					
17 Kris Bryant, R OBP: 0.388, SLG: 0.562										5	0	1	0	0	1	2						
44 Anthony Rizzo, L OBP: 0.386, SLG: 0.551										3	0	1	0	2	1	1						
9 Javier Báez, R OBP: 0.308, SLG: 0.426										3	1	0	0	2	0	2						
18 Ben Zobrist, S OBP: 0.382, SLG: 0.429										4	1	1	0	0	1	3						
27 Addison Russell, R OBP: 0.326, SLG: 0.426										4	1	1	0	0	1	3						
68 Jorge Soler, R OBP: 0.337, SLG: 0.450										4	1	1	2	0	2	1						
22 Jason Heyward, L OBP: 0.300, SLG: 0.318										4	1	2	1	0	0	0						
47 Miguel Montero, L OBP: 0.331, SLG: 0.346										3	0	2	0	1	0	1						
20 Matt Szczur, R OBP: 0.322, SLG: 0.421										0	0	0	0	0	0	0						
45 Spencer Patton, R OBP: 0.241, SLG: 0.302										0	0	0	0	0	0	0						
38 Mike Montgomery, L OBP: 0.100, SLG: 0.100										2	0	1	1	0	1	1						
2 Tommy La Stella, L OBP: 0.294, SLG: 0.418										1	0	0	0	0	0	1						
52 Justin Grimm, R OBP: 0.241, SLG: 0.302										0	0	0	0	0	0	0						
30 Joe Smith, R OBP: 0.241, SLG: 0.302										0	0	0	0	0	0	0						
40 Willson Contreras, R OBP: 0.337, SLG: 0.438										1	0	0	0	0	1	2						
Inning Stats	R: 0 E: 0 K: 1 S: 9	H: 1 LOB: 1 BB: 0 P: 12	R: 2 E: 0 K: 2 S: 16	H: 3 LOB: 1 BB: 0 P: 21	R: 0 E: 0 K: 0 S: 9	H: 0 LOB: 2 BB: 2 P: 20	R: 1 E: 0 K: 2 S: 14	H: 3 LOB: 0 BB: 0 P: 22	R: 0 E: 0 K: 1 S: 10	H: 0 LOB: 0 BB: 0 P: 14	R: 0 E: 0 K: 1 S: 10	H: 1 LOB: 0 BB: 0 P: 13	R: 0 E: 0 K: 0 S: 7	H: 1 LOB: 0 BB: 0 P: 9	R: 1 E: 0 K: 3 S: 16	H: 1 LOB: 2 BB: 2 P: 30	R: 0 E: 0 K: 1 S: 11	H: 0 LOB: 1 BB: 1 P: 20	1B: 7 2B: 2 3B: 0 HR: 1	SF: 0 SAC: 0 DP: 1 HBP: 0	WP: 0 PB: 1 SB: 0 CS: 0	PA: 41
PITCHER	IP WLS BF H R ER SO BB IBB HBP BLK WP HR S P ERA WHIP	6.0 W 27 8 3 3 7 2 0 0 0 0 0 68 102 4.50 1.667	7.1 H 6 1 1 1 2 1 0 0 0 0 0 16 26 5.40 1.200	7.1 S 7 1 0 0 2 2 0 0 0 0 0 18 33 0.00 2.250											IP WLS BF H R ER SO BB IBB HBP BLK WP HR S P ERA WHIP							

Batter	1	2	3	4	5	6	7	8	9	10	AB	R	H	RBI	BB	SO	LOB	TOP								
23 Keon Broxton, R OBP: 0.354, SLG: 0.430 10 Kirk Nieuwenhuis, L OBP: 0.325, SLG: 0.386 29 Yadiel Rivera, R OBP: 0.226, SLG: 0.296	(1, 8) X FF 90 0-0 1B		(4, 2) C FF 91 4-2 B CU 90 F FC 85 B FC 85 B FC 82		(1, 3) F SI 91 1-3 B FC 82 F CH 83 F FF 93 S SI 91		(2) B CU 78 1-0 K CH 83 G6-3		(3) F FF 94 2-2 C FF 94 B FF 94 S SL 83 B FF 92 X SL 82 P2		1 0 1 0 1 0 0 2 0 0 0 0 1 2 1 0 0 0 0 0 0															
2 Scooter Gennett, L OBP: 0.320, SLG: 0.412 7 Jake Elmore, R OBP: 0.386, SLG: 0.246	(1, 4) X FF 89 0-0 P6		(2) C SAFE 3-2 C FC 82 1 SAFE X FF 93 B SI 91 B SI 91 B SI 91 1 SAFE S CH 83		(2) B CU 77 2-2 F FF 90 D CH 84 S CH 83 X FC 85		(1) B CH 83 1-0 K CH 83		(1) B FF 96 2-3 B FF 96 C FF 98 C FF 98 S FF 101 K		4 1 2 2 0 0 2 1 0 0 0 0 1 0															
8 Ryan Braun, R OBP: 0.369, SLG: 0.537	(1, 7) B FF 91 2-3 S FF 92 B FC 85 S FC 86 K		(1) B FF 93 1-0 X SI 94		(3) B SI 92 2-1 C FF 91 B FC 91 X FC 84 F8		(3) S FF 91 3-H S FC 83 S SI 91 K		(2) F FF 102 0-3 F FF 102 S FF 102 S CH 90 K		5 1 1 1 0 3 3															
33 Chris Carter, R OBP: 0.323, SLG: 0.484	(1, 3) S FF 92 2-3 B FC 93 D FC 85 C FC 85 K		(3) B FF 94 1-3 C FC 81 C FF 92 S FC 84 K		(1) C FF 89 1-3 F FC 83 S FC 83 S FC 84 K		(1) X FF 93 0-0 1B		(3) C FF 102 0-3 S FF 102 S FF 102 K		5 0 1 0 0 4 1															
14 Hernán Pérez, R OBP: 0.298, SLG: 0.440	(1, 5) C FC 81 0-2 F FC 92 X FF 93 F9		(1) X SI 91 0-0 G4-6-3 1B		(2) C SI 91 0-2 F SI 90 X FF 92 F8		(1) C SI 90 0-2 F FF 94 X FF 93 F8				4 0 1 0 0 0 1															
16 Domingo Santana, R OBP: 0.356, SLG: 0.448	(1, 9) B SI 91 1-2 F FC 82 X FC 83 L8		(1) X SI 91 0-0 1B		(2) C FC 83 0-1 X SI 92 L8		(2) X FF 94 0-0 F8				4 0 1 0 0 0 2															
3 Orlando Arcia, R OBP: 0.288, SLG: 0.370	(1, 6) X CU 77 0-0 HR		(2) X SI 91 0-0 G4-6-3 1B		(3) F SI 90 2-3 S FC 83 D FC 83 B FF 92 S FC 84 K		(3) C SI 82 3-2 B SI 82 B SI 81 B FF 93 T SI 82 K				4 1 1 1 0 2 3															
13 Andrew Susac, R OBP: 0.444, SLG: 0.286	(1, 2) B FF 92 4-1 C FC 83 B FC 84 B FC 81 BB				(2) B FF 90 2-2 F SI 90 K: 2 B FC 82 X FC 84 1B		(1) X FC 81 0-0 10 G6-3 2 HR 9 G4-3 1B		(1) X FF 93 0-0 P3		3 1 2 0 1 0 0															
47 Chase Anderson, R 9 Marly Paja, R 30 Jacob Barnes, R 35 Brent Suter, L 53 Jhan Maríñez, R 46 Corey Knebel, R 5 Jonathan Villar, S 46 Carlos Smolton, R 48 Blaine Boyer, R			(3) B FF 92 2-3 F FC 82 C FC 83 D FC 85 K		(1) B FF 87 1-2 F FC 88 F FF 90 X FF 91 L9		(1) B SI 88 3-2 B FC 82 B SI 91 B SI 91 X FC 82 G4-3		(2) B FF 93 2-3 C FF 94 S FC 83 S SL 84 K		2 0 0 0 0 0 1 2 1 0 0 0 0 0 0 1 0															
Inning Stats	R: 0 E: 0 K: 1 S: 8	H: 1 LOB: 1 BB: 0 P: 12	R: 1 E: 0 K: 1 S: 11	H: 1 LOB: 1 BB: 1 P: 18	R: 1 E: 0 K: 1 S: 11	H: 1 LOB: 0 BB: 1 P: 20	R: 0 E: 0 K: 0 S: 3	H: 1 LOB: 0 BB: 0 P: 3	R: 0 E: 0 K: 1 S: 16	H: 2 LOB: 2 BB: 0 P: 24	R: 0 E: 0 K: 1 S: 11	H: 1 LOB: 1 BB: 0 P: 14	R: 2 E: 0 K: 1 S: 9	H: 2 LOB: 0 BB: 0 P: 14	R: 0 E: 0 K: 1 S: 8	H: 1 LOB: 1 BB: 0 P: 11	R: 0 E: 0 K: 1 S: 8	H: 0 LOB: 0 BB: 0 P: 12	R: 0 E: 0 K: 3 S: 9	H: 0 LOB: 0 BB: 0 P: 11	1B: 6 2B: 1 3B: 0 HR: 3	SF: 0 SAC: 0 DP: 1 HBP: 0	WP: 0 PB: 0 SB: 1 CS: 1	PA: 40		
PITCHER	IP 7.0	WLS 30	BF 9	H 4	ER 4	SO 8	BB 2	IBB 0	HBP 0	BLK 0	WP 0	HR 3	S 69	P 105	ERA 5.14	WHIP 1.571										
41 John Lackey, R ERA: 3.42	(1, 1)																									
60 Félix Peña, R ERA: 3.68	(8, 1)	2.0	7	1	0	0	2	0	0	0	0	0	16	23	0.00	0.500										
54 Aroldis Chapman, L ERA: 1.7	(10, 1)	1.0	W	3	0	0	0	3	0	0	0	0	9	11	0.00	0.000										

Milwaukee Brewers @ Chicago Cubs
Wrigley Field, Chicago, IL
Fri Sep 16 2016, 1:22 PM - 4:34 PM CDT
Att. 40,823 - Partly Cloudy - 79 F

AB	38
R	4
H	10
RBI	4
BB	2
SO	13
LOB	17



Batter	1	2	3	4	5	6	7	8	9	10	AB	R	H	RBI	BB	SO	LOB	BOTTOM							
20 Matt Szczur, R OBP: 0.319, SLG: 0.411	(1, 9) B FF 92 4-0 B FF 92 B FF 91 68 G4-6-3 BB			(1) B CU 77 3-2 C CH 81 C FC 92 F FC 92 F FF 92 F FF 94 X CH 83 F7	(3) B CU 79 3-2 S FF 92 B FF 92 B FF 93 F FF 94 X FC 94 G6-3			(1) C FF 95 1-2 B FF 96 C CU 79 X FF 95 L9	(2) B FF 92 3-2 B CU 78 B FF 92 F FF 90 X FC 90 L8		4 0 0 0 1 0 4														
9 Javier Báez, R OBP: 0.304, SLG: 0.421	(1, 6) S FF 91 0-3 S CU 78 K			(2) X FF 93 0-0 L5		(1) B FF 92 3-3 C CU 78 B FF 92 B FF 93 F FF 94 X FC 94 K		(2) C KC 80 2-2 F FC 81 S FC 80 B FF 96 X KC 81 P3	(3) B FF 93 3-2 F FF 91 S FF 94 B FF 96 B FF 93 X FC 94 G1-3		5 0 0 0 0 2 4														
68 Jorge Soler, R OBP: 0.336, SLG: 0.448 47 Miguel Montero, L OBP: 0.333, SLG: 0.359	(1, 7) F FF 92 0-1 X FF 92 G4-6-3			(3) B CU 78 4-0 B CH 81 B FF 93 S SI 91 BB	(2) B FF 94 2-2 B CH 81 B FF 93 X CU 80 F7		(3) C KC 79 2-3 B FF 95 S CH 91 F FF 96 S FC 97 K		(1) S SI 92 1-1 B CU 76 X HR		1 0 0 0 0 0 1 3 1 1 1 1 1 0														
40 Wilson Contreras, R OBP: 0.345, SLG: 0.445	(1, 2) C FC 90 1-3 B CU 77 F FC 92 F FC 92 F FC 92 K		(1) C FC 82 1-3 X FF 90 K		(3) X FF 89 0-0 2B		(1) F FF 93 0-2 F FF 93 X FF 93 K		(2) X FF 94 0-0 2B		4 1 2 0 0 1 1														
8 Chris Coghlan, L OBP: 0.267, SLG: 0.293	(1, 3) B FF 92 2-2 S CH 82 F FC 82 C CH 82 X CH 82 5 G5-4-3 1B			(3) C CH 82 0-1 X FF 90 5 HR 1B	(2) B FF 93 2-2 C FC 82 F FC 93 F FC 93 C CU 80 X FC 92 P4		(3) X FF 96 0-0 2B	(1) X FF 94 0-0 2B	(2) X FF 94 0-0 2B		4 2 3 1 0 0 1														
5 Albert Almora Jr., R OBP: 0.295, SLG: 0.446	(1, 8) C FF 92 0-1 X SI 91 G5-4-3			(3) B FF 92 3-2 B FF 89 S FC 92 B CU 79 X CH 82 HR	(1) X FF 96 0-0 1B		(1) X FF 96 0-0 1B	(1) B FF 93 1-0 X FF 93 L7		4 1 2 2 0 0 2															
2 Tommy La Stella, L OBP: 0.368, SLG: 0.416	(1, 5) C FF 90 0-1 X FF 90 L8		(1) C FF 90 0-1 X FF 90 L8		(2) B CU 77 4-2 B FF 89 S CH 82 B CH 82 B SI 93 41 G4-6-3 66 1B BB		(1) C FF 95 0-1 Y SAFE X FF 95 66 BB 1B	(2) C FF 92 1-1 D CU 90 1 SAFE X FF 92 27 1B 66 HBP 1B		3 0 1 0 1 0 1															
66 Munenori Kawasaki, L OBP: 0.625, SLG: 0.867	(1, 4) S FF 90 0-1 X CH 80 B1-3		(2) F FF 93 2-2 B FF 92 B FF 92 X CH 83 41 G4-6-3 1B		(2) B FF 84 4-2 B FF 85 B FF 93 B FF 92 F FC 82 B FF 91 3 G5-4-3 BB		(1) X SI 95 0-0 2B	(1) C FF 94 1-1 H 27 1B HBP		2 0 1 0 1 0 0															
41 John Lackey, R OBP: 0.131, SLG: 0.136 3 David Ross, R OBP: 0.340, SLG: 0.439 60 Félix Peña, R ERA: 3.15 27 Addison Russell, R OBP: 0.327, SLG: 0.427 54 Aroldis Chapman, L ERA: 5.33	(1, 1)		(3) F FF 92 0-1 X CU 78 G1-3		(2) X SI 92 0-0 G4-6-3		(2) X SI 95 0-0 G5-4-3		(2) F FF 94 2-2 F FF 92 X FF 92 1B		2 0 0 0 0 0 2 1 0 0 0 0 0 2 0 0 0 0 0 0 0 1 0 1 1 0 0 0 0 0 0 0 0 0 0														
Inning Stats	R: 0 E: 0 K: 1 S: 5	H: 0 LOB: 0 BB: 1 P: 9	R: 0 E: 0 K: 1 S: 10	H: 1 LOB: 0 BB: 0 P: 13	R: 0 E: 0 K: 0 S: 6	H: 0 LOB: 0 BB: 0 P: 6	R: 0 E: 0 K: 0 S: 6	H: 0 LOB: 1 BB: 1 P: 13	R: 2 E: 0 K: 0 S: 14	H: 3 LOB: 1 BB: 1 P: 26	R: 0 E: 0 K: 1 S: 11	H: 1 LOB: 1 BB: 0 P: 18	R: 0 E: 0 K: 0 S: 6	H: 2 LOB: 1 BB: 1 P: 10	R: 0 E: 0 K: 1 S: 10	H: 0 LOB: 0 BB: 0 P: 15	R: 2 E: 1 K: 0 S: 19	H: 3 LOB: 3 BB: 0 P: 30	R: 1 E: 0 K: 0 S: 2	H: 1 LOB: 0 BB: 0 P: 3	1B: 7 2B: 2 3B: 0 HR: 2	SF: 0 SAC: 4 DP: 4 HBP: 1	WP: 0 PB: 0 SB: 0 CS: 0	PA: 39	
PITCHER	IP 6.0	WLS 1	BF 5	H 2	ER 2	SO 3	BB 3	IBB 0	HBP 0	BLK 0	WP 0	HR 1	S 52	P 85	ERA 3.00	WHIP 1.333									
57 Chase Anderson, R ERA: 4.47	(1, 1)																								
50 Jacob Barnes, R ERA: 3.15	(7, 1)	0.0	1	1	0	0	0	0	0	0	0	0	1	1	∞	∞									
35 Brent Suter, L ERA: 2.92	(7, 1)	0.1	H	2	1	0	0	0	0	0	0	0	4	8	0.00	6.000									
53 Jhan Maríñez, R ERA: 3.07	(7, 1)	0.2	H	1	0	0	0	0	0	0	0	0	1	1	0.00	0.000									
46 Corey Knebel, R ERA: 5.33	(8, 1)	1.0	H	3	0	0	0	1	0	0	0	0	10	15	0.00	0.000									
PITCHER	IP 1.0	WLS L	BF 8	H 3	ER 2	SO 1	BB 0	IBB 0	HBP 0	BLK 0	WP 0	HR 1	S 1	P 1	ERA ∞	WHIP ∞									
59 Carlos Torres, R ERA: 3.0	(9, 1)																								
48 Blaine Boyer, R ERA: 4.21	(10, 1)	0.0	L	1	1	1	0	0	0	0	0	0	1	2	3	∞	∞								

Milwaukee Brewers @ Chicago Cubs
Wrigley Field, Chicago, IL
Fri Sep 16 2016, 1:22 PM - 4:34 PM CDT
Att. 40,823 - Partly Cloudy - 79 F

AB	34
R	5
H	11
RBI	5
BB	4
SO	4
LOB	18



Batter	1	2	3	4	5	6	7	8	9	AB	R	H	RBI	BB	SO	LOB	TOP										
5 Jonathan Villar, S OBP: 0.368, SLG: 0.447										4	0	0	0	0	2	2	Milwaukee Brewers @ Chicago Cubs Wrigley Field, Chicago, IL Sun Sep 18 2016, 1:21 PM - 3:58 PM CDT Att: 41,286 - Partly Cloudy - 69 F										
2 Scooter Gennett, L OBP: 0.322, SLG: 0.418 29 Yadiel Rivera, R OBP: 0.236, SLG: 0.296										4	0	1	0	0	2	0											
33 Chris Carter, R OBP: 0.323, SLG: 0.492										4	1	1	1	0	3	1											
14 Hernán Pérez, R OBP: 0.297, SLG: 0.435										4	1	1	0	0	0	0											
16 Domingo Santana, R (1, 8) OBP: 0.352, SLG: 0.452										4	0	0	0	0	2	1											
3 Orlando Arcia, R OBP: 0.280, SLG: 0.364										4	0	1	0	0	1	1											
12 Martín Maldonado, R OBP: 0.317, SLG: 0.332										3	1	1	1	1	1	1											
25 Michael Reed, R OBP: 0.200, SLG: 0.200										4	0	1	0	0	1	2											
38 Wily Peralta, R OBP: 0.135, SLG: 0.250 7 Jake Elmore, R OBP: 0.391, SLG: 0.242 59 Carlos Torres, R OBP: 0.236, SLG: 0.364 37 Tyler Thornburg, R OBP: 0.236, SLG: 0.364										2	0	1	1	0	0	0											
Inning Stats	R: 0 E: 0 K: 3 S: 10	H: 0 LOB: 0 BB: 0 P: 14	R: 2 E: 0 K: 1 S: 19	H: 4 LOB: 2 BB: 0 P: 27	R: 0 E: 0 K: 1 S: 7	H: 0 LOB: 0 BB: 0 P: 9	R: 0 E: 0 K: 1 S: 9	H: 1 LOB: 1 BB: 0 P: 17	R: 0 E: 0 K: 2 S: 11	H: 1 LOB: 1 BB: 0 P: 17	R: 0 E: 0 K: 1 S: 7	H: 0 LOB: 0 BB: 0 P: 13	R: 0 E: 0 K: 1 S: 6	H: 0 LOB: 0 BB: 0 P: 7	R: 1 E: 0 K: 1 S: 13	H: 1 LOB: 0 BB: 0 P: 16	R: 0 E: 0 K: 1 S: 6	H: 0 LOB: 1 BB: 1 P: 10	1B: 4 2B: 2 3B: 0 HR: 1	SF: 0 SAC: 0 DP: 0 HBP: 0	WP: 0 PB: 0 SB: 2 CS: 0	PA: 35					
PITCHER	IP	WLS	BF	H	R	ER	SO	BB	IBB	HBP	BLK	WP	HR	S	P	ERA	WHIP										
28 Kyle Hendricks, R ERA: 2.06	6.0	L	24	6	2	2	9	0	0	0	0	0	0	63	97	3.00	1.000										
30 Joe Smith, R ERA: 3.52	1.0		3	0	0	0	1	0	0	0	0	0	0	6	7	0.00	0.000										
37 Travis Wood, L ERA: 3.14	0.2		2	0	0	0	1	0	0	0	0	0	0	8	8	0.00	0.000										
60 Félix Peña, R ERA: 4.7	0.1		2	1	1	1	0	0	0	0	0	0	1	5	8	27.00	3.000										
53 Trevor Cahill, R ERA: 2.77	1.0		4	0	0	0	1	1	0	0	0	0	0	6	10	0.00	1.000										


Batter	1	2	3	4	5	6	7	8	9	AB	R	H	RBI	BB	SO	LOB	BOTTOM										
24 Dexter Fowler, S OBP: 0.383, SLG: 0.438										4	0	0	0	1	2	4	Milwaukee Brewers @ Chicago Cubs Wrigley Field, Chicago, IL Sun Sep 18 2016, 1:21 PM - 3:58 PM CDT Att: 41,286 - Partly Cloudy - 69 F										
17 Kris Bryant, R OBP: 0.388, SLG: 0.562										5	0	1	0	0	2	2											
44 Anthony Rizzo, L OBP: 0.388, SLG: 0.550										4	0	1	0	1	1	2											
18 Ben Zobrist, S OBP: 0.379, SLG: 0.425										4	0	0	0	0	1	4											
27 Addison Russell, R OBP: 0.326, SLG: 0.424										4	0	1	0	0	0	4											
22 Jason Heyward, L OBP: 0.302, SLG: 0.319										4	0	2	0	0	1	0											
47 Miguel Montero, L OBP: 0.327, SLG: 0.351										4	0	0	0	0	1	3											
9 Javier Báez, R OBP: 0.308, SLG: 0.422										3	1	1	0	0	1	3											
28 Kyle Hendricks, R OBP: 0.167, SLG: 0.197 2 Tommy La Stella, L OBP: 0.376, SLG: 0.437 30 Joe Smith, R OBP: 0.236, SLG: 0.296 37 Travis Wood, R OBP: 0.305, SLG: 0.322 60 Félix Peña, R OBP: 0.391, SLG: 0.242 53 Trevor Cahill, R OBP: 0.225, SLG: 0.125 8 Chris Coghlan, L OBP: 0.268, SLG: 0.364										2	0	2	0	0	0	0											
Inning Stats	R: 0 E: 0 K: 0 S: 4	H: 0 LOB: 0 BB: 0 P: 6	R: 0 E: 0 K: 1 S: 14	H: 2 LOB: 2 BB: 0 P: 23	R: 0 E: 0 K: 2 S: 13	H: 2 LOB: 3 BB: 1 P: 26	R: 0 E: 0 K: 2 S: 11	H: 2 LOB: 2 BB: 0 P: 16	R: 0 E: 0 K: 0 S: 8	H: 1 LOB: 1 BB: 0 P: 12	R: 1 E: 0 K: 0 S: 6	H: 2 LOB: 1 BB: 0 P: 10	R: 0 E: 0 K: 1 S: 7	H: 0 LOB: 0 BB: 0 P: 10	R: 0 E: 0 K: 1 S: 7	H: 0 LOB: 0 BB: 0 P: 11	R: 0 E: 0 K: 2 S: 11	H: 0 LOB: 2 BB: 1 P: 20	1B: 7 2B: 2 3B: 0 HR: 0	SF: 0 SAC: 0 DP: 0 HBP: 1	WP: 0 PB: 0 SB: 0 CS: 0	PA: 39					
PITCHER	IP	WLS	BF	H	R	ER	SO	BB	IBB	HBP	BLK	WP	HR	S	P	ERA	WHIP										
38 Wily Peralta, R ERA: 5.21	6.0	W	28	9	1	1	5	1	0	0	0	0	0	56	93	1.50	1.667										
59 Carlos Torres, R ERA: 2.92	2.0	H	6	0	0	0	2	0	0	0	0	0	0	14	21	0.00	0.000										
37 Tyler Thornburg, R ERA: 1.58	1.0	S	5	0	0	0	2	1	0	1	0	0	0	11	20	0.00	1.000										

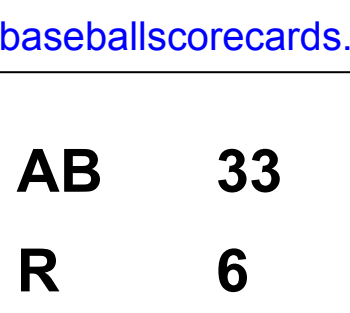
AB 34
R 3
H 7
RBI 3
BB 1
SO 12
LOB 8



AB 36
R 1
H 9
RBI 1
BB 2
SO 9
LOB 23



Batter	1	2	3	4	5	6	7	8	9	AB	R	H	RBI	BB	SO	LOB	TOP					
9 José Peraza, R OBP: 0.343, SLG: 0.405	G6-3		L6				K			4	0	1	1	0	1	2	Cincinnati Reds @ Chicago Cubs Wrigley Field, Chicago, IL Tue Sep 20 2016, 7:07 PM - 10:04 PM CDT Att. 40,586 - Clear - 73 F					
49 Tony Renda, R OBP: 0.297, SLG: 0.220	G5-3		FC6-4			F9		G4-3		4	0	0	0	0	0	3						
19 Joey Votto, L OBP: 0.433, SLG: 0.529	G5-3		G3-1			1B		K		4	0	1	0	0	1	0						
23 Adam Duvali, R OBP: 0.294, SLG: 0.497	F7		1B			K		1B		3	0	1	0	1	1	1						
4 Brandon Phillips, R OBP: 0.322, SLG: 0.420	L7		FC4			2B		1B		4	0	2	0	0	0	1						
43 Scott Schebler, L OBP: 0.325, SLG: 0.425	G4-3		G6-4-3			K		K		4	0	0	0	0	2	6						
40 Tyler Holt, R OBP: 0.327, SLG: 0.296			G6-3			G5-3				2	0	0	0	1	0	2	AB 33 R 1 H 7 RBI 1 BB 2 SO 7 LOB 17					
37 Ramón Cabrera, S OBP: 0.281, SLG: 0.365	P4		K			K		G6-4-3		4	0	0	0	0	2	2						
73 Adam Smith, R 63 Wandy Peralta, L 81 Shane Bieber, R 66 Abel De Los Santos, R 70 Jumbo Diaz, R 60 Matt Magill, R 53 Trevor Cahill, L 37 Travis Wood, L			1B			1B		G6-3		1	0	0	0	0	0	0						
Inning Stats	R: 0 E: 0 K: 0 S: 4	H: 0 LOB: 0 BB: 0 P: 8	R: 0 E: 0 K: 0 S: 8	H: 0 LOB: 0 BB: 0 P: 12	R: 0 E: 0 K: 0 S: 9	H: 1 LOB: 2 BB: 0 P: 16	R: 0 E: 0 K: 0 S: 8	H: 1 LOB: 1 BB: 0 P: 12	R: 1 E: 0 K: 1 S: 13	H: 2 LOB: 1 BB: 0 P: 19	R: 0 E: 0 K: 2 S: 11	H: 2 LOB: 2 BB: 0 P: 18	R: 0 E: 0 K: 2 S: 10	H: 0 LOB: 0 BB: 0 P: 12	R: 0 E: 0 K: 2 S: 9	H: 1 LOB: 2 BB: 1 P: 16		R: 0 E: 0 K: 0 S: 7	H: 0 LOB: 0 BB: 1 P: 15	1B: 5 2B: 1 3B: 1 HR: 0	SF: 0 SAC: 0 DP: 2 HBP: 1	WP: 0 PB: 0 SB: 0 CS: 0
PITCHER	IP WLS BF H R ER SO BB IBB HBP BLK WP HR S P ERA WHIP																					
34 Jon Lester, L ERA: 2.36	(1, 1)	7.0	W	28	6	1	1	5	0	0	0	1	0	0	0	0	63	97	1.29	0.857		
6 Carl Edwards Jr., R ERA: 3.38	(8, 1)	1.0		5	1	0	0	2	1	0	0	0	0	0	0	0	9	16	0.00	2.000		
53 Trevor Cahill, R ERA: 2.74	(9, 1)	0.2		2	0	0	0	0	1	0	0	0	0	0	0	0	5	12	0.00	1.500		
37 Travis Wood, L ERA: 3.12	(9, 1)	0.1		1	0	0	0	0	0	0	0	0	0	0	0	0	2	3	0.00	0.000		

Batter	1	2	3	4	5	6	7	8	9	AB	R	H	RBI	BB	SO	LOB	BOTTOM			
24 Dexter Fowler, S OBP: 0.386, SLG: 0.438	F8							G4-6-3		3	2	2	1	2	0	0	Cincinnati Reds @ Chicago Cubs Wrigley Field, Chicago, IL Tue Sep 20 2016, 7:07 PM - 10:04 PM CDT Att. 40,586 - Clear - 73 F			
17 Kris Bryant, R OBP: 0.388, SLG: 0.562	F7					F9		1B		5	1	3	1	0	0	3				
44 Anthony Rizzo, L OBP: 0.389, SLG: 0.550	L6		K			1B		G4-6-3		5	0	2	3	0	1	3				
18 Ben Zobrist, S OBP: 0.377, SLG: 0.420	2B		K			1B		1B		4	0	0	0	1	2	3				
27 Addison Russell, R OBP: 0.325, SLG: 0.430	K		G5-3			F8		P4		4	0	0	0	0	1	2				
22 Jason Heyward, L OBP: 0.305, SLG: 0.325	F8									2	1	1	0	2	0	0				
9 Javier Báez, R OBP: 0.310, SLG: 0.421	F9									3	0	1	0	0	0	1				
3 David Ross, R OBP: 0.338, SLG: 0.435										4	1	1	0	0	0	5	AB 33 R 6 H 11 RBI 6 BB 6 SO 5 LOB 21			
34 Jon Lester, L OBP: 0.183, SLG: 0.148										2	1	1	1	1	0	2				
8 Chris Coghlan, L OBP: 0.256, SLG: 0.307										1	0	0	0	0	1	2				
6 Carl Edwards Jr., R ERA: 3.38										0	0	0	0	0	0	0				
53 Trevor Cahill, R OBP: 0.222, SLG: 0.125										0	0	0	0	0	0	0				
37 Travis Wood, R OBP: 0.300, SLG: 0.222										0	0	0	0	0	0	0				
Inning Stats	R: 0 E: 0 K: 1 S: 21	H: 1 LOB: 2 BB: 1 P: 31	R: 1 E: 0 K: 0 S: 11	H: 2 LOB: 1 BB: 1 P: 19	R: 0 E: 0 K: 2 S: 11	H: 0 LOB: 0 BB: 0 P: 16	R: 4 E: 0 K: 0 S: 15	H: 3 LOB: 1 BB: 2 P: 29	R: 0 E: 0 K: 0 S: 8	H: 1 LOB: 2 BB: 0 P: 12	R: 1 E: 0 K: 1 S: 18	H: 1 LOB: 0 BB: 1 P: 27	R: 0 E: 0 K: 1 S: 14	H: 1 LOB: 2 BB: 1 P: 26	R: 0 E: 0 K: 0 S: 11	H: 2 LOB: 1 BB: 0 P: 12	1B: 8 2B: 3 3B: 0 HR: 0	SF: 0 SAC: 0 DP: 1 HBP: 1	WP: 0 PB: 0 SB: 1 CS: 1	PA: 40
PITCHER	IP WLS BF H R ER SO BB IBB HBP BLK WP HR S P ERA WHIP																			
73 Josh Smith, R ERA: 4.86	(1, 1)	3.0	L	14	3	1	1	3	2	0	0	0	0	0	0	0	43	66	3.00	1.667
53 Wandy Peralta, L ERA: 10.5	(4, 1)	1.0		8	3	4	4	0	2	0	0	0	0	0	0	0	15	29	36.00	5.000
66 Abel De Los Santos, R ERA: 1.21	(5, 1)	2.0		9	2	1	1	1	1	0	1	0	0	0	0	0	26	39	4.50	1.500
70 Jumbo Diaz, R ERA: 3.32	(7, 1)	1.0		5	1	0	0	1	1	0	0	0	0	0	0	0	14	26	0.00	2.000
60 Matt Magill, R ERA: 3.32	(8, 1)	1.0		4	2	0	0	0	0	0	0	0	0	0	0	0	11	12	0.00	2.000

Batter	1	2	3	4	5	6	7	8	9	AB	R	H	RBI	BB	SO	LOB	TOP					
9 José Peraza, R OBP: 0.346, SLG: 0.407										4	0	2	1	0	0	1	Cincinnati Reds @ Chicago Cubs Wrigley Field, Chicago, IL Wed Sep 21 2016, 7:07 PM - 10:18 PM CDT Att: 40,434 - Cloudy - 69 F					
7 Eugenio Suárez, R OBP: 0.314, SLG: 0.410										4	0	0	0	0	0	2						
19 Joey Votto, L OBP: 0.432, SLG: 0.529 52 Tony Cingrani, L										4	0	1	0	0	0	2						
23 Adam Duvall, R OBP: 0.294, SLG: 0.495										4	0	1	0	0	0	2						
4 Brandon Phillips, R OBP: 0.320, SLG: 0.417										4	0	0	0	0	0	2						
43 Scott Schebler, L OBP: 0.324, SLG: 0.422										4	1	1	0	0	0	1						
51 Steve Selsky, R OBP: 0.286, SLG: 0.444										4	1	1	1	0	3	1						
16 Tucker Barnhart, L OBP: 0.318, SLG: 0.384 27 Ross Ohlendorf, R										2	0	0	0	1	1	0						
3 Iván De Jesús Jr., R OBP: 0.287, SLG: 0.290										0	0	0	0	0	0	0						
55 Robert Stephenson, R 60 Matt Magill, R 49 Tony Penda, R 21 Michael Lorenzen, R 36 Blake Wood, R 37 Ramón Cabrera, S										0	0	0	0	0	0	0						
Inning Stats	R: 0 E: 1 K: 0 S: 9	H: 1 LOB: 1 BB: 0 P: 15	R: 2 E: 0 K: 0 S: 9	H: 3 LOB: 2 BB: 1 P: 14	R: 0 E: 0 K: 0 S: 9	H: 1 LOB: 1 BB: 0 P: 13	R: 0 E: 0 K: 1 S: 8	H: 0 LOB: 0 BB: 0 P: 10	R: 0 E: 0 K: 1 S: 7	H: 0 LOB: 0 BB: 0 P: 13	R: 0 E: 0 K: 0 S: 4	H: 0 LOB: 0 BB: 0 P: 8	R: 0 E: 0 K: 2 S: 11	H: 0 LOB: 0 BB: 0 P: 14	R: 0 E: 0 K: 0 S: 11	H: 0 LOB: 1 BB: 0 P: 16	R: 0 E: 0 K: 1 S: 9	H: 1 LOB: 1 BB: 0 P: 10	1B: 4 2B: 2 3B: 0 HR: 0	SF: 0 SAC: 1 DP: 0 HBP: 1	WP: 0 PB: 0 SB: 0 CS: 0	PA: 34
PITCHER	IP WLS BF H R ER SO BB IBB HBP BLK WP HR S P ERA WHIP																					
41 John Lackey, R ERA: 3.39	7.0 W 26 5 2 2 4 1 0 0 0 0 0 0 57 87 2.57 0.857																					
56 Héctor Rondón, R ERA: 2.42	0.2 3 0 0 0 0 0 0 0 1 0 0 0 7 10 0.00 0.000																					
38 Mike Montgomery, L ERA: 2.63	1.0 4 1 0 0 0 0 0 0 0 0 0 0 10 13 0.00 1.000																					
30 Joe Smith, R ERA: 3.6	0.1 1 0 0 0 1 0 0 0 0 0 0 0 3 3 0.00 0.000																					

Batter	1	2	3	4	5	6	7	8	9	AB	R	H	RBI	BB	SO	LOB	BOTTOM			
24 Dexter Fowler, S OBP: 0.388, SLG: 0.445										4	3	2	1	0	0	3	Cincinnati Reds @ Chicago Cubs Wrigley Field, Chicago, IL Wed Sep 21 2016, 7:07 PM - 10:18 PM CDT Att: 40,434 - Cloudy - 69 F			
17 Kris Bryant, R OBP: 0.387, SLG: 0.564										5	1	1	2	0	1	3				
44 Anthony Rizzo, L OBP: 0.389, SLG: 0.548										4	1	1	0	1	0	0				
18 Ben Zobrist, S OBP: 0.380, SLG: 0.423										4	2	3	1	1	0	1				
22 Jason Heyward, L OBP: 0.305, SLG: 0.325										4	1	1	0	1	0	4				
9 Javier Báez, R OBP: 0.313, SLG: 0.424										5	0	3	1	0	0	4				
47 Miguel Montero, L OBP: 0.332, SLG: 0.357										5	1	3	3	0	0	3				
8 Chris Coghlan, L OBP: 0.273, SLG: 0.309 56 Héctor Rondón, R										2	0	1	0	2	1	1				
38 Mike Montgomery, L OBP: 0.091, SLG: 0.091 30 Joe Smith, R										0	0	0	0	0	0	0				
41 John Lackey, R ERA: 3.59 5 Albert Almora Jr., R OBP: 0.297, SLG: 0.429										3	0	0	0	0	2	6				
Inning Stats	R: 2 E: 0 K: 1 S: 20	H: 3 LOB: 2 BB: 0 P: 34	R: 0 E: 0 K: 1 S: 10	H: 1 LOB: 1 BB: 0 P: 17	R: 1 E: 1 K: 0 S: 14	H: 2 LOB: 3 BB: 2 P: 28	R: 1 E: 0 K: 0 S: 14	H: 3 LOB: 2 BB: 0 P: 23	R: 1 E: 0 K: 1 S: 16	H: 1 LOB: 1 BB: 1 P: 25	R: 2 E: 0 K: 1 S: 13	H: 2 LOB: 1 BB: 1 P: 21	R: 2 E: 0 K: 0 S: 10	H: 2 LOB: 1 BB: 1 P: 20	R: 0 E: 0 K: 1 S: 8	H: 1 LOB: 1 BB: 0 P: 14	1B: 13 2B: 0 3B: 0 HR: 2	SF: 0 SAC: 0 DP: 0 HBP: 1	WP: 2 PB: 0 SB: 0 CS: 0	PA: 45
PITCHER	IP WLS BF H R ER SO BB IBB HBP BLK WP HR S P ERA WHIP																			
55 Robert Stephenson, R ERA: 3.59	3.2 L 22 8 4 4 2 0 1 1 1 0 0 0 0 2 4 0.00 3.000																			
21 Michael Lorenzen, R ERA: 2.96	1.2 10 3 3 3 1 2 0 0 1 0 0 26 42 16.20 3.000																			
36 Blake Wood, R ERA: 4.06	0.1 1 0 0 0 1 0 0 0 0 0 0 0 3 4 0.00 0.000																			
27 Ross Ohlendorf, R ERA: 4.86	1.0 6 2 2 2 0 1 0 0 0 0 0 1 10 20 18.00 3.000																			
PITCHER	IP WLS BF H R ER SO BB IBB HBP BLK WP HR S P ERA WHIP																			
52 Tony Cingrani, L ERA: 4.2	1.0 4 1 0 0 1 0 0 0 0 0 0 1 10 20 9.82 2.455																			



Batter	1	2	3	4	5	6	7	8	9	AB	R	H	RBI	BB	SO	LOB	TOP										
13 Matt Carpenter, L OBP: 0.380, SLG: 0.503										4	0	0	0	0	3	2											
3 Jedd Gortko, R OBP: 0.303, SLG: 0.484										4	0	0	0	0	2	1											
55 Stephen Piscotty, R OBP: 0.341, SLG: 0.453										4	0	0	0	0	2	0											
32 Matt Adams, L OBP: 0.312, SLG: 0.469										2	0	1	0	1	1	0											
4 Yadier Molina, R OBP: 0.351, SLG: 0.408										3	0	1	0	0	1	1											
15 Randal Grichuk, R OBP: 0.293, SLG: 0.491										3	0	0	0	0	3	1											
27 Jhonny Peralta, R OBP: 0.290, SLG: 0.392										2	0	1	0	1	0	0											
16 Kolten Wong, L OBP: 0.326, SLG: 0.347										3	0	1	0	0	1	1											
8 Mike Leake, R 60 Dean Kiekhefer, L 63 Miguel Socolovich, R 44 Trevor Rosenthal, R 64 Sam Tuvaliala, R 37 Travis Wood, L 6 Carl Edwards Jr., R										1	0	0	0	0	0	2											
Inning Stats	R: 0 E: 0 K: 3 S: 9	H: 0 LOB: 0 BB: 0 P: 11	R: 0 E: 0 K: 1 S: 13	H: 1 LOB: 0 BB: 0 P: 18	R: 0 E: 0 K: 1 S: 10	H: 2 LOB: 1 BB: 0 P: 15	R: 0 E: 0 K: 0 S: 10	H: 0 LOB: 0 BB: 0 P: 16	R: 0 E: 0 K: 2 S: 8	H: 1 LOB: 1 BB: 0 P: 14	R: 0 E: 0 K: 2 S: 10	H: 1 LOB: 1 BB: 0 P: 14	R: 0 E: 0 K: 1 S: 6	H: 0 LOB: 0 BB: 1 P: 13	R: 0 E: 0 K: 2 S: 11	H: 0 LOB: 0 BB: 0 P: 15	1B: 5 2B: 0 3B: 0 HR: 0	SF: 0 SAC: 0 DP: 3 HBP: 0	WP: 0 PB: 0 SB: 0 CS: 0	PA: 31							
PITCHER	IP	WLS	BF	H	R	ER	SO	BB	IBB	HBP	BLK	WP	HR	S	P	ERA	WHIP										
49 Jake Arrieta, R ERA: 2.85	(1, 1)	7.0	W	24	5	0	0	10	1	0	0	0	0	68	99	0.00	0.857										
46 Pedro Strop, R ERA: 2.82	(8, 1)	1.0		3	0	0	0	1	1	0	0	0	0	6	13	0.00	1.000										
37 Travis Wood, L ERA: 3.1	(9, 1)	0.1		1	0	0	0	1	0	0	0	0	0	4	7	0.00	0.000										
6 Carl Edwards Jr., R ERA: 3.31	(9, 1)	0.2		2	0	0	0	1	0	0	0	0	0	7	8	0.00	0.000										

St. Louis Cardinals @ Chicago Cubs
Wrigley Field, Chicago, IL
Fri Sep 23 2016, 1:23 PM - 4:16 PM CDT
Att: 40,791 - Overcast - 71 F

AB 28
R 0
H 5
RBI 0
BB 2
SO 13
LOB 9



Batter	1	2	3	4	5	6	7	8	9	AB	R	H	RBI	BB	SO	LOB	BOTTOM										
24 Dexter Fowler, S OBP: 0.386, SLG: 0.441									4	1	0	0	1	0	2												
17 Kris Bryant, R OBP: 0.388, SLG: 0.564									4	1	2	0	1	0	1												
44 Anthony Rizzo, L OBP: 0.390, SLG: 0.552									5	1	3	1	0	1	2												
18 Ben Zobrist, S OBP: 0.381, SLG: 0.422									3	0	1	2	1	0	3												
27 Addison Russell, R OBP: 0.323, SLG: 0.426									4	0	0	0	0	0	5												
22 Jason Heyward, L OBP: 0.305, SLG: 0.323									3	1	0	0	1	0	2												
8 Chris Coghlan, L ERA: 4.72									2	0	1	1	2	0	0												
9 Javier Báez, R OBP: 0.313, SLG: 0.424									0	0	0	0	0	0	0												
47 Miguel Montero, L OBP: 0.329, SLG: 0.352									3	0	0	0	0	1	4												
68 Jorge Soler, R OBP: 0.335, SLG: 0.446									1	0	0	0	0	1	2												
46 Pedro Strop, R ERA: 2.25	(8, 1)								0	0	0	0	0	0	0												
37 Travis Wood, R OBP: 0.300, SLG: 0.222	(9, 1)								0	0	0	0	0	0	0												
6 Carl Edwards Jr., R ERA: 3.31	(9, 1)								0	0	0	0	0	0	0												
49 Jake Arrieta, R OBP: 0.313, SLG: 0.429	(1, 1)								3	1	1	0	0	1	0												
40 Wilson Contreras, R OBP: 0.344, SLG: 0.459	(8, 2)								1	0	1	0	0	0	0												
Inning Stats	R: 4 E: 0 K: 0 S: 19	H: 4 LOB: 1 BB: 1 P: 31	R: 0 E: 0 K: 0 S: 7	H: 0 LOB: 0 BB: 0 P: 12	R: 0 E: 0 K: 1 S: 11	H: 1 LOB: 3 BB: 2 P: 24	R: 1 E: 0 K: 0 S: 15	H: 3 LOB: 0 BB: 0 P: 24	R: 0 E: 0 K: 0 S: 8	H: 0 LOB: 0 BB: 0 P: 12	R: 0 E: 0 K: 1 S: 10	H: 0 LOB: 1 BB: 1 P: 14	R: 0 E: 0 K: 1 S: 12	H: 0 LOB: 2 BB: 2 P: 26	R: 0 E: 0 K: 1 S: 14	H: 1 LOB: 1 BB: 0 P: 24	1B: 6 2B: 3 3B: 0 HR: 0	SF: 0 SAC: 0 DP: 0 HBP: 0	WP: 2 PB: 0 SB: 2 CS: 0	PA: 39							
PITCHER	IP	WLS	BF	H	R	ER	SO	BB	IBB	HBP	BLK	WP	HR	S	P	ERA	WHIP										
8 Mike Leake, R ERA: 6.38	(1, 1)	3.1	L	20	7	5	5	1	3	0	0	0	0	44	77	13.50	3.000										
60 Dean Kiekhefer, L ERA: 6.38	(4, 1)	0.0		1	1	0	0	0	0	0	0	0	0	3	5	-	-										
63 Miguel Socolovich, R ERA: 4.95	(4, 1)	1.2		5	0	0	0	0	0	0	0	0	0	13	21	0.00	0.000										
44 Trevor Rosenthal, R ERA: 4.95	(6, 1)	1.0		4	0	0	0	1	1	0	0	0	0	10	14	0.00	1.000										
64 Sam Tuvaliala, R ERA: 6.75	(7, 1)	0.2		4	0	0	0	0	2	0	0	0	0	9	21	0.00	3.000										
29 Zach Duke, L ERA: 2.15	(7, 1)	0.1		1	0	0	0	0	0	0	0	0	0	3	5	0.00	0.000										
36 Jerome Williams, R ERA: 6.09	(8, 1)	1.0		4	1	0	0	1	0	0	0	0	0	14	24	0.00	1.000										

St. Louis Cardinals @ Chicago Cubs
Wrigley Field, Chicago, IL
Fri Sep 23 2016, 1:23 PM - 4:16 PM CDT
Att: 40,791 - Overcast - 71 F

AB 33
R 5
H 9
RBI 4
BB 6
SO 4
LOB 21



Batter	1	2	3	4	5	6	7	8	9	AB	R	H	RBI	BB	SO	LOB	TOP										
13 Matt Carpenter, L (1,4) OBP: 0.375, SLG: 0.496	F7		K			G5-6-3		27 1B		4	0	1	0	0	1	2											
55 Stephen Piscotty, R (1,9) OBP: 0.341, SLG: 0.659	P4			P4		G5-3		K		4	0	0	0	0	1	3											
27 Jhonny Peralta, R (1,5) OBP: 0.298, SLG: 0.395	G6-3			K			K	1B		4	0	1	1	1	0	2											
37 Brandon Moss, L (1,3) OBP: 0.302, SLG: 0.490		G4-3		G5-3			F8	L8		4	0	0	0	0	0	2											
4 Yadier Molina, R (1,2) OBP: 0.355, SLG: 0.415					K			G6-3		4	0	2	0	0	1	0											
3 Jedd Gyorko, R (1,6) OBP: 0.301, SLG: 0.479					K			F8		3	0	0	0	1	2	1											
15 Randal Grichuk, R (1,8) OBP: 0.293, SLG: 0.489					G6-3			K		3	0	0	0	1	1	3											
58 José Martínez, R (1,7) OBP: 0.462, SLG: 0.500			G5-3					K		3	1	1	0	1	1	1											
18 Carlos Martínez, R (1,1) OBP: 0.254, SLG: 0.263					K					1	0	0	0	0	1	0											
46 Kevin Siegrist, L (7,1)										0	0	0	0	0	0	0											
32 Matt Adams, L (8,PH) OBP: 0.313, SLG: 0.469										1	0	0	0	0	1	1											
29 Zach Duke, L (8,1)										0	0	0	0	0	0	0											
30 Jonathan Broxton, R (8,1)										0	0	0	0	0	0	0											
Inning Stats	R: 0 H: 0 E: 0 K: 0 S: 11	H: 0 LOB: 0 BB: 0 P: 17	R: 0 H: 1 E: 0 K: 1 S: 8	H: 1 LOB: 1 BB: 0 P: 16	R: 0 H: 0 E: 0 K: 2 S: 7	H: 0 LOB: 0 BB: 0 P: 10	R: 0 H: 0 E: 0 K: 1 S: 9	H: 0 LOB: 0 BB: 0 P: 14	R: 0 H: 1 E: 0 K: 2 S: 10	H: 2 LOB: 2 BB: 1 P: 13	R: 0 H: 1 E: 0 K: 2 S: 14	H: 1 LOB: 2 BB: 1 P: 24	R: 1 H: 2 E: 0 K: 2 S: 13	H: 2 LOB: 2 BB: 1 P: 24	R: 0 H: 0 E: 0 K: 1 S: 10	H: 0 LOB: 1 BB: 1 P: 20	1B: 4 2B: 1 3B: 0 HR: 0	SF: 0 SAC: 1 DP: 0 HBP: 0	WP: 0 PB: 0 SB: 0 CS: 0	PA: 35							
PITCHER	IP	WLS	BF	H	R	ER	SO	BB	IBB	HBP	BLK	WP	HR	S	P	ERA	WHIP										
34 Jon Lester, L (1,1) ERA: 2.28	6.2	W	24	3	0	0	7	1	0	0	0	0	0	61	96	0.00	0.600										
6 Carl Edwards Jr., R (7,1) ERA: 3.55	0.1	H	2	0	1	1	1	1	0	0	0	0	0	4	10	27.00	3.000										
52 Justin Grimm, R (8,1) ERA: 3.71	1.0	H	5	2	0	0	2	0	0	0	0	0	0	13	20	0.00	2.000										
54 Aroldis Chapman, L (9,1) ERA: 1.64	1.0	S	4	0	0	0	1	1	0	0	0	0	0	10	20	0.00	1.000										

St. Louis Cardinals @ Chicago Cubs
Wrigley Field, Chicago, IL
Sun Sep 25 2016, 7:11 PM - 10:17 PM CDT
Att: 40,859 - Cloudy - 81 F

AB	31
R	1
H	5
RBI	1
BB	3
SO	11
LOB	13



Batter	1	2	3	4	5	6	7	8	9	AB	R	H	RBI	BB	SO	LOB	BOTTOM										
24 Dexter Fowler, S (1,8) OBP: 0.389, SLG: 0.449	BB		K							3	0	1	0	1	2	0											
17 Kris Bryant, R (1,7) OBP: 0.388, SLG: 0.559	FC6-4									2	0	0	0	2	1	1											
44 Anthony Rizzo, L (1,3) OBP: 0.386, SLG: 0.545	P6									4	0	0	0	0	0	4											
18 Ben Zobrist, S (1,4) OBP: 0.385, SLG: 0.431	1B									4	2	3	0	0	0	0											
27 Addison Russell, R (1,6) OBP: 0.324, SLG: 0.427	FC6-4									3	0	1	1	1	0	2											
22 Jason Heyward, L (1,9) OBP: 0.303, SLG: 0.320										4	0	1	0	0	2	3											
9 Javier Báez, R (1,5) OBP: 0.312, SLG: 0.419	F8									3	0	0	0	0	1	2											
3 David Ross, R (1,2) OBP: 0.343, SLG: 0.454										2	1	1	1	1	1	1											
40 Wilson Contreras, R (7,2) OBP: 0.348, SLG: 0.475										1	0	1	1	0	0	0											
34 Jon Lester, L (1,1) OBP: 0.175, SLG: 0.140										3	0	0	0	0	2	3											
6 Carl Edwards Jr., R (7,1) ERA: 2.91										0	0	0	0	0	0	0											
52 Justin Grimm, R (8,1) ERA: 2.25										0	0	0	0	0	0	0											
2 Tommy La Stella, L (8,PH) OBP: 0.368, SLG: 0.421										1	0	0	0	0	1	2											
54 Aroldis Chapman, L (9,1) ERA: 4.21										0	0	0	0	0	0	0											
Inning Stats	R: 0 H: 1 E: 0 K: 0 S: 8	H: 1 LOB: 2 BB: 1 P: 17	R: 0 H: 1 E: 0 K: 1 S: 11	H: 1 LOB: 1 BB: 0 P: 17	R: 0 H: 0 E: 0 K: 1 S: 10	H: 0 LOB: 0 BB: 1 P: 16	R: 0 H: 0 E: 0 K: 0 S: 6	H: 0 LOB: 0 BB: 0 P: 9	R: 1 H: 2 E: 0 K: 2 S: 17	H: 2 LOB: 2 BB: 1 P: 28	R: 1 H: 2 E: 0 K: 2 S: 13	H: 2 LOB: 2 BB: 1 P: 20	R: 0 H: 0 E: 0 K: 2 S: 9	H: 0 LOB: 0 BB: 0 P: 12	R: 1 H: 2 E: 0 K: 2 S: 12	H: 2 LOB: 2 BB: 1 P: 23	1B: 5 2B: 2 3B: 0 HR: 1	SF: 0 SAC: 0 DP: 1 HBP: 1	WP: 0 PB: 0 SB: 3 CS: 0	PA: 36							
PITCHER	IP	WLS	BF	H	R	ER	SO	BB	IBB	HBP	BLK	WP	HR	S	P	ERA	WHIP										
18 Carlos Martínez, R (1,1) ERA: 3.15	6.0	L	27	6	2	2	6	3	1	0	0	0	0	65	107	3.00	1.500										
46 Kevin Siegrist, L (7,1) ERA: 2.91	1.0		3	0	0	0	2	0	0	0	0	0	0	9	12	0.00	0.000										
29 Zach Duke, L (8,1) ERA: 2.25	0.1		3	1	1	1	1	1	0	0	0	0	0	8	15	27.00	6.000										
30 Jonathan Broxton, R (8,1) ERA: 4.21	0.2		3	1	0	0	1	0	0	0	0	0	0	4	8	0.00	1.500										

St. Louis Cardinals @ Chicago Cubs
Wrigley Field, Chicago, IL
Sun Sep 25 2016, 7:11 PM - 10:17 PM CDT
Att: 40,859 - Cloudy - 81 F


AB	30
R	3
H	8
RBI	3
BB	5
SO	10
LOB	18



Batter	1	2	3	4	5	6	7	8	9	AB	R	H	RBI	BB	SO	LOB	TOP			
2 Tommy La Stella, L OBP: 0.360, SLG: 0.410	F9		F8		G3-1					3	0	0	0	0	0	0				
5 Albert Almora Jr., R OBP: 0.304, SLG: 0.459	G5-3		G5-3			G6-3				3	0	0	0	0	0	0				
27 Addison Russell, R OBP: 0.322, SLG: 0.421	G6-3		K							2	0	0	0	0	1	0				
40 Wilson Contreras, R OBP: 0.353, SLG: 0.476		20 1B 19 SF8				19 WP 1B				2	1	2	0	0	0	0				
9 Javier Báez, R OBP: 0.315, SLG: 0.426	SH3		K							1	0	0	0	0	1	1				
20 Matt Szczur, R OBP: 0.313, SLG: 0.398	66 2B 1B		L5							2	0	1	0	0	0	1				
19 Tim Federowicz, R OBP: 0.226, SLG: 0.276	SF8		G1-3							1	0	0	1	0	0	1				
66 Munenori Kawasaki, L OBP: 0.435, SLG: 0.421						K				2	0	1	0	0	1	0				
29 Rob Zastryzny, R OBP: 0.273, SLG: 0.200						K				1	0	0	0	0	1	2				
37 Travis Wood, R						K				1	0	0	0	0	1	0				
Inning Stats	R: 0 E: 0 K: 0 S: 5	H: 0 LOB: 0 BB: 0 P: 7	R: 1 E: 0 K: 1 S: 13	H: 3 LOB: 2 BB: 0 P: 15	R: 0 E: 0 K: 1 S: 6	H: 0 LOB: 0 BB: 0 P: 10	R: 0 E: 0 K: 1 S: 10	H: 1 LOB: 1 BB: 0 P: 13	R: 0 E: 0 K: 2 S: 7	H: 0 LOB: 0 BB: 0 P: 9	R: 0 E: 0 K: 0 S: 2	H: 0 LOB: 0 BB: 0 P: 3					1B: 3 2B: 1 3B: 0 HR: 0	SF: 1 SAC: 1 DP: 0 HBP: 0	WP: 1 PB: 0 SB: 0 CS: 0	PA: 20
PITCHER 46 Iván Nova, R ERA: 4.17	IP: 5.1 WLS: 20 BF: 4 H: 1 R: 1 ER: 1 SO: 5 BB: 0 IBB: 0 HBP: 0 BLK: 0 WP: 1 HR: 0 S: 43 P: 57 ERA: 1.69 WHIP: 0.750															PITCHER	IP: WLS: BF: H: R: ER: SO: BB: IBB: HBP: BLK: WP: HR: S: P: ERA: WHIP:			

Chicago Cubs @ Pittsburgh Pirates
PNC Park, Pittsburgh, PA
Thu Sep 29 2016, 7:06 PM - 8:21 PM EDT
Att: 19,991 - Overcast - 63 F

AB 18
R 1
H 4
RBI 1
BB 0
SO 5
LOB 5



Batter	1	2	3	4	5	6	7	8	9	AB	R	H	RBI	BB	SO	LOB	BOTTOM
10 Jordy Mercer, R OBP: 0.328, SLG: 0.374	K2-3				F8					2	0	0	0	1	1	0	
55 Josh Bell, S OBP: 0.382, SLG: 0.425	G5-3		SF9							1	0	0	1	0	0	0	
22 Andrew McCutchen, R OBP: 0.337, SLG: 0.432	BB		G6-4-3							1	0	0	0	1	0	2	
27 Jung Ho Kang, R OBP: 0.363, SLG: 0.520	L5				F8					2	0	0	0	0	0	1	
3 Sean Rodriguez, R OBP: 0.350, SLG: 0.517			K							2	0	0	0	0	2	0	
23 David Freese, R OBP: 0.352, SLG: 0.412			K							2	0	1	0	0	1	0	
37 Alen Hanson, S OBP: 0.318, SLG: 0.300	G5-3				FC6-4					2	0	0	0	0	0	1	
24 Eric Fryer, R OBP: 0.339, SLG: 0.321										2	1	1	0	0	0	0	
46 Iván Nova, R OBP: 0.115, SLG: 0.115										2	0	0	0	0	0	1	
Inning Stats	R: 0 E: 0 K: 1 S: 9	H: 0 LOB: 1 BB: 1 P: 16	R: 0 E: 0 K: 2 S: 11	H: 0 LOB: 0 BB: 0 P: 16	R: 1 E: 1 K: 0 S: 7	H: 1 LOB: 1 BB: 1 P: 14	R: 0 E: 0 K: 1 S: 8	H: 1 LOB: 1 BB: 0 P: 12	R: 0 E: 0 K: 0 S: 10	H: 0 LOB: 0 BB: 0 P: 13	1B: 2 2B: 0 3B: 0 HR: 0	SF: 1 SAC: 0 DP: 1 HBP: 0	WP: 0 PB: 0 SB: 0 CS: 0	PA: 19			
PITCHER 29 Rob Zastryzny, L ERA: 1.13 37 Travis Wood, L ERA: 2.99	IP: 3.2 WLS: 15 BF: 15 H: 2 R: 1 ER: 0 SO: 4 BB: 2 IBB: 0 HBP: 0 BLK: 0 WP: 0 HR: 0 S: 34 P: 57 ERA: 0.00 WHIP: 1.091															PITCHER	IP: WLS: BF: H: R: ER: SO: BB: IBB: HBP: BLK: WP: HR: S: P: ERA: WHIP:

Chicago Cubs @ Pittsburgh Pirates
PNC Park, Pittsburgh, PA
Thu Sep 29 2016, 7:06 PM - 8:21 PM EDT
Att: 19,991 - Overcast - 63 F

AB 16
R 1
H 2
RBI 1
BB 2
SO 4
LOB 5



Batter	1	2	3	4	5	6	7	8	9	AB	R	H	RBI	BB	SO	LOB	TOP							
24 Dexter Fowler, S OBP: 0.391, SLG: 0.447										3	0	2	0	1	0	0								
17 Kris Bryant, R OBP: 0.384, SLG: 0.554										4	0	0	0	0	1	4								
44 Anthony Rizzo, L OBP: 0.386, SLG: 0.547										4	1	2	0	0	1	1								
18 Ben Zobrist, S OBP: 0.386, SLG: 0.447										4	1	1	1	0	0	5								
27 Addison Russell, R OBP: 0.323, SLG: 0.420										3	1	0	0	1	2	0								
22 Jason Heyward, L OBP: 0.304, SLG: 0.321										3	1	1	2	1	2	0								
9 Javier Báez, R OBP: 0.313, SLG: 0.422										4	0	1	1	0	1	1								
3 David Ross, R OBP: 0.338, SLG: 0.446										3	0	0	0	0	1	0								
2 Tommy La Stella, L OBP: 0.381, SLG: 0.411										1	0	0	0	0	0	0								
34 Jon Lester, L OBP: 0.185, SLG: 0.153										2	0	1	0	0	0	0								
46 Pedro Strop, R ERA: 2.85										0	0	0	0	0	0	0								
8 Chris Coghlan, L OBP: 0.348, SLG: 0.379										1	0	0	0	0	0	0								
56 Héctor Rondón, R ERA: 3.53										0	0	0	0	0	0	0								
54 Aroldis Chapman, L OBP: 0.417, SLG: 0.635										1	0	0	0	0	1	0								
66 Munenori Kawasaki, L OBP: 0.277, SLG: 0.305										1	0	0	0	0	1	0								
Inning Stats	R: 0 E: 0 K: 1 S: 10	H: 1 LOB: 1 BB: 0 P: 13	R: 0 E: 0 K: 2 S: 9	H: 0 LOB: 0 BB: 0 P: 13	R: 0 E: 0 K: 1 S: 12	H: 0 LOB: 0 BB: 0 P: 16	R: 3 E: 0 K: 0 S: 12	H: 3 LOB: 1 BB: 1 P: 20	R: 0 E: 0 K: 1 S: 17	H: 0 LOB: 0 BB: 1 P: 27	R: 0 E: 0 K: 1 S: 6	H: 0 LOB: 0 BB: 1 P: 11	R: 0 E: 0 K: 1 S: 8	H: 1 LOB: 1 BB: 0 P: 9	R: 1 E: 0 K: 2 S: 17	H: 1 LOB: 0 BB: 2 P: 25	R: 0 E: 0 K: 1 S: 9	H: 0 LOB: 0 BB: 0 P: 13	1B: 6 2B: 1 3B: 0 HR: 1	SF: 0 SAC: 0 DP: 1 HBP: 0	WP: 0 PB: 0 SB: 1 CS: 0	PA: 36		
PITCHER	IP WLS BF H R ER SO BB IBB HBP BLK WP HR S P ERA WHIP	IP WLS BF H R ER SO BB IBB HBP BLK WP HR S P ERA WHIP	IP WLS BF H R ER SO BB IBB HBP BLK WP HR S P ERA WHIP	IP WLS BF H R ER SO BB IBB HBP BLK WP HR S P ERA WHIP	IP WLS BF H R ER SO BB IBB HBP BLK WP HR S P ERA WHIP	IP WLS BF H R ER SO BB IBB HBP BLK WP HR S P ERA WHIP	IP WLS BF H R ER SO BB IBB HBP BLK WP HR S P ERA WHIP	IP WLS BF H R ER SO BB IBB HBP BLK WP HR S P ERA WHIP	IP WLS BF H R ER SO BB IBB HBP BLK WP HR S P ERA WHIP	IP WLS BF H R ER SO BB IBB HBP BLK WP HR S P ERA WHIP	IP WLS BF H R ER SO BB IBB HBP BLK WP HR S P ERA WHIP	IP WLS BF H R ER SO BB IBB HBP BLK WP HR S P ERA WHIP	IP WLS BF H R ER SO BB IBB HBP BLK WP HR S P ERA WHIP	IP WLS BF H R ER SO BB IBB HBP BLK WP HR S P ERA WHIP	IP WLS BF H R ER SO BB IBB HBP BLK WP HR S P ERA WHIP	IP WLS BF H R ER SO BB IBB HBP BLK WP HR S P ERA WHIP	IP WLS BF H R ER SO BB IBB HBP BLK WP HR S P ERA WHIP	IP WLS BF H R ER SO BB IBB HBP BLK WP HR S P ERA WHIP	IP WLS BF H R ER SO BB IBB HBP BLK WP HR S P ERA WHIP	IP WLS BF H R ER SO BB IBB HBP BLK WP HR S P ERA WHIP	IP WLS BF H R ER SO BB IBB HBP BLK WP HR S P ERA WHIP	IP WLS BF H R ER SO BB IBB HBP BLK WP HR S P ERA WHIP	IP WLS BF H R ER SO BB IBB HBP BLK WP HR S P ERA WHIP	IP WLS BF H R ER SO BB IBB HBP BLK WP HR S P ERA WHIP
46 Tim Adleman, R ERA: 4.0	5.0 W 22 6 3 3 4 2 0 0 0 0 0 0 60 89 5.40 1.600	1.0 H 3 0 0 0 1 1 0 0 0 0 0 1 25 34 4.50 1.000	1.0 S 3 0 0 0 1 0 0 0 0 0 0 0 9 13 0.00 0.000																					
36 Blake Wood, R ERA: 3.93																								
21 Michael Lorenzen, R ERA: 2.85																								
26 Raisel Iglesias, R ERA: 2.09																								

Chicago Cubs @ Cincinnati Reds
Great American Ball Park, Cincinnati, OH
Sat Oct 01 2016, 4:11 PM - 7:19 PM EDT
Att: 30,970 - Overcast - 65 F

AB 33
R 4
H 8
RBI 4
BB 3
SO 9
LOB 11



Batter	1	2	3	4	5	6	7	8	9	AB	R	H	RBI	BB	SO	LOB	BOTTOM							
9 José Peraza, R OBP: 0.357, SLG: 0.418										4	1	1	0	0	0	1								
3 Iván De Jesús Jr., R OBP: 0.312, SLG: 0.313										3	3	2	0	2	0	1								
19 Joey Volto, L OBP: 0.435, SLG: 0.553										5	1	3	3	0	1	2								
23 Adam Duvall, R OBP: 0.295, SLG: 0.499										3	0	0	0	1	2	2								
51 Steve Selsky, R OBP: 0.340, SLG: 0.471										3	1	1	0	1	1	4								
7 Eugenio Suárez, R OBP: 0.316, SLG: 0.409										2	1	1	3	1	0	2								
67 Patrick Kivlehan, R OBP: 0.304, SLG: 0.350										3	0	0	0	0	2	4								
33 Hernán Irribarren, L OBP: 0.318, SLG: 0.455										1	0	1	1	0	0	0								
37 Ramón Cabrera, S OBP: 0.280, SLG: 0.359										4	0	0	0	0	2	0								
46 Tim Adleman, R ERA: 2.44										2	0	1	0	0	1	0								
46 Pedro Strop, R ERA: 2.85										0	0	0	0	0	0	0								
21 Michael Lorenzen, R ERA: 2.85										0	0	0	0	0	0	0								
49 Tony Kendra, R OBP: 0.266, SLG: 0.199										1	0	0	0	0	0	0								
26 Raisel Iglesias, R ERA: 2.09										0	0	0	0	0	0	0								
Inning Stats	R: 1 E: 0 K: 1 S: 11	H: 0 LOB: 0 BB: 0 P: 18	R: 2 E: 0 K: 2 S: 16	H: 3 LOB: 1 BB: 0 P: 26	R: 1 E: 0 K: 1 S: 18	H: 1 LOB: 2 BB: 2 P: 31	R: 0 E: 0 K: 1 S: 7	H: 0 LOB: 0 BB: 0 P: 11	R: 1 E: 0 K: 1 S: 15	H: 2 LOB: 2 BB: 1 P: 25	R: 0 E: 0 K: 0 S: 10	H: 0 LOB: 0 BB: 0 P: 15	R: 2 E: 0 K: 1 S: 15	H: 3 LOB: 2 BB: 1 P: 27	R: 0 E: 0 K: 2 S: 17	H: 1 LOB: 2 BB: 1 P: 27	1B: 5 2B: 4 3B: 0 HR: 1	SF: 1 SAC: 0 DP: 0 HBP: 1	WP: 0 PB: 0 SB: 5 CS: 0	PA: 39				
PITCHER	IP WLS BF H R ER SO BB IBB HBP BLK WP HR S P ERA WHIP	IP WLS BF H R ER SO BB IBB HBP BLK WP HR S P ERA WHIP	IP WLS BF H R ER SO BB IBB HBP BLK WP HR S P ERA WHIP	IP WLS BF H R ER SO BB IBB HBP BLK WP HR S P ERA WHIP	IP WLS BF H R ER SO BB IBB HBP BLK WP HR S P ERA WHIP	IP WLS BF H R ER SO BB IBB HBP BLK WP HR S P ERA WHIP	IP WLS BF H R ER SO BB IBB HBP BLK WP HR S P ERA WHIP	IP WLS BF H R ER SO BB IBB HBP BLK WP HR S P ERA WHIP	IP WLS BF H R ER SO BB IBB HBP BLK WP HR S P ERA WHIP	IP WLS BF H R ER SO BB IBB HBP BLK WP HR S P ERA WHIP	IP WLS BF H R ER SO BB IBB HBP BLK WP HR S P ERA WHIP	IP WLS BF H R ER SO BB IBB HBP BLK WP HR S P ERA WHIP	IP WLS BF H R ER SO BB IBB HBP BLK WP HR S P ERA WHIP	IP WLS BF H R ER SO BB IBB HBP BLK WP HR S P ERA WHIP	IP WLS BF H R ER SO BB IBB HBP BLK WP HR S P ERA WHIP	IP WLS BF H R ER SO BB IBB HBP BLK WP HR S P ERA WHIP	IP WLS BF H R ER SO BB IBB HBP BLK WP HR S P ERA WHIP	IP WLS BF H R ER SO BB IBB HBP BLK WP HR S P ERA WHIP	IP WLS BF H R ER SO BB IBB HBP BLK WP HR S P ERA WHIP	IP WLS BF H R ER SO BB IBB HBP BLK WP HR S P ERA WHIP	IP WLS BF H R ER SO BB IBB HBP BLK WP HR S P ERA WHIP	IP WLS BF H R ER SO BB IBB HBP BLK WP HR S P ERA WHIP	IP WLS BF H R ER SO BB IBB HBP BLK WP HR S P ERA WHIP	IP WLS BF H R ER SO BB IBB HBP BLK WP HR S P ERA WHIP
34 Jon Lester, L ERA: 2.44	5.0 L 25 5 5 5 6 3 0 0 0 0 0 0 10 15 9.00 1.800	1.0 3 0 0 0 0 0 0 0 0 0 0 0 15 27 18.00 4.000	1.0 6 3 2 2 1 1 0 0 0 0 0 0 17 27 0.00 2.000																					
46 Pedro Strop, R ERA: 2.85																								
56 Héctor Rondón, R ERA: 3.53																								
54 Aroldis Chapman, L ERA: 1.55																								

Chicago Cubs @ Cincinnati Reds
Great American Ball Park, Cincinnati, OH
Sat Oct 01 2016, 4:11 PM - 7:19 PM EDT
Att: 30,970 - Overcast - 65 F

AB 32
R 7
H 10
RBI 7
BB 5
SO 9
LOB 16



Batter	1	2	3	4	5	6	7	8	9	AB	R	H	RBI	BB	SO	LOB	TOP										
66 Gorkys Hernández, R (1,8) OBP: 0.250, SLG: 0.250										4	0	1	0	0	1	0											
9 Brandon Belt, L (1,3) 10 Eduardo Núñez, R (9,PH)										3	0	0	0	0	2	1											
28 Buster Posey, R (1,2) 7 Grégor Blanco, L (9,PR)										4	0	2	0	0	0	0											
8 Hunter Pence, R (1,9) OBP: 0.125, SLG: 0.125										4	0	1	0	0	0	2											
16 Ángel Pagán, S (1,7) OBP: 0.286, SLG: 0.429										3	0	1	0	0	0	1											
35 Brandon Crawford, L (1,6) OBP: 0.286, SLG: 0.333										3	0	0	0	0	0	3											
37 Kelby Tomlinson, R (1,4)										3	0	0	0	0	1	1											
21 Conor Gillaspie, L (1,5) OBP: 0.429, SLG: 0.857										3	0	1	0	0	1	0											
47 Johnny Cueto, R (1,1)										3	0	0	0	0	1	1											
Inning Stats	R: 0 E: 0 K: 1 S: 9	H: 1 LOB: 0 BB: 0 P: 13	R: 0 E: 0 K: 0 S: 8	H: 1 LOB: 1 BB: 0 P: 11	R: 0 E: 0 K: 0 S: 6	H: 1 LOB: 0 BB: 0 P: 8	R: 0 E: 0 K: 0 S: 13	H: 2 LOB: 2 BB: 0 P: 18	R: 0 E: 0 K: 2 S: 8	H: 0 LOB: 0 BB: 0 P: 11	R: 0 E: 0 K: 1 S: 7	H: 0 LOB: 0 BB: 0 P: 12	R: 0 E: 0 K: 0 S: 5	H: 0 LOB: 0 BB: 0 P: 6	R: 0 E: 0 K: 1 S: 5	H: 0 LOB: 0 BB: 0 P: 7	R: 0 E: 0 K: 1 S: 13	H: 1 LOB: 1 BB: 0 P: 21	1B: 4 2B: 2 3B: 0 HR: 0	SF: 0 SAC: 0 DP: 0 HBP: 0	WP: 0 PB: 0 SB: 0 CS: 1	PA: 31					
PITCHER	IP	WLS	BF	H	R	ER	SO	BB	IBB	HBP	BLK	WP	HR	S	P	ERA	WHIP										
34 Jon Lester, L (1,1) ERA:	8.0	W	27	5	0	0	5	0	0	0	0	0	0	61	86	0.00	0.625										
54 Aroldis Chapman, L (9,1) ERA:	1.0	S	4	1	0	0	1	0	0	0	0	0	0	13	21	0.00	1.000										

San Francisco Giants @ Chicago Cubs
Wrigley Field, Chicago, IL
Fri Oct 07 2016, 8:18 PM - 10:46 PM CDT
Att: 42,148 - Partly Cloudy - 58 F

AB 31
R 0
H 6
RBI 0
BB 0
SO 6
LOB 9



Batter	1	2	3	4	5	6	7	8	9	AB	R	H	RBI	BB	SO	LOB	BOTTOM										
24 Dexter Fowler, S (1,8)										3	0	0	0	0	2	0											
17 Kris Bryant, R (1,5) OBP: 0.333, SLG: 0.667										3	0	1	0	0	1	0											
44 Anthony Rizzo, L (1,3) (3,4) (3,3)										3	0	0	0	0	0	1											
18 Ben Zobrist, S (1,7)										3	0	0	0	0	2	1											
27 Addison Russell, R (1,6)										3	0	0	0	0	1	0											
22 Jason Heyward, L (1,9)										3	0	0	0	0	0	0											
9 Javier Báez, R (1,4) (3,3) (3,4)										3	1	2	1	0	0	0											
3 David Ross, R (1,2) 8 Chris Coghlan, L (8,PH) 40 Wilson Contreras, R (9,2)										2	0	0	0	0	1	1											
34 Jon Lester, L (1,1) 2 Tommy La Stella, L (8,PH) 54 Aroldis Chapman, L (9,1)										2	0	0	0	0	2	0											
Inning Stats	R: 0 E: 0 K: 1 S: 12	H: 0 LOB: 0 BB: 0 P: 18	R: 0 E: 0 K: 1 S: 7	H: 0 LOB: 0 BB: 0 P: 11	R: 0 E: 0 K: 1 S: 6	H: 0 LOB: 0 BB: 0 P: 12	R: 0 E: 0 K: 0 S: 9	H: 1 LOB: 1 BB: 0 P: 14	R: 0 E: 0 K: 2 S: 12	H: 1 LOB: 1 BB: 0 P: 19	R: 0 E: 0 K: 3 S: 10	H: 0 LOB: 0 BB: 0 P: 15	R: 0 E: 0 K: 1 S: 7	H: 0 LOB: 0 BB: 0 P: 10	R: 1 E: 0 K: 1 S: 11	H: 1 LOB: 0 BB: 0 P: 19	1B: 1 2B: 1 3B: 0 HR: 1	SF: 0 SAC: 0 DP: 0 HBP: 0	WP: 0 PB: 0 SB: 0 CS: 0	PA: 27							
PITCHER	IP	WLS	BF	H	R	ER	SO	BB	IBB	HBP	BLK	WP	HR	S	P	ERA	WHIP										
47 Johnny Cueto, R (1,1) ERA: 1.13	8.0	L	27	3	1	1	10	0	0	0	0	0	1	74	118	1.12	0.375										

San Francisco Giants @ Chicago Cubs
Wrigley Field, Chicago, IL
Fri Oct 07 2016, 8:18 PM - 10:46 PM CDT
Att: 42,148 - Partly Cloudy - 58 F

AB 27
R 1
H 3
RBI 1
BB 0
SO 10
LOB 3



Batter	1	2	3	4	5	6	7	8	9	AB	R	H	RBI	BB	SO	LOB	TOP						
26 Chase Utley, L (1.4) OBP: 0.292, SLG: 0.150										3	0	0	0	1	2	1	Los Angeles Dodgers @ Chicago Cubs Wrigley Field, Chicago, IL Sun Oct 16 2016, 7:10 PM - 9:54 PM CDT Att: 42,384 - Overcast - 70 F						
5 Corey Seager, L (1.6) OBP: 0.161, SLG: 0.367										3	0	0	0	1	1	3							
10 Justin Turner, R (1.5) OBP: 0.533, SLG: 0.571										2	0	0	0	1	0	0							
23 Adrián González, L (1.3) OBP: 0.310, SLG: 0.481										3	1	1	1	1	1	3							
11 Josh Reddick, L (1.9) OBP: 0.300, SLG: 0.263										4	0	1	0	0	0	0							
74 Kenley Jansen, S (8.1)										0	0	0	0	0	0	0							
31 Joc Pederson, L (1.8) OBP: 0.385, SLG: 0.455										3	0	0	0	1	0	2							
9 Yasmani Grandal, S (1.2) OBP: 0.292, SLG: 0.105										1	0	0	0	2	0	0							
60 Andrew Toles, L (1.7) OBP: 0.400, SLG: 0.385										2	0	0	0	0	1	1							
14 Enrique Hernández, R (7.7) OBP: 0.385, SLG: 0.455										2	0	0	0	0	0	2							
22 Clayton Kershaw, L (1.1) OBP: 0.429, SLG: 0.500										3	0	1	0	0	1	1							
66 Yasiel Puig, R (8.9) OBP: 0.154, SLG: 0.043										1	0	0	0	0	0	1							
Inning Stats	R: 0 E: 0 K: 2 S: 9	H: 0 LOB: 0 BB: 0 P: 12	R: 1 E: 0 K: 0 S: 10	H: 1 LOB: 1 BB: 1 P: 17	R: 0 E: 0 K: 2 S: 14	H: 0 LOB: 2 BB: 2 P: 27	R: 0 E: 0 K: 0 S: 8	H: 0 LOB: 0 BB: 0 P: 14	R: 0 E: 0 K: 1 S: 9	H: 1 LOB: 1 BB: 0 P: 13	R: 0 E: 0 K: 0 S: 6	H: 1 LOB: 1 BB: 2 P: 10	R: 0 E: 0 K: 1 S: 8	H: 0 LOB: 2 BB: 2 P: 18	R: 0 E: 0 K: 0 S: 9	H: 0 LOB: 0 BB: 0 P: 14	R: 0 E: 0 K: 0 S: 7	H: 0 LOB: 1 BB: 1 P: 14	1B: 2 2B: 0 3B: 0 HR: 1	SF: 0 SAC: 1 DP: 2 HBP: 1	WP: 0 PB: 0 SB: 1 CS: 0	PA: 36	
PITCHER	IP WLS BF H R ER SO BB IBB HBP BLK WP HR S P ERA WHIP	IP WLS BF H R ER SO BB IBB HBP BLK WP HR S P ERA WHIP	IP WLS BF H R ER SO BB IBB HBP BLK WP HR S P ERA WHIP	IP WLS BF H R ER SO BB IBB HBP BLK WP HR S P ERA WHIP	IP WLS BF H R ER SO BB IBB HBP BLK WP HR S P ERA WHIP	IP WLS BF H R ER SO BB IBB HBP BLK WP HR S P ERA WHIP	IP WLS BF H R ER SO BB IBB HBP BLK WP HR S P ERA WHIP	IP WLS BF H R ER SO BB IBB HBP BLK WP HR S P ERA WHIP	IP WLS BF H R ER SO BB IBB HBP BLK WP HR S P ERA WHIP	IP WLS BF H R ER SO BB IBB HBP BLK WP HR S P ERA WHIP	IP WLS BF H R ER SO BB IBB HBP BLK WP HR S P ERA WHIP	IP WLS BF H R ER SO BB IBB HBP BLK WP HR S P ERA WHIP	IP WLS BF H R ER SO BB IBB HBP BLK WP HR S P ERA WHIP	IP WLS BF H R ER SO BB IBB HBP BLK WP HR S P ERA WHIP	IP WLS BF H R ER SO BB IBB HBP BLK WP HR S P ERA WHIP	IP WLS BF H R ER SO BB IBB HBP BLK WP HR S P ERA WHIP	IP WLS BF H R ER SO BB IBB HBP BLK WP HR S P ERA WHIP	IP WLS BF H R ER SO BB IBB HBP BLK WP HR S P ERA WHIP	IP WLS BF H R ER SO BB IBB HBP BLK WP HR S P ERA WHIP	IP WLS BF H R ER SO BB IBB HBP BLK WP HR S P ERA WHIP	IP WLS BF H R ER SO BB IBB HBP BLK WP HR S P ERA WHIP	IP WLS BF H R ER SO BB IBB HBP BLK WP HR S P ERA WHIP	IP WLS BF H R ER SO BB IBB HBP BLK WP HR S P ERA WHIP

Batter	1	2	3	4	5	6	7	8	9	AB	R	H	RBI	BB	SO	LOB	BOTTOM						
24 Dexter Fowler, S (1.8) OBP: 0.231, SLG: 0.333										4	0	0	0	0	1	0	Los Angeles Dodgers @ Chicago Cubs Wrigley Field, Chicago, IL Sun Oct 16 2016, 7:10 PM - 9:54 PM CDT Att: 42,384 - Overcast - 70 F						
17 Kris Bryant, R (1.5) OBP: 0.385, SLG: 0.625										4	0	0	0	0	2	0							
44 Anthony Rizzo, L (1.3) OBP: 0.154, SLG: 0.043										3	0	0	0	1	0	0							
18 Ben Zobrist, S (1.7) OBP: 0.217, SLG: 0.318										3	0	0	0	0	1	1							
27 Addison Russell, R (1.6) OBP: 0.087, SLG: 0.045										3	0	0	0	0	0	1							
9 Javier Báez, R (1.4) OBP: 0.417, SLG: 0.609										3	0	1	0	0	1	1							
40 Wilson Contreras, R (1.2) OBP: 0.600, SLG: 0.956										3	0	1	0	0	2	0							
22 Jason Heyward, L (1.9) OBP: 0.158, SLG: 0.278										3	0	0	0	0	0	2							
28 Kyle Hendricks, R (1.1) OBP: 0.600, SLG: 0.956										1	0	0	0	0	1	0							
6 Carl Edwards Jr., R (8.1) OBP: 0.385, SLG: 0.625										0	0	0	0	0	0	0							
68 Jorge Soler, R (8.1) OBP: 0.385, SLG: 0.625										0	0	0	0	0	0	0							
38 Mike Montgomery, L (7.1) OBP: 0.385, SLG: 0.625										0	0	0	0	0	0	0							
46 Pedro Strop, R (8.1) OBP: 0.385, SLG: 0.625										0	0	0	0	0	0	0							
47 Miguel Montero, L (8.1) OBP: 0.385, SLG: 0.625										0	0	0	0	0	0	0							
54 Aroldis Chapman, L (9.1) OBP: 0.385, SLG: 0.625										0	0	0	0	0	0	0							
Inning Stats	R: 0 E: 0 K: 1 S: 7	H: 0 LOB: 0 BB: 0 P: 11	R: 0 E: 0 K: 1 S: 8	H: 0 LOB: 0 BB: 0 P: 10	R: 0 E: 0 K: 2 S: 7	H: 0 LOB: 0 BB: 0 P: 10	R: 0 E: 0 K: 0 S: 5	H: 0 LOB: 0 BB: 0 P: 9	R: 0 E: 0 K: 1 S: 9	H: 2 LOB: 2 BB: 0 P: 11	R: 0 E: 0 K: 1 S: 13	H: 0 LOB: 0 BB: 0 P: 21	R: 0 E: 0 K: 1 S: 6	H: 0 LOB: 1 BB: 1 P: 12	R: 0 E: 0 K: 2 S: 9	H: 0 LOB: 0 BB: 0 P: 10	R: 0 E: 0 K: 2 S: 7	H: 0 LOB: 0 BB: 0 P: 8	1B: 2 2B: 0 3B: 0 HR: 0	SF: 0 SAC: 0 DP: 0 HBP: 0	WP: 0 PB: 0 SB: 0 CS: 0	PA: 30	
PITCHER	IP WLS BF H R ER SO BB IBB HBP BLK WP HR S P ERA WHIP	IP WLS BF H R ER SO BB IBB HBP BLK WP HR S P ERA WHIP	IP WLS BF H R ER SO BB IBB HBP BLK WP HR S P ERA WHIP	IP WLS BF H R ER SO BB IBB HBP BLK WP HR S P ERA WHIP	IP WLS BF H R ER SO BB IBB HBP BLK WP HR S P ERA WHIP	IP WLS BF H R ER SO BB IBB HBP BLK WP HR S P ERA WHIP	IP WLS BF H R ER SO BB IBB HBP BLK WP HR S P ERA WHIP	IP WLS BF H R ER SO BB IBB HBP BLK WP HR S P ERA WHIP	IP WLS BF H R ER SO BB IBB HBP BLK WP HR S P ERA WHIP	IP WLS BF H R ER SO BB IBB HBP BLK WP HR S P ERA WHIP	IP WLS BF H R ER SO BB IBB HBP BLK WP HR S P ERA WHIP	IP WLS BF H R ER SO BB IBB HBP BLK WP HR S P ERA WHIP	IP WLS BF H R ER SO BB IBB HBP BLK WP HR S P ERA WHIP	IP WLS BF H R ER SO BB IBB HBP BLK WP HR S P ERA WHIP	IP WLS BF H R ER SO BB IBB HBP BLK WP HR S P ERA WHIP	IP WLS BF H R ER SO BB IBB HBP BLK WP HR S P ERA WHIP	IP WLS BF H R ER SO BB IBB HBP BLK WP HR S P ERA WHIP	IP WLS BF H R ER SO BB IBB HBP BLK WP HR S P ERA WHIP	IP WLS BF H R ER SO BB IBB HBP BLK WP HR S P ERA WHIP	IP WLS BF H R ER SO BB IBB HBP BLK WP HR S P ERA WHIP	IP WLS BF H R ER SO BB IBB HBP BLK WP HR S P ERA WHIP	IP WLS BF H R ER SO BB IBB HBP BLK WP HR S P ERA WHIP	IP WLS BF H R ER SO BB IBB HBP BLK WP HR S P ERA WHIP



Batter	1	2	3	4	5	6	7	8	9	AB	R	H	RBI	BB	SO	LOB	TOP			
24 Dexter Fowler, S OBP: 0.233, SLG: 0.357	F8		L9			G5-3		K		4	0	1	0	0	0	0	Chicago Cubs @ Los Angeles Dodgers Dodger Stadium, Los Angeles, CA Tue Oct 18 2016, 5:10 PM - 8:27 PM PDT Att: 54,269 - Clear - 72 F			
17 Kris Bryant, R OBP: 0.400, SLG: 0.607	K		1B			1B		K		4	0	2	0	0	2	1				
18 Ben Zobrist, S OBP: 0.185, SLG: 0.269	F8		FC6-4			P2				4	0	0	0	0	0	2				
44 Anthony Rizzo, L OBP: 0.200, SLG: 0.077		BB			F9			K		3	0	1	0	1	1	1				
9 Javier Báez, R OBP: 0.357, SLG: 0.519	P4				P5			L5		4	0	0	0	0	1	2				
68 Jorge Soler, R 8 Chris Coghlan, L	BB				K			G3		1	0	0	0	1	1	0				
27 Addison Russell, R 22 Jason Heyward, L	K				L9			K		2	0	0	0	0	1	2				
47 Miguel Montero, L 40 Wilson Contreras, R	G4-3				L4			K		2	0	0	0	0	0	2				
49 Jake Arrieta, R 37 Travis Wood, R 52 Justin Grimm, R 5 Albert Almora Jr., R 38 Mike Montgomery, L	K				K			G4-3		0	0	0	0	0	0	0				
Inning Stats	R: 0 E: 0 K: 1 S: 8	H: 0 LOB: 0 BB: 0 P: 11	R: 0 E: 0 K: 1 S: 17	H: 0 LOB: 2 BB: 2 P: 30	R: 0 E: 0 K: 1 S: 9	H: 1 LOB: 1 BB: 0 P: 14	R: 0 E: 0 K: 1 S: 8	H: 0 LOB: 0 BB: 0 P: 14	R: 0 E: 0 K: 1 S: 10	H: 0 LOB: 0 BB: 0 P: 11	R: 0 E: 0 K: 1 S: 8	H: 1 LOB: 1 BB: 0 P: 13	R: 0 E: 0 K: 2 S: 14	H: 1 LOB: 1 BB: 0 P: 21	R: 0 E: 0 K: 1 S: 12	H: 1 LOB: 1 BB: 0 P: 16		1B: 3 2B: 1 3B: 0 HR: 0	SF: 0 SAC: 0 DP: 0 HBP: 0	WP: 0 PB: 1 SB: 1 CS: 0
PITCHER	IP WLS BF H R ER SO BB IBB HBP BLK WP HR S P ERA WHIP																			
44 Rich Hill, L ERA: 3.46	6.0 W 22 2 0 0 6 2 0 0 0 0 0 0 60 93 0.00 0.667																			
55 Joe Blanton, R ERA: 6.75	7.1 1.0 3 0 0 0 1 0 0 0 0 0 0 10 13 0.00 0.000																			
75 Grant Dayton, L ERA: 10.13	8.1 0.2 3 1 0 0 1 0 0 0 0 0 0 11 16 0.00 1.500																			
74 Kenley Jansen, R ERA: 4.15	8.1 1.1 5 1 0 0 2 0 0 0 0 0 0 15 21 0.00 0.750																			

AB 31
R 0
H 4
RBI 0
BB 2
SO 10
LOB 11



Batter	1	2	3	4	5	6	7	8	9	AB	R	H	RBI	BB	SO	LOB	BOTTOM			
26 Chase Utley, L 74 Kenley Jansen, S	G4-3		P5		F8		K			4	0	0	0	0	1	1	Chicago Cubs @ Los Angeles Dodgers Dodger Stadium, Los Angeles, CA Tue Oct 18 2016, 5:10 PM - 8:27 PM PDT Att: 54,269 - Clear - 72 F			
5 Corey Seager, L	1B		1B		K		1B			4	0	3	1	0	1	0				
10 Justin Turner, R	P6		K			HR	G4-3			4	1	1	1	0	1	3				
23 Adrián González, L	F9		L9		K		L8			4	0	0	0	0	1	1				
11 Josh Reddick, L 66 Yasiel Puig, R	F8		1B		1B		1B			2	1	1	0	0	0	0				
31 Joc Pederson, L	K		K		K		P5			2	1	2	0	0	0	0				
9 Yasmani Grandal, S	K		HR		1B		BB			4	1	1	1	0	2	2				
60 Andrew Toles, L 47 Howie Kendrick, R			1B		F7		G4-3			2	1	1	0	0	0	0				
44 Rich Hill, L 55 Joe Blanton, R 16 Andre Ethier, L 75 Grant Dayton, L 14 Enrique Hernández, R	G5-3		G5-3		B1-3		F7			2	0	0	0	0	0	1				
Inning Stats	R: 0 E: 0 K: 0 S: 10	H: 1 LOB: 1 BB: 0 P: 18	R: 0 E: 0 K: 2 S: 11	H: 0 LOB: 0 BB: 0 P: 16	R: 1 E: 0 K: 1 S: 11	H: 2 LOB: 1 BB: 0 P: 16	R: 2 E: 0 K: 1 S: 14	H: 2 LOB: 0 BB: 0 P: 23	R: 0 E: 0 K: 1 S: 6	H: 0 LOB: 0 BB: 0 P: 9	R: 1 E: 0 K: 1 S: 16	H: 2 LOB: 2 BB: 1 P: 25	R: 0 E: 0 K: 1 S: 7	H: 1 LOB: 1 BB: 0 P: 9	R: 2 E: 0 K: 1 S: 13	H: 2 LOB: 0 BB: 0 P: 21		1B: 7 2B: 1 3B: 0 HR: 2	SF: 0 SAC: 0 DP: 0 HBP: 0	WP: 0 PB: 0 SB: 3 CS: 0
PITCHER	IP WLS BF H R ER SO BB IBB HBP BLK WP HR S P ERA WHIP																			
49 Jake Arrieta, R ERA: 4.91	5.0 L 21 6 4 4 5 0 0 0 0 0 0 2 53 83 7.20 1.200																			
37 Travis Wood, L ERA: 2.08	8.1 0.2 4 1 0 0 1 1 0 0 0 0 0 12 19 0.00 3.000																			
52 Justin Grimm, R ERA: 7.71	8.1 1.1 5 1 0 0 1 0 0 0 0 0 0 10 14 0.00 0.750																			
38 Mike Montgomery, L ERA: 4.7	8.1 1.0 5 2 2 2 1 0 0 0 0 0 0 13 21 18.00 2.000																			

AB 34
R 6
H 10
RBI 6
BB 1
SO 8
LOB 10



Batter	1	2	3	4	5	6	7	8	9	AB	R	H	RBI	BB	SO	LOB	TOP					
24 Dexter Fowler, S OBP: 0.257, SLG: 0.394	G3		L7	2B		1B		G3		5	1	2	1	0	0	0	Chicago Cubs @ Los Angeles Dodgers Dodger Stadium, Los Angeles, CA Wed Oct 19 20:16, 5:11 PM - 9:09 PM PDT Att: 54,449 - Clear - 89 F					
17 Kris Bryant, R OBP: 0.428, SLG: 0.567	G5-3		BB	K		BB		44 1B HBP		2	1	0	0	2	1							
44 Anthony Rizzo, L OBP: 0.237, SLG: 0.258	K		K			HR		1B		5	2	3	3	0	2	1						
18 Ben Zobrist, S OBP: 0.219, SLG: 0.290	F8			9 1B 40 1B		F9		L9		5	1	2	0	0	0	2						
9 Javier Báez, R OBP: 0.364, SLG: 0.500	40 E BB		40 E 22 G4-3 1B	G6-3		SF8		L8		3	1	1	1	1	0	2						
40 Wilson Contreras, R OBP: 0.436, SLG: 0.400	FC6		E7 22 G4-3 27 HR 1B	K		G4-3		K		5	1	1	1	0	2	2						
22 Jason Heyward, L OBP: 0.120, SLG: 0.208	K		G4-3			P4		P6		5	0	0	1	0	2	3						
27 Addison Russell, R OBP: 0.167, SLG: 0.241	F7		HR			E4 38 1B 24 1B 1B		F8		5	2	3	2	0	0	2						
41 John Lackey, R 38 Mike Montgomery, L 66 Jorge Soler, R 6 Carl Edwards Jr., R 37 Travis Wood, R 46 Pedro Strop, R 5 Albert Almora Jr., R 56 Héctor Rondón, R	K		G6-3			G5-3		F8		2	0	0	0	0	1	0						
Inning Stats	R: 0 E: 0 K: 1 S: 8	H: 0 LOB: 0 BB: 0 P: 12	R: 0 E: 1 K: 1 S: 16	H: 0 LOB: 2 BB: 1 P: 25	R: 0 E: 0 K: 2 S: 11	H: 0 LOB: 1 BB: 1 P: 17	R: 4 E: 1 K: 1 S: 23	H: 5 LOB: 1 BB: 0 P: 31	R: 1 E: 0 K: 1 S: 14	H: 1 LOB: 0 BB: 0 P: 23	R: 5 E: 2 K: 0 S: 18	H: 5 LOB: 1 BB: 1 P: 30	R: 0 E: 0 K: 1 S: 9	H: 0 LOB: 2 BB: 0 P: 14	R: 0 E: 0 K: 0 S: 12	H: 1 LOB: 2 BB: 0 P: 17		R: 0 E: 0 K: 1 S: 12	H: 1 LOB: 1 BB: 0 P: 15	1B: 10 2B: 1 3B: 0 HR: 2	SF: 1 SAC: 0 DP: 0 HBP: 1	WP: 0 PB: 0 SB: 0 CS: 0
PITCHER	IP WLS BF H R ER SO	IP WLS BF H R ER SO	IP WLS BF H R ER SO	IP WLS BF H R ER SO	IP WLS BF H R ER SO	IP WLS BF H R ER SO	IP WLS BF H R ER SO	IP WLS BF H R ER SO	IP WLS BF H R ER SO	ERA WHIP	ERA WHIP	ERA WHIP	ERA WHIP	ERA WHIP	ERA WHIP	ERA WHIP	ERA WHIP					
7 Julio Urias, L ERA: 6.35	3.2 L 18 4 4 4 4									9.82 1.636												
52 Pedro Báez, R ERA: 1.42	0.2 4 2 1 1 1 0									13.50 3.000												
46 Josh Fields, R ERA: 12.0	0.2 2 0 0 0 1 0									0.00 0.000												
68 Ross Stripling, R ERA: 12.0	0.1 6 4 5 4 0 1									108.00 15.000												
43 Luis Avilán, L ERA: 1.2	6 1 0 0 1 0 0									0.00 0.600												
PITCHER	IP WLS BF H R ER SO	IP WLS BF H R ER SO	IP WLS BF H R ER SO	IP WLS BF H R ER SO	IP WLS BF H R ER SO	IP WLS BF H R ER SO	IP WLS BF H R ER SO	IP WLS BF H R ER SO	IP WLS BF H R ER SO	ERA WHIP	ERA WHIP	ERA WHIP	ERA WHIP	ERA WHIP	ERA WHIP	ERA WHIP	ERA WHIP					
57 Alex Wood, L ERA: 0.00	2.0 9 2 0 0 0 1									0.00 1.000												

Batter	1	2	3	4	5	6	7	8	9	AB	R	H	RBI	BB	SO	LOB	BOTTOM			
26 Chase Utley, L OBP: 0.233, SLG: 0.115	F9		F9			10 1B		K		2	0	0	0	0	0	0	Chicago Cubs @ Los Angeles Dodgers Dodger Stadium, Los Angeles, CA Wed Oct 19 20:16, 5:11 PM - 9:09 PM PDT Att: 54,449 - Clear - 89 F			
47 Howie Kendrick, R OBP: 0.278, SLG: 0.294						1B				3	0	1	0	0	1	1				
5 Corey Seager, L OBP: 0.250, SLG: 0.378	10 FC6-4 HBP		G3			K		10 BB		3	0	0	0	1	1	4				
10 Justin Turner, R OBP: 0.500, SLG: 0.607	FC6-4 23 PO					23 G3 1B		BB		3	0	1	2	1	1	1				
23 Adrián González, L OBP: 0.270, SLG: 0.400	PO					F7		F7		4	0	1	0	0	0	4				
57 Alex Wood, R						G3				0	0	0	0	0	0	0				
11 Josh Reddick, L OBP: 0.304, SLG: 0.273	F7		CI 31 1B			G6-3		K		1	0	0	0	0	0	1				
14 Enrique Hernández, R OBP: 0.256, SLG: 0.714								K		1	0	0	0	0	0	2				
43 Luis Avilán, L										0	0	0	0	0	0	0				
51 Carlos Ruiz, R										1	0	0	0	0	1	0				
31 Joc Pederson, L OBP: 0.353, SLG: 0.433	K					1B		F9		4	0	1	0	0	2	1				
9 Yasmani Grandal, S OBP: 0.313, SLG: 0.240						K		G5-3		3	0	0	0	1	1	2				
60 Andrew Toles, L OBP: 0.429, SLG: 0.389						G4-3				3	1	1	0	1	1	0				
7 Julio Urias, L 52 Pedro Báez, R 46 Josh Fields, R 16 Andre Ethier, L 68 Ross Stripling, R 66 Yasiel Puig, R	F8					BB		G4-3		1	0	0	0	0	0	0				
Inning Stats	R: 0 E: 0 K: 0 S: 7	H: 2 LOB: 2 BB: 1 P: 16	R: 0 E: 0 K: 1 S: 11	H: 0 LOB: 0 BB: 0 P: 10	R: 0 E: 1 K: 2 S: 10	H: 1 LOB: 2 BB: 0 P: 14	R: 2 E: 0 K: 1 S: 15	H: 2 LOB: 2 BB: 2 P: 29	R: 0 E: 0 K: 1 S: 7	H: 0 LOB: 0 BB: 0 P: 11	R: 0 E: 0 K: 1 S: 8	H: 0 LOB: 2 BB: 2 P: 17	R: 0 E: 0 K: 1 S: 9	H: 0 LOB: 0 BB: 0 P: 16	R: 0 E: 0 K: 1 S: 11	H: 1 LOB: 1 BB: 0 P: 18	1B: 6 2B: 0 3B: 0 HR: 0	SF: 0 SAC: 0 DP: 0 HBP: 1	WP: 0 PB: 0 SB: 0 CS: 0	PA: 39
PITCHER	IP WLS BF H R ER SO	IP WLS BF H R ER SO	IP WLS BF H R ER SO	IP WLS BF H R ER SO	IP WLS BF H R ER SO	IP WLS BF H R ER SO	IP WLS BF H R ER SO	IP WLS BF H R ER SO	IP WLS BF H R ER SO	ERA WHIP	ERA WHIP	ERA WHIP	ERA WHIP	ERA WHIP	ERA WHIP	ERA WHIP	ERA WHIP			
41 John Lackey, R ERA: 5.63	4.0 W 8 2 0 0 2									4.50 1.500										
38 Mike Montgomery, L ERA: 3.72	2.0 3 0 0 0 1 1									0.00 1.500										
6 Carl Edwards Jr., R	0.2 2 0 0 0 0 1									0.00 3.000										
37 Travis Wood, L ERA: 1.93	0.1 3 0 0 0 1 0									0.00 0.000										
46 Pedro Strop, R ERA: 3.38	1.0 3 0 0 0 1 0									0.00 0.000										

Batter	1	2	3	4	5	6	7	8	9	AB	R	H	RBI	BB	SO	LOB	TOP										
60 Andrew Toles, L (1,7) OBP: 0.423, SLG: 0.455										3	0	1	0	0	0	0	Los Angeles Dodgers @ Chicago Cubs Wrigley Field, Chicago, IL Sat Oct 22 2016, 7:09 PM - 9:45 PM CDT Att: 42,386 - Clear - 61 F										
5 Corey Seager, L (1,6) OBP: 0.255, SLG: 0.364										3	0	0	0	0	1	1											
10 Justin Turner, R (1,5) OBP: 0.457, SLG: 0.514										3	0	0	0	0	0	0											
23 Adrián González, L (1,3) OBP: 0.250, SLG: 0.341										3	0	0	0	0	0	0											
11 Josh Reddick, L (1,9) OBP: 0.333, SLG: 0.308										3	0	1	0	0	0	0											
31 Joc Pederson, L (1,8) OBP: 0.325, SLG: 0.389										2	0	0	0	0	2	1											
47 Howie Kendrick, R (8,PH) OBP: 0.261, SLG: 0.318										1	0	0	0	0	0	1											
9 Yasmani Grandal, S (1,2) OBP: 0.286, SLG: 0.214										2	0	0	0	0	2	0											
14 Enrique Hernández, R (9,PH)										1	0	0	0	0	1	0											
26 Chase Utley, L (1,4) OBP: 0.219, SLG: 0.107										2	0	0	0	0	0	0											
51 Carlos Ruiz, R (9,PH) OBP: 0.333, SLG: 0.636										0	0	0	0	1	0	0											
22 Clayton Kershaw, L (1,1) OBP: 0.375, SLG: 0.429										1	0	0	0	0	1	0											
16 Andre Ethier, L (6,PH) OBP: 0.429, SLG: 0.833										1	0	0	0	0	0	0											
74 Kenley Jansen, S (6,1) OBP: 0.318, SLG: 0.211										1	0	0	0	0	0	1											
66 Yasiel Puig, R (9,PH) OBP: 0.318, SLG: 0.211										1	0	0	0	0	0	1											
Inning Stats	R: 0 E: 0 K: 0 S: 6	H: 1 LOB: 0 BB: 0 P: 9	R: 0 E: 1 K: 1 S: 10	H: 0 LOB: 0 BB: 0 P: 13	R: 0 E: 0 K: 2 S: 11	H: 0 LOB: 0 BB: 0 P: 15	R: 0 E: 0 K: 0 S: 6	H: 0 LOB: 0 BB: 0 P: 9	R: 0 E: 0 K: 1 S: 6	H: 0 LOB: 0 BB: 0 P: 9	R: 0 E: 0 K: 1 S: 8	H: 0 LOB: 0 BB: 0 P: 16	R: 0 E: 0 K: 1 S: 7	H: 0 LOB: 0 BB: 0 P: 11	R: 0 E: 0 K: 0 S: 6	H: 1 LOB: 0 BB: 0 P: 9	R: 0 E: 0 K: 1 S: 7	H: 0 LOB: 0 BB: 1 P: 12	1B: 2 2B: 0 3B: 0 HR: 0	SF: 0 SAC: 0 DP: 3 HBP: 0	WP: 0 PB: 0 SB: 0 CS: 0	PA: 28					
PITCHER	IP	WLS	BF	H	R	ER	SO	BB	IBB	HBP	BLK	WP	HR	S	P	ERA	WHIP										
28 Kyle Hendricks, R (1,1) ERA: 1.65	7.1	W	23	2	0	0	6	0	0	0	0	0	0	57	88	0.00	0.273										
54 Aroldis Chapman, L (8,1) ERA: 3.39	1.2		4	0	0	0	1	1	0	0	0	0	0	10	15	0.00	0.600										

AB	26
R	0
H	2
RBI	0
BB	1
SO	7
LOB	4



Batter	1	2	3	4	5	6	7	8	9	AB	R	H	RBI	BB	SO	LOB	BOTTOM										
24 Dexter Fowler, S (1,8) OBP: 0.295, SLG: 0.429										4	1	2	1	0	2	0	Los Angeles Dodgers @ Chicago Cubs Wrigley Field, Chicago, IL Sat Oct 22 2016, 7:09 PM - 9:45 PM CDT Att: 42,386 - Clear - 61 F										
17 Kris Bryant, R (1,5) OBP: 0.408, SLG: 0.538										4	1	1	1	0	1	0											
44 Anthony Rizzo, L (1,3) OBP: 0.295, SLG: 0.425										4	1	2	1	0	0	1											
18 Ben Zobrist, S (1,7) OBP: 0.244, SLG: 0.250										3	0	0	1	0	1	1											
22 Jason Heyward, L (9,9) OBP: 0.153, SLG: 0.179										0	0	0	0	0	0	0											
9 Javier Báez, R (1,4) OBP: 0.366, SLG: 0.526										3	0	0	0	0	1	2											
40 Wilson Contreras, R (1,2) OBP: 0.429, SLG: 0.550										3	1	1	1	0	0	1											
27 Addison Russell, R (1,6) OBP: 0.211, SLG: 0.378										3	1	1	0	0	1	0											
5 Albert Almora Jr., R (9,7) OBP: 0.261, SLG: 0.318										3	0	0	0	0	1	1											
28 Kyle Hendricks, R (1,1) OBP: 0.200, SLG: 0.200										3	0	0	0	0	1	1											
54 Aroldis Chapman, L (8,1) ERA: 3.09										0	0	0	0	0	0	0											
Inning Stats	R: 2 E: 1 K: 0 S: 22	H: 2 LOB: 1 BB: 0 P: 30	R: 1 E: 0 K: 1 S: 11	H: 2 LOB: 1 BB: 0 P: 16	R: 0 E: 0 K: 1 S: 11	H: 1 LOB: 1 BB: 0 P: 16	R: 1 E: 0 K: 0 S: 9	H: 1 LOB: 0 BB: 0 P: 11	R: 1 E: 0 K: 2 S: 14	H: 1 LOB: 0 BB: 0 P: 20	R: 0 E: 0 K: 1 S: 6	H: 0 LOB: 0 BB: 0 P: 7	R: 0 E: 0 K: 2 S: 9	H: 0 LOB: 0 BB: 0 P: 12	R: 0 E: 0 K: 1 S: 9	H: 0 LOB: 0 BB: 0 P: 11	1B: 2 2B: 3 3B: 0 HR: 2	SF: 1 SAC: 0 DP: 0 HBP: 0	WP: 0 PB: 0 SB: 0 CS: 0	PA: 31							
PITCHER	IP	WLS	BF	H	R	ER	SO	BB	IBB	HBP	BLK	WP	HR	S	P	ERA	WHIP										
22 Clayton Kershaw, L (1,1) ERA: 4.44	5.0	L	22	7	5	4	4	0	0	0	0	0	0	24	67	7.20	1.400										
74 Kenley Jansen, R (6,1) ERA: 3.09	3.0		9	0	0	0	4	0	0	0	0	0	0	24	30	0.00	0.000										

AB	30
R	5
H	7
RBI	5
BB	0
SO	8
LOB	7



Batter	1	2	3	4	5	6	7	8	9	AB	R	H	RBI	BB	SO	LOB	TOP							
24 Dexter Fowler, S OBP: 0.271, SLG: 0.391										4	0	0	0	0	2	1	Chicago Cubs @ Cleveland Indians Progressive Field, Cleveland, OH Tue Oct 25 2016, 8:11 PM - 11:47 PM EDT Att: 38,091 - Cloudy - 50 F							
17 Kris Bryant, R OBP: 0.396, SLG: 0.500										3	0	0	0	1	2	1								
44 Anthony Rizzo, L OBP: 0.271, SLG: 0.386										4	0	0	0	0	0	1								
18 Ben Zobrist, S OBP: 0.289, SLG: 0.325										4	0	3	0	0	0	0								
12 Kyle Schwarber, L OBP: 0.500, SLG: 0.667										3	0	1	0	1	2	3								
9 Javier Báez, R OBP: 0.396, SLG: 0.500										4	0	1	0	0	2	2								
8 Chris Coghlan, L										2	0	0	0	0	2	1								
40 Wilson Contreras, R OBP: 0.435, SLG: 0.591										2	0	1	0	0	0	3								
27 Addison Russell, R OBP: 0.190, SLG: 0.341										4	0	0	0	0	3	4								
3 David Ross, R OBP: 0.250, SLG: 0.500										3	0	1	0	0	1	3								
5 Albert Almora Jr., R OBP: 0.111, SLG: 0.444										0	0	0	0	0	0	0								
47 Miguel Montero, L OBP: 0.111, SLG: 0.444										1	0	0	0	0	1	1								
Inning Stats	R: 0 E: 0 K: 2 S: 8	H: 0 LOB: 0 BB: 0 P: 13	R: 0 E: 0 K: 3 S: 12	H: 1 LOB: 1 BB: 0 P: 21	R: 0 E: 0 K: 3 S: 14	H: 1 LOB: 1 BB: 0 P: 18	R: 0 E: 0 K: 0 S: 7	H: 1 LOB: 0 BB: 0 P: 12	R: 0 E: 0 K: 1 S: 8	H: 0 LOB: 0 BB: 0 P: 9	R: 0 E: 0 K: 0 S: 8	H: 0 LOB: 0 BB: 0 P: 12	R: 0 E: 0 K: 2 S: 15	H: 2 LOB: 3 BB: 1 P: 24	R: 0 E: 0 K: 1 S: 13	H: 1 LOB: 2 BB: 1 P: 25	R: 0 E: 0 K: 3 S: 11	H: 1 LOB: 1 BB: 0 P: 17	1B: 4 2B: 3 HR: 0	SF: 0 SAC: 0 DP: 0 HBP: 0	WP: 0 PB: 0 SB: 0 CS: 0	PA: 36		
PITCHER	IP WLS BF H R ER SO BB IBB HBP BLK WP HR S P ERA WHIP	IP WLS BF H R ER SO BB IBB HBP BLK WP HR S P ERA WHIP	IP WLS BF H R ER SO BB IBB HBP BLK WP HR S P ERA WHIP	IP WLS BF H R ER SO BB IBB HBP BLK WP HR S P ERA WHIP	IP WLS BF H R ER SO BB IBB HBP BLK WP HR S P ERA WHIP	IP WLS BF H R ER SO BB IBB HBP BLK WP HR S P ERA WHIP	IP WLS BF H R ER SO BB IBB HBP BLK WP HR S P ERA WHIP	IP WLS BF H R ER SO BB IBB HBP BLK WP HR S P ERA WHIP	IP WLS BF H R ER SO BB IBB HBP BLK WP HR S P ERA WHIP	IP WLS BF H R ER SO BB IBB HBP BLK WP HR S P ERA WHIP	IP WLS BF H R ER SO BB IBB HBP BLK WP HR S P ERA WHIP	IP WLS BF H R ER SO BB IBB HBP BLK WP HR S P ERA WHIP	IP WLS BF H R ER SO BB IBB HBP BLK WP HR S P ERA WHIP	IP WLS BF H R ER SO BB IBB HBP BLK WP HR S P ERA WHIP	IP WLS BF H R ER SO BB IBB HBP BLK WP HR S P ERA WHIP	IP WLS BF H R ER SO BB IBB HBP BLK WP HR S P ERA WHIP	IP WLS BF H R ER SO BB IBB HBP BLK WP HR S P ERA WHIP	IP WLS BF H R ER SO BB IBB HBP BLK WP HR S P ERA WHIP	IP WLS BF H R ER SO BB IBB HBP BLK WP HR S P ERA WHIP	IP WLS BF H R ER SO BB IBB HBP BLK WP HR S P ERA WHIP	IP WLS BF H R ER SO BB IBB HBP BLK WP HR S P ERA WHIP	IP WLS BF H R ER SO BB IBB HBP BLK WP HR S P ERA WHIP	IP WLS BF H R ER SO BB IBB HBP BLK WP HR S P ERA WHIP	IP WLS BF H R ER SO BB IBB HBP BLK WP HR S P ERA WHIP

AB	34
R	0
H	7
RBI	0
BB	2
SO	15
LOB	20



Batter	1	2	3	4	5	6	7	8	9	AB	R	H	RBI	BB	SO	LOB	BOTTOM							
20 Rajai Davis, R OBP: 0.056, SLG: 0.118										5	0	1	0	0	1	0	Chicago Cubs @ Cleveland Indians Progressive Field, Cleveland, OH Tue Oct 25 2016, 8:11 PM - 11:47 PM EDT Att: 38,091 - Cloudy - 50 F							
22 Jason Kipnis, L OBP: 0.185, SLG: 0.314										5	0	0	0	0	0	1								
12 Francisco Lindor, S OBP: 0.389, SLG: 0.629										4	1	3	0	0	0	0								
26 Mike Napoli, R OBP: 0.235, SLG: 0.355										3	1	0	0	1	2	2								
41 Carlos Santana, S OBP: 0.278, SLG: 0.355										2	0	0	0	2	2	0								
11 José Ramírez, S OBP: 0.333, SLG: 0.355										4	0	3	1	0	0	0								
6 Brandon Guyer, R OBP: 0.417, SLG: 0.300										2	1	0	1	1	2	3								
8 Lonnie Chisenhall, L OBP: 0.290, SLG: 0.367										4	1	1	0	0	1	4								
55 Roberto Pérez, R OBP: 0.300, SLG: 0.593										4	2	2	4	0	1	1								
Inning Stats	R: 2 E: 0 K: 1 S: 15	H: 2 LOB: 3 BB: 2 P: 26	R: 0 E: 0 K: 0 S: 7	H: 0 LOB: 0 BB: 0 P: 13	R: 0 E: 0 K: 2 S: 10	H: 2 LOB: 1 BB: 1 P: 19	R: 1 E: 0 K: 1 S: 9	H: 1 LOB: 0 BB: 0 P: 13	R: 0 E: 0 K: 1 S: 9	H: 1 LOB: 1 BB: 0 P: 15	R: 0 E: 0 K: 0 S: 10	H: 1 LOB: 1 BB: 0 P: 15	R: 0 E: 0 K: 1 S: 16	H: 1 LOB: 1 BB: 1 P: 30	R: 3 E: 0 K: 1 S: 16	H: 3 LOB: 1 BB: 1 P: 30		1B: 5 2B: 3 HR: 2	SF: 0 SAC: 0 DP: 0 HBP: 1	WP: 0 PB: 0 SB: 1 CS: 1	PA: 38			
PITCHER	IP WLS BF H R ER SO BB IBB HBP BLK WP HR S P ERA WHIP	IP WLS BF H R ER SO BB IBB HBP BLK WP HR S P ERA WHIP	IP WLS BF H R ER SO BB IBB HBP BLK WP HR S P ERA WHIP	IP WLS BF H R ER SO BB IBB HBP BLK WP HR S P ERA WHIP	IP WLS BF H R ER SO BB IBB HBP BLK WP HR S P ERA WHIP	IP WLS BF H R ER SO BB IBB HBP BLK WP HR S P ERA WHIP	IP WLS BF H R ER SO BB IBB HBP BLK WP HR S P ERA WHIP	IP WLS BF H R ER SO BB IBB HBP BLK WP HR S P ERA WHIP	IP WLS BF H R ER SO BB IBB HBP BLK WP HR S P ERA WHIP	IP WLS BF H R ER SO BB IBB HBP BLK WP HR S P ERA WHIP	IP WLS BF H R ER SO BB IBB HBP BLK WP HR S P ERA WHIP	IP WLS BF H R ER SO BB IBB HBP BLK WP HR S P ERA WHIP	IP WLS BF H R ER SO BB IBB HBP BLK WP HR S P ERA WHIP	IP WLS BF H R ER SO BB IBB HBP BLK WP HR S P ERA WHIP	IP WLS BF H R ER SO BB IBB HBP BLK WP HR S P ERA WHIP	IP WLS BF H R ER SO BB IBB HBP BLK WP HR S P ERA WHIP	IP WLS BF H R ER SO BB IBB HBP BLK WP HR S P ERA WHIP	IP WLS BF H R ER SO BB IBB HBP BLK WP HR S P ERA WHIP	IP WLS BF H R ER SO BB IBB HBP BLK WP HR S P ERA WHIP	IP WLS BF H R ER SO BB IBB HBP BLK WP HR S P ERA WHIP	IP WLS BF H R ER SO BB IBB HBP BLK WP HR S P ERA WHIP	IP WLS BF H R ER SO BB IBB HBP BLK WP HR S P ERA WHIP	IP WLS BF H R ER SO BB IBB HBP BLK WP HR S P ERA WHIP	IP WLS BF H R ER SO BB IBB HBP BLK WP HR S P ERA WHIP




Batter	1	2	3	4	5	6	7	8	9	AB	R	H	RBI	BB	SO	LOB	TOP					
24 Dexter Fowler, S OBP: 0.264, SLG: 0.373	G1-3		G4-3	K	K		1B			5	0	1	0	0	2	4	Chicago Cubs @ Cleveland Indians Progressive Field, Cleveland, OH Wed Oct 26 2016, 7:09 PM - 11:12 PM EDT Att: 38,172 - Cloudy - 43 F					
17 Kris Bryant, R OBP: 0.377, SLG: 0.468	1B		L6		K	L8	FC5-2			5	1	1	0	0	1	3						
44 Anthony Rizzo, L OBP: 0.302, SLG: 0.404	2B		1B	BB	BB	G3	L7			3	2	1	1	2	0	3						
18 Ben Zobrist, S OBP: 0.340, SLG: 0.386	L7		1B	BB	BB	BB	BB			4	1	2	1	1	0	1						
12 Kyle Schwarber, L OBP: 0.556, SLG: 0.571	K		1B	BB	BB	BB	BB			4	1	2	2	1	2	1						
9 Javier Báez, R OBP: 0.340, SLG: 0.468	1B		K2-3	BB	BB	F8	G6-3			5	0	1	0	0	2	5						
40 Wilson Contreras, R OBP: 0.429, SLG: 0.520	F9		BB	BB	BB	E4	BB			3	0	0	0	2	0	2						
68 Jorge Soler, R	F8		G4-6-3	BB	BB	L8	L8			2	0	0	0	1	0	2						
22 Jason Heyward, L	F8		G4-6-3	BB	BB	L8	L8			2	0	0	0	0	1	1						
27 Addison Russell, R	L9		1B	BB	BB	FC6	L6			4	0	1	1	1	0	2						
Inning Stats	R: 1 E: 0 K: 1 S: 21	H: 2 LOB: 1 BB: 0 P: 29	R: 0 E: 0 K: 0 S: 12	H: 1 LOB: 1 BB: 0 P: 22	R: 1 E: 0 K: 1 S: 11	H: 2 LOB: 2 BB: 1 P: 20	R: 0 E: 0 K: 1 S: 12	H: 1 LOB: 1 BB: 1 P: 19	R: 3 E: 1 K: 3 S: 25	H: 2 LOB: 3 BB: 3 P: 43	R: 0 E: 0 K: 0 S: 8	H: 0 LOB: 2 BB: 2 P: 19	R: 0 E: 1 K: 0 S: 12	H: 1 LOB: 3 BB: 1 P: 22	R: 0 E: 0 K: 1 S: 8	H: 0 LOB: 0 BB: 0 P: 12	R: 0 E: 0 K: 1 S: 7	H: 0 LOB: 0 BB: 0 P: 10	1B: 7 2B: 1 3B: 1 HR: 0	SF: 0 SAC: 0 DP: 1 HBP: 0	WP: 1 PB: 0 SB: 0 CS: 0	PA: 45
PITCHER	IP ERA WLS BF H R ER SO BB IBB HBP BLK WP HR S P ERA WHIP	IP ERA WLS BF H R ER SO BB IBB HBP BLK WP HR S P ERA WHIP	IP ERA WLS BF H R ER SO BB IBB HBP BLK WP HR S P ERA WHIP	IP ERA WLS BF H R ER SO BB IBB HBP BLK WP HR S P ERA WHIP	IP ERA WLS BF H R ER SO BB IBB HBP BLK WP HR S P ERA WHIP	IP ERA WLS BF H R ER SO BB IBB HBP BLK WP HR S P ERA WHIP	IP ERA WLS BF H R ER SO BB IBB HBP BLK WP HR S P ERA WHIP	IP ERA WLS BF H R ER SO BB IBB HBP BLK WP HR S P ERA WHIP	IP ERA WLS BF H R ER SO BB IBB HBP BLK WP HR S P ERA WHIP	47 Trevor Bauer, R ERA: 5.0	61 Dan Otero, R ERA: 1.8	34 Zach McAllister, R ERA: 16.2	27 Bryan Shaw, R ERA: 4.26	31 Danny Salazar, R ERA: 3.09	53 Jeff ManSHIP, R ERA: 2.89	61 Dan Otero, R ERA: 1.8	73 Mike Clevinger, R ERA: 3.35					
41 Carlos Santana, S OBP: 0.250, SLG: 0.314	P5		K		K	F7	K			4	0	0	0	0	2	2	Chicago Cubs @ Cleveland Indians Progressive Field, Cleveland, OH Wed Oct 26 2016, 7:09 PM - 11:12 PM EDT Att: 38,172 - Cloudy - 43 F					
22 Jason Kipnis, L OBP: 0.195, SLG: 0.333	K		F7		K	BB	K			4	1	1	0	0	2	0						
12 Francisco Lindor, S OBP: 0.375, SLG: 0.579	BB		BB		K	G4-3	G5-3			3	0	0	0	1	1	1						
26 Mike Napoli, R OBP: 0.289, SLG: 0.382	F8		F8		F8	BB	BB			3	0	2	0	1	0	0						
11 José Ramírez, S OBP: 0.324, SLG: 0.324	F8		BB		G1-3	BB	BB			3	0	0	0	1	1	4						
8 Lonnie Chisenhall, L OBP: 0.273, SLG: 0.344	G4-3		P6		K	K	K			2	0	0	0	0	0	1						
20 Rajai Davis, R OBP: 0.050, SLG: 0.105	G4-3		P6		K	K	K			2	0	0	0	0	2	0						
4 Coco Crisp, S OBP: 0.250, SLG: 0.500	L4		L7		K	K	K			4	0	0	0	0	1	0						
72 Tyler Naquin, L OBP: 0.167, SLG: 0.278	K		K		K	BB	BB			2	0	0	0	0	2	0						
6 Brandon Cuyler, R OBP: 0.500, SLG: 0.394	K		F7		F7	BB	BB			1	0	1	0	1	0	0						
55 Roberto Pérez, R OBP: 0.294, SLG: 0.533	K		F7		F7	BB	BB			3	0	0	0	1	1	1						
Inning Stats	R: 0 E: 0 K: 1 S: 10	H: 0 LOB: 2 BB: 0 P: 23	R: 0 E: 0 K: 1 S: 7	H: 0 LOB: 0 BB: 0 P: 12	R: 0 E: 0 K: 2 S: 11	H: 0 LOB: 0 BB: 0 P: 17	R: 0 E: 0 K: 1 S: 8	H: 0 LOB: 1 BB: 1 P: 14	R: 0 E: 0 K: 1 S: 7	H: 0 LOB: 0 BB: 0 P: 13	R: 1 E: 0 K: 0 S: 14	H: 2 LOB: 1 BB: 0 P: 21	R: 0 E: 0 K: 3 S: 15	H: 1 LOB: 2 BB: 1 P: 23	R: 0 E: 0 K: 2 S: 14	H: 1 LOB: 1 BB: 0 P: 20	R: 0 E: 0 K: 1 S: 10	H: 0 LOB: 1 BB: 1 P: 18	1B: 3 2B: 1 3B: 0 HR: 0	SF: 0 SAC: 0 DP: 0 HBP: 0	WP: 2 PB: 0 SB: 0 CS: 0	PA: 36
PITCHER	IP ERA WLS BF H R ER SO BB IBB HBP BLK WP HR S P ERA WHIP	IP ERA WLS BF H R ER SO BB IBB HBP BLK WP HR S P ERA WHIP	IP ERA WLS BF H R ER SO BB IBB HBP BLK WP HR S P ERA WHIP	IP ERA WLS BF H R ER SO BB IBB HBP BLK WP HR S P ERA WHIP	IP ERA WLS BF H R ER SO BB IBB HBP BLK WP HR S P ERA WHIP	IP ERA WLS BF H R ER SO BB IBB HBP BLK WP HR S P ERA WHIP	IP ERA WLS BF H R ER SO BB IBB HBP BLK WP HR S P ERA WHIP	IP ERA WLS BF H R ER SO BB IBB HBP BLK WP HR S P ERA WHIP	IP ERA WLS BF H R ER SO BB IBB HBP BLK WP HR S P ERA WHIP	49 Jake Arrieta, R ERA: 3.78	38 Mike Montgomery, L ERA: 3.09	54 Aroldis Chapman, L ERA: 2.89	49 Jake Arrieta, R ERA: 3.78	38 Mike Montgomery, L ERA: 3.09	54 Aroldis Chapman, L ERA: 2.89	49 Jake Arrieta, R ERA: 3.78	38 Mike Montgomery, L ERA: 3.09					

AB	37
R	5
H	9
RBI	5
BB	8
SO	8
LOB	24



AB	31
R	1
H	4
RBI	0
BB	5
SO	12
LOB	9



Batter	1	2	3	4	5	6	7	8	9	AB	R	H	RBI	BB	SO	LOB	TOP					
41 Carlos Santana, S OBP: 0.279, SLG: 0.306										1	0	0	0	2	1	0	Cleveland Indians @ Chicago Cubs Wrigley Field, Chicago, IL Fri Oct 28 2016, 7:10 PM - 10:41 PM CDT Att: 41,703 - Partly Cloudy - 62 F					
24 Andrew Miller, L (5, 1)										0	0	0	0	0	0	0						
4 Coco Crisp, S OBP: 0.286, SLG: 0.526										1	0	1	1	0	0	0						
27 Bryan Shaw, S (7, 1)										0	0	0	0	0	0	0						
6 Brandon Guyer, R (8, 7)										0	0	0	0	0	0	0						
22 Jason Kipnis, L OBP: 0.300, SLG: 0.354										3	0	1	0	0	1	2						
12 Francisco Lindor, S OBP: 0.386, SLG: 0.571										4	0	2	0	0	0	3						
26 Mike Napoli, R OBP: 0.262, SLG: 0.342										4	0	0	0	0	3	3						
11 José Ramírez, S OBP: 0.341, SLG: 0.342										4	0	2	0	0	0	0						
37 Cody Allen, R (8, 1)										0	0	0	0	0	0	0						
8 Lonnie Chisenhall, L OBP: 0.243, SLG: 0.306										4	0	0	0	0	2	3						
55 Roberto Pérez, R OBP: 0.297, SLG: 0.515										3	0	1	0	0	1	3						
1 Michael Martínez, S (7, PR)										1	1	0	0	0	1	0						
72 Tyler Naquin, L OBP: 0.200, SLG: 0.300										2	0	1	0	0	0	0						
10 Yan Gomes, R (7, 2)										1	0	0	0	0	0	0						
43 Josh Tomlin, R (1, 1)										1	0	0	0	0	1	0						
20 Rajai Davis, R OBP: 0.095, SLG: 0.105										0	0	0	0	1	0	0						
Inning Stats	R: 0 E: 0 K: 2 S: 9	H: 2 LOB: 0 P: 12	R: 0 E: 0 K: 0 S: 7	H: 1 LOB: 0 BB: 0 P: 11	R: 0 E: 0 K: 2 S: 11	H: 0 LOB: 1 BB: 1 P: 20	R: 0 E: 0 K: 2 S: 14	H: 2 LOB: 2 BB: 0 P: 21	R: 0 E: 0 K: 0 S: 13	H: 0 LOB: 2 BB: 1 P: 27	R: 0 E: 0 K: 1 S: 7	H: 0 LOB: 0 BB: 0 P: 13	R: 1 E: 0 K: 0 S: 8	H: 2 LOB: 1 BB: 0 P: 14	R: 0 E: 0 K: 1 S: 8	H: 0 LOB: 0 BB: 0 P: 14	R: 0 E: 0 K: 2 S: 10	H: 0 LOB: 0 BB: 0 P: 17	1B: 8 2B: 0 3B: 0 HR: 0	SF: 0 SAC: 2 DP: 2 HBP: 1	WP: 1 PB: 0 SB: 0 CS: 0	PA: 35
PITCHER	IP WLS BF H R ER SO BB IBB HBP BLK WP HR S P ERA WHIP	IP WLS BF H R ER SO BB IBB HBP BLK WP HR S P ERA WHIP	54 Aroldis Chapman, L (9, 1) ERA: 2.61 IP: 1.0, WLS: 3, BF: 0, H: 0, R: 0, ER: 0, SO: 2, BB: 0, IBB: 0, HBP: 0, BLK: 0, WP: 0, HR: 0, S: 10, P: 17, ERA: 0.00, WHIP: 0.000																			

Cleveland Indians @ Chicago Cubs
 Wrigley Field, Chicago, IL
 Fri Oct 28 2016, 7:10 PM - 10:41 PM CDT
 Att: 41,703 - Partly Cloudy - 62 F

AB	29
R	1
H	8
RBI	1
BB	3
SO	10
LOB	14



Batter	1	2	3	4	5	6	7	8	9	AB	R	H	RBI	BB	SO	LOB	BOTTOM					
24 Dexter Fowler, S OBP: 0.263, SLG: 0.364										4	0	1	0	0	1	0	Cleveland Indians @ Chicago Cubs Wrigley Field, Chicago, IL Fri Oct 28 2016, 7:10 PM - 10:41 PM CDT Att: 41,703 - Partly Cloudy - 62 F					
17 Kris Bryant, R OBP: 0.368, SLG: 0.440										3	0	0	0	1	2	1						
44 Anthony Rizzo, L OBP: 0.286, SLG: 0.392										4	0	1	0	0	1	1						
8 Chris Coghlan, L (9, PR)										0	0	0	0	0	0	0						
18 Ben Zobrist, S OBP: 0.315, SLG: 0.375										4	0	1	0	0	1	2						
40 Wilson Contreras, R OBP: 0.375, SLG: 0.448										4	0	0	0	0	0	3						
68 Jorge Soler, R OBP: 0.313, SLG: 0.308										3	0	2	0	0	1	1						
22 Jason Heyward, L OBP: 0.121, SLG: 0.161										1	0	0	0	0	0	2						
9 Javier Báez, R OBP: 0.315, SLG: 0.431										4	0	0	0	0	1	5						
27 Addison Russell, R OBP: 0.200, SLG: 0.313										3	0	0	0	0	1	1						
28 Kyle Hendricks, R OBP: 0.157, SLG: 0.247										1	0	0	0	0	0	0						
52 Justin Grimm, R ERA: 9.0										0	0	0	0	0	0	0						
47 Miguel Montero, L OBP: 0.286, SLG: 0.340										0	0	0	0	0	0	0						
6 Carl Edwards Jr., R ERA: 1.69										0	0	0	0	0	0	0						
38 Mike Montgomery, L ERA: 2.92										0	0	0	0	0	0	0						
46 Pedro Strop, R ERA: 3.6										0	0	0	0	0	0	0						
12 Kyle Schwarber, L OBP: 0.290, SLG: 0.590										1	0	0	0	0	0	0						
54 Aroldis Chapman, L ERA: 2.61										0	0	0	0	0	0	0						
Inning Stats	R: 0 E: 0 K: 0 S: 7	H: 0 LOB: 0 P: 9	R: 0 E: 0 K: 1 S: 8	H: 1 LOB: 0 BB: 0 P: 15	R: 0 E: 0 K: 0 S: 6	H: 0 LOB: 0 BB: 0 P: 9	R: 0 E: 0 K: 0 S: 11	H: 0 LOB: 1 BB: 1 P: 18	R: 0 E: 0 K: 3 S: 10	H: 0 LOB: 0 BB: 0 P: 13	R: 0 E: 0 K: 0 S: 9	H: 1 LOB: 1 BB: 0 P: 15	R: 0 E: 0 K: 2 S: 13	H: 1 LOB: 3 BB: 0 P: 20	R: 0 E: 0 K: 2 S: 10	H: 1 LOB: 0 BB: 0 P: 14	R: 0 E: 0 K: 2 S: 10	H: 1 LOB: 3 BB: 0 P: 14	1B: 4 2B: 0 3B: 1 HR: 0	SF: 0 SAC: 0 DP: 0 HBP: 0	WP: 0 PB: 0 SB: 1 CS: 0	PA: 34
PITCHER	IP WLS BF H R ER SO BB IBB HBP BLK WP HR S P ERA WHIP	IP WLS BF H R ER SO BB IBB HBP BLK WP HR S P ERA WHIP	43 Josh Tomlin, R (1, 1) ERA: 1.76 IP: 4.2, WLS: 4, BF: 17, H: 2, R: 0, ER: 0, SO: 3, BB: 1, IBB: 0, HBP: 0, BLK: 0, WP: 0, HR: 0, S: 13, P: 17, ERA: 0.00, WHIP: 0.643																			
24 Andrew Miller, L ERA: 1.76																						
27 Bryan Shaw, R ERA: 3.38																						
37 Cody Allen, R ERA: 3.38																						



Batter	1	2	3	4	5	6	7	8	9	AB	R	H	RBI	BB	SO	LOB	TOP										
20 Rajai Davis, R OBP: 0.115, SLG: 0.087	G5-3	FC4-6			G6-3		HBP		L7	4	1	0	0	0	0	2	Cleveland Indians @ Chicago Cubs Wrigley Field, Chicago, IL Sat Oct 29 2016, 7:09 PM - 10:25 PM CDT Att: 41,706 - Cloudy - 59 F										
22 Jason Kipnis, L OBP: 0.260, SLG: 0.447	K2-3				G6-3		HR		1B	5	2	3	3	0	1	0											
12 Francisco Lindor, S OBP: 0.400, SLG: 0.565	K				1B				1B	4	1	2	1	1	1	0											
41 Carlos Santana, S OBP: 0.319, SLG: 0.425 24 Andrew Miller, L 1 Michael Martinez, S 61 Dan Otero, R		HR			K				K	4	1	3	1	0	1	1											
11 José Ramírez, S OBP: 0.304, SLG: 0.302		G3			G4-6-3				L8	5	0	0	0	0	1	6											
8 Lonnie Chisenhall, L OBP: 0.220, SLG: 0.282		E5			F9				K	3	1	0	1	0	1	1											
55 Roberto Pérez, R OBP: 0.293, SLG: 0.472		G1-3			B1-3				K	3	0	0	0	1	1	1											
72 Tyler Naquin, L OBP: 0.227, SLG: 0.286 6 Brandon Guyer, R OBP: 0.436, SLG: 0.358					K				G6-3	1	0	0	0	1	1	0											
28 Corey Kluber, R OBP: 0.500, SLG: 0.500 4 Coco Crisp, S OBP: 0.318, SLG: 0.600 26 Mike Napoli, R OBP: 0.256, SLG: 0.333		E5			K				F8	2	0	1	0	0	1	0											
Inning Stats	R: 0 H: 0 E: 0 K: 2 S: 10	H: 0 LOB: 0 BB: 0 P: 16	R: 2 H: 2 E: 2 K: 0 S: 20	H: 2 LOB: 2 BB: 1 P: 34	R: 1 H: 2 E: 0 K: 1 S: 10	H: 2 LOB: 0 BB: 0 P: 17	R: 0 H: 0 E: 0 K: 1 S: 5	H: 0 LOB: 0 BB: 0 P: 8	R: 0 H: 0 E: 0 K: 1 S: 7	H: 1 LOB: 2 BB: 2 P: 21	R: 3 H: 3 E: 0 K: 2 S: 18	H: 3 LOB: 1 BB: 0 P: 31	R: 0 H: 0 E: 0 K: 1 S: 5	H: 0 LOB: 0 BB: 0 P: 7	R: 0 H: 2 E: 0 K: 1 S: 9	H: 2 LOB: 2 BB: 0 P: 12	1B: 6 2B: 2 3B: 0 HR: 2	SF: 1 SAC: 0 DP: 1 HBP: 1	WP: 1 PB: 0 SB: 0 CS: 0	PA: 41							
PITCHER	IP	WLS	BF	H	R	ER	SO	BB	IBB	HBP	BLK	WP	HR	S	P	ERA	WHIP										
41 John Lackey, R ERA: 4.85	5.0	L	20	4	3	2	5	0	1	0	0	0	1	52	84	3.60	0.800										
38 Mike Montgomery, L ERA: 3.46	0.2		5	1	1	1	0	2	0	0	0	0	0	6	17	13.50	4.500										
52 Justin Grimm, R ERA: 12.46	0.1		3	1	2	2	1	0	0	1	0	0	0	9	14	54.00	3.000										
37 Travis Wood, L ERA: 3.0	1.0		5	2	1	1	2	0	0	0	0	0	1	13	21	9.00	2.000										
56 Héctor Rondón, R ERA: 4.5	2.0		8	2	0	0	2	0	0	0	0	0	0	14	19	0.00	1.000										

Batter	1	2	3	4	5	6	7	8	9	AB	R	H	RBI	BB	SO	LOB	BOTTOM										
24 Dexter Fowler, S OBP: 0.279, SLG: 0.441	44 1B		G3		F9			HR		4	2	2	1	0	0	0	Cleveland Indians @ Chicago Cubs Wrigley Field, Chicago, IL Sat Oct 29 2016, 7:09 PM - 10:25 PM CDT Att: 41,706 - Cloudy - 59 F										
17 Kris Bryant, R OBP: 0.361, SLG: 0.415	P6		44 HBP		G4-3			G4-3		3	0	0	0	1	0	1											
44 Anthony Rizzo, L OBP: 0.328, SLG: 0.426	40 S							K		3	0	2	1	0	1	0											
18 Ben Zobrist, S OBP: 0.293, SLG: 0.346	F8				K			K		4	0	0	0	0	2	4											
40 Wilson Contreras, R OBP: 0.333, SLG: 0.394	K				K			K		4	0	0	0	0	3	2											
27 Addison Russell, R OBP: 0.204, SLG: 0.308	L9				F8			G5-3		4	0	1	0	0	0	1											
22 Jason Heyward, L OBP: 0.162, SLG: 0.200								G4-3		4	0	2	0	0	0	1											
9 Javier Báez, R OBP: 0.293, SLG: 0.400								P6		4	0	0	0	0	1	3											
41 John Lackey, R 8 Chris Coghlan, L 38 Mike Montgomery, L 52 Justin Grimm, R 37 Travis Wood, R 5 Albert Almora Jr., R 56 Hector Rondón, R					F7			L9		1	0	0	0	0	1	0											
Inning Stats	R: 1 H: 2 E: 0 K: 1 S: 13	H: 1 LOB: 1 BB: 0 P: 18	R: 0 H: 1 E: 0 K: 0 S: 8	H: 1 LOB: 0 BB: 0 P: 10	R: 0 H: 0 E: 0 K: 2 S: 15	H: 0 LOB: 1 BB: 1 P: 26	R: 0 H: 1 E: 0 K: 2 S: 10	H: 1 LOB: 0 BB: 0 P: 12	R: 0 H: 0 E: 0 K: 0 S: 4	H: 1 LOB: 1 BB: 0 P: 9	R: 0 H: 0 E: 0 K: 0 S: 7	H: 0 LOB: 0 BB: 0 P: 7	R: 1 H: 1 E: 0 K: 2 S: 15	H: 1 LOB: 0 BB: 0 P: 20	R: 0 H: 1 E: 0 K: 0 S: 13	H: 1 LOB: 1 BB: 0 P: 15	1B: 4 2B: 2 3B: 0 HR: 1	SF: 0 SAC: 0 DP: 1 HBP: 1	WP: 0 PB: 0 SB: 1 CS: 0	PA: 35							
PITCHER	IP	WLS	BF	H	R	ER	SO	BB	IBB	HBP	BLK	WP	HR	S	P	ERA	WHIP										
28 Corey Kluber, R ERA: 0.89	6.0	W	24	5	1	1	6	1	0	1	0	0	0	58	81	1.50	1.000										
24 Andrew Miller, L ERA: 0.53	2.0		7	1	1	1	2	0	0	0	0	0	1	22	27	4.50	0.500										
61 Dan Otero, R ERA: 1.5	1.0		4	1	0	0	0	0	0	0	0	0	0	13	15	0.00	1.000										



Batter	1	2	3	4	5	6	7	8	9	AB	R	H	RBI	BB	SO	LOB	TOP				
20 Rajai Davis, R OBP: 0.167, SLG: 0.148										4	1	2	0	0	1	0	Cleveland Indians @ Chicago Cubs Wrigley Field, Chicago, IL Sun Oct 30 2016, 7:19 PM - 10:44 PM CDT Att: 41,711 - Cloudy - 50 F				
22 Jason Kipnis, L OBP: 0.241, SLG: 0.412										4	0	0	0	0	2	2					
12 Francisco Lindor, S OBP: 0.396, SLG: 0.540										4	0	1	1	0	2	1					
26 Mike Napoli, R OBP: 0.255, SLG: 0.326										4	0	1	0	0	0	0					
41 Carlos Santana, S OBP: 0.314, SLG: 0.432										4	0	1	0	0	0	1					
11 José Ramírez, S OBP: 0.300, SLG: 0.362										4	1	1	1	0	2	2					
6 Brandon Guyer, R OBP: 0.421, SLG: 0.267										2	0	0	0	0	1	1					
55 Roberto Pérez, R OBP: 0.273, SLG: 0.436										3	0	0	0	0	0	3					
37 Cody Allen, R ERA: 1.59										0	0	0	0	0	0	0					
47 Trevor Bauer, R ERA: 1.93										1	0	0	0	0	0	0					
73 Mike Clevinger, R OBP: 0.304, SLG: 0.571										0	0	0	0	0	0	0					
4 Coco Crisp, S OBP: 0.304, SLG: 0.571										1	0	0	0	0	0	0					
27 Bryan Shaw, S ERA: 2.89										0	0	0	0	0	0	0					
10 Yan Gomes, R ERA: 2.08										1	0	0	0	0	1	0					
Inning Stats	R: 0 E: 0 K: 3 S: 10	H: 0 LOB: 0 BB: 0 P: 13	R: 1 E: 0 K: 0 S: 8	H: 1 LOB: 0 BB: 0 P: 11	R: 0 E: 0 K: 0 S: 11	H: 0 LOB: 0 BB: 0 P: 17	R: 0 E: 0 K: 0 S: 6	H: 0 LOB: 1 BB: 0 P: 9	R: 0 E: 0 K: 1 S: 12	H: 1 LOB: 2 BB: 0 P: 19	R: 1 E: 0 K: 1 S: 14	H: 2 LOB: 0 BB: 0 P: 21	R: 0 E: 0 K: 1 S: 12	H: 1 LOB: 2 BB: 0 P: 20	R: 0 E: 0 K: 2 S: 12	H: 1 LOB: 1 BB: 0 P: 12	1B: 4 2B: 1 3B: 0 HR: 1	SF: 0 SAC: 0 DP: 0 HBP: 1	WP: 0 PB: 1 SB: 3 CS: 1	PA: 34	
PITCHER	IP WLS BF H R ER SO BB IBB HBP BLK WP HR S P ERA WHIP	IP WLS BF H R ER SO BB IBB HBP BLK WP HR S P ERA WHIP	IP WLS BF H R ER SO BB IBB HBP BLK WP HR S P ERA WHIP	IP WLS BF H R ER SO BB IBB HBP BLK WP HR S P ERA WHIP	IP WLS BF H R ER SO BB IBB HBP BLK WP HR S P ERA WHIP	IP WLS BF H R ER SO BB IBB HBP BLK WP HR S P ERA WHIP	IP WLS BF H R ER SO BB IBB HBP BLK WP HR S P ERA WHIP	IP WLS BF H R ER SO BB IBB HBP BLK WP HR S P ERA WHIP	IP WLS BF H R ER SO BB IBB HBP BLK WP HR S P ERA WHIP	IP WLS BF H R ER SO BB IBB HBP BLK WP HR S P ERA WHIP	IP WLS BF H R ER SO BB IBB HBP BLK WP HR S P ERA WHIP	IP WLS BF H R ER SO BB IBB HBP BLK WP HR S P ERA WHIP	IP WLS BF H R ER SO BB IBB HBP BLK WP HR S P ERA WHIP	IP WLS BF H R ER SO BB IBB HBP BLK WP HR S P ERA WHIP	IP WLS BF H R ER SO BB IBB HBP BLK WP HR S P ERA WHIP	IP WLS BF H R ER SO BB IBB HBP BLK WP HR S P ERA WHIP	IP WLS BF H R ER SO BB IBB HBP BLK WP HR S P ERA WHIP	IP WLS BF H R ER SO BB IBB HBP BLK WP HR S P ERA WHIP	IP WLS BF H R ER SO BB IBB HBP BLK WP HR S P ERA WHIP	IP WLS BF H R ER SO BB IBB HBP BLK WP HR S P ERA WHIP	IP WLS BF H R ER SO BB IBB HBP BLK WP HR S P ERA WHIP

Batter	1	2	3	4	5	6	7	8	9	AB	R	H	RBI	BB	SO	LOB	BOTTOM				
24 Dexter Fowler, S OBP: 0.277, SLG: 0.419										3	0	0	0	0	1	0	Cleveland Indians @ Chicago Cubs Wrigley Field, Chicago, IL Sun Oct 30 2016, 7:19 PM - 10:44 PM CDT Att: 41,711 - Cloudy - 50 F				
17 Kris Bryant, R OBP: 0.368, SLG: 0.464										3	1	1	1	1	2	1					
44 Anthony Rizzo, L OBP: 0.338, SLG: 0.439										3	1	1	0	1	0	1					
18 Ben Zobrist, S OBP: 0.306, SLG: 0.345										3	1	1	0	1	0	2					
27 Addison Russell, R OBP: 0.224, SLG: 0.321										4	0	2	1	0	1	2					
22 Jason Heyward, L OBP: 0.171, SLG: 0.205										4	0	1	0	0	3	3					
9 Javier Báez, R OBP: 0.290, SLG: 0.390										4	0	1	0	0	3	2					
3 David Ross, R OBP: 0.222, SLG: 0.467										1	0	0	1	0	0	0					
47 Miguel Montero, L OBP: 0.091, SLG: 0.364										1	0	0	0	0	1	0					
6 Carl Edwards Jr., R ERA: 2.89										0	0	0	0	0	0	0					
54 Aroldis Chapman, L ERA: 2.08										1	0	0	0	0	1	1					
34 Jon Lester, L ERA: 5.54										2	0	0	0	0	2	2					
40 Wilson Contreras, R OBP: 0.324, SLG: 0.382										1	0	0	0	0	0	0					
Inning Stats	R: 0 E: 0 K: 2 S: 9	H: 0 LOB: 0 BB: 0 P: 14	R: 0 E: 0 K: 2 S: 11	H: 1 LOB: 1 BB: 0 P: 18	R: 0 E: 0 K: 1 S: 9	H: 0 LOB: 0 BB: 0 P: 13	R: 3 E: 0 K: 2 S: 20	H: 5 LOB: 2 BB: 0 P: 29	R: 0 E: 0 K: 0 S: 7	H: 0 LOB: 2 BB: 2 P: 15	R: 0 E: 0 K: 3 S: 9	H: 0 LOB: 0 BB: 0 P: 12	R: 0 E: 0 K: 1 S: 8	H: 0 LOB: 1 BB: 0 P: 19	R: 0 E: 0 K: 3 S: 15	H: 1 LOB: 1 BB: 0 P: 22	1B: 5 2B: 1 3B: 0 HR: 1	SF: 1 SAC: 0 DP: 0 HBP: 1	WP: 0 PB: 0 SB: 4 CS: 0	PA: 35	
PITCHER	IP WLS BF H R ER SO BB IBB HBP BLK WP HR S P ERA WHIP	IP WLS BF H R ER SO BB IBB HBP BLK WP HR S P ERA WHIP	IP WLS BF H R ER SO BB IBB HBP BLK WP HR S P ERA WHIP	IP WLS BF H R ER SO BB IBB HBP BLK WP HR S P ERA WHIP	IP WLS BF H R ER SO BB IBB HBP BLK WP HR S P ERA WHIP	IP WLS BF H R ER SO BB IBB HBP BLK WP HR S P ERA WHIP	IP WLS BF H R ER SO BB IBB HBP BLK WP HR S P ERA WHIP	IP WLS BF H R ER SO BB IBB HBP BLK WP HR S P ERA WHIP	IP WLS BF H R ER SO BB IBB HBP BLK WP HR S P ERA WHIP	IP WLS BF H R ER SO BB IBB HBP BLK WP HR S P ERA WHIP	IP WLS BF H R ER SO BB IBB HBP BLK WP HR S P ERA WHIP	IP WLS BF H R ER SO BB IBB HBP BLK WP HR S P ERA WHIP	IP WLS BF H R ER SO BB IBB HBP BLK WP HR S P ERA WHIP	IP WLS BF H R ER SO BB IBB HBP BLK WP HR S P ERA WHIP	IP WLS BF H R ER SO BB IBB HBP BLK WP HR S P ERA WHIP	IP WLS BF H R ER SO BB IBB HBP BLK WP HR S P ERA WHIP	IP WLS BF H R ER SO BB IBB HBP BLK WP HR S P ERA WHIP	IP WLS BF H R ER SO BB IBB HBP BLK WP HR S P ERA WHIP	IP WLS BF H R ER SO BB IBB HBP BLK WP HR S P ERA WHIP	IP WLS BF H R ER SO BB IBB HBP BLK WP HR S P ERA WHIP	IP WLS BF H R ER SO BB IBB HBP BLK WP HR S P ERA WHIP



Batter	1	2	3	4	5	6	7	8	9	AB	R	H	RBI	BB	SO	LOB	TOP		
24 Dexter Fowler, S OBP: 0.257, SLG: 0.388	L5	F9	K	K	F8	F8			G4-3	5	0	0	0	0	1	1			
12 Kyle Schwarber, L OBP: 0.467, SLG: 0.417	G4-3		18 1B 27 HR 44 1B	F7			1B		F8	4	1	1	0	1	0	0			
17 Kris Bryant, R OBP: 0.400, SLG: 0.541	HR		F9		44 WP 1B		1B		44 HR 1B	5	2	4	1	0	0	1			
44 Anthony Rizzo, L OBP: 0.357, SLG: 0.500	18 1B 27 E 1B		18 1B 27 HR 1B	P5			F9		HR	5	3	3	2	0	0	3			
18 Ben Zobrist, S OBP: 0.328, SLG: 0.356	27 E 1B		27 HR 1B	K			L7		27 FC6-4 BB	4	2	2	0	1	1	3			
27 Addison Russell, R OBP: 0.238, SLG: 0.393	E4 2B		HR	K			FC5		FC6-4	5	1	2	6	0	1	4			
40 Wilson Contreras, R OBP: 0.317, SLG: 0.351	F8		G6-3				K		22 G5-4-3 BB	3	0	0	0	1	1	1			
22 Jason Heyward, L OBP: 0.156, SLG: 0.186		F9	P6				F9		G5-4-3	4	0	0	0	0	0	1			
9 Javier Báez, R OBP: 0.288, SLG: 0.381	G4-3		K				K		K	4	0	1	0	0	2	0			
Inning Stats	R: 3 H: 4 E: 0 K: 0 S: 16	H: 4 LOB: 1 BB: 0 P: 22	R: 0 H: 0 E: 0 K: 0 S: 5	H: 0 LOB: 0 BB: 0 P: 8	R: 4 H: 3 E: 0 K: 0 S: 17	H: 3 LOB: 0 BB: 1 P: 29	R: 0 H: 0 E: 0 K: 2 S: 8	H: 0 LOB: 0 BB: 0 P: 13	R: 0 H: 1 E: 0 K: 2 S: 12	H: 1 LOB: 1 BB: 0 P: 15	R: 0 H: 2 E: 0 K: 0 S: 11	H: 2 LOB: 2 BB: 0 P: 19	R: 0 H: 0 E: 0 K: 1 S: 7	H: 0 LOB: 0 BB: 1 P: 13	R: 2 H: 2 E: 0 K: 0 S: 9	H: 2 LOB: 1 BB: 1 P: 19	1B: 9 2B: 1 3B: 0 HR: 3	SF: 0 SAC: 0 DP: 1 HBP: 0	WP: 1 PA: 42 PB: 0 SB: 0 CS: 0
PITCHER	IP WLS BF H R ER SO BB IBB HBP BLK WP HR S P ERA WHIP	IP WLS BF H R ER SO BB IBB HBP BLK WP HR S P ERA WHIP	IP WLS BF H R ER SO BB IBB HBP BLK WP HR S P ERA WHIP	IP WLS BF H R ER SO BB IBB HBP BLK WP HR S P ERA WHIP	IP WLS BF H R ER SO BB IBB HBP BLK WP HR S P ERA WHIP	IP WLS BF H R ER SO BB IBB HBP BLK WP HR S P ERA WHIP	IP WLS BF H R ER SO BB IBB HBP BLK WP HR S P ERA WHIP	IP WLS BF H R ER SO BB IBB HBP BLK WP HR S P ERA WHIP	IP WLS BF H R ER SO BB IBB HBP BLK WP HR S P ERA WHIP	IP WLS BF H R ER SO BB IBB HBP BLK WP HR S P ERA WHIP	IP WLS BF H R ER SO BB IBB HBP BLK WP HR S P ERA WHIP	IP WLS BF H R ER SO BB IBB HBP BLK WP HR S P ERA WHIP	IP WLS BF H R ER SO BB IBB HBP BLK WP HR S P ERA WHIP	IP WLS BF H R ER SO BB IBB HBP BLK WP HR S P ERA WHIP	IP WLS BF H R ER SO BB IBB HBP BLK WP HR S P ERA WHIP	IP WLS BF H R ER SO BB IBB HBP BLK WP HR S P ERA WHIP	IP WLS BF H R ER SO BB IBB HBP BLK WP HR S P ERA WHIP	IP WLS BF H R ER SO BB IBB HBP BLK WP HR S P ERA WHIP	

Chicago Cubs @ Cleveland Indians
Progressive Field, Cleveland, OH
Tue Nov 01 2016, 8:11 PM - 11:40 PM EDT
Att: 108,116 - Partly Cloudy - 88 F

AB	39
R	9
H	13
RBI	9
BB	3
SO	6
LOB	14



Batter	1	2	3	4	5	6	7	8	9	AB	R	H	RBI	BB	SO	LOB	BOTTOM				
41 Carlos Santana, S OBP: 0.304, SLG: 0.396	K		G3-1		P3		F8		22 DI BB	4	0	0	0	1	1	1					
22 Jason Kipnis, L OBP: 0.271, SLG: 0.500	G4-3		26 1B 2B	HR			1B		P6	5	2	3	1	0	0	1					
12 Francisco Lindor, S OBP: 0.366, SLG: 0.599	BB		K		G3		G3-1			3	0	0	0	1	1	3					
26 Mike Napoli, R OBP: 0.255, SLG: 0.319	K		4 PB 8 HBP 2H 1B		K		K		K	4	0	1	1	0	3	1					
11 José Ramírez, S OBP: 0.296, SLG: 0.353		K	L9		L7		L7		10 G6-4-3 1B	4	0	1	0	0	1	1					
8 Lonnie Chisenhall, L OBP: 0.250, SLG: 0.275	K								G6-4-3	1	0	0	0	1	1	0					
10 Yan Gomes, R 1 Michael Martinez, S	K		4 PB HBP		FC6-4 BB		BB		1-2f	1	0	0	0	0	0	0					
4 Coco Crisp, S OBP: 0.320, SLG: 0.545	G5-3				BB		FC6-4		1-2f	1	0	0	0	1	0	0					
6 Brandon Guyer, R OBP: 0.429, SLG: 0.250									55 WP 55 1B BB	1	1	0	0	1	0	1					
72 Tyler Naquin, L OBP: 0.208, SLG: 0.261										2	0	0	0	0	2	3					
20 Rajai Davis, R OBP: 0.156, SLG: 0.138									F7	2	0	0	0	0	0	1					
55 Roberto Pérez, R OBP: 0.292, SLG: 0.429	L8								22 1B BB	3	0	1	1	1	1	0					
Inning Stats	R: 0 H: 0 E: 0 K: 2 S: 12	H: 0 LOB: 1 BB: 1 P: 20	R: 0 H: 0 E: 0 K: 2 S: 8	H: 0 LOB: 0 BB: 0 P: 11	R: 0 H: 0 E: 0 K: 1 S: 7	H: 0 LOB: 0 BB: 0 P: 11	R: 1 H: 2 E: 0 K: 2 S: 13	H: 2 LOB: 3 BB: 1 P: 26	R: 1 H: 1 E: 0 K: 1 S: 10	H: 1 LOB: 0 BB: 0 P: 15	R: 0 H: 0 E: 0 K: 1 S: 11	H: 0 LOB: 1 BB: 1 P: 20	R: 0 H: 1 E: 0 K: 0 S: 10	H: 1 LOB: 2 BB: 1 P: 18	R: 0 H: 1 E: 0 K: 1 S: 8	H: 1 LOB: 0 BB: 0 P: 13	R: 1 H: 1 E: 0 K: 0 S: 9	H: 1 LOB: 2 BB: 2 P: 18	1B: 4 2B: 1 3B: 0 HR: 1	SF: 0 SAC: 0 DP: 1 HBP: 1	WP: 1 PA: 38 PB: 1 SB: 0 CS: 0
PITCHER	IP WLS BF H R ER SO BB IBB HBP BLK WP HR S P ERA WHIP	IP WLS BF H R ER SO BB IBB HBP BLK WP HR S P ERA WHIP	IP WLS BF H R ER SO BB IBB HBP BLK WP HR S P ERA WHIP	IP WLS BF H R ER SO BB IBB HBP BLK WP HR S P ERA WHIP	IP WLS BF H R ER SO BB IBB HBP BLK WP HR S P ERA WHIP	IP WLS BF H R ER SO BB IBB HBP BLK WP HR S P ERA WHIP	IP WLS BF H R ER SO BB IBB HBP BLK WP HR S P ERA WHIP	IP WLS BF H R ER SO BB IBB HBP BLK WP HR S P ERA WHIP	IP WLS BF H R ER SO BB IBB HBP BLK WP HR S P ERA WHIP	IP WLS BF H R ER SO BB IBB HBP BLK WP HR S P ERA WHIP	IP WLS BF H R ER SO BB IBB HBP BLK WP HR S P ERA WHIP	IP WLS BF H R ER SO BB IBB HBP BLK WP HR S P ERA WHIP	IP WLS BF H R ER SO BB IBB HBP BLK WP HR S P ERA WHIP	IP WLS BF H R ER SO BB IBB HBP BLK WP HR S P ERA WHIP	IP WLS BF H R ER SO BB IBB HBP BLK WP HR S P ERA WHIP	IP WLS BF H R ER SO BB IBB HBP BLK WP HR S P ERA WHIP	IP WLS BF H R ER SO BB IBB HBP BLK WP HR S P ERA WHIP	IP WLS BF H R ER SO BB IBB HBP BLK WP HR S P ERA WHIP			

Chicago Cubs @ Cleveland Indians
Progressive Field, Cleveland, OH
Tue Nov 01 2016, 8:11 PM - 11:40 PM EDT
Att: 108,116 - Partly Cloudy - 88 F

AB	31
R	3
H	6
RBI	3
BB	6
SO	10
LOB	13



