

Chicago Cubs - 2017

Batter	1	2	3	4	5	6	7	8	9	AB	R	H	RBI	BB	SO	LOB	TOP					
12 Kyle Schwarber, L OBP: 0.125, SLG: 0.125 75 Jacob Hannemann, L OBP: 0.300, SLG: 0.333										3	0	0	0	0	2	2						
5 Albert Almora Jr., R OBP: 0.357, SLG: 0.385 73 Victor Caratini, S OBP: 0.455, SLG: 0.600										3	0	1	0	0	1	0						
7 Jaimer Candelario, S OBP: 0.188, SLG: 0.313 91 Charcer Burks, R OBP: 0.333, SLG: 1.333										3	0	0	0	0	1	1						
47 Miguel Montero, L Wladimir Galindo, R										3	0	0	0	0	1	1						
20 Matt Szczur, R OBP: 0.417, SLG: 0.750 Eddy Martinez, R										3	1	1	0	0	0	0						
85 Chesny Young, R OBP: 0.231, SLG: 0.167 95 Stephen Bruno, R										2	0	0	0	0	2	0						
72 John Andreoli, R OBP: 0.286, SLG: 0.273										3	0	0	0	0	2	2						
82 Taylor Davis, R OBP: 0.500, SLG: 0.375										3	0	0	0	0	2	2						
66 Munenori Kawasaki, L OBP: 0.364, SLG: 0.300 96 Zack Short, R										3	0	1	1	0	1	0						
Inning Stats	R: 0 E: 0 K: 1 S: 13	H: 1 LOB: 1 BB: 0 P: 19	R: 0 E: 0 K: 2 S: 11	H: 0 LOB: 0 BB: 0 P: 13	R: 0 E: 0 K: 3 S: 10	H: 0 LOB: 0 BB: 0 P: 12	R: 0 E: 0 K: 2 S: 8	H: 0 LOB: 0 BB: 0 P: 12	R: 1 E: 0 K: 3 S: 17	H: 2 LOB: 2 BB: 0 P: 23	R: 0 E: 0 K: 0 S: 10	H: 0 LOB: 0 BB: 0 P: 15	R: 0 E: 0 K: 1 S: 8	H: 0 LOB: 0 BB: 0 P: 11	R: 0 E: 0 K: 1 S: 7	H: 0 LOB: 0 BB: 0 P: 10	R: 0 E: 0 K: 1 S: 10	H: 0 LOB: 0 BB: 0 P: 14	1B: 2 2B: 0 3B: 1 HR: 0	SF: 0 SAC: 0 DP: 0 HBP: 1	WP: 1 PB: 0 SB: 0 CS: 0	PA: 31
PITCHER	IP WLS BF H R ER SO BB IBB HBP BLK WP HR S P ERA WHIP																					
26 Shelby Miller, R ERA: 3.6	3.0 W 10 1 0 0 6 0 0 0 0 0 1 0 34 44 0.00 0.333																					
48 Randall Delgado, R ERA:	1.0 H 3 0 0 0 2 0 0 0 0 0 0 0 8 12 0.00 0.000																					
36 Enrique Burgos, R ERA: 4.5	1.0 H 6 2 1 1 3 0 0 1 0 0 0 0 17 23 9.00 2.000																					
40 Andrew Chafin, L ERA:	1.0 H 3 0 0 0 0 0 0 0 0 0 0 0 10 15 0.00 0.000																					
61 Silvino Bracho, R ERA:	1.0 H 3 0 0 0 1 0 0 0 0 0 0 0 8 11 0.00 0.000																					
72 Daniel Gibson, L ERA:	1.0 H 3 0 0 0 1 0 0 0 0 0 0 0 10 14 0.00 0.000																					
68 Jimmie Sherry, R ERA:	1.0 S 3 0 0 0 1 0 0 0 0 0 0 0 10 14 0.00 0.000																					

Chicago Cubs @ Arizona Diamondbacks
Salt River Fields at Talking Stick, Scottsdale, AZ
Thu Mar 02 2017, 9:14 PM - 11:44 PM EST
Att: 13,309 - Clear - 70 F

AB	30
R	1
H	3
RBI	1
BB	0
SO	14
LOB	8



Batter	1	2	3	4	5	6	7	8	9	AB	R	H	RBI	BB	SO	LOB	BOTTOM					
11 AJ Pollock, R OBP: 0.364, SLG: 0.333 66 Rey Fuentes, L OBP: 0.667, SLG: 1.167										3	0	1	0	0	1	0						
6 David Peralta, L OBP: 0.364, SLG: 0.222 73 Ildemaro Vargas, S OBP: 0.125, SLG: 0.125										2	0	1	0	1	1	0						
27 Brandon Drury, R OBP: 0.091, SLG: 0.273 79 Jake Goebbert, L										3	0	0	0	0	2	3						
24 Yasmany Tomás, R 89 Kelly Dugan, L OBP: 1.000, SLG: 1.000										3	0	0	0	0	0	3						
41 Jeremy Hazelbaker, L Connor Owings, L OBP: 0.533, SLG: 0.364										2	1	0	0	1	1	2						
4 Ketel Marte, S OBP: 0.273, SLG: 0.300 57 Daniel Lockhart, L										3	0	1	0	0	0	1						
10 Chris Herrmann, L OBP: 0.100, SLG: 0.100 81 Ronnie Freeman, R										2	1	1	0	0	0	0						
30 Jason Pridie, L OBP: 0.300, SLG: 0.500 80 Carlos Rivero, R										3	1	1	3	0	1	2						
14 Kristopher Negrón, R OBP: 0.300, SLG: 0.333 71 Dawel Lugo, R OBP: 0.200, SLG: 0.200										3	0	0	0	0	1	2						
Inning Stats	R: 0 E: 0 K: 2 S: 10	H: 0 LOB: 0 BB: 0 P: 13	R: 3 E: 0 K: 0 S: 13	H: 2 LOB: 0 BB: 1 P: 20	R: 0 E: 0 K: 1 S: 8	H: 2 LOB: 1 BB: 0 P: 15	R: 0 E: 0 K: 1 S: 6	H: 0 LOB: 0 BB: 0 P: 9	R: 0 E: 0 K: 1 S: 8	H: 0 LOB: 0 BB: 0 P: 16	R: 0 E: 0 K: 1 S: 7	H: 0 LOB: 2 BB: 1 P: 16	R: 0 E: 0 K: 1 S: 10	H: 1 LOB: 2 BB: 0 P: 16	R: 0 E: 0 K: 2 S: 10	H: 1 LOB: 1 BB: 0 P: 15	R: 0 E: 0 K: 2 S: 10	H: 1 LOB: 0 BB: 0 P: 15	1B: 5 2B: 1 3B: 0 HR: 1	SF: 0 SAC: 0 DP: 1 HBP: 1	WP: 0 PB: 0 SB: 2 CS: 0	PA: 32
PITCHER	IP WLS BF H R ER SO BB IBB HBP BLK WP HR S P ERA WHIP																					
43 Jake Buchanan, R ERA: 6.75	2.0 L 9 2 3 3 3 2 1 0 0 0 0 0 23 33 13.50 1.500																					
55 Daniel Corcino, R ERA:	1.0 4 2 0 0 1 0 0 0 0 0 0 0 8 15 0.00 2.000																					
57 David Rollins, L ERA:	2.0 6 0 0 0 2 0 0 0 0 0 0 0 14 25 0.00 0.000																					
84 Jhondaniel Medina, R ERA:	2.0 9 1 0 0 2 1 0 1 0 0 0 0 17 32 0.00 1.000																					
59 Zac Rosscup, L ERA:	1.0 4 1 0 0 2 0 0 0 0 0 0 0 10 15 0.00 1.000																					

Chicago Cubs @ Arizona Diamondbacks
Salt River Fields at Talking Stick, Scottsdale, AZ
Thu Mar 02 2017, 9:14 PM - 11:44 PM EST
Att: 13,309 - Clear - 70 F

AB	29
R	3
H	6
RBI	3
BB	2
SO	9
LOB	16



Batter	1	2	3	4	5	6	7	8	9	AB	R	H	RBI	BB	SO	LOB	TOP																			
16 Andre Ethier, L (1, 7) OBP: 0.667, SLG: 0.750 61 Cody Bellinger, L (5, 7) OBP: 0.375, SLG: 0.462	G4-3			26 E 1B	26 1B BB		K			2	1	1	0	1	0	0	Los Angeles Dodgers @ Chicago Cubs Sloan Park, Mesa, AZ Sat Mar 04 2017, 3:06 PM - 5:49 PM EST Att: 15,438 - Partly Cloudy - 78 F																			
26 Chase Utley, L (1, 4) OBP: 0.400, SLG: 0.538 78 Henry Ramos, S (5, 8)	P5			E6 1B				79 G4-3 14 BB 1B	G1-3	3	1	2	2	0	0	0																				
31 Joc Pederson, L (1, 8) OBP: 0.394, SLG: 0.305 87 José Miguel Fernández, L (6, 4)	B1-3				G4-3			F9		3	0	1	1	0	0	2																				
14 Enrique Hernández, R (1, 6) OBP: 0.316, SLG: 0.188 0 Tim Lincecum, R (8, 6)				F7 1B				79 G4-3 1B		3	0	2	0	1	0	1																				
60 Andrew Toles, L (1, 9) OBP: 0.188, SLG: 0.250 79 O'Koyea Dickson, R (6, 7) OBP: 0.455, SLG: 0.778	G6-3			FC6-4 25 FC6-4		G4-6-3		G4-3		3	0	0	0	0	0	3																				
25 Rob Segedin, R (1, 3) OBP: 0.533, SLG: 0.846 93 Edwin Ríos, L (7, 3)	K			FC6-4				K		3	0	1	0	0	1	1																				
6 Charlie Culberson, R (1, 5) OBP: 0.211, SLG: 0.211 76 Wynston Sawyer, R (7, 2) OBP: 0.500, SLG: 0.500				G5-3		K		K		3	0	0	0	0	2	1																				
35 Bobby Wilson, R (1, 2) OBP: 0.182, SLG: 0.182 92 Mike Ahmed, R (7, 5) OBP: 0.500, SLG: 1.250				K		K2-3		K2-3		3	0	0	0	0	3	0																				
47 Tyler Holt, R (1, 10) OBP: 0.500, SLG: 0.750 73 Stetson Allie, R (9, PH) OBP: 0.286, SLG: 0.333	G1-3							K		3	1	1	0	0	1	0																				
										0	0	0	0	1	0	0																				
Inning Stats	R: 0 E: 0 K: 1 S: 4	H: 0 LOB: 0 BB: 4 P: 4	R: 0 E: 0 K: 1 S: 5	H: 1 LOB: 0 BB: 0 P: 5	R: 0 E: 0 K: 1 S: 5	H: 0 LOB: 0 BB: 0 P: 5	R: 2 E: 0 K: 0 S: 6	H: 3 LOB: 1 BB: 0 P: 6	R: 1 E: 0 K: 2 S: 9	H: 2 LOB: 2 BB: 1 P: 13	R: 0 E: 0 K: 1 S: 7	H: 2 LOB: 1 BB: 0 P: 7	R: 0 E: 0 K: 3 S: 9	H: 0 LOB: 0 BB: 0 P: 9	R: 0 E: 0 K: 1 S: 6	H: 1 LOB: 2 BB: 1 P: 10	R: 0 E: 0 K: 0 S: 4	H: 0 LOB: 2 BB: 2 P: 12	1B: 6 2B: 2 3B: 1 HR: 0	SF: 0 SAC: 0 DP: 2 HBP: 0	WP: 0 PB: 0 SB: 0 CS: 0	PA: 38														
PITCHER	IP	WLS	BF	H	R	ER	SO	BB	IBB	HBP	BLK	WP	HR	S	P	ERA	WHIP	PITCHER		IP	WLS	BF	H	R	ER	SO	BB	IBB	HBP	BLK	WP	HR	S	P	ERA	WHIP
28 Kyle Hendricks, R (1, 1) ERA: 2.0	2.0		6	1	0	0	1	0	0	0	0	0	0	9	9	0.00	0.500	83 Seth Frankoff, R (8, 1) ERA:		2.0		10	1	0	0	1	3	0	0	0	0	0	10	22	0.00	2.000
37 Brett Anderson, L (3, 1) ERA: 6.0	2.0	W	9	3	2	2	1	0	0	0	0	0	0	11	11	9.00	1.500																			
46 Pedro Strop, R (5, 1) ERA: 9.0	1.0		6	2	1	1	2	1	0	0	0	0	0	9	13	9.00	3.000																			
56 Héctor Rondón, R (6, 1) ERA:	1.0		4	2	0	0	1	0	0	0	0	0	0	7	7	0.00	2.000																			
6 Carl Edwards Jr., R (7, 1) ERA:	1.0		3	0	0	0	3	0	0	0	0	0	0	9	9	0.00	0.000																			

Batter	1	2	3	4	5	6	7	8	9	AB	R	H	RBI	BB	SO	LOB	BOTTOM																			
22 Jason Heyward, L (1, 10) OBP: 0.316, SLG: 0.529 68 Eloy Jiménez, R (6, PH) OBP: 0.316, SLG: 0.529	K	P5		17 HR BB		P6				2	1	0	1	1	1	0	Los Angeles Dodgers @ Chicago Cubs Sloan Park, Mesa, AZ Sat Mar 04 2017, 3:06 PM - 5:49 PM EST Att: 15,438 - Partly Cloudy - 78 F																			
17 Kris Bryant, R (1, 5) OBP: 0.231, SLG: 0.417 75 Jacob Hannemann, L (6, 8) OBP: 0.308, SLG: 0.273	E5 18 G4-3			L6		12 BB 86 BB BB		F7		3	1	1	4	0	0	0																				
18 Ben Zobrist, S (1, 4) OBP: 0.313, SLG: 0.333	G4-3			F9		12 BB BB		K		2	0	0	0	1	0	1																				
12 Kyle Schwarber, L (1, 7) OBP: 0.250, SLG: 0.100 78 Mark Zagunis, R (6, PR) OBP: 0.200, SLG: 0.111				G4-3				K		2	0	0	1	2	1	1																				
27 Addison Russell, R (1, 6) OBP: 0.500, SLG: 1.125 66 Munenori Kawasaki, L (5, 6) OBP: 0.308, SLG: 0.250						7 BB 22 BB HBP		G6-3		1	1	0	0	0	0	2																				
47 Miguel Montero, L (1, 2) OBP: 0.250, SLG: 0.231				P5				K		3	0	0	0	0	1	1																				
30 Jon Jay, L (1, 8) OBP: 0.267, SLG: 0.286 85 Chesny Young, R (6, 5) OBP: 0.267, SLG: 0.214				K				L7		3	1	1	0	0	1	1																				
7 Jeimer Candelario, S (1, 3) OBP: 0.286, SLG: 0.524 73 Victor Caratini, S (7, 2) OBP: 0.500, SLG: 0.727						86 BB 12 BB 75 BB				1	0	0	0	0	0	0																				
20 Matt Szczur, R (1, 9) OBP: 0.400, SLG: 0.643 82 Taylor Davis, R (7, 3) OBP: 0.500, SLG: 0.400						82 BB F8				2	1	0	0	0	0	1																				
										1	0	0	0	0	0	1																				
Inning Stats	R: 0 E: 1 K: 1 S: 6	H: 0 LOB: 2 BB: 1 P: 10	R: 2 E: 1 K: 1 S: 7	H: 2 LOB: 0 BB: 0 P: 7	R: 0 E: 0 K: 0 S: 3	H: 0 LOB: 0 BB: 0 P: 3	R: 5 E: 0 K: 2 S: 11	H: 2 LOB: 1 BB: 2 P: 22	R: 0 E: 0 K: 0 S: 3	H: 0 LOB: 0 BB: 0 P: 3	R: 1 E: 0 K: 0 S: 4	H: 1 LOB: 3 BB: 3 P: 16	R: 1 E: 0 K: 2 S: 9	H: 2 LOB: 1 BB: 0 P: 10	R: 0 E: 0 K: 2 S: 7	H: 0 LOB: 0 BB: 0 P: 7	1B: 3 2B: 2 3B: 1 HR: 1	SF: 0 SAC: 0 DP: 0 HBP: 2	WP: 0 PB: 0 SB: 0 CS: 0	PA: 40																
PITCHER	IP	WLS	BF	H	R	ER	SO	BB	IBB	HBP	BLK	WP	HR	S	P	ERA	WHIP	PITCHER		IP	WLS	BF	H	R	ER	SO	BB	IBB	HBP	BLK	WP	HR	S	P	ERA	WHIP
18 Kenta Maeda, R (1, 1) ERA: 18.9	1.2	L	10	2	5	5	1	1	0	2	0	0	1	11	18	27.00	1.800	62 Michael Johnson, L (7, 1) ERA: 4.5		1.0		5	2	1	1	2	0	0	0	0	0	7	7	0.00	0.000	
72 Ralston Cash, R (4, 1) ERA:	0.1		2	0	0	0	1	1	0	0	0	0	0	3	7	0.00	3.000	91 Shea Spitzbarth, R (8, 1) ERA:		1.0		3	0	0	0	2	0	0	0	0	0	0	0	0	0	0
62 Patrick Schuster, L (5, 1) ERA:	1.0		3	0	0	0	1	0	0	0	0	0	0	3	3	0.00	0.000																			
59 Madison Younginer, R (6, 1) ERA: 5.4	1.0		7	1	1	1	0	3	0	0	0	0	0	4	16	9.00	4.000																			



Batter	1	2	3	4	5	6	7	8	9	AB	R	H	RBI	BB	SO	LOB	TOP								
12 Kyle Schwarber, L OBP: 0.313, SLG: 0.308 86 Ian Happ, S OBP: 0.300, SLG: 0.368	L9		K	18 BB 22 2B 17 FC1-2	18 2B 3B	78 G6-3 2B		K		3 1 1 0 1 1 0 2 1 1 0 0 1 0															
17 Kris Bryant, R OBP: 0.294, SLG: 0.438 78 Mark Zagunis, R OBP: 0.167, SLG: 0.091	1B		18 1B 44 1B	22 2B 18 BB	G5-3	G6-3		K		4 2 2 0 0 0 4 2 0 0 0 0 1 1															
44 Anthony Rizzo, L OBP: 0.300, SLG: 0.333 15 Chris Dominguez, R OBP: 0.300, SLG: 0.333	F7		18 1B 40 E	K	18 2B 66 BB	G1-3		K		3 1 1 0 1 1 4 2 1 0 0 0 1 1															
18 Ben Zobrist, S OBP: 0.357, SLG: 0.273 85 Chesny Young, R OBP: 0.236, SLG: 0.290	K		40 E	22 2B 66 2B	66 BB 13 BB	F8		F9		3 1 2 3 1 1 1 2 1 0 0 0 0 1															
22 Jason Heyward, L OBP: 0.227, SLG: 0.316 7 Jeimer Candelario, S OBP: 0.246, SLG: 0.520	HR		P5	66 2B	G4-3			F7		4 2 2 3 0 0 5 1 0 0 0 0 0 0															
40 Wilson Contreras, R OBP: 0.444, SLG: 0.714 82 Taylor Davis, R OBP: 0.462, SLG: 0.364	13 G4-6-3 66 1B		E6	66 2B	13 BB 66 BB	G6-3		G6-3		2 1 1 0 2 0 1 1 0 0 0 0 0 0															
66 Munenori Kawasaki, L OBP: 0.330, SLG: 0.333 68 Eloy Jiménez, R OBP: 0.333, SLG: 0.526	13 G4-6-3 1B		L4	13 1B 2B	13 BB			K		3 1 2 4 1 0 2 1 0 0 0 0 1 0							AB 41 R 13 H 14 RBI 12 BB 8 SO 10 LOB 27								
13 Carlos Corporán, S OBP: 0.308, SLG: 0.364 73 Victor Caratini, S OBP: 0.400, SLG: 0.571	G4-6-3			12 1B 15 BB				G3		3 0 2 2 1 0 2 1 0 0 0 0 0 0															
5 Albert Almora Jr., R OBP: 0.333, SLG: 0.550 75 Jacob Hanemann, L OBP: 0.318, SLG: 0.253	K			17 BB 12 BB				F7		0 0 0 0 0 0 0 4 1 0 0 1 3 5															
Inning Stats	R: 0 E: 0 K: 1 S: 6	H: 1 LOB: 1 BB: 0 P: 7	R: 1 E: 0 K: 1 S: 8	H: 3 LOB: 1 BB: 0 P: 8	R: 2 E: 1 K: 1 S: 9	H: 3 LOB: 2 BB: 0 P: 9	R: 7 E: 0 K: 2 S: 11	H: 4 LOB: 1 BB: 4 P: 27	R: 3 E: 0 K: 1 S: 7	H: 2 LOB: 3 BB: 4 P: 23	R: 0 E: 0 K: 0 S: 4	H: 0 LOB: 0 BB: 0 P: 5	R: 0 E: 0 K: 1 S: 5	H: 0 LOB: 0 BB: 0 P: 5	R: 0 E: 0 K: 2 S: 7	H: 0 LOB: 0 BB: 0 P: 7	1B: 8 2B: 4 3B: 1 HR: 1	SF: 0 SAC: 0 DP: 1 HBP: 0	WP: 0 PB: 0 SB: 0 CS: 0	PA: 49					
PITCHER	IP WLS BF H R ER SO BB IBB HBP BLK WP HR S P ERA WHIP	40 Jesse Chavez, R ERA: 4.15	65 Cody Ege, L ERA: 3.15	37 Andrew Bailey, R ERA: 21.6	67 Greg Mahle, L ERA: 13.5	23 Alex Meyer, R ERA: 10.13	72 Drew Gagnon, R ERA: 6.0	39 Kirby Yates, R ERA: 6.0	83 Keynan Middleton, R ERA: 6.0	IP WLS BF H R ER SO BB IBB HBP BLK WP HR S P ERA WHIP	72 Drew Gagnon, R ERA: 6.0	39 Kirby Yates, R ERA: 6.0	83 Keynan Middleton, R ERA: 6.0	IP WLS BF H R ER SO BB IBB HBP BLK WP HR S P ERA WHIP	72 Drew Gagnon, R ERA: 6.0	39 Kirby Yates, R ERA: 6.0	83 Keynan Middleton, R ERA: 6.0	IP WLS BF H R ER SO BB IBB HBP BLK WP HR S P ERA WHIP	72 Drew Gagnon, R ERA: 6.0	39 Kirby Yates, R ERA: 6.0	83 Keynan Middleton, R ERA: 6.0	IP WLS BF H R ER SO BB IBB HBP BLK WP HR S P ERA WHIP	72 Drew Gagnon, R ERA: 6.0	39 Kirby Yates, R ERA: 6.0	83 Keynan Middleton, R ERA: 6.0

Chicago Cubs @ Los Angeles Angels
 Tempe Diablo Stadium, Tempe, AZ
 Mon Mar 06 2017, 3:09 PM - 6:49 PM EST
 Att: 7,384 - Sunny - 66 F

AB	41
R	13
H	14
RBI	12
BB	8
SO	10
LOB	27



Batter	1	2	3	4	5	6	7	8	9	AB	R	H	RBI	BB	SO	LOB	BOTTOM							
0 Yuliel Escobar, R OBP: 0.267, SLG: 0.214 96 Francisco Arcia, L OBP: 0.125, SLG: 0.125	3 CS 56 1B	G4-3		56 G1-6-3 BB		F9		G4-3		2 0 1 1 1 0 1 2 0 0 1 0 0 1														
56 Kole Calhoun, L OBP: 0.385, SLG: 0.692 83 Sherman Johnson, L OBP: 0.125, SLG: 0.125	1B	L9		G1-6-3		G1-3		G1-3		3 0 1 0 0 0 3 2 0 1 0 0 0 1														
27 Mike Trout, R OBP: 0.500, SLG: 0.333 22 Kaleb Cowart, S OBP: 0.278, SLG: 0.250	F9		F9	G4-3		G5-3		K		3 0 0 0 0 0 4 2 0 0 0 0 1 1														
3 Danny Espinosa, S OBP: 0.231, SLG: 0.091 85 Matt Thaiss, L OBP: 0.593, SLG: 0.500	K		24 1B 19 S		K			59 G5-4-3 1B		2 1 0 0 1 2 2 2 0 1 0 0 0 0														
24 C.J. Cron, R OBP: 0.429, SLG: 0.579 59 Tony Sanchez, R OBP: 0.200, SLG: 0.222	G5-3		19 S 19 1B		P5			G5-4-3		3 1 1 0 0 0 0 2 0 0 0 0 0 1														
19 Jeffy Marte, R OBP: 0.478, SLG: 0.750 44 Ryan LaMarre, R OBP: 0.300, SLG: 0.375	HR		12 G6-4-3 1B					P6		3 1 3 2 0 0 0 2 1 1 0 0 0 0														
12 Martín Maldonado, R OBP: 0.176, SLG: 0.067 49 Nolan Fontana, L OBP: 0.357, SLG: 0.182	HR		7 1B 7 E		F8			17 2B 17 2B		3 1 1 0 0 0 2 0 2 0 0 2 0 0														
7 Cliff Pennington, S OBP: 0.429, SLG: 0.333 17 Shane Robinson, R OBP: 0.571, SLG: 0.750	E7 0 G4-3 1B			K				84 3B 3B		2 1 1 0 0 1 0 3 1 3 3 0 0 0														
8 Eric Young Jr., S OBP: 0.350, SLG: 0.200 84 Michael Hermosillo, R OBP: 0.385, SLG: 0.750	G4-3 HBP			E4 56 G1-6-3 0 BB		FC4-6		96 G4-3 3B		2 0 0 0 0 0 1 2 1 1 1 0 1 1														
Inning Stats	R: 0 E: 0 K: 1 S: 6	H: 2 LOB: 2 BB: 0 P: 6	R: 3 E: 1 K: 0 S: 8	H: 3 LOB: 1 BB: 0 P: 9	R: 2 E: 0 K: 0 S: 4	H: 2 LOB: 0 BB: 1 P: 9	R: 0 E: 1 K: 1 S: 6	H: 0 LOB: 2 BB: 1 P: 10	R: 0 E: 0 K: 0 S: 4	H: 1 LOB: 1 BB: 0 P: 4	R: 0 E: 0 K: 0 S: 3	H: 1 LOB: 0 BB: 0 P: 3	R: 3 E: 0 K: 1 S: 8	H: 3 LOB: 1 BB: 1 P: 12	R: 2 E: 0 K: 1 S: 7	H: 2 LOB: 1 BB: 1 P: 11	1B: 10 2B: 3 3B: 2 HR: 1	SF: 0 SAC: 0 DP: 3 HBP: 1	WP: 0 PB: 0 SB: 2 CS: 1	PA: 45				
PITCHER	IP WLS BF H R ER SO BB IBB HBP BLK WP HR S P ERA WHIP	49 Jake Arrieta, R ERA: 9.0	53 Eddie Butler, R ERA: 6.75	Ryan Williams, R ERA:	32 Brian Duensing, L ERA: 1.8	59 Zac Rosscup, L ERA: 10.13	69 Stephen Perakslis, R ERA: 3.6	84 Jhondaniel Medina, R ERA: 3.6	IP WLS BF H R ER SO BB IBB HBP BLK WP HR S P ERA WHIP	49 Jake Arrieta, R ERA: 9.0	53 Eddie Butler, R ERA: 6.75	Ryan Williams, R ERA:	32 Brian Duensing, L ERA: 1.8	59 Zac Rosscup, L ERA: 10.13	69 Stephen Perakslis, R ERA: 3.6	84 Jhondaniel Medina, R ERA: 3.6	IP WLS BF H R ER SO BB IBB HBP BLK WP HR S P ERA WHIP	49 Jake Arrieta, R ERA: 9.0	53 Eddie Butler, R ERA: 6.75	Ryan Williams, R ERA:	32 Brian Duensing, L ERA: 1.8	59 Zac Rosscup, L ERA: 10.13	69 Stephen Perakslis, R ERA: 3.6	84 Jhondaniel Medina, R ERA: 3.6

Chicago Cubs @ Los Angeles Angels
 Tempe Diablo Stadium, Tempe, AZ
 Mon Mar 06 2017, 3:09 PM - 6:49 PM EST
 Att: 7,384 - Sunny - 66 F

AB	40
R	10
H	15
RBI	8
BB	4
SO	5
LOB	18



Batter	1	2	3	4	5	6	7	8	9	AB	R	H	RBI	BB	SO	LOB	TOP									
5 Guillermo Heredia, R OBP: 0.500, SLG: 0.739 16 Ben Gamel, L OBP: 0.350, SLG: 0.348	G5-3		G6-3	F9						3	0	0	0	1	0	2										
12 Leonys Martin, L OBP: 0.227, SLG: 0.364 8 Boog Powell, L OBP: 0.625, SLG: 0.733	G3-1		F8		K	K				4	0	0	0	0	2	1										
17 Mitch Haniger, R OBP: 0.483, SLG: 0.760 44 Kyle Waldrop, L OBP: 0.143, SLG: 0.500 73 Tyler Marlette, R OBP: 0.500, SLG: 0.667 83 Ian Miller, L					G3-1		G6-3			4	1	2	0	0	0	0										
26 Danny Valencia, R OBP: 0.269, SLG: 0.250 20 Daniel Vogelbach, L OBP: 0.400, SLG: 0.385										0	0	0	0	0	0	0										
3 Mike Zunino, R OBP: 0.522, SLG: 1.059 71 Steven Baron, R										1	0	1	0	0	1	1										
21 Taylor Motter, R OBP: 0.476, SLG: 0.563 28 Zach Shank, R OBP: 0.667, SLG: 0.727										2	1	2	0	1	0	0										
28 D.J. Peterson, R OBP: 0.428, SLG: 0.571 10 Nevin Ashley, R OBP: 0.428, SLG: 0.571										2	0	2	1	0	0	0										
13 Tyler Smith, R OBP: 0.261, SLG: 0.391 93 Adam Law, R OBP: 0.500, SLG: 0.333										3	0	1	1	0	0	1										
36 Shawn O'Malley, S OBP: 0.333, SLG: 0.273 6 Mike Freeman, L OBP: 0.278, SLG: 0.294										2	0	0	0	0	1	4										
Inning Stats	R: 0 E: 0 K: 1 S: 6	H: 1 LOB: 1 BB: 7	R: 1 E: 0 K: 0 S: 6	H: 2 LOB: 1 BB: 7	R: 1 E: 0 K: 0 S: 4	H: 2 LOB: 1 BB: 4	R: 1 E: 0 K: 1 S: 8	H: 3 LOB: 2 BB: 8	R: 1 E: 0 K: 2 S: 9	H: 2 LOB: 2 BB: 1 P: 13	R: 0 E: 0 K: 2 S: 7	H: 0 LOB: 1 BB: 1 P: 11	R: 0 E: 0 K: 2 S: 8	H: 0 LOB: 0 BB: 0 P: 9	R: 0 E: 0 K: 1 S: 6	H: 2 LOB: 2 BB: 6	R: 4 E: 0 K: 1 S: 10	H: 5 LOB: 3 BB: 1 P: 15	1B: 13 2B: 3 3B: 0 HR: 1	SF: 0 SAC: 0 DP: 1 HBP: 0	WP: 0 PB: 0 SB: 2 CS: 0	PA: 45				
PITCHER	IP WLS BF H R ER SO BB IBB HBP BLK WP HR S P ERA WHIP	38 Mike Montgomery, L ERA: 2.25	37 Brett Anderson, L ERA: 7.2	71 Wade Davis, R ERA: 27.0	19 Koji Uehara, R ERA	52 Justin Grimm, R ERA	57 David Rollins, L ERA	32 Brian Duensing, L ERA: 8.44	97 James Pugliese, R ERA	IP WLS BF H R ER SO BB IBB HBP BLK WP HR S P ERA WHIP	57 David Rollins, L ERA	32 Brian Duensing, L ERA: 8.44	97 James Pugliese, R ERA	IP WLS BF H R ER SO BB IBB HBP BLK WP HR S P ERA WHIP	57 David Rollins, L ERA	32 Brian Duensing, L ERA: 8.44	97 James Pugliese, R ERA	IP WLS BF H R ER SO BB IBB HBP BLK WP HR S P ERA WHIP	57 David Rollins, L ERA	32 Brian Duensing, L ERA: 8.44	97 James Pugliese, R ERA	IP WLS BF H R ER SO BB IBB HBP BLK WP HR S P ERA WHIP	57 David Rollins, L ERA	32 Brian Duensing, L ERA: 8.44	97 James Pugliese, R ERA	IP WLS BF H R ER SO BB IBB HBP BLK WP HR S P ERA WHIP

Seattle Mariners @ Chicago Cubs
Sloan Park, Mesa, AZ
Thu Mar 09 2017, 3:08 PM - 6:02 PM EST
Att: 15,107 - Sunny - 85 F

AB 42
R 8
H 17
RBI 6
BB 3
SO 10
LOB 20



Batter	1	2	3	4	5	6	7	8	9	AB	R	H	RBI	BB	SO	LOB	BOTTOM							
12 Kyle Schwarber, L OBP: 0.263, SLG: 0.250 7 Jeimer Candelario, S OBP: 0.397, SLG: 0.919	G4-3									3	0	0	0	0	1	1								
17 Kris Bryant, R OBP: 0.250, SLG: 0.368 68 Eloy Jiménez, R OBP: 0.391, SLG: 0.600										3	0	0	0	0	1	0								
44 Anthony Rizzo, L OBP: 0.619, SLG: 0.989 66 Munenori Kawasaki, L OBP: 0.409, SLG: 0.368										3	1	2	1	0	0	0								
18 Ben Zobrist, S OBP: 0.294, SLG: 0.214 15 Chris Dominguez, R OBP: 0.275, SLG: 0.300										3	0	0	0	0	1	1								
27 Addison Russell, R OBP: 0.385, SLG: 0.818 3 David Bote, R OBP: 0.400, SLG: 0.500										3	0	0	0	0	1	1								
22 Jason Heyward, L OBP: 0.240, SLG: 0.286 75 Jacob Hannemann, (L, FR) OBP: 0.348, SLG: 0.300										2	0	0	0	0	2	0								
40 Wilson Contreras, R OBP: 0.286, SLG: 0.333 13 Carlos Corporán, S OBP: 0.286, SLG: 0.333										1	0	1	1	0	0	0								
82 Taylor Davis, R OBP: 0.471, SLG: 0.467										4	1	2	2	0	1	0								
30 Jon Jay, L OBP: 0.278, SLG: 0.294 91 Charcer Burks, R OBP: 0.250, SLG: 1.000										3	0	1	1	0	0	1								
Inning Stats	R: 1 E: 0 K: 1 S: 7	H: 1 LOB: 0 BB: 0 P: 10	R: 0 E: 0 K: 2 S: 7	H: 0 LOB: 0 BB: 0 P: 7	R: 0 E: 0 K: 2 S: 7	H: 0 LOB: 0 BB: 0 P: 7	R: 0 E: 0 K: 1 S: 5	H: 0 LOB: 0 BB: 0 P: 5	R: 2 E: 0 K: 2 S: 10	H: 3 LOB: 1 BB: 0 P: 10	R: 0 E: 0 K: 0 S: 4	H: 1 LOB: 1 BB: 0 P: 4	R: 1 E: 1 K: 0 S: 4	H: 1 LOB: 1 BB: 0 P: 5	R: 1 E: 0 K: 1 S: 7	H: 2 LOB: 2 BB: 1 P: 11	R: 1 E: 0 K: 0 S: 5	H: 2 LOB: 2 BB: 1 P: 10	1B: 5 2B: 4 3B: 0 HR: 1	SF: 0 SAC: 0 DP: 0 HBP: 1	WP: 0 PB: 0 SB: 0 CS: 0	PA: 40		
PITCHER	IP WLS BF H R ER SO BB IBB HBP BLK WP HR S P ERA WHIP	65 James Paxton, L ERA: 5.4	58 Evan Scribner, R ERA: 3.0	48 Jonathan Aro, R ERA: 6.75	60 Dillon Overton, L ERA: 1.5	64 Jean Machi, R ERA: 3.0	56 Christian Bergman, R ERA: 6.75	IP WLS BF H R ER SO BB IBB HBP BLK WP HR S P ERA WHIP	56 Christian Bergman, R ERA: 6.75	IP WLS BF H R ER SO BB IBB HBP BLK WP HR S P ERA WHIP	56 Christian Bergman, R ERA: 6.75	IP WLS BF H R ER SO BB IBB HBP BLK WP HR S P ERA WHIP	56 Christian Bergman, R ERA: 6.75	IP WLS BF H R ER SO BB IBB HBP BLK WP HR S P ERA WHIP	56 Christian Bergman, R ERA: 6.75	IP WLS BF H R ER SO BB IBB HBP BLK WP HR S P ERA WHIP	56 Christian Bergman, R ERA: 6.75	IP WLS BF H R ER SO BB IBB HBP BLK WP HR S P ERA WHIP	56 Christian Bergman, R ERA: 6.75	IP WLS BF H R ER SO BB IBB HBP BLK WP HR S P ERA WHIP	56 Christian Bergman, R ERA: 6.75	IP WLS BF H R ER SO BB IBB HBP BLK WP HR S P ERA WHIP	56 Christian Bergman, R ERA: 6.75	IP WLS BF H R ER SO BB IBB HBP BLK WP HR S P ERA WHIP

Seattle Mariners @ Chicago Cubs
Sloan Park, Mesa, AZ
Thu Mar 09 2017, 3:08 PM - 6:02 PM EST
Att: 15,107 - Sunny - 85 F

AB 37
R 6
H 10
RBI 6
BB 2
SO 9
LOB 14



Batter	1	2	3	4	5	6	7	8	9	AB	R	H	RBI	BB	SO	LOB	TOP							
30 Jon Jay, L (1, 7) 75 Jacob Hannemann, L (5, 8) OBP: 0.286, SLG: 0.350 OBP: 0.360, SLG: 0.364	G3		K			5 3B		F8		3	1	1	0	0	1	0								
5 Albert Almora Jr., R (1, 8) 98 Todd Glasemann, R (5, 7) OBP: 0.353, SLG: 0.609 OBP: 0.200, SLG: 0.200	B5-3			K		2H 3B		K2-3		3	0	1	1	0	1	0								
7 Jeimer Candelario, S (1, 5) 73 Victor Caratini, S (6, 3) OBP: 0.353, SLG: 0.533 OBP: 0.412, SLG: 0.533	G3-1							K		3	0	1	0	0	0	2								
47 Miguel Montero, L (1, 2) 82 Taylor Davis, R (7, 2) OBP: 0.118, SLG: 0.125 OBP: 0.444, SLG: 0.438		86 1B		K				K		4	0	1	0	0	3	2								
68 Eloy Jiménez, R (1, 9) 96 Jason Vosler, L (6, 5) OBP: 0.385, SLG: 0.565 OBP: 0.167, SLG: 0.167	G6-3			L9				E4		3	1	1	0	0	0	2								
86 Ian Happ, S (1, 10) OBP: 0.400, SLG: 0.625										5	2	4	4	0	0	0								
66 Munenori Kawasaki, L (1, 6) 3 Elliot Soto, R (5, 8) OBP: 0.353, SLG: 0.381 OBP: 0.222, SLG: 0.222										2	0	1	0	0	1	2								
15 Chris Dominguez, R (1, 3) 3 David Bote, R (6, 4) OBP: 0.320, SLG: 0.522 OBP: 0.333, SLG: 0.400			G2					L9		3	2	2	3	0	0	0								
85 Chesny Young, R (1, 4) Eddy Martinez, R (6, 9) OBP: 0.250, SLG: 0.348			F7					FC6-4		1	0	0	0	0	0	1								
Inning Stats	R: 0 E: 0 K: 0 S: 6	H: 0 LOB: 0 BB: 0 P: 10	R: 0 E: 0 K: 1 S: 13	H: 2 LOB: 2 BB: 0 P: 21	R: 0 E: 0 K: 1 S: 10	H: 0 LOB: 0 BB: 0 P: 14	R: 0 E: 0 K: 2 S: 10	H: 1 LOB: 1 BB: 0 P: 14	R: 3 E: 0 K: 1 S: 15	H: 4 LOB: 2 BB: 0 P: 26	R: 4 E: 0 K: 1 S: 15	H: 5 LOB: 1 BB: 0 P: 25	R: 3 E: 1 K: 1 S: 15	H: 2 LOB: 1 BB: 1 P: 23	R: 0 E: 0 K: 2 S: 11	H: 0 LOB: 0 BB: 0 P: 15	R: 0 E: 0 K: 0 S: 6	H: 1 LOB: 0 BB: 0 P: 9	1B: 5 2B: 7 3B: 1 HR: 3	SF: 0 SAC: 0 DP: 1 HBP: 0	WP: 1 PB: 0 SB: 0 CS: 2	PA: 43		
PITCHER	IP WLS BF H R ER SO BB IBB HBP BLK WP HR S P ERA WHIP	IP WLS BF H R ER SO BB IBB HBP BLK WP HR S P ERA WHIP	IP WLS BF H R ER SO BB IBB HBP BLK WP HR S P ERA WHIP	IP WLS BF H R ER SO BB IBB HBP BLK WP HR S P ERA WHIP	IP WLS BF H R ER SO BB IBB HBP BLK WP HR S P ERA WHIP	IP WLS BF H R ER SO BB IBB HBP BLK WP HR S P ERA WHIP	IP WLS BF H R ER SO BB IBB HBP BLK WP HR S P ERA WHIP	IP WLS BF H R ER SO BB IBB HBP BLK WP HR S P ERA WHIP	IP WLS BF H R ER SO BB IBB HBP BLK WP HR S P ERA WHIP	IP WLS BF H R ER SO BB IBB HBP BLK WP HR S P ERA WHIP	IP WLS BF H R ER SO BB IBB HBP BLK WP HR S P ERA WHIP	IP WLS BF H R ER SO BB IBB HBP BLK WP HR S P ERA WHIP	IP WLS BF H R ER SO BB IBB HBP BLK WP HR S P ERA WHIP	IP WLS BF H R ER SO BB IBB HBP BLK WP HR S P ERA WHIP	IP WLS BF H R ER SO BB IBB HBP BLK WP HR S P ERA WHIP	IP WLS BF H R ER SO BB IBB HBP BLK WP HR S P ERA WHIP	IP WLS BF H R ER SO BB IBB HBP BLK WP HR S P ERA WHIP	IP WLS BF H R ER SO BB IBB HBP BLK WP HR S P ERA WHIP	IP WLS BF H R ER SO BB IBB HBP BLK WP HR S P ERA WHIP	IP WLS BF H R ER SO BB IBB HBP BLK WP HR S P ERA WHIP	IP WLS BF H R ER SO BB IBB HBP BLK WP HR S P ERA WHIP	IP WLS BF H R ER SO BB IBB HBP BLK WP HR S P ERA WHIP	IP WLS BF H R ER SO BB IBB HBP BLK WP HR S P ERA WHIP	IP WLS BF H R ER SO BB IBB HBP BLK WP HR S P ERA WHIP

Chicago Cubs @ Seattle Mariners
Peoria Stadium, Peoria, AZ
Fri Mar 10 2017, 3:10 PM - 6:14 PM EST
Att. 12,201 - Sunny - 84 F

AB	41
R	10
H	15
RBI	10
BB	1
SO	8
LOB	14



Batter	1	2	3	4	5	6	7	8	9	AB	R	H	RBI	BB	SO	LOB	BOTTOM							
1 Jarrod Dyson, L (1, 8) 5 Guillermo Heredia, R (6, 8) OBP: 0.346, SLG: 0.348 OBP: 0.536, SLG: 0.750	G6-3		G4-3							3	0	0	0	0	0	1								
16 Ben Gamel, L (1, 9) 44 Kyle Waldrop, L (7, 9) OBP: 0.357, SLG: 0.462 OBP: 0.125, SLG: 0.467	G4-3									3	1	2	0	0	0	0								
15 Kyle Seager, L (1, 5) 95 Joe DeCarlo, R (7, 5) OBP: 0.400, SLG: 0.381 OBP: 0.714, SLG: 1.250										3	0	0	1	0	1	1								
83 Ian Miller, L (9, PR)										0	1	0	3	0	0	0								
20 Daniel Vogelbach, L (1, 3) 28 D.J. Peterson, R (6, PR) OBP: 0.424, SLG: 0.414 OBP: 0.500, SLG: 0.800										3	0	2	0	0	0	0								
92 Luis Rengifo, S (9, PR)										2	0	2	1	0	0	0								
52 Carlos Ruiz, R (1, 2) 7 Tuffy Goswisch, R (6, 2) OBP: 0.400, SLG: 0.308 OBP: 0.200, SLG: 0.154										0	1	0	0	0	0	0								
82 Bryson Brigman, R (9, PR)										0	1	0	0	0	0	0								
21 Taylor Motter, R (1, 6) 13 Tyler Smith, R (7, 6) OBP: 0.458, SLG: 0.526 OBP: 0.250, SLG: 0.375										2	0	0	0	0	1	1								
28 Zach Shank, R (9, PH) OBP: 0.697, SLG: 0.727										0	0	0	0	0	0	0								
8 Boog Powell, L (1, 7) 36 Shawn O'Malley, S (6, 7) OBP: 0.333, SLG: 0.280										2	1	1	0	0	0	1								
6 Mike Freeman, L (1, 4) 81 Rayder Ascanio, R (8, 4) OBP: 0.333, SLG: 0.350 OBP: 0.500, SLG: 0.250										3	0	1	2	0	0	0								
72 Marcus Littlewood, S (1, 10) 80 Luis Liberato, L (8, PH) OBP: 0.333, SLG: 0.200 OBP: 1.000, SLG: 4.000										3	1	1	1	0	1	1								
Inning Stats	R: 0 E: 0 K: 1 S: 9	H: 0 LOB: 0 BB: 0 P: 13	R: 0 E: 0 K: 1 S: 10	H: 1 LOB: 1 BB: 0 P: 17	R: 0 E: 0 K: 2 S: 10	H: 0 LOB: 0 BB: 0 P: 13	R: 0 E: 0 K: 0 S: 9	H: 2 LOB: 1 BB: 0 P: 16	R: 1 E: 0 K: 1 S: 11	H: 2 LOB: 1 BB: 0 P: 16	R: 4 E: 0 K: 1 S: 22	H: 5 LOB: 1 BB: 0 P: 30	R: 2 E: 0 K: 1 S: 14	H: 3 LOB: 2 BB: 1 P: 20	R: 3 E: 0 K: 0 S: 11	H: 3 LOB: 2 BB: 1 P: 15	1B: 14 2B: 1 3B: 1 HR: 2	SF: 1 SAC: 1 DP: 0 HBP: 0	WP: 0 PB: 0 SB: 2 CS: 1	PA: 43				
PITCHER	IP WLS BF H R ER SO BB IBB HBP BLK WP HR S P ERA WHIP	IP WLS BF H R ER SO BB IBB HBP BLK WP HR S P ERA WHIP	IP WLS BF H R ER SO BB IBB HBP BLK WP HR S P ERA WHIP	IP WLS BF H R ER SO BB IBB HBP BLK WP HR S P ERA WHIP	IP WLS BF H R ER SO BB IBB HBP BLK WP HR S P ERA WHIP	IP WLS BF H R ER SO BB IBB HBP BLK WP HR S P ERA WHIP	IP WLS BF H R ER SO BB IBB HBP BLK WP HR S P ERA WHIP	IP WLS BF H R ER SO BB IBB HBP BLK WP HR S P ERA WHIP	IP WLS BF H R ER SO BB IBB HBP BLK WP HR S P ERA WHIP	IP WLS BF H R ER SO BB IBB HBP BLK WP HR S P ERA WHIP	IP WLS BF H R ER SO BB IBB HBP BLK WP HR S P ERA WHIP	IP WLS BF H R ER SO BB IBB HBP BLK WP HR S P ERA WHIP	IP WLS BF H R ER SO BB IBB HBP BLK WP HR S P ERA WHIP	IP WLS BF H R ER SO BB IBB HBP BLK WP HR S P ERA WHIP	IP WLS BF H R ER SO BB IBB HBP BLK WP HR S P ERA WHIP	IP WLS BF H R ER SO BB IBB HBP BLK WP HR S P ERA WHIP	IP WLS BF H R ER SO BB IBB HBP BLK WP HR S P ERA WHIP	IP WLS BF H R ER SO BB IBB HBP BLK WP HR S P ERA WHIP	IP WLS BF H R ER SO BB IBB HBP BLK WP HR S P ERA WHIP	IP WLS BF H R ER SO BB IBB HBP BLK WP HR S P ERA WHIP	IP WLS BF H R ER SO BB IBB HBP BLK WP HR S P ERA WHIP	IP WLS BF H R ER SO BB IBB HBP BLK WP HR S P ERA WHIP	IP WLS BF H R ER SO BB IBB HBP BLK WP HR S P ERA WHIP	IP WLS BF H R ER SO BB IBB HBP BLK WP HR S P ERA WHIP

Chicago Cubs @ Seattle Mariners
Peoria Stadium, Peoria, AZ
Fri Mar 10 2017, 3:10 PM - 6:14 PM EST
Att. 12,201 - Sunny - 84 F

AB	40
R	11
H	18
RBI	11
BB	1
SO	7
LOB	9



Batter	1	2	3	4	5	6	7	8	9	AB	R	H	RBI	BB	SO	LOB	TOP					
19 Charlie Blackmon, L OBP: 0.480, SLG: 0.600 72 Jordan Patterson, L OBP: 0.310, SLG: 0.714 (6, PH)	0-0 9 1B 2B	1-0 HBP		0-0 G3		0-0 G1-3			0-0 F7	2	1	1	0	0	0	1						
9 DJ LeMahieu, R OBP: 0.500, SLG: 0.565 65 Stephen Cardullo, R OBP: 0.349, SLG: 0.500 (1, 4)	0-0 2H 1B	0-0 G4-3			0-0 G4-3		0-3 K			3	0	1	1	0	0	2						
27 Trevor Story, R OBP: 0.281, SLG: 0.818 68 Raimel Tapia, L OBP: 0.333, SLG: 0.292 (1, 6)	1-3 K		0-0 F9		2-0 HR		0-0 G4-3			3	1	1	1	0	1	1						
12 Mark Reynolds, R OBP: 0.455, SLG: 0.588 18 Christian Adames, S OBP: 0.400, SLG: 0.696 (1, 7)	4-0 20 1B BB		0-3 K		0-3 K		0-0 F7			2	0	0	0	1	2	0						
20 Ian Desmond, R OBP: 0.250, SLG: 0.417 43 Rafael Ynoa, S OBP: 0.190, SLG: 0.105 (1, 3)	0-0 1-2 1B		0-0 E5		0-0 F8			0-0 G6-3		3	0	1	0	0	0	0						
15 Chris Denorfia, R OBP: 0.333, SLG: 0.222 75 Noel Cuevas, R OBP: 0.308, SLG: 0.385 (1, 9)	0-3 K		0-0 F9		4-0 8 G3-1 23 E BB		0-0 G4-3			2	0	0	0	1	1	3						
8 Gerardo Parra, L OBP: 0.435, SLG: 0.550 76 Jan Vázquez, S (8, PH)		0-0 74 F8 69 S 1B		0-0 G3-1		0-0 G3-1		0-0 G4-3		3	0	1	0	0	0	1						
23 Tom Murphy, R OBP: 0.238, SLG: 0.333 81 Anthony Bernboom, L OBP: 0.187, SLG: 0.667 (1, 2)		0-3 K		0-0 74 FC6-4 1B		0-0 E5		0-0 G4-3		3	0	1	0	0	1	2						
74 Pat Valaika, R OBP: 0.333, SLG: 0.789 6 Daniel Castro, R OBP: 0.300, SLG: 0.263 (1, 5)		0-0 F8		0-0 FC6-4		0-3 K		0-0 G4-3		3	0	0	0	0	1	4						
Inning Stats	R: 1 E: 0 K: 2 S: 9	H: 3 LOB: 2 BB: 1 P: 14	R: 0 E: 0 K: 1 S: 6	H: 1 LOB: 2 BB: 0 P: 7	R: 0 E: 0 K: 1 S: 6	H: 0 LOB: 1 BB: 0 P: 6	R: 0 E: 0 K: 0 S: 4	H: 1 LOB: 1 BB: 0 P: 4	R: 1 E: 1 K: 1 S: 6	H: 0 LOB: 2 BB: 1 P: 10	R: 0 E: 0 K: 1 S: 5	H: 0 LOB: 0 BB: 0 P: 5	R: 0 E: 0 K: 0 S: 3	H: 0 LOB: 0 BB: 0 P: 3	R: 0 E: 0 K: 0 S: 3	H: 0 LOB: 0 BB: 0 P: 3	1B: 4 2B: 1 3B: 0 HR: 1	SF: 0 SAC: 0 DP: 0 HBP: 1	WP: 0 PB: 0 SB: 1 CS: 1	PA: 37		
PITCHER	IP WLS BF H R ER SO BB IBB HBP BLK WP HR S P ERA WHIP	3.0 15 4 1 1 1 4 1 0 1 0 0 0 21 27 3.00 1.667	1.0 4 1 0 0 0 0 0 0 0 0 0 0 4 4 0.00 1.000	1.0 4 1 1 1 1 0 0 0 0 0 0 1 6 8 9.00 1.000	1.0 5 0 1 0 1 1 0 0 0 0 0 0 6 10 0.00 1.000	1.0 3 0 0 0 1 0 0 0 0 0 0 0 5 5 0.00 0.000	PITCHER	IP WLS BF H R ER SO BB IBB HBP BLK WP HR S P ERA WHIP	2.0 6 6 0 0 0 0 0 0 0 0 0 0 0 6 6 0.00 0.000	ERA: 4.5												

Colorado Rockies @ Chicago Cubs
Sloan Park, Mesa, AZ
Sat Mar 11 2017, 3:10 PM - 5:56 PM EST
Att: 15,501 - Sunny - 87 F

AB 34
R 3
H 6
RBI 2
BB 2
SO 7
LOB 16

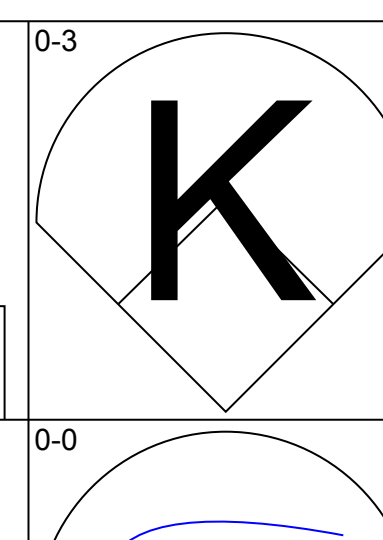
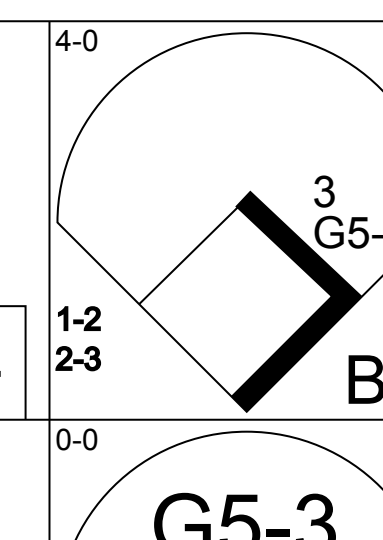
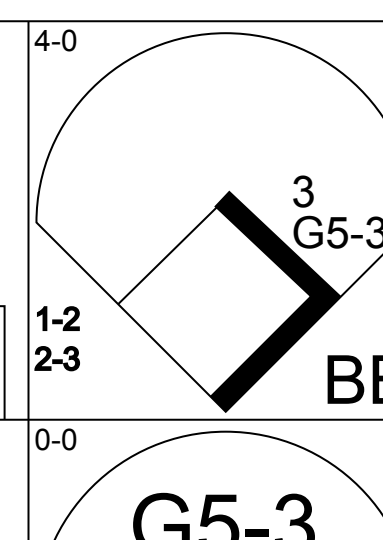
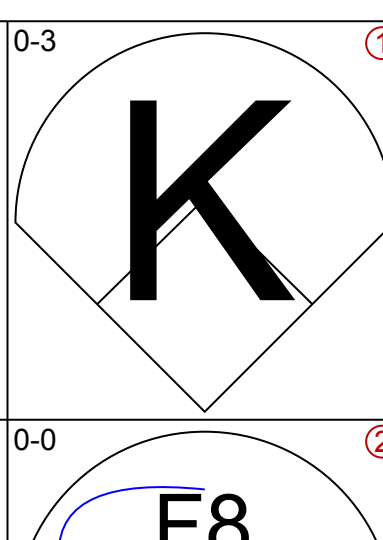
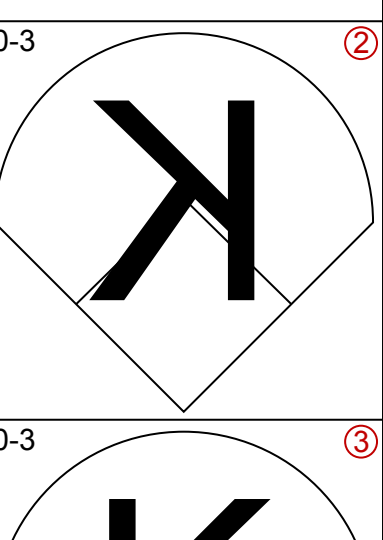
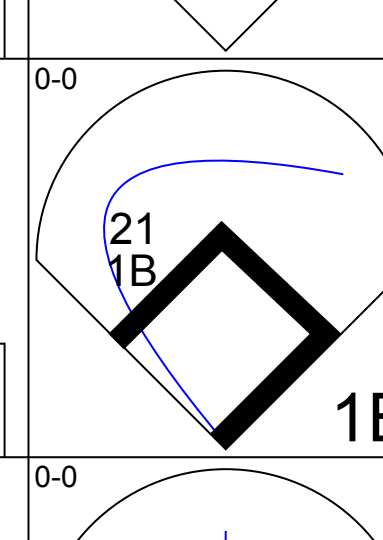
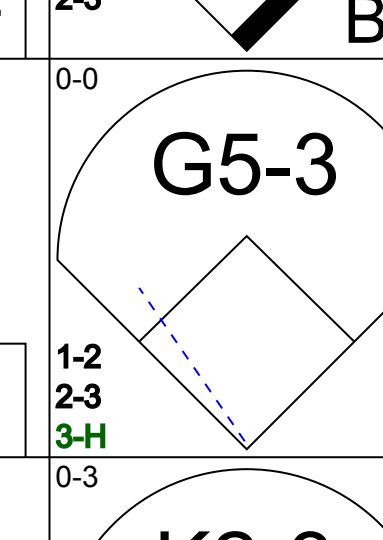
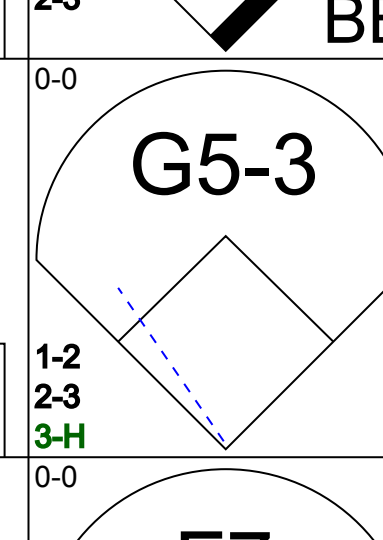
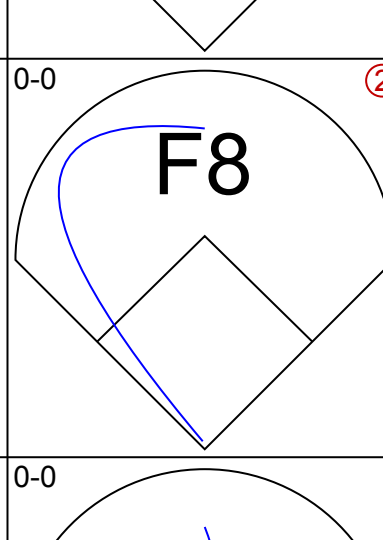
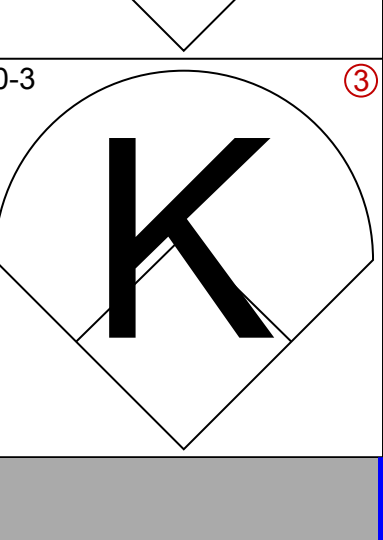
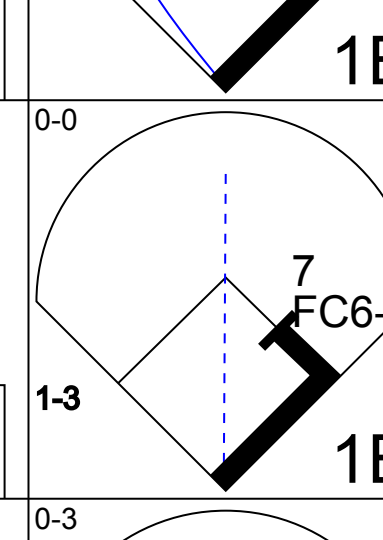
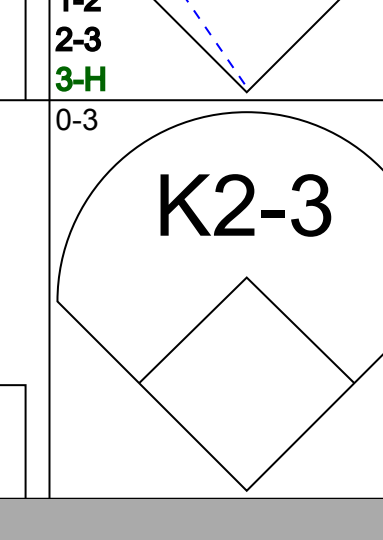
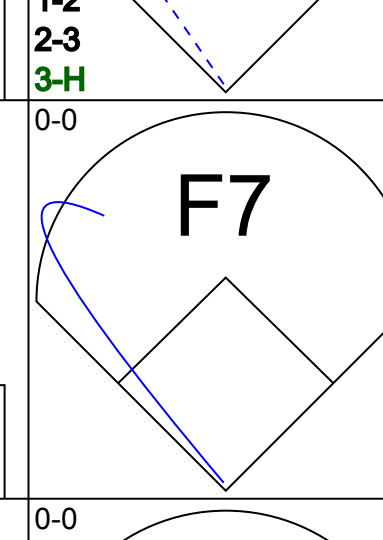
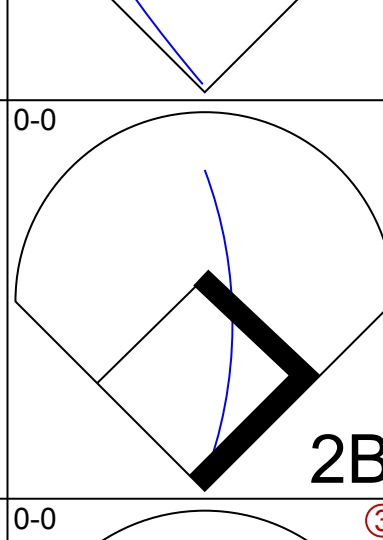

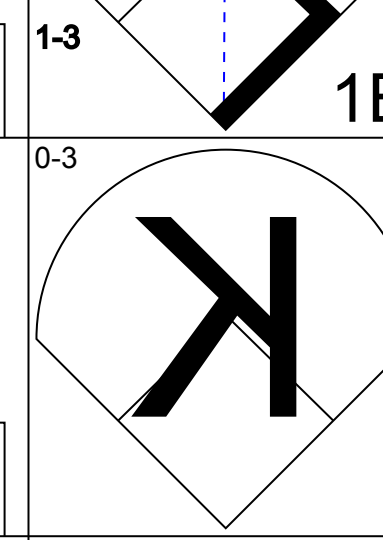
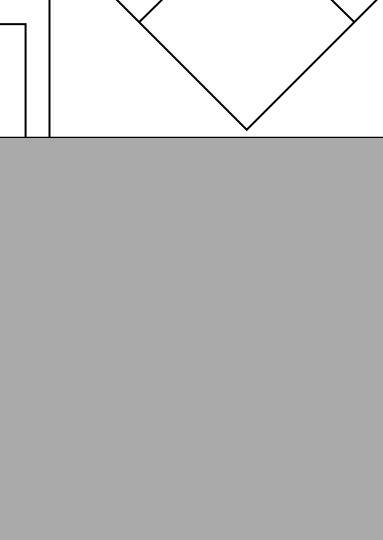
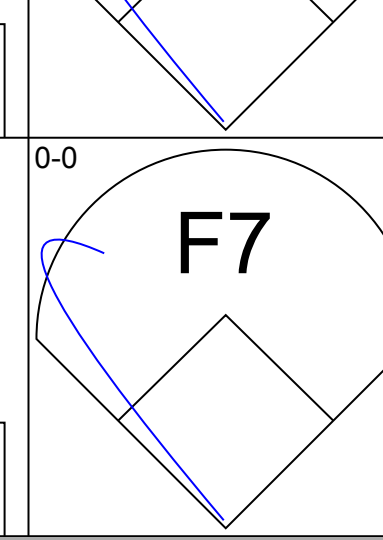
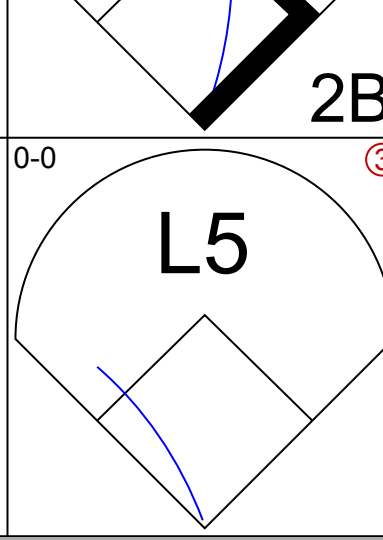

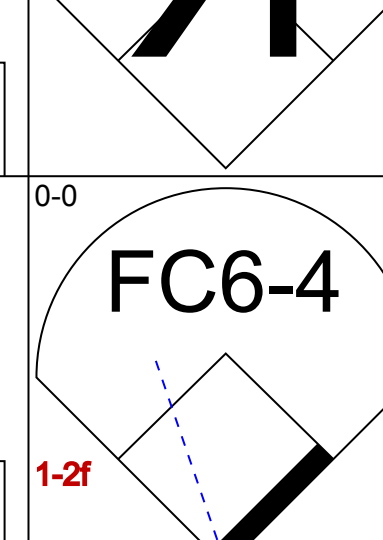

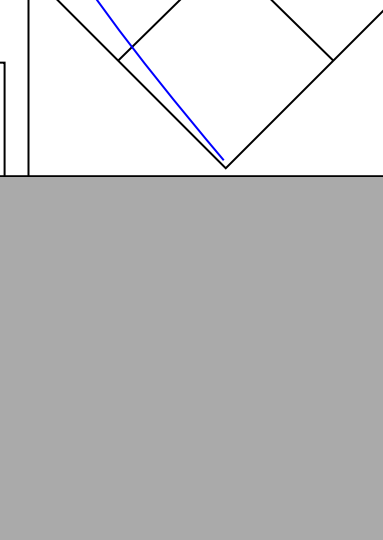
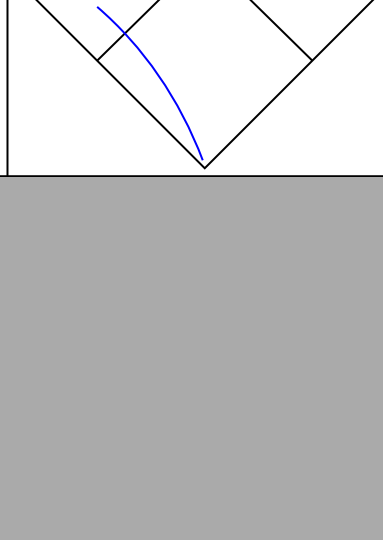

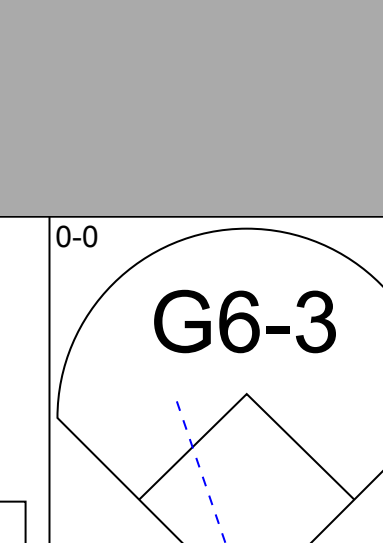
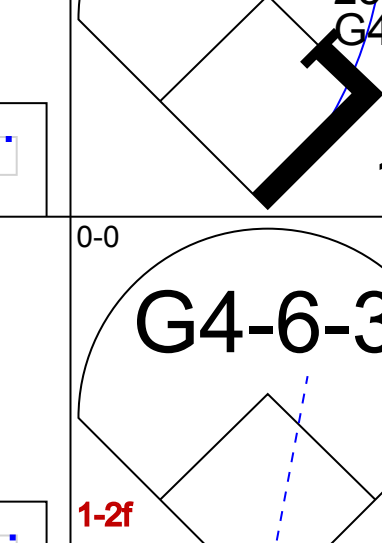



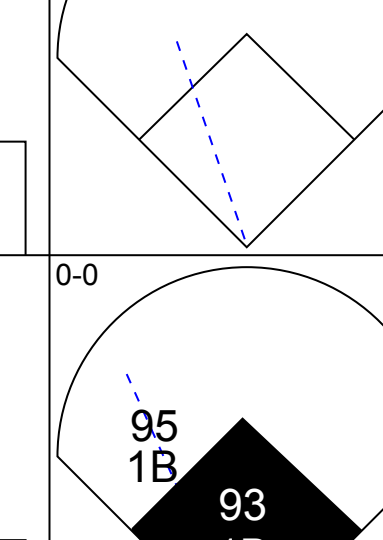
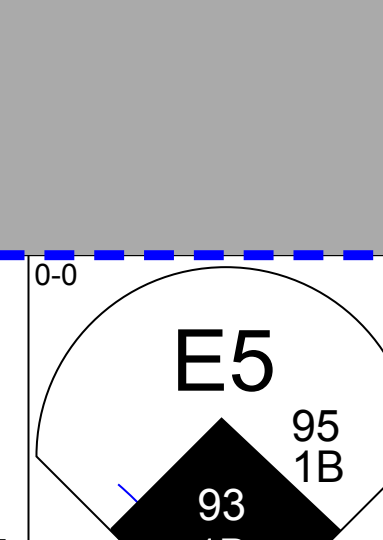


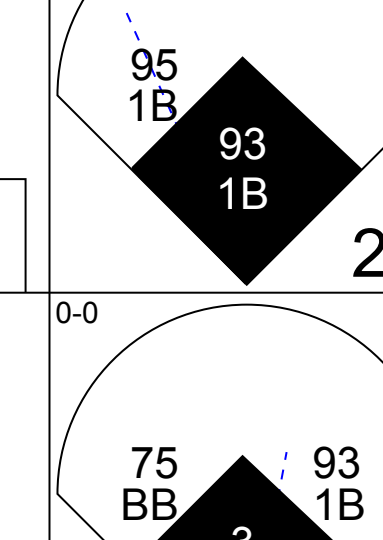
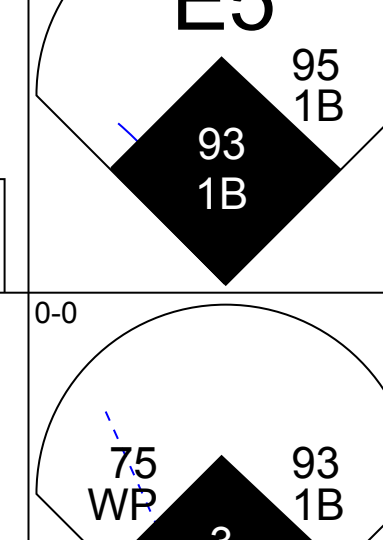

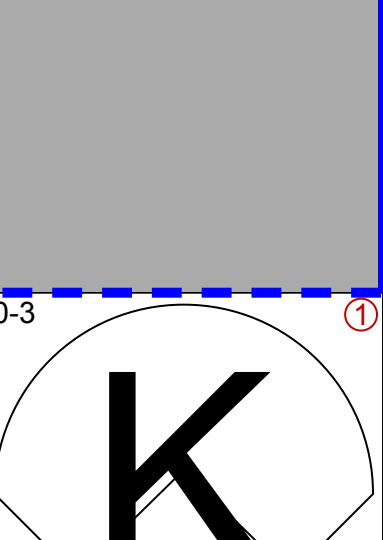

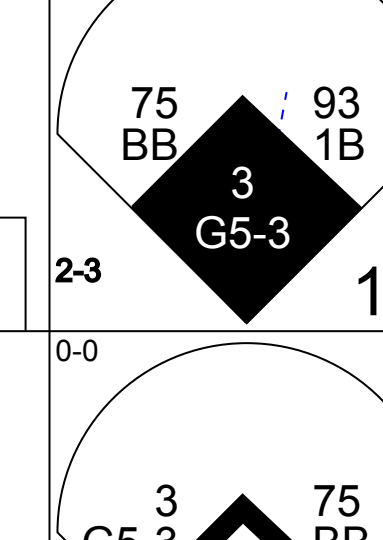
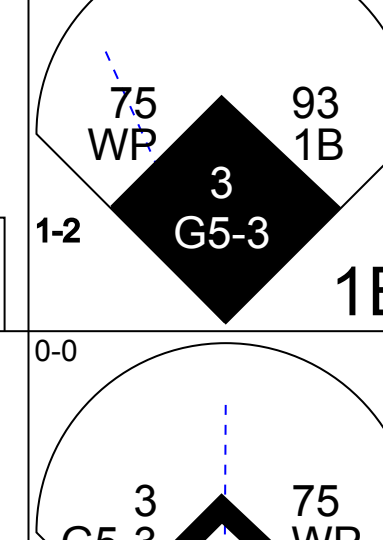

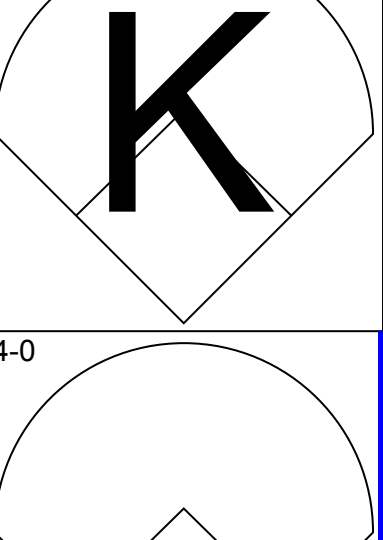


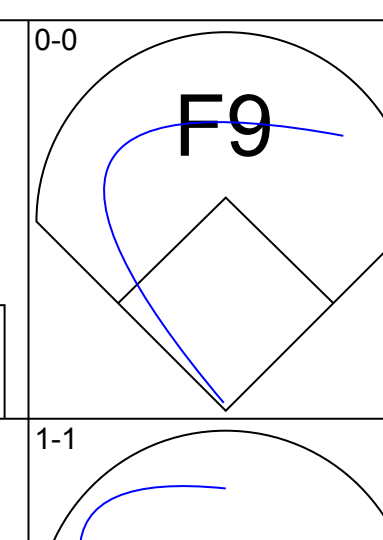

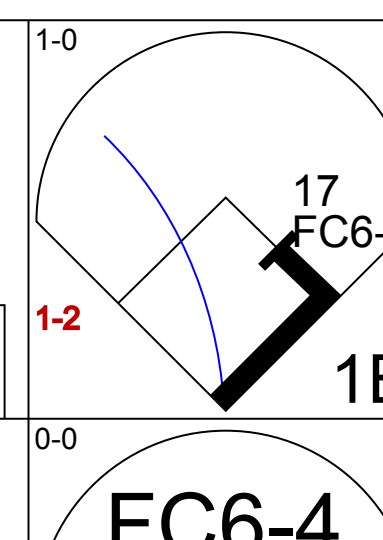

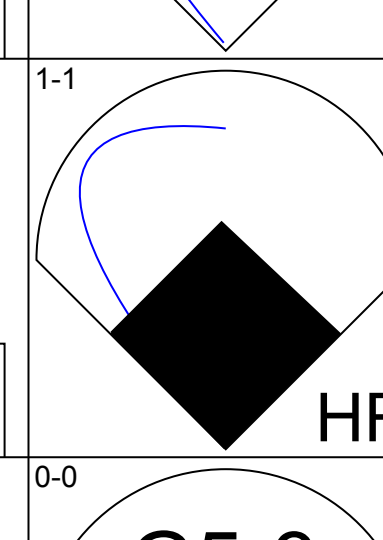

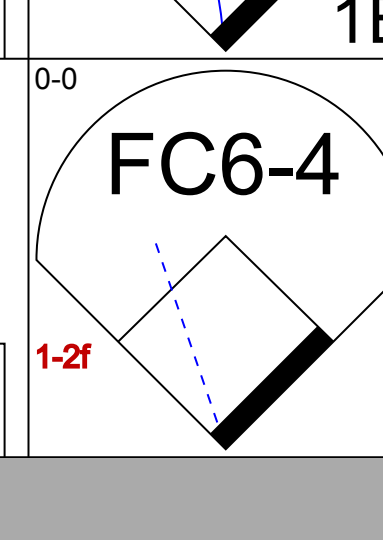

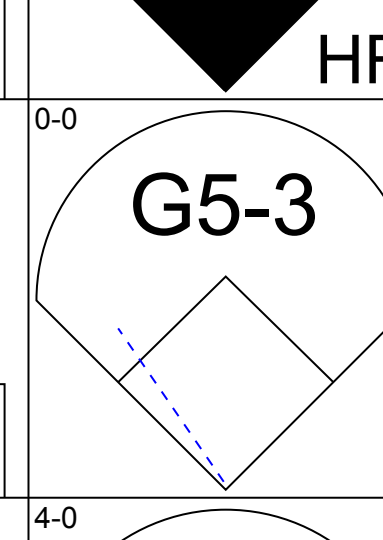



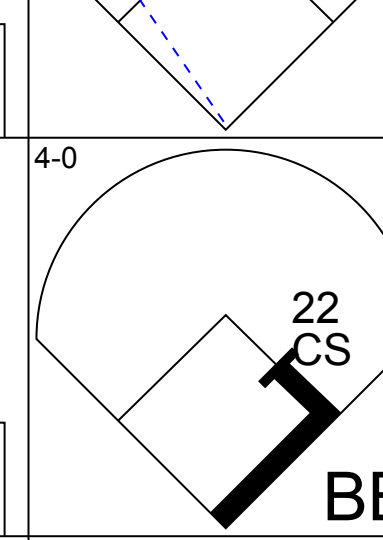



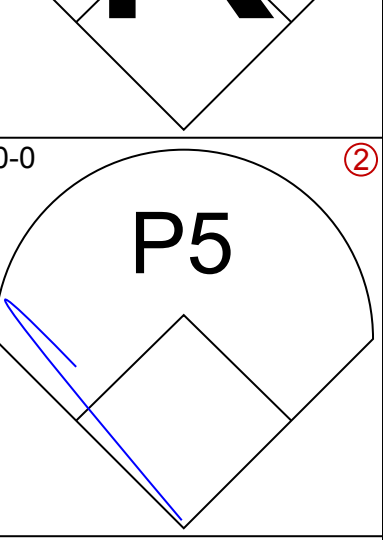
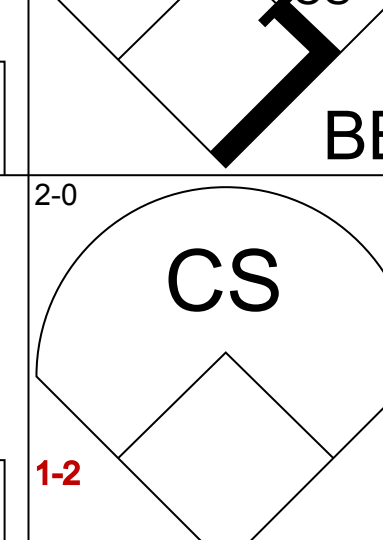
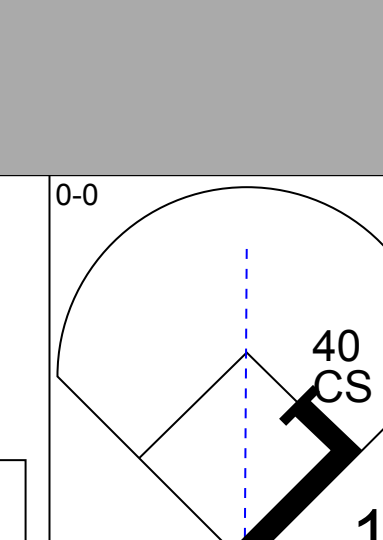


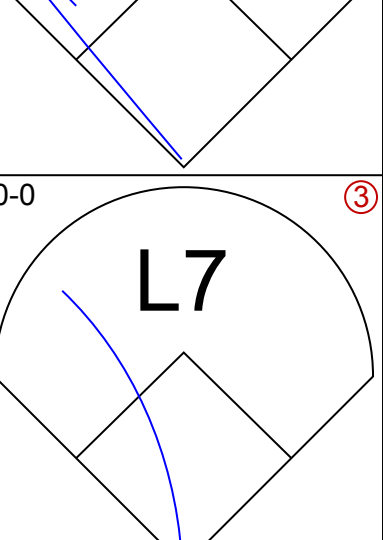
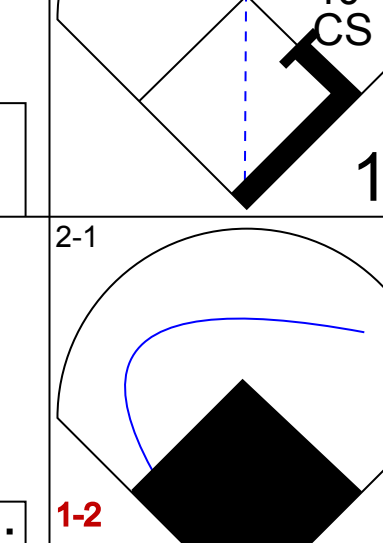
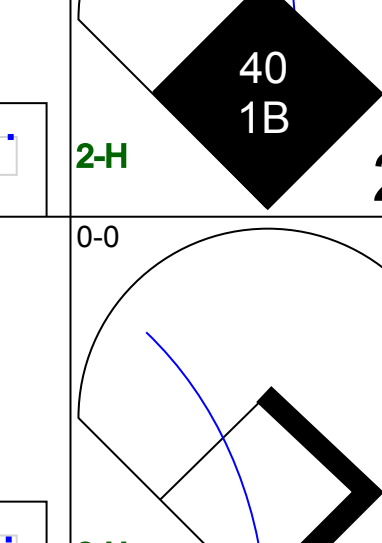
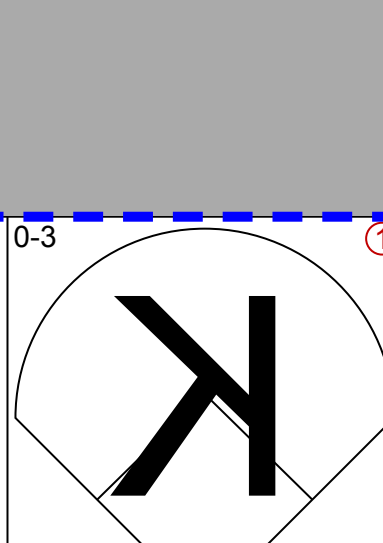
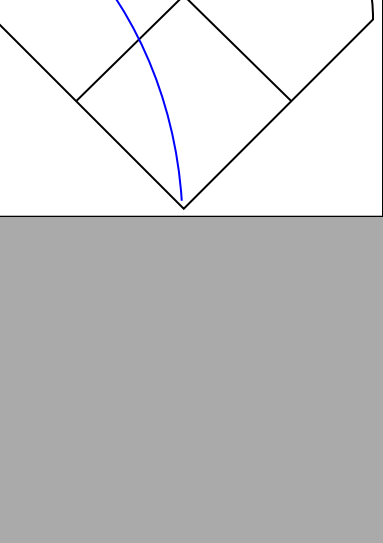

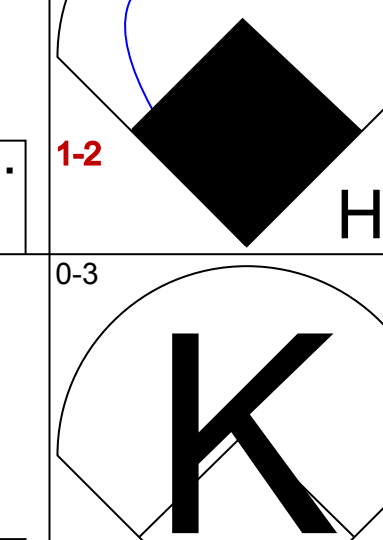
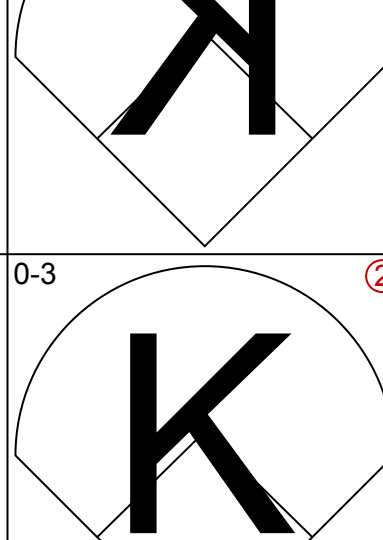


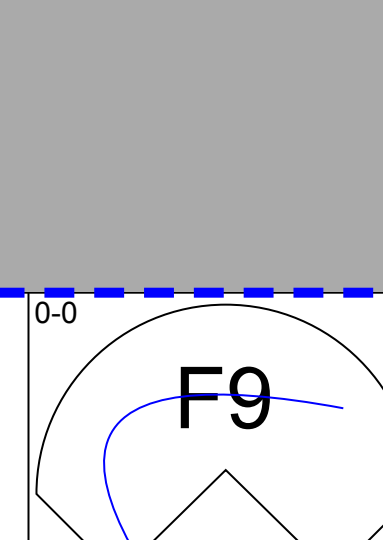
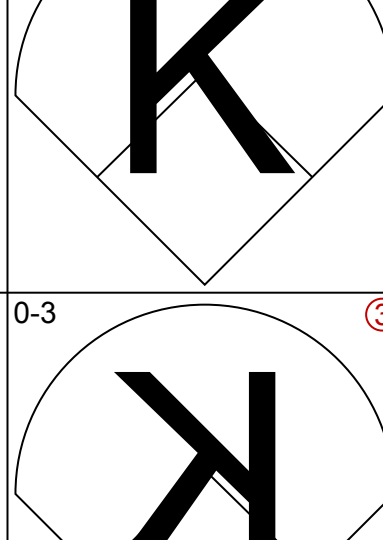

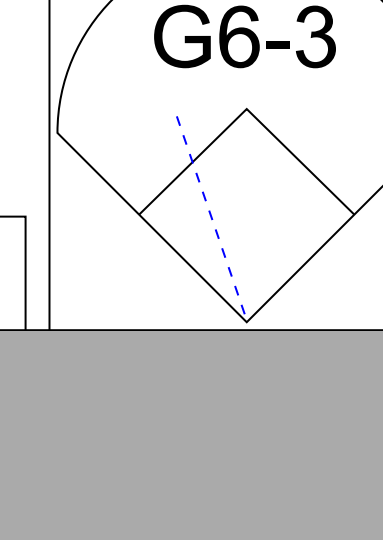
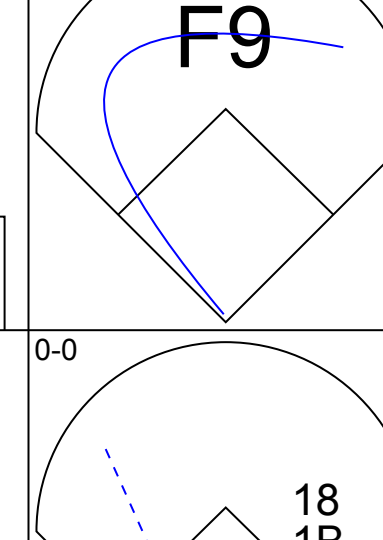


Batter	1	2	3	4	5	6	7	8	9	AB	R	H	RBI	BB	SO	LOB	BOTTOM	
12 Kyle Schwarber, L OBP: 0.318, SLG: 0.474 82 Taylor Davis, R OBP: 0.421, SLG: 0.412 (1, 7)	3-0 1B		2-1 HR			0-3 K		0-0 G4-3		3	1	2	1	0	1	0		
17 Kris Bryant, R OBP: 0.217, SLG: 0.318 68 Eloy Jiménez, R OBP: 0.407, SLG: 0.708 (1, 5)	0-0 L6		0-0 L4			0-3 K		1-0 HR		3	0	0	0	0	1	1		
44 Anthony Rizzo, L OBP: 0.383, SLG: 0.750 13 Carlos Corporán, S OBP: 0.333, SLG: 0.333 (1, 3)	0-3 K			0-0 27 WP 1B		0-0 F8		1-0 86 WP 86 HR HBP		3	0	1	0	0	1	1		
18 Ben Zobrist, S OBP: 0.300, SLG: 0.235 86 Ian Happ, S OBP: 0.423, SLG: 0.760 (1, 4)	0-3 K			0-0 L9			0-0 L1B	3-2 HR		3	0	1	0	0	1	2		
27 Addison Russell, R OBP: 0.375, SLG: 0.692 85 Chesny Young, R OBP: 0.280, SLG: 0.375 (1, 6)		0-3 K		1-0 G6-3		1-2 BB	22 CI	0-0 67 E 1B		2	0	0	0	1	1	1		
22 Jason Heyward, L OBP: 0.222, SLG: 0.261 67 Bijan Rademacher, L (1, 9)		0-0 P6		0-3 K		0-1 CI	1-2 2-3	0-3 K		2	0	0	0	0	1	1		
40 Wilson Contreras, R OBP: 0.391, SLG: 0.632 7 Jeimer Candelario, S OBP: 0.333, SLG: 0.500 (1, 2)		0-0 G6-3			0-3 K		0-3 K	0-0 F9		2	0	0	0	0	1	4		
2 Tommy La Stella, L OBP: 0.250, SLG: 0.714 (1, 10)			0-0 G4-3			0-0 G1-3				3	0	0	0	0	1	3		
30 Jon Jay, L OBP: 0.250, SLG: 0.304 91 Charcer Burks, R OBP: 0.250, SLG: 1.000 (1, 8)			0-0 G6-3			0-3 K		0-0 G3-1		3	0	0	0	0	1	3		
Inning Stats	R: 0 E: 0 K: 2 S: 8	H: 1 LOB: 1 BB: 0 P: 11	R: 0 E: 0 K: 1 S: 5	H: 0 LOB: 0 BB: 0 P: 5	R: 1 E: 0 K: 0 S: 5	H: 1 LOB: 0 BB: 0 P: 7	R: 0 E: 0 K: 1 S: 6	H: 1 LOB: 1 BB: 0 P: 7	R: 0 E: 0 K: 2 S: 7	H: 0 LOB: 0 BB: 0 P: 7	R: 0 E: 0 K: 2 S: 9	H: 1 LOB: 3 BB: 1 P: 13	R: 3 E: 1 K: 1 S: 10	H: 3 LOB: 1 BB: 0 P: 15	1B: 4 2B: 0 3B: 0 HR: 3	SF: 0 SAC: 0 DP: 0 HBP: 1	WP: 2 PB: 0 SB: 0 CS: 0	PA: 34
PITCHER	IP WLS BF H R ER SO BB IBB HBP BLK WP HR S P ERA WHIP	4.0 3 15 4 0 0 2 0 0 0 0 0 0 7 7 0.00 0.750	1.0 3 0 0 0 0 2 0 0 0 0 0 0 7 7 0.00 0.000	1.0 3 0 0 0 0 2 1 0 0 0 0 0 9 13 0.00 2.000	1.0 L 7 3 3 3 1 0 0 1 0 1 2 10 15 27.00 3.000	ERA: 3.0												

Colorado Rockies @ Chicago Cubs
Sloan Park, Mesa, AZ
Sat Mar 11 2017, 3:10 PM - 5:56 PM EST
Att: 15,501 - Sunny - 87 F

AB 31
R 4
H 7
RBI 4
BB 1
SO 11
LOB 17



Batter	1	2	3	4	5	6	7	8	9	AB	R	H	RBI	BB	SO	LOB	TOP											
75 Lewis Brinson, R OBP: 0.371, SLG: 0.533 70 Ryan Cordell, R OBP: 0.419, SLG: 0.522										2	0	0	0	2	2	0	Milwaukee Brewers @ Chicago Cubs Sloan Park, Mesa, AZ Tue Mar 14 2017, 4:07 PM - 6:59 PM EDT Att: 15,478 - Sunny - 91 F											
3 Orlando Arcia, R OBP: 0.297, SLG: 0.382 29 Yadiel Rivera, R OBP: 0.250, SLG: 0.400										4	0	1	2	0	0	4												
21 Travis Shaw, L OBP: 0.393, SLG: 0.586 91 Joantgel Segovia, R OBP: 0.250, SLG: 0.400										4	0	2	0	0	1	4												
16 Domingo Santana, R OBP: 0.257, SLG: 0.529 99 Art Charles, L OBP: 0.333, SLG: 0.833										4	0	0	0	0	1	5												
7 Eric Thames, L OBP: 0.344, SLG: 0.370 77 Brett Phillips, L OBP: 0.333, SLG: 0.280										3	1	2	1	0	0	2												
25 Michael Reed, R OBP: 0.485, SLG: 0.500 94 Kyle Wren, L OBP: 0.467, SLG: 0.692											4	0	1	0	0	1												
76 René García, R OBP: 0.333, SLG: 0.500 79 Dustin Houle, R OBP: 0.545, SLG: 0.800										4	2	1	0	0	1	1												
95 Lucas Erceg, L OBP: 0.500, SLG: 0.800										5	2	3	0	0	1	1												
93 Isan Díaz, L OBP: 0.500, SLG: 0.889 93 Gabriel Noriega, R OBP: 0.500, SLG: 0.889										3	0	2	2	1	1	1												
Inning Stats	R: 0 E: 0 K: 2 S: 9	H: 2 LOB: 2 BB: 0 P: 9	R: 2 E: 0 K: 1 S: 8	H: 3 LOB: 2 BB: 1 P: 12	R: 0 E: 0 K: 0 S: 3	H: 1 LOB: 0 BB: 0 P: 3	R: 2 E: 1 K: 0 S: 6	H: 2 LOB: 2 BB: 1 P: 10	R: 1 E: 0 K: 1 S: 9	H: 3 LOB: 1 BB: 0 P: 12	R: 0 E: 0 K: 2 S: 6	H: 0 LOB: 0 BB: 0 P: 7	R: 0 E: 0 K: 3 S: 9	H: 0 LOB: 1 BB: 1 P: 13	R: 2 E: 1 K: 0 S: 4	H: 1 LOB: 1 BB: 2 P: 12		1B: 9 2B: 3 3B: 0 HR: 1	SF: 0 SAC: 0 DP: 2 HBP: 0	WP: 1 PB: 0 SB: 1 CS: 0	PA: 44							
PITCHER	IP	WLS	BF	H	R	ER	SO	BB	IBB	HBP	BLK	WP	HR	S	P	ERA	WHIP											
37 Brett Anderson, L ERA: 6.75	3.0		15	6	2	2	3	1	0	0	0	0	0	20	24	6.00	2.333											
38 Mike Montgomery, L ERA: 3.89	4.1	3.0	H	16	6	3	2	2	1	0	0	0	1	1	21	28	6.00	2.333										
60 Félix Peña, R ERA: 6.75	7.1	1.0	H	3	0	0	2	0	0	0	0	0	0	7	7	0.00	0.000											
80 Pierce Johnson, R ERA: 2.25	8.1	1.0	H	4	0	0	3	1	0	0	0	0	0	9	13	0.00	1.000											
José Rosario, R ERA: 15.42	9.1	1.0	B	6	1	2	1	0	2	0	0	0	0	4	12	9.00	3.000											

Batter	1	2	3	4	5	6	7	8	9	AB	R	H	RBI	BB	SO	LOB	BOTTOM											
18 Ben Zobrist, S OBP: 0.346, SLG: 0.238 86 Ian Happ, S OBP: 0.469, SLG: 0.839										2	1	1	0	1	0	0	Milwaukee Brewers @ Chicago Cubs Sloan Park, Mesa, AZ Tue Mar 14 2017, 4:07 PM - 6:59 PM EDT Att: 15,478 - Sunny - 91 F											
17 Kris Bryant, R OBP: 0.310, SLG: 0.593 85 Chesny Young, R OBP: 0.310, SLG: 0.393										2	2	1	1	1	0	1												
44 Anthony Rizzo, L OBP: 0.435, SLG: 0.611 68 Eloy Jiménez, R OBP: 0.355, SLG: 0.607										3	0	0	0	0	1	2												
27 Addison Russell, R OBP: 0.409, SLG: 0.667 7 Jeter Candelario, S OBP: 0.500, SLG: 0.421										2	1	1	2	1	1	0												
22 Jason Heyward, L OBP: 0.242, SLG: 0.310 73 Victor Caratini, S OBP: 0.368, SLG: 0.471										3	1	2	1	0	0	0												
40 Wilson Contreras, R OBP: 0.448, SLG: 0.800 15 Chris Dominguez, R OBP: 0.300, SLG: 0.571										3	1	2	2	0	1	0												
47 Miguel Montero, L OBP: 0.208, SLG: 0.182 82 Taylor Davis, R OBP: 0.391, SLG: 0.350										3	0	0	0	0	2	1												
20 Matt Szczur, R OBP: 0.385, SLG: 0.542 67 Bijan Rademacher, L OBP: 0.300, SLG: 0.345										3	0	0	0	0	1	0												
30 Jon Jay, L OBP: 0.300, SLG: 0.345 98 Todd Glaesmann, R OBP: 0.222, SLG: 0.125										3	0	1	0	0	0	0												
Inning Stats	R: 1 E: 0 K: 0 S: 4	H: 1 LOB: 0 BB: 1 P: 11	R: 1 E: 0 K: 1 S: 7	H: 2 LOB: 0 BB: 0 P: 9	R: 4 E: 0 K: 1 S: 8	H: 3 LOB: 1 BB: 2 P: 16	R: 0 E: 0 K: 0 S: 4	H: 2 LOB: 1 BB: 0 P: 5	R: 0 E: 0 K: 3 S: 9	H: 0 LOB: 0 BB: 0 P: 9	R: 0 E: 0 K: 3 S: 3	H: 0 LOB: 0 BB: 0 P: 3	R: 0 E: 0 K: 1 S: 5	H: 0 LOB: 0 BB: 0 P: 5	R: 1 E: 0 K: 1 S: 6	H: 1 LOB: 0 BB: 0 P: 6		1B: 4 2B: 2 3B: 0 HR: 3	SF: 0 SAC: 0 DP: 0 HBP: 0	WP: 0 PB: 0 SB: 0 CS: 2	PA: 37							
PITCHER	IP	WLS	BF	H	R	ER	SO	BB	IBB	HBP	BLK	WP	HR	S	P	ERA	WHIP											
27 Zach Davies, R ERA: 7.27	3.0		16	6	6	6	2	3	0	0	0	0	0	9	10	0.00	1.000											
35 Brent Suter, L ERA: 3.89	4.1	2.0	7	2	0	0	1	0	0	0	0	0	0	9	10	0.00	1.000											
46 Corey Knebel, R ERA: 3.6	6.1	1.0	3	0	0	0	3	0	0	0	0	0	0	9	9	0.00	0.000											
48 Andy Oliver, L ERA: 3.0	7.1	1.0	3	0	0	0	0	0	0	0	0	0	0	3	3	0.00	0.000											
54 Michael Blazek, R ERA: 5.14	8.1	1.0	3	0	0	0	1	0	0	0	0	0	0	5	5	0.00	0.000											
PITCHER	IP	WLS	BF	H	R	ER	SO	BB	IBB	HBP	BLK	WP	HR	S	P	ERA	WHIP											
45 Tyler Cravy, R ERA: 1.08	9.1	1.0	B	4	1	1	1	0	0	0	0	0	0	1	6	6	9.00	1.000										



Batter	1	2	3	4	5	6	7	8	9	AB	R	H	RBI	BB	SO	LOB	TOP		
4 Ketel Marte, S (1, 10) 81 Ronnie Freeman, R (8, FH) (8, 2)	G5-3	1-H 2-H 3-H 2B					FC4-6 73 1B	FC9-6		4	1	2	2	0	0	1			
30 Jason Pridie, L (1, 9) 79 Jake Goebbert, L (7, 9) OBP: 0.667, SLG: 1.000	K						73 1B	73 G4-3 2B		4	1	1	0	0	0	3			
27 Brandon Drury, R (1, 4) 73 Ildemaro Vargas, S (6, 6) OBP: 0.385, SLG: 0.720	1B						E7 1-H 2-H 1B	G4-3		2	0	2	0	1	0	0			
22 Jake Lamb, L (1, 5) 74 Domingo Leyba, S (6, 5) OBP: 0.320, SLG: 0.417	K						G4-3	80 1B 2B		3	0	0	0	0	1	3			
16 Chris Owings, R (1, 6) 76 Jack Reinheimer, R (6, 4) OBP: 0.409, SLG: 0.250		F8					G5-3	G6-3		3	0	0	0	0	0	1			
31 Oswaldo Arcia, L (1, 7) 80 Carlos Rivera, R (8, 3) OBP: 1.000, SLG: 1.000	2 1B 4 2B						K	HR		4	2	2	1	0	1	2			
14 Kristopher Negrón, R (1, 3) 78 Stewart James, L (8, PR) 54 Jason Morozowski, R (9, 7)	K						K	29 BB 1B		4	0	1	0	0	0	2			
75 Evan Marzilli, L (1, 8) OBP: 0.308, SLG: 0.417	2 1B 4 2B HBP						K	F8		3	1	0	0	0	2	1			
2 Jeff Mathis, R (1, 2) 29 Josh Thole, L (7, 2) 58 Erik Davis, R (8, 1) 64 Yuhei Nakaushiro, L (9, 1)	4 2B 1B						G1-3	4 FC4-6 1B		3	0	2	0	0	0	0			
Inning Stats	R: 0 E: 0 K: 2 S: 8	H: 1 LOB: 1 BB: 0 P: 8	R: 2 E: 0 K: 1 S: 7	H: 3 LOB: 2 BB: 0 P: 8	R: 0 E: 1 K: 1 S: 7	H: 1 LOB: 2 BB: 0 P: 7	R: 0 E: 0 K: 1 S: 5	H: 0 LOB: 0 BB: 0 P: 5	R: 0 E: 0 K: 2 S: 7	H: 0 LOB: 0 BB: 0 P: 7	R: 2 E: 1 K: 1 S: 8	H: 3 LOB: 1 BB: 0 P: 8	R: 1 E: 0 K: 0 S: 6	H: 2 LOB: 2 BB: 1 P: 13	R: 2 E: 0 K: 1 S: 8	H: 3 LOB: 1 BB: 0 P: 8	1B: 8 2B: 5 3B: 0 HR: 1	SF: 0 SAC: 0 DP: 0 HBP: 1	WP: 0 PA: 43 PB: 0 SB: 0 CS: 1
PITCHER	IP WLS BF H R ER SO BB IBB HBP BLK WP HR S P ERA WHIP	IP WLS BF H R ER SO BB IBB HBP BLK WP HR S P ERA WHIP	IP WLS BF H R ER SO BB IBB HBP BLK WP HR S P ERA WHIP	IP WLS BF H R ER SO BB IBB HBP BLK WP HR S P ERA WHIP	IP WLS BF H R ER SO BB IBB HBP BLK WP HR S P ERA WHIP	IP WLS BF H R ER SO BB IBB HBP BLK WP HR S P ERA WHIP	IP WLS BF H R ER SO BB IBB HBP BLK WP HR S P ERA WHIP	IP WLS BF H R ER SO BB IBB HBP BLK WP HR S P ERA WHIP	IP WLS BF H R ER SO BB IBB HBP BLK WP HR S P ERA WHIP	IP WLS BF H R ER SO BB IBB HBP BLK WP HR S P ERA WHIP	IP WLS BF H R ER SO BB IBB HBP BLK WP HR S P ERA WHIP	IP WLS BF H R ER SO BB IBB HBP BLK WP HR S P ERA WHIP	IP WLS BF H R ER SO BB IBB HBP BLK WP HR S P ERA WHIP	IP WLS BF H R ER SO BB IBB HBP BLK WP HR S P ERA WHIP	IP WLS BF H R ER SO BB IBB HBP BLK WP HR S P ERA WHIP	IP WLS BF H R ER SO BB IBB HBP BLK WP HR S P ERA WHIP	IP WLS BF H R ER SO BB IBB HBP BLK WP HR S P ERA WHIP	IP WLS BF H R ER SO BB IBB HBP BLK WP HR S P ERA WHIP	IP WLS BF H R ER SO BB IBB HBP BLK WP HR S P ERA WHIP

Arizona Diamondbacks @ Chicago Cubs
Sloan Park, Mesa, AZ
Wed Mar 15 2017, 10:07 PM - 12:58 AM EDT
Att: 15,404 - Partly Cloudy - 78 F

AB 40
R 7
H 14
RBI 6
BB 2
SO 10
LOB 16



Batter	1	2	3	4	5	6	7	8	9	AB	R	H	RBI	BB	SO	LOB	BOTTOM		
12 Kyle Schwarber, L (1, 7) 13 Carlos Corporán, S (8, 2) OBP: 0.333, SLG: 0.500	K						F7			4	0	0	0	0	2	3			
17 Kris Bryant, R (1, 5) 72 John Andreoli, R (8, 7) OBP: 0.313, SLG: 0.200	K						44 WP 1B	G6-3		3	0	1	1	0	2	0			
44 Anthony Rizzo, L (1, 3) 86 Ian Happ, S (8, 4) OBP: 0.455, SLG: 0.813	G4-3						K	G4-3		3	0	0	0	0	2	1			
18 Ben Zobrist, S (1, 4) 7 Jeter Candelario, S (8, 3) OBP: 0.293, SLG: 0.410	F7						G1-3	F7		3	1	1	1	0	0	0			
27 Addison Russell, R (1, 6) 85 Chesny Young, R (8, 5) OBP: 0.300, SLG: 0.379	K						HR	G5-3		3	1	1	1	0	1	0			
22 Jason Heyward, L (1, 9) 66 Munenori Kawasaki, L (8, 6) OBP: 0.393, SLG: 0.333	1B						K	G4-3		3	0	1	0	0	1	0			
47 Miguel Montero, L (1, 2) 98 Todd Glaesmann, R (8, 9) OBP: 0.300, SLG: 0.333	K						K	L8		3	0	0	0	0	2	1			
5 Albert Almora Jr., R (1, 10) 15 Chris Dominguez, R (9, PH) OBP: 0.290, SLG: 0.552	F9						30 1B	K		3	0	1	0	0	1	0			
30 Jon Jay, L (1, 8) 75 Jacob Hannemann, L (8, 8) OBP: 0.355, SLG: 0.333	17 1B 3B						1-2 1B	K		3	1	2	0	0	1	0			
Inning Stats	R: 0 E: 0 K: 2 S: 7	H: 0 LOB: 0 BB: 0 P: 7	R: 0 E: 0 K: 2 S: 8	H: 1 LOB: 1 BB: 0 P: 8	R: 1 E: 0 K: 1 S: 7	H: 2 LOB: 1 BB: 0 P: 8	R: 2 E: 0 K: 3 S: 14	H: 4 LOB: 2 BB: 0 P: 15	R: 0 E: 0 K: 0 S: 3	H: 0 LOB: 0 BB: 0 P: 3	R: 0 E: 0 K: 2 S: 7	H: 0 LOB: 0 BB: 0 P: 7	R: 0 E: 0 K: 0 S: 3	H: 0 LOB: 0 BB: 0 P: 3	R: 0 E: 0 K: 0 S: 4	H: 1 LOB: 1 BB: 0 P: 4	1B: 4 2B: 1 3B: 1 HR: 2	SF: 0 SAC: 0 DP: 0 HBP: 0	WP: 1 PA: 35 PB: 0 SB: 0 CS: 0
PITCHER	IP WLS BF H R ER SO BB IBB HBP BLK WP HR S P ERA WHIP	IP WLS BF H R ER SO BB IBB HBP BLK WP HR S P ERA WHIP	IP WLS BF H R ER SO BB IBB HBP BLK WP HR S P ERA WHIP	IP WLS BF H R ER SO BB IBB HBP BLK WP HR S P ERA WHIP	IP WLS BF H R ER SO BB IBB HBP BLK WP HR S P ERA WHIP	IP WLS BF H R ER SO BB IBB HBP BLK WP HR S P ERA WHIP	IP WLS BF H R ER SO BB IBB HBP BLK WP HR S P ERA WHIP	IP WLS BF H R ER SO BB IBB HBP BLK WP HR S P ERA WHIP	IP WLS BF H R ER SO BB IBB HBP BLK WP HR S P ERA WHIP	IP WLS BF H R ER SO BB IBB HBP BLK WP HR S P ERA WHIP	IP WLS BF H R ER SO BB IBB HBP BLK WP HR S P ERA WHIP	IP WLS BF H R ER SO BB IBB HBP BLK WP HR S P ERA WHIP	IP WLS BF H R ER SO BB IBB HBP BLK WP HR S P ERA WHIP	IP WLS BF H R ER SO BB IBB HBP BLK WP HR S P ERA WHIP	IP WLS BF H R ER SO BB IBB HBP BLK WP HR S P ERA WHIP	IP WLS BF H R ER SO BB IBB HBP BLK WP HR S P ERA WHIP	IP WLS BF H R ER SO BB IBB HBP BLK WP HR S P ERA WHIP	IP WLS BF H R ER SO BB IBB HBP BLK WP HR S P ERA WHIP	IP WLS BF H R ER SO BB IBB HBP BLK WP HR S P ERA WHIP

Arizona Diamondbacks @ Chicago Cubs
Sloan Park, Mesa, AZ
Wed Mar 15 2017, 10:07 PM - 12:58 AM EDT
Att: 15,404 - Partly Cloudy - 78 F

AB 35
R 3
H 8
RBI 3
BB 0
SO 12
LOB 6



Batter	1	2	3	4	5	6	7	8	9	AB	R	H	RBI	BB	SO	LOB	TOP										
12 Kyle Schwarber, L OBP: 0.364, SLG: 0.621 86 Ian Happ, S OBP: 0.462, SLG: 0.778	P6		1-1 HR		1-3 2H 1B		K		K	3	2	4	0	0	0	0	Chicago Cubs @ Chicago White Sox Camelback Ranch, Glendale, AZ Fri Mar 17 2017, 3:07 PM - 5:57 PM EDT Att. 12,972 - Sunny - 89 F										
17 Kris Bryant, R OBP: 0.314, SLG: 0.545 85 Chesny Young, R OBP: 0.333, SLG: 0.406	K		F9		44 FC4-6 1B		7 S 1B		G3	3	0	1	2	0	1	0											
44 Anthony Rizzo, L OBP: 0.393, SLG: 0.542 7 Jeimer Candelario, S OBP: 0.255, SLG: 0.356	P6		2B		FC4-6		K			3	0	1	0	0	0	1											
18 Ben Zobrist, S OBP: 0.313, SLG: 0.333 72 John Andreoli, R OBP: 0.174, SLG: 0.150		F9	G6-3		K				K	3	0	0	0	0	1	2											
27 Addison Russell, R OBP: 0.357, SLG: 0.667 15 Chris Dominguez, R OBP: 0.306, SLG: 0.559	F9				K		P5		E7 WP PB 1B	3	0	0	0	0	1	1											
22 Jason Heyward, L OBP: 0.231, SLG: 0.286 9 Javier Báez, R OBP: 0.300, SLG: 0.316	F9				G4-3		K		P4	3	0	0	0	0	1	0											
40 Wilson Contreras, R OBP: 0.490, SLG: 0.714 Victor Caratini, S OBP: 0.391, SLG: 0.421			G6-3		G6-3		F9		2H BB	3	0	0	0	0	0	0											
2 Tommy La Stella, L OBP: 0.294, SLG: 0.467 82 Taylor Davis, R OBP: 0.365, SLG: 0.348			30 BB 12 HR BB		30 BB 12 HR 1B		K		F8	2	2	1	0	1	1	0											
30 Jon Jay, L OBP: 0.361, SLG: 0.424 85 Carlos Sepulveda, L OBP: 0.361, SLG: 0.424			12 HR BB		12 HR 17 1B BB		K		G3	1	2	0	0	2	1	0											
										1	0	0	0	0	0	0											
Inning Stats	R: 0 E: 0 K: 1 S: 5	H: 0 LOB: 0 BB: 0 P: 5	R: 0 E: 0 K: 0 S: 3	H: 0 LOB: 0 BB: 0 P: 3	R: 3 E: 0 K: 0 S: 6	H: 2 LOB: 1 BB: 2 P: 15	R: 0 E: 0 K: 1 S: 5	H: 0 LOB: 0 BB: 0 P: 5	R: 3 E: 0 K: 1 S: 8	H: 3 LOB: 1 BB: 1 P: 12	R: 0 E: 0 K: 2 S: 7	H: 0 LOB: 0 BB: 0 P: 7	R: 0 E: 0 K: 3 S: 10	H: 1 LOB: 1 BB: 0 P: 11	R: 1 E: 0 K: 1 S: 6	H: 1 LOB: 1 BB: 0 P: 10	R: 0 E: 0 K: 1 S: 5	H: 0 LOB: 0 BB: 0 P: 5	1B: 5 2B: 1 3B: 0 HR: 1	SF: 0 SAC: 0 DP: 0 HBP: 0	WP: 1 PB: 1 SB: 1 CS: 0	PA: 38					
PITCHER	IP	WLS	BF	H	R	ER	SO	BB	IBB	HBP	BLK	WP	HR	S	P	ERA	WHIP										
45 Derek Holland, L ERA: 7.45	4.0	L	19	4	6	6	2	3	0	0	0	0	0	21	34	13.50	1.750										
48 Tommy Kahnle, R ERA: 2.57	1.0		4	1	0	0	1	0	0	0	0	0	0	6	6	0.00	1.000										
78 Michael Kopech, R ERA: 7.5	2.0		7	1	0	0	5	0	0	0	0	0	0	17	18	0.00	0.500										
41 Cory Luebke, L ERA: 1.17	1.0		5	1	1	0	1	1	0	0	0	1	0	6	10	0.00	2.000										
76 Zack Burdi, R ERA: 3.24	1.0		3	0	0	0	1	0	0	0	0	0	0	5	5	0.00	0.000										

Batter	1	2	3	4	5	6	7	8	9	AB	R	H	RBI	BB	SO	LOB	BOTTOM										
44 Peter Bourjos, R OBP: 0.397, SLG: 0.581 28 Leury Garcia, S OBP: 0.395, SLG: 0.472	G3		53 FC5-4 1B		53 G6-4-3 1B		G4-3		G3-1	3	0	2	0	0	0	0	Chicago Cubs @ Chicago White Sox Camelback Ranch, Glendale, AZ Fri Mar 17 2017, 3:07 PM - 5:57 PM EDT Att. 12,972 - Sunny - 89 F										
53 Melky Cabrera, S OBP: 0.243, SLG: 0.229 32 Rymer Liriano, R OBP: 0.289, SLG: 0.424			79 WP 1B		21 2B		G6-4-3		G6-3	3	0	1	0	0	2	2											
79 José Abreu, R OBP: 0.300, SLG: 0.378 82 Nicky Delmonico, L OBP: 0.300, SLG: 0.553	G5-3		P3				G4-3			3	0	0	0	0	2	1											
21 Todd Frazier, R OBP: 0.231, SLG: 0.250 63 Adam Engel, R OBP: 0.294, SLG: 0.143	F8		1-2				7 FC6-4 BB		F8	2	0	1	0	1	0	1											
26 Avisail García, R OBP: 0.421, SLG: 0.611 24 Matt Davidson, R OBP: 0.317, SLG: 0.314		G6-3	G6-3				K		5 1B BB	3	0	0	0	1	3	0											
7 Tim Anderson, R OBP: 0.333, SLG: 0.472 5 Yolmer Sánchez, S OBP: 0.342, SLG: 0.441			20 CS 1B		G5-3		FC6-4			3	0	1	0	0	0	1											
20 Tyler Saladino, R OBP: 0.472, SLG: 0.813 85 Roberto Peña, R OBP: 0.200, SLG: 0.143			18 1B 3B		P3				G4-3	3	1	1	0	0	0	0											
18 Geovany Soto, R OBP: 0.263, SLG: 0.176 10 Yoán Moncada, S OBP: 0.359, SLG: 0.559			3H 1B		G6-3				FC6-4	1	0	1	0	0	0	0											
84 Danny Hayes, L OBP: 0.400, SLG: 0.571			F9				G1-3		P5	4	0	0	0	0	3	0											
										4	0	0	0	0	0	3											
Inning Stats	R: 0 E: 0 K: 0 S: 4	H: 1 LOB: 1 BB: 0 P: 5	R: 1 E: 0 K: 0 S: 5	H: 3 LOB: 1 BB: 0 P: 6	R: 0 E: 0 K: 0 S: 5	H: 2 LOB: 0 BB: 0 P: 5	R: 0 E: 0 K: 0 S: 3	H: 0 LOB: 0 BB: 0 P: 3	R: 0 E: 0 K: 1 S: 5	H: 0 LOB: 1 BB: 1 P: 9	R: 0 E: 0 K: 0 S: 3	H: 0 LOB: 1 BB: 1 P: 7	R: 1 E: 0 K: 0 S: 7	H: 2 LOB: 2 BB: 1 P: 13	R: 1 E: 0 K: 1 S: 6	H: 1 LOB: 0 BB: 0 P: 7	1B: 7 2B: 1 3B: 1 HR: 1	SF: 0 SAC: 0 DP: 1 HBP: 0	WP: 1 PB: 0 SB: 0 CS: 1	PA: 38							
PITCHER	IP	WLS	BF	H	R	ER	SO	BB	IBB	HBP	BLK	WP	HR	S	P	ERA	WHIP										
74 Duane Underwood Jr., R ERA: 2.25	1.0		4	1	0	0	0	0	0	0	0	0	0	5	6	9.00	3.000										
19 Koji Uehara, R ERA: 2.25	1.0	W	5	3	1	1	0	0	0	0	0	0	0	5	6	9.00	3.000										
29 Rob Zastryzny, L ERA: 8.1	3.0	H	11	3	0	0	0	0	0	0	0	0	0	11	11	0.00	1.000										
6 Carl Edwards Jr., R ERA: 2.25	1.0		4	0	0	0	1	1	0	0	0	0	0	5	9	0.00	1.000										
54 Williams Pérez, R ERA: 18.0	1.0		4	0	0	0	0	1	0	0	0	0	0	3	7	0.00	1.000										



AB	34
R	7
H	7
RBI	6
BB	4
SO	10
LOB	7



Batter	1	2	3	4	5	6	7	8	9	AB	R	H	RBI	BB	SO	LOB	TOP			
2 Kosuke Tanaka, L OBP: 0.250, SLG: 0.250	F9		G5-3			F7		G3-1		4	1	1	0	0	0	0	Japan @ Chicago Cubs Sloan Park, Mesa, AZ Sat Mar 18 2017, 4:12 PM - 6:40 PM EDT Att: 14,204 - Sunny - 93 F			
4 Ryosuke Kikuchi, R OBP: 0.500, SLG: 1.333	HR		BB			K		G4-3		3	1	1	2	1	1	2				
7 Norichika Aoki, L 55 Shogo Akiyama, L	K		G4-3			F7		G3-1		2	0	0	0	0	1	1				
25 Yoshi Tsutsugo, L 6 Hayato Sakamoto, R OBP: 1.000, SLG: 1.000	1B					F8		1B		3	0	2	0	0	0	0				
13 Sho Nakata, R 23 Tetsuto Yamada, R	G6-3					G6-3		G3-1		2	0	0	0	0	0	1				
51 Seiya Suzuki, R OBP: 0.250, SLG: 0.250						F9				4	0	1	0	0	0	1				
3 Nobuhiro Matsuda, R	G6-4-3					P2				4	0	0	0	0	1	2				
8 Ryosuke Hirata, R OBP: 0.250, SLG: 0.250	K					P3		G3-1		4	1	1	0	0	1	0				
27 Shota Ohno, R 22 Seiji Kobayashi, R OBP: 1.000, SLG: 1.000			L9			K				2	0	0	0	0	1	0				
Inning Stats	R: 1 E: 0 K: 1 S: 8	H: 2 LOB: 1 BB: 0 P: 8	R: 0 E: 0 K: 1 S: 5	H: 1 LOB: 0 BB: 0 P: 5	R: 0 E: 0 K: 0 S: 3	H: 0 LOB: 1 BB: 1 P: 7	R: 0 E: 0 K: 0 S: 3	H: 0 LOB: 0 BB: 0 P: 3	R: 0 E: 0 K: 1 S: 5	H: 0 LOB: 0 BB: 0 P: 5	R: 0 E: 0 K: 1 S: 6	H: 1 LOB: 1 BB: 0 P: 7	R: 3 E: 0 K: 0 S: 7	H: 4 LOB: 1 BB: 0 P: 7	R: 0 E: 0 K: 1 S: 5	H: 0 LOB: 0 BB: 0 P: 5	1B: 7 2B: 0 3B: 0 HR: 1	SF: 0 SAC: 0 DP: 1 HBP: 0	WP: 1 PB: 0 SB: 0 CS: 0	PA: 35
PITCHER	IP WLS BF H R ER SO BB IBB HBP BLK WP HR S P ERA WHIP																			
41 John Lackey, R ERA: 1.29	5.0 W 18 3 1 1 3 1 0 0 0 0 0 1 24 28 1.80 0.800																			
71 Wade Davis, R ERA:	1.0 3 0 0 0 1 0 0 0 0 0 0 0 5 5 0.00 0.000																			
46 Pedro Strop, R ERA: 20.25	1.0 4 1 0 0 1 0 0 0 0 0 1 0 6 7 0.00 1.000																			
82 Dallas Beeler, R ERA: 27.0	1.0 S 3 0 0 0 1 0 0 0 0 0 0 0 7 7 27.00 4.000																			
21 Dylan Floro, R ERA:	1.0 S 3 0 0 0 1 0 0 0 0 0 0 0 5 5 0.00 0.000																			

Batter	1	2	3	4	5	6	7	8	9	AB	R	H	RBI	BB	SO	LOB	BOTTOM			
66 Munenori Kawasaki, L OBP: 0.500, SLG: 0.333	1B					L7		K		3	2	1	0	1	0	0	Japan @ Chicago Cubs Sloan Park, Mesa, AZ Sat Mar 18 2017, 4:12 PM - 6:40 PM EDT Att: 14,204 - Sunny - 93 F			
46 Pedro Strop, R 67 Bijan Rademacher, L	G3					K				3	1	1	1	0	0	1				
18 Ben Zobrist, S OBP: 0.200, SLG: 0.600	G3					F8				1	0	0	0	0	1	0				
22 Jason Heyward, L 98 Todd Glasemann, R OBP: 0.333, SLG: 1.000	G3-1					P3				3	1	2	2	0	0	0				
20 Matt Szczur, R 91 Charcer Burks, R	BB					F9				3	0	0	0	1	2	2				
47 Miguel Montero, L 82 Taylor Davis, R OBP: 0.667, SLG: 1.667	F8					K				3	1	1	0	0	1	2				
86 Ian Happ, S Wladimir Galindo, R	K2-3					SF7		G3-1		3	0	1	1	0	1	1				
7 Jeimer Candelario, S 82 Dallas Beeler, R 21 Dylan Floro, L	BB					L7				2	0	1	1	2	0	1				
15 Chris Dominguez, R 71 Wade Davis, R 85 Carlos Penalver, R	FC5-4					FC6-4		K		3	0	0	0	0	1	5				
41 John Lackey, R 3 David Bote, R OBP: 0.500, SLG: 2.000	K					F8		K		2	0	0	0	0	1	1				
Inning Stats	R: 1 E: 0 K: 0 S: 4	H: 1 LOB: 1 BB: 1 P: 9	R: 0 E: 0 K: 2 S: 7	H: 0 LOB: 1 BB: 1 P: 11	R: 2 E: 0 K: 3 S: 12	H: 3 LOB: 3 BB: 2 P: 21	R: 0 E: 0 K: 0 S: 3	H: 0 LOB: 0 BB: 0 P: 3	R: 2 E: 0 K: 0 S: 6	H: 3 LOB: 1 BB: 0 P: 6	R: 1 E: 0 K: 1 S: 6	H: 1 LOB: 1 BB: 0 P: 6	R: 0 E: 0 K: 3 S: 9	H: 0 LOB: 0 BB: 0 P: 9	R: 0 E: 0 K: 3 S: 9	H: 0 LOB: 0 BB: 0 P: 9	1B: 6 2B: 1 3B: 1 HR: 1	SF: 1 SAC: 0 DP: 0 HBP: 0	WP: 0 PB: 0 SB: 2 CS: 0	PA: 37
PITCHER	IP WLS BF H R ER SO BB IBB HBP BLK WP HR S P ERA WHIP																			
17 Shintaro Fujinami, R 19 Hirotooshi Masui, R ERA: 18.0	4.0 L 20 4 3 3 5 4 0 0 0 0 0 0 0 6 6 18.00 3.000																			
10 Yuki Matsui, L ERA: 9.0	1.0 4 1 1 1 1 0 0 0 0 0 0 1 6 6 9.00 1.000																			
15 Naoki Miyayoshi, L ERA:	1.0 4 1 0 0 1 0 0 0 0 0 0 0 6 6 0.00 1.000																			
14 Takahiro Norimoto, R ERA:	1.0 3 0 0 0 3 0 0 0 0 0 0 0 9 9 0.00 0.000																			


AB	34
R	4
H	8
RBI	4
BB	1
SO	6
LOB	10



Batter	1	2	3	4	5	6	7	8	9	AB	R	H	RBI	BB	SO	LOB	TOP										
27 Adalberto Mondesi, S OBP: 0.441, SLG: 0.667 68 Humberto Arteaga, R OBP: 0.214, SLG: 0.222	G6-3		G6-3		G5-3			P3	P3	3	0	1	1	0	0	0											
8 Mike Moustakas, L OBP: 0.286, SLG: 0.514 15 Whit Merrifield, R OBP: 0.356, SLG: 0.400	HR		SF7		F8			K	G1-3	2	1	1	2	0	0	0											
6 Lorenzo Cain, R OBP: 0.371, SLG: 0.533 16 Paulo Orlando, R OBP: 0.361, SLG: 0.438	L9		E6		BB			BB	K	2	0	0	0	1	0	1											
37 Brandon Moss, L OBP: 0.350, SLG: 0.324 57 Anderson Miller, L OBP: 0.100, SLG: 0.100	K		BB		FC6-4			BB	K	3	0	1	0	1	1	1											
12 Jorge Soler, R OBP: 0.240, SLG: 0.146 7 Peter O'Brien, R OBP: 0.417, SLG: 0.854	K		K		K			BB	K	3	0	0	0	0	3	4											
19 Cheslor Cuthbert, R OBP: 0.302, SLG: 0.283 66 Ryan O'Hearn, L OBP: 0.250, SLG: 0.423	K				F7			F6	K	4	0	0	0	0	2	4											
24 Christian Colón, R OBP: 0.368, SLG: 0.500	K				F8			G6-3	K	4	0	1	2	0	1	0											
9 Drew Butera, R OBP: 0.214, SLG: 0.333 25 Brayán Peña, S OBP: 0.409, SLG: 0.524			G6-3		P3			F8	K	3	0	0	0	0	0	0											
14 Billy Burns, S OBP: 0.324, SLG: 0.424			HBP		G5-3			F9	K	3	1	0	0	0	1	2											
Inning Stats	R: 1 E: 0 K: 1 S: 6	H: 1 LOB: 0 BB: 0 P: 6	R: 0 E: 0 K: 3 S: 9	H: 0 LOB: 0 BB: 0 P: 9	R: 1 E: 1 K: 1 S: 7	H: 1 LOB: 3 BB: 1 P: 13	R: 0 E: 0 K: 0 S: 3	H: 0 LOB: 0 BB: 0 P: 3	R: 0 E: 0 K: 0 S: 3	H: 0 LOB: 1 BB: 1 P: 11	R: 0 E: 0 K: 0 S: 3	H: 0 LOB: 0 BB: 0 P: 3	R: 4 E: 0 K: 2 S: 12	H: 5 LOB: 2 BB: 1 P: 16	R: 0 E: 0 K: 1 S: 5	H: 0 LOB: 0 BB: 0 P: 5	1B: 6 2B: 0 3B: 0 HR: 1	SF: 1 SAC: 0 DP: 0 HBP: 1	WP: 0 PB: 0 SB: 1 CS: 0	PA: 39							
PITCHER	IP	WLS	BF	H	R	ER	SO	BB	IBB	HBP	BLK	WP	HR	S	P	ERA	WHIP										
38 Mike Montgomery, L ERA: 4.5	3.0	L	14	2	2	2	5	1	0	1	0	0	1	22	28	6.00	1.000										
6 Carl Edwards Jr., R ERA: 1.8	1.0		3	0	0	0	0	0	0	0	0	0	0	3	3	0.00	0.000										
37 Brett Anderson, L ERA: 7.15	3.1		14	3	3	3	3	1	0	0	0	0	0	19	23	8.10	1.200										
48 Jim Henderson, R ERA: 9.64	0.2		5	2	1	1	1	1	0	0	0	0	0	6	10	13.50	4.500										
57 David Rollins, L ERA:	1.0		3	0	0	0	1	0	0	0	0	0	0	5	5	0.00	0.000										

Kansas City Royals @ Chicago Cubs
Sloan Park, Mesa, AZ
Sun Mar 19 2017, 10:08 PM - 12:38 AM EDT
Att: 15,497 - Clear - 80 F


AB 34
R 6
H 7
RBI 6
BB 3
SO 10
LOB 13



Batter	1	2	3	4	5	6	7	8	9	AB	R	H	RBI	BB	SO	LOB	BOTTOM										
30 Jon Jay, L OBP: 0.333, SLG: 0.410 67 Bijan Rademacher, L OBP: 0.250, SLG: 0.333	K				F7			G1-3	BB	3	0	0	0	0	1	0											
17 Kris Bryant, R OBP: 0.317, SLG: 0.500 86 Ian Happ, S OBP: 0.450, SLG: 0.757	BB				K			K	F8	3	0	1	0	0	2	0											
44 Anthony Rizzo, L OBP: 0.382, SLG: 0.600 7 Jeimer Candelario, S OBP: 0.250, SLG: 0.348	BB				K			G3	F9	3	0	0	0	0	1	1											
18 Ben Zobrist, S OBP: 0.314, SLG: 0.367 3 David Bote, R OBP: 0.425, SLG: 0.667					F8			K	2B	3	0	1	0	0	1	0											
27 Addison Russell, R OBP: 0.382, SLG: 0.833 15 Chris Dominguez, R OBP: 0.297, SLG: 0.543					K			HR	F8	3	1	2	1	0	1	0											
40 Wilson Contreras, R OBP: 0.368, SLG: 0.647 98 Todd Glasemann, R OBP: 0.300, SLG: 0.333					K			K	K	3	0	0	0	0	2	2											
22 Jason Heyward, L OBP: 0.214, SLG: 0.263 13 Carlos Corporán, S OBP: 0.278, SLG: 0.267					L4			P5		3	0	0	0	0	0	2											
38 Mike Montgomery, L ERA: 4.5 6 Carl Edwards Jr., R ERA: 1.8 37 Brett Anderson, L ERA: 7.15 48 Jim Henderson, L ERA: 9.64 82 Taylor Davis, R ERA: 5.63 57 David Rollins, L ERA:					K			G4-3		1	0	0	0	0	0	0											
72 John Andreoli, R OBP: 0.200, SLG: 0.269 85 Carlos Penalver, R OBP: 0.100, SLG: 0.100					G5-3			K	K	3	0	0	0	0	2	1											
Inning Stats	R: 0 E: 0 K: 1 S: 5	H: 1 LOB: 0 BB: 0 P: 5	R: 0 E: 0 K: 1 S: 5	H: 0 LOB: 0 BB: 0 P: 5	R: 0 E: 0 K: 1 S: 5	H: 0 LOB: 0 BB: 0 P: 5	R: 0 E: 0 K: 2 S: 7	H: 0 LOB: 0 BB: 0 P: 7	R: 0 E: 0 K: 1 S: 6	H: 2 LOB: 1 BB: 0 P: 6	R: 0 E: 0 K: 1 S: 5	H: 0 LOB: 0 BB: 0 P: 5	R: 0 E: 0 K: 2 S: 7	H: 0 LOB: 0 BB: 0 P: 7	R: 1 E: 0 K: 2 S: 10	H: 2 LOB: 1 BB: 0 P: 10	R: 1 E: 0 K: 0 S: 4	H: 1 LOB: 1 BB: 1 P: 8	1B: 3 2B: 2 3B: 0 HR: 1	SF: 0 SAC: 0 DP: 2 HBP: 0	WP: 0 PB: 0 SB: 0 CS: 0	PA: 32					
PITCHER	IP	WLS	BF	H	R	ER	SO	BB	IBB	HBP	BLK	WP	HR	S	P	ERA	WHIP										
31 Ian Kennedy, R ERA:	6.0		19	3	0	0	7	0	0	0	0	0	0	33	33	0.00	0.500										
48 Joskim Soria, R ERA: 3.6	1.0	H	3	0	0	0	2	0	0	0	0	0	0	7	7	0.00	0.000										
26 Mike Minor, L ERA: 1.0	1.0		5	2	1	1	2	0	0	0	0	0	1	10	10	9.00	2.000										
75 Malcom Culver, R ERA: 5.63	1.0		5	1	1	1	0	1	0	0	0	0	0	4	8	9.00	2.000										

Kansas City Royals @ Chicago Cubs
Sloan Park, Mesa, AZ
Sun Mar 19 2017, 10:08 PM - 12:38 AM EDT
Att: 15,497 - Clear - 80 F

AB 31
R 2
H 6
RBI 2
BB 1
SO 11
LOB 9



Batter	1	2	3	4	5	6	7	8	9	AB	R	H	RBI	BB	SO	LOB	TOP			
12 Kyle Schwarber, L (1, 7) OBP: 0.349, SLG: 0.615	1-0 17 CS 1B		0-0 F9		1-1 1-H HR					3	1	2	2	0	0	0	Chicago Cubs @ Cincinnati Reds Goodyear Ballpark, Goodyear, AZ Wed Mar 22 2017, 9:06 PM - 10:32 PM EDT Att: 11,553 - Partly Cloudy - 79 F			
17 Kris Bryant, R (1, 5) OBP: 0.318, SLG: 0.475	1-3 K		4-0 BB		0-0 L8					2	0	0	0	1	1					
47 Miguel Montero, L (1, 2) OBP: 0.176, SLG: 0.156	0-0 F8		0-0 P6		0-0 G3-1					3	0	0	0	0	0	1				
27 Addison Russell, R (1, 6) OBP: 0.361, SLG: 0.781		0-0 G5-3		0-3 K						2	0	0	0	0	1	0				
22 Jason Heyward, L (1, 9) OBP: 0.205, SLG: 0.250		0-0 E4		0-0 F8						2	0	0	0	0	0	0				
86 Ian Hapo, S (1, 4) OBP: 0.457, SLG: 0.725		4-0 BB		4-0 BB						0	0	0	0	2	0	0				
7 Jeimer Candelario, S (1, 3) OBP: 0.278, SLG: 0.373		0-3 K		0-0 F8						2	0	0	0	0	1	3				
20 Matt Szczur, R (1, 10) OBP: 0.429, SLG: 0.636		0-0 F7			0-0 12 HR 1B					2	1	1	0	0	0	2				
30 Jon Jay, L (1, 8) OBP: 0.318, SLG: 0.390			0-0 F8		0-0 F9					2	0	0	0	0	0	1				
Inning Stats	R: 0 E: 0 K: 1 S: 5	H: 1 LOB: 0 BB: 0 P: 7	R: 0 E: 1 K: 1 S: 6	H: 0 LOB: 2 BB: 1 P: 10	R: 0 E: 0 K: 0 S: 3	H: 0 LOB: 1 BB: 1 P: 7	R: 0 E: 0 K: 1 S: 5	H: 0 LOB: 1 BB: 1 P: 9	R: 2 E: 0 K: 0 S: 6	H: 2 LOB: 0 BB: 0 P: 7						1B: 2 2B: 0 3B: 0 HR: 1		SF: 0 SAC: 0 DP: 0 HBP: 0	WP: 0 PB: 0 SB: 0 CS: 1	PA: 21
PITCHER 37 Scott Feldman, R (1, 1) ERA: 4.15	IP: 5.0 WLS: W BF: 21	H: 3 R: 2 ER: 2 SO: 3	BB: 3 IBB: 0 HBP: 0 BLK: 0	WP: 0 HR: 1 S: 25 P: 40	ERA: 3.60 WHIP: 1.200	PITCHER					IP: 5.0 WLS: W BF: 21	H: 3 R: 2 ER: 2 SO: 3	BB: 3 IBB: 0 HBP: 0 BLK: 0	WP: 0 HR: 1 S: 25 P: 40	ERA: 3.60 WHIP: 1.200					

AB	18
R	2
H	3
RBI	2
BB	3
SO	3
LOB	8



Batter	1	2	3	4	5	6	7	8	9	AB	R	H	RBI	BB	SO	LOB	BOTTOM			
2 Zack Cozart, R (1, 6) OBP: 0.350, SLG: 0.514	0-0 G6-3		0-0 F7	0-0 G6-4-3						3	0	0	0	0	0	1	Chicago Cubs @ Cincinnati Reds Goodyear Ballpark, Goodyear, AZ Wed Mar 22 2017, 9:06 PM - 10:32 PM EDT Att: 11,553 - Partly Cloudy - 79 F			
39 Devin Mesoraco, R (1, 2) OBP: 0.300, SLG: 0.400	0-0 G6-3		0-3 K		0-0 1B					3	0	1	0	0	1	0				
19 Joey Volto, L (1, 3) OBP: 0.298, SLG: 0.244	0-0 F9			0-0 23 HR 1B						2	1	1	0	0	0	0				
23 Adam Duvall, R (1, 7) OBP: 0.310, SLG: 0.538		0-0 G3		0-1 1-H HR						2	1	1	2	0	0	0				
7 Eugenio Suárez, R (1, 5) OBP: 0.366, SLG: 0.500		0-0 G5-3		4-0 63 2B BB						1	1	0	0	1	0	0				
43 Scott Schebler, L (1, 8) OBP: 0.326, SLG: 0.538		0-0 2B		0-0 F9						2	0	1	0	0	0	1				
3 Patrick Kivlehan, R (1, 9) OBP: 0.422, SLG: 0.643		1-0 HBP		0-0 63 2B 1B						1	1	1	0	0	0	0				
63 Hernan Inbarren, L (1, 4) OBP: 0.357, SLG: 0.359		0-0 G3		0-0 37 1B 2B						2	1	1	2	0	0	2				
37 Scott Feldman, L (1, 1) OBP: 0.500, SLG: 0.500			0-0 L8	0-0 2 G6-4-3 1B						2	0	1	1	0	0	0				
Inning Stats	R: 0 E: 0 K: 0 S: 3	H: 0 LOB: 0 BB: 0 P: 3	R: 0 E: 0 K: 0 S: 4	H: 1 LOB: 2 BB: 0 P: 5	R: 0 E: 0 K: 1 S: 5	H: 0 LOB: 0 BB: 0 P: 5	R: 5 E: 0 K: 0 S: 8	H: 5 LOB: 0 BB: 1 P: 12	R: 0 E: 0 K: 0 S: 1	H: 1 LOB: 1 BB: 0 P: 1						1B: 4 2B: 2 3B: 0 HR: 1		SF: 0 SAC: 0 DP: 1 HBP: 1	WP: 0 PB: 0 SB: 0 CS: 0	PA: 20
PITCHER Ryan Williams, R (1, 1) ERA: 6.75 29 Rob Zastryzny, L (4, 1) ERA: 7.36	IP: 3.1 WLS: L BF: 17	H: 5 R: 5 ER: 5 SO: 1	BB: 1 IBB: 0 HBP: 1 BLK: 0	WP: 0 HR: 1 S: 18 P: 23	ERA: 13.50 WHIP: 1.800	PITCHER					IP: 0.2 WLS: L BF: 3	H: 2 R: 0 ER: 0 SO: 0	BB: 0 IBB: 0 HBP: 0 BLK: 0	WP: 0 HR: 0 S: 3 P: 3	ERA: 0.00 WHIP: 3.000					

AB	18
R	5
H	7
RBI	5
BB	1
SO	1
LOB	4



Batter	1	2	3	4	5	6	7	8	9	AB	R	H	RBI	BB	SO	LOB	TOP										
55 Roberto Pérez, R OBP: 0.400, SLG: 0.313 61 Conner Capel, L OBP: 0.500, SLG: 0.500	F8		G6-4-3			K	F9		CS	4	0	0	0	0	1	4											
26 Austin Jackson, R OBP: 0.375, SLG: 0.708 69 Todd Isaacs, R	K			78 G3-1		78 S		K	CS	3	0	2	0	0	1	0											
11 José Ramírez, S OBP: 0.313, SLG: 0.477 69 José Fermin, R	F9			F7		F9		G3-1		3	0	0	0	0	0	2											
8 Lonnie Chisenhall, L OBP: 0.462, SLG: 0.636 78 Bradley Zimmer, L OBP: 0.414, SLG: 0.615		G6-3		G3-1		K		9 HBP		1	0	0	0	0	0	0											
7 Yan Gomes, R OBP: 0.410, SLG: 0.559 9 Enk González, R OBP: 0.327, SLG: 0.489 4 Ivan Castillo, S	F7			G6-3			F8	99 HBP		3	0	0	0	0	0	1											
6 Brandon Guyer, R OBP: 0.379, SLG: 0.440 99 Daniel Robertson, R OBP: 0.390, SLG: 0.442	K					K	E4	13 HR	1B	3	0	1	0	0	2	0											
13 Chris Colabello, R OBP: 0.462, SLG: 0.636 9 Jeremy Lucas, R OBP: 0.600, SLG: 0.750			G5-3			72 G4-6-3		G5-3		3	1	2	2	0	0	0											
72 Yandy Díaz, R OBP: 0.553, SLG: 0.600 49 Sam Haggerty, S			39 1B			G4-6-3			G4-3	3	0	1	0	1	0	1											
39 Gio Urshela, R OBP: 0.314, SLG: 0.484 58 Kunguan Giljelijaw, R			55 G6-4-3				F8		K	3	1	2	1	0	0	2											
Inning Stats	R: 0 E: 0 K: 1 S: 5	H: 0 LOB: 0 BB: 0 P: 5	R: 0 E: 0 K: 1 S: 5	H: 0 LOB: 0 BB: 0 P: 5	R: 0 E: 0 K: 0 S: 3	H: 1 LOB: 1 BB: 1 P: 7	R: 0 E: 0 K: 0 S: 4	H: 1 LOB: 1 BB: 0 P: 4	R: 0 E: 0 K: 1 S: 5	H: 1 LOB: 0 BB: 0 P: 5	R: 1 E: 0 K: 2 S: 11	H: 2 LOB: 2 BB: 0 P: 12	R: 2 E: 1 K: 0 S: 6	H: 3 LOB: 2 BB: 0 P: 6	R: 1 E: 0 K: 1 S: 7	H: 2 LOB: 2 BB: 0 P: 8	R: 0 E: 0 K: 1 S: 6	H: 1 LOB: 0 BB: 0 P: 6	1B: 8 2B: 1 3B: 0 HR: 2	SF: 0 SAC: 0 DP: 2 HBP: 1	WP: 0 PB: 0 SB: 1 CS: 1	PA: 38					
PITCHER	IP	WLS	BF	H	R	ER	SO	BB	IBB	HBP	BLK	WP	HR	S	P	ERA	WHIP										
41 John Lackey, R ERA: 2.0	6.0	L	22	5	1	1	5	1	0	0	0	0	1	33	38	1.50	1.000										
84 Jhondaniel Medina, R ERA: 5.14	1.0		6	3	2	2	0	0	0	0	0	0	1	6	6	18.00	3.000										
21 Dylan Floro, R ERA: 9.64	1.0		6	2	1	1	1	0	0	1	0	0	0	7	8	9.00	2.000										
Félix Peña, R ERA: 3.86	1.0		3	1	0	0	1	0	0	0	0	0	0	6	6	0.00	1.000										

Cleveland Indians @ Chicago Cubs
Sloan Park, Mesa, AZ
Fri Mar 24 2017, 4:08 PM - 6:38 PM EDT
Att: 15,473 - Sunny - 74 F


AB 35
R 4
H 11
RBI 4
BB 1
SO 7
LOB 14



Batter	1	2	3	4	5	6	7	8	9	AB	R	H	RBI	BB	SO	LOB	BOTTOM										
2 Tommy La Stella, L OBP: 0.313, SLG: 0.500 96 Jason Vosler, L OBP: 0.222, SLG: 0.222	44 WP		L7			K				3	0	1	0	1	1	1											
5 Albert Almora Jr., R OBP: 0.296, SLG: 0.489 72 John Andreoli, R OBP: 0.297, SLG: 0.300	F9		G6-3			F7		K		2	0	0	0	0	0	2											
44 Anthony Rizzo, L OBP: 0.386, SLG: 0.541 15 Chris Dominguez, R OBP: 0.300, SLG: 0.526	K							K		3	0	1	0	0	2	1											
47 Miguel Montero, L OBP: 0.162, SLG: 0.143 82 Taylor Davis, R OBP: 0.393, SLG: 0.360	G4-3					P5			P4	3	0	0	0	0	1	2											
22 Jason Heyward, L OBP: 0.213, SLG: 0.256 83 Jeffrey Baez, R OBP: 0.500, SLG: 1.000	G3					F8				3	0	1	0	0	0	0											
86 Ian Hapo, S OBP: 0.471, SLG: 0.773	K							66 G4-6-3	1B	3	1	1	2	0	2	1											
66 Munenori Kawasaki, L OBP: 0.391, SLG: 0.399 21 Dylan Floro, L Félix Peña, R Ian Rice, R									41 SH3	3	0	1	0	0	0	2											
41 John Lackey, R 84 Jhondaniel Medina, R 85 Chesny Young, R OBP: 0.333, SLG: 0.400										2	0	0	0	0	0	0											
30 Jon Jay, L OBP: 0.319, SLG: 0.372 90 D.J. Wilson, L										2	0	0	0	1	0	1											
Inning Stats	R: 0 E: 0 K: 1 S: 5	H: 0 LOB: 1 BB: 1 P: 10	R: 0 E: 0 K: 1 S: 6	H: 1 LOB: 1 BB: 0 P: 6	R: 0 E: 0 K: 0 S: 3	H: 0 LOB: 0 BB: 1 P: 7	R: 0 E: 0 K: 1 S: 5	H: 0 LOB: 0 BB: 0 P: 5	R: 0 E: 0 K: 2 S: 8	H: 1 LOB: 1 BB: 0 P: 8	R: 0 E: 0 K: 1 S: 5	H: 1 LOB: 1 BB: 0 P: 5	R: 0 E: 0 K: 1 S: 6	H: 1 LOB: 1 BB: 0 P: 6	R: 2 E: 0 K: 2 S: 9	H: 2 LOB: 0 BB: 0 P: 9	1B: 3 2B: 1 3B: 1 HR: 1	SF: 0 SAC: 1 DP: 1 HBP: 1	WP: 1 PB: 0 SB: 0 CS: 1	PA: 34							
PITCHER	IP	WLS	BF	H	R	ER	SO	BB	IBB	HBP	BLK	WP	HR	S	P	ERA	WHIP										
59 Carlos Carrasco, R ERA: 11.45	3.0		11	0	0	0	2	2	0	0	0	0	0	14	23	0.00	1.000										
51 Shawn Armstrong, R	2.0	W	7	0	0	0	1	0	0	1	0	0	0	8	9	0.00	0.000										
57 Kyle Crockett, L ERA: 3.0	1.0	H	4	1	0	0	2	0	0	0	0	0	0	8	8	0.00	1.000										
34 Zach McAllister, R ERA: 3.86	1.0	H	3	1	0	0	1	0	0	0	0	0	0	5	5	0.00	1.000										
62 Nick Goody, R ERA: 1.0	1.0		4	1	0	0	1	0	0	0	0	0	0	6	6	0.00	1.000										

Cleveland Indians @ Chicago Cubs
Sloan Park, Mesa, AZ
Fri Mar 24 2017, 4:08 PM - 6:38 PM EDT
Att: 15,473 - Sunny - 74 F

AB 30
R 2
H 6
RBI 2
BB 2
SO 9
LOB 12



Batter	1	2	3	4	5	6	7	8	9	AB	R	H	RBI	BB	SO	LOB	TOP							
6 Billy Hamilton, S OBP: 0.267, SLG: 0.220 37 Beau Amaral, L OBP: 0.500, SLG: 0.750										3	0	0	0	1	2	1	Cincinnati Reds @ Chicago Cubs Cashman Field, Las Vegas, NV Sat Mar 25 2017, 4:07 PM - 7:31 PM EDT Att: 11,455 - Sunny - 68 F							
30 Arismendy Alcántara, S OBP: 0.273, SLG: 0.529 95 Seth Mejias-Brean, R OBP: 0.429, SLG: 0.429										4	1	1	2	0	0	3								
19 Joey Votto, L OBP: 0.333, SLG: 0.238 Phillip Ervin, R OBP: 0.345, SLG: 0.500										1	0	0	0	3	0	0								
7 Eugenio Suárez, R OBP: 0.375, SLG: 0.488 90 Zach Vincej, R OBP: 0.250, SLG: 0.297										3	0	1	0	0	0	2								
Jesse Winker, L OBP: 0.340, SLG: 0.408										5	1	2	0	0	1	4								
16 Tucker Barnhart, L OBP: 0.297, SLG: 0.194 65 Austin Orewiler, R OBP: 0.400, SLG: 0.538 68 Joe Hudson, R OBP: 0.400, SLG: 0.538										3	0	0	0	1	0	1								
3 Patrick Kivlehan, R OBP: 0.442, SLG: 0.681 17 Adrian Nieto, S OBP: 1.000, SLG: 1.000										3	0	1	0	1	0	2								
49 Tony Renda, R OBP: 0.404, SLG: 0.523 21 Juan Perez, L OBP: 0.250, SLG: 0.625										1	1	1	0	0	0	0								
55 Robert Stephenson, R OBP: 0.600, SLG: 0.600 48 Barrett Astin, R OBP: 0.400, SLG: 0.538 77 Alejandro Chacin, R OBP: 0.400, SLG: 0.538 67 Rob Brantley, L OBP: 0.406, SLG: 0.393										3	0	1	0	1	0	4								
										1	1	0	0	0	0	1								
Inning Stats	R: 0 E: 0 K: 1 S: 6	H: 1 LOB: 2 BB: 1 P: 10	R: 0 E: 0 K: 0 S: 5	H: 2 LOB: 3 BB: 1 P: 9	R: 0 E: 1 K: 0 S: 4	H: 0 LOB: 3 BB: 2 P: 12	R: 2 E: 0 K: 2 S: 9	H: 2 LOB: 1 BB: 1 P: 13	R: 0 E: 0 K: 1 S: 6	H: 1 LOB: 1 BB: 0 P: 6	R: 0 E: 0 K: 0 S: 3	H: 0 LOB: 0 BB: 0 P: 3	R: 0 E: 0 K: 0 S: 3	H: 1 LOB: 1 BB: 1 P: 8	R: 1 E: 0 K: 1 S: 7	H: 2 LOB: 2 BB: 1 P: 11	R: 4 E: 0 K: 1 S: 11	H: 6 LOB: 2 BB: 0 P: 11	1B: 11 2B: 1 3B: 1 HR: 2	SF: 0 SAC: 0 DP: 1 HBP: 0	WP: 1 PB: 0 SB: 0 CS: 0	PA: 49		
PITCHER	IP WLS BF H R ER SO BB IBB HBP BLK WP HR S P ERA WHIP	3.0 17 3 0 0 1 4 0 0 0 0 0 15 31 0.00 2.333	1.0 6 2 2 2 2 1 0 0 0 0 0 1 9 13 18.00 3.000	1.0 4 1 0 0 1 0 0 0 0 0 0 0 6 6 0.00 1.000	1.0 3 0 0 0 0 0 0 0 0 0 0 0 3 3 0.00 0.000	1.0 4 1 0 0 0 1 0 0 0 0 1 0 3 8 0.00 2.000	1.0 6 2 1 1 1 1 0 0 0 0 0 0 7 11 9.00 3.000	1.0 9 6 4 4 1 0 0 0 0 0 0 1 11 11 36.00 6.000																
12 Kyle Schwarber, L OBP: 0.347, SLG: 0.568 67 Bijan Rademacher, L OBP: 0.300, SLG: 0.333										2	1	1	0	1	1	0	Cincinnati Reds @ Chicago Cubs Cashman Field, Las Vegas, NV Sat Mar 25 2017, 4:07 PM - 7:31 PM EDT Att: 11,455 - Sunny - 68 F							
17 Kris Bryant, R OBP: 0.380, SLG: 0.600 3 David Bote, R OBP: 0.444, SLG: 0.625										3	2	2	2	0	0	0								
47 Miguel Montero, L OBP: 0.200, SLG: 0.184 82 Taylor Davis, R OBP: 0.367, SLG: 0.333										3	0	2	1	0	0	1								
5 Albert Almora Jr., R OBP: 0.283, SLG: 0.471 93 Bryant Flete, L OBP: 0.500, SLG: 0.500										4	0	1	0	0	0	3								
2 Tommy La Stella, L OBP: 0.343, SLG: 0.500 0 David Berg, R OBP: 0.308, SLG: 0.273										2	1	1	0	1	1	0								
86 Ian Hapo, S OBP: 0.473, SLG: 0.813 82 Dallas Beeler, R OBP: 0.400, SLG: 0.538 Pierce Johnson, R OBP: 0.500, SLG: 0.500										4	1	2	4	0	1	1								
85 Carlos Penalver, R OBP: 0.500, SLG: 0.500 72 John Andreoli, R OBP: 0.167, SLG: 0.667 91 Charcer Burks, R OBP: 0.167, SLG: 0.667										1	0	0	0	0	0	0								
28 Kyle Hendricks, R 38 Mike Montgomery, L 99 Ali Solis, R 52 Justin Grimm, R Victor Caratini, S OBP: 1.000, SLG: 0.600										1	0	0	0	0	0	3								
85 Chesny Young, R OBP: 0.375, SLG: 0.500 54 Yasiel Balaguert, R OBP: 0.500, SLG: 1.157 69 Stephen Perakslis, R OBP: 0.500, SLG: 0.500										3	1	2	1	0	0	0								
										1	0	0	0	0	2	0								
Inning Stats	R: 2 E: 0 K: 0 S: 6	H: 3 LOB: 3 BB: 2 P: 14	R: 0 E: 0 K: 1 S: 5	H: 0 LOB: 0 BB: 0 P: 5	R: 0 E: 0 K: 1 S: 5	H: 0 LOB: 0 BB: 0 P: 5	R: 0 E: 0 K: 1 S: 5	H: 0 LOB: 0 BB: 0 P: 5	R: 6 E: 0 K: 1 S: 13	H: 8 LOB: 3 BB: 1 P: 17	R: 0 E: 0 K: 2 S: 8	H: 1 LOB: 1 BB: 0 P: 8	R: 2 E: 0 K: 0 S: 4	H: 2 LOB: 2 BB: 0 P: 6	R: 0 E: 0 K: 0 S: 4	H: 2 LOB: 2 BB: 1 P: 9	1B: 12 2B: 1 3B: 0 HR: 4	SF: 0 SAC: 0 DP: 3 HBP: 3	WP: 0 PB: 0 SB: 0 CS: 0	PA: 45				
PITCHER	IP WLS BF H R ER SO BB IBB HBP BLK WP HR S P ERA WHIP	4.0 19 6 4 4 1 2 0 0 0 0 0 2 9 13 54.00 9.000	0.2 8 5 4 4 1 1 0 0 0 0 0 2 9 13 54.00 9.000	1.1 6 2 0 0 2 0 0 0 0 0 0 0 10 10 0.00 1.500	2.0 12 4 3 3 0 1 0 3 0 0 0 1 8 15 13.50 2.500																			

AB	42
R	7
H	15
RBI	7
BB	7
SO	6
LOB	29



AB	38
R	11
H	17
RBI	10
BB	4
SO	6
LOB	20



Batter	1	2	3	4	5	6	7	8	9	AB	R	H	RBI	BB	SO	LOB	TOP																			
6 Billy Hamilton, S OBP: 0.245, SLG: 0.200 37 Beau Amaral, L OBP: 0.600, SLG: 0.800	G4-3		F7		G3-6		G3-6		30 2B 1B	4	0	0	0	0	0	3	<p>Cincinnati Reds @ Chicago Cubs</p> <p>Cashman Field, Las Vegas, NV</p> <p>Sun Mar 26 2017, 4:06 PM - 7:34 PM EDT</p> <p>Att: 11,285 - Partly Cloudy - 69 F</p>																			
30 Arismendy Alcántara, S OBP: 0.300, SLG: 0.959	L9		K		19 BB 1B		3 2B 2B		3 2B 2B	5	1	3	2	0	1	0																				
19 Joey Votto, L OBP: 0.370, SLG: 0.273 3 Patrick Kivlehan, R OBP: 0.444, SLG: 0.694	1B		7 FC6-4 1B		1-2 BB		2B		K	2	0	2	0	1	0	0																				
7 Eugenio Suárez, R OBP: 0.346, SLG: 0.447 95 Seth Mejias-Brean, R OBP: 0.429, SLG: 0.429	G5-3		FC6-4 1B		G1-3		G6-3			4	0	0	0	0	0	5																				
Jesse Winker, L OBP: 0.351, SLG: 0.491									G4-3	4	1	2	1	0	0	0																				
21 Juan Perez, L OBP: 0.200, SLG: 0.500 90 Zach Vincej, R OBP: 0.262, SLG: 0.333	HR		F7		G4-3		K			2	0	0	0	0	0	1																				
Phillip Ervin, R OBP: 0.303, SLG: 0.433			G5-3		F9-2-5		G4-3		L9	2	0	1	0	0	0	2																				
16 Tucker Barnhart, L OBP: 0.325, SLG: 0.212 39 Jake Paulson, R OBP: 0.282, SLG: 0.333							L9-3		K	2	1	1	0	1	0	1																				
40 Wendolyn Bautista, R OBP: 0.375, SLG: 0.500	1B									0	0	0	0	0	0	0																				
46 Tim Adleman, R OBP: 0.333, SLG: 0.667 88 Nick Roults, L OBP: 0.199, SLG: 1.093 17 Adrian Nieto, S OBP: 0.142, SLG: 0.556 41 Louis Coleman, R OBP: 0.188, SLG: 0.524 90 Sandy Lugo, R OBP: 0.189, SLG: 0.429 67 Rob Brantly, L OBP: 0.142, SLG: 0.429	G1-3						6 G3-6 1B		P6	1	0	0	0	0	0	1																				
Inning Stats	R: 0 E: 0 K: 0 S: 4	H: 1 LOB: 1 BB: 0 P: 4	R: 1 E: 0 K: 0 S: 5	H: 2 LOB: 1 BB: 0 P: 5	R: 0 E: 0 K: 1 S: 6	H: 1 LOB: 1 BB: 0 P: 6	R: 0 E: 0 K: 0 S: 3	H: 1 LOB: 2 BB: 0 P: 3	R: 1 E: 0 K: 0 S: 4	H: 2 LOB: 2 BB: 2 P: 12	R: 0 E: 0 K: 0 S: 4	H: 1 LOB: 1 BB: 0 P: 4	R: 1 E: 0 K: 0 S: 5	H: 3 LOB: 1 BB: 0 P: 5	R: 0 E: 0 K: 1 S: 5	H: 0 LOB: 0 BB: 0 P: 5	R: 1 E: 0 K: 2 S: 9	H: 2 LOB: 1 BB: 0 P: 9	1B: 7 2B: 6 3B: 0 HR: 1	SF: 0 SAC: 0 DP: 3 HBP: 0	WP: 0 PB: 0 SB: 0 CS: 0	PA: 39														
PITCHER	IP	WLS	BF	H	R	ER	SO	BB	IBB	HBP	BLK	WP	HR	S	P	ERA	WHIP	PITCHER	IP	WLS	BF	H	R	ER	SO	BB	IBB	HBP	BLK	WP	HR	S	P	ERA	WHIP	
53 Eddie Butler, R ERA: 3.07	4.2	W	20	7	2	2	1	1	0	0	0	0	1	21	25	3.86	1.714	84 Jhondaniel Medina, R ERA: 5.63	1.0		5	2	1	1	2	0	0	0	0	0	0	9	9	9.00	2.000	
32 Brian Duensing, L ERA: 5.87	1.1		6	1	0	0	1	0	0	0	0	0	0	5	9	0.00	1.500																			
6 Carl Edwards Jr., R ERA: 1.42	0.2		2	1	0	0	0	0	0	0	0	0	0	2	2	0.00	1.500																			
21 Dylan Floro, R ERA: 10.8	0.1		3	2	1	1	0	0	0	0	0	0	0	3	3	27.00	6.000																			
55 Daniel Corcino, R ERA:	1.0		3	0	0	0	1	0	0	0	0	0	0	5	5	0.00	0.000																			

Cincinnati Reds @ Chicago Cubs


Cashman Field, Las Vegas, NV

Sun Mar 26 2017, 4:06 PM - 7:34 PM EDT

Att: 11,285 - Partly Cloudy - 69 F

livebaseballscorecards.com

AB 37
R 4
H 13
RBI 4
BB 2
SO 4
LOB 14



Batter	1	2	3	4	5	6	7	8	9	AB	R	H	RBI	BB	SO	LOB	BOTTOM																			
44 Anthony Rizzo, L OBP: 0.364, SLG: 0.600 82 Taylor Davis, R OBP: 0.364, SLG: 0.333	HR		K		G3		E1 67 HR 1B		G4-3	3	1	1	1	0	1	2	<p>Cincinnati Reds @ Chicago Cubs</p> <p>Cashman Field, Las Vegas, NV</p> <p>Sun Mar 26 2017, 4:06 PM - 7:34 PM EDT</p> <p>Att: 11,285 - Partly Cloudy - 69 F</p>																			
17 Kris Bryant, R OBP: 0.388, SLG: 0.617 3 David Bote, R OBP: 0.455, SLG: 0.556	HR		F8		67 1B 5 2B BB		67 HR BB		G4-3	2	2	1	0	2	2	2																				
12 Kyle Schwarber, L OBP: 0.360, SLG: 0.569 67 Bijan Rademacher, L OBP: 0.400, SLG: 0.714	5 HR BB		G3		5 2B 2 1B 1B		67 HR BB			0	0	0	0	1	0	0																				
5 Albert Almora Jr., R OBP: 0.364, SLG: 0.600 88 Cael Brockmeyer, R OBP: 0.364, SLG: 0.600 6 Carl Edwards Jr., R OBP: 0.364, SLG: 0.600 21 Dylan Floro, L OBP: 0.364, SLG: 0.600 55 Daniel Corcino, R OBP: 0.364, SLG: 0.600 98 Todd Glasemann, R OBP: 0.364, SLG: 0.600 84 Jhondaniel Medina, R OBP: 0.364, SLG: 0.600	5 HR BB		G3		5 2B 2 1B 1B		67 HR BB		85 BB 54 2B 2B	5	4	3	4	0	1	1																				
2 Tommy La Stella, L OBP: 0.359, SLG: 0.485 93 Bryant Flete, L OBP: 0.500, SLG: 0.333	L5				2B 1B		E4 BB		85 BB 54 2B BB	3	0	1	1	1	0	1																				
85 Chesny Young, R OBP: 0.386, SLG: 0.524 85 Carlos Penalver, R OBP: 0.500, SLG: 0.333	2B 2B		G4-3		P4		E 1B		G1-3	4	2	2	0	0	0	3																				
Victor Caratini, S OBP: 0.690, SLG: 0.708 54 Yasiel Balaguer, R OBP: 0.625, SLG: 1.250	72 1B 53 1B 2B		K		K		E8 82 1B 82 E 1B		91 WP 96 1B 91 HR 1B	4	2	3	3	0	1	0																				
72 John Andreoli, R OBP: 0.302, SLG: 0.306 96 Chris Pletiers, L OBP: 0.333, SLG: 0.333	53 1B 1B		K		K		82 E 67 HR BB		91 HR 1B	2	1	1	0	0	0	2																				
53 Eddie Butler, R OBP: 0.500, SLG: 0.500 32 Brian Duensing, L OBP: 0.500, SLG: 0.500	1B		P2				K		K	2	0	1	1	0	0	0																				
91 Charcer Burks, R OBP: 0.222, SLG: 0.889	1-2 3H 1B						K		1-2 2H HR	3	1	1	3	0	1	4																				
Inning Stats	R: 6 E: 0 K: 1 S: 12	H: 7 LOB: 2 BB: 1 P: 16	R: 0 E: 0 K: 0 S: 3	H: 0 LOB: 1 BB: 1 P: 7	R: 0 E: 0 K: 2 S: 7	H: 0 LOB: 0 BB: 0 P: 7	R: 3 E: 0 K: 1 S: 9	H: 4 LOB: 2 BB: 1 P: 14	R: 0 E: 0 K: 3 S: 9	H: 0 LOB: 1 BB: 1 P: 13	R: 8 E: 3 K: 2 S: 13	H: 5 LOB: 1 BB: 2 P: 21	R: 3 E: 0 K: 0 S: 6	H: 3 LOB: 0 BB: 0 P: 7	R: 2 E: 0 K: 1 S: 7	H: 2 LOB: 2 BB: 2 P: 15	1B: 9 2B: 7 3B: 0 HR: 5	SF: 0 SAC: 0 DP: 0 HBP: 0	WP: 1 PB: 0 SB: 0 CS: 0	PA: 54																
PITCHER	IP	WLS	BF	H	R	ER	SO	BB	IBB	HBP	BLK	WP	HR	S	P	ERA	WHIP	PITCHER	IP	WLS	BF	H	R	ER	SO	BB	IBB	HBP	BLK	WP	HR	S	P	ERA	WHIP	
46 Tim Adleman, R ERA: 11.81	3.1	L	19	7	6	6	3	2	0	0	0	0	0	23	31	16.20	2.700	40 Wendolyn Bautista, R ERA: 18.0	1.0		7	2	2	2	1	2	0	0	0	0	7	15	18.00	4.000		
88 Nick Roults, L ERA: 12.27	0.2		7	4	3	3	1	1	0	0	0	0	0	8	13	40.50	7.500																			
41 Louis Coleman, R ERA: 1.8	1.0		4	0	0	0	3	1	0	0	0	0	0	9	13	0.00	1.000																			
90 Sandy Lugo, R ERA: 189.0	0.1		9	5	8	7	1	2	0	0	0	0	2	9	17	189.00	21.000																			
39 Jake Paulson, R ERA: 16.2	1.2		8	3	3	3	1	0	0	0	0	1	1	10	11	16.20	1.800																			

Cincinnati Reds @ Chicago Cubs


Cashman Field, Las Vegas, NV

Sun Mar 26 2017, 4:06 PM - 7:34 PM EDT

Att: 11,285 - Partly Cloudy - 69 F

livebaseballscorecards.com

AB 46
R 22
H 21
RBI 20
BB 8
SO 10
LOB 20



Batter	1	2	3	4	5	6	7	8	9	AB	R	H	RBI	BB	SO	LOB	TOP					
16 Travis Jankowski, L OBP: 0.367, SLG: 0.528 96 Nick Schultz, R OBP: 0.333, SLG: 0.200										4	2	1	0	0	2	1						
17 Allen Córdoba, R OBP: 0.200, SLG: 0.143										5	0	0	0	0	0	3						
11 Ryan Schimpf, L OBP: 0.346, SLG: 0.333 15 Diego Goris, R OBP: 0.667, SLG: 0.500										2	2	0	0	2	1	0						
32 Jabari Blash, R OBP: 0.383, SLG: 0.673										4	2	3	4	1	1	0						
18 Austin Hedges, R OBP: 0.316, SLG: 0.361 52 Brad Hand, L										4	0	0	1	0	1	3						
40 Ryan Buchter, L 20 Ryan Miller, R 76 José Torres, L										5	1	2	3	0	1	3						
39 Brett Wallace, L OBP: 0.244, SLG: 0.263										4	1	2	1	0	1	2						
5 Collin Cowgill, R OBP: 0.333, SLG: 0.417 17 José Pirela, R OBP: 0.267, SLG: 0.500										3	0	1	0	1	1	0						
2 Luis Sardinas, S OBP: 0.209, SLG: 0.190										3	0	1	0	1	1	0						
38 Trevor Cahill, R 45 Eric Yardley, R 12 Christian Bethancourt, R										3	1	0	0	0	1	3						
Inning Stats	R: 4 E: 0 K: 1 S: 13	H: 5 LOB: 2 BB: 1 P: 20	R: 0 E: 0 K: 2 S: 7	H: 0 LOB: 0 BB: 0 P: 9	R: 0 E: 0 K: 0 S: 4	H: 1 LOB: 1 BB: 0 P: 4	R: 4 E: 1 K: 1 S: 8	H: 1 LOB: 0 BB: 2 P: 18	R: 1 E: 0 K: 1 S: 8	H: 1 LOB: 0 BB: 0 P: 9	R: 0 E: 0 K: 1 S: 5	H: 0 LOB: 0 BB: 0 P: 7	R: 0 E: 0 K: 2 S: 8	H: 1 LOB: 1 BB: 0 P: 9	R: 0 E: 0 K: 0 S: 3	H: 0 LOB: 0 BB: 1 P: 3	R: 0 E: 0 K: 1 S: 6	H: 1 LOB: 2 BB: 1 P: 10	1B: 6 2B: 1 3B: 0 HR: 3	SF: 0 SAC: 0 DP: 0 HBP: 0	WP: 1 PB: 0 SB: 1 CS: 0	PA: 42
PITCHER	IP: 3.0 WLS: 0 BF: 16 ERA: 6.0	H: 6 R: 4 ER: 4 SO: 3	BB: 1 IBB: 0 HBP: 0 BLK: 0	WP: 1 HR: 1 S: 24 P: 33	ERA: 12.00 WHIP: 2.333	IP: 1.0 WLS: 0 BF: 5 ERA: 6.0	H: 1 R: 0 ER: 0 SO: 1	BB: 1 IBB: 0 HBP: 0 BLK: 0	WP: 0 HR: 0 S: 6 P: 10	ERA: 0.00 WHIP: 2.000												
24 Alec Mills, R ERA: 8.0 93 Jonathan Martinez, R ERA: 2.7 19 Koji Uehara, R ERA: 2.57 57 David Rollins, L ERA: Félix Peña, R ERA: 3.15	3.0 0 11 1.0 7.1 8.1 1.0	16 2 3 0 4 0 3	6 5 2 0 1 0 0	4 1 1 0 0 0 0	3 2 1 2 0 0 0	83 Daury Torrez, R ERA: 6.0	1.0 0 5 0 0 0 0	1 0 0 0 0 0 0	0 0 0 0 0 0 0	12.00 2.333 4.50 0.000 0.000 1.000 0.000												

San Diego Padres @ Chicago Cubs
Sloan Park, Mesa, AZ
Sun Mar 26 2017, 4:09 PM - 7:03 PM EDT
Att: 15,411 - Sunny - 79 F

AB	38
R	9
H	10
RBI	9
BB	4
SO	9
LOB	17

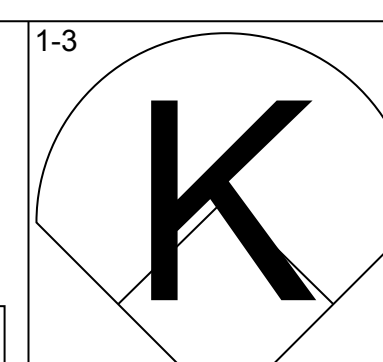
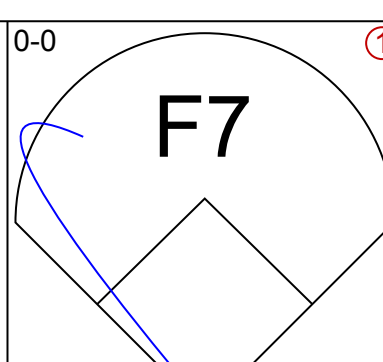
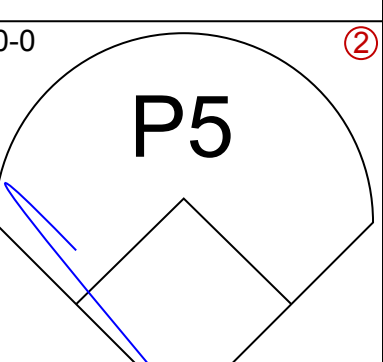
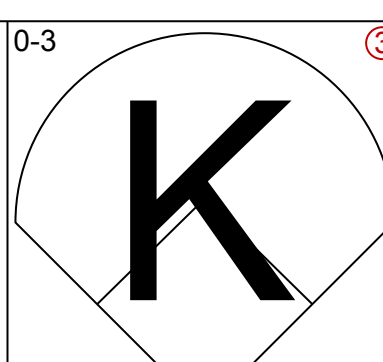
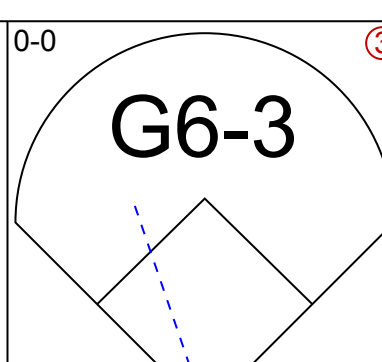
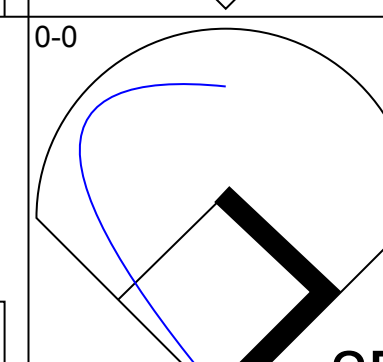
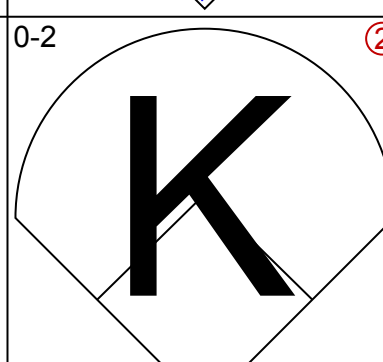
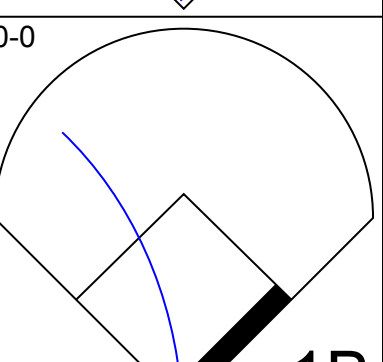
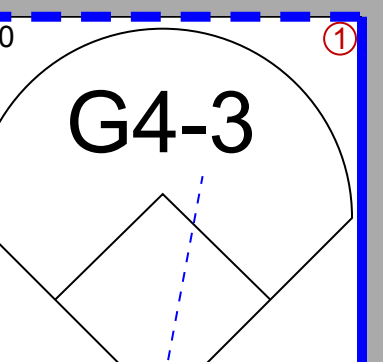
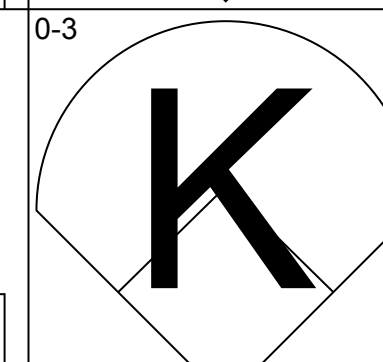
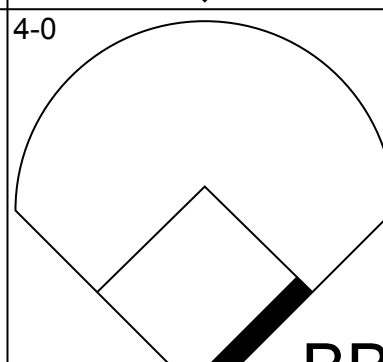
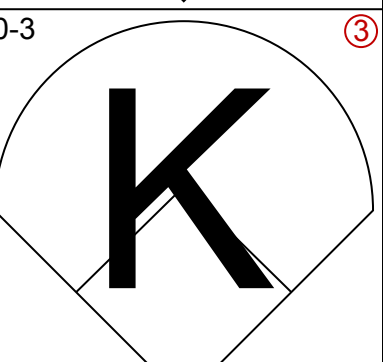
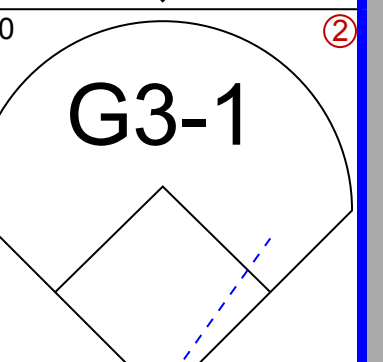
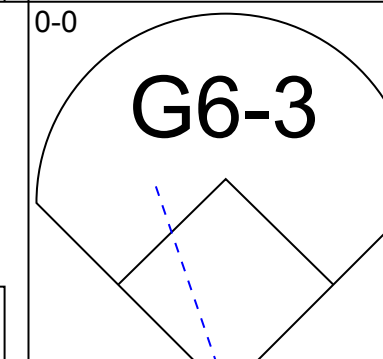
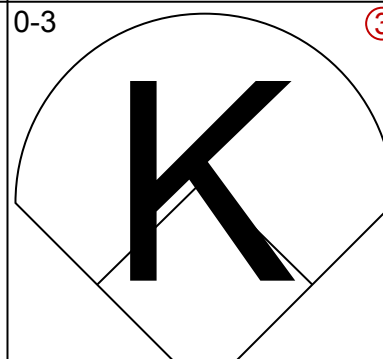
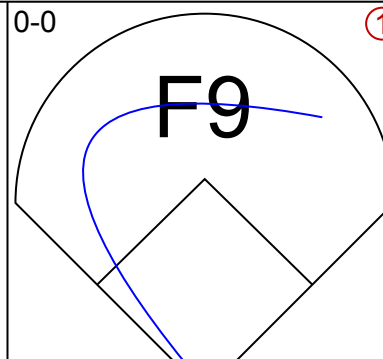
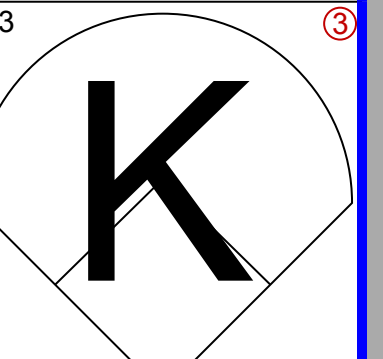
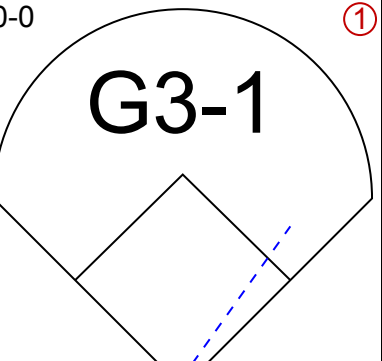
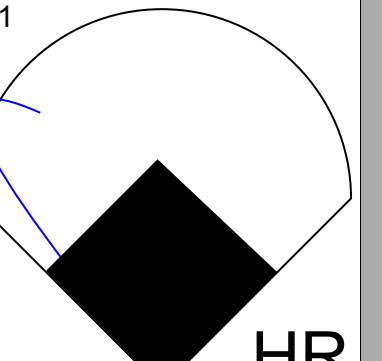
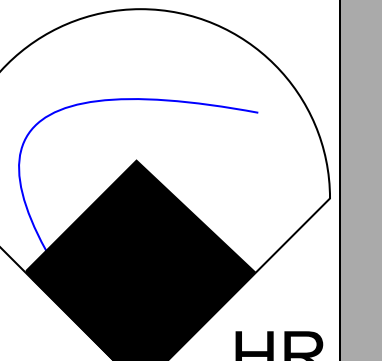
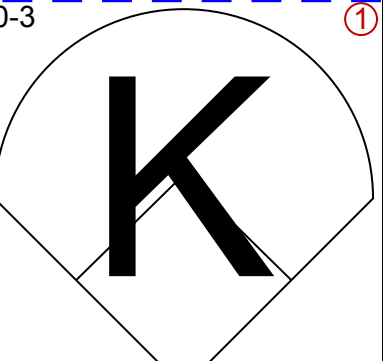
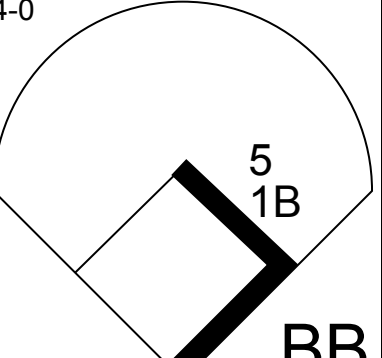

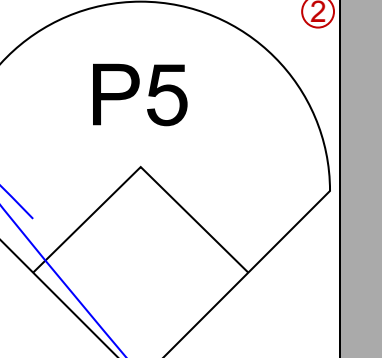
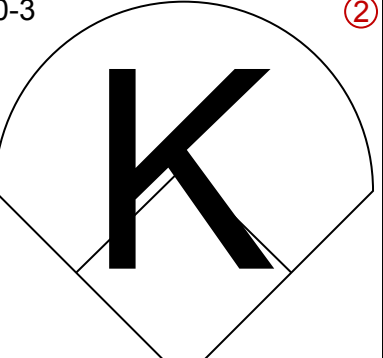
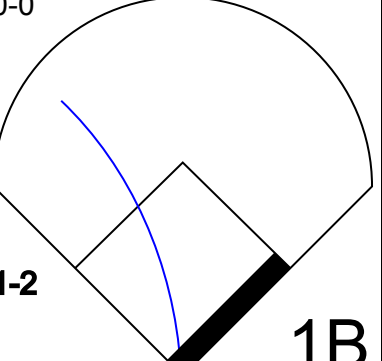

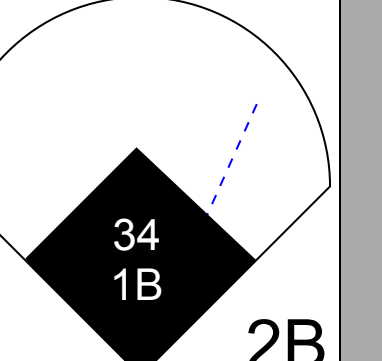
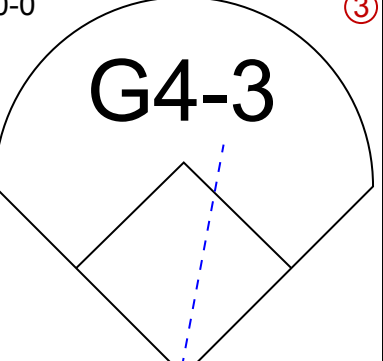

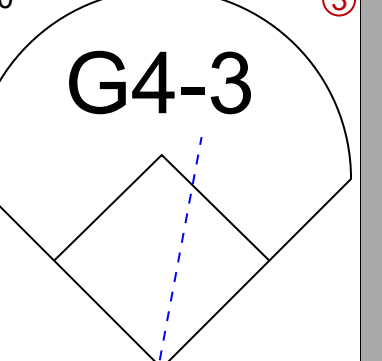
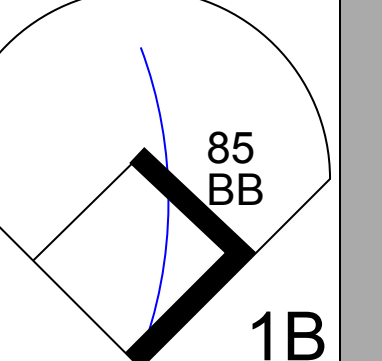

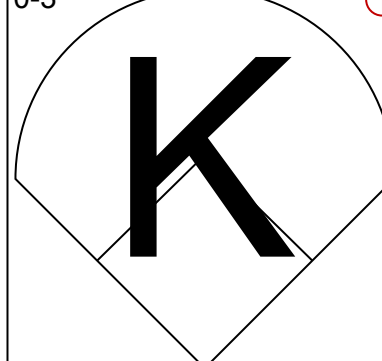

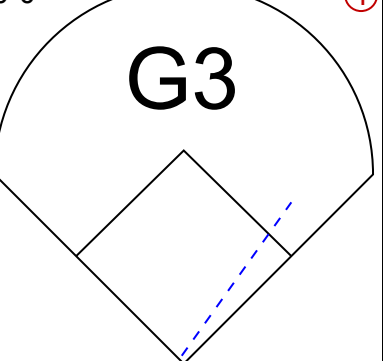
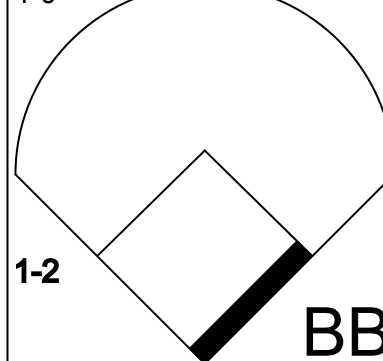
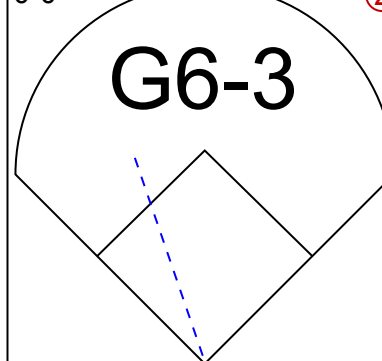


Batter	1	2	3	4	5	6	7	8	9	AB	R	H	RBI	BB	SO	LOB	BOTTOM					
30 Jon Jay, L OBP: 0.302, SLG: 0.347 19 Koji Uehara, R 57 David Rollins, L Eddy Martinez, R OBP: 0.400, SLG: 0.400										3	0	1	0	0	1	0						
20 Matt Szczur, R OBP: 0.370, SLG: 0.500 Félix Peña, R 90 P.J. Higgins, R										4	1	0	0	0	1	3						
22 Jason Heyward, L OBP: 0.294, SLG: 0.326 83 Jeffrey Baez, R OBP: 0.571, SLG: 0.857										0	1	0	0	3	0	0						
Jeimer Candelario, S OBP: 0.297, SLG: 0.356										4	0	1	1	0	3	4						
66 Munenori Kawasaki, L OBP: 0.378, SLG: 0.385 95 Vimalé Machin, L										3	0	1	1	0	1	3						
95 Stephen Bruno, R										4	0	0	0	0	0	4						
13 Carlos Corporán, S OBP: 0.261, SLG: 0.250 83 Daury Torrez, R										4	0	1	0	0	2	0						
85 Carlos Sepulveda, L OBP: 0.167, SLG: 0.182										3	0	0	0	1	2	1						
24 Alec Mills, R 93 Jonathan Martinez, R 81 Trey Martin, R OBP: 0.333, SLG: 0.333										1	0	0	0	0	1	1						
Inning Stats	R: 0 E: 0 K: 3 S: 11	H: 1 LOB: 2 BB: 1 P: 21	R: 0 E: 0 K: 2 S: 10	H: 0 LOB: 1 BB: 1 P: 18	R: 2 E: 1 K: 0 S: 6	H: 1 LOB: 1 BB: 1 P: 10	R: 0 E: 0 K: 1 S: 5	H: 0 LOB: 0 BB: 0 P: 5	R: 0 E: 0 K: 2 S: 7	H: 0 LOB: 1 BB: 1 P: 12	R: 0 E: 0 K: 0 S: 4	H: 2 LOB: 1 BB: 0 P: 4	R: 2 E: 0 K: 1 S: 8	H: 3 LOB: 2 BB: 1 P: 12	R: 0 E: 0 K: 3 S: 9	H: 0 LOB: 0 BB: 0 P: 9	R: 0 E: 0 K: 2 S: 7	H: 0 LOB: 0 BB: 0 P: 7	1B: 6 2B: 2 3B: 0 HR: 0	SF: 0 SAC: 0 DP: 1 HBP: 0	WP: 0 PB: 0 SB: 1 CS: 0	PA: 39
PITCHER	IP: 5.0 WLS: 2 BF: 22 ERA: 3.26	H: 2 R: 2 ER: 0 SO: 8	BB: 4 IBB: 0 HBP: 0 BLK: 0	WP: 0 HR: 0 S: 39 P: 66	ERA: 0.00 WHIP: 1.200	IP: 1.0 WLS: 0 BF: 4 ERA: 6.00	H: 2 R: 0 ER: 0 SO: 1	BB: 1 IBB: 0 HBP: 0 BLK: 0	WP: 0 HR: 0 S: 6 P: 10	ERA: 0.00 WHIP: 2.000												
38 Trevor Cahill, R ERA: 3.26 45 Eric Yardley, R ERA: 2.57 52 Brad Hand, L ERA: 2.57 40 Ryan Buchter, L ERA: 1.5 76 José Torres, L ERA: 3.0	5.0 1.0 7.1 8.1 1.0 1.0	22 4 7 3 0 3	2 2 3 0 0 0	0 0 2 0 0 2	0 0 1 0 0 0	83 Daury Torrez, R ERA: 6.0	1.0 0 5 0 0 0	0 0 0 0 0 0	0 0 0 0 0 0	0.00 2.000 18.00 0.000 0.000 0.000												

San Diego Padres @ Chicago Cubs
Sloan Park, Mesa, AZ
Sun Mar 26 2017, 4:09 PM - 7:03 PM EDT
Att: 15,411 - Sunny - 79 F

AB	34
R	4
H	7
RBI	4
BB	5
SO	14
LOB	16

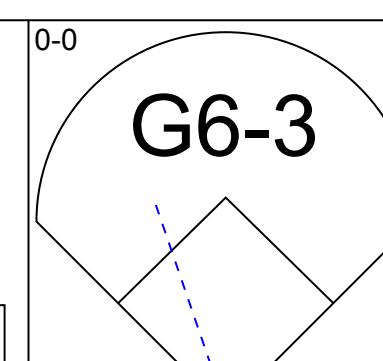
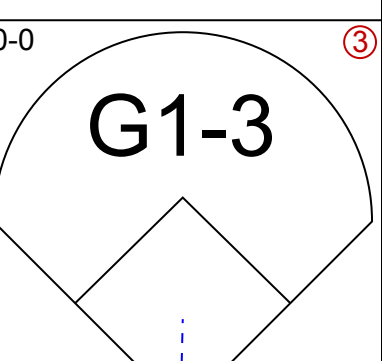
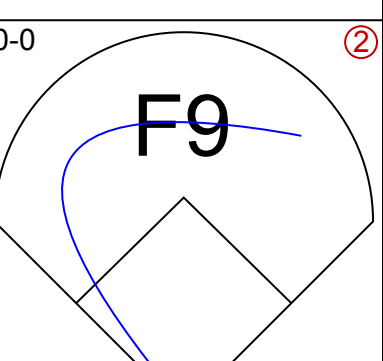
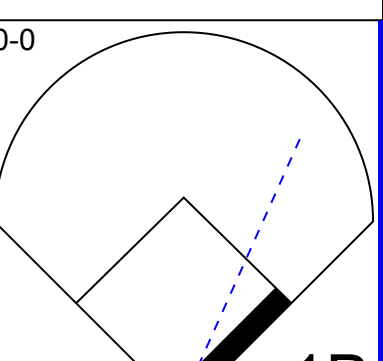
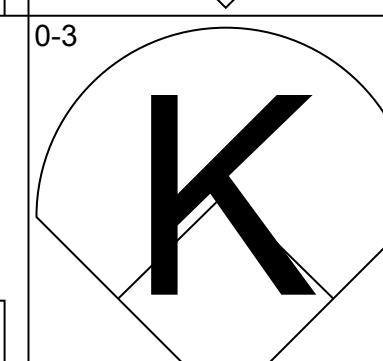
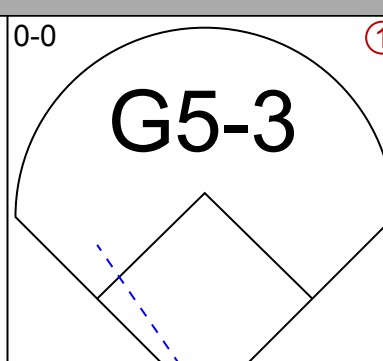
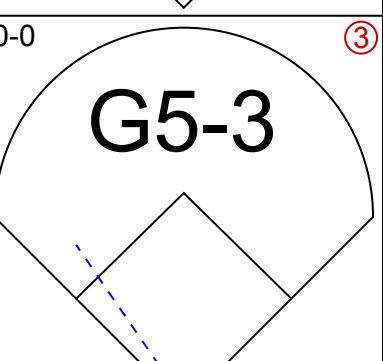
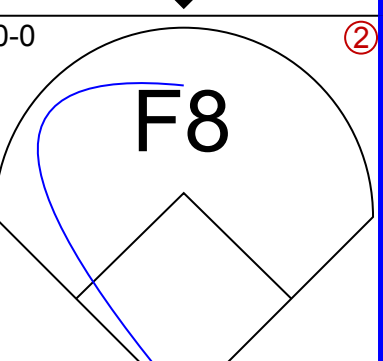
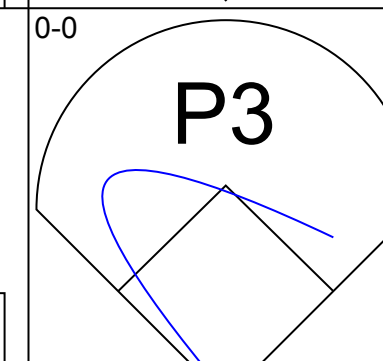
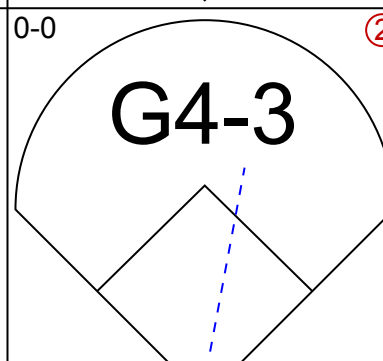

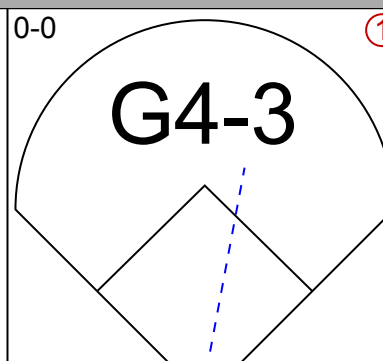
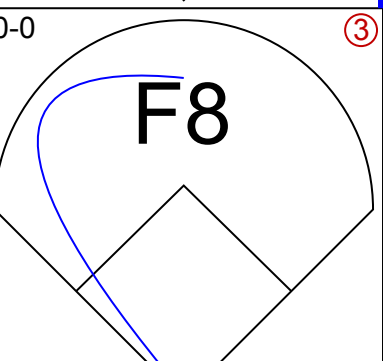
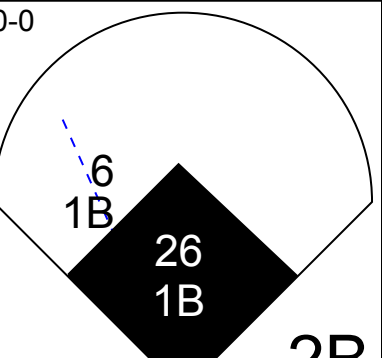
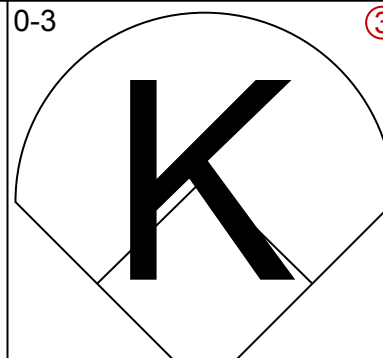
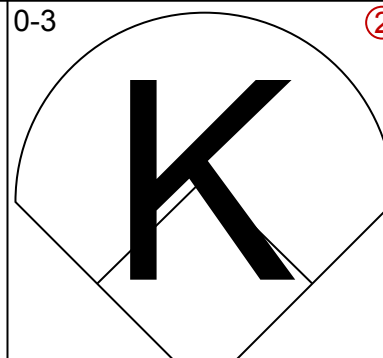
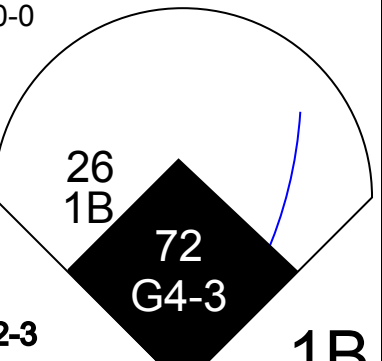
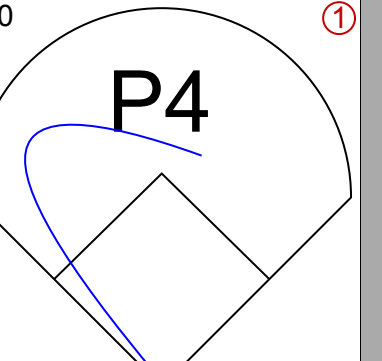
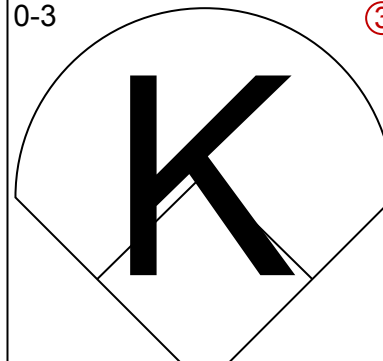
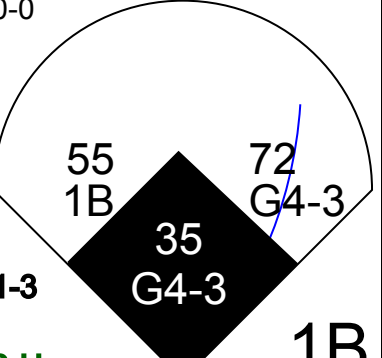
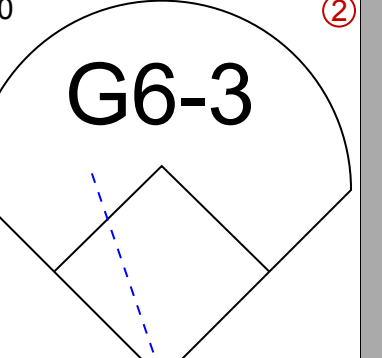
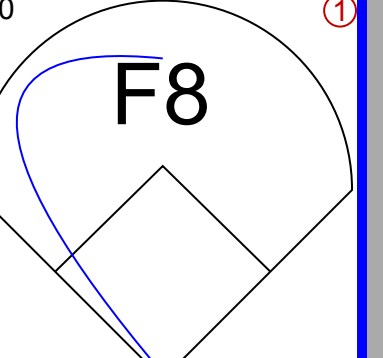
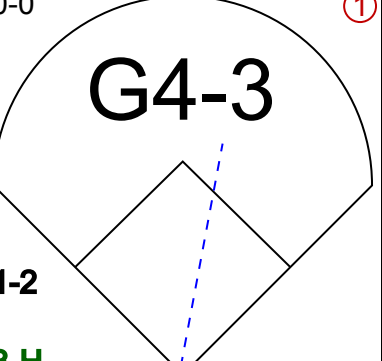
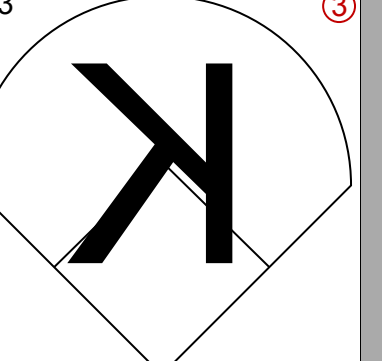
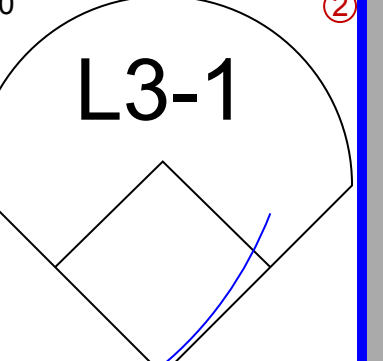
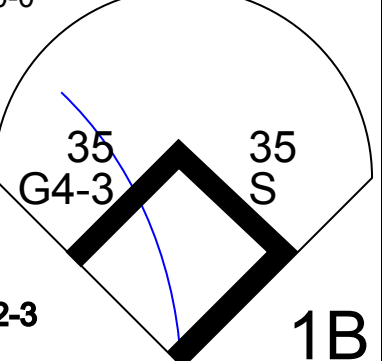
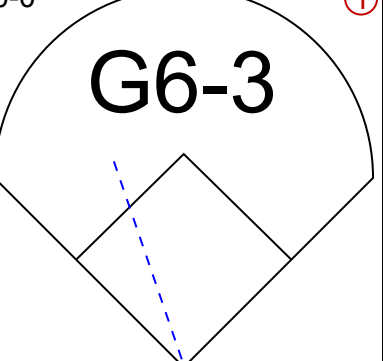
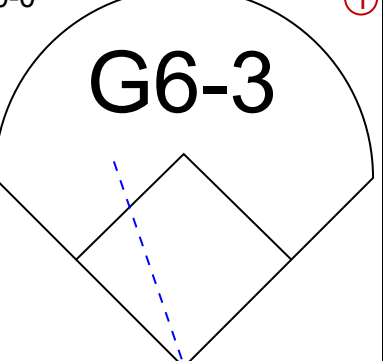
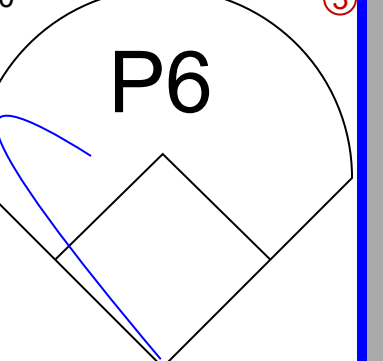
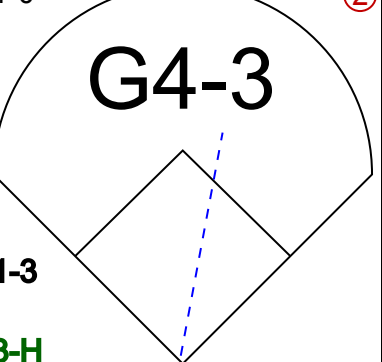
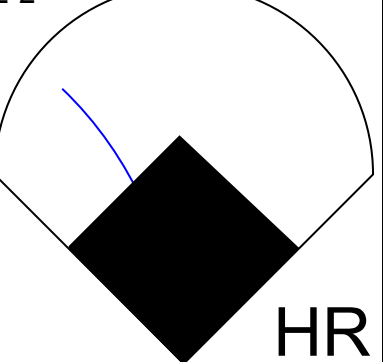
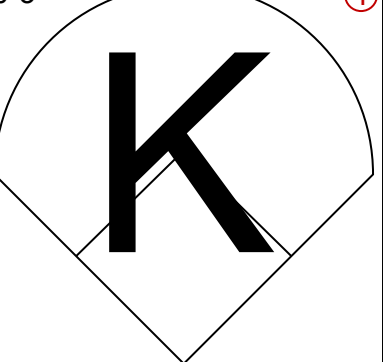


Batter	1	2	3	4	5	6	7	8	9	AB	R	H	RBI	BB	SO	LOB	TOP																						
12 Kyle Schwarber, L OBP: 0.333, SLG: 0.521 72 John Andreoli, R OBP: 0.295, SLG: 0.297										4	0	0	0	0	2	2																							
17 Kris Bryant, R OBP: 0.357, SLG: 0.627 54 Yasiel Balaguert, R OBP: 0.625, SLG: 1.250										4	0	2	0	0	1	0																							
44 Anthony Rizzo, L OBP: 0.354, SLG: 0.558 3 David Bote, R OBP: 0.455, SLG: 0.556										3	0	0	0	1	2	2																							
9 Javier Báez, R OBP: 0.259, SLG: 0.308 56 Héctor Rondón, R OBP: 0.455, SLG: 0.556										4	0	0	0	0	2	2																							
40 Wilson Contreras, R OBP: 0.392, SLG: 0.745										4	2	2	2	0	1	0																							
86 Ian Happ, S OBP: 0.458, SLG: 0.765										3	0	0	0	1	2	0																							
5 Albert Almora Jr., R OBP: 0.329, SLG: 0.627										4	1	2	0	0	1	0																							
34 Jon Lester, L OBP: 0.333, SLG: 0.333 Jaime Candelario, S OBP: 0.292, SLG: 0.350										3	0	1	1	0	1	2																							
85 Chesny Young, R OBP: 0.375, SLG: 0.489										3	0	0	0	1	1	2																							
Inning Stats	R: 0 E: 0 K: 2 S: 8	H: 1 LOB: 1 BB: 0 P: 9	R: 0 E: 0 K: 2 S: 8	H: 1 LOB: 2 BB: 1 P: 12	R: 0 E: 0 K: 2 S: 7	H: 0 LOB: 1 BB: 1 P: 11	R: 1 E: 0 K: 2 S: 9	H: 1 LOB: 0 BB: 0 P: 10	R: 0 E: 0 K: 1 S: 6	H: 1 LOB: 1 BB: 0 P: 6	R: 2 E: 0 K: 1 S: 9	H: 3 LOB: 2 BB: 1 P: 15	R: 0 E: 0 K: 2 S: 5	H: 0 LOB: 0 BB: 0 P: 5	R: 0 E: 0 K: 2 S: 7	H: 0 LOB: 0 BB: 0 P: 7	R: 0 E: 0 K: 1 S: 5	H: 0 LOB: 0 BB: 0 P: 5	1B: 3 2B: 2 3B: 0 HR: 2	SF: 0 SAC: 0 DP: 0 HBP: 0	WP: 0 PB: 0 SB: 0 CS: 0	PA: 37																	
PITCHER	IP	WLS	BF	H	R	ER	SO	BB	IBB	HBP	BLK	WP	HR	S	P	ERA	WHIP	PITCHER					IP	WLS	BF	H	R	ER	SO	BB	IBB	HBP	BLK	WP	HR	S	P	ERA	WHIP
31 Danny Salazar, R ERA: 4.85	5.2	W	24	5	2	2	9	2	0	0	0	0	2	42	54	3.18	1.235																						
51 Shawn Armstrong, R ERA: 0.53	0.1	H	4	2	1	1	1	1	0	0	0	0	0	5	9	27.00	9.000																						
24 Andrew Miller, L ERA: 5.4	1.0	H	3	0	0	0	1	0	0	0	0	0	0	5	5	0.00	0.000																						
62 Nick Goody, R ERA: 0.9	1.0	H	3	0	0	0	2	0	0	0	0	0	0	7	7	0.00	0.000																						
57 Kyle Crockett, L ERA: 2.7	1.0	S	3	0	0	0	1	0	0	0	0	0	0	5	5	0.00	0.000																						

Chicago Cubs @ Cleveland Indians
Goodyear Ballpark, Goodyear, AZ
Mon Mar 27 2017, 9:07 PM - 11:30 PM EDT
Att: 11,624 - Clear - 79 F

AB 34
R 3
H 7
RBI 3
BB 3
SO 14
LOB 10



Batter	1	2	3	4	5	6	7	8	9	AB	R	H	RBI	BB	SO	LOB	BOTTOM																						
11 José Ramírez, S OBP: 0.308, SLG: 0.458 4 Ivan Castillo, S OBP: 0.167, SLG: 0.333										4	0	1	0	0	0	1																							
12 Francisco Lindor, S OBP: 0.299, SLG: 0.320 4 Willi Castro, S OBP: 0.167, SLG: 0.333										4	0	0	0	0	1	1																							
41 Carlos Santana, S OBP: 0.222, SLG: 0.370										4	0	0	0	0	1																								
10 Edwin Encarnación, R OBP: 0.333, SLG: 0.385 7 Joe Sever, R OBP: 0.200, SLG: 0.200										3	1	1	0	0	2	0																							
6 Brandon Guyer, R OBP: 0.371, SLG: 0.400										3	1	1	0	0	1	0																							
26 Austin Jackson, R OBP: 0.400, SLG: 0.643 69 Todd Isaacs, R										3	1	1	1	0	0	0																							
72 Yandy Díaz, R OBP: 0.590, SLG: 0.556 1 Yhoxian Medina, R										3	0	0	1	0	1	1																							
55 Roberto Pérez, R OBP: 0.462, SLG: 0.400 45 Erik Kratz, R OBP: 0.303, SLG: 0.613										3	0	1	0	0	0	0																							
35 Abraham Almonte, S OBP: 0.442, SLG: 0.638 65 Will Benson, L										2	1	1	2	0	0	1																							
Inning Stats	R: 0 E: 0 K: 1 S: 5	H: 4 LOB: 1 BB: 0 P: 8	R: 0 E: 0 K: 1 S: 5	H: 0 LOB: 0 BB: 0 P: 5	R: 0 E: 0 K: 1 S: 5	H: 0 LOB: 0 BB: 0 P: 5	R: 1 E: 0 K: 0 S: 6	H: 1 LOB: 0 BB: 0 P: 8	R: 0 E: 0 K: 2 S: 7	H: 0 LOB: 0 BB: 0 P: 7	R: 0 E: 0 K: 0 S: 3	H: 0 LOB: 0 BB: 0 P: 3	R: 0 E: 0 K: 1 S: 6	H: 1 LOB: 1 BB: 0 P: 6	1B: 4 2B: 1 3B: 0 HR: 1	SF: 0 SAC: 0 DP: 0 HBP: 0	WP: 0 PB: 0 SB: 1 CS: 0	PA: 30																					
PITCHER	IP	WLS	BF	H	R	ER	SO	BB	IBB	HBP	BLK	WP	HR	S	P	ERA	WHIP	PITCHER					IP	WLS	BF	H	R	ER	SO	BB	IBB	HBP	BLK	WP	HR	S	P	ERA	WHIP
34 Jon Lester, L ERA: 5.73	6.0	L	23	5	4	4	4	0	0	0	0	0	0	2	2	0.00	0.000																						
56 Héctor Rondón, R ERA: 4.91	0.2		2	0	0	0	0	0	0	0	0	0	0	2	2	0.00	0.000																						
71 Wade Davis, R ERA: 18.0	0.1		1	0	0	0	0	0	0	0	0	0	0	1	1	0.00	0.000																						
46 Pedro Strop, R ERA: 3.6	1.0		4	1	0	0	1	0	0	0	0	0	0	6	6	0.00	1.000																						

Chicago Cubs @ Cleveland Indians
Goodyear Ballpark, Goodyear, AZ
Mon Mar 27 2017, 9:07 PM - 11:30 PM EDT
Att: 11,624 - Clear - 79 F

AB 30
R 4
H 6
RBI 4
BB 0
SO 6
LOB 5




Batter	1	2	3	4	5	6	7	8	9	AB	R	H	RBI	BB	SO	LOB	TOP						
10 Marcus Semien, R OBP: 0.296, SLG: 0.458 52 Richie Martin, R OBP: 0.429, SLG: 0.450	F9		HR	12 1B 15 HR	L4		G3			2	1	1	2	0	0	0	<p>Oakland Athletics @ Chicago Cubs</p> <p>Sloan Park, Mesa, AZ</p> <p>Wed Mar 29 2017, 4:07 PM - 7:13 PM EDT</p> <p>Att: 15,448 - Sunny - 81 F</p> <p>livebaseballscores.com</p>						
23 Matt Joyce, L OBP: 0.431, SLG: 0.389 12 J.P. Sportman, R OBP: 0.300, SLG: 0.222	L7		1B	15 HR		K		K		2	0	1	0	0	0	0							
25 Ryon Healy, R OBP: 0.366, SLG: 0.625 15 Andrew Lamb, L OBP: 0.381, SLG: 0.667	K		G5-4-3	HR		2B		G1-6-3		2	0	0	0	0	1	1							
21 Stephen Vogt, L OBP: 0.340, SLG: 0.419 29 Matt McBride, R OBP: 0.308, SLG: 0.667		G3		G4-3		2B		F7		2	0	0	0	0	0	0							
8 Jed Lowrie, S OBP: 0.354, SLG: 0.349 82 Max Schrock, L OBP: 0.367, SLG: 0.552		G4-3		1B		G6-3		G6-3		2	0	1	0	0	0	0							
17 Yonder Alonso, L OBP: 0.492, SLG: 0.667 92 Collin Theroux, R				1B		K		K		2	1	2	0	0	0	0							
20 Mark Canha, R OBP: 0.314 84 BJ Boyd, L OBP: 0.583, SLG: 0.750		G6-3		HBP		G2-3		K		1	1	0	0	0	0	1							
37 Jaff Decker, L OBP: 0.429, SLG: 0.483 94 Edwin Diaz, R			K	12 1B 52 HR		K		F7		1	1	0	1	1	1	0							
16 Adam Rosales, R OBP: 0.320, SLG: 0.395 70 Tyler Ramirez, L OBP: 0.400, SLG: 0.250			K	10 HR		K		K		2	1	1	0	0	1	3							
				2B		1B				2	0	1	0	0	1	1							
Inning Stats	R: 0 E: 0 K: 1 S: 5	H: 0 LOB: 0 BB: 0 P: 8	R: 0 E: 0 K: 0 S: 4	H: 1 LOB: 1 BB: 0 P: 4	R: 2 E: 0 K: 1 S: 8	H: 3 LOB: 0 BB: 0 P: 10	R: 8 E: 0 K: 2 S: 16	H: 7 LOB: 1 BB: 1 P: 25	R: 0 E: 0 K: 1 S: 6	H: 1 LOB: 1 BB: 0 P: 8	R: 1 E: 0 K: 2 S: 9	H: 2 LOB: 1 BB: 0 P: 12	R: 0 E: 0 K: 1 S: 6	H: 1 LOB: 0 BB: 0 P: 6	R: 0 E: 0 K: 2 S: 7	H: 0 LOB: 0 BB: 0 P: 7	R: 0 E: 0 K: 2 S: 7	H: 0 LOB: 0 BB: 0 P: 7	1B: 10 2B: 2 3B: 0 HR: 3	SF: 0 SAC: 0 DP: 1 HBP: 1	WP: 0 PB: 1 SB: 0 CS: 0	PA: 43	
PITCHER	IP ERA WLS BF H R ER SO BB IBB HBP BLK WP HR S P ERA WHIP	3.2 6.38 19 7 4 3 3 3 1 0 0 0 0 1 24 34 17.18 2.182	0.1 8.31 4 1 0 0 1 0 0 0 0 0 0 2 9 13 81.00 12.000	1.0 2.25 4 1 0 0 1 0 0 0 0 0 0 6 8 8 0.00 1.000	1.0 1.42 5 2 1 1 2 0 0 0 0 0 0 9 12 9.00 2.000	1.0 1.25 4 1 0 0 1 0 0 0 0 0 0 6 6 6 0.00 1.000		PITCHER	IP ERA WLS BF H R ER SO BB IBB HBP BLK WP HR S P ERA WHIP	2.0 5.79 6 0 0 0 3 0 0 0 0 0 0 12 13 0.00 0.000													

Batter	1	2	3	4	5	6	7	8	9	AB	R	H	RBI	BB	SO	LOB	BOTTOM				
12 Kyle Schwarber, L OBP: 0.391, SLG: 0.647 85 Chesny Young, R OBP: 0.370, SLG: 0.529	HR	K		HR			K			3	2	2	3	0	1	1	<p>Oakland Athletics @ Chicago Cubs</p> <p>Sloan Park, Mesa, AZ</p> <p>Wed Mar 29 2017, 4:07 PM - 7:13 PM EDT</p> <p>Att: 15,448 - Sunny - 81 F</p> <p>livebaseballscores.com</p>				
17 Kris Bryant, R OBP: 0.428, SLG: 0.660 95 Stephen Bruno, R	HR			HR		G3				2	0	2	1	1	0	0					
22 Jason Heyward, L OBP: 0.259, SLG: 0.333 72 John Andreoli, R OBP: 0.286, SLG: 0.310	BB	1B		2B						1	1	0	0	0	0	2					
18 Ben Zobrist, S OBP: 0.325, SLG: 0.333 86 Ian Happ, S OBP: 0.469, SLG: 0.804	BB			F8		F8				1	1	0	0	1	0	0					
40 Wilson Contreras, R OBP: 0.415, SLG: 0.813 82 Taylor Davis, R OBP: 0.356, SLG: 0.353	HBP			HR		1B				1	2	1	1	0	0	0					
5 Albert Almora Jr., R OBP: 0.344, SLG: 0.677 81 Trey Martin, R OBP: 0.400, SLG: 0.250	HR			F8		1B				3	1	2	4	0	0	0					
20 Matt Szczur, R OBP: 0.447 96 Chris Pieters, L OBP: 0.400, SLG: 0.250	HR			L5		1B				1	2	0	0	1	0	2					
Victor Caratini, S OBP: 0.486, SLG: 0.690		G4-3		1B		2B				5	1	2	3	0	0	2					
85 Carlos Penalver, R OBP: 0.400, SLG: 0.556				P4		2B				5	1	2	2	0	0	2					
				2B		2B															
Inning Stats	R: 5 E: 0 K: 0 S: 9	H: 2 LOB: 0 BB: 2 P: 22	R: 1 E: 0 K: 1 S: 6	H: 2 LOB: 0 BB: 0 P: 8	R: 1 E: 0 K: 0 S: 5	H: 1 LOB: 0 BB: 0 P: 7	R: 2 E: 0 K: 0 S: 7	H: 3 LOB: 2 BB: 0 P: 8	R: 2 E: 0 K: 0 S: 8	H: 4 LOB: 2 BB: 0 P: 8	R: 3 E: 0 K: 0 S: 5	H: 2 LOB: 1 BB: 2 P: 13	R: 1 E: 0 K: 2 S: 8	H: 1 LOB: 2 BB: 1 P: 14	R: 0 E: 0 K: 0 S: 3	H: 0 LOB: 0 BB: 0 P: 3	1B: 6 2B: 5 3B: 0 HR: 4	SF: 0 SAC: 0 DP: 1 HBP: 2	WP: 0 PB: 1 SB: 1 CS: 0	PA: 45	
PITCHER	IP ERA WLS BF H R ER SO BB IBB HBP BLK WP HR S P ERA WHIP	0.1 2.25 6 2 0 0 0 0 0 0 0 0 0 2 2 2 0.00 0.000	0.2 8.31 0 0 0 0 0 0 0 0 0 0 0 0 2 2 2 0.00 0.000	1.0 2.25 4 2 1 1 1 0 0 0 0 0 0 6 8 9.00 2.000	1.0 1.42 4 1 1 1 0 0 0 0 0 0 0 1 5 7 9.00 1.000	2.2 6.75 17 8 6 6 0 1 0 0 0 0 0 1 18 23 20.25 3.375		PITCHER	IP ERA WLS BF H R ER SO BB IBB HBP BLK WP HR S P ERA WHIP	1.0 10.13 4 0 0 0 0 0 0 0 0 0 0 4 4 4 0.00 0.000											

AB	41
R	11
H	15
RBI	11
BB	1
SO	11
LOB	12

AB	38
R	15
H	15
RBI	15
BB	5
SO	3
LOB	17



Batter	1	2	3	4	5	6	7	8	9	AB	R	H	RBI	BB	SO	LOB	TOP										
12 Kyle Schwarber, L OBP: 0.359, SLG: 0.638 40 Wilson Contreras, R OBP: 0.397, SLG: 0.750	G4-1																										
3 David Bote, R OBP: 0.417, SLG: 0.500			1B																								
17 Kris Bryant, R OBP: 0.388, SLG: 0.593 2 Tommy La Stella, L OBP: 0.367, SLG: 0.463	G4-3		K																								
44 Anthony Rizzo, L OBP: 0.316, SLG: 0.538 20 Matt Szczur, R OBP: 0.345, SLG: 0.440	F7																										
18 Ben Zobrist, S OBP: 0.348, SLG: 0.395 86 Ian Happ, S OBP: 0.441, SLG: 0.750	G4-3																										
27 Addison Russell, R OBP: 0.366, SLG: 0.811 85 Chesny Young, R OBP: 0.375, SLG: 0.528	G6-3		K																								
22 Jason Heyward, L OBP: 0.270, SLG: 0.327 54 Yasiel Balaguera, R OBP: 0.500, SLG: 1.167	K																										
5 Albert Almora Jr., R OBP: 0.375, SLG: 0.667 67 Bijan Rademacher, L OBP: 0.375, SLG: 0.667	K		G5-3																								
47 Miguel Montero, L OBP: 0.217, SLG: 0.205 82 Taylor Davis, R OBP: 0.410, SLG: 0.353	L9																										
30 Jon Jay, L OBP: 0.333, SLG: 0.364 91 Charcer Burks, R OBP: 0.182, SLG: 0.727	1B																										
Inning Stats	R: 0 H: 0 E: 0 K: 0 S: 6	H: 0 LOB: 0 BB: 0 P: 8	R: 0 H: 0 E: 0 K: 1 S: 7	H: 0 LOB: 0 BB: 0 P: 11	R: 0 H: 2 E: 0 K: 2 S: 15	H: 2 LOB: 0 BB: 0 P: 22	R: 0 H: 1 E: 0 K: 1 S: 10	H: 1 LOB: 2 BB: 1 P: 17	R: 4 H: 3 E: 0 K: 2 S: 20	H: 3 LOB: 1 BB: 2 P: 37	R: 0 H: 0 E: 0 K: 2 S: 8	H: 0 LOB: 0 BB: 0 P: 13	R: 2 H: 2 E: 0 K: 1 S: 13	H: 2 LOB: 2 BB: 1 P: 21	R: 0 H: 0 E: 0 K: 2 S: 10	H: 0 LOB: 1 BB: 0 P: 18	R: 0 H: 0 E: 0 K: 1 S: 7	H: 0 LOB: 0 BB: 0 P: 10	1B: 8 2B: 0 3B: 0 HR: 0	SF: 0 SAC: 0 DP: 0 HBP: 0	WP: 1 PB: 0 SB: 0 CS: 0	PA: 40					
PITCHER	IP WLS BF H R ER SO BB IBB HBP BLK WP HR S P ERA WHIP	59 Joe Musgrove, R ERA: 2.08	29 Tony Sipp, L ERA: 8.1	53 Ken Giles, R ERA: 2.79	45 Michael Feliz, R ERA: 2.03	36 Will Harris, R ERA: 6.49	41 Brad Peacock, R ERA: 3.72	99 Trent Thornton, R ERA:	IP WLS BF H R ER SO BB IBB HBP BLK WP HR S P ERA WHIP	41 Brad Peacock, R ERA: 3.72	99 Trent Thornton, R ERA:	IP WLS BF H R ER SO BB IBB HBP BLK WP HR S P ERA WHIP	41 Brad Peacock, R ERA: 3.72	99 Trent Thornton, R ERA:	IP WLS BF H R ER SO BB IBB HBP BLK WP HR S P ERA WHIP	41 Brad Peacock, R ERA: 3.72	99 Trent Thornton, R ERA:	IP WLS BF H R ER SO BB IBB HBP BLK WP HR S P ERA WHIP	41 Brad Peacock, R ERA: 3.72	99 Trent Thornton, R ERA:	IP WLS BF H R ER SO BB IBB HBP BLK WP HR S P ERA WHIP	41 Brad Peacock, R ERA: 3.72	99 Trent Thornton, R ERA:	IP WLS BF H R ER SO BB IBB HBP BLK WP HR S P ERA WHIP	41 Brad Peacock, R ERA: 3.72	99 Trent Thornton, R ERA:	IP WLS BF H R ER SO BB IBB HBP BLK WP HR S P ERA WHIP
4 George Springer, R OBP: 0.260, SLG: 0.338 77 Derek Fisher, L OBP: 0.434, SLG: 0.524	G5-3																										
2 Alex Bregman, R OBP: 0.306, SLG: 0.348 28 Reid Brignac, L OBP: 0.370, SLG: 0.469	P6		L9																								
27 Jose Altuve, R OBP: 0.311, SLG: 0.400 73 J.D. Davis, R OBP: 0.414, SLG: 0.462	L4																										
1 Carlos Correa, R OBP: 0.371, SLG: 0.231 Tyler White, R OBP: 0.304, SLG: 0.310	1B																										
22 Josh Reddick, L OBP: 0.328, SLG: 0.375 10 Yuli Gurriel, R OBP: 0.365, SLG: 0.541	BB																										
72 Garrett Stubbs, L OBP: 0.297, SLG: 0.250	F4																										
9 Marwin Gonzalez, S OBP: 0.279, SLG: 0.328	P5																										
6 Jake Marisnick, R OBP: 0.300, SLG: 0.344	K																										
3 Norichika Aoki, L OBP: 0.409, SLG: 0.294 78 Ramón Laureano, R OBP: 0.409, SLG: 0.235	L7																										
Inning Stats	R: 0 H: 0 E: 0 K: 0 S: 8	H: 0 LOB: 0 BB: 0 P: 11	R: 0 H: 1 E: 0 K: 1 S: 13	H: 1 LOB: 1 BB: 0 P: 23	R: 0 H: 1 E: 0 K: 0 S: 9	H: 1 LOB: 0 BB: 0 P: 12	R: 0 H: 0 E: 0 K: 1 S: 10	H: 0 LOB: 0 BB: 0 P: 14	R: 0 H: 0 E: 0 K: 0 S: 4	H: 0 LOB: 0 BB: 0 P: 5	R: 2 H: 3 E: 0 K: 2 S: 19	H: 3 LOB: 2 BB: 0 P: 31	R: 1 H: 0 E: 2 K: 2 S: 15	H: 0 LOB: 2 BB: 1 P: 23	R: 0 H: 0 E: 0 K: 1 S: 9	H: 0 LOB: 0 BB: 0 P: 11	R: 0 H: 0 E: 0 K: 2 S: 8	H: 0 LOB: 0 BB: 0 P: 11	1B: 5 2B: 0 3B: 0 HR: 0	SF: 0 SAC: 0 DP: 0 HBP: 1	WP: 0 PB: 0 SB: 0 CS: 0	PA: 35					
PITCHER	IP WLS BF H R ER SO BB IBB HBP BLK WP HR S P ERA WHIP	28 Kyle Hendricks, R ERA: 1.66	57 David Rollins, L ERA: 2.16	80 Pierce Johnson, R ERA: 8.1	69 Ryan McNeil, R ERA:	21 Dylan Floro, R ERA: 9.0	60 Félix Peña, R ERA: 2.7	IP WLS BF H R ER SO BB IBB HBP BLK WP HR S P ERA WHIP	60 Félix Peña, R ERA: 2.7	IP WLS BF H R ER SO BB IBB HBP BLK WP HR S P ERA WHIP	60 Félix Peña, R ERA: 2.7	IP WLS BF H R ER SO BB IBB HBP BLK WP HR S P ERA WHIP	60 Félix Peña, R ERA: 2.7	IP WLS BF H R ER SO BB IBB HBP BLK WP HR S P ERA WHIP	60 Félix Peña, R ERA: 2.7	IP WLS BF H R ER SO BB IBB HBP BLK WP HR S P ERA WHIP	60 Félix Peña, R ERA: 2.7	IP WLS BF H R ER SO BB IBB HBP BLK WP HR S P ERA WHIP	60 Félix Peña, R ERA: 2.7	IP WLS BF H R ER SO BB IBB HBP BLK WP HR S P ERA WHIP	60 Félix Peña, R ERA: 2.7	IP WLS BF H R ER SO BB IBB HBP BLK WP HR S P ERA WHIP	60 Félix Peña, R ERA: 2.7	IP WLS BF H R ER SO BB IBB HBP BLK WP HR S P ERA WHIP	60 Félix Peña, R ERA: 2.7	IP WLS BF H R ER SO BB IBB HBP BLK WP HR S P ERA WHIP	

Chicago Cubs @ Houston Astros
Minute Maid Park, Houston, TX
Fri Mar 31 2017, 1:11 PM - 3:59 PM CDT
Att: 15,420 - Roof Closed - 73 F

AB	35
R	6
H	8
RBI	5
BB	5
SO	12
LOB	17



Chicago Cubs @ Houston Astros
Minute Maid Park, Houston, TX
Fri Mar 31 2017, 1:11 PM - 3:59 PM CDT
Att: 15,420 - Roof Closed - 73 F

AB	32
R	3
H	5
RBI	3
BB	2
SO	9
LOB	17



Batter	1	2	3	4	5	6	7	8	9	AB	R	H	RBI	BB	SO	LOB	TOP					
12 Kyle Schwarber, L OBP: 0.750, SLG: 1.000										3	0	2	0	0	1	0						
17 Kris Bryant, R										4	0	0	0	0	3	5						
44 Anthony Rizzo, L OBP: 0.250, SLG: 0.250										4	0	1	0	0	1	3						
18 Ben Zobrist, S										3	1	0	0	0	0	2						
27 Addison Russell, R OBP: 0.250, SLG: 0.250										4	0	1	0	0	2	1						
22 Jason Heyward, L OBP: 0.250, SLG: 0.250										4	1	1	0	0	1	1						
40 Wilson Contreras, R OBP: 0.500, SLG: 1.250										4	1	2	3	0	2	0						
34 Jon Lester, L 6 Carl Edwards Jr., R 19 Koji Uehara, R 2 Tommy La Stella, L 46 Pedro Strop, R 30 Jon Jay, L 38 Mike Montgomery, L										2	0	0	0	0	0	0						
9 Javier Báez, R OBP: 0.250, SLG: 0.250										4	0	1	0	0	0	0						
Inning Stats	R: 0 H: 2 E: 0 K: 1 S: 10	H: 2 LOB: 1 BB: 0 P: 16	R: 0 H: 0 E: 0 K: 3 S: 10	H: 0 LOB: 0 BB: 0 P: 13	R: 0 H: 1 E: 0 K: 2 S: 12	H: 1 LOB: 1 BB: 0 P: 16	R: 0 H: 0 E: 0 K: 0 S: 5	H: 0 LOB: 0 BB: 0 P: 10	R: 0 H: 0 E: 0 K: 1 S: 7	H: 0 LOB: 0 BB: 0 P: 14	R: 0 H: 0 E: 0 K: 2 S: 10	H: 0 LOB: 0 BB: 0 P: 14	R: 0 H: 1 E: 0 K: 1 S: 9	H: 1 LOB: 1 BB: 0 P: 14	R: 0 H: 2 E: 0 K: 0 S: 12	H: 2 LOB: 2 BB: 0 P: 22	R: 3 H: 2 E: 0 K: 2 S: 16	H: 2 LOB: 0 BB: 0 P: 24	1B: 6 RBI: 3 HR: 1	SF: 0 2B: 1 3B: 0 DP: 1 HBP: 2	WP: 0 PB: 0 SB: 0 CS: 0	PA: 36
PITCHER	IP WLS BF H R ER SO BB IBB HBP BLK WP HR S P ERA WHIP	7.1 0 27 6 0 0 10 0 0 0 0 0 68 105 0.00 0.818	1.2 W 9 2 3 3 2 0 0 2 0 0 1 23 38 16.20 1.200														ERA WHIP					

Chicago Cubs @ St. Louis Cardinals
 Busch Stadium, St. Louis, MO
 Sun Apr 02 2017, 7:39 PM - 11:10 PM CDT
 Att: 47,566 - Cloudy - 63 F

AB	34
R	3
H	8
RBI	3
BB	0
SO	12
LOB	13



Batter	1	2	3	4	5	6	7	8	9	AB	R	H	RBI	BB	SO	LOB	BOTTOM					
25 Dexter Fowler, S OBP: 0.400, SLG: 0.250										4	1	1	0	1	0	1						
36 Aledmys Díaz, R OBP: 0.400, SLG: 0.600										5	0	2	0	0	0	2						
13 Matt Carpenter, L OBP: 0.200, SLG: 0.250											4	0	1	1	0	0	2					
27 Jhonny Peralta, R OBP: 0.250, SLG: 0.250											4	0	1	0	0	3	3					
26 Seungwan Oh, R OBP: 1.000, SLG: 2.000											3	0	2	0	2	0	2					
4 Yadier Molina, R OBP: 0.800, SLG: 0.667											3	1	1	0	2	2	4					
55 Stephen Piscotty, R OBP: 0.600, SLG: 0.333											3	1	1	0	2	2	4					
3 Jedd Gyorko, R										2	0	0	0	0	1	2						
16 Koltan Wong, L										2	0	0	0	1	0	3						
15 Randal Grichuk, R OBP: 0.600, SLG: 1.250											4	1	2	3	1	1	2					
18 Carlos Martinez, R											3	0	0	0	1	5						
35 Greg Garcia, L										0	0	0	0	1	0	0						
Inning Stats	R: 0 H: 1 E: 0 K: 1 S: 8	H: 2 LOB: 2 BB: 0 P: 15	R: 0 H: 2 E: 0 K: 3 S: 18	H: 2 LOB: 0 BB: 0 P: 28	R: 1 H: 2 E: 0 K: 2 S: 19	H: 2 LOB: 1 BB: 0 P: 30	R: 0 H: 0 E: 0 K: 0 S: 5	H: 0 LOB: 0 BB: 0 P: 8	R: 0 H: 1 E: 0 K: 1 S: 7	H: 1 LOB: 0 BB: 0 P: 11	R: 0 H: 1 E: 0 K: 0 S: 16	H: 1 LOB: 2 BB: 2 P: 30	R: 0 H: 1 E: 0 K: 0 S: 16	H: 1 LOB: 1 BB: 1 P: 26	R: 2 H: 1 E: 0 K: 0 S: 12	H: 1 LOB: 1 BB: 2 P: 22	R: 1 H: 2 E: 0 K: 1 S: 12	H: 2 LOB: 3 BB: 2 P: 24	1B: 8 RBI: 4 HR: 1	SF: 1 2B: 2 3B: 0 DP: 1 HBP: 0	WP: 1 PB: 0 SB: 2 CS: 0	PA: 44
PITCHER	IP WLS BF H R ER SO BB IBB HBP BLK WP HR S P ERA WHIP	5.0 0 24 7 1 0 7 2 0 0 0 0 11 20 0.00 1.000	1.0 3 0 0 0 0 1 0 0 0 0 1 0 11 20 0.00 1.000	1.0 5 1 0 0 0 1 0 0 0 0 0 0 16 26 0.00 2.000	1.0 6 1 2 2 0 2 0 0 0 0 0 1 12 22 18.00 3.000	0.2 L 6 2 1 1 1 1 1 0 0 0 0 0 12 24 13.50 4.500														ERA WHIP		

Chicago Cubs @ St. Louis Cardinals
 Busch Stadium, St. Louis, MO
 Sun Apr 02 2017, 7:39 PM - 11:10 PM CDT
 Att: 47,566 - Cloudy - 63 F

AB	35
R	4
H	11
RBI	4
BB	8
SO	8
LOB	26



Batter	1	2	3	4	5	6	7	8	9	AB	R	H	RBI	BB	SO	LOB	TOP
12 Kyle Schwarber, L OBP: 0.556, SLG: 0.500 71 Wade Davis, R	(1, 7) 4-2 BB		X FF 90 0-0 F8		B CU 71 3-3 CH 82 92 F8		1 SAFE B SI 89 2-1 SL 90 91 FC 92 F7		B SL 87 2-0 SL 89 FC5-4 IBB	3	0	0	0	2	1	2	
17 Kris Bryant, R	(1, 5) 1-1 F8		X SAFE X FC 86 0-0 F9		B CU 77 3-3 FF 93 92 FC 93 92 F8		B FF 93 2-0 CH 86 X FF 92 P4	X SL 89 0-0 FC5-4	5	0	0	0	0	1	4		
44 Anthony Rizzo, L OBP: 0.250, SLG: 0.143	(1, 3) 1-2 F7		C CH 83 0-1 F9		F CH 86 0-2 FF 90 91 FC 92 G3-1		C FF 94 1-1 H 40 1B HBP		3	0	0	0	0	0	1		
27 Addison Russell, R OBP: 0.250, SLG: 0.375	(1, 6) 3-2 P5		C SI 92 0-1 22 1B		C SI 92 0-1 22 1B		X FF 94 0-0 P4		4	1	1	0	0	0	2		
40 Wilson Contreras, R OBP: 0.500, SLG: 0.857	(1, 2) 2-3 K	L SI 91 2-3 22 1B	S FF 90 4-2 22 1B		S FF 90 4-2 22 1B		C SI 91 0-3 9 SH		D CH 88 2-0 CH 84 1B	3	1	1	0	1	2	0	
22 Jason Heyward, L OBP: 0.250, SLG: 0.250	(1, 9) 3-2 G4-3		X FF 91 0-0 49 9 SH		X FF 91 0-0 49 9 SH		B SI 90 2-1 1B		X FF 93 0-0 G4-3	4	0	1	1	0	2		
9 Javier Báez, R OBP: 0.143, SLG: 0.143	(1, 4) 2-3 K		C SI 92 2-3 SH		1 SAFE X FF 90 0-0 SH		S SI 88 1-3 CH 80 82 CH 81 K		S FF 95 0-2 FF 96 L8	3	0	0	1	0	2	0	
49 Jake Arrieta, R OBP: 0.000, SLG: 0.000 20 Matt Szczur, R 19 Koji Uehara, R 46 Pedro Strop, R 18 Ben Zobrist, S	(7, PH) 5 FC5-4		X CU 74 0-1 5 FC5-4		C FC 85 2-3 5 FC5-4		X SI 90 0-0 P2		B SI 93 4-0 5 SH5-3	2	0	1	0	0	1	2	
5 Albert Almora Jr., R OBP: 0.333, SLG: 0.333	(1, 8) 1-2 FC5-4		C SI 91 0-1 FC5-4		C FC 85 2-3 FC5-4		C SI 89 2-2 1B		1 SAFE P PO 89 X SL 87 SH5-3	3	0	1	0	0	1	3	
Inning Stats	R: 0 H: 0 E: 0 LOB: 1 K: 0 BB: 1 S: 12 P: 21	R: 0 H: 0 E: 0 LOB: 0 K: 2 BB: 0 S: 11 P: 18	R: 0 H: 1 E: 0 LOB: 1 K: 0 BB: 0 S: 6 P: 6	R: 2 H: 2 E: 0 LOB: 2 K: 2 BB: 1 S: 14 P: 21	R: 0 H: 0 E: 0 LOB: 0 K: 1 BB: 0 S: 7 P: 10	R: 0 H: 0 E: 0 LOB: 0 K: 1 BB: 0 S: 7 P: 10	R: 0 H: 1 E: 0 LOB: 1 K: 1 BB: 0 S: 9 P: 14	R: 0 H: 1 E: 0 LOB: 2 K: 0 BB: 2 S: 5 P: 10	R: 0 H: 0 E: 0 LOB: 2 K: 0 BB: 2 S: 6 P: 12	1B: 4 SF: 0 2B: 1 SAC: 2 3B: 0 DP: 0 HR: 0 HBP: 1	WP: 1 PA: 38 PB: 0 SB: 0 CS: 0						
PITCHER	IP WLS BF H R ER SO BB IBB HBP BLK WP HR S P ERA WHIP	IP WLS BF H R ER SO BB IBB HBP BLK WP HR S P ERA WHIP	IP WLS BF H R ER SO BB IBB HBP BLK WP HR S P ERA WHIP	IP WLS BF H R ER SO BB IBB HBP BLK WP HR S P ERA WHIP	IP WLS BF H R ER SO BB IBB HBP BLK WP HR S P ERA WHIP	IP WLS BF H R ER SO BB IBB HBP BLK WP HR S P ERA WHIP	IP WLS BF H R ER SO BB IBB HBP BLK WP HR S P ERA WHIP	IP WLS BF H R ER SO BB IBB HBP BLK WP HR S P ERA WHIP	IP WLS BF H R ER SO BB IBB HBP BLK WP HR S P ERA WHIP								
50 Adam Wainwright, R ERA: 3.6	(1, 1) 5.0 L 21 3 2 2 6 2 0 0 0 0 1 0 53 82 3.60 1.000	(6, 1) 1.0 3 0 0 0 1 0 0 0 0 0 0 0 7 10 0.00 0.000	(7, 1) 1.0 4 1 0 0 1 0 0 0 0 0 0 0 9 14 0.00 1.000	(8, 1) 1.0 5 1 0 0 0 0 0 0 1 0 0 0 5 10 0.00 1.000	(9, 1) 1.0 5 0 0 0 0 1 1 0 0 0 0 0 6 12 0.00 1.000												

Chicago Cubs @ St. Louis Cardinals
 Busch Stadium, St. Louis, MO
 Tue Apr 04 2017, 7:19 PM - 10:11 PM CDT
 Att: 46,760 - Overcast - 61 F

AB	31
R	2
H	5
RBI	2
BB	4
SO	8
LOB	16



Batter	1	2	3	4	5	6	7	8	9	AB	R	H	RBI	BB	SO	LOB	BOTTOM
25 Dexter Fowler, S OBP: 0.333, SLG: 0.250	(1, 8) 3-3 K		B SI 89 3-1 13 G3		C CU 77 0-3 36 G5-3		F O 0 0-3 K			4	0	1	0	0	3	2	
36 Aledmys Díaz, R OBP: 0.222, SLG: 0.333	(1, 6) 1-1 L6		B SI 91 1-0 G5-3		B CU 76 1-0 G5-3		B FF 95 1-1 F7			4	0	0	0	0	1		
13 Matt Carpenter, L OBP: 0.111, SLG: 0.125	(1, 3) 2-3 K		X SI 92 0-0 G3		C FF 91 2-2 L9		B FF 95 3-3 K			4	0	0	0	0	2	1	
27 Jhonny Peralta, R OBP: 0.250, SLG: 0.250	(1, 5) 0-3 K		B SI 91 3-1 G5-3		C CU 77 0-2 35 WP		B SL 84 2-0 G5-3			4	0	1	0	0	1		
4 Yadier Molina, R OBP: 0.556, SLG: 0.429	(1, 2) 0-0 G5-3		X SI 92 0-0 P3		D SL 84 2-0 35 WP		1 SAFE X SI 91 1-2 L3			4	0	1	0	0	0		
58 Stephen Piscotty, R OBP: 0.000, SLG: 0.000 67 Matt Bowmen, R 35 Greg Garcia, L 21 Brett Cecil, R 46 Kevin Siegrist, L 30 Jonathan Broxton, R 58 José Martínez, R OBP: 1.000, SLG: 2.000	(1, 9) 1-3 K		B SI 91 4-1 16 WP		B SI 91 4-1 16 WP		D CU 77 4-2 BB		C FF 96 4-1 15 FC5-4	1	1	0	0	0	1	0	
15 Randal Grichuk, R OBP: 0.333, SLG: 0.625	(6, 9) 2-3 K2-3		B SI 91 1-2 F8		1 SAFE B SI 91 1-2 P6		D KC 85 1-2 FC5-4			4	0	0	0	0	1	5	
16 Kolten Wong, L OBP: 0.286, SLG: 0.167	(1, 4) 0-0 G4-3		X SL 86 0-0 E4		B CU 78 1-2 E4		B SL 82 3-1 P4			3	0	1	0	0	0		
50 Adam Wainwright, R 32 Matt Adams, L	(1, 1) 4-2 G1-3		C SI 92 0-1 G1-3		B SI 91 4-2 BB		F FF 87 2-1 F8			1	0	0	0	0	0		
Inning Stats	R: 0 H: 0 E: 0 LOB: 0 K: 2 BB: 0 S: 9 P: 15	R: 0 H: 0 E: 0 LOB: 0 K: 2 BB: 0 S: 7 P: 8	R: 0 H: 0 E: 0 LOB: 0 K: 1 BB: 0 S: 6 P: 8	R: 0 H: 1 E: 0 LOB: 1 K: 0 BB: 0 S: 6 P: 13	R: 1 H: 1 E: 1 LOB: 2 K: 1 BB: 1 S: 15 P: 25	R: 0 H: 2 E: 0 LOB: 3 K: 0 BB: 1 S: 12 P: 21	R: 0 H: 0 E: 0 LOB: 0 K: 1 BB: 0 S: 7 P: 12	R: 0 H: 0 E: 0 LOB: 0 K: 1 BB: 0 S: 8 P: 14	R: 0 H: 0 E: 0 LOB: 1 K: 0 BB: 1 S: 7 P: 13	1B: 4 SF: 0 2B: 0 SAC: 0 3B: 0 DP: 0 HR: 0 HBP: 1	WP: 2 PA: 34 PB: 0 SB: 0 CS: 0						
PITCHER	IP WLS BF H R ER SO BB IBB HBP BLK WP HR S P ERA WHIP	IP WLS BF H R ER SO BB IBB HBP BLK WP HR S P ERA WHIP	IP WLS BF H R ER SO BB IBB HBP BLK WP HR S P ERA WHIP	IP WLS BF H R ER SO BB IBB HBP BLK WP HR S P ERA WHIP	IP WLS BF H R ER SO BB IBB HBP BLK WP HR S P ERA WHIP	IP WLS BF H R ER SO BB IBB HBP BLK WP HR S P ERA WHIP	IP WLS BF H R ER SO BB IBB HBP BLK WP HR S P ERA WHIP	IP WLS BF H R ER SO BB IBB HBP BLK WP HR S P ERA WHIP	IP WLS BF H R ER SO BB IBB HBP BLK WP HR S P ERA WHIP								
49 Jake Arrieta, R ERA: 1.000	(1, 1) 6.0 W 25 4 1 0 6 2 0 0 0 0 0 0 7 12 0.00 0.000	(7, 1) 1.0 H 3 0 0 0 1 0 0 0 0 0 0 0 7 12 0.00 0.000	(8, 1) 1.0 H 3 0 0 0 1 0 0 0 0 0 0 0 8 14 0.00 0.000	(9, 1) 0.2 S 3 0 0 0 0 1 0 0 0 0 0 0 7 13 0.00 1.500													

Chicago Cubs @ St. Louis Cardinals
 Busch Stadium, St. Louis, MO
 Tue Apr 04 2017, 7:19 PM - 10:11 PM CDT
 Att: 46,760 - Overcast - 61 F


AB	30
R	1
H	4
RBI	0
BB	3
SO	8
LOB	10



Batter	1	2	3	4	5	6	7	8	9	AB	R	H	RBI	BB	SO	LOB	TOP										
12 Kyle Schwarber, L OBP: 0.500, SLG: 0.700	F7		K		BB		HR	K		4	1	1	3	1	2	2	Chicago Cubs @ St. Louis Cardinals Busch Stadium, St. Louis, MO Thu Apr 06 2017, 12:46 PM - 4:04 PM CDT Att: 44,039 - Partly Cloudy - 53 F										
46 Pedro Strop, R 6 Carl Edwards Jr., R 71 Wade Davis, R	K				L8		G5-3		4	1	0	0	1	2	4												
17 Kris Bryant, R	K						BB		5	1	2	0	0	1	0												
44 Anthony Rizzo, L OBP: 0.308, SLG: 0.333	F9																										
18 Ben Zobrist, S OBP: 0.300, SLG: 0.125		G4-3			G5-3																						
27 Addison Russell, R OBP: 0.154, SLG: 0.231	F9																										
22 Jason Heyward, L OBP: 0.385, SLG: 0.333	F9																										
47 Miguel Montero, L																											
41 John Lackey, R 20 Matt Szczur, R 56 Héctor Rondón, R 9 Javier Báez, R 30 Jon Jay, L OBP: 0.600, SLG: 0.500																											
Inning Stats	R: 0 H: 0 E: 0 K: 1 S: 9	H: 0 LOB: 0 BB: 0 P: 12	R: 0 H: 0 E: 0 K: 0 S: 8	H: 0 LOB: 0 BB: 0 P: 13	R: 0 H: 1 E: 0 K: 1 S: 11	H: 1 LOB: 1 BB: 0 P: 17	R: 0 H: 0 E: 0 K: 1 S: 11	H: 0 LOB: 0 BB: 0 P: 18	R: 1 H: 3 E: 0 K: 1 S: 16	H: 3 LOB: 3 BB: 1 P: 26	R: 1 H: 2 E: 0 K: 0 S: 13	H: 2 LOB: 1 BB: 0 P: 23	R: 4 H: 2 E: 0 K: 1 S: 20	H: 2 LOB: 2 BB: 2 P: 33	R: 0 H: 1 E: 1 K: 1 S: 10	H: 1 LOB: 1 BB: 0 P: 10		R: 0 H: 1 E: 0 K: 1 S: 9	H: 1 LOB: 0 BB: 0 P: 10	1B: 8 2B: 1 3B: 0 HR: 1	SF: 0 SAC: 0 DP: 0 HBP: 1	WP: 1 PB: 0 SB: 0 CS: 0	PA: 42				
PITCHER	IP	WLS	BF	H	R	ER	SO	BB	IBB	HBP	BLK	WP	HR	S	P	ERA	WHIP										
31 Lance Lynn, R ERA: 3.38	5.1		22	5	2	2	4	1	0	0	0	0	0	61	98	3.38	1.125										
67 Matt Bowman, R ERA: 3.63	0.2	H	3	1	0	0	0	0	0	0	0	0	0	7	11	0.00	1.500										
21 Brett Cecil, L ERA: 3.63	0.0	L	5	2	4	4	1	2	0	0	0	1	1	12	21	∞	∞										
63 Miguel Socolovich, R ERA: 3.63	2.0		8	1	0	0	1	0	0	1	0	0	0	18	27	0.00	0.500										
64 Sam Tuivailata, R ERA: 3.63	1.0		4	1	0	0	1	0	0	0	0	0	0	9	10	0.00	1.000										

Batter	1	2	3	4	5	6	7	8	9	AB	R	H	RBI	BB	SO	LOB	BOTTOM										
25 Dexter Fowler, S OBP: 0.286, SLG: 0.231	G6-3				K2-3		F8		K	5	0	1	0	0	2	1	Chicago Cubs @ St. Louis Cardinals Busch Stadium, St. Louis, MO Thu Apr 06 2017, 12:46 PM - 4:04 PM CDT Att: 44,039 - Partly Cloudy - 53 F										
36 Aledmys Díaz, R OBP: 0.286, SLG: 0.429		G5-4-3					L7		L9	5	2	2	0	0	2												
13 Matt Carpenter, L OBP: 0.231, SLG: 0.182										3	1	1	0	1	0												
4 Yadier Molina, R OBP: 0.462, SLG: 0.333	E4									2	1	0	2	1	1												
32 Matt Adams, L OBP: 0.400, SLG: 0.280										3	0	1	1	0	2												
67 Matt Bowman, R 21 Brett Cecil, R 63 Miguel Socolovich, R 35 Greg Garcia, L 64 Sam Tuivailata, R										0	0	0	0	0	0												
15 Randal Grichuk, R OBP: 0.308, SLG: 0.500										4	0	1	1	0	2												
3 Jedd Gyorko, R										4	0	0	0	0	2												
16 Kolten Wong, L OBP: 0.364, SLG: 0.333										3	0	1	0	1	0												
31 Lance Lynn, S 55 Stephen Piscotty, R OBP: 0.444, SLG: 0.167										2	0	0	0	0	1												
Inning Stats	R: 3 H: 4 E: 1 K: 1 S: 21	H: 4 LOB: 3 BB: 1 P: 29	R: 0 H: 1 E: 0 K: 0 S: 6	H: 1 LOB: 0 BB: 0 P: 9	R: 0 H: 0 E: 0 K: 3 S: 11	H: 0 LOB: 0 BB: 0 P: 18	R: 0 H: 0 E: 0 K: 1 S: 8	H: 0 LOB: 0 BB: 0 P: 11	R: 1 H: 1 E: 0 K: 2 S: 14	H: 1 LOB: 1 BB: 1 P: 19	R: 0 H: 0 E: 0 K: 0 S: 6	H: 0 LOB: 0 BB: 0 P: 12	R: 0 H: 0 E: 0 K: 1 S: 5	H: 0 LOB: 0 BB: 0 P: 7	R: 0 H: 0 E: 1 K: 2 S: 11	H: 0 LOB: 2 BB: 1 P: 24	R: 0 H: 1 E: 0 K: 1 S: 15	H: 1 LOB: 1 BB: 0 P: 23	1B: 5 2B: 2 3B: 0 HR: 0	SF: 1 SAC: 0 DP: 1 HBP: 0	WP: 1 PB: 0 SB: 0 CS: 0	PA: 38					
PITCHER	IP	WLS	BF	H	R	ER	SO	BB	IBB	HBP	BLK	WP	HR	S	P	ERA	WHIP										
41 John Lackey, R ERA: 4.5	6.0		26	6	4	3	7	2	0	0	0	1	0	66	98	4.50	1.333										
56 Héctor Rondón, R ERA: 4.5	1.0	H	3	0	0	0	1	0	0	0	0	0	0	5	7	0.00	0.000										
46 Pedro Strop, R ERA: 7.71	0.1	H	3	0	0	0	0	1	0	0	0	0	0	5	14	0.00	3.000										
6 Carl Edwards Jr., R ERA: 7.71	0.2	H	2	0	0	0	2	0	0	0	0	0	0	6	10	0.00	0.000										
71 Wade Davis, R ERA: 7.71	1.0	S	4	1	0	0	1	0	0	0	0	0	0	15	23	0.00	1.000										

AB 38
R 6
H 10
RBI 6
BB 3
SO 7
LOB 17



AB 34
R 4
H 7
RBI 4
BB 3
SO 11
LOB 16



Batter	1	2	3	4	5	6	7	8	9	10	11	AB	R	H	RBI	BB	SO	LOB	TOP				
12 Kyle Schwarber, L OBP: 0.368, SLG: 0.467	(1, 7) 3-3 K		(2) 0-3 K		(2) 3-2 G6-3		(2) 2-2 G3-6-3			(1) 3-3 K		5	0	0	0	0	3	2					
17 Kris Bryant, R OBP: 0.211, SLG: 0.063	(1, 5) 0-0 F9		(2) 2-0 HBP		(3) 0-0 1B			(1) 2-2 F9		(1) 4-2 BB		3	0	1	0	1	0	0					
44 Anthony Rizzo, L OBP: 0.333, SLG: 0.267	(1, 3) 2-2 G4-3		(3) 4-2 BB		(3) 0-1 F7			(2) 0-3 K		(2) 4-2 BB		3	0	0	0	2	1	1					
18 Ben Zobrist, S OBP: 0.333, SLG: 0.417	(1, 9) 0-1 HR		(3) 2-1 F7			(1) 4-1 BB		(3) 0-3 K		(3) 0-2 G4-6-3		4	1	1	1	1	1	5					
27 Addison Russell, R OBP: 0.167, SLG: 0.222	(1, 6) 0-2 F8		(1) 1-1 G6-3		(1) 0-1 G6-3			(1) 1-1 F8		(1) 2-1 BB		5	0	1	0	0	0	1					
22 Jason Heyward, L OBP: 0.389, SLG: 0.313	(1, 8) 2-1 E5		(1) 1-1 CS		(2) 0-1 F7			(2) 4-2 BB		(2) 0-0 G3-6-3		4	0	1	0	1	0	2					
40 Wilson Contreras, R OBP: 0.365, SLG: 0.583	(1, 2) 0-3 K		(2) 3-2 1B		(2) 0-3 K			(2) 2-2 FC5-4		(3) 2-1 G1-3		5	0	1	0	0	2	3					
37 Brett Anderson, L 52 Justin Grimm, R 2 Tommy La Stella, L 19 Koji Uehara, R 56 Héctor Rondón, R 47 Miguel Montero, L 38 Mike Montgomery, L	(1, 1) 0-3 K		(3) 1-3 K		(3) 4-1 BB			(3) 2-3 K				2	0	0	0	0	2	2					
9 Javier Báez, R 30 Jon Jay, L	(1, 4) 2-3 K		(1) 0-3 K				(1) 0-2 F8			(1) 2-2 BB		2	0	0	0	2	0						
Inning Stats	R: 0 E: 0 K: 1 S: 10	H: 0 LOB: 0 BB: 0 P: 15	R: 1 E: 1 K: 2 S: 15	H: 1 LOB: 1 BB: 0 P: 17	R: 0 E: 0 K: 1 S: 10	H: 0 LOB: 2 BB: 0 P: 20	R: 0 E: 0 K: 1 S: 10	H: 1 LOB: 1 BB: 0 P: 13	R: 0 E: 0 K: 0 S: 8	H: 0 LOB: 0 BB: 1 P: 12	R: 0 E: 0 K: 2 S: 12	H: 0 LOB: 1 BB: 0 P: 14	R: 0 E: 0 K: 1 S: 12	H: 0 LOB: 1 BB: 0 P: 21	R: 0 E: 0 K: 1 S: 19	H: 1 LOB: 2 BB: 2 P: 32	R: 0 E: 0 K: 0 S: 5	H: 1 LOB: 0 BB: 0 P: 9	1B: 5 2B: 0 3B: 0 HR: 1	SF: 0 SAC: 0 DP: 3 HBP: 1	WP: 0 PB: 0 SB: 1 CS: 1	PA: 43	
PITCHER	52 Jimmy Nelson, R ERA: 1.5	IP: 6.0 WLS: 25	BF: 25 H: 4 R: 1 ER: 1 SO: 8	BB: 2 IBB: 0 HBP: 1 BLK: 0	WP: 0 HR: 1 S: 63 P: 93	ERA: 1.50 WHIP: 1.000	48 Jared Hughes, R ERA: (10, 1)	IP: 1.2 WLS: 6	BF: 6 H: 1 R: 0 ER: 0 SO: 0	BB: 2 IBB: 0 HBP: 0 BLK: 0	WP: 0 HR: 0 S: 16 P: 28	ERA: 0.00 WHIP: 1.800											

Chicago Cubs @ Milwaukee Brewers
Miller Park, Milwaukee, WI
Fri Apr 07 2017, 7:14 PM - 11:08 PM CDT
Att: 28,728 - Roof Closed - 65 F

livebaseballscores.com

AB 36
R 1
H 6
RBI 1
BB 6
SO 12
LOB 18



Batter	1	2	3	4	5	6	7	8	9	10	11	AB	R	H	RBI	BB	SO	LOB	BOTTOM					
5 Jonathan Villar, S OBP: 0.182, SLG: 0.333	(1, 4) 3-3 K		(2) 0-1 F8		(3) 0-1 FC4		(3) 2-3 K			(2) 1-0 P6		5	0	0	0	0	2	1						
16 Domingo Santana, R OBP: 0.235, SLG: 0.143	(1, 9) 0-1 G6-3		(3) 2-3 K			(1) 0-1 L6			(1) 1-0 G6-3		(3) 1-0 G6-3	5	0	0	0	0	1	0						
8 Ryan Braun, R OBP: 0.368, SLG: 0.438	(1, 7) 4-2 BB				(1) 0-0 G6-3		(2) 2-1 L9		(2) 1-3 K		(1) 1-2 BB	4	1	1	0	1	1	0						
21 Travis Shaw, L OBP: 0.429, SLG: 0.722	(1, 5) 2-0 G4-3				(2) 3-2 G5-3		(1) 0-1 1B		(4) 4-1 BB		(1) 0-1 F7	4	1	1	0	1	0	2						
24 Jesús Aguilar, R OBP: 0.692, SLG: 0.727		(1) 0-0 G5-3			(2) 2-2 1B		(3) 3-2 1B		(3) 0-1 F7		(4) 4-1 BB	4	0	2	1	1	0	1						
14 Hernán Pérez, R OBP: 0.200, SLG: 0.214 48 Jared Hughes, R	(1, 8) 2-0 L4				(3) 1-3 K		(2) 0-2 1B			(1) 2-5 K		4	0	1	0	0	2	1						
47 Jett Bandy, R OBP: 0.333, SLG: 0.273	(11, PH)						(1) 1-3 1B			(1) 2-3 HBP		0	0	0	0	0	0	0						
9 Manny Piña, R OBP: 0.300, SLG: 0.400	(1, 2) 1-1 2B				(1) 1-0 G4-3		(1) 1-2 L7			(2) 2-1 G6-3		5	0	1	0	0	0	4						
3 Orlando Arcia, R OBP: 0.286, SLG: 0.385	(1, 6) 1-0 P4				(2) 2-1 1B		(1) 2-3 K			(3) 2-3 K		4	0	1	0	0	2	1						
52 Jimmy Nelson, R 50 Jacob Barnes, R 10 Kris Niewiadomski, L 59 Carlos Torres, R 37 Neftalí Feliz, R 35 Brent Suter, L 23 Keon Broxton, R	(1, 1) 3-2 G4-3				(2) 3-3 K		(2) 2-2 L8			(1) 1-3 K		2	0	0	0	0	1	1						
Inning Stats	R: 0 E: 0 K: 1 S: 10	H: 0 LOB: 1 BB: 1 P: 19	R: 0 E: 0 K: 0 S: 5	H: 1 LOB: 1 BB: 0 P: 9	R: 0 E: 0 K: 1 S: 9	H: 0 LOB: 0 BB: 0 P: 14	R: 0 E: 0 K: 1 S: 13	H: 1 LOB: 1 BB: 0 P: 14	R: 1 E: 0 K: 0 S: 16	H: 3 LOB: 2 BB: 0 P: 22	R: 0 E: 0 K: 2 S: 9	H: 0 LOB: 0 BB: 1 P: 15	R: 0 E: 0 K: 1 S: 7	H: 0 LOB: 1 BB: 0 P: 13	R: 0 E: 0 K: 2 S: 10	H: 0 LOB: 0 BB: 0 P: 16	R: 0 E: 0 K: 1 S: 5	H: 0 LOB: 0 BB: 0 P: 8	R: 1 E: 0 K: 0 S: 12	H: 1 LOB: 2 BB: 1 P: 22	1B: 6 2B: 1 3B: 0 HR: 0	SF: 0 SAC: 0 DP: 0 HBP: 1	WP: 2 PB: 0 SB: 0 CS: 0	PA: 43
PITCHER	37 Brett Anderson, L ERA: 1.59	IP: 5.2 WLS: 2	BF: 23 H: 5 R: 1 ER: 1 SO: 4	BB: 1 IBB: 0 HBP: 0 BLK: 0	WP: 1 HR: 0 S: 55 P: 90	ERA: 1.59 WHIP: 1.059																		

Chicago Cubs @ Milwaukee Brewers
Miller Park, Milwaukee, WI
Fri Apr 07 2017, 7:14 PM - 11:08 PM CDT
Att: 28,728 - Roof Closed - 65 F

livebaseballscores.com


AB 39
R 2
H 7
RBI 1
BB 3
SO 10
LOB 11



Batter	1	2	3	4	5	6	7	8	9	AB	R	H	RBI	BB	SO	LOB	TOP						
11 Logan Forsythe, R (1.4) (8.5)										5	1	2	0	0	3	3							
74 Kenley Jansen, S (9.1)										0	0	0	0	0	0	0							
5 Corey Seager, L (1.6) OBP: 0.384, SLG: 0.600										4	0	1	1	0	1	1							
10 Justin Turner, R (1.5) OBP: 0.400, SLG: 0.536										3	0	0	0	0	0	2							
54 Sergio Romo, R (8.1) OBP: 0.364, SLG: 0.444										0	0	0	0	0	0	0							
28 Franklin Gutierrez, R (1.7) OBP: 0.296, SLG: 0.385										0	0	0	0	1	0	0							
33 Scott Van Slyke, R (2.7) OBP: 0.333, SLG: 0.300										2	0	0	0	0	1	2							
75 Grant Dayton, L (7.1) OBP: 0.077, SLG: 0.077										0	0	0	0	0	0	0							
26 Chase Utley, L (8.4) OBP: 0.304, SLG: 0.500										1	0	0	0	0	0	1							
66 Yasiel Puig, R (1.9) OBP: 0.394, SLG: 0.667										3	0	0	0	1	2	2							
23 Adrián González, L (1.3) OBP: 0.448, SLG: 0.391										3	0	0	0	0	1	0							
9 Yasmani Grandal, S (1.2) OBP: 0.304, SLG: 0.500										3	0	2	0	1	0	0							
31 Joc Pederson, L (1.8) OBP: 0.360, SLG: 0.400										4	1	1	0	0	1	5							
57 Alex Wood, R (1.1) OBP: 0.333, SLG: 0.333										1	0	0	0	0	1	1							
68 Ross Stripling, R (4.1) OBP: 0.333, SLG: 0.333										0	0	0	0	0	0	0							
14 Enrique Hernández, R (6.1) OBP: 0.333, SLG: 0.333										1	0	0	0	0	0	1							
46 Josh Fields, R (8.1) OBP: 0.333, SLG: 0.333										0	0	0	0	0	0	0							
60 Andrew Toles, L (7.1) OBP: 0.333, SLG: 0.333										2	0	0	0	0	0	4							
Inning Stats	R: 0 E: 0 K: 1 S: 9	H: 0 LOB: 0 BB: 16	R: 0 E: 0 K: 1 S: 7	H: 0 LOB: 0 BB: 15	R: 0 E: 0 K: 3 S: 11	H: 1 LOB: 1 BB: 21	R: 0 E: 0 K: 1 S: 7	H: 0 LOB: 0 BB: 13	R: 0 E: 0 K: 1 S: 9	H: 0 LOB: 0 BB: 14	R: 1 E: 0 K: 0 S: 14	H: 3 LOB: 2 BB: 21	R: 0 E: 1 K: 2 S: 8	H: 0 LOB: 2 BB: 20	R: 1 E: 1 K: 2 S: 17	H: 1 LOB: 1 BB: 6	1B: 5 2B: 2 3B: 0 HR: 0	SF: 0 SAC: 0 DP: 2 HBP: 1	WP: 0 PB: 0 SB: 1 CS: 0	PA: 37			
PITCHER	IP: 6.0 WLS: 0 BF: 22 H: 4 R: 1 ER: 1 SO: 7 ERA: 1.50 WHIP: 0.833	IP: 0.0 WLS: 0 BF: 3 H: 0 R: 0 ER: 0 SO: 0 ERA: 0.00 WHIP: 0.000	IP: 1.0 WLS: 0 BF: 4 H: 2 R: 0 ER: 0 SO: 0 ERA: 0.00 WHIP: 0.000	IP: 0.1 WLS: 0 BF: 3 H: 1 R: 1 ER: 0 SO: 1 ERA: 4.91 WHIP: 3.000	IP: 0.2 WLS: 0 BF: 2 H: 0 R: 0 ER: 0 SO: 1 ERA: 0.00 WHIP: 0.000	IP: 1.0 WLS: 0 BF: 5 H: 1 R: 0 ER: 0 SO: 1 ERA: 0.00 WHIP: 1.000	IP: 0.0 WLS: 0 BF: 0 H: 0 R: 0 ER: 0 SO: 0 ERA: 0.00 WHIP: 0.000	IP: 0.0 WLS: 0 BF: 0 H: 0 R: 0 ER: 0 SO: 0 ERA: 0.00 WHIP: 0.000	IP: 0.0 WLS: 0 BF: 0 H: 0 R: 0 ER: 0 SO: 0 ERA: 0.00 WHIP: 0.000	IP: 0.0 WLS: 0 BF: 0 H: 0 R: 0 ER: 0 SO: 0 ERA: 0.00 WHIP: 0.000	IP: 0.0 WLS: 0 BF: 0 H: 0 R: 0 ER: 0 SO: 0 ERA: 0.00 WHIP: 0.000	IP: 0.0 WLS: 0 BF: 0 H: 0 R: 0 ER: 0 SO: 0 ERA: 0.00 WHIP: 0.000	IP: 0.0 WLS: 0 BF: 0 H: 0 R: 0 ER: 0 SO: 0 ERA: 0.00 WHIP: 0.000	IP: 0.0 WLS: 0 BF: 0 H: 0 R: 0 ER: 0 SO: 0 ERA: 0.00 WHIP: 0.000	IP: 0.0 WLS: 0 BF: 0 H: 0 R: 0 ER: 0 SO: 0 ERA: 0.00 WHIP: 0.000	IP: 0.0 WLS: 0 BF: 0 H: 0 R: 0 ER: 0 SO: 0 ERA: 0.00 WHIP: 0.000	IP: 0.0 WLS: 0 BF: 0 H: 0 R: 0 ER: 0 SO: 0 ERA: 0.00 WHIP: 0.000	IP: 0.0 WLS: 0 BF: 0 H: 0 R: 0 ER: 0 SO: 0 ERA: 0.00 WHIP: 0.000	IP: 0.0 WLS: 0 BF: 0 H: 0 R: 0 ER: 0 SO: 0 ERA: 0.00 WHIP: 0.000	IP: 0.0 WLS: 0 BF: 0 H: 0 R: 0 ER: 0 SO: 0 ERA: 0.00 WHIP: 0.000	IP: 0.0 WLS: 0 BF: 0 H: 0 R: 0 ER: 0 SO: 0 ERA: 0.00 WHIP: 0.000	IP: 0.0 WLS: 0 BF: 0 H: 0 R: 0 ER: 0 SO: 0 ERA: 0.00 WHIP: 0.000	IP: 0.0 WLS: 0 BF: 0 H: 0 R: 0 ER: 0 SO: 0 ERA: 0.00 WHIP: 0.000

Los Angeles Dodgers @ Chicago Cubs
Wrigley Field, Chicago, IL
Mon Apr 10 2017, 9:03 PM - 12:38 AM CDT
Att: 41,166 - Cloudy - 41 F


AB 32
R 2
H 6
RBI 1
BB 3
SO 10
LOB 22





Batter	1	2	3	4	5	6	7	8	9	AB	R	H	RBI	BB	SO	LOB	BOTTOM					
12 Kyle Schwarber, L (1.7) OBP: 0.382, SLG: 0.519										1	1	0	0	3	0	0						
46 Pedro Strop, R (8.1)										0	0	0	0	0	0	0						
19 Koji Uehara, R (8.1)										0	0	0	0	0	0	0						
71 Wade Davis, R (9.1)										0	0	0	0	0	0	0						
2 Tommy La Stella, L (9.1)										1	0	0	0	0	1	0						
17 Kris Bryant, R (1.5) OBP: 0.371, SLG: 0.367										4	0	1	1	1	2	6						
44 Anthony Rizzo, L (1.3) OBP: 0.284, SLG: 0.207										4	0	1	1	1	0	3						
18 Ben Zobrist, S (1.9) OBP: 0.367, SLG: 0.435										4	0	0	0	0	2	5						
27 Addison Russell, R (1.6) OBP: 0.313, SLG: 0.419										4	1	1	0	0	1	0						
40 Wilson Contreras, R (1.2) OBP: 0.318, SLG: 0.476										4	0	1	0	0	0	0						
22 Jason Heyward, L (1.8) OBP: 0.370, SLG: 0.375										3	0	0	0	1	2	2						
9 Javier Báez, R (1.4) OBP: 0.263, SLG: 0.176										3	0	0	0	1	2	1						
34 Jon Lester, L (1.1) ERA: 1.59										2	0	0	1	0	1	2						
68 Ross Stripling, R (4.1) ERA: 1.59										0	0	0	0	0	0	0						
46 Josh Fields, R (6.1) ERA: 1.59										1	0	1	0	0	0	0						
75 Grant Dayton, L (7.1) ERA: 1.59										1	1	0	0	0	0	0						
54 Sergio Romo, R (8.1) ERA: 2.70										1	1	1	0	0	0	0						
Inning Stats	R: 0 E: 0 K: 1 S: 7	H: 0 LOB: 1 BB: 11	R: 0 E: 0 K: 1 S: 6	H: 0 LOB: 0 BB: 9	R: 1 E: 0 K: 2 S: 18	H: 1 LOB: 2 BB: 34	R: 1 E: 0 K: 0 S: 10	H: 2 LOB: 3 BB: 19	R: 0 E: 0 K: 1 S: 6	H: 0 LOB: 0 BB: 10	R: 0 E: 0 K: 2 S: 10	H: 0 LOB: 0 BB: 15	R: 0 E: 0 K: 1 S: 8	H: 1 LOB: 2 BB: 17	R: 0 E: 0 K: 1 S: 10	H: 0 LOB: 1 BB: 18	1B: 4 2B: 2 3B: 0 HR: 0	SF: 0 SAC: 0 DP: 0 HBP: 0	WP: 0 PB: 0 SB: 1 CS: 0	PA: 39		
PITCHER	IP: 3.2 WLS: 0 BF: 19 H: 3 R: 2 ER: 1 SO: 4 ERA: 2.46 WHIP: 1.909	IP: 1.1 WLS: 0 BF: 4 H: 0 R: 0 ER: 0 SO: 1 ERA: 0.00 WHIP: 0.000	IP: 1.0 WLS: 0 BF: 3 H: 0 R: 0 ER: 0 SO: 2 ERA: 0.00 WHIP: 0.000	IP: 1.0 WLS: 0 BF: 5 H: 1 R: 0 ER: 0 SO: 1 ERA: 0.00 WHIP: 2.000	IP: 1.1 WLS: 0 BF: 6 H: 1 R: 1 ER: 1 SO: 1 ERA: 6.75 WHIP: 1.500	IP: 0.1 WLS: 0 BF: 2 H: 1 R: 0 ER: 0 SO: 1 ERA: 7.71 WHIP: 3.000	IP: 0.0 WLS: 0 BF: 0 H: 0 R: 0 ER: 0 SO: 0 ERA: 0.00 WHIP: 0.000	IP: 0.0 WLS: 0 BF: 0 H: 0 R: 0 ER: 0 SO: 0 ERA: 0.00 WHIP: 0.000	IP: 0.0 WLS: 0 BF: 0 H: 0 R: 0 ER: 0 SO: 0 ERA: 0.00 WHIP: 0.000	IP: 0.0 WLS: 0 BF: 0 H: 0 R: 0 ER: 0 SO: 0 ERA: 0.00 WHIP: 0.000	IP: 0.0 WLS: 0 BF: 0 H: 0 R: 0 ER: 0 SO: 0 ERA: 0.00 WHIP: 0.000	IP: 0.0 WLS: 0 BF: 0 H: 0 R: 0 ER: 0 SO: 0 ERA: 0.00 WHIP: 0.000	IP: 0.0 WLS: 0 BF: 0 H: 0 R: 0 ER: 0 SO: 0 ERA: 0.00 WHIP: 0.000	IP: 0.0 WLS: 0 BF: 0 H: 0 R: 0 ER: 0 SO: 0 ERA: 0.00 WHIP: 0.000	IP: 0.0 WLS: 0 BF: 0 H: 0 R: 0 ER: 0 SO: 0 ERA: 0.00 WHIP: 0.000	IP: 0.0 WLS: 0 BF: 0 H: 0 R: 0 ER: 0 SO: 0 ERA: 0.00 WHIP: 0.000	IP: 0.0 WLS: 0 BF: 0 H: 0 R: 0 ER: 0 SO: 0 ERA: 0.00 WHIP: 0.000	IP: 0.0 WLS: 0 BF: 0 H: 0 R: 0 ER: 0 SO: 0 ERA: 0.00 WHIP: 0.000	IP: 0.0 WLS: 0 BF: 0 H: 0 R: 0 ER: 0 SO: 0 ERA: 0.00 WHIP: 0.000	IP: 0.0 WLS: 0 BF: 0 H: 0 R: 0 ER: 0 SO: 0 ERA: 0.00 WHIP: 0.000	IP: 0.0 WLS: 0 BF: 0 H: 0 R: 0 ER: 0 SO: 0 ERA: 0.00 WHIP: 0.000	IP: 0.0 WLS: 0 BF: 0 H: 0 R: 0 ER: 0 SO: 0 ERA: 0.00 WHIP: 0.000

Los Angeles Dodgers @ Chicago Cubs
Wrigley Field, Chicago, IL
Mon Apr 10 2017, 9:03 PM - 12:38 AM CDT
Att: 41,166 - Cloudy - 41 F

AB 32
R 3
H 6
RBI 3
BB 7
SO 10
LOB 20



Batter	1	2	3	4	5	6	7	8	9	AB	R	H	RBI	BB	SO	LOB	TOP			
11 Logan Forsythe, R OBP: 0.357, SLG: 0.257	L9		G6-3		K		G4-3			4	0	0	0	0	1	2	Los Angeles Dodgers @ Chicago Cubs Wrigley Field, Chicago, IL Thu Apr 13 2017, 1:21 PM - 4:21 PM CDT Att: 38,379 - Overcast - 49 F			
5 Corey Seager, L OBP: 0.333, SLG: 0.538	F8		F8		1B		K			4	0	1	0	0	1	1				
10 Justin Turner, R OBP: 0.429, SLG: 0.516	BB				BB		F8			2	0	1	0	2	0	0				
66 Yasiel Puig, R OBP: 0.390, SLG: 0.588	FC6-4				BB		1B			3	0	1	0	1	0	4				
33 Scott Van Slyke, R OBP: 0.267, SLG: 0.231	F8						G4-3			2	0	0	0	0	1	2				
60 Andrew Toles, L OBP: 0.296, SLG: 0.480							G1-3			2	0	0	0	0	0	1				
9 Yasmani Grandal, S OBP: 0.290, SLG: 0.444	F9						K2-3			4	0	1	0	0	1	2				
21 Trayce Thompson, R OBP: 0.400, SLG: 0.345	G6-3						F8			2	0	0	0	0	0	2				
14 Enrique Hernández, R OBP: 0.364, SLG: 0.444							G6-3			2	0	1	0	0	0	0				
31 Joc Pederson, L OBP: 0.367, SLG: 0.375							L4-3			2	0	1	0	0	0	1				
99 Hyun Jin Ryu, R 46 Josh Fields, R 75 Grant Dayton, L 26 Chase Utley, L 41 Chris Hatcher, R 15 Austin Barnes, R	G1-3						BB			1	0	0	0	0	0	1				
Inning Stats	R: 0 H: 0 E: 0 K: 0 S: 10	H: 0 LOB: 1 BB: 1 P: 20	R: 0 H: 0 E: 0 K: 0 S: 6	H: 0 LOB: 0 BB: 0 P: 10	R: 0 H: 1 E: 0 K: 0 S: 8	H: 1 LOB: 2 BB: 0 P: 14	R: 0 H: 1 E: 0 K: 1 S: 11	H: 1 LOB: 3 BB: 2 P: 20	R: 0 H: 0 E: 0 K: 1 S: 7	H: 0 LOB: 0 BB: 0 P: 9	R: 0 H: 1 E: 0 K: 0 S: 7	H: 1 LOB: 1 BB: 0 P: 11	R: 0 H: 1 E: 0 K: 1 S: 10	H: 1 LOB: 1 BB: 0 P: 13	R: 0 H: 1 E: 0 K: 1 S: 8	H: 1 LOB: 1 BB: 0 P: 13	1B: 4 2B: 3 3B: 0 HR: 0	SF: 0 SAC: 0 DP: 1 HBP: 0	WP: 0 PB: 0 SB: 0 CS: 0	PA: 36
PITCHER	IP WLS BF H R ER SO	IP WLS BF H R ER SO	IP WLS BF H R ER SO	IP WLS BF H R ER SO	IP WLS BF H R ER SO	IP WLS BF H R ER SO	IP WLS BF H R ER SO	IP WLS BF H R ER SO	IP WLS BF H R ER SO	IP WLS BF H R ER SO	IP WLS BF H R ER SO	IP WLS BF H R ER SO	IP WLS BF H R ER SO	IP WLS BF H R ER SO	IP WLS BF H R ER SO	IP WLS BF H R ER SO	ERA WHIP	ERA WHIP		
37 Brett Anderson, L ERA: 0.84	(1, 1) 5.0 W 22 3 0 0 2	(1, 1) 5.0 W 22 3 0 0 2	(1, 1) 5.0 W 22 3 0 0 2	(1, 1) 5.0 W 22 3 0 0 2	(1, 1) 5.0 W 22 3 0 0 2	(1, 1) 5.0 W 22 3 0 0 2	(1, 1) 5.0 W 22 3 0 0 2	(1, 1) 5.0 W 22 3 0 0 2	(1, 1) 5.0 W 22 3 0 0 2	(1, 1) 5.0 W 22 3 0 0 2	(1, 1) 5.0 W 22 3 0 0 2	(1, 1) 5.0 W 22 3 0 0 2	(1, 1) 5.0 W 22 3 0 0 2	(1, 1) 5.0 W 22 3 0 0 2	(1, 1) 5.0 W 22 3 0 0 2	(1, 1) 5.0 W 22 3 0 0 2	0.00 1.400	0.00 1.400		
6 Carl Edwards Jr., R ERA:	(6, 1) 2.0 6 1 0 0 1	(6, 1) 2.0 6 1 0 0 1	(6, 1) 2.0 6 1 0 0 1	(6, 1) 2.0 6 1 0 0 1	(6, 1) 2.0 6 1 0 0 1	(6, 1) 2.0 6 1 0 0 1	(6, 1) 2.0 6 1 0 0 1	(6, 1) 2.0 6 1 0 0 1	(6, 1) 2.0 6 1 0 0 1	(6, 1) 2.0 6 1 0 0 1	(6, 1) 2.0 6 1 0 0 1	(6, 1) 2.0 6 1 0 0 1	(6, 1) 2.0 6 1 0 0 1	(6, 1) 2.0 6 1 0 0 1	(6, 1) 2.0 6 1 0 0 1	(6, 1) 2.0 6 1 0 0 1	0.00 0.500	0.00 0.500		
19 Koji Uehara, R ERA:	(8, 1) 1.0 4 1 0 0 1	(8, 1) 1.0 4 1 0 0 1	(8, 1) 1.0 4 1 0 0 1	(8, 1) 1.0 4 1 0 0 1	(8, 1) 1.0 4 1 0 0 1	(8, 1) 1.0 4 1 0 0 1	(8, 1) 1.0 4 1 0 0 1	(8, 1) 1.0 4 1 0 0 1	(8, 1) 1.0 4 1 0 0 1	(8, 1) 1.0 4 1 0 0 1	(8, 1) 1.0 4 1 0 0 1	(8, 1) 1.0 4 1 0 0 1	(8, 1) 1.0 4 1 0 0 1	(8, 1) 1.0 4 1 0 0 1	(8, 1) 1.0 4 1 0 0 1	(8, 1) 1.0 4 1 0 0 1	0.00 1.000	0.00 1.000		
71 Wade Davis, R ERA:	(9, 1) 1.0 4 1 0 0 1	(9, 1) 1.0 4 1 0 0 1	(9, 1) 1.0 4 1 0 0 1	(9, 1) 1.0 4 1 0 0 1	(9, 1) 1.0 4 1 0 0 1	(9, 1) 1.0 4 1 0 0 1	(9, 1) 1.0 4 1 0 0 1	(9, 1) 1.0 4 1 0 0 1	(9, 1) 1.0 4 1 0 0 1	(9, 1) 1.0 4 1 0 0 1	(9, 1) 1.0 4 1 0 0 1	(9, 1) 1.0 4 1 0 0 1	(9, 1) 1.0 4 1 0 0 1	(9, 1) 1.0 4 1 0 0 1	(9, 1) 1.0 4 1 0 0 1	(9, 1) 1.0 4 1 0 0 1	0.00 1.000	0.00 1.000		

Batter	1	2	3	4	5	6	7	8	9	AB	R	H	RBI	BB	SO	LOB	BOTTOM			
12 Kyle Schwarber, L OBP: 0.381, SLG: 0.455	BB		K		1B		K			3	0	1	1	1	2	0	Los Angeles Dodgers @ Chicago Cubs Wrigley Field, Chicago, IL Thu Apr 13 2017, 1:21 PM - 4:21 PM CDT Att: 38,379 - Overcast - 49 F			
20 Matt Szczur, R										0	0	0	0	0	0	0				
17 Kris Bryant, R OBP: 0.372, SLG: 0.314	K		F9		K		BB			3	0	0	0	1	2	3				
44 Anthony Rizzo, L OBP: 0.333, SLG: 0.351	HR		G6-3		1B		G4-6-3			4	1	2	2	0	0	1				
27 Addison Russell, R OBP: 0.275, SLG: 0.436	F7				F7					4	1	1	1	0	0	1				
40 Wilson Contreras, R OBP: 0.310, SLG: 0.464	K				G6-3		2B			4	0	1	0	0	2	0				
5 Albert Almora Jr., R OBP: 0.571, SLG: 0.583	BB				G5-3		P3			3	0	1	0	1	0	1				
22 Jason Heyward, L OBP: 0.353, SLG: 0.355	1B				K		P3			4	0	1	0	0	2	2				
9 Javier Báez, R OBP: 0.318, SLG: 0.211	L4									2	1	1	0	1	0	2				
37 Brett Anderson, L 30 Jon Jay, L 46 Josh Fields, R 6 Carl Edwards Jr., R 19 Koji Uehara, R 71 Wade Davis, R	G3				1B		1B			1	0	0	0	0	0	2				
Inning Stats	R: 1 H: 1 E: 0 K: 1 S: 9	H: 1 LOB: 0 BB: 1 P: 16	R: 0 H: 1 E: 0 K: 1 S: 12	H: 1 LOB: 2 BB: 1 P: 20	R: 0 H: 0 E: 0 K: 1 S: 9	H: 0 LOB: 0 BB: 0 P: 12	R: 1 H: 1 E: 0 K: 1 S: 10	H: 1 LOB: 3 BB: 0 P: 14	R: 2 H: 3 E: 0 K: 1 S: 13	H: 3 LOB: 1 BB: 0 P: 19	R: 0 H: 1 E: 0 K: 1 S: 15	H: 1 LOB: 2 BB: 1 P: 20	R: 0 H: 0 E: 0 K: 1 S: 8	H: 0 LOB: 0 BB: 1 P: 14	R: 0 H: 1 E: 0 K: 2 S: 12	H: 1 LOB: 1 BB: 0 P: 19	1B: 5 2B: 1 3B: 0 HR: 2	SF: 0 SAC: 0 DP: 1 HBP: 1	WP: 0 PB: 0 SB: 0 CS: 0	PA: 34
PITCHER	IP WLS BF H R ER SO	IP WLS BF H R ER SO	IP WLS BF H R ER SO	IP WLS BF H R ER SO	IP WLS BF H R ER SO	IP WLS BF H R ER SO	IP WLS BF H R ER SO	IP WLS BF H R ER SO	IP WLS BF H R ER SO	IP WLS BF H R ER SO	IP WLS BF H R ER SO	IP WLS BF H R ER SO	IP WLS BF H R ER SO	IP WLS BF H R ER SO	IP WLS BF H R ER SO	IP WLS BF H R ER SO	ERA WHIP	ERA WHIP		
99 Hyun Jin Ryu, L ERA: 5.79	(1, 1) 4.2 L 21 6 4 4 5	(1, 1) 4.2 L 21 6 4 4 5	(1, 1) 4.2 L 21 6 4 4 5	(1, 1) 4.2 L 21 6 4 4 5	(1, 1) 4.2 L 21 6 4 4 5	(1, 1) 4.2 L 21 6 4 4 5	(1, 1) 4.2 L 21 6 4 4 5	(1, 1) 4.2 L 21 6 4 4 5	(1, 1) 4.2 L 21 6 4 4 5	(1, 1) 4.2 L 21 6 4 4 5	(1, 1) 4.2 L 21 6 4 4 5	(1, 1) 4.2 L 21 6 4 4 5	(1, 1) 4.2 L 21 6 4 4 5	(1, 1) 4.2 L 21 6 4 4 5	(1, 1) 4.2 L 21 6 4 4 5	(1, 1) 4.2 L 21 6 4 4 5	7.71 1.714	7.71 1.714		
46 Josh Fields, R ERA:	(5, 1) 0.2 3 1 0 0 0	(5, 1) 0.2 3 1 0 0 0	(5, 1) 0.2 3 1 0 0 0	(5, 1) 0.2 3 1 0 0 0	(5, 1) 0.2 3 1 0 0 0	(5, 1) 0.2 3 1 0 0 0	(5, 1) 0.2 3 1 0 0 0	(5, 1) 0.2 3 1 0 0 0	(5, 1) 0.2 3 1 0 0 0	(5, 1) 0.2 3 1 0 0 0	(5, 1) 0.2 3 1 0 0 0	(5, 1) 0.2 3 1 0 0 0	(5, 1) 0.2 3 1 0 0 0	(5, 1) 0.2 3 1 0 0 0	(5, 1) 0.2 3 1 0 0 0	(5, 1) 0.2 3 1 0 0 0	0.00 1.500	0.00 1.500		
75 Grant Dayton, L ERA:	(6, 1) 0.2 3 0 0 0 1	(6, 1) 0.2 3 0 0 0 1	(6, 1) 0.2 3 0 0 0 1	(6, 1) 0.2 3 0 0 0 1	(6, 1) 0.2 3 0 0 0 1	(6, 1) 0.2 3 0 0 0 1	(6, 1) 0.2 3 0 0 0 1	(6, 1) 0.2 3 0 0 0 1	(6, 1) 0.2 3 0 0 0 1	(6, 1) 0.2 3 0 0 0 1	(6, 1) 0.2 3 0 0 0 1	(6, 1) 0.2 3 0 0 0 1	(6, 1) 0.2 3 0 0 0 1	(6, 1) 0.2 3 0 0 0 1	(6, 1) 0.2 3 0 0 0 1	(6, 1) 0.2 3 0 0 0 1	0.00 0.000	0.00 0.000		
41 Chris Hatcher, R ERA: 1.29	(7, 1) 2.0 7 1 0 0 3	(7, 1) 2.0 7 1 0 0 3	(7, 1) 2.0 7 1 0 0 3	(7, 1) 2.0 7 1 0 0 3	(7, 1) 2.0 7 1 0 0 3	(7, 1) 2.0 7 1 0 0 3	(7, 1) 2.0 7 1 0 0 3	(7, 1) 2.0 7 1 0 0 3	(7, 1) 2.0 7 1 0 0 3	(7, 1) 2.0 7 1 0 0 3	(7, 1) 2.0 7 1 0 0 3	(7, 1) 2.0 7 1 0 0 3	(7, 1) 2.0 7 1 0 0 3	(7, 1) 2.0 7 1 0 0 3	(7, 1) 2.0 7 1 0 0 3	(7, 1) 2.0 7 1 0 0 3	0.00 1.000	0.00 1.000		

Batter	1	2	3	4	5	6	7	8	9	AB	R	H	RBI	BB	SO	LOB	TOP										
5 Josh Harrison, R OBP: 0.353, SLG: 0.323	G6-3		1B		1B		K2-3			4	0	2	0	0	1	0	Pittsburgh Pirates @ Chicago Cubs Wrigley Field, Chicago, IL Fri Apr 14 2017, 1:21 PM - 4:36 PM CDT Att: 40,430 - Cloudy - 54 F										
6 Starling Marte, R OBP: 0.311, SLG: 0.366	F8		2B		K		G6-3			4	0	1	0	0	1	1											
22 Andrew McCutchen, R OBP: 0.302, SLG: 0.350	G6-3		G6-3			1B		G4-3		4	1	1	0	0	0	1											
25 Gregory Polanco, L OBP: 0.333, SLG: 0.333		BB	G3-1			1B		K		3	2	1	0	1	1	1											
23 David Freese, R OBP: 0.576, SLG: 0.760	2B				E3	1B		2B		4	1	3	2	0	0	0											
28 John Jaso, L	G4-3				G3-6-3	F8		L8		4	0	0	0	0	0	5											
29 Francisco Cervelli, R OBP: 0.333, SLG: 0.419	F9				G5-3			1B		4	0	2	2	0	0	1											
10 Jordy Mercer, R OBP: 0.286, SLG: 0.216						L8		K		3	0	0	0	1	2	1											
45 Gerrit Cole, R 17 Phil Gosselin, R 38 Wade LeBlanc, L 73 Felipe Vázquez, L 55 Josh Bell, S 44 Tony Watson, L	G4-3							L9		2	0	0	0	0	1	2		P									
										1	0	0	0	0	0	0											
Inning Stats	R: 0 E: 0 K: 0 S: 5	H: 0 LOB: 0 BB: 0 P: 8	R: 1 E: 0 K: 0 S: 16	H: 1 LOB: 2 BB: 2 P: 29	R: 0 E: 0 K: 0 S: 12	H: 2 LOB: 1 BB: 0 P: 19	R: 0 E: 1 K: 0 S: 8	H: 0 LOB: 0 BB: 0 P: 10	R: 0 E: 0 K: 3 S: 13	H: 1 LOB: 1 BB: 0 P: 19	R: 3 E: 0 K: 0 S: 14	H: 4 LOB: 0 BB: 0 P: 19	R: 0 E: 0 K: 1 S: 6	H: 1 LOB: 1 BB: 0 P: 8	R: 0 E: 0 K: 1 S: 13	H: 1 LOB: 0 BB: 0 P: 10	1B: 6 2B: 4 3B: 0 HR: 0	SF: 0 SAC: 0 DP: 2 HBP: 0	WP: 0 PB: 0 SB: 2 CS: 0	PA: 36							
PITCHER	IP	WLS	BF	H	R	ER	SO	BB	IBB	HBP	BLK	WP	HR	S	P	ERA	WHIP										
28 Kyle Hendricks, R ERA: 5.73	5.0	L	22	6	3	3	3	1	1	0	0	0	0	58	91	5.40	1.400										
52 Justin Grimm, R ERA: 5.79	1.0	B	4	2	1	1	0	0	0	0	0	0	0	10	13	9.00	2.000										
32 Brian Duensing, L ERA: 5.79	1.0		3	0	0	0	1	0	0	0	0	0	0	6	8	0.00	0.000										
56 Héctor Rondón, R ERA: 2.08	1.0		4	1	0	0	1	0	0	0	0	0	0	13	18	0.00	1.000										
38 Mike Montgomery, L ERA: 3.0	1.0		3	1	0	0	1	0	0	0	0	0	0	8	10	0.00	1.000										

Batter	1	2	3	4	5	6	7	8	9	AB	R	H	RBI	BB	SO	LOB	BOTTOM										
12 Kyle Schwarber, L OBP: 0.383, SLG: 0.432	F7		K		1B		G4-3			4	0	1	1	1	1	0	Pittsburgh Pirates @ Chicago Cubs Wrigley Field, Chicago, IL Fri Apr 14 2017, 1:21 PM - 4:36 PM CDT Att: 40,430 - Cloudy - 54 F										
17 Kris Bryant, R OBP: 0.375, SLG: 0.333	F8				FC6-4				BB	4	1	1	0	1	0	2											
44 Anthony Rizzo, L OBP: 0.382, SLG: 0.375	1B				L9		K			3	0	1	0	0	1	2											
18 Ben Zobrist, S OBP: 0.333, SLG: 0.375	G3				1B		G5-3		G6-3	5	0	1	1	0	1	6											
27 Addison Russell, R OBP: 0.273, SLG: 0.419	F8				FC5-4				L8	4	0	1	0	0	0	3											
22 Jason Heyward, L OBP: 0.386, SLG: 0.353	P2				BB		P6		1B	3	0	1	0	1	0	1											
47 Miguel Montero, L							G4-3		FC5	3	0	0	0	0	2	3											
40 Wilson Contreras, R OBP: 0.300, SLG: 0.448	K				K				FC5	1	0	0	0	0	0	3											
28 Kyle Hendricks, R ERA: 5.29					G1-3				P4	2	0	0	0	0	1	0											
32 Brian Duensing, L 20 Matt Szczur, R 56 Héctor Rondón, R 38 Mike Montgomery, L 5 Albert Almora Jr., R OBP: 0.533, SLG: 0.538							K			0	0	0	0	0	0	0											
9 Javier Báez, R OBP: 0.308, SLG: 0.261					G4-3				K	4	1	1	0	0	1	0											
Inning Stats	R: 0 E: 0 K: 0 S: 13	H: 1 LOB: 1 BB: 0 P: 16	R: 0 E: 0 K: 1 S: 14	H: 0 LOB: 0 BB: 0 P: 21	R: 0 E: 0 K: 1 S: 7	H: 0 LOB: 0 BB: 0 P: 12	R: 1 E: 0 K: 2 S: 13	H: 2 LOB: 1 BB: 0 P: 20	R: 0 E: 0 K: 0 S: 11	H: 1 LOB: 1 BB: 0 P: 20	R: 0 E: 0 K: 0 S: 9	H: 0 LOB: 0 BB: 0 P: 13	R: 0 E: 0 K: 1 S: 15	H: 1 LOB: 3 BB: 1 P: 26	R: 0 E: 1 K: 1 S: 11	H: 0 LOB: 3 BB: 1 P: 21	1B: 4 2B: 3 3B: 0 HR: 0	SF: 0 SAC: 0 DP: 0 HBP: 2	WP: 0 PB: 0 SB: 2 CS: 0	PA: 40							
PITCHER	IP	WLS	BF	H	R	ER	SO	BB	IBB	HBP	BLK	WP	HR	S	P	ERA	WHIP										
45 Gerrit Cole, R ERA: 5.29	6.0	W	25	6	2	2	5	1	0	0	0	0	0	72	114	3.00	1.167										
38 Wade LeBlanc, L ERA: 5.4	1.0	H	3	0	0	0	0	0	0	0	0	0	0	9	13	0.00	0.000										
73 Felipe Vázquez, L ERA: 1.29	1.0	H	6	1	0	0	1	1	0	1	0	0	0	15	26	0.00	2.000										
44 Tony Watson, L ERA: 3.0	1.0	S	6	0	0	0	1	1	0	1	0	0	0	11	21	0.00	1.000										



Batter	1	2	3	4	5	6	7	8	9	AB	R	H	RBI	BB	SO	LOB	TOP				
10 Jordy Mercer, R OBP: 0.298, SLG: 0.220										4	1	1	1	1	0	1					
6 Starling Marte, R OBP: 0.305, SLG: 0.400										5	0	0	0	0	0	2	4				
22 Andrew McCutchen, R OBP: 0.294, SLG: 0.438										4	0	1	1	0	0	2					
23 David Freese, R OBP: 0.488, SLG: 0.594										3	0	0	0	1	0	3					
29 Francisco Cervelli, R OBP: 0.319, SLG: 0.462										4	0	1	0	0	1	4					
5 Josh Harrison, R OBP: 0.357, SLG: 0.378										2	1	0	0	0	0	2					
17 Phil Gosselin, R OBP: 0.283, SLG: 0.083										2	0	0	0	0	1	0					
28 John Jaso, L										0	2	0	0	2	0	0					
26 Adam Frazier, L OBP: 0.410, SLG: 0.543										4	1	3	3	0	0	0					
50 Jameson Taillon, R										2	0	0	0	0	0	1					
55 Josh Bell, S										0	0	0	0	1	0	0					
37 Aleri Harrison, S										0	1	0	0	0	0	0					
73 Felipe Vázquez, L										0	0	0	0	0	0	0					
39 Chad Kuhl, R										0	0	0	0	1	0	0					
38 Wade LeBlanc, L										0	0	0	0	0	0	0					
Inning Stats	R: 0 E: 0 K: 1 S: 11	H: 1 LOB: 1 BB: 1 P: 24	R: 0 E: 0 K: 1 S: 9	H: 0 LOB: 0 BB: 0 P: 9	R: 0 E: 0 K: 0 S: 9	H: 0 LOB: 0 BB: 0 P: 14	R: 0 E: 1 K: 0 S: 17	H: 1 LOB: 2 BB: 0 P: 24	R: 0 E: 0 K: 0 S: 7	H: 0 LOB: 0 BB: 0 P: 10	R: 0 E: 0 K: 1 S: 9	H: 0 LOB: 1 BB: 1 P: 15	R: 3 E: 1 K: 0 S: 15	H: 2 LOB: 3 BB: 2 P: 28	R: 3 E: 0 K: 1 S: 15	H: 1 LOB: 0 BB: 2 P: 27	1B: 3 2B: 2 3B: 1 HR: 1	SF: 0 SAC: 0 DP: 3 HBP: 2	WP: 1 PB: 0 SB: 1 CS: 2	PA: 39	
PITCHER	IP WLS BF H R ER SO BB IBB HBP BLK WP HR S P ERA WHIP																				
34 Jon Lester, L ERA: 1.0	7.0	L	24	3	0	0	3	2	0	1	0	0	0	0	67	103	0.00	0.714			
19 Koji Uehara, R ERA: 3.18	0.0	L	4	2	3	2	0	2	0	0	0	0	0	0	7	17	∞	∞			
56 Héctor Rondón, R ERA: 1.69	1.0	H	4	0	0	0	0	0	0	0	0	0	0	8	11	0.00	0.000				
52 Justin Grimm, R ERA: 9.53	1.0	H	6	1	3	3	1	2	0	1	0	1	1	15	27	27.00	3.000				

Pittsburgh Pirates @ Chicago Cubs
Wrigley Field, Chicago, IL
Sun Apr 16 2017, 1:23 PM - 4:24 PM CDT
Att: 39,422 - Overcast - 72 F

AB 30
R 6
H 6
RBI 5
BB 6
SO 4
LOB 17



Batter	1	2	3	4	5	6	7	8	9	AB	R	H	RBI	BB	SO	LOB	BOTTOM					
12 Kyle Schwarber, L OBP: 0.393, SLG: 0.444										3	0	2	0	1	0	1						
19 Koji Uehara, R										0	0	0	0	0	0	0						
56 Héctor Rondón, R										0	0	0	0	0	0	0						
52 Justin Grimm, R										0	0	0	0	0	0	0						
17 Kris Bryant, R OBP: 0.351, SLG: 0.438										4	0	0	0	0	0	6						
44 Anthony Rizzo, L OBP: 0.393, SLG: 0.404										3	0	1	0	1	0	3						
18 Ben Zobrist, S OBP: 0.354, SLG: 0.342										3	0	1	0	1	1	2						
27 Addison Russell, L OBP: 0.264, SLG: 0.442										4	0	0	0	0	2	3						
22 Jason Heyward, L OBP: 0.348, SLG: 0.333										4	1	1	0	0	0	0						
40 Wilson Contreras, R OBP: 0.263, SLG: 0.361										4	0	0	0	0	2	1						
34 Jon Lester, L																						
2 Tommy La Stella, L OBP: 0.500, SLG: 0.500										2	0	0	0	0	1	0						
5 Albert Almora Jr., R OBP: 0.500, SLG: 0.500										1	0	1	1	0	0	0						
9 Javier Báez, R OBP: 0.294, SLG: 0.290										4	0	1	0	0	1	2						
Inning Stats	R: 0 E: 0 K: 1 S: 10	H: 3 LOB: 2 BB: 0 P: 18	R: 0 E: 0 K: 2 S: 9	H: 0 LOB: 0 BB: 0 P: 11	R: 0 E: 0 K: 1 S: 12	H: 1 LOB: 2 BB: 1 P: 21	R: 0 E: 0 K: 2 S: 10	H: 0 LOB: 0 BB: 0 P: 13	R: 0 E: 0 K: 0 S: 9	H: 1 LOB: 1 BB: 0 P: 11	R: 0 E: 0 K: 0 S: 5	H: 0 LOB: 0 BB: 1 P: 10	R: 1 E: 1 K: 0 S: 15	H: 2 LOB: 3 BB: 1 P: 24	R: 0 E: 0 K: 1 S: 11	H: 0 LOB: 0 BB: 0 P: 12	R: 0 E: 0 K: 0 S: 7	H: 0 LOB: 0 BB: 0 P: 11	1B: 5 2B: 3 3B: 0 HR: 0	SF: 0 SAC: 0 DP: 2 HBP: 0	WP: 0 PB: 0 SB: 0 CS: 0	PA: 36
PITCHER	IP WLS BF H R ER SO BB IBB HBP BLK WP HR S P ERA WHIP																					
50 Jameson Taillon, R ERA: 0.9	7.0	W	30	7	1	0	6	3	0	0	0	0	0	0	70	108	0.00	1.429				
73 Felipe Vázquez, L ERA: 1.13	1.0	H	3	0	0	0	1	0	0	0	0	0	0	11	12	0.00	0.000					
38 Wade LeBlanc, L ERA: 4.7	1.0	H	3	0	0	0	0	0	0	0	0	0	0	7	11	0.00	0.000					

Pittsburgh Pirates @ Chicago Cubs
Wrigley Field, Chicago, IL
Sun Apr 16 2017, 1:23 PM - 4:24 PM CDT
Att: 39,422 - Overcast - 72 F

AB 33
R 1
H 7
RBI 1
BB 3
SO 7
LOB 18



Batter	1	2	3	4	5	6	7	8	9	AB	R	H	RBI	BB	SO	LOB	TOP					
5 Jonathan Villar, S OBP: 0.200, SLG: 0.317	G1-3	K		G6-3		K			G4-3	5	0	0	0	0	2	0	Milwaukee Brewers @ Chicago Cubs Wrigley Field, Chicago, IL Tue Apr 18 2017, 7:06 PM - 10:05 PM CDT Att: 39,026 - Partly Cloudy - 77 F					
7 Eric Thames, L OBP: 0.491, SLG: 1.000	2B		2B	1B		L7			P2	5	2	3	0	0	0	0						
8 Ryan Braun, R OBP: 0.414, SLG: 0.653	1B		1B	K		P3				4	2	2	0	0	1	1						
21 Travis Shaw, L OBP: 0.305, SLG: 0.574	2B		2B	HR		G5-3				4	2	3	3	0	0	0						
16 Domingo Santana, R OBP: 0.340, SLG: 0.455	G1-3		SF9	K		K			K	3	0	0	2	0	2	1						
9 Manny Pina, R OBP: 0.452, SLG: 0.633	2B		FC5-2	F8		G5-3				4	0	1	1	0	0	1						
23 Keon Broxton, R OBP: 0.214, SLG: 0.237	K		K	K					BB	3	0	0	0	0	3	2						
10 Kirk Nieuwenhuis, L OBP: 0.160, SLG: 0.182										0	0	0	0	0	1	0						
3 Orlando Arcia, R OBP: 0.229, SLG: 0.304		G6-3		HR		G1-3			K	4	1	1	1	0	1	1						
52 Jimmy Nelson, R										3	0	0	0	0	3	0						
48 Jared Hughes, R										0	0	0	0	0	0	0						
51 Oliver Drake, R										0	0	0	0	0	0	0						
2 Nick Franklin, S									F7	1	0	0	0	0	0	0						
Inning Stats	R: 3 E: 0 K: 1 S: 14	H: 4 LOB: 1 BB: 0 P: 22	R: 0 E: 0 K: 2 S: 9	H: 0 LOB: 0 BB: 0 P: 13	R: 2 E: 0 K: 1 S: 14	H: 3 LOB: 1 BB: 0 P: 19	R: 1 E: 0 K: 2 S: 14	H: 2 LOB: 1 BB: 0 P: 20	R: 1 E: 0 K: 2 S: 10	H: 1 LOB: 0 BB: 0 P: 16	R: 0 E: 0 K: 2 S: 10	H: 0 LOB: 0 BB: 0 P: 16	R: 0 E: 0 K: 0 S: 7	H: 0 LOB: 0 BB: 0 P: 13	R: 0 E: 0 K: 2 S: 17	H: 0 LOB: 1 BB: 1 P: 26	R: 0 E: 0 K: 0 S: 6	H: 0 LOB: 0 BB: 0 P: 9	1B: 3 2B: 5 3B: 0 HR: 2	SF: 1 SAC: 0 DP: 0 HBP: 0	WP: 0 PB: 0 SB: 1 CS: 0	PA: 38
PITCHER	IP WLS BF H R ER SO BB IBB HBP BLK WP HR S P ERA WHIP																					
37 Brett Anderson, L ERA: 4.4	3.2	19	8	6	6	5	0	0	0	0	0	0	1	42	60	14.73	2.182					
32 Brian Duensing, L ERA: 10.8	1.1	6	2	1	1	3	0	0	0	0	0	0	1	19	30	6.75	1.500					
52 Justin Grimm, R ERA: 8.1	1.0	W	3	0	0	2	0	0	0	0	0	0	0	10	16	0.00	0.000					
6 Carl Edwards Jr., R ERA:	1.0	H	3	0	0	0	0	0	0	0	0	0	0	7	13	0.00	0.000					
56 Héctor Rondón, R ERA: 1.42	1.0	H	4	0	0	2	1	0	0	0	0	0	0	17	26	0.00	1.000					

Batter	1	2	3	4	5	6	7	8	9	AB	R	H	RBI	BB	SO	LOB	BOTTOM			
12 Kyle Schwarber, L OBP: 0.379, SLG: 0.463	G6-3		HR		G4-3	G6-3				4	1	1	2	1	0	1	Milwaukee Brewers @ Chicago Cubs Wrigley Field, Chicago, IL Tue Apr 18 2017, 7:06 PM - 10:05 PM CDT Att: 39,026 - Partly Cloudy - 77 F			
71 Wade Davis, R										0	0	0	0	0	0	0				
17 Kris Bryant, R OBP: 0.333, SLG: 0.421	K		F8		G5-3	1B				5	0	2	1	0	1	0				
44 Anthony Rizzo, L OBP: 0.415, SLG: 0.426	F8		1B		2B	K				4	0	2	0	1	1	1				
18 Ben Zobrist, S OBP: 0.333, SLG: 0.319	G6-3		K		G6-3					5	0	0	0	0	2	5				
22 Jason Heyward, L OBP: 0.352, SLG: 0.340	G4-3				L8					4	1	2	0	0	0	0				
47 Miguel Montero, L OBP: 0.316, SLG: 0.444					1B					4	2	3	2	0	1	1				
56 Héctor Rondón, R										0	0	0	0	0	0	0				
27 Addison Russell, R OBP: 0.293, SLG: 0.418	1B				HR					0	0	0	0	0	0	0				
9 Javier Báez, R OBP: 0.289, SLG: 0.314	F7				F7					4	1	1	0	0	0	2				
37 Brett Anderson, L					G6-3					1	0	0	0	0	0	0				
32 Brian Duensing, L										1	0	0	0	0	1	0				
52 Justin Grimm, R										0	0	0	0	0	0	0				
5 Albert Almora Jr., R										1	1	1	2	0	0	0				
6 Carl Edwards Jr., R										0	0	0	0	0	0	0				
40 Wilson Contreras, R OBP: 0.226, SLG: 0.296										1	1	1	0	0	0	0				
30 Jon Jay, L OBP: 0.476, SLG: 0.500					G5-3					2	2	1	1	1	0	0				
Inning Stats	R: 0 E: 0 K: 1 S: 7	H: 0 LOB: 0 BB: 0 P: 9	R: 0 E: 0 K: 0 S: 10	H: 1 LOB: 1 BB: 0 P: 14	R: 2 E: 0 K: 1 S: 12	H: 2 LOB: 1 BB: 1 P: 17	R: 2 E: 0 K: 1 S: 16	H: 2 LOB: 0 BB: 0 P: 22	R: 0 E: 0 K: 0 S: 10	H: 1 LOB: 1 BB: 0 P: 16	R: 4 E: 0 K: 1 S: 19	H: 5 LOB: 1 BB: 0 P: 31	R: 0 E: 0 K: 2 S: 10	H: 1 LOB: 1 BB: 0 P: 12	R: 1 E: 0 K: 0 S: 11	H: 2 LOB: 2 BB: 2 P: 17	1B: 8 2B: 3 3B: 1 HR: 2	SF: 0 SAC: 1 DP: 1 HBP: 0	WP: 1 PB: 0 SB: 1 CS: 0	PA: 40
PITCHER	IP WLS BF H R ER SO BB IBB HBP BLK WP HR S P ERA WHIP																			
52 Jimmy Nelson, R ERA: 4.42	5.1	26	9	7	7	3	0	0	0	0	0	0	1	0	10	15	13.50	3.000		
48 Jared Hughes, R ERA: 2.57	0.2	L	4	2	1	1	0	0	0	0	0	0	0	0	0	0	0	0		
51 Oliver Drake, R ERA: 4.91	2.0	10	3	1	1	2	1	1	0	0	0	0	0	21	29	4.50	2.000			

Batter	1	2	3	4	5	6	7	8	9	AB	R	H	RBI	BB	SO	LOB	TOP										
5 Jonathan Villar, S OBP: 0.200, SLG: 0.308	L9		K	K		K			K	5	0	1	1	0	3	3											
7 Eric Thames, L OBP: 0.500, SLG: 0.959	21 HR		21 G6-3	G5-3		G4-3			21 G3-6-3	2	1	0	0	3	0	5											
21 Travis Shaw, L OBP: 0.297, SLG: 0.593	1-H		G6-3			G5-3			G3-6-3	5	1	1	2	0	1	2											
14 Hernán Pérez, R OBP: 0.256, SLG: 0.333	K			G6-3						3	0	1	0	1	1	0											
2 Nick Franklin, S OBP: 0.125, SLG: 0.438 50 Jacob Barnes, R	G1-3		G3-1			P6				4	0	0	0	0	1	3											
46 Corey Knebel, R										0	0	0	0	0	0	0											
16 Domingo Santana, R OBP: 0.340, SLG: 0.455										0	0	0	0	0	0	0											
47 Jett Bandy, R OBP: 0.382, SLG: 0.677		HR		G5-3						3	1	1	1	1	0	1											
23 Keon Broxton, R OBP: 0.196, SLG: 0.214			K	K		L4				4	0	0	0	0	2	1											
3 Orlando Arcia, R OBP: 0.250, SLG: 0.320			G5-3			24 WP				4	1	2	0	0	1	0											
33 Tommy Milone, L						33 BB				1	0	0	0	1	0	0											
24 Jesús Aguilar, R OBP: 0.423, SLG: 0.435 59 Carlos Torres, R			G4-3			5 BB				0	0	0	0	1	0	0											
10 Kirk Nieuwenhuis, L OBP: 0.154, SLG: 0.174 37 Neftalí Feliz, R						5 BB				1	0	0	0	0	0	0											
										0	0	0	0	0	0	0											
Inning Stats	R: 2 E: 0 K: 1 S: 12	H: 1 LOB: 0 BB: 1 P: 20	R: 1 E: 0 K: 1 S: 11	H: 1 LOB: 0 BB: 0 P: 17	R: 0 E: 0 K: 1 S: 12	H: 0 LOB: 2 BB: 2 P: 23	R: 1 E: 0 K: 1 S: 14	H: 2 LOB: 2 BB: 1 P: 23	R: 0 E: 0 K: 0 S: 6	H: 0 LOB: 0 BB: 0 P: 8	R: 0 E: 0 K: 1 S: 15	H: 1 LOB: 1 BB: 2 P: 30	R: 0 E: 0 K: 2 S: 10	H: 0 LOB: 1 BB: 0 P: 14	R: 0 E: 0 K: 1 S: 9	H: 0 LOB: 0 BB: 1 P: 12	R: 0 E: 0 K: 1 S: 9	H: 0 LOB: 1 BB: 1 P: 17	1B: 4 2B: 0 3B: 0 HR: 2	SF: 0 SAC: 0 DP: 1 HBP: 0	WP: 1 PB: 0 SB: 0 CS: 0	PA: 39					
PITCHER	IP	WLS	BF	H	R	ER	SO	BB	IBB	HBP	BLK	WP	HR	S	P	ERA	WHIP										
28 Kyle Hendricks, R ERA: 6.19	5.0		23	4	4	4	4	4	0	0	0	0	2	55	91	7.20	1.600										
38 Mike Montgomery, L ERA: 2.79	1.2		9	2	0	0	3	2	0	0	0	1	0	23	42	0.00	2.400										
46 Pedro Strop, R ERA: 6.75	0.1		1	0	0	0	0	0	0	0	0	0	0	2	2	0.00	0.000										
19 Koji Uehara, R ERA: 2.7	1.0	W	3	0	0	0	1	0	0	0	0	0	0	9	12	0.00	0.000										
71 Wade Davis, R ERA:	1.0		3	0	0	0	1	1	0	0	0	0	0	9	17	0.00	1.000										

Milwaukee Brewers @ Chicago Cubs
Wrigley Field, Chicago, IL
Wed Apr 19 2017, 2:16 PM - 5:45 PM CDT
Att: 34,864 - Overcast - 53 F

AB 32
R 4
H 6
RBI 4
BB 7
SO 9
LOB 15



Batter	1	2	3	4	5	6	7	8	9	AB	R	H	RBI	BB	SO	LOB	BOTTOM										
20 Matt Szczur, R OBP: 0.143, SLG: 0.147 22 Gibson Heyward, L OBP: 0.345, SLG: 0.333 19 Koji Uehara, R OBP: 0.154, SLG: 0.174 47 Miguel Montero, L OBP: 0.286, SLG: 0.404 6 Carl Edwards Jr., R	1B		K			K			44 G1-3 17 HR	3	0	1	0	0	2	0											
17 Kris Bryant, R OBP: 0.338, SLG: 0.410	P6		P4			P3			44 G1-3	4	2	1	1	1	0	1											
44 Anthony Rizzo, L OBP: 0.414, SLG: 0.414	P3			L6		27 BB			G1-3	4	1	1	0	1	0	3											
27 Addison Russell, R OBP: 0.290, SLG: 0.475	G6-3		G4-3			40 BB			G1-3	4	1	2	4	1	0	1											
40 Wilson Contreras, R OBP: 0.311, SLG: 0.405	K					40 BB				4	0	2	1	0	2	2											
5 Albert Almora Jr., R OBP: 0.440, SLG: 0.609	HR		L9			1B			HR	4	1	1	1	0	1	5											
9 Javier Báez, R OBP: 0.262, SLG: 0.282	K					G1-3				4	0	0	0	0	3	2											
28 Kyle Hendricks, R ERA: 5.83 18 Ben Zobrist, S OBP: 0.326, SLG: 0.333 38 Mike Montgomery, L ERA: 4.35 46 Pedro Strop, R ERA: 1.08 12 Kyle Schwarber, L OBP: 0.366, SLG: 0.446	K		K			L8			P4	1	0	0	0	0	1	0											
30 Jon Jay, L OBP: 0.440, SLG: 0.429			K2-3			F8			47 BB	3	1	0	0	1	1	0											
										4	0	0	0	0	3	2											
Inning Stats	R: 0 E: 0 K: 0 S: 7	H: 1 LOB: 1 BB: 0 P: 11	R: 1 E: 0 K: 3 S: 14	H: 1 LOB: 0 BB: 0 P: 23	R: 0 E: 0 K: 2 S: 16	H: 0 LOB: 0 BB: 0 P: 20	R: 0 E: 0 K: 0 S: 14	H: 1 LOB: 1 BB: 0 P: 22	R: 0 E: 0 K: 0 S: 5	H: 0 LOB: 0 BB: 0 P: 9	R: 1 E: 0 K: 1 S: 13	H: 1 LOB: 2 BB: 2 P: 23	R: 0 E: 1 K: 3 S: 15	H: 0 LOB: 1 BB: 0 P: 20	R: 1 E: 0 K: 3 S: 23	H: 2 LOB: 2 BB: 1 P: 35	R: 4 E: 0 K: 0 S: 16	H: 3 LOB: 1 BB: 1 P: 28	1B: 6 2B: 1 3B: 0 HR: 2	SF: 0 SAC: 0 DP: 0 HBP: 0	WP: 0 PB: 0 SB: 2 CS: 0	PA: 40					
PITCHER	IP	WLS	BF	H	R	ER	SO	BB	IBB	HBP	BLK	WP	HR	S	P	ERA	WHIP										
33 Tommy Milone, L ERA: 5.83	5.0		18	3	1	1	5	0	0	0	0	0	0	56	85	1.80	0.600										
59 Carlos Torres, R ERA: 4.35	1.0	H	6	1	1	1	1	2	0	0	0	0	0	13	23	9.00	3.000										
50 Jacob Barnes, R ERA:	1.0	H	4	0	0	0	3	0	0	0	0	0	0	15	20	0.00	0.000										
46 Corey Knebel, R ERA: 1.08	0.2	H	5	2	1	1	2	1	0	0	0	0	0	19	30	13.50	4.500										
37 Neftalí Feliz, R ERA: 6.75	1.0	L	7	3	4	4	1	1	0	0	0	0	1	20	33	36.00	4.000										

Milwaukee Brewers @ Chicago Cubs
Wrigley Field, Chicago, IL
Wed Apr 19 2017, 2:16 PM - 5:45 PM CDT
Att: 34,864 - Overcast - 53 F

AB 36
R 7
H 9
RBI 7
BB 4
SO 12
LOB 15



Batter	1	2	3	4	5	6	7	8	9	AB	R	H	RBI	BB	SO	LOB	TOP										
12 Kyle Schwarber, L (1.7) OBP: 0.359, SLG: 0.395 9 Javier Báez, R (9.4) OBP: 0.263, SLG: 0.333	G3		G1-3			K			K2-3	4	0	0	0	0	2	0											
17 Kris Bryant, R (1.5) OBP: 0.365, SLG: 0.420	K		F8			44 S 1B			44 G4-3 BB	3	0	1	0	1	1	0											
44 Anthony Rizzo, L (1.3) OBP: 0.389, SLG: 0.491	K			F8		G1-3			G4-3	4	0	0	0	0	1	2											
18 Ben Zobrist, S (1.4) OBP: 0.324, SLG: 0.333 (9.7)		K		F7					F8	4	0	0	0	0	1	1											
27 Addison Russell, R (1.6) OBP: 0.341, SLG: 0.468		22 E 2B		G6-3					K	3	1	1	0	0	1	0											
22 Jason Heyward, L (1.9) OBP: 0.326, SLG: 0.437		E4 2-H		G1-3					G4-3	3	0	0	0	0	0	0											
40 Wilson Contreras, R (1.2) OBP: 0.322, SLG: 0.444		K		G4-3					30 CS BB	2	0	0	0	1	1	1											
28 Kyle Hendricks, R (1.1) OBP: 0.250, SLG: 0.250 19 Koji Uehara, R (7.1) OBP: 0.250, SLG: 0.250 30 Jon Jay, L (8. PH) OBP: 0.424, SLG: 0.414 56 Héctor Rondón, R (8.1) OBP: 0.250, SLG: 0.250 71 Wade Davis, R (9.1) OBP: 0.250, SLG: 0.250		K		K					K	2	0	0	0	0	2	1											
5 Albert Almora Jr., R (1.8) OBP: 0.350, SLG: 0.444				F7		B2			G5-3	3	0	0	0	0	0	0											
Inning Stats	R: 0 E: 0 K: 2 S: 8	H: 0 LOB: 0 BB: 0 P: 8	R: 1 E: 1 K: 3 S: 12	H: 1 LOB: 1 BB: 0 P: 19	R: 0 E: 0 K: 0 S: 7	H: 0 LOB: 0 BB: 0 P: 9	R: 0 E: 0 K: 0 S: 5	H: 0 LOB: 0 BB: 0 P: 6	R: 0 E: 0 K: 1 S: 7	H: 0 LOB: 0 BB: 0 P: 10	R: 0 E: 0 K: 1 S: 11	H: 1 LOB: 1 BB: 0 P: 18	R: 0 E: 0 K: 1 S: 6	H: 0 LOB: 0 BB: 0 P: 8	R: 0 E: 0 K: 1 S: 14	H: 0 LOB: 0 BB: 1 P: 21	R: 0 E: 0 K: 1 S: 11	H: 0 LOB: 1 BB: 1 P: 16	1B: 1 2B: 2 3B: 0 HR: 0	SF: 0 SAC: 0 DP: 1 HBP: 0	WP: 0 PB: 0 SB: 1 CS: 1	PA: 31					
PITCHER	IP	WLS	BF	H	R	ER	SO	BB	IBB	HBP	BLK	WP	HR	S	P	ERA	WHIP										
45 Gerrit Cole, R (1.1) ERA: 3.6	7.0	L	24	2	1	0	8	0	0	0	0	0	0	56	78	0.00	0.286										
12 Juan Nicasio, R (8.1) ERA: 3.24	1.0		3	0	0	0	1	1	0	0	0	0	0	14	21	0.00	1.000										
73 Felipe Vázquez, L (9.1) ERA: 0.71	1.0		4	0	0	0	1	1	0	0	0	0	0	11	16	0.00	1.000										

Chicago Cubs @ Pittsburgh Pirates
PNC Park, Pittsburgh, PA
Tue Apr 25 2017, 7:06 PM - 9:49 PM EDT
Att: 15,326 - Drizzlie - 57 F

AB	29
R	1
H	2
RBI	0
BB	2
SO	10
LOB	6

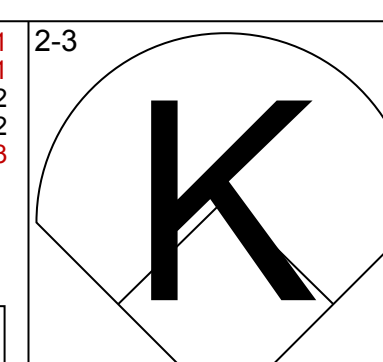
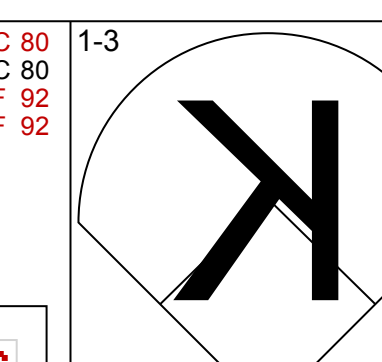
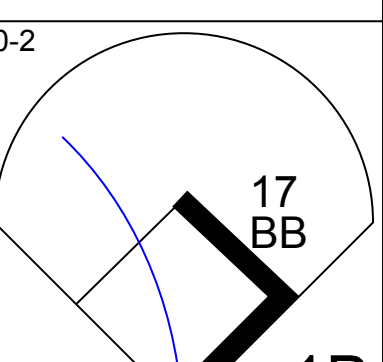
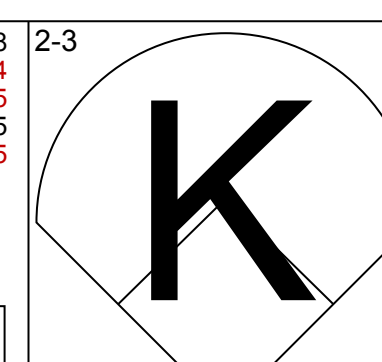
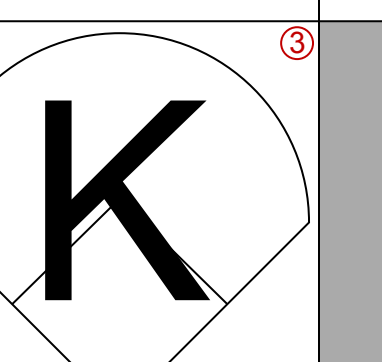
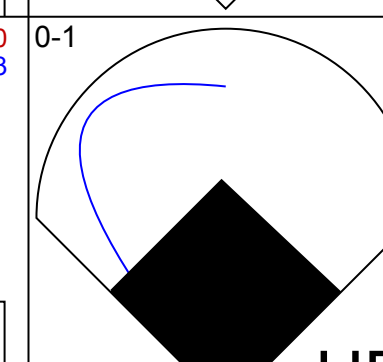
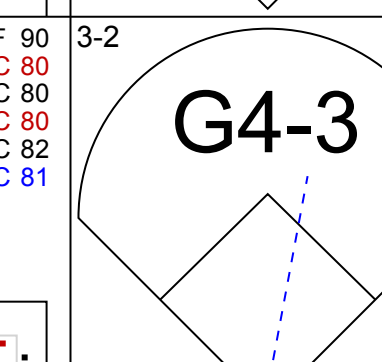
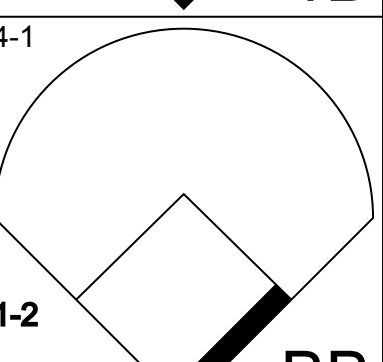
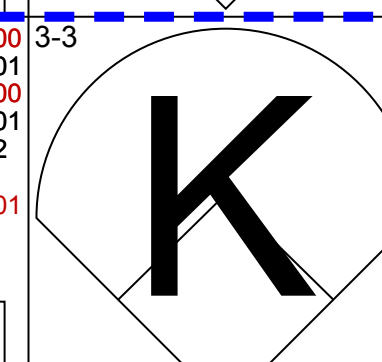
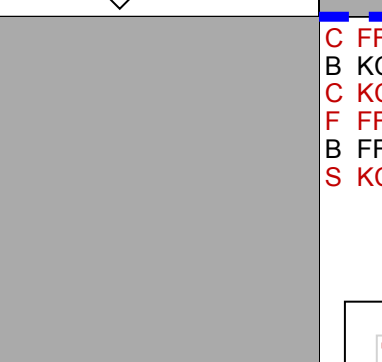
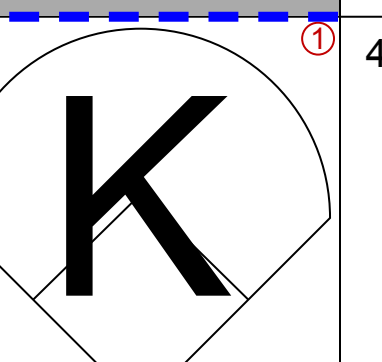
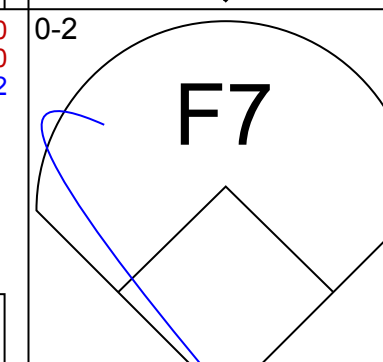
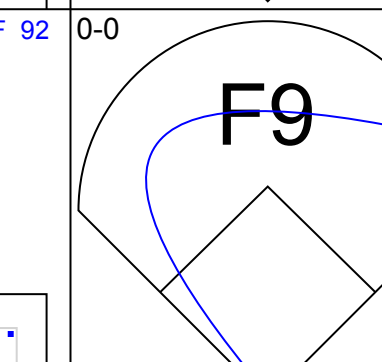
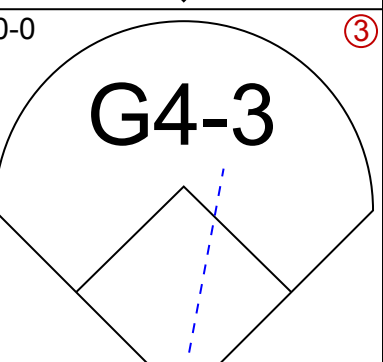
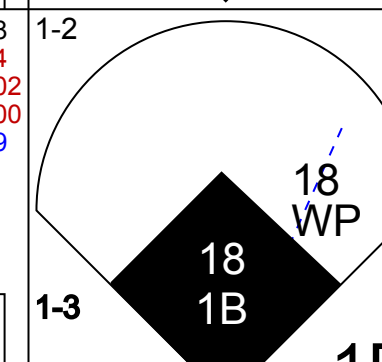

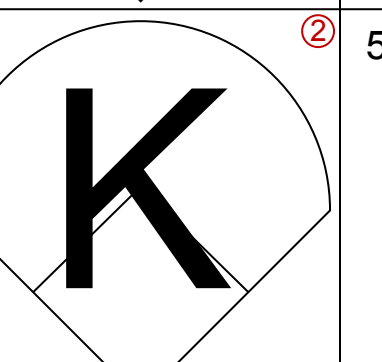
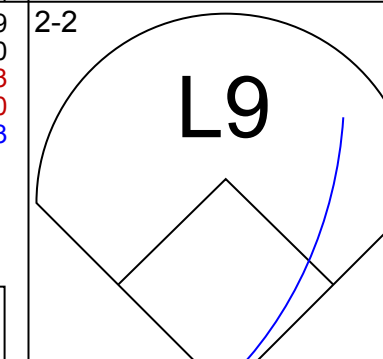
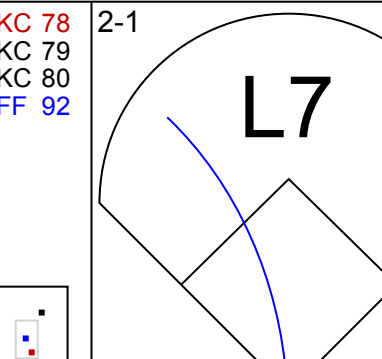
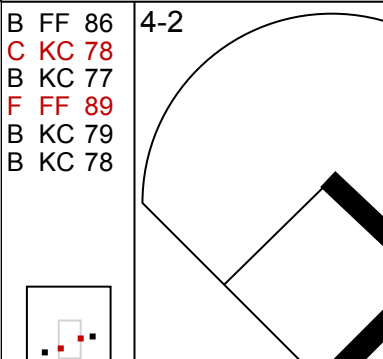
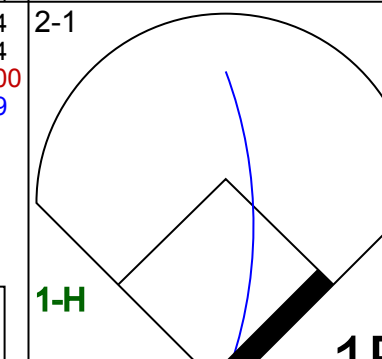
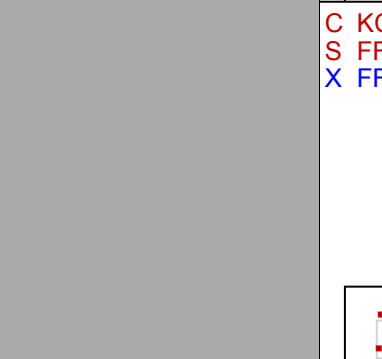
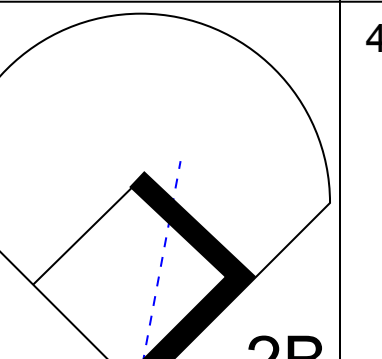
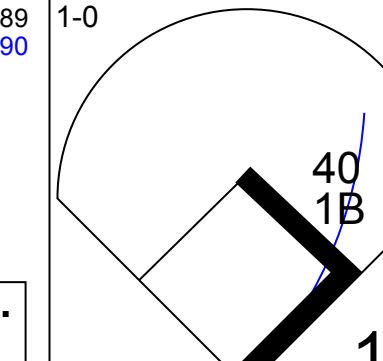
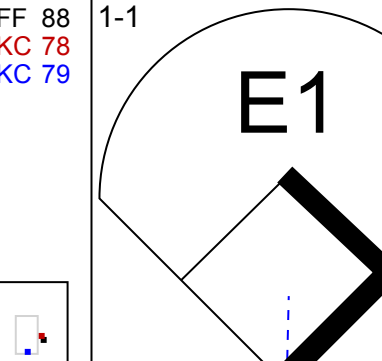

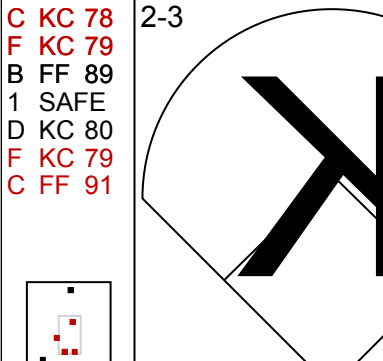
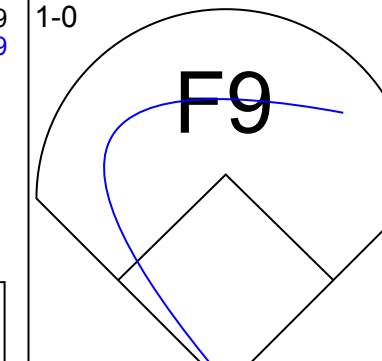

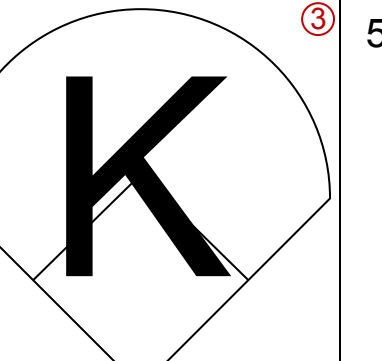
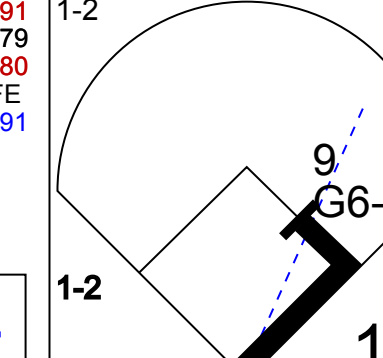
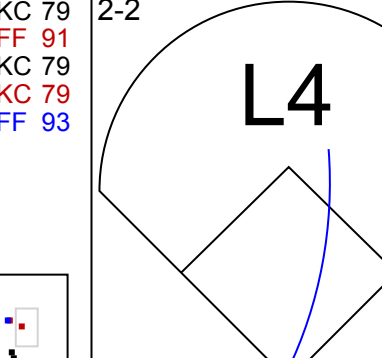
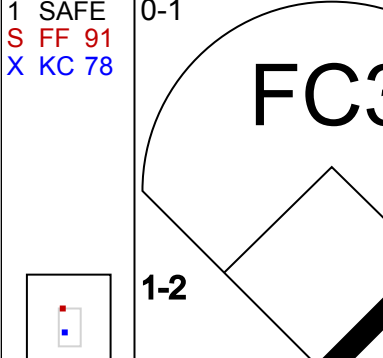
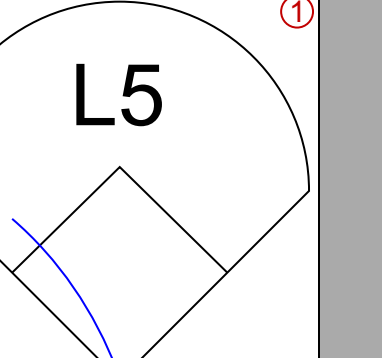
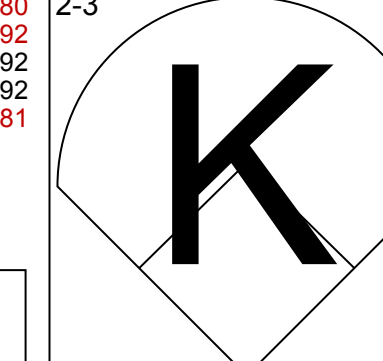
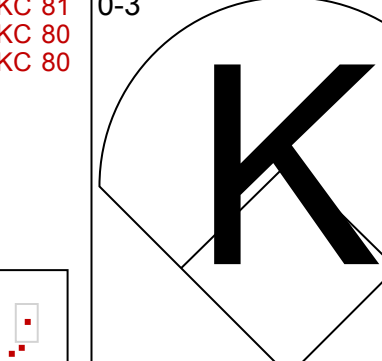
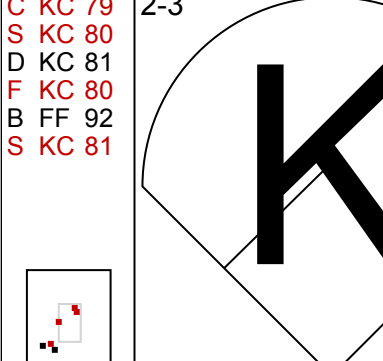
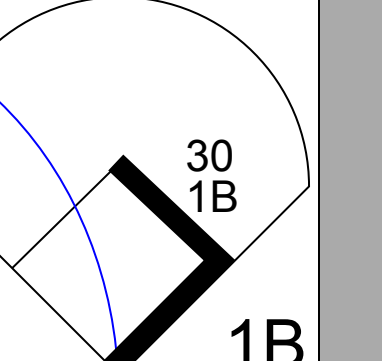
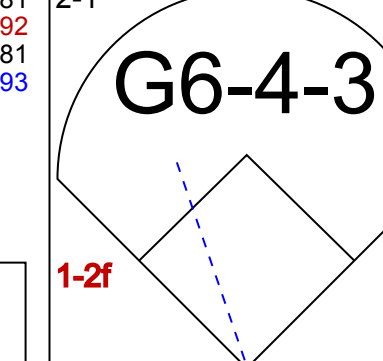
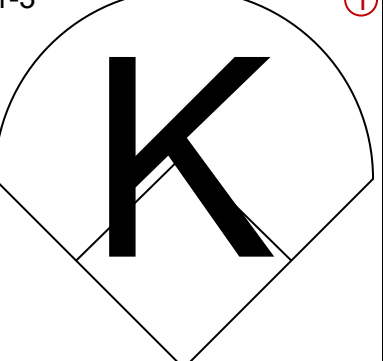
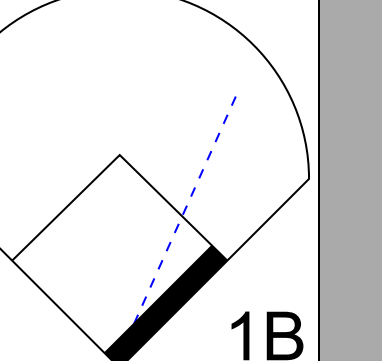

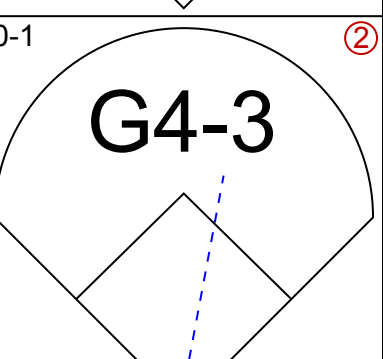

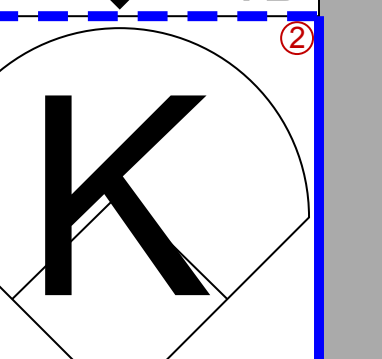
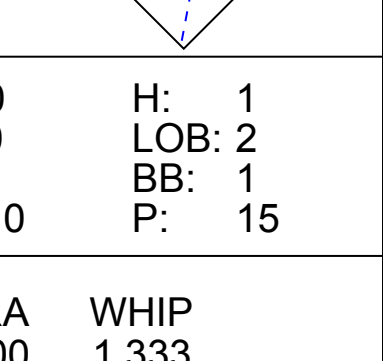
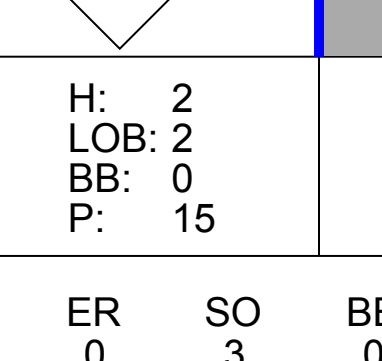
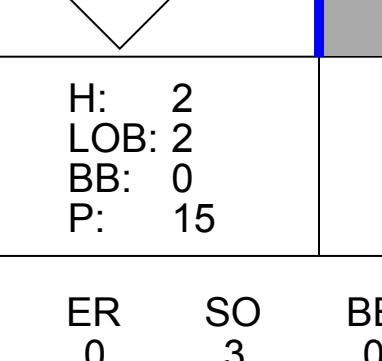
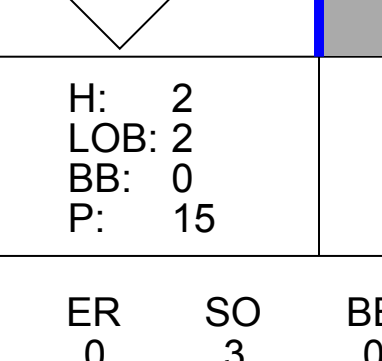


Batter	1	2	3	4	5	6	7	8	9	AB	R	H	RBI	BB	SO	LOB	BOTTOM										
5 Josh Harrison, R (1.5) OBP: 0.380, SLG: 0.387	F8		55 CS 1B			F9			G5-3	4	0	1	0	0	0	1											
55 Josh Bell, S (1.3) OBP: 0.313, SLG: 0.357			G4-3			K			K	3	0	0	0	1	2	1											
22 Andrew McCutchen, R (1.8) OBP: 0.329, SLG: 0.431		F9		F8		G4-3				3	0	0	0	1	0	1											
25 Gregory Polanco, L (1.7) OBP: 0.304, SLG: 0.290				G3-1		29 S 1B			L9	4	0	1	0	0	0	2											
29 Francisco Cervelli, R (1.2) OBP: 0.261, SLG: 0.365				L5		K			L9	3	0	0	0	1	1	1											
28 John Jaso, L (1.9) OBP: 0.216, SLG: 0.152				K					F8	4	0	1	0	0	1	1											
10 Jordy Mercer, R (1.6) OBP: 0.289, SLG: 0.265						P5			F7	4	0	1	0	0	0	1											
37 Aien Hanson, S (1.4) OBP: 0.143, SLG: 0.143						F7			K	3	0	0	0	0	1	3											
45 Gerrit Cole, R (1.1) OBP: 0.143, SLG: 0.143 64 Jose Osuna, R (7. PH) OBP: 0.353, SLG: 0.600 12 Juan Nicasio, R (8.1) OBP: 0.250, SLG: 0.250 73 Felipe Vázquez, L (9.1) OBP: 0.250, SLG: 0.250									F8	2	0	1	0	0	0	2											
Inning Stats	R: 0 E: 0 K: 0 S: 8	H: 0 LOB: 1 BB: 1 P: 15	R: 0 E: 0 K: 0 S: 11	H: 1 LOB: 2 BB: 1 P: 21	R: 0 E: 0 K: 0 S: 12	H: 1 LOB: 0 BB: 0 P: 15	R: 0 E: 0 K: 1 S: 11	H: 0 LOB: 0 BB: 0 P: 16	R: 0 E: 0 K: 2 S: 11	H: 1 LOB: 1 BB: 0 P: 16	R: 0 E: 0 K: 1 S: 15	H: 1 LOB: 1 BB: 0 P: 19	R: 0 E: 0 K: 1 S: 11	H: 0 LOB: 1 BB: 1 P: 21	R: 0 E: 0 K: 0 S: 7	H: 0 LOB: 0 BB: 0 P: 12	1B: 4 2B: 1 3B: 0 HR: 0	SF: 0 SAC: 0 DP: 0 HBP: 0	WP: 0 PB: 0 SB: 1 CS: 1	PA: 34							
PITCHER	IP	WLS	BF	H	R	ER	SO	BB	IBB	HBP	BLK	WP	HR	S	P	ERA	WHIP										
28 Kyle Hendricks, R (1.1) ERA: 4.5	6.0	W	23	4	0	0	3	2	0	0	0	0	0	60	96	0.00	1.000										
19 Koji Uehara, R (7.1) ERA: 2.08	1.0	H	4	1	0	0	1	0	0	0	0	0	0	15	19	0.00	1.000										
56 Héctor Rondón, R (8.1) ERA: 1.08	1.0	H	4	0	0	0	1	1	0	0	0	0	0	11	21	0.00	1.000										
71 Wade Davis, R (9.1) ERA: 0.00	1.0	S	3	0	0	0	0	0	0	0	0	0	0	7	12	0.00	0.000										

Chicago Cubs @ Pittsburgh Pirates
PNC Park, Pittsburgh, PA
Tue Apr 25 2017, 7:06 PM - 9:49 PM EDT
Att: 15,326 - Drizzlie - 57 F

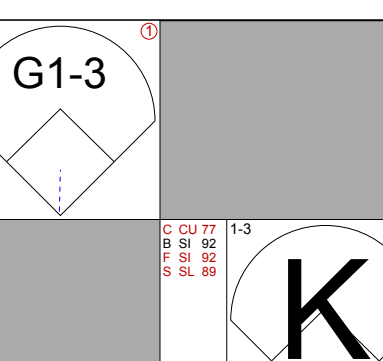
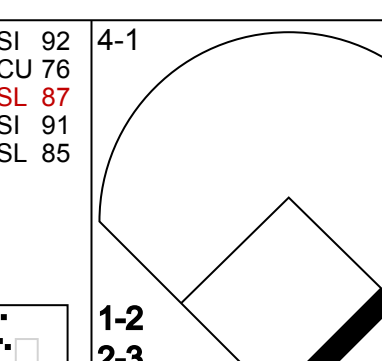
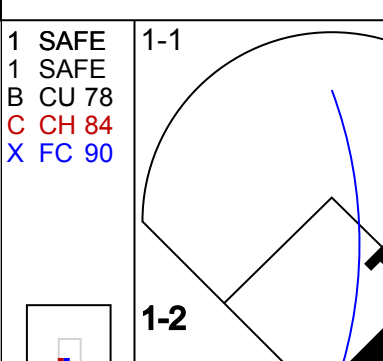

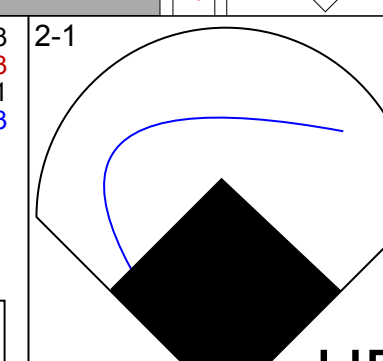

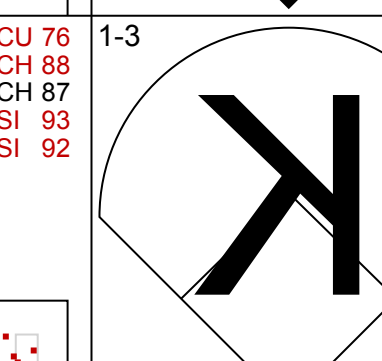
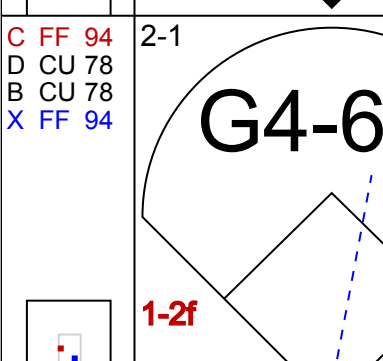
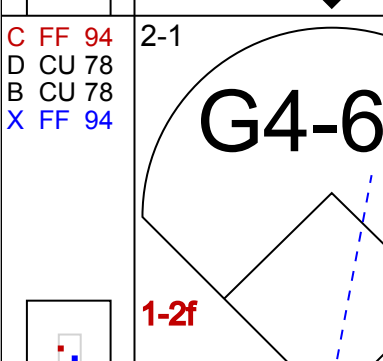


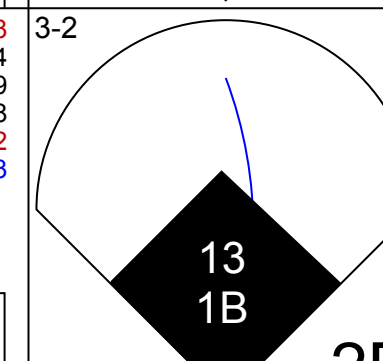

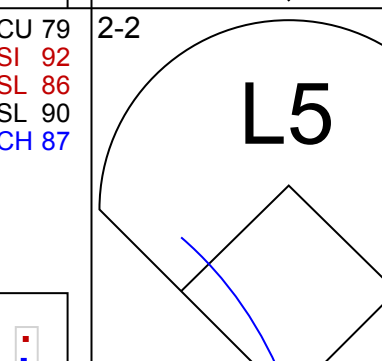



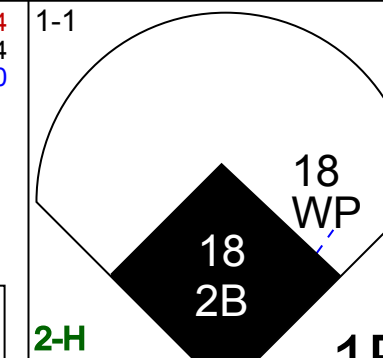





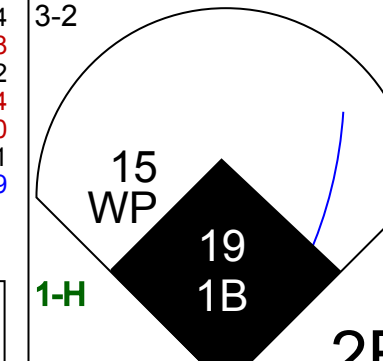
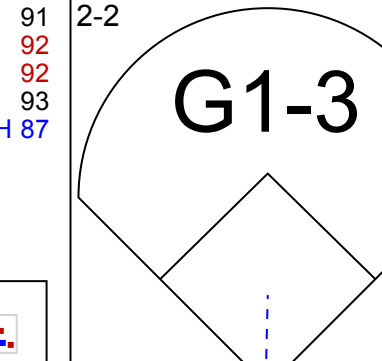




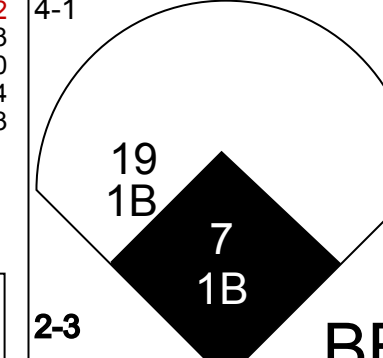
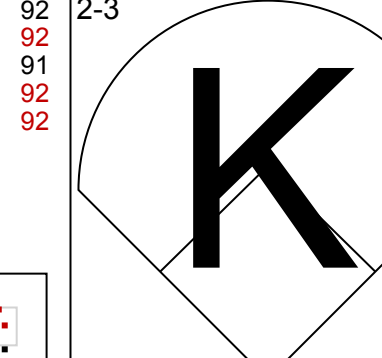


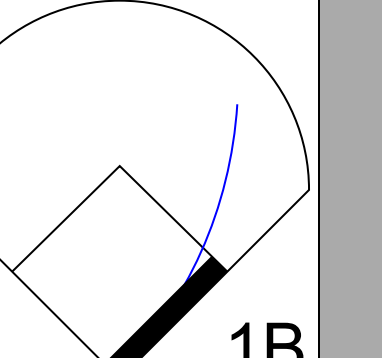

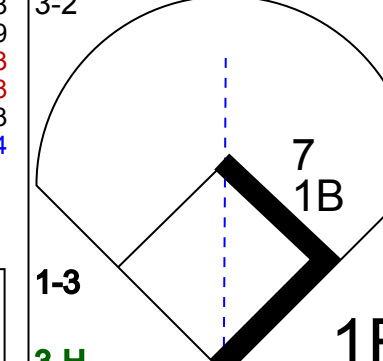
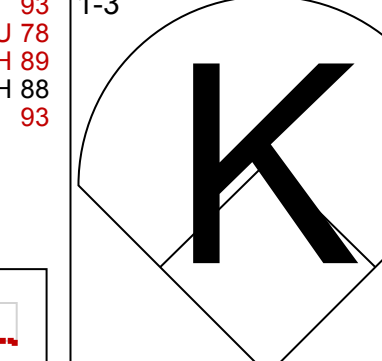


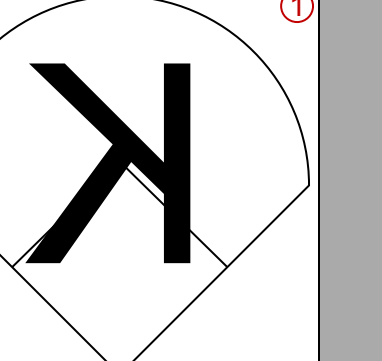

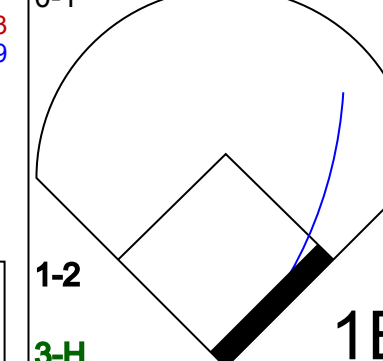
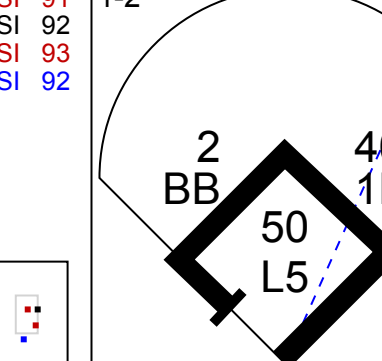
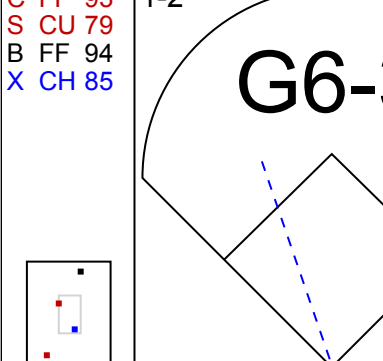



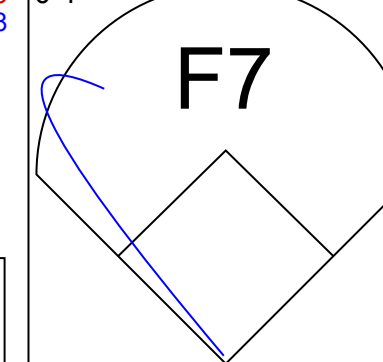
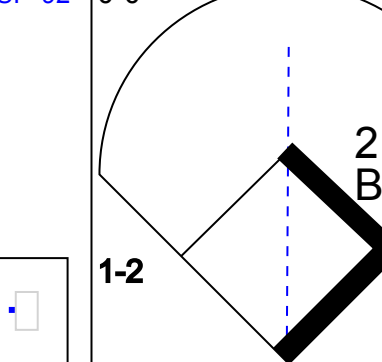
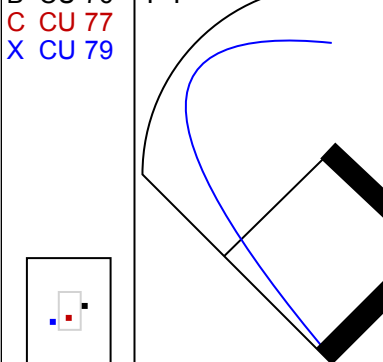
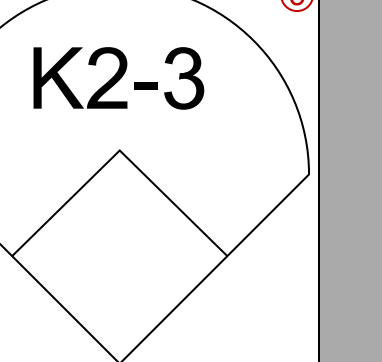


AB	31
R	0
H	5
RBI	0
BB	3
SO	5
LOB	14



Batter	1	2	3	4	5	6	7	8	9	AB	R	H	RBI	BB	SO	LOB	TOP			
12 Kyle Schwarber, L (1, 10) OBP: 0.343, SLG: 0.365										5	0	1	0	0	4	3	Chicago Cubs @ Boston Red Sox Fenway Park, Boston, MA Fri Apr 28 2017, 7:12 PM - 10:39 PM EDT Att: 37,054 - Partly Cloudy - 81 F			
17 Kris Bryant, R (1, 5) OBP: 0.387, SLG: 0.472										4	1	1	1	1	2	1				
44 Anthony Rizzo, L (1, 3) OBP: 0.390, SLG: 0.500										5	1	1	0	0	1	2				
18 Ben Zobrist, S (1, 7) (8, 4) OBP: 0.338, SLG: 0.354										4	0	2	1	1	0	0				
27 Addison Russell, R (1, 6) OBP: 0.326, SLG: 0.438										5	0	2	0	0	2	3				
40 Wilson Contreras, R (1, 2) OBP: 0.369, SLG: 0.413										4	0	1	0	0	0	2				
22 Jason Heyward, L (1, 9) OBP: 0.341, SLG: 0.423										4	0	1	0	0	3	5				
9 Javier Báez, R (1, 4) OBP: 0.262, SLG: 0.339										3	0	0	0	0	1	4				
30 Jon Jay, L (8, PH) (8, 7) OBP: 0.474, SLG: 0.485										1	0	1	0	0	0	0				
5 Albert Almora Jr., R (1, 8) OBP: 0.364, SLG: 0.513										2	2	1	1	1	0	0				
47 Miguel Montero, L (8, PH) OBP: 0.419, SLG: 0.517										0	0	0	0	0	0	0				
20 Matt Szczur, R (8, PH) (8, 8) OBP: 0.250, SLG: 0.162										1	0	0	0	0	1	2				
Inning Stats	R: 1 E: 0 K: 1 S: 11	H: 1 LOB: 0 BB: 0 P: 15	R: 0 E: 0 K: 1 S: 9	H: 2 LOB: 1 BB: 0 P: 15	R: 1 E: 0 K: 1 S: 9	H: 1 LOB: 0 BB: 0 P: 13	R: 0 E: 0 K: 1 S: 10	H: 1 LOB: 2 BB: 1 P: 15	R: 0 E: 0 K: 2 S: 14	H: 0 LOB: 2 BB: 1 P: 22	R: 2 E: 0 K: 2 S: 15	H: 2 LOB: 1 BB: 1 P: 28	R: 0 E: 0 K: 2 S: 10	H: 2 LOB: 2 BB: 0 P: 15	R: 0 E: 0 K: 3 S: 14	H: 1 LOB: 1 BB: 0 P: 19	1B: 8 2B: 1 3B: 0 HR: 2	SF: 0 SAC: 0 DP: 1 HBP: 0	WP: 1 PB: 0 SB: 0 CS: 0	PA: 41
PITCHER	IP WLS BF H R ER SO BB IBB HBP BLK WP HR S P ERA WHIP	6.0 W 26 6 2 2 7 2 0 0 0 0 2 63 95 3.00 1.333	31 Drew Pomeranz, L (1, 1) ERA: 4.15	63 Robby Scott, L (7, 1) ERA: 2.08	56 Joe Kelly, R (7, 1) ERA: 2.13	Heath Hembree, R (8, 1) ERA: 1.42	Fernando Abad, L (8, 1) ERA: 3.86	46 Craig Kimbrel, R (9, 1) ERA: 1.74	IP WLS BF H R ER SO BB IBB HBP BLK WP HR S P ERA WHIP	1.0 S 4 1 0 0 3 0 0 0 0 0 14 19 0.00 1.000										

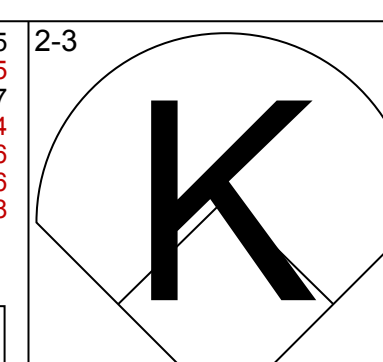
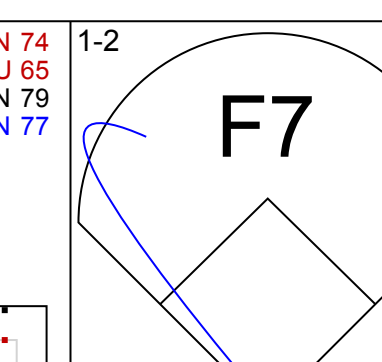
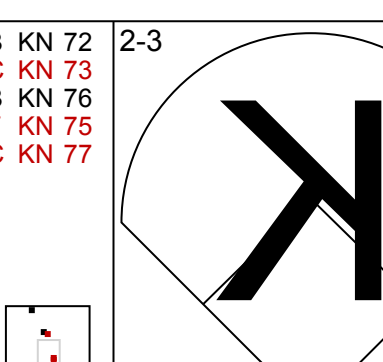
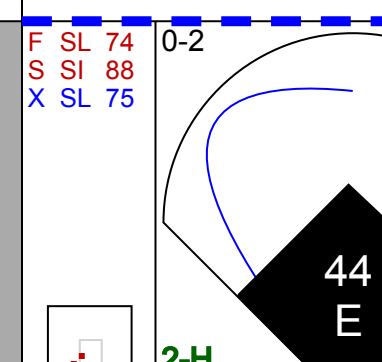
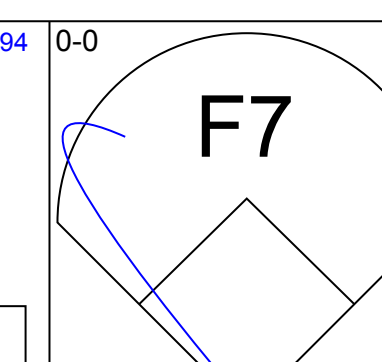
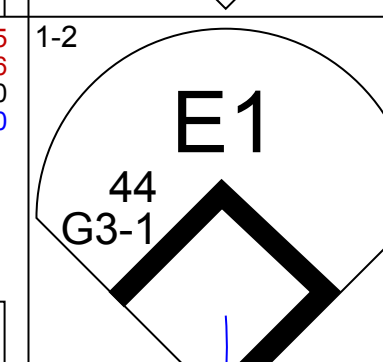
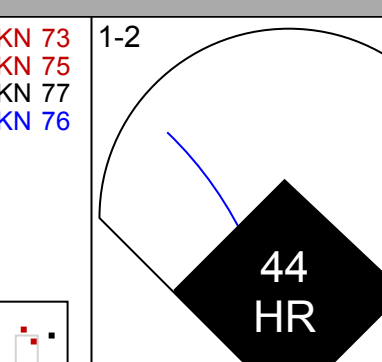
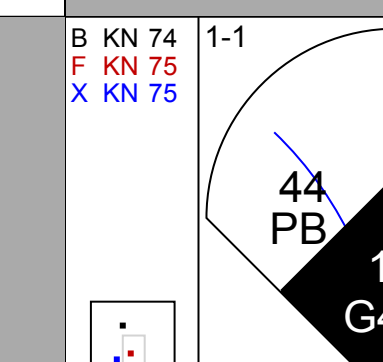
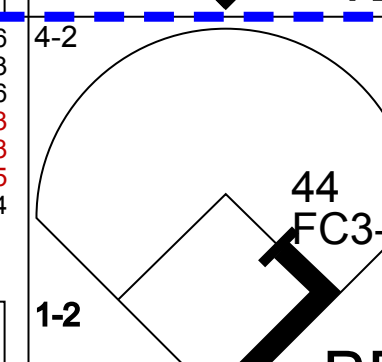
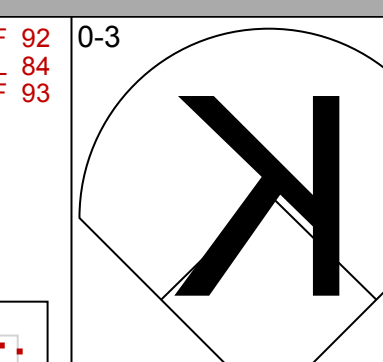
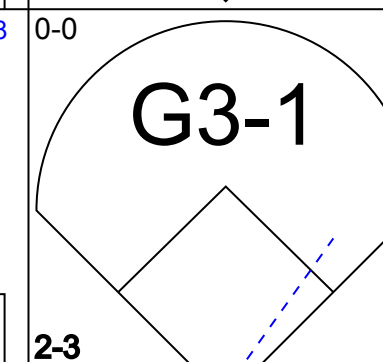
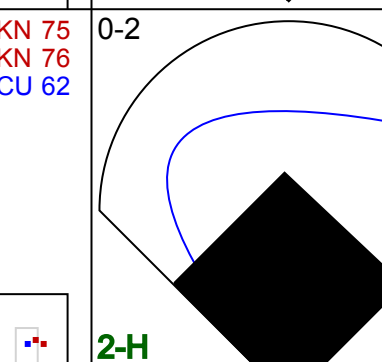
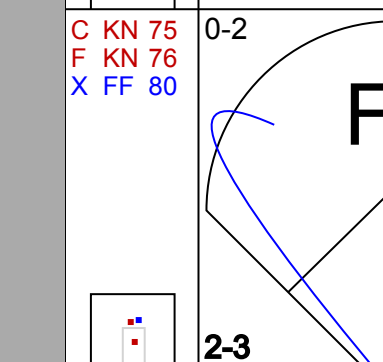
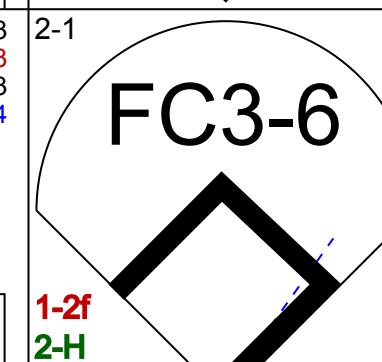
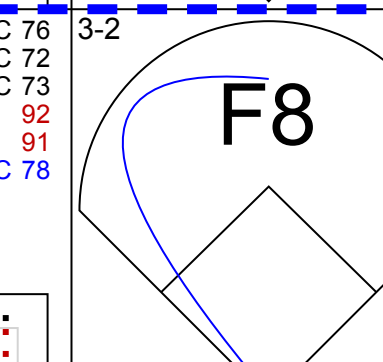
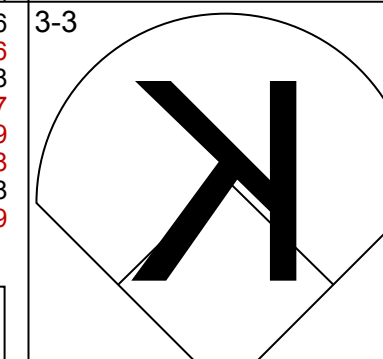
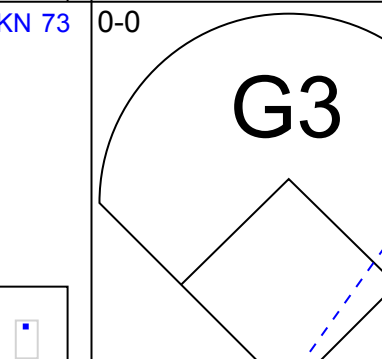
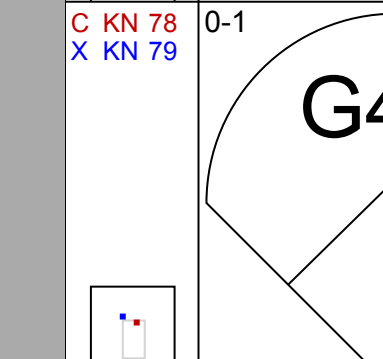
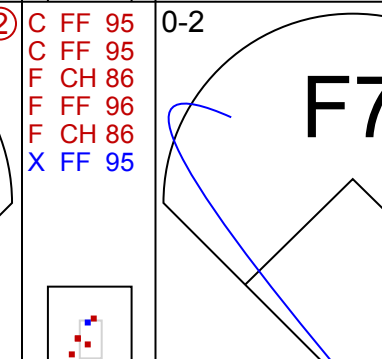

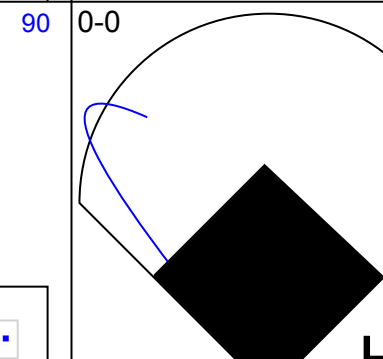
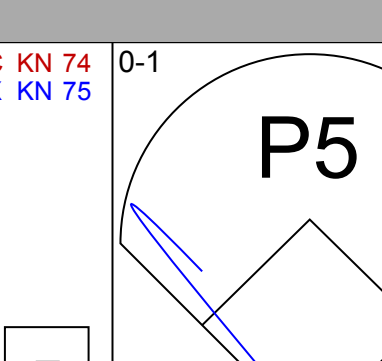
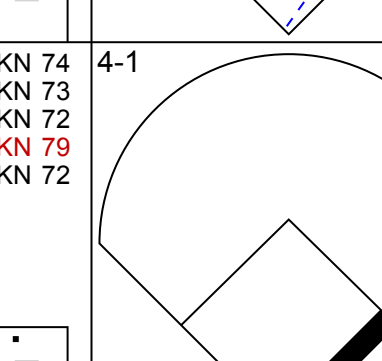
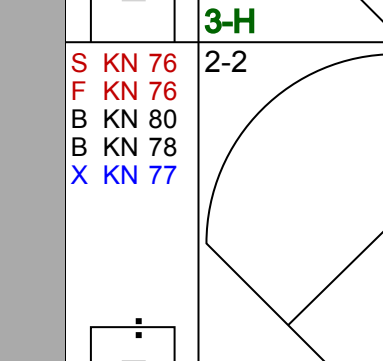
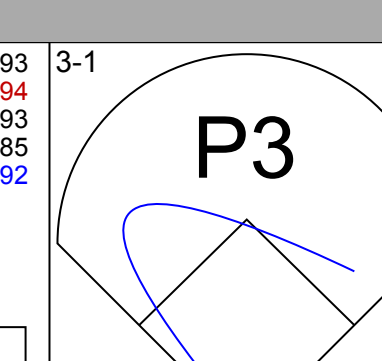
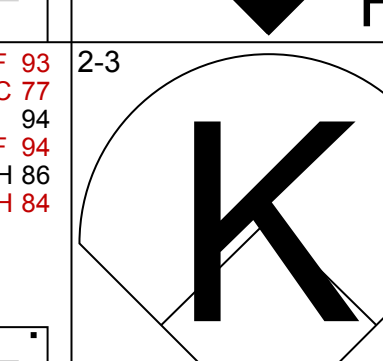
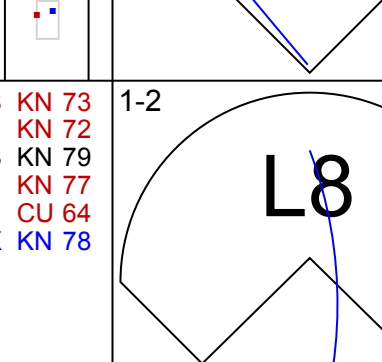
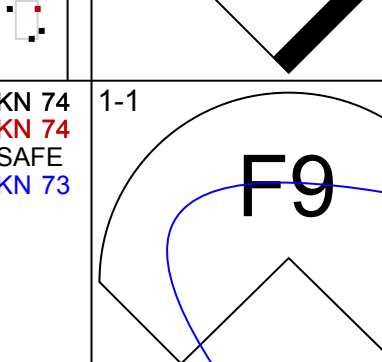
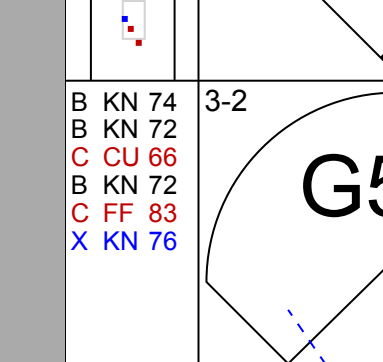
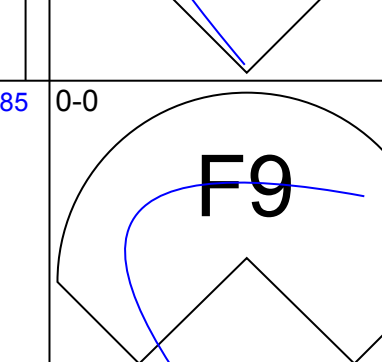
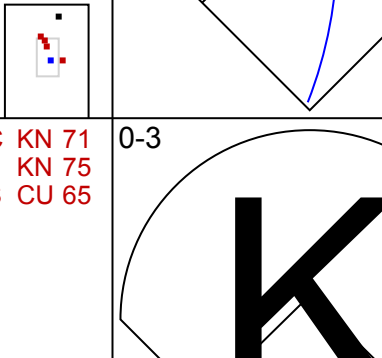
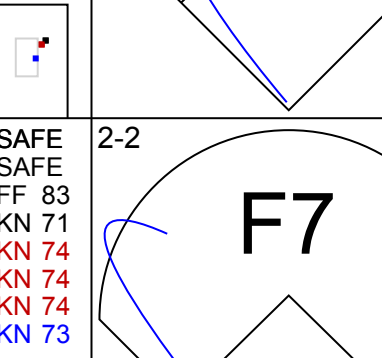
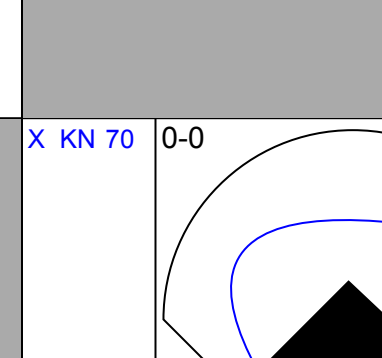
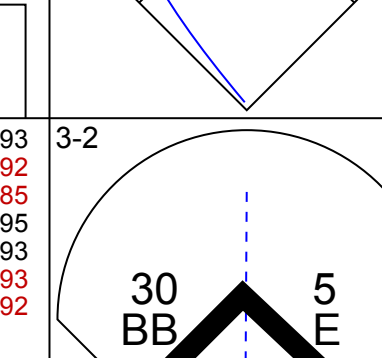
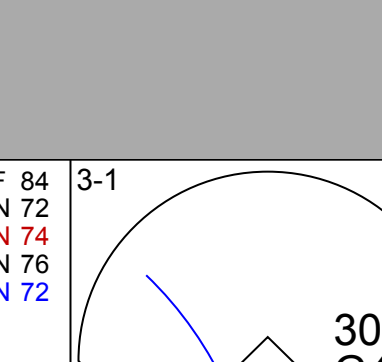
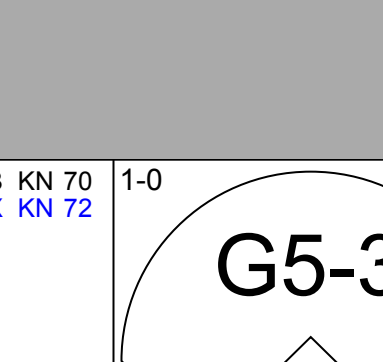
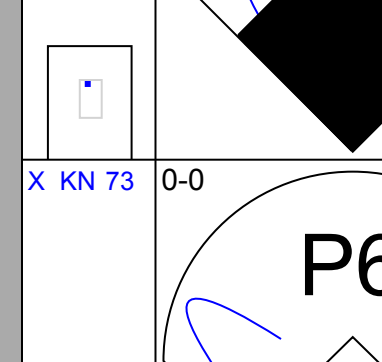
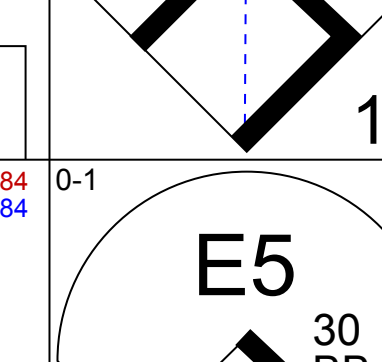
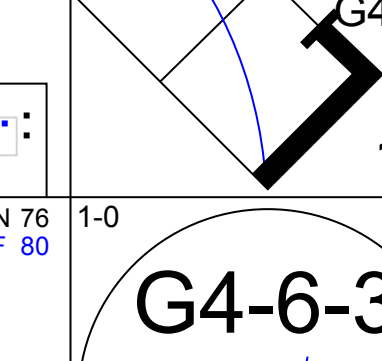
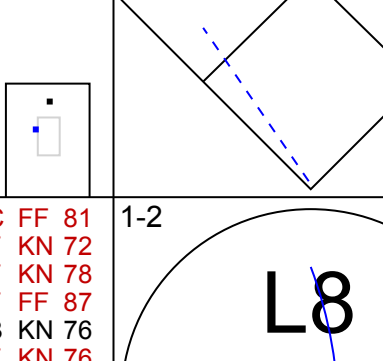
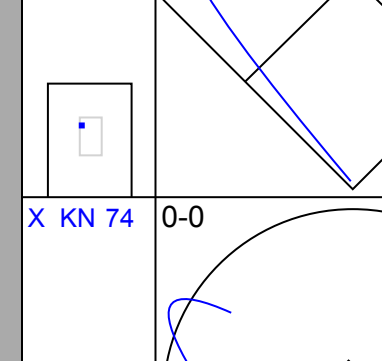
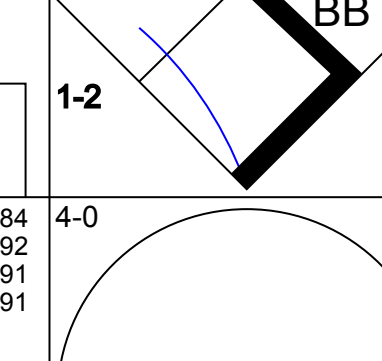
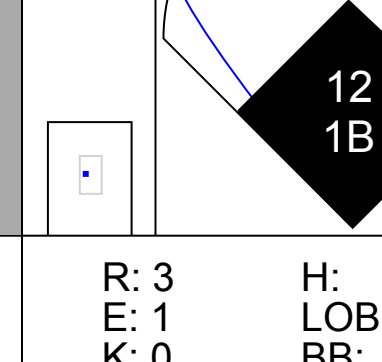
AB	38
R	4
H	11
RBI	3
BB	3
SO	14
LOB	22



Batter	1	2	3	4	5	6	7	8	9	AB	R	H	RBI	BB	SO	LOB	BOTTOM			
2 Xander Bogaerts, R (1, 6) OBP: 0.361, SLG: 0.328										3	0	1	0	1	1	2	Chicago Cubs @ Boston Red Sox Fenway Park, Boston, MA Fri Apr 28 2017, 7:12 PM - 10:39 PM EDT Att: 37,054 - Partly Cloudy - 81 F			
16 Andrew Benintendi, L (1, 7) OBP: 0.394, SLG: 0.446										4	1	1	1	0	2	5				
50 Mookie Betts, R (1, 9) OBP: 0.373, SLG: 0.467										4	1	1	0	0	0	3				
13 Hanley Ramirez, R (1, 10) OBP: 0.308, SLG: 0.333										4	1	2	1	0	1	0				
18 Mitch Moreland, L (1, 3) OBP: 0.380, SLG: 0.519										3	1	1	1	1	1	0				
15 Dustin Pedroia, R (1, 4) OBP: 0.333, SLG: 0.275										3	1	2	0	1	1	0				
19 Jackie Bradley Jr., L (1, 8) OBP: 0.300, SLG: 0.371										4	0	1	1	0	2	3				
7 Christian Vázquez, R (1, 2) OBP: 0.517, SLG: 0.704										4	0	2	1	0	1	1				
40 Marco Hernández, L (1, 5) OBP: 0.319, SLG: 0.311										4	0	2	0	0	1	3				
Inning Stats	R: 5 E: 0 K: 1 S: 23	H: 6 LOB: 2 BB: 1 P: 42	R: 0 E: 0 K: 1 S: 7	H: 0 LOB: 0 BB: 0 P: 7	R: 0 E: 0 K: 2 S: 10	H: 0 LOB: 0 BB: 0 P: 15	R: 0 E: 0 K: 1 S: 12	H: 2 LOB: 2 BB: 1 P: 20	R: 0 E: 0 K: 0 S: 9	H: 2 LOB: 1 BB: 1 P: 14	R: 0 E: 0 K: 2 S: 9	H: 0 LOB: 0 BB: 0 P: 14	R: 0 E: 0 K: 3 S: 12	H: 1 LOB: 1 BB: 0 P: 17	R: 0 E: 0 K: 3 S: 12	H: 1 LOB: 1 BB: 0 P: 17		1B: 10 2B: 3 3B: 0 HR: 1	SF: 0 SAC: 0 DP: 3 HBP: 0	WP: 2 PB: 0 SB: 0 CS: 1
PITCHER	IP WLS BF H R ER SO BB IBB HBP BLK WP HR S P ERA WHIP	4.1 L 24 10 5 5 5 3 0 0 0 0 2 60 98 10.38 3.000	49 Jake Arrieta, R (1, 1) ERA: 4.66	38 Mike Montgomery, L (5, 1) ERA: 1.88	46 Pedro Strop, R (7, 1) ERA: 4.7	6 Carl Edwards Jr., R (8, 1) ERA: 4.7	PITCHER	IP WLS BF H R ER SO BB IBB HBP BLK WP HR S P ERA WHIP	1.0 S 4 1 0 0 3 0 0 0 0 0 12 17 0.00 1.000											

AB	33
R	5
H	13
RBI	5
BB	3
SO	10
LOB	17

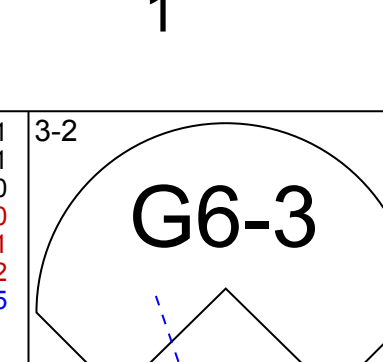
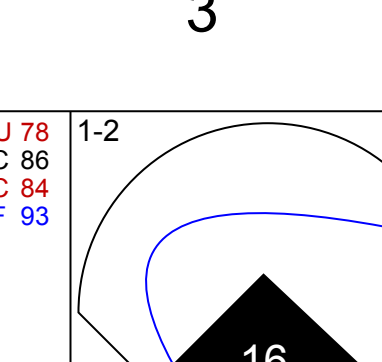
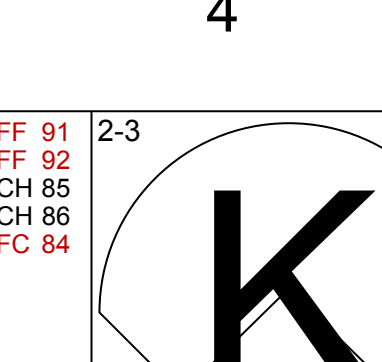
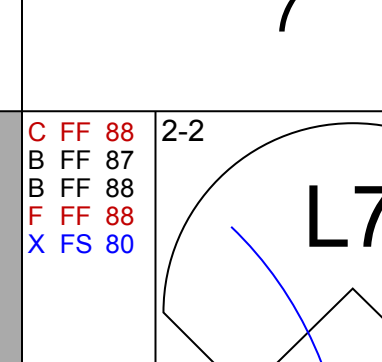
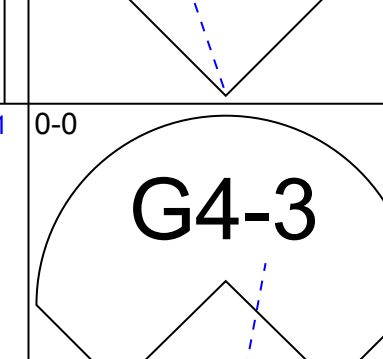
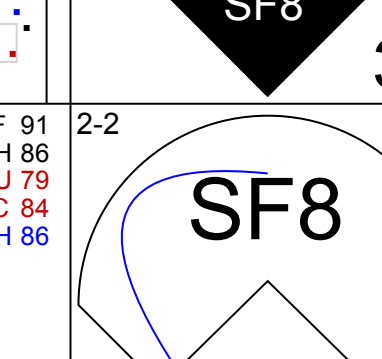
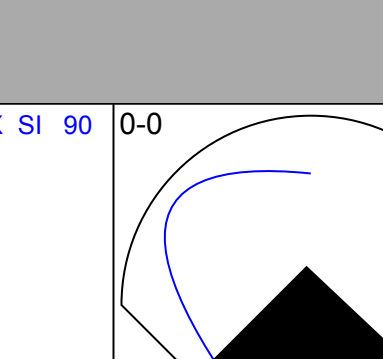
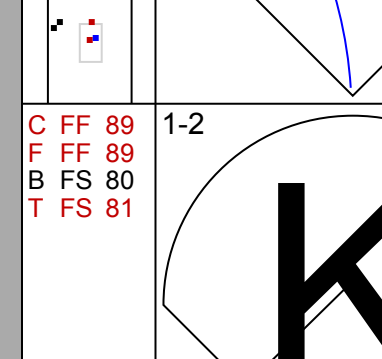
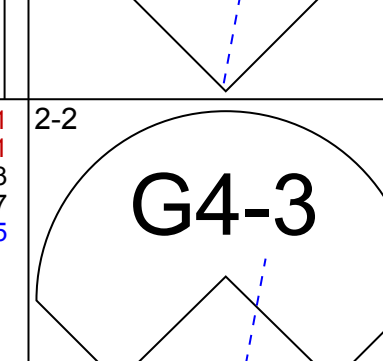
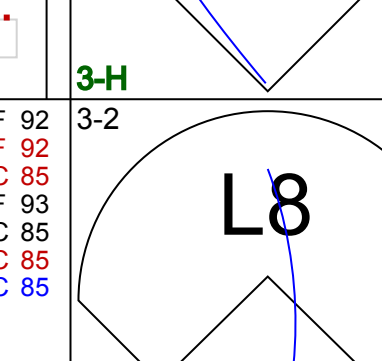
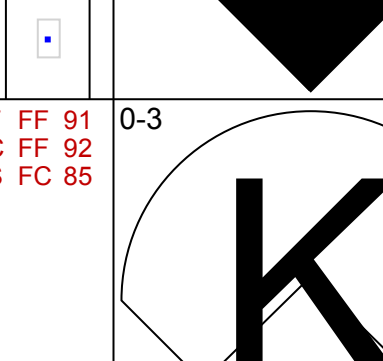
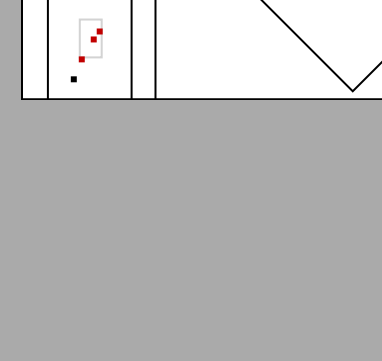
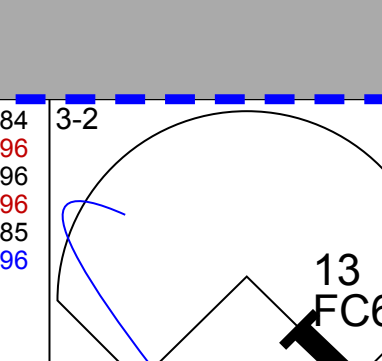
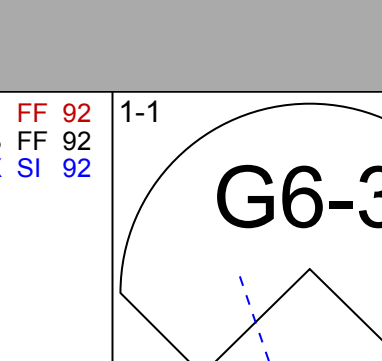
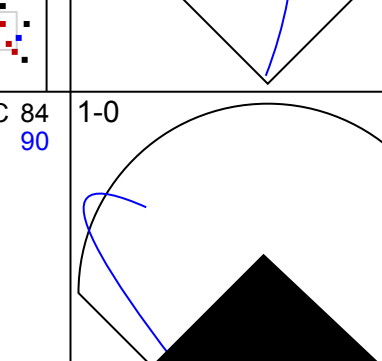
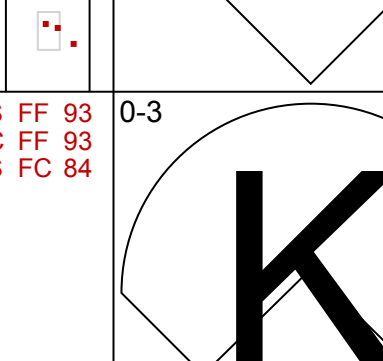
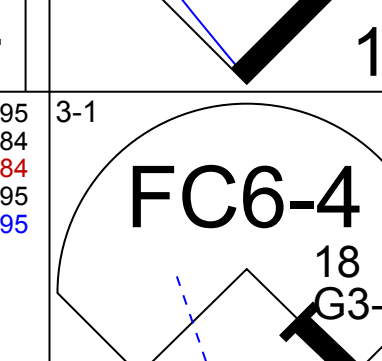

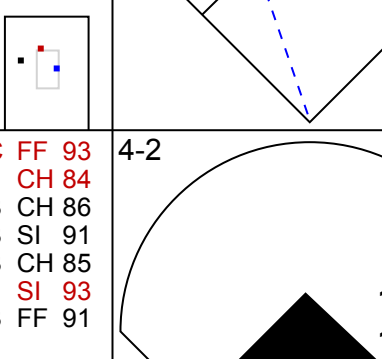
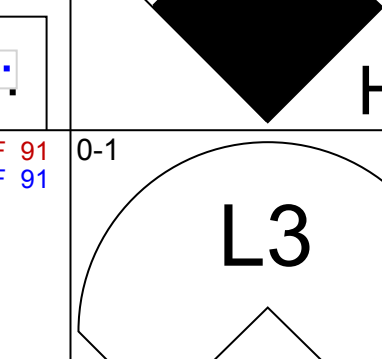
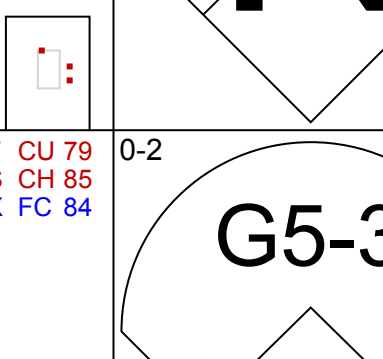
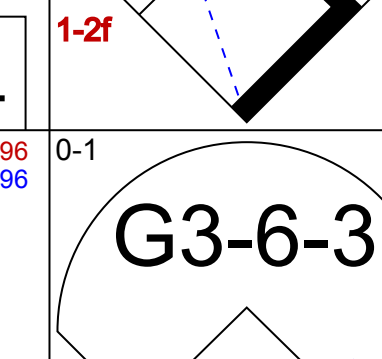
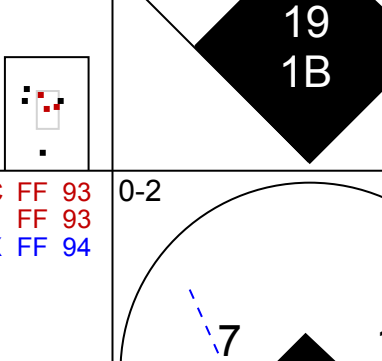
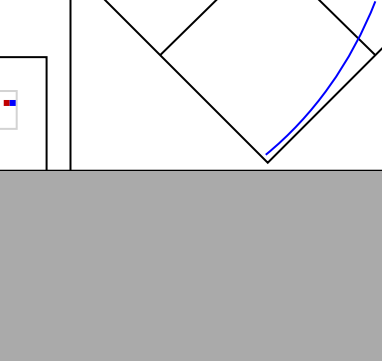
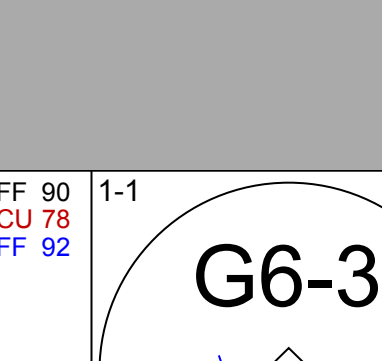
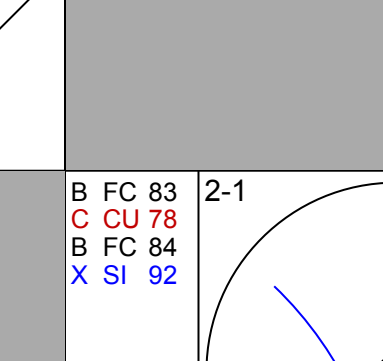
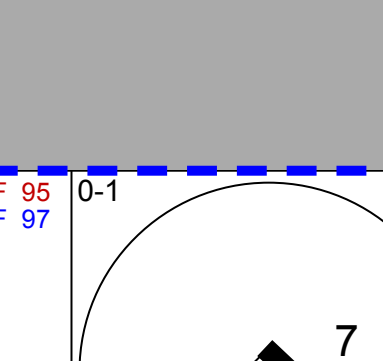
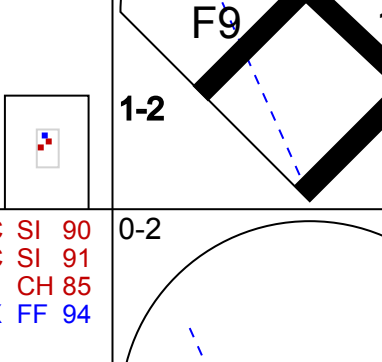

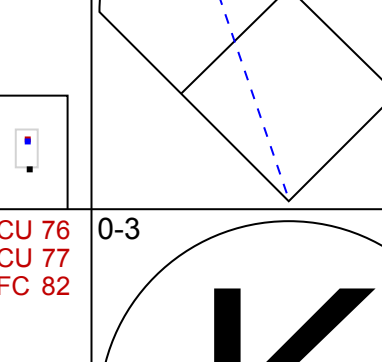
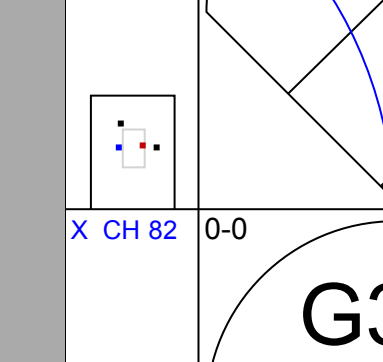
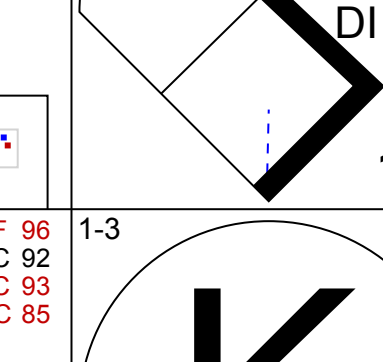
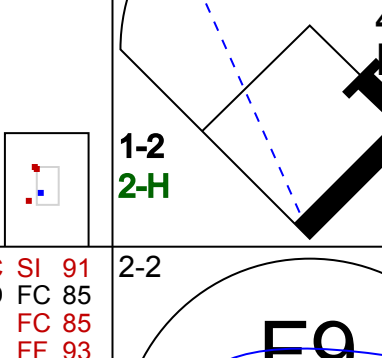

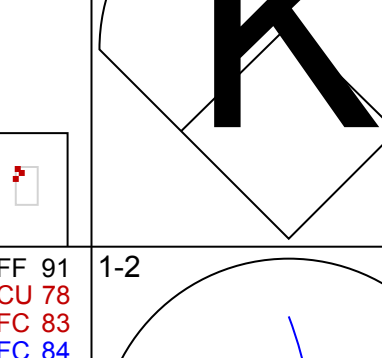
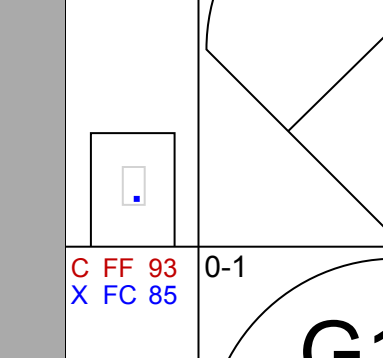
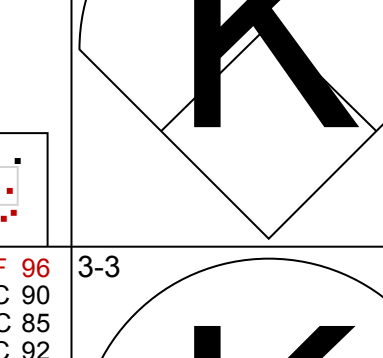
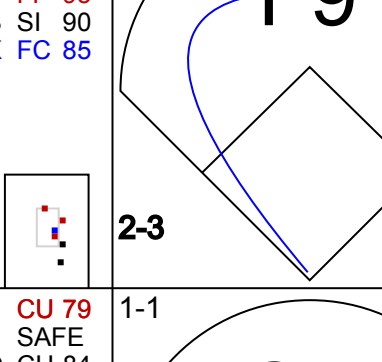

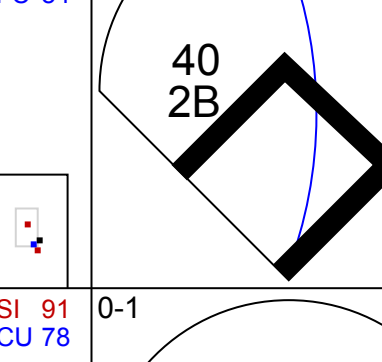
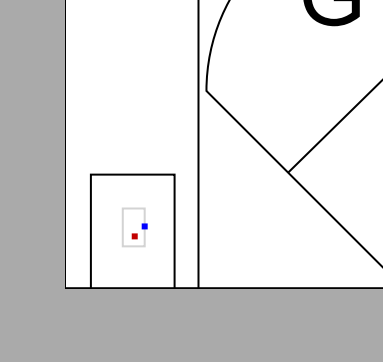
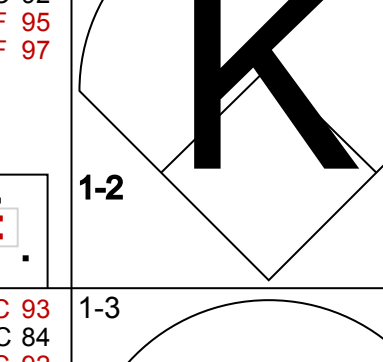


Batter	1	2	3	4	5	6	7	8	9	AB	R	H	RBI	BB	SO	LOB	TOP				
12 Kyle Schwarber, L OBP: 0.336, SLG: 0.356										5	1	1	1	0	2	3					
17 Kris Bryant, R OBP: 0.336, SLG: 0.495										4	2	2	0	1	1	0					
44 Anthony Rizzo, L OBP: 0.382, SLG: 0.516										5	1	1	2	0	0	3					
18 Ben Zobrist, S OBP: 0.329, SLG: 0.386										5	1	1	2	0	1	2					
22 Jason Heyward, L OBP: 0.344, SLG: 0.415										4	0	1	0	1	1	0					
27 Addison Russell, R OBP: 0.313, SLG: 0.419										4	0	0	0	0	0	2					
47 Miguel Montero, L OBP: 0.429, SLG: 0.606										4	1	2	1	0	1	1					
5 Albert Almora Jr., R OBP: 0.354, SLG: 0.488										4	0	1	0	0	0	1					
30 Jon Jay, L OBP: 0.476, SLG: 0.500										3	1	1	0	1	0	1					
9 Javier Báez, R OBP: 0.262, SLG: 0.339										0	0	0	0	0	0	0					
Inning Stats	R: 0 H: 0 E: 1 K: 2 S: 14	H: 0 LOB: 1 BB: 0 P: 20	R: 0 H: 0 E: 0 K: 1 S: 10	H: 0 LOB: 0 BB: 0 P: 11	R: 0 H: 1 E: 0 K: 0 S: 6	H: 1 LOB: 0 BB: 0 P: 11	R: 2 H: 2 E: 0 K: 0 S: 14	H: 2 LOB: 1 BB: 1 P: 22	R: 0 H: 0 E: 0 K: 1 S: 10	H: 0 LOB: 0 BB: 0 P: 14	R: 1 H: 2 E: 0 K: 0 S: 13	H: 2 LOB: 1 BB: 0 P: 19	R: 3 H: 3 E: 1 K: 0 S: 17	H: 3 LOB: 1 BB: 1 P: 23	R: 0 H: 1 E: 1 K: 0 S: 11	H: 1 LOB: 3 BB: 1 P: 21	R: 1 H: 1 E: 0 K: 2 S: 11	H: 1 LOB: 0 BB: 0 P: 16	1B: 4 2B: 3 3B: 0 HR: 3	SF: 0 SAC: 0 DP: 1 HBP: 0	WP: 0 PA: 41 PB: 1 SB: 0 CS: 0
PITCHER	IP WLS BF H R ER SO BB IBB HBP BLK WP HR S P ERA WHIP	IP WLS BF H R ER SO BB IBB HBP BLK WP HR S P ERA WHIP	IP WLS BF H R ER SO BB IBB HBP BLK WP HR S P ERA WHIP	IP WLS BF H R ER SO BB IBB HBP BLK WP HR S P ERA WHIP	IP WLS BF H R ER SO BB IBB HBP BLK WP HR S P ERA WHIP	IP WLS BF H R ER SO BB IBB HBP BLK WP HR S P ERA WHIP	IP WLS BF H R ER SO BB IBB HBP BLK WP HR S P ERA WHIP	IP WLS BF H R ER SO BB IBB HBP BLK WP HR S P ERA WHIP	IP WLS BF H R ER SO BB IBB HBP BLK WP HR S P ERA WHIP	IP WLS BF H R ER SO BB IBB HBP BLK WP HR S P ERA WHIP	IP WLS BF H R ER SO BB IBB HBP BLK WP HR S P ERA WHIP	IP WLS BF H R ER SO BB IBB HBP BLK WP HR S P ERA WHIP	IP WLS BF H R ER SO BB IBB HBP BLK WP HR S P ERA WHIP	IP WLS BF H R ER SO BB IBB HBP BLK WP HR S P ERA WHIP	IP WLS BF H R ER SO BB IBB HBP BLK WP HR S P ERA WHIP	IP WLS BF H R ER SO BB IBB HBP BLK WP HR S P ERA WHIP	IP WLS BF H R ER SO BB IBB HBP BLK WP HR S P ERA WHIP	IP WLS BF H R ER SO BB IBB HBP BLK WP HR S P ERA WHIP	IP WLS BF H R ER SO BB IBB HBP BLK WP HR S P ERA WHIP	IP WLS BF H R ER SO BB IBB HBP BLK WP HR S P ERA WHIP	

Chicago Cubs @ Boston Red Sox
Fenway Park, Boston, MA
Sat Apr 29 2017, 4:08 PM - 7:05 PM EDT
Att: 36,776 - Cloudy - 83 F

AB	38
R	7
H	10
RBI	6
BB	3
SO	6
LOB	13



Batter	1	2	3	4	5	6	7	8	9	AB	R	H	RBI	BB	SO	LOB	BOTTOM				
2 Xander Bogaerts, R OBP: 0.355, SLG: 0.352										4	1	1	0	0	1	2					
16 Andrew Benintendi, L OBP: 0.386, SLG: 0.477										3	1	1	2	0	1	0					
50 Mookie Betts, R OBP: 0.368, SLG: 0.456										4	0	1	0	0	1	0					
13 Hanley Ramirez, R OBP: 0.305, SLG: 0.368										4	1	1	1	0	1	1					
18 Mitch Moreland, L OBP: 0.375, SLG: 0.500										3	1	0	0	1	0	1					
15 Dustin Pedroia, R OBP: 0.354, SLG: 0.301										4	0	3	0	0	0	0					
19 Jackie Bradley Jr., L OBP: 0.295, SLG: 0.359										4	0	1	1	0	2	1					
7 Christian Vázquez, R OBP: 0.485, SLG: 0.645										4	0	1	0	0	1	3					
40 Marco Hernández, L OBP: 0.314, SLG: 0.327										4	0	1	0	0	1	3					
Inning Stats	R: 0 H: 0 E: 0 K: 0 S: 8	H: 2 LOB: 2 BB: 1 P: 26	R: 1 H: 2 E: 0 K: 0 S: 18	H: 2 LOB: 1 BB: 0 P: 26	R: 2 H: 2 E: 0 K: 0 S: 13	H: 2 LOB: 0 BB: 0 P: 20	R: 0 H: 2 E: 0 K: 2 S: 13	H: 2 LOB: 0 BB: 0 P: 17	R: 1 H: 1 E: 0 K: 2 S: 10	H: 1 LOB: 0 BB: 0 P: 10	R: 0 H: 1 E: 0 K: 0 S: 5	H: 1 LOB: 0 BB: 0 P: 7	R: 0 H: 0 E: 0 K: 1 S: 8	H: 0 LOB: 0 BB: 0 P: 11	R: 0 H: 1 E: 0 K: 0 S: 7	H: 1 LOB: 0 BB: 0 P: 13	R: 0 H: 1 E: 0 K: 3 S: 13	H: 1 LOB: 1 BB: 0 P: 18	1B: 6 2B: 1 3B: 1 HR: 2	SF: 1 SAC: 0 DP: 1 HBP: 0	WP: 0 PA: 36 PB: 0 SB: 0 CS: 0
PITCHER	IP WLS BF H R ER SO BB IBB HBP BLK WP HR S P ERA WHIP	IP WLS BF H R ER SO BB IBB HBP BLK WP HR S P ERA WHIP	IP WLS BF H R ER SO BB IBB HBP BLK WP HR S P ERA WHIP	IP WLS BF H R ER SO BB IBB HBP BLK WP HR S P ERA WHIP	IP WLS BF H R ER SO BB IBB HBP BLK WP HR S P ERA WHIP	IP WLS BF H R ER SO BB IBB HBP BLK WP HR S P ERA WHIP	IP WLS BF H R ER SO BB IBB HBP BLK WP HR S P ERA WHIP	IP WLS BF H R ER SO BB IBB HBP BLK WP HR S P ERA WHIP	IP WLS BF H R ER SO BB IBB HBP BLK WP HR S P ERA WHIP	IP WLS BF H R ER SO BB IBB HBP BLK WP HR S P ERA WHIP	IP WLS BF H R ER SO BB IBB HBP BLK WP HR S P ERA WHIP	IP WLS BF H R ER SO BB IBB HBP BLK WP HR S P ERA WHIP	IP WLS BF H R ER SO BB IBB HBP BLK WP HR S P ERA WHIP	IP WLS BF H R ER SO BB IBB HBP BLK WP HR S P ERA WHIP	IP WLS BF H R ER SO BB IBB HBP BLK WP HR S P ERA WHIP	IP WLS BF H R ER SO BB IBB HBP BLK WP HR S P ERA WHIP	IP WLS BF H R ER SO BB IBB HBP BLK WP HR S P ERA WHIP	IP WLS BF H R ER SO BB IBB HBP BLK WP HR S P ERA WHIP	IP WLS BF H R ER SO BB IBB HBP BLK WP HR S P ERA WHIP	IP WLS BF H R ER SO BB IBB HBP BLK WP HR S P ERA WHIP	

Chicago Cubs @ Boston Red Sox
Fenway Park, Boston, MA
Sat Apr 29 2017, 4:08 PM - 7:05 PM EDT
Att: 36,776 - Cloudy - 83 F

AB	34
R	4
H	10
RBI	4
BB	1
SO	8
LOB	11




Batter	1	2	3	4	5	6	7	8	9	AB	R	H	RBI	BB	SO	LOB	TOP										
12 Kyle Schwarber, L (1, 10) OBP: 0.333, SLG: 0.344	G4-3	G6-3			K2-3					3	0	0	0	1	1	2	Chicago Cubs @ Boston Red Sox Fenway Park, Boston, MA Sun Apr 30 2017, 8:11 PM - 11:37 PM EDT Att: 36,916 - Cloudy - 47 F										
17 Kris Bryant, R (1, 5) OBP: 0.391, SLG: 0.515	G3		K		HR		G5-3			4	1	1	1	0	1	1											
44 Anthony Rizzo, L (1, 3) OBP: 0.377, SLG: 0.500	BB		K		G5-3		G3			3	0	0	0	1	1												
18 Ben Zobrist, S (1, 4) OBP: 0.326, SLG: 0.392	BB		K		F9			G3-1		4	0	1	0	0	1	0											
27 Addison Russell, R (1, 6) OBP: 0.301, SLG: 0.402	P6			K2-3		G6-3		F8		4	0	0	0	0	1	2											
22 Jason Heyward, L (1, 9) OBP: 0.340, SLG: 0.407		1B			L6			G4-3		4	0	1	0	0	1	0											
40 Wilson Contreras, R (1, 2) OBP: 0.309, SLG: 0.394		P3		BB		K			F8	3	0	0	0	1	1												
5 Albert Almora Jr., R (1, 8) OBP: 0.340, SLG: 0.468		K					L8		G4-3	4	0	1	0	0	1	1											
30 Jon Jay, L (1, 7) OBP: 0.478, SLG: 0.487					K2-3				G1-3	3	1	1	0	1	1	2											
Inning Stats	R: 0 E: 0 K: 0 S: 11	H: 1 LOB: 2 BB: 1 P: 19	R: 0 E: 0 K: 1 S: 15	H: 2 LOB: 2 BB: 0 P: 18	R: 0 E: 0 K: 3 S: 12	H: 0 LOB: 0 BB: 0 P: 18	R: 0 E: 0 K: 3 S: 14	H: 1 LOB: 2 BB: 1 P: 23	R: 1 E: 0 K: 1 S: 10	H: 1 LOB: 0 BB: 0 P: 13	R: 0 E: 0 K: 1 S: 9	H: 0 LOB: 1 BB: 2 P: 17	R: 1 E: 0 K: 0 S: 13	H: 0 LOB: 1 BB: 2 P: 25	R: 0 E: 0 K: 0 S: 7	H: 0 LOB: 0 BB: 0 P: 11	R: 0 E: 0 K: 0 S: 7	H: 0 LOB: 0 BB: 0 P: 9	1B: 3 2B: 1 3B: 0 HR: 1	SF: 0 SAC: 0 DP: 0 HBP: 0	WP: 2 PB: 0 SB: 0 CS: 0	PA: 36					
PITCHER	IP	WLS	BF	H	R	ER	SO	BB	IBB	HBP	BLK	WP	HR	S	P	ERA	WHIP										
52 Eduardo Rodriguez, L (1, 1) ERA: 2.7	6.0		25	5	1	1	9	2	0	0	0	0	1	71	108	1.50	1.167										
56 Joe Kelly, R (7, 1) ERA: 2.7	0.2	B	4	0	1	1	0	2	0	0	0	1	0	10	22	13.50	3.000										
63 Robby Scott, L (7, 1) ERA: 1.93	0.1		1	0	0	0	0	0	0	0	0	0	0	3	3	0.00	0.000										
68 Matt Barnes, R (8, 1) ERA: 3.27	1.0	W	3	0	0	0	0	0	0	0	0	0	0	7	11	0.00	0.000										
46 Craig Kimbrel, R (9, 1) ERA: 1.98	1.0		3	0	0	0	0	0	0	0	0	0	0	7	9	0.00	0.000										

Batter	1	2	3	4	5	6	7	8	9	AB	R	H	RBI	BB	SO	LOB	BOTTOM										
2 Xander Bogaerts, R (1, 6) OBP: 0.375, SLG: 0.356	G4-3		BB							2	1	1	0	2	0	0	Chicago Cubs @ Boston Red Sox Fenway Park, Boston, MA Sun Apr 30 2017, 8:11 PM - 11:37 PM EDT Att: 36,916 - Cloudy - 47 F										
16 Andrew Benintendi, L (1, 7) OBP: 0.362, SLG: 0.479	HR		L4-3							4	2	2	0	0	1	2											
50 Mookie Betts, R (1, 9) OBP: 0.363, SLG: 0.439	F8									3	0	0	0	1	1	5											
13 Hanley Ramirez, R (1, 10) OBP: 0.314, SLG: 0.405	HR									3	2	1	2	1	2	2											
18 Mitch Moreland, L (1, 3) OBP: 0.360, SLG: 0.477										4	0	0	1	0	2	3											
15 Dustin Pedroia, R (1, 4) OBP: 0.360, SLG: 0.303										3	0	1	0	1	0	1											
19 Jackie Bradley Jr., L (1, 8) OBP: 0.271, SLG: 0.326										4	0	0	0	0	2	3											
7 Christian Vázquez, R (1, 2) OBP: 0.444, SLG: 0.588										3	0	0	0	0	1	2											
40 Marco Hernández, L (1, 5) OBP: 0.315, SLG: 0.327										3	1	1	0	0	0	0											
Inning Stats	R: 2 E: 0 K: 1 S: 15	H: 2 LOB: 0 BB: 0 P: 20	R: 0 E: 0 K: 1 S: 11	H: 1 LOB: 0 BB: 0 P: 16	R: 0 E: 0 K: 0 S: 4	H: 0 LOB: 1 BB: 1 P: 11	R: 0 E: 0 K: 2 S: 9	H: 0 LOB: 1 BB: 1 P: 17	R: 0 E: 0 K: 0 S: 7	H: 0 LOB: 0 BB: 0 P: 13	R: 0 E: 0 K: 2 S: 9	H: 0 LOB: 1 BB: 1 P: 19	R: 0 E: 0 K: 2 S: 12	H: 0 LOB: 1 BB: 1 P: 18	R: 4 E: 1 K: 1 S: 24	H: 3 LOB: 1 BB: 1 P: 38	1B: 5 2B: 1 3B: 0 HR: 1	SF: 0 SAC: 0 DP: 2 HBP: 0	WP: 1 PB: 0 SB: 0 CS: 0	PA: 34							
PITCHER	IP	WLS	BF	H	R	ER	SO	BB	IBB	HBP	BLK	WP	HR	S	P	ERA	WHIP										
28 Kyle Hendricks, R (1, 1) ERA: 4.16	6.0		22	3	2	2	6	3	0	0	0	0	1	55	96	3.00	1.000										
6 Carl Edwards Jr., R (7, 1) ERA: 4.16	1.0		4	0	0	0	2	1	0	0	0	0	0	12	18	0.00	1.000										
19 Koji Uehara, R (8, 1) ERA: 0.72	0.0	L	3	3	3	2	0	0	0	0	0	0	0	11	25	*	*										
46 Pedro Strop, R (8, 1) ERA: 4.32	0.2		4	0	1	0	1	1	0	0	0	1	0	11	20	0.00	1.500										
32 Brian Duensing, L (8, 1) ERA: 5.1	0.1		1	0	0	0	0	0	0	0	0	0	0	2	3	0.00	0.000										

AB	32
R	2
H	5
RBI	1
BB	4
SO	9
LOB	10



AB	29
R	6
H	6
RBI	3
BB	5
SO	9
LOB	18



Batter	1	2	3	4	5	6	7	8	9	AB	R	H	RBI	BB	SO	LOB	TOP
16 César Hernández, S (1,4) OBP: 0.385, SLG: 0.545										5	2	3	0	0	1	0	Philadelphia Phillies @ Chicago Cubs Wrigley Field, Chicago, IL Mon May 01 2017, 8:31 PM - 11:36 PM CDT Att: 38,567 - Drizzlie - 49 F
23 Aaron Altherr, R (1,7) OBP: 0.377, SLG: 0.563										4	2	2	3	1	0	1	
37 Odúbel Herrera, L (1,8) OBP: 0.343, SLG: 0.416										5	0	2	1	0	1	2	
7 Maikel Franco, R (1,5) OBP: 0.279, SLG: 0.370										3	1	0	0	1	0	1	
5 Michael Saunders, L (1,9) OBP: 0.287, SLG: 0.398										5	1	2	1	0	1	5	
19 Tommy Joseph, R (1,3) OBP: 0.231, SLG: 0.296										4	2	1	3	1	2	1	
13 Freddy Galvis, S (1,6) OBP: 0.301, SLG: 0.500										3	1	1	2	1	0	0	
29 Cameron Rupp, R (1,2) OBP: 0.324, SLG: 0.397										4	1	1	0	0	2	2	
28 Vince Velasquez, R (1,1) OBP: 0.229, SLG: 0.252										2	0	0	0	0	0	3	
15 Ty Kelly, S (6,Ph) 61 Edubray Ramos, R (6,Ph) 25 Daniel Nava, S (6,Ph) 63 Joely Rodríguez, L (6,Ph) 17 Pat Neshek, S (6,Ph)										1	0	0	0	0	0	0	
	R: 4 H: 3 E: 0 LOB: 0 K: 1 BB: 1 S: 19 P: 31	R: 3 H: 4 E: 0 LOB: 0 K: 0 BB: 0 S: 11 P: 17	R: 0 H: 1 E: 0 LOB: 2 K: 1 BB: 1 S: 9 P: 16	R: 0 H: 1 E: 0 LOB: 2 K: 0 BB: 1 S: 9 P: 16	R: 0 H: 0 E: 0 LOB: 0 K: 1 BB: 0 S: 10 P: 15	R: 0 H: 0 E: 0 LOB: 0 K: 1 BB: 0 S: 10 P: 15	R: 3 H: 2 E: 0 LOB: 0 K: 1 BB: 1 S: 15 P: 24	R: 0 H: 1 E: 0 LOB: 0 K: 1 BB: 0 S: 9 P: 10	R: 0 H: 0 E: 0 LOB: 0 K: 1 BB: 0 S: 6 P: 10	1B: 6 SF: 0 2B: 3 SAC: 0 3B: 0 DP: 2 HR: 3 HBP: 1	WP: 0 PA: 42 PB: 0 SB: 0 CS: 0						
PITCHER	IP WLS BF H R ER SO BB IBB HBP BLK WP HR S P ERA WHIP	PITCHER										IP WLS BF H R ER SO BB IBB HBP BLK WP HR S P ERA WHIP					
37 Brett Anderson, L (1,1) ERA: 6.23	1.1 L 12 7 7 7 1 1 0 0 0 0 1 27 43 47.25 6.000																
38 Mike Montgomery, L (2,1) ERA: 1.5	3.2 14 2 0 0 2 2 0 1 0 0 0 31 52 0.00 1.091																
52 Justin Grimm, R (6,1) ERA: 7.71	2.0 9 2 3 3 2 1 0 0 0 0 2 25 39 13.50 1.500																
32 Brian Duensing, L (8,1) ERA: 6.23	2.0 7 1 0 0 2 0 0 0 0 0 0 15 23 0.00 0.500																

Batter	1	2	3	4	5	6	7	8	9	AB	R	H	RBI	BB	SO	LOB	BOTTOM
12 Kyle Schwarber, L (1,7) OBP: 0.322, SLG: 0.330										4	0	0	0	0	0	1	Philadelphia Phillies @ Chicago Cubs Wrigley Field, Chicago, IL Mon May 01 2017, 8:31 PM - 11:36 PM CDT Att: 38,567 - Drizzlie - 49 F
17 Kris Bryant, R (1,5) OBP: 0.390, SLG: 0.505										2	0	0	0	1	2	1	
47 Miguel Montero, L (8,3) OBP: 0.417, SLG: 0.588										1	0	0	0	0	0	0	
44 Anthony Rizzo, L (1,3) OBP: 0.376, SLG: 0.490										2	0	0	0	0	0	0	
32 Brian Duensing, L (8,1) ERA: 6.23										1	0	0	0	1	0	0	
18 Ben Zobrist, S (1,4) OBP: 0.322, SLG: 0.385										4	0	1	0	0	0	2	
22 Jason Heyward, L (1,9) OBP: 0.337, SLG: 0.393										3	0	0	0	1	0	1	
40 Wilson Contreras, R (1,2) OBP: 0.303, SLG: 0.386										4	0	1	0	0	1	4	
9 Javier Báez, R (1,6) OBP: 0.275, SLG: 0.397										4	2	2	1	0	0	0	
37 Brett Anderson, L (1,1) ERA: 6.23										0	0	0	0	0	0	0	
38 Mike Montgomery, L (2,1) ERA: 1.5										1	0	0	0	0	1	0	
5 Albert Almora Jr., R (6,Ph) 52 Justin Grimm, R (6,Ph) 20 Matt Szczur, R (6,Ph)										0	0	0	0	0	0	0	
30 Jon Jay, L (1,8) OBP: 0.469, SLG: 0.463										2	0	0	0	1	1	0	
	R: 0 H: 0 E: 0 LOB: 0 K: 1 BB: 0 S: 8 P: 12	R: 0 H: 1 E: 0 LOB: 0 K: 0 BB: 0 S: 14 P: 23	R: 0 H: 0 E: 0 LOB: 0 K: 1 BB: 0 S: 8 P: 9	R: 0 H: 0 E: 0 LOB: 3 K: 1 BB: 2 S: 22 P: 37	R: 1 H: 1 E: 0 LOB: 1 K: 1 BB: 1 S: 11 P: 17	R: 0 H: 1 E: 0 LOB: 0 K: 0 BB: 0 S: 7 P: 12	R: 1 H: 0 E: 1 LOB: 0 K: 1 BB: 0 S: 11 P: 16	R: 0 H: 0 E: 0 LOB: 0 K: 1 BB: 0 S: 7 P: 10	R: 0 H: 1 E: 0 LOB: 0 K: 0 BB: 0 S: 10 P: 13	1B: 3 SF: 1 2B: 0 SAC: 0 3B: 0 DP: 0 HR: 1 HBP: 1	WP: 1 PA: 35 PB: 0 SB: 0 CS: 0						
PITCHER	IP WLS BF H R ER SO BB IBB HBP BLK WP HR S P ERA WHIP	PITCHER										IP WLS BF H R ER SO BB IBB HBP BLK WP HR S P ERA WHIP					
28 Vince Velasquez, R (1,1) ERA: 5.47	5.0 W 21 2 1 1 1 0 1 0 0 0 1 63 98 1.80 1.000																
61 Edubray Ramos, R (6,1) ERA: 4.76	2.0 8 1 1 0 1 0 0 0 0 0 1 18 28 0.00 0.500																
63 Joely Rodríguez, L (8,1) ERA: 4.73	1.0 3 0 0 0 1 0 0 0 0 0 0 7 10 0.00 0.000																
17 Pat Neshek, R (9,1) ERA: 4.73	1.0 4 1 0 0 0 0 0 0 0 0 0 10 13 0.00 1.000																

Batter	1	2	3	4	5	6	7	8	9	AB	R	H	RBI	BB	SO	LOB	TOP										
16 César Hernández, S (1.4) OBP: 0.372, SLG: 0.524	G5-3		K		E5 7 BB 5 G3-1		F7			4	1	0	0	0	1	0	Philadelphia Phillies @ Chicago Cubs Wrigley Field, Chicago, IL Tue May 02 2017, 7:07 PM - 10:30 PM CDT Att: 38,660 - Overcast - 49 F										
23 Aaron Altherr, R (1.7) OBP: 0.404, SLG: 0.627	HR		1B		BB		K			3	1	2	1	1	1	0											
37 Odúbel Herrera, L (1.8) OBP: 0.330, SLG: 0.398	G4-3		K		K		L7			4	0	0	0	0	2	3											
7 Maikel Franco, R (1.5) OBP: 0.278, SLG: 0.358	K		CS		G3-1		F9			3	0	0	0	1	1	0											
5 Michael Saunders, L (1.9) OBP: 0.286, SLG: 0.391	P5				G3-1		F8			4	1	1	1	0	0	2											
19 Tommy Joseph, R (1.3) OBP: 0.250, SLG: 0.315					1B					2	0	1	1	1	1	2											
59 Mark Leiter Jr., R (5.1)					2B					0	0	0	0	0	0	0											
41 Brock Stassi, L (6.7PH) OBP: 0.257, SLG: 0.438	BB				K					1	0	0	0	0	1	0											
50 Héctor Neris, R (6.1)										0	0	0	0	0	0	0											
13 Freddy Galvis, S (1.6) OBP: 0.289, SLG: 0.478	F9				G5-3		G3			4	0	0	0	0	0	2											
29 Cameron Rupp, R (1.2) OBP: 0.333, SLG: 0.383					IBB		K			2	0	0	0	2	2	0											
58 Jeremy Hellickson, R (1.1) OBP: 0.077, SLG: 0.231					L9		F9			2	0	0	0	0	0	4											
4 Andrés Blanco, S (5.3) OBP: 0.333, SLG: 0.538	G6-3									2	0	0	0	0	0	0											
Inning Stats	R: 1 E: 0 K: 1 S: 10	H: 1 LOB: 0 BB: 0 P: 14	R: 0 E: 0 K: 0 S: 14	H: 0 LOB: 2 BB: 2 P: 26	R: 0 E: 0 K: 2 S: 7	H: 1 LOB: 0 BB: 0 P: 14	R: 1 E: 0 K: 0 S: 14	H: 2 LOB: 2 BB: 1 P: 23	R: 1 E: 1 K: 2 S: 15	H: 0 LOB: 2 BB: 2 P: 29	R: 0 E: 0 K: 1 S: 12	H: 0 LOB: 0 BB: 0 P: 18	R: 0 E: 0 K: 1 S: 5	H: 0 LOB: 0 BB: 0 P: 9	R: 0 E: 0 K: 1 S: 7	H: 0 LOB: 0 BB: 0 P: 13	R: 0 E: 0 K: 1 S: 6	H: 0 LOB: 0 BB: 0 P: 10	1B: 2 2B: 1 3B: 0 HR: 1	SF: 0 SAC: 0 DP: 0 HBP: 0	WP: 0 PB: 0 SB: 0 CS: 1	PA: 37					
PITCHER	IP	WLS	BF	H	R	ER	SO	BB	IBB	HBP	BLK	WP	HR	S	P	ERA	WHIP										
34 Jon Lester, L (1.1) ERA: 3.67	5.0	W	24	4	3	2	5	4	1	0	0	0	1	60	106	3.60	1.600										
6 Carl Edwards Jr., R (6.1) ERA: 4.5	2.0		6	0	0	0	2	0	0	0	0	0	0	17	27	0.00	0.000										
56 Héctor Rondón, R (6.1) ERA: 0.87	1.0		3	0	0	0	1	0	0	0	0	0	0	7	13	0.00	0.000										
71 Wade Davis, R (9.1) ERA: 4.61	1.0		3	0	0	0	1	0	0	0	0	0	0	6	10	0.00	0.000										

Batter	1	2	3	4	5	6	7	8	9	AB	R	H	RBI	BB	SO	LOB	BOTTOM										
12 Kyle Schwarber, L (1.7) OBP: 0.317, SLG: 0.353	F7		G1-3		F7			L8		5	1	1	3	0	0	2	Philadelphia Phillies @ Chicago Cubs Wrigley Field, Chicago, IL Tue May 02 2017, 7:07 PM - 10:30 PM CDT Att: 38,660 - Overcast - 49 F										
17 Kris Bryant, R (1.5) OBP: 0.383, SLG: 0.553	HR		G4-3		HR		P4			4	2	2	1	0	0	0											
5 Albert Almora Jr., R (9.8) OBP: 0.352, SLG: 0.489	HR				3B			44 G4-6-3 1B		1	0	1	0	0	0	0											
44 Anthony Rizzo, L (1.3) OBP: 0.377, SLG: 0.475	F8		BB		HBP		P5			3	0	0	0	1	0	2											
18 Ben Zobrist, S (9.4) OBP: 0.330, SLG: 0.395	L7		BB		2B		G3-1			3	0	1	1	1	0	0											
27 Addison Russell, R (1.6) OBP: 0.308, SLG: 0.400			F8				G6-3			3	1	1	0	1	0	2											
22 Jason Heyward, L (9.9) OBP: 0.333, SLG: 0.380	G5-3				K			40 FC6-4 BB		3	0	0	0	1	1	2											
40 Wilson Contreras, R (1.2) OBP: 0.300, SLG: 0.370	K		G5-3		BB		FC6-4			3	1	0	0	1	1	2											
34 Jon Lester, L (1.1) ERA: 3.67					L8					2	1	1	0	0	1	1											
30 Jon Jay, L (5.7PH) ERA: 3.18					1B					1	0	0	0	0	0	2											
6 Carl Edwards Jr., R (6.1) ERA: 4.5					1B					0	0	0	0	0	0	0											
20 Matt Szczur, R (7.7PH) ERA: 3.18					1B					1	0	0	0	0	0	1											
56 Héctor Rondón, R (6.1) ERA: 0.87					1B					0	0	0	0	0	0	0											
71 Wade Davis, R (9.1) ERA: 4.61					1B					0	0	0	0	0	0	0											
9 Javier Báez, R (9.5) OBP: 0.315, SLG: 0.507			HR		1B			5 1B		4	2	4	3	0	0	0											
Inning Stats	R: 1 E: 0 K: 0 S: 13	H: 1 LOB: 0 BB: 0 P: 17	R: 0 E: 0 K: 2 S: 15	H: 1 LOB: 1 BB: 0 P: 25	R: 1 E: 0 K: 0 S: 11	H: 1 LOB: 2 BB: 2 P: 22	R: 4 E: 0 K: 0 S: 21	H: 5 LOB: 2 BB: 0 P: 31	R: 2 E: 0 K: 1 S: 10	H: 1 LOB: 1 BB: 2 P: 23	R: 0 E: 0 K: 0 S: 7	H: 0 LOB: 0 BB: 0 P: 13	R: 0 E: 0 K: 0 S: 9	H: 0 LOB: 1 BB: 1 P: 20	R: 0 E: 0 K: 0 S: 11	H: 2 LOB: 1 BB: 0 P: 17	1B: 5 2B: 1 3B: 2 HR: 3	SF: 0 SAC: 0 DP: 1 HBP: 1	WP: 1 PB: 1 SB: 0 CS: 0	PA: 39							
PITCHER	IP	WLS	BF	H	R	ER	SO	BB	IBB	HBP	BLK	WP	HR	S	P	ERA	WHIP										
58 Jeremy Hellickson, R (1.1) ERA: 4.5	4.0	L	22	8	6	6	2	2	0	1	1	1	0	65	95	13.50	2.500										
59 Mark Leiter Jr., R (5.1) ERA: 4.5	3.0		13	1	2	2	1	3	0	0	0	1	0	26	56	6.00	1.333										
50 Héctor Neris, R (6.1) ERA: 4.61	1.0		4	2	0	0	0	0	0	0	0	0	0	11	17	0.00	2.000										



Batter	1	2	3	4	5	6	7	8	9	10	11	12	13	AB	R	H	RBI	BB	SO	LOB	TOP									
16 César Hernández, S OBP: 0.379, SLG: 0.517	L8		23 1B		37 G3-1						G4-3		L9	7	2	4	0	0	0	0										
23 Aaron Altherr, R OBP: 0.412, SLG: 0.600	K				37 G3-1								P6	5	0	2	1	2	2	1										
37 Odubel Herrera, L OBP: 0.325, SLG: 0.404			F8		G3-1						L6		E6	7	0	2	0	0	2	4										
7 Maikel Franco, R OBP: 0.305, SLG: 0.404	K				G5-3						G6-3			5	1	2	2	1	1	2										
5 Michael Saunders, L OBP: 0.299, SLG: 0.374		G4-3			F8									4	0	0	0	2	1	4										
15 Ty Kelly, S					G2-3									0	0	0	0	0	0	0										
19 Tommy Joseph, R OBP: 0.317, SLG: 0.404														3	0	1	0	0	0	1										
53 Joaquín Benoit, R ERA: 2.83	G6-3													0	0	0	0	0	0	0										
28 Daniel Nava, S ERA: 4.15														0	0	0	0	0	0	0										
4 Jeanmar Gómez, R ERA: 7.94														0	0	0	0	0	0	0										
63 José Rodríguez, L ERA: 4.5														0	0	0	0	0	0	0										
29 Cameron Rupp, R OBP: 0.346, SLG: 0.439	K													6	1	3	1	0	2	1										
13 Freddy Galvis, S OBP: 0.280, SLG: 0.450			F8											6	0	1	0	0	0	3										
56 Zach Eflin, R ERA: 2.42														3	0	0	0	0	2	3										
41 Brock Stassi, L OBP: 0.244, SLG: 0.421	K													3	0	0	0	0	0	1										
Inning Stats	R: 0 E: 0 K: 2 S: 17	H: 1 LOB: 1 BB: 0 P: 22	R: 0 E: 0 K: 1 S: 9	H: 0 LOB: 0 BB: 0 P: 13	R: 1 E: 0 K: 1 S: 10	H: 2 LOB: 1 BB: 0 P: 17	R: 1 E: 0 K: 0 S: 13	H: 2 LOB: 2 BB: 0 P: 19	R: 1 E: 0 K: 0 S: 16	H: 2 LOB: 1 BB: 0 P: 25	R: 0 E: 0 K: 0 S: 6	H: 2 LOB: 3 BB: 0 P: 28	R: 1 E: 0 K: 1 S: 12	H: 2 LOB: 1 BB: 0 P: 19	R: 0 E: 0 K: 0 S: 6	H: 0 LOB: 0 BB: 0 P: 11	R: 0 E: 0 K: 1 S: 14	H: 1 LOB: 3 BB: 2 P: 24	R: 0 E: 0 K: 0 S: 6	H: 1 LOB: 0 BB: 0 P: 10	R: 0 E: 0 K: 1 S: 7	H: 0 LOB: 0 BB: 0 P: 9	1B: 11 2B: 4 3B: 0 HR: 2	SF: 0 SAC: 0 DP: 2 HBP: 1	W/P: 0 PB: 0 SB: 2 CS: 0	PA: 57				
PITCHER	IP WLS BF H R ER SO BB IBB HBP BLK WP HR S P ERA WHIP	41 John Lackey, R ERA: 5.14	32 Brian Duensing, L ERA: 5.89	52 Justin Grimm, R ERA: 7.3	46 Pedro Strop, R ERA: 4.15	6 Carl Edwards Jr., R ERA: 0.89	71 Wade Davis, R ERA: 1.29	38 Mike Montgomery, L ERA: 1.29	19 Koji Uehara, R ERA: 3.09	IP WLS BF H R ER SO BB IBB HBP BLK WP HR S P ERA WHIP	71 Wade Davis, R ERA: 1.29	38 Mike Montgomery, L ERA: 1.29	19 Koji Uehara, R ERA: 3.09	IP WLS BF H R ER SO BB IBB HBP BLK WP HR S P ERA WHIP	71 Wade Davis, R ERA: 1.29	38 Mike Montgomery, L ERA: 1.29	19 Koji Uehara, R ERA: 3.09	IP WLS BF H R ER SO BB IBB HBP BLK WP HR S P ERA WHIP	71 Wade Davis, R ERA: 1.29	38 Mike Montgomery, L ERA: 1.29	19 Koji Uehara, R ERA: 3.09	IP WLS BF H R ER SO BB IBB HBP BLK WP HR S P ERA WHIP	71 Wade Davis, R ERA: 1.29	38 Mike Montgomery, L ERA: 1.29	19 Koji Uehara, R ERA: 3.09	IP WLS BF H R ER SO BB IBB HBP BLK WP HR S P ERA WHIP	71 Wade Davis, R ERA: 1.29	38 Mike Montgomery, L ERA: 1.29	19 Koji Uehara, R ERA: 3.09	IP WLS BF H R ER SO BB IBB HBP BLK WP HR S P ERA WHIP

Philadelphia Phillies @ Chicago Cubs
Wrigley Field, Chicago, IL
Thu May 04 2017, 1:23 PM - 5:44 PM CDT
Att. 36,394 - Overcast - 48 F

AB	51
R	4
H	15
RBI	4
BB	5
SO	11
LOB	26




Batter	1	2	3	4	5	6	7	8	9	10	11	12	13	AB	R	H	RBI	BB	SO	LOB	BOTTOM								
30 Jon Jay, L OBP: 0.464, SLG: 0.447														4	1	2	1	0	1	0									
38 Mike Montgomery, L OBP: 0.346, SLG: 0.379		G6-3												0	0	0	0	0	0	0									
22 Jason Heyward, L OBP: 0.346, SLG: 0.379														0	0	0	0	1	0	0									
17 Kris Bryant, R OBP: 0.417, SLG: 0.563														5	1	4	0	1	0	0									
44 Anthony Rizzo, L OBP: 0.356, SLG: 0.441														6	0	0	0	0	0	8									
27 Addison Russell, R OBP: 0.308, SLG: 0.389														4	0	1	1	1	1	1									
19 Koji Uehara, R ERA: 3.09														0	0	0	0	0	0	0									
47 Miguel Montero, L OBP: 0.340, SLG: 0.441														3	1	1	2	0	0	2									
40 Wilson Contreras, R OBP: 0.310, SLG: 0.382														2	0	0	0	0	1	3									
5 Albert Almora Jr., R OBP: 0.344, SLG: 0.464														6	2	2	0	0	0	2									
9 Javier Báez, R OBP: 0.305, SLG: 0.467														5	0	0	0	0	2	1									
41 Jeff Leisy, R ERA: 2.42														2	0	1	0	0	0	1									
53 Joaquín Benoit, R ERA: 2.83														0	0	0	0	0	0	0									
46 Jeanmar Gómez, R ERA: 7.94														2	0	0	0	0	0	0									
63 José Rodríguez, L ERA: 4.5														2	0	0	0	0	0	0									
20 Matt Szczur, R OBP: 0.238, SLG: 0.263														5	0	1	1	0	0	2									
Inning Stats	R: 1 E: 0 K: 0 S: 10	H: 3 LOB: 1 BB: 0 P: 16	R: 1 E: 0 K: 0 S: 11	H: 2 LOB: 1 BB: 0 P: 17	R: 0 E: 1 K: 0 S: 7	H: 1 LOB: 1 BB: 0 P: 10	R: 0 E: 0 K: 1 S: 9	H: 0 LOB: 0 BB: 0 P: 13	R: 0 E: 0 K: 0 S: 8	H: 0 LOB: 0 BB: 0 P: 12	R: 1 E: 0 K: 2 S: 16	H: 1 LOB: 0 BB: 0 P: 23	R: 0 E: 0 K: 0 S: 8	H: 2 LOB: 2 BB: 0 P: 16	R: 0 E: 0 K: 1 S: 9	H: 0 LOB: 0 BB: 0 P: 14	R: 0 E: 0 K: 1 S: 7	H: 0 LOB: 0 BB: 0 P: 12	R: 0 E: 0 K: 0 S: 5	H: 0 LOB: 2 BB: 3 P: 14	R: 1 E: 1 K: 0 S: 6	H: 1 LOB: 2 BB: 1 P: 7	1B: 8 2B: 4 3B: 0 HR: 1	SF: 1 SAC: 0 DP: 1 HBP: 1	W/P: 0 PB: 0 SB: 0 CS: 0	PA: 54			
PITCHER	IP WLS BF H R ER SO BB IBB HBP BLK WP HR S P ERA WHIP	56 Zach Eflin, R ERA: 2.42	53 Joaquín Benoit, R ERA: 2.83	46 Jeanmar Gómez, R ERA: 7.94	63 José Rodríguez, L ERA: 4.5	71 Wade Davis, R ERA: 1.29	38 Mike Montgomery, L ERA: 1.29	19 Koji Uehara, R ERA: 3.09	IP WLS BF H R ER SO BB IBB HBP BLK WP HR S P ERA WHIP	71 Wade Davis, R ERA: 1.29	38 Mike Montgomery, L ERA: 1.29	19 Koji Uehara, R ERA: 3.09	IP WLS BF H R ER SO BB IBB HBP BLK WP HR S P ERA WHIP	71 Wade Davis, R ERA: 1.29	38 Mike Montgomery, L ERA: 1.29	19 Koji Uehara, R ERA: 3.09	IP WLS BF H R ER SO BB IBB HBP BLK WP HR S P ERA WHIP	71 Wade Davis, R ERA: 1.29	38 Mike Montgomery, L ERA: 1.29	19 Koji Uehara, R ERA: 3.09	IP WLS BF H R ER SO BB IBB HBP BLK WP HR S P ERA WHIP	71 Wade Davis, R ERA: 1.29	38 Mike Montgomery, L ERA: 1.29	19 Koji Uehara, R ERA: 3.09	IP WLS BF H R ER SO BB IBB HBP BLK WP HR S P ERA WHIP	71 Wade Davis, R ERA: 1.29	38 Mike Montgomery, L ERA: 1.29	19 Koji Uehara, R ERA: 3.09	IP WLS BF H R ER SO BB IBB HBP BLK WP HR S P ERA WHIP

Philadelphia Phillies @ Chicago Cubs
Wrigley Field, Chicago, IL
Thu May 04 2017, 1:23 PM - 5:44 PM CDT
Att. 36,394 - Overcast - 48 F

AB	45
R	5
H	13
RBI	4
BB	5
SO	5
LOB	21



Batter	1	2	3	4	5	6	7	8	9	AB	R	H	RBI	BB	SO	LOB	TOP			
11 Brett Gardner, L OBP: 0.356, SLG: 0.461	L9		K		BB		K		HR	4	1	1	3	1	2	1	New York Yankees @ Chicago Cubs Wrigley Field, Chicago, IL Fri May 05 2017, 1:22 PM - 4:38 PM CDT Att: 40,395 - Partly Cloudy - 45 F			
31 Aaron Hicks, S OBP: 0.444, SLG: 0.632	14 L9-6 2B		24 G5-4-3 1B		G3		G1-3		24 S 1B	5	0	3	0	0	0	2				
24 Gary Sánchez, R OBP: 0.192, SLG: 0.250			G5-4-3		L6				G6-3	4	0	0	0	0	1	3				
14 Starlin Castro, R OBP: 0.405, SLG: 0.541	L9-6						18 1B 12 99 1B L9-2 1B		99 WP 1B	4	0	2	0	0	1	2				
99 Aaron Judge, R OBP: 0.435, SLG: 0.815			18 G3-1 12 FC4-2 2B				18 1B			4	0	2	0	0	2	1				
18 Didi Gregorius, L OBP: 0.345, SLG: 0.393	G3-1				F9				G3-1	4	0	1	0	0	0	1				
12 Chase Headley, S OBP: 0.396, SLG: 0.479																				
48 Chris Carter, R OBP: 0.283, SLG: 0.354																				
35 Michael Pineda, R 17 Matt Holliday, R 45 Chasen Shreve, L 65 Jonathan Holder, R 22 Jacoby Ellsbury, L 54 Aroldis Chapman, L																		AB 34 R 3 H 11 RBI 3 BB 3 SO 10 LOB 16 		
Inning Stats	R: 0 H: 1 E: 0 K: 0 S: 5	H: 1 LOB: 1 BB: 0 P: 11	R: 0 H: 1 E: 0 K: 1 S: 12	H: 1 LOB: 1 BB: 0 P: 20	R: 0 H: 2 E: 0 K: 1 S: 9	H: 2 LOB: 1 BB: 0 P: 14	R: 0 H: 0 E: 0 K: 2 S: 9	H: 0 LOB: 0 BB: 0 P: 16	R: 0 H: 3 E: 0 K: 0 S: 9	H: 3 LOB: 2 BB: 0 P: 16	R: 0 H: 0 E: 0 K: 2 S: 9	H: 0 LOB: 0 BB: 0 P: 13	R: 0 H: 1 E: 0 K: 2 S: 11	H: 1 LOB: 1 BB: 0 P: 19	R: 3 H: 3 E: 0 K: 1 S: 22	H: 3 LOB: 1 BB: 1 P: 40	1B: 8 2B: 4 3B: 0 HR: 1	SF: 0 SAC: 1 DP: 3 HBP: 1	WP: 2 PB: 0 SB: 1 CS: 0	PA: 39
PITCHER	IP WLS BF H R ER SO BB IBB HBP BLK WP HR S P ERA WHIP																			
28 Kyle Hendricks, R ERA: 3.51	5.1	23	6	0	0	5	2	0	1	0	0	0	0	0	12	18	0.00	1.500		
32 Brian Duensing, L ERA: 4.75	1.2	5	1	0	0	2	0	0	0	0	0	0	0	1	11	19	0.00	1.000		
46 Pedro Strop, R ERA: 3.72	1.0	4	1	0	0	2	0	0	0	0	1	0	0	22	40	27.00	4.000			
56 Héctor Rondón, R ERA: 3.65	1.0	7	3	3	3	1	1	0	0	0	1	1	22	40	27.00	4.000				

Batter	1	2	3	4	5	6	7	8	9	AB	R	H	RBI	BB	SO	LOB	BOTTOM			
12 Kyle Schwarber, L OBP: 0.313, SLG: 0.367	G4-3		FC3-6						F7	3	1	1	1	0	0	1	New York Yankees @ Chicago Cubs Wrigley Field, Chicago, IL Fri May 05 2017, 1:22 PM - 4:38 PM CDT Att: 40,395 - Partly Cloudy - 45 F			
5 Albert Almora Jr., R OBP: 0.339, SLG: 0.456			1-2F						HR	1	0	0	0	0	0	0				
17 Kris Bryant, R OBP: 0.418, SLG: 0.583										3	1	1	1	1	2	1				
44 Anthony Rizzo, L OBP: 0.353, SLG: 0.435										4	0	1	0	0	1	1				
18 Ben Zobrist, S OBP: 0.343, SLG: 0.389										4	0	1	0	0	1	1				
27 Addison Russell, R OBP: 0.298, SLG: 0.375										4	0	0	0	0	1	1				
22 Jason Heyward, L OBP: 0.333, SLG: 0.364										4	0	0	0	0	2	1				
40 Wilson Contreras, R OBP: 0.295, SLG: 0.363										4	0	0	0	0	1	1				
28 Kyle Hendricks, R OBP: 0.200, SLG: 0.200										2	0	0	0	0	1	1				
32 Brian Duensing, L OBP: 0.273, SLG: 0.263										0	0	0	0	0	0	0				
20 Matt Szczur, R OBP: 0.301, SLG: 0.461										0	0	0	0	1	0	0				
9 Javier Báez, R OBP: 0.301, SLG: 0.461										1	0	0	0	0	1	1				
30 Jon Jay, L OBP: 0.458, SLG: 0.429										2	0	0	0	0	2	2				
46 Pedro Strop, R 56 Héctor Rondón, R										0	0	0	0	0	0	0				
										0	0	0	0	0	0	0				
Inning Stats	R: 1 H: 1 E: 0 K: 0 S: 13	H: 1 LOB: 0 BB: 0 P: 19	R: 0 H: 0 E: 0 K: 1 S: 6	H: 0 LOB: 0 BB: 0 P: 10	R: 0 H: 0 E: 0 K: 2 S: 12	H: 0 LOB: 1 BB: 0 P: 16	R: 0 H: 0 E: 0 K: 2 S: 9	H: 0 LOB: 0 BB: 0 P: 13	R: 0 H: 2 E: 1 K: 0 S: 11	H: 2 LOB: 1 BB: 1 P: 19	R: 0 H: 0 E: 0 K: 1 S: 13	H: 0 LOB: 1 BB: 1 P: 22	R: 0 H: 1 E: 0 K: 1 S: 15	H: 1 LOB: 1 BB: 0 P: 21	R: 0 H: 0 E: 1 K: 2 S: 11	H: 0 LOB: 1 BB: 0 P: 14	1B: 2 2B: 0 3B: 0 HR: 2	SF: 0 SAC: 0 DP: 0 HBP: 1	WP: 0 PB: 0 SB: 0 CS: 1	PA: 35
PITCHER	IP WLS BF H R ER SO BB IBB HBP BLK WP HR S P ERA WHIP																			
35 Michael Pineda, R ERA: 3.12	6.0	23	3	2	2	6	1	0	1	0	0	0	0	0	13	22	0.00	1.000		
45 Chasen Shreve, L ERA: 2.7	1.0	4	0	0	0	1	1	0	0	0	0	0	0	15	21	0.00	1.000			
65 Jonathan Holder, R ERA: 2.7	1.0	4	1	0	0	1	0	0	0	0	0	0	0	11	14	0.00	0.000			
54 Aroldis Chapman, L ERA: 0.79	1.0	4	0	0	0	2	0	0	0	0	0	0	0	11	14	0.00	0.000			

Batter	1	2	3	4	5	6	7	8	9	AB	R	H	RBI	BB	SO	LOB	TOP					
30 Jon Jay, L OBP: 0.410, SLG: 0.379 56 Héctor Rondón, R										4	0	0	0	0	3	2						
17 Kris Bryant, R OBP: 0.401, SLG: 0.547										4	0	1	0	0	0	0						
12 Kyle Schwarber, L OBP: 0.322, SLG: 0.374										3	0	0	0	1	1	1						
7 Jeimer Candelario, S OBP: 0.222, SLG: 0.125										4	0	0	0	0	2	2						
47 Miguel Montero, L OBP: 0.373, SLG: 0.563										3	0	0	0	0	2	1						
9 Javier Báez, R OBP: 0.292, SLG: 0.485										3	0	0	0	0	2	0						
2 Tommy La Stella, L OBP: 0.429, SLG: 0.300										3	0	1	0	0	0	0						
5 Albert Almora Jr., R OBP: 0.346, SLG: 0.419 18 Ben Zobrist, S OBP: 0.328, SLG: 0.370										2	0	0	0	0	0	0						
28 Kyle Hendricks, R OBP: 0.154, SLG: 0.154 6 Carl Edwards Jr., R 40 Willson Contreras, R OBP: 0.290, SLG: 0.340										2	0	0	0	0	0	0						
Inning Stats	R: 0 E: 0 K: 1 S: 9	H: 0 LOB: 1 BB: 1 P: 13	R: 0 E: 0 K: 2 S: 7	H: 0 LOB: 0 BB: 0 P: 10	R: 0 E: 0 K: 1 S: 9	H: 0 LOB: 0 BB: 0 P: 15	R: 0 E: 0 K: 0 S: 4	H: 0 LOB: 0 BB: 0 P: 9	R: 0 E: 0 K: 2 S: 8	H: 0 LOB: 0 BB: 0 P: 11	R: 0 E: 0 K: 1 S: 11	H: 0 LOB: 0 BB: 0 P: 12	R: 0 E: 0 K: 1 S: 8	H: 1 LOB: 1 BB: 0 P: 12	R: 0 E: 0 K: 0 S: 13	H: 2 LOB: 2 BB: 0 P: 17	R: 0 E: 0 K: 2 S: 12	H: 0 LOB: 0 BB: 0 P: 14	1B: 2 2B: 1 3B: 0 HR: 0	SF: 0 SAC: 0 DP: 0 HBP: 0	WP: 0 PB: 0 SB: 0 CS: 0	PA: 31
PITCHER	IP WLS BF H R ER SO BB IBB HBP BLK WP HR S P ERA WHIP	8.0 W 28 3 0 0 8 1 0 0 0 0 0 0 69 99 0.00 0.500	1.0 S 3 0 0 0 2 0 0 0 0 0 0 0 12 14 0.00 0.000	PITCHER										IP WLS BF H R ER SO BB IBB HBP BLK WP HR S P ERA WHIP	1.0 S 3 0 0 0 2 0 0 0 0 0 0 0 12 14 0.00 0.000							

Chicago Cubs @ Colorado Rockies
Coors Field, Denver, CO
Wed May 10 2017, 2:01 PM - 4:14 PM MDT
Att: 35,213 - Cloudy - 53 F

AB	30
R	0
H	3
RBI	0
BB	1
SO	10
LOB	8



Batter	1	2	3	4	5	6	7	8	9	AB	R	H	RBI	BB	SO	LOB	BOTTOM			
19 Charlie Blackmon, L OBP: 0.344, SLG: 0.601										4	0	0	0	0	2	1				
9 DJ LeMahieu, R OBP: 0.349, SLG: 0.353										4	0	1	0	0	1	0				
28 Nolan Arenado, R OBP: 0.349, SLG: 0.583										4	1	2	0	0	0	1				
5 Carlos González, L OBP: 0.256, SLG: 0.286										4	0	0	0	0	2	2				
12 Mark Reynolds, R OBP: 0.412, SLG: 0.681										2	1	1	0	2	1	1				
20 Ian Desmond, R OBP: 0.286, SLG: 0.439										2	0	0	1	0	0	2				
4 Pat Valaika, R OBP: 0.333, SLG: 0.538										3	1	1	0	0	1	3				
30 Ryan Hanigan, R OBP: 0.375, SLG: 0.563										3	0	0	0	0	2	2				
4B Germán Márquez, R OBP: 0.143, SLG: 0.143 56 Greg Holland, R										3	0	1	2	0	1	0				
Inning Stats	R: 0 E: 0 K: 1 S: 8	H: 1 LOB: 0 BB: 0 P: 12	R: 0 E: 0 K: 1 S: 10	H: 0 LOB: 1 BB: 1 P: 15	R: 0 E: 0 K: 2 S: 8	H: 0 LOB: 0 BB: 0 P: 11	R: 1 E: 1 K: 1 S: 11	H: 1 LOB: 2 BB: 1 P: 19	R: 0 E: 0 K: 1 S: 8	H: 0 LOB: 0 BB: 0 P: 13	R: 0 E: 0 K: 1 S: 7	H: 0 LOB: 0 BB: 0 P: 13	R: 2 E: 0 K: 1 S: 16	H: 3 LOB: 1 BB: 0 P: 21	R: 0 E: 0 K: 2 S: 13	H: 1 LOB: 1 BB: 0 P: 15	1B: 6 2B: 0 3B: 0 HR: 0	SF: 1 SAC: 0 DP: 1 HBP: 0	WP: 0 PB: 0 SB: 0 CS: 0	PA: 32
PITCHER	IP WLS BF H R ER SO BB IBB HBP BLK WP HR S P ERA WHIP	6.1 L 25 4 3 2 7 2 0 0 0 0 0 0 58 92 2.84 0.947	0.2 3 1 0 0 1 0 0 0 0 0 0 0 10 12 0.00 1.500	1.0 4 1 0 0 2 0 0 0 0 0 0 0 13 15 0.00 1.000	PITCHER										IP WLS BF H R ER SO BB IBB HBP BLK WP HR S P ERA WHIP	1.0 4 1 0 0 2 0 0 0 0 0 0 0 13 15 0.00 1.000				

Chicago Cubs @ Colorado Rockies
Coors Field, Denver, CO
Wed May 10 2017, 2:01 PM - 4:14 PM MDT
Att: 35,213 - Cloudy - 53 F

AB	29
R	3
H	6
RBI	3
BB	2
SO	10
LOB	12



Batter	1	2	3	4	5	6	7	8	9	AB	R	H	RBI	BB	SO	LOB	TOP					
12 Kyle Schwarber, L OBP: 0.318, SLG: 0.362	G6-3		P5				F9		G6-3	4	0	0	0	1	0	0						
30 Jon Jay, L OBP: 0.405, SLG: 0.373	G3-1								G4-3	1	0	0	0	0	0	0						
2 Tommy La Stella, L OBP: 0.444, SLG: 0.643			44 G4-3							4	1	2	1	0	0	2						
44 Anthony Rizzo, L OBP: 0.344, SLG: 0.394									K	4	0	1	0	1	1	1						
18 Ben Zobrist, S OBP: 0.326, SLG: 0.360	G4-3									3	0	0	0	1	1	2						
7 Jeimer Candelario, S OBP: 0.154, SLG: 0.083										4	0	0	0	0	1	3						
40 Wilson Contreras, R OBP: 0.297, SLG: 0.466										4	2	2	2	0	1	1						
9 Javier Báez, R OBP: 0.291, SLG: 0.476										4	0	1	0	0	1	0						
33 Eddie Butler, R 6 Carl Edwards Jr., R 56 Héctor Rondón, R 27 Addison Russell, R 19 Koji Uehara, R 71 Wade Davis, R										1	0	0	0	1	1	0						
5 Albert Almora Jr., R OBP: 0.329, SLG: 0.397										4	0	0	0	0	2	3						
Inning Stats	R: 0 E: 0 K: 0 S: 10	H: 1 LOB: 1 BB: 0 P: 16	R: 1 E: 0 K: 2 S: 14	H: 1 LOB: 1 BB: 1 P: 22	R: 0 E: 0 K: 0 S: 6	H: 1 LOB: 2 BB: 1 P: 13	R: 1 E: 0 K: 1 S: 12	H: 2 LOB: 2 BB: 1 P: 18	R: 0 E: 0 K: 0 S: 13	H: 0 LOB: 0 BB: 0 P: 19	R: 0 E: 0 K: 2 S: 7	H: 0 LOB: 0 BB: 0 P: 10	R: 1 E: 0 K: 1 S: 10	H: 1 LOB: 1 BB: 1 P: 20	R: 0 E: 0 K: 1 S: 11	H: 0 LOB: 1 BB: 1 P: 16	R: 0 E: 0 K: 1 S: 8	H: 0 LOB: 0 BB: 0 P: 13	1B: 2 2B: 1 3B: 0 HR: 3	SF: 0 SAC: 1 DP: 0 HBP: 0	WP: 0 PB: 0 SB: 0 CS: 0	PA: 39
PITCHER	IP WLS BF H R ER SO BB IBB HBP BLK WP HR S P ERA WHIP	IP WLS BF H R ER SO BB IBB HBP BLK WP HR S P ERA WHIP	IP WLS BF H R ER SO BB IBB HBP BLK WP HR S P ERA WHIP	IP WLS BF H R ER SO BB IBB HBP BLK WP HR S P ERA WHIP	IP WLS BF H R ER SO BB IBB HBP BLK WP HR S P ERA WHIP	IP WLS BF H R ER SO BB IBB HBP BLK WP HR S P ERA WHIP	IP WLS BF H R ER SO BB IBB HBP BLK WP HR S P ERA WHIP	IP WLS BF H R ER SO BB IBB HBP BLK WP HR S P ERA WHIP	IP WLS BF H R ER SO BB IBB HBP BLK WP HR S P ERA WHIP	IP WLS BF H R ER SO BB IBB HBP BLK WP HR S P ERA WHIP	IP WLS BF H R ER SO BB IBB HBP BLK WP HR S P ERA WHIP	IP WLS BF H R ER SO BB IBB HBP BLK WP HR S P ERA WHIP	IP WLS BF H R ER SO BB IBB HBP BLK WP HR S P ERA WHIP	IP WLS BF H R ER SO BB IBB HBP BLK WP HR S P ERA WHIP	IP WLS BF H R ER SO BB IBB HBP BLK WP HR S P ERA WHIP	IP WLS BF H R ER SO BB IBB HBP BLK WP HR S P ERA WHIP	IP WLS BF H R ER SO BB IBB HBP BLK WP HR S P ERA WHIP	IP WLS BF H R ER SO BB IBB HBP BLK WP HR S P ERA WHIP				

Chicago Cubs @ St. Louis Cardinals
 Busch Stadium, St. Louis, MO
 Fri May 12 2017, 7:17 PM - 10:19 PM CDT
 Att: 47,601 - Partly Cloudy - 72 F

AB 33
 R 3
 H 6
 RBI 3
 BB 5
 SO 8
 LOB 12



Batter	1	2	3	4	5	6	7	8	9	AB	R	H	RBI	BB	SO	LOB	BOTTOM					
25 Dexter Fowler, S OBP: 0.317, SLG: 0.426	G3-1									2	0	0	0	2	1	0						
28 Tommy Pham, R OBP: 0.455, SLG: 0.786										4	0	0	0	0	3	1						
13 Matt Carpenter, L OBP: 0.419, SLG: 0.519										3	0	0	0	1	1	1						
3 Jedd Gyorko, R OBP: 0.400, SLG: 0.620										3	0	0	0	1	1	1						
4 Yadier Molina, R OBP: 0.320, SLG: 0.346										4	0	1	0	0	0	2						
36 Aledmys Díaz, R OBP: 0.282, SLG: 0.416										4	0	2	0	0	1	1						
15 Randal Grichuk, R OBP: 0.290, SLG: 0.397										3	2	1	1	1	1	2						
16 Kolten Wong, L OBP: 0.352, SLG: 0.407										4	0	0	0	0	2	2						
8 Mike Leake, R 21 Brett Cecil, R 67 Matt Bowman, R 30 Jonathan Broxton, R 46 Kevin Siegrist, L										2	0	0	0	0	0	1						
33 Eddie Butler, R 6 Carl Edwards Jr., R 56 Héctor Rondón, R 19 Koji Uehara, R 71 Wade Davis, R										0	0	0	0	0	0	0						
Inning Stats	R: 0 E: 0 K: 1 S: 14	H: 0 LOB: 2 BB: 2 P: 28	R: 0 E: 0 K: 1 S: 11	H: 1 LOB: 1 BB: 0 P: 14	R: 0 E: 0 K: 2 S: 7	H: 0 LOB: 1 BB: 1 P: 15	R: 0 E: 0 K: 0 S: 12	H: 1 LOB: 0 BB: 0 P: 18	R: 0 E: 0 K: 1 S: 5	H: 0 LOB: 0 BB: 0 P: 10	R: 0 E: 0 K: 0 S: 7	H: 0 LOB: 0 BB: 0 P: 9	R: 1 E: 0 K: 2 S: 17	H: 1 LOB: 2 BB: 2 P: 30	R: 0 E: 0 K: 2 S: 11	H: 0 LOB: 0 BB: 0 P: 18	R: 1 E: 1 K: 2 S: 15	H: 1 LOB: 1 BB: 1 P: 24	1B: 3 2B: 0 3B: 0 HR: 1	SF: 0 SAC: 0 DP: 1 HBP: 0	WP: 1 PB: 0 SB: 1 CS: 0	PA: 37
PITCHER	IP WLS BF H R ER SO BB IBB HBP BLK WP HR S P ERA WHIP	IP WLS BF H R ER SO BB IBB HBP BLK WP HR S P ERA WHIP	IP WLS BF H R ER SO BB IBB HBP BLK WP HR S P ERA WHIP	IP WLS BF H R ER SO BB IBB HBP BLK WP HR S P ERA WHIP	IP WLS BF H R ER SO BB IBB HBP BLK WP HR S P ERA WHIP	IP WLS BF H R ER SO BB IBB HBP BLK WP HR S P ERA WHIP	IP WLS BF H R ER SO BB IBB HBP BLK WP HR S P ERA WHIP	IP WLS BF H R ER SO BB IBB HBP BLK WP HR S P ERA WHIP	IP WLS BF H R ER SO BB IBB HBP BLK WP HR S P ERA WHIP	IP WLS BF H R ER SO BB IBB HBP BLK WP HR S P ERA WHIP	IP WLS BF H R ER SO BB IBB HBP BLK WP HR S P ERA WHIP	IP WLS BF H R ER SO BB IBB HBP BLK WP HR S P ERA WHIP	IP WLS BF H R ER SO BB IBB HBP BLK WP HR S P ERA WHIP	IP WLS BF H R ER SO BB IBB HBP BLK WP HR S P ERA WHIP	IP WLS BF H R ER SO BB IBB HBP BLK WP HR S P ERA WHIP	IP WLS BF H R ER SO BB IBB HBP BLK WP HR S P ERA WHIP	IP WLS BF H R ER SO BB IBB HBP BLK WP HR S P ERA WHIP	IP WLS BF H R ER SO BB IBB HBP BLK WP HR S P ERA WHIP				

Chicago Cubs @ St. Louis Cardinals
 Busch Stadium, St. Louis, MO
 Fri May 12 2017, 7:17 PM - 10:19 PM CDT
 Att: 47,601 - Partly Cloudy - 72 F

AB 30
 R 2
 H 4
 RBI 1
 BB 6
 SO 11
 LOB 12



Batter	1	2	3	4	5	6	7	8	9	AB	R	H	RBI	BB	SO	LOB	TOP				
12 Kyle Schwarber, L OBP: 0.314, SLG: 0.351	F7		L8				G4-3		F8	4	0	0	0	1	0	2					
8 Ian Happ, S OBP: 0.500, SLG: 1.333	K		44 BB				HR			3	1	1	2	1	1	1					
44 Anthony Rizzo, L OBP: 0.347, SLG: 0.388							G3			2	0	0	0	2	0	2					
7 Jeimer Candelario, S OBP: 0.118, SLG: 0.063	P6		F9							4	0	0	0	0	2	3					
2 Tommy La Stella, L OBP: 0.409, SLG: 0.556		G3-1								4	0	1	0	0	2	2					
40 Wilson Contreras, R OBP: 0.296, SLG: 0.460	K									4	0	1	0	0	2	1					
9 Javier Báez, R OBP: 0.281, SLG: 0.458		FC5-4							P4	4	1	0	0	0	1	2					
34 Jon Lester, L OBP: 0.176, SLG: 0.188																	AB 33				
46 Pedro Strop, R OBP: 0.296, SLG: 0.357																	R 3				
27 Addison Russell, R OBP: 0.296, SLG: 0.357																	H 6				
38 Mike Montgomery, L OBP: 0.365, SLG: 0.551																	RBI 3				
47 Miquel Montero, L OBP: 0.365, SLG: 0.551																	BB 4				
5 Albert Almora Jr., R OBP: 0.330, SLG: 0.407																	SO 9				
18 Ben Zobrist, S OBP: 0.331, SLG: 0.366																	LOB 14				
Inning Stats	R: 0 E: 0 K: 1 S: 6	H: 0 LOB: 1 BB: 1 P: 11	R: 1 E: 0 K: 2 S: 11	H: 2 LOB: 1 BB: 0 P: 12	R: 0 E: 0 K: 0 S: 11	H: 0 LOB: 2 BB: 2 P: 24	R: 0 E: 0 K: 2 S: 10	H: 0 LOB: 0 BB: 0 P: 16	R: 0 E: 1 K: 0 S: 8	H: 1 LOB: 1 BB: 0 P: 12	R: 2 E: 0 K: 0 S: 9	H: 2 LOB: 0 BB: 0 P: 13	R: 0 E: 0 K: 2 S: 8	H: 0 LOB: 0 BB: 0 P: 11	R: 0 E: 0 K: 0 S: 9	H: 1 LOB: 1 BB: 0 P: 13	1B: 3 2B: 3 3B: 0 HR: 1	SF: 0 SAC: 0 DP: 1 HBP: 0	WP: 0 PB: 0 SB: 0 CS: 0	PA: 37	
PITCHER	IP WLS BF H R ER SO BB IBB HBP BLK WP HR S P ERA WHIP	IP WLS BF H R ER SO BB IBB HBP BLK WP HR S P ERA WHIP	IP WLS BF H R ER SO BB IBB HBP BLK WP HR S P ERA WHIP	IP WLS BF H R ER SO BB IBB HBP BLK WP HR S P ERA WHIP	IP WLS BF H R ER SO BB IBB HBP BLK WP HR S P ERA WHIP	IP WLS BF H R ER SO BB IBB HBP BLK WP HR S P ERA WHIP	IP WLS BF H R ER SO BB IBB HBP BLK WP HR S P ERA WHIP	IP WLS BF H R ER SO BB IBB HBP BLK WP HR S P ERA WHIP	IP WLS BF H R ER SO BB IBB HBP BLK WP HR S P ERA WHIP	IP WLS BF H R ER SO BB IBB HBP BLK WP HR S P ERA WHIP	IP WLS BF H R ER SO BB IBB HBP BLK WP HR S P ERA WHIP	IP WLS BF H R ER SO BB IBB HBP BLK WP HR S P ERA WHIP	IP WLS BF H R ER SO BB IBB HBP BLK WP HR S P ERA WHIP	IP WLS BF H R ER SO BB IBB HBP BLK WP HR S P ERA WHIP	IP WLS BF H R ER SO BB IBB HBP BLK WP HR S P ERA WHIP	IP WLS BF H R ER SO BB IBB HBP BLK WP HR S P ERA WHIP	IP WLS BF H R ER SO BB IBB HBP BLK WP HR S P ERA WHIP	IP WLS BF H R ER SO BB IBB HBP BLK WP HR S P ERA WHIP	IP WLS BF H R ER SO BB IBB HBP BLK WP HR S P ERA WHIP	IP WLS BF H R ER SO BB IBB HBP BLK WP HR S P ERA WHIP	IP WLS BF H R ER SO BB IBB HBP BLK WP HR S P ERA WHIP

Chicago Cubs @ St. Louis Cardinals
 Busch Stadium, St. Louis, MO
 Sat May 13 2017, 3:06 PM - 5:57 PM CDT
 Att: 47,862 - Sunny - 80 F

AB	33
R	3
H	6
RBI	3
BB	4
SO	9
LOB	14



Batter	1	2	3	4	5	6	7	8	9	AB	R	H	RBI	BB	SO	LOB	BOTTOM			
25 Dexter Fowler, S OBP: 0.331, SLG: 0.422	G5-4-3									1	0	0	0	3	1	1				
36 Aledmys Díaz, R OBP: 0.274, SLG: 0.404	G5-4-3									4	0	0	0	0	3	5				
13 Matt Carpenter, L OBP: 0.407, SLG: 0.500	K2-3									4	0	0	0	0	3	4				
3 Jedd Gyorko, R OBP: 0.395, SLG: 0.635		G5-3								4	1	1	1	0	1	1				
4 Yadier Molina, R OBP: 0.317, SLG: 0.342		L7								4	1	1	0	0	1	0				
35 Greg Garcia, L OBP: 0.373, SLG: 0.320		L6								2	1	0	0	1	1	0				
28 Tommy Pham, R OBP: 0.386, SLG: 0.806										3	2	2	2	1	1	0				
43 Magneur Sierra, L OBP: 0.455, SLG: 0.400										3	0	2	1	0	1	1				
18 Carlos Martinez, R OBP: 0.235, SLG: 0.353																	AB 28			
67 Matt Bowman, R ERA: 4.5																	R 5			
44 Trevor Rosenthal, R ERA: 4.5																	H 8			
26 Seungwhan Oh, R ERA: 1.08																	RBI 5			
Inning Stats	R: 0 E: 0 K: 1 S: 8	H: 0 LOB: 0 BB: 1 P: 14	R: 0 E: 0 K: 0 S: 6	H: 0 LOB: 0 BB: 0 P: 10	R: 1 E: 0 K: 3 S: 19	H: 1 LOB: 2 BB: 2 P: 29	R: 2 E: 0 K: 0 S: 12	H: 4 LOB: 0 BB: 0 P: 20	R: 0 E: 0 K: 3 S: 16	H: 1 LOB: 1 BB: 0 P: 22	R: 2 E: 0 K: 2 S: 18	H: 2 LOB: 1 BB: 1 P: 29	R: 0 E: 0 K: 1 S: 8	H: 0 LOB: 0 BB: 0 P: 16	R: 0 E: 0 K: 2 S: 8	H: 0 LOB: 0 BB: 0 P: 11	1B: 5 2B: 2 3B: 0 HR: 1	SF: 0 SAC: 1 DP: 1 HBP: 0	WP: 0 PB: 0 SB: 2 CS: 2	PA: 35
PITCHER	IP WLS BF H R ER SO BB IBB HBP BLK WP HR S P ERA WHIP	IP WLS BF H R ER SO BB IBB HBP BLK WP HR S P ERA WHIP	IP WLS BF H R ER SO BB IBB HBP BLK WP HR S P ERA WHIP	IP WLS BF H R ER SO BB IBB HBP BLK WP HR S P ERA WHIP	IP WLS BF H R ER SO BB IBB HBP BLK WP HR S P ERA WHIP	IP WLS BF H R ER SO BB IBB HBP BLK WP HR S P ERA WHIP	IP WLS BF H R ER SO BB IBB HBP BLK WP HR S P ERA WHIP	IP WLS BF H R ER SO BB IBB HBP BLK WP HR S P ERA WHIP	IP WLS BF H R ER SO BB IBB HBP BLK WP HR S P ERA WHIP	IP WLS BF H R ER SO BB IBB HBP BLK WP HR S P ERA WHIP	IP WLS BF H R ER SO BB IBB HBP BLK WP HR S P ERA WHIP	IP WLS BF H R ER SO BB IBB HBP BLK WP HR S P ERA WHIP	IP WLS BF H R ER SO BB IBB HBP BLK WP HR S P ERA WHIP	IP WLS BF H R ER SO BB IBB HBP BLK WP HR S P ERA WHIP	IP WLS BF H R ER SO BB IBB HBP BLK WP HR S P ERA WHIP	IP WLS BF H R ER SO BB IBB HBP BLK WP HR S P ERA WHIP	IP WLS BF H R ER SO BB IBB HBP BLK WP HR S P ERA WHIP	IP WLS BF H R ER SO BB IBB HBP BLK WP HR S P ERA WHIP	IP WLS BF H R ER SO BB IBB HBP BLK WP HR S P ERA WHIP	IP WLS BF H R ER SO BB IBB HBP BLK WP HR S P ERA WHIP

Chicago Cubs @ St. Louis Cardinals
 Busch Stadium, St. Louis, MO
 Sat May 13 2017, 3:06 PM - 5:57 PM CDT
 Att: 47,862 - Sunny - 80 F

AB	28
R	5
H	8
RBI	5
BB	5
SO	12
LOB	13



Batter	1	2	3	4	5	6	7	8	9	AB	R	H	RBI	BB	SO	LOB	TOP
12 Kyle Schwarber, L (1.7) OBP: 0.313, SLG: 0.343	L3		G4-6-3 BB			G4-3		K		3	0	0	0	1	1	0	
8 Ian Happ, S (1.9) OBP: 0.500, SLG: 1.000	2B		G4-6-3			1B		P4		4	0	2	0	0	0	1	
44 Anthony Rizzo, L (1.3) OBP: 0.351, SLG: 0.383	BB		F8			BB		K		2	0	0	0	2	1	0	
27 Addison Russell, R (1.6) OBP: 0.295, SLG: 0.353	G5-3		1B			FC4-6		K		4	0	1	0	0	1	4	
47 Miguel Montero, L (1.2) OBP: 0.345, SLG: 0.519	K		G3-6-1			G4-3		K		3	0	0	0	0	1	5	
40 Wilson Contreras, R (0.9) OBP: 0.250, SLG: 0.396	K		G4-3			G4-3		K		1	0	0	0	0	1	0	
2 Tommy La Stella, L (1.5) OBP: 0.423, SLG: 0.524	1B		G4-3			BB		F7		3	0	1	0	1	0	0	
9 Javier Báez, R (1.4) OBP: 0.274, SLG: 0.445	FC6-4		G5-3			P2				3	0	0	0	0	0	2	
49 Jake Arrieta, R (1.1) OBP: 0.167, SLG: 0.278	K		K			F7				2	0	0	0	0	2	1	
7 Jeimer Candelario, S (0.7) OBP: 0.111, SLG: 0.059	K		K			K				1	0	0	0	0	0	1	
5 Albert Almora Jr., R (1.8) OBP: 0.319, SLG: 0.393	F9		G1-3			FC6-4				3	0	0	0	0	0	2	
32 Brian Duensing, L (7.1)	F9		G1-3			FC6-4				0	0	0	0	0	0	0	
Inning Stats	R: 0 H: 1 E: 0 K: 1 S: 9	H: 1 LOB: 2 BB: 1 P: 21	R: 0 H: 1 E: 0 K: 1 S: 9	H: 1 LOB: 1 BB: 0 P: 13	R: 0 H: 0 E: 0 K: 0 S: 7	H: 0 LOB: 0 BB: 1 P: 13	R: 0 H: 1 E: 0 K: 0 S: 10	H: 0 LOB: 2 BB: 1 P: 18	R: 0 H: 0 E: 0 K: 2 S: 12	H: 0 LOB: 0 BB: 0 P: 16	R: 0 H: 0 E: 0 K: 2 S: 9	H: 0 LOB: 0 BB: 0 P: 12	1B: 3 2B: 1 3B: 0 HR: 0	SF: 0 SAC: 0 DP: 2 HBP: 0	WP: 0 PB: 0 SB: 0 CS: 0	PA: 33	
PITCHER	IP WLS BF H R ER SO BB IBB HBP BLK WP HR S P ERA WHIP	IP WLS BF H R ER SO BB IBB HBP BLK WP HR S P ERA WHIP	IP WLS BF H R ER SO BB IBB HBP BLK WP HR S P ERA WHIP	IP WLS BF H R ER SO BB IBB HBP BLK WP HR S P ERA WHIP	IP WLS BF H R ER SO BB IBB HBP BLK WP HR S P ERA WHIP	IP WLS BF H R ER SO BB IBB HBP BLK WP HR S P ERA WHIP	IP WLS BF H R ER SO BB IBB HBP BLK WP HR S P ERA WHIP	IP WLS BF H R ER SO BB IBB HBP BLK WP HR S P ERA WHIP	IP WLS BF H R ER SO BB IBB HBP BLK WP HR S P ERA WHIP	IP WLS BF H R ER SO BB IBB HBP BLK WP HR S P ERA WHIP	IP WLS BF H R ER SO BB IBB HBP BLK WP HR S P ERA WHIP	IP WLS BF H R ER SO BB IBB HBP BLK WP HR S P ERA WHIP	IP WLS BF H R ER SO BB IBB HBP BLK WP HR S P ERA WHIP	IP WLS BF H R ER SO BB IBB HBP BLK WP HR S P ERA WHIP	IP WLS BF H R ER SO BB IBB HBP BLK WP HR S P ERA WHIP	IP WLS BF H R ER SO BB IBB HBP BLK WP HR S P ERA WHIP	IP WLS BF H R ER SO BB IBB HBP BLK WP HR S P ERA WHIP

Chicago Cubs @ St. Louis Cardinals
 Busch Stadium, St. Louis, MO
 Sun May 14 2017, 1:17 PM - 3:54 PM CDT
 Att: 47,925 - Sunny - 83 F

AB 29
 R 0
 H 4
 RBI 0
 BB 4
 SO 7
 LOB 16



Batter	1	2	3	4	5	6	7	8	9	AB	R	H	RBI	BB	SO	LOB	BOTTOM
16 Koltan Wong, L (1.4) OBP: 0.313, SLG: 0.411	G4-3		13 HR HBP			G3-1		K		4	1	1	0	0	1	3	
28 Tommy Pham, R (1.7) OBP: 0.463, SLG: 0.743	K		F9			1B		K		4	0	1	0	0	2	2	
13 Matt Carpenter, L (1.3) OBP: 0.410, SLG: 0.523	G1-3		1 HR			BB		P5		3	1	1	2	1	0	1	
3 Jedd Gyorko, R (1.5) OBP: 0.390, SLG: 0.620	1B		F9			F7		G5-3		4	1	1	0	0	0	2	
4 Yadier Molina, R (1.2) OBP: 0.323, SLG: 0.400	HR		K			K		HR		4	2	2	3	0	2	0	
36 Aledmys Diaz, R (1.6) OBP: 0.280, SLG: 0.407	G5-3		1B			G1-3		HR		4	0	2	0	0	0	0	
15 Randal Grichuk, R (1.9) OBP: 0.303, SLG: 0.423	2B		G1-3			2B		1B		4	0	3	0	0	0	0	
43 Magneuris Sierra, L (1.8) OBP: 0.423, SLG: 0.375	L7		F8			P6		1B		4	0	1	0	0	0	2	
50 Adam Wainwright, R (1.1) OBP: 0.267, SLG: 0.467	K		K			G6-3		K		2	0	0	0	0	2	1	
25 Dexter Fowler, S (7.7) OBP: 0.328, SLG: 0.418	K		K			K		K		1	0	0	0	0	0	0	
44 Trevor Rosenthal, R (8.1) OBP: 0.367, SLG: 0.314	K		K			K		K		0	0	0	0	0	0	0	
35 Greg Garcia, L (8.7) OBP: 0.367, SLG: 0.314	K		K			K		K		1	0	0	0	0	1	3	
46 Kevin Siegrist, L (9.1)	K		K			K		K		0	0	0	0	0	0	0	
Inning Stats	R: 0 H: 0 E: 0 K: 1 S: 7	H: 3 LOB: 1 BB: 0 P: 20	R: 2 H: 1 E: 0 K: 1 S: 10	H: 1 LOB: 0 BB: 0 P: 14	R: 0 H: 1 E: 0 K: 0 S: 9	H: 1 LOB: 0 BB: 0 P: 15	R: 0 H: 1 E: 0 K: 1 S: 9	H: 1 LOB: 1 BB: 0 P: 12	R: 0 H: 1 E: 0 K: 2 S: 11	H: 1 LOB: 3 BB: 0 P: 28	R: 1 H: 4 E: 0 K: 2 S: 16	H: 4 LOB: 3 BB: 0 P: 28	1B: 6 2B: 3 3B: 0 HR: 3	SF: 0 SAC: 0 DP: 0 HBP: 1	WP: 0 PB: 0 SB: 1 CS: 0	PA: 37	
PITCHER	IP WLS BF H R ER SO BB IBB HBP BLK WP HR S P ERA WHIP	IP WLS BF H R ER SO BB IBB HBP BLK WP HR S P ERA WHIP	IP WLS BF H R ER SO BB IBB HBP BLK WP HR S P ERA WHIP	IP WLS BF H R ER SO BB IBB HBP BLK WP HR S P ERA WHIP	IP WLS BF H R ER SO BB IBB HBP BLK WP HR S P ERA WHIP	IP WLS BF H R ER SO BB IBB HBP BLK WP HR S P ERA WHIP	IP WLS BF H R ER SO BB IBB HBP BLK WP HR S P ERA WHIP	IP WLS BF H R ER SO BB IBB HBP BLK WP HR S P ERA WHIP	IP WLS BF H R ER SO BB IBB HBP BLK WP HR S P ERA WHIP	IP WLS BF H R ER SO BB IBB HBP BLK WP HR S P ERA WHIP	IP WLS BF H R ER SO BB IBB HBP BLK WP HR S P ERA WHIP	IP WLS BF H R ER SO BB IBB HBP BLK WP HR S P ERA WHIP	IP WLS BF H R ER SO BB IBB HBP BLK WP HR S P ERA WHIP	IP WLS BF H R ER SO BB IBB HBP BLK WP HR S P ERA WHIP	IP WLS BF H R ER SO BB IBB HBP BLK WP HR S P ERA WHIP	IP WLS BF H R ER SO BB IBB HBP BLK WP HR S P ERA WHIP	IP WLS BF H R ER SO BB IBB HBP BLK WP HR S P ERA WHIP

Chicago Cubs @ St. Louis Cardinals
 Busch Stadium, St. Louis, MO
 Sun May 14 2017, 1:17 PM - 3:54 PM CDT
 Att: 47,925 - Sunny - 83 F

AB 35
 R 5
 H 12
 RBI 5
 BB 1
 SO 8
 LOB 14



Batter	1	2	3	4	5	6	7	8	9	AB	R	H	RBI	BB	SO	LOB	TOP					
6 Billy Hamilton, S OBP: 0.310, SLG: 0.348	L7	FC6-4		L9			19 HR		G5-3	5	1	2	0	0	0	1						
2 Zack Cozart, R OBP: 0.431, SLG: 0.583	HR	FC6-4		F9	F9		F9			5	1	2	1	0	0	3						
19 Joey Votto, L OBP: 0.405, SLG: 0.601	FC6-4		F9				HR		F8	4	1	2	2	1	0	1						
23 Adam Duvali, R OBP: 0.303, SLG: 0.521	FC6-4		F9		P3		L8		K	5	0	0	0	0	1	3						
7 Eugenio Suárez, R OBP: 0.366, SLG: 0.507	K		L6		K		K			4	0	0	0	0	3	2						
43 Scott Schebler, L OBP: 0.322, SLG: 0.522	L4		L4		G4-3		G4-3		F8	3	0	0	0	1	0	0						
9 José Peraza, R OBP: 0.285, SLG: 0.313	G4-3		G4-3		G4-3		F9		F9	4	1	2	0	0	0	0						
16 Tucker Barnhart, L OBP: 0.326, SLG: 0.388	HR		G4-3		G4-3		FC6-4			3	1	1	1	1	0	2						
61 Bronson Arroyo, R OBP: 0.065, SLG: 0.060			K		K		P2		P4	2	0	1	0	0	1	0						
4 Scooter Conrad, L OBP: 0.000, SLG: 0.000										1	0	0	0	0	0	1						
36 Blake Wood, R OBP: 0.000, SLG: 0.000										0	0	0	0	0	0	0						
55 Robert Stephenson, R OBP: 0.000, SLG: 0.000										0	0	0	0	0	0	0						
3 Patrick Kivhan, R OBP: 0.000, SLG: 0.000										1	0	0	0	0	0	1						
21 Michael Lorenzen, R OBP: 0.000, SLG: 0.000										0	0	0	0	0	0	0						
Inning Stats	R: 1 E: 0 K: 1 S: 10	H: 2 LOB: 1 BB: 0 P: 15	R: 1 E: 0 K: 0 S: 21	H: 3 LOB: 2 BB: 0 P: 23	R: 0 E: 0 K: 0 S: 8	H: 0 LOB: 0 BB: 0 P: 16	R: 1 E: 0 K: 1 S: 10	H: 1 LOB: 1 BB: 1 P: 19	R: 0 E: 0 K: 0 S: 11	H: 0 LOB: 1 BB: 1 P: 20	R: 0 E: 0 K: 0 S: 13	H: 1 LOB: 0 BB: 0 P: 21	R: 2 E: 0 K: 1 S: 13	H: 2 LOB: 0 BB: 0 P: 17	R: 0 E: 0 K: 0 S: 7	H: 0 LOB: 1 BB: 0 P: 16	R: 0 E: 0 K: 1 S: 13	H: 1 LOB: 1 BB: 0 P: 21	1B: 6 2B: 1 3B: 0 HR: 3	SF: 0 SAC: 0 DP: 0 HBP: 0	WP: 1 PB: 0 SB: 0 CS: 1	PA: 40
PITCHER	IP WLS BF H R ER SO BB IBB HBP BLK WP HR S P ERA WHIP																					
41 John Lackey, R ERA: 4.37	5.1 W 25 7 3 3 3 2 0 0 0 0 1 2 67 104 5.06 1.688																					
56 Héctor Rondón, R ERA: 3.14	0.2 H 2 0 0 0 0 0 0 0 0 0 0 0 6 10 0.00 0.000																					
19 Koji Uehara, R ERA: 0.68	1.0 5 2 2 2 1 0 0 0 0 0 1 13 17 18.00 2.000																					
6 Carl Edwards Jr., R ERA: 1.1	1.0 H 4 0 0 0 0 1 0 0 0 0 0 0 7 16 0.00 1.000																					
71 Wade Davis, R ERA:	1.0 4 1 0 0 1 0 0 0 0 0 0 0 13 21 0.00 1.000																					

Cincinnati Reds @ Chicago Cubs
Wrigley Field, Chicago, IL
Tue May 16 2017, 7:10 PM - 10:16 PM CDT
Att: 40,653 - Partly Cloudy - 87 F

AB	37
R	5
H	10
RBI	4
BB	3
SO	5
LOB	14



Batter	1	2	3	4	5	6	7	8	9	AB	R	H	RBI	BB	SO	LOB	BOTTOM			
12 Kyle Schwarber, L OBP: 0.315, SLG: 0.367	G3-1	HR		P5			17 2B		G6-3	5	2	2	1	0	0	0				
71 Wade Davis, R										0	0	0	0	0	0	0				
17 Kris Bryant, R OBP: 0.407, SLG: 0.553	44 1B	7 1B		F8			8 BB		G6-3	4	1	2	1	1	0	0				
44 Anthony Rizzo, L OBP: 0.358, SLG: 0.407	7 1B	40 2B		F9			8 BB		HR	4	2	2	1	1	0	1				
8 Ian Happ, S OBP: 0.538, SLG: 1.100	40 2B	7 1B		K			7 4-6-3		K2-3	3	2	1	2	2	2	1				
7 Jeimer Candelario, S OBP: 0.182, SLG: 0.190	40 2B	1-2 2-3 3-H		L4			G4-6-3			4	0	2	1	0	0	3				
27 Addison Russell, R OBP: 0.293, SLG: 0.372	F4			G5-3			2B		HR	4	1	1	1	0	0	4				
40 Wilson Contreras, R OBP: 0.300, SLG: 0.409				G6-3			G6-3		K	4	0	2	2	0	1	1				
41 John Lackey, R ERA: 4.37				FC6-4						2	0	0	0	0	0	3				
56 Héctor Rondón, R ERA: 4.08										0	0	0	0	0	0	0				
2 Tommy La Stella, L OBP: 0.000, SLG: 0.000										1	1	1	0	0	0	0				
19 Koji Uehara, R ERA: 0.68										0	0	0	0	0	0	0				
30 Jon Jay, L OBP: 0.000, SLG: 0.000										1	0	0	0	0	0	0				
6 Carl Edwards Jr., R ERA: 1.1										0	0	0	0	0	0	0				
5 Albert Almora Jr., R OBP: 0.319, SLG: 0.360										0	0	0	0	0	0	0				
9 Javier Báez, R OBP: 0.264, SLG: 0.430		F8		P5			K		G6-3	4	0	0	0	0	1	1				
Inning Stats	R: 3 E: 0 K: 0 S: 17	H: 3 LOB: 2 BB: 2 P: 28	R: 1 E: 0 K: 1 S: 10	H: 2 LOB: 1 BB: 0 P: 16	R: 0 E: 0 K: 0 S: 15	H: 1 LOB: 1 BB: 0 P: 23	R: 0 E: 0 K: 0 S: 5	H: 0 LOB: 0 BB: 0 P: 8	R: 1 E: 0 K: 0 S: 10	H: 2 LOB: 1 BB: 0 P: 13	R: 2 E: 0 K: 1 S: 16	H: 3 LOB: 2 BB: 2 P: 31	R: 1 E: 0 K: 1 S: 8	H: 1 LOB: 0 BB: 0 P: 11	R: 1 E: 0 K: 1 S: 8	H: 1 LOB: 0 BB: 0 P: 11	1B: 6 2B: 3 3B: 0 HR: 4	SF: 0 SAC: 0 DP: 1 HBP: 0	WP: 0 PB: 0 SB: 0 CS: 0	PA: 40
PITCHER	IP WLS BF H R ER SO BB IBB HBP BLK WP HR S P ERA WHIP																			
61 Bronson Arroyo, R ERA: 6.31	5.0 L 25 6 3 2 2 1 2 0 0 0 0 0 0 13 27 54.00 12.000																			
36 Blake Wood, R ERA: 4.08	0.1 6 3 2 2 1 1 1 0 0 0 0 0 13 27 54.00 12.000																			
55 Robert Stephenson, R ERA: 7.2	1.2 5 1 1 1 1 0 0 0 0 0 0 1 11 15 5.40 0.600																			
21 Michael Lorenzen, R ERA: 3.8	1.0 4 1 1 1 1 0 0 0 0 0 0 1 8 11 9.00 1.000																			

Cincinnati Reds @ Chicago Cubs
Wrigley Field, Chicago, IL
Tue May 16 2017, 7:10 PM - 10:16 PM CDT
Att: 40,653 - Partly Cloudy - 87 F

AB	36
R	9
H	13
RBI	9
BB	4
SO	4
LOB	14



Batter	1	2	3	4	5	6	7	8	9	AB	R	H	RBI	BB	SO	LOB	TOP					
6 Billy Hamilton, S OBP: 0.306, SLG: 0.344										5	1	1	0	0	2	2						
2 Zack Cozart, R OBP: 0.437, SLG: 0.608										5	2	3	2	0	0	0						
19 Joey Votto, L OBP: 0.405, SLG: 0.589										3	1	0	0	2	0	1						
23 Adam Duval, R OBP: 0.308, SLG: 0.521										4	1	2	1	0	1	2						
7 Eugenio Suárez, R OBP: 0.363, SLG: 0.507										4	0	1	2	0	1	3						
43 Scott Schebler, L OBP: 0.320, SLG: 0.511										3	0	0	0	1	0	1						
9 José Peraza, R OBP: 0.284, SLG: 0.311										4	0	1	0	0	1	2						
16 Tucker Barnhart, L OBP: 0.323, SLG: 0.382										4	0	1	0	0	1	0						
37 Scott Feldman, L 40 Austin Brice, R 31 Drew Storen, S 30 Arismendy Alcántara, S 53 Wandy Peralta, L 4 Scooter Gennett, L 26 Raisel Iglesias, R										0	0	0	0	0	0	0						
Inning Stats	R: 1 E: 0 K: 1 S: 15	H: 2 LOB: 1 BB: 0 P: 23	R: 0 E: 0 K: 1 S: 10	H: 2 LOB: 2 BB: 0 P: 16	R: 1 E: 0 K: 0 S: 14	H: 2 LOB: 2 BB: 1 P: 25	R: 0 E: 0 K: 1 S: 8	H: 0 LOB: 0 BB: 0 P: 13	R: 0 E: 0 K: 0 S: 7	H: 0 LOB: 1 BB: 0 P: 11	R: 3 E: 0 K: 0 S: 20	H: 3 LOB: 1 BB: 1 P: 32	R: 0 E: 0 K: 2 S: 11	H: 0 LOB: 0 BB: 0 P: 17	R: 0 E: 0 K: 1 S: 6	H: 0 LOB: 0 BB: 0 P: 11	1B: 7 2B: 1 3B: 0 HR: 1	SF: 0 SAC: 1 DP: 0 HBP: 0	WP: 0 PB: 0 SB: 1 CS: 0	PA: 39		
PITCHER	IP WLS BF H R ER SO BB IBB HBP BLK WP HR S P ERA WHIP	IP WLS BF H R ER SO BB IBB HBP BLK WP HR S P ERA WHIP	IP WLS BF H R ER SO BB IBB HBP BLK WP HR S P ERA WHIP	IP WLS BF H R ER SO BB IBB HBP BLK WP HR S P ERA WHIP	IP WLS BF H R ER SO BB IBB HBP BLK WP HR S P ERA WHIP	IP WLS BF H R ER SO BB IBB HBP BLK WP HR S P ERA WHIP	IP WLS BF H R ER SO BB IBB HBP BLK WP HR S P ERA WHIP	IP WLS BF H R ER SO BB IBB HBP BLK WP HR S P ERA WHIP	IP WLS BF H R ER SO BB IBB HBP BLK WP HR S P ERA WHIP	IP WLS BF H R ER SO BB IBB HBP BLK WP HR S P ERA WHIP	IP WLS BF H R ER SO BB IBB HBP BLK WP HR S P ERA WHIP	IP WLS BF H R ER SO BB IBB HBP BLK WP HR S P ERA WHIP	IP WLS BF H R ER SO BB IBB HBP BLK WP HR S P ERA WHIP	IP WLS BF H R ER SO BB IBB HBP BLK WP HR S P ERA WHIP	IP WLS BF H R ER SO BB IBB HBP BLK WP HR S P ERA WHIP	IP WLS BF H R ER SO BB IBB HBP BLK WP HR S P ERA WHIP	IP WLS BF H R ER SO BB IBB HBP BLK WP HR S P ERA WHIP	IP WLS BF H R ER SO BB IBB HBP BLK WP HR S P ERA WHIP	IP WLS BF H R ER SO BB IBB HBP BLK WP HR S P ERA WHIP	IP WLS BF H R ER SO BB IBB HBP BLK WP HR S P ERA WHIP	IP WLS BF H R ER SO BB IBB HBP BLK WP HR S P ERA WHIP	IP WLS BF H R ER SO BB IBB HBP BLK WP HR S P ERA WHIP

Cincinnati Reds @ Chicago Cubs
Wrigley Field, Chicago, IL
Wed May 17 2017, 7:07 PM - 10:10 PM CDT
Att: 38,715 - Cloudy - 83 F

AB	35
R	5
H	9
RBI	5
BB	3
SO	7
LOB	11



Batter	1	2	3	4	5	6	7	8	9	AB	R	H	RBI	BB	SO	LOB	BOTTOM					
12 Kyle Schwarber, L OBP: 0.312, SLG: 0.361 71 Wade Davis, R										5	1	1	2	0	2	4						
17 Kris Bryant, R OBP: 0.404, SLG: 0.542										3	0	0	0	1	1	0						
44 Anthony Rizzo, L OBP: 0.356, SLG: 0.403										4	0	1	2	0	0	0						
8 Ian Happ, S OBP: 0.471, SLG: 0.846										3	1	0	0	1	1	2						
18 Ben Zobrist, S OBP: 0.343, SLG: 0.383										3	1	2	0	1	0	0						
27 Addison Russell, R OBP: 0.286, SLG: 0.362										4	1	0	1	0	2	3						
47 Miguel Montero, L OBP: 0.356, SLG: 0.500										2	2	0	0	2	1	1						
28 Kyle Hendricks, R 5 Albert Almora Jr., R 38 Mike Montgomery, L 46 Pedro Strop, R 6 Carl Edwards Jr., R 9 Javier Baez, R										1	0	0	1	0	1	2						
30 Jon Jay, L OBP: 0.405, SLG: 0.366										3	1	1	1	0	1	4						
Inning Stats	R: 0 E: 0 K: 1 S: 10	H: 0 LOB: 0 BB: 0 P: 12	R: 5 E: 0 K: 2 S: 25	H: 3 LOB: 3 BB: 3 P: 43	R: 2 E: 1 K: 1 S: 17	H: 2 LOB: 1 BB: 0 P: 28	R: 0 E: 0 K: 0 S: 10	H: 0 LOB: 0 BB: 0 P: 12	R: 0 E: 0 K: 1 S: 8	H: 0 LOB: 0 BB: 0 P: 11	R: 0 E: 0 K: 0 S: 6	H: 1 LOB: 0 BB: 0 P: 7	R: 0 E: 0 K: 1 S: 7	H: 0 LOB: 0 BB: 0 P: 10	R: 0 E: 0 K: 3 S: 17	H: 0 LOB: 3 BB: 3 P: 31	1B: 5 2B: 1 3B: 0 HR: 0	SF: 0 SAC: 1 DP: 1 HBP: 1	WP: 0 PB: 0 SB: 0 CS: 0	PA: 37		
PITCHER	IP WLS BF H R ER SO BB IBB HBP BLK WP HR S P ERA WHIP	IP WLS BF H R ER SO BB IBB HBP BLK WP HR S P ERA WHIP	IP WLS BF H R ER SO BB IBB HBP BLK WP HR S P ERA WHIP	IP WLS BF H R ER SO BB IBB HBP BLK WP HR S P ERA WHIP	IP WLS BF H R ER SO BB IBB HBP BLK WP HR S P ERA WHIP	IP WLS BF H R ER SO BB IBB HBP BLK WP HR S P ERA WHIP	IP WLS BF H R ER SO BB IBB HBP BLK WP HR S P ERA WHIP	IP WLS BF H R ER SO BB IBB HBP BLK WP HR S P ERA WHIP	IP WLS BF H R ER SO BB IBB HBP BLK WP HR S P ERA WHIP	IP WLS BF H R ER SO BB IBB HBP BLK WP HR S P ERA WHIP	IP WLS BF H R ER SO BB IBB HBP BLK WP HR S P ERA WHIP	IP WLS BF H R ER SO BB IBB HBP BLK WP HR S P ERA WHIP	IP WLS BF H R ER SO BB IBB HBP BLK WP HR S P ERA WHIP	IP WLS BF H R ER SO BB IBB HBP BLK WP HR S P ERA WHIP	IP WLS BF H R ER SO BB IBB HBP BLK WP HR S P ERA WHIP	IP WLS BF H R ER SO BB IBB HBP BLK WP HR S P ERA WHIP	IP WLS BF H R ER SO BB IBB HBP BLK WP HR S P ERA WHIP	IP WLS BF H R ER SO BB IBB HBP BLK WP HR S P ERA WHIP	IP WLS BF H R ER SO BB IBB HBP BLK WP HR S P ERA WHIP	IP WLS BF H R ER SO BB IBB HBP BLK WP HR S P ERA WHIP	IP WLS BF H R ER SO BB IBB HBP BLK WP HR S P ERA WHIP	IP WLS BF H R ER SO BB IBB HBP BLK WP HR S P ERA WHIP

Cincinnati Reds @ Chicago Cubs
Wrigley Field, Chicago, IL
Wed May 17 2017, 7:07 PM - 10:10 PM CDT
Att: 38,715 - Cloudy - 83 F

AB	29
R	7
H	6
RBI	7
BB	6
SO	9
LOB	16



Batter	1	2	3	4	5	6	7	8	9	AB	R	H	RBI	BB	SO	LOB	TOP			
6 Billy Hamilton, S (1.8) OBP: 0.309, SLG: 0.352	G6-3		G4-3		L6		G4-3		1B	5	2	2	1	0	0	1	Cincinnati Reds @ Chicago Cubs Wrigley Field, Chicago, IL Thu May 18 2017, 1:22 PM - 4:24 PM CDT Att: 36,023 - Sunny - 77 F			
2 Zack Cozart, R (1.6) OBP: 0.435, SLG: 0.600	F8		1B			K	G4-3		1B	5	0	2	1	0	1	1				
19 Joey Votto, L (1.3) OBP: 0.410, SLG: 0.590	2B		G5-3			BB				3	0	1	0	1	1	2				
23 Adam Duvali, R (1.7) OBP: 0.311, SLG: 0.520	G2-3				F9				SF7	4	0	2	2	0	0	1				
7 Eugenio Suárez, R (1.5) OBP: 0.364, SLG: 0.510					K				K	5	0	2	0	0	3	4				
43 Scott Schreiber, L (1.9) OBP: 0.212, SLG: 0.250																				
42 Robert Stephenson, R (6.1) OBP: 0.333, SLG: 0.333																				
4 Scooter Gennett, L (7.7) OBP: 0.372, SLG: 0.534																				
21 Michael Lorenzen, R (7.1) OBP: 0.226, SLG: 0.280																				
31 Drew Storen, S (8.1) OBP: 0.179, SLG: 0.289																				
32 Stuart Turner, R (6.7) OBP: 0.179, SLG: 0.289																				
9 José Peraza, R (1.4) OBP: 0.283, SLG: 0.309	L5								G6-3	4	1	1	0	0	0	1				
16 Tucker Barnhart, L (1.2) OBP: 0.320, SLG: 0.376										4	1	1	0	0	2	1				
50 Amir Garrett, R (1.1)										1	0	0	0	0	0	0				
3 Patrick Kivshen, R (6.7) OBP: 0.333, SLG: 0.429										1	0	0	0	0	0	1				
36 Blake Wood, R (5.1)										0	0	0	0	0	0	0				
30 Arismendy Alcántara, S (6.9) OBP: 0.333, SLG: 0.429										2	1	1	1	0	0	0				
Inning Stats	R: 0 E: 0 K: 0 S: 6	H: 1 LOB: 1 BB: 0 P: 9	R: 0 E: 0 K: 1 S: 9	H: 1 LOB: 1 BB: 0 P: 13	R: 0 E: 0 K: 1 S: 9	H: 1 LOB: 1 BB: 0 P: 11	R: 0 E: 0 K: 1 S: 8	H: 0 LOB: 0 BB: 0 P: 10	R: 0 E: 0 K: 3 S: 14	H: 1 LOB: 2 BB: 1 P: 24	R: 4 E: 0 K: 1 S: 23	H: 6 LOB: 2 BB: 0 P: 36	R: 0 E: 0 K: 1 S: 7	H: 0 LOB: 0 BB: 0 P: 12	R: 1 E: 0 K: 2 S: 18	H: 2 LOB: 2 BB: 0 P: 25	1B: 9 2B: 3 3B: 0 HR: 0	SF: 1 SAC: 0 DP: 0 HBP: 1	WP: 0 PB: 1 SB: 0 CS: 0	PA: 42
PITCHER	IP WLS BF H R ER SO BB IBB HBP BLK WP HR S P ERA WHIP																			
34 Jon Lester, L (1.1) ERA: 3.57	6.0 W 27 7 3 3 5 1 0 0 0 0 0 0 63 96 4.50 1.333																			
56 Héctor Rondón, R (7.1) ERA: 3.52	1.0 6 3 1 1 1 0 0 0 0 0 0 0 15 22 9.00 3.000																			
32 Brian Duensing, L (8.1) ERA: 4.24	1.0 6 2 1 1 1 0 0 0 1 0 0 0 15 27 9.00 2.000																			
19 Koji Uehara, R (9.1) ERA: 3.45	1.0 S 3 0 0 0 2 0 0 0 0 0 0 0 10 10 0.00 0.000																			

AB	39
R	5
H	12
RBI	5
BB	1
SO	9
LOB	19



Batter	1	2	3	4	5	6	7	8	9	AB	R	H	RBI	BB	SO	LOB	BOTTOM			
18 Ben Zobrist, S (1.9) OBP: 0.346, SLG: 0.387	F8									4	0	2	1	0	1	0	Cincinnati Reds @ Chicago Cubs Wrigley Field, Chicago, IL Thu May 18 2017, 1:22 PM - 4:24 PM CDT Att: 36,023 - Sunny - 77 F			
30 Jon Jay, L (7.9) OBP: 0.400, SLG: 0.361	1B									1	0	0	0	0	3					
17 Kris Bryant, R (1.5) OBP: 0.403, SLG: 0.554	BB									4	2	1	1	1	1	3				
44 Anthony Rizzo, L (1.3) OBP: 0.382, SLG: 0.401	1B									3	1	1	0	2	1	1				
8 Ian Happ, S (1.7) OBP: 0.500, SLG: 0.824	L9									4	1	2	0	1	1	3				
40 Wilson Contreras, R (1.2) OBP: 0.296, SLG: 0.395	BB									4	1	0	0	1	0	5				
27 Addison Russell, R (1.6) OBP: 0.285, SLG: 0.354	BB									3	2	0	1	1	2	3				
9 Javier Báez, R (1.4) OBP: 0.288, SLG: 0.470	HR									3	2	3	5	1	0	0				
34 Jon Lester, L (1.1) OBP: 0.150, SLG: 0.167	G4-3									2	0	0	1	0	0	2				
56 Héctor Rondón, R (7.1) ERA: 4.34										0	0	0	0	0	0	0				
2 Tommy La Stella, L (7.7) OBP: 0.483, SLG: 0.545										0	0	0	0	1	0	0				
32 Brian Duensing, L (8.1)										0	0	0	0	0	0	0				
19 Koji Uehara, R (9.1)										0	0	0	0	0	0	0				
5 Albert Almora Jr., R (1.8) OBP: 0.323, SLG: 0.396	L6									3	0	0	0	1	1	2				
Inning Stats	R: 5 E: 0 K: 0 S: 21	H: 2 LOB: 3 BB: 0 P: 35	R: 0 E: 0 K: 1 S: 14	H: 1 LOB: 1 BB: 0 P: 17	R: 0 E: 0 K: 1 S: 7	H: 1 LOB: 2 BB: 1 P: 10	R: 1 E: 0 K: 3 S: 13	H: 1 LOB: 0 BB: 0 P: 18	R: 3 E: 1 K: 0 S: 17	H: 2 LOB: 2 BB: 2 P: 29	R: 0 E: 0 K: 1 S: 8	H: 0 LOB: 1 BB: 1 P: 13	R: 0 E: 0 K: 1 S: 9	H: 1 LOB: 2 BB: 1 P: 19	R: 0 E: 0 K: 0 S: 8	H: 1 LOB: 1 BB: 1 P: 15	1B: 6 2B: 1 3B: 0 HR: 2	SF: 1 SAC: 0 DP: 3 HBP: 0	WP: 0 PB: 0 SB: 0 CS: 0	PA: 41
PITCHER	IP WLS BF H R ER SO BB IBB HBP BLK WP HR S P ERA WHIP																			
50 Amir Garrett, L (1.1) ERA: 5.18	4.0 L 21 5 6 6 0 3 1 0 0 0 0 0 2 55 80 13.50 2.000																			
36 Blake Wood, R (5.1) ERA: 4.34	1.0 8 2 3 1 0 2 0 0 0 0 0 0 17 29 9.00 4.000																			
55 Robert Stephenson, R (6.1) ERA: 6.86	1.0 3 0 0 0 1 1 0 0 0 0 0 0 8 13 0.00 1.000																			
21 Michael Lorenzen, R (7.1) ERA: 3.63	1.0 5 1 0 0 1 1 0 0 0 0 0 0 9 19 0.00 2.000																			
31 Drew Storen, R (8.1) ERA: 1.93	1.0 4 1 0 0 0 1 0 0 0 0 0 0 8 15 0.00 2.000																			

AB	31
R	9
H	9
RBI	9
BB	9
SO	7
LOB	22



Batter	1	2	3	4	5	6	7	8	9	AB	R	H	RBI	BB	SO	LOB	TOP									
18 Eric Sogard, L OBP: 0.607, SLG: 0.905 59 Carlos Torres, R										4	1	0	0	2	0	5	Milwaukee Brewers @ Chicago Cubs Wrigley Field, Chicago, IL Fri May 19 2017, 1:22 PM - 6:46 PM CDT Att: 36,923 - Overcast - 46 F									
7 Eric Thames, L OBP: 0.438, SLG: 0.679										3	2	1	0	2	1	1										
5 Jonathan Villar, S OBP: 0.272, SLG: 0.331										5	1	0	0	0	2	5										
21 Travis Shaw, L OBP: 0.325, SLG: 0.540										5	1	1	0	0	2	4										
16 Domingo Santana, R OBP: 0.370, SLG: 0.439										3	0	1	2	2	1	1										
47 Jett Bandy, R OBP: 0.395, SLG: 0.530										3	1	2	2	2	1	1										
23 Keon Broxton, R OBP: 0.326, SLG: 0.447										4	0	1	0	1	1	5										
3 Orlando Arcia, R OBP: 0.280, SLG: 0.366										5	0	3	1	0	0	2										
56 Paolo Espino, R 24 Jesús Aguilar, R 58 Rob Scallih, L 51 Oliver Drake, R 2 Nick Franklin, S 38 Willy Peralta, R 14 Hernán Pérez, R										1	0	0	0	0	0	0		Milwaukee Brewers @ Chicago Cubs Wrigley Field, Chicago, IL Fri May 19 2017, 1:22 PM - 6:46 PM CDT Att: 36,923 - Overcast - 46 F								
Inning Stats	R: 2 E: 0 K: 2 S: 18	H: 1 LOB: 2 BB: 3 P: 40	R: 0 E: 0 K: 0 S: 12	H: 0 LOB: 2 BB: 2 P: 26	R: 0 E: 0 K: 1 S: 13	H: 1 LOB: 1 BB: 0 P: 22	R: 0 E: 0 K: 1 S: 10	H: 1 LOB: 1 BB: 0 P: 16	R: 2 E: 0 K: 2 S: 16	H: 2 LOB: 3 BB: 3 P: 36	R: 2 E: 0 K: 1 S: 16	H: 2 LOB: 2 BB: 1 P: 29	R: 0 E: 0 K: 1 S: 7	H: 0 LOB: 0 BB: 0 P: 10	R: 0 E: 0 K: 2 S: 11	H: 0 LOB: 1 BB: 1 P: 19	R: 0 E: 0 K: 0 S: 9		H: 2 LOB: 1 BB: 0 P: 11	1B: 8 2B: 1 3B: 0 HR: 0	SF: 0 SAC: 1 DP: 1 HBP: 0	WP: 0 PB: 0 SB: 1 CS: 0	PA: 46			
PITCHER	IP	WLS	BF	H	R	ER	SO	BB	IBB	HBP	BLK	WP	HR	S	P	ERA	WHIP									
33 Eddie Butler, R ERA: 2.0	3.0		17	3	2	2	3	5	0	0	0	0	0	46	92	6.00	2.667									
38 Mike Montgomery, L ERA: 2.5	2.0	L	11	2	2	2	1	3	0	0	0	0	0	23	48	9.00	2.500									
48 Pierce Johnson, R ERA: 3.79	1.0		7	2	2	0	2	1	0	0	0	0	0	16	29	0.00	3.000									
32 Brian Duensing, L ERA: 4.05	2.0		7	0	0	0	3	1	0	0	0	0	0	18	29	0.00	0.500									
46 Pedro Strop, R ERA: 4.05	1.0		4	2	0	0	0	0	0	0	0	0	0	9	11	0.00	2.000									
12 Kyle Schwarber, L OBP: 0.305, SLG: 0.351										4	0	0	0	0	3	2	Milwaukee Brewers @ Chicago Cubs Wrigley Field, Chicago, IL Fri May 19 2017, 1:22 PM - 6:46 PM CDT Att: 36,923 - Overcast - 46 F									
17 Kris Bryant, R OBP: 0.394, SLG: 0.539										4	0	0	0	0	1	1										
44 Anthony Rizzo, L OBP: 0.380, SLG: 0.397										4	1	1	0	0	1	0										
8 Ian Happ, S OBP: 0.462, SLG: 0.714										4	1	1	0	0	1	0										
18 Ben Zobrist, S OBP: 0.348, SLG: 0.385 32 Brian Duensing, L 46 Pedro Strop, R 47 Miguel Montero, L										3	0	1	0	0	0	0										
40 Wilson Contreras, R OBP: 0.285, SLG: 0.390										4	0	1	2	0	2	0										
9 Javier Báez, R OBP: 0.287, SLG: 0.463										4	1	1	0	0	0	2										
33 Eddie Butler, R 38 Mike Montgomery, L 48 Pierce Johnson, R 2 Tommy La Stella, L 30 Jon Jay, L										0	0	0	0	0	0	0										
Inning Stats	R: 0 E: 0 K: 1 S: 6	H: 0 LOB: 0 BB: 0 P: 8	R: 0 E: 0 K: 1 S: 6	H: 0 LOB: 0 BB: 0 P: 13	R: 1 E: 1 K: 0 S: 13	H: 1 LOB: 1 BB: 0 P: 24	R: 2 E: 0 K: 1 S: 17	H: 4 LOB: 2 BB: 0 P: 26	R: 0 E: 0 K: 1 S: 8	H: 0 LOB: 0 BB: 0 P: 11	R: 0 E: 0 K: 1 S: 11	H: 0 LOB: 0 BB: 0 P: 12	R: 0 E: 0 K: 2 S: 15	H: 0 LOB: 1 BB: 1 P: 23	R: 0 E: 0 K: 3 S: 10	H: 0 LOB: 0 BB: 0 P: 12		R: 0 E: 0 K: 0 S: 10	H: 1 LOB: 1 BB: 0 P: 15	1B: 5 2B: 1 3B: 0 HR: 0	SF: 0 SAC: 1 DP: 0 HBP: 0	WP: 0 PB: 0 SB: 0 CS: 0	PA: 35			
PITCHER	IP	WLS	BF	H	R	ER	SO	BB	IBB	HBP	BLK	WP	HR	S	P	ERA	WHIP									
56 Paolo Espino, R ERA: 4.5	4.0		18	5	3	2	3	0	0	0	0	0	0	42	71	4.50	1.250									
58 Rob Scallih, R ERA: 2.16	1.0		3	0	0	0	1	0	0	0	0	0	0	8	11	0.00	0.000									
51 Oliver Drake, R ERA: 3.86	1.0	H	3	0	0	0	1	0	0	0	0	0	0	11	12	0.00	0.000									
38 Willy Peralta, R ERA: 5.79	2.0	W	7	0	0	0	5	1	0	0	0	0	0	25	35	0.00	0.500									
59 Carlos Torres, R ERA: 2.92	1.0	S	4	1	0	0	0	0	0	0	0	0	0	10	15	0.00	1.000									

Batter	1	2	3	4	5	6	7	8	9	AB	R	H	RBI	BB	SO	LOB	TOP					
5 Jonathan Villar, S OBP: 0.286, SLG: 0.347											4	1	3	0	1	0	1					
7 Eric Thames, L OBP: 0.429, SLG: 0.664											3	0	0	1	0	0	4					
24 Jesús Aguilar, R OBP: 0.346, SLG: 0.569											5	0	0	1	0	0	5					
8 Ryan Braun, R OBP: 0.357, SLG: 0.545											5	0	0	1	0	0	5					
21 Travis Shaw, L OBP: 0.327, SLG: 0.555											5	1	2	2	0	2	3					
14 Hernán Pérez, R OBP: 0.321, SLG: 0.500											5	1	2	0	0	0	1					
47 Jett Bandy, R OBP: 0.361, SLG: 0.517											4	0	1	0	0	1	2					
23 Keon Broxton, R OBP: 0.329, SLG: 0.453											5	0	2	1	0	3	3					
3 Orlando Arcia, R OBP: 0.277, SLG: 0.360											5	1	1	0	0	0	4					
57 Chase Anderson, R OBP: 0.118, SLG: 0.118											2	0	0	0	0	0	1					
58 Rob Scallih, L OBP: 0.251, SLG: 0.400											0	0	0	0	0	0	0					
18 Eric Sogard, L OBP: 0.251, SLG: 0.400											0	0	0	0	0	0	0					
37 Neftali Feliz, R ERA: 6.0											0	0	0	0	0	0	0					
48 Jared Hughes, R ERA: 4.24											0	0	0	0	0	0	0					
51 Oliver Drake, R ERA: 3.79											0	0	0	0	0	0	0					
2 Nick Franklin, S OBP: 0.236, SLG: 0.326											0	1	0	0	1	0	0					
Inning Stats	R: 0 E: 0 K: 0 S: 11	H: 1 LOB: 1 BB: 0 P: 18	R: 0 E: 0 K: 1 S: 6	H: 0 LOB: 0 BB: 0 P: 8	R: 0 E: 0 K: 1 S: 13	H: 1 LOB: 1 BB: 0 P: 20	R: 0 E: 0 K: 1 S: 13	H: 2 LOB: 1 BB: 0 P: 19	R: 1 E: 1 K: 1 S: 17	H: 1 LOB: 2 BB: 1 P: 29	R: 0 E: 0 K: 2 S: 11	H: 1 LOB: 1 BB: 0 P: 17	R: 0 E: 0 K: 0 S: 10	H: 2 LOB: 2 BB: 0 P: 17	R: 0 E: 0 K: 1 S: 7	H: 2 LOB: 2 BB: 0 P: 9	R: 5 E: 0 K: 0 S: 17	H: 5 LOB: 1 BB: 1 P: 28	1B: 9 2B: 3 3B: 0 HR: 1	SF: 0 SAC: 0 DP: 1 HBP: 2	WP: 3 PA: 44 PB: 1 SB: 1 CS: 0	
PITCHER	IP WLS BF H R ER SO BB IBB HBP BLK WP HR S P ERA WHIP	6.0 W 26 5 1 0 6 1 0 1 0 2 0 71 111 0.00 1.000	1.0 4 1 0 0 0 0 0 0 1 0 0 0 10 17 0.00 1.000	2.0 14 7 5 5 1 1 0 0 0 0 1 24 37 22.50 4.000																		

Milwaukee Brewers @ Chicago Cubs
Wrigley Field, Chicago, IL
Sun May 21 2017, 1:21 PM - 4:52 PM CDT
Att: 41,671 - Cloudy - 63 F

AB 40
R 6
H 13
RBI 6
BB 2
SO 7
LOB 24



Batter	1	2	3	4	5	6	7	8	9	AB	R	H	RBI	BB	SO	LOB	BOTTOM				
18 Ben Zobrist, S OBP: 0.342, SLG: 0.402										5	1	1	1	0	1	4					
12 Kyle Schwarber, L OBP: 0.303, SLG: 0.344										3	1	0	0	1	0	1					
46 Pedro Strop, R ERA: 3.77										0	0	0	0	0	0	0					
15 Dylan Floro, L ERA: 8.53										1	0	0	0	1	1						
17 Kris Bryant, R OBP: 0.411, SLG: 0.587										3	4	3	2	0	0	0					
44 Anthony Rizzo, L OBP: 0.366, SLG: 0.415										3	1	1	2	1	0	4					
8 Ian Happ, S OBP: 0.452, SLG: 0.731										5	1	2	1	0	2	2					
22 Jason Heyward, L OBP: 0.345, SLG: 0.373										3	1	1	0	2	0	1					
40 Wilson Contreras, R OBP: 0.306, SLG: 0.413										3	2	3	3	0	0	0					
27 Addison Russell, R OBP: 0.282, SLG: 0.356										5	0	1	1	0	1	5					
49 Jake Arrieta, R OBP: 0.150, SLG: 0.250										2	0	0	0	0	0	1					
30 Jon Jay, L OBP: 0.411, SLG: 0.403										2	2	2	0	0	0	0					
Inning Stats	R: 3 E: 0 K: 0 S: 13	H: 3 LOB: 2 BB: 2 P: 28	R: 0 E: 0 K: 0 S: 6	H: 0 LOB: 0 BB: 0 P: 7	R: 1 E: 0 K: 1 S: 12	H: 1 LOB: 1 BB: 1 P: 21	R: 1 E: 0 K: 1 S: 13	H: 2 LOB: 1 BB: 0 P: 17	R: 1 E: 0 K: 0 S: 6	H: 1 LOB: 0 BB: 0 P: 12	R: 2 E: 1 K: 0 S: 14	H: 2 LOB: 2 BB: 0 P: 22	R: 1 E: 0 K: 2 S: 14	H: 1 LOB: 0 BB: 0 P: 22	R: 4 E: 0 K: 1 S: 20	H: 4 LOB: 2 BB: 1 P: 35	1B: 4 2B: 6 3B: 0 HR: 4	SF: 2 SAC: 0 DP: 2 HBP: 3	WP: 2 PA: 44 PB: 1 SB: 0 CS: 0		
PITCHER	IP WLS BF H R ER SO BB IBB HBP BLK WP HR S P ERA WHIP	4.0 L 22 7 6 6 2 3 0 1 0 1 0 18 27 4.50 1.000	2.0 9 2 2 1 0 0 0 0 1 0 1 0 18 27 4.50 1.000	1.0 4 1 1 0 2 0 0 0 0 0 0 14 22 0.00 1.000																	

Milwaukee Brewers @ Chicago Cubs
Wrigley Field, Chicago, IL
Sun May 21 2017, 1:21 PM - 4:52 PM CDT
Att: 41,671 - Cloudy - 63 F

AB 35
R 13
H 14
RBI 10
BB 4
SO 5
LOB 19



Batter	1	2	3	4	5	6	7	8	9	AB	R	H	RBI	BB	SO	LOB	TOP					
12 Joe Panik, L OBP: 0.322, SLG: 0.376										4	2	3	2	0	0	0	San Francisco Giants @ Chicago Cubs Wrigley Field, Chicago, IL Mon May 22 2017, 7:08 PM - 10:06 PM CDT Att: 36,204 - Overcast - 70 F					
22 Christian Arroyo, R OBP: 0.265, SLG: 0.337										5	0	0	0	0	1	4						
9 Brandon Belt, L OBP: 0.356, SLG: 0.469										5	1	2	2	0	0	0						
28 Buster Posey, R OBP: 0.447, SLG: 0.562										3	0	1	0	1	0	0						
35 Brandon Crawford, L OBP: 0.296, SLG: 0.436										4	0	0	0	0	3	4						
10 Eduardo Núñez, R OBP: 0.293, SLG: 0.367										4	1	1	0	0	1	2						
39 Justin Ruggiano, R OBP: 0.268, SLG: 0.421										4	1	2	2	0	1	1						
66 Gorkys Hernández, R OBP: 0.255, SLG: 0.220										2	1	0	0	2	0	0						
50 Ty Blach, R OBP: 0.083, SLG: 0.182										4	0	0	0	0	3	3						
64 Derek Law, R										0	0	0	0	0	0	0						
48 Steven Okert, L										0	0	0	0	0	0	0						
60 Hunter Strickland, R										0	0	0	0	0	0	0						
41 Mark Melancon, R										0	0	0	0	0	0	0						
Inning Stats	R: 1 E: 0 K: 0 S: 9	H: 1 LOB: 0 BB: 0 P: 14	R: 0 E: 0 K: 1 S: 11	H: 0 LOB: 0 BB: 0 P: 15	R: 2 E: 0 K: 2 S: 13	H: 2 LOB: 2 BB: 1 P: 22	R: 1 E: 0 K: 0 S: 18	H: 2 LOB: 2 BB: 1 P: 29	R: 1 E: 0 K: 3 S: 15	H: 2 LOB: 1 BB: 0 P: 19	R: 0 E: 0 K: 1 S: 8	H: 1 LOB: 1 BB: 0 P: 11	R: 0 E: 0 K: 1 S: 10	H: 0 LOB: 1 BB: 1 P: 17	R: 1 E: 0 K: 1 S: 16	H: 1 LOB: 0 BB: 0 P: 23	R: 0 E: 0 K: 0 S: 9	H: 0 LOB: 0 BB: 0 P: 15	1B: 2 2B: 4 HR: 3	SF: 0 SAC: 0 HBP: 2	WP: 0 PB: 0 SB: 2 CS: 0	PA: 40
PITCHER	IP WLS BF H R ER SO BB IBB HBP BLK WP HR S P ERA WHIP																					
41 John Lackey, R ERA: 4.82	(1, 1)	5.0 L 25 7 5 5 6 2 0 2 0 0 0 2 66 99 9.00 1.800																				
32 Brian Duensing, L ERA: 3.43	(6, 1)	2.0 8 1 0 0 2 1 0 0 0 0 0 0 18 28 0.00 1.000																				
56 Héctor Rondón, R ERA: 3.86	(8, 1)	1.0 4 1 1 1 1 0 0 0 0 0 0 1 16 23 9.00 1.000																				
59 Zac Rosscup, L ERA:	(9, 1)	0.2 2 0 0 0 0 0 0 0 0 0 0 0 6 10 0.00 0.000																				
6 Carl Edwards Jr., R ERA: 1.92	(9, 1)	0.1 1 0 0 0 0 0 0 0 0 0 0 0 3 5 0.00 0.000																				

Batter	1	2	3	4	5	6	7	8	9	AB	R	H	RBI	BB	SO	LOB	BOTTOM					
18 Ben Zobrist, S OBP: 0.347, SLG: 0.443										4	1	2	2	0	1	0	San Francisco Giants @ Chicago Cubs Wrigley Field, Chicago, IL Mon May 22 2017, 7:08 PM - 10:06 PM CDT Att: 36,204 - Overcast - 70 F					
5 Albert Almora Jr., R OBP: 0.323, SLG: 0.385										3	0	1	0	0	0	1						
30 Jon Jay, L OBP: 0.418, SLG: 0.410										1	0	1	0	0	0	0						
59 Zac Rosscup, L										0	0	0	0	0	0	0						
6 Carl Edwards Jr., R										0	0	0	0	0	0	0						
17 Kris Bryant, R OBP: 0.402, SLG: 0.572										4	0	0	0	0	1	1						
44 Anthony Rizzo, L OBP: 0.364, SLG: 0.407										3	0	0	0	0	0	0						
40 Wilson Contreras, R OBP: 0.304, SLG: 0.408										4	0	1	0	0	0	2						
27 Addison Russell, R OBP: 0.281, SLG: 0.353										4	0	1	0	0	1	1						
22 Jason Heyward, L OBP: 0.342, SLG: 0.368										4	1	1	0	0	0	2						
9 Javier Báez, R OBP: 0.301, SLG: 0.496										4	1	3	2	0	0	1						
41 John Lackey, R ERA: 4.1	(1, 1)	7.0 W 27 8 3 3 3 0 0 0 0 0 0 1 72 99 3.86 1.143																				
64 Derek Law, R ERA: 2.91	(8, 1)	0.1 3 2 1 1 0 0 0 0 0 0 0 1 5 7 27.00 6.000																				
48 Steven Okert, L ERA: 5.68	(8, 1)	0.0 1 0 0 0 0 0 0 0 1 0 0 0 1 4 ∞ ∞																				
60 Hunter Strickland, R ERA: 1.06	(8, 1)	0.2 H 1 0 0 0 0 0 0 0 0 0 0 2 4 0.00 0.000																				
41 Mark Melancon, R ERA: 2.63	(9, 1)	1.0 S 4 1 0 0 1 0 0 0 0 0 0 0 11 13 0.00 1.000																				
Inning Stats	R: 0 E: 0 K: 1 S: 14	H: 0 LOB: 0 BB: 0 P: 18	R: 0 E: 0 K: 0 S: 13	H: 1 LOB: 1 BB: 0 P: 19	R: 0 E: 0 K: 0 S: 11	H: 2 LOB: 1 BB: 0 P: 15	R: 0 E: 0 K: 0 S: 6	H: 0 LOB: 0 BB: 0 P: 10	R: 0 E: 0 K: 0 S: 6	H: 1 LOB: 1 BB: 0 P: 7	R: 0 E: 0 K: 1 S: 8	H: 1 LOB: 0 BB: 0 P: 12	R: 0 E: 0 K: 1 S: 9	H: 0 LOB: 0 BB: 0 P: 13	R: 4 E: 0 K: 0 S: 13	H: 5 LOB: 1 BB: 0 P: 20	R: 0 E: 0 K: 1 S: 11	H: 1 LOB: 1 BB: 0 P: 13	1B: 7 2B: 0 3B: 2 HR: 2	SF: 0 SAC: 0 DP: 1 HBP: 1	WP: 0 PB: 0 SB: 0 CS: 1	PA: 36
PITCHER	IP WLS BF H R ER SO BB IBB HBP BLK WP HR S P ERA WHIP																					
50 Ty Blach, L	(1, 1)	7.0 W 27 8 3 3 3 0 0 0 0 0 0 1 72 99 3.86 1.143																				
64 Derek Law, R	(8, 1)	0.1 3 2 1 1 0 0 0 0 0 0 0 1 5 7 27.00 6.000																				
48 Steven Okert, L	(8, 1)	0.0 1 0 0 0 0 0 0 0 1 0 0 0 1 4 ∞ ∞																				
60 Hunter Strickland, R	(8, 1)	0.2 H 1 0 0 0 0 0 0 0 0 0 0 2 4 0.00 0.000																				
41 Mark Melancon, R	(9, 1)	1.0 S 4 1 0 0 1 0 0 0 0 0 0 0 11 13 0.00 1.000																				

Batter	1	2	3	4	5	6	7	8	9	AB	R	H	RBI	BB	SO	LOB	TOP					
12 Joe Panik, L (1,4) OBP: 0.315, SLG: 0.366				G5-3		L8			K	4	0	0	0	0	2	0	San Francisco Giants @ Chicago Cubs Wrigley Field, Chicago, IL Tue May 23 2017, 7:12 PM - 9:15 PM CDT Att: 32,905 - Cloudy - 58 F					
22 Christian Arroyo, R (1,5) OBP: 0.256, SLG: 0.324						G4-3			F7	4	0	0	0	0	2	0						
9 Brandon Belt, L (1,3) OBP: 0.351, SLG: 0.461									L8	3	0	0	0	0	2	0						
28 Buster Posey, R (1,2) OBP: 0.444, SLG: 0.564		G2-3			35 2B	G1-3				3	1	1	0	0	0	0						
39 Justin Ruggiano, R (1,9) OBP: 0.273, SLG: 0.415						K			F9	3	0	1	0	0	1	1						
35 Brandon Crawford, L (1,6) OBP: 0.297, SLG: 0.442										3	0	1	1	0	0	1						
10 Eduardo Núñez, R (1,7) OBP: 0.294, SLG: 0.367				G5-3					F8	3	0	1	0	0	0	0						
66 Gorkys Hernández, R (1,8) OBP: 0.248, SLG: 0.213									P4	3	0	0	0	0	1	2						
47 Johnny Cueto, R (1,1) OBP: 0.050, SLG: 0.050										2	0	0	0	0	1	0						
57 Bryan Morris, L (7,1)										0	0	0	0	0	0	0						
61 Josh Osich, L (8,1)										0	0	0	0	0	0	0						
38 Michael Morse, R (9,PH) OBP: 0.212, SLG: 0.323										1	0	0	0	0	1	0						
Inning Stats	R: 0 E: 0 K: 3 S: 10	H: 0 LOB: 0 BB: 0 P: 15	R: 0 E: 0 K: 0 S: 7	H: 1 LOB: 0 BB: 0 P: 11	R: 0 E: 0 K: 1 S: 8	H: 0 LOB: 0 BB: 0 P: 12	R: 0 E: 0 K: 2 S: 7	H: 0 LOB: 1 BB: 0 P: 8	R: 1 E: 0 K: 2 S: 9	H: 3 LOB: 1 BB: 0 P: 12	R: 0 E: 0 K: 0 S: 7	H: 0 LOB: 0 BB: 0 P: 11	R: 0 E: 0 K: 0 S: 6	H: 0 LOB: 0 BB: 0 P: 11	R: 0 E: 0 K: 0 S: 6	H: 0 LOB: 0 BB: 0 P: 8	R: 0 E: 0 K: 2 S: 10	H: 0 LOB: 0 BB: 0 P: 11	1B: 2 2B: 2 HR: 0	SF: 0 SAC: 0 DP: 1 HBP: 0	WP: 0 PB: 0 SB: 0 CS: 1	PA: 29
PITCHER	IP: 9.0 WLS: W BF: 29 H: 4 R: 1 ER: 1 SO: 10 BB: 0 IBB: 0 HBP: 0 BLK: 0 WP: 0 HR: 0 S: 70 P: 99 ERA: 1.00 WHIP: 0.444															PITCHER	IP: 9.0 WLS: W BF: 29 H: 4 R: 1 ER: 1 SO: 10 BB: 0 IBB: 0 HBP: 0 BLK: 0 WP: 0 HR: 0 S: 70 P: 99 ERA: 1.00 WHIP: 0.444					

Batter	1	2	3	4	5	6	7	8	9	AB	R	H	RBI	BB	SO	LOB	BOTTOM			
18 Ben Zobrist, S (1,4) OBP: 0.344, SLG: 0.437									L9	4	0	1	0	0	1	0	San Francisco Giants @ Chicago Cubs Wrigley Field, Chicago, IL Tue May 23 2017, 7:12 PM - 9:15 PM CDT Att: 32,905 - Cloudy - 58 F			
12 Kyle Schwarber, L (1,7) OBP: 0.301, SLG: 0.359										4	1	1	1	0	2	1				
9 Javier Báez, R (9,4) OBP: 0.301, SLG: 0.496										0	0	0	0	0	0	0				
17 Kris Bryant, R (1,5) OBP: 0.406, SLG: 0.571										2	1	1	0	1	1	0				
44 Anthony Rizzo, L (1,3) OBP: 0.363, SLG: 0.424	L7									3	1	1	2	0	0	1				
8 Ian Happ, S (1,8) OBP: 0.417, SLG: 0.710		G4-3								3	0	0	0	0	1	1				
22 Jason Heyward, L (1,9) OBP: 0.341, SLG: 0.394										3	1	1	1	0	1	0				
40 Wilson Contreras, R (1,2) OBP: 0.299, SLG: 0.396										3	0	0	0	0	2	0				
27 Addison Russell, R (1,6) OBP: 0.276, SLG: 0.346										3	0	0	0	0	0	0				
34 Jon Lester, L (1,1) OBP: 0.130, SLG: 0.143										3	0	0	0	0	2	0				
Inning Stats	R: 1 E: 0 K: 2 S: 12	H: 1 LOB: 0 BB: 0 P: 19	R: 1 E: 0 K: 1 S: 8	H: 1 LOB: 0 BB: 0 P: 10	R: 0 E: 0 K: 2 S: 11	H: 1 LOB: 0 BB: 0 P: 16	R: 2 E: 0 K: 2 S: 12	H: 2 LOB: 0 BB: 0 P: 18	R: 0 E: 0 K: 0 S: 8	H: 0 LOB: 0 BB: 0 P: 11	R: 0 E: 0 K: 1 S: 13	H: 0 LOB: 1 BB: 1 P: 24	R: 0 E: 0 K: 0 S: 6	H: 0 LOB: 0 BB: 0 P: 11	R: 0 E: 0 K: 2 S: 8	H: 0 LOB: 0 BB: 0 P: 11	1B: 2 2B: 0 3B: 0 HR: 3	SF: 0 SAC: 0 DP: 0 HBP: 0	WP: 1 PB: 0 SB: 0 CS: 0	PA: 29
PITCHER	IP: 6.0 WLS: L BF: 23 H: 5 R: 4 ER: 4 SO: 8 BB: 1 IBB: 0 HBP: 0 BLK: 0 WP: 1 HR: 3 S: 64 P: 98 ERA: 6.00 WHIP: 1.000															PITCHER	IP: 6.0 WLS: L BF: 23 H: 5 R: 4 ER: 4 SO: 8 BB: 1 IBB: 0 HBP: 0 BLK: 0 WP: 1 HR: 3 S: 64 P: 98 ERA: 6.00 WHIP: 1.000			

AB	29
R	1
H	4
RBI	1
BB	0
SO	10
LOB	4



Batter	1	2	3	4	5	6	7	8	9	AB	R	H	RBI	BB	SO	LOB	TOP			
2 Denard Span, L (1,8) OBP: 0.299, SLG: 0.426										3	1	1	0	1	0	1	San Francisco Giants @ Chicago Cubs Wrigley Field, Chicago, IL Thu May 25 2017, 1:21 PM - 3:53 PM CDT Att: 37,513 - Cloudy - 63 F			
12 Joe Panik, L (1,4) OBP: 0.299, SLG: 0.347										4	0	0	0	0	0	3				
9 Brandon Belt, L (1,3) OBP: 0.356, SLG: 0.465										4	0	1	1	0	0	0				
28 Buster Posey, R (1,2) OBP: 0.435, SLG: 0.540										3	0	0	0	1	0	1				
35 Brandon Crawford, L (1,6) OBP: 0.301, SLG: 0.445										4	0	2	0	0	0	1				
39 Justin Ruggiano, R (1,9) OBP: 0.250, SLG: 0.378										4	0	0	0	0	0	3				
51 Mac Williamson, R (1,7) OBP: 0.250, SLG: 0.280										3	0	0	0	0	1	2				
22 Christian Arroyo, R (1,5) OBP: 0.242, SLG: 0.304										3	0	0	0	0	0	0				
29 Jeff Samardzija, R (1,1) OBP: 0.095, SLG: 0.143										2	0	1	0	0	0	0				
38 Michael Morse, R (8,PH) OBP: 0.278, SLG: 0.344										0	0	0	0	1	0	0				
61 Josh Osich, L (8,1)										0	0	0	0	0	0	0				
Inning Stats	R: 1 H: 2 E: 0 K: 0 S: 11	H: 2 LOB: 1 BB: 0 P: 18	R: 0 H: 0 E: 0 K: 1 S: 8	H: 0 LOB: 0 BB: 0 P: 10	R: 0 H: 0 E: 0 K: 0 S: 4	H: 0 LOB: 0 BB: 0 P: 7	R: 0 H: 1 E: 0 K: 0 S: 10	H: 2 LOB: 2 BB: 1 P: 18	R: 0 H: 1 E: 0 K: 0 S: 8	H: 0 LOB: 0 BB: 0 P: 12	R: 0 H: 0 E: 0 K: 0 S: 6	H: 0 LOB: 0 BB: 0 P: 10	R: 0 H: 0 E: 0 K: 0 S: 4	H: 0 LOB: 0 BB: 1 P: 10	R: 0 H: 1 E: 0 K: 0 S: 6	H: 1 LOB: 1 BB: 0 P: 9	1B: 2 2B: 3 3B: 0 HR: 0	SF: 0 SAC: 0 DP: 1 HBP: 0	WP: 1 PB: 0 SB: 2 CS: 0	PA: 33
PITCHER	IP WLS BF H R ER SO BB IBB HBP BLK WP HR S P ERA WHIP																			
33 Eddie Butler, R (1,1) ERA: 1.93	5.0 W 20 4 1 1 1 2 0 0 0 0 1 0 41 69 1.80 1.200																			
38 Mike Montgomery, L (6,1) ERA: 2.27	4.0 S 13 1 0 0 0 1 0 0 0 0 0 0 24 41 0.00 0.500																			

Batter	1	2	3	4	5	6	7	8	9	AB	R	H	RBI	BB	SO	LOB	BOTTOM			
18 Ben Zobrist, S (1,4) OBP: 0.354, SLG: 0.468										4	1	3	1	0	0	0	San Francisco Giants @ Chicago Cubs Wrigley Field, Chicago, IL Thu May 25 2017, 1:21 PM - 3:53 PM CDT Att: 37,513 - Cloudy - 63 F			
12 Kyle Schwarber, L (1,7) OBP: 0.294, SLG: 0.350										4	0	0	0	0	4	2				
27 Addison Russell, R (9,6) OBP: 0.282, SLG: 0.346										4	2	1	1	0	1	1				
17 Kris Bryant, R (1,5) OBP: 0.400, SLG: 0.571										4	1	2	0	0	0	0				
44 Anthony Rizzo, L (1,3) OBP: 0.378, SLG: 0.477										4	1	2	0	0	0	0				
8 Ian Happ, S (1,8) OBP: 0.409, SLG: 0.622										3	0	1	0	1	2	0				
22 Jason Heyward, L (1,9) OBP: 0.336, SLG: 0.427										4	1	1	1	0	1	3				
47 Miguel Montero, L (1,2) OBP: 0.364, SLG: 0.508										3	0	1	0	0	0	0				
9 Javier Báez, R (1,6) OBP: 0.295, SLG: 0.485										3	0	0	0	0	0	1				
33 Eddie Butler, R (1,1) 38 Mike Montgomery, L (6,1)										2	0	0	0	0	1	0				
Inning Stats	R: 1 H: 1 E: 0 K: 1 S: 9	H: 1 LOB: 0 BB: 0 P: 12	R: 0 H: 0 E: 0 K: 1 S: 8	H: 0 LOB: 0 BB: 0 P: 12	R: 0 H: 1 E: 0 K: 2 S: 13	H: 1 LOB: 0 BB: 0 P: 19	R: 0 H: 0 E: 0 K: 1 S: 10	H: 0 LOB: 0 BB: 0 P: 16	R: 1 H: 2 E: 0 K: 2 S: 14	H: 2 LOB: 2 BB: 1 P: 22	R: 0 H: 0 E: 0 K: 1 S: 13	H: 0 LOB: 0 BB: 0 P: 16	R: 2 H: 3 E: 0 K: 2 S: 15	H: 3 LOB: 1 BB: 0 P: 22	R: 2 H: 0 E: 0 K: 2 S: 15	H: 0 LOB: 0 BB: 0 P: 22	1B: 5 2B: 1 3B: 0 HR: 3	SF: 0 SAC: 0 DP: 1 HBP: 0	WP: 3 PB: 0 SB: 0 CS: 0	PA: 33
PITCHER	IP WLS BF H R ER SO BB IBB HBP BLK WP HR S P ERA WHIP																			
29 Jeff Samardzija, R (1,1) ERA: 4.5	7.0 L 27 6 3 3 8 1 0 0 0 0 1 0 3 77 3.86 1.000																			
61 Josh Osich, L (8,1) ERA: 4.5	1.0 6 3 2 1 2 0 0 0 0 0 1 0 15 22 9.00 3.000																			

AB	30
R	1
H	5
RBI	1
BB	3
SO	1
LOB	11



AB	32
R	5
H	9
RBI	3
BB	1
SO	10
LOB	7



Batter	1	2	3	4	5	6	7	8	9	AB	R	H	RBI	BB	SO	LOB	TOP								
30 Jon Jay, L OBP: 0.392, SLG: 0.386										4	0	0	0	0	0	2	Chicago Cubs @ Los Angeles Dodgers Dodger Stadium, Los Angeles, CA Sat May 27 2017, 4:16 PM - 6:57 PM PDT Att: 48,322 - Sunny - 70 F								
12 Kyle Schwarber, L OBP: 0.293, SLG: 0.344										3	0	0	0	1	1	2									
17 Kris Bryant, R OBP: 0.389, SLG: 0.549										4	0	0	0	0	1	1									
44 Anthony Rizzo, L OBP: 0.369, SLG: 0.458										4	0	0	0	0	0	1									
8 Ian Happ, S OBP: 0.385, SLG: 0.545										3	0	1	0	0	1	0									
22 Jason Heyward, L OBP: 0.326, SLG: 0.415										3	0	0	0	0	1	1									
47 Miguel Montero, L OBP: 0.362, SLG: 0.500										3	0	1	0	0	1	1									
27 Addison Russell, R OBP: 0.283, SLG: 0.341										3	0	1	0	0	2	2									
41 John Lackey, R OBP: 0.222, SLG: 0.278										2	0	0	0	0	1	1									
32 Brian Duensing, L ERA: 3.28										0	0	0	0	0	0	0									
46 Pedro Strop, R ERA: 3.52										0	0	0	0	0	0	0									
5 Albert Almora Jr., R OBP: 0.308, SLG: 0.365										1	0	0	0	0	0	1									
56 Héctor Rondón, R ERA: 3.63										0	0	0	0	0	0	0									
Inning Stats	R: 0 E: 0 K: 0 S: 10	H: 0 LOB: 1 BB: 1 P: 15	R: 0 E: 0 K: 2 S: 9	H: 0 LOB: 1 BB: 0 P: 15	R: 0 E: 0 K: 1 S: 7	H: 0 LOB: 0 BB: 0 P: 11	R: 0 E: 0 K: 0 S: 6	H: 1 LOB: 1 BB: 0 P: 8	R: 0 E: 0 K: 1 S: 8	H: 1 LOB: 1 BB: 0 P: 14	R: 0 E: 0 K: 2 S: 10	H: 0 LOB: 0 BB: 0 P: 16	R: 0 E: 0 K: 1 S: 7	H: 0 LOB: 0 BB: 0 P: 10	R: 0 E: 1 K: 1 S: 19	H: 1 LOB: 2 BB: 0 P: 24	R: 0 E: 0 K: 0 S: 7	H: 0 LOB: 0 BB: 0 P: 10	1B: 3 2B: 0 3B: 0 HR: 0	SF: 0 SAC: 0 DP: 0 HBP: 1	WP: 0 PB: 0 SB: 0 CS: 0	PA: 32			
PITCHER	IP	WLS	BF	H	R	ER	SO	BB	IBB	HBP	BLK	WP	HR	S	P	ERA	WHIP								
38 Brandon McCarthy, R ERA: 3.28	6.0	W	21	2	0	0	6	1	0	1	0	0	0	50	79	0.00	0.500								
68 Ross Stripling, R ERA: 2.54	3.0	S	11	1	0	0	2	0	0	0	0	0	0	33	44	0.00	0.333								

AB	30
R	0
H	3
RBI	0
BB	1
SO	8
LOB	12



Batter	1	2	3	4	5	6	7	8	9	AB	R	H	RBI	BB	SO	LOB	BOTTOM								
3 Chris Taylor, R OBP: 0.424, SLG: 0.574										5	1	1	2	0	2	1	Chicago Cubs @ Los Angeles Dodgers Dodger Stadium, Los Angeles, CA Sat May 27 2017, 4:16 PM - 6:57 PM PDT Att: 48,322 - Sunny - 70 F								
5 Corey Seager, L OBP: 0.386, SLG: 0.472										3	0	0	0	1	1	1									
9 Yasmani Grandal, S OBP: 0.360, SLG: 0.493										4	1	1	0	0	1	2									
23 Adrián González, L OBP: 0.309, SLG: 0.349										4	0	1	0	0	0	1									
14 Enrique Hernández, R OBP: 0.318, SLG: 0.510										4	2	1	0	0	1	2									
35 Cody Bellinger, L OBP: 0.347, SLG: 0.582										1	0	0	0	3	0	1									
26 Chase Utley, L OBP: 0.310, SLG: 0.354										4	0	2	3	0	1	2									
66 Yasiel Puig, R OBP: 0.293, SLG: 0.387										4	0	0	0	0	3	5									
38 Brandon McCarthy, R OBP: 0.286, SLG: 0.091										1	1	0	0	1	1	0									
28 Franklin Gutiérrez, R OBP: 0.342, SLG: 0.441										0	0	0	0	1	0	0									
68 Ross Stripling, R ERA: 2.54										1	0	0	0	0	1	0									
Inning Stats	R: 0 E: 0 K: 0 S: 12	H: 0 LOB: 1 BB: 1 P: 18	R: 0 E: 1 K: 1 S: 10	H: 0 LOB: 0 BB: 0 P: 15	R: 0 E: 0 K: 3 S: 9	H: 0 LOB: 0 BB: 0 P: 14	R: 1 E: 0 K: 1 S: 14	H: 2 LOB: 2 BB: 1 P: 20	R: 4 E: 0 K: 0 S: 13	H: 4 LOB: 2 BB: 2 P: 28	R: 0 E: 0 K: 1 S: 10	H: 0 LOB: 1 BB: 1 P: 18	R: 0 E: 0 K: 2 S: 10	H: 0 LOB: 1 BB: 1 P: 17	R: 0 E: 0 K: 3 S: 12	H: 0 LOB: 0 BB: 0 P: 15	R: 0 E: 0 K: 3 S: 12	H: 0 LOB: 0 BB: 0 P: 15	1B: 4 2B: 1 3B: 0 HR: 1	SF: 0 SAC: 0 DP: 0 HBP: 0	WP: 0 PB: 0 SB: 1 CS: 0	PA: 37			
PITCHER	IP	WLS	BF	H	R	ER	SO	BB	IBB	HBP	BLK	WP	HR	S	P	ERA	WHIP								
41 John Lackey, R ERA: 5.18	5.0	L	26	6	5	5	5	4	0	0	0	0	0	10	95	9.00	2.000								
32 Brian Duensing, L ERA: 3.27	1.0		4	0	0	0	1	1	0	0	0	0	0	10	17	0.00	1.000								
46 Pedro Strop, R ERA: 3.52	1.0		4	0	0	0	2	1	0	0	0	0	0	10	17	0.00	1.000								
56 Héctor Rondón, R ERA: 3.63	1.0		3	0	0	0	3	0	0	0	0	0	0	12	15	0.00	0.000								

AB	31
R	5
H	6
RBI	5
BB	6
SO	11
LOB	15



Batter	1	2	3	4	5	6	7	8	9	AB	R	H	RBI	BB	SO	LOB	TOP			
9 Javier Báez, R OBP: 0.299, SLG: 0.500 (1, 4)										5	1	2	1	0	1	3				
17 Kris Bryant, R OBP: 0.394, SLG: 0.545 (1, 5)										3	1	1	0	2	2	4				
44 Anthony Rizzo, L OBP: 0.369, SLG: 0.473 (1, 3)										5	1	2	2	0	1	3				
8 Ian Happ, S OBP: 0.351, SLG: 0.490 (1, 7)										5	0	0	0	0	4	3				
22 Jason Heyward, L OBP: 0.324, SLG: 0.406 (1, 9)										5	0	1	0	0	0	3				
40 Wilson Contreras, R OBP: 0.298, SLG: 0.469 (1, 2)										5	1	2	1	0	2	1				
27 Addison Russell, R OBP: 0.290, SLG: 0.343 (1, 6)										2	0	1	0	1	0	0				
30 Jon Jay, L OBP: 0.388, SLG: 0.381 (7, 8)										3	0	2	0	0	0	3				
5 Albert Almora Jr., R OBP: 0.318, SLG: 0.374 (1, 8)										1	0	0	0	0	1	0				
12 Kyle Schwarber, L OBP: 0.292, SLG: 0.341 (7, 7)										0	0	0	0	0	0	0				
34 Jon Lester, L OBP: 0.125, SLG: 0.156 (4, 1)										0	0	0	0	0	0	0				
38 Mike Montgomery, L ERA: 0.94 (6, 1)										0	0	0	0	0	0	0				
46 Pedro Strop, R ERA: 3.31 (7, 1)										0	0	0	0	0	0	0				
47 Miguel Montero, L OBP: 0.320, SLG: 0.452 (8, 1)										0	0	0	0	0	0	0				
60 Félix Peña, R ERA: 3.38 (8, 1)										0	0	0	0	0	0	0				
Inning Stats	R: 0 H: 2 E: 0 K: 1 S: 12	H: 2 BB: 0 P: 16	R: 1 H: 2 E: 1 K: 1 S: 18	H: 2 BB: 0 P: 26	R: 0 H: 2 E: 0 K: 1 S: 18	LOB: 2 BB: 1 P: 28	R: 3 H: 3 E: 0 K: 3 S: 16	H: 3 BB: 1 P: 29	R: 0 H: 2 E: 0 K: 2 S: 17	H: 0 BB: 0 P: 11	R: 0 H: 0 E: 0 K: 1 S: 12	H: 0 BB: 0 P: 18	R: 0 H: 0 E: 0 K: 2 S: 9	H: 0 BB: 1 P: 16	R: 0 H: 0 E: 0 K: 1 S: 11	H: 0 BB: 0 P: 17	1B: 8 2B: 0 3B: 0 HR: 3	SF: 0 SAC: 2 DP: 0 HBP: 0	WP: 0 PB: 0 SB: 0 CS: 0	PA: 42
PITCHER	IP WLS BF H R ER SO BB IBB HBP BLK WP HR S P ERA WHIP																			
22 Clayton Kershaw, L ERA: 2.37 (1, 1)	4.1 27 11 4 4 6 2 0 0 0 0 0 3 72 109 8.31 3.000																			
46 Josh Fields, R ERA: 0.94 (7, 1)	1.2 5 0 0 0 2 0 0 0 0 0 0 0 16 23 0.00 0.000																			
54 Sergio Romo, R ERA: 7.31 (7, 1)	0.2 2 0 0 0 1 0 0 0 0 0 0 0 6 9 0.00 0.000																			
36 Adam Liberatore, L ERA: 3.38 (9, 1)	1.1 5 0 0 0 2 1 0 0 0 0 0 0 15 25 0.00 0.750																			
74 Kentley Jansen, R ERA: 1.42 (9, 1)	1.0 3 0 0 0 1 0 0 0 0 0 0 0 11 17 0.00 0.000																			

Chicago Cubs @ Los Angeles Dodgers
Dodger Stadium, Los Angeles, CA
Sun May 28 2017, 1:11 PM - 4:38 PM PDT
Att: 47,732 - Sunny - 76 F

livebaseballscorecards.com

AB 37
R 4
H 11
RBI 4
BB 3
SO 12
LOB 20



Batter	1	2	3	4	5	6	7	8	9	AB	R	H	RBI	BB	SO	LOB	BOTTOM			
11 Logan Forsythe, R OBP: 0.361, SLG: 0.288 (1, 5)										3	0	0	0	1	0	1				
54 Sergio Romo, R ERA: 0.94 (7, 1)										0	0	0	0	0	0	0				
36 Adam Liberatore, L ERA: 3.31 (8, 1)										0	0	0	0	0	0	0				
23 Adrián González, L OBP: 0.314, SLG: 0.354 (8, PH)										1	0	1	0	0	0	0				
74 Kentley Jansen, S OBP: 0.500, SLG: 0.500 (9, 1)										0	0	0	0	0	0	0				
5 Corey Seager, L OBP: 0.386, SLG: 0.470 (1, 6)										5	1	2	0	0	3	4				
3 Chris Taylor, R OBP: 0.415, SLG: 0.557 (1, 8)										5	1	1	0	0	1	6				
28 Franklin Gutiérrez, R OBP: 0.342, SLG: 0.441 (1, 7)										0	0	0	0	0	0	0				
66 Yasiel Puig, R OBP: 0.297, SLG: 0.407 (1, PH)										4	2	2	2	0	0	1				
14 Enrique Hernández, R OBP: 0.324, SLG: 0.535 (1, 4)										3	2	1	3	1	0	0				
15 Austin Barnes, R OBP: 0.381, SLG: 0.528 (1, 2)										3	2	2	1	1	0	0				
35 Cody Bellinger, L OBP: 0.344, SLG: 0.596 (1, 3)										4	1	1	3	0	3	1				
50 Brett Eibner, R OBP: 0.292, SLG: 0.500 (2, 7)										4	0	0	0	0	2	0				
22 Clayton Kershaw, L OBP: 0.259, SLG: 0.200 (1, 1)										2	0	1	0	0	1	0				
46 Josh Fields, R ERA: 0.94 (5, 1)										0	0	0	0	0	0	0				
26 Chase Utley, L OBP: 0.322, SLG: 0.354 (6, PH)										0	0	0	0	2	0	0				
Inning Stats	R: 0 H: 1 E: 0 K: 0 S: 10	H: 1 LOB: 1 BB: 0 P: 18	R: 3 H: 2 E: 0 K: 1 S: 17	H: 2 LOB: 1 BB: 1 P: 27	R: 3 H: 3 E: 0 K: 2 S: 12	H: 3 LOB: 0 BB: 0 P: 18	R: 0 H: 1 E: 0 K: 1 S: 11	H: 1 LOB: 2 BB: 1 P: 19	R: 1 H: 1 E: 0 K: 1 S: 7	H: 0 LOB: 0 BB: 0 P: 11	R: 0 H: 0 E: 0 K: 1 S: 9	H: 0 LOB: 0 BB: 1 P: 14	R: 2 H: 2 E: 0 K: 2 S: 18	H: 2 LOB: 1 BB: 1 P: 32	R: 0 H: 1 E: 0 K: 2 S: 11	H: 1 LOB: 2 BB: 1 P: 22	1B: 7 2B: 0 3B: 0 HR: 4	SF: 0 SAC: 0 DP: 1 HBP: 0	WP: 0 PB: 0 SB: 1 CS: 0	PA: 39
PITCHER	IP WLS BF H R ER SO BB IBB HBP BLK WP HR S P ERA WHIP																			
34 Jon Lester, L ERA: 3.86 (1, 1)	3.1 19 7 6 6 3 2 0 0 0 0 0 1 11 17 5.40 0.600																			
38 Mike Montgomery, L ERA: 2.43 (4, 1)	1.2 6 1 1 1 2 0 0 0 0 0 0 1 11 17 5.40 0.600																			
46 Pedro Strop, R ERA: 3.31 (6, 1)	1.0 3 0 0 0 1 1 0 0 0 0 0 0 9 14 0.00 1.000																			
56 Héctor Rondón, R ERA: 4.42 (7, 1)	1.0 6 2 2 2 2 1 0 0 0 0 0 1 18 32 18.00 3.000																			
60 Félix Peña, R ERA: 3.38 (8, 1)	1.0 5 1 0 0 2 1 0 0 0 0 0 0 11 22 0.00 2.000																			

Chicago Cubs @ Los Angeles Dodgers
Dodger Stadium, Los Angeles, CA
Sun May 28 2017, 1:11 PM - 4:38 PM PDT
Att: 47,732 - Sunny - 76 F

livebaseballscorecards.com

AB 34
R 9
H 11
RBI 9
BB 5
SO 10
LOB 13



Batter	1	2	3	4	5	6	7	8	9	AB	R	H	RBI	BB	SO	LOB	TOP			
18 Ben Zobrist, S OBP: 0.391, SLG: 0.455	4-1 C SI 92 B SI 90 X SI 92	4-1 B SI 92 C SI 92 X SI 92		4-0 B SI 92 C SI 92 X SI 92		1-2 C SI 92 B SI 90 X SI 92		0-3 1 SAFE S ST 92 S ST 91		1	1	0	0	3	0	0				
8 Ian Happ, S OBP: 0.345, SLG: 0.480										1	0	0	0	0	1	1				
32 Brian Duensing, L (8, 1)										0	0	0	0	0	0	0				
12 Kyle Schwarber, L OBP: 0.289, SLG: 0.333	1-0 B SI 93 X SI 92	3-1 B SI 92 C SI 92 X SI 93		3-2 B CH 82 B SI 91 C SI 91 X SI 91		4-2 B CU 77 B SI 91 C SI 92 X SI 93		1-3 S FF 98 L CH 87 F CH 98 B CH 91 C FF 97		4	0	0	0	1	1	4				
17 Kris Bryant, R OBP: 0.394, SLG: 0.536	0-1 C SI 96 X SI 94	4-0 B SI 92 C SI 93 X SI 94		2-1 B SI 93 C SI 93 X SI 93		4-2 C SI 93 B SI 91 C SI 93 X SI 93		0-2 C SI 96 X SI 94		3	0	0	0	2	0	2				
44 Anthony Rizzo, L OBP: 0.370, SLG: 0.465	2-0 C SI 93 H SI 93	2-2 F SI 93 B SI 92 C SI 93 X SI 94		4-2 B SI 94 C SI 94 X SI 94		0-2 C SI 93 B SI 91 C SI 93 X SI 93		3-2 F SI 97 B SI 93 L CH 87 F CH 98 B CH 91 C FF 97		3	1	0	0	1	0	5				
47 Miguel Montero, L OBP: 0.356, SLG: 0.478	4-2 F SI 93 B SI 93 C SI 93 X SI 94		2-1 B SI 92 C SI 92 X SI 93		0-2 C SI 94 B SI 91 C SI 94 X SI 94		4-2 B SI 93 C SI 93 X SI 93			2	0	0	0	1	0	1				
40 Wilson Contreras, R OBP: 0.303, SLG: 0.409	1-2 2-3 22 1B			1-2 2-3 22 1B		1-2 2-3 22 1B			0	0	0	0	1	0	0					
22 Jason Heyward, L OBP: 0.326, SLG: 0.409	3-1 B SI 93 C SI 92 X SI 93		2-1 B SI 91 C SI 92 X SI 90		1-0 B SI 96 X SI 96		2-2 B SI 80 C SI 92 X SI 93			4	0	2	2	0	0	4				
9 Javier Báez, R OBP: 0.291, SLG: 0.486	3-3 B SI 94 C SI 94 X SI 94		0-2 F SI 93 T CH 81 X KC 78		1-3 B SI 94 C SI 94 X SI 94		1-3 C SI 92 C SI 90 S ST 90			4	0	0	0	0	3	4				
27 Addison Russell, R OBP: 0.299, SLG: 0.357		0-1 S SI 94 X SI 94		0-1 C SI 92 X SI 93		4-1 B SI 93 C SI 93 X SI 93		2-2 B SI 93 C SI 92 H SI 82		2	0	1	0	1	0	1				
28 Kyle Hendricks, R OBP: 0.111, SLG: 0.111										2	0	0	0	0	1	1				
5 Albert Almora Jr., R OBP: 0.315, SLG: 0.370										1	0	0	0	0	0	0				
52 Justin Grimm, R (6, 1)										0	0	0	0	0	0	0				
30 Jon Jay, L OBP: 0.364, SLG: 0.376										1	0	0	0	0	0	1				
Inning Stats	R: 2 K: 1 S: 11	H: 1 LOB: 2 BB: 2 P: 28	R: 0 K: 0 S: 12	H: 1 LOB: 3 BB: 2 P: 25	R: 0 K: 0 S: 9	H: 1 LOB: 1 BB: 0 P: 13	R: 0 K: 1 S: 10	H: 0 LOB: 0 BB: 1 P: 21	R: 0 K: 0 S: 5	H: 0 LOB: 0 BB: 1 P: 11	R: 0 K: 0 S: 14	H: 0 LOB: 2 BB: 3 P: 28	R: 0 K: 2 S: 11	H: 0 LOB: 1 BB: 0 P: 16	R: 0 K: 1 S: 13	H: 0 LOB: 0 BB: 0 P: 17	1B: 2 2B: 0 3B: 1 HR: 0	SF: 0 SAC: 0 DP: 2 HBP: 2	WP: 0 PB: 0 SB: 0 CS: 0	PA: 40
PITCHER	IP WLS BF H R ER SO BB IBB HBP BLK WP HR S P ERA WHIP																			
55 Jarrod Cosart, R ERA: 4.5	4.0	W 7	0	0	0	1	2	0	0	0	0	0	0	16	28	0.00	1.000			
76 José Torres, L ERA: 3.81	2.0	H 4	0	0	0	0	3	0	0	0	0	0	0	11	23	0.00	9.000			
40 Ryan Buchter, L ERA: 3.0	0.1	H 5	0	0	0	2	0	0	1	0	0	0	0	14	21	0.00	0.000			
52 Brad Hand, L ERA: 1.82	1.2	S 3	0	0	0	1	0	0	0	0	0	0	0	13	17	0.00	0.000			
37 Brandon Maurer, R ERA: 6.0	1.0																			

Chicago Cubs @ San Diego Padres
Petco Park, San Diego, CA
Mon May 29 2017, 1:41 PM - 4:39 PM PDT
Att: 41,414 - Overcast - 64 F

AB	28
R	2
H	3
RBI	2
BB	10
SO	6
LOB	25



Batter	1	2	3	4	5	6	7	8	9	AB	R	H	RBI	BB	SO	LOB	BOTTOM			
17 Allen Córdoba, R OBP: 0.347, SLG: 0.435	1-3 C SI 83 B SI 84 F CH 78 S CH 78			0-0 X SI 85		0-2 C SI 84 B SI 86		1-2 C SI 95 B CU 85 T CU 82		4	0	1	0	0	2	0				
26 Yanervis Solarte, S OBP: 0.329, SLG: 0.342	0-1 C SI 86 X FF 85			1-2 C FF 86 B SI 84 S CH 78 X CH 78		2-2 F SI 84 B SI 84 C SI 85 X SI 85		1-0 B CH 84 X SI 90		4	1	2	0	0	0	0				
4 Wily Myers, R OBP: 0.315, SLG: 0.500	1-3 C SI 84 B SI 85 C SI 84			3-2 C SI 85 B CH 77 B SI 84 F CH 78 B SI 86 C SI 86 X SI 87		3-2 C SI 84 B SI 85 C SI 85 X SI 86		0-3 C SI 92 F SI 91 S FF 91		4	1	1	1	0	2	2				
11 Ryan Schimpf, L OBP: 0.298, SLG: 0.440		2-3 B SI 85 C SI 85 S SI 84		1-0 H SI 86		0-1 C SI 87 1 SAFE		2-2 S SI 94 B SI 94 C SI 95 X SI 96		3	1	1	0	0	1	0				
10 Hunter Renfroe, R OBP: 0.298, SLG: 0.455		1-0 B SI 86 X SI 85		1-1 D SI 87 X SI 87		1-2 2-3 10 HR		0-3 F SI 96 C SI 93		3	1	1	4	1	1	0				
33 Franchy Cordero, L OBP: 0.333, SLG: 0.444		1-2 B SI 86 F SI 87 X CH 79		1-1 F SI 86 X CH 78		1-1 1-H 2-H 2-H		2-1 B SI 96 B SI 96 X FF 97		3	0	1	0	0	0	0				
52 Brad Hand, L (7, 1)										0	0	0	0	0	0	0				
15 Cory Spangenberg, L OBP: 0.266, SLG: 0.298										1	0	0	0	0	2					
37 Brandon Maurer, R (9, 1)										0	0	0	0	0	0	0				
18 Austin Hedges, R OBP: 0.257, SLG: 0.390										3	0	0	0	0	1	1				
12 Chase d'Araud, R OBP: 0.360, SLG: 0.348										3	0	0	0	0	0	0				
55 Jarrod Cosart, R (1, 1)										1	0	0	0	0	1	0				
76 José Torres, L OBP: 1.000, SLG: 1.000										1	1	1	0	0	0	0				
40 Ryan Buchter, L (7, 1)										0	0	0	0	0	0	0				
23 Matt Szczur, R OBP: 0.303, SLG: 0.316										1	0	0	0	0	0	0				
Inning Stats	R: 0 K: 2 S: 9	H: 0 LOB: 0 BB: 0 P: 11	R: 0 K: 1 S: 7	H: 0 LOB: 0 BB: 0 P: 11	R: 0 K: 2 S: 10	H: 0 LOB: 0 BB: 0 P: 13	R: 4 K: 0 S: 17	H: 3 LOB: 0 BB: 0 P: 25	R: 1 K: 0 S: 15	H: 3 LOB: 1 BB: 0 P: 21	R: 0 K: 1 S: 11	H: 1 LOB: 0 BB: 0 P: 15	R: 0 K: 1 S: 5	H: 0 LOB: 0 BB: 0 P: 6	R: 0 K: 1 S: 11	H: 1 LOB: 2 BB: 1 P: 18	1B: 7 2B: 0 3B: 0 HR: 1	SF: 0 SAC: 0 DP: 0 HBP: 1	WP: 0 PB: 0 SB: 0 CS: 0	PA: 34
PITCHER	IP WLS BF H R ER SO BB IBB HBP BLK WP HR S P ERA WHIP																			
28 Kyle Hendricks, R ERA: 3.75	5.0	L 21	6	5	5	2	0	0	0	0	0	0	0	16	21	0.00	0.500			
52 Justin Grimm, R ERA: 6.61	2.0	W 7	1	0	0	2	0	0	0	0	0	0	0	11	18	0.00	2.000			
32 Brian Duensing, L ERA: 3.13	1.0	S 5	1	0	0	1	1	0	0	0	0	0	0	11	18	0.00	2.000			

Chicago Cubs @ San Diego Padres
Petco Park, San Diego, CA
Mon May 29 2017, 1:41 PM - 4:39 PM PDT
Att: 41,414 - Overcast - 64 F

AB	31
R	5
H	8
RBI	5
BB	1
SO	8
LOB	5



Batter	1	2	3	4	5	6	7	8	9	AB	R	H	RBI	BB	SO	LOB	TOP			
18 Ben Zobrist, S OBP: 0.397, SLG: 0.442 (1,4)	F8		12 HBP BB		K		L7		F8	4	0	0	0	1	1	0	Chicago Cubs @ San Diego Padres Petco Park, San Diego, CA Tue May 30 2017, 7:11 PM - 10:03 PM PDT Att: 33,232 - Partly Cloudy - 65 F			
12 Kyle Schwarber, L OBP: 0.292, SLG: 0.349 (1,7)	G5-3		HBP		HR		F7		K	4	1	1	1	0	1	0				
17 Kris Bryant, R OBP: 0.396, SLG: 0.538 (1,5)	P3		K		2B					3	0	1	0	1	1	2				
44 Anthony Rizzo, L OBP: 0.364, SLG: 0.455 (1,3)		L8	P4		F8		G4-3			4	0	0	0	0	0	4				
30 Jon Jay, L OBP: 0.379, SLG: 0.371 (1,8)				K		K				4	0	1	0	0	3	0				
22 Jason Heyward, L OBP: 0.333, SLG: 0.419 (1,9)								1B		4	1	2	0	0	1	1				
40 Wilson Contreras, R OBP: 0.309, SLG: 0.414 (1,2)										3	0	1	1	0	1	2				
27 Addison Russell, R OBP: 0.300, SLG: 0.353 46 Pedro Strop, R 6 Carl Edwards Jr., R 47 Miguel Montero, L 56 Hector Rondón, R (6,1)										2	0	0	0	0	1	2				
33 Eddie Butler, R 32 Brian Duensing, L 8 Ian Happ, S OBP: 0.333, SLG: 0.462 (6,4)										0	0	0	0	0	0	0				
										2	0	0	0	0	0	2				
Inning Stats	R: 0 E: 0 K: 0 S: 6	H: 0 LOB: 0 BB: 0 P: 9	R: 1 E: 0 K: 2 S: 14	H: 2 LOB: 1 BB: 0 P: 17	R: 0 E: 0 K: 2 S: 20	H: 0 LOB: 2 BB: 1 P: 27	R: 0 E: 0 K: 2 S: 14	H: 1 LOB: 1 BB: 0 P: 19	R: 1 E: 0 K: 2 S: 15	H: 2 LOB: 1 BB: 0 P: 22	R: 0 E: 0 K: 1 S: 12	H: 0 LOB: 2 BB: 1 P: 21	R: 0 E: 0 K: 3 S: 12	H: 1 LOB: 1 BB: 0 P: 18	R: 0 E: 0 K: 1 S: 8	H: 0 LOB: 0 BB: 0 P: 12	1B: 2 2B: 3 HR: 1	SF: 0 SAC: 0 DP: 0 HBP: 2	WP: 0 PB: 0 SB: 0 CS: 0	PA: 38
PITCHER	IP WLS BF H R ER SO BB IBB HBP BLK WP HR S P ERA WHIP	IP WLS BF H R ER SO BB IBB HBP BLK WP HR S P ERA WHIP	IP WLS BF H R ER SO BB IBB HBP BLK WP HR S P ERA WHIP	IP WLS BF H R ER SO BB IBB HBP BLK WP HR S P ERA WHIP	IP WLS BF H R ER SO BB IBB HBP BLK WP HR S P ERA WHIP	IP WLS BF H R ER SO BB IBB HBP BLK WP HR S P ERA WHIP	IP WLS BF H R ER SO BB IBB HBP BLK WP HR S P ERA WHIP	IP WLS BF H R ER SO BB IBB HBP BLK WP HR S P ERA WHIP	IP WLS BF H R ER SO BB IBB HBP BLK WP HR S P ERA WHIP	IP WLS BF H R ER SO BB IBB HBP BLK WP HR S P ERA WHIP	IP WLS BF H R ER SO BB IBB HBP BLK WP HR S P ERA WHIP	IP WLS BF H R ER SO BB IBB HBP BLK WP HR S P ERA WHIP	IP WLS BF H R ER SO BB IBB HBP BLK WP HR S P ERA WHIP	IP WLS BF H R ER SO BB IBB HBP BLK WP HR S P ERA WHIP	IP WLS BF H R ER SO BB IBB HBP BLK WP HR S P ERA WHIP	IP WLS BF H R ER SO BB IBB HBP BLK WP HR S P ERA WHIP	IP WLS BF H R ER SO BB IBB HBP BLK WP HR S P ERA WHIP			

Batter	1	2	3	4	5	6	7	8	9	AB	R	H	RBI	BB	SO	LOB	BOTTOM			
17 Allen Córdoba, R OBP: 0.333, SLG: 0.417 (1,7)	G6-3		F8		G5-3	E1 26 G4-3				4	0	0	0	0	0	0	Chicago Cubs @ San Diego Padres Petco Park, San Diego, CA Tue May 30 2017, 7:11 PM - 10:03 PM PDT Att: 33,232 - Partly Cloudy - 65 F			
26 Yanervis Solarte, S OBP: 0.336, SLG: 0.348 (1,4)	FC1-4 1B		BB		10 2B 1B	G4-3				3	1	2	0	1	0	1				
4 WJ Myers, R OBP: 0.314, SLG: 0.495 (1,3)	FC1-4 1-2		K		10 2B 1B	L9			4	1	1	0	0	1	3					
10 Hunter Renfroe, R OBP: 0.297, SLG: 0.456 (1,9)	G5-3		K		18 2B 2B				4	1	1	2	0	2	2					
33 Franchy Cordero, L OBP: 0.385, SLG: 0.417 (1,8)		18 HR 1B		K	18 2B BB				3	2	1	0	1	2	0					
15 Cory Spangenberg, L OBP: 0.269, SLG: 0.307 39 Kirby Yates, L (8,1)									4	0	1	0	0	3	3					
18 Austin Hedges, R OBP: 0.263, SLG: 0.418 (1,2)									0	0	0	0	0	0	0					
12 Chase d'Arnaud, R OBP: 0.357, SLG: 0.320 59 Kevin Quackenbush, R 11 Ryan Schimpf, L OBP: 0.297, SLG: 0.437 (8,5)									4	1	2	4	0	1	1					
64 Dinelson Lamet, R 76 José Torres, L 8 Erick Aybar, S OBP: 0.269, SLG: 0.307 (6,6)									2	0	0	0	0	1	1					
									2	0	0	0	0	1	0					
Inning Stats	R: 0 E: 0 K: 0 S: 8	H: 1 LOB: 1 BB: 0 P: 11	R: 2 E: 0 K: 2 S: 12	H: 2 LOB: 0 BB: 0 P: 15	R: 0 E: 0 K: 2 S: 10	H: 0 LOB: 1 BB: 1 P: 16	R: 0 E: 0 K: 1 S: 10	H: 1 LOB: 2 BB: 1 P: 13	R: 4 E: 0 K: 2 S: 18	H: 4 LOB: 1 BB: 1 P: 29	R: 0 E: 1 K: 1 S: 7	H: 0 LOB: 1 BB: 0 P: 9	R: 0 E: 0 K: 3 S: 11	H: 0 LOB: 0 BB: 0 P: 17	R: 0 E: 0 K: 2 S: 8	H: 0 LOB: 0 BB: 0 P: 9	1B: 4 2B: 3 3B: 0 HR: 1	SF: 0 SAC: 0 DP: 0 HBP: 0	WP: 0 PB: 0 SB: 0 CS: 0	PA: 36
PITCHER	IP WLS BF H R ER SO BB IBB HBP BLK WP HR S P ERA WHIP	IP WLS BF H R ER SO BB IBB HBP BLK WP HR S P ERA WHIP	IP WLS BF H R ER SO BB IBB HBP BLK WP HR S P ERA WHIP	IP WLS BF H R ER SO BB IBB HBP BLK WP HR S P ERA WHIP	IP WLS BF H R ER SO BB IBB HBP BLK WP HR S P ERA WHIP	IP WLS BF H R ER SO BB IBB HBP BLK WP HR S P ERA WHIP	IP WLS BF H R ER SO BB IBB HBP BLK WP HR S P ERA WHIP	IP WLS BF H R ER SO BB IBB HBP BLK WP HR S P ERA WHIP	IP WLS BF H R ER SO BB IBB HBP BLK WP HR S P ERA WHIP	IP WLS BF H R ER SO BB IBB HBP BLK WP HR S P ERA WHIP	IP WLS BF H R ER SO BB IBB HBP BLK WP HR S P ERA WHIP	IP WLS BF H R ER SO BB IBB HBP BLK WP HR S P ERA WHIP	IP WLS BF H R ER SO BB IBB HBP BLK WP HR S P ERA WHIP	IP WLS BF H R ER SO BB IBB HBP BLK WP HR S P ERA WHIP	IP WLS BF H R ER SO BB IBB HBP BLK WP HR S P ERA WHIP	IP WLS BF H R ER SO BB IBB HBP BLK WP HR S P ERA WHIP	IP WLS BF H R ER SO BB IBB HBP BLK WP HR S P ERA WHIP			

AB	33
R	2
H	6
RBI	2
BB	3
SO	13
LOB	14



Batter	1	2	3	4	5	6	7	8	9	AB	R	H	RBI	BB	SO	LOB	TOP				
18 Ben Zobrist, S OBP: 0.351, SLG: 0.433	G3		P4		G4-3			K		3	0	0	0	0	0	1	Chicago Cubs @ San Diego Padres Petco Park, San Diego, CA Wed May 31 2017, 12:42 PM - 3:07 PM PDT Att: 23,995 - Cloudy - 64 F				
5 Albert Almora Jr., R OBP: 0.312, SLG: 0.366	K		L8			K		P6		1	0	0	0	0	1	0					
12 Kyle Schwarber, L OBP: 0.286, SLG: 0.341	K									4	0	0	0	0	2	0					
17 Kris Bryant, R OBP: 0.398, SLG: 0.535	F8							G6-3		3	0	1	0	1	0	0					
44 Anthony Rizzo, L OBP: 0.362, SLG: 0.448		HBP								3	1	0	0	0	0	2					
8 Ian Happ, S OBP: 0.313, SLG: 0.429	F8									4	0	0	0	0	0	3					
22 Jason Heyward, L OBP: 0.325, SLG: 0.407	G1-3									4	0	0	0	0	1	2					
40 Wilson Contreras, R OBP: 0.321, SLG: 0.426										1	0	1	0	1	0	0					
9 Javier Báez, R OBP: 0.286, SLG: 0.476	E5									3	0	0	0	0	0	3					
49 Jake Arrieta, R OBP: 0.125, SLG: 0.208										2	0	0	0	0	1	1					
27 Addison Russell, R OBP: 0.258, SLG: 0.351										1	0	0	0	0	0	1					
6 Carl Edwards Jr., R										0	0	0	0	0	0	0					
19 Koji Uehara, R										0	0	0	0	0	0	0					
Inning Stats	R: 0 E: 0 K: 1 S: 6	H: 0 LOB: 0 BB: 0 P: 10	R: 1 E: 1 K: 0 S: 11	H: 0 LOB: 2 BB: 1 P: 18	R: 0 E: 0 K: 0 S: 6	H: 0 LOB: 0 BB: 0 P: 11	R: 0 E: 0 K: 0 S: 9	H: 1 LOB: 1 BB: 0 P: 14	R: 0 E: 0 K: 1 S: 8	H: 1 LOB: 1 BB: 0 P: 12	R: 0 E: 0 K: 1 S: 7	H: 0 LOB: 1 BB: 1 P: 16	R: 0 E: 0 K: 1 S: 10	H: 0 LOB: 0 BB: 0 P: 16	R: 0 E: 0 K: 0 S: 7	H: 0 LOB: 0 BB: 0 P: 11	1B: 1 2B: 1 3B: 0 HR: 0	SF: 0 SAC: 0 DP: 0 HBP: 2	WP: 1 PB: 0 SB: 1 CS: 0	PA: 33	
PITCHER	IP	WLS	BF	H	R	ER	SO	BB	IBB	HBP	BLK	WP	HR	S	P	ERA	WHIP				
61 Luis Perdomo, R ERA: 4.83	7.0		27	2	1	0	4	2	0	2	0	1	0	53	94	0.00	0.571				
52 Brad Hand, L ERA: 1.79	1.0	W	3	0	0	0	1	0	0	0	0	0	0	10	16	0.00	0.000				
37 Brandon Maurer, R ERA: 5.73	1.0	S	3	0	0	0	0	0	0	0	0	0	0	7	11	0.00	0.000				

AB	29
R	1
H	2
RBI	0
BB	2
SO	5
LOB	13



Batter	1	2	3	4	5	6	7	8	9	AB	R	H	RBI	BB	SO	LOB	BOTTOM				
33 Franchy Cordero, L OBP: 0.353, SLG: 0.500	K2-3		K		K			26 FC4 3B		4	1	1	0	0	3	1	Chicago Cubs @ San Diego Padres Petco Park, San Diego, CA Wed May 31 2017, 12:42 PM - 3:07 PM PDT Att: 23,995 - Cloudy - 64 F				
26 Yanervis Solarte, S OBP: 0.336, SLG: 0.366	4 BB 1B		F8		K			FC4 4 G6-3		4	0	1	1	0	1	1					
4 Wil Myers, R OBP: 0.317, SLG: 0.493	1-2 BB		10 S 1B					G6-3		3	0	1	0	1	0	1					
10 Hunter Renfroe, R OBP: 0.296, SLG: 0.449	K		K							3	0	0	0	1	3	2					
11 Ryan Schimpf, L OBP: 0.296, SLG: 0.452										4	1	1	1	0	1	2					
37 Brandon Maurer, R										0	0	0	0	0	0	0					
15 Cory Spangenberg, L OBP: 0.259, SLG: 0.297	F7									3	0	0	0	0	0	0					
8 Erick Aybar, S OBP: 0.271, SLG: 0.314	21 WP 2B									3	0	1	0	0	0	0					
21 Luis Torrens, R OBP: 0.200, SLG: 0.162	61 G4-6-3 BB									2	0	1	0	1	0	0					
61 Luis Perdomo, R ERA: 4.8	G4-6-3									2	0	0	0	0	0	3					
52 Brad Hand, L ERA: 0.9										0	0	0	0	0	0	0					
23 Matt Szczur, R OBP: 0.299, SLG: 0.310										1	0	0	0	0	1	0					
Inning Stats	R: 0 E: 0 K: 2 S: 9	H: 1 LOB: 1 BB: 1 P: 14	R: 1 E: 0 K: 0 S: 10	H: 2 LOB: 1 BB: 1 P: 19	R: 0 E: 0 K: 2 S: 10	H: 1 LOB: 1 BB: 0 P: 15	R: 0 E: 0 K: 0 S: 8	H: 0 LOB: 0 BB: 0 P: 12	R: 0 E: 0 K: 1 S: 7	H: 0 LOB: 0 BB: 0 P: 12	R: 0 E: 0 K: 0 S: 5	H: 0 LOB: 0 BB: 0 P: 7	R: 1 E: 0 K: 2 S: 12	H: 1 LOB: 2 BB: 1 P: 22	R: 0 E: 0 K: 0 S: 7	H: 0 LOB: 0 BB: 0 P: 12	1B: 3 2B: 1 3B: 1 HR: 1	SF: 0 SAC: 0 DP: 1 HBP: 0	WP: 1 PB: 0 SB: 1 CS: 0	PA: 32	
PITCHER	IP	WLS	BF	H	R	ER	SO	BB	IBB	HBP	BLK	WP	HR	S	P	ERA	WHIP				
49 Jake Arrieta, R ERA: 4.6	6.0		23	5	1	1	7	2	0	0	0	0	0	53	84	1.50	1.167				
6 Carl Edwards Jr., R ERA: 0.9	1.0		3	0	0	0	0	0	0	0	0	0	0	5	7	0.00	0.000				
19 Koji Uehara, R ERA: 3.63	1.0	L	6	1	1	1	2	1	0	0	0	0	0	12	22	9.00	2.000				

AB	29
R	2
H	6
RBI	2
BB	3
SO	9
LOB	10



Batter	1	2	3	4	5	6	7	8	9	AB	R	H	RBI	BB	SO	LOB	TOP
25 Dexter Fowler, S OBP: 0.320, SLG: 0.446			L9			K		55 BB		3	1	1	1	1	1	0	St. Louis Cardinals @ Chicago Cubs Wrigley Field, Chicago, IL Fri Jun 02 2017, 1:23 PM - 4:08 PM CDT Att: 41,051 - Sunny - 80 F
13 Matt Carpenter, L OBP: 0.351, SLG: 0.415	F7		L8			K		K		4	0	0	0	0	2	2	
55 Stephen Piscotty, R OBP: 0.377, SLG: 0.356	1B		K			FC6-4		BB		2	0	1	0	2	1	0	
4 Yadier Molina, R OBP: 0.289, SLG: 0.379	K		BB		27 G6-4-3	FC6-4		K		3	0	0	0	1	2	5	
27 Jhonny Peralta, R OBP: 0.245, SLG: 0.184	FC6-4		G6-4-3			L7		G6-3		4	0	0	0	0	2		
36 Aledmys Diaz, R OBP: 0.288, SLG: 0.388	1B		G6-3			G5-3		K		4	1	1	0	0	1	0	
11 Paul DeJong, R OBP: 0.316, SLG: 0.579	L4		F9			L5		G5-3		4	0	0	0	0	0	1	
43 Magneuris Sierra, L OBP: 0.429, SLG: 0.375	1B		K			K		55 BB, 35 SH1-3		2	0	1	1	1	1	0	
31 Lance Lynn, S OBP: 0.095, SLG: 0.050	B3-6-4		K			K		SH1-3		2	0	0	0	0	1	1	
70 Tyler Lyons, L										0	0	0	0	0	0	0	
67 Matt Bowman, R										0	0	0	0	0	0	0	
35 Greg Garcia, L										0	0	0	0	0	0	0	
44 Trevor Rosenthal, R										0	0	0	0	0	0	0	
Inning Stats	R: 1 H: 2 E: 0 K: 1 S: 13	H: 2 R: 1 ER: 0 LOB: 1 BB: 0 P: 18	R: 0 H: 0 E: 0 K: 1 S: 7	H: 0 R: 0 ER: 0 LOB: 0 BB: 0 P: 11	R: 0 H: 0 E: 0 K: 0 S: 7	H: 0 R: 0 ER: 0 LOB: 0 BB: 0 P: 14	R: 0 H: 0 E: 0 K: 2 S: 11	H: 0 R: 0 ER: 0 LOB: 1 BB: 1 P: 19	R: 0 H: 0 E: 0 K: 2 S: 11	H: 0 R: 0 ER: 0 LOB: 3 BB: 3 P: 28	R: 0 H: 0 E: 0 K: 1 S: 6	H: 0 R: 0 ER: 0 LOB: 0 BB: 0 P: 11	1B: 3 2B: 0 3B: 0 HR: 1	SF: 0 SAC: 1 DP: 2 HBP: 0	WP: 1 PB: 0 SB: 0 CS: 0	PA: 34	
PITCHER	IP WLS BF H R ER SO BB IBB HBP BLK WP HR S P ERA WHIP																
41 John Lackey, R ERA: 4.9	7.0 25 4 2 2 6 2 0 0 0 1 1 62 99 2.57 0.857																
6 Carl Edwards Jr., R ERA: 0.87	0.2 5 0 0 0 1 3 0 0 0 0 0 0 8 23 0.00 4.500																
46 Pedro Strop, R ERA: 3.06	0.1 W 1 0 0 0 1 0 0 0 0 0 0 3 5 0.00 0.000																
71 Wade Davis, R ERA: 0.93	1.0 S 3 0 0 0 1 0 0 0 0 0 0 6 11 0.00 0.000																

Batter	1	2	3	4	5	6	7	8	9	AB	R	H	RBI	BB	SO	LOB	BOTTOM
8 Ian Happ, S OBP: 0.309, SLG: 0.433	G6-3		K			K		2B		4	0	1	0	0	2	0	St. Louis Cardinals @ Chicago Cubs Wrigley Field, Chicago, IL Fri Jun 02 2017, 1:23 PM - 4:08 PM CDT Att: 41,051 - Sunny - 80 F
17 Kris Bryant, R OBP: 0.398, SLG: 0.545	F8		HR			F8		F8		4	1	1	1	0	0	1	
44 Anthony Rizzo, L OBP: 0.372, SLG: 0.456	BB		BB			18 BB, 22 2B		18 BB, 22 SF8		1	2	1	0	3	0	0	
18 Ben Zobrist, S OBP: 0.348, SLG: 0.425	G3		F9			22 2B		G5-3		3	0	0	0	1	0	3	
22 Jason Heyward, L OBP: 0.323, SLG: 0.413	F8		G4-3			2B		SF8		3	0	1	2	0	0	0	
47 Miguel Montero, L OBP: 0.355, SLG: 0.471	1B		F7			2B		K		2	0	1	0	0	0	0	
40 Wilson Contreras, R OBP: 0.323, SLG: 0.423	1B		K			30 G4-6-3		IBB		1	0	0	0	1	1	0	
12 Kyle Schwarber, L ERA: 2.97	K		K			G4-6-3		K		2	0	0	0	0	2	1	
5 Albert Almora Jr., R OBP: 0.312, SLG: 0.366	K		K			K		K		0	0	0	0	0	0	0	
30 Jon Jay, L OBP: 0.375, SLG: 0.367	K		K			K		L9		3	0	0	0	0	2	1	
27 Addison Russell, R OBP: 0.294, SLG: 0.345	K		G5-3			G6-3		K		3	0	0	0	0	2	1	
41 John Lackey, R OBP: 0.190, SLG: 0.238										3	0	0	0	0	1	0	
6 Carl Edwards Jr., R										0	0	0	0	0	0	0	
46 Pedro Strop, R										0	0	0	0	0	0	0	
71 Wade Davis, R										0	0	0	0	0	0	0	
Inning Stats	R: 0 H: 0 E: 0 K: 0 S: 9	H: 1 R: 0 ER: 0 LOB: 1 BB: 0 P: 19	R: 1 H: 1 E: 0 K: 1 S: 10	H: 1 R: 0 ER: 0 LOB: 1 BB: 1 P: 20	R: 0 H: 0 E: 0 K: 1 S: 8	H: 0 R: 0 ER: 0 LOB: 0 BB: 0 P: 15	R: 0 H: 0 E: 0 K: 2 S: 10	H: 0 R: 0 ER: 0 LOB: 2 BB: 3 P: 25	R: 0 H: 1 E: 0 K: 1 S: 7	H: 1 R: 0 ER: 0 LOB: 0 BB: 0 P: 13	R: 1 H: 1 E: 0 K: 1 S: 10	H: 1 R: 0 ER: 0 LOB: 0 BB: 0 P: 13	1B: 1 2B: 3 3B: 0 HR: 1	SF: 1 SAC: 0 DP: 1 HBP: 0	WP: 0 PB: 0 SB: 0 CS: 0	PA: 33	
PITCHER	IP WLS BF H R ER SO BB IBB HBP BLK WP HR S P ERA WHIP																
31 Lance Lynn, R	5.1 22 2 2 2 6 4 0 0 0 0 0 53 103 3.38 1.125																
70 Tyler Lyons, L ERA: 4.91	0.0 B 2 1 0 0 0 0 1 0 0 0 0 0 1 2 = =																
67 Matt Bowman, R ERA: 4.74	1.2 5 1 0 0 1 0 0 0 0 0 0 11 19 0.00 0.600																
44 Trevor Rosenthal, R ERA: 2.66	1.0 L 4 1 1 1 1 0 0 0 0 0 0 0 10 13 9.00 1.000																

AB	28
R	2
H	4
RBI	2
BB	5
SO	9
LOB	11



AB	27
R	3
H	5
RBI	3
BB	5
SO	8
LOB	9



Batter	1	2	3	4	5	6	7	8	9	AB	R	H	RBI	BB	SO	LOB	TOP			
25 Dexter Fowler, S OBP: 0.319, SLG: 0.439										3	1	0	0	1	1	2				
28 Tommy Pham, R OBP: 0.392, SLG: 0.537										3	1	1	0	1	1	2				
55 Stephen Piscotty, R OBP: 0.373, SLG: 0.349										3	0	0	0	1	1	0				
58 José Martínez, R OBP: 0.317, SLG: 0.400										4	0	1	2	0	1	0				
4 Yadier Molina, R OBP: 0.293, SLG: 0.394										3	1	1	1	1	0	2				
41 Eric Fryer, R OBP: 0.278, SLG: 0.303										0	0	0	0	0	0	0				
27 Jhonny Peralta, R OBP: 0.246, SLG: 0.189										4	0	1	0	0	1	2				
11 Paul DeJong, R OBP: 0.304, SLG: 0.522										4	0	1	0	0	1	2				
36 Aledmys Díaz, R OBP: 0.288, SLG: 0.387										3	0	1	0	0	0	1				
8 Mike Leake, R OBP: 0.222, SLG: 0.200										2	0	0	0	0	2	0				
46 Kevin Siegrist, L										0	0	0	0	0	0	0				
21 Brett Cecil, R										0	0	0	0	0	0	0				
Inning Stats	R: 2 H: 2 E: 0 K: 0 S: 9	WLS: 2 BF: 21	R: 0 H: 2 E: 0 K: 0 S: 10	H: 2 LOB: 2 BB: 0 P: 14	R: 0 H: 0 E: 0 K: 0 S: 7	H: 0 LOB: 0 BB: 1 P: 11	R: 0 H: 1 E: 0 K: 1 S: 9	H: 1 LOB: 0 BB: 0 P: 13	R: 0 H: 0 E: 0 K: 2 S: 12	H: 0 LOB: 0 BB: 1 P: 20	R: 1 H: 1 E: 0 K: 1 S: 10	H: 1 LOB: 0 BB: 0 P: 19	R: 0 H: 0 E: 0 K: 1 S: 7	H: 0 LOB: 0 BB: 0 P: 10	R: 0 H: 0 E: 0 K: 2 S: 14	H: 0 LOB: 2 BB: 1 P: 23	1B: 5 2B: 1 3B: 0 HR: 1	SF: 0 SAC: 1 DP: 2 HBP: 0	WP: 0 PB: 0 SB: 0 CS: 0	PA: 35
PITCHER	IP	WLS	BF	H	R	ER	SO	BB	IBB	HBP	BLK	WP	HR	S	P	ERA	WHIP			
34 Jon Lester, L ERA: 3.91	6.0		24	6	3	3	4	3	0	0	0	0	1	57	98	4.50	1.500			
56 Héctor Rondón, R ERA: 3.99	1.0	W	3	0	0	0	1	0	0	0	0	0	0	7	10	0.00	0.000			
19 Koji Uehara, R ERA: 3.44	1.0	H	3	0	0	0	1	0	0	0	0	0	0	9	15	0.00	0.000			
71 Wade Davis, R ERA: 0.89	1.0	S	4	0	0	0	2	1	0	0	0	0	0	14	23	0.00	1.000			

St. Louis Cardinals @ Chicago Cubs
Wrigley Field, Chicago, IL
Sat Jun 03 2017, 1:21 PM - 3:56 PM CDT
Att: 41,164 - Cloudy - 73 F

AB 29
R 3
H 6
RBI 3
BB 4
SO 8
LOB 11



Batter	1	2	3	4	5	6	7	8	9	AB	R	H	RBI	BB	SO	LOB	BOTTOM			
8 Ian Happ, S OBP: 0.319, SLG: 0.429										3	0	1	0	1	1	0				
17 Kris Bryant, R OBP: 0.393, SLG: 0.536										3	0	0	0	0	1	1				
44 Anthony Rizzo, L OBP: 0.386, SLG: 0.447										4	0	0	0	0	1	2				
18 Ben Zobrist, S OBP: 0.343, SLG: 0.417										3	0	0	0	0	0	0				
27 Addison Russell, R OBP: 0.292, SLG: 0.343										4	1	1	0	0	0	0				
22 Jason Heyward, L OBP: 0.321, SLG: 0.408										4	1	1	0	0	0	0				
40 Wilson Contreras, R OBP: 0.323, SLG: 0.421										3	1	1	0	0	0	0				
9 Javier Báez, R OBP: 0.293, SLG: 0.500										3	1	2	1	0	1	2				
34 Jon Lester, L OBP: 0.120, SLG: 0.130										1	0	0	0	0	0	0				
56 Héctor Rondón, R ERA: 4.95										0	0	0	0	0	0	0				
30 Jon Jay, L OBP: 0.381, SLG: 0.367										0	1	0	0	0	0	0				
12 Kyle Schwarber, L OBP: 0.284, SLG: 0.354										3	1	1	4	0	1	1				
19 Koji Uehara, R										0	0	0	0	0	0	0				
71 Wade Davis, R										0	0	0	0	0	0	0				
Inning Stats	R: 0 H: 0 E: 0 K: 1 S: 6	WLS: 0 BF: 10	R: 0 H: 0 E: 0 K: 0 S: 7	H: 0 LOB: 0 BB: 0 P: 12	R: 1 H: 2 E: 0 K: 1 S: 13	H: 2 LOB: 2 BB: 0 P: 17	R: 0 H: 0 E: 0 K: 0 S: 13	H: 0 LOB: 0 BB: 0 P: 20	R: 0 H: 1 E: 0 K: 1 S: 8	H: 1 LOB: 0 BB: 0 P: 13	R: 0 H: 0 E: 0 K: 1 S: 5	H: 0 LOB: 0 BB: 0 P: 5	R: 4 H: 3 E: 0 K: 1 S: 20	H: 3 LOB: 1 BB: 1 P: 33	R: 0 H: 0 E: 0 K: 0 S: 4	H: 0 LOB: 0 BB: 0 P: 6	1B: 4 2B: 0 3B: 0 HR: 2	SF: 0 SAC: 1 DP: 0 HBP: 2	WP: 0 PB: 0 SB: 0 CS: 0	PA: 32
PITCHER	IP	WLS	BF	H	R	ER	SO	BB	IBB	HBP	BLK	WP	HR	S	P	ERA	WHIP			
8 Mike Leake, R ERA: 2.64	6.2	L	28	6	5	5	5	1	0	2	0	0	2	67	103	6.75	1.050			
46 Kevin Siegrist, L	0.1		1	0	0	0	0	0	0	0	0	0	0	5	7	0.00	0.000			
21 Brett Cecil, L	1.0		3	0	0	0	0	0	0	0	0	0	0	4	6	0.00	0.000			

St. Louis Cardinals @ Chicago Cubs
Wrigley Field, Chicago, IL
Sat Jun 03 2017, 1:21 PM - 3:56 PM CDT
Att: 41,164 - Cloudy - 73 F

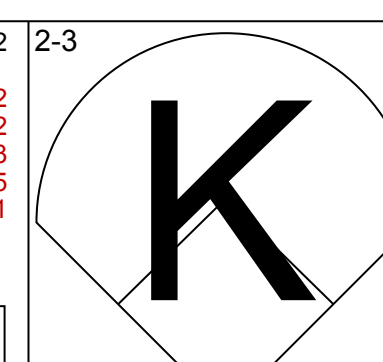
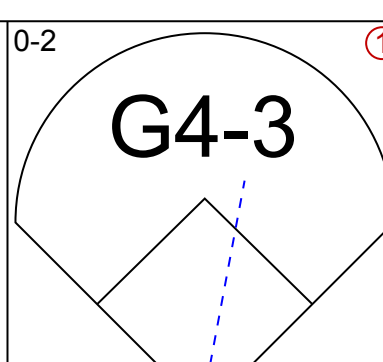
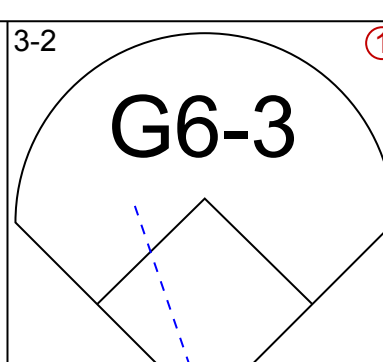
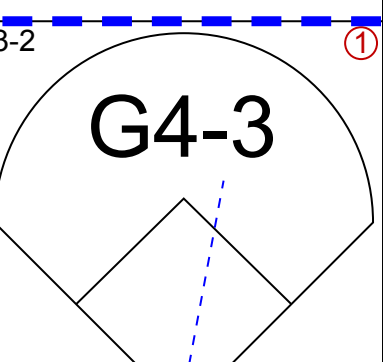
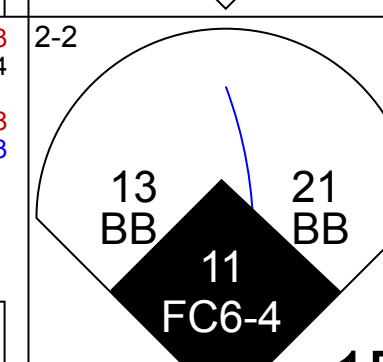
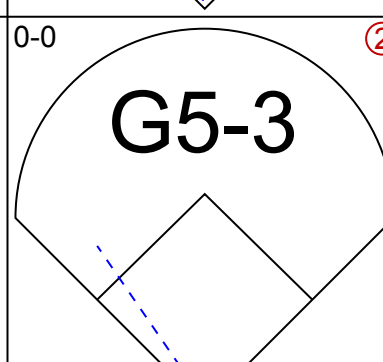
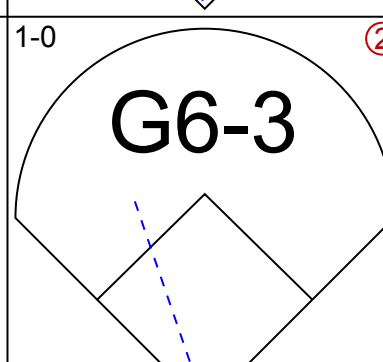
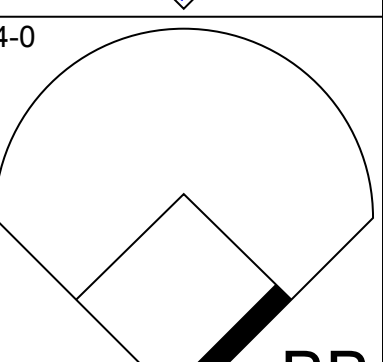
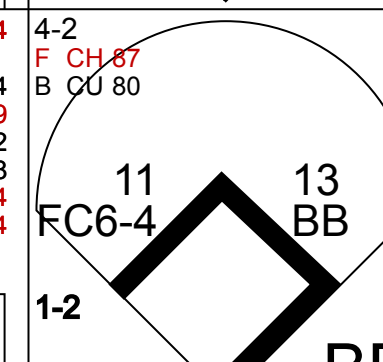
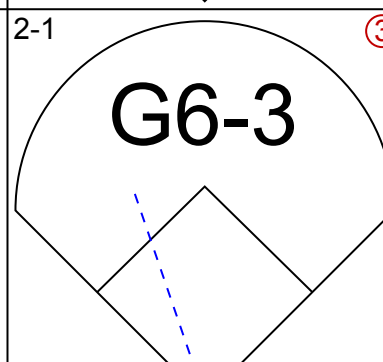
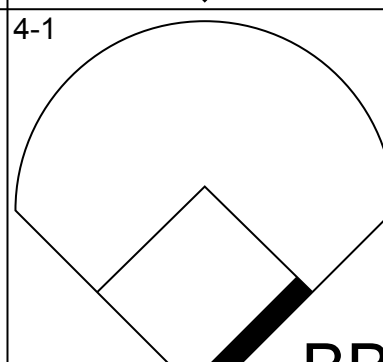
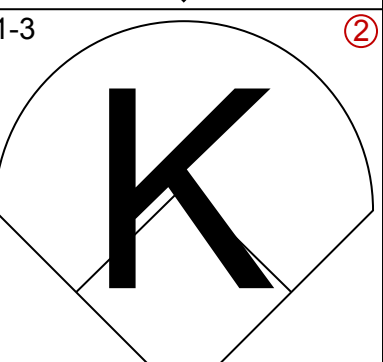
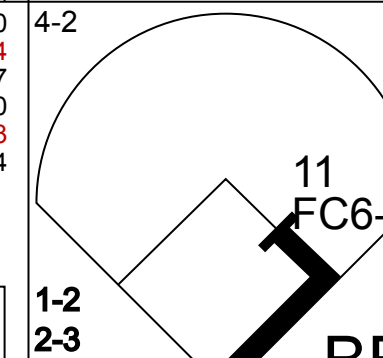
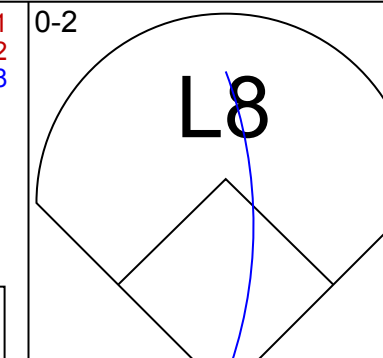
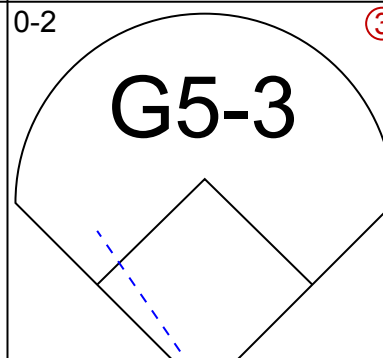
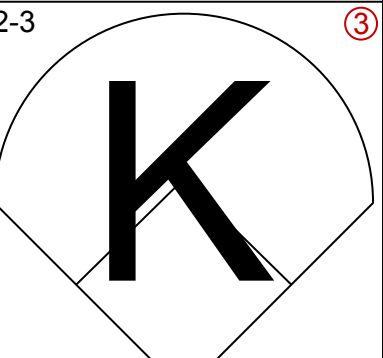
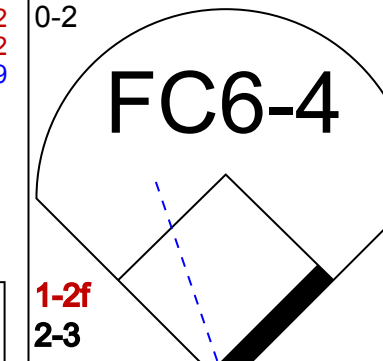
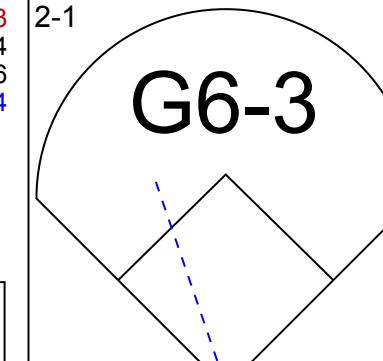
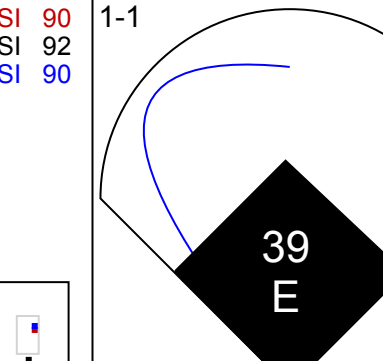
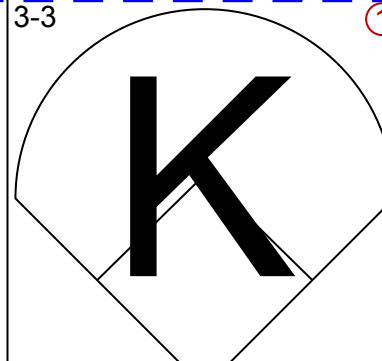
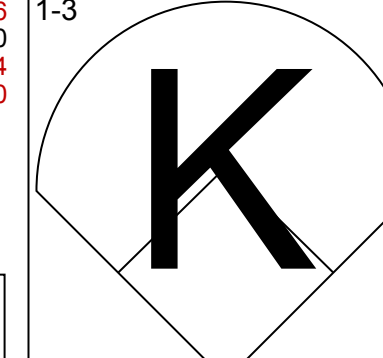
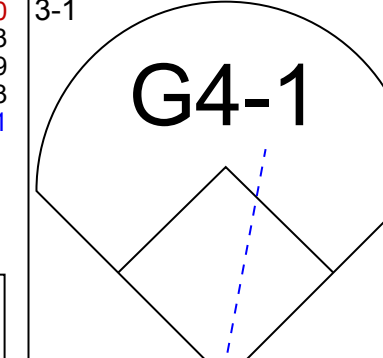
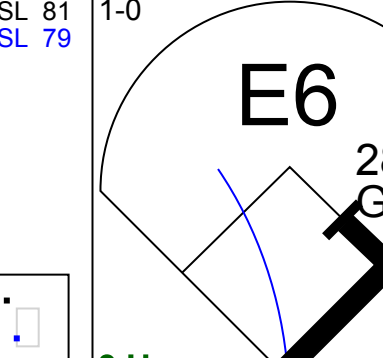
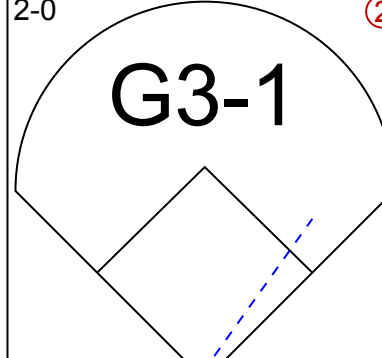
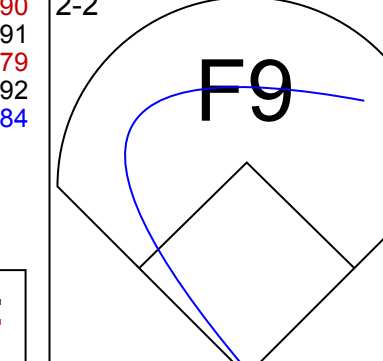
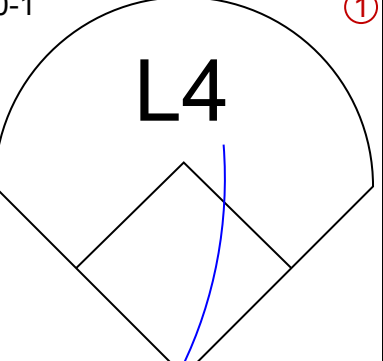
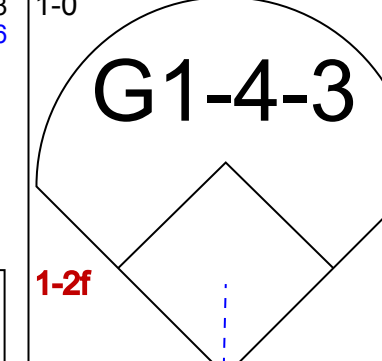
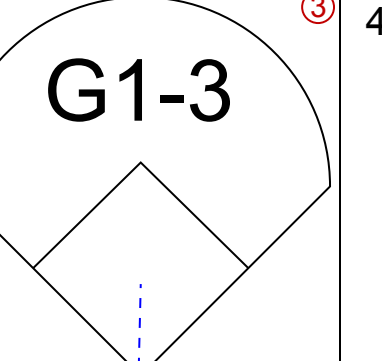
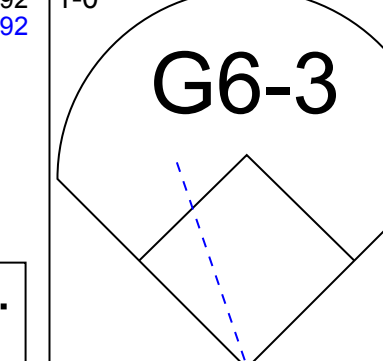
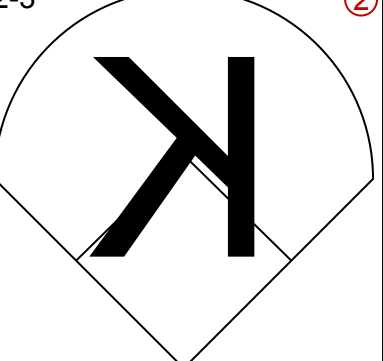
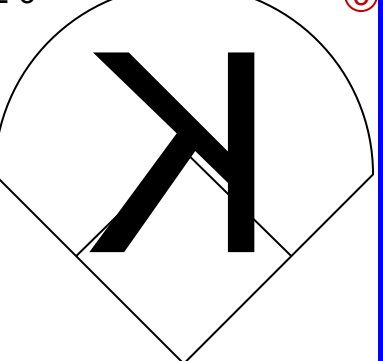
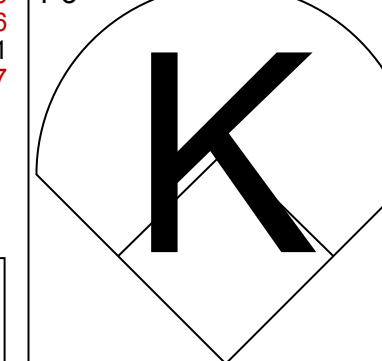
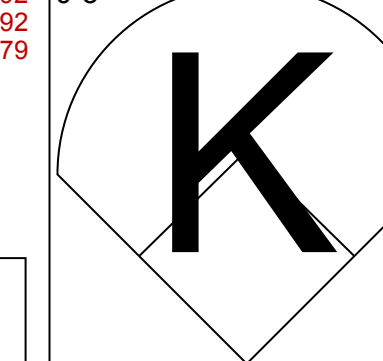
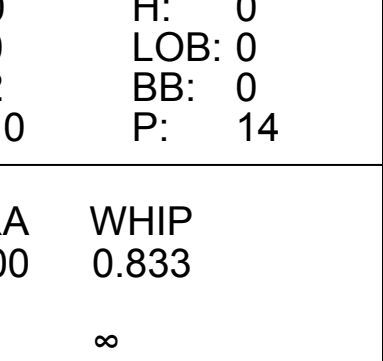
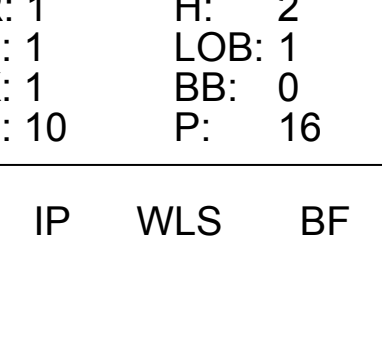
AB 28
R 5
H 6
RBI 5
BB 1
SO 5
LOB 6



Batter	1	2	3	4	5	6	7	8	9	AB	R	H	RBI	BB	SO	LOB	TOP										
9 Dee Strange-Gordon, L OBP: 0.333, SLG: 0.344										3	0	0	1	0	1	1	Miami Marlins @ Chicago Cubs Wrigley Field, Chicago, IL Mon Jun 05 2017, 7:07 PM - 9:21 PM CDT Att: 34,037 - Clear - 60 F										
27 Giancarlo Stanton, R OBP: 0.350, SLG: 0.669 29 Brad Ziegler, R										4	0	1	0	0	1	1											
21 Christian Yelich, L OBP: 0.342, SLG: 0.399										4	0	0	0	0	0	1											
13 Marcell Ozuna, R OBP: 0.392, SLG: 0.569										4	0	2	0	0	2	0											
11 J.T. Realmuto, R OBP: 0.362, SLG: 0.420										3	0	0	0	1	0	1											
32 Derek Dietrich, L OBP: 0.298, SLG: 0.329										3	0	0	0	0	1	3											
28 Tyler Moore, R OBP: 0.211, SLG: 0.389										3	0	0	0	0	1	2											
39 J.T. Riddle, L OBP: 0.284, SLG: 0.453										3	1	2	0	0	0	0											
58 Dan Straily, R OBP: 0.050, SLG: 0.050 51 Ichiro Suzuki, L OBP: 0.227, SLG: 0.254										2	0	0	0	0	1	1											
										1	0	1	0	0	0	0											
Inning Stats	R: 0 H: 0 E: 0 K: 1 S: 9	H: 0 LOB: 0 BB: 0 P: 13	R: 0 H: 1 E: 0 K: 0 S: 8	LOB: 1 BB: 1 P: 17	R: 0 H: 0 E: 0 K: 1 S: 9	H: 0 LOB: 0 BB: 0 P: 12	R: 0 H: 0 E: 0 K: 1 S: 7	H: 0 LOB: 0 BB: 0 P: 8	R: 0 H: 0 E: 0 K: 1 S: 7	H: 0 LOB: 0 BB: 0 P: 10	R: 1 H: 2 E: 0 K: 0 S: 7	H: 2 LOB: 1 BB: 0 P: 11	R: 0 H: 1 E: 0 K: 1 S: 9	H: 1 LOB: 1 BB: 0 P: 15	R: 0 H: 2 E: 0 K: 1 S: 8	H: 2 LOB: 1 BB: 0 P: 14	R: 0 H: 0 E: 0 K: 1 S: 10	H: 0 LOB: 0 BB: 0 P: 17	1B: 3 2B: 3 3B: 0 HR: 0	SF: 1 SAC: 0 DP: 1 HBP: 0	WP: 1 PB: 0 SB: 0 CS: 0	PA: 32					
PITCHER	IP	WLS	BF	H	R	ER	SO	BB	IBB	HBP	BLK	WP	HR	S	P	ERA	WHIP										
33 Eddie Butler, R ERA: 3.75 38 Mike Montgomery, L ERA: 2.21	5.2	W	20	3	1	1	4	1	0	0	0	0	0	45	66	1.59	0.706										
3.1	S	12	3	0	0	3	0	0	0	0	0	1	0	29	51	0.00	0.900										


Batter	1	2	3	4	5	6	7	8	9	AB	R	H	RBI	BB	SO	LOB	BOTTOM										
18 Ben Zobrist, S OBP: 0.339, SLG: 0.411										4	1	1	0	0	1	0	Miami Marlins @ Chicago Cubs Wrigley Field, Chicago, IL Mon Jun 05 2017, 7:07 PM - 9:21 PM CDT Att: 34,037 - Clear - 60 F										
17 Kris Bryant, R OBP: 0.384, SLG: 0.535										4	1	1	2	0	1	0											
44 Anthony Rizzo, L OBP: 0.387, SLG: 0.449										4	0	0	0	0	0	0											
40 Wilson Contreras, R OBP: 0.325, SLG: 0.420										3	0	2	0	0	0	0											
22 Jason Heyward, L OBP: 0.314, SLG: 0.396										3	0	0	0	0	0	2											
5 Albert Almora Jr., R OBP: 0.327, SLG: 0.410										3	1	2	1	0	0	1											
9 Javier Báez, R OBP: 0.288, SLG: 0.490										3	0	0	0	0	1	1											
33 Eddie Butler, R 38 Mike Montgomery, L										2	0	0	0	0	0	0											
										0	0	0	0	0	0	0											
										0	0	0	0	0	0	0											
Inning Stats	R: 2 H: 3 E: 0 K: 0 S: 11	H: 3 LOB: 1 BB: 0 P: 17	R: 0 H: 0 E: 0 K: 1 S: 6	H: 0 LOB: 0 BB: 0 P: 11	R: 0 H: 0 E: 0 K: 0 S: 8	H: 0 LOB: 0 BB: 0 P: 12	R: 1 H: 1 E: 0 K: 0 S: 7	H: 1 LOB: 0 BB: 0 P: 16	R: 0 H: 0 E: 0 K: 2 S: 9	H: 0 LOB: 0 BB: 0 P: 12	R: 0 H: 1 E: 0 K: 1 S: 9	H: 1 LOB: 1 BB: 0 P: 14	R: 0 H: 1 E: 0 K: 1 S: 10	H: 1 LOB: 1 BB: 0 P: 13	R: 0 H: 0 E: 0 K: 0 S: 6	H: 0 LOB: 0 BB: 0 P: 10	1B: 3 2B: 1 3B: 0 HR: 2	SF: 0 SAC: 1 DP: 0 HBP: 0	WP: 0 PB: 0 SB: 0 CS: 0	PA: 30							
PITCHER	IP	WLS	BF	H	R	ER	SO	BB	IBB	HBP	BLK	WP	HR	S	P	ERA	WHIP										
58 Dan Straily, R ERA: 3.59 29 Brad Ziegler, R ERA: 6.05	7.0	L	27	6	3	3	5	0	0	0	0	0	0	60	95	3.86	0.857										
1.0		3	0	0	0	0	0	0	0	0	0	0	0	6	10	0.00	0.000										

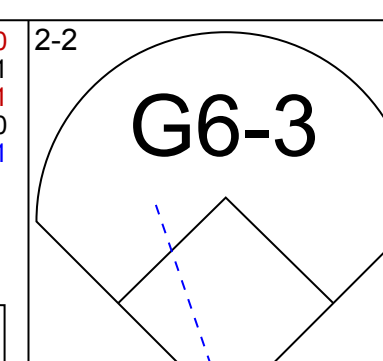
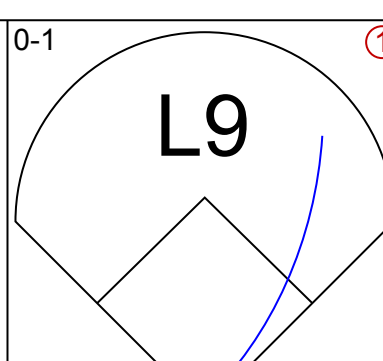
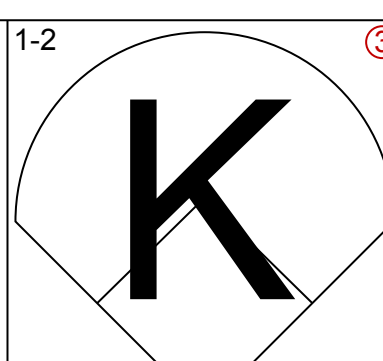

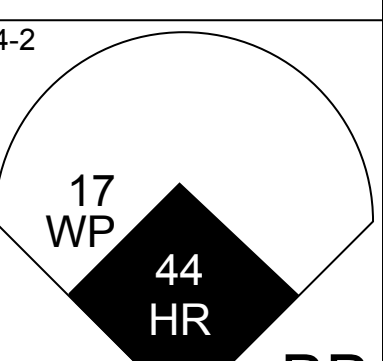
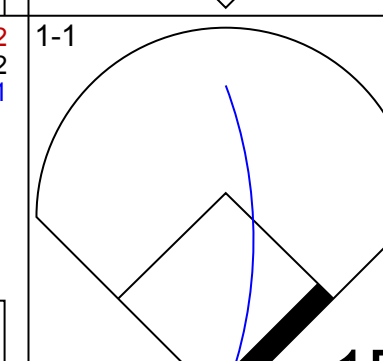
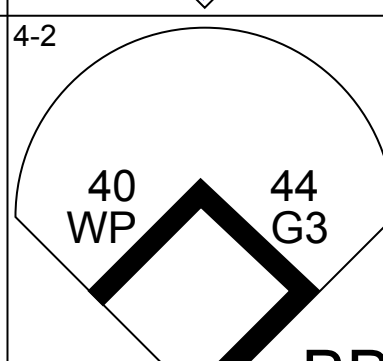
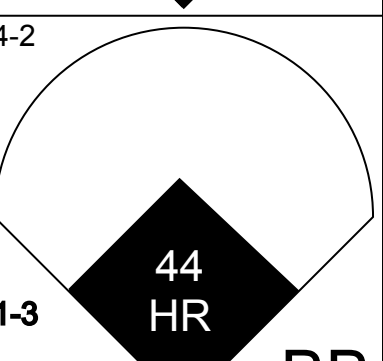
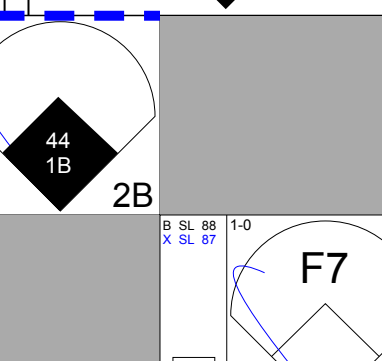
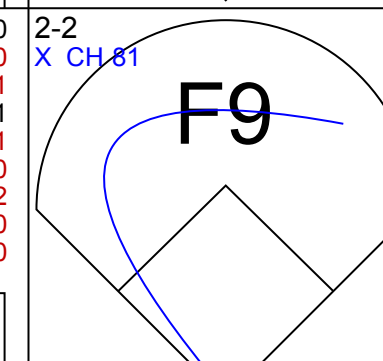
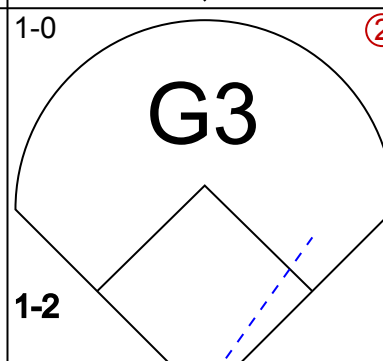
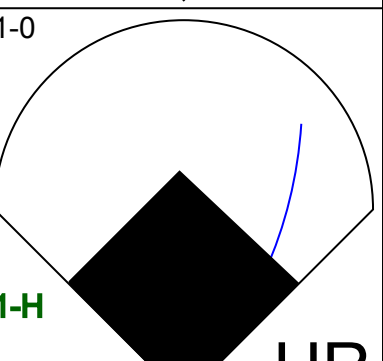
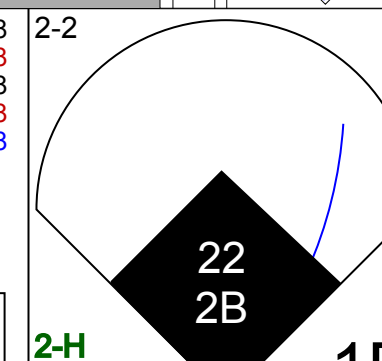
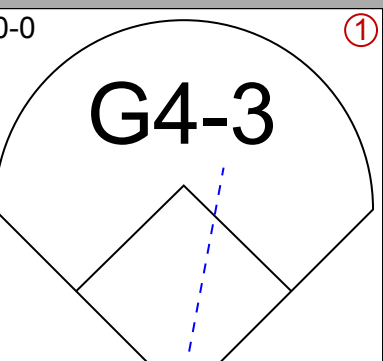
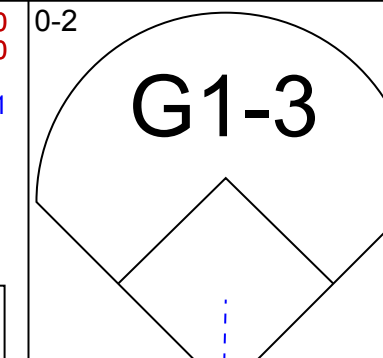
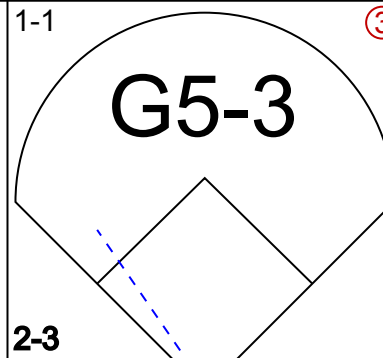
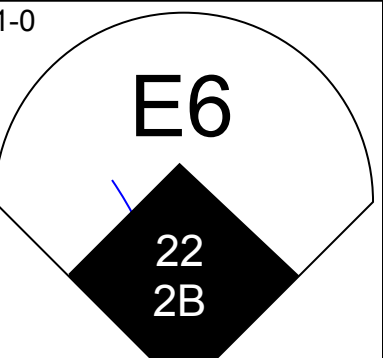
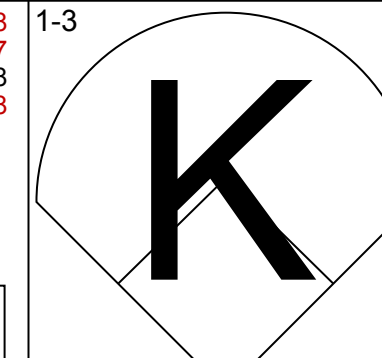
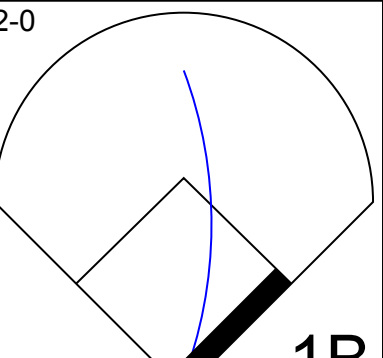
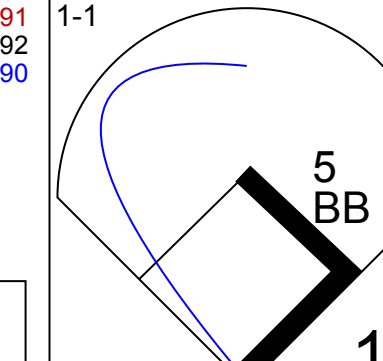
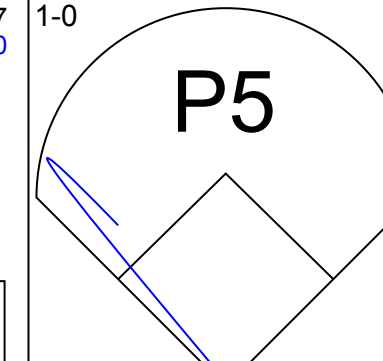
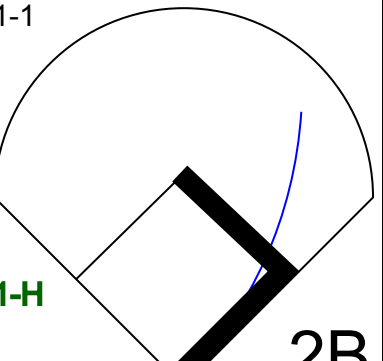
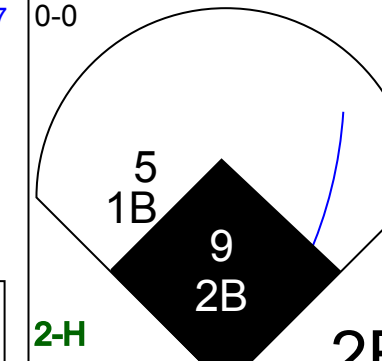
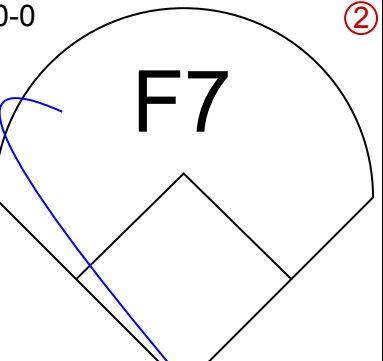
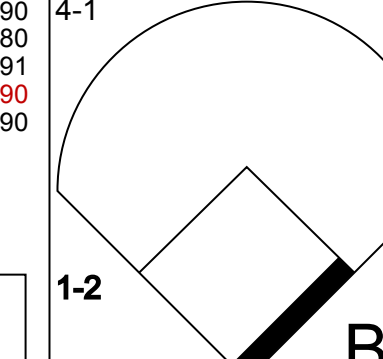
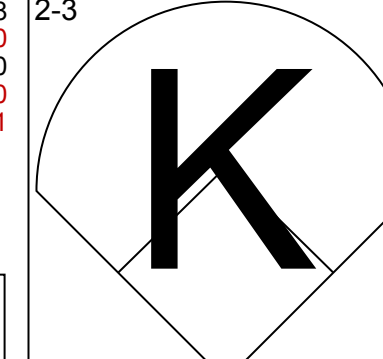
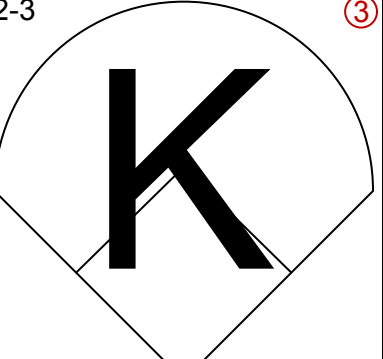
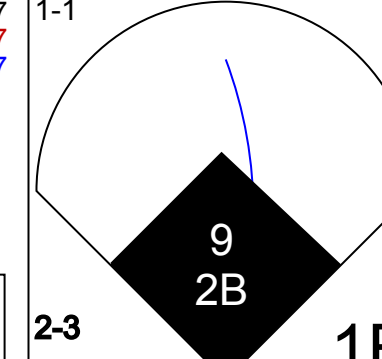
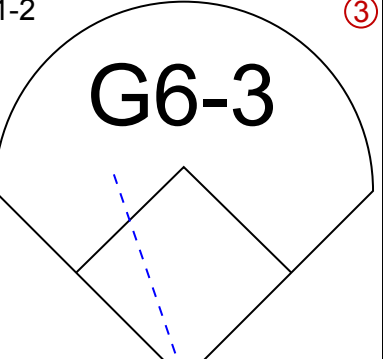

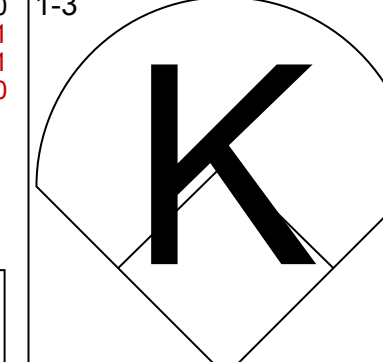

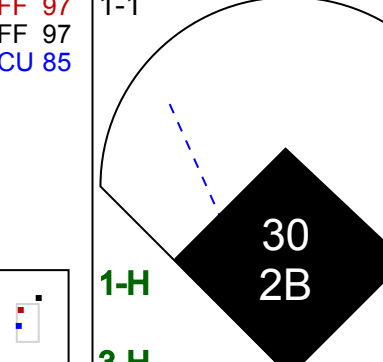

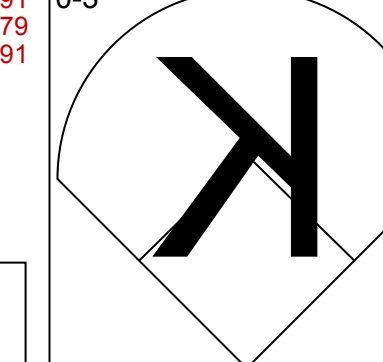
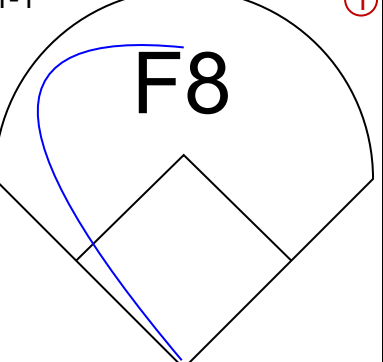
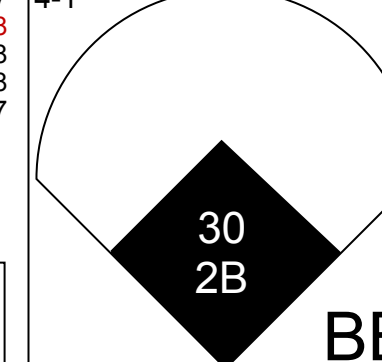
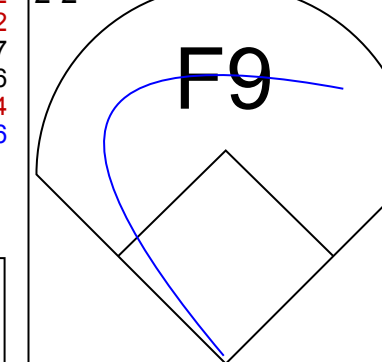

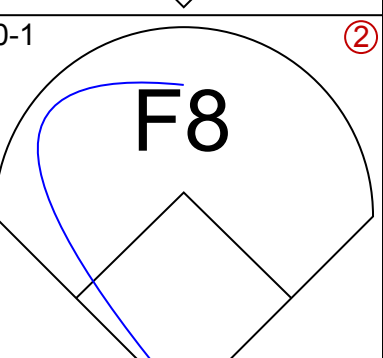
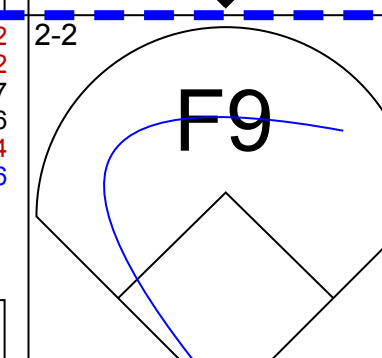


Batter	1	2	3	4	5	6	7	8	9	AB	R	H	RBI	BB	SO	LOB	TOP							
9 Dee Strange-Gordon, L (1,4) OBP: 0.328, SLG: 0.338										4	0	0	0	0	1	0								
27 Giancarlo Stanton, R (1,9) OBP: 0.363, SLG: 0.562										3	1	1	0	1	0	0								
21 Christian Yelich, L (1,8) OBP: 0.344, SLG: 0.395										2	0	0	0	2	1	1								
13 Marcell Ozuna, R (1,7) OBP: 0.389, SLG: 0.562										3	0	0	0	1	1	2								
11 J.T. Realmuto, R (1,2) OBP: 0.360, SLG: 0.428										4	1	1	1	0	1	2								
39 J.T. Riddle, L (1,6) OBP: 0.274, SLG: 0.434										4	0	0	1	0	1	2								
28 Tyler Moore, R (1,3)										4	0	0	0	0	0	1								
10 Christian Colón, R (1,5) OBP: 0.222, SLG: 0.206										2	0	0	0	0	1	0								
32 Derek Dietrich, L (7,PH) OBP: 0.302, SLG: 0.340										1	0	1	0	0	0	0								
31 Jeff Locke, L (1,1) 29 Brad Ziegler, R (5,1) 46 Kyle Barracough, R (6,1) 51 Ichiro Suzuki, L (7,PH) 49 Brian Ellington, R (7,1) 22 Dustin McGowan, R (7,1)										2	0	0	0	0	0	2								
Inning Stats	R: 1 H: 1 E: 0 K: 2 S: 21	H: 1 LOB: 2 BB: 2 P: 34	R: 0 H: 0 E: 0 K: 1 S: 7	H: 0 LOB: 0 BB: 0 P: 10	R: 0 H: 0 E: 0 K: 0 S: 7	H: 0 LOB: 0 BB: 0 P: 9	R: 0 H: 0 E: 0 K: 0 S: 7	H: 0 LOB: 0 BB: 0 P: 12	R: 0 H: 0 E: 0 K: 2 S: 10	H: 0 LOB: 1 BB: 0 P: 14	R: 0 H: 0 E: 0 K: 0 S: 10	H: 2 LOB: 1 BB: 0 P: 18	R: 1 H: 2 E: 1 K: 1 S: 10	H: 0 LOB: 1 BB: 1 P: 16	R: 0 H: 0 E: 0 K: 2 S: 10	H: 0 LOB: 1 BB: 1 P: 20	R: 0 H: 0 E: 0 K: 1 S: 9	H: 0 LOB: 0 BB: 0 P: 15	1B: 1 2B: 1 3B: 1 HR: 0	SF: 0 SAC: 0 DP: 1 HBP: 0	WP: 0 PB: 0 SB: 0 CS: 0	PA: 34		
PITCHER	IP WLS BF H R ER SO BB IBB HBP BLK WP HR S P ERA WHIP	IP WLS BF H R ER SO BB IBB HBP BLK WP HR S P ERA WHIP	IP WLS BF H R ER SO BB IBB HBP BLK WP HR S P ERA WHIP	IP WLS BF H R ER SO BB IBB HBP BLK WP HR S P ERA WHIP	IP WLS BF H R ER SO BB IBB HBP BLK WP HR S P ERA WHIP	IP WLS BF H R ER SO BB IBB HBP BLK WP HR S P ERA WHIP	IP WLS BF H R ER SO BB IBB HBP BLK WP HR S P ERA WHIP	IP WLS BF H R ER SO BB IBB HBP BLK WP HR S P ERA WHIP	IP WLS BF H R ER SO BB IBB HBP BLK WP HR S P ERA WHIP	IP WLS BF H R ER SO BB IBB HBP BLK WP HR S P ERA WHIP	IP WLS BF H R ER SO BB IBB HBP BLK WP HR S P ERA WHIP	IP WLS BF H R ER SO BB IBB HBP BLK WP HR S P ERA WHIP	IP WLS BF H R ER SO BB IBB HBP BLK WP HR S P ERA WHIP	IP WLS BF H R ER SO BB IBB HBP BLK WP HR S P ERA WHIP	IP WLS BF H R ER SO BB IBB HBP BLK WP HR S P ERA WHIP	IP WLS BF H R ER SO BB IBB HBP BLK WP HR S P ERA WHIP	IP WLS BF H R ER SO BB IBB HBP BLK WP HR S P ERA WHIP	IP WLS BF H R ER SO BB IBB HBP BLK WP HR S P ERA WHIP	IP WLS BF H R ER SO BB IBB HBP BLK WP HR S P ERA WHIP	IP WLS BF H R ER SO BB IBB HBP BLK WP HR S P ERA WHIP	IP WLS BF H R ER SO BB IBB HBP BLK WP HR S P ERA WHIP	IP WLS BF H R ER SO BB IBB HBP BLK WP HR S P ERA WHIP	IP WLS BF H R ER SO BB IBB HBP BLK WP HR S P ERA WHIP	IP WLS BF H R ER SO BB IBB HBP BLK WP HR S P ERA WHIP

Miami Marlins @ Chicago Cubs
Wrigley Field, Chicago, IL
Tue Jun 06 2017, 7:08 PM - 10:06 PM CDT
Att: 34,082 - Clear - 67 F


AB 30
R 2
H 3
RBI 2
BB 4
SO 9
LOB 9



Batter	1	2	3	4	5	6	7	8	9	AB	R	H	RBI	BB	SO	LOB	BOTTOM							
30 Jon Jay, L (1,7) OBP: 0.397, SLG: 0.379										4	1	1	2	1	1	1								
52 Justin Grimm, R (8,1) 56 Héctor Rondón, R (9,1)										0	0	0	0	0	0	0								
17 Kris Bryant, R (1,5) OBP: 0.393, SLG: 0.541										3	2	2	0	2	0	1								
44 Anthony Rizzo, L (1,3) OBP: 0.387, SLG: 0.462										5	2	2	4	0	0	2								
40 Wilson Contreras, R (1,2) OBP: 0.322, SLG: 0.413										5	1	1	0	0	1	3								
22 Jason Heyward, L (1,9) OBP: 0.322, SLG: 0.415										5	1	3	2	0	0	1								
5 Albert Almora Jr., R (1,8) OBP: 0.331, SLG: 0.464										4	1	1	0	1	2	2								
9 Javier Báez, R (1,4) OBP: 0.293, SLG: 0.494										3	1	1	2	1	1	2								
49 Jake Arrieta, R (1,1) OBP: 0.115, SLG: 0.192										2	0	0	0	0	1	2								
32 Brian Duensing, L (7,1) 46 Pedro Strop, R (7,1) 8 Ian Happ, S (7,PH) OBP: 0.333, SLG: 0.515										0	0	0	0	0	0	0								
27 Addison Russell, R (1,6) OBP: 0.291, SLG: 0.335										4	0	0	0	0	1	5								
Inning Stats	R: 0 H: 1 E: 0 K: 0 S: 16	H: 1 LOB: 1 BB: 0 P: 21	R: 0 H: 1 E: 0 K: 1 S: 11	H: 1 LOB: 1 BB: 1 P: 20	R: 0 H: 0 E: 0 K: 0 S: 7	H: 0 LOB: 1 BB: 1 P: 13	R: 0 H: 0 E: 0 K: 2 S: 7	H: 0 LOB: 0 BB: 0 P: 11	R: 4 H: 2 E: 1 K: 1 S: 15	H: 2 LOB: 1 BB: 2 P: 29	R: 0 H: 0 E: 0 K: 2 S: 9	H: 0 LOB: 1 BB: 1 P: 15	R: 6 H: 6 E: 0 K: 1 S: 20	H: 6 LOB: 1 BB: 1 P: 33	R: 0 H: 1 E: 0 K: 0 S: 6	H: 1 LOB: 1 BB: 0 P: 9	1B: 5 2B: 5 3B: 0 HR: 1	SF: 0 SAC: 1 DP: 0 HBP: 0	WP: 3 PB: 0 SB: 0 CS: 0	PA: 42				
PITCHER	IP WLS BF H R ER SO BB IBB HBP BLK WP HR S P ERA WHIP	IP WLS BF H R ER SO BB IBB HBP BLK WP HR S P ERA WHIP	IP WLS BF H R ER SO BB IBB HBP BLK WP HR S P ERA WHIP	IP WLS BF H R ER SO BB IBB HBP BLK WP HR S P ERA WHIP	IP WLS BF H R ER SO BB IBB HBP BLK WP HR S P ERA WHIP	IP WLS BF H R ER SO BB IBB HBP BLK WP HR S P ERA WHIP	IP WLS BF H R ER SO BB IBB HBP BLK WP HR S P ERA WHIP	IP WLS BF H R ER SO BB IBB HBP BLK WP HR S P ERA WHIP	IP WLS BF H R ER SO BB IBB HBP BLK WP HR S P ERA WHIP	IP WLS BF H R ER SO BB IBB HBP BLK WP HR S P ERA WHIP	IP WLS BF H R ER SO BB IBB HBP BLK WP HR S P ERA WHIP	IP WLS BF H R ER SO BB IBB HBP BLK WP HR S P ERA WHIP	IP WLS BF H R ER SO BB IBB HBP BLK WP HR S P ERA WHIP	IP WLS BF H R ER SO BB IBB HBP BLK WP HR S P ERA WHIP	IP WLS BF H R ER SO BB IBB HBP BLK WP HR S P ERA WHIP	IP WLS BF H R ER SO BB IBB HBP BLK WP HR S P ERA WHIP	IP WLS BF H R ER SO BB IBB HBP BLK WP HR S P ERA WHIP	IP WLS BF H R ER SO BB IBB HBP BLK WP HR S P ERA WHIP	IP WLS BF H R ER SO BB IBB HBP BLK WP HR S P ERA WHIP	IP WLS BF H R ER SO BB IBB HBP BLK WP HR S P ERA WHIP	IP WLS BF H R ER SO BB IBB HBP BLK WP HR S P ERA WHIP	IP WLS BF H R ER SO BB IBB HBP BLK WP HR S P ERA WHIP	IP WLS BF H R ER SO BB IBB HBP BLK WP HR S P ERA WHIP	IP WLS BF H R ER SO BB IBB HBP BLK WP HR S P ERA WHIP

Miami Marlins @ Chicago Cubs
Wrigley Field, Chicago, IL
Tue Jun 06 2017, 7:08 PM - 10:06 PM CDT
Att: 34,082 - Clear - 67 F

AB 35
R 10
H 11
RBI 10
BB 6
SO 7
LOB 19



Batter	1	2	3	4	5	6	7	8	9	AB	R	H	RBI	BB	SO	LOB	TOP							
9 Dee Strange-Gordon, L OBP: 0.329, SLG: 0.348										5	2	2	0	0	2	2								
27 Giancarlo Stanton, R OBP: 0.359, SLG: 0.555										4	0	0	0	0	3	1								
21 Christian Yelich, L OBP: 0.343, SLG: 0.392										2	0	0	1	1	0	2								
13 Marcell Ozuna, R OBP: 0.387, SLG: 0.570										4	1	1	1	0	1	1								
11 J.T. Realmuto, R OBP: 0.358, SLG: 0.440										4	1	1	1	0	0	0								
32 Derek Dietrich, L OBP: 0.301, SLG: 0.338										4	1	1	0	0	0	0								
28 Tyler Moore, R OBP: 0.217, SLG: 0.386										4	1	2	0	0	1	0								
44 AJ Ramos, R										0	0	0	0	0	0	0								
39 JT Riddle, L OBP: 0.282, SLG: 0.437										4	0	2	2	0	1	1								
62 José Ureña, R OBP: 0.271, SLG: 0.407										1	0	0	0	0	1	1								
66 Jarlin García, L										0	0	0	0	0	0	0								
29 Brad Ziegler, R ERA: 4.15										0	0	0	0	0	0	0								
51 Ichiro Suzuki, L ERA: 3.00										1	0	0	0	0	1	0								
35 David Phelps, R ERA: 3.00										0	0	0	0	0	0	0								
64 Nick Wittgren, R ERA: 3.18										0	0	0	0	0	0	0								
10 Christian Colón, R ERA: 0.26										1	0	0	0	0	1	0								
Inning Stats	R: 1 E: 0 K: 1 S: 7	H: 1 LOB: 0 BB: 0 P: 14	R: 0 E: 0 K: 1 S: 10	H: 0 LOB: 0 BB: 0 P: 17	R: 0 E: 0 K: 1 S: 9	H: 1 LOB: 2 BB: 0 P: 15	R: 3 E: 0 K: 2 S: 18	H: 4 LOB: 1 BB: 0 P: 27	R: 1 E: 0 K: 1 S: 9	H: 1 LOB: 0 BB: 0 P: 14	R: 0 E: 0 K: 0 S: 4	H: 0 LOB: 0 BB: 0 P: 7	R: 1 E: 0 K: 2 S: 17	H: 1 LOB: 1 BB: 1 P: 28	R: 0 E: 0 K: 1 S: 8	H: 1 LOB: 1 BB: 0 P: 13	R: 0 E: 0 K: 2 S: 10	H: 0 LOB: 0 BB: 0 P: 17	1B: 5 2B: 1 3B: 1 HR: 2	SF: 1 SAC: 1 DP: 0 HBP: 1	WP: 0 PB: 0 SB: 2 CS: 0	PA: 38		
PITCHER	IP WLS BF H R ER SO BB IBB HBP BLK WP HR S P ERA WHIP	IP WLS BF H R ER SO BB IBB HBP BLK WP HR S P ERA WHIP	IP WLS BF H R ER SO BB IBB HBP BLK WP HR S P ERA WHIP	IP WLS BF H R ER SO BB IBB HBP BLK WP HR S P ERA WHIP	IP WLS BF H R ER SO BB IBB HBP BLK WP HR S P ERA WHIP	IP WLS BF H R ER SO BB IBB HBP BLK WP HR S P ERA WHIP	IP WLS BF H R ER SO BB IBB HBP BLK WP HR S P ERA WHIP	IP WLS BF H R ER SO BB IBB HBP BLK WP HR S P ERA WHIP	IP WLS BF H R ER SO BB IBB HBP BLK WP HR S P ERA WHIP	IP WLS BF H R ER SO BB IBB HBP BLK WP HR S P ERA WHIP	IP WLS BF H R ER SO BB IBB HBP BLK WP HR S P ERA WHIP	IP WLS BF H R ER SO BB IBB HBP BLK WP HR S P ERA WHIP	IP WLS BF H R ER SO BB IBB HBP BLK WP HR S P ERA WHIP	IP WLS BF H R ER SO BB IBB HBP BLK WP HR S P ERA WHIP	IP WLS BF H R ER SO BB IBB HBP BLK WP HR S P ERA WHIP	IP WLS BF H R ER SO BB IBB HBP BLK WP HR S P ERA WHIP	IP WLS BF H R ER SO BB IBB HBP BLK WP HR S P ERA WHIP	IP WLS BF H R ER SO BB IBB HBP BLK WP HR S P ERA WHIP	IP WLS BF H R ER SO BB IBB HBP BLK WP HR S P ERA WHIP	IP WLS BF H R ER SO BB IBB HBP BLK WP HR S P ERA WHIP	IP WLS BF H R ER SO BB IBB HBP BLK WP HR S P ERA WHIP	IP WLS BF H R ER SO BB IBB HBP BLK WP HR S P ERA WHIP	IP WLS BF H R ER SO BB IBB HBP BLK WP HR S P ERA WHIP	IP WLS BF H R ER SO BB IBB HBP BLK WP HR S P ERA WHIP
41 John Lackey, R ERA: 5.12	6.0	L	26	7	5	5	6	0	0	1	0	0	0	2	57	94	7.50	1.167						
32 Brian Duensing, L ERA: 3.16	2.0		9	2	1	1	3	1	0	0	0	0	0	25	41	4.50	1.500							
6 Carl Edwards Jr., R ERA: 0.79	1.0		3	0	0	0	2	0	0	0	0	0	0	10	17	0.00	0.000							

Miami Marlins @ Chicago Cubs
Wrigley Field, Chicago, IL
Wed Jun 07 2017, 7:07 PM - 10:12 PM CDT
Att: 37,294 - Partly Cloudy - 73 F

AB	34
R	6
H	9
RBI	5
BB	1
SO	11
LOB	8



Batter	1	2	3	4	5	6	7	8	9	AB	R	H	RBI	BB	SO	LOB	BOTTOM							
8 Ian Happ, S OBP: 0.337, SLG: 0.542										4	2	1	1	1	2	1								
17 Kris Bryant, R OBP: 0.388, SLG: 0.531										4	0	0	0	1	0	2								
44 Anthony Rizzo, L OBP: 0.375, SLG: 0.470										3	0	2	2	2	0	1								
18 Ben Zobler, S OBP: 0.335, SLG: 0.401										4	0	0	0	1	1	3								
22 Jason Heyward, L OBP: 0.318, SLG: 0.409										5	0	1	0	0	0	3								
40 Wilson Contreras, R OBP: 0.318, SLG: 0.408										2	0	0	0	0	1	0								
47 Miguel Montero, L OBP: 0.359, SLG: 0.452										1	0	0	0	0	1	0								
9 Javier Báez, R OBP: 0.297, SLG: 0.494										3	0	0	0	0	2	2								
32 Brian Duensing, L ERA: 4.15										0	0	0	0	0	0	0								
5 Albert Almora Jr., R OBP: 0.328, SLG: 0.400										1	0	0	0	0	0	0								
6 Carl Edwards Jr., R										0	0	0	0	0	0	0								
41 John Lackey, R OBP: 0.174, SLG: 0.217										2	0	0	0	0	2	0								
30 Jon Jay, L OBP: 0.359, SLG: 0.381										2	1	1	0	0	0	2								
12 Kyle Schwarber, L OBP: 0.297, SLG: 0.381										4	2	3	2	0	0	0								
Inning Stats	R: 0 E: 0 K: 0 S: 8	H: 0 LOB: 1 BB: 1 P: 15	R: 0 E: 0 K: 1 S: 6	H: 0 LOB: 0 BB: 0 P: 10	R: 2 E: 0 K: 2 S: 11	H: 2 LOB: 1 BB: 1 P: 23	R: 0 E: 0 K: 1 S: 8	H: 0 LOB: 0 BB: 0 P: 15	R: 1 E: 0 K: 1 S: 14	H: 1 LOB: 1 BB: 1 P: 24	R: 0 E: 0 K: 1 S: 12	H: 1 LOB: 2 BB: 0 P: 16	R: 1 E: 0 K: 1 S: 16	H: 2 LOB: 2 BB: 1 P: 26	R: 1 E: 0 K: 2 S: 16	H: 2 LOB: 1 BB: 0 P: 20	R: 0 E: 0 K: 0 S: 6	H: 0 LOB: 1 BB: 1 P: 13	1B: 3 2B: 3 3B: 0 HR: 2	SF: 0 SAC: 0 DP: 0 HBP: 1	WP: 0 PB: 0 SB: 0 CS: 0	PA: 41		
PITCHER	IP WLS BF H R ER SO BB IBB HBP BLK WP HR S P ERA WHIP	IP WLS BF H R ER SO BB IBB HBP BLK WP HR S P ERA WHIP	IP WLS BF H R ER SO BB IBB HBP BLK WP HR S P ERA WHIP	IP WLS BF H R ER SO BB IBB HBP BLK WP HR S P ERA WHIP	IP WLS BF H R ER SO BB IBB HBP BLK WP HR S P ERA WHIP	IP WLS BF H R ER SO BB IBB HBP BLK WP HR S P ERA WHIP	IP WLS BF H R ER SO BB IBB HBP BLK WP HR S P ERA WHIP	IP WLS BF H R ER SO BB IBB HBP BLK WP HR S P ERA WHIP	IP WLS BF H R ER SO BB IBB HBP BLK WP HR S P ERA WHIP	IP WLS BF H R ER SO BB IBB HBP BLK WP HR S P ERA WHIP	IP WLS BF H R ER SO BB IBB HBP BLK WP HR S P ERA WHIP	IP WLS BF H R ER SO BB IBB HBP BLK WP HR S P ERA WHIP	IP WLS BF H R ER SO BB IBB HBP BLK WP HR S P ERA WHIP	IP WLS BF H R ER SO BB IBB HBP BLK WP HR S P ERA WHIP	IP WLS BF H R ER SO BB IBB HBP BLK WP HR S P ERA WHIP	IP WLS BF H R ER SO BB IBB HBP BLK WP HR S P ERA WHIP	IP WLS BF H R ER SO BB IBB HBP BLK WP HR S P ERA WHIP	IP WLS BF H R ER SO BB IBB HBP BLK WP HR S P ERA WHIP	IP WLS BF H R ER SO BB IBB HBP BLK WP HR S P ERA WHIP	IP WLS BF H R ER SO BB IBB HBP BLK WP HR S P ERA WHIP	IP WLS BF H R ER SO BB IBB HBP BLK WP HR S P ERA WHIP	IP WLS BF H R ER SO BB IBB HBP BLK WP HR S P ERA WHIP	IP WLS BF H R ER SO BB IBB HBP BLK WP HR S P ERA WHIP	IP WLS BF H R ER SO BB IBB HBP BLK WP HR S P ERA WHIP
62 José Ureña, R ERA: 3.96	5.0	W	21	3	3	3	0	0	0	0	0	0	0	7	10	0.00	3.000							
66 Jarlin García, L ERA: 4.15	0.1	H	2	1	0	0	0	0	0	0	0	0	0	5	6	0.00	0.000							
29 Brad Ziegler, R ERA: 5.84	0.2	H	3	0	0	0	1	0	0	0	0	0	0	1	16	26	9.00	3.000						
35 David Phelps, R ERA: 3.00	1.0	H	6	2	1	1	1	1	0	0	0	0	0	1	16	26	9.00	3.000						
64 Nick Wittgren, R ERA: 3.18	0.2	H	4	2	1	1	1	0	0	0	0	0	0	12	16	13.50	3.000							

Miami Marlins @ Chicago Cubs
Wrigley Field, Chicago, IL
Wed Jun 07 2017, 7:07 PM - 10:12 PM CDT
Att: 37,294 - Partly Cloudy - 73 F

AB	35
R	5
H	8
RBI	5
BB	5
SO	9
LOB	14



Batter	1	2	3	4	5	6	7	8	9	AB	R	H	RBI	BB	SO	LOB	TOP				
19 Charlie Blackmon, L (1.8) OBP: 0.345, SLG: 0.619										3	1	2	1	1	0	0					
9 DJ LeMahieu, R (1.4) OBP: 0.345, SLG: 0.368										4	1	1	3	0	0	2					
28 Nolan Arenado, R (1.5) OBP: 0.352, SLG: 0.567										4	0	1	0	0	0	1					
12 Mark Reynolds, R (1.3) OBP: 0.376, SLG: 0.560										3	0	0	0	1	0	1					
5 Carlos González, L (1.9) OBP: 0.312, SLG: 0.362										4	0	0	0	0	2	2					
20 Ian Desmond, R (1.7) OBP: 0.295, SLG: 0.374										4	0	0	0	0	3	0					
27 Trevor Story, R (1.6) OBP: 0.309, SLG: 0.418										4	0	0	0	0	4	0					
14 Tony Wolters, L (1.2) OBP: 0.403, SLG: 0.364										4	1	1	0	0	0	0					
32 Tyler Chatwood, R (1.1) OBP: 0.217, SLG: 0.261										2	1	1	0	0	0	0					
7 Raimel Tapia, L (7,PH)										1	0	0	0	0	0	0					
45 Scott Oberg, R (7.1)										0	0	0	0	0	0	0					
51 Jake McGee, L (8.1)										0	0	0	0	0	0	0					
56 Greg Holland, R (9.1)										0	0	0	0	0	0	0					
Inning Stats	R: 0 H: 1 E: 0 K: 1 S: 12	H: 1 LOB: 2 BB: 1 P: 24	R: 4 H: 5 E: 0 K: 2 S: 20	H: 5 LOB: 1 BB: 0 P: 29	R: 0 H: 0 E: 0 K: 2 S: 11	H: 0 LOB: 0 BB: 0 P: 14	R: 0 H: 0 E: 0 K: 0 S: 10	H: 0 LOB: 0 BB: 0 P: 16	R: 0 H: 0 E: 0 K: 2 S: 10	H: 0 LOB: 0 BB: 0 P: 15	R: 0 H: 0 E: 0 K: 0 S: 7	H: 0 LOB: 1 BB: 1 P: 12	R: 0 H: 0 E: 0 K: 0 S: 5	H: 0 LOB: 0 BB: 0 P: 7	R: 0 H: 0 E: 0 K: 2 S: 9	H: 0 LOB: 0 BB: 0 P: 14	1B: 3 2B: 2 3B: 0 HR: 1	SF: 0 SAC: 0 DP: 0 HBP: 0	WP: 0 PA: 35 PB: 0 SB: 0 CS: 0		
PITCHER	IP WLS BF H R ER SO BB IBB HBP BLK WP HR S P ERA WHIP																				
34 Jon Lester, L (1.1) ERA: 4.13	5.0 L 22 6 4 4 5 1 0 0 0 0 0 1 60 94 7.20 1.400																				
56 Héctor Rondón, R (6.1) ERA: 4.18	2.0 7 0 0 0 2 1 0 0 0 0 0 0 17 27 0.00 0.500																				
46 Pedro Strop, R (8.1) ERA: 2.53	1.0 3 0 0 0 0 0 0 0 0 0 0 0 5 7 0.00 0.000																				
52 Justin Grimm, R (9.1) ERA: 5.99	1.0 3 0 0 0 2 0 0 0 0 0 0 0 9 14 0.00 0.000																				
Batter	1	2	3	4	5	6	7	8	9	AB	R	H	RBI	BB	SO	LOB	BOTTOM				
8 Ian Happ, S (1.8) OBP: 0.322, SLG: 0.513										4	0	0	0	0	2	1					
17 Kris Bryant, R (1.5) OBP: 0.387, SLG: 0.540										4	1	1	1	0	0	0					
44 Anthony Rizzo, L (1.3) OBP: 0.381, SLG: 0.470										2	0	1	0	2	1	0					
18 Ben Zobrist, S (1.4) OBP: 0.333, SLG: 0.398										4	0	1	0	0	0	2					
22 Jason Heyward, L (1.9) OBP: 0.311, SLG: 0.399										4	0	0	0	0	0	4					
40 Wilson Contreras, R (1.2) OBP: 0.317, SLG: 0.404										4	0	1	0	0	1	1					
9 Javier Báez, R (1.6) OBP: 0.288, SLG: 0.481										3	0	1	0	0	0	1					
34 Jon Lester, L (1.1) ERA: 4.13	6.0 W 23 4 1 1 4 2 0 0 0 0 0 0 7 55 9 1.50 1.000																				
45 Scott Oberg, R (7.1) ERA: 5.09	1.0 H 3 1 0 0 0 0 0 0 0 0 0 0 7 8 0.00 1.000																				
51 Jake McGee, L (8.1) ERA: 1.46	1.0 H 3 0 0 0 1 0 0 0 0 0 0 0 13 18 0.00 0.000																				
56 Greg Holland, R (9.1) ERA: 1.19	1.0 S 4 0 0 0 0 1 0 0 0 0 0 0 8 16 0.00 1.000																				
Inning Stats	R: 1 H: 1 E: 0 K: 2 S: 11	H: 1 LOB: 0 BB: 0 P: 18	R: 0 H: 0 E: 0 K: 0 S: 8	H: 0 LOB: 0 BB: 0 P: 14	R: 0 H: 0 E: 0 K: 0 S: 6	H: 0 LOB: 1 BB: 1 P: 15	R: 0 H: 1 E: 0 K: 0 S: 13	H: 1 LOB: 1 BB: 0 P: 18	R: 0 H: 1 E: 0 K: 2 S: 9	H: 1 LOB: 1 BB: 0 P: 13	R: 0 H: 1 E: 0 K: 0 S: 8	H: 1 LOB: 2 BB: 1 P: 20	R: 0 H: 1 E: 0 K: 0 S: 7	H: 1 LOB: 0 BB: 0 P: 8	R: 0 H: 0 E: 0 K: 1 S: 13	H: 0 LOB: 0 BB: 0 P: 18	R: 0 H: 0 E: 0 K: 0 S: 8	H: 0 LOB: 1 BB: 1 P: 16	1B: 4 2B: 0 3B: 0 HR: 1	SF: 0 SAC: 0 DP: 2 HBP: 0	WP: 0 PA: 33 PB: 0 SB: 0 CS: 0
PITCHER	IP WLS BF H R ER SO BB IBB HBP BLK WP HR S P ERA WHIP																				
32 Tyler Chatwood, R (1.1) ERA: 4.37	6.0 W 23 4 1 1 4 2 0 0 0 0 0 0 7 55 9 1.50 1.000																				
45 Scott Oberg, R (7.1) ERA: 5.09	1.0 H 3 1 0 0 0 0 0 0 0 0 0 0 7 8 0.00 1.000																				
51 Jake McGee, L (8.1) ERA: 1.46	1.0 H 3 0 0 0 1 0 0 0 0 0 0 0 13 18 0.00 0.000																				
56 Greg Holland, R (9.1) ERA: 1.19	1.0 S 4 0 0 0 0 1 0 0 0 0 0 0 8 16 0.00 1.000																				

Colorado Rockies @ Chicago Cubs
Wrigley Field, Chicago, IL
Thu Jun 08 2017, 7:08 PM - 9:51 PM CDT
Att: 39,385 - Partly Cloudy - 74 F

AB 33
R 4
H 6
RBI 4
BB 2
SO 9
LOB 6



Colorado Rockies @ Chicago Cubs
Wrigley Field, Chicago, IL
Thu Jun 08 2017, 7:08 PM - 9:51 PM CDT
Att: 39,385 - Partly Cloudy - 74 F

AB 30
R 1
H 5
RBI 1
BB 3
SO 5
LOB 12




Batter	1	2	3	4	5	6	7	8	9	AB	R	H	RBI	BB	SO	LOB	TOP			
19 Charlie Blackmon, L OBP: 0.348, SLG: 0.629	L5		F7			K			1B	4	2	1	0	0	1	0	Colorado Rockies @ Chicago Cubs Wrigley Field, Chicago, IL Sun Jun 11 2017, 1:21 PM - 4:41 PM CDT Att: 41,116 - Sunny - 91 F			
9 DJ LeMahieu, R OBP: 0.348, SLG: 0.371	1B		G6-3			BB			1B	4	1	2	2	1	0	0				
5 Carlos González, L OBP: 0.392, SLG: 0.349	FC3-6									3	0	0	0	0	1	4				
24 Jordan Lyles, R OBP: 0.500, SLG: 0.500	1B									0	0	0	0	0	0	0				
2 Alexi Amarista, L OBP: 0.329, SLG: 0.480	1B									2	0	0	0	0	0	1				
12 Mark Reynolds, R OBP: 0.392, SLG: 0.586	BB									3	0	2	1	1	0	0				
20 Ian Desmond, R OBP: 0.308, SLG: 0.382	FC5-4									4	0	2	2	0	0	2				
27 Trevor Story, R OBP: 0.301, SLG: 0.401										4	0	0	0	0	1	4				
4 Pat Valaika, R OBP: 0.246, SLG: 0.470	F7									4	0	0	0	0	1	4				
14 Tony Wolters, L OBP: 0.409, SLG: 0.371	F8									4	1	1	0	0	1	0				
49 Antonio Senzateła, R ERA: 4.68										1	0	0	0	0	1	0	ROCKIES WP: 0 PA: 39 PB: 0 SB: 1 CS: 0			
7 Rafael Iqúez, L OBP: 0.227, SLG: 0.156										1	1	0	0	1	0	0				
38 Mike Dunn, L										0	0	0	0	0	0	0				
50 Chad Qualls, R										0	0	0	0	0	0	0				
28 Nolan Arenado, R OBP: 0.341, SLG: 0.536										1	0	0	0	0	1	0				
Inning Stats	R: 0 E: 0 K: 0 S: 7	H: 1 LOB: 2 BB: 1 P: 14	R: 0 E: 0 K: 1 S: 8	H: 0 LOB: 0 BB: 0 P: 13	R: 0 E: 0 K: 1 S: 6	H: 0 LOB: 0 BB: 0 P: 10	R: 0 E: 0 K: 0 S: 11	H: 2 LOB: 2 BB: 0 P: 15	R: 4 E: 0 K: 2 S: 25	H: 3 LOB: 2 BB: 2 P: 45	R: 0 E: 0 K: 1 S: 8	H: 0 LOB: 0 BB: 0 P: 12	R: 0 E: 0 K: 0 S: 8	H: 0 LOB: 0 BB: 0 P: 12	R: 1 E: 0 K: 2 S: 17	H: 2 LOB: 1 BB: 0 P: 25		1B: 6 2B: 2 3B: 0 HR: 0	SF: 0 SAC: 0 DP: 0 HBP: 1	
PITCHER	IP	WLS	BF	H	R	ER	SO	BB	IBB	HBP	BLK	WP	HR	S	P	ERA		WHIP		
49 Jake Arrieta, R ERA: 4.68	4.1		22	5	4	4	3	3	0	1	0	0	0	46	27	8.31		1.846		
6 Carl Edwards Jr., R ERA: 1.07	1.2	W	6	1	0	0	2	0	0	0	0	0	0	19	2	0.00		0.600		
19 Koji Uehara, R ERA: 2.82	2.0	H	6	0	0	0	0	0	0	0	0	0	0	14	19	0.00		0.000		
71 Wade Davis, R ERA: 1.21	1.0	S	5	2	1	1	2	0	0	0	0	0	0	17	25	9.00	2.000			

Batter	1	2	3	4	5	6	7	8	9	AB	R	H	RBI	BB	SO	LOB	BOTTOM			
30 Jon Jay, L OBP: 0.393, SLG: 0.385	1B									5	1	2	0	0	2	2	Colorado Rockies @ Chicago Cubs Wrigley Field, Chicago, IL Sun Jun 11 2017, 1:21 PM - 4:41 PM CDT Att: 41,116 - Sunny - 91 F			
17 Kris Bryant, R OBP: 0.398, SLG: 0.532	1B									3	1	1	0	1	2	3				
44 Anthony Rizzo, L OBP: 0.385, SLG: 0.467	2B									4	1	1	1	0	0	1				
18 Ben Zobrist, S OBP: 0.327, SLG: 0.402	HR									4	1	2	3	0	0	0				
5 Albert Almora Jr., R OBP: 0.323, SLG: 0.391	1B									0	0	0	0	0	0	0				
22 Jason Heyward, L OBP: 0.313, SLG: 0.391	P4									4	0	1	0	0	0	1				
9 Javier Báez, R OBP: 0.279, SLG: 0.458	BB									3	0	0	0	1	1	1				
47 Miguel Montero, L OBP: 0.367, SLG: 0.488	G2-3									4	1	2	1	0	0	1				
27 Addison Russell, R OBP: 0.292, SLG: 0.351	K									4	1	2	1	0	2	1				
49 Jake Arrieta, R ERA: 4.68										2	0	0	0	0	2	2		CUBS WP: 0 PA: 37 PB: 0 SB: 0 CS: 0		
6 Carl Edwards Jr., R ERA: 6.67										0	0	0	0	0	0	0				
12 Kyle Schwarber, L ERA: 4.71										1	1	1	0	0	0	0				
19 Koji Uehara, R										0	0	0	0	0	0	0				
8 Ian Happ, S ERA: 4.78										1	0	0	0	0	0	0				
71 Wade Davis, R										0	0	0	0	0	0	0				
Inning Stats	R: 4 E: 0 K: 1 S: 25	H: 4 LOB: 1 BB: 1 P: 36	R: 0 E: 0 K: 1 S: 11	H: 0 LOB: 1 BB: 1 P: 17	R: 0 E: 0 K: 1 S: 9	H: 1 LOB: 0 BB: 0 P: 16	R: 0 E: 0 K: 3 S: 18	H: 2 LOB: 2 BB: 0 P: 25	R: 0 E: 0 K: 0 S: 8	H: 0 LOB: 0 BB: 0 P: 14	R: 2 E: 0 K: 1 S: 16	H: 3 LOB: 1 BB: 0 P: 25	R: 0 E: 0 K: 0 S: 10	H: 1 LOB: 1 BB: 0 P: 11	R: 1 E: 0 K: 2 S: 12	H: 1 LOB: 0 BB: 0 P: 17	1B: 5 2B: 3 3B: 0 HR: 4		SF: 0 SAC: 0 DP: 1 HBP: 0	
PITCHER	IP	WLS	BF	H	R	ER	SO	BB	IBB	HBP	BLK	WP	HR	S	P	ERA	WHIP			
49 Antonio Senzateła, R ERA: 3.84	4.0		20	7	4	4	6	2	0	0	0	0	2	63	94	9.00	2.250			
24 Jordan Lyles, R ERA: 6.67	1.2	L	7	2	2	2	0	0	0	0	0	0	2	19	29	10.80	1.200			
38 Mike Dunn, L ERA: 4.71	1.0		5	2	0	0	1	0	0	0	0	0	0	12	18	0.00	2.000			
50 Chad Qualls, R ERA: 4.11	1.1		5	1	1	1	2	0	0	0	0	0	1	15	20	6.75	0.750			


Batter	1	2	3	4	5	6	7	8	9	AB	R	H	RBI	BB	SO	LOB	TOP			
30 Jon Jay, L (1.8) OBP: 0.371, SLG: 0.370	G1-3		G4-3		G4-6-3			K		4	0	0	0	0	1	1	Chicago Cubs @ New York Mets Citi Field, Flushing, NY Mon Jun 12 2017, 7:11 PM - 9:33 PM EDT Att: 33,268 - Clear - 93 F			
17 Kris Bryant, R (1.5) OBP: 0.396, SLG: 0.527	G4-3		44 BB		K			F9		4	0	1	0	0	1	0				
44 Anthony Rizzo, L (1.3) OBP: 0.390, SLG: 0.472			18 G4-6-3		18 G4-6-3			G4-3		2	0	1	0	2	0	0				
18 Ben Zobrist, S (1.7) OBP: 0.321, SLG: 0.394	F8		G4-6-3		G4-6-3			G6-3		4	0	0	0	0	0	4				
22 Jason Heyward, L (1.9) OBP: 0.313, SLG: 0.390		E6			40 G4-6-3			G1-3		3	0	1	0	0	0	0				
32 Brian Duensing, L (6.1)					1B			G4-3		0	0	0	0	0	0	0				
60 Félix Peña, R (8.1)										0	0	0	0	0	0	0				
47 Miguel Montero, L (8, PH) OBP: 0.363, SLG: 0.481										1	0	0	0	0	0	0				
40 Wilson Contreras, R (1.2) OBP: 0.365, SLG: 0.386	P3		G4-6-3		G4-6-3			K		4	0	0	0	0	1	2				
9 Javier Báez, R (1.4) OBP: 0.280, SLG: 0.453	K							G6-3		2	0	0	0	1	1	1				
27 Addison Russell, R (1.6) OBP: 0.297, SLG: 0.368										2	1	1	1	1	1	1				
41 John Lackey, R (1.1) OBP: 0.200, SLG: 0.240										2	0	1	0	0	1	2				
12 Kyle Schwarber, L (6.7) OBP: 0.294, SLG: 0.380	K				30 G4-6-3			F8		1	0	0	0	0	0	0				
Inning Stats	R: 0 E: 0 K: 0 S: 11	H: 1 LOB: 1 BB: 0 P: 13	R: 0 E: 1 K: 2 S: 10	H: 0 LOB: 2 BB: 1 P: 10	R: 0 E: 0 K: 0 S: 10	H: 1 LOB: 1 BB: 1 P: 15	R: 0 E: 0 K: 1 S: 12	H: 1 LOB: 1 BB: 1 P: 20	R: 0 E: 0 K: 1 S: 7	H: 0 LOB: 0 BB: 0 P: 10	R: 1 E: 0 K: 0 S: 7	H: 1 LOB: 0 BB: 0 P: 11	R: 0 E: 0 K: 1 S: 11	H: 0 LOB: 0 BB: 0 P: 17	R: 0 E: 0 K: 1 S: 7	H: 0 LOB: 0 BB: 0 P: 10	1B: 3 2B: 1 3B: 0 HR: 1	SF: 0 SAC: 0 DP: 4 HBP: 0	WP: 0 PB: 0 SB: 0 CS: 0	PA: 33
PITCHER 48 Jacob deGrom, R (1.1) ERA: 4.33	IP: 9.0 WLS: W BF: 33 H: 5 R: 1 ER: 1 SO: 6 BB: 3 IBB: 1 HBP: 0 BLK: 0 WP: 0 HR: 1 S: 80 P: 116 ERA: 1.00 WHIP: 0.889															PITCHER				

Batter	1	2	3	4	5	6	7	8	9	AB	R	H	RBI	BB	SO	LOB	BOTTOM			
3 Curtis Granderson, L (1.8) OBP: 0.301, SLG: 0.390	G3-1		52 HR		G3					3	1	1	0	1	0	0	Chicago Cubs @ New York Mets Citi Field, Flushing, NY Mon Jun 12 2017, 7:11 PM - 9:33 PM EDT Att: 33,268 - Clear - 93 F			
20 Neil Walker, S (1.4) OBP: 0.351, SLG: 0.459	F9		52 G5-4-3		F7					4	0	1	0	0	0	1				
52 Yoenis Cespedes, R (1.7) OBP: 0.369, SLG: 0.625			19 BB		G5-4-3					3	0	1	0	0	0	2				
12 Juan Lagares, R (6.8) OBP: 0.322, SLG: 0.398			19 BB		L8					1	0	0	0	0	0	1				
19 Jay Bruce, L (1.9) OBP: 0.336, SLG: 0.552										3	2	3	2	1	0	0				
21 Lucas Duda, L (1.3) OBP: 0.350, SLG: 0.532										4	0	0	0	0	1	4				
13 Asdrubal Cabrera, S (1.6) OBP: 0.321, SLG: 0.382										4	2	2	2	0	0	2				
18 Travis d'Arnaud, R (1.2) OBP: 0.299, SLG: 0.486										3	1	2	1	1	0	0				
7 José Reyes, S (1.5) OBP: 0.261, SLG: 0.293										4	0	1	1	0	0	3				
48 Jacob deGrom, L (1.1) OBP: 0.276, SLG: 0.310										4	0	0	0	0	1	1				
Inning Stats	R: 0 E: 0 K: 0 S: 10	H: 1 LOB: 2 BB: 1 P: 18	R: 1 E: 0 K: 1 S: 9	H: 1 LOB: 0 BB: 0 P: 13	R: 2 E: 0 K: 0 S: 11	H: 2 LOB: 0 BB: 1 P: 19	R: 1 E: 0 K: 0 S: 9	H: 2 LOB: 0 BB: 0 P: 12	R: 0 E: 0 K: 1 S: 9	H: 1 LOB: 2 BB: 1 P: 19	R: 0 E: 0 K: 0 S: 7	H: 1 LOB: 1 BB: 0 P: 10	R: 2 E: 0 K: 0 S: 13	H: 3 LOB: 1 BB: 0 P: 14	R: 2 E: 0 K: 0 S: 13	H: 0 LOB: 0 BB: 0 P: 14	1B: 6 2B: 2 3B: 0 HR: 3	SF: 0 SAC: 0 DP: 2 HBP: 0	WP: 0 PB: 1 SB: 0 CS: 0	PA: 36
PITCHER 41 John Lackey, R (1.1) ERA: 5.26	IP: 5.0 WLS: L BF: 21 H: 6 R: 4 ER: 4 SO: 1 BB: 2 IBB: 0 HBP: 0 BLK: 0 WP: 0 HR: 3 S: 45 P: 75 ERA: 7.20 WHIP: 1.600															PITCHER				
32 Brian Duensing, L (6.1) ERA: 3.99	IP: 2.2 WLS: L BF: 12 H: 3 R: 1 ER: 1 SO: 1 BB: 0 IBB: 0 HBP: 0 BLK: 0 WP: 0 HR: 0 S: 22 P: 35 ERA: 3.38 WHIP: 1.500																			
60 Félix Peña, R (8.1) ERA: 5.4	IP: 0.1 WLS: L BF: 3 H: 2 R: 1 ER: 1 SO: 0 BB: 0 IBB: 0 HBP: 0 BLK: 0 WP: 0 HR: 0 S: 7 P: 8 ERA: 27.00 WHIP: 6.000																			

AB	29
R	1
H	5
RBI	1
BB	4
SO	6
LOB	11



AB	33
R	6
H	11
RBI	6
BB	3
SO	2
LOB	14



Batter	1	2	3	4	5	6	7	8	9	AB	R	H	RBI	BB	SO	LOB	TOP							
44 Anthony Rizzo, L OBP: 0.384, SLG: 0.489 9 Javier Báez, R OBP: 0.284, SLG: 0.474										4	2	2	3	1	0	1	Chicago Cubs @ New York Mets Citi Field, Flushing, NY Tue Jun 13 2017, 7:11 PM - 10:17 PM EDT Att: 32,651 - Cloudy - 94 F							
8 Ian Happ, S OBP: 0.310, SLG: 0.494										5	1	1	4	1	4	2								
17 Kris Bryant, R OBP: 0.403, SLG: 0.542 52 Justin Grimm, R 60 Félix Peña, R										3	3	2	1	2	1	0								
22 Jason Heyward, L OBP: 0.319, SLG: 0.406										5	2	2	2	1	2	3								
27 Addison Russell, R OBP: 0.295, SLG: 0.369										5	0	1	2	0	1	1								
12 Kyle Schwarber, L OBP: 0.286, SLG: 0.377										4	0	1	0	1	1	1								
40 Wilson Contreras, R OBP: 0.309, SLG: 0.383										4	2	1	0	1	2	2								
34 Jon Lester, L OBP: 0.167, SLG: 0.148 30 Jon Jay, L OBP: 0.366, SLG: 0.367										3	1	1	0	1	1	2								
5 Albert Almora Jr., R OBP: 0.341, SLG: 0.412										4	2	3	0	1	0	2								
Inning Stats	R: 1 E: 0 K: 3 S: 10	H: 1 LOB: 0 BB: 0 P: 16	R: 7 E: 0 K: 1 S: 28	H: 5 LOB: 1 BB: 3 P: 50	R: 1 E: 0 K: 2 S: 15	H: 3 LOB: 3 BB: 1 P: 22	R: 0 E: 0 K: 1 S: 14	H: 1 LOB: 1 BB: 0 P: 17	R: 0 E: 0 K: 1 S: 9	H: 1 LOB: 0 BB: 0 P: 14	R: 2 E: 0 K: 0 S: 10	H: 1 LOB: 2 BB: 3 P: 26	R: 1 E: 0 K: 2 S: 10	H: 1 LOB: 1 BB: 1 P: 19	R: 0 E: 0 K: 2 S: 8	H: 0 LOB: 0 BB: 0 P: 11		R: 2 E: 0 K: 1 S: 13	H: 2 LOB: 0 BB: 1 P: 21	1B: 7 2B: 3 3B: 0 HR: 5	SF: 0 SAC: 0 DP: 2 HBP: 0	WP: 0 PB: 0 SB: 2 CS: 0	PA: 49	
PITCHER	IP WLS BF H R ER SO BB IBB HBP BLK WP HR S P ERA WHIP	IP WLS BF H R ER SO BB IBB HBP BLK WP HR S P ERA WHIP	IP WLS BF H R ER SO BB IBB HBP BLK WP HR S P ERA WHIP	IP WLS BF H R ER SO BB IBB HBP BLK WP HR S P ERA WHIP	IP WLS BF H R ER SO BB IBB HBP BLK WP HR S P ERA WHIP	IP WLS BF H R ER SO BB IBB HBP BLK WP HR S P ERA WHIP	IP WLS BF H R ER SO BB IBB HBP BLK WP HR S P ERA WHIP	IP WLS BF H R ER SO BB IBB HBP BLK WP HR S P ERA WHIP	IP WLS BF H R ER SO BB IBB HBP BLK WP HR S P ERA WHIP	IP WLS BF H R ER SO BB IBB HBP BLK WP HR S P ERA WHIP	IP WLS BF H R ER SO BB IBB HBP BLK WP HR S P ERA WHIP	IP WLS BF H R ER SO BB IBB HBP BLK WP HR S P ERA WHIP	IP WLS BF H R ER SO BB IBB HBP BLK WP HR S P ERA WHIP	IP WLS BF H R ER SO BB IBB HBP BLK WP HR S P ERA WHIP	IP WLS BF H R ER SO BB IBB HBP BLK WP HR S P ERA WHIP	IP WLS BF H R ER SO BB IBB HBP BLK WP HR S P ERA WHIP	IP WLS BF H R ER SO BB IBB HBP BLK WP HR S P ERA WHIP	IP WLS BF H R ER SO BB IBB HBP BLK WP HR S P ERA WHIP	IP WLS BF H R ER SO BB IBB HBP BLK WP HR S P ERA WHIP	IP WLS BF H R ER SO BB IBB HBP BLK WP HR S P ERA WHIP	IP WLS BF H R ER SO BB IBB HBP BLK WP HR S P ERA WHIP	IP WLS BF H R ER SO BB IBB HBP BLK WP HR S P ERA WHIP	IP WLS BF H R ER SO BB IBB HBP BLK WP HR S P ERA WHIP	IP WLS BF H R ER SO BB IBB HBP BLK WP HR S P ERA WHIP

AB	40
R	14
H	15
RBI	14
BB	9
SO	13
LOB	15



Batter	1	2	3	4	5	6	7	8	9	AB	R	H	RBI	BB	SO	LOB	BOTTOM							
12 Juan Lagares, R OBP: 0.318, SLG: 0.391										4	1	1	0	0	3	0	Chicago Cubs @ New York Mets Citi Field, Flushing, NY Tue Jun 13 2017, 7:11 PM - 10:17 PM EDT Att: 32,651 - Cloudy - 94 F							
4 Wilmer Flores, R OBP: 0.340, SLG: 0.493										4	0	0	0	0	0	1								
52 Yoenis Cespedes, R OBP: 0.394, SLG: 0.619 3 Curtis Granderson, L OBP: 0.299, SLG: 0.386										2	0	2	1	0	0	0								
19 Jay Bruce, L OBP: 0.331, SLG: 0.542										4	0	0	0	0	2	2								
20 Neil Walker, S OBP: 0.353, SLG: 0.471										3	1	1	1	1	0	0								
21 Lucas Duda, L OBP: 0.347, SLG: 0.545										4	1	1	1	1	0	2								
18 Travis d'Arnaud, R OBP: 0.298, SLG: 0.486										4	0	1	0	0	0	0								
7 José Reyes, S OBP: 0.261, SLG: 0.292										4	0	1	0	0	2	0								
45 Zack Wheeler, L OBP: 0.136, SLG: 0.143 49 Josh Smoker, L 55 Neil Ramirez, R 66 Josh Edgin, R										0	0	0	0	0	0	0								
Inning Stats	R: 1 E: 0 K: 2 S: 14	H: 2 LOB: 2 BB: 1 P: 23	R: 0 E: 0 K: 2 S: 8	H: 0 LOB: 0 BB: 0 P: 11	R: 0 E: 0 K: 2 S: 11	H: 1 LOB: 0 BB: 0 P: 17	R: 0 E: 0 K: 0 S: 9	H: 0 LOB: 0 BB: 0 P: 14	R: 0 E: 0 K: 2 S: 9	H: 0 LOB: 0 BB: 0 P: 12	R: 0 E: 0 K: 0 S: 8	H: 0 LOB: 0 BB: 0 P: 13	R: 0 E: 0 K: 2 S: 11	H: 2 LOB: 2 BB: 0 P: 16	R: 0 E: 0 K: 1 S: 6	H: 0 LOB: 0 BB: 0 P: 10		R: 2 E: 0 K: 1 S: 12	H: 2 LOB: 0 BB: 0 P: 16	1B: 3 2B: 2 3B: 0 HR: 2	SF: 0 SAC: 0 DP: 0 HBP: 0	WP: 0 PB: 0 SB: 1 CS: 0	PA: 35	
PITCHER	IP WLS BF H R ER SO BB IBB HBP BLK WP HR S P ERA WHIP	IP WLS BF H R ER SO BB IBB HBP BLK WP HR S P ERA WHIP	IP WLS BF H R ER SO BB IBB HBP BLK WP HR S P ERA WHIP	IP WLS BF H R ER SO BB IBB HBP BLK WP HR S P ERA WHIP	IP WLS BF H R ER SO BB IBB HBP BLK WP HR S P ERA WHIP	IP WLS BF H R ER SO BB IBB HBP BLK WP HR S P ERA WHIP	IP WLS BF H R ER SO BB IBB HBP BLK WP HR S P ERA WHIP	IP WLS BF H R ER SO BB IBB HBP BLK WP HR S P ERA WHIP	IP WLS BF H R ER SO BB IBB HBP BLK WP HR S P ERA WHIP	IP WLS BF H R ER SO BB IBB HBP BLK WP HR S P ERA WHIP	IP WLS BF H R ER SO BB IBB HBP BLK WP HR S P ERA WHIP	IP WLS BF H R ER SO BB IBB HBP BLK WP HR S P ERA WHIP	IP WLS BF H R ER SO BB IBB HBP BLK WP HR S P ERA WHIP	IP WLS BF H R ER SO BB IBB HBP BLK WP HR S P ERA WHIP	IP WLS BF H R ER SO BB IBB HBP BLK WP HR S P ERA WHIP	IP WLS BF H R ER SO BB IBB HBP BLK WP HR S P ERA WHIP	IP WLS BF H R ER SO BB IBB HBP BLK WP HR S P ERA WHIP	IP WLS BF H R ER SO BB IBB HBP BLK WP HR S P ERA WHIP	IP WLS BF H R ER SO BB IBB HBP BLK WP HR S P ERA WHIP	IP WLS BF H R ER SO BB IBB HBP BLK WP HR S P ERA WHIP	IP WLS BF H R ER SO BB IBB HBP BLK WP HR S P ERA WHIP	IP WLS BF H R ER SO BB IBB HBP BLK WP HR S P ERA WHIP	IP WLS BF H R ER SO BB IBB HBP BLK WP HR S P ERA WHIP	IP WLS BF H R ER SO BB IBB HBP BLK WP HR S P ERA WHIP

AB	34
R	3
H	7
RBI	3
BB	1
SO	12
LOB	7



Batter	1	2	3	4	5	6	7	8	9	AB	R	H	RBI	BB	SO	LOB	TOP			
44 Anthony Rizzo, L (1,3) OBP: 0.390, SLG: 0.496										5	1	1	1	0	2	4				
8 Ian Happ, S (1,4) OBP: 0.308, SLG: 0.516										4	1	1	1	0	0	0				
17 Kris Bryant, R (1,5) OBP: 0.397, SLG: 0.532										4	0	0	0	0	2	0				
47 Miguel Montero, L (1,2) OBP: 0.362, SLG: 0.470										2	0	0	0	1	1	0				
40 Wilson Contreras, R (8,PH) OBP: 0.306, SLG: 0.381										1	0	0	0	0	1	0				
30 Jon Jay, L (1,9) OBP: 0.380, SLG: 0.381										4	1	3	0	0	1	1				
12 Kyle Schwarber, L (1,7) OBP: 0.299, SLG: 0.394										4	1	2	2	0	0	2				
9 Javier Báez, R (1,6) OBP: 0.278, SLG: 0.463										4	0	0	0	0	1	2				
38 Mike Montgomery, L (1,1) OBP: 0.278, SLG: 0.463										2	0	0	0	0	0	0				
22 Jason Heyward, L (7,PH) OBP: 0.337, SLG: 0.693										1	0	0	0	0	0	0				
6 Carl Edwards Jr., R (7,1) OBP: 0.353, SLG: 0.565										0	0	0	0	0	0	0				
56 Héctor Rondón, R (8,1) OBP: 0.353, SLG: 0.565										1	0	0	0	0	0	1				
27 Addison Russell, R (9,PH) OBP: 0.353, SLG: 0.565										0	0	0	0	0	0	2				
5 Albert Almora Jr., R (1,8) OBP: 0.346, SLG: 0.415										4	0	2	0	0	1	0				
Inning Stats	R: 2 H: 2 E: 0 K: 1 S: 16	H: 2 LOB: 1 BB: 1 P: 22	R: 0 H: 0 E: 0 K: 2 S: 9	H: 0 LOB: 0 BB: 0 P: 12	R: 0 H: 0 E: 0 K: 1 S: 10	H: 0 LOB: 0 BB: 0 P: 14	R: 2 H: 2 E: 0 K: 1 S: 9	H: 2 LOB: 0 BB: 0 P: 10	R: 0 H: 1 E: 0 K: 0 S: 6	H: 1 LOB: 1 BB: 0 P: 10	R: 0 H: 1 E: 0 K: 2 S: 14	H: 1 LOB: 1 BB: 0 P: 23	R: 0 H: 0 E: 0 K: 2 S: 8	H: 0 LOB: 3 BB: 0 P: 12	R: 0 H: 3 E: 0 K: 1 S: 14	H: 3 LOB: 3 BB: 0 P: 19	1B: 6 2B: 0 3B: 0 HR: 3	SF: 0 SAC: 0 DP: 0 HBP: 0	WP: 0 PB: 1 SB: 0 CS: 0	PA: 37
PITCHER	IP WLS BF H R ER SO BB IBB HBP BLK WP HR S P ERA WHIP																			
33 Matt Harvey, R (1,1) ERA: 5.25	4.0	17	4	4	4	5	1	0	0	0	0	0	0	0	3	44	58	9.00	1.250	
51 Paul Sewald, R (5,1) ERA: 4.35	2.0	7	1	0	0	1	0	0	0	0	0	0	0	0	14	21	0.00	0.500		
59 Fernando Salas, R (7,1) ERA: 5.34	0.2	3	1	0	0	1	0	0	0	0	0	0	0	0	16	0.00	1.500			
39 Jerry Blevins, L (7,1) ERA: 1.9	1.1	W	4	0	0	0	3	0	0	0	0	0	0	0	12	19	0.00	0.000		
43 Addison Reed, R (9,1) ERA: 2.82	1.0	6	3	0	0	1	0	0	0	0	0	0	0	14	19	0.00	3.000			

Chicago Cubs @ New York Mets
Citi Field, Flushing, NY
Wed Jun 14 2017, 7:11 PM - 10:12 PM EDT
Att: 34,566 - Partly Cloudy - 76 F

AB	36
R	4
H	9
RBI	4
BB	1
SO	11
LOB	11



Batter	1	2	3	4	5	6	7	8	9	AB	R	H	RBI	BB	SO	LOB	BOTTOM			
12 Juan Lagares, R (1,8) OBP: 0.323, SLG: 0.418										4	0	2	2	0	0	2				
20 Neil Walker, S (1,4) OBP: 0.352, SLG: 0.468										1	0	0	0	0	0	0				
21 Lucas Duda, L (4,3) OBP: 0.353, SLG: 0.565										2	1	1	3	1	0	2				
4 Wilmer Flores, R (1,5) OBP: 0.335, SLG: 0.483										5	1	1	0	0	1	3				
19 Jay Bruce, L (1,9) OBP: 0.332, SLG: 0.539										5	1	2	0	0	2	1				
54 T.J. Rivera, R (1,3) OBP: 0.322, SLG: 0.411										5	1	3	1	0	0	0				
18 Travis d'Arnaud, R (1,2) OBP: 0.286, SLG: 0.465										5	0	0	0	0	2	6				
3 Curtis Granderson, L (1,7) OBP: 0.308, SLG: 0.405										3	3	2	1	1	0	2				
7 José Reyes, S (1,6) OBP: 0.265, SLG: 0.290										2	1	0	0	2	1	2				
33 Matt Harvey, R (1,1) ERA: 5.25	5.0	24	6	3	2	4	1	0	0	0	0	0	0	0	0	0				
51 Paul Sewald, R (5,1) ERA: 4.35	1.0	B	6	1	1	1	3	2	0	0	0	0	0	0	0	0				
59 Fernando Salas, R (7,1) ERA: 5.34	1.0	L	6	2	3	3	1	1	0	0	0	0	0	0	0	0				
39 Jerry Blevins, L (7,1) ERA: 1.9	1.0	R	6	4	2	2	0	0	0	0	0	0	0	0	0	0				
43 Addison Reed, R (9,1) ERA: 2.82	1.0	6	4	2	2	0	0	0	0	0	0	0	0	0	0	0				
Inning Stats	R: 0 H: 0 E: 0 K: 0 S: 6	H: 0 LOB: 0 BB: 0 P: 10	R: 1 H: 2 E: 1 K: 2 S: 19	H: 2 LOB: 2 BB: 0 P: 27	R: 0 H: 1 E: 0 K: 1 S: 11	H: 1 LOB: 1 BB: 0 P: 16	R: 2 H: 3 E: 0 K: 1 S: 15	H: 3 LOB: 2 BB: 1 P: 26	R: 0 H: 0 E: 1 K: 0 S: 7	H: 0 LOB: 1 BB: 1 P: 9	R: 1 H: 1 E: 0 K: 3 S: 15	H: 1 LOB: 2 BB: 2 P: 30	R: 0 H: 0 E: 0 K: 1 S: 8	H: 0 LOB: 3 BB: 0 P: 8	R: 5 H: 6 E: 0 K: 0 S: 21	H: 6 LOB: 1 BB: 1 P: 34	1B: 10 2B: 0 3B: 1 HR: 2	SF: 1 SAC: 1 DP: 1 HBP: 0	WP: 0 PB: 0 SB: 1 CS: 0	PA: 42
PITCHER	IP WLS BF H R ER SO BB IBB HBP BLK WP HR S P ERA WHIP																			
38 Mike Montgomery, L (1,1) ERA: 2.56	5.0	24	6	3	2	4	1	0	0	0	0	0	0	0	0	0	0			
46 Pedro Strop, R (6,1) ERA: 3.97	1.0	B	6	1	1	1	3	2	0	0	0	0	0	0	0	0	0			
6 Carl Edwards Jr., R (7,1) ERA: 2.08	1.0	L	6	2	3	3	1	1	0	0	0	0	0	0	0	0	0			
56 Héctor Rondón, R (8,1) ERA: 4.74	1.0	6	4	2	2	0	0	0	0	0	0	0	0	0	0	0	0			

Chicago Cubs @ New York Mets
Citi Field, Flushing, NY
Wed Jun 14 2017, 7:11 PM - 10:12 PM EDT
Att: 34,566 - Partly Cloudy - 76 F

AB	36
R	9
H	13
RBI	8
BB	4
SO	8
LOB	21



Batter	1	2	3	4	5	6	7	8	9	AB	R	H	RBI	BB	SO	LOB	TOP			
44 Anthony Rizzo, L OBP: 0.391, SLG: 0.492										4	0	1	2	1	2	2	Chicago Cubs @ Pittsburgh Pirates PNC Park, Pittsburgh, PA Fri Jun 16 2017, 7:14 PM - 10:37 PM EDT Att: 25,420 - Overcast - 74 F			
8 Ian Happ, S OBP: 0.312, SLG: 0.521										5	1	2	0	0	0	4				
12 Kyle Schwarber, L 71 Wade Davis, R										5	1	0	0	0	0	5				
27 Addison Russell, R										5	1	1	2	0	2	3				
22 Jason Heyward, L										4	2	1	0	1	0	1				
40 Wilson Contreras, R										3	1	2	3	1	0	0				
2 Tommy La Stella, L										4	1	2	0	0	1	1				
33 Eddie Butler, R										2	0	1	0	0	1	0				
46 Pedro Strop, R										0	0	0	0	0	0	0				
17 Kris Bryant, R										1	1	0	0	1	1	1				
5 Albert Almora Jr., R										3	0	0	0	0	1	3				
52 Justin Grimm, R										0	0	0	0	0	0	0				
19 Koji Uehara, R										0	0	0	0	0	0	0				
30 Jon Jay, L										1	1	1	1	0	0	0				
Inning Stats	R: 3 H: 2 E: 0 K: 0 S: 15	H: 2 LOB: 1 BB: 2 P: 27	R: 0 H: 2 E: 0 K: 1 S: 13	H: 2 LOB: 2 BB: 1 P: 16	R: 0 H: 0 E: 0 K: 0 S: 6	H: 0 LOB: 0 BB: 0 P: 9	R: 0 H: 1 E: 0 K: 2 S: 8	H: 0 LOB: 0 BB: 0 P: 11	R: 0 H: 0 E: 0 K: 1 S: 8	H: 0 LOB: 1 BB: 0 P: 12	R: 0 H: 0 E: 0 K: 2 S: 11	H: 0 LOB: 1 BB: 1 P: 19	R: 0 H: 1 E: 0 K: 2 S: 17	H: 1 LOB: 1 BB: 0 P: 20	R: 6 H: 6 E: 0 K: 0 S: 13	H: 6 LOB: 1 BB: 1 P: 19	1B: 5 2B: 6 3B: 0 HR: 0	SF: 0 SAC: 0 DP: 0 HBP: 0	WP: 1 PB: 0 SB: 0 CS: 0	PA: 41
PITCHER	IP WLS BF H R ER SO BB IBB HBP BLK WP HR S P ERA WHIP	5.0 20 4 3 3 3 2 0 0 0 1 0 50 76 5.40 1.200	5.16	6.1	1.0 3 0 0 0 1 0 0 0 0 0 0 8 12 0.00 0.000	7.1	1.0 H 4 0 0 0 2 1 0 0 0 0 11 19 0.00 1.000	8.1	1.0 H 4 1 0 0 2 0 0 0 0 0 17 20 0.00 1.000	9.1	0.0 L 4 3 4 4 0 0 1 0 0 0 0 4 6 ∞ ∞	0.2	5 3 2 2 0 0 0 0 0 0 0 0 7 10 27.00 4.500	0.1	1 0 0 0 0 0 0 0 0 0 0 0 2 3 0.00 0.000	4.18				

Chicago Cubs @ Pittsburgh Pirates
 PNC Park, Pittsburgh, PA
 Fri Jun 16 2017, 7:14 PM - 10:37 PM EDT
 Att: 25,420 - Overcast - 74 F

AB	37
R	9
H	11
RBI	8
BB	4
SO	8
LOB	20



Batter	1	2	3	4	5	6	7	8	9	AB	R	H	RBI	BB	SO	LOB	BOTTOM					
26 Adam Frazier, L OBP: 0.362, SLG: 0.401										4	1	1	0	1	1	0	Chicago Cubs @ Pittsburgh Pirates PNC Park, Pittsburgh, PA Fri Jun 16 2017, 7:14 PM - 10:37 PM EDT Att: 25,420 - Overcast - 74 F					
5 Josh Harrison, R OBP: 0.371, SLG: 0.464										5	0	1	0	0	1	4						
25 Gregory Polanco, L OBP: 0.305, SLG: 0.346										5	0	0	0	0	2	6						
23 David Freese, R OBP: 0.378, SLG: 0.418										3	1	0	0	1	1	2						
55 Josh Bell, S OBP: 0.319, SLG: 0.466										4	2	2	3	0	0	1						
22 Andrew McCutchen, R OBP: 0.337, SLG: 0.463										3	1	2	1	1	0	0						
29 Francisco Cervelli, R OBP: 0.349, SLG: 0.391										3	0	1	1	1	0	1						
10 Jordy Mercer, R OBP: 0.357, SLG: 0.405										4	0	1	0	0	0	1						
37 Trevor Williams, R										1	0	0	0	0	0	0						
28 John Jaso, L										1	0	0	0	0	0	0						
41 Wade LeBlanc, L										0	0	0	0	0	0	0						
41 Daniel Hudson, R										0	0	0	0	0	0	0						
32 Elie Diari, R										0	0	0	0	0	0	0						
73 Felipe Vázquez, L										0	0	0	0	0	0	0						
12 Juan Nicasio, R										0	0	0	0	0	0	0						
44 Tony Watson, L										0	0	0	0	0	0	0						
52 Juan Nicasio, R										0	0	0	0	0	0	0						
64 Jose Osuna, R										0	0	0	0	0	0	0						
Inning Stats	R: 0 H: 0 E: 0 K: 0 S: 9	H: 0 LOB: 0 BB: 0 P: 14	R: 0 H: 0 E: 0 K: 0 S: 9	H: 0 LOB: 1 BB: 1 P: 18	R: 0 H: 0 E: 0 K: 0 S: 7	H: 0 LOB: 0 BB: 0 P: 9	R: 0 H: 1 E: 1 K: 0 S: 10	H: 1 LOB: 1 BB: 0 P: 12	R: 1 H: 1 E: 0 K: 0 S: 11	H: 1 LOB: 1 BB: 1 P: 23	R: 3 H: 3 E: 0 K: 0 S: 14	H: 3 LOB: 1 BB: 1 P: 26	R: 0 H: 0 E: 0 K: 1 S: 7	H: 0 LOB: 0 BB: 0 P: 12	R: 0 H: 0 E: 1 K: 2 S: 12	H: 0 LOB: 1 BB: 0 P: 17	R: 1 H: 3 E: 0 K: 2 S: 20	H: 3 LOB: 3 BB: 1 P: 31	1B: 5 2B: 1 3B: 1 HR: 1	SF: 0 SAC: 0 DP: 0 HBP: 0	WP: 0 PB: 0 SB: 0 CS: 0	PA: 40
PITCHER	IP WLS BF H R ER SO BB IBB HBP BLK WP HR S P ERA WHIP	5.2 23 4 4 4 4 3 0 0 0 0 0 5 8 0.00 3.000	4.41	6.1	0.1	2 1 0 0 0 0 0 0 0 0 0 5 8 0.00 3.000	3.91	1.0	W 4 0 0 0 2 0 0 0 0 0 12 17 0.00 0.000	2.7	1.0	7 3 1 1 2 1 0 0 0 0 0 20 31 9.00 4.000	1.54	0.0	5 8 5 5 18	0.00 3.000						

Chicago Cubs @ Pittsburgh Pirates
 PNC Park, Pittsburgh, PA
 Fri Jun 16 2017, 7:14 PM - 10:37 PM EDT
 Att: 25,420 - Overcast - 74 F

AB	35
R	5
H	8
RBI	5
BB	4
SO	5
LOB	18



Batter	1	2	3	4	5	6	7	8	9	AB	R	H	RBI	BB	SO	LOB	TOP							
44 Anthony Rizzo, L (1,3) OBP: 0.392, SLG: 0.492										4	0	2	0	0	0	0	Chicago Cubs @ Pittsburgh Pirates PNC Park, Pittsburgh, PA Sat Jun 17 2017, 8:18 PM - 11:11 PM EDT Att: 34,383 - Partly Cloudy - 85 F							
8 Ian Happ, S (1,8) OBP: 0.310, SLG: 0.520										4	0	1	0	0	1	1								
17 Kris Bryant, R (1,5) OBP: 0.396, SLG: 0.523										3	0	0	0	1	3	0								
47 Miguel Montero, L (1,2) OBP: 0.361, SLG: 0.459										2	0	0	0	1	0	0								
5 Albert Almora Jr., R (8,PH) OBP: 0.336, SLG: 0.402										1	0	0	0	0	0	2								
46 Pedro Strop, R (8,1)										0	0	0	0	0	0	0								
27 Addison Russell, R (1,6) OBP: 0.295, SLG: 0.385										4	1	2	1	0	0	3								
22 Jason Heyward, L (1,9) OBP: 0.316, SLG: 0.403										4	0	1	0	0	1	1								
9 Javier Báez, R (1,4) OBP: 0.274, SLG: 0.455										3	0	0	0	0	1	1								
12 Kyle Schwarber, L (1,7) OBP: 0.294, SLG: 0.361										2	1	0	0	1	0	1								
6 Carl Edwards Jr., R (7,1)										1	0	0	0	0	0	0								
40 Wilson Contreras, R (8,2) OBP: 0.313, SLG: 0.394										1	0	0	0	0	0	0								
49 Jake Arrieta, R (1,1) OBP: 0.133, SLG: 0.300										2	1	1	2	0	0	0								
32 Brian Duensing, L (5,1)										0	0	0	0	0	0	0								
52 Justin Grimm, R (6,1)										0	0	0	0	0	0	0								
30 Jon Jay, L (7,PH) OBP: 0.382, SLG: 0.383										1	0	0	0	0	1	1								
Inning Stats	R: 0 E: 0 K: 1 S: 7	H: 1 LOB: 0 BB: 0 P: 10	R: 0 E: 0 K: 0 S: 10	H: 1 LOB: 1 BB: 0 P: 11	R: 0 E: 0 K: 0 S: 5	H: 1 LOB: 0 BB: 0 P: 6	R: 0 E: 0 K: 1 S: 10	H: 0 LOB: 1 BB: 1 P: 20	R: 2 E: 0 K: 1 S: 13	H: 1 LOB: 0 BB: 1 P: 23	R: 0 E: 0 K: 2 S: 8	H: 0 LOB: 0 BB: 0 P: 8	R: 1 E: 0 K: 1 S: 11	H: 2 LOB: 1 BB: 0 P: 16	R: 0 E: 0 K: 0 S: 11	H: 1 LOB: 2 BB: 1 P: 17	R: 0 E: 0 K: 1 S: 5	H: 0 LOB: 0 BB: 0 P: 6	1B: 4 2B: 1 3B: 0 HR: 2	SF: 0 SAC: 1 DP: 1 HBP: 0	WP: 0 PB: 0 SB: 0 CS: 1	PA: 36		
PITCHER	IP WLS BF H R ER SO BB IBB HBP BLK WP HR S P ERA WHIP	IP WLS BF H R ER SO BB IBB HBP BLK WP HR S P ERA WHIP	IP WLS BF H R ER SO BB IBB HBP BLK WP HR S P ERA WHIP	IP WLS BF H R ER SO BB IBB HBP BLK WP HR S P ERA WHIP	IP WLS BF H R ER SO BB IBB HBP BLK WP HR S P ERA WHIP	IP WLS BF H R ER SO BB IBB HBP BLK WP HR S P ERA WHIP	IP WLS BF H R ER SO BB IBB HBP BLK WP HR S P ERA WHIP	IP WLS BF H R ER SO BB IBB HBP BLK WP HR S P ERA WHIP	IP WLS BF H R ER SO BB IBB HBP BLK WP HR S P ERA WHIP	IP WLS BF H R ER SO BB IBB HBP BLK WP HR S P ERA WHIP	IP WLS BF H R ER SO BB IBB HBP BLK WP HR S P ERA WHIP	IP WLS BF H R ER SO BB IBB HBP BLK WP HR S P ERA WHIP	IP WLS BF H R ER SO BB IBB HBP BLK WP HR S P ERA WHIP	IP WLS BF H R ER SO BB IBB HBP BLK WP HR S P ERA WHIP	IP WLS BF H R ER SO BB IBB HBP BLK WP HR S P ERA WHIP	IP WLS BF H R ER SO BB IBB HBP BLK WP HR S P ERA WHIP	IP WLS BF H R ER SO BB IBB HBP BLK WP HR S P ERA WHIP	IP WLS BF H R ER SO BB IBB HBP BLK WP HR S P ERA WHIP	IP WLS BF H R ER SO BB IBB HBP BLK WP HR S P ERA WHIP	IP WLS BF H R ER SO BB IBB HBP BLK WP HR S P ERA WHIP	IP WLS BF H R ER SO BB IBB HBP BLK WP HR S P ERA WHIP	IP WLS BF H R ER SO BB IBB HBP BLK WP HR S P ERA WHIP	IP WLS BF H R ER SO BB IBB HBP BLK WP HR S P ERA WHIP	IP WLS BF H R ER SO BB IBB HBP BLK WP HR S P ERA WHIP
46 Iván Nova, R (1,1) ERA: 2.91	7.0 W 27	6 3 3 6	2 0 0 0	0 0 0 0	0 0 0 0	0 0 5 6	0 0 11 17	3.86 1.143	0.00 3.000	0.00 0.600														
41 Daniel Hudson, R (8,1) ERA: 4.97	0.1 H 2	1 0 0 0	0 0 0 0	0 0 0 0	0 0 0 0	0 0 5 6	0 0 11 17	0.00 3.000	0.00 3.000	0.00 0.600														
73 Felipe Vázquez, L (8,1) ERA: 0.72	1.2 S 6	0 0 0 0	1 1 0 0	0 0 0 0	0 0 0 0	0 0 5 6	0 0 11 17	0.00 0.600	0.00 0.600	0.00 0.600														

Chicago Cubs @ Pittsburgh Pirates
PNC Park, Pittsburgh, PA
Sat Jun 17 2017, 8:18 PM - 11:11 PM EDT
Att: 34,383 - Partly Cloudy - 85 F

AB 31
R 3
H 7
RBI 3
BB 3
SO 7
LOB 10



Batter	1	2	3	4	5	6	7	8	9	AB	R	H	RBI	BB	SO	LOB	BOTTOM						
26 Adam Frazier, L (1,4) OBP: 0.365, SLG: 0.400										3	1	1	1	1	0	0	Chicago Cubs @ Pittsburgh Pirates PNC Park, Pittsburgh, PA Sat Jun 17 2017, 8:18 PM - 11:11 PM EDT Att: 34,383 - Partly Cloudy - 85 F						
29 Francisco Cervelli, R (1,2) OBP: 0.342, SLG: 0.382										4	0	0	0	0	1	3							
25 Gregory Polanco, L (1,9) OBP: 0.314, SLG: 0.372										3	1	2	2	1	0	1							
23 David Freese, R (1,5) OBP: 0.375, SLG: 0.410										3	0	0	0	0	1	1							
55 Josh Bell, S (1,3) OBP: 0.322, SLG: 0.469										3	0	1	0	1	1	3							
22 Andrew McCutchen, R (1,8) OBP: 0.336, SLG: 0.472										4	1	1	1	0	0	2							
28 John Jaso, L (1,7) OBP: 0.327, SLG: 0.407										4	0	0	0	0	2	1							
10 Jordy Mercer, R (1,6) OBP: 0.357, SLG: 0.409										3	1	1	0	0	1	0							
46 Iván Nova, R (1,1) OBP: 0.034, SLG: 0.034										3	0	0	0	0	3	1							
41 Daniel Hudson, R (8,1)										0	0	0	0	0	0	0							
62 Max Moroff, S (8,4) OBP: 0.286, SLG: 0.182										0	0	0	0	0	0	0							
Inning Stats	R: 2 E: 1 K: 0 S: 12	H: 1 LOB: 1 BB: 1 P: 21	R: 0 E: 0 K: 3 S: 11	H: 0 LOB: 0 BB: 0 P: 15	R: 0 E: 0 K: 1 S: 12	H: 1 LOB: 1 BB: 0 P: 21	R: 0 E: 0 K: 2 S: 9	H: 0 LOB: 0 BB: 0 P: 15	R: 1 E: 0 K: 1 S: 16	H: 2 LOB: 3 BB: 1 P: 28	R: 1 E: 0 K: 1 S: 9	H: 1 LOB: 0 BB: 0 P: 15	R: 0 E: 0 K: 1 S: 4	H: 0 LOB: 1 BB: 1 P: 8	R: 0 E: 0 K: 0 S: 7	H: 1 LOB: 1 BB: 0 P: 16	1B: 1 2B: 3 3B: 0 HR: 2	SF: 0 SAC: 0 DP: 1 HBP: 1	WP: 2 PB: 0 SB: 0 CS: 0	PA: 34			
PITCHER	IP WLS BF H R ER SO BB IBB HBP BLK WP HR S P ERA WHIP	IP WLS BF H R ER SO BB IBB HBP BLK WP HR S P ERA WHIP	IP WLS BF H R ER SO BB IBB HBP BLK WP HR S P ERA WHIP	IP WLS BF H R ER SO BB IBB HBP BLK WP HR S P ERA WHIP	IP WLS BF H R ER SO BB IBB HBP BLK WP HR S P ERA WHIP	IP WLS BF H R ER SO BB IBB HBP BLK WP HR S P ERA WHIP	IP WLS BF H R ER SO BB IBB HBP BLK WP HR S P ERA WHIP	IP WLS BF H R ER SO BB IBB HBP BLK WP HR S P ERA WHIP	IP WLS BF H R ER SO BB IBB HBP BLK WP HR S P ERA WHIP	IP WLS BF H R ER SO BB IBB HBP BLK WP HR S P ERA WHIP	IP WLS BF H R ER SO BB IBB HBP BLK WP HR S P ERA WHIP	IP WLS BF H R ER SO BB IBB HBP BLK WP HR S P ERA WHIP	IP WLS BF H R ER SO BB IBB HBP BLK WP HR S P ERA WHIP	IP WLS BF H R ER SO BB IBB HBP BLK WP HR S P ERA WHIP	IP WLS BF H R ER SO BB IBB HBP BLK WP HR S P ERA WHIP	IP WLS BF H R ER SO BB IBB HBP BLK WP HR S P ERA WHIP	IP WLS BF H R ER SO BB IBB HBP BLK WP HR S P ERA WHIP	IP WLS BF H R ER SO BB IBB HBP BLK WP HR S P ERA WHIP	IP WLS BF H R ER SO BB IBB HBP BLK WP HR S P ERA WHIP	IP WLS BF H R ER SO BB IBB HBP BLK WP HR S P ERA WHIP	IP WLS BF H R ER SO BB IBB HBP BLK WP HR S P ERA WHIP	IP WLS BF H R ER SO BB IBB HBP BLK WP HR S P ERA WHIP	IP WLS BF H R ER SO BB IBB HBP BLK WP HR S P ERA WHIP
49 Jake Arrieta, R (1,1) ERA: 4.64	4.2 L 22	4 3 2 7	1 1 1 0	0 0 0 0	0 0 0 0	0 0 1 9	0 0 7 16	3.86 1.071	0.00 0.000	0.00 0.000													
32 Brian Duensing, L (5,1) ERA: 3.34	0.1 1 0 0	0 0 0 0	0 0 0 0	0 0 0 0	0 0 0 0	0 0 4 8	0 0 7 16	0.00 0.000	0.00 0.000	0.00 0.000													
52 Justin Grimm, R (6,1) ERA: 5.01	1.0 4 1 1	1 1 1 1	0 0 0 0	0 0 0 0	0 0 0 0	0 0 4 8	0 0 7 16	9.00 1.000	0.00 1.000	0.00 1.000													
6 Carl Edwards Jr., R (7,1) ERA: 1.98	1.0 3 0 0	0 0 0 0	1 1 0 0	0 0 0 0	0 0 0 0	0 0 4 8	0 0 7 16	0.00 1.000	0.00 1.000	0.00 1.000													
46 Pedro Strop, R (8,1) ERA: 3.75	1.0 4 1 0	0 0 0 0	0 0 0 0	0 0 0 0	0 0 0 0	0 0 7 16	0.00 1.000	0.00 1.000	0.00 1.000														

AB 30
R 4
H 6
RBI 4
BB 3
SO 9
LOB 12



Batter	1	2	3	4	5	6	7	8	9	AB	R	H	RBI	BB	SO	LOB	TOP					
44 Anthony Rizzo, L OBP: 0.395, SLG: 0.510										5	3	2	0	1	1		Chicago Cubs @ Pittsburgh Pirates PNC Park, Pittsburgh, PA Sun Jun 18 2017, 1:36 PM - 4:24 PM EDT Att: 34,539 - Partly Cloudy - 87 F					
8 Ian Happ, S OBP: 0.316, SLG: 0.544										3	1	1	1	1	0	1						
40 Wilson Contreras, R OBP: 0.320, SLG: 0.411										5	0	3	3	0	2	0						
22 Jason Heyward, L OBP: 0.315, SLG: 0.399										2	0	0	0	0	0	3						
12 Kyle Schwarber, L OBP: 0.294, SLG: 0.385										3	0	1	0	0	1	1						
5 Albert Almora Jr., R OBP: 0.328, SLG: 0.389										4	0	0	0	0	2	4						
2 Tommy La Stella, L OBP: 0.238, SLG: 0.484										4	0	0	0	0	0	2						
9 Javier Báez, R OBP: 0.278, SLG: 0.462										4	1	2	0	0	1	0						
41 John Lackey, R OBP: 0.185, SLG: 0.222										2	0	0	0	0	1	1						
6 Carl Edwards Jr., R										0	0	0	0	0	0	0						
49 Jake Arrieta, R OBP: 0.293, SLG: 0.290										2	0	0	0	0	0	0						
56 Héctor Rondón, R										1	0	0	0	0	1	0						
32 Brian Duensing, L										0	0	0	0	0	0	0						
30 Jon Jay, L OBP: 0.393, SLG: 0.395										4	2	3	1	0	0	0						
Inning Stats	R: 1 E: 0 K: 0 S: 8	H: 2 LOB: 0 BB: 0 P: 11	R: 0 E: 0 K: 1 S: 10	H: 1 LOB: 1 BB: 0 P: 16	R: 2 E: 0 K: 1 S: 16	H: 3 LOB: 2 BB: 1 P: 25	R: 1 E: 0 K: 1 S: 10	H: 2 LOB: 1 BB: 0 P: 13	R: 0 E: 0 K: 0 S: 7	H: 0 LOB: 0 BB: 0 P: 9	R: 2 E: 0 K: 2 S: 19	H: 3 LOB: 1 BB: 0 P: 25	R: 0 E: 0 K: 2 S: 7	H: 0 LOB: 0 BB: 0 P: 9	R: 1 E: 0 K: 1 S: 13	H: 2 LOB: 1 BB: 0 P: 18	1B: 6 2B: 5 HR: 2	SF: 0 SAC: 2 DP: 0 HBP: 0	WP: 0 PB: 0 SB: 0 CS: 0	PA: 40		
PITCHER	IP WLS BF H R ER SO BB IBB HBP BLK WP HR S P ERA WHIP	5.0 L 23 8 4 4 4 1 0 0 0 0 0 0 52 78 7.20 1.800	6.1 1.2 8 3 2 2 1 0 0 0 0 0 1 23 31 10.80 1.800	7.1 0.1 1 0 0 0 1 0 0 0 0 0 0 3 3 0.00 0.000	8.1 1.0 3 0 0 0 2 0 0 0 0 0 0 7 9 0.00 0.000	9.1 1.0 5 2 1 1 1 0 0 0 0 0 0 1 13 18 9.00 2.000	PITCHER															
50 Jameson Taillon, R ERA: 3.38	5.0 L 23 8 4 4 4 1 0 0 0 0 0 0 52 78 7.20 1.800	6.1 1.2 8 3 2 2 1 0 0 0 0 0 1 23 31 10.80 1.800	7.1 0.1 1 0 0 0 1 0 0 0 0 0 0 3 3 0.00 0.000	8.1 1.0 3 0 0 0 2 0 0 0 0 0 0 7 9 0.00 0.000	9.1 1.0 5 2 1 1 1 0 0 0 0 0 0 1 13 18 9.00 2.000	PITCHER																
36 Wade LeBlanc, L ERA: 4.2	6.1 1.2 8 3 2 2 1 0 0 0 0 0 1 23 31 10.80 1.800	7.1 0.1 1 0 0 0 1 0 0 0 0 0 0 3 3 0.00 0.000	8.1 1.0 3 0 0 0 2 0 0 0 0 0 0 7 9 0.00 0.000	9.1 1.0 5 2 1 1 1 0 0 0 0 0 0 1 13 18 9.00 2.000	PITCHER																	
52 Jhan Maríñez, R ERA: 4.13	7.1 0.1 1 0 0 0 1 0 0 0 0 0 0 3 3 0.00 0.000	8.1 1.0 3 0 0 0 2 0 0 0 0 0 0 7 9 0.00 0.000	9.1 1.0 5 2 1 1 1 0 0 0 0 0 0 1 13 18 9.00 2.000	PITCHER																		
37 Edgar Santana, R ERA: 4.15	8.1 1.0 3 0 0 0 2 0 0 0 0 0 0 7 9 0.00 0.000	9.1 1.0 5 2 1 1 1 0 0 0 0 0 0 1 13 18 9.00 2.000	PITCHER																			
44 Tony Watson, L ERA: 4.65	9.1 1.0 5 2 1 1 1 0 0 0 0 0 0 1 13 18 9.00 2.000	PITCHER																				
Batter	1	2	3	4	5	6	7	8	9	AB	R	H	RBI	BB	SO	LOB	BOTTOM					
26 Adam Frazier, L OBP: 0.362, SLG: 0.393										3	0	0	0	1	1	0	Chicago Cubs @ Pittsburgh Pirates PNC Park, Pittsburgh, PA Sun Jun 18 2017, 1:36 PM - 4:24 PM EDT Att: 34,539 - Partly Cloudy - 87 F					
5 Josh Harrison, R OBP: 0.365, SLG: 0.456										4	0	0	0	0	1	1						
25 Gregory Polanco, L OBP: 0.313, SLG: 0.366										3	0	0	0	1	1	0						
23 David Freese, R OBP: 0.372, SLG: 0.406										4	0	1	0	0	0	2						
55 Josh Bell, S OBP: 0.320, SLG: 0.463										3	0	0	0	1	0	1						
22 Andrew McCutchen, R OBP: 0.332, SLG: 0.468										3	0	0	0	0	1	3						
32 Elias Díaz, R OBP: 0.385, SLG: 0.468										3	0	1	0	0	0	3						
10 Jordy Mercer, R OBP: 0.356, SLG: 0.421										3	1	1	1	0	0	3						
50 Jameson Taillon, R ERA: 3.38	5.0 L 23 8 4 4 4 1 0 0 0 0 0 0 52 78 7.20 1.800	6.1 1.2 8 3 2 2 1 0 0 0 0 0 1 23 31 10.80 1.800	7.1 0.1 1 0 0 0 1 0 0 0 0 0 0 3 3 0.00 0.000	8.1 1.0 3 0 0 0 2 0 0 0 0 0 0 7 9 0.00 0.000	9.1 1.0 5 2 1 1 1 0 0 0 0 0 0 1 13 18 9.00 2.000	PITCHER																
64 José Cisnero, R ERA: 4.98	6.1 1.2 8 3 2 2 1 0 0 0 0 0 1 23 31 10.80 1.800	7.1 0.1 1 0 0 0 1 0 0 0 0 0 0 3 3 0.00 0.000	8.1 1.0 3 0 0 0 2 0 0 0 0 0 0 7 9 0.00 0.000	9.1 1.0 5 2 1 1 1 0 0 0 0 0 0 1 13 18 9.00 2.000	PITCHER																	
38 Wade LeBlanc, L ERA: 4.2	6.1 1.2 8 3 2 2 1 0 0 0 0 0 1 23 31 10.80 1.800	7.1 0.1 1 0 0 0 1 0 0 0 0 0 0 3 3 0.00 0.000	8.1 1.0 3 0 0 0 2 0 0 0 0 0 0 7 9 0.00 0.000	9.1 1.0 5 2 1 1 1 0 0 0 0 0 0 1 13 18 9.00 2.000	PITCHER																	
52 Jhan Maríñez, R ERA: 4.13	7.1 0.1 1 0 0 0 1 0 0 0 0 0 0 3 3 0.00 0.000	8.1 1.0 3 0 0 0 2 0 0 0 0 0 0 7 9 0.00 0.000	9.1 1.0 5 2 1 1 1 0 0 0 0 0 0 1 13 18 9.00 2.000	PITCHER																		
37 Edgar Santana, R ERA: 4.15	8.1 1.0 3 0 0 0 2 0 0 0 0 0 0 7 9 0.00 0.000	9.1 1.0 5 2 1 1 1 0 0 0 0 0 0 1 13 18 9.00 2.000	PITCHER																			
62 Max Moroff, S ERA: 4.56	9.1 1.0 5 2 1 1 1 0 0 0 0 0 0 1 13 18 9.00 2.000	PITCHER																				
44 Tony Watson, L ERA: 4.65	9.1 1.0 5 2 1 1 1 0 0 0 0 0 0 1 13 18 9.00 2.000	PITCHER																				
Inning Stats	R: 0 E: 0 K: 2 S: 10	H: 0 LOB: 0 BB: 0 P: 15	R: 0 E: 1 K: 0 S: 13	H: 1 LOB: 2 BB: 0 P: 19	R: 0 E: 0 K: 1 S: 12	H: 0 LOB: 2 BB: 2 P: 23	R: 0 E: 0 K: 1 S: 8	H: 0 LOB: 0 BB: 1 P: 15	R: 1 E: 0 K: 0 S: 6	H: 1 LOB: 0 BB: 0 P: 10	R: 0 E: 0 K: 0 S: 7	H: 0 LOB: 0 BB: 0 P: 13	R: 0 E: 0 K: 0 S: 8	H: 1 LOB: 0 BB: 0 P: 15	R: 0 E: 0 K: 1 S: 8	H: 0 LOB: 0 BB: 0 P: 13	R: 0 E: 0 K: 0 S: 5	H: 0 LOB: 0 BB: 0 P: 10	1B: 2 2B: 0 3B: 0 HR: 1	SF: 0 SAC: 0 DP: 2 HBP: 0	WP: 0 PB: 0 SB: 0 CS: 0	PA: 32
PITCHER	IP WLS BF H R ER SO BB IBB HBP BLK WP HR S P ERA WHIP	6.0 W 23 8 4 4 4 1 0 0 0 0 0 0 56 95 1.50 0.833	1.0 3 1 0 0 0 0 0 0 0 0 0 0 8 15 0.00 1.000	1.0 3 0 0 0 1 0 0 0 0 0 0 0 8 13 0.00 0.000	1.0 3 0 0 0 0 0 0 0 0 0 0 0 5 10 0.00 0.000	PITCHER																
41 John Lackey, R ERA: 4.98	6.0 W 23 8 4 4 4 1 0 0 0 0 0 0 56 95 1.50 0.833	1.0 3 1 0 0 0 0 0 0 0 0 0 0 8 15 0.00 1.000	1.0 3 0 0 0 1 0 0 0 0 0 0 0 8 13 0.00 0.000	1.0 3 0 0 0 0 0 0 0 0 0 0 0 5 10 0.00 0.000	PITCHER																	
6 Carl Edwards Jr., R ERA: 1.91	1.0 3 1 0 0 0 0 0 0 0 0 0 0 8 15 0.00 1.000	1.0 3 0 0 0 1 0 0 0 0 0 0 0 8 13 0.00 0.000	1.0 3 0 0 0 0 0 0 0 0 0 0 0 5 10 0.00 0.000	PITCHER																		
56 Héctor Rondón, R ERA: 4.56	1.0 3 0 0 0 1 0 0 0 0 0 0 0 8 13 0.00 0.000	1.0 3 0 0 0 0 0 0 0 0 0 0 0 5 10 0.00 0.000	PITCHER																			
32 Brian Duensing, L ERA: 3.23	1.0 3 0 0 0 0 0 0 0 0 0 0 0 5 10 0.00 0.000	PITCHER																				

Batter	1	2	3	4	5	6	7	8	9	AB	R	H	RBI	BB	SO	LOB	TOP								
44 Anthony Rizzo, L (1,3) OBP: 0.396, SLG: 0.519	G4-3	FC6-4		17 HR		F8		17 1B	G3	3	2	1	0	2	0	0									
32 Brian Duensing, L (8,1)										0	0	0	0	0	0	0									
2 Tommy La Stella, L (9,PH) OBP: 0.378, SLG: 0.405										1	0	0	0	0	0	1									
60 Félix Peña, R (9,1)										0	0	0	0	0	0	0									
17 Kris Bryant, R (1,5) OBP: 0.393, SLG: 0.524	K	FC6-4		HR				27 2B		4	3	2	3	1	1	3									
40 Wilson Contreras, R (1,2) OBP: 0.311, SLG: 0.423	F8		G5-3					27 2B	F4	5	1	1	2	0	1	2									
27 Addison Russell, R (1,6) OBP: 0.304, SLG: 0.413										5	3	4	2	0	0	0									
8 Ian Happ, S (1,7) OBP: 0.331, SLG: 0.585										5	1	4	2	0	1	0									
5 Albert Almora Jr., R (1,8) OBP: 0.333, SLG: 0.393										5	0	0	0	0	2	6									
9 Javier Báez, R (1,4) OBP: 0.286, SLG: 0.466										4	0	1	0	1	1	1									
49 Jake Arrieta, R (1,1) OBP: 0.171, SLG: 0.314										4	1	2	1	0	2	2									
30 Jon Jay, L (8,7) OBP: 0.406, SLG: 0.403										1	0	1	0	0	0	0									
21 Mark Zagunis, R (1,9)										5	0	0	1	0	2	4									
Inning Stats	R: 0 E: 0 K: 1 S: 5	H: 0 LOB: 0 BB: 0 P: 7	R: 2 E: 0 K: 0 S: 19	H: 3 LOB: 3 BB: 2 P: 34	R: 0 E: 0 K: 0 S: 6	H: 2 LOB: 1 BB: 0 P: 11	R: 3 E: 0 K: 1 S: 14	H: 2 LOB: 0 BB: 1 P: 22	R: 1 E: 0 K: 2 S: 11	H: 2 LOB: 1 BB: 0 P: 19	R: 2 E: 0 K: 0 S: 13	H: 1 LOB: 0 BB: 1 P: 26	R: 0 E: 0 K: 3 S: 12	H: 1 LOB: 1 BB: 0 P: 19	R: 3 E: 0 K: 1 S: 13	H: 4 LOB: 1 BB: 0 P: 20	R: 0 E: 0 K: 2 S: 18	H: 1 LOB: 1 BB: 0 P: 24	1B: 8 2B: 6 3B: 0 HR: 3	SF: 0 SAC: 0 DP: 1 HBP: 0	WP: 0 PB: 0 SB: 2 CS: 0	PA: 46			
PITCHER	IP	WLS	BF	H	R	ER	SO	BB	IBB	HBP	BLK	WP	HR	S	P	ERA	WHIP								
31 Jeff Locke, L (1,1) ERA: 5.7	4.0	L	21	7	5	5	2	2	1	0	0	0	1	44	74	11.25	2.250								
22 Dustin McGowan, R (5,1) ERA: 2.94	1.0		5	2	1	1	2	0	0	0	0	0	1	11	19	9.00	2.000								
25 Junichi Tazawa, R (6,1) ERA: 7.31	1.0		5	1	2	2	0	1	0	0	0	0	1	13	26	18.00	2.000								
64 Nick Wittgren, R (7,1) ERA: 2.73	1.0		4	1	0	0	3	0	0	0	0	0	0	12	19	0.00	1.000								
45 Vance Worley, R (8,1) ERA: 7.59	2.0		11	5	3	3	3	0	0	0	0	0	0	31	44	13.50	2.500								

Chicago Cubs @ Miami Marlins
Marlins Park, Miami, FL
Thu Jun 22 2017, 7:12 PM - 10:06 PM EDT
Att: 23,472 - Roof Closed - 78 F

AB 42
R 11
H 16
RBI 11
BB 4
SO 10
LOB 19



Batter	1	2	3	4	5	6	7	8	9	AB	R	H	RBI	BB	SO	LOB	BOTTOM								
9 Dee Strange-Gordon, L (1,4) OBP: 0.341, SLG: 0.359	G3									4	0	2	0	0	0	0									
27 Giancarlo Stanton, R (1,9) OBP: 0.351, SLG: 0.632	G6-3									4	0	0	0	0	1	2									
21 Christian Yelich, L (1,8) OBP: 0.352, SLG: 0.390	G4-3									4	0	0	0	0	0	1									
13 Marcell Ozuna, R (1,7) OBP: 0.393, SLG: 0.595										4	1	2	1	0	0	0									
41 Justin Bour, L (1,3) OBP: 0.366, SLG: 0.587										4	0	1	0	0	1	1									
11 J.T. Realmuto, R (1,2) OBP: 0.352, SLG: 0.456										3	0	2	0	0	0	1									
45 Vance Worley, R (8,1) OBP: 0.400, SLG: 0.400										0	0	0	0	0	0	0									
32 Derek Dietrich, L (1,5) OBP: 0.311, SLG: 0.357										3	0	0	0	0	0	3									
39 JT Riddle, L (1,6) OBP: 0.265, SLG: 0.375										3	0	0	0	0	1	1									
31 Jeff Locke, L (1,1) ERA: 5.7										1	0	0	0	0	1	0									
22 Dustin McGowan, R (5,1) ERA: 2.94										0	0	0	0	0	0	0									
51 Ichiro Suzuki, L (5,PH) OBP: 0.347, SLG: 0.393										1	0	0	0	0	0	1									
25 Junichi Tazawa, R (6,1) ERA: 7.31										0	0	0	0	0	0	0									
64 Nick Wittgren, R (7,1) ERA: 2.73										0	0	0	0	0	0	0									
17 A.J. Ellis, R (8,2) OBP: 0.296, SLG: 0.290										1	0	0	0	0	0	0									
Inning Stats	R: 0 E: 0 K: 0 S: 4	H: 0 LOB: 0 BB: 0 P: 7	R: 1 E: 0 K: 0 S: 9	H: 2 LOB: 0 BB: 0 P: 14	R: 0 E: 0 K: 1 S: 7	H: 1 LOB: 1 BB: 0 P: 12	R: 0 E: 0 K: 1 S: 10	H: 0 LOB: 0 BB: 0 P: 17	R: 0 E: 0 K: 0 S: 8	H: 1 LOB: 1 BB: 0 P: 13	R: 0 E: 0 K: 0 S: 6	H: 1 LOB: 0 BB: 0 P: 11	R: 0 E: 0 K: 0 S: 5	H: 1 LOB: 1 BB: 0 P: 8	R: 0 E: 0 K: 0 S: 10	H: 0 LOB: 0 BB: 0 P: 16	R: 0 E: 0 K: 1 S: 13	H: 1 LOB: 1 BB: 0 P: 17	1B: 5 2B: 1 3B: 0 HR: 1	SF: 0 SAC: 0 DP: 1 HBP: 0	WP: 0 PB: 0 SB: 0 CS: 1	PA: 32			
PITCHER	IP	WLS	BF	H	R	ER	SO	BB	IBB	HBP	BLK	WP	HR	S	P	ERA	WHIP								
49 Jake Arrieta, R (1,1) ERA: 4.36	7.0	W	25	6	1	1	3	0	0	0	0	0	0	10	16	0.00	0.000								
32 Brian Duensing, L (8,1) ERA: 3.59	1.0		3	0	0	0	0	0	0	0	0	0	0	13	17	0.00	1.000								
60 Félix Peña, R (9,1) ERA: 6.0	1.0		4	1	0	0	1	0	0	0	0	0	0	13	17	0.00	1.000								

Chicago Cubs @ Miami Marlins
Marlins Park, Miami, FL
Thu Jun 22 2017, 7:12 PM - 10:06 PM EDT
Att: 23,472 - Roof Closed - 78 F

AB 32
R 1
H 7
RBI 1
BB 0
SO 4
LOB 10



Batter	1	2	3	4	5	6	7	8	9	AB R H RBI BB SO LOB	TOP	
30 Jon Jay, L (1,7) OBP: 0.397, SLG: 0.394										5 1 2 0 0 1 0	Chicago Cubs @ Miami Marlins Marlins Park, Miami, FL Sat Jun 24 2017, 4:13 PM - 7:07 PM EDT Att: 25,448 - Roof Closed - 77 F	
17 Kris Bryant, R (1,3) OBP: 0.396, SLG: 0.522										4 0 1 0 0 1 2		
40 Wilson Contreras, R (1,2) OBP: 0.310, SLG: 0.420										4 0 1 0 0 0 1		
27 Addison Russell, R (1,6) OBP: 0.302, SLG: 0.412										4 2 2 0 0 2 3		
8 Ian Happ, S (1,4) OBP: 0.343, SLG: 0.592										3 1 2 1 0 1 0		
9 Javier Báez, R (1,5) OBP: 0.294, SLG: 0.473										4 1 2 3 0 1 2		
5 Albert Almora Jr., R (1,8) OBP: 0.329, SLG: 0.392										4 0 1 1 0 2 1		
21 Mark Zagunis, R (1,9) 71 Wade Davis, R (9,1)										3 0 0 0 1 1 1 0 0 0 0 0 0 0		
34 Jon Lester, L (1,1) 6 Carl Edwards Jr., R (8,1) 44 Anthony Rizzo, L (9,PH) OBP: 0.393, SLG: 0.511										3 0 0 0 0 1 3 0 0 0 0 0 0 0 1 0 0 0 0 0 0		
Inning Stats	R: 1 H: 3 E: 1 LOB: 2 K: 2 BB: 0 S: 15 P: 26	R: 0 H: 0 E: 0 LOB: 0 K: 1 BB: 0 S: 6 P: 9	R: 0 H: 1 E: 0 LOB: 1 K: 0 BB: 0 S: 10 P: 14	R: 2 H: 3 E: 0 LOB: 1 K: 1 BB: 0 S: 10 P: 15	R: 0 H: 0 E: 0 LOB: 0 K: 0 BB: 0 S: 8 P: 9	R: 2 H: 3 E: 0 LOB: 1 K: 1 BB: 1 S: 13 P: 21	R: 0 H: 1 E: 0 LOB: 1 K: 1 BB: 0 S: 11 P: 15	R: 0 H: 0 E: 0 LOB: 0 K: 3 BB: 0 S: 11 P: 14	R: 0 H: 0 E: 0 LOB: 0 K: 1 BB: 0 S: 11 P: 14	1B: 7 SF: 0 2B: 5 SAC: 1 3B: 0 DP: 2 HR: 0 HBP: 0		WP: 0 PA: 37 PB: 0 SB: 0 CS: 0
PITCHER	IP WLS BF H R ER SO BB IBB HBP BLK WP HR S P ERA WHIP										PITCHER	IP WLS BF H R ER SO BB IBB HBP BLK WP HR S P ERA WHIP
20 Justin Nicolino, L (1,1) ERA: 4.85	4.0 18 7 3 2 4 0 0 0 0 0 0 0 41 64 4.50 1.750											
64 Nick Wittgren, R (5,1) ERA: 3.23	1.0 L 6 3 2 2 0 0 0 0 0 0 0 0 5 9 0.00 1.000											
46 Kyle Barraclough, R (6,1) ERA: 3.15	1.0 3 0 0 0 1 1 0 0 0 0 0 0 5 9 0.00 1.000											
22 Dustin McGowan, R (7,1) ERA: 2.7	2.0 7 1 0 0 4 0 0 0 0 0 0 0 22 29 0.00 0.500											
25 Junichi Tazawa, R (9,1) ERA: 6.88	1.0 3 0 0 0 1 0 0 0 0 0 0 0 11 14 0.00 0.000											

AB	35
R	5
H	11
RBI	5
BB	1
SO	10
LOB	13



Batter	1	2	3	4	5	6	7	8	9	AB R H RBI BB SO LOB	BOTTOM	
9 Dee Strange-Gordon, L (1,4) OBP: 0.339, SLG: 0.356										4 0 1 0 0 0 0	Chicago Cubs @ Miami Marlins Marlins Park, Miami, FL Sat Jun 24 2017, 4:13 PM - 7:07 PM EDT Att: 25,448 - Roof Closed - 77 F	
27 Giancarlo Stanton, R (1,9) OBP: 0.350, SLG: 0.542										3 1 0 0 1 1 1		
21 Christian Yelich, L (1,8) OBP: 0.349, SLG: 0.385										4 1 1 0 0 3 1		
13 Marcell Ozuna, R (1,7) OBP: 0.385, SLG: 0.580										4 0 0 0 0 1 2		
11 J.T. Realmuto, R (1,2) OBP: 0.348, SLG: 0.461										3 1 1 3 0 0 0		
14 Martin Prado, R (1,5) OBP: 0.304, SLG: 0.387										3 0 1 0 0 0 0		
28 Tyler Moore, R (1,3) OBP: 0.284, SLG: 0.566										3 0 0 0 0 0 1		
39 JT Riddle, L (1,6) OBP: 0.256, SLG: 0.361										3 0 0 0 0 1 0		
20 Justin Nicolino, L (1,1) ERA: 3.83										1 0 0 0 0 1 0 1 0 1 0 0 0 0 0 0 0 0 0 0 0 0 0		
6 Carl Edwards Jr., R (8,1) ERA: 1.78												
71 Wade Davis, R (9,1) ERA: 1.37												
Inning Stats	R: 3 H: 2 E: 0 LOB: 1 K: 1 BB: 0 S: 14 P: 26	R: 0 H: 0 E: 0 LOB: 0 K: 1 BB: 0 S: 10 P: 14	R: 0 H: 0 E: 0 LOB: 0 K: 1 BB: 0 S: 10 P: 13	R: 0 H: 0 E: 0 LOB: 0 K: 0 BB: 0 S: 8 P: 11	R: 0 H: 0 E: 0 LOB: 0 K: 0 BB: 0 S: 9 P: 11	R: 0 H: 1 E: 0 LOB: 1 K: 1 BB: 0 S: 9 P: 16	R: 0 H: 1 E: 0 LOB: 1 K: 0 BB: 0 S: 10 P: 17	R: 0 H: 0 E: 0 LOB: 0 K: 1 BB: 0 S: 7 P: 11	R: 0 H: 0 E: 0 LOB: 0 K: 2 BB: 0 S: 9 P: 12	1B: 3 SF: 0 2B: 0 SAC: 0 3B: 0 DP: 0 HR: 1 HBP: 0	WP: 0 PA: 31 PB: 0 SB: 1 CS: 1	
PITCHER	IP WLS BF H R ER SO BB IBB HBP BLK WP HR S P ERA WHIP										PITCHER	IP WLS BF H R ER SO BB IBB HBP BLK WP HR S P ERA WHIP
34 Jon Lester, L (1,1) ERA: 3.83	7.0 W 25 4 3 3 4 1 0 0 0 0 0 0 70 108 3.86 0.714											
6 Carl Edwards Jr., R (8,1) ERA: 1.78	1.0 H 3 0 0 0 1 0 0 0 0 0 0 0 7 11 0.00 0.000											
71 Wade Davis, R (9,1) ERA: 1.37	1.0 S 3 0 0 0 2 0 0 0 0 0 0 0 9 12 0.00 0.000											

AB	30
R	3
H	4
RBI	3
BB	1
SO	7
LOB	5



Batter	1	2	3	4	5	6	7	8	9	AB	R	H	RBI	BB	SO	LOB	TOP			
44 Anthony Rizzo, L OBP: 0.390, SLG: 0.507	P5	F8		SF7		FC6-4 17 1B		F8		4	0	1	1	0	0	4	Chicago Cubs @ Miami Marlins Marlins Park, Miami, FL Sun Jun 25 2017, 1:12 PM - 4:03 PM EDT Att: 25,110 - Roof Closed - 76 F			
17 Kris Bryant, R OBP: 0.350, SLG: 0.517	FC5-4 27 1B		BB	K		FC6-4 1-2		K		4	0	1	0	1	2	3				
8 Ian Happ, S OBP: 0.338, SLG: 0.577	F9		K		K			G4-3 40 CS 1B		5	0	1	0	0	2	2				
27 Addison Russell, R OBP: 0.300, SLG: 0.408	FC5-4		P5		47 1B 2 SF8 BB			P4		2	0	0	0	0	0	2				
40 Wilson Contreras, R OBP: 0.314, SLG: 0.417										1	1	0	0	2	0	0				
47 Miguel Montero, L OBP: 0.373, SLG: 0.448		SH1-4 38 9 BB	F8							3	0	2	0	1	0	1				
2 Tommy La Stella, L OBP: 0.367, SLG: 0.400	P3			SF8		G6-3 1-2				3	1	1	1	0	0	3				
9 Javier Báez, R OBP: 0.298, SLG: 0.471				P3				G1-4-3		3	0	1	0	1	0	1				
38 Mike Montgomery, L OBP: 0.367, SLG: 0.400		SH1-4								2	0	0	0	0	2	2				
46 Pedro Strop, R OBP: 0.357, SLG: 0.551				K						0	0	0	0	0	0	0				
21 Mark Zagunis, R OBP: 0.357, SLG: 0.551										0	0	0	0	1	0	0				
56 Héctor Rondón, R OBP: 0.357, SLG: 0.551										0	0	0	0	0	0	0				
30 Jon Jay, L OBP: 0.400, SLG: 0.393				L7						3	0	1	0	1	1	1				
Inning Stats	R: 0 E: 0 K: 0 S: 11	H: 1 LOB: 1 BB: 0 P: 14	R: 0 E: 0 K: 0 S: 10	H: 0 LOB: 3 BB: 3 P: 23	R: 0 E: 0 K: 1 S: 10	H: 0 LOB: 1 BB: 1 P: 16	R: 1 E: 0 K: 2 S: 16	H: 3 LOB: 2 BB: 0 P: 22	R: 1 E: 0 K: 1 S: 9	H: 1 LOB: 1 BB: 1 P: 15	R: 0 E: 0 K: 1 S: 12	H: 1 LOB: 1 BB: 0 P: 10	R: 0 E: 0 K: 1 S: 6	H: 0 LOB: 1 BB: 1 P: 13	R: 0 E: 0 K: 1 S: 9	H: 0 LOB: 0 BB: 0 P: 12	1B: 8 2B: 0 3B: 0 HR: 0	SF: 2 SAC: 1 DP: 1 HBP: 0	WP: 0 PB: 0 SB: 1 CS: 1	PA: 40
PITCHER	IP WLS BF H R ER SO BB IBB HBP BLK WP HR S P ERA WHIP	5.0 W 25 5 2 2 4 5 0 0 0 0 0 0 56 90 3.60 2.000	6.1 H 4 1 0 0 1 0 0 0 0 0 0 0 12 15 0.00 1.000	7.1 H 7 2 0 0 1 2 0 0 0 0 0 0 13 25 0.00 2.400	8.1 S 4 0 0 0 1 0 0 0 0 0 0 0 10 14 0.00 0.000	PITCHER										IP WLS BF H R ER SO BB IBB HBP BLK WP HR S P ERA WHIP				

AB 30
R 2
H 8
RBI 2
BB 7
SO 7
LOB 19



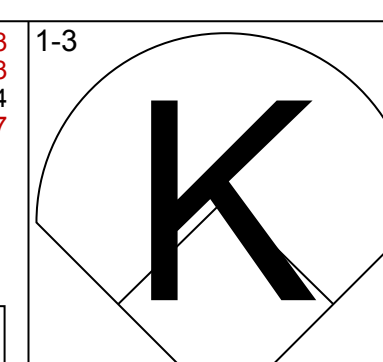
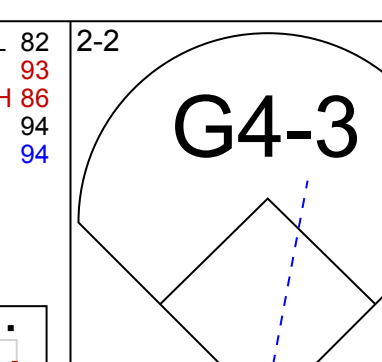
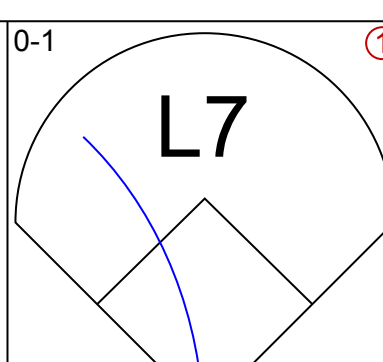
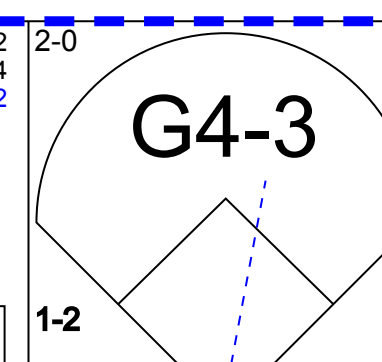
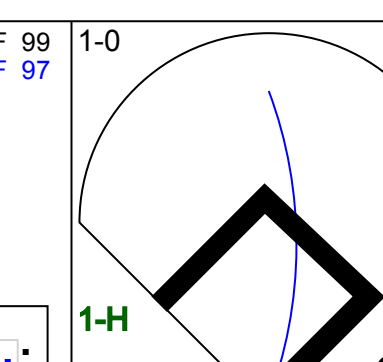
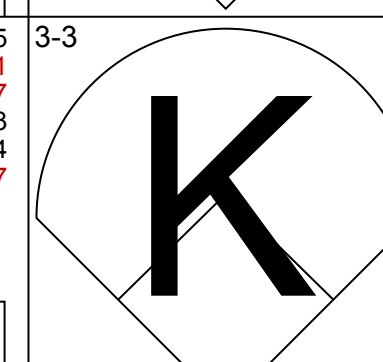
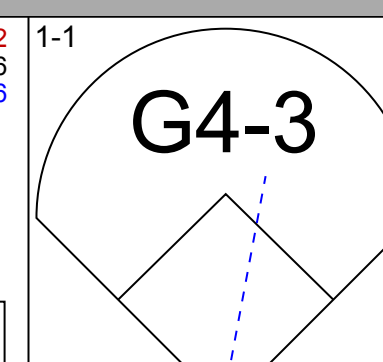
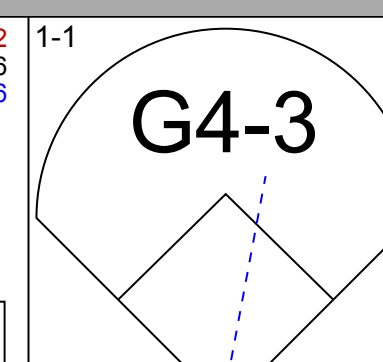
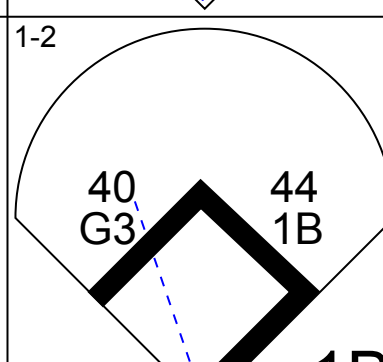
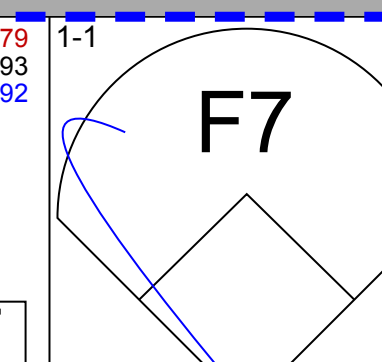
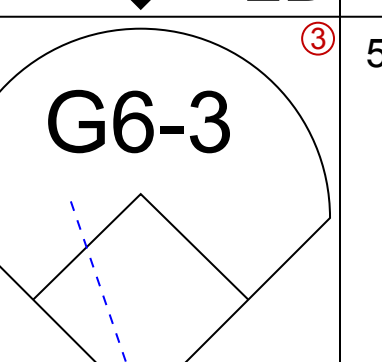
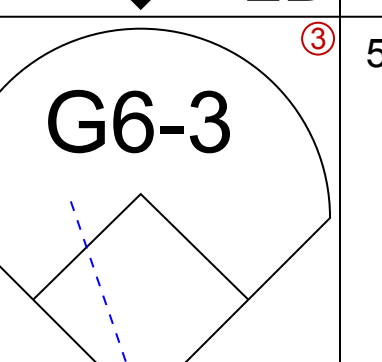
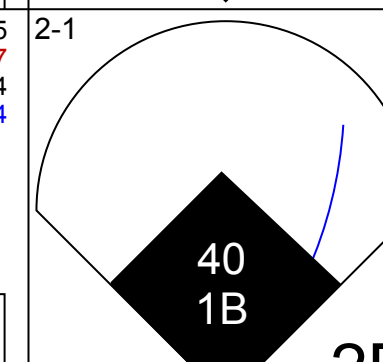
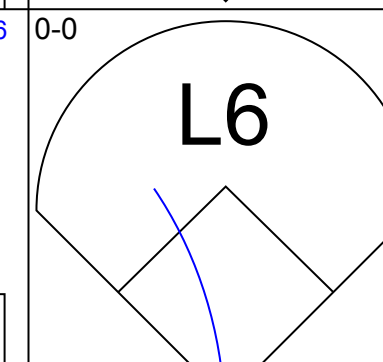
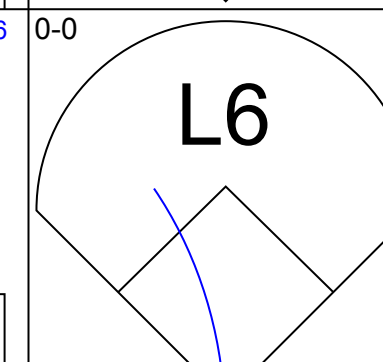
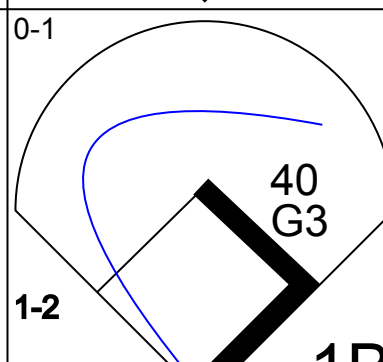
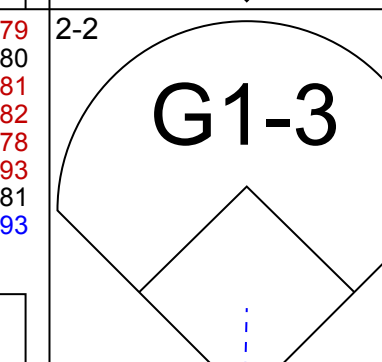
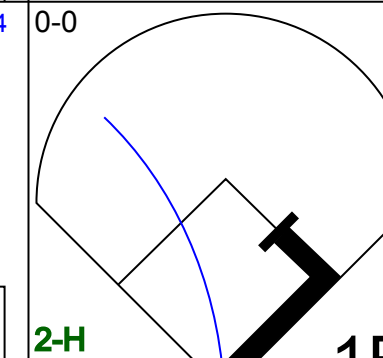
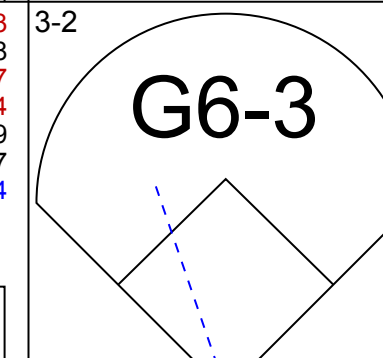
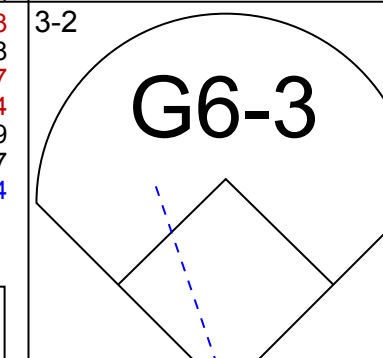
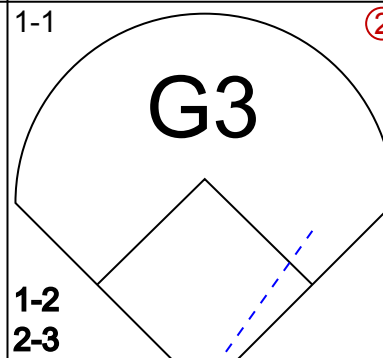
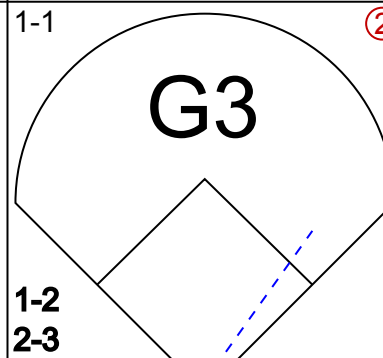
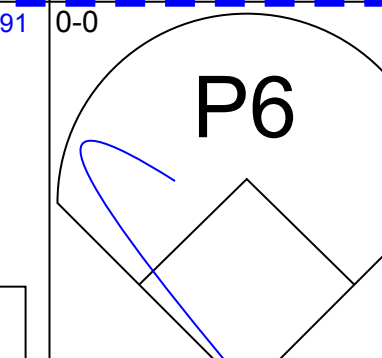
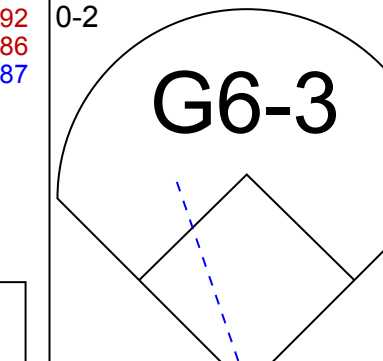
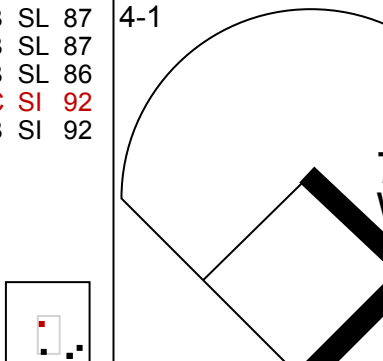
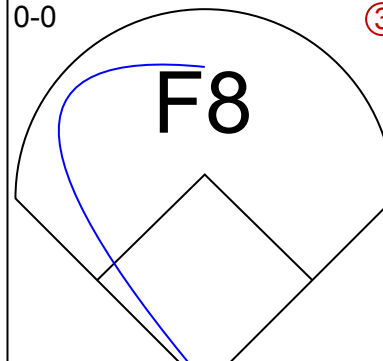
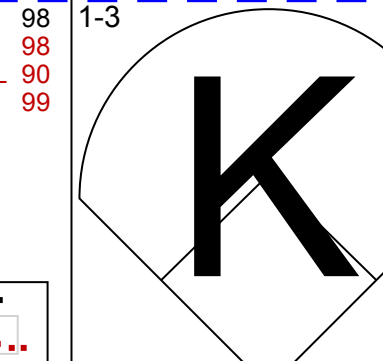

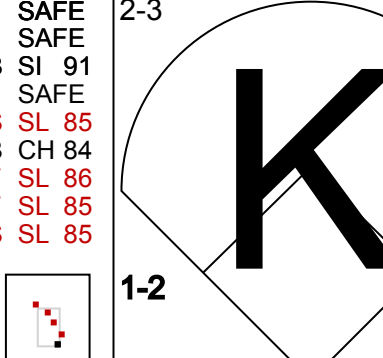
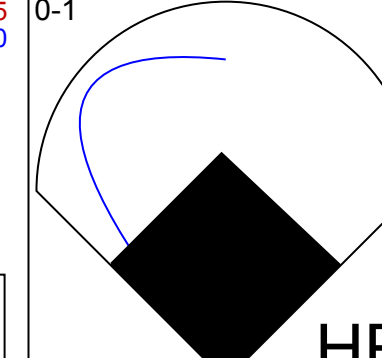
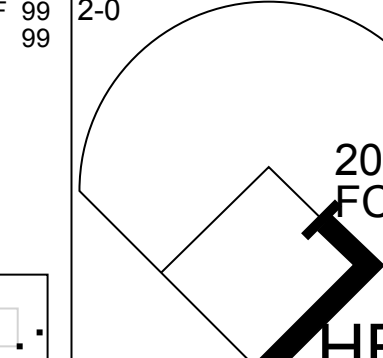

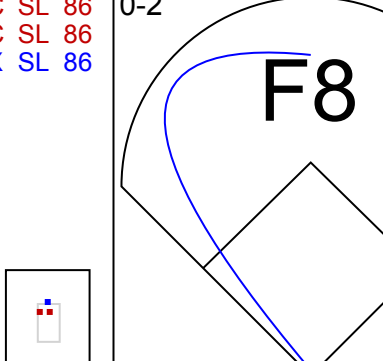
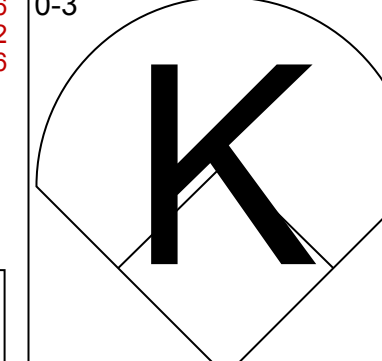
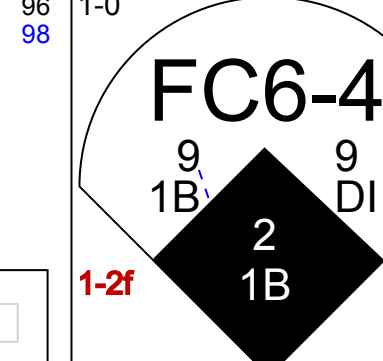
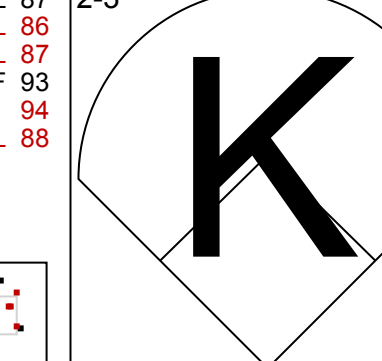
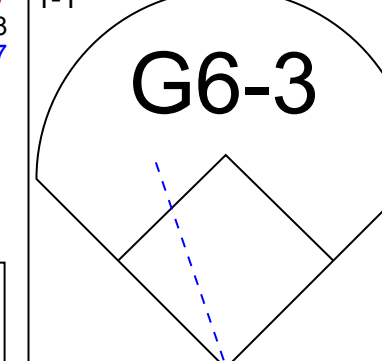
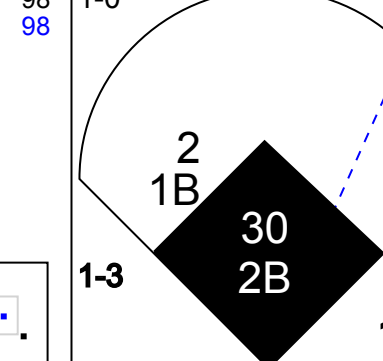

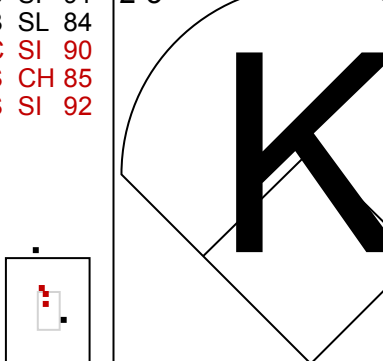
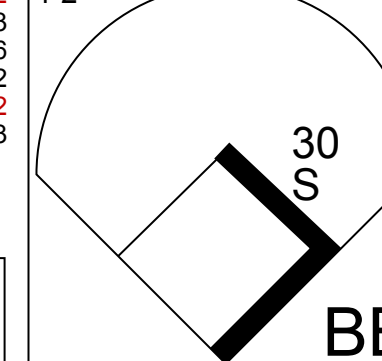
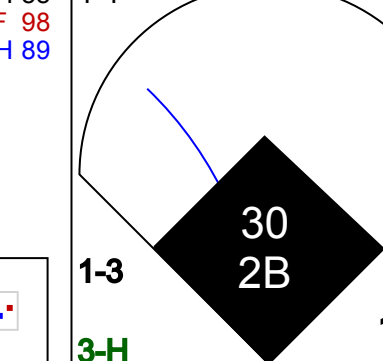
Batter	1	2	3	4	5	6	7	8	9	AB	R	H	RBI	BB	SO	LOB	BOTTOM			
51 Ichiro Suzuki, L OBP: 0.242, SLG: 0.295	G1-3 41 13 1B	G6-3		G6-3		G3				4	1	1	0	0	0	0	Chicago Cubs @ Miami Marlins Marlins Park, Miami, FL Sun Jun 25 2017, 1:12 PM - 4:03 PM EDT Att: 25,110 - Roof Closed - 76 F			
27 Giancarlo Stanton, R OBP: 0.357, SLG: 0.551	L5			L4				HR		3	1	1	1	1	0	1				
41 Justin Bour, L OBP: 0.363, SLG: 0.573	G4-3									3	1	0	0	1	2	1				
44 AJ Ramos, R OBP: 0.363, SLG: 0.573	13 1B									0	0	0	0	0	0	0				
13 Marcell Ozuna, R OBP: 0.383, SLG: 0.575	14 2B									4	1	1	1	0	1	0				
11 JT Realmuto, R OBP: 0.346, SLG: 0.458	K									4	0	1	0	0	2	2				
14 Martín Prado, R OBP: 0.301, SLG: 0.392	G6-3 32 1B									4	0	1	2	0	1	1				
32 Derek Dietrich, L OBP: 0.316, SLG: 0.359										2	0	1	0	0	0	0				
35 David Phelps, R OBP: 0.284, SLG: 0.566										0	0	0	0	0	0	0				
28 Tyler Moore, R OBP: 0.284, SLG: 0.566										0	0	0	0	0	0	0				
39 JT Riddle, L OBP: 0.251, SLG: 0.354	G4-3									3	0	0	0	0	0	4				
36 Edinson Volquez, R OBP: 0.208, SLG: 0.174										2	0	0	0	0	2	0				
66 Jarlin García, L OBP: 0.338, SLG: 0.355										0	0	0	0	0	0	0				
9 Dee Strange-Gordon, L OBP: 0.338, SLG: 0.355										1	0	0	0	0	0	0				
Inning Stats	R: 3 E: 0 K: 1 S: 19	H: 4 LOB: 2 BB: 1 P: 26	R: 0 E: 0 K: 1 S: 9	H: 0 LOB: 1 BB: 1 P: 15	R: 0 E: 0 K: 1 S: 12	H: 1 LOB: 2 BB: 0 P: 18	R: 0 E: 0 K: 1 S: 10	H: 0 LOB: 0 BB: 0 P: 13	R: 0 E: 0 K: 2 S: 8	H: 0 LOB: 0 BB: 0 P: 10	R: 0 E: 0 K: 0 S: 7	H: 0 LOB: 0 BB: 0 P: 9	R: 1 E: 0 K: 1 S: 11	H: 1 LOB: 0 BB: 0 P: 18	R: 0 E: 0 K: 1 S: 9	H: 0 LOB: 0 BB: 0 P: 16	1B: 4 2B: 1 3B: 0 HR: 1	SF: 0 SAC: 0 DP: 0 HBP: 1	WP: 1 PB: 0 SB: 0 CS: 0	PA: 33
PITCHER	IP WLS BF H R ER SO BB IBB HBP BLK WP HR S P ERA WHIP	6.0 L 26 6 3 3 3 2 0 0 1 0 0 1 65 91 4.50 1.167	7.1 H 4 1 1 1 1 0 0 0 0 0 0 1 11 18 9.00 1.000	8.1 H 3 0 0 0 1 0 0 0 0 0 0 0 9 16 0.00 0.000	PITCHER										IP WLS BF H R ER SO BB IBB HBP BLK WP HR S P ERA WHIP					

AB 30
R 4
H 6
RBI 4
BB 2
SO 8
LOB 9



Batter	1	2	3	4	5	6	7	8	9	AB	R	H	RBI	BB	SO	LOB	TOP					
44 Anthony Rizzo, L OBP: 0.387, SLG: 0.505										4	1	1	1	0	2	1	Chicago Cubs @ Washington Nationals Nationals Park, Washington, DC Wed Jun 28 2017, 7:06 PM - 9:56 PM EDT Att: 31,072 - Partly Cloudy - 80 F					
17 Kris Bryant, R 7 Jeimer Candelario, S OBP: 0.194, SLG: 0.207										3	1	2	0	0	1	1						
8 Ian Happ, S OBP: 0.323, SLG: 0.538										4	0	1	0	0	2	2						
40 Wilson Contreras, R OBP: 0.319, SLG: 0.444										4	1	1	2	0	0	2						
30 Jon Jay, L 32 Brian Duensing, L 52 Justin Grimm, R 20 Victor Caratini, S OBP: 0.389, SLG: 0.376										2	0	0	0	1	1	0						
9 Javier Báez, R OBP: 0.291, SLG: 0.458										4	0	0	0	0	2	1						
5 Albert Almora Jr., R OBP: 0.347, SLG: 0.399										3	1	1	0	1	1	0						
41 John Lackey, R 2 Tommy La Stella, L OBP: 0.161, SLG: 0.194										2	0	0	0	0	2	1						
21 Mark Zagunis, R OBP: 0.364, SLG: 0.413										2	0	0	0	0	1	1						
										3	0	0	0	0	2	0						
Inning Stats	R: 0 E: 0 K: 1 S: 9	H: 1 LOB: 1 BB: 0 P: 10	R: 0 E: 0 K: 3 S: 10	H: 0 LOB: 0 BB: 0 P: 12	R: 0 E: 0 K: 3 S: 11	H: 0 LOB: 0 BB: 0 P: 16	R: 2 E: 0 K: 1 S: 9	H: 2 LOB: 0 BB: 1 P: 18	R: 1 E: 1 K: 2 S: 16	H: 1 LOB: 1 BB: 0 P: 22	R: 0 E: 0 K: 1 S: 7	H: 0 LOB: 0 BB: 0 P: 8	R: 0 E: 0 K: 2 S: 8	H: 0 LOB: 0 BB: 0 P: 10	R: 1 E: 0 K: 2 S: 21	H: 2 LOB: 1 BB: 0 P: 28	R: 0 E: 0 K: 0 S: 12	H: 0 LOB: 1 BB: 1 P: 19	1B: 2 2B: 2 3B: 0 HR: 2	SF: 0 SAC: 0 DP: 1 HBP: 0	WP: 0 PB: 0 SB: 0 CS: 0	PA: 35
PITCHER	IP WLS BF H R ER SO BB IBB HBP BLK WP HR S P ERA WHIP																					
37 Stephen Strasburg, R ERA: 3.51	7.0 W 26 4 3 2 13 1 0 0 0 0 1 70 96 2.57 0.714																					
72 Enny Romero, L ERA: 3.35	1.0 5 2 1 1 2 0 0 0 0 0 1 21 28 9.00 2.000																					
43 Matt Albers, R ERA: 1.82	1.0 4 0 0 0 0 1 0 0 0 0 0 12 19 0.00 1.000																					


Batter	1	2	3	4	5	6	7	8	9	AB	R	H	RBI	BB	SO	LOB	BOTTOM			
7 Trea Turner, R OBP: 0.318, SLG: 0.421										4	2	2	0	1	0	0	Chicago Cubs @ Washington Nationals Nationals Park, Washington, DC Wed Jun 28 2017, 7:06 PM - 9:56 PM EDT Att: 31,072 - Partly Cloudy - 80 F			
8 Brian Gooden, L OBP: 0.342, SLG: 0.524										4	0	0	0	1	2	2				
34 Bryce Harper, L OBP: 0.422, SLG: 0.589										4	1	2	2	1	0	1				
11 Ryan Zimmerman, R OBP: 0.381, SLG: 0.632										4	0	1	2	0	0	3				
20 Daniel Murphy, L OBP: 0.391, SLG: 0.578										4	1	1	1	0	1	4				
6 Anthony Rendon, R OBP: 0.404, SLG: 0.551										3	2	3	1	0	0	0				
32 Matt Wieters, S OBP: 0.304, SLG: 0.396										4	1	1	1	0	1	3				
3 Michael Taylor, R OBP: 0.306, SLG: 0.518										3	0	0	1	0	1	2				
37 Stephen Strasburg, R 72 Enny Romero, R 10 Stephen Drew, L 43 Matt Albers, L OBP: 0.171, SLG: 0.235										3	1	1	0	0	1	0				
										0	0	0	0	0	0	0				
Inning Stats	R: 1 E: 0 K: 0 S: 9	H: 2 LOB: 1 BB: 0 P: 16	R: 4 E: 1 K: 0 S: 15	H: 4 LOB: 2 BB: 2 P: 29	R: 1 E: 0 K: 0 S: 8	H: 1 LOB: 0 BB: 0 P: 16	R: 0 E: 0 K: 1 S: 8	H: 0 LOB: 0 BB: 0 P: 13	R: 1 E: 0 K: 0 S: 9	H: 1 LOB: 1 BB: 0 P: 12	R: 1 E: 0 K: 2 S: 10	H: 2 LOB: 1 BB: 0 P: 16	R: 0 E: 0 K: 3 S: 12	H: 1 LOB: 0 BB: 0 P: 21	R: 0 E: 0 K: 0 S: 8	H: 0 LOB: 1 BB: 1 P: 18	1B: 4 2B: 4 3B: 0 HR: 3	SF: 1 SAC: 0 DP: 1 HBP: 1	WP: 1 PB: 0 SB: 1 CS: 0	PA: 39
PITCHER	IP WLS BF H R ER SO BB IBB HBP BLK WP HR S P ERA WHIP																			
41 John Lackey, R ERA: 5.24	5.1 L 28 9 8 8 2 1 0 0 0 0 0 3 54 92 13.50 2.062																			
32 Brian Duensing, L ERA: 3.18	1.2 7 2 0 0 4 0 0 0 0 0 0 17 31 0.00 1.200																			
52 Justin Grimm, R ERA: 4.13	1.0 4 0 0 0 0 0 0 0 0 0 0 8 18 0.00 1.000																			

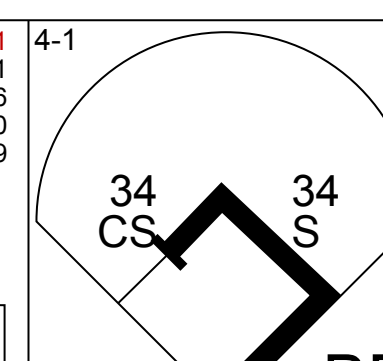
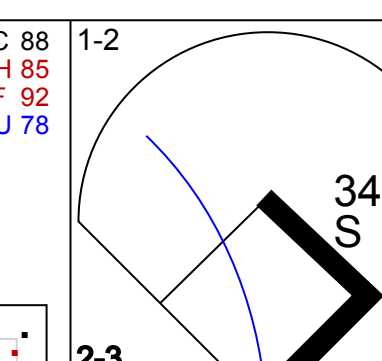
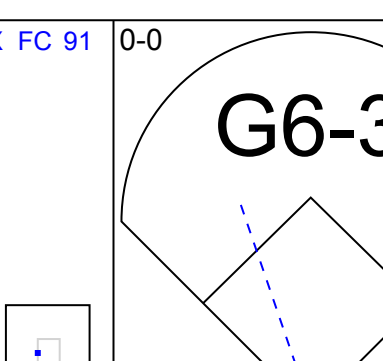
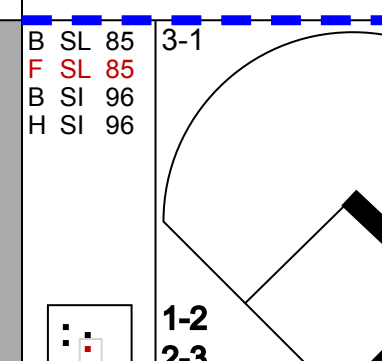
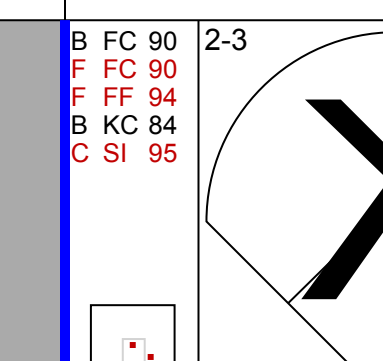
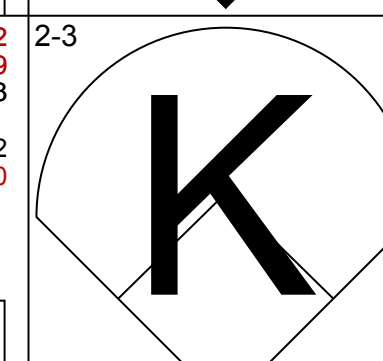
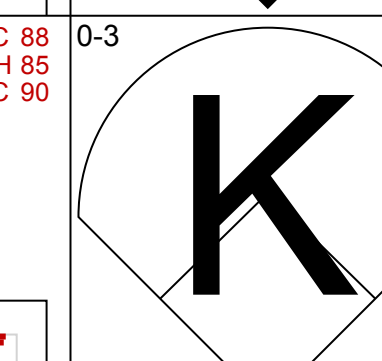
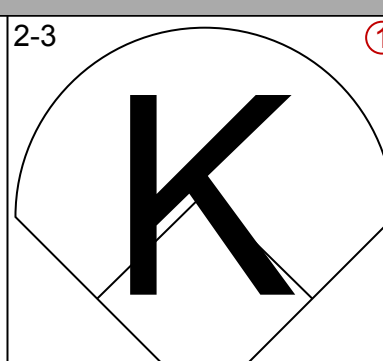
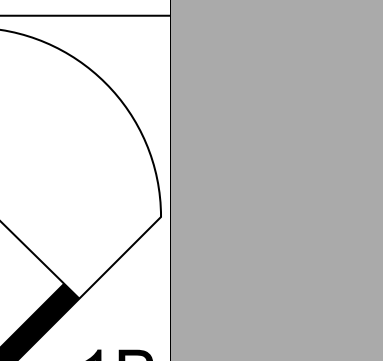
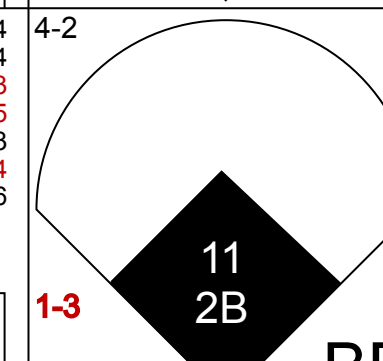
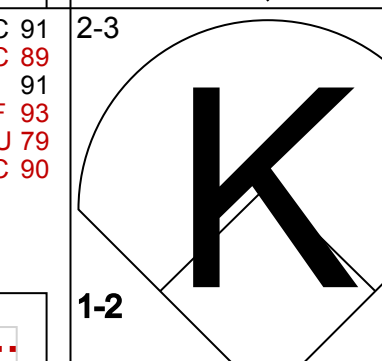
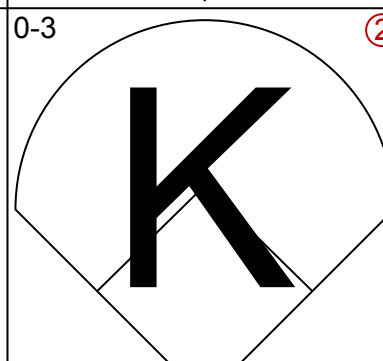
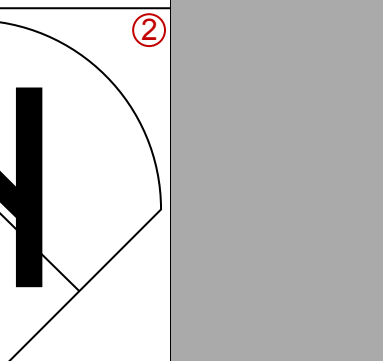
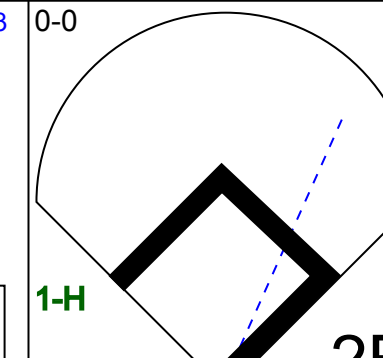
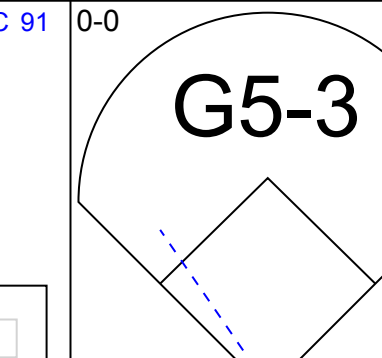
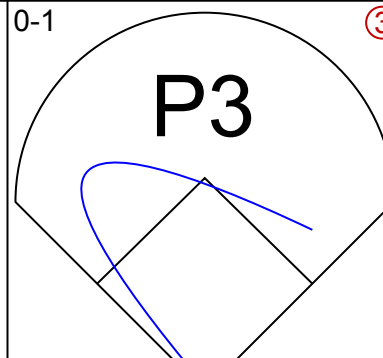
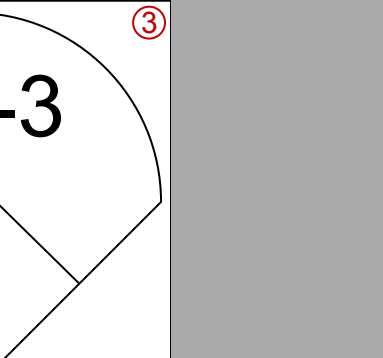
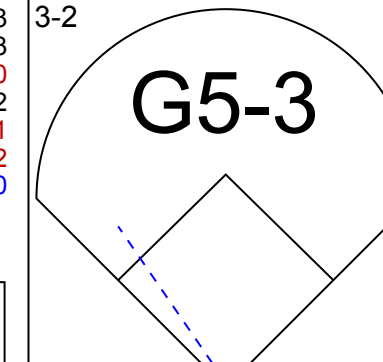


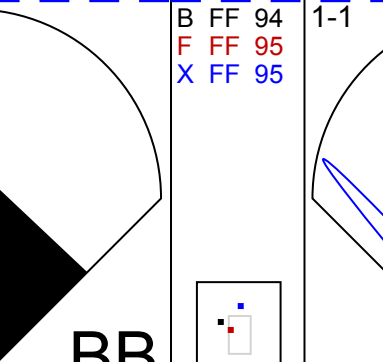

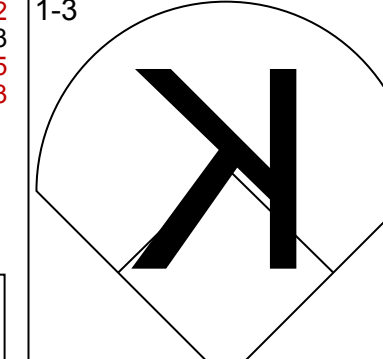
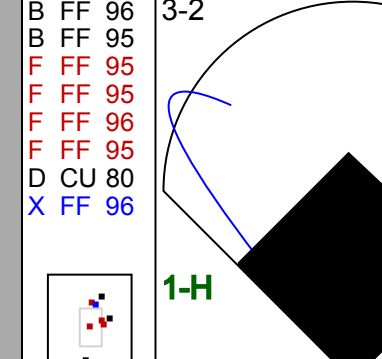
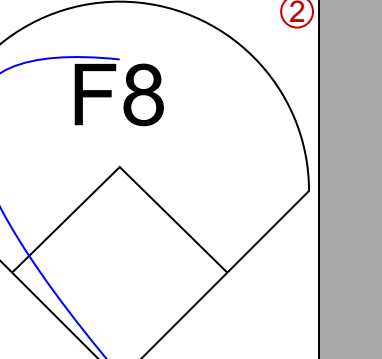

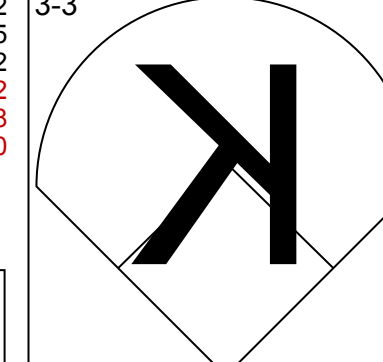
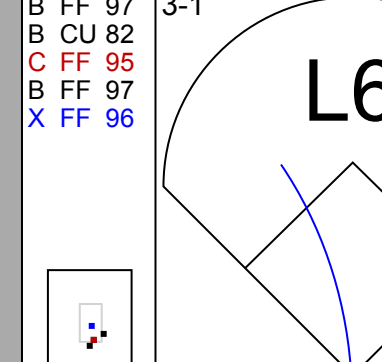
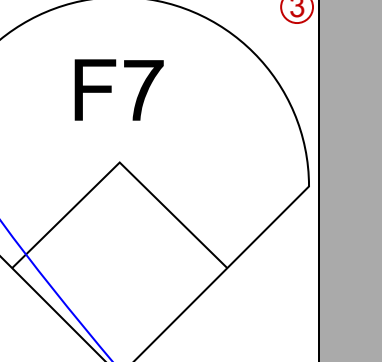


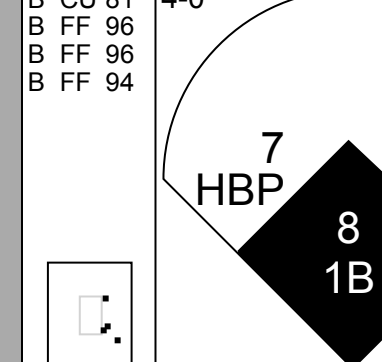


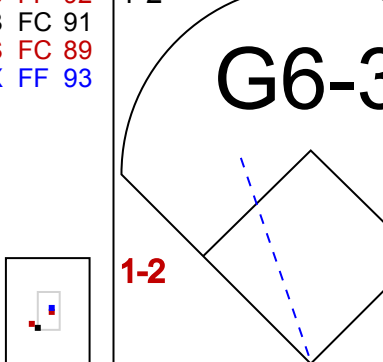
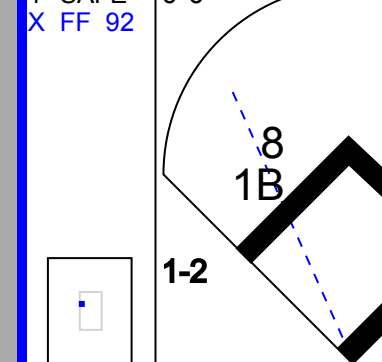
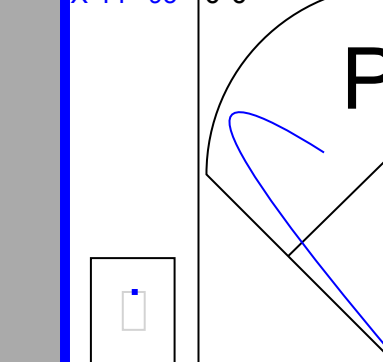
Batter	1	2	3	4	5	6	7	8	9	AB	R	H	RBI	BB	SO	LOB	TOP					
30 Jon Jay, L OBP: 0.393, SLG: 0.377 (1, 7)										5	0	1	2	0	1	1	Chicago Cubs @ Washington Nationals Nationals Park, Washington, DC Thu Jun 29 2017, 4:07 PM - 7:18 PM EDT Att: 37,097 - Cloudy - 89 F					
8 Ian Happ, S OBP: 0.319, SLG: 0.527 (1, 9)										5	0	1	0	0	1	1						
44 Anthony Rizzo, L OBP: 0.389, SLG: 0.509 (1, 3)										4	1	2	0	0	0	0						
40 Wilson Contreras, R OBP: 0.318, SLG: 0.440 (1, 2)										4	0	1	1	0	0	2						
27 Addison Russell, R OBP: 0.297, SLG: 0.399 (1, 6)										3	0	0	0	1	1	2						
7 Jeurys Familia, S OBP: 0.229, SLG: 0.313 71 Wade Davis, R (9, 1)										3	1	1	1	0	2	1						
5 Albert Almora Jr., R OBP: 0.341, SLG: 0.391 20 Victor Caratini, S (9, 7)										3	0	0	0	0	1	1						
9 Javier Báez, R OBP: 0.295, SLG: 0.457 (1, 4)										3	1	1	0	1	1	0						
34 Jon Lester, L OBP: 0.336, SLG: 0.321 21 Mark Caprino, R 6 Carl Edwards Jr., R 32 Brian Duensing, L 46 Pedro Strop, R 60 Félix Peña, R 2 Tommy La Stella, L (7, PH)										2	0	0	0	0	1	2						
Inning Stats	R: 1 E: 0 K: 2 S: 9	H: 2 LOB: 1 BB: 0 P: 15	R: 0 E: 0 K: 1 S: 8	H: 0 LOB: 0 BB: 0 P: 8	R: 0 E: 0 K: 1 S: 8	H: 0 LOB: 0 BB: 0 P: 13	R: 0 E: 0 K: 0 S: 7	H: 0 LOB: 0 BB: 0 P: 11	R: 0 E: 0 K: 2 S: 11	H: 2 LOB: 2 BB: 0 P: 19	R: 0 E: 0 K: 0 S: 10	H: 1 LOB: 1 BB: 1 P: 17	R: 0 E: 0 K: 0 S: 9	H: 0 LOB: 0 BB: 0 P: 12	R: 3 E: 0 K: 1 S: 10	H: 3 LOB: 1 BB: 0 P: 18		1B: 5 2B: 2 3B: 0 HR: 1	SF: 0 SAC: 0 DP: 0 HBP: 1	WP: 1 PB: 0 SB: 1 CS: 0	PA: 38	
PITCHER	IP WLS BF H R ER SO BB IBB HBP BLK WP HR S P ERA WHIP	IP WLS BF H R ER SO BB IBB HBP BLK WP HR S P ERA WHIP	IP WLS BF H R ER SO BB IBB HBP BLK WP HR S P ERA WHIP	IP WLS BF H R ER SO BB IBB HBP BLK WP HR S P ERA WHIP	IP WLS BF H R ER SO BB IBB HBP BLK WP HR S P ERA WHIP	IP WLS BF H R ER SO BB IBB HBP BLK WP HR S P ERA WHIP	IP WLS BF H R ER SO BB IBB HBP BLK WP HR S P ERA WHIP	IP WLS BF H R ER SO BB IBB HBP BLK WP HR S P ERA WHIP	IP WLS BF H R ER SO BB IBB HBP BLK WP HR S P ERA WHIP	IP WLS BF H R ER SO BB IBB HBP BLK WP HR S P ERA WHIP	IP WLS BF H R ER SO BB IBB HBP BLK WP HR S P ERA WHIP	IP WLS BF H R ER SO BB IBB HBP BLK WP HR S P ERA WHIP	IP WLS BF H R ER SO BB IBB HBP BLK WP HR S P ERA WHIP	IP WLS BF H R ER SO BB IBB HBP BLK WP HR S P ERA WHIP	IP WLS BF H R ER SO BB IBB HBP BLK WP HR S P ERA WHIP	IP WLS BF H R ER SO BB IBB HBP BLK WP HR S P ERA WHIP	IP WLS BF H R ER SO BB IBB HBP BLK WP HR S P ERA WHIP	IP WLS BF H R ER SO BB IBB HBP BLK WP HR S P ERA WHIP	IP WLS BF H R ER SO BB IBB HBP BLK WP HR S P ERA WHIP	IP WLS BF H R ER SO BB IBB HBP BLK WP HR S P ERA WHIP	IP WLS BF H R ER SO BB IBB HBP BLK WP HR S P ERA WHIP	
41 Joe Ross, R ERA: 5.12 (1, 1)	6.2	27	5	2	2	7	2	1	0	0	0	0	0	0	0	0	1	1	62	92	2.70	1.050
33 Matt Grace, L ERA: 4.73 (7, 1)	0.1	1	0	0	0	0	0	0	0	0	0	0	0	0	0	0	0	0	1	3	0.00	0.000
46 Oliver Pérez, L ERA: 3.78 (8, 1)	0.2	H	2	0	0	0	0	0	0	0	0	0	0	0	0	0	0	0	8	11	0.00	0.000
56 Joe Blanton, R ERA: 8.84 (8, 1)	0.1	H	1	0	0	0	0	0	0	0	0	0	0	0	0	0	0	0	1	1	0.00	0.000
45 Blake Treinen, R ERA: 6.11 (9, 1)	1.0	L	7	3	3	3	1	0	0	1	0	0	0	0	0	0	0	0	10	18	27.00	3.000

Chicago Cubs @ Washington Nationals
 Nationals Park, Washington, DC
 Thu Jun 29 2017, 4:07 PM - 7:18 PM EDT
 Att: 37,097 - Cloudy - 89 F

livebaseballscores.com

AB 34
R 5
H 8
RBI 5
BB 3
SO 8
LOB 11



Batter	1	2	3	4	5	6	7	8	9	AB	R	H	RBI	BB	SO	LOB	BOTTOM						
7 Trea Turner, R OBP: 0.324, SLG: 0.422 45 Blake Treinen, R (1, 6)										2	0	1	0	1	0	0	Chicago Cubs @ Washington Nationals Nationals Park, Washington, DC Thu Jun 29 2017, 4:07 PM - 7:18 PM EDT Att: 37,097 - Cloudy - 89 F						
1 Wilmer Difo, S OBP: 0.250, SLG: 0.269 (9, PH)										3	0	0	0	0	3	3							
18 Ryan Raburn, R OBP: 0.316, SLG: 0.432 8 Brian Goodwin, L (7, PH)										1	0	1	1	0	0	0							
34 Bryce Harper, L OBP: 0.420, SLG: 0.582 (1, 9)										3	1	0	0	1	3	5							
11 Ryan Zimmerman, R OBP: 0.379, SLG: 0.630 (1, 3)										4	0	1	1	0	0	5							
20 Daniel Murphy, L OBP: 0.389, SLG: 0.572 (1, 4)										3	1	0	0	1	0	1							
6 Anthony Rendon, R OBP: 0.402, SLG: 0.558 (1, 5)										4	1	1	2	0	1	0							
32 Matt Wieters, S OBP: 0.299, SLG: 0.389 (1, 2)										4	0	0	0	0	1	0							
3 Michael Taylor, R OBP: 0.309, SLG: 0.514 (1, 8)										2	1	0	0	2	1	0							
41 Joe Ross, R ERA: 5.12 (1, 1)	6.0	22	3	1	1	7	3	0	0	0	0	0	0	0	0	0		1	1	62	92	2.70	1.050
33 Matt Grace, L ERA: 4.73 (7, 1)	0.1	B	4	1	3	3	0	2	0	0	0	0	0	0	0	0	0	0	1	11	25	81.00	9.000
32 Brian Duensing, L ERA: 3.18 (7, 1)	0.0	1	1	0	0	0	0	0	0	0	0	0	0	0	0	0	0	0	0	1	1	∞	∞
46 Pedro Strop, R ERA: 3.45 (7, 1)	0.2	4	1	0	0	1	0	0	0	0	0	0	0	0	0	0	0	0	8	16	0.00	1.500	
60 Félix Peña, R ERA: 4.5 (8, 1)	1.0	W	3	0	0	0	0	0	0	0	0	6	11	0	0	0	0	0	6	11	0.00	0.000	
Inning Stats	R: 1 E: 0 K: 1 S: 12	H: 1 LOB: 1 BB: 2 P: 25	R: 0 E: 0 K: 0 S: 7	H: 0 LOB: 0 BB: 0 P: 11	R: 0 E: 0 K: 2 S: 13	H: 2 LOB: 0 BB: 0 P: 16	R: 0 E: 0 K: 2 S: 10	H: 0 LOB: 0 BB: 0 P: 15	R: 0 E: 0 K: 0 S: 5	H: 0 LOB: 0 BB: 1 P: 10	R: 0 E: 0 K: 2 S: 11	H: 0 LOB: 0 BB: 0 P: 13	R: 3 E: 0 K: 1 S: 20	H: 3 LOB: 3 BB: 2 P: 42	R: 0 E: 0 K: 0 S: 6	H: 0 LOB: 0 BB: 0 P: 11	R: 0 E: 0 K: 2 S: 7	H: 0 LOB: 0 BB: 0 P: 10	1B: 3 2B: 2 3B: 0 HR: 1	SF: 0 SAC: 0 DP: 0 HBP: 1	WP: 0 PB: 0 SB: 2 CS: 2	PA: 37	
PITCHER	IP WLS BF H R ER SO BB IBB HBP BLK WP HR S P ERA WHIP	IP WLS BF H R ER SO BB IBB HBP BLK WP HR S P ERA WHIP	IP WLS BF H R ER SO BB IBB HBP BLK WP HR S P ERA WHIP	IP WLS BF H R ER SO BB IBB HBP BLK WP HR S P ERA WHIP	IP WLS BF H R ER SO BB IBB HBP BLK WP HR S P ERA WHIP	IP WLS BF H R ER SO BB IBB HBP BLK WP HR S P ERA WHIP	IP WLS BF H R ER SO BB IBB HBP BLK WP HR S P ERA WHIP	IP WLS BF H R ER SO BB IBB HBP BLK WP HR S P ERA WHIP	IP WLS BF H R ER SO BB IBB HBP BLK WP HR S P ERA WHIP	IP WLS BF H R ER SO BB IBB HBP BLK WP HR S P ERA WHIP	IP WLS BF H R ER SO BB IBB HBP BLK WP HR S P ERA WHIP	IP WLS BF H R ER SO BB IBB HBP BLK WP HR S P ERA WHIP	IP WLS BF H R ER SO BB IBB HBP BLK WP HR S P ERA WHIP	IP WLS BF H R ER SO BB IBB HBP BLK WP HR S P ERA WHIP	IP WLS BF H R ER SO BB IBB HBP BLK WP HR S P ERA WHIP	IP WLS BF H R ER SO BB IBB HBP BLK WP HR S P ERA WHIP	IP WLS BF H R ER SO BB IBB HBP BLK WP HR S P ERA WHIP	IP WLS BF H R ER SO BB IBB HBP BLK WP HR S P ERA WHIP	IP WLS BF H R ER SO BB IBB HBP BLK WP HR S P ERA WHIP	IP WLS BF H R ER SO BB IBB HBP BLK WP HR S P ERA WHIP	IP WLS BF H R ER SO BB IBB HBP BLK WP HR S P ERA WHIP	IP WLS BF H R ER SO BB IBB HBP BLK WP HR S P ERA WHIP	
34 Jon Lester, L ERA: 3.69 (7, 1)	6.0	22	3	1	1	7	3	0	0	0	0	0	0	0	0	0	1	1	62	92	2.70	1.050	
6 Carl Edwards Jr., R ERA: 2.56 (7, 1)	0.1	B	4	1	3	3	0	2	0	0	0	0	0	0	0	0	0	0	1	11	25	81.00	9.000
32 Brian Duensing, L ERA: 3.18 (7, 1)	0.0	1	1	0	0	0	0	0	0	0	0	0	0	0	0	0	0	0	0	1	1	∞	∞
46 Pedro Strop, R ERA: 3.45 (7, 1)	0.2	4	1	0	0	1	0	0	0	0	0	0	0	0	0	0	0	0	8	16	0.00	1.500	
60 Félix Peña, R ERA: 4.5 (8, 1)	1.0	W	3	0	0	0	0	0	0	0	0	6	11	0	0	0	0	0	6	11	0.00	0.000	

Batter	1	2	3	4	5	6	7	8	9	AB	R	H	RBI	BB	SO	LOB	TOP		
30 Jon Jay, L OBP: 0.372, SLG: 0.384	L4		F7		B1-3		K	G4-3		5	0	0	0	0	1	2			
17 Kris Bryant, R OBP: 0.391, SLG: 0.511	K		K				G5-3	G5-3		5	0	1	0	0	2	0			
44 Anthony Rizzo, L OBP: 0.386, SLG: 0.507	G5-3		G4-3				HR	G5-4-3		4	1	1	1	1	1	1			
18 Ben Zobrist, S OBP: 0.317, SLG: 0.383	L9		G3-1				G4-3	G5-4-3		4	1	0	0	1	0	1			
40 Wilson Contreras, R OBP: 0.323, SLG: 0.452	8 HR BB		K				40 1B 8 1B BB	E5		3	1	1	0	1	1	0			
8 Ian Happ, S OBP: 0.331, SLG: 0.566	HR		HR				9 WP 8 1B	G		4	2	3	4	0	0	1			
27 Addison Russell, R OBP: 0.303, SLG: 0.399	P4		1B				49 S 1B	1B		4	1	2	0	0	1	2			
9 Javier Báez, R OBP: 0.298, SLG: 0.459	1B		2B				K	1B		4	0	3	1	0	1	2			
49 Jake Arrieta, R 2 Tommy La Stella, L 52 Justin Grimm, R 19 Koji Uehara, R 6 Carl Edwards Jr., R 46 Pedro Strop, R	K		G1				P5	HBP		3	0	0	0	0	1	5			
Inning Stats	R: 0 E: 0 K: 1 S: 10	H: 0 LOB: 0 BB: 0 P: 12	R: 2 E: 0 K: 1 S: 16	H: 2 LOB: 1 BB: 1 P: 28	R: 0 E: 0 K: 1 S: 7	H: 0 LOB: 0 BB: 0 P: 10	R: 1 E: 0 K: 1 S: 19	H: 3 LOB: 2 BB: 0 P: 28	R: 0 E: 0 K: 1 S: 9	H: 1 LOB: 1 BB: 0 P: 15	R: 1 E: 0 K: 2 S: 16	H: 2 LOB: 2 BB: 1 P: 26	R: 1 E: 0 K: 1 S: 15	H: 2 LOB: 2 BB: 0 P: 21	R: 0 E: 0 K: 0 S: 8	H: 0 LOB: 0 BB: 1 P: 13	1B: 6 2B: 4 3B: 0 HR: 3	SF: 0 SAC: 0 DP: 3 HBP: 1	WP: 1 PA: 40 PB: 0 SB: 1 CS: 1
PITCHER	IP WLS BF H R ER SO BB IBB HBP BLK WP HR S P ERA WHIP	IP WLS BF H R ER SO BB IBB HBP BLK WP HR S P ERA WHIP	IP WLS BF H R ER SO BB IBB HBP BLK WP HR S P ERA WHIP	IP WLS BF H R ER SO BB IBB HBP BLK WP HR S P ERA WHIP	IP WLS BF H R ER SO BB IBB HBP BLK WP HR S P ERA WHIP	IP WLS BF H R ER SO BB IBB HBP BLK WP HR S P ERA WHIP	IP WLS BF H R ER SO BB IBB HBP BLK WP HR S P ERA WHIP	IP WLS BF H R ER SO BB IBB HBP BLK WP HR S P ERA WHIP	IP WLS BF H R ER SO BB IBB HBP BLK WP HR S P ERA WHIP	IP WLS BF H R ER SO BB IBB HBP BLK WP HR S P ERA WHIP	IP WLS BF H R ER SO BB IBB HBP BLK WP HR S P ERA WHIP	IP WLS BF H R ER SO BB IBB HBP BLK WP HR S P ERA WHIP	IP WLS BF H R ER SO BB IBB HBP BLK WP HR S P ERA WHIP	IP WLS BF H R ER SO BB IBB HBP BLK WP HR S P ERA WHIP	IP WLS BF H R ER SO BB IBB HBP BLK WP HR S P ERA WHIP	IP WLS BF H R ER SO BB IBB HBP BLK WP HR S P ERA WHIP	IP WLS BF H R ER SO BB IBB HBP BLK WP HR S P ERA WHIP		

Chicago Cubs @ Cincinnati Reds
Great American Ball Park, Cincinnati, OH
Sun Jul 02 2017, 1:11 PM - 4:19 PM EDT
Att: 38,536 - Partly Cloudy - 85 F

AB	36
R	6
H	11
RBI	6
BB	3
SO	8
LOB	14



Batter	1	2	3	4	5	6	7	8	9	AB	R	H	RBI	BB	SO	LOB	BOTTOM		
6 Billy Hamilton, S 3 Patrick Kivshen, R	G5-3		G3				G4-3	F2		3	0	0	0	0	0	0			
2 Zack Cozart, R	F9		F8				G5-3	19 1B		4	0	1	0	0	0	0			
19 Joey Votto, L	23 BB		K				G4-3	1B		4	0	2	2	0	1	0			
23 Adam Duvall, R	BB		K				F9	K		3	0	0	0	1	2	2			
43 Scott Schebler, L	G3-1		K				G3-1	K		4	0	0	0	0	2	2			
7 Eugenio Suárez, R	K		K				G6-3	K		3	0	0	0	1	2	0			
4 Scooter Gennett, L	L8		FC3-6				G6-3	1B		3	1	1	0	1	0	1			
39 Devin Mesoraco, R	K		FC1-4				FC3-6	1B		4	0	0	0	0	1	3			
46 Tim Adleman, R 30 Arismendy Alcantara, S 36 Blake Wood, R 40 Austin Brice, R 16 Tucker Barnhart, L 53 Wandy Peralta, L	K		FC6-4				FC6-4	1B		1	0	0	0	0	1	0			
Inning Stats	R: 0 E: 0 K: 0 S: 12	H: 1 LOB: 2 BB: 1 P: 20	R: 0 E: 0 K: 2 S: 10	H: 0 LOB: 0 BB: 0 P: 13	R: 0 E: 0 K: 3 S: 9	H: 0 LOB: 0 BB: 0 P: 11	R: 0 E: 0 K: 0 S: 10	H: 0 LOB: 1 BB: 1 P: 18	R: 0 E: 0 K: 0 S: 9	H: 0 LOB: 0 BB: 0 P: 13	R: 0 E: 0 K: 0 S: 9	H: 0 LOB: 0 BB: 0 P: 12	R: 2 E: 0 K: 1 S: 19	H: 3 LOB: 2 BB: 1 P: 30	R: 0 E: 0 K: 2 S: 10	H: 1 LOB: 1 BB: 0 P: 12	1B: 5 2B: 0 3B: 0 HR: 0	SF: 0 SAC: 0 DP: 0 HBP: 0	WP: 0 PA: 35 PB: 0 SB: 0 CS: 0
PITCHER	IP WLS BF H R ER SO BB IBB HBP BLK WP HR S P ERA WHIP	IP WLS BF H R ER SO BB IBB HBP BLK WP HR S P ERA WHIP	IP WLS BF H R ER SO BB IBB HBP BLK WP HR S P ERA WHIP	IP WLS BF H R ER SO BB IBB HBP BLK WP HR S P ERA WHIP	IP WLS BF H R ER SO BB IBB HBP BLK WP HR S P ERA WHIP	IP WLS BF H R ER SO BB IBB HBP BLK WP HR S P ERA WHIP	IP WLS BF H R ER SO BB IBB HBP BLK WP HR S P ERA WHIP	IP WLS BF H R ER SO BB IBB HBP BLK WP HR S P ERA WHIP	IP WLS BF H R ER SO BB IBB HBP BLK WP HR S P ERA WHIP	IP WLS BF H R ER SO BB IBB HBP BLK WP HR S P ERA WHIP	IP WLS BF H R ER SO BB IBB HBP BLK WP HR S P ERA WHIP	IP WLS BF H R ER SO BB IBB HBP BLK WP HR S P ERA WHIP	IP WLS BF H R ER SO BB IBB HBP BLK WP HR S P ERA WHIP	IP WLS BF H R ER SO BB IBB HBP BLK WP HR S P ERA WHIP	IP WLS BF H R ER SO BB IBB HBP BLK WP HR S P ERA WHIP	IP WLS BF H R ER SO BB IBB HBP BLK WP HR S P ERA WHIP	IP WLS BF H R ER SO BB IBB HBP BLK WP HR S P ERA WHIP		

Chicago Cubs @ Cincinnati Reds
Great American Ball Park, Cincinnati, OH
Sun Jul 02 2017, 1:11 PM - 4:19 PM EDT
Att: 38,536 - Partly Cloudy - 85 F

AB	32
R	2
H	5
RBI	2
BB	3
SO	9
LOB	11



Batter	1	2	3	4	5	6	7	8	9	AB	R	H	RBI	BB	SO	LOB	TOP					
0 Mallex Smith, L (1, 8) OBP: 0.405, SLG: 0.417										4	3	4	0	0	0	0						
10 Corey Dickerson, L (1, 7) OBP: 0.383, SLG: 0.558										3	0	1	1	1	0	2						
3 Evan Longoria, R (1, 5) OBP: 0.315, SLG: 0.426										3	0	1	2	0	1	2						
7 Logan Morrison, L (1, 3) OBP: 0.368, SLG: 0.578										4	0	2	0	0	1	0						
20 Steven Souza Jr., R (1, 9) OBP: 0.367, SLG: 0.495										4	0	0	0	0	1	3						
1 Tim Beckham, R (1, 4) OBP: 0.327, SLG: 0.433										3	0	0	0	1	0	0						
11 Adeiny Hechavarria, R (1, 6) OBP: 0.305, SLG: 0.380										4	0	0	0	0	1	1						
45 Jesús Sucre, R (1, 2) OBP: 0.273, SLG: 0.404										3	0	0	0	0	2	0						
4 Blake Snell, L (1, 1)										2	0	0	0	0	0	0						
30 Erasmo Ramírez, R (6, 1)										0	0	0	0	0	0	0						
55 Adam Kolarek, L (7, 1)										0	0	0	0	0	0	0						
2 Shane Peterson, L (8, PH)										1	0	0	0	0	0	0						
47 Chase Whitley, R (8, 1)										0	0	0	0	0	0	0						
Inning Stats	R: 1 E: 0 K: 0 S: 9	H: 3 LOB: 1 BB: 0 P: 13	R: 0 E: 0 K: 1 S: 8	H: 0 LOB: 0 BB: 0 P: 12	R: 1 E: 0 K: 0 S: 7	H: 2 LOB: 0 BB: 0 P: 10	R: 0 E: 0 K: 1 S: 11	H: 0 LOB: 0 BB: 0 P: 15	R: 0 E: 0 K: 1 S: 13	H: 1 LOB: 0 BB: 0 P: 22	R: 0 E: 0 K: 1 S: 9	H: 0 LOB: 0 BB: 0 P: 12	R: 0 E: 0 K: 2 S: 11	H: 1 LOB: 2 BB: 1 P: 20	R: 0 E: 0 K: 0 S: 8	H: 1 LOB: 1 BB: 1 P: 14	1B: 6 2B: 2 3B: 0 HR: 0	SF: 1 SAC: 0 DP: 2 HBP: 0	WP: 0 PB: 0 SB: 1 CS: 0	PA: 34		
PITCHER	IP WLS BF H R ER SO BB IBB HBP BLK WP HR S P ERA WHIP	IP WLS BF H R ER SO BB IBB HBP BLK WP HR S P ERA WHIP	IP WLS BF H R ER SO BB IBB HBP BLK WP HR S P ERA WHIP	IP WLS BF H R ER SO BB IBB HBP BLK WP HR S P ERA WHIP	IP WLS BF H R ER SO BB IBB HBP BLK WP HR S P ERA WHIP	IP WLS BF H R ER SO BB IBB HBP BLK WP HR S P ERA WHIP	IP WLS BF H R ER SO BB IBB HBP BLK WP HR S P ERA WHIP	IP WLS BF H R ER SO BB IBB HBP BLK WP HR S P ERA WHIP	IP WLS BF H R ER SO BB IBB HBP BLK WP HR S P ERA WHIP	IP WLS BF H R ER SO BB IBB HBP BLK WP HR S P ERA WHIP	IP WLS BF H R ER SO BB IBB HBP BLK WP HR S P ERA WHIP	IP WLS BF H R ER SO BB IBB HBP BLK WP HR S P ERA WHIP	IP WLS BF H R ER SO BB IBB HBP BLK WP HR S P ERA WHIP	IP WLS BF H R ER SO BB IBB HBP BLK WP HR S P ERA WHIP	IP WLS BF H R ER SO BB IBB HBP BLK WP HR S P ERA WHIP	IP WLS BF H R ER SO BB IBB HBP BLK WP HR S P ERA WHIP	IP WLS BF H R ER SO BB IBB HBP BLK WP HR S P ERA WHIP	IP WLS BF H R ER SO BB IBB HBP BLK WP HR S P ERA WHIP	IP WLS BF H R ER SO BB IBB HBP BLK WP HR S P ERA WHIP	IP WLS BF H R ER SO BB IBB HBP BLK WP HR S P ERA WHIP	IP WLS BF H R ER SO BB IBB HBP BLK WP HR S P ERA WHIP	IP WLS BF H R ER SO BB IBB HBP BLK WP HR S P ERA WHIP
41 John Lackey, R (1, 1) ERA: 5.2	6.0	22	6	3	3	3	0	0	0	0	0	0	0	0	0	0	0	53	79	4.50	1.000	
46 Pedro Strop, R (7, 1) ERA: 3.13	1.0	W	3	0	0	0	1	0	0	0	0	0	0	0	0	0	0	0	9	12	0.00	0.000
6 Carl Edwards Jr., R (8, 1) ERA: 2.41	0.2	H	4	1	0	0	1	1	0	0	0	0	0	0	0	0	0	7	14	0.00	3.000	
19 Koji Uehara, R (8, 1) ERA: 2.93	0.1	H	1	0	0	0	1	0	0	0	0	0	0	0	0	0	0	4	6	0.00	0.000	
71 Wade Davis, R (9, 1) ERA: 1.98	1.0		4	1	0	0	0	1	0	0	0	0	0	0	0	0	0	8	14	0.00	2.000	

Tampa Bay Rays @ Chicago Cubs
Wrigley Field, Chicago, IL
Wed Jul 05 2017, 1:22 PM - 4:31 PM CDT
Att: 39,855 - Sunny - 81 F

AB 31
R 3
H 8
RBI 3
BB 2
SO 6
LOB 8



Batter	1	2	3	4	5	6	7	8	9	AB	R	H	RBI	BB	SO	LOB	BOTTOM					
40 Wilson Contreras, R (1, 2) OBP: 0.327, SLG: 0.449										4	0	1	0	1	2	1						
17 Kris Bryant, R (1, 5) OBP: 0.394, SLG: 0.505										3	2	1	0	2	0	2						
44 Anthony Rizzo, L (1, 3) OBP: 0.377, SLG: 0.510										3	1	2	2	2	0	1						
18 Ben Zobrist, S (1, 9)										3	0	0	0	0	1	5						
8 Ian Happ, S (1, 7) OBP: 0.337, SLG: 0.569										4	1	2	2	0	1	2						
5 Albert Almora Jr., R (1, 8) OBP: 0.332, SLG: 0.377										4	0	1	0	0	1	2						
9 Javier Báez, R (1, 4) OBP: 0.300, SLG: 0.462										4	1	2	0	0	0	2						
27 Addison Russell, R (1, 6) OBP: 0.302, SLG: 0.392										3	0	0	0	1	1	3						
41 John Lackey, R (1, 1) OBP: 0.152, SLG: 0.182										2	0	0	0	0	1	3						
30 Josh Willingham, L (5, PH) OBP: 0.387, SLG: 0.400										1	1	1	3	0	0	0						
46 Pedro Strop, R (7, 1) ERA: 5.18										0	0	0	0	0	0	0						
6 Carl Edwards Jr., R (8, 1)										0	0	0	0	0	0	0						
19 Koji Uehara, R (8, 1)										0	0	0	0	0	0	0						
2 Tommy La Stella, L (8, PH) OBP: 0.377, SLG: 0.400										0	1	0	0	0	0	0						
71 Wade Davis, R (9, 1) ERA: 1.98										0	0	0	0	0	0	0						
Inning Stats	R: 0 E: 0 K: 1 S: 11	H: 1 LOB: 2 BB: 1 P: 23	R: 0 E: 0 K: 3 S: 14	H: 1 LOB: 1 BB: 0 P: 17	R: 0 E: 0 K: 0 S: 9	H: 1 LOB: 1 BB: 1 P: 14	R: 0 E: 0 K: 1 S: 10	H: 1 LOB: 2 BB: 1 P: 15	R: 0 E: 0 K: 0 S: 16	H: 0 LOB: 0 BB: 1 P: 28	R: 3 E: 0 K: 1 S: 16	H: 3 LOB: 0 BB: 0 P: 23	R: 2 E: 0 K: 0 S: 9	H: 2 LOB: 1 BB: 1 P: 16	R: 2 E: 0 K: 1 S: 12	H: 1 LOB: 1 BB: 1 P: 23	1B: 7 2B: 3 3B: 0 HR: 1	SF: 0 SAC: 1 DP: 1 HBP: 1	WP: 0 PB: 0 SB: 0 CS: 0	PA: 39		
PITCHER	IP WLS BF H R ER SO BB IBB HBP BLK WP HR S P ERA WHIP	IP WLS BF H R ER SO BB IBB HBP BLK WP HR S P ERA WHIP	IP WLS BF H R ER SO BB IBB HBP BLK WP HR S P ERA WHIP	IP WLS BF H R ER SO BB IBB HBP BLK WP HR S P ERA WHIP	IP WLS BF H R ER SO BB IBB HBP BLK WP HR S P ERA WHIP	IP WLS BF H R ER SO BB IBB HBP BLK WP HR S P ERA WHIP	IP WLS BF H R ER SO BB IBB HBP BLK WP HR S P ERA WHIP	IP WLS BF H R ER SO BB IBB HBP BLK WP HR S P ERA WHIP	IP WLS BF H R ER SO BB IBB HBP BLK WP HR S P ERA WHIP	IP WLS BF H R ER SO BB IBB HBP BLK WP HR S P ERA WHIP	IP WLS BF H R ER SO BB IBB HBP BLK WP HR S P ERA WHIP	IP WLS BF H R ER SO BB IBB HBP BLK WP HR S P ERA WHIP	IP WLS BF H R ER SO BB IBB HBP BLK WP HR S P ERA WHIP	IP WLS BF H R ER SO BB IBB HBP BLK WP HR S P ERA WHIP	IP WLS BF H R ER SO BB IBB HBP BLK WP HR S P ERA WHIP	IP WLS BF H R ER SO BB IBB HBP BLK WP HR S P ERA WHIP	IP WLS BF H R ER SO BB IBB HBP BLK WP HR S P ERA WHIP	IP WLS BF H R ER SO BB IBB HBP BLK WP HR S P ERA WHIP	IP WLS BF H R ER SO BB IBB HBP BLK WP HR S P ERA WHIP	IP WLS BF H R ER SO BB IBB HBP BLK WP HR S P ERA WHIP	IP WLS BF H R ER SO BB IBB HBP BLK WP HR S P ERA WHIP	IP WLS BF H R ER SO BB IBB HBP BLK WP HR S P ERA WHIP
4 Blake Snell, L (1, 1) ERA: 4.85	5.0	L	7	3	4	4	1	1	0	0	0	0	0	0	0	0	0	1	16	27	36.00	4.000
30 Erasmo Ramírez, R (6, 1) ERA: 5.18	1.0		5	2	1	1	0	0	0	0	0	0	0	0	0	0	0	9	12	9.00	2.000	
55 Adam Kolarek, L (7, 1) ERA: 2.7	1.0		6	1	2	2	1	1	0	1	0	1	0	0	0	0	0	12	23	18.00	2.000	
47 Chase Whitley, R (8, 1)	1.0																					

Tampa Bay Rays @ Chicago Cubs
Wrigley Field, Chicago, IL
Wed Jul 05 2017, 1:22 PM - 4:31 PM CDT
Att: 39,855 - Sunny - 81 F

AB 31
R 7
H 10
RBI 7
BB 6
SO 7
LOB 21



Batter	1	2	3	4	5	6	7	8	9	AB	R	H	RBI	BB	SO	LOB	TOP					
26 Adam Frazier, L OBP: 0.336, SLG: 0.359										5	0	0	0	0	0	5	Pittsburgh Pirates @ Chicago Cubs Wrigley Field, Chicago, IL Fri Jul 07 2017, 1:22 PM - 5:08 PM CDT Att: 41,294 - Cloudy - 77 F					
5 Josh Harrison, R OBP: 0.356, SLG: 0.424										4	0	0	0	0	0	2						
22 Andrew McCutchen, R OBP: 0.391, SLG: 0.526										4	1	3	0	1	1	1						
55 Josh Bell, S OBP: 0.315, SLG: 0.462										4	0	1	1	1	1	3						
28 John Jaso, L OBP: 0.328, SLG: 0.451										2	0	0	0	2	0	1						
25 Gregory Polanco, L OBP: 0.315, SLG: 0.395										4	0	1	0	0	1	6						
29 Francisco Cervelli, R OBP: 0.345, SLG: 0.367										3	0	1	0	1	2	0						
10 Jordy Mercer, R OBP: 0.341, SLG: 0.415										3	0	0	0	1	0	3						
57 Trevor Williams, R 38 Wade LeBlanc, L 64 Josh Venable, R 52 Jhan Mariñez, R 62 Max Moroff, S 59 Antonio Bastardo, R										1	0	0	0	0	0	2						
Inning Stats	R: 0 H: 1 E: 0 K: 1 S: 17	H: 1 BB: 2 P: 29	R: 0 H: 1 E: 0 K: 0 S: 10	H: 1 BB: 0 P: 18	R: 0 H: 1 E: 0 K: 0 S: 8	H: 1 BB: 0 P: 13	R: 0 H: 1 E: 0 K: 0 S: 13	H: 1 BB: 2 P: 24	R: 0 H: 0 E: 0 K: 1 S: 10	H: 0 LOB: 2 BB: 1 P: 17	R: 0 H: 0 E: 0 K: 2 S: 14	H: 0 LOB: 1 BB: 1 P: 24	R: 1 H: 2 E: 1 K: 0 S: 14	H: 2 LOB: 1 BB: 0 P: 25	R: 0 H: 0 E: 0 K: 1 S: 7	H: 0 LOB: 1 BB: 0 P: 8		R: 0 H: 0 E: 0 K: 1 S: 14	H: 0 LOB: 1 BB: 1 P: 21	1B: 5 2B: 1 3B: 0 HR: 0	SF: 0 SAC: 1 DP: 0 HBP: 1	WP: 1 PB: 1 SB: 0 CS: 0
PITCHER	IP WLS BF H R ER SO BB IBB HBP BLK WP HR S P ERA WHIP																					
33 Eddie Butler, R ERA: 3.86	(1, 1) 4.0 20 4 0 0 3 3 0 1 0 0 0 49 36 0.00 1.750																					
6 Carl Edwards Jr., R ERA: 2.29	(5, 1) 1.2 W 7 0 0 0 3 2 0 0 0 0 0 0 19 32 0.00 1.200																					
46 Pedro Strop, R ERA: 3.0	(6, 1) 1.1 H 6 2 1 0 0 0 0 0 0 0 1 0 18 32 0.00 1.500																					
19 Koji Uehara, R ERA: 2.83	(8, 1) 1.0 H 3 0 0 0 1 0 0 0 0 0 0 0 7 8 0.00 0.000																					
71 Wade Davis, R ERA: 1.8	(9, 1) 1.0 4 0 0 0 1 1 0 0 0 0 0 0 14 21 0.00 1.000																					

AB	32
R	1
H	6
RBI	1
BB	6
SO	6
LOB	24



Batter	1	2	3	4	5	6	7	8	9	AB	R	H	RBI	BB	SO	LOB	BOTTOM					
18 Ben Zobrist, S OBP: 0.312, SLG: 0.374										5	1	2	0	0	1	5	Pittsburgh Pirates @ Chicago Cubs Wrigley Field, Chicago, IL Fri Jul 07 2017, 1:22 PM - 5:08 PM CDT Att: 41,294 - Cloudy - 77 F					
71 Wade Davis, R										0	0	0	0	0	0	0						
17 Kris Bryant, R OBP: 0.397, SLG: 0.534										5	3	4	4	0	1	3						
44 Anthony Rizzo, L OBP: 0.392, SLG: 0.518										5	1	1	2	0	1	2						
8 Ian Happ, S OBP: 0.333, SLG: 0.552										3	0	1	0	1	0	2						
12 Kyle Schwarber, L OBP: 0.294, SLG: 0.376										3	0	1	0	1	0	3						
19 Koji Uehara, R										0	0	0	0	0	0	0						
5 Albert Almora Jr., R OBP: 0.335, SLG: 0.381										0	0	0	0	0	0	0						
22 Jason Heyward, L OBP: 0.316, SLG: 0.389										3	0	0	0	1	1	3						
20 Victor Caratini, S										2	0	0	0	1	0	3						
46 Pedro Strop, R										0	0	0	0	0	0	0						
9 Javier Báez, R OBP: 0.299, SLG: 0.458										1	0	0	0	0	0	1						
27 Addison Russell, R OBP: 0.297, SLG: 0.386										4	0	0	0	0	1	2						
33 Eddie Butler, R OBP: 0.125, SLG: 0.067										1	0	0	0	0	0	0						
6 Carl Edwards Jr., R										0	0	0	0	0	0	0						
40 Wilson Contreras, R OBP: 0.331, SLG: 0.481										1	1	1	0	1	0	0						
Inning Stats	R: 0 H: 2 E: 1 K: 0 S: 18	H: 0 LOB: 3 BB: 1 P: 26	R: 0 H: 0 E: 2 K: 3 S: 16	H: 0 LOB: 3 BB: 1 P: 24	R: 0 H: 1 E: 0 K: 0 S: 18	H: 1 LOB: 2 BB: 1 P: 30	R: 3 H: 3 E: 0 K: 0 S: 16	H: 3 LOB: 0 BB: 0 P: 23	R: 0 H: 1 E: 0 K: 0 S: 10	H: 1 LOB: 1 BB: 0 P: 14	R: 1 H: 2 E: 0 K: 1 S: 11	H: 2 LOB: 0 BB: 0 P: 17	R: 0 H: 0 E: 0 K: 0 S: 4	H: 0 LOB: 1 BB: 2 P: 12	R: 2 H: 1 E: 0 K: 1 S: 13	H: 1 LOB: 0 BB: 1 P: 22	R: 2 H: 1 E: 0 K: 1 S: 13	H: 1 LOB: 0 BB: 1 P: 22	1B: 5 2B: 2 3B: 1 HR: 3	SF: 0 SAC: 1 DP: 2 HBP: 0	WP: 0 PB: 0 SB: 1 CS: 0	PA: 39
PITCHER	IP WLS BF H R ER SO BB IBB HBP BLK WP HR S P ERA WHIP																					
57 Trevor Williams, R ERA: 4.8	(1, 1) 3.2 L 21 6 3 3 3 2 0 0 0 0 0 0 65 98 7.36 2.182																					
38 Wade LeBlanc, L ERA: 4.15	(4, 1) 1.1 5 1 0 0 0 0 0 0 0 0 0 13 19 0.00 0.750																					
52 Jhan Mariñez, R ERA: 4.24	(6, 1) 2.0 8 2 1 1 1 2 0 0 0 0 0 1 15 29 4.50 2.000																					
59 Antonio Bastardo, L ERA: 15.0	(8, 1) 1.0 5 1 2 2 1 1 0 0 0 0 0 1 13 22 18.00 2.000																					

AB	33
R	6
H	10
RBI	6
BB	5
SO	5
LOB	24



Batter	1	2	3	4	5	6	7	8	9	AB	R	H	RBI	BB	SO	LOB	TOP										
5 Josh Harrison, R OBP: 0.361, SLG: 0.436										5	3	3	2	1	0	2	Pittsburgh Pirates @ Chicago Cubs Wrigley Field, Chicago, IL Sun Jul 09 2017, 12:13 PM - 3:26 PM CDT Att: 41,604 - Partly Cloudy - 85 F										
29 Francisco Cervelli, R OBP: 0.333, SLG: 0.386										4	1	2	5	0	0	2											
19 Chris Stewart, R OBP: 0.236, SLG: 0.254										1	0	0	0	0	0	0											
22 Andrew McCutchen, R OBP: 0.317, SLG: 0.404										4	2	1	1	1	0	3											
25 Gregory Polanco, L OBP: 0.333, SLG: 0.353										1	0	0	0	0	0	0											
23 David Freese, R OBP: 0.374, SLG: 0.362										2	1	0	0	2	0	2											
26 Adam Frazier, R OBP: 0.333, SLG: 0.353										0	0	0	0	0	0	0											
55 Josh Bell, S OBP: 0.322, SLG: 0.472										5	1	2	1	0	0	3											
64 José Osuna, R OBP: 0.286, SLG: 0.468										5	2	2	2	0	0	2											
10 Jordy Mercer, R OBP: 0.346, SLG: 0.422										4	3	2	3	1	0	0											
62 Max Moroff, S OBP: 0.196, SLG: 0.104										4	1	0	0	1	1	2											
39 Chad Kuhl, R										1	0	0	0	0	1	0											
17 Phil Gosselin, R										0	0	0	0	1	0	0											
38 Wade LeBlanc, L										0	0	0	0	0	0	0											
31 A.J. Schugel, R										1	0	0	0	0	0	1											
52 Jhan Maríñez, R										1	0	0	0	0	1	0											
Inning Stats	R: 10 E: 2 K: 0 S: 32	H: 7 LOB: 2 BB: 4 P: 65	R: 0 E: 0 K: 2 S: 11	H: 0 LOB: 0 BB: 0 P: 13	R: 0 E: 0 K: 0 S: 6	H: 0 LOB: 0 BB: 1 P: 17	R: 2 E: 0 K: 0 S: 16	H: 3 LOB: 2 BB: 1 P: 27	R: 0 E: 0 K: 0 S: 5	H: 0 LOB: 0 BB: 0 P: 6	R: 1 E: 0 K: 0 S: 7	H: 1 LOB: 1 BB: 1 P: 13	R: 0 E: 0 K: 0 S: 7	H: 0 LOB: 0 BB: 0 P: 12	R: 0 E: 0 K: 0 S: 5	H: 0 LOB: 0 BB: 0 P: 7	R: 1 E: 0 K: 1 S: 9	H: 1 LOB: 0 BB: 0 P: 13	1B: 6 2B: 3 3B: 0 HR: 3	SF: 0 SAC: 1 DP: 1 HBP: 2	WP: 0 PB: 0 SB: 0 CS: 0	PA: 48					
PITCHER	IP: 0.2 ERA: 4.25	WLS: L BF: 12	H: 6 R: 10 ER: 4 SO: 0	BB: 3 IBB: 0 HBP: 0 BLK: 0	WP: 0 HR: 2 S: 27 P: 53	ERA: 54.00 WHIP: 13.500	PITCHER	IP: 3.0 ERA: 3.75	WLS: 2 BF: 16	H: 3 R: 2 ER: 2 SO: 2	BB: 3 IBB: 0 HBP: 1 BLK: 0	WP: 0 HR: 0 S: 36 P: 65	ERA: 6.00 WHIP: 2.000	PITCHER	IP: 3.1 ERA: 6.52	WLS: 1 BF: 13	H: 2 R: 1 ER: 1 SO: 1	BB: 0 IBB: 0 HBP: 0 BLK: 0	WP: 0 HR: 0 S: 21 P: 35	ERA: 2.70 WHIP: 0.900	PITCHER	IP: 2.0 ERA: 3.88	WLS: 1 BF: 7	H: 1 R: 1 ER: 1 SO: 1	BB: 0 IBB: 0 HBP: 0 BLK: 0	WP: 0 HR: 1 S: 14 P: 20	ERA: 4.50 WHIP: 0.500
34 Jon Lester, L ERA: 4.25																											
38 Mike Montgomery, L ERA: 3.75																											
15 Dylan Floro, R ERA: 6.52																											
33 Eddie Butler, R ERA: 3.88																											
30 Jon Jay, L OBP: 0.395, SLG: 0.400										3	0	0	0	2	1	0	Pittsburgh Pirates @ Chicago Cubs Wrigley Field, Chicago, IL Sun Jul 09 2017, 12:13 PM - 3:26 PM CDT Att: 41,604 - Partly Cloudy - 85 F										
17 Kris Bryant, R OBP: 0.398, SLG: 0.529										2	1	1	0	2	0	0											
33 Eddie Butler, R OBP: 0.125, SLG: 0.067										0	0	0	0	0	0	0											
9 Javier Báez, R OBP: 0.296, SLG: 0.450										1	0	0	0	0	0	2											
44 Anthony Rizzo, L OBP: 0.386, SLG: 0.508										2	0	0	0	0	0	3											
20 Victor Caratini, S OBP: 0.357, SLG: 0.417										3	0	3	1	0	0	0											
8 Ian Happ, S OBP: 0.323, SLG: 0.546										5	0	0	1	0	2	5											
12 Kyle Schwarber, L OBP: 0.300, SLG: 0.394										4	1	1	0	0	0	1											
40 Wilson Contreras, R OBP: 0.339, SLG: 0.454										4	0	2	0	0	1	0											
22 Jason Heyward, L OBP: 0.313, SLG: 0.355										2	0	1	1	0	0	1											
5 Albert Almora Jr., R OBP: 0.342, SLG: 0.388										2	0	2	0	0	0	0											
27 Addison Russell, R OBP: 0.297, SLG: 0.381										3	0	0	0	1	1	3											
34 Jon Lester, L OBP: 0.135, SLG: 0.118																											
38 Mike Montgomery, L ERA: 4.07																											
15 Dylan Floro, L ERA: 3.0																											
2 Tommy La Stella, L OBP: 0.385, SLG: 0.444										1	1	1	0	0	0	0											
Inning Stats	R: 0 E: 0 K: 2 S: 13	H: 0 LOB: 1 BB: 1 P: 24	R: 1 E: 0 K: 1 S: 14	H: 2 LOB: 1 BB: 0 P: 17	R: 0 E: 0 K: 1 S: 8	H: 0 LOB: 1 BB: 2 P: 17	R: 0 E: 0 K: 0 S: 10	H: 2 LOB: 2 BB: 1 P: 15	R: 1 E: 0 K: 0 S: 10	H: 2 LOB: 1 BB: 0 P: 16	R: 0 E: 0 K: 1 S: 11	H: 1 LOB: 1 BB: 0 P: 15	R: 0 E: 0 K: 0 S: 7	H: 1 LOB: 1 BB: 0 P: 12	R: 0 E: 0 K: 0 S: 8	H: 1 LOB: 1 BB: 0 P: 9	R: 1 E: 0 K: 0 S: 7	H: 2 LOB: 1 BB: 1 P: 15	1B: 7 2B: 4 3B: 0 HR: 0	SF: 0 SAC: 0 DP: 3 HBP: 0	WP: 1 PB: 0 SB: 0 CS: 0	PA: 40					
PITCHER	IP: 3.0 ERA: 4.96	WLS: 1 BF: 5	H: 2 R: 0 ER: 0 SO: 0	BB: 1 IBB: 0 HBP: 0 BLK: 0	WP: 0 HR: 0 S: 10 P: 15	ERA: 3.00 WHIP: 1.667	PITCHER	IP: 1.0 ERA: 4.07	WLS: 0 BF: 5	H: 2 R: 0 ER: 0 SO: 0	BB: 0 IBB: 0 HBP: 0 BLK: 0	WP: 0 HR: 0 S: 28 P: 43	ERA: 3.00 WHIP: 1.333	PITCHER	IP: 3.0 ERA: 3.0	WLS: W BF: 13	H: 4 R: 1 ER: 1 SO: 1	BB: 0 IBB: 0 HBP: 0 BLK: 0	WP: 0 HR: 0 S: 15 P: 24	ERA: 4.50 WHIP: 2.000							

AB	38
R	14
H	12
RBI	14
BB	7
SO	3
LOB	17



AB	35
R	3
H	11
RBI	3
BB	5
SO	5
LOB	20



Batter	1	2	3	4	5	6	7	8	9	AB	R	H	RBI	BB	SO	LOB	TOP			
18 Ben Zobrist, S OBP: 0.313, SLG: 0.388										4	2	2	2	1	0	0	Chicago Cubs @ Baltimore Orioles Oriole Park at Camden Yards, Baltimore, MD Fri Jul 14 2017, 7:55 PM - 11:36 PM EDT Att: 34,335 - Cloudy - 81 F			
17 Kris Bryant, R OBP: 0.394, SLG: 0.520										5	0	0	0	0	1	2				
44 Anthony Rizzo, L OBP: 0.385, SLG: 0.505										4	1	1	0	0	0	1				
40 Wilson Contreras, R OBP: 0.327, SLG: 0.462										4	1	1	3	0	2	1				
12 Kyle Schwarber, L OBP: 0.299, SLG: 0.404										4	1	1	1	0	2	0				
8 Ian Happ, S OBP: 0.327, SLG: 0.543										3	1	1	0	1	1	0				
22 Jason Heyward, L OBP: 0.316, SLG: 0.406										4	1	2	2	0	0	1				
9 Javier Báez, R OBP: 0.290, SLG: 0.443										4	0	0	0	0	3	1				
27 Addison Russell, R OBP: 0.300, SLG: 0.398										4	2	2	1	0	2	1				
Inning Stats	R: 4 H: 4 E: 0 K: 1 S: 19	H: 4 LOB: 0 BB: 0 P: 28	R: 2 H: 2 E: 0 K: 1 S: 11	H: 2 LOB: 0 BB: 0 P: 17	R: 2 H: 1 E: 0 K: 3 S: 12	LOB: 1 BB: 1 P: 24	R: 0 H: 0 E: 0 K: 1 S: 6	H: 0 LOB: 0 BB: 0 P: 7	R: 0 H: 0 E: 0 K: 0 S: 8	H: 1 LOB: 1 BB: 0 P: 15	R: 0 H: 0 E: 0 K: 2 S: 14	H: 0 LOB: 1 BB: 1 P: 21	R: 0 H: 1 E: 0 K: 1 S: 8	H: 0 LOB: 0 BB: 0 P: 12	R: 1 H: 1 E: 0 K: 1 S: 13	H: 1 LOB: 0 BB: 0 P: 18		1B: 2 2B: 3 HR: 5	SF: 0 SAC: 0 DP: 0 HBP: 0	WP: 0 PB: 0 SB: 0 CS: 1
PITCHER	IP: 3.0 WLS: 6.39 BF: 17 H: 7 R: 8 ER: 8 SO: 5	IP: 4.1 WLS: 1.38 BF: 21 H: 1 R: 0 ER: 0 SO: 1	IP: 6.1 WLS: 3.77 BF: 24 H: 0 R: 0 ER: 0 SO: 2	IP: 8.1 WLS: 2.09 BF: 31 H: 1 R: 0 ER: 0 SO: 1	IP: 9.1 WLS: 2.75 BF: 41 H: 1 R: 1 ER: 1 SO: 1	IP: 1.0 WLS: 1.0 BF: 4 H: 1 R: 1 ER: 1 SO: 1	IP: 1.0 WLS: 1.0 BF: 4 H: 1 R: 1 ER: 1 SO: 1	IP: 1.0 WLS: 1.0 BF: 4 H: 1 R: 1 ER: 1 SO: 1	IP: 1.0 WLS: 1.0 BF: 4 H: 1 R: 1 ER: 1 SO: 1	IP: 1.0 WLS: 1.0 BF: 4 H: 1 R: 1 ER: 1 SO: 1	IP: 1.0 WLS: 1.0 BF: 4 H: 1 R: 1 ER: 1 SO: 1	IP: 1.0 WLS: 1.0 BF: 4 H: 1 R: 1 ER: 1 SO: 1	IP: 1.0 WLS: 1.0 BF: 4 H: 1 R: 1 ER: 1 SO: 1	IP: 1.0 WLS: 1.0 BF: 4 H: 1 R: 1 ER: 1 SO: 1	IP: 1.0 WLS: 1.0 BF: 4 H: 1 R: 1 ER: 1 SO: 1	IP: 1.0 WLS: 1.0 BF: 4 H: 1 R: 1 ER: 1 SO: 1	IP: 1.0 WLS: 1.0 BF: 4 H: 1 R: 1 ER: 1 SO: 1	ERA: 24.00 WHIP: 2.667	ERA: 9.00 WHIP: 1.000	

AB	36
R	9
H	10
RBI	9
BB	2
SO	11
LOB	7



Batter	1	2	3	4	5	6	7	8	9	AB	R	H	RBI	BB	SO	LOB	BOTTOM			
10 Adam Jones, R OBP: 0.303, SLG: 0.431										4	0	0	0	0	2	2	Chicago Cubs @ Baltimore Orioles Oriole Park at Camden Yards, Baltimore, MD Fri Jul 14 2017, 7:55 PM - 11:36 PM EDT Att: 34,335 - Cloudy - 81 F			
13 Manny Machado, R OBP: 0.300, SLG: 0.449										4	1	2	0	1	0	0				
6 Jonathan Schoop, R OBP: 0.347, SLG: 0.537										5	2	2	0	0	3					
45 Mark Trumbo, R OBP: 0.322, SLG: 0.433										3	3	2	3	2	1	0				
19 Chris Davis, L OBP: 0.318, SLG: 0.459										5	0	1	1	0	2	4				
16 Trey Mancini, R OBP: 0.354, SLG: 0.534										4	1	1	1	1	0	1				
29 Welington Castillo, R OBP: 0.300, SLG: 0.424										4	1	1	1	1	1	2				
23 Joey Rickard, R OBP: 0.294, SLG: 0.383										4	0	1	2	1	1	1				
17 Rubén Tejada, R OBP: 0.294, SLG: 0.274										3	0	0	0	1	0	4				
15 Johnny Giavotella, R OBP: 0.143, SLG: 0.143										1	0	0	0	0	1	0				
Inning Stats	R: 0 H: 0 E: 0 K: 0 S: 9	H: 0 LOB: 0 BB: 0 P: 14	R: 0 H: 0 E: 0 K: 1 S: 9	H: 0 LOB: 0 BB: 0 P: 14	R: 1 H: 2 E: 0 K: 0 S: 11	H: 2 LOB: 2 BB: 0 P: 19	R: 1 H: 1 E: 0 K: 0 S: 16	H: 1 LOB: 2 BB: 2 P: 28	R: 4 H: 5 E: 0 K: 2 S: 22	H: 5 LOB: 2 BB: 1 P: 36	R: 0 H: 0 E: 0 K: 2 S: 9	H: 0 LOB: 2 BB: 2 P: 21	R: 0 H: 0 E: 0 K: 1 S: 13	H: 2 LOB: 0 BB: 0 P: 19	R: 2 H: 2 E: 0 K: 1 S: 14	H: 2 LOB: 0 BB: 0 P: 19	1B: 5 2B: 3 HR: 2	SF: 0 SAC: 0 DP: 0 HBP: 1	WP: 2 PB: 0 SB: 0 CS: 0	PA: 45
PITCHER	IP: 4.1 WLS: 5.08 BF: 21 H: 4 R: 4 ER: 4 SO: 2	IP: 5.1 WLS: 5.08 BF: 21 H: 3 R: 2 ER: 2 SO: 1	IP: 6.1 WLS: 5.08 BF: 24 H: 0 R: 0 ER: 0 SO: 2	IP: 8.1 WLS: 2.77 BF: 31 H: 1 R: 0 ER: 0 SO: 1	IP: 9.1 WLS: 3.23 BF: 41 H: 1 R: 1 ER: 1 SO: 1	IP: 1.0 WLS: 1.74 BF: 4 H: 1 R: 1 ER: 1 SO: 1	IP: 1.0 WLS: 1.0 BF: 4 H: 1 R: 1 ER: 1 SO: 1	IP: 1.0 WLS: 1.0 BF: 4 H: 1 R: 1 ER: 1 SO: 1	IP: 1.0 WLS: 1.0 BF: 4 H: 1 R: 1 ER: 1 SO: 1	IP: 1.0 WLS: 1.0 BF: 4 H: 1 R: 1 ER: 1 SO: 1	IP: 1.0 WLS: 1.0 BF: 4 H: 1 R: 1 ER: 1 SO: 1	IP: 1.0 WLS: 1.0 BF: 4 H: 1 R: 1 ER: 1 SO: 1	IP: 1.0 WLS: 1.0 BF: 4 H: 1 R: 1 ER: 1 SO: 1	IP: 1.0 WLS: 1.0 BF: 4 H: 1 R: 1 ER: 1 SO: 1	IP: 1.0 WLS: 1.0 BF: 4 H: 1 R: 1 ER: 1 SO: 1	IP: 1.0 WLS: 1.0 BF: 4 H: 1 R: 1 ER: 1 SO: 1	IP: 1.0 WLS: 1.0 BF: 4 H: 1 R: 1 ER: 1 SO: 1	ERA: 8.31 WHIP: 1.615	ERA: 18.00 WHIP: 2.000	



Batter	1	2	3	4	5	6	7	8	9	AB	R	H	RBI	BB	SO	LOB	TOP					
18 Ben Zobrist, S OBP: 0.308, SLG: 0.379 (1,4)	G4-3		G4-3			G3		K		5	0	1	2	0	1	4	Chicago Cubs @ Atlanta Braves SunTrust Park, Atlanta, GA Mon Jul 17 2017, 8:39 PM - 11:55 PM EDT Att: 41,256 - Overcast - 74 F					
17 Kris Bryant, R OBP: 0.397, SLG: 0.525 (1,5)	F9		F9		FC1-4 40 BB 44 S 1-2		F8		G6-3	5	0	0	0	0	0	2						
44 Anthony Rizzo, L OBP: 0.383, SLG: 0.522 (1,3)				G5-3		40 BB			G4-3	4	1	2	1	1	0	0						
40 Wilson Contreras, R OBP: 0.328, SLG: 0.476 (1,2)	F7			E5 12 S		BB		HR		4	0	0	0	1	2	1						
12 Kyle Schwarber, L OBP: 0.297, SLG: 0.399 (8,1)				F7		G3				4	0	0	0	0	1	4						
19 Koji Uehara, R (8,1)										0	0	0	0	0	0	0						
71 Wade Davis, R (9,1)										0	0	0	0	0	0	0						
8 Ian Happ, S OBP: 0.329, SLG: 0.538 (1,8)	K			K						4	0	2	0	0	2	1						
22 Jason Heyward, L OBP: 0.323, SLG: 0.410 (1,9)	G3-1									3	1	0	0	1	1	1						
9 Javier Báez, R OBP: 0.303, SLG: 0.453 (8,4)				K						4	2	2	0	0	2	1						
34 Jon Lester, L OBP: 0.175, SLG: 0.167 (1,1)										2	0	1	0	1	1	2						
27 Addison Russell, R (8,PH) OBP: 0.303, SLG: 0.411 (8,6)				18 G4-3 2B						1	0	1	1	0	0	0						
Inning Stats	R: 0 H: 1 E: 0 K: 0 S: 8	H: 1 LOB: 1 BB: 0 P: 14	R: 0 H: 0 E: 0 K: 1 S: 7	H: 0 LOB: 0 BB: 0 P: 13	R: 0 H: 1 E: 0 K: 1 S: 7	H: 1 LOB: 1 BB: 0 P: 11	R: 0 H: 0 E: 1 K: 1 S: 10	H: 0 LOB: 1 BB: 0 P: 16	R: 2 H: 2 E: 0 K: 1 S: 16	H: 2 LOB: 3 BB: 3 P: 33	R: 0 H: 1 E: 1 K: 1 S: 11	H: 1 LOB: 2 BB: 1 P: 20	R: 1 H: 1 E: 0 K: 2 S: 11	H: 1 LOB: 0 BB: 0 P: 13	R: 1 H: 3 E: 0 K: 2 S: 11	H: 3 LOB: 1 BB: 0 P: 19	R: 0 H: 0 E: 0 K: 1 S: 9	H: 0 LOB: 0 BB: 0 P: 12	1B: 4 2B: 4 3B: 0 HR: 1	SF: 0 SAC: 0 DP: 0 HBP: 0	WP: 1 PB: 0 SB: 3 CS: 0	PA: 40
PITCHER	IP WLS BF H R ER SO BB IBB HBP BLK WP HR S P ERA WHIP	6.0 L 28 5 2 2 5 4 0 0 0 1 0 59 107 3.00 1.500	7.1 3 2 2 3 0 0 0 0 0 1 18 24 10.80 1.800	8.1 5 1 0 0 2 0 0 0 0 0 13 20 0.00 0.750	PITCHER										IP WLS BF H R ER SO BB IBB HBP BLK WP HR S P ERA WHIP							

AB	36
R	4
H	9
RBI	4
BB	4
SO	10
LOB	16



Batter	1	2	3	4	5	6	7	8	9	AB	R	H	RBI	BB	SO	LOB	BOTTOM					
11 Ender Inciarte, L OBP: 0.352, SLG: 0.412 (1,8)	G4-3		FC4-6 4 S 4 1B 1-2			G3-1			G4-3	4	1	0	0	0	0	1	Chicago Cubs @ Atlanta Braves SunTrust Park, Atlanta, GA Mon Jul 17 2017, 8:39 PM - 11:55 PM EDT Att: 41,256 - Overcast - 74 F					
4 Brandon Phillips, R OBP: 0.339, SLG: 0.444 (1,4)	G6-3					G5-3			5 1B 27 WP	4	1	2	1	0	0	0						
5 Freddie Freeman, L OBP: 0.438, SLG: 0.712 (1,3)	K					F7			27 WP 27 1B	4	1	1	0	0	1	1						
27 Matt Kemp, R OBP: 0.338, SLG: 0.487 (1,7)										4	0	1	1	0	1	0						
16 Lane Adams, R (9,PR) OBP: 0.297, SLG: 0.379 (9,PR)		K			L7				25 FB 25 S 1-1 3-H	0	0	0	0	0	0	0						
25 Tyler Flowers, R OBP: 0.386, SLG: 0.426 (1,2)									F8	3	0	0	0	1	1	1						
22 Nick Markakis, L OBP: 0.385, SLG: 0.382 (1,9)										3	0	1	0	0	0	1						
60 Akeel Morris, R (8,1)										0	0	0	0	0	0	0						
18 Matt Adams, L (9,PH) OBP: 0.339, SLG: 0.564 (9,PH)										0	0	0	0	1	0	0						
7 Dansby Swanson, R (9,PR) OBP: 0.297, SLG: 0.321 (9,PR)										0	0	0	0	0	0	0						
15 Sean Rodriguez, R (1,5)										3	0	0	0	1	2	1						
17 Johan Camargo, S OBP: 0.347, SLG: 0.487 (1,6)										4	0	0	0	0	1	3						
49 Julio Teheran, R OBP: 0.176, SLG: 0.156 (1,1)										2	0	1	0	0	0	0						
46 Ian Krol, L (7,1)										0	0	0	0	0	0	0						
23 Danny Santana, S OBP: 0.273, SLG: 0.389 (8,9)										1	0	0	0	0	1	0						
Inning Stats	R: 0 H: 0 E: 0 K: 1 S: 10	H: 1 LOB: 1 BB: 0 P: 14	R: 0 H: 1 E: 0 K: 2 S: 11	H: 1 LOB: 0 BB: 0 P: 18	R: 1 H: 2 E: 1 K: 0 S: 13	H: 2 LOB: 1 BB: 0 P: 18	R: 0 H: 0 E: 0 K: 0 S: 7	H: 0 LOB: 0 BB: 1 P: 14	R: 0 H: 0 E: 0 K: 2 S: 9	H: 0 LOB: 0 BB: 0 P: 12	R: 0 H: 0 E: 0 K: 0 S: 9	H: 0 LOB: 0 BB: 0 P: 13	R: 0 H: 0 E: 0 K: 1 S: 9	H: 0 LOB: 0 BB: 0 P: 13	R: 0 H: 0 E: 0 K: 1 S: 9	H: 0 LOB: 0 BB: 0 P: 13	R: 2 H: 3 E: 0 K: 0 S: 17	H: 3 LOB: 3 BB: 2 P: 28	1B: 6 2B: 0 3B: 0 HR: 0	SF: 0 SAC: 0 DP: 1 HBP: 0	WP: 1 PB: 0 SB: 3 CS: 0	PA: 35
PITCHER	IP WLS BF H R ER SO BB IBB HBP BLK WP HR S P ERA WHIP	7.0 W 24 3 0 0 1 1 0 0 0 0 0 9 13 0.00 0.000	8.1 H 3 0 0 0 1 0 0 0 0 0 1 17 28 18.00 4.000	9.1 S 8 3 2 2 0 1 1 0 0 1 0 17 28 18.00 4.000	PITCHER										IP WLS BF H R ER SO BB IBB HBP BLK WP HR S P ERA WHIP							

AB	32
R	3
H	6
RBI	2
BB	3
SO	7
LOB	8



Batter	1	2	3	4	5	6	7	8	9	AB	R	H	RBI	BB	SO	LOB	TOP					
13 Matt Carpenter, L OBP: 0.393, SLG: 0.456										5	1	2	1	0	1	0	St. Louis Cardinals @ Chicago Cubs Wrigley Field, Chicago, IL Fri Jul 21 2017, 1:22 PM - 4:37 PM CDT Att: 42,186 - Partly Cloudy - 86 F					
28 Tommy Pham, R OBP: 0.399, SLG: 0.540										4	2	2	2	1	1	0						
25 Dexter Fowler, S OBP: 0.336, SLG: 0.466										4	1	3	1	1	0	2						
3 Jedd Gyorko, R OBP: 0.351, SLG: 0.493										3	1	0	1	2	0	3						
11 Paul DeJong, R OBP: 0.393, SLG: 0.543										5	1	1	2	0	3	3						
16 Kaiten Wong, L OBP: 0.391, SLG: 0.425										3	1	0	0	2	2	0						
15 Randal Grichuk, R OBP: 0.276, SLG: 0.423										4	2	2	2	1	1	1						
30 Carson Kelly, R OBP: 0.200, SLG: 0.400										5	1	1	2	0	0	2						
18 Carlos Martinez, R OBP: 0.349, SLG: 0.332										2	0	0	0	0	0	0						
35 Gregor Blanco, L OBP: 0.344, SLG: 0.304										1	0	0	0	0	0	1						
29 Zach Duke, L ERA: 2.82										0	0	0	0	0	0	0						
67 Matt Bowman, R ERA: 3.48										0	0	0	0	0	0	0						
40 Luke Voit, R OBP: 0.307, SLG: 0.680										0	0	0	0	0	0	0						
46 Kevin Siegrist, L ERA: 4.45										0	0	0	0	0	0	0						
8 Mike Leake, R ERA: 3.26										0	0	0	0	0	0	0						
26 Seungwhan Oh, R ERA: 3.88										0	0	0	0	0	0	0						
Inning Stats	R: 0 E: 0 K: 2 S: 11	H: 1 LOB: 1 BB: 0 P: 17	R: 1 E: 0 K: 2 S: 17	H: 1 LOB: 0 BB: 0 P: 26	R: 1 E: 0 K: 0 S: 13	H: 2 LOB: 1 BB: 0 P: 19	R: 0 E: 0 K: 2 S: 9	H: 0 LOB: 0 BB: 0 P: 13	R: 0 E: 0 K: 0 S: 8	H: 0 LOB: 0 BB: 0 P: 11	R: 0 E: 0 K: 0 S: 8	H: 1 LOB: 1 BB: 0 P: 10	R: 0 E: 0 K: 1 S: 9	H: 0 LOB: 0 BB: 1 P: 22	R: 9 E: 0 K: 1 S: 29	H: 6 LOB: 2 BB: 6 P: 61	R: 0 E: 0 K: 1 S: 9	H: 0 LOB: 1 BB: 1 P: 16	1B: 5 2B: 6 3B: 0 HR: 1	SF: 0 SAC: 0 DP: 1 HBP: 0	WP: 2 PB: 0 SB: 1 CS: 0	PA: 45
PITCHER	IP WLS BF H R ER SO BB IBB HBP BLK WP HR S P ERA WHIP	IP WLS BF H R ER SO BB IBB HBP BLK WP HR S P ERA WHIP	IP WLS BF H R ER SO BB IBB HBP BLK WP HR S P ERA WHIP	IP WLS BF H R ER SO BB IBB HBP BLK WP HR S P ERA WHIP	IP WLS BF H R ER SO BB IBB HBP BLK WP HR S P ERA WHIP	IP WLS BF H R ER SO BB IBB HBP BLK WP HR S P ERA WHIP	IP WLS BF H R ER SO BB IBB HBP BLK WP HR S P ERA WHIP	IP WLS BF H R ER SO BB IBB HBP BLK WP HR S P ERA WHIP	IP WLS BF H R ER SO BB IBB HBP BLK WP HR S P ERA WHIP	IP WLS BF H R ER SO BB IBB HBP BLK WP HR S P ERA WHIP	IP WLS BF H R ER SO BB IBB HBP BLK WP HR S P ERA WHIP	IP WLS BF H R ER SO BB IBB HBP BLK WP HR S P ERA WHIP	IP WLS BF H R ER SO BB IBB HBP BLK WP HR S P ERA WHIP	IP WLS BF H R ER SO BB IBB HBP BLK WP HR S P ERA WHIP	IP WLS BF H R ER SO BB IBB HBP BLK WP HR S P ERA WHIP	IP WLS BF H R ER SO BB IBB HBP BLK WP HR S P ERA WHIP						

AB	37
R	11
H	11
RBI	11
BB	8
SO	9
LOB	13



Batter	1	2	3	4	5	6	7	8	9	AB	R	H	RBI	BB	SO	LOB	BOTTOM					
22 Jason Heyward, L OBP: 0.326, SLG: 0.410										5	1	1	0	0	0	5	St. Louis Cardinals @ Chicago Cubs Wrigley Field, Chicago, IL Fri Jul 21 2017, 1:22 PM - 4:37 PM CDT Att: 42,186 - Partly Cloudy - 86 F					
18 Ben Zobrist, S OBP: 0.311, SLG: 0.380										5	1	3	0	0	2							
44 Anthony Rizzo, L OBP: 0.377, SLG: 0.507										4	0	0	1	0	1							
5 Albert Almora Jr., R OBP: 0.338, SLG: 0.400										5	1	1	2	0	0	5						
40 Wilson Contreras, R OBP: 0.337, SLG: 0.489										4	0	2	0	0	1	1						
12 Kyle Schwarber, L OBP: 0.302, SLG: 0.398										4	0	1	0	0	1	1						
8 Ian Happ, S OBP: 0.323, SLG: 0.522										4	0	1	0	0	1	2						
27 Addison Russell, R OBP: 0.306, SLG: 0.417										4	0	1	0	0	1	2						
9 Javier Báez, R OBP: 0.311, SLG: 0.481										4	1	1	0	0	1	3						
49 Jake Arrieta, R ERA: 3.34										2	0	1	0	0	0	0						
2 Tommy Pham, R OBP: 0.399, SLG: 0.540										0	0	0	0	0	0	0						
46 Pedro Strop, R ERA: 3.48										0	0	0	0	0	0	0						
6 Carl Edwards Jr., R ERA: 4.45										0	0	0	0	0	0	0						
56 Héctor Rondón, R ERA: 4.54										0	0	0	0	0	0	0						
52 Justin Grimm, R ERA: 5.4										0	0	0	0	0	0	0						
20 Victor Caratini, S OBP: 0.263, SLG: 0.266										1	0	0	0	0	0	1						
Inning Stats	R: 2 E: 0 K: 1 S: 17	H: 3 LOB: 1 BB: 0 P: 23	R: 0 E: 0 K: 0 S: 8	H: 2 LOB: 1 BB: 0 P: 13	R: 0 E: 0 K: 0 S: 6	H: 1 LOB: 1 BB: 0 P: 7	R: 0 E: 0 K: 0 S: 8	H: 0 LOB: 0 BB: 0 P: 12	R: 1 E: 1 K: 0 S: 9	H: 2 LOB: 1 BB: 0 P: 14	R: 0 E: 0 K: 2 S: 14	H: 2 LOB: 3 BB: 1 P: 23	R: 0 E: 0 K: 0 S: 5	H: 0 LOB: 0 BB: 0 P: 8	R: 0 E: 0 K: 2 S: 8	H: 0 LOB: 0 BB: 0 P: 12	R: 1 E: 1 K: 1 S: 15	H: 2 LOB: 2 BB: 0 P: 19	1B: 10 2B: 1 3B: 0 HR: 1	SF: 1 SAC: 0 DP: 2 HBP: 0	WP: 0 PB: 0 SB: 1 CS: 0	PA: 40
PITCHER	IP WLS BF H R ER SO BB IBB HBP BLK WP HR S P ERA WHIP	IP WLS BF H R ER SO BB IBB HBP BLK WP HR S P ERA WHIP	IP WLS BF H R ER SO BB IBB HBP BLK WP HR S P ERA WHIP	IP WLS BF H R ER SO BB IBB HBP BLK WP HR S P ERA WHIP	IP WLS BF H R ER SO BB IBB HBP BLK WP HR S P ERA WHIP	IP WLS BF H R ER SO BB IBB HBP BLK WP HR S P ERA WHIP	IP WLS BF H R ER SO BB IBB HBP BLK WP HR S P ERA WHIP	IP WLS BF H R ER SO BB IBB HBP BLK WP HR S P ERA WHIP	IP WLS BF H R ER SO BB IBB HBP BLK WP HR S P ERA WHIP	IP WLS BF H R ER SO BB IBB HBP BLK WP HR S P ERA WHIP	IP WLS BF H R ER SO BB IBB HBP BLK WP HR S P ERA WHIP	IP WLS BF H R ER SO BB IBB HBP BLK WP HR S P ERA WHIP	IP WLS BF H R ER SO BB IBB HBP BLK WP HR S P ERA WHIP	IP WLS BF H R ER SO BB IBB HBP BLK WP HR S P ERA WHIP	IP WLS BF H R ER SO BB IBB HBP BLK WP HR S P ERA WHIP	IP WLS BF H R ER SO BB IBB HBP BLK WP HR S P ERA WHIP						



Batter	1	2	3	4	5	6	7	8	9	AB	R	H	RBI	BB	SO	LOB	TOP					
13 Matt Carpenter, L (1,4) OBP: 0.378, SLG: 0.450										4	0	0	0	0	1	1						
28 Tommy Pham, R (1,7) OBP: 0.394, SLG: 0.531										4	0	0	0	0	2	0						
25 Dexter Fowler, S (1,8) OBP: 0.335, SLG: 0.461										3	0	0	0	1	2	0						
3 Jedd Gyorko, R (1,5) OBP: 0.350, SLG: 0.488										3	0	0	0	1	1	0						
4 Yadier Molina, R (1,2) OBP: 0.301, SLG: 0.406										3	0	0	0	0	2	2						
40 Luke Voit, R (1,3) OBP: 0.338, SLG: 0.547										3	0	0	0	0	1	1						
16 Kolten Wong, L (8,4)										0	0	0	0	0	0	0						
11 Paul DeJong, R (1,6) OBP: 0.294, SLG: 0.558										3	1	1	1	0	2	0						
15 Randal Grichuk, R (1,9) OBP: 0.277, SLG: 0.435										3	1	1	1	0	0	0						
50 Adam Wainwright, R (1,1) OBP: 0.250, SLG: 0.436										3	0	1	0	0	1	0						
67 Matt Bowman, R (8,1)										0	0	0	0	0	0	0						
27 Brett Cecil, R (8,1)										0	0	0	0	0	0	0						
Inning Stats	R: 0 H: 0 E: 0 K: 2 S: 11	H: 0 LOB: 0 BB: 0 P: 18	R: 0 H: 0 E: 0 K: 1 S: 6	H: 0 LOB: 0 BB: 0 P: 7	R: 0 H: 0 E: 0 K: 2 S: 8	H: 0 LOB: 0 BB: 0 P: 12	R: 0 H: 0 E: 0 K: 1 S: 7	H: 0 LOB: 0 BB: 0 P: 11	R: 0 H: 0 E: 0 K: 1 S: 5	H: 0 LOB: 0 BB: 0 P: 10	R: 0 H: 1 E: 0 K: 1 S: 7	H: 1 LOB: 0 BB: 0 P: 9	R: 0 H: 0 E: 0 K: 2 S: 9	H: 0 LOB: 0 BB: 0 P: 12	R: 2 H: 2 E: 0 K: 0 S: 13	H: 2 LOB: 0 BB: 0 P: 18	R: 0 H: 0 E: 0 K: 2 S: 14	H: 0 LOB: 2 BB: 2 P: 25	1B: 1 2B: 0 3B: 0 HR: 2	SF: 0 SAC: 0 DP: 1 HBP: 1	WP: 0 PA: 32 PB: 0 SB: 0 CS: 0	
PITCHER	IP WLS BF H R ER SO BB IBB HBP BLK WP HR S P ERA WHIP	IP WLS BF H R ER SO BB IBB HBP BLK WP HR S P ERA WHIP	IP WLS BF H R ER SO BB IBB HBP BLK WP HR S P ERA WHIP	IP WLS BF H R ER SO BB IBB HBP BLK WP HR S P ERA WHIP	IP WLS BF H R ER SO BB IBB HBP BLK WP HR S P ERA WHIP	IP WLS BF H R ER SO BB IBB HBP BLK WP HR S P ERA WHIP	IP WLS BF H R ER SO BB IBB HBP BLK WP HR S P ERA WHIP	IP WLS BF H R ER SO BB IBB HBP BLK WP HR S P ERA WHIP	IP WLS BF H R ER SO BB IBB HBP BLK WP HR S P ERA WHIP	IP WLS BF H R ER SO BB IBB HBP BLK WP HR S P ERA WHIP	IP WLS BF H R ER SO BB IBB HBP BLK WP HR S P ERA WHIP	IP WLS BF H R ER SO BB IBB HBP BLK WP HR S P ERA WHIP	IP WLS BF H R ER SO BB IBB HBP BLK WP HR S P ERA WHIP	IP WLS BF H R ER SO BB IBB HBP BLK WP HR S P ERA WHIP	IP WLS BF H R ER SO BB IBB HBP BLK WP HR S P ERA WHIP	IP WLS BF H R ER SO BB IBB HBP BLK WP HR S P ERA WHIP	IP WLS BF H R ER SO BB IBB HBP BLK WP HR S P ERA WHIP	IP WLS BF H R ER SO BB IBB HBP BLK WP HR S P ERA WHIP	IP WLS BF H R ER SO BB IBB HBP BLK WP HR S P ERA WHIP	IP WLS BF H R ER SO BB IBB HBP BLK WP HR S P ERA WHIP	IP WLS BF H R ER SO BB IBB HBP BLK WP HR S P ERA WHIP	IP WLS BF H R ER SO BB IBB HBP BLK WP HR S P ERA WHIP

St. Louis Cardinals @ Chicago Cubs
Wrigley Field, Chicago, IL
Sat Jul 22 2017, 3:09 PM - 5:41 PM CDT
Att: 41,969 - Partly Cloudy - 78 F

AB 29
R 2
H 3
RBI 2
BB 2
SO 12
LOB 4

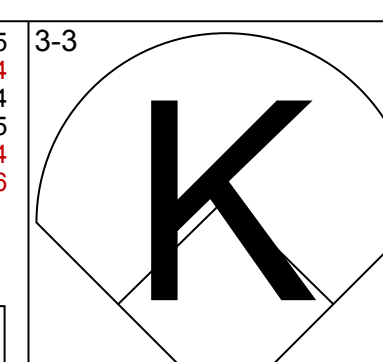
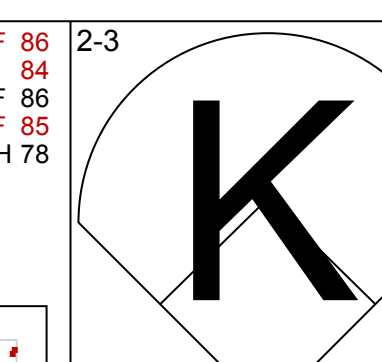
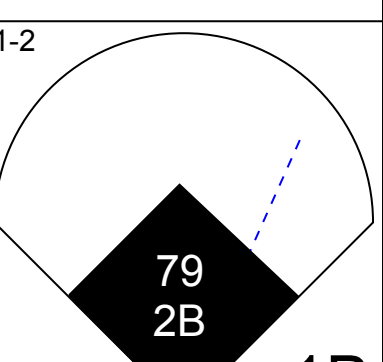
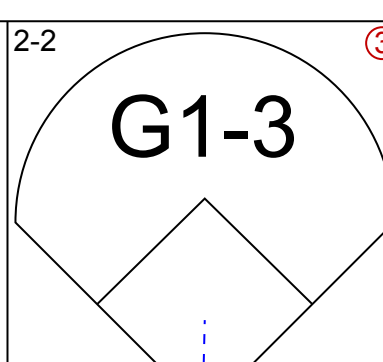
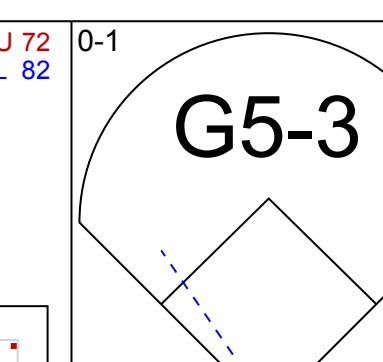
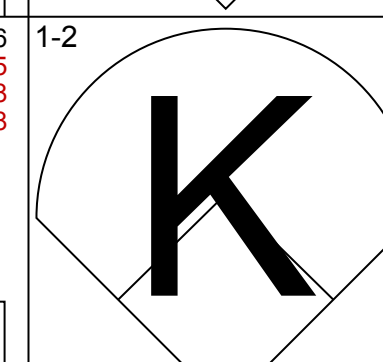
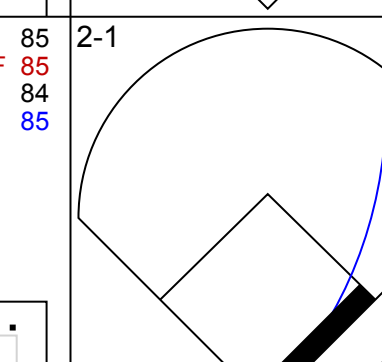
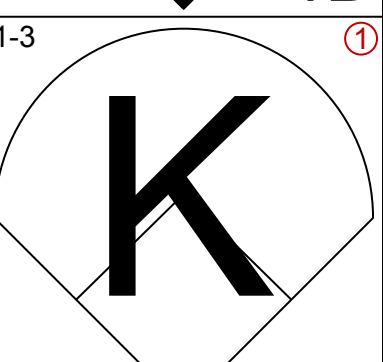
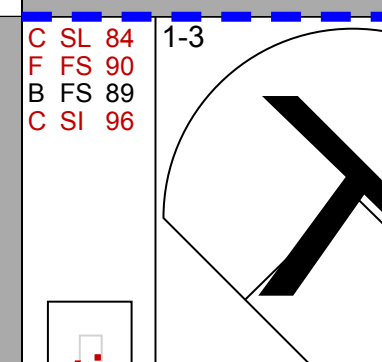
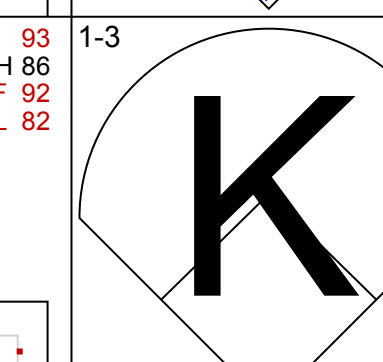
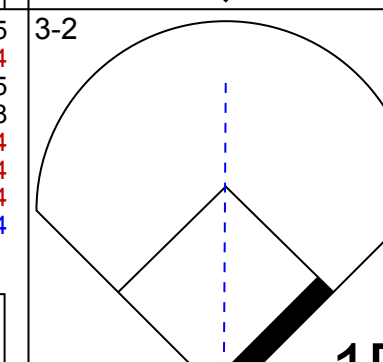
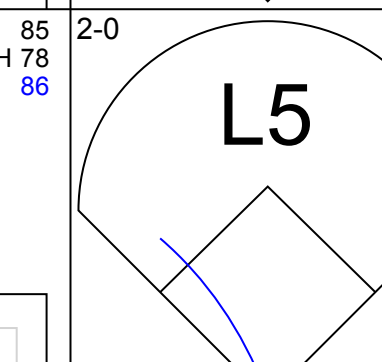
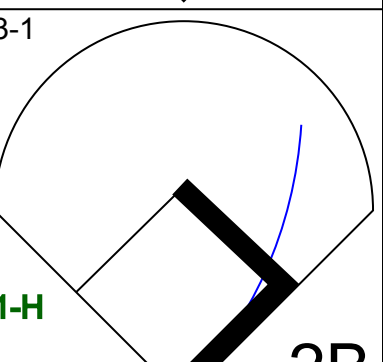
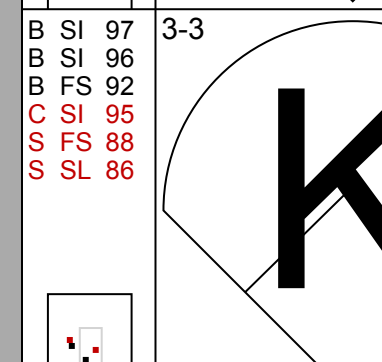
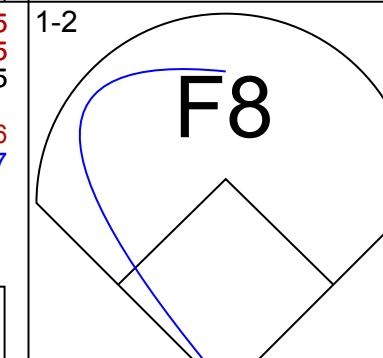
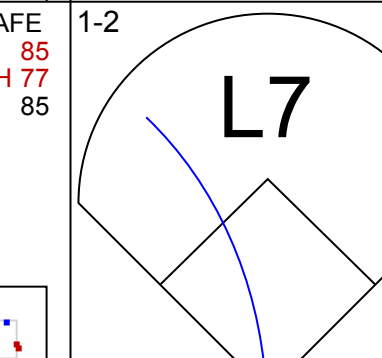
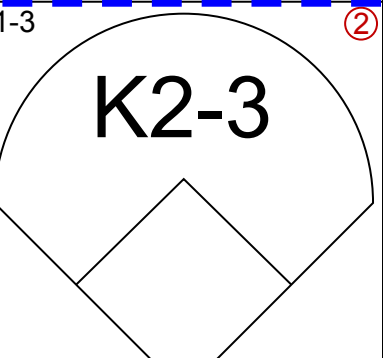
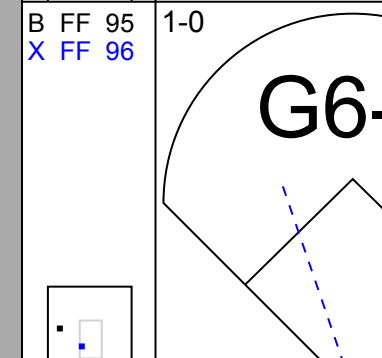

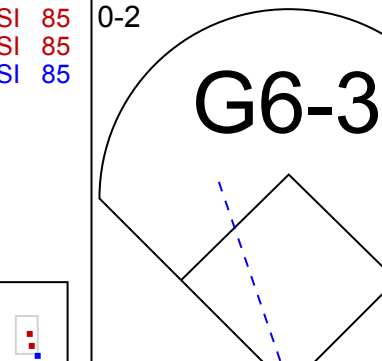
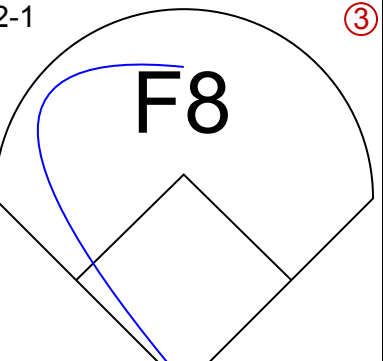
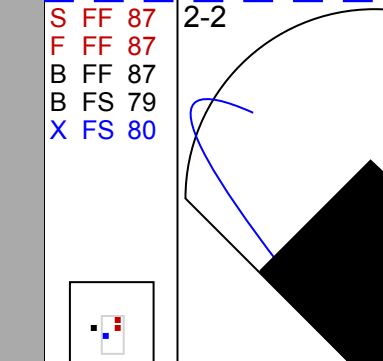















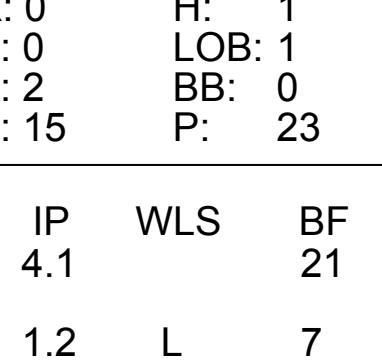
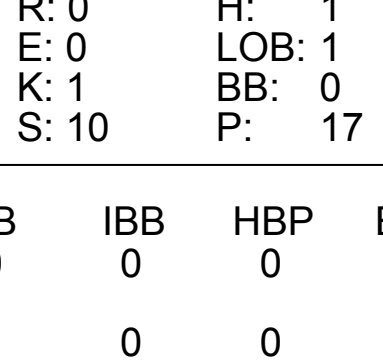
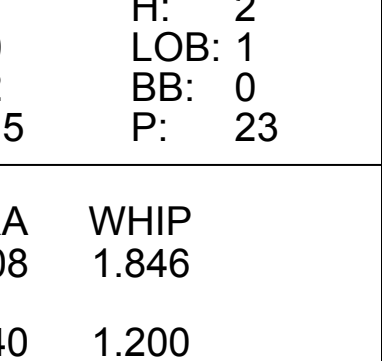
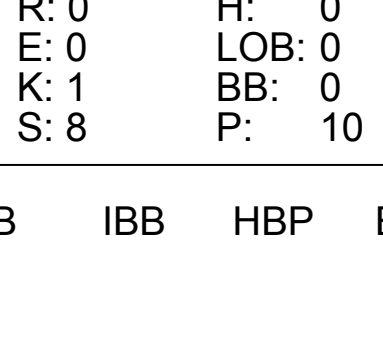


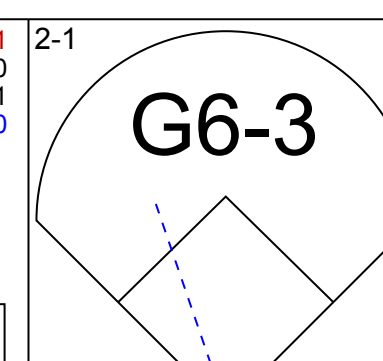
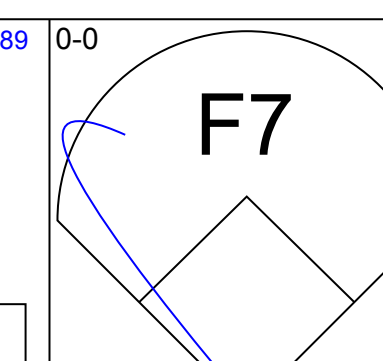
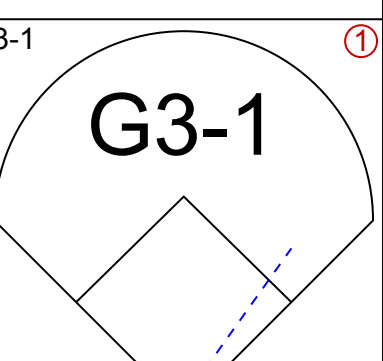
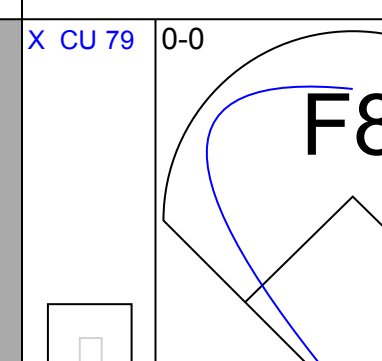
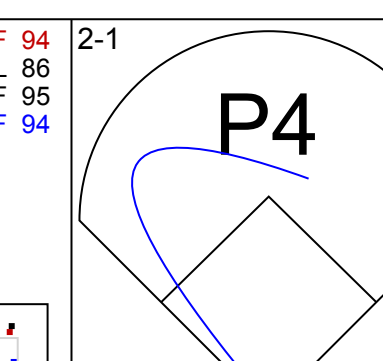
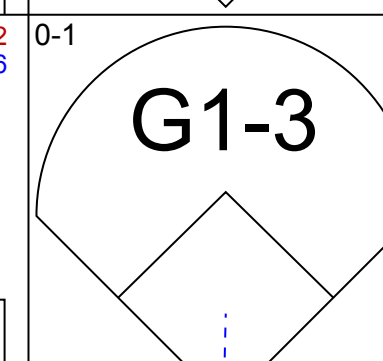
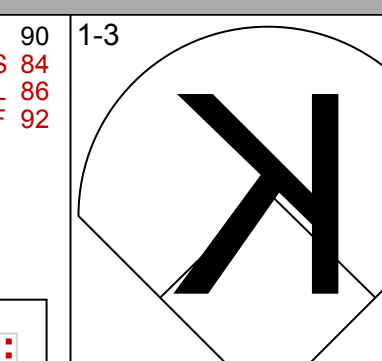
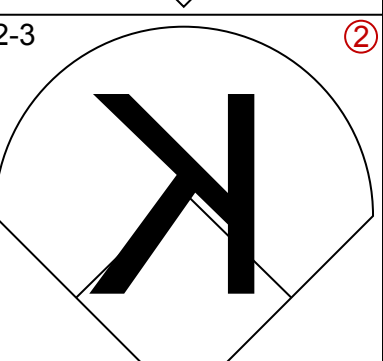
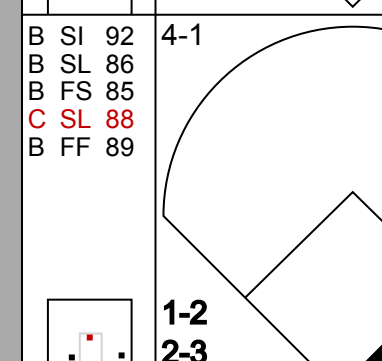
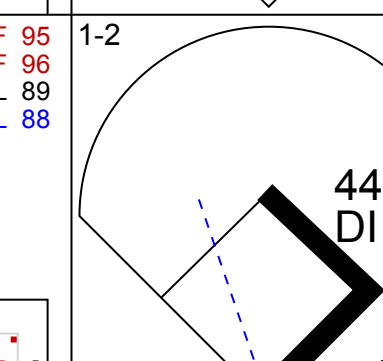
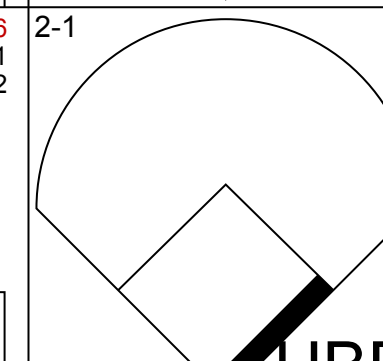
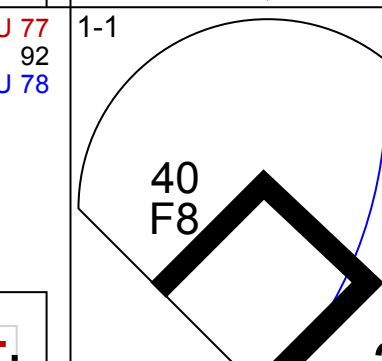
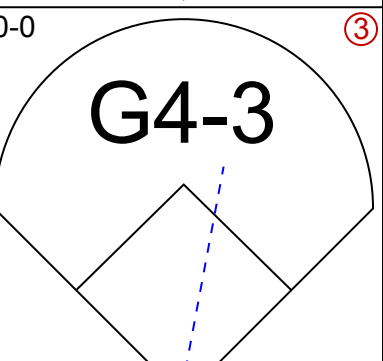
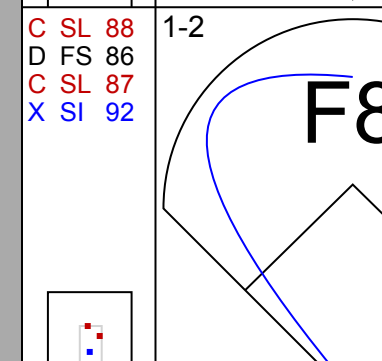
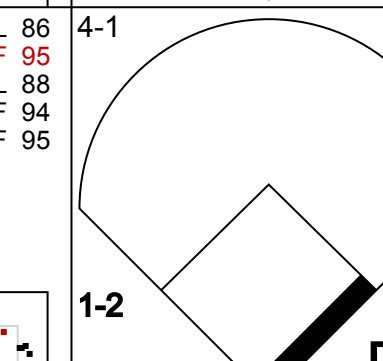
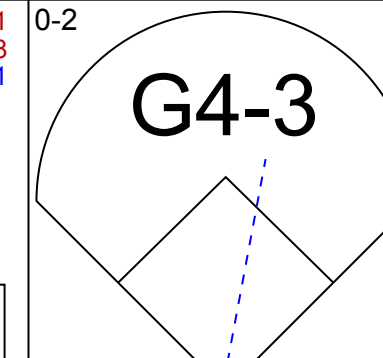
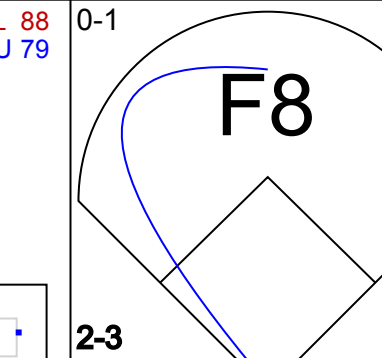


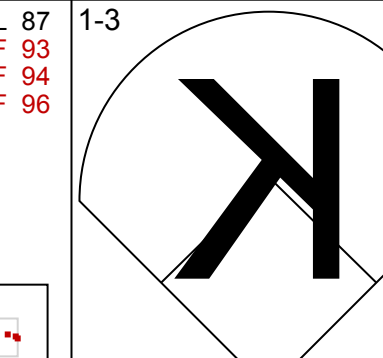

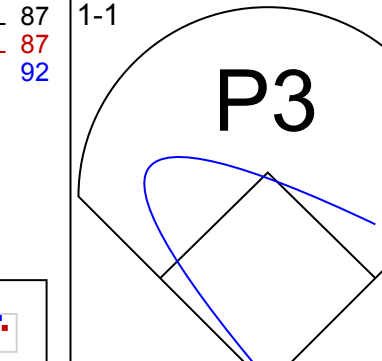











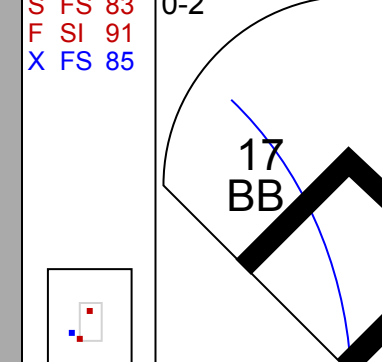




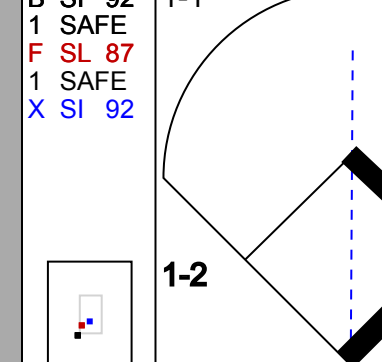



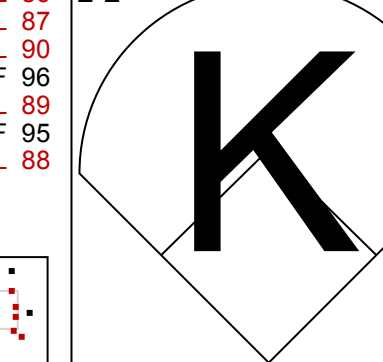
Batter	1	2	3	4	5	6	7	8	9	AB	R	H	RBI	BB	SO	LOB	BOTTOM					
18 Ben Zobrist, S (1,4) OBP: 0.310, SLG: 0.382										4	1	1	1	0	0	0						
71 Wade Davis, R (9,1)										0	0	0	0	0	0	0						
17 Kris Bryant, R (1,5) OBP: 0.402, SLG: 0.528										4	1	2	1	0	0	0						
44 Anthony Rizzo, L (1,3) OBP: 0.376, SLG: 0.507										4	0	1	1	0	1	1						
40 Wilson Contreras, R (1,2) OBP: 0.335, SLG: 0.484										3	0	0	0	1	0	1						
12 Kyle Schwarber, L (1,7) OBP: 0.299, SLG: 0.393										3	0	0	0	0	1	0						
9 Javier Báez, R (9,4) OBP: 0.311, SLG: 0.481										0	0	0	0	0	0	0						
27 Addison Russell, R (1,6) OBP: 0.304, SLG: 0.413										3	0	0	0	0	0	1						
22 Jason Heyward, L (1,9) OBP: 0.326, SLG: 0.417										3	0	1	0	0	0	0						
30 Jon Jay, L (1,8) OBP: 0.371, SLG: 0.380										3	1	1	0	0	0	1						
34 Jon Lester, L (1,1) OBP: 0.167, SLG: 0.158										2	0	0	0	0	0	0						
8 Ian Happ, S (8,PH) OBP: 0.322, SLG: 0.519										1	0	0	0	0	1	1						
Inning Stats	R: 0 H: 1 E: 0 K: 1 S: 10	H: 1 LOB: 1 BB: 0 P: 14	R: 0 H: 1 E: 0 K: 1 S: 12	H: 1 LOB: 0 BB: 0 P: 20	R: 0 H: 0 E: 0 K: 0 S: 10	H: 0 LOB: 0 BB: 0 P: 11	R: 0 H: 0 E: 0 K: 0 S: 6	H: 0 LOB: 0 BB: 0 P: 9	R: 0 H: 0 E: 0 K: 0 S: 7	H: 0 LOB: 0 BB: 0 P: 9	R: 0 H: 0 E: 0 K: 0 S: 9	H: 0 LOB: 0 BB: 0 P: 14	R: 0 H: 0 E: 0 K: 0 S: 11	H: 0 LOB: 0 BB: 0 P: 16	R: 3 H: 4 E: 0 K: 1 S: 17	H: 4 LOB: 1 BB: 1 P: 25	1B: 3 2B: 2 3B: 1 HR: 0	SF: 0 SAC: 0 DP: 0 HBP: 0	WP: 0 PA: 32 PB: 1 SB: 0 CS: 1			
PITCHER	IP WLS BF H R ER SO BB IBB HBP BLK WP HR S P ERA WHIP	IP WLS BF H R ER SO BB IBB HBP BLK WP HR S P ERA WHIP	IP WLS BF H R ER SO BB IBB HBP BLK WP HR S P ERA WHIP	IP WLS BF H R ER SO BB IBB HBP BLK WP HR S P ERA WHIP	IP WLS BF H R ER SO BB IBB HBP BLK WP HR S P ERA WHIP	IP WLS BF H R ER SO BB IBB HBP BLK WP HR S P ERA WHIP	IP WLS BF H R ER SO BB IBB HBP BLK WP HR S P ERA WHIP	IP WLS BF H R ER SO BB IBB HBP BLK WP HR S P ERA WHIP	IP WLS BF H R ER SO BB IBB HBP BLK WP HR S P ERA WHIP	IP WLS BF H R ER SO BB IBB HBP BLK WP HR S P ERA WHIP	IP WLS BF H R ER SO BB IBB HBP BLK WP HR S P ERA WHIP	IP WLS BF H R ER SO BB IBB HBP BLK WP HR S P ERA WHIP	IP WLS BF H R ER SO BB IBB HBP BLK WP HR S P ERA WHIP	IP WLS BF H R ER SO BB IBB HBP BLK WP HR S P ERA WHIP	IP WLS BF H R ER SO BB IBB HBP BLK WP HR S P ERA WHIP	IP WLS BF H R ER SO BB IBB HBP BLK WP HR S P ERA WHIP	IP WLS BF H R ER SO BB IBB HBP BLK WP HR S P ERA WHIP	IP WLS BF H R ER SO BB IBB HBP BLK WP HR S P ERA WHIP	IP WLS BF H R ER SO BB IBB HBP BLK WP HR S P ERA WHIP	IP WLS BF H R ER SO BB IBB HBP BLK WP HR S P ERA WHIP	IP WLS BF H R ER SO BB IBB HBP BLK WP HR S P ERA WHIP	IP WLS BF H R ER SO BB IBB HBP BLK WP HR S P ERA WHIP

St. Louis Cardinals @ Chicago Cubs
Wrigley Field, Chicago, IL
Sat Jul 22 2017, 3:09 PM - 5:41 PM CDT
Att: 41,969 - Partly Cloudy - 78 F

AB 30
R 3
H 6
RBI 3
BB 1
SO 3
LOB 5



Batter	1	2	3	4	5	6	7	8	9	AB	R	H	RBI	BB	SO	LOB	TOP				
53 Melky Cabrera, S OBP: 0.337, SLG: 0.440										5	1	1	0	0	2	1	Chicago White Sox @ Chicago Cubs Wrigley Field, Chicago, IL Mon Jul 24 2017, 1:23 PM - 4:39 PM CDT Att: 40,849 - Cloudy - 71 F				
10 Yoán Moncada, S OBP: 0.200, SLG: 0.222										5	0	1	0	0	4	1					
79 José Abreu, R OBP: 0.351, SLG: 0.512										4	0	2	1	0	1	1					
26 Avisail García, R OBP: 0.352, SLG: 0.493										4	0	0	0	0	1	3					
24 Matt Davidson, R OBP: 0.284, SLG: 0.502										4	1	1	1	0	1	1					
7 Tim Anderson, R OBP: 0.266, SLG: 0.364										4	0	1	0	0	1	0					
41 Adam Engel, R OBP: 0.310, SLG: 0.371										4	1	2	1	0	1	1					
36 Kevan Smith, R OBP: 0.295, SLG: 0.345										3	0	2	0	1	0	0					
34 Anthony Swarzak, R (8.1)										0	0	0	0	0	0	0					
58 Miguel González, R (1.1)										3	0	0	0	0	1	5					
43 Dan Jennings, L (8.1)										0	0	0	0	0	0	0					
38 Omar Narváez, L OBP: 0.341, SLG: 0.298										1	0	0	0	0	0	0					
Inning Stats	R: 0 E: 0 K: 2 S: 15	H: 1 LOB: 1 BB: 0 P: 23	R: 0 E: 0 K: 1 S: 11	H: 2 LOB: 2 BB: 0 P: 16	R: 0 E: 0 K: 1 S: 10	H: 1 LOB: 1 BB: 0 P: 17	R: 0 E: 0 K: 0 S: 16	H: 2 LOB: 2 BB: 0 P: 22	R: 1 E: 0 K: 2 S: 15	H: 2 LOB: 1 BB: 0 P: 23	R: 0 E: 0 K: 2 S: 13	H: 0 LOB: 0 BB: 0 P: 12	R: 1 E: 0 K: 1 S: 9	H: 1 LOB: 0 BB: 0 P: 16	R: 0 E: 0 K: 1 S: 8	H: 0 LOB: 0 BB: 0 P: 10	1B: 7 2B: 1 3B: 0 HR: 2	SF: 0 SAC: 0 DP: 0 HBP: 0	WP: 0 PB: 0 SB: 0 CS: 0	PA: 38	
PITCHER	IP WLS BF H R ER SO BB IBB HBP BLK WP HR S P ERA WHIP	IP WLS BF H R ER SO BB IBB HBP BLK WP HR S P ERA WHIP	IP WLS BF H R ER SO BB IBB HBP BLK WP HR S P ERA WHIP	IP WLS BF H R ER SO BB IBB HBP BLK WP HR S P ERA WHIP	IP WLS BF H R ER SO BB IBB HBP BLK WP HR S P ERA WHIP	IP WLS BF H R ER SO BB IBB HBP BLK WP HR S P ERA WHIP	IP WLS BF H R ER SO BB IBB HBP BLK WP HR S P ERA WHIP	IP WLS BF H R ER SO BB IBB HBP BLK WP HR S P ERA WHIP	IP WLS BF H R ER SO BB IBB HBP BLK WP HR S P ERA WHIP	IP WLS BF H R ER SO BB IBB HBP BLK WP HR S P ERA WHIP	IP WLS BF H R ER SO BB IBB HBP BLK WP HR S P ERA WHIP	IP WLS BF H R ER SO BB IBB HBP BLK WP HR S P ERA WHIP	IP WLS BF H R ER SO BB IBB HBP BLK WP HR S P ERA WHIP	IP WLS BF H R ER SO BB IBB HBP BLK WP HR S P ERA WHIP	IP WLS BF H R ER SO BB IBB HBP BLK WP HR S P ERA WHIP	IP WLS BF H R ER SO BB IBB HBP BLK WP HR S P ERA WHIP	IP WLS BF H R ER SO BB IBB HBP BLK WP HR S P ERA WHIP	IP WLS BF H R ER SO BB IBB HBP BLK WP HR S P ERA WHIP	IP WLS BF H R ER SO BB IBB HBP BLK WP HR S P ERA WHIP	IP WLS BF H R ER SO BB IBB HBP BLK WP HR S P ERA WHIP	IP WLS BF H R ER SO BB IBB HBP BLK WP HR S P ERA WHIP

Batter	1	2	3	4	5	6	7	8	9	AB	R	H	RBI	BB	SO	LOB	BOTTOM					
22 Jason Heyward, L OBP: 0.319, SLG: 0.410										5	0	0	0	0	0	4	Chicago White Sox @ Chicago Cubs Wrigley Field, Chicago, IL Mon Jul 24 2017, 1:23 PM - 4:39 PM CDT Att: 40,849 - Cloudy - 71 F					
17 Kris Bryant, R OBP: 0.403, SLG: 0.527										4	0	1	0	1	2	0						
44 Anthony Rizzo, L OBP: 0.377, SLG: 0.504										3	0	1	0	1	0	3						
40 Wilson Contreras, R OBP: 0.332, SLG: 0.486										5	0	1	0	0	1	4						
12 Kyle Schwarber, L OBP: 0.299, SLG: 0.402										4	0	1	0	0	0	2						
18 Ben Zobrist, S OBP: 0.308, SLG: 0.376										3	1	0	0	1	0	1						
30 Jon Jay, L OBP: 0.362, SLG: 0.398										4	0	4	0	0	0	0						
9 Javier Báez, R OBP: 0.310, SLG: 0.474										3	0	1	0	1	0	3						
28 Kyle Hendricks, R ERA: 4.6										2	0	0	1	0	0	3						
52 Justin Grimm, R ERA: 5.4										0	0	0	0	0	0	0						
46 Pedro Strop, R ERA: 2.65										0	0	0	0	0	0	0						
19 Koji Uehara, R ERA: 3.27										0	0	0	0	0	0	0						
32 Brian Duensing, L ERA: 2.57										0	0	0	0	0	0	0						
Inning Stats	R: 0 E: 0 K: 0 S: 8	H: 0 LOB: 1 BB: 0 P: 12	R: 1 E: 0 K: 0 S: 10	H: 1 LOB: 2 BB: 2 P: 16	R: 0 E: 0 K: 0 S: 9	H: 1 LOB: 1 BB: 0 P: 12	R: 0 E: 0 K: 0 S: 9	H: 1 LOB: 1 BB: 0 P: 11	R: 0 E: 0 K: 0 S: 8	H: 0 LOB: 0 BB: 0 P: 13	R: 0 E: 0 K: 0 S: 11	H: 1 LOB: 0 BB: 0 P: 14	R: 0 E: 0 K: 1 S: 14	H: 2 LOB: 3 BB: 1 P: 21	R: 0 E: 0 K: 0 S: 11	H: 2 LOB: 2 BB: 0 P: 18	R: 0 E: 0 K: 2 S: 14	H: 1 LOB: 2 BB: 1 P: 24	1B: 7 2B: 2 3B: 0 HR: 0	SF: 0 SAC: 0 DP: 1 HBP: 1	WP: 0 PB: 0 SB: 0 CS: 0	PA: 40
PITCHER	IP WLS BF H R ER SO BB IBB HBP BLK WP HR S P ERA WHIP	IP WLS BF H R ER SO BB IBB HBP BLK WP HR S P ERA WHIP	IP WLS BF H R ER SO BB IBB HBP BLK WP HR S P ERA WHIP	IP WLS BF H R ER SO BB IBB HBP BLK WP HR S P ERA WHIP	IP WLS BF H R ER SO BB IBB HBP BLK WP HR S P ERA WHIP	IP WLS BF H R ER SO BB IBB HBP BLK WP HR S P ERA WHIP	IP WLS BF H R ER SO BB IBB HBP BLK WP HR S P ERA WHIP	IP WLS BF H R ER SO BB IBB HBP BLK WP HR S P ERA WHIP	IP WLS BF H R ER SO BB IBB HBP BLK WP HR S P ERA WHIP	IP WLS BF H R ER SO BB IBB HBP BLK WP HR S P ERA WHIP	IP WLS BF H R ER SO BB IBB HBP BLK WP HR S P ERA WHIP	IP WLS BF H R ER SO BB IBB HBP BLK WP HR S P ERA WHIP	IP WLS BF H R ER SO BB IBB HBP BLK WP HR S P ERA WHIP	IP WLS BF H R ER SO BB IBB HBP BLK WP HR S P ERA WHIP	IP WLS BF H R ER SO BB IBB HBP BLK WP HR S P ERA WHIP	IP WLS BF H R ER SO BB IBB HBP BLK WP HR S P ERA WHIP	IP WLS BF H R ER SO BB IBB HBP BLK WP HR S P ERA WHIP	IP WLS BF H R ER SO BB IBB HBP BLK WP HR S P ERA WHIP	IP WLS BF H R ER SO BB IBB HBP BLK WP HR S P ERA WHIP	IP WLS BF H R ER SO BB IBB HBP BLK WP HR S P ERA WHIP	IP WLS BF H R ER SO BB IBB HBP BLK WP HR S P ERA WHIP	

AB	37
R	3
H	10
RBI	3
BB	1
SO	12
LOB	13



Batter	1	2	3	4	5	6	7	8	9	AB	R	H	RBI	BB	SO	LOB	TOP						
22 Jason Heyward, L (1,9) OBP: 0.319, SLG: 0.404	F8		G4-3					G4-3	K	4	2	0	0	2	1	0	Chicago Cubs @ Chicago White Sox Guaranteed Rate Field, Chicago, IL Wed Jul 26 2017, 7:11 PM - 11:04 PM CDT Att: 38,517 - Overcast - 83 F						
17 Kris Bryant, R (1,5) OBP: 0.388, SLG: 0.521	F8			K	E5	E3				5	2	1	0	0	1	3							
44 Anthony Rizzo, L (1,3) OBP: 0.385, SLG: 0.508	F7									4	1	3	4	1	0	0							
18 Ben Zobrist, S (1,4)										3	1	1	1	1	0	2							
12 Kyle Schwarber, L (1,10) OBP: 0.303, SLG: 0.399										3	0	1	1	2	2	3							
8 Ian Happ, S (1,8) OBP: 0.320, SLG: 0.498										5	0	0	0	0	2	7							
30 Jon Jay, L (1,7) OBP: 0.393, SLG: 0.397										3	0	1	1	2	0	1							
27 Addison Russell, R (1,6) OBP: 0.306, SLG: 0.425										5	1	2	1	0	1	5							
20 Victor Caratini, S (1,2) OBP: 0.250, SLG: 0.273										5	1	1	0	0	1	2							
Inning Stats	R: 0 E: 0 K: 0 S: 7	H: 0 LOB: 0 BB: 0 P: 10	R: 0 E: 0 K: 2 S: 12	H: 0 LOB: 1 BB: 1 P: 22	R: 0 E: 0 K: 1 S: 9	H: 0 LOB: 0 BB: 0 P: 13	R: 1 E: 0 K: 1 S: 15	H: 3 LOB: 3 BB: 1 P: 29	R: 4 E: 1 K: 1 S: 24	H: 3 LOB: 2 BB: 2 P: 44	R: 1 E: 0 K: 1 S: 12	H: 0 LOB: 2 BB: 2 P: 25	R: 0 E: 0 K: 1 S: 12	H: 1 LOB: 1 BB: 1 P: 24	R: 1 E: 0 K: 0 S: 19	H: 2 LOB: 2 BB: 1 P: 28	R: 1 E: 0 K: 1 S: 17	H: 1 LOB: 0 BB: 0 P: 26	1B: 7 2B: 2 3B: 0 HR: 1	SF: 1 SAC: 0 DP: 1 HBP: 0	WP: 0 PB: 0 SB: 1 CS: 0	PA: 46	
PITCHER	IP WLS BF H R ER SO BB IBB HBP BLK WP HR S P ERA WHIP	IP WLS BF H R ER SO BB IBB HBP BLK WP HR S P ERA WHIP	IP WLS BF H R ER SO BB IBB HBP BLK WP HR S P ERA WHIP	IP WLS BF H R ER SO BB IBB HBP BLK WP HR S P ERA WHIP	IP WLS BF H R ER SO BB IBB HBP BLK WP HR S P ERA WHIP	IP WLS BF H R ER SO BB IBB HBP BLK WP HR S P ERA WHIP	IP WLS BF H R ER SO BB IBB HBP BLK WP HR S P ERA WHIP	IP WLS BF H R ER SO BB IBB HBP BLK WP HR S P ERA WHIP	IP WLS BF H R ER SO BB IBB HBP BLK WP HR S P ERA WHIP	IP WLS BF H R ER SO BB IBB HBP BLK WP HR S P ERA WHIP	IP WLS BF H R ER SO BB IBB HBP BLK WP HR S P ERA WHIP	IP WLS BF H R ER SO BB IBB HBP BLK WP HR S P ERA WHIP	IP WLS BF H R ER SO BB IBB HBP BLK WP HR S P ERA WHIP	IP WLS BF H R ER SO BB IBB HBP BLK WP HR S P ERA WHIP	IP WLS BF H R ER SO BB IBB HBP BLK WP HR S P ERA WHIP	IP WLS BF H R ER SO BB IBB HBP BLK WP HR S P ERA WHIP	IP WLS BF H R ER SO BB IBB HBP BLK WP HR S P ERA WHIP	IP WLS BF H R ER SO BB IBB HBP BLK WP HR S P ERA WHIP	IP WLS BF H R ER SO BB IBB HBP BLK WP HR S P ERA WHIP	IP WLS BF H R ER SO BB IBB HBP BLK WP HR S P ERA WHIP	IP WLS BF H R ER SO BB IBB HBP BLK WP HR S P ERA WHIP	IP WLS BF H R ER SO BB IBB HBP BLK WP HR S P ERA WHIP	IP WLS BF H R ER SO BB IBB HBP BLK WP HR S P ERA WHIP
33 James Shields, R (1,1) ERA: 5.86	4.0	L	21	5	5	3	4	3	0	0	0	0	0	0	0	0	6.75	2.000					
64 David Holmberg, L (5,1) ERA: 3.69	0.2		4	1	0	0	0	1	0	0	0	0	0	0	0	9	18	0.00	3.000				
45 Gregory Infante, R (5,1) ERA: 4.5	1.1		7	0	1	0	2	1	1	0	0	0	0	0	15	31	0.00	0.750					
67 Brad Goldberg, R (7,1) ERA: 14.73	1.2		9	3	1	1	1	2	0	0	0	0	0	0	28	47	5.40	3.000					
37 Juan Minaya, R (8,1) ERA: 5.23	1.1		5	1	1	1	1	0	0	0	0	0	0	0	1	20	31	6.75	0.750				
Inning Stats	R: 0 E: 0 K: 1 S: 6	H: 0 LOB: 0 BB: 0 P: 9	R: 0 E: 0 K: 1 S: 9	H: 0 LOB: 0 BB: 1 P: 17	R: 0 E: 0 K: 1 S: 7	H: 0 LOB: 0 BB: 0 P: 12	R: 0 E: 0 K: 0 S: 7	H: 0 LOB: 0 BB: 0 P: 10	R: 1 E: 0 K: 0 S: 11	H: 1 LOB: 1 BB: 1 P: 21	R: 0 E: 0 K: 1 S: 11	H: 0 LOB: 0 BB: 0 P: 14	R: 1 E: 0 K: 2 S: 13	H: 1 LOB: 0 BB: 0 P: 22	R: 1 E: 0 K: 1 S: 12	H: 2 LOB: 1 BB: 0 P: 19	R: 0 E: 0 K: 3 S: 12	H: 1 LOB: 1 BB: 0 P: 20	1B: 2 2B: 1 3B: 0 HR: 2	SF: 1 SAC: 0 DP: 1 HBP: 0	WP: 1 PB: 0 SB: 0 CS: 0	PA: 33	
PITCHER	IP WLS BF H R ER SO BB IBB HBP BLK WP HR S P ERA WHIP	IP WLS BF H R ER SO BB IBB HBP BLK WP HR S P ERA WHIP	IP WLS BF H R ER SO BB IBB HBP BLK WP HR S P ERA WHIP	IP WLS BF H R ER SO BB IBB HBP BLK WP HR S P ERA WHIP	IP WLS BF H R ER SO BB IBB HBP BLK WP HR S P ERA WHIP	IP WLS BF H R ER SO BB IBB HBP BLK WP HR S P ERA WHIP	IP WLS BF H R ER SO BB IBB HBP BLK WP HR S P ERA WHIP	IP WLS BF H R ER SO BB IBB HBP BLK WP HR S P ERA WHIP	IP WLS BF H R ER SO BB IBB HBP BLK WP HR S P ERA WHIP	IP WLS BF H R ER SO BB IBB HBP BLK WP HR S P ERA WHIP	IP WLS BF H R ER SO BB IBB HBP BLK WP HR S P ERA WHIP	IP WLS BF H R ER SO BB IBB HBP BLK WP HR S P ERA WHIP	IP WLS BF H R ER SO BB IBB HBP BLK WP HR S P ERA WHIP	IP WLS BF H R ER SO BB IBB HBP BLK WP HR S P ERA WHIP	IP WLS BF H R ER SO BB IBB HBP BLK WP HR S P ERA WHIP	IP WLS BF H R ER SO BB IBB HBP BLK WP HR S P ERA WHIP	IP WLS BF H R ER SO BB IBB HBP BLK WP HR S P ERA WHIP	IP WLS BF H R ER SO BB IBB HBP BLK WP HR S P ERA WHIP	IP WLS BF H R ER SO BB IBB HBP BLK WP HR S P ERA WHIP	IP WLS BF H R ER SO BB IBB HBP BLK WP HR S P ERA WHIP	IP WLS BF H R ER SO BB IBB HBP BLK WP HR S P ERA WHIP	IP WLS BF H R ER SO BB IBB HBP BLK WP HR S P ERA WHIP	IP WLS BF H R ER SO BB IBB HBP BLK WP HR S P ERA WHIP
49 Jake Arrieta, R (1,1) ERA: 4.03	6.2	W	23	2	2	2	5	2	0	0	0	0	0	0	1	1	2.70	0.600					
38 Mike Montgomery, L (7,1) ERA: 3.83	2.1		10	3	1	1	5	0	0	0	0	0	0	0	1	28	3.86	1.286					

AB 37
R 8
H 10
RBI 8
BB 8
SO 8
LOB 23



AB 30
R 3
H 5
RBI 3
BB 2
SO 10
LOB 7



Batter	1	2	3	4	5	6	7	8	9	AB	R	H	RBI	BB	SO	LOB	TOP					
18 Ben Zobrist, S OBP: 0.313, SLG: 0.382	G4-3		G4-3		G3		L8		L9	5	0	0	0	0	0	2	Chicago Cubs @ Chicago White Sox Guaranteed Rate Field, Chicago, IL Thu Jul 27 2017, 7:11 PM - 9:47 PM CDT Att: 39,422 - Clear - 74 F					
17 Kris Bryant, R OBP: 0.394, SLG: 0.516	K		F9		SF8		K			3	0	0	1	0	2							
44 Anthony Rizzo, L OBP: 0.386, SLG: 0.516	1B				F8				K	4	1	2	1	0	1							
40 Wilson Contreras, R OBP: 0.341, SLG: 0.498	BB				HR				G5-3	2	2	1	0	2	0							
12 Kyle Schwarber, L OBP: 0.308, SLG: 0.434	P2				HR				HR	4	2	3	4	0	0	2						
22 Jason Heyward, L OBP: 0.318, SLG: 0.402					G4-3				F9	4	0	1	0	0	0	1						
30 Jon Jay, L OBP: 0.390, SLG: 0.391	K				K2-3				K	3	0	0	0	0	3	1						
27 Addison Russell, R OBP: 0.302, SLG: 0.419	G6-4-3				G5-3				G5-3	4	0	0	0	0	1	3						
5 Albert Almora Jr., R OBP: 0.338, SLG: 0.410					G6-3					4	1	2	0	0	0	0						
Inning Stats	R: 0 E: 0 K: 1 S: 14	H: 1 LOB: 2 BB: 1 P: 24	R: 0 E: 0 K: 1 S: 7	H: 1 LOB: 0 BB: 0 P: 10	R: 0 E: 0 K: 0 S: 5	H: 0 LOB: 0 BB: 0 P: 8	R: 3 E: 0 K: 1 S: 12	H: 2 LOB: 1 BB: 1 P: 23	R: 1 E: 0 K: 0 S: 6	H: 1 LOB: 0 BB: 0 P: 9	R: 1 E: 0 K: 1 S: 11	H: 2 LOB: 1 BB: 0 P: 15	R: 0 E: 0 K: 1 S: 10	H: 0 LOB: 0 BB: 0 P: 17	R: 1 E: 0 K: 1 S: 7	H: 1 LOB: 0 BB: 0 P: 11	R: 0 E: 0 K: 1 S: 8	H: 1 LOB: 1 BB: 0 P: 12	1B: 4 2B: 1 3B: 1 HR: 3	SF: 1 SAC: 0 DP: 1 HBP: 1	WP: 0 PB: 0 SB: 1 CS: 1	PA: 37
PITCHER	IP WLS BF H R ER SO BB IBB HBP BLK WP HR S P ERA WHIP	IP WLS BF H R ER SO BB IBB HBP BLK WP HR S P ERA WHIP	IP WLS BF H R ER SO BB IBB HBP BLK WP HR S P ERA WHIP	IP WLS BF H R ER SO BB IBB HBP BLK WP HR S P ERA WHIP	IP WLS BF H R ER SO BB IBB HBP BLK WP HR S P ERA WHIP	IP WLS BF H R ER SO BB IBB HBP BLK WP HR S P ERA WHIP	IP WLS BF H R ER SO BB IBB HBP BLK WP HR S P ERA WHIP	IP WLS BF H R ER SO BB IBB HBP BLK WP HR S P ERA WHIP	IP WLS BF H R ER SO BB IBB HBP BLK WP HR S P ERA WHIP	50 Mike Pelfrey, R ERA: 4.73	52 Jake Petricka, R ERA: 8.49	64 David Holmberg, L ERA: 3.66	37 Juan Minaya, R ERA: 5.06	44 Tyler Clippard, R ERA: 5.12	70 Aaron Bummer, L ERA: 9.0							
Batter	1	2	3	4	5	6	7	8	9	AB	R	H	RBI	BB	SO	LOB	BOTTOM					
7 Tim Anderson, R OBP: 0.261, SLG: 0.356	F8		L8		F8				L6	4	0	0	0	0	0	1	Chicago Cubs @ Chicago White Sox Guaranteed Rate Field, Chicago, IL Thu Jul 27 2017, 7:11 PM - 9:47 PM CDT Att: 39,422 - Clear - 74 F					
53 Melky Cabrera, S OBP: 0.331, SLG: 0.430	P6				L6				L9	4	0	1	0	0	0	0						
79 José Abreu, R OBP: 0.352, SLG: 0.521	K				HR				L5	4	2	2	2	0	1	1						
24 Matt Davidson, R OBP: 0.280, SLG: 0.484					G5-3				F8	4	0	0	0	0	1	1						
20 Tyler Saladino, R OBP: 0.295, SLG: 0.273									F8	3	0	1	0	0	1	1						
5 Yolmer Sánchez, S OBP: 0.318, SLG: 0.389	K				FC6-4				G4-3	1	0	0	0	0	0	0						
10 Yoenis Hernández, S OBP: 0.250, SLG: 0.296	G5-3				1B				P5	4	0	0	0	0	1	1						
61 Willy García, R OBP: 0.316, SLG: 0.455									F8	3	1	1	1	0	1	0						
36 Kevan Smith, R OBP: 0.288, SLG: 0.336					HR				K	3	0	0	0	0	0	0						
41 Adam Engel, R OBP: 0.304, SLG: 0.363					G6-3				G1-3	3	0	0	0	0	0	0						
39 Aken Hanson, S OBP: 0.264, SLG: 0.319									G1	1	0	0	0	0	1	0						
									L9	1	0	0	0	0	0	0						
Inning Stats	R: 0 E: 0 K: 1 S: 9	H: 0 LOB: 0 BB: 0 P: 14	R: 0 E: 0 K: 1 S: 7	H: 0 LOB: 0 BB: 0 P: 12	R: 1 E: 0 K: 1 S: 12	H: 1 LOB: 0 BB: 0 P: 17	R: 1 E: 0 K: 0 S: 8	H: 2 LOB: 1 BB: 0 P: 10	R: 0 E: 0 K: 0 S: 6	H: 0 LOB: 1 BB: 1 P: 12	R: 0 E: 0 K: 0 S: 11	H: 1 LOB: 0 BB: 0 P: 21	R: 0 E: 0 K: 1 S: 8	H: 0 LOB: 0 BB: 0 P: 11	R: 0 E: 0 K: 0 S: 7	H: 0 LOB: 0 BB: 0 P: 11	R: 1 E: 0 K: 2 S: 9	H: 1 LOB: 0 BB: 0 P: 12	1B: 2 2B: 0 3B: 0 HR: 3	SF: 0 SAC: 0 DP: 0 HBP: 0	WP: 0 PB: 0 SB: 0 CS: 0	PA: 33
PITCHER	IP WLS BF H R ER SO BB IBB HBP BLK WP HR S P ERA WHIP	IP WLS BF H R ER SO BB IBB HBP BLK WP HR S P ERA WHIP	IP WLS BF H R ER SO BB IBB HBP BLK WP HR S P ERA WHIP	IP WLS BF H R ER SO BB IBB HBP BLK WP HR S P ERA WHIP	IP WLS BF H R ER SO BB IBB HBP BLK WP HR S P ERA WHIP	IP WLS BF H R ER SO BB IBB HBP BLK WP HR S P ERA WHIP	IP WLS BF H R ER SO BB IBB HBP BLK WP HR S P ERA WHIP	IP WLS BF H R ER SO BB IBB HBP BLK WP HR S P ERA WHIP	IP WLS BF H R ER SO BB IBB HBP BLK WP HR S P ERA WHIP	34 Jon Lester, L ERA: 3.88	6 Carl Edwards Jr., R ERA: 2.61	19 Koji Uehara, R ERA: 0.44										

Batter	1	2	3	4	5	6	7	8	9	AB	R	H	RBI	BB	SO	LOB	TOP					
18 Ben Zobrist, S OBP: 0.307, SLG: 0.370										5	0	0	0	0	3	2	Chicago Cubs @ Milwaukee Brewers Miller Park, Milwaukee, WI Sun Jul 30 2017, 1:12 PM - 4:01 PM CDT Att: 44,269 - Sunny - 80 F					
71 Wade Davis, R										0	0	0	0	0	0	0						
30 Jon Jay, L OBP: 0.397, SLG: 0.393										4	1	2	0	0	0	0						
17 Kris Bryant, R OBP: 0.396, SLG: 0.524										4	2	2	1	0	1	1						
40 Wilson Contreras, R OBP: 0.340, SLG: 0.485										4	0	1	1	0	1	1						
27 Addison Russell, R OBP: 0.300, SLG: 0.413										4	0	1	1	0	1	1						
22 Jason Heyward, L OBP: 0.314, SLG: 0.404										4	0	2	0	0	0	2						
5 Albert Almora Jr., R OBP: 0.332, SLG: 0.490										3	0	0	0	0	0	1						
20 Victor Caratini, S OBP: 0.250, SLG: 0.385										4	1	1	1	0	1	1						
41 John Lackey, R OBP: 0.154, SLG: 0.159										2	0	0	0	0	1	0						
12 Kyle Schwarber, L OBP: 0.295, SLG: 0.624										1	0	0	0	0	1	0						
52 Justin Grimm, R										0	0	0	0	0	0	0						
56 Héctor Rondón, R										0	0	0	0	0	0	0						
9 Javier Báez, R OBP: 0.303, SLG: 0.467										0	0	0	0	1	0	0						
Inning Stats	R: 0 E: 0 K: 2 S: 8	H: 0 LOB: 0 BB: 0 P: 10	R: 0 E: 0 K: 0 S: 8	H: 1 LOB: 1 BB: 0 P: 13	R: 0 E: 0 K: 2 S: 7	H: 0 LOB: 0 BB: 0 P: 11	R: 0 E: 0 K: 0 S: 6	H: 1 LOB: 1 BB: 0 P: 8	R: 0 E: 0 K: 1 S: 9	H: 0 LOB: 0 BB: 0 P: 13	R: 2 E: 0 K: 0 S: 14	H: 4 LOB: 2 BB: 0 P: 24	R: 1 E: 0 K: 1 S: 12	H: 1 LOB: 0 BB: 0 P: 18	R: 1 E: 0 K: 2 S: 17	H: 1 LOB: 0 BB: 0 P: 20	R: 0 E: 0 K: 1 S: 9	H: 1 LOB: 2 BB: 1 P: 12	1B: 6 2B: 1 3B: 0 HR: 2	SF: 0 SAC: 1 DP: 0 HBP: 0	WP: 0 PB: 0 SB: 0 CS: 0	PA: 37
PITCHER	IP WLS BF H R ER SO BB IBB HBP BLK WP HR S P ERA WHIP																					
27 Zach Davies, R ERA: 4.42	7.0 L 28 7 3 3 6 0 0 0 0 0 0 1 64 20 3.86 1.000																					
50 Jacob Barnes, R ERA: 4.5	1.0 4 1 1 1 2 0 0 0 0 0 0 1 17 20 9.00 1.000																					
58 Wei-Chung Wang, L ERA: 4.5	0.0 1 1 0 0 0 0 0 0 0 0 0 0 2 2 ∞ ∞																					
48 Jared Hughes, R ERA: 3.83	0.1 1 0 0 0 0 0 0 0 0 0 0 0 1 1 0.00 0.000																					
51 Oliver Drake, R ERA: 4.93	0.2 3 0 0 0 1 0 1 0 0 0 0 0 6 9 0.00 0.000																					

AB	35
R	4
H	9
RBI	4
BB	1
SO	9
LOB	9



Batter	1	2	3	4	5	6	7	8	9	AB	R	H	RBI	BB	SO	LOB	BOTTOM			
5 Jonathan Villar, S OBP: 0.277, SLG: 0.339										4	0	0	0	0	2	0	Chicago Cubs @ Milwaukee Brewers Miller Park, Milwaukee, WI Sun Jul 30 2017, 1:12 PM - 4:01 PM CDT Att: 44,269 - Sunny - 80 F			
7 Eric Thames, L OBP: 0.367, SLG: 0.532										4	0	1	0	0	1	0				
8 Ryan Braun, R OBP: 0.347, SLG: 0.529										4	1	1	0	0	2	1				
21 Travis Shaw, L OBP: 0.366, SLG: 0.571										4	0	1	0	0	2	2				
16 Domingo Santana, R OBP: 0.374, SLG: 0.494										4	1	1	2	0	0	1				
3 Orlando Arcia, R OBP: 0.322, SLG: 0.399										4	0	1	0	0	1	0				
47 Jett Bandy, R OBP: 0.295, SLG: 0.372										1	0	0	0	1	0	2				
9 Manny Piña, R OBP: 0.343, SLG: 0.458										1	0	1	0	0	0	0				
20 Lewis Brinson, R OBP: 0.245, SLG: 0.289										2	0	0	0	1	0	2				
24 Jesús Aguilar, R OBP: 0.341, SLG: 0.505										1	0	0	0	0	0	1				
27 Zach Davies, R OBP: 0.189, SLG: 0.152										2	0	0	0	0	1	3				
18 Eric Stogdler, L OBP: 0.266, SLG: 0.326										1	0	0	0	0	0	0				
50 Jacob Barnes, R										0	0	0	0	0	0	0				
58 Wei-Chung Wang, L										0	0	0	0	0	0	0				
48 Jared Hughes, R										0	0	0	0	0	0	0				
51 Oliver Drake, R										0	0	0	0	0	0	0				
Inning Stats	R: 0 E: 0 K: 2 S: 10	H: 2 LOB: 3 BB: 1 P: 14	R: 0 E: 0 K: 0 S: 9	H: 2 LOB: 1 BB: 0 P: 14	R: 0 E: 0 K: 1 S: 8	H: 0 LOB: 1 BB: 0 P: 13	R: 0 E: 0 K: 1 S: 6	H: 0 LOB: 0 BB: 0 P: 10	R: 2 E: 0 K: 1 S: 11	H: 2 LOB: 1 BB: 1 P: 18	R: 0 E: 0 K: 0 S: 6	H: 0 LOB: 0 BB: 0 P: 11	R: 0 E: 0 K: 2 S: 9	H: 0 LOB: 0 BB: 0 P: 12	R: 0 E: 0 K: 0 S: 9	H: 1 LOB: 0 BB: 0 P: 15	1B: 5 2B: 0 3B: 0 HR: 1	SF: 0 SAC: 0 DP: 1 HBP: 1	WP: 0 PB: 0 SB: 0 CS: 0	PA: 35
PITCHER	IP WLS BF H R ER SO BB IBB HBP BLK WP HR S P ERA WHIP																			
41 John Lackey, R ERA: 4.87	6.0 W 26 5 2 2 7 1 1 1 0 0 0 0 6 11 3.00 1.000																			
52 Justin Grimm, R ERA: 5.18	1.0 H 3 0 0 0 0 0 0 0 0 0 0 0 6 11 0.00 0.000																			
56 Héctor Rondón, R ERA: 4.1	1.0 H 3 0 0 0 2 0 0 0 0 0 0 0 9 12 0.00 0.000																			
71 Wade Davis, R ERA: 2.0	1.0 S 3 1 0 0 0 0 0 0 0 0 0 0 9 15 0.00 1.000																			

AB	32
R	2
H	6
RBI	2
BB	2
SO	9
LOB	12



Batter	1	2	3	4	5	6	7	8	9	AB	R	H	RBI	BB	SO	LOB	TOP
8 Brian Goodwin, L (1.8) OBP: 0.307, SLG: 0.486										4	0	0	0	0	1	0	Washington Nationals @ Chicago Cubs Wrigley Field, Chicago, IL Fri Aug 04 2017, 1:22 PM - 4:04 PM CDT Att: 41,396 - Overcast - 63 F
4 Howie Kendrick, R (1.7) OBP: 0.410, SLG: 0.488										3	2	2	0	1	0	0	
34 Bryce Harper, L (1.9) OBP: 0.424, SLG: 0.615										4	0	2	0	0	0	1	
20 Daniel Murphy, L (1.4) OBP: 0.386, SLG: 0.581										4	2	3	3	0	0	2	
6 Anthony Rendon, R (1.5) OBP: 0.417, SLG: 0.574										2	0	0	1	1	1	0	
26 Adam Lind, L (1.3) OBP: 0.354, SLG: 0.524										4	0	0	0	0	0	5	
44 Ryan Madson, L (8.1)										0	0	0	0	0	0	0	
62 Sean Doolittle, L (9.1)										0	0	0	0	0	0	0	
32 Matt Wieters, S (1.2) OBP: 0.291, SLG: 0.365										3	0	0	0	1	3	0	
1 Wilmer Difo, S (1.6) OBP: 0.319, SLG: 0.370										4	0	0	0	0	2	1	
57 Tanner Roark, R (1.1) OBP: 0.125, SLG: 0.128										3	0	0	0	0	0	1	
21 Brandon Kintzler, R (7.1)										0	0	0	0	0	0	0	
11 Ryan Zimmerman, R (8.3) OBP: 0.350, SLG: 0.575										1	0	0	0	0	0	0	
Inning Stats	R: 2 H: 2 E: 0 K: 1 S: 13	H: 2 R: 0 ER: 0 LOB: 0 BB: 0 P: 22	H: 0 R: 0 ER: 0 LOB: 1 BB: 1 P: 13	H: 2 R: 0 ER: 0 LOB: 3 BB: 1 P: 20	H: 0 R: 0 ER: 0 LOB: 0 BB: 0 P: 10	H: 0 R: 0 ER: 0 LOB: 0 BB: 0 P: 14	H: 1 R: 0 ER: 0 LOB: 1 BB: 0 P: 14	H: 0 R: 0 ER: 0 LOB: 0 BB: 0 P: 10	H: 2 R: 0 ER: 0 LOB: 1 BB: 0 P: 20	1B: 5 2B: 0 3B: 0 HR: 2	SF: 1 SAC: 0 DP: 1 HBP: 0	WP: 0 PB: 0 SB: 1 CS: 0	PA: 36				
PITCHER	IP WLS BF H R ER SO BB IBB HBP BLK WP HR S P ERA WHIP	7.0 L 28 5 3 3 5 2 0 0 0 0 2 66 103 3.86 1.000	1.0 5 2 1 1 0 1 0 0 0 0 0 12 20 9.00 3.000	1.0 3 0 0 0 2 0 0 0 0 0 0 7 9 0.00 0.000													

AB	32
R	4
H	7
RBI	4
BB	3
SO	7
LOB	10



Batter	1	2	3	4	5	6	7	8	9	AB	R	H	RBI	BB	SO	LOB	BOTTOM
30 Jon Jay, L (1.8) OBP: 0.354, SLG: 0.389										3	0	1	0	1	0	1	Washington Nationals @ Chicago Cubs Wrigley Field, Chicago, IL Fri Aug 04 2017, 1:22 PM - 4:04 PM CDT Att: 41,396 - Overcast - 63 F
6 Carl Edwards Jr., R (8.1) ERA: 3.07										4	0	1	0	0	0	2	
19 Koji Uehara, R (9.1)										4	0	0	0	0	1	3	
17 Kris Bryant, R (1.5) OBP: 0.387, SLG: 0.508										4	0	0	0	0	1	3	
44 Anthony Rizzo, L (1.3) OBP: 0.389, SLG: 0.518										4	0	0	0	0	1	3	
40 Wilson Contreras, R (1.2) OBP: 0.346, SLG: 0.505										4	0	1	0	0	0	1	
18 Ben Zobrist, S (1.4) OBP: 0.317, SLG: 0.370										2	0	0	0	1	0	1	
12 Kyle Schwarber, L (1.7) OBP: 0.307, SLG: 0.423										3	1	1	0	1	2	2	
22 Jason Heyward, L (1.9) OBP: 0.308, SLG: 0.392										4	0	1	0	0	0	3	
9 Javier Báez, R (1.6) OBP: 0.306, SLG: 0.488										4	1	1	2	0	2	2	
28 Kyle Hendricks, R (1.1) ERA: 4.65										2	0	0	0	0	2	0	
8 Ian Happ, S (7. PH) OBP: 0.317, SLG: 0.491										1	0	0	0	1	0	1	
Inning Stats	R: 0 H: 1 E: 0 K: 0 S: 10	H: 0 R: 0 ER: 0 LOB: 1 BB: 0 P: 16	H: 0 R: 0 ER: 0 LOB: 1 BB: 1 P: 12	H: 1 R: 0 ER: 0 LOB: 1 BB: 1 P: 21	H: 0 R: 0 ER: 0 LOB: 1 BB: 1 P: 21	H: 0 R: 0 ER: 0 LOB: 0 BB: 0 P: 15	H: 1 R: 0 ER: 0 LOB: 1 BB: 0 P: 12	H: 2 R: 2 ER: 0 LOB: 1 BB: 1 P: 20	H: 0 R: 0 ER: 0 LOB: 1 BB: 0 P: 17	1B: 4 2B: 1 3B: 0 HR: 1	SF: 0 SAC: 0 DP: 2 HBP: 1	WP: 0 PB: 0 SB: 0 CS: 0	PA: 36				
PITCHER	IP WLS BF H R ER SO BB IBB HBP BLK WP HR S P ERA WHIP	6.1 W 26 6 1 2 4 3 0 0 0 0 0 67 103 2.84 1.263	0.2 H 3 0 0 0 0 1 0 0 0 0 0 8 14 0.00 1.500	1.0 H 4 0 0 0 2 0 0 0 1 0 0 0 13 17 0.00 0.000	1.0 S 3 1 0 0 1 0 0 0 0 0 0 5 6 0.00 1.000												

AB	31
R	2
H	6
RBI	2
BB	4
SO	7
LOB	16



Batter	1	2	3	4	5	6	7	8	9	AB	R	H	RBI	BB	SO	LOB	TOP		
8 Brian Goodwin, L (1,8) OBP: 0.309, SLG: 0.480	L8		F9		G4-3		BB		BB	3	0	0	0	2	0	1	Washington Nationals @ Chicago Cubs Wrigley Field, Chicago, IL Sat Aug 05 2017, 1:23 PM - 4:54 PM CDT Att: 41,857 - Partly Cloudy - 79 F		
1 Wilmer Difo, S (1,6) OBP: 0.321, SLG: 0.367	G1-3		BB		1B		K		K	4	0	1	0	1	2	3			
34 Bryce Harper, L (1,9) OBP: 0.424, SLG: 0.620	HR		G3-1		K				K	5	2	2	1	0	2	5			
11 Ryan Zimmerman, R (1,3) OBP: 0.352, SLG: 0.573	G5-3				F8				K	3	1	1	0	1	0	1			
20 Daniel Murphy, L (1,4) OBP: 0.384, SLG: 0.577	F7				1B				K	4	1	1	0	0	1	2			
6 Anthony Rendon, R (1,5) OBP: 0.413, SLG: 0.569	P4				SF7				G5-3	3	0	0	1	0	0	1			
26 Adam Lind, L (1,7) OBP: 0.346, SLG: 0.512	K				P2				K	4	0	0	0	0	2	2			
32 Matt Wieters, S (1,2) OBP: 0.295, SLG: 0.373									G3-1	2	0	2	1	0	0	0			
45 Andrew Stevenson, L (7,PH) OBP: 0.077, SLG: 0.077									G6-3	1	0	0	0	0	0	0			
43 Matt Albers, L (7,1) OBP: 0.077, SLG: 0.077										0	0	0	0	0	0	0			
36 Sammy Solis, R (7,1) OBP: 0.077, SLG: 0.077										0	0	0	0	0	0	0			
4 Howie Kendrick, R (8,PH) OBP: 0.408, SLG: 0.485			2B		1B					1	0	0	0	0	0	0			
40 Edwin Jackson, R (1,1) OBP: 0.077, SLG: 0.077			L8		K					2	0	0	0	0	1	2			
33 Matt Grace, L (6,1) OBP: 0.077, SLG: 0.077										0	0	0	0	0	0	0			
59 Jose Lobaton, S (7,PH) OBP: 0.223, SLG: 0.304									BB	1	0	0	0	1	1	0			
Inning Stats	R: 1 E: 0 K: 0 S: 7	H: 1 LOB: 0 BB: 0 P: 11	R: 0 E: 0 K: 1 S: 12	H: 0 LOB: 0 BB: 0 P: 18	R: 0 E: 0 K: 0 S: 10	H: 1 LOB: 2 BB: 1 P: 18	R: 2 E: 1 K: 1 S: 16	H: 3 LOB: 1 BB: 0 P: 20	R: 0 E: 0 K: 2 S: 7	H: 0 LOB: 0 BB: 0 P: 12	R: 0 E: 0 K: 2 S: 11	H: 0 LOB: 1 BB: 1 P: 21	R: 1 E: 1 K: 0 S: 12	H: 1 LOB: 1 BB: 1 P: 22	R: 0 E: 0 K: 2 S: 17	H: 0 LOB: 2 BB: 2 P: 30	1B: 5 2B: 1 3B: 0 HR: 1	SF: 1 SAC: 0 DP: 0 HBP: 0	WP: 0 PA: 39 PB: 0 SB: 1 CS: 0
PITCHER	IP WLS BF H R ER SO BB IBB HBP BLK WP HR S P ERA WHIP																		
41 John Lackey, R (1,1) ERA: 4.81	5.0 W 22 6 3 2 3 1 0 0 0 0 0 1 59 95 3.60 1.400																		
32 Brian Duensing, L (6,1) ERA: 2.33	1.0 H 3 0 0 0 2 0 0 0 0 0 0 7 12 0.00 0.000																		
46 Pedro Strop, R (7,1) ERA: 2.41	1.0 H 4 0 0 0 2 1 0 0 0 0 0 0 11 21 0.00 1.000																		
37 Justin Wilson, L (8,1) ERA: 2.7	1.0 S 5 1 1 0 0 1 0 0 0 0 0 0 12 22 0.00 2.000																		
71 Wade Davis, R (9,1) ERA: 2.37	1.0 S 5 0 0 0 2 2 0 0 0 0 0 0 17 30 0.00 2.000																		

Batter	1	2	3	4	5	6	7	8	9	AB	R	H	RBI	BB	SO	LOB	BOTTOM
30 Jon Jay, L (1,8) OBP: 0.396, SLG: 0.395	BB				F9					4	1	2	1	0	1	1	Washington Nationals @ Chicago Cubs Wrigley Field, Chicago, IL Sat Aug 05 2017, 1:23 PM - 4:54 PM CDT Att: 41,857 - Partly Cloudy - 79 F
71 Wade Davis, R (9,1) OBP: 0.396, SLG: 0.395	BB									0	0	0	0	0	0	0	
17 Kris Bryant, R (1,5) OBP: 0.388, SLG: 0.509	BB				K					3	1	1	1	1	2	1	
44 Anthony Rizzo, L (1,3) OBP: 0.388, SLG: 0.515	G1-3				K					4	1	1	0	0	2	3	
40 Wilson Contreras, R (1,7) OBP: 0.347, SLG: 0.514	BB				G4-3					4	1	2	3	0	1	2	
18 Ben Zobrist, S (1,4) OBP: 0.317, SLG: 0.368	HR				P6					4	1	1	0	0	2	0	
13 Alex Avila, L (1,2) OBP: 0.391, SLG: 0.480	HR				K					4	1	1	2	0	1	0	
22 Jason Heyward, L (1,9) OBP: 0.304, SLG: 0.387	K				L8					4	0	0	0	0	3	0	
9 Javier Báez, R (1,6) OBP: 0.306, SLG: 0.487	K									3	0	1	0	0	1	0	
41 John Lackey, R (1,1) ERA: 4.81										1	0	0	0	0	0	0	
12 Kyle Schwarber, L (5,PH) OBP: 0.306, SLG: 0.487										1	0	0	0	0	1	1	
32 Brian Duensing, L (6,1) ERA: 2.33										0	0	0	0	0	0	0	
46 Pedro Strop, R (7,1) ERA: 2.41										0	0	0	0	0	0	0	
8 Ian Happ, S (8,8) OBP: 0.376, SLG: 0.497										0	1	0	0	1	0	0	
Inning Stats	R: 4 E: 0 K: 1 S: 21	H: 5 LOB: 0 BB: 0 P: 31	R: 0 E: 0 K: 2 S: 10	H: 0 LOB: 0 BB: 0 P: 16	R: 0 E: 0 K: 2 S: 9	H: 0 LOB: 0 BB: 0 P: 15	R: 0 E: 0 K: 1 S: 10	H: 0 LOB: 0 BB: 0 P: 17	R: 2 E: 0 K: 2 S: 12	H: 2 LOB: 0 BB: 0 P: 17	R: 1 E: 0 K: 2 S: 13	H: 1 LOB: 2 BB: 2 P: 28	R: 0 E: 0 K: 2 S: 9	H: 0 LOB: 0 BB: 0 P: 16	1B: 5 2B: 2 3B: 0 HR: 2	SF: 0 SAC: 0 DP: 0 HBP: 0	WP: 0 PA: 34 PB: 0 SB: 2 CS: 0
PITCHER	IP WLS BF H R ER SO BB IBB HBP BLK WP HR S P ERA WHIP																
40 Edwin Jackson, R (1,1) ERA: 4.34	5.0 L 20 6 4 4 4 0 0 0 0 0 0 1 63 101 7.20 1.200																
33 Matt Grace, L (6,1) ERA: 4.6	1.0 5 2 2 2 2 0 0 0 0 0 0 1 12 17 18.00 2.000																
43 Matt Albers, R (7,1) ERA: 2.23	0.1 4 1 1 1 0 2 0 0 0 0 0 0 6 18 27.00 9.000																
36 Sammy Solis, L (7,1) ERA: 11.81	1.2 5 0 0 0 4 0 0 0 0 0 0 0 16 26 0.00 0.000																

Batter	1	2	3	4	5	6	7	8	9	AB	R	H	RBI	BB	SO	LOB	TOP		
30 Jon Jay, L OBP: 0.391, SLG: 0.379 (1, 7)											5	0	0	1	0	1	2		
17 Kris Bryant, R OBP: 0.391, SLG: 0.512 (1, 5)											4	1	2	0	0	0	1		
44 Anthony Rizzo, L OBP: 0.388, SLG: 0.511 (1, 3)											4	0	1	0	0	0	2		
40 Wilson Contreras, R OBP: 0.343, SLG: 0.524 (1, 2)										4	1	1	0	0	0	1	2		
8 Ian Happ, S OBP: 0.321, SLG: 0.494 (1, 4)										3	0	2	2	0	0	0			
5 Albert Almora Jr., R OBP: 0.328, SLG: 0.388 (8, PH)										2	0	0	0	1	0	3			
12 Kyle Schwarber, L OBP: 0.307, SLG: 0.429 (8, 7)											1	0	0	0	0	0	1		
22 Jason Heyward, L OBP: 0.312, SLG: 0.398 (1, 9)											4	1	1	0	0	1	2		
9 Javier Báez, R OBP: 0.310, SLG: 0.490 (1, 6)										4	0	1	0	0	1	0			
62 Jose Quintana, R ERA: 4.15 (7, PH)										1	0	0	0	0	0	0			
18 Ben Zobrist, S ERA: 3.36 (7, 1)										0	0	0	0	0	0	0			
6 Carl Edwards Jr., R (7, 1)										0	0	0	0	0	0	0			
37 Justin Wilson, L (8, 1)										0	0	0	0	0	0	0			
2 Tommy La Stella, L OBP: 0.201, SLG: 0.355 (8, PH)										0	0	0	0	0	1	0			
Inning Stats	R: 0 E: 0 K: 1 S: 10	H: 1 LOB: 0 BB: 0 P: 13	R: 0 E: 0 K: 2 S: 9	H: 0 LOB: 1 BB: 1 P: 18	R: 0 E: 0 K: 0 S: 7	H: 0 LOB: 0 BB: 0 P: 10	R: 0 E: 0 K: 0 S: 11	H: 2 LOB: 2 BB: 0 P: 16	R: 1 E: 0 K: 0 S: 10	H: 2 LOB: 1 BB: 0 P: 15	R: 0 E: 0 K: 0 S: 6	H: 0 LOB: 0 BB: 0 P: 11	R: 1 E: 2 K: 0 S: 14	H: 1 LOB: 1 BB: 0 P: 18	R: 0 E: 0 K: 1 S: 7	H: 0 LOB: 1 BB: 1 P: 12	1B: 6 2B: 2 HR: 0	SF: 1 SAC: 1 HBP: 0	WP: 0 PA: 37 PB: 0 SB: 0 CS: 0
PITCHER	IP: 7.0 WLS: 4 BF: 28 ERA: 2.57 WHIP: 1.143	IP: 1.0 WLS: 0 BF: 5 ERA: 2.14 WHIP: 1.000	IP: 1.0 WLS: 0 BF: 4 ERA: 5.85 WHIP: 1.000																

Chicago Cubs @ San Francisco Giants
AT&T Park, San Francisco, CA
Tue Aug 08 2017, 7:15 PM - 10:00 PM PDT
Att: 39,864 - Overcast - 62 F

AB 33
R 3
H 8
RBI 3
BB 2
SO 4
LOB 13



Batter	1	2	3	4	5	6	7	8	9	AB	R	H	RBI	BB	SO	LOB	BOTTOM	
66 Gorkys Hernández, R OBP: 0.325, SLG: 0.324 (1, 8)										4	1	1	0	0	1	4		
52 Miguel Gómez, S OBP: 0.235, SLG: 0.303 (1, 4)										1	0	0	0	0	0	1		
12 Joe Panik, L OBP: 0.323, SLG: 0.385 (2, 4)											3	0	0	1	0	1		
8 Hunter Pence, R OBP: 0.292, SLG: 0.366 (1, 9)										4	1	0	0	0	0	2		
28 Buster Posey, R OBP: 0.411, SLG: 0.485 (1, 3)										4	2	2	3	0	1	0		
5 Nick Hundley, R OBP: 0.296, SLG: 0.456 (1, 2)										3	0	1	0	1	0	1		
35 Brandon Crawford, L OBP: 0.277, SLG: 0.369 (1, 6)										4	1	2	1	0	0	2		
6 Jarrett Parker, L OBP: 0.318, SLG: 0.524 (1, 7)										4	0	1	0	0	0	2		
37 Kelby Tomlinson, R OBP: 0.331, SLG: 0.298 (1, 5)											3	1	0	0	1	0	3	
50 Ty Blach, R OBP: 0.250, SLG: 0.306 ERA: 4.42 (7, PH)										2	0	1	1	0	1	0		
48 Pablo Sandoval, S OBP: 0.276, SLG: 0.314 (8, 1)										1	0	1	0	0	0	0		
49 Sam Dyson, R (9, 1)										0	0	0	0	0	0	0		
Inning Stats	R: 3 E: 1 K: 0 S: 16	H: 2 LOB: 1 BB: 1 P: 24	R: 0 E: 0 K: 1 S: 9	H: 0 LOB: 0 BB: 0 P: 14	R: 0 E: 0 K: 1 S: 7	H: 0 LOB: 0 BB: 0 P: 11	R: 1 E: 0 K: 0 S: 10	H: 3 LOB: 2 BB: 0 P: 15	R: 0 E: 0 K: 0 S: 7	H: 1 LOB: 0 BB: 0 P: 11	R: 1 E: 0 K: 1 S: 12	H: 1 LOB: 1 BB: 1 P: 20	R: 1 E: 0 K: 0 S: 19	H: 2 LOB: 1 BB: 0 P: 29	1B: 7 2B: 1 3B: 0 HR: 1	SF: 0 SAC: 0 DP: 1 HBP: 0	WP: 0 PA: 35 PB: 0 SB: 2 CS: 0	
PITCHER	IP: 6.0 WLS: 4 BF: 25 ERA: 4.50 WHIP: 1.167	IP: 0.0 WLS: 0 BF: 2 ERA: 3.55 WHIP: 0.000	IP: 1.0 WLS: 3 BF: 0 ERA: 0.74 WHIP: 2.84															

Chicago Cubs @ San Francisco Giants
AT&T Park, San Francisco, CA
Tue Aug 08 2017, 7:15 PM - 10:00 PM PDT
Att: 39,864 - Overcast - 62 F

AB 33
R 6
H 9
RBI 6
BB 2
SO 4
LOB 16



Batter	1	2	3	4	5	6	7	8	9	AB	R	H	RBI	BB	SO	LOB	TOP			
30 Jon Jay, L (1, 8) OBP: 0.390, SLG: 0.375	G4-3	HBP			G4-3		K	1B		4	1	1	1	0	1	0	Chicago Cubs @ Arizona Diamondbacks Chase Field, Phoenix, AZ Fri Aug 11, 2017, 6:42 PM - 10:03 PM MST Att: 39,131 - Roof Closed - 80 F			
17 Kris Bryant, R (1, 5) OBP: 0.396, SLG: 0.513	1B	1B			HBP		1B	BB		3	1	3	1	1	0	0				
44 Anthony Rizzo, L (1, 3) OBP: 0.385, SLG: 0.505	F8				G1-3		P4	BB		4	0	0	0	1	1	4				
18 Ben Zobrist, S (1, 4) OBP: 0.315, SLG: 0.362										4	1	1	0	0	1	3				
46 Pedro Strop, R (7, 1)	1B	1B			K					0	0	0	0	0	0	0				
2 Tommy La Stella, L (9, PH) OBP: 0.438, SLG: 0.517	1B				K					1	0	1	0	0	0	0				
38 Mike Montgomery, L (9, 1) OBP: 0.067, SLG: 0.267							G6-4-3	1B		0	0	0	0	0	0	0				
12 Kyle Schwarber, L (1, 7) OBP: 0.310, SLG: 0.437	BB				F8					2	1	1	1	1	0	0				
5 Albert Almora Jr., R (8, 8) OBP: 0.333, SLG: 0.407	BB				F8		HR	1B		2	1	1	0	0	0	1				
13 Alex Avila, L (1, 2) OBP: 0.392, SLG: 0.487	BB						HR			2	1	1	2	2	1	0				
22 Jason Heyward, L (1, 9) OBP: 0.308, SLG: 0.393	F7				F9		K			4	0	0	0	0	1	4				
9 Javier Báez, R (1, 6) OBP: 0.306, SLG: 0.481					FC6-4		F8	1B		4	1	1	1	0	1	1				
41 John Lackey, R (1, 1) OBP: 0.140, SLG: 0.143					G1-3					3	0	0	0	0	0	1				
6 Carl Edwards Jr., R (6, 1)					G5-3		P3			0	0	0	0	0	0	0				
37 Justin Wilson, L (7, 1)										0	0	0	0	0	0	0				
32 Brian Duensing, L (7, 1)										0	0	0	0	0	0	0				
8 Ian Happ, S (7, 4) OBP: 0.319, SLG: 0.488								1B		1	1	1	1	0	0	0				
Inning Stats	R: 2 H: 2 E: 0 K: 0 S: 17	H: 2 LOB: 2 BB: 2 P: 33	R: 1 H: 1 E: 0 K: 1 S: 12	H: 1 LOB: 1 BB: 0 P: 19	R: 0 H: 0 E: 0 K: 1 S: 10	H: 0 LOB: 0 BB: 0 P: 16	R: 0 H: 0 E: 0 K: 0 S: 10	H: 0 LOB: 1 BB: 0 P: 18	R: 0 H: 2 E: 0 K: 1 S: 15	H: 2 LOB: 0 BB: 0 P: 23	R: 0 H: 1 E: 0 K: 1 S: 9	H: 1 LOB: 1 BB: 1 P: 17	R: 3 H: 4 E: 1 K: 1 S: 16	H: 4 LOB: 2 BB: 1 P: 27	R: 0 H: 1 E: 0 K: 1 S: 7	H: 1 LOB: 0 BB: 0 P: 11	1B: 9 2B: 0 3B: 0 HR: 2	SF: 0 SAC: 1 DP: 2 HBP: 2	WP: 1 PB: 1 CS: 1	PA: 42
PITCHER	IP WLS BF H R ER SO	IP WLS BF H R ER SO	IP WLS BF H R ER SO	IP WLS BF H R ER SO	IP WLS BF H R ER SO	IP WLS BF H R ER SO	IP WLS BF H R ER SO	IP WLS BF H R ER SO	IP WLS BF H R ER SO	IP WLS BF H R ER SO	IP WLS BF H R ER SO	IP WLS BF H R ER SO	IP WLS BF H R ER SO	IP WLS BF H R ER SO	IP WLS BF H R ER SO	IP WLS BF H R ER SO	ERA WHIP	ERA WHIP	ERA WHIP	
99 Taijuan Walker, R (1, 1) ERA: 3.76	5.0 L 24 5 5 4 2	5.0 L 24 5 5 4 2	5.0 L 24 5 5 4 2	5.0 L 24 5 5 4 2	5.0 L 24 5 5 4 2	5.0 L 24 5 5 4 2	5.0 L 24 5 5 4 2	5.0 L 24 5 5 4 2	5.0 L 24 5 5 4 2	5.0 L 24 5 5 4 2	5.0 L 24 5 5 4 2	5.0 L 24 5 5 4 2	5.0 L 24 5 5 4 2	5.0 L 24 5 5 4 2	5.0 L 24 5 5 4 2	5.0 L 24 5 5 4 2	7.20 1.600	7.20 1.600	7.20 1.600	
29 Jorge De La Rosa, L (6, 1) ERA: 4.4	1.0 3 0 0 0 1	1.0 3 0 0 0 1	1.0 3 0 0 0 1	1.0 3 0 0 0 1	1.0 3 0 0 0 1	1.0 3 0 0 0 1	1.0 3 0 0 0 1	1.0 3 0 0 0 1	1.0 3 0 0 0 1	1.0 3 0 0 0 1	1.0 3 0 0 0 1	1.0 3 0 0 0 1	1.0 3 0 0 0 1	1.0 3 0 0 0 1	1.0 3 0 0 0 1	1.0 3 0 0 0 1	0.00 0.000	0.00 0.000	0.00 0.000	
40 Andrew Chafin, L (7, 1) ERA: 2.45	1.0 4 1 0 0 1	1.0 4 1 0 0 1	1.0 4 1 0 0 1	1.0 4 1 0 0 1	1.0 4 1 0 0 1	1.0 4 1 0 0 1	1.0 4 1 0 0 1	1.0 4 1 0 0 1	1.0 4 1 0 0 1	1.0 4 1 0 0 1	1.0 4 1 0 0 1	1.0 4 1 0 0 1	1.0 4 1 0 0 1	1.0 4 1 0 0 1	1.0 4 1 0 0 1	1.0 4 1 0 0 1	0.00 2.000	0.00 2.000	0.00 2.000	
30 T.J. McFarland, L (8, 1) ERA: 3.95	2.0 11 5 3 3 2	2.0 11 5 3 3 2	2.0 11 5 3 3 2	2.0 11 5 3 3 2	2.0 11 5 3 3 2	2.0 11 5 3 3 2	2.0 11 5 3 3 2	2.0 11 5 3 3 2	2.0 11 5 3 3 2	2.0 11 5 3 3 2	2.0 11 5 3 3 2	2.0 11 5 3 3 2	2.0 11 5 3 3 2	2.0 11 5 3 3 2	2.0 11 5 3 3 2	2.0 11 5 3 3 2	13.50 3.000	13.50 3.000	13.50 3.000	
Batter	1	2	3	4	5	6	7	8	9	AB	R	H	RBI	BB	SO	LOB	BOTTOM			
6 David Peralta, L (1, 7) OBP: 0.359, SLG: 0.461	BB				P3		FC3-6			3	1	1	2	1	0	2	Chicago Cubs @ Arizona Diamondbacks Chase Field, Phoenix, AZ Fri Aug 11, 2017, 6:42 PM - 10:03 PM MST Att: 39,131 - Roof Closed - 80 F			
11 AJ Pollock, R (1, 8) OBP: 0.330, SLG: 0.463	K				K		F8			4	0	0	0	0	2	3				
22 Jake Lamb, L (1, 5) OBP: 0.369, SLG: 0.524	BB				F8		G3-1			3	0	0	0	1	0	0				
44 Paul Goldschmidt, R (1, 3) OBP: 0.429, SLG: 0.593	G6-4-3				K		HR			4	1	1	1	0	1	2				
28 J.D. Martinez, R (1, 9) OBP: 0.375, SLG: 0.624	F8				G6-3		BB			3	0	0	0	1	1	0				
3 Daniel Descalso, L (1, 4) OBP: 0.343, SLG: 0.389	BB				K		G3-6			3	0	0	0	1	1	1				
4 Ketel Marte, S (1, 6) OBP: 0.358, SLG: 0.494	F9				K		BB			3	0	0	0	1	1	1				
10 Chris Herrmann, L (1, 2) OBP: 0.258, SLG: 0.337					K		BB			2	1	2	0	0	0	0				
8 Chris Iannetta, R (7, PH) OBP: 0.311, SLG: 0.485	1B				HR		1B			2	0	0	0	0	1	1				
99 Taijuan Walker, R (1, 1) OBP: 0.225, SLG: 0.282					K					2	0	0	0	0	2	3				
29 Jorge De La Rosa, L (6, 1) ERA: 4.4					K					0	0	0	0	0	0	0				
40 Andrew Chafin, R (7, 1) ERA: 2.45					K					0	0	0	0	0	0	0				
27 Brandon Drury, R (7, PH) OBP: 0.328, SLG: 0.438					K					1	0	1	0	0	0	0				
30 T.J. McFarland, L (8, 1) OBP: 0.320, SLG: 0.260					K					0	0	0	0	0	0	0				
Inning Stats	R: 0 H: 0 E: 0 K: 1 S: 9	H: 0 LOB: 1 BB: 2 P: 21	R: 0 H: 1 E: 0 K: 1 S: 16	H: 1 LOB: 2 BB: 1 P: 27	R: 0 H: 0 E: 0 K: 1 S: 7	H: 0 LOB: 0 BB: 0 P: 12	R: 0 H: 0 E: 0 K: 2 S: 7	H: 0 LOB: 0 BB: 0 P: 8	R: 2 H: 2 E: 0 K: 2 S: 11	H: 2 LOB: 0 BB: 0 P: 14	R: 1 H: 1 E: 0 K: 0 S: 5	H: 1 LOB: 1 BB: 1 P: 10	R: 0 H: 0 E: 0 K: 1 S: 8	H: 0 LOB: 0 BB: 0 P: 11	R: 0 H: 0 E: 0 K: 0 S: 8	H: 0 LOB: 0 BB: 0 P: 13	1B: 3 2B: 0 3B: 0 HR: 2	SF: 0 SAC: 0 DP: 2 HBP: 0	WP: 0 PB: 0 SB: 0 CS: 0	PA: 35
PITCHER	IP WLS BF H R ER SO	IP WLS BF H R ER SO	IP WLS BF H R ER SO	IP WLS BF H R ER SO	IP WLS BF H R ER SO	IP WLS BF H R ER SO	IP WLS BF H R ER SO	IP WLS BF H R ER SO	IP WLS BF H R ER SO	IP WLS BF H R ER SO	IP WLS BF H R ER SO	IP WLS BF H R ER SO	IP WLS BF H R ER SO	IP WLS BF H R ER SO	IP WLS BF H R ER SO	IP WLS BF H R ER SO	ERA WHIP	ERA WHIP	ERA WHIP	
41 John Lackey, R (1, 1) ERA: 3.69	5.1 W 22 4 3 3 7	5.1 W 22 4 3 3 7	5.1 W 22 4 3 3 7	5.1 W 22 4 3 3 7	5.1 W 22 4 3 3 7	5.1 W 22 4 3 3 7	5.1 W 22 4 3 3 7	5.1 W 22 4 3 3 7	5.1 W 22 4 3 3 7	5.1 W 22 4 3 3 7	5.1 W 22 4 3 3 7	5.1 W 22 4 3 3 7	5.1 W 22 4 3 3 7	5.1 W 22 4 3 3 7	5.1 W 22 4 3 3 7	5.1 W 22 4 3 3 7	5.06 1.312	5.06 1.312	5.06 1.312	
6 Carl Edwards Jr., R (6, 1) ERA: 3.69	0.2 H 2 0 0 0 0	0.2 H 2 0 0 0 0	0.2 H 2 0 0 0 0	0.2 H 2 0 0 0 0	0.2 H 2 0 0 0 0	0.2 H 2 0 0 0 0	0.2 H 2 0 0 0 0	0.2 H 2 0 0 0 0	0.2 H 2 0 0 0 0	0.2 H 2 0 0 0 0	0.2 H 2 0 0 0 0	0.2 H 2 0 0 0 0	0.2 H 2 0 0 0 0	0.2 H 2 0 0 0 0	0.2 H 2 0 0 0 0	0.2 H 2 0 0 0 0	0.00 1.500	0.00 1.500	0.00 1.500	
37 Justin Wilson, L (7, 1) ERA: 2.45	0.1 H 3 1 0 0 1	0.1 H 3 1 0 0 1	0.1 H 3 1 0 0 1	0.1 H 3 1 0 0 1	0.1 H 3 1 0 0 1	0.1 H 3 1 0 0 1	0.1 H 3 1 0 0 1	0.1 H 3 1 0 0 1	0.1 H 3 1 0 0 1	0.1 H 3 1 0 0 1	0.1 H 3 1 0 0 1	0.1 H 3 1 0 0 1	0.1 H 3 1 0 0 1	0.1 H 3 1 0 0 1	0.1 H 3 1 0 0 1	0.1 H 3 1 0 0 1	0.00 6.000	0.00 6.000	0.00 6.000	
32 Brian Duensing, L (7, 1) ERA: 2.44	0.1 H 1 0 0 0 0	0.1 H 1 0 0 0 0	0.1 H 1 0 0 0 0	0.1 H 1 0 0 0 0	0.1 H 1 0 0 0 0	0.1 H 1 0 0 0 0	0.1 H 1 0 0 0 0	0.1 H 1 0 0 0 0	0.1 H 1 0 0 0 0	0.1 H 1 0 0 0 0	0.1 H 1 0 0 0 0	0.1 H 1 0 0 0 0	0.1 H 1 0 0 0 0	0.1 H 1 0 0 0 0	0.1 H 1 0 0 0 0	0.1 H 1 0 0 0 0	0.00 0.000	0.00 0.000	0.00 0.000	
46 Pedro Strop, R (7, 1) ERA: 2.42	1.1 H 4 0 0 0 1	1.1 H 4 0 0 0 1	1.1 H 4 0 0 0 1	1.1 H 4 0 0 0 1	1.1 H 4 0 0 0 1	1.1 H 4 0 0 0 1	1.1 H 4 0 0 0 1	1.1 H 4 0 0 0 1	1.1 H 4 0 0 0 1	1.1 H 4 0 0 0 1	1.1 H 4 0 0 0 1	1.1 H 4 0 0 0 1	1.1 H 4 0 0 0 1	1.1 H 4 0 0 0 1	1.1 H 4 0 0 0 1	1.1 H 4 0 0 0 1	0.00 0.000	0.00 0.000	0.00 0.000	

Batter	1	2	3	4	5	6	7	8	9	AB	R	H	RBI	BB	SO	LOB	TOP												
30 Jon Jay, L OBP: 0.392, SLG: 0.378 (1, 8)										4	0	1	1	0	1	2													
2 Tommy La Stella, L OBP: 0.304, SLG: 0.353 (7, 9)										3	0	0	0	0	1	2													
46 Pedro Strop, R OBP: 0.331, SLG: 0.402 (8, 8)										4	2	3	1	1	1	0													
17 Kris Bryant, R OBP: 0.405, SLG: 0.530 (1, 5)										4	0	0	0	1	0	3													
44 Anthony Rizzo, L OBP: 0.381, SLG: 0.496 (1, 3)										4	0	0	0	1	0	3													
20 Victor Caratini, S OBP: 0.265, SLG: 0.375 (1, 2)										5	1	1	0	0	2	4													
12 Kyle Schwarber, L OBP: 0.304, SLG: 0.427 (8, 8)										3	0	0	0	0	3	3													
5 Albert Almora Jr., R OBP: 0.331, SLG: 0.402 (8, 8)										2	0	1	0	0	0	1													
22 Jason Heyward, L OBP: 0.309, SLG: 0.389 (1, 9)										3	1	0	0	2	0	1													
9 Javier Báez, R OBP: 0.310, SLG: 0.491 (1, 6)										4	2	2	3	0	1	1													
49 Jake Arrieta, R OBP: 0.157, SLG: 0.240 (7, 1)										1	0	0	0	1	1	0													
6 Carl Edwards Jr., R OBP: 0.320, SLG: 0.496 (8, 4)										0	0	0	0	0	0	0													
8 Ian Happ, S OBP: 0.320, SLG: 0.496 (8, 4)										1	1	1	1	0	0	0													
Inning Stats	R: 1 H: 1 E: 0 K: 4 S: 13	L: 1 LOB: 2 BB: 1 P: 23	R: 1 H: 2 E: 0 K: 0 S: 12	H: 2 LOB: 1 BB: 0 P: 15	R: 0 H: 1 E: 0 K: 1 S: 7	H: 1 LOB: 0 BB: 0 P: 15	R: 0 H: 0 E: 0 K: 1 S: 7	H: 0 LOB: 0 BB: 0 P: 11	R: 0 H: 0 E: 0 K: 2 S: 12	H: 0 LOB: 2 BB: 2 P: 26	R: 0 H: 0 E: 0 K: 2 S: 10	H: 0 LOB: 0 BB: 0 P: 14	R: 4 H: 3 E: 0 K: 1 S: 17	H: 3 LOB: 0 BB: 1 P: 24	R: 1 H: 2 E: 1 K: 1 S: 16	H: 2 LOB: 1 BB: 0 P: 27	1B: 4 2B: 2 3B: 0 HR: 3	SF: 0 SAC: 1 DP: 0 HBP: 1	WP: 3 PB: 0 SB: 0 CS: 0	PA: 43									
PITCHER	IP WLS BF H R ER SO BB IBB HBP BLK WP HR S P ERA WHIP	52 Zack Godley, R ERA: 2.95 40 Andrew Chafin, L ERA: 2.38 29 Jorge De La Rosa, L ERA: 4.5 33 Jake Barrett, R ERA: 4.02 30 T.J. McFarland, L ERA: 3.92	5.2 L 27 4 2 2 8 4 0 1 0 3 0 59 106 3.18 1.412	1.1 4 0 0 2 0 0 0 0 0 0 12 17 0.00 0.000	0.0 1 1 1 1 0 0 0 0 0 0 2 2 ∞ ∞	1.2 10 4 4 4 2 0 1 0 0 0 3 27 42 21.60 2.400	0.1 1 0 0 0 0 0 0 0 0 0 0 4 7 0.00 0.000	PITCHER	IP WLS BF H R ER SO BB IBB HBP BLK WP HR S P ERA WHIP	6 David Peralta, L OBP: 0.359, SLG: 0.470 (1, 7)	8 Chris Iannetta, R OBP: 0.305, SLG: 0.474 (1, 2)	22 Jake Lamb, L OBP: 0.373, SLG: 0.529 (1, 5)	44 Paul Goldschmidt, R OBP: 0.433, SLG: 0.598 (1, 3)	28 J.D. Martinez, R OBP: 0.379, SLG: 0.621 (1, 9)	3 Daniel Descalso, L OBP: 0.339, SLG: 0.388 (1, 4)	4 Ketel Marte, S OBP: 0.359, SLG: 0.472 (1, 6)	5 Gregor Blanco, L OBP: 0.332, SLG: 0.379 30 T.J. McFarland, L OBP: 0.200, SLG: 0.200 10 Chris Herrmann, L OBP: 0.255, SLG: 0.333 (8, 8)	52 Zack Godley, R OBP: 0.116, SLG: 0.063 40 Andrew Chafin, R ERA: 3.61 29 Jorge De La Rosa, L ERA: 2.36 11 AJ Pollock, R OBP: 0.327, SLG: 0.456 33 Jake Barrett, R (8, 1)	6.0 H 3 0 0 0 2 3 0 0 0 0 0 59 9 1.50 1.000	1.0 3 0 0 0 1 0 0 0 0 0 8 11 0.00 0.000	0.1 1 0 0 0 1 0 0 0 0 0 3 4 0.00 0.000	0.2 5 1 1 1 2 2 0 0 0 0 0 1 10 20 13.50 4.500	PITCHER	IP WLS BF H R ER SO BB IBB HBP BLK WP HR S P ERA WHIP	49 Jake Arrieta, R ERA: 3.73 6 Carl Edwards Jr., R ERA: 3.61 46 Pedro Strop, R ERA: 2.36 32 Brian Duensing, L ERA: 2.42 71 Wade Davis, R ERA: 2.5	6.0 H 3 0 0 0 2 3 0 0 0 0 0 59 9 1.50 1.000	1.0 3 0 0 0 1 0 0 0 0 0 8 11 0.00 0.000	0.1 1 0 0 0 1 0 0 0 0 0 3 4 0.00 0.000	0.2 5 1 1 1 2 2 0 0 0 0 0 1 10 20 13.50 4.500

Chicago Cubs @ Arizona Diamondbacks
Chase Field, Phoenix, AZ
Sun Aug 13 2017, 1:11 PM - 4:22 PM MST
Att: 41,760 - Roof Closed - 76 F

AB	36
R	7
H	9
RBI	6
BB	5
SO	12
LOB	17



Chicago Cubs @ Arizona Diamondbacks
Chase Field, Phoenix, AZ
Sun Aug 13 2017, 1:11 PM - 4:22 PM MST
Att: 41,760 - Roof Closed - 76 F

AB	28
R	2
H	4
RBI	2
BB	5
SO	12
LOB	10



Batter	1	2	3	4	5	6	7	8	9	AB	R	H	RBI	BB	SO	LOB	TOP					
6 Billy Hamilton, S OBP: 0.296, SLG: 0.329	G5-3	F9	F9	F9	F9	F9	G5-3	FC1-4		5	0	1	2	0	0	2	Cincinnati Reds @ Chicago Cubs Wrigley Field, Chicago, IL Mon Aug 14 2017, 7:09 PM - 10:53 PM CDT Att: 40,263 - Cloudy - 77 F					
2 Zack Cozart, R OBP: 0.404, SLG: 0.581	FC4-6	BB				P3	F7	K2-3		3	0	0	0	2	1	1						
19 Joey Votto, L OBP: 0.447, SLG: 0.603	FC4-6	G1-3				G1-3				5	0	3	0	0	0	4						
23 Adam Duvali, R OBP: 0.313, SLG: 0.525	K					G1-3	F9			3	0	0	0	1	1	3						
7 Eugenio Suárez, R OBP: 0.372, SLG: 0.472						F7				2	2	0	0	3	0	3						
4 Scooter Gennett, L OBP: 0.341, SLG: 0.539						G6-3	L8			5	2	2	2	0	0	5						
39 Devin Mesoraco, R OBP: 0.321, SLG: 0.390										0	0	0	0	0	0	0						
16 Tucker Barnhart, L OBP: 0.340, SLG: 0.398										3	1	1	0	1	0	2						
3 Patrick Kivlehan, R OBP: 0.305, SLG: 0.418										4	0	1	0	0	1	3						
65 Asher Wojciechowski, R OBP: 0.077, SLG: 0.077										2	0	0	0	0	0	2						
41 Kevin Shackelford, R ERA: 6.75										1	0	0	0	0	0	0						
36 Blake Wood, R ERA: 4.37										0	0	0	0	0	0	0						
31 Drew Storen, S ERA: 3.75										0	0	0	0	0	0	0						
21 Michael Lorenzen, R ERA: 4.11										1	0	0	0	0	0	2						
9 José Pérez, R OBP: 0.296, SLG: 0.329										0	0	0	0	0	0	0						
Inning Stats	R: 0 E: 0 K: 1 S: 9	H: 0 LOB: 1 BB: 1 P: 18	R: 2 E: 1 K: 1 S: 18	H: 2 LOB: 3 BB: 2 P: 36	R: 0 E: 0 K: 0 S: 6	H: 0 LOB: 0 BB: 0 P: 12	R: 0 E: 0 K: 2 S: 10	H: 1 LOB: 1 BB: 0 P: 15	R: 0 E: 0 K: 0 S: 13	H: 0 LOB: 2 BB: 1 P: 24	R: 0 E: 0 K: 0 S: 9	H: 0 LOB: 0 BB: 0 P: 13	R: 0 E: 0 K: 0 S: 8	H: 1 LOB: 1 BB: 0 P: 12	R: 3 E: 0 K: 1 S: 18	H: 2 LOB: 1 BB: 1 P: 31	R: 0 E: 0 K: 0 S: 9	H: 1 LOB: 2 BB: 1 P: 19	1B: 6 2B: 1 3B: 0 HR: 1	SF: 0 SAC: 0 DP: 0 HBP: 2	WP: 0 PB: 0 SB: 0 CS: 1	PA: 43
PITCHER	IP WLS BF H R ER SO BB IBB HBP BLK WP HR S P ERA WHIP																					
62 Jose Quintana, L ERA: 4.33	5.0 W 24 4 2 1 4 4 0 0 2 0 0 0 56 105 1.80 1.600																					
38 Mike Montgomery, L ERA: 3.52	2.2 13 3 3 3 0 2 0 0 0 0 1 32 51 10.12 1.875																					
52 Justin Grimm, R ERA: 5.1	1.1 6 1 0 0 1 1 0 0 0 0 0 12 24 0.00 1.500																					

AB	34
R	5
H	8
RBI	4
BB	7
SO	5
LOB	29



Batter	1	2	3	4	5	6	7	8	9	AB	R	H	RBI	BB	SO	LOB	BOTTOM			
30 Jon Jay, L OBP: 0.388, SLG: 0.394	17 2B 44 1B					F8		F8		5	3	3	1	1	0	0	Cincinnati Reds @ Chicago Cubs Wrigley Field, Chicago, IL Mon Aug 14 2017, 7:09 PM - 10:53 PM CDT Att: 40,263 - Cloudy - 77 F			
2 Tommy La Stella, L OBP: 0.422, SLG: 0.493	F9					L8				5	2	3	2	0	0	1				
17 Kris Bryant, R OBP: 0.407, SLG: 0.539										4	2	2	2	1	1	5				
8 Ian Happ, S OBP: 0.323, SLG: 0.496	44 1B									0	0	0	0	0	0	0				
44 Anthony Rizzo, L OBP: 0.384, SLG: 0.505										5	1	3	5	0	1	3				
20 Victor Caratini, S OBP: 0.257, SLG: 0.364										1	0	0	0	0	0	2				
12 Kyle Schwarber, L OBP: 0.310, SLG: 0.428	K									2	1	1	1	1	1	1				
13 Alex Avila, L OBP: 0.383, SLG: 0.473	F8									5	0	0	0	0	1	8				
22 Jason Heyward, L OBP: 0.314, SLG: 0.390										4	3	2	0	1	0	0				
9 Javier Báez, R OBP: 0.312, SLG: 0.498										5	2	2	2	0	2	1				
62 Jose Quintana, R OBP: 0.077, SLG: 0.083										3	0	0	0	0	2	1				
38 Mike Montgomery, L OBP: 0.125, SLG: 0.375										1	1	1	2	0	0	0				
52 Justin Grimm, R ERA: 5.1										1	0	0	0	0	0	0				
Inning Stats	R: 2 E: 0 K: 1 S: 14	H: 3 LOB: 1 BB: 0 P: 19	R: 0 E: 0 K: 1 S: 9	H: 0 LOB: 0 BB: 0 P: 13	R: 0 E: 0 K: 1 S: 18	H: 2 LOB: 3 BB: 0 P: 25	R: 5 E: 0 K: 3 S: 24	H: 5 LOB: 1 BB: 1 P: 35	R: 0 E: 0 K: 1 S: 6	H: 0 LOB: 0 BB: 0 P: 8	R: 0 E: 0 K: 1 S: 9	H: 0 LOB: 1 BB: 1 P: 16	R: 6 E: 1 K: 0 S: 24	H: 5 LOB: 2 BB: 1 P: 34	R: 2 E: 0 K: 0 S: 13	H: 2 LOB: 2 BB: 1 P: 21	1B: 10 2B: 3 3B: 1 HR: 3	SF: 1 SAC: 0 DP: 0 HBP: 3	WP: 0 PB: 0 SB: 0 CS: 0	PA: 49
PITCHER	IP WLS BF H R ER SO BB IBB HBP BLK WP HR S P ERA WHIP																			
65 Asher Wojciechowski, R ERA: 5.21	3.2 L 22 5 0 0 0 2 1 0 0 0 0 0 2 60 17.18 2.727																			
41 Kevin Shackelford, R ERA: 6.75	1.1 5 0 0 0 0 2 1 0 0 0 0 0 11 17 0.00 0.750																			
36 Blake Wood, R ERA: 4.37	1.0 4 0 0 0 0 1 1 0 0 0 0 0 9 16 0.00 1.000																			
31 Drew Storen, R ERA: 3.75	0.2 9 4 6 3 0 0 0 1 1 0 0 0 21 29 40.50 6.000																			
21 Michael Lorenzen, R ERA: 4.11	0.1 2 1 0 0 0 0 0 0 0 0 0 0 3 5 0.00 3.000																			

AB	41
R	15
H	17
RBI	15
BB	4
SO	8
LOB	22



Batter	1	2	3	4	5	6	7	8	9	AB	R	H	RBI	BB	SO	LOB	TOP								
6 Billy Hamilton, S OBP: 0.297, SLG: 0.330										5	0	2	1	0	3	2	Cincinnati Reds @ Chicago Cubs Wrigley Field, Chicago, IL Tue Aug 15 2017, 7:08 PM - 10:12 PM CDT Att: 36,698 - Partly Cloudy - 74 F								
2 Zack Cozart, R OBP: 0.401, SLG: 0.575										5	0	1	0	0	0	2									
19 Joey Votto, L OBP: 0.448, SLG: 0.600										2	1	0	0	3	2	2									
23 Adam Duvall, R OBP: 0.312, SLG: 0.522										4	0	1	0	0	1	3									
4 Scooter Gennett, L OBP: 0.340, SLG: 0.536										2	0	0	1	1	0	3									
26 Raisel Iglesias, R OBP: 1.000, SLG: 2.000										0	0	0	0	0	0	0									
7 Eugenio Suárez, R OBP: 0.373, SLG: 0.471										3	0	1	0	1	1	1									
33 Jesse Winker, L OBP: 0.370, SLG: 0.413										3	1	2	0	1	1	2									
16 Tucker Barnhart, L OBP: 0.336, SLG: 0.393										4	0	0	0	0	1	4									
58 Luis Castillo, R OBP: 0.091, SLG: 0.091										2	0	0	0	0	0	0									
3 Patrick Kivlehan, R ERA: 3.45										1	0	0	0	0	1	2									
21 Michael Lorenzen, R OBP: 0.111, SLG: 0.444										0	0	0	0	0	0	0									
53 Wandy Peralta, L ERA: 2.51										1	0	1	0	0	0	0									
9 José Peraza, R OBP: 0.258, SLG: 0.333										1	0	1	0	0	0	0									
Inning Stats	R: 0 E: 0 K: 2 S: 11	H: 1 LOB: 2 BB: 1 P: 17	R: 0 E: 0 K: 1 S: 8	H: 1 LOB: 0 BB: 0 P: 10	R: 0 E: 0 K: 1 S: 8	H: 0 LOB: 0 BB: 0 P: 11	R: 0 E: 0 K: 2 S: 12	H: 1 LOB: 2 BB: 1 P: 17	R: 0 E: 0 K: 0 S: 10	H: 0 LOB: 0 BB: 0 P: 13	R: 0 E: 0 K: 0 S: 10	H: 0 LOB: 1 BB: 1 P: 17	R: 0 E: 0 K: 3 S: 15	H: 1 LOB: 2 BB: 1 P: 22	R: 1 E: 0 K: 0 S: 12	H: 1 LOB: 1 BB: 1 P: 22	R: 1 E: 0 K: 1 S: 16	H: 2 LOB: 2 BB: 1 P: 25	1B: 7 2B: 1 3B: 0 HR: 0	SF: 1 DP: 1 HBP: 0	WP: 1 PB: 0 SB: 2 CS: 0	PA: 40			
PITCHER	IP	WLS	BF	H	R	ER	SO	BB	IBB	HBP	BLK	WP	HR	S	P	ERA	WHIP								
28 Kyle Hendricks, R	(1.1)	6.0	25	5	0	0	6	4	0	0	0	0	0	61	93	0.00	1.500								
6 Carl Edwards Jr., R	(7.1)	1.0	3	0	0	0	3	0	0	0	0	1	0	11	14	0.00	0.000								
46 Pedro Strop, R	(8.1)	1.0	L	5	1	1	1	1	0	0	0	0	0	12	22	9.00	2.000								
37 Justin Wilson, L	(9.1)	1.0		6	2	1	1	1	0	0	0	0	0	16	25	9.00	3.000								

AB	32
R	2
H	8
RBI	2
BB	6
SO	10
LOB	21



Batter	1	2	3	4	5	6	7	8	9	AB	R	H	RBI	BB	SO	LOB	BOTTOM								
30 Jon Jay, L OBP: 0.394, SLG: 0.388										4	0	0	0	1	2	2	Cincinnati Reds @ Chicago Cubs Wrigley Field, Chicago, IL Tue Aug 15 2017, 7:08 PM - 10:12 PM CDT Att: 36,698 - Partly Cloudy - 74 F								
2 Tommy La Stella, L OBP: 0.419, SLG: 0.478										2	0	0	0	1	0	0									
8 Ian Happ, S OBP: 0.321, SLG: 0.494										1	0	0	0	0	1	2									
37 Justin Wilson, L ERA: 2.51										0	0	0	0	0	0	0									
13 Alex Avila, L OBP: 0.382, SLG: 0.471										1	0	0	0	0	1	2									
17 Kris Bryant, R OBP: 0.405, SLG: 0.535										3	0	0	0	1	0	3									
44 Anthony Rizzo, L OBP: 0.384, SLG: 0.504										3	0	1	0	0	1	0									
20 Victor Caratini, S OBP: 0.256, SLG: 0.351										4	0	1	0	0	3	5									
5 Albert Almora Jr., R OBP: 0.335, SLG: 0.405										3	0	2	0	0	0	0									
12 Kyle Schwarber, L OBP: 0.312, SLG: 0.429										1	1	1	0	0	0	0									
22 Jason Heyward, L OBP: 0.313, SLG: 0.389										4	0	1	0	0	0	2									
9 Javier Báez, R OBP: 0.309, SLG: 0.494										3	0	0	0	0	1	1									
28 Kyle Hendricks, R OBP: 0.099, SLG: 0.099										2	0	0	0	0	2	0									
6 Carl Edwards Jr., R ERA: 3.38										0	0	0	0	0	0	0									
46 Pedro Strop, R OBP: 0.313, SLG: 0.355										1	0	1	1	1	0	0									
Inning Stats	R: 0 E: 0 K: 2 S: 13	H: 1 LOB: 2 BB: 1 P: 21	R: 0 E: 0 K: 0 S: 5	H: 0 LOB: 0 BB: 0 P: 9	R: 0 E: 0 K: 1 S: 10	H: 0 LOB: 1 BB: 1 P: 15	R: 0 E: 0 K: 1 S: 9	H: 1 LOB: 0 BB: 0 P: 12	R: 0 E: 0 K: 2 S: 9	H: 0 LOB: 0 BB: 0 P: 12	R: 0 E: 0 K: 1 S: 9	H: 0 LOB: 0 BB: 0 P: 11	R: 0 E: 0 K: 0 S: 10	H: 2 LOB: 1 BB: 0 P: 12	R: 0 E: 0 K: 2 S: 11	H: 0 LOB: 3 BB: 2 P: 25	R: 1 E: 0 K: 2 S: 21	H: 3 LOB: 2 BB: 0 P: 27	1B: 7 2B: 0 3B: 0 HR: 0	SF: 0 DP: 0 HBP: 1	WP: 0 PB: 0 SB: 0 CS: 0	PA: 38			
PITCHER	IP	WLS	BF	H	R	ER	SO	BB	IBB	HBP	BLK	WP	HR	S	P	ERA	WHIP								
58 Luis Castillo, R	(1.1)	6.0	22	2	0	0	7	2	0	0	0	0	0	55	80	0.00	0.667								
21 Michael Lorenzen, R ERA: 4.04	(7.1)	1.0	W	4	2	0	0	0	0	0	0	0	0	10	12	0.00	2.000								
53 Wandy Peralta, L ERA: 3.08	(8.1)	0.1	H	3	0	0	1	2	0	0	0	0	0	6	15	0.00	6.000								
26 Raisel Iglesias, R ERA: 1.97	(8.1)	1.2	S	9	3	1	3	0	0	1	0	0	0	26	37	5.40	1.800								

AB	32
R	1
H	7
RBI	1
BB	4
SO	11
LOB	17



Batter	1	2	3	4	5	6	7	8	9	AB	R	H	RBI	BB	SO	LOB	TOP					
6 Billy Hamilton, S OBP: 0.298, SLG: 0.330	F9	9 1B 19 HR	G5-3		G6-3		K		K	5	1	0	0	1	2	4						
9 José Peraza, R OBP: 0.300, SLG: 0.332	G5-3	19 HR 1B	K		G5-3		G5-3	23 F9 7 BB FC6-4	19 HR 1B	5	2	2	3	1	1	1						
19 Joey Votto, L OBP: 0.448, SLG: 0.601	L7	19 HR 1B		4 FC4-6 7 HBP 1B	G1		G1	7 FC6-4 BB	G3-1	5	1	2	3	1	0	2						
23 Adam Duvall, R OBP: 0.313, SLG: 0.526				K	F9		F9	F9		5	2	1	0	0	1	3						
7 Eugenio Suárez, R OBP: 0.377, SLG: 0.477								27 HR BB	FC6-4 4 S	3	3	2	2	1	0	1						
4 Scooter Gennett, L OBP: 0.340, SLG: 0.529					FC4-6		K	G3-1		4	1	1	1	1	1	4						
27 Phillip Ervin, R OBP: 0.600, SLG: 1.375					F8			HR		4	3	3	4	1	0	2						
32 Stuart Turner, R OBP: 0.218, SLG: 0.294									32 SH2-3 9 1B BB	4	0	1	0	0	1	2						
37 Scott Feldman, L OBP: 0.297, SLG: 0.295										1	0	0	0	0	0	2						
21 Michael Lorenzen, R OBP: 0.300, SLG: 0.600										1	0	0	0	0	1	0						
31 Drew Storen, S ERA: 3.64										0	0	0	0	0	0	0						
2 Zack Cozart, R OBP: 0.371, SLG: 0.550										0	0	0	0	0	0	0						
46 Tim Lincecum, R OBP: 0.377, SLG: 0.507										0	0	0	0	0	0	0						
53 Wandy Peralta, L OBP: 0.377, SLG: 0.507										0	0	0	0	0	0	0						
33 Jesse Winker, L OBP: 0.377, SLG: 0.507										0	0	0	0	0	0	0						
26 Raisel Iglesias, R OBP: 0.268, SLG: 0.200										0	0	0	0	0	0	0						
Inning Stats	R: 0 E: 0 K: 0 S: 4	H: 0 LOB: 0 BB: 0 P: 6	R: 9 E: 1 K: 0 S: 27	H: 8 LOB: 2 BB: 2 P: 47	R: 0 E: 0 K: 1 S: 8	H: 1 LOB: 1 BB: 0 P: 14	R: 0 E: 0 K: 1 S: 13	H: 1 LOB: 2 BB: 0 P: 19	R: 0 E: 0 K: 2 S: 9	H: 0 LOB: 0 BB: 0 P: 13	R: 0 E: 0 K: 0 S: 6	H: 0 LOB: 1 BB: 0 P: 8	R: 2 E: 0 K: 2 S: 19	H: 1 LOB: 1 BB: 2 P: 36	R: 1 E: 0 K: 0 S: 8	H: 0 LOB: 1 BB: 2 P: 20	R: 1 E: 0 K: 1 S: 14	H: 1 LOB: 2 BB: 2 P: 28	1B: 8 2B: 2 3B: 0 HR: 2	SF: 0 SAC: 2 DP: 0 HBP: 1	WP: 0 PB: 0 SB: 2 CS: 0	PA: 48
PITCHER	IP	WLS	BF	H	R	ER	SO	BB	IBB	HBP	BLK	WP	HR	S	P	ERA	WHIP					
34 Jon Lester, L ERA: 4.37	1.2		14	7	9	7	0	1	0	0	0	0	1	28	46	37.80	4.800					
38 Mike Montgomery, R ERA: 3.64	4.1		17	3	0	0	4	1	0	1	0	0	0	39	61	0.00	0.923					
52 Justin Grimm, R ERA: 5.4	1.0	L	6	1	2	2	0	2	0	0	0	0	1	19	36	18.00	3.000					
37 Justin Wilson, L ERA: 3.15	0.0		2	0	1	1	0	2	0	0	0	0	0	8	8	∞	∞					
32 Brian Duensing, L ERA: 2.52	1.0		3	0	0	0	0	0	0	0	0	0	0	8	12	0.00	0.000					

Cincinnati Reds @ Chicago Cubs
Wrigley Field, Chicago, IL
Thu Aug 17 2017, 1:22 PM - 5:07 PM CDT
Att: 38,675 - Partly Cloudy - 83 F

AB 37
R 13
H 12
RBI 13
BB 8
SO 7
LOB 21



Batter	1	2	3	4	5	6	7	8	9	AB	R	H	RBI	BB	SO	LOB	BOTTOM					
30 Jon Jay, L OBP: 0.393, SLG: 0.382	G4-3		G5-3	L7		12 1B BB		K		4	0	0	0	1	1	0						
12 Kyle Schwarber, L OBP: 0.321, SLG: 0.442			F8		HR			P3		5	1	3	1	0	0	0						
17 Kris Bryant, R OBP: 0.404, SLG: 0.536	L8			HR	44 2B HBP		L1-3		K	4	2	1	1	0	1	3						
44 Anthony Rizzo, L OBP: 0.387, SLG: 0.518	F8			13 HR 2B	18 G3-1 13 2B 2B		K		18 WP 1B	5	2	3	1	0	1	1						
18 Ben Zobrist, S OBP: 0.313, SLG: 0.358	G3		L8		G3-1		8 SF7 3B		K	5	1	1	0	0	1	3						
13 Alex Avila, L OBP: 0.384, SLG: 0.484	L8			HR	2B		BB		K	4	1	2	3	1	1	1						
8 Ian Happ, S OBP: 0.319, SLG: 0.512	HR			HR	HR		SF7			3	2	2	3	0	1	1						
9 Javier Báez, R OBP: 0.308, SLG: 0.500	G3			HR	G4-3		K			4	1	1	1	0	1	2						
34 Jon Lester, L ERA: 4.77	3.2		18	7	6	1	0	0	0	0	0	0	0	0	0	0						
21 Michael Lorenzen, R ERA: 4.38	1.1		8	3	3	3	1	0	0	1	0	0	0	0	0	0						
31 Drew Storen, R ERA: 3.61	1.0	W	4	1	0	0	1	1	0	0	0	0	0	0	0	0						
46 Tim Lincecum, R ERA: 5.38	1.0	H	5	1	1	1	2	1	0	0	0	0	0	0	0	0						
53 Wandy Peralta, L ERA: 3.11	1.0	H	3	0	0	0	2	0	0	0	0	0	0	0	0	0						
Inning Stats	R: 0 E: 0 K: 0 S: 5	H: 1 LOB: 1 BB: 0 P: 9	R: 1 E: 0 K: 0 S: 7	H: 1 LOB: 0 BB: 0 P: 11	R: 0 E: 0 K: 1 S: 8	H: 0 LOB: 0 BB: 0 P: 11	R: 5 E: 0 K: 0 S: 15	H: 5 LOB: 0 BB: 0 P: 23	R: 3 E: 0 K: 1 S: 18	H: 3 LOB: 1 BB: 0 P: 29	R: 0 E: 0 K: 1 S: 10	H: 1 LOB: 1 BB: 1 P: 16	R: 1 E: 0 K: 2 S: 12	H: 1 LOB: 1 BB: 1 P: 23	R: 0 E: 0 K: 2 S: 10	H: 0 LOB: 0 BB: 0 P: 17	R: 0 E: 0 K: 3 S: 12	H: 1 LOB: 1 BB: 0 P: 16	1B: 3 2B: 4 3B: 1 HR: 6	SF: 0 SAC: 0 DP: 1 HBP: 1	WP: 1 PB: 0 SB: 0 CS: 0	PA: 42
PITCHER	IP	WLS	BF	H	R	ER	SO	BB	IBB	HBP	BLK	WP	HR	S	P	ERA	WHIP					
37 Scott Feldman, R ERA: 4.77	3.2		18	7	6	1	0	0	0	0	0	0	0	0	0	14.73	1.909					
21 Michael Lorenzen, R ERA: 4.38	1.1		8	3	3	3	1	0	0	0	0	0	1	19	31	20.25	2.250					
31 Drew Storen, R ERA: 3.61	1.0	W	4	1	0	0	1	1	0	0	0	0	0	0	0	0.00	2.000					
46 Tim Lincecum, R ERA: 5.38	1.0	H	5	1	1	1	2	1	0	0	0	0	0	0	0	9.00	2.000					
53 Wandy Peralta, L ERA: 3.11	1.0	H	3	0	0	0	2	0	0	0	0	0	0	0	0	0.00	0.000					

Cincinnati Reds @ Chicago Cubs
Wrigley Field, Chicago, IL
Thu Aug 17 2017, 1:22 PM - 5:07 PM CDT
Att: 38,675 - Partly Cloudy - 83 F

AB 38
R 10
H 13
RBI 10
BB 2
SO 10
LOB 11



Batter	1	2	3	4	5	6	7	8	9	AB	R	H	RBI	BB	SO	LOB	TOP			
19 José Bautista, R OBP: 0.323, SLG: 0.394										5	0	1	0	0	1	2	Toronto Blue Jays @ Chicago Cubs Wrigley Field, Chicago, IL Fri Aug 18 2017, 1:24 PM - 4:24 PM CDT Att: 41,814 - Partly Cloudy - 80 F			
20 Josh Donaldson, R OBP: 0.394, SLG: 0.536										4	0	0	0	1	2	1				
14 Justin Smoak, S OBP: 0.372, SLG: 0.581										4	1	2	0	0	1	1				
28 Steve Pearce, R OBP: 0.339, SLG: 0.467										4	1	2	1	0	1	2				
47 Miguel Montero, L OBP: 0.323, SLG: 0.362										4	1	2	0	0	0	2				
11 Kevin Pillar, R OBP: 0.300, SLG: 0.401										4	1	2	1	0	1	2				
17 Ryan Goins, L OBP: 0.268, SLG: 0.329										4	0	1	2	0	1	3				
18 Darwin Barney, R OBP: 0.266, SLG: 0.291										2	0	0	0	0	0	0				
3 Ezequiel Carrera, L OBP: 0.364, SLG: 0.443										1	0	0	0	1	0	1				
52 Ryan Tepera, R										0	0	0	0	0	0	0				
33 J.A. Happ, L										2	0	0	0	0	1	0				
62 Aaron Loup, L										0	0	0	0	0	0	0				
8 Kendrys Morales, S OBP: 0.306, SLG: 0.440										1	0	0	0	0	0	2				
58 Tim Mayza, L										0	0	0	0	0	0	0				
23 Norichika Aoki, L OBP: 0.314, SLG: 0.372										1	0	0	0	0	0	0				
Inning Stats	R: 1 E: 0 K: 0 S: 13	H: 2 LOB: 1 BB: 0 P: 22	R: 0 E: 0 K: 2 S: 7	H: 0 LOB: 0 BB: 0 P: 10	R: 0 E: 0 K: 2 S: 8	H: 1 LOB: 1 BB: 0 P: 12	R: 0 E: 0 K: 0 S: 10	H: 2 LOB: 2 BB: 0 P: 10	R: 0 E: 0 K: 2 S: 10	H: 0 LOB: 0 BB: 0 P: 18	R: 0 E: 0 K: 1 S: 11	H: 1 LOB: 2 BB: 1 P: 19	R: 3 E: 0 K: 0 S: 13	H: 4 LOB: 1 BB: 0 P: 18	R: 0 E: 0 K: 1 S: 11	H: 0 LOB: 0 BB: 0 P: 17	1B: 7 2B: 4 3B: 0 HR: 0	SF: 0 SAC: 0 DP: 1 HBP: 0	WP: 0 PB: 0 SB: 0 CS: 1	PA: 38
PITCHER	IP WLS BF H R ER SO BB IBB HBP BLK WP HR S P ERA WHIP																			
49 Jake Arrieta, R ERA: 3.63	(1.1) 6.1 W 26 6 1 1 6 2 0 0 0 0 0 0 61 93 1.42 1.263																			
6 Carl Edwards Jr., R ERA: 3.62	(7.1) 0.2 H 2 0 0 0 1 0 0 0 0 0 0 0 7 10 0.00 0.000																			
46 Pedro Strop, R ERA: 3.02	(8.1) 1.0 7 4 3 3 0 0 0 0 0 0 0 13 18 27.00 4.000																			
71 Wade Davis, R ERA: 2.38	(9.1) 1.0 S 3 0 0 0 1 0 0 0 0 0 0 0 11 17 0.00 0.000																			

Batter	1	2	3	4	5	6	7	8	9	AB	R	H	RBI	BB	SO	LOB	BOTTOM			
5 Albert Almora Jr., R OBP: 0.338, SLG: 0.518										5	1	2	1	0	2	2	Toronto Blue Jays @ Chicago Cubs Wrigley Field, Chicago, IL Fri Aug 18 2017, 1:24 PM - 4:24 PM CDT Att: 41,814 - Partly Cloudy - 80 F			
17 Kris Bryant, R OBP: 0.402, SLG: 0.534										5	1	1	0	0	1	2				
44 Anthony Rizzo, L OBP: 0.388, SLG: 0.518										4	0	2	2	0	1	0				
18 Ben Zobrist, S OBP: 0.315, SLG: 0.361										3	1	1	0	1	0	2				
8 Ian Happ, S OBP: 0.315, SLG: 0.504										4	0	0	0	0	4	4				
20 Victor Caratini, S OBP: 0.318, SLG: 0.415										3	1	3	0	1	0	0				
22 Jason Heyward, L OBP: 0.311, SLG: 0.383										4	2	1	1	0	1	4				
9 Javier Báez, R OBP: 0.310, SLG: 0.509										4	1	2	3	0	1	1				
49 Jake Arrieta, R OBP: 0.167, SLG: 0.245	(1.1) 5.0 L 25 5 0 0 0 1 0 0 0 0 0 0 63 103 9.00 2.000																			
6 Carl Edwards Jr., R ERA: 4.37	(7.1) 1.0 4 1 0 0 1 0 0 0 0 0 0 11 13 0.00 1.000																			
46 Pedro Strop, R ERA: 6.0	(8.1) 1.1 7 3 2 2 2 1 0 0 0 0 0 1 16 25 13.50 3.000																			
30 Jon Jay, L OBP: 0.365, SLG: 0.382	(9.1) 0.2 2 0 0 0 0 0 0 0 0 0 0 2 2 0.00 0.000																			
71 Wade Davis, R ERA: 3.19	(9.1) 0.2 2 0 0 0 0 0 0 0 0 0 0 2 2 0.00 0.000																			
Inning Stats	R: 0 E: 0 K: 2 S: 11	H: 0 LOB: 0 BB: 0 P: 17	R: 3 E: 0 K: 1 S: 14	H: 4 LOB: 2 BB: 1 P: 28	R: 0 E: 0 K: 1 S: 10	H: 1 LOB: 1 BB: 0 P: 16	R: 0 E: 0 K: 2 S: 9	H: 1 LOB: 1 BB: 0 P: 13	R: 2 E: 0 K: 2 S: 19	H: 3 LOB: 2 BB: 1 P: 29	R: 0 E: 0 K: 1 S: 11	H: 1 LOB: 1 BB: 0 P: 13	R: 0 E: 0 K: 0 S: 9	H: 2 LOB: 1 BB: 1 P: 14	R: 2 E: 0 K: 0 S: 9	H: 2 LOB: 1 BB: 1 P: 14	1B: 9 2B: 3 3B: 0 HR: 1	SF: 0 SAC: 0 DP: 0 HBP: 0	WP: 0 PB: 0 SB: 1 CS: 1	PA: 38
PITCHER	IP WLS BF H R ER SO BB IBB HBP BLK WP HR S P ERA WHIP																			
33 J.A. Happ, L ERA: 3.9	(1.1) 5.0 L 25 5 0 0 0 1 0 0 0 0 0 0 63 103 9.00 2.000																			
62 Aaron Loup, L ERA: 4.37	(6.1) 1.0 4 1 0 0 1 0 0 0 0 0 0 11 13 0.00 1.000																			
58 Tim Mayza, L ERA: 6.0	(7.1) 1.1 7 3 2 2 2 1 0 0 0 0 0 1 16 25 13.50 3.000																			
52 Ryan Tepera, R ERA: 3.19	(8.1) 0.2 2 0 0 0 0 0 0 0 0 0 0 2 2 0.00 0.000																			

AB	36
R	4
H	10
RBI	4
BB	2
SO	8
LOB	16



WP	0
PB	0
SB	0
CS	1

Batter	1	2	3	4	5	6	7	8	9	AB	R	H	RBI	BB	SO	LOB	TOP											
19 José Bautista, R OBP: 0.321, SLG: 0.391										4	0	0	0	0	3	1	Toronto Blue Jays @ Chicago Cubs Wrigley Field, Chicago, IL Sat Aug 19 2017, 1:24 PM - 4:31 PM CDT Att: 41,568 - Sunny - 79 F											
20 Josh Donaldson, R OBP: 0.392, SLG: 0.530										3	0	0	0	1	0	0												
14 Justin Smoak, S OBP: 0.369, SLG: 0.575										4	0	0	0	0	1	1												
28 Steve Pearce, R OBP: 0.342, SLG: 0.472										4	1	2	0	0	2	1												
11 Kevin Pillar, R OBP: 0.302, SLG: 0.402										4	1	2	1	0	0	1												
18 Darwin Barney, R OBP: 0.287, SLG: 0.296										3	1	1	0	0	0	1												
8 Kendrys Morales, S OBP: 0.305, SLG: 0.439										1	0	0	0	0	0	1												
3 Ezequiel Carrera, L OBP: 0.364, SLG: 0.443										0	0	0	0	0	0	0												
51 Dominic Leone, R OBP: 0.313, SLG: 0.370										0	0	0	0	0	0	0												
1 Raffy Lopez, L OBP: 0.260, SLG: 0.105										3	0	1	2	0	1	2												
50 Matt Dermody, R OBP: 0.313, SLG: 0.370										0	0	0	0	0	0	0												
23 Norichika Aoki, L OBP: 0.313, SLG: 0.370										1	0	0	0	0	0	0												
39 Rob Refsnyder, R OBP: 0.260, SLG: 0.231										1	0	0	0	1	0	1												
17 Ryan Goins, L OBP: 0.266, SLG: 0.327										2	0	0	0	0	1	0												
48 Nick Tevesch, R OBP: 0.319, SLG: 0.357										2	0	0	0	0	2	4												
24 Danny Barnes, L OBP: 0.319, SLG: 0.357										0	0	0	0	0	0	0												
47 Miguel Montero, L OBP: 0.319, SLG: 0.357										2	0	0	0	0	1	0												
Inning Stats	R: 0 K: 2 S: 9	H: 0 BB: 0 P: 13	R: 0 K: 2 S: 12	H: 1 BB: 1 P: 13	R: 0 K: 1 S: 14	H: 0 BB: 1 P: 24	R: 2 K: 2 S: 16	H: 3 BB: 0 P: 24	R: 0 K: 1 S: 10	H: 0 BB: 0 P: 15	R: 0 K: 0 S: 8	H: 0 BB: 0 P: 13	R: 0 K: 3 S: 16	H: 0 BB: 0 P: 20	R: 1 K: 0 S: 11	H: 2 BB: 0 P: 17	R: 0 K: 0 S: 8	H: 0 BB: 0 P: 10	1B: 4 2B: 2 3B: 0 HR: 0	SF: 0 SAC: 0 DP: 0 HBP: 0	WP: 0 PB: 0 SB: 1 CS: 0	PA: 36						
PITCHER	IP: 6.0 WLS: W BF: 25 ERA: 4.27	IP: 1.0 WLS: H BF: 3 ERA: 4.24	IP: 1.0 WLS: H BF: 5 ERA: 4.6	IP: 1.0 WLS: S BF: 3 ERA: 2.32	IP: 6.0 WLS: W BF: 25 ERA: 4.27	IP: 1.0 WLS: H BF: 3 ERA: 4.24	IP: 1.0 WLS: H BF: 5 ERA: 4.6	IP: 1.0 WLS: S BF: 3 ERA: 2.32	IP: 6.0 WLS: W BF: 25 ERA: 4.27	IP: 1.0 WLS: H BF: 3 ERA: 4.24	IP: 1.0 WLS: H BF: 5 ERA: 4.6	IP: 1.0 WLS: S BF: 3 ERA: 2.32	IP: 6.0 WLS: W BF: 25 ERA: 4.27	IP: 1.0 WLS: H BF: 3 ERA: 4.24	IP: 1.0 WLS: H BF: 5 ERA: 4.6	IP: 1.0 WLS: S BF: 3 ERA: 2.32	IP: 6.0 WLS: W BF: 25 ERA: 4.27	IP: 1.0 WLS: H BF: 3 ERA: 4.24	IP: 1.0 WLS: H BF: 5 ERA: 4.6	IP: 1.0 WLS: S BF: 3 ERA: 2.32	IP: 6.0 WLS: W BF: 25 ERA: 4.27	IP: 1.0 WLS: H BF: 3 ERA: 4.24	IP: 1.0 WLS: H BF: 5 ERA: 4.6	IP: 1.0 WLS: S BF: 3 ERA: 2.32	IP: 6.0 WLS: W BF: 25 ERA: 4.27	IP: 1.0 WLS: H BF: 3 ERA: 4.24	IP: 1.0 WLS: H BF: 5 ERA: 4.6	IP: 1.0 WLS: S BF: 3 ERA: 2.32

AB	34
R	3
H	6
RBI	3
BB	2
SO	11
LOB	13



Batter	1	2	3	4	5	6	7	8	9	AB	R	H	RBI	BB	SO	LOB	BOTTOM											
30 Jon Jay, L OBP: 0.394, SLG: 0.378										3	1	0	0	1	2	2	Toronto Blue Jays @ Chicago Cubs Wrigley Field, Chicago, IL Sat Aug 19 2017, 1:24 PM - 4:31 PM CDT Att: 41,568 - Sunny - 79 F											
12 Kyle Schwarber, L OBP: 0.518, SLG: 0.438										3	0	0	0	0	2	1												
5 Albert Almora Jr., R OBP: 0.337, SLG: 0.406										1	1	1	0	0	0	0												
17 Kris Bryant, R OBP: 0.403, SLG: 0.535										3	0	1	0	0	0	1												
44 Anthony Rizzo, L OBP: 0.389, SLG: 0.517										3	0	1	1	1	0	1												
8 Ian Happ, S OBP: 0.321, SLG: 0.517										3	2	2	2	1	0	1												
13 Alex Avila, L OBP: 0.382, SLG: 0.480										4	0	1	0	0	1	4												
22 Jason Heyward, L OBP: 0.311, SLG: 0.382										4	0	1	0	0	1	2												
9 Javier Báez, R OBP: 0.312, SLG: 0.507										3	0	1	1	1	2	1												
62 Jose Quintana, R OBP: 0.071, SLG: 0.077										1	0	0	0	0	0	1												
18 Ben Zobrist, S OBP: 0.314, SLG: 0.360										1	0	0	0	0	0	1												
60 Félix Peña, R OBP: 0.314, SLG: 0.360										0	0	0	0	0	0	0												
56 Héctor Rondón, R OBP: 0.314, SLG: 0.360										0	0	0	0	0	0	0												
71 Wade Davis, R ERA: 2.62										0	0	0	0	0	0	0												
Inning Stats	R: 1 K: 0 S: 11	H: 1 BB: 2 P: 24	R: 0 K: 1 S: 10	H: 1 BB: 0 P: 14	R: 0 K: 2 S: 11	H: 1 BB: 0 P: 18	R: 1 K: 1 S: 8	H: 2 BB: 1 P: 17	R: 0 K: 1 S: 6	H: 0 BB: 0 P: 7	R: 1 K: 0 S: 20	H: 1 BB: 1 P: 29	R: 1 K: 0 S: 7	H: 2 BB: 0 P: 14	R: 0 K: 2 S: 15	H: 0 BB: 0 P: 21	1B: 6 2B: 2 3B: 0 HR: 1	SF: 0 SAC: 1 DP: 2 HBP: 1	WP: 0 PB: 0 SB: 0 CS: 0	PA: 35								
PITCHER	IP: 3.2 WLS: L BF: 18 ERA: 5.17	IP: 2.0 WLS: L BF: 8 ERA: 2.69	IP: 2.0 WLS: 8 BF: 2 ERA: 10.29	IP: 0.1 WLS: 1 BF: 0 ERA: 2.62	IP: 3.2 WLS: W BF: 25 ERA: 4.27	IP: 1.0 WLS: H BF: 3 ERA: 4.24	IP: 1.0 WLS: H BF: 5 ERA: 4.6	IP: 1.0 WLS: S BF: 3 ERA: 2.32	IP: 3.2 WLS: W BF: 25 ERA: 4.27	IP: 1.0 WLS: H BF: 3 ERA: 4.24	IP: 1.0 WLS: H BF: 5 ERA: 4.6	IP: 1.0 WLS: S BF: 3 ERA: 2.32	IP: 3.2 WLS: W BF: 25 ERA: 4.27	IP: 1.0 WLS: H BF: 3 ERA: 4.24	IP: 1.0 WLS: H BF: 5 ERA: 4.6	IP: 1.0 WLS: S BF: 3 ERA: 2.32	IP: 3.2 WLS: W BF: 25 ERA: 4.27	IP: 1.0 WLS: H BF: 3 ERA: 4.24	IP: 1.0 WLS: H BF: 5 ERA: 4.6	IP: 1.0 WLS: S BF: 3 ERA: 2.32	IP: 3.2 WLS: W BF: 25 ERA: 4.27	IP: 1.0 WLS: H BF: 3 ERA: 4.24	IP: 1.0 WLS: H BF: 5 ERA: 4.6	IP: 1.0 WLS: S BF: 3 ERA: 2.32	IP: 3.2 WLS: W BF: 25 ERA: 4.27	IP: 1.0 WLS: H BF: 3 ERA: 4.24	IP: 1.0 WLS: H BF: 5 ERA: 4.6	IP: 1.0 WLS: S BF: 3 ERA: 2.32

AB	29
R	4
H	8
RBI	4
BB	4
SO	8
LOB	15



Batter	1	2	3	4	5	6	7	8	9	AB	R	H	RBI	BB	SO	LOB	TOP								
18 Ben Zobrist, S OBP: 0.319, SLG: 0.366										4	0	2	0	0	2	0	Chicago Cubs @ Cincinnati Reds Great American Ball Park, Cincinnati, OH Thu Aug 24 2017, 7:11 PM - 9:57 PM EDT Att: 18,191 - Partly Cloudy - 76 F								
12 Kyle Schwarber, L OBP: 0.312, SLG: 0.434										4	0	0	0	0	1	2									
17 Kris Bryant, R OBP: 0.401, SLG: 0.530										3	1	1	0	1	1	0									
44 Anthony Rizzo, L OBP: 0.389, SLG: 0.511										4	0	0	0	0	1	2									
8 Ian Happ, S OBP: 0.326, SLG: 0.520										2	1	1	1	2	1	1									
9 Javier Báez, R OBP: 0.310, SLG: 0.496										4	0	2	1	0	2	1									
22 Jason Heyward, L OBP: 0.319, SLG: 0.382										4	0	0	0	0	0	4									
7 René Rivera, R OBP: 0.280, SLG: 0.385										2	0	0	0	1	1	0									
30 Jon Jay, L OBP: 0.361, SLG: 0.373										1	0	1	0	0	0	0									
49 Jake Arrieta, R OBP: 0.341, SLG: 0.299										2	0	0	0	0	1	0									
32 Brian Duensing, L ERA: 4.41										0	0	0	0	0	0	0									
2 Tommy La Stella, L OBP: 0.340, SLG: 0.494										1	0	0	0	0	0	1									
6 Carl Edwards Jr., R OBP: 0.300, SLG: 0.330										0	0	0	0	0	0	0									
46 Pedro Strop, R ERA: 3.44										1	0	0	0	0	0	1									
13 Alex Avila, L OBP: 0.302, SLG: 0.479										1	0	0	0	0	0	1									
Inning Stats	R: 0 E: 0 K: 2 S: 7	H: 0 LOB: 0 BB: 0 P: 9	R: 1 E: 0 K: 1 S: 9	H: 1 LOB: 0 BB: 0 P: 13	R: 0 E: 0 K: 0 S: 7	H: 1 LOB: 1 BB: 0 P: 12	R: 0 E: 0 K: 1 S: 12	H: 1 LOB: 2 BB: 1 P: 22	R: 0 E: 0 K: 3 S: 10	H: 0 LOB: 0 BB: 0 P: 13	R: 1 E: 0 K: 0 S: 11	H: 2 LOB: 1 BB: 1 P: 17	R: 0 E: 0 K: 0 S: 7	H: 1 LOB: 1 BB: 1 P: 14	R: 0 E: 0 K: 3 S: 12	H: 0 LOB: 1 BB: 1 P: 18	R: 0 E: 0 K: 1 S: 7	H: 1 LOB: 0 BB: 0 P: 9	1B: 4 2B: 2 3B: 0 HR: 1	SF: 0 SAC: 0 DP: 1 HBP: 0	WP: 0 PB: 0 SB: 0 CS: 1	PA: 36			
PITCHER	IP WLS BF H R ER SO BB IBB HBP BLK WP HR S P ERA WHIP	7.0 29 6 2 2 7 2 1 0 0 0 1 63 100 2.57 1.143	1.0 W 4 0 0 0 3 1 0 0 0 0 0 0 12 18 0.00 1.000	1.0 S 3 1 0 0 1 0 0 0 0 0 0 0 7 9 0.00 1.000																					

livebaseballscores.com

AB 32
R 2
H 7
RBI 2
BB 4
SO 11
LOB 12

Batter	1	2	3	4	5	6	7	8	9	AB	R	H	RBI	BB	SO	LOB	BOTTOM						
6 Billy Hamilton, S OBP: 0.298, SLG: 0.327										4	0	0	0	0	2	2	Chicago Cubs @ Cincinnati Reds Great American Ball Park, Cincinnati, OH Thu Aug 24 2017, 7:11 PM - 9:57 PM EDT Att: 18,191 - Partly Cloudy - 76 F						
2 Zack Cozart, R OBP: 0.403, SLG: 0.568										4	1	1	0	0	1	0							
19 Joey Votto, L OBP: 0.447, SLG: 0.599										4	0	2	1	0	1	0							
23 Adam Duvall, R OBP: 0.312, SLG: 0.520										4	1	1	0	0	1	2							
4 Scooter Gennett, L OBP: 0.342, SLG: 0.538										3	1	1	0	1	0	1							
7 Eugenio Suárez, R OBP: 0.382, SLG: 0.499										2	1	1	0	2	0	0							
33 Jesse Winker, L OBP: 0.402, SLG: 0.500										2	0	0	0	1	0	3							
21 Michael Lorenzen, R ERA: 4.41										0	0	0	0	0	0	0							
9 José Peraza, R OBP: 0.300, SLG: 0.330										1	0	1	2	0	0	0							
26 Raisel Iglesias, R OBP: 1.000, SLG: 2.000										0	0	0	0	0	0	0							
16 Tucker Barnhart, L OBP: 0.336, SLG: 0.387										3	0	0	0	1	3	2							
47 Sal Romano, L ERA: 3.48										2	0	0	0	0	1	2							
43 Scott Schebler, L OBP: 0.306, SLG: 0.478										2	0	0	0	0	2	2							
Inning Stats	R: 0 E: 0 K: 3 S: 12	H: 0 LOB: 0 BB: 0 P: 19	R: 0 E: 0 K: 1 S: 7	H: 0 LOB: 0 BB: 0 P: 11	R: 0 E: 0 K: 2 S: 9	H: 0 LOB: 0 BB: 0 P: 12	R: 1 E: 1 K: 0 S: 10	H: 1 LOB: 1 BB: 0 P: 18	R: 0 E: 0 K: 2 S: 12	H: 1 LOB: 2 BB: 1 P: 20	R: 0 E: 0 K: 0 S: 9	H: 2 LOB: 3 BB: 2 P: 22	R: 0 E: 0 K: 2 S: 10	H: 0 LOB: 0 BB: 0 P: 16	R: 3 E: 0 K: 1 S: 14	H: 3 LOB: 2 BB: 2 P: 29	1B: 4 2B: 3 3B: 0 HR: 0	SF: 0 SAC: 0 DP: 0 HBP: 0	WP: 1 PB: 0 SB: 1 CS: 0	PA: 36			
PITCHER	IP WLS BF H R ER SO BB IBB HBP BLK WP HR S P ERA WHIP	5.2 24 4 1 0 0 0 0 0 0 0 0 2 4 0.00 0.000	0.1 H 3 0 0 0 2 0 0 0 0 0 0 10 16 0.00 0.000	1.0 L 8 3 3 3 1 1 1 0 0 0 1 0 14 29 27.00 4.000																			

livebaseballscores.com

AB 31
R 4
H 7
RBI 3
BB 5
SO 11
LOB 14

Batter	1	2	3	4	5	6	7	8	9	AB	R	H	RBI	BB	SO	LOB	TOP								
30 Jon Jay, L OBP: 0.379, SLG: 0.372										5	2	1	0	1	1	1	Chicago Cubs @ Philadelphia Phillies Citizens Bank Park, Philadelphia, PA Sat Aug 26 2017, 7:07 PM - 10:09 PM EDT Att: 29,379 - Partly Cloudy - 79 F								
12 Kyle Schwarber, L OBP: 0.311, SLG: 0.436										5	0	0	0	1	3	3									
17 Kris Bryant, R OBP: 0.406, SLG: 0.535																									
8 Ian Happ, S OBP: 0.322, SLG: 0.513										3	3	2	1	1	0	0									
44 Anthony Rizzo, L OBP: 0.394, SLG: 0.526										5	3	3	5	0	0	2									
13 Alex Avila, L OBP: 0.393, SLG: 0.480										4	2	1	2	1	1	2									
5 Albert Almora Jr., R OBP: 0.333, SLG: 0.462										5	1	1	1	0	1	1									
2 Tommy La Stella, L OBP: 0.412, SLG: 0.571										5	2	3	4	0	1	0									
9 Javier Báez, R OBP: 0.311, SLG: 0.489										4	2	0	0	1	0	2									
28 Kyle Hendricks, R OBP: 0.143, SLG: 0.171										4	1	2	2	0	2	0									
32 Brian Duensing, L OBP: 0.319, SLG: 0.377										0	0	0	0	0	0	0									
18 Ben Zobrist, S OBP: 0.319, SLG: 0.377										1	1	1	2	0	0	0									
60 Félix Peña, R OBP: 0.319, SLG: 0.377										0	0	0	0	0	0	0									
Inning Stats	R: 0 E: 0 K: 2 S: 17	H: 1 LOB: 2 BB: 1 P: 25	R: 1 E: 0 K: 1 S: 9	H: 1 LOB: 0 BB: 0 P: 18	R: 3 E: 0 K: 2 S: 12	H: 1 LOB: 0 BB: 1 P: 26	R: 0 E: 0 K: 2 S: 10	H: 0 LOB: 0 BB: 0 P: 14	R: 2 E: 0 K: 1 S: 14	H: 2 LOB: 1 BB: 1 P: 20	R: 0 E: 0 K: 0 S: 9	H: 0 LOB: 0 BB: 0 P: 12	R: 7 E: 0 K: 1 S: 23	H: 7 LOB: 1 BB: 1 P: 40	R: 0 E: 0 K: 0 S: 6	H: 0 LOB: 0 BB: 0 P: 12	R: 4 E: 0 K: 0 S: 13	H: 2 LOB: 0 BB: 2 P: 29	1B: 5 2B: 3 3B: 0 HR: 6	SF: 0 SAC: 0 DP: 0 HBP: 1	WP: 0 PB: 0 SB: 0 CS: 0	PA: 47			
PITCHER	IP WLS BF H R ER SO BB IBB HBP BLK WP HR S P ERA WHIP	5.0 L 23 5 6 6 8 2 0 1 0 0 4 62 103 10.80 1.400	6.1 1.1 9 4 5 5 1 1 0 0 0 0 0 23 35 33.75 3.750	7.1 1.2 8 3 2 2 0 0 0 0 0 0 15 29 10.80 1.800	9.1 1.0 7 2 4 4 0 2 0 0 0 0 2 13 29 36.00 4.000																				

AB	41
R	17
H	14
RBI	17
BB	5
SO	9
LOB	11



Batter	1	2	3	4	5	6	7	8	9	AB	R	H	RBI	BB	SO	LOB	BOTTOM							
16 César Hernández, S OBP: 0.356, SLG: 0.433										4	0	1	0	0	1	1	Chicago Cubs @ Philadelphia Phillies Citizens Bank Park, Philadelphia, PA Sat Aug 26 2017, 7:07 PM - 10:09 PM EDT Att: 29,379 - Partly Cloudy - 79 F							
13 Freddy Galvis, S OBP: 0.309, SLG: 0.403										4	1	1	0	0	0	2								
5 Nick Williams, L OBP: 0.347, SLG: 0.481										3	0	0	0	0	3	2								
46 Jesen Therrien, R OBP: 0.302, SLG: 0.271										0	0	0	0	0	0	0								
53 Yacksel Rios, R OBP: 0.264, SLG: 0.350										0	0	0	0	0	0	0								
15 Ty Kelly, S OBP: 0.264, SLG: 0.350										1	0	1	0	0	0	0								
17 Rhys Hoskins, R OBP: 0.417, SLG: 0.817										4	1	2	2	0	0	1								
19 Tommy Joseph, R OBP: 0.294, SLG: 0.434										4	0	0	0	0	2	2								
7 Maikel Franco, R OBP: 0.275, SLG: 0.388										4	0	0	0	0	1	2								
18 Pedro Florimón, S OBP: 0.375, SLG: 0.455										3	0	0	0	0	2	1								
38 Jorge Alfaro, R OBP: 0.364, SLG: 0.452										3	0	2	0	0	0	0								
54 Ben Lively, R OBP: 0.214, SLG: 0.429										1	0	0	0	0	0	1								
31 Hyun Soo Kim, L OBP: 0.302, SLG: 0.271										1	0	0	0	0	0	1								
63 Drew Anderson, R OBP: 0.302, SLG: 0.271										0	0	0	0	0	0	0								
25 Daniel Nava, S OBP: 0.391, SLG: 0.428										1	0	1	0	0	0	0								
Inning Stats	R: 2 E: 0 K: 3 S: 15	H: 2 LOB: 0 BB: 0 P: 19	R: 0 E: 0 K: 1 S: 9	H: 1 LOB: 1 BB: 0 P: 14	R: 0 E: 0 K: 1 S: 9	H: 1 LOB: 0 BB: 0 P: 14	R: 0 E: 0 K: 1 S: 10	H: 0 LOB: 0 BB: 0 P: 11	R: 0 E: 0 K: 1 S: 8	H: 1 LOB: 0 BB: 0 P: 10	R: 0 E: 0 K: 1 S: 7	H: 0 LOB: 0 BB: 0 P: 11	R: 0 E: 0 K: 0 S: 10	H: 1 LOB: 1 BB: 0 P: 11	R: 0 E: 0 K: 0 S: 7	H: 1 LOB: 1 BB: 0 P: 12	R: 0 E: 0 K: 1 S: 7	H: 1 LOB: 1 BB: 0 P: 12	1B: 5 2B: 2 3B: 0 HR: 1	SF: 0 SAC: 0 DP: 1 HBP: 0	WP: 0 PB: 0 SB: 0 CS: 0	PA: 33		
PITCHER	IP WLS BF H R ER SO BB IBB HBP BLK WP HR S P ERA WHIP	7.0 W 25 6 2 2 8 0 0 0 0 0 0 7 68 2.57 0.857	1.0 4 1 0 0 0 0 0 0 0 0 0 7 12 0.00 1.000	1.0 4 1 0 0 1 0 0 0 0 0 0 7 12 0.00 1.000																				

AB	33
R	2
H	8
RBI	2
BB	0
SO	9
LOB	13



Batter	1	2	3	4	5	6	7	8	9	AB	R	H	RBI	BB	SO	LOB	TOP					
3 Sean Rodriguez, R OBP: 0.312, SLG: 0.385	F9		K			B1-3		K		4	0	0	0	0	2	1	Pittsburgh Pirates @ Chicago Cubs Wrigley Field, Chicago, IL Mon Aug 28 2017, 7:07 PM - 9:58 PM CDT Att: 38,453 - Overcast - 74 F					
64 José Osuna, R OBP: 0.284, SLG: 0.457 59 Angel Sánchez, R (8, 1)	G6-3		G6-3			K		G5-3		4	0	0	0	0	1	1						
22 Andrew McCutchen, R OBP: 0.371, SLG: 0.487	G6-3								L8	4	0	1	0	0	1	0						
55 Josh Bell, S OBP: 0.342, SLG: 0.492	L8									4	0	0	0	0	0	1						
23 David Freese, R OBP: 0.370, SLG: 0.371										4	0	2	0	0	0	0						
6 Starling Marte, R OBP: 0.316, SLG: 0.354										3	0	0	0	0	1	2						
10 Jordy Mercer, R OBP: 0.330, SLG: 0.409										3	1	3	1	0	0	0						
19 Chris Stewart, R OBP: 0.232, SLG: 0.229 28 John Jaso, L OBP: 0.313, SLG: 0.400										2	0	0	0	0	0	3						
57 Trevor Williams, R OBP: 0.108, SLG: 0.057 47 Jordan Luplow, R (6, PH) 43 Steven Brault, L OBP: 0.250, SLG: 0.250 32 Elias Díaz, R OBP: 0.297, SLG: 0.350										1	0	0	0	0	0	0						
										1	0	0	0	0	0	0						
										0	0	0	0	0	1	0						
										0	0	0	0	1	0	0						
Inning Stats	R: 0 E: 0 K: 0 S: 5	H: 0 LOB: 0 BB: 0 P: 5	R: 0 E: 0 K: 1 S: 14	H: 2 LOB: 2 BB: 0 P: 23	R: 0 E: 0 K: 1 S: 6	H: 0 LOB: 0 BB: 0 P: 7	R: 0 E: 0 K: 1 S: 12	H: 0 LOB: 0 BB: 0 P: 20	R: 0 E: 0 K: 1 S: 7	H: 0 LOB: 0 BB: 0 P: 8	R: 0 E: 0 K: 0 S: 5	H: 2 LOB: 1 BB: 0 P: 13	R: 1 E: 0 K: 1 S: 14	H: 1 LOB: 1 BB: 1 P: 23	R: 0 E: 0 K: 0 S: 8	H: 0 LOB: 0 BB: 0 P: 16	1B: 5 2B: 1 3B: 0 HR: 1	SF: 0 SAC: 0 DP: 2 HBP: 0	WP: 0 PB: 1 SB: 0 CS: 0	PA: 32		
PITCHER	IP WLS BF H R ER SO BB IBB HBP BLK WP HR S P ERA WHIP	IP WLS BF H R ER SO BB IBB HBP BLK WP HR S P ERA WHIP	IP WLS BF H R ER SO BB IBB HBP BLK WP HR S P ERA WHIP	IP WLS BF H R ER SO BB IBB HBP BLK WP HR S P ERA WHIP	IP WLS BF H R ER SO BB IBB HBP BLK WP HR S P ERA WHIP	IP WLS BF H R ER SO BB IBB HBP BLK WP HR S P ERA WHIP	IP WLS BF H R ER SO BB IBB HBP BLK WP HR S P ERA WHIP	IP WLS BF H R ER SO BB IBB HBP BLK WP HR S P ERA WHIP	IP WLS BF H R ER SO BB IBB HBP BLK WP HR S P ERA WHIP	IP WLS BF H R ER SO BB IBB HBP BLK WP HR S P ERA WHIP	IP WLS BF H R ER SO BB IBB HBP BLK WP HR S P ERA WHIP	IP WLS BF H R ER SO BB IBB HBP BLK WP HR S P ERA WHIP	IP WLS BF H R ER SO BB IBB HBP BLK WP HR S P ERA WHIP	IP WLS BF H R ER SO BB IBB HBP BLK WP HR S P ERA WHIP	IP WLS BF H R ER SO BB IBB HBP BLK WP HR S P ERA WHIP	IP WLS BF H R ER SO BB IBB HBP BLK WP HR S P ERA WHIP	IP WLS BF H R ER SO BB IBB HBP BLK WP HR S P ERA WHIP	IP WLS BF H R ER SO BB IBB HBP BLK WP HR S P ERA WHIP	IP WLS BF H R ER SO BB IBB HBP BLK WP HR S P ERA WHIP	IP WLS BF H R ER SO BB IBB HBP BLK WP HR S P ERA WHIP	IP WLS BF H R ER SO BB IBB HBP BLK WP HR S P ERA WHIP	IP WLS BF H R ER SO BB IBB HBP BLK WP HR S P ERA WHIP

AB	31
R	1
H	6
RBI	1
BB	1
SO	5
LOB	8



Batter	1	2	3	4	5	6	7	8	9	AB	R	H	RBI	BB	SO	LOB	BOTTOM					
30 Jon Jay, L OBP: 0.375, SLG: 0.368	G4-3									5	1	1	0	0	1	2	Pittsburgh Pirates @ Chicago Cubs Wrigley Field, Chicago, IL Mon Aug 28 2017, 7:07 PM - 9:58 PM CDT Att: 38,453 - Overcast - 74 F					
2 Tommy La Stella, L OBP: 0.417, SLG: 0.567 5 Albert Almora Jr., R OBP: 0.333, SLG: 0.406	F7		L8							3	0	1	0	0	0	1						
17 Kris Bryant, R OBP: 0.406, SLG: 0.531	P3									3	1	1	0	2	0	1						
44 Anthony Rizzo, L OBP: 0.394, SLG: 0.525										3	1	1	1	0	1	4						
8 Ian Happ, S OBP: 0.323, SLG: 0.509										3	1	1	1	1	2	4						
13 Alex Avila, L OBP: 0.390, SLG: 0.474										4	0	1	1	0	2	1						
22 Jason Heyward, L OBP: 0.317, SLG: 0.378										4	0	2	0	0	0	1						
9 Javier Báez, R OBP: 0.314, SLG: 0.487										3	0	0	0	1	0	1						
38 Mike Montgomery, L OBP: 0.167, SLG: 0.333 6 Carl Edwards Jr., R (8, PH) 18 Ben Zobrist, S OBP: 0.317, SLG: 0.374 71 Wade Davis, R (9, 1)										3	1	1	0	0	0	3						
										0	0	0	0	0	0	0						
										1	1	1	0	0	0	0						
										0	0	0	0	0	0	0						
Inning Stats	R: 0 E: 0 K: 0 S: 4	H: 3 LOB: 1 BB: 1 P: 19	R: 1 E: 0 K: 0 S: 11	H: 3 LOB: 2 BB: 1 P: 21	R: 0 E: 0 K: 2 S: 12	H: 1 LOB: 2 BB: 1 P: 21	R: 0 E: 0 K: 1 S: 6	H: 0 LOB: 0 BB: 0 P: 9	R: 1 E: 0 K: 1 S: 19	H: 2 LOB: 2 BB: 1 P: 30	R: 0 E: 0 K: 1 S: 12	H: 1 LOB: 1 BB: 0 P: 17	R: 3 E: 2 K: 1 S: 12	H: 2 LOB: 1 BB: 1 P: 22	R: 1 E: 0 K: 1 S: 15	H: 2 LOB: 1 BB: 0 P: 22	1B: 8 2B: 3 3B: 0 HR: 0	SF: 1 SAC: 0 DP: 1 HBP: 0	WP: 0 PB: 0 SB: 1 CS: 0	PA: 39		
PITCHER	IP WLS BF H R ER SO BB IBB HBP BLK WP HR S P ERA WHIP	IP WLS BF H R ER SO BB IBB HBP BLK WP HR S P ERA WHIP	IP WLS BF H R ER SO BB IBB HBP BLK WP HR S P ERA WHIP	IP WLS BF H R ER SO BB IBB HBP BLK WP HR S P ERA WHIP	IP WLS BF H R ER SO BB IBB HBP BLK WP HR S P ERA WHIP	IP WLS BF H R ER SO BB IBB HBP BLK WP HR S P ERA WHIP	IP WLS BF H R ER SO BB IBB HBP BLK WP HR S P ERA WHIP	IP WLS BF H R ER SO BB IBB HBP BLK WP HR S P ERA WHIP	IP WLS BF H R ER SO BB IBB HBP BLK WP HR S P ERA WHIP	IP WLS BF H R ER SO BB IBB HBP BLK WP HR S P ERA WHIP	IP WLS BF H R ER SO BB IBB HBP BLK WP HR S P ERA WHIP	IP WLS BF H R ER SO BB IBB HBP BLK WP HR S P ERA WHIP	IP WLS BF H R ER SO BB IBB HBP BLK WP HR S P ERA WHIP	IP WLS BF H R ER SO BB IBB HBP BLK WP HR S P ERA WHIP	IP WLS BF H R ER SO BB IBB HBP BLK WP HR S P ERA WHIP	IP WLS BF H R ER SO BB IBB HBP BLK WP HR S P ERA WHIP	IP WLS BF H R ER SO BB IBB HBP BLK WP HR S P ERA WHIP	IP WLS BF H R ER SO BB IBB HBP BLK WP HR S P ERA WHIP	IP WLS BF H R ER SO BB IBB HBP BLK WP HR S P ERA WHIP	IP WLS BF H R ER SO BB IBB HBP BLK WP HR S P ERA WHIP	IP WLS BF H R ER SO BB IBB HBP BLK WP HR S P ERA WHIP	IP WLS BF H R ER SO BB IBB HBP BLK WP HR S P ERA WHIP

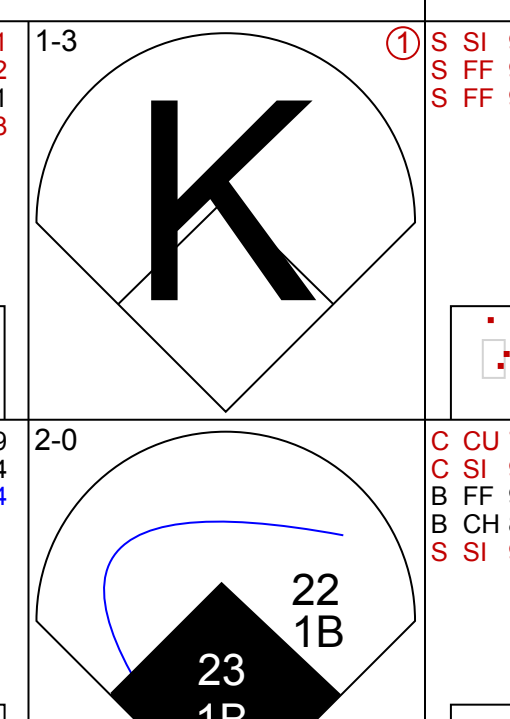
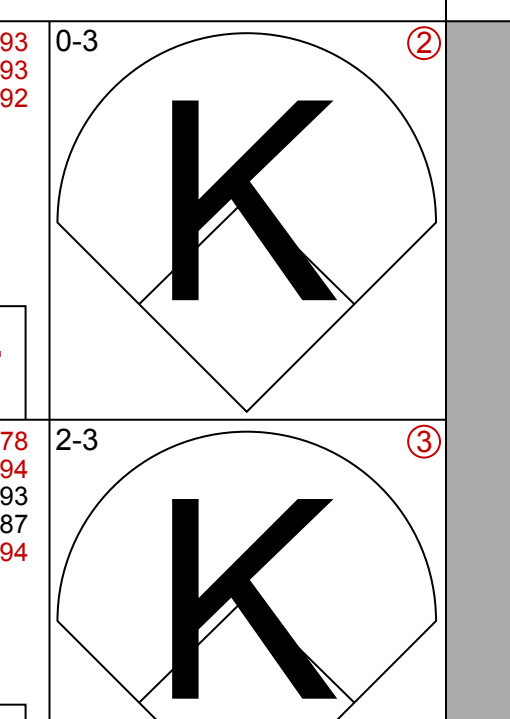
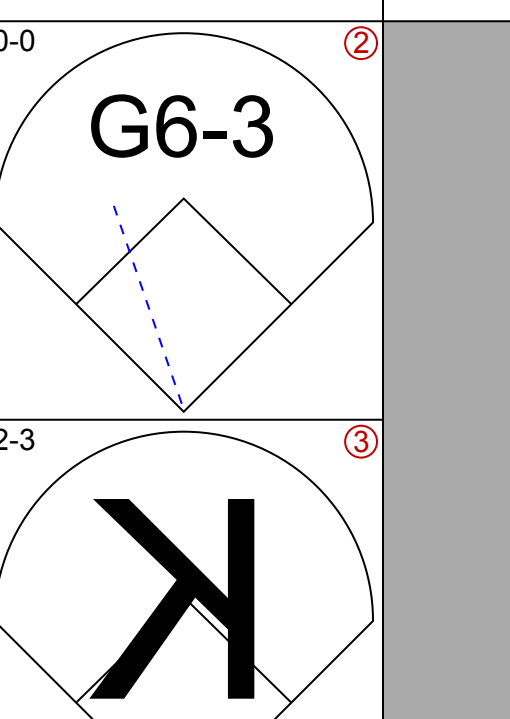
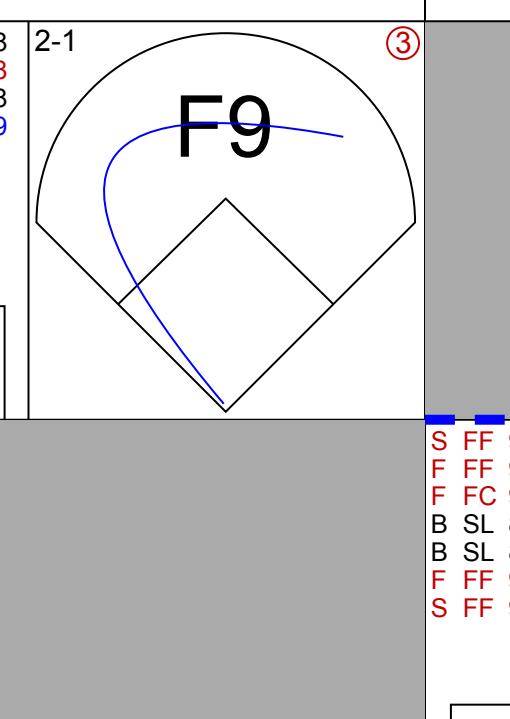
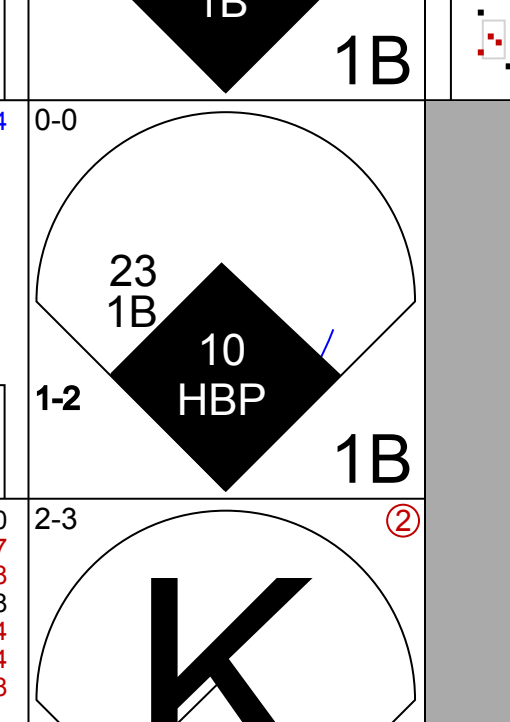

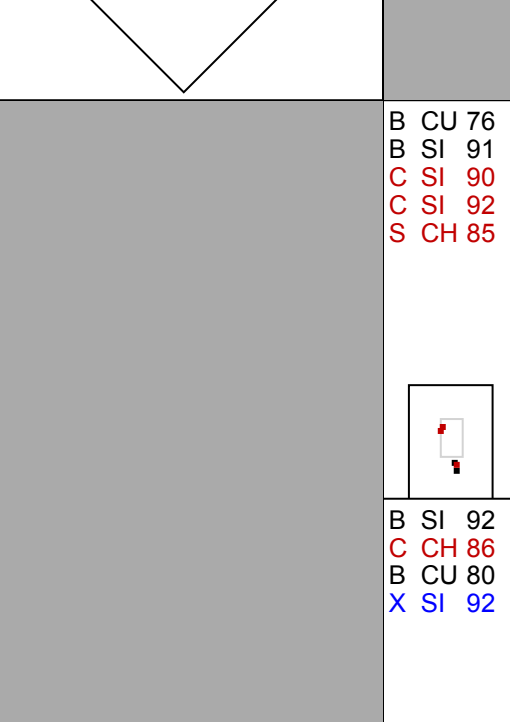
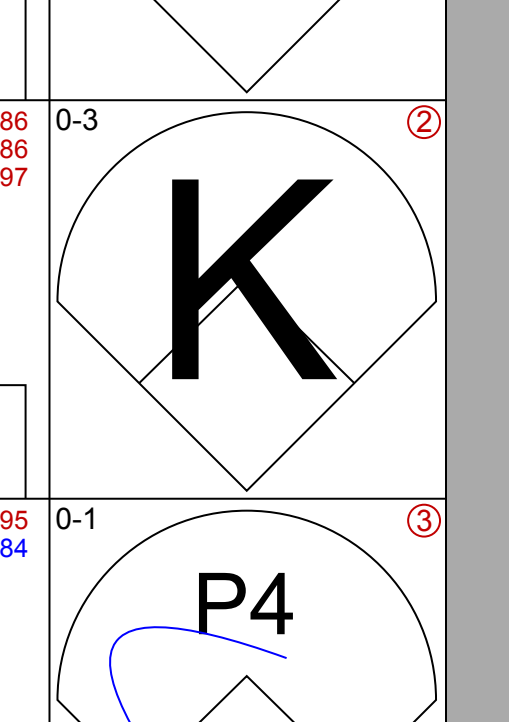
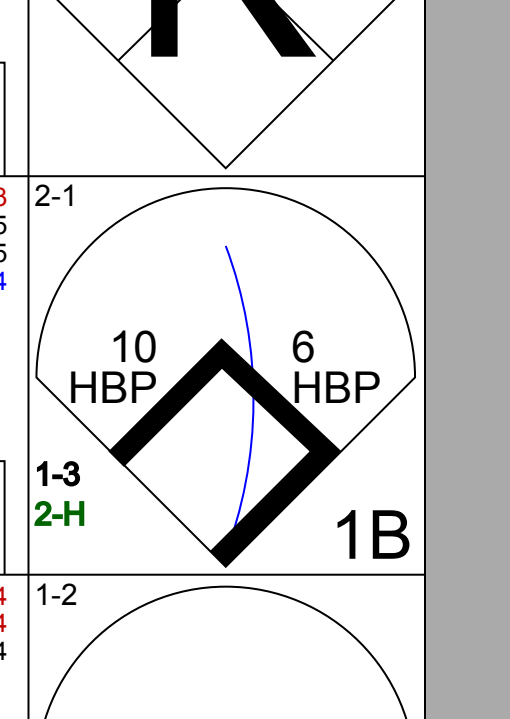
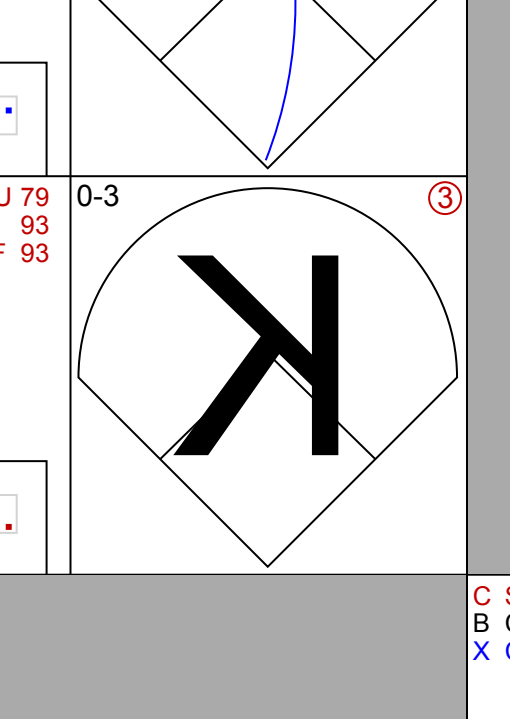
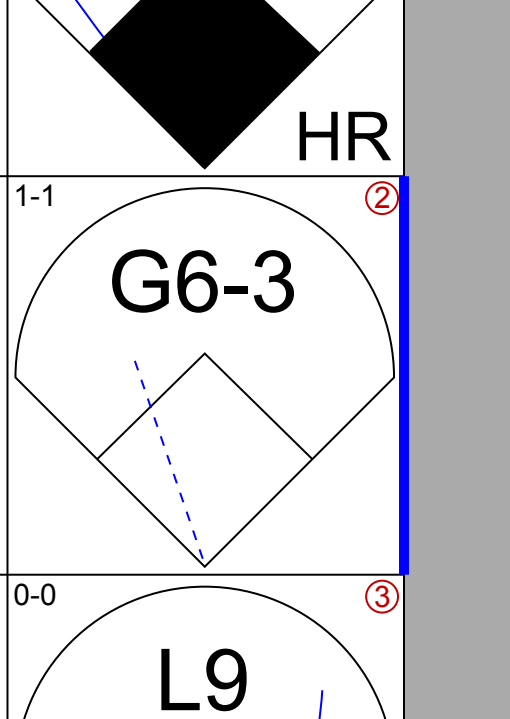
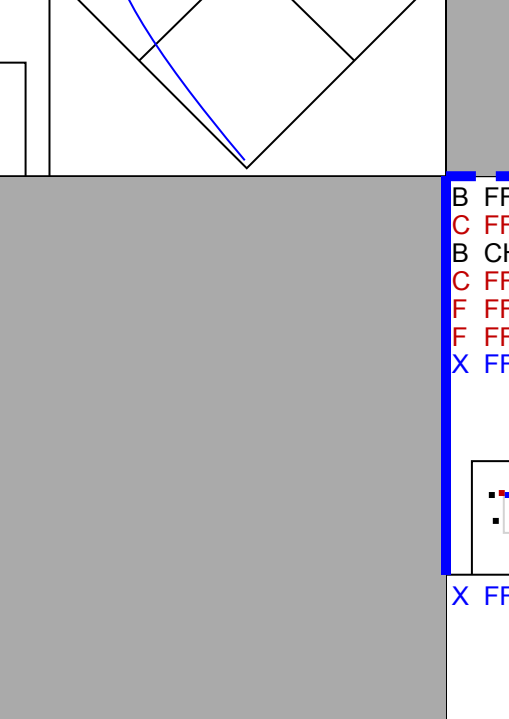
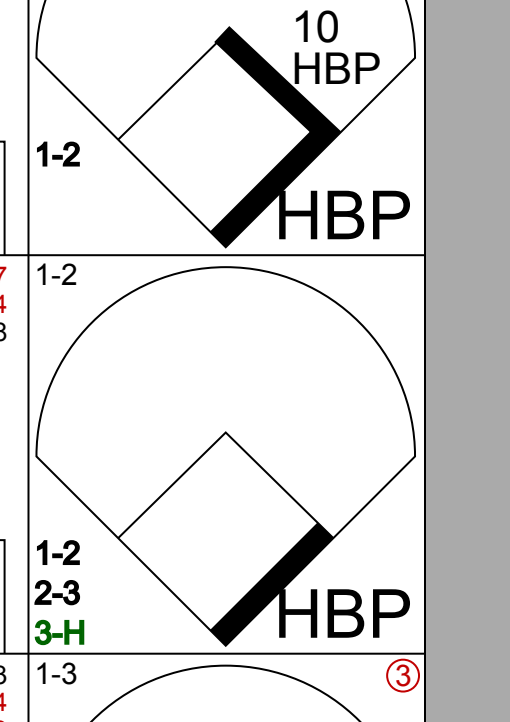

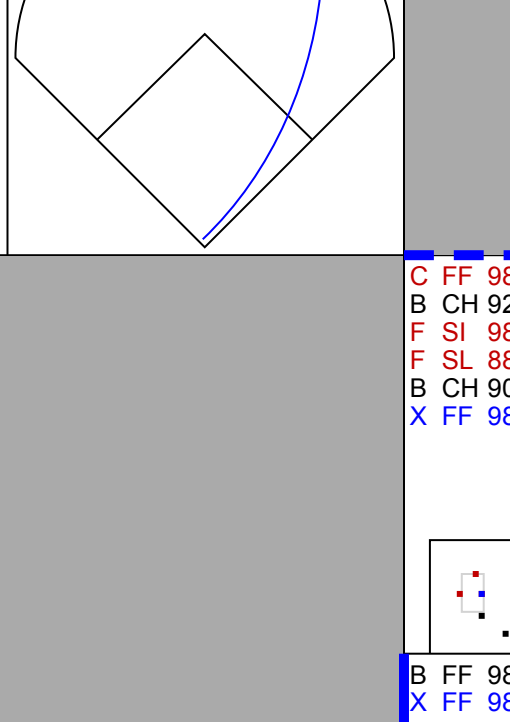

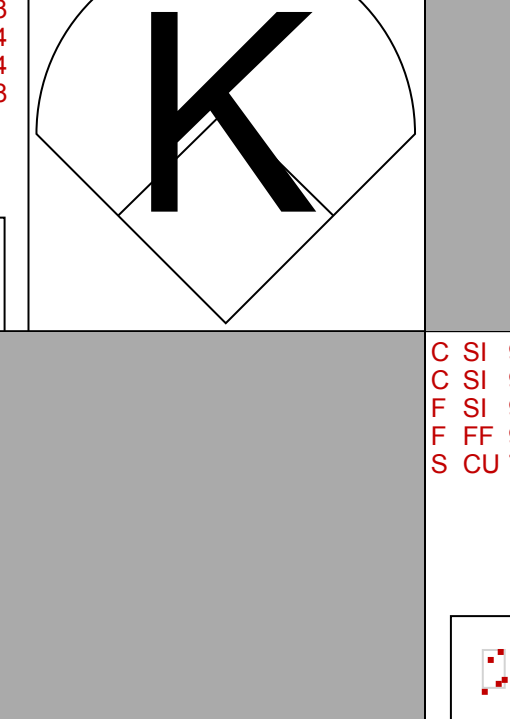

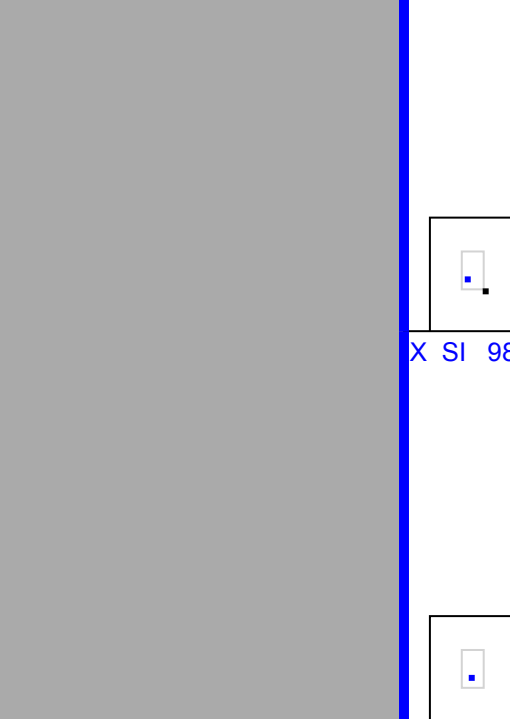
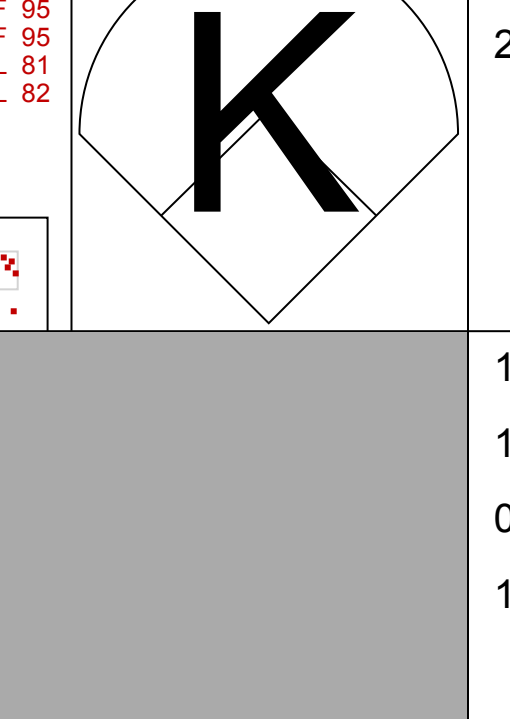
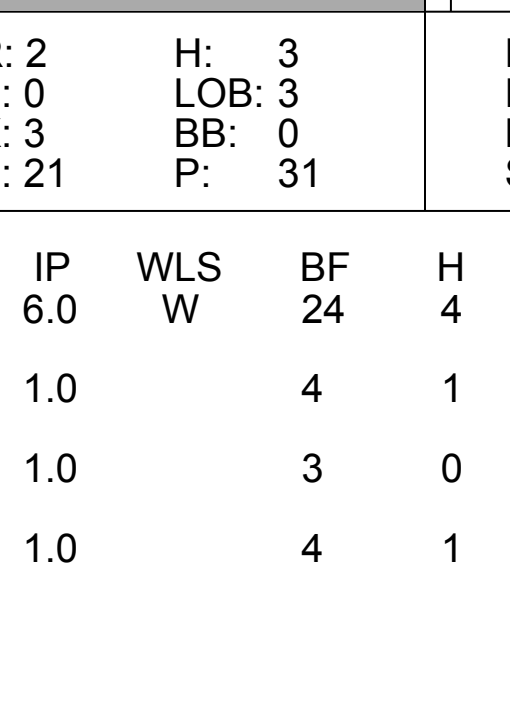
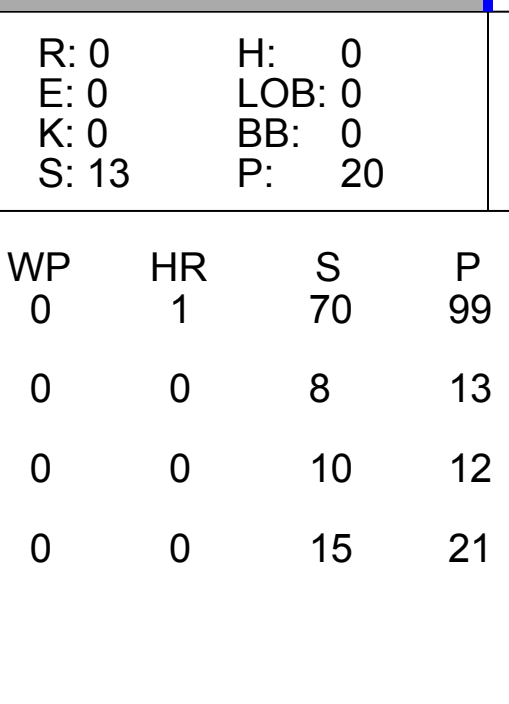
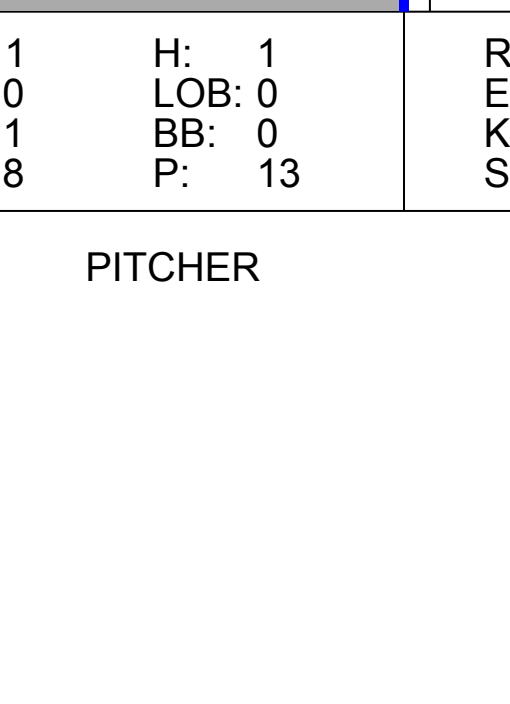
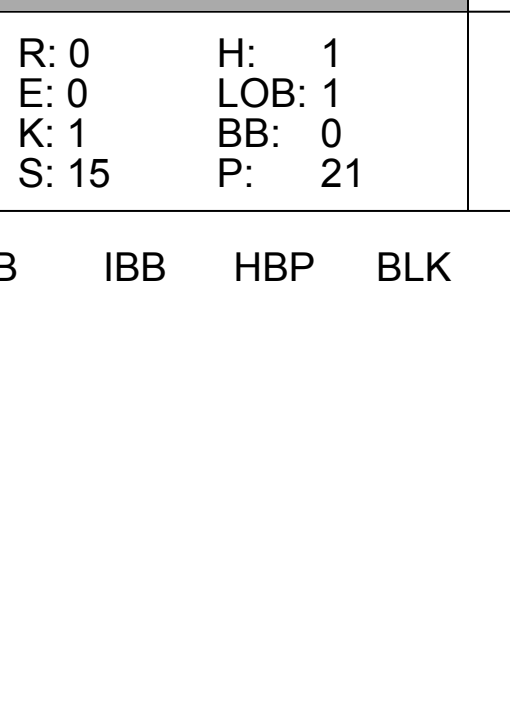
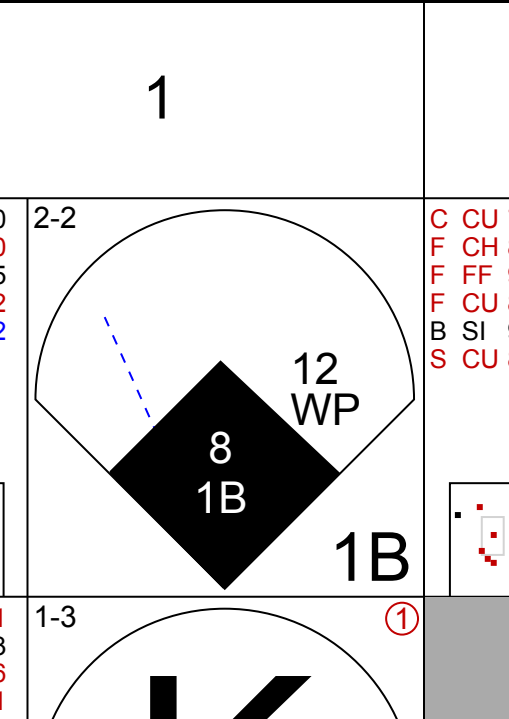
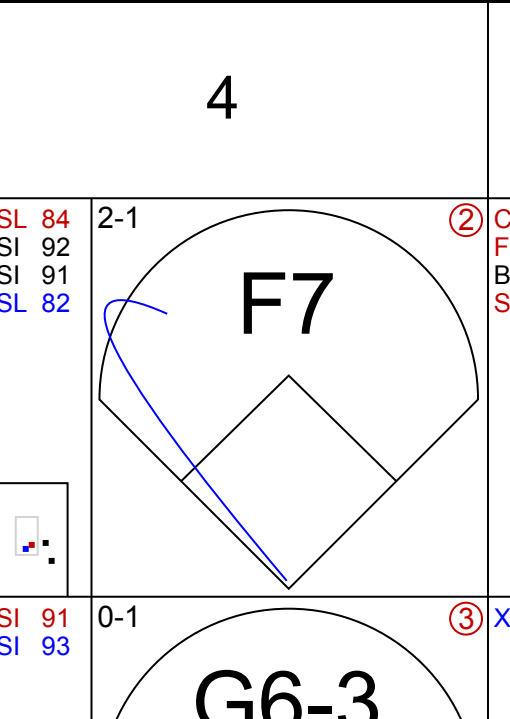
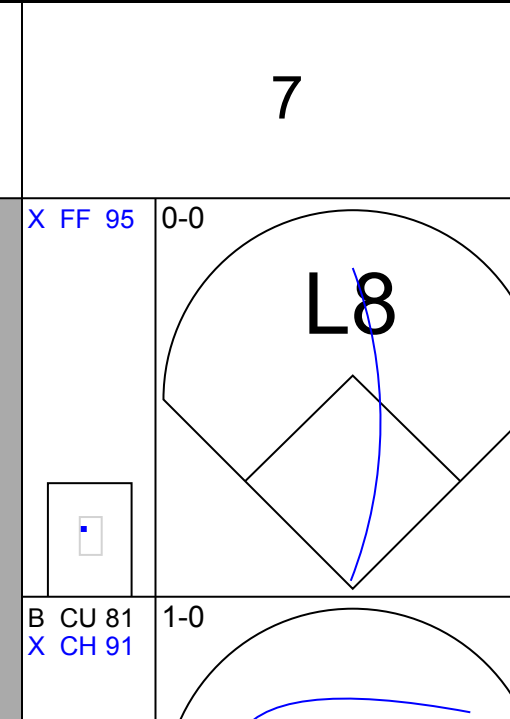

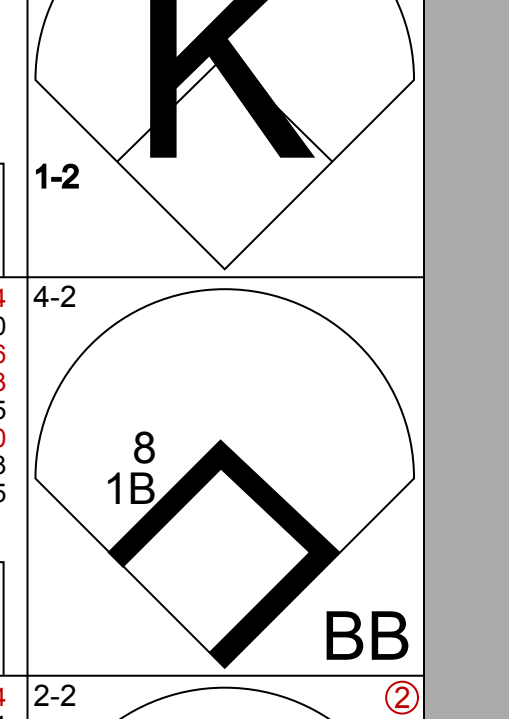
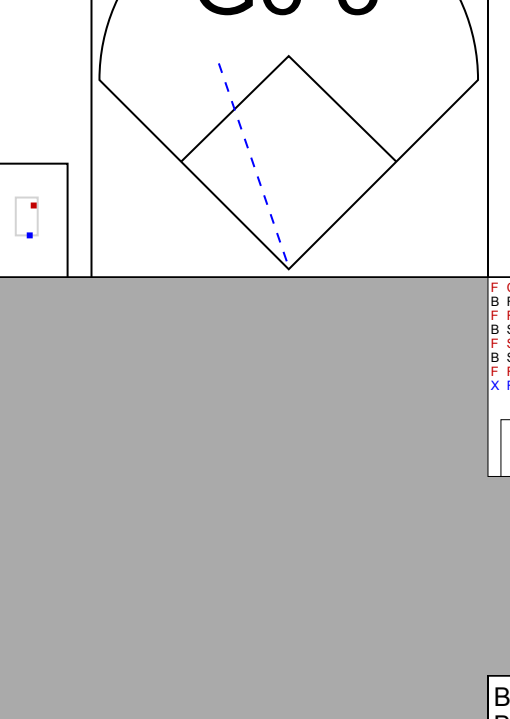
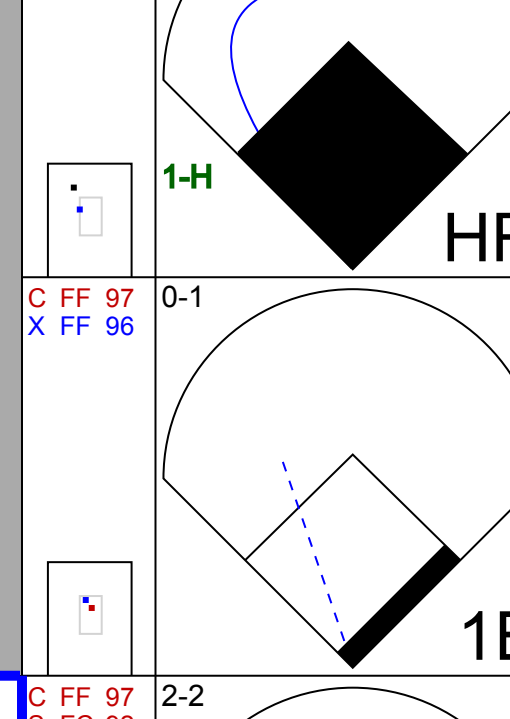

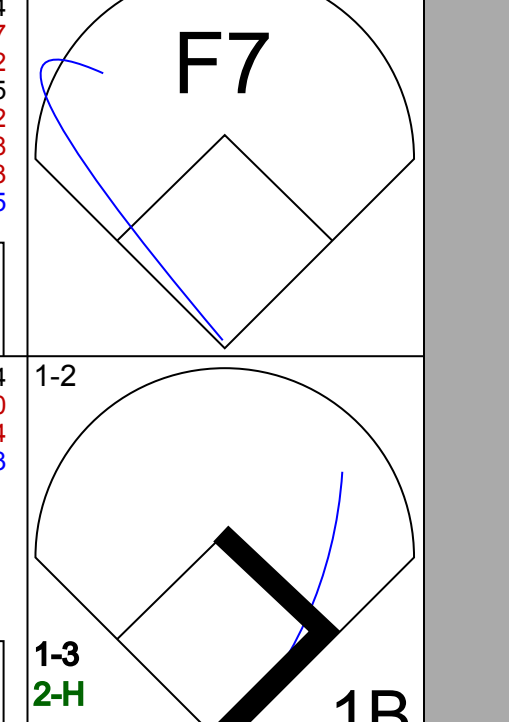

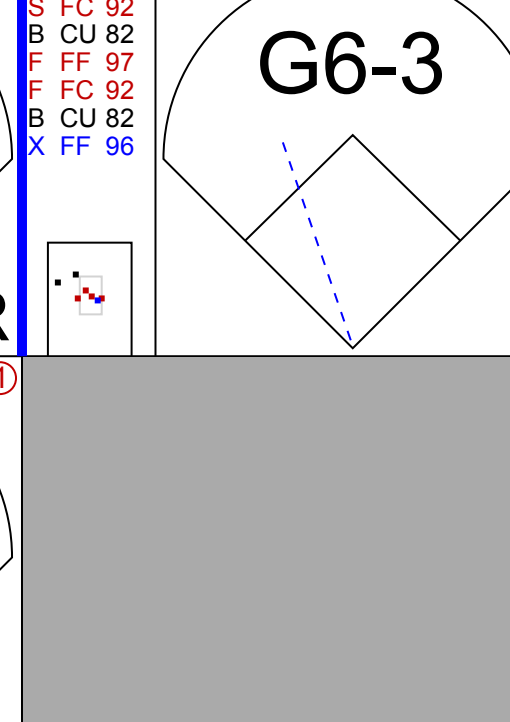

AB	34
R	6
H	11
RBI	4
BB	4
SO	7
LOB	19



Batter	1	2	3	4	5	6	7	8	9	AB	R	H	RBI	BB	SO	LOB	TOP					
6 Starling Marte, R OBP: 0.315, SLG: 0.352			G6-3		G1-3					4	0	1	0	0	1	0	Pittsburgh Pirates @ Chicago Cubs Wrigley Field, Chicago, IL Tue Aug 29 2017, 7:09 PM - 9:56 PM CDT Att: 37,370 - Partly Cloudy - 71 F					
5 Josh Harrison, R OBP: 0.342, SLG: 0.437			F8		G5-3			F8		4	0	1	0	0	0	1						
22 Andrew McCutchen, R OBP: 0.369, SLG: 0.483	G4-3		G5-3		F8			FC6-4		4	0	0	0	0	0	2						
55 Josh Bell, S OBP: 0.341, SLG: 0.489					G4-3			F8		3	0	0	0	1	1	2						
23 David Freese, R OBP: 0.367, SLG: 0.367	G4-3									4	0	0	0	0	2	1						
28 John Jaso, L OBP: 0.329, SLG: 0.418										2	1	2	1	1	0	0						
10 Jordy Mercer, R OBP: 0.329, SLG: 0.407			G5-4-3		G5-3			FC5-4 1B		4	0	1	0	0	0	3						
19 Chris Stewart, R OBP: 0.228, SLG: 0.225	F8		F8		L9			G1-3		2	0	0	0	0	0	2						
32 Elias Diaz, R OBP: 0.301, SLG: 0.352	F8				L9					2	0	1	0	0	0	1						
39 Chad Kuhl, R OBP: 0.100, SLG: 0.103										2	0	0	0	0	1	2						
31 A.J. Schugel, R ERA: 4.04										0	0	0	0	0	0	0						
64 José Osuna, R OBP: 0.292, SLG: 0.455										1	0	0	0	0	1	1						
66 Dovydas Neverauskas, R ERA: 2.84										0	0	0	0	0	0	0						
41 Daniel Hudson, R ERA: 2.17										0	0	0	0	0	0	0						
Inning Stats	R: 0 H: 1 E: 0 K: 2 S: 16	H: 1 LOB: 1 BB: 0 P: 25	R: 0 H: 1 E: 0 K: 1 S: 9	H: 1 LOB: 2 BB: 0 P: 16	R: 0 H: 0 E: 0 K: 0 S: 6	H: 0 LOB: 0 BB: 0 P: 9	R: 0 H: 0 E: 0 K: 1 S: 11	H: 0 LOB: 1 BB: 2 P: 21	R: 0 H: 0 E: 0 K: 0 S: 10	H: 0 LOB: 0 BB: 0 P: 13	R: 0 H: 0 E: 0 K: 0 S: 6	H: 0 LOB: 0 BB: 0 P: 13	R: 1 H: 2 E: 0 K: 2 S: 12	H: 2 LOB: 1 BB: 0 P: 16	R: 0 H: 1 E: 0 K: 0 S: 6	H: 1 LOB: 1 BB: 0 P: 7	R: 0 H: 1 E: 0 K: 0 S: 13	H: 1 LOB: 0 BB: 0 P: 19	1B: 4 2B: 1 3B: 0 HR: 1	SF: 0 SAC: 0 DP: 1 HBP: 1	WP: 1 PB: 0 SB: 0 CS: 0	PA: 35
PITCHER	IP WLS BF H R ER SO BB IBB HBP BLK WP HR S P ERA WHIP																					
49 Jake Arrieta, R ERA: 3.36	6.0 W 22 2 2 0 0 4 2 0 1 0 1 0 58 97 0.00 0.667																					
19 Koji Uehara, R ERA: 4.04	0.2 H 4 2 1 1 1 0 0 0 0 0 0 1 9 12 13.50 3.000																					
46 Pedro Strop, R ERA: 3.38	1.0 H 4 1 0 0 1 0 0 0 0 0 0 0 7 9 0.00 1.000																					
32 Brian Duensing, L ERA: 2.39	0.1 H 1 0 0 0 0 0 0 0 0 0 0 0 2 2 0.00 0.000																					
71 Wade Davis, R ERA: 2.17	1.0 S 4 1 0 0 0 0 0 0 0 0 0 0 0 13 19 0.00 1.000																					

Batter	1	2	3	4	5	6	7	8	9	AB	R	H	RBI	BB	SO	LOB	BOTTOM			
18 Ben Zobrist, S OBP: 0.319, SLG: 0.384			G3-1				P6			4	1	2	1	0	0	0	Pittsburgh Pirates @ Chicago Cubs Wrigley Field, Chicago, IL Tue Aug 29 2017, 7:09 PM - 9:56 PM CDT Att: 37,370 - Partly Cloudy - 71 F			
12 Kyle Schwarber, L OBP: 0.311, SLG: 0.430	G1-6-3		P4				L8			2	1	0	0	1	0	1				
46 Pedro Strop, R ERA: 3.38										0	0	0	0	0	0	0				
32 Brian Duensing, L ERA: 2.39										1	0	0	0	0	0	0				
8 Ian Happ, S OBP: 0.323, SLG: 0.509										0	0	0	0	0	0	0				
17 Kris Bryant, R OBP: 0.406, SLG: 0.529										2	1	0	0	2	2	1				
44 Anthony Rizzo, L OBP: 0.396, SLG: 0.532			F8							4	1	3	1	0	0	0				
2 Tommy La Stella, L OBP: 0.411, SLG: 0.548	G4-3		F7							3	0	0	0	1	0	3				
71 Wade Davis, R ERA: 2.17										0	0	0	0	0	0	0				
13 Alex Avila, L OBP: 0.389, SLG: 0.471										4	0	1	1	0	3	1				
22 Jason Heyward, L OBP: 0.319, SLG: 0.381										3	0	2	1	0	1	1				
9 Javier Báez, R OBP: 0.312, SLG: 0.483										3	0	0	0	0	2	4				
49 Jake Arrieta, R ERA: 3.36										2	0	0	0	0	2	2				
5 Albert Almora Jr., R OBP: 0.332, SLG: 0.464										1	0	0	0	0	0	0				
Inning Stats	R: 0 H: 2 E: 0 K: 0 S: 13	H: 1 LOB: 1 BB: 1 P: 24	R: 0 H: 1 E: 0 K: 3 S: 13	H: 1 LOB: 0 BB: 0 P: 16	R: 0 H: 0 E: 0 K: 1 S: 7	H: 0 LOB: 0 BB: 0 P: 10	R: 0 H: 0 E: 0 K: 1 S: 9	H: 0 LOB: 0 BB: 0 P: 14	R: 0 H: 1 E: 0 K: 1 S: 6	H: 1 LOB: 0 BB: 0 P: 13	R: 3 H: 3 E: 0 K: 2 S: 16	H: 3 LOB: 2 BB: 2 P: 24	R: 0 H: 0 E: 0 K: 0 S: 5	H: 0 LOB: 0 BB: 0 P: 8	R: 1 H: 1 E: 0 K: 2 S: 9	H: 1 LOB: 1 BB: 1 P: 16	1B: 5 2B: 2 3B: 0 HR: 1	SF: 1 SAC: 0 DP: 1 HBP: 0	WP: 1 PB: 0 SB: 0 CS: 1	PA: 34
PITCHER	IP WLS BF H R ER SO BB IBB HBP BLK WP HR S P ERA WHIP																			
39 Chad Kuhl, R ERA: 4.54	5.1 L 24 7 3 3 7 2 1 0 0 0 0 1 60 96 5.06 1.688																			
31 A.J. Schugel, R ERA: 1.19	0.2 2 0 0 0 1 0 0 0 0 0 0 0 4 5 0.00 0.000																			
66 Dovydas Neverauskas, R ERA: 2.84	1.0 3 0 0 0 0 0 0 0 0 0 0 0 5 8 0.00 0.000																			
41 Daniel Hudson, R ERA: 4.7	1.0 5 1 1 1 2 1 0 0 0 0 0 0 9 16 9.00 2.000																			

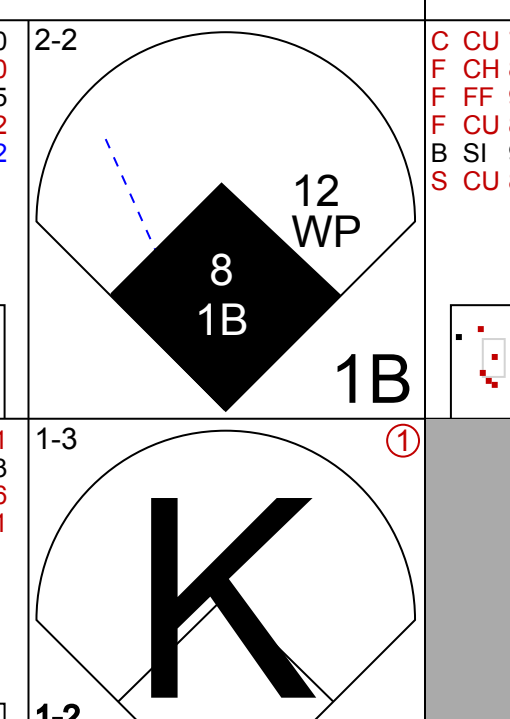
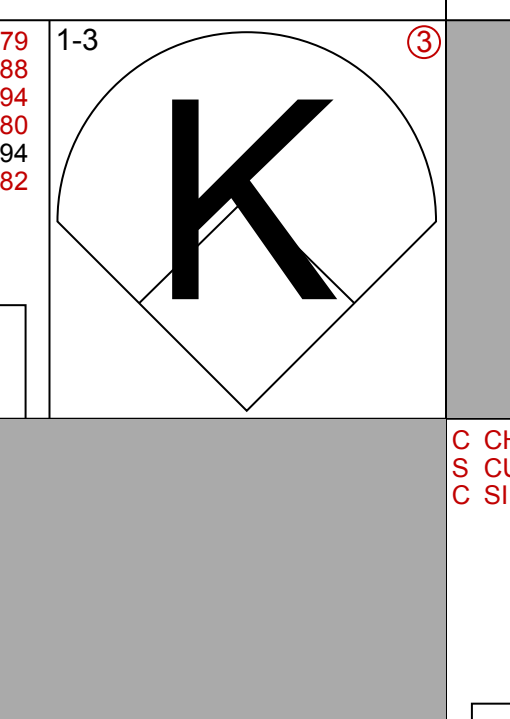
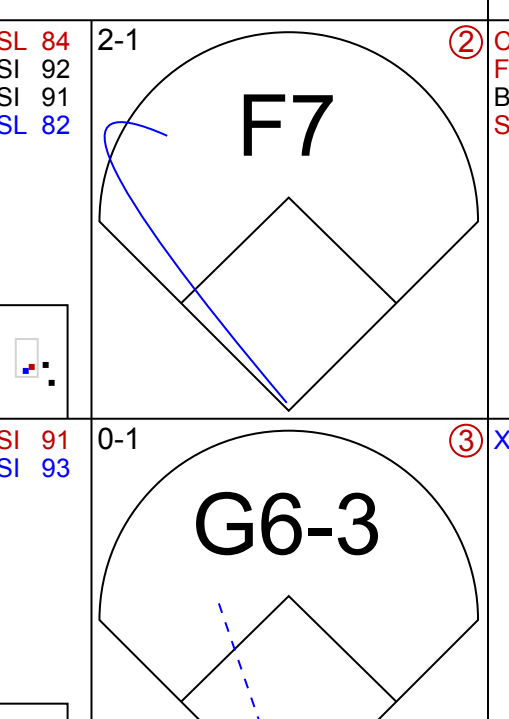
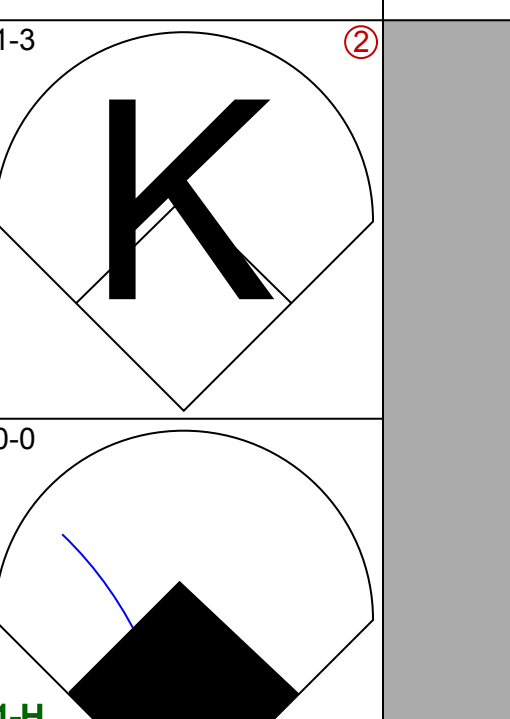
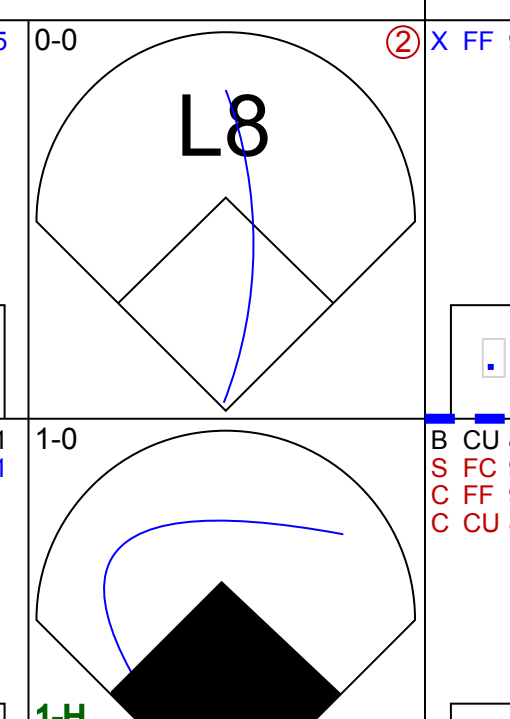
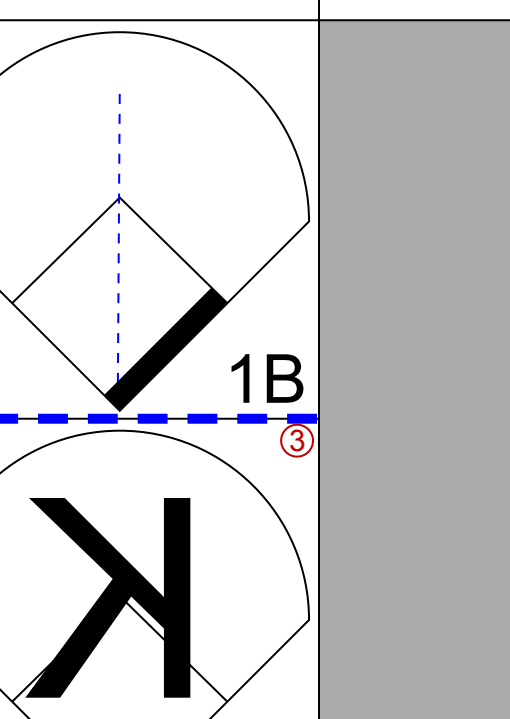
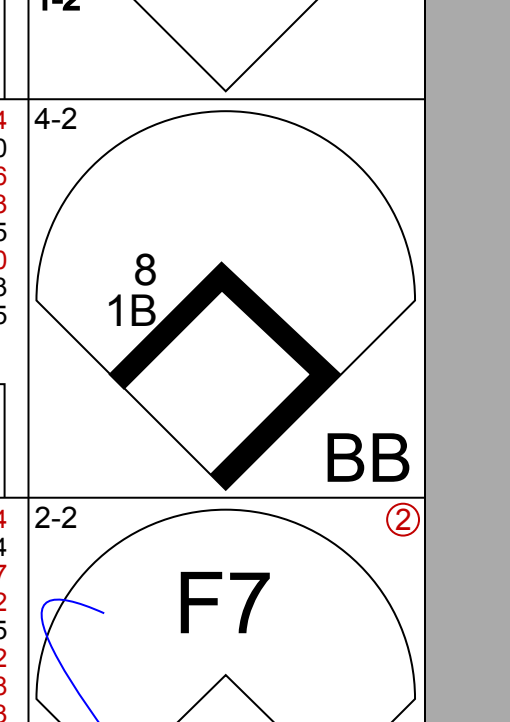
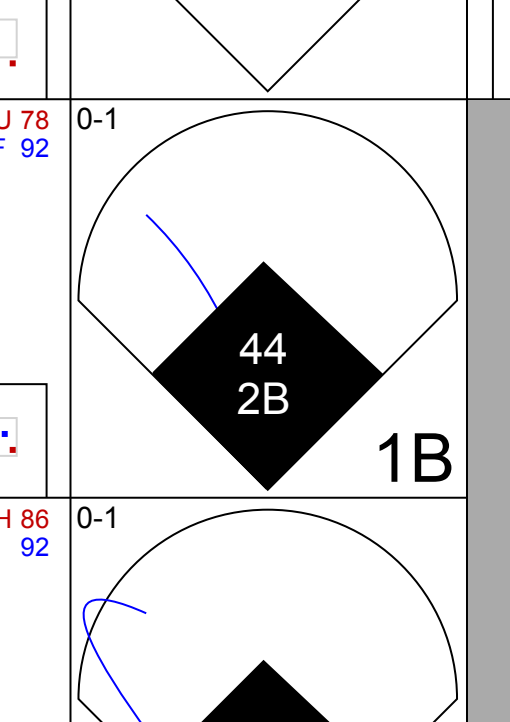

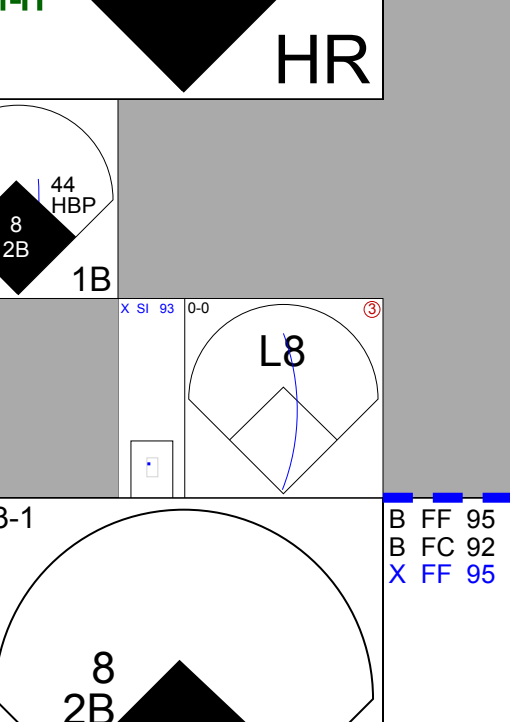
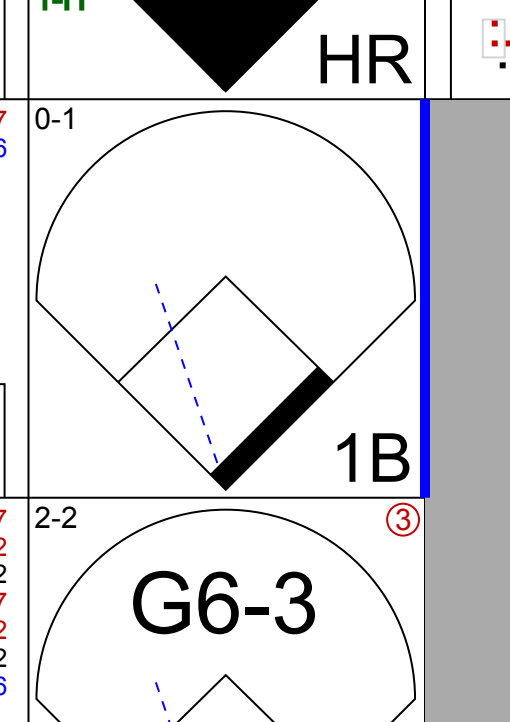

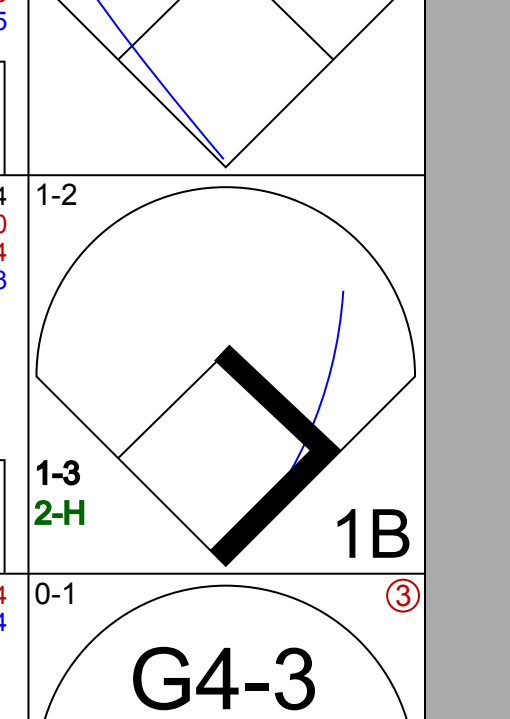
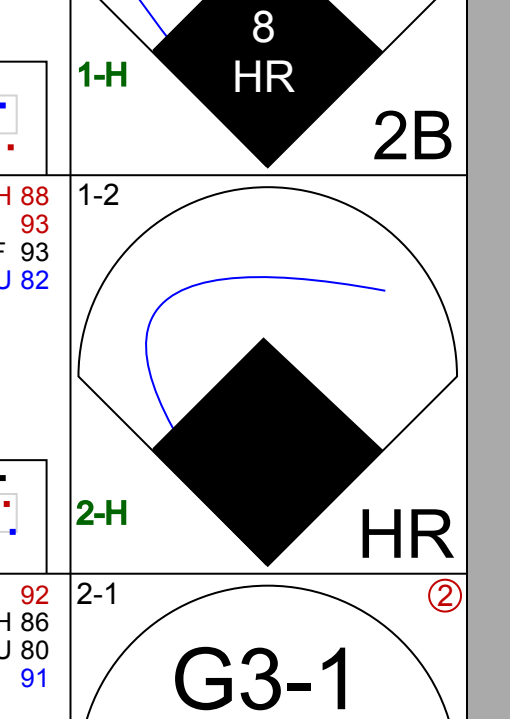

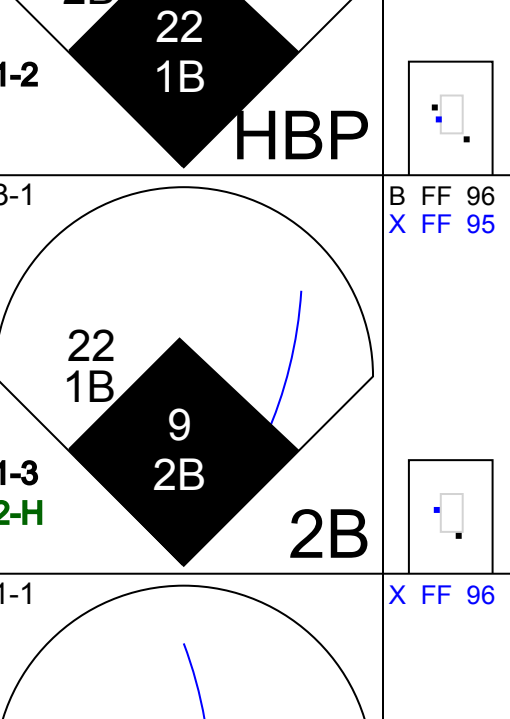
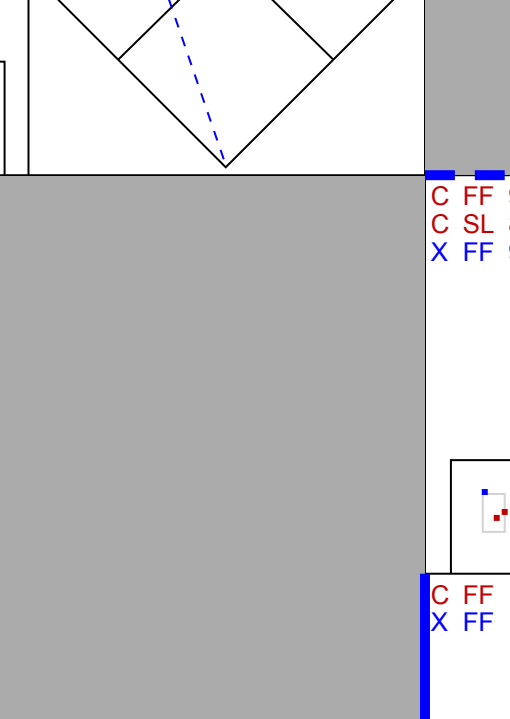
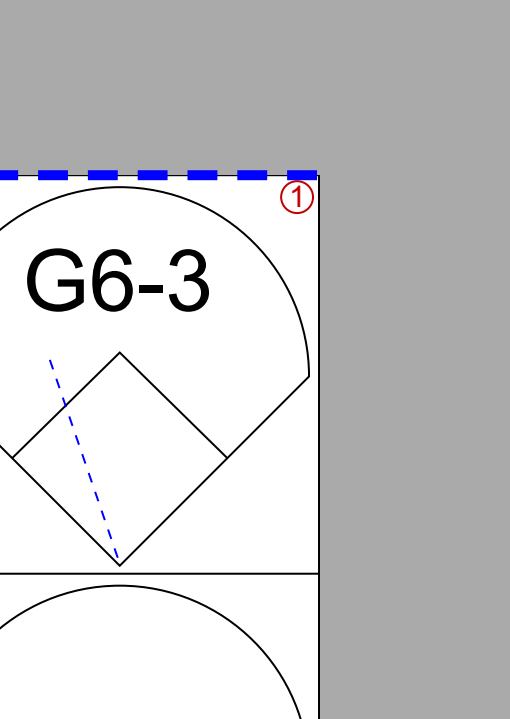
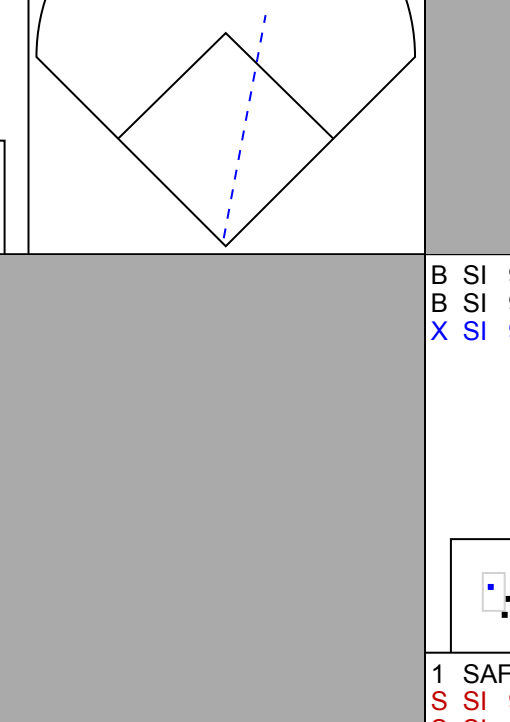
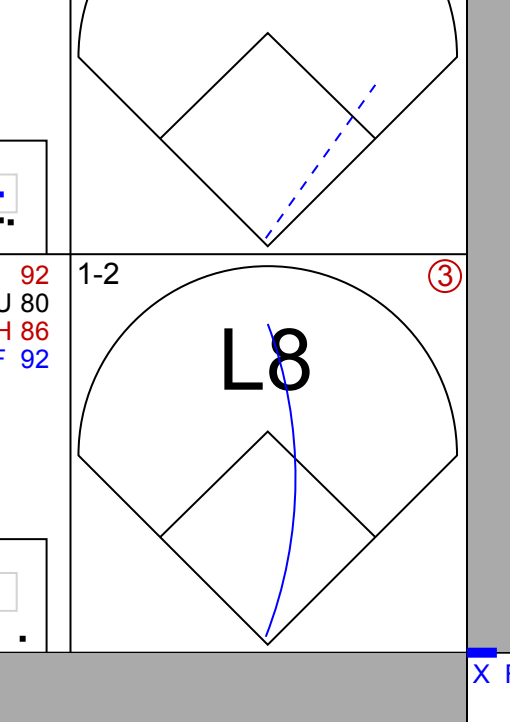

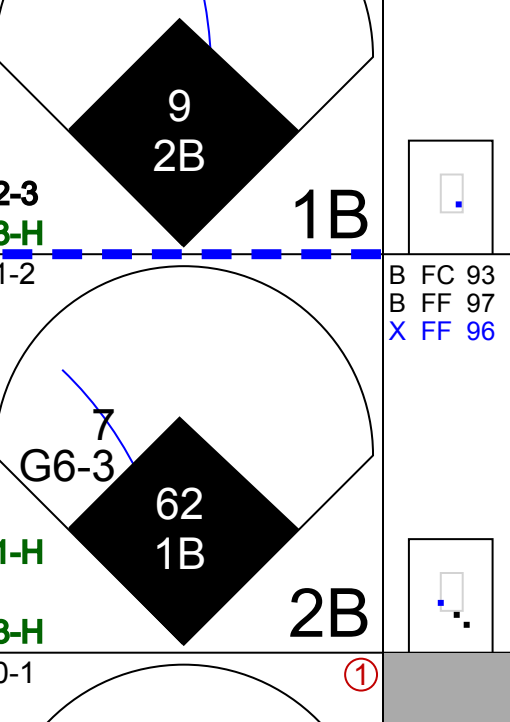
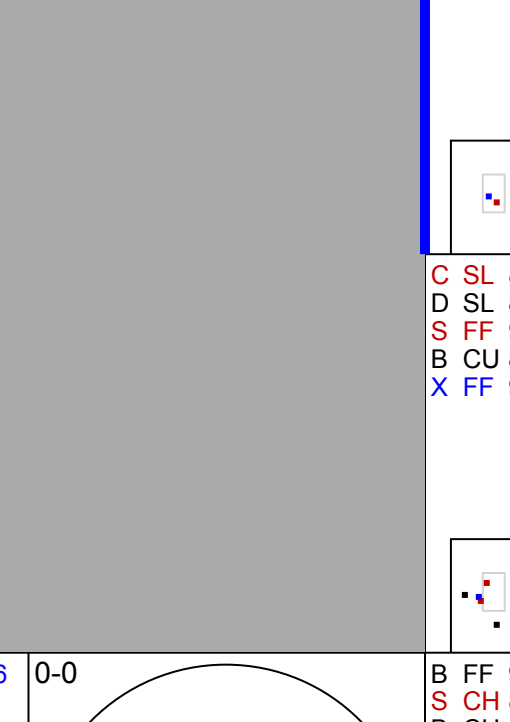
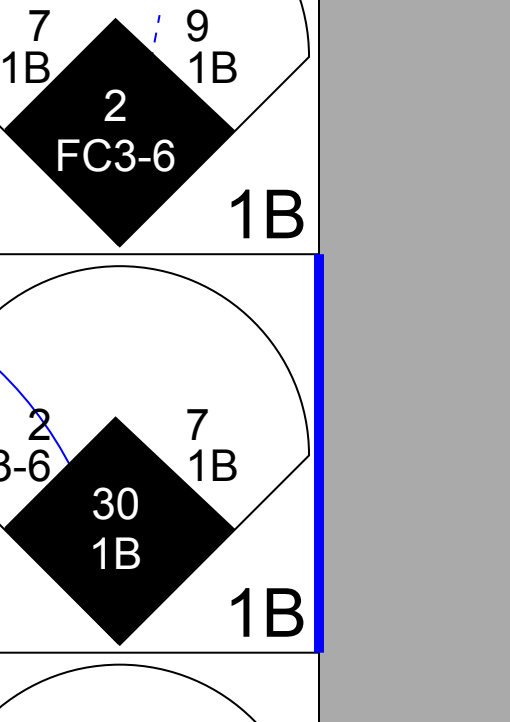
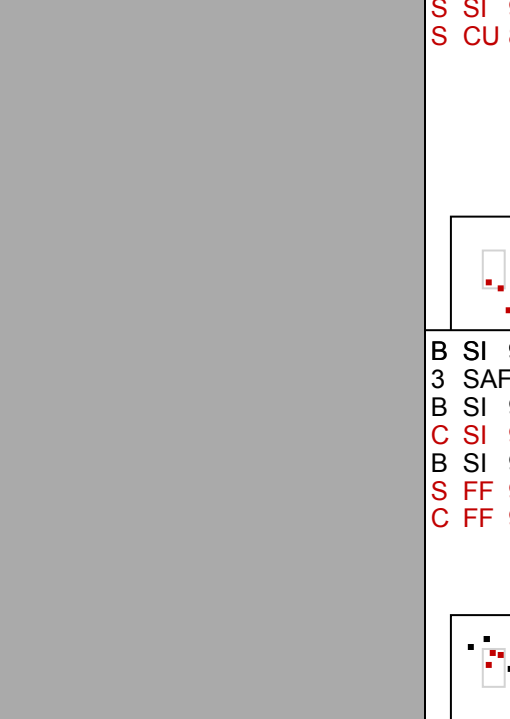

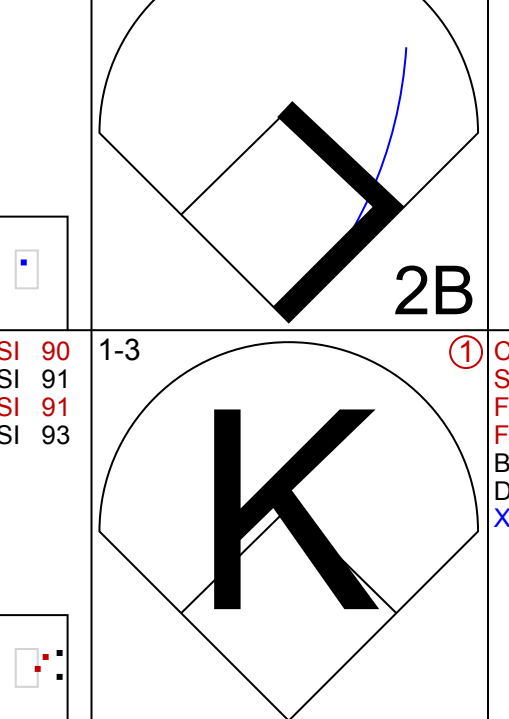
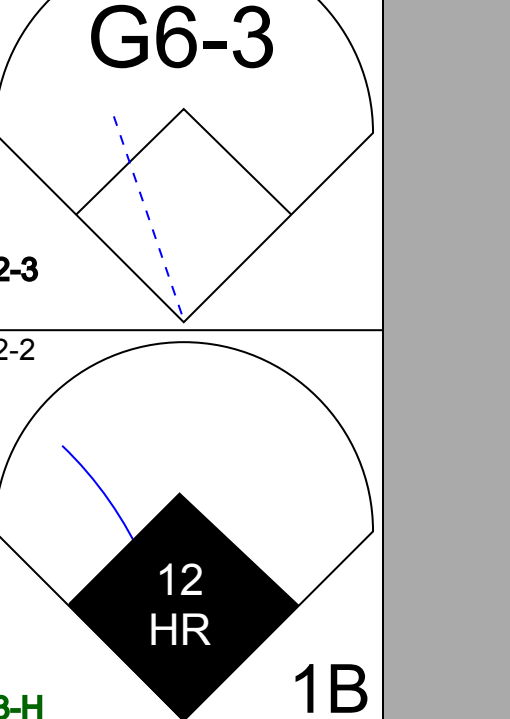
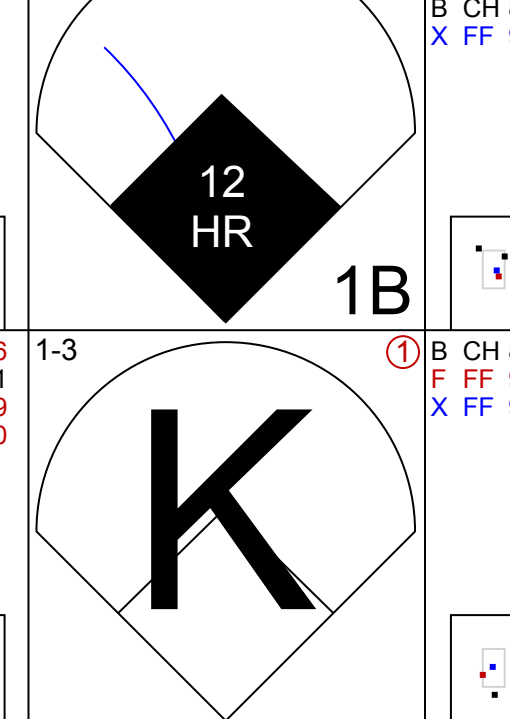
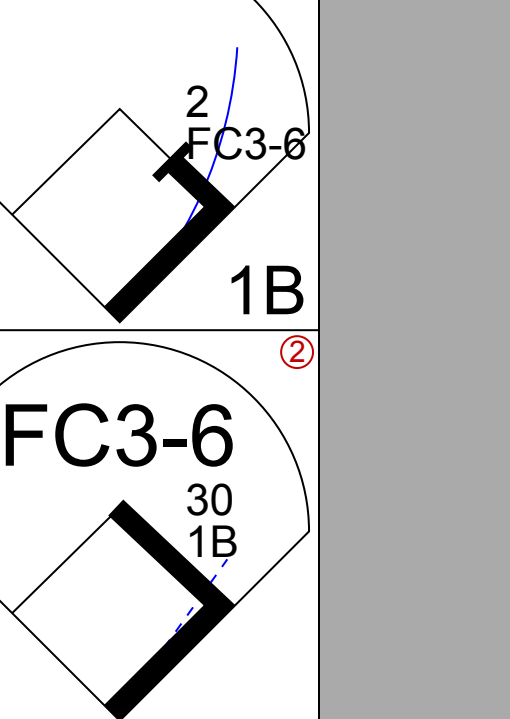
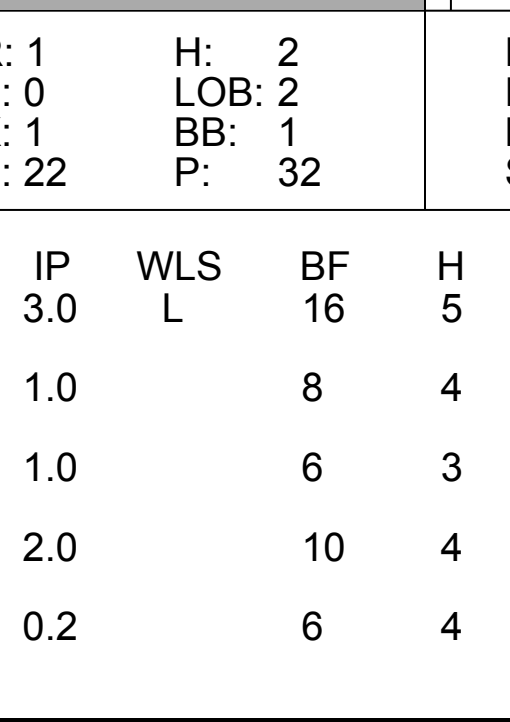
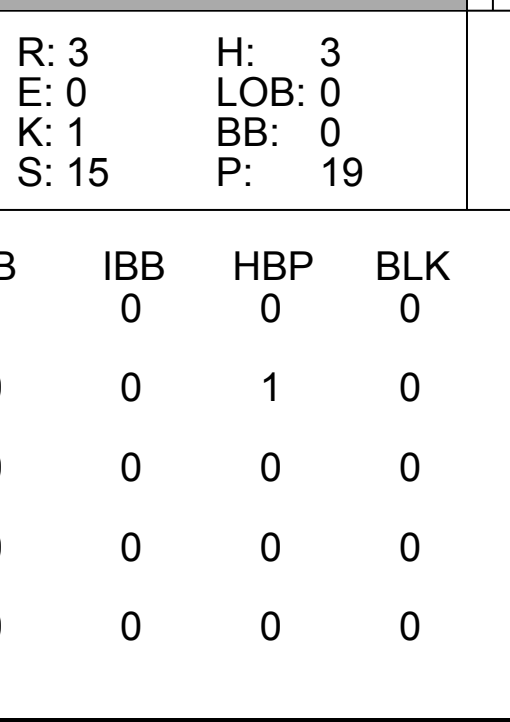
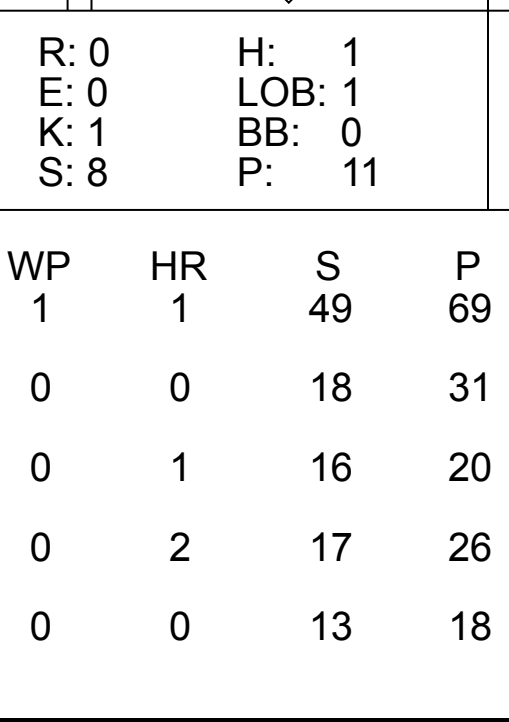
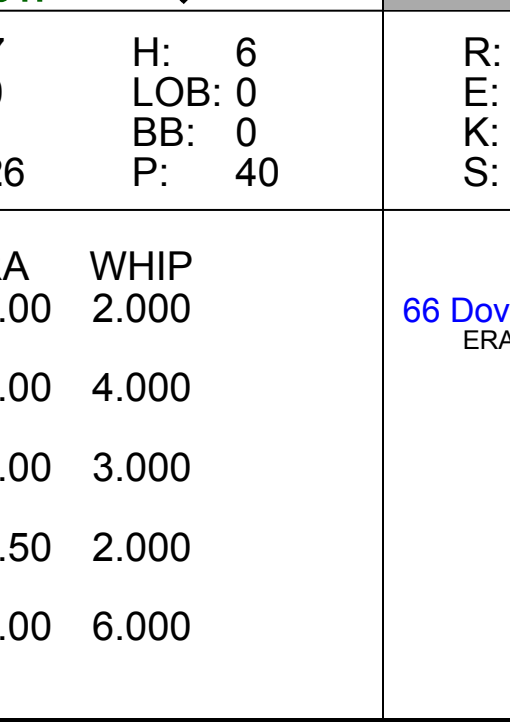
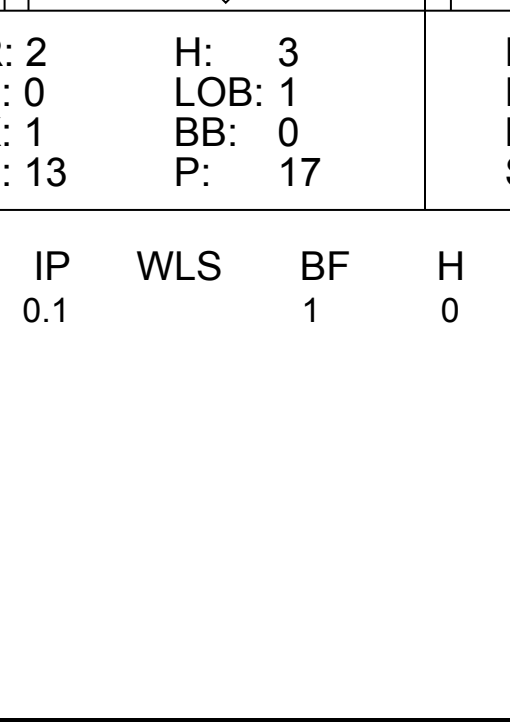
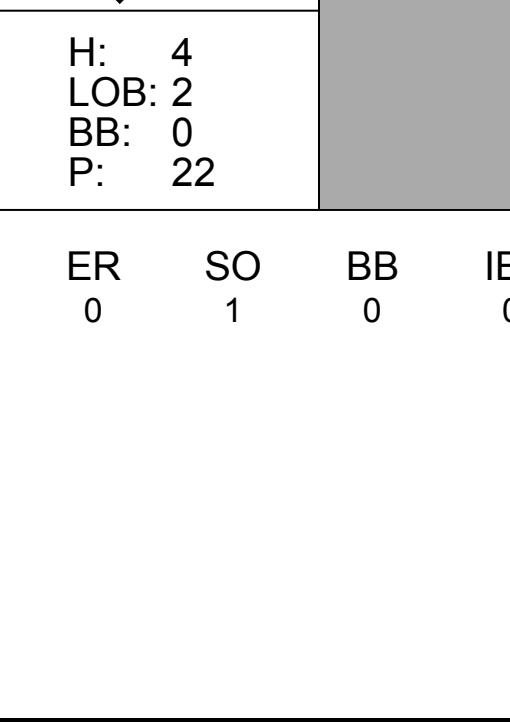


Batter	1	2	3	4	5	6	7	8	9	AB	R	H	RBI	BB	SO	LOB	TOP			
5 Josh Harrison, R OBP: 0.340, SLG: 0.433										4	0	0	0	0	2	1				
3 Sean Rodríguez, R OBP: 0.306, SLG: 0.378										4	1	1	0	0	3	0				
22 Andrew McCutchen, R 47 Jordan Luplow, R										3	1	1	0	0	1	0				
55 Josh Bell, S OBP: 0.340, SLG: 0.493										4	1	1	1	0	1	2				
23 David Freese, R 59 Angel Sánchez, R 73 Felipe Vázquez, L 66 Dovydas Neverauskas, R 28 John Jaso, L										3	0	1	1	0	1	0				
6 Starling Marte, R OBP: 0.314, SLG: 0.347										3	0	0	0	0	0	0				
10 Jordy Mercer, R OBP: 0.331, SLG: 0.409										3	0	1	1	0	0	0				
19 Chris Stewart, R 32 Elias Díaz, R										2	0	0	0	0	1	3				
46 Iván Nova, R 43 Steven Brault, L 31 A.J. Schugel, R 62 Max Moroff, S										1	0	0	0	0	1	0				
Inning Stats	R: 2 H: 3 E: 0 K: 3 S: 21	H: 3 LOB: 3 BB: 0 P: 31	R: 0 H: 0 E: 0 K: 3 S: 11	H: 0 LOB: 0 BB: 0 P: 13	R: 0 H: 0 E: 0 K: 1 S: 8	H: 0 LOB: 0 BB: 0 P: 10	R: 0 H: 0 E: 0 K: 0 S: 13	H: 0 LOB: 0 BB: 0 P: 20	R: 0 H: 0 E: 0 K: 1 S: 9	H: 1 LOB: 0 BB: 0 P: 12	R: 1 H: 1 E: 0 K: 1 S: 8	H: 1 LOB: 1 BB: 0 P: 13	R: 0 H: 1 E: 0 K: 2 S: 10	H: 0 LOB: 0 BB: 0 P: 12	R: 0 H: 1 E: 0 K: 1 S: 15	H: 1 LOB: 1 BB: 0 P: 21	1B: 4 2B: 1 3B: 0 HR: 1	SF: 0 SAC: 0 DP: 0 HBP: 2	WP: 0 PB: 0 SB: 0 CS: 0	PA: 35
PITCHER	IP WLS BF H R ER SO BB IBB HBP BLK WP HR S P ERA WHIP																			
62 Jose Quintana, L ERA: 4.49	6.0 W 24 4 3 3 9 0 0 2 0 0 1 70 99 4.50 0.667																			
56 Héctor Rondón, R ERA: 4.85	7.1 1.0 4 1 0 0 0 0 0 0 0 0 8 13 0.00 1.000																			
37 Justin Wilson, L ERA: 2.86	8.1 1.0 3 0 0 0 2 0 0 0 0 0 0 10 12 0.00 0.000																			
60 Félix Peña, R ERA: 4.91	9.1 1.0 4 1 0 0 1 0 0 0 0 0 0 15 21 0.00 1.000																			

Pittsburgh Pirates @ Chicago Cubs
Wrigley Field, Chicago, IL
Wed Aug 30 2017, 7:09 PM - 10:20 PM CDT
Att: 36,628 - Partly Cloudy - 76 F

AB 33
R 3
H 6
RBI 3
BB 0
SO 12
LOB 7



Batter	1	2	3	4	5	6	7	8	9	AB	R	H	RBI	BB	SO	LOB	BOTTOM			
30 Jon Jay, L OBP: 0.375, SLG: 0.367										6	1	2	1	0	2	3				
12 Kyle Schwarber, L OBP: 0.311, SLG: 0.445										6	2	2	4	0	3	4				
17 Kris Bryant, R 37 Justin Wilson, L 18 Ben Zobrist, S										4	2	3	0	1	0	0				
44 Anthony Rizzo, L 13 Alex Avila, L										3	3	2	2	0	0	2				
8 Ian Happ, S										5	2	3	4	0	0	0				
22 Jason Heyward, L 5 Albert Almora Jr., R										4	1	1	1	0	0	2				
9 Javier Báez, R 60 Félix Peña, R										5	3	2	2	0	0	0				
7 René Rivera, R OBP: 0.284, SLG: 0.390										5	1	3	0	0	1	2				
62 Jose Quintana, R 56 Héctor Rondón, R 2 Tommy La Stella, L										3	1	1	1	0	2	1				
Inning Stats	R: 1 H: 2 E: 0 K: 1 S: 22	H: 2 LOB: 2 BB: 1 P: 32	R: 1 H: 0 E: 1 K: 3 S: 12	H: 0 LOB: 0 BB: 0 P: 18	R: 3 H: 3 E: 0 K: 1 S: 15	H: 3 LOB: 0 BB: 0 P: 19	R: 0 H: 1 E: 0 K: 1 S: 8	H: 1 LOB: 1 BB: 0 P: 11	R: 7 H: 6 E: 0 K: 1 S: 26	H: 6 LOB: 0 BB: 0 P: 40	R: 1 H: 1 E: 0 K: 0 S: 4	H: 1 LOB: 0 BB: 0 P: 9	R: 2 H: 3 E: 0 K: 1 S: 13	H: 3 LOB: 1 BB: 0 P: 17	R: 2 H: 4 E: 0 K: 1 S: 16	H: 4 LOB: 2 BB: 0 P: 22	1B: 12 2B: 4 3B: 0 HR: 4	SF: 0 SAC: 0 DP: 0 HBP: 1	WP: 1 PB: 0 SB: 2 CS: 0	PA: 47
PITCHER	IP WLS BF H R ER SO BB IBB HBP BLK WP HR S P ERA WHIP																			
46 Iván Nova, R ERA: 4.11	3.0 L 16 5 5 4 5 1 0 0 0 0 0 0 18 31 12.00 2.000																			
43 Steven Brault, L ERA: 5.93	4.1 1.0 8 4 4 4 1 0 0 0 1 0 0 0 18 31 36.00 4.000																			
31 A.J. Schugel, R ERA: 2.28	5.1 1.0 6 3 3 3 1 0 0 0 0 0 0 1 16 20 27.00 3.000																			
59 Angel Sánchez, R ERA: 10.8	6.1 2.0 10 4 3 3 1 0 0 0 0 0 0 2 17 26 13.50 2.000																			
73 Felipe Vázquez, L ERA: 1.52	8.1 0.2 6 4 2 2 0 0 0 0 0 0 0 0 13 18 27.00 6.000																			

Pittsburgh Pirates @ Chicago Cubs
Wrigley Field, Chicago, IL
Wed Aug 30 2017, 7:09 PM - 10:20 PM CDT
Att: 36,628 - Partly Cloudy - 76 F

AB 45
R 17
H 20
RBI 16
BB 1
SO 9
LOB 18



Batter	1	2	3	4	5	6	7	8	9	AB	R	H	RBI	BB	SO	LOB	TOP							
11 Ender Inciarte, L (1,8) OBP: 0.350, SLG: 0.407			G4-3		F9					3	0	0	0	2	1	1								
1 Ozzie Albies, S (1,4) OBP: 0.352, SLG: 0.455			G6-3		SH1-3		CS	G4-3	L8	4	1	1	0	0	0	2								
5 Freddie Freeman, L (1,3) OBP: 0.411, SLG: 0.612					F8			F7		4	1	2	0	0	0	1								
27 Matt Kemp, R (1,7) OBP: 0.330, SLG: 0.471					F9		G5-3			3	0	0	1	0	1	1								
52 José Ramírez, R (8,1)										0	0	0	0	0	0	0								
38 Aroldys Vizcaíno, R (9,1)										0	0	0	0	0	0	0								
22 Nick Markakis, L (1,9) OBP: 0.361, SLG: 0.401										3	2	1	0	1	0	1								
7 Dansby Swanson, R (1,6) OBP: 0.319, SLG: 0.342		G5-3								3	1	2	1	1	0	0								
14 Rio Ruiz, L (1,5) OBP: 0.284, SLG: 0.352										4	0	2	3	0	1	1								
20 David Freitas, R (1,2) OBP: 0.143, SLG: 0.286										4	0	0	0	0	1	3								
61 Max Fried, L (1,1)										2	0	0	0	0	0	0								
67 A.J. Minter, L (6,1)										0	0	0	0	0	0	0								
18 Matt Adams, L (7,PH) OBP: 0.315, SLG: 0.519										1	0	0	0	0	1	0								
39 Sam Freeman, R (7,1)										0	0	0	0	0	0	0								
16 Lane Adams, R (8,7) OBP: 0.344, SLG: 0.436										1	0	0	0	0	1	1								
Inning Stats	R: 1 E: 0 K: 1 S: 10	H: 2 LOB: 1 BB: 0 P: 16	R: 0 E: 0 K: 0 S: 6	H: 0 LOB: 0 BB: 0 P: 11	R: 0 E: 0 K: 0 S: 8	H: 0 LOB: 0 BB: 0 P: 10	R: 2 E: 0 K: 0 S: 10	H: 3 LOB: 1 BB: 1 P: 15	R: 0 E: 0 K: 1 S: 8	H: 0 LOB: 1 BB: 0 P: 12	R: 0 E: 0 K: 1 S: 7	H: 0 LOB: 0 BB: 1 P: 16	R: 0 E: 0 K: 1 S: 5	H: 0 LOB: 0 BB: 0 P: 9	R: 2 E: 0 K: 2 S: 21	H: 3 LOB: 2 BB: 1 P: 28	1B: 6 2B: 2 3B: 0 HR: 0	SF: 1 SAC: 1 DP: 1 HBP: 0	WP: 0 PB: 0 SB: 1 CS: 1	PA: 39				
PITCHER	IP: 5.0 ERA: 3.38	WLS: L BF: 21	H: 5 R: 3 ER: 3 SO: 1	BB: 1 IBB: 0 HBP: 0 BLK: 0	WP: 0 HR: 0 S: 42 P: 64	ERA: 5.40 WHIP: 1.200	IP: 1.0 ERA: 0.00	WLS: 4 BF: 0	H: 0 R: 0 ER: 0 SO: 1	BB: 1 IBB: 0 HBP: 0 BLK: 0	WP: 0 HR: 8 S: 15 P: 16	ERA: 0.00 WHIP: 1.000	IP: 1.0 ERA: 5.28	WLS: 3 BF: 0	H: 0 R: 0 ER: 0 SO: 1	BB: 0 IBB: 0 HBP: 0 BLK: 0	WP: 0 HR: 5 S: 9 P: 28	ERA: 4.67 WHIP: 4.000	IP: 1.0 ERA: 6.29	WLS: 7 BF: 3	H: 2 R: 2 ER: 2 SO: 2	BB: 1 IBB: 0 HBP: 0 BLK: 0	WP: 0 HR: 0 S: 21 P: 28	ERA: 18.00 WHIP: 4.000

Atlanta Braves @ Chicago Cubs
Wrigley Field, Chicago, IL
Sun Sep 03 2017, 1:23 PM - 4:05 PM CDT
Att: 42,145 - Sunny - 81 F

AB 32
R 5
H 8
RBI 5
BB 4
SO 6
LOB 11



Batter	1	2	3	4	5	6	7	8	9	AB	R	H	RBI	BB	SO	LOB	BOTTOM							
18 Ben Zobrist, S (1,4) OBP: 0.318, SLG: 0.376										4	0	2	0	0	1	0								
5 Albert Almora Jr., R (1,8) OBP: 0.332, SLG: 0.398										4	0	0	0	0	0	4								
17 Kris Bryant, R (1,5) OBP: 0.406, SLG: 0.527										3	0	0	0	1	1	0								
44 Anthony Rizzo, L (1,3) OBP: 0.397, SLG: 0.537										4	0	0	0	0	2	1								
9 Javier Báez, R (1,6) OBP: 0.315, SLG: 0.489										0	0	0	0	1	0	0								
15 Mike Freeman, L (3,6) OBP: 0.146, SLG: 0.135										2	0	0	0	0	2	0								
2 Tommy La Stella, L (9,PH) OBP: 0.402, SLG: 0.526										1	0	0	0	0	0	0								
8 Ian Happ, S (1,7) OBP: 0.330, SLG: 0.529										4	1	2	1	0	1	0								
22 Jason Heyward, L (1,9) OBP: 0.323, SLG: 0.388										3	0	1	0	0	0	1								
7 René Rivera, R (1,2) OBP: 0.291, SLG: 0.401										3	0	0	0	0	2	2								
38 Mike Montgomery, L (1,1) OBP: 0.169, SLG: 0.350										1	0	0	0	0	1	0								
30 Josh Willingham, R (5,PH) OBP: 0.345, SLG: 0.530										0	0	0	0	0	0	0								
36 Dillon Maples, R (8,1)										0	0	0	0	0	0	0								
52 Justin Grimm, R (7,1)										0	0	0	0	0	0	0								
12 Kyle Schwarber, L (7,PH) OBP: 0.332, SLG: 0.642										1	0	0	0	0	0	1								
56 Héctor Rondón, R (8,1)										0	0	0	0	0	0	0								
60 Félix Peña, R (9,1)										0	0	0	0	0	0	0								
Inning Stats	R: 0 E: 0 K: 0 S: 5	H: 0 LOB: 0 BB: 0 P: 10	R: 1 E: 0 K: 1 S: 8	H: 1 LOB: 1 BB: 1 P: 15	R: 0 E: 0 K: 1 S: 6	H: 1 LOB: 0 BB: 0 P: 8	R: 0 E: 0 K: 1 S: 7	H: 0 LOB: 0 BB: 1 P: 12	R: 0 E: 0 K: 2 S: 11	H: 2 LOB: 3 BB: 1 P: 18	R: 0 E: 0 K: 2 S: 12	H: 0 LOB: 0 BB: 0 P: 15	R: 0 E: 0 K: 1 S: 14	H: 1 LOB: 1 BB: 0 P: 22	R: 0 E: 0 K: 2 S: 9	H: 0 LOB: 0 BB: 0 P: 11	R: 0 E: 0 K: 1 S: 9	H: 0 LOB: 0 BB: 0 P: 10	1B: 4 2B: 0 3B: 0 HR: 1	SF: 0 SAC: 0 DP: 1 HBP: 0	WP: 0 PB: 0 SB: 0 CS: 1	PA: 33		
PITCHER	IP: 5.0 ERA: 3.86	WLS: W BF: 20	H: 4 R: 1 ER: 0 SO: 2	BB: 3 IBB: 0 HBP: 0 BLK: 0	WP: 0 HR: 1 S: 37 P: 63	ERA: 1.80 WHIP: 1.400	IP: 1.0 ERA: 3.6	WLS: H BF: 3	H: 0 R: 0 ER: 0 SO: 2	BB: 0 IBB: 0 HBP: 0 BLK: 0	WP: 0 HR: 14 S: 22 P: 22	ERA: 0.00 WHIP: 1.000	IP: 1.0 ERA: 2.88	WLS: H BF: 3	H: 0 R: 0 ER: 0 SO: 2	BB: 0 IBB: 0 HBP: 0 BLK: 0	WP: 0 HR: 9 S: 11 P: 11	ERA: 0.00 WHIP: 0.000	IP: 1.0 ERA: 2.28	WLS: H BF: 3	H: 0 R: 0 ER: 0 SO: 1	BB: 0 IBB: 0 HBP: 0 BLK: 0	WP: 0 HR: 9 S: 10 P: 10	ERA: 0.00 WHIP: 0.000

Atlanta Braves @ Chicago Cubs
Wrigley Field, Chicago, IL
Sun Sep 03 2017, 1:23 PM - 4:05 PM CDT
Att: 42,145 - Sunny - 81 F

AB 30
R 1
H 5
RBI 1
BB 3
SO 10
LOB 9



Batter	1	2	3	4	5	6	7	8	9	AB	R	H	RBI	BB	SO	LOB	TOP
30 Jon Jay, L OBP: 0.390, SLG: 0.378 (1, 8)	G4-3		L7		G4-3			12 1B		4	0	1	0	0	0	0	Chicago Cubs @ Pittsburgh Pirates PNC Park, Pittsburgh, PA Mon Sep 04 2017, 4:06 PM - 7:10 PM EDT Att: 21,068 - Partly Cloudy - 80 F
12 Kyle Schwarber, L OBP: 0.312, SLG: 0.440 (1, 7)	K		K					1B		4	0	1	0	0	3	0	
17 Kris Bryant, R OBP: 0.406, SLG: 0.531 (1, 5)			2B			F9		L7		4	0	2	0	0	0	2	
44 Anthony Rizzo, L OBP: 0.394, SLG: 0.533 (1, 3)	K		G5-3			F8		G4-3		4	0	0	0	0	1	4	
18 Ben Zobrist, S OBP: 0.320, SLG: 0.380 (1, 4) (7, 6)		13 1B						G4-3		4	0	2	0	0	1	0	
13 Alex Avila, L OBP: 0.390, SLG: 0.463 (1, 2)		15 1B						2B		2	0	0	0	2	2	1	
22 Jason Heyward, L OBP: 0.320, SLG: 0.384 (1, 9)		BB						BB		4	0	0	0	0	1	4	
15 Mike Freeman, L OBP: 0.163, SLG: 0.154 (1, 6)								L7		2	0	1	0	0	0	0	
2 Tommy La Stella, L OBP: 0.305, SLG: 0.515 (7, PH) (7, 4)								L4		2	0	0	0	0	0	2	
49 Jake Arrieta, R OBP: 0.150, SLG: 0.224 (1, 1) (3, 1)								K		1	0	0	0	0	0	1	
20 Victor Caratini, S OBP: 0.349, SLG: 0.399 (5, PH) (5, 1)										0	0	0	0	0	0	0	
29 Rob Zastryzny, L OBP: 0.163, SLG: 0.154 (8, PH) (8, 1)										0	0	0	0	0	1	0	
36 Dillon Maples, R OBP: 0.121, SLG: 0.225 (8, 1)										0	0	0	0	0	0	0	
24 Leonys Martin, L OBP: 0.321, SLG: 0.525 (8, 1)										0	0	0	0	0	0	0	
Inning Stats	R: 0 H: 1 E: 0 K: 2 S: 12	H: 2 R: 0 ER: 0 LOB: 2 BB: 1 P: 19	H: 1 R: 0 ER: 0 LOB: 1 BB: 0 P: 14	H: 0 R: 0 ER: 0 LOB: 0 BB: 0 P: 15	H: 0 R: 0 ER: 0 LOB: 0 BB: 0 P: 10	H: 0 R: 0 ER: 0 LOB: 1 BB: 1 P: 15	H: 2 R: 0 ER: 0 LOB: 2 BB: 0 P: 24	H: 1 R: 0 ER: 0 LOB: 1 BB: 0 P: 16	1B: 4 2B: 3 3B: 0 HR: 0	SF: 0 SAC: 0 DP: 0 HBP: 0	WP: 0 PB: 0 SB: 0 CS: 0	PA: 35					
PITCHER	IP WLS BF H R ER SO BB IBB HBP BLK WP HR S P ERA WHIP	IP WLS BF H R ER SO BB IBB HBP BLK WP HR S P ERA WHIP	IP WLS BF H R ER SO BB IBB HBP BLK WP HR S P ERA WHIP	IP WLS BF H R ER SO BB IBB HBP BLK WP HR S P ERA WHIP	IP WLS BF H R ER SO BB IBB HBP BLK WP HR S P ERA WHIP	IP WLS BF H R ER SO BB IBB HBP BLK WP HR S P ERA WHIP	IP WLS BF H R ER SO BB IBB HBP BLK WP HR S P ERA WHIP	IP WLS BF H R ER SO BB IBB HBP BLK WP HR S P ERA WHIP	IP WLS BF H R ER SO BB IBB HBP BLK WP HR S P ERA WHIP	IP WLS BF H R ER SO BB IBB HBP BLK WP HR S P ERA WHIP	IP WLS BF H R ER SO BB IBB HBP BLK WP HR S P ERA WHIP	IP WLS BF H R ER SO BB IBB HBP BLK WP HR S P ERA WHIP					
39 Chad Kuhl, R ERA: 4.32 (1, 1)	7.0 W 26 4 0 0 8 2 0 0 0 0 0 0 62 100 0.00 0.857	1.0 5 2 0 0 1 0 0 0 0 0 0 0 17 24 0.00 2.000	1.0 4 1 0 0 1 0 0 0 0 0 0 0 11 16 0.00 1.000														

AB	33
R	0
H	7
RBI	0
BB	2
SO	10
LOB	15



Batter	1	2	3	4	5	6	7	8	9	AB	R	H	RBI	BB	SO	LOB	BOTTOM
6 Starling Marte, R OBP: 0.327, SLG: 0.363 (1, 7)	G4-3 55 HR	G6-3		K				62 2B		4	3	2	0	1	1	0	Chicago Cubs @ Pittsburgh Pirates PNC Park, Pittsburgh, PA Mon Sep 04 2017, 4:06 PM - 7:10 PM EDT Att: 21,068 - Partly Cloudy - 80 F
62 Max Moroff, S OBP: 0.297, SLG: 0.338 (1, 4)	K							BB		5	2	3	4	0	2	1	
22 Andrew McCutchen, R OBP: 0.363, SLG: 0.473 (1, 8)	G4-3							BB		5	2	2	1	0	2	2	
55 Josh Bell, S OBP: 0.343, SLG: 0.495 (1, 3)								BB		5	1	3	4	0	1	2	
23 David Freese, R OBP: 0.374, SLG: 0.380 (1, 5)								G3-1		4	1	2	2	1	0	1	
47 Jordan Luplow, R OBP: 0.269, SLG: 0.375 (1, 9)								HR		4	1	2	0	1	1	2	
3 Sean Rodriguez, R OBP: 0.296, SLG: 0.348 (1, 6)	K									5	0	0	0	0	2	6	
32 Elias Diaz, R OBP: 0.287, SLG: 0.339 (1, 2)										4	1	2	1	0	1	0	
39 Chad Kuhl, R ERA: 3.48 (1, 1)	2.1 L 12 3 3 3 4 1 0 0 0 0 0 0 19 30 0.00 1.200	1.2 7 1 0 0 3 1 0 0 0 0 0 0 30 46 6.00 1.667	0.1 6 3 5 5 1 2 0 0 0 0 0 0 10 22 135.00 15.000	0.2 5 3 2 2 0 0 0 0 0 0 0 1 12 17 27.00 4.500													
52 Justin Grimm, R ERA: 5.09 (3, 1)																	
29 Rob Zastryzny, L ERA: 6.43 (5, 1)																	
36 Dillon Maples, R ERA: 33.75 (8, 1)																	
24 Leonys Martin, R ERA: 27.0 (8, 1)																	
Inning Stats	R: 2 H: 3 E: 0 K: 2 S: 16	H: 0 R: 0 ER: 0 LOB: 0 BB: 0 P: 13	H: 2 R: 1 ER: 0 LOB: 2 BB: 1 P: 30	H: 0 R: 0 ER: 0 LOB: 0 BB: 0 P: 10	H: 2 R: 1 ER: 0 LOB: 0 BB: 0 P: 19	H: 1 R: 0 ER: 0 LOB: 1 BB: 0 P: 10	H: 2 R: 1 ER: 0 LOB: 1 BB: 0 P: 17	H: 6 R: 7 ER: 0 LOB: 1 BB: 2 P: 39	1B: 9 2B: 4 3B: 0 HR: 3	SF: 0 SAC: 0 DP: 0 HBP: 0	WP: 0 PB: 0 SB: 1 CS: 0	PA: 43					
PITCHER	IP WLS BF H R ER SO BB IBB HBP BLK WP HR S P ERA WHIP	IP WLS BF H R ER SO BB IBB HBP BLK WP HR S P ERA WHIP	IP WLS BF H R ER SO BB IBB HBP BLK WP HR S P ERA WHIP	IP WLS BF H R ER SO BB IBB HBP BLK WP HR S P ERA WHIP	IP WLS BF H R ER SO BB IBB HBP BLK WP HR S P ERA WHIP	IP WLS BF H R ER SO BB IBB HBP BLK WP HR S P ERA WHIP	IP WLS BF H R ER SO BB IBB HBP BLK WP HR S P ERA WHIP	IP WLS BF H R ER SO BB IBB HBP BLK WP HR S P ERA WHIP	IP WLS BF H R ER SO BB IBB HBP BLK WP HR S P ERA WHIP	IP WLS BF H R ER SO BB IBB HBP BLK WP HR S P ERA WHIP	IP WLS BF H R ER SO BB IBB HBP BLK WP HR S P ERA WHIP	IP WLS BF H R ER SO BB IBB HBP BLK WP HR S P ERA WHIP					

AB	39
R	12
H	16
RBI	12
BB	4
SO	12
LOB	15



Batter	1	2	3	4	5	6	7	8	9	AB	R	H	RBI	BB	SO	LOB	TOP							
30 Jon Jay, L OBP: 0.377, SLG: 0.375											5	1	1	0	0	1	2							
5 Albert Almora Jr., R OBP: 0.332, SLG: 0.387											5	1	2	0	0	0	0							
17 Kris Bryant, R OBP: 0.407, SLG: 0.533											4	1	2	0	0	0	2							
18 Ben Zobrist, S OBP: 0.319, SLG: 0.378											2	0	0	1	1	0	2							
8 Ian Happ, S OBP: 0.329, SLG: 0.525 6 Carl Edwards Jr., R											4	0	1	2	0	0	3							
9 Javier Báez, R OBP: 0.315, SLG: 0.486											4	0	1	0	0	0	0							
20 Victor Caratini, S OBP: 0.333, SLG: 0.391											3	0	1	0	0	0	0							
7 René Rivera, R OBP: 0.290, SLG: 0.395											3	0	0	0	1	0	3							
28 Kyle Hendricks, R OBP: 0.122, SLG: 0.146 22 Jason Heyward, L OBP: 0.319, SLG: 0.383											3	0	0	0	0	1	5							
Inning Stats	R: 1 E: 0 K: 0 S: 13	H: 2 LOB: 1 BB: 0 P: 15	R: 0 E: 0 K: 0 S: 12	H: 1 LOB: 2 BB: 1 P: 21	R: 2 E: 0 K: 0 S: 18	H: 4 LOB: 3 BB: 0 P: 27	R: 0 E: 0 K: 0 S: 8	H: 1 LOB: 2 BB: 1 P: 14	R: 0 E: 0 K: 0 S: 7	H: 0 LOB: 0 BB: 0 P: 14	R: 0 E: 0 K: 1 S: 7	H: 0 LOB: 0 BB: 0 P: 7	R: 0 E: 0 K: 0 S: 7	H: 0 LOB: 0 BB: 0 P: 13	R: 0 E: 0 K: 0 S: 8	H: 0 LOB: 0 BB: 0 P: 11	R: 0 E: 0 K: 2 S: 10	H: 0 LOB: 0 BB: 0 P: 11	1B: 7 2B: 1 3B: 0 HR: 0	SF: 1 SAC: 0 DP: 0 HBP: 1	WP: 0 PB: 0 SB: 0 CS: 0	PA: 38		
PITCHER	IP WLS BF H R ER SO BB IBB HBP BLK WP HR S P ERA WHIP	IP WLS BF H R ER SO BB IBB HBP BLK WP HR S P ERA WHIP	IP WLS BF H R ER SO BB IBB HBP BLK WP HR S P ERA WHIP	IP WLS BF H R ER SO BB IBB HBP BLK WP HR S P ERA WHIP	IP WLS BF H R ER SO BB IBB HBP BLK WP HR S P ERA WHIP	IP WLS BF H R ER SO BB IBB HBP BLK WP HR S P ERA WHIP	IP WLS BF H R ER SO BB IBB HBP BLK WP HR S P ERA WHIP	IP WLS BF H R ER SO BB IBB HBP BLK WP HR S P ERA WHIP	IP WLS BF H R ER SO BB IBB HBP BLK WP HR S P ERA WHIP	IP WLS BF H R ER SO BB IBB HBP BLK WP HR S P ERA WHIP	IP WLS BF H R ER SO BB IBB HBP BLK WP HR S P ERA WHIP	IP WLS BF H R ER SO BB IBB HBP BLK WP HR S P ERA WHIP	IP WLS BF H R ER SO BB IBB HBP BLK WP HR S P ERA WHIP	IP WLS BF H R ER SO BB IBB HBP BLK WP HR S P ERA WHIP	IP WLS BF H R ER SO BB IBB HBP BLK WP HR S P ERA WHIP	IP WLS BF H R ER SO BB IBB HBP BLK WP HR S P ERA WHIP	IP WLS BF H R ER SO BB IBB HBP BLK WP HR S P ERA WHIP	IP WLS BF H R ER SO BB IBB HBP BLK WP HR S P ERA WHIP	IP WLS BF H R ER SO BB IBB HBP BLK WP HR S P ERA WHIP	IP WLS BF H R ER SO BB IBB HBP BLK WP HR S P ERA WHIP	IP WLS BF H R ER SO BB IBB HBP BLK WP HR S P ERA WHIP	IP WLS BF H R ER SO BB IBB HBP BLK WP HR S P ERA WHIP	IP WLS BF H R ER SO BB IBB HBP BLK WP HR S P ERA WHIP	IP WLS BF H R ER SO BB IBB HBP BLK WP HR S P ERA WHIP

Chicago Cubs @ Pittsburgh Pirates
PNC Park, Pittsburgh, PA
Tue Sep 05 2017, 7:06 PM - 9:41 PM EDT
Att: 14,079 - Cloudy - 69 F

AB 34
R 3
H 8
RBI 3
BB 2
SO 3
LOB 17



Batter	1	2	3	4	5	6	7	8	9	AB	R	H	RBI	BB	SO	LOB	BOTTOM	
6 Starling Marte, R OBP: 0.326, SLG: 0.361											4	0	1	0	0	0		
62 Max Moroff, S OBP: 0.285, SLG: 0.333											4	1	1	1	0	0		
22 Andrew McCutchen, R OBP: 0.364, SLG: 0.473											4	0	2	0	0	2	1	
55 Josh Bell, S OBP: 0.342, SLG: 0.492											3	0	0	0	1	0	2	
23 David Freese, R OBP: 0.375, SLG: 0.381											4	1	2	1	0	0	1	
47 Jordan Luplow, R OBP: 0.276, SLG: 0.481											3	1	1	2	0	1	1	
32 Elias Díaz, R OBP: 0.288, SLG: 0.339											3	0	1	0	0	0	0	
10 Jordy Mercer, R OBP: 0.327, SLG: 0.407											3	0	0	0	0	1	1	
43 Steven Brault, L OBP: 0.167, SLG: 0.167 63 Christopher Bostick, R (6, PH) 38 Wade LeBlanc, L OBP: 0.200, SLG: 0.200 28 John Jaso, L OBP: 0.343, SLG: 0.416 73 Felipe Vázquez, L											1	0	0	0	0	0	0	
Inning Stats	R: 0 E: 0 K: 1 S: 11	H: 0 LOB: 0 BB: 0 P: 17	R: 2 E: 0 K: 0 S:															

Batter	1	2	3	4	5	6	7	8	9	AB	R	H	RBI	BB	SO	LOB	TOP							
8 Ian Happ, S OBP: 0.332, SLG: 0.528										5	2	3	0	0	1	2	Chicago Cubs @ Pittsburgh Pirates PNC Park, Pittsburgh, PA Thu Sep 07 2017, 7:57 PM - 11:10 PM EDT Att: 19,201 - Cloudy - 59 F							
17 Kris Bryant, R OBP: 0.404, SLG: 0.528										5	0	1	0	0	1	4								
44 Anthony Rizzo, L OBP: 0.396, SLG: 0.532										2	2	2	2	2	0	0								
18 Ben Zobrist, S OBP: 0.320, SLG: 0.379										4	1	1	0	1	2	3								
15 Mike Freeman, L OBP: 0.163, SLG: 0.154										0	0	0	0	0	0	0								
12 Kyle Schwarber, L OBP: 0.309, SLG: 0.435										3	0	0	0	0	0	5								
5 Albert Almora Jr., R OBP: 0.333, SLG: 0.469										2	1	1	2	0	0	1								
9 Javier Báez, R OBP: 0.314, SLG: 0.484										5	1	1	1	0	2	2								
22 Jason Heyward, L OBP: 0.320, SLG: 0.384										4	1	2	1	0	0	1								
7 René Rivera, R OBP: 0.291, SLG: 0.394										3	0	1	1	0	1	1								
34 Jon Lester, L OBP: 0.226, SLG: 0.292										3	0	1	1	0	1	0								
52 Justin Grimm, R OBP: 0.375, SLG: 0.372										0	0	0	0	0	0	0								
30 Jon Jay, L OBP: 0.375, SLG: 0.372										1	0	0	0	0	0	0								
37 Justin Wilson, L OBP: 0.375, SLG: 0.372										0	0	0	0	0	0	0								
60 Félix Peña, R OBP: 0.333, SLG: 0.469										0	0	0	0	0	0	0								
Inning Stats	R: 1 E: 0 K: 1 S: 16	H: 2 LOB: 1 BB: 0 P: 21	R: 1 E: 0 K: 1 S: 12	H: 1 LOB: 0 BB: 0 P: 16	R: 1 E: 0 K: 0 S: 8	H: 2 LOB: 1 BB: 1 P: 13	R: 1 E: 0 K: 1 S: 10	H: 3 LOB: 2 BB: 0 P: 14	R: 2 E: 0 K: 0 S: 14	H: 3 LOB: 0 BB: 0 P: 18	R: 0 E: 0 K: 2 S: 11	H: 0 LOB: 0 BB: 0 P: 16	R: 2 E: 0 K: 1 S: 9	H: 1 LOB: 0 BB: 1 P: 14	R: 0 E: 0 K: 1 S: 8	H: 1 LOB: 1 BB: 0 P: 10	R: 0 E: 0 K: 1 S: 9	H: 0 LOB: 1 BB: 1 P: 18	1B: 5 2B: 7 3B: 0 HR: 1	SF: 1 SAC: 1 DP: 0 HBP: 0	WP: 0 PB: 0 SB: 0 CS: 0	PA: 42		
PITCHER	IP WLS BF H R ER SO BB IBB HBP BLK WP HR S P ERA WHIP	IP WLS BF H R ER SO BB IBB HBP BLK WP HR S P ERA WHIP	IP WLS BF H R ER SO BB IBB HBP BLK WP HR S P ERA WHIP	IP WLS BF H R ER SO BB IBB HBP BLK WP HR S P ERA WHIP	IP WLS BF H R ER SO BB IBB HBP BLK WP HR S P ERA WHIP	IP WLS BF H R ER SO BB IBB HBP BLK WP HR S P ERA WHIP	IP WLS BF H R ER SO BB IBB HBP BLK WP HR S P ERA WHIP	IP WLS BF H R ER SO BB IBB HBP BLK WP HR S P ERA WHIP	IP WLS BF H R ER SO BB IBB HBP BLK WP HR S P ERA WHIP	IP WLS BF H R ER SO BB IBB HBP BLK WP HR S P ERA WHIP	IP WLS BF H R ER SO BB IBB HBP BLK WP HR S P ERA WHIP	IP WLS BF H R ER SO BB IBB HBP BLK WP HR S P ERA WHIP	IP WLS BF H R ER SO BB IBB HBP BLK WP HR S P ERA WHIP	IP WLS BF H R ER SO BB IBB HBP BLK WP HR S P ERA WHIP	IP WLS BF H R ER SO BB IBB HBP BLK WP HR S P ERA WHIP	IP WLS BF H R ER SO BB IBB HBP BLK WP HR S P ERA WHIP	IP WLS BF H R ER SO BB IBB HBP BLK WP HR S P ERA WHIP	IP WLS BF H R ER SO BB IBB HBP BLK WP HR S P ERA WHIP	IP WLS BF H R ER SO BB IBB HBP BLK WP HR S P ERA WHIP	IP WLS BF H R ER SO BB IBB HBP BLK WP HR S P ERA WHIP	IP WLS BF H R ER SO BB IBB HBP BLK WP HR S P ERA WHIP	IP WLS BF H R ER SO BB IBB HBP BLK WP HR S P ERA WHIP	IP WLS BF H R ER SO BB IBB HBP BLK WP HR S P ERA WHIP	IP WLS BF H R ER SO BB IBB HBP BLK WP HR S P ERA WHIP
6 Starling Marte, R OBP: 0.320, SLG: 0.351										3	1	0	0	1	0	2	Chicago Cubs @ Pittsburgh Pirates PNC Park, Pittsburgh, PA Thu Sep 07 2017, 7:57 PM - 11:10 PM EDT Att: 19,201 - Cloudy - 59 F							
53 Joaquín Benoit, R ERA: 9.82										3	0	1	0	2	0									
66 Dovydas Neverauskas, R ERA: 4.65										3	0	1	0	2	0									
64 José Osuna, R OBP: 0.285, SLG: 0.453										4	1	1	0	1	4									
62 Max Moroff, S OBP: 0.283, SLG: 0.333										3	0	1	0	2	0									
22 Andrew McCutchen, R OBP: 0.364, SLG: 0.470										4	1	1	0	1	4									
55 Josh Bell, S OBP: 0.338, SLG: 0.485										5	0	0	1	0	7									
47 Jordan Luplow, R OBP: 0.270, SLG: 0.441										4	0	1	1	0	3	3								
3 Sean Rodríguez, R OBP: 0.304, SLG: 0.340										2	0	0	0	2	0	0								
32 Elias Díaz, R OBP: 0.287, SLG: 0.344										4	0	1	0	0	2	3								
10 Jordy Mercer, R OBP: 0.325, SLG: 0.405										4	0	1	0	0	0	1								
50 Jameson Taillon, R OBP: 0.152, SLG: 0.152										2	0	2	0	0	0	0								
59 Angel Sánchez, R ERA: 4.98										0	0	0	0	0	0	0								
63 Christopher Bostick, R OBP: 0.250, SLG: 0.288										2	0	1	0	0	0	0								
Inning Stats	R: 0 E: 0 K: 2 S: 14	H: 1 LOB: 2 BB: 1 P: 26	R: 0 E: 0 K: 0 S: 10	H: 2 LOB: 1 BB: 1 P: 18	R: 1 E: 0 K: 1 S: 15	H: 0 LOB: 1 BB: 2 P: 26	R: 0 E: 0 K: 0 S: 11	H: 2 LOB: 2 BB: 0 P: 15	R: 0 E: 0 K: 2 S: 12	H: 0 LOB: 0 BB: 0 P: 17	R: 0 E: 0 K: 2 S: 11	H: 0 LOB: 0 BB: 0 P: 16	R: 1 E: 0 K: 2 S: 13	H: 2 LOB: 2 BB: 1 P: 23	R: 0 E: 0 K: 2 S: 16	H: 1 LOB: 3 BB: 1 P: 23	R: 0 E: 0 K: 2 S: 16	H: 1 LOB: 1 BB: 1 P: 23	1B: 4 2B: 4 3B: 0 HR: 0	SF: 0 SAC: 0 DP: 1 HBP: 0	WP: 2 PB: 0 SB: 0 CS: 0	PA: 40		
PITCHER	IP WLS BF H R ER SO BB IBB HBP BLK WP HR S P ERA WHIP	IP WLS BF H R ER SO BB IBB HBP BLK WP HR S P ERA WHIP	IP WLS BF H R ER SO BB IBB HBP BLK WP HR S P ERA WHIP	IP WLS BF H R ER SO BB IBB HBP BLK WP HR S P ERA WHIP	IP WLS BF H R ER SO BB IBB HBP BLK WP HR S P ERA WHIP	IP WLS BF H R ER SO BB IBB HBP BLK WP HR S P ERA WHIP	IP WLS BF H R ER SO BB IBB HBP BLK WP HR S P ERA WHIP	IP WLS BF H R ER SO BB IBB HBP BLK WP HR S P ERA WHIP	IP WLS BF H R ER SO BB IBB HBP BLK WP HR S P ERA WHIP	IP WLS BF H R ER SO BB IBB HBP BLK WP HR S P ERA WHIP	IP WLS BF H R ER SO BB IBB HBP BLK WP HR S P ERA WHIP	IP WLS BF H R ER SO BB IBB HBP BLK WP HR S P ERA WHIP	IP WLS BF H R ER SO BB IBB HBP BLK WP HR S P ERA WHIP	IP WLS BF H R ER SO BB IBB HBP BLK WP HR S P ERA WHIP	IP WLS BF H R ER SO BB IBB HBP BLK WP HR S P ERA WHIP	IP WLS BF H R ER SO BB IBB HBP BLK WP HR S P ERA WHIP	IP WLS BF H R ER SO BB IBB HBP BLK WP HR S P ERA WHIP	IP WLS BF H R ER SO BB IBB HBP BLK WP HR S P ERA WHIP	IP WLS BF H R ER SO BB IBB HBP BLK WP HR S P ERA WHIP	IP WLS BF H R ER SO BB IBB HBP BLK WP HR S P ERA WHIP	IP WLS BF H R ER SO BB IBB HBP BLK WP HR S P ERA WHIP	IP WLS BF H R ER SO BB IBB HBP BLK WP HR S P ERA WHIP	IP WLS BF H R ER SO BB IBB HBP BLK WP HR S P ERA WHIP	IP WLS BF H R ER SO BB IBB HBP BLK WP HR S P ERA WHIP
34 Jon Lester, L ERA: 4.35	1.0	3	0	0	0	0	0	0	0	0	0	11	16	0.00	0.000									
52 Justin Grimm, R ERA: 4.98	1.0	6	2	1	1	2	1	0	0	0	0	13	23	9.00	3.000									
37 Justin Wilson, L ERA: 3.42	1.0	6	1	0	0	2	1	0	0	0	0	16	23	0.00	2.000									
60 Félix Peña, R ERA: 6.0	1.0	6	1	0	0	2	1	0	0	0	1	0	16	23	0.00	2.000								

Batter	1	2	3	4	5	6	7	8	9	AB	R	H	RBI	BB	SO	LOB	TOP					
14 Hernán Pérez, R OBP: 0.292, SLG: 0.434	G5-3							K		4	2	2	5	1	1	1						
16 Domingo Santana, R OBP: 0.386, SLG: 0.480	K									5	1	1	0	0	1	2						
41 Junior Guerra, R OBP: 0.288, SLG: 0.366	K									0	0	0	0	0	0	0						
13 Andrew Susac, R OBP: 0.288, SLG: 0.366	K									1	0	0	0	0	0	0						
45 Taylor Williams, S OBP: 0.288, SLG: 0.366	K									0	0	0	0	0	0	0						
8 Ryan Braun, R OBP: 0.342, SLG: 0.498	F8									3	1	0	0	1	0	1						
18 Eric Sogard, L OBP: 0.383, SLG: 0.393	F8									2	0	0	0	0	1	0						
21 Travis Shaw, L OBP: 0.349, SLG: 0.526	K									2	1	1	2	2	1	0						
33 Brett Phillips, L OBP: 0.293, SLG: 0.366	K									1	0	0	0	1	1	0						
24 Jesús Aguilar, R OBP: 0.332, SLG: 0.504	K									4	1	1	1	1	1	2						
9 Manny Pina, R OBP: 0.323, SLG: 0.430	G5-3									3	2	1	0	0	1	4						
47 Jett Bandy, R OBP: 0.291, SLG: 0.360	G5-3									1	0	0	0	0	0	0						
23 Keon Broxton, R OBP: 0.303, SLG: 0.438	F8									2	4	1	0	3	0	0						
3 Orlando Arcia, R OBP: 0.318, SLG: 0.409	L8									5	2	3	3	0	0	1						
57 Chase Anderson, R OBP: 0.167, SLG: 0.190	K									3	1	2	2	0	1	0						
51 Oliver Drake, R OBP: 0.167, SLG: 0.190	K									0	0	0	0	0	0	0						
59 Carlos Torres, R OBP: 0.167, SLG: 0.190	K									0	0	0	0	0	0	0						
2 Quintin Berry, L OBP: 0.167, SLG: 0.190	K									1	0	0	0	0	1	1						
Inning Stats	R: 0 E: 0 K: 1 S: 15	H: 0 LOB: 3 BB: 2 P: 26	R: 0 E: 0 K: 1 S: 5	H: 0 LOB: 0 BB: 0 P: 11	R: 8 E: 0 K: 0 S: 21	H: 5 LOB: 0 BB: 3 P: 38	R: 0 E: 0 K: 2 S: 10	H: 0 LOB: 1 BB: 1 P: 15	R: 3 E: 1 K: 0 S: 12	H: 2 LOB: 0 BB: 1 P: 23	R: 3 E: 0 K: 1 S: 14	H: 4 LOB: 2 BB: 1 P: 20	R: 0 E: 0 K: 1 S: 6	H: 0 LOB: 0 BB: 1 P: 13	R: 1 E: 0 K: 2 S: 15	H: 1 LOB: 1 BB: 1 P: 24	R: 0 E: 0 K: 1 S: 7	H: 0 LOB: 0 BB: 0 P: 13	1B: 9 2B: 2 3B: 0 HR: 1	SF: 1 SAC: 1 DP: 1 HBP: 1	WP: 1 PB: 2 SB: 0 CS: 0	PA: 49
PITCHER	IP	WLS	BF	H	R	ER	SO	BB	IBB	HBP	BLK	WP	HR	S	P	ERA	WHIP					
38 Mike Montgomery, L ERA: 3.64	2.0	L	13	2	4	4	2	4	0	0	0	0	0	26	53	18.00	3.000					
52 Justin Grimm, R ERA: 5.63	1.0		7	3	4	4	0	1	0	0	1	0	0	15	22	36.00	4.000					
29 Rob Zastryzny, L ERA: 8.18	4.0		21	6	6	5	4	3	0	1	0	0	1	42	71	11.25	2.250					
36 Dillon Maples, R ERA: 23.14	1.0		5	1	1	1	2	1	0	0	0	1	0	15	24	9.00	2.000					
60 Félix Peña, R ERA: 5.79	1.0		3	0	0	0	1	0	0	0	0	0	0	7	13	0.00	0.000					

Milwaukee Brewers @ Chicago Cubs
Wrigley Field, Chicago, IL
Sat Sep 09 2017, 3:07 PM - 6:15 PM CDT
Att: 41,167 - Sunny - 70 F

AB 37
R 15
H 12
RBI 13
BB 9
SO 9
LOB 12



Batter	1	2	3	4	5	6	7	8	9	AB	R	H	RBI	BB	SO	LOB	BOTTOM					
30 Jon Jay, L OBP: 0.374, SLG: 0.368	K2-3									2	0	0	0	0	1	0						
12 Kyle Schwarber, L OBP: 0.312, SLG: 0.444	K2-3									1	1	1	1	1	0	0						
17 Kris Bryant, R OBP: 0.405, SLG: 0.526	F8									1	0	0	0	1	0	0						
2 Tommy La Stella, L OBP: 0.381, SLG: 0.486	F8									2	0	0	0	0	1	2						
44 Anthony Rizzo, L OBP: 0.384, SLG: 0.527	K									2	0	0	0	0	1	1						
20 Victor Caratini, S OBP: 0.321, SLG: 0.375	K									2	0	0	0	0	1	2						
18 Ben Zobrist, S OBP: 0.321, SLG: 0.382	F7									4	1	2	0	0	0	2						
5 Albert Almora Jr., R OBP: 0.328, SLG: 0.401	K									4	0	0	0	0	1	3						
13 Alex Avila, L OBP: 0.389, SLG: 0.466	G6-3									3	0	1	0	0	1	0						
36 Dillon Maples, R OBP: 0.381, SLG: 0.486	G6-3									1	0	0	0	0	0	1						
60 Félix Peña, R OBP: 0.321, SLG: 0.375	G6-3									0	0	0	0	0	0	0						
22 Jason Heyward, L OBP: 0.321, SLG: 0.382	G4-3									1	0	0	0	0	0	0						
24 Leonys Martin, L OBP: 0.224, SLG: 0.297	G4-3									3	0	1	1	0	0	1						
9 Javier Báez, R OBP: 0.310, SLG: 0.478	K									1	0	0	0	0	1	0						
15 Mike Freeman, L OBP: 0.152, SLG: 0.143	K									3	0	0	0	0	1	2						
38 Mike Montgomery, L OBP: 0.160, SLG: 0.320	G6-3									0	0	0	0	0	0	0						
52 Justin Grimm, R ERA: 5.63	G6-3									0	0	0	0	0	0	0						
43 Taylor Davis, R OBP: 0.310, SLG: 0.478	G6-3									1	0	0	0	0	0	0						
29 Rob Zastryzny, R OBP: 0.333, SLG: 0.333	G6-3									1	0	1	0	0	0	1						
8 Ian Happ, S OBP: 0.328, SLG: 0.519	G6-3									1	0	0	0	0	1	0						
Inning Stats	R: 0 E: 0 K: 2 S: 8	H: 0 LOB: 0 BB: 0 P: 10	R: 0 E: 0 K: 1 S: 7	H: 0 LOB: 0 BB: 0 P: 10	R: 0 E: 0 K: 1 S: 11	H: 0 LOB: 0 BB: 0 P: 15	R: 0 E: 0 K: 0 S: 10	H: 1 LOB: 2 BB: 1 P: 21	R: 0 E: 0 K: 1 S: 7	H: 0 LOB: 0 BB: 0 P: 11	R: 0 E: 0 K: 1 S: 10	H: 1 LOB: 2 BB: 1 P: 20	R: 0 E: 0 K: 0 S: 12	H: 1 LOB: 1 BB: 0 P: 18	R: 1 E: 0 K: 2 S: 11	H: 1 LOB: 0 BB: 0 P: 19	R: 1 E: 0 K: 1 S: 15	H: 2 LOB: 1 BB: 0 P: 20	1B: 4 2B: 1 3B: 0 HR: 1	SF: 0 SAC: 0 DP: 0 HBP: 0	WP: 0 PB: 0 SB: 0 CS: 0	PA: 35
PITCHER	IP	WLS	BF	H	R	ER	SO	BB	IBB	HBP	BLK	WP	HR	S	P	ERA	WHIP					
57 Chase Anderson, R ERA: 2.93	5.0	W	17	1	0	0	5	1	0	0	0	0	0	10	20	0.00	2.000					
51 Oliver Drake, R ERA: 4.59	1.0		5	1	0	0	1	0	0	0	0	0	0	12	18	0.00	1.000					
59 Carlos Torres, R ERA: 4.39	1.0		4	1	0	0	0	0	0	0	0	0	0	11	19	9.00	1.000					
41 Junior Guerra, R ERA: 5.23	1.0		4	1	1	1	2	0	0	0	0	0	1	11	19	9.00	1.000					
45 Taylor Williams, R ERA: 5.4	1.0		5	2	1	1	1	0	0	0	0	0	0	15	20	9.00	2.000					

Milwaukee Brewers @ Chicago Cubs
Wrigley Field, Chicago, IL
Sat Sep 09 2017, 3:07 PM - 6:15 PM CDT
Att: 41,167 - Sunny - 70 F

AB 33
R 2
H 6
RBI 2
BB 2
SO 9
LOB 14



Batter	1	2	3	4	5	6	7	8	9	AB	R	H	RBI	BB	SO	LOB	TOP		
7 Eric Thames, L (1,3) OBP: 0.348, SLG: 0.505										4	0	1	0	1	1	2	Milwaukee Brewers @ Chicago Cubs Wrigley Field, Chicago, IL Sun Sep 10 2017, 1:22 PM - 4:15 PM CDT Att: 40,113 - Sunny - 68 F		
15 Neil Walker, S (1,4) OBP: 0.350, SLG: 0.446										3	1	0	0	1	2	2			
9 Manny Pina, R (8,2) OBP: 0.322, SLG: 0.428										4	1	1	0	0	1	2			
8 Ryan Braun, R (1,7) OBP: 0.341, SLG: 0.495										3	1	2	2	1	1	1			
21 Travis Shaw, L (1,5) OBP: 0.352, SLG: 0.533										3	0	2	0	0	0	0			
14 Hernán Pérez, R (1,9) OBP: 0.295, SLG: 0.436										3	0	2	0	0	0	0			
12 Stephen Vogt, L (1,2) OBP: 0.289, SLG: 0.409										4	0	0	1	0	1	4			
37 Anthony Swarzak, R (8,1) 46 Corey Knebel, R (9,1)										0	0	0	0	0	0	0			
23 Keon Broxton, R (1,8) OBP: 0.300, SLG: 0.433										4	0	0	0	0	3	1			
3 Orlando Arcia, R (1,6) OBP: 0.319, SLG: 0.408										3	0	1	0	1	0	0			
27 Zach Davies, R (1,1) OBP: 0.260, SLG: 0.186									1	0	0	0	0	1	1				
18 Eric Sogard, L (8,4) OBP: 0.382, SLG: 0.392										1	0	0	0	0	1				
Inning Stats	R: 0 H: 1 E: 0 K: 2 S: 15	H: 1 LOB: 1 BB: 0 P: 21	R: 0 H: 0 E: 0 K: 1 S: 9	H: 0 LOB: 0 BB: 0 P: 13	R: 0 H: 0 E: 1 K: 1 S: 13	H: 0 LOB: 1 BB: 0 P: 18	R: 1 H: 1 E: 0 K: 1 S: 12	H: 1 LOB: 1 BB: 1 P: 22	R: 0 H: 0 E: 1 K: 1 S: 6	H: 0 LOB: 0 BB: 0 P: 8	R: 2 H: 2 E: 0 K: 1 S: 13	H: 2 LOB: 0 BB: 1 P: 23	R: 0 H: 1 E: 0 K: 1 S: 11	H: 1 LOB: 1 BB: 0 P: 16	R: 0 H: 2 E: 0 K: 2 S: 14	H: 2 LOB: 2 BB: 0 P: 10	1B: 6 2B: 0 3B: 0 HR: 1	SF: 0 SAC: 3 DP: 0 HBP: 0	WP: 0 PA: 38 PB: 0 SB: 1 CS: 2
PITCHER	IP WLS BF H R ER SO BB IBB HBP BLK WP HR S P ERA WHIP	IP WLS BF H R ER SO BB IBB HBP BLK WP HR S P ERA WHIP	IP WLS BF H R ER SO BB IBB HBP BLK WP HR S P ERA WHIP	IP WLS BF H R ER SO BB IBB HBP BLK WP HR S P ERA WHIP	IP WLS BF H R ER SO BB IBB HBP BLK WP HR S P ERA WHIP	IP WLS BF H R ER SO BB IBB HBP BLK WP HR S P ERA WHIP	IP WLS BF H R ER SO BB IBB HBP BLK WP HR S P ERA WHIP	IP WLS BF H R ER SO BB IBB HBP BLK WP HR S P ERA WHIP	IP WLS BF H R ER SO BB IBB HBP BLK WP HR S P ERA WHIP	IP WLS BF H R ER SO BB IBB HBP BLK WP HR S P ERA WHIP	IP WLS BF H R ER SO BB IBB HBP BLK WP HR S P ERA WHIP	IP WLS BF H R ER SO BB IBB HBP BLK WP HR S P ERA WHIP	IP WLS BF H R ER SO BB IBB HBP BLK WP HR S P ERA WHIP	IP WLS BF H R ER SO BB IBB HBP BLK WP HR S P ERA WHIP	IP WLS BF H R ER SO BB IBB HBP BLK WP HR S P ERA WHIP	IP WLS BF H R ER SO BB IBB HBP BLK WP HR S P ERA WHIP	IP WLS BF H R ER SO BB IBB HBP BLK WP HR S P ERA WHIP	IP WLS BF H R ER SO BB IBB HBP BLK WP HR S P ERA WHIP	IP WLS BF H R ER SO BB IBB HBP BLK WP HR S P ERA WHIP

Batter	1	2	3	4	5	6	7	8	9	AB	R	H	RBI	BB	SO	LOB	BOTTOM				
30 Jon Jay, L (1,8) OBP: 0.373, SLG: 0.366										4	0	1	0	0	1	0	Milwaukee Brewers @ Chicago Cubs Wrigley Field, Chicago, IL Sun Sep 10 2017, 1:22 PM - 4:15 PM CDT Att: 40,113 - Sunny - 68 F				
2 Tommy La Stella, L (1,5) OBP: 0.377, SLG: 0.477										4	0	1	0	0	1	2					
71 Wade Davis, R (9,1)										0	0	0	0	0	0	0					
17 Kris Bryant, R (1,7) OBP: 0.402, SLG: 0.521										4	0	0	0	0	1	1					
44 Anthony Rizzo, L (1,3) OBP: 0.393, SLG: 0.525										4	0	1	0	0	1	1					
8 Ian Happ, S (1,4) OBP: 0.330, SLG: 0.517										3	1	1	0	1	2	1					
9 Javier Báez, R (1,6) OBP: 0.310, SLG: 0.477										3	0	1	0	0	1	1					
22 Jason Heyward, L (1,9) OBP: 0.321, SLG: 0.381										4	0	1	0	0	1	4					
7 René Rivera, R (1,2) OBP: 0.296, SLG: 0.403										3	0	2	1	0	1	0					
13 Alex Avila, L (9,PH) OBP: 0.387, SLG: 0.464										1	0	0	0	0	1	1					
28 Kyle Hendricks, R (1,1) OBP: 0.116, SLG: 0.140										2	0	0	0	0	0	2					
46 Pedro Strop, R (7,1)										0	0	0	0	0	0	0					
40 Wilson Contreras, R (7,PH)										1	0	0	0	0	1	0					
6 Carl Edwards Jr., R (8,1)										0	0	0	0	0	0	0					
18 Ben Zobrist, S (9,4) OBP: 0.321, SLG: 0.382										0	0	0	0	0	0	0					
Inning Stats	R: 0 H: 1 E: 0 K: 2 S: 11	H: 1 LOB: 1 BB: 0 P: 14	R: 1 H: 1 E: 0 K: 1 S: 7	H: 1 LOB: 1 BB: 1 P: 14	R: 0 H: 0 E: 0 K: 0 S: 6	H: 0 LOB: 0 BB: 0 P: 10	R: 0 H: 1 E: 0 K: 0 S: 11	H: 1 LOB: 1 BB: 0 P: 17	R: 0 H: 2 E: 0 K: 0 S: 7	H: 2 LOB: 1 BB: 0 P: 8	R: 0 H: 2 E: 0 K: 1 S: 11	H: 2 LOB: 2 BB: 0 P: 15	R: 0 H: 0 E: 0 K: 2 S: 8	H: 0 LOB: 0 BB: 0 P: 11	R: 0 H: 0 E: 0 K: 2 S: 9	H: 0 LOB: 0 BB: 0 P: 11	R: 0 H: 1 E: 0 K: 3 S: 16	H: 1 LOB: 1 BB: 0 P: 23	1B: 7 2B: 1 3B: 0 HR: 0	SF: 0 SAC: 1 DP: 1 HBP: 0	WP: 0 PA: 35 PB: 0 SB: 1 CS: 0
PITCHER	IP WLS BF H R ER SO BB IBB HBP BLK WP HR S P ERA WHIP	IP WLS BF H R ER SO BB IBB HBP BLK WP HR S P ERA WHIP	IP WLS BF H R ER SO BB IBB HBP BLK WP HR S P ERA WHIP	IP WLS BF H R ER SO BB IBB HBP BLK WP HR S P ERA WHIP	IP WLS BF H R ER SO BB IBB HBP BLK WP HR S P ERA WHIP	IP WLS BF H R ER SO BB IBB HBP BLK WP HR S P ERA WHIP	IP WLS BF H R ER SO BB IBB HBP BLK WP HR S P ERA WHIP	IP WLS BF H R ER SO BB IBB HBP BLK WP HR S P ERA WHIP	IP WLS BF H R ER SO BB IBB HBP BLK WP HR S P ERA WHIP	IP WLS BF H R ER SO BB IBB HBP BLK WP HR S P ERA WHIP	IP WLS BF H R ER SO BB IBB HBP BLK WP HR S P ERA WHIP	IP WLS BF H R ER SO BB IBB HBP BLK WP HR S P ERA WHIP	IP WLS BF H R ER SO BB IBB HBP BLK WP HR S P ERA WHIP	IP WLS BF H R ER SO BB IBB HBP BLK WP HR S P ERA WHIP	IP WLS BF H R ER SO BB IBB HBP BLK WP HR S P ERA WHIP	IP WLS BF H R ER SO BB IBB HBP BLK WP HR S P ERA WHIP	IP WLS BF H R ER SO BB IBB HBP BLK WP HR S P ERA WHIP	IP WLS BF H R ER SO BB IBB HBP BLK WP HR S P ERA WHIP	IP WLS BF H R ER SO BB IBB HBP BLK WP HR S P ERA WHIP	IP WLS BF H R ER SO BB IBB HBP BLK WP HR S P ERA WHIP	



Batter	1	2	3	4	5	6	7	8	9	AB	R	H	RBI	BB	SO	LOB	TOP										
7 José Reyes, S OBP: 0.308, SLG: 0.400	G1-3		L4		K		1B		G4-3	4	0	1	0	1	1	0											
11 Norichika Aoki, L OBP: 0.322, SLG: 0.399	G4-3		K		K		G1-3		G4-3	4	1	0	1	0	1	3											
13 Adrúbal Cabrera, S OBP: 0.342, SLG: 0.425	FC4-6		2B		1B		K		G3-1	5	0	3	0	0	1	2											
18 Travis d'Anaud, R OBP: 0.283, SLG: 0.407	FC4-6		G6-3		SF9		G5-3			3	0	0	1	0	0	2											
12 Juan Lagares, R OBP: 0.308, SLG: 0.396		BB			L7					2	1	1	0	1	0	1											
22 Dominic Smith, L OBP: 0.282, SLG: 0.376	G3-1		K		K		K		F9	4	0	0	0	0	2	3											
1 Amed Rosario, R OBP: 0.287, SLG: 0.427	K		G5-3		L9					4	1	2	0	0	1	1											
28 Travis Taijeron, R OBP: 0.242, SLG: 0.310			G5-3		G5-3		G5-3			3	0	0	1	0	1	2											
65 Robert Gsellman, R OBP: 0.226, SLG: 0.191			K		L4					2	0	0	0	0	2	3											
29 Tommy Milone, L ERA: 4.25										0	0	0	0	0	0	0											
35 Jacob Rhamer, R ERA: 2.7										0	0	0	0	0	0	0											
49 Josh Smoker, L ERA: 5.98										0	0	0	0	0	0	0											
64 Chris Flexen, R ERA: 7.58										0	0	0	0	0	0	0											
15 Matt Reynolds, R ERA: 3.33										0	0	0	0	1	0	0											
Inning Stats	R: 0 H: 1 E: 0 K: 0 S: 10	H: 1 LOB: 1 BB: 0 P: 14	R: 0 H: 0 E: 0 K: 2 S: 13	H: 0 LOB: 2 BB: 1 P: 21	R: 0 H: 1 E: 0 K: 1 S: 10	H: 1 LOB: 1 BB: 0 P: 16	R: 1 H: 2 E: 0 K: 2 S: 11	H: 2 LOB: 1 BB: 0 P: 17	R: 1 H: 1 E: 0 K: 1 S: 12	H: 1 LOB: 1 BB: 0 P: 19	R: 0 H: 0 E: 0 K: 1 S: 7	H: 0 LOB: 0 BB: 0 P: 10	R: 0 H: 1 E: 0 K: 0 S: 11	H: 1 LOB: 0 BB: 0 P: 15	R: 0 H: 0 E: 0 K: 1 S: 10	H: 0 LOB: 2 BB: 2 P: 17	R: 1 H: 1 E: 0 K: 1 S: 13	H: 1 LOB: 2 BB: 2 P: 26	1B: 5 2B: 2 3B: 0 HR: 0	SF: 1 SAC: 0 DP: 0 HBP: 3	WP: 1 PB: 0 SB: 0 CS: 0	PA: 39					
PITCHER	IP	WLS	BF	H	R	ER	SO	BB	IBB	HBP	BLK	WP	HR	S	P	ERA	WHIP										
62 Jose Quintana, L ERA: 4.25	7.0	W	29	6	2	2	7	1	0	2	0	1	0	74	112	2.57	1.000										
6 Carl Edwards Jr., R ERA: 3.38	1.0		4	0	0	0	1	0	0	1	0	0	0	10	17	0.00	0.000										
37 Justin Wilson, L ERA: 3.57	0.1		4	1	1	1	1	2	0	0	0	0	0	6	16	27.00	9.000										
46 Pedro Strop, R ERA: 3.17	0.2		2	0	0	0	0	0	0	0	0	0	0	7	10	0.00	0.000										

New York Mets @ Chicago Cubs
Wrigley Field, Chicago, IL
Tue Sep 12 2017, 7:09 PM - 10:25 PM CDT
Att: 37,834 - Partly Cloudy - 68 F

AB 32
R 3
H 7
RBI 3
BB 3
SO 9
LOB 17



Batter	1	2	3	4	5	6	7	8	9	AB	R	H	RBI	BB	SO	LOB	BOTTOM										
18 Ben Zobrist, S OBP: 0.326, SLG: 0.387	40 BB		17 CS		L8		17 G5-4-3		BB	3	0	2	1	2	0	2											
17 Kris Bryant, R OBP: 0.402, SLG: 0.526	40 BB		K		K		G5-4-3		SF8	3	1	1	4	1	1	2											
44 Anthony Rizzo, L OBP: 0.392, SLG: 0.522	L9		40 BB		G4-3		K		K	5	0	1	0	0	2	4											
40 Wilson Contreras, R OBP: 0.346, SLG: 0.516	8 G4-3		1B		12 CS		G6-3		K	1	0	0	0	3	0	0											
6 Carl Edwards Jr., R ERA: 3.38	BB		BB		BB		K		K	0	0	0	0	0	0	0											
2 Tommy La Stella, L OBP: 0.374, SLG: 0.473	BB		BB		BB		K		K	0	0	0	0	0	0	0											
37 Justin Wilson, L ERA: 3.57	BB		BB		BB		K		K	0	0	0	0	0	0	0											
46 Pedro Strop, R ERA: 3.17	BB		BB		BB		K		K	0	0	0	0	0	0	0											
8 Ian Happ, S OBP: 0.329, SLG: 0.523	G4-3		K		F7		HR		HR	4	1	1	1	0	1	6											
12 Kyle Schwarber, L OBP: 0.318, SLG: 0.457	9 G4-3		22 G2-3		22 SH		1B		1B	3	2	3	1	1	0	0											
7 René Rivera, R OBP: 0.296, SLG: 0.403	BB		BB		HR		HR		1B	0	0	0	0	0	0	0											
22 Jason Heyward, L OBP: 0.320, SLG: 0.379	G2-3		17 HR		L8		L6			4	1	1	0	0	0	2											
9 Javier Báez, R OBP: 0.312, SLG: 0.479	G4-3		K		K		SH1-4		BB	3	2	1	0	1	1	3											
62 Jose Quintana, R ERA: 5.98			SH		SH		SH		BB	1	1	0	1	0	1	1											
5 Albert Almora Jr., R OBP: 0.330, SLG: 0.464			17 HR		SH		SH		BB	1	0	1	0	0	0	0											
Inning Stats	R: 0 H: 1 E: 0 K: 0 S: 11	H: 1 LOB: 2 BB: 2 P: 24	R: 0 H: 1 E: 0 K: 1 S: 11	H: 1 LOB: 1 BB: 0 P: 14	R: 0 H: 1 E: 0 K: 2 S: 15	H: 1 LOB: 2 BB: 2 P: 29	R: 4 H: 2 E: 0 K: 1 S: 17	H: 2 LOB: 0 BB: 1 P: 26	R: 1 H: 1 E: 0 K: 0 S: 10	H: 1 LOB: 1 BB: 1 P: 17	R: 1 H: 2 E: 0 K: 0 S: 9	H: 2 LOB: 1 BB: 0 P: 13	R: 1 H: 2 E: 0 K: 1 S: 12	H: 2 LOB: 1 BB: 0 P: 22	R: 1 H: 1 E: 0 K: 2 S: 18	H: 1 LOB: 2 BB: 2 P: 28	1B: 6 2B: 3 3B: 0 HR: 3	SF: 1 SAC: 2 DP: 3 HBP: 0	WP: 0 PB: 0 SB: 0 CS: 2	PA: 40							
PITCHER	IP	WLS	BF	H	R	ER	SO	BB	IBB	HBP	BLK	WP	HR	S	P	ERA	WHIP										
65 Robert Gsellman, R ERA: 5.98	4.0	L	21	5	4	4	0	5	0	0	0	0	1	10	17	9.00	2.500										
29 Tommy Milone, L ERA: 7.52	1.0		4	1	1	1	0	1	0	0	0	0	0	9	13	9.00	2.000										
35 Jacob Rhamer, R ERA: 2.7	1.0		4	2	1	1	0	0	0	0	0	0	0	9	13	9.00	2.000										
49 Josh Smoker, L ERA: 5.98	1.0		5	2	1	1	1	0	0	0	0	0	1	12	22	9.00	2.000										
64 Chris Flexen, R ERA: 7.58	1.0		6	1	1	1	2	2	0	0	0	0	0	18	28	9.00	3.000										

New York Mets @ Chicago Cubs
Wrigley Field, Chicago, IL
Tue Sep 12 2017, 7:09 PM - 10:25 PM CDT
Att: 37,834 - Partly Cloudy - 68 F

AB 29
R 8
H 11
RBI 8
BB 8
SO 7
LOB 22



Batter	1	2	3	4	5	6	7	8	9	AB	R	H	RBI	BB	SO	LOB	TOP	
13 Matt Carpenter, L OBP: 0.383, SLG: 0.435	L3		P5		K			58 BB 11 1B		4	0	1	0	0	1	2		
28 Tommy Pham, R OBP: 0.410, SLG: 0.526	HR			58 CS BB		P4		K		3	1	1	1	1	1	1		
11 Paul DeJong, R OBP: 0.323, SLG: 0.534	K			F8		K		58 BB 1B		4	0	1	0	0	2	1		
58 José Martínez, R OBP: 0.379, SLG: 0.538	P3			G4-3		F9		BB		3	0	0	0	1	0	1		
4 Yadier Molina, R OBP: 0.315, SLG: 0.441	K			P4		F7		F8		3	0	0	0	0	1	0		
30 Carson Kelly, R OBP: 0.261, SLG: 0.220	K			P4		F7		F8		1	0	0	0	0	0	3		
55 Stephen Piscotty, R OBP: 0.347, SLG: 0.364	K			16 FC3-6 1B		1B		F9		4	0	2	0	0	1	0		
16 Kolten Wong, L OBP: 0.305, SLG: 0.431	G6-3			FC3-6 48 WP 18 1B		1B		G4-3		2	1	0	0	0	0	1		
35 Greg Garcia, L OBP: 0.360, SLG: 0.330	G6-3			18 1B IBB		G4-3		K		2	0	1	0	0	0	0		
48 Harrison Bader, R OBP: 0.307, SLG: 0.435	F9			18 1B IBB		G4-3		K		3	0	0	0	1	1	1		
18 Carlos Martínez, R OBP: 0.224, SLG: 0.290	K			K		K		K		2	0	1	1	0	1	0		
67 Matt Bowman, R ERA: 3.54	K			K		K		K		0	0	0	0	0	0	0		
29 Zach Duke, L ERA: 5.56	K			K		K		K		0	0	0	0	0	0	0		
27 Brett Cecil, L ERA: 3.94	K			K		K		K		1	0	0	0	0	1	0		
3 Jedd Gyorko, R OBP: 0.303, SLG: 0.422	K			K		K		K		0	0	0	0	0	0	0		
56 Sandy Alcántara, R ERA: 3.38	K			K		K		K		0	0	0	0	0	0	0		
Inning Stats	R: 1 H: 1 E: 0 K: 1 S: 10	L: 1 LOB: 0 BB: 0 P: 15	R: 0 H: 0 E: 0 K: 2 S: 8	L: 0 LOB: 0 BB: 0 P: 14	R: 0 H: 0 E: 0 K: 1 S: 12	L: 0 LOB: 0 BB: 0 P: 15	R: 0 H: 2 E: 0 K: 1 S: 13	L: 0 LOB: 2 BB: 1 P: 23	R: 0 H: 0 E: 0 K: 1 S: 11	L: 0 LOB: 0 BB: 0 P: 15	R: 0 H: 2 E: 0 K: 2 S: 18	L: 2 LOB: 3 BB: 1 P: 32	R: 0 H: 0 E: 0 K: 1 S: 7	L: 0 LOB: 0 BB: 0 P: 12	1B: 6 2B: 0 3B: 0 HR: 1	SF: 0 SAC: 0 DP: 0 HBP: 0	WP: 1 PB: 0 SB: 0 CS: 1	PA: 35
PITCHER	IP WLS BF H R ER SO BB IBB HBP BLK WP HR S P ERA WHIP	4.2 18 3 2 2 4 1 1 0 0 1 1 46 74 3.86 0.857	0.1 1 0 0 0 1 0 0 0 0 0 0 5 8 0.00 0.000	1.0 W 3 0 0 0 1 0 0 0 0 0 0 11 15 0.00 0.000	1.0 4 2 0 0 0 0 0 0 0 0 0 8 13 0.00 2.000	0.2 4 2 0 0 2 0 0 0 0 0 0 12 19 0.00 3.000	1.1 5 0 0 0 1 1 0 0 0 0 0 0 0 0 0.00 0.750											

St. Louis Cardinals @ Chicago Cubs
Wrigley Field, Chicago, IL
Fri Sep 15 2017, 1:24 PM - 4:28 PM CDT
Att: 38,464 - Sunny - 83 F

AB 32
R 2
H 7
RBI 2
BB 3
SO 9
LOB 10



Batter	1	2	3	4	5	6	7	8	9	AB	R	H	RBI	BB	SO	LOB	BOTTOM			
18 Ben Zobrist, S OBP: 0.330, SLG: 0.386	K			K		G5-4-3		SF8		3	0	0	1	0	2	2				
46 Pedro Strop, R ERA: 3.54	K			K		G5-4-3		SF8		0	0	0	0	0	0	0				
5 Albert Almora Jr., R OBP: 0.336, SLG: 0.431	K			K		G5-4-3		SF8		0	0	0	0	0	0	0				
17 Kris Bryant, R OBP: 0.407, SLG: 0.536	K			HR		44 BB 1B		44 BB 1B		4	2	3	2	0	1	0				
44 Anthony Rizzo, L OBP: 0.397, SLG: 0.528	L8			40 1B 30 1B HBP		F9		F9		2	1	0	0	1	0	1				
40 Wilson Contreras, R OBP: 0.351, SLG: 0.517	K			30 1B 1B		FC1 1B		K		2	0	1	0	0	1	0				
13 Alex Avila, L OBP: 0.388, SLG: 0.461	K			30 1B 1B		FC1 1B		K		2	1	1	1	0	1	0				
12 Kyle Schwarber, L OBP: 0.315, SLG: 0.452	K			30 1B 1B		FC1 1B		K		4	0	0	0	0	2	4				
52 Justin Grimm, R ERA: 3.09	K			F5		P6		K		0	0	0	0	0	0	0				
71 Wade Davis, R ERA: 2.13	K			F5		P6		K		0	0	0	0	0	0	0				
30 Jon Jay, L OBP: 0.373, SLG: 0.370	G6-3			9 FC1 8 1B		P6		P6		4	1	2	1	0	0	0				
22 Jason Heyward, L OBP: 0.320, SLG: 0.382	G6-3			9 FC1 8 1B BB		P6		P6		3	1	0	0	1	1	0				
9 Javier Báez, R OBP: 0.314, SLG: 0.483	G6-3			9 FC1 8 1B BB		P6		P6		4	1	0	1	0	1	3				
41 John Lackey, R ERA: 4.83	G1-3			18 G5-4-3 BB		18 SF8 1B		K		1	0	0	0	0	0	0				
37 Justin Wilson, L ERA: 3.54	G1-3			18 G5-4-3 BB		18 SF8 1B		K		0	0	0	0	0	0	0				
2 Tommy La Stella, L OBP: 0.276, SLG: 0.275	G1-3			18 G5-4-3 BB		18 SF8 1B		K		0	0	0	0	0	0	0				
15 Mike Freeman, L OBP: 0.276, SLG: 0.275	G1-3			18 G5-4-3 BB		18 SF8 1B		K		0	0	0	0	0	0	0				
6 Carl Edwards Jr., R ERA: 5.98	G1-3			18 G5-4-3 BB		18 SF8 1B		K		0	0	0	0	0	0	0				
8 Ian Happ, S OBP: 0.303, SLG: 0.511	G1-3			18 G5-4-3 BB		18 SF8 1B		K		2	1	1	2	0	1	0				
Inning Stats	R: 0 H: 0 E: 0 K: 2 S: 10	L: 0 LOB: 0 BB: 0 P: 13	R: 0 H: 0 E: 0 K: 2 S: 8	L: 0 LOB: 0 BB: 0 P: 13	R: 0 H: 0 E: 0 K: 0 S: 8	L: 0 LOB: 0 BB: 0 P: 10	R: 1 H: 3 E: 1 K: 1 S: 16	L: 3 LOB: 2 BB: 1 P: 28	R: 0 H: 0 E: 0 K: 0 S: 7	L: 0 LOB: 2 BB: 1 P: 13	R: 0 H: 5 E: 0 K: 0 S: 21	L: 1 LOB: 1 BB: 2 P: 34	R: 0 H: 0 E: 0 K: 2 S: 10	L: 0 LOB: 0 BB: 0 P: 13	R: 0 H: 0 E: 0 K: 3 S: 9	L: 0 LOB: 0 BB: 0 P: 13	1B: 7 2B: 0 3B: 0 HR: 1	SF: 1 SAC: 0 DP: 1 HBP: 1	WP: 0 PB: 0 SB: 0 CS: 0	PA: 36
PITCHER	IP WLS BF H R ER SO BB IBB HBP BLK WP HR S P ERA WHIP	5.1 L 26 6 7 7 5 3 0 0 0 0 0 0 7 9 27.00 6.000	0.1 3 2 1 1 0 0 0 0 0 0 0 0 0 0 0.00 0.000	0.1 1 0 0 0 0 0 0 0 0 0 0 0 0 0 0.00 0.000	1.0 3 0 0 0 2 0 0 0 0 0 0 0 10 13 0.00 0.000	1.0 3 0 0 0 3 0 0 0 0 0 0 0 9 13 0.00 0.000	1.1 5 0 0 0 1 1 0 0 0 0 0 0 0 0 0.00 0.750													

St. Louis Cardinals @ Chicago Cubs
Wrigley Field, Chicago, IL
Fri Sep 15 2017, 1:24 PM - 4:28 PM CDT
Att: 38,464 - Sunny - 83 F

AB 31
R 8
H 8
RBI 8
BB 3
SO 10
LOB 10



Batter	1	2	3	4	5	6	7	8	9	AB R H RBI BB SO LOB	TOP											
30 Jon Jay, L (1, 8) OBP: 0.370, SLG: 0.364 24 Leonys Martin, L (8, 7) OBP: 0.227, SLG: 0.298	L6		G3-1		G4-3			K		4 0 0 0 0 1 2 0 0 0 0 0 0 0	Chicago Cubs @ Tampa Bay Rays Tropicana Field, St. Petersburg, FL Tue Sep 19 2017, 7:11 PM - 9:55 PM EDT Att: 25,046 - Dome - 72 F livebaseballscorecards.com											
18 Ben Zobrist, S (1, 7) OBP: 0.335, SLG: 0.376 5 Albert Almora Jr., R (8, 8) OBP: 0.341, SLG: 0.441	G3-1		G4		F7			F8		4 0 0 0 0 0 2 0 0 0 0 0 0 0												
44 Anthony Rizzo, L (1, 3) OBP: 0.398, SLG: 0.522	K		K		K			P6		4 0 0 0 0 3 1												
40 Wilson Contreras, R (1, 2) OBP: 0.354, SLG: 0.517		G6-3			F8			G6-3		4 0 1 0 0 0 0												
12 Kyle Schwarber, L (1, 10) OBP: 0.314, SLG: 0.463		HR			K			F7		4 1 1 1 0 2 1												
8 Ian Happ, S (1, 4) OBP: 0.324, SLG: 0.504		K			K			K		4 0 1 0 0 3 1												
22 Jason Heyward, L (1, 9) OBP: 0.326, SLG: 0.388								1B		2 0 1 0 1 0 0												
27 Addison Russell, R (1, 6) OBP: 0.312, SLG: 0.426								P3		3 1 0 0 0 0 2												
9 Javier Báez, R (1, 5) OBP: 0.314, SLG: 0.482								F8		3 0 2 1 0 0 0												
								G1-3														
Inning Stats	R: 0 E: 0 K: 1 S: 9	H: 0 LOB: 0 BB: 0 P: 10	R: 1 E: 0 K: 1 S: 19	H: 1 LOB: 1 BB: 1 P: 32	R: 0 E: 0 K: 1 S: 11	H: 1 LOB: 1 BB: 0 P: 15	R: 0 E: 0 K: 2 S: 9	H: 0 LOB: 0 BB: 0 P: 14	R: 1 E: 0 K: 0 S: 9	H: 2 LOB: 1 BB: 0 P: 14	R: 0 E: 0 K: 1 S: 9	H: 0 LOB: 0 BB: 0 P: 13	R: 0 E: 0 K: 0 S: 7	H: 1 LOB: 0 BB: 0 P: 12	R: 0 E: 0 K: 1 S: 7	H: 0 LOB: 0 BB: 0 P: 9	R: 0 E: 0 K: 2 S: 13	H: 1 LOB: 1 BB: 0 P: 20	1B: 3 2B: 2 3B: 0 HR: 1	SF: 0 SAC: 0 DP: 0 HBP: 0	WP: 0 PB: 0 SB: 1 CS: 0	PA: 33
PITCHER	IP WLS BF H R ER SO BB IBB HBP BLK WP HR S P ERA WHIP											IP WLS BF H R ER SO BB IBB HBP BLK WP HR S P ERA WHIP										
22 Chris Archer, R (1, 1) ERA: 4.02	6.0 L 23 4 2 2 6 1 0 0 0 0 0 1 66 98 3.00 0.833																					
46 José Alvarado, L (7, 1) ERA: 3.95	0.2 2 1 0 0 0 0 0 0 0 0 0 0 5 10 0.00 1.500																					
36 Andrew Kittredge, R (7, 1) ERA: 2.25	1.0 3 0 0 0 1 0 0 0 0 0 0 0 8 10 0.00 1.000																					
43 Dan Jennings, L (8, 1) ERA: 3.62	0.2 2 0 0 0 0 0 0 0 0 0 0 0 4 7 0.00 0.000																					
52 Chaz Roe, R (9, 1) ERA: 2.84	0.2 3 1 0 0 2 0 0 0 0 0 0 0 10 14 0.00 1.500																					

Batter	1	2	3	4	5	6	7	8	9	AB R H RBI BB SO LOB	BOTTOM											
39 Kevin Kiermaier, L (1, 8) OBP: 0.338, SLG: 0.456	F7				F7			P5		3 0 0 0 0 1 0	Chicago Cubs @ Tampa Bay Rays Tropicana Field, St. Petersburg, FL Tue Sep 19 2017, 7:11 PM - 9:55 PM EDT Att: 25,046 - Dome - 72 F livebaseballscorecards.com											
20 Steven Souza Jr., R (1, 9) OBP: 0.343, SLG: 0.499	F8				E6			K		4 0 0 0 0 2 1												
3 Evan Longoria, R (1, 5) OBP: 0.316, SLG: 0.427	F9				G6-3			F8		3 0 0 0 0 0 2												
7 Logan Morrison, L (1, 3) OBP: 0.346, SLG: 0.514	CS				G4-3			K		3 0 0 0 0 2 1												
40 Wilson Ramos, R (1, 2) OBP: 0.270, SLG: 0.412	L8				G6-3			G4-3		3 0 0 0 0 0 0												
21 Lucas Duda, L (1, 10) OBP: 0.325, SLG: 0.511	K				K			P6		3 0 0 0 0 2 0												
11 Adeiny Hechavarría, R (1, 6) OBP: 0.287, SLG: 0.399					F7			G5-3		3 0 0 0 0 1 0												
10 Corey Dickerson, L (1, 7) OBP: 0.323, SLG: 0.490					K			L9		3 0 0 0 0 1 0												
13 Brad Miller, L (1, 4) OBP: 0.325, SLG: 0.323					K			HR		3 1 1 1 0 2 0												
								K														
Inning Stats	R: 0 E: 0 K: 0 S: 8	H: 0 LOB: 0 BB: 0 P: 14	R: 0 E: 0 K: 2 S: 9	H: 0 LOB: 0 BB: 0 P: 13	R: 0 E: 0 K: 2 S: 8	H: 0 LOB: 0 BB: 0 P: 9	R: 0 E: 1 K: 0 S: 8	H: 0 LOB: 1 BB: 0 P: 11	R: 0 E: 0 K: 1 S: 8	H: 0 LOB: 0 BB: 0 P: 11	R: 1 E: 0 K: 1 S: 14	H: 1 LOB: 0 BB: 0 P: 23	R: 0 E: 0 K: 1 S: 8	H: 0 LOB: 0 BB: 0 P: 14	R: 0 E: 0 K: 1 S: 8	H: 0 LOB: 0 BB: 0 P: 11	R: 0 E: 0 K: 3 S: 9	H: 0 LOB: 0 BB: 0 P: 15	1B: 0 2B: 0 3B: 0 HR: 1	SF: 0 SAC: 0 DP: 0 HBP: 1	WP: 0 PB: 0 SB: 0 CS: 1	PA: 30
PITCHER	IP WLS BF H R ER SO BB IBB HBP BLK WP HR S P ERA WHIP											IP WLS BF H R ER SO BB IBB HBP BLK WP HR S P ERA WHIP										
38 Mike Montgomery, L (1, 1) ERA: 3.47	6.0 W 20 1 1 1 6 0 0 0 0 0 0 1 55 81 1.50 0.167																					
46 Pedro Strop, R (7, 1) ERA: 2.98	1.0 H 3 0 0 0 1 0 0 0 0 0 0 0 8 14 0.00 0.000																					
6 Carl Edwards Jr., R (8, 1) ERA: 3.23	1.0 H 3 0 0 0 1 0 0 0 0 0 0 0 8 11 0.00 0.000																					
71 Wade Davis, R (9, 1) ERA: 2.01	1.0 S 3 0 0 0 3 0 0 0 0 0 0 0 9 15 0.00 0.000																					

Chicago Cubs @ Tampa Bay Rays
 Tropicana Field, St. Petersburg, FL
 Tue Sep 19 2017, 7:11 PM - 9:55 PM EDT
 Att: 25,046 - Dome - 72 F

AB	32
R	2
H	6
RBI	2
BB	1
SO	9
LOB	9



Chicago Cubs @ Tampa Bay Rays
 Tropicana Field, St. Petersburg, FL
 Tue Sep 19 2017, 7:11 PM - 9:55 PM EDT
 Att: 25,046 - Dome - 72 F

AB	28
R	1
H	1
RBI	1
BB	0
SO	11
LOB	4

Batter	1	2	3	4	5	6	7	8	9	AB	R	H	RBI	BB	SO	LOB	TOP										
18 Ben Zobrist, S OBP: 0.322, SLG: 0.373 24 Leonys Martin, L OBP: 0.225, SLG: 0.295	G6-3		G6-4-3			G3-1		K		3	0	0	0	0	0	1	Chicago Cubs @ Tampa Bay Rays Tropicana Field, St. Petersburg, FL Wed Sep 20 2017, 7:10 PM - 10:14 PM EDT Att: 24,238 - Dome - 72 F										
17 Kris Bryant, R OBP: 0.403, SLG: 0.529	G5-3			L8		P3		BB		3	0	0	0	1	0												
44 Anthony Rizzo, L OBP: 0.395, SLG: 0.518 43 Taylor Davis, R OBP: 0.333, SLG: 0.333	G4-3			L7		F7		G3		4	0	0	0	0	0	2											
40 Wilson Contreras, R OBP: 0.357, SLG: 0.517 7 René Rivera, R OBP: 0.303, SLG: 0.422		SH1-3 BB		FC6-4 BB				K		0	0	0	0	2	0	0											
5 Albert Almora Jr., R OBP: 0.338, SLG: 0.437		SH1-3		FC6-4				F9		3	0	0	0	0	0	2											
9 Javier Báez, R OBP: 0.314, SLG: 0.480		K2-3						K		2	0	0	0	1	2	1											
12 Kyle Schwarber, L OBP: 0.313, SLG: 0.461								K		1	0	0	0	0	1	1											
27 Addison Russell, R OBP: 0.313, SLG: 0.426 15 Mike Freeman, L OBP: 0.163, SLG: 0.178										2	0	1	0	0	1	1											
8 Ian Happ, S OBP: 0.321, SLG: 0.500			K2-3							2	1	1	0	0	0	1											
30 Jon Jay, L OBP: 0.372, SLG: 0.367										3	0	0	0	0	2	3											
Inning Stats	R: 0 E: 0 K: 0 S: 4	H: 0 LOB: 0 BB: 0 P: 8	R: 0 E: 0 K: 2 S: 9	H: 0 LOB: 1 BB: 1 P: 16	R: 0 E: 0 K: 1 S: 13	H: 1 LOB: 0 BB: 0 P: 19	R: 0 E: 0 K: 0 S: 8	H: 0 LOB: 1 BB: 1 P: 15	R: 0 E: 0 K: 0 S: 10	H: 1 LOB: 1 BB: 1 P: 19	R: 0 E: 0 K: 0 S: 8	H: 0 LOB: 0 BB: 0 P: 14	R: 0 E: 0 K: 2 S: 15	H: 0 LOB: 0 BB: 0 P: 9	R: 1 E: 0 K: 2 S: 15	H: 2 LOB: 2 BB: 1 P: 25	R: 0 E: 0 K: 1 S: 13	H: 1 LOB: 1 BB: 0 P: 17	1B: 3 2B: 2 3B: 0 HR: 0	SF: 0 SAC: 1 DP: 2 HBP: 0	WP: 1 PB: 0 SB: 0 CS: 0	PA: 34					
PITCHER	IP	WLS	BF	H	R	ER	SO	BB	IBB	HBP	BLK	WP	HR	S	P	ERA	WHIP										
4 Blake Snell, L ERA: 4.01 59 Ryne Stanek, R ERA: 6.88 47 Chase Whitley, R ERA: 3.36	7.0	W	24	2	0	0	5	3	0	0	0	0	0	61	100	0.00	0.714										

Batter	1	2	3	4	5	6	7	8	9	AB	R	H	RBI	BB	SO	LOB	BOTTOM										
39 Kevin Kiermaier, L OBP: 0.338, SLG: 0.454	G4-3					L8				4	0	1	1	1	1	1	Chicago Cubs @ Tampa Bay Rays Tropicana Field, St. Petersburg, FL Wed Sep 20 2017, 7:10 PM - 10:14 PM EDT Att: 24,238 - Dome - 72 F										
20 Steven Souza Jr., R OBP: 0.345, SLG: 0.465 0 Mallex Smith, L OBP: 0.332, SLG: 0.356		G4-3								2	2	1	1	2	0	2											
3 Evan Longoria, R OBP: 0.320, SLG: 0.428										4	1	2	1	0	0	2											
7 Logan Morrison, L OBP: 0.346, SLG: 0.511										4	1	1	0	1	2	3											
40 Wilson Ramos, R OBP: 0.280, SLG: 0.419 19 Curt Casali, R OBP: 0.500, SLG: 0.333										4	0	3	2	0	0	1											
11 Adelyn Hecavarria, R OBP: 0.283, SLG: 0.384										4	1	0	0	0	1	4											
30 César Puello, R OBP: 0.241, SLG: 0.185										3	1	0	0	1	2	2											
13 Brad Miller, L OBP: 0.327, SLG: 0.323										3	1	1	1	1	1	0											
18 Peter Bourjos, R OBP: 0.282, SLG: 0.389										4	1	1	1	0	0	1											
Inning Stats	R: 1 E: 0 K: 0 S: 7	H: 2 LOB: 0 BB: 0 P: 12	R: 3 E: 0 K: 0 S: 16	H: 4 LOB: 1 BB: 1 P: 31	R: 0 E: 0 K: 0 S: 8	H: 1 LOB: 1 BB: 0 P: 12	R: 0 E: 0 K: 0 S: 6	H: 0 LOB: 0 BB: 0 P: 10	R: 3 E: 0 K: 1 S: 17	H: 1 LOB: 1 BB: 2 P: 34	R: 0 E: 0 K: 1 S: 15	H: 0 LOB: 2 BB: 2 P: 28	R: 0 E: 0 K: 3 S: 10	H: 1 LOB: 0 BB: 0 P: 17	R: 1 E: 0 K: 2 S: 15	H: 1 LOB: 2 BB: 2 P: 27		1B: 9 2B: 0 3B: 0 HR: 1	SF: 0 SAC: 0 DP: 2 HBP: 1	WP: 0 PB: 1 SB: 3 CS: 0	PA: 40						
PITCHER	IP	WLS	BF	H	R	ER	SO	BB	IBB	HBP	BLK	WP	HR	S	P	ERA	WHIP										
34 Jon Lester, L ERA: 4.56 52 Justin Grimm, R ERA: 5.9 37 Justin Wilson, L ERA: 3.48 36 Dillon Maples, R ERA: 16.2 60 Félix Peña, R ERA: 5.59	4.1	L	23	8	7	7	0	3	0	0	0	0	0	7	13	0.00	0.000										

Batter	1	2	3	4	5	6	7	8	9	10	AB	R	H	RBI	BB	SO	LOB	TOP					
30 Jon Jay, L OBP: 0.377, SLG: 0.376 (1, 7)												4	0	2	1	0	1	0					
17 Kris Bryant, R OBP: 0.406, SLG: 0.533 (1, 5)												4	0	1	1	0	1	2					
44 Anthony Rizzo, L OBP: 0.357, SLG: 0.518 (1, 3)												3	0	0	0	2	0	2					
40 Wilson Contreras, R OBP: 0.350, SLG: 0.504 (1, 2)												5	1	1	0	0	1	5					
5 Albert Almora Jr., R OBP: 0.326, SLG: 0.449 (7, PH)												2	0	1	0	0	0	0					
12 Justin Wilson, L OBP: 0.313, SLG: 0.468 (7, 1)																							
46 Pedro Strop, R (8, PH)																							
18 Ben Zobrist, S OBP: 0.325, SLG: 0.370 (9, 1)																							
71 Wade Davis, R (9, 1)																							
27 Addison Russell, R OBP: 0.313, SLG: 0.422 (1, 6)												4	0	1	0	0	1	2					
9 Javier Báez, R OBP: 0.316, SLG: 0.475 (1, 4)											4	0	0	0	0	2	3						
8 Ian Happ, S OBP: 0.328, SLG: 0.503 (7, 8)											3	2	2	1	1	0	0						
28 Kyle Hendricks, R OBP: 0.104, SLG: 0.125 (7, 9)											2	0	0	0	0	0	2						
22 Jason Heyward, L OBP: 0.325, SLG: 0.384 (7, 9)																							
Inning Stats	R: 0 E: 0 K: 1 S: 8	H: 0 LOB: 0 BB: 0 P: 10	R: 1 E: 0 K: 1 S: 15	H: 3 LOB: 2 BB: 0 P: 24	R: 0 E: 0 K: 0 S: 8	H: 1 LOB: 0 BB: 0 P: 12	R: 0 E: 0 K: 0 S: 10	H: 1 LOB: 1 BB: 0 P: 14	R: 0 E: 0 K: 0 S: 7	H: 0 LOB: 0 BB: 0 P: 9	R: 0 E: 0 K: 2 S: 9	H: 0 LOB: 0 BB: 0 P: 14	R: 1 E: 0 K: 0 S: 6	H: 1 LOB: 2 BB: 2 P: 10	R: 0 E: 0 K: 2 S: 10	H: 0 LOB: 0 BB: 0 P: 15	R: 1 E: 1 K: 1 S: 9	H: 1 LOB: 2 BB: 2 P: 18	1B: 7 2B: 2 3B: 0 HR: 0	SF: 1 SAC: 2 DP: 1 HBP: 0	WP: 0 PB: 0 SB: 1 CS: 1	PA: 40	
PITCHER	IP 5.1	WLS 21	BF 6	H 6	R 1	ER 1	SO 2	BB 0	IBB 0	HBP 0	BLK 0	WP 0	HR 0	S 49	P 70	ERA 1.69	WHIP 1.125						
35 Brent Suter, L ERA: 3.29 (1, 1)	IP 0.2	WLS 1	BF 0	H 0	R 0	ER 0	SO 1	BB 0	IBB 0	HBP 0	BLK 0	WP 0	HR 0	S 4	P 5	ERA 0.00	WHIP 0.000						
48 Jared Hughes, R ERA: 3.18 (6, 1)	IP 1.0	WLS 5	BF 1	H 1	R 1	ER 1	SO 2	BB 1	IBB 0	HBP 0	BLK 0	WP 0	HR 0	S 10	P 19	ERA 9.00	WHIP 2.000						
50 Jacob Barnes, R ERA: 4.17 (7, 1)	IP 1.0	WLS 4	BF 0	H 0	R 0	ER 0	SO 0	BB 0	IBB 0	HBP 0	BLK 0	WP 0	HR 0	S 5	P 5	ERA 0.00	WHIP 0.000						
37 Anthony Swarzak, R ERA: 2.09 (8, 1)	IP 1.0	WLS 3	BF 0	H 0	R 0	ER 0	SO 2	BB 0	IBB 0	HBP 0	BLK 0	WP 0	HR 0	S 10	P 15	ERA 0.00	WHIP 0.000						
41 Junior Guerra, R ERA: 5.02 (9, 1)																							

Chicago Cubs @ Milwaukee Brewers
Miller Park, Milwaukee, WI
Sat Sep 23 2017, 12:07 PM - 3:23 PM CDT
Att. 44,067 - Sunny - 88 F

AB 33
R 3
H 8
RBI 3
BB 4
SO 8
LOB 16




WP: 0 PA: 40
PB: 0
SB: 1
CS: 1

Batter	1	2	3	4	5	6	7	8	9	10	AB	R	H	RBI	BB	SO	LOB	BOTTOM						
18 Eric Sogard, L OBP: 0.388, SLG: 0.381 (1, 4)												5	0	1	0	0	2	1						
15 Neil Walker, S OBP: 0.358, SLG: 0.447 (1, 3)											5	1	1	0	0	4	1							
8 Ryan Braun, R OBP: 0.340, SLG: 0.504 (1, 7)											5	1	2	0	0	0	1							
21 Travis Shaw, L OBP: 0.351, SLG: 0.526 (1, 5)											4	1	2	2	1	1	2							
7 Eric Thames, L OBP: 0.293, SLG: 0.520 (1, 9)											3	0	1	1	0	1	3							
24 Jesús Aguilar, R OBP: 0.333, SLG: 0.504 (8, PH)																								
23 Keon Broxton, R OBP: 0.301, SLG: 0.425 (9, 8)																								
12 Stephen Vogt, L OBP: 0.284, SLG: 0.412 (1, 2)											4	0	0	0	0	2	2							
3 Orlando Arcia, R OBP: 0.322, SLG: 0.408 (1, 6)											4	1	1	1	0	0	0							
33 Brett Phillips, L OBP: 0.351, SLG: 0.439 (9, 9)											4	0	3	0	0	1	0							
35 Brent Suter, L ERA: 3.14 (8, 1)																								
48 Jared Hughes, R ERA: 3.54 (7, 1)																								
14 Hernán Pérez, R ERA: 2.93 (8, 1)																								
50 Jacob Barnes, R ERA: 4.17 (7, 1)																								
37 Anthony Swarzak, R ERA: 2.09 (8, 1)																								
41 Junior Guerra, R ERA: 5.02 (9, 1)																								
10 Domingo Santana, R OBP: 0.311, SLG: 0.491 (9, PH)																								
32 Jeremy Jeffress, R ERA: 4.74 (10, 1)																								
Inning Stats	R: 1 E: 0 K: 1 S: 17	H: 3 LOB: 2 BB: 0 P: 20	R: 0 E: 0 K: 0 S: 10	H: 1 LOB: 1 BB: 0 P: 17	R: 0 E: 0 K: 1 S: 7	H: 1 LOB: 1 BB: 0 P: 11	R: 0 E: 0 K: 2 S: 12	H: 1 LOB: 1 BB: 0 P: 19	R: 0 E: 0 K: 1 S: 16	H: 0 LOB: 0 BB: 0 P: 25	R: 0 E: 0 K: 2 S: 13	H: 0 LOB: 0 BB: 0 P: 20	R: 0 E: 0 K: 2 S: 9	H: 0 LOB: 0 BB: 0 P: 12	R: 0 E: 0 K: 2 S: 9	H: 0 LOB: 0 BB: 0 P: 14	R: 1 E: 0 K: 2 S: 12	H: 1 LOB: 0 BB: 0 P: 16	R: 2 E: 0 K: 1 S: 6	H: 2 LOB: 0 BB: 0 P: 7	1B: 8 2B: 1 3B: 0 HR: 2	SF: 0 SAC: 0 DP: 0 HBP: 0	WP: 0 PB: 0 SB: 1 CS: 0	PA: 40
PITCHER	IP 6.0	WLS 27	BF 8	H 8	R 1	ER 1	SO 6	BB 1	IBB 0	HBP 0	BLK 0	WP 0	HR 0	S 75	P 112	ERA 1.50	WHIP 1.500							
28 Kyle Hendricks, R ERA: 3.14 (1, 1)	IP 1.1	WLS 4	BF 0	H 0	R 0	ER 0	SO 3	BB 0	IBB 0	HBP 0	BLK 0	WP 0	HR 0	S 12	P 17	ERA 0.00	WHIP 0.000							
37 Justin Wilson, L ERA: 3.54 (7, 1)	IP 0.2	WLS H	BF 2	H 0	R 0	ER 0	SO 1	BB 0	IBB 0	HBP 0	BLK 0	WP 0	HR 0	S 6	P 9	ERA 0.00	WHIP 0.000							
46 Pedro Strop, R ERA: 2.93 (8, 1)	IP 1.1	WLS L	BF 7	H 3	R 3	ER 3	SO 3	BB 0	IBB 0	HBP 0	BLK 0	WP 0	HR 0	S 18	P 23	ERA 20.25	WHIP 2.250							

Chicago Cubs @ Milwaukee Brewers
Miller Park, Milwaukee, WI
Sat Sep 23 2017, 12:07 PM - 3:23 PM CDT
Att. 44,067 - Sunny - 88 F

AB 39
R 4
H 11
RBI 4
BB 1
SO 13
LOB 13



WP: 0 PA: 40
PB: 0
SB: 1
CS: 0

Batter	1	2	3	4	5	6	7	8	9	AB	R	H	RBI	BB	SO	LOB	TOP							
30 Jon Jay, L OBP: 0.376, SLG: 0.375 52 Justin Grimm, R (8, 1)											5	0	1	1	0	1	0							
17 Kris Bryant, R OBP: 0.411, SLG: 0.543										4	2	3	1	1	0	0								
44 Anthony Rizzo, L OBP: 0.395, SLG: 0.514										4	1	0	0	1	0	4								
40 Wilson Contreras, R OBP: 0.350, SLG: 0.501 20 Victor Caratini, S OBP: 0.321, SLG: 0.360										4	0	1	0	0	1	2								
18 Ben Zobrist, S OBP: 0.325, SLG: 0.380 5 Albert Almora Jr., R OBP: 0.337, SLG: 0.432										4	2	2	0	0	0	1								
27 Addison Russell, R OBP: 0.309, SLG: 0.418 15 Mike Freeman, L OBP: 0.180, SLG: 0.178											4	2	1	3	0	1	3							
22 Jason Heyward, L OBP: 0.325, SLG: 0.382										4	1	1	1	1	1	3								
9 Javier Báez, R OBP: 0.318, SLG: 0.482 8 Ian Happ, S OBP: 0.326, SLG: 0.503											4	1	2	3	0	1	1							
34 Jon Lester, L OBP: 0.211, SLG: 0.269 32 Brian Duensing, L (7, 1) 56 Héctor Rondón, R (7, 1) 2 Tommy La Stella, L OBP: 0.388, SLG: 0.477 24 Leonys Martín, L OBP: 0.223, SLG: 0.293											3	0	0	0	0	2	0							
Inning Stats	R: 4 E: 0 K: 2 S: 17	H: 4 LOB: 1 BB: 1 P: 32	R: 1 E: 0 K: 1 S: 9	H: 1 LOB: 0 BB: 0 P: 12	R: 3 E: 0 K: 0 S: 13	H: 2 LOB: 0 BB: 1 P: 21	R: 0 E: 0 K: 0 S: 13	H: 0 LOB: 0 BB: 0 P: 16	R: 0 E: 0 K: 1 S: 9	H: 1 LOB: 1 BB: 0 P: 12	R: 0 E: 0 K: 1 S: 8	H: 0 LOB: 0 BB: 0 P: 10	R: 0 E: 0 K: 1 S: 12	H: 1 LOB: 0 BB: 0 P: 17	R: 2 E: 1 K: 1 S: 17	H: 3 LOB: 3 BB: 1 P: 26	R: 0 E: 0 K: 0 S: 9	H: 0 LOB: 1 BB: 2 P: 19	1B: 8 2B: 2 3B: 0 HR: 2	SF: 0 SAC: 0 DP: 2 HBP: 0	WP: 0 PB: 0 SB: 0 CS: 0	PA: 43		
PITCHER	IP WLS BF H R ER SO BB IBB HBP BLK WP HR S P ERA WHIP	IP WLS BF H R ER SO BB IBB HBP BLK WP HR S P ERA WHIP	IP WLS BF H R ER SO BB IBB HBP BLK WP HR S P ERA WHIP	IP WLS BF H R ER SO BB IBB HBP BLK WP HR S P ERA WHIP	IP WLS BF H R ER SO BB IBB HBP BLK WP HR S P ERA WHIP	IP WLS BF H R ER SO BB IBB HBP BLK WP HR S P ERA WHIP	IP WLS BF H R ER SO BB IBB HBP BLK WP HR S P ERA WHIP	IP WLS BF H R ER SO BB IBB HBP BLK WP HR S P ERA WHIP	IP WLS BF H R ER SO BB IBB HBP BLK WP HR S P ERA WHIP	IP WLS BF H R ER SO BB IBB HBP BLK WP HR S P ERA WHIP	IP WLS BF H R ER SO BB IBB HBP BLK WP HR S P ERA WHIP	IP WLS BF H R ER SO BB IBB HBP BLK WP HR S P ERA WHIP	IP WLS BF H R ER SO BB IBB HBP BLK WP HR S P ERA WHIP	IP WLS BF H R ER SO BB IBB HBP BLK WP HR S P ERA WHIP	IP WLS BF H R ER SO BB IBB HBP BLK WP HR S P ERA WHIP	IP WLS BF H R ER SO BB IBB HBP BLK WP HR S P ERA WHIP	IP WLS BF H R ER SO BB IBB HBP BLK WP HR S P ERA WHIP	IP WLS BF H R ER SO BB IBB HBP BLK WP HR S P ERA WHIP	IP WLS BF H R ER SO BB IBB HBP BLK WP HR S P ERA WHIP	IP WLS BF H R ER SO BB IBB HBP BLK WP HR S P ERA WHIP	IP WLS BF H R ER SO BB IBB HBP BLK WP HR S P ERA WHIP	IP WLS BF H R ER SO BB IBB HBP BLK WP HR S P ERA WHIP	IP WLS BF H R ER SO BB IBB HBP BLK WP HR S P ERA WHIP	IP WLS BF H R ER SO BB IBB HBP BLK WP HR S P ERA WHIP
62 Luke Weaver, R ERA: 3.23 32 Jack Flaherty, R ERA: 6.06 65 Ryan Sherriff, L ERA: 3.65 64 Sam Tuivailala, R ERA: 2.75 56 Sandy Alcantara, R ERA: 1.69	29 Zach Duke, L ERA: 4.91 77 Josh Lucas, R ERA: 5.06																							
Batter	1	2	3	4	5	6	7	8	9	AB	R	H	RBI	BB	SO	LOB	BOTTOM							
13 Matt Carpenter, L OBP: 0.386, SLG: 0.452 36 Aledmys Díaz, R OBP: 0.296, SLG: 0.401											3	0	0	0	1	0								
28 Tommy Pham, R OBP: 0.408, SLG: 0.522										3	0	0	0	1	0									
25 Dexter Fowler, S OBP: 0.367, SLG: 0.495 43 Magneuris Sierra, L OBP: 0.367, SLG: 0.333										3	0	2	0	0	0	0								
11 Paul DeJong, R OBP: 0.318, SLG: 0.520 54 Alex Mejia, R OBP: 0.163, SLG: 0.195											3	0	0	0	1	3								
4 Yadier Molina, R OBP: 0.312, SLG: 0.439 30 Carson Kelly, R OBP: 0.255, SLG: 0.240											3	0	0	0	0	0								
3 Jedd Gyorko, R OBP: 0.340, SLG: 0.470 35 Greg Garcia, L OBP: 0.370, SLG: 0.339																								

Batter	1	2	3	4	5	6	7	8	9	AB	R	H	RBI	BB	SO	LOB	TOP	
30 Jon Jay, L 46 Pedro Strop, R 56 Hector Rondón, R 32 Brian Duensing, L 6 Carl Edwards Jr., R 71 Wade Davis, R	1B G5-4-3		1B G5-3			G4-3 G3	G3			4	0	2	0	0	0	2		
17 Kris Bryant, R OBP: 0.410, SLG: 0.539	G5-4-3 1-2		G5-3			F9 G6-4-3 IBB				3	0	0	0	1	0	2		
44 Anthony Rizzo, L OBP: 0.384, SLG: 0.510	HBP			K						3	1	1	0	0	1	3		
18 Ben Zobrist, S OBP: 0.323, SLG: 0.384	P4				F9					4	1	1	0	0	0	1		
27 Addison Russell, R OBP: 0.308, SLG: 0.424		K			G6-3					4	1	1	3	0	1	0		
9 Javier Báez, R OBP: 0.317, SLG: 0.481		K								4	1	1	0	0	2	0		
22 Jason Heyward, L OBP: 0.327, SLG: 0.390										4	1	1	1	0	0	0		
7 René Rivera, R OBP: 0.302, SLG: 0.416										3	0	0	0	1	3	0		
41 John Lackey, R OBP: 0.179, SLG: 0.151 2 Tommy La Stella, L (7,PH) 24 Leonys Martin, L OBP: 0.233, SLG: 0.290										2	0	0	0	0	2	0		
										1	0	1	1	0	0	0		
										1	0	0	0	0	0	0		
Inning Stats	R: 0 E: 0 K: 0 S: 4	H: 1 LOB: 1 BB: 0 P: 8	R: 0 E: 0 K: 2 S: 8	H: 0 LOB: 0 BB: 0 P: 12	R: 0 E: 0 K: 2 S: 10	H: 1 LOB: 1 BB: 0 P: 11	R: 0 E: 0 K: 1 S: 8	H: 0 LOB: 0 BB: 0 P: 11	R: 0 E: 0 K: 1 S: 7	H: 0 LOB: 0 BB: 0 P: 10	R: 5 E: 0 K: 0 S: 18	H: 6 LOB: 2 BB: 2 P: 29	R: 0 E: 0 K: 1 S: 9	H: 0 LOB: 0 BB: 0 P: 13	1B: 4 2B: 3 3B: 0 HR: 1	SF: 0 SAC: 0 DP: 2 HBP: 1	WP: 0 PB: 0 SB: 0 CS: 0	PA: 36
PITCHER	IP WLS BF H R ER SO BB IBB HBP BLK WP HR S P ERA WHIP																	
52 Michael Wacha, R ERA: 4.13	6.0 L 26 7 5 5 8 1 0 1 0 0 0 1 55 80 7.50 1.333																	
67 Matt Bowman, R ERA: 3.9	7.1 0.1 3 1 0 0 0 0 1 0 0 0 0 5 5 0.00 3.000																	
29 Zach Duke, L ERA: 4.24	7.1 0.2 1 0 0 0 0 0 0 0 0 0 0 3 4 0.00 0.000																	
64 Sam Tuivailala, R ERA: 2.68	8.1 1.0 3 0 0 0 0 0 0 0 0 0 0 7 11 0.00 0.000																	
27 Brett Cecil, L ERA: 3.99	9.1 1.0 3 0 0 0 1 0 0 0 0 0 0 9 13 0.00 0.000																	

Chicago Cubs @ St. Louis Cardinals
Busch Stadium, St. Louis, MO
Wed Sep 27 2017, 6:10 PM - 8:50 PM CDT
Att: 42,070 - Overcast - 71 F

AB	33
R	5
H	8
RBI	5
BB	2
SO	9
LOB	8



Batter	1	2	3	4	5	6	7	8	9	AB	R	H	RBI	BB	SO	LOB	BOTTOM					
13 Matt Carpenter, L OBP: 0.385, SLG: 0.454 40 Luke Voit, R OBP: 0.314, SLG: 0.450 43 Magneuris Sierra, L OBP: 0.367, SLG: 0.333 27 Brett Cecil, R	G4-3		G3-1			F8		2B 1B		3	0	0	0	0	0	0						
28 Tommy Pham, R OBP: 0.412, SLG: 0.528	P3					F9				2	0	0	0	2	0	0						
25 Dexter Fowler, S OBP: 0.364, SLG: 0.493	K		F7			K				4	0	0	0	0	2	4						
3 Jedd Gyorko, R OBP: 0.342, SLG: 0.474		58 1B BB			F7					3	1	0	0	1	1	0						
58 José Martínez, R OBP: 0.377, SLG: 0.512		15 G5-4-3 1B			L8					4	0	1	0	0	1	0						
11 Paul DeJong, R OBP: 0.322, SLG: 0.525					L8					4	0	2	1	0	0	0						
15 Randal Grichuk, R OBP: 0.287, SLG: 0.472	G5-4-3					P6				4	0	1	0	0	0	3						
30 Carson Kelly, R OBP: 0.242, SLG: 0.214	G3-1					G6-3				3	0	0	0	0	1	2						
52 Michael Wacha, R ERA: 4.58 67 Matt Bowman, R ERA: 2.88 29 Zach Duke, L ERA: 4.31 64 Sam Tuivailala, R ERA: 2.79 35 Greg Garcia, L OBP: 0.366, SLG: 0.335						K				2	0	0	0	0	1	0						
										0	0	0	0	0	0	0						
										0	0	0	0	0	0	0						
										0	0	0	0	0	0	0						
										1	0	0	0	0	0	1						
Inning Stats	R: 0 E: 0 K: 1 S: 12	H: 0 LOB: 0 BB: 0 P: 18	R: 1 E: 0 K: 0 S: 9	H: 2 LOB: 1 BB: 1 P: 20	R: 0 E: 0 K: 1 S: 10	H: 0 LOB: 1 BB: 1 P: 17	R: 0 E: 0 K: 0 S: 4	H: 0 LOB: 0 BB: 0 P: 6	R: 0 E: 0 K: 0 S: 5	H: 0 LOB: 0 BB: 0 P: 7	R: 0 E: 0 K: 1 S: 9	H: 0 LOB: 0 BB: 0 P: 14	R: 0 E: 0 K: 2 S: 10	H: 0 LOB: 0 BB: 0 P: 13	R: 0 E: 0 K: 1 S: 15	H: 2 LOB: 3 BB: 1 P: 26	R: 0 E: 0 K: 0 S: 11	H: 1 LOB: 1 BB: 0 P: 18	1B: 4 2B: 1 3B: 0 HR: 0	SF: 0 SAC: 0 DP: 1 HBP: 0	WP: 0 PB: 0 SB: 0 CS: 0	PA: 34
PITCHER	IP WLS BF H R ER SO BB IBB HBP BLK WP HR S P ERA WHIP																					
41 John Lackey, R ERA: 4.58	6.0 W 21 2 1 1 3 3 2 0 0 0 0 0 0 10 13 0.00 0.000																					
46 Pedro Strop, R ERA: 2.88	1.0 3 0 0 0 0 2 0 0 0 0 0 0 0 8 12 0.00 1.500																					
56 Hector Rondón, R ERA: 4.31	0.2 3 1 0 0 1 0 0 0 0 0 0 0 3 6 = =																					
32 Brian Duensing, L ERA: 2.79	0.0 1 1 0 0 0 0 0 0 0 0 0 0 0 4 8 0.00 3.000																					
6 Carl Edwards Jr., R ERA: 3.03	0.1 H 2 0 0 0 0 1 0 0 0 0 0 0 0 4 8 0.00 3.000																					

Chicago Cubs @ St. Louis Cardinals
Busch Stadium, St. Louis, MO
Wed Sep 27 2017, 6:10 PM - 8:50 PM CDT
Att: 42,070 - Overcast - 71 F

AB	31
R	1
H	5
RBI	1
BB	3
SO	6
LOB	10



Batter	1	2	3	4	5	6	7	8	9	10	11	AB	R	H	RBI	BB	SO	LOB	TOP	
24 Leonys Martin, L OBP: 0.232, SLG: 0.281	L8		B2-3		G4-3		G4-3			G1-3		4	0	0	0	1	0	0		
2 Tommy La Stella, L OBP: 0.366, SLG: 0.479	F7		1B		G3		K			F7		5	0	1	0	0	1	1		
8 Ian Happ, S OBP: 0.328, SLG: 0.511	HR		F9		BB				G4-3			4	1	1	1	1	1	1		
13 Alex Avila, L OBP: 0.385, SLG: 0.451	G4-3		BB		F7				1B			4	0	1	0	1	1	2		
12 Kyle Schwarber, L OBP: 0.313, SLG: 0.462	K		L9		F8				K			5	1	1	0	0	2	3		
20 Victor Caratini, S OBP: 0.323, SLG: 0.357	1B		G1-3		1B				F7			5	0	2	0	0	0	2		
43 Taylor Davis, R OBP: 0.250, SLG: 0.375	K		K		K				G6-3			5	0	1	1	0	3	2		
15 Mike Freeman, L OBP: 0.203, SLG: 0.208	BB		L7		BB				G3			4	0	0	0	1	1	2		
28 Kyle Hendricks, R OBP: 0.302, SLG: 0.300 52 Justin Grimm, R OBP: 0.299, SLG: 0.414 36 Dillon Maples, R OBP: 0.299, SLG: 0.414 37 Justin Wilson, L OBP: 0.299, SLG: 0.414 30 Jon Jay, L OBP: 0.299, SLG: 0.414 39 Jen-Ho Tseng, L OBP: 0.299, SLG: 0.414	K		F9		F9				F8			2	0	0	0	0	1	2		
Inning Stats	R: 1 E: 0 K: 0 S: 9	H: 1 LOB: 0 BB: 0 P: 15	R: 0 E: 0 K: 3 S: 12	H: 1 LOB: 1 BB: 1 P: 22	R: 0 E: 0 K: 0 S: 12	H: 1 LOB: 2 BB: 1 P: 20	R: 0 E: 0 K: 2 S: 10	H: 0 LOB: 0 BB: 0 P: 15	R: 0 E: 0 K: 1 S: 12	H: 1 LOB: 1 BB: 0 P: 20	R: 0 E: 0 K: 1 S: 13	H: 0 LOB: 0 BB: 0 P: 9	R: 0 E: 0 K: 0 S: 7	H: 0 LOB: 0 BB: 0 P: 9	R: 0 E: 0 K: 1 S: 7	H: 2 LOB: 1 BB: 0 P: 12	1B: 5 2B: 1 3B: 0 HR: 1	SF: 0 SAC: 0 DP: 0 HBP: 0	WP: 0 PB: 0 SB: 0 CS: 0	PA: 44
PITCHER	IP ERA WLS BF H R ER SO BB IBB HBP BLK WP HR S P ERA WHIP	31 Lance Lynn, R ERA: 3.43	65 Ryan Sherriff, L ERA: 3.38	27 Brett Cecil, L ERA: 3.93	12 Juan Nicasio, R ERA: 2.65	64 Sam Tuivailala, R ERA: 2.81	PITCHER	IP ERA WLS BF H R ER SO BB IBB HBP BLK WP HR S P ERA WHIP	60 John Brebbia, R ERA: 2.54	67 Matt Bowman, R ERA: 3.99										

Chicago Cubs @ St. Louis Cardinals
 Busch Stadium, St. Louis, MO
 Thu Sep 28 2017, 6:17 PM - 9:47 PM CDT
 Att: 43,094 - Clear - 74 F

livebaseballscores.com

AB 40
 R 2
 H 7
 RBI 2
 BB 4
 SO 11
 LOB 15



Batter	1	2	3	4	5	6	7	8	9	10	11	AB	R	H	RBI	BB	SO	LOB	BOTTOM					
13 Matt Carpenter, L OBP: 0.384, SLG: 0.451	K		K		K					BB		4	0	0	0	1	4	2						
28 Tommy Pham, R OBP: 0.413, SLG: 0.527	G4-3		1B		1B					K		4	1	2	0	1	1	1						
25 Dexter Fowler, S OBP: 0.363, SLG: 0.488	K		BB		G4-3					BB		4	0	0	1	1	3	1						
58 José Martínez, R OBP: 0.374, SLG: 0.506	K		K		1B					F8		5	0	1	0	0	3	4						
11 Paul DeJong, R OBP: 0.320, SLG: 0.523	2B		BB		G5-3					F8		5	0	1	0	0	1	2						
3 Jedd Gyorko, R OBP: 0.341, SLG: 0.472	K		1B		G5-3					L7		4	0	1	0	0	1	2						
55 Stephen Piscotty, R OBP: 0.345, SLG: 0.371	L8		K		BB					G6-3		3	0	0	0	1	1	2						
30 Carson Kelly, R OBP: 0.227, SLG: 0.200	G6-3		G4-3		K					F9		4	0	0	0	0	1	1						
31 Lance Lynn, R ERA: 3.03 52 Justin Grimm, R ERA: 5.63 36 Dillon Maples, R ERA: 12.46 37 Justin Wilson, L ERA: 3.47 30 Jon Jay, L ERA: 7.5	1B		K		K					F9		1	0	1	0	0	0	0						
Inning Stats	R: 0 E: 0 K: 2 S: 9	H: 0 LOB: 0 BB: 0 P: 14	R: 0 E: 0 K: 2 S: 11	H: 1 LOB: 1 BB: 0 P: 16	R: 0 E: 0 K: 2 S: 18	H: 2 LOB: 3 BB: 1 P: 29	R: 0 E: 0 K: 1 S: 7	H: 1 LOB: 1 BB: 0 P: 10	R: 0 E: 0 K: 2 S: 10	H: 0 LOB: 0 BB: 0 P: 12	R: 1 E: 0 K: 0 S: 10	H: 2 LOB: 1 BB: 0 P: 17	R: 0 E: 0 K: 3 S: 9	H: 0 LOB: 0 BB: 0 P: 17	R: 0 E: 0 K: 0 S: 5	H: 0 LOB: 0 BB: 0 P: 8	R: 0 E: 0 K: 1 S: 5	H: 0 LOB: 1 BB: 0 P: 13	R: 0 E: 0 K: 1 S: 11	H: 0 LOB: 0 BB: 0 P: 15	1B: 5 2B: 2 3B: 0 HR: 0	SF: 0 SAC: 0 DP: 1 HBP: 0	WP: 1 PB: 0 SB: 2 CS: 2	PA: 41
PITCHER	IP ERA WLS BF H R ER SO BB IBB HBP BLK WP HR S P ERA WHIP	28 Kyle Hendricks, R ERA: 3.03	52 Justin Grimm, R ERA: 5.63	36 Dillon Maples, R ERA: 12.46	37 Justin Wilson, L ERA: 3.47	39 Jen-Ho Tseng, R ERA: 7.5	PITCHER	IP ERA WLS BF H R ER SO BB IBB HBP BLK WP HR S P ERA WHIP																

Chicago Cubs @ St. Louis Cardinals
 Busch Stadium, St. Louis, MO
 Thu Sep 28 2017, 6:17 PM - 9:47 PM CDT
 Att: 43,094 - Clear - 74 F

livebaseballscores.com

AB 37
 R 1
 H 6
 RBI 1
 BB 4
 SO 17
 LOB 16



Batter	1	2	3	4	5	6	7	8	9	AB	R	H	RBI	BB	SO	LOB	TOP					
27 Phillip Ervin, R OBP: 0.328, SLG: 0.472										4	1	1	1	0	2	0	Cincinnati Reds @ Chicago Cubs Wrigley Field, Chicago, IL Fri Sep 29 2017, 1:24 PM - 4:19 PM CDT Att: 36,258 - Sunny - 65 F					
2 Zack Cozart, R OBP: 0.387, SLG: 0.552										3	0	0	0	1	0	0						
19 Joey Votto, L OBP: 0.455, SLG: 0.578										4	0	2	1	0	0	0						
7 Eugenio Suárez, R OBP: 0.369, SLG: 0.464										4	0	1	0	0	1	3						
33 Jesse Winker, L OBP: 0.370, SLG: 0.525										3	1	1	0	1	0	1						
9 José Peraza, R OBP: 0.295, SLG: 0.322										4	1	1	0	0	1	2						
43 Scott Schebler, L OBP: 0.309, SLG: 0.488										4	0	1	1	0	1	1						
16 Tucker Barnhart, L OBP: 0.346, SLG: 0.399										3	1	1	1	1	1	0						
55 Robert Stephenson, R OBP: 0.093, SLG: 0.047										2	0	0	0	0	1	2						
41 Kevin Shackelford, R OBP: 0.333, SLG: 0.333										1	0	0	0	0	1	2						
50 Amir Garrett, L OBP: 0.333, SLG: 0.444										0	0	0	0	0	0	0						
21 Michael Lorenzen, R OBP: 0.298, SLG: 0.472										0	0	0	0	0	0	0						
23 Adam Duvall, R OBP: 0.356, SLG: 0.472										1	0	0	0	0	0	0						
Inning Stats	R: 0 H: 0 E: 0 K: 1 S: 12	H: 0 LOB: 0 BB: 0 P: 20	R: 0 H: 0 E: 0 K: 1 S: 14	H: 0 LOB: 0 BB: 0 P: 20	R: 0 H: 0 E: 0 K: 3 S: 11	H: 0 LOB: 0 BB: 0 P: 12	R: 0 H: 1 E: 0 K: 0 S: 9	H: 1 LOB: 1 BB: 0 P: 13	R: 4 H: 6 E: 0 K: 1 S: 18	H: 6 LOB: 2 BB: 1 P: 31	R: 0 H: 0 E: 0 K: 1 S: 10	H: 0 LOB: 2 BB: 2 P: 23	R: 0 H: 0 E: 0 K: 1 S: 7	H: 0 LOB: 0 BB: 0 P: 11	R: 0 H: 1 E: 0 K: 0 S: 6	H: 1 LOB: 0 BB: 0 P: 10	R: 0 H: 0 E: 0 K: 0 S: 7	H: 0 LOB: 0 BB: 0 P: 9	1B: 6 2B: 2 3B: 0 HR: 0	SF: 0 SAC: 0 DP: 2 HBP: 0	WP: 0 PB: 0 SB: 1 CS: 0	PA: 36
PITCHER	IP WLS BF H R ER SO BB IBB HBP BLK WP HR S P ERA WHIP																					
62 Jose Quintana, L ERA: 4.15	4.2 19 6 4 4 5 0 0 0 0 0 0 56 81 7.71 1.286																					
60 Félix Peña, R ERA: 5.57	1.1 8 1 0 0 2 3 0 0 0 0 0 18 38 0.00 3.000																					
56 Héctor Rondón, R ERA: 4.24	1.0 3 0 0 0 1 0 0 0 0 0 0 7 11 0.00 0.000																					
32 Brian Duensing, L ERA: 2.74	1.0 W 3 1 0 0 0 0 0 0 0 0 0 6 10 0.00 1.000																					
52 Justin Grimm, R ERA: 5.53	1.0 S 3 0 0 0 0 0 0 0 0 0 0 7 9 0.00 0.000																					
Batter	1	2	3	4	5	6	7	8	9	AB	R	H	RBI	BB	SO	LOB	BOTTOM					
30 Jon Jay, L OBP: 0.375, SLG: 0.375										2	0	1	1	0	0	0	Cincinnati Reds @ Chicago Cubs Wrigley Field, Chicago, IL Fri Sep 29 2017, 1:24 PM - 4:19 PM CDT Att: 36,258 - Sunny - 65 F					
7 René Rivera, R OBP: 0.299, SLG: 0.412										4	0	0	0	0	0	2						
18 Ben Zobrist, S OBP: 0.320, SLG: 0.380										4	1	2	0	0	0	1						
2 Tommy La Stella, L OBP: 0.389, SLG: 0.479										4	1	2	0	0	0	1						
40 Wilson Contreras, R OBP: 0.353, SLG: 0.497										3	0	1	0	0	1	0						
43 Taylor Davis, R OBP: 0.333, SLG: 0.444										1	1	1	0	0	0	0						
12 Kyle Schwarber, L OBP: 0.313, SLG: 0.460										4	0	1	0	0	1	4						
8 Ian Happ, S OBP: 0.329, SLG: 0.519										4	2	2	3	0	1	1						
13 Alex Avila, L OBP: 0.389, SLG: 0.450										1	1	0	0	3	1	1						
15 Mike Freeman, L OBP: 0.190, SLG: 0.193										4	0	0	0	0	1	4						
62 Jose Quintana, R ERA: 4.68	5.0 21 4 2 1 0 2 0 0 0 0 0 50 83 1.80 1.200																					
41 Kevin Shackelford, R ERA: 4.85	1.0 H 4 1 0 0 3 0 0 0 0 0 0 12 19 0.00 1.000																					
50 Amir Garrett, L ERA: 7.35	1.1 H 5 2 1 1 1 0 0 0 0 0 0 9 12 6.75 1.500																					
21 Michael Lorenzen, R ERA: 4.45	0.2 L 5 2 2 2 1 1 0 0 0 0 1 1 9 16 27.00 4.500																					
Inning Stats	R: 0 H: 2 E: 0 K: 0 S: 16	H: 2 LOB: 2 BB: 0 P: 22	R: 2 H: 1 E: 1 K: 0 S: 12	H: 1 LOB: 1 BB: 1 P: 24	R: 0 H: 0 E: 0 K: 0 S: 9	H: 0 LOB: 0 BB: 0 P: 13	R: 0 H: 0 E: 0 K: 0 S: 5	H: 0 LOB: 0 BB: 0 P: 12	R: 0 H: 1 E: 1 K: 0 S: 8	H: 1 LOB: 1 BB: 0 P: 12	R: 0 H: 1 E: 0 K: 3 S: 12	H: 1 LOB: 1 BB: 0 P: 19	R: 0 H: 1 E: 0 K: 1 S: 7	H: 1 LOB: 0 BB: 0 P: 8	R: 3 H: 3 E: 0 K: 1 S: 11	H: 3 LOB: 1 BB: 1 P: 20	1B: 8 2B: 0 3B: 0 HR: 1	SF: 1 SAC: 1 DP: 2 HBP: 0	WP: 1 PB: 0 SB: 0 CS: 0	PA: 35		
PITCHER	IP WLS BF H R ER SO BB IBB HBP BLK WP HR S P ERA WHIP																					
55 Robert Stephenson, R ERA: 4.85	5.0 21 4 2 1 0 2 0 0 0 0 0 50 83 1.80 1.200																					
41 Kevin Shackelford, R ERA: 4.85	1.0 H 4 1 0 0 3 0 0 0 0 0 0 12 19 0.00 1.000																					
50 Amir Garrett, L ERA: 7.35	1.1 H 5 2 1 1 1 0 0 0 0 0 0 9 12 6.75 1.500																					
21 Michael Lorenzen, R ERA: 4.45	0.2 L 5 2 2 2 1 1 0 0 0 0 1 1 9 16 27.00 4.500																					
REDS																						
CUBS																						

Batter	1	2	3	4	5	6	7	8	9	AB	R	H	RBI	BB	SO	LOB	TOP											
6 Billy Hamilton, S OBP: 0.300, SLG: 0.337										4	0	1	0	0	2	1	Cincinnati Reds @ Chicago Cubs Wrigley Field, Chicago, IL Sat Sep 30 2017, 3:06 PM - 6:10 PM CDT Att: 41,493 - Sunny - 65 F											
7 Eugenio Suarez, R OBP: 0.366, SLG: 0.460										4	0	0	0	0	2	2												
19 Joey Votto, L OBP: 0.494, SLG: 0.575 3 Patrick Kivlehan, R OBP: 0.305, SLG: 0.401										3	0	0	0	0	3	1												
4 Scooter Gennett, L OBP: 0.343, SLG: 0.534										4	0	1	0	0	2	1												
23 Adam Duvall, R OBP: 0.300, SLG: 0.477										3	0	3	0	1	0	0												
43 Scott Schebler, L OBP: 0.307, SLG: 0.484										4	0	0	0	0	2	5												
9 José Peraza, R OBP: 0.297, SLG: 0.324 36 Keury Mella, R OBP: 0.111, SLG: 0.111										3	0	2	0	0	0	1												
32 Stuart Turner, R OBP: 0.182, SLG: 0.244										4	0	0	0	0	2	6												
62 Jackson Stephens, R OBP: 0.333, SLG: 0.333 27 Phillip Ervin, R OBP: 0.322, SLG: 0.463 65 Asher Wojciechowski, R OBP: 0.071, SLG: 0.071 63 Ariel Hernández, R OBP: 0.111, SLG: 0.111 12 Zach Vinesej, R OBP: 0.354, SLG: 0.125										1	0	0	0	0	0	0												
Inning Stats	R: 0 E: 0 K: 1 S: 6	H: 0 LOB: 0 BB: 0 P: 11	R: 0 E: 0 K: 1 S: 14	H: 2 LOB: 2 BB: 0 P: 22	R: 0 E: 0 K: 2 S: 10	H: 0 LOB: 0 BB: 0 P: 17	R: 0 E: 0 K: 1 S: 7	H: 1 LOB: 1 BB: 0 P: 12	R: 0 E: 0 K: 2 S: 8	H: 1 LOB: 0 BB: 0 P: 13	R: 0 E: 0 K: 1 S: 10	H: 1 LOB: 1 BB: 1 P: 21	R: 0 E: 0 K: 1 S: 9	H: 0 LOB: 1 BB: 1 P: 19	R: 0 E: 0 K: 3 S: 10	H: 1 LOB: 2 BB: 0 P: 24		1B: 7 2B: 1 3B: 0 HR: 0	SF: 0 SAC: 0 DP: 1 HBP: 1	WP: 1 PB: 0 SB: 0 CS: 1	PA: 36							
PITCHER	IP	WLS	BF	H	R	ER	SO	BB	IBB	HBP	BLK	WP	HR	S	P	ERA		WHIP										
34 Jon Lester, L ERA: 4.33	5.0	W	18	4	0	0	7	0	0	0	0	0	0	45	25	0.00		0.800										
37 Justin Wilson, L ERA: 3.41	1.0		4	1	0	0	1	0	0	1	0	0	0	10	21	0.00		1.000										
6 Carl Edwards Jr., R ERA: 2.98	1.0		4	0	0	0	1	1	0	0	0	1	0	9	19	0.00	1.000											
46 Pedro Strop, R ERA: 2.83	1.0		4	1	0	0	3	0	0	0	0	0	0	10	12	0.00	1.000											
71 Wade Davis, R ERA: 2.3	1.0		5	2	0	0	3	0	0	0	0	0	0	17	24	0.00	2.000											

Batter	1	2	3	4	5	6	7	8	9	AB	R	H	RBI	BB	SO	LOB	BOTTOM											
8 Ian Happ, S OBP: 0.330, SLG: 0.517										2	1	0	1	2	0	0	Cincinnati Reds @ Chicago Cubs Wrigley Field, Chicago, IL Sat Sep 30 2017, 3:06 PM - 6:10 PM CDT Att: 41,493 - Sunny - 65 F											
17 Kris Bryant, R OBP: 0.410, SLG: 0.539 18 Ben Zobrist, S OBP: 0.320, SLG: 0.378										2	1	1	0	0	1	1												
44 Anthony Rizzo, L OBP: 0.389, SLG: 0.508 20 Victor Caratini, S OBP: 0.338, SLG: 0.362										2	0	0	0	0	2	3												
40 Wilson Contreras, R OBP: 0.356, SLG: 0.499 2 Tommy La Stella, L OBP: 0.395, SLG: 0.480										1	1	1	0	1	0	0												
12 Kyle Schwarber, L OBP: 0.315, SLG: 0.468										2	0	1	0	1	1	1												
27 Addison Russell, R OBP: 0.305, SLG: 0.420 15 Mike Freeman, L OBP: 0.188, SLG: 0.190										4	1	2	4	1	1	5												
22 Jason Heyward, L OBP: 0.329, SLG: 0.588 5 Albert Almora Jr., R OBP: 0.336, SLG: 0.434										2	0	0	0	0	0	0												
9 Javier Báez, R OBP: 0.315, SLG: 0.479 7 René Rivera, R OBP: 0.305, SLG: 0.431										2	1	1	0	0	0	0												
34 Jon Lester, L OBP: 0.299, SLG: 0.259 37 Justin Wilson, L ERA: 3.41 30 Jon Jay, L OBP: 0.310, SLG: 0.377 6 Carl Edwards Jr., R ERA: 2.98 43 Taylor Davis, R OBP: 0.329, SLG: 0.460 46 Pedro Strop, R ERA: 2.83 71 Wade Davis, R ERA: 2.3										2	0	0	0	0	1	0												
Inning Stats	R: 0 E: 0 K: 2 S: 9	H: 0 LOB: 1 BB: 1 P: 16	R: 2 E: 0 K: 0 S: 13	H: 2 LOB: 0 BB: 0 P: 19	R: 2 E: 0 K: 3 S: 19	H: 2 LOB: 2 BB: 2 P: 30	R: 0 E: 0 K: 0 S: 11	H: 0 LOB: 0 BB: 0 P: 18	R: 0 E: 0 K: 1 S: 19	H: 0 LOB: 1 BB: 0 P: 25	R: 4 E: 0 K: 1 S: 20	H: 3 LOB: 3 BB: 4 P: 42	R: 1 E: 0 K: 0 S: 5	H: 1 LOB: 0 BB: 0 P: 8	R: 0 E: 0 K: 0 S: 14	H: 2 LOB: 2 BB: 0 P: 22		1B: 7 2B: 2 3B: 0 HR: 2	SF: 1 SAC: 0 DP: 1 HBP: 0	WP: 3 PB: 0 SB: 0 CS: 1	PA: 41							
PITCHER	IP	WLS	BF	H	R	ER	SO	BB	IBB	HBP	BLK	WP	HR	S	P	ERA		WHIP										
62 Jackson Stephens, R ERA: 6.5	4.0	L	18	4	4	4	5	3	0	0	0	0	0	52	83	9.00		1.750										
65 Asher Wojciechowski, R ERA: 6.5	1.1		9	3	4	4	1	1	0	0	0	0	0	31	44	27.00		3.000										
63 Ariel Hernández, R ERA: 5.18	0.2		5	0	0	0	1	3	0	0	0	2	0	8	23	0.00	4.500											
36 Keury Mella, R ERA: 6.75	2.0		9	3	1	1	0	0	0	0	0	0	1	19	30	4.50	1.500											

AB	33
R	0
H	8
RBI	0
BB	1
SO	15
LOB	20



AB	33
R	9
H	10
RBI	9
BB	7
SO	7
LOB	13

Batter	1	2	3	4	5	6	7	8	9	AB	R	H	RBI	BB	SO	LOB	TOP	
6 Billy Hamilton, S OBP: 0.299, SLG: 0.335	G6-3		G6-3		P3		L8			4	0	0	0	1	0	1	Cincinnati Reds @ Chicago Cubs Wrigley Field, Chicago, IL Sun Oct 01 2017, 2:23 PM - 4:52 PM CDT Att: 40,971 - Partly Cloudy - 67 F	
2 Zack Cozart, R OBP: 0.385, SLG: 0.548 12 Zach Vincej, R OBP: 0.333, SLG: 0.111	G6-3			K	K		K		BB	3	0	0	0	0	2	1		
19 Joey Votto, L OBP: 0.454, SLG: 0.578 43 Scott Schebler, L OBP: 0.307, SLG: 0.484	G3			23 BLK 23 2B		G3			2B	4	1	2	0	0	0	0		
23 Adam Duvall, R OBP: 0.301, SLG: 0.480		K		2H 2B		1B 4 1B			K	4	1	2	1	0	2	1		
7 Eugenio Suárez, R OBP: 0.367, SLG: 0.461				L6-3		4B 1B			F8	4	0	2	0	0	0	2		
4 Scooter Gennett, L OBP: 0.342, SLG: 0.531				F7		2-3 1B			K2-3	4	0	1	1	0	1	3		
27 Phillip Ervin, R OBP: 0.317, SLG: 0.448				F9		1-2 1B			F9	4	1	1	0	0	0	3		
16 Tucker Barnhart, L OBP: 0.347, SLG: 0.403 49 Chad Wallach, R OBP: 0.091, SLG: 0.091				G1-3		1-3 2B			K2-3	2	0	1	0	0	0	0		
68 Deck McGuire, R 52 Luke Farrell, L 3 Patrick Kivlehan, R 53 Wandy Peralta, L 41 Kevin Shackelford, R 33 Jesse Winker, L 26 Raisel Iglesias, R				K		G6-3			G1-3	2	0	0	1	0	1	1		
									12 CS 6 BB	2	0	0	0	0	0	0		
Inning Stats	R: 0 E: 0 K: 0 S: 9	H: 0 LOB: 0 BB: 0 P: 17	R: 0 E: 0 K: 1 S: 10	H: 1 LOB: 1 BB: 0 P: 12	R: 0 E: 0 K: 1 S: 5	H: 0 LOB: 0 BB: 0 P: 8	R: 1 E: 0 K: 1 S: 12	H: 2 LOB: 1 BB: 0 P: 21	R: 1 E: 0 K: 1 S: 12	H: 3 LOB: 2 BB: 0 P: 20	R: 0 E: 0 K: 2 S: 11	H: 1 LOB: 1 BB: 0 P: 17	R: 0 E: 0 K: 1 S: 8	H: 1 LOB: 1 BB: 1 P: 14	1B: 5 2B: 5 3B: 0 HR: 0	SF: 0 SAC: 0 DP: 0 HBP: 0	WP: 0 PA: 38 PB: 0 SB: 0 CS: 1	
PITCHER	IP WLS BF H R ER SO BB IBB HBP BLK WP HR S P ERA WHIP																	
38 Mike Montgomery, L ERA: 3.38	3.0		10	1	0	0	2	0	0	0	0	0	0	0	0	0	0.00	0.333
41 John Lackey, R ERA: 4.59	1.0	L	5	2	1	1	1	0	0	0	1	0	0	12	21	9.00	2.000	
29 Rob Zastryzny, L ERA: 8.31	2.0		11	5	2	2	2	0	0	0	0	0	0	25	42	9.00	2.500	
60 Félix Peña, R ERA: 5.24	2.0		7	1	0	0	3	0	0	0	0	0	0	18	27	0.00	0.500	
36 Dillon Maples, R ERA: 10.13	1.0		4	1	0	0	1	1	0	0	0	0	0	8	14	0.00	2.000	

Batter	1	2	3	4	5	6	7	8	9	AB	R	H	RBI	BB	SO	LOB	BOTTOM				
44 Anthony Rizzo, L OBP: 0.392, SLG: 0.507 43 Taylor Davis, R OBP: 0.231, SLG: 0.308	F7		P4			F7			G4-3	1	0	0	0	0	0	0	Cincinnati Reds @ Chicago Cubs Wrigley Field, Chicago, IL Sun Oct 01 2017, 2:23 PM - 4:52 PM CDT Att: 40,971 - Partly Cloudy - 67 F				
17 Kris Bryant, R OBP: 0.409, SLG: 0.537 5 Albert Almora Jr., R OBP: 0.338, SLG: 0.445	K		F9			G4-3			HR	2	0	0	0	0	1	2					
30 Jon Jay, L OBP: 0.374, SLG: 0.375 15 Mike Freeman, L OBP: 0.182, SLG: 0.183	G1-3				L8				G4-3	2	0	0	0	0	0	0					
18 Ben Zobrist, S OBP: 0.318, SLG: 0.375		F9			L3				G4-3	4	0	0	0	0	1	0					
27 Addison Russell, R OBP: 0.304, SLG: 0.418 29 Rob Zastryzny, R OBP: 0.333, SLG: 0.333 60 Félix Peña, R 36 Dillon Maples, R		F9			K				K	2	0	0	0	0	1	0					
13 Alex Avila, L OBP: 0.387, SLG: 0.447 12 Kyle Schwarber, L OBP: 0.315, SLG: 0.467		L7			G1-3				G4-3	2	0	0	0	0	0	0					
22 Jason Heyward, L OBP: 0.326, SLG: 0.389 20 Victor Caratini, S OBP: 0.333, SLG: 0.356					G3-1				K	2	0	1	0	0	0	0					
9 Javier Báez, R OBP: 0.317, SLG: 0.480 2 Tommy La Stella, L OBP: 0.389, SLG: 0.472					3B 1B				K	1	0	1	0	0	0	0					
38 Mike Montgomery, L OBP: 0.185, SLG: 0.333 41 John Lackey, R OBP: 0.179, SLG: 0.151 8 Ian Happ, S OBP: 0.328, SLG: 0.514					FC5				K	2	0	0	0	0	1	1					
									K	1	0	0	0	0	0	0					
Inning Stats	R: 0 E: 0 K: 1 S: 12	H: 0 LOB: 0 BB: 0 P: 15	R: 0 E: 0 K: 0 S: 8	H: 0 LOB: 0 BB: 0 P: 13	R: 0 E: 0 K: 0 S: 10	H: 1 LOB: 2 BB: 0 P: 16	R: 0 E: 0 K: 1 S: 10	H: 0 LOB: 0 BB: 0 P: 13	R: 0 E: 0 K: 0 S: 6	H: 1 LOB: 1 BB: 0 P: 9	R: 0 E: 0 K: 0 S: 7	H: 0 LOB: 0 BB: 0 P: 12	R: 0 E: 0 K: 2 S: 8	H: 0 LOB: 0 BB: 0 P: 12	R: 0 E: 0 K: 3 S: 12	H: 0 LOB: 0 BB: 0 P: 17	R: 1 E: 0 K: 0 S: 4	H: 1 LOB: 0 BB: 0 P: 5	1B: 2 2B: 0 3B: 0 HR: 1	SF: 0 SAC: 0 DP: 0 HBP: 0	WP: 0 PA: 31 PB: 0 SB: 0 CS: 0
PITCHER	IP WLS BF H R ER SO BB IBB HBP BLK WP HR S P ERA WHIP																				
68 Deck McGuire, R ERA: 2.63 52 Luke Farrell, R ERA: 5.54 53 Wandy Peralta, L ERA: 3.76 41 Kevin Shackelford, R ERA: 4.7 26 Raisel Iglesias, R ERA: 2.48	5.0	W	18	2	0	0	2	0	0	0	0	0	0	0	0	0	0.00	0.400			
	1.0	H	3	0	0	0	0	0	0	0	0	0	0	7	12	0.00	0.000				
	1.0	H	3	0	0	0	2	0	0	0	0	0	0	8	12	0.00	0.000				
	1.0	H	3	0	0	0	3	0	0	0	0	0	0	12	17	0.00	0.000				
	1.0	S	4	1	1	1	0	0	0	0	1	4	5	9.00	1.000						

Batter	1	2	3	4	5	6	7	8	9	AB	R	H	RBI	BB	SO	LOB	TOP
18 Ben Zobrist, S (1.9) (7.7) 6 Carl Edwards Jr., R (8.1) 71 Wade Davis, R (9.1)	G3		F9			F8		K		4	0	0	0	0	1	2	Chicago Cubs @ Washington Nationals Nationals Park, Washington, DC Fri Oct 06 2017, 7:33 PM - 10:35 PM EDT Att: 43,898 - Cloudy - 77 F
17 Kris Bryant, R OBP: 0.250, SLG: 0.250	K			K		44 1B		G4-3		4	1	1	1	0	2	1	
44 Anthony Rizzo, L OBP: 0.500, SLG: 0.750	K			K		2-H 1B		2-3		4	0	2	2	0	2	0	
40 Wilson Contreras, R		K		G4-3		2-H 1B		3-H 2B		3	0	0	0	1	1	1	
12 Kyle Schwarber, L 24 Leonys Martin, L		F7						K		3	0	0	0	0	2	0	
27 Addison Russell, R OBP: 0.500, SLG: 0.333								K		1	0	0	0	0	1	2	
22 Jason Heyward, L								K		3	0	1	0	1	1	0	
9 Javier Báez, R								K		3	0	0	0	0	2	0	
28 Kyle Hendricks, R 30 Jon Jay, L 5 Albert Almora Jr., R								K		3	0	0	0	0	2	0	
Inning Stats	R: 0 H: 0 E: 0 K: 2 S: 7	H: 0 LOB: 0 BB: 0 P: 8	R: 0 H: 0 E: 0 K: 1 S: 8	H: 0 LOB: 1 BB: 1 P: 15	R: 0 H: 0 E: 0 K: 2 S: 8	H: 0 LOB: 0 BB: 0 P: 8	R: 0 H: 0 E: 0 K: 1 S: 9	H: 0 LOB: 0 BB: 0 P: 13	R: 0 H: 1 E: 0 K: 2 S: 11	H: 1 LOB: 1 BB: 0 P: 16	R: 1 H: 2 E: 0 K: 2 S: 18	H: 2 LOB: 2 BB: 1 P: 24	R: 0 H: 0 E: 0 K: 1 S: 13	H: 0 LOB: 0 BB: 0 P: 16	1B: 3 2B: 2 3B: 0 HR: 0	SF: 0 SAC: 1 DP: 1 HBP: 1	
PITCHER	IP WLS BF H R ER SO BB IBB HBP BLK WP HR S P ERA WHIP	7.0 L 26 3 2 0 10 1 0 0 0 0 0 60 81 0.00 0.571	1.0 6 2 1 1 2 0 1 0 0 0 0 18 24 9.00 2.000	1.0 3 0 0 0 1 0 0 1 0 0 0 13 16 0.00 0.000													

AB	31
R	3
H	5
RBI	3
BB	2
SO	13
LOB	10



Batter	1	2	3	4	5	6	7	8	9	AB	R	H	RBI	BB	SO	LOB	BOTTOM
7 Trea Turner, R	G6-3		G1-3					K		4	0	0	0	0	2	0	Chicago Cubs @ Washington Nationals Nationals Park, Washington, DC Fri Oct 06 2017, 7:33 PM - 10:35 PM EDT Att: 43,898 - Cloudy - 77 F
34 Bryce Harper, L OBP: 0.250, SLG: 0.250								P4		4	0	1	0	0	1	0	
6 Anthony Rendon, R								K		3	0	0	0	1	1	1	
20 Daniel Murphy, L								K		3	0	0	0	1	1	2	
11 Ryan Zimmerman, R								K		4	0	0	0	0	1	2	
28 Jayson Werth, R								K		3	0	0	0	1	1	0	
32 Matt Wieters, S								K		2	0	0	0	0	1	1	
3 Michael Taylor, R OBP: 0.333, SLG: 0.333								K		3	0	1	0	0	0	0	
37 Stephen Strasburg, R 4 Howie Kendrick, R 44 Ryan Madson, L 21 Brandon Kintzler, R								K		2	0	0	0	0	2	0	
Inning Stats	R: 0 H: 1 E: 0 K: 0 S: 9	H: 1 LOB: 1 BB: 0 P: 13	R: 0 H: 1 E: 0 K: 1 S: 12	H: 1 LOB: 2 BB: 0 P: 17	R: 0 H: 0 E: 0 K: 1 S: 9	H: 0 LOB: 0 BB: 0 P: 13	R: 0 H: 0 E: 0 K: 1 S: 8	H: 0 LOB: 1 BB: 2 P: 19	R: 0 H: 0 E: 0 K: 1 S: 10	H: 0 LOB: 1 BB: 1 P: 14	R: 0 H: 0 E: 0 K: 2 S: 7	H: 0 LOB: 0 BB: 0 P: 11	R: 0 H: 0 E: 0 K: 1 S: 8	H: 0 LOB: 0 BB: 0 P: 11	1B: 2 2B: 0 3B: 0 HR: 0	SF: 0 SAC: 0 DP: 1 HBP: 1	
PITCHER	IP WLS BF H R ER SO BB IBB HBP BLK WP HR S P ERA WHIP	7.0 W 27 2 0 0 6 3 0 0 0 0 0 69 106 0.00 0.714	1.0 H 3 0 0 0 2 0 0 0 0 0 7 11 0.00 0.000	1.0 S 3 0 0 0 1 0 0 0 0 0 8 11 0.00 0.000													

AB	29
R	0
H	2
RBI	0
BB	3
SO	9
LOB	9



Batter	1	2	3	4	5	6	7	8	9	AB	R	H	RBI	BB	SO	LOB	TOP					
7 Trea Turner, R (1,6)	G1-3		P3		K			G4-3		4	0	0	0	0	1	1	Washington Nationals @ Chicago Cubs Wrigley Field, Chicago, IL Mon Oct 09 2017, 3:12 PM - 6:19 PM CDT Att: 42,445 - Partly Cloudy - 76 F					
34 Bryce Harper, L (1,9)	G4-3		E4		K			K		4	0	0	0	0	2	1						
6 Anthony Rendon, R (1,5)	G1-3		F9					G5-3		4	0	0	0	0	0	2						
20 Daniel Murphy, L (1,4)		G4-3		K				E7		4	1	0	0	0	2	0						
11 Ryan Zimmerman, R (1,3)	G1-3		G4-3		G4-3			G4-3		4	0	1	1	0	0	0						
28 Jayson Werth, R (1,7)								F9		3	0	1	0	1	0	1						
32 Matt Wieters, S (1,2)					F8			G3-1		3	0	0	0	0	1	2						
3 Michael Taylor, R (1,8)					K			G6-3		3	0	1	0	0	1	0						
31 Max Scherzer, R (1,1)					K			G3-1		3	0	0	0	0	2	1						
36 Sammy Solis, R (7,1)					K			G3-1		0	0	0	0	0	0	0						
21 Brandon Kintzler, R (7,1)					K					0	0	0	0	0	0	0						
46 Oliver Pérez, L (8,1)					K					0	0	0	0	0	0	0						
Inning Stats	R: 0 K: 0 S: 9	H: 0 LOB: 0 BB: 13	R: 0 K: 1 S: 15	H: 1 LOB: 1 BB: 23	R: 0 K: 1 S: 9	H: 1 LOB: 2 BB: 16	R: 0 K: 1 S: 11	H: 0 LOB: 1 BB: 18	R: 0 K: 3 S: 12	H: 0 LOB: 0 BB: 15	R: 1 K: 1 S: 12	H: 1 LOB: 1 BB: 17	R: 0 K: 0 S: 6	H: 0 LOB: 0 BB: 11	R: 0 K: 1 S: 8	H: 0 LOB: 0 BB: 14	R: 0 K: 1 S: 7	H: 0 LOB: 0 BB: 13	1B: 2 2B: 1 3B: 0 HR: 0	SF: 0 SAC: 0 DP: 0 HBP: 0	WP: 0 PB: 0 SB: 0 CS: 0	PA: 33
PITCHER	IP WLS BF H R ER SO BB IBB HBP BLK WP HR S P ERA WHIP																					
62 Jose Quintana, L (1,1)	5.2	22	2	1	0	7	1	0	0	0	0	0	0	63	96	0.00	0.529					
46 Pedro Strop, R (8,1)	1.1	5	1	0	0	0	0	0	0	0	0	0	0	11	17	0.00	0.750					
6 Carl Edwards Jr., R (8,1)	1.0	W 3	0	0	0	1	0	0	0	0	0	0	0	8	14	0.00	0.000					
71 Wade Davis, R (9,1)	1.0	S 3	0	0	0	1	0	0	0	0	0	0	0	7	13	0.00	0.000					

Batter	1	2	3	4	5	6	7	8	9	AB	R	H	RBI	BB	SO	LOB	BOTTOM			
30 Jon Jay, L (1,8)	G5-3					L8		SH3-4		2	0	0	0	0	0	0	Washington Nationals @ Chicago Cubs Wrigley Field, Chicago, IL Mon Oct 09 2017, 3:12 PM - 6:19 PM CDT Att: 42,445 - Partly Cloudy - 76 F			
71 Wade Davis, R (9,1)								K		0	0	0	0	0	0	0				
17 Kris Bryant, R (1,5)	K				F7			K		3	0	0	0	1	2	3				
44 Anthony Rizzo, L (1,3)	L7				FC4-6			G6-3		4	0	1	1	0	0	2				
40 Wilson Contreras, R (1,2)		P5						K		2	0	0	0	1	1	0				
18 Ben Zobrist, S (1,4)		G3						K		3	1	1	0	0	0	2				
12 Kyle Schwarber, L (1,7)										1	0	0	0	1	1	0				
5 Albert Almora Jr., R (7,PH)										1	0	1	1	0	0	0				
22 Jason Heyward, L (1,9)										3	0	1	0	0	0	1				
27 Addison Russell, R (1,6)										3	0	0	0	0	2	3				
62 Jose Quintana, R (1,1)										2	0	0	0	0	2	1				
46 Pedro Strop, R (8,1)										0	0	0	0	0	0	0				
6 Carl Edwards Jr., R (8,1)										0	0	0	0	0	0	0				
2 Tommy La Stella, L (8,PH)										0	0	0	0	1	0	0				
24 Leonys Martin, L (8,PH)										0	1	0	0	0	0	0				
9 Javier Báez, R (9,4)										0	0	0	0	0	0	0				
Inning Stats	R: 0 K: 1 S: 9	H: 0 LOB: 0 BB: 12	R: 0 K: 1 S: 8	H: 0 LOB: 0 BB: 15	R: 0 K: 2 S: 10	H: 0 LOB: 0 BB: 12	R: 0 K: 0 S: 10	H: 0 LOB: 1 BB: 19	R: 0 K: 2 S: 13	H: 0 LOB: 1 BB: 21	R: 0 K: 0 S: 5	H: 0 LOB: 0 BB: 11	R: 1 K: 1 S: 12	H: 3 LOB: 1 BB: 20	R: 1 K: 1 S: 8	H: 1 LOB: 1 BB: 13	1B: 3 2B: 2 3B: 0 HR: 0	SF: 0 SAC: 1 DP: 2 HBP: 1	WP: 0 PB: 0 SB: 0 CS: 0	PA: 30
PITCHER	IP WLS BF H R ER SO BB IBB HBP BLK WP HR S P ERA WHIP																			
31 Max Scherzer, R (1,1)	6.1	23	1	1	1	7	3	0	1	0	0	0	60	98	1.42	0.632				
36 Sammy Solis, L (7,1)	0.0	B 2	2	0	0	0	0	0	0	0	0	6	10	-	-					
21 Brandon Kintzler, R (7,1)	1.1	L 4	0	1	1	1	1	0	0	0	0	8	14	6.75	0.750					
46 Oliver Pérez, L (8,1)	0.1	1	1	0	0	0	0	0	0	0	0	1	1	0.00	3.000					

Batter	1	2	3	4	5	6	7	8	9	AB	R	H	RBI	BB	SO	LOB	TOP
30 Jon Jay, L OBP: 0.429, SLG: 0.455 (1, 7)																	

Batter	1	2	3	4	5	6	7	8	9	AB	R	H	RBI	BB	SO	LOB	TOP			
3 Chris Taylor, R OBP: 0.410, SLG: 0.594										4	2	2	0	1	0	1				
10 Justin Turner, R OBP: 0.500, SLG: 0.677										5	1	1	1	0	2	3				
35 Cody Bellinger, L OBP: 0.316, SLG: 0.500										5	2	3	1	0	2	0				
66 Yasiel Puig, R OBP: 0.514, SLG: 0.655										5	3	2	0	0	0	3				
11 Logan Forsythe, R OBP: 0.458, SLG: 0.368										5	0	1	2	0	1	5				
14 Enrique Hernández, R OBP: 0.333, SLG: 1.250										4	3	3	7	1	0	1				
15 Austin Barnes, R OBP: 0.370, SLG: 0.435										5	0	1	0	0	1	1				
37 Charlie Culberson, R OBP: 0.417, SLG: 0.818										5	0	3	0	0	1	0				
22 Clayton Kershaw, L ERA: 3.63										3	0	0	0	0	1	1				
Inning Stats	R: 1 E: 0 K: 1 S: 16	H: 1 LOB: 1 BB: 1 P: 26	R: 1 E: 0 K: 0 S: 8	H: 1 LOB: 0 BB: 0 P: 10	R: 5 E: 0 K: 2 S: 25	H: 6 LOB: 1 BB: 0 P: 31	R: 2 E: 0 K: 1 S: 16	H: 3 LOB: 1 BB: 0 P: 23	R: 0 E: 0 K: 1 S: 10	H: 0 LOB: 0 BB: 0 P: 12	R: 0 E: 0 K: 1 S: 7	H: 0 LOB: 1 BB: 1 P: 11	R: 0 E: 0 K: 1 S: 11	H: 1 LOB: 2 BB: 0 P: 19	R: 2 E: 0 K: 2 S: 15	H: 4 LOB: 2 BB: 0 P: 24	1B: 9 2B: 3 3B: 1 HR: 3	SF: 0 SAC: 0 DP: 0 HBP: 0	WP: 2 PB: 0 SB: 0 CS: 0	PA: 45
PITCHER	IP WLS BF H R ER SO BB IBB HBP BLK WP HR S P ERA WHIP																			
62 Jose Quintana, L ERA: 5.4	2.0 L 13 6 6 6 1 1 0 0 0 0 1 36 50 27.00 3.500																			
56 Héctor Rondón, R ERA: 5.0	1.0 5 2 1 1 2 0 0 0 0 0 1 13 17 9.00 2.000																			
41 John Lackey, R ERA: 9.82	2.0 9 3 2 2 2 0 0 0 0 0 2 0 26 35 9.00 1.500																			
32 Brian Duensing, L ERA: 1.69	2.0 7 0 0 0 2 1 0 0 0 0 0 0 15 28 0.00 0.500																			
38 Mike Montgomery, L ERA: 16.82	2.0 11 5 2 2 2 0 0 0 0 0 0 1 26 43 9.00 2.500																			

Los Angeles Dodgers @ Chicago Cubs
Wrigley Field, Chicago, IL
Thu Oct 19 2017, 7:12 PM - 10:15 PM CDT
Att. 42,735 - Clear - 62 F

livebaseballscores.com

AB 43
R 11
H 16
RBI 11
BB 2
SO 9
LOB 18

Batter	1	2	3	4	5	6	7	8	9	AB	R	H	RBI	BB	SO	LOB	BOTTOM					
5 Albert Almora Jr., R OBP: 0.261, SLG: 0.409										4	0	0	0	0	2	1						
12 Kyle Schwarber, L OBP: 0.300, SLG: 0.353										3	0	1	0	1	2	1						
17 Kris Bryant, R OBP: 0.220, SLG: 0.325										4	1	1	1	0	0	2						
44 Anthony Rizzo, L OBP: 0.200, SLG: 0.243										4	0	0	0	0	0	2						
40 Wilson Contreras, R OBP: 0.342, SLG: 0.406										4	0	1	0	0	1	0						
27 Addison Russell, R OBP: 0.222, SLG: 0.324										3	0	0	0	0	0	1						
9 Javier Báez, R OBP: 0.143, SLG: 0.308										3	0	0	0	0	3	0						
38 Mike Montgomery, L ERA: 16.82										3	0	0	0	0	2	0						
62 Jose Quintana, R ERA: 3.63										0	0	0	0	0	0	0						
Inning Stats	R: 0 E: 0 K: 1 S: 11	H: 0 LOB: 1 BB: 1 P: 18	R: 0 E: 0 K: 1 S: 7	H: 0 LOB: 0 BB: 0 P: 9	R: 0 E: 0 K: 1 S: 9	H: 0 LOB: 0 BB: 0 P: 15	R: 1 E: 0 K: 1 S: 14	H: 2 LOB: 1 BB: 0 P: 19	R: 0 E: 0 K: 1 S: 11	H: 0 LOB: 0 BB: 0 P: 16	R: 0 E: 0 K: 0 S: 8	H: 1 LOB: 1 BB: 0 P: 12	R: 0 E: 0 K: 2 S: 8	H: 0 LOB: 0 BB: 0 P: 10	R: 0 E: 0 K: 3 S: 16	H: 1 LOB: 1 BB: 0 P: 21	R: 0 E: 0 K: 0 S: 5	H: 0 LOB: 0 BB: 0 P: 8	1B: 3 2B: 0 3B: 0 HR: 1	SF: 0 SAC: 0 DP: 0 HBP: 0	WP: 0 PB: 0 SB: 0 CS: 0	PA: 32
PITCHER	IP WLS BF H R ER SO BB IBB HBP BLK WP HR S P ERA WHIP																					
22 Clayton Kershaw, L ERA: 3.63	6.0 W 22 3 1 1 5 1 0 0 0 0 0 0 8 10 1.50 0.667																					
18 Kenta Maeda, R ERA: 1.08	1.0 3 0 0 0 2 0 0 0 0 0 0 0 8 10 0.00 0.000																					
17 Brandon Morrow, R ERA: 1.08	1.0 4 1 0 0 3 0 0 0 0 0 0 0 16 21 0.00 1.000																					
74 Kenley Jansen, R ERA: 1.08	1.0 3 0 0 0 0 0 0 0 0 0 0 0 5 8 0.00 0.000																					

Los Angeles Dodgers @ Chicago Cubs
Wrigley Field, Chicago, IL
Thu Oct 19 2017, 7:12 PM - 10:15 PM CDT
Att. 42,735 - Clear - 62 F

livebaseballscores.com

AB 31
R 1
H 4
RBI 1
BB 1
SO 10
LOB 7