

# Chicago Cubs - 2019




Batter	1	2	3	4	5	6	7	8	9	AB	R	H	RBI	BB	SO	LOB	TOP
5 Albert Almora Jr., R OBP: 0.333, SLG: 0.333 0 Wynton Bernard, R	L8	12 BB 44 BB SF8 1B	G6-3		FC5-4		G5-3			3	1	1	1	0	0	0	
8 Ian Happ, S 85 Trent Giambrone, R OBP: 0.500, SLG: 0.500	K	P4		F7		K		G4-6-3 37 G4-6-3 1B		3	0	0	0	0	1	3	
44 Anthony Rizzo, L 37 James Adduci, L OBP: 0.200, SLG: 0.200	F7	12 BB 66 BB 1B		K		K2-3		G4-6-3 1-2f		2	1	0	1	1	1	0	
12 Kyle Schwarber, L 54 Charcer Burks, R OBP: 0.333, SLG: 0.333		12 BB 2B						G4-3		1	1	1	1	2	0	0	
Addison Russell, R 92 Cristhian Adames, S OBP: 0.500, SLG: 1.000 OBP: 0.333, SLG: 0.333		7 BB 13 HBP 1B		2-4 BB		75 BB 7 BB 1B		66 FC6-4 1B		1	1	1	1	0	0	0	
13 David Bote, R 66 Ryan Court, R OBP: 0.500, SLG: 0.600		12 BB 7 BB 1B						81 FC5 84 BB BB		0	0	0	0	0	0	0	
7 Victor Caratini, S 84 Ian Rice, R										3	1	2	1	0	0	2	
2 Mark Zagunis, R 83 Johnny Field, R OBP: 0.167, SLG: 0.167 OBP: 0.400, SLG: 1.000		5 BB 44 BB 1B		G4-3						3	1	1	1	0	1	2	
75 Jacob Hannemann, L 81 Phillip Evans, R OBP: 0.667, SLG: 0.500 OBP: 0.500, SLG: 0.500		44 BB 12 BB 5 BB 1B		G3-1						2	1	1	1	1	0	0	
Inning Stats	R: 0 E: 0 K: 1 S: 5	H: 0 LOB: 0 BB: 0 P: 5	R: 8 E: 0 K: 0 S: 10	H: 7 LOB: 2 BB: 2 P: 19	R: 0 E: 0 K: 0 S: 3	H: 0 LOB: 1 BB: 1 P: 3	R: 0 E: 0 K: 1 S: 4	H: 0 LOB: 3 BB: 1 P: 9	R: 0 E: 0 K: 2 S: 9	H: 2 LOB: 3 BB: 1 P: 13	R: 1 E: 0 K: 2 S: 8	H: 1 LOB: 0 BB: 0 P: 8	R: 0 E: 0 K: 0 S: 3	H: 1 LOB: 2 BB: 2 P: 15	1B: 11 2B: 1 3B: 0 HR: 1	SF: 1 SAC: 0 DP: 1 HBP: 1	WP: 0 PA: 45 PB: 0 SB: 0 CS: 0
PITCHER	IP	WLS	BF	H	R	ER	SO	BB	IBB	HBP	BLK	WP	HR	S	P	ERA	WHIP
40 Madison Bumgarner, L 83 Sam Wolff, R 38 Tyler Beede, R 91 Trevor Gott, R 87 Garrett Williams, L	1.0	L	9	5	6	6	1	0	0	1	0	0	0	10	11	54.00	5.000
84 Melvin Adón, R 85 Logan Webb, R 74 Tyler Rogers, R	1.0		4	1	1	1	2	0	0	0	0	0	1	8	8	9.00	1.000
	1.2		7	1	0	0	2	2	0	0	0	0	0	9	17	0.00	1.800
	0.1		1	0	0	0	0	0	0	0	0	0	0	1	1	0.00	0.000

Chicago Cubs @ San Francisco Giants  
 Scottsdale Stadium, Scottsdale, AZ  
 Sun Feb 24 2019, 3:05 PM - 6:23 PM EST  
 Att: 9,277 - Sunny - 58 F

livebaseballscores.com

AB 37  
 R 9  
 H 13  
 RBI 9  
 BB 6  
 SO 10  
 LOB 18




Batter	1	2	3	4	5	6	7	8	9	AB	R	H	RBI	BB	SO	LOB	BOTTOM				
12 Joe Panik, L 1 Breyvic Valera, S OBP: 1.000, SLG: 2.000 OBP: 0.250, SLG: 0.250	G3-6-3 8 1B		1-1 HR	1-2 2-3 1B		92 FC6-4 1B		P6		3	1	3	1	0	0	0					
8 Gerardo Parra, L 16 Aramis Garcia, R	G3-6-3 1-2f		F7	SF8		F8		G6-3		2	0	0	1	0	0	1					
10 Evan Longoria, R 92 Hanser Alberto, R	4-0 9 HR BB		F8	F8		FC6-4 1-2f		G6-3		1	1	0	0	2	0	3					
9 Brandon Belt, L 7 Donovan Solano, R	2-2 1-2f HR		L8			K		F9		2	1	1	2	0	0	1					
35 Brandon Crawford, L 26 Chris Shaw, L	G6-3		G6-3			G4-3		K		2	0	0	0	0	0	1					
19 Allen Hanson, S 89 Ryan Howard, R OBP: 0.500, SLG: 2.000 OBP: 0.500, SLG: 0.667		K		HR		K		BB		2	1	1	1	0	1	0					
52 Drew Ferguson, R 67 Joey Bart, R OBP: 0.500, SLG: 0.500		G4-3		F8		1 BB 73 WP 1B		K		2	0	0	0	0	0	0					
18 René Rivera, R 65 Mike Gerber, L OBP: 1.000, SLG: 1.000 OBP: 0.250, SLG: 0.667			12 BB 8 SF8 1B			P5		G4-3		1	0	1	0	0	0	0					
70 Henry Ramos, S 73 John Andreoli, R		F7		12 BB 1B		1 BB		BB		2	0	1	0	0	0	1					
Inning Stats	R: 2 E: 0 K: 0 S: 6	H: 2 LOB: 1 BB: 1 P: 12	R: 0 E: 0 K: 1 S: 5	H: 0 LOB: 1 BB: 0 P: 6	R: 1 E: 0 K: 0 S: 5	H: 1 LOB: 1 BB: 1 P: 10	R: 2 E: 0 K: 0 S: 7	H: 4 LOB: 3 BB: 0 P: 7	R: 0 E: 0 K: 2 S: 7	H: 0 LOB: 0 BB: 0 P: 7	R: 0 E: 0 K: 0 S: 5	H: 2 LOB: 1 BB: 1 P: 9	R: 0 E: 0 K: 2 S: 7	H: 0 LOB: 1 BB: 1 P: 11	R: 0 E: 0 K: 0 S: 3	H: 0 LOB: 1 BB: 1 P: 7	R: 0 E: 0 K: 0 S: 3	H: 0 LOB: 0 BB: 0 P: 3	1B: 6 2B: 0 3B: 0 HR: 3	SF: 1 SAC: 0 DP: 1 HBP: 1	WP: 1 PA: 41 PB: 0 SB: 0 CS: 0
PITCHER	IP	WLS	BF	H	R	ER	SO	BB	IBB	HBP	BLK	WP	HR	S	P	ERA	WHIP				
21 Tyler Chatwood, R 90 Duncan Robinson, R 88 Ryan Kellogg, L 36 Dillon Maples, R 57 James Norwood, R	2.0	W	9	2	2	2	1	1	0	0	0	0	0	2	10	15	20.25	4.500			
	1.1		10	5	3	3	0	1	0	0	0	0	0	2	10	15	20.25	4.500			
	0.2	H	2	0	0	0	0	0	0	0	0	0	0	2	2	0.00	0.000				
	1.0	H	3	0	0	0	2	0	0	0	0	0	0	7	7	0.00	0.000				
	1.0	H	6	2	0	0	0	1	0	0	0	1	0	5	9	0.00	3.000				
89 Dakota Mekkes, R 61 Allen Webster, R	1.0		0	0	0	0	0	1	0	0	0	0	0	6	10	0.00	0.500				
	2.0		7	0	0	0	0	0	0	0	0	0	0	6	10	0.00	0.500				

Chicago Cubs @ San Francisco Giants  
 Scottsdale Stadium, Scottsdale, AZ  
 Sun Feb 24 2019, 3:05 PM - 6:23 PM EST  
 Att: 9,277 - Sunny - 58 F

livebaseballscores.com

AB 32  
 R 5  
 H 9  
 RBI 5  
 BB 5  
 SO 5  
 LOB 13



Batter	1	2	3	4	5	6	7	8	9	AB	R	H	RBI	BB	SO	LOB	TOP									
85 Trent Giambrone, R (1,4) OBP: 0.500, SLG: 1.167 65 Vimala Machin, L (7,4)	0-0 92 1B 12 F8-2 2B		3-2 HR	G1-3			0-0 G5-3		0-0 G3	4	1	2	1	0	0	2	<b>Chicago Cubs @ Los Angeles Dodgers</b> Camelback Ranch, Glendale, AZ Mon Feb 25 2019, 3:05 PM - 5:59 PM EST Att: 7,535 - Partly Cloudy - 63 F									
92 Christian Adams, S (1,6) OBP: 0.300, SLG: 0.300 90 Jhonny Bethencourt, R (7,6)	0-0 97 BB 8 BB 2-3 1B		0-0 P6	K			0-3 K			4	0	1	0	0	2	2										
8 Ian Happ, S (1,8) 75 Jacob Hannemann, L (5,8) OBP: 0.571, SLG: 0.400	4-0 97 BB 1-2 BB		0-0 G6-3		0-0 P5		0-0 G4-3			2	0	0	0	1	0	0										
12 Kyle Schwarber, L (1,10) OBP: 0.667, SLG: 0.667 37 James Adduci, L (8,PH) OBP: 0.167, SLG: 0.167	0-0 F8-2		4-0 BB		0-3 K		0-3 K			2	0	0	0	1	1	3										
97 Yasiel Balaguert, R (1,3) 86 Tyler Durma, L (8,3)	4-0 3-H 1-2 2-3 BB		0-0 G5-3		0-0 G6-3		0-0 F9			3	0	0	0	1	0	1										
83 Johnny Field, R (1,7) OBP: 0.333, SLG: 0.571 0 Wynton Bernard, R (8,7)	0-0 FC4		4-0 91 1B 60 BB 91 E BB		0-3 K		0-0 G6-3			3	1	0	0	1	1	3										
60 Francisco Arcia, L (1,2) 86 P.J. Higgins, R (6,2)		0-0 L6	4-0 91 E 1-2 BB		4-0 BB		0-0 G5-3			1	0	0	0	2	0	0										
91 Jose Cardona, R (1,9) OBP: 0.500, SLG: 0.333		0-0 F9	0-0 E7		0-3 K		4-0 19 WP BB			3	0	1	0	1	1	1										
58 Chesny Young, R (1,5) 19 Jesse Hodges, R (6,5)		0-0 G6-3	0-0 G3		0-3 K		1-0 F7			3	0	0	0	0	1	3										
<b>Inning Stats</b>	R: 0 E: 0 K: 0 S: 4	H: 2 LOB: 3 BB: 2 P: 12	R: 0 E: 0 K: 0 S: 3	H: 0 LOB: 0 BB: 0 P: 3	R: 1 E: 0 K: 0 S: 6	H: 1 LOB: 1 BB: 1 P: 13	R: 1 E: 1 K: 1 S: 6	H: 1 LOB: 2 BB: 2 P: 14	R: 0 E: 0 K: 1 S: 5	H: 0 LOB: 0 BB: 0 P: 5	R: 0 E: 0 K: 1 S: 5	H: 0 LOB: 0 BB: 0 P: 5	R: 0 E: 0 K: 1 S: 5	H: 0 LOB: 0 BB: 0 P: 5	R: 0 E: 0 K: 0 S: 3	H: 0 LOB: 1 BB: 1 P: 8		1B: 2 2B: 2 3B: 0 HR: 1	SF: 0 SAC: 0 DP: 1 HBP: 0	WP: 1 PB: 0 SB: 0 CS: 0	PA: 37					
<b>PITCHER</b>	IP	WLS	BF	H	R	ER	SO	BB	IBB	HBP	BLK	WP	HR	S	P	ERA	WHIP									
48 Brock Stewart, R (1,1) ERA: 0.00	1.0	W	6	2	0	0	0	2	0	0	0	0	0	4	12	0.00	4.000									
47 JT Chargois, R (2,1) ERA: 9.0	1.0	H	3	0	0	0	0	0	0	0	0	0	0	3	3	0.00	0.000									
46 Josh Fields, R (3,1) ERA: 9.0	1.0	H	5	1	1	1	0	1	0	0	0	0	1	6	13	9.00	2.000									
89 Justin De Fratus, R (4,1) ERA: 0.00	2.0	H	9	1	1	0	2	2	0	0	0	0	0	11	19	0.00	1.500									
92 Luis Vasquez, R (6,1) ERA: 0.00	1.0		4	0	0	0	3	1	0	0	0	0	0	9	13	0.00	1.000									
81 Layne Somsen, R (7,1) ERA: 0.00	2.0		6	0	0	0	2	0	0	0	0	0	0	10	10	0.00	0.000									
88 J.D. Martin, R (9,1) ERA: 0.00	1.0		4	0	0	0	0	1	0	0	0	0	1	0	3	8	0.00	1.000								

AB	30
R	2
H	4
RBI	1
BB	7
SO	7
LOB	17



Batter	1	2	3	4	5	6	7	8	9	AB	R	H	RBI	BB	SO	LOB	BOTTOM									
31 Joc Pederson, L (1,7) OBP: 0.333, SLG: 0.800 27 Shane Peterson, L (5,7)	4-0 10 HR BB		0-3 K	1-3 K2-3	0-0 G3-1		0-0 G4-3			2	1	0	0	1	2	1	<b>Chicago Cubs @ Los Angeles Dodgers</b> Camelback Ranch, Glendale, AZ Mon Feb 25 2019, 3:05 PM - 5:59 PM EST Att: 7,535 - Partly Cloudy - 63 F									
10 Justin Turner, R (1,5) OBP: 1.000, SLG: 2.667 88 Omar Estévez, R (5,4) OBP: 0.250, SLG: 1.000	0-1 HR		4-0 15 FC4-6 14 1B 16 SF7 BB	0-0 15 1B 2B		0-0 G5-3	0-0 G6-3			2	3	2	3	1	0	0										
14 Enrique Hernández, R (1,4) OBP: 0.667, SLG: 0.667 41 Ezequiel Carrera, L (5,9) OBP: 1.000, SLG: 1.000	0-0 P3		0-0 15 FC4-6 1B	4-0 15 1B BB		4-0 9 2B BB		0-0 9 1B 58 1B 1B		2	0	1	0	1	0	0										
15 Austin Barnes, R (1,2) OBP: 0.500, SLG: 0.667 9 Daniel Castro, R (6,6) OBP: 0.500, SLG: 0.833	0-0 F7		0-0 FC4-6 72 1B 1-2 2-3 1B	0-0 1B		0-0 58 SF7 2B		0-0 89 BB 58 1B 1B		3	0	1	1	0	0	2										
16 Paulo Orlando, R (1,9) OBP: 0.333, SLG: 0.500 84 Cody Asche, L (5,5)	0-0 72 1B 2B		0-0 SF7	0-0 P3		4-0 BB		0-3 K		2	1	1	1	0	0	2										
72 Matt Bealy, L (1,3) OBP: 0.444, SLG: 0.778 58 Rocky Gale, R (6,2) OBP: 0.333, SLG: 0.500 28 Josh Thole, L (9,2)	0-0 80 FC6-4 1B		0-0 3-H 1-2 1B	0-0 1B		0-0 L7	0-0 SF7		0-0 89 BB 1-2 3-H 1B	3	0	2	1	0	0	0										
80 DJ Peters, R (1,8) OBP: 0.286, SLG: 1.143 43 Cameron Perkins, R (6,3) OBP: 0.200, SLG: 0.200	0-0 FC6-4		0-0 P2		0-3 K		0-0 L8		0-3 K	3	0	0	0	0	1	3										
67 Will Smith, R (1,10) OBP: 0.250, SLG: 0.250 89 Kyle Garlick, R (7,PH) OBP: 0.133, SLG: 0.133		0-0 P5		0-0 E5		0-0 81 2B 1B		0-3 K		3	1	1	0	0	0	0										
81 Gavin Lux, L (1,6) OBP: 0.400, SLG: 0.600 0 Logan Landon, R (6,8) OBP: 0.500, SLG: 2.000		0-0 F8		0-0 FC5-4 10 2B 31 S 1-2 2B		0-0 81 2B 1B		2-2 K		3	1	1	1	0	0	1										
<b>Inning Stats</b>	R: 3 E: 0 K: 0 S: 7	H: 3 LOB: 1 BB: 1 P: 11	R: 0 E: 0 K: 1 S: 5	H: 0 LOB: 0 BB: 0 P: 5	R: 1 E: 0 K: 0 S: 5	H: 2 LOB: 2 BB: 1 P: 9	R: 2 E: 1 K: 1 S: 8	H: 2 LOB: 2 BB: 1 P: 13	R: 1 E: 0 K: 1 S: 7	H: 2 LOB: 1 BB: 0 P: 7	R: 2 E: 0 K: 0 S: 4	H: 1 LOB: 1 BB: 2 P: 12	R: 1 E: 0 K: 1 S: 8	H: 1 LOB: 0 BB: 0 P: 10	R: 1 E: 0 K: 3 S: 12	H: 3 LOB: 3 BB: 1 P: 16		1B: 8 2B: 4 3B: 0 HR: 2	SF: 2 SAC: 0 DP: 0 HBP: 0	WP: 0 PB: 0 SB: 1 CS: 0	PA: 45					
<b>PITCHER</b>	IP	WLS	BF	H	R	ER	SO	BB	IBB	HBP	BLK	WP	HR	S	P	ERA	WHIP									
79 Christian Bergman, R (1,1) ERA: 5.4	2.0	L	10	3	3	3	1	1	0	0	0	0	0	12	21	5.40	3.600									
56 Kyle Ryan, L (3,1) ERA: 5.4	1.2		12	4	3	1	1	2	0	0	0	0	0	8	8	6.75	1.500									
67 Rob Scallil, R (4,1) ERA: 6.75	1.1		6	2	1	1	1	0	0	0	0	0	0	1	12	22	13.50	2.000								
82 Ian Clarkin, L (6,1) ERA: 13.5	2.0		10	2	3	3	1	2	0	0	0	0	1	12	22	13.50	2.000									
92 Rob Zastynzy, L (8,1) ERA: 13.5	0.2		5	3	1	1	2	0	0	0	0	0	0	9	9	13.50	4.500									
92 Manuel Rondon, L (8,1) ERA: 0.00	0,1		2	0	0	0	1	1	0	0	0	0	0	3	7	0.00	3.000									

AB	37
R	11
H	14
RBI	11
BB	6
SO	7
LOB	18





Batter	1	2	3	4	5	6	7	8	9	AB	R	H	RBI	BB	SO	LOB	TOP					
19 Sócrates Brito, L OBP: 0.111, SLG: 0.125 16 Tim Locastro, R OBP: 0.800, SLG: 0.667	F7	SF7		G4-3			F7		F7	3	0	0	1	0	0	0	<b>Arizona Diamondbacks @ Chicago Cubs</b> Sloan Park, Mesa, AZ Tue Feb 26 2019, 3:07 PM - 6:33 PM EST Att: 10,666 - Sunny - 68 F					
76 Kelby Tomlinson, R 14 Domingo Leyba, S OBP: 0.667, SLG: 0.800	P4	E5		K			F7		F7	3	1	0	0	0	1	2						
41 Wilmer Flores, R 14 Caleb Joseph, R OBP: 0.250, SLG: 0.250	BB	2B			G5-3		K		F8	2	1	1	3	1	0	0						
53 Christian Walker, R 68 Kevin Cron, R OBP: 0.300, SLG: 0.125	BB	1B			1B		P3			2	0	2	1	1	0	0						
28 Steven Souza Jr., R 15 Ildemaro Vargas, S OBP: 0.250, SLG: 0.450	F8	FC4			1B		L9			1	0	0	0	0	0	0						
31 Alex Avila, L 85 Andrew Young, R				K			G4-6-3		P5	2	0	0	0	1	1	2						
26 Yasmany Tomás, R 48 Abraham Almonte, S OBP: 0.222, SLG: 0.250		FC5-4					L9		BB	2	1	0	0	1	0	1						
82 Jazz Chisholm Jr., L 71 Andrew Aplin, L OBP: 0.500, SLG: 0.250		SF7					G3-1		K	2	1	0	0	1	1	1						
32 Rob Refsnyder, R 76 Wyatt Mathisen, R					G5-3		K		F7	3	1	1	0	0	1	0						
										1	0	0	0	0	0	0						
<b>Inning Stats</b>	R: 0 E: 0 K: 0 S: 6	H: 0 LOB: 2 BB: 2 P: 14	R: 5 E: 1 K: 0 S: 7	H: 3 LOB: 1 BB: 2 P: 15	R: 0 E: 0 K: 2 S: 6	H: 0 LOB: 1 BB: 1 P: 10	R: 0 E: 0 K: 1 S: 5	H: 0 LOB: 0 BB: 0 P: 5	R: 0 E: 0 K: 1 S: 5	H: 0 LOB: 2 BB: 1 P: 7	R: 0 E: 0 K: 1 S: 5	H: 0 LOB: 1 BB: 1 P: 10	R: 0 E: 0 K: 1 S: 5	H: 0 LOB: 1 BB: 1 P: 9	R: 0 E: 0 K: 0 S: 4	H: 1 LOB: 1 BB: 0 P: 4		1B: 4 2B: 2 3B: 0 HR: 0	SF: 1 SAC: 0 DP: 2 HBP: 0	WP: 0 PB: 0 SB: 1 CS: 1	PA: 39	
<b>PITCHER</b>	IP WLS BF H R ER SO BB IBB HBP BLK WP HR S P ERA WHIP	IP WLS BF H R ER SO BB IBB HBP BLK WP HR S P ERA WHIP	IP WLS BF H R ER SO BB IBB HBP BLK WP HR S P ERA WHIP	IP WLS BF H R ER SO BB IBB HBP BLK WP HR S P ERA WHIP	IP WLS BF H R ER SO BB IBB HBP BLK WP HR S P ERA WHIP	IP WLS BF H R ER SO BB IBB HBP BLK WP HR S P ERA WHIP	IP WLS BF H R ER SO BB IBB HBP BLK WP HR S P ERA WHIP	IP WLS BF H R ER SO BB IBB HBP BLK WP HR S P ERA WHIP	IP WLS BF H R ER SO BB IBB HBP BLK WP HR S P ERA WHIP	IP WLS BF H R ER SO BB IBB HBP BLK WP HR S P ERA WHIP	IP WLS BF H R ER SO BB IBB HBP BLK WP HR S P ERA WHIP	IP WLS BF H R ER SO BB IBB HBP BLK WP HR S P ERA WHIP	IP WLS BF H R ER SO BB IBB HBP BLK WP HR S P ERA WHIP	IP WLS BF H R ER SO BB IBB HBP BLK WP HR S P ERA WHIP	IP WLS BF H R ER SO BB IBB HBP BLK WP HR S P ERA WHIP	IP WLS BF H R ER SO BB IBB HBP BLK WP HR S P ERA WHIP		IP WLS BF H R ER SO BB IBB HBP BLK WP HR S P ERA WHIP	IP WLS BF H R ER SO BB IBB HBP BLK WP HR S P ERA WHIP	IP WLS BF H R ER SO BB IBB HBP BLK WP HR S P ERA WHIP	IP WLS BF H R ER SO BB IBB HBP BLK WP HR S P ERA WHIP	IP WLS BF H R ER SO BB IBB HBP BLK WP HR S P ERA WHIP
11 Yu Darvish, R ERA: 6.75 67 Scott Effross, R ERA: 4.5 50 Rowan Wick, R ERA: 0.750 48 Mike Zagurski, L ERA: 0.600 78 Matt Carasiti, R ERA: 0.600	1.1 8 0 2 1 0 4 0 0 0 0 0 0 6 23 6.75 3.000	0.2 L 6 3 3 0 0 0 0 0 0 0 0 0 6 10 0.00 4.500	1.0 3 0 0 0 2 1 0 0 0 0 0 0 6 10 0.00 1.000	1.1 5 1 0 0 1 0 0 0 0 0 0 0 7 7 0.00 0.750	1.2 5 0 0 0 1 1 0 0 0 0 0 0 6 10 0.00 0.600																	

Batter	1	2	3	4	5	6	7	8	9	AB	R	H	RBI	BB	SO	LOB	BOTTOM					
5 Albert Almora Jr., R 75 Jacob Hanemann, L OBP: 0.400, SLG: 0.600 OBP: 0.500, SLG: 0.250	2B	K		BB			K		K	2	1	1	0	0	1	0	<b>Arizona Diamondbacks @ Chicago Cubs</b> Sloan Park, Mesa, AZ Tue Feb 26 2019, 3:07 PM - 6:33 PM EST Att: 10,666 - Sunny - 68 F					
17 Kris Bryant, R 66 Ryan Court, R OBP: 0.455, SLG: 0.444	BB	G4-3		BB			G4-3		K	1	1	0	0	1	0	0						
44 Anthony Rizzo, L 37 James Adduci, L OBP: 0.125, SLG: 0.125	BB	G3		BB			L4			2	0	1	1	0	0	0						
9 Javier Báez, R 77 Evan Marzilli, L OBP: 0.167, SLG: 0.333	BB	1B							P5	2	1	1	0	0	0	2						
12 Kyle Schwarber, L 54 Charcer Burks, R OBP: 0.143, SLG: 0.143	BB	BB					G3		K	1	1	0	0	1	1	1						
3 Daniel Descalso, L 85 Trent Giambrone, R OBP: 0.167, SLG: 0.167 OBP: 0.375, SLG: 0.875	BB	BB					G6-3		F8	2	0	0	1	0	1	2						
2 Mark Zagunis, R 83 Johnny Field, R OBP: 0.273, SLG: 0.444	BB	BB							F8	1	0	0	0	1	1	1						
Addison Russell, R 91 Zack Short, R OBP: 0.250, SLG: 0.500 OBP: 0.500, SLG: 0.250	BB	BB					F9		BB	1	0	0	1	0	0	0						
7 Victor Caratini, S 84 Ian Rice, R OBP: 0.333, SLG: 0.333	BB	BB					G6-3		BB	3	0	0	0	0	0	2						
91 Jose Cardona, R OBP: 0.500, SLG: 0.333	BB	BB							BB	0	0	0	0	1	0	0						
										0	0	0	0	0	0	0						
<b>Inning Stats</b>	R: 4 E: 1 K: 0 S: 8	H: 2 LOB: 3 BB: 3 P: 17	R: 0 E: 0 K: 1 S: 5	H: 0 LOB: 0 BB: 0 P: 5	R: 0 E: 0 K: 3 S: 10	H: 1 LOB: 1 BB: 0 P: 10	R: 0 E: 0 K: 0 S: 3	H: 0 LOB: 2 BB: 2 P: 11	R: 0 E: 0 K: 1 S: 5	H: 0 LOB: 0 BB: 0 P: 5	R: 0 E: 0 K: 0 S: 3	H: 0 LOB: 0 BB: 0 P: 3	R: 0 E: 0 K: 1 S: 5	H: 0 LOB: 0 BB: 0 P: 5	R: 0 E: 0 K: 2 S: 7	H: 0 LOB: 2 BB: 2 P: 15		1B: 1 2B: 2 3B: 0 HR: 0	SF: 1 SAC: 0 DP: 0 HBP: 0	WP: 1 PB: 0 SB: 2 CS: 0	PA: 38	
<b>PITCHER</b>	IP WLS BF H R ER SO BB IBB HBP BLK WP HR S P ERA WHIP	IP WLS BF H R ER SO BB IBB HBP BLK WP HR S P ERA WHIP	IP WLS BF H R ER SO BB IBB HBP BLK WP HR S P ERA WHIP	IP WLS BF H R ER SO BB IBB HBP BLK WP HR S P ERA WHIP	IP WLS BF H R ER SO BB IBB HBP BLK WP HR S P ERA WHIP	IP WLS BF H R ER SO BB IBB HBP BLK WP HR S P ERA WHIP	IP WLS BF H R ER SO BB IBB HBP BLK WP HR S P ERA WHIP	IP WLS BF H R ER SO BB IBB HBP BLK WP HR S P ERA WHIP	IP WLS BF H R ER SO BB IBB HBP BLK WP HR S P ERA WHIP	IP WLS BF H R ER SO BB IBB HBP BLK WP HR S P ERA WHIP	IP WLS BF H R ER SO BB IBB HBP BLK WP HR S P ERA WHIP	IP WLS BF H R ER SO BB IBB HBP BLK WP HR S P ERA WHIP	IP WLS BF H R ER SO BB IBB HBP BLK WP HR S P ERA WHIP	IP WLS BF H R ER SO BB IBB HBP BLK WP HR S P ERA WHIP	IP WLS BF H R ER SO BB IBB HBP BLK WP HR S P ERA WHIP	IP WLS BF H R ER SO BB IBB HBP BLK WP HR S P ERA WHIP		IP WLS BF H R ER SO BB IBB HBP BLK WP HR S P ERA WHIP	IP WLS BF H R ER SO BB IBB HBP BLK WP HR S P ERA WHIP	IP WLS BF H R ER SO BB IBB HBP BLK WP HR S P ERA WHIP	IP WLS BF H R ER SO BB IBB HBP BLK WP HR S P ERA WHIP	IP WLS BF H R ER SO BB IBB HBP BLK WP HR S P ERA WHIP
52 Zack Godley, R 83 Damien Magnifico, R 47 Ricky Nolasco, R 33 Marc Rzepczynski, L 54 Jimmie Shaffer, R ERA: 9.0	0.1 7 2 4 3 0 3 0 0 0 0 0 0 2 15 81.000 15.000	0.2 W 2 0 0 0 0 0 0 0 0 0 0 0 2 2 0.00 0.000	1.0 H 3 0 0 0 1 0 0 0 0 0 0 0 5 5 0.00 0.000	1.0 H 4 1 0 0 3 0 0 0 0 0 0 0 10 10 0.00 1.000	1.0 H 5 0 0 0 0 2 0 0 0 0 0 0 3 11 0.00 2.000																	
67 Emilio Vargas, R 58 Stefan Crichton, R 83 Michael Kohn, R 83 Kevin McCanna, R ERA: 9.0	2.0 H 6 0 0 0 1 0 0 0 0 0 0 0 6 15 0.00 0.000	1.0 H 3 0 0 0 1 0 0 0 0 0 0 0 5 5 0.00 0.000	1.0 H 3 0 0 0 1 0 0 0 0 0 0 0 5 5 0.00 0.000	1.0 S 5 0 0 0 2 2 0 0 0 0 0 0 7 15 0.00 2.000																		

AB	30
R	5
H	5
RBI	5
BB	8
SO	6
LOB	14



Batter	1	2	3	4	5	6	7	8	9	AB	R	H	RBI	BB	SO	LOB	TOP					
8 Ian Happ, S 77 Evan Marzilli, L OBP: 0.200, SLG: 0.400	G6-3	G4-3		F9		F8			2B	3	0	0	0	0	0	0						
13 David Bote, R 65 Vimalael Machin, L OBP: 0.333, SLG: 0.333	40 HBP 92 1B	40 HR 1B		K					G5-3	3	2	0	0	1	1	0						
40 Wilson Contreras, R 86 P.J. Higgins, R	92 1B 2 1B	HR 1B			K				G5-4-3	2	2	1	2	0	1	0						
92 Cristhian Adames, S 37 James Adduci, L OBP: 0.111, SLG: 0.111	2 1B 81 2B				2 HR BB				L9	2	2	2	1	1	0	0						
2 Mark Zagunis, R 63 Jared Young, L OBP: 0.500, SLG: 2.000	81 2B 1-2	G4-3		HR 1B					K	3	2	3	0	0	1	0						
83 Johnny Field, R 54 Charcer Burks, R OBP: 0.125, SLG: 0.125	K			F7		K			G6-3	3	0	0	0	0	2	2						
81 Phillip Evans, R 85 Trent Giambrone, R OBP: 0.333, SLG: 0.778	1-2 3-H	2B		F8		K			G4-3	3	0	1	2	0	1	0						
75 Jacob Hannemann, L Zach Borenstein, L	K			G6-3		G4-3			G6-3	3	0	0	0	0	1	1						
91 Zack Short, R 66 Ryan Court, R OBP: 0.417, SLG: 0.400		G6-3		F9		K			E5 77 2B 65 G6-3	3	0	0	0	0	1	0						
<b>Inning Stats</b>	R: 4 E: 0 K: 2 S: 11	H: 4 LOB: 1 BB: 0 P: 12	R: 2 E: 0 K: 0 S: 6	H: 3 LOB: 1 BB: 0 P: 7	R: 0 E: 0 K: 0 S: 3	H: 0 LOB: 0 BB: 0 P: 3	R: 0 E: 0 K: 1 S: 5	H: 0 LOB: 0 BB: 0 P: 5	R: 2 E: 0 K: 3 S: 10	H: 1 LOB: 0 BB: 1 P: 15	R: 0 E: 0 K: 0 S: 3	H: 1 LOB: 0 BB: 0 P: 3	R: 0 E: 0 K: 1 S: 5	H: 0 LOB: 0 BB: 0 P: 5	R: 0 E: 0 K: 0 S: 5	H: 0 LOB: 0 BB: 0 P: 5	R: 1 E: 0 K: 0 S: 5	H: 1 LOB: 1 BB: 0 P: 5	1B: 5 2B: 3 3B: 0 HR: 2	SF: 0 SAC: 0 DP: 1 HBP: 1	WP: 0 PB: 0 SB: 0 CS: 0	PA: 39
<b>PITCHER</b>	IP WLS BF H R ER SO BB IBB HBP BLK WP HR S P ERA WHIP	36 Edinson Volquez, R ERA: 36.0	53 Jesse Chavez, R ERA: 9.0	31 Chris Martin, R ERA: 18.0	25 José Leclerc, R ERA: 18.0	20 Zach McAllister, R ERA: 3.66	46 Jeanmar Gómez, R ERA: 7.1	74 Brett Martin, L ERA: 8.1	70 Taylor Guernieri, R ERA: 9.1													

Chicago Cubs @ Texas Rangers  
Surprise Stadium, Surprise, AZ  
Wed Feb 27 2019, 3:07 PM - 5:37 PM EST  
Att: 4,782 - Sunny - 70 F

AB	37
R	9
H	10
RBI	9
BB	1
SO	8
LOB	7



Batter	1	2	3	4	5	6	7	8	9	AB	R	H	RBI	BB	SO	LOB	BOTTOM					
3 Delino DeShields, R 15 Carlos Tocci, R OBP: 0.375, SLG: 0.750	12 CS 1B		P3		1-2 2-H	2B			16 FC4-6 1B	3	0	2	2	0	0	0						
12 Rougned Odor, L 16 Nolan Fontana, L OBP: 0.417, SLG: 0.500	G5-3		K			F7			FC4-6	2	0	0	0	0	1	1						
1 Elvis Andrus, R 86 Andy Ibáñez, R OBP: 0.364, SLG: 0.545					30 G4-6-3 1B	K			P6	2	0	2	0	0	0	0						
30 Nomar Mazara, L 38 Danny Santana, S OBP: 0.300, SLG: 0.600					G4-6-3	K			40 WP 40 HR 2B	2	0	0	0	0	2	2						
14 Asdrúbal Cabrera, S 40 Matt Davidson, R OBP: 0.667, SLG: 1.143		G6-3		13 PO 1B					80 G4-3 HBP	2	0	1	0	0	0	0						
13 Joey Gallo, L 80 Eli White, R		G5-3		1 SAFE PO					G4-3	1	0	0	0	1	0	0						
24 Hunter Pence, R 5 Willie Calhoun, L OBP: 0.182, SLG: 0.273		G3-1		1-2 BB		FC5-4 3 2B			G4-3	3	1	0	0	0	2	2						
11 Ronald Guzmán, L 21 Patrick Wisdom, R OBP: 0.182, SLG: 0.200									P6	1	1	1	1	0	0	0						
56 Tony Sanchez, R 71 Jose Trevino, R		G6-3							G6-3	2	0	0	0	0	1	2						
<b>Inning Stats</b>	R: 0 E: 0 K: 0 S: 4	H: 2 LOB: 1 BB: 0 P: 5	R: 0 E: 0 K: 0 S: 3	H: 0 LOB: 0 BB: 0 P: 3	R: 1 E: 0 K: 1 S: 6	H: 1 LOB: 0 BB: 0 P: 7	R: 0 E: 0 K: 0 S: 3	H: 2 LOB: 1 BB: 0 P: 4	R: 2 E: 0 K: 1 S: 7	H: 1 LOB: 1 BB: 1 P: 10	R: 0 E: 0 K: 2 S: 7	H: 0 LOB: 0 BB: 0 P: 7	R: 0 E: 0 K: 0 S: 3	H: 0 LOB: 1 BB: 0 P: 4	R: 0 E: 0 K: 1 S: 6	H: 1 LOB: 1 BB: 0 P: 6	R: 2 E: 0 K: 0 S: 6	H: 2 LOB: 0 BB: 0 P: 8	1B: 4 2B: 3 3B: 0 HR: 2	SF: 0 SAC: 0 DP: 1 HBP: 2	WP: 1 PB: 0 SB: 0 CS: 1	PA: 36
<b>PITCHER</b>	IP WLS BF H R ER SO BB IBB HBP BLK WP HR S P ERA WHIP	35 Cole Hamels, L ERA: 4.5	33 Tony Barnett, R ERA: 18.0	36 Dillon Maples, R ERA: 18.0	89 Dakota Mekkes, R ERA: 7.1	Oscar De La Cruz, R ERA: 7.71	88 Ryan Kellogg, L ERA: 9.1															

Chicago Cubs @ Texas Rangers  
Surprise Stadium, Surprise, AZ  
Wed Feb 27 2019, 3:07 PM - 5:37 PM EST  
Att: 4,782 - Sunny - 70 F

AB	32
R	5
H	9
RBI	5
BB	1
SO	5
LOB	11



Batter	1	2	3	4	5	6	7	8	9	AB	R	H	RBI	BB	SO	LOB	TOP						
11 Dustin Fowler, L (1.9) 79 Luis Barrera, L (6.9) OBP: 0.294, SLG: 0.438 OBP: 0.400, SLG: 0.250	K		F8			F9		FC4-6		4	1	1	0	0	1	1	<b>Oakland Athletics @ Chicago Cubs</b> Sloan Park, Mesa, AZ Thu Feb 28 2019, 3:08 PM - 6:00 PM EST Att: 10,573 - Sunny - 73 F						
1 Franklin Barreto, R (1.7) 12 Sean Murphy, R (7.2) OBP: 0.250, SLG: 0.796 OBP: 0.250, SLG: 0.571	F9			G5-3		22 BB 1B	HR	FC6		3	2	1	1	1	0	0							
22 Ramón Laureano, R (1.8) 72 Skye Bolt, S (7.7) OBP: 0.300, SLG: 0.125	1B			K		1B 19 1B	HR	K		3	2	2	1	1	1	0							
20 Mark Canha, R (1.3) 8 Eric Campbell, R (6.3) OBP: 0.250, SLG: 0.273	P6			F8		F7		K		3	0	0	0	0	0	4							
Chris Herrmann, L (1.10) 46 Beau Taylor, L (7. PH) OBP: 0.300, SLG: 0.222 OBP: 0.500, SLG: 0.250		G4-3				19 15 G4-3 1B		E7		3	2	2	2	0	0	0							
19 Josh Phegley, R (1.2) 91 Austin Beck, R (7.8) OBP: 0.455, SLG: 0.444						15 G4-3 1B		G5-3		4	1	3	1	0	0	1							
64 Sheldon Neuse, R (1.5) 95 Edwin Diaz, R (7.5) OBP: 0.294, SLG: 0.438						2-3 3-H 1B		F8		4	1	1	2	0	0	4							
15 Cliff Pennington, S (1.4) 76 Corbin Joseph, L (6.4) OBP: 0.250, SLG: 0.333				G5-3		2-3 3-H 1B		G3		3	0	0	1	0	0	1							
37 Jorge Mateo, R (1.6) 81 Kevin Merrell, L (8. PR)				P4		2-3 3-H 1B		79 FC4-6 12 E 1B		2	0	0	0	2	1	1							
								79 FC4-6 BB		0	0	0	0	0	0	0							
<b>Inning Stats</b>	R: 0 E: 0 K: 1 S: 6	H: 1 LOB: 1 BB: 0 P: 6	R: 0 E: 0 K: 0 S: 3	H: 1 LOB: 0 BB: 0 P: 3	R: 0 E: 0 K: 0 S: 3	H: 0 LOB: 0 BB: 0 P: 3	R: 0 E: 0 K: 1 S: 5	H: 0 LOB: 0 BB: 0 P: 5	R: 1 E: 0 K: 1 S: 7	H: 2 LOB: 1 BB: 0 P: 7	R: 6 E: 0 K: 0 S: 7	H: 4 LOB: 1 BB: 3 P: 20	R: 2 E: 1 K: 1 S: 8	H: 3 LOB: 1 BB: 0 P: 9	R: 1 E: 1 K: 2 S: 9	H: 1 LOB: 2 BB: 1 P: 13	R: 0 E: 0 K: 1 S: 5	H: 0 LOB: 0 BB: 0 P: 5	1B: 9 2B: 0 3B: 1 HR: 2	SF: 0 SAC: 0 DP: 1 HBP: 0	WP: 1 PB: 0 SB: 1 CS: 0	PA: 43	
<b>PITCHER</b>	IP WLS BF H R ER SO BB IBB HBP BLK WP HR S P ERA WHIP	2.0 7 2 0 0 1 0 0 0 0 0 0 3 9 0.00 1.000	1.0 3 0 0 0 0 0 0 0 0 0 0 0 3 0.00 0.000	1.0 3 0 0 0 1 0 0 0 0 0 0 5 5 0.00 0.000	1.0 5 2 1 1 1 0 0 0 0 0 0 7 7 9.00 2.000	0.2 L 8 4 6 6 0 2 0 0 0 0 1 0 6 15 81.00 9.000	0.1 2 0 0 0 0 0 0 0 0 0 0 0 0 0.00 0.000	1.0 6 3 2 2 1 0 0 0 0 0 0 2 8 9 18.00 3.000	1.0 6 1 1 1 2 1 0 0 0 0 0 0 9 13 9.00 2.000	1.0 3 0 0 0 1 0 0 0 0 0 0 0 5 5 0.00 0.000													

AB	39
R	10
H	12
RBI	9
BB	4
SO	7
LOB	19



Batter	1	2	3	4	5	6	7	8	9	AB	R	H	RBI	BB	SO	LOB	BOTTOM							
5 Albert Almora Jr., R (1.8) 75 Jacob Hanemann, L (5.8) OBP: 0.429, SLG: 0.571 OBP: 0.375, SLG: 0.167	1B		G6-3			66 E 1B	F7-2		G4-1	2	0	1	0	0	0	0	<b>Oakland Athletics @ Chicago Cubs</b> Sloan Park, Mesa, AZ Thu Feb 28 2019, 3:08 PM - 6:00 PM EST Att: 10,573 - Sunny - 73 F							
18 Ben Zobrist, S (1.10) 66 Ryan Court, R (5. PH) OBP: 0.467, SLG: 0.538	G4-3		G5-3		E8	1B		92 1B	K	2	0	0	0	0	1	1								
17 Kris Bryant, R (1.5) 92 Cristhian Adames, S (5.6) OBP: 0.535, SLG: 1.000 OBP: 0.467, SLG: 0.500	F7			F7	G4-3			1B		2	0	0	0	0	0	3								
44 Anthony Rizzo, L (1.3) 81 Phillip Evans, R (5.5) OBP: 0.286, SLG: 0.167 OBP: 0.273, SLG: 0.364	K			K		G6-3		K		2	0	0	0	0	2	0								
9 Javier Báez, R (1.6) 37 James Adduci, L (5.3) OBP: 0.250, SLG: 0.375 OBP: 0.091, SLG: 0.091				K		F7		F8		2	0	1	0	0	1	0								
12 Kyle Schwarber, L (1.7) 54 Charcer Burks, R (5. PR) OBP: 0.700, SLG: 0.800 OBP: 0.100, SLG: 0.100						22 1B E		F7		1	0	1	0	1	0	0								
22 Jason Heyward, L (1.9) 83 Johnny Field, R (5. PR) OBP: 0.313, SLG: 0.385						75 BB 1B		60 FC4-6 75 1B HBP		2	0	1	0	0	1	2								
3 Daniel Descalso, L (1.4) 85 Trent Giambrone, R (6.4) OBP: 0.125, SLG: 0.125 OBP: 0.364, SLG: 0.727						P6		60 FC4-6 1B		2	0	0	0	0	1	5								
53 Taylor Davis, R (1.2) 60 Francisco Arcia, L (6.2) OBP: 0.167, SLG: 0.167 OBP: 0.429, SLG: 0.200						K		FC4-6		2	0	0	0	0	1	3								
								75 G4-1 1B		2	0	1	0	0	0	2								
<b>Inning Stats</b>	R: 0 E: 0 K: 3 S: 3	H: 1 LOB: 0 BB: 0 P: 3	R: 0 E: 0 K: 3 S: 10	H: 1 LOB: 1 BB: 1 P: 14	R: 0 E: 0 K: 0 S: 3	H: 0 LOB: 0 BB: 0 P: 3	R: 0 E: 0 K: 2 S: 7	H: 0 LOB: 0 BB: 0 P: 7	R: 2 E: 1 K: 1 S: 8	H: 3 LOB: 3 BB: 1 P: 12	R: 0 E: 0 K: 1 S: 5	H: 0 LOB: 0 BB: 0 P: 5	R: 0 E: 0 K: 1 S: 7	H: 1 LOB: 1 BB: 0 P: 4	R: 1 E: 0 K: 1 S: 7	H: 2 LOB: 1 BB: 0 P: 7	R: 0 E: 0 K: 1 S: 7	H: 2 LOB: 2 BB: 0 P: 7	1B: 8 2B: 3 3B: 0 HR: 0	SF: 0 SAC: 0 DP: 1 HBP: 1	WP: 0 PB: 0 SB: 0 CS: 1	PA: 38		
<b>PITCHER</b>	IP WLS BF H R ER SO BB IBB HBP BLK WP HR S P ERA WHIP	3.0 11 3 2 2 3 1 0 0 0 0 0 15 19 9.00 2.000	1.0 3 0 0 0 1 0 0 0 0 0 0 5 5 0.00 0.000	2.0 W 10 3 2 2 3 1 0 0 0 0 0 0 15 19 9.00 2.000	1.0 3 0 0 0 1 0 0 0 0 0 0 5 5 0.00 0.000	2.0 9 3 1 1 1 0 0 1 0 0 0 10 11 4.50 1.500	1.0 5 2 0 0 1 0 0 0 0 0 0 7 7 0.00 2.000																	

AB	35
R	3
H	10
RBI	3
BB	2
SO	9
LOB	26









Batter	1	2	3	4	5	6	7	8	9	AB	R	H	RBI	BB	SO	LOB	TOP																		
28 Leury Garcia, S OBP: 0.214, SLG: 0.462 90 Blake Rutherford, L OBP: 0.357, SLG: 0.955	0-3 K		0-0 G6-3		0-3 K			0-3 K		3	0	0	0	0	2	0																			
10 Yadir Moncada, S OBP: 0.500, SLG: 0.600 87 Danny Mendick, R OBP: 0.364, SLG: 0.700	4-0 BB			0-0 G5-3		0-3 K		0-2 HR		2	0	0	0	1	1	0																			
79 Jose Abreu, R OBP: 0.294, SLG: 0.625 30 Nicky Delmonico, L OBP: 0.571, SLG: 0.667	0-0 F9			3-2 HR		0-0 F7		0-3 K		3	1	1	1	0	0	1																			
17 Yonder Alonso, L OBP: 0.235, SLG: 0.625 77 Micker Adolfo, R (9, PH)	0-2 K			0-0 F9		0-3 K2-3			0-3 K	3	0	0	0	0	2	1																			
74 Eloy Jiménez, R OBP: 0.143, SLG: 0.214 22 Charles Tilson, L OBP: 0.364, SLG: 0.600		0-0 G5-3		0-0 G6-3			0-0 F9		4-0 BB	3	0	0	0	0	0	0																			
86 Zack Collins, L OBP: 0.459, SLG: 0.333 89 Alfredo González, R		0-0 F9			0-0 FC1-6 1B		4-0 BB		0-0 FC5-4	2	0	1	0	0	0	0																			
7 Tim Anderson, R OBP: 0.375, SLG: 0.875 20 José Rondón, R OBP: 0.308, SLG: 0.583		0-3 K			0-3 K		0-0 E5		0-0 G3	2	0	0	0	0	2	1																			
5 Yolmer Sánchez, S OBP: 0.438, SLG: 0.357 92 Nick Madrigal, R OBP: 0.417, SLG: 0.364			0-0 F9		0-0 FC1-6 15 HR		0-0 G6-4-3			2	1	0	0	0	0	1																			
15 Adam Engel, R OBP: 0.467, SLG: 0.667 49 Ryan Cordell, R OBP: 0.222, SLG: 0.375			0-3 K2-3		2-1 HR			0-0 G5-3		2	1	1	2	0	1	0																			
<b>Inning Stats</b>	R: 0 E: 0 K: 2 S: 7	H: 0 LOB: 1 BB: 1 P: 11	R: 0 E: 0 K: 1 S: 5	H: 0 LOB: 0 BB: 0 P: 5	R: 0 E: 0 K: 1 S: 5	H: 0 LOB: 0 BB: 0 P: 5	R: 1 E: 0 K: 0 S: 6	H: 1 LOB: 0 BB: 0 P: 9	R: 2 E: 0 K: 2 S: 10	H: 2 LOB: 0 BB: 0 P: 12	R: 0 E: 0 K: 2 S: 7	H: 0 LOB: 0 BB: 0 P: 7	R: 0 E: 1 K: 0 S: 3	H: 0 LOB: 1 BB: 1 P: 7	R: 1 E: 0 K: 2 S: 10	H: 1 LOB: 0 BB: 0 P: 10	R: 0 E: 0 K: 1 S: 5	H: 0 LOB: 1 BB: 1 P: 9	1B: 1 2B: 0 3B: 0 HR: 3	SF: 0 SAC: 0 DP: 1 HBP: 0	WP: 0 PB: 0 SB: 0 CS: 0	PA: 34													
<b>PITCHER</b>	IP	WLS	BF	H	R	ER	SO	BB	IBB	HBP	BLK	WP	HR	S	P	ERA	WHIP	<b>PITCHER</b>	IP	WLS	BF	H	R	ER	SO	BB	IBB	HBP	BLK	WP	HR	S	P	ERA	WHIP
11 Yu Darvish, R ERA: 2.7	2.0	W	7	0	0	0	3	1	0	0	0	0	0	0	5	16	0.00	0.500	64 Carlos Ramirez, R ERA: 3.0	1.0	4	0	0	0	0	1	0	0	0	0	0	3	7	0.00	1.000
94 Luis Lugo, L ERA:	1.0		3	0	0	0	1	0	0	0	0	0	0	0	5	5	0.00	0.000	48 Mike Zagurski, L ERA: 2.7	1.0	4	1	1	1	2	0	0	0	0	0	1	10	10	9.00	1.000
33 Tony Barnett, R ERA: 13.5	1.0		4	1	1	1	0	0	0	0	0	0	1	6	9	9.00	1.000	89 Dakota Mekkes, R ERA:	1.0	4	0	0	0	1	1	0	0	0	0	5	9	0.00	1.000		
36 Dillon Maples, R ERA: 6.0	1.0		5	2	2	2	2	0	0	0	0	0	1	10	12	18.00	2.000																		
16 Junichi Tazawa, R ERA:	1.0		3	0	0	0	2	0	0	0	0	0	0	7	7	0.00	0.000																		

Chicago White Sox @ Chicago Cubs  
Sloan Park, Mesa, AZ  
Sun Mar 03 2019, 3:08 PM - 6:26 PM EST  
Att: 16,069 - Sunny - 72 F


AB 31  
R 4  
H 4  
RBI 4  
BB 3  
SO 11  
LOB 9



Batter	1	2	3	4	5	6	7	8	9	AB	R	H	RBI	BB	SO	LOB	BOTTOM																		
18 Ben Zobrist, S OBP: 0.250, SLG: 0.286 75 Jacob Hannemann, L (5, 8) OBP: 0.333, SLG: 0.125	0-0 G5-3	0-0 K		0-0 F9			4-0 BB	0-0 G4-3		3	1	0	0	1	1	1																			
17 Kris Bryant, R OBP: 0.615, SLG: 1.111 86 P.J. Higgins, R (5, PH) (6, 10)	4-0 BB	2 SAFE 3-2 HR	0-0 1B		0-0 G4-3		0-0 L9		0-0 G4-3	2	3	2	3	1	0	0																			
44 Anthony Rizzo, L OBP: 0.333, SLG: 0.200 37 James Adduci, L OBP: 0.125, SLG: 0.067	4-0 BB	0-0 1B	0-3 K		0-0 F7		0-0 L7		0-0 L7	2	1	1	0	1	1	1																			
40 Wilson Contreras, R OBP: 0.417, SLG: 0.900 53 Taylor Davis, R OBP: 0.200, SLG: 0.111	0-0 F7	0-0 1B	0-0 E4		0-0 L3		0-3 K		0-3 K	3	1	1	0	0	0	3																			
12 Kyle Schwarber, L OBP: 0.750, SLG: 0.750 77 Evan Marzilli, L OBP: 0.273, SLG: 0.300	4-0 BB	0-0 1B	4-0 BB			4-0 BB	0-3 K		0-3 K	1	1	1	1	2	0	0																			
13 David Bote, R OBP: 0.700, SLG: 0.800 92 Cristhian Adames, S OBP: 0.474, SLG: 0.706	4-0 BB	0-0 1B	0-0 SF9		0-0 L3		2-2 BB		0-0 1B	1	1	1	3	1	0	0																			
8 Ian Happ, S OBP: 0.188, SLG: 0.200 81 Phillip Evans, R OBP: 0.286, SLG: 0.429	0-0 F9	0-0 2B	0-0 G5-3			0-0 F7		0-3 K		4	1	1	2	0	0	5																			
Addison Russell, R OBP: 0.300, SLG: 0.375 91 Zack Short, R OBP: 0.365, SLG: 0.200		0-0 L3		0-3 K		0-3 K		0-0 1B		3	0	1	0	0	1	0																			
83 Johnny Field, R OBP: 0.304, SLG: 0.316 0 Wynton Bernard, R OBP: 0.200, SLG: 0.200		0-0 HR		0-3 K		0-3 K		0-0 1B		3	1	1	1	0	2	0																			
<b>Inning Stats</b>	R: 1 E: 0 K: 0 S: 3	H: 0 LOB: 3 BB: 4 P: 19	R: 8 E: 0 K: 1 S: 14	H: 8 LOB: 1 BB: 1 P: 22	R: 1 E: 1 K: 1 S: 7	H: 1 LOB: 2 BB: 1 P: 11	R: 0 E: 0 K: 2 S: 7	H: 0 LOB: 0 BB: 0 P: 7	R: 0 E: 0 K: 0 S: 3	H: 0 LOB: 0 BB: 0 P: 3	R: 2 E: 0 K: 2 S: 10	H: 1 LOB: 0 BB: 1 P: 16	R: 0 E: 0 K: 1 S: 5	H: 0 LOB: 1 BB: 1 P: 9	R: 1 E: 0 K: 2 S: 10	H: 3 LOB: 2 BB: 0 P: 10	R: 0 E: 0 K: 2 S: 10	H: 0 LOB: 1 BB: 1 P: 10	1B: 9 2B: 2 3B: 0 HR: 2	SF: 1 SAC: 0 DP: 0 HBP: 1	WP: 0 PB: 0 SB: 0 CS: 0	PA: 46													
<b>PITCHER</b>	IP	WLS	BF	H	R	ER	SO	BB	IBB	HBP	BLK	WP	HR	S	P	ERA	WHIP	<b>PITCHER</b>	IP	WLS	BF	H	R	ER	SO	BB	IBB	HBP	BLK	WP	HR	S	P	ERA	WHIP
58 Manny Bañuelos, L ERA: 8.1	1.1	L	9	0	2	2	0	4	0	0	0	0	1	7	14	13.50	3.000	41 Kelvin Herrera, R ERA: 27.0	0.2		4	1	2	2	1	1	0	0	0	0	7	13	27.00	3.000	
37 Juan Miranaya, R ERA: 21.0	0.0		6	5	4	4	0	1	0	0	0	0	0	7	14	∞	∞	95 Matt Foster, R ERA:	1.0	4	0	0	0	1	1	0	0	0	0	5	9	0.00	1.000		
39 Aaron Bummer, L ERA: 17.18	1.0		8	4	4	3	2	1	0	0	0	0	0	11	15	27.00	5.000	81 Jimmy Lambert, R ERA: 2.7	1.1	7	3	1	1	3	0	0	0	0	0	13	13	6.75	2.250		
61 Ryan Burr, R ERA: 1.59	1.2		5	0	0	0	2	0	0	0	0	0	0	9	9	0.00	0.000																		
57 Jace Fry, L ERA: 13.5	1.0		3	0	0	0	0	0	0	0	0	0	0	3	3	0.00	0.000																		

Chicago White Sox @ Chicago Cubs  
Sloan Park, Mesa, AZ  
Sun Mar 03 2019, 3:08 PM - 6:26 PM EST  
Att: 16,069 - Sunny - 72 F

AB 36  
R 13  
H 13  
RBI 13  
BB 8  
SO 9  
LOB 16





Batter	1	2	3	4	5	6	7	8	9	AB	R	H	RBI	BB	SO	LOB	TOP			
18 Ben Zobrist, S OBP: 0.182, SLG: 0.200	G6-3	K			F9		K		P3	3	0	0	0	0	1	2	<b>Chicago Cubs @ Los Angeles Angels</b> Tempe Diablo Stadium, Tempe, AZ Tue Mar 05 2019, 3:13 PM - 6:07 PM EST Att: 5,981 - Sunny - 75 F <a href="http://livebaseballscorecards.com">livebaseballscorecards.com</a>			
77 Evan Marzilli, L OBP: 0.214, SLG: 0.231										2	0	0	0	0	1	1				
17 Kris Bryant, R OBP: 0.583, SLG: 0.909			K		F7		G6-3			2	0	0	0	0	1	1				
81 Phillip Evans, R OBP: 0.333, SLG: 0.529	HBP									1	0	0	0	0	0	1				
44 Anthony Rizzo, L OBP: 0.333, SLG: 0.231			G3		F7				K	3	1	1	0	0	0	1				
66 Ryan Court, R OBP: 0.429, SLG: 0.444	1B									1	0	0	0	0	1	0				
40 Wilson Contreras, R OBP: 0.467, SLG: 0.923	E8								F8	3	1	2	1	0	1	0				
63 Jared Young, L OBP: 0.375, SLG: 1.125	2B									1	0	0	0	0	0	0				
12 Kyle Schwarber, L OBP: 0.737, SLG: 0.800										2	0	1	0	1	1	1				
54 Charcer Burks, R OBP: 0.294, SLG: 0.412	BB									1	0	1	0	0	0	0				
22 Jason Heyward, L OBP: 0.222, SLG: 0.222	P5									3	0	0	0	0	0	2				
53 Taylor Davis, R OBP: 0.273, SLG: 0.200										1	0	1	0	0	0	0				
8 Ian Happ, S OBP: 0.158, SLG: 0.167										3	0	0	0	0	1	2				
85 Trent Giambrone, R OBP: 0.444, SLG: 0.882										1	0	0	0	0	0	2				
Addison Russell, R OBP: 0.385, SLG: 0.636										3	0	2	0	0	1	0				
65 Nico Hoerner, R OBP: 0.385, SLG: 0.636										1	0	0	0	0	0	0				
13 David Bote, R OBP: 0.571, SLG: 0.500										3	0	0	0	1	1	2				
<b>Inning Stats</b>	R: 2 E: 1 K: 0 S: 4	H: 2 LOB: 1 BB: 1 P: 11	R: 0 E: 0 K: 2 S: 8	H: 1 LOB: 1 BB: 0 P: 9	R: 0 E: 0 K: 2 S: 8	H: 1 LOB: 0 BB: 0 P: 8	R: 0 E: 0 K: 2 S: 7	H: 0 LOB: 0 BB: 0 P: 7	R: 0 E: 0 K: 1 S: 6	H: 1 LOB: 2 BB: 0 P: 6	R: 0 E: 0 K: 1 S: 6	H: 1 LOB: 1 BB: 0 P: 6	R: 0 E: 0 K: 1 S: 7	H: 2 LOB: 2 BB: 0 P: 7	R: 0 E: 0 K: 0 S: 3	H: 0 LOB: 0 BB: 0 P: 3	1B: 4 2B: 4 3B: 0 HR: 0	SF: 0 SAC: 0 DP: 0 HBP: 1	WP: 1 PB: 0 SB: 0 CS: 1	PA: 37
<b>PITCHER</b>	IP WLS BF H R ER SO BB IBB HBP BLK WP HR S P ERA WHIP																			
42 Tyler Skaggs, L ERA: 9.64	3.0 W 14 4 2 1 4 1 0 1 0 0 0 0 20 28 3.00 1.667																			
39 Luke Bard, R ERA:	1.0 H 3 0 0 0 2 0 0 0 0 0 0 0 7 7 0.00 0.000																			
37 Cody Allen, R ERA:	1.0 H 4 0 0 0 0 1 0 0 0 0 0 0 3 7 0.00 1.000																			
24 Noé Ramirez, R ERA: 15.43	1.0 4 1 0 0 1 0 0 0 0 0 0 0 6 6 0.00 1.000																			
67 Taylor Cole, R ERA:	1.0 4 1 0 0 1 0 0 0 0 0 0 0 6 6 0.00 1.000																			

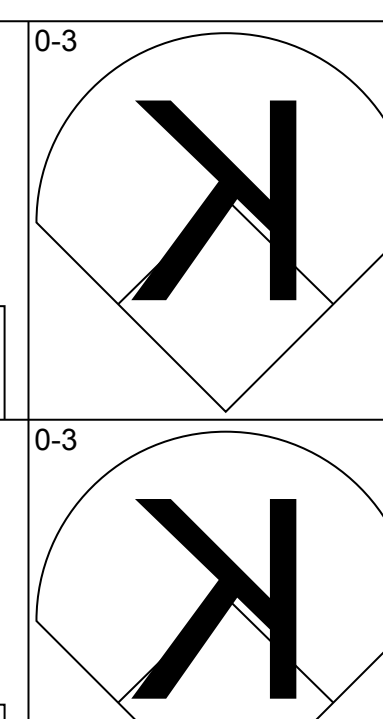
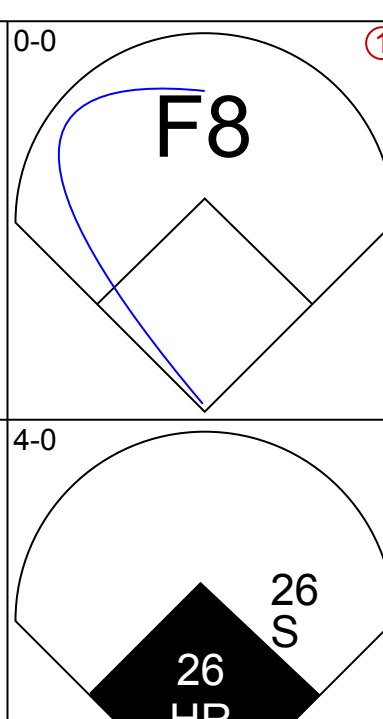
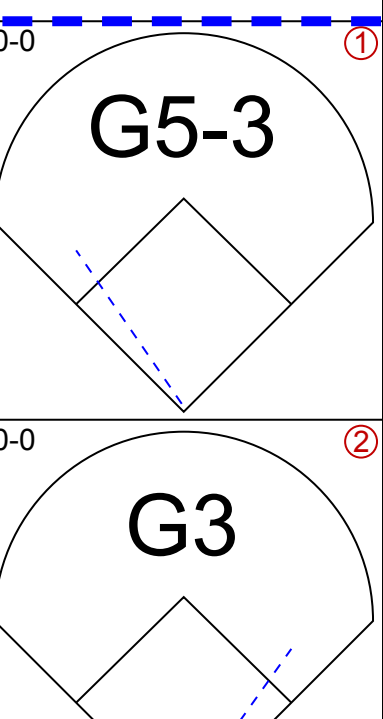
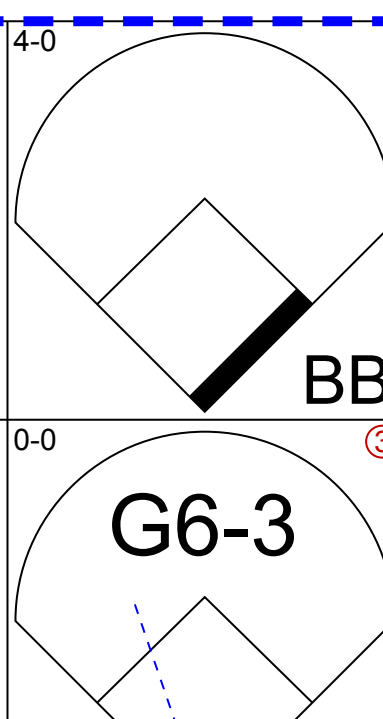
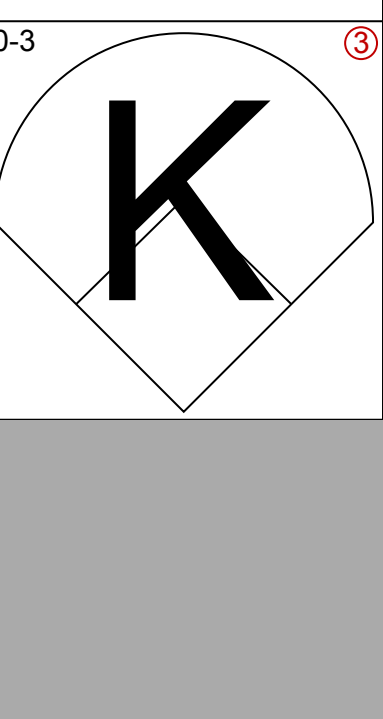
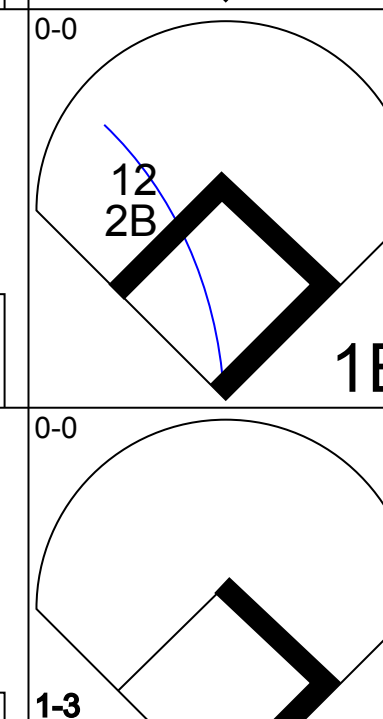
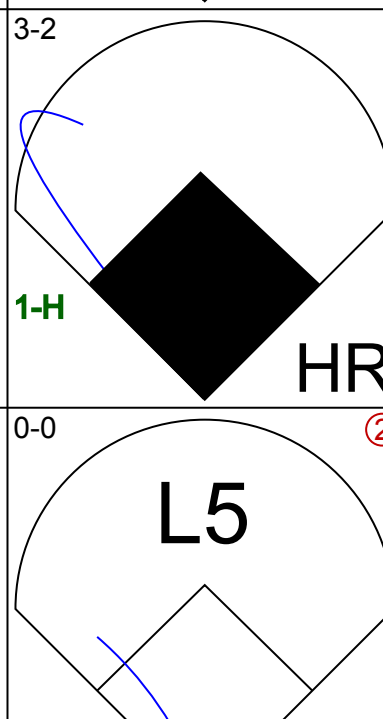
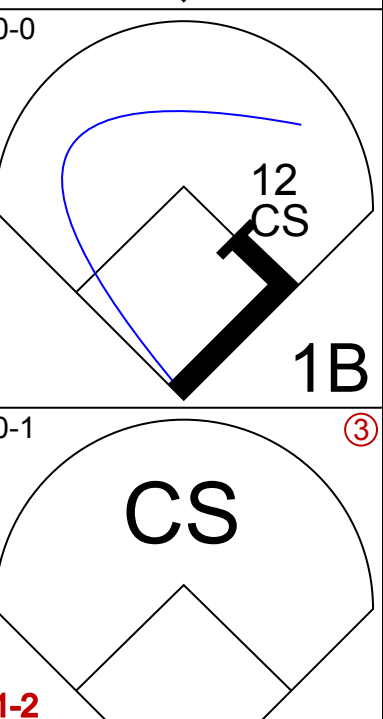
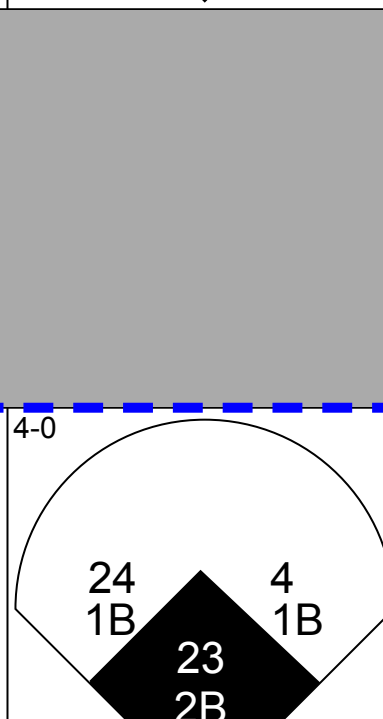

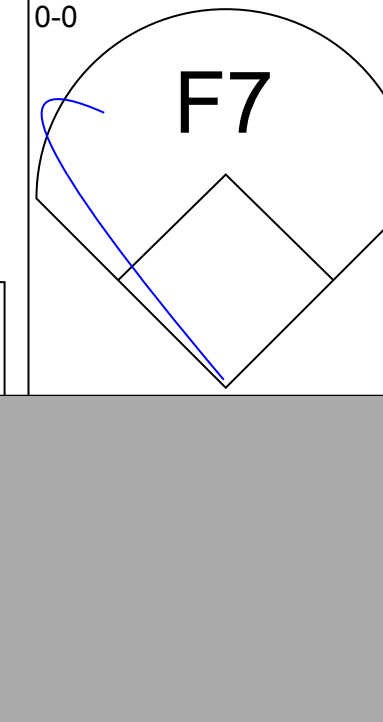
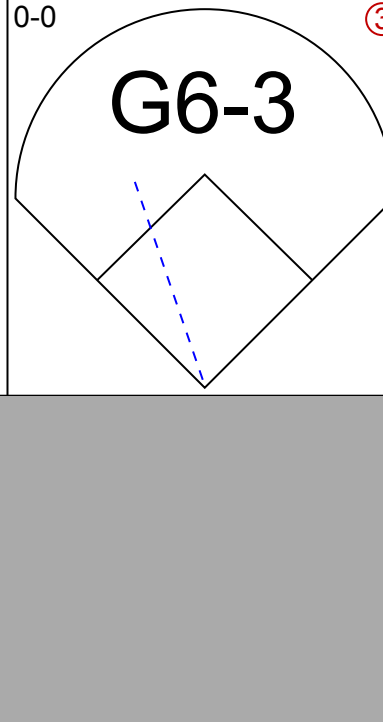

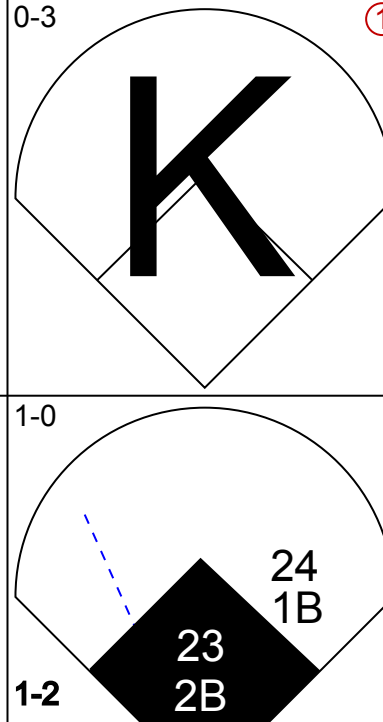




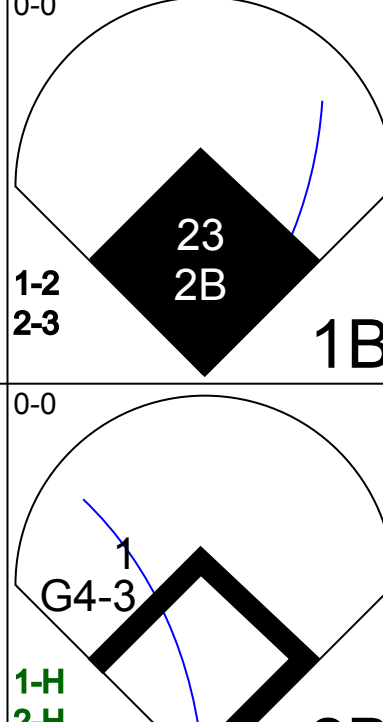
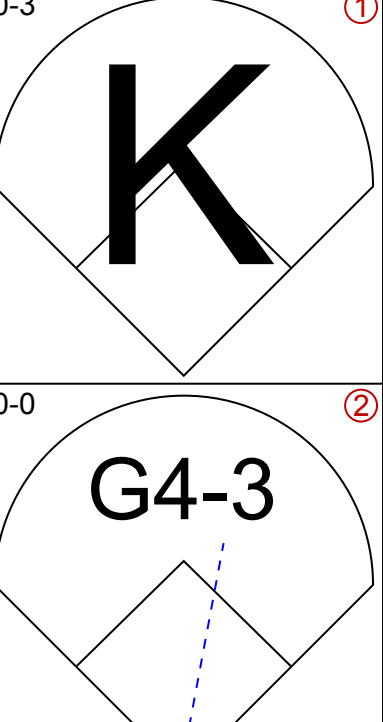

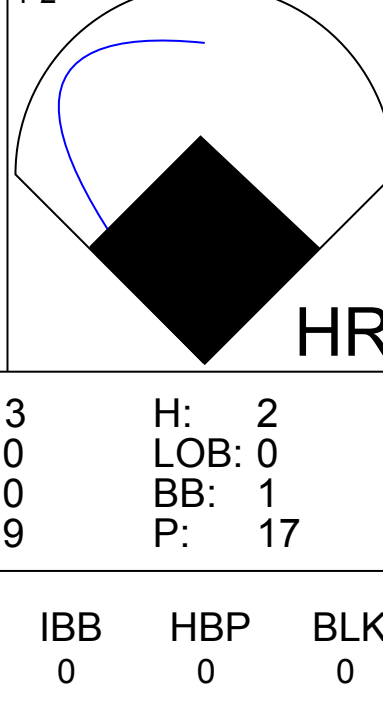
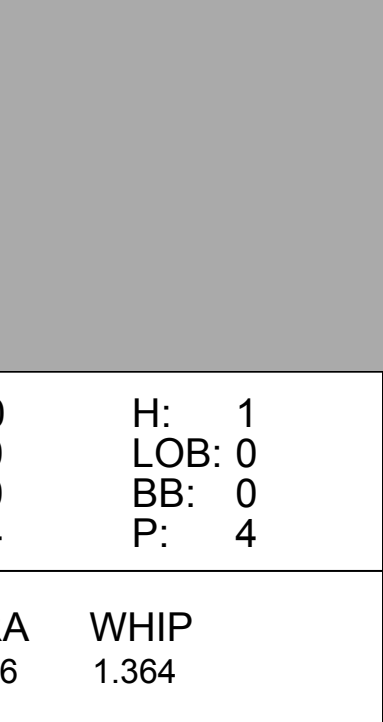
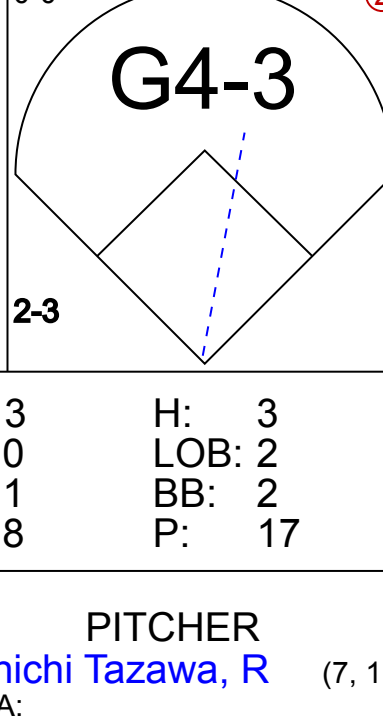
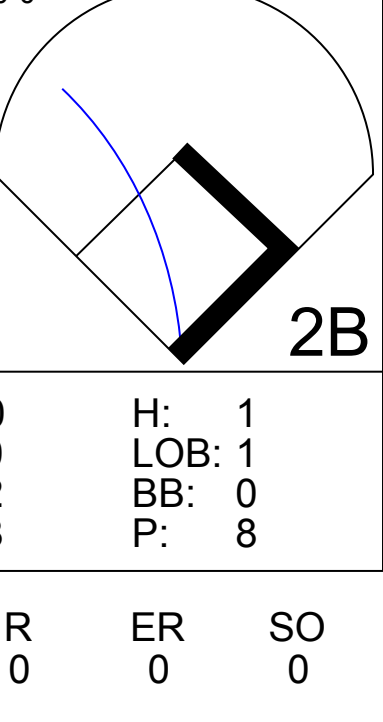
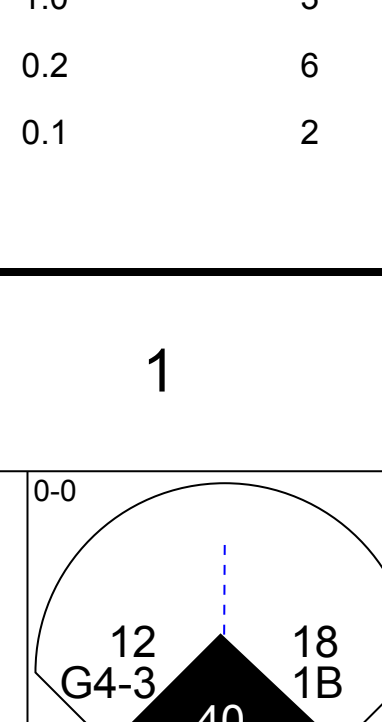
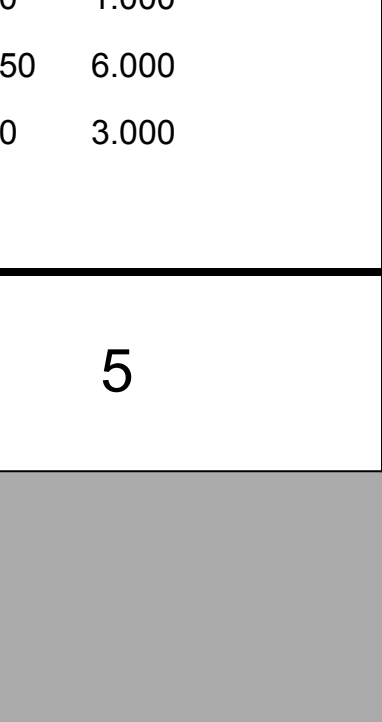
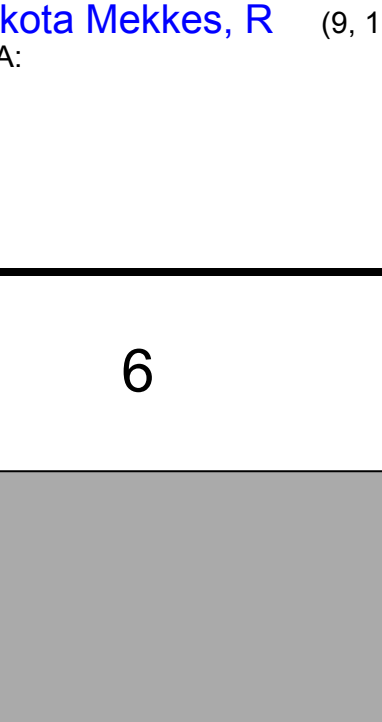
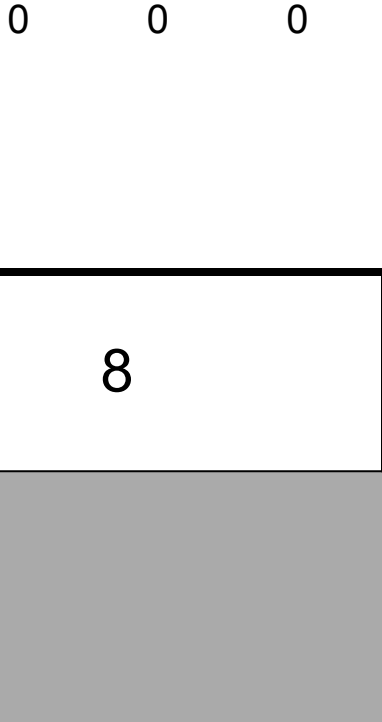
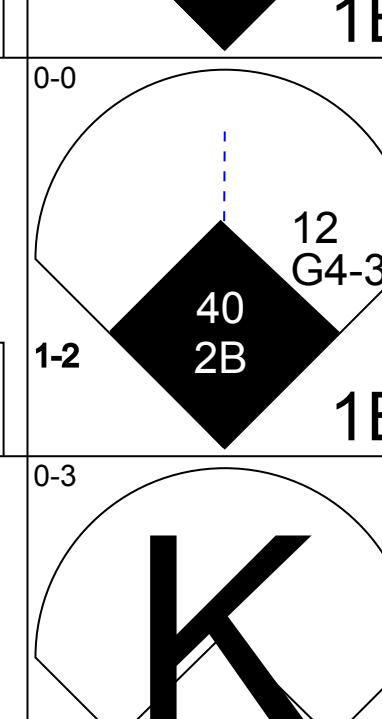
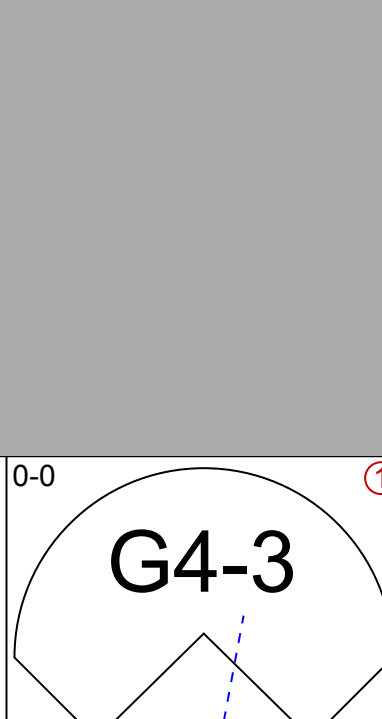
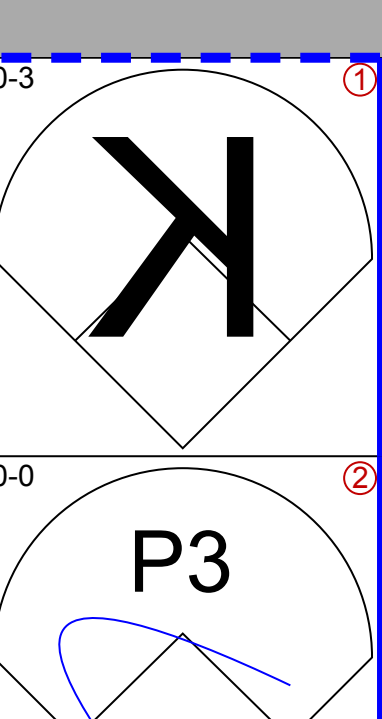


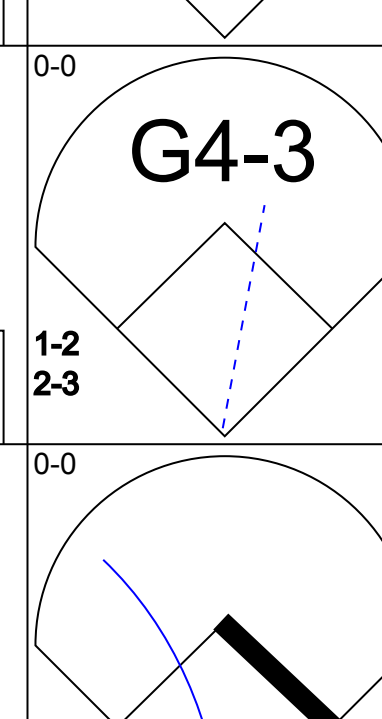
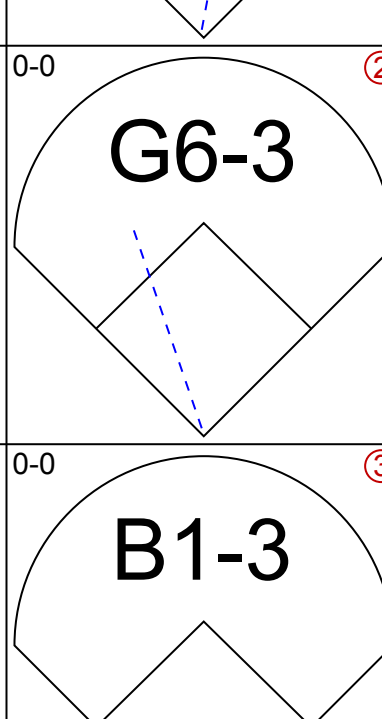
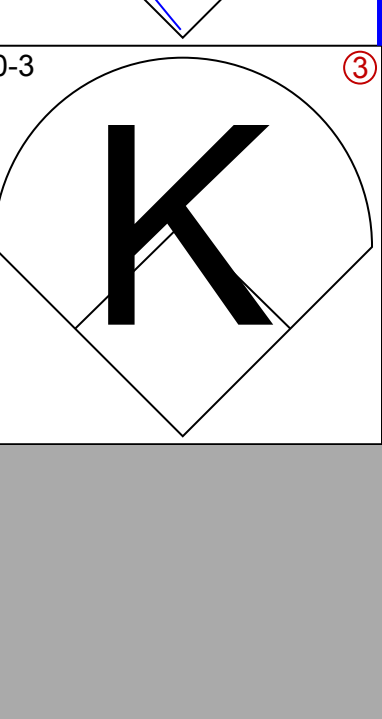
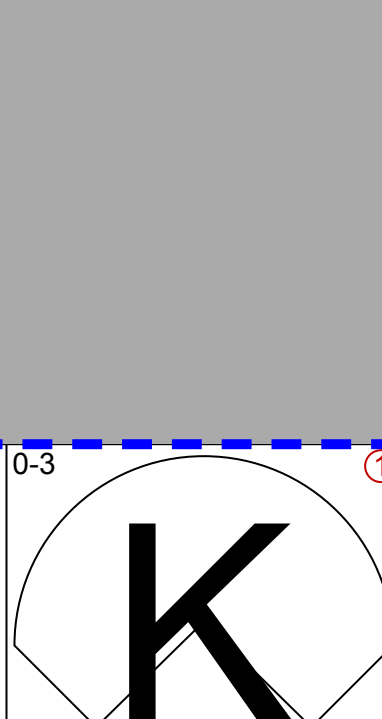
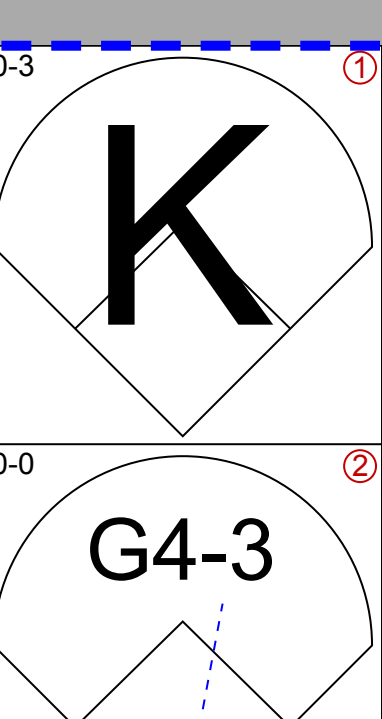
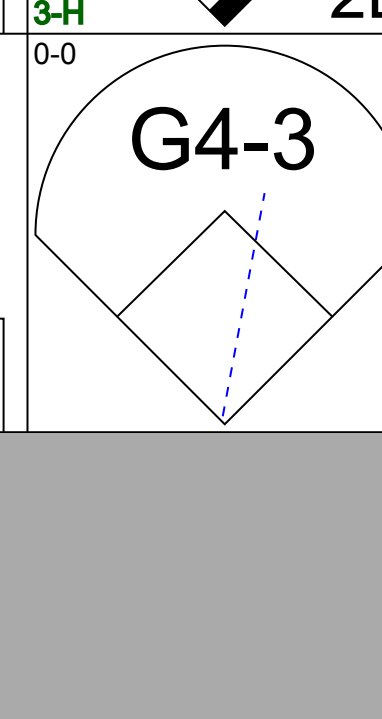


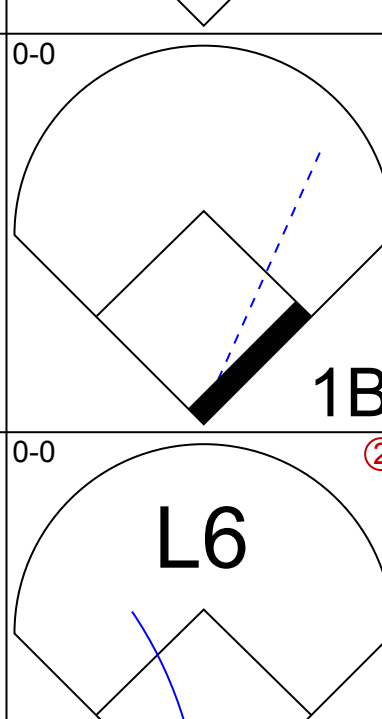
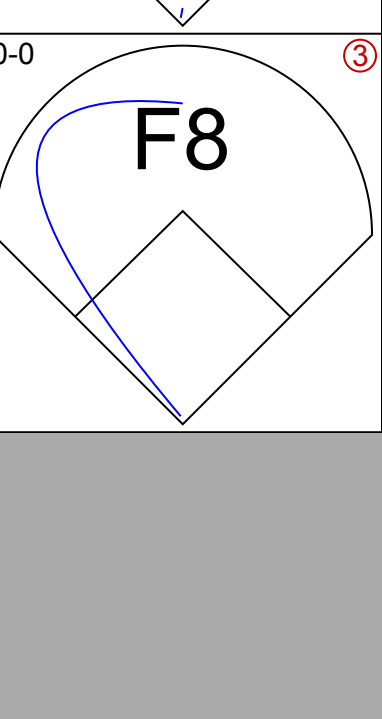
Batter	1	2	3	4	5	6	7	8	9	AB	R	H	RBI	BB	SO	LOB	BOTTOM			
41 Justin Bour, L OBP: 0.250, SLG: 0.571	K									1	0	0	0	1	1	0	<b>Chicago Cubs @ Los Angeles Angels</b> Tempe Diablo Stadium, Tempe, AZ Tue Mar 05 2019, 3:13 PM - 6:07 PM EST Att: 5,981 - Sunny - 75 F <a href="http://livebaseballscorecards.com">livebaseballscorecards.com</a>			
85 Matt Thaiss, L OBP: 0.500, SLG: 1.000										3	1	1	0	0	1	3				
56 Kole Calhoun, L OBP: 0.438, SLG: 0.800										3	2	3	1	0	0	0				
89 Brandon Marsh, L OBP: 0.412, SLG: 0.385										2	0	0	0	0	1	3				
27 Mike Trout, R OBP: 0.471, SLG: 0.857										3	1	2	3	0	1	1				
59 Jo Adell, R OBP: 0.421, SLG: 0.471										2	1	1	0	0	0	0				
5 Albert Pujols, R OBP: 0.643, SLG: 0.917										3	0	2	0	0	0	1				
75 Jared Walsh, L OBP: 0.497, SLG: 0.583										2	1	0	0	0	1	1				
2 Andrelton Simmons, R OBP: 0.182, SLG: 0.182										3	0	0	1	0	1	5				
7 Connor Justus, R OBP: 0.364, SLG: 0.600										2	0	1	0	0	1	1				
3 Taylor Ward, R OBP: 0.421, SLG: 0.667										3	0	1	0	0	0	2				
32 Franklin Torres, R										2	0	0	0	0	0	2				
9 Tommy La Stella, L OBP: 0.333, SLG: 0.296										2	1	0	0	0	1	1				
19 Wilfredo Tovar, R OBP: 0.313, SLG: 0.688										1	0	0	0	0	0	0				
25 Peter Bourjos, R OBP: 0.526, SLG: 1.053										3	1	2	2	0	1	0				
16 Jarrett Parker, L OBP: 0.722, SLG: 1.273										0	1	0	0	1	0	0				
10 José Briceño, R OBP: 0.333, SLG: 0.300										3	0	1	1	0	0	2				
95 Roberto Peña, R OBP: 0.500, SLG: 0.400										1	0	1	1	0	0	0				
<b>Inning Stats</b>	R: 0 E: 1 K: 3 S: 11	H: 2 LOB: 2 BB: 0 P: 11	R: 0 E: 0 K: 1 S: 5	H: 0 LOB: 0 BB: 0 P: 5	R: 3 E: 0 K: 0 S: 5	H: 2 LOB: 1 BB: 1 P: 9	R: 0 E: 0 K: 2 S: 9	H: 2 LOB: 2 BB: 0 P: 9	R: 5 E: 1 K: 0 S: 10	H: 6 LOB: 2 BB: 0 P: 10	R: 0 E: 0 K: 1 S: 7	H: 1 LOB: 1 BB: 0 P: 7	R: 1 E: 0 K: 1 S: 6	H: 1 LOB: 1 BB: 1 P: 11	R: 0 E: 0 K: 1 S: 6	H: 1 LOB: 1 BB: 0 P: 6	1B: 11 2B: 1 3B: 1 HR: 2	SF: 0 SAC: 0 DP: 0 HBP: 0	WP: 1 PB: 0 SB: 1 CS: 0	PA: 42
<b>PITCHER</b>	IP WLS BF H R ER SO BB IBB HBP BLK WP HR S P ERA WHIP																			
28 Kyle Hendricks, R ERA: 13.5	2.1 11 3 2 2 2 4 1 0 0 0 0 0 1 3 3 13.50 1.500																			
91 Mario Meza, R ERA:	1.0 5 2 0 0 2 0 0 0 0 0 0 0 9 9 0.00 2.000																			
6 Carl Edwards Jr., R ERA:	1.0 7 4 5 4 0 0 0 0 0 0 0 1 7 7 54.00 6.000																			
50 Rowan Wick, R ERA: 9.82	1.1 7 3 0 0 1 0 0 0 0 0 0 0 10 10 0.00 2.250																			
56 Kyle Ryan, L ERA: 2.25	1.1 7 3 0 0 1 0 0 0 0 0 0 0 10 10 0.00 2.250																			
<b>PITCHER</b>	IP WLS BF H R ER SO BB IBB HBP BLK WP HR S P ERA WHIP																			
78 Matt Carasiti, R ERA: 9.0	1.0 5 1 1 1 0 0 1 0 0 0 0 0 6 6 9.00 2.000																			
87 Alberto Baldonado, L ERA:	1.0 4 1 0 0 1 0 0 0 0 0 0 0 6 6 0.00 1.000																			

Batter	1	2	3	4	5	6	7	8	9	AB	R	H	RBI	BB	SO	LOB	TOP																			
47 <b>Jeckson Flores, R</b> OBP: 0.375, SLG: 0.462 9 <b>Nicky Lopez, L</b> OBP: 0.346, SLG: 0.360	G6-3		L7		G5-3			1B		3	0	0	0	0	0	0	<b>Kansas City Royals @ Chicago Cubs</b> Sloan Park, Mesa, AZ Wed Mar 06 2019, 3:08 PM - 5:50 PM EST Att: 12,036 - Partly Cloudy - 80 F																			
2 <b>Chris Owings, R</b> OBP: 0.260, SLG: 0.565 1 <b>Humberto Arteaga, R</b> OBP: 0.412, SLG: 0.438	P3			1B		2B		1B		3	1	2	0	0	0	0																				
17 <b>Hunter Dozier, R</b> OBP: 0.394, SLG: 0.524 75 <b>Kelvin Gutiérrez, R</b> OBP: 0.444, SLG: 0.429	K			G4-3		P4		G6-4-3		3	0	0	0	0	1	2																				
12 <b>Jorge Soler, R</b> OBP: 0.333, SLG: 0.500 79 <b>Erick Mejia, S</b> OBP: 0.474, SLG: 0.733		BB		K		F8		G1-3		2	0	0	0	1	1	2																				
69 <b>Frank Schwindel, R</b> OBP: 0.524, SLG: 0.647 66 <b>Ryan O'Hearn, L</b> OBP: 0.400, SLG: 0.313		F9		1B		K		1B		1	0	0	0	1	0	1																				
11 <b>Bubba Starling, R</b> OBP: 0.591, SLG: 0.941		K		1B		G1-3		G5-4-3		4	0	1	1	0	1	2																				
38 <b>Jorge Bonifacio, R</b> OBP: 0.316, SLG: 0.316 16 <b>Elier Hernandez, R</b> OBP: 0.364, SLG: 0.375		L9		K		G4-3				2	0	0	0	0	1	3																				
72 <b>Melbrys Vilorio, L</b> OBP: 0.500, SLG: 0.667 78 <b>Sebastián Rivera, R</b> OBP: 0.444, SLG: 0.429				1B		G6-3		K		2	0	1	0	0	0	0																				
6 <b>Billy Hamilton, S</b> OBP: 0.300, SLG: 0.333 14 <b>Brett Phillips, L</b> OBP: 0.400, SLG: 0.154		G5-4-3		G4-3				F7		2	0	0	0	0	0	1																				
<b>Inning Stats</b>	R: 0 E: 0 K: 1 S: 6	H: 0 LOB: 0 BB: 0 P: 6	R: 0 E: 0 K: 1 S: 5	H: 0 LOB: 1 BB: 1 P: 9	R: 0 E: 0 K: 0 S: 3	H: 1 LOB: 0 BB: 0 P: 3	R: 1 E: 0 K: 2 S: 9	H: 2 LOB: 2 BB: 1 P: 15	R: 0 E: 0 K: 0 S: 3	H: 0 LOB: 0 BB: 0 P: 3	R: 0 E: 0 K: 1 S: 6	H: 1 LOB: 1 BB: 0 P: 6	R: 0 E: 0 K: 1 S: 5	H: 0 LOB: 0 BB: 0 P: 5	R: 0 E: 0 K: 0 S: 4	H: 2 LOB: 1 BB: 0 P: 4		R: 0 E: 0 K: 0 S: 3	H: 1 LOB: 0 BB: 0 P: 3	1B: 6 2B: 1 3B: 0 HR: 0	SF: 0 SAC: 0 DP: 3 HBP: 0	WP: 0 PB: 0 SB: 1 CS: 0	PA: 33													
<b>PITCHER</b>	IP	WLS	BF	H	R	ER	SO	BB	IBB	HBP	BLK	WP	HR	S	P	ERA	WHIP	<b>PITCHER</b>		IP	WLS	BF	H	R	ER	SO	BB	IBB	HBP	BLK	WP	HR	S	P	ERA	WHIP
62 <b>Jose Quintana, L</b> ERA: 4.5	3.0		10	1	0	0	2	1	0	0	0	0	0	14	18	0.00	0.667	21 <b>Tyler Chatwood, R</b> ERA: 2.25		3.0	S	10	3	0	0	1	0	0	0	0	0	12	12	0.00	1.000	
46 <b>Pedro Strop, R</b> ERA: 13.5	0.2	H	4	1	1	1	1	1	0	0	0	0	0	5	10	13.50	3.000																			
48 <b>Mike Zagurski, L</b> ERA: 2.45	0.1	W	2	1	0	0	1	0	0	0	0	0	0	4	5	0.00	3.000																			
41 <b>Steve Cishek, R</b> ERA:	1.0	H	3	0	0	0	0	0	0	0	0	0	0	3	3	0.00	0.000																			
29 <b>Brad Brach, R</b> ERA:	1.0	H	4	1	0	0	1	0	0	0	0	0	0	6	6	0.00	1.000																			

Batter	1	2	3	4	5	6	7	8	9	AB	R	H	RBI	BB	SO	LOB	BOTTOM																			
5 <b>Albert Almora Jr., R</b> OBP: 0.313, SLG: 0.563 75 <b>Jacob Hanemann, L</b> OBP: 0.316, SLG: 0.116	G6-3		G6-3		F8		K			3	0	0	0	0	0	0	<b>Kansas City Royals @ Chicago Cubs</b> Sloan Park, Mesa, AZ Wed Mar 06 2019, 3:08 PM - 5:50 PM EST Att: 12,036 - Partly Cloudy - 80 F																			
13 <b>David Bote, R</b> OBP: 0.529, SLG: 0.400 66 <b>Ryan Court, R</b> OBP: 0.409, SLG: 0.421	F7		BB		K		K			2	0	0	0	1	1	0																				
44 <b>Anthony Rizzo, L</b> OBP: 0.353, SLG: 0.267 37 <b>James Adduci, L</b> OBP: 0.190, SLG: 0.150	G6-3		CS		1B		1B			2	1	1	0	0	0	0																				
9 <b>Javier Báez, R</b> OBP: 0.250, SLG: 0.267 92 <b>Christian Adames, S</b> OBP: 0.500, SLG: 0.750	E6		1B		1B		P4			3	0	1	0	0	0	1																				
7 <b>Victor Caratini, S</b> OBP: 0.375, SLG: 0.600 60 <b>Francisco Arcia, L</b> OBP: 0.333, SLG: 0.111	G4-6-3		BB		HR		BB			2	1	1	1	1	0	1																				
3 <b>Daniel Descalso, L</b> OBP: 0.250, SLG: 0.214 91 <b>Zack Short, R</b> OBP: 0.375, SLG: 0.231	2B		HBP		1B		F7			2	1	1	1	0	0	0																				
83 <b>Johnny Field, R</b> OBP: 0.321, SLG: 0.333 85 <b>Trent Giambrone, R</b> OBP: 0.421, SLG: 0.833	1B		BB		K		G5-3			3	0	1	1	0	1	3																				
77 <b>Evan Marzilli, L</b> OBP: 0.176, SLG: 0.188 54 <b>Charcer Burks, R</b> OBP: 0.278, SLG: 0.389	K2-3		K		K		K			3	0	0	0	0	3	4																				
84 <b>Ian Rice, R</b> OBP: 0.278, SLG: 0.389			K		K		BB			1	0	0	0	0	0	2																				
65 <b>Nico Hoerner, R</b> OBP: 0.278, SLG: 0.389			K		K		BB			0	0	0	0	0	0	0																				
<b>Inning Stats</b>	R: 0 E: 0 K: 0 S: 3	H: 2 LOB: 1 BB: 0 P: 7	R: 0 E: 0 K: 1 S: 4	H: 0 LOB: 0 BB: 1 P: 9	R: 1 E: 0 K: 3 S: 11	H: 2 LOB: 3 BB: 1 P: 16	R: 0 E: 0 K: 1 S: 6	H: 1 LOB: 0 BB: 0 P: 6	R: 1 E: 0 K: 1 S: 6	H: 1 LOB: 1 BB: 0 P: 6	R: 0 E: 0 K: 2 S: 6	H: 0 LOB: 1 BB: 1 P: 10	R: 0 E: 0 K: 0 S: 5	H: 2 LOB: 2 BB: 1 P: 9	R: 1 E: 0 K: 0 S: 5	H: 2 LOB: 2 BB: 1 P: 9	1B: 5 2B: 3 3B: 0 HR: 1	SF: 0 SAC: 0 DP: 2 HBP: 1	WP: 0 PB: 0 SB: 0 CS: 2	PA: 36																
<b>PITCHER</b>	IP	WLS	BF	H	R	ER	SO	BB	IBB	HBP	BLK	WP	HR	S	P	ERA	WHIP	<b>PITCHER</b>		IP	WLS	BF	H	R	ER	SO	BB	IBB	HBP	BLK	WP	HR	S	P	ERA	WHIP
49 <b>Heath Fillmyer, R</b> ERA: 4.5	2.0		10	2	1	1	4	2	0	1	0	0	0	15	25	4.50	2.000	62 <b>Conner Greene, R</b> ERA: 10.8		2.0		7	1	1	1	3	1	0	0	0	1	12	16	4.50	1.000	
73 <b>Michael Ynoa, R</b> ERA: 1.5	2.0	L	10	2	1	1	4	2	0	1	0	0	0	15	25	4.50	2.000	37 <b>Drew Storen, R</b> ERA: 4.5		1.0		6	2	1	1	0	1	0	0	0	5	9	9.00	3.000		
63 <b>Josh Staumont, R</b> ERA: 1.69	1.0		4	1	0	0	1	0	0	0	0	0	0	6	6	0.00	1.000																			

AB	31
R	1
H	7
RBI	1
BB	2
SO	6
LOB	14

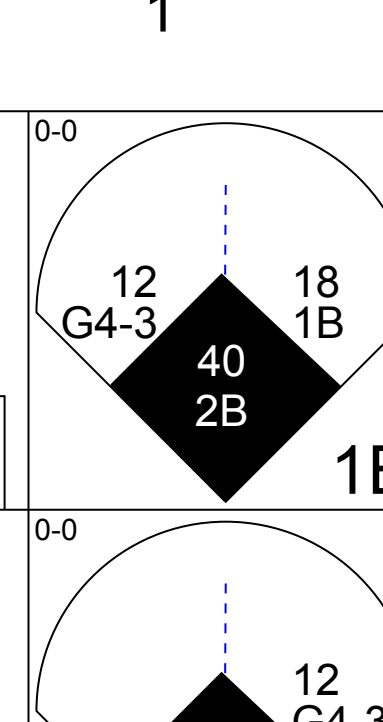
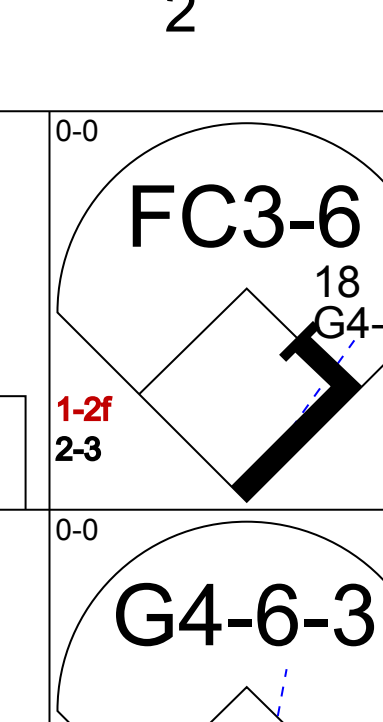
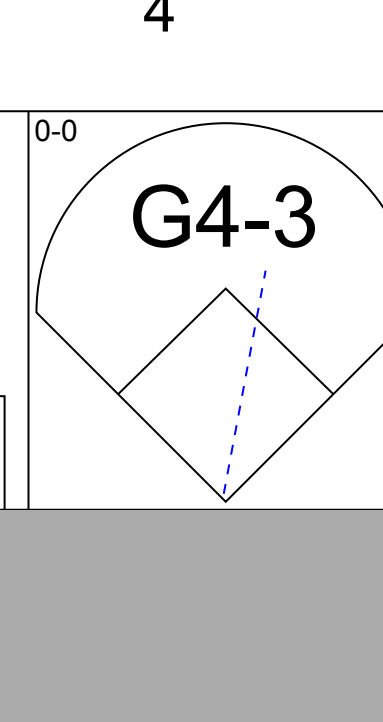
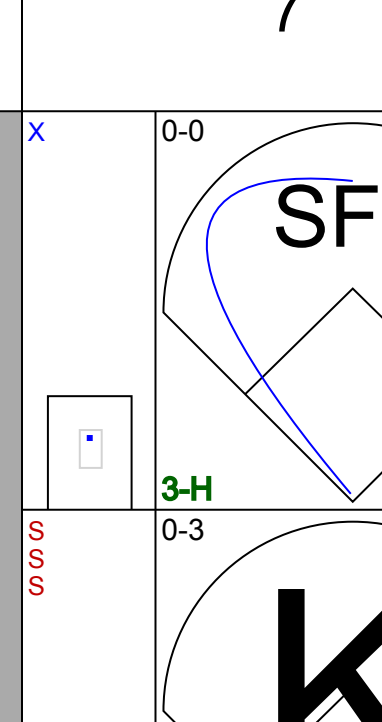
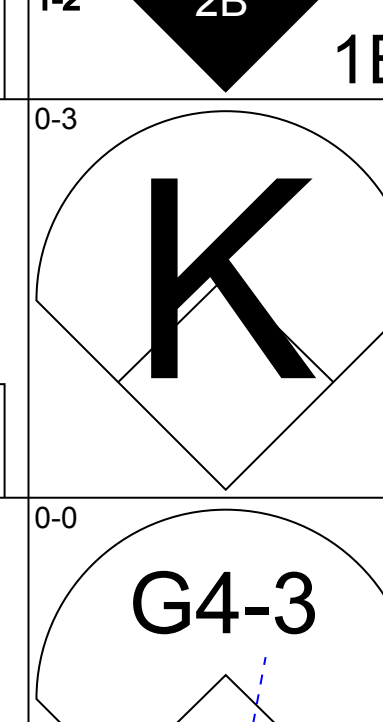

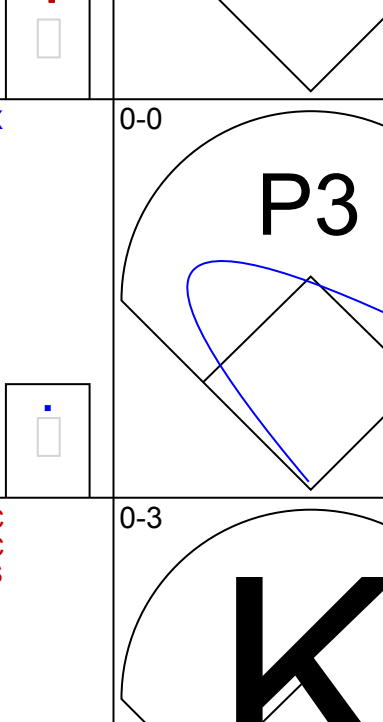
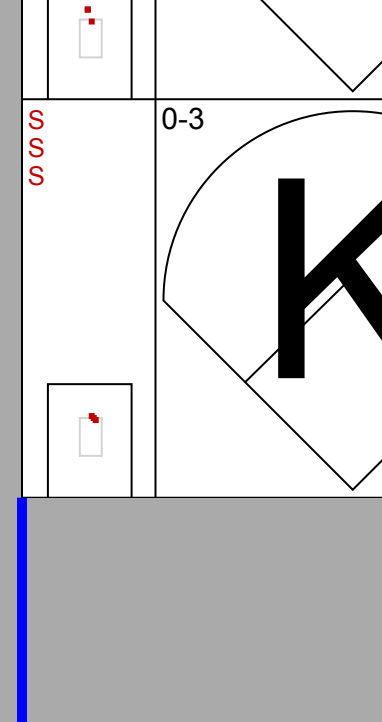
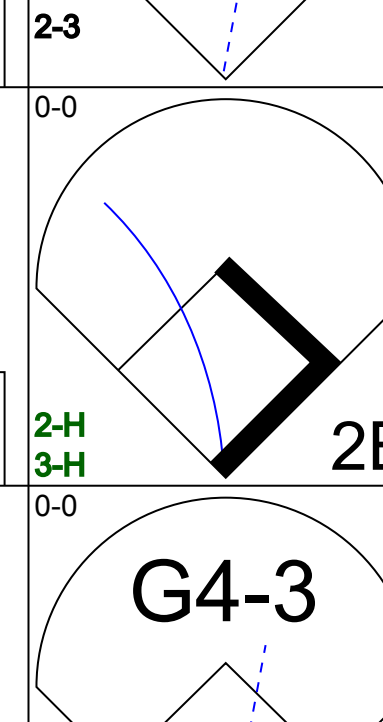
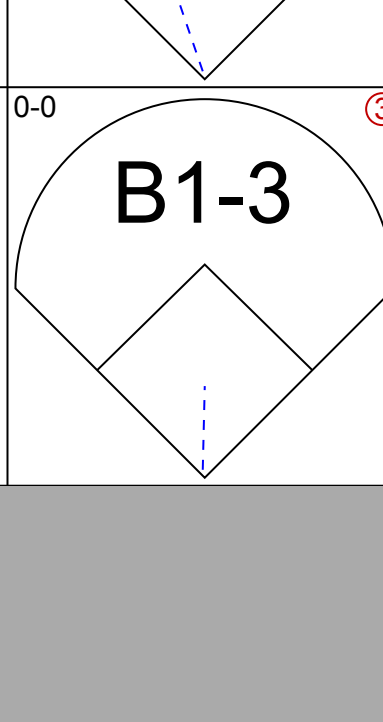






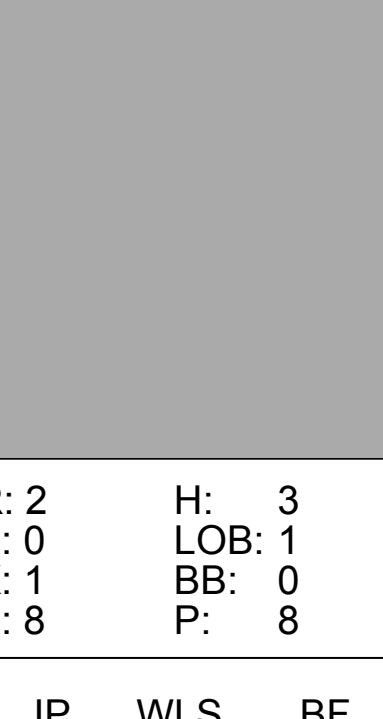
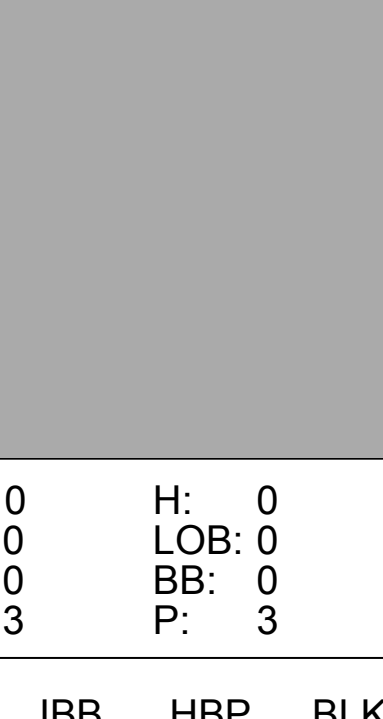
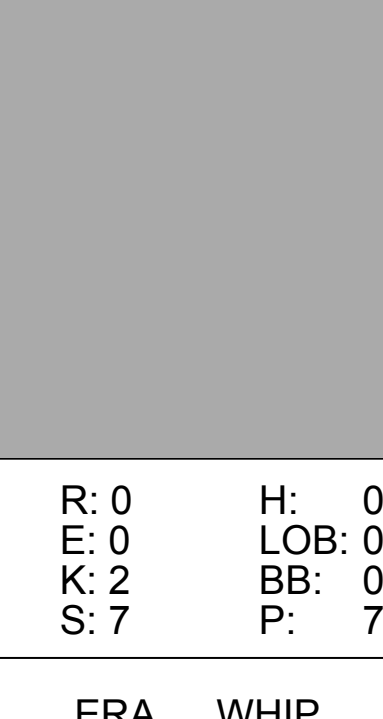
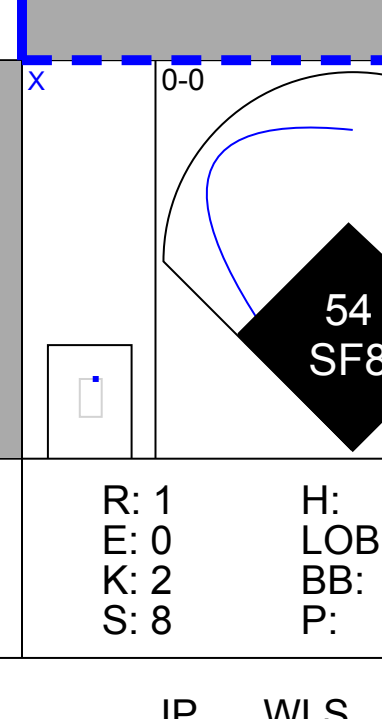





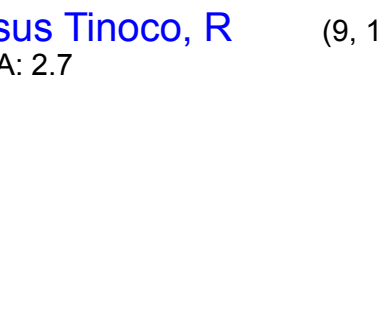


Batter	1	2	3	4	5	6	7	8	9	AB	R	H	RBI	BB	SO	LOB	TOP							
19 Charlie Blackmon, L (1.9) OBP: 0.267, SLG: 0.231 31 Jonathan Daza, R (6. PR) OBP: 0.263, SLG: 0.176										3	0	0	0	1	1	0								
20 Ian Desmond, R (1.8) OBP: 0.500, SLG: 0.667 70 Peter Mooney, L (6.4)										3	1	0	0	1	1	2								
26 David Dahl, L (1.7) OBP: 0.348, SLG: 0.591 3 Mike Tauchman, L (6.9)										3	1	3	2	0	0	0								
12 Mark Reynolds, R (1.3) OBP: 0.435, SLG: 0.500 15 Raimel Tapia, L (6. PR) OBP: 0.310, SLG: 0.444										2	0	1	0	1	0	0								
42 Chris Iannetta, R (1.10) 43 Sam Hilliard, L (7. PH) OBP: 0.300, SLG: 0.526										3	0	0	0	0	1	3								
4 Pat Vaisick, R (1.5) OBP: 0.360, SLG: 0.760 65 Brendan Rodgers, R (6.6) OBP: 0.308, SLG: 0.227										3	1	1	0	0	2	0								
24 Ryan McMahon, L (1.4) OBP: 0.536, SLG: 0.833 73 Brian Mundell, R (6.3) OBP: 0.333, SLG: 0.375										3	1	1	0	0	0	0								
23 Tom Murphy, R (1.2) OBP: 0.389, SLG: 0.750 58 Dom Nunez, L (7.2)										3	1	2	4	0	0	0								
1 Garrett Hampson, R (1.6) OBP: 0.360, SLG: 0.682 79 Colton Welker, R (6.5) OBP: 0.667, SLG: 1.444										3	1	1	1	0	0	2								
<b>Inning Stats</b>	R: 0 E: 0 K: 2 S: 9	H: 2 LOB: 2 BB: 0 P: 9	R: 0 E: 0 K: 1 S: 5	H: 0 LOB: 0 BB: 0 P: 5	R: 3 E: 0 K: 0 S: 9	H: 2 LOB: 1 BB: 1 P: 17	R: 1 E: 0 K: 1 S: 7	H: 1 LOB: 0 BB: 0 P: 9	R: 0 E: 0 K: 0 S: 4	H: 1 LOB: 0 BB: 0 P: 4	R: 3 E: 0 K: 1 S: 8	H: 3 LOB: 2 BB: 2 P: 17	R: 0 E: 1 K: 0 S: 4	H: 0 LOB: 1 BB: 0 P: 4	R: 0 E: 0 K: 2 S: 8	H: 1 LOB: 1 BB: 0 P: 8	R: 0 E: 0 K: 0 S: 3	H: 1 LOB: 0 BB: 0 P: 3	1B: 5 2B: 4 3B: 0 HR: 3	SF: 0 SAC: 0 DP: 1 HBP: 0	WP: 0 PB: 0 SB: 1 CS: 1	PA: 41		
<b>PITCHER</b>	IP WLS BF H R ER SO BB IBB HBP BLK WP HR S P ERA WHIP	IP WLS BF H R ER SO BB IBB HBP BLK WP HR S P ERA WHIP	IP WLS BF H R ER SO BB IBB HBP BLK WP HR S P ERA WHIP	IP WLS BF H R ER SO BB IBB HBP BLK WP HR S P ERA WHIP	IP WLS BF H R ER SO BB IBB HBP BLK WP HR S P ERA WHIP	IP WLS BF H R ER SO BB IBB HBP BLK WP HR S P ERA WHIP	IP WLS BF H R ER SO BB IBB HBP BLK WP HR S P ERA WHIP	IP WLS BF H R ER SO BB IBB HBP BLK WP HR S P ERA WHIP	IP WLS BF H R ER SO BB IBB HBP BLK WP HR S P ERA WHIP	IP WLS BF H R ER SO BB IBB HBP BLK WP HR S P ERA WHIP	IP WLS BF H R ER SO BB IBB HBP BLK WP HR S P ERA WHIP	IP WLS BF H R ER SO BB IBB HBP BLK WP HR S P ERA WHIP	IP WLS BF H R ER SO BB IBB HBP BLK WP HR S P ERA WHIP	IP WLS BF H R ER SO BB IBB HBP BLK WP HR S P ERA WHIP	IP WLS BF H R ER SO BB IBB HBP BLK WP HR S P ERA WHIP	IP WLS BF H R ER SO BB IBB HBP BLK WP HR S P ERA WHIP	IP WLS BF H R ER SO BB IBB HBP BLK WP HR S P ERA WHIP	IP WLS BF H R ER SO BB IBB HBP BLK WP HR S P ERA WHIP	IP WLS BF H R ER SO BB IBB HBP BLK WP HR S P ERA WHIP	IP WLS BF H R ER SO BB IBB HBP BLK WP HR S P ERA WHIP	IP WLS BF H R ER SO BB IBB HBP BLK WP HR S P ERA WHIP	IP WLS BF H R ER SO BB IBB HBP BLK WP HR S P ERA WHIP	IP WLS BF H R ER SO BB IBB HBP BLK WP HR S P ERA WHIP	IP WLS BF H R ER SO BB IBB HBP BLK WP HR S P ERA WHIP

Colorado Rockies @ Chicago Cubs  
Sloan Park, Mesa, AZ  
Thu Mar 07 2019, 3:07 PM - 6:32 PM EST  
Att: 11,721 - Partly Cloudy - 74 F

AB 37  
R 7  
H 11  
RBI 7  
BB 3  
SO 7  
LOB 11



Batter	1	2	3	4	5	6	7	8	9	AB	R	H	RBI	BB	SO	LOB	BOTTOM							
8 Ian Happ, S (1.8) OBP: 0.182, SLG: 0.190 54 Charcer Burks, R (5.8) OBP: 0.250, SLG: 0.368										3	1	1	0	0	0	4								
18 Ben Zobrist, S (1.4) OBP: 0.214, SLG: 0.231 91 Zack Short, R (6.4) OBP: 0.333, SLG: 0.200										3	1	1	0	0	1	2								
17 Kris Bryant, R (1.5) OBP: 0.474, SLG: 0.714 81 Phillip Evans, R (6.5) OBP: 0.316, SLG: 0.500										3	0	0	0	0	1	2								
12 Kyle Schwarber, L (1.7) OBP: 0.636, SLG: 0.615 85 Trent Giambrone, R (7.7) OBP: 0.400, SLG: 0.769										3	0	0	0	0	1	2								
40 Wilson Contreras, R (1.2) OBP: 0.444, SLG: 0.875 53 Taylor Davis, R (7.2) OBP: 0.250, SLG: 0.182										3	0	1	2	0	1	0								
22 Jason Heyward, L (1.9) OBP: 0.250, SLG: 0.250 37 James Adduci, L (7.9) OBP: 0.182, SLG: 0.143										3	0	1	0	0	1	1								
Addison Russell, R (1.6) OBP: 0.375, SLG: 0.571 92 Cristhian Adames, S (7.6) OBP: 0.522, SLG: 0.905										3	1	1	0	0	1	1								
7 Victor Caratini, S (1.3) OBP: 0.421, SLG: 0.588 66 Ryan Court, R (7.3) OBP: 0.391, SLG: 0.400										2	0	1	0	0	0	1								
65 Nico Hoerner, R (1.10) OBP: 0.800, SLG: 1.250										3	1	3	1	0	0	0								
<b>Inning Stats</b>	R: 2 E: 0 K: 1 S: 8	H: 3 LOB: 1 BB: 0 P: 8	R: 1 E: 0 K: 0 S: 5	H: 3 LOB: 1 BB: 0 P: 5	R: 0 E: 0 K: 0 S: 3	H: 0 LOB: 0 BB: 0 P: 3	R: 0 E: 1 K: 2 S: 8	H: 1 LOB: 2 BB: 0 P: 9	R: 0 E: 0 K: 2 S: 7	H: 0 LOB: 0 BB: 0 P: 7	R: 0 E: 0 K: 1 S: 6	H: 1 LOB: 1 BB: 0 P: 6	R: 1 E: 0 K: 2 S: 8	H: 1 LOB: 0 BB: 0 P: 8	R: 0 E: 0 K: 1 S: 5	H: 0 LOB: 0 BB: 0 P: 5	R: 1 E: 0 K: 1 S: 6	H: 1 LOB: 1 BB: 0 P: 9	1B: 7 2B: 1 3B: 1 HR: 1	SF: 1 SAC: 0 DP: 1 HBP: 2	WP: 0 PB: 0 SB: 0 CS: 0	PA: 38		
<b>PITCHER</b>	IP WLS BF H R ER SO BB IBB HBP BLK WP HR S P ERA WHIP	IP WLS BF H R ER SO BB IBB HBP BLK WP HR S P ERA WHIP	IP WLS BF H R ER SO BB IBB HBP BLK WP HR S P ERA WHIP	IP WLS BF H R ER SO BB IBB HBP BLK WP HR S P ERA WHIP	IP WLS BF H R ER SO BB IBB HBP BLK WP HR S P ERA WHIP	IP WLS BF H R ER SO BB IBB HBP BLK WP HR S P ERA WHIP	IP WLS BF H R ER SO BB IBB HBP BLK WP HR S P ERA WHIP	IP WLS BF H R ER SO BB IBB HBP BLK WP HR S P ERA WHIP	IP WLS BF H R ER SO BB IBB HBP BLK WP HR S P ERA WHIP	IP WLS BF H R ER SO BB IBB HBP BLK WP HR S P ERA WHIP	IP WLS BF H R ER SO BB IBB HBP BLK WP HR S P ERA WHIP	IP WLS BF H R ER SO BB IBB HBP BLK WP HR S P ERA WHIP	IP WLS BF H R ER SO BB IBB HBP BLK WP HR S P ERA WHIP	IP WLS BF H R ER SO BB IBB HBP BLK WP HR S P ERA WHIP	IP WLS BF H R ER SO BB IBB HBP BLK WP HR S P ERA WHIP	IP WLS BF H R ER SO BB IBB HBP BLK WP HR S P ERA WHIP	IP WLS BF H R ER SO BB IBB HBP BLK WP HR S P ERA WHIP	IP WLS BF H R ER SO BB IBB HBP BLK WP HR S P ERA WHIP	IP WLS BF H R ER SO BB IBB HBP BLK WP HR S P ERA WHIP	IP WLS BF H R ER SO BB IBB HBP BLK WP HR S P ERA WHIP	IP WLS BF H R ER SO BB IBB HBP BLK WP HR S P ERA WHIP	IP WLS BF H R ER SO BB IBB HBP BLK WP HR S P ERA WHIP	IP WLS BF H R ER SO BB IBB HBP BLK WP HR S P ERA WHIP	IP WLS BF H R ER SO BB IBB HBP BLK WP HR S P ERA WHIP

Colorado Rockies @ Chicago Cubs  
Sloan Park, Mesa, AZ  
Thu Mar 07 2019, 3:07 PM - 6:32 PM EST  
Att: 11,721 - Partly Cloudy - 74 F

AB 35  
R 5  
H 10  
RBI 5  
BB 0  
SO 10  
LOB 15









Batter	1	2	3	4	5	6	7	8	9	AB	R	H	RBI	BB	SO	LOB	TOP								
6 David Fletcher, R OBP: 0.250, SLG: 0.091 71 Brandon Sandoval, R OBP: 0.550, SLG: 0.200	L8	G4-3		F7		P6			90 2B 97 1B HBP	4	0	0	0	0	0	4									
41 Justin Bour, L OBP: 0.287, SLG: 0.643 90 Jose Rojas, L OBP: 0.500, SLG: 0.905	HR		K		G4-3	K			97 1B 1-3 2B	4	1	1	1	0	2	1									
44 Kevan Smith, R OBP: 0.286, SLG: 0.381 97 Julian Leon, R OBP: 0.250, SLG: 0.375	G6-3		G5-3		22 BB 48 1B 1B		P4		2-3 3-H 1B	4	0	1	0	0	0	0									
48 César Puello, R OBP: 0.233, SLG: 0.233 9 Orlando Martinez, L	E5		K		22 BB 1-2 1B		G1-3		0-3 K	4	0	1	0	0	1	0									
3 Taylor Ward, R OBP: 0.323, SLG: 0.533 78 Jhoan Urena, S OBP: 0.524, SLG: 0.571	F9			22 2B 3B	K		G6-3		0-3 K	4	1	1	0	0	1	3									
59 Jo Adell, R OBP: 0.462, SLG: 0.478 22 Bo Way, L OBP: 0.556, SLG: 0.857		19 1B 1B		87 2B 2B		1-2 2-3 BB		G5-3		1	0	1	0	0	0	0									
19 Wilfredo Tovar, R OBP: 0.376, SLG: 0.732 85 Roberto Baldoquin, R OBP: 0.333, SLG: 0.429		98 FC5-4 87 BB 1-3 1B		L6		F8		G4-3		3	0	1	0	0	0	4									
87 Jahmai Jones, R OBP: 0.364, SLG: 0.278 7 Connor Justus, R OBP: 0.395, SLG: 0.583		98 FC5-4 1-2 BB		98 F7 2-H 2B				G3		1	0	1	1	2	0	0									
9B Jack Kruger, R OBP: 0.308, SLG: 0.250	FC5-4			F7		F8		F9		4	0	0	0	0	0	4									
<b>Inning Stats</b>	R: 1 E: 1 K: 0 S: 6	H: 1 LOB: 1 BB: 0 P: 8	R: 0 E: 0 K: 0 S: 4	H: 2 LOB: 2 BB: 1 P: 8	R: 0 E: 0 K: 2 S: 7	H: 0 LOB: 0 BB: 0 P: 7	R: 2 E: 0 K: 0 S: 6	H: 3 LOB: 1 BB: 0 P: 6	R: 0 E: 0 K: 1 S: 5	H: 0 LOB: 1 BB: 1 P: 10	R: 0 E: 0 K: 0 S: 3	H: 0 LOB: 0 BB: 0 P: 3	R: 0 E: 0 K: 0 S: 3	H: 0 LOB: 0 BB: 0 P: 3	R: 1 E: 0 K: 2 S: 9	H: 2 LOB: 2 BB: 0 P: 10	1B: 5 2B: 3 3B: 1 HR: 1	SF: 0 SAC: 0 DP: 0 HBP: 1	WP: 1 PB: 0 SB: 0 CS: 0	PA: 41					
<b>PITCHER</b>	IP WLS BF H R ER SO BB IBB HBP BLK WP HR S P ERA WHIP	51 Duane Underwood Jr., R ERA: 9.0	46 Pedro Strop, R ERA: 5.4	41 Steve Cishek, R ERA: 9.0	30 George Kontos, R ERA: 9.0	50 Rowan Wick, R ERA: 7.71	64 Carlos Ramirez, R ERA: 1.8	87 Alberto Baldonado, L ERA: 8.31	Oscar De La Cruz, R ERA: 8.31	IP WLS BF H R ER SO BB IBB HBP BLK WP HR S P ERA WHIP	64 Carlos Ramirez, R ERA: 1.8	87 Alberto Baldonado, L ERA: 8.31	Oscar De La Cruz, R ERA: 8.31	IP WLS BF H R ER SO BB IBB HBP BLK WP HR S P ERA WHIP	64 Carlos Ramirez, R ERA: 1.8	87 Alberto Baldonado, L ERA: 8.31	Oscar De La Cruz, R ERA: 8.31	IP WLS BF H R ER SO BB IBB HBP BLK WP HR S P ERA WHIP	64 Carlos Ramirez, R ERA: 1.8	87 Alberto Baldonado, L ERA: 8.31	Oscar De La Cruz, R ERA: 8.31	IP WLS BF H R ER SO BB IBB HBP BLK WP HR S P ERA WHIP	64 Carlos Ramirez, R ERA: 1.8	87 Alberto Baldonado, L ERA: 8.31	Oscar De La Cruz, R ERA: 8.31

Los Angeles Angels @ Chicago Cubs  
Sloan Park, Mesa, AZ  
Sat Mar 09 2019, 3:06 PM - 6:16 PM EST  
Att: 15,608 - Partly Cloudy - 63 F

AB	37
R	4
H	10
RBI	4
BB	3
SO	6
LOB	20



Batter	1	2	3	4	5	6	7	8	9	AB	R	H	RBI	BB	SO	LOB	BOTTOM						
22 Jason Heyward, L OBP: 0.267, SLG: 0.214 92 Zach Borenstein, L OBP: 0.200, SLG: 0.200	F8	18 BB BB		G3		G5-3		90 FC6 1B		2	0	0	1	1	0	0							
18 Ben Zobrist, S OBP: 0.294, SLG: 0.333 90 Jhonny Bethencourt, R OBP: 0.200, SLG: 0.200	G6-3	1-2 2-3 3-H BB		2B		K		FC6 65 BB 1B		2	0	1	1	1	0	0							
44 Anthony Rizzo, L OBP: 0.391, SLG: 0.476 65 Vimal Machin, L OBP: 0.333, SLG: 0.200	F7	F7		K		K		BB		3	0	0	0	0	1	4							
12 Kyle Schwarber, L OBP: 0.640, SLG: 0.888 86 Roberto Caro, S OBP: 0.500, SLG: 0.590		37 1B 2B		65 HR 1B		P5		P5		3	2	2	0	0	0	0							
3 Daniel Descalso, L OBP: 0.222, SLG: 0.188 66 Ryan Court, R OBP: 0.385, SLG: 0.391	P5			K		E5 65 HBP 60 1B		FC6-4		2	0	0	0	0	1	2							
65 Nico Hoerner, R OBP: 0.889, SLG: 1.833 63 Aramis Ademan, L	37 1B 22 BB BB			HR		60 1B 1-2 HBP		53 2B 1B		2	3	2	2	1	0	0							
37 James Adduci, L OBP: 0.200, SLG: 0.172 86 Tyler Duma, L	22 BB 18 BB 1B			F7		K		F7		4	1	1	1	0	1	3							
60 Francisco Arcia, L OBP: 0.400, SLG: 0.182 53 Taylor Davis, R OBP: 0.412, SLG: 0.357	18 BB 22 BB BB			G6-3		83 WP 1B		92 1B 90 FC6 BB		2	0	1	1	1	0	0							
83 Johnny Field, R OBP: 0.333, SLG: 0.296 58 Connor Myers, R OBP: 1.000, SLG: 2.000	K			K		1-2 BB		92 1B 90 FC6 BB		2	0	0	0	2	2	3							
<b>Inning Stats</b>	R: 0 E: 0 K: 0 S: 3	H: 0 LOB: 0 BB: 0 P: 3	R: 3 E: 0 K: 1 S: 7	H: 2 LOB: 3 BB: 4 P: 23	R: 2 E: 0 K: 1 S: 7	H: 2 LOB: 0 BB: 0 P: 7	R: 0 E: 0 K: 2 S: 8	H: 1 LOB: 1 BB: 0 P: 8	R: 1 E: 1 K: 1 S: 7	H: 1 LOB: 3 BB: 1 P: 12	R: 0 E: 0 K: 2 S: 8	H: 1 LOB: 1 BB: 0 P: 8	R: 3 E: 0 K: 0 S: 6	H: 3 LOB: 2 BB: 2 P: 14	R: 2 E: 0 K: 2 S: 10	H: 3 LOB: 1 BB: 0 P: 10	1B: 7 2B: 5 3B: 0 HR: 1	SF: 0 SAC: 0 DP: 0 HBP: 1	WP: 1 PB: 0 SB: 0 CS: 0	PA: 46			
<b>PITCHER</b>	IP WLS BF H R ER SO BB IBB HBP BLK WP HR S P ERA WHIP	47 Griffin Canning, R ERA: 13.5	95 Ryan Clark, R ERA: 12.27	65 Jake Jewell, R ERA: 1.5	43 John Curtiss, R ERA: 1.59	78 Jeremy Rhoades, R ERA: 5.79	90 Matt Ramsey, R ERA: 8.31	73 Alex Klonowski, R ERA: 24.0	IP WLS BF H R ER SO BB IBB HBP BLK WP HR S P ERA WHIP	90 Matt Ramsey, R ERA: 8.31	73 Alex Klonowski, R ERA: 24.0	IP WLS BF H R ER SO BB IBB HBP BLK WP HR S P ERA WHIP	90 Matt Ramsey, R ERA: 8.31	73 Alex Klonowski, R ERA: 24.0	IP WLS BF H R ER SO BB IBB HBP BLK WP HR S P ERA WHIP	90 Matt Ramsey, R ERA: 8.31	73 Alex Klonowski, R ERA: 24.0	IP WLS BF H R ER SO BB IBB HBP BLK WP HR S P ERA WHIP	90 Matt Ramsey, R ERA: 8.31	73 Alex Klonowski, R ERA: 24.0	IP WLS BF H R ER SO BB IBB HBP BLK WP HR S P ERA WHIP	90 Matt Ramsey, R ERA: 8.31	73 Alex Klonowski, R ERA: 24.0

Los Angeles Angels @ Chicago Cubs  
Sloan Park, Mesa, AZ  
Sat Mar 09 2019, 3:06 PM - 6:16 PM EST  
Att: 15,608 - Partly Cloudy - 63 F

AB	38
R	11
H	13
RBI	11
BB	7
SO	9
LOB	22





Batter	1	2	3	4	5	6	7	8	9	AB	R	H	RBI	BB	SO	LOB	TOP																		
33 Jesse Winker, L OBP: 0.231, SLG: 0.480 35 Courtney Hawkins, R OBP: 0.607, SLG: 2.667										3	0	1	1	1	1	0	<b>Cincinnati Reds @ Chicago Cubs</b> Sloan Park, Mesa, AZ Tue Mar 12 2019, 10:08 PM - 1:08 AM EDT Att: 12,536 - Cloudy - 56 F																		
15 Nick Senzel, R OBP: 0.338, SLG: 0.440 16 Stuart Fairchild, R										4	0	0	0	0	1	4																			
22 Derek Dietrich, L OBP: 0.287, SLG: 0.519 55 Narciso Crook, R OBP: 0.333, SLG: 0.333										4	0	0	0	0	0	4																			
52 Kyle Farmer, R OBP: 0.433, SLG: 0.926 30 Josh VanMeter, L										3	2	1	1	1	0	0																			
6 Phillip Ervin, R OBP: 0.438, SLG: 0.741 28 Cassidy Brown, R OBP: 0.500, SLG: 1.000										4	2	1	0	0	0	0																			
12 Curt Casali, R OBP: 0.333, SLG: 0.333 33 Hendrik Clementina, R										3	1	1	0	0	1	2																			
17 Connor Joe, R OBP: 0.387, SLG: 0.519										3	3	2	3	2	0	1																			
51 Blake Trahan, R OBP: 0.228, SLG: 0.172 3 Yonathan Mendoza, S										4	1	1	0	0	0	2																			
77 Christian Colón, R OBP: 0.481, SLG: 0.696 4 Sherman Johnson, L										4	0	2	2	0	1	3																			
<b>Inning Stats</b>	R: 0 E: 0 K: 1 S: 5	H: 0 LOB: 0 BB: 0 P: 6	R: 4 E: 1 K: 1 S: 10	H: 2 LOB: 2 BB: 3 P: 22	R: 2 E: 2 K: 0 S: 8	H: 3 LOB: 1 BB: 0 P: 9	R: 0 E: 0 K: 0 S: 3	H: 0 LOB: 0 BB: 0 P: 3	R: 0 E: 0 K: 1 S: 5	H: 0 LOB: 0 BB: 0 P: 5	R: 1 E: 0 K: 1 S: 6	H: 1 LOB: 2 BB: 1 P: 11	R: 3 E: 1 K: 1 S: 9	H: 2 LOB: 1 BB: 1 P: 14	R: 0 E: 0 K: 1 S: 7	H: 2 LOB: 2 BB: 0 P: 7		R: 2 E: 0 K: 0 S: 4	H: 2 LOB: 0 BB: 1 P: 10	1B: 7 2B: 1 3B: 1 HR: 3	SF: 0 SAC: 0 DP: 1 HBP: 1	WP: 1 PB: 0 SB: 0 CS: 1	PA: 47												
<b>PITCHER</b>	IP	WLS	BF	H	R	ER	SO	BB	IBB	HBP	BLK	WP	HR	S	P	ERA	WHIP	<b>PITCHER</b>	IP	WLS	BF	H	R	ER	SO	BB	IBB	HBP	BLK	WP	HR	S	P	ERA	WHIP
21 Tyler Chatwood, R ERA: 3.98	1.1	L	10	2	0	2	1	3	0	0	0	0	0	0	22	13.50	3.750	47 Randy Rosario, L ERA: 7.71	0.2		5	1	3	2	0	1	0	0	0	0	1	5	10	27.00	3.000
69 José Rosario, R ERA: 4.5	0.2		2	0	0	0	2	0	0	0	0	0	1	0	6	0.00	0.000	91 Mario Meza, R ERA: 9.0	0.1		2	1	0	0	1	0	0	0	0	0	4	4	0.00	3.000	
38 Mike Montgomery, L ERA: 4.5	2.0		9	3	2	1	0	0	0	0	0	0	1	11	12	4.50	1.500	56 Kyle Ryan, L ERA: 3.38	2.0		10	4	2	2	1	1	0	0	0	0	1	11	17	9.00	2.500
6 Carl Edwards Jr., R ERA: 2.25	1.0		3	0	0	0	1	0	0	0	0	0	0	5	5	0.00	0.000																		
61 Allen Webster, R ERA: 2.25	1.0		6	1	1	1	1	1	0	1	0	0	0	6	11	9.00	2.000																		

AB	40
R	12
H	12
RBI	9
BB	6
SO	6
LOB	20



Batter	1	2	3	4	5	6	7	8	9	AB	R	H	RBI	BB	SO	LOB	BOTTOM																		
5 Albert Almora Jr., R OBP: 0.320, SLG: 0.520 83 Johnny Field, R OBP: 0.350, SLG: 0.333										1	0	0	0	0	0	0	<b>Cincinnati Reds @ Chicago Cubs</b> Sloan Park, Mesa, AZ Tue Mar 12 2019, 10:08 PM - 1:08 AM EDT Att: 12,536 - Cloudy - 56 F																		
9 Javier Báez, R OBP: 0.280, SLG: 0.333 65 Nico Hoerner, R OBP: 0.727, SLG: 1.375										3	0	0	0	0	1	1																			
17 Kris Bryant, R OBP: 0.458, SLG: 0.684 81 Phillip Evans, R OBP: 0.321, SLG: 0.481										2	0	1	0	0	1	0																			
12 Kyle Schwarber, L OBP: 0.571, SLG: 0.579 85 Trent Giambrone, R OBP: 0.387, SLG: 0.655										3	0	0	0	0	3	2																			
18 Ben Zobrist, S OBP: 0.300, SLG: 0.389 91 Zack Short, R OBP: 0.375, SLG: 0.350										3	0	1	0	0	0	1																			
22 Jason Heyward, L OBP: 0.222, SLG: 0.176 2 Mark Zagunis, R OBP: 0.400, SLG: 0.739										3	0	0	0	0	1	1																			
7 Victor Caratini, S OBP: 0.417, SLG: 0.524 60 Francisco Arcia, L OBP: 0.353, SLG: 0.154										1	0	0	0	1	0	1																			
8 Ian Happ, S OBP: 0.152, SLG: 0.129 0 Wynton Bernard, R OBP: 0.417, SLG: 0.400										3	0	0	0	0	1	2																			
37 James Adduci, L OBP: 0.182, SLG: 0.156 66 Ryan Court, R OBP: 0.333, SLG: 0.333										3	0	0	0	0	0	1																			
<b>Inning Stats</b>	R: 0 E: 0 K: 2 S: 8	H: 1 LOB: 1 BB: 0 P: 8	R: 0 E: 0 K: 2 S: 8	H: 1 LOB: 1 BB: 0 P: 8	R: 0 E: 0 K: 1 S: 5	H: 0 LOB: 0 BB: 0 P: 5	R: 0 E: 0 K: 2 S: 7	H: 0 LOB: 0 BB: 0 P: 7	R: 0 E: 0 K: 0 S: 3	H: 0 LOB: 0 BB: 0 P: 3	R: 1 E: 0 K: 1 S: 7	H: 2 LOB: 1 BB: 0 P: 7	R: 0 E: 0 K: 0 S: 3	H: 0 LOB: 0 BB: 0 P: 3	R: 0 E: 0 K: 0 S: 3	H: 1 LOB: 0 BB: 0 P: 3		R: 2 E: 1 K: 1 S: 9	H: 3 LOB: 2 BB: 0 P: 10	1B: 6 2B: 2 3B: 0 HR: 0	SF: 0 SAC: 0 DP: 1 HBP: 0	WP: 0 PB: 0 SB: 0 CS: 0	PA: 36												
<b>PITCHER</b>	IP	WLS	BF	H	R	ER	SO	BB	IBB	HBP	BLK	WP	HR	S	P	ERA	WHIP	<b>PITCHER</b>	IP	WLS	BF	H	R	ER	SO	BB	IBB	HBP	BLK	WP	HR	S	P	ERA	WHIP
30 Tyler Mahle, R ERA: 2.57	3.0		11	2	0	0	2	0	0	0	0	0	0	7	7	0.00	0.667	80 Vladimir Gutierrez, R ERA: 6.75	1.0		7	3	2	0	1	0	0	0	0	9	10	0.00	3.000		
41 Matt Wister, R ERA: 2.57	1.0		3	0	0	0	2	0	0	0	0	0	0	7	7	0.00	0.000																		
3B Anthony Bass, R ERA: 10.5	1.0		4	0	0	0	0	1	0	0	0	0	0	3	7	0.00	1.000																		
47 Sal Romano, R ERA: 10.5	1.0		5	2	1	1	1	0	0	0	0	0	0	7	7	9.00	2.000																		
23 Cody Reed, L ERA: 9.0	2.0		6	1	0	0	0	0	0	0	0	0	0	6	6	0.00	0.500																		

AB	35
R	3
H	8
RBI	3
BB	1
SO	9
LOB	16



Batter	1	2	3	4	5	6	7	8	9	AB	R	H	RBI	BB	SO	LOB	TOP								
8 Ian Happ, S OBP: 0.189, SLG: 0.200	0-3 K	0-0 F5	0-0 K	0-0 13 HR 2B	0-0 1-2 3-H 1B		0-0 G4-3		0-3 K	4	1	2	1	0	1	2									
0 Wynton Bernard, R OBP: 0.357, SLG: 0.333										2	0	0	0	0	1	1									
13 David Bote, R OBP: 0.586, SLG: 0.684	4-0 BB	0-3 K		0-0 2-H HR	0-3 K			0-0 E6 53 2B		3	1	1	2	1	2	4									
81 Phillip Evans, R OBP: 0.310, SLG: 0.464										1	1	0	0	0	0	0									
44 Anthony Rizzo, L OBP: 0.385, SLG: 0.583	1 SAFE F8	0-0 F8	2-1 HR	0-0 F9	0-3 K			0-0 F8		3	1	1	1	0	0	1									
37 James Adduci, L OBP: 0.171, SLG: 0.147										2	0	0	0	0	1	3									
40 Wilson Contreras, R OBP: 0.440, SLG: 0.773		0-0 92 HR 1B	0-0 G6-3	0-0 F8		0-0 G6-3		0-0 1-H 2B		4	1	1	0	0	0	0									
53 Taylor Davis, R OBP: 0.444, SLG: 0.467										1	0	1	1	0	0	0									
92 Cristhian Adames, S OBP: 0.486, SLG: 0.871	3-1 1-H HR	0-0 HR	0-0 F7		0-0 E3 66 S 2 1B	0-0 FC5-4 2 BB		0-0 G5-3		3	2	1	2	1	0	0									
85 Trent Giambrone, R OBP: 0.376, SLG: 0.633										1	0	0	0	0	0	1									
Addison Russell, R OBP: 0.304, SLG: 0.429	0-0 G6-3	0-0 G6-3	0-0 2 BLK 1B		0-3 K	0-3 K		0-0 F7		4	0	1	0	0	2	2									
91 Zack Short, R OBP: 0.360, SLG: 0.333										1	0	0	0	0	0	1									
2 Mark Zagunis, R OBP: 0.214, SLG: 0.794	0-0 66 1B 83 1B	0-0 G3	0-0 G3		0-0 66 1B 83 1B	0-0 FC5-4 1-2		0-3 K		4	2	2	0	0	0	2									
92 Zach Borenstein, L OBP: 0.143, SLG: 0.143										1	0	0	0	0	1	0									
66 Ryan Court, R OBP: 0.353, SLG: 0.355	1 SAFE 1 SAFE K: 1	0-0 83 1B		0-0 P4	1-0 83 1B 8 1B		0-3 K		0-0 K	4	1	2	1	0	1	0									
65 Nico Hoerner, R OBP: 0.375, SLG: 1.444										1	0	1	0	0	0	0									
83 Johnny Field, R OBP: 0.395, SLG: 0.459	1-2 1B				1-3 2-H 1B				0-0 2B	4	1	3	3	0	1	0									
54 Charcer Burks, R OBP: 0.238, SLG: 0.350	1-2 2-H 1B								0-0 G6-3	1	0	0	0	0	0	1									
<b>Inning Stats</b>	R: 0 E: 0 K: 1 S: 4	H: 0 LOB: 0 BB: 1 P: 8	R: 3 E: 0 K: 1 S: 11	H: 5 LOB: 2 BB: 0 P: 14	R: 1 E: 0 K: 0 S: 6	H: 2 LOB: 1 BB: 0 P: 8	R: 3 E: 0 K: 0 S: 7	H: 3 LOB: 0 BB: 0 P: 7	R: 3 E: 1 K: 3 S: 14	H: 4 LOB: 2 BB: 0 P: 15	R: 0 E: 0 K: 1 S: 5	H: 0 LOB: 0 BB: 0 P: 9	R: 0 E: 0 K: 2 S: 7	H: 0 LOB: 0 BB: 0 P: 7	R: 1 E: 1 K: 0 S: 5	H: 1 LOB: 1 BB: 0 P: 5	R: 0 E: 0 K: 2 S: 8	H: 1 LOB: 1 BB: 0 P: 8	1B: 9 2B: 3 3B: 0 HR: 4	SF: 0 SAC: 0 DP: 0 HBP: 0	WP: 0 PB: 0 SB: 2 CS: 0	PA: 46			
<b>PITCHER</b>	IP	WLS	BF	H	R	ER	SO	BB	IBB	HBP	BLK	WP	HR	S	P	ERA	WHIP								
50 Mike Fiers, R ERA: 8.53	3.1		18	8	5	5	2	1	0	0	1	0	3	24	33	13.50	2.700								
13 Jerry Blevins, L ERA: 24.0	0.2	B	4	2	2	2	0	0	0	0	0	0	1	4	4	27.00	3.000								
62 Lou Trivino, R ERA: 3.6	1.0		8	4	3	2	3	0	0	0	0	0	0	14	15	18.00	4.000								
47 Frankie Montas, R ERA: 0.69	4.0	W	16	2	1	0	5	1	0	0	0	0	0	25	29	0.00	0.750								

Chicago Cubs @ Oakland Athletics  
Hohokam Stadium, Mesa, AZ  
Wed Mar 13 2019, 4:07 PM - 7:37 PM EDT  
Att: 10,013 - Sunny - 63 F

AB 44  
R 11  
H 16  
RBI 11  
BB 2  
SO 10  
LOB 18





Batter	1	2	3	4	5	6	7	8	9	AB	R	H	RBI	BB	SO	LOB	BOTTOM									
10 Marcus Semien, R OBP: 0.333, SLG: 0.514	0-0 G5-3		0-3 K	0-0 G5-3		0-0 FC5-3 1 WP 2-H 1B		0-0 G6-3		3	0	0	0	0	1	0										
15 Cliff Pennington, S OBP: 0.370, SLG: 0.315										2	0	1	1	0	0	0										
26 Matt Chapman, R OBP: 0.310, SLG: 0.505	0-0 28 1B		0-0 2 2B	0-3 K		0-0 FC5-3			4-0 82 BB 12 2B BB	3	2	2	0	0	1	0										
1 Franklin Barreto, R OBP: 0.459, SLG: 0.594										1	1	0	0	1	0	1										
28 Matt Olson, L OBP: 0.200, SLG: 0.161	0-0 2 1B		4-0 2 2B BB	4-0 BB				0-0 F8	4-0 1 1 1 1 2 0 0	1	1	1	1	2	0	0										
82 Greg Deichmann, L OBP: 0.444, SLG: 0.857	3-H 1B								1-2 12 2B BB	1	0	0	0	1	0	0										
81 Kevin Merrell, L OBP: 0.667, SLG: 0.600										0	1	0	0	0	0	0										
2 Chris Davis, R OBP: 0.091, SLG: 0.182	1-0 G5-6-3		0-0 20 1B	0-3 K				0-0 G4-3	0-0 3 1 1 2 0 1 2	3	1	1	2	0	1	2										
12 Sean Murphy, R OBP: 0.165, SLG: 0.280			1-2 2B							2	0	1	2	0	0	0										
23 Jurickson Profar, S OBP: 0.250, SLG: 0.273	0-0 F9		0-3 K					0-0 F7		3	0	0	0	0	1	2										
19 Josh Phegley, R OBP: 0.357, SLG: 0.654										1	0	0	0	0	0	0										
22 Ramón Laureano, R OBP: 0.342, SLG: 0.545	0-0 20 1B		4-0 20 1B 17 1B		4-0 20 1B BB			0-0 G3-1		1	1	1	0	2	0	0										
76 Alfonso Rivas III, L OBP: 0.167, SLG: 0.167										1	0	0	0	0	0	0										
20 Mark Canha, R OBP: 0.333, SLG: 0.496	0-0 L7-4-3		0-0 17 1B		0-3 K			0-0 K		3	1	1	1	0	1	2										
8 Eric Campbell, R OBP: 0.346, SLG: 0.158			1-1 1B	1-3 2-H 1B						1	1	1	0	0	0	0										
17 Robbie Grossman, S (1, 7) OBP: 0.316, SLG: 0.324	0-3 K		0-0 2-H 3-H 1B					0-0 F7		3	0	1	2	0	1	0										
85 Tyler Ramirez, L OBP: 0.250, SLG: 0.250										1	0	0	0	0	1	1										
3 Nick Hundley, R OBP: 0.346, SLG: 0.667								0-0 E4 15 1B		2	1	1	1	0	0	1										
18 Chad Pinder, R OBP: 0.412, SLG: 0.774										2	2	1	2	0	0	0										
<b>Inning Stats</b>	R: 1 E: 0 K: 0 S: 5	H: 2 LOB: 1 BB: 0 P: 6	R: 0 E: 0 K: 1 S: 5	H: 1 LOB: 0 BB: 0 P: 5	R: 6 E: 0 K: 2 S: 13	H: 5 LOB: 2 BB: 2 P: 24	R: 0 E: 0 K: 2 S: 7	H: 0 LOB: 1 BB: 1 P: 11	R: 0 E: 0 K: 1 S: 4	H: 0 LOB: 0 BB: 0 P: 5	R: 0 E: 0 K: 0 S: 3	H: 0 LOB: 0 BB: 0 P: 3	R: 2 E: 0 K: 1 S: 7	H: 2 LOB: 2 BB: 0 P: 7	R: 2 E: 0 K: 0 S: 1	H: 1 LOB: 2 BB: 2 P: 9	1B: 6 2B: 5 3B: 1 HR: 2	SF: 0 SAC: 0 DP: 2 HBP: 0	WP: 1 PB: 0 SB: 0 CS: 0	PA: 40						
<b>PITCHER</b>	IP	WLS	BF	H	R	ER	SO	BB	IBB	HBP	BLK	WP	HR	S	P	ERA	WHIP									
34 Jon Lester, L ERA: 9.53	1.1		6	1	0	0	2	1	0	0	0	0	0	9	13	0.00	1.500									
78 Matt Carastiti, R ERA: 5.4	1.0	H	3	0	0	0	1	1	0	0	0	0	0	4	8	0.00	1.000									
41 Steve Cishek, R ERA:	1.0	H	4	1	1	0	0	0	0	0	0	1	0	4	5	0.00	1.000									
29 Brad Brach, R ERA:	1.0	H	4	1	1	0	0	0	0	0	0	1	0	4	5	0.00	1.000									
30 George Kontos, R ERA: 8.44	1.1	H	5	1	1	1	0	0	0	0	0	0	0	5	5	6.75	0.750									
<b>PITCHER</b>	IP	WLS	BF	H	R	ER	SO	BB	IBB	HBP	BLK	WP	HR	S	P	ERA	WHIP									
48 Mike Zagurski, L ERA: 6.75	0.2	L	5	1	3	3	1	2	0	0	0	0	0	1	5	13	40.50	4.500								
69 Brad Markey, R ERA: 16.0	0.0	B	1	1	0	0	0	0	0	0	0	0	0	1	1	*	*									

Chicago Cubs @ Oakland Athletics  
Hohokam Stadium, Mesa, AZ  
Wed Mar 13 2019, 4:07 PM - 7:37 PM EDT  
Att: 10,013 - Sunny - 63 F

AB 34  
R 12  
H 12  
RBI 12  
BB 6  
SO 7  
LOB 9



Batter	1	2	3	4	5	6	7	8	9	AB	R	H	RBI	BB	SO	LOB	TOP				
17 Shin-Soo Choo, L OBP: 0.333, SLG: 0.316 92 Eric Jenkins, L (5, 7)	F9	FC6-4			F7		K		K	2	0	0	0	1	0	2	<p><b>Texas Rangers @ Chicago Cubs</b> Sloan Park, Mesa, AZ Thu Mar 14 2019, 4:10 PM - 7:05 PM EDT Att: 14,599 - Sunny - 60 F</p> <p>livebaseballscores.com</p> <p>AB 30 R 1 H 4 RBI 1 BB 5 SO 11 LOB 23</p> 				
3 Delino DeShields, R OBP: 0.375, SLG: 0.321 66 Zack Granite, L OBP: 0.286, SLG: 0.385	11 BB 24 BB	FC6-4			F7		P5			2	1	0	0	1	0	3					
11 Ronald Guzman, L OBP: 0.375, SLG: 0.655 50 Curtis Terry, R OBP: 0.500, SLG: 0.500	24 BB 1B			K	F7		G4-3			3	0	1	0	0	1	2					
40 Matt Davidson, R OBP: 0.294, SLG: 0.533 31 Ryan Dorow, R OBP: 0.296, SLG: 0.167	K			K				G5-3		2	0	0	0	1	2	2					
24 Hunter Pence, R OBP: 0.462, SLG: 0.765 40 LeDarius Clark, R OBP: 0.750, SLG: 1.167	1B			G2-3	G4-3			K		4	0	1	1	0	1	2					
9 Isiah Kiner-Faleola, R OBP: 0.524, SLG: 0.737 28 Jett Bandy, R OBP: 0.222, SLG: 0.125	F9									2	0	0	0	0	0	2					
41 Logan Forsythe, R OBP: 0.354, SLG: 0.607 5 Frainger Chavez, S		17 FC6-4 2B								3	0	1	0	0	2	1					
15 Carlos Tocci, R OBP: 0.394, SLG: 0.607 43 Jonah McReynolds, R (9, PH)				G4-3						2	0	0	0	0	0	1					
80 Eli White, R OBP: 0.171, SLG: 0.152 51 Yonny Hernandez, S (7, 4)	F9									3	0	1	0	0	1	3					
										0	0	0	0	1	0	0					
<b>Inning Stats</b>	R: 1 E: 0 K: 1 S: 8	H: 2 LOB: 2 BB: 1 P: 12	R: 0 E: 0 K: 0 S: 4	H: 1 LOB: 2 BB: 0 P: 5	R: 0 E: 0 K: 2 S: 7	H: 0 LOB: 1 BB: 0 P: 7	R: 0 E: 0 K: 2 S: 7	H: 0 LOB: 1 BB: 0 P: 9	R: 0 E: 0 K: 0 S: 3	H: 0 LOB: 2 BB: 2 P: 11	R: 0 E: 0 K: 1 S: 6	H: 1 LOB: 1 BB: 0 P: 7	R: 0 E: 0 K: 2 S: 7	H: 0 LOB: 0 BB: 1 P: 11	R: 0 E: 0 K: 2 S: 6	H: 0 LOB: 0 BB: 1 P: 10		1B: 3 2B: 1 3B: 0 HR: 0	SF: 0 SAC: 0 DP: 0 HBP: 2	WP: 1 PB: 0 SB: 1 CS: 1	PA: 37
<b>PITCHER</b>	IP WLS BF H R ER SO BB IBB HBP BLK WP HR S P ERA WHIP	<p>11 Yu Darvish, R (1, 1) 4.0 19 3 1 1 5 2 0 2 0 1 0 26 37 2.25 1.250</p> <p>32 Brian Duensing, L (5, 1) 1.1 5 0 0 0 0 1 0 0 0 0 0 4 8 0.00 0.750</p> <p>20 Brandon Kintzler, R (6, 1) 0.2 2 0 0 0 1 0 0 0 0 0 0 4 4 0.00 0.000</p> <p>51 Duane Underwood Jr., R (7, 1) 1.0 4 1 0 0 1 0 0 0 0 0 0 6 7 0.00 1.000</p> <p>50 Rowan Wick, R (8, 1) 1.0 W 4 0 0 0 2 1 0 0 0 0 0 7 11 0.00 1.000</p>																			

Batter	1	2	3	4	5	6	7	8	9	AB	R	H	RBI	BB	SO	LOB	BOTTOM		
18 Ben Zobrist, S OBP: 0.304, SLG: 0.381 91 Zack Short, R OBP: 0.385, SLG: 0.333	L8				G4-3					3	0	1	0	0	0	0	<p><b>Texas Rangers @ Chicago Cubs</b> Sloan Park, Mesa, AZ Thu Mar 14 2019, 4:10 PM - 7:05 PM EDT Att: 14,599 - Sunny - 60 F</p> <p>livebaseballscores.com</p> <p>AB 26 R 2 H 3 RBI 2 BB 2 SO 6 LOB 8</p> 		
17 Kris Bryant, R OBP: 0.444, SLG: 0.619 66 Ryan Court, R OBP: 0.343, SLG: 0.355	12 BB HBP									2	1	0	0	0	1	1			
44 Anthony Rizzo, L OBP: 0.379, SLG: 0.538 92 Cristhian Adames, S OBP: 0.472, SLG: 0.844	12 BB									2	0	0	0	1	2	1			
9 Javier Báez, R OBP: 0.286, SLG: 0.333 65 Nico Hoerner, R OBP: 0.750, SLG: 1.444	K									3	0	1	0	0	1	3			
12 Kyle Schwarber, L OBP: 0.548, SLG: 0.545 81 Phillip Evans, R OBP: 0.310, SLG: 0.464	1B									3	0	1	1	0	1	1			
40 Wilson Contreras, R OBP: 0.383, SLG: 0.660 60 Francisco Arcia, L OBP: 0.353, SLG: 0.154	G1-4-3									3	0	0	0	0	0	2			
22 Jason Heyward, L OBP: 0.190, SLG: 0.150 2 Mark Zagunis, R OBP: 0.414, SLG: 0.704		F8								3	0	0	0	0	1	0			
7 Victor Caratini, S OBP: 0.370, SLG: 0.458 37 James Adduci, L OBP: 0.171, SLG: 0.147		G5-3								0	0	0	0	0	0	0			
5 Albert Almora Jr., R OBP: 0.286, SLG: 0.464 83 Johnny Field, R OBP: 0.356, SLG: 0.459		G6-3								3	0	0	0	0	0	0			
										0	0	0	0	0	0	0			
<b>Inning Stats</b>	R: 1 E: 0 K: 1 S: 6	H: 1 LOB: 2 BB: 1 P: 11	R: 0 E: 0 K: 0 S: 3	H: 0 LOB: 0 BB: 0 P: 3	R: 0 E: 0 K: 1 S: 6	H: 1 LOB: 1 BB: 0 P: 6	R: 0 E: 0 K: 1 S: 5	H: 0 LOB: 0 BB: 0 P: 5	R: 0 E: 0 K: 2 S: 8	H: 1 LOB: 1 BB: 0 P: 8	R: 0 E: 0 K: 1 S: 5	H: 0 LOB: 0 BB: 0 P: 5	R: 0 E: 0 K: 0 S: 4	H: 0 LOB: 0 BB: 1 P: 8	1B: 3 2B: 0 3B: 0 HR: 0	SF: 1 SAC: 0 DP: 0 HBP: 1		WP: 0 PB: 0 SB: 1 CS: 0	PA: 30
<b>PITCHER</b>	IP WLS BF H R ER SO BB IBB HBP BLK WP HR S P ERA WHIP	<p>59 Connor Sadzeck, R (1, 1) 0.2 4 1 1 1 1 0 0 0 0 0 0 19 19 0.00 0.462</p> <p>52 Adrian Sampson, R (1, 1) 4.1 15 2 0 0 2 0 0 0 0 0 0 13 13 0.00 0.500</p> <p>54 Jeffrey Springs, L (6, 1) 2.0 7 1 0 0 3 0 0 0 0 0 0 3 7 0.00 1.500</p> <p>84 Phillips Valdez, R (8, 1) 0.2 L 3 0 1 0 0 1 0 0 0 0 0 3 7 0.00 1.500</p> <p>64 CD Pelham, L (8, 1) 0.1 1 0 0 0 0 0 0 0 0 0 0 1 1 0.00 0.000</p>																	

Batter	1	2	3	4	5	6	7	8	9	AB	R	H	RBI	BB	SO	LOB	TOP																			
5 Albert Almora Jr., R (1.8) OBP: 0.344, SLG: 0.594 0 Winton Bernard, R (6. PR) OBP: 0.376, SLG: 0.571	0-1 HR	0-0 2H 1B		0-0 G5-3		0-0 2H 1B		2-1 HR	0-0 G3	4	1	3	3	0	0	0																				
13 David Bote, R (1.6) OBP: 0.376, SLG: 0.662 36 Dillon Maples, R (7.1) OBP: 0.376, SLG: 0.662 47 Randy Rosario, L (7.1) OBP: 0.376, SLG: 0.662 65 Jared Young, L (8.1) OBP: 0.376, SLG: 0.662 89 Dakota Mekkes, R (9.1) OBP: 0.376, SLG: 0.662 69 Brad Markey, R (9.1)	0-3 K	0-0 FC4				0-0 SAFE SAFE 1B		0-0 65 CS 2B		4	0	2	0	0	1	1																				
12 Kyle Schwarber, L (1.7) OBP: 0.243, SLG: 0.539 85 Trent Giambrone, R (7. PR) OBP: 0.394, SLG: 0.633	0-3 K		0-0 2 CS 1B		0-3 K		0-0 8 FC6-4 1B	4-0 65 CS 2B		4	0	2	0	0	2	1																				
8 Ian Happ, S (1.4) OBP: 0.195, SLG: 0.184 91 Zack Short, R (7. PR) OBP: 0.370, SLG: 0.318	0-3 K		4-0 2 CS BB		0-3 K		0-0 FC6-4 65 G6-3 1B	0-3 K		3	0	0	0	1	2	2																				
7 Victor Caratini, S (1.2) OBP: 0.333, SLG: 0.407 16 Junichi Tazawa, R (5.1) 65 Nico Hoerner, R (6.6)	0-3 K		0-0 F9		0-0 G4-3		0-0 G6-3	1-0 2B		3	0	0	0	0	1	4																				
2 Mark Zagunis, R (1.9) OBP: 0.438, SLG: 0.793 83 Johnny Field, R (6.9)		4-0 92 FC3-6 37 1B BB	1-0 G4-3		1-2 2-3		1-2 HR	0-3 81 1B	0-3 K	2	2	1	1	1	0	2																				
37 James Adduci, L (1.3) 81 Phillip Evans, R (6.3)	0-0 1-2 1B		0-0 HR		0-1 HR		0-0 G6-3		0-0 F9	3	1	2	1	0	0	0																				
92 Cristhian Adames, S (1.5) 66 Ryan Court, R (6.5)	0-0 FC3-6 35 SH1-3 1B		0-3 K		0-0 K		0-0 G5-3		0-0 G5-3	3	2	1	0	0	1	2																				
35 Cole Hamels, L (1.1) 48 Mike Trout, L (4.1) 53 Taylor Davis, R (5.2)	0-0 SH1-3		0-0 F7		0-0 F7		0-3 K2-3		0-0 HR 1B	1	0	0	1	0	0	0																				
Inning Stats	R: 1 E: 0 K: 4 S: 14	H: 1 LOB: 1 BB: 0 P: 14	R: 2 E: 0 K: 0 S: 5	H: 2 LOB: 1 BB: 1 P: 9	R: 0 E: 0 K: 0 S: 3	H: 1 LOB: 1 BB: 1 P: 8	R: 1 E: 0 K: 1 S: 7	H: 1 LOB: 1 BB: 0 P: 7	R: 0 E: 0 K: 2 S: 8	H: 1 LOB: 1 BB: 0 P: 8	R: 2 E: 1 K: 1 S: 10	H: 4 LOB: 2 BB: 0 P: 11	R: 2 E: 0 K: 0 S: 6	H: 3 LOB: 1 BB: 0 P: 6	R: 3 E: 0 K: 2 S: 11	H: 4 LOB: 1 BB: 1 P: 18	R: 0 E: 0 K: 0 S: 4	H: 1 LOB: 1 BB: 0 P: 4	1B: 11 2B: 3 3B: 0 HR: 4	SF: 0 SAC: 1 DP: 0 HBP: 0	WP: 1 PB: 0 SB: 2 CS: 4	PA: 46														
PITCHER	IP	WLS	BF	H	R	ER	SO	BB	IBB	HBP	BLK	WP	HR	S	P	ERA	WHIP	PITCHER		IP	WLS	BF	H	R	ER	SO	BB	IBB	HBP	BLK	WP	HR	S	P	ERA	WHIP
27 Lucas Giolito, R (1.1) ERA: 6.91	5.0		23	6	4	4	7	2	0	0	0	1	2	37	46	7.20	1.600	48 Alex Colomé, R (9.1) ERA: 4.76		1.0		4	1	0	0	0	0	0	0	0	4	4	0.00	1.000		
57 Jace Fry, L (6.1) ERA: 13.5	0.2	B	4	2	2	2	1	0	0	0	0	0	1	8	9	27.00	3.000																			
68 Dylan Covey, R (6.1) ERA: 2.25	1.1		8	5	2	2	0	0	0	0	0	0	0	8	8	13.50	3.750																			
65 Nate Jones, R (8.1) ERA: 12.46	0.0	L	4	3	3	3	0	1	0	0	0	0	1	4	10	∞	∞																			
61 Ryan Burr, R (8.1) ERA: 1.17	1.0		3	1	0	0	2	0	0	0	0	0	0	7	8	0.00	1.000																			

Chicago Cubs @ Chicago White Sox  
Camelback Ranch, Glendale, AZ  
Fri Mar 15 2019, 4:08 PM - 7:31 PM EDT  
Att: 13,166 - Partly Cloudy - 73 F

AB 42  
R 11  
H 18  
RBI 11  
BB 3  
SO 10  
LOB 19



Batter	1	2	3	4	5	6	7	8	9	AB	R	H	RBI	BB	SO	LOB	BOTTOM																			
28 Leury Garcia, S (1.9) OBP: 0.389, SLG: 0.484 18 Daniel Palka, L (6. PH) OBP: 0.313, SLG: 0.231	0-0 G5-3		0-0 G4-3	1-3 K		4-0 24 HBP BB				3	0	0	0	0	1	1																				
24 Brandon Guyer, R (1.7) OBP: 0.429, SLG: 0.471 91 Luis González, L (7.7) OBP: 0.263, SLG: 0.222	0-0 79 1B		4-0 79 1B BB	0-0 2H 1B		1-0 79 FC5-4 HBP		0-3 K		2	1	2	1	1	0	0																				
79 José Abreu, R (1.3) OBP: 0.333, SLG: 0.600 84 Matt Skole, L (7.3) OBP: 0.478, SLG: 0.444	0-0 1-2 1B		0-0 33 1B BB	0-3 K		0-0 FC5-4		0-0 P4		4	1	2	0	0	1	3																				
33 James McCann, R (1.2) OBP: 0.484, SLG: 0.556 86 Zack Collins, L (7.2) OBP: 0.444, SLG: 0.500	0-3 K		0-0 10 HR 1B		0-0 10 G4-3 17 WP 1B		0-3 K	0-0 G6-3		3	1	2	1	0	1	2																				
17 Yonder Alonso, L (1.10) OBP: 0.243, SLG: 0.486 32 Preston Tucker, L (7. PR) OBP: 0.348, SLG: 0.350	0-0 F7		0-0 K		0-3 K		0-0 87 1B		0-0 F7	4	0	1	0	0	2	5																				
10 Yoán Moncada, S (1.5) OBP: 0.486, SLG: 0.724 87 Danny Mendick, R (7.5) OBP: 0.517, SLG: 0.783		4-0 7 FC6-4 BB	0-0 1H 2H HR		0-0 G4-3		0-0 97 2B	0-0 92 1B	0-0 92 1B	2	1	1	3	1	0	1																				
7 Tim Anderson, R (1.6) OBP: 0.412, SLG: 1.667 97 Laz Rivera, R (7.6) OBP: 0.667, SLG: 1.400	0-0 FC6-4		0-0 G5-3		0-3 K2-3		0-0 97 2B	1-2 92 FC5-2 1B	0-0 92 1B	3	0	0	0	0	1	2																				
5 Yolmer Sánchez, S (1.4) OBP: 0.400, SLG: 0.308 92 Nick Madrigal, R (7.4) OBP: 0.412, SLG: 0.333	0-3 K				0-0 L7		0-0 F9	0-0 88 2B	0-0 88 2B	3	0	0	0	0	1	1																				
15 Adam Engel, R (1.8) OBP: 0.361, SLG: 0.533 88 Luis Robert Jr., R (7.8) OBP: 0.385, SLG: 1.000	0-0 G6-3			4-0 28 S BB		0-3 K2-3	0-0 3H 2H	0-0 G6-4-3	0-0 G6-4-3	2	1	0	0	1	1	1																				
Inning Stats	R: 0 E: 0 K: 1 S: 7	H: 2 LOB: 2 BB: 0 P: 7	R: 0 E: 0 K: 1 S: 5	H: 0 LOB: 1 BB: 1 P: 9	R: 4 E: 0 K: 1 S: 8	H: 3 LOB: 0 BB: 1 P: 12	R: 1 E: 0 K: 2 S: 8	H: 1 LOB: 1 BB: 1 P: 13	R: 0 E: 0 K: 1 S: 5	H: 0 LOB: 2 BB: 1 P: 10	R: 3 E: 0 K: 2 S: 11	H: 4 LOB: 2 BB: 0 P: 11	R: 0 E: 0 K: 1 S: 5	H: 0 LOB: 0 BB: 0 P: 5	R: 1 E: 0 K: 0 S: 5	H: 3 LOB: 1 BB: 0 P: 5	1B: 10 2B: 3 3B: 0 HR: 1	SF: 0 SAC: 0 DP: 1 HBP: 1	WP: 1 PB: 0 SB: 1 CS: 0	PA: 45																
PITCHER	IP	WLS	BF	H	R	ER	SO	BB	IBB	HBP	BLK	WP	HR	S	P	ERA	WHIP	PITCHER		IP	WLS	BF	H	R	ER	SO	BB	IBB	HBP	BLK	WP	HR	S	P	ERA	WHIP
35 Cole Hamels, L (1.1) ERA: 5.0	3.2		19	5	5	5	4	3	0	0	0	0	0	24	37	12.27	2.182	89 Dakota Mekkes, R (8.1) ERA: 1.5		1.0		3	0	0	0	0	0	0	0	0	5	5	0.00	0.000		
48 Mike Zagurski, L (4.1) ERA: 5.0	0.1		2	1	0	0	1	0	0	0	0	0	0	4	4	0.00	3.000	69 Brad Markey, R (9.1) ERA: 13.5		1.0	S	5	3	1	1	0	0	0	0	0	5	5	9.00	3.000		
16 Junichi Tazawa, R (5.1) ERA: 3.38	1.0		4	1	0	0	2	0	0	0	0	1	0	8	8	0.00	1.000																			
36 Dillon Maples, R (6.1) ERA: 3.38	1.0		5	0	0	0	1	1	0	1	0	0	0	5	10	0.00	1.000																			
47 Randy Rosario, L (7.1) ERA: 11.12	1.0	W	7	4	3	3	2	0	0	0	0	0	0	11	11	27.00	4.000																			

Chicago Cubs @ Chicago White Sox  
Camelback Ranch, Glendale, AZ  
Fri Mar 15 2019, 4:08 PM - 7:31 PM EDT  
Att: 13,166 - Partly Cloudy - 73 F

AB 40  
R 9  
H 14  
RBI 9  
BB 4  
SO 11  
LOB 23



Batter	1	2	3	4	5	6	7	8	9	AB	R	H	RBI	BB	SO	LOB	TOP					
18 Ben Zobrist, S OBP: 0.308, SLG: 0.348 63 Jared Young, L OBP: 0.412, SLG: 0.875										2	1	0	0	1	1	1						
17 Kris Bryant, R OBP: 0.467, SLG: 0.625 59 Christian Donahue, L OBP: 0.250, SLG: 0.500										3	1	2	0	0	0	0						
44 Anthony Rizzo, L OBP: 0.333, SLG: 0.375 97 Yasiel Balaquero, R OBP: 0.333, SLG: 0.375									2	1	1	2	1	0	1	1						
9 Javier Báez, R OBP: 0.290, SLG: 0.333 58 Chesny Young, R OBP: 0.400, SLG: 0.250									3	1	1	0	0	0	0	1						
22 Jason Heyward, L OBP: 0.250, SLG: 0.143 58 Connor Myers, R OBP: 0.500, SLG: 1.000									1	1	0	1	2	0	0	0						
53 Taylor Davis, R OBP: 0.438, SLG: 0.476 65 Levi Jordan, R										3	0	1	1	0	0	1						
8 Ian Happ, S OBP: 0.205, SLG: 0.195 0 Wynton Bernard, R OBP: 0.353, SLG: 0.533									3	0	1	1	0	0	0	0						
13 David Bote, R OBP: 0.583, SLG: 0.769 65 Vimal Machin, L OBP: 0.236, SLG: 0.167									3	1	2	2	0	0	0	0						
28 Kyle Hendricks, R 21 Tyler Chatwood, R 2 Marv Pate, R 38 Mike Montgomery, L 61 Allen Webster, R 83 Johnny Field, R 90 Jordan Minch, L										1	0	0	0	0	1	0						
<b>Inning Stats</b>	R: 0 E: 0 K: 1 S: 7	H: 1 LOB: 0 BB: 0 P: 10	R: 0 E: 0 K: 0 S: 3	H: 0 LOB: 0 BB: 1 P: 8	R: 0 E: 0 K: 1 S: 6	H: 0 LOB: 0 BB: 0 P: 9	R: 3 E: 0 K: 0 S: 14	H: 2 LOB: 0 BB: 1 P: 21	R: 1 E: 0 K: 0 S: 7	H: 2 LOB: 0 BB: 0 P: 13	R: 3 E: 0 K: 1 S: 12	H: 4 LOB: 2 BB: 2 P: 28	R: 0 E: 0 K: 1 S: 10	H: 0 LOB: 1 BB: 0 P: 13	R: 0 E: 0 K: 2 S: 8	H: 0 LOB: 1 BB: 0 P: 16	R: 0 E: 1 K: 1 S: 10	H: 0 LOB: 0 BB: 0 P: 15	1B: 7 2B: 2 3B: 0 HR: 1	SF: 0 SAC: 0 DP: 3 HBP: 0	WP: 1 PB: 0 SB: 0 CS: 1	PA: 38
<b>PITCHER</b>	IP WLS BF H R ER SO BB IBB HBP BLK WP HR S P ERA WHIP	55 Matt Koch, R ERA: 3.0	5.0 L 19 5 2 4 2 2 0 0 0 0 1 37 61 7.20 1.400	49 Rubby De La Rosa, R ERA: 7.36	0.2 5 2 3 3 0 2 0 0 0 0 0 2 3 40.50 6.000	82 Miguel Aguilar, L ERA: 9.75	0.0 1 1 0 0 0 0 0 0 0 0 0 2 3 0.00 0.000	92 Bud Jeter, R ERA:	0.1 2 1 0 0 1 0 0 0 0 0 0 4 7 0.00 3.000	56 Greg Holland, R ERA: 12.27	1.0 3 0 0 0 1 0 0 0 0 0 0 10 13 0.00 0.000	66 Yoshihisa Hirano, R ERA:	1.0 4 0 0 0 2 1 0 0 0 0 0 0 0 0 0.00 1.000	40 Andrew Chafin, L ERA: 5.79	1.0 4 0 0 0 1 0 0 0 0 0 0 0 0 0 0.00 0.000							

Chicago Cubs @ Arizona Diamondbacks  
Salt River Fields at Talking Stick, Scottsdale, AZ  
Sat Mar 16 2019, 4:12 PM - 7:08 PM EDT  
Att: 14,035 - Sunny - 76 F

AB 33  
R 7  
H 9  
RBI 7  
BB 5  
SO 7  
LOB 12

Batter	1	2	3	4	5	6	7	8	9	AB	R	H	RBI	BB	SO	LOB	BOTTOM					
28 Steven Souza Jr., R OBP: 0.324, SLG: 0.419 16 Tim Lincecum, R OBP: 0.379, SLG: 0.304										2	1	0	0	1	1	0						
15 Idemar Vargas, S OBP: 0.467, SLG: 0.595 88 Drew Ellis, R										4	0	3	1	0	0	0						
4 Ketel Marte, S OBP: 0.323, SLG: 0.387 48 Abraham Almonte, S OBP: 0.343, SLG: 0.406										3	0	1	0	0	0	1						
53 Christian Walker, R OBP: 0.395, SLG: 0.618 26 Yasmany Tomás, R OBP: 0.444, SLG: 0.615										3	0	1	0	0	1	3						
18 Carson Kelly, R OBP: 0.321, SLG: 0.462 91 Pavin Smith, L OBP: 0.667, SLG: 0.500										1	0	0	0	2	0	2						
27 Matt Szczur, R OBP: 0.371, SLG: 0.286 82 Marcus Wilson, R										3	0	0	0	0	3	0						
36 John Ryan Murphy, R OBP: 0.293, SLG: 0.165 86 Matt Jones, R										4	0	2	0	0	1	3						
76 Kelby Tomlinson, R OBP: 0.125, SLG: 0.091 81 Ryan Grotjohn, L										3	0	0	0	0	1	6						
78 Juniel Quevedo, S OBP: 0.292, SLG: 0.348 85 Gall Cribbs Jr., L OBP: 0.259, SLG: 0.167										3	0	0	0	0	3	1						
<b>Inning Stats</b>	R: 1 E: 0 K: 1 S: 15	H: 2 LOB: 1 BB: 1 P: 25	R: 0 E: 0 K: 1 S: 16	H: 1 LOB: 1 BB: 0 P: 23	R: 0 E: 0 K: 0 S: 8	H: 1 LOB: 0 BB: 0 P: 14	R: 0 E: 0 K: 0 S: 11	H: 1 LOB: 3 BB: 1 P: 18	R: 0 E: 0 K: 1 S: 8	H: 0 LOB: 0 BB: 0 P: 10	R: 0 E: 0 K: 0 S: 12	H: 1 LOB: 1 BB: 1 P: 19	R: 0 E: 0 K: 1 S: 10	H: 1 LOB: 1 BB: 0 P: 13	R: 0 E: 0 K: 1 S: 10	H: 1 LOB: 1 BB: 0 P: 11	R: 0 E: 0 K: 2 S: 14	H: 0 LOB: 1 BB: 1 P: 21	1B: 4 2B: 4 3B: 0 HR: 0	SF: 0 SAC: 0 DP: 1 HBP: 0	WP: 0 PB: 0 SB: 2 CS: 0	PA: 38
<b>PITCHER</b>	IP WLS BF H R ER SO BB IBB HBP BLK WP HR S P ERA WHIP	28 Kyle Hendricks, R ERA: 5.06	3.1 W 16 5 0 0 1 2 0 0 0 0 0 11 16 0.00 0.000	21 Tyler Chatwood, R ERA: 3.27	1.2 H 5 0 0 0 1 0 0 0 0 0 0 11 16 0.00 1.500	38 Mike Montgomery, L ERA: 2.25	2.0 9 2 0 0 1 1 0 0 0 0 0 22 32 0.00 1.000	61 Allen Webster, R ERA: 2.0	1.0 4 1 0 0 1 0 0 0 0 0 0 10 11 0.00 1.000	90 Jordan Minch, L ERA:	1.0 4 0 0 0 2 1 0 0 0 0 0 14 21 0.00 1.000											

Chicago Cubs @ Arizona Diamondbacks  
Salt River Fields at Talking Stick, Scottsdale, AZ  
Sat Mar 16 2019, 4:12 PM - 7:08 PM EDT  
Att: 14,035 - Sunny - 76 F

AB 34  
R 1  
H 8  
RBI 1  
BB 4  
SO 7  
LOB 25



Batter	1	2	3	4	5	6	7	8	9	AB	R	H	RBI	BB	SO	LOB	TOP		
1 Garrett Hampson, R OBP: 0.371, SLG: 0.625 90 Ryan Metzler, R OBP: 0.333, SLG: 0.667	F8		1B		FC3-2 2B		FC6-4 2B	G5-3		4	1	2	0	0	0	2			
20 Ian Desmond, R OBP: 0.382, SLG: 0.519 92 Ramon Marcelino, L (7, PR)	G6-3		G5-3				2B 12 FC6		K	4	0	1	1	0	1	2			
9 Daniel Murphy, L OBP: 0.237, SLG: 0.333 3 Mike Tauchman, L OBP: 0.340, SLG: 0.325				HR	FC3-2		12 FC6 50 SF8		K	2	1	1	1	1	0	1			
12 Mark Reynolds, R OBP: 0.300, SLG: 0.375 70 LJ Hatch, R OBP: 1.000, SLG: 1.000	P4			F8			FC6 50 SF8			4	0	0	1	0	1	4			
26 David Dahl, L OBP: 0.378, SLG: 0.512 50 Brett Nicholas, L (7, PH)		G4-3		2B 24 G6-3 1B			SF8		F7	3	1	2	0	0	0	0			
4 Pat Vaisjka, R OBP: 0.295, SLG: 0.674 72 Steven Linkous, L		K		24 G6-3 2B		G4-6-3 1B	G1-4-3			4	0	1	0	0	1	3			
24 Ryan McMahon, L OBP: 0.479, SLG: 0.762 23 Tom Murphy, R OBP: 0.286, SLG: 0.615		K		G6-3		G6-3			HR	3	0	0	1	0	1	1			
56 Noel Cuevas, R OBP: 0.289, SLG: 0.432 50 Harrison Musgrave, L			K				FC6-4 20 1B		K	2	1	0	1	1	0	0			
92 Roberto Ramos, L OBP: 0.333, SLG: 1.000 45 Scott Oberg, R 96 Mitch Horacek, L										0	0	0	0	0	0	0			
14 Tony Wolters, L OBP: 0.182, SLG: 0.190 70 Peter Mooney, L OBP: 0.355, SLG: 0.407			F7		F8		1 FC6-4 1B		G1-3	3	0	1	0	0	0	2			
<b>Inning Stats</b>	R: 0 E: 0 K: 0 S: 3	H: 0 LOB: 1 BB: 1 P: 8	R: 0 E: 0 K: 2 S: 7	H: 0 LOB: 0 BB: 0 P: 7	R: 0 E: 0 K: 1 S: 6	H: 1 LOB: 1 BB: 1 P: 6	R: 2 E: 0 K: 0 S: 9	H: 3 LOB: 2 BB: 1 P: 16	R: 0 E: 0 K: 2 S: 8	H: 1 LOB: 0 BB: 0 P: 3	R: 4 E: 0 K: 0 S: 8	H: 4 LOB: 2 BB: 0 P: 8	R: 1 E: 0 K: 1 S: 6	H: 1 LOB: 0 BB: 0 P: 7	R: 0 E: 0 K: 2 S: 8	H: 1 LOB: 1 BB: 0 P: 8	1B: 7 2B: 3 3B: 0 HR: 2	SF: 1 SAC: 0 DP: 1 HBP: 0	WP: 0 PA: 41 PB: 0 SB: 1 CS: 0
<b>PITCHER</b>	IP WLS BF H R ER SO BB IBB HBP BLK WP HR S P ERA WHIP	62 Jose Quintana, R ERA: 2.0 20 Brandon Kintzler, R ERA: 4.5 41 Steve Cishek, R ERA: 32 Brian Duensing, L ERA: 8.1 56 Kyle Ryan, L ERA: 3.72	4.0 L 18 4 2 2 3 2 0 0 0 0 0 1 25 37 4.50 1.500	1.2 6 2 0 0 2 0 0 0 0 0 0 0 10 10 0.00 1.200	0.1 1 0 0 0 0 0 0 0 0 0 0 0 1 1 0.00 0.000	0.1 6 4 4 4 0 0 0 0 0 0 0 6 6 108.00 12.000	1.2 6 1 1 1 1 0 0 0 0 0 0 1 8 9 5.40 0.600	<b>PITCHER</b>	IP WLS BF H R ER SO BB IBB HBP BLK WP HR S P ERA WHIP	16 Junichi Tazawa, R ERA:	1.0 4 1 0 0 2 0 0 0 0 0 0 1 8 8 0.00 1.000								

Colorado Rockies @ Chicago Cubs  
Sloan Park, Mesa, AZ  
Sun Mar 17 2019, 4:09 PM - 7:04 PM EDT  
Att: 16,028 - Sunny - 77 F

AB	38
R	7
H	12
RBI	7
BB	2
SO	8
LOB	16



Batter	1	2	3	4	5	6	7	8	9	AB	R	H	RBI	BB	SO	LOB	BOTTOM		
18 Ben Zobrist, S OBP: 0.276, SLG: 0.308 65 Vimal Machin, L OBP: 0.250, SLG: 0.143	K	G3			F8		F8			3	0	0	0	0	1	1			
9 Javier Báez, R OBP: 0.294, SLG: 0.333 91 Zack Short, R OBP: 0.357, SLG: 0.304			G6-3		K		K			3	0	1	0	0	1	0			
44 Anthony Rizzo, L OBP: 0.460, SLG: 0.533 66 Ryan Court, R OBP: 0.316, SLG: 0.324			G4-3		G5-3				K	2	0	0	0	1	0	0			
17 Kris Bryant, R OBP: 0.424, SLG: 0.556 92 Christian Adames, S OBP: 0.475, SLG: 0.833		G6-3								3	0	0	0	0	2	2			
12 Kyle Schwarber, L OBP: 0.526, SLG: 0.500 81 Phillip Evans, R OBP: 0.313, SLG: 0.452					G1-3					2	0	0	0	0	0	2			
22 Jason Heyward, L OBP: 0.222, SLG: 0.125 2 Mark Zagunis, R OBP: 0.412, SLG: 0.742		G6-3			G1					3	0	0	0	0	0	1			
5 Albert Almora Jr., R OBP: 0.362, SLG: 0.515 20 Brandon Kintzler, R 41 Steve Cishek, R 32 Brian Duensing, L 56 Kyle Ryan, L 16 Junichi Tazawa, R 97 Tyler Payne, R							P4			2	1	2	0	0	0	0			
7 Victor Caratini, S OBP: 0.364, SLG: 0.414 60 Francisco Arcia, L OBP: 0.333, SLG: 0.143										2	0	1	0	1	1	0			
62 Jose Quintana, R 63 Jared Young, L 83 Johnny Field, R										0	0	0	1	0	0	0			
<b>Inning Stats</b>	R: 0 E: 0 K: 1 S: 6	H: 1 LOB: 2 BB: 1 P: 10	R: 1 E: 0 K: 0 S: 5	H: 2 LOB: 1 BB: 0 P: 5	R: 0 E: 0 K: 1 S: 5	H: 0 LOB: 0 BB: 0 P: 5	R: 0 E: 0 K: 0 S: 4	H: 1 LOB: 2 BB: 1 P: 8	R: 0 E: 0 K: 1 S: 5	H: 0 LOB: 0 BB: 0 P: 5	R: 1 E: 0 K: 2 S: 9	H: 1 LOB: 0 BB: 0 P: 12	R: 0 E: 0 K: 2 S: 8	H: 1 LOB: 1 BB: 0 P: 8	R: 0 E: 0 K: 1 S: 5	H: 0 LOB: 0 BB: 0 P: 5	1B: 5 2B: 0 3B: 0 HR: 1	SF: 0 SAC: 1 DP: 0 HBP: 1	WP: 0 PA: 36 PB: 0 SB: 2 CS: 0
<b>PITCHER</b>	IP WLS BF H R ER SO BB IBB HBP BLK WP HR S P ERA WHIP	35 Chad Bettis, R ERA: 3.38 54 Carlos Estevez, R ERA: 1.29 38 Mike Dunn, L 59 Harrison Musgrave, L ERA: 3.0 45 Scott Oberg, R ERA:	4.1 W 19 4 1 1 2 2 0 0 0 0 0 0 4 4 0.00 0.000	0.2 H 2 0 0 0 1 0 0 0 0 0 0 5 6 0.00 0.000	1.0 4 0 0 0 1 2 0 0 0 0 0 1 9 12 9.00 1.000	1.0 4 1 0 0 2 0 0 0 0 0 0 0 8 8 0.00 1.000	<b>PITCHER</b>	IP WLS BF H R ER SO BB IBB HBP BLK WP HR S P ERA WHIP	96 Mitch Horacek, L ERA:	1.0 3 0 0 0 1 0 0 0 0 0 0 0 5 5 0.00 0.000									

Colorado Rockies @ Chicago Cubs  
Sloan Park, Mesa, AZ  
Sun Mar 17 2019, 4:09 PM - 7:04 PM EDT  
Att: 16,028 - Sunny - 77 F

AB	32
R	2
H	6
RBI	2
BB	2
SO	9
LOB	11



Batter	1	2	3	4	5	6	7	8	9	AB	R	H	RBI	BB	SO	LOB	TOP					
5 Albert Almora Jr., R OBP: 0.389, SLG: 0.579 0 Winton Bernard, R OBP: 0.389, SLG: 0.533										4	0	1	1	0	0	1	0					
92 Christian Adams, S OBP: 0.477, SLG: 0.724 59 Christian Donahue, L OBP: 0.200, SLG: 0.400										3	1	1	0	1	0	1	1					
13 David Bote, R OBP: 0.375, SLG: 0.724 85 Trent Giambrone, R OBP: 0.412, SLG: 0.645										3	0	1	0	1	0	1	1					
7 Victor Caratini, S OBP: 0.389, SLG: 0.500 90 Miguel Amaya, R OBP: 0.400, SLG: 0.250										3	1	2	1	0	1	1	1					
Addison Russell, R OBP: 0.259, SLG: 0.360 91 Zack Short, R OBP: 0.345, SLG: 0.292										4	0	0	0	0	1	5	2					
37 James Adduci, L OBP: 0.258, SLG: 0.289 97 Yasiel Balaguert, R OBP: 0.364, SLG: 0.400										1	1	1	0	2	0	0	2					
83 Johnny Field, R OBP: 0.500, SLG: 1.000 58 Connor Myers, R OBP: 0.500, SLG: 1.000										4	0	1	1	0	2	3	3					
2 Mark Zagunis, R OBP: 0.395, SLG: 0.771										4	1	1	1	0	1	3	3					
63 Jared Young, L OBP: 0.318, SLG: 0.667										4	0	0	0	0	1	3	3					
<b>Inning Stats</b>	R: 0 E: 0 K: 1 S: 6	H: 1 LOB: 1 BB: 0 P: 7	R: 0 E: 0 K: 1 S: 5	H: 0 LOB: 0 BB: 1 P: 9	R: 2 E: 0 K: 0 S: 7	H: 3 LOB: 2 BB: 1 P: 12	R: 0 E: 0 K: 2 S: 8	H: 1 LOB: 1 BB: 0 P: 8	R: 0 E: 0 K: 1 S: 5	H: 0 LOB: 0 BB: 0 P: 5	R: 2 E: 1 K: 2 S: 9	H: 2 LOB: 1 BB: 1 P: 13	R: 1 E: 0 K: 0 S: 4	H: 2 LOB: 2 BB: 1 P: 8	R: 0 E: 0 K: 0 S: 4	H: 1 LOB: 1 BB: 0 P: 4	R: 1 E: 1 K: 0 S: 4	H: 1 LOB: 2 BB: 2 P: 12	1B: 9 2B: 0 3B: 1 HR: 1	SF: 0 SAC: 0 DP: 1 HBP: 0	WP: 1 PB: 0 SB: 0 CS: 1	PA: 43
<b>PITCHER</b>	IP: 5.0 WLS: W BF: 21 ERA: 5.84	H: 5 R: 2 ER: 2 SO: 5	H: 2 R: 2 ER: 1 SO: 2	H: 2 R: 1 ER: 0 SO: 1	H: 0 R: 0 ER: 0 SO: 0	H: 0 R: 0 ER: 0 SO: 0	H: 0 R: 0 ER: 0 SO: 0	H: 0 R: 0 ER: 0 SO: 0	H: 0 R: 0 ER: 0 SO: 0	H: 0 R: 0 ER: 0 SO: 0	IP: 0.2 WLS: S BF: 4 ERA: 1.23	H: 1 R: 0 ER: 0 SO: 0	H: 0 R: 0 ER: 0 SO: 0	H: 0 R: 0 ER: 0 SO: 0	H: 0 R: 0 ER: 0 SO: 0	H: 0 R: 0 ER: 0 SO: 0	H: 0 R: 0 ER: 0 SO: 0	H: 0 R: 0 ER: 0 SO: 0	WP: 0 HR: 0 S: 3 P: 7	ERA: 0.00 WHIP: 3.000		

Chicago Cubs @ Kansas City Royals  
 Surprise Stadium, Surprise, AZ  
 Tue Mar 19 2019, 9:06 PM - 12:09 AM EDT  
 Att: 9,563 - Partly Cloudy - 84 F

AB	36
R	6
H	11
RBI	4
BB	6
SO	7
LOB	22



Batter	1	2	3	4	5	6	7	8	9	AB	R	H	RBI	BB	SO	LOB	BOTTOM				
15 Whit Merrifield, R OBP: 0.319, SLG: 0.500 47 Jeksson Flores, R OBP: 0.379, SLG: 0.500										4	1	0	0	0	1	3	3				
27 Adalberto Mondesi, S OBP: 0.341, SLG: 0.600 9 Nicky Lopez, L OBP: 0.375, SLG: 0.356										4	0	1	0	0	0	2	2				
4 Alex Gordon, L OBP: 0.447, SLG: 0.537 0 Terrance Gore, R OBP: 0.355, SLG: 0.208										2	2	0	0	1	2	1	1				
12 Jorge Soler, R OBP: 0.404, SLG: 0.674 16 Elier Hernandez, R OBP: 0.273, SLG: 0.278										4	2	2	1	0	0	1	1				
66 Ryan O'Hearn, L OBP: 0.438, SLG: 0.488 19 Cheslor Cuthbert, R OBP: 0.391, SLG: 0.450										3	2	2	5	1	0	1	1				
69 Frank Schwindel, R OBP: 0.354, SLG: 0.381										4	0	1	1	0	1	1	1				
17 Hunter Dozier, R OBP: 0.386, SLG: 0.444 1 Humberto Arteaga, R OBP: 0.500, SLG: 0.600										1	0	0	0	3	0	0	0				
16 Martin Maldonado, R OBP: 0.667, SLG: 1.000 76 Xavier Fernández, R OBP: 0.333, SLG: 0.250										2	0	1	0	1	0	2	2				
6 Billy Hamilton, S OBP: 0.391, SLG: 0.476 79 Erick Mejia, S OBP: 0.485, SLG: 0.714										3	1	1	0	0	1	3	3				
<b>Inning Stats</b>	R: 3 E: 0 K: 0 S: 6	H: 3 LOB: 2 BB: 2 P: 14	R: 5 E: 1 K: 0 S: 7	H: 3 LOB: 0 BB: 0 P: 8	R: 0 E: 0 K: 0 S: 4	H: 1 LOB: 1 BB: 0 P: 4	R: 0 E: 0 K: 2 S: 7	H: 0 LOB: 1 BB: 1 P: 11	R: 0 E: 0 K: 2 S: 6	H: 0 LOB: 2 BB: 2 P: 14	R: 0 E: 0 K: 1 S: 6	H: 1 LOB: 0 BB: 0 P: 6	R: 0 E: 0 K: 0 S: 2	H: 0 LOB: 0 BB: 1 P: 6	R: 0 E: 0 K: 2 S: 8	H: 1 LOB: 2 BB: 1 P: 12	1B: 4 2B: 5 3B: 0 HR: 1	SF: 0 SAC: 0 DP: 2 HBP: 1	WP: 2 PB: 0 SB: 0 CS: 1	PA: 40	
<b>PITCHER</b>	IP: 2.0 WLS: L BF: 16 ERA: 31.5	H: 6 R: 8 ER: 7 SO: 0	H: 8 R: 0 ER: 0 SO: 0	H: 8 R: 0 ER: 0 SO: 0	H: 0 R: 0 ER: 0 SO: 0	H: 0 R: 0 ER: 0 SO: 0	H: 0 R: 0 ER: 0 SO: 0	H: 0 R: 0 ER: 0 SO: 0	H: 0 R: 0 ER: 0 SO: 0	H: 0 R: 0 ER: 0 SO: 0	IP: 1.0 WLS: L BF: 5 ERA: 0.00	H: 1 R: 0 ER: 0 SO: 2	H: 0 R: 0 ER: 0 SO: 0	H: 0 R: 0 ER: 0 SO: 0	H: 0 R: 0 ER: 0 SO: 0	H: 0 R: 0 ER: 0 SO: 0	H: 0 R: 0 ER: 0 SO: 0	WP: 0 HR: 0 S: 2 P: 12	ERA: 0.00 WHIP: 1.000		

Chicago Cubs @ Kansas City Royals  
 Surprise Stadium, Surprise, AZ  
 Tue Mar 19 2019, 9:06 PM - 12:09 AM EDT  
 Att: 9,563 - Partly Cloudy - 84 F

AB	32
R	8
H	9
RBI	7
BB	7
SO	7
LOB	20





Batter	1	2	3	4	5	6	7	8	9	AB	R	H	RBI	BB	SO	LOB	TOP										
11 AJ Pollock, R OBP: 0.385, SLG: 0.556 45 Brad Miller, L OBP: 0.400, SLG: 0.609										4	1	2	1	0	0	3	<b>Los Angeles Dodgers @ Chicago Cubs</b> Sloan Park, Mesa, AZ Wed Mar 20 2019, 10:06 PM - 1:08 AM EDT Att: 16,061 - Cloudy - 77 F										
10 Justin Turner, R OBP: 0.571, SLG: 0.750 41 Ezequiel Carrera, L OBP: 0.308, SLG: 0.286										3	1	1	0	0	2	0											
5 Corey Seager, L OBP: 0.333, SLG: 2.000 9 Daniel Castro, R OBP: 0.414, SLG: 0.500										2	1	1	2	0	0	0											
14 Enrique Hernández, R OBP: 0.392, SLG: 0.600 16 Paulo Orlando, R OBP: 0.296, SLG: 0.324										4	0	1	0	0	1	2											
35 Cody Bellinger, L OBP: 0.292, SLG: 0.535 87 Cristian Santana, R OBP: 0.214, SLG: 0.231										3	1	1	0	1	1	3											
3 Chris Taylor, R OBP: 0.240, SLG: 0.340 82 Errol Robinson, R OBP: 0.444, SLG: 0.750										3	0	0	0	1	1	2											
15 Austin Barnes, R OBP: 0.390, SLG: 0.541 28 Josh Thole, L OBP: 0.524, SLG: 0.400										3	0	1	0	1	0	2											
Edwin Ríos, L OBP: 0.270, SLG: 0.382										4	0	1	1	0	2	1											
85 Dustin May, R OBP: 0.500, SLG: 0.500 17 Jose Kelly, R 7 Julio Urias, L 92 Luis Vazquez, R 0 Zach McKinstry, L 73 Stetson Allie, R 96 Nolan Long, R										2	0	1	0	0	0	1											
<b>Inning Stats</b>	R: 1 E: 0 K: 1 S: 6	H: 1 LOB: 0 BB: 0 P: 7	R: 1 E: 1 K: 0 S: 5	H: 1 LOB: 2 BB: 1 P: 9	R: 1 E: 0 K: 1 S: 8	H: 2 LOB: 1 BB: 0 P: 8	R: 0 E: 0 K: 1 S: 6	H: 2 LOB: 1 BB: 0 P: 6	R: 1 E: 0 K: 0 S: 4	H: 1 LOB: 1 BB: 1 P: 8	R: 0 E: 0 K: 2 S: 7	H: 0 LOB: 0 BB: 0 P: 7	R: 0 E: 2 K: 3 S: 10	H: 1 LOB: 2 BB: 0 P: 11	R: 0 E: 0 K: 1 S: 5	H: 1 LOB: 1 BB: 1 P: 9		R: 0 E: 0 K: 2 S: 8	H: 1 LOB: 1 BB: 0 P: 8	1B: 6 2B: 2 3B: 0 HR: 2	SF: 1 SAC: 0 DP: 1 HBP: 1	WP: 1 PB: 0 SB: 0 CS: 0	PA: 40				
<b>PITCHER</b>	IP	WLS	BF	H	R	ER	SO	BB	IBB	HBP	BLK	WP	HR	S	P	ERA	WHIP										
35 Cole Hamels, L ERA: 5.4	6.0		27	7	4	4	5	2	0	0	0	1	2	36	45	6.00	1.500										
38 Mike Montgomery, L ERA: 1.5	0.1		3	1	0	0	1	0	0	1	0	0	0	4	5	0.00	3.000										
16 Junichi Tazawa, R ERA: 1.5	1.0		3	0	0	0	3	0	0	0	0	0	0	9	9	0.00	0.000										
30 George Kontos, R ERA: 7.5	0.2		3	1	0	0	0	1	0	0	0	0	0	2	6	0.00	3.000										
56 Kyle Ryan, L ERA: 3.39	1.0		4	1	0	0	2	0	0	0	0	0	0	8	8	0.00	1.000										

Batter	1	2	3	4	5	6	7	8	9	AB	R	H	RBI	BB	SO	LOB	BOTTOM										
18 Ben Zobrist, S OBP: 0.243, SLG: 0.265 91 Zack Short, R OBP: 0.367, SLG: 0.292										4	0	1	0	0	0	0	<b>Los Angeles Dodgers @ Chicago Cubs</b> Sloan Park, Mesa, AZ Wed Mar 20 2019, 10:06 PM - 1:08 AM EDT Att: 16,061 - Cloudy - 77 F										
17 Kris Bryant, R OBP: 0.410, SLG: 0.484 65 Vimal Machin, L OBP: 0.273, SLG: 0.111										2	0	0	0	1	0	0											
44 Anthony Rizzo, L OBP: 0.390, SLG: 0.533 92 Cristhian Adames, S OBP: 0.467, SLG: 0.775										3	1	1	1	0	0	1											
9 Javier Báez, R OBP: 0.300, SLG: 0.333 65 Nico Hoerner, R OBP: 0.647, SLG: 1.266										3	0	0	0	0	2	0											
12 Kyle Schwarber, L OBP: 0.500, SLG: 0.484 38 Mike Montgomery, L 16 Junichi Tazawa, R 30 George Kontos, R 2 Mark Zagunis, R 56 Kyle Ryan, L										3	1	2	0	0	1	0											
40 Wilson Contreras, R OBP: 0.412, SLG: 0.633 53 Taylor Davis, R OBP: 0.462, SLG: 0.522										3	0	1	0	0	0	2											
22 Jason Heyward, L OBP: 0.273, SLG: 0.241 0 D.J. Wilson, L										2	1	0	0	1	2	3											
35 Cole Hamels, L OBP: 0.333, SLG: 0.333 83 Johnny Field, R OBP: 0.389, SLG: 0.500										2	0	1	1	0	0	0											
8 Ian Happ, S OBP: 0.200, SLG: 0.213 86 Donnie Dewees, L										3	1	0	0	0	1	3											
<b>Inning Stats</b>	R: 0 E: 0 K: 0 S: 2	H: 0 LOB: 1 BB: 1 P: 6	R: 1 E: 0 K: 3 S: 12	H: 3 LOB: 2 BB: 0 P: 12	R: 0 E: 0 K: 0 S: 3	H: 0 LOB: 0 BB: 0 P: 3	R: 0 E: 1 K: 1 S: 6	H: 1 LOB: 1 BB: 0 P: 6	R: 0 E: 0 K: 0 S: 3	H: 0 LOB: 0 BB: 0 P: 3	R: 1 E: 0 K: 2 S: 9	H: 1 LOB: 0 BB: 0 P: 9	R: 2 E: 2 K: 0 S: 5	H: 2 LOB: 2 BB: 2 P: 13	R: 0 E: 0 K: 2 S: 7	H: 0 LOB: 1 BB: 1 P: 11		R: 0 E: 0 K: 2 S: 7	H: 0 LOB: 1 BB: 1 P: 11	1B: 6 2B: 1 3B: 0 HR: 1	SF: 0 SAC: 0 DP: 2 HBP: 0	WP: 0 PB: 0 SB: 2 CS: 0	PA: 38				
<b>PITCHER</b>	IP	WLS	BF	H	R	ER	SO	BB	IBB	HBP	BLK	WP	HR	S	P	ERA	WHIP										
85 Dustin May, R ERA: 1.0	3.0		12	3	1	1	3	1	0	0	0	0	0	17	21	3.00	1.333										
17 Joe Kelly, R ERA: 1.5	1.0	H	4	1	0	0	1	0	0	0	0	0	0	6	6	0.00	1.000										
7 Julio Urias, L ERA: 2.31	2.2	H	12	3	3	2	2	1	0	0	0	0	1	16	20	6.75	1.500										
92 Luis Vazquez, R ERA: 1.42	0.1	B	2	0	0	0	0	1	0	0	0	0	0	1	5	0.00	3.000										
73 Stetson Allie, R ERA: 4.32	1.0		4	0	0	0	2	1	0	0	0	0	0	7	11	0.00	1.000										







Batter	1	2	3	4	5	6	7	8	9	AB	R	H	RBI	BB	SO	LOB	TOP							
24 Hunter Pence, R OBP: 0.386, SLG: 0.588 1 Josh Altman, R OBP: 0.600, SLG: 1.500	G4-3		F9			K		HR		3	0	0	0	0	1	0								
41 Logan Forsythe, R OBP: 0.344, SLG: 0.532 93 Tyler DePreta-Johnson, R OBP: 0.687, SLG: 0.950	F8			HR		1B		1B		3	1	2	1	0	0	0								
14 Asdrubal Cabrera, S OBP: 0.333, SLG: 0.352 18 Charles Leblanc, R OBP: 0.650, SLG: 1.500	G6-3			G6-3		K		K		3	0	0	0	0	1	1								
Patrick Wisdom, R OBP: 0.255, SLG: 0.326		2B		2B		F8			K	4	0	2	0	0	1	1								
38 Danny Santana, S OBP: 0.327, SLG: 0.646	G6-3			K		L7		HR		4	1	1	1	0	1	2								
6 Chase d'Arnaud, R OBP: 0.357, SLG: 0.417 31 Ryan Dorow, R OBP: 0.231, SLG: 0.250	F8			G6-3		L8		F8		3	0	0	0	0	0	2								
28 Jett Bandy, R OBP: 0.233, SLG: 0.179 91 Melvin Novoa, R OBP: 0.231, SLG: 0.250	K					F7		G5-3		3	0	0	0	0	2	1								
66 Zack Granite, L OBP: 0.241, SLG: 0.321			G6-3			G6-3		F7		3	0	0	0	0	0	0								
4 Bubba Thompson, R OBP: 0.143, SLG: 0.308	F9					K		K		3	0	0	0	0	2	0								
<b>Inning Stats</b>	R: 0 E: 0 K: 0 S: 3	H: 0 LOB: 0 BB: 0 P: 3	R: 0 E: 0 K: 1 S: 6	H: 1 LOB: 1 BB: 0 P: 6	R: 0 E: 0 K: 0 S: 3	H: 0 LOB: 0 BB: 0 P: 3	R: 1 E: 0 K: 1 S: 9	H: 2 LOB: 1 BB: 0 P: 10	R: 0 E: 0 K: 2 S: 7	H: 0 LOB: 0 BB: 0 P: 7	R: 0 E: 0 K: 2 S: 8	H: 1 LOB: 1 BB: 0 P: 8	R: 0 E: 0 K: 0 S: 3	H: 0 LOB: 0 BB: 0 P: 3	R: 1 E: 0 K: 2 S: 10	H: 2 LOB: 1 BB: 0 P: 12	R: 1 E: 0 K: 1 S: 6	H: 1 LOB: 0 BB: 0 P: 6	1B: 2 2B: 2 3B: 0 HR: 3	SF: 0 SAC: 0 DP: 0 HBP: 0	WP: 0 PB: 0 SB: 0 CS: 0	PA: 34		
<b>PITCHER</b>	IP	WLS	BF	H	R	ER	SO	BB	IBB	HBP	BLK	WP	HR	S	P	ERA	WHIP							
62 Jose Quintana, L ERA: 1.8	6.0	W	22	4	1	1	6	0	0	0	0	0	1	36	37	1.50	0.667							
21 Tyler Chatwood, R ERA: 2.77	1.0	H	3	0	0	0	0	0	0	0	0	0	0	3	3	0.00	0.000							
20 Brandon Kintzler, R ERA: 3.52	0.2		2	0	0	0	1	0	0	0	0	0	0	4	4	0.00	0.000							
6 Carl Edwards Jr., R ERA: 3.6	0.1		3	2	1	1	1	0	0	0	0	0	1	6	8	27.00	6.000							
78 Matt Carasiti, R ERA: 5.19	1.0		4	1	1	1	1	0	0	0	0	0	1	6	6	9.00	1.000							

Texas Rangers @ Chicago Cubs  
Sloan Park, Mesa, AZ  
Fri Mar 22 2019, 4:09 PM - 6:59 PM EDT  
Att: 13,511 - Sunny - 68 F

AB 34  
R 3  
H 7  
RBI 3  
BB 0  
SO 9  
LOB 8



Batter	1	2	3	4	5	6	7	8	9	AB	R	H	RBI	BB	SO	LOB	BOTTOM								
18 Ben Zobrist, S OBP: 0.244, SLG: 0.342 58 Chesny Young, R OBP: 0.286, SLG: 0.167	G6-3		F7		G4-3		HR			4	1	1	1	0	0	1									
12 Kyle Schwarber, L OBP: 0.489, SLG: 0.472 54 Charcer Burks, R OBP: 0.261, SLG: 0.364	E6		F7		1B		91 BB 86 BB	1B		3	1	1	0	0	0	1									
40 Wilson Contreras, R OBP: 0.493, SLG: 0.594 86 P.J. Higgins, R OBP: 0.200, SLG: 0.385	K		HR		G6-3		91 BB	BB		2	1	0	0	1	1	2									
9 Javier Báez, R OBP: 0.349, SLG: 0.439 91 Zack Short, R OBP: 0.397, SLG: 0.292	E7		HR				22 L4-3	BB		2	1	2	4	1	0	0									
13 David Bote, R OBP: 0.511, SLG: 0.611 65 Vimal Machin, L OBP: 0.250, SLG: 0.100 20 Brandon Kintzler, R OBP: 0.231, SLG: 0.250 6 Carl Edwards Jr., R OBP: 0.231, SLG: 0.250 78 Matt Carasiti, R OBP: 0.231, SLG: 0.250	K		G3-1				K	K		3	0	0	0	0	2	2									
22 Jason Heyward, L OBP: 0.250, SLG: 0.219 0 D.J. Wilson, L	G3-1				G4-3		L4-3		BB	3	0	0	0	0	0	1									
5 Albert Almora Jr., R OBP: 0.400, SLG: 0.529 0 Wynton Bernard, R OBP: 0.400, SLG: 0.529	K				1B				BB	3	0	2	0	0	1	0									
62 Jose Quintana, R	K				K		85 S 18 WP 92 S	1B	37 G3-6-3	2	0	0	0	0	2	0									
21 Tyler Chatwood, R OBP: 1.000, SLG: 1.000 92 Zach Borenstein, L (7, PH) OBP: 0.100, SLG: 0.100 37 James Adduci, L OBP: 0.273, SLG: 0.317	K				K		K	G3-6-3		0	0	0	0	0	0	0									
85 Trent Giambrone, R OBP: 0.395, SLG: 0.588			HR		G4-3		P6	K		3	1	0	0	1	1	2									
<b>Inning Stats</b>	R: 1 E: 2 K: 2 S: 9	H: 1 LOB: 1 BB: 0 P: 9	R: 0 E: 0 K: 2 S: 7	H: 0 LOB: 0 BB: 0 P: 7	R: 3 E: 0 K: 0 S: 4	H: 1 LOB: 0 BB: 2 P: 13	R: 0 E: 0 K: 1 S: 5	H: 1 LOB: 0 BB: 0 P: 5	R: 0 E: 0 K: 1 S: 4	H: 0 LOB: 0 BB: 1 P: 8	R: 2 E: 0 K: 2 S: 12	H: 3 LOB: 3 BB: 2 P: 23	R: 1 E: 0 K: 1 S: 5	H: 1 LOB: 0 BB: 1 P: 11	1B: 6 2B: 1 3B: 0 HR: 2	SF: 0 SAC: 0 DP: 2 HBP: 0	WP: 2 PB: 0 SB: 4 CS: 0	PA: 36							
<b>PITCHER</b>	IP	WLS	BF	H	R	ER	SO	BB	IBB	HBP	BLK	WP	HR	S	P	ERA	WHIP								
20 Zach McAllister, R ERA: 3.0	1.0	L	5	1	1	0	2	0	0	0	0	0	0	7	7	0.00	0.000								
46 Jeanmar Gómez, R	1.0		3	0	0	0	2	0	0	0	0	0	0	7	7	0.00	0.000								
59 Connor Sadzeck, R ERA: 8.59	2.0		9	2	3	3	1	2	0	0	0	0	1	9	18	13.50	2.000								
82 Jacob Lemoine, R ERA: 1.74	1.0		4	1	0	0	0	0	0	0	0	0	0	4	4	0.00	1.000								
77 Emmanuel Clase, R ERA: 1.74	1.0		3	0	0	0	1	1	0	0	0	0	0	4	8	0.00	1.000								
40 Matt Davidson, R ERA: 27.0	0.2		5	3	2	2	1	0	0	0	0	0	0	3	12	27.00	4.500								
71 Demarcus Evans, R (7, 1)	0.1		3	0	0	0	1	2	0	0	0	0	0	3	11	0.00	6.000								
67 Ariel Hernández, R (8, 1)	1.0		4	1	1	1	1	1	0	0	0	0	1	0	5	11	9.00	2.000							

Texas Rangers @ Chicago Cubs  
Sloan Park, Mesa, AZ  
Fri Mar 22 2019, 4:09 PM - 6:59 PM EDT  
Att: 13,511 - Sunny - 68 F


AB 30  
R 7  
H 8  
RBI 6  
BB 6  
SO 9  
LOB 14










Batter	1	2	3	4	5	6	7	8	9	AB	R	H	RBI	BB	SO	LOB	TOP			
16 Andrew Benintendi, L OBP: 0.273, SLG: 0.384 48 Gorkys Hernández, R OBP: 0.273, SLG: 0.402	0-0 1B		2-2 HR			0-3 K		0-0 G3		3	1	2	1	0	1	0				
50 Mookie Betts, R OBP: 0.318, SLG: 0.375 12 Brock Holt, L OBP: 0.282, SLG: 0.389	0-3 K		0-0 G6-3			0-3 K		0-3 K		3	0	0	0	0	2	1				
11 Rafael Devers, L OBP: 0.392, SLG: 0.560 83 Bobby Dalbec, R OBP: 0.324, SLG: 0.226	0-0 P6		0-0 G3-1			0-0 L7		0-3 K		3	0	0	0	0	0	1				
28 J.D. Martinez, R OBP: 0.279, SLG: 0.263	0-0 L8			0-0 F9			0-0 G6-3		0-3 K	4	0	0	0	0	1	1				
2 Xander Bogaerts, R OBP: 0.341, SLG: 0.537 5 Mike Miller, R OBP: 0.667, SLG: 0.500		0-0 18 G3 2B		0-0 F8			0-0 18 1B 36 1B		0-0 P4	3	1	2	0	0	0	0				
18 Mitch Moreland, L OBP: 0.226, SLG: 0.267 59 Sam Travis, R OBP: 0.295, SLG: 0.231		0-0 G3		0-3 K			0-0 19 1B 36 1B		0-0 G5-3	3	0	1	0	0	1	1				
36 Eduardo Núñez, R OBP: 0.368, SLG: 0.400 15 Aneury Tavárez, L OBP: 0.357, SLG: 0.615		0-0 G1-3			0-0 L7		0-0 23 G5-3 19 1B			3	0	1	1	0	0	1	AB 33			
19 Jackie Bradley Jr., L OBP: 0.404, SLG: 0.643 38 Tate Matheny, R OBP: 0.233, SLG: 0.400		0-0 G4-3			0-0 G6-3		0-0 1-2 2-3 1B			3	0	1	0	0	0	1	R 2			
7 Christian Vázquez, R OBP: 0.132, SLG: 0.237 23 Blake Swihart, S OBP: 0.419, SLG: 0.500			0-0 F9		0-0 F9		0-0 G5-3			2	0	0	0	0	0	0	H 7			
										1	0	0	0	0	0	3	RBI 2			
																	BB 0			
																	SO 7			
																	LOB 9			
																				
<b>Inning Stats</b>	R: 0 E: 0 K: 1 S: 6	H: 1 LOB: 1 BB: 0 P: 6	R: 0 E: 0 K: 0 S: 4	H: 1 LOB: 1 BB: 0 P: 4	R: 1 E: 0 K: 0 S: 6	H: 1 LOB: 0 BB: 0 P: 8	R: 0 E: 0 K: 1 S: 5	H: 0 LOB: 0 BB: 0 P: 5	R: 0 E: 0 K: 0 S: 3	H: 0 LOB: 0 BB: 0 P: 3	R: 0 E: 0 K: 2 S: 7	H: 0 LOB: 0 BB: 0 P: 7	R: 1 E: 0 K: 0 S: 6	H: 4 LOB: 2 BB: 0 P: 6	R: 0 E: 0 K: 1 S: 5	H: 0 LOB: 0 BB: 0 P: 5	1B: 5 2B: 1 3B: 0 HR: 1	SF: 0 SAC: 0 DP: 1 HBP: 0	WP: 0 PB: 0 SB: 0 CS: 0	PA: 33
<b>PITCHER</b>	IP WLS BF H R ER SO BB IBB HBP BLK WP HR S P ERA WHIP																			
35 Cole Hamels, L ERA: 4.5	5.0	18	3	1	1	2	0	0	0	0	0	0	0	0	1	24	26	1.80	0.600	
46 Pedro Strop, R ERA: 3.38	1.0	3	0	0	0	2	0	0	0	0	0	0	0	0	7	7	0.00	0.000		
41 Steve Cishek, R ERA: 10.8	0.1	4	3	1	1	0	0	0	0	0	0	0	0	4	4	27.00	9.000			
47 Randy Rosario, L ERA: 6.3	1.2	5	1	0	0	2	0	0	0	0	0	0	0	9	9	0.00	0.600			
56 Kyle Ryan, L ERA: 2.64	1.0	3	0	0	0	1	0	0	0	0	0	0	0	5	5	0.00	0.000			

**Boston Red Sox @ Chicago Cubs**  
Sloan Park, Mesa, AZ  
Mon Mar 25 2019, 9:06 PM - 11:35 PM EDT  
Att: 16,100 - Clear - 85 F

AB 33  
R 2  
H 7  
RBI 2  
BB 0  
SO 7  
LOB 9



Batter	1	2	3	4	5	6	7	8	9	AB	R	H	RBI	BB	SO	LOB	BOTTOM			
18 Ben Zobrist, S OBP: 0.265, SLG: 0.333	0-0 P6		0-0 F9		0-0 44 CS 1B		0-0 FC4-6 3 CS 59 BB			4	0	1	0	0	0	1				
58 Connor Myers, R OBP: 0.600, SLG: 1.000							1-2 1B			0	0	0	0	0	0	0				
17 Kris Bryant, R OBP: 0.347, SLG: 0.375 59 Christian Donahue, L OBP: 0.429, SLG: 1.000	0-0 L5		1-0 44 2B HBP		0-3 K		4-0 1-2 BB			2	1	0	0	0	1	1				
44 Anthony Rizzo, L OBP: 0.431, SLG: 0.644 3 Daniel Descalso, L OBP: 0.211, SLG: 0.176 65 Vimal Machin, L OBP: 0.231, SLG: 0.091	0-0 G3-1		0-0 1-1 2B		1-0 CS		1-0 40 BB HBP		0-3 K	2	0	1	1	0	0	0				
9 Javier Báez, R OBP: 0.340, SLG: 0.479 63 Aramis Ademan, L OBP: 0.250, SLG: 0.250		0-0 L7	0-0 F7			0-3 K		0-3 K		3	0	0	0	0	1	2				
12 Kyle Schwarber, L OBP: 0.426, SLG: 0.395 47 Randy Rosario, L		0-3 K			0-0 L4		0-2 K		0-3 K	3	0	0	0	0	2	1				
2 Mark Zagunis, R OBP: 0.431, SLG: 0.721										0	0	0	0	0	0	0				
40 Wilson Contreras, R OBP: 0.442, SLG: 0.622 Taylor Davis, R OBP: 0.387, SLG: 0.429		0-0 1B			0-0 2B		4-0 22 FC6 BB		0-0 G6-3	2	0	2	0	1	0	0				
22 Jason Heyward, L OBP: 0.214, SLG: 0.184 56 Kyle Ryan, L		0-0 L6			0-2 K		0-0 FC6			3	0	0	0	0	1	4				
35 Cole Hamels, L OBP: 0.400, SLG: 1.000 46 Pedro Strop, R 41 Steve Cishek, R 13 David Bote, R OBP: 0.547, SLG: 0.738			1-1 HR		0-3 K		2-1 HR			2	1	1	1	0	1	1				
5 Albert Almora Jr., R OBP: 0.385, SLG: 0.588 0 Wynton Bernard, R OBP: 0.365, SLG: 0.476		0-0 L8			0-0 G1-3		4-0 18 FC4-6 BB			2	0	0	0	1	0	0				
																	AB 28			
																	R 3			
																	H 6			
																	RBI 3			
																	BB 3			
																	SO 9			
																	LOB 12			
																				
<b>Inning Stats</b>	R: 0 E: 0 K: 0 S: 3	H: 0 LOB: 0 BB: 0 P: 3	R: 0 E: 0 K: 1 S: 6	H: 1 LOB: 1 BB: 0 P: 6	R: 2 E: 0 K: 0 S: 6	H: 2 LOB: 1 BB: 0 P: 8	R: 0 E: 0 K: 2 S: 8	H: 1 LOB: 1 BB: 0 P: 8	R: 0 E: 0 K: 1 S: 5	H: 1 LOB: 0 BB: 0 P: 6	R: 0 E: 0 K: 2 S: 7	H: 0 LOB: 2 BB: 1 P: 12	R: 1 E: 0 K: 1 S: 6	H: 1 LOB: 2 BB: 2 P: 16	R: 0 E: 0 K: 2 S: 7	H: 0 LOB: 0 BB: 0 P: 7	1B: 2 2B: 3 3B: 0 HR: 2	SF: 0 SAC: 0 DP: 1 HBP: 2	WP: 0 PB: 0 SB: 0 CS: 2	PA: 34
<b>PITCHER</b>	IP WLS BF H R ER SO BB IBB HBP BLK WP HR S P ERA WHIP																			
22 Rick Porcello, R ERA: 3.75	4.0	17	4	2	2	3	0	0	1	0	0	0	0	12	18	0.00	1.000			
57 Eduardo Rodríguez, L ERA: 3.6	2.0	8	1	0	0	3	1	0	1	0	0	0	0	6	16	9.00	3.000			
76 Hector Velázquez, R ERA: 7.96	1.0	5	1	1	1	1	2	0	0	0	0	1	6	3	3	0.00	0.000			
32 Matt Barnes, R ERA: 6.75	0.1	1	0	0	0	1	0	0	0	0	0	0	0	3	3	0.00	0.000			
70 Ryan Brasier, R ERA: 3.38	0.2	2	0	0	0	1	0	0	0	0	0	0	4	4	0.00	0.000				

**Boston Red Sox @ Chicago Cubs**  
Sloan Park, Mesa, AZ  
Mon Mar 25 2019, 9:06 PM - 11:35 PM EDT  
Att: 16,100 - Clear - 85 F

AB 28  
R 3  
H 6  
RBI 3  
BB 3  
SO 9  
LOB 12







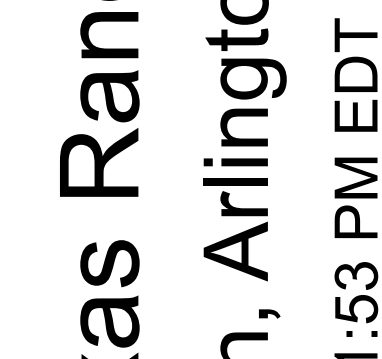
Batter	1	2	3	4	5	6	7	8	9	AB	R	H	RBI	BB	SO	LOB	TOP					
18 Ben Zobrist, S OBP: 0.444, SLG: 0.167	F8	FC3-6 17 BB	K	K	K	FC5-4 17 BB	F7	K		4	0	0	0	1	1	1	Chicago Cubs @ Texas Rangers Globe Life Park in Arlington, Arlington, TX Sat Mar 30 2019, 8:08 PM - 11:53 PM EDT Att: 46,238 - Cloudy - 51 F					
17 Kris Bryant, R OBP: 0.500, SLG: 0.857	9 BB	2B	BB	BB	BB	FC5-4 9 BB	K	K		3	1	1	0	2	1	1						
44 Anthony Rizzo, L OBP: 0.500, SLG: 0.167	9 BB 12 BB	BB	G4-1	P6	P6	L8		G5-3		4	1	0	0	1	0	4						
9 Javier Báez, R OBP: 0.500, SLG: 1.111	12 BB 40 BB	1B	12 BB 40 BB	1B	G4-3	BB		P6		4	2	2	1	1	0	0						
12 Kyle Schwarber, L OBP: 0.500, SLG: 1.000	40 BB	1B	G6-3	G6-3	HR	F7		1B		5	1	3	2	0	0	3						
40 Wilson Contreras, R OBP: 0.500, SLG: 0.833	22 G6-4-3	1B	22 G6-4-3	2B	22 WP 22 SF7	2B	K	F8		5	1	3	2	0	1	1						
22 Jason Heyward, L OBP: 0.222, SLG: 0.250	G6-4-3	2B	F7	F7	SF7	SF7	L7			3	0	0	1	0	0	3						
13 David Bote, R OBP: 0.444, SLG: 0.429			K	K	5 FC6-4	BB	F9			3	0	0	0	1	2	1						
5 Albert Almora Jr., R OBP: 0.300, SLG: 0.222			L9	FC6-4			G5-3			3	0	0	0	1	0	1						
<b>Inning Stats</b>	R: 3 H: 4 E: 0 K: 0 S: 14	H: 4 R: 1 ER: 0 LOB: 1 BB: 1 P: 21	R: 0 H: 0 E: 0 K: 1 S: 11	H: 0 R: 0 ER: 0 LOB: 1 BB: 0 P: 22	R: 1 H: 2 E: 0 K: 1 S: 15	H: 2 R: 1 ER: 0 LOB: 1 BB: 0 P: 21	R: 0 H: 0 E: 0 K: 1 S: 9	H: 0 R: 0 ER: 0 LOB: 1 BB: 1 P: 16	R: 2 H: 2 E: 0 K: 0 S: 10	H: 2 R: 1 ER: 0 LOB: 1 BB: 1 P: 22	R: 0 H: 0 E: 0 K: 0 S: 12	H: 0 R: 0 ER: 0 LOB: 0 BB: 0 P: 8	R: 0 H: 0 E: 0 K: 1 S: 11	H: 0 R: 0 ER: 0 LOB: 0 BB: 0 P: 15	R: 0 H: 1 E: 0 K: 0 S: 9	H: 1 R: 3 ER: 0 LOB: 1 BB: 0 P: 13	1B: 5 2B: 3 3B: 0 HR: 1	SF: 1 SAC: 0 DP: 1 HBP: 0	WP: 1 PB: 0 SB: 1 CS: 0	PA: 42		
<b>PITCHER</b>	IP WLS BF H R ER SO BB IBB HBP BLK WP HR S P ERA WHIP	IP WLS BF H R ER SO BB IBB HBP BLK WP HR S P ERA WHIP	IP WLS BF H R ER SO BB IBB HBP BLK WP HR S P ERA WHIP	IP WLS BF H R ER SO BB IBB HBP BLK WP HR S P ERA WHIP	IP WLS BF H R ER SO BB IBB HBP BLK WP HR S P ERA WHIP	IP WLS BF H R ER SO BB IBB HBP BLK WP HR S P ERA WHIP	IP WLS BF H R ER SO BB IBB HBP BLK WP HR S P ERA WHIP	IP WLS BF H R ER SO BB IBB HBP BLK WP HR S P ERA WHIP	IP WLS BF H R ER SO BB IBB HBP BLK WP HR S P ERA WHIP	IP WLS BF H R ER SO BB IBB HBP BLK WP HR S P ERA WHIP	IP WLS BF H R ER SO BB IBB HBP BLK WP HR S P ERA WHIP	IP WLS BF H R ER SO BB IBB HBP BLK WP HR S P ERA WHIP	IP WLS BF H R ER SO BB IBB HBP BLK WP HR S P ERA WHIP	IP WLS BF H R ER SO BB IBB HBP BLK WP HR S P ERA WHIP	IP WLS BF H R ER SO BB IBB HBP BLK WP HR S P ERA WHIP	IP WLS BF H R ER SO BB IBB HBP BLK WP HR S P ERA WHIP	IP WLS BF H R ER SO BB IBB HBP BLK WP HR S P ERA WHIP	IP WLS BF H R ER SO BB IBB HBP BLK WP HR S P ERA WHIP	IP WLS BF H R ER SO BB IBB HBP BLK WP HR S P ERA WHIP	IP WLS BF H R ER SO BB IBB HBP BLK WP HR S P ERA WHIP	IP WLS BF H R ER SO BB IBB HBP BLK WP HR S P ERA WHIP	IP WLS BF H R ER SO BB IBB HBP BLK WP HR S P ERA WHIP
36 Edinson Volquez, R ERA: 9.0	4.0	21	6	4	4	3	4	0	0	0	0	0	0	1	1	10	22	18.00	3.000			
46 Jeanmar Gómez, R ERA: 13.5	1.0	6	2	2	2	0	1	0	0	0	0	1	1	10	22	18.00	3.000	0.00	1.200			
54 Jeffrey Springs, L ERA:	1.2	7	0	0	0	1	2	0	0	0	0	0	0	17	28	0.00	1.200	0.00	0.000			
27 Shawn Kelley, R ERA:	1.1	W	4	0	0	0	1	0	0	0	0	0	0	13	17	0.00	0.000	0.00	1.000			
25 José Leclerc, R ERA:	1.0	S	4	1	0	0	0	0	0	0	0	0	0	9	13	0.00	1.000	0.00	1.000			

Batter	1	2	3	4	5	6	7	8	9	AB	R	H	RBI	BB	SO	LOB	BOTTOM					
17 Shin-Soo Choo, L OBP: 0.200, SLG: 0.200	K	K	K	K	K	K	1B			5	0	1	2	0	4	2	Chicago Cubs @ Texas Rangers Globe Life Park in Arlington, Arlington, TX Sat Mar 30 2019, 8:08 PM - 11:53 PM EDT Att: 46,238 - Cloudy - 51 F					
12 Rougned Odor, L OBP: 0.444, SLG: 0.500	K	1B	1B	G6-3	1B	1B	BB	K2-3		4	0	2	1	1	2	1						
1 Elvis Andrus, R OBP: 0.667, SLG: 1.000	13 BB 30 BB	F8	G6-3	G6-3	1B	1B	1B	1B		4	1	2	0	1	0	3						
30 Nomar Mazara, L OBP: 0.556, SLG: 0.800	13 BB	BB	13 FC3-6	BB	14 2B	BB	K	13 HR		1	1	0	0	4	1	2						
13 Joey Gallo, L OBP: 0.333, SLG: 0.571	BB	BB	FC3-6 14 HR	BB	K	K	F7	HR		4	2	1	3	1	1	4						
14 Adrián Beltrán, S OBP: 0.333, SLG: 0.750	K	K	HR	HR	2B	2B	E5 11 BB 17 BB	G4-6-3		4	2	2	2	1	1	3						
11 Ronald Guzmán, L OBP: 0.250, SLG: 0.286		3 CS 9 BB	G1-3	G1-3	K	K	11 BB 17 BB	G4-6-3		4	1	1	0	1	1	3						
9 Ishik Kiner-Falefa, R OBP: 0.600, SLG: 0.333		3 WP 12 BB	BB	1B	BB	BB	BB	K2-3		3	1	1	0	2	2	2						
3 Delino DeShields, R		12 BB	BB	1B	BB	BB	F7	K		3	0	0	0	1	2	6						
<b>Inning Stats</b>	R: 0 H: 0 E: 0 K: 3 S: 18	H: 0 R: 1 ER: 0 LOB: 3 BB: 3 P: 35	R: 1 H: 1 E: 0 K: 1 S: 12	H: 1 R: 3 ER: 0 LOB: 2 BB: 3 P: 25	R: 2 H: 2 E: 0 K: 1 S: 14	H: 2 R: 1 ER: 0 LOB: 1 BB: 1 P: 24	R: 0 H: 1 E: 0 K: 1 S: 9	H: 1 R: 0 ER: 0 LOB: 0 BB: 0 P: 12	R: 0 H: 1 E: 0 K: 2 S: 12	H: 1 R: 0 ER: 0 LOB: 2 BB: 1 P: 19	R: 2 H: 2 E: 1 K: 3 S: 13	H: 2 R: 1 ER: 0 LOB: 1 BB: 0 P: 21	R: 3 H: 2 E: 0 K: 1 S: 11	H: 2 R: 0 ER: 0 LOB: 0 BB: 2 P: 21	R: 0 H: 1 E: 0 K: 0 S: 9	H: 1 R: 3 ER: 0 LOB: 1 BB: 0 P: 13	1B: 6 2B: 2 3B: 0 HR: 2	SF: 0 SAC: 0 DP: 1 HBP: 0	WP: 1 PB: 0 SB: 0 CS: 1	PA: 44		
<b>PITCHER</b>	IP WLS BF H R ER SO BB IBB HBP BLK WP HR S P ERA WHIP	IP WLS BF H R ER SO BB IBB HBP BLK WP HR S P ERA WHIP	IP WLS BF H R ER SO BB IBB HBP BLK WP HR S P ERA WHIP	IP WLS BF H R ER SO BB IBB HBP BLK WP HR S P ERA WHIP	IP WLS BF H R ER SO BB IBB HBP BLK WP HR S P ERA WHIP	IP WLS BF H R ER SO BB IBB HBP BLK WP HR S P ERA WHIP	IP WLS BF H R ER SO BB IBB HBP BLK WP HR S P ERA WHIP	IP WLS BF H R ER SO BB IBB HBP BLK WP HR S P ERA WHIP	IP WLS BF H R ER SO BB IBB HBP BLK WP HR S P ERA WHIP	IP WLS BF H R ER SO BB IBB HBP BLK WP HR S P ERA WHIP	IP WLS BF H R ER SO BB IBB HBP BLK WP HR S P ERA WHIP	IP WLS BF H R ER SO BB IBB HBP BLK WP HR S P ERA WHIP	IP WLS BF H R ER SO BB IBB HBP BLK WP HR S P ERA WHIP	IP WLS BF H R ER SO BB IBB HBP BLK WP HR S P ERA WHIP	IP WLS BF H R ER SO BB IBB HBP BLK WP HR S P ERA WHIP	IP WLS BF H R ER SO BB IBB HBP BLK WP HR S P ERA WHIP	IP WLS BF H R ER SO BB IBB HBP BLK WP HR S P ERA WHIP	IP WLS BF H R ER SO BB IBB HBP BLK WP HR S P ERA WHIP	IP WLS BF H R ER SO BB IBB HBP BLK WP HR S P ERA WHIP	IP WLS BF H R ER SO BB IBB HBP BLK WP HR S P ERA WHIP	IP WLS BF H R ER SO BB IBB HBP BLK WP HR S P ERA WHIP	IP WLS BF H R ER SO BB IBB HBP BLK WP HR S P ERA WHIP
11 Yu Darvish, R ERA: 10.13	2.2	16	2	3	3	4	7	0	0	0	0	0	0	6	9	0.00	3.000					
41 Steve Cishek, R ERA:	0.1	2	1	0	0	1	0	0	0	0	0	0	0	6	9	0.00	3.000					
62 Jose Quintana, L ERA:	4.0	H	20	5	2	0	8	3	0	0	0	0	0	47	81	0.00	2.000					
6 Carl Edwards Jr., R ERA:	0.0	L	4	2	3	3	0	2	0	0	0	1	7	15	=	=						
20 Brandon Kintzler, R ERA:	1.0	2	0	0	0	1	0	0	0	0	0	4	6	0.00	0.000							

AB 34  
R 6  
H 9  
RBI 6  
BB 7  
SO 5  
LOB 15



AB 32  
R 8  
H 10  
RBI 8  
SO 14  
LOB 26



Batter	1	2	3	4	5	6	7	8	9	AB	R	H	RBI	BB	SO	LOB	TOP					
18 Ben Zobrist, S OBP: 0.467, SLG: 0.273	G4-3		17 1B	G3		44 1B			G5-4-3	5	1	2	2	1	0	3						
17 Kris Bryant, R OBP: 0.438, SLG: 0.615	F9			G5-3		44 1B			G3	6	1	2	1	0	1	5						
44 Anthony Rizzo, L OBP: 0.467, SLG: 0.545	K		F7		F7	12 BB				5	1	2	2	0	1	2						
9 Javier Báez, R OBP: 0.467, SLG: 0.857		F9		K		G6-3				5	1	2	1	0	1	2						
12 Kyle Schwarber, L OBP: 0.462, SLG: 1.000			G5-3		F7					4	1	1	1	1	1	3						
3 Daniel Descalso, L OBP: 0.500, SLG: 0.667										5	2	3	1	0	1	3						
13 David Bote, R OBP: 0.444, SLG: 0.429										0	0	0	0	0	0	0						
22 Jason Heyward, L OBP: 0.286, SLG: 0.308		F8								5	1	2	1	0	1	1						
5 Albert Almora Jr., R OBP: 0.286, SLG: 0.231										4	1	1	1	0	1	2						
7 Victor Caratini, S OBP: 0.600, SLG: 0.750										4	1	2	0	1	2	3						
40 Wilson Contreras, R OBP: 0.500, SLG: 0.625										0	0	0	0	0	0	0						
<b>Inning Stats</b>	R: 0 E: 0 K: 1 S: 10	H: 0 LOB: 0 BB: 0 P: 15	R: 1 E: 0 K: 1 S: 10	H: 1 LOB: 0 BB: 0 P: 16	R: 2 E: 0 K: 1 S: 14	H: 4 LOB: 2 BB: 0 P: 25	R: 1 E: 0 K: 1 S: 14	H: 2 LOB: 2 BB: 0 P: 24	R: 0 E: 0 K: 0 S: 6	H: 0 LOB: 0 BB: 0 P: 9	R: 4 E: 0 K: 1 S: 21	H: 6 LOB: 3 BB: 1 P: 33	R: 0 E: 0 K: 2 S: 12	H: 1 LOB: 2 BB: 1 P: 20	R: 2 E: 0 K: 2 S: 13	H: 3 LOB: 2 BB: 0 P: 20	R: 0 E: 0 K: 0 S: 8	H: 0 LOB: 1 BB: 1 P: 12	1B: 13 2B: 2 3B: 0 HR: 2	SF: 0 SAC: 1 DP: 1 HBP: 0	WP: 1 PB: 0 SB: 1 CS: 0	PA: 47
<b>PITCHER</b>	IP WLS BF H R ER SO BB IBB HBP BLK WP HR S P ERA WHIP	IP WLS BF H R ER SO BB IBB HBP BLK WP HR S P ERA WHIP	IP WLS BF H R ER SO BB IBB HBP BLK WP HR S P ERA WHIP	IP WLS BF H R ER SO BB IBB HBP BLK WP HR S P ERA WHIP	IP WLS BF H R ER SO BB IBB HBP BLK WP HR S P ERA WHIP	IP WLS BF H R ER SO BB IBB HBP BLK WP HR S P ERA WHIP	IP WLS BF H R ER SO BB IBB HBP BLK WP HR S P ERA WHIP	IP WLS BF H R ER SO BB IBB HBP BLK WP HR S P ERA WHIP	IP WLS BF H R ER SO BB IBB HBP BLK WP HR S P ERA WHIP	IP WLS BF H R ER SO BB IBB HBP BLK WP HR S P ERA WHIP	IP WLS BF H R ER SO BB IBB HBP BLK WP HR S P ERA WHIP	IP WLS BF H R ER SO BB IBB HBP BLK WP HR S P ERA WHIP	IP WLS BF H R ER SO BB IBB HBP BLK WP HR S P ERA WHIP	IP WLS BF H R ER SO BB IBB HBP BLK WP HR S P ERA WHIP	IP WLS BF H R ER SO BB IBB HBP BLK WP HR S P ERA WHIP	IP WLS BF H R ER SO BB IBB HBP BLK WP HR S P ERA WHIP	IP WLS BF H R ER SO BB IBB HBP BLK WP HR S P ERA WHIP					
35 Lance Lynn, R ERA: 11.12	5.2	28	10	7	7	5	0	0	0	0	0	0	0	0	0	0	0	11.12	1.765			
53 Jesse Chavez, R ERA: 54.0	0.0	3	3	1	1	0	0	0	0	0	0	0	0	0	0	0	0	∞	∞			
55 Kyle Bird, L ERA:	1.0	6	1	0	0	1	2	0	0	0	0	0	0	0	0	0	0	0.00	3.000			
31 Chris Martin, R ERA: 18.0	1.0	6	3	2	2	2	0	0	0	0	0	0	0	0	0	0	0	18.00	3.000			
25 José Leclerc, R ERA:	1.1	W	4	0	0	0	1	0	0	0	0	0	0	0	0	0	0	0.00	0.750			

Chicago Cubs @ Texas Rangers  
Globe Life Park in Arlington, Arlington, TX  
Sun Mar 31 2019, 4:09 PM - 7:54 PM EDT  
Att: 36,812 - Partly Cloudy - 54 F

AB 43  
R 10  
H 17  
RBI 10  
BB 3  
SO 9  
LOB 24



Batter	1	2	3	4	5	6	7	8	9	AB	R	H	RBI	BB	SO	LOB	BOTTOM					
3 Delino DeShields, R OBP: 0.308, SLG: 0.400	G4-3		1 S			G4-3				4	1	1	4	1	1	0						
12 Rougned Odor, L OBP: 0.357, SLG: 0.333	P2		F8							4	0	0	0	1	1	1						
1 Elvis Andrus, R OBP: 0.500, SLG: 0.692										5	0	1	0	0	1	2						
13 Joey Gallo, L OBP: 0.357, SLG: 0.583										5	2	2	0	0	2	1						
24 Hunter Pence, R OBP: 0.500, SLG: 0.429		G6-3								3	2	2	0	1	0	0						
17 Shin-Soo Choo, L OBP: 0.167, SLG: 0.167										1	0	0	0	0	0	1						
30 Nomar Mazara, L OBP: 0.538, SLG: 0.889										5	2	2	2	0	1	1						
14 Asdrúbal Cabrera, S OBP: 0.385, SLG: 1.000										3	1	2	3	0	0	0						
41 Logan Forsythe, R OBP: 0.167, SLG: 0.167										2	1	0	0	0	2	0						
11 Ronald Guzmán, L OBP: 0.250, SLG: 0.286										0	0	0	0	0	0	0						
2 Jeff Mathis, R OBP: 0.286, SLG: 0.667										3	2	1	1	1	1	1						
<b>Inning Stats</b>	R: 0 E: 0 K: 1 S: 12	H: 1 LOB: 1 BB: 0 P: 15	R: 0 E: 0 K: 1 S: 11	H: 1 LOB: 0 BB: 0 P: 18	R: 0 E: 0 K: 1 S: 9	H: 0 LOB: 1 BB: 1 P: 16	R: 5 E: 0 K: 1 S: 20	H: 3 LOB: 0 BB: 2 P: 34	R: 0 E: 0 K: 0 S: 9	H: 1 LOB: 1 BB: 0 P: 17	R: 1 E: 0 K: 0 S: 9	H: 1 LOB: 0 BB: 0 P: 10	R: 4 E: 0 K: 1 S: 18	H: 3 LOB: 1 BB: 3 P: 38	R: 0 E: 0 K: 2 S: 10	H: 0 LOB: 0 BB: 0 P: 16	R: 1 E: 0 K: 0 S: 3	H: 1 LOB: 0 BB: 0 P: 7	1B: 6 2B: 1 3B: 1 HR: 3	SF: 1 SAC: 0 DP: 1 HBP: 0	WP: 1 PB: 2 SB: 0 CS: 0	PA: 42
<b>PITCHER</b>	IP WLS BF H R ER SO BB IBB HBP BLK WP HR S P ERA WHIP	IP WLS BF H R ER SO BB IBB HBP BLK WP HR S P ERA WHIP	IP WLS BF H R ER SO BB IBB HBP BLK WP HR S P ERA WHIP	IP WLS BF H R ER SO BB IBB HBP BLK WP HR S P ERA WHIP	IP WLS BF H R ER SO BB IBB HBP BLK WP HR S P ERA WHIP	IP WLS BF H R ER SO BB IBB HBP BLK WP HR S P ERA WHIP	IP WLS BF H R ER SO BB IBB HBP BLK WP HR S P ERA WHIP	IP WLS BF H R ER SO BB IBB HBP BLK WP HR S P ERA WHIP	IP WLS BF H R ER SO BB IBB HBP BLK WP HR S P ERA WHIP	IP WLS BF H R ER SO BB IBB HBP BLK WP HR S P ERA WHIP	IP WLS BF H R ER SO BB IBB HBP BLK WP HR S P ERA WHIP	IP WLS BF H R ER SO BB IBB HBP BLK WP HR S P ERA WHIP	IP WLS BF H R ER SO BB IBB HBP BLK WP HR S P ERA WHIP	IP WLS BF H R ER SO BB IBB HBP BLK WP HR S P ERA WHIP	IP WLS BF H R ER SO BB IBB HBP BLK WP HR S P ERA WHIP	IP WLS BF H R ER SO BB IBB HBP BLK WP HR S P ERA WHIP	IP WLS BF H R ER SO BB IBB HBP BLK WP HR S P ERA WHIP					
35 Cole Hamels, L ERA: 9.0	5.0	24	6	5	4	3	0	0	0	0	0	0	0	0	0	0	9.00	1.800				
32 Tyler Chatwood, R ERA: 16.2	1.2	H	8	2	3	3	2	0	0	0	0	0	0	0	0	0	0	16.20	2.400			
3B Mike Montgomery, L ERA: 81.0	0.0	B	3	2	2	2	0	0	0	0	0	0	0	0	0	0	0	∞	∞			
41 Steve Cishek, R ERA:	1.1	L	4	0	0	0	3	0	0	0	0	0	0	0	0	0	0	0.00	0.000			
46 Pedro Strop, R ERA: 18.0	0.1	L	3	1	1	1	0	0	0	0	0	0	0	0	0	0	0	27.00	3.000			

Chicago Cubs @ Texas Rangers  
Globe Life Park in Arlington, Arlington, TX  
Sun Mar 31 2019, 4:09 PM - 7:54 PM EDT  
Att: 36,812 - Partly Cloudy - 54 F


AB 35  
R 11  
H 11  
RBI 10  
BB 6  
SO 7  
LOB 8



Batter	1	2	3	4	5	6	7	8	9	AB	R	H	RBI	BB	SO	LOB	TOP					
5 Albert Almora Jr., R OBP: 0.263, SLG: 0.222	F7		G4-3	1B		G6-3			P4-6	5	0	1	0	0	0	2						
17 Kris Bryant, R OBP: 0.450, SLG: 0.625	2B		BB	G6-3			G5-3			3	0	1	0	1	0	2						
44 Anthony Rizzo, L OBP: 0.421, SLG: 0.467	P3		K				L7			4	0	1	0	0	1	2						
9 Javier Báez, R OBP: 0.421, SLG: 0.722	F9		40 WP	1B		G6-4-3	G6-5-3			4	0	1	0	0	0	2						
40 Wilson Contreras, R OBP: 0.500, SLG: 0.500		22 C1-6-3	13 BB	1B		E5		G6-3		2	0	0	0	2	0	0						
13 David Bote, R OBP: 0.421, SLG: 0.455		22 G1-6-3	1B	G5-3		G1-3			22 G4-6-3	4	0	2	0	0	0	4						
22 Jason Heyward, L OBP: 0.278, SLG: 0.294		G1-6-3							G4-6-3	4	0	1	0	0	1	3						
28 Kyle Hendricks, R 20 Brandon Kintzler, R 3 Daniel Descalso, L 47 Randy Rosario, L 6 Carl Edwards Jr., R 29 Brad Brach, R 12 Kyle Schwarber							F8			1	0	0	0	0	1	1						
2 Mark Zagunis, R OBP: 0.500, SLG: 1.000				F9					P4-6	4	0	2	0	0	1	3						
<b>Inning Stats</b>	R: 0 H: 1 E: 0 K: 0 S: 12	H: 1 LOB: 0 BB: 0 P: 19	R: 0 H: 1 E: 0 K: 1 S: 9	H: 2 LOB: 2 BB: 2 P: 21	R: 0 H: 1 E: 0 K: 1 S: 13	H: 2 LOB: 3 BB: 2 P: 27	R: 0 H: 2 E: 1 K: 0 S: 11	H: 1 LOB: 1 BB: 0 P: 17	R: 0 H: 1 E: 0 K: 1 S: 9	H: 0 LOB: 0 BB: 0 P: 14	R: 0 H: 1 E: 0 K: 0 S: 5	H: 1 LOB: 0 BB: 0 P: 7	R: 0 H: 1 E: 0 K: 1 S: 9	H: 1 LOB: 0 BB: 0 P: 11	1B: 6 2B: 4 3B: 0 HR: 0	SF: 0 SAC: 0 DP: 4 HBP: 0	WP: 1 PB: 0 SB: 0 CS: 0	PA: 37				
<b>PITCHER</b>	IP WLS BF H R ER SO BB IBB HBP BLK WP HR S P ERA WHIP																					
15 Sean Newcomb, L ERA: 4.15	4.0	21	6	0	0	3	4	0	0	0	0	0	0	0	0	0	1	0	49	91	0.00	2.500
67 Wes Parsons, R ERA: 6.75	1.0	3	0	0	0	0	0	0	0	0	0	0	0	0	0	0	0	0	9	13	0.00	0.000
19 Jesse Biddle, L ERA: 2.45	2.0	7	1	0	0	1	0	0	0	0	0	0	0	0	0	0	0	0	16	28	0.00	0.500
61 Chad Sobotka, R ERA: 1.00	1.0	3	1	0	0	0	0	0	0	0	0	0	0	0	0	0	0	0	5	7	0.00	1.000
38 Aroldys Vizcaino, R ERA: 1.00	1.0	3	1	0	0	1	0	0	0	0	0	0	0	0	0	0	0	0	9	11	0.00	1.000

Chicago Cubs @ Atlanta Braves  
SunTrust Park, Atlanta, GA  
Mon Apr 01 2019, 7:14 PM - 10:24 PM EDT  
Att: 41,912 - Clear - 58 F

AB	33
R	0
H	9
RBI	0
BB	4
SO	5
LOB	19



Batter	1	2	3	4	5	6	7	8	9	AB	R	H	RBI	BB	SO	LOB	BOTTOM					
11 Ender Inciarte, L OBP: 0.222, SLG: 0.438	HR	G3		G3			F7			5	1	1	1	0	1	3						
20 Josh Donaldson, R OBP: 0.294, SLG: 0.200	13 BB	22 E	1B			G6-3	K			4	1	2	0	1	1	1						
5 Freddie Freeman, L OBP: 0.611, SLG: 0.714	F8		K		F7					4	1	1	0	1	1	3						
13 Ronald Acuña Jr., R OBP: 0.389, SLG: 0.429	22 FC3-6		HR							4	1	1	1	1	2	2						
22 Nick Markakis, L OBP: 0.235, SLG: 0.188	FC3-6	1B								4	2	2	0	1	0	2						
1 Ozzie Albies, S OBP: 0.529, SLG: 0.571	16 BB		L9							4	2	3	1	1	0	0						
16 Brian McCann, L OBP: 0.385, SLG: 0.200			E3							4	0	1	2	1	1	4						
7 Dansby Swanson, R OBP: 0.400, SLG: 0.583	G6-3		K							4	0	1	1	0	1	2						
15 Sean Newcomb, L 67 Wes Parsons, R 14 Matt Joyce, L 19 Jesse Biddle, L 17 Johan Camargo, S 61 Chad Sobotka, R 38 Aroldys Vizcaino, R		F7								2	0	0	0	0	1	0						
<b>Inning Stats</b>	R: 4 H: 4 E: 1 K: 0 S: 18	H: 1 LOB: 1 BB: 0 P: 28	R: 0 H: 1 E: 0 K: 1 S: 9	H: 1 LOB: 0 BB: 0 P: 13	R: 1 H: 2 E: 1 K: 1 S: 12	H: 2 LOB: 1 BB: 0 P: 18	R: 0 H: 0 E: 0 K: 1 S: 10	H: 3 LOB: 2 BB: 1 P: 30	R: 1 H: 2 E: 1 K: 2 S: 11	H: 2 LOB: 0 BB: 0 P: 15	R: 0 H: 0 E: 0 K: 1 S: 15	H: 0 LOB: 1 BB: 1 P: 21	R: 0 H: 0 E: 0 K: 0 S: 11	H: 0 LOB: 2 BB: 3 P: 28	1B: 7 2B: 3 3B: 0 HR: 2	SF: 0 SAC: 0 DP: 1 HBP: 0	WP: 1 PB: 0 SB: 0 CS: 0	PA: 43				
<b>PITCHER</b>	IP WLS BF H R ER SO BB IBB HBP BLK WP HR S P ERA WHIP																					
28 Kyle Hendricks, R ERA: 4.15	4.1	26	10	7	2	4	2	1	0	0	0	0	0	0	0	0	0	0	7	10	0.00	0.000
47 Randy Rosario, L ERA: 1.00	1.0	6	2	1	0	2	0	0	0	0	0	0	0	0	0	0	0	0	11	15	0.00	2.000
6 Carl Edwards Jr., R ERA: 27.0	1.0	4	0	0	0	0	1	0	0	0	0	0	0	0	0	0	0	0	15	21	0.00	1.000
29 Brad Brach, R ERA: 1.00	1.0	5	0	0	0	0	3	0	0	0	0	0	0	0	0	0	0	0	11	28	0.00	3.000

Chicago Cubs @ Atlanta Braves  
SunTrust Park, Atlanta, GA  
Mon Apr 01 2019, 7:14 PM - 10:24 PM EDT  
Att: 41,912 - Clear - 58 F

AB	36
R	8
H	12
RBI	6
BB	7
SO	9
LOB	19



Batter	1	2	3	4	5	6	7	8	9	AB	R	H	RBI	BB	SO	LOB	TOP									
18 Ben Zobrist, S OBP: 0.458, SLG: 0.313										5	0	2	0	0	2	4										
17 Kris Bryant, R OBP: 0.360, SLG: 0.476										5	0	0	0	0	3	4										
44 Anthony Rizzo, L OBP: 0.438, SLG: 0.444										3	1	1	0	2	1	1										
9 Javier Báez, R OBP: 0.333, SLG: 0.565										5	0	0	0	0	3	5										
12 Kyle Schwarber, L OBP: 0.421, SLG: 0.765										4	1	1	0	1	2	2										
40 Wilson Contreras, R OBP: 0.356, SLG: 0.789										4	2	3	2	0	1	0										
3 Daniel Descalso, L 20 Brandon Kintzler, R 41 Steve Cishek, R 47 Randy Rosario, L 29 Brad Brach, R 38 Mike Montgomery, L										3	0	2	0	1	1	0										
34 Jon Lester, L 5 Albert Almora Jr., R										1	0	1	1	2	0	0										
22 Jason Heyward, L OBP: 0.273, SLG: 0.286										4	0	1	0	0	0	5										
<b>Inning Stats</b>	R: 0 E: 0 K: 1 S: 8	H: 1 LOB: 1 BB: 1 P: 12	R: 1 E: 0 K: 1 S: 13	H: 4 LOB: 2 BB: 0 P: 25	R: 0 E: 0 K: 2 S: 9	H: 0 LOB: 0 BB: 0 P: 13	R: 0 E: 0 K: 1 S: 11	H: 0 LOB: 2 BB: 0 P: 23	R: 0 E: 0 K: 3 S: 12	H: 1 LOB: 1 BB: 0 P: 18	R: 2 E: 0 K: 2 S: 19	H: 2 LOB: 2 BB: 2 P: 39	R: 1 E: 0 K: 1 S: 11	H: 3 LOB: 2 BB: 0 P: 18	R: 0 E: 0 K: 1 S: 8	H: 1 LOB: 1 BB: 0 P: 13	R: 0 E: 0 K: 2 S: 12	H: 0 LOB: 1 BB: 1 P: 19	1B: 11 2B: 1 3B: 0 HR: 1	SF: 0 DP: 2 HBP: 0	WP: 1 PB: 0 SB: 0 CS: 1	PA: 41				
<b>PITCHER</b>	IP WLS BF H R ER SO BB IBB HBP BLK WP HR S P ERA WHIP	5.0 0 22 6 1 1 7 3 0 0 0 0 0 0 1.80 1.800	0.1 0 5 2 2 2 1 2 0 0 0 0 0 1 54.00 12.000	0.2 0 2 0 0 0 1 0 0 0 0 0 0 6 10.00 0.000	1.0 5 3 1 1 1 0 0 0 0 1 0 11 9.00 3.000	1.0 W 3 1 0 0 1 0 0 0 0 0 0 8 13 0.00 1.000																				
49 Julio Teheran, R ERA: 3.6	5.0	0	22	6	1	1	7	3	0	0	0	0	0	0	1	53	91	1.80	1.800							
48 Jonny Venters, L ERA: 27.0	0.1	0	5	2	2	2	1	2	0	0	0	0	0	0	1	13	29	54.00	12.000							
67 Wes Parsons, R ERA: 5.4	0.2	0	2	0	0	0	1	0	0	0	0	0	0	0	6	10	0.00	0.000								
19 Jesse Biddle, L ERA: 3.86	1.0	5	3	1	1	1	0	0	0	0	0	1	0	11	18	9.00	3.000									
77 Luke Jackson, R ERA: 9.0	1.0	W	3	1	0	0	1	0	0	0	0	0	0	8	13	0.00	1.000									

Chicago Cubs @ Atlanta Braves  
SunTrust Park, Atlanta, GA  
Wed Apr 03 2019, 7:23 PM - 10:54 PM EDT  
Att: 37,398 - Partly Cloudy - 70 F

AB 35  
R 4  
H 12  
RBI 3  
BB 6  
SO 13  
LOB 21



Batter	1	2	3	4	5	6	7	8	9	AB	R	H	RBI	BB	SO	LOB	BOTTOM									
1 Ozzie Albies, S OBP: 0.591, SLG: 0.778										4	1	3	1	1	0	0										
20 Josh Donaldson, R OBP: 0.384, SLG: 0.222 38 Aroldys Vizcaino, R										3	0	1	0	2	1	1										
5 Freddie Freeman, L OBP: 0.565, SLG: 0.588										3	1	0	0	2	2	6										
13 Ronald Acuña Jr., R OBP: 0.364, SLG: 0.353										3	1	0	0	1	0	5										
22 Nick Markakis, L OBP: 0.286, SLG: 0.211										3	1	1	0	1	0	2										
17 Johan Camargo, S OBP: 0.222, SLG: 0.250										4	1	1	3	0	2	1										
25 Tyler Flowers, R OBP: 0.500, SLG: 0.429										4	0	1	0	0	2	1										
7 Dansby Swanson, R OBP: 0.421, SLG: 0.786										2	1	1	2	1	0	1										
49 Julio Teheran, R 48 Jonny Venters, L 67 Wes Parsons, R 19 Jesse Biddle, L 8 Charlie Culberson, R 77 Luke Jackson, R 11 Ender Inciarte, L										2	0	0	0	0	0	1										
<b>Inning Stats</b>	R: 0 E: 1 K: 1 S: 7	H: 1 LOB: 1 BB: 1 P: 15	R: 0 E: 0 K: 1 S: 8	H: 0 LOB: 0 BB: 0 P: 12	R: 2 E: 0 K: 0 S: 17	H: 3 LOB: 2 BB: 1 P: 27	R: 0 E: 0 K: 1 S: 9	H: 0 LOB: 1 BB: 1 P: 15	R: 0 E: 0 K: 2 S: 12	H: 1 LOB: 1 BB: 0 P: 17	R: 0 E: 0 K: 2 S: 13	H: 1 LOB: 1 BB: 0 P: 20	R: 0 E: 0 K: 1 S: 8	H: 0 LOB: 0 BB: 0 P: 13	R: 4 E: 0 K: 0 S: 10	H: 2 LOB: 3 BB: 5 P: 35	R: 0 E: 0 K: 2 S: 10	H: 0 LOB: 0 BB: 1 P: 19	1B: 5 2B: 1 3B: 0 HR: 2	SF: 1 DP: 1 HBP: 0	WP: 0 PB: 0 SB: 1 CS: 0	PA: 39				
<b>PITCHER</b>	IP WLS BF H R ER SO BB IBB HBP BLK WP HR S P ERA WHIP	6.0 0 26 6 2 2 7 3 0 0 0 0 0 0 3.00 1.500	1.0 H 3 0 0 0 1 0 0 0 0 0 0 8 13 0.00 0.000	0.0 L 3 0 3 3 0 3 0 0 0 0 0 3 15 " " " "	0.0 B 1 1 0 0 0 0 0 0 0 0 0 1 2 " " " "	0.2 5 1 1 1 0 2 0 0 0 0 0 5 16 13.50 4.500																				
34 Jon Lester, L ERA: 3.0 20 Brandon Kintzler, R ERA: 16.2 41 Steve Cishek, R ERA: 16.2 47 Randy Rosario, L ERA: 4.5 29 Brad Brach, R ERA: 4.5	6.0	1	26	6	2	2	7	3	0	0	0	0	0	0	0	0	0	3.00	1.500							
1.0	H	3	0	0	0	1	0	0	0	0	0	0	0	0	8	13	0.00	0.000								
0.0	L	3	0	3	3	0	3	0	0	0	0	0	0	3	15	"	"	"	"							
0.0	B	1	1	0	0	0	0	0	0	0	0	0	0	1	2	"	"	"	"							
0.2	5	1	1	1	0	2	0	0	0	0	0	5	16	13.50	4.500											

Chicago Cubs @ Atlanta Braves  
SunTrust Park, Atlanta, GA  
Wed Apr 03 2019, 7:23 PM - 10:54 PM EDT  
Att: 37,398 - Partly Cloudy - 70 F

AB 30  
R 6  
H 8  
RBI 6  
BB 8  
SO 8  
LOB 19





Batter	1	2	3	4	5	6	7	8	9	AB	R	H	RBI	BB	SO	LOB	TOP			
5 Albert Almora Jr., R OBP: 0.248, SLG: 0.208	G5-3			G5-3		FC6-4		G5-3	K	5	0	0	0	0	1	4				
17 Kris Bryant, R OBP: 0.345, SLG: 0.440	G3			G6-3			G5-3		44 HR	4	1	1	0	0	0	0				
44 Anthony Rizzo, L OBP: 0.464, SLG: 0.571	G3			L9			40 BB		HR	3	1	1	2	0	0	0				
9 Javier Báez, R OBP: 0.321, SLG: 0.630		F9			K			K	HR	4	1	1	1	0	2	1				
40 Wilson Contreras, R OBP: 0.500, SLG: 0.647		K			G4-3				HR	3	0	0	0	1	1	0				
13 David Bote, R OBP: 0.400, SLG: 0.385									HR	2	0	0	0	0	1	0				
38 Mike Montgomery, L (7, 1)									HR	0	0	0	0	0	0	0				
7 Victor Caratini, S (9, PH)									HR	1	1	1	0	0	0	0				
12 Kyle Schwarber, L OBP: 0.391, SLG: 0.650									HR	3	0	0	0	1	1	0				
11 Yu Darvish, R (1, 1)									HR	2	0	0	0	0	1	0				
18 Ben Zobrist, S OBP: 0.435, SLG: 0.278									HR	2	0	0	0	1	0	0				
6 Carl Edwards Jr., R (5, 1)									HR	0	0	0	0	0	0	0				
32 Tyler Chatwood, R (5, 1)									HR	0	0	0	0	0	0	0				
3 Daniel Descalso, S OBP: 0.500, SLG: 0.545									HR	1	0	0	0	0	0	2				
2 Mark Zagunis, R OBP: 0.500, SLG: 0.800									HR	4	0	2	1	0	0	2				
<b>Inning Stats</b>	R: 0 E: 0 K: 0 S: 7	H: 0 LOB: 0 BB: 0 P: 11	R: 0 E: 0 K: 1 S: 7	H: 0 LOB: 0 BB: 0 P: 11	R: 0 E: 0 K: 1 S: 12	H: 0 LOB: 0 BB: 0 P: 16	R: 0 E: 0 K: 0 S: 10	H: 0 LOB: 0 BB: 0 P: 17	R: 0 E: 0 K: 2 S: 12	H: 1 LOB: 1 BB: 0 P: 17	R: 0 E: 0 K: 1 S: 12	H: 0 LOB: 2 BB: 1 P: 18	R: 0 E: 0 K: 0 S: 10	H: 1 LOB: 2 BB: 2 P: 13	R: 4 E: 0 K: 1 S: 21	H: 4 LOB: 2 BB: 2 P: 36	1B: 4 2B: 0 3B: 0 HR: 2	SF: 0 SAC: 0 DP: 0 HBP: 1	WP: 0 PB: 0 SB: 0 CS: 0	PA: 37
<b>PITCHER</b>	IP WLS BF H R ER SO BB IBB HBP BLK WP HR S P ERA WHIP																			
54 Max Fried, L (1, 1)	6.0 W 19 1 0 0 5 0 0 0 0 0 0 60 88 0.00 0.167																			
51 Shane Carle, R (7, 1)	2.0 9 1 0 0 1 1 0 0 1 0 0 22 31 0.00 1.000																			
61 Chad Sobotka, R (9, 1)	0.1 5 4 4 4 0 0 0 0 0 0 2 11 17 108.00 12.000																			
33 A.J. Minter, L (9, 1)	0.2 4 0 0 0 1 2 0 0 0 0 0 10 19 0.00 3.000																			

Chicago Cubs @ Atlanta Braves  
SunTrust Park, Atlanta, GA  
Thu Apr 04 2019, 7:20 PM - 10:49 PM EDT  
Att: 33,815 - Cloudy - 67 F

AB 33  
R 4  
H 6  
RBI 4  
BB 3  
SO 7  
LOB 9



Batter	1	2	3	4	5	6	7	8	9	AB	R	H	RBI	BB	SO	LOB	BOTTOM			
11 Ender Inciarte, L OBP: 0.250, SLG: 0.455	G4-3		G3							5	1	2	0	0	1	2				
20 Josh Donaldson, R OBP: 0.333, SLG: 0.182	G4-3		P6							4	1	0	0	1	1	1				
5 Freddie Freeman, L OBP: 0.571, SLG: 0.550			G4-3							3	2	1	0	2	0	0				
13 Ronald Acuña Jr., R OBP: 0.346, SLG: 0.300	FC5-4									3	2	0	0	1	1	1				
22 Nick Markakis, L OBP: 0.423, SLG: 0.500										5	3	5	5	0	0	0				
1 Ozzie Albies, S OBP: 0.556, SLG: 0.696										5	0	2	0	0	1	3				
16 Brian McCann, L OBP: 0.412, SLG: 0.250										2	0	1	2	1	0	2				
7 Dansby Swanson, R OBP: 0.478, SLG: 0.765										3	0	2	1	1	0	2				
54 Max Fried, L (1, 1)										3	0	0	0	0	1	6				
51 Shane Carle, R (7, 1)										1	0	0	0	0	1	1				
61 Chad Sobotka, R (9, 1)										0	0	0	0	0	0	0				
33 A.J. Minter, L (9, 1)										0	0	0	0	0	0	0				
<b>Inning Stats</b>	R: 0 E: 0 K: 0 S: 9	H: 0 LOB: 1 BB: 1 P: 14	R: 0 E: 0 K: 1 S: 13	H: 1 LOB: 2 BB: 1 P: 18	R: 0 E: 0 K: 0 S: 7	H: 0 LOB: 0 BB: 0 P: 9	R: 1 E: 0 K: 1 S: 16	H: 3 LOB: 2 BB: 1 P: 24	R: 5 E: 0 K: 1 S: 20	H: 4 LOB: 2 BB: 3 P: 40	R: 0 E: 0 K: 1 S: 8	H: 0 LOB: 0 BB: 0 P: 13	R: 1 E: 0 K: 1 S: 16	H: 2 LOB: 1 BB: 0 P: 24	R: 2 E: 1 K: 1 S: 19	H: 3 LOB: 1 BB: 0 P: 28	1B: 9 2B: 4 3B: 0 HR: 0	SF: 1 SAC: 0 DP: 1 HBP: 0	WP: 1 PB: 0 SB: 0 CS: 2	PA: 42
<b>PITCHER</b>	IP WLS BF H R ER SO BB IBB HBP BLK WP HR S P ERA WHIP																			
11 Yu Darvish, R (1, 1)	4.0 L 20 5 3 3 2 3 1 0 0 0 0 47 71 6.75 2.000																			
6 Carl Edwards Jr., R (5, 1)	0.0 2 0 0 0 0 2 0 0 0 0 1 0 3 11 - - -																			
32 Tyler Chatwood, R (5, 1)	2.0 9 3 3 3 2 0 0 0 0 0 0 23 36 13.50 1.500																			
38 Mike Montgomery, L (7, 1)	2.0 11 5 3 2 2 0 0 0 0 0 0 35 52 9.00 2.500																			

Chicago Cubs @ Atlanta Braves  
SunTrust Park, Atlanta, GA  
Thu Apr 04 2019, 7:20 PM - 10:49 PM EDT  
Att: 33,815 - Cloudy - 67 F

AB 34  
R 9  
H 13  
RBI 8  
BB 6  
SO 6  
LOB 18





Batter	1	2	3	4	5	6	7	8	9	AB	R	H	RBI	BB	SO	LOB	TOP										
3 Daniel Descalso, L OBP: 0.478, SLG: 0.600	G4-3		G4-3			P6		44 2B 13 2B	G3-1	4	1	0	0	2	0	2											
17 Kris Bryant, R OBP: 0.308, SLG: 0.400	G5-3		K			K		K	K	5	0	0	0	0	4	6											
47 Randy Rosario, L										0	0	0	0	0	0	0											
2 Mark Zagunis, R OBP: 0.417, SLG: 0.667										1	0	0	0	0	1	0											
41 Steve Cishek, R										0	0	0	0	0	0	0											
44 Anthony Rizzo, L OBP: 0.436, SLG: 0.500	F9		G1-3			K		G3		5	1	1	2	1	1	1											
9 Javier Báez, R OBP: 0.289, SLG: 0.583			K			G5-3		G6-3		5	2	1	1	1	2	1											
12 Kyle Schwarber, L OBP: 0.375, SLG: 0.536						G1		HR		3	2	1	0	1	0	0											
56 Kyle Ryan, L								E3		0	0	0	0	0	0	0											
61 Allen Webster, R										0	0	0	0	0	0	0											
13 David Bote, R OBP: 0.471, SLG: 0.533			22 HR					5 WP 1B		1	1	1	3	0	0	0											
5 Albert Almora Jr., R OBP: 0.258, SLG: 0.233			K			K		22 E 35 SF9 1B		5	1	1	1	0	3	3											
22 Jason Heyward, L OBP: 0.419, SLG: 0.704										3	3	3	3	2	0	0											
7 Victor Caratini, S OBP: 0.692, SLG: 1.000										3	2	3	3	2	0	0											
35 Cole Hamels, L										2	0	0	1	0	0	1											
18 Ben Zobrist, S OBP: 0.400, SLG: 0.280	G1-4-3					G3		SF9		2	1	1	0	0	0	2											
<b>Inning Stats</b>	R: 0 E: 0 K: 0 S: 6	H: 0 LOB: 0 BB: 0 P: 11	R: 2 E: 0 K: 2 S: 15	H: 2 LOB: 1 BB: 1 P: 23	R: 0 E: 0 K: 1 S: 11	H: 0 LOB: 0 BB: 0 P: 17	R: 0 E: 0 K: 1 S: 6	H: 0 LOB: 0 BB: 0 P: 10	R: 2 E: 0 K: 2 S: 13	H: 2 LOB: 1 BB: 1 P: 20	R: 3 E: 0 K: 1 S: 17	H: 2 LOB: 2 BB: 3 P: 36	R: 0 E: 0 K: 1 S: 10	H: 0 LOB: 0 BB: 0 P: 18	R: 7 E: 0 K: 1 S: 26	H: 6 LOB: 2 BB: 3 P: 49	R: 0 E: 0 K: 2 S: 10	H: 0 LOB: 1 BB: 1 P: 19	1B: 6 2B: 2 3B: 0 HR: 4	SF: 1 SAC: 0 DP: 0 HBP: 0	WP: 1 PB: 0 SB: 3 CS: 0	PA: 49					
<b>PITCHER</b>	IP	WLS	BF	H	R	ER	SO	BB	IBB	HBP	BLK	WP	HR	S	P	ERA	WHIP										
39 Corbin Burnes, R ERA: 9.9	5.0	L	24	6	7	7	6	3	0	0	0	1	3	57	93	12.60	1.800										
41 Junior Guerra, R ERA: 3.0	1.0		5	0	0	0	1	2	0	0	0	0	0	11	24	0.00	2.000										
50 Jacob Barnes, R ERA: 9.0	1.0		4	0	0	0	1	0	0	0	0	0	0	10	18	0.00	0.000										
12 Alex Wilson, R ERA: 12.46	0.1		7	4	6	6	1	2	0	0	0	0	1	15	27	162.00	18.000										
54 Taylor Williams, R ERA: 10.38	1.2		9	2	1	1	2	2	0	0	0	0	0	21	41	5.40	2.400										

**Chicago Cubs @ Milwaukee Brewers**  
Miller Park, Milwaukee, WI  
Sat Apr 06 2019, 6:11 PM - 10:04 PM CDT  
Att. 42,790 - Roof Closed - 63 F

livebaseballscorecards.com

AB 39  
R 14  
H 12  
RBI 14  
BB 9  
SO 11  
LOB 16



Batter	1	2	3	4	5	6	7	8	9	AB	R	H	RBI	BB	SO	LOB	BOTTOM										
6 Lorenzo Cain, R OBP: 0.436, SLG: 0.576	HR	SF8		K			G5-3	22 WP		4	1	2	2	0	1	3											
22 Christian Yelich, L OBP: 0.470, SLG: 0.818	G6-3	K				G4-3		G5-3		4	1	0	0	1	1	3											
8 Ryan Braun, R OBP: 0.281, SLG: 0.625	F8		K			G5-3		8 HR		5	1	1	3	0	1	0											
24 Jesús Aguilar, R OBP: 0.303, SLG: 0.148	CI		L6			G4-3		L8		3	0	0	0	0	0	0											
54 Taylor Williams, S										0	0	0	0	0	0	0											
11 Mike Moustakas, L OBP: 0.273, SLG: 0.448										1	0	0	0	0	0	0											
21 Travis Shaw, L OBP: 0.371, SLG: 0.296	F8		F8			K		G3-1		5	0	0	0	0	1	1											
14 Hernán Pérez, R OBP: 0.385, SLG: 0.583						K		G5-3		3	1	1	0	1	1	0											
10 Yasmani Grandal, S OBP: 0.321, SLG: 0.462										3	2	2	0	1	0	0											
3 Orlando Arcia, R OBP: 0.300, SLG: 0.444										4	1	2	0	0	1	4											
39 Corbin Burnes, R OBP: 0.330, SLG: 0.330										1	0	1	0	0	0	0											
41 Junior Guerra, R										0	0	0	0	0	0	0											
50 Jacob Barnes, R										0	0	0	0	0	0	0											
16 Ben Gamel, L OBP: 0.260, SLG: 0.214										1	0	0	0	0	1	1											
12 Alex Wilson, R										0	0	0	0	0	0	0											
7 Eric Thames, L OBP: 0.306, SLG: 0.909										1	1	1	3	0	0	0											
<b>Inning Stats</b>	R: 1 E: 1 K: 0 S: 13	H: 1 LOB: 1 BB: 0 P: 20	R: 1 E: 0 K: 1 S: 20	H: 3 LOB: 2 BB: 0 P: 31	R: 0 E: 0 K: 1 S: 8	H: 0 LOB: 0 BB: 0 P: 12	R: 0 E: 0 K: 2 S: 12	H: 2 LOB: 2 BB: 0 P: 18	R: 0 E: 0 K: 0 S: 7	H: 0 LOB: 0 BB: 0 P: 12	R: 0 E: 0 K: 1 S: 13	H: 0 LOB: 0 BB: 0 P: 18	R: 3 E: 0 K: 1 S: 16	H: 2 LOB: 0 BB: 1 P: 25	R: 3 E: 0 K: 1 S: 17	H: 2 LOB: 1 BB: 2 P: 29	R: 0 E: 0 K: 0 S: 7	H: 0 LOB: 0 BB: 0 P: 8	1B: 5 2B: 2 3B: 0 HR: 3	SF: 1 SAC: 1 DP: 0 HBP: 0	WP: 1 PB: 2 SB: 0 CS: 0	PA: 41					
<b>PITCHER</b>	IP	WLS	BF	H	R	ER	SO	BB	IBB	HBP	BLK	WP	HR	S	P	ERA	WHIP										
35 Cole Hamels, L ERA: 5.73	6.0	W	25	6	2	2	5	1	0	0	0	0	0	12	19	27.00	3.000										
56 Kyle Ryan, L ERA: 27.0	0.2		4	1	2	2	1	1	0	0	0	0	0	12	19	27.00	3.000										
61 Allen Webster, R ERA: 27.0	0.1		2	1	1	1	0	0	0	0	0	0	1	4	6	27.00	3.000										
47 Randy Rosario, L ERA: 12.0	1.0		7	2	3	3	1	2	0	0	0	1	1	17	29	27.00	4.000										
41 Steve Cishek, R ERA: 7.36	1.0		3	0	0	0	0	0	0	0	0	0	0	7	8	0.00	0.000										

**Chicago Cubs @ Milwaukee Brewers**  
Miller Park, Milwaukee, WI  
Sat Apr 06 2019, 6:11 PM - 10:04 PM CDT  
Att. 42,790 - Roof Closed - 63 F

livebaseballscorecards.com

AB 35  
R 8  
H 10  
RBI 8  
BB 3  
SO 7  
LOB 12



Batter	1	2	3	4	5	6	7	8	9	AB	R	H	RBI	BB	SO	LOB	TOP					
18 Ben Zobrist, S OBP: 0.441, SLG: 0.345										4	0	3	0	0	0	0	<b>Chicago Cubs @ Milwaukee Brewers</b> Miller Park, Milwaukee, WI Sun Apr 07 2019, 1:12 PM - 4:14 PM CDT Att. 40,322 - Roof Closed - 64 F					
17 Kris Bryant, R OBP: 0.302, SLG: 0.385										4	0	1	0	0	0	5						
44 Anthony Rizzo, L OBP: 0.395, SLG: 0.441										4	1	0	0	0	1	4						
9 Javier Báez, R OBP: 0.310, SLG: 0.564										3	0	1	0	1	1	1						
12 Kyle Schwarber, L OBP: 0.423, SLG: 0.469										4	0	0	0	0	0	4						
40 Wilson Contreras, R OBP: 0.517, SLG: 0.884										4	1	1	2	0	0	2						
3 Daniel Descalso, L OBP: 0.423, SLG: 0.522										3	0	0	0	0	1	0						
56 Kyle Ryan, L OBP: 0.385, SLG: 0.615										3	0	0	0	1	1	0						
28 Kyle Hendricks, R OBP: 0.359, SLG: 0.500										1	0	0	0	0	0	0						
13 David Bote, R OBP: 0.273, SLG: 0.226										0	0	0	0	0	0	0						
<b>Inning Stats</b>	R: 0 E: 0 K: 0 S: 9	H: 1 LOB: 1 BB: 0 P: 15	R: 0 E: 0 K: 1 S: 9	H: 0 LOB: 0 BB: 0 P: 12	R: 0 E: 0 K: 1 S: 10	H: 0 LOB: 0 BB: 0 P: 15	R: 0 E: 0 K: 0 S: 7	H: 1 LOB: 2 BB: 1 P: 13	R: 0 E: 0 K: 0 S: 12	H: 1 LOB: 2 BB: 1 P: 21	R: 2 E: 1 K: 0 S: 12	H: 2 LOB: 0 BB: 0 P: 19	R: 0 E: 0 K: 2 S: 14	H: 1 LOB: 2 BB: 1 P: 27	R: 0 E: 0 K: 1 S: 5	H: 0 LOB: 0 BB: 0 P: 10	R: 0 E: 0 K: 1 S: 10	H: 0 LOB: 0 BB: 0 P: 13	1B: 5 2B: 0 3B: 0 HR: 1	SF: 0 SAC: 0 DP: 1 HBP: 0	WP: 0 PB: 0 SB: 0 CS: 0	PA: 36
<b>PITCHER</b>	IP WLS BF H R ER SO BB IBB HBP BLK WP HR S P ERA WHIP	5.2 W 24 5 2 0 1 2 0 0 0 0 1 56 89 0.00 1.235	0.2 H 4 1 0 0 1 1 0 0 0 0 0 8 20 0.00 3.000	2.2 S 8 0 0 0 3 0 0 0 0 0 0 24 36 0.00 0.000											IP WLS BF H R ER SO BB IBB HBP BLK WP HR S P ERA WHIP							

AB	33
R	2
H	6
RBI	2
BB	3
SO	5
LOB	17



Batter	1	2	3	4	5	6	7	8	9	AB	R	H	RBI	BB	SO	LOB	BOTTOM			
6 Lorenzo Cain, R OBP: 0.432, SLG: 0.553										5	2	2	0	0	1	3	<b>Chicago Cubs @ Milwaukee Brewers</b> Miller Park, Milwaukee, WI Sun Apr 07 2019, 1:12 PM - 4:14 PM CDT Att. 40,322 - Roof Closed - 64 F			
22 Christian Yelich, L OBP: 0.489, SLG: 0.889										3	1	2	3	1	0	0				
21 Travis Shaw, L OBP: 0.359, SLG: 0.290										4	0	1	1	0	1	2				
71 Josh Hader, L										1	0	0	0	0	0	1				
11 Mike Moustakas, L OBP: 0.270, SLG: 0.406										3	0	0	0	1	1	2				
7 Eric Thames, L OBP: 0.267, SLG: 0.667										4	0	0	0	0	3	3				
9 Manny Pina, R OBP: 0.417, SLG: 0.222										3	0	1	0	1	0	2				
16 Ben Gamel, L OBP: 0.263, SLG: 0.278										4	1	2	0	0	1	2				
3 Orlando Arcia, R OBP: 0.324, SLG: 0.433										3	0	1	0	1	2	4				
27 Zach Davies, R OBP: 0.200, SLG: 0.200										3	0	1	0	0	0	4				
14 Hernán Pérez, R OBP: 0.357, SLG: 0.538										0	0	0	0	0	0	0				
<b>Inning Stats</b>	R: 2 E: 0 K: 1 S: 12	H: 2 LOB: 0 BB: 0 P: 17	R: 0 E: 0 K: 1 S: 9	H: 1 LOB: 1 BB: 0 P: 15	R: 1 E: 0 K: 1 S: 10	H: 3 LOB: 0 BB: 0 P: 17	R: 1 E: 0 K: 1 S: 15	H: 2 LOB: 2 BB: 1 P: 26	R: 0 E: 0 K: 2 S: 11	H: 0 LOB: 3 BB: 2 P: 24	R: 0 E: 0 K: 1 S: 5	H: 0 LOB: 0 BB: 0 P: 9	R: 0 E: 0 K: 2 S: 15	H: 2 LOB: 2 BB: 0 P: 19	R: 0 E: 0 K: 1 S: 10	H: 0 LOB: 1 BB: 1 P: 15	1B: 9 2B: 0 3B: 0 HR: 1	SF: 1 SAC: 0 DP: 0 HBP: 0	WP: 1 PB: 0 SB: 0 CS: 0	PA: 39
<b>PITCHER</b>	IP WLS BF H R ER SO BB IBB HBP BLK WP HR S P ERA WHIP	4.0 L 21 8 4 4 4 3 1 0 0 0 0 14 29 9.00 2.250	1.1 7 0 0 0 3 2 0 0 0 0 1 14 29 0.00 1.500	1.1 6 2 0 0 1 0 0 0 0 0 14 20 0.00 1.500											IP WLS BF H R ER SO BB IBB HBP BLK WP HR S P ERA WHIP					

AB	34
R	4
H	10
RBI	4
BB	4
SO	10
LOB	23



Batter	1	2	3	4	5	6	7	8	9	AB	R	H	RBI	BB	SO	LOB	TOP				
26 Adam Frazier, L (1,4) OBP: 0.410, SLG: 0.500										4	0	1	0	0	1	1	<b>Pittsburgh Pirates @ Chicago Cubs</b> Wrigley Field, Chicago, IL Mon Apr 08 2019, 1:22 PM - 4:32 PM CDT Att: 40,692 - Partly Cloudy - 65 F				
6 Starling Marte, R (1,8) OBP: 0.263, SLG: 0.343										3	0	0	0	0	2	2					
29 Francisco Cervelli, R (1,2) OBP: 0.353, SLG: 0.241										1	0	0	0	1	1	1					
58 Jacob Stallings, R (5,PH) OBP: 0.500, SLG: 0.500										2	0	1	0	0	1	1					
55 Josh Bell, S (1,3) OBP: 0.342, SLG: 0.545										4	0	0	0	0	1	2					
16 Jung Ho Kang, R (1,5) OBP: 0.250, SLG: 0.321										2	0	0	0	1	1	0					
47 Francisco Liriano, L (6,1)										0	0	0	0	0	0	0					
2 Erik González, R (8,PH) OBP: 0.276, SLG: 0.280										2	0	2	0	0	0	0					
57 Nick Burdi, R (8,1)										2	0	1	0	0	0	0					
53 Melky Cabrera, S (1,9) OBP: 0.482, SLG: 0.520										2	0	2	0	0	0	0					
51 Jason Martin, L (5,7) OBP: 0.556, SLG: 0.625										2	0	1	0	0	0	0					
15 Pablo Reyes, R (1,7) OBP: 0.167, SLG: 0.091										3	0	0	0	0	2	3					
17 JB Shuck, L (9,PH) OBP: 0.450, SLG: 0.214										0	0	0	0	1	0	0					
27 Kevin Newman, R (1,6) OBP: 0.333, SLG: 0.364										4	0	1	0	0	2	5					
50 Jameson Taillon, R (1,1)										0	0	0	0	0	0	0					
43 Steven Brault, L (3,PH) OBP: 0.500, SLG: 0.500										2	0	1	0	0	1	0					
19 Colin Moran, L (6,5) OBP: 0.444, SLG: 0.571										2	0	0	0	0	0	3					
<b>Inning Stats</b>	R: 0 E: 0 K: 2 S: 10	H: 0 LOB: 1 BB: 1 P: 21	R: 0 E: 0 K: 2 S: 10	H: 1 LOB: 1 BB: 1 P: 15	R: 0 E: 0 K: 1 S: 13	H: 2 LOB: 1 BB: 0 P: 19	R: 0 E: 0 K: 2 S: 14	H: 1 LOB: 2 BB: 1 P: 25	R: 0 E: 0 K: 0 S: 6	H: 0 LOB: 0 BB: 0 P: 7	R: 0 E: 0 K: 0 S: 12	H: 1 LOB: 1 BB: 0 P: 20	R: 0 E: 0 K: 2 S: 11	H: 1 LOB: 1 BB: 0 P: 16	R: 0 E: 0 K: 1 S: 13	H: 1 LOB: 1 BB: 1 P: 19	1B: 7 2B: 0 3B: 0 HR: 0	SF: 0 SAC: 0 DP: 2 HBP: 1	WP: 0 PB: 0 SB: 0 CS: 0	PA: 36	
<b>PITCHER</b>	IP	WLS	BF	H	R	ER	SO	BB	IBB	HBP	BLK	WP	HR	S	P	ERA	WHIP				
34 Jon Lester, L (1,1) ERA: 2.97	2.0		10	3	0	0	4	1	0	0	0	0	0	24	45	0.00	2.000				
29 Brad Brach, R (3,1) ERA: 1.5	2.0	W	7	1	0	0	3	1	0	0	0	0	0	23	35	0.00	1.000				
20 Brandon Kintzler, R (5,1) ERA: 4.76	2.0		7	0	0	0	2	0	0	1	0	0	0	16	23	0.00	0.000				
47 Randy Rosario, L (7,1) ERA: 7.2	2.0		8	2	0	0	2	0	0	0	0	0	0	23	36	0.00	1.000				
46 Pedro Strop, R (9,1) ERA: 6.0	1.0		4	1	0	0	1	1	0	0	0	0	0	13	19	0.00	2.000				


Batter	1	2	3	4	5	6	7	8	9	AB	R	H	RBI	BB	SO	LOB	BOTTOM				
18 Ben Zobrist, S (1,9) OBP: 0.474, SLG: 0.355										2	1	1	2	2	0	2	<b>Pittsburgh Pirates @ Chicago Cubs</b> Wrigley Field, Chicago, IL Mon Apr 08 2019, 1:22 PM - 4:32 PM CDT Att: 40,692 - Partly Cloudy - 65 F				
47 Randy Rosario, L (7,1) OBP: 0.414, SLG: 0.531										1	0	0	0	0	1	0					
46 Pedro Strop, R (9,1) OBP: 0.414, SLG: 0.531										0	0	0	0	0	0	0					
17 Kris Bryant, R (1,5) OBP: 0.313, SLG: 0.395										4	1	1	1	0	1	2					
44 Anthony Rizzo, L (1,3) OBP: 0.383, SLG: 0.421										4	1	1	1	0	3	3					
7 Victor Caratini, S (8,3) OBP: 0.643, SLG: 0.909										1	0	0	0	0	1	0					
9 Javier Báez, R (1,6) OBP: 0.319, SLG: 0.545										5	1	2	1	0	3	1					
12 Kyle Schwarber, L (1,7) OBP: 0.325, SLG: 0.528										4	1	1	2	0	0	1					
40 Wilson Contreras, R (1,2) OBP: 0.455, SLG: 0.751										4	0	0	0	0	3	2					
3 Daniel Descalso, L (1,4) ERA: 3.0										3	2	1	0	0	0	0					
20 Brandon Kintzler, R (5,1) ERA: 9.64										0	0	0	0	0	0	0					
5 Albert Almora Jr., R (7,8) OBP: 0.265, SLG: 0.219										1	0	0	0	0	0	0					
22 Jason Heyward, L (1,8) OBP: 0.421, SLG: 0.613										1	2	0	0	2	0	0					
2 Mark Zagunis, R (7,9) OBP: 0.357, SLG: 0.571										1	0	0	0	0	0	1					
34 Jon Lester, L (1,1) OBP: 0.800, SLG: 1.000										1	1	1	1	0	0	0					
29 Brad Brach, R (3,1) ERA: 9.64										0	0	0	0	0	0	0					
13 David Bote, R (5,4) OBP: 0.400, SLG: 0.444										2	0	0	0	0	0	1					
<b>Inning Stats</b>	R: 0 E: 0 K: 2 S: 13	H: 4 LOB: 2 BB: 1 P: 37	R: 2 E: 0 K: 1 S: 13	H: 2 LOB: 1 BB: 1 P: 25	R: 2 E: 0 K: 0 S: 14	H: 2 LOB: 0 BB: 0 P: 21	R: 0 E: 0 K: 1 S: 16	H: 0 LOB: 1 BB: 1 P: 28	R: 0 E: 0 K: 2 S: 8	H: 0 LOB: 0 BB: 0 P: 13	R: 0 E: 0 K: 0 S: 10	H: 0 LOB: 1 BB: 0 P: 14	R: 0 E: 0 K: 3 S: 10	H: 0 LOB: 0 BB: 0 P: 14	1B: 4 2B: 3 3B: 0 HR: 1	SF: 0 SAC: 1 DP: 1 HBP: 1	WP: 0 PB: 0 SB: 0 CS: 0	PA: 40			
<b>PITCHER</b>	IP	WLS	BF	H	R	ER	SO	BB	IBB	HBP	BLK	WP	HR	S	P	ERA	WHIP				
50 Jameson Taillon, R (1,1) ERA: 3.0	2.0	L	15	4	6	0	4	1	1	1	0	0	0	39	58	0.00	2.500				
43 Steven Brault, L (3,1) ERA: 9.64	3.0		15	4	4	4	2	2	0	0	0	0	1	43	74	12.00	2.000				
47 Francisco Liriano, L (6,1) ERA: 7.36	2.0		7	0	0	0	2	0	0	0	0	0	0	18	27	0.00	0.000				
57 Nick Burdi, R (8,1) ERA: 7.36	1.0		3	0	0	0	3	0	0	0	0	0	0	10	14	0.00	0.000				



Batter	1	2	3	4	5	6	7	8	9	AB	R	H	RBI	BB	SO	LOB	TOP					
26 Adam Frazier, L (1,4) OBP: 0.386, SLG: 0.447										4	0	0	0	1	1	2						
6 Starling Marte, R (1,8) OBP: 0.279, SLG: 0.425										5	2	2	2	0	0	2						
29 Francisco Cervelli, R (1,2) (8,3)										4	2	2	1	0	2	0						
55 Josh Bell, S (1,3) 73 Felipe Vázquez, L (8,1) OBP: 0.357, SLG: 0.541										4	0	2	1	0	0	0						
53 Melky Cabrera, S (1,9) 17 JB Shuck, L (6,9) OBP: 0.414, SLG: 0.464										3	0	0	0	0	1	1						
19 Colin Moran, L (1,5) 16 Jung Ho Kang, R (6,PH) OBP: 0.235, SLG: 0.300										2	0	0	0	0	0	0						
51 Jason Martin, L (1,7) OBP: 0.462, SLG: 0.500										4	0	1	0	0	1	0						
2 Erik González, R (1,6) OBP: 0.303, SLG: 0.310										4	0	2	0	0	2	1						
31 Jordan Lyles, R (1,1) 15 Pablo Reyes, R (7,PH) 48 Richard Rodríguez, R (7,1) 35 Keone Kela, R (8,1) 58 Jacob Stallings, R (8,2) OBP: 0.429, SLG: 0.429										1	1	0	0	0	0	1						
<b>Inning Stats</b>	R: 1 E: 0 K: 0 S: 11	H: 1 LOB: 0 BB: 0 P: 17	R: 0 E: 0 K: 1 S: 10	H: 0 LOB: 0 BB: 0 P: 13	R: 2 E: 0 K: 3 S: 10	H: 1 LOB: 0 BB: 0 P: 16	R: 0 E: 0 K: 0 S: 5	H: 0 LOB: 0 BB: 0 P: 7	R: 0 E: 0 K: 0 S: 8	H: 1 LOB: 0 BB: 0 P: 12	R: 2 E: 1 K: 1 S: 17	H: 3 LOB: 1 BB: 0 P: 25	R: 0 E: 0 K: 1 S: 6	H: 1 LOB: 1 BB: 0 P: 12	R: 0 E: 0 K: 1 S: 15	H: 1 LOB: 2 BB: 1 P: 27	R: 0 E: 0 K: 0 S: 8	H: 1 LOB: 2 BB: 1 P: 17	1B: 7 2B: 0 3B: 0 HR: 2	SF: 0 SAC: 0 DP: 1 HBP: 1	WP: 1 PB: 0 SB: 2 CS: 0	PA: 38
<b>PITCHER</b>	IP WLS BF H R ER SO BB IBB HBP BLK WP HR S P ERA WHIP																					
11 Yu Darvish, R (1,1) ERA: 7.5	5.1 L 21 5 5 4 4 0 0 1 0 0 2 53 77 6.75 0.938																					
56 Kyle Ryan, L (6,1) ERA: 6.75	0.2 3 1 0 0 1 0 0 0 0 0 0 8 13 0.00 1.500																					
61 Allen Webster, R (7,1) ERA: 3.38	1.0 4 1 0 0 1 0 0 0 0 0 1 6 12 0.00 1.000																					
32 Tyler Chatwood, R (8,1) ERA: 6.0	1.0 5 1 0 0 1 1 0 0 0 0 0 15 27 0.00 2.000																					
37 Tim Collins, L (9,1) ERA:	1.0 5 1 0 0 0 1 0 0 0 0 0 8 17 0.00 2.000																					
<b>Batter</b>	<b>1</b>	<b>2</b>	<b>3</b>	<b>4</b>	<b>5</b>	<b>6</b>	<b>7</b>	<b>8</b>	<b>9</b>	<b>AB</b>	<b>R</b>	<b>H</b>	<b>RBI</b>	<b>BB</b>	<b>SO</b>	<b>LOB</b>	<b>BOTTOM</b>					
3 Daniel Descalso, L (1,4) OBP: 0.364, SLG: 0.467										4	0	0	0	0	1	2						
13 David Bote, R (9,PH) OBP: 0.381, SLG: 0.421										3	1	1	0	1	1	2						
17 Kris Bryant, R (1,5) OBP: 0.327, SLG: 0.391										3	0	0	0	1	2	1						
44 Anthony Rizzo, L (1,3) OBP: 0.373, SLG: 0.390										3	0	0	0	1	2	1						
9 Javier Báez, R (1,6) OBP: 0.314, SLG: 0.542										4	0	1	1	0	1	1						
12 Kyle Schwarber, L (1,7) OBP: 0.295, SLG: 0.475										4	0	0	0	0	4	2						
40 Wilson Contreras, R (1,2) OBP: 0.432, SLG: 0.655										3	0	0	0	1	1	2						
22 Jason Heyward, L (1,9) OBP: 0.452, SLG: 0.714										4	1	3	1	0	0	1						
5 Albert Almora Jr., R (1,8) OBP: 0.263, SLG: 0.222										4	0	1	0	0	1	2						
11 Yu Darvish, R (1,1) 56 Kyle Ryan, L (6,1) 61 Allen Webster, R (7,1) 18 Ben Zobrist, S (7,PH) 32 Tyler Chatwood, R (8,1) 37 Tim Collins, L (9,1) 2 Mark Zagasnis, R (9,PH) OBP: 0.235, SLG: 0.333										2	0	0	0	0	2	2						
<b>Inning Stats</b>	R: 0 E: 0 K: 2 S: 9	H: 0 LOB: 0 BB: 0 P: 16	R: 0 E: 0 K: 2 S: 11	H: 0 LOB: 0 BB: 0 P: 17	R: 0 E: 0 K: 2 S: 10	H: 2 LOB: 2 BB: 0 P: 14	R: 0 E: 0 K: 1 S: 6	H: 0 LOB: 0 BB: 0 P: 9	R: 1 E: 0 K: 1 S: 8	H: 1 LOB: 0 BB: 0 P: 10	R: 0 E: 1 K: 2 S: 11	H: 0 LOB: 1 BB: 1 P: 21	R: 0 E: 1 K: 1 S: 14	H: 0 LOB: 2 BB: 1 P: 21	R: 1 E: 0 K: 1 S: 17	H: 2 LOB: 1 BB: 1 P: 27	R: 0 E: 0 K: 3 S: 14	H: 1 LOB: 1 BB: 0 P: 19	1B: 4 2B: 1 3B: 0 HR: 1	SF: 0 SAC: 0 DP: 0 HBP: 0	WP: 0 PB: 1 SB: 1 CS: 0	PA: 37
<b>PITCHER</b>	IP WLS BF H R ER SO BB IBB HBP BLK WP HR S P ERA WHIP																					
31 Jordan Lyles, R (1,1) ERA: 0.62	6.0 W 22 3 1 1 10 1 0 0 0 0 0 14 21 0.00 1.000																					
48 Richard Rodríguez, R (7,1) ERA: 5.4	1.0 5 0 0 0 1 1 0 0 0 0 0 0 10 18 27.00 9.000																					
35 Keone Kela, R (8,1) ERA: 7.71	0.1 S 4 2 1 1 0 1 0 0 0 0 0 0 21 28 0.00 0.600																					
73 Felipe Vázquez, L (8,1) ERA:	1.2 S 6 1 0 0 4 0 0 0 0 0 0 0 0 0 0 0 0.00 0.600																					

Pittsburgh Pirates @ Chicago Cubs  
Wrigley Field, Chicago, IL  
Wed Apr 10 2019, 7:07 PM - 10:17 PM CDT  
Att: 32,798 - Cloudy - 40 F

AB 35  
R 5  
H 9  
RBI 4  
BB 2  
SO 7  
LOB 12




Pittsburgh Pirates @ Chicago Cubs  
Wrigley Field, Chicago, IL  
Wed Apr 10 2019, 7:07 PM - 10:17 PM CDT  
Att: 32,798 - Cloudy - 40 F

AB 34  
R 2  
H 6  
RBI 2  
BB 3  
SO 15  
LOB 19



Batter	1	2	3	4	5	6	7	8	9	AB	R	H	RBI	BB	SO	LOB	TOP					
26 Adam Frazier, L (1,4) OBP: 0.396, SLG: 0.452										4	0	2	0	0	2	0	<b>Pittsburgh Pirates @ Chicago Cubs</b> Wrigley Field, Chicago, IL Thu Apr 11 2019, 6:39 PM - 10:23 PM CDT Att: 31,906 - Cloudy - 50 F					
6 Starling Marte, R (1,8) OBP: 0.277, SLG: 0.432										4	0	1	0	0	2	3						
29 Francisco Cervelli, R (1,2) OBP: 0.333, SLG: 0.324										4	0	0	0	0	2	3						
55 Josh Bell, S (1,3) OBP: 0.370, SLG: 0.525										3	0	1	0	1	0	0						
16 Jung Ho Kang, R (1,5) OBP: 0.216, SLG: 0.273										3	0	0	0	0	2	2						
19 Colin Moran, L (9,PH) OBP: 0.381, SLG: 0.471										1	0	0	0	0	1	0						
53 Melky Cabrera, S (1,9) OBP: 0.394, SLG: 0.438										4	0	1	0	0	1	1						
15 Pablo Reyes, R (1,7) OBP: 0.125, SLG: 0.067										3	0	0	0	0	1	2						
2 Erik González, R (1,6) OBP: 0.278, SLG: 0.281										3	0	0	0	0	0	0						
59 Joe Musgrove, R (1,1)										2	0	0	0	0	2	0						
47 Francisco Liriano, L (7,1)										0	0	0	0	0	0	0						
51 Jason Martin, L (8,PH) OBP: 0.429, SLG: 0.462										1	0	0	0	0	1	0						
57 Nick Burdi, R (8,1)										0	0	0	0	0	0	0						
<b>Inning Stats</b>	R: 0 E: 0 K: 3 S: 11	H: 0 LOB: 0 BB: 0 P: 14	R: 0 E: 0 K: 1 S: 9	H: 0 LOB: 1 BB: 1 P: 14	R: 0 E: 0 K: 2 S: 12	H: 1 LOB: 2 BB: 0 P: 21	R: 0 E: 0 K: 0 S: 7	H: 2 LOB: 1 BB: 0 P: 12	R: 0 E: 0 K: 1 S: 9	H: 1 LOB: 1 BB: 0 P: 11	R: 0 E: 0 K: 2 S: 8	H: 0 LOB: 0 BB: 0 P: 12	R: 0 E: 0 K: 2 S: 8	H: 0 LOB: 0 BB: 0 P: 15	R: 0 E: 0 K: 2 S: 12	H: 1 LOB: 1 BB: 0 P: 20	R: 0 E: 0 K: 1 S: 8	H: 0 LOB: 0 BB: 0 P: 15	1B: 4 2B: 3 3B: 0 HR: 0	SF: 0 SAC: 0 DP: 0 HBP: 0	WP: 1 PB: 0 SB: 0 CS: 1	PA: 33
<b>PITCHER</b>	IP	WLS	BF	H	R	ER	SO	BB	IBB	HBP	BLK	WP	HR	S	P	ERA	WHIP					
62 Jose Quintana, L (1,1) ERA: 5.14	7.0	W	26	4	0	0	11	1	0	0	0	1	0	64	99	0.00	0.714					
41 Steve Cishek, R (8,1) ERA: 5.79	1.0	H	4	1	0	0	2	0	0	0	0	0	0	12	20	0.00	1.000					
46 Pedro Strop, R (9,1) ERA: 4.5	1.0	S	3	0	0	0	1	0	0	0	0	0	0	8	15	0.00	0.000					

AB	32
R	0
H	5
RBI	0
BB	1
SO	14
LOB	11



Batter	1	2	3	4	5	6	7	8	9	AB	R	H	RBI	BB	SO	LOB	BOTTOM				
18 Ben Zobrist, S (1,9) OBP: 0.442, SLG: 0.333										4	0	1	0	0	0	3	<b>Pittsburgh Pirates @ Chicago Cubs</b> Wrigley Field, Chicago, IL Thu Apr 11 2019, 6:39 PM - 10:23 PM CDT Att: 31,906 - Cloudy - 50 F				
41 Steve Cishek, R (8,1)										0	0	0	0	0	0	0					
46 Pedro Strop, R (9,1)										0	0	0	0	0	0	0					
17 Kris Bryant, R (1,5) OBP: 0.321, SLG: 0.367										3	0	0	0	1	1	2					
44 Anthony Rizzo, L (1,3) OBP: 0.345, SLG: 0.356										4	0	0	0	0	2	2					
9 Javier Báez, R (1,6) OBP: 0.291, SLG: 0.500										4	0	0	0	0	0	2					
12 Kyle Schwarber, L (1,7) OBP: 0.271, SLG: 0.432											4	0	0	0	0	3					
22 Jason Heyward, L (1,8) OBP: 0.444, SLG: 0.676											2	1	0	0	1	0					
3 Daniel Descalso, L (1,4) OBP: 0.389, SLG: 0.485											3	1	2	1	0	1					
7 Victor Caratini, S (1,2)											3	0	2	1	0	1					
40 Wilson Contreras, R (8,2) OBP: 0.432, SLG: 0.655											0	0	0	0	0	0					
62 Jose Quintana, R (1,1)											2	0	0	0	0	1					
13 David Bote, R (7,PH) OBP: 0.647, SLG: 0.421											0	0	0	0	1	0					
5 Albert Almora Jr., R (8,8) OBP: 0.283, SLG: 0.222											0	0	0	0	0	0					
<b>Inning Stats</b>	R: 0 E: 0 K: 1 S: 8	H: 0 LOB: 0 BB: 0 P: 9	R: 0 E: 0 K: 1 S: 6	H: 0 LOB: 0 BB: 0 P: 10	R: 0 E: 0 K: 2 S: 10	H: 1 LOB: 1 BB: 0 P: 13	R: 0 E: 0 K: 0 S: 8	H: 0 LOB: 0 BB: 0 P: 10	R: 0 E: 0 K: 2 S: 9	H: 1 LOB: 2 BB: 1 P: 18	R: 0 E: 0 K: 0 S: 9	H: 1 LOB: 1 BB: 1 P: 16	R: 2 E: 1 K: 1 S: 14	H: 2 LOB: 2 BB: 1 P: 30	R: 0 E: 0 K: 2 S: 10	H: 0 LOB: 0 BB: 0 P: 14	1B: 3 2B: 3 3B: 0 HR: 0	SF: 0 SAC: 0 DP: 1 HBP: 0	WP: 0 PB: 0 SB: 2 CS: 0	PA: 32	
<b>PITCHER</b>	IP	WLS	BF	H	R	ER	SO	BB	IBB	HBP	BLK	WP	HR	S	P	ERA	WHIP				
59 Joe Musgrove, R (1,1) ERA: 5.79	6.1	L	25	4	2	0	6	2	0	0	0	0	0	55	87	0.00	0.947				
47 Francisco Liriano, L (7,1) ERA: 5.79	0.2		4	1	0	0	1	1	0	0	0	0	0	9	19	0.00	3.000				
57 Nick Burdi, R (8,1) ERA: 5.79	1.0		3	0	0	0	2	0	0	0	0	0	0	10	14	0.00	0.000				

AB	29
R	2
H	5
RBI	2
BB	3
SO	9
LOB	14









Batter	1	2	3	4	5	6	7	8	9	AB	R	H	RBI	BB	SO	LOB	TOP			
18 Ben Zobrist, S OBP: 0.415, SLG: 0.295	F9	G4-1			F8	G1-3		G5-4-3 17 1B		5	0	1	0	0	0	0	<b>Chicago Cubs @ Miami Marlins</b> Marlins Park, Miami, FL Mon Apr 15 2019, 7:09 PM - 10:36 PM EDT Att: 9,888 - Partly Cloudy - 84 F			
17 Kris Bryant, R OBP: 0.354, SLG: 0.382	22 9 40 BB HBP	F9			9 E 2B	44 BB HBP		G5-4-3 1-2		3	2	1	0	0	0	1				
44 Anthony Rizzo, L OBP: 0.348, SLG: 0.364	L9	G3			F7				22 9 40 1B BB	3	1	0	0	2	0	2				
9 Javier Báez, R OBP: 0.319, SLG: 0.545	40 13 2B 1B				E9 13 FC6 2B	F9			40 1B 1B	5	2	3	1	0	1	2				
22 Jason Heyward, L OBP: 0.455, SLG: 0.651	40 BB 13 2B BB	G3-1			13 FC6 40 HBP BB				F8	3	1	0	0	2	1	2				
40 Wilson Contreras, R OBP: 0.471, SLG: 0.829	13 2B BB				13 FC6 HBP					3	1	2	3	1	0	0				
13 David Bote, R OBP: 0.343, SLG: 0.452										3	1	2	3	1	0	0				
5 Albert Almora Jr., R OBP: 0.271, SLG: 0.222										5	0	1	3	0	2	4				
11 Yu Darvish, R										4	0	0	0	1	0	5				
56 Kyle Ryan, L										3	0	0	0	0	1	3				
41 Steve Cishek, R										0	0	0	0	0	0	0				
37 Tim Collins, L										0	0	0	0	0	0	0				
<b>Inning Stats</b>	R: 3 H: 2 E: 1 K: 1 S: 20	H: 2 LOB: 3 BB: 3 P: 33	R: 0 H: 0 E: 0 K: 0 S: 8	H: 0 LOB: 0 BB: 0 P: 14	R: 0 H: 0 E: 0 K: 1 S: 6	H: 0 LOB: 0 BB: 0 P: 12	R: 2 H: 2 E: 1 K: 0 S: 19	H: 2 LOB: 3 BB: 1 P: 35	R: 0 H: 0 E: 0 K: 0 S: 8	H: 0 LOB: 2 BB: 1 P: 16	R: 1 H: 1 E: 0 K: 1 S: 11	H: 1 LOB: 0 BB: 0 P: 17	R: 0 H: 1 E: 0 K: 0 S: 5	H: 1 LOB: 0 BB: 0 P: 6	R: 1 H: 2 E: 0 K: 1 S: 10	H: 2 LOB: 2 BB: 1 P: 18	1B: 4 2B: 3 3B: 0 HR: 1	SF: 0 SAC: 0 DP: 1 HBP: 3	WP: 0 PB: 0 SB: 0 CS: 0	PA: 44
<b>PITCHER</b>	IP WLS BF H R ER SO BB IBB HBP BLK WP HR S P ERA WHIP	IP WLS BF H R ER SO BB IBB HBP BLK WP HR S P ERA WHIP	IP WLS BF H R ER SO BB IBB HBP BLK WP HR S P ERA WHIP	IP WLS BF H R ER SO BB IBB HBP BLK WP HR S P ERA WHIP	IP WLS BF H R ER SO BB IBB HBP BLK WP HR S P ERA WHIP	IP WLS BF H R ER SO BB IBB HBP BLK WP HR S P ERA WHIP	IP WLS BF H R ER SO BB IBB HBP BLK WP HR S P ERA WHIP	IP WLS BF H R ER SO BB IBB HBP BLK WP HR S P ERA WHIP	IP WLS BF H R ER SO BB IBB HBP BLK WP HR S P ERA WHIP	IP WLS BF H R ER SO BB IBB HBP BLK WP HR S P ERA WHIP	IP WLS BF H R ER SO BB IBB HBP BLK WP HR S P ERA WHIP	IP WLS BF H R ER SO BB IBB HBP BLK WP HR S P ERA WHIP	IP WLS BF H R ER SO BB IBB HBP BLK WP HR S P ERA WHIP	IP WLS BF H R ER SO BB IBB HBP BLK WP HR S P ERA WHIP	IP WLS BF H R ER SO BB IBB HBP BLK WP HR S P ERA WHIP	IP WLS BF H R ER SO BB IBB HBP BLK WP HR S P ERA WHIP	IP WLS BF H R ER SO BB IBB HBP BLK WP HR S P ERA WHIP	IP WLS BF H R ER SO BB IBB HBP BLK WP HR S P ERA WHIP		
36 Trevor Richards, R ERA: 3.97	4.2	L	25	4	5	5	3	3	1	2	0	0	0	0	58	96	9.64	1.500		
37 Austin Brice, R ERA: 2.61	1.1		6	0	0	0	0	1	0	1	0	0	0	11	22	0.00	0.750			
71 Drew Steckenrider, R ERA: 7.68	1.0		4	1	1	1	1	0	0	1	1	1	1	11	17	9.00	1.000			
20 Wei-Yin Chen, L ERA: 18.0	2.0		9	3	1	1	1	1	0	0	0	0	0	15	24	4.50	2.000			

**Chicago Cubs @ Miami Marlins**  
 Marlins Park, Miami, FL  
 Mon Apr 15 2019, 7:09 PM - 10:36 PM EDT  
 Att: 9,888 - Partly Cloudy - 84 F

AB	35
R	7
H	8
RBI	7
BB	6
SO	5
LOB	19



Batter	1	2	3	4	5	6	7	8	9	AB	R	H	RBI	BB	SO	LOB	BOTTOM			
21 Curtis Granderson, L OBP: 0.273, SLG: 0.304	F8	G4-3			K					5	0	1	0	0	2	1	<b>Chicago Cubs @ Miami Marlins</b> Marlins Park, Miami, FL Mon Apr 15 2019, 7:09 PM - 10:36 PM EDT Att: 9,888 - Partly Cloudy - 84 F			
15 Brian Anderson, R OBP: 0.314, SLG: 0.328	K	G3-1			G6-3				15 DI 1B	4	0	0	0	1	2	2				
13 Starlin Castro, R OBP: 0.264, SLG: 0.324										3	0	1	0	1	0	1				
20 Wei-Yin Chen, R	19 BB 18 1B				19 PB 18 1B BB					0	0	0	0	0	0	0				
18 Neil Walker, S OBP: 0.298, SLG: 0.423	19 BB 1B				19 PB 1B					4	0	2	0	0	2	0				
19 Miquel Rojas, R OBP: 0.375, SLG: 0.405										3	0	1	0	1	1	2				
44 Austin Dean, R OBP: 0.235, SLG: 0.500										4	0	0	0	0	3	4				
17 Chad Wallach, R OBP: 0.462, SLG: 0.524										3	2	1	1	1	0	1				
9 Lewis Brinson, R OBP: 0.298, SLG: 0.276										1	0	0	0	1	0	0				
71 Drew Steckenrider, R										0	0	0	0	0	0	0				
10 JT Riddle OBP: 0.156, SLG: 0.344										1	0	0	0	0	0	0				
36 Trevor Richards, R										2	0	0	0	0	1	1				
37 Austin Brice, R										0	0	0	0	0	0	0				
5 Rosell Herrera, S OBP: 0.195, SLG: 0.184										2	0	0	0	0	2	1				
<b>Inning Stats</b>	R: 0 H: 2 E: 0 K: 2 S: 14	H: 2 LOB: 3 BB: 1 P: 21	R: 0 H: 0 E: 0 K: 0 S: 8	H: 0 LOB: 2 BB: 2 P: 20	R: 0 H: 0 E: 0 K: 1 S: 6	H: 0 LOB: 0 BB: 0 P: 9	R: 1 H: 1 E: 0 K: 2 S: 8	H: 1 LOB: 0 BB: 0 P: 11	R: 0 H: 0 E: 0 K: 2 S: 12	H: 0 LOB: 1 BB: 0 P: 19	R: 0 H: 0 E: 0 K: 1 S: 6	H: 0 LOB: 0 BB: 1 P: 16	R: 0 H: 1 E: 0 K: 1 S: 11	H: 1 LOB: 1 BB: 0 P: 15	R: 0 H: 1 E: 0 K: 2 S: 12	H: 1 LOB: 1 BB: 0 P: 18	1B: 5 2B: 0 3B: 0 HR: 1	SF: 0 SAC: 0 DP: 1 HBP: 1	WP: 0 PB: 1 SB: 0 CS: 0	PA: 38
<b>PITCHER</b>	IP WLS BF H R ER SO BB IBB HBP BLK WP HR S P ERA WHIP	IP WLS BF H R ER SO BB IBB HBP BLK WP HR S P ERA WHIP	IP WLS BF H R ER SO BB IBB HBP BLK WP HR S P ERA WHIP	IP WLS BF H R ER SO BB IBB HBP BLK WP HR S P ERA WHIP	IP WLS BF H R ER SO BB IBB HBP BLK WP HR S P ERA WHIP	IP WLS BF H R ER SO BB IBB HBP BLK WP HR S P ERA WHIP	IP WLS BF H R ER SO BB IBB HBP BLK WP HR S P ERA WHIP	IP WLS BF H R ER SO BB IBB HBP BLK WP HR S P ERA WHIP	IP WLS BF H R ER SO BB IBB HBP BLK WP HR S P ERA WHIP	IP WLS BF H R ER SO BB IBB HBP BLK WP HR S P ERA WHIP	IP WLS BF H R ER SO BB IBB HBP BLK WP HR S P ERA WHIP	IP WLS BF H R ER SO BB IBB HBP BLK WP HR S P ERA WHIP	IP WLS BF H R ER SO BB IBB HBP BLK WP HR S P ERA WHIP	IP WLS BF H R ER SO BB IBB HBP BLK WP HR S P ERA WHIP	IP WLS BF H R ER SO BB IBB HBP BLK WP HR S P ERA WHIP	IP WLS BF H R ER SO BB IBB HBP BLK WP HR S P ERA WHIP	IP WLS BF H R ER SO BB IBB HBP BLK WP HR S P ERA WHIP			
11 Yu Darvish, R ERA: 6.11	5.2	W	26	4	2	2	8	4	0	0	0	0	0	0	57	96	3.18	1.412		
56 Kyle Ryan, L ERA: 4.15	0.2	H	3	0	0	0	2	1	0	0	0	0	0	6	13	0.00	1.500			
41 Steve Cishek, R ERA: 4.26	1.2		5	1	0	0	1	0	0	0	0	0	0	14	21	0.00	0.600			
37 Tim Collins, L ERA: 3.0	1.0		4	1	0	0	2	0	0	0	0	0	0	12	18	0.00	1.000			





Batter	1	2	3	4	5	6	7	8	9	AB	R	H	RBI	BB	SO	LOB	TOP			
18 Ben Zobrist, S OBP: 0.379, SLG: 0.271										4	0	0	0	0	2	0				
17 Kris Bryant, R OBP: 0.324, SLG: 0.344										4	1	1	0	0	2	0				
44 Anthony Rizzo, L OBP: 0.312, SLG: 0.317										4	0	0	0	0	1	1				
9 Javier Báez, R OBP: 0.351, SLG: 0.635										4	2	2	2	0	2	0				
22 Jason Heyward, L OBP: 0.444, SLG: 0.608										4	1	1	1	0	0	0				
40 Wilson Contreras, R OBP: 0.459, SLG: 0.769										3	2	1	0	1	0	0				
3 Daniel Descalso, L OBP: 0.429, SLG: 0.523										3	0	2	3	0	0	0				
13 David Bote, R OBP: 0.375, SLG: 0.486										1	0	0	0	0	1	0				
12 Kyle Schwarber, L OBP: 0.262, SLG: 0.375										4	0	1	0	0	2	0				
61 Allen Webster, R										0	0	0	0	0	0	0				
35 Cole Hamels, L										3	0	0	0	0	0	2				
29 Brad Brach, R										0	0	0	0	0	0	0				
5 Albert Almora Jr., R OBP: 0.289, SLG: 0.213										0	0	0	0	0	0	0				
<b>Inning Stats</b>	R: 0 E: 0 K: 1 S: 6	H: 0 LOB: 0 BB: 0 P: 10	R: 1 E: 0 K: 1 S: 16	H: 3 LOB: 2 BB: 0 P: 24	R: 4 E: 0 K: 1 S: 13	H: 4 LOB: 1 BB: 1 P: 25	R: 0 E: 0 K: 2 S: 8	H: 0 LOB: 0 BB: 0 P: 13	R: 0 E: 0 K: 2 S: 8	H: 0 LOB: 0 BB: 0 P: 10	R: 0 E: 0 K: 0 S: 5	H: 0 LOB: 0 BB: 0 P: 7	R: 0 E: 0 K: 1 S: 10	H: 1 LOB: 0 BB: 0 P: 15	R: 0 E: 0 K: 1 S: 8	H: 0 LOB: 0 BB: 0 P: 10	1B: 5 2B: 2 3B: 0 HR: 1	SF: 0 SAC: 0 DP: 0 HBP: 0	WP: 0 PB: 0 SB: 0 CS: 0	PA: 35
<b>PITCHER</b>	IP WLS BF H R ER SO BB IBB HBP BLK WP HR S P ERA WHIP																			
22 Sandy Alcantara, R ERA: 5.09	6.0 L 25 7 5 5 7 1 0 0 0 0 0 0 56 89 7.50 1.333																			
56 Tayron Guerrero, R ERA:	1.0 3 0 0 0 1 0 0 0 0 0 0 1 10 11 0.00 0.000																			
70 Nick Anderson, R ERA: 2.08	1.0 4 1 1 1 1 0 0 0 0 0 0 1 10 15 9.00 1.000																			
66 Jarlin Garcia, L ERA:	1.0 3 0 0 0 1 0 0 0 0 0 0 0 8 10 0.00 0.000																			

Chicago Cubs @ Miami Marlins  
Marlins Park, Miami, FL  
Wed Apr 17 2019, 7:11 PM - 9:35 PM EDT  
Att: 10,247 - Partly Cloudy - 80 F

AB 34  
R 6  
H 8  
RBI 6  
BB 1  
SO 10  
LOB 3



Batter	1	2	3	4	5	6	7	8	9	AB	R	H	RBI	BB	SO	LOB	BOTTOM					
79 Isaac Galloway, R OBP: 0.250, SLG: 0.250										4	0	1	0	0	0	0						
14 Martín Prado, R OBP: 0.417, SLG: 0.471										4	0	1	0	0	0	1						
15 Brian Anderson, R OBP: 0.308, SLG: 0.333										4	0	1	0	0	1	1						
38 Jorge Alfaro, R OBP: 0.367, SLG: 0.522										4	0	2	0	0	2	1						
13 Starlin Castro, R OBP: 0.266, SLG: 0.311										3	0	0	0	0	1	4						
19 Miguel Rojas, R OBP: 0.345, SLG: 0.367										3	0	0	0	0	0	3						
44 Austin Dean, R OBP: 0.143, SLG: 0.143										2	0	0	0	0	2	0						
21 Curtis Granderson, L OBP: 0.268, SLG: 0.298										1	0	0	0	0	1	0						
5 Rosell Herrera, S OBP: 0.200, SLG: 0.190										3	0	0	0	0	1	0						
22 Sandy Alcantara, R ERA: 2.77	7.0 W 24 3 0 0 0 2 0 0 0 0 0 0 65 97 0.00 0.429																					
9 Lewis Brinson, R OBP: 0.295, SLG: 0.295	1.0 3 0 0 0 0 0 0 0 0 0 0 9 14 0.00 0.000																					
56 Tayron Guerrero, R ERA: 3.52	1.0 4 2 0 0 0 1 0 0 0 0 0 0 12 19 0.00 2.000																					
70 Nick Anderson, R ERA: 2.25	1.0 4 2 0 0 0 1 0 0 0 0 0 0 12 19 0.00 2.000																					
18 Neil Walker, S OBP: 0.388, SLG: 0.427										1	0	0	0	0	1	0						
66 Jarlin Garcia, L ERA:										0	0	0	0	0	0	0						
<b>Inning Stats</b>	R: 0 E: 0 K: 0 S: 11	H: 1 LOB: 0 BB: 0 P: 15	R: 0 E: 0 K: 0 S: 4	H: 1 LOB: 0 BB: 0 P: 6	R: 0 E: 0 K: 3 S: 13	H: 0 LOB: 0 BB: 0 P: 19	R: 0 E: 0 K: 1 S: 9	H: 0 LOB: 0 BB: 0 P: 15	R: 0 E: 0 K: 1 S: 6	H: 0 LOB: 0 BB: 0 P: 8	R: 0 E: 0 K: 2 S: 8	H: 0 LOB: 0 BB: 0 P: 12	R: 0 E: 1 K: 1 S: 14	H: 2 LOB: 3 BB: 0 P: 22	R: 0 E: 0 K: 2 S: 9	H: 0 LOB: 0 BB: 0 P: 14	R: 0 E: 0 K: 1 S: 12	H: 2 LOB: 1 BB: 0 P: 19	1B: 4 2B: 1 3B: 0 HR: 0	SF: 0 SAC: 0 DP: 2 HBP: 0	WP: 0 PB: 0 SB: 0 CS: 0	PA: 31
<b>PITCHER</b>	IP WLS BF H R ER SO BB IBB HBP BLK WP HR S P ERA WHIP																					
35 Cole Hamels, L ERA: 2.77	7.0 W 24 3 0 0 0 2 0 0 0 0 0 0 65 97 0.00 0.429																					
29 Brad Brach, R ERA: 3.52	1.0 3 0 0 0 0 0 0 0 0 0 0 9 14 0.00 0.000																					
61 Allen Webster, R ERA: 2.25	1.0 4 2 0 0 0 1 0 0 0 0 0 0 12 19 0.00 2.000																					

Chicago Cubs @ Miami Marlins  
Marlins Park, Miami, FL  
Wed Apr 17 2019, 7:11 PM - 9:35 PM EDT  
Att: 10,247 - Partly Cloudy - 80 F

AB 31  
R 0  
H 5  
RBI 0  
BB 0  
SO 11  
LOB 10



Batter	1	2	3	4	5	6	7	8	9	AB	R	H	RBI	BB	SO	LOB	TOP			
41 Wilmer Flores, R OBP: 0.288, SLG: 0.309	G6-3		G3-1			G6-3				4	0	1	0	0	0	0	<b>Arizona Diamondbacks @ Chicago Cubs</b> Wrigley Field, Chicago, IL Fri Apr 19 2019, 1:22 PM - 4:45 PM CDT Att: 33,938 - Partly Cloudy - 44 F			
5 Eduardo Escobar, S OBP: 0.317, SLG: 0.319								G4-3		2	0	0	0	2	1					
6 David Peralta, L OBP: 0.404, SLG: 0.554										4	1	1	0	0	3	2				
10 Adam Jones, R OBP: 0.393, SLG: 0.582										4	0	1	0	0	1	0				
53 Christian Walker, R OBP: 0.380, SLG: 0.672										4	0	2	0	0	2	2				
4 Ketel Marte, S OBP: 0.285, SLG: 0.475										4	0	2	1	0	2	2				
13 Nick Ahmed, R OBP: 0.288, SLG: 0.400										4	0	0	0	0	1	5				
14 Caleb Joseph, R OBP: 0.192, SLG: 0.385										2	0	0	0	0	1	1				
15 Ildemaro Vargas, S OBP: 0.270, SLG: 0.371										1	0	0	0	0	0	0				
18 Carson Kelly, R OBP: 0.270, SLG: 0.371										1	0	0	0	0	1	2				
29 Merrill Kelly, R OBP: 0.270, SLG: 0.371										1	0	0	0	0	0	0				
55 Matt Koch, L										2	0	0	0	0	2	0				
<b>Inning Stats</b>	R: 0 E: 0 K: 1 S: 6	H: 0 LOB: 0 BB: 1 P: 13	R: 0 E: 0 K: 2 S: 15	H: 1 LOB: 1 BB: 22	R: 0 E: 0 K: 0 S: 8	H: 0 LOB: 0 BB: 11	R: 0 E: 0 K: 3 S: 9	H: 0 LOB: 0 BB: 0 P: 13	R: 0 E: 1 K: 2 S: 10	H: 0 LOB: 1 BB: 0 P: 14	R: 0 E: 0 K: 2 S: 11	H: 0 LOB: 1 BB: 1 P: 18	R: 0 E: 0 K: 1 S: 10	H: 1 LOB: 1 BB: 0 P: 16	R: 1 E: 0 K: 2 S: 16	H: 3 LOB: 2 BB: 0 P: 19	1B: 6 2B: 1 3B: 0 HR: 0	SF: 0 SAC: 0 DP: 0 HBP: 0	WP: 1 PB: 0 SB: 1 CS: 1	PA: 35
<b>PITCHER</b>	IP	WLS	BF	H	R	ER	SO	BB	IBB	HBP	BLK	WP	HR	S	P	ERA	WHIP			
28 Kyle Hendricks, R ERA: 3.54	7.0	W	25	3	0	0	11	2	0	0	0	1	0	66	100	0.00	0.714			
41 Steve Cishek, R ERA: 3.85	1.0		4	1	0	0	1	0	0	0	0	0	0	10	16	0.00	1.000			
29 Brad Brach, R ERA: 4.5	0.1		4	3	1	1	1	0	0	0	0	0	0	8	10	27.00	9.000			
46 Pedro Strop, R ERA: 3.18	0.2	S	2	0	0	0	1	0	0	0	0	0	0	8	9	0.00	0.000			

Batter	1	2	3	4	5	6	7	8	9	AB	R	H	RBI	BB	SO	LOB	BOTTOM			
3 Daniel Descalso, L OBP: 0.407, SLG: 0.479	G6-3									4	1	0	0	1	1	3	<b>Arizona Diamondbacks @ Chicago Cubs</b> Wrigley Field, Chicago, IL Fri Apr 19 2019, 1:22 PM - 4:45 PM CDT Att: 33,938 - Partly Cloudy - 44 F			
41 Steve Cishek, R										0	0	0	0	0	0	0				
29 Brad Brach, R										0	0	0	0	0	0	0				
46 Pedro Strop, R										0	0	0	0	0	0	0				
17 Kris Bryant, R OBP: 0.342, SLG: 0.368										4	1	2	2	1	0	1				
44 Anthony Rizzo, L OBP: 0.341, SLG: 0.354										2	0	1	1	2	0	0				
9 Javier Báez, R OBP: 0.329, SLG: 0.595										5	1	0	0	0	3	8				
40 Wilson Contreras, R OBP: 0.469, SLG: 0.765										4	0	2	1	1	0	2				
22 Jason Heyward, L OBP: 0.471, SLG: 0.604										2	0	1	0	2	0	1				
13 David Bote, R OBP: 0.378, SLG: 0.462										4	1	1	0	1	0	6				
12 Kyle Schwarber, L OBP: 0.277, SLG: 0.373										3	1	1	0	1	0	2				
28 Kyle Hendricks, R ERA: 4.37										4	0	0	0	0	2	8				
5 Albert Almora Jr., R OBP: 0.258, SLG: 0.213										0	0	0	0	0	0	0				
<b>Inning Stats</b>	R: 0 E: 0 K: 1 S: 17	H: 0 LOB: 2 BB: 2 P: 33	R: 2 E: 0 K: 2 S: 19	H: 4 LOB: 3 BB: 1 P: 26	R: 0 E: 0 K: 1 S: 11	H: 1 LOB: 2 BB: 1 P: 18	R: 1 E: 0 K: 1 S: 15	H: 1 LOB: 3 BB: 3 P: 35	R: 0 E: 0 K: 0 S: 6	H: 0 LOB: 0 BB: 0 P: 9	R: 2 E: 0 K: 1 S: 21	H: 2 LOB: 3 BB: 1 P: 38	R: 0 E: 0 K: 0 S: 6	H: 0 LOB: 0 BB: 0 P: 9	R: 0 E: 0 K: 0 S: 7	H: 0 LOB: 1 BB: 1 P: 14	1B: 5 2B: 2 3B: 1 HR: 0	SF: 0 SAC: 0 DP: 0 HBP: 2	WP: 2 PB: 0 SB: 0 CS: 0	PA: 43
<b>PITCHER</b>	IP	WLS	BF	H	R	ER	SO	BB	IBB	HBP	BLK	WP	HR	S	P	ERA	WHIP			
29 Merrill Kelly, R ERA: 11.48	3.2	L	24	6	3	3	5	7	0	0	0	1	0	61	109	7.36	3.545			
55 Matt Koch, R ERA: 11.48	4.1		19	2	2	2	1	2	0	2	0	1	0	41	73	4.15	0.923			

AB 33  
R 1  
H 7  
RBI 1  
BB 2  
SO 14  
LOB 15



AB 32  
R 5  
H 8  
RBI 4  
BB 9  
SO 6  
LOB 31







Batter	1	2	3	4	5	6	7	8	9	AB	R	H	RBI	BB	SO	LOB	TOP								
14 Enrique Hernández, R OBP: 0.353, SLG: 0.521 (1.4) (7.7) (8.4)										4	0	0	0	0	2	1	<b>Los Angeles Dodgers @ Chicago Cubs</b> Wrigley Field, Chicago, IL Tue Apr 23 2019, 7:08 PM - 10:02 PM CDT Att: 35,536 - Partly Cloudy - 52 F								
10 Justin Turner, R OBP: 0.378, SLG: 0.309 (1.5)										4	0	2	1	0	0	0									
25 David Freese, R OBP: 0.359, SLG: 0.438 (1.3) (6,PH)										3	0	0	0	0	1	1									
27 Alex Verdugo, L OBP: 0.370, SLG: 0.635 (6,PH) (8.7)										1	0	1	0	0	0	0									
5 Corey Seager, L OBP: 0.370, SLG: 0.425 (1.6)										4	0	2	0	0	1	0									
11 AJ Pollock, R OBP: 0.303, SLG: 0.364 (1.8)										4	1	1	0	0	1	4									
35 Cody Bellinger, L OBP: 0.490, SLG: 0.865 (1.9)										4	0	1	0	0	1	4									
3 Chris Taylor, R OBP: 0.254, SLG: 0.250 (1.7)										3	0	0	1	0	2	2									
64 Caleb Ferguson, R (7.1)										0	0	0	0	0	0	0									
63 Yimi Garcia, R (8.1)										0	0	0	0	0	0	0									
31 Joc Pederson, L OBP: 0.385, SLG: 0.707 (8,PH)										1	0	0	0	0	1	0									
15 Austin Barnes, R OBP: 0.353, SLG: 0.333 (1.2)										2	1	0	0	2	0	0									
18 Kenta Maeda, R OBP: 0.200, SLG: 0.400 (1.1)										1	0	0	0	0	0	0									
7 Julio Urias, L OBP: 0.333, SLG: 0.333 (5.1)										0	0	0	0	0	0	0									
13 Max Muncy, L OBP: 0.310, SLG: 0.480 (7,PH) (7.4) (8.3)										2	0	0	0	0	2	2									
<b>Inning Stats</b>	R: 0 H: 0 K: 0 S: 10	H: 0 LOB: 0 BB: 0 P: 14	R: 0 H: 1 K: 2 S: 10	H: 1 LOB: 1 BB: 0 P: 15	R: 1 H: 1 K: 1 S: 11	H: 1 LOB: 1 BB: 1 P: 20	R: 0 H: 0 K: 0 S: 10	H: 0 LOB: 0 BB: 0 P: 18	R: 0 H: 0 K: 1 S: 9	H: 0 LOB: 0 BB: 0 P: 13	R: 0 H: 0 K: 1 S: 7	H: 0 LOB: 0 BB: 0 P: 9	R: 1 H: 2 K: 2 S: 14	H: 2 LOB: 2 BB: 1 P: 25	R: 0 H: 3 K: 2 S: 15	H: 3 LOB: 3 BB: 0 P: 25	R: 0 H: 0 K: 2 S: 8	H: 0 LOB: 0 BB: 0 P: 11	1B: 5 2B: 2 3B: 0 HR: 0	SF: 0 SAC: 1 DP: 0 HBP: 0	WP: 0 PB: 0 SB: 0 CS: 0	PA: 36			
<b>PITCHER</b>	IP WLS BF H R ER SO BB IBB HBP BLK WP HR S P ERA WHIP	IP WLS BF H R ER SO BB IBB HBP BLK WP HR S P ERA WHIP	IP WLS BF H R ER SO BB IBB HBP BLK WP HR S P ERA WHIP	IP WLS BF H R ER SO BB IBB HBP BLK WP HR S P ERA WHIP	IP WLS BF H R ER SO BB IBB HBP BLK WP HR S P ERA WHIP	IP WLS BF H R ER SO BB IBB HBP BLK WP HR S P ERA WHIP	IP WLS BF H R ER SO BB IBB HBP BLK WP HR S P ERA WHIP	IP WLS BF H R ER SO BB IBB HBP BLK WP HR S P ERA WHIP	IP WLS BF H R ER SO BB IBB HBP BLK WP HR S P ERA WHIP	IP WLS BF H R ER SO BB IBB HBP BLK WP HR S P ERA WHIP	IP WLS BF H R ER SO BB IBB HBP BLK WP HR S P ERA WHIP	IP WLS BF H R ER SO BB IBB HBP BLK WP HR S P ERA WHIP	IP WLS BF H R ER SO BB IBB HBP BLK WP HR S P ERA WHIP	IP WLS BF H R ER SO BB IBB HBP BLK WP HR S P ERA WHIP	IP WLS BF H R ER SO BB IBB HBP BLK WP HR S P ERA WHIP	IP WLS BF H R ER SO BB IBB HBP BLK WP HR S P ERA WHIP	IP WLS BF H R ER SO BB IBB HBP BLK WP HR S P ERA WHIP	IP WLS BF H R ER SO BB IBB HBP BLK WP HR S P ERA WHIP	IP WLS BF H R ER SO BB IBB HBP BLK WP HR S P ERA WHIP	IP WLS BF H R ER SO BB IBB HBP BLK WP HR S P ERA WHIP	IP WLS BF H R ER SO BB IBB HBP BLK WP HR S P ERA WHIP	IP WLS BF H R ER SO BB IBB HBP BLK WP HR S P ERA WHIP	IP WLS BF H R ER SO BB IBB HBP BLK WP HR S P ERA WHIP	IP WLS BF H R ER SO BB IBB HBP BLK WP HR S P ERA WHIP	IP WLS BF H R ER SO BB IBB HBP BLK WP HR S P ERA WHIP

AB	33
R	2
H	7
RBI	2
BB	2
SO	11
LOB	14



Batter	1	2	3	4	5	6	7	8	9	AB	R	H	RBI	BB	SO	LOB	BOTTOM								
18 Ben Zobrist, S OBP: 0.343, SLG: 0.250 (1.9) (8.4)										5	2	2	0	0	0	1	<b>Los Angeles Dodgers @ Chicago Cubs</b> Wrigley Field, Chicago, IL Tue Apr 23 2019, 7:08 PM - 10:02 PM CDT Att: 35,536 - Partly Cloudy - 52 F								
17 Kris Bryant, R OBP: 0.341, SLG: 0.351 (1.5)										3	1	0	0	1	0	1									
44 Anthony Rizzo, L OBP: 0.382, SLG: 0.413 (1.3)										4	1	1	2	0	1	2									
9 Javier Báez, R OBP: 0.351, SLG: 0.640 (1.6)										3	2	2	1	1	0	0									
12 Kyle Schwarber, L OBP: 0.264, SLG: 0.348 (1.7)										4	0	1	0	0	2	3									
40 Wilson Contreras, R OBP: 0.487, SLG: 0.712 (1.2)										3	1	1	3	1	2	2									
3 Daniel Descalso, L OBP: 0.387, SLG: 0.455 (1.4)										3	0	1	1	1	1	3									
41 Steve Cishek, R (8.1)										0	0	0	0	0	0	0									
56 Kyle Ryan, L (8.1)										0	0	0	0	0	0	0									
22 Jason Heyward, L OBP: 0.461, SLG: 0.559 (1.8) (8.9)										2	0	0	0	2	1	1									
62 Jose Quintana, R (1.1)										3	0	0	0	0	2	2									
5 Albert Almora Jr., R OBP: 0.253, SLG: 0.182 (8.8)										1	0	0	0	0	0	1									
<b>Inning Stats</b>	R: 4 H: 3 K: 1 S: 21	H: 3 LOB: 2 BB: 3 P: 37	R: 2 H: 4 K: 2 S: 18	H: 4 LOB: 2 BB: 0 P: 21	R: 0 H: 0 K: 1 S: 6	H: 0 LOB: 0 BB: 0 P: 6	R: 0 H: 0 K: 1 S: 7	H: 0 LOB: 0 BB: 0 P: 10	R: 0 H: 0 K: 3 S: 11	H: 0 LOB: 1 BB: 1 P: 18	R: 0 H: 0 K: 1 S: 5	H: 0 LOB: 0 BB: 0 P: 5	R: 1 H: 1 K: 0 S: 8	H: 1 LOB: 1 BB: 1 P: 15	R: 0 H: 0 K: 0 S: 12	H: 0 LOB: 0 BB: 1 P: 19	1B: 4 2B: 2 3B: 0 HR: 2	SF: 0 SAC: 0 DP: 2 HBP: 0	WP: 1 PB: 0 SB: 0 CS: 0	PA: 37					
<b>PITCHER</b>	IP WLS BF H R ER SO BB IBB HBP BLK WP HR S P ERA WHIP	IP WLS BF H R ER SO BB IBB HBP BLK WP HR S P ERA WHIP	IP WLS BF H R ER SO BB IBB HBP BLK WP HR S P ERA WHIP	IP WLS BF H R ER SO BB IBB HBP BLK WP HR S P ERA WHIP	IP WLS BF H R ER SO BB IBB HBP BLK WP HR S P ERA WHIP	IP WLS BF H R ER SO BB IBB HBP BLK WP HR S P ERA WHIP	IP WLS BF H R ER SO BB IBB HBP BLK WP HR S P ERA WHIP	IP WLS BF H R ER SO BB IBB HBP BLK WP HR S P ERA WHIP	IP WLS BF H R ER SO BB IBB HBP BLK WP HR S P ERA WHIP	IP WLS BF H R ER SO BB IBB HBP BLK WP HR S P ERA WHIP	IP WLS BF H R ER SO BB IBB HBP BLK WP HR S P ERA WHIP	IP WLS BF H R ER SO BB IBB HBP BLK WP HR S P ERA WHIP	IP WLS BF H R ER SO BB IBB HBP BLK WP HR S P ERA WHIP	IP WLS BF H R ER SO BB IBB HBP BLK WP HR S P ERA WHIP	IP WLS BF H R ER SO BB IBB HBP BLK WP HR S P ERA WHIP	IP WLS BF H R ER SO BB IBB HBP BLK WP HR S P ERA WHIP	IP WLS BF H R ER SO BB IBB HBP BLK WP HR S P ERA WHIP	IP WLS BF H R ER SO BB IBB HBP BLK WP HR S P ERA WHIP	IP WLS BF H R ER SO BB IBB HBP BLK WP HR S P ERA WHIP	IP WLS BF H R ER SO BB IBB HBP BLK WP HR S P ERA WHIP	IP WLS BF H R ER SO BB IBB HBP BLK WP HR S P ERA WHIP	IP WLS BF H R ER SO BB IBB HBP BLK WP HR S P ERA WHIP	IP WLS BF H R ER SO BB IBB HBP BLK WP HR S P ERA WHIP	IP WLS BF H R ER SO BB IBB HBP BLK WP HR S P ERA WHIP	IP WLS BF H R ER SO BB IBB HBP BLK WP HR S P ERA WHIP





Batter	1	2	3	4	5	6	7	8	9	AB	R	H	RBI	BB	SO	LOB	TOP							
14 Enrique Hernández, R OBP: 0.356, SLG: 0.500										3	0	0	0	2	1	1	<b>Los Angeles Dodgers @ Chicago Cubs</b> Wrigley Field, Chicago, IL Wed Apr 24 2019, 7:07 PM - 9:55 PM CDT Att: 35,743 - Cloudy - 57 F							
10 Justin Turner, R OBP: 0.369, SLG: 0.294										4	0	0	0	1	0	3								
25 David Freese, R OBP: 0.349, SLG: 0.400										3	0	0	0	1	1	1								
5 Corey Seager, L OBP: 0.375, SLG: 0.422										3	2	1	0	1	2	2								
11 AJ Pollock, R OBP: 0.301, SLG: 0.359										4	1	1	0	0	2	4								
35 Cody Bellinger, L OBP: 0.500, SLG: 0.891										3	2	2	2	1	0	0								
3 Chris Taylor, R OBP: 0.282, SLG: 0.259										2	0	1	1	0	1	0								
27 Alex Verdugo, L OBP: 0.375, SLG: 0.685										2	1	1	3	0	0	0								
15 Austin Barnes, R OBP: 0.333, SLG: 0.310										4	0	0	0	0	2	2								
21 Walker Buehler, R ERA: 3.16										2	0	0	0	0	1	0								
75 Scott Alexander, L ERA: 3.72										0	0	0	0	0	0	0								
31 Joc Pederson, L ERA: 2.61										1	0	0	0	0	0	0								
17 Joe Kelly, R ERA: 9.82										0	0	0	0	0	0	0								
63 Yimi Garcia, R ERA: 6.17										0	0	0	0	0	0	0								
13 Max Muncy, L OBP: 0.376, SLG: 0.490										0	0	0	0	1	0	0								
<b>Inning Stats</b>	R: 0 E: 0 K: 1 S: 16	H: 0 LOB: 2 BB: 2 P: 28	R: 0 E: 0 K: 1 S: 7	H: 0 LOB: 0 BB: 0 P: 11	R: 0 E: 0 K: 1 S: 8	H: 0 LOB: 0 BB: 1 P: 14	R: 1 E: 0 K: 3 S: 16	H: 1 LOB: 2 BB: 2 P: 29	R: 0 E: 0 K: 0 S: 11	H: 0 LOB: 1 BB: 1 P: 18	R: 2 E: 0 K: 2 S: 15	H: 2 LOB: 0 BB: 0 P: 23	R: 0 E: 0 K: 0 S: 6	H: 0 LOB: 0 BB: 0 P: 8	R: 3 E: 0 K: 1 S: 15	H: 3 LOB: 0 BB: 0 P: 23	R: 0 E: 0 K: 1 S: 7	H: 0 LOB: 0 BB: 1 P: 13	1B: 4 2B: 0 3B: 0 HR: 2	SF: 0 SAC: 0 DP: 2 HBP: 0	WP: 0 PB: 0 SB: 0 CS: 0	PA: 38		
<b>PITCHER</b>	IP WLS BF H R ER SO BB IBB HBP BLK WP HR S P ERA WHIP	5.1 24 3 3 3 7 6 0 0 0 0 1 67 112 5.06 1.688	0.2 W 2 0 0 0 1 0 0 0 0 0 0 6 11 0.00 0.000	1.0 H 3 0 0 0 0 0 0 0 0 0 6 8 0.00 0.000	1.0 6 3 3 3 1 0 0 0 0 0 1 15 23 27.00 3.000	1.0 S 3 0 0 0 1 1 0 0 0 0 0 7 13 0.00 1.000																		

Batter	1	2	3	4	5	6	7	8	9	AB	R	H	RBI	BB	SO	LOB	BOTTOM				
3 Daniel Descalso, L OBP: 0.394, SLG: 0.448										3	1	1	0	1	1	0	<b>Los Angeles Dodgers @ Chicago Cubs</b> Wrigley Field, Chicago, IL Wed Apr 24 2019, 7:07 PM - 9:55 PM CDT Att: 35,743 - Cloudy - 57 F				
41 Steve Cishek, R ERA: 4.15										3	1	2	0	0	0	1					
20 Brandon Kintzler, R ERA: 2.61										3	1	1	1	1	0	1					
46 Pedro Strop, R ERA: 5.59										3	1	1	1	1	0	1					
17 Kris Bryant, R OBP: 0.358, SLG: 0.375										4	1	1	3	0	0	2					
44 Anthony Rizzo, L OBP: 0.367, SLG: 0.423										3	1	1	1	1	0	1					
9 Javier Báez, R OBP: 0.347, SLG: 0.656										4	1	1	3	0	0	2					
12 Kyle Schwarber, L OBP: 0.257, SLG: 0.338										2	0	0	0	0	0	0					
13 David Bote, R OBP: 0.385, SLG: 0.478										2	1	1	0	0	0	0					
40 Wilson Contreras, R OBP: 0.456, SLG: 0.677										3	1	0	0	1	1	0					
22 Jason Heyward, L OBP: 0.450, SLG: 0.587										4	1	1	3	0	0	0					
5 Albert Almora Jr., R OBP: 0.250, SLG: 0.182										3	0	0	0	0	0	0					
35 Cole Hamels, L ERA: 5.25										1	0	0	0	0	0	0					
29 Brad Brach, R ERA: 4.15										0	0	0	0	0	0	0					
2 Mark Zagunis, R OBP: 0.265, SLG: 0.444										1	0	0	0	0	0	0					
20 Brandon Kintzler, R ERA: 2.61										0	0	0	0	0	0	0					
18 Ben Zobrist, S OBP: 0.338, SLG: 0.246										0	0	0	0	0	0	0					
<b>Inning Stats</b>	R: 0 E: 0 K: 0 S: 12	H: 1 LOB: 1 BB: 0 P: 22	R: 0 E: 0 K: 0 S: 7	H: 0 LOB: 0 BB: 0 P: 11	R: 0 E: 0 K: 0 S: 6	H: 0 LOB: 0 BB: 0 P: 12	R: 0 E: 0 K: 0 S: 9	H: 0 LOB: 0 BB: 0 P: 14	R: 6 E: 0 K: 1 S: 20	H: 4 LOB: 2 BB: 2 P: 33	R: 1 E: 0 K: 1 S: 10	H: 1 LOB: 1 BB: 0 P: 14	R: 0 E: 0 K: 1 S: 6	H: 0 LOB: 0 BB: 0 P: 10	1B: 2 2B: 3 3B: 0 HR: 2	SF: 0 SAC: 0 DP: 0 HBP: 1	WP: 0 PB: 0 SB: 0 CS: 0	PA: 34			
<b>PITCHER</b>	IP WLS BF H R ER SO BB IBB HBP BLK WP HR S P ERA WHIP	5.2 22 4 3 3 0 2 0 1 0 0 0 1 55 96 81.00 6.000	0.1 L 4 2 3 3 0 0 1 0 0 0 0 1 6 10 81.00 6.000	1.0 5 1 1 1 1 0 0 1 0 0 0 10 14 9.00 1.000	1.0 3 0 0 0 1 0 0 0 0 0 0 6 10 0.00 0.000																



Batter	1	2	3	4	5	6	7	8	9	AB	R	H	RBI	BB	SO	LOB	TOP						
14 Enrique Hernández, R OBP: 0.364, SLG: 0.475										4	0	0	0	0	1	2	<b>Los Angeles Dodgers @ Chicago Cubs</b> Wrigley Field, Chicago, IL Thu Apr 25 2019, 1:22 PM - 4:29 PM CDT Att: 35,451 - Sunny - 61 F						
10 Justin Turner, R OBP: 0.364, SLG: 0.284										3	0	0	0	0	0	0							
25 David Freese, R OBP: 0.333, SLG: 0.378										2	0	0	0	0	0	0							
13 Max Muncy, L OBP: 0.322, SLG: 0.474										1	0	0	0	1	1	0							
35 Cody Bellinger, L OBP: 0.500, SLG: 0.894										2	0	1	1	1	0	0							
11 AJ Pollock, R OBP: 0.299, SLG: 0.354										4	0	1	0	0	3	4							
17 Joe Kelly, R										0	0	0	0	0	0	0							
74 Kenley Jansen, S										0	0	0	0	0	0	0							
27 Alex Verdugo, L OBP: 0.367, SLG: 0.690										4	1	1	0	0	1	1							
3 Chris Taylor, R OBP: 0.246, SLG: 0.242										4	0	0	0	0	1	1							
58 Rocky Gale, R OBP: 0.143, SLG: 0.143											4	0	1	0	0	3	0						
68 Ross Stripling, R OBP: 0.182, SLG: 0.100											2	0	0	0	0	2							
52 Pedro Báez, R											0	0	0	0	0	0							
64 Caleb Ferguson, R											0	0	0	0	0	0							
5 Corey Seager, L OBP: 0.381, SLG: 0.422										0	1	0	0	1	0	0							
<b>Inning Stats</b>	R: 0 E: 0 K: 1 S: 6	H: 0 LOB: 0 BB: 0 P: 11	R: 0 E: 0 K: 2 S: 10	H: 1 LOB: 1 BB: 0 P: 18	R: 0 E: 0 K: 1 S: 12	H: 0 LOB: 0 BB: 0 P: 15	R: 0 E: 0 K: 1 S: 10	H: 1 LOB: 1 BB: 0 P: 13	R: 1 E: 0 K: 0 S: 16	H: 2 LOB: 1 BB: 0 P: 22	R: 0 E: 0 K: 2 S: 10	H: 0 LOB: 1 BB: 0 P: 18	R: 0 E: 0 K: 1 S: 9	H: 0 LOB: 0 BB: 0 P: 14	R: 1 E: 0 K: 1 S: 7	H: 0 LOB: 2 BB: 2 P: 20	R: 0 E: 0 K: 1 S: 10	H: 0 LOB: 0 BB: 0 P: 15	1B: 2 2B: 1 3B: 1 HR: 0	SF: 1 SAC: 0 DP: 1 HBP: 1	WP: 0 PA: 35 PB: 0 SB: 0 CS: 0		
<b>PITCHER</b>	IP WLS BF H R ER SO BB IBB HBP BLK WP HR S P ERA WHIP	IP WLS BF H R ER SO BB IBB HBP BLK WP HR S P ERA WHIP	IP WLS BF H R ER SO BB IBB HBP BLK WP HR S P ERA WHIP	IP WLS BF H R ER SO BB IBB HBP BLK WP HR S P ERA WHIP	IP WLS BF H R ER SO BB IBB HBP BLK WP HR S P ERA WHIP	IP WLS BF H R ER SO BB IBB HBP BLK WP HR S P ERA WHIP	IP WLS BF H R ER SO BB IBB HBP BLK WP HR S P ERA WHIP	IP WLS BF H R ER SO BB IBB HBP BLK WP HR S P ERA WHIP	IP WLS BF H R ER SO BB IBB HBP BLK WP HR S P ERA WHIP	IP WLS BF H R ER SO BB IBB HBP BLK WP HR S P ERA WHIP	IP WLS BF H R ER SO BB IBB HBP BLK WP HR S P ERA WHIP	IP WLS BF H R ER SO BB IBB HBP BLK WP HR S P ERA WHIP	IP WLS BF H R ER SO BB IBB HBP BLK WP HR S P ERA WHIP	IP WLS BF H R ER SO BB IBB HBP BLK WP HR S P ERA WHIP	IP WLS BF H R ER SO BB IBB HBP BLK WP HR S P ERA WHIP	IP WLS BF H R ER SO BB IBB HBP BLK WP HR S P ERA WHIP	IP WLS BF H R ER SO BB IBB HBP BLK WP HR S P ERA WHIP	IP WLS BF H R ER SO BB IBB HBP BLK WP HR S P ERA WHIP	IP WLS BF H R ER SO BB IBB HBP BLK WP HR S P ERA WHIP	IP WLS BF H R ER SO BB IBB HBP BLK WP HR S P ERA WHIP	IP WLS BF H R ER SO BB IBB HBP BLK WP HR S P ERA WHIP	IP WLS BF H R ER SO BB IBB HBP BLK WP HR S P ERA WHIP	
34 Jon Lester, L ERA: 2.37	5.0 L 19 4 1 1 5 0 0 0 0 0 0 0 54 79 1.80 0.800	2.0 7 0 0 0 3 1 0 0 0 0 0 19 32 0.00 0.500	0.0 1 0 1 1 0 1 0 0 0 0 0 4 ∞ ∞	0.1 2 0 0 0 0 0 0 1 0 0 0 1 4 0.00 0.000	1.2 6 0 0 0 2 1 0 0 0 0 0 16 27 0.00 0.600																		
29 Brad Brach, R ERA: 3.38																							
47 Randy Rosario, L ERA: 6.43																							
20 Brandon Kintzler, R ERA: 2.53																							
56 Kyle Ryan, L ERA: 2.28																							

Batter	1	2	3	4	5	6	7	8	9	AB	R	H	RBI	BB	SO	LOB	BOTTOM				
18 Ben Zobrist, S OBP: 0.320, SLG: 0.231										4	0	0	0	0	0	3	<b>Los Angeles Dodgers @ Chicago Cubs</b> Wrigley Field, Chicago, IL Thu Apr 25 2019, 1:22 PM - 4:29 PM CDT Att: 35,451 - Sunny - 61 F				
47 Randy Rosario, L										2	0	0	0	2	1	0					
20 Brandon Kintzler, R										4	0	1	0	0	1	3					
56 Kyle Ryan, L										4	0	2	0	0	1	1					
17 Kris Bryant, R OBP: 0.364, SLG: 0.366										2	0	0	0	2	1	0					
44 Anthony Rizzo, L OBP: 0.383, SLG: 0.415										4	0	1	0	0	1	3					
9 Javier Báez, R OBP: 0.353, SLG: 0.649										4	0	2	0	0	1	1					
3 Daniel Descalso, L OBP: 0.371, SLG: 0.419										4	0	0	0	0	3	1					
40 Wilson Contreras, R OBP: 0.446, SLG: 0.652										4	0	1	0	0	2	0					
22 Jason Heyward, L OBP: 0.440, SLG: 0.567										4	0	1	0	0	1	0					
12 Kyle Schwarber, L OBP: 0.263, SLG: 0.357										2	0	1	0	0	0	2					
5 Albert Almora Jr., R OBP: 0.274, SLG: 0.250										1	1	1	1	0	0	0					
34 Jon Lester, L OBP: 0.667, SLG: 0.750										1	0	0	0	0	1	2					
2 Mark Zagunis, R OBP: 0.280, SLG: 0.400										0	0	0	0	0	0	0					
29 Brad Brach, R										0	0	0	0	0	0	0					
13 David Bote, R OBP: 0.389, SLG: 0.468										1	0	0	0	1	1	0					
<b>Inning Stats</b>	R: 0 E: 0 K: 1 S: 13	H: 2 LOB: 1 BB: 0 P: 17	R: 0 E: 0 K: 2 S: 13	H: 2 LOB: 2 BB: 0 P: 20	R: 0 E: 0 K: 1 S: 10	H: 0 LOB: 1 BB: 1 P: 16	R: 0 E: 0 K: 1 S: 8	H: 0 LOB: 0 BB: 0 P: 13	R: 0 E: 0 K: 3 S: 11	H: 0 LOB: 2 BB: 1 P: 18	R: 0 E: 0 K: 1 S: 8	H: 0 LOB: 1 BB: 1 P: 14	R: 0 E: 0 K: 1 S: 13	H: 1 LOB: 1 BB: 0 P: 18	R: 1 E: 0 K: 1 S: 8	H: 1 LOB: 0 BB: 0 P: 9	1B: 5 2B: 1 3B: 0 HR: 1	SF: 0 SAC: 0 DP: 1 HBP: 1	WP: 0 PA: 37 PB: 0 SB: 0 CS: 1		
<b>PITCHER</b>	IP WLS BF H R ER SO BB IBB HBP BLK WP HR S P ERA WHIP	IP WLS BF H R ER SO BB IBB HBP BLK WP HR S P ERA WHIP	IP WLS BF H R ER SO BB IBB HBP BLK WP HR S P ERA WHIP	IP WLS BF H R ER SO BB IBB HBP BLK WP HR S P ERA WHIP	IP WLS BF H R ER SO BB IBB HBP BLK WP HR S P ERA WHIP	IP WLS BF H R ER SO BB IBB HBP BLK WP HR S P ERA WHIP	IP WLS BF H R ER SO BB IBB HBP BLK WP HR S P ERA WHIP	IP WLS BF H R ER SO BB IBB HBP BLK WP HR S P ERA WHIP	IP WLS BF H R ER SO BB IBB HBP BLK WP HR S P ERA WHIP	IP WLS BF H R ER SO BB IBB HBP BLK WP HR S P ERA WHIP	IP WLS BF H R ER SO BB IBB HBP BLK WP HR S P ERA WHIP	IP WLS BF H R ER SO BB IBB HBP BLK WP HR S P ERA WHIP	IP WLS BF H R ER SO BB IBB HBP BLK WP HR S P ERA WHIP	IP WLS BF H R ER SO BB IBB HBP BLK WP HR S P ERA WHIP	IP WLS BF H R ER SO BB IBB HBP BLK WP HR S P ERA WHIP	IP WLS BF H R ER SO BB IBB HBP BLK WP HR S P ERA WHIP	IP WLS BF H R ER SO BB IBB HBP BLK WP HR S P ERA WHIP	IP WLS BF H R ER SO BB IBB HBP BLK WP HR S P ERA WHIP	IP WLS BF H R ER SO BB IBB HBP BLK WP HR S P ERA WHIP	IP WLS BF H R ER SO BB IBB HBP BLK WP HR S P ERA WHIP	IP WLS BF H R ER SO BB IBB HBP BLK WP HR S P ERA WHIP
68 Ross Stripling, R ERA: 2.85	4.2 W 5 0 0 0 3 1 0 0 0 0 0 14 26 0.00 0.750	1.0 H 4 0 0 0 1 1 0 1 0 0 0 8 14 0.00 1.000	1.0 H 4 1 0 0 1 0 0																		





Batter	1	2	3	4	5	6	7	8	9	10	11	12	13	14	15	AB	R	H	RBI	BB	SO	LOB	TOP														
3 Daniel Descalso, L OBP: 0.358, SLG: 0.380 46 Pedro Strop, R OBP: 0.329, SLG: 0.294																4	0	0	0	1	1	3															
17 Kris Bryant, R OBP: 0.353, SLG: 0.417																6	1	1	3	0	1	2															
44 Anthony Rizzo, L OBP: 0.353, SLG: 0.449																7	0	1	0	0	2	5															
9 Javier Báez, R OBP: 0.366, SLG: 0.640																6	0	0	0	1	2	5															
13 David Bote, R OBP: 0.371, SLG: 0.525																7	0	1	0	0	3	7															
22 Jason Heyward, L OBP: 0.433, SLG: 0.519																7	0	1	0	0	2	4															
40 Wilson Contreras, R OBP: 0.415, SLG: 0.516																6	1	1	1	0	4	2															
12 Kyle Schwarber, L OBP: 0.437, SLG: 0.611 20 Brandon Kintzler, R OBP: 0.333, SLG: 0.333 2 Mark Zagunis, R OBP: 0.333, SLG: 0.333 36 Dillon Maples, R OBP: 0.333, SLG: 0.333 32 Ryan Zimmerman, R OBP: 0.333, SLG: 0.333 106 Kyle Ryan, L OBP: 0.333, SLG: 0.333 61 Allen Webster, R OBP: 0.333, SLG: 0.333																4	0	2	0	1	2	0															
62 Jose Quintana, R OBP: 0.263, SLG: 0.083 29 Brad Brach, R OBP: 0.333, SLG: 0.333 41 Steve Cishek, R OBP: 0.333, SLG: 0.333 5 Albert Ammons Jr., R OBP: 0.324, SLG: 0.323																3	1	1	0	0	1	2															
<b>Inning Stats</b>	R: 0 E: 0 K: 1 S: 8	H: 0 LOB: 0 BB: 0 P: 10	R: 0 E: 0 K: 1 S: 9	H: 1 LOB: 1 BB: 0 P: 10	R: 2 E: 0 K: 1 S: 13	H: 1 LOB: 1 BB: 1 P: 29	R: 1 E: 0 K: 2 S: 20	H: 3 LOB: 2 BB: 0 P: 30	R: 0 E: 0 K: 1 S: 12	H: 1 LOB: 1 BB: 0 P: 16	R: 0 E: 0 K: 1 S: 10	H: 0 LOB: 0 BB: 0 P: 17	R: 0 E: 0 K: 2 S: 15	H: 1 LOB: 1 BB: 0 P: 23	R: 0 E: 0 K: 1 S: 10	H: 0 LOB: 0 BB: 1 P: 17	R: 0 E: 0 K: 2 S: 5	H: 0 LOB: 0 BB: 0 P: 5	R: 0 E: 0 K: 1 S: 7	H: 0 LOB: 0 BB: 0 P: 10	R: 0 E: 0 K: 1 S: 12	H: 1 LOB: 3 BB: 1 P: 23	R: 0 E: 2 K: 1 S: 13	H: 1 LOB: 3 BB: 1 P: 15	R: 3 E: 0 K: 2 S: 16	H: 3 LOB: 0 BB: 0 P: 24	1B: 7 2B: 4 3B: 0 HR: 2	SF: 1 SAC: 0 DP: 0 HBP: 3	WP: 1 PB: 0 SI: 1 CS: 1	PA: 67							
<b>PITCHER</b>	IP: 4.1 WLS: 2 BF: 21 H: 4 R: 3 ER: 3 SO: 5 BB: 0 IBB: 0 HBP: 0 BLK: 0 WP: 0 HR: 2 S: 6 P: 96 ERA: 0.23 WHIP: 0.60	IP: 5.1 WLS: 2 BF: 20 H: 2 R: 0 ER: 0 SO: 6 BB: 0 IBB: 0 HBP: 0 BLK: 0 WP: 0 HR: 0 S: 6 P: 96 ERA: 0.00 WHIP: 0.00	IP: 6.1 WLS: 1 BF: 25 H: 5 R: 0 ER: 0 SO: 13 BB: 0 IBB: 0 HBP: 0 BLK: 0 WP: 0 HR: 0 S: 22 P: 96 ERA: 0.00 WHIP: 0.00	IP: 7.1 WLS: 2 BF: 20 H: 2 R: 0 ER: 0 SO: 7 BB: 0 IBB: 0 HBP: 0 BLK: 0 WP: 0 HR: 0 S: 12 P: 96 ERA: 0.00 WHIP: 0.00	IP: 8.1 WLS: 1 BF: 23 H: 4 R: 1 ER: 1 SO: 15 BB: 0 IBB: 0 HBP: 0 BLK: 0 WP: 0 HR: 0 S: 23 P: 96 ERA: 0.00 WHIP: 1.00	IP: 9.1 WLS: 2 BF: 20 H: 2 R: 0 ER: 0 SO: 10 BB: 0 IBB: 0 HBP: 0 BLK: 0 WP: 0 HR: 0 S: 10 P: 96 ERA: 0.00 WHIP: 0.00	IP: 10.1 WLS: 1 BF: 17 H: 0 R: 0 ER: 0 SO: 4 BB: 2 IBB: 0 HBP: 2 BLK: 0 WP: 1 HR: 0 S: 33 P: 58 ERA: 0.00 WHIP: 0.750	IP: 11.1 WLS: 2 BF: 29 H: 4 R: 3 ER: 3 SO: 29 BB: 0 IBB: 0 HBP: 0 BLK: 0 WP: 0 HR: 0 S: 39 P: 96 ERA: 13.50 WHIP: 2.000	IP: 12.1 WLS: 1 BF: 17 H: 0 R: 0 ER: 0 SO: 1 BB: 0 IBB: 0 HBP: 0 BLK: 0 WP: 0 HR: 0 S: 17 P: 96 ERA: 0.00 WHIP: 1.000	IP: 13.1 WLS: 4 BF: 16 H: 1 R: 0 ER: 0 SO: 4 BB: 2 IBB: 0 HBP: 2 BLK: 0 WP: 1 HR: 0 S: 33 P: 58 ERA: 0.00 WHIP: 0.750	IP: 14.1 WLS: 2 BF: 20 H: 4 R: 3 ER: 3 SO: 29 BB: 0 IBB: 0 HBP: 0 BLK: 0 WP: 0 HR: 0 S: 39 P: 96 ERA: 13.50 WHIP: 2.000	IP: 15.1 WLS: 1 BF: 23 H: 4 R: 3 ER: 3 SO: 29 BB: 0 IBB: 0 HBP: 0 BLK: 0 WP: 0 HR: 0 S: 39 P: 96 ERA: 13.50 WHIP: 2.000	IP: 16.1 WLS: 2 BF: 29 H: 4 R: 3 ER: 3 SO: 29 BB: 0 IBB: 0 HBP: 0 BLK: 0 WP: 0 HR: 0 S: 39 P: 96 ERA: 13.50 WHIP: 2.000	IP: 17.1 WLS: 1 BF: 17 H: 0 R: 0 ER: 0 SO: 4 BB: 2 IBB: 0 HBP: 2 BLK: 0 WP: 1 HR: 0 S: 33 P: 58 ERA: 0.00 WHIP: 0.750	IP: 18.1 WLS: 2 BF: 20 H: 4 R: 3 ER: 3 SO: 29 BB: 0 IBB: 0 HBP: 0 BLK: 0 WP: 0 HR: 0 S: 39 P: 96 ERA: 13.50 WHIP: 2.000	IP: 19.1 WLS: 1 BF: 23 H: 4 R: 3 ER: 3 SO: 29 BB: 0 IBB: 0 HBP: 0 BLK: 0 WP: 0 HR: 0 S: 39 P: 96 ERA: 13.50 WHIP: 2.000	IP: 20.1 WLS: 2 BF: 29 H: 4 R: 3 ER: 3 SO: 29 BB: 0 IBB: 0 HBP: 0 BLK: 0 WP: 0 HR: 0 S: 39 P: 96 ERA: 13.50 WHIP: 2.000	IP: 21.1 WLS: 1 BF: 17 H: 0 R: 0 ER: 0 SO: 4 BB: 2 IBB: 0 HBP: 2 BLK: 0 WP: 1 HR: 0 S: 33 P: 58 ERA: 0.00 WHIP: 0.750	IP: 22.1 WLS: 2 BF: 20 H: 4 R: 3 ER: 3 SO: 29 BB: 0 IBB: 0 HBP: 0 BLK: 0 WP: 0 HR: 0 S: 39 P: 96 ERA: 13.50 WHIP: 2.000	IP: 23.1 WLS: 1 BF: 23 H: 4 R: 3 ER: 3 SO: 29 BB: 0 IBB: 0 HBP: 0 BLK: 0 WP: 0 HR: 0 S: 39 P: 96 ERA: 13.50 WHIP: 2.000	IP: 24.1 WLS: 2 BF: 29 H: 4 R: 3 ER: 3 SO: 29 BB: 0 IBB: 0 HBP: 0 BLK: 0 WP: 0 HR: 0 S: 39 P: 96 ERA: 13.50 WHIP: 2.000	IP: 25.1 WLS: 1 BF: 17 H: 0 R: 0 ER: 0 SO: 4 BB: 2 IBB: 0 HBP: 2 BLK: 0 WP: 1 HR: 0 S: 33 P: 58 ERA: 0.00 WHIP: 0.750	IP: 26.1 WLS: 2 BF: 20 H: 4 R: 3 ER: 3 SO: 29 BB: 0 IBB: 0 HBP: 0 BLK: 0 WP: 0 HR: 0 S: 39 P: 96 ERA: 13.50 WHIP: 2.000	IP: 27.1 WLS: 1 BF: 23 H: 4 R: 3 ER: 3 SO: 29 BB: 0 IBB: 0 HBP: 0 BLK: 0 WP: 0 HR: 0 S: 39 P: 96 ERA: 13.50 WHIP: 2.000	IP: 28.1 WLS: 2 BF: 29 H: 4 R: 3 ER: 3 SO: 29 BB: 0 IBB: 0 HBP: 0 BLK: 0 WP: 0 HR: 0 S: 39 P: 96 ERA: 13.50 WHIP: 2.000	IP: 29.1 WLS: 1 BF: 17 H: 0 R: 0 ER: 0 SO: 4 BB: 2 IBB: 0 HBP: 2 BLK: 0 WP: 1 HR: 0 S: 33 P: 58 ERA: 0.00 WHIP: 0.750	IP: 30.1 WLS: 2 BF: 20 H: 4 R: 3 ER: 3 SO: 29 BB: 0 IBB: 0 HBP: 0 BLK: 0 WP: 0 HR: 0 S: 39 P: 96 ERA: 13.50 WHIP: 2.000	IP: 31.1 WLS: 1 BF: 23 H: 4 R: 3 ER: 3 SO: 29 BB: 0 IBB: 0 HBP: 0 BLK: 0 WP: 0 HR: 0 S: 39 P: 96 ERA: 13.50 WHIP: 2.000	IP: 32.1 WLS: 2 BF: 29 H: 4 R: 3 ER: 3 SO: 29 BB: 0 IBB: 0 HBP: 0 BLK: 0 WP: 0 HR: 0 S: 39 P: 96 ERA: 13.50 WHIP: 2.000	IP: 33.1 WLS: 1 BF: 17 H: 0 R: 0 ER: 0 SO: 4 BB: 2 IBB: 0 HBP: 2 BLK: 0 WP: 1 HR: 0 S: 33 P: 58 ERA: 0.00 WHIP: 0.750	IP: 34.1 WLS: 2 BF: 20 H: 4 R: 3 ER: 3 SO: 29 BB: 0 IBB: 0 HBP: 0 BLK: 0 WP: 0 HR: 0 S: 39 P: 96 ERA: 13.50 WHIP: 2.000	IP: 35.1 WLS: 1 BF: 23 H: 4 R: 3 ER: 3 SO: 29 BB: 0 IBB: 0 HBP: 0 BLK: 0 WP: 0 HR: 0 S: 39 P: 96 ERA: 13.50 WHIP: 2.000	IP: 36.1 WLS: 2 BF: 29 H: 4 R: 3 ER: 3 SO: 29 BB: 0 IBB: 0 HBP: 0 BLK: 0 WP: 0 HR: 0 S: 39 P: 96 ERA: 13.50 WHIP: 2.000	IP: 37.1 WLS: 1 BF: 17 H: 0 R: 0 ER: 0 SO: 4 BB: 2 IBB: 0 HBP: 2 BLK: 0 WP: 1 HR: 0 S: 33 P: 58 ERA: 0.00 WHIP: 0.750	IP: 38.1 WLS: 2 BF: 20 H: 4 R: 3 ER: 3 SO: 29 BB: 0 IBB: 0 HBP: 0 BLK: 0 WP: 0 HR: 0 S: 39 P: 96 ERA: 13.50 WHIP: 2.000	IP: 39.1 WLS: 1 BF: 23 H: 4 R: 3 ER: 3 SO: 29 BB: 0 IBB: 0 HBP: 0 BLK: 0 WP: 0 HR: 0 S: 39 P: 96 ERA: 13.50 WHIP: 2.000	IP: 40.1 WLS: 2 BF: 29 H: 4 R: 3 ER: 3 SO: 29 BB: 0 IBB: 0 HBP: 0 BLK: 0 WP: 0 HR: 0 S: 39 P: 96 ERA: 13.50 WHIP: 2.000

Chicago Cubs @ Arizona Diamondbacks  
Chase Field, Phoenix, AZ  
Sun Apr 28 2019, 1:12 PM - 6:46 PM MST  
Att: 29,477 - Roof Closed - 73 F

AB: 57  
R: 6  
H: 13  
RBI: 6  
SO: 19  
LOB: 32



Batter	1	2	3	4	5	6	7	8	9	10	11	12	13	14	15	AB	R	H	RBI	BB	SO	LOB	BOTTOM									
10 Adam Jones, R OBP: 0.364, SLG: 0.514																7	0	0	0	0	0	3										
4 Ketel Marte, S OBP: 0.298, SLG: 0.482																6	1	2	0	1	2	0										
5 Eduardo Escobar, S OBP: 0.307, SLG: 0.514																6	2	2	3	1	2	1										
6 David Peralta, L OBP: 0.307, SLG: 0.550																6	1	1	0	1	2	0										
53 Christian Walker, R OBP: 0.385, SLG: 0.533																5	1	2	0	2	1	0										
41 Miguel Rojas, R OBP: 0.333, SLG: 0.333 36 Dillon Maples, R OBP: 0.333, SLG: 0.333 32 Ryan Zimmerman, R OBP: 0.333, SLG: 0.333 106 Kyle Ryan, L OBP: 0.333, SLG: 0.333 61 Allen Webster, R OBP: 0.333, SLG: 0.333																3	0	1	0	0	0	1										
13 Nick Ahmed, R OBP: 0.303, SLG: 0.404																5	0	1	0	2	1	1										
18 Carson Kelly, R OBP: 0.226, SLG: 0.333																6	0	1	0	0	2	5										
24 Luke Weaver, R OBP: 0.100, SLG: 0.400 50 Yoan López, R OBP: 0.333, SLG: 0.333 15 Idemaro Vargas, S OBP: 0.200, SLG: 0.300 40 Andrew Chafin, R OBP: 0.333, SLG: 0.333 1 Jarrod Dyson, L OBP: 0.400, SLG: 0.500																1	0	0	0	0	0	1										
<b>Inning Stats</b>	R: 0 E: 0 K: 0 S: 8	H: 0 LOB: 0 BB: 0 P: 14	R: 0 E: 0 K: 0 S: 10	H: 0 LOB: 0 BB: 0 P: 12	R: 0 E: 0 K: 0 S: 8	H: 1 LOB: 1 BB: 0 P: 11	R: 1 E: 0 K: 2 S: 14	H: 2 LOB: 1 BB: 0 P: 22	R: 0 E: 0 K: 0 S: 6	H: 0 LOB: 0 BB: 0 P: 9	R: 2 E: 0 K: 1 S: 19	H: 3 LOB: 3 BB: 2 P: 36	R: 0 E: 0 K: 0 S: 6	H: 0 LOB: 0 BB: 1 P: 13	R: 0 E: 0 K: 0 S: 10	H: 0 LOB: 0 BB: 0 P: 14	R: 0 E: 0 K: 1 S: 7	H: 0 LOB: 0 BB: 0 P: 10	R: 0 E: 0 K: 2 S: 5	H: 2 LOB: 1 BB: 0 P: 16	R: 0 E: 0 K: 1 S: 11	H: 0 LOB: 0 BB: 0 P: 20	R: 0 E: 0 K: 1 S: 8	H: 1 LOB: 3 BB: 3 P: 27	R: 0 E: 0 K: 1 S: 8	H: 0 LOB: 1 BB: 1 P: 14	R: 2 E: 0 K: 2 S: 14	H: 3 LOB: 1 BB: 0 P: 17	1B: 7 2B: 2 3B: 1 HR: 2	SF: 0 SAC: 0 DP: 2 HBP: 0	WP: 0 PB: 0 SI: 0 CS: 0	PA: 62
<b>PITCHER</b>	IP: 5.2 WLS: 4 BF: 22 H: 4 R: 3 ER: 3 SO: 0 BB: 0																															



Batter	1	2	3	4	5	6	7	8	9	AB	R	H	RBI	BB	SO	LOB	TOP										
5 Albert Almora Jr., R OBP: 0.300, SLG: 0.297	G5-3	K	FC1-4		K			K		5	0	0	0	0	3	5											
17 Kris Bryant, R OBP: 0.355, SLG: 0.412	K									2	0	0	1	1	1	1											
3 Daniel Descalso, L OBP: 0.341, SLG: 0.397	K	BB	P3		K			G3-1		2	0	0	0	0	1	1											
44 Anthony Rizzo, L OBP: 0.387, SLG: 0.510	G6-3	SF8								3	1	1	2	0	0	0											
53 Taylor Davis, R										0	1	0	0	1	0	0											
9 Javier Báez, R OBP: 0.352, SLG: 0.653										5	2	3	2	0	1	0											
40 Wilson Contreras, R OBP: 0.427, SLG: 0.663										3	2	2	2	1	1	0											
12 Kyle Schwarber, L OBP: 0.302, SLG: 0.425										4	1	1	1	0	0	3											
13 David Bote, R OBP: 0.354, SLG: 0.478										4	2	0	0	1	0	2											
22 Jason Heyward, L OBP: 0.438, SLG: 0.529										4	1	3	1	0	0	0											
18 Ben Zobrist, S OBP: 0.326, SLG: 0.247										2	1	0	2	1	1	1											
<b>Inning Stats</b>	R: 0 E: 0 K: 1 S: 8	H: 0 LOB: 0 BB: 0 P: 10	R: 6 E: 1 K: 1 S: 25	H: 5 LOB: 3 BB: 3 P: 43	R: 1 E: 0 K: 0 S: 13	H: 1 LOB: 1 BB: 1 P: 20	R: 2 E: 0 K: 1 S: 10	H: 2 LOB: 0 BB: 0 P: 14	R: 0 E: 0 K: 2 S: 12	H: 1 LOB: 1 BB: 0 P: 15	R: 0 E: 0 K: 1 S: 7	H: 0 LOB: 0 BB: 0 P: 11	R: 0 E: 0 K: 0 S: 5	H: 0 LOB: 0 BB: 0 P: 7	R: 0 E: 0 K: 2 S: 8	H: 0 LOB: 0 BB: 0 P: 9	R: 2 E: 0 K: 0 S: 11	H: 1 LOB: 0 BB: 1 P: 17	1B: 4 2B: 3 3B: 0 HR: 3	SF: 4 SAC: 0 DP: 0 HBP: 0	WP: 0 PB: 0 SB: 0 CS: 0	PA: 43					
<b>PITCHER</b>	IP	WLS	BF	H	R	ER	SO	BB	IBB	HBP	BLK	WP	HR	S	P	ERA	WHIP										
7 Marco Gonzales, L ERA: 3.28	1.2	L	14	5	6	3	2	3	0	0	0	0	1	31	49	16.20	4.800										
60 Chasen Bradford, R ERA: 4.97	3.1		15	4	3	3	3	1	0	0	0	0	2	37	53	8.10	1.500										
35 Cory Gearrin, R ERA: 4.5	1.0		3	0	0	0	1	0	0	0	0	0	0	7	11	0.00	0.000										
41 Mike Wright Jr., R ERA: 7.79	2.0		6	0	0	0	2	0	0	0	0	0	0	13	16	0.00	0.000										
2 Tom Murphy, R ERA: 18.0	1.0		5	1	2	2	0	1	0	0	0	0	0	11	17	18.00	2.000										
<b>Batter</b>	<b>1</b>	<b>2</b>	<b>3</b>	<b>4</b>	<b>5</b>	<b>6</b>	<b>7</b>	<b>8</b>	<b>9</b>	<b>AB</b>	<b>R</b>	<b>H</b>	<b>RBI</b>	<b>BB</b>	<b>SO</b>	<b>LOB</b>	<b>BOTTOM</b>										
17 Mitch Haniger, R OBP: 0.322, SLG: 0.504	E5		K							4	0	0	0	0	2	0											
16 Domingo Santana, R OBP: 0.348, SLG: 0.470	G6-3		G6-3							4	0	0	0	0	1	1											
10 Edwin Encarnación, R OBP: 0.372, SLG: 0.471	F8									3	0	0	0	1	2	1											
1 Tim Beckham, R OBP: 0.347, SLG: 0.518	K									2	0	0	0	0	2	2											
25 Dylan Moore, R OBP: 0.293, SLG: 0.306	K									1	0	0	0	0	1	0											
20 Daniel Vogelbach, L OBP: 0.448, SLG: 0.703										3	0	0	0	0	0	1											
22 Omar Narváez, L OBP: 0.386, SLG: 0.468										0	0	0	0	0	0	0											
27 Ryon Healy, R OBP: 0.301, SLG: 0.471										3	0	1	0	0	1	1											
2 Tom Murphy, R OBP: 0.394, SLG: 0.633										3	0	0	0	0	2	1											
5 Braden Bishop, R										3	0	0	0	0	1	1											
9 Dee Strange-Gordon, L OBP: 0.325, SLG: 0.396										3	0	0	0	0	0	0											
<b>Inning Stats</b>	R: 0 E: 1 K: 1 S: 13	H: 0 LOB: 1 BB: 0 P: 18	R: 0 E: 0 K: 1 S: 13	H: 1 LOB: 1 BB: 0 P: 17	R: 0 E: 0 K: 1 S: 10	H: 0 LOB: 0 BB: 0 P: 13	R: 0 E: 0 K: 2 S: 9	H: 0 LOB: 1 BB: 1 P: 19	R: 0 E: 0 K: 1 S: 8	H: 0 LOB: 0 BB: 0 P: 12	R: 0 E: 0 K: 1 S: 6	H: 0 LOB: 0 BB: 0 P: 9	R: 0 E: 0 K: 1 S: 7	H: 0 LOB: 0 BB: 0 P: 9	R: 0 E: 0 K: 1 S: 6	H: 0 LOB: 0 BB: 0 P: 8	R: 0 E: 0 K: 3 S: 9	H: 0 LOB: 0 BB: 0 P: 17	1B: 1 2B: 0 3B: 0 HR: 0	SF: 0 SAC: 0 DP: 0 HBP: 0	WP: 0 PB: 0 SB: 0 CS: 0	PA: 30					
<b>PITCHER</b>	IP	WLS	BF	H	R	ER	SO	BB	IBB	HBP	BLK	WP	HR	S	P	ERA	WHIP										
34 Jon Lester, L ERA: 1.73	7.0	W	24	1	0	0	8	1	0	0	0	0	0	66	97	0.00	0.286										
61 Allen Webster, R ERA: 4.0	1.0		3	0	0	0	1	0	0	0	0	0	0	6	8	0.00	0.000										
36 Dillon Maples, R ERA:	1.0		3	0	0	0	3	0	0	0	0	0	0	9	17	0.00	0.000										

Chicago Cubs @ Seattle Mariners  
T-Mobile Park, Seattle, WA  
Wed May 01 2019, 3:40 PM - 6:21 PM PDT  
Att: 29,479 - Sunny - 66 F

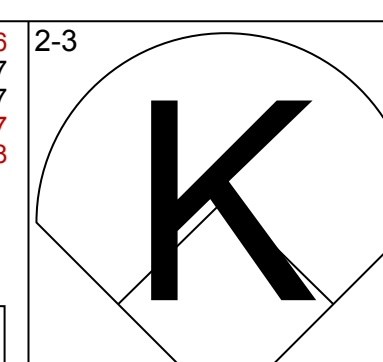
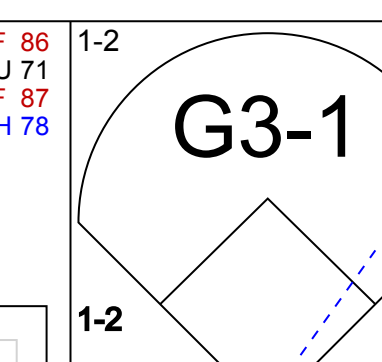
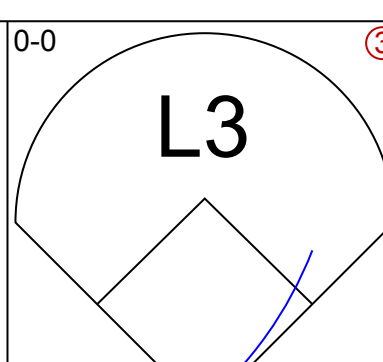
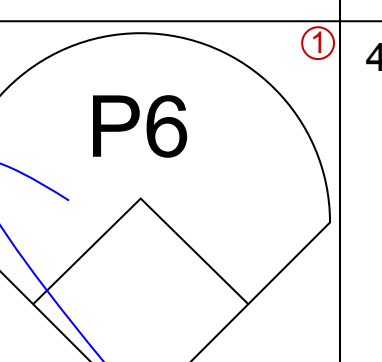
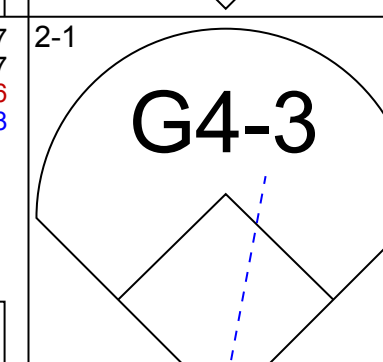
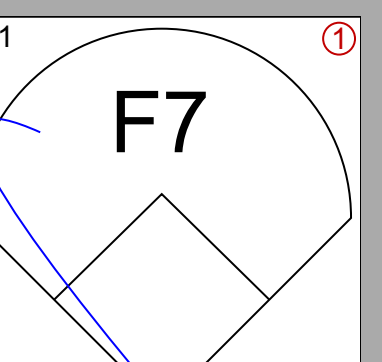
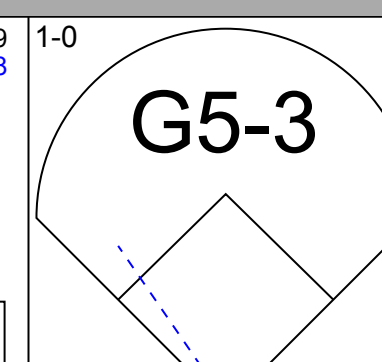
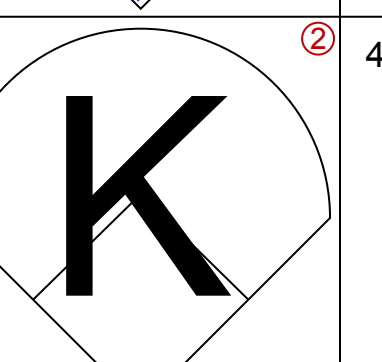
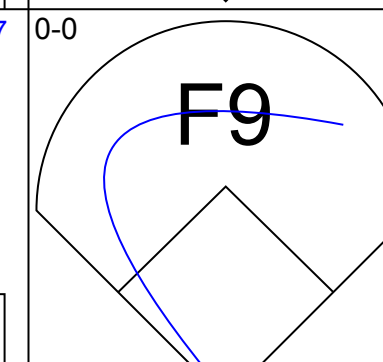
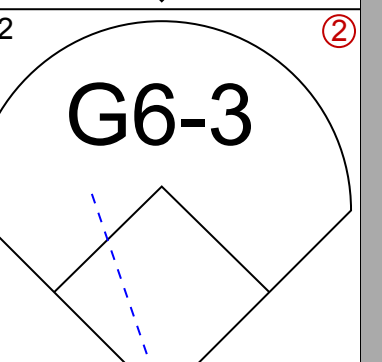
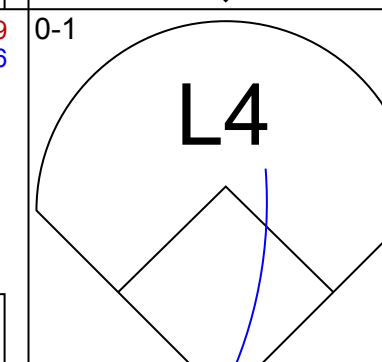
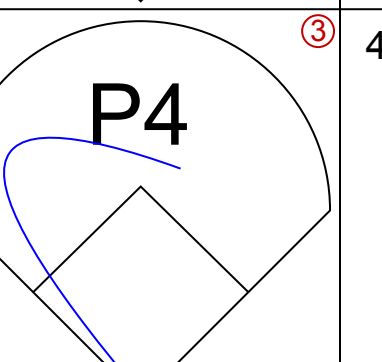
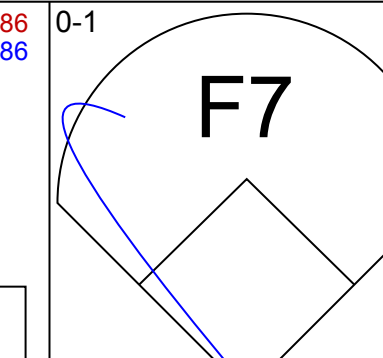
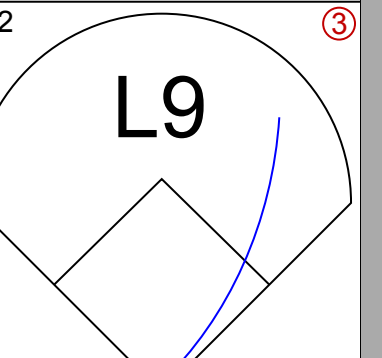
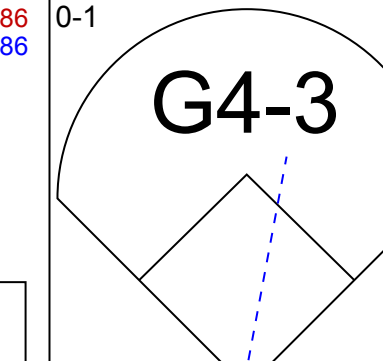
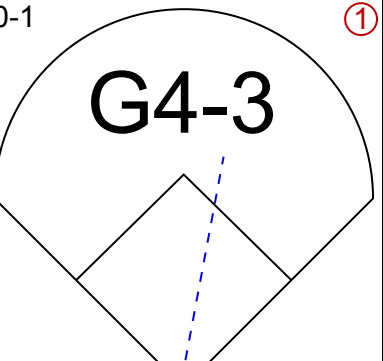
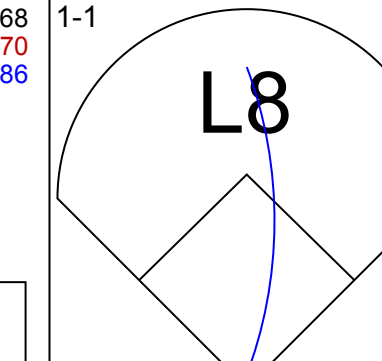
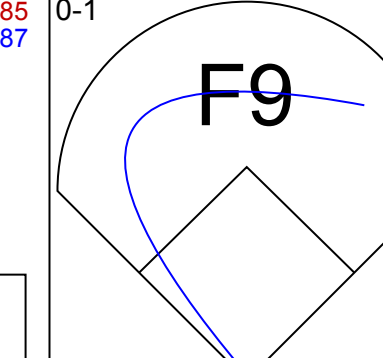
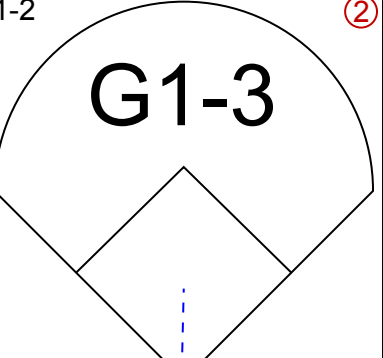
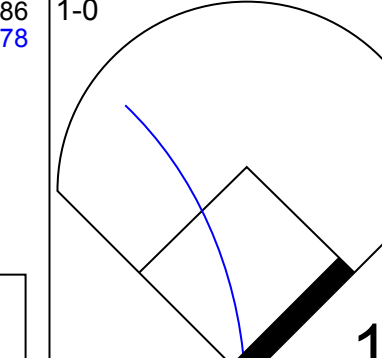
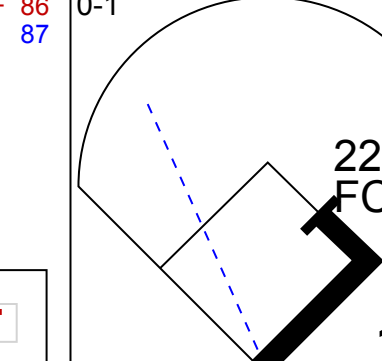
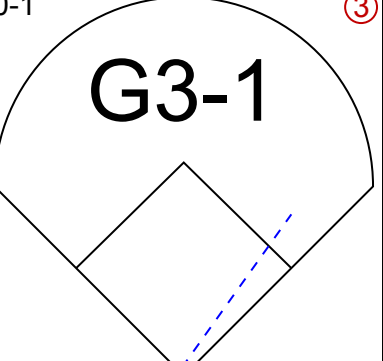
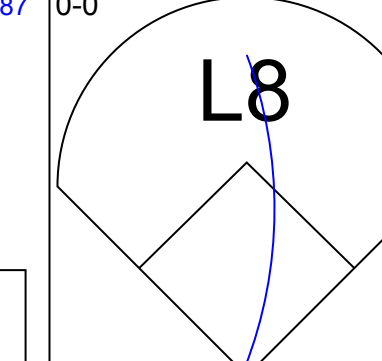
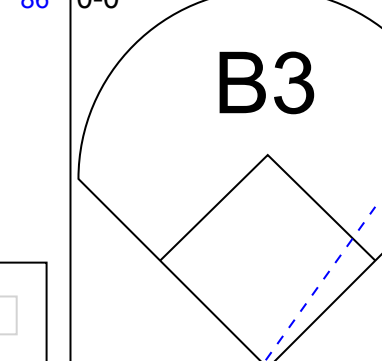
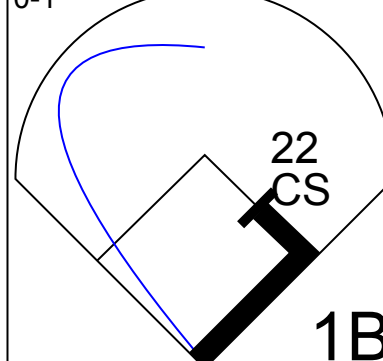
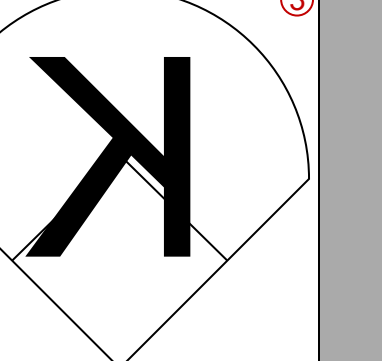
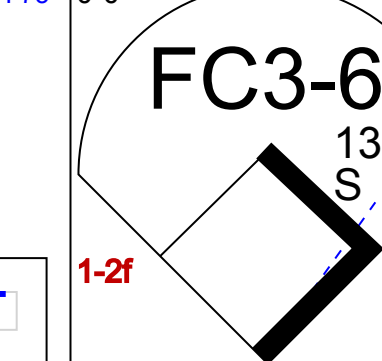
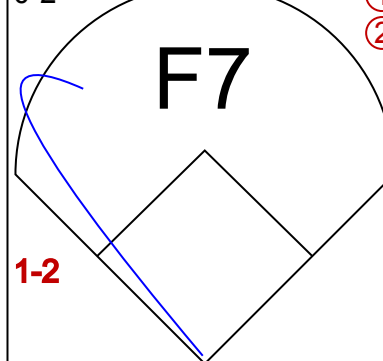
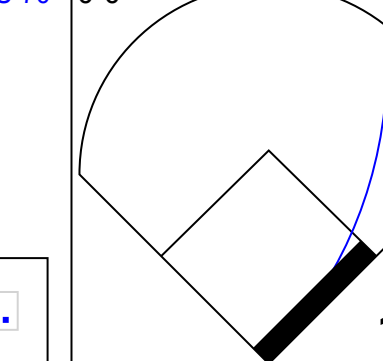
AB 34  
R 11  
H 10  
RBI 11  
BB 5  
SO 8  
LOB 13

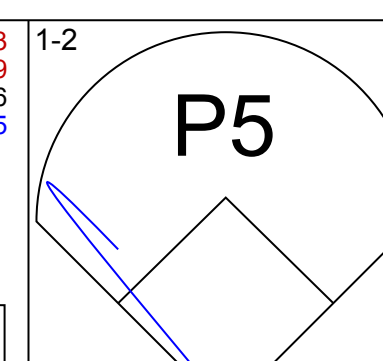
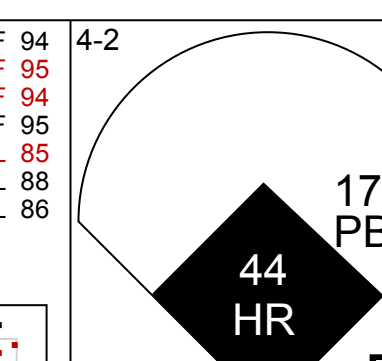
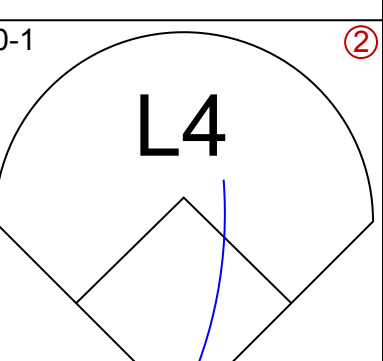
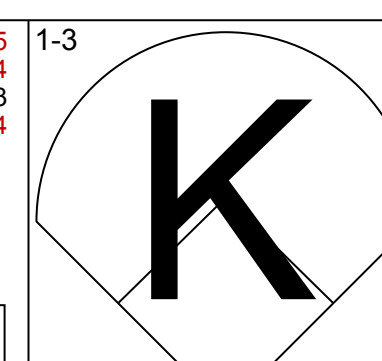
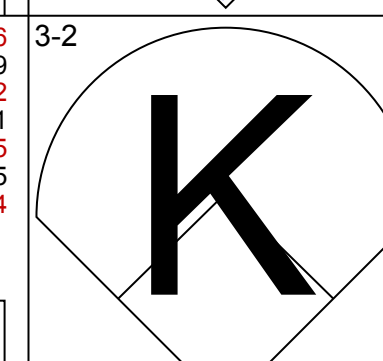
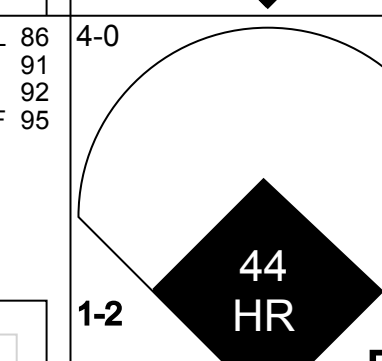
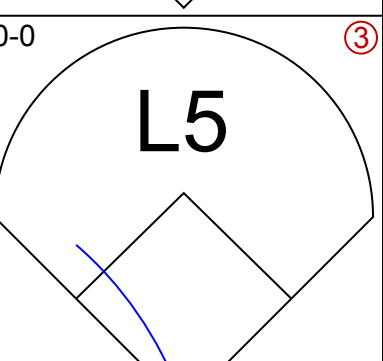
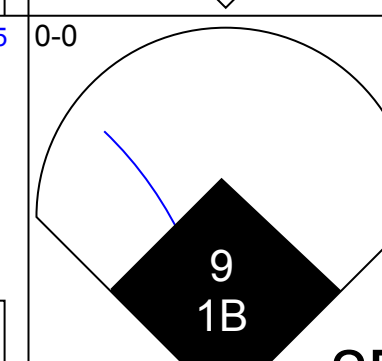
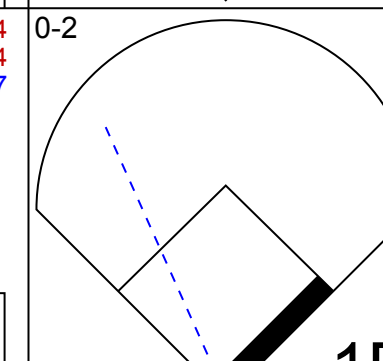
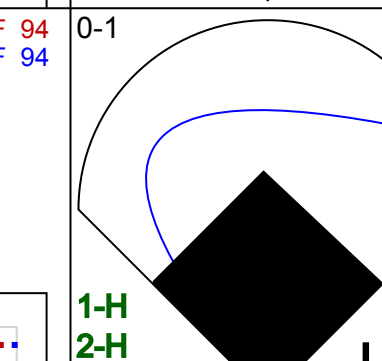
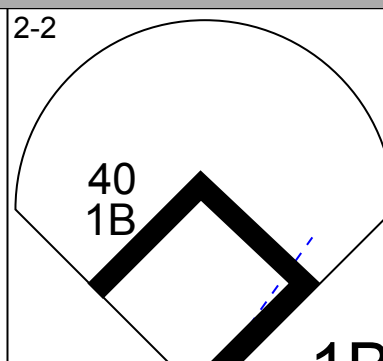
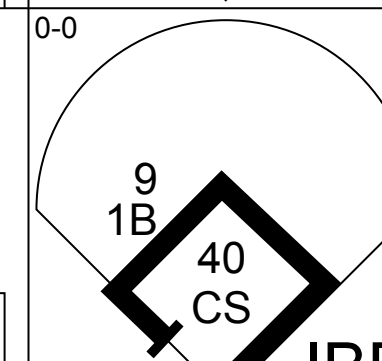
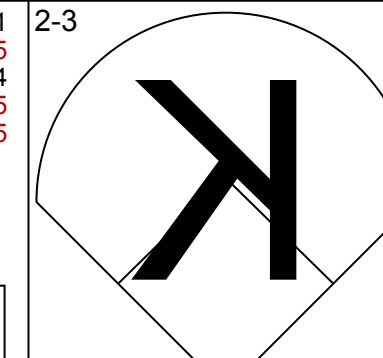
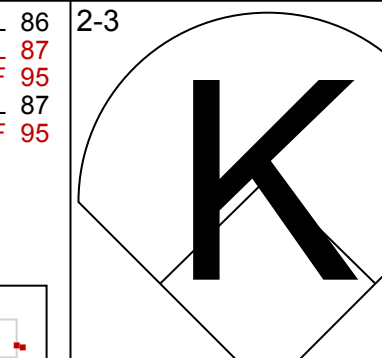
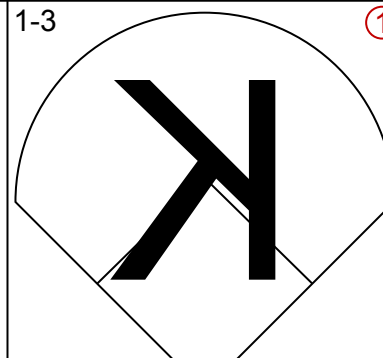
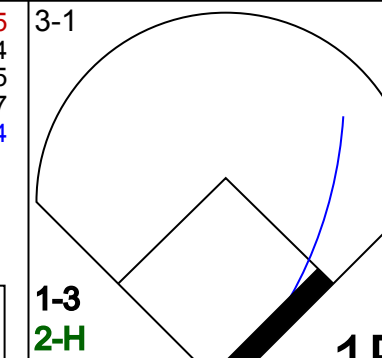
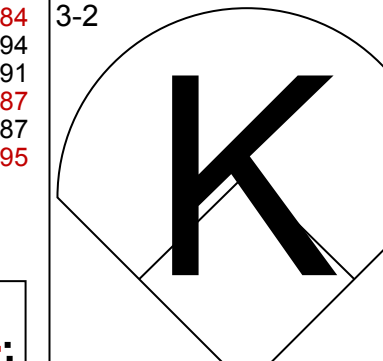
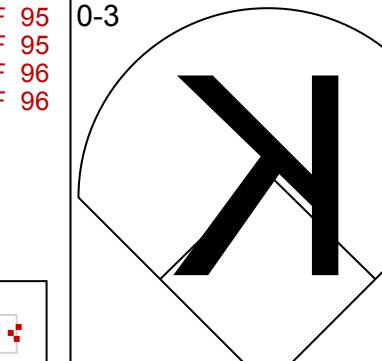
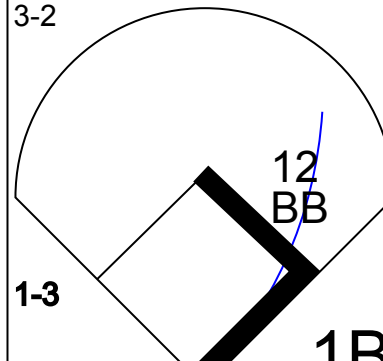
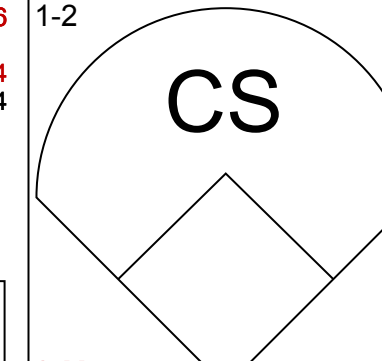
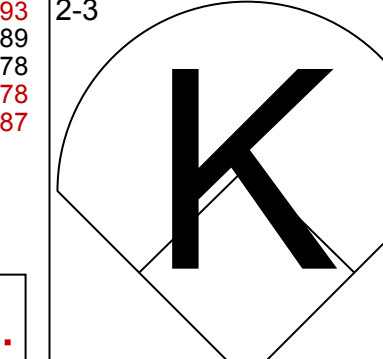
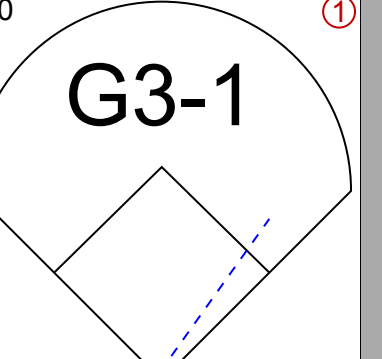
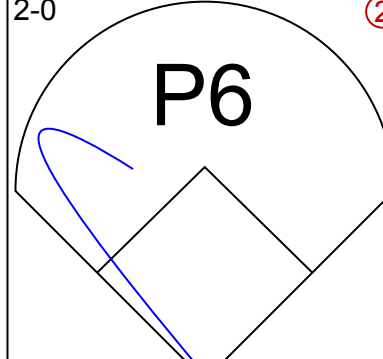
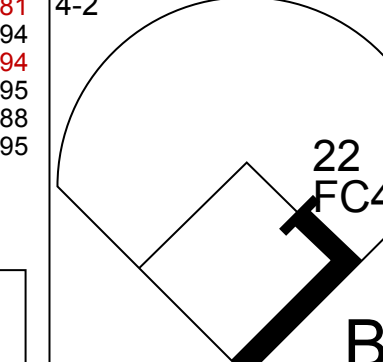

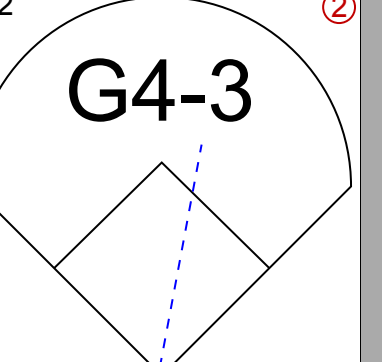

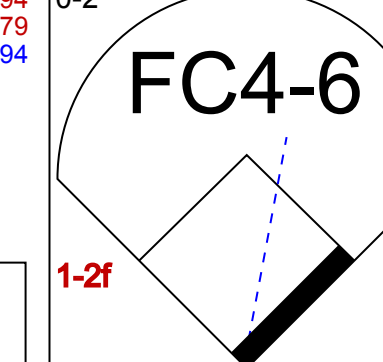
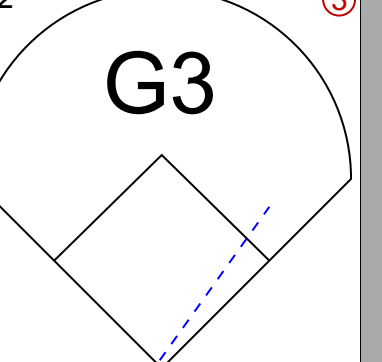
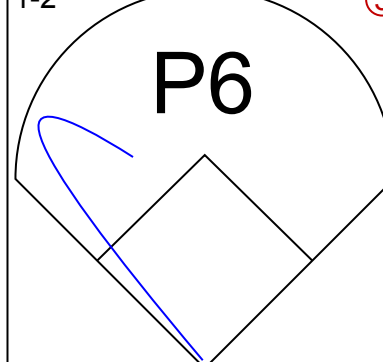
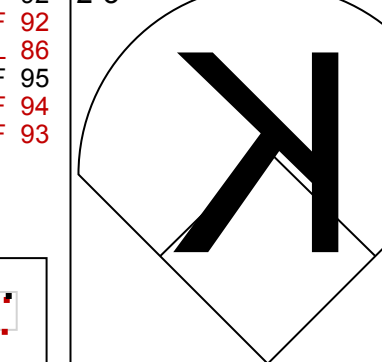
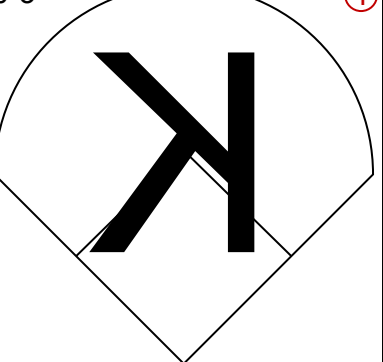
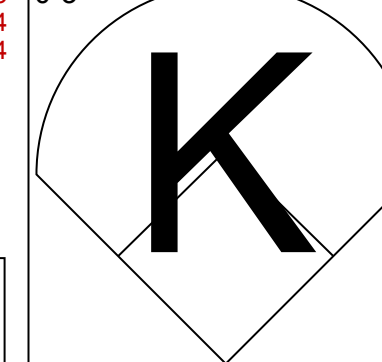


Chicago Cubs @ Seattle Mariners  
T-Mobile Park, Seattle, WA  
Wed May 01 2019, 3:40 PM - 6:21 PM PDT  
Att: 29,479 - Sunny - 66 F


AB 29  
R 0  
H 1  
RBI 0  
BB 1  
SO 12  
LOB 8




Batter	1	2	3	4	5	6	7	8	9	AB	R	H	RBI	BB	SO	LOB	TOP		
13 Matt Carpenter, L (1,5) OBP: 0.312, SLG: 0.328										4	0	0	0	0	1	2	<b>St. Louis Cardinals @ Chicago Cubs</b> Wrigley Field, Chicago, IL Fri May 03 2019, 1:23 PM - 3:49 PM CDT Att: 34,978 - Sunny - 49 F		
46 Paul Goldschmidt, R (1,3) OBP: 0.338, SLG: 0.452										4	0	0	0	0	1	1			
12 Paul DeJong, R (1,6) OBP: 0.381, SLG: 0.567										4	0	0	0	0	0	1			
23 Marcell Ozuna, R (1,7) OBP: 0.357, SLG: 0.604										3	0	0	0	0	0	0			
38 José Martínez, R (1,9) OBP: 0.400, SLG: 0.470										3	0	0	0	0	0	0			
4 Yadier Molina, R (1,2) OBP: 0.289, SLG: 0.386										3	0	1	0	0	0	0			
16 Kolten Wong, L (1,4) OBP: 0.384, SLG: 0.437										3	0	1	0	0	0	1			
48 Harrison Bader, R (1,8) OBP: 0.384, SLG: 0.424										3	0	1	0	0	1	2			
22 Jack Flaherty, R (1,1) OBP: 0.100, SLG: 0.100										2	0	0	0	0	0	2			
65 Giovanni Gallegos, R (6,1) 55 Dominic Leone, R (8,1) 25 Dexter Fowler, S (9,PH)										0	0	0	0	0	0	0			
<b>Inning Stats</b>	R: 0 E: 0 K: 1 S: 6	H: 0 LOB: 0 BB: 0 P: 10	R: 0 E: 0 K: 0 S: 6	H: 0 LOB: 0 BB: 0 P: 6	R: 0 E: 0 K: 0 S: 7	H: 1 LOB: 1 BB: 0 P: 8	R: 0 E: 0 K: 0 S: 10	H: 0 LOB: 0 BB: 0 P: 15	R: 0 E: 0 K: 0 S: 8	H: 1 LOB: 0 BB: 0 P: 9	R: 0 E: 0 K: 0 S: 5	H: 0 LOB: 0 BB: 0 P: 7	R: 0 E: 0 K: 1 S: 7	H: 1 LOB: 1 BB: 0 P: 9	R: 0 E: 0 K: 1 S: 7	H: 1 LOB: 1 BB: 0 P: 10	1B: 4 2B: 0 3B: 0 HR: 0	SF: 0 SAC: 0 DP: 0 HBP: 0	WP: 0 PA: 30 PB: 0 SB: 1 CS: 1
<b>PITCHER</b> 28 Kyle Hendricks, R (1,1) ERA: 3.93	IP: 9.0 WLS: W BF: 30 H: 4 R: 0 ER: 0 SO: 3 BB: 0 IBB: 0 HBP: 0 BLK: 0 WP: 0 HR: 0 S: 63 P: 81 ERA: 0.00 WHIP: 0.444															<b>PITCHER</b> IP: WLS: BF: H: R: ER: SO: BB: IBB: HBP: BLK: WP: HR: S: P: ERA: WHIP			

Batter	1	2	3	4	5	6	7	8	9	AB	R	H	RBI	BB	SO	LOB	BOTTOM		
3 Daniel Descalso, L (1,4) OBP: 0.337, SLG: 0.383										3	1	0	0	1	1	0	<b>St. Louis Cardinals @ Chicago Cubs</b> Wrigley Field, Chicago, IL Fri May 03 2019, 1:23 PM - 3:49 PM CDT Att: 34,978 - Sunny - 49 F		
17 Kris Bryant, R (1,5) OBP: 0.358, SLG: 0.419										3	2	1	0	1	1	0			
44 Anthony Rizzo, L (1,3) OBP: 0.386, SLG: 0.551										3	1	3	3	1	0	0			
9 Javier Báez, R (1,6) OBP: 0.348, SLG: 0.640										4	0	1	1	0	3	2			
40 Wilson Contreras, R (1,2) OBP: 0.421, SLG: 0.644										4	0	1	0	0	2	0			
18 Ben Zobrist, S (1,9) OBP: 0.322, SLG: 0.237										3	0	0	0	1	1	2			
12 Kyle Schwarber, L (1,7) 5 Albert Almora Jr., R (9,8)										2	0	0	0	2	1	1			
22 Jason Heyward, L (1,8) OBP: 0.422, SLG: 0.506										4	0	0	0	0	0	5			
28 Kyle Hendricks, R (1,1) OBP: 0.143, SLG: 0.077										3	0	0	0	0	3	0			
<b>Inning Stats</b>	R: 0 E: 0 K: 2 S: 13	H: 1 LOB: 1 BB: 0 P: 19	R: 0 E: 0 K: 2 S: 11	H: 0 LOB: 1 BB: 1 P: 20	R: 3 E: 0 K: 3 S: 16	H: 1 LOB: 0 BB: 2 P: 28	R: 0 E: 0 K: 0 S: 7	H: 0 LOB: 0 BB: 0 P: 12	R: 0 E: 0 K: 1 S: 6	H: 0 LOB: 0 BB: 0 P: 6	R: 0 E: 0 K: 1 S: 16	H: 2 LOB: 3 BB: 1 P: 29	R: 1 E: 0 K: 2 S: 11	H: 2 LOB: 1 BB: 1 P: 16	R: 0 E: 0 K: 1 S: 6	H: 0 LOB: 1 BB: 1 P: 11		1B: 4 2B: 1 3B: 0 HR: 1	SF: 0 SAC: 0 DP: 0 HBP: 0
<b>PITCHER</b> 22 Jack Flaherty, R (1,1) 65 Giovanni Gallegos, R (6,1) 55 Dominic Leone, R (8,1)	IP: 5.2 WLS: L BF: 25 H: 4 R: 3 ER: 3 SO: 9 BB: 4 IBB: 0 HBP: 0 BLK: 0 WP: 0 HR: 1 S: 66 P: 110 ERA: 4.76 WHIP: 1.412															<b>PITCHER</b> IP: WLS: BF: H: R: ER: SO: BB: IBB: HBP: BLK: WP: HR: S: P: ERA: WHIP			

AB 30  
R 0  
H 4  
RBI 0  
BB 0  
SO 3  
LOB 9



AB 29  
R 4  
H 6  
RBI 4  
BB 6  
SO 12  
LOB 10
















Batter	1	2	3	4	5	6	7	8	9	AB	R	H	RBI	BB	SO	LOB	TOP							
19 Miguel Rojas, R OBP: 0.305, SLG: 0.300										4	0	0	0	1	1	3								
14 Martín Prado, R OBP: 0.300, SLG: 0.362										4	0	0	0	0	0	2								
15 Brian Anderson, R OBP: 0.325, SLG: 0.316										3	0	0	0	1	2	0								
18 Neil Walker, S OBP: 0.279, SLG: 0.446										2	0	1	0	2	1	3								
13 Starlin Castro, R OBP: 0.279, SLG: 0.301										4	0	1	0	0	1	2								
45 Peter O'Brien, R OBP: 0.255, SLG: 0.262										3	1	0	0	1	2	3								
17 Chad Wallach, R OBP: 0.349, SLG: 0.351										3	0	1	0	1	1	2								
5 Rosell Herrera, S OBP: 0.269, SLG: 0.239										2	0	1	1	1	1	1								
20 Wei-Yin Chen, R OBP: 0.330, SLG: 0.372										0	0	0	0	0	0	0								
39 Tyler Kinley, R OBP: 0.321, SLG: 0.410										1	0	0	0	0	0	1								
36 Trevor Richards, R OBP: 0.154, SLG: 0.083										1	0	0	0	1	1	1								
55 Jon Berti, R OBP: 0.333, SLG: 0.300										2	0	0	0	0	0	1								
<b>Inning Stats</b>	R: 0 H: 0 E: 0 K: 2 S: 8	H: 0 LOB: 0 BB: 0 P: 15	R: 0 H: 0 E: 0 K: 2 S: 12	H: 0 LOB: 1 BB: 1 P: 21	R: 0 H: 0 E: 0 K: 2 S: 16	H: 0 LOB: 3 BB: 3 P: 33	R: 1 H: 1 E: 0 K: 1 S: 14	H: 1 LOB: 2 BB: 2 P: 28	R: 0 H: 1 E: 0 K: 1 S: 9	H: 1 LOB: 1 BB: 0 P: 13	R: 0 H: 1 E: 0 K: 2 S: 8	H: 1 LOB: 1 BB: 0 P: 11	R: 0 H: 0 E: 0 K: 0 S: 5	H: 0 LOB: 0 BB: 0 P: 7	R: 0 H: 1 E: 0 K: 0 S: 10	H: 1 LOB: 1 BB: 1 P: 18	R: 0 H: 0 E: 0 K: 0 S: 12	H: 0 LOB: 1 BB: 1 P: 22	1B: 3 2B: 1 3B: 0 HR: 0	SF: 0 SAC: 0 DP: 1 HBP: 0	WP: 1 PB: 0 SB: 4 CS: 0	PA: 37		
<b>PITCHER</b>	IP WLS BF H R ER SO BB IBB HBP BLK WP HR S P ERA WHIP	IP WLS BF H R ER SO BB IBB HBP BLK WP HR S P ERA WHIP	IP WLS BF H R ER SO BB IBB HBP BLK WP HR S P ERA WHIP	IP WLS BF H R ER SO BB IBB HBP BLK WP HR S P ERA WHIP	IP WLS BF H R ER SO BB IBB HBP BLK WP HR S P ERA WHIP	IP WLS BF H R ER SO BB IBB HBP BLK WP HR S P ERA WHIP	IP WLS BF H R ER SO BB IBB HBP BLK WP HR S P ERA WHIP	IP WLS BF H R ER SO BB IBB HBP BLK WP HR S P ERA WHIP	IP WLS BF H R ER SO BB IBB HBP BLK WP HR S P ERA WHIP	IP WLS BF H R ER SO BB IBB HBP BLK WP HR S P ERA WHIP	IP WLS BF H R ER SO BB IBB HBP BLK WP HR S P ERA WHIP	IP WLS BF H R ER SO BB IBB HBP BLK WP HR S P ERA WHIP	IP WLS BF H R ER SO BB IBB HBP BLK WP HR S P ERA WHIP	IP WLS BF H R ER SO BB IBB HBP BLK WP HR S P ERA WHIP	IP WLS BF H R ER SO BB IBB HBP BLK WP HR S P ERA WHIP	IP WLS BF H R ER SO BB IBB HBP BLK WP HR S P ERA WHIP	IP WLS BF H R ER SO BB IBB HBP BLK WP HR S P ERA WHIP	IP WLS BF H R ER SO BB IBB HBP BLK WP HR S P ERA WHIP	IP WLS BF H R ER SO BB IBB HBP BLK WP HR S P ERA WHIP	IP WLS BF H R ER SO BB IBB HBP BLK WP HR S P ERA WHIP	IP WLS BF H R ER SO BB IBB HBP BLK WP HR S P ERA WHIP	IP WLS BF H R ER SO BB IBB HBP BLK WP HR S P ERA WHIP	IP WLS BF H R ER SO BB IBB HBP BLK WP HR S P ERA WHIP	IP WLS BF H R ER SO BB IBB HBP BLK WP HR S P ERA WHIP

Miami Marlins @ Chicago Cubs  
Wrigley Field, Chicago, IL  
Thu May 09 2019, 1:23 PM - 4:20 PM CDT  
Att: 32,301 - Cloudy - 65 F


AB 29  
R 1  
H 4  
RBI 1  
BB 8  
SO 10  
LOB 19



Batter	1	2	3	4	5	6	7	8	9	AB	R	H	RBI	BB	SO	LOB	BOTTOM							
22 Jason Heyward, L OBP: 0.394, SLG: 0.486										4	0	1	0	0	0	0								
17 Kris Bryant, R OBP: 0.394, SLG: 0.524										2	2	1	1	2	0	1								
44 Anthony Rizzo, L OBP: 0.380, SLG: 0.557										4	1	2	2	0	2	0								
9 Javier Báez, R OBP: 0.357, SLG: 0.639										3	1	1	0	1	1	2								
12 Kyle Schwarber, L OBP: 0.333, SLG: 0.394										4	0	1	0	0	0	3								
5 Albert Almora Jr., R OBP: 0.290, SLG: 0.340										4	0	1	1	0	0	1								
13 David Bote, R OBP: 0.320, SLG: 0.411										4	0	0	0	0	2	2								
53 Taylor Davis, R OBP: 0.308, SLG: 0.455										3	0	1	0	1	1	0								
11 Yu Darvish, R OBP: 0.330, SLG: 0.372										1	0	0	0	0	0	0								
3 Daniel Descalso, L OBP: 0.333, SLG: 0.394										1	0	0	0	0	1	1								
38 Mike Montgomery, L OBP: 0.333, SLG: 0.300										2	0	0	0	0	1	1								
<b>Inning Stats</b>	R: 2 H: 3 E: 0 K: 1 S: 14	H: 3 LOB: 2 BB: 1 P: 25	R: 0 H: 1 E: 0 K: 1 S: 11	H: 1 LOB: 0 BB: 0 P: 15	R: 0 H: 0 E: 0 K: 2 S: 9	H: 0 LOB: 0 BB: 0 P: 15	R: 0 H: 1 E: 0 K: 2 S: 13	H: 1 LOB: 1 BB: 0 P: 18	R: 2 H: 2 E: 0 K: 0 S: 13	H: 2 LOB: 1 BB: 1 P: 21	R: 0 H: 0 E: 0 K: 1 S: 8	H: 0 LOB: 0 BB: 0 P: 9	R: 0 H: 1 E: 0 K: 0 S: 15	H: 1 LOB: 2 BB: 1 P: 23	R: 0 H: 0 E: 0 K: 1 S: 9	H: 0 LOB: 1 BB: 1 P: 14	1B: 6 2B: 0 3B: 0 HR: 2	SF: 0 SAC: 0 DP: 0 HBP: 0	WP: 0 PB: 0 SB: 0 CS: 0	PA: 36				
<b>PITCHER</b>	IP WLS BF H R ER SO BB IBB HBP BLK WP HR S P ERA WHIP	IP WLS BF H R ER SO BB IBB HBP BLK WP HR S P ERA WHIP	IP WLS BF H R ER SO BB IBB HBP BLK WP HR S P ERA WHIP	IP WLS BF H R ER SO BB IBB HBP BLK WP HR S P ERA WHIP	IP WLS BF H R ER SO BB IBB HBP BLK WP HR S P ERA WHIP	IP WLS BF H R ER SO BB IBB HBP BLK WP HR S P ERA WHIP	IP WLS BF H R ER SO BB IBB HBP BLK WP HR S P ERA WHIP	IP WLS BF H R ER SO BB IBB HBP BLK WP HR S P ERA WHIP	IP WLS BF H R ER SO BB IBB HBP BLK WP HR S P ERA WHIP	IP WLS BF H R ER SO BB IBB HBP BLK WP HR S P ERA WHIP	IP WLS BF H R ER SO BB IBB HBP BLK WP HR S P ERA WHIP	IP WLS BF H R ER SO BB IBB HBP BLK WP HR S P ERA WHIP	IP WLS BF H R ER SO BB IBB HBP BLK WP HR S P ERA WHIP	IP WLS BF H R ER SO BB IBB HBP BLK WP HR S P ERA WHIP	IP WLS BF H R ER SO BB IBB HBP BLK WP HR S P ERA WHIP	IP WLS BF H R ER SO BB IBB HBP BLK WP HR S P ERA WHIP	IP WLS BF H R ER SO BB IBB HBP BLK WP HR S P ERA WHIP	IP WLS BF H R ER SO BB IBB HBP BLK WP HR S P ERA WHIP	IP WLS BF H R ER SO BB IBB HBP BLK WP HR S P ERA WHIP	IP WLS BF H R ER SO BB IBB HBP BLK WP HR S P ERA WHIP	IP WLS BF H R ER SO BB IBB HBP BLK WP HR S P ERA WHIP	IP WLS BF H R ER SO BB IBB HBP BLK WP HR S P ERA WHIP	IP WLS BF H R ER SO BB IBB HBP BLK WP HR S P ERA WHIP	IP WLS BF H R ER SO BB IBB HBP BLK WP HR S P ERA WHIP

Miami Marlins @ Chicago Cubs  
Wrigley Field, Chicago, IL  
Thu May 09 2019, 1:23 PM - 4:20 PM CDT  
Att: 32,301 - Cloudy - 65 F

AB 32  
R 4  
H 8  
RBI 4  
BB 4  
SO 8  
LOB 11





Batter	1	2	3	4	5	6	7	8	9	10	11	12	13	14	15	AB	R	H	RBI	BB	SO	LOB	TOP																										
6 Lorenzo Cain, R OBP: 0.302, SLG: 0.380																6	0	1	0	0	1	2																											
22 Christian Yelich, L OBP: 0.455, SLG: 0.762																4	0	0	0	2	1	1																											
24 Jesús Aguilar, R OBP: 0.298, SLG: 0.304																5	0	1	0	1	2	2																											
10 Yasmani Grandal, S OBP: 0.307, SLG: 0.429																2	0	0	0	2	1	2																											
71 Josh Hader, L																0	0	0	0	0	0	0																											
43 Matt Albers, L																0	0	0	0	0	0	0																											
8 Ryan Braun, R OBP: 0.307, SLG: 0.480																1	0	0	0	0	1	0																											
29 Burch Smith, R																1	0	0	0	0	1	1																											
11 Mike Moustakas, L OBP: 0.322, SLG: 0.529																6	0	0	0	0	2	4																											
14 Hernán Pérez, R OBP: 0.270, SLG: 0.429																2	1	1	1	0	0	1																											
21 Travis Shaw, L OBP: 0.264, SLG: 0.290																3	0	0	0	1	3	1																											
16 Ben Gamel, L OBP: 0.280, SLG: 0.395																2	0	0	0	1	1	0																											
9 Manny Piña, R OBP: 0.234, SLG: 0.262																3	0	0	0	0	1	1																											
3 Orlando Arcia, R OBP: 0.308, SLG: 0.388																4	0	0	0	1	1	1																											
27 Zach Davies, R OBP: 0.116, SLG: 0.063																2	0	0	0	0	1	0																											
32 Jeremy Jeffress, R																0	0	0	0	0	0	0																											
58 Alex Claudio, L																0	0	0	0	0	0	0																											
7 Eric Thames, L OBP: 0.388, SLG: 0.481																2	0	1	0	1	1	2																											
39 Corbin Burnes, R OBP: 0.333, SLG: 0.333																0	0	0	0	0	0	0																											
<b>Inning Stats</b>	R: 0 E: 0 K: 3 S: 12	H: 0 LOB: 0 BB: 0 P: 17	R: 0 E: 0 K: 0 S: 8	H: 0 LOB: 0 BB: 1 P: 12	R: 0 E: 0 K: 1 S: 10	H: 0 LOB: 0 BB: 1 P: 16	R: 0 E: 0 K: 0 S: 6	H: 1 LOB: 0 BB: 0 P: 6	R: 1 E: 0 K: 0 S: 12	H: 1 LOB: 0 BB: 1 P: 19	R: 0 E: 0 K: 0 S: 14	H: 0 LOB: 0 BB: 0 P: 20	R: 0 E: 0 K: 0 S: 9	H: 1 LOB: 1 BB: 0 P: 13	R: 0 E: 0 K: 0 S: 9	H: 0 LOB: 0 BB: 0 P: 13	R: 0 E: 0 K: 0 S: 5	H: 0 LOB: 0 BB: 1 P: 10	R: 0 E: 0 K: 2 S: 11	H: 0 LOB: 1 BB: 1 P: 17	R: 0 E: 0 K: 1 S: 7	H: 0 LOB: 0 BB: 1 P: 15	R: 0 E: 0 K: 2 S: 17	H: 0 LOB: 2 BB: 2 P: 30	R: 0 E: 0 K: 2 S: 10	H: 0 LOB: 1 BB: 1 P: 17	R: 0 E: 0 K: 2 S: 8	H: 0 LOB: 0 BB: 0 P: 11	1B: 2 2B: 1 3B: 0 HR: 1	SF: 0 SAC: 0 DP: 6 HBP: 0	WP: 2 PB: 0 SB: 0 CS: 0	PA: 52																	
<b>PITCHER</b>	IP 7.0	WLS 23	BF 3	H 0	R 1	ER 1	SO 5	BB 3	IBB 0	HBP 0	BLK 0	WP 0	HR 0	S 69	P 103	ERA 1.29	WHIP 0.857																																
35 Cole Hamels, L ERA: 3.88											<b>PITCHER</b>	IP 1.0	WLS 0	BF 1	H 0	R 0	ER 0	SO 1	BB 0	IBB 0	HBP 0	BLK 0	WP 0	HR 0	S 15	P 22	ERA 0.00	WHIP 1.000																					
6 Carl Edwards Jr., R ERA: 11.07											29 Brad Brach, R ERA: 2.2											4.0	W	14	0	0	0	7	3	0	0	0	0	1	0	41	68	0.00	0.750										
20 Brandon Kintzler, R ERA: 2.88											45 Xavier Cedeño, L CRA:											4.0	W	14	0	0	0	7	3	0	0	0	0	1	0	41	68	0.00	0.750										
56 Kyle Ryan, L ERA: 4.82											32 Tyler Chatwood, R ERA: 3.1											4.0	W	14	0	0	0	7	3	0	0	0	0	1	0	41	68	0.00	0.750										
41 Steve Cishek, R ERA: 3.0											32 Tyler Chatwood, R ERA: 3.1											4.0	W	14	0	0	0	7	3	0	0	0	0	1	0	41	68	0.00	0.750										

Milwaukee Brewers @ Chicago Cubs  
Wrigley Field, Chicago, IL  
Sat May 11 2019, 1:22 PM - 6:18 PM CDT  
Att. 39,598 - Overcast - 49 F

AB 43  
R 1  
H 4  
RBI 1  
BB 9  
SO 17  
LOB 18



Batter	1	2	3	4	5	6	7	8	9	10	11	12	13	14	15	AB	R	H	RBI	BB	SO	LOB	BOTTOM																									
22 Jason Heyward, L OBP: 0.371, SLG: 0.467																7	0	1	0	0	1	1																										
17 Kris Bryant, R OBP: 0.392, SLG: 0.500																5	0	1	0	2	1	1																										
44 Anthony Rizzo, L OBP: 0.379, SLG: 0.532																5	0	1	0	1	0	2																										
9 Javier Báez, R OBP: 0.351, SLG: 0.620																7	0	2	0	0	3	5																										
40 Wilton Contreras, R OBP: 0.430, SLG: 0.640																7	1	2	1	0	2	3																										
12 Kyle Schwarber, L OBP: 0.349, SLG: 0.387																2	0	0	0	4	0	1																										
13 David Bote, R OBP: 0.345, SLG: 0.412																4	1	1	0	2	0	3																										
5 Albert Almora Jr., R OBP: 0.294, SLG: 0.350																5	0	1	1	0	2	5																										
45 Xavier Cedeño, L																0	0	0	0	0	0	0																										
32 Tyler Chatwood, R OBP: 0.290, SLG: 0.300																1	0	0	0	0	1	3																										
30 Cole Hamels, L ERA: 3.88											<b>PITCHER</b>	IP 6.1	WLS 6	BF 24	H 5	R 1	ER 1	SO 5	BB 1	IBB 0	HBP 0	BLK 0	WP 0	HR 0	S 56	P 85	ERA 1.42	WHIP 1.105																				
32 Jeremy Jeffress, R ERA: 1.8											43 Matt Albers, R ERA: 4.24											3.1	L	15	2	1	1	4	1	2	0	0	0	1	40	56	2.70	0.900										
58 Alex Claudio, L ERA: 3.88											29 Burch Smith, R ERA: 1.59											3.1	L	15	2	1	1	4	1	2	0	0	0	1	40	56	2.70	0.900										
39 Corbin Burnes, R ERA: 6.76											29 Burch Smith, R ERA: 1.59											3.1	L	15	2	1	1	4	1	2	0	0	0	1	40	56	2.70	0.900										
71 Josh Hader, L ERA: 2.79											29 Burch Smith, R ERA: 1.59											3.1	L	15	2	1	1	4	1	2	0	0	0	1	40	56	2.70	0.900										

Milwaukee Brewers @ Chicago Cubs  
Wrigley Field, Chicago, IL  
Sat May 11 2019, 1:22 PM - 6:18 PM CDT  
Att. 39,598 - Overcast - 49 F


AB 48  
R 2  
H 9  
RBI 2  
BB 10  
SO 13  
LOB 28





Batter	1	2	3	4	5	6	7	8	9	AB	R	H	RBI	BB	SO	LOB	TOP					
6 Lorenzo Cain, R OBP: 0.304, SLG: 0.377										4	0	1	0	1	2	1	<b>Milwaukee Brewers @ Chicago Cubs</b> Wrigley Field, Chicago, IL Sun May 12, 2019, 6:08 PM - 9:03 PM CDT Att: 37,267 - Overcast - 46 F					
22 Christian Yelich, L OBP: 0.443, SLG: 0.745										4	1	1	0	0	0	1						
24 Jesús Aguilar, R OBP: 0.304, SLG: 0.321										4	0	2	1	0	1	2						
10 Yasmani Grandal, S OBP: 0.354, SLG: 0.423										4	0	1	0	0	1	1						
11 Mike Moustakas, L OBP: 0.314, SLG: 0.514										4	0	0	0	0	2	3						
14 Hernán Pérez, R OBP: 0.295, SLG: 0.438										3	0	2	0	1	0	2						
16 Ben Gamel, L OBP: 0.375, SLG: 0.389										4	0	1	0	0	0	4						
3 Orlando Arcia, R OBP: 0.309, SLG: 0.387										3	0	1	0	0	0	3						
7 Eric Thames, L OBP: 0.324, SLG: 0.475										1	0	0	0	0	0	0						
45 Jhoulys Chacín, R OBP: 0.308, SLG: 0.500										2	0	0	0	0	1	1						
8 Ryan Braun, R OBP: 0.304, SLG: 0.477										1	0	0	0	0	0	0						
37 Adrian Houser, R OBP: 0.262, SLG: 0.288										0	0	0	0	0	0	0						
21 Travis Shaw, L OBP: 0.262, SLG: 0.288										1	0	0	0	0	0	0						
<b>Inning Stats</b>	R: 0 E: 0 K: 0 S: 6	H: 1 LOB: 0 BB: 0 P: 8	R: 0 E: 0 K: 0 S: 8	H: 1 LOB: 1 BB: 0 P: 11	R: 0 E: 0 K: 2 S: 7	H: 1 LOB: 1 BB: 0 P: 13	R: 1 E: 1 K: 2 S: 25	H: 3 LOB: 3 BB: 0 P: 39	R: 0 E: 0 K: 1 S: 7	H: 0 LOB: 0 BB: 0 P: 11	R: 0 E: 0 K: 1 S: 12	H: 2 LOB: 2 BB: 0 P: 17	R: 0 E: 0 K: 1 S: 12	H: 1 LOB: 2 BB: 1 P: 22	R: 0 E: 0 K: 0 S: 9	H: 0 LOB: 1 BB: 1 P: 15	R: 0 E: 0 K: 0 S: 5	H: 0 LOB: 0 BB: 0 P: 6	1B: 8 2B: 2 3B: 0 HR: 0	SF: 0 SAC: 0 DP: 2 HBP: 0	WP: 0 PB: 0 SB: 0 CS: 1	PA: 37
<b>PITCHER</b>	IP WLS BF H R ER SO BB IBB HBP BLK WP HR S P ERA WHIP																					
34 Jon Lester, L ERA: 1.16	6.2 W 29 9 1 0 6 1 0 0 0 0 0 0 74 116 0.00 1.500																					
20 Brandon Kintzler, R ERA: 1.93	1.1 H 5 0 0 0 1 1 0 0 0 0 0 0 12 20 0.00 0.750																					
41 Steve Cishek, R ERA: 2.94	1.0 S 3 0 0 0 0 0 0 0 0 0 0 0 5 6 0.00 0.000																					

Batter	1	2	3	4	5	6	7	8	9	AB	R	H	RBI	BB	SO	LOB	BOTTOM			
22 Jason Heyward, L OBP: 0.361, SLG: 0.452										4	0	0	0	0	1	1	<b>Milwaukee Brewers @ Chicago Cubs</b> Wrigley Field, Chicago, IL Sun May 12, 2019, 6:08 PM - 9:03 PM CDT Att: 37,267 - Overcast - 46 F			
17 Kris Bryant, R OBP: 0.400, SLG: 0.529										4	3	3	2	0	0	0				
9 Javier Báez, R OBP: 0.360, SLG: 0.627										3	0	2	1	1	0	1				
40 Wilson Contreras, R OBP: 0.417, SLG: 0.617										4	0	0	1	0	1	5				
12 Kyle Schwarber, L OBP: 0.346, SLG: 0.376										3	0	0	0	1	0	2				
13 David Bote, R OBP: 0.350, SLG: 0.416										4	0	2	0	0	1	2				
3 Daniel Descalso, L OBP: 0.314, SLG: 0.352										3	0	0	0	0	0	2				
20 Brandon Kintzler, R OBP: 0.324, SLG: 0.333										0	0	0	0	0	0	0				
41 Steve Cishek, R ERA: 2.94										1	0	0	0	1	0	0				
5 Albert Almora Jr., R OBP: 0.286, SLG: 0.349										3	1	1	0	0	0	1				
34 Jon Lester, L OBP: 0.400, SLG: 0.375										2	0	0	0	0	2	0				
27 Addison Russell, R OBP: 0.300, SLG: 0.250										0	0	0	0	0	0	0				
<b>Inning Stats</b>	R: 1 E: 1 K: 0 S: 13	H: 1 LOB: 2 BB: 1 P: 25	R: 0 E: 0 K: 1 S: 8	H: 0 LOB: 0 BB: 0 P: 12	R: 0 E: 1 K: 1 S: 10	H: 1 LOB: 2 BB: 0 P: 13	R: 0 E: 0 K: 0 S: 7	H: 1 LOB: 0 BB: 0 P: 10	R: 1 E: 0 K: 2 S: 12	H: 2 LOB: 1 BB: 0 P: 17	R: 0 E: 0 K: 0 S: 12	H: 1 LOB: 0 BB: 0 P: 17	R: 2 E: 0 K: 0 S: 12	H: 2 LOB: 1 BB: 1 P: 22	R: 0 E: 0 K: 2 S: 10	H: 0 LOB: 0 BB: 0 P: 14	1B: 6 2B: 2 3B: 0 HR: 1	SF: 0 SAC: 1 DP: 2 HBP: 0	WP: 2 PB: 0 SB: 0 CS: 0	PA: 34
<b>PITCHER</b>	IP WLS BF H R ER SO BB IBB HBP BLK WP HR S P ERA WHIP																			
45 Jhoulys Chacín, R ERA: 4.57	6.0 L 25 6 2 1 4 1 0 0 0 0 0 1 22 36 1.50 1.167																			
37 Adrian Houser, R ERA: 6.1	2.0 9 2 2 2 2 1 0 0 0 0 0 1 22 36 9.00 1.500																			



Batter	1	2	3	4	5	6	7	8	9	AB	R	H	RBI	BB	SO	LOB	TOP				
22 Jason Heyward, L OBP: 0.355, SLG: 0.438	G3	BB		G4-3			F8		K	4	0	0	0	1	1	2					
17 Kris Bryant, R OBP: 0.406, SLG: 0.539	G5-3	K			2B		K		1B	5	1	3	0	0	2	2					
9 Javier Báez, R OBP: 0.362, SLG: 0.620	G5-3			F9			40 PB		G5-3	5	0	2	0	0	0	3					
40 Wilson Contreras, R OBP: 0.413, SLG: 0.610	K			1B	SF7		G6-3			3	0	1	1	0	1	2					
12 Kyle Schwarber, L OBP: 0.338, SLG: 0.363		F9		K	L9				K	4	0	0	0	0	2	2					
13 David Bote, R OBP: 0.339, SLG: 0.400		K		K	P3				K	4	0	0	0	0	3	2					
3 Daniel Descalso, L OBP: 0.311, SLG: 0.347				K			G6-3			4	1	1	0	0	2	0					
27 Addison Russell, R OBP: 0.300, SLG: 0.250		5 1B							K	0	0	0	0	0	0	0					
5 Albert Almora Jr., R OBP: 0.284, SLG: 0.345		28 2B		G1-3			G6-3		F9	4	1	1	0	0	0	0					
28 Kyle Hendricks, R OBP: 0.250, SLG: 0.263							L4			4	0	3	2	0	0	0					
56 Kyle Ryan, L										0	0	0	0	0	0	0					
41 Steve Cishek, R									17 1B	0	0	0	0	0	0	0					
<b>Inning Stats</b>	R: 0 H: 1 E: 0 K: 1 S: 6	H: 1 LOB: 1 BB: 0 P: 11	R: 2 H: 3 E: 0 K: 2 S: 15	H: 3 LOB: 2 BB: 1 P: 26	R: 0 H: 1 E: 0 K: 2 S: 11	H: 1 LOB: 1 BB: 0 P: 16	R: 0 H: 1 E: 0 K: 1 S: 9	H: 1 LOB: 1 BB: 0 P: 15	R: 1 H: 2 E: 0 K: 0 S: 10	H: 2 LOB: 1 BB: 0 P: 18	R: 0 H: 0 E: 0 K: 0 S: 5	H: 0 LOB: 0 BB: 0 P: 8	R: 0 H: 1 E: 0 K: 1 S: 13	H: 0 LOB: 1 BB: 0 P: 22	R: 0 H: 0 E: 0 K: 3 S: 10	H: 0 LOB: 0 BB: 0 P: 14	R: 0 H: 2 E: 0 K: 1 S: 12	H: 2 LOB: 2 BB: 0 P: 17	1B: 9 2B: 2 HR: 0	SF: 1 SAC: 0 DP: 0 HBP: 0	WP: 0 PA: 39 PB: 1 SB: 0 CS: 0
<b>PITCHER</b>	IP WLS BF H R ER SO BB IBB HBP BLK WP HR S P ERA WHIP	IP WLS BF H R ER SO BB IBB HBP BLK WP HR S P ERA WHIP	IP WLS BF H R ER SO BB IBB HBP BLK WP HR S P ERA WHIP	IP WLS BF H R ER SO BB IBB HBP BLK WP HR S P ERA WHIP	IP WLS BF H R ER SO BB IBB HBP BLK WP HR S P ERA WHIP	IP WLS BF H R ER SO BB IBB HBP BLK WP HR S P ERA WHIP	IP WLS BF H R ER SO BB IBB HBP BLK WP HR S P ERA WHIP	IP WLS BF H R ER SO BB IBB HBP BLK WP HR S P ERA WHIP	IP WLS BF H R ER SO BB IBB HBP BLK WP HR S P ERA WHIP	IP WLS BF H R ER SO BB IBB HBP BLK WP HR S P ERA WHIP	IP WLS BF H R ER SO BB IBB HBP BLK WP HR S P ERA WHIP	IP WLS BF H R ER SO BB IBB HBP BLK WP HR S P ERA WHIP	IP WLS BF H R ER SO BB IBB HBP BLK WP HR S P ERA WHIP	IP WLS BF H R ER SO BB IBB HBP BLK WP HR S P ERA WHIP	IP WLS BF H R ER SO BB IBB HBP BLK WP HR S P ERA WHIP	IP WLS BF H R ER SO BB IBB HBP BLK WP HR S P ERA WHIP	IP WLS BF H R ER SO BB IBB HBP BLK WP HR S P ERA WHIP	IP WLS BF H R ER SO BB IBB HBP BLK WP HR S P ERA WHIP	IP WLS BF H R ER SO BB IBB HBP BLK WP HR S P ERA WHIP	IP WLS BF H R ER SO BB IBB HBP BLK WP HR S P ERA WHIP	IP WLS BF H R ER SO BB IBB HBP BLK WP HR S P ERA WHIP

Chicago Cubs @ Cincinnati Reds  
Great American Ball Park, Cincinnati, OH  
Tue May 14 2019, 6:41 PM - 9:20 PM EDT  
Att: 16,863 - Partly Cloudy - 68 F

AB 37  
R 3  
H 11  
RBI 3  
BB 1  
SO 11  
LOB 13



Batter	1	2	3	4	5	6	7	8	9	AB	R	H	RBI	BB	SO	LOB	BOTTOM				
15 Nick Senzel, R OBP: 0.308, SLG: 0.478	K			G4-3			P4			3	0	0	0	1	1	0					
19 Joey Votto, L OBP: 0.323, SLG: 0.357	L7			HR			L8		F7	4	1	1	1	0	0	1					
7 Eugenio Suárez, R OBP: 0.333, SLG: 0.550	K			L9			K		P4	4	0	0	0	0	2	1					
33 Jesse Winker, L OBP: 0.291, SLG: 0.469		P5		G4-3			K		G4-3	4	0	0	0	0	1	1					
66 Yasiel Puig, R OBP: 0.264, SLG: 0.384		K			L9		G1-3			3	0	0	0	0	1	0					
22 Derek Dietrich, L OBP: 0.350, SLG: 0.616					F8		K			3	0	0	0	0	1	0					
4 Jose Iglesias, R OBP: 0.326, SLG: 0.406				G1-3					F7	3	0	1	0	0	0	0					
35 Tanner Roark, R ERA: 2.86				G4-3						1	0	0	0	0	0	0					
17 Josh VanMeter, L ERA: 3.95									K	1	0	0	0	0	0	0					
48 Jared Hughes, R ERA: 3.79										0	0	0	0	0	0	0					
53 Wandy Peralta, L ERA: 3.14										0	0	0	0	0	0	0					
21 Michael Lorenzen, R ERA: 1.64										1	0	0	0	0	1	0					
16 Tucker Barnhart, L OBP: 0.292, SLG: 0.281				P6			G4-3		L4	3	0	0	0	0	0	2					
<b>Inning Stats</b>	R: 0 H: 0 E: 0 K: 2 S: 9	H: 0 LOB: 0 BB: 0 P: 11	R: 0 H: 0 E: 0 K: 1 S: 11	H: 0 LOB: 0 BB: 0 P: 15	R: 0 H: 0 E: 0 K: 0 S: 5	H: 0 LOB: 0 BB: 0 P: 7	R: 1 H: 1 E: 0 K: 0 S: 5	H: 1 LOB: 0 BB: 0 P: 9	R: 0 H: 2 E: 0 K: 0 S: 11	H: 2 LOB: 2 BB: 0 P: 16	R: 0 H: 0 E: 0 K: 1 S: 7	H: 0 LOB: 0 BB: 0 P: 11	R: 0 H: 0 E: 0 K: 2 S: 10	H: 0 LOB: 0 BB: 0 P: 13	R: 0 H: 0 E: 0 K: 1 S: 8	H: 0 LOB: 0 BB: 0 P: 10	R: 0 H: 0 E: 0 K: 0 S: 9	H: 0 LOB: 1 BB: 1 P: 18	1B: 2 2B: 0 HR: 1	SF: 0 SAC: 0 DP: 0 HBP: 0	WP: 0 PA: 31 PB: 0 SB: 0 CS: 0
<b>PITCHER</b>	IP WLS BF H R ER SO BB IBB HBP BLK WP HR S P ERA WHIP	IP WLS BF H R ER SO BB IBB HBP BLK WP HR S P ERA WHIP	IP WLS BF H R ER SO BB IBB HBP BLK WP HR S P ERA WHIP	IP WLS BF H R ER SO BB IBB HBP BLK WP HR S P ERA WHIP	IP WLS BF H R ER SO BB IBB HBP BLK WP HR S P ERA WHIP	IP WLS BF H R ER SO BB IBB HBP BLK WP HR S P ERA WHIP	IP WLS BF H R ER SO BB IBB HBP BLK WP HR S P ERA WHIP	IP WLS BF H R ER SO BB IBB HBP BLK WP HR S P ERA WHIP	IP WLS BF H R ER SO BB IBB HBP BLK WP HR S P ERA WHIP	IP WLS BF H R ER SO BB IBB HBP BLK WP HR S P ERA WHIP	IP WLS BF H R ER SO BB IBB HBP BLK WP HR S P ERA WHIP	IP WLS BF H R ER SO BB IBB HBP BLK WP HR S P ERA WHIP	IP WLS BF H R ER SO BB IBB HBP BLK WP HR S P ERA WHIP	IP WLS BF H R ER SO BB IBB HBP BLK WP HR S P ERA WHIP	IP WLS BF H R ER SO BB IBB HBP BLK WP HR S P ERA WHIP	IP WLS BF H R ER SO BB IBB HBP BLK WP HR S P ERA WHIP	IP WLS BF H R ER SO BB IBB HBP BLK WP HR S P ERA WHIP	IP WLS BF H R ER SO BB IBB HBP BLK WP HR S P ERA WHIP	IP WLS BF H R ER SO BB IBB HBP BLK WP HR S P ERA WHIP	IP WLS BF H R ER SO BB IBB HBP BLK WP HR S P ERA WHIP	IP WLS BF H R ER SO BB IBB HBP BLK WP HR S P ERA WHIP

Chicago Cubs @ Cincinnati Reds  
Great American Ball Park, Cincinnati, OH  
Tue May 14 2019, 6:41 PM - 9:20 PM EDT  
Att: 16,863 - Partly Cloudy - 68 F

AB 30  
R 1  
H 3  
RBI 1  
BB 1  
SO 7  
LOB 5



Batter	1	2	3	4	5	6	7	8	9	10	AB	R	H	RBI	BB	SO	LOB	TOP
22 Jason Heyward, L OBP: 0.344, SLG: 0.421	L7		G3-1		K		G3-1			G2-3	5	0	0	0	0	1	1	Chicago Cubs @ Cincinnati Reds Great American Ball Park, Cincinnati, OH Wed May 15 2019, 6:42 PM - 10:08 PM EDT Att: 17,101 - Partly Cloudy - 70 F
17 Kris Bryant, R OBP: 0.400, SLG: 0.527	G6-3		F8		P5			P4		1B	5	0	1	0	0	0	1	
9 Javier Báez, R OBP: 0.357, SLG: 0.608	K		K		K			K		1B	5	0	1	0	0	4	0	
12 Kyle Schwarber, L OBP: 0.341, SLG: 0.388	F7		K							G1-3	3	1	1	1	1	1	0	
40 Wilson Contreras, R OBP: 0.410, SLG: 0.605								HR			1	0	0	0	0	0	2	
13 David Bote, R OBP: 0.328, SLG: 0.385	K		G1-3		K			K			4	0	0	0	0	3	1	
5 Albert Almora Jr., R OBP: 0.262, SLG: 0.377	27 HR		HR		F8					P4	4	2	2	1	0	0	1	
27 Addison Russell, R OBP: 0.357, SLG: 0.583	1B		HR		K			E6		P3	4	2	2	2	0	1	0	
53 Taylor Davis, R OBP: 0.294, SLG: 0.400	HR		1B		G3-1			G4-3		L4	4	0	1	0	0	0	1	
11 Yu Darvish, R ERA: 3.79	K		K					SF7		L8	2	0	1	0	0	0	1	
38 Mike Montgomery, L ERA: 3.79											0	0	0	0	0	0	0	
3 Daniel Descalso, L ERA: 3.0											0	0	0	0	0	0	0	
20 Brandon Kintzler, R ERA: 4.81											0	0	0	0	0	0	0	
56 Kyle Ryan, L ERA: 4.81											0	0	0	0	0	0	0	
6 Carl Edwards Jr., R ERA: 11.12											1	0	0	0	0	0	0	
37 David Hernandez, R ERA: 3.52											0	0	0	0	0	0	0	
<b>Inning Stats</b>	R: 0 E: 0 K: 1 S: 10	H: 0 LOB: 0 BB: 0 P: 15	R: 2 E: 0 K: 2 S: 15	H: 3 LOB: 1 BB: 0 P: 24	R: 0 E: 0 K: 1 S: 8	H: 0 LOB: 0 BB: 0 P: 15	R: 1 E: 0 K: 2 S: 11	H: 1 LOB: 1 BB: 0 P: 16	R: 0 E: 0 K: 1 S: 12	H: 1 LOB: 0 BB: 0 P: 14	R: 0 E: 0 K: 0 S: 9	H: 2 LOB: 0 BB: 0 P: 11	R: 0 E: 0 K: 0 S: 9	H: 2 LOB: 2 BB: 0 P: 11	1B: 6 2B: 0 3B: 0 HR: 3	SF: 1 SAC: 0 DP: 0 HBP: 0	WP: 0 PB: 0 SB: 0 CS: 0	PA: 40
<b>PITCHER</b>	IP WLS BF H R ER SO BB IBB HBP BLK WP HR S P ERA WHIP	54 Sonny Gray, R ERA: 4.3	55 Robert Stephenson, R ERA: 3.72	48 Jared Hughes, R ERA: 3.72	53 Wandy Peralta, L ERA: 3.0	37 David Hernandez, R ERA: 3.52	26 Raisel Iglesias, R ERA: 3.8	50 Amir Garrett, L ERA: 1.56	IP WLS BF H R ER SO BB IBB HBP BLK WP HR S P ERA WHIP	1.2 0 7 2 0 0 0 0 0 0 0 0 0 0 1 1 0.00 0.000	0.1 W 1 0 0 0 0 0 0 0 0 0 0 0 1 1 0.00 0.000	0.00 1.200	0.000 0.000					

Chicago Cubs @ Cincinnati Reds  
Great American Ball Park, Cincinnati, OH  
Wed May 15 2019, 6:42 PM - 10:08 PM EDT  
Att: 17,101 - Partly Cloudy - 70 F

AB	38
R	5
H	9
RBI	5
BB	1
SO	11
LOB	8



Batter	1	2	3	4	5	6	7	8	9	10	AB	R	H	RBI	BB	SO	LOB	BOTTOM				
15 Nick Senzel, R OBP: 0.316, SLG: 0.471	19 PB				F9					F7	5	1	2	0	0	1	0	Chicago Cubs @ Cincinnati Reds Great American Ball Park, Cincinnati, OH Wed May 15 2019, 6:42 PM - 10:08 PM EDT Att: 17,101 - Partly Cloudy - 70 F				
19 Joey Votto, L OBP: 0.326, SLG: 0.354	1B		L6					HR		BB	4	1	1	0	1	2	2					
21 Michael Lorenzen, R OBP: 0.250, SLG: 0.286										BB	0	1	0	0	0	0	0					
7 Eugenio Suárez, R OBP: 0.341, SLG: 0.577	33 G4-3									1B	5	1	3	3	0	2	1					
33 Jesse Winker, L OBP: 0.295, SLG: 0.462	G4-3		G1-3							1B	4	0	1	0	1	1	1					
66 Yasiel Puig, R OBP: 0.242, SLG: 0.377	K		K2-3							1B	5	0	1	1	0	3	2					
22 Derek Dietrich, L OBP: 0.355, SLG: 0.622											4	1	2	0	0	1	0					
26 Raisel Iglesias, R ERA: 3.8											0	0	0	0	0	0	0					
12 Curt Casali, R OBP: 0.339, SLG: 0.382					4 2B						0	0	0	0	0	0	0					
4 Jose Iglesias, R OBP: 0.331, SLG: 0.439	F8										4	1	2	2	0	0	0					
54 Sonny Gray, R ERA: 4.3											2	0	0	0	0	0	2					
55 Robert Stephenson, R ERA: 3.72											0	0	0	0	0	0	0					
48 Jared Hughes, R ERA: 3.72											0	0	0	0	0	0	0					
53 Wandy Peralta, L ERA: 3.0											0	0	0	0	0	0	0					
17 Josh VanMeter, L ERA: 2.29											1	0	0	0	0	0	0					
37 David Hernandez, R ERA: 3.52											0	0	0	0	0	0	0					
9 Jose Peralta, R ERA: 3.0											1	0	0	0	0	0	0					
16 Tucker Barnhart, L OBP: 0.282, SLG: 0.270											4	0	0	0	0	2	0					
50 Amir Garrett, R ERA: 1.56											0	0	0	0	0	0	0					
<b>Inning Stats</b>	R: 1 E: 0 K: 2 S: 15	H: 2 LOB: 1 BB: 0 P: 21	R: 0 E: 0 K: 2 S: 9	H: 0 LOB: 0 BB: 0 P: 18	R: 0 E: 0 K: 2 S: 12	H: 1 LOB: 1 BB: 0 P: 18	R: 1 E: 0 K: 2 S: 15	H: 2 LOB: 1 BB: 0 P: 23	R: 0 E: 0 K: 2 S: 12	H: 2 LOB: 2 BB: 0 P: 16	R: 1 E: 0 K: 1 S: 9	H: 1 LOB: 0 BB: 0 P: 13	R: 2 E: 0 K: 1 S: 9	H: 2 LOB: 0 BB: 0 P: 16	R: 0 E: 0 K: 0 S: 10	H: 0 LOB: 0 BB: 0 P: 11	R: 1 E: 0 K: 0 S: 7	H: 2 LOB: 3 BB: 2 P: 14	1B: 7 2B: 3 3B: 0 HR: 2	SF: 0 SAC: 0 DP: 0 HBP: 0	WP: 0 PB: 1 SB: 2 CS: 0	PA: 41
<b>PITCHER</b>	IP WLS BF H R ER SO BB IBB HBP BLK WP HR S P ERA WHIP	11 Yu Darvish, R ERA: 3.14	38 Mike Montgomery, L ERA: 3.4	20 Brandon Kintzler, R ERA: 2.29	56 Kyle Ryan, L ERA: 4.81	6 Carl Edwards Jr., R ERA: 11.12	29 Brad Brach, R ERA: 2.55	IP WLS BF H R ER SO BB IBB HBP BLK WP HR S P ERA WHIP	1.1 L 8 2 1 1 0 1 1 0 0 0 0 0 0 17 25 6.75 2.250													

Chicago Cubs @ Cincinnati Reds  
Great American Ball Park, Cincinnati, OH  
Wed May 15 2019, 6:42 PM - 10:08 PM EDT  
Att: 17,101 - Partly Cloudy - 70 F

AB	39
R	6
H	12
RBI	6
BB	2
SO	14
LOB	7







Batter	1	2	3	4	5	6	7	8	9	AB	R	H	RBI	BB	SO	LOB	TOP					
12 Kyle Schwarber, L (1.7) OBP: 0.342, SLG: 0.394	G4-3			FC5-4 1B		G3-1			G5-3	4	0	1	0	0	2	0	<b>Chicago Cubs @ Washington Nationals</b> Nationals Park, Washington, DC Sat May 18 2019, 7:16 PM - 10:12 PM EDT Att: 37,582 - Partly Cloudy - 81 F					
17 Kris Bryant, R (1.9) OBP: 0.397, SLG: 0.566	G4-3		FC5-4 1-2			K			K	4	0	0	0	0	0	1						
44 Anthony Rizzo, L (1.3) OBP: 0.371, SLG: 0.510	F7		G4-6-3 1-2			G6-3			P3	3	0	0	0	0	0	1						
9 Javier Báez, R (1.6) OBP: 0.364, SLG: 0.604		G5-3				G5-3			G4-3	3	0	0	0	0	1	0						
40 Wilson Contreras, R (1.2) OBP: 0.420, SLG: 0.626		G6-3				FC4-6 1B			K	3	0	1	0	0	1	0						
22 Jason Heyward, L (1.8) OBP: 0.331, SLG: 0.396		L8				FC4-6 1B			K	3	1	0	0	0	1	1						
27 Addison Russell, R (1.4) OBP: 0.350, SLG: 0.500						FC4-6 1B			K	3	0	1	0	0	1	0						
13 David Bote, R (1.5) OBP: 0.328, SLG: 0.411						PB			G5-3	4	1	1	1	0	1	1						
34 Jon Lester, L (1.1) OBP: 0.364, SLG: 0.353									F9	1	0	0	0	0	0	0						
6 Carl Edwards Jr., R (5.1) OBP: 0.296, SLG: 0.336										1	0	0	0	0	0	0						
3 Daniel Descalso, L (6. PH) OBP: 0.296, SLG: 0.336										0	0	0	0	0	0	0						
32 Tyler Chatwood, R (6.1) OBP: 0.296, SLG: 0.336										0	0	0	0	0	0	0						
45 Xavier Cedeño, L (8.1) OBP: 0.296, SLG: 0.336										0	0	0	0	0	0	0						
29 Brad Brach, R (8.1) OBP: 0.296, SLG: 0.336										0	0	0	0	0	0	0						
5 Albert Almora Jr., R (9. PH) OBP: 0.296, SLG: 0.336										1	0	0	0	0	0	0						
<b>Inning Stats</b>	R: 0 E: 0 K: 0 S: 12	H: 0 LOB: 0 BB: 0 P: 14	R: 0 E: 0 K: 0 S: 6	H: 0 LOB: 0 BB: 0 P: 10	R: 0 E: 0 K: 3 S: 9	H: 0 LOB: 0 BB: 0 P: 11	R: 0 E: 0 K: 0 S: 5	H: 1 LOB: 0 BB: 0 P: 7	R: 1 E: 0 K: 0 S: 8	H: 2 LOB: 1 BB: 0 P: 13	R: 1 E: 0 K: 1 S: 11	H: 1 LOB: 0 BB: 0 P: 13	R: 0 E: 0 K: 2 S: 9	H: 0 LOB: 0 BB: 0 P: 13	R: 0 E: 0 K: 1 S: 9	H: 0 LOB: 0 BB: 0 P: 12	R: 0 E: 0 K: 1 S: 6	H: 0 LOB: 0 BB: 0 P: 7	1B: 3 2B: 0 3B: 0 HR: 1	SF: 0 SAC: 0 DP: 1 HBP: 0	WP: 0 PB: 2 SB: 0 CS: 0	PA: 30
<b>PITCHER</b>	IP WLS BF H R ER SO BB IBB HBP BLK WP HR S P ERA WHIP																					
37 Stephen Strasburg, R (1.1) ERA: 3.32	8.0 W 27 4 2 1 7 0 0 0 0 0 1 69 93 1.12 0.500																					
63 Sean Doolittle, L (9.1) ERA: 1.71	1.0 S 3 0 0 0 1 0 0 0 0 0 0 6 7 0.00 0.000																					

AB	30
R	2
H	4
RBI	1
BB	0
SO	8
LOB	4



Batter	1	2	3	4	5	6	7	8	9	AB	R	H	RBI	BB	SO	LOB	BOTTOM					
7 Trea Turner, R (1.6) OBP: 0.400, SLG: 0.652	P5		E 2B	K		G5-3			2B IBB	4	1	1	0	1	1	1	<b>Chicago Cubs @ Washington Nationals</b> Nationals Park, Washington, DC Sat May 18 2019, 7:16 PM - 10:12 PM EDT Att: 37,582 - Partly Cloudy - 81 F					
2 Adam Eaton, L (1.9) OBP: 0.343, SLG: 0.376	F9 1B		E5 6 CS 1B	G4-3		G4-3			BB	4	0	2	0	1	0	1						
6 Anthony Rendon, R (1.5) OBP: 0.414, SLG: 0.652			47 2B			G4-3 2B			L5	4	2	2	0	1	1	3						
47 Howie Kendrick, R (1.3) OBP: 0.359, SLG: 0.544	F9		22 2B			G4-3			K	4	1	1	1	0	1	3						
22 Juan Soto, L (1.7) OBP: 0.364, SLG: 0.438	P2		9 1B						BB	3	0	2	3	1	0	2						
9 Brian Dozier, R (1.4) OBP: 0.313, SLG: 0.359			2H 3H						F9	4	1	2	1	0	1	2						
10 Yan Gomes, R (1.2) OBP: 0.280, SLG: 0.299	G6-3		F7			L8			G5-3	4	0	0	0	0	0	3						
3 Michael Taylor, R (1.8) OBP: 0.281, SLG: 0.255	P6		K						BB	3	0	1	0	1	1	2						
37 Stephen Strasburg, R (1.1) ERA: 2.09										2	0	0	0	0	1	0						
5 Adrián Sánchez, R (8. PH) ERA: 2.41										1	0	0	0	0	1	1						
63 Sean Doolittle, L (9.1) ERA: 1.71										0	0	0	0	0	0	0						
<b>Inning Stats</b>	R: 0 E: 0 K: 0 S: 16	H: 2 LOB: 2 BB: 0 P: 28	R: 1 E: 0 K: 1 S: 11	H: 1 LOB: 0 BB: 0 P: 17	R: 3 E: 1 K: 1 S: 17	H: 5 LOB: 2 BB: 1 P: 28	R: 0 E: 0 K: 1 S: 11	H: 0 LOB: 0 BB: 0 P: 14	R: 1 E: 0 K: 1 S: 13	H: 2 LOB: 1 BB: 0 P: 22	R: 0 E: 0 K: 0 S: 9	H: 0 LOB: 1 BB: 1 P: 16	R: 0 E: 0 K: 1 S: 5	H: 0 LOB: 1 BB: 1 P: 12	R: 0 E: 0 K: 2 S: 13	H: 1 LOB: 3 BB: 2 P: 18	R: 0 E: 0 K: 2 S: 13	H: 1 LOB: 3 BB: 2 P: 18	1B: 7 2B: 3 3B: 0 HR: 1	SF: 0 SAC: 1 DP: 0 HBP: 0	WP: 0 PB: 0 SB: 1 CS: 1	PA: 39
<b>PITCHER</b>	IP WLS BF H R ER SO BB IBB HBP BLK WP HR S P ERA WHIP																					
34 Jon Lester, L (1.1) ERA: 2.09	4.1 L 23 10 5 5 3 1 0 0 0 0 0 0 7 11 0.00 0.000																					
6 Carl Edwards Jr., R (5.1) ERA: 9.45	0.2 2 0 0 0 0 1 0 0 0 0 0 0 0 7 11 0.00 0.000																					
32 Tyler Chatwood, R (6.1) ERA: 2.96	2.0 8 0 0 0 0 1 2 0 0 0 0 0 0 14 28 0.00 1.000																					
45 Xavier Cedeño, L (8.1) ERA: 2.96	0.2 5 1 0 0 1 1 1 1 0 0 0 0 0 9 14 0.00 3.000																					
29 Brad Brach, R (8.1) ERA: 2.41	0.1 1 0 0 0 0 1 0 0 0 0 0 0 0 4 4 0.00 0.000																					

AB	33
R	5
H	11
RBI	5
BB	5
SO	7
LOB	18



Batter	1	2	3	4	5	6	7	8	9	AB	R	H	RBI	BB	SO	LOB	TOP						
12 Kyle Schwarber, L OBP: 0.344, SLG: 0.395											2	1	1	2	1	0	2						
17 Kris Bryant, R OBP: 0.402, SLG: 0.562											3	0	1	1	1	0	3						
44 Anthony Rizzo, L OBP: 0.372, SLG: 0.523											4	1	1	1	1	1	3						
9 Javier Báez, R OBP: 0.359, SLG: 0.595																							
27 Addison Russell, R OBP: 0.316, SLG: 0.450																							
40 Wilson Contreras, R OBP: 0.426, SLG: 0.627																							
3 Daniel Descalso, L OBP: 0.286, SLG: 0.318																							
22 Jason Heyward, L OBP: 0.335, SLG: 0.399																							
5 Albert Almora Jr., R OBP: 0.286, SLG: 0.421																							
28 Kyle Hendricks, R OBP: 0.227, SLG: 0.238																							
20 Brandon Kintzler, R																							
45 Xavier Cedeño, L																							
13 David Bote, R OBP: 0.328, SLG: 0.407																							
41 Steve Cishek, R																							
<b>Inning Stats</b>	R: 1 E: 0 K: 0 S: 7	H: 0 LOB: 2 BB: 3 P: 22	R: 1 E: 0 K: 0 S: 8	H: 2 LOB: 1 BB: 0 P: 14	R: 1 E: 0 K: 1 S: 15	H: 2 LOB: 1 BB: 0 P: 28	R: 1 E: 0 K: 2 S: 11	H: 1 LOB: 1 BB: 0 P: 20	R: 0 E: 0 K: 1 S: 6	H: 0 LOB: 0 BB: 0 P: 7	R: 2 E: 1 K: 0 S: 10	H: 2 LOB: 1 BB: 1 P: 17	R: 0 E: 0 K: 1 S: 12	H: 0 LOB: 0 BB: 0 P: 16	R: 0 E: 0 K: 2 S: 9	H: 2 LOB: 2 BB: 0 P: 14	R: 0 E: 0 K: 0 S: 10	H: 0 LOB: 1 BB: 1 P: 19	1B: 5 2B: 3 3B: 0 HR: 1	SF: 2 SAC: 1 DP: 2 HBP: 2	WP: 2 PB: 1 SB: 0 CS: 0	PA: 42	
<b>PITCHER</b>	IP WLS BF H R ER SO BB IBB HBP BLK WP HR S P ERA WHIP	3.0 L 16 4 3 3 1 3 0 1 0 0 1 30 64 9.00 2.333	4.1 3 3 2 3 1 0 0 1 0 0 0 27 44 6.00 1.333	2.0 8 2 0 0 3 0 0 0 0 0 0 21 30 0.00 1.000	0.1 1 0 0 0 0 0 0 0 0 0 0 2 2 0.00 0.000	0.2 3 0 0 0 0 1 0 0 0 0 0 8 17 0.00 1.500																	

Chicago Cubs @ Washington Nationals  
Nationals Park, Washington, DC  
Sun May 19 2019, 7:08 PM - 10:22 PM EDT  
Att: 23,244 - Partly Cloudy - 87 F

AB	32
R	6
H	9
RBI	6
BB	5
SO	7
LOB	20



Chicago Cubs @ Washington Nationals  
Nationals Park, Washington, DC  
Sun May 19 2019, 7:08 PM - 10:22 PM EDT  
Att: 23,244 - Partly Cloudy - 87 F

AB	35
R	5
H	9
RBI	5
BB	2
SO	7
LOB	6



Batter	1	2	3	4	5	6	7	8	9	10	AB	R	H	RBI	BB	SO	LOB	TOP						
22 Andrew McCutchen, R OBP: 0.375, SLG: 0.401			G6-3			FC4-6 BB	1B		2 1B BB		3	0	1	0	2	1	0							
2 Jean Segura, R OBP: 0.360, SLG: 0.481	F8			G2-3		FC4-6 10 1B	K		1-1 1B		5	1	1	1	0	1	3							
3 Bryce Harper, L OBP: 0.367, SLG: 0.465	L9			K		10 1B 16 3B	G4-3			F8	4	1	0	0	1	1	2							
17 Rhys Hoskins, R OBP: 0.377, SLG: 0.515		G5-3				P4			K	F9	4	0	0	0	1	1	2							
10 J.T. Realmuto, R OBP: 0.333, SLG: 0.453					G6-3				F9	HR	5	2	2	2	0	1	1							
16 César Hernández, S OBP: 0.375, SLG: 0.474										G6-3	5	0	3	2	0	0	0							
12 Juan Nicasio, R (10, 1)											0	0	0	0	0	0	0							
37 Odóbel Herrera, L OBP: 0.287, SLG: 0.351											4	0	0	0	0	1	3							
7 Maikel Franco, R OBP: 0.299, SLG: 0.410			L9								4	1	1	0	0	1	1							
49 Jake Arrieta, R OBP: 0.111, SLG: 0.111											2	0	0	0	0	2	1							
9 Phil Gosselin, R OBP: 0.333, SLG: 0.344											1	0	0	0	0	0	0							
58 Seranthony Dominguez, R (7, 1)											0	0	0	0	0	0	0							
4 Scott Kingery, R OBP: 0.260, SLG: 0.267											1	0	0	0	0	0	1							
50 Héctor Neris, R (9, 1)											0	0	0	0	0	0	0							
46 Adam Morgan, L (10, 1)											0	0	0	0	0	0	0							
13 Sean Rodriguez, R OBP: 0.276, SLG: 0.322											0	0	0	0	0	0	0							
<b>Inning Stats</b>	R: 0 E: 0 K: 1 S: 7	H: 0 LOB: 0 BB: 0 P: 10	R: 0 E: 0 K: 1 S: 9	H: 1 LOB: 1 BB: 0 P: 12	R: 0 E: 0 K: 1 S: 6	H: 0 LOB: 0 BB: 0 P: 10	R: 0 E: 0 K: 1 S: 9	H: 0 LOB: 1 BB: 1 P: 18	R: 0 E: 0 K: 3 S: 12	H: 1 LOB: 1 BB: 0 P: 17	R: 3 E: 0 K: 0 S: 15	H: 2 LOB: 1 BB: 0 P: 28	R: 0 E: 0 K: 1 S: 17	H: 2 LOB: 2 BB: 0 P: 23	R: 0 E: 0 K: 1 S: 9	H: 0 LOB: 0 BB: 0 P: 12	R: 1 E: 0 K: 1 S: 13	H: 2 LOB: 3 BB: 1 P: 20	R: 1 E: 0 K: 0 S: 10	H: 1 LOB: 0 BB: 0 P: 14	1B: 6 2B: 1 3B: 1 HR: 1	SF: 0 SAC: 0 DP: 0 HBP: 0	WP: 0 PB: 0 SB: 3 CS: 0	PA: 42
<b>PITCHER</b>	IP 6.0	WLS 25	BF 4	H 3	R 3	ER 3	SO 7	BB 3	IBB 0	HBP 0	BLK 0	WP 0	HR 0	S 58	P 95	ERA 4.50	WHIP 1.167							
11 Yu Darvish, R ERA: 5.06																								
38 Mike Montgomery, L (7, 1)	2.0	8	2	0	0	2	0	0	0	0	0	0	0	26	35	0.00	1.000							
29 Brad Brach, R ERA: 5.11	1.0	5	2	1	1	1	1	0	0	0	0	0	13	20	9.00	3.000								
56 Kyle Ryan, L ERA: 4.8	1.0	4	1	1	1	0	0	0	0	0	0	1	10	14	9.00	1.000								

Philadelphia Phillies @ Chicago Cubs  
Wrigley Field, Chicago, IL  
Mon May 20 2019, 7:07 PM - 10:41 PM CDT  
Att: 37,909 - Partly Cloudy - 50 F

AB	38
R	5
H	9
RBI	5
BB	4
SO	10
LOB	14



Batter	1	2	3	4	5	6	7	8	9	10	AB	R	H	RBI	BB	SO	LOB	BOTTOM
12 Kyle Schwarber, L OBP: 0.340, SLG: 0.403	K		44 1B 3B	K			K		F7		5	1	1	0	0	3	2	
17 Kris Bryant, R OBP: 0.392, SLG: 0.545	G6-3		G6-3		F9		P4		G5-3		5	0	0	0	0	0	1	
44 Anthony Rizzo, L OBP: 0.378, SLG: 0.532	P5					22 1B 5 L9-2	G3				5	0	3	1	0	0	0	
7 Victor Caratini, S OBP: 0.577, SLG: 0.750											3	1	1	0	2	1	2	
56 Kyle Ryan, L (10, 1)											0	0	0	0	0	0	0	
22 Jason Heyward, L OBP: 0.343, SLG: 0.401											4	1	2	0	1	1	1	
5 Albert Almora Jr., R OBP: 0.314, SLG: 0.423											4	0	2	0	0	0	5	
3 Daniel Descalso, L OBP: 0.290, SLG: 0.333											4	1	1	2	1	1	2	
27 Addison Russell, R OBP: 0.308, SLG: 0.417											4	0	1	0	0	0	3	
11 Yu Darvish, R OBP: 0.293, SLG: 0.263											1	0	0	0	0	0	3	
2 Mark Zaidis, R OBP: 0.344, SLG: 0.333											1	0	0	0	0	0	1	
38 Mike Montgomery, L (7, 1)											0	0	0	0	0	0	0	
13 David Bote, R OBP: 0.255, SLG: 0.405											0	0	0	0	0	0	0	
29 Brad Brach, R (9, 1)											0	0	0	0	0	0	0	
40 Wilson Contreras, R OBP: 0.268, SLG: 0.297											0	0	0	0	0	0	0	
<b>Inning Stats</b>	R: 0 E: 0 K: 1 S: 12	H: 2 LOB: 3 BB: 1 P: 17	R: 1 E: 0 K: 0 S: 13	H: 2 LOB: 1 BB: 0 P: 22	R: 0 E: 0 K: 2 S: 13	H: 2 LOB: 2 BB: 0 P: 19	R: 0 E: 0 K: 0 S: 8	H: 0 LOB: 0 BB: 0 P: 9	R: 3 E: 1 K: 0 S: 10	H: 1 LOB: 0 BB: 2 P: 21	R: 0 E: 0 K: 1 S: 10	H: 1 LOB: 1 BB: 0 P: 11	R: 0 E: 0 K: 1 S: 7	H: 1 LOB: 0 BB: 0 P: 10	1B: 8 2B: 2 3B: 2 HR: 0	SF: 0 SAC: 2 DP: 2 HBP: 0	WP: 0 PB: 0 SB: 0 CS: 0	PA: 43
<b>PITCHER</b>	IP 6.0	WLS 27	BF 8	H 1	R 1	ER 4	SO 1	BB 2	IBB 0	HBP 0	BLK 0	WP 0	HR 0	S 62	P 99	ERA 1.50	WHIP 1.667	
49 Jake Arrieta, R ERA: 3.77																		
58 Seranthony Dominguez, R (7, 1)	2.0	B	9	1	3	2	1	2	0	0	0	0	0	19	32	9.00	1.500	
50 Hector Neris, R ERA: 1.77	1.0	W	4	1	0	0	1	0	0	0	0	0	0	10	11	0.00	1.000	
46 Adam Morgan, L ERA: 2.12	0.1	H	1	0	0	0	1	0	0	0	0	0	0	3	4	0.00	0.000	
12 Juan Nicasio, R ERA: 3.22	0.2	S	2	1	0	0	0	0	0	0	0	0	0	4	6	0.00	1.500	

Philadelphia Phillies @ Chicago Cubs  
Wrigley Field, Chicago, IL  
Mon May 20 2019, 7:07 PM - 10:41 PM CDT  
Att: 37,909 - Partly Cloudy - 50 F

AB	37
R	4
H	11
RBI	3
BB	4
SO	7
LOB	19





Batter	1	2	3	4	5	6	7	8	9	AB	R	H	RBI	BB	SO	LOB	TOP			
22 Andrew McCutchen, R (1.7) OBP: 0.373, SLG: 0.398										4	0	1	2	0	1	1	<b>Philadelphia Phillies @ Chicago Cubs</b> Wrigley Field, Chicago, IL Tue May 21 2019, 6:10 PM - 9:42 PM CDT Att: 36,768 - Overcast - 50 F			
2 Jean Segura, R (1.6) OBP: 0.365, SLG: 0.484										3	0	1	0	1	0	2				
3 Bryce Harper, L (1.9) OBP: 0.360, SLG: 0.454										4	0	0	0	0	1	2				
17 Rhys Hoskins, R (1.3) OBP: 0.380, SLG: 0.509										2	0	0	0	2	0	0				
10 J.T. Realmuto, R (1.2) OBP: 0.326, SLG: 0.442										4	0	0	0	0	0	3				
16 César Hernández, S (1.4) OBP: 0.372, SLG: 0.469											4	0	1	0	0	1		1		
4 Scott Kingery, R (1.8) OBP: 0.432, SLG: 0.650											4	1	1	0	0	1		2		
7 Maikel Franco, R (1.5) OBP: 0.298, SLG: 0.412											4	1	1	0	0	0		1		
56 Zach Efflin, R (1.1) OBP: 0.176, SLG: 0.176											2	0	1	0	0	0		0		
37 Colton Rea, R (7.1) OBP: 0.285, SLG: 0.348											1	0	0	0	0	2				
41 Edgar García, R (7.1) OBP: 0.285, SLG: 0.348											0	0	0	0	0	0				
52 Jose Alvarez, L (7.1) OBP: 0.285, SLG: 0.348											0	0	0	0	0	0				
9 Phil Gosselin, R (9.1) OBP: 0.298, SLG: 0.323											1	0	0	0	1	1				
12 Juan Nicasio, R (9.1) OBP: 0.298, SLG: 0.323											0	0	0	0	0	0				
<b>Inning Stats</b>	R: 0 E: 0 K: 1 S: 12	H: 1 LOB: 2 BB: 1 P: 22	R: 0 E: 0 K: 1 S: 10	H: 0 LOB: 0 BB: 0 P: 16	R: 0 E: 0 K: 1 S: 8	H: 0 LOB: 1 BB: 1 P: 17	R: 0 E: 0 K: 1 S: 11	H: 0 LOB: 1 BB: 0 P: 19	R: 0 E: 0 K: 0 S: 7	H: 0 LOB: 0 BB: 0 P: 10	R: 2 E: 0 K: 0 S: 18	H: 3 LOB: 1 BB: 0 P: 26	R: 0 E: 0 K: 0 S: 7	H: 0 LOB: 0 BB: 0 P: 8	R: 0 E: 0 K: 1 S: 10	H: 1 LOB: 1 BB: 0 P: 21	1B: 3 2B: 3 3B: 0 HR: 0	SF: 0 SAC: 0 DP: 0 HBP: 0	WP: 0 PB: 0 SB: 1 CS: 0	PA: 36
<b>PITCHER</b>	IP WLS BF H R ER SO BB IBB HBP BLK WP HR S P ERA WHIP	6.0 23 2 0 0 4 3 0 0 0 0 0 59 100 0.00 0.833	0.2 H 4 2 2 2 0 0 0 0 0 0 0 12 18 27.00 3.000	1.1 B 5 1 0 0 0 0 0 0 0 0 0 13 16 0.00 0.750	0.1 2 1 0 0 0 0 0 0 0 0 0 5 10 0.00 3.000	0.2 W 2 0 0 0 0 1 0 0 0 0 0 0 5 11 0.00 0.000														

AB	33
R	2
H	6
RBI	2
BB	3
SO	5
LOB	15



Batter	1	2	3	4	5	6	7	8	9	AB	R	H	RBI	BB	SO	LOB	BOTTOM					
12 Kyle Schwarber, L (1.7) OBP: 0.335, SLG: 0.391										4	0	0	0	1	0	4	<b>Philadelphia Phillies @ Chicago Cubs</b> Wrigley Field, Chicago, IL Tue May 21 2019, 6:10 PM - 9:42 PM CDT Att: 36,768 - Overcast - 50 F					
17 Kris Bryant, R (1.5) OBP: 0.402, SLG: 0.556										4	2	3	0	1	0	1						
44 Anthony Rizzo, L (1.3) OBP: 0.378, SLG: 0.531										4	1	1	0	1	0	3						
40 Wilson Contreras, R (1.2) OBP: 0.419, SLG: 0.612										5	0	1	1	0	0	4						
22 Jason Heyward, L (1.9) OBP: 0.344, SLG: 0.394										3	0	0	0	2	0	2						
5 Albert Almora Jr., R (1.8) OBP: 0.317, SLG: 0.418										4	0	1	1	1	1	2						
3 Daniel Descalso, L (1.4) OBP: 0.281, SLG: 0.322											4	0	0	0	0	1		5				
9 Javier Báez, R (9.1) OBP: 0.362, SLG: 0.597											1	0	1	1	0	0		0				
27 Addison Russell, R (1.6) OBP: 0.333, SLG: 0.407										3	0	1	0	1	0	0						
62 Jose Quintana, R (1.1) OBP: 0.206, SLG: 0.206										1	0	0	0	0	0	0						
2 Markakis, R (7.1) OBP: 0.342, SLG: 0.393											1	0	0	0	0	0						
6 Carl Edwards Jr., R (7.1) OBP: 0.342, SLG: 0.393											0	0	0	0	0	0						
20 Brandon Kintzler, R (7.1) OBP: 0.342, SLG: 0.393											0	0	0	0	0	0						
13 David Bote, R (8.1) OBP: 0.342, SLG: 0.393											1	0	1	0	0	0						
45 Xavier Cedeño, L (9.1) OBP: 0.342, SLG: 0.393											0	0	0	0	0	0						
56 Kyle Ryan, L (9.1) OBP: 0.342, SLG: 0.393											0	0	0	0	0	0						
<b>Inning Stats</b>	R: 1 E: 0 K: 1 S: 13	H: 1 LOB: 3 BB: 3 P: 32	R: 0 E: 0 K: 0 S: 9	H: 1 LOB: 0 BB: 0 P: 14	R: 0 E: 0 K: 0 S: 9	H: 2 LOB: 2 BB: 0 P: 13	R: 0 E: 0 K: 0 S: 12	H: 1 LOB: 1 BB: 1 P: 17	R: 0 E: 0 K: 1 S: 7	H: 0 LOB: 0 BB: 0 P: 11	R: 0 E: 0 K: 0 S: 12	H: 1 LOB: 1 BB: 0 P: 17	R: 0 E: 0 K: 0 S: 8	H: 1 LOB: 1 BB: 0 P: 12	R: 0 E: 0 K: 0 S: 13	H: 1 LOB: 2 BB: 2 P: 21	R: 2 E: 0 K: 0 S: 13	H: 2 LOB: 3 BB: 2 P: 20	1B: 8 2B: 2 3B: 0 HR: 0	SF: 0 SAC: 1 DP: 0 HBP: 0	WP: 1 PB: 0 SB: 0 CS: 0	PA: 43
<b>PITCHER</b>	IP WLS BF H R ER SO BB IBB HBP BLK WP HR S P ERA WHIP	6.0 28 6 1 1 2 4 0 0 0 0 0 62 104 1.50 1.667	0.2 H 3 1 0 0 0 0 0 0 0 0 0 6 9 0.00 1.500	1.1 H 6 1 0 0 0 1 0 0 0 0 1 0 15 24 0.00 1.500	0.1 L 6 2 2 2 0 1 1 0 0 0 0 0 13 20 54.00 9.000																	

AB	35
R	3
H	10
RBI	3
BB	7
SO	2
LOB	21



Batter	1	2	3	4	5	6	7	8	9	AB	R	H	RBI	BB	SO	LOB	TOP																	
22 Andrew McCutchen, R OBP: 0.379, SLG: 0.425										5	2	3	1	0	1	1	<b>Philadelphia Phillies @ Chicago Cubs</b> Wrigley Field, Chicago, IL Wed May 22 2019, 7:07 PM - 10:10 PM CDT Att: 39,246 - Partly Cloudy - 80 F																	
2 Jean Segura, R OBP: 0.370, SLG: 0.491										4	1	2	0	1	0	1																		
3 Bryce Harper, L OBP: 0.366, SLG: 0.458										5	1	3	0	0	0	3																		
17 Rhys Hoskins, R OBP: 0.385, SLG: 0.506										3	0	1	1	2	1	3																		
10 J.T. Realmuto, R OBP: 0.328, SLG: 0.446										5	0	2	1	0	1	5																		
16 César Hernández, S OBP: 0.388, SLG: 0.461										5	0	1	1	0	2	4																		
4 Scott Kingery, R OBP: 0.424, SLG: 0.605										3	0	0	0	0	2	2																		
41 Edgar García, R										0	0	0	0	0	0	0																		
9 Phil Gosselin, R OBP: 0.250, SLG: 0.325										1	0	0	0	0	0	0																		
51 Enyel De Los Santos, R OBP: 0.360, SLG: 0.211										1	0	0	0	0	0	2																		
7 Maikel Franco, R OBP: 0.292, SLG: 0.402										4	0	0	0	0	1	2																		
47 Cole Irvin, L OBP: 0.500, SLG: 0.333										2	0	1	0	0	1	0																		
37 Odúbel Herrera, L OBP: 0.280, SLG: 0.342										2	0	0	0	0	1	0																		
<b>Inning Stats</b>	R: 1 E: 0 K: 1 S: 18	H: 2 LOB: 2 BB: 1 P: 33	R: 0 E: 0 K: 2 S: 13	H: 1 LOB: 1 BB: 0 P: 16	R: 2 E: 0 K: 2 S: 18	H: 4 LOB: 2 BB: 0 P: 24	R: 0 E: 0 K: 1 S: 15	H: 2 LOB: 3 BB: 1 P: 26	R: 0 E: 0 K: 0 S: 7	H: 0 LOB: 0 BB: 0 P: 11	R: 0 E: 0 K: 0 S: 13	H: 1 LOB: 2 BB: 1 P: 21	R: 0 E: 0 K: 0 S: 6	H: 0 LOB: 0 BB: 0 P: 10	R: 1 E: 0 K: 1 S: 11	H: 1 LOB: 0 BB: 0 P: 17	R: 0 E: 0 K: 1 S: 20	H: 2 LOB: 2 BB: 0 P: 28	1B: 9 2B: 3 HR: 1	SF: 0 SAC: 0 DP: 0 HBP: 0	WP: 0 PB: 0 SB: 0 CS: 0	PA: 43												
<b>PITCHER</b>	IP WLS BF H R ER SO BB IBB HBP BLK WP HR S P ERA WHIP																	<b>PITCHER</b>	IP WLS BF H R ER SO BB IBB HBP BLK WP HR S P ERA WHIP															
35 Cole Hamels, L ERA: 3.38	4.0	23	9	3	3	6	2	0	0	0	0	0	0	0	64	99	6.75	2.750																
32 Tyler Chatwood, R ERA: 2.59	4.0	W 16	3	1	1	3	1	0	0	0	0	0	1	40	62	2.25	1.000																	
41 Steve Cishek, R ERA: 2.35	1.0	4	1	0	0	1	0	0	0	0	0	0	0	17	25	0.00	1.000																	

AB	40
R	4
H	13
RBI	4
BB	3
SO	10
LOB	23



Batter	1	2	3	4	5	6	7	8	9	AB	R	H	RBI	BB	SO	LOB	BOTTOM																
12 Kyle Schwarber, L OBP: 0.339, SLG: 0.401										4	1	2	0	0	2	1	<b>Philadelphia Phillies @ Chicago Cubs</b> Wrigley Field, Chicago, IL Wed May 22 2019, 7:07 PM - 10:10 PM CDT Att: 39,246 - Partly Cloudy - 80 F																
17 Kris Bryant, R OBP: 0.404, SLG: 0.560										4	2	2	0	0	0	2																	
44 Anthony Rizzo, L OBP: 0.381, SLG: 0.546										3	2	1	3	1	0	1																	
9 Javier Báez, R OBP: 0.365, SLG: 0.608										3	1	1	1	1	2	2																	
40 Wilson Contreras, R OBP: 0.421, SLG: 0.603										2	1	0	0	1	1	0																	
5 Albert Almora Jr., R OBP: 0.315, SLG: 0.435										4	1	1	4	0	0	3																	
27 Addison Russell, R OBP: 0.294, SLG: 0.355										4	0	0	0	0	1	0																	
13 David Bote, R OBP: 0.333, SLG: 0.407										3	0	1	0	1	0	0																	
35 Cole Hamels, L										2	0	0	0	0	1	1																	
32 Tyler Chatwood, R										1	0	0	0	0	0	0																	
41 Steve Cishek, R										0	0	0	0	0	0	0																	
<b>Inning Stats</b>	R: 0 E: 0 K: 0 S: 12	H: 1 LOB: 3 BB: 1 P: 23	R: 0 E: 0 K: 1 S: 6	H: 1 LOB: 0 BB: 0 P: 6	R: 3 E: 0 K: 2 S: 13	H: 3 LOB: 0 BB: 0 P: 20	R: 0 E: 0 K: 1 S: 6	H: 0 LOB: 0 BB: 0 P: 10	R: 4 E: 0 K: 2 S: 14	H: 2 LOB: 0 BB: 2 P: 27	R: 0 E: 0 K: 1 S: 10	H: 0 LOB: 1 BB: 1 P: 18	R: 1 E: 0 K: 0 S: 16	H: 1 LOB: 0 BB: 0 P: 22	R: 0 E: 0 K: 0 S: 8	H: 0 LOB: 0 BB: 0 P: 9	1B: 3 2B: 2 HR: 3	SF: 0 SAC: 1 DP: 1 HBP: 1	WP: 0 PB: 0 SB: 0 CS: 0	PA: 36													
<b>PITCHER</b>	IP WLS BF H R ER SO BB IBB HBP BLK WP HR S P ERA WHIP																	<b>PITCHER</b>	IP WLS BF H R ER SO BB IBB HBP BLK WP HR S P ERA WHIP														
47 Cole Irvin, L ERA: 5.6	4.2	L 24	7	7	7	6	3	0	1	0	0	0	0	11	20	0.00	0.750																
41 Edgar García, R ERA: 4.32	1.1	5	0	0	0	1	1	0	0	0	0	0	0	11	20	0.00	0.750																
51 Enyel De Los Santos, R ERA: 5.4	2.0	7	1	1	1	0	0	0	0	0	0	1	24	31	4.50	0.500																	



Batter	1	2	3	4	5	6	7	8	9	AB	R	H	RBI	BB	SO	LOB	TOP							
22 Andrew McCutchen, R OBP: 0.383, SLG: 0.438										4	2	2	2	1	1	1	<b>Philadelphia Phillies @ Chicago Cubs</b> Wrigley Field, Chicago, IL Thu May 23 2019, 1:23 PM - 5:16 PM CDT Att: 37,173 - Sunny - 74 F							
2 Jean Segura, R OBP: 0.371, SLG: 0.512										5	2	2	2	0	1	4								
3 Bryce Harper, L OBP: 0.367, SLG: 0.454										4	1	1	1	1	2	2								
17 Rhys Hoskins, R OBP: 0.385, SLG: 0.503										3	1	1	1	1	1	3								
50 Héctor Neris, R										0	0	0	0	0	0	0								
10 J.T. Realmuto, R OBP: 0.330, SLG: 0.459										4	1	1	1	1	2	3								
4 Scott Kingery, R OBP: 0.412, SLG: 0.617										4	0	2	0	0	1	0								
52 Jose Alvarez, L										0	0	0	0	0	0	0								
7 Maikel Franco, R OBP: 0.290, SLG: 0.400										1	0	0	0	0	1	1								
37 Odúbel Herrera, L OBP: 0.277, SLG: 0.336										5	1	1	1	0	1	4								
13 Sean Rodríguez, R OBP: 0.375, SLG: 0.500										5	1	2	0	0	1	2								
27 Aaron Nola, R OBP: 0.190, SLG: 0.056										2	0	0	0	0	1	0								
46 Adam Morgan, L										0	0	0	0	0	0	0								
58 Seranthony Domínguez, R										0	0	0	0	0	0	0								
93 Pat Neshek, S										0	0	0	0	0	0	0								
16 César Hernández, S OBP: 0.366, SLG: 0.459										1	0	0	0	0	2	2								
<b>Inning Stats</b>	R: 2 E: 0 K: 2 S: 16	H: 3 LOB: 2 BB: 1 P: 27	R: 0 E: 0 K: 2 S: 11	H: 0 LOB: 0 BB: 0 P: 19	R: 2 E: 0 K: 0 S: 10	H: 2 LOB: 0 BB: 0 P: 17	R: 3 E: 1 K: 1 S: 14	H: 2 LOB: 1 BB: 0 P: 21	R: 1 E: 0 K: 1 S: 17	H: 2 LOB: 1 BB: 0 P: 26	R: 0 E: 0 K: 2 S: 9	H: 0 LOB: 1 BB: 1 P: 16	R: 0 E: 0 K: 3 S: 12	H: 0 LOB: 0 BB: 0 P: 18	R: 1 E: 0 K: 0 S: 18	H: 3 LOB: 3 BB: 1 P: 26	R: 0 E: 0 K: 1 S: 10	H: 0 LOB: 1 BB: 1 P: 18	1B: 6 2B: 4 3B: 0 HR: 2	SF: 1 SAC: 1 DP: 0 HBP: 0	WP: 1 PB: 0 SB: 0 CS: 0	PA: 44		
<b>PITCHER</b>	IP WLS BF H R ER SO BB IBB HBP BLK WP HR S P ERA WHIP	IP WLS BF H R ER SO BB IBB HBP BLK WP HR S P ERA WHIP	IP WLS BF H R ER SO BB IBB HBP BLK WP HR S P ERA WHIP	IP WLS BF H R ER SO BB IBB HBP BLK WP HR S P ERA WHIP	IP WLS BF H R ER SO BB IBB HBP BLK WP HR S P ERA WHIP	IP WLS BF H R ER SO BB IBB HBP BLK WP HR S P ERA WHIP	IP WLS BF H R ER SO BB IBB HBP BLK WP HR S P ERA WHIP	IP WLS BF H R ER SO BB IBB HBP BLK WP HR S P ERA WHIP	IP WLS BF H R ER SO BB IBB HBP BLK WP HR S P ERA WHIP	IP WLS BF H R ER SO BB IBB HBP BLK WP HR S P ERA WHIP	IP WLS BF H R ER SO BB IBB HBP BLK WP HR S P ERA WHIP	IP WLS BF H R ER SO BB IBB HBP BLK WP HR S P ERA WHIP	IP WLS BF H R ER SO BB IBB HBP BLK WP HR S P ERA WHIP	IP WLS BF H R ER SO BB IBB HBP BLK WP HR S P ERA WHIP	IP WLS BF H R ER SO BB IBB HBP BLK WP HR S P ERA WHIP	IP WLS BF H R ER SO BB IBB HBP BLK WP HR S P ERA WHIP	IP WLS BF H R ER SO BB IBB HBP BLK WP HR S P ERA WHIP	IP WLS BF H R ER SO BB IBB HBP BLK WP HR S P ERA WHIP	IP WLS BF H R ER SO BB IBB HBP BLK WP HR S P ERA WHIP	IP WLS BF H R ER SO BB IBB HBP BLK WP HR S P ERA WHIP	IP WLS BF H R ER SO BB IBB HBP BLK WP HR S P ERA WHIP	IP WLS BF H R ER SO BB IBB HBP BLK WP HR S P ERA WHIP	IP WLS BF H R ER SO BB IBB HBP BLK WP HR S P ERA WHIP	IP WLS BF H R ER SO BB IBB HBP BLK WP HR S P ERA WHIP

AB	38
R	9
H	12
RBI	8
BB	4
SO	12
LOB	22



Batter	1	2	3	4	5	6	7	8	9	AB	R	H	RBI	BB	SO	LOB	BOTTOM			
12 Kyle Schwarber, L OBP: 0.347, SLG: 0.425										4	2	2	2	1	1	1	<b>Philadelphia Phillies @ Chicago Cubs</b> Wrigley Field, Chicago, IL Thu May 23 2019, 1:23 PM - 5:16 PM CDT Att: 37,173 - Sunny - 74 F			
9 Javier Báez, R OBP: 0.381, SLG: 0.603										5	1	1	0	0	2	3				
44 Anthony Rizzo, L OBP: 0.391, SLG: 0.571										5	3	4	3	0	1	0				
40 Wilson Contreras, R OBP: 0.420, SLG: 0.593										4	0	1	0	1	1	1				
22 Jason Heyward, L OBP: 0.356, SLG: 0.391										1	0	0	0	4	1	2				
5 Albert Almora Jr., R OBP: 0.307, SLG: 0.423										4	0	0	0	0	2	6				
20 Brandon Kintzler, R										2	0	0	0	0	0	1				
3 Daniel Descalso, L OBP: 0.277, SLG: 0.316										0	0	0	0	1	0	0				
17 Kris Bryant, R OBP: 0.407, SLG: 0.560										0	0	0	0	1	0	0				
6 Carl Edwards Jr., R										0	0	0	0	0	0	0				
56 Kyle Ryan, L										0	0	0	0	0	0	0				
7 Victor Caratini, S OBP: 0.250, SLG: 0.286										3	0	0	0	0	0	5				
13 David Bote, R OBP: 0.338, SLG: 0.405										3	1	1	0	1	2	1				
<b>Inning Stats</b>	R: 0 E: 0 K: 2 S: 8	H: 0 LOB: 0 BB: 0 P: 12	R: 0 E: 0 K: 1 S: 10	H: 0 LOB: 0 BB: 1 P: 19	R: 0 E: 0 K: 2 S: 10	H: 0 LOB: 0 BB: 0 P: 16	R: 3 E: 0 K: 0 S: 12	H: 3 LOB: 1 BB: 2 P: 21	R: 0 E: 0 K: 1 S: 12	H: 0 LOB: 1 BB: 1 P: 20	R: 0 E: 0 K: 0 S: 15	H: 1 LOB: 3 BB: 2 P: 25	R: 3 E: 0 K: 3 S: 20	H: 3 LOB: 1 BB: 1 P: 31	R: 0 E: 0 K: 1 S: 11	H: 2 LOB: 2 BB: 0 P: 15	R: 1 E: 0 K: 2 S: 14	H: 2 LOB: 1 BB: 1 P: 25	1B: 7 2B: 2 3B: 0 HR: 2	SF: 0 SAC: 0 

Batter	1	2	3	4	5	6	7	8	9	AB	R	H	RBI	BB	SO	LOB	TOP							
15 Nick Senzel, R OBP: 0.315, SLG: 0.413										5	0	1	0	0	3	2								
19 Joey Votto, L OBP: 0.325, SLG: 0.343										4	2	2	0	1	1	2								
21 Michael Lorenzen, R OBP: 0.222, SLG: 0.250										0	1	0	0	0	0	0								
7 Eugenio Suárez, R OBP: 0.340, SLG: 0.544										5	1	2	2	0	0	3								
33 Jesse Winker, L OBP: 0.308, SLG: 0.467										3	1	2	1	0	0	0								
66 Yasiel Puig, R OBP: 0.258, SLG: 0.379										4	1	2	3	0	2	2								
50 Amir Garrett, R										0	0	0	0	0	0	0								
37 David Hernandez, R										0	0	0	0	0	0	0								
12 Curt Casali, R OBP: 0.333, SLG: 0.338										0	0	0	0	1	0	0								
22 Derek Dietrich, L OBP: 0.355, SLG: 0.625										4	0	0	0	1	2	2								
4 Jose Iglesias, R OBP: 0.329, SLG: 0.420										2	0	0	0	0	0	3								
53 Wandy Peralta, L										0	0	0	0	0	0	0								
17 Josh VanMeter, L OBP: 0.300, SLG: 0.235										1	0	0	0	0	1	0								
67 Matt Bowman, R										0	0	0	0	0	0	0								
52 Kyle Farmer, R OBP: 0.265, SLG: 0.492										2	0	0	0	0	1	2								
16 Tucker Barnhart, L OBP: 0.282, SLG: 0.298										5	0	1	0	0	3	2								
26 Raisel Iglesias, R										0	0	0	0	0	0	0								
28 Anthony DeSclafani, R OBP: 0.188, SLG: 0.188										1	0	0	0	0	0	0								
9 José Peraza, R OBP: 0.252, SLG: 0.324										2	0	1	0	1	0	0								
<b>Inning Stats</b>	R: 0 E: 0 K: 2 S: 10	H: 0 LOB: 0 BB: 0 P: 13	R: 0 E: 0 K: 1 S: 8	H: 0 LOB: 0 BB: 0 P: 13	R: 0 E: 0 K: 1 S: 10	H: 0 LOB: 0 BB: 0 P: 12	R: 1 E: 0 K: 1 S: 14	H: 2 LOB: 3 BB: 1 P: 23	R: 0 E: 0 K: 1 S: 14	H: 2 LOB: 2 BB: 0 P: 18	R: 2 E: 0 K: 3 S: 11	H: 2 LOB: 0 BB: 0 P: 20	R: 1 E: 0 K: 2 S: 13	H: 3 LOB: 2 BB: 0 P: 18	R: 0 E: 1 K: 1 S: 11	H: 1 LOB: 2 BB: 1 P: 22	R: 2 E: 0 K: 1 S: 17	H: 1 LOB: 2 BB: 2 P: 28	1B: 7 2B: 2 3B: 0 HR: 2	SF: 0 SAC: 0 DP: 0 HBP: 2	WP: 0 PB: 0 SB: 0 CS: 0	PA: 44		
<b>PITCHER</b>	IP WLS BF H R ER SO BB IBB HBP BLK WP HR S P ERA WHIP	IP WLS BF H R ER SO BB IBB HBP BLK WP HR S P ERA WHIP	IP WLS BF H R ER SO BB IBB HBP BLK WP HR S P ERA WHIP	IP WLS BF H R ER SO BB IBB HBP BLK WP HR S P ERA WHIP	IP WLS BF H R ER SO BB IBB HBP BLK WP HR S P ERA WHIP	IP WLS BF H R ER SO BB IBB HBP BLK WP HR S P ERA WHIP	IP WLS BF H R ER SO BB IBB HBP BLK WP HR S P ERA WHIP	IP WLS BF H R ER SO BB IBB HBP BLK WP HR S P ERA WHIP	IP WLS BF H R ER SO BB IBB HBP BLK WP HR S P ERA WHIP	IP WLS BF H R ER SO BB IBB HBP BLK WP HR S P ERA WHIP	IP WLS BF H R ER SO BB IBB HBP BLK WP HR S P ERA WHIP	IP WLS BF H R ER SO BB IBB HBP BLK WP HR S P ERA WHIP	IP WLS BF H R ER SO BB IBB HBP BLK WP HR S P ERA WHIP	IP WLS BF H R ER SO BB IBB HBP BLK WP HR S P ERA WHIP	IP WLS BF H R ER SO BB IBB HBP BLK WP HR S P ERA WHIP	IP WLS BF H R ER SO BB IBB HBP BLK WP HR S P ERA WHIP	IP WLS BF H R ER SO BB IBB HBP BLK WP HR S P ERA WHIP	IP WLS BF H R ER SO BB IBB HBP BLK WP HR S P ERA WHIP	IP WLS BF H R ER SO BB IBB HBP BLK WP HR S P ERA WHIP	IP WLS BF H R ER SO BB IBB HBP BLK WP HR S P ERA WHIP	IP WLS BF H R ER SO BB IBB HBP BLK WP HR S P ERA WHIP	IP WLS BF H R ER SO BB IBB HBP BLK WP HR S P ERA WHIP	IP WLS BF H R ER SO BB IBB HBP BLK WP HR S P ERA WHIP	IP WLS BF H R ER SO BB IBB HBP BLK WP HR S P ERA WHIP

Cincinnati Reds @ Chicago Cubs  
Wrigley Field, Chicago, IL  
Fri May 24 2019, 1:22 PM - 4:40 PM CDT  
Att: 35,266 - Overcast - 62 F

AB 38  
R 6  
H 11  
RBI 6  
BB 4  
SO 13  
LOB 18



Batter	1	2	3	4	5	6	7	8	9	AB	R	H	RBI	BB	SO	LOB	BOTTOM							
12 Kyle Schwarber, L OBP: 0.348, SLG: 0.440										4	2	1	1	1	1	3								
17 Kris Bryant, R OBP: 0.408, SLG: 0.572										5	1	2	2	0	0	0								
44 Anthony Rizzo, L OBP: 0.393, SLG: 0.587										4	2	2	1	0	1	1								
9 Javier Báez, R OBP: 0.354, SLG: 0.591										4	0	0	0	0	3	2								
22 Jason Heyward, L OBP: 0.354, SLG: 0.388										4	0	1	0	0	1	2								
7 Victor Caratini, S OBP: 0.545, SLG: 0.640										2	0	0	0	2	0	0								
2 Mark Zagunis, R OBP: 0.333, SLG: 0.343										0	0	0	0	0	0	0								
41 Steve Cishek, R										0	0	0	0	0	0	0								
57 James Norwood, R										0	0	0	0	0	0	0								
3 Daniel Descalso, L OBP: 0.279, SLG: 0.317										3	0	1	0	0	1	0								
29 Brad Brach, R										0	0	0	0	0	0	0								
38 Mike Montgomery, L OBP: 0.333, SLG: 0.333										0	0	0	0	0	0	0								
40 Wilson Contreras, R OBP: 0.424, SLG: 0.596										1	0	1	1	0	0	0								
5 Albert Almora Jr., R OBP: 0.299, SLG: 0.411										4	0	0	0	0	0	4								
28 Kyle Hendricks, R OBP: 0.250, SLG: 0.227										1	0	0	0	1	0	0								
27 Addison Russell, R OBP: 0.263, SLG: 0.314										2	0	0	0	0	2	0								
<b>Inning Stats</b>	R: 1 E: 0 K: 0 S: 7	H: 1 LOB: 0 BB: 0 P: 13	R: 0 E: 0 K: 1 S: 6	H: 0 LOB: 0 BB: 0 P: 8	R: 3 E: 0 K: 1 S: 16	H: 2 LOB: 0 BB: 1 P: 27	R: 0 E: 0 K: 0 S: 16	H: 2 LOB: 3 BB: 2 P: 34	R: 0 E: 0 K: 3 S: 12	H: 1 LOB: 1 BB: 0 P: 15	R: 0 E: 0 K: 0 S: 8	H: 0 LOB: 0 BB: 0 P: 14	R: 0 E: 0 K: 2 S: 9	H: 0 LOB: 0 BB: 0 P: 12	R: 1 E: 0 K: 1 S: 14	H: 2 LOB: 2 BB: 1 P: 23	R: 0 E: 0 K: 1 S: 10	H: 0 LOB: 0 BB: 0 P: 12	1B: 5 2B: 0 3B: 0 HR: 3	SF: 0 SAC: 0 DP: 0 HBP: 0	WP: 0 PB: 0 SB: 1 CS: 1	PA: 38		
<b>PITCHER</b>	IP WLS BF H R ER SO BB IBB HBP BLK WP HR S P ERA WHIP	IP WLS BF H R ER SO BB IBB HBP BLK WP HR S P ERA WHIP	IP WLS BF H R ER SO BB IBB HBP BLK WP HR S P ERA WHIP	IP WLS BF H R ER SO BB IBB HBP BLK WP HR S P ERA WHIP	IP WLS BF H R ER SO BB IBB HBP BLK WP HR S P ERA WHIP	IP WLS BF H R ER SO BB IBB HBP BLK WP HR S P ERA WHIP	IP WLS BF H R ER SO BB IBB HBP BLK WP HR S P ERA WHIP	IP WLS BF H R ER SO BB IBB HBP BLK WP HR S P ERA WHIP	IP WLS BF H R ER SO BB IBB HBP BLK WP HR S P ERA WHIP	IP WLS BF H R ER SO BB IBB HBP BLK WP HR S P ERA WHIP	IP WLS BF H R ER SO BB IBB HBP BLK WP HR S P ERA WHIP	IP WLS BF H R ER SO BB IBB HBP BLK WP HR S P ERA WHIP	IP WLS BF H R ER SO BB IBB HBP BLK WP HR S P ERA WHIP	IP WLS BF H R ER SO BB IBB HBP BLK WP HR S P ERA WHIP	IP WLS BF H R ER SO BB IBB HBP BLK WP HR S P ERA WHIP	IP WLS BF H R ER SO BB IBB HBP BLK WP HR S P ERA WHIP	IP WLS BF H R ER SO BB IBB HBP BLK WP HR S P ERA WHIP	IP WLS BF H R ER SO BB IBB HBP BLK WP HR S P ERA WHIP	IP WLS BF H R ER SO BB IBB HBP BLK WP HR S P ERA WHIP	IP WLS BF H R ER SO BB IBB HBP BLK WP HR S P ERA WHIP	IP WLS BF H R ER SO BB IBB HBP BLK WP HR S P ERA WHIP	IP WLS BF H R ER SO BB IBB HBP BLK WP HR S P ERA WHIP	IP WLS BF H R ER SO BB IBB HBP BLK WP HR S P ERA WHIP	IP WLS BF H R ER SO BB IBB HBP BLK WP HR S P ERA WHIP

Cincinnati Reds @ Chicago Cubs  
Wrigley Field, Chicago, IL  
Fri May 24 2019, 1:22 PM - 4:40 PM CDT  
Att: 35,266 - Overcast - 62 F

AB 34  
R 5  
H 8  
RBI 5  
SO 9  
LOB 12



Batter	1	2	3	4	5	6	7	8	9	AB	R	H	RBI	BB	SO	LOB	TOP					
15 Nick Senzel, R OBP: 0.309, SLG: 0.400	G4-3	K		G5-3				K		5	0	1	1	0	2	3	<b>Cincinnati Reds @ Chicago Cubs</b> Wrigley Field, Chicago, IL Sat May 25 2019, 1:21 PM - 4:34 PM CDT Att: 40,929 - Cloudy - 76 F					
19 Joey Votto, L OBP: 0.332, SLG: 0.350	7 1B		G5-3		7 WP	G1-3		33 G3-6-1	7 1B	5	1	3	0	0	0	1						
7 Eugenio Suárez, R OBP: 0.346, SLG: 0.545	1B		G5-3		33 G4-6-3		F9	33 G3-6-1	1B	5	0	3	1	0	0	0						
33 Jesse Winker, L OBP: 0.305, SLG: 0.455	L7			G4-6-3		G4-3		G3-6-1	1B	4	0	0	0	1	0	5						
66 Yasiel Puig, R OBP: 0.257, SLG: 0.391	L8		K		HR		K	F9		5	1	1	1	0	2	4						
22 Derek Dietrich, L OBP: 0.334, SLG: 0.645		4 16 HR		P5		G6-3		HR		3	2	1	1	1	0	0						
4 Jose Iglesias, R OBP: 0.333, SLG: 0.422		G6-3				G4-3		HR		4	0	2	0	0	0	1						
16 Tucker Barnhart, L OBP: 0.296, SLG: 0.347		HR				15 1B		K		4	2	3	2	0	1	1						
30 Tyler Mahle, R OBP: 0.297, SLG: 0.133										2	0	0	0	0	1	2						
17 Josh VanMeter, L OBP: 0.299, SLG: 0.229										1	0	0	0	0	1	1						
21 Michael Lorenzen, R OBP: 0.222, SLG: 0.250										0	0	0	0	0	0	0						
9 Jose Pineda, R OBP: 0.279, SLG: 0.279										0	0	0	0	0	1	0						
48 Jared Hughes, R OBP: 0.181, SLG: 0.181										0	0	0	0	0	0	0						
53 Wandy Peralta, L OBP: 0.181, SLG: 0.181										0	0	0	0	0	0	0						
<b>Inning Stats</b>	R: 0 H: 2 E: 0 K: 0 S: 10	WLS: 2 BF: 2 BB: 0 P: 13	R: 2 H: 1 E: 0 K: 2 S: 10	LOB: 0 BB: 1 P: 16	R: 0 H: 0 E: 0 K: 1 S: 10	LOB: 0 BB: 1 P: 14	R: 0 H: 2 E: 0 K: 0 S: 9	LOB: 2 BB: 0 P: 12	R: 2 H: 3 E: 0 K: 1 S: 16	LOB: 0 BB: 0 P: 17	R: 0 H: 0 E: 0 K: 1 S: 7	LOB: 0 BB: 0 P: 7	R: 1 H: 2 E: 0 K: 2 S: 15	LOB: 1 BB: 1 P: 22	R: 0 H: 2 E: 0 K: 0 S: 6	LOB: 1 BB: 0 P: 12	1B: 10 2B: 1 3B: 0 HR: 3	SF: 0 SAC: 0 DP: 2 HBP: 0	WP: 1 PB: 0 SB: 0 CS: 1	PA: 41		
<b>PITCHER</b>	IP WLS BF H R ER SO BB IBB HBP BLK WP HR S P ERA WHIP	11 Yu Darvish, R ERA: 5.4	7.0 34 12 6 6 5 2 0 0 0 1 3 82 108 7.71 2.000	56 Kyle Ryan, L ERA: 4.56	0.1 1 0 0 0 1 0 0 0 0 0 0 3 4 0.00 0.000	36 Dillon Maples, R ERA: 4.56	0.2 W 2 0 0 0 1 1 0 0 0 0 5 10 0.00 1.500	32 Tyler Chatwood, R ERA: 2.76	1.0 S 4 2 0 0 0 0 0 0 0 0 6 12 0.00 2.000	<b>PITCHER</b>	IP WLS BF H R ER SO BB IBB HBP BLK WP HR S P ERA WHIP											

AB	38
R	6
H	14
RBI	6
BB	3
SO	7
LOB	18



Batter	1	2	3	4	5	6	7	8	9	AB	R	H	RBI	BB	SO	LOB	BOTTOM					
12 Kyle Schwarber, L OBP: 0.344, SLG: 0.435	K		F9	17 1B		G5-3		SF8		4	1	1	1	0	1	0	<b>Cincinnati Reds @ Chicago Cubs</b> Wrigley Field, Chicago, IL Sat May 25 2019, 1:21 PM - 4:34 PM CDT Att: 40,929 - Cloudy - 76 F					
17 Kris Bryant, R OBP: 0.411, SLG: 0.576	44 FC6-5		K	44 2B		K		IBB		4	1	2	0	1	2	0						
44 Anthony Rizzo, L OBP: 0.393, SLG: 0.585	FC6-5		9 BB	1H 2H		G3		L9		4	0	1	2	0	3							
9 Javier Báez, R OBP: 0.352, SLG: 0.582	K		G6-3			K				3	0	0	0	1	2	2						
22 Jason Heyward, L OBP: 0.352, SLG: 0.402	G6-3		G4-3		HR		L8			4	1	1	1	0	0	2						
36 Dillon Maples, R OBP: 0.333, SLG: 0.667										0	0	0	0	0	0	0						
7 Victor Caratini, S OBP: 0.514, SLG: 0.586	K			5 SH5-3		G4-3		G6-3		4	1	1	0	0	1	0						
5 Albert Almora Jr., R OBP: 0.309, SLG: 0.432	HR		SH5-3			G6-3		27 1B		2	2	1	1	1	0	0						
27 Addison Russell, R OBP: 0.310, SLG: 0.436	1B			2H		G6-3		13 2B		4	2	3	2	0	0	0						
11 Yu Darvish, R OBP: 0.053, SLG: 0.053	G2-3					K		12 SF8		3	0	0	0	0	2	1						
56 Kyle Ryan, L OBP: 0.343, SLG: 0.418						K				0	0	0	0	0	0	0						
<b>Inning Stats</b>	R: 0 H: 1 E: 0 K: 2 S: 12	WLS: 1 BF: 0 BB: 0 P: 17	R: 1 H: 2 E: 0 K: 1 S: 12	LOB: 1 BB: 0 P: 22	R: 0 H: 0 E: 0 K: 1 S: 9	LOB: 2 BB: 1 P: 15	R: 4 H: 5 E: 0 K: 1 S: 19	LOB: 1 BB: 0 P: 25	R: 1 H: 1 E: 0 K: 0 S: 9	LOB: 0 BB: 0 P: 16	R: 0 H: 0 E: 0 K: 2 S: 7	LOB: 0 BB: 0 P: 9	R: 0 H: 0 E: 0 K: 1 S: 7	LOB: 0 BB: 0 P: 10	R: 2 H: 2 E: 0 K: 0 S: 10	LOB: 2 BB: 2 P: 18	1B: 5 2B: 3 3B: 0 HR: 3	SF: 1 SAC: 1 DP: 0 HBP: 1	WP: 0 PB: 0 SB: 0 CS: 0	PA: 39		
<b>PITCHER</b>	IP WLS BF H R ER SO BB IBB HBP BLK WP HR S P ERA WHIP	30 Tyler Mahle, R ERA: 4.15	5.0 26 6 0 0 3 1 0 0 0 0 3 61 9.00 10.800	21 Michael Lorenzen, R ERA: 1.65	2.0 6 0 0 0 3 0 0 0 0 0 0 14 19 0.00 0.000	48 Jared Hughes, R ERA: 4.15	0.1 L 4 2 2 2 0 1 0 0 0 0 6 12 54.00 9.000	53 Wandy Peralta, L ERA: 5.3	0.2 3 0 0 0 0 0 1 0 0 0 0 4 6 0.00 0.000	<b>PITCHER</b>	IP WLS BF H R ER SO BB IBB HBP BLK WP HR S P ERA WHIP											

AB	33
R	8
H	11
RBI	8
BB	3
SO	8
LOB	8







Batter	1	2	3	4	5	6	7	8	9	AB	R	H	RBI	BB	SO	LOB	TOP																					
12 Kyle Schwarber, L OBP: 0.333, SLG: 0.425	L8	K		BB		HR		K		4	1	1	1	1	2	1	<b>Chicago Cubs @ Houston Astros</b> Minute Maid Park, Houston, TX Tue May 28 2019, 7:10 PM - 10:18 PM CDT Att: 31,030 - Roof Closed - 73 F																					
9 Javier Báez, R OBP: 0.348, SLG: 0.577	44 1B	G4-1		K		K		K		5	0	1	0	0	3	3																						
44 Anthony Rizzo, L OBP: 0.406, SLG: 0.597	FC4			BB		G3		G4-3		4	0	1	0	1	1	1																						
40 Wilson Contreras, R OBP: 0.405, SLG: 0.579	K			K		L4		F8		5	0	0	0	0	3	3																						
5 Albert Almora Jr., R OBP: 0.304, SLG: 0.443	FC4			P4		22 WP		P4		4	0	0	0	1	0	3																						
22 Jason Heyward, L OBP: 0.348, SLG: 0.413	HR			L8		K2-3		27 BB		5	1	2	1	0	1	2																						
27 Addison Russell, R OBP: 0.365, SLG: 0.574	HR			G4-3		P2		1-2		2	1	1	1	2	0	0																						
3 Daniel Descalso, L OBP: 0.276, SLG: 0.295	G3			G4-3		G5-3		13 HR		3	1	0	0	1	0	3																						
13 David Bote, R OBP: 0.362, SLG: 0.481	HR			K		1-H		12 WP		4	2	3	3	0	1	1																						
<b>Inning Stats</b>	R: 0 H: 2 E: 0 K: 1 S: 12	H: 2 LOB: 2 BB: 0 P: 18	R: 3 H: 3 E: 0 K: 1 S: 14	H: 3 LOB: 0 BB: 23 P: 23	R: 0 H: 0 E: 0 K: 1 S: 7	H: 0 LOB: 1 BB: 1 P: 15	R: 0 H: 0 E: 0 K: 2 S: 13	H: 0 LOB: 2 BB: 25 P: 25	R: 0 H: 2 E: 0 K: 2 S: 12	H: 2 LOB: 1 BB: 1 P: 20	R: 0 H: 1 E: 0 K: 0 S: 10	H: 1 LOB: 2 BB: 1 P: 19	R: 0 H: 1 E: 0 K: 2 S: 13	H: 1 LOB: 0 BB: 0 P: 12	R: 0 H: 0 E: 0 K: 1 S: 8	H: 0 LOB: 0 BB: 0 P: 12	1B: 3 2B: 1 3B: 0 HR: 5	SF: 0 SAC: 0 DP: 0 HBP: 0	WP: 2 PB: 0 SB: 0 CS: 0	PA: 42																		
<b>PITCHER</b>	IP	WLS	BF	H	R	ER	SO	BB	IBB	HBP	BLK	WP	HR	S	P	ERA	WHIP	<b>PITCHER</b>				IP	WLS	BF	H	R	ER	SO	BB	IBB	HBP	BLK	WP	HR	S	P	ERA	WHIP
29 Corbin Martin, R ERA: 5.51	3.2		19	5	3	3	4	3	0	0	0	0	3	42	76	7.36	2.182																					
39 Josh James, R ERA: 5.1	2.1	W	11	2	3	3	4	2	0	0	0	1	2	28	49	11.57	1.714																					
30 Héctor Rondón, R ERA: 2.84	1.0	H	5	1	0	0	0	1	0	0	0	0	0	10	19	0.00	2.000																					
55 Ryan Pressly, R ERA: 0.36	1.0	H	4	1	0	0	2	0	0	0	0	1	0	13	19	0.00	1.000																					
54 Roberto Osuna, R ERA: 2.13	1.0	S	3	0	0	0	1	0	0	0	0	0	0	8	12	0.00	0.000																					

AB 36  
R 6  
H 9  
RBI 6  
BB 6  
SO 11  
LOB 17



Batter	1	2	3	4	5	6	7	8	9	AB	R	H	RBI	BB	SO	LOB	BOTTOM																					
21 Derek Fisher, L OBP: 0.385, SLG: 0.500	K	G4-3		23 S		2 HR		P6		4	2	1	1	1	1	1	<b>Chicago Cubs @ Houston Astros</b> Minute Maid Park, Houston, TX Tue May 28 2019, 7:10 PM - 10:18 PM CDT Att: 31,030 - Roof Closed - 73 F																					
2 Alex Bregman, R OBP: 0.395, SLG: 0.573	23 HBP			K		HR		P3		4	3	2	3	1	1	2																						
23 Michael Brantley, L OBP: 0.380, SLG: 0.541	10 2B			HR		G5-4-3		G3-1		3	0	2	2	1	0	0																						
10 Yuli Gurriel, R OBP: 0.303, SLG: 0.417	10 2B			1B		G5-3		F9		4	0	1	1	0	0	3																						
13 Tyler White, R OBP: 0.306, SLG: 0.295	F8			G5-3		F7		K		4	0	0	0	0	1	2																						
9 Jack Mayfield, R OBP: 0.250, SLG: 0.286	K			6 2B		G5-3		G5-3		3	1	0	0	1	1	2																						
18 Tony Kemp, L OBP: 0.295, SLG: 0.380	G4-3			F7		L7		6 S		4	1	1	0	0	0	1																						
6 Jake Marisnick, R OBP: 0.342, SLG: 0.548	L9			11 1B		P5		1-H		4	1	2	1	0	0	0																						
11 Garrett Stubbs, L OBP: 0.500, SLG: 0.750	2B			21 1B		G6-3		K		4	1	2	1	0	1	1																						
<b>Inning Stats</b>	R: 1 H: 1 E: 0 K: 2 S: 16	H: 1 LOB: 2 BB: 1 P: 26	R: 0 H: 1 E: 0 K: 0 S: 11	H: 1 LOB: 0 BB: 0 P: 15	R: 1 H: 2 E: 0 K: 0 S: 7	H: 2 LOB: 0 BB: 0 P: 12	R: 4 H: 4 E: 0 K: 1 S: 18	H: 4 LOB: 1 BB: 1 P: 29	R: 0 H: 0 E: 0 K: 0 S: 6	H: 0 LOB: 0 BB: 0 P: 9	R: 2 H: 1 E: 0 K: 0 S: 15	H: 1 LOB: 1 BB: 2 P: 27	R: 1 H: 2 E: 0 K: 2 S: 15	H: 2 LOB: 1 BB: 0 P: 21	R: 0 H: 0 E: 0 K: 0 S: 5	H: 0 LOB: 0 BB: 0 P: 8	1B: 4 2B: 5 3B: 0 HR: 2	SF: 0 SAC: 0 DP: 1 HBP: 1	WP: 0 PB: 0 SB: 2 CS: 0	PA: 39																		
<b>PITCHER</b>	IP	WLS	BF	H	R	ER	SO	BB	IBB	HBP	BLK	WP	HR	S	P	ERA	WHIP	<b>PITCHER</b>				IP	WLS	BF	H	R	ER	SO	BB	IBB	HBP	BLK	WP	HR	S	P	ERA	WHIP
34 Jon Lester, L ERA: 3.59	5.2	L	28	7	7	7	3	3	0	1	0	0	1	64	102	11.12	1.941																					
29 Brad Brach, R ERA: 3.57	1.1		8	3	2	2	2	1	0	0	0	0	1	24	37	13.50	3.000																					
6 Carl Edwards Jr., R ERA: 7.58	1.0		3	0	0	0	0	0	0	0	0	0	0	5	8	0.00	0.000																					

AB 34  
R 9  
H 11  
RBI 9  
BB 4  
SO 5  
LOB 12





Batter	1	2	3	4	5	6	7	8	9	AB	R	H	RBI	BB	SO	LOB	TOP					
12 Kyle Schwarber, L OBP: 0.337, SLG: 0.441										3	1	1	1	1	2	0	<b>Chicago Cubs @ Houston Astros</b> Minute Maid Park, Houston, TX Wed May 29 2019, 7:11 PM - 9:47 PM CDT Att: 33,243 - Roof Closed - 73 F					
17 Kris Bryant, R OBP: 0.403, SLG: 0.576										4	1	1	1	0	2	2						
44 Anthony Rizzo, L OBP: 0.404, SLG: 0.589										4	0	1	0	0	2	2						
9 Javier Báez, R OBP: 0.350, SLG: 0.573										3	0	1	0	1	0	1						
40 Wilson Contreras, R OBP: 0.402, SLG: 0.568										3	0	0	0	1	2	3						
5 Albert Almora Jr., R OBP: 0.302, SLG: 0.438										4	0	1	0	0	1	2						
22 Jason Heyward, L OBP: 0.346, SLG: 0.409										4	0	1	0	0	0	3						
27 Addison Russell, R OBP: 0.339, SLG: 0.529										4	0	0	0	0	2	2						
13 David Bote, R OBP: 0.361, SLG: 0.478										3	0	1	0	0	1	0						
<b>Inning Stats</b>	R: 1 H: 1 E: 0 K: 2 S: 11	H: 1 LOB: 0 BB: 0 P: 16	R: 0 H: 1 E: 0 K: 0 S: 7	H: 1 LOB: 1 BB: 0 P: 10	R: 1 H: 1 E: 0 K: 1 S: 8	H: 1 LOB: 0 BB: 0 P: 13	R: 0 H: 1 E: 0 K: 1 S: 12	H: 1 LOB: 1 BB: 1 P: 19	R: 0 H: 0 E: 0 K: 3 S: 10	H: 0 LOB: 0 BB: 0 P: 15	R: 0 H: 1 E: 0 K: 1 S: 7	H: 1 LOB: 1 BB: 0 P: 12	R: 0 H: 1 E: 0 K: 1 S: 11	H: 1 LOB: 3 BB: 2 P: 17	R: 0 H: 1 E: 0 K: 2 S: 10	H: 1 LOB: 0 BB: 2 P: 23	R: 0 H: 0 E: 0 K: 1 S: 9	H: 0 LOB: 0 BB: 0 P: 10	1B: 5 2B: 0 3B: 0 HR: 2	SF: 0 SAC: 0 DP: 2 HBP: 0	WP: 0 PB: 0 SB: 0 CS: 0	PA: 35
<b>PITCHER</b>	IP: 7.0 WLS: L BF: 26 H: 6 R: 2 ER: 2 SO: 9 BB: 1 IBB: 0 HBP: 0 BLK: 0 WP: 0 HR: 2 S: 66 P: 102 ERA: 2.57 WHIP: 1.000	IP: 1.0 WLS: 6 BF: 1 H: 0 R: 0 ER: 0 SO: 2 BB: 2 IBB: 0 HBP: 0 BLK: 0 WP: 0 HR: 10 S: 23 P: 0.00 ERA: 3.000	IP: 1.0 WLS: 3 BF: 0 H: 0 R: 0 ER: 0 SO: 1 BB: 0 IBB: 0 HBP: 0 BLK: 0 WP: 0 HR: 9 S: 10 P: 0.00 ERA: 0.000						<b>PITCHER</b>	IP: 7.0 WLS: L BF: 26 H: 6 R: 2 ER: 2 SO: 9 BB: 1 IBB: 0 HBP: 0 BLK: 0 WP: 0 HR: 2 S: 66 P: 102 ERA: 2.57 WHIP: 1.000	IP: 1.0 WLS: 6 BF: 1 H: 0 R: 0 ER: 0 SO: 2 BB: 2 IBB: 0 HBP: 0 BLK: 0 WP: 0 HR: 10 S: 23 P: 0.00 ERA: 3.000	IP: 1.0 WLS: 3 BF: 0 H: 0 R: 0 ER: 0 SO: 1 BB: 0 IBB: 0 HBP: 0 BLK: 0 WP: 0 HR: 9 S: 10 P: 0.00 ERA: 0.000						<b>PITCHER</b>	IP: 7.0 WLS: L BF: 26 H: 6 R: 2 ER: 2 SO: 9 BB: 1 IBB: 0 HBP: 0 BLK: 0 WP: 0 HR: 2 S: 66 P: 102 ERA: 2.57 WHIP: 1.000	IP: 1.0 WLS: 6 BF: 1 H: 0 R: 0 ER: 0 SO: 2 BB: 2 IBB: 0 HBP: 0 BLK: 0 WP: 0 HR: 10 S: 23 P: 0.00 ERA: 3.000	IP: 1.0 WLS: 3 BF: 0 H: 0 R: 0 ER: 0 SO: 1 BB: 0 IBB: 0 HBP: 0 BLK: 0 WP: 0 HR: 9 S: 10 P: 0.00 ERA: 0.000	
21 Derek Fisher, L OBP: 0.294, SLG: 0.375										4	0	0	0	0	3	1	<b>Chicago Cubs @ Houston Astros</b> Minute Maid Park, Houston, TX Wed May 29 2019, 7:11 PM - 9:47 PM CDT Att: 33,243 - Roof Closed - 73 F					
2 Alex Bregman, R OBP: 0.383, SLG: 0.571										4	1	1	0	0	0	0						
23 Michael Brantley, L OBP: 0.386, SLG: 0.547										3	0	2	0	1	0	0						
10 Yuli Gurriel, R OBP: 0.298, SLG: 0.409										4	0	0	0	0	1	4						
22 Josh Reddick, L OBP: 0.360, SLG: 0.424										3	0	0	1	0	0	0						
28 Robinson Chirinos, R OBP: 0.371, SLG: 0.457										3	0	0	0	0	0	1						
13 Tyler White, R OBP: 0.304, SLG: 0.303										4	0	1	0	0	3	1						
18 Tony Kemp, L OBP: 0.297, SLG: 0.370										2	0	0	0	0	0	1						
6 Jake Marisnick, R OBP: 0.333, SLG: 0.533										3	0	0	0	0	1	3						
<b>Inning Stats</b>	R: 0 H: 1 E: 0 K: 2 S: 11	H: 1 LOB: 1 BB: 0 P: 14	R: 0 H: 0 E: 0 K: 1 S: 7	H: 0 LOB: 0 BB: 0 P: 10	R: 0 H: 0 E: 0 K: 1 S: 7	H: 0 LOB: 0 BB: 0 P: 10	R: 1 H: 2 E: 0 K: 0 S: 10	H: 2 LOB: 1 BB: 0 P: 12	R: 0 H: 1 E: 0 K: 1 S: 11	H: 1 LOB: 1 BB: 0 P: 16	R: 0 H: 0 E: 0 K: 0 S: 4	H: 0 LOB: 0 BB: 0 P: 8	R: 0 H: 0 E: 0 K: 2 S: 14	H: 0 LOB: 2 BB: 0 P: 19	R: 0 H: 0 E: 0 K: 0 S: 9	H: 0 LOB: 1 BB: 1 P: 19	R: 0 H: 0 E: 0 K: 1 S: 8	H: 0 LOB: 0 BB: 0 P: 12	1B: 1 2B: 3 3B: 0 HR: 0	SF: 1 SAC: 0 DP: 0 HBP: 2	WP: 0 PB: 1 SB: 0 CS: 0	PA: 34
<b>PITCHER</b>	IP: 8.0 WLS: W BF: 31 H: 4 R: 1 ER: 1 SO: 7 BB: 1 IBB: 0 HBP: 2 BLK: 0 WP: 0 HR: 0 S: 73 P: 108 ERA: 1.12 WHIP: 0.625	IP: 1.0 WLS: S BF: 3 H: 0 R: 0 ER: 0 SO: 1 BB: 0 IBB: 0 HBP: 0 BLK: 0 WP: 0 HR: 8 S: 12 P: 0.00 ERA: 0.000						<b>PITCHER</b>	IP: 8.0 WLS: W BF: 31 H: 4 R: 1 ER: 1 SO: 7 BB: 1 IBB: 0 HBP: 2 BLK: 0 WP: 0 HR: 0 S: 73 P: 108 ERA: 1.12 WHIP: 0.625	IP: 1.0 WLS: S BF: 3 H: 0 R: 0 ER: 0 SO: 1 BB: 0 IBB: 0 HBP: 0 BLK: 0 WP: 0 HR: 8 S: 12 P: 0.00 ERA: 0.000						<b>PITCHER</b>	IP: 8.0 WLS: W BF: 31 H: 4 R: 1 ER: 1 SO: 7 BB: 1 IBB: 0 HBP: 2 BLK: 0 WP: 0 HR: 0 S: 73 P: 108 ERA: 1.12 WHIP: 0.625	IP: 1.0 WLS: S BF: 3 H: 0 R: 0 ER: 0 SO: 1 BB: 0 IBB: 0 HBP: 0 BLK: 0 WP: 0 HR: 8 S: 12 P: 0.00 ERA: 0.000				

livebaseballscorecards.com

**AB 32**  
**R 2**  
**H 7**  
**RBI 2**  
**BB 3**  
**SO 12**  
**LOB 15**


livebaseballscorecards.com

**AB 30**  
**R 1**  
**H 4**  
**RBI 1**  
**BB 1**  
**SO 8**  
**LOB 11**

Batter	1	2	3	4	5	6	7	8	9	10	AB	R	H	RBI	BB	SO	LOB	TOP			
12 Kyle Schwarber, L OBP: 0.329, SLG: 0.429	F7	K			G4-3			G3-1		K	5	0	0	0	0	2	1				
17 Kris Bryant, R OBP: 0.398, SLG: 0.566	FC5-4 9 44 1B		G6-3		K			K		G5-3	5	0	1	0	0	2	1				
44 Anthony Rizzo, L OBP: 0.401, SLG: 0.582	FC5-4 9 1B		G4-3		G4-3			G6-3			4	0	1	0	0	0	0				
9 Javier Báez, R OBP: 0.349, SLG: 0.566	FC5-4 22 BB		P6					G6-3			3	0	0	0	1	0	2				
22 Jason Heyward, L OBP: 0.333, SLG: 0.410	BB				BB			G5-3			2	0	1	0	2	0	1				
27 Addison Russell, R OBP: 0.333, SLG: 0.509	L9				BB			G4-3		FC5-4 27 BB	4	0	1	0	0	0	4				
7 Victor Caratini, S OBP: 0.476, SLG: 0.559			F8					K		G6-3	4	1	1	0	0	1	3				
5 Albert Almora Jr., R OBP: 0.301, SLG: 0.446			G3-1		G1-4-3					K	4	0	1	0	0	1	3				
11 Yu Darvish, R 13 David Bote, R 29 Brad Brach, R 20 Brandon Kintzler, R 3 Jameson Taillon, L 38 Mike Montgomery, L 20 Brandon Kintzler, R 40 Wilton Contreras, R 41 Steve Cahran, R			SF7		G4-3			F8			1	0	0	0	0	0	0				
	R: 0 E: 0 K: 0 S: 8	H: 2 LOB: 3 BB: 1 P: 14	R: 1 E: 0 K: 13 S: 13	H: 1 LOB: 0 BB: 0 P: 17	R: 0 E: 0 K: 2 S: 9	H: 0 LOB: 0 BB: 0 P: 15	R: 0 E: 0 K: 11 S: 11	H: 2 LOB: 1 BB: 0 P: 16	R: 0 E: 0 K: 1 S: 8	H: 0 LOB: 0 BB: 0 P: 11	R: 0 E: 0 K: 1 S: 11	H: 1 LOB: 1 BB: 0 P: 18	R: 0 E: 0 K: 1 S: 8	H: 0 LOB: 0 BB: 0 P: 11	R: 0 E: 0 K: 0 S: 7	H: 0 LOB: 1 BB: 1 P: 14	R: 0 E: 0 K: 2 S: 12	H: 0 LOB: 1 BB: 1 P: 21	1B: 4 2B: 1 3B: 1 HR: 0	SF: 1 SAC: 0 DP: 1 HBP: 0	WP: 1 PA: 38 PB: 0 SB: 0 CS: 1
	PITCHER	IP	WLS	BF	H	R	ER	SO	BB	IBB	HBP	BLK	WP	HR	S	P	ERA	WHIP			
39 Miles Mikolas, R ERA: 4.41	7.0		27	6	1	1	3	3	2	0	0	0	0	0	66	104	1.29	1.143			
18 Carlos Martínez, R ERA: 4.5	1.0		3	0	0	0	1	0	0	0	0	0	0	8	11	0.00	0.000				
49 Jordan Hicks, R ERA: 3.6	2.0	W	8	0	0	0	2	2	0	0	0	0	1	0	19	35	0.00	1.000			

Chicago Cubs @ St. Louis Cardinals  
 Busch Stadium, St. Louis, MO  
 Fri May 31 2019, 7:15 PM - 10:38 PM CDT  
 Att. 45,321 - Partly Cloudy - 79 F


AB 33  
 R 1  
 H 6  
 RBI 1  
 BB 4  
 SO 6  
 LOB 16



Batter	1	2	3	4	5	6	7	8	9	10	AB	R	H	RBI	BB	SO	LOB	BOTTOM			
13 Matt Carpenter, L OBP: 0.333, SLG: 0.388	46 F9 23 SF9 12 WP BB		K		K			G3			4	1	1	1	1	2	2				
12 Paul DeJong, R OBP: 0.383, SLG: 0.488	23 SF9 BB		K					P4		1B	3	0	0	0	1	1	0				
46 Paul Goldschmidt, R OBP: 0.363, SLG: 0.447	F9				32 33-6-3 1B			K			4	0	1	0	0	2	2				
23 Marcell Ozuna, R OBP: 0.320, SLG: 0.534	SF9		K					K			3	0	1	1	0	2	1				
32 Matt Wieters, S OBP: 0.309, SLG: 0.629	G4-3		G3-6-3		F9					G3-1	4	0	0	0	0	0	3				
25 Dexter Fowler, S OBP: 0.379, SLG: 0.380	G6-3				16 1B BB			L9		G6-3	3	0	0	0	1	0	0				
16 Kolten Wong, L OBP: 0.324, SLG: 0.372	G4-3				48 S 1B			K			4	1	2	0	0	1	0				
48 Harrison Bader, R OBP: 0.357, SLG: 0.404	P3				HBP			P3			2	0	0	0	1	0	0				
39 Miles Mikolas, R OBP: 0.095, SLG: 0.095	G6-3							G1-3			2	0	0	0	0	1	2				
18 Carlos Martínez, R ERA: 4.5											0	0	0	0	0	0	0				
38 José Martínez, R OBP: 0.357, SLG: 0.410											1	0	0	0	0	0	0				
49 Jordan Hicks, R ERA: 3.6											0	0	0	0	0	0	0				
3 Jedd Gyorko, R OBP: 0.273, SLG: 0.320											0	0	0	0	1	0	0				
	R: 1 E: 0 K: 0 S: 9	H: 0 LOB: 1 BB: 2 P: 18	R: 0 E: 0 K: 8 S: 8	H: 0 LOB: 0 BB: 0 P: 12	R: 0 E: 0 K: 2 S: 8	H: 0 LOB: 0 BB: 0 P: 12	R: 0 E: 0 K: 1 S: 8	H: 1 LOB: 0 BB: 0 P: 12	R: 0 E: 0 K: 2 S: 12	H: 1 LOB: 2 BB: 1 P: 23	R: 0 E: 0 K: 1 S: 9	H: 1 LOB: 1 BB: 0 P: 16	R: 0 E: 0 K: 1 S: 9	H: 0 LOB: 0 BB: 0 P: 14	R: 0 E: 0 K: 2 S: 11	H: 0 LOB: 0 BB: 0 P: 15	R: 1 E: 0 K: 0 S: 7	H: 2 LOB: 3 BB: 2 P: 21	1B: 4 2B: 1 3B: 0 HR: 0	SF: 1 SAC: 0 DP: 1 HBP: 1	WP: 1 PA: 37 PB: 0 SB: 1 CS: 0
	PITCHER	IP	WLS	BF	H	R	ER	SO	BB	IBB	HBP	BLK	WP	HR	S	P	ERA	WHIP			
11 Yu Darvish, R ERA: 5.02	6.0		23	3	1	1	6	3	3	0	0	0	0	0	9	14	1.50	1.000			
56 Kyle Ryan, L ERA: 4.26	1.0		3	0	0	0	1	0	0	0	0	0	0	8	11	0.00	0.000				
29 Brad Brach, R ERA: 3.42	1.0		3	0	0	0	2	0	0	0	0	0	0	11	15	0.00	0.000				
20 Brandon Kintzler, R ERA: 2.73	1.0		3	0	0	0	2	0	0	0	0	0	0	8	11	0.00	0.000				
38 Mike Montgomery, L ERA: 5.14	0.1	L	2	1	1	1	0	0	0	0	0	0	0	4	9	27.00	3.000				
	PITCHER	IP	WLS	BF	H	R	ER	SO	BB	IBB	HBP	BLK	WP	HR	S	P	ERA	WHIP			
36 Dillon Maples, R ERA: 3.0	10.1		0.0	2	0	0	0	0	2	0	0	0	0	0	2	10					
41 Steve Cishek, R ERA: 3.0	10.1		0.0	1	1	0	0	0	0	0	0	0	0	0	1	2					

Chicago Cubs @ St. Louis Cardinals  
 Busch Stadium, St. Louis, MO  
 Fri May 31 2019, 7:15 PM - 10:38 PM CDT  
 Att. 45,321 - Partly Cloudy - 79 F

AB 30  
 R 2  
 H 5  
 RBI 2  
 BB 5  
 SO 9  
 LOB 10



Batter	1	2	3	4	5	6	7	8	9	AB	R	H	RBI	BB	SO	LOB	TOP				
12 Kyle Schwarber, L OBP: 0.322, SLG: 0.419	F8		G4-3		F7		K			4	0	0	0	0	1	3					
17 Kris Bryant, R OBP: 0.392, SLG: 0.555	K		K			G1-3	FC1-6-4			4	0	0	1	0	2	2					
44 Anthony Rizzo, L OBP: 0.407, SLG: 0.599	HR		1B				K			3	1	2	1	1	1	2					
40 Wilson Contreras, R OBP: 0.394, SLG: 0.554	K		K			K				4	0	0	0	0	4	2					
22 Jason Heyward, L OBP: 0.352, SLG: 0.423	HR			F8		K		F8		4	1	1	1	0	1	1					
27 Addison Russell, R OBP: 0.344, SLG: 0.508	1B		L5				13 2B	K		4	1	2	0	0	1	0					
13 David Bote, R OBP: 0.356, SLG: 0.475	K		K				3 1B 17 FC1-6-4	2B	P5	4	1	1	1	0	2	1					
5 Albert Almora Jr., R OBP: 0.300, SLG: 0.438	P4			G6-3			17 FC1-6-4 3 1B	BB	G4-3	3	0	0	0	0	1	0	1				
62 Jose Quintana, R ERA: 3.78 32 Tyler Chatwood, R ERA: 3.45 3 Daniel Descalso, L ERA: 2.26 6 Carl Edwards Jr., R ERA: 0.75 56 Kyle Ryan, L ERA: 5.03 33 James Adduci, L ERA: 6.03	K		K				17 FC1-6-4 1-2 2-3	1B	G4-3	2	0	0	0	0	2	1					
<b>Inning Stats</b>	R: 1 E: 0 K: 2 S: 10	H: 1 LOB: 0 BB: 0 P: 13	R: 1 E: 0 K: 2 S: 16	H: 2 LOB: 1 BB: 0 P: 23	R: 0 E: 0 K: 2 S: 12	H: 1 LOB: 0 BB: 0 P: 19	R: 0 E: 0 K: 1 S: 8	H: 0 LOB: 0 BB: 0 P: 11	R: 0 E: 0 K: 1 S: 10	H: 0 LOB: 1 BB: 1 P: 20	R: 2 E: 0 K: 2 S: 21	H: 3 LOB: 2 BB: 1 P: 34	R: 0 E: 0 K: 2 S: 10	H: 0 LOB: 0 BB: 0 P: 14	R: 0 E: 0 K: 0 S: 7	H: 0 LOB: 0 BB: 0 P: 10	1B: 4 2B: 1 3B: 0 HR: 2	SF: 0 SAC: 0 DP: 0 HBP: 0	WP: 0 PB: 0 SB: 0 CS: 0	PA: 36	
<b>PITCHER</b>	IP	WLS	BF	H	R	ER	SO	BB	IBB	HBP	BLK	WP	HR	S	P	ERA	WHIP				
22 Jack Flaherty, R ERA: 3.78	5.0		19	4	2	2	8	0	0	0	0	0	2	56	77	3.60	0.800				
53 John Cant, R ERA: 1.17	1.0	W	4	0	0	0	2	1	0	0	0	0	0	10	20	0.00	1.000				
60 John Brebbia, R ERA: 2.15	0.0		3	2	2	2	0	1	0	0	0	0	0	8	16	∞	∞				
21 Andrew Miller, L ERA: 3.98	1.0	H	4	1	0	0	2	0	0	0	0	0	0	13	18	0.00	1.000				
65 Giovanny Gallegos, R ERA: 3.75	1.0	H	3	0	0	0	2	0	0	0	0	0	0	10	14	0.00	0.000				

Chicago Cubs @ St. Louis Cardinals  
Busch Stadium, St. Louis, MO  
Sat Jun 01 2019, 6:17 PM - 12:57 AM CDT  
Att: 46,297 - Partly Cloudy - 86 F

AB 34  
R 4  
H 7  
RBI 4  
BB 2  
SO 14  
LOB 13



Batter	1	2	3	4	5	6	7	8	9	AB	R	H	RBI	BB	SO	LOB	BOTTOM				
13 Matt Carpenter, L OBP: 0.332, SLG: 0.385	K		F8		12 G4-3 1B		F7			4	0	1	0	0	1	1					
12 Paul DeJong, R OBP: 0.377, SLG: 0.479	K		P4		G4-3		L8			4	0	0	0	0	1	2					
46 Paul Goldschmidt, R OBP: 0.365, SLG: 0.461	HR		23 1B			G5-3	P3			4	1	2	1	0	0	0					
23 Marcell Ozuna, R OBP: 0.328, SLG: 0.538	1B		1B				G6-3			4	1	3	1	0	0	0					
32 Matt Wieters, S OBP: 0.357, SLG: 0.615	K		K				K			4	1	1	1	0	3	3					
25 Dexter Fowler, S OBP: 0.382, SLG: 0.403	G4-3				K		16 2B	HR		4	2	2	2	0	1	0					
48 Harrison Bader, R OBP: 0.353, SLG: 0.425	K		F7				K	HR		4	1	1	1	0	2	1					
16 Kolten Wong, L OBP: 0.327, SLG: 0.380	G3-1		B1				1H	1B		4	0	2	1	0	0	0					
22 Jack Flaherty, R ERA: 3.78 32 Tyler Chatwood, R ERA: 3.45 3 Daniel Descalso, L ERA: 2.26 6 Carl Edwards Jr., R ERA: 0.75 56 Kyle Ryan, L ERA: 5.03 33 James Adduci, L ERA: 6.03			46 1B 23 1B				P2	G6-3	F9	0	1	0	0	0	0	0					
<b>Inning Stats</b>	R: 1 E: 0 K: 3 S: 14	H: 2 LOB: 1 BB: 0 P: 22	R: 0 E: 0 K: 1 S: 7	H: 0 LOB: 0 BB: 0 P: 13	R: 1 E: 0 K: 1 S: 14	H: 2 LOB: 2 BB: 1 P: 26	R: 0 E: 0 K: 1 S: 5	H: 0 LOB: 0 BB: 0 P: 8	R: 0 E: 0 K: 0 S: 8	H: 1 LOB: 0 BB: 0 P: 10	R: 3 E: 0 K: 1 S: 15	H: 4 LOB: 1 BB: 0 P: 27	R: 0 E: 0 K: 0 S: 9	H: 0 LOB: 0 BB: 0 P: 14	R: 2 E: 0 K: 1 S: 15	H: 3 LOB: 1 BB: 0 P: 23	1B: 7 2B: 2 3B: 0 HR: 3	SF: 0 SAC: 0 DP: 1 HBP: 0	WP: 0 PB: 0 SB: 0 CS: 0	PA: 36	
<b>PITCHER</b>	IP	WLS	BF	H	R	ER	SO	BB	IBB	HBP	BLK	WP	HR	S	P	ERA	WHIP				
62 Jose Quintana, L ERA: 3.78	4.0		17	4	2	2	6	1	0	0	0	0	1	40	69	4.50	1.250				
32 Tyler Chatwood, R ERA: 3.45	2.0	L	10	5	3	3	1	0	0	0	0	0	0	23	37	13.50	2.500				
6 Carl Edwards Jr., R ERA: 0.75	1.1		4	0	0	0	0	0	0	0	0	0	0	11	17	0.00	0.000				
56 Kyle Ryan, L ERA: 5.03	0.2		5	3	2	2	1	0	0	0	0	0	2	13	20	27.00	4.500				

Chicago Cubs @ St. Louis Cardinals  
Busch Stadium, St. Louis, MO  
Sat Jun 01 2019, 6:17 PM - 12:57 AM CDT  
Att: 46,297 - Partly Cloudy - 86 F

AB 35  
R 7  
H 12  
RBI 7  
BB 1  
SO 8  
LOB 9



Batter	1	2	3	4	5	6	7	8	9	AB	R	H	RBI	BB	SO	LOB	TOP					
12 Kyle Schwarber, L (1,7) OBP: 0.330, SLG: 0.420										2	0	1	0	2	1	0	Chicago Cubs @ St. Louis Cardinals Busch Stadium, St. Louis, MO Sun Jun 02 2019, 1:17 PM - 3:54 PM CDT Att: 46,053 - Sunny - 77 F					
17 Kris Bryant, R (1,9) OBP: 0.388, SLG: 0.549										4	0	1	0	0	3	4						
44 Anthony Rizzo, L (1,3) OBP: 0.404, SLG: 0.590										3	0	0	0	1	0	3						
9 Javier Báez, R (1,6) OBP: 0.343, SLG: 0.556										4	0	0	0	0	2	2						
40 Wilson Contreras, R (1,2) OBP: 0.396, SLG: 0.548										2	1	0	0	0	2	1						
22 Jason Heyward, L (1,8) OBP: 0.335, SLG: 0.422										3	0	1	0	1	1	1						
27 Addison Russell, R (1,4) OBP: 0.338, SLG: 0.484										3	0	0	1	1	0	3						
13 David Bote, R (1,5) OBP: 0.348, SLG: 0.462										4	0	0	0	0	0	2						
35 Cole Hamels, L (1,1)										2	0	0	0	0	1	1						
3 Daniel Descalso, L (8,PH) OBP: 0.291, SLG: 0.300										0	0	0	0	1	0	0						
29 Brad Brach, R (8,1)										0	0	0	0	0	0	0						
38 Mike Montgomery, L (8,1) OBP: 0.333, SLG: 0.333										0	0	0	0	0	0	0						
<b>Inning Stats</b>	R: 0 E: 0 K: 1 S: 8	H: 0 LOB: 1 BB: 2 P: 16	R: 0 E: 0 K: 0 S: 7	H: 0 LOB: 0 BB: 1 P: 15	R: 0 E: 0 K: 2 S: 8	H: 0 LOB: 1 BB: 1 P: 16	R: 0 E: 0 K: 1 S: 7	H: 0 LOB: 0 BB: 0 P: 12	R: 0 E: 0 K: 1 S: 16	H: 1 LOB: 0 BB: 1 P: 23	R: 0 E: 0 K: 1 S: 6	H: 0 LOB: 1 BB: 1 P: 9	R: 0 E: 0 K: 1 S: 10	H: 0 LOB: 1 BB: 1 P: 17	R: 0 E: 0 K: 1 S: 10	H: 1 LOB: 2 BB: 1 P: 18	R: 1 E: 0 K: 1 S: 13	H: 1 LOB: 1 BB: 1 P: 26	1B: 3 2B: 2 3B: 0 HR: 0	SF: 0 SAC: 0 DP: 3 HBP: 0	WP: 0 PB: 0 SB: 0 CS: 0	PA: 35
<b>PITCHER</b>	IP WLS BF H R ER SO BB IBB HBP BLK WP HR S P ERA WHIP																					
50 Adam Wainwright, R (1,1) ERA: 4.34	8.0 W 30 2 0 0 8 7 0 0 0 0 0 0 70 126 0.00 1.125																					
49 Jordan Hicks, R (9,1) ERA: 3.98	0.1 H 3 1 1 1 1 1 0 0 0 0 0 0 7 16 27.00 6.000																					
53 John Gant, R (9,1) ERA: 1.15	0.2 S 2 0 0 0 0 0 0 0 0 0 0 0 6 10 0.00 0.000																					

Chicago Cubs @ St. Louis Cardinals  
Busch Stadium, St. Louis, MO  
Sun Jun 02 2019, 1:17 PM - 3:54 PM CDT  
Att: 46,053 - Sunny - 77 F

AB 27  
R 1  
H 3  
RBI 1  
BB 8  
SO 9  
LOB 16



Batter	1	2	3	4	5	6	7	8	9	AB	R	H	RBI	BB	SO	LOB	BOTTOM					
48 Harrison Bader, R (1,8) OBP: 0.343, SLG: 0.410										4	0	0	0	0	1	2	Chicago Cubs @ St. Louis Cardinals Busch Stadium, St. Louis, MO Sun Jun 02 2019, 1:17 PM - 3:54 PM CDT Att: 46,053 - Sunny - 77 F					
12 Paul DeJong, R (1,6) OBP: 0.376, SLG: 0.477										3	0	1	0	0	1	0						
46 Paul Goldschmidt, R (1,3) OBP: 0.361, SLG: 0.455										3	0	0	0	0	0	1						
23 Marcell Ozuna, R (1,7) OBP: 0.324, SLG: 0.531										3	0	0	0	0	2	0						
38 José Martínez, R (1,9) OBP: 0.354, SLG: 0.403										2	0	0	0	1	0	0						
25 Dexter Fowler, S (8,9) OBP: 0.382, SLG: 0.403										0	0	0	0	0	0	0						
3 Jedd Gyorko, R (1,5) OBP: 0.271, SLG: 0.302										2	1	0	0	1	1	1						
16 Kolten Wong, L (1,4) OBP: 0.332, SLG: 0.387										2	1	2	1	0	0	0						
7 Andrew Knizner, R (1,2)										3	0	0	0	0	0	2						
50 Adam Wainwright, R (1,1) OBP: 0.143, SLG: 0.100										2	0	0	0	0	0	1						
13 Matt Carpenter, L (8,PH) OBP: 0.335, SLG: 0.388										1	0	1	1	0	0	0						
49 Jordan Hicks, R (9,1) ERA: 3.7										0	0	0	0	0	0	0						
53 John Gant, R (9,1) ERA: 5.02										0	0	0	0	0	0	0						
<b>Inning Stats</b>	R: 0 E: 0 K: 1 S: 8	H: 0 LOB: 0 BB: 0 P: 13	R: 0 E: 0 K: 1 S: 6	H: 0 LOB: 0 BB: 1 P: 10	R: 0 E: 0 K: 0 S: 9	H: 1 LOB: 0 BB: 0 P: 12	R: 0 E: 0 K: 0 S: 4	H: 1 LOB: 0 BB: 0 P: 5	R: 1 E: 0 K: 0 S: 8	H: 0 LOB: 0 BB: 1 P: 18	R: 0 E: 0 K: 1 S: 7	H: 0 LOB: 0 BB: 0 P: 9	R: 0 E: 0 K: 1 S: 10	H: 0 LOB: 0 BB: 0 P: 17	R: 1 E: 0 K: 1 S: 12	H: 2 LOB: 1 BB: 0 P: 19	R: 1 E: 0 K: 1 S: 12	H: 1 LOB: 1 BB: 0 P: 19	1B: 4 2B: 0 3B: 0 HR: 0	SF: 1 SAC: 0 DP: 2 HBP: 0	WP: 0 PB: 0 SB: 2 CS: 0	PA: 28
<b>PITCHER</b>	IP WLS BF H R ER SO BB IBB HBP BLK WP HR S P ERA WHIP																					
35 Cole Hamels, L (1,1) ERA: 3.62	7.0 L 23 2 1 0 4 2 0 0 0 0 0 0 9 84 0.00 0.571																					
29 Brad Brach, R (8,1) ERA: 3.7	0.2 3 1 1 1 1 0 0 0 0 0 0 0 9 15 13.50 1.500																					
38 Mike Montgomery, L (8,1) ERA: 5.02	0.1 2 1 0 0 0 0 0 0 0 0 0 0 3 4 0.00 3.000																					

Chicago Cubs @ St. Louis Cardinals  
Busch Stadium, St. Louis, MO  
Sun Jun 02 2019, 1:17 PM - 3:54 PM CDT  
Att: 46,053 - Sunny - 77 F

AB 25  
R 2  
H 4  
RBI 2  
BB 2  
SO 5  
LOB 7





Batter	1	2	3	4	5	6	7	8	9	AB	R	H	RBI	BB	SO	LOB	TOP			
15 Raimel Tapia, L (1,7) OBP: 0.314, SLG: 0.475										4	0	0	0	0	3	2				
27 Trevor Story, R (1,6) OBP: 0.355, SLG: 0.547										4	0	0	0	0	2	1				
26 David Dahl, L (1,9) OBP: 0.380, SLG: 0.522										4	1	1	0	0	0	0				
28 Nolan Arenado, R (1,5) OBP: 0.392, SLG: 0.631										4	0	1	0	0	0	0				
9 Daniel Murphy, L (1,3) OBP: 0.316, SLG: 0.442										4	1	2	2	0	0	0				
24 Ryan McMahon, L (1,4) OBP: 0.340, SLG: 0.424										4	1	1	0	0	1	2				
20 Ian Desmond, R (1,8) OBP: 0.313, SLG: 0.448										4	0	0	0	0	1	1				
14 Tony Wolters, L (1,2) OBP: 0.352, SLG: 0.425										2	0	1	1	1	1	0				
34 Jeff Hoffman, R (1,1) OBP: 0.143, SLG: 0.143										1	0	0	0	0	1	0				
12 Mark Reynolds, R (7,PH) OBP: 0.302, SLG: 0.354										1	0	0	0	0	1	1				
51 Jake McGee, L (7,1) OBP: 0.298, SLG: 0.435										0	0	0	0	0	0	0				
54 Carlos Estévez, R (8,1) OBP: 0.298, SLG: 0.435										0	0	0	0	0	0	0				
<b>Inning Stats</b>	R: 1 E: 0 K: 1 S: 14	H: 3 LOB: 2 BB: 0 P: 18	R: 0 E: 0 K: 3 S: 9	H: 0 LOB: 0 BB: 0 P: 12	R: 0 E: 0 K: 2 S: 11	H: 0 LOB: 0 BB: 0 P: 16	R: 1 E: 0 K: 1 S: 12	H: 1 LOB: 0 BB: 0 P: 22	R: 0 E: 0 K: 0 S: 7	H: 0 LOB: 0 BB: 0 P: 9	R: 1 E: 0 K: 2 S: 13	H: 2 LOB: 1 BB: 0 P: 18	R: 0 E: 0 K: 0 S: 7	H: 0 LOB: 0 BB: 0 P: 10	R: 0 E: 0 K: 0 S: 11	H: 0 LOB: 0 BB: 0 P: 17	1B: 4 2B: 1 3B: 0 HR: 1	SF: 0 SAC: 1 DP: 0 HBP: 0	WP: 0 PA: 34 PB: 0 SB: 0 CS: 0	
<b>PITCHER</b>	IP	WLS	BF	H	R	ER	SO	BB	IBB	HBP	BLK	WP	HR	S	P	ERA	WHIP			
28 Kyle Hendricks, R (1,1) ERA: 3.16	7.0	W	28	6	3	3	10	1	0	0	0	0	1	75	111	3.86	1.000			
41 Steve Cishek, R (8,1) ERA: 2.89	1.0	H	3	0	0	0	0	0	0	0	0	0	0	7	10	0.00	0.000			
46 Pedro Strop, R (9,1) ERA: 4.63	1.0	S	3	0	0	0	0	0	0	0	0	0	0	11	17	0.00	0.000			

Colorado Rockies @ Chicago Cubs  
Wrigley Field, Chicago, IL  
Tue Jun 04 2019, 7:07 PM - 9:40 PM CDT  
Att: 36,753 - Partly Cloudy - 82 F

AB 32  
R 3  
H 6  
RBI 3  
BB 1  
SO 10  
LOB 7



Batter	1	2	3	4	5	6	7	8	9	AB	R	H	RBI	BB	SO	LOB	BOTTOM			
12 Kyle Schwarber, L (1,7) OBP: 0.330, SLG: 0.432										4	1	1	1	0	2	2				
41 Steve Cishek, R (8,1) ERA: 2.89										0	0	0	0	0	0	0				
46 Pedro Strop, R (9,1) ERA: 4.63										0	0	0	0	0	0	0				
17 Kris Bryant, R (1,5) OBP: 0.387, SLG: 0.542										4	1	1	0	0	1	0				
44 Anthony Rizzo, L (1,3) OBP: 0.395, SLG: 0.572										4	1	1	0	0	0	1				
9 Javier Báez, R (1,6) OBP: 0.352, SLG: 0.588										4	2	3	2	0	0	0				
2 Carlos González, L (1,9) OBP: 0.288, SLG: 0.288										3	1	1	2	0	2	0				
7 Victor Caratini, S (1,2) OBP: 0.435, SLG: 0.500										4	0	0	0	0	1	2				
22 Jason Heyward, L (1,8) OBP: 0.352, SLG: 0.422										3	0	0	0	0	0	1				
27 Addison Russell, R (1,4) OBP: 0.320, SLG: 0.448										2	0	0	0	1	1	0				
28 Kyle Hendricks, R (1,1) ERA: 3.16										2	0	1	1	0	1	0				
5 Albert Almora Jr., R (7,PH) OBP: 0.298, SLG: 0.435										1	0	0	0	0	0	0				
<b>Inning Stats</b>	R: 0 E: 0 K: 2 S: 12	H: 0 LOB: 0 BB: 0 P: 17	R: 2 E: 0 K: 1 S: 12	H: 3 LOB: 2 BB: 1 P: 19	R: 0 E: 0 K: 0 S: 9	H: 0 LOB: 0 BB: 0 P: 14	R: 0 E: 0 K: 2 S: 10	H: 0 LOB: 0 BB: 0 P: 14	R: 1 E: 0 K: 1 S: 9	H: 1 LOB: 0 BB: 0 P: 15	R: 2 E: 0 K: 1 S: 10	H: 2 LOB: 0 BB: 0 P: 17	R: 0 E: 0 K: 1 S: 9	H: 0 LOB: 0 BB: 0 P: 13	R: 1 E: 0 K: 0 S: 10	H: 2 LOB: 1 BB: 0 P: 14	1B: 4 2B: 2 3B: 0 HR: 2	SF: 1 SAC: 0 DP: 0 HBP: 0	WP: 0 PA: 33 PB: 0 SB: 0 CS: 0	
<b>PITCHER</b>	IP	WLS	BF	H	R	ER	SO	BB	IBB	HBP	BLK	WP	HR	S	P	ERA	WHIP			
34 Jeff Hoffman, R (1,1) ERA: 7.29	6.0	L	25	6	5	5	7	0	1	0	0	0	2	62	96	7.50	1.000			
51 Jake McGee, L (7,1) ERA: 4.45	1.0		3	0	0	0	1	0	0	0	0	0	0	9	13	0.00	0.000			
54 Carlos Estévez, R (8,1) ERA: 4.45	1.0		5	2	1	1	0	0	0	0	0	0	0	10	14	9.00	2.000			

Colorado Rockies @ Chicago Cubs  
Wrigley Field, Chicago, IL  
Tue Jun 04 2019, 7:07 PM - 9:40 PM CDT  
Att: 36,753 - Partly Cloudy - 82 F

AB 31  
R 6  
H 8  
RBI 6  
BB 1  
SO 8  
LOB 6










Batter	1	2	3	4	5	6	7	8	9	AB	R	H	RBI	BB	SO	LOB	TOP										
25 Dexter Fowler, S OBP: 0.371, SLG: 0.388	F8		K						K	4	0	1	0	0	2	0	<b>St. Louis Cardinals @ Chicago Cubs</b> Wrigley Field, Chicago, IL Fri Jun 07 2019, 1:21 PM - 3:59 PM CDT Att: 40,671 - Partly Cloudy - 70 F										
12 Paul DeJong, R OBP: 0.370, SLG: 0.491	K			G3					K	4	1	1	1	0	2	1											
46 Paul Goldschmidt, R OBP: 0.350, SLG: 0.440	G3				BB				K2-3	3	0	0	0	1	1	0											
23 Marcell Ozuna, R OBP: 0.324, SLG: 0.518		K			L9				F8	4	0	0	0	0	2	1											
3 Jedd Gyorko, R OBP: 0.274, SLG: 0.304		G5-3								2	0	0	0	0	0	1											
65 Giovanni Gallegos, R OBP: 0.354, SLG: 0.491					FC6-4					0	0	0	0	0	0	0											
38 José Martínez, R OBP: 1.000, SLG: 1.000										1	0	1	0	0	0	0											
56 Ryan Helsley, R OBP: 1.000, SLG: 1.000										0	0	0	0	0	0	0											
30 Tyler Webb, L										0	0	0	0	0	0	0											
48 Harrison Bader, R OBP: 0.354, SLG: 0.424										3	0	1	0	0	1	1											
32 Matt Wieters, S OBP: 0.283, SLG: 0.480		F9								3	0	0	0	0	2	1											
16 Kolten Wong, L OBP: 0.325, SLG: 0.376			G1-3							3	0	0	0	0	1	0											
39 Miles Mikolas, R OBP: 0.091, SLG: 0.091										1	0	0	0	0	0	0											
34 Yairo Muñoz, R OBP: 0.313, SLG: 0.340										2	0	0	0	0	1	0											
<b>Inning Stats</b>	R: 0 E: 0 K: 1 S: 6	H: 0 LOB: 0 BB: 0 P: 8	R: 0 E: 0 K: 1 S: 18	H: 1 LOB: 1 BB: 0 P: 26	R: 0 E: 0 K: 1 S: 7	H: 0 LOB: 0 BB: 0 P: 8	R: 0 E: 0 K: 0 S: 9	H: 0 LOB: 1 BB: 1 P: 14	R: 0 E: 0 K: 2 S: 7	H: 0 LOB: 0 BB: 0 P: 9	R: 0 E: 0 K: 1 S: 6	H: 1 LOB: 0 BB: 0 P: 9	R: 0 E: 0 K: 1 S: 11	H: 1 LOB: 0 BB: 0 P: 13	R: 0 E: 0 K: 3 S: 10	H: 0 LOB: 0 BB: 0 P: 12	R: 1 E: 0 K: 2 S: 12	H: 1 LOB: 0 BB: 0 P: 21	1B: 2 2B: 1 3B: 0 HR: 1	SF: 0 SAC: 0 DP: 0 HBP: 0	WP: 0 PB: 0 SB: 0 CS: 0	PA: 31					
<b>PITCHER</b>	IP	WLS	BF	H	R	ER	SO	BB	IBB	HBP	BLK	WP	HR	S	P	ERA	WHIP										
35 Cole Hamels, L ERA: 3.24	8.0	W	27	3	0	0	10	1	0	0	0	0	0	74	99	0.00	0.500										
46 Pedro Strop, R ERA: 4.97	1.0	S	4	1	1	1	2	0	0	0	0	0	1	12	21	9.00	1.000										

Batter	1	2	3	4	5	6	7	8	9	AB	R	H	RBI	BB	SO	LOB	BOTTOM										
44 Anthony Rizzo, L OBP: 0.392, SLG: 0.555	HR		G5-3							2	1	1	0	2	0	0	<b>St. Louis Cardinals @ Chicago Cubs</b> Wrigley Field, Chicago, IL Fri Jun 07 2019, 1:21 PM - 3:59 PM CDT Att: 40,671 - Partly Cloudy - 70 F										
17 Kris Bryant, R OBP: 0.385, SLG: 0.536	K		G5-3							4	0	1	0	0	2	4											
2 Carlos González, L OBP: 0.286, SLG: 0.274	K									3	0	0	0	1	2	1											
9 Javier Báez, R OBP: 0.347, SLG: 0.584	HR									4	1	1	2	0	2	1											
22 Jason Heyward, L OBP: 0.352, SLG: 0.420	K2-3									4	1	1	0	0	1	0											
7 Victor Caratini, S OBP: 0.489, SLG: 0.550										2	0	2	1	1	0	0											
13 David Bote, R OBP: 0.349, SLG: 0.481	L8									3	0	0	0	0	0	3											
5 Albert Almora Jr., R OBP: 0.296, SLG: 0.424	G6-4-3									2	0	0	0	1	0	1											
35 Cole Hamels, L										2	0	0	0	0	1	0											
46 Pedro Strop, R										0	0	0	0	0	0	0											
<b>Inning Stats</b>	R: 2 E: 0 K: 3 S: 13	H: 1 LOB: 0 BB: 1 P: 18	R: 0 E: 0 K: 0 S: 10	H: 1 LOB: 0 BB: 0 P: 18	R: 0 E: 0 K: 0 S: 6	H: 0 LOB: 0 BB: 0 P: 9	R: 1 E: 0 K: 1 S: 15	H: 2 LOB: 1 BB: 1 P: 29	R: 0 E: 0 K: 1 S: 12	H: 2 LOB: 2 BB: 0 P: 15	R: 0 E: 0 K: 0 S: 10	H: 0 LOB: 0 BB: 0 P: 17	R: 0 E: 0 K: 1 S: 15	H: 0 LOB: 3 BB: 3 P: 26	R: 0 E: 0 K: 2 S: 11	H: 0 LOB: 0 BB: 0 P: 17	R: 0 E: 0 K: 2 S: 11	H: 0 LOB: 0 BB: 0 P: 17	1B: 2 2B: 4 3B: 0 HR: 1	SF: 0 SAC: 1 DP: 2 HBP: 0	WP: 0 PB: 0 SB: 2 CS: 1	PA: 32					
<b>PITCHER</b>	IP	WLS	BF	H	R	ER	SO	BB	IBB	HBP	BLK	WP	HR	S	P	ERA	WHIP										
39 Miles Mikolas, R ERA: 4.54	4.0	L	16	4	3	3	4	2	0	0	0	0	0	44	74	6.75	1.500										
65 Giovanni Gallegos, R ERA: 3.46	2.0		7	2	0	0	1	0	0	0	0	0	0	22	32	0.00	1.000										
56 Ryan Helsley, R ERA: 3.0	1.0		6	0	0	0	1	2	1	0	0	0	0	15	26	0.00	2.000										
30 Tyler Webb, L ERA: 4.05	1.0		3	0	0	0	2	0	0	0	0	0	0	11	17	0.00	0.000										

AB	30
R	1
H	4
RBI	1
BB	1
SO	12
LOB	5

AB	26
R	3
H	6
RBI	3
BB	5
SO	8
LOB	10



Batter	1	2	3	4	5	6	7	8	9	AB	R	H	RBI	BB	SO	LOB	TOP						
13 Matt Carpenter, L (1,5) OBP: 0.331, SLG: 0.392										4	0	0	0	0	2	0	<b>St. Louis Cardinals @ Chicago Cubs</b> Wrigley Field, Chicago, IL Sat Jun 08 2019, 6:17 PM - 9:42 PM CDT Att: 41,005 - Cloudy - 67 F						
12 Paul DeJong, R (1,6) OBP: 0.372, SLG: 0.489										3	1	1	0	1	0	0							
46 Paul Goldschmidt, R (1,3) OBP: 0.359, SLG: 0.436										3	1	1	0	1	0	0							
23 Marcell Ozuna, R (1,7) OBP: 0.323, SLG: 0.526										4	1	1	3	0	2	2							
38 José Martínez, R (1,9) OBP: 0.348, SLG: 0.394										3	0	0	0	0	0	0							
21 Andrew Miller, L (6,1)										0	0	0	0	0	0	0							
30 Tyler Webb, L (7,1)										0	0	0	0	0	0	0							
56 Ryan Helsley, R (8,1) OBP: 1.000, SLG: 1.000										0	0	0	0	0	0	0							
19 Tommy Edman, S (9,PH)										1	0	0	0	0	1	0							
48 Harrison Bader, R (1,8) OBP: 0.351, SLG: 0.442										4	1	1	1	0	1	1							
16 Kolten Wong, L (1,4) OBP: 0.323, SLG: 0.373										4	0	1	0	0	1	0							
32 Matt Wieters, S (1,2) OBP: 0.263, SLG: 0.444										4	0	0	0	0	3	2							
22 Jack Flaherty, R (1,1) OBP: 0.158, SLG: 0.111										2	0	0	0	0	1	0							
60 John Brebbia, L (4,1) OBP: 1.000, SLG: 1.000										0	0	0	0	0	0	0							
25 Dexter Fowler, S (6,9) OBP: 0.369, SLG: 0.386										1	0	0	0	0	1	0							
53 John Gant, R (6,1)										0	0	0	0	0	0	0							
<b>Inning Stats</b>	R: 4 H: 4 E: 0 K: 2 S: 19	L: 4 R: 1 BB: 1 P: 36	R: 0 H: 1 E: 0 K: 3 S: 15	L: 1 R: 2 BB: 1 P: 21	R: 0 H: 0 E: 1 K: 0 S: 8	L: 0 R: 0 LOB: 0 BB: 0 P: 13	R: 0 H: 0 E: 0 K: 1 S: 6	L: 0 R: 0 LOB: 0 BB: 0 P: 10	R: 0 H: 0 E: 0 K: 0 S: 4	L: 0 R: 0 LOB: 0 BB: 0 P: 7	R: 0 H: 0 E: 0 K: 0 S: 8	L: 0 R: 0 LOB: 0 BB: 0 P: 12	R: 0 H: 0 E: 0 K: 2 S: 7	L: 0 R: 0 LOB: 0 BB: 0 P: 11	R: 0 H: 0 E: 0 K: 1 S: 8	L: 0 R: 0 LOB: 1 BB: 0 P: 16	R: 0 H: 0 E: 0 K: 3 S: 11	L: 0 R: 0 LOB: 0 BB: 0 P: 16	1B: 3 2B: 0 3B: 0 HR: 2	SF: 0 SAC: 0 DP: 1 HBP: 0	WP: 0 PB: 1 SB: 0 CS: 0	PA: 35	
<b>PITCHER</b>	IP WLS BF H R ER SO BB IBB HBP BLK WP HR S P ERA WHIP	IP WLS BF H R ER SO BB IBB HBP BLK WP HR S P ERA WHIP	IP WLS BF H R ER SO BB IBB HBP BLK WP HR S P ERA WHIP	IP WLS BF H R ER SO BB IBB HBP BLK WP HR S P ERA WHIP	IP WLS BF H R ER SO BB IBB HBP BLK WP HR S P ERA WHIP	IP WLS BF H R ER SO BB IBB HBP BLK WP HR S P ERA WHIP	IP WLS BF H R ER SO BB IBB HBP BLK WP HR S P ERA WHIP	IP WLS BF H R ER SO BB IBB HBP BLK WP HR S P ERA WHIP	IP WLS BF H R ER SO BB IBB HBP BLK WP HR S P ERA WHIP	IP WLS BF H R ER SO BB IBB HBP BLK WP HR S P ERA WHIP	IP WLS BF H R ER SO BB IBB HBP BLK WP HR S P ERA WHIP	IP WLS BF H R ER SO BB IBB HBP BLK WP HR S P ERA WHIP	IP WLS BF H R ER SO BB IBB HBP BLK WP HR S P ERA WHIP	IP WLS BF H R ER SO BB IBB HBP BLK WP HR S P ERA WHIP	IP WLS BF H R ER SO BB IBB HBP BLK WP HR S P ERA WHIP	IP WLS BF H R ER SO BB IBB HBP BLK WP HR S P ERA WHIP	IP WLS BF H R ER SO BB IBB HBP BLK WP HR S P ERA WHIP	IP WLS BF H R ER SO BB IBB HBP BLK WP HR S P ERA WHIP	IP WLS BF H R ER SO BB IBB HBP BLK WP HR S P ERA WHIP	IP WLS BF H R ER SO BB IBB HBP BLK WP HR S P ERA WHIP	IP WLS BF H R ER SO BB IBB HBP BLK WP HR S P ERA WHIP	IP WLS BF H R ER SO BB IBB HBP BLK WP HR S P ERA WHIP	IP WLS BF H R ER SO BB IBB HBP BLK WP HR S P ERA WHIP

AB	33
R	4
H	5
RBI	4
BB	2
SO	12
LOB	5



Batter	1	2	3	4	5	6	7	8	9	AB	R	H	RBI	BB	SO	LOB	BOTTOM						
12 Kyle Schwarber, L (1,7) OBP: 0.338, SLG: 0.455										4	2	2	2	1	0	2	<b>St. Louis Cardinals @ Chicago Cubs</b> Wrigley Field, Chicago, IL Sat Jun 08 2019, 6:17 PM - 9:42 PM CDT Att: 41,005 - Cloudy - 67 F						
17 Kris Bryant, R (1,5) OBP: 0.381, SLG: 0.533										5	1	1	0	0	0	2							
44 Anthony Rizzo, L (1,3) OBP: 0.396, SLG: 0.552										3	1	1	0	2	1	0							
9 Javier Báez, R (1,6) OBP: 0.345, SLG: 0.584										5	0	1	2	0	1	4							
40 Wilson Contreras, R (1,2) OBP: 0.394, SLG: 0.552										4	0	1	1	0	2	3							
22 Jason Heyward, L (1,9) OBP: 0.350, SLG: 0.417										4	1	1	0	0	1	3							
13 David Bote, R (1,4) OBP: 0.352, SLG: 0.475										2	2	0	0	2	0	3							
20 Brandon Kintzler, R (8,1) OBP: 0.480, SLG: 0.585										0	0	0	0	0	0	0							
32 Tyler Chatwood, R (9,1) OBP: 0.333, SLG: 0.667										0	0	0	0	0	0	0							
5 Albert Almora Jr., R (1,8) OBP: 0.301, SLG: 0.425										4	1	2	0	0	0	0							
34 Jon Lester, L (1,1) OBP: 0.412, SLG: 0.308										1	0	0	0	1	0	0							
7 Victor Caratini, S (6,PH) OBP: 0.480, SLG: 0.585										1	1	1	3	0	0	0							
56 Kyle Ryan, L (7,1)										0	0	0	0	0	0	0							
27 Addison Russell, R (7,PH) OBP: 0.316, SLG: 0.448										0	0	0	1	0	0	0							
<b>Inning Stats</b>	R: 2 H: 2 E: 0 K: 0 S: 13	L: 2 R: 2 LOB: 2 BB: 2 P: 30	R: 0 H: 0 E: 0 K: 0 S: 12	L: 0 R: 1 LOB: 1 BB: 1 P: 21	R: 1 H: 2 E: 0 K: 0 S: 16	L: 2 R: 0 LOB: 1 BB: 0 P: 23	R: 1 H: 1 E: 0 K: 0 S: 17	L: 1 R: 0 LOB: 0 BB: 0 P: 24	R: 0 H: 0 E: 0 K: 2 S: 14	L: 0 R: 0 LOB: 0 BB: 0 P: 17	R: 4 H: 4 E: 0 K: 2 S: 30	L: 2 R: 2 LOB: 2 BB: 2 P: 44	R: 1 H: 1 E: 0 K: 1 S: 14	L: 0 R: 0 LOB: 1 BB: 1 P: 21	R: 0 H: 0 E: 0 K: 0 S: 8	L: 0 R: 0 LOB: 0 BB: 0 P: 12	1B: 5 2B: 3 3B: 1 HR: 1	SF: 1 SAC: 0 DP: 0 HBP: 0	WP: 0 PB: 0 SB: 0 CS: 0	PA: 40			
<b>PITCHER</b>	IP WLS BF H R ER SO BB IBB HBP BLK WP HR S P ERA WHIP	IP WLS BF H R ER SO BB IBB HBP BLK WP HR S P ERA WHIP	IP WLS BF H R ER SO BB IBB HBP BLK WP HR S P ERA WHIP	IP WLS BF H R ER SO BB IBB HBP BLK WP HR S P ERA WHIP	IP WLS BF H R ER SO BB IBB HBP BLK WP HR S P ERA WHIP	IP WLS BF H R ER SO BB IBB HBP BLK WP HR S P ERA WHIP	IP WLS BF H R ER SO BB IBB HBP BLK WP HR S P ERA WHIP	IP WLS BF H R ER SO BB IBB HBP BLK WP HR S P ERA WHIP	IP WLS BF H R ER SO BB IBB HBP BLK WP HR S P ERA WHIP	IP WLS BF H R ER SO BB IBB HBP BLK WP HR S P ERA WHIP	IP WLS BF H R ER SO BB IBB HBP BLK WP HR S P ERA WHIP	IP WLS BF H R ER SO BB IBB HBP BLK WP HR S P ERA WHIP	IP WLS BF H R ER SO BB IBB HBP BLK WP HR S P ERA WHIP	IP WLS BF H R ER SO BB IBB HBP BLK WP HR S P ERA WHIP	IP WLS BF H R ER SO BB IBB HBP BLK WP HR S P ERA WHIP	IP WLS BF H R ER SO BB IBB HBP BLK WP HR S P ERA WHIP	IP WLS BF H R ER SO BB IBB HBP BLK WP HR S P ERA WHIP	IP WLS BF H R ER SO BB IBB HBP BLK WP HR S P ERA WHIP	IP WLS BF H R ER SO BB IBB HBP BLK WP HR S P ERA WHIP	IP WLS BF H R ER SO BB IBB HBP BLK WP HR S P ERA WHIP	IP WLS BF H R ER SO BB IBB HBP BLK WP HR S P ERA WHIP	IP WLS BF H R ER SO BB IBB HBP BLK WP HR S P ERA WHIP	IP WLS BF H R ER SO BB IBB HBP BLK WP HR S P ERA WHIP



Batter	1	2	3	4	5	6	7	8	9	AB	R	H	RBI	BB	SO	LOB	TOP		
13 Matt Carpenter, L OBP: 0.332, SLG: 0.392	F7		F8		F8		F8		G6-1	5	0	2	0	0	0	2			
12 Paul DeJong, R OBP: 0.397, SLG: 0.481	K		F9		G5-3				P4	4	0	0	0	0	1	3			
46 Paul Goldschmidt, R OBP: 0.360, SLG: 0.444	L9		L8							4	0	2	0	0	0	1			
23 Marcell Ozuna, R OBP: 0.329, SLG: 0.530		E5								4	1	3	0	0	1	1			
25 Dexter Fowler, S OBP: 0.363, SLG: 0.379	SH1-3									3	0	0	0	0	2	4			
16 Kolten Wong, L OBP: 0.326, SLG: 0.377										3	0	1	1	1	0	3			
48 Harrison Bader, R OBP: 0.342, SLG: 0.429		G6-3								4	0	0	0	0	1	4			
7 Andrew Knizner, R										4	0	0	0	0	1	2			
50 Adam Wainwright, R 65 Giovanni Gallegos, R 34 Yairo Muñoz, R 30 Tyler Webb, L 18 Carlos Martínez, R 38 José Martínez, R										2	0	1	0	0	0	0			
<b>Inning Stats</b>	R: 0 E: 0 K: 1 S: 8	H: 0 LOB: 0 BB: 0 P: 12	R: 1 E: 1 K: 0 S: 12	H: 2 LOB: 1 BB: 0 P: 18	R: 0 E: 0 K: 0 S: 13	H: 1 LOB: 1 BB: 0 P: 18	R: 0 E: 0 K: 1 S: 6	H: 1 LOB: 0 BB: 0 P: 10	R: 0 E: 0 K: 1 S: 9	H: 2 LOB: 2 BB: 0 P: 12	R: 0 E: 0 K: 0 S: 10	H: 2 LOB: 2 BB: 0 P: 14	R: 0 E: 0 K: 2 S: 9	H: 1 LOB: 1 BB: 0 P: 14	R: 0 E: 0 K: 1 S: 8	H: 0 LOB: 2 BB: 2 P: 17	1B: 6 2B: 3 3B: 0 HR: 0	SF: 0 SAC: 1 DP: 0 HBP: 0	WP: 0 PA: 37 PB: 0 SB: 0 CS: 1
<b>PITCHER</b>	IP WLS BF H R ER SO BB IBB HBP BLK WP HR S P ERA WHIP																		
28 Kyle Hendricks, R ERA: 3.0	7.0 W 28 8 1 1 3 0 0 0 0 0 0 68 98 1.29 1.143																		
41 Steve Cishek, R ERA: 3.0	1.0 H 4 1 0 0 2 0 0 0 0 0 0 9 14 0.00 1.000																		
6 Carl Edwards Jr., R ERA: 5.4	0.2 4 0 0 0 1 2 0 0 0 0 0 7 16 0.00 3.000																		
46 Pedro Strop, R ERA: 4.85	0.1 S 1 0 0 0 0 0 0 0 0 0 0 1 1 0.00 0.000																		

St. Louis Cardinals @ Chicago Cubs  
Wrigley Field, Chicago, IL  
Sun Jun 09 2019, 6:08 PM - 8:55 PM CDT  
Att: 39,545 - Cloudy - 67 F

AB 34  
R 1  
H 9  
RBI 1  
BB 2  
SO 6  
LOB 20



Batter	1	2	3	4	5	6	7	8	9	AB	R	H	RBI	BB	SO	LOB	BOTTOM
12 Kyle Schwarber, L 41 Steve Cishek, R 6 Carl Edwards Jr., R 46 Pedro Strop, R	G3-1									3	1	2	2	1	0	0	
17 Kris Bryant, R 44 Anthony Rizzo, L	BB									4	0	2	0	0	0	2	
9 Javier Báez, R 2 Carlos González, L 40 Wilson Contreras, R										4	0	0	1	0	1	3	
22 Jason Heyward, L 28 Kyle Hendricks, R 5 Albert Almora Jr., R 13 David Bote, R										4	0	0	0	0	3	1	
<b>Inning Stats</b>	R: 1 E: 0 K: 0 S: 10	H: 1 LOB: 1 BB: 1 P: 18	R: 0 E: 0 K: 0 S: 8	H: 1 LOB: 1 BB: 0 P: 13	R: 0 E: 0 K: 2 S: 8	H: 1 LOB: 0 BB: 0 P: 13	R: 0 E: 0 K: 2 S: 10	H: 0 LOB: 0 BB: 0 P: 13	R: 1 E: 2 K: 0 S: 10	H: 1 LOB: 1 BB: 0 P: 16	R: 1 E: 0 K: 3 S: 13	H: 1 LOB: 0 BB: 0 P: 17	1B: 7 2B: 2 3B: 0 HR: 1	SF: 0 SAC: 2 DP: 2 HBP: 0	WP: 0 PA: 33 PB: 0 SB: 0 CS: 1		
<b>PITCHER</b>	IP WLS BF H R ER SO BB IBB HBP BLK WP HR S P ERA WHIP																
50 Adam Wainwright, R 65 Giovanni Gallegos, R 30 Tyler Webb, L 18 Carlos Martínez, R	4.1 L 19 7 3 3 2 1 0 0 0 0 0 0 44 70 6.23 1.846																
30 Tyler Webb, L 18 Carlos Martínez, R	0.1 1 0 0 0 0 0 0 0 0 0 0 3 4 0.00 0.000																
18 Carlos Martínez, R ERA: 4.15	1.2 8 2 2 1 3 0 0 0 0 0 1 20 29 5.40 1.200																

St. Louis Cardinals @ Chicago Cubs  
Wrigley Field, Chicago, IL  
Sun Jun 09 2019, 6:08 PM - 8:55 PM CDT  
Att: 39,545 - Cloudy - 67 F

AB 30  
R 5  
H 9  
RBI 5  
BB 1  
SO 7  
LOB 10









Batter	1	2	3	4	5	6	7	8	9	AB	R	H	RBI	BB	SO	LOB	TOP			
12 Kyle Schwarber, L OBP: 0.335, SLG: 0.484										4	1	2	1	0	0	1	Chicago Cubs @ Los Angeles Dodgers Dodger Stadium, Los Angeles, CA Thu Jun 13 2019, 7:11 PM - 9:58 PM PDT Att: 44,970 - Clear - 68 F			
17 Kris Bryant, R OBP: 0.332, SLG: 0.536										2	2	1	1	2	0	1				
44 Anthony Rizzo, L OBP: 0.335, SLG: 0.548										4	0	1	0	0	1	2				
9 Javier Báez, R OBP: 0.334, SLG: 0.567										4	0	1	0	0	1	2				
40 Wilson Contreras, R OBP: 0.383, SLG: 0.526										3	0	1	1	1	0	2				
5 Albert Almora Jr., R OBP: 0.289, SLG: 0.406										4	0	0	0	0	1	3				
27 Addison Russell, R OBP: 0.315, SLG: 0.410										4	0	1	0	0	2	0				
34 Jon Lester, L OBP: 0.368, SLG: 0.267										2	0	0	0	0	1	1				
3 Daniel Descalso, L OBP: 0.287, SLG: 0.285										1	0	0	0	0	1	0				
37 Tim Collins, L OBP: 0.287, SLG: 0.285										0	0	0	0	0	0	0				
20 Brandon Kintzler, R OBP: 0.459, SLG: 0.549										1	0	1	0	0	0	0				
7 Victor Caratini, S OBP: 0.459, SLG: 0.549										1	0	1	0	0	0	0				
13 David Bote, R OBP: 0.352, SLG: 0.483										4	0	0	0	0	1	2				
<b>Inning Stats</b>	R: 2 H: 3 E: 0 K: 1 S: 12	H: 3 LOB: 1 BB: 1 P: 19	R: 0 H: 1 E: 0 K: 1 S: 9	H: 1 LOB: 1 BB: 0 P: 12	R: 1 H: 1 E: 0 K: 2 S: 15	H: 1 LOB: 1 BB: 1 P: 25	R: 0 H: 0 E: 0 K: 2 S: 7	H: 0 LOB: 0 BB: 0 P: 11	R: 0 H: 2 E: 0 K: 0 S: 8	H: 2 LOB: 2 BB: 0 P: 9	R: 0 H: 0 E: 0 K: 2 S: 11	H: 0 LOB: 0 BB: 0 P: 17	R: 0 H: 0 E: 0 K: 0 S: 11	H: 0 LOB: 1 BB: 1 P: 18	R: 0 H: 0 E: 0 K: 0 S: 7	H: 1 LOB: 0 BB: 0 P: 11	1B: 5 2B: 2 3B: 0 HR: 2	SF: 0 SAC: 0 DP: 1 HBP: 0	WP: 0 PB: 0 SB: 0 CS: 1	PA: 37
<b>PITCHER</b>	IP WLS BF H R ER SO BB IBB HBP BLK WP HR S P ERA WHIP	6.0 W 26 7 3 3 8 2 0 0 0 0 2 62 93 4.50 1.500	3.0 S 10 1 0 0 0 1 0 0 0 0 0 0 26 41 0.00 0.667																	

Batter	1	2	3	4	5	6	7	8	9	AB	R	H	RBI	BB	SO	LOB	BOTTOM				
14 Enrique Hernández, R OBP: 0.281, SLG: 0.387										3	0	0	0	1	2	1	Chicago Cubs @ Los Angeles Dodgers Dodger Stadium, Los Angeles, CA Thu Jun 13 2019, 7:11 PM - 9:58 PM PDT Att: 44,970 - Clear - 68 F				
10 Justin Turner, R OBP: 0.398, SLG: 0.442										4	1	1	0	0	1	2					
25 David Freese, R OBP: 0.419, SLG: 0.635										4	2	2	2	0	1	0					
35 Cody Bellinger, L OBP: 0.449, SLG: 0.704										4	2	3	3	0	1	0					
3 Chris Taylor, R OBP: 0.287, SLG: 0.390										3	1	1	0	1	1	0					
13 Max Muncy, L OBP: 0.372, SLG: 0.542										4	1	1	2	0	1	2					
27 Alex Verdugo, L OBP: 0.361, SLG: 0.485										3	0	2	0	1	1	0					
15 Austin Barnes, R OBP: 0.329, SLG: 0.369										4	0	1	0	0	0	3					
22 Clayton Kershaw, L OBP: 0.048, SLG: 0.048										1	0	0	0	0	1	0					
41 Kyle Garlick, R OBP: 0.111, SLG: 0.222										1	0	0	0	0	0	1					
7 Julio Urias, L OBP: 0.500, SLG: 0.400										1	0	0	0	0	0	0					
<b>Inning Stats</b>	R: 0 H: 0 E: 0 K: 1 S: 8	H: 0 LOB: 0 BB: 0 P: 13	R: 0 H: 0 E: 0 K: 1 S: 7	H: 0 LOB: 0 BB: 0 P: 13	R: 0 H: 1 E: 0 K: 2 S: 13	H: 1 LOB: 0 BB: 0 P: 22	R: 4 H: 5 E: 0 K: 0 S: 14	H: 5 LOB: 0 BB: 0 P: 20	R: 2 H: 3 E: 0 K: 3 S: 16	H: 3 LOB: 2 BB: 1 P: 27	R: 0 H: 1 E: 0 K: 0 S: 12	H: 1 LOB: 2 BB: 1 P: 21	R: 1 H: 1 E: 0 K: 2 S: 13	H: 1 LOB: 0 BB: 0 P: 19	R: 0 H: 0 E: 0 K: 0 S: 6	H: 0 LOB: 0 BB: 1 P: 13	1B: 6 2B: 1 3B: 0 HR: 4	SF: 0 SAC: 1 DP: 2 HBP: 0	WP: 0 PB: 0 SB: 0 CS: 0	PA: 36	
<b>PITCHER</b>	IP WLS BF H R ER SO BB IBB HBP BLK WP HR S P ERA WHIP	5.0 L 24 9 2 1 1 2 1 0 0 0 0 1 25 40 4.50 1.500	2.0 9 2 1 1 2 1 0 0 0 0 0 1 25 40 4.50 1.500	1.0 3 0 0 0 0 0 0 0 0 0 0 6 13 0.00 1.000																	





Batter	1	2	3	4	5	6	7	8	9	AB	R	H	RBI	BB	SO	LOB	TOP				
12 Kyle Schwarber, L (1,7) OBP: 0.328, SLG: 0.472	L8			K				F7		4	0	1	0	0	1	0					
17 Kris Bryant, R (1,5) OBP: 0.388, SLG: 0.549	G5-3			1B				F9		3	1	1	0	0	0	2					
44 Anthony Rizzo, L (1,3) OBP: 0.389, SLG: 0.563	P6			P4				G1-3		4	1	1	2	0	0	3					
9 Javier Báez, R (1,6) OBP: 0.325, SLG: 0.550		F9		K				F8		4	0	0	0	0	2	1					
22 Jason Heyward, L (1,8) OBP: 0.350, SLG: 0.420		G4-3		K				G3-1		4	0	0	0	0	1	0					
7 Victor Caratini, S (1,2) OBP: 0.424, SLG: 0.500		G6-3		L6				E4		4	0	0	0	0	1	0					
2 Carlos González, L (1,9) OBP: 0.293, SLG: 0.303			G4-3		G3-1			K		3	0	0	0	0	1	1					
11 Yu Darvish, R (1,1) OBP: 0.037, SLG: 0.038				K				F9		2	0	0	0	0	1	0					
13 David Bote, R (8,PH) OBP: 0.357, SLG: 0.489				K						0	0	0	0	1	0	0					
27 Addison Russell, R (1,4) OBP: 0.305, SLG: 0.393				K						3	0	1	0	0	1	1					
20 Brandon Kintzler, R (8,1) 56 Kyle Ryan, L (8,1) 46 Pedro Strop, R (9,1)				K						0	0	0	0	0	0	0					
										0	0	0	0	0	0	0					
										0	0	0	0	0	0	0					
<b>Inning Stats</b>	R: 0 H: 0 E: 0 K: 0 S: 10	H: 0 LOB: 0 BB: 0 P: 12	R: 0 H: 0 E: 0 K: 0 S: 5	H: 0 LOB: 0 BB: 0 P: 10	R: 0 H: 0 E: 0 K: 2 S: 9	H: 0 LOB: 0 BB: 0 P: 16	R: 0 H: 1 E: 0 K: 2 S: 10	H: 1 LOB: 1 BB: 0 P: 14	R: 0 H: 2 E: 0 K: 1 S: 16	H: 2 LOB: 2 BB: 0 P: 21	R: 0 H: 0 E: 0 K: 1 S: 11	H: 0 LOB: 1 BB: 0 P: 16	R: 0 H: 0 E: 0 K: 0 S: 6	H: 0 LOB: 0 BB: 1 P: 10	R: 2 H: 1 E: 0 K: 2 S: 10	H: 1 LOB: 0 BB: 0 P: 15	1B: 3 2B: 0 3B: 0 HR: 1	SF: 0 SAC: 0 DP: 1 HBP: 1	WP: 0 PB: 0 SB: 0 CS: 0	PA: 33	
<b>PITCHER</b>	IP WLS BF H R ER SO BB IBB HBP BLK WP HR S P ERA WHIP	IP WLS BF H R ER SO BB IBB HBP BLK WP HR S P ERA WHIP	IP WLS BF H R ER SO BB IBB HBP BLK WP HR S P ERA WHIP	IP WLS BF H R ER SO BB IBB HBP BLK WP HR S P ERA WHIP	IP WLS BF H R ER SO BB IBB HBP BLK WP HR S P ERA WHIP	IP WLS BF H R ER SO BB IBB HBP BLK WP HR S P ERA WHIP	IP WLS BF H R ER SO BB IBB HBP BLK WP HR S P ERA WHIP	IP WLS BF H R ER SO BB IBB HBP BLK WP HR S P ERA WHIP	IP WLS BF H R ER SO BB IBB HBP BLK WP HR S P ERA WHIP	IP WLS BF H R ER SO BB IBB HBP BLK WP HR S P ERA WHIP	IP WLS BF H R ER SO BB IBB HBP BLK WP HR S P ERA WHIP	IP WLS BF H R ER SO BB IBB HBP BLK WP HR S P ERA WHIP	IP WLS BF H R ER SO BB IBB HBP BLK WP HR S P ERA WHIP	IP WLS BF H R ER SO BB IBB HBP BLK WP HR S P ERA WHIP	IP WLS BF H R ER SO BB IBB HBP BLK WP HR S P ERA WHIP	IP WLS BF H R ER SO BB IBB HBP BLK WP HR S P ERA WHIP	IP WLS BF H R ER SO BB IBB HBP BLK WP HR S P ERA WHIP	IP WLS BF H R ER SO BB IBB HBP BLK WP HR S P ERA WHIP	IP WLS BF H R ER SO BB IBB HBP BLK WP HR S P ERA WHIP	IP WLS BF H R ER SO BB IBB HBP BLK WP HR S P ERA WHIP	IP WLS BF H R ER SO BB IBB HBP BLK WP HR S P ERA WHIP

Chicago Cubs @ Los Angeles Dodgers  
Dodger Stadium, Los Angeles, CA  
Sat Jun 15 2019, 6:11 PM - 8:59 PM PDT  
Att: 51,596 - Clear - 72 F

AB	31
R	2
H	4
RBI	2
BB	1
SO	8
LOB	8



Batter	1	2	3	4	5	6	7	8	9	AB	R	H	RBI	BB	SO	LOB	BOTTOM					
31 Joc Pederson, L (1,7) OBP: 0.336, SLG: 0.568	L6							F7		3	0	0	0	0	0	0						
3 Chris Taylor, R (8,PH) OBP: 0.285, SLG: 0.385			G5-3							1	0	1	0	0	0	0						
27 Alex Verdugo, L (1,8) OBP: 0.356, SLG: 0.472	L7							L4		4	1	1	1	0	0	2						
10 Justin Turner, R (1,5) OBP: 0.393, SLG: 0.446	P4			HR				K		4	0	0	0	0	2	0						
35 Cody Bellinger, L (1,9) OBP: 0.451, SLG: 0.694										3	0	0	0	1	2	0						
13 Max Muncy, L (1,4) OBP: 0.376, SLG: 0.541										3	0	1	0	1	1	1						
45 Matt Beatty, L (1,3) OBP: 0.280, SLG: 0.380										4	0	0	0	0	3	3						
14 Enrique Hernández, R (1,6) OBP: 0.279, SLG: 0.353										3	0	1	0	0	2	1						
15 Austin Barnes, R (1,2) OBP: 0.323, SLG: 0.361										3	0	0	0	0	1	1						
21 Walker Buehler, R (1,1) ERA: 4.65										2	0	0	0	0	1	0						
52 Pedro Báez, R (8,1) 56 Kyle Ryan, L (8,PH) 74 Kenley Jansen, S (9,1)										0	0	0	0	0	0	0						
										1	0	1	0	0	0	0						
										0	0	0	0	0	0	0						
<b>Inning Stats</b>	R: 0 H: 0 E: 0 K: 0 S: 5	H: 1 LOB: 1 BB: 0 P: 11	R: 0 H: 0 E: 0 K: 3 S: 15	H: 0 LOB: 0 BB: 0 P: 20	R: 0 H: 0 E: 0 K: 1 S: 9	H: 0 LOB: 0 BB: 0 P: 15	R: 1 H: 1 E: 0 K: 1 S: 13	H: 1 LOB: 1 BB: 1 P: 21	R: 0 H: 0 E: 0 K: 2 S: 8	H: 0 LOB: 0 BB: 0 P: 15	R: 0 H: 0 E: 0 K: 1 S: 9	H: 0 LOB: 0 BB: 0 P: 11	R: 0 H: 0 E: 0 K: 2 S: 9	H: 0 LOB: 0 BB: 0 P: 16	R: 0 H: 3 E: 0 K: 0 S: 10	H: 3 LOB: 2 BB: 0 P: 17	R: 0 H: 0 E: 0 K: 2 S: 7	H: 0 LOB: 1 BB: 1 P: 15	1B: 4 2B: 0 3B: 0 HR: 1	SF: 0 SAC: 0 DP: 0 HBP: 0	WP: 0 PB: 0 SB: 1 CS: 0	PA: 33
<b>PITCHER</b>	IP WLS BF H R ER SO BB IBB HBP BLK WP HR S P ERA WHIP	IP WLS BF H R ER SO BB IBB HBP BLK WP HR S P ERA WHIP	IP WLS BF H R ER SO BB IBB HBP BLK WP HR S P ERA WHIP	IP WLS BF H R ER SO BB IBB HBP BLK WP HR S P ERA WHIP	IP WLS BF H R ER SO BB IBB HBP BLK WP HR S P ERA WHIP	IP WLS BF H R ER SO BB IBB HBP BLK WP HR S P ERA WHIP	IP WLS BF H R ER SO BB IBB HBP BLK WP HR S P ERA WHIP	IP WLS BF H R ER SO BB IBB HBP BLK WP HR S P ERA WHIP	IP WLS BF H R ER SO BB IBB HBP BLK WP HR S P ERA WHIP	IP WLS BF H R ER SO BB IBB HBP BLK WP HR S P ERA WHIP	IP WLS BF H R ER SO BB IBB HBP BLK WP HR S P ERA WHIP	IP WLS BF H R ER SO BB IBB HBP BLK WP HR S P ERA WHIP	IP WLS BF H R ER SO BB IBB HBP BLK WP HR S P ERA WHIP	IP WLS BF H R ER SO BB IBB HBP BLK WP HR S P ERA WHIP	IP WLS BF H R ER SO BB IBB HBP BLK WP HR S P ERA WHIP	IP WLS BF H R ER SO BB IBB HBP BLK WP HR S P ERA WHIP	IP WLS BF H R ER SO BB IBB HBP BLK WP HR S P ERA WHIP	IP WLS BF H R ER SO BB IBB HBP BLK WP HR S P ERA WHIP	IP WLS BF H R ER SO BB IBB HBP BLK WP HR S P ERA WHIP	IP WLS BF H R ER SO BB IBB HBP BLK WP HR S P ERA WHIP	IP WLS BF H R ER SO BB IBB HBP BLK WP HR S P ERA WHIP	IP WLS BF H R ER SO BB IBB HBP BLK WP HR S P ERA WHIP

Chicago Cubs @ Los Angeles Dodgers  
Dodger Stadium, Los Angeles, CA  
Sat Jun 15 2019, 6:11 PM - 8:59 PM PDT  
Att: 51,596 - Clear - 72 F

AB	31
R	1
H	5
RBI	1
BB	2
SO	12
LOB	8



Batter	1	2	3	4	5	6	7	8	9	AB	R	H	RBI	BB	SO	LOB	TOP										
9 Javier Báez, R OBP: 0.323, SLG: 0.544										5	1	1	0	0	2	2											
17 Kris Bryant, R OBP: 0.386, SLG: 0.544									4	1	1	0	0	1	1												
44 Anthony Rizzo, L OBP: 0.391, SLG: 0.562									4	0	2	0	0	0	2												
40 Wilson Contreras, R OBP: 0.387, SLG: 0.530									4	0	2	1	0	0	1												
13 David Bote, R OBP: 0.350, SLG: 0.480									3	0	0	1	0	1	3												
5 Albert Almora Jr., R OBP: 0.256, SLG: 0.407									4	0	3	0	0	0	0												
22 Jason Heyward, L OBP: 0.348, SLG: 0.415									3	0	0	0	1	2	3												
62 Jose Quintana, R OBP: 0.269, SLG: 0.403									0	0	0	0	0	1	0												
20 Brandon Kintzler, R ERA: 2.32									0	0	0	0	0	0	0												
37 Tim Collins, L ERA: 3.87									0	0	0	0	0	0	0												
41 Steve Csiehek, R ERA: 3.38																											
56 Kyle Ryan, L ERA: 4.01																											
27 Addison Russell, R OBP: 0.296, SLG: 0.379									3	0	0	0	0	3	1												
7 Victor Caratini, S OBP: 0.418, SLG: 0.491																											
3 Daniel Descalso, L OBP: 0.287, SLG: 0.285																											
<b>Inning Stats</b>	R: 0 E: 0 K: 1 S: 8	H: 2 LOB: 2 BB: 0 P: 10	R: 0 E: 0 K: 1 S: 10	H: 0 LOB: 0 BB: 0 P: 11	R: 0 E: 0 K: 1 S: 6	H: 1 LOB: 0 BB: 0 P: 10	R: 0 E: 0 K: 0 S: 9	H: 0 LOB: 0 BB: 0 P: 14	R: 0 E: 0 K: 2 S: 11	H: 1 LOB: 1 BB: 0 P: 14	R: 2 E: 1 K: 1 S: 14	H: 3 LOB: 2 BB: 0 P: 19	R: 0 E: 0 K: 2 S: 10	H: 0 LOB: 0 BB: 0 P: 16	R: 0 E: 0 K: 2 S: 13	H: 1 LOB: 1 BB: 0 P: 17	R: 0 E: 0 K: 0 S: 12	H: 1 LOB: 3 BB: 1 P: 19	1B: 9 2B: 0 3B: 0 HR: 0	SF: 1 SAC: 1 DP: 1 HBP: 0	WP: 0 PB: 0 SB: 1 CS: 0	PA: 37					
<b>PITCHER</b>	IP	WLS	BF	H	R	ER	SO	BB	IBB	HBP	BLK	WP	HR	S	P	ERA	WHIP										
99 Hyun Jin Ryu, L ERA: 1.26	7.0		28	7	2	0	8	0	0	0	0	0	0	68	94	0.00	1.000										
68 Ross Stripling, R ERA: 3.21	1.0	W	4	1	0	0	2	0	0	0	0	0	0	13	17	0.00	1.000										
74 Kenley Jansen, R ERA: 3.34	1.0	S	5	1	0	0	0	1	0	0	0	0	0	12	19	0.00	2.000										

Chicago Cubs @ Los Angeles Dodgers  
Dodger Stadium, Los Angeles, CA  
Sun Jun 16 2019, 4:08 PM - 7:12 PM PDT  
Att: 53,817 - Sunny - 75 F

AB 34  
R 2  
H 9  
RBI 2  
BB 1  
SO 10  
LOB 17



Batter	1	2	3	4	5	6	7	8	9	AB	R	H	RBI	BB	SO	LOB	BOTTOM										
14 Enrique Hernández, R OBP: 0.280, SLG: 0.382										3	0	1	0	0	0	0											
31 Joc Pederson, L OBP: 0.335, SLG: 0.565										1	0	0	0	0	3												
10 Justin Turner, R OBP: 0.387, SLG: 0.439										4	0	0	0	0	1												
25 David Freese, R OBP: 0.422, SLG: 0.630										3	1	1	0	0	0												
45 Matt Beatty, L OBP: 0.275, SLG: 0.373										1	0	0	0	0	0												
35 Cody Bellinger, L OBP: 0.451, SLG: 0.702									3	1	1	1	1	1	0												
3 Chris Taylor, R OBP: 0.284, SLG: 0.391									2	1	1	0	2	0	0												
13 Max Muncy, L OBP: 0.378, SLG: 0.538									3	0	1	1	1	0	1												
55 Russell Martin, R OBP: 0.374, SLG: 0.371									4	0	1	1	0	3	5												
41 Kyle Garlick, R OBP: 0.250, SLG: 0.364										2	0	1	0	0	1	0											
27 Alex Verdugo, L OBP: 0.356, SLG: 0.469										1	0	0	0	1	0												
99 Hyun Jin Ryu, R OBP: 0.207, SLG: 0.154										3	0	0	0	0	1	4											
68 Ross Stripling, R ERA: 3.87										0	0	0	0	0	0												
15 Austin Barnes, R OBP: 0.321, SLG: 0.358										1	0	0	0	0	1												
74 Kenley Jansen, S ERA: 3.34										0	0	0	0	0	0												
<b>Inning Stats</b>	R: 1 E: 0 K: 1 S: 12	H: 1 LOB: 3 BB: 3 P: 28	R: 0 E: 0 K: 1 S: 13	H: 1 LOB: 1 BB: 0 P: 19	R: 0 E: 0 K: 0 S: 7	H: 0 LOB: 0 BB: 0 P: 13	R: 0 E: 0 K: 1 S: 14	H: 1 LOB: 1 BB: 0 P: 21	R: 0 E: 0 K: 0 S: 6	H: 0 LOB: 0 BB: 0 P: 11	R: 1 E: 0 K: 2 S: 14	H: 3 LOB: 3 BB: 1 P: 18	R: 0 E: 0 K: 1 S: 8	H: 0 LOB: 0 BB: 0 P: 14	R: 1 E: 0 K: 0 S: 15	H: 1 LOB: 1 BB: 1 P: 22	1B: 4 2B: 2 3B: 0 HR: 1	SF: 0 SAC: 0 DP: 0 HBP: 0	WP: 0 PB: 0 SB: 0 CS: 0	PA: 36							
<b>PITCHER</b>	IP	WLS	BF	H	R	ER	SO	BB	IBB	HBP	BLK	WP	HR	S	P	ERA	WHIP										
62 Jose Quintana, L ERA: 3.87	5.0		24	6	2	2	3	3	0	0	0	0	0	7	10	0.00	0.000										
20 Brandon Kintzler, R ERA: 2.32	0.2		3	0	0	0	2	0	1	0	0	0	0	1	1	0.00	0.000										
37 Tim Collins, L ERA: 3.86	0.1		1	0	0	0	0	0	0	0	0	0	0	1	1	0.00	0.000										
41 Steve Csiehek, R ERA: 3.38	1.1	L	6	1	1	1	1	1	0	0	0	0	0	20	32	6.75	1.500										
56 Kyle Ryan, L ERA: 4.01	0.2		2	0	0	0	0	0	0	0	0	0	0	3	4	0.00	0.000										

Chicago Cubs @ Los Angeles Dodgers  
Dodger Stadium, Los Angeles, CA  
Sun Jun 16 2019, 4:08 PM - 7:12 PM PDT  
Att: 53,817 - Sunny - 75 F

AB 31  
R 3  
H 7  
RBI 3  
BB 5  
SO 6  
LOB 16



Batter	1	2	3	4	5	6	7	8	9	AB	R	H	RBI	BB	SO	LOB	TOP								
28 Leury García, S (1, 8) OBP: 0.318, SLG: 0.376										4	1	2	0	0	0	0									
7 Tim Anderson, R (1, 6) OBP: 0.341, SLG: 0.482										4	0	1	0	0	0	1									
79 José Abreu, R (1, 3) OBP: 0.309, SLG: 0.516										4	0	1	0	0	0	1									
33 James McCann, R (1, 2) OBP: 0.377, SLG: 0.500										3	1	2	0	1	1	0									
74 Eloy Jiménez, R (1, 7) OBP: 0.310, SLG: 0.497										3	1	2	2	1	0	3									
22 Charles Tilson, L (9, 7) OBP: 0.336, SLG: 0.343										0	0	0	0	0	0	0									
20 José Rondón, R (1, 5) OBP: 0.270, SLG: 0.292										3	0	0	0	0	1	3									
57 Jace Fry, L (8, 1)										0	0	0	0	0	0	0									
43 Evan Marshall, R (8, 1)										0	0	0	0	0	0	0									
17 Yonder Alonso, L (9, PH)										1	0	0	0	0	0	0									
48 Alex Colomé, R (9, 1)										0	0	0	0	0	0	0									
49 Ryan Cordell, R (1, 9) OBP: 0.272, SLG: 0.316										4	0	0	0	0	0	0									
5 Yolmer Sánchez, S (1, 4) OBP: 0.323, SLG: 0.290										4	0	0	0	0	1	0									
46 Iván Nova, R (1, 1)										2	0	0	0	0	2	0									
10 Yoán Moncada, S (6, 5) OBP: 0.348, SLG: 0.502										1	0	0	0	0	1	0									
39 Aaron Bummer, L (6, 1)										0	0	0	0	0	0	0									
<b>Inning Stats</b>	R: 0 E: 0 K: 0 S: 12	H: 2 LOB: 2 BB: 1 P: 22	R: 0 E: 0 K: 1 S: 7	H: 0 LOB: 0 BB: 0 P: 9	R: 0 E: 0 K: 2 S: 9	H: 0 LOB: 0 BB: 0 P: 15	R: 0 E: 0 K: 2 S: 9	H: 1 LOB: 1 BB: 0 P: 17	R: 0 E: 0 K: 1 S: 9	H: 0 LOB: 0 BB: 0 P: 12	R: 1 E: 1 K: 1 S: 11	H: 3 LOB: 2 BB: 1 P: 18	R: 0 E: 0 K: 1 S: 8	H: 0 LOB: 0 BB: 0 P: 11	R: 0 E: 0 K: 0 S: 5	H: 0 LOB: 0 BB: 0 P: 7	R: 2 E: 0 K: 0 S: 12	H: 2 LOB: 0 BB: 0 P: 20	1B: 6 2B: 2 3B: 0 HR: 1	SF: 0 SAC: 0 DP: 2 HBP: 0	WP: 0 PB: 0 SB: 0 CS: 0	PA: 35			
<b>PITCHER</b>	IP	WLS	BF	H	R	ER	SO	BB	IBB	HBP	BLK	WP	HR	S	P	ERA	WHIP								
35 Cole Hamels, L ERA: 2.85	7.0		27	6	1	1	8	2	0	0	0	0	0	65	104	1.29	1.143								
20 Brandon Kintzler, R ERA: 2.25	1.0		3	0	0	0	0	0	0	0	0	0	0	7	0	0.00	0.000								
46 Pedro Strop, R ERA: 5.52	0.1	L	3	2	2	2	0	0	0	0	0	0	1	8	13	54.00	6.000								
37 Tim Collins, L ERA: 3.52	0.2		2	0	0	0	0	0	0	0	0	0	0	4	7	0.00	0.000								

Chicago White Sox @ Chicago Cubs  
Wrigley Field, Chicago, IL  
Tue Jun 18 2019, 7:08 PM - 9:49 PM CDT  
Att: 41,192 - Partly Cloudy - 70 F


AB	33
R	3
H	8
RBI	2
BB	2
SO	8
LOB	8



Batter	1	2	3	4	5	6	7	8	9	AB	R	H	RBI	BB	SO	LOB	BOTTOM								
12 Kyle Schwarber, L (1, 7) OBP: 0.326, SLG: 0.479										4	1	1	1	0	1	1									
17 Kris Bryant, R (1, 5) OBP: 0.401, SLG: 0.548										4	0	3	0	0	1	0									
44 Anthony Rizzo, L (1, 3) OBP: 0.389, SLG: 0.555										3	0	0	0	1	0	3									
9 Javier Báez, R (1, 6) OBP: 0.319, SLG: 0.537										4	0	0	0	0	0	3									
22 Jason Heyward, L (1, 8) (8, 9) OBP: 0.351, SLG: 0.416										4	0	2	0	0	0	0									
7 Victor Caratini, S (1, 2) OBP: 0.394, SLG: 0.459										4	0	0	0	0	1	4									
2 Carlos González, L (1, 9) OBP: 0.286, SLG: 0.294										3	0	0	0	0	1	0									
20 Brandon Kintzler, R (8, 1)										0	0	0	0	0	0	0									
46 Pedro Strop, R (9, 1)										0	0	0	0	0	0	0									
37 Tim Collins, L (9, 1)										0	0	0	0	0	0	0									
35 Cole Hamels, L (1, 1) OBP: 0.107, SLG: 0.077										2	0	0	0	0	0	0									
13 David Bote, R (7, PH) OBP: 0.346, SLG: 0.478										1	0	0	0	0	0	0									
3 Daniel Descalso, L (1, 4) OBP: 0.289, SLG: 0.283										1	0	0	0	1	0	0									
5 Albert Almora Jr., R (7, PH) OBP: 0.252, SLG: 0.465										1	0	0	0	0	1	0									
<b>Inning Stats</b>	R: 1 E: 0 K: 1 S: 8	H: 1 LOB: 0 BB: 1 P: 13	R: 0 E: 0 K: 0 S: 6	H: 0 LOB: 0 BB: 0 P: 13	R: 0 E: 0 K: 0 S: 4	H: 0 LOB: 0 BB: 0 P: 4	R: 0 E: 0 K: 0 S: 11	H: 2 LOB: 2 BB: 0 P: 16	R: 0 E: 0 K: 1 S: 9	H: 0 LOB: 1 BB: 1 P: 20	R: 0 E: 0 K: 1 S: 12	H: 2 LOB: 2 BB: 0 P: 16	R: 0 E: 0 K: 2 S: 10	H: 0 LOB: 0 BB: 0 P: 14	R: 0 E: 0 K: 1 S: 8	H: 1 LOB: 0 BB: 0 P: 13	R: 0 E: 0 K: 0 S: 10	H: 0 LOB: 0 BB: 0 P: 15	1B: 5 2B: 0 3B: 0 HR: 1	SF: 0 SAC: 0 DP: 2 HBP: 0	WP: 0 PB: 0 SB: 0 CS: 0	PA: 33			
<b>PITCHER</b>	IP	WLS	BF	H	R	ER	SO	BB	IBB	HBP	BLK	WP	HR	S	P	ERA	WHIP								
46 Iván Nova, R ERA: 6.01	5.0		20	4	1	1	1	2	0	0	0	0	0	40	70	1.80	1.200								
39 Aaron Bummer, L ERA: 1.59	2.0		7	1	0	0	3	0	0	0	0	0	0	20	26	0.00	0.500								
57 Jace Fry, L ERA: 5.7	0.1		1	0	0	0	1	0	0	0	0	0	0	4	6	0.00	0.000								
43 Evan Marshall, R ERA	0.2	W	2	1	0	0	0	0	0	0	0	0	0	4	7	0.00	1.500								
48 Alex Colomé, R ERA: 2.22	1.0	S	3	0	0	0	0	0	0	0	0	0	0	10	15	0.00	0.000								

Chicago White Sox @ Chicago Cubs  
Wrigley Field, Chicago, IL  
Tue Jun 18 2019, 7:08 PM - 9:49 PM CDT  
Att: 41,192 - Partly Cloudy - 70 F

AB	31
R	1
H	6
RBI	1
BB	2
SO	5
LOB	11



Batter	1	2	3	4	5	6	7	8	9	AB	R	H	RBI	BB	SO	LOB	TOP										
28 Leury Garcia, S OBP: 0.316, SLG: 0.384										5	1	1	1	0	2	3											
7 Tim Anderson, R OBP: 0.338, SLG: 0.480										5	0	1	0	0	0	1											
79 José Abreu, R OBP: 0.305, SLG: 0.509										4	0	0	0	0	0	1											
33 James McCann, R OBP: 0.379, SLG: 0.514										3	1	1	1	0	2	0											
74 Eloy Jiménez, R OBP: 0.309, SLG: 0.489										3	1	0	0	1	1												
10 Yoán Moncada, S OBP: 0.280, SLG: 0.514										4	0	2	1	0	0	0											
49 Ryan Cordell, R OBP: 0.273, SLG: 0.316										3	0	1	0	0	0	1											
22 Charles Tilson, L OBP: 0.333, SLG: 0.339										1	0	0	0	0	0	1											
5 Yolmer Sánchez, S OBP: 0.330, SLG: 0.310										4	0	3	0	0	1	0											
27 Lucas Giolito, R 64 Josh Osich, L 17 Yonder Alonso, L 37 Juan Minaya, R 41 Kelvin Herrera, R 66 José Ruiz, R 38 Zack Collins, L										2	0	0	0	0	0	2											
<b>Inning Stats</b>	R: 1 H: 1 E: 0 K: 0 S: 9	H: 1 LOB: 1 BB: 0 P: 18	R: 0 H: 1 E: 0 K: 1 S: 15	H: 1 LOB: 1 BB: 0 P: 19	R: 0 H: 0 E: 0 K: 2 S: 8	H: 0 LOB: 0 BB: 0 P: 12	R: 2 H: 3 E: 0 K: 2 S: 19	H: 3 LOB: 2 BB: 1 P: 32	R: 0 H: 1 E: 0 K: 1 S: 13	H: 2 LOB: 2 BB: 0 P: 19	R: 0 H: 0 E: 0 K: 0 S: 15	H: 0 LOB: 0 BB: 0 P: 11	R: 0 H: 1 E: 0 K: 2 S: 14	H: 1 LOB: 1 BB: 0 P: 21	R: 0 H: 0 E: 0 K: 2 S: 11	H: 0 LOB: 1 BB: 1 P: 19	1B: 3 2B: 2 3B: 2 HR: 2	SF: 0 SAC: 0 DP: 0 HBP: 1	WP: 1 PB: 0 SB: 1 CS: 1	PA: 38							
<b>PITCHER</b>	IP	WLS	BF	H	R	ER	SO	BB	IBB	HBP	BLK	WP	HR	S	P	ERA	WHIP										
34 Jon Lester, L ERA: 4.13	5.2	W	25	7	3	3	6	1	0	1	0	1	2	73	114	4.76	1.412										
56 Kyle Ryan, L ERA: 3.51	1.1	H	5	1	0	0	0	0	0	0	0	0	0	13	18	0.00	0.750										
29 Brad Brach, R ERA: 6.18	0.2	H	3	1	0	0	2	0	0	0	0	0	0	11	15	0.00	1.500										
38 Mike Montgomery, L ERA: 4.58	0.1	H	1	0	0	0	0	0	0	0	0	0	0	3	6	0.00	0.000										
41 Steve Cishek, R ERA: 3.25	1.0		4	0	0	0	2	1	0	0	0	0	0	11	19	0.00	1.000										
<b>Batter</b>	<b>1</b>	<b>2</b>	<b>3</b>	<b>4</b>	<b>5</b>	<b>6</b>	<b>7</b>	<b>8</b>	<b>9</b>	<b>AB</b>	<b>R</b>	<b>H</b>	<b>RBI</b>	<b>BB</b>	<b>SO</b>	<b>LOB</b>	<b>BOTTOM</b>										
12 Kyle Schwarber, L OBP: 0.327, SLG: 0.485										5	1	2	1	0	2	2											
17 Kris Bryant, R OBP: 0.399, SLG: 0.543										4	0	1	0	0	3	2											
44 Anthony Rizzo, L OBP: 0.387, SLG: 0.549										3	1	0	0	1	2	2											
9 Javier Báez, R OBP: 0.321, SLG: 0.534										3	1	1	0	1	0	0											
40 Wilson Contreras, R OBP: 0.393, SLG: 0.561										3	2	2	5	1	1	0											
22 Jason Heyward, L OBP: 0.349, SLG: 0.414										4	0	1	0	0	1	2											
13 David Bote, R 56 Kyle Ryan, L 29 Brad Brach, R 38 Mike Montgomery, L 3 Daniel DeSantis, L 41 Steve Cishek, R										3	1	1	1	0	1	3											
34 Jon Lester, L OBP: 0.333, SLG: 0.235										2	0	0	0	0	2	1											
27 Addison Russell, R OBP: 0.300, SLG: 0.382										2	1	1	0	0	1	0											
5 Albert Almora Jr., R OBP: 0.296, SLG: 0.412										4	0	2	0	0	0	1											
<b>Inning Stats</b>	R: 4 H: 3 E: 0 K: 3 S: 20	H: 3 LOB: 1 BB: 2 P: 34	R: 0 H: 0 E: 0 K: 2 S: 8	H: 0 LOB: 0 BB: 0 P: 14	R: 1 H: 1 E: 0 K: 1 S: 7	H: 1 LOB: 0 BB: 0 P: 10	R: 1 H: 2 E: 0 K: 3 S: 17	H: 2 LOB: 1 BB: 0 P: 21	R: 0 H: 1 E: 0 K: 1 S: 10	H: 2 LOB: 2 BB: 1 P: 18	R: 0 H: 0 E: 0 K: 2 S: 14	H: 0 LOB: 0 BB: 0 P: 13	R: 1 H: 2 E: 0 K: 1 S: 9	H: 2 LOB: 1 BB: 0 P: 14	R: 0 H: 0 E: 0 K: 2 S: 11	H: 0 LOB: 1 BB: 1 P: 19	1B: 5 2B: 3 3B: 0 HR: 3	SF: 0 SAC: 0 DP: 0 HBP: 0	WP: 0 PB: 0 SB: 1 CS: 0	PA: 37							
<b>PITCHER</b>	IP	WLS	BF	H	R	ER	SO	BB	IBB	HBP	BLK	WP	HR	S	P	ERA	WHIP										
27 Lucas Giolito, R ERA: 2.74	4.1	L	23	7	6	6	9	3	0	0	0	0	3	56	88	12.46	2.308										
64 Josh Osich, L ERA: 5.73	0.2		2	0	0	0	1	0	0	0	0	0	0	6	9	0.00	0.000										
37 Juan Minaya, R ERA: 2.7	1.0		5	2	0	0	2	0	0	0	0	0	0	14	18	0.00	2.000										
41 Kelvin Herrera, R ERA: 6.33	1.0		3	0	0	0	1	0	0	0	0	0	0	9	13	0.00	0.000										
60 José Ruiz, R ERA: 5.6	1.0		4	2	1	1	1	0	0	0	0	0	0	9	14	9.00	2.000										

Chicago White Sox @ Chicago Cubs  
Wrigley Field, Chicago, IL  
Wed Jun 19 2019, 7:07 PM - 10:25 PM CDT  
Att: 39,776 - Overcast - 54 F

AB 35  
R 3  
H 9  
RBI 3  
BB 2  
SO 10  
LOB 13



Chicago White Sox @ Chicago Cubs  
Wrigley Field, Chicago, IL  
Wed Jun 19 2019, 7:07 PM - 10:25 PM CDT  
Att: 39,776 - Overcast - 54 F

AB 34  
R 7  
H 11  
RBI 7  
BB 3  
SO 14  
LOB 13





Batter	1	2	3	4	5	6	7	8	9	AB	R	H	RBI	BB	SO	LOB	TOP						
6 Jeff McNeil, L OBP: 0.407, SLG: 0.491	G4-3		HR		F9		1B		K	5	1	2	3	0	1	1							
39 Edwin Díaz, R										0	0	0	0	0	0	0							
20 Pete Alonso, R OBP: 0.396, SLG: 0.619	K		K							4	0	0	0	0	3	0							
24 Robinson Canó, L OBP: 0.282, SLG: 0.378	G6-3		G3-1							4	0	1	0	0	1	0							
30 Michael Conforto, L OBP: 0.378, SLG: 0.504		BB			F7					3	2	1	1	1	1	1							
28 J.D. Davis, R OBP: 0.342, SLG: 0.466										2	0	1	0	2	0	0							
21 Todd Frazier, R OBP: 0.348, SLG: 0.427		1B								0	0	0	0	0	0	0							
22 Dominic Smith, L OBP: 0.423, SLG: 0.526	G4-6-3				F9					4	0	0	0	0	5								
12 Juan Lagares, R OBP: 0.255, SLG: 0.266										0	0	0	0	0	0	0							
11 Adeiny Hechavarría, R OBP: 0.272, SLG: 0.420	P4		L9							4	1	1	0	0	1	1							
3 Tomás Nido, R OBP: 0.231, SLG: 0.328					G6-3					4	1	1	0	0	2	1							
44 Jason Vargas, L OBP: 0.296, SLG: 0.395										2	0	0	0	0	2	1							
46 Brooks Pounders, R ERA: 6.35										0	0	0	0	0	0	0							
1 Amed Rosario, R OBP: 0.220, SLG: 0.420										1	0	0	0	0	0	1							
67 Seth Lugo, R ERA: 2.23										0	0	0	0	0	0	0							
91 Carlos Gómez, R OBP: 0.250, SLG: 0.338										0	0	0	0	1	0	0							
<b>Inning Stats</b>	R: 0 H: 0 E: 0 K: 1 S: 9	H: 0 LOB: 0 BB: 0 P: 12	R: 1 H: 1 E: 0 K: 0 S: 6	H: 1 LOB: 0 BB: 1 P: 11	R: 2 H: 2 E: 0 K: 2 S: 10	H: 2 LOB: 0 BB: 0 P: 16	R: 0 H: 0 E: 0 K: 0 S: 10	H: 0 LOB: 1 BB: 0 P: 16	R: 0 H: 0 E: 0 K: 1 S: 11	H: 0 LOB: 0 BB: 0 P: 16	R: 1 H: 1 E: 0 K: 2 S: 12	H: 1 LOB: 1 BB: 0 P: 17	R: 1 H: 2 E: 0 K: 1 S: 11	H: 2 LOB: 2 BB: 0 P: 18	R: 0 H: 1 E: 0 K: 1 S: 8	H: 1 LOB: 2 BB: 1 P: 12	R: 0 H: 0 E: 0 K: 3 S: 11	H: 0 LOB: 1 BB: 1 P: 19	1B: 4 2B: 1 3B: 0 HR: 2	SF: 0 SAC: 0 DP: 1 HBP: 0	WP: 1 PB: 0 SB: 0 CS: 0	PA: 37	
<b>PITCHER</b>	IP WLS BF H R ER SO BB IBB HBP BLK WP HR S P ERA WHIP	IP WLS BF H R ER SO BB IBB HBP BLK WP HR S P ERA WHIP	IP WLS BF H R ER SO BB IBB HBP BLK WP HR S P ERA WHIP	IP WLS BF H R ER SO BB IBB HBP BLK WP HR S P ERA WHIP	IP WLS BF H R ER SO BB IBB HBP BLK WP HR S P ERA WHIP	IP WLS BF H R ER SO BB IBB HBP BLK WP HR S P ERA WHIP	IP WLS BF H R ER SO BB IBB HBP BLK WP HR S P ERA WHIP	IP WLS BF H R ER SO BB IBB HBP BLK WP HR S P ERA WHIP	IP WLS BF H R ER SO BB IBB HBP BLK WP HR S P ERA WHIP	IP WLS BF H R ER SO BB IBB HBP BLK WP HR S P ERA WHIP	IP WLS BF H R ER SO BB IBB HBP BLK WP HR S P ERA WHIP	IP WLS BF H R ER SO BB IBB HBP BLK WP HR S P ERA WHIP	IP WLS BF H R ER SO BB IBB HBP BLK WP HR S P ERA WHIP	IP WLS BF H R ER SO BB IBB HBP BLK WP HR S P ERA WHIP	IP WLS BF H R ER SO BB IBB HBP BLK WP HR S P ERA WHIP	IP WLS BF H R ER SO BB IBB HBP BLK WP HR S P ERA WHIP	IP WLS BF H R ER SO BB IBB HBP BLK WP HR S P ERA WHIP	IP WLS BF H R ER SO BB IBB HBP BLK WP HR S P ERA WHIP	IP WLS BF H R ER SO BB IBB HBP BLK WP HR S P ERA WHIP	IP WLS BF H R ER SO BB IBB HBP BLK WP HR S P ERA WHIP	IP WLS BF H R ER SO BB IBB HBP BLK WP HR S P ERA WHIP	IP WLS BF H R ER SO BB IBB HBP BLK WP HR S P ERA WHIP	IP WLS BF H R ER SO BB IBB HBP BLK WP HR S P ERA WHIP

New York Mets @ Chicago Cubs  
Wrigley Field, Chicago, IL  
Fri Jun 21 2019, 1:26 PM - 4:34 PM CDT  
Att: 41,078 - Partly Cloudy - 67 F

AB 33  
R 5  
H 7  
RBI 4  
BB 4  
SO 11  
LOB 11



Batter	1	2	3	4	5	6	7	8	9	AB	R	H	RBI	BB	SO	LOB	BOTTOM						
12 Kyle Schwarber, L OBP: 0.322, SLG: 0.472	P2		F8		G3		F7			4	0	0	0	0	0	0							
17 Kris Bryant, R OBP: 0.395, SLG: 0.538	L7		L9							4	0	1	0	0	0	0							
44 Anthony Rizzo, L OBP: 0.387, SLG: 0.545	G6-3									4	0	1	0	0	2	1							
9 Javier Báez, R OBP: 0.323, SLG: 0.545		BB			K		G6-3			3	1	0	0	1	1	2							
40 Wilson Contreras, R OBP: 0.388, SLG: 0.554					L4					4	0	1	0	0	0	1							
13 David Bote, R OBP: 0.346, SLG: 0.484										3	1	0	0	1	0	1							
5 Albert Almora Jr., R OBP: 0.292, SLG: 0.466										3	0	0	1	0	0	2							
29 Brad Brach, R ERA: 3.75										0	0	0	0	0	0	0							
38 Mike Montgomery, L OBP: 0.333, SLG: 0.333										0	0	0	0	0	0	0							
50 Rowan Wick, L OBP: 0.389, SLG: 0.452										1	0	0	0	0	1	0							
11 Yu Darvish, R OBP: 0.103, SLG: 0.107										2	1	2	1	0	0	0							
3 Daniel Descalso, L OBP: 0.287, SLG: 0.280										0	0	0	0	0	0	0							
22 Jason Heyward, L OBP: 0.345, SLG: 0.405										2	0	0	0	0	2	0							
27 Addison Russell, R OBP: 0.301, SLG: 0.413										3	1	1	2	0	0	1							
<b>Inning Stats</b>	R: 0 H: 0 E: 0 K: 0 S: 12	H: 0 LOB: 0 BB: 0 P: 19	R: 2 H: 1 E: 0 K: 0 S: 20	H: 1 LOB: 1 BB: 1 P: 29	R: 0 H: 0 E: 0 K: 1 S: 10	H: 0 LOB: 0 BB: 0 P: 14	R: 0 H: 0 E: 0 K: 1 S: 12	H: 0 LOB: 1 BB: 1 P: 20	R: 0 H: 0 E: 0 K: 0 S: 17	H: 3 LOB: 1 BB: 0 P: 28	R: 0 H: 0 E: 0 K: 0 S: 8	H: 0 LOB: 0 BB: 0 P: 11	R: 0 H: 0 E: 0 K: 1 S: 7	H: 0 LOB: 0 BB: 0 P: 11	R: 0 H: 2 E: 0 K: 0 S: 5	H: 2 LOB: 2 BB: 0 P: 6	R: 0 H: 0 E: 0 K: 2 S: 7	H: 0 LOB: 0 BB: 0 P: 12	1B: 4 2B: 1 3B: 0 HR: 1	SF: 0 SAC: 0 DP: 0 HBP: 0	WP: 0 PB: 0 SB: 2 CS: 0	PA: 36	
<b>PITCHER</b>	IP WLS BF H R ER SO BB IBB HBP BLK WP HR S P ERA WHIP	IP WLS BF H R ER SO BB IBB HBP BLK WP HR S P ERA WHIP	IP WLS BF H R ER SO BB IBB HBP BLK WP HR S P ERA WHIP	IP WLS BF H R ER SO BB IBB HBP BLK WP HR S P ERA WHIP	IP WLS BF H R ER SO BB IBB HBP BLK WP HR S P ERA WHIP	IP WLS BF H R ER SO BB IBB HBP BLK WP HR S P ERA WHIP	IP WLS BF H R ER SO BB IBB HBP BLK WP HR S P ERA WHIP	IP WLS BF H R ER SO BB IBB HBP BLK WP HR S P ERA WHIP	IP WLS BF H R ER SO BB IBB HBP BLK WP HR S P ERA WHIP	IP WLS BF H R ER SO BB IBB HBP BLK WP HR S P ERA WHIP	IP WLS BF H R ER SO BB IBB HBP BLK WP HR S P ERA WHIP	IP WLS BF H R ER SO BB IBB HBP BLK WP HR S P ERA WHIP	IP WLS BF H R ER SO BB IBB HBP BLK WP HR S P ERA WHIP	IP WLS BF H R ER SO BB IBB HBP BLK WP HR S P ERA WHIP	IP WLS BF H R ER SO BB IBB HBP BLK WP HR S P ERA WHIP	IP WLS BF H R ER SO BB IBB HBP BLK WP HR S P ERA WHIP	IP WLS BF H R ER SO BB IBB HBP BLK WP HR S P ERA WHIP	IP WLS BF H R ER SO BB IBB HBP BLK WP HR S P ERA WHIP	IP WLS BF H R ER SO BB IBB HBP BLK WP HR S P ERA WHIP	IP WLS BF H R ER SO BB IBB HBP BLK WP HR S P ERA WHIP	IP WLS BF H R ER SO BB IBB HBP BLK WP HR S P ERA WHIP	IP WLS BF H R ER SO BB IBB HBP BLK WP HR S P ERA WHIP	IP WLS BF H R ER SO BB IBB HBP BLK WP HR S P ERA WHIP

New York Mets @ Chicago Cubs  
Wrigley Field, Chicago, IL  
Fri Jun 21 2019, 1:26 PM - 4:34 PM CDT  
Att: 41,078 - Partly Cloudy - 67 F

AB 33  
R 4  
H 6  
RBI 4  
BB 2  
SO 6  
LOB 8







Batter	1	2	3	4	5	6	7	8	9	AB	R	H	RBI	BB	SO	LOB	TOP						
1 Amed Rosario, R OBP: 0.297, SLG: 0.417										3	0	1	0	0	1	1	<b>New York Mets @ Chicago Cubs</b> Wrigley Field, Chicago, IL Sun Jun 23 2019, 1:23 PM - 4:12 PM CDT Att: 39,077 - Overcast - 78 F						
20 Pete Alonso, R OBP: 0.366, SLG: 0.642										2	1	1	1	2	0	1							
28 J.D. Davis, R OBP: 0.337, SLG: 0.457										3	0	0	0	0	2	2							
30 Michael Conforto, L OBP: 0.374, SLG: 0.496										1	0	0	0	0	0	1							
21 Todd Frazier, R OBP: 0.357, SLG: 0.453										4	0	2	0	0	0	1							
65 Robert Gsellman, R OBP: 0.276, SLG: 0.371										4	0	0	0	0	1	2							
91 Carlos Gómez, R OBP: 0.278, SLG: 0.337										4	0	0	0	0	1	1							
3 Tomás Nido, R OBP: 0.250, SLG: 0.379										2	1	1	1	1	0	0							
22 Dominic Smith, L OBP: 0.241, SLG: 0.515										3	1	1	0	0	1	1							
12 Juan Lagares, R OBP: 0.250, SLG: 0.267										1	0	1	1	0	0	0							
48 Jacob deGrom, L OBP: 0.278, SLG: 0.382										1	0	1	1	0	0	0							
11 Adenly Hechavarría, R OBP: 0.269, SLG: 0.415										1	0	0	0	0	1	0							
67 Seth Lugo, R OBP: 0.407, SLG: 0.494										0	0	0	0	0	0	0							
6 Jeff McNeil, L OBP: 0.407, SLG: 0.494										0	0	0	0	0	0	0							
<b>Inning Stats</b>	R: 0 E: 0 K: 0 S: 7	H: 1 LOB: 0 BB: 0 P: 10	R: 0 E: 0 K: 0 S: 4	H: 1 LOB: 0 BB: 0 P: 7	R: 0 E: 0 K: 2 S: 8	H: 0 LOB: 1 BB: 1 P: 14	R: 1 E: 0 K: 1 S: 12	H: 2 LOB: 1 BB: 0 P: 15	R: 2 E: 0 K: 1 S: 13	H: 3 LOB: 1 BB: 1 P: 22	R: 0 E: 0 K: 0 S: 5	H: 0 LOB: 0 BB: 0 P: 8	R: 0 E: 0 K: 1 S: 6	H: 0 LOB: 0 BB: 0 P: 8	R: 0 E: 0 K: 0 S: 11	H: 0 LOB: 0 BB: 1 P: 18	R: 0 E: 0 K: 2 S: 15	H: 0 LOB: 0 BB: 0 P: 19	1B: 3 2B: 2 3B: 0 HR: 2	SF: 0 SAC: 2 DP: 2 HBP: 0	WP: 0 PB: 0 SB: 0 CS: 0	PA: 35	
<b>PITCHER</b>	IP WLS BF H R ER SO BB IBB HBP BLK WP HR S P ERA WHIP																						
35 Cole Hamels, L ERA: 2.92	7.0		27	7	3	3	5	2	0	0	0	0	0	0	2	55	84	3.86	1.286				
41 Steve Cishek, R ERA: 3.05	1.0	W	4	0	0	0	0	1	0	0	0	0	0	0	0	11	18	0.00	1.000				
46 Pedro Strop, R ERA: 5.17	1.0	S	3	0	0	0	2	0	0	0	0	0	0	0	0	15	19	0.00	0.000				

Batter	1	2	3	4	5	6	7	8	9	AB	R	H	RBI	BB	SO	LOB	BOTTOM							
12 Kyle Schwarber, L OBP: 0.323, SLG: 0.467										4	1	1	0	0	2	0	<b>New York Mets @ Chicago Cubs</b> Wrigley Field, Chicago, IL Sun Jun 23 2019, 1:23 PM - 4:12 PM CDT Att: 39,077 - Overcast - 78 F							
17 Kris Bryant, R OBP: 0.393, SLG: 0.535										4	1	1	0	0	1	1								
44 Anthony Rizzo, L OBP: 0.387, SLG: 0.541										3	1	1	1	1	0	0								
9 Javier Báez, R OBP: 0.323, SLG: 0.551										4	1	2	3	0	2	0								
22 Jason Heyward, L OBP: 0.356, SLG: 0.424										4	1	3	0	0	1	1								
13 David Bote, R OBP: 0.348, SLG: 0.476										3	0	1	0	1	0	1								
46 Pedro Strop, R ERA: 5.17										0	0	0	0	0	0	0								
7 Victor Caratini, S OBP: 0.375, SLG: 0.429										4	0	2	0	0	2	4								
35 Cole Hamels, L OBP: 0.133, SLG: 0.107										2	0	1	1	0	1	2								
3 Daniel Descalso, L OBP: 0.287, SLG: 0.276										1	0	0	0	0	1	1								
41 Steve Cishek, R OBP: 0.287, SLG: 0.392										0	0	0	0	0	0	0								
27 Addison Russell, R OBP: 0.287, SLG: 0.392										1	0	0	0	0	2									
5 Albert Almora Jr., R OBP: 0.286, SLG: 0.396										3	0	0	0	0	1	3								
<b>Inning Stats</b>	R: 0 E: 0 K: 0 S: 7	H: 0 LOB: 0 BB: 0 P: 9	R: 1 E: 0 K: 3 S: 18	H: 3 LOB: 2 BB: 0 P: 26	R: 0 E: 0 K: 2 S: 7	H: 0 LOB: 0 BB: 0 P: 8	R: 0 E: 0 K: 2 S: 14	H: 2 LOB: 2 BB: 0 P: 17	R: 1 E: 0 K: 1 S: 9	H: 2 LOB: 2 BB: 0 P: 16	R: 0 E: 0 K: 1 S: 12	H: 1 LOB: 0 BB: 0 P: 21	R: 0 E: 0 K: 1 S: 12	H: 1 LOB: 0 BB: 0 P: 20	R: 3 E: 0 K: 1 S: 26	H: 3 LOB: 2 BB: 2 P: 44	1B: 9 2B: 2 3B: 0 HR: 1	SF: 0 SAC: 0 DP: 1 HBP: 0	WP: 0 PB: 0 SB: 3 CS: 1	PA: 35				
<b>PITCHER</b>	IP WLS BF H R ER SO BB IBB HBP BLK WP HR S P ERA WHIP																							
48 Jacob deGrom, R ERA: 3.25	1.1	L	7	3	3	3	1	1	0	0	0	0	0	0	0	1	26	42	20.25	3.000				
67 Seth Lugo, R ERA: 2.97	0.2		4	1	0	0	1	1	0	0	0	0	0	0	12	22	0.00	3.000						
65 Robert Gsellman, R ERA: 4.83																								

**AB 29**  
**R 3**  
**H 7**  
**RBI 3**  
**BB 3**  
**SO 7**  
**LOB 10**



**AB 33**  
**R 5**  
**H 12**  
**RBI 5**  
**BB 2**  
**SO 11**  
**LOB 15**



**WP: 0**  
**PA: 35**



Batter	1	2	3	4	5	6	7	8	9	AB	R	H	RBI	BB	SO	LOB	TOP			
13 Ronald Acuña Jr., R OBP: 0.369, SLG: 0.498	G5-3			1B		1B	K			4	1	2	0	0	1	1	<p><b>Atlanta Braves @ Chicago Cubs</b> Wrigley Field, Chicago, IL Mon Jun 24 2019, 7:08 PM - 10:08 PM CDT Att: 37,603 - Partly Cloudy - 76 F</p>			
7 Dansby Swanson, R OBP: 0.325, SLG: 0.475	G5-3			K		FC6		HR		4	2	1	1	0	1	2				
5 Freddie Freeman, L OBP: 0.402, SLG: 0.601	F8			L7		K		22 G4-6-3		4	0	1	0	0	1	3				
20 Josh Donaldson, R OBP: 0.361, SLG: 0.493		K		P3		P3		F9		4	0	0	0	0	1	4				
22 Nick Markakis, L OBP: 0.359, SLG: 0.413		G6-3			G3			G4-6-3		4	0	1	2	0	0	1				
27 Austin Riley, R OBP: 0.329, SLG: 0.585					1B		K			4	0	1	0	0	3	1				
1 Ozzie Albies, S OBP: 0.345, SLG: 0.460				G5-3		1B		F9		4	0	2	0	0	0	0				
25 Tyler Flowers, R OBP: 0.346, SLG: 0.471				K		K		K		4	0	0	0	0	3	3				
49 Julio Teheran, R OBP: 0.129, SLG: 0.161				F8		G5-3		K		2	0	0	0	0	0	2				
61 Chad Sobotka, R ERA: 2.73										0	0	0	0	0	0	0				
14 Matt Joyce, L OBP: 0.410, SLG: 0.493										1	0	0	0	0	1	1				
62 Touki Toussaint, R ERA: 2.97										0	0	0	0	0	0	0				
<b>Inning Stats</b>	R: 0 E: 0 K: 0 S: 8	H: 0 LOB: 0 BB: 0 P: 12	R: 0 E: 0 K: 2 S: 8	H: 0 LOB: 0 BB: 0 P: 13	R: 0 E: 0 K: 1 S: 9	H: 0 LOB: 0 BB: 0 P: 15	R: 0 E: 0 K: 1 S: 11	H: 1 LOB: 1 BB: 0 P: 19	R: 0 E: 0 K: 2 S: 16	H: 2 LOB: 2 BB: 0 P: 22	R: 0 E: 0 K: 2 S: 11	H: 1 LOB: 0 BB: 0 P: 17	R: 1 E: 0 K: 0 S: 10	H: 2 LOB: 0 BB: 0 P: 19	R: 0 E: 0 K: 2 S: 13	H: 0 LOB: 0 BB: 0 P: 18	1B: 6 2B: 1 3B: 0 HR: 1	SF: 0 SAC: 0 DP: 1 HBP: 0	WP: 0 PB: 0 SB: 1 CS: 0	PA: 35
<b>PITCHER</b>	IP WLS BF H R ER SO BB IBB HBP BLK WP HR S P ERA WHIP	IP WLS BF H R ER SO BB IBB HBP BLK WP HR S P ERA WHIP	IP WLS BF H R ER SO BB IBB HBP BLK WP HR S P ERA WHIP	IP WLS BF H R ER SO BB IBB HBP BLK WP HR S P ERA WHIP	IP WLS BF H R ER SO BB IBB HBP BLK WP HR S P ERA WHIP	IP WLS BF H R ER SO BB IBB HBP BLK WP HR S P ERA WHIP	IP WLS BF H R ER SO BB IBB HBP BLK WP HR S P ERA WHIP	IP WLS BF H R ER SO BB IBB HBP BLK WP HR S P ERA WHIP	IP WLS BF H R ER SO BB IBB HBP BLK WP HR S P ERA WHIP	IP WLS BF H R ER SO BB IBB HBP BLK WP HR S P ERA WHIP	IP WLS BF H R ER SO BB IBB HBP BLK WP HR S P ERA WHIP	IP WLS BF H R ER SO BB IBB HBP BLK WP HR S P ERA WHIP	IP WLS BF H R ER SO BB IBB HBP BLK WP HR S P ERA WHIP	IP WLS BF H R ER SO BB IBB HBP BLK WP HR S P ERA WHIP	IP WLS BF H R ER SO BB IBB HBP BLK WP HR S P ERA WHIP	IP WLS BF H R ER SO BB IBB HBP BLK WP HR S P ERA WHIP	IP WLS BF H R ER SO BB IBB HBP BLK WP HR S P ERA WHIP			

Batter	1	2	3	4	5	6	7	8	9	AB	R	H	RBI	BB	SO	LOB	BOTTOM			
12 Kyle Schwarber, L OBP: 0.322, SLG: 0.467	G6-3		K		17 1B	F7				4	1	1	1	0	1	0	<p><b>Atlanta Braves @ Chicago Cubs</b> Wrigley Field, Chicago, IL Mon Jun 24 2019, 7:08 PM - 10:08 PM CDT Att: 37,603 - Partly Cloudy - 76 F</p>			
17 Kris Bryant, R OBP: 0.394, SLG: 0.533	G5-3	44 BB	G6-3		44 1B		K			3	1	1	1	0	1	0				
44 Anthony Rizzo, L OBP: 0.388, SLG: 0.539			K		9 2B		K			3	1	1	1	1	2	0				
9 Javier Báez, R OBP: 0.325, SLG: 0.554	G5-3			40 1B	40 G6-3		G1-3			4	1	2	1	0	0	2				
40 Wilson Contreras, R OBP: 0.388, SLG: 0.561		HR		22 1B	G6-3		G4-3			4	1	2	3	0	0	1				
22 Jason Heyward, L OBP: 0.356, SLG: 0.441				L3	G3		HR			4	1	2	1	0	0	2				
13 David Bote, R OBP: 0.348, SLG: 0.469				L7	G6-3		L4			3	0	0	0	1	0	1				
5 Albert Almora Jr., R OBP: 0.286, SLG: 0.396				G4-6-3		34 1B		G3-1		3	1	0	0	1	1	2				
2 Carlos González, L OBP: 0.293, SLG: 0.287					12 2B					0	0	0	0	0	0	0				
41 Steve Cishek, R ERA: 7.07					12 2B					0	0	0	0	0	0	0				
34 Jon Lester, L OBP: 0.348, SLG: 0.263					12 2B					2	1	1	0	0	0	1				
3 Daniel Descalso, L OBP: 0.296, SLG: 0.274					17 1B					1	0	0	0	0	0	0				
20 Brandon Kintzler, R ERA: 2.18										0	0	0	0	0	0	0				
43 Tony Barnette, R ERA: 2.73										0	0	0	0	0	0	0				
56 Kyle Ryan, L ERA: 3.58										0	0	0	0	0	0	0				
41 Steve Cishek, R ERA: 2.97										0	0	0	0	0	0	0				
<b>Inning Stats</b>	R: 0 E: 0 K: 0 S: 10	H: 0 LOB: 1 BB: 1 P: 20	R: 1 E: 0 K: 0 S: 11	H: 2 LOB: 1 BB: 1 P: 21	R: 0 E: 0 K: 2 S: 13	H: 0 LOB: 0 BB: 0 P: 18	R: 1 E: 0 K: 0 S: 9	H: 2 LOB: 0 BB: 0 P: 14	R: 5 E: 0 K: 0 S: 14	H: 5 LOB: 1 BB: 1 P: 27	R: 0 E: 0 K: 1 S: 6	H: 0 LOB: 0 BB: 0 P: 6	R: 0 E: 0 K: 2 S: 9	H: 0 LOB: 0 BB: 0 P: 12	R: 1 E: 0 K: 0 S: 10	H: 1 LOB: 0 BB: 0 P: 15	1B: 5 2B: 4 3B: 0 HR: 2	SF: 0 SAC: 0 DP: 3 HBP: 1	WP: 0 PB: 0 SB: 1 CS: 0	PA: 35
<b>PITCHER</b>	IP WLS BF H R ER SO BB IBB HBP BLK WP HR S P ERA WHIP	IP WLS BF H R ER SO BB IBB HBP BLK WP HR S P ERA WHIP	IP WLS BF H R ER SO BB IBB HBP BLK WP HR S P ERA WHIP	IP WLS BF H R ER SO BB IBB HBP BLK WP HR S P ERA WHIP	IP WLS BF H R ER SO BB IBB HBP BLK WP HR S P ERA WHIP	IP WLS BF H R ER SO BB IBB HBP BLK WP HR S P ERA WHIP	IP WLS BF H R ER SO BB IBB HBP BLK WP HR S P ERA WHIP	IP WLS BF H R ER SO BB IBB HBP BLK WP HR S P ERA WHIP	IP WLS BF H R ER SO BB IBB HBP BLK WP HR S P ERA WHIP	IP WLS BF H R ER SO BB IBB HBP BLK WP HR S P ERA WHIP	IP WLS BF H R ER SO BB IBB HBP BLK WP HR S P ERA WHIP	IP WLS BF H R ER SO BB IBB HBP BLK WP HR S P ERA WHIP	IP WLS BF H R ER SO BB IBB HBP BLK WP HR S P ERA WHIP	IP WLS BF H R ER SO BB IBB HBP BLK WP HR S P ERA WHIP	IP WLS BF H R ER SO BB IBB HBP BLK WP HR S P ERA WHIP	IP WLS BF H R ER SO BB IBB HBP BLK WP HR S P ERA WHIP	IP WLS BF H R ER SO BB IBB HBP BLK WP HR S P ERA WHIP			



Batter	1	2	3	4	5	6	7	8	9	AB	R	H	RBI	BB	SO	LOB	TOP					
13 Ronald Acuña Jr., R OBP: 0.370, SLG: 0.506										3	1	1	1	1	2	1						
7 Dansby Swanson, R OBP: 0.322, SLG: 0.469										4	0	0	0	0	2	4						
5 Freddie Freeman, L OBP: 0.398, SLG: 0.593										4	0	0	0	0	2	0						
20 Josh Donaldson, R OBP: 0.356, SLG: 0.485										4	0	0	0	0	1	0						
22 Nick Markakis, L OBP: 0.355, SLG: 0.407										4	0	0	0	0	1	0						
27 Austin Riley, R OBP: 0.327, SLG: 0.573										3	0	0	0	1	2	0						
8 Charlie Culberson, R OBP: 0.375, SLG: 0.603										0	0	0	0	0	0	0						
16 Brian McCann, L OBP: 0.350, SLG: 0.471										3	1	1	0	1	0	1						
1 Ozzie Albies, S OBP: 0.347, SLG: 0.468										3	1	1	2	1	0	2						
54 Max Fried, L OBP: 0.267, SLG: 0.259										1	0	0	0	1	0	1						
17 Johan Camargo, S (7, PH)										1	0	0	0	0	0	0						
15 Sean Newcomb, L (7, 1)										0	0	0	0	0	0	0						
38 Anthony Swarzak, R (8, 1)										0	0	0	0	0	0	0						
77 Luke Jackson, R (9, 1)										0	0	0	0	0	0	0						
<b>Inning Stats</b>	R: 1 E: 0 K: 1 S: 10	H: 1 LOB: 0 BB: 0 P: 12	R: 0 E: 0 K: 1 S: 9	H: 0 LOB: 0 BB: 0 P: 12	R: 0 E: 0 K: 2 S: 11	H: 0 LOB: 1 BB: 1 P: 18	R: 0 E: 0 K: 0 S: 12	H: 0 LOB: 0 BB: 0 P: 18	R: 0 E: 1 K: 0 S: 13	H: 0 LOB: 3 BB: 3 P: 33	R: 0 E: 0 K: 1 S: 7	H: 0 LOB: 0 BB: 0 P: 12	R: 2 E: 0 K: 2 S: 15	H: 2 LOB: 0 BB: 0 P: 22	R: 0 E: 0 K: 2 S: 14	H: 0 LOB: 0 BB: 0 P: 22	R: 0 E: 0 K: 1 S: 13	H: 0 LOB: 1 BB: 1 P: 19	1B: 1 2B: 0 3B: 0 HR: 2	SF: 0 SAC: 0 DP: 0 HBP: 0	WP: 0 PB: 0 SB: 0 CS: 0	PA: 35
<b>PITCHER</b>	IP: 4.2 ERA: 2.08	WLS: 1 BF: 19	H: 1 R: 1 ER: 1 SO: 4	BB: 4 IBB: 0 HBP: 0 BLK: 0	WP: 0 HR: 1 S: 52 P: 87	ERA: 1.93 WHIP: 1.071	IP: 2.1 ERA: 4.54	WLS: 0 BF: 9	H: 2 R: 2 ER: 2 SO: 3	BB: 0 IBB: 0 HBP: 0 BLK: 0	WP: 0 HR: 1 S: 25 P: 40	ERA: 7.71 WHIP: 0.857	IP: 2.0 ERA: 5.74	WLS: 0 BF: 7	H: 0 R: 0 ER: 0 SO: 3	BB: 1 IBB: 0 HBP: 0 BLK: 0	WP: 0 HR: 0 S: 27 P: 41	ERA: 0.00 WHIP: 0.500				

Atlanta Braves @ Chicago Cubs  
Wrigley Field, Chicago, IL  
Tue Jun 25 2019, 7:06 PM - 10:05 PM CDT  
Att: 37,333 - Partly Cloudy - 84 F

AB 30  
R 3  
H 3  
RBI 3  
BB 5  
SO 10  
LOB 9



Batter	1	2	3	4	5	6	7	8	9	AB	R	H	RBI	BB	SO	LOB	BOTTOM					
12 Kyle Schwarber, L OBP: 0.321, SLG: 0.464										4	0	1	0	0	0	0						
17 Kris Bryant, R OBP: 0.392, SLG: 0.527										3	0	0	0	1	1	2						
44 Anthony Rizzo, L OBP: 0.383, SLG: 0.531										4	1	0	0	0	2	2						
9 Javier Báez, R OBP: 0.327, SLG: 0.552										3	1	1	0	1	0	0						
40 Wilson Contreras, R OBP: 0.389, SLG: 0.563										3	0	1	2	1	2	0						
13 David Bote, R OBP: 0.341, SLG: 0.460										4	0	0	0	0	3	3						
27 Addison Russell, R OBP: 0.297, SLG: 0.388										1	0	0	0	2	1	0						
73 Adbert Alzolay, R (1, 1)										2	0	0	0	0	2	2						
38 Mike Montgomery, L (5, 1)										0	0	0	0	0	0	0						
22 Jason Heyward, L (7, PH)										1	0	0	0	0	1	0						
29 Brad Brach, R (8, 1)										0	0	0	0	0	0	0						
5 Albert Almora Jr., R OBP: 0.286, SLG: 0.395										3	0	1	0	0	1	0						
<b>Inning Stats</b>	R: 0 E: 0 K: 1 S: 7	H: 0 LOB: 0 BB: 0 P: 7	R: 0 E: 0 K: 1 S: 6	H: 0 LOB: 3 BB: 3 P: 19	R: 0 E: 0 K: 2 S: 11	H: 0 LOB: 0 BB: 0 P: 15	R: 2 E: 0 K: 2 S: 13	H: 2 LOB: 2 BB: 2 P: 21	R: 0 E: 0 K: 0 S: 9	H: 0 LOB: 0 BB: 0 P: 13	R: 0 E: 0 K: 2 S: 11	H: 0 LOB: 0 BB: 0 P: 15	R: 0 E: 0 K: 2 S: 10	H: 0 LOB: 0 BB: 0 P: 12	R: 0 E: 0 K: 1 S: 8	H: 2 LOB: 1 BB: 0 P: 12	R: 0 E: 0 K: 2 S: 10	H: 0 LOB: 0 BB: 0 P: 15	1B: 3 2B: 2 3B: 0 HR: 0	SF: 0 SAC: 0 DP: 2 HBP: 0	WP: 0 PB: 0 SB: 0 CS: 1	PA: 34
<b>PITCHER</b>	IP: 6.0 ERA: 3.96	WLS: 1 BF: 23	H: 2 R: 2 ER: 2 SO: 8	BB: 4 IBB: 1 HBP: 0 BLK: 0	WP: 0 HR: 0 S: 57 P: 90	ERA: 3.00 WHIP: 1.000	IP: 1.0 ERA: 2.09	WLS: 0 BF: 5	H: 2 R: 0 ER: 0 SO: 1	BB: 0 IBB: 0 HBP: 0 BLK: 0	WP: 0 HR: 0 S: 13 P: 17	ERA: 0.00 WHIP: 2.000	IP: 1.0 ERA: 2.67	WLS: 0 BF: 2	H: 0 R: 0 ER: 0 SO: 0	BB: 0 IBB: 0 HBP: 0 BLK: 0	WP: 0 HR: 0 S: 5 P: 7	ERA: 0.00 WHIP: 0.000				

Atlanta Braves @ Chicago Cubs  
Wrigley Field, Chicago, IL  
Tue Jun 25 2019, 7:06 PM - 10:05 PM CDT  
Att: 37,333 - Partly Cloudy - 84 F

AB 28  
R 2  
H 4  
RBI 2  
BB 5  
SO 13  
LOB 9



Batter	1	2	3	4	5	6	7	8	9	AB	R	H	RBI	BB	SO	LOB	TOP				
13 Ronald Acuña Jr., R OBP: 0.369, SLG: 0.502										3	1	0	0	1	1	2					
7 Dansby Swanson, R OBP: 0.321, SLG: 0.466										4	0	1	0	0	1	1					
5 Freddie Freeman, L OBP: 0.399, SLG: 0.595										4	1	2	0	0	0	1					
20 Josh Donaldson, R OBP: 0.358, SLG: 0.487										3	1	1	0	1	2	1					
22 Nick Markakis, L OBP: 0.354, SLG: 0.415 33 A.J. Minter, L										4	1	1	3	0	1	2					
1 Ozzie Albies, S OBP: 0.343, SLG: 0.463										4	0	0	0	0	3	0					
16 Brian McCann, L OBP: 0.348, SLG: 0.486										4	1	1	1	0	1	0					
17 Johan Camargo, S OBP: 0.283, SLG: 0.389										4	0	0	0	0	0	0					
60 Dallas Keuchel, L OBP: 0.066, SLG: 0.330 71 Jacob Webb, R 27 Austin Riley, R 15 Sean Newcomb, L 62 Touki Toussaint, R 8 Charlie Culberson, R										2	0	1	0	0	1	0					
<b>Inning Stats</b>	R: 1 E: 0 K: 1 S: 12	H: 1 LOB: 1 BB: 1 P: 20	R: 1 E: 0 K: 2 S: 14	H: 2 LOB: 1 BB: 0 P: 20	R: 3 E: 0 K: 3 S: 15	H: 2 LOB: 0 BB: 1 P: 27	R: 0 E: 0 K: 1 S: 8	H: 0 LOB: 0 BB: 0 P: 14	R: 0 E: 0 K: 2 S: 7	H: 0 LOB: 0 BB: 0 P: 11	R: 0 E: 1 K: 0 S: 7	H: 0 LOB: 0 BB: 0 P: 13	R: 0 E: 0 K: 0 S: 12	H: 2 LOB: 1 BB: 0 P: 18	R: 0 E: 0 K: 0 S: 8	H: 0 LOB: 0 BB: 0 P: 10	1B: 3 2B: 2 3B: 0 HR: 2	SF: 0 SAC: 0 DP: 2 HBP: 0	WP: 1 PB: 0 CS: 1	PA: 35	
<b>PITCHER</b>	IP WLS BF H R ER SO BB IBB HBP BLK WP HR S P ERA WHIP	IP WLS BF H R ER SO BB IBB HBP BLK WP HR S P ERA WHIP	IP WLS BF H R ER SO BB IBB HBP BLK WP HR S P ERA WHIP	IP WLS BF H R ER SO BB IBB HBP BLK WP HR S P ERA WHIP	IP WLS BF H R ER SO BB IBB HBP BLK WP HR S P ERA WHIP	IP WLS BF H R ER SO BB IBB HBP BLK WP HR S P ERA WHIP	IP WLS BF H R ER SO BB IBB HBP BLK WP HR S P ERA WHIP	IP WLS BF H R ER SO BB IBB HBP BLK WP HR S P ERA WHIP	IP WLS BF H R ER SO BB IBB HBP BLK WP HR S P ERA WHIP	IP WLS BF H R ER SO BB IBB HBP BLK WP HR S P ERA WHIP	IP WLS BF H R ER SO BB IBB HBP BLK WP HR S P ERA WHIP	IP WLS BF H R ER SO BB IBB HBP BLK WP HR S P ERA WHIP	IP WLS BF H R ER SO BB IBB HBP BLK WP HR S P ERA WHIP	IP WLS BF H R ER SO BB IBB HBP BLK WP HR S P ERA WHIP	IP WLS BF H R ER SO BB IBB HBP BLK WP HR S P ERA WHIP	IP WLS BF H R ER SO BB IBB HBP BLK WP HR S P ERA WHIP	IP WLS BF H R ER SO BB IBB HBP BLK WP HR S P ERA WHIP	IP WLS BF H R ER SO BB IBB HBP BLK WP HR S P ERA WHIP	IP WLS BF H R ER SO BB IBB HBP BLK WP HR S P ERA WHIP	IP WLS BF H R ER SO BB IBB HBP BLK WP HR S P ERA WHIP	IP WLS BF H R ER SO BB IBB HBP BLK WP HR S P ERA WHIP

Atlanta Braves @ Chicago Cubs  
Wrigley Field, Chicago, IL  
Wed Jun 26 2019, 7:09 PM - 10:56 PM CDT  
Att: 38,017 - Partly Cloudy - 76 F

AB 33  
R 5  
H 7  
RBI 4  
BB 2  
SO 10  
LOB 8



Batter	1	2	3	4	5	6	7	8	9	AB	R	H	RBI	BB	SO	LOB	BOTTOM				
5 Albert Almora Jr., R OBP: 0.289, SLG: 0.393										4	0	1	0	1	0	0					
17 Kris Bryant, R OBP: 0.395, SLG: 0.539										5	1	3	1	0	1	1					
44 Anthony Rizzo, L OBP: 0.382, SLG: 0.525										3	0	0	0	1	0	3					
9 Javier Báez, R OBP: 0.326, SLG: 0.548										4	0	1	0	0	1	0					
40 Wilson Contreras, R OBP: 0.395, SLG: 0.586										3	2	2	1	1	0	2					
22 Jason Heyward, L OBP: 0.356, SLG: 0.436										4	0	1	1	0	1	0					
27 Addison Russell, R OBP: 0.313, SLG: 0.396										3	0	2	0	1	1	2					
13 David Bote, R OBP: 0.336, SLG: 0.453 20 Brandon Kintzler, R 7 Victor Caratini, S 46 Pedro Strop, R										3	0	0	0	0	0	3					
11 Yu Darvish, R OBP: 0.100, SLG: 0.103 3 Daniel Descalso, L 56 Kyle Ryan, L										1	0	0	0	0	0	0					
12 Kyle Schwarber, L OBP: 0.319, SLG: 0.460 43 Tony Barnette, R										1	0	0	0	0	0	0					
<b>Inning Stats</b>	R: 0 E: 0 K: 0 S: 11	H: 2 LOB: 2 BB: 1 P: 17	R: 0 E: 0 K: 0 S: 6	H: 1 LOB: 0 BB: 0 P: 9	R: 0 E: 0 K: 0 S: 12	H: 1 LOB: 1 BB: 1 P: 20	R: 1 E: 0 K: 2 S: 9	H: 1 LOB: 1 BB: 1 P: 20	R: 1 E: 0 K: 0 S: 7	H: 2 LOB: 1 BB: 0 P: 9	R: 0 E: 0 K: 0 S: 12	H: 1 LOB: 1 BB: 0 P: 19	R: 0 E: 0 K: 2 S: 11	H: 1 LOB: 2 BB: 1 P: 20	R: 0 E: 0 K: 1 S: 7	H: 0 LOB: 0 BB: 0 P: 13	1B: 7 2B: 0 3B: 1 HR: 2	SF: 0 SAC: 0 DP: 3 HBP: 0	WP: 1 PB: 0 CS: 0	PA: 38	
<b>PITCHER</b>	IP WLS BF H R ER SO BB IBB HBP BLK WP HR S P ERA WHIP	IP WLS BF H R ER SO BB IBB HBP BLK WP HR S P ERA WHIP	IP WLS BF H R ER SO BB IBB HBP BLK WP HR S P ERA WHIP	IP WLS BF H R ER SO BB IBB HBP BLK WP HR S P ERA WHIP	IP WLS BF H R ER SO BB IBB HBP BLK WP HR S P ERA WHIP	IP WLS BF H R ER SO BB IBB HBP BLK WP HR S P ERA WHIP	IP WLS BF H R ER SO BB IBB HBP BLK WP HR S P ERA WHIP	IP WLS BF H R ER SO BB IBB HBP BLK WP HR S P ERA WHIP	IP WLS BF H R ER SO BB IBB HBP BLK WP HR S P ERA WHIP	IP WLS BF H R ER SO BB IBB HBP BLK WP HR S P ERA WHIP	IP WLS BF H R ER SO BB IBB HBP BLK WP HR S P ERA WHIP	IP WLS BF H R ER SO BB IBB HBP BLK WP HR S P ERA WHIP	IP WLS BF H R ER SO BB IBB HBP BLK WP HR S P ERA WHIP	IP WLS BF H R ER SO BB IBB HBP BLK WP HR S P ERA WHIP	IP WLS BF H R ER SO BB IBB HBP BLK WP HR S P ERA WHIP	IP WLS BF H R ER SO BB IBB HBP BLK WP HR S P ERA WHIP	IP WLS BF H R ER SO BB IBB HBP BLK WP HR S P ERA WHIP	IP WLS BF H R ER SO BB IBB HBP BLK WP HR S P ERA WHIP	IP WLS BF H R ER SO BB IBB HBP BLK WP HR S P ERA WHIP	IP WLS BF H R ER SO BB IBB HBP BLK WP HR S P ERA WHIP	IP WLS BF H R ER SO BB IBB HBP BLK WP HR S P ERA WHIP


Atlanta Braves @ Chicago Cubs  
Wrigley Field, Chicago, IL  
Wed Jun 26 2019, 7:09 PM - 10:56 PM CDT  
Att: 38,017 - Partly Cloudy - 76 F

AB 34  
R 3  
H 10  
RBI 3  
BB 4  
SO 5  
LOB 13




Batter	1	2	3	4	5	6	7	8	9	AB	R	H	RBI	BB	SO	LOB	TOP										
13 Ronald Acuña Jr., R OBP: 0.372, SLG: 0.503	L5		HBP	7 1B		F8			2B	3	2	1	0	1	0	0	<b>Atlanta Braves @ Chicago Cubs</b> Wrigley Field, Chicago, IL Thu Jun 27 2019, 1:23 PM - 4:23 PM CDT Att: 39,823 - Sunny - 81 F										
7 Dansby Swanson, R OBP: 0.325, SLG: 0.470	F9		5 HR	1B			G6-3		BB	4	1	2	3	1	0	0											
5 Freddie Freeman, L OBP: 0.396, SLG: 0.598	K		HR	G5-6-3			K		G3	5	1	1	2	0	2	3											
20 Josh Donaldson, R OBP: 0.360, SLG: 0.484			K				G6-3			2	0	0	0	2	1	0											
22 Nick Markakis, L OBP: 0.355, SLG: 0.417			BB				G4-6-3		G2-3	4	1	2	0	0	0	1											
27 Austin Riley, R OBP: 0.319, SLG: 0.558 32 Josh Tomlin, R	FC1-5-2		L8				K		K	3	0	0	0	0	1	3											
14 Matt Joyce, L OBP: 0.405, SLG: 0.486 71 Jacob Webb, R	1B									1	0	0	0	0	1	0											
1 Ozzie Albies, S OBP: 0.345, SLG: 0.472			F8						G6-3	4	1	2	2	0	0	1											
25 Tyler Flowers, R OBP: 0.346, SLG: 0.465 16 Brian McCann, L	P3			7 1B			K		K	2	1	0	0	1	1	2											
46 Bryse Wilson, R 17 Johan Camargo, S	K			K			K		G4-3	2	0	0	0	0	2	3											
<b>Inning Stats</b>	R: 0 E: 0 K: 1 S: 7	H: 0 LOB: 0 BB: 0 P: 11	R: 1 E: 0 K: 1 S: 17	H: 2 LOB: 2 BB: 1 P: 26	R: 3 E: 0 K: 1 S: 12	H: 3 LOB: 1 BB: 0 P: 20	R: 2 E: 0 K: 1 S: 7	H: 1 LOB: 0 BB: 2 P: 18	R: 0 E: 0 K: 1 S: 9	H: 0 LOB: 0 BB: 1 P: 15	R: 1 E: 0 K: 2 S: 12	H: 1 LOB: 0 BB: 0 P: 17	R: 0 E: 0 K: 1 S: 10	H: 0 LOB: 0 BB: 0 P: 15	R: 0 E: 0 K: 1 S: 13	H: 1 LOB: 2 BB: 1 P: 20	1B: 4 2B: 2 3B: 0 HR: 2	SF: 0 SAC: 0 DP: 2 HBP: 1	WP: 1 PB: 0 SB: 1 CS: 0	PA: 39							
<b>PITCHER</b>	IP	WLS	BF	H	R	ER	SO	BB	IBB	HBP	BLK	WP	HR	S	P	ERA	WHIP										
32 Tyler Chatwood, R ERA: 4.8	5.0	W	24	6	6	6	5	4	0	1	0	1	1	52	90	10.80	2.000										
41 Steve Cishek, R ERA: 3.15	1.0	H	4	1	1	1	2	0	0	0	0	0	1	12	17	9.00	1.000										
20 Brandon Kintzler, R ERA: 2.06	1.0	H	3	0	0	0	1	0	0	0	0	0	0	8	15	0.00	0.000										
46 Pedro Strop, R ERA: 4.58	1.0	H	3	0	0	0	1	0	0	0	0	0	0	10	15	0.00	0.000										
24 Craig Kimbrel, R ERA:	1.0	S	5	1	0	0	1	1	0	0	0	0	0	13	20	0.00	2.000										

AB 33  
R 7  
H 8  
RBI 7  
BB 5  
SO 10  
LOB 13

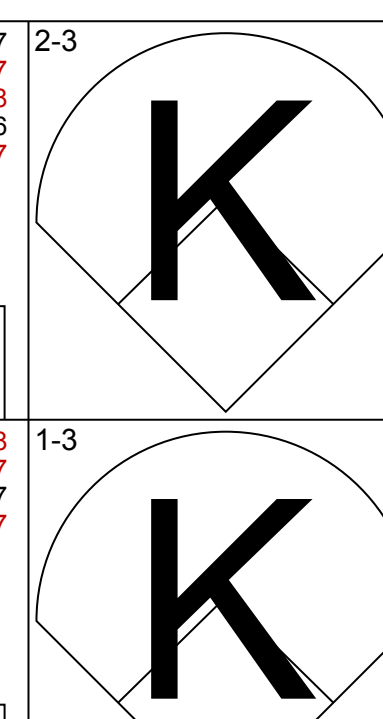
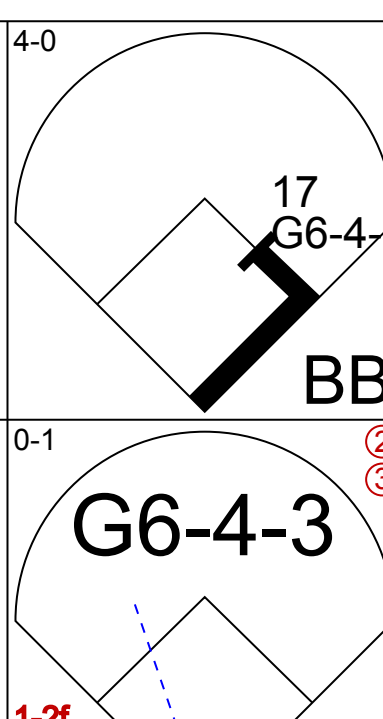
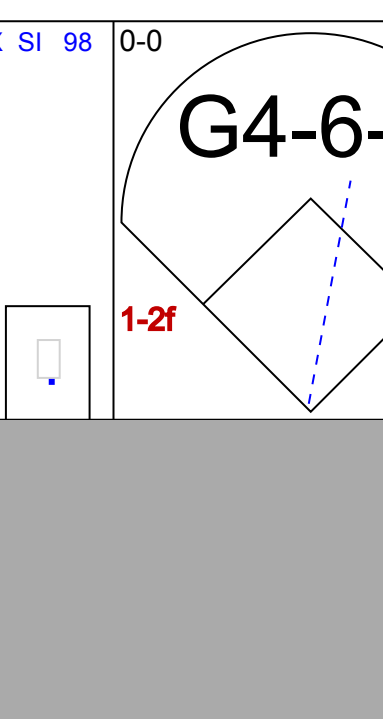
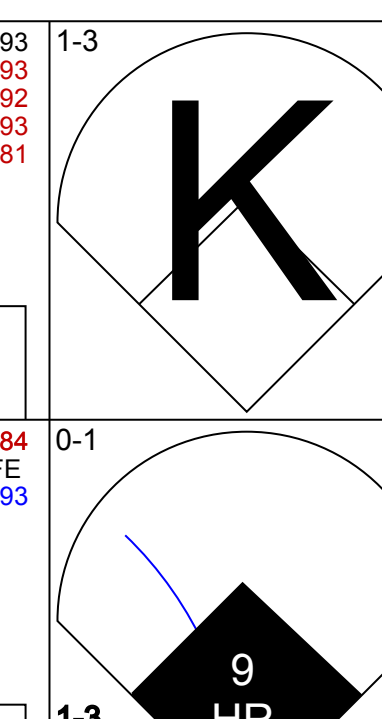
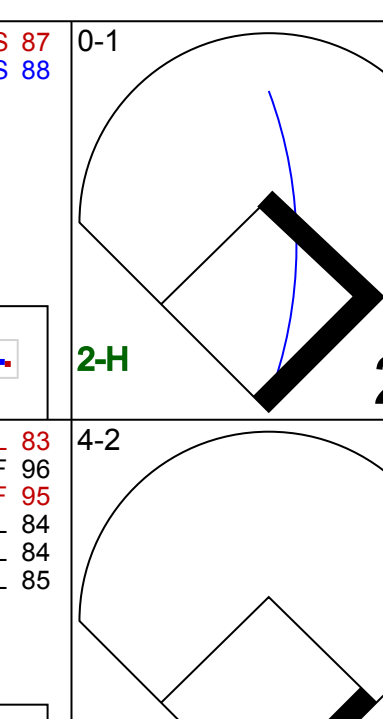


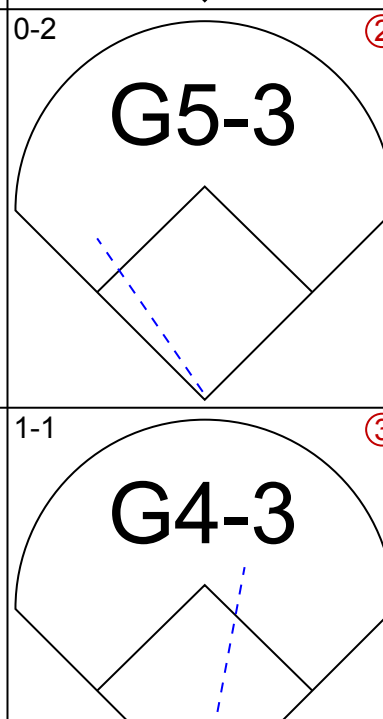
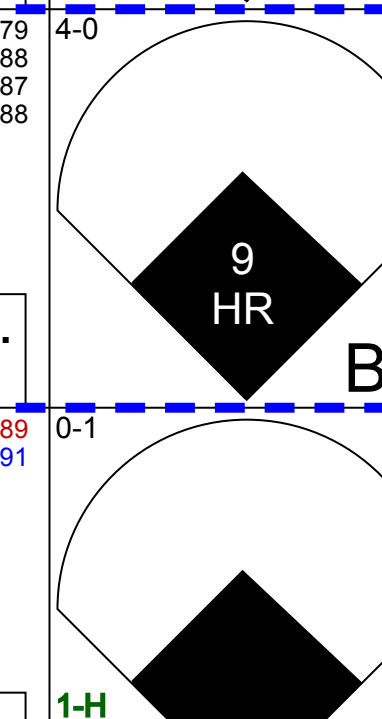
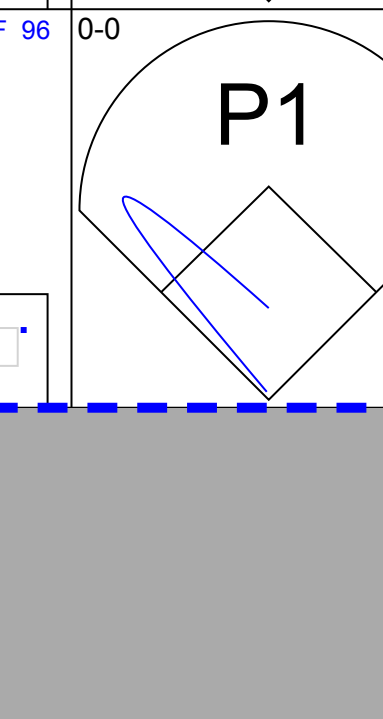

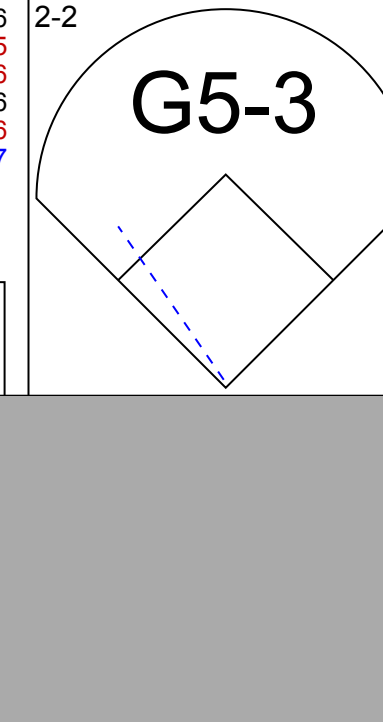

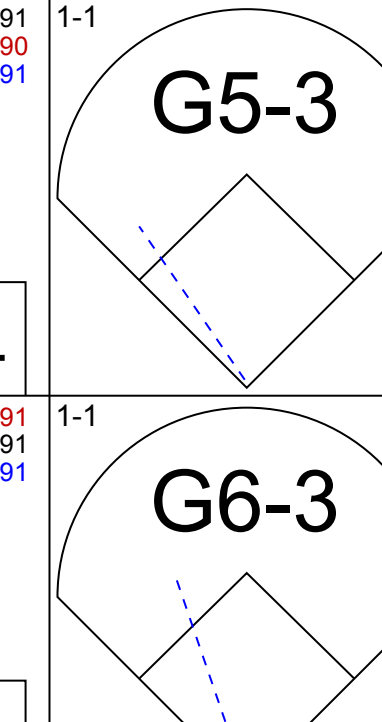

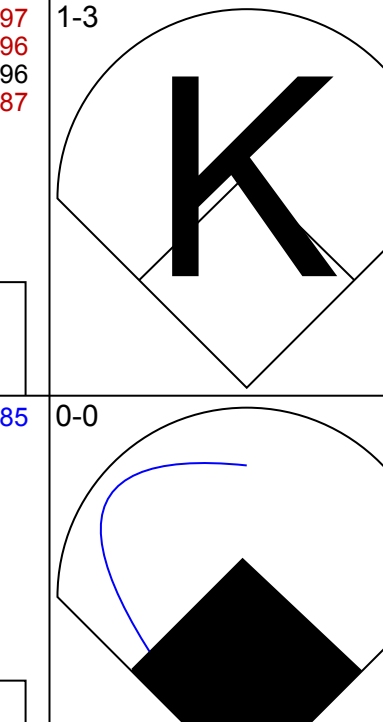



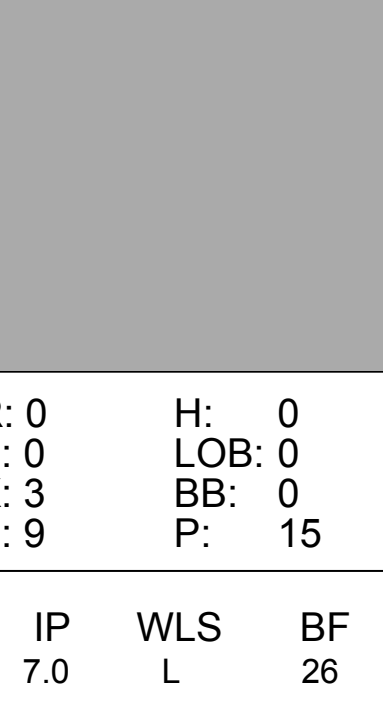


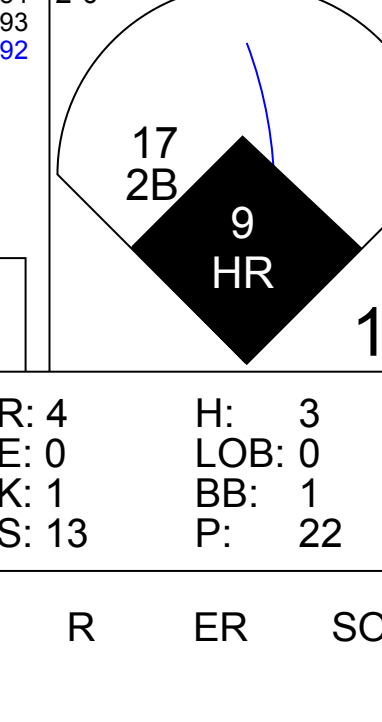
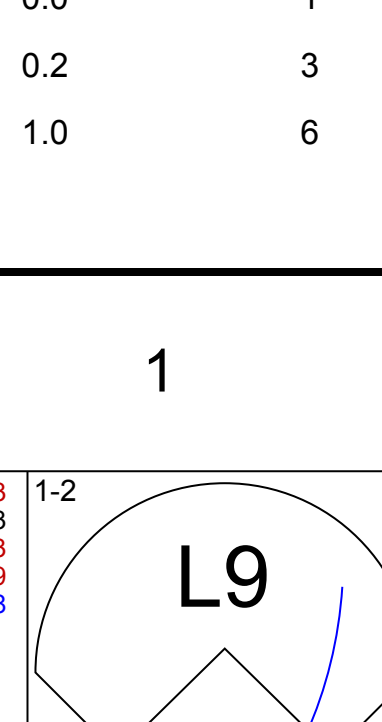
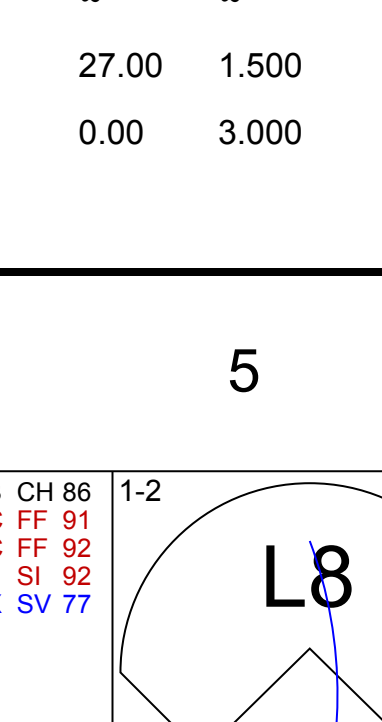
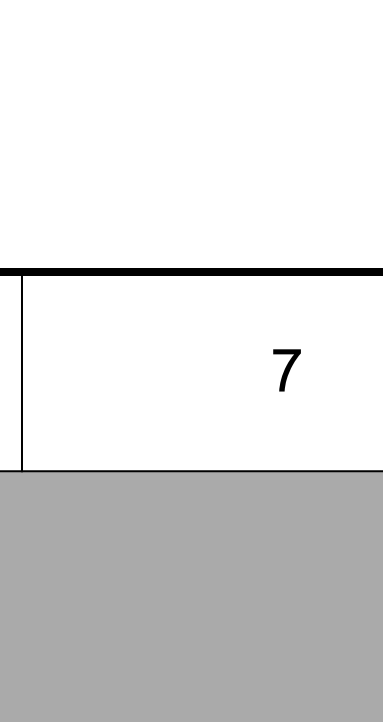
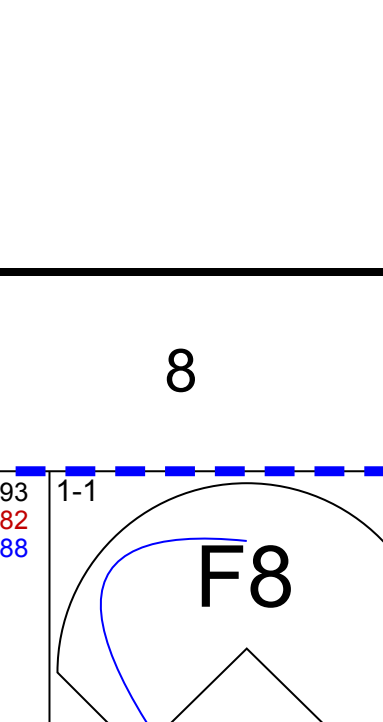
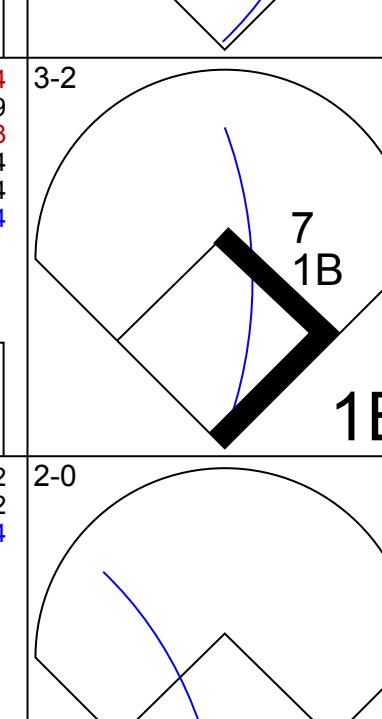



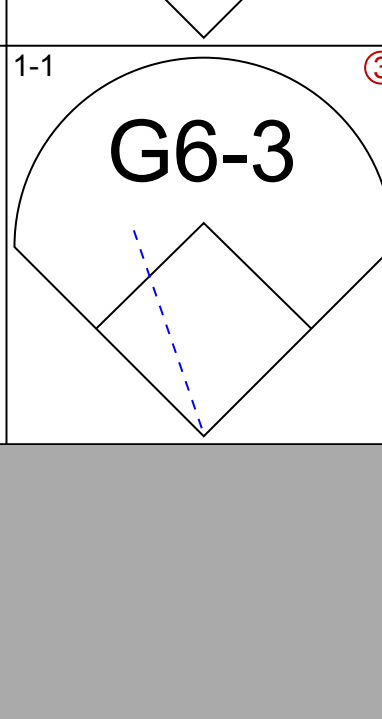






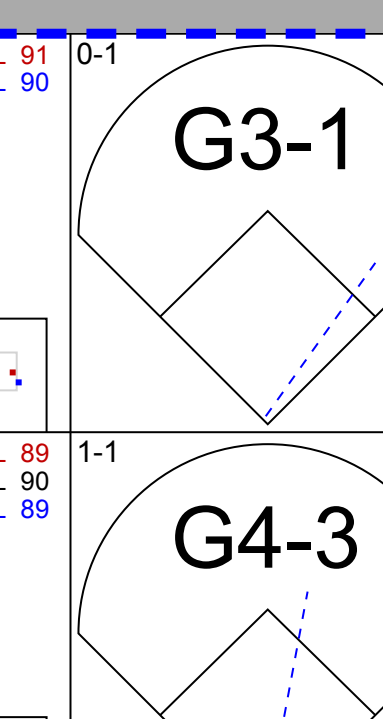


Batter	1	2	3	4	5	6	7	8	9	AB	R	H	RBI	BB	SO	LOB	BOTTOM										
12 Kyle Schwarber, L OBP: 0.318, SLG: 0.468	HR		G1-3			K			K	4	1	1	1	0	2	2	<b>Atlanta Braves @ Chicago Cubs</b> Wrigley Field, Chicago, IL Thu Jun 27 2019, 1:23 PM - 4:23 PM CDT Att: 39,823 - Sunny - 81 F										
17 Kris Bryant, R OBP: 0.391, SLG: 0.531	L5		P3			E9 44 2B			K	4	1	0	0	0	1	2											
44 Anthony Rizzo, L OBP: 0.386, SLG: 0.530	1B			9 2B		G6-3 22 3B			F9	3	2	2	1	1	0	1											
9 Javier Báez, R OBP: 0.325, SLG: 0.547	K			22 1B		G6-3			G6-3	4	1	1	0	0	1	2											
22 Jason Heyward, L OBP: 0.358, SLG: 0.445	G4-3			7 1B		3 WP			P3	4	2	2	3	0	0	1											
7 Victor Caratini, S OBP: 0.376, SLG: 0.467	K		K	3 WP		HR			L4	4	1	2	2	0	1	0											
2 Carlos González, L OBP: 0.289, SLG: 0.283 5 Albert Almora Jr., R	K			1B		HR			P5	2	0	0	0	0	2	2											
3 Daniel Descalso, L OBP: 0.285, SLG: 0.273 20 Brandon Kintzler, R	F9			K					K	3	1	1	0	0	1	1											
46 Pedro Strop, R 13 David Bote, R 24 Craig Kimbrel, R				K					K	0	0	0	0	0	0	0											
32 Tyler Chatwood, R OBP: 0.300, SLG: 0.444 41 Steve Cishek, R	G5-3			G4-3					F9	2	0	0	0	0	0	0											
27 Addison Russell, R OBP: 0.316, SLG: 0.398										2	0	1	0	0	0	0											
<b>Inning Stats</b>	R: 1 E: 0 K: 1 S: 16	H: 2 LOB: 1 BB: 0 P: 18	R: 0 E: 0 K: 2 S: 9	H: 0 LOB: 0 BB: 0 P: 13	R: 0 E: 0 K: 0 S: 6	H: 0 LOB: 0 BB: 0 P: 6	R: 3 E: 0 K: 2 S: 24	H: 3 LOB: 1 BB: 1 P: 37	R: 4 E: 0 K: 1 S: 18	H: 3 LOB: 0 BB: 0 P: 22	R: 1 E: 0 K: 2 S: 17	H: 2 LOB: 1 BB: 0 P: 23	R: 0 E: 0 K: 0 S: 5	H: 0 LOB: 0 BB: 0 P: 8	R: 0 E: 0 K: 1 S: 7	H: 0 LOB: 0 BB: 0 P: 10	1B: 5 2B: 2 3B: 1 HR: 2	SF: 0 SAC: 0 DP: 0 HBP: 0	WP: 1 PB: 1 SB: 0 CS: 0	PA: 36							
<b>PITCHER</b>	IP	WLS	BF	H	R	ER	SO	BB	IBB	HBP	BLK	WP	HR	S	P	ERA	WHIP										
46 Bryse Wilson, R ERA: 8.31	4.1	L	21	4	3	5	6	1	0	0	0	0	1	63	82	10.38	1.615										
32 Josh Tomlin, R ERA: 3.94	2.2	L	12	4	3	1	2	0	0	0	0	0	1	32	45	3.38	1.500										
71 Jacob Webb, R ERA: 1.27	1.0		3	0	0	0	1	0	0	0	0	0	0	7	10	0.00	0.000										

AB 35  
R 9  
H 10  
RBI 7  
BB 1  
SO 9  
LOB 12



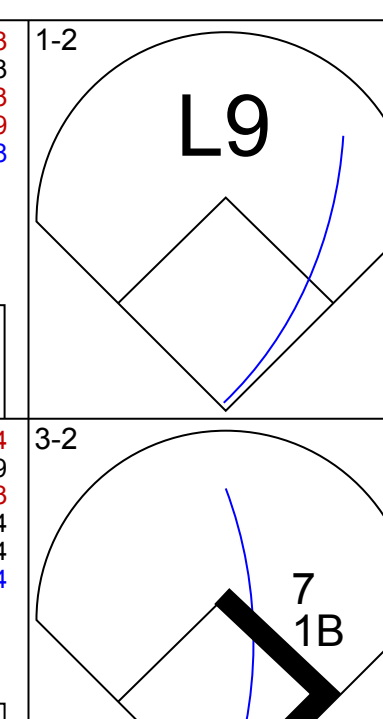
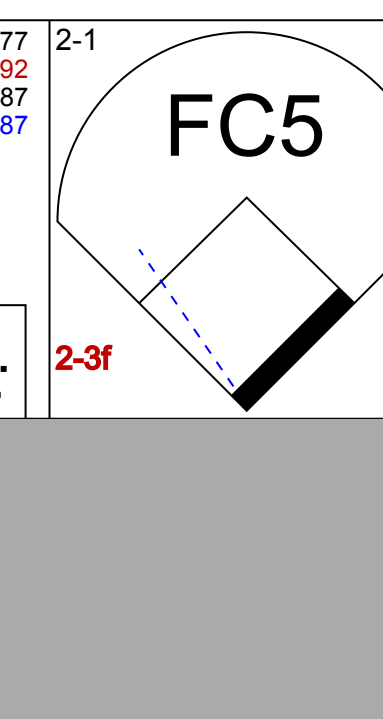
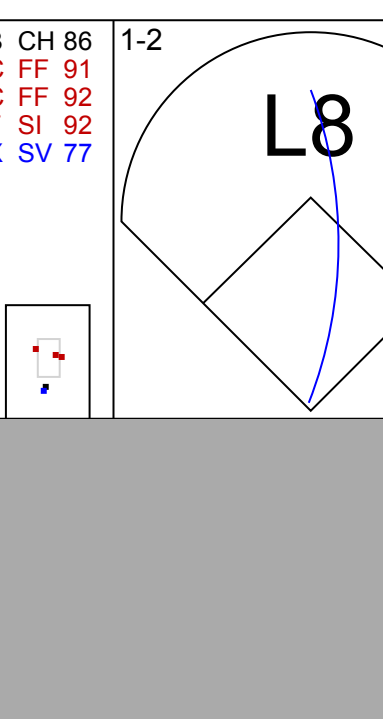
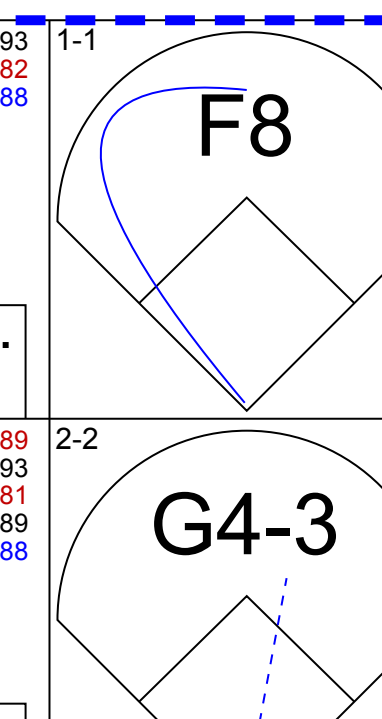
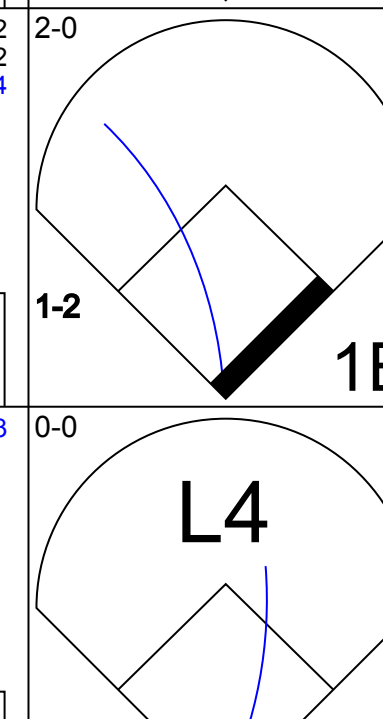
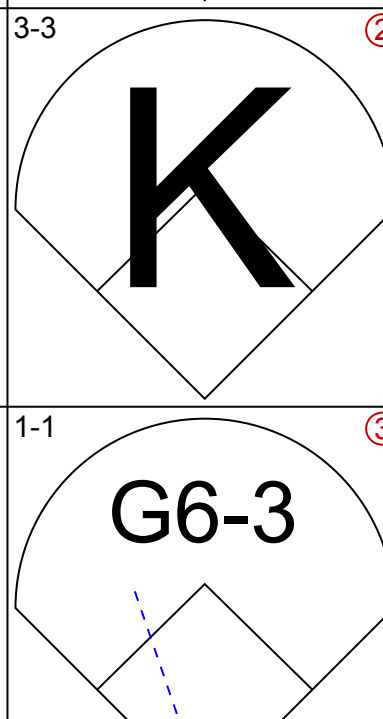
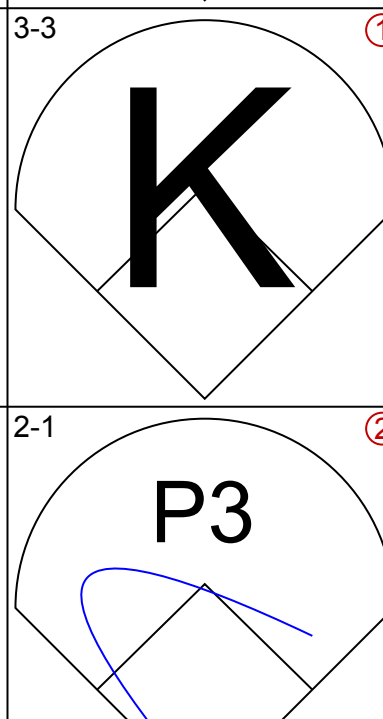
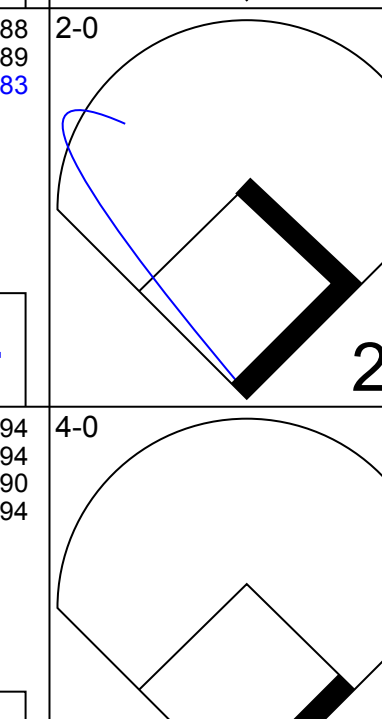
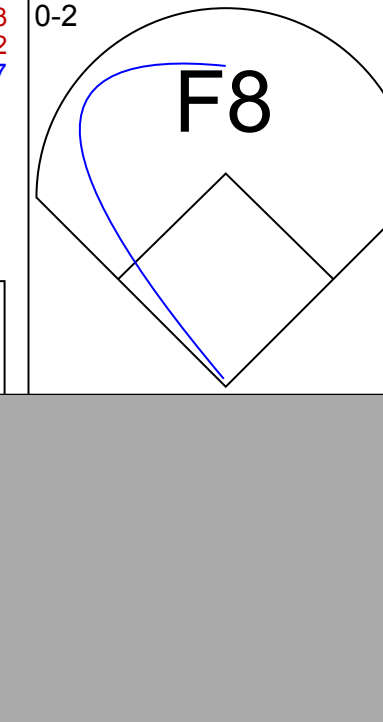

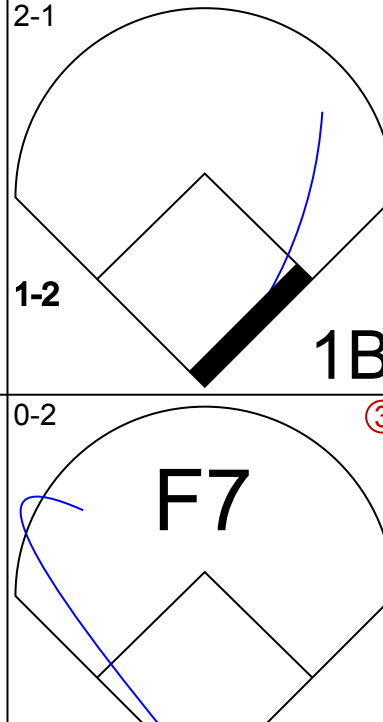





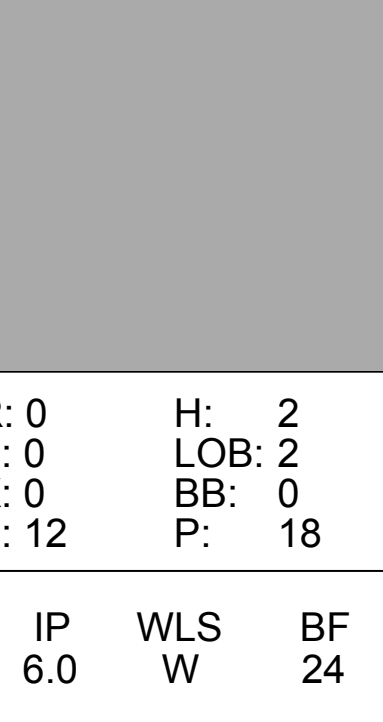
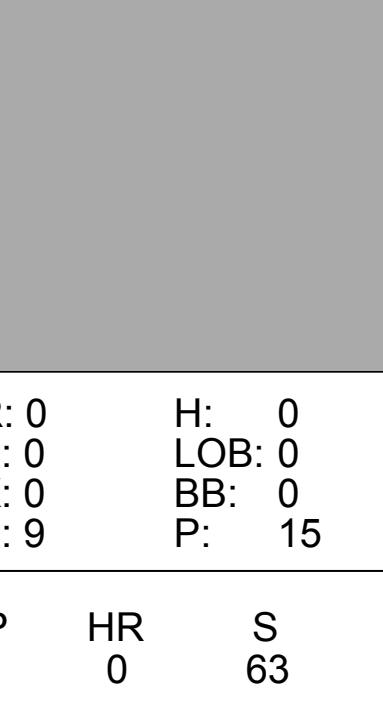
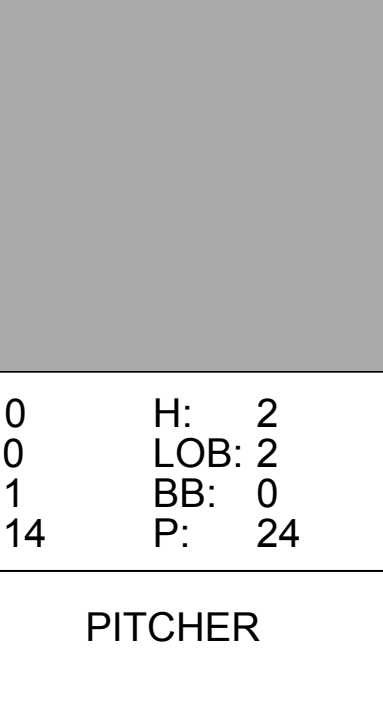
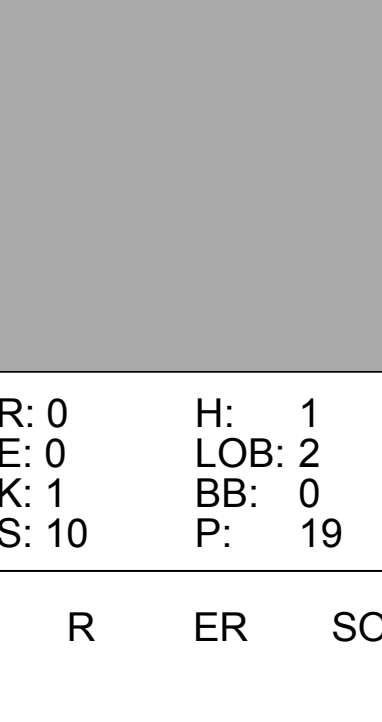






Batter	1	2	3	4	5	6	7	8	9	AB	R	H	RBI	BB	SO	LOB	TOP								
12 Kyle Schwarber, L OBP: 0.316, SLG: 0.462										4	0	1	1	1	2	4	<p>Chicago Cubs @ Cincinnati Reds Great American Ball Park, Cincinnati, OH Sat Jun 29 2019, 4:12 PM - 7:11 PM EDT Att: 41,360 - Partly Cloudy - 91 F</p> <p>livebaseballscorecards.com</p>								
17 Kris Bryant, R OBP: 0.355, SLG: 0.531										4	1	1	0	1	1	2									
44 Anthony Rizzo, L OBP: 0.382, SLG: 0.517										4	1	0	0	1	1	2									
9 Javier Báez, R OBP: 0.324, SLG: 0.549										4	1	1	4	0	0	0									
40 Wilson Contreras, R OBP: 0.387, SLG: 0.568										3	0	0	0	1	1	0									
22 Jason Heyward, L OBP: 0.336, SLG: 0.463										3	1	1	1	1	0	1									
27 Addison Russell, R OBP: 0.320, SLG: 0.414										4	1	2	0	0	0	1									
5 Albert Almora Jr., R OBP: 0.289, SLG: 0.395										4	0	1	0	0	0	4									
62 Jose Quintana, R ERA: 2.47										2	0	0	0	0	2	4									
13 David Bote, R ERA: 5.01										0	0	0	0	0	0	0									
46 Pedro Strop, R ERA: 4.34										0	0	0	0	0	0	0									
3 Daniel Descalso, L ERA: 2.27										0	0	0	0	0	0	0									
36 Dillon Maples, R ERA: 2.37										0	0	0	0	0	0	0									
<b>Inning Stats</b>	R: 0 E: 0 K: 3 S: 9	H: 0 LOB: 0 BB: 0 P: 15	R: 1 E: 0 K: 1 S: 10	H: 1 LOB: 0 BB: 0 P: 16	R: 0 E: 0 K: 1 S: 8	H: 1 LOB: 1 BB: 1 P: 14	R: 0 E: 0 K: 0 S: 10	H: 0 LOB: 0 BB: 0 P: 15	R: 0 E: 1 K: 1 S: 8	H: 1 LOB: 2 BB: 1 P: 14	R: 0 E: 0 K: 0 S: 8	H: 0 LOB: 1 BB: 0 P: 12	R: 0 E: 0 K: 0 S: 9	H: 0 LOB: 1 BB: 1 P: 15	R: 4 E: 0 K: 1 S: 13	H: 3 LOB: 0 BB: 1 P: 22	R: 1 E: 1 K: 1 S: 14	H: 2 LOB: 2 BB: 1 P: 19	1B: 3 2B: 3 3B: 0 HR: 2	SF: 0 SAC: 0 DP: 2 HBP: 0	WP: 0 PB: 0 SB: 0 CS: 0	PA: 39			
<b>PITCHER</b>	IP WLS BF H R ER SO BB IBB HBP BLK WP HR S P ERA WHIP	IP WLS BF H R ER SO BB IBB HBP BLK WP HR S P ERA WHIP	IP WLS BF H R ER SO BB IBB HBP BLK WP HR S P ERA WHIP	IP WLS BF H R ER SO BB IBB HBP BLK WP HR S P ERA WHIP	IP WLS BF H R ER SO BB IBB HBP BLK WP HR S P ERA WHIP	IP WLS BF H R ER SO BB IBB HBP BLK WP HR S P ERA WHIP	IP WLS BF H R ER SO BB IBB HBP BLK WP HR S P ERA WHIP	IP WLS BF H R ER SO BB IBB HBP BLK WP HR S P ERA WHIP	IP WLS BF H R ER SO BB IBB HBP BLK WP HR S P ERA WHIP	IP WLS BF H R ER SO BB IBB HBP BLK WP HR S P ERA WHIP	IP WLS BF H R ER SO BB IBB HBP BLK WP HR S P ERA WHIP	IP WLS BF H R ER SO BB IBB HBP BLK WP HR S P ERA WHIP	IP WLS BF H R ER SO BB IBB HBP BLK WP HR S P ERA WHIP	IP WLS BF H R ER SO BB IBB HBP BLK WP HR S P ERA WHIP	IP WLS BF H R ER SO BB IBB HBP BLK WP HR S P ERA WHIP	IP WLS BF H R ER SO BB IBB HBP BLK WP HR S P ERA WHIP	IP WLS BF H R ER SO BB IBB HBP BLK WP HR S P ERA WHIP	IP WLS BF H R ER SO BB IBB HBP BLK WP HR S P ERA WHIP	IP WLS BF H R ER SO BB IBB HBP BLK WP HR S P ERA WHIP	IP WLS BF H R ER SO BB IBB HBP BLK WP HR S P ERA WHIP	IP WLS BF H R ER SO BB IBB HBP BLK WP HR S P ERA WHIP	IP WLS BF H R ER SO BB IBB HBP BLK WP HR S P ERA WHIP	IP WLS BF H R ER SO BB IBB HBP BLK WP HR S P ERA WHIP	IP WLS BF H R ER SO BB IBB HBP BLK WP HR S P ERA WHIP	IP WLS BF H R ER SO BB IBB HBP BLK WP HR S P ERA WHIP

Chicago Cubs @ Cincinnati Reds  
Great American Ball Park, Cincinnati, OH  
Sat Jun 29 2019, 4:12 PM - 7:11 PM EDT  
Att: 41,360 - Partly Cloudy - 91 F

AB 34  
R 6  
H 8  
RBI 6  
BB 5  
SO 8  
LOB 19



Batter	1	2	3	4	5	6	7	8	9	AB	R	H	RBI	BB	SO	LOB	BOTTOM								
15 Nick Senzel, R OBP: 0.322, SLG: 0.477										4	0	0	0	0	0	2	<p>Chicago Cubs @ Cincinnati Reds Great American Ball Park, Cincinnati, OH Sat Jun 29 2019, 4:12 PM - 7:11 PM EDT Att: 41,360 - Partly Cloudy - 91 F</p> <p>livebaseballscorecards.com</p>								
19 Joey Votto, L OBP: 0.365, SLG: 0.421										4	0	2	0	0	0	0									
7 Eugenio Suárez, R OBP: 0.327, SLG: 0.459										4	0	2	0	0	2	1									
66 Yasiel Puig, R OBP: 0.287, SLG: 0.459										3	0	0	0	0	0	3									
4 Jose Iglesias, R OBP: 0.328, SLG: 0.411										4	0	1	0	0	1	4									
3 Scooter Gennett, L OBP: 0.125, SLG: 0.125										4	0	0	0	0	0	2									
6 Phillip Ervin, R OBP: 0.333, SLG: 0.432										2	0	1	0	0	0	0									
33 Jesse Winker, L OBP: 0.330, SLG: 0.459										2	0	0	0	0	0	0									
58 Luis Castillo, R ERA: 2.47										2	0	1	0	0	1	0									
22 Derek Dietrich, L ERA: 2.97										0	0	0	0	0	0	0									
37 David Hernandez, R ERA: 4.79										0	0	0	0	0	0	0									
32 Zach Duke, L ERA: 5.01										0	0	0	0	0	0	0									
48 Jared Hughes, R ERA: 3.12										0	0	0	0	0	0	0									
55 Robert Stephenson, R ERA: 3.3										0	0	0	0	0	0	0									
12 Curt Casali, R OBP: 0.345, SLG: 0.411										4	0	0	0	0	2	4									
<b>Inning Stats</b>	R: 0 E: 0 K: 0 S: 12	H: 2 LOB: 2 BB: 0 P: 18	R: 0 E: 0 K: 1 S: 10	H: 2 LOB: 2 BB: 0 P: 18	R: 0 E: 0 K: 1 S: 7	H: 0 LOB: 0 BB: 0 P: 12	R: 0 E: 0 K: 0 S: 9	H: 0 LOB: 0 BB: 0 P: 15	R: 0 E: 0 K: 1 S: 11	H: 0 LOB: 0 BB: 0 P: 14	R: 0 E: 0 K: 1 S: 14	H: 2 LOB: 2 BB: 0 P: 24	R: 0 E: 0 K: 0 S: 8	H: 0 LOB: 0 BB: 0 P: 16	R: 0 E: 0 K: 1 S: 10	H: 1 LOB: 2 BB: 0 P: 19	R: 0 E: 0 K: 1 S: 7	H: 0 LOB: 1 BB: 0 P: 9	1B: 6 2B: 2 3B: 0 HR: 0	SF: 0 SAC: 0 DP: 1 HBP: 3	WP: 0 PB: 0 SB: 0 CS: 0	PA: 36			
<b>PITCHER</b>	IP WLS BF H R ER SO BB IBB HBP BLK WP HR S P ERA WHIP	IP WLS BF H R ER SO BB IBB HBP BLK WP HR S P ERA WHIP	IP WLS BF H R ER SO BB IBB HBP BLK WP HR S P ERA WHIP	IP WLS BF H R ER SO BB IBB HBP BLK WP HR S P ERA WHIP	IP WLS BF H R ER SO BB IBB HBP BLK WP HR S P ERA WHIP	IP WLS BF H R ER SO BB IBB HBP BLK WP HR S P ERA WHIP	IP WLS BF H R ER SO BB IBB HBP BLK WP HR S P ERA WHIP	IP WLS BF H R ER SO BB IBB HBP BLK WP HR S P ERA WHIP	IP WLS BF H R ER SO BB IBB HBP BLK WP HR S P ERA WHIP	IP WLS BF H R ER SO BB IBB HBP BLK WP HR S P ERA WHIP	IP WLS BF H R ER SO BB IBB HBP BLK WP HR S P ERA WHIP	IP WLS BF H R ER SO BB IBB HBP BLK WP HR S P ERA WHIP	IP WLS BF H R ER SO BB IBB HBP BLK WP HR S P ERA WHIP	IP WLS BF H R ER SO BB IBB HBP BLK WP HR S P ERA WHIP	IP WLS BF H R ER SO BB IBB HBP BLK WP HR S P ERA WHIP	IP WLS BF H R ER SO BB IBB HBP BLK WP HR S P ERA WHIP	IP WLS BF H R ER SO BB IBB HBP BLK WP HR S P ERA WHIP	IP WLS BF H R ER SO BB IBB HBP BLK WP HR S P ERA WHIP	IP WLS BF H R ER SO BB IBB HBP BLK WP HR S P ERA WHIP	IP WLS BF H R ER SO BB IBB HBP BLK WP HR S P ERA WHIP	IP WLS BF H R ER SO BB IBB HBP BLK WP HR S P ERA WHIP	IP WLS BF H R ER SO BB IBB HBP BLK WP HR S P ERA WHIP	IP WLS BF H R ER SO BB IBB HBP BLK WP HR S P ERA WHIP	IP WLS BF H R ER SO BB IBB HBP BLK WP HR S P ERA WHIP	IP WLS BF H R ER SO BB IBB HBP BLK WP HR S P ERA WHIP

Chicago Cubs @ Cincinnati Reds  
Great American Ball Park, Cincinnati, OH  
Sat Jun 29 2019, 4:12 PM - 7:11 PM EDT  
Att: 41,360 - Partly Cloudy - 91 F

AB 33  
R 0  
H 7  
RBI 0  
BB 0  
SO 6  
LOB 16




Batter	1	2	3	4	5	6	7	8	9	AB	R	H	RBI	BB	SO	LOB	TOP				
12 Kyle Schwarber, L OBP: 0.320, SLG: 0.475										5	1	3	2	0	1	0	<b>Chicago Cubs @ Cincinnati Reds</b> Great American Ball Park, Cincinnati, OH Sun Jun 30 2019, 1:13 PM - 4:32 PM EDT Att: 31,165 - Partly Cloudy - 88 F				
17 Kris Bryant, R OBP: 0.338, SLG: 0.537										4	1	2	0	1	1						
44 Anthony Rizzo, L OBP: 0.382, SLG: 0.519										5	1	2	0	0	0	4					
40 Wilson Contreras, R OBP: 0.380, SLG: 0.556										5	0	0	0	0	2	5					
22 Jason Heyward, L OBP: 0.362, SLG: 0.473										3	1	1	3	2	1	0					
13 David Bote, R OBP: 0.338, SLG: 0.451										3	0	1	0	0	1	2					
50 Rowan Wick, L										0	0	0	0	0	0	0					
9 Javier Báez, R OBP: 0.322, SLG: 0.546										2	0	0	0	0	1	1					
27 Addison Russell, R OBP: 0.318, SLG: 0.417										4	1	1	0	0	2	2					
3 Daniel Descalso, L OBP: 0.282, SLG: 0.266										3	0	0	0	1	0	1					
36 Dillon Maples, R										0	0	0	0	0	0	0					
56 Kyle Ryan, L										0	0	0	0	0	0	0					
34 Jon Lester, L OBP: 0.320, SLG: 0.238										2	0	0	0	0	1	0					
5 Albert Almora Jr., R OBP: 0.291, SLG: 0.396										2	1	1	1	0	0	2					
<b>Inning Stats</b>	R: 0 E: 0 K: 0 S: 7	H: 1 LOB: 1 BB: 0 P: 8	R: 0 E: 0 K: 1 S: 6	H: 0 LOB: 0 BB: 0 P: 11	R: 0 E: 0 K: 1 S: 9	H: 2 LOB: 2 BB: 0 P: 14	R: 0 E: 0 K: 2 S: 8	H: 1 LOB: 1 BB: 0 P: 10	R: 0 E: 0 K: 2 S: 10	H: 1 LOB: 2 BB: 1 P: 19	R: 3 E: 0 K: 0 S: 16	H: 4 LOB: 1 BB: 0 P: 27	R: 0 E: 0 K: 2 S: 12	H: 0 LOB: 2 BB: 2 P: 24	R: 3 E: 0 K: 1 S: 15	H: 2 LOB: 0 BB: 1 P: 22	1B: 5 2B: 4 3B: 0 HR: 2	SF: 0 SAC: 0 DP: 0 HBP: 0	WP: 2 PB: 0 SB: 0 CS: 0	PA: 42	
<b>PITCHER</b>	IP WLS BF H R ER SO	IP WLS BF H R ER SO	IP WLS BF H R ER SO	IP WLS BF H R ER SO	IP WLS BF H R ER SO	IP WLS BF H R ER SO	IP WLS BF H R ER SO	IP WLS BF H R ER SO	IP WLS BF H R ER SO	IP WLS BF H R ER SO	IP WLS BF H R ER SO	IP WLS BF H R ER SO	IP WLS BF H R ER SO	IP WLS BF H R ER SO	IP WLS BF H R ER SO	IP WLS BF H R ER SO	BB IBB HBP BLK	WP HR S P	ERA WHIP	ERA WHIP	
28 Anthony DeSclafani, R ERA: 4.56	6.0	W	24	5	0	7	1	0	0	0	1	0	48	73	0.00	1.000					
21 Michael Lorenzen, R ERA: 3.61	0.1		5	4	3	0	0	0	0	0	0	1	12	20	81.00	12.000					
50 Amir Garrett, L ERA: 1.75	0.2	H	3	0	0	0	1	0	0	0	0	0	5	12	0.00	1.500					
26 Raisel Iglesias, R ERA: 4.41	2.0	S	10	2	3	3	2	0	0	0	1	1	26	41	13.50	2.000					

AB	38
R	6
H	11
RBI	6
BB	4
SO	10
LOB	18



Batter	1	2	3	4	5	6	7	8	9	AB	R	H	RBI	BB	SO	LOB	BOTTOM				
15 Nick Senzel, R OBP: 0.329, SLG: 0.477										4	1	2	2	1	0	1	<b>Chicago Cubs @ Cincinnati Reds</b> Great American Ball Park, Cincinnati, OH Sun Jun 30 2019, 1:13 PM - 4:32 PM EDT Att: 31,165 - Partly Cloudy - 88 F				
19 Joey Votto, L OBP: 0.381, SLG: 0.415										4	1	0	0	0	2	4					
7 Eugenio Suárez, R OBP: 0.329, SLG: 0.470										4	1	2	3	0	0	0					
66 Yasiel Puig, R OBP: 0.290, SLG: 0.458										3	2	1	0	1	0	0					
4 Jose Iglesias, R OBP: 0.324, SLG: 0.405										4	0	0	0	0	2	2					
6 Phillip Ervin, R OBP: 0.348, SLG: 0.439										4	1	2	2	0	1	0					
9 José Peraza, R OBP: 0.277, SLG: 0.338										2	1	0	0	0	1	0					
28 Anthony DeSclafani, R ERA: 4.56										2	0	0	0	0	2	0					
33 Jesse Winker, L ERA: 1.65										1	0	0	0	0	2	0					
21 Michael Lorenzen, R ERA: 3.61										0	0	0	0	0	0	0					
50 Amir Garrett, L ERA: 1.75										0	0	0	0	0	0	0					
22 Derek Dietrich, L OBP: 0.353, SLG: 0.525										1	0	1	1	0	0	2					
26 Raisel Iglesias, R ERA: 4.41										1	1	1	1	0	0	2					
12 Curt Casali, R OBP: 0.356, SLG: 0.413										2	0	1	0	2	1	0					
<b>Inning Stats</b>	R: 3 E: 1 K: 1 S: 21	H: 1 LOB: 0 BB: 1 P: 32	R: 0 E: 0 K: 3 S: 10	H: 0 LOB: 0 BB: 0 P: 16	R: 0 E: 0 K: 1 S: 8	H: 0 LOB: 0 BB: 0 P: 12	R: 0 E: 0 K: 1 S: 8	H: 0 LOB: 0 BB: 0 P: 14	R: 0 E: 0 K: 2 S: 10	H: 2 LOB: 2 BB: 0 P: 16	R: 1 E: 0 K: 0 S: 20	H: 2 LOB: 2 BB: 1 P: 33	R: 0 E: 0 K: 0 S: 6	H: 0 LOB: 0 BB: 1 P: 12	R: 4 E: 0 K: 1 S: 23	H: 4 LOB: 2 BB: 1 P: 36	1B: 8 2B: 0 3B: 0 HR: 1	SF: 0 SAC: 0 DP: 1 HBP: 2	WP: 0 PB: 0 SB: 3 CS: 0	PA: 38	
<b>PITCHER</b>	IP WLS BF H R ER SO	IP WLS BF H R ER SO	IP WLS BF H R ER SO	IP WLS BF H R ER SO	IP WLS BF H R ER SO	IP WLS BF H R ER SO	IP WLS BF H R ER SO	IP WLS BF H R ER SO	IP WLS BF H R ER SO	IP WLS BF H R ER SO	IP WLS BF H R ER SO	IP WLS BF H R ER SO	IP WLS BF H R ER SO	IP WLS BF H R ER SO	IP WLS BF H R ER SO	IP WLS BF H R ER SO	BB IBB HBP BLK	WP HR S P	ERA WHIP	ERA WHIP	
34 Jon Lester, L ERA: 3.89	5.2	L	24	5	4	3	8	2	0	0	0	0	1	0	1	0					
50 Rowan Wick, R ERA: 1.8	1.1		5	0	0	0	0	1	0	1	0	0	0	9	18	0.00	0.750				
36 Dillon Maples, R ERA: 3.68	0.2		5	2	3	3	1	0	0	1	0	0	0	13	21	40.50	3.000				
56 Kyle Ryan, L ERA: 3.56	0.1		4	2	1	1	0	1	0	0	0	0	0	10	15	27.00	9.000				

AB	32
R	8
H	9
RBI	8
BB	4
SO	9
LOB	11



Batter	1	2	3	4	5	6	7	8	9	AB	R	H	RBI	BB	SO	LOB	TOP			
12 Kyle Schwarber, L (1, 7) OBP: 0.324, SLG: 0.474	P5		BB	BB		17 1B		G4-6-3		3	0	1	0	2	0	1				
17 Kris Bryant, R (1, 5) OBP: 0.388, SLG: 0.535	G6-3		G5-3	P4		1B			9 2B	5	0	2	1	0	0	4				
44 Anthony Rizzo, L (1, 3) OBP: 0.381, SLG: 0.519	K									4	1	1	0	0	2	2				
24 Craig Kimbrel, R (8, 1) OBP: 0.273, SLG: 0.400	K									0	0	0	0	0	0	0				
32 Tyler Chatwood, R (8, FH) OBP: 0.273, SLG: 0.400	K									1	0	0	0	0	0	1				
9 Javier Báez, R (1, 6) OBP: 0.323, SLG: 0.556		HR								5	1	2	1	0	0	1				
22 Jason Heyward, L (1, 9) OBP: 0.363, SLG: 0.469	K									4	1	1	0	1	3	2				
5 Albert Almora Jr., R (1, 8) OBP: 0.291, SLG: 0.395	L9									3	0	1	0	0	0	1				
50 Rowan Wick, L (5, 1) OBP: 0.291, SLG: 0.395	L9									0	0	0	0	0	0	0				
3 Daniel Descalso, L (7, PH) OBP: 0.289, SLG: 0.269	L9									2	0	1	0	0	1	2				
7 Victor Caratini, S (1, 2) OBP: 0.367, SLG: 0.450	G6-3									4	1	1	2	0	1	1				
27 Addison Russell, R (1, 4) OBP: 0.316, SLG: 0.407	G6-3									3	0	0	0	0	0	0				
73 Adbert Alzolay, R (1, 1) ERA: 4.54	G1-3									1	0	0	0	0	0	0				
29 Brad Brach, R (3, 1) OBP: 0.333, SLG: 0.333	G1-3									1	0	1	1	0	0	0				
13 David Bote, R (5, 5) OBP: 0.343, SLG: 0.457	G1-3									2	1	2	0	0	0	0				
<b>Inning Stats</b>	R: 0 E: 0 K: 1 S: 11	H: 0 LOB: 0 BB: 0 P: 18	R: 1 E: 0 K: 1 S: 9	H: 1 LOB: 0 BB: 0 P: 11	R: 0 E: 0 K: 0 S: 7	H: 0 LOB: 1 BB: 1 P: 13	R: 3 E: 0 K: 0 S: 18	H: 4 LOB: 3 BB: 2 P: 34	R: 0 E: 0 K: 1 S: 7	H: 1 LOB: 1 BB: 0 P: 10	R: 1 E: 0 K: 1 S: 10	H: 3 LOB: 2 BB: 0 P: 12	R: 0 E: 0 K: 0 S: 5	H: 1 LOB: 0 BB: 0 P: 11	R: 0 E: 0 K: 2 S: 14	H: 2 LOB: 2 BB: 0 P: 18	1B: 10 2B: 2 HR: 1	SF: 0 SAC: 0 DP: 1 HBP: 1	WP: 0 PB: 0 SB: 0 CS: 0	PA: 42
<b>PITCHER</b>	IP WLS BF H R ER SO	IP WLS BF H R ER SO	IP WLS BF H R ER SO	IP WLS BF H R ER SO	IP WLS BF H R ER SO	IP WLS BF H R ER SO	IP WLS BF H R ER SO	IP WLS BF H R ER SO	IP WLS BF H R ER SO	IP WLS BF H R ER SO	IP WLS BF H R ER SO	IP WLS BF H R ER SO	IP WLS BF H R ER SO	IP WLS BF H R ER SO	IP WLS BF H R ER SO	IP WLS BF H R ER SO	ERA WHIP	ERA WHIP		
34 Trevor Williams, R (1, 1) ERA: 4.54	5.2	W	29	9	5	5	4	3	0	1	59	95	7.94	2.118						
45 Michael Feliz, R (6, 1) ERA: 5.91	0.1		1	0	0	0	0	0	0	0	3	3	0.00	0.000						
46 Chris Stratton, R (7, 1) ERA: 7.17	2.0		7	2	0	0	1	0	0	0	15	25	0.00	1.000						
66 Dovydas Neverauskas, R (9, 1) ERA: 8.59	1.0		5	2	0	0	2	0	0	0	14	18	0.00	2.000						

Chicago Cubs @ Pittsburgh Pirates  
PNC Park, Pittsburgh, PA  
Mon Jul 01 2019, 7:10 PM - 10:23 PM EDT  
Att: 17,772 - Clear - 83 F

AB	38
R	5
H	13
RBI	5
BB	3
SO	7
LOB	15



Batter	1	2	3	4	5	6	7	8	9	AB	R	H	RBI	BB	SO	LOB	BOTTOM			
26 Adam Frazier, L (1, 4) OBP: 0.322, SLG: 0.385	E8		F9							6	3	5	2	0	0	1				
10 Bryan Reynolds, S (1, 9) OBP: 0.413, SLG: 0.641	6 1B									5	1	1	1	1	1	5				
66 Dovydas Neverauskas, R (1, 1) OBP: 0.319, SLG: 0.461	6 1B									0	0	0	0	0	0	0				
6 Starling Marte, R (1, 8) OBP: 0.319, SLG: 0.461	55 HR									5	2	1	1	1	0	5				
55 Josh Bell, S (1, 3) OBP: 0.381, SLG: 0.654	HR									6	4	4	7	0	0	1				
12 Corey Dickerson, L (1, 7) OBP: 0.359, SLG: 0.549	G4-3									6	2	2	1	0	2	1				
19 Colin Moran, L (1, 5) OBP: 0.331, SLG: 0.479	16 HBP									5	2	5	2	0	0	0				
16 Jung Ho Kang, R (1, 6) OBP: 0.225, SLG: 0.369	HBP									4	1	1	2	0	1	4				
32 Elias Díaz, R (1, 2) OBP: 0.331, SLG: 0.355	K									4	1	1	0	1	1	2				
34 Trevor Williams, R (1, 1) ERA: 7.15	K									3	0	1	1	0	2	3				
43 Steven Brault, L (8, PH) ERA: 18.0	K									0	0	0	0	0	0	0				
46 Chris Stratton, R (7, 1) ERA: 13.5	K									0	0	0	0	0	0	0				
36 José Osuna, R (8, PH) ERA: 13.5	K									1	1	1	1	0	0	0				
<b>Inning Stats</b>	R: 4 E: 1 K: 2 S: 20	H: 4 LOB: 2 BB: 1 P: 35	R: 3 E: 0 K: 0 S: 10	H: 4 LOB: 1 BB: 0 P: 15	R: 0 E: 0 K: 1 S: 9	H: 2 LOB: 2 BB: 0 P: 10	R: 3 E: 0 K: 2 S: 19	H: 4 LOB: 2 BB: 1 P: 30	R: 2 E: 1 K: 0 S: 13	H: 2 LOB: 0 BB: 1 P: 18	R: 1 E: 0 K: 0 S: 9	H: 2 LOB: 1 BB: 0 P: 13	R: 2 E: 0 K: 0 S: 9	H: 2 LOB: 0 BB: 0 P: 14	R: 3 E: 0 K: 2 S: 12	H: 3 LOB: 0 BB: 0 P: 19	1B: 11 2B: 7 HR: 5	SF: 0 SAC: 0 DP: 1 HBP: 1	WP: 0 PB: 0 SB: 1 CS: 0	PA: 50
<b>PITCHER</b>	IP WLS BF H R ER SO	IP WLS BF H R ER SO	IP WLS BF H R ER SO	IP WLS BF H R ER SO	IP WLS BF H R ER SO	IP WLS BF H R ER SO	IP WLS BF H R ER SO	IP WLS BF H R ER SO	IP WLS BF H R ER SO	IP WLS BF H R ER SO	IP WLS BF H R ER SO	IP WLS BF H R ER SO	IP WLS BF H R ER SO	IP WLS BF H R ER SO	IP WLS BF H R ER SO	IP WLS BF H R ER SO	ERA WHIP	ERA WHIP		
73 Adbert Alzolay, R (1, 1) ERA: 7.15	2.2	L	20	10	7	7	3	1	0	1	0	0	0	0	0	0				
29 Brad Brach, R (3, 1) ERA: 5.91	1.1		9	4	3	3	2	1	0	0	21	33	20.25	3.750						
50 Rowan Wick, R (5, 1) ERA: 3.86	2.0		10	4	3	2	0	1	0	0	22	31	9.00	2.500						
3 Daniel Descalso, R (7, 1) ERA: 18.0	1.0		5	2	2	2	0	0	0	0	1	9	14	18.00	2.000					
24 Craig Kimbrel, R (8, 1) ERA: 13.5	1.0		6	3	3	3	2	0	0	0	2	12	19	27.00	3.000					

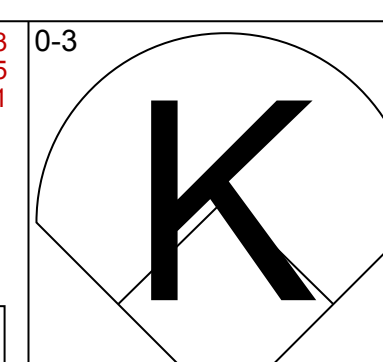
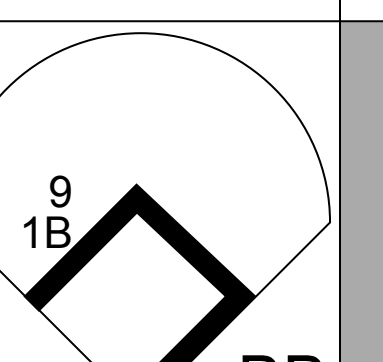
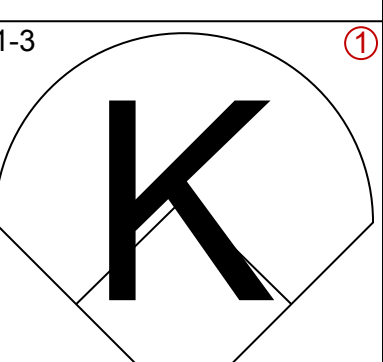
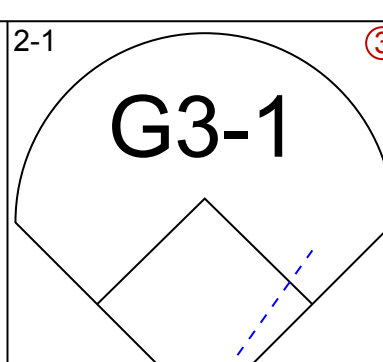
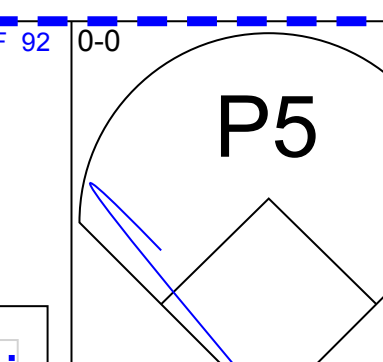
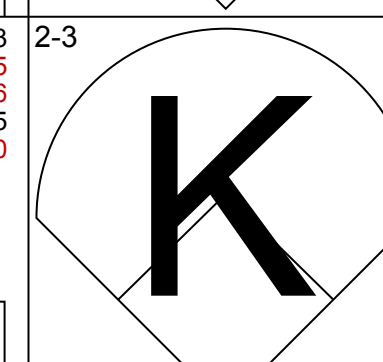
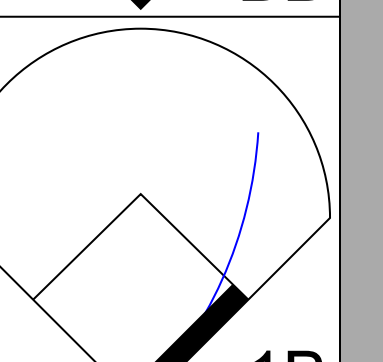
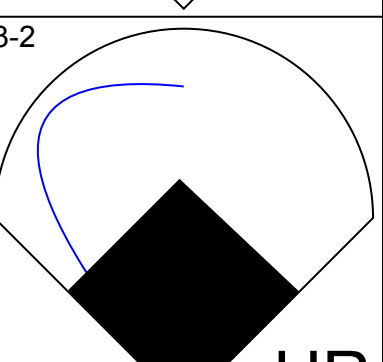
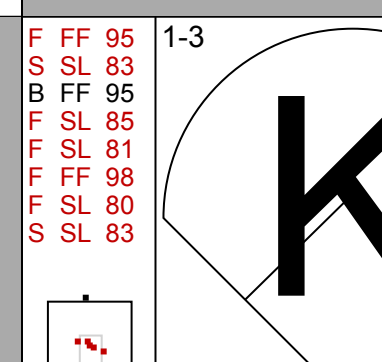
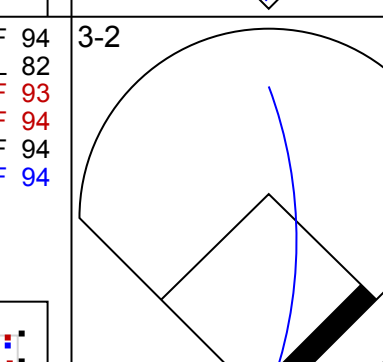
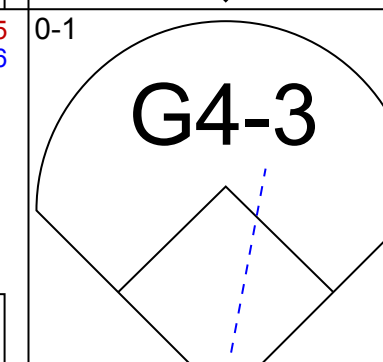
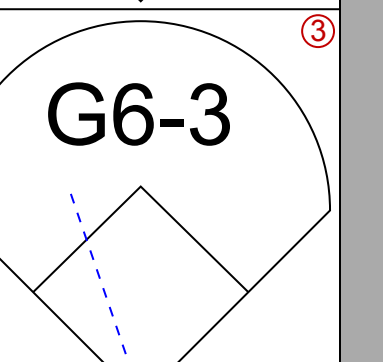
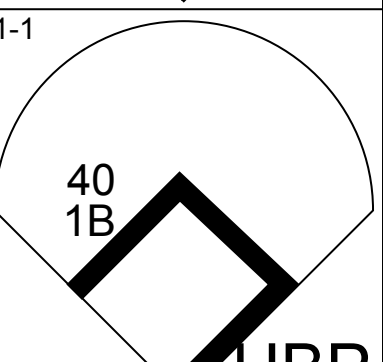
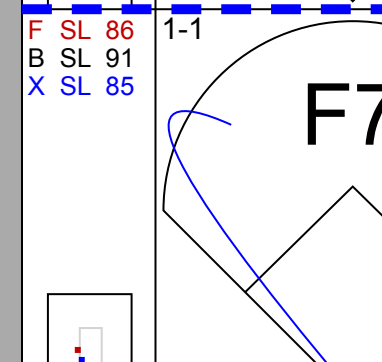
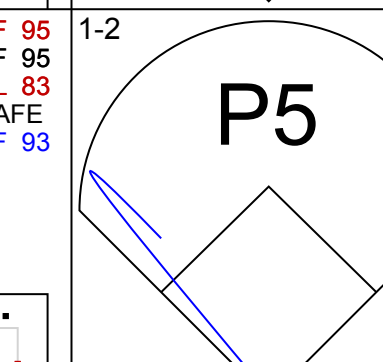


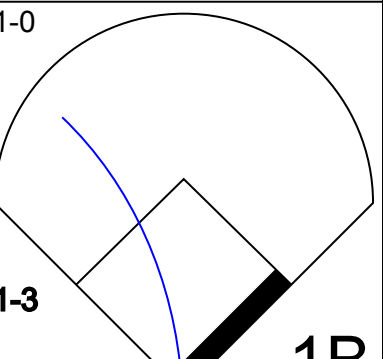
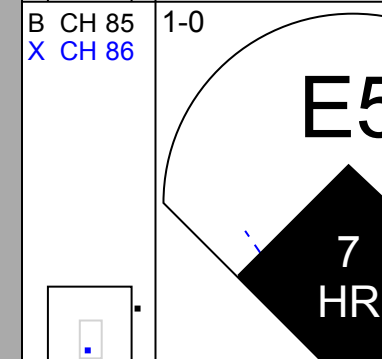
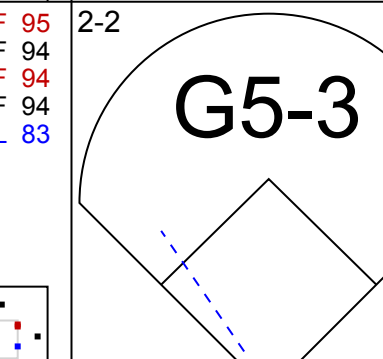


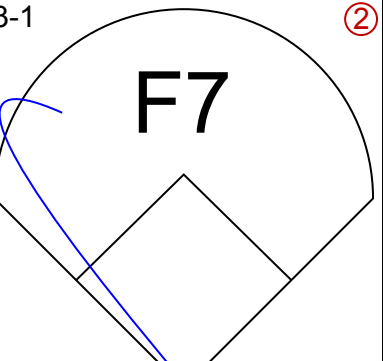
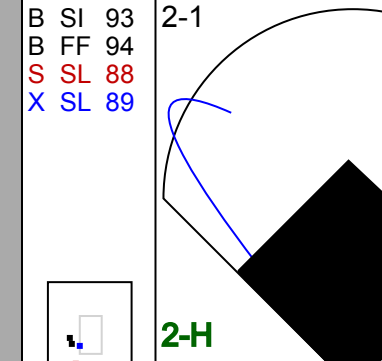


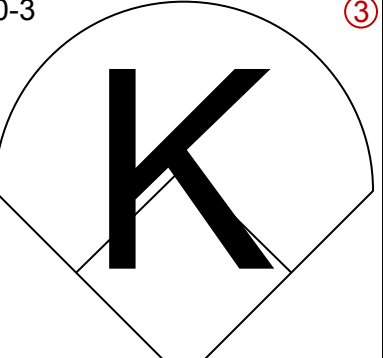
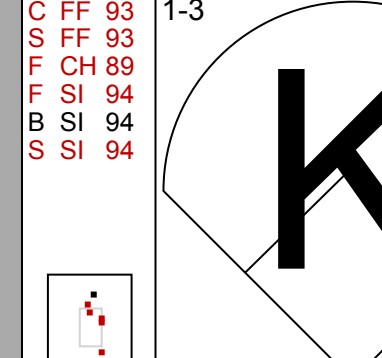




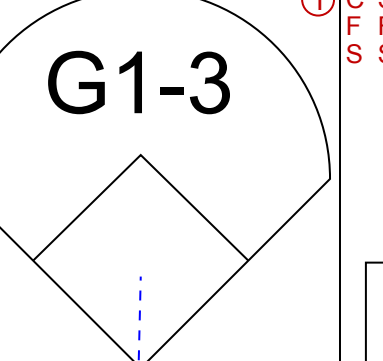



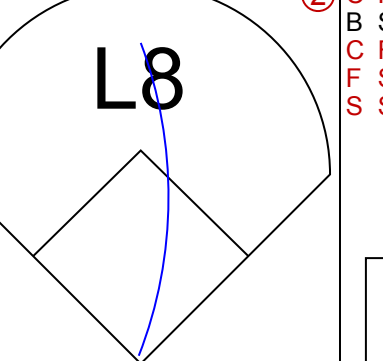


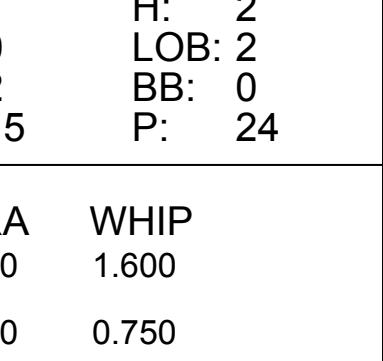
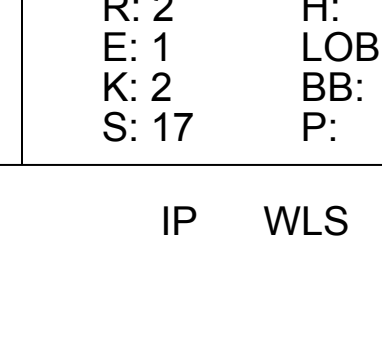
Chicago Cubs @ Pittsburgh Pirates  
PNC Park, Pittsburgh, PA  
Mon Jul 01 2019, 7:10 PM - 10:23 PM EDT  
Att: 17,772 - Clear - 83 F

AB	46
R	18
H	23
RBI	18
BB	3
SO	7
LOB	22



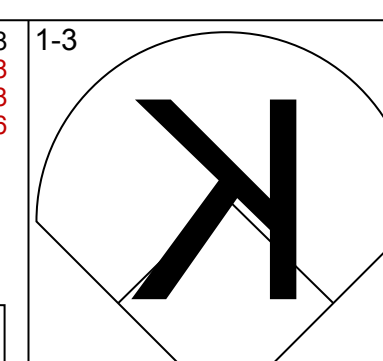
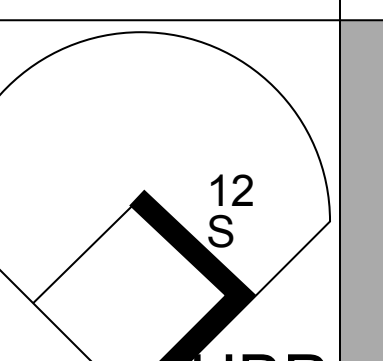
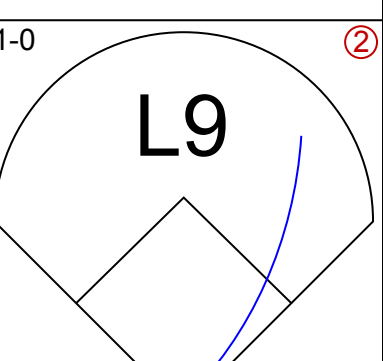
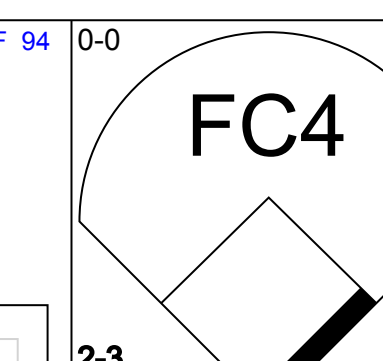
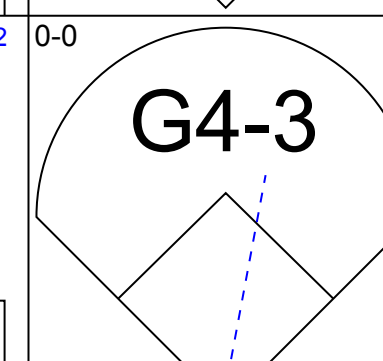
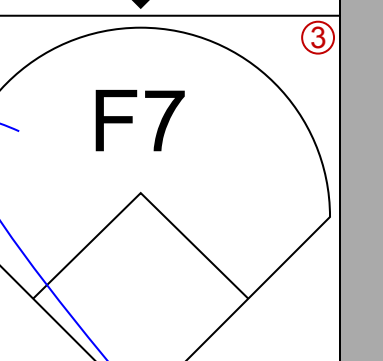
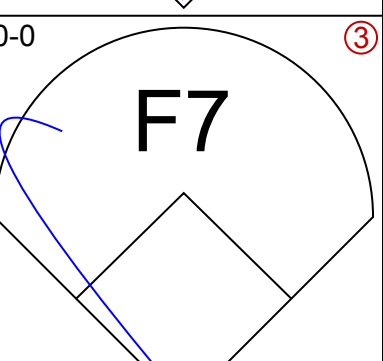
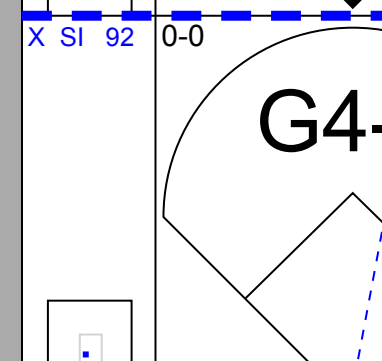
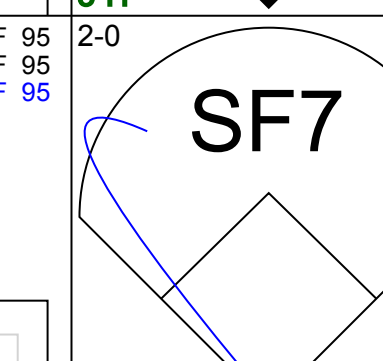
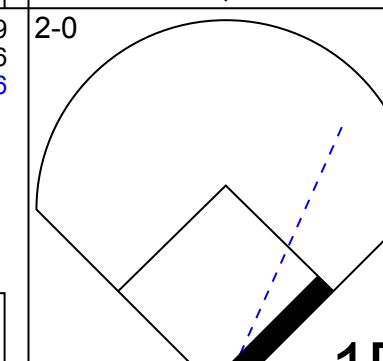



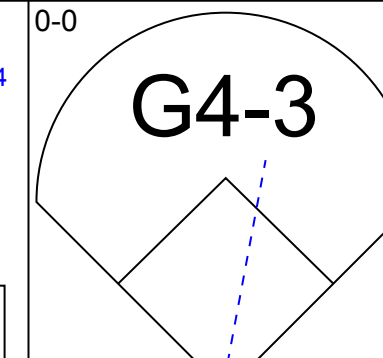













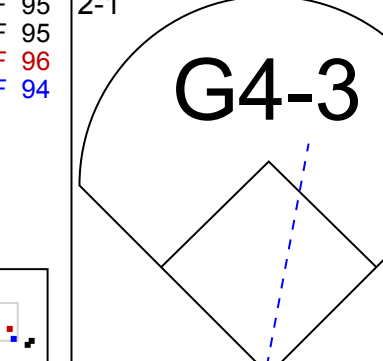

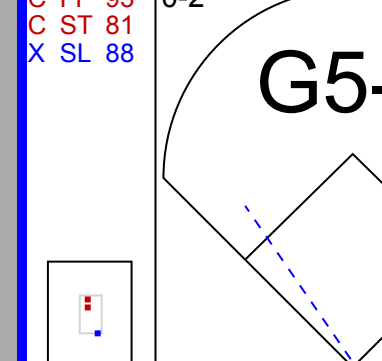
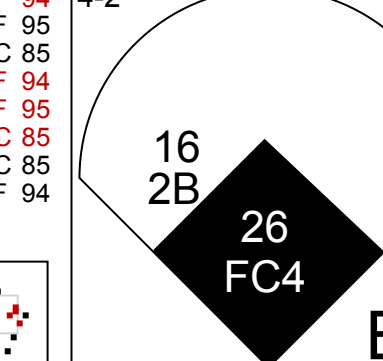
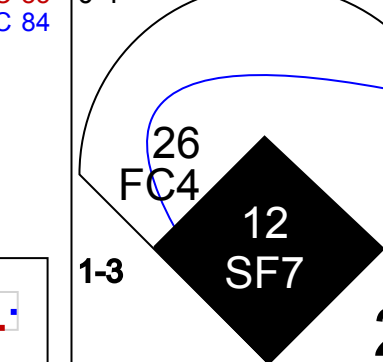
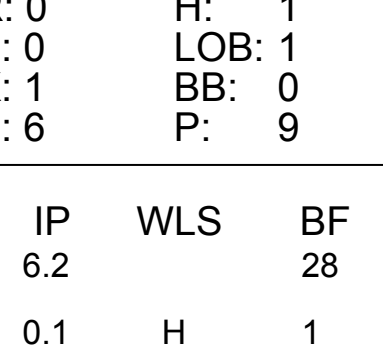
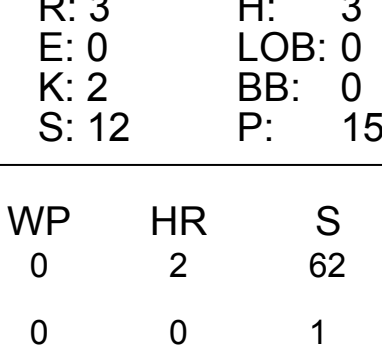
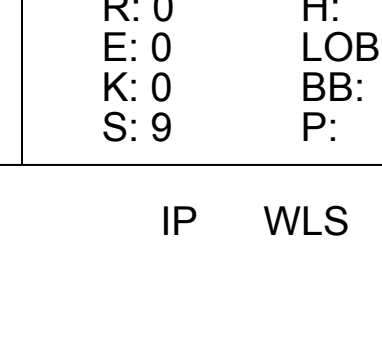
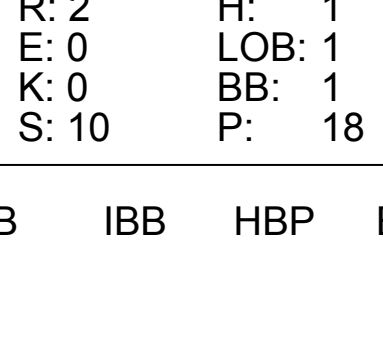

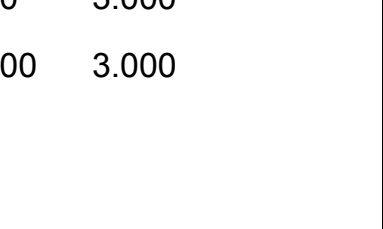






Batter	1	2	3	4	5	6	7	8	9	AB	R	H	RBI	BB	SO	LOB	TOP			
12 Kyle Schwarber, L OBP: 0.324, SLG: 0.464										4	0	0	0	1	2	1	<b>Chicago Cubs @ Pittsburgh Pirates</b> PNC Park, Pittsburgh, PA Wed Jul 03 2019, 7:09 PM - 10:27 PM EDT Att: 17,831 - Cloudy - 83 F			
9 Javier Báez, R OBP: 0.326, SLG: 0.561										5	1	3	1	0	2	0				
44 Anthony Rizzo, L OBP: 0.377, SLG: 0.508										4	0	0	0	0	0	3				
40 Wilson Contreras, R OBP: 0.382, SLG: 0.555										4	2	2	0	1	1	1				
7 Victor Caratini, S OBP: 0.372, SLG: 0.524										4	2	3	0	0	0	3				
13 David Bote, R OBP: 0.340, SLG: 0.448										3	0	0	0	1	3	2				
27 Addison Russell, R OBP: 0.314, SLG: 0.408										4	0	1	1	0	0	0				
5 Albert Almora Jr., R OBP: 0.287, SLG: 0.388										4	0	0	0	0	1	2				
11 Yu Darvish, R OBP: 0.121, SLG: 0.125										3	0	1	0	0	1	2				
20 Brandon Kintzler, R OBP: 0.110, SLG: 0.100										0	0	0	0	0	0	0				
16 Robel Garcia, S OBP: 0.110, SLG: 0.100										0	0	0	0	0	0	0				
46 Pedro Strop, R OBP: 0.110, SLG: 0.100										0	0	0	0	0	0	0				
24 Craig Kimbrel, R OBP: 0.110, SLG: 0.100										0	0	0	0	0	0	0				
<b>Inning Stats</b>	R: 0 E: 0 K: 2 S: 8	H: 0 LOB: 0 BB: 0 P: 10	R: 1 E: 0 K: 2 S: 10	H: 1 LOB: 0 BB: 0 P: 13	R: 0 E: 0 K: 0 S: 9	H: 1 LOB: 2 BB: 1 P: 18	R: 1 E: 0 K: 2 S: 19	H: 1 LOB: 2 BB: 2 P: 30	R: 1 E: 0 K: 2 S: 15	H: 2 LOB: 0 BB: 0 P: 24	R: 2 E: 1 K: 2 S: 17	H: 2 LOB: 0 BB: 0 P: 23	R: 0 E: 0 K: 1 S: 6	H: 0 LOB: 0 BB: 0 P: 8	R: 0 E: 0 K: 0 S: 10	H: 1 LOB: 1 BB: 0 P: 16	1B: 6 2B: 0 3B: 0 HR: 3	SF: 0 SAC: 0 DP: 0 HBP: 1	WP: 0 PB: 0 SB: 0 CS: 0	PA: 40
<b>PITCHER</b>	IP WLS BF H R ER SO BB IBB HBP BLK WP HR S P ERA WHIP																			
24 Chris Archer, R ERA: 5.49	5.0	24	5	3	3	8	3	0	1	0	0	0	2	61	95	5.40	1.600			
45 Michael Feliz, R ERA: 5.56	1.1	5	1	0	0	1	0	0	0	0	0	0	15	19	0.00	0.750				
47 Francisco Liriano, L ERA: 3.02	0.2	B	4	2	2	2	1	0	0	0	0	1	10	15	27.00	3.000				
66 Dovydas Neverauskas, R ERA: 7.56	1.0	3	0	0	0	1	0	0	0	0	0	0	6	8	0.00	0.000				
48 Richard Rodriguez, R ERA: 3.92	1.0	W	4	1	0	0	0	0	0	0	0	0	10	16	0.00	1.000				

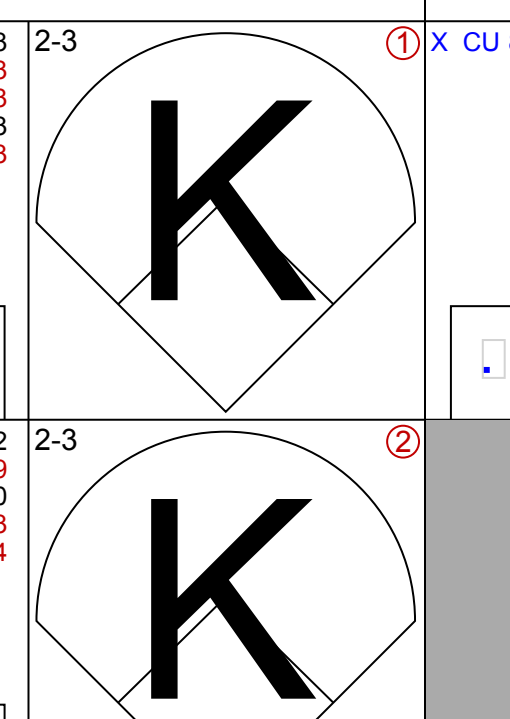
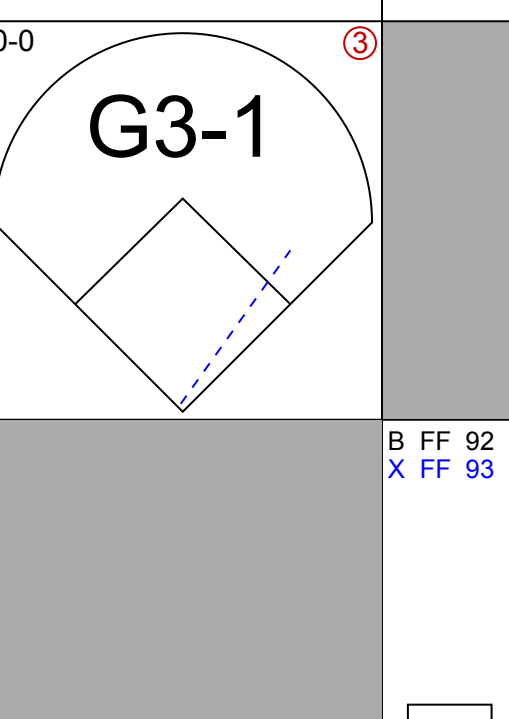
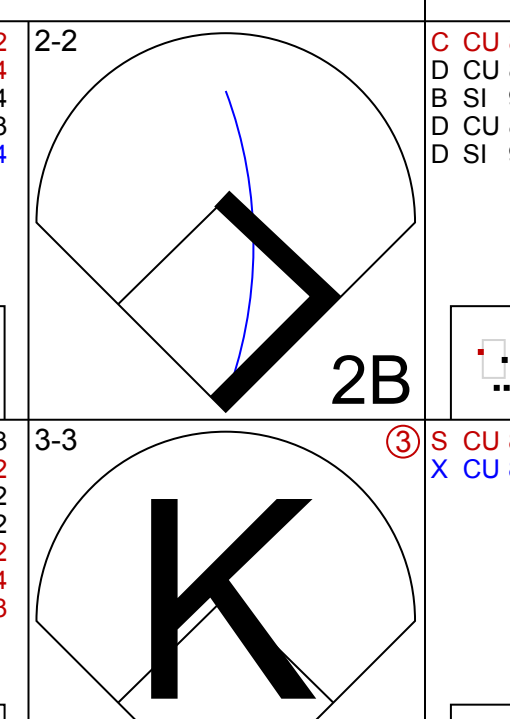
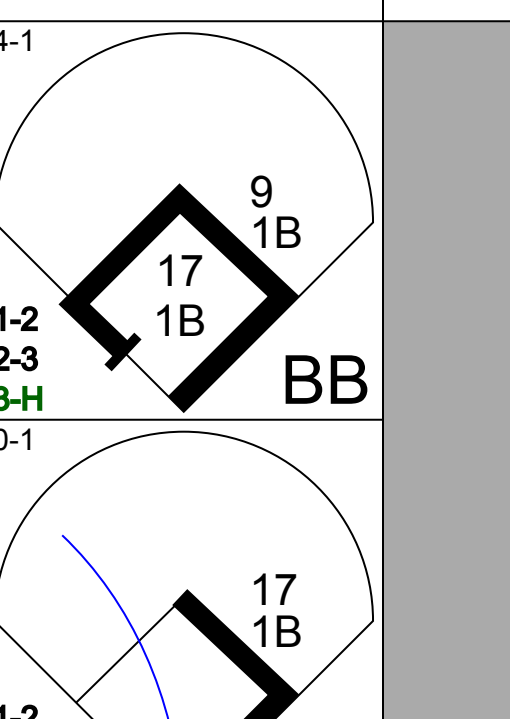
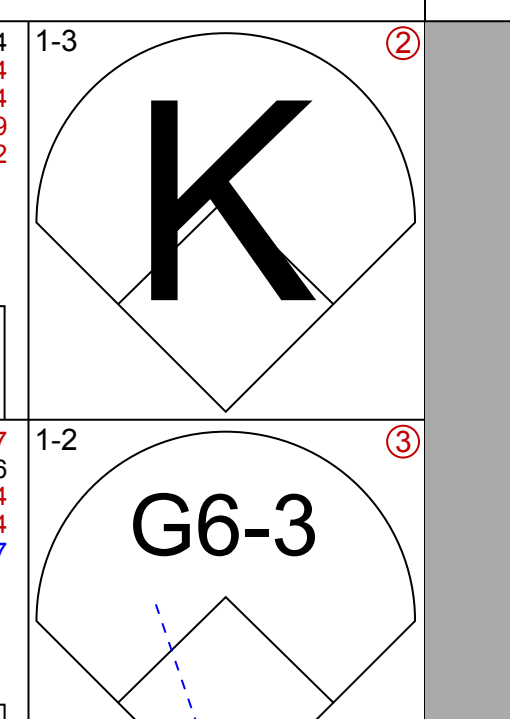
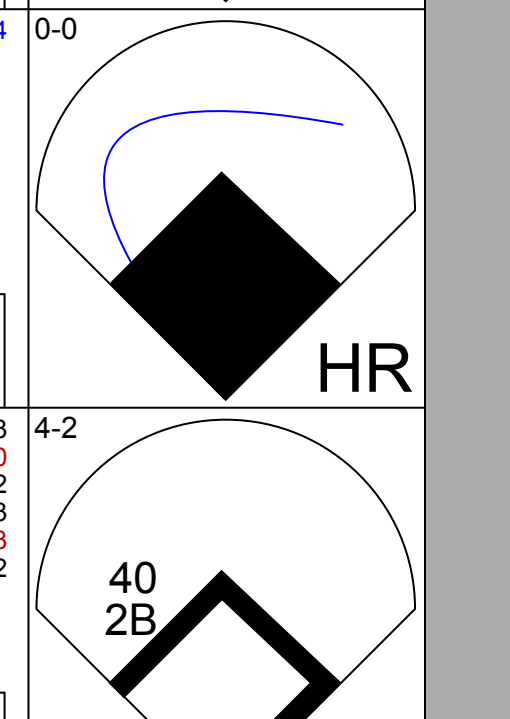
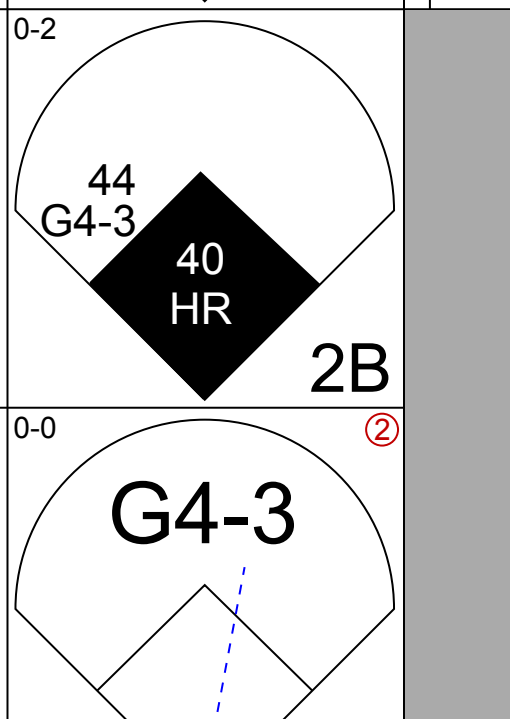
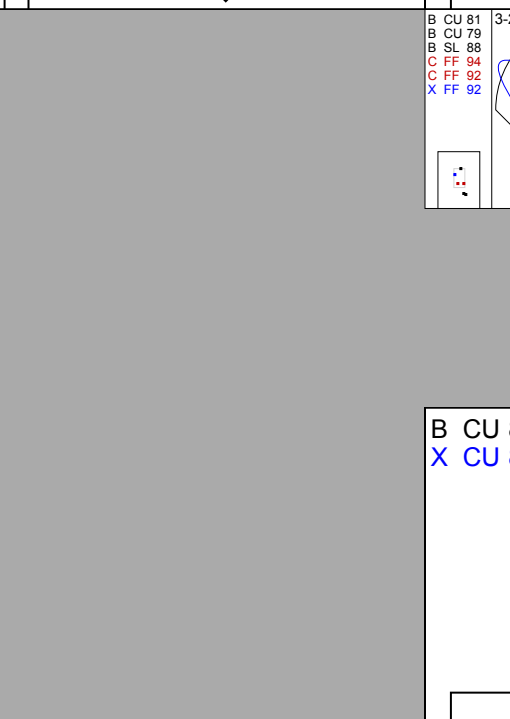
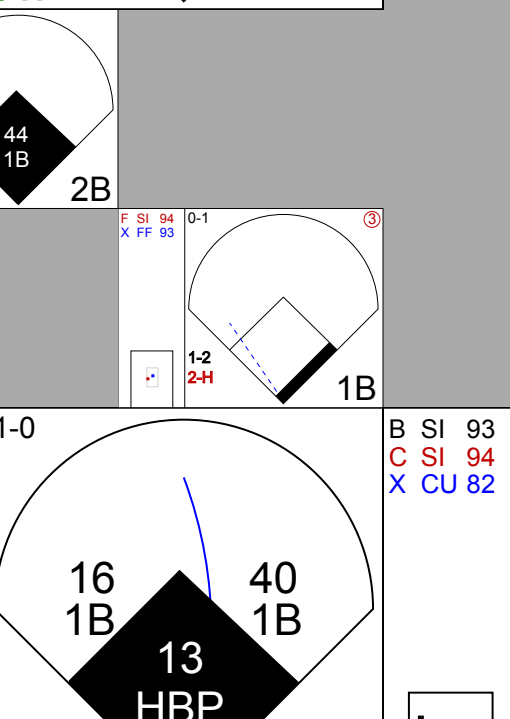
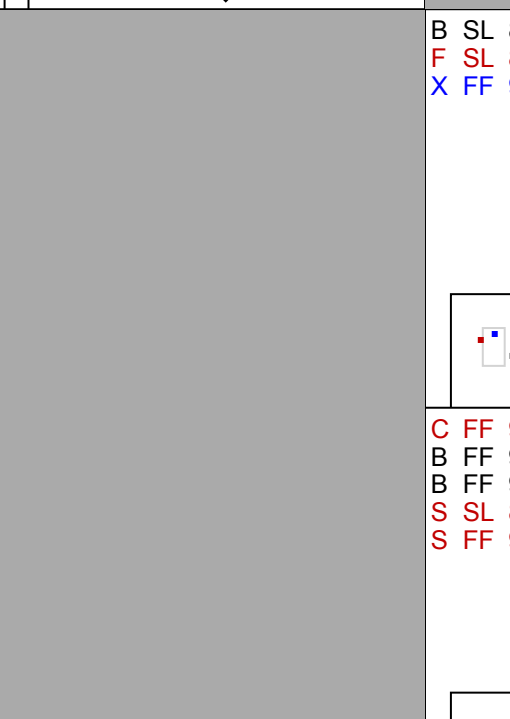
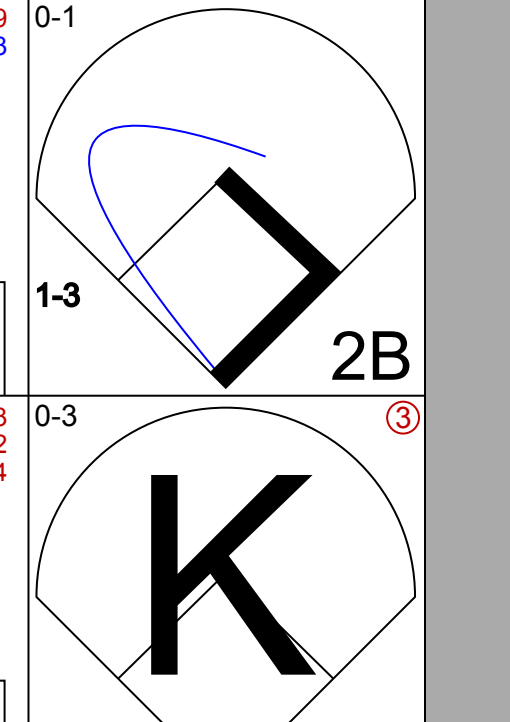
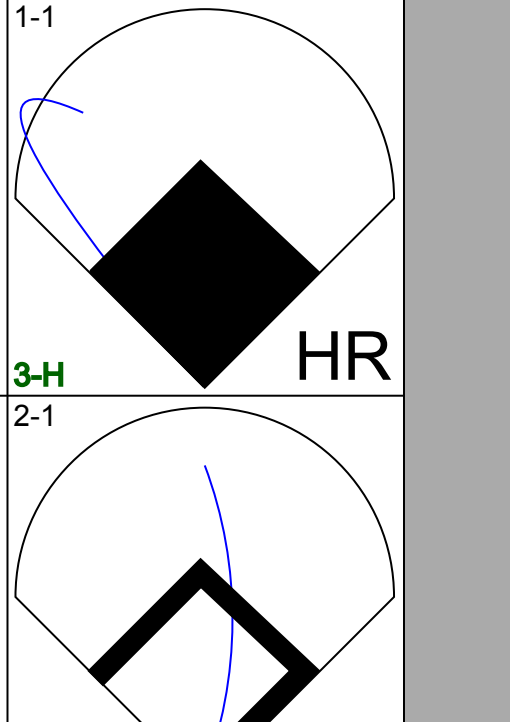
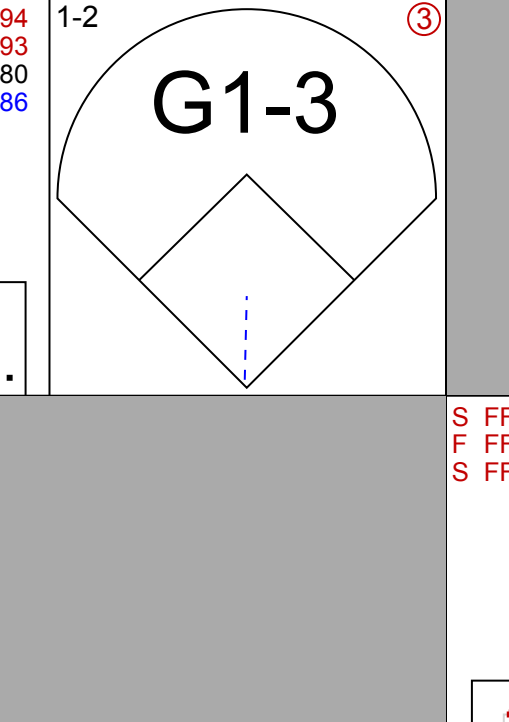
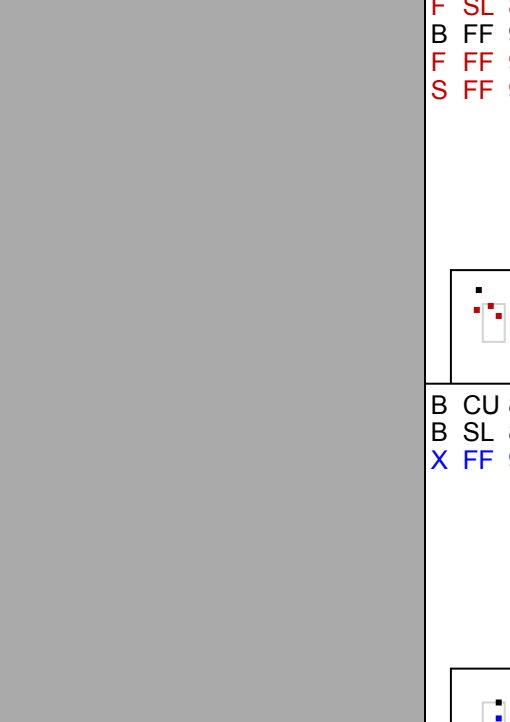
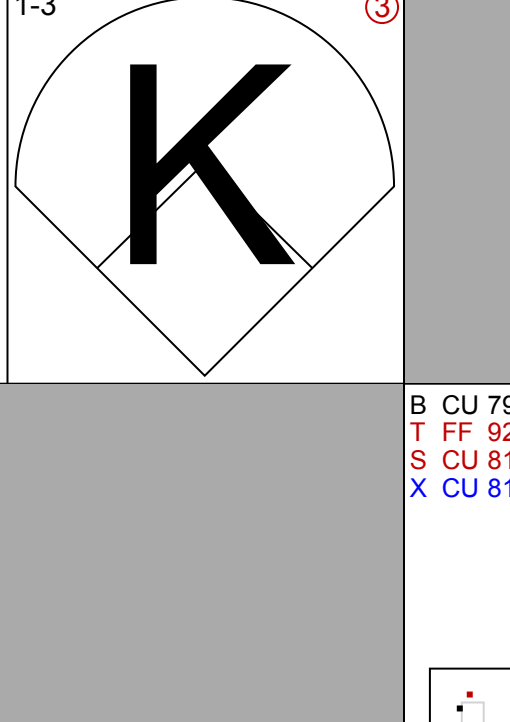
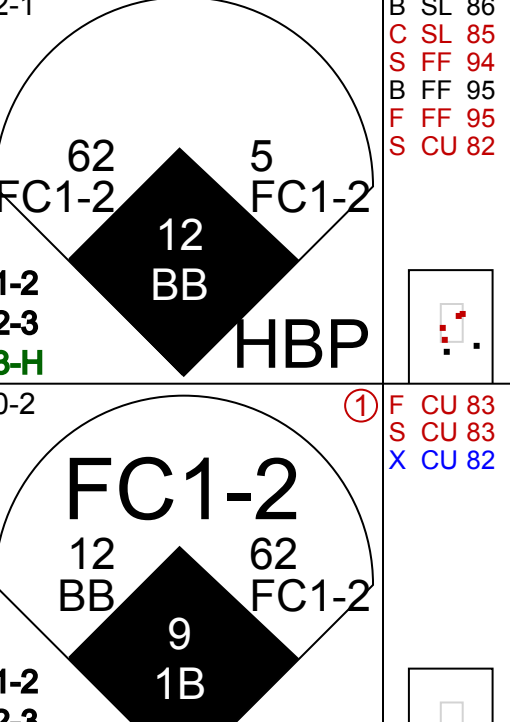
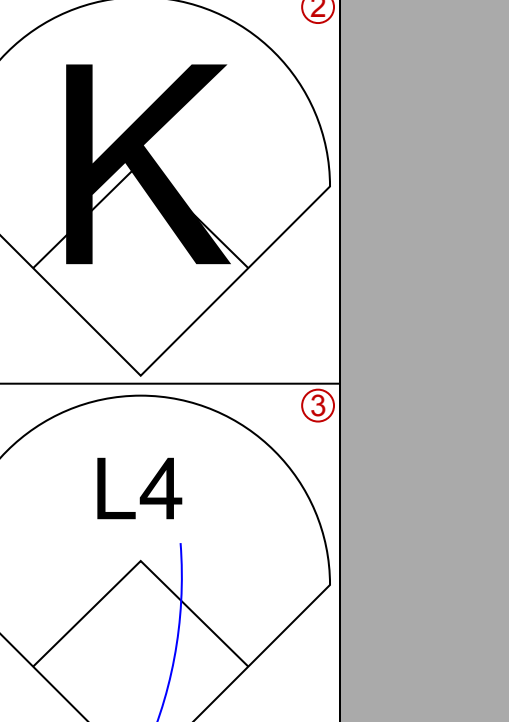

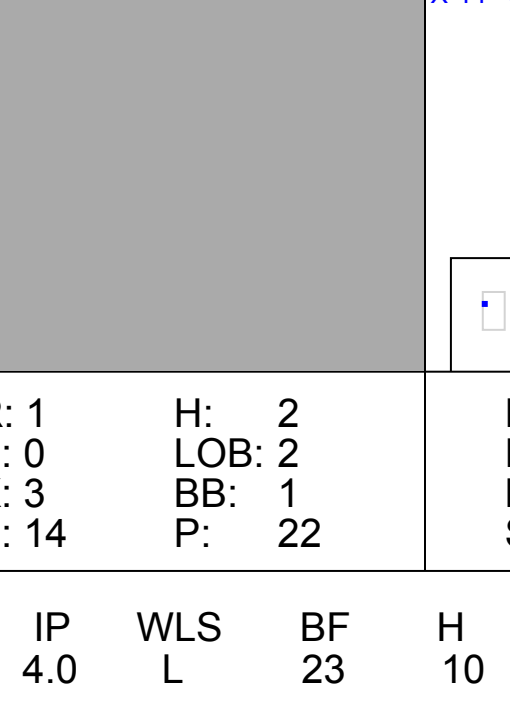
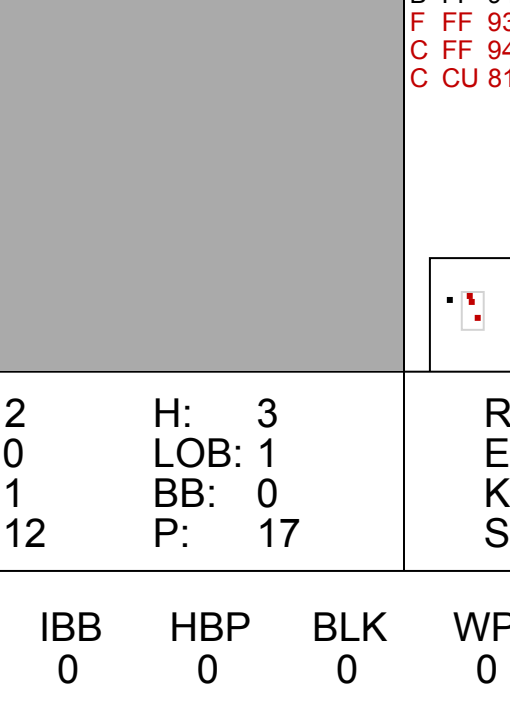
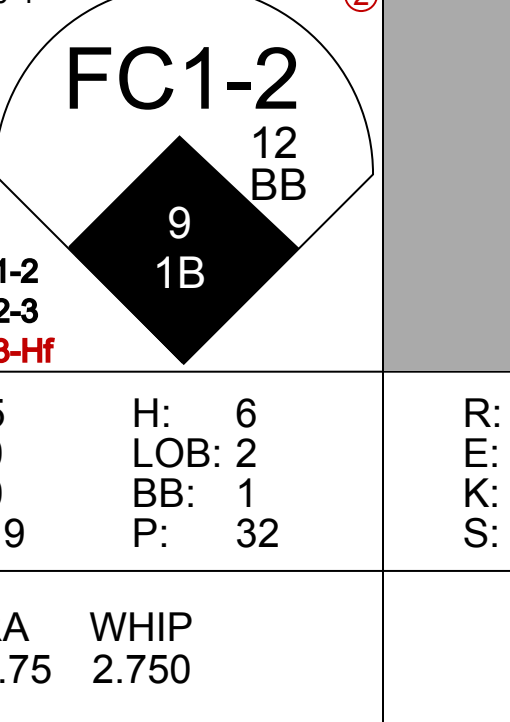
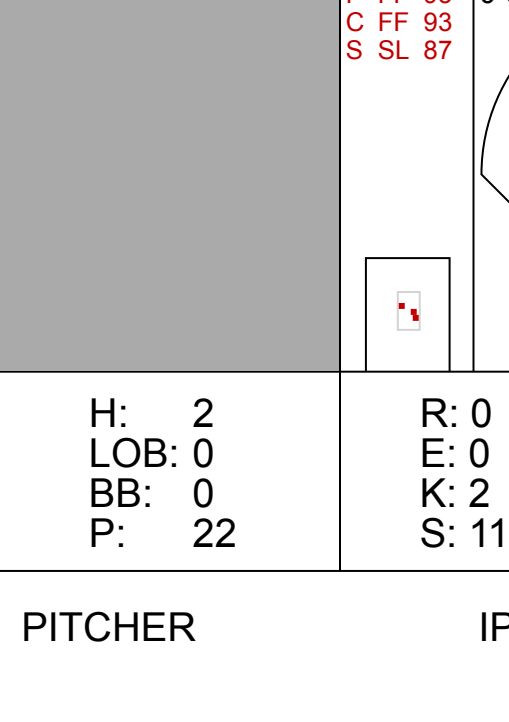
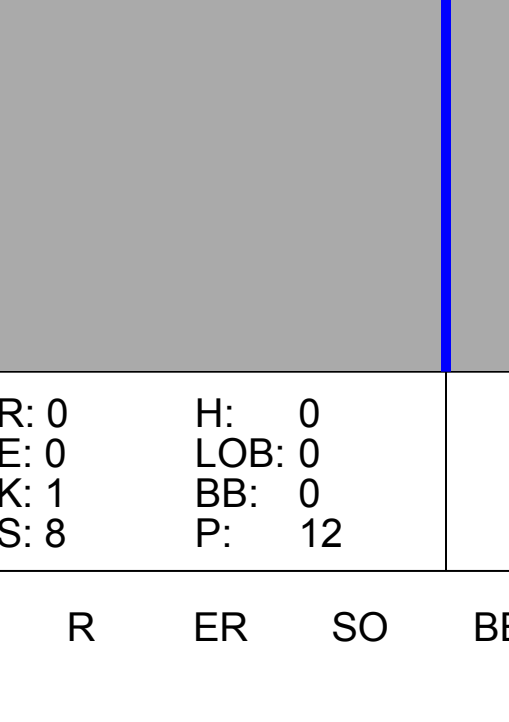
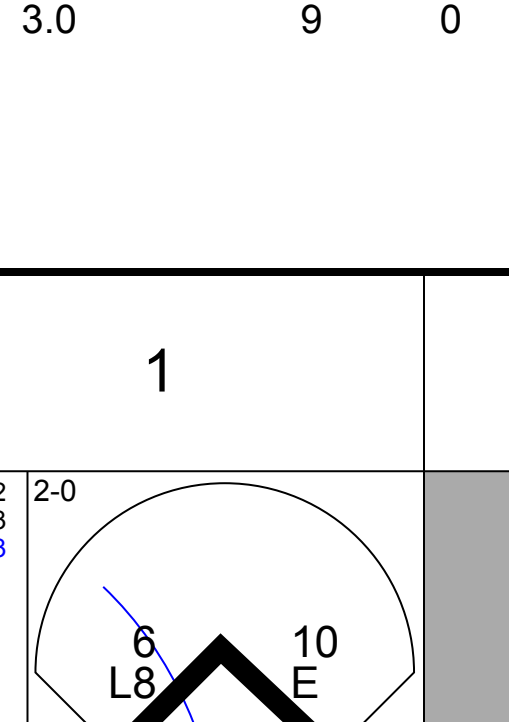
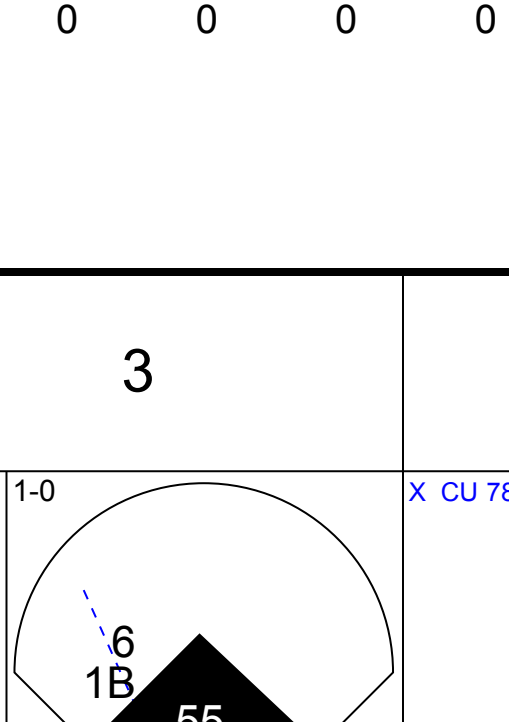

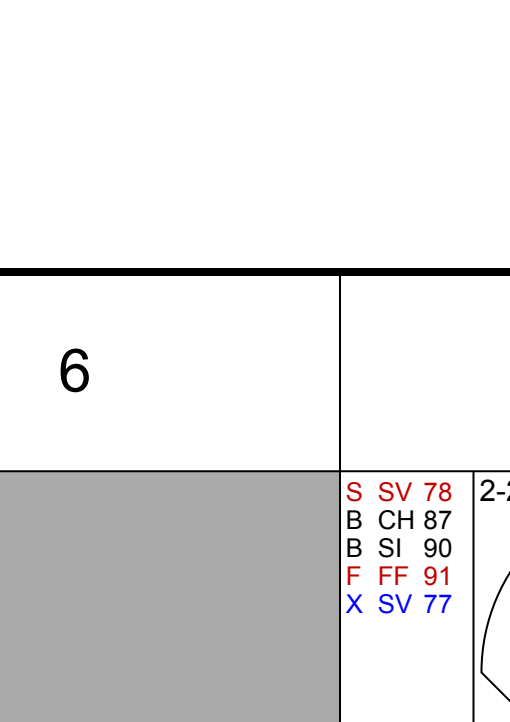
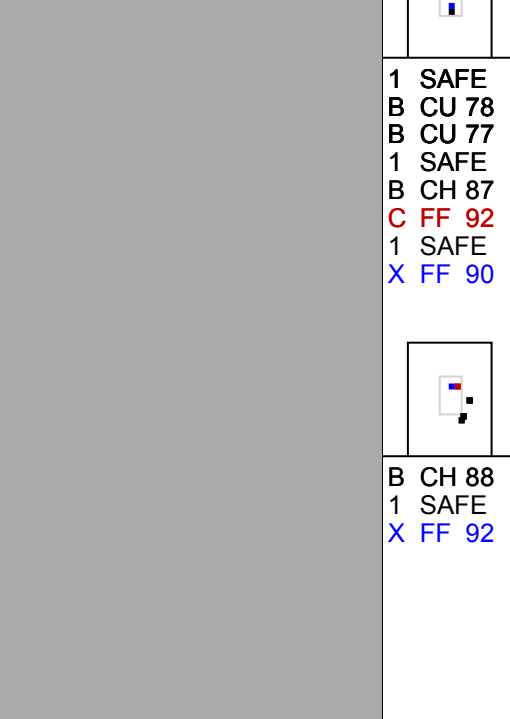
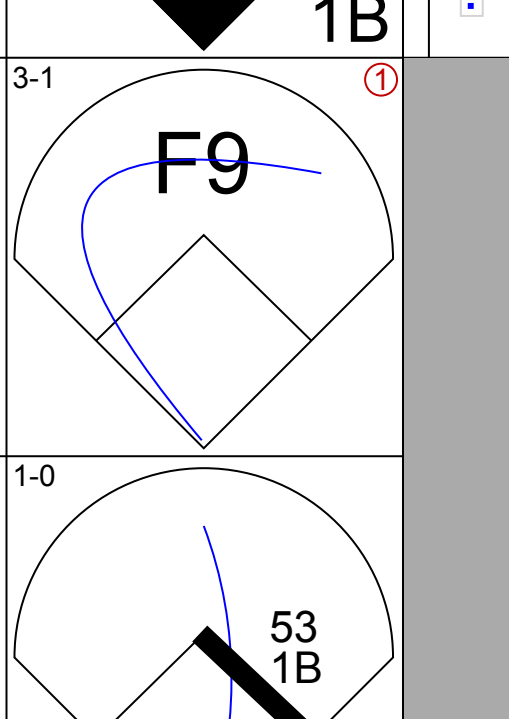
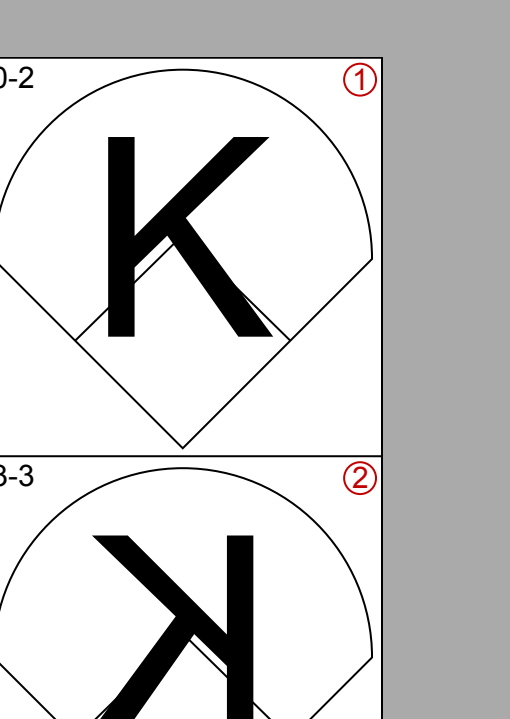

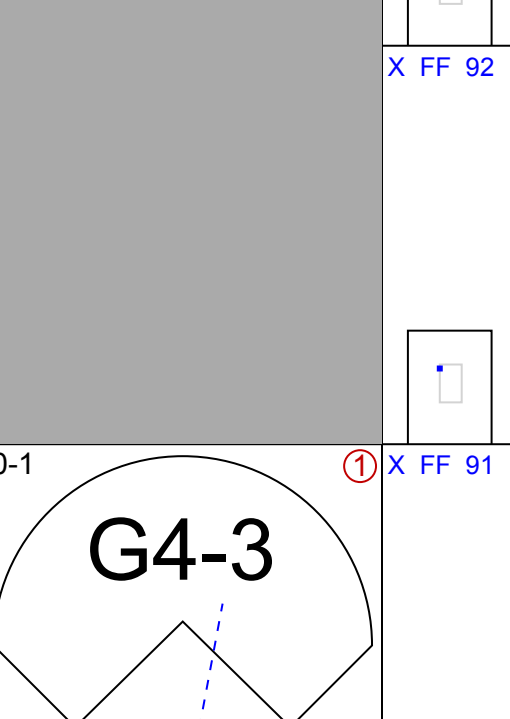
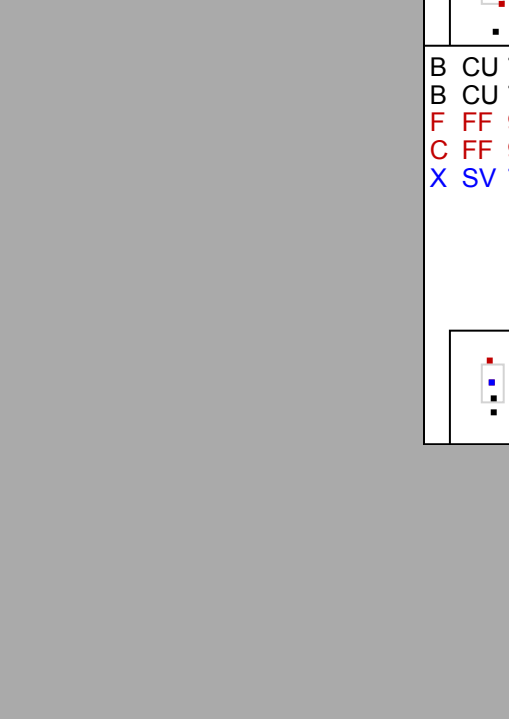
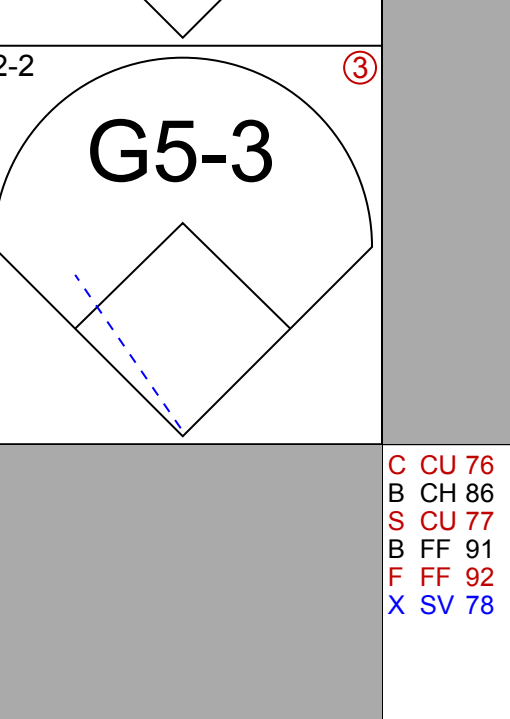
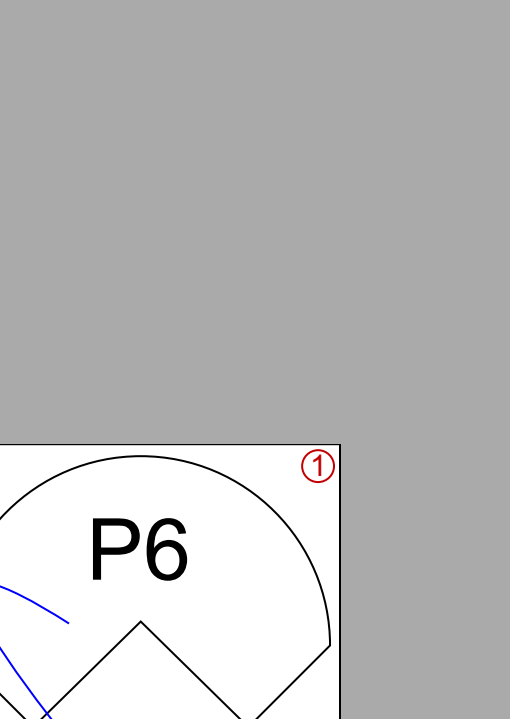
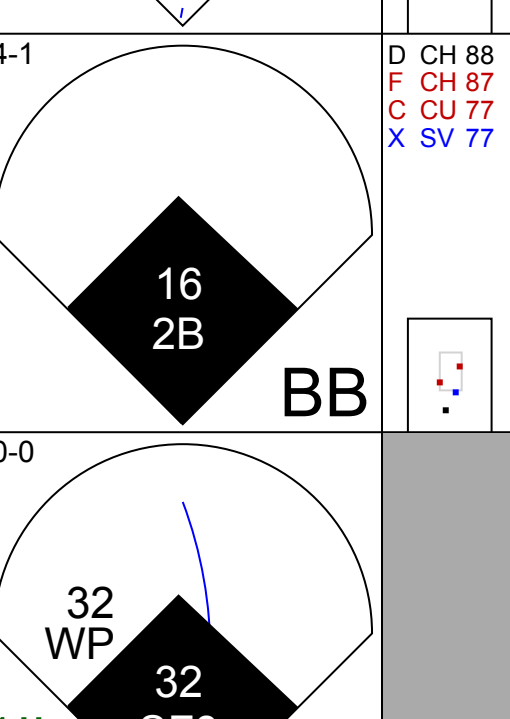
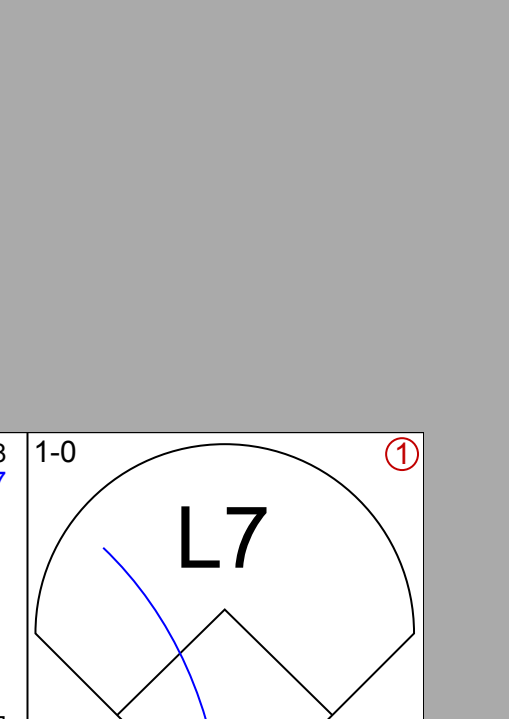
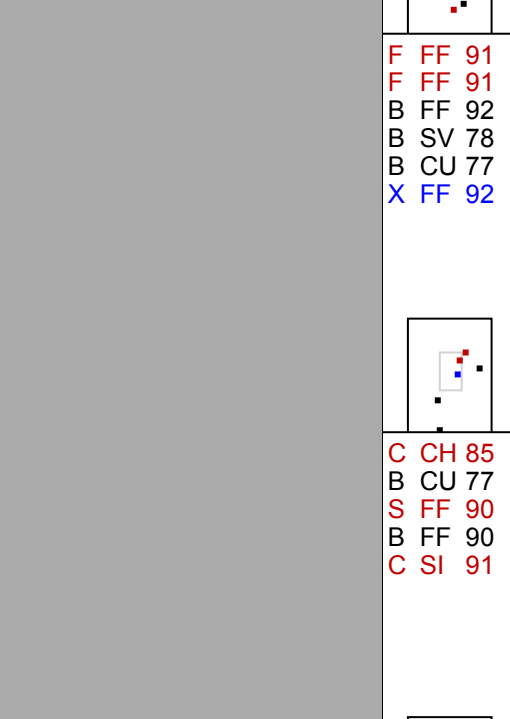

AB	36
R	5
H	9
RBI	5
BB	3
SO	11
LOB	14



Batter	1	2	3	4	5	6	7	8	9	AB	R	H	RBI	BB	SO	LOB	BOTTOM					
26 Adam Frazier, L OBP: 0.331, SLG: 0.405										4	0	1	1	0	1	1	<b>Chicago Cubs @ Pittsburgh Pirates</b> PNC Park, Pittsburgh, PA Wed Jul 03 2019, 7:09 PM - 10:27 PM EDT Att: 17,831 - Cloudy - 83 F					
12 Corey Dickerson, L OBP: 0.322, SLG: 0.494										4	0	0	1	0	0	2						
6 Starling Marte, R OBP: 0.326, SLG: 0.471										4	1	3	0	0	0	0						
55 Josh Bell, S OBP: 0.381, SLG: 0.660										4	2	2	2	0	1	2						
53 Melky Cabrera, S OBP: 0.346, SLG: 0.455										4	1	3	2	0	0	0						
19 Colin Moran, L OBP: 0.323, SLG: 0.467										3	0	0	0	0	2	1						
47 Francisco Liriano, L OBP: 1.000, SLG: 1.000										0	0	0	0	0	0	0						
36 José Osuna, R OBP: 0.385, SLG: 0.729										1	0	1	0	0	0	0						
48 Richard Rodriguez, R OBP: 0.110, SLG: 0.100										0	0	0	0	0	0	0						
27 Kevin Newman, R OBP: 0.365, SLG: 0.468										4	0	0	0	0	0	1						
58 Jacob Stallings, R OBP: 0.377, SLG: 0.396										2	0	0	0	0	1	0						
32 Elias Diaz, R OBP: 0.333, SLG: 0.353										1	1	0	0	1	0	0						
24 Chris Archer, R OBP: 0.120, SLG: 0.043										1	0	0	0	0	1	0						
10 Bryan Reynolds, S OBP: 0.410, SLG: 0.531										1	0	0	0	0	1	0						
45 Michael Feliz, R ERA: 5.56										0	0	0	0	0	0	0						
16 Jung Ho Kang, R OBP: 0.228, SLG: 0.376										2	1	1	0	0	0	0						
<b>Inning Stats</b>	R: 0 E: 0 K: 1 S: 6	H: 1 LOB: 1 BB: 0 P: 9	R: 0 E: 0 K: 0 S: 7	H: 0 LOB: 0 BB: 0 P: 11	R: 0 E: 0 K: 1 S: 14	H: 0 LOB: 1 BB: 0 P: 19	R: 3 E: 0 K: 2 S: 12	H: 3 LOB: 0 BB: 0 P: 15	R: 0 E: 0 K: 1 S: 7	H: 0 LOB: 0 BB: 0 P: 9	R: 1 E: 0 K: 1 S: 8	H: 2 LOB: 1 BB: 0 P: 12	R: 0 E: 0 K: 0 S: 9	H: 1 LOB: 1 BB: 0 P: 12	R: 0 E: 0 K: 1 S: 10	H: 3 LOB: 2 BB: 0 P: 11	R: 2 E: 0 K: 0 S: 10	H: 1 LOB: 1 BB: 1 P: 18	1B: 5 2B: 4 3B: 0 HR: 2	SF: 1 SAC: 0 DP: 0 HBP: 1	WP: 0 PB: 0 SB: 1 CS: 0	PA: 38
<b>PITCHER</b>	IP WLS BF H R ER SO BB IBB HBP BLK WP HR S P ERA WHIP																					
11 Yu Darvish, R ERA: 5.01	6.2	28	7	4	4	6	0	0	1	0	0	0	2	62	96	5.40	1.050					
20 Brandon Kintzler, R ERA: 2.04	0.1	H	1	0	0	0	0	0	0	0	0	0	1	1	0.00	0.000						
46 Pedro Strop, R ERA: 4.12	1.0	H	4	3	0	0	1	0	0	0	0	0	10	11	0.00	3.000						
24 Craig Kimbrel, R ERA: 16.88	0.2	L	5	1	2	2	0	1	0	0	0	0	10	18	27.00	3.000						

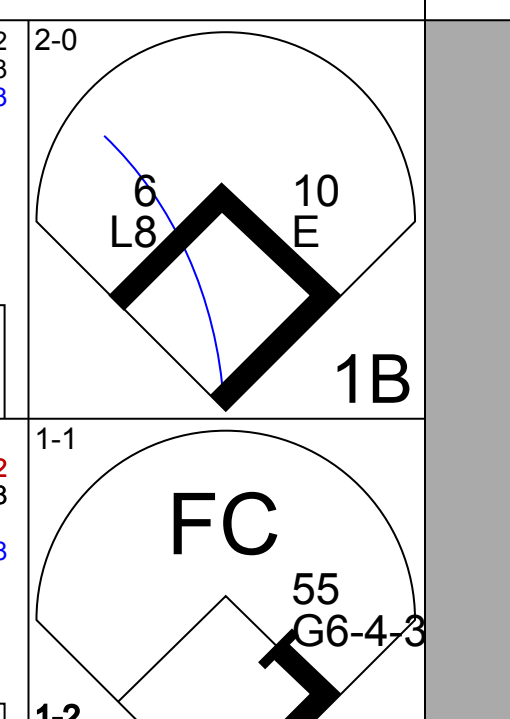
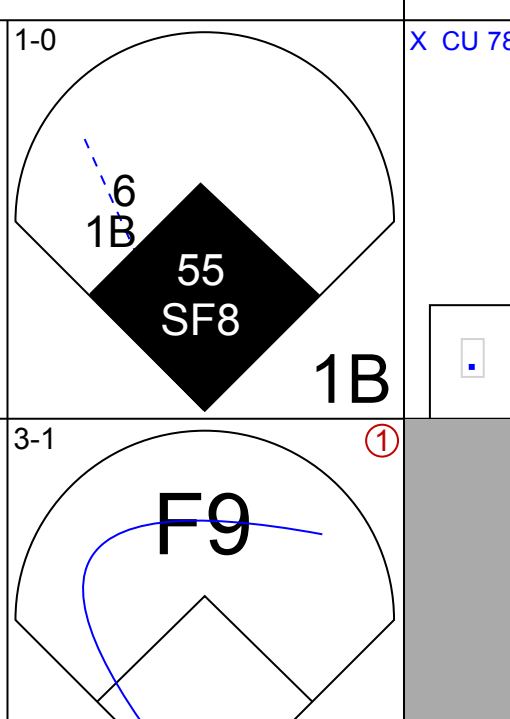
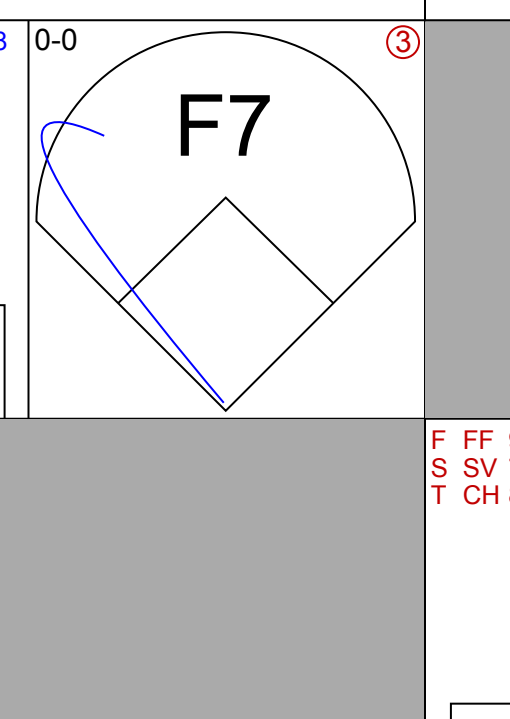
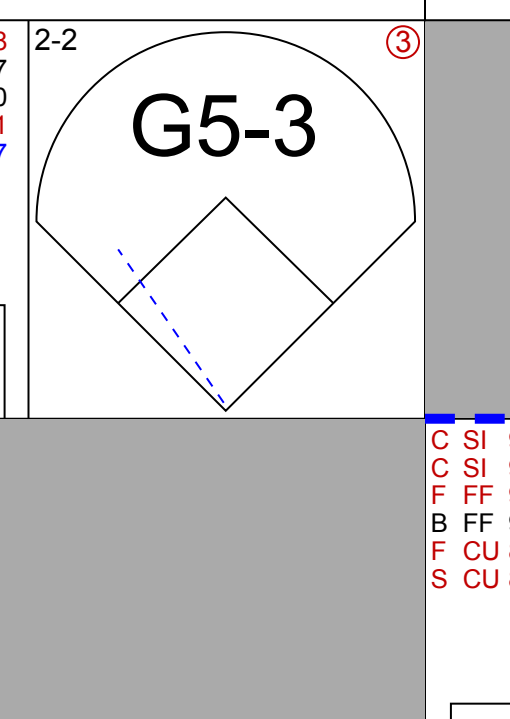
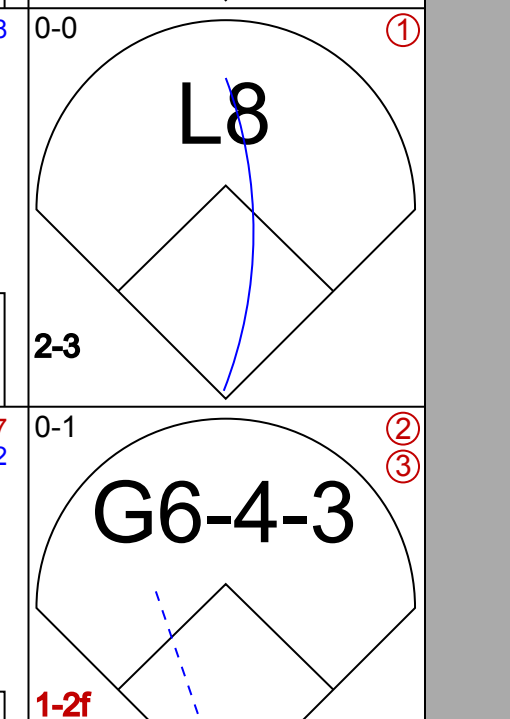
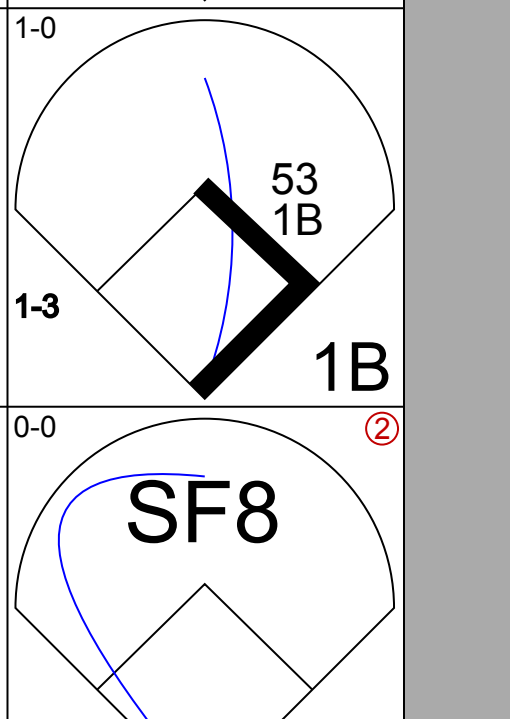
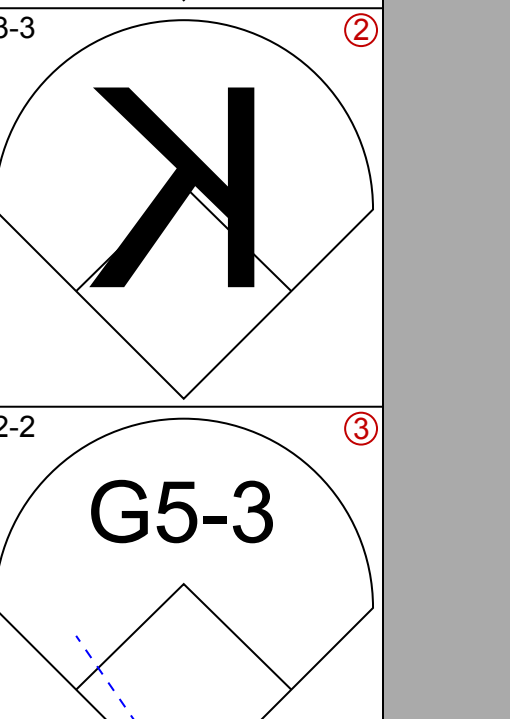
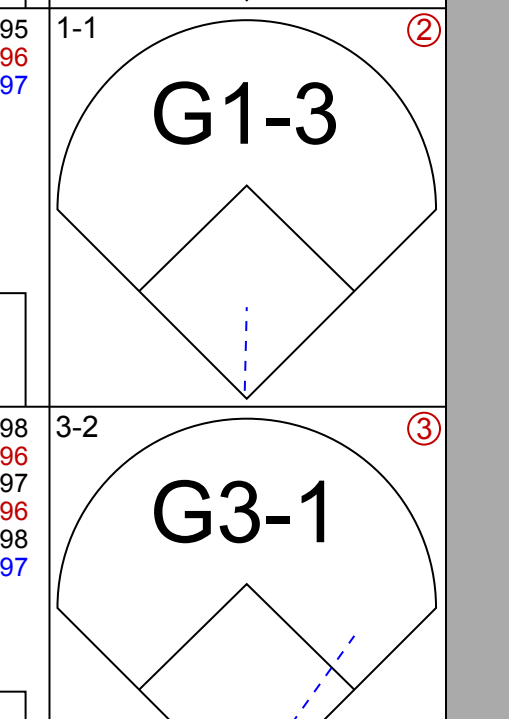

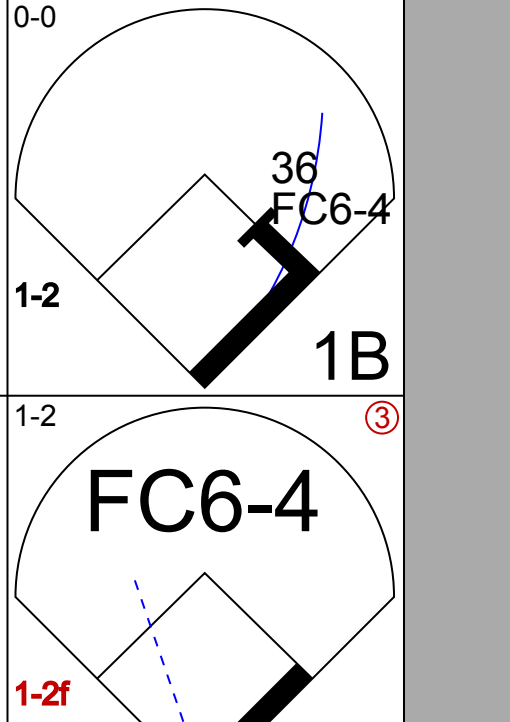
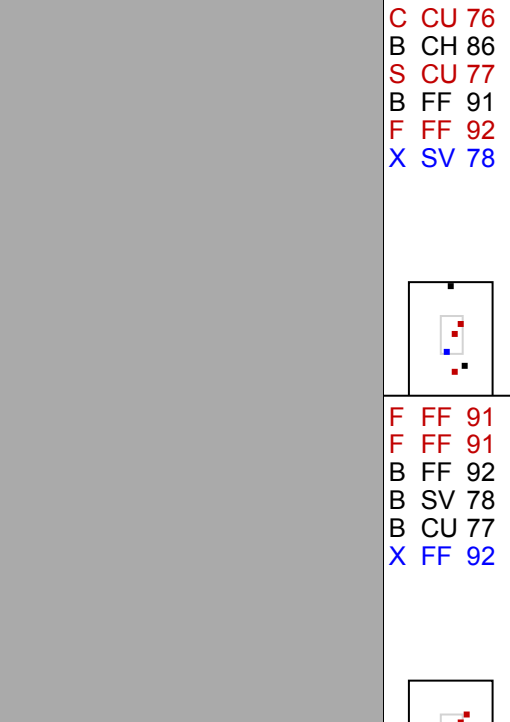

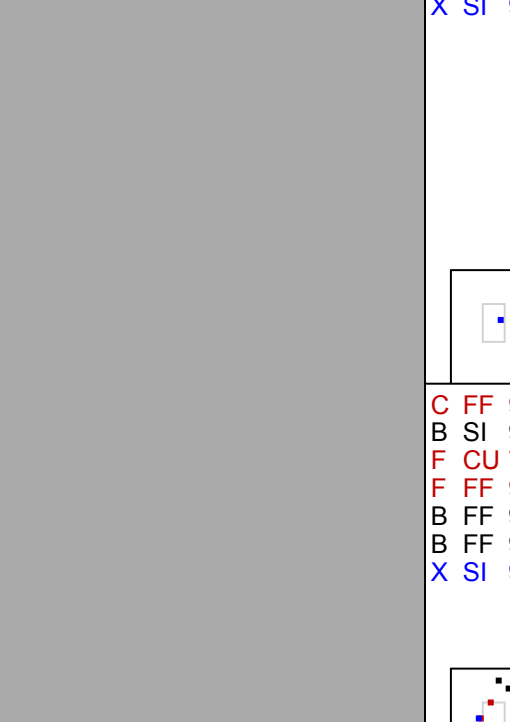
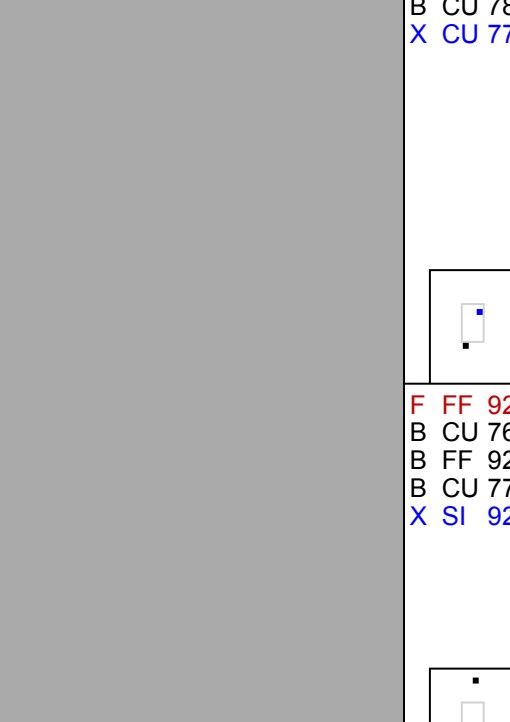
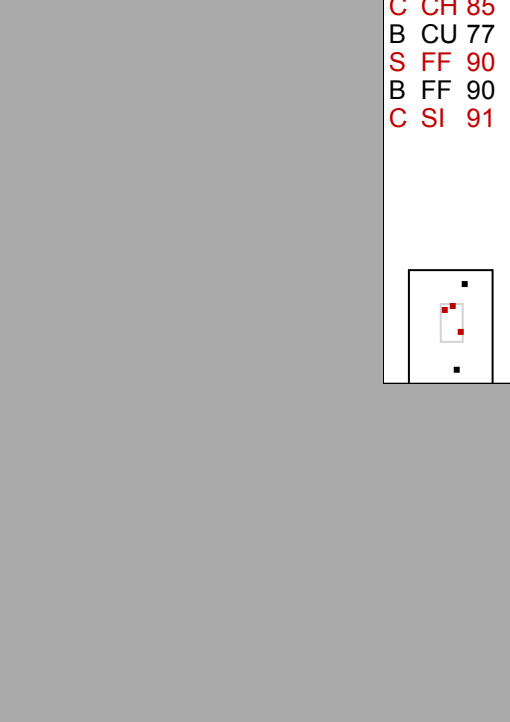
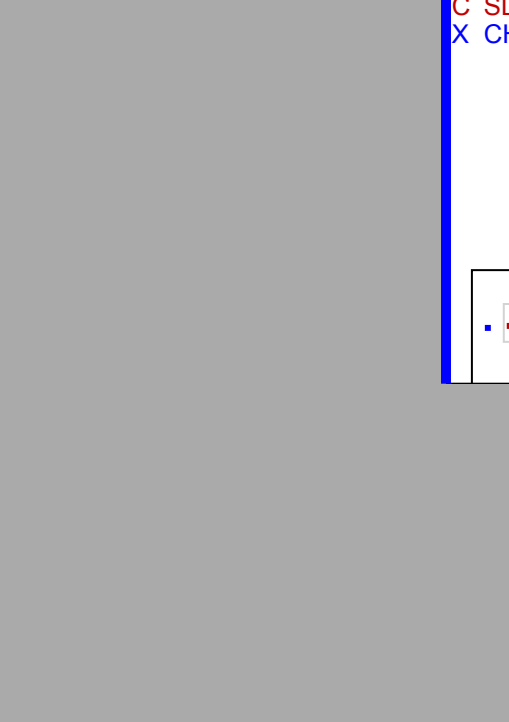
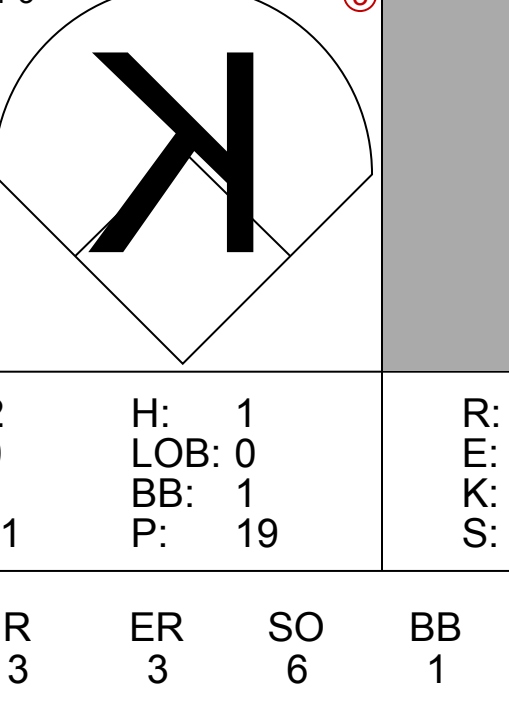
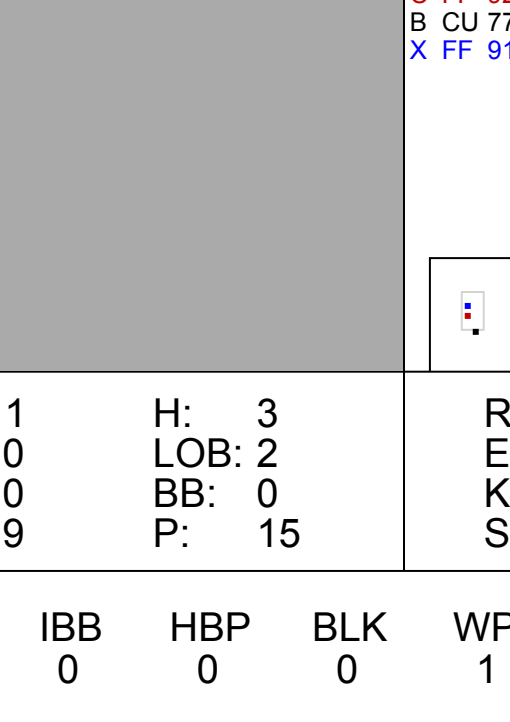
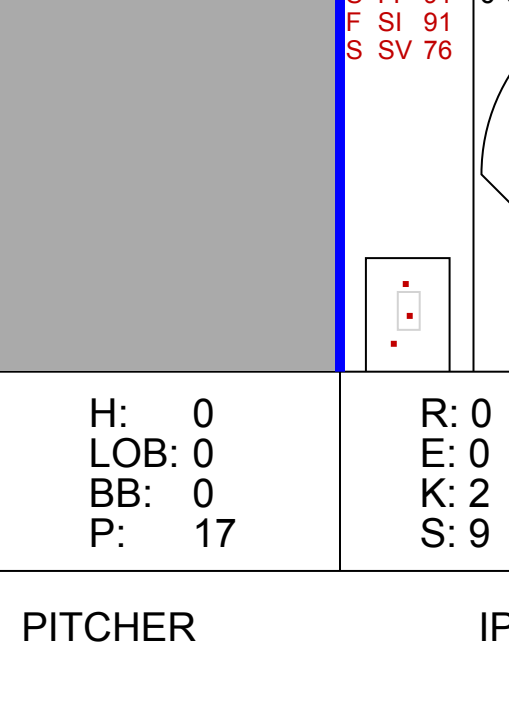
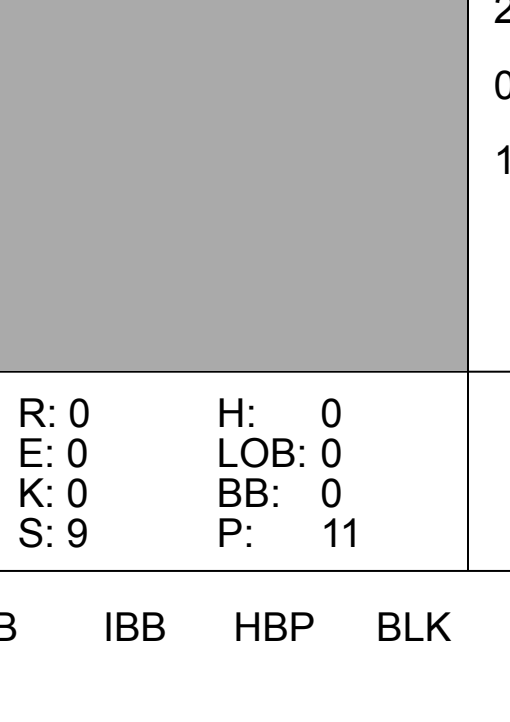




AB	35
R	6
H	11
RBI	6
BB	1
SO	7
LOB	7



Batter	1	2	3	4	5	6	7	8	9	AB	R	H	RBI	BB	SO	LOB	TOP						
12 Kyle Schwarber, L OBP: 0.326, SLG: 0.464										4	0	1	1	1	2	0	Chicago Cubs @ Pittsburgh Pirates PNC Park, Pittsburgh, PA Thu Jul 04 2019, 4:09 PM - 7:12 PM EDT Att: 29,238 - Partly Cloudy - 88 F						
9 Javier Báez, R OBP: 0.324, SLG: 0.556										5	0	1	2	0	2	1							
17 Kris Bryant, R OBP: 0.399, SLG: 0.548										5	3	4	1	0	0	0							
44 Anthony Rizzo, L OBP: 0.380, SLG: 0.515										4	2	2	1	1	1	1							
40 Wilson Contreras, R OBP: 0.386, SLG: 0.571										5	1	3	3	0	0	0							
16 Robel Garcia, S OBP: 0.500, SLG: 1.333										5	1	3	1	0	2	2							
13 David Bote, R OBP: 0.337, SLG: 0.440										4	1	0	1	0	4	1							
5 Albert Almora Jr., R OBP: 0.286, SLG: 0.396										5	2	1	1	0	0	3							
62 Jose Quintana, R OBP: 0.030, SLG: 0.030										4	1	0	0	0	2	3							
32 Tyler Chatwood, R OBP: 0.273, SLG: 0.400										0	0	0	0	0	0	0							
41 Steve Cishek, R										0	0	0	0	0	0	0							
<b>Inning Stats</b>	R: 1 H: 2 E: 0 K: 3 S: 14	H: 2 BB: 1 P: 22	R: 1 H: 1 E: 0 K: 1 S: 6	H: 1 LOB: 0 BB: 0 P: 9	R: 2 H: 3 E: 0 K: 1 S: 12	H: 3 LOB: 1 BB: 0 P: 17	R: 0 H: 1 E: 0 K: 2 S: 13	H: 1 LOB: 1 BB: 0 P: 20	R: 5 H: 6 E: 0 K: 0 S: 19	H: 6 LOB: 2 BB: 1 P: 32	R: 2 H: 2 E: 0 K: 1 S: 14	H: 2 LOB: 0 BB: 0 P: 22	R: 0 H: 0 E: 0 K: 2 S: 11	H: 0 LOB: 0 BB: 0 P: 13	R: 0 H: 0 E: 0 K: 1 S: 8	H: 0 LOB: 0 BB: 0 P: 12	R: 0 H: 0 E: 0 K: 2 S: 10	H: 0 LOB: 0 BB: 0 P: 11	1B: 5 2B: 4 3B: 2 HR: 4	SF: 0 SAC: 0 DP: 0 HBP: 1	WP: 0 PB: 0 SB: 0 CS: 0	PA: 44	
<b>PITCHER</b>	IP WLS BF H R ER SO BB IBB HBP BLK WP HR S P ERA WHIP	IP WLS BF H R ER SO BB IBB HBP BLK WP HR S P ERA WHIP	IP WLS BF H R ER SO BB IBB HBP BLK WP HR S P ERA WHIP	IP WLS BF H R ER SO BB IBB HBP BLK WP HR S P ERA WHIP	IP WLS BF H R ER SO BB IBB HBP BLK WP HR S P ERA WHIP	IP WLS BF H R ER SO BB IBB HBP BLK WP HR S P ERA WHIP	IP WLS BF H R ER SO BB IBB HBP BLK WP HR S P ERA WHIP	IP WLS BF H R ER SO BB IBB HBP BLK WP HR S P ERA WHIP	IP WLS BF H R ER SO BB IBB HBP BLK WP HR S P ERA WHIP	IP WLS BF H R ER SO BB IBB HBP BLK WP HR S P ERA WHIP	IP WLS BF H R ER SO BB IBB HBP BLK WP HR S P ERA WHIP	IP WLS BF H R ER SO BB IBB HBP BLK WP HR S P ERA WHIP	IP WLS BF H R ER SO BB IBB HBP BLK WP HR S P ERA WHIP	IP WLS BF H R ER SO BB IBB HBP BLK WP HR S P ERA WHIP	IP WLS BF H R ER SO BB IBB HBP BLK WP HR S P ERA WHIP	IP WLS BF H R ER SO BB IBB HBP BLK WP HR S P ERA WHIP	IP WLS BF H R ER SO BB IBB HBP BLK WP HR S P ERA WHIP	IP WLS BF H R ER SO BB IBB HBP BLK WP HR S P ERA WHIP	IP WLS BF H R ER SO BB IBB HBP BLK WP HR S P ERA WHIP	IP WLS BF H R ER SO BB IBB HBP BLK WP HR S P ERA WHIP	IP WLS BF H R ER SO BB IBB HBP BLK WP HR S P ERA WHIP	IP WLS BF H R ER SO BB IBB HBP BLK WP HR S P ERA WHIP	IP WLS BF H R ER SO BB IBB HBP BLK WP HR S P ERA WHIP

AB	41
R	11
H	15
RBI	11
BB	2
SO	13
LOB	11



Batter	1	2	3	4	5	6	7	8	9	AB	R	H	RBI	BB	SO	LOB	BOTTOM						
27 Kevin Newman, R OBP: 0.367, SLG: 0.469										4	1	2	0	0	0	1	Chicago Cubs @ Pittsburgh Pirates PNC Park, Pittsburgh, PA Thu Jul 04 2019, 4:09 PM - 7:12 PM EDT Att: 29,238 - Partly Cloudy - 88 F						
10 Bryan Reynolds, S OBP: 0.403, SLG: 0.521										4	0	0	0	0	2	2							
6 Starling Marte, R OBP: 0.326, SLG: 0.469										4	0	1	0	0	1	2							
55 Josh Bell, S OBP: 0.377, SLG: 0.654										3	0	0	1	0	0	2							
53 Melky Cabrera, S OBP: 0.345, SLG: 0.451										4	0	1	0	0	0	0							
36 José Osuna, R OBP: 0.375, SLG: 0.686										3	1	0	0	1	0	2							
16 Jung Ho Kang, R OBP: 0.230, SLG: 0.382										3	1	1	1	0	1	0							
46 Chris Stratton, R										0	0	0	0	0	0	0							
26 Adam Frazier, L OBP: 0.330, SLG: 0.403										1	0	0	0	0	0	0							
32 Elias Diaz, R OBP: 0.333, SLG: 0.361										2	0	1	1	0	1	0							
31 Jordan Lyles, R OBP: 0.125, SLG: 0.087										2	0	0	0	0	1	1							
52 Clay Holmes, R										0	0	0	0	0	0	0							
19 Colin Moran, L OBP: 0.322, SLG: 0.465										1	0	0	0	0	1	0							
<b>Inning Stats</b>	R: 0 H: 1 E: 1 K: 0 S: 6	H: 1 LOB: 1 BB: 0 P: 9	R: 2 H: 1 E: 0 K: 1 S: 11	H: 1 LOB: 0 BB: 1 P: 19	R: 1 H: 3 E: 0 K: 0 S: 9	H: 3 LOB: 0 BB: 0 P: 15	R: 0 H: 1 E: 0 K: 0 S: 6	H: 1 LOB: 1 BB: 0 P: 11	R: 0 H: 0 E: 0 K: 2 S: 9	H: 0 LOB: 0 BB: 0 P: 14	R: 0 H: 0 E: 0 K: 1 S: 10	H: 0 LOB: 0 BB: 0 P: 17	R: 0 H: 0 E: 0 K: 2 S: 9	H: 0 LOB: 0 BB: 0 P: 13	R: 0 H: 0 E: 0 K: 1 S: 10	H: 0 LOB: 0 BB: 0 P: 15	R: 0 H: 0 E: 0 K: 0 S: 9	H: 0 LOB: 0 BB: 0 P: 11	1B: 4 2B: 2 3B: 0 HR: 0	SF: 2 SAC: 0 DP: 1 HBP: 0	WP: 1 PB: 0 SB: 0 CS: 0	PA: 34	
<b>PITCHER</b>	IP WLS BF H R ER SO BB IBB HBP BLK WP HR S P ERA WHIP	IP WLS BF H R ER SO BB IBB HBP BLK WP HR S P ERA WHIP	IP WLS BF H R ER SO BB IBB HBP BLK WP HR S P ERA WHIP	IP WLS BF H R ER SO BB IBB HBP BLK WP HR S P ERA WHIP	IP WLS BF H R ER SO BB IBB HBP BLK WP HR S P ERA WHIP	IP WLS BF H R ER SO BB IBB HBP BLK WP HR S P ERA WHIP	IP WLS BF H R ER SO BB IBB HBP BLK WP HR S P ERA WHIP	IP WLS BF H R ER SO BB IBB HBP BLK WP HR S P ERA WHIP	IP WLS BF H R ER SO BB IBB HBP BLK WP HR S P ERA WHIP	IP WLS BF H R ER SO BB IBB HBP BLK WP HR S P ERA WHIP	IP WLS BF H R ER SO BB IBB HBP BLK WP HR S P ERA WHIP	IP WLS BF H R ER SO BB IBB HBP BLK WP HR S P ERA WHIP	IP WLS BF H R ER SO BB IBB HBP BLK WP HR S P ERA WHIP	IP WLS BF H R ER SO BB IBB HBP BLK WP HR S P ERA WHIP	IP WLS BF H R ER SO BB IBB HBP BLK WP HR S P ERA WHIP	IP WLS BF H R ER SO BB IBB HBP BLK WP HR S P ERA WHIP	IP WLS BF H R ER SO BB IBB HBP BLK WP HR S P ERA WHIP	IP WLS BF H R ER SO BB IBB HBP BLK WP HR S P ERA WHIP	IP WLS BF H R ER SO BB IBB HBP BLK WP HR S P ERA WHIP	IP WLS BF H R ER SO BB IBB HBP BLK WP HR S P ERA WHIP	IP WLS BF H R ER SO BB IBB HBP BLK WP HR S P ERA WHIP	IP WLS BF H R ER SO BB IBB HBP BLK WP HR S P ERA WHIP	IP WLS BF H R ER SO BB IBB HBP BLK WP HR S P ERA WHIP

AB	31
R	3
H	6
RBI	3
BB	1
SO	7
LOB	10





Batter	1	2	3	4	5	6	7	8	9	AB	R	H	RBI	BB	SO	LOB	TOP
12 Kyle Schwarber, L (1.7) OBP: 0.320, SLG: 0.457	F8		K		G4-3		K			4	0	0	0	0	2	1	<b>Chicago Cubs @ Chicago White Sox</b> Guaranteed Rate Field, Chicago, IL Sun Jul 07 2019, 1:11 PM - 4:04 PM CDT Att: 38,554 - Partly Cloudy - 72 F
9 Javier Báez, R (1.6) OBP: 0.324, SLG: 0.556	1B		G6-3			G5-3		G4-3		4	0	1	0	0	0	1	
17 Kris Bryant, R (1.5) OBP: 0.403, SLG: 0.552	K		K			2B		BB		3	0	1	0	1	2	2	
44 Anthony Rizzo, L (1.3) OBP: 0.384, SLG: 0.519	L4				2B	K		G6-3		4	0	1	0	0	1	3	
40 Wilson Contreras, R (1.10) OBP: 0.381, SLG: 0.556	L9		G5-3			BB		G4-3		3	0	0	0	1	0	1	
22 Jason Heyward, L (1.9) OBP: 0.335, SLG: 0.457	L8		G4-3			G4-3		1B		4	0	1	0	0	0	3	
7 Victor Caratini, S (1.2) OBP: 0.367, SLG: 0.511	1B		F8			G4-3		G4-6-3		4	0	1	0	0	0	2	
16 Robel García, S (1.4) OBP: 0.462, SLG: 1.091	G3-4-3				P2		HR			3	1	1	1	0	0	1	
5 Albert Almora Jr., R (1.8) OBP: 0.286, SLG: 0.399			G6-3		G6-3		K			3	0	1	0	0	1	0	
<b>Inning Stats</b>	R: 0 H: 1 E: 0 K: 1 S: 15	H: 1 LOB: 1 BB: 0 P: 23	R: 0 H: 1 E: 0 K: 0 S: 9	H: 1 LOB: 1 BB: 0 P: 14	R: 0 H: 1 E: 0 K: 2 S: 9	H: 1 LOB: 1 BB: 0 P: 14	R: 0 H: 0 E: 0 K: 0 S: 10	H: 0 LOB: 2 BB: 1 P: 19	R: 1 H: 1 E: 0 K: 2 S: 11	H: 1 LOB: 0 BB: 0 P: 17	R: 0 H: 0 E: 0 K: 0 S: 2	H: 0 LOB: 0 BB: 1 P: 6	R: 0 H: 1 E: 0 K: 0 S: 5	H: 1 LOB: 0 BB: 0 P: 8	1B: 3 2B: 3 3B: 0 HR: 1	SF: 0 SAC: 0 DP: 2 HBP: 0	
<b>PITCHER</b>	IP WLS BF H R ER SO BB IBB HBP BLK WP HR S P ERA WHIP																
46 Iván Nova, R (1.1) ERA: 5.58	5.2 W 23 5 0 0 4 1 0 0 0 0 0 61 95 0.00 1.059																
57 Jace Fry, L (6.1) ERA: 4.85	0.1 H 1 0 0 0 0 0 0 0 0 0 1 0 2 5 0.00 0.000																
39 Aaron Bummer, L (7.1) ERA: 1.89	2.0 H 7 1 1 1 2 1 0 0 0 0 0 1 13 23 4.50 1.000																
48 Alex Colomé, R (9.1) ERA: 2.02	1.0 S 3 1 0 0 0 0 0 0 0 0 0 0 5 8 0.00 1.000																

Batter	1	2	3	4	5	6	7	8	9	AB	R	H	RBI	BB	SO	LOB	BOTTOM
28 Leury García, S (1.6) OBP: 0.327, SLG: 0.395	K		SH1-3		G5-3		G6-3			3	0	0	0	0	1	0	<b>Chicago Cubs @ Chicago White Sox</b> Guaranteed Rate Field, Chicago, IL Sun Jul 07 2019, 1:11 PM - 4:04 PM CDT Att: 38,554 - Partly Cloudy - 72 F
10 Yadir Moncada, S (1.5) OBP: 0.394, SLG: 0.544	L8		BB		G4-3		1B			3	0	1	0	1	0	0	
79 José Abreu, R (1.3) OBP: 0.316, SLG: 0.522	1B		FC3-6		HR		1B			4	1	3	1	0	0	2	
33 James McCann, R (1.2) OBP: 0.371, SLG: 0.502	1B		K		K		K			4	0	1	0	0	3	4	
45 Jon Jay, L (1.9) OBP: 0.350, SLG: 0.343	FC4-6		HR				1B			4	1	2	0	0	1	2	
74 Eloy Jiménez, R (1.7) OBP: 0.303, SLG: 0.482	L9		HR				BB			3	1	1	2	1	1	1	
49 Ryan Cordell, R (9.8) OBP: 0.288, SLG: 0.374										0	0	0	0	0	0	0	
5 Yolmer Sánchez, S (1.4) OBP: 0.318, SLG: 0.314	K		K2-3		FC4		G4-6-3			4	0	0	0	0	2	2	
22 Charles Tilson, L (1.8) OBP: 0.309, SLG: 0.301	K		K		G6-3					3	0	0	0	0	2	2	
3B Zack Collins, L (1.10) OBP: 0.222, SLG: 0.182			BB		L8		K			2	0	0	0	1	1	0	
<b>Inning Stats</b>	R: 0 H: 2 E: 0 K: 1 S: 15	H: 0 LOB: 0 BB: 0 P: 15	R: 0 H: 0 E: 0 K: 1 S: 12	H: 0 LOB: 2 BB: 2 P: 25	R: 2 H: 2 E: 0 K: 2 S: 15	H: 2 LOB: 0 BB: 0 P: 26	R: 1 H: 1 E: 0 K: 1 S: 11	H: 0 LOB: 1 BB: 1 P: 15	R: 0 H: 2 E: 0 K: 2 S: 14	H: 2 LOB: 0 BB: 0 P: 22	R: 0 H: 1 E: 0 K: 1 S: 10	H: 1 LOB: 0 BB: 0 P: 12	1B: 6 2B: 0 3B: 0 HR: 2	SF: 0 SAC: 1 DP: 2 HBP: 0	WP: 0 PA: 34 PB: 0 SB: 0 CS: 0		
<b>PITCHER</b>	IP WLS BF H R ER SO BB IBB HBP BLK WP HR S P ERA WHIP																
28 Kyle Hendricks, R (1.1) ERA: 3.45	4.0 L 18 4 2 2 6 2 0 0 0 0 0 0 1 53 86 4.50 1.500																
47 Randy Rosario, L (5.1) ERA: 5.19	0.2 2 0 0 0 0 0 0 0 0 0 0 0 3 3 0.00 0.000																
29 Brad Brach, R (5.1) ERA: 0.11	0.1 2 1 1 1 1 1 0 0 0 0 0 1 8 12 27.00 3.000																
20 Brandon Kintzler, R (6.1) ERA: 1.98	1.0 4 0 0 0 0 1 1 0 0 0 0 0 0 8 15 0.00 1.000																
56 Kyle Ryan, L (7.1) ERA: 3.48	0.2 3 1 0 0 0 1 0 0 0 0 0 0 0 8 14 0.00 1.500																

Batter	1	2	3	4	5	6	7	8	9	AB	R	H	RBI	BB	SO	LOB	TOP					
26 Adam Frazier, L (1.4) OBP: 0.337, SLG: 0.411	G3			K		G2-3		P6		4	0	0	0	0	1	2	<b>Pittsburgh Pirates @ Chicago Cubs</b> Wrigley Field, Chicago, IL Fri Jul 12 2019, 1:21 PM - 4:45 PM CDT Att: 40,740 - Sunny - 77 F					
10 Bryan Reynolds, S (1.7) OBP: 0.416, SLG: 0.531	K			K				BB		2	1	0	0	2	2	0						
6 Starling Marte, R (1.8) OBP: 0.320, SLG: 0.470	K2-3			F9		P6		HR		4	1	1	3	0	1	2						
55 Josh Bell, S (1.3) OBP: 0.372, SLG: 0.640			K			L9		G6-3		4	0	0	0	0	2	0						
53 Melky Cabrera, S (1.9) OBP: 0.347, SLG: 0.455			L7			1B		G3-1		4	0	1	0	0	0	0						
19 Colin Moran, L (1.5) OBP: 0.333, SLG: 0.477			K			F7		1B		4	0	1	0	0	1	1						
27 Kevin Newman, R (1.6) OBP: 0.365, SLG: 0.471			P4			F7		K		4	0	0	0	0	1	2						
58 Jacob Stallings, R (1.2) OBP: 0.400, SLG: 0.407			L9			L9		P4		2	0	1	0	0	0	0						
12 Corey Dickerson, L (8, PH) OBP: 0.313, SLG: 0.477			L9			26 G2-3		1B		1	0	0	0	0	0	0						
32 Elias Diaz, R (8.2) OBP: 0.327, SLG: 0.352			K			K		HR		0	0	0	0	0	0	0						
24 Chris Archer, R (1.1) OBP: 0.111, SLG: 0.040			K			K		HR		2	0	0	0	0	2	1						
45 Michael Feliz, R (7.1)										0	0	0	0	0	0	0						
36 José Osuna, R (8, PH) OBP: 0.390, SLG: 0.722										1	1	1	0	0	0	0						
30 Kyle Crick, L (8.1)										0	0	0	0	0	0	0						
<b>Inning Stats</b>	R: 0 E: 0 K: 2 S: 10	H: 0 LOB: 0 BB: 0 P: 14	R: 0 E: 0 K: 2 S: 12	H: 0 LOB: 0 BB: 0 P: 18	R: 0 E: 0 K: 1 S: 7	H: 0 LOB: 0 BB: 0 P: 12	R: 0 E: 0 K: 2 S: 7	H: 0 LOB: 2 BB: 1 P: 10	R: 0 E: 0 K: 1 S: 14	H: 1 LOB: 1 BB: 0 P: 23	R: 0 E: 0 K: 1 S: 15	H: 1 LOB: 1 BB: 0 P: 23	R: 3 E: 0 K: 0 S: 11	H: 2 LOB: 0 BB: 1 P: 20	R: 0 E: 0 K: 0 S: 7	H: 0 LOB: 0 BB: 0 P: 10	1B: 3 2B: 1 3B: 0 HR: 1	SF: 0 SAC: 0 DP: 0 HBP: 0	WP: 0 PB: 0 SB: 0 CS: 0	PA: 34		
<b>PITCHER</b>	IP WLS BF H R ER SO BB IBB HBP BLK WP HR S P ERA WHIP	IP WLS BF H R ER SO BB IBB HBP BLK WP HR S P ERA WHIP	IP WLS BF H R ER SO BB IBB HBP BLK WP HR S P ERA WHIP	IP WLS BF H R ER SO BB IBB HBP BLK WP HR S P ERA WHIP	IP WLS BF H R ER SO BB IBB HBP BLK WP HR S P ERA WHIP	IP WLS BF H R ER SO BB IBB HBP BLK WP HR S P ERA WHIP	IP WLS BF H R ER SO BB IBB HBP BLK WP HR S P ERA WHIP	IP WLS BF H R ER SO BB IBB HBP BLK WP HR S P ERA WHIP	IP WLS BF H R ER SO BB IBB HBP BLK WP HR S P ERA WHIP	IP WLS BF H R ER SO BB IBB HBP BLK WP HR S P ERA WHIP	IP WLS BF H R ER SO BB IBB HBP BLK WP HR S P ERA WHIP	IP WLS BF H R ER SO BB IBB HBP BLK WP HR S P ERA WHIP	IP WLS BF H R ER SO BB IBB HBP BLK WP HR S P ERA WHIP	IP WLS BF H R ER SO BB IBB HBP BLK WP HR S P ERA WHIP	IP WLS BF H R ER SO BB IBB HBP BLK WP HR S P ERA WHIP	IP WLS BF H R ER SO BB IBB HBP BLK WP HR S P ERA WHIP	IP WLS BF H R ER SO BB IBB HBP BLK WP HR S P ERA WHIP	IP WLS BF H R ER SO BB IBB HBP BLK WP HR S P ERA WHIP	IP WLS BF H R ER SO BB IBB HBP BLK WP HR S P ERA WHIP	IP WLS BF H R ER SO BB IBB HBP BLK WP HR S P ERA WHIP	IP WLS BF H R ER SO BB IBB HBP BLK WP HR S P ERA WHIP	IP WLS BF H R ER SO BB IBB HBP BLK WP HR S P ERA WHIP
11 Yu Darvish, R (1.1) ERA: 4.72	6.0	21	2	0	0	8	1	0	0	0	0	0	0	0	0	0	0.00	0.500				
56 Kyle Ryan, L (7.1) ERA: 3.51	0.2	3	1	0	0	1	0	0	0	0	0	0	0	0	0	0	0.00	1.500				
41 Steve Cishek, R (7.1) ERA: 2.72	0.1	1	0	0	0	1	0	0	0	0	0	0	0	0	0	0	0.00	0.000				
46 Pedro Strop, R (8.1) ERA: 5.06	0.2	B 5	2	3	3	0	1	0	0	0	1	9	17	40.50	4.500							
47 Randy Rosario, L (8.1) ERA: 5.0	0.1	W 1	0	0	0	0	0	0	0	0	0	2	3	0.00	0.000							

AB	32
R	3
H	5
RBI	3
BB	2
SO	10
LOB	8



Batter	1	2	3	4	5	6	7	8	9	AB	R	H	RBI	BB	SO	LOB	BOTTOM				
12 Kyle Schwarber, L (1.7) OBP: 0.317, SLG: 0.451	G4-3			K		P5		G4-6-3		4	0	0	0	0	1	3	<b>Pittsburgh Pirates @ Chicago Cubs</b> Wrigley Field, Chicago, IL Fri Jul 12 2019, 1:21 PM - 4:45 PM CDT Att: 40,740 - Sunny - 77 F				
46 Pedro Strop, R (8.1)										0	0	0	0	0	0	0					
47 Randy Rosario, L (8.1)										0	0	0	0	0	0	0					
24 Craig Kimbrel, R (9.1)										0	0	0	0	0	0	0					
9 Javier Báez, R (1.6) OBP: 0.324, SLG: 0.553	K			44 BB		L8		F9		4	0	1	0	0	1	0					
17 Kris Bryant, R (1.5) OBP: 0.404, SLG: 0.559	F8			F9		HR		7 BB		3	2	1	1	1	0	1					
44 Anthony Rizzo, L (1.3) OBP: 0.385, SLG: 0.517	K			16 SF9		7 BB		K		3	1	1	0	1	2	1					
7 Victor Caratini, S (1.2) OBP: 0.373, SLG: 0.500	G4-3			1B		1B		22 1B		2	1	0	0	2	0	2					
22 Jason Heyward, L (1.9) OBP: 0.357, SLG: 0.457	K			13 BB		5 1B		22 1B		4	0	2	1	0	2	0					
16 Robel Garcia, S (1.4) OBP: 0.118, SLG: 0.121				13 BB		5 1B		1B		2	0	0	1	0	2	0					
27 Addison Russell, R (8.4) OBP: 0.317, SLG: 0.398				12 G4-6-3		BB		G4-3		1	0	0	0	0	0	2					
5 Albert Almora Jr., R (1.8) OBP: 0.287, SLG: 0.398	F8			13 BB		1B		1B		3	0	1	0	0	1	0					
11 Yu Darvish, R (1.1) OBP: 0.118, SLG: 0.121										1	0	0	0	0	1	0					
3 Daniel Descalso, L (6, PH) OBP: 0.285, SLG: 0.286										1	0	0	0	0	1	0					
56 Kyle Ryan, L (7.1)										0	0	0	0	0	0	0					
41 Steve Cishek, R (7.1)										0	0	0	0	0	0	0					
13 David Bote, R (8.9) OBP: 0.339, SLG: 0.634										0	0	0	1	1	0	0					
<b>Inning Stats</b>	R: 0 E: 0 K: 1 S: 8	H: 0 LOB: 0 BB: 0 P: 11	R: 0 E: 0 K: 2 S: 8	H: 0 LOB: 0 BB: 0 P: 13	R: 0 E: 0 K: 2 S: 10	H: 0 LOB: 0 BB: 0 P: 12	R: 0 E: 0 K: 1 S: 12	H: 1 LOB: 2 BB: 1 P: 22	R: 0 E: 0 K: 3 S: 10	H: 0 LOB: 0 BB: 0 P: 13	R: 0 E: 0 K: 1 S: 7	H: 0 LOB: 0 BB: 0 P: 8	R: 3 E: 0 K: 0 S: 24	H: 4 LOB: 2 BB: 2 P: 41	R: 1 E: 0 K: 1 S: 15	H: 1 LOB: 2 BB: 2 P: 23	1B: 5 2B: 0 3B: 0 HR: 1	SF: 1 SAC: 0 DP: 1 HBP: 0	WP: 0 PB: 0 SB: 0 CS: 0	PA: 34	
<b>PITCHER</b>	IP WLS BF H R ER SO BB IBB HBP BLK WP HR S P ERA WHIP	IP WLS BF H R ER SO BB IBB HBP BLK WP HR S P ERA WHIP	IP WLS BF H R ER SO BB IBB HBP BLK WP HR S P ERA WHIP	IP WLS BF H R ER SO BB IBB HBP BLK WP HR S P ERA WHIP	IP WLS BF H R ER SO BB IBB HBP BLK WP HR S P ERA WHIP	IP WLS BF H R ER SO BB IBB HBP BLK WP HR S P ERA WHIP	IP WLS BF H R ER SO BB IBB HBP BLK WP HR S P ERA WHIP	IP WLS BF H R ER SO BB IBB HBP BLK WP HR S P ERA WHIP	IP WLS BF H R ER SO BB IBB HBP BLK WP HR S P ERA WHIP	IP WLS BF H R ER SO BB IBB HBP BLK WP HR S P ERA WHIP	IP WLS BF H R ER SO BB IBB HBP BLK WP HR S P ERA WHIP	IP WLS BF H R ER SO BB IBB HBP BLK WP HR S P ERA WHIP	IP WLS BF H R ER SO BB IBB HBP BLK WP HR S P ERA WHIP	IP WLS BF H R ER SO BB IBB HBP BLK WP HR S P ERA WHIP	IP WLS BF H R ER SO BB IBB HBP BLK WP HR S P ERA WHIP	IP WLS BF H R ER SO BB IBB HBP BLK WP HR S P ERA WHIP	IP WLS BF H R ER SO BB IBB HBP BLK WP HR S P ERA WHIP	IP WLS BF H R ER SO BB IBB HBP BLK WP HR S P ERA WHIP	IP WLS BF H R ER SO BB IBB HBP BLK WP HR S P ERA WHIP	IP WLS BF H R ER SO BB IBB HBP BLK WP HR S P ERA WHIP	IP WLS BF H R ER SO BB IBB HBP BLK WP HR S P ERA WHIP
24 Chris Archer, R (1.1) ERA: 5.42	6.0	23	3	3	3	0	2	0	0	0	0	0	0	0	0	0	4.50	0.833			
45 Michael Feliz, R (7.1) ERA: 4.91	1.0	5	2	0	0	0	1	0	0	0	0	14	23	0.00	3.000						
30 Kyle Crick, R (8.1) ERA: 3.41	1.0	L 6	1	1	1	1	2	0	0	0	0	15	23	9.00	3.000						

AB	28
R	4
H	6
RBI	4
BB	5
SO	11
LOB	9









Batter	1	2	3	4	5	6	7	8	9	AB	R	H	RBI	BB	SO	LOB	TOP					
15 Nick Senzel, R OBP: 0.332, SLG: 0.467	L3		7 BB 19 BB 1B		G4-3		FC6 7 E	F8		5	0	1	0	0	0	2						
19 Joey Votto, L OBP: 0.326, SLG: 0.401	L4-3		7 BB 1B		G4-3		F7		G5-3	4	0	0	0	1	0	2						
7 Eugenio Suárez, R OBP: 0.232, SLG: 0.496	HR		1-2 2-3 BB		F8		FC5 66 G6-4-3		K	4	1	1	1	1	1	1						
66 Yasiel Puig, R OBP: 0.307, SLG: 0.509	P4		2-2 G5-3		HR		G6-4-3		1B	5	1	2	1	0	0	5						
22 Derek Dietrich, L OBP: 0.341, SLG: 0.538	K		F7		F7		FC5-4 3 HBP		K	2	0	0	0	0	1	0						
6 Phillip Ervin, R OBP: 0.418, SLG: 0.590	K		F7		K		FC5-4 4 FC4		K	2	1	1	0	0	1	1						
3 Scooter Gennett, L OBP: 0.143, SLG: 0.179	F7		F7		K		FC4		P3	4	0	1	0	0	0	2						
4 Jose Iglesias, R OBP: 0.314, SLG: 0.388	F7		2B		K		HR		2B	4	0	1	0	0	0	2						
12 Curt Casali, R OBP: 0.337, SLG: 0.420	F9		K		K		HR		2B	3	1	1	1	0	1	1						
52 Kyle Farmer, R OBP: 0.286, SLG: 0.445	K		K		K		HR		2B	1	1	1	1	0	0	0						
58 Luis Castillo, R OBP: 0.083, SLG: 0.083	K		K		K		HR		2B	2	0	0	0	0	2	0						
33 Jesse Winker, L OBP: 0.330, SLG: 0.464							HR		2B	1	1	1	0	0	0	0						
21 Michael Lorenzen, R OBP: 0.333, SLG: 0.564							HR		2B	1	0	1	1	0	0	0						
26 Raisel Iglesias, R							HR		2B	0	0	0	0	0	0	0						
<b>Inning Stats</b>	R: 1 H: 1 E: 0 K: 0 S: 10	H: 1 LOB: 0 BB: 0 P: 14	R: 0 H: 0 E: 0 K: 1 S: 7	H: 0 LOB: 0 BB: 0 P: 7	R: 0 H: 1 E: 0 K: 1 S: 16	H: 1 LOB: 3 BB: 2 P: 26	R: 0 H: 0 E: 0 K: 2 S: 9	H: 1 LOB: 1 BB: 0 P: 13	R: 0 H: 0 E: 0 K: 1 S: 7	H: 0 LOB: 0 BB: 0 P: 11	R: 1 H: 1 E: 0 K: 0 S: 17	H: 1 LOB: 1 BB: 0 P: 23	R: 2 H: 2 E: 0 K: 0 S: 11	H: 2 LOB: 0 BB: 0 P: 16	R: 2 H: 3 E: 0 K: 0 S: 22	H: 3 LOB: 1 BB: 0 P: 30	R: 0 H: 1 E: 0 K: 2 S: 12	H: 1 LOB: 0 BB: 0 P: 20	1B: 5 2B: 2 3B: 0 HR: 3	SF: 0 SAC: 0 DP: 1 HBP: 1	WP: 1 PA: 41 PB: 0 SB: 0 CS: 0	
<b>PITCHER</b>	IP WLS BF H R ER SO BB IBB HBP BLK WP HR S P ERA WHIP	IP WLS BF H R ER SO BB IBB HBP BLK WP HR S P ERA WHIP	IP WLS BF H R ER SO BB IBB HBP BLK WP HR S P ERA WHIP	IP WLS BF H R ER SO BB IBB HBP BLK WP HR S P ERA WHIP	IP WLS BF H R ER SO BB IBB HBP BLK WP HR S P ERA WHIP	IP WLS BF H R ER SO BB IBB HBP BLK WP HR S P ERA WHIP	IP WLS BF H R ER SO BB IBB HBP BLK WP HR S P ERA WHIP	IP WLS BF H R ER SO BB IBB HBP BLK WP HR S P ERA WHIP	IP WLS BF H R ER SO BB IBB HBP BLK WP HR S P ERA WHIP	IP WLS BF H R ER SO BB IBB HBP BLK WP HR S P ERA WHIP	IP WLS BF H R ER SO BB IBB HBP BLK WP HR S P ERA WHIP	IP WLS BF H R ER SO BB IBB HBP BLK WP HR S P ERA WHIP	IP WLS BF H R ER SO BB IBB HBP BLK WP HR S P ERA WHIP	IP WLS BF H R ER SO BB IBB HBP BLK WP HR S P ERA WHIP	IP WLS BF H R ER SO BB IBB HBP BLK WP HR S P ERA WHIP	IP WLS BF H R ER SO BB IBB HBP BLK WP HR S P ERA WHIP	IP WLS BF H R ER SO BB IBB HBP BLK WP HR S P ERA WHIP	IP WLS BF H R ER SO BB IBB HBP BLK WP HR S P ERA WHIP	IP WLS BF H R ER SO BB IBB HBP BLK WP HR S P ERA WHIP	IP WLS BF H R ER SO BB IBB HBP BLK WP HR S P ERA WHIP	IP WLS BF H R ER SO BB IBB HBP BLK WP HR S P ERA WHIP	IP WLS BF H R ER SO BB IBB HBP BLK WP HR S P ERA WHIP

Cincinnati Reds @ Chicago Cubs  
Wrigley Field, Chicago, IL  
Mon Jul 15 2019, 7:06 PM - 10:23 PM CDT  
Att: 36,935 - Partly Cloudy - 88 F

AB	38
R	6
H	10
RBI	5
BB	2
SO	7
LOB	16



Batter	1	2	3	4	5	6	7	8	9	AB	R	H	RBI	BB	SO	LOB	BOTTOM					
12 Kyle Schwarber, L OBP: 0.326, SLG: 0.476	K		HR		F7 9 2B		G4-3		G3	5	1	2	1	0	1	0						
9 Javier Báez, R OBP: 0.319, SLG: 0.541	L4		L4		F7		K		K	5	0	0	0	0	2	1						
17 Kris Bryant, R OBP: 0.404, SLG: 0.547	K		L4		G6-3		44 HBP BB		K	3	1	0	0	2	2	1						
44 Anthony Rizzo, L OBP: 0.389, SLG: 0.523	K		22 G3-1 BB		22 1B 2B		2B		HBP	3	1	2	0	0	1	0						
7 Victor Caratini, S OBP: 0.369, SLG: 0.485	P2		K		K		K		L9	4	0	0	0	0	2	5						
22 Jason Heyward, L OBP: 0.361, SLG: 0.474	1B		G3-1		27 BB 1B		1B		K	4	0	2	1	0	1	1						
27 Addison Russell, R OBP: 0.331, SLG: 0.396	K		13 WP BB		13 BB		BB		1B	2	0	1	0	2	1	1						
13 David Bote, R OBP: 0.344, SLG: 0.431	K		28 G4-6-3 1B		K		K		1B	4	0	2	0	0	2	4						
28 Kyle Hendricks, R OBP: 0.233, SLG: 0.234	G4-6-3		G4-6-3		K		K		L5-4	2	0	0	0	0	1	1						
16 Robert Castro, S OBP: 0.286, SLG: 0.342										1	0	0	0	0	0	3						
41 Steve Cishek, R										0	0	0	0	0	0	0						
47 Randy Rosario, L										0	0	0	0	0	0	0						
29 Brad Brach, R OBP: 0.307, SLG: 0.333										0	0	0	0	0	0	0						
5 Albert Almora Jr., R OBP: 0.307, SLG: 0.420										1	0	0	0	0	0	2						
46 Pedro Strop, R										0	0	0	0	0	0	0						
<b>Inning Stats</b>	R: 0 H: 0 E: 0 K: 2 S: 8	H: 1 LOB: 1 BB: 0 P: 15	R: 0 H: 1 E: 0 K: 2 S: 11	H: 1 LOB: 0 BB: 0 P: 14	R: 1 H: 2 E: 0 K: 0 S: 7	H: 2 LOB: 0 BB: 0 P: 10	R: 2 H: 1 E: 0 K: 2 S: 13	H: 1 LOB: 1 BB: 2 P: 28	R: 0 H: 1 E: 0 K: 1 S: 8	H: 1 LOB: 0 BB: 0 P: 13	R: 0 H: 2 E: 0 K: 3 S: 16	H: 2 LOB: 3 BB: 1 P: 25	R: 0 H: 0 E: 0 K: 1 S: 12	H: 0 LOB: 2 BB: 1 P: 23	R: 0 H: 2 E: 0 K: 1 S: 9	H: 2 LOB: 1 BB: 0 P: 16	R: 0 H: 0 E: 0 K: 2 S: 10	H: 0 LOB: 0 BB: 0 P: 15	1B: 5 2B: 4 3B: 0 HR: 1	SF: 0 SAC: 0 DP: 2 HBP: 1	WP: 1 PA: 39 PB: 0 SB: 0 CS: 0	
<b>PITCHER</b>	IP WLS BF H R ER SO BB IBB HBP BLK WP HR S P ERA WHIP	IP WLS BF H R ER SO BB IBB HBP BLK WP HR S P ERA WHIP	IP WLS BF H R ER SO BB IBB HBP BLK WP HR S P ERA WHIP	IP WLS BF H R ER SO BB IBB HBP BLK WP HR S P ERA WHIP	IP WLS BF H R ER SO BB IBB HBP BLK WP HR S P ERA WHIP	IP WLS BF H R ER SO BB IBB HBP BLK WP HR S P ERA WHIP	IP WLS BF H R ER SO BB IBB HBP BLK WP HR S P ERA WHIP	IP WLS BF H R ER SO BB IBB HBP BLK WP HR S P ERA WHIP	IP WLS BF H R ER SO BB IBB HBP BLK WP HR S P ERA WHIP	IP WLS BF H R ER SO BB IBB HBP BLK WP HR S P ERA WHIP	IP WLS BF H R ER SO BB IBB HBP BLK WP HR S P ERA WHIP	IP WLS BF H R ER SO BB IBB HBP BLK WP HR S P ERA WHIP	IP WLS BF H R ER SO BB IBB HBP BLK WP HR S P ERA WHIP	IP WLS BF H R ER SO BB IBB HBP BLK WP HR S P ERA WHIP	IP WLS BF H R ER SO BB IBB HBP BLK WP HR S P ERA WHIP	IP WLS BF H R ER SO BB IBB HBP BLK WP HR S P ERA WHIP	IP WLS BF H R ER SO BB IBB HBP BLK WP HR S P ERA WHIP	IP WLS BF H R ER SO BB IBB HBP BLK WP HR S P ERA WHIP	IP WLS BF H R ER SO BB IBB HBP BLK WP HR S P ERA WHIP	IP WLS BF H R ER SO BB IBB HBP BLK WP HR S P ERA WHIP	IP WLS BF H R ER SO BB IBB HBP BLK WP HR S P ERA WHIP	IP WLS BF H R ER SO BB IBB HBP BLK WP HR S P ERA WHIP

Cincinnati Reds @ Chicago Cubs  
Wrigley Field, Chicago, IL  
Mon Jul 15 2019, 7:06 PM - 10:23 PM CDT  
Att: 36,935 - Partly Cloudy - 88 F

AB	34
R	3
H	9
RBI	2
BB	4
SO	14
LOB	19





Batter	1	2	3	4	5	6	7	8	9	AB	R	H	RBI	BB	SO	LOB	TOP				
15 Nick Senzel, R OBP: 0.336, SLG: 0.471 21 Michael Lorenzen, R OBP: 0.343, SLG: 0.364										4	1	2	1	0	2	0					
19 Joey Votto, L OBP: 0.347, SLG: 0.396										4	0	0	0	0	1	2					
7 Eugenio Suárez, R OBP: 0.323, SLG: 0.497										4	0	1	0	0	0	1					
66 Yasiel Puig, R OBP: 0.305, SLG: 0.500										4	0	1	1	0	3	1					
22 Derek Dietrich, L OBP: 0.349, SLG: 0.533 6 Phillip Ervin, R OBP: 0.429, SLG: 0.587										1	0	0	0	0	1	0					
3 Scooter Gennett, L OBP: 0.182, SLG: 0.188										1	0	0	0	0	1	0					
4 Jose Iglesias, R OBP: 0.314, SLG: 0.388 37 David Hernandez, R OBP: 0.429, SLG: 0.587 67 Matt Bowman, R OBP: 0.330, SLG: 0.457										3	0	1	0	0	0	2					
68 Juan Graterol, R OBP: 0.250, SLG: 0.250										4	0	1	0	0	1	2					
54 Sonny Gray, R OBP: 0.172, SLG: 0.214 9 José Peraza, R OBP: 0.288, SLG: 0.374										2	0	0	0	0	0	2					
<b>Inning Stats</b>	R: 0 E: 0 K: 2 S: 8	H: 0 LOB: 0 BB: 0 P: 14	R: 0 E: 0 K: 2 S: 11	H: 0 LOB: 1 BB: 0 P: 15	R: 0 E: 0 K: 1 S: 9	H: 0 LOB: 0 BB: 0 P: 12	R: 0 E: 0 K: 1 S: 12	H: 0 LOB: 0 BB: 0 P: 17	R: 0 E: 0 K: 1 S: 11	H: 1 LOB: 2 BB: 0 P: 13	R: 0 E: 0 K: 0 S: 7	H: 1 LOB: 1 BB: 0 P: 11	R: 2 E: 0 K: 0 S: 11	H: 4 LOB: 1 BB: 0 P: 17	R: 0 E: 0 K: 2 S: 8	H: 0 LOB: 0 BB: 0 P: 12	1B: 5 2B: 2 3B: 0 HR: 0	SF: 0 SAC: 0 DP: 1 HBP: 3	WP: 0 PB: 0 SB: 0 CS: 0	PA: 36	
<b>PITCHER</b>	IP WLS BF H R ER SO BB IBB HBP BLK WP HR S P ERA WHIP	IP WLS BF H R ER SO BB IBB HBP BLK WP HR S P ERA WHIP	IP WLS BF H R ER SO BB IBB HBP BLK WP HR S P ERA WHIP	IP WLS BF H R ER SO BB IBB HBP BLK WP HR S P ERA WHIP	IP WLS BF H R ER SO BB IBB HBP BLK WP HR S P ERA WHIP	IP WLS BF H R ER SO BB IBB HBP BLK WP HR S P ERA WHIP	IP WLS BF H R ER SO BB IBB HBP BLK WP HR S P ERA WHIP	IP WLS BF H R ER SO BB IBB HBP BLK WP HR S P ERA WHIP	IP WLS BF H R ER SO BB IBB HBP BLK WP HR S P ERA WHIP	IP WLS BF H R ER SO BB IBB HBP BLK WP HR S P ERA WHIP	IP WLS BF H R ER SO BB IBB HBP BLK WP HR S P ERA WHIP	IP WLS BF H R ER SO BB IBB HBP BLK WP HR S P ERA WHIP	IP WLS BF H R ER SO BB IBB HBP BLK WP HR S P ERA WHIP	IP WLS BF H R ER SO BB IBB HBP BLK WP HR S P ERA WHIP	IP WLS BF H R ER SO BB IBB HBP BLK WP HR S P ERA WHIP	IP WLS BF H R ER SO BB IBB HBP BLK WP HR S P ERA WHIP	IP WLS BF H R ER SO BB IBB HBP BLK WP HR S P ERA WHIP	IP WLS BF H R ER SO BB IBB HBP BLK WP HR S P ERA WHIP	IP WLS BF H R ER SO BB IBB HBP BLK WP HR S P ERA WHIP	IP WLS BF H R ER SO BB IBB HBP BLK WP HR S P ERA WHIP	IP WLS BF H R ER SO BB IBB HBP BLK WP HR S P ERA WHIP

Cincinnati Reds @ Chicago Cubs  
Wrigley Field, Chicago, IL  
Wed Jul 17 2019, 1:23 PM - 4:27 PM CDT  
Att: 37,260 - Sunny - 84 F

AB 32  
R 2  
H 7  
RBI 2  
BB 0  
SO 9  
LOB 14

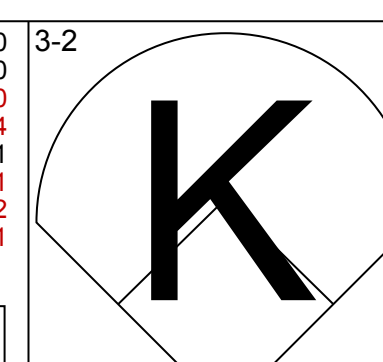
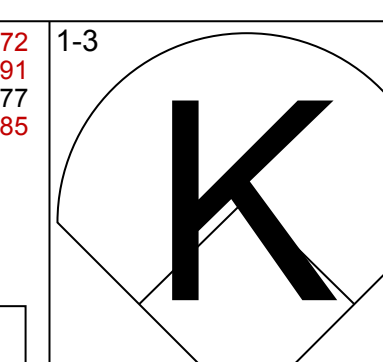
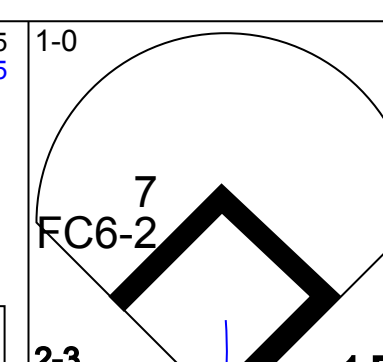
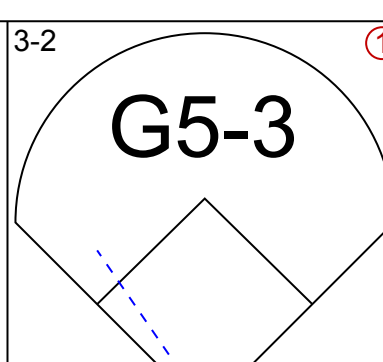
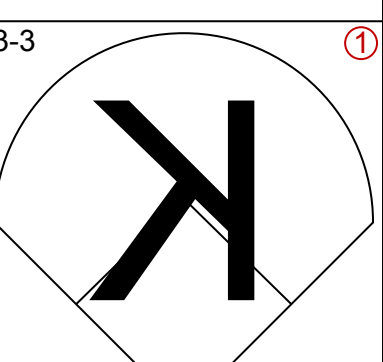
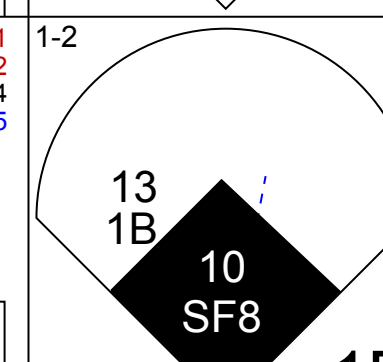
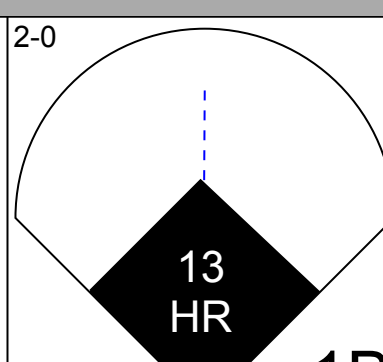
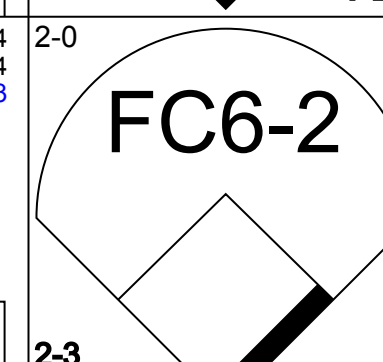
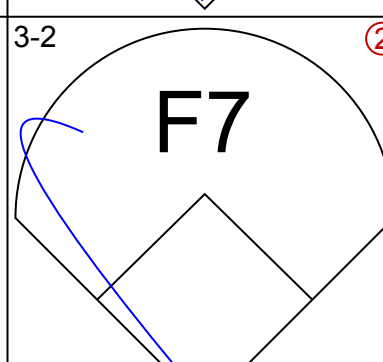
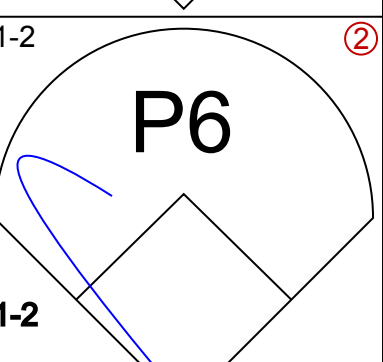
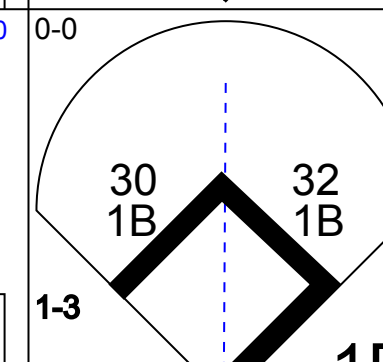
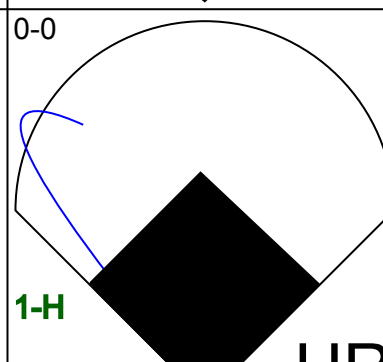
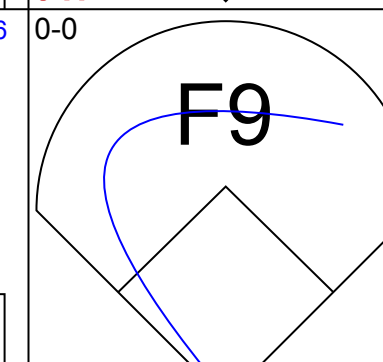
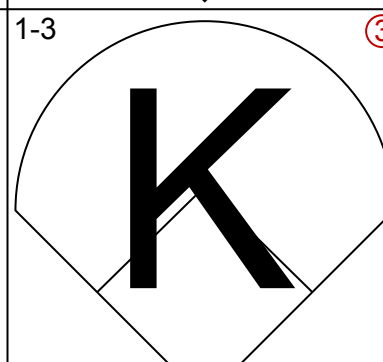
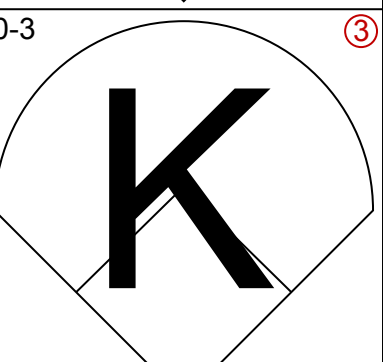
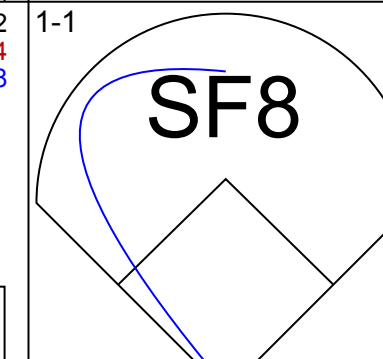
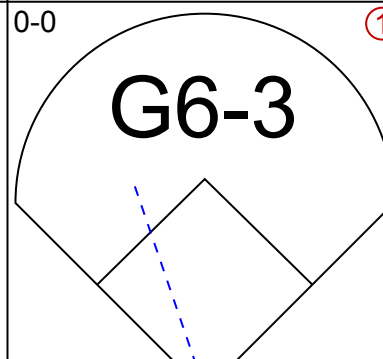
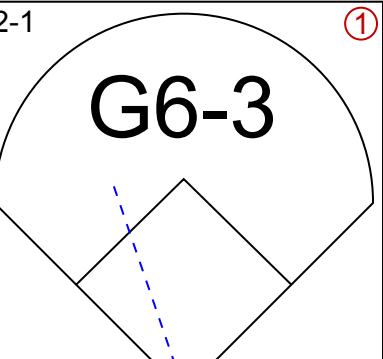
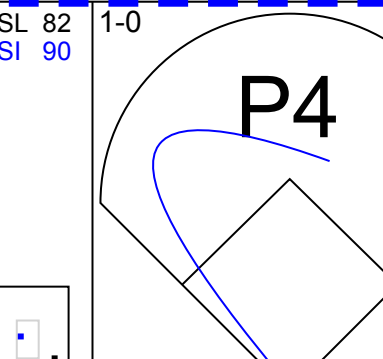
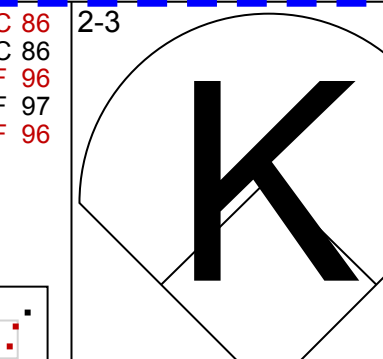
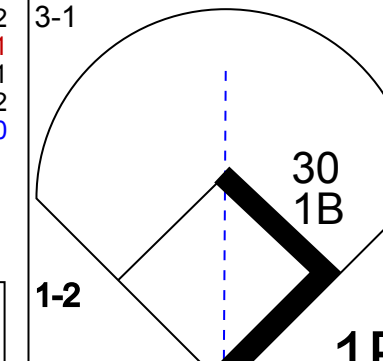
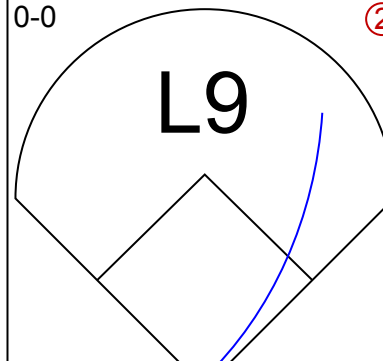
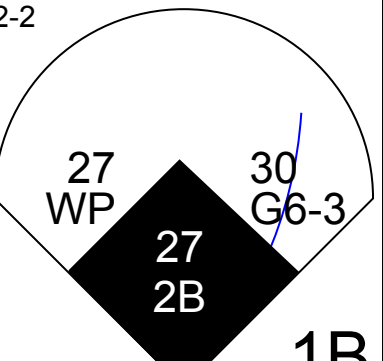
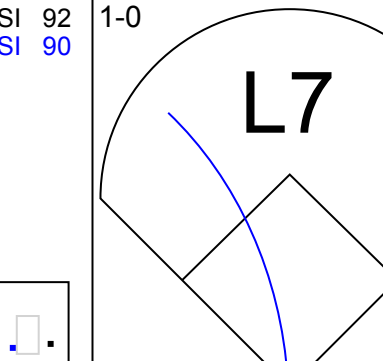
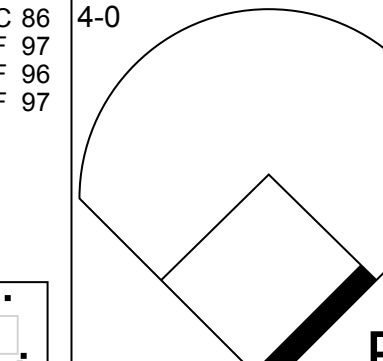
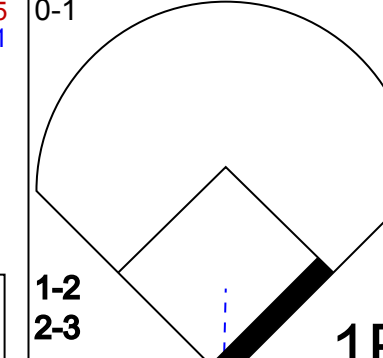
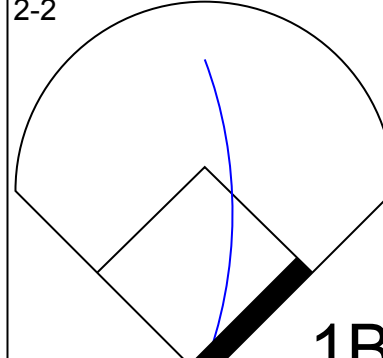
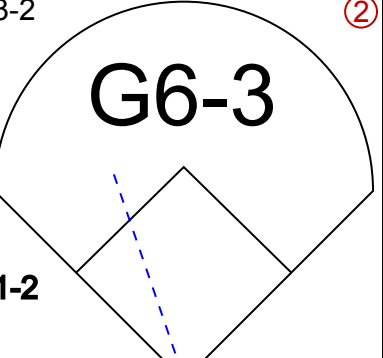
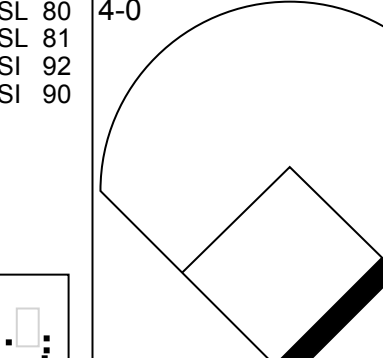
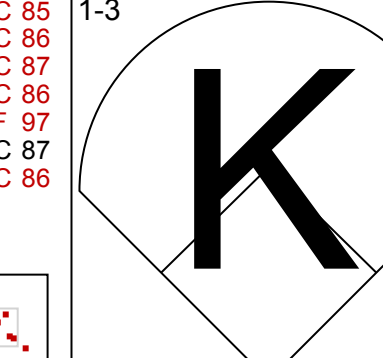
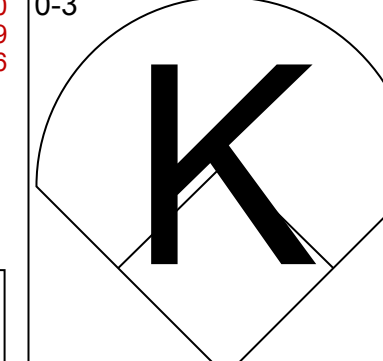
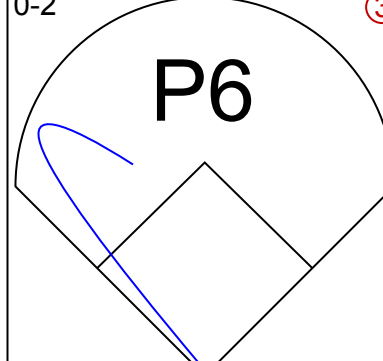
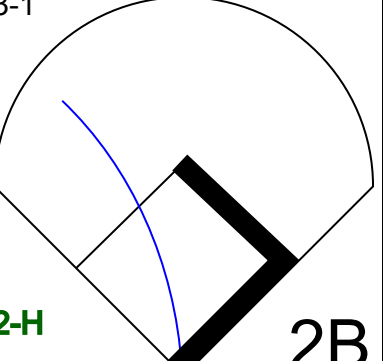
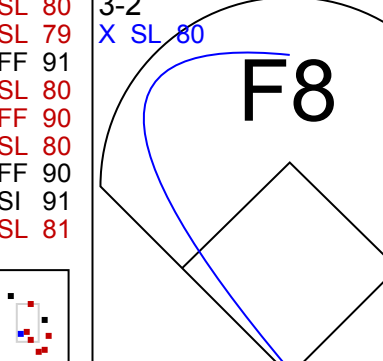
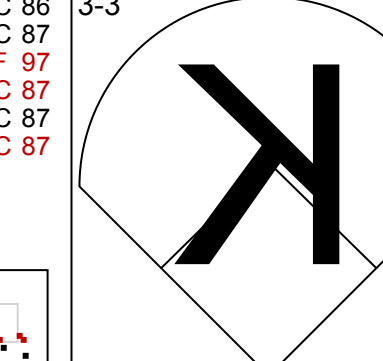
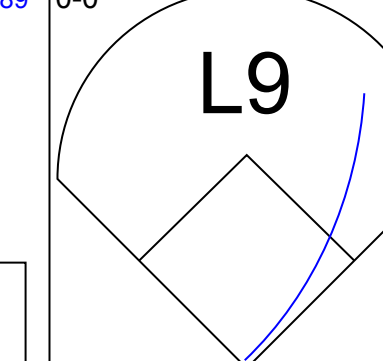
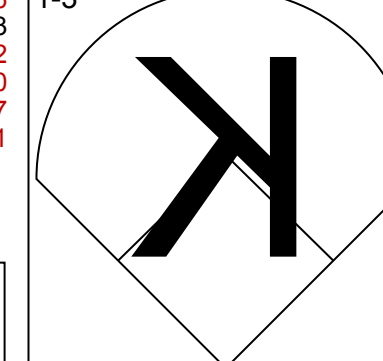

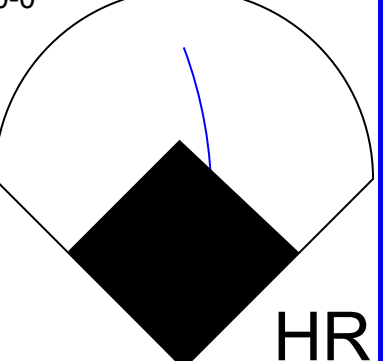
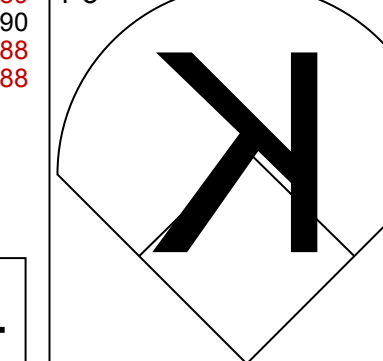
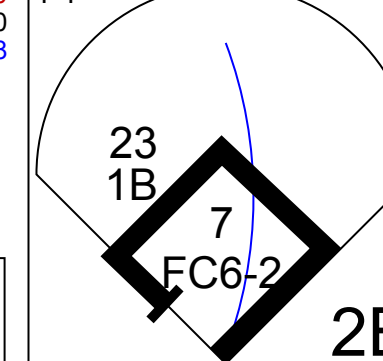
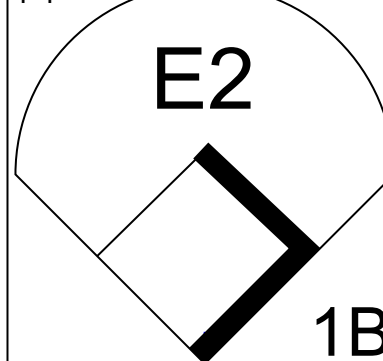
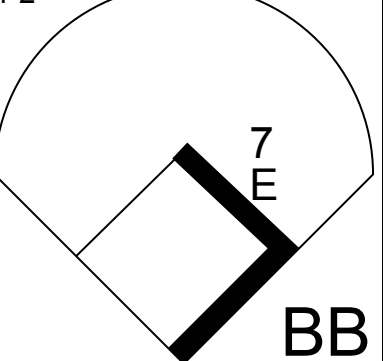


Batter	1	2	3	4	5	6	7	8	9	AB	R	H	RBI	BB	SO	LOB	BOTTOM				
5 Albert Almora Jr., R OBP: 0.282, SLG: 0.396										4	0	0	0	0	3	0					
9 Javier Báez, R OBP: 0.318, SLG: 0.535										4	1	1	0	0	1	0					
17 Kris Bryant, R OBP: 0.408, SLG: 0.565										3	2	2	1	1	0	0					
44 Anthony Rizzo, L OBP: 0.394, SLG: 0.525										3	1	1	1	1	1	0					
7 Victor Caratini, S OBP: 0.353, SLG: 0.461										4	0	0	0	0	2	4					
22 Jason Heyward, L OBP: 0.357, SLG: 0.470										3	0	1	2	0	2	0					
27 Addison Russell, R OBP: 0.331, SLG: 0.416										3	1	1	1	0	0	1					
13 David Bote, R OBP: 0.340, SLG: 0.425										3	0	0	0	0	0	1					
11 Yu Darvish, R ERA: 3.4 12 Kyle Schwarber, L ERA: 3.24, SLG: 0.480 56 Kyle Ryan, L ERA: 3.21 20 Brandon Kintzler, R ERA: 6.75 16 Robel Garcia, S ERA: 3.72 24 Craig Kimbrel, R ERA: 6.75										1	0	0	0	0	1	0					
<b>Inning Stats</b>	R: 1 E: 0 K: 2 S: 9	H: 1 LOB: 0 BB: 0 P: 13	R: 1 E: 0 K: 1 S: 13	H: 1 LOB: 0 BB: 0 P: 20	R: 0 E: 0 K: 3 S: 9	H: 0 LOB: 0 BB: 0 P: 14	R: 0 E: 0 K: 0 S: 8	H: 0 LOB: 0 BB: 0 P: 11	R: 0 E: 0 K: 1 S: 9	H: 0 LOB: 0 BB: 0 P: 15	R: 0 E: 0 K: 1 S: 6	H: 0 LOB: 0 BB: 0 P: 12	R: 2 E: 0 K: 1 S: 17	H: 1 LOB: 2 BB: 2 P: 30	R: 1 E: 0 K: 1 S: 15	H: 3 LOB: 2 BB: 0 P: 23	1B: 3 2B: 1 3B: 0 HR: 2	SF: 0 SAC: 0 DP: 0 HBP: 0	WP: 0 PB: 1 SB: 1 CS: 0	PA: 32	
<b>PITCHER</b>	IP WLS BF H R ER SO BB IBB HBP BLK WP HR S P ERA WHIP	IP WLS BF H R ER SO BB IBB HBP BLK WP HR S P ERA WHIP	IP WLS BF H R ER SO BB IBB HBP BLK WP HR S P ERA WHIP	IP WLS BF H R ER SO BB IBB HBP BLK WP HR S P ERA WHIP	IP WLS BF H R ER SO BB IBB HBP BLK WP HR S P ERA WHIP	IP WLS BF H R ER SO BB IBB HBP BLK WP HR S P ERA WHIP	IP WLS BF H R ER SO BB IBB HBP BLK WP HR S P ERA WHIP	IP WLS BF H R ER SO BB IBB HBP BLK WP HR S P ERA WHIP	IP WLS BF H R ER SO BB IBB HBP BLK WP HR S P ERA WHIP	IP WLS BF H R ER SO BB IBB HBP BLK WP HR S P ERA WHIP	IP WLS BF H R ER SO BB IBB HBP BLK WP HR S P ERA WHIP	IP WLS BF H R ER SO BB IBB HBP BLK WP HR S P ERA WHIP	IP WLS BF H R ER SO BB IBB HBP BLK WP HR S P ERA WHIP	IP WLS BF H R ER SO BB IBB HBP BLK WP HR S P ERA WHIP	IP WLS BF H R ER SO BB IBB HBP BLK WP HR S P ERA WHIP	IP WLS BF H R ER SO BB IBB HBP BLK WP HR S P ERA WHIP	IP WLS BF H R ER SO BB IBB HBP BLK WP HR S P ERA WHIP	IP WLS BF H R ER SO BB IBB HBP BLK WP HR S P ERA WHIP	IP WLS BF H R ER SO BB IBB HBP BLK WP HR S P ERA WHIP	IP WLS BF H R ER SO BB IBB HBP BLK WP HR S P ERA WHIP	IP WLS BF H R ER SO BB IBB HBP BLK WP HR S P ERA WHIP

Cincinnati Reds @ Chicago Cubs  
Wrigley Field, Chicago, IL  
Wed Jul 17 2019, 1:23 PM - 4:27 PM CDT  
Att: 37,260 - Sunny - 84 F

AB 30  
R 5  
H 6  
RBI 5  
BB 2  
SO 10  
LOB 6

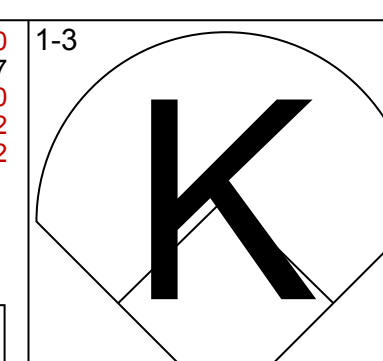
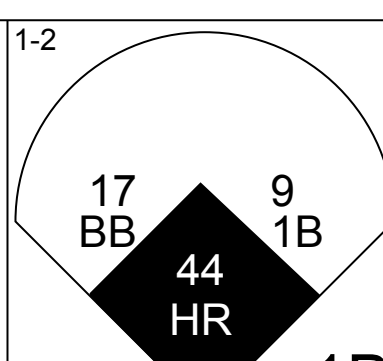
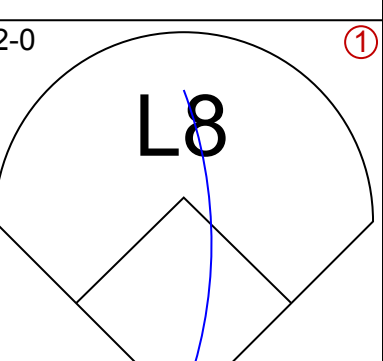
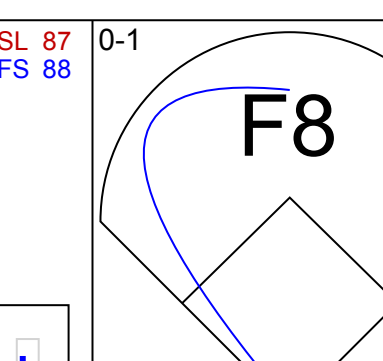
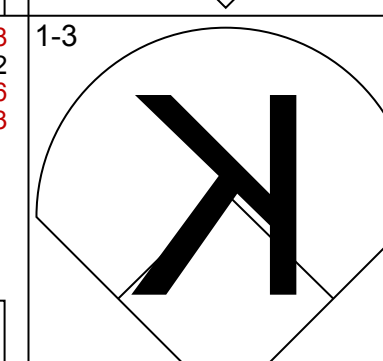
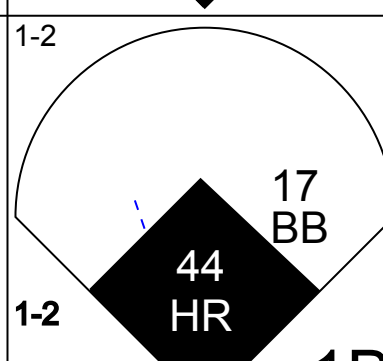
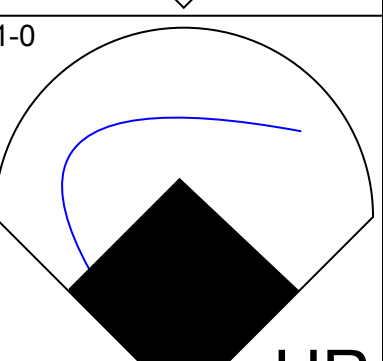
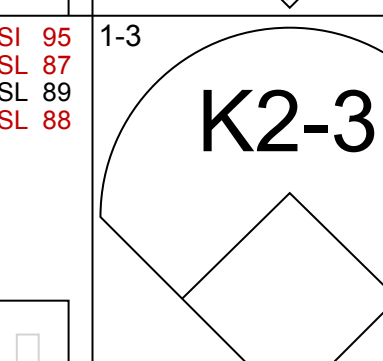
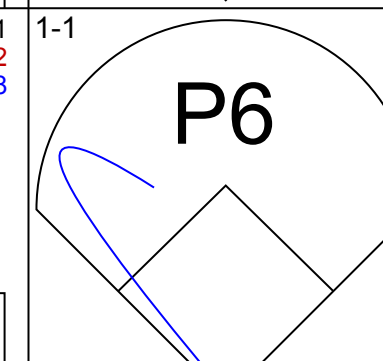
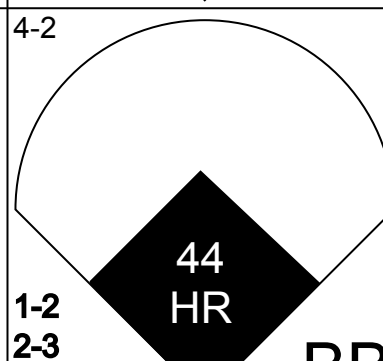
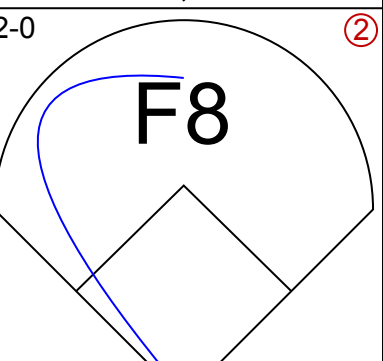
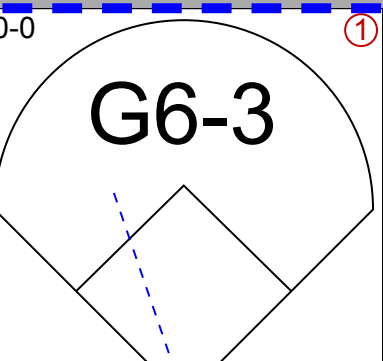
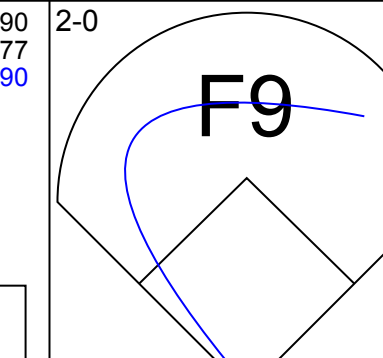
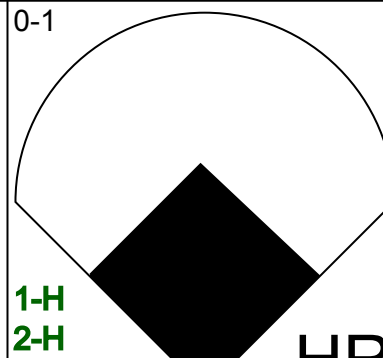
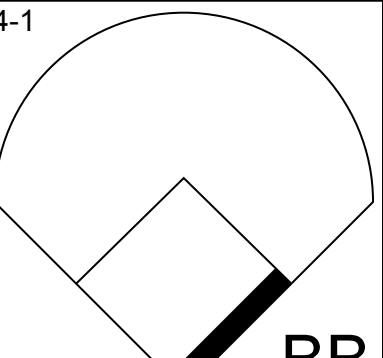
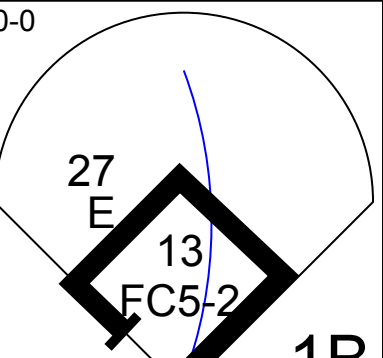

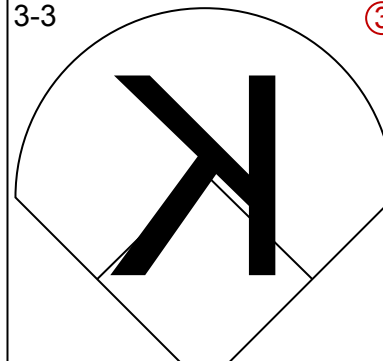
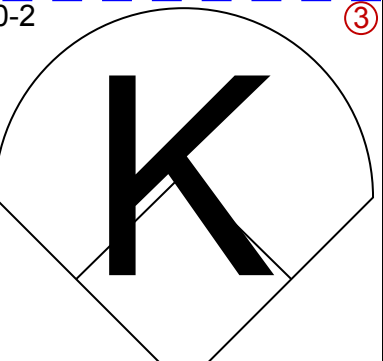
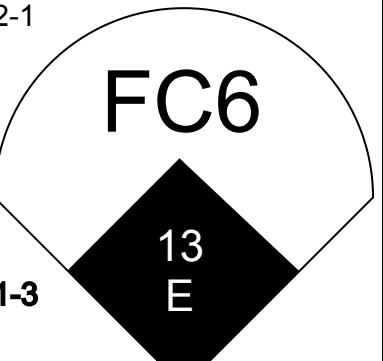


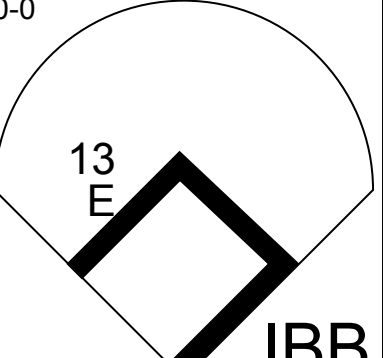


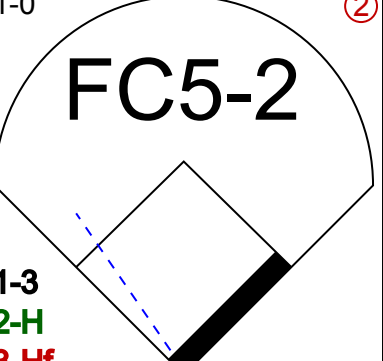
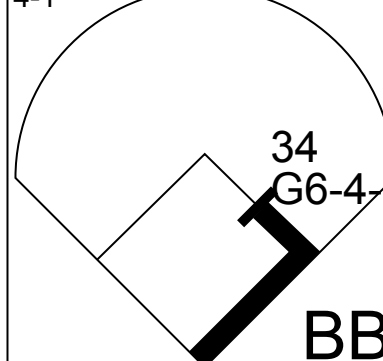

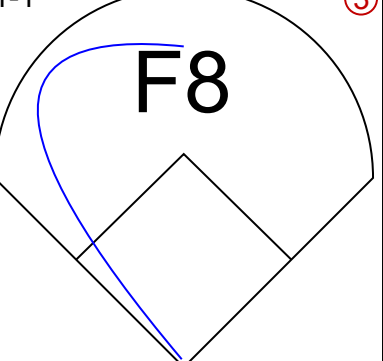
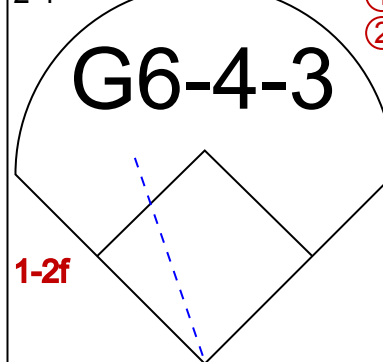



Batter	1	2	3	4	5	6	7	8	9	AB	R	H	RBI	BB	SO	LOB	TOP				
23 Fernando Tatis Jr., R (1.6) OBP: 0.388, SLG: 0.590										5	0	1	0	0	3	2					
7 Manuel Margot, R (1.8) OBP: 0.324, SLG: 0.403										5	2	2	0	0	0	4					
13 Manny Machado, R (1.5) OBP: 0.342, SLG: 0.512										5	1	2	2	0	2	4					
10 Hunter Renfroe, R (1.7) OBP: 0.306, SLG: 0.581											4	0	0	1	0	1	0				
32 Franmil Reyes, R (1.9) OBP: 0.312, SLG: 0.541											4	1	2	0	1	0	0				
30 Eric Hosmer, L (1.3) OBP: 0.334, SLG: 0.437											4	0	2	0	1	1	2				
27 Francisco Mejia, S (1.2) OBP: 0.262, SLG: 0.345											5	0	1	1	0	2	6				
3 Ian Kinsler, R (1.4) OBP: 0.271, SLG: 0.355										3	0	0	0	0	1	1					
61 Luis Perdomo, R (5.1) OBP: 0.250, SLG: 0.250										0	0	0	0	0	0	0					
22 Josh Naylor, L (8. PH) OBP: 0.288, SLG: 0.362										1	1	1	0	0	0	0					
34 Craig Stammen, R (8.1) OBP: 0.354, SLG: 0.403										0	0	0	0	0	0	0					
46 Eric Lauer, R (1.1) OBP: 0.125, SLG: 0.208										2	0	1	0	0	1	0					
5 Greg Garcia, L (5.4) OBP: 0.354, SLG: 0.403										1	0	1	0	1	0	0					
<b>Inning Stats</b>	R: 1 E: 0 K: 2 S: 18	H: 4 LOB: 3 BB: 0 P: 26	R: 0 E: 0 K: 2 S: 7	H: 0 LOB: 0 BB: 0 P: 9	R: 2 E: 0 K: 0 S: 10	H: 3 LOB: 1 BB: 0 P: 14	R: 0 E: 0 K: 1 S: 10	H: 2 LOB: 2 BB: 0 P: 15	R: 1 E: 1 K: 0 S: 11	H: 2 LOB: 1 BB: 0 P: 21	R: 0 E: 0 K: 0 S: 9	H: 0 LOB: 1 BB: 1 P: 18	R: 1 E: 1 K: 2 S: 12	H: 1 LOB: 1 BB: 1 P: 20	R: 0 E: 0 K: 3 S: 12	H: 0 LOB: 1 BB: 1 P: 22	1B: 9 2B: 2 3B: 0 HR: 2	SF: 1 SAC: 0 DP: 0 HBP: 0	WP: 1 PB: 0 SB: 0 CS: 0	PA: 43	
<b>PITCHER</b>	IP WLS BF H R ER SO BB IBB HBP BLK WP HR S P ERA WHIP	IP WLS BF H R ER SO BB IBB HBP BLK WP HR S P ERA WHIP	IP WLS BF H R ER SO BB IBB HBP BLK WP HR S P ERA WHIP	IP WLS BF H R ER SO BB IBB HBP BLK WP HR S P ERA WHIP	IP WLS BF H R ER SO BB IBB HBP BLK WP HR S P ERA WHIP	IP WLS BF H R ER SO BB IBB HBP BLK WP HR S P ERA WHIP	IP WLS BF H R ER SO BB IBB HBP BLK WP HR S P ERA WHIP	IP WLS BF H R ER SO BB IBB HBP BLK WP HR S P ERA WHIP	IP WLS BF H R ER SO BB IBB HBP BLK WP HR S P ERA WHIP	IP WLS BF H R ER SO BB IBB HBP BLK WP HR S P ERA WHIP	IP WLS BF H R ER SO BB IBB HBP BLK WP HR S P ERA WHIP	IP WLS BF H R ER SO BB IBB HBP BLK WP HR S P ERA WHIP	IP WLS BF H R ER SO BB IBB HBP BLK WP HR S P ERA WHIP	IP WLS BF H R ER SO BB IBB HBP BLK WP HR S P ERA WHIP	IP WLS BF H R ER SO BB IBB HBP BLK WP HR S P ERA WHIP	IP WLS BF H R ER SO BB IBB HBP BLK WP HR S P ERA WHIP	IP WLS BF H R ER SO BB IBB HBP BLK WP HR S P ERA WHIP	IP WLS BF H R ER SO BB IBB HBP BLK WP HR S P ERA WHIP	IP WLS BF H R ER SO BB IBB HBP BLK WP HR S P ERA WHIP	IP WLS BF H R ER SO BB IBB HBP BLK WP HR S P ERA WHIP	IP WLS BF H R ER SO BB IBB HBP BLK WP HR S P ERA WHIP

San Diego Padres @ Chicago Cubs  
Wrigley Field, Chicago, IL  
Fri Jul 19 2019, 1:25 PM - 4:34 PM CDT  
Att: 39,526 - Partly Cloudy - 92 F

AB 39  
R 5  
H 13  
RBI 5  
BB 3  
SO 11  
LOB 19



Batter	1	2	3	4	5	6	7	8	9	AB	R	H	RBI	BB	SO	LOB	BOTTOM				
5 Albert Almora Jr., R (1.8) OBP: 0.282, SLG: 0.394										4	1	1	0	0	1	0					
9 Javier Báez, R (1.6) OBP: 0.319, SLG: 0.543										4	2	2	1	0	2	0					
17 Kris Bryant, R (1.7) OBP: 0.406, SLG: 0.560										3	1	0	0	1	0	0					
44 Anthony Rizzo, L (1.3) OBP: 0.398, SLG: 0.535										3	1	2	4	1	0	0					
27 Addison Russell, R (1.4) OBP: 0.323, SLG: 0.404										4	1	0	0	0	3	2					
22 Jason Heyward, L (1.9) OBP: 0.361, SLG: 0.475										3	0	2	0	1	1	0					
13 David Bote, R (1.5) OBP: 0.335, SLG: 0.418										4	0	0	0	0	3	4					
38 Martin Maldonado, R (1.2) OBP: 0.286, SLG: 0.355										3	0	0	0	1	1	3					
34 Jon Lester, L (1.1) OBP: 0.333, SLG: 0.385										2	0	0	0	0	0	2					
41 Steve Cishek, R (7.1) OBP: 0.323, SLG: 0.479										0	0	0	0	0	0	0					
12 Kyle Schwarber, L (7. PH) OBP: 0.323, SLG: 0.479										1	0	0	0	0	0	0					
46 Pedro Strop, R (8.1) OBP: 0.354, SLG: 0.403										0	0	0	0	0	0	0					
24 Craig Kimbrel, R (9.1) OBP: 0.354, SLG: 0.403										0	0	0	0	0	0	0					
<b>Inning Stats</b>	R: 0 E: 0 K: 2 S: 9	H: 0 LOB: 0 BB: 0 P: 12	R: 0 E: 0 K: 2 S: 8	H: 1 LOB: 1 BB: 0 P: 12	R: 4 E: 0 K: 1 S: 18	H: 3 LOB: 0 BB: 2 P: 33	R: 0 E: 0 K: 2 S: 12	H: 1 LOB: 1 BB: 0 P: 15	R: 1 E: 0 K: 1 S: 7	H: 1 LOB: 1 BB: 1 P: 16	R: 0 E: 0 K: 2 S: 9	H: 0 LOB: 0 BB: 0 P: 13	R: 0 E: 0 K: 1 S: 7	H: 0 LOB: 0 BB: 0 P: 11	R: 1 E: 2 K: 0 S: 7	H: 1 LOB: 2 BB: 1 P: 11	1B: 4 2B: 1 3B: 0 HR: 2	SF: 0 SAC: 0 DP: 1 HBP: 0	WP: 0 PB: 0 SB: 0 CS: 0	PA: 35	
<b>PITCHER</b>	IP WLS BF H R ER SO BB IBB HBP BLK WP HR S P ERA WHIP	IP WLS BF H R ER SO BB IBB HBP BLK WP HR S P ERA WHIP	IP WLS BF H R ER SO BB IBB HBP BLK WP HR S P ERA WHIP	IP WLS BF H R ER SO BB IBB HBP BLK WP HR S P ERA WHIP	IP WLS BF H R ER SO BB IBB HBP BLK WP HR S P ERA WHIP	IP WLS BF H R ER SO BB IBB HBP BLK WP HR S P ERA WHIP	IP WLS BF H R ER SO BB IBB HBP BLK WP HR S P ERA WHIP	IP WLS BF H R ER SO BB IBB HBP BLK WP HR S P ERA WHIP	IP WLS BF H R ER SO BB IBB HBP BLK WP HR S P ERA WHIP	IP WLS BF H R ER SO BB IBB HBP BLK WP HR S P ERA WHIP	IP WLS BF H R ER SO BB IBB HBP BLK WP HR S P ERA WHIP	IP WLS BF H R ER SO BB IBB HBP BLK WP HR S P ERA WHIP	IP WLS BF H R ER SO BB IBB HBP BLK WP HR S P ERA WHIP	IP WLS BF H R ER SO BB IBB HBP BLK WP HR S P ERA WHIP	IP WLS BF H R ER SO BB IBB HBP BLK WP HR S P ERA WHIP	IP WLS BF H R ER SO BB IBB HBP BLK WP HR S P ERA WHIP	IP WLS BF H R ER SO BB IBB HBP BLK WP HR S P ERA WHIP	IP WLS BF H R ER SO BB IBB HBP BLK WP HR S P ERA WHIP	IP WLS BF H R ER SO BB IBB HBP BLK WP HR S P ERA WHIP	IP WLS BF H R ER SO BB IBB HBP BLK WP HR S P ERA WHIP	IP WLS BF H R ER SO BB IBB HBP BLK WP HR S P ERA WHIP


San Diego Padres @ Chicago Cubs  
Wrigley Field, Chicago, IL  
Fri Jul 19 2019, 1:25 PM - 4:34 PM CDT  
Att: 39,526 - Partly Cloudy - 92 F

AB 31  
R 6  
H 7  
RBI 5  
BB 4  
SO 11  
LOB 11



Batter	1	2	3	4	5	6	7	8	9	AB	R	H	RBI	BB	SO	LOB	TOP			
23 Fernando Tatis Jr., R OBP: 0.385, SLG: 0.597	G6-3		HR	SF8		P6			B5	4	1	1	2	0	0	3	<b>San Diego Padres @ Chicago Cubs</b> Wrigley Field, Chicago, IL Sat Jul 20 2019, 1:22 PM - 4:46 PM CDT Att: 40,314 - Partly Cloudy - 94 F			
7 Manuel Margot, R OBP: 0.329, SLG: 0.414	13 2B		13 HR	P3		G6-3			4-2 BB	4	1	2	0	1	0	3				
13 Manny Machado, R OBP: 0.340, SLG: 0.516	K		HR						L5	5	1	1	2	0	2	2				
10 Hunter Renfroe, R OBP: 0.305, SLG: 0.587	K		G4-3							4	1	1	1	0	1	1				
32 Franmil Reyes, R OBP: 0.309, SLG: 0.535										3	0	0	0	0	3	0				
55 Matt Strahm, R OBP: 0.364, SLG: 0.400										0	0	0	0	0	0	0				
5 Greg Garcia, L OBP: 0.352, SLG: 0.401										1	0	0	0	0	0	0				
58 Trey Wingenter, R OBP: 0.352, SLG: 0.401										0	0	0	0	0	0	0				
30 Eric Hosmer, L OBP: 0.333, SLG: 0.438			G4-3							4	0	1	0	0	1	0				
9 Luis Urias, R OBP: 0.242, SLG: 0.143	L4									4	1	1	0	0	0	1				
18 Austin Hedges, R OBP: 0.256, SLG: 0.324										2	0	1	0	1	0	1				
22 Josh Naylor, L OBP: 0.297, SLG: 0.358										1	0	0	0	0	0	0				
27 Francisco Mejia, S OBP: 0.262, SLG: 0.345										0	0	0	0	0	0	0				
37 Joey Lucchesi, L OBP: 0.063, SLG: 0.032										1	0	0	0	0	1	2				
4 Wil Myers, R OBP: 0.319, SLG: 0.400	K2-3									1	0	1	0	1	0	0				
<b>Inning Stats</b>	R: 0 H: 1 E: 0 K: 2 S: 13	H: 1 LOB: 2 BB: 0 P: 22	R: 0 H: 1 E: 0 K: 2 S: 9	H: 1 LOB: 2 BB: 1 P: 15	R: 3 H: 3 E: 0 K: 1 S: 16	H: 3 LOB: 0 BB: 0 P: 24	R: 1 H: 2 E: 0 K: 0 S: 7	H: 2 LOB: 1 BB: 0 P: 8	R: 1 H: 1 E: 0 K: 2 S: 11	H: 1 LOB: 0 BB: 0 P: 17	R: 0 H: 1 E: 1 K: 0 S: 15	H: 1 LOB: 2 BB: 0 P: 24	R: 0 H: 0 E: 0 K: 1 S: 6	H: 0 LOB: 0 BB: 2 P: 8	R: 0 H: 0 E: 0 K: 1 S: 8	H: 0 LOB: 1 BB: 2 P: 20	1B: 3 2B: 3 3B: 0 HR: 3	SF: 1 SAC: 1 DP: 0 HBP: 0	WP: 0 PB: 0 SB: 1 CS: 1	PA: 39
<b>PITCHER</b>	IP WLS BF H R ER SO BB IBB HBP BLK WP HR S P ERA WHIP																			
62 Jose Quintana, L ERA: 4.42	5.0 W 24 8 5 5 7 1 0 0 0 0 0 3 56 86 9.00 1.800																			
20 Brandon Kintzler, R ERA: 2.21	1.0 H 5 1 0 0 0 0 0 0 0 0 0 0 15 24 0.00 1.000																			
41 Steve Cishek, R ERA: 2.64	1.0 H 3 0 0 0 0 0 0 0 0 0 0 0 7 12 0.00 0.000																			
46 Pedro Strop, R ERA: 4.62	1.0 H 3 0 0 0 1 0 0 0 0 0 0 0 6 8 0.00 0.000																			
24 Craig Kimbrel, R ERA: 5.18	1.0 S 4 0 0 0 0 2 0 0 0 0 0 0 8 20 0.00 2.000																			

Batter	1	2	3	4	5	6	7	8	9	AB	R	H	RBI	BB	SO	LOB	BOTTOM			
5 Albert Almora Jr., R OBP: 0.278, SLG: 0.388	G3	L7-4		FC5-2 9 HR		P3				4	1	0	0	0	0	4	<b>San Diego Padres @ Chicago Cubs</b> Wrigley Field, Chicago, IL Sat Jul 20 2019, 1:22 PM - 4:46 PM CDT Att: 40,314 - Partly Cloudy - 94 F			
9 Javier Báez, R OBP: 0.324, SLG: 0.555	17 G6-3 2B		17 1B	HR		G5-3				4	3	3	3	0	0	0				
17 Kris Bryant, R OBP: 0.407, SLG: 0.558	E2 16 3B BB		16 G5-3 1B	K		K				3	1	1	0	1	2	0				
44 Anthony Rizzo, L OBP: 0.399, SLG: 0.538	G6-3		16 G5-3 1B							4	0	2	2	0	0	1				
16 Robel Garcia, S OBP: 0.387, SLG: 0.486										3	0	1	1	0	1	3				
20 Brandon Kintzler, R ERA: 2.21										0	0	0	0	0	0	0				
41 Steve Cishek, R ERA: 2.64										0	0	0	0	0	0	0				
12 Kyle Schwarber, L OBP: 0.323, SLG: 0.647										1	0	0	0	0	0	0				
46 Pedro Strop, R ERA: 4.62										0	0	0	0	0	0	0				
24 Craig Kimbrel, R ERA: 5.18										0	0	0	0	0	0	0				
7 Victor Caratini, S OBP: 0.350, SLG: 0.448	L8		G4-3							3	0	0	0	1	1	2				
27 Addison Russell, R OBP: 0.327, SLG: 0.403										3	0	1	0	1	1	2				
13 David Bote, R OBP: 0.341, SLG: 0.428										4	1	3	0	0	1	0				
62 Jose Quintana, R ERA: 4.27										2	0	0	0	0	1	4				
22 Jason Heyward, L OBP: 0.359, SLG: 0.472										2	0	0	0	0	1	3				
<b>Inning Stats</b>	R: 2 H: 2 E: 2 K: 0 S: 15	H: 2 LOB: 1 BB: 1 P: 24	R: 0 H: 1 E: 0 K: 1 S: 12	H: 1 LOB: 1 BB: 1 P: 20	R: 1 H: 3 E: 0 K: 0 S: 14	H: 3 LOB: 0 BB: 0 P: 21	R: 3 H: 3 E: 0 K: 1 S: 12	H: 3 LOB: 0 BB: 0 P: 18	R: 0 H: 2 E: 0 K: 2 S: 15	H: 2 LOB: 3 BB: 1 P: 25	R: 0 H: 0 E: 0 K: 1 S: 5	H: 0 LOB: 0 BB: 0 P: 7	R: 0 H: 0 E: 0 K: 1 S: 8	H: 0 LOB: 0 BB: 0 P: 12	R: 0 H: 0 E: 0 K: 2 S: 9	H: 0 LOB: 0 BB: 0 P: 13	1B: 6 2B: 4 3B: 1 HR: 1	SF: 0 SAC: 0 DP: 2 HBP: 0	WP: 0 PB: 0 SB: 0 CS: 0	PA: 36
<b>PITCHER</b>	IP WLS BF H R ER SO BB IBB HBP BLK WP HR S P ERA WHIP																			
37 Joey Lucchesi, L ERA: 4.27	4.1 L 24 10 6 6 3 3 0 0 0 0 0 0 1 60 97 12.46 3.000																			
55 Matt Strahm, L ERA: 5.29	1.2 6 1 0 0 2 0 0 0 0 0 0 0 13 18 0.00 0.600																			
58 Trey Wingenter, R ERA: 4.26	2.0 6 0 0 0 3 0 0 0 0 0 0 0 17 25 0.00 0.000																			



Batter	1	2	3	4	5	6	7	8	9	AB	R	H	RBI	BB	SO	LOB	TOP								
23 Fernando Tatis Jr., R OBP: 0.388, SLG: 0.595	G5-3		G5-3					G6-4-3		4	0	2	3	1	0	0	<b>San Diego Padres @ Chicago Cubs</b> Wrigley Field, Chicago, IL Sun Jul 21 2019, 1:52 PM - 4:41 PM CDT Att: 39,954 - Overcast - 72 F								
7 Manuel Margot, R OBP: 0.323, SLG: 0.404	G4-3			L8	G6-3			K	P5	5	0	0	0	0	1	4									
13 Manny Machado, R OBP: 0.337, SLG: 0.511	G6-3			F8		P4		G6-4-3		4	0	0	0	0	0	1									
30 Eric Hosmer, L OBP: 0.333, SLG: 0.436		G4-3				G4-3			G6-3	4	0	1	0	0	0	0									
10 Hunter Renfroe, R OBP: 0.308, SLG: 0.588		K				K				3	1	1	0	1	2	0									
27 Francisco Mejia, S OBP: 0.277, SLG: 0.378										3	2	2	1	1	0	2									
4 Wil Myers, R OBP: 0.315, SLG: 0.394										4	0	0	0	0	1	3									
9 Luis Urias, R OBP: 0.270, SLG: 0.133										2	2	0	0	2	1	0									
50 Adrian Morejon, L ERA: 3.41										1	0	0	0	0	1	0									
40 Cal Quantrill, L ERA: 6.08										1	0	0	0	0	0	0									
5 Greg Garcia, L OBP: 0.355, SLG: 0.401										0	0	0	1	0	0	0									
39 Kirby Yates, L ERA: 5.87										0	0	0	0	0	0	0									
<b>Inning Stats</b>	R: 0 E: 0 K: 0 S: 7	H: 0 LOB: 0 BB: 0 P: 9	R: 0 E: 0 K: 1 S: 9	H: 0 LOB: 1 BB: 1 P: 14	R: 0 E: 0 K: 1 S: 11	H: 0 LOB: 0 BB: 0 P: 17	R: 0 E: 0 K: 0 S: 15	H: 2 LOB: 2 BB: 0 P: 20	R: 1 E: 0 K: 1 S: 8	H: 1 LOB: 1 BB: 1 P: 13	R: 0 E: 0 K: 1 S: 8	H: 0 LOB: 0 BB: 0 P: 9	R: 1 E: 0 K: 1 S: 14	H: 1 LOB: 0 BB: 0 P: 21	R: 0 E: 0 K: 1 S: 7	H: 0 LOB: 0 BB: 1 P: 13	R: 3 E: 0 K: 0 S: 18	H: 2 LOB: 2 BB: 2 P: 34	1B: 4 2B: 1 3B: 0 HR: 1	SF: 0 DP: 1 HBP: 1	WP: 0 PB: 0 SB: 0 CS: 0	PA: 38			
<b>PITCHER</b>	IP	WLS	BF	H	R	ER	SO	BB	IBB	HBP	BLK	WP	HR	S	P	ERA	WHIP								
28 Kyle Hendricks, R	7.0	L	27	4	2	2	5	2	0	0	0	0	1	72	103	2.57	0.857								
29 Brad Brach, R	1.0		3	0	0	0	1	1	0	0	0	0	0	7	13	0.00	1.000								
56 Kyle Ryan, L	0.2		4	1	2	2	0	1	0	0	0	0	0	9	17	27.00	3.000								
6 Carl Edwards Jr., R	0.1		4	1	1	1	0	1	0	1	0	0	0	9	17	27.00	6.000								

AB	31
R	5
H	6
RBI	5
BB	5
SO	6
LOB	10



Batter	1	2	3	4	5	6	7	8	9	AB	R	H	RBI	BB	SO	LOB	BOTTOM								
12 Kyle Schwarber, L OBP: 0.321, SLG: 0.474	P2							F8		4	0	1	0	0	1	1	<b>San Diego Padres @ Chicago Cubs</b> Wrigley Field, Chicago, IL Sun Jul 21 2019, 1:52 PM - 4:41 PM CDT Att: 39,954 - Overcast - 72 F								
9 Javier Báez, R OBP: 0.323, SLG: 0.552										4	1	1	0	0	2	1									
17 Kris Bryant, R OBP: 0.406, SLG: 0.557										4	0	1	0	0	2	1									
44 Anthony Rizzo, L OBP: 0.400, SLG: 0.537										4	0	2	1	0	1	1									
16 Robel Garcia, S OBP: 0.324, SLG: 0.774										4	0	0	0	0	1	3									
22 Jason Heyward, L OBP: 0.356, SLG: 0.467										3	0	0	0	0	1	1									
5 Albert Almora Jr., R OBP: 0.275, SLG: 0.364										3	0	0	0	0	0	0									
38 Martin Maldonado, R OBP: 0.284, SLG: 0.352										2	0	0	0	0	1	0									
7 Victor Caratini, S OBP: 0.347, SLG: 0.443										1	0	0	0	0	0	0									
28 Kyle Hendricks, R OBP: 0.250, SLG: 0.233										2	0	1	0	0	1	0									
29 Brad Brach, R OBP: 0.333, SLG: 0.333										0	0	0	0	0	0	0									
3 Daniel Descalso, L OBP: 0.280, SLG: 0.284										1	0	0	0	0	0	0									
56 Kyle Ryan, L ERA: 3.79										0	0	0	0	0	0	0									
6 Carl Edwards Jr., R ERA: 5.87										0	0	0	0	0	0	0									
<b>Inning Stats</b>	R: 1 E: 0 K: 0 S: 9	H: 2 LOB: 1 BB: 0 P: 14	R: 0 E: 0 K: 0 S: 6	H: 0 LOB: 0 BB: 0 P: 8	R: 0 E: 0 K: 2 S: 8	H: 1 LOB: 1 BB: 0 P: 11	R: 0 E: 0 K: 0 S: 6	H: 1 LOB: 0 BB: 0 P: 8	R: 0 E: 0 K: 2 S: 10	H: 1 LOB: 1 BB: 0 P: 17	R: 0 E: 0 K: 2 S: 9	H: 0 LOB: 0 BB: 0 P: 15	R: 0 E: 0 K: 1 S: 8	H: 0 LOB: 0 BB: 0 P: 14	R: 0 E: 0 K: 0 S: 10	H: 0 LOB: 0 BB: 0 P: 17	R: 0 E: 0 K: 3 S: 15	H: 1 LOB: 1 BB: 0 P: 20	1B: 5 2B: 2 3B: 0 HR: 0	SF: 0 DP: 1 HBP: 0	WP: 0 PB: 0 SB: 0 CS: 0	PA: 32			
<b>PITCHER</b>	IP	WLS	BF	H	R	ER	SO	BB	IBB	HBP	BLK	WP	HR	S	P	ERA	WHIP								
50 Adrian Morejon, L	2.1		10	2	0	0	6	0	0	0	0	0	0	47	77	0.00	0.353								
40 Cal Quantrill, R	5.2	W	18	2	0	0	6	0	0	0	0	0	0	47	77	0.00	0.353								
39 Kirby Yates, R	1.0		4	1	0	0	3	0	0	0	0	0	0	15	20	0.00	1.000								


AB	32
R	1
H	6
RBI	1
BB	0
SO	10
LOB	8



Batter	1	2	3	4	5	6	7	8	9	AB	R	H	RBI	BB	SO	LOB	TOP					
12 Kyle Schwarber, L OBP: 0.320, SLG: 0.479	G1-3		HR		P1			G6-3	P6	5	1	1	1	0	0	2	<b>Chicago Cubs @ San Francisco Giants</b> Oracle Park, San Francisco, CA Mon Jul 22 2019, 6:47 PM - 9:36 PM PDT Att: 37,119 - Clear - 64 F					
9 Javier Báez, R OBP: 0.320, SLG: 0.546	G1-3		G2-3		L9			K		4	0	0	0	0	1	0						
17 Kris Bryant, R OBP: 0.404, SLG: 0.554	K			G5-3	P3			44 2B		4	1	1	0	0	1	0						
44 Anthony Rizzo, L OBP: 0.400, SLG: 0.538		P5			16 B1-3 1B			K		3	1	1	1	0	1	0						
16 Robel Garcia, S OBP: 0.316, SLG: 0.800				B1-3				K		4	1	1	1	0	1	2						
46 Pedro Strop, R	HR							K		0	0	0	0	0	0	0						
22 Jason Heyward, L OBP: 0.395, SLG: 0.463		K			5 1B			L9		3	0	0	0	0	1	1						
5 Albert Almora Jr., R OBP: 0.275, SLG: 0.382								F9		4	0	1	1	0	1	0						
38 Martin Maldonado, R OBP: 0.285, SLG: 0.349								K		2	0	0	0	0	1	2						
7 Victor Caratini, S OBP: 0.352, SLG: 0.443								K		0	0	0	0	0	1	0						
30 Alec Mills, R								K		2	0	0	0	0	0	0						
56 Kyle Ryan, L								K		2	0	0	0	0	0	0						
29 Brad Brach, R								K		2	0	0	0	0	0	0						
13 David Bote, R								K		1	0	0	0	0	0	0						
41 Steve Cishek, R								K		1	0	0	0	0	0	0						
27 Addison Russell, R OBP: 0.331, SLG: 0.497								K		1	0	1	0	0	0	0						
<b>Inning Stats</b>	R: 0 H: 0 E: 0 K: 1 S: 8	H: 0 LOB: 0 BB: 0 P: 12	R: 1 H: 1 E: 0 K: 2 S: 12	H: 1 LOB: 0 BB: 0 P: 19	R: 1 H: 1 E: 0 K: 1 S: 9	H: 1 LOB: 3 BB: 0 P: 12	R: 1 H: 1 E: 0 K: 1 S: 10	H: 1 LOB: 0 BB: 2 P: 20	R: 0 H: 0 E: 0 K: 0 S: 6	H: 0 LOB: 0 BB: 0 P: 13	R: 0 H: 0 E: 0 K: 2 S: 11	H: 0 LOB: 0 BB: 0 P: 13	R: 0 H: 0 E: 0 K: 2 S: 12	H: 0 LOB: 0 BB: 0 P: 16	R: 1 H: 2 E: 0 K: 1 S: 13	H: 2 LOB: 1 BB: 0 P: 21	R: 0 H: 1 E: 0 K: 0 S: 9	H: 1 LOB: 2 BB: 1 P: 15	1B: 3 2B: 1 3B: 0 HR: 2	SF: 0 SAC: 0 DP: 0 HBP: 1	WP: 0 PB: 0 SB: 1 CS: 0	PA: 37
<b>PITCHER</b>	IP WLS BF H R ER SO BB IBB HBP BLK WP HR S P ERA WHIP																					
64 Shaun Anderson, R ERA: 4.91	5.0	21	3	3	3	5	1	1	1	0	0	0	2	45	76	5.40	0.800					
37 Drew Pomeranz, L ERA: 5.53	2.0	6	0	0	0	4	0	0	0	0	0	0	0	23	29	0.00	0.000					
58 Trevor Gott, R ERA: 3.86	1.0	W	5	2	1	1	0	0	0	0	0	0	0	13	21	9.00	2.000					
49 Sam Dyson, R ERA: 2.57	1.0	S	5	1	0	0	1	0	0	0	0	0	0	9	15	0.00	2.000					

livebaseballscorecards.com

AB 33  
R 4  
H 6  
RBI 4  
BB 3  
SO 10  
LOB 7



Batter	1	2	3	4	5	6	7	8	9	AB	R	H	RBI	BB	SO	LOB	BOTTOM			
9 Brandon Belt, L OBP: 0.362, SLG: 0.409	K		L7		L4					4	0	1	0	0	1	2	<b>Chicago Cubs @ San Francisco Giants</b> Oracle Park, San Francisco, CA Mon Jul 22 2019, 6:47 PM - 9:36 PM PDT Att: 37,119 - Clear - 64 F			
5 Mike Yastrzemski, L OBP: 0.307, SLG: 0.500	G4-3				1B			G5-3		4	0	2	1	0	0	2				
48 Pablo Sandoval, S OBP: 0.306, SLG: 0.496					48 G4-6-3 1B					4	1	1	0	0	1	3				
21 Stephen Vogt, L OBP: 0.336, SLG: 0.508		K			35 1B G6-4-3 2B			P6		4	1	1	0	0	2	1				
35 Brandon Crawford, L OBP: 0.307, SLG: 0.386		G4-3						K		4	0	2	1	0	1	0				
1 Kevin Pillar, R OBP: 0.274, SLG: 0.403								K		4	1	1	0	0	0	2				
53 Austin Slater, R OBP: 0.304, SLG: 0.596								F8		4	1	1	0	0	0	2				
12 Joe Panik, L OBP: 0.314, SLG: 0.323								K		3	1	1	1	1	0	0				
64 Shaun Anderson, R OBP: 0.356, SLG: 0.558								G5-3		1	0	0	0	0	0	1				
66 Zach Greinke, R ERA: 3.53								K		1	0	0	0	0	0	1				
37 Drew Pomeranz, R ERA: 5.53								K		1	0	0	0	0	0	0				
7 Donovan Solano, R ERA: 6.03								K		1	0	0	0	0	0	0				
58 Trevor Gott, R ERA: 3.86								K		1	0	0	0	0	0	0				
28 Buster Posey, R OBP: 0.322, SLG: 0.536								K		1	0	0	0	0	0	1				
49 Sam Dyson, R ERA: 2.57								K		0	0	0	0	0	0	0				
<b>Inning Stats</b>	R: 0 H: 0 E: 0 K: 2 S: 14	H: 0 LOB: 0 BB: 0 P: 18	R: 0 H: 1 E: 0 K: 1 S: 15	H: 1 LOB: 1 BB: 1 P: 24	R: 0 H: 1 E: 0 K: 1 S: 9	H: 1 LOB: 0 BB: 0 P: 14	R: 1 H: 2 E: 0 K: 0 S: 6	H: 2 LOB: 0 BB: 0 P: 9	R: 1 H: 3 E: 0 K: 1 S: 15	H: 3 LOB: 1 BB: 0 P: 19	R: 0 H: 0 E: 0 K: 1 S: 9	H: 0 LOB: 0 BB: 0 P: 16	R: 0 H: 2 E: 0 K: 0 S: 11	H: 2 LOB: 2 BB: 0 P: 16	R: 3 H: 4 E: 0 K: 1 S: 17	H: 4 LOB: 1 BB: 0 P: 25	1B: 9 2B: 4 3B: 0 HR: 0	SF: 0 SAC: 0 DP: 2 HBP: 0	WP: 0 PB: 0 SB: 0 CS: 0	PA: 36
<b>PITCHER</b>	IP WLS BF H R ER SO BB IBB HBP BLK WP HR S P ERA WHIP																			
30 Alec Mills, R ERA: 4.35	4.1	20	7	2	2	5	1	0	0	0	0	0	0	13	21	0.00	0.000			
56 Kyle Ryan, L ERA: 3.53	1.1	3	0	0	0	1	0	0	0	0	0	0	0	3	3	0.00	0.000			
29 Brad Brach, R ERA: 6.03	0.1	H	1	0	0	0	0	0	0	0	0	0	0	2	3	0.00	0.000			
41 Steve Cishek, R ERA: 2.58	1.0	H	5	2	0	0	0	0	0	0	0	0	0	11	16	0.00	2.000			
46 Pedro Strop, R ERA: 5.47	1.0	L	7	4	3	3	1	0	0	0	0	0	0	17	25	27.00	4.000			

livebaseballscorecards.com

AB 35  
R 5  
H 13  
RBI 4  
BB 1  
SO 7  
LOB 14



Batter	1	2	3	4	5	6	7	8	9	10	11	12	13	AB	R	H	RBI	BB	SO	LOB	TOP			
16 Kyle Schwarber, L ERA: 3.66 54 Reyes Moronta, R ERA: 2.74 56 Tony Watson, L ERA: 2.85 13 Willi Smith, L ERA: 2.44 41 Mark Melancon, R ERA: 3.65	 K	 K	 F7	 K	 K	 L9	 G5-4-3	 K	 G5-4-3	 K	 K	 K	 K	 K	4	0	0	0	0	2	1			
9 Javier Báez, R OBP: 0.320, SLG: 0.546	 K	 K	 17 1B	 K	 G1-3	 K	 K	 K	 K	 K	 K	 K	 K	6	2	2	0	0	2	0				
17 Kris Bryant, R OBP: 0.406, SLG: 0.556	 K	 K	 44 HBP	 K	 K	 K	 K	 K	 K	 K	 K	 K	 K	6	1	3	2	0	3	0				
44 Anthony Rizzo, L OBP: 0.397, SLG: 0.531	 K	 K	 G5-3	 K	 K	 K	 K	 K	 K	 K	 K	 K	 K	5	0	0	0	0	1	2				
5 Albert Almora Jr., R OBP: 0.272, SLG: 0.378 3 Daniel DeSclazo, L OBP: 0.283, SLG: 0.263	 K	 K	 G5-3	 K	 G5-3	 K	 K	 K	 K	 K	 K	 K	 K	3	0	0	0	0	1	2				
22 Jason Heyward, L OBP: 0.356, SLG: 0.465	 K	 K	 G6-3	 K	 F9	 K	 K	 K	 K	 K	 K	 K	 K	5	1	2	1	0	0	0				
16 Robel Garcia, S OBP: 0.302, SLG: 0.718	 K	 K	 G6-3	 K	 G6-3	 K	 K	 K	 K	 K	 K	 K	 K	4	0	0	0	1	3	3				
7 Victor Caratini, S OBP: 0.354, SLG: 0.441	 K	 K	 BB	 F8	 L4	 K	 K	 K	 K	 K	 K	 K	 K	5	0	2	1	0	0	1				
11 Yu Darvish, R OBP: 0.108, SLG: 0.111 13 David Bote, R OBP: 0.336, SLG: 0.421	 K	 K	 G4-3	 K	 K	 K	 K	 K	 K	 K	 K	 K	 K	2	0	0	0	0	1	0				
	 K	 K	 G4-3	 K	 K	 K	 K	 K	 K	 K	 K	 K	 K	3	0	0	0	0	1	2				
<b>Inning Stats</b>	R: 1 E: 0 K: 1 S: 9	H: 2 LOB: 0 BB: 0 P: 13	R: 0 E: 0 K: 1 S: 10	H: 0 LOB: 1 BB: 1 P: 15	R: 1 E: 0 K: 0 S: 14	H: 2 LOB: 2 BB: 0 P: 24	R: 0 E: 0 K: 0 S: 7	H: 0 LOB: 0 BB: 0 P: 11	R: 0 E: 0 K: 2 S: 8	H: 0 LOB: 0 BB: 0 P: 11	R: 1 E: 0 K: 2 S: 12	H: 2 LOB: 2 BB: 1 P: 20	R: 0 E: 1 K: 0 S: 6	H: 0 LOB: 0 BB: 0 P: 7	R: 0 E: 0 K: 2 S: 5	H: 0 LOB: 0 BB: 0 P: 9	R: 0 E: 0 K: 1 S: 8	H: 1 LOB: 0 BB: 0 P: 11	R: 0 E: 0 K: 2 S: 8	H: 0 LOB: 0 BB: 0 P: 12	1B: 6 2B: 3 3B: 0 HR: 0	SF: 0 SAC: 0 DP: 3 HBP: 1	W/P: 0 PB: 0 SB: 2 CS: 0	PA: 49
<b>PITCHER</b>	IP 7.0	WLS 0.2	BF 28	H 6	R 3	ER 3	SO 7	BB 1	IBB 0	HBP 1	BLK 0	W/P 0	HR 0	S 12	P 102	ERA 3.86	WHIP 1.000							
40 Madison Bumgarner, L ERA: 3.66	(1, 1)																							
54 Reyes Moronta, R ERA: 2.74	(8, 1)																							
56 Tony Watson, L ERA: 2.85	(8, 1)																							
13 Willi Smith, L ERA: 2.44	(9, 1)																							
41 Mark Melancon, R ERA: 3.65	(11, 1)																							

Chicago Cubs @ San Francisco Giants  
Oracle Park, San Francisco, CA  
Tue Jul 23 2019, 6:47 PM - 10:30 PM PDT  
Att: 39,747 - Clear - 64 F

AB 46  
R 4  
H 9  
RBI 4  
BB 2  
SO 15  
LOB 12



Batter	1	2	3	4	5	6	7	8	9	10	11	12	13	AB	R	H	RBI	BB	SO	LOB	BOTTOM									
9 Brandon Belt, L OBP: 0.364, SLG: 0.407	 F8	 K	 1B	 K	 F7	 K	 K	 K	 K	 K	 K	 K	 K	4	0	1	0	2	0	1										
28 Buster Posey, R OBP: 0.323, SLG: 0.391	 K	 K	 K	 K	 F8	 K	 K	 K	 K	 K	 K	 K	 K	5	0	1	0	0	2	2										
48 Pablo Sandoval, S OBP: 0.302, SLG: 0.500	 K	 K	 K	 K	 K	 K	 K	 K	 K	 K	 K	 K	 K	6	1	1	1	0	0	5										
8 Alex Dickerson, L OBP: 0.406, SLG: 0.691	 K	 K	 K	 K	 K	 K	 K	 K	 K	 K	 K	 K	 K	5	2	2	1	0	1	0										
35 Brandon Crawford, L OBP: 0.306, SLG: 0.383	 K	 K	 K	 K	 K	 K	 K	 K	 K	 K	 K	 K	 K	5	1	1	0	0	1	1										
5 Mike Yastrzemski, L OBP: 0.304, SLG: 0.491	 K	 K	 K	 K	 K	 K	 K	 K	 K	 K	 K	 K	 K	3	1	0	1	1	1	0										
1 Kevin Pillar, R OBP: 0.275, SLG: 0.408	 K	 K	 K	 K	 K	 K	 K	 K	 K	 K	 K	 K	 K	5	0	2	2	0	2	0										
12 Joe Panik, L OBP: 0.310, SLG: 0.318	 K	 K	 K	 K	 K	 K	 K	 K	 K	 K	 K	 K	 K	5	0	0	0	0	1	2										
40 Madison Bumgarner, L ERA: 3.66 54 Reyes Moronta, R ERA: 2.74 56 Tony Watson, L ERA: 2.85 13 Willi Smith, L ERA: 2.44 41 Mark Melancon, R ERA: 3.65	 K	 K	 K	 K	 K	 K	 K	 K	 K	 K	 K	 K	 K	2	0	0	0	0	2	1										
<b>Inning Stats</b>	R: 0 E: 0 K: 0 S: 4	H: 1 LOB: 0 BB: 0 P: 5	R: 1 E: 0 K: 1 S: 9	H: 1 LOB: 0 BB: 0 P: 10	R: 0 E: 0 K: 3 S: 12	H: 1 LOB: 1 BB: 0 P: 17	R: 3 E: 0 K: 3 S: 16	H: 3 LOB: 1 BB: 1 P: 24	R: 0 E: 0 K: 0 S: 7	H: 0 LOB: 0 BB: 0 P: 9	R: 0 E: 0 K: 1 S: 9	H: 0 LOB: 0 BB: 0 P: 11	R: 0 E: 0 K: 0 S: 10	H: 0 LOB: 0 BB: 0 P: 12	R: 0 E: 0 K: 0 S: 6	H: 0 LOB: 0 BB: 1 P: 13	R: 0 E: 0 K: 0 S: 6	H: 0 LOB: 0 BB: 0 P: 11	R: 0 E: 0 K: 0 S: 11	H: 1 LOB: 3 BB: 1 P: 18	R: 0 E: 0 K: 2 S: 11	H: 0 LOB: 0 BB: 0 P: 13	R: 0 E: 0 K: 0 S: 5	H: 0 LOB: 1 BB: 1 P: 11	R: 1 E: 0 K: 1 S: 5	H: 1 LOB: 0 BB: 0 P: 6	1B: 3 2B: 3 3B: 0 HR: 2	SF: 1 SAC: 0 DP: 2 HBP: 1	W/P: 0 PB: 0 SB: 0 CS: 0	PA: 48
<b>PITCHER</b>	IP 6.0	WLS 1.0	BF 24	H 4	R 4	ER 4	SO 6	BB 1	IBB 0	HBP 0	BLK 0	W/P 0	HR 1	S 17	P 77	ERA 6.00	WHIP 1.167													
11 Yu Darvish, R ERA: 4.54	(7, 1)																													
50 Rowan Wick, R ERA: 3.38	(8, 1)																													
20 Brandon Kintzler, R ERA: 2.16	(8, 1)																													
37 Tim Collins, L ERA: 3.12	(8, 1)																													
41 Steve Cishek, R ERA: 2.53	(10, 1)																													

Chicago Cubs @ San Francisco Giants  
Oracle Park, San Francisco, CA  
Tue Jul 23 2019, 6:47 PM - 10:30 PM PDT  
Att: 39,747 - Clear - 64 F

AB 42  
R 5  
H 8  
RBI 5  
SO 11  
LOB 13





Batter	1	2	3	4	5	6	7	8	9	AB	R	H	RBI	BB	SO	LOB	TOP							
12 Kyle Schwarber, L OBP: 0.312, SLG: 0.467	G5-3		G5-3	F9		F8			E6	5	0	0	0	0	0	4	<p>Chicago Cubs @ San Francisco Giants</p> <p>Oracle Park, San Francisco, CA</p> <p>Wed Jul 24 2019, 12:47 PM - 3:43 PM PDT</p> <p>Att: 37,746 - Sunny - 76 F</p>							
9 Javier Báez, R OBP: 0.321, SLG: 0.554	HR		17 HR		F7		K		G1-4-3	5	2	2	1	0	1	1								
17 Kris Bryant, R OBP: 0.342, SLG: 0.592 56 Kyle Ryan, L 50 Rowan Wick, L 29 Brad Brach, R 46 Pedro Strop, R 20 Brandon Kintzler, R 24 Craig Kimbrel, R	K		2-H HR		K		K			3	1	1	2	0	2	0								
44 Anthony Rizzo, L OBP: 0.397, SLG: 0.529	40 1B		F9		K		K			3	0	1	0	0	1	0								
7 Victor Caratini, S OBP: 0.352, SLG: 0.438	1B		F9		K		G5-3			1	0	0	0	0	0	0								
40 Wilson Contreras, R OBP: 0.381, SLG: 0.560	1B		P6			P3		G6-3		4	0	1	0	0	0	0								
22 Jason Heyward, L OBP: 0.354, SLG: 0.462	K			L8		16 1B		K		4	0	1	0	0	2	2								
16 Robel Garcia, S OBP: 0.275, SLG: 0.390			K	P6		1B		1B		4	0	2	0	0	1	0								
5 Albert Almora Jr., R OBP: 0.275, SLG: 0.390			32 CS	HR		K		L9		4	1	2	1	0	1	3								
32 Tyler Chatwood, R OBP: 0.308, SLG: 0.417			K	HR				F9		2	0	1	0	0	1	1								
13 David Bote, R OBP: 0.337, SLG: 0.419			K	1B						1	0	0	0	1	0	0								
<b>Inning Stats</b>	R: 1 H: 3 E: 0 K: 2 S: 15	H: 3 LOB: 2 BB: 0 P: 25	R: 0 H: 1 E: 0 K: 2 S: 9	H: 1 LOB: 0 BB: 0 P: 12	R: 2 H: 2 E: 0 K: 0 S: 14	H: 2 LOB: 1 BB: 0 P: 21	R: 1 H: 2 E: 0 K: 0 S: 8	H: 2 LOB: 0 BB: 0 P: 12	R: 0 H: 0 E: 0 K: 2 S: 10	H: 0 LOB: 0 BB: 0 P: 16	R: 0 H: 2 E: 0 K: 1 S: 16	H: 2 LOB: 3 BB: 1 P: 26	R: 0 H: 0 E: 0 K: 2 S: 11	H: 0 LOB: 0 BB: 0 P: 14	R: 0 H: 1 E: 0 K: 1 S: 9	H: 1 LOB: 1 BB: 0 P: 13	R: 0 H: 0 E: 1 K: 0 S: 5	H: 0 LOB: 0 BB: 0 P: 5	1B: 7 2B: 1 3B: 0 HR: 3	SF: 0 SAC: 0 DP: 1 HBP: 0	WP: 0 PB: 0 SB: 0 CS: 1	PA: 38		
<b>PITCHER</b>	IP WLS BF H R ER SO BB IBB HBP BLK WP HR S P ERA WHIP	5.2 L 27 10 4 4 7 1 0 0 0 0 3 68 105 6.35 1.941	1.1 4 0 0 2 0 0 0 0 0 0 0 0 15 21 0.00 0.000	1.0 4 1 0 0 1 0 0 0 0 0 0 0 9 13 0.00 1.000	1.0 3 0 0 0 0 0 0 0 0 0 0 0 5 5 0.00 0.000																			

Batter	1	2	3	4	5	6	7	8	9	AB	R	H	RBI	BB	SO	LOB	BOTTOM							
9 Brandon Belt, L OBP: 0.359, SLG: 0.401	K		L8		K		F7		L7	5	0	0	0	0	2	2	<p>Chicago Cubs @ San Francisco Giants</p> <p>Oracle Park, San Francisco, CA</p> <p>Wed Jul 24 2019, 12:47 PM - 3:43 PM PDT</p> <p>Att: 37,746 - Sunny - 76 F</p>							
53 Austin Stater, R OBP: 0.397, SLG: 0.569	L3		48 BB		L8			K		4	1	1	0	0	1	0								
48 Pablo Sandoval, S OBP: 0.302, SLG: 0.494	K		21 1B		K			P5		3	0	0	0	1	2	0								
21 Stephen Vogt, L OBP: 0.345, SLG: 0.527			2B		1B		K		2B	4	0	3	1	0	1	0								
35 Brandon Crawford, L OBP: 0.308, SLG: 0.380			2H		K		5 FC3-6		F7	2	0	0	0	1	1	3								
5 Mike Yastrzemski, L OBP: 0.288, SLG: 0.480	L7				G4-3		FC3-6		L9	4	0	0	0	0	0	3								
1 Kevin Pillar, R OBP: 0.273, SLG: 0.404	K				L6		K		L6	4	0	0	0	0	2	3								
7 Donovan Solano, R OBP: 0.363, SLG: 0.457	G3-1				G3-1			G6-3		4	0	2	0	0	0	2								
38 Tyler Beede, R ERA: 4.14 37 Drew Pomeranz, R ERA: 3.38 12 Joe Panik, L OBP: 0.324, SLG: 0.517 58 Trevor Gott, R ERA: 5.27 65 Sam Coonrod, R ERA: 5.27 8 Alex Dickerson, L OBP: 0.411, SLG: 0.566					G3-1		G4-3		1B	2	0	0	0	0	1	1								
<b>Inning Stats</b>	R: 0 H: 0 E: 0 K: 2 S: 9	H: 0 LOB: 0 BB: 0 P: 16	R: 0 H: 1 E: 0 K: 1 S: 11	H: 1 LOB: 2 BB: 0 P: 16	R: 1 H: 2 E: 0 K: 1 S: 15	H: 2 LOB: 1 BB: 1 P: 26	R: 0 H: 1 E: 0 K: 1 S: 8	H: 1 LOB: 0 BB: 0 P: 10	R: 0 H: 0 E: 0 K: 2 S: 9	H: 0 LOB: 0 BB: 0 P: 13	R: 0 H: 0 E: 0 K: 2 S: 11	H: 0 LOB: 1 BB: 1 P: 17	R: 0 H: 0 E: 0 K: 0 S: 7	H: 0 LOB: 0 BB: 0 P: 10	R: 0 H: 1 E: 0 K: 1 S: 6	H: 1 LOB: 1 BB: 0 P: 8		R: 0 H: 2 E: 0 K: 0 S: 14	H: 2 LOB: 2 BB: 0 P: 18	1B: 4 2B: 3 3B: 0 HR: 0	SF: 0 SAC: 0 DP: 0 HBP: 1	WP: 0 PB: 0 SB: 0 CS: 0	PA: 37	
<b>PITCHER</b>	IP WLS BF H R ER SO BB IBB HBP BLK WP HR S P ERA WHIP	4.0 18 6 4 1 1 5 1 0 0 0 0 0 43 68 2.25 1.250	1.2 W 6 0 0 0 3 1 0 0 0 0 0 17 26 0.00 0.600	0.1 H 1 0 0 0 1 0 0 0 0 0 0 3 4 0.00 0.000	1.0 H 3 0 0 0 0 0 0 0 0 0 0 7 10 0.00 0.000	1.0 H 4 1 0 0 1 0 0 0 0 0 0 6 8 0.00 1.000																		



Batter	1	2	3	4	5	6	7	8	9	AB	R	H	RBI	BB	SO	LOB	TOP			
40 Wilson Contreras, R (1,2) OBP: 0.376, SLG: 0.552										4	0	0	0	0	2	0	<b>Chicago Cubs @ Milwaukee Brewers</b> Miller Park, Milwaukee, WI Fri Jul 26 2019, 7:12 PM - 10:19 PM CDT Att: 40,566 - Cloudy - 82 F			
17 Kris Bryant, R (1,5) (7,7) OBP: 0.408, SLG: 0.563										3	0	2	0	1	1	0				
44 Anthony Rizzo, L (1,3) OBP: 0.393, SLG: 0.523										4	0	0	0	0	1	3				
9 Javier Báez, R (1,6) OBP: 0.318, SLG: 0.548										4	0	0	0	0	2	1				
22 Jason Heyward, L (1,9) OBP: 0.352, SLG: 0.458										3	0	0	0	0	1	0				
8 Ian Happ, S (1,7) 20 Brandon Kintzler, R (7,1) 46 Pedro Strop, R (8,1) 50 Rowan Wick, L (8,1)										3	0	0	0	0	1	0				
5 Albert Almora Jr., R (1,8) OBP: 0.275, SLG: 0.390										3	1	1	0	0	1	0				
13 David Bote, R (1,4) (7,5) OBP: 0.337, SLG: 0.430										3	1	1	2	0	1	0				
28 Kyle Hendricks, R (1,1) 12 Kyle Schwarber, L (6,PH) 56 Kyle Ryan, L (6,1) 41 Steve Cishek, R (6,1) 16 Robel Garcia, S (7,4) OBP: 0.235, SLG: 0.219 OBP: 0.312, SLG: 0.465										1	0	0	0	0	1	0				
<b>Inning Stats</b>	R: 0 E: 0 K: 1 S: 7	H: 0 LOB: 0 BB: 1 P: 15	R: 0 E: 0 K: 1 S: 8	H: 0 LOB: 0 BB: 0 P: 13	R: 0 E: 0 K: 2 S: 8	H: 0 LOB: 0 BB: 0 P: 13	R: 0 E: 0 K: 2 S: 7	H: 0 LOB: 0 BB: 0 P: 14	R: 0 E: 0 K: 1 S: 6	H: 3 LOB: 1 BB: 0 P: 11	R: 0 E: 0 K: 1 S: 5	H: 0 LOB: 0 BB: 0 P: 11	R: 0 E: 0 K: 1 S: 6	H: 0 LOB: 0 BB: 0 P: 11	R: 0 E: 0 K: 2 S: 13	H: 1 LOB: 1 BB: 0 P: 17		1B: 3 2B: 1 3B: 0 HR: 1	SF: 0 SAC: 0 DP: 1 HBP: 0	WP: 0 PB: 0 SB: 0 CS: 0
<b>PITCHER</b>	IP WLS BF H R ER SO BB IBB HBP BLK WP HR S P ERA WHIP	6.1 22 3 2 2 9 1 0 0 0 0 1 53 93 2.84 0.632	1.2 W 5 0 0 0 1 0 0 0 0 0 0 8 16 0.00 0.000	1.0 S 4 1 0 0 2 0 0 0 0 0 0 0 13 17 0.00 1.000											IP WLS BF H R ER SO BB IBB HBP BLK WP HR S P ERA WHIP					

Batter	1	2	3	4	5	6	7	8	9	AB	R	H	RBI	BB	SO	LOB	BOTTOM			
6 Lorenzo Cain, R (1,8) OBP: 0.316, SLG: 0.366										5	0	1	0	0	1	4	<b>Chicago Cubs @ Milwaukee Brewers</b> Miller Park, Milwaukee, WI Fri Jul 26 2019, 7:12 PM - 10:19 PM CDT Att: 40,566 - Cloudy - 82 F			
22 Christian Yelich, L (1,7) (7,9) OBP: 0.434, SLG: 0.702										4	0	1	1	0	2	1				
10 Yasmani Grandal, S (1,2) OBP: 0.374, SLG: 0.500										2	0	0	0	2	1	2				
11 Mike Moustakas, L (1,5) OBP: 0.333, SLG: 0.536										4	0	0	0	0	0	2				
18 Keston Hiura, R (1,4) OBP: 0.393, SLG: 0.612										2	1	1	0	2	1	0				
7 Encr Thames, L (1,9) (7,3) OBP: 0.364, SLG: 0.496										2	1	0	0	0	1	1				
21 Travis Shaw, L (1,3) OBP: 0.274, SLG: 0.285 37 Adrian Houser, R (7,1) 8 Ryan Braun, R (8,PH) 13 Tyler Saladino, R (9,6) OBP: 0.200, SLG: 0.233										3	0	0	0	0	0	4				
3 Orlando Arcia, R (1,6) OBP: 0.294, SLG: 0.374 24 Jesús Aguilar, R (8,PH) 71 Josh Hader, L (9,1)										2	0	0	0	1	1	1				
47 Gio González, R (1,1) 16 Ben Gamel, L (7,7) OBP: 0.340, SLG: 0.379										1	0	0	0	0	0	0				
<b>Inning Stats</b>	R: 0 E: 0 K: 2 S: 11	H: 0 LOB: 1 BB: 1 P: 21	R: 0 E: 0 K: 0 S: 14	H: 1 LOB: 1 BB: 0 P: 19	R: 0 E: 0 K: 1 S: 13	H: 1 LOB: 1 BB: 0 P: 19	R: 0 E: 0 K: 2 S: 9	H: 0 LOB: 0 BB: 0 P: 16	R: 0 E: 0 K: 0 S: 8	H: 0 LOB: 1 BB: 1 P: 15	R: 1 E: 0 K: 1 S: 13	H: 1 LOB: 1 BB: 1 P: 24	R: 1 E: 0 K: 1 S: 14	H: 1 LOB: 1 BB: 1 P: 27	R: 2 E: 0 K: 0 S: 11	H: 1 LOB: 2 BB: 1 P: 22		1B: 4 2B: 0 3B: 0 HR: 0	SF: 0 SAC: 1 DP: 0 HBP: 3	WP: 0 PB: 0 SB: 1 CS: 0
<b>PITCHER</b>	IP WLS BF H R ER SO BB IBB HBP BLK WP HR S P ERA WHIP	5.0 19 2 0 0 5 2 0 0 0 0 0 55 90 0.00 0.800	0.2 H 3 0 0 0 1 1 0 0 0 0 0 7 12 0.00 1.500	1.0 H 6 0 1 1 1 2 0 1 0 0 0 12 26 9.00 2.000	0.2 L 5 1 2 2 2 1 0 1 0 0 0 15 27 27.00 3.000	0.1 B 3 1 0 0 0 0 0 0 1 0 0 3 7 0.00 3.000											IP WLS BF H R ER SO BB IBB HBP BLK WP HR S P ERA WHIP			



Batter	1	2	3	4	5	6	7	8	9	AB	R	H	RBI	BB	SO	LOB	TOP								
16 Robel Garcia, S OBP: 0.276, SLG: 0.574										5	0	1	0	0	1	0									
40 Wilson Contreras, R OBP: 0.373, SLG: 0.645										5	0	0	1	0	0	1									
17 Kris Bryant, R OBP: 0.399, SLG: 0.548										5	0	0	0	0	2	1									
44 Anthony Rizzo, L OBP: 0.390, SLG: 0.524										4	0	0	0	0	1	0									
9 Javier Báez, R OBP: 0.317, SLG: 0.542											3	1	1	0	1	2	0								
22 Jason Heyward, L OBP: 0.352, SLG: 0.456										4	2	1	0	0	2	1									
8 Ian Happ, S (9, 7)										1	3	0	0	3	1	0									
12 Kyle Schwarber, L OBP: 0.317, SLG: 0.484										3	4	3	7	0	0	0									
45 Derek Holland, S OBP: 0.093, SLG: 0.093										0	0	0	0	0	0	0									
62 Jose Quintana, R ERA: 4.47										2	0	0	0	0	0	0									
29 Brad Brach, R ERA: 6.0										0	0	0	0	0	0	0									
7 Victor Caratini, S OBP: 0.290, SLG: 0.390										1	1	1	3	0	0	0									
56 Kyle Ryan, L ERA: 3.12										0	0	0	0	0	0	0									
20 Brandon Kintzler, R ERA: 2.45										0	0	0	0	0	0	0									
5 Albert Almora Jr., R OBP: 0.276, SLG: 0.399										1	0	0	0	0	0	1									
<b>Inning Stats</b>	R: 0 E: 0 K: 0 S: 7	H: 0 LOB: 0 BB: 0 P: 10	R: 4 E: 0 K: 1 S: 15	H: 3 LOB: 0 BB: 1 P: 22	R: 0 E: 0 K: 0 S: 9	H: 0 LOB: 0 BB: 0 P: 14	R: 3 E: 0 K: 0 S: 11	H: 1 LOB: 0 BB: 2 P: 23	R: 0 E: 0 K: 0 S: 4	H: 0 LOB: 0 BB: 0 P: 5	R: 3 E: 0 K: 2 S: 13	H: 2 LOB: 0 BB: 1 P: 21	R: 0 E: 0 K: 2 S: 11	H: 0 LOB: 0 BB: 0 P: 13	R: 0 E: 0 K: 3 S: 11	H: 0 LOB: 0 BB: 0 P: 16	R: 1 E: 0 K: 1 S: 14	H: 1 LOB: 1 BB: 0 P: 17	1B: 4 2B: 0 3B: 0 HR: 3	SF: 0 SAC: 0 DP: 0 HBP: 1	WP: 0 PB: 0 SB: 0 CS: 0	PA: 39			
<b>PITCHER</b>	IP WLS BF H R ER SO BB IBB HBP BLK WP HR S P ERA WHIP	5.0 L 22 4 7 7 1 3 0 0 0 0 2 46 74 12.60 1.400	6.1 1.0 6 2 3 3 2 1 0 0 0 0 1 13 21 27.00 3.000	7.1 2.0 6 0 0 0 5 0 0 0 0 0 0 22 29 0.00 0.000	9.1 1.0 5 1 1 1 1 0 0 1 0 0 0 14 17 9.00 1.000																				

Chicago Cubs @ Milwaukee Brewers  
Miller Park, Milwaukee, WI  
Sun Jul 28 2019, 1:13 PM - 4:07 PM CDT  
Att: 43,544 - Partly Cloudy - 90 F

AB 34  
R 11  
H 7  
RBI 11  
BB 4  
SO 9  
LOB 4




Batter	1	2	3	4	5	6	7	8	9	AB	R	H	RBI	BB	SO	LOB	BOTTOM							
6 Lorenzo Cain, R OBP: 0.314, SLG: 0.365										3	1	0	1	0	0	0								
22 Christian Yelich, L OBP: 0.434, SLG: 0.707										4	0	1	1	0	0	1								
8 Ryan Braun, R OBP: 0.324, SLG: 0.474										4	0	1	1	0	0	2								
18 Keston Hiura, R OBP: 0.390, SLG: 0.619										4	0	0	0	0	2	1								
10 Yasmani Grandal, S OBP: 0.377, SLG: 0.498										3	1	1	0	1	1	1								
24 Jesús Aguilar, R OBP: 0.320, SLG: 0.374										3	1	1	0	0	0	1								
25 Jay Jackson, R (7, 1)										3	1	0	0	1	2	1								
54 Taylor Williams, S (9, PH)										4	0	0	0	0	3	3								
16 Ben Gamel, L OBP: 0.340, SLG: 0.392										3	1	0	0	1	2	1								
3 Orlando Arcia, R OBP: 0.291, SLG: 0.367										4	0	0	0	0	3	3								
13 Tyler Saladino, R OBP: 0.200, SLG: 0.219										1	0	0	0	0	1	0								
27 Zach Davies, R OBP: 0.146, SLG: 0.175										1	0	0	0	0	1	0								
9 Manny Piña, R OBP: 0.306, SLG: 0.432										1	0	1	1	0	0	0								
32 Jeremy Jeffress, R (6, 1)										0	0	0	0	0	0	0								
21 Travis Shaw, L OBP: 0.272, SLG: 0.282										1	0	0	0	0	0	0								
<b>Inning Stats</b>	R: 0 E: 0 K: 0 S: 8	H: 0 LOB: 0 BB: 0 P: 10	R: 0 E: 0 K: 1 S: 9	H: 1 LOB: 1 BB: 0 P: 17	R: 0 E: 0 K: 1 S: 9	H: 0 LOB: 0 BB: 0 P: 14	R: 0 E: 0 K: 0 S: 4	H: 0 LOB: 0 BB: 0 P: 6	R: 3 E: 0 K: 1 S: 16	H: 3 LOB: 2 BB: 2 P: 33	R: 0 E: 0 K: 1 S: 8	H: 0 LOB: 0 BB: 0 P: 10	R: 0 E: 0 K: 2 S: 9	H: 0 LOB: 0 BB: 0 P: 13	R: 1 E: 1 K: 2 S: 14	H: 1 LOB: 1 BB: 0 P: 18	R: 0 E: 0 K: 1 S: 7	H: 0 LOB: 0 BB: 0 P: 11	1B: 3 2B: 2 3B: 0 HR: 0	SF: 1 SAC: 0 DP: 0 HBP: 0	WP: 0 PB: 0 SB: 0 CS: 0	PA: 35		
<b>PITCHER</b>	IP WLS BF H R ER SO BB IBB HBP BLK WP HR S P ERA WHIP	4.2 20 4 3 3 3 2 0 0 0 0 0 0 2 4 0.00 0.000	0.1 W 1 0 0 0 0 0 0 0 0 0 0 0 0 2 4 0.00 0.000	2.1 8 0 1 0 3 0 0 0 0 0 0 0 21 29 0.00 0.000	0.2 3 1 0 0 2 0 0 0 0 0 0 0 10 12 0.00 1.500	1.0 3 0 0 0 1 0 0 0 0 0 0 0 7 11 0.00 0.000																		

Chicago Cubs @ Milwaukee Brewers  
Miller Park, Milwaukee, WI  
Sun Jul 28 2019, 1:13 PM - 4:07 PM CDT  
Att: 43,544 - Partly Cloudy - 90 F

AB 32  
R 4  
H 5  
RBI 4  
BB 2  
SO 9  
LOB 10





Batter	1	2	3	4	5	6	7	8	9	AB	R	H	RBI	BB	SO	LOB	TOP											
22 Jason Heyward, L (1.9) OBP: 0.356, SLG: 0.460	F9		1B		K		2B		K	5	0	2	0	0	2	1	<b>Chicago Cubs @ St. Louis Cardinals</b> Busch Stadium, St. Louis, MO Wed Jul 31 2019, 7:16 PM - 10:30 PM CDT Att: 43,750 - Partly Cloudy - 81 F <a href="http://livebaseballscorecards.com">livebaseballscorecards.com</a>											
40 Wilson Contreras, R (1.2) OBP: 0.374, SLG: 0.542	1B		1B			F9	G3-1			4	0	2	0	0	0	1												
17 Kris Bryant, R (1.5) OBP: 0.394, SLG: 0.539	G4-6-3									4	1	1	0	0	0	1												
44 Anthony Rizzo, L (1.3) OBP: 0.390, SLG: 0.525										3	0	1	0	1	0	1												
9 Javier Báez, R (1.6) OBP: 0.318, SLG: 0.540										4	1	1	0	0	0	4												
8 Ian Happ, S (1.8) OBP: 0.421, SLG: 0.154										3	0	1	1	1	0	2												
12 Kyle Schwarber, L (1.7) OBP: 0.573, SLG: 0.475										4	0	0	0	0	0	4												
56 Kyle Ryan, L (8.1)										0	0	0	0	0	0	0												
20 Brandon Kintzler, R (8.1)										0	0	0	0	0	0	0												
24 Craig Kimbrel, R (8.1)										0	0	0	0	0	0	0												
13 David Bote, R (1.4) OBP: 0.332, SLG: 0.423										4	0	0	0	0	3	0	<b>AB 34</b> <b>R 2</b> <b>H 8</b> <b>RBI 1</b> <b>BB 2</b> <b>SO 7</b> <b>LOB 14</b> 											
28 Kyle Hendricks, R (1.1) OBP: 0.243, SLG: 0.206										2	0	0	0	0	2	0												
5 Albert Almora Jr., R (8.8) OBP: 0.274, SLG: 0.357										1	0	0	0	0	0	0												
Inning Stats	R: 0 E: 0 K: 0 S: 8	H: 1 LOB: 0 BB: 0 P: 13	R: 0 E: 0 K: 0 S: 12	H: 1 LOB: 1 BB: 0 P: 16	R: 0 E: 0 K: 1 S: 13	H: 2 LOB: 2 BB: 0 P: 18	R: 0 E: 0 K: 0 S: 9	H: 1 LOB: 1 BB: 0 P: 11	R: 0 E: 0 K: 2 S: 8	H: 0 LOB: 0 BB: 0 P: 14	R: 1 E: 0 K: 0 S: 12	H: 1 LOB: 2 BB: 1 P: 25	R: 0 E: 0 K: 2 S: 11	H: 1 LOB: 1 BB: 0 P: 15	R: 1 E: 0 K: 0 S: 15	H: 1 LOB: 0 BB: 1 P: 23		R: 0 E: 0 K: 2 S: 8	H: 0 LOB: 0 BB: 0 P: 13	1B: 5 2B: 3 3B: 0 HR: 0	SF: 0 SAC: 0 DP: 1 HBP: 1	WP: 0 PB: 0 SB: 1 CS: 0	PA: 37					
PITCHER	IP	WLS	BF	H	R	ER	SO	BB	IBB	HBP	BLK	WP	HR	S	P	ERA		WHIP										
39 Miles Mikolas, R (1.1) ERA: 4.0	5.2	L	24	6	1	0	3	1	0	1	0	0	0	61	93	0.00		1.235										
65 Giovanny Gallegos, R (8.1) ERA: 2.13	0.1		1	0	0	0	0	0	0	0	0	0	0	1	4	0.00		0.000										
53 John Gant, R (7.1) ERA: 2.73	1.2		7	2	1	0	2	0	0	0	0	0	0	20	27	0.00		1.200										
30 Tyler Webb, L (8.1) ERA: 3.89	0.1		2	0	0	0	0	1	0	0	0	0	0	6	11	0.00		3.000										
60 John Brebbia, R (8.1) ERA: 3.13	1.0		3	0	0	0	2	0	0	0	0	0	0	8	13	0.00		0.000										

Batter	1	2	3	4	5	6	7	8	9	AB	R	H	RBI	BB	SO	LOB	BOTTOM										
19 Tommy Edman, S (1.5) OBP: 0.296, SLG: 0.429	K		K		G3		P4			4	0	0	0	0	2	2	<b>Chicago Cubs @ St. Louis Cardinals</b> Busch Stadium, St. Louis, MO Wed Jul 31 2019, 7:16 PM - 10:30 PM CDT Att: 43,750 - Partly Cloudy - 81 F <a href="http://livebaseballscorecards.com">livebaseballscorecards.com</a>										
25 Dexter Fowler, S (1.8) OBP: 0.341, SLG: 0.420	K		G1-3		2B					4	0	1	0	0	1	2											
38 José Martínez, R (1.9) OBP: 0.345, SLG: 0.419	K		G1-3		G3-1					4	0	0	0	0	2	3											
46 Paul Goldschmidt, R (1.3) OBP: 0.341, SLG: 0.478										4	0	2	0	0	0	0											
12 Paul DeJong, R (1.6) OBP: 0.330, SLG: 0.452										4	0	0	0	0	2	2											
16 Kolten Wong, L (1.4) OBP: 0.347, SLG: 0.392										4	0	2	0	0	0	2											
41 Tyler O'Neill, R (1.7) OBP: 0.305, SLG: 0.434										3	0	1	0	0	1	2											
53 John Gant, R (7.1) ERA: 2.73										0	0	0	0	0	0	0											
30 Tyler Webb, L (8.1) ERA: 3.89										0	0	0	0	0	0	0											
60 John Brebbia, L (8.1) ERA: 3.13										0	0	0	0	0	0	0											
32 Matt Wieters, S (1.2) OBP: 0.283, SLG: 0.476										4	0	1	0	0	1	4											
39 Miles Mikolas, R (1.1) ERA: 4.0										2	0	1	0	0	0	0											
65 Giovanny Gallegos, R (8.1) ERA: 2.13										0	0	0	0	0	0	0											
34 Yairo Muñoz, R (7.7) OBP: 0.288, SLG: 0.378										2	0	0	0	0	1	2											
Inning Stats	R: 0 E: 0 K: 3 S: 9	H: 0 LOB: 0 BB: 0 P: 12	R: 0 E: 0 K: 2 S: 14	H: 1 LOB: 1 BB: 0 P: 21	R: 0 E: 1 K: 1 S: 10	H: 2 LOB: 2 BB: 0 P: 12	R: 0 E: 0 K: 1 S: 14	H: 2 LOB: 2 BB: 0 P: 19	R: 0 E: 0 K: 0 S: 11	H: 1 LOB: 1 BB: 0 P: 16	R: 0 E: 0 K: 0 S: 10	H: 1 LOB: 1 BB: 0 P: 14	R: 0 E: 0 K: 0 S: 7	H: 0 LOB: 0 BB: 0 P: 10	R: 0 E: 0 K: 1 S: 7	H: 0 LOB: 0 BB: 0 P: 11	R: 0 E: 0 K: 2 S: 14	H: 2 LOB: 2 BB: 0 P: 17	1B: 4 2B: 5 3B: 0 HR: 0	SF: 0 SAC: 0 DP: 0 HBP: 0	WP: 0 PB: 0 SB: 1 CS: 0	PA: 36					
PITCHER	IP	WLS	BF	H	R	ER	SO	BB	IBB	HBP	BLK	WP	HR	S	P	ERA	WHIP										
28 Kyle Hendricks, R (1.1) ERA: 3.07	7.0	W	28	7	0	0	7	0	0	0	0	0	0	75	104	0.00	1.000										
56 Kyle Ryan, L (8.1) ERA: 3.1	0.1	H	1	0	0	0	0	0	0	0	0	0	0	3	5	0.00	0.000										
20 Brandon Kintzler, R (8.1) ERA: 2.42	0.2	H	2	0	0	0	1	0	0	0	0	0	0	4	6	0.00	0.000										
24 Craig Kimbrel, R (8.1) ERA: 6.17	1.0	S	5	2	0	0	2	0	0	0	0	0	0	14	17	0.00	2.000										



Batter	1	2	3	4	5	6	7	8	9	AB	R	H	RBI	BB	SO	LOB	TOP			
6 Lorenzo Cain, R OBP: 0.311, SLG: 0.365	G4-3		F7		F9			K		4	0	0	0	0	1	2	<b>Milwaukee Brewers @ Chicago Cubs</b> Wrigley Field, Chicago, IL Fri Aug 02 2019, 1:22 PM - 4:39 PM CDT Att: 41,424 - Sunny - 79 F			
22 Christian Yelich, L OBP: 0.423, SLG: 0.885	K		L6		G5-3			K		4	0	0	0	0	2	1				
18 Keston Hiura, R OBP: 0.387, SLG: 0.592	1B		K2-3		L9			G6-3		4	0	1	0	0	1	1				
10 Yasmani Grandal, S OBP: 0.374, SLG: 0.484	CS	F9		K		G4-3		G4-6-3 BB		3	0	0	0	1	1	0				
8 Ryan Braun, R OBP: 0.326, SLG: 0.485		HR		G5-3				G4-6-3		4	2	2	1	0	0	1				
11 Mike Moustakas, L OBP: 0.333, SLG: 0.526		G3-1		F9						4	0	2	0	0	0	0				
9 Manny Pina, R OBP: 0.302, SLG: 0.422										4	0	1	1	0	2	2				
3 Orlando Arcia, R OBP: 0.295, SLG: 0.369										3	0	0	0	0	1	2				
27 Zach Davies, R OBP: 0.167, SLG: 0.195										1	0	1	0	0	0	0				
16 Ben Custer, L OBP: 0.337, SLG: 0.389										1	0	1	0	0	0	0				
32 Jeremy Jeffress, R ERA: 2.25										0	0	0	0	0	0	0				
58 Alex Claudio, L ERA: 3.94										0	0	0	0	0	0	0				
7 Eric Thames, L OBP: 0.357, SLG: 0.600										1	0	0	0	0	0	1				
25 Jay Jackson, R ERA: 5.79										0	0	0	0	0	0	0				
15 Drew Pomeranz, R ERA: 5.61										0	0	0	0	0	0	0				
<b>Inning Stats</b>	R: 0 E: 0 K: 1 S: 7	H: 1 LOB: 0 BB: 0 P: 15	R: 1 E: 0 K: 1 S: 9	H: 2 LOB: 1 BB: 0 P: 15	R: 0 E: 0 K: 1 S: 13	H: 1 LOB: 1 BB: 0 P: 21	R: 0 E: 0 K: 1 S: 8	H: 0 LOB: 0 BB: 0 P: 11	R: 0 E: 0 K: 0 S: 5	H: 0 LOB: 0 BB: 0 P: 11	R: 1 E: 0 K: 0 S: 9	H: 2 LOB: 1 BB: 0 P: 15	R: 0 E: 0 K: 2 S: 7	H: 0 LOB: 0 BB: 0 P: 10	R: 0 E: 0 K: 1 S: 10	H: 1 LOB: 1 BB: 1 P: 16	1B: 5 2B: 2 3B: 0 HR: 1	SF: 0 SAC: 0 DP: 1 HBP: 0	WP: 0 PB: 0 SB: 0 CS: 1	PA: 35
<b>PITCHER</b>	IP WLS BF H R ER SO BB IBB HBP BLK WP HR S P ERA WHIP	IP WLS BF H R ER SO BB IBB HBP BLK WP HR S P ERA WHIP	IP WLS BF H R ER SO BB IBB HBP BLK WP HR S P ERA WHIP	IP WLS BF H R ER SO BB IBB HBP BLK WP HR S P ERA WHIP	IP WLS BF H R ER SO BB IBB HBP BLK WP HR S P ERA WHIP	IP WLS BF H R ER SO BB IBB HBP BLK WP HR S P ERA WHIP	IP WLS BF H R ER SO BB IBB HBP BLK WP HR S P ERA WHIP	IP WLS BF H R ER SO BB IBB HBP BLK WP HR S P ERA WHIP	IP WLS BF H R ER SO BB IBB HBP BLK WP HR S P ERA WHIP	IP WLS BF H R ER SO BB IBB HBP BLK WP HR S P ERA WHIP	IP WLS BF H R ER SO BB IBB HBP BLK WP HR S P ERA WHIP	IP WLS BF H R ER SO BB IBB HBP BLK WP HR S P ERA WHIP	IP WLS BF H R ER SO BB IBB HBP BLK WP HR S P ERA WHIP	IP WLS BF H R ER SO BB IBB HBP BLK WP HR S P ERA WHIP	IP WLS BF H R ER SO BB IBB HBP BLK WP HR S P ERA WHIP	IP WLS BF H R ER SO BB IBB HBP BLK WP HR S P ERA WHIP	IP WLS BF H R ER SO BB IBB HBP BLK WP HR S P ERA WHIP			
62 Jose Quintana, L ERA: 4.4	6.0	W	24	7	2	2	5	0	0	0	0	0	0	0	0	0	3.00	1.167		
50 Rowan Wick, R ERA: 2.25	1.0		3	0	0	0	0	0	0	0	0	0	0	0	0	0	0.00	0.000		
20 Brandon Kintzler, R ERA: 2.26	1.0		3	0	0	0	2	0	0	0	0	0	0	0	0	0	0.00	0.000		
56 Kyle Ryan, L ERA: 3.02	1.0		4	1	0	0	1	1	0	0	0	0	0	0	0	0	0.00	2.000		

Batter	1	2	3	4	5	6	7	8	9	AB	R	H	RBI	BB	SO	LOB	BOTTOM			
22 Jason Heyward, L OBP: 0.354, SLG: 0.463	HR	E4	F8		G4-3			17 1B		4	1	1	1	1	0	4	<b>Milwaukee Brewers @ Chicago Cubs</b> Wrigley Field, Chicago, IL Fri Aug 02 2019, 1:22 PM - 4:39 PM CDT Att: 41,424 - Sunny - 79 F			
6 Nick Castellanos, R OBP: 0.359, SLG: 0.490	G5-3	L8		E4 44 CS 44 WP		44 1B 9 FC6-4		L7		5	1	1	0	0	0	3				
20 Brandon Kintzler, R										0	0	0	0	0	0	0				
56 Kyle Ryan, L										0	0	0	0	0	0	0				
17 Kris Bryant, R OBP: 0.392, SLG: 0.533	F9				9 HR			G1-3		5	1	2	0	0	1	2				
44 Anthony Rizzo, L OBP: 0.388, SLG: 0.518	9 2B				K			G4-3		4	0	1	0	1	2	5				
9 Javier Báez, R OBP: 0.319, SLG: 0.548										4	0	1	0	1	2	5				
12 Kyle Schwarber, L OBP: 0.317, SLG: 0.472										5	2	3	3	0	1	1				
8 Ian Happ, S OBP: 0.381, SLG: 0.133										2	0	1	0	2	0	0				
40 Wilson Contreras, R OBP: 0.369, SLG: 0.531										1	0	0	0	0	1	0				
13 David Bote, R OBP: 0.337, SLG: 0.422										5	1	1	1	0	1	6				
62 Jose Quintana, R OBP: 0.073, SLG: 0.073										2	0	1	0	0	0	0				
5 Albert Almora Jr., R OBP: 0.273, SLG: 0.385										0	0	0	0	0	0	0				
50 Rowan Wick, L ERA: 5.61										0	0	0	0	0	0	0				
<b>Inning Stats</b>	R: 1 E: 0 K: 0 S: 9	H: 2 LOB: 3 BB: 2 P: 23	R: 0 E: 1 K: 0 S: 8	H: 0 LOB: 1 BB: 0 P: 10	R: 3 E: 0 K: 1 S: 26	H: 5 LOB: 2 BB: 0 P: 39	R: 0 E: 1 K: 1 S: 13	H: 0 LOB: 0 BB: 0 P: 18	R: 1 E: 0 K: 0 S: 12	H: 2 LOB: 2 BB: 0 P: 16	R: 1 E: 0 K: 1 S: 11	H: 2 LOB: 3 BB: 1 P: 22	R: 0 E: 0 K: 1 S: 13	H: 1 LOB: 3 BB: 2 P: 25	R: 0 E: 0 K: 2 S: 14	H: 0 LOB: 0 BB: 0 P: 21	1B: 7 2B: 3 3B: 0 HR: 2	SF: 0 SAC: 2 DP: 0 HBP: 1	WP: 1 PB: 0 SB: 0 CS: 1	PA: 43
<b>PITCHER</b>	IP WLS BF H R ER SO BB IBB HBP BLK WP HR S P ERA WHIP	IP WLS BF H R ER SO BB IBB HBP BLK WP HR S P ERA WHIP	IP WLS BF H R ER SO BB IBB HBP BLK WP HR S P ERA WHIP	IP WLS BF H R ER SO BB IBB HBP BLK WP HR S P ERA WHIP	IP WLS BF H R ER SO BB IBB HBP BLK WP HR S P ERA WHIP	IP WLS BF H R ER SO BB IBB HBP BLK WP HR S P ERA WHIP	IP WLS BF H R ER SO BB IBB HBP BLK WP HR S P ERA WHIP	IP WLS BF H R ER SO BB IBB HBP BLK WP HR S P ERA WHIP	IP WLS BF H R ER SO BB IBB HBP BLK WP HR S P ERA WHIP	IP WLS BF H R ER SO BB IBB HBP BLK WP HR S P ERA WHIP	IP WLS BF H R ER SO BB IBB HBP BLK WP HR S P ERA WHIP	IP WLS BF H R ER SO BB IBB HBP BLK WP HR S P ERA WHIP	IP WLS BF H R ER SO BB IBB HBP BLK WP HR S P ERA WHIP	IP WLS BF H R ER SO BB IBB HBP BLK WP HR S P ERA WHIP	IP WLS BF H R ER SO BB IBB HBP BLK WP HR S P ERA WHIP	IP WLS BF H R ER SO BB IBB HBP BLK WP HR S P ERA WHIP	IP WLS BF H R ER SO BB IBB HBP BLK WP HR S P ERA WHIP			
27 Zach Davies, R ERA: 3.74	4.0	L	22	7	4	4	2	2	0	0	0	0	0	0	0	0	9.00	2.250		
32 Jeremy Jeffress, R ERA: 4.91	1.1		8	3	2	2	0	0	0	0	0	1	7	24	13.50	2.250				
58 Alex Claudio, L ERA: 3.94	0.2		4	1	0	0	1	1	0	0	0	0	0	6	14	0.00	3.000			
25 Jay Jackson, R ERA: 5.79	1.0		6	1	0	0	1	2	0	0	0	0	0	13	25	0.00	3.000			
15 Drew Pomeranz, L ERA: 5.61	1.0		3	0	0	0	2	0	0	0	0	0	0	14	21	0.00	0.000			







Batter	1	2	3	4	5	6	7	8	9	AB	R	H	RBI	BB	SO	LOB	TOP					
2 Trent Grisham, L (1,7) OBP: 0.333, SLG: 0.750	0-1 10 G3-6-3 1B		3-3 1 K		0-2 1-2 1B			2-1 HR		4	1	3	1	0	1	0						
10 Yasmani Grandal, S (1,2) OBP: 0.365, SLG: 0.475	2-2 G3-6-3 1-2		2-0 2 G6-3		0-3 3 K			2-3 1 K		4	0	0	0	0	2	3						
22 Christian Yelich, L (1,9) OBP: 0.424, SLG: 0.888	3-2 HR		1-0 3 G6-3		3-1 1B			2-3 2 K		4	1	2	1	0	1	0						
7 Eric Thames, L (1,3) OBP: 0.353, SLG: 0.486 56 Aaron Wilkerson, R (8,1) OBP: 1.000, SLG: 4.000	0-2 G3		1-2 1 K		1-3 1 K			2-3 3 K		4	0	0	0	0	3	1						
11 Mike Moustakas, L (1,4) (8,5) OBP: 0.336, SLG: 0.525		1-2 16 E 1B		0-1 2 G4-3		2-0 2 L9			1-0 21 1B 1B	4	0	2	0	0	0	1						
16 Ben Gamel, L (1,8) OBP: 0.332, SLG: 0.381		1-2 FC4		3-3 3 K		2-3 3 K			1-2 1 K	4	0	0	0	0	3	3						
3 Orlando Arcia, R (1,6) OBP: 0.292, SLG: 0.363		0-0 F8		3-3 1 K		0-3 1 K			1-0 L9	4	0	0	0	0	2	3						
21 Travis Shaw, L (1,5) (8,3) OBP: 0.273, SLG: 0.279		1-3 2 1B K		3-2 2 1B K		2-0 L8			0-2 1-2 1B	4	0	2	0	0	1	2						
37 Adrian Houser, R (1,1) 32 Jeremy Jeffress, R (6,1) 8 Ryan Braun, R (7,PH) 58 Alex Claudio, L (7,1) 18 Keston Hiura, R (8,4) OBP: 0.377, SLG: 0.575		0-3 K		1-3 2 K		0-1 3 G6-3			0-0 3 P3	2	0	0	0	0	2	3						
<b>Inning Stats</b>	R: 1 E: 0 K: 0 S: 12	H: 2 LOB: 0 BB: 0 P: 17	R: 0 E: 1 K: 2 S: 15	H: 1 LOB: 2 BB: 0 P: 18	R: 0 E: 0 K: 1 S: 7	H: 0 LOB: 0 BB: 0 P: 13	R: 0 E: 0 K: 2 S: 14	H: 0 LOB: 0 BB: 0 P: 18	R: 0 E: 0 K: 3 S: 20	H: 2 LOB: 2 BB: 0 P: 27	R: 0 E: 0 K: 2 S: 9	H: 1 LOB: 1 BB: 0 P: 17	R: 0 E: 0 K: 1 S: 6	H: 0 LOB: 0 BB: 0 P: 11	R: 1 E: 0 K: 3 S: 12	H: 1 LOB: 0 BB: 0 P: 20	R: 0 E: 0 K: 1 S: 11	H: 2 LOB: 2 BB: 0 P: 14	1B: 7 2B: 0 3B: 0 HR: 2	SF: 0 SAC: 0 DP: 1 HBP: 0	WP: 0 PB: 0 SB: 0 CS: 0	PA: 36
<b>PITCHER</b>	IP WLS BF H R ER SO BB IBB HBP BLK WP HR S P ERA WHIP	5.0 W 20 5 1 1 8 0 0 0 0 0 1 68 93 1.80 1.000	1.0 H 4 1 0 0 2 0 0 0 0 0 0 9 17 0.00 1.000	3.0 S 12 3 1 1 5 0 0 0 0 0 1 29 45 3.00 1.000	<b>PITCHER</b>										IP WLS BF H R ER SO BB IBB HBP BLK WP HR S P ERA WHIP	5.0 L 25 9 4 4 4 1 0 0 0 0 0 13 17 9.00 2.000						

Milwaukee Brewers @ Chicago Cubs  
Wrigley Field, Chicago, IL  
Sun Aug 04 2019, 1:21 PM - 4:25 PM CDT  
Att: 40,466 - Sunny - 80 F

AB 36  
R 2  
H 9  
RBI 2  
BB 0  
SO 15  
LOB 18



Batter	1	2	3	4	5	6	7	8	9	AB	R	H	RBI	BB	SO	LOB	BOTTOM			
22 Jason Heyward, L (1,8) (9,9) OBP: 0.353, SLG: 0.472	0-0 HR	2-2 6 1B 3B		3-3 2 K		2-2 FC6-4		0-0 P5		5	2	2	3	0	1	1				
6 Nick Castellanos, R (1,9) OBP: 0.339, SLG: 0.461 32 Tyler Chatwood, R (7,1) OBP: 0.286, SLG: 0.385	0-3 K	0-1 44 1B		0-0 L9		0-0 L8		3-2 P3		4	0	1	1	0	1	1				
44 Anthony Rizzo, L (1,3) OBP: 0.391, SLG: 0.518	0-2 12 BB 21 2-1 1B	0-0 3H 1B		2-1 L8		2-2 FC4-6 1B		0-2 1B		5	0	4	0	0	0	0				
9 Javier Báez, R (1,6) OBP: 0.319, SLG: 0.548	1-2 12 BB 1B	1-2 G6-3		2-1 G4-3		0-0 FC4-6 21 SF8 1B		0-0 F9		5	1	1	0	0	0	4				
12 Kyle Schwarber, L (1,7) OBP: 0.325, SLG: 0.484 5 Albert Almora Jr., R (9,8) OBP: 0.279, SLG: 0.411	4-1 CU82 BB FF96 FC94 SL90		3-2 7 FC3-6 1B		2-1 HR		2-1 21 SF8 13 1B HBP			2	2	2	1	1	0	0				
7 Victor Caratini, S (1,2) OBP: 0.357, SLG: 0.446	1-3 K		0-1 FC3-6 13 FC6-4 1B		1-1 F8		4-2 13 1B BB			3	0	0	0	1	1	4				
21 Tony Kemp, L (1,4) OBP: 0.306, SLG: 0.412	1-0 2-1	1-0 F8		1-3 K		1-1 8 1B 22 FC6-4 1B		0-1 SF8		3	1	1	1	0	1	1				
13 David Bote, R (1,5) OBP: 0.338, SLG: 0.419		3-2 11 SH2-4 22 3B 1B		1-2 FC6-4		0-1 G6-3				4	1	2	1	0	0	2				
11 Yu Darvish, R (1,1) OBP: 0.128, SLG: 0.108 45 Derek Holland, S (6,1) OBP: 0.083, SLG: 0.083 8 Ian Happ, S (6,PH) (7,9) (9,7)		2-2 SH2-4		1-3 K		1-2 22 FC6-4 1B		0-3 K		1	0	0	0	0	1	0				
<b>Inning Stats</b>	R: 1 E: 0 K: 2 S: 14	H: 3 LOB: 3 BB: 1 P: 21	R: 2 E: 0 K: 0 S: 17	H: 4 LOB: 0 BB: 0 P: 24	R: 0 E: 0 K: 1 S: 11	H: 1 LOB: 1 BB: 0 P: 16	R: 0 E: 0 K: 2 S: 9	H: 0 LOB: 0 BB: 0 P: 13	R: 1 E: 0 K: 0 S: 8	H: 1 LOB: 0 BB: 0 P: 15	R: 1 E: 0 K: 0 S: 13	H: 2 LOB: 1 BB: 0 P: 17	R: 2 E: 0 K: 1 S: 15	H: 2 LOB: 2 BB: 1 P: 23	R: 0 E: 0 K: 0 S: 10	H: 1 LOB: 1 BB: 0 P: 13	1B: 11 2B: 0 3B: 1 HR: 2	SF: 1 SAC: 1 DP: 0 HBP: 1	WP: 0 PB: 0 SB: 0 CS: 0	PA: 40
<b>PITCHER</b>	IP WLS BF H R ER SO BB IBB HBP BLK WP HR S P ERA WHIP	5.0 L 25 9 4 4 4 1 0 0 0 0 0 13 17 9.00 2.000	1.0 5 2 1 1 0 0 0 0 0 0 0 0 0 0 0 0 0	1.0 7 2 2 2 1 1 0 1 0 0 0 0 0 15 23 18.00 3.000	1.0 4 1 0 0 0 0 0 0 0 0 0 0 0 10 13 0.00 1.000	<b>PITCHER</b>										IP WLS BF H R ER SO BB IBB HBP BLK WP HR S P ERA WHIP	5.0 L 25 9 4 4 4 1 0 0 0 0 0 13 17 9.00 2.000			

Milwaukee Brewers @ Chicago Cubs  
Wrigley Field, Chicago, IL  
Sun Aug 04 2019, 1:21 PM - 4:25 PM CDT  
Att: 40,466 - Sunny - 80 F

AB 35  
R 7  
H 14  
RBI 7  
BB 2  
SO 6  
LOB 15





Batter	1	2	3	4	5	6	7	8	9	AB	R	H	RBI	BB	SO	LOB	TOP		
10 Marcus Semien, R OBP: 0.362, SLG: 0.477										4	1	1	0	1	1	1			
26 Matt Chapman, R OBP: 0.343, SLG: 0.608										2	2	0	0	2	1	1			
23 Jurickson Profar, S OBP: 0.274, SLG: 0.392										1	0	1	0	0	0	0			
28 Matt Olson, L OBP: 0.340, SLG: 0.523										5	1	2	2	0	2	2			
20 Mark Canha, R OBP: 0.377, SLG: 0.518										5	1	2	0	0	2	2			
18 Chad Pinder, R OBP: 0.296, SLG: 0.450										4	1	1	1	1	1	5			
25 Stephen Piscotty, R OBP: 0.311, SLG: 0.397										5	2	2	4	0	1	5			
8 Robbie Grossman, S OBP: 0.345, SLG: 0.355										5	1	1	0	0	2	4			
3 Dustin Garneau, R OBP: 0.360, SLG: 0.421										4	1	1	3	0	1	0			
30 Brett Anderson, L OBP: 0.667, SLG: 0.667										3	1	2	0	0	1	0			
62 Lou Trivino, R OBP: 0.298, SLG: 0.397										0	0	0	0	0	0	0			
2 Khris Davis, R OBP: 0.298, SLG: 0.397										1	0	0	0	0	0	0			
61 Wei-Chung Wang, L OBP: 0.360, SLG: 0.421										0	0	0	0	0	0	0			
<b>Inning Stats</b>	R: 0 E: 0 K: 0 S: 5	H: 1 LOB: 0 BB: 0 P: 8	R: 3 E: 1 K: 2 S: 22	H: 6 LOB: 1 BB: 2 P: 43	R: 0 E: 0 K: 1 S: 9	H: 1 LOB: 0 BB: 0 P: 15	R: 3 E: 0 K: 3 S: 18	H: 2 LOB: 0 BB: 1 P: 28	R: 0 E: 0 K: 3 S: 9	H: 0 LOB: 0 BB: 0 P: 12	R: 0 E: 0 K: 3 S: 10	H: 0 LOB: 0 BB: 1 P: 10	R: 0 E: 0 K: 0 S: 4	H: 0 LOB: 0 BB: 0 P: 6	R: 0 E: 0 K: 0 S: 10	H: 3 LOB: 3 BB: 0 P: 12	1B: 10 2B: 0 3B: 1 HR: 2	SF: 0 SAC: 0 DP: 2 HBP: 0	WP: 0 PA: 43 PB: 0 SB: 0 CS: 0
<b>PITCHER</b>	IP WLS BF H R ER SO BB IBB HBP BLK WP HR S P ERA WHIP	IP WLS BF H R ER SO BB IBB HBP BLK WP HR S P ERA WHIP	IP WLS BF H R ER SO BB IBB HBP BLK WP HR S P ERA WHIP	IP WLS BF H R ER SO BB IBB HBP BLK WP HR S P ERA WHIP	IP WLS BF H R ER SO BB IBB HBP BLK WP HR S P ERA WHIP	IP WLS BF H R ER SO BB IBB HBP BLK WP HR S P ERA WHIP	IP WLS BF H R ER SO BB IBB HBP BLK WP HR S P ERA WHIP	IP WLS BF H R ER SO BB IBB HBP BLK WP HR S P ERA WHIP	IP WLS BF H R ER SO BB IBB HBP BLK WP HR S P ERA WHIP	IP WLS BF H R ER SO BB IBB HBP BLK WP HR S P ERA WHIP	IP WLS BF H R ER SO BB IBB HBP BLK WP HR S P ERA WHIP	IP WLS BF H R ER SO BB IBB HBP BLK WP HR S P ERA WHIP	IP WLS BF H R ER SO BB IBB HBP BLK WP HR S P ERA WHIP	IP WLS BF H R ER SO BB IBB HBP BLK WP HR S P ERA WHIP	IP WLS BF H R ER SO BB IBB HBP BLK WP HR S P ERA WHIP	IP WLS BF H R ER SO BB IBB HBP BLK WP HR S P ERA WHIP	IP WLS BF H R ER SO BB IBB HBP BLK WP HR S P ERA WHIP	IP WLS BF H R ER SO BB IBB HBP BLK WP HR S P ERA WHIP	

Oakland Athletics @ Chicago Cubs  
Wrigley Field, Chicago, IL  
Tue Aug 06 2019, 7:09 PM - 9:44 PM CDT  
Att: 40,627 - Partly Cloudy - 77 F

AB	39
R	11
H	13
RBI	10
BB	4
SO	12
LOB	20



Batter	1	2	3	4	5	6	7	8	9	AB	R	H	RBI	BB	SO	LOB	BOTTOM				
22 Jason Heyward, L OBP: 0.353, SLG: 0.469										2	0	1	0	0	0	0					
21 Tony Kemp, L OBP: 0.300, SLG: 0.401										3	0	0	0	0	0	2					
6 Nick Castellanos, R OBP: 0.333, SLG: 0.477										5	1	2	0	0	1	2					
17 Kris Bryant, R OBP: 0.385, SLG: 0.529										5	1	2	2	0	2	4					
44 Anthony Rizzo, L OBP: 0.388, SLG: 0.513										2	0	0	0	0	0	1					
53 Taylor Davis, R OBP: 0.250, SLG: 0.333										3	0	0	0	0	0	2					
9 Javier Báez, R OBP: 0.323, SLG: 0.562										2	0	1	0	0	1	0					
8 Ian Happ, S OBP: 0.444, SLG: 0.476										2	0	2	0	0	0	0					
5 Albert Almora Jr., R OBP: 0.279, SLG: 0.407										3	0	0	0	1	1	3					
13 David Bote, R OBP: 0.340, SLG: 0.418										3	1	1	0	1	0	2					
7 Victor Caratini, S OBP: 0.351, SLG: 0.438										4	1	1	0	0	0	2					
34 Jon Lester, L OBP: 0.278, SLG: 0.313										1	0	0	0	0	0	0					
51 Duane Underwood Jr., R ERA: 4.91										1	0	0	0	0	1	0					
45 Derek Holland, S ERA: 4.91										0	0	0	0	1	0	0					
12 Kyle Schwarber, L OBP: 0.329, SLG: 0.488										1	0	1	2	0	0	0					
<b>Inning Stats</b>	R: 0 E: 0 K: 0 S: 8	H: 1 LOB: 1 BB: 0 P: 11	R: 0 E: 0 K: 1 S: 8	H: 0 LOB: 0 BB: 1 P: 15	R: 0 E: 1 K: 0 S: 12	H: 1 LOB: 2 BB: 0 P: 16	R: 0 E: 0 K: 0 S: 11	H: 1 LOB: 1 BB: 0 P: 12	R: 0 E: 0 K: 1 S: 7	H: 0 LOB: 0 BB: 0 P: 11	R: 2 E: 0 K: 1 S: 11	H: 4 LOB: 2 BB: 0 P: 14	R: 0 E: 0 K: 1 S: 6	H: 0 LOB: 0 BB: 1 P: 11	R: 0 E: 0 K: 1 S: 8	H: 1 LOB: 1 BB: 0 P: 9	R: 2 E: 0 K: 1 S: 21	H: 3 LOB: 2 BB: 1 P: 31	1B: 6 2B: 4 3B: 0 HR: 1	SF: 0 SAC: 0 DP: 2 HBP: 0	WP: 0 PA: 40 PB: 0 SB: 0 CS: 0
<b>PITCHER</b>	IP WLS BF H R ER SO BB IBB HBP BLK WP HR S P ERA WHIP	IP WLS BF H R ER SO BB IBB HBP BLK WP HR S P ERA WHIP	IP WLS BF H R ER SO BB IBB HBP BLK WP HR S P ERA WHIP	IP WLS BF H R ER SO BB IBB HBP BLK WP HR S P ERA WHIP	IP WLS BF H R ER SO BB IBB HBP BLK WP HR S P ERA WHIP	IP WLS BF H R ER SO BB IBB HBP BLK WP HR S P ERA WHIP	IP WLS BF H R ER SO BB IBB HBP BLK WP HR S P ERA WHIP	IP WLS BF H R ER SO BB IBB HBP BLK WP HR S P ERA WHIP	IP WLS BF H R ER SO BB IBB HBP BLK WP HR S P ERA WHIP	IP WLS BF H R ER SO BB IBB HBP BLK WP HR S P ERA WHIP	IP WLS BF H R ER SO BB IBB HBP BLK WP HR S P ERA WHIP	IP WLS BF H R ER SO BB IBB HBP BLK WP HR S P ERA WHIP	IP WLS BF H R ER SO BB IBB HBP BLK WP HR S P ERA WHIP	IP WLS BF H R ER SO BB IBB HBP BLK WP HR S P ERA WHIP	IP WLS BF H R ER SO BB IBB HBP BLK WP HR S P ERA WHIP	IP WLS BF H R ER SO BB IBB HBP BLK WP HR S P ERA WHIP	IP WLS BF H R ER SO BB IBB HBP BLK WP HR S P ERA WHIP	IP WLS BF H R ER SO BB IBB HBP BLK WP HR S P ERA WHIP			

Oakland Athletics @ Chicago Cubs  
Wrigley Field, Chicago, IL  
Tue Aug 06 2019, 7:09 PM - 9:44 PM CDT  
Att: 40,627 - Partly Cloudy - 77 F

AB	37
R	4
H	11
RBI	4
BB	3
SO	6
LOB	18



Batter	1	2	3	4	5	6	7	8	9	AB	R	H	RBI	BB	SO	LOB	TOP										
10 Marcus Semien, R OBP: 0.363, SLG: 0.480										4	1	2	0	0	0	0	<b>Oakland Athletics @ Chicago Cubs</b> Wrigley Field, Chicago, IL Wed Aug 07 2019, 1:21 PM - 3:57 PM CDT Att: 41,179 - Partly Cloudy - 82 F										
26 Matt Chapman, R OBP: 0.341, SLG: 0.505										3	0	0	0	0	1	1											
5 Chris Herrmann, L OBP: 0.300, SLG: 0.345										2	0	0	1	0	1	0											
28 Matt Olson, L OBP: 0.339, SLG: 0.520										2	0	0	1	0	1	0											
20 Mark Canha, R OBP: 0.373, SLG: 0.510										4	0	0	0	0	3	2											
18 Chad Pinder, R OBP: 0.296, SLG: 0.452										3	0	1	0	0	1	0											
25 Stephen Piscotty, R OBP: 0.308, SLG: 0.364										3	0	0	0	0	1	1											
23 Jurickson Profar, S OBP: 0.272, SLG: 0.389										3	0	0	0	0	1	1											
3 Dustin Garneau, R OBP: 0.348, SLG: 0.405										3	0	0	0	0	0	1											
15 Homer Bailey, R 62 Lou Trivino, R 8 Robbie Grossman, S 52 Ryan Buchter, L 39 Blake Treinen, R 38 Nick Martin, L										1	0	0	0	0	0	0											
<b>Inning Stats</b>	R: 0 E: 0 K: 2 S: 8	H: 0 LOB: 0 BB: 0 P: 14	R: 0 E: 0 K: 2 S: 10	H: 0 LOB: 0 BB: 0 P: 15	R: 0 E: 0 K: 1 S: 10	H: 0 LOB: 0 BB: 0 P: 14	R: 1 E: 0 K: 1 S: 7	H: 1 LOB: 0 BB: 0 P: 10	R: 0 E: 0 K: 0 S: 6	H: 0 LOB: 0 BB: 0 P: 12	R: 0 E: 0 K: 1 S: 8	H: 0 LOB: 0 BB: 0 P: 11	R: 0 E: 0 K: 0 S: 6	H: 0 LOB: 0 BB: 0 P: 11	R: 0 E: 0 K: 1 S: 13	H: 1 LOB: 2 BB: 0 P: 18	1B: 1 2B: 2 3B: 0 HR: 0	SF: 1 SAC: 0 DP: 0 HBP: 1	WP: 0 PB: 0 SB: 0 CS: 0	PA: 31							
<b>PITCHER</b>	IP	WLS	BF	H	R	ER	SO	BB	IBB	HBP	BLK	WP	HR	S	P	ERA	WHIP										
62 Jose Quintana, L ERA: 4.23	7.0	W	23	2	1	1	7	0	0	0	0	0	0	60	94	1.29	0.286										
37 David Phelps, R ERA: 3.66	1.0		3	0	0	0	0	0	0	0	0	0	0	6	11	0.00	0.000										
46 Pedro Strop, R ERA: 5.02	1.0		5	1	0	0	1	0	0	1	0	0	0	13	18	0.00	1.000										

AB	29
R	1
H	3
RBI	1
BB	0
SO	8
LOB	7



Batter	1	2	3	4	5	6	7	8	9	AB	R	H	RBI	BB	SO	LOB	BOTTOM										
22 Jason Heyward, L OBP: 0.350, SLG: 0.464										4	0	0	0	0	0	1	<b>Oakland Athletics @ Chicago Cubs</b> Wrigley Field, Chicago, IL Wed Aug 07 2019, 1:21 PM - 3:57 PM CDT Att: 41,179 - Partly Cloudy - 82 F										
6 Nick Castellanos, R OBP: 0.333, SLG: 0.477										4	1	1	0	0	1	0											
13 David Bote, R OBP: 0.340, SLG: 0.418										0	0	0	0	0	0	0											
17 Kris Bryant, R OBP: 0.386, SLG: 0.528										4	1	2	0	0	0	1											
44 Anthony Rizzo, L OBP: 0.389, SLG: 0.511										3	2	1	0	0	0	1											
9 Javier Báez, R OBP: 0.325, SLG: 0.562										4	2	2	2	0	0	1											
37 David Phelps, R 46 Pedro Strop, R										0	0	0	0	0	0	0											
12 Kyle Schwarber, L OBP: 0.330, SLG: 0.495										3	2	1	3	1	0	0											
8 Ian Happ, S OBP: 0.452, SLG: 0.600										4	1	2	4	0	0	0											
7 Victor Caratini, S OBP: 0.355, SLG: 0.462										4	1	2	1	0	0	1											
62 Jose Quintana, R 5 Albert Almora Jr., R										2	0	0	0	0	1	0											
<b>Inning Stats</b>	R: 0 E: 0 K: 0 S: 10	H: 0 LOB: 0 BB: 0 P: 14	R: 0 E: 0 K: 0 S: 6	H: 0 LOB: 0 BB: 0 P: 9	R: 0 E: 0 K: 0 S: 10	H: 1 LOB: 1 BB: 0 P: 16	R: 5 E: 0 K: 0 S: 12	H: 3 LOB: 0 BB: 1 P: 22	R: 4 E: 0 K: 0 S: 19	H: 5 LOB: 1 BB: 0 P: 25	R: 0 E: 0 K: 2 S: 7	H: 0 LOB: 0 BB: 0 P: 11	R: 0 E: 0 K: 0 S: 11	H: 1 LOB: 0 BB: 0 P: 14	R: 1 E: 0 K: 0 S: 8	H: 1 LOB: 0 BB: 0 P: 11	1B: 7 2B: 1 3B: 0 HR: 3	SF: 0 SAC: 1 DP: 1 HBP: 1	WP: 0 PB: 0 SB: 0 CS: 0	PA: 36							
<b>PITCHER</b>	IP	WLS	BF	H	R	ER	SO	BB	IBB	HBP	BLK	WP	HR	S	P	ERA	WHIP										
15 Homer Bailey, R ERA: 5.54	4.2	L	22	6	7	7	0	0	0	0	0	0	1	46	73	13.50	1.500										
62 Lou Trivino, R ERA: 5.14	0.1		4	3	2	2	0	0	0	0	0	0	1	11	13	54.00	9.000										
52 Ryan Buchter, L ERA: 3.23	2.0		6	1	0	0	2	0	0	0	0	0	0	18	25	0.00	0.500										
39 Blake Treinen, R ERA: 4.84	1.0		4	1	1	1	0	0	0	0	0	0	1	8	11	9.00	1.000										

AB	33
R	10
H	11
RBI	10
BB	1
SO	2
LOB	5



Batter	1	2	3	4	5	6	7	8	9	AB	R	H	RBI	BB	SO	LOB	TOP										
22 Jason Heyward, L OBP: 0.347, SLG: 0.458	G4-3		G3-1	K		HBP	FC4-5 17 WP 17 1B	G4-3		5	1	0	0	0	1	3											
6 Nick Castellanos, R OBP: 0.338, SLG: 0.493 56 Kyle Ryan, L	1B		HR	HR		K	17 1B	L8		4	3	3	2	1	1	1											
17 Kris Bryant, R OBP: 0.390, SLG: 0.529	44 2B		44 1B 9 2B	1B		F8	1B	G6-3		5	2	3	2	1	0	1											
44 Anthony Rizzo, L OBP: 0.391, SLG: 0.514 7 Victor Caratini, S OBP: 0.359, SLG: 0.466	1-H 2B		9 2B 8 1B	1B		L7	G3	1B		4	1	2	1	1	0	2											
9 Javier Báez, R OBP: 0.325, SLG: 0.561	K		8 1B	2B		G4-3	G4-3	F8		6	1	2	1	0	1	4											
5 Albert Almora Jr., R OBP: 0.290, SLG: 0.406	G6-3		K			K	8 HR	25 1B		5	2	2	0	0	2	3											
8 Ian Happ, S OBP: 0.444, SLG: 0.667	G6-3		1B			FC5-6 25 2B	HR	K		5	2	2	4	0	1	2											
25 Jonathan Lucroy, R OBP: 0.315, SLG: 0.380	35 FC4 1B		F9			1-H 2B	F9	13 1B		5	0	3	2	0	0	1											
35 Cole Hamels, L OBP: 0.325, SLG: 0.100 21 Tony Kemp, L OBP: 0.298, SLG: 0.399 32 Tyler Chatwood, R OBP: 0.247, SLG: 0.352 12 Kyle Schwarber, L OBP: 0.350, SLG: 0.683 51 Duane Underwood Jr., R OBP: 0.342, SLG: 0.420 13 David Bote, R OBP: 0.342, SLG: 0.420	FC4		L4			G5-3	22 FC4-5 BB	1B		1	0	0	0	0	0	1											
<b>Inning Stats</b>	R: 1 E: 0 K: 1 S: 12	H: 2 LOB: 1 BB: 1 P: 18	R: 0 E: 0 K: 0 S: 13	H: 1 LOB: 1 BB: 0 P: 17	R: 4 E: 0 K: 1 S: 22	H: 5 LOB: 1 BB: 0 P: 31	R: 1 E: 0 K: 1 S: 16	H: 2 LOB: 1 BB: 0 P: 21	R: 1 E: 0 K: 1 S: 18	H: 2 LOB: 1 BB: 0 P: 23	R: 0 E: 0 K: 1 S: 10	H: 0 LOB: 1 BB: 1 P: 22	R: 4 E: 0 K: 0 S: 16	H: 3 LOB: 1 BB: 2 P: 30	R: 1 E: 0 K: 1 S: 16	H: 3 LOB: 2 BB: 0 P: 23	R: 0 E: 0 K: 0 S: 6	H: 1 LOB: 1 BB: 0 P: 8	1B: 13 2B: 3 3B: 0 HR: 3	SF: 0 SAC: 0 DP: 0 HBP: 1	WP: 1 PB: 1 SB: 1 CS: 0	PA: 50					
<b>PITCHER</b>	IP	WLS	BF	H	R	ER	SO	BB	IBB	HBP	BLK	WP	HR	S	P	ERA	WHIP										
40 Alex Wood, L ERA: 5.65	3.0		17	8	5	5	2	1	0	0	0	0	1	47	66	15.00	3.000										
46 Kevin Gausman, R ERA: 6.29	2.0	L	10	4	2	2	2	0	0	0	0	0	1	34	44	9.00	2.000										
39 Lucas Sims, R ERA: 4.91	1.0		5	0	0	0	1	1	0	1	0	0	0	10	22	0.00	1.000										
37 David Hernandez, R ERA: 8.02	1.2		13	6	5	5	1	2	0	0	0	1	1	29	49	27.00	4.800										
52 Kyle Farmer, R ERA:	1.1		5	1	0	0	0	0	0	0	0	0	0	9	12	0.00	0.750										

Chicago Cubs @ Cincinnati Reds  
Great American Ball Park, Cincinnati, OH  
Thu Aug 08 2019, 7:11 PM - 10:56 PM EDT  
Att: 20,111 - Cloudy - 85 F

AB 45  
R 12  
H 19  
RBI 12  
BB 4  
SO 6  
LOB 19



Batter	1	2	3	4	5	6	7	8	9	AB	R	H	RBI	BB	SO	LOB	BOTTOM										
15 Nick Senzel, R OBP: 0.333, SLG: 0.452	G5-3		CI			K		CI		3	0	0	1	0	1	4											
19 Joey Votto, L OBP: 0.347, SLG: 0.398	K		G1-3			7 WP BB		F8		4	0	0	0	1	2	4											
7 Eugenio Suárez, R OBP: 0.340, SLG: 0.523	44 2B		44 HR			K		G6-4-3		4	2	1	0	1	2	2											
44 Aristides Aquino, R OBP: 0.455, SLG: 0.905	2B		HR			K		K		5	1	2	3	0	3	1											
4 Jose Iglesias, R OBP: 0.318, SLG: 0.407 37 David Hernandez, R OBP: 0.318, SLG: 0.407 34 Brian O'Grady, L	L4		9 1B 52 1B			G6-3		P5		4	1	1	0	0	1	2											
6 Phillip Ervin, R OBP: 0.425, SLG: 0.578	52 1B 40 FC1-2 2B		L7			17 FC4-6 52 HBP		2B		5	0	4	0	0	0	1											
9 José Peraza, R OBP: 0.279, SLG: 0.351	F7		33 BB 52 1B 15 CI			L9		G5-3		5	1	1	0	0	0	4											
52 Kyle Farmer, R OBP: 0.292, SLG: 0.422	40 FC1-2 1B		15 CI 33 BB			17 FC4-6 HBP		K		3	0	2	1	0	1	1											
40 Alex Wood, R ERA: 3.09 33 Jesse Winker, L OBP: 0.295, SLG: 0.429 46 Kevin Gausman, L OBP: 0.297, SLG: 0.393 17 Josh VanMeter, L OBP: 0.350, SLG: 0.583 39 Lucas Sims, R ERA: 4.91 16 Tucker Barnhart, L OBP: 0.317, SLG: 0.376	FC1-2 15 FC6-4 1B		15 CI			FC4-6		L8		1	0	0	0	0	0	2											
<b>Inning Stats</b>	R: 1 E: 0 K: 1 S: 9	H: 2 LOB: 0 BB: 0 P: 15	R: 0 E: 0 K: 0 S: 10	H: 2 LOB: 2 BB: 0 P: 14	R: 4 E: 1 K: 1 S: 24	H: 4 LOB: 3 BB: 2 P: 48	R: 0 E: 0 K: 2 S: 8	H: 0 LOB: 0 BB: 0 P: 12	R: 0 E: 0 K: 1 S: 14	H: 1 LOB: 2 BB: 0 P: 18	R: 0 E: 0 K: 3 S: 10	H: 0 LOB: 1 BB: 1 P: 21	R: 0 E: 0 K: 1 S: 11	H: 1 LOB: 1 BB: 0 P: 17	R: 0 E: 1 K: 0 S: 5	H: 0 LOB: 0 BB: 0 P: 8	R: 0 E: 0 K: 1 S: 12	H: 1 LOB: 1 BB: 0 P: 17	1B: 6 2B: 4 3B: 0 HR: 1	SF: 0 SAC: 0 DP: 1 HBP: 1	WP: 1 PB: 0 SB: 0 CS: 0	PA: 43					
<b>PITCHER</b>	IP	WLS	BF	H	R	ER	SO	BB	IBB	HBP	BLK	WP	HR	S	P	ERA	WHIP										
35 Cole Hamels, L ERA: 3.09	3.0		20	8	5	4	2	2	0	0	0	0	1	43	77	12.00	3.333										
32 Tyler Chatwood, R ERA: 3.92	3.0	W	12	1	0	0	6	1	0	1	0	1	0	32	51	0.00	0.667										
51 Duane Underwood Jr., R ERA:	0.2		3	1	0	0	1	0	0	0	0	0	0	10	14	0.00	1.500										
56 Kyle Ryan, L ERA: 2.8	2.1		8	1	0	0	1	0	0	0	0	0	0	18	28	0.00	0.429										

Chicago Cubs @ Cincinnati Reds  
Great American Ball Park, Cincinnati, OH  
Thu Aug 08 2019, 7:11 PM - 10:56 PM EDT  
Att: 20,111 - Cloudy - 85 F

AB 37  
R 5  
H 11  
RBI 5  
BB 3  
SO 10  
LOB 24



Batter	1	2	3	4	5	6	7	8	9	AB	R	H	RBI	BB	SO	LOB	TOP			
22 Jason Heyward, L (1, 8) OBP: 0.350, SLG: 0.460	G4-1		HBP		L8			17 1B 44 HBP 6 BB	2B	3	1	1	0	1	0	0				
6 Nick Castellanos, R (1, 9) OBP: 0.336, SLG: 0.498	HR							44 HBP 9 FC3-2 17 1B	P3	4	1	1	1	1	2	2				
17 Kris Bryant, R (1, 5) OBP: 0.393, SLG: 0.529	K							9 FC3-2 44 HBP		2	0	1	0	2	1	0				
44 Anthony Rizzo, L (1, 3) OBP: 0.394, SLG: 0.515	K							9 FC3-2		3	0	2	1	0	1	0				
9 Javier Báez, R (1, 6) OBP: 0.322, SLG: 0.556	K							9 FC3-2		4	0	0	0	0	1	7				
8 Ian Happ, S (1, 4) OBP: 0.400, SLG: 0.588	G3-1							9 FC3-2		4	0	0	0	0	2	7				
12 Kyle Schwarber, L (1, 7) OBP: 0.329, SLG: 0.489	K							G3-1		4	0	0	0	0	2	5				
7 Victor Caratini, S (1, 2) OBP: 0.350, SLG: 0.453								G4-3		4	0	0	0	0	1	0				
11 Yu Darvish, R (1, 1) OBP: 0.122, SLG: 0.103								G6-3		2	0	0	0	0	1	0				
21 Tony Kemp, L (7, PH) OBP: 0.287, SLG: 0.397										1	0	0	0	0	1	0				
41 Steve Cishek, R (7, 1) OBP: 0.154, SLG: 0.083										0	0	0	0	0	0	0				
45 Derek Holland, S (8, 1) OBP: 0.154, SLG: 0.083										0	0	0	0	0	0	0				
25 Jonathan Lucroy, R (9, PH) OBP: 0.314, SLG: 0.375										1	0	0	0	0	1	0				
<b>Inning Stats</b>	R: 1 E: 0 K: 2 S: 12	H: 1 LOB: 0 BB: 0 P: 19	R: 0 E: 0 K: 2 S: 7	H: 0 LOB: 0 BB: 0 P: 10	R: 0 E: 0 K: 3 S: 12	H: 0 LOB: 1 BB: 0 P: 17	R: 0 E: 0 K: 0 S: 10	H: 1 LOB: 2 BB: 1 P: 19	R: 0 E: 0 K: 2 S: 12	H: 0 LOB: 0 BB: 0 P: 7	R: 0 E: 0 K: 2 S: 9	H: 1 LOB: 0 BB: 0 P: 14	R: 1 E: 0 K: 1 S: 13	H: 1 LOB: 3 BB: 2 P: 23	R: 0 E: 0 K: 1 S: 10	H: 1 LOB: 1 BB: 0 P: 15	1B: 3 2B: 1 3B: 0 HR: 1	SF: 0 SAC: 0 DP: 0 HBP: 2	WP: 0 PB: 0 SB: 0 CS: 0	PA: 38
<b>PITCHER</b>	IP WLS BF H R ER SO BB IBB HBP BLK WP HR S P ERA WHIP																			
27 Trevor Bauer, R (1, 1) ERA: 3.74	7.0 W 27 3 1 1 11 2 0 1 0 0 1 67 106																			
21 Michael Lorenzen, R (8, 1) ERA: 3.19	0.0 0 3 1 1 1 0 2 0 0 0 0 0 8 16																			
50 Amir Garrett, L (8, 1) ERA: 2.83	1.0 H 4 0 0 0 1 0 0 0 1 0 0 0 5 7																			
26 Raisel Iglesias, R (9, 1) ERA: 3.93	1.0 S 4 1 0 0 1 0 0 0 0 0 0 0 0 10 15																			

Chicago Cubs @ Cincinnati Reds  
Great American Ball Park, Cincinnati, OH  
Fri Aug 09 2019, 7:12 PM - 9:54 PM EDT  
Att: 31,569 - Clear - 87 F

AB 32  
R 2  
H 5  
RBI 2  
BB 4  
SO 13  
LOB 21



Batter	1	2	3	4	5	6	7	8	9	AB	R	H	RBI	BB	SO	LOB	BOTTOM			
33 Jesse Winker, L (1, 7) OBP: 0.352, SLG: 0.466	K		G3-1			G6-3		L8		3	0	0	0	0	1	0				
6 Phillip Ervin, R (8, PH) OBP: 0.421, SLG: 0.573										1	0	0	0	0	0	0				
19 Joey Votto, L (1, 3) OBP: 0.346, SLG: 0.404	K		G4-3					G3-1		4	1	1	1	0	1	0				
7 Eugenio Suárez, R (1, 5) OBP: 0.339, SLG: 0.528	K									4	1	1	1	0	3	0				
17 Josh VanMeter, L (1, 4) OBP: 0.382, SLG: 0.468										3	1	1	0	0	0	0				
44 Aristides Aquino, R (1, 9) OBP: 0.440, SLG: 0.958										3	1	1	2	0	1	0				
15 Nick Senzel, R (1, 8) OBP: 0.333, SLG: 0.451										3	1	1	0	0	1	0				
16 Tucker Barnhart, L (1, 2) OBP: 0.313, SLG: 0.369										3	0	0	0	0	0	1				
9 José Peraza, R (1, 6) OBP: 0.279, SLG: 0.351										3	0	1	1	0	1	0				
27 Trevor Bauer, R (1, 1) OBP: 0.125, SLG: 0.125										2	0	0	0	0	2	0				
34 Brian O'Grady, L (7, PH) OBP: 0.333, SLG: 0.384										1	0	0	0	0	1	1				
21 Michael Lorenzen, R (8, 1) OBP: 0.154, SLG: 0.083										0	0	0	0	0	0	0				
50 Amir Garrett, R (8, 1) OBP: 0.154, SLG: 0.083										0	0	0	0	0	0	0				
26 Raisel Iglesias, R (9, 1) OBP: 0.314, SLG: 0.375										0	0	0	0	0	0	0				
<b>Inning Stats</b>	R: 0 E: 0 K: 3 S: 9	H: 0 LOB: 0 BB: 0 P: 10	R: 2 E: 0 K: 0 S: 16	H: 2 LOB: 0 BB: 0 P: 22	R: 0 E: 0 K: 1 S: 7	H: 0 LOB: 0 BB: 0 P: 9	R: 1 E: 0 K: 2 S: 10	H: 1 LOB: 0 BB: 0 P: 13	R: 0 E: 0 K: 2 S: 9	H: 0 LOB: 0 BB: 0 P: 11	R: 1 E: 0 K: 1 S: 8	H: 1 LOB: 0 BB: 0 P: 13	R: 1 E: 0 K: 1 S: 18	H: 2 LOB: 1 BB: 0 P: 26	R: 0 E: 0 K: 1 S: 9	H: 0 LOB: 0 BB: 0 P: 12	1B: 2 2B: 1 3B: 0 HR: 3	SF: 0 SAC: 0 DP: 0 HBP: 0	WP: 0 PB: 0 SB: 0 CS: 0	PA: 30
<b>PITCHER</b>	IP WLS BF H R ER SO BB IBB HBP BLK WP HR S P ERA WHIP																			
11 Yu Darvish, R (1, 1) ERA: 4.43	6.0 L 22 4 4 4 9 0 0 0 0 0 0 3 59 78																			
41 Steve Cishek, R (7, 1) ERA: 3.58	1.0 5 2 1 1 1 0 0 0 0 0 0 0 18 26																			
45 Derek Holland, L (8, 1) ERA: 5.5	1.0 3 0 0 0 1 0 0 0 0 0 0 0 9 12																			

Chicago Cubs @ Cincinnati Reds  
Great American Ball Park, Cincinnati, OH  
Fri Aug 09 2019, 7:12 PM - 9:54 PM EDT  
Att: 31,569 - Clear - 87 F

AB 30  
R 5  
H 6  
RBI 5  
BB 0  
SO 11  
LOB 2



Batter	1	2	3	4	5	6	7	8	9	AB	R	H	RBI	BB	SO	LOB	TOP					
5 Albert Almora Jr., R OBP: 0.276, SLG: 0.399	F8		G5-3		K		L3		K	5	0	0	0	0	2	6						
6 Nick Castellanos, R OBP: 0.335, SLG: 0.492	K		K		K		FC5-4		G5-3	5	0	0	0	0	3	4						
17 Kris Bryant, R OBP: 0.391, SLG: 0.526																						
8 Ian Happ, S OBP: 0.381, SLG: 0.556	F9				G4-3		G6-3		F8	2	0	0	0	0	0	0						
44 Anthony Rizzo, L OBP: 0.397, SLG: 0.515																						
7 Victor Caratini, S OBP: 0.332, SLG: 0.449		HBP			BB		BB		K	0	0	0	0	1	0	0						
9 Javier Báez, R OBP: 0.321, SLG: 0.554					BB		BB			2	0	0	0	0	1	2						
21 Tony Kemp, L OBP: 0.304, SLG: 0.409		K			G1-4-3		1B			2	0	2	0	0	0	0						
25 Jonathan Lucroy, R OBP: 0.313, SLG: 0.373							G4-3		L3	3	0	0	0	1	0	4						
12 Kyle Schwarber, L OBP: 0.330, SLG: 0.497		P6																				
13 David Bote, R OBP: 0.348, SLG: 0.426										4	1	2	1	0	0	1						
28 Kyle Hendricks, R OBP: 0.250, SLG: 0.216																						
36 Dillon Maples, R OBP: 0.250, SLG: 0.333																						
32 Tyler Chatwood, R OBP: 0.167, SLG: 0.167																						
30 Alec Mills, R OBP: 0.167, SLG: 0.167																						
<b>Inning Stats</b>	R: 0 E: 0 K: 1 S: 7	H: 0 LOB: 0 BB: 0 P: 12	R: 0 E: 0 K: 1 S: 7	H: 0 LOB: 1 BB: 0 P: 12	R: 0 E: 0 K: 2 S: 11	H: 0 LOB: 1 BB: 1 P: 19	R: 0 E: 0 K: 0 S: 6	H: 0 LOB: 0 BB: 0 P: 10	R: 0 E: 0 K: 2 S: 13	H: 1 LOB: 2 BB: 1 P: 21	R: 0 E: 0 K: 1 S: 19	H: 1 LOB: 2 BB: 1 P: 30	R: 0 E: 0 K: 0 S: 11	H: 2 LOB: 2 BB: 0 P: 13	R: 0 E: 0 K: 1 S: 9	H: 1 LOB: 1 BB: 0 P: 11	R: 1 E: 0 K: 1 S: 12	H: 2 LOB: 1 BB: 0 P: 19	1B: 4 2B: 2 3B: 0 HR: 1	SF: 0 SAC: 0 DP: 1 HBP: 1	WP: 0 PB: 0 SB: 0 CS: 0	PA: 38
<b>PITCHER</b>	IP WLS BF H R ER SO BB IBB HBP BLK WP HR S P ERA WHIP																					
54 Sonny Gray, R ERA: 3.1	6.0 W 24 2 0 0 7 4 0 1 0 0 0 63 104 0.00 1.000																					
47 Sal Romano, R ERA: 3.0	3.0 S 14 5 1 1 2 0 0 0 0 0 1 32 43 3.00 1.667																					

Chicago Cubs @ Cincinnati Reds  
Great American Ball Park, Cincinnati, OH  
Sat Aug 10 2019, 7:11 PM - 10:16 PM EDT  
Att: 39,866 - Clear - 83 F

AB	33
R	1
H	7
RBI	1
BB	4
SO	9
LOB	23



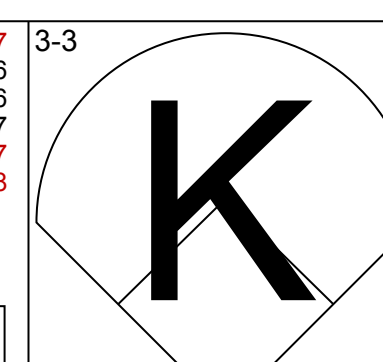
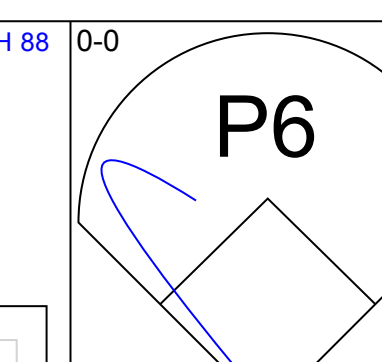
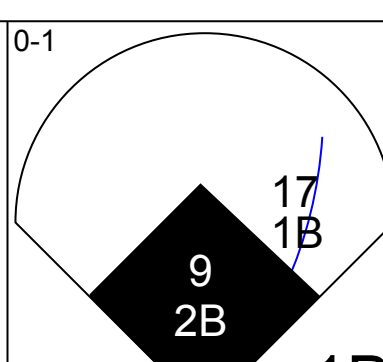
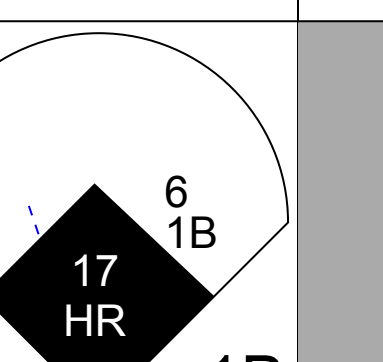
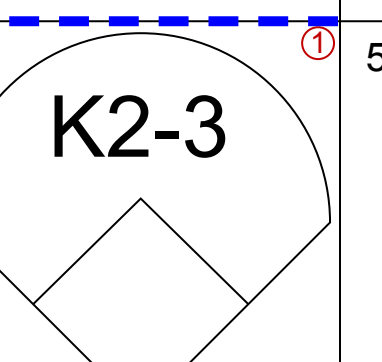
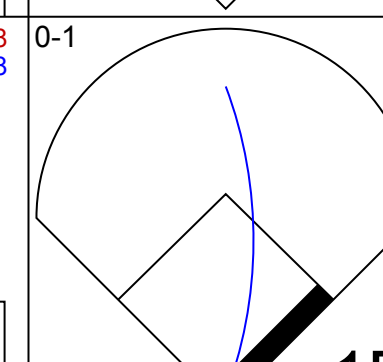
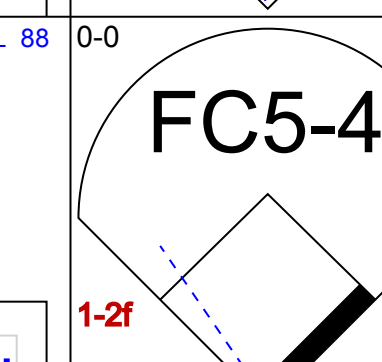
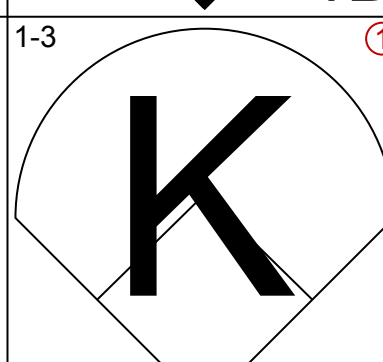
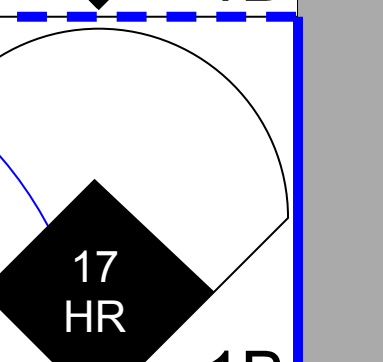
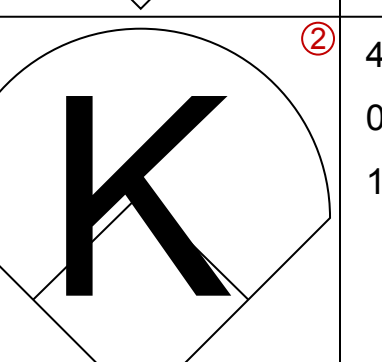
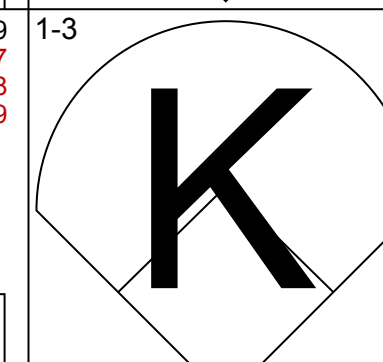

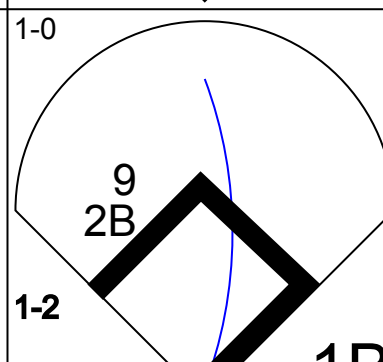

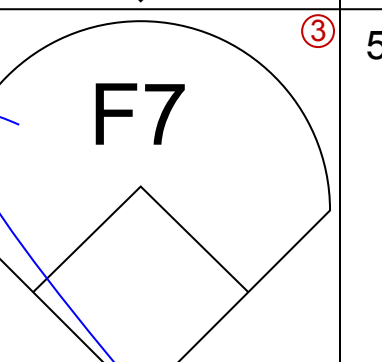
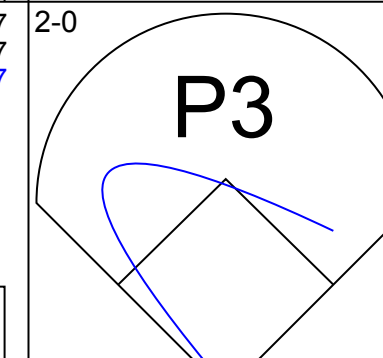
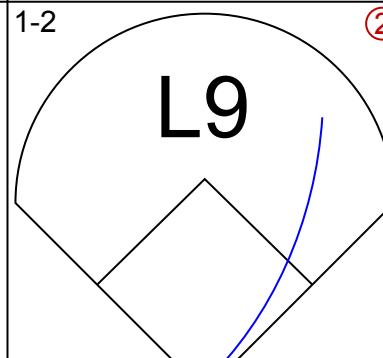
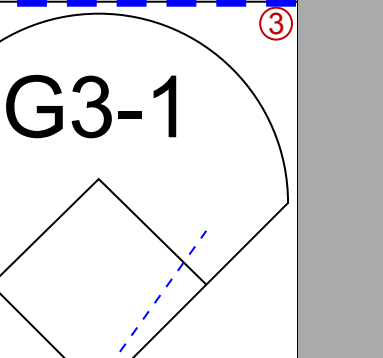



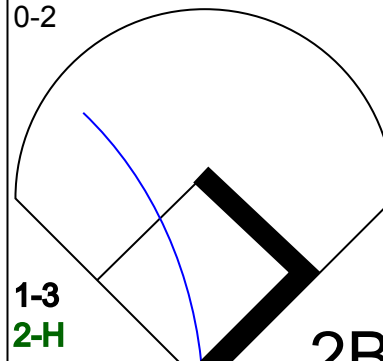

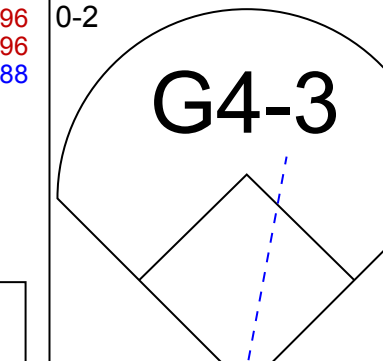
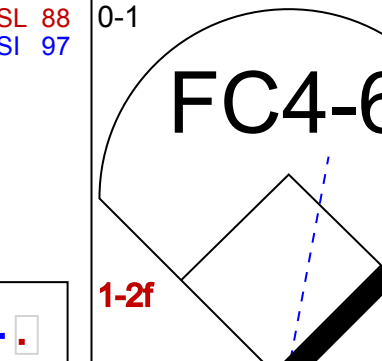
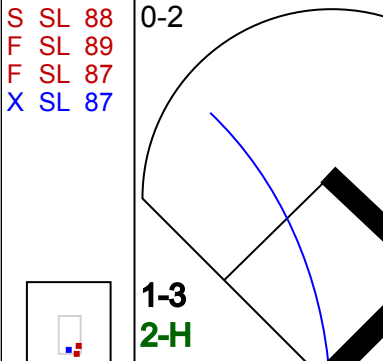



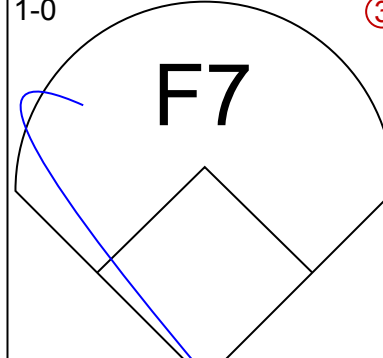


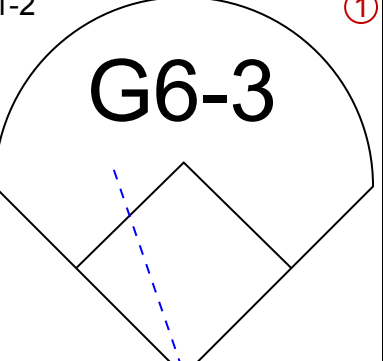
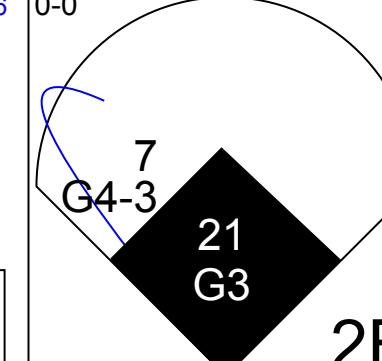
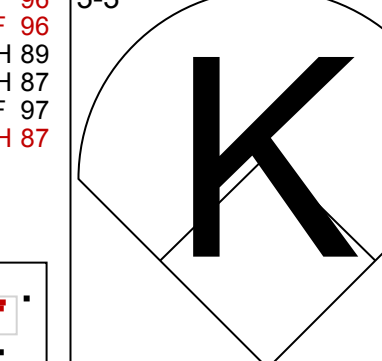
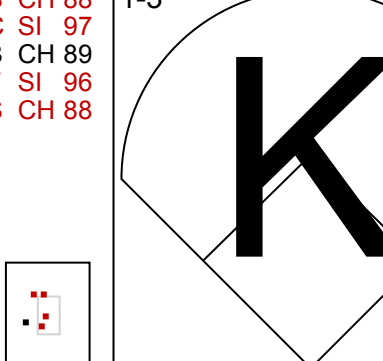
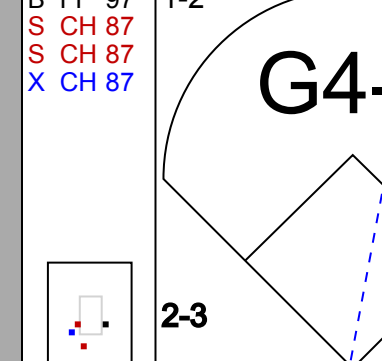
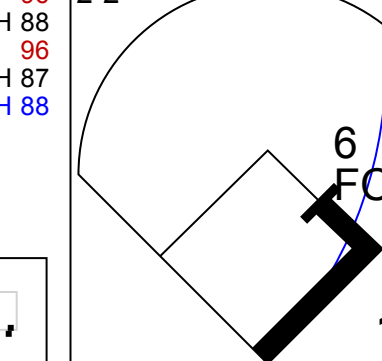
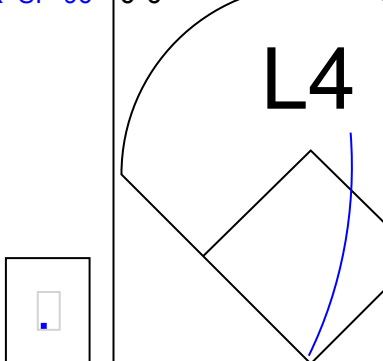
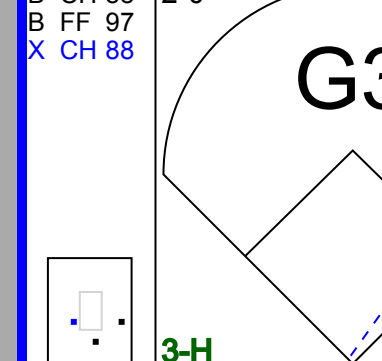
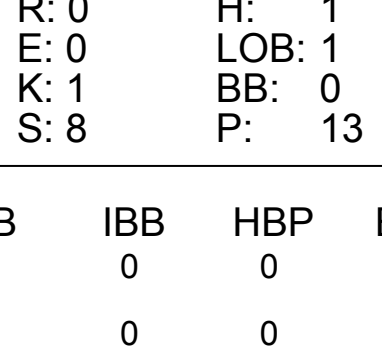
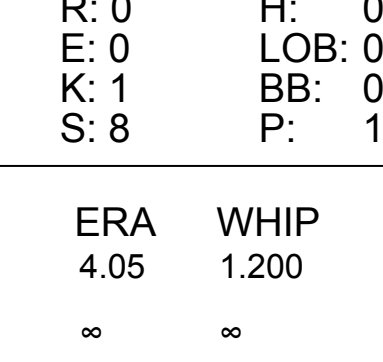
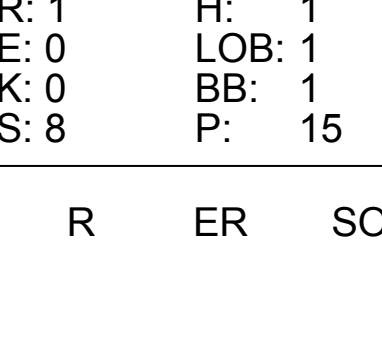
Batter	1	2	3	4	5	6	7	8	9	AB	R	H	RBI	BB	SO	LOB	BOTTOM			
33 Jesse Winker, L OBP: 0.352, SLG: 0.466	L9						L6			4	0	1	0	1	1	2				
19 Joey Votto, L OBP: 0.345, SLG: 0.405										4	1	1	0	0	1	5				
34 Brian O'Grady, L OBP: 0.333, SLG: 0.333										1	0	1	0	0	0	0				
7 Eugenio Suárez, R OBP: 0.339, SLG: 0.533										3	1	1	1	0	0	1				
52 Kyle Farmer, R OBP: 0.295, SLG: 0.446										2	1	1	1	0	0	1				
17 Josh VanMeter, L OBP: 0.383, SLG: 0.485										5	0	2	1	0	0	0				
44 Aristides Aquino, R OBP: 0.500, SLG: 1.250										4	3	3	3	1	1	2				
15 Nick Senzel, R OBP: 0.334, SLG: 0.460										5	2	2	1	0	1	1				
16 Tucker Barnhart, L OBP: 0.319, SLG: 0.372										4	1	2	1	1	0	0				
9 José Peraza, R OBP: 0.288, SLG: 0.360										4	1	3	0	0	1	0				
54 Sonny Gray, R OBP: 0.222, SLG: 0.235										2	0	1	2	0	0	0				
47 Sal Romano, L ERA: 3.77										2	0	0	0	0	1	4				
<b>Inning Stats</b>	R: 1 E: 0 K: 0 S: 11	H: 2 LOB: 0 BB: 0 P: 16	R: 2 E: 0 K: 2 S: 17	H: 4 LOB: 0 BB: 0 P: 24	R: 4 E: 0 K: 0 S: 23	H: 6 LOB: 2 BB: 0 P: 30	R: 2 E: 0 K: 1 S: 12	H: 2 LOB: 0 BB: 0 P: 21	R: 0 E: 0 K: 1 S: 5	H: 0 LOB: 1 BB: 1 P: 11	R: 1 E: 0 K: 0 S: 15	H: 1 LOB: 3 BB: 2 P: 27	R: 0 E: 0 K: 1 S: 10	H: 2 LOB: 2 BB: 0 P: 15	R: 0 E: 0 K: 1 S: 9	H: 1 LOB: 1 BB: 0 P: 13	1B: 7 2B: 5 3B: 0 HR: 6	SF: 0 SAC: 1 DP: 0 HBP: 1	WP: 0 PB: 0 SB: 0 CS: 1	PA: 46
<b>PITCHER</b>	IP WLS BF H R ER SO BB IBB HBP BLK WP HR S P ERA WHIP																			
28 Kyle Hendricks, R ERA: 3.48	2.2 L 19 12 7 7 2 0 0 0 0 0 0 3 50 67 23.62 4.500																			
36 Dillon Maples, R ERA: 6.75	1.1 6 2 2 2 1 0 0 0 0 0 2 13 24 13.50 1.500																			
30 Alec Mills, R ERA: 3.77	4.0 20 4 1 1 3 3 0 1 0 0 1 39 66 2.25 1.750																			

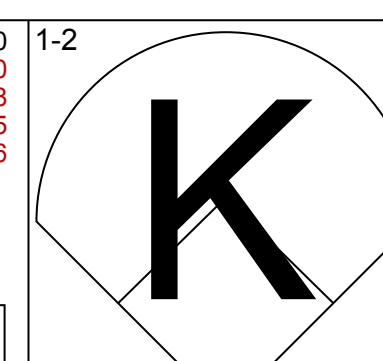
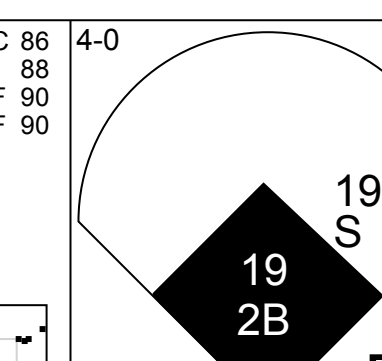
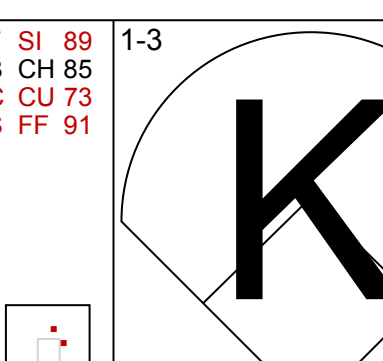
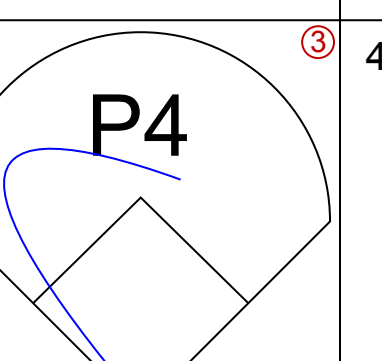
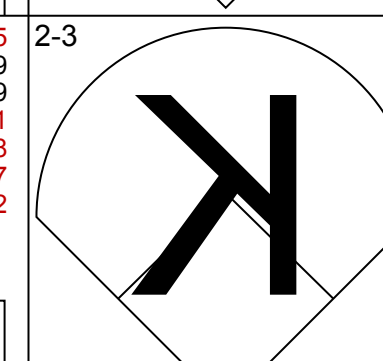
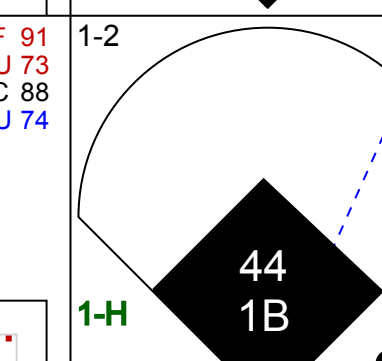
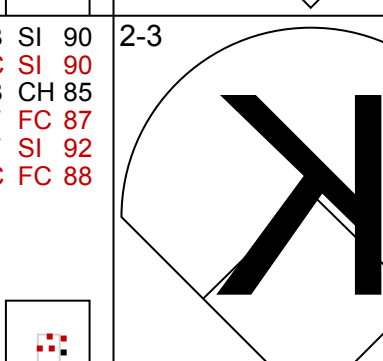
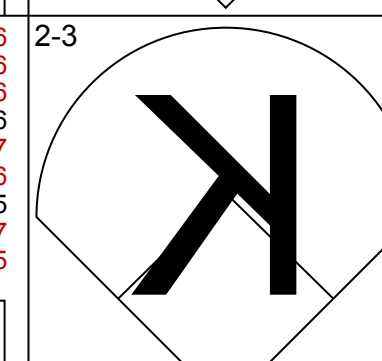
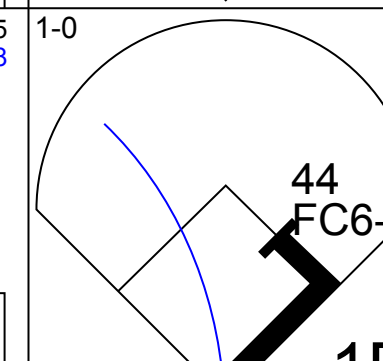
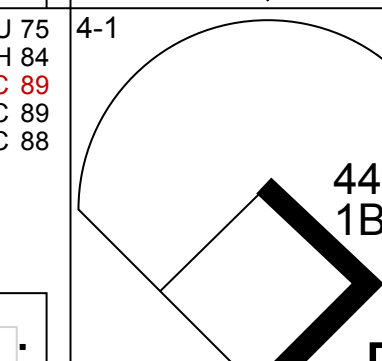
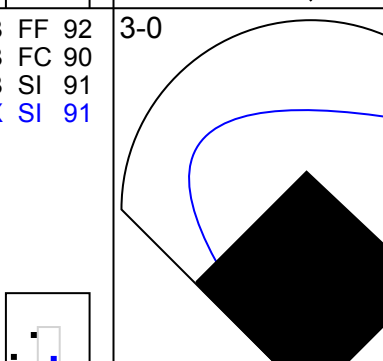
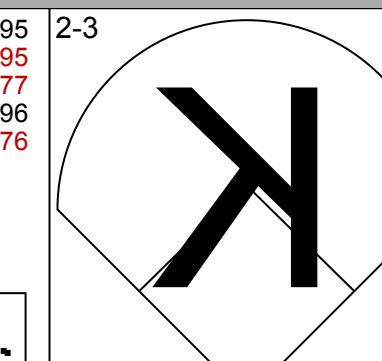
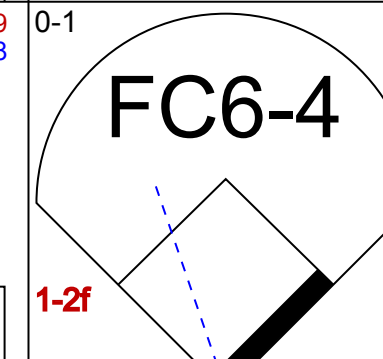
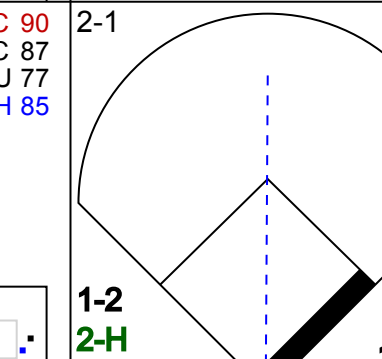
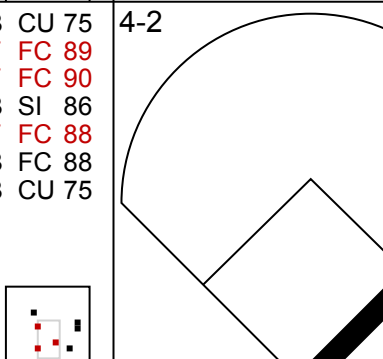
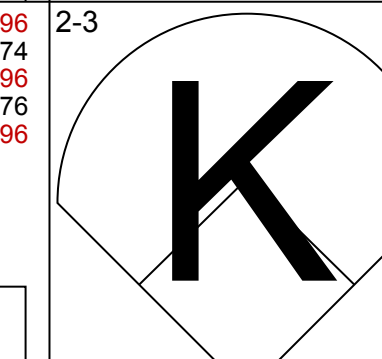
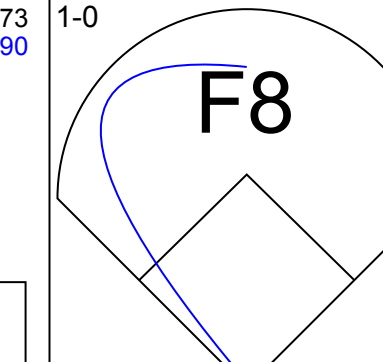
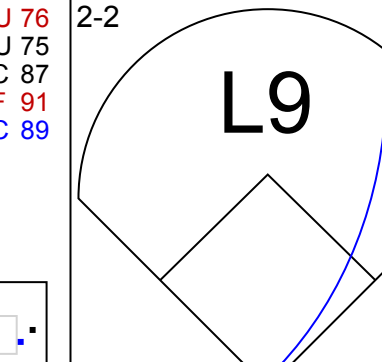
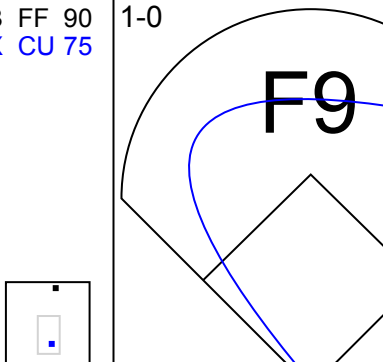
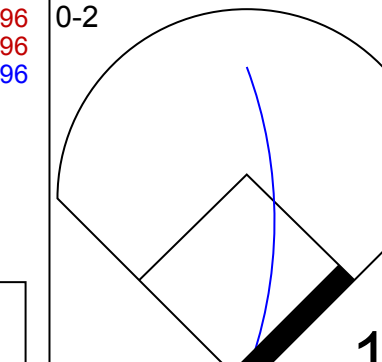
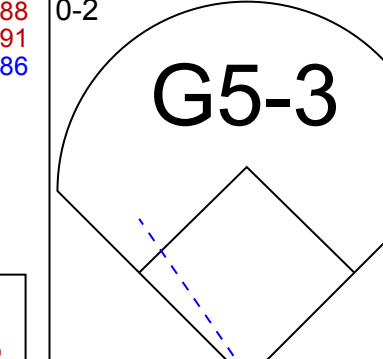


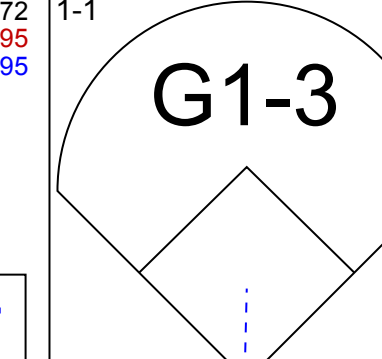




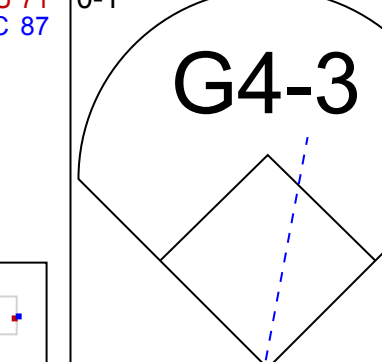

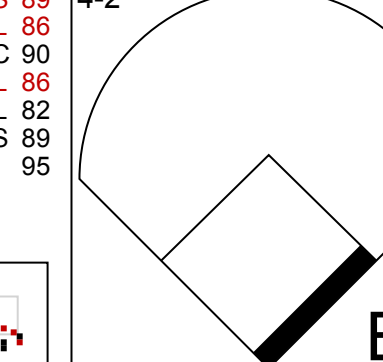
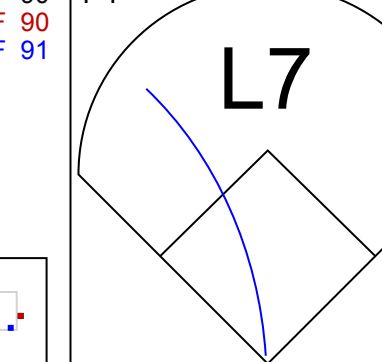
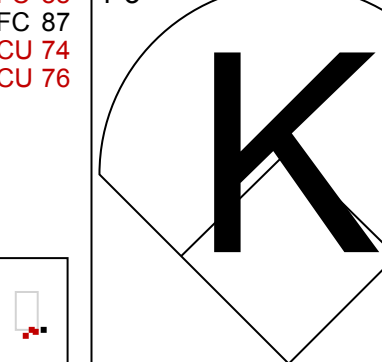
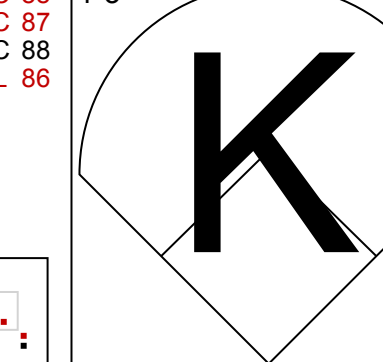
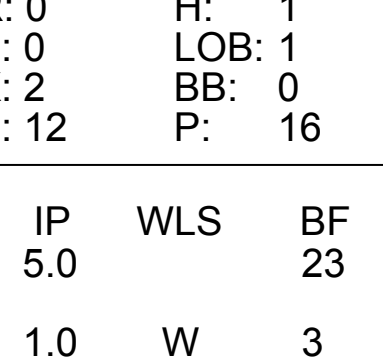
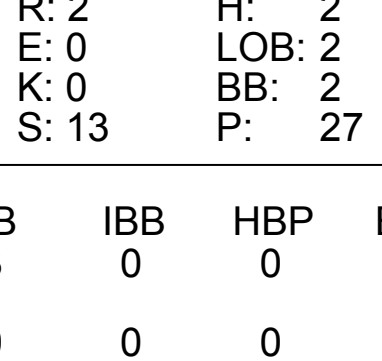
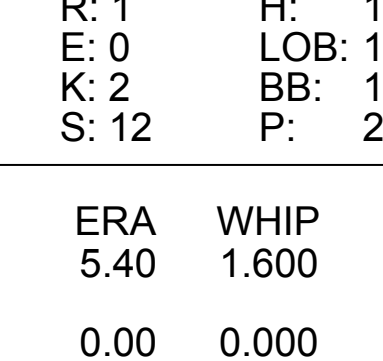
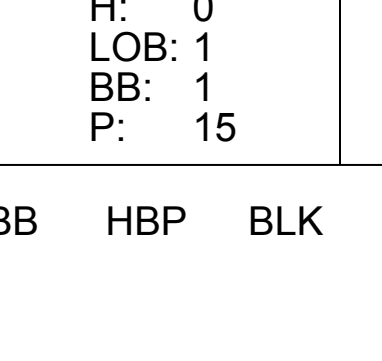
Chicago Cubs @ Cincinnati Reds  
Great American Ball Park, Cincinnati, OH  
Sat Aug 10 2019, 7:11 PM - 10:16 PM EDT  
Att: 39,866 - Clear - 83 F

AB	40
R	10
H	18
RBI	10
BB	3
SO	6
LOB	16





Batter	1	2	3	4	5	6	7	8	9	AB	R	H	RBI	BB	SO	LOB	TOP																		
22 Jason Heyward, L OBP: 0.391, SLG: 0.459										5	2	2	0	0	2	1	<b>Chicago Cubs @ Cincinnati Reds</b> Great American Ball Park, Cincinnati, OH Sun Aug 11 2019, 1:13 PM - 4:07 PM EDT Att: 31,929 - Partly Cloudy - 83 F																		
6 Nick Castellanos, R 50 Rowan Wick, L										4	1	2	0	0	1	2																			
13 David Bote, L OBP: 0.346, SLG: 0.425										0	0	0	0	0	0	0																			
17 Kris Bryant, R OBP: 0.391, SLG: 0.532										5	1	2	3	0	2	1																			
44 Anthony Rizzo, L OBP: 0.395, SLG: 0.511										3	0	0	0	1	0	3																			
9 Javier Báez, R OBP: 0.320, SLG: 0.553										4	0	1	1	0	0	1																			
12 Kyle Schwarber, L 46 Pedro Strop, R										4	0	0	0	0	1	3																			
8 Ian Happ, S OBP: 0.391, SLG: 0.650										4	2	2	1	0	1	0																			
7 Victor Caratini, S OBP: 0.350, SLG: 0.440										3	0	0	0	1	2	1																			
34 Jon Lester, L 37 David Phelps, R										2	0	1	0	0	0	0																			
21 Tony Kemp, L 5 Albert Almora Jr., R										1	0	0	0	0	0	1																			
<b>Inning Stats</b>	R: 0 E: 0 K: 2 S: 9	H: 1 LOB: 1 BB: 0 P: 15	R: 0 E: 0 K: 2 S: 10	H: 0 LOB: 0 BB: 0 P: 14	R: 0 E: 0 K: 1 S: 8	H: 1 LOB: 1 BB: 0 P: 13	R: 0 E: 0 K: 1 S: 10	H: 0 LOB: 1 BB: 1 P: 17	R: 0 E: 0 K: 1 S: 8	H: 0 LOB: 0 BB: 0 P: 10	R: 1 E: 0 K: 1 S: 15	H: 3 LOB: 2 BB: 0 P: 19	R: 4 E: 0 K: 0 S: 13	H: 4 LOB: 0 BB: 0 P: 20	R: 1 E: 0 K: 0 S: 8	H: 1 LOB: 1 BB: 1 P: 15	R: 0 E: 0 K: 2 S: 9	H: 0 LOB: 0 BB: 0 P: 11	1B: 6 2B: 2 3B: 0 HR: 2	SF: 0 SAC: 0 DP: 0 HBP: 0	WP: 0 PB: 0 SB: 0 CS: 0	PA: 39													
<b>PITCHER</b>	IP 6.2	WLS L	BF 28	H 7	R 3	ER 3	SO 8	BB 1	IBB 0	HBP 0	BLK 0	WP 0	HR 0	S 67	P 100	ERA 4.05	WHIP 1.200	<b>PITCHER</b>	IP 6.2	WLS L	BF 28	H 7	R 3	ER 3	SO 8	BB 1	IBB 0	HBP 0	BLK 0	WP 0	HR 0	S 67	P 100	ERA 4.05	WHIP 1.200

Batter	1	2	3	4	5	6	7	8	9	AB	R	H	RBI	BB	SO	LOB	BOTTOM																		
15 Nick Senzel, R OBP: 0.332, SLG: 0.454										4	1	0	0	1	2	1	<b>Chicago Cubs @ Cincinnati Reds</b> Great American Ball Park, Cincinnati, OH Sun Aug 11 2019, 1:13 PM - 4:07 PM EDT Att: 31,929 - Partly Cloudy - 83 F																		
19 Joey Votto, L OBP: 0.345, SLG: 0.406										4	1	1	1	0	3	0																			
7 Eugenio Suárez, R OBP: 0.342, SLG: 0.541										3	1	2	1	1	1	0																			
44 Aristides Aquino, R OBP: 0.500, SLG: 1.161										3	0	1	1	1	1	1																			
9 José Peraza, R OBP: 0.287, SLG: 0.358										4	0	1	0	0	0	3																			
6 Phillie Phanatic, R 21 Michael Lorenzen, R 50 Amir Garrett, R										3	0	0	0	0	1	0																			
33 Jesse Winker, L 55 Robert Stephenson, R										0	0	0	0	0	0	0																			
52 Kyle Farmer, R 34 Brian O'Grady, L										3	0	1	0	0	2	0																			
16 Tucker Barnhart, L OBP: 0.318, SLG: 0.366										3	0	0	0	1	0	1																			
58 Luis Castillo, R 17 Josh VanMeter, L										2	0	0	0	0	1	1																			
<b>Inning Stats</b>	R: 0 E: 0 K: 2 S: 12	H: 1 LOB: 1 BB: 0 P: 16	R: 0 E: 0 K: 1 S: 7	H: 0 LOB: 0 BB: 0 P: 11	R: 2 E: 0 K: 0 S: 13	H: 2 LOB: 2 BB: 2 P: 27	R: 0 E: 0 K: 2 S: 11	H: 1 LOB: 1 BB: 0 P: 14	R: 1 E: 0 K: 2 S: 12	H: 1 LOB: 0 BB: 1 P: 23	R: 0 E: 0 K: 1 S: 7	H: 0 LOB: 0 BB: 0 P: 9	R: 0 E: 0 K: 2 S: 14	H: 0 LOB: 0 BB: 0 P: 20	R: 0 E: 0 K: 2 S: 11	H: 1 LOB: 1 BB: 0 P: 16	R: 0 E: 0 K: 1 S: 9	H: 0 LOB: 1 BB: 1 P: 15	1B: 3 2B: 2 3B: 0 HR: 1	SF: 0 SAC: 0 DP: 0 HBP: 0	WP: 0 PB: 0 SB: 1 CS: 0	PA: 37													
<b>PITCHER</b>	IP 5.0	WLS W	BF 23	H 3	R 3	ER 3	SO 7	BB 0	IBB 0	HBP 0	BLK 0	WP 0	HR 0	S 55	P 91	ERA 5.40	WHIP 1.600	<b>PITCHER</b>	IP 6.2	WLS L	BF 28	H 7	R 3	ER 3	SO 8	BB 1	IBB 0	HBP 0	BLK 0	WP 0	HR 0	S 67	P 100	ERA 4.05	WHIP 1.200

Batter	1	2	3	4	5	6	7	8	9	AB	R	H	RBI	BB	SO	LOB	TOP					
22 Jason Heyward, L (1, 9) OBP: 0.391, SLG: 0.456	F FF 82 C KC 70 B FF 85 F SI 84 B CH 80 X CH 77 4-2 6 G4-3 BB		C SI 83 X KC 86 0-2 F9		B KC 70 S CH 84 C KC 78 F FF 84 X KC 78 3-1 G4-3		C CU 75 B FF 91 B FF 90 B FF 90 B FF 90 4-1 BB		B FS 87 D FS 86 F FS 84 X FS 88 2-2 G4-3	3	0	0	0	2	0	3						
6 Nick Castellanos, R (1, 7) OBP: 0.337, SLG: 0.499	X SI 83 0-0 G4-3			C CH 80 X CH 76 0-1 44 FC3-6 9 SF7 17 BB 1B		X KC 66 0-0 HR		C FF 90 F FC 89 B FF 90 D CU 79 X FF 90 3-2 F8		4	2	2	1	0	0	2						
17 Kris Bryant, R (1, 5) OBP: 0.392, SLG: 0.533	F SI 83 C FF 82 B FF 83 X CH 77 1-2 G5-3			B FF 82 S CH 75 D CH 77 F FF 84 F KC 71 D CH 78 F CH 77 B FF 85 4-2 44 FC3-6 BB		B CH 80 B CH 80 F KC 89 X KC 89 2-1 25 1B 2B		B CH 72 F SI 90 X CH 73 1-1 F7		3	0	1	0	1	0	0						
44 Anthony Rizzo, L (1, 3) OBP: 0.392, SLG: 0.506		X KC 88 0-0 F9		F KC 70 X KC 78 0-1 FC3-6 9 SF7 1-2 2-3 BB		C SI 82 X KC 88 0-1 F7		C SL 80 S CH 73 S CH 73 X CH 70 1-2 L9		4	0	0	0	0	0	3						
9 Javier Báez, R (1, 6) OBP: 0.320, SLG: 0.551		B SI 82 C CH 77 F CH 77 B FF 83 B CH 77 B FF 84 4-2 5 WP 25 S BB		X CH 78 0-0 SF7		B FF 82 X SI 82 1-0 F9		B SI 83 R SI 80 X SI 80 2-0 G4-3		2	0	0	1	1	0	1						
25 Jonathan Lucroy, R (1, 2) OBP: 0.316, SLG: 0.373	1 SAFE C SI 82 1 SAFE 1 SAFE S CH 77 B FF 83 F CH 77 X SI 83 2-2 P3			1 SAFE C SI 82 1 SAFE S CH 77 B FF 83 F CH 77 X SI 83 0-0 P3		B CH 78 C SI 83 X CH 77 1-1 1B		C FF 95 F FS 87 F FS 87 H FF 94 2-2 7 DI HBP		3	0	1	0	0	0	2						
5 Albert Almora Jr., R (1, 8) 21 Tony Kemp, L (9, PH) OBP: 0.301, SLG: 0.404	C KC 89 B KC 70 X FF 84 1-1 G6-3			F KC 88 B CH 75 C KC 82 C KC 82 B FF 82 X CH 78 0-2 62 SH3-4 1B		B FF 82 C CH 77 D CH 79 X CH 77 3-1 P2		C FF 86 F FS 87 F FS 87 H FF 94 1-3 K		1	0	0	0	0	0	3						
8 Ian Happ, S (1, 4) OBP: 0.360, SLG: 0.591		F FF 80 X FF 82 1-1 P3		F FF 83 S CH 79 S CH 77 0-3 K		B FS 79 X FS 80 1-1 G6-3		C FS 86 S FS 86 X FS 85 1-2 P5		4	0	0	0	0	1	2						
62 Jose Quintana, R (1, 1) 12 Kyle Schwarber, L (7, PH) 56 Kyle Ryan, L (7, 1) 37 David Phelps, R (7, 1) 51 Duane Underwood Jr., R (8, 1) 45 Derek Holland, S (8, 1) 7 Victor Caratini, S (9, PH) 13 David Bote, R (9, PH) OBP: 0.346, SLG: 0.425		C FF 82 X KC 88 0-2 G5-3		L FF 82 X FF 82 0-1 SH3-4		B FF 90 B SI 93 C FC 90 S FF 90 3-3 K		B FS 86 B FS 87 D FS 86 1-2 BB		1	0	0	0	0	0	0						
<b>Inning Stats</b>	R: 0 E: 0 K: 0 S: 8	H: 0 LOB: 0 BB: 1 P: 13	R: 0 E: 0 K: 0 S: 10	H: 0 LOB: 1 BB: 1 P: 17	R: 0 E: 0 K: 0 S: 8	H: 0 LOB: 0 BB: 0 P: 9	R: 1 E: 0 K: 0 S: 10	H: 1 LOB: 1 BB: 0 P: 14	R: 0 E: 0 K: 1 S: 11	H: 1 LOB: 1 BB: 0 P: 17	R: 1 E: 0 K: 0 S: 10	H: 3 LOB: 2 BB: 0 P: 17	R: 0 E: 0 K: 1 S: 10	H: 0 LOB: 0 BB: 1 P: 21	R: 0 E: 0 K: 0 S: 14	H: 0 LOB: 2 BB: 1 P: 24	1B: 3 2B: 1 3B: 0 HR: 1	SF: 1 SAC: 1 DP: 1 HBP: 1	WP: 1 PA: 37 PB: 0 SB: 1 CS: 0			
<b>PITCHER</b>	IP WLS BF H R ER SO BB IBB HBP BLK WP HR S P ERA WHIP	IP WLS BF H R ER SO BB IBB HBP BLK WP HR S P ERA WHIP	IP WLS BF H R ER SO BB IBB HBP BLK WP HR S P ERA WHIP	IP WLS BF H R ER SO BB IBB HBP BLK WP HR S P ERA WHIP	IP WLS BF H R ER SO BB IBB HBP BLK WP HR S P ERA WHIP	IP WLS BF H R ER SO BB IBB HBP BLK WP HR S P ERA WHIP	IP WLS BF H R ER SO BB IBB HBP BLK WP HR S P ERA WHIP	IP WLS BF H R ER SO BB IBB HBP BLK WP HR S P ERA WHIP	IP WLS BF H R ER SO BB IBB HBP BLK WP HR S P ERA WHIP	IP WLS BF H R ER SO BB IBB HBP BLK WP HR S P ERA WHIP	IP WLS BF H R ER SO BB IBB HBP BLK WP HR S P ERA WHIP	IP WLS BF H R ER SO BB IBB HBP BLK WP HR S P ERA WHIP	IP WLS BF H R ER SO BB IBB HBP BLK WP HR S P ERA WHIP	IP WLS BF H R ER SO BB IBB HBP BLK WP HR S P ERA WHIP	IP WLS BF H R ER SO BB IBB HBP BLK WP HR S P ERA WHIP	IP WLS BF H R ER SO BB IBB HBP BLK WP HR S P ERA WHIP	IP WLS BF H R ER SO BB IBB HBP BLK WP HR S P ERA WHIP					
44 Jason Vargas, L (1, 1) ERA: 4.03	6.0	25	5	2	2	1	3	0	0	0	0	1	0	0	0	0	1	1	57	87	3.00	1.333
53 Blake Parker, R (7, 1) ERA: 4.29	1.0	W 4	0	0	0	1	1	0	0	0	0	0	0	0	10	21	0.00	1.000				
28 Mike Morin, R (8, 1) ERA: 3.44	1.0	H 3	0	0	0	0	0	0	0	0	0	0	0	7	11	0.00	0.000					
50 Héctor Neris, R (9, 1) ERA: 3.44	1.0	S 5	0	0	0	1	1	0	1	0	0	0	0	14	24	0.00	1.000					
<b>Batter</b>	<b>1</b>	<b>2</b>	<b>3</b>	<b>4</b>	<b>5</b>	<b>6</b>	<b>7</b>	<b>8</b>	<b>9</b>	<b>AB</b>	<b>R</b>	<b>H</b>	<b>RBI</b>	<b>BB</b>	<b>SO</b>	<b>LOB</b>	<b>BOTTOM</b>					
3 Bryce Harper, L (1, 9) OBP: 0.369, SLG: 0.468	C SI 82 B FF 92 B FF 92 F SI 92 F SI 92 F CH 88 B SI 93 3-3 K	X SI 92 0-0 G4-3		B CH 87 S CH 86 C SI 92 B CH 79 C FC 87 C SI 91 3-3 K		B SI 88 1 SAFE B SI 89 C FC 87 X FC 87 3-1 P4		B SI 88 1 SAFE B SI 89 C FC 87 X FC 87 2-3 K		B KC 79 C KC 80 B SI 93 C FC 90 1 SAFE F FF 91 F FF 93 S KC 79 2-3 K	4	0	0	0	0	2	3					
17 Rhys Hoskins, R (1, 3) OBP: 0.382, SLG: 0.489	B FF 92 B FF 92 C CU 78 C CU 78 C SI 92 2-3 K		F CU 79 B FF 92 B FF 92 S CU 78 S CU 78 2-3 K		B FF 91 F CU 76 B FF 92 S CU 78 F FF 91 F CH 85 F FF 91 2-3 K		B KC 79 C KC 80 B SI 93 C FC 90 1 SAFE F FF 91 F FF 93 S KC 79 2-3 K		B FC 90 F FC 90 X SI 92 1-1 2B		3	2	2	2	1	0	0					
10 J.T. Realmuto, R (1, 2) OBP: 0.328, SLG: 0.461	B CH 78 B FF 92 C CU 78 B FF 92 B FF 92 4-2 2 HBP BB		S CH 86 B CU 77 F CH 86 X FF 92 2-2 E4 2 1B 4 SF7		B FF 91 B CH 86 F CH 84 B FF 91 X CH 86 3-1 HR		B FC 90 F FC 90 X SI 92 1-1 2B		B FF 92 X KC 80 1-1 F8		3	0	2	2	0	0	1					
2 Jean Segura, R (1, 6) OBP: 0.332, SLG: 0.433	H FF 92 1-0 BB		1 SAFE X CU 78 0-0 4 SF7 1B		C FF 91 X SV 76 0-1 2B		B FF 92 X KC 80 1-1 F8				3	0	2	0	0	1						
4 Scott Kingery, R (1, 5) OBP: 0.337, SLG: 0.503	C CU 77 B FF 92 C CU 78 S FF 83 2-3 K		X SI 91 0-0 SF7		D CU 77 B FF 92 S FF 92 S SV 76 1-3 K2-3				B CH 87 X FF 95 1-1 13 FC2-5-6 2B		3	0	1	1	0	2	3					
31 Corey Dickerson, L (1, 7) OBP: 0.358, SLG: 0.573	F FF 92 B FF 91 F CU 78 B FF 92 S FF 92 2-3 K		C CU 77 B FF 92 S SI 91 1-3 K		F FF 91 B FF 91 B CU 76 F FF 91 S CH 84 2-3 K				B CU 80 C CH 89 B FF 96 X CH 89 2-1 FC2-5-6 24 3B		1	0	0	0	0	1	0					
13 Sean Rodríguez, R (3, PH) OBP: 0.310, SLG: 0.382																						
16 César Hernández, S (1, 4) OBP: 0.328, SLG: 0.399	X FF 91 0-0 P3		B CU 77 S CH 86 D CU 76 X CH 86 2-2 44 SH3-4 24 1B 1B		B CU 77 C FF 90 B FF 90 F SI 91 S SI 90 2-3 K				X FF 95 0-0 F7		4	0	1	0	0	1	1					
24 Roman Quinn, S (1, 8) OBP: 0.273, SLG: 0.323	F SI 92 B FF 91 X FF 91 1-1 44 SH3-4 1B		C CH 85 B FF 91 S CU 77 0-3 K		C CU 76 B FF 91 S FF 91 S SV 76 1-3 K				1 SAFE B FF 94 X FF 95 1-0 3B		4	0	2	1	0	2	0					
44 Jason Vargas, L (1, 1) 53 Blake Parker, R (7, 1) 15 Andrew Knapp, S (7, PH) 28 Mike Morin, R (8, 1) 33 Brad Miller, L (8, PH) 50 Héctor Neris, R (9, 1)		X FF 92 0-0 SH3-4		C SI 90 B CU 78 B FF 91 C SI 91 2-3 K		X FF 88 0-0 10 2B 1B		C SI 83 X SI 83 0-1 L8		1	0	0	0	0	1	0						
<b>Inning Stats</b>	R: 0 E: 0 K: 3 S: 16	H: 2 LOB: 2 BB: 1 P: 28	R: 0 E: 0 K: 1 S: 9	H: 2 LOB: 0 BB: 0 P: 12	R: 1 E: 1 K: 2 S: 11	H: 1 LOB: 1 BB: 0 P: 16	R: 0 E: 0 K: 2 S: 9	H: 0 LOB: 0 BB: 0 P: 13	R: 1 E: 0 K: 3 S: 16	H: 2 LOB: 1 BB: 0 P: 25	R: 0 E: 0 K: 3 S: 11	H: 0 LOB: 0 BB: 0 P: 16	R: 1 E: 0 K: 1 S: 11	H: 2 LOB: 1 BB: 0 P: 18	R: 1 E: 0 K: 0 S: 8	H: 2 LOB: 1 BB: 0 P: 12	1B: 4 2B: 3 3B: 1 HR: 1	SF: 1 SAC: 1 DP: 0 HBP: 1	WP: 0 PA: 36 PB: 0 SB: 0 CS: 0			
<b>PITCHER</b>	IP WLS BF H R ER SO BB IBB HBP BLK WP HR S P ERA WHIP	IP WLS BF H R ER SO BB IBB HBP BLK WP HR S P ERA WHIP	IP WLS BF H R ER SO BB IBB HBP BLK WP HR S P ERA WHIP	IP WLS BF H R ER SO BB IBB HBP BLK WP HR S P ERA WHIP	IP WLS BF H R ER SO BB IBB HBP BLK WP HR S P ERA WHIP	IP WLS BF H R ER SO BB IBB HBP BLK WP HR S P ERA WHIP	IP WLS BF H R ER SO BB IBB HBP BLK WP HR S P ERA WHIP	IP WLS BF H R ER SO BB IBB HBP BLK WP HR S P ERA WHIP	IP WLS BF H R ER SO BB IBB HBP BLK WP HR S P ERA WHIP	IP WLS BF H R ER SO BB IBB HBP BLK WP HR S P ERA WHIP	IP WLS BF H R ER SO BB IBB HBP BLK WP HR S P ERA WHIP	IP WLS BF H R ER SO BB IBB HBP BLK WP HR S P ERA WHIP	IP WLS BF H R ER SO BB IBB HBP BLK WP HR S P ERA WHIP	IP WLS BF H R ER SO BB IBB HBP BLK WP HR S P ERA WHIP	IP WLS BF H R ER SO BB IBB HBP BLK WP HR S P ERA WHIP	IP WLS BF H R ER SO BB IBB HBP BLK WP HR S P ERA WHIP	IP WLS BF H R ER SO BB IBB HBP BLK WP HR S P ERA WHIP					
62 Jose Quintana, L (1, 1) ERA: 4.11	6.0	26	5	2	1	0	1	0	0	0	0	1	0	0	0	0	1	0	72	110	1.50	1.000
56 Kyle Ryan, L (7, 1) ERA: 2.98	0.1	L 2	1	1	1	0	0	0	0	0	0	0	0	3	6	27.00	3.000					
37 David Phelps, R (7, 1) ERA: 3.38	0.2	3	1	0	0	1	0	0	0	0	0	0	0	8	12	0.00	1.500					
51 Duane Underwood Jr., R (8, 1) ERA: 2.7	0.2	4	2	1	1	0	0	0	0	0	0	0	0	6	10	13.50	3.000					
45 Derek Holland, L (8, 1) ERA: 5.47	0.1	1	0	0	0	0	0	0	0	0	0	0	0	2	2	0.00	0.000					

Chicago Cubs @ Philadelphia Phillies  
Citizens Bank Park, Philadelphia, PA  
Tue Aug 13 2019, 7:09 PM - 10:23 PM EDT  
Att: 26,442 - Cloudy - 77 F

AB 29  
R 2  
H 5  
RBI 2  
BB 5  
SO 3  
LOB 17



WP: 1 PA: 37  
PB: 0  
SB: 1  
CS: 0

Chicago Cubs @ Philadelphia Phillies  
Citizens Bank Park, Philadelphia, PA  
Tue Aug 13 2019, 7:09 PM - 10:23 PM EDT  
Att: 26,442 - Cloudy - 77 F

AB 32  
R 4  
H 9  
RBI 4  
SO 15  
LOB 12




WP: 0 PA: 36  
PB: 0  
SB: 0  
CS: 0

Batter	1	2	3	4	5	6	7	8	9	AB	R	H	RBI	BB	SO	LOB	TOP										
21 Tony Kemp, L OBP: 0.295, SLG: 0.396										4	0	0	0	0	2	1											
6 Nick Castellanos, R OBP: 0.337, SLG: 0.497										4	0	1	0	0	0	1	0										
17 Kris Bryant, R OBP: 0.391, SLG: 0.537										4	1	1	1	0	2	1											
44 Anthony Rizzo, L OBP: 0.391, SLG: 0.504										4	0	1	0	0	0	1											
9 Javier Báez, R OBP: 0.318, SLG: 0.547										3	0	0	0	0	1	1											
13 David Bote, R OBP: 0.346, SLG: 0.425										0	0	0	0	0	0	0											
12 Kyle Schwarber, L OBP: 0.324, SLG: 0.487										3	0	0	0	0	1	1											
8 Ian Happ, S OBP: 0.358, SLG: 0.565										2	0	0	0	1	1	0											
7 Victor Caratini, S OBP: 0.353, SLG: 0.438										3	0	1	0	0	0	1											
35 Cole Hamels, L OBP: 0.121, SLG: 0.097										1	0	0	0	0	1	1											
30 Alec Mills, R OBP: 0.125, SLG: 0.125										2	0	0	0	0	1	0											
<b>Inning Stats</b>	R: 0 E: 0 K: 2 S: 10	H: 0 LOB: 0 BB: 0 P: 13	R: 0 E: 0 K: 0 S: 6	H: 1 LOB: 0 BB: 0 P: 10	R: 0 E: 0 K: 2 S: 13	H: 1 LOB: 1 BB: 0 P: 18	R: 0 E: 0 K: 1 S: 12	H: 0 LOB: 0 BB: 0 P: 14	R: 0 E: 0 K: 1 S: 12	H: 0 LOB: 1 BB: 1 P: 20	R: 1 E: 0 K: 1 S: 15	H: 1 LOB: 0 BB: 0 P: 23	R: 0 E: 0 K: 2 S: 9	H: 0 LOB: 0 BB: 0 P: 12	R: 0 E: 0 K: 1 S: 10	H: 1 LOB: 1 BB: 0 P: 14	1B: 3 2B: 0 3B: 0 HR: 1	SF: 0 SAC: 0 DP: 0 HBP: 0	WP: 0 PB: 0 SB: 0 CS: 1	PA: 31							
<b>PITCHER</b>	IP	WLS	BF	H	R	ER	SO	BB	IBB	HBP	BLK	WP	HR	S	P	ERA	WHIP										
27 Aaron Nola, R ERA: 3.56	7.0	W	24	3	1	1	7	1	0	0	0	0	1	74	105	1.29	0.571										
43 Nick Pivetta, R ERA: 5.29	1.0		3	0	0	0	2	0	0	0	0	0	0	9	12	0.00	0.000										
12 Juan Nicasio, R ERA: 5.15	1.0		4	1	0	0	1	0	0	0	0	0	0	10	14	0.00	1.000										

Chicago Cubs @ Philadelphia Phillies  
Citizens Bank Park, Philadelphia, PA  
Wed Aug 14, 2019, 7:12 PM - 9:56 PM EDT  
Att: 27,204 - Cloudy - 80 F

livebaseballscorecards.com

AB	30
R	1
H	4
RBI	1
BB	1
SO	10
LOB	7




Batter	1	2	3	4	5	6	7	8	9	AB	R	H	RBI	BB	SO	LOB	BOTTOM										
17 Rhys Hoskins, R OBP: 0.381, SLG: 0.488										3	2	1	1	0	0	3											
13 Sean Rodríguez, R OBP: 0.307, SLG: 0.377										4	1	2	4	0	0	1											
10 J.T. Realmuto, R OBP: 0.330, SLG: 0.471										0	0	0	0	0	0	0											
15 Andrew Knapp, S OBP: 0.327, SLG: 0.274										3	2	3	3	1	0	0											
3 Bryce Harper, L OBP: 0.374, SLG: 0.485										1	0	0	0	0	1	1											
33 Brad Miller, L OBP: 0.323, SLG: 0.429										5	0	1	0	0	2	5											
2 Jean Segura, R OBP: 0.330, SLG: 0.430										4	1	1	0	0	0	1											
4 Scott Kingery, R OBP: 0.336, SLG: 0.503										4	1	1	0	0	0	1											
24 Roman Quinn, S OBP: 0.281, SLG: 0.324										3	2	1	0	1	0	1											
16 César Hernández, S OBP: 0.331, SLG: 0.493										3	1	2	1	1	1	0											
40 Adam Haseley, L OBP: 0.303, SLG: 0.426										4	1	1	1	0	2	3											
27 Aaron Nola, R OBP: 0.189, SLG: 0.085										2	1	1	1	1	0	0											
8 Logan Morrison, L (7, PH)										1	0	0	0	0	0	0											
43 Nick Pivetta, R OBP: 0.083, SLG: 0.083										0	0	0	0	0	0	0											
12 Juan Nicasio, R										0	0	0	0	0	0	0											
<b>Inning Stats</b>	R: 2 E: 0 K: 0 S: 12	H: 2 LOB: 0 BB: 0 P: 17	R: 2 E: 0 K: 2 S: 17	H: 3 LOB: 3 BB: 2 P: 30	R: 6 E: 0 K: 0 S: 15	H: 6 LOB: 0 BB: 1 P: 22	R: 0 E: 0 K: 0 S: 6	H: 0 LOB: 1 BB: 1 P: 15	R: 0 E: 0 K: 0 S: 4	H: 0 LOB: 0 BB: 0 P: 5	R: 1 E: 0 K: 0 S: 8	H: 2 LOB: 0 BB: 0 P: 12	R: 0 E: 0 K: 2 S: 10	H: 0 LOB: 0 BB: 0 P: 16	R: 0 E: 0 K: 2 S: 12	H: 0 LOB: 1 BB: 0 P: 16	1B: 7 2B: 3 3B: 0 HR: 3	SF: 1 SAC: 0 DP: 2 HBP: 1	WP: 0 PB: 0 SB: 2 CS: 0	PA: 40							
<b>PITCHER</b>	IP	WLS	BF	H	R	ER	SO	BB	IBB	HBP	BLK	WP	HR	S	P	ERA	WHIP										
35 Cole Hamels, L ERA: 3.69	2.0	L	17	4	3	3	4	2	0	1	0	0	2	49	80	4.50	1.000										
30 Alec Mills, R ERA: 3.95	6.0		23	4	3	3	4	2	0	1	0	0	2	49	80	4.50	1.000										

Chicago Cubs @ Philadelphia Phillies  
Citizens Bank Park, Philadelphia, PA  
Wed Aug 14, 2019, 7:12 PM - 9:56 PM EDT  
Att: 27,204 - Cloudy - 80 F

livebaseballscorecards.com

AB	34
R	11
H	13
RBI	11
BB	4
SO	6
LOB	15



Batter	1	2	3	4	5	6	7	8	9	AB	R	H	RBI	BB	SO	LOB	TOP								
44 Anthony Rizzo, L (1,3) OBP: 0.391, SLG: 0.509	L8		HR	1B		G6-3			G3-1	5	1	2	2	0	0	0									
6 Nick Castellanos, R (1,9) OBP: 0.341, SLG: 0.500 22 Jason Heyward, L (9,9) OBP: 0.351, SLG: 0.456	BB		F8	2B		F8			BB	3	0	2	0	2	0	1									
17 Kris Bryant, R (1,5) OBP: 0.389, SLG: 0.532	K		F8			P4			BB	4	0	0	0	1	1	2									
12 Kyle Schwarber, L (1,7) OBP: 0.323, SLG: 0.491	L8		P5			HR			BB	5	1	1	1	0	1	4									
8 Ian Happ, S (1,4) OBP: 0.351, SLG: 0.580	G6-3					13 2B			G4-3	4	1	1	0	0	1	0									
13 David Bote, R (1,6) OBP: 0.352, SLG: 0.429	HBP		2B			5 F			L4	2	1	1	1	1	0	0									
7 Victor Caratini, S (1,2)	K		K			F9			1B	4	0	1	0	0	2	3									
11 Yu Darvish, R (8,PH) ERA: 3.095 21 Tony Kemp, L (8,PH) ERA: 3.346 56 Kyle Ryan, L (8,1) 50 Rowan Wick, L (8,1) 46 Pedro Strop, R (8,1) 45 Derek Holland, S (8,1) ERA: 5.085	K		K			K			G3	3	0	0	0	0	0	3									
5 Albert Almora Jr., R (1,8) OBP: 0.275, SLG: 0.396	G6-3		E6			F9			G6-3	4	1	1	1	0	0	0									
<b>Inning Stats</b>	R: 0 E: 0 K: 1 S: 10	H: 0 LOB: 1 BB: 1 P: 18	R: 0 E: 0 K: 2 S: 9	H: 0 LOB: 1 BB: 0 P: 14	R: 1 E: 0 K: 0 S: 9	H: 2 LOB: 1 BB: 0 P: 13	R: 3 E: 1 K: 2 S: 17	H: 4 LOB: 1 BB: 0 P: 25	R: 1 E: 0 K: 1 S: 11	H: 1 LOB: 1 BB: 1 P: 17	R: 0 E: 0 K: 1 S: 8	H: 0 LOB: 0 BB: 0 P: 13	R: 0 E: 0 K: 0 S: 5	H: 1 LOB: 0 BB: 0 P: 10	R: 0 E: 0 K: 0 S: 7	H: 1 LOB: 1 BB: 0 P: 12	R: 0 E: 0 K: 1 S: 13	H: 0 LOB: 2 BB: 2 P: 24	1B: 4 2B: 2 3B: 1 HR: 2	SF: 0 SAC: 0 DP: 0 HBP: 1	WP: 0 PB: 0 SB: 0 CS: 0	PA: 40			
<b>PITCHER</b>	IP	WLS	BF	H	R	ER	SO	BB	IBB	HBP	BLK	WP	HR	S	P	ERA	WHIP								
18 Drew Smyly, L (1,1) ERA: 7.09	5.0		25	7	5	5	6	2	0	1	0	0	2	56	87	9.00	1.800								
12 Juan Nicasio, R (6,1) ERA: 4.93	2.0		6	1	0	0	1	0	0	0	0	0	0	13	23	0.00	0.500								
55 Ranger Suárez, L (8,1) ERA: 4.03	2.0	W	9	1	0	0	1	2	0	0	0	0	0	20	36	0.00	1.500								

Chicago Cubs @ Philadelphia Phillies  
Citizens Bank Park, Philadelphia, PA  
Thu Aug 15 2019, 7:09 PM - 10:20 PM EDT  
Att: 37,064 - Partly Cloudy - 79 F

AB 35  
R 5  
H 9  
RBI 5  
BB 4  
SO 8  
LOB 13



Batter	1	2	3	4	5	6	7	8	9	AB	R	H	RBI	BB	SO	LOB	BOTTOM								
17 Rhys Hoskins, R (1,3) OBP: 0.381, SLG: 0.485	K2-3		F9			P4			G4-3	3	1	0	0	1	1	3									
3 Bryce Harper, L (1,9) OBP: 0.374, SLG: 0.490	HBP		K			K			G4-3	4	1	1	4	0	2	3									
10 J.T. Realmuto, R (1,2) OBP: 0.329, SLG: 0.471	P3					G6-3			K	4	0	1	0	0	1	3									
31 Corey Dickerson, L (1,7) OBP: 0.362, SLG: 0.578	P3					L7			1B	4	0	2	1	0	0	2									
2 Jean Segura, R (1,6) OBP: 0.328, SLG: 0.426	L8					G6-3			F7	4	0	0	0	0	1	2									
16 César Hernández, S (1,4) OBP: 0.325, SLG: 0.400	L8					K			E6	4	1	0	0	0	1	1									
4 Scott Kingery, R (1,5) OBP: 0.335, SLG: 0.500	K					K			1B	4	1	1	0	0	3	0									
40 Adam Haseley, L (1,8) OBP: 0.314, SLG: 0.427 55 Ranger Suárez, L (8,1) OBP: 0.500, SLG: 0.500 33 Brad Miller, L (9,PH) OBP: 0.330, SLG: 0.435	1B					17 WP			1B	2	0	1	0	0	1	0									
18 Drew Smyly, L (1,1)						HBP			1B	1	0	0	0	0	1	1									
8 Logan Morrison, L (5,PH) ERA: 5.46 12 Juan Nicasio, R (6,1)						17 P4			1B	1	0	1	0	0	0	0									
24 Roman Quinn, S (8,8) OBP: 0.293, SLG: 0.346						1B			1B	2	2	2	1	0	0	0									
<b>Inning Stats</b>	R: 0 E: 0 K: 1 S: 7	H: 0 LOB: 1 BB: 0 P: 12	R: 0 E: 0 K: 1 S: 8	H: 0 LOB: 0 BB: 0 P: 11	R: 0 E: 0 K: 2 S: 12	H: 1 LOB: 1 BB: 0 P: 16	R: 0 E: 0 K: 1 S: 8	H: 1 LOB: 1 BB: 0 P: 8	R: 0 E: 0 K: 1 S: 10	H: 1 LOB: 1 BB: 0 P: 18	R: 0 E: 0 K: 2 S: 13	H: 1 LOB: 0 BB: 0 P: 18	R: 0 E: 0 K: 2 S: 8	H: 0 LOB: 0 BB: 0 P: 9	R: 1 E: 0 K: 1 S: 10	H: 2 LOB: 3 BB: 1 P: 18	R: 0 E: 1 K: 0 S: 19	H: 4 LOB: 0 BB: 0 P: 29	1B: 6 2B: 3 3B: 0 HR: 1	SF: 0 SAC: 0 DP: 0 HBP: 3	WP: 1 PB: 0 SB: 2 CS: 0	PA: 38			
<b>PITCHER</b>	IP	WLS	BF	H	R	ER	SO	BB	IBB	HBP	BLK	WP	HR	S	P	ERA	WHIP								
11 Yu Darvish, R (1,1) ERA: 4.21	7.0		26	4	0	0	10	0	0	0	0	0	0	66	92	0.00	0.571								
56 Kyle Ryan, L (8,1) ERA: 3.15	0.1		3	1	1	1	0	1	0	0	0	0	0	3	10	27.00	6.000								
50 Rowan Wick, R (8,1) ERA: 2.7	1.0		6	3	3	2	1	0	0	0	0	0	0	17	22	18.00	3.000								
46 Pedro Strop, R (9,1) ERA: 5.46	0.0	L	2	1	0	0	0	0	0	1	0	0	0	5	9	∞	∞								
45 Derek Holland, L (9,1) ERA: 5.59	0.0	B	1	1	3	3	0	0	0	0	0	0	1	4	6	∞	∞								

Chicago Cubs @ Philadelphia Phillies  
Citizens Bank Park, Philadelphia, PA  
Thu Aug 15 2019, 7:09 PM - 10:20 PM EDT  
Att: 37,064 - Partly Cloudy - 79 F

AB 34  
R 7  
H 10  
RBI 7  
BB 1  
SO 11  
LOB 15



Batter	1	2	3	4	5	6	7	8	9	AB	R	H	RBI	BB	SO	LOB	TOP										
22 Jason Heyward, L (1, 8) OBP: 0.350, SLG: 0.452	G6-3			G4-3		F7		G6-4-3 BB		3	0	0	0	1	0	0	<b>Chicago Cubs @ Pittsburgh Pirates</b> PNC Park, Pittsburgh, PA Fri Aug 16 2019, 7:08 PM - 9:56 PM EDT Att: 29,746 - Partly Cloudy - 82 F										
6 Nick Castellanos, R (1, 9) OBP: 0.339, SLG: 0.496 37 David Phelps, R (8, 1) OBP: 0.352, SLG: 0.429	K			L6		K		G6-4-3 1-2		4	0	0	0	0	2	2											
13 David Bote, R (9, 5) OBP: 0.352, SLG: 0.429	K			L6		K		G6-4-3 1-2		0	0	0	0	0	0	0											
17 Kris Bryant, R (1, 5) OBP: 0.388, SLG: 0.530	G6-3			G6-3 1B		G6-3		G6-3		4	0	1	0	0	1	0											
44 Anthony Rizzo, L (1, 3) OBP: 0.390, SLG: 0.506	G3-1			K		G4-3		G4-3 BB		3	0	0	0	1	1	1											
9 Javier Báez, R (1, 6) OBP: 0.317, SLG: 0.547	L8			L8		G4-3		G4-3		4	0	1	0	0	0	1											
12 Kyle Schwarber, L (1, 7) OBP: 0.320, SLG: 0.486 56 Kyle Ryan, L (9, 1) 20 Brandon Kintzler, R (9, 1)	K			K		K		L4		4	0	0	0	0	2	2											
25 Jonathan Lucroy, R (1, 2) OBP: 0.316, SLG: 0.373				P1		K		L8		0	0	0	0	0	0	0											
28 Kyle Hendricks, R (1, 1) OBP: 0.238, SLG: 0.205 8 Ian Happ, S (8, PH) OBP: 0.362, SLG: 0.588	K			K		K		L4		2	0	0	0	0	2	1											
21 Tony Kemp, L (1, 4) OBP: 0.294, SLG: 0.403 27 Addison Russell, R (8, 4) OBP: 0.329, SLG: 0.404	F9			K		K		L4		1	1	1	0	0	0	0											
<b>Inning Stats</b>	R: 0 H: 0 E: 0 K: 1 S: 7	H: 0 LOB: 0 BB: 0 P: 9	R: 0 H: 0 E: 0 K: 1 S: 7	H: 0 LOB: 0 BB: 0 P: 10	R: 0 H: 0 E: 0 K: 2 S: 9	H: 0 LOB: 0 BB: 0 P: 11	R: 0 H: 1 E: 0 K: 1 S: 7	H: 1 LOB: 1 BB: 0 P: 10	R: 0 H: 0 E: 0 K: 2 S: 10	H: 0 LOB: 0 BB: 0 P: 15	R: 0 H: 0 E: 0 K: 0 S: 10	H: 0 LOB: 0 BB: 0 P: 12	R: 2 H: 3 E: 0 K: 0 S: 11	H: 3 LOB: 1 BB: 1 P: 20	R: 0 H: 0 E: 0 K: 1 S: 8	H: 0 LOB: 1 BB: 1 P: 14	1B: 3 2B: 1 3B: 1 HR: 0	SF: 0 SAC: 0 DP: 1 HBP: 0	WP: 0 PB: 0 SB: 0 CS: 0	PA: 33							
<b>PITCHER</b>	IP	WLS	BF	H	R	ER	SO	BB	IBB	HBP	BLK	WP	HR	S	P	ERA	WHIP										
59 Joe Musgrove, R (1, 1) ERA: 4.59	7.1		26	4	2	2	9	0	0	0	0	0	0	68	97	2.46	0.545										
73 Felipe Vázquez, L (8, 1) ERA: 1.7	0.2	B	3	1	0	0	0	1	0	0	0	0	0	5	10	0.00	3.000										
35 Keone Kela, R (9, 1) ERA: 3.06	1.0	W	4	0	0	0	1	1	0	0	0	0	0	8	14	0.00	1.000										

AB	31
R	2
H	5
RBI	2
BB	2
SO	10
LOB	8



Batter	1	2	3	4	5	6	7	8	9	AB	R	H	RBI	BB	SO	LOB	BOTTOM										
26 Adam Frazier, L (1, 4) OBP: 0.326, SLG: 0.386	L8		P6			G4-6-3 BB		G4-6-3 BB		L9	3	0	0	0	1	0	<b>Chicago Cubs @ Pittsburgh Pirates</b> PNC Park, Pittsburgh, PA Fri Aug 16 2019, 7:08 PM - 9:56 PM EDT Att: 29,746 - Partly Cloudy - 82 F										
10 Bryan Reynolds, S (1, 7) OBP: 0.408, SLG: 0.534	K			G4-3		G4-6-3 1-2		G4-6-3 1B		4	1	1	0	0	1	1											
6 Starling Marte, R (1, 8) OBP: 0.330, SLG: 0.494	G5-3			G4-3 1B		L6		L6		4	1	1	0	0	0	1											
55 Josh Bell, S (1, 3) OBP: 0.366, SLG: 0.591 2 Enk González, R (9, PR) OBP: 0.270, SLG: 0.254	L6			F8		F8		E1 G6-4-3		3	0	0	0	1	0	1											
19 Colin Moran, L (1, 5) OBP: 0.331, SLG: 0.442	F8			F8		F8		F8		0	1	0	0	0	0	0											
53 Melky Cabrera, S (1, 9) OBP: 0.318, SLG: 0.414 73 Felipe Vázquez, L (8, 1) 35 Keone Kela, R (9, 1) 3 Cole Tucker, S (9, PH) OBP: 0.250, SLG: 0.321	G4-3			L7		L7		G6-4-3		3	0	0	0	0	0	2											
27 Kevin Newman, R (1, 6) OBP: 0.348, SLG: 0.424	L8			L8		G1-3		G1-3		4	0	1	1	0	0	0											
58 Jacob Stallings, R (1, 2) OBP: 0.333, SLG: 0.418	G5-3 1B			G5-3 1B		G5-3		K		3	0	1	0	0	1	0											
59 Joe Musgrove, R (1, 1) OBP: 0.163, SLG: 0.146 15 Pablo Reyes, R (8, 9) OBP: 0.239, SLG: 0.288	F8			G4-3		G4-3		K		2	0	0	0	0	0	1											
<b>Inning Stats</b>	R: 0 H: 0 E: 0 K: 1 S: 7	H: 0 LOB: 0 BB: 0 P: 11	R: 0 H: 0 E: 0 K: 0 S: 9	H: 0 LOB: 0 BB: 0 P: 12	R: 0 H: 1 E: 0 K: 0 S: 8	H: 1 LOB: 1 BB: 0 P: 9	R: 1 H: 2 E: 0 K: 0 S: 11	H: 2 LOB: 1 BB: 0 P: 21	R: 0 H: 0 E: 0 K: 0 S: 5	H: 0 LOB: 0 BB: 1 P: 9	R: 0 H: 0 E: 1 K: 0 S: 7	H: 0 LOB: 0 BB: 0 P: 8	R: 0 H: 0 E: 0 K: 2 S: 7	H: 0 LOB: 0 BB: 0 P: 13	R: 2 H: 2 E: 0 K: 0 S: 21	H: 2 LOB: 3 BB: 3 P: 37		1B: 5 2B: 0 3B: 0 HR: 0	SF: 0 SAC: 0 DP: 2 HBP: 0	WP: 0 PB: 0 SB: 1 CS: 0	PA: 34						
<b>PITCHER</b>	IP	WLS	BF	H	R	ER	SO	BB	IBB	HBP	BLK	WP	HR	S	P	ERA	WHIP										
28 Kyle Hendricks, R (1, 1) ERA: 3.37	7.0		24	3	1	1	1	1	0	0	0	0	0	7	13	0.00	0.000										
37 David Phelps, R (8, 1) ERA: 3.22	1.0	H	3	0	0	0	2	0	0	0	0	0	0	7	9	27.00	3.000										
56 Kyle Ryan, L (9, 1) ERA: 3.33	0.1	H	2	1	1	1	0	0	0	0	0	0	0	7	9	27.00	3.000										
20 Brandon Kintzler, R (9, 1) ERA: 2.51	0.1	L	5	1	1	1	0	2	1	0	0	0	0	14	28	27.00	9.000										

AB	30
R	3
H	5
RBI	3
BB	4
SO	3
LOB	8



Batter	1	2	3	4	5	6	7	8	9	AB	R	H	RBI	BB	SO	LOB	TOP		
22 Jason Heyward, L (1, 8) OBP: 0.347, SLG: 0.448	F7			K		G3-1		G4-3		4	0	0	0	0	1	1	Chicago Cubs @ Pittsburgh Pirates PNC Park, Pittsburgh, PA Sat Aug 17 2019, 1:38 PM - 4:22 PM EDT Att: 28,359 - Cloudy - 85 F		
6 Nick Castellanos, R (1, 9) OBP: 0.336, SLG: 0.491	K			F9		G5-3		F7		4	0	0	0	0	1	1			
17 Kris Bryant, R (1, 5) OBP: 0.391, SLG: 0.537	K			HBP				HR		2	1	1	1	1	1	0			
44 Anthony Rizzo, L (1, 3) OBP: 0.391, SLG: 0.503				F9				K		2	0	0	0	1	1	1			
9 Javier Báez, R (1, 6) OBP: 0.315, SLG: 0.542	G1-6-3					G5-3		G5-3		4	0	0	0	0	0	3			
27 Addison Russell, R (1, 4) OBP: 0.327, SLG: 0.400	F8							F8		4	0	1	0	0	1	1			
8 Ian Happ, S (1, 7) OBP: 0.361, SLG: 0.574				K		K		1B		3	1	1	0	0	2	1			
25 Jonathan Lucroy, R (1, 2) OBP: 0.316, SLG: 0.372				K		F8		1B		3	0	1	0	0	1	1			
34 Jon Lester, L (1, 1) OBP: 0.275, SLG: 0.306				G3-1				K		2	0	0	0	0	1	0			
32 Tyler Chatwood, R (7, 1) OBP: 0.235, SLG: 0.313								K		1	0	0	0	0	1	1			
50 Rowan Wick, L (9, 1) OBP: 0.235, SLG: 0.313								K		0	0	0	0	0	0	0			
<b>Inning Stats</b>	R: 0 H: 0 E: 0 K: 2 S: 12	H: 0 LOB: 0 BB: 0 P: 19	R: 0 H: 0 E: 0 K: 0 S: 3	H: 0 LOB: 0 BB: 1 P: 9	R: 0 H: 0 E: 0 K: 2 S: 9	H: 0 LOB: 0 BB: 0 P: 13	R: 0 H: 0 E: 0 K: 1 S: 10	H: 0 LOB: 1 BB: 0 P: 14	R: 0 H: 0 E: 0 K: 1 S: 6	H: 0 LOB: 0 BB: 0 P: 7	R: 1 H: 1 E: 0 K: 1 S: 11	H: 1 LOB: 0 BB: 0 P: 14	R: 1 H: 2 E: 1 K: 1 S: 8	H: 2 LOB: 1 BB: 0 P: 12	R: 0 H: 0 E: 0 K: 1 S: 10	H: 0 LOB: 1 BB: 1 P: 20	1B: 3 2B: 0 3B: 0 HR: 1	SF: 0 SAC: 0 DP: 2 HBP: 2	WP: 0 PA: 33 PB: 0 SB: 0 CS: 0
<b>PITCHER</b>	IP WLS BF H R ER SO	IP WLS BF H R ER SO	IP WLS BF H R ER SO	IP WLS BF H R ER SO	IP WLS BF H R ER SO	IP WLS BF H R ER SO	IP WLS BF H R ER SO	IP WLS BF H R ER SO	IP WLS BF H R ER SO	IP WLS BF H R ER SO	IP WLS BF H R ER SO	IP WLS BF H R ER SO	IP WLS BF H R ER SO	IP WLS BF H R ER SO	IP WLS BF H R ER SO	IP WLS BF H R ER SO	ERA WHIP	ERA WHIP	ERA WHIP
43 Steven Brault, L (1, 1) ERA: 4.08	7.0	L	24	2	1	1	8	1	0	1	0	0	0	0	1	57	82	1.29	0.429
45 Michael Feliz, R (8, 1) ERA: 3.83	1.0		5	2	1	1	1	0	0	0	0	0	0	0	0	8	12	9.00	2.000
47 Francisco Liriano, L (9, 1) ERA: 3.14	1.0		4	0	0	0	1	1	0	0	1	0	0	0	10	20	0.00	1.000	

AB	29
R	2
H	4
RBI	1
BB	2
SO	10
LOB	10

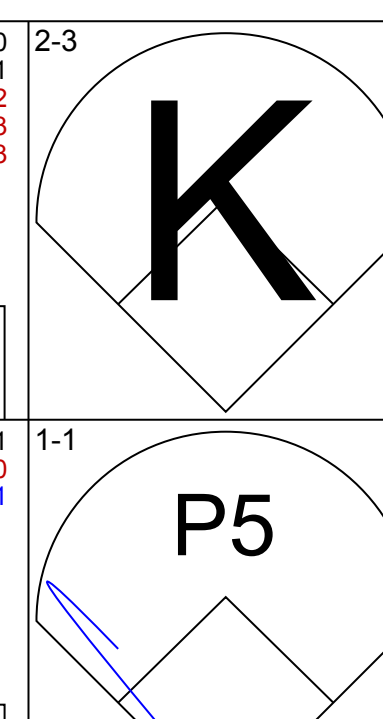
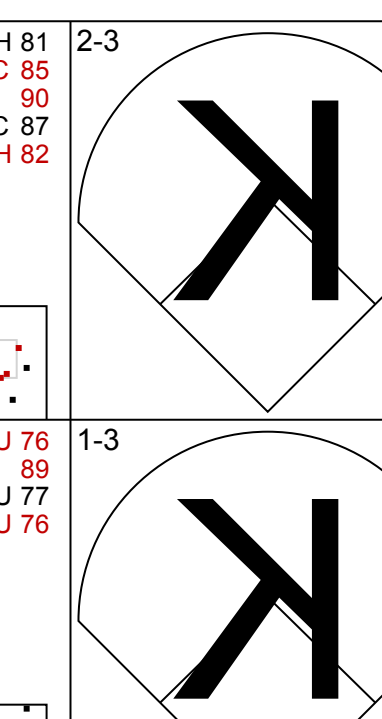
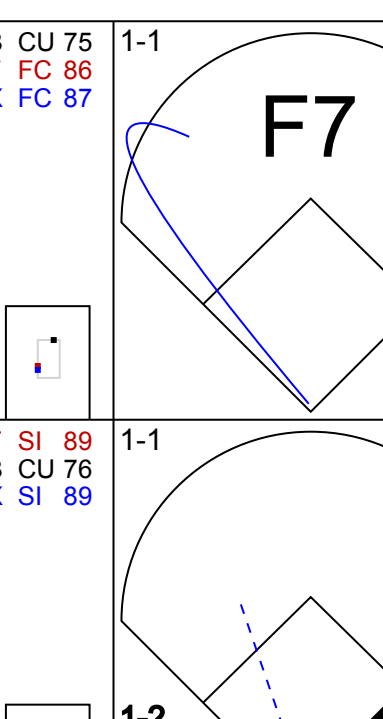
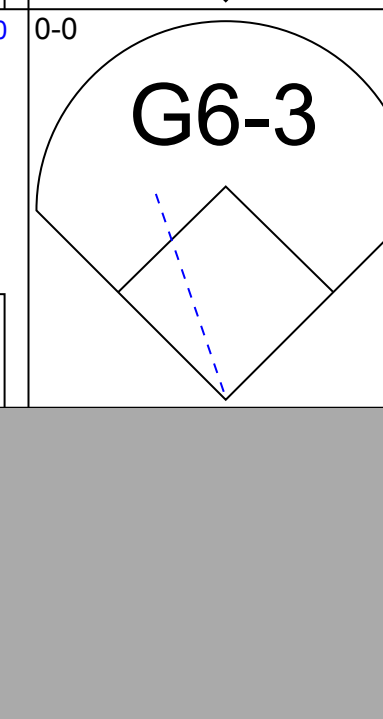
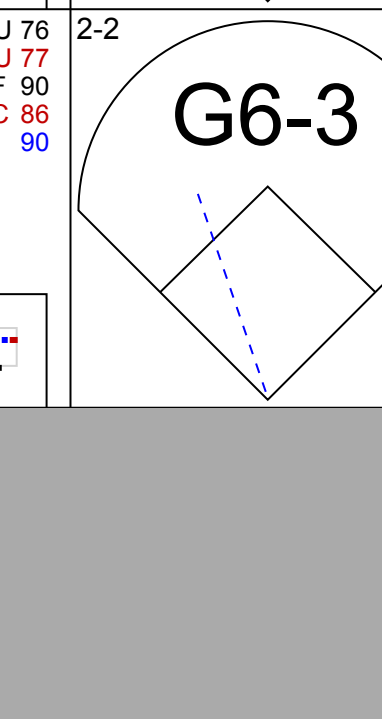
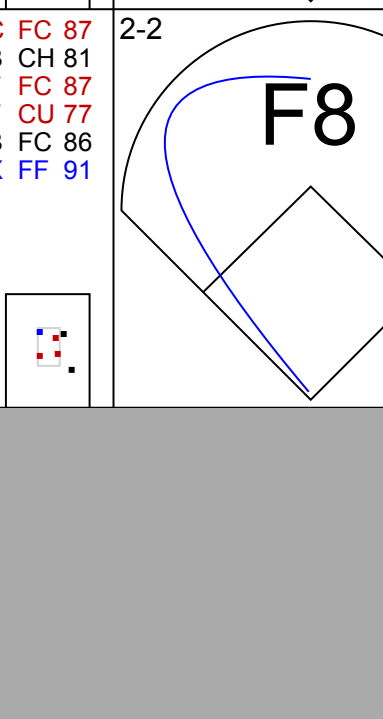



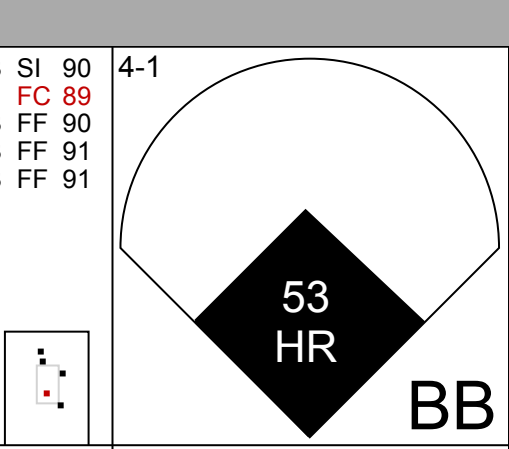
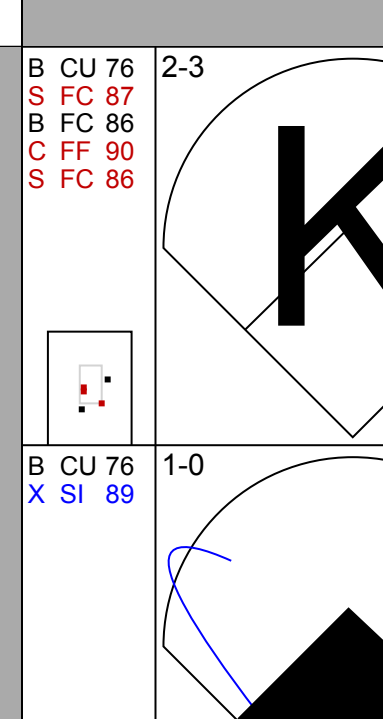
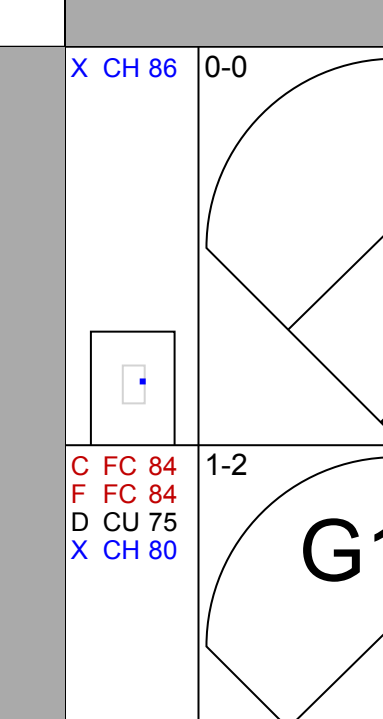
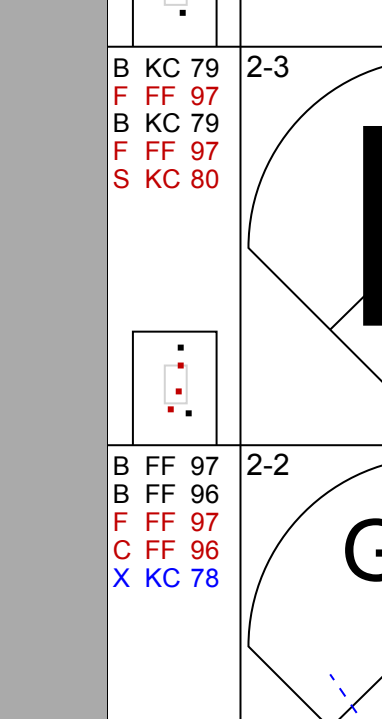

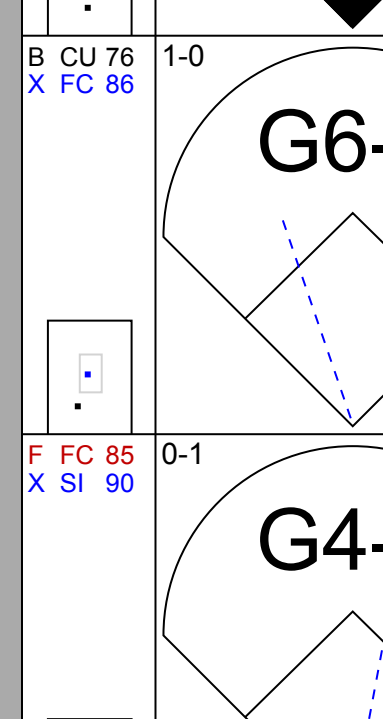
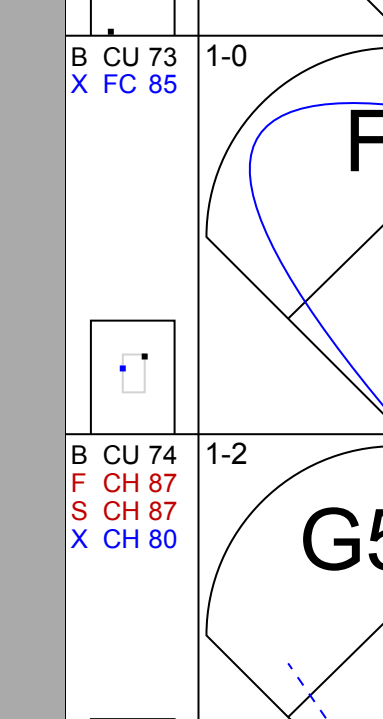

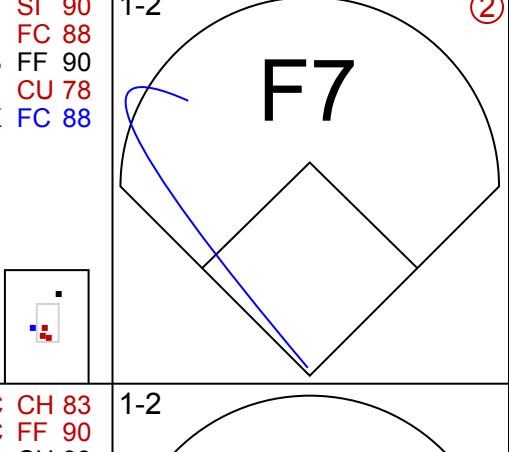
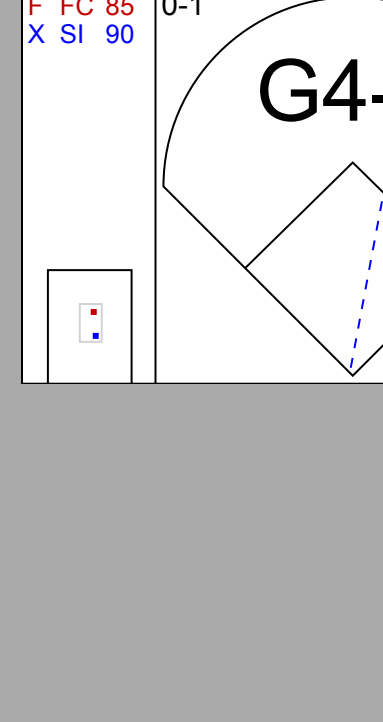
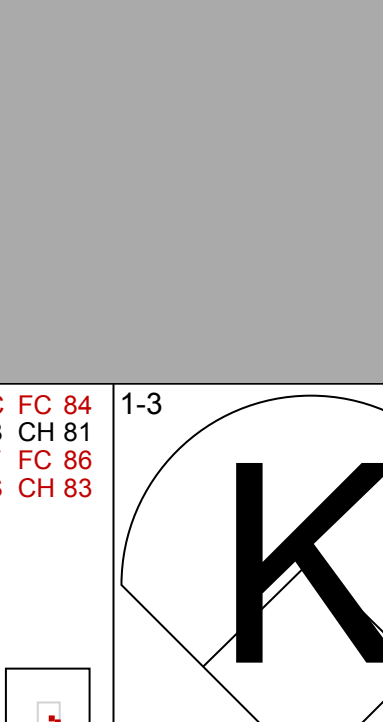
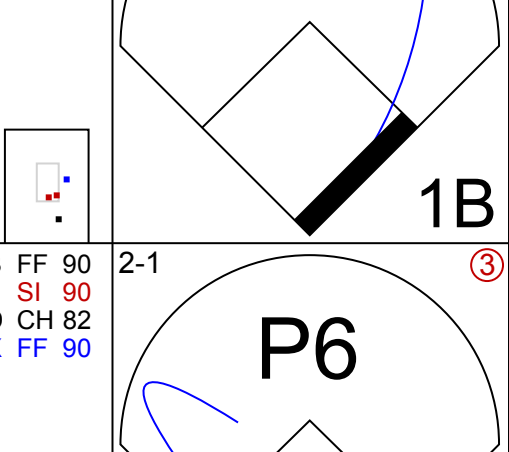

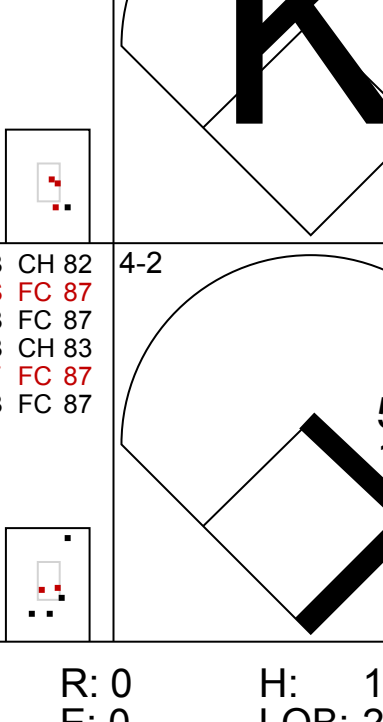
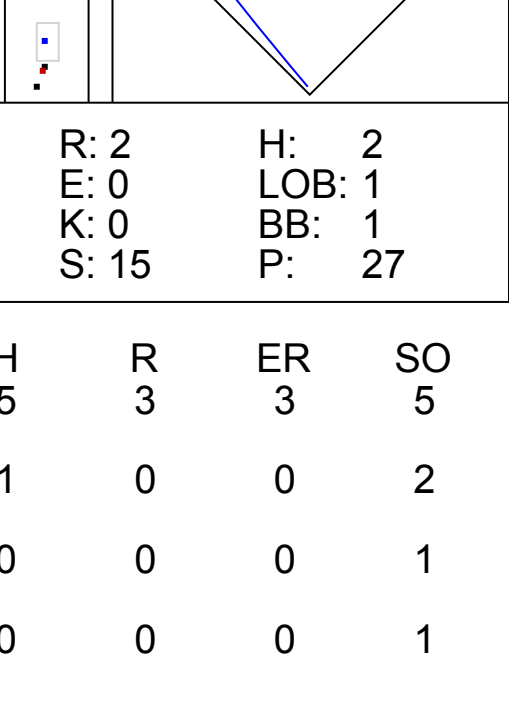
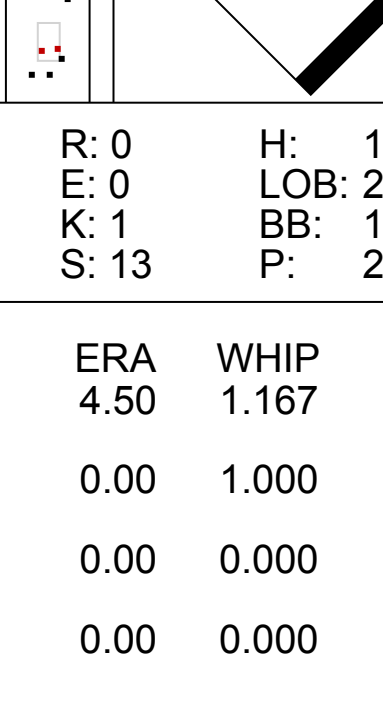
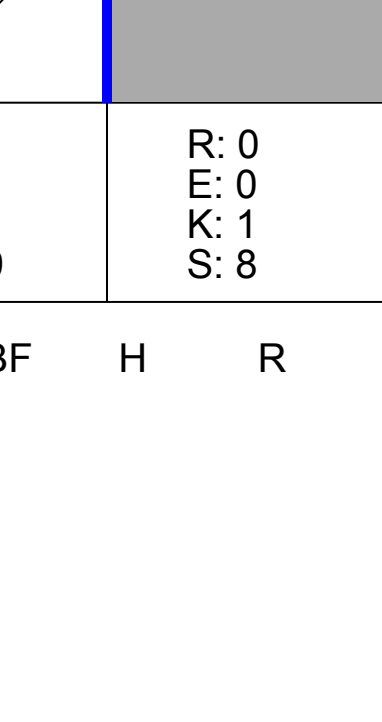

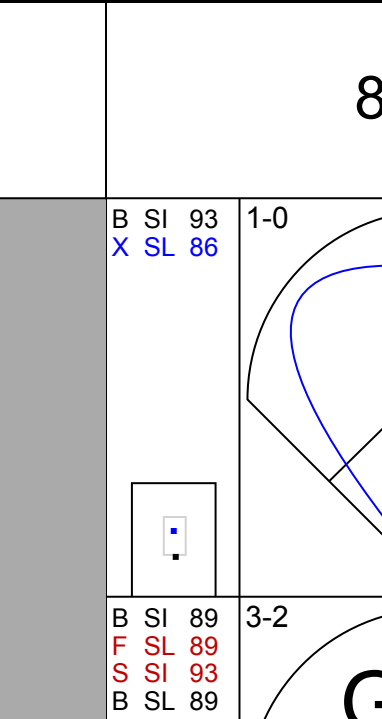

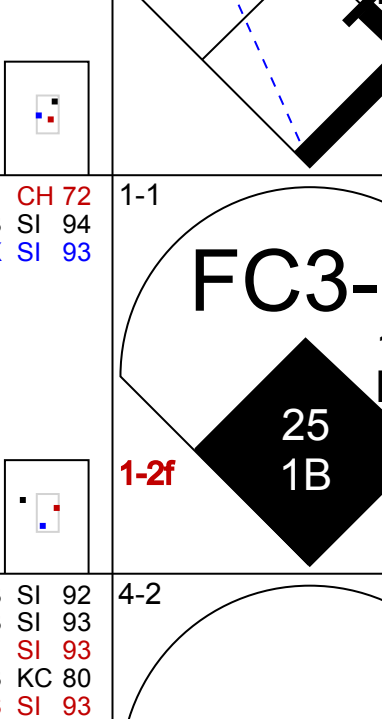
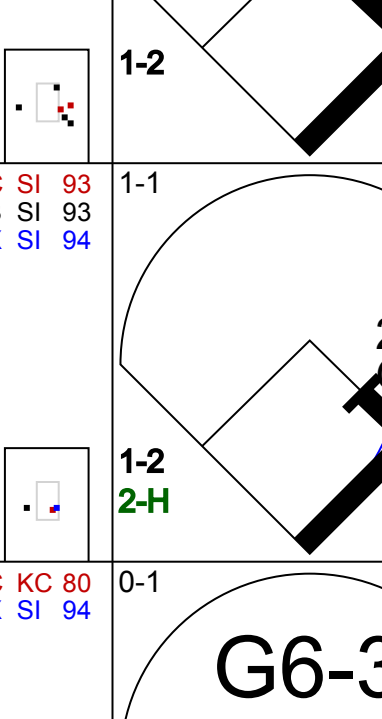

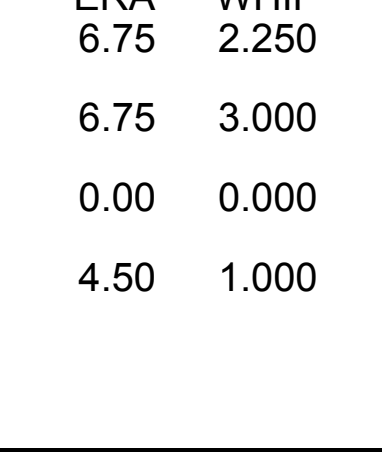


Batter	1	2	3	4	5	6	7	8	9	AB	R	H	RBI	BB	SO	LOB	BOTTOM				
27 Kevin Newman, R (1, 4) OBP: 0.346, SLG: 0.420	L8			L9				K		5	0	1	0	0	1	6	Chicago Cubs @ Pittsburgh Pirates PNC Park, Pittsburgh, PA Sat Aug 17 2019, 1:38 PM - 4:22 PM EDT Att: 28,359 - Cloudy - 85 F				
10 Bryan Reynolds, S (1, 7) OBP: 0.403, SLG: 0.526	L4			G5-3				L7		5	0	0	0	0	1	7					
6 Starling Marte, R (1, 8) OBP: 0.331, SLG: 0.492	L8			G2-3				F8		3	0	1	0	0	0	3					
55 Josh Bell, S (1, 3) OBP: 0.367, SLG: 0.589	L8			G6-3				G4-3		2	0	0	0	2	0	3					
53 Melky Cabrera, S (1, 9) OBP: 0.314, SLG: 0.408	L5			P6				FC5		4	0	0	0	0	0	4					
19 Colin Moran, L (1, 5) OBP: 0.327, SLG: 0.437	L8			K				G4-6-3		4	0	0	0	0	2	5					
32 Elias Díaz, R (1, 2) OBP: 0.306, SLG: 0.314								K		3	0	1	0	1	1	1					
2 Erik González, R (1, 6) OBP: 0.263, SLG: 0.246								E5		2	0	0	0	0	0	2					
26 Adam Frazier, L (7, PH) OBP: 0.329, SLG: 0.389								HBP		1	0	1	0	1	0	0					
43 Steven Brault, L (1, 1) ERA: 4.23								L8		1	0	0	0	1	0	0					
15 Pablo Reyes, R (7, PH) OBP: 0.250, SLG: 0.298								L8		0	0	0	0	1	0	0					
45 Michael Feliz, R (8, 1) ERA: 3.79								L8		0	0	0	0	0	0	0					
47 Francisco Liriano, L (9, 1) OBP: 1.000, SLG: 1.000								L8		0	0	0	0	0	0	0					
3 Cole Tucker, S (9, PH) OBP: 0.248, SLG: 0.319								L8		1	0	0	0	0	0	1					
<b>Inning Stats</b>	R: 0 H: 2 E: 0 K: 0 S: 13	H: 1 LOB: 3 BB: 1 P: 23	R: 0 H: 1 E: 0 K: 0 S: 5	H: 1 LOB: 0 BB: 0 P: 9	R: 0 H: 0 E: 0 K: 0 S: 7	H: 0 LOB: 0 BB: 0 P: 10	R: 0 H: 0 E: 0 K: 1 S: 8	H: 0 LOB: 0 BB: 0 P: 12	R: 0 H: 0 E: 0 K: 1 S: 14	H: 0 LOB: 3 BB: 1 P: 26	R: 0 H: 0 E: 0 K: 1 S: 9	H: 0 LOB: 1 BB: 1 P: 13	R: 0 H: 1 E: 0 K: 1 S: 14	H: 1 LOB: 3 BB: 1 P: 21	R: 0 H: 0 E: 0 K: 1 S: 7	H: 0 LOB: 0 BB: 0 P: 8	R: 0 H: 0 E: 0 K: 0 S: 8	H: 0 LOB: 1 BB: 1 P: 17	1B: 3 2B: 1 3B: 0 HR: 0	SF: 0 SAC: 0 DP: 2 HBP: 1	WP: 0 PA: 38 PB: 0 SB: 0 CS: 0
<b>PITCHER</b>	IP WLS BF H R ER SO	IP WLS BF H R ER SO	IP WLS BF H R ER SO	IP WLS BF H R ER SO	IP WLS BF H R ER SO	IP WLS BF H R ER SO	IP WLS BF H R ER SO	IP WLS BF H R ER SO	IP WLS BF H R ER SO	IP WLS BF H R ER SO	IP WLS BF H R ER SO	IP WLS BF H R ER SO	IP WLS BF H R ER SO	IP WLS BF H R ER SO	IP WLS BF H R ER SO	IP WLS BF H R ER SO	ERA WHIP	ERA WHIP	ERA WHIP		
34 Jon Lester, L (1, 1) ERA: 4.23	6.0	W	27	4	0	0	3	5	0	0	0	0	0	0	0	1	100	0.00	1.500		
32 Tyler Chatwood, R (7, 1) ERA: 3.79	2.0	H	8	0	0	0	2	1	0	1	0	0	0	0	0	16	23	0.00	0.500		
50 Rowan Wick, R (9, 1) ERA: 2.55	1.0	S	3	0	0	0	0	0	0	0	0	0	0	0	8	13	0.00	0.000			

AB	31
R	0
H	4
RBI	0
BB	6
SO	5
LOB	32

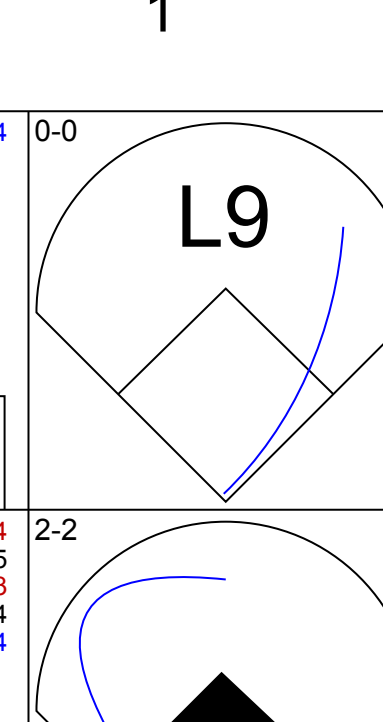
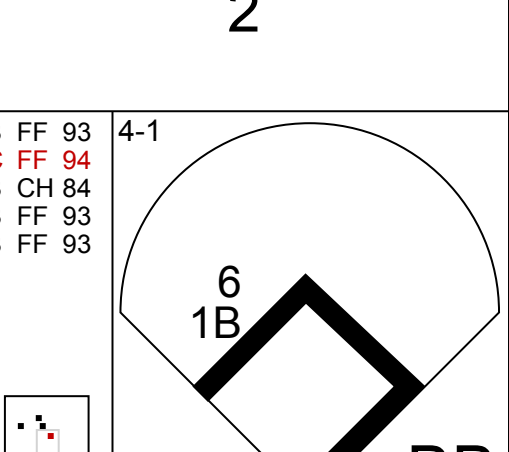
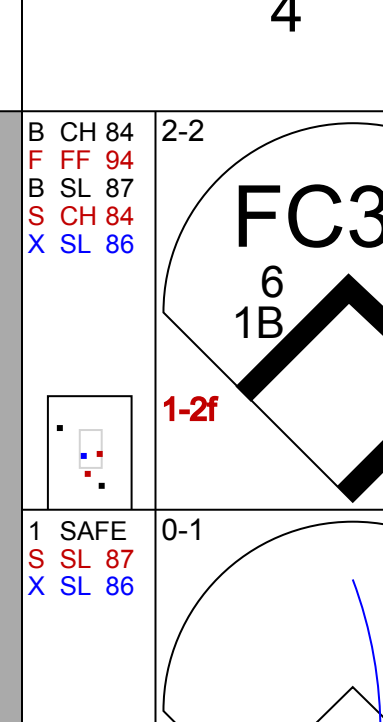
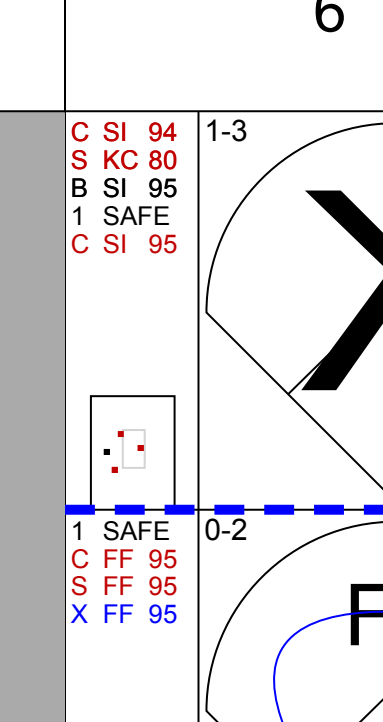
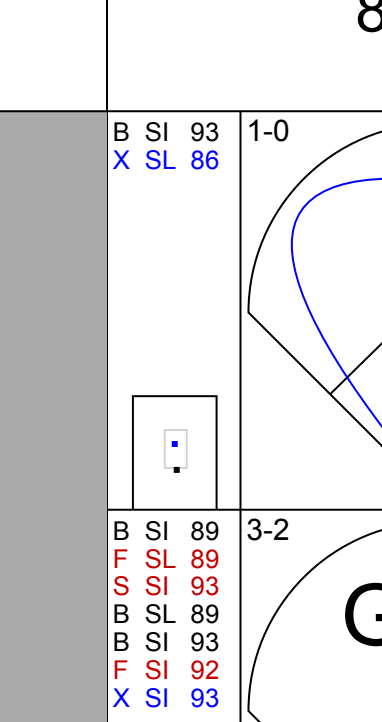
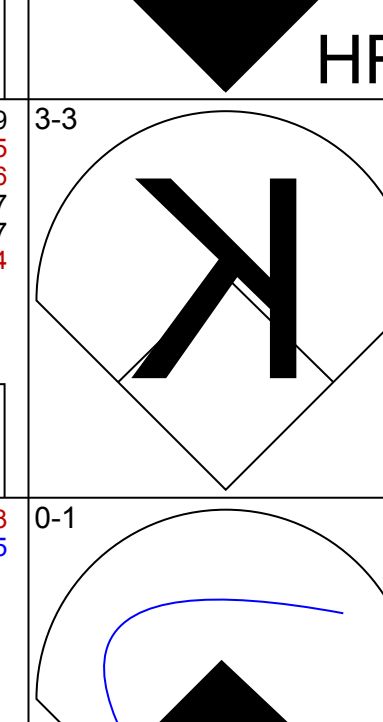
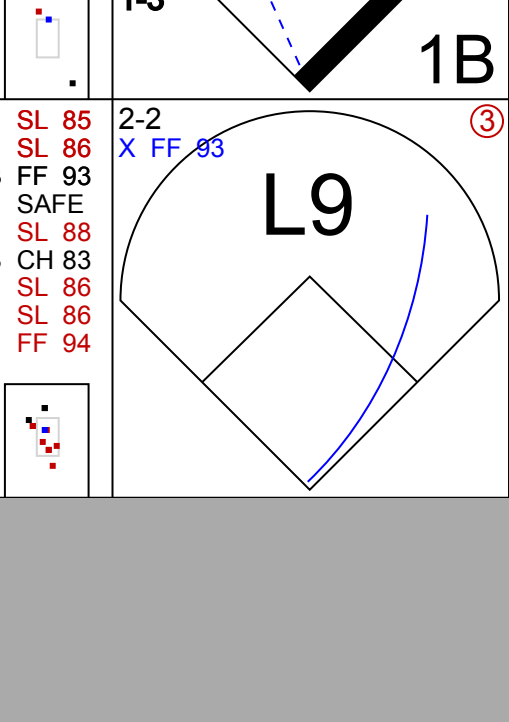
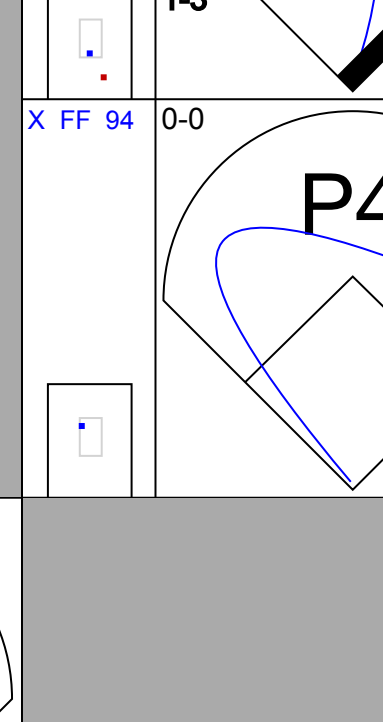
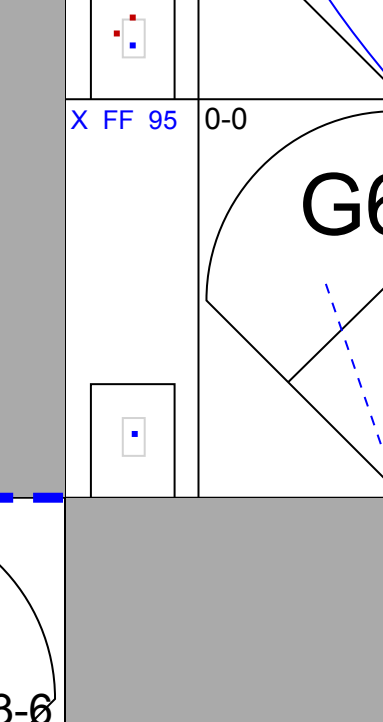
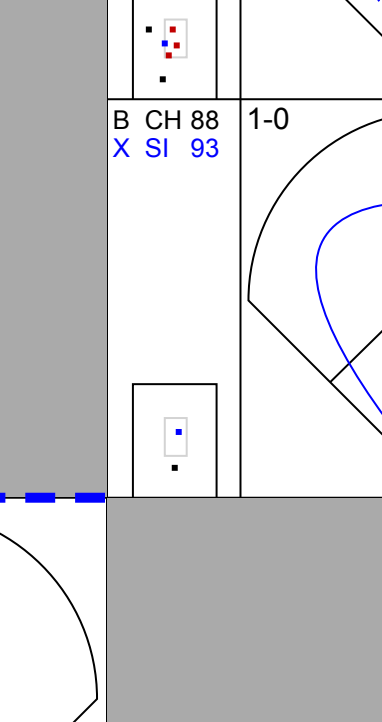
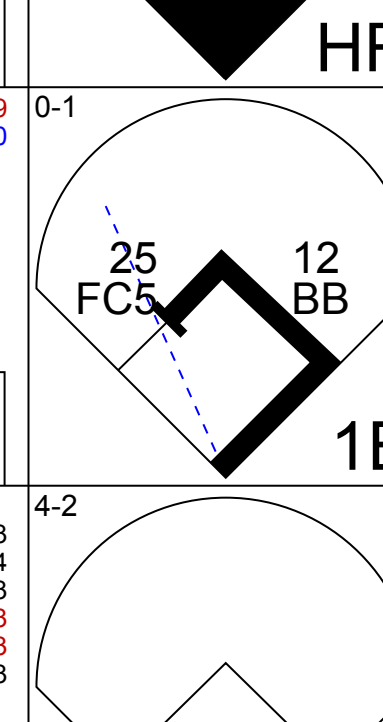


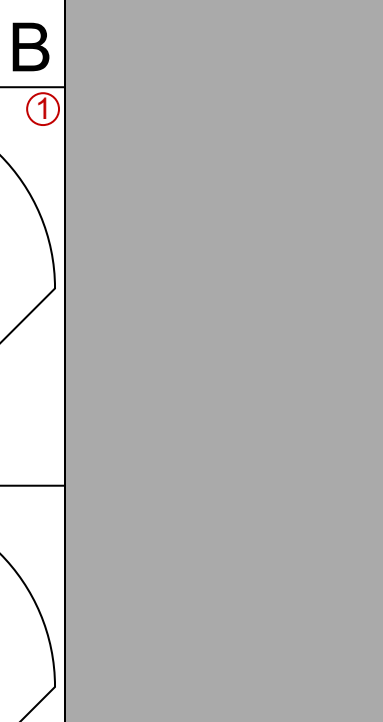
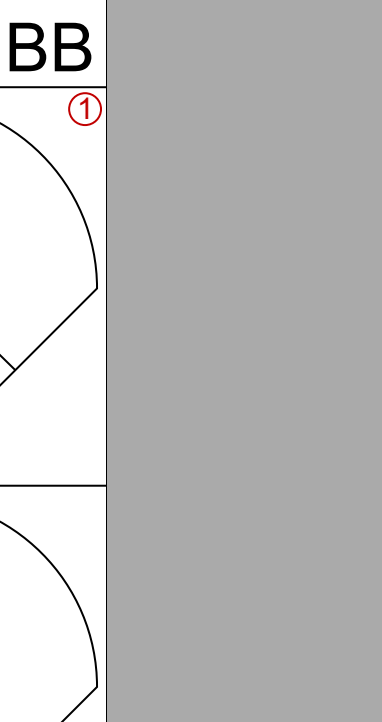
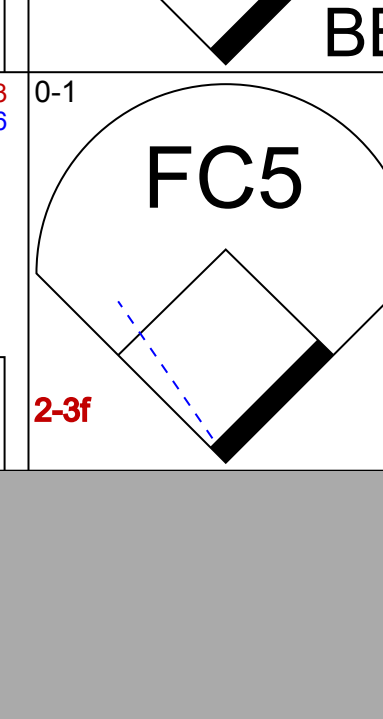
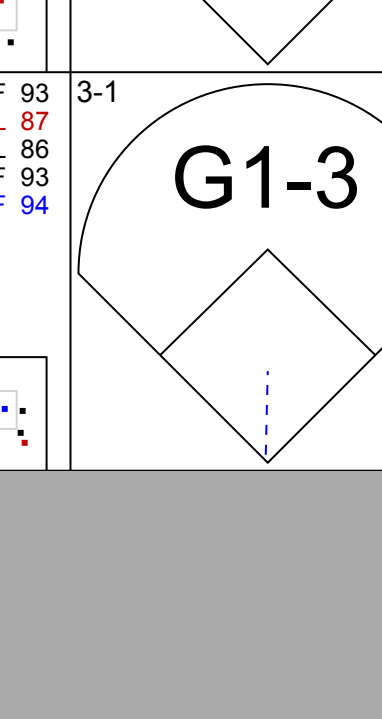
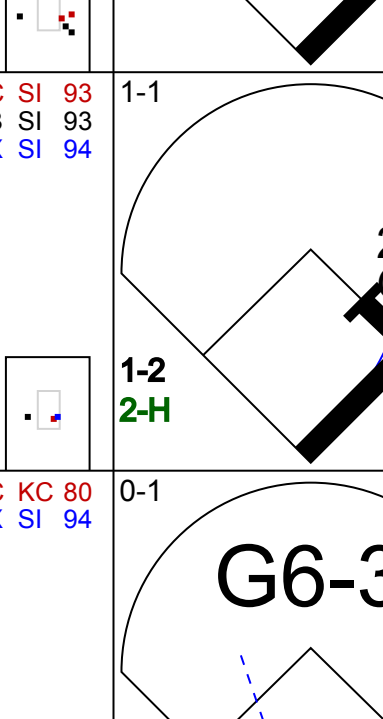
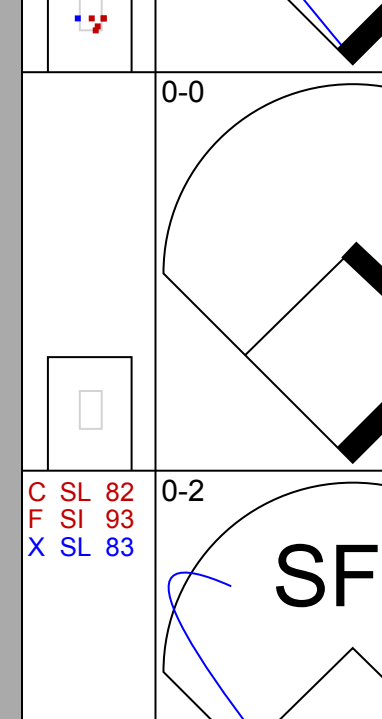

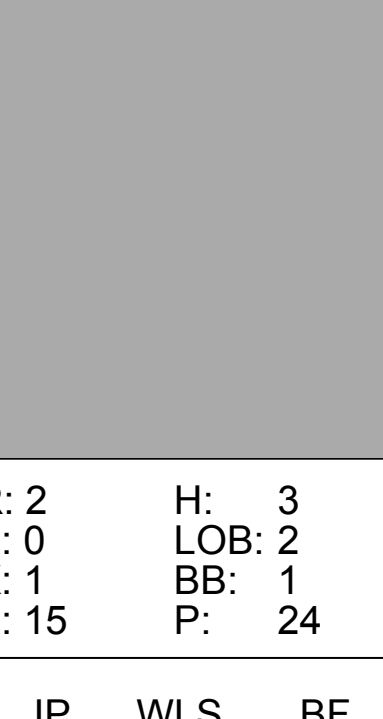
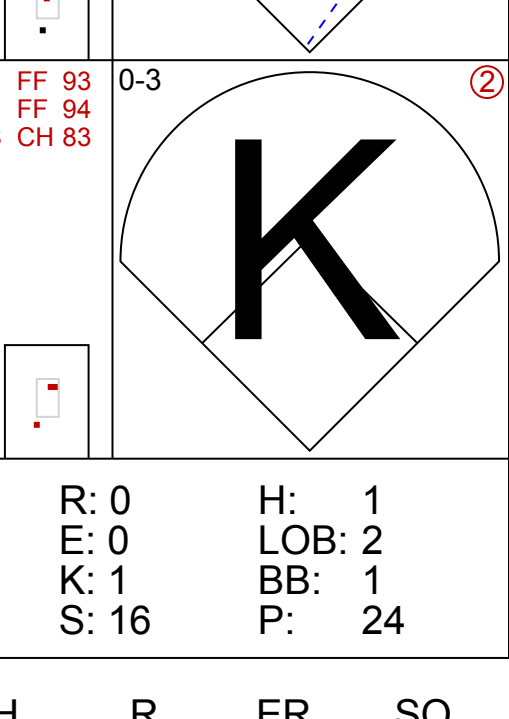
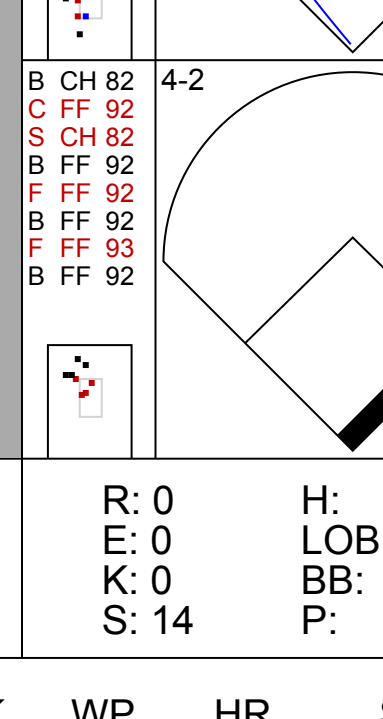
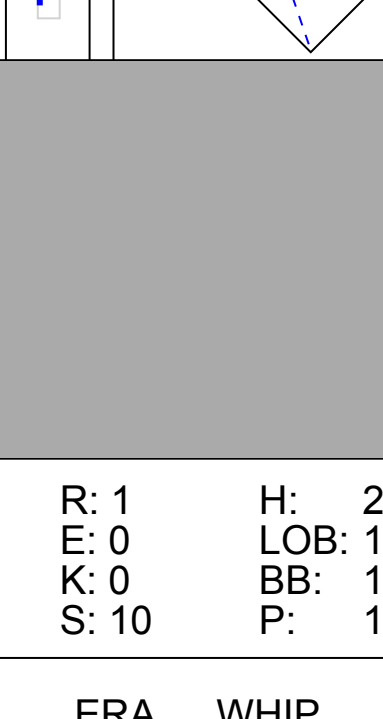
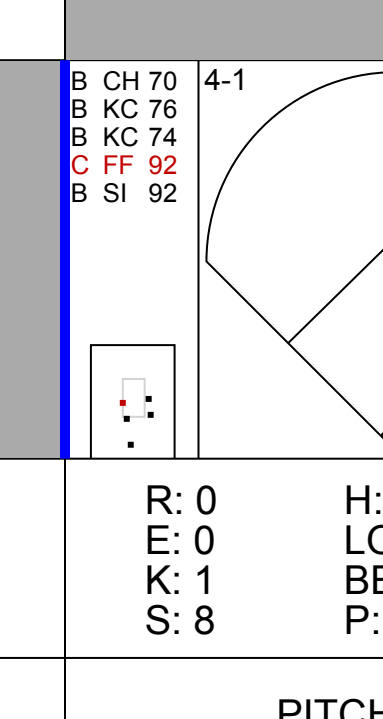
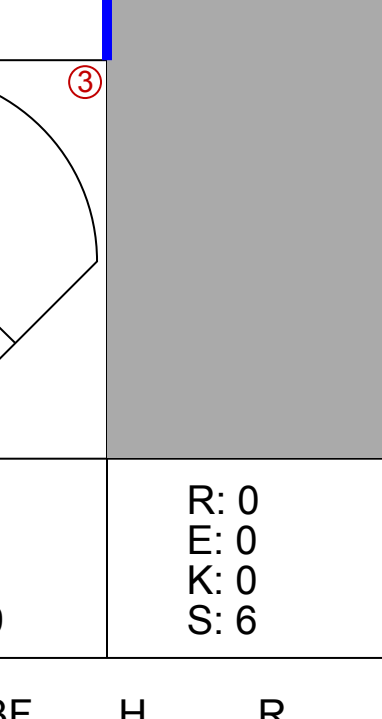
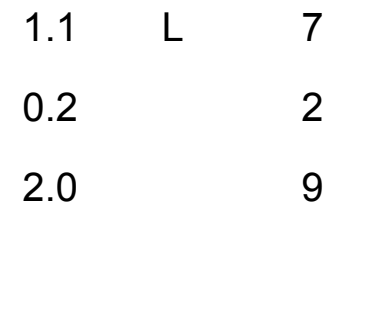









Batter	1	2	3	4	5	6	7	8	9	AB	R	H	RBI	BB	SO	LOB	TOP					
7 Donovan Solano, R OBP: 0.363, SLG: 0.470										4	0	1	0	0	2	1	<b>San Francisco Giants @ Chicago Cubs</b> Wrigley Field, Chicago, IL Tue Aug 20 2019, 7:07 PM - 10:04 PM CDT Att: 36,969 - Cloudy - 76 F					
5 Mike Yastrzemski, L OBP: 0.325, SLG: 0.543										4	0	1	0	0	1	1						
28 Buster Posey, R OBP: 0.322, SLG: 0.384										4	0	0	0	0	0	2						
10 Evan Longoria, R OBP: 0.320, SLG: 0.450										3	1	1	0	1	2	0						
1 Kevin Pillar, R OBP: 0.290, SLG: 0.450										4	1	1	1	0	0	2						
53 Austin Stater, R OBP: 0.498, SLG: 0.533										3	1	1	2	0	0	1						
21 Stephen Vogt, L OBP: 0.338, SLG: 0.514										1	0	0	0	0	1	0						
9 Brandon Belt, L OBP: 0.342, SLG: 0.387										4	0	0	0	0	0	1						
2 Abiatal Avelino, R OBP: 0.250, SLG: 0.250										3	0	1	0	0	2	0						
35 Brandon Crawford, L OBP: 0.296, SLG: 0.347										1	0	0	0	0	0	0						
36 Tyler Beebe, R OBP: 0.228, SLG: 0.140										0	0	0	0	0	0	0						
40 Madison Bumgarner, R OBP: 0.296, SLG: 0.476										0	0	0	0	0	0	0						
62 Logan Webb, R OBP: 0.296, SLG: 0.476										0	0	0	0	0	0	0						
50 Fernando Abad, L OBP: 0.296, SLG: 0.476										0	0	0	0	0	0	0						
74 Jandel Gustave, R OBP: 0.296, SLG: 0.476										0	0	0	0	0	0	0						
14 Scooter Gennett, L OBP: 0.296, SLG: 0.476										0	0	0	0	0	0	0						
59 Andrew Suárez, L OBP: 0.296, SLG: 0.476										0	0	0	0	0	0	0						
<b>Inning Stats</b>	R: 0 E: 0 K: 1 S: 6	H: 0 LOB: 0 BB: 0 P: 9	R: 2 E: 0 K: 0 S: 15	H: 2 LOB: 1 BB: 1 P: 27	R: 0 E: 0 K: 2 S: 9	H: 0 LOB: 0 BB: 0 P: 14	R: 1 E: 0 K: 1 S: 7	H: 1 LOB: 0 BB: 0 P: 11	R: 0 E: 0 K: 1 S: 13	H: 1 LOB: 2 BB: 1 P: 22	R: 0 E: 0 K: 0 S: 8	H: 1 LOB: 1 BB: 0 P: 11	R: 0 E: 0 K: 2 S: 12	H: 1 LOB: 1 BB: 0 P: 19	R: 0 E: 0 K: 1 S: 8	H: 0 LOB: 0 BB: 0 P: 13	R: 0 E: 0 K: 1 S: 10	H: 0 LOB: 0 BB: 0 P: 14	1B: 4 2B: 0 3B: 0 HR: 2	SF: 0 SAC: 0 DP: 0 HBP: 0	WP: 0 PB: 0 SB: 0 CS: 0	PA: 35
<b>PITCHER</b>	IP WLS BF H R ER SO BB IBB HBP BLK WP HR S P ERA WHIP	6.0 W 25 5 3 3 5 2 0 0 0 0 0 2 58 94 4.50 1.167	7.1 1.0 H 4 1 0 0 2 0 0 0 0 0 0 0 12 19 0.00 1.000	8.1 1.0 H 3 0 0 0 1 0 0 0 0 0 0 0 8 13 0.00 0.000	9.1 1.0 S 3 0 0 0 1 0 0 0 0 0 0 0 10 14 0.00 0.000	<b>PITCHER</b>																

AB	33
R	3
H	6
RBI	3
BB	2
SO	9
LOB	9



Batter	1	2	3	4	5	6	7	8	9	AB	R	H	RBI	BB	SO	LOB	BOTTOM					
22 Jason Heyward, L OBP: 0.348, SLG: 0.454										4	0	0	0	1	1	2	<b>San Francisco Giants @ Chicago Cubs</b> Wrigley Field, Chicago, IL Tue Aug 20 2019, 7:07 PM - 10:04 PM CDT Att: 36,969 - Cloudy - 76 F					
6 Nick Castellanos, R OBP: 0.340, SLG: 0.505										5	1	3	1	0	0	1						
17 Kris Bryant, R OBP: 0.385, SLG: 0.529										5	0	0	0	0	1	5						
44 Anthony Rizzo, L OBP: 0.400, SLG: 0.528										3	3	3	2	1	0	0						
9 Javier Báez, R OBP: 0.315, SLG: 0.541										4	1	1	0	0	1	2						
12 Kyle Schwarber, L OBP: 0.325, SLG: 0.488										2	0	1	0	2	1	0						
25 Jonathan Lucroy, R OBP: 0.318, SLG: 0.372										3	0	1	1	1	0	2						
21 Tony Kemp, L OBP: 0.284, SLG: 0.389										3	0	0	1	0	0	2						
50 Rowan Wick, L OBP: 0.325, SLG: 0.488										0	0	0	0	0	0	0						
24 Craig Kimbrel, R OBP: 0.325, SLG: 0.488										0	0	0	0	0	0	0						
35 Cole Hamels, L OBP: 0.143, SLG: 0.094										1	0	0	0	1	1	0						
8 Ian Happ, S OBP: 0.365, SLG: 0.564										0	0	0	0	1	0	0						
56 Kyle Ryan, L OBP: 0.365, SLG: 0.564										0	0	0	0	0	0	0						
27 Addison Russell, R OBP: 0.329, SLG: 0.397										1	0	0	0	0	0	2						
<b>Inning Stats</b>	R: 2 E: 0 K: 1 S: 15	H: 3 LOB: 2 BB: 1 P: 24	R: 0 E: 0 K: 1 S: 16	H: 1 LOB: 2 BB: 1 P: 24	R: 1 E: 0 K: 2 S: 11	H: 1 LOB: 0 BB: 0 P: 21	R: 0 E: 0 K: 0 S: 14	H: 1 LOB: 2 BB: 1 P: 22	R: 1 E: 0 K: 0 S: 10	H: 2 LOB: 1 BB: 1 P: 17	R: 0 E: 0 K: 1 S: 8	H: 0 LOB: 1 BB: 1 P: 13	R: 1 E: 0 K: 0 S: 14	H: 1 LOB: 2 BB: 2 P: 19	R: 0 E: 0 K: 0 S: 6	H: 0 LOB: 0 BB: 0 P: 11	1B: 5 2B: 1 3B: 0 HR: 3	SF: 1 SAC: 0 DP: 1 HBP: 0	WP: 0 PB: 0 SB: 0 CS: 0	PA: 39		
<b>PITCHER</b>	IP WLS BF H R ER SO BB IBB HBP BLK WP HR S P ERA WHIP	4.0 5.82	1.1 L 7 2 1 1 1 2 0 0 0 0 0 0 14 26 6.75 3.000	0.2 2 0 0 0 0 0 0 0 0 0 0 4 4 0.00 0.000	2.0 9 1 1 1 0 1 1 0 0 0 0 20 30 4.50 1.000	<b>PITCHER</b>																

AB	31
R	5
H	9
RBI	5
BB	7
SO	5
LOB	16







Batter	1	2	3	4	5	6	7	8	9	AB	R	H	RBI	BB	SO	LOB	TOP										
5 Mike Yastrzemski, L (1.9) OBP: 0.325, SLG: 0.551										4	0	0	0	0	3	1	<b>San Francisco Giants @ Chicago Cubs</b> Wrigley Field, Chicago, IL Thu Aug 22 2019, 1:22 PM - 3:50 PM CDT Att: 36,366 - Partly Cloudy - 75 F										
28 Buster Posey, R (1.2) OBP: 0.321, SLG: 0.382										4	0	1	0	0	1	1											
8 Alex Dickerson, L (1.7) OBP: 0.377, SLG: 0.595										4	0	0	0	0	1	1											
10 Evan Longoria, R (1.5) OBP: 0.321, SLG: 0.456										3	0	0	0	0	0	1											
9 Brandon Belt, L (1.3) OBP: 0.340, SLG: 0.387										3	0	1	0	0	0	0											
1 Kevin Pillar, R (1.8) OBP: 0.287, SLG: 0.451										3	0	0	0	0	1	1											
14 Scooter Gennett, L (1.4) OBP: 0.250, SLG: 0.331										3	0	0	0	0	3	1											
35 Brandon Crawford, L (1.6) OBP: 0.300, SLG: 0.356										3	0	1	0	0	0	0											
29 Jeff Samardzija, R (1.1) OBP: 0.122, SLG: 0.171										2	0	1	0	0	0	0											
21 Stephen Vogt, L (8, PH) OBP: 0.340, SLG: 0.527										0	0	0	0	0	0	0											
53 Austin Slater, R (8, PH) OBP: 0.409, SLG: 0.542										1	0	0	0	0	1	1											
56 Tony Watson, L (8.1)										0	0	0	0	0	0	0											
<b>Inning Stats</b>	R: 0 H: 0 E: 0 K: 2 S: 12	H: 0 LOB: 0 BB: 0 P: 17	R: 0 H: 1 E: 0 K: 1 S: 12	LOB: 1 BB: 0 P: 16	R: 0 H: 0 E: 0 K: 1 S: 9	LOB: 0 BB: 0 P: 13	R: 0 H: 0 E: 0 K: 0 S: 9	LOB: 0 BB: 0 P: 11	R: 0 H: 1 E: 0 K: 1 S: 10	LOB: 0 BB: 0 P: 16	R: 0 H: 0 E: 0 K: 0 S: 9	LOB: 0 BB: 0 P: 16	R: 0 H: 1 E: 0 K: 2 S: 10	LOB: 1 BB: 0 P: 17	R: 0 H: 0 E: 0 K: 1 S: 7	LOB: 0 BB: 0 P: 9	1B: 2 2B: 1 3B: 1 HR: 0	SF: 0 SAC: 0 DP: 1 HBP: 0	WP: 0 PA: 30 PB: 0 SB: 0 CS: 0								
<b>PITCHER</b>	IP	WLS	BF	H	R	ER	SO	BB	IBB	HBP	BLK	WP	HR	S	P	ERA	WHIP										
28 Kyle Hendricks, R (1.1) ERA: 3.2	7.0	W	23	3	0	0	7	0	0	0	0	0	0	73	106	0.00	0.429										
20 Brandon Kintzler, R (8.1) ERA: 2.42	0.2	H	3	1	0	0	1	0	0	0	0	0	0	7	12	0.00	1.500										
56 Kyle Ryan, L (8.1) ERA: 3.21	0.2	H	2	0	0	0	1	0	0	0	0	0	0	5	7	0.00	0.000										
50 Rowan Wick, R (9.1) ERA: 2.33	0.2	S	2	0	0	0	1	0	0	0	0	0	0	5	7	0.00	0.000										

Batter	1	2	3	4	5	6	7	8	9	AB	R	H	RBI	BB	SO	LOB	BOTTOM										
22 Jason Heyward, L (1.8) OBP: 0.349, SLG: 0.451										3	1	1	0	0	1	0	<b>San Francisco Giants @ Chicago Cubs</b> Wrigley Field, Chicago, IL Thu Aug 22 2019, 1:22 PM - 3:50 PM CDT Att: 36,366 - Partly Cloudy - 75 F										
6 Nick Castellanos, R (1.9) OBP: 0.342, SLG: 0.511										3	0	0	0	0	0	1											
17 Kris Bryant, R (1.5) OBP: 0.385, SLG: 0.532										2	0	0	0	1	0	2											
44 Anthony Rizzo, L (1.3) OBP: 0.401, SLG: 0.528										3	0	1	1	0	1	1											
9 Javier Báez, R (1.6) OBP: 0.314, SLG: 0.535										3	0	0	0	0	0	2											
12 Kyle Schwarber, L (1.7) OBP: 0.322, SLG: 0.488										3	0	0	0	0	0	0											
50 Rowan Wick, L (9.1)										0	0	0	0	0	0	0											
8 Ian Happ, S (1.4) OBP: 0.357, SLG: 0.517										3	0	0	0	0	1	0											
7 Victor Caratini, S (1.2) OBP: 0.346, SLG: 0.414										3	0	0	0	0	2	0											
28 Kyle Hendricks, R (1.1) OBP: 0.227, SLG: 0.195										2	0	0	0	0	0	0											
20 Brandon Kintzler, R (8.1)										0	0	0	0	0	0	0											
56 Kyle Ryan, L (8.1)										0	0	0	0	0	0	0											
27 Addison Russell, R (9.4) OBP: 0.328, SLG: 0.395										0	0	0	0	0	0	0											
<b>Inning Stats</b>	R: 0 H: 0 E: 0 K: 0 S: 4	H: 0 LOB: 0 BB: 0 P: 6	R: 0 H: 0 E: 0 K: 0 S: 8	LOB: 0 BB: 0 P: 14	R: 0 H: 0 E: 0 K: 2 S: 10	LOB: 0 BB: 0 P: 15	R: 1 H: 2 E: 1 K: 0 S: 12	LOB: 1 BB: 0 P: 18	R: 0 H: 0 E: 0 K: 1 S: 11	LOB: 0 BB: 0 P: 15	R: 0 H: 0 E: 0 K: 1 S: 10	LOB: 0 BB: 0 P: 14	R: 0 H: 0 E: 0 K: 1 S: 7	LOB: 0 BB: 1 P: 13	R: 0 H: 0 E: 0 K: 1 S: 8	LOB: 0 BB: 0 P: 13	1B: 2 2B: 0 3B: 0 HR: 0	SF: 0 SAC: 0 DP: 2 HBP: 0	WP: 0 PA: 26 PB: 0 SB: 0 CS: 0								
<b>PITCHER</b>	IP	WLS	BF	H	R	ER	SO	BB	IBB	HBP	BLK	WP	HR	S	P	ERA	WHIP										
29 Jeff Samardzija, R (1.1) ERA: 3.44	7.0	L	23	2	1	1	4	1	0	0	0	0	0	62	95	1.29	0.429										
56 Tony Watson, L (8.1) ERA: 4.47	1.0		3	0	0	0	1	0	0	0	0	0	0	8	13	0.00	0.000										

AB	30
R	0
H	4
RBI	0
BB	0
SO	10
LOB	7







Batter	1	2	3	4	5	6	7	8	9	10	11	AB	R	H	RBI	BB	SO	LOB	TOP					
7 <b>Trea Turner, R</b> OBP: 0.362, SLG: 0.491	G6-3		L7		1B		F9		BB		2B	5	1	2	0	1	0	1						
16 <b>Victor Robles, R</b> OBP: 0.325, SLG: 0.427	G5-3		K		FC5		1B		B2		G6-3	6	1	1	0	0	1	5						
6 <b>Anthony Rendon, R</b> OBP: 0.407, SLG: 0.617		1B		HR		G6-3		BB		1B		5	2	4	2	1	0	2						
22 <b>Juan Soto, L</b> OBP: 0.402, SLG: 0.553	F8			1B		13 1B	28 G6-4-3	13 1B	L8		G4-6-3	6	1	3	1	0	0	4						
13 <b>Asdrubal Cabrera, S</b> OBP: 0.333, SLG: 0.417			FC1-4		F8		28 G6-4-3	1B			K	4	0	2	2	1	1	3						
28 <b>Kurt Suzuki, R</b> OBP: 0.322, SLG: 0.456		L8		K		G6-4-3		K		G6-3		5	0	0	0	0	2	5						
9 <b>Brian Dozier, R</b> OBP: 0.335, SLG: 0.431		FC1-4		F7		P5		G5-3		F7		5	0	0	0	0	0	2						
44 <b>Daniel Hudson, R</b> OBP: 0.304, SLG: 0.396		G3		P6		F8		G3-1		K		5	0	0	0	0	1	1						
88 <b>Gerardo Parra, L</b> OBP: 0.304, SLG: 0.396			K		P6		F8	G3-1		K		5	0	0	0	0	1	1						
37 <b>Stephen Strasburg, R</b> ERA: 3.03			K				16 1B	F9			7 2B	2	0	1	0	0	1	0						
2 <b>Adam Eaton, R</b> ERA: 3.33							FC5				6 WP	0	1	0	0	1	0	0						
60 <b>Hunter Strickland, R</b> ERA: 3.14												0	0	0	0	0	0	0						
15 <b>Matt Adams, L</b> ERA: 3.43												0	0	0	0	0	0	0						
56 <b>Fernando Rodney, R</b> ERA: 3.17												0	0	0	0	0	0	0						
51 <b>Wander Suero, R</b> ERA: 4.74												0	0	0	0	0	0	0						
47 <b>Howie Kendrick, R</b> ERA: 2.96												1	1	1	0	0	0	0						
<b>Inning Stats</b>	R: 0 E: 0 K: 0 S: 13	H: 1 LOB: 1 BB: 0 P: 20	R: 0 E: 0 K: 0 S: 8	H: 0 LOB: 1 BB: 1 P: 15	R: 0 E: 0 K: 2 S: 8	H: 0 LOB: 0 BB: 0 P: 12	R: 1 E: 0 K: 1 S: 15	H: 2 LOB: 1 BB: 0 P: 17	R: 0 E: 0 K: 0 S: 14	H: 2 LOB: 2 BB: 0 P: 22	R: 3 E: 0 K: 1 S: 22	H: 3 LOB: 2 BB: 2 P: 39	R: 0 E: 0 K: 0 S: 7	H: 0 LOB: 0 BB: 0 P: 9	R: 0 E: 0 K: 1 S: 14	H: 1 LOB: 2 BB: 1 P: 25	R: 0 E: 0 K: 1 S: 9	H: 0 LOB: 0 BB: 0 P: 14	R: 2 E: 0 K: 0 S: 12	H: 3 LOB: 0 BB: 0 P: 20	1B: 11 2B: 2 3B: 0 HR: 1	SF: 0 SAC: 0 DP: 2 HBP: 0	WP: 1 PB: 0 SB: 3 CS: 0	PA: 49
<b>PITCHER</b>	IP ERA WLS BF H R ER SO BB IBB HBP BLK WP HR S P ERA WHIP	35 <b>Cole Hamels, L</b> ERA: 3.73	37 <b>David Phelps, R</b> ERA: 3.33	50 <b>Rowan Wick, R</b> ERA: 3.43	56 <b>Kyle Ryan, L</b> ERA: 3.17	20 <b>Brandon Kintzler, R</b> ERA: 2.96	24 <b>Craig Kimbrel, R</b> ERA: 4.96	41 <b>Steve Cishek, R</b> ERA: 3.31	32 <b>Tyler Chatwood, R</b> ERA: 4.31															

Washington Nationals @ Chicago Cubs  
Wrigley Field, Chicago, IL  
Sun Aug 25 2019, 1:21 PM - 5:56 PM CDT  
Att. 40,518 - Party Cloudy - 75 F

livebaseballscores.com

AB 45  
R 7  
H 14  
RBI 5  
BB 4  
SO 6  
LOB 23




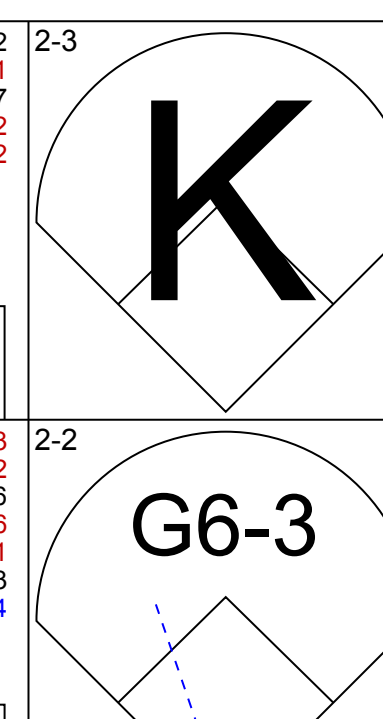
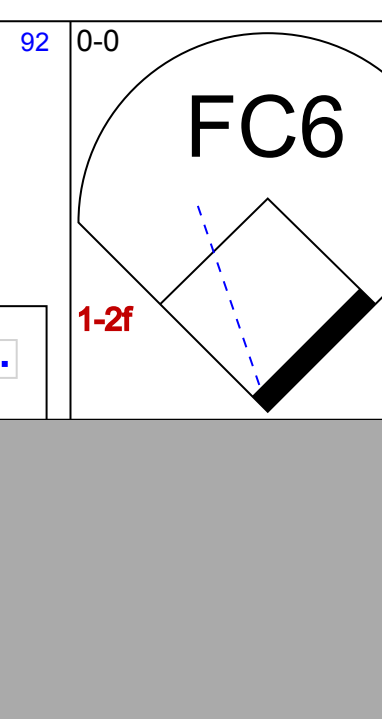
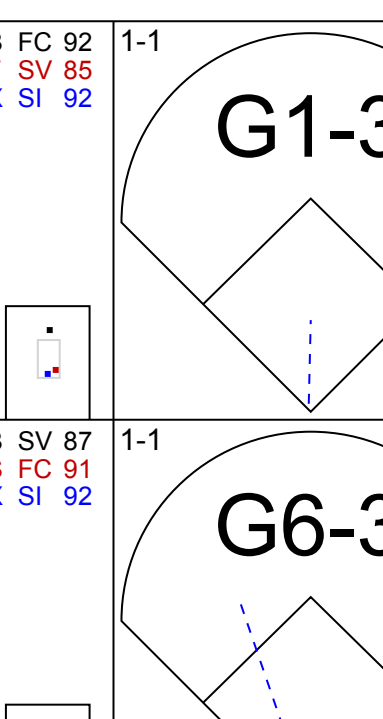
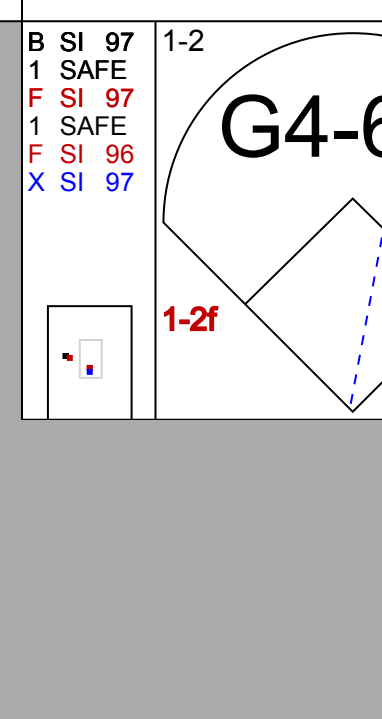
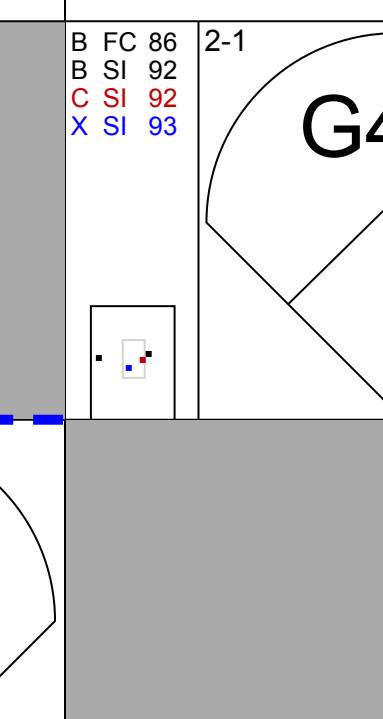

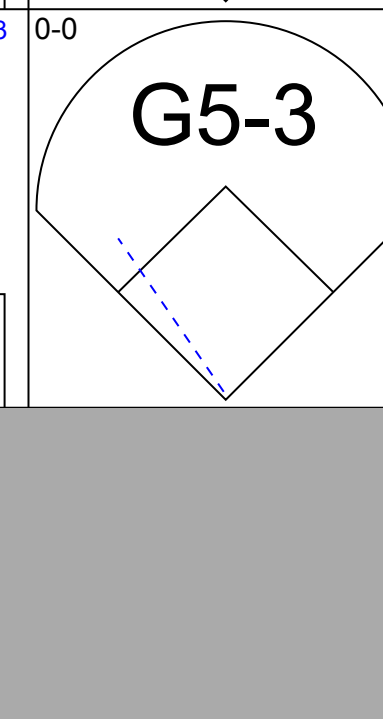
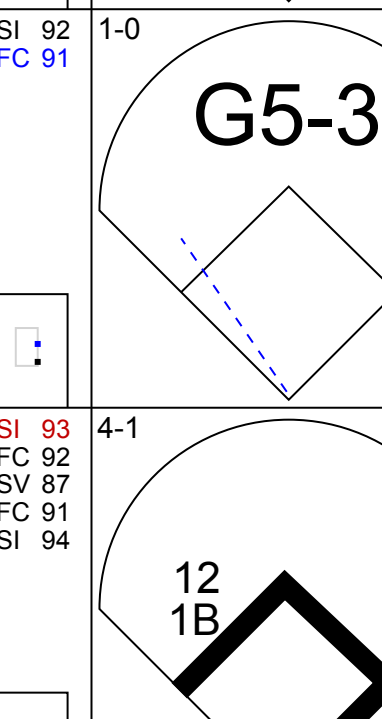

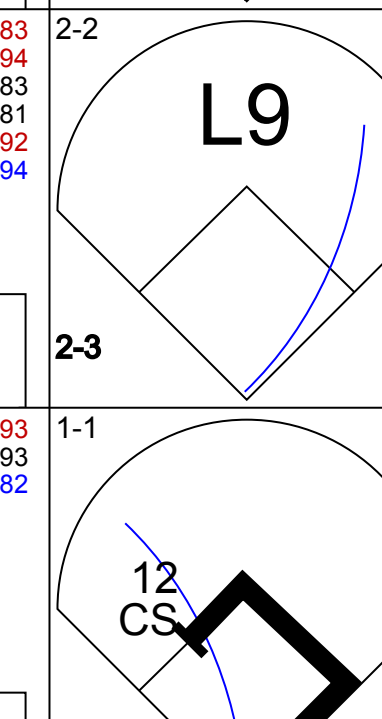

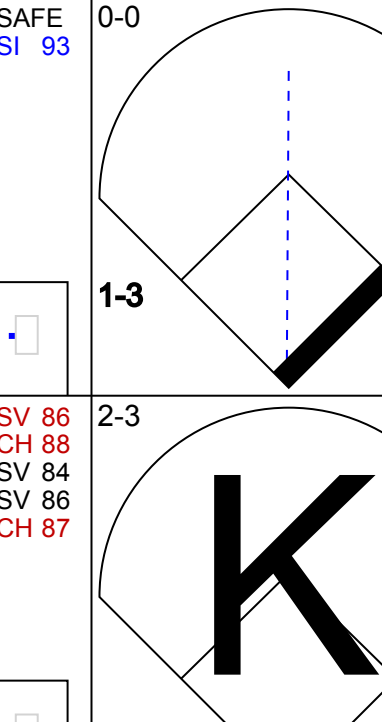
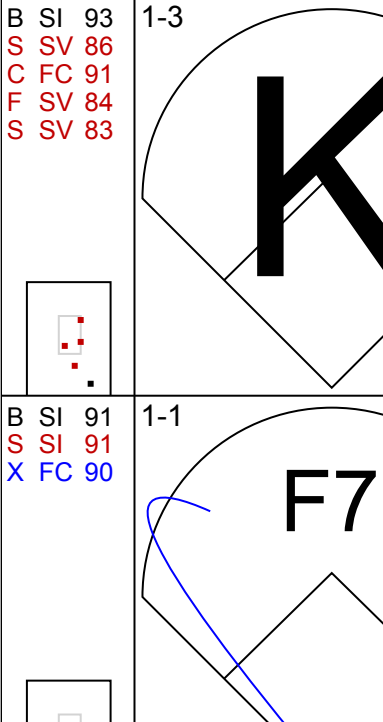
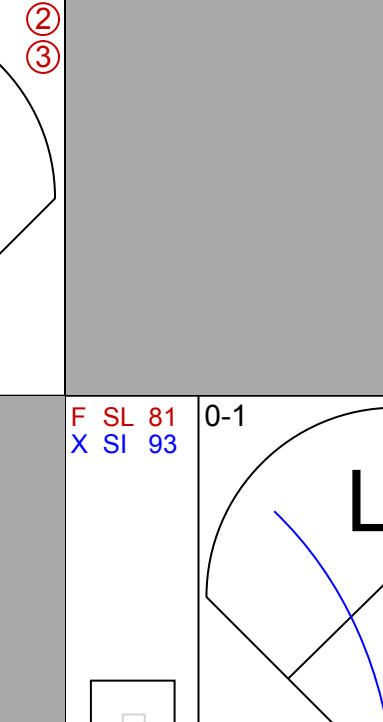
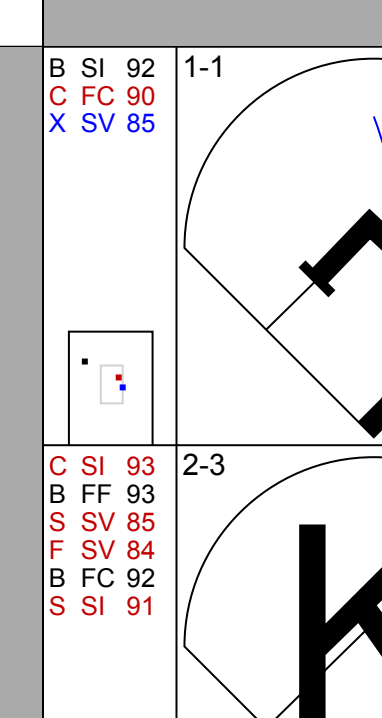
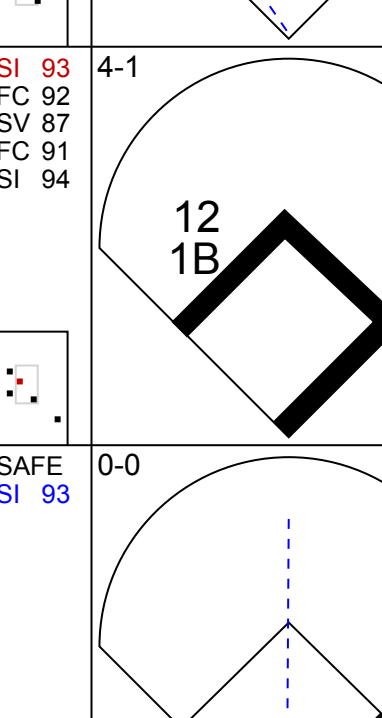
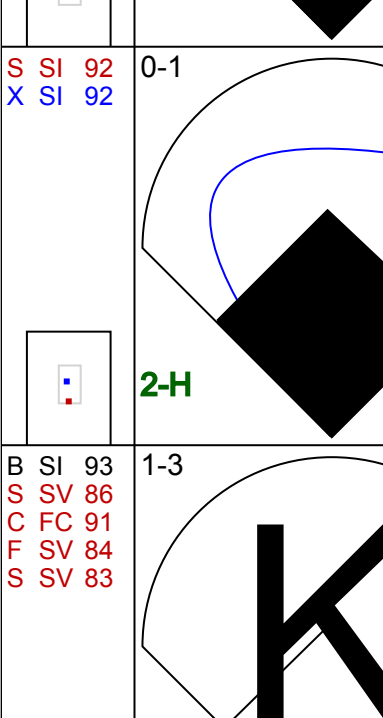
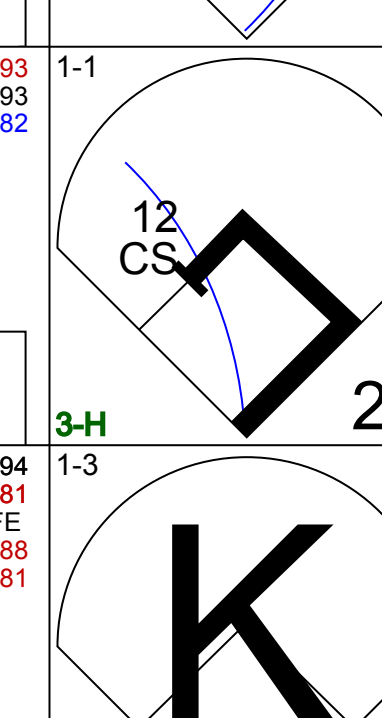


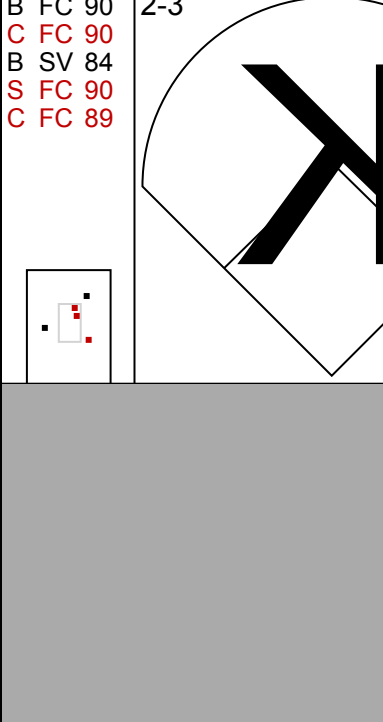
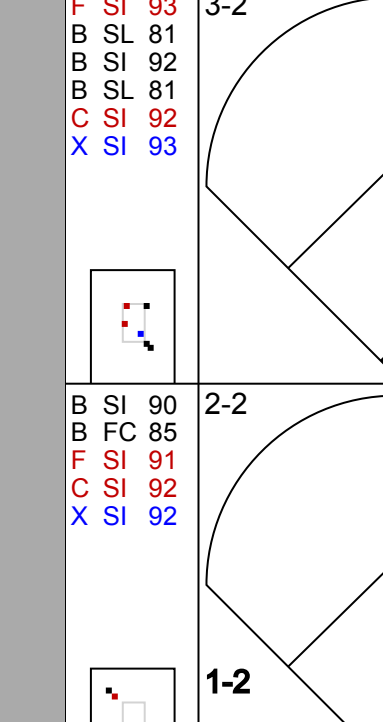
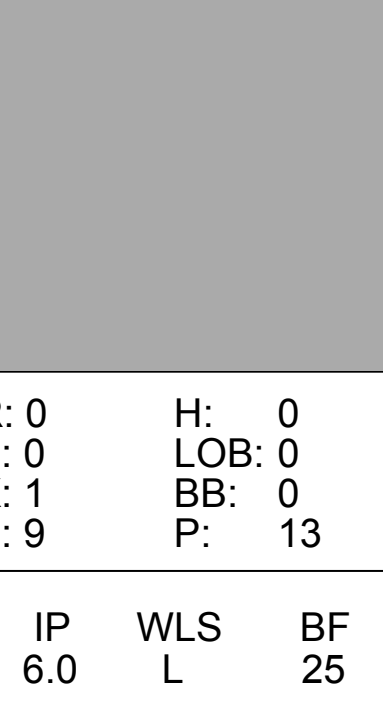
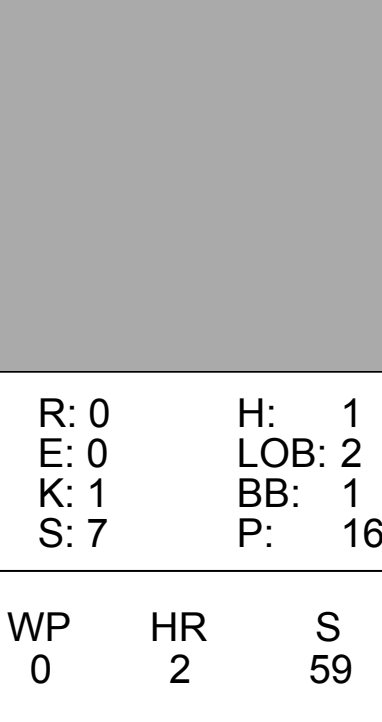
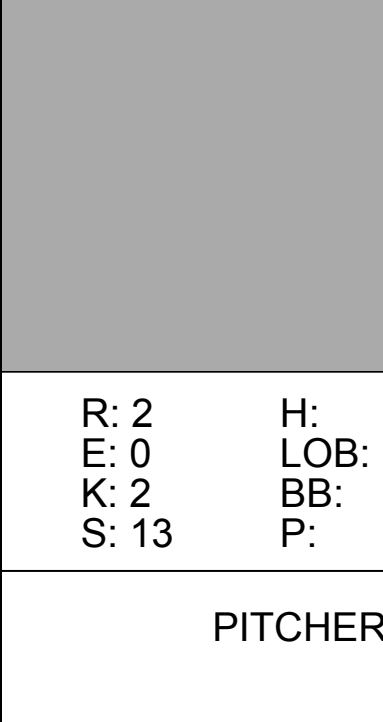
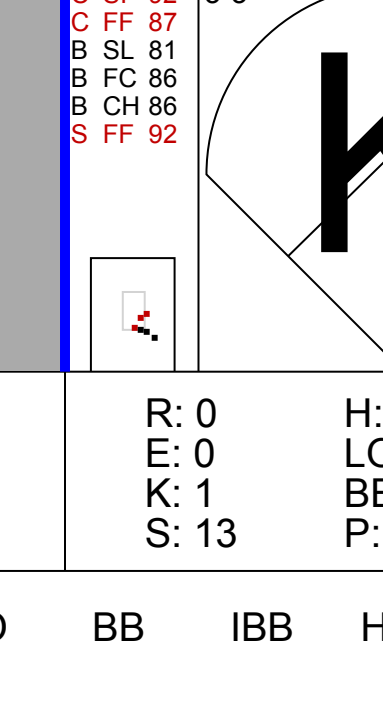
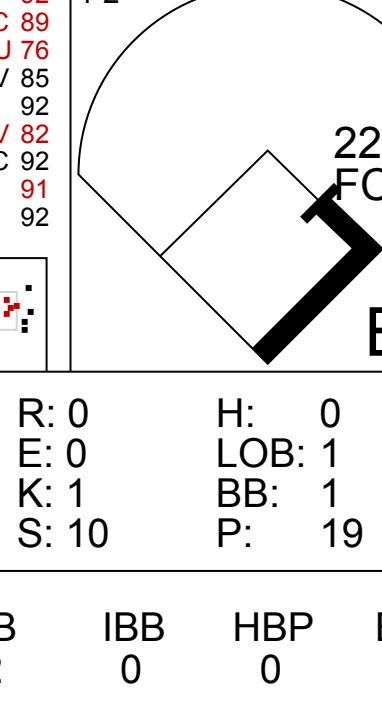
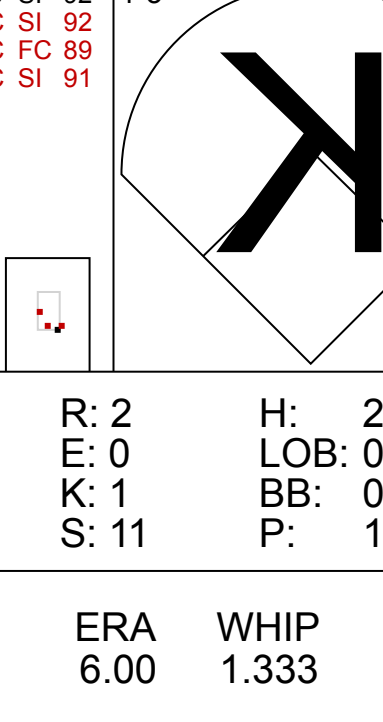
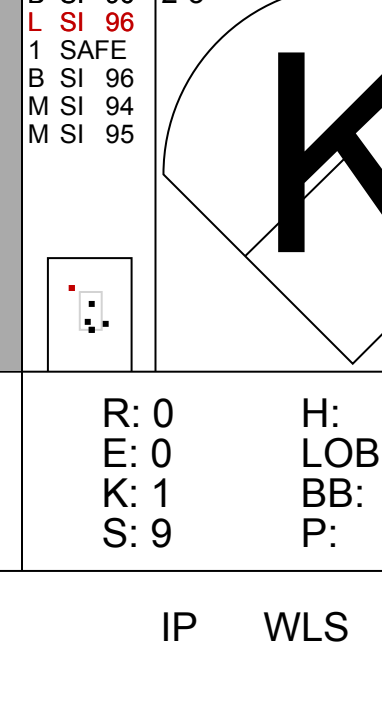
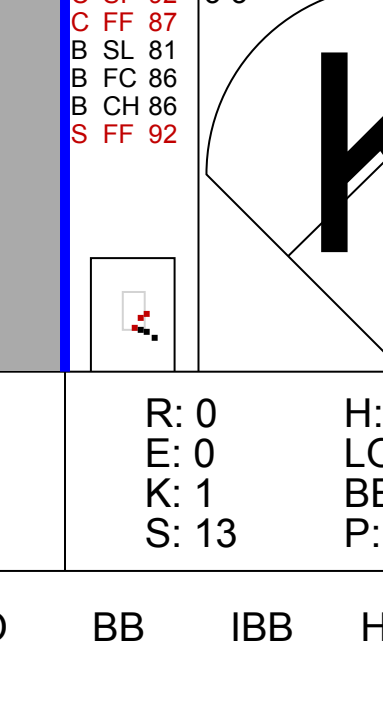
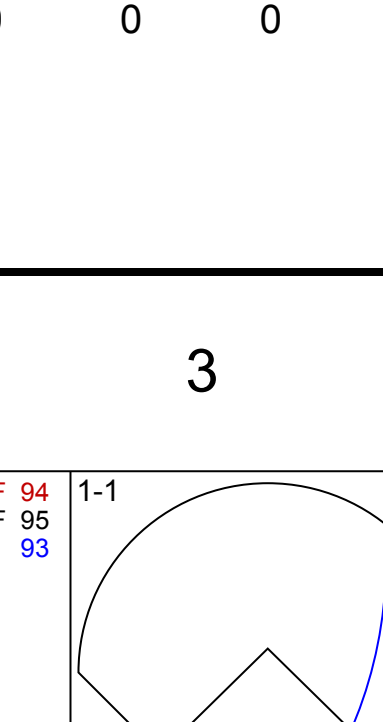
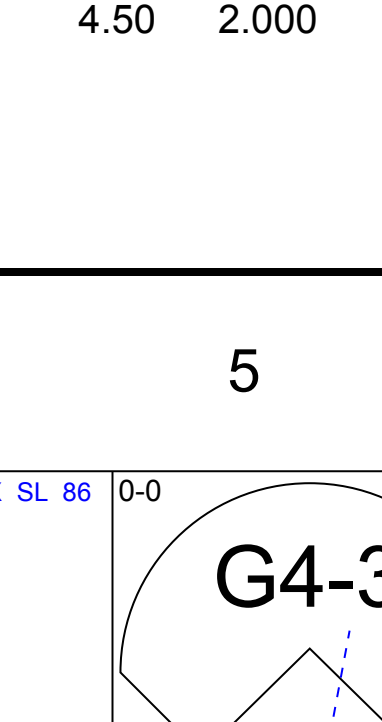
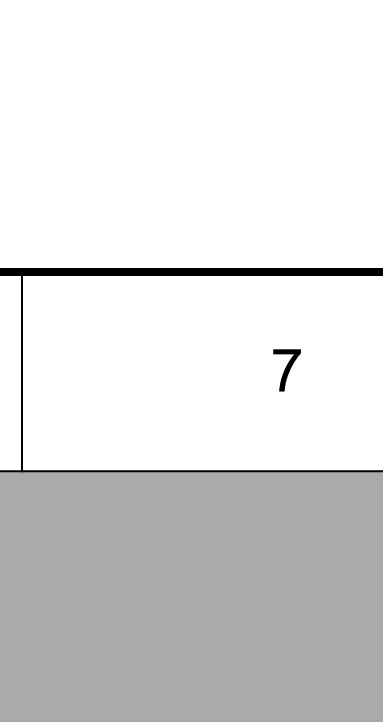
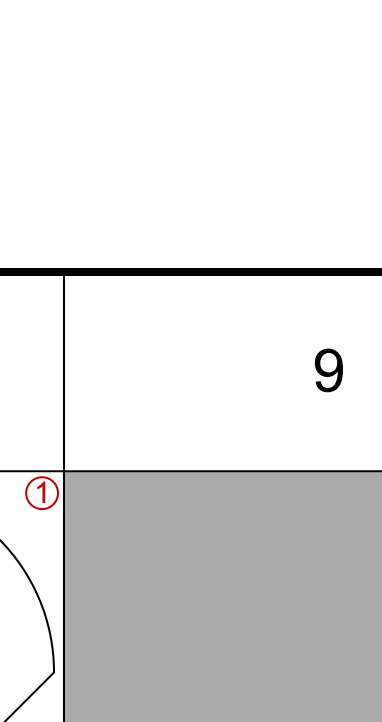
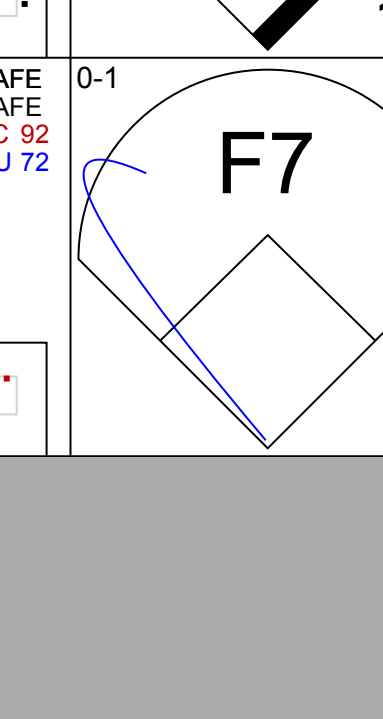
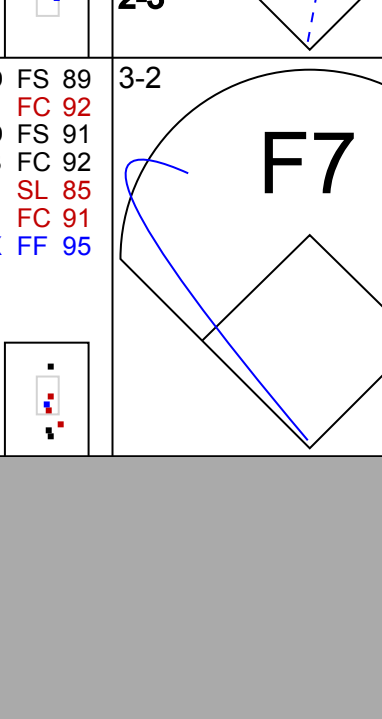

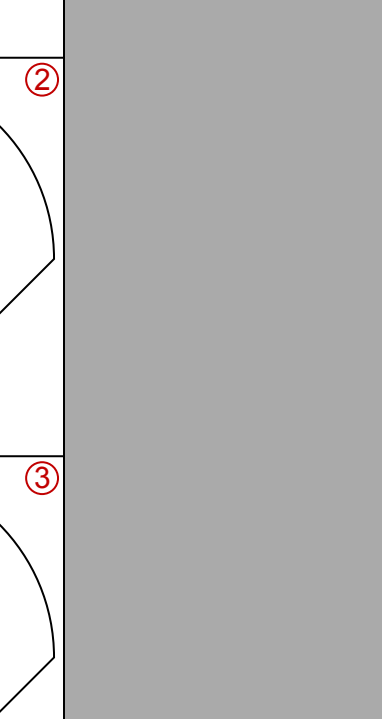
Batter	1	2	3	4	5	6	7	8	9	10	11	AB	R	H	RBI	BB	SO	LOB	BOTTOM					
22 <b>Jason Heyward, L</b> OBP: 0.350, SLG: 0.447	K			FC6-4		6 1B	F9		G4-3			4	1	1	0	0	1	1						
6 <b>Nick Castellanos, R</b> OBP: 0.343, SLG: 0.529	K			FC6-4		17 1B		L9		F8		5	0	1	0	0	1	1						
17 <b>Kris Bryant, R</b> OBP: 0.380, SLG: 0.521	P3			K		17 1B		P2		K		5	0	1	1	0	2	1						
9 <b>Javier Báez, R</b> OBP: 0.313, SLG: 0.530		G6-3		K		K		12 HR		F7		4	1	0	0	1	2	3						
12 <b>Kyle Schwarber, L</b> OBP: 0.318, SLG: 0.496		25 G6-4-3		K		F7		HR		K		5	1	2	2	0	2	2						
25 <b>Jonathan Lucroy, R</b> OBP: 0.313, SLG: 0.388		G6-4-3		K		K		K		K		3	0	0	0	0	1	3						
24 <b>Craig Kimbrel, R</b> ERA: 4.96				G5-3		K		K		K		0	0	0	0	0	0	0						
41 <b>Steve Cishek, R</b> ERA: 3.31												0	0	0	0	0	0	0						
32 <b>Tyler Chatwood, R</b> OBP: 0.235, SLG: 0.313												1	0	0	0	0	0	0						
13 <b>David Bote, R</b> OBP: 0.350, SLG: 0.428												1	0	0	0	0	0	0						
27 <b>Addison Russell, R</b> OBP: 0.319, SLG: 0.400			K		HR		L9		G3-1		F9	5	1	1	1	0	1	0						
8 <b>Ian Happ, S</b> OBP: 0.338, SLG: 0.470		P3			BB		G3		K			3	0	0	0	1	1	0						
35 <b>Cole Hamels, L</b> ERA: 3.03												2	0	0	0	0	2	1						
37 <b>David Phelps, R</b> ERA: 3.33												0	0	0	0	0	0	0						
50 <b>Rowan Wick, L</b> ERA: 3.43												0	0	0	0	0	0	0						
56 <b>Kyle Ryan, L</b> ERA: 3.17												0	0	0	0	0	0	0						
51 <b>Wander Suero, R</b> ERA: 4.74												1	1	1	1	0	0	0						
44 <b>Daniel Hudson, R</b> ERA: 2.96												0	0	0	0	0	0	0						
<b>Inning Stats</b>	R: 0 E: 0 K: 2 S: 9	H: 0 LOB: 0 BB: 0 P: 16	R: 0 E: 0 K: 0 S: 8	H: 1 LOB: 1 BB: 0 P: 11	R: 0 E: 0 K: 2 S: 9	H: 0 LOB: 0 BB: 0 P: 12	R: 0 E: 0 K: 2 S: 14	H: 1 LOB: 1 BB: 0 P: 20	R: 1 E: 0 K: 2 S: 17	H: 2 LOB: 2 BB: 0 P: 26	R: 1 E: 0 K: 0 S: 10	H: 1 LOB: 0 BB: 0 P: 18	R: 2 E: 0 K: 1 S: 8	H: 1 LOB: 0 BB: 1 P: 18	R: 0 E: 0 K: 1 S: 11	H: 0 LOB: 0 BB: 1 P: 22	R: 0 E: 0 K: 1 S: 7	H: 0 LOB: 0 BB: 0 P: 10	R: 0 E: 0 K: 1 S: 12	H: 0 LOB: 0 BB: 0 P: 19	1B: 4 2B: 0 3B: 0 HR: 3	SF: 0 SAC: 0 DP: 1 HBP: 1	WP: 1 PB: 0 SB: 0 CS: 0	PA: 43
<b>PITCHER</b>	IP ERA WLS BF H R ER SO BB IBB HBP BLK WP HR S P ERA WHIP	37 <b>David Phelps, R</b> ERA: 3.33	56 <b>Fernando Rodney, R</b> ERA: 6.09	51 <b>Wander Suero, R</b> ERA: 4.74	44 <b>Daniel Hudson, R</b> ERA: 2.96	24 <b>Craig Kimbrel, R</b> ERA: 4.96	41 <b>Steve Cishek, R</b> ERA: 3.31	32 <b>Tyler Chatwood, R</b> ERA: 4.31																

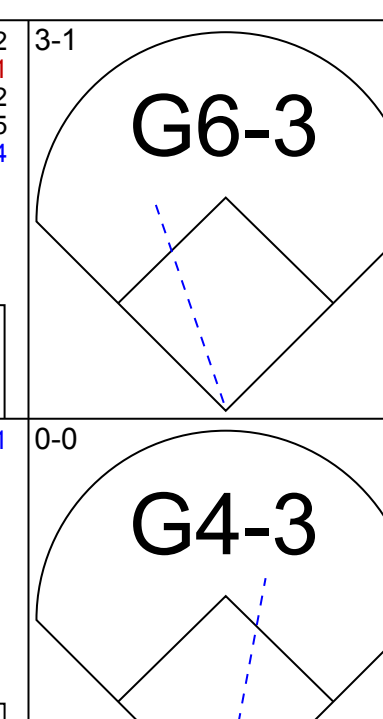
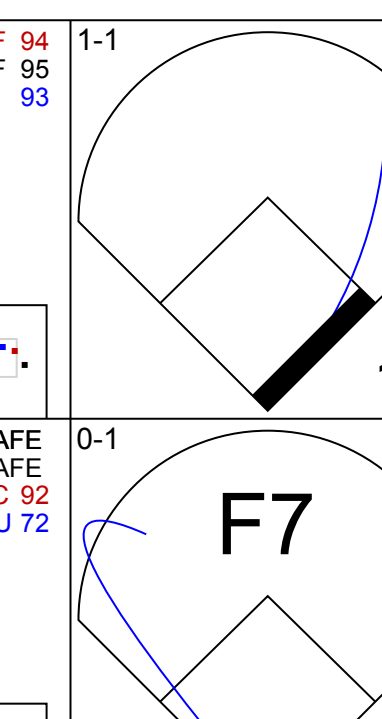
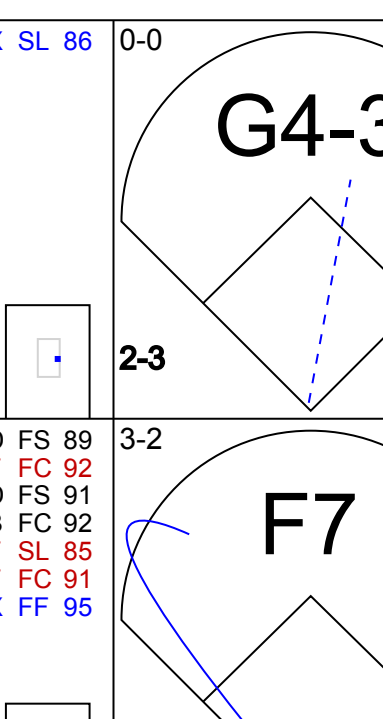
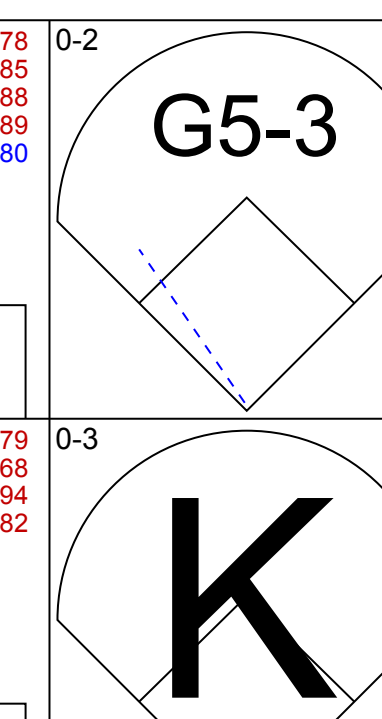

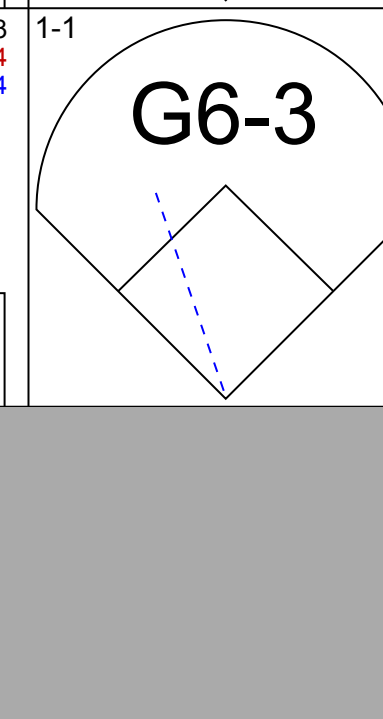


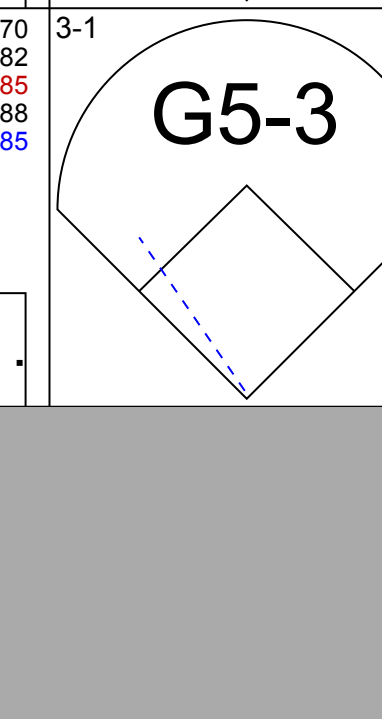

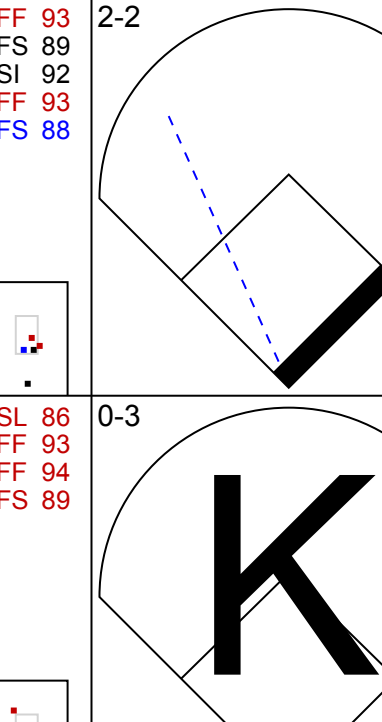
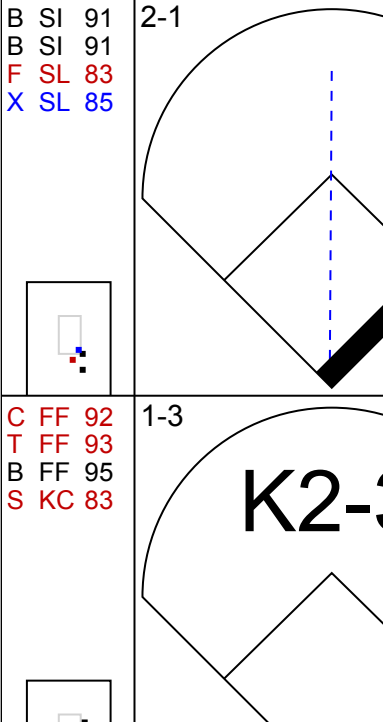

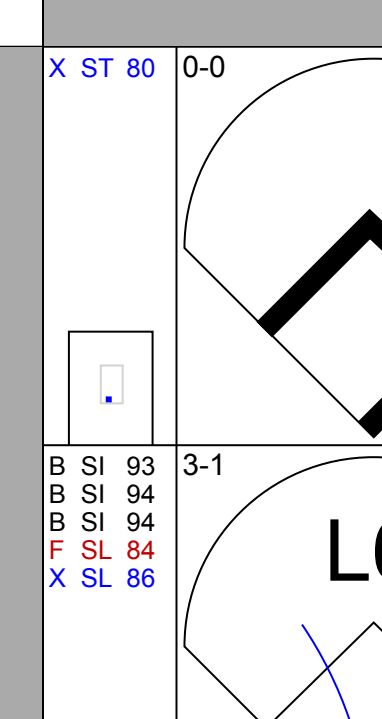
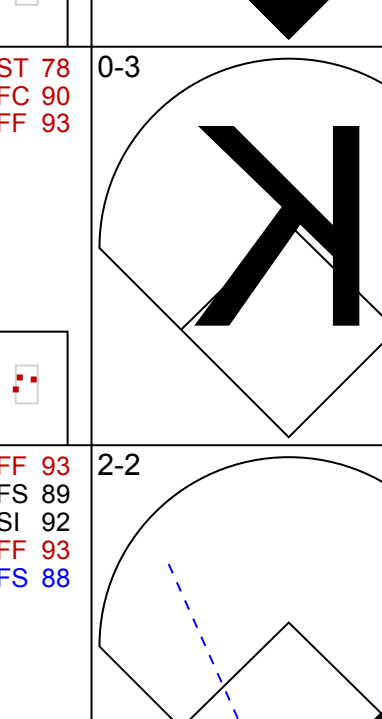
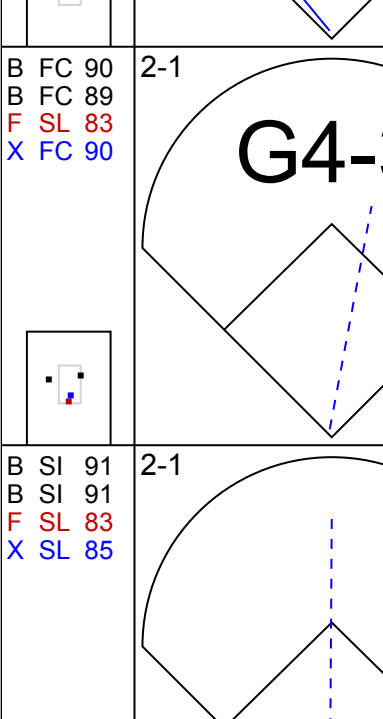
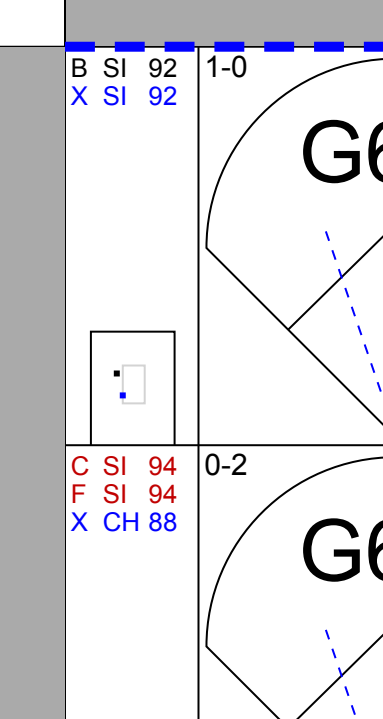
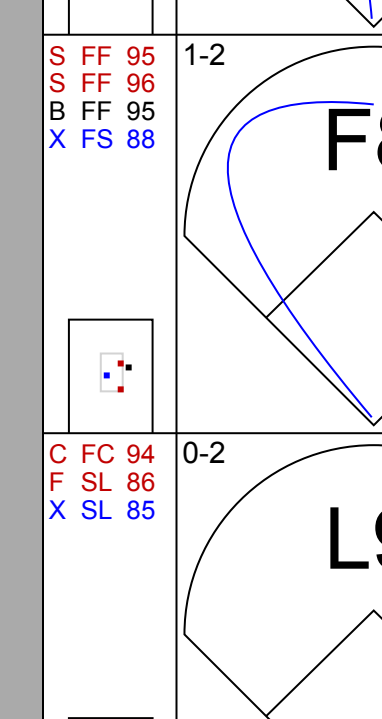
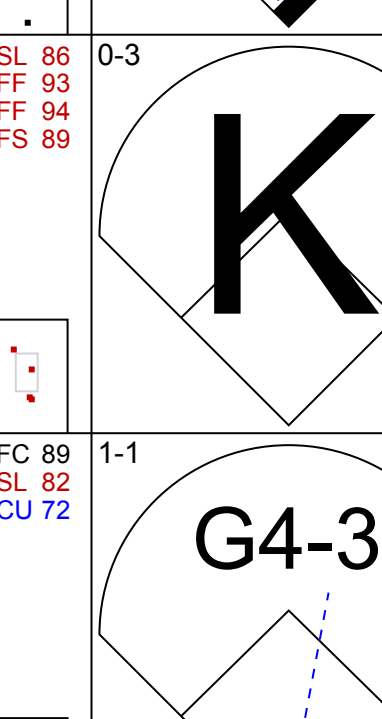
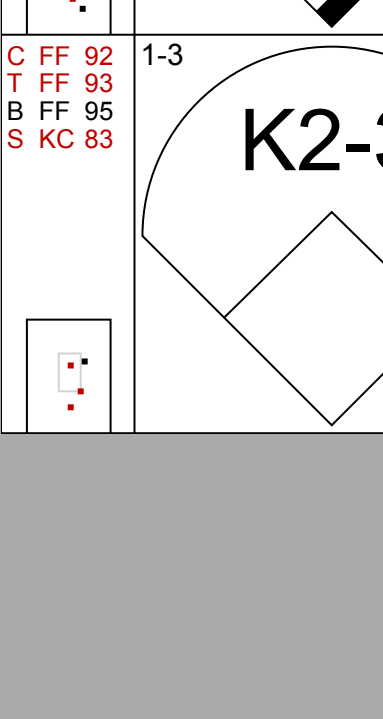
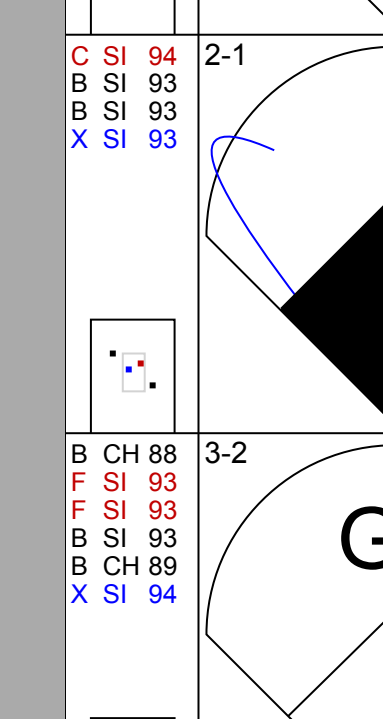




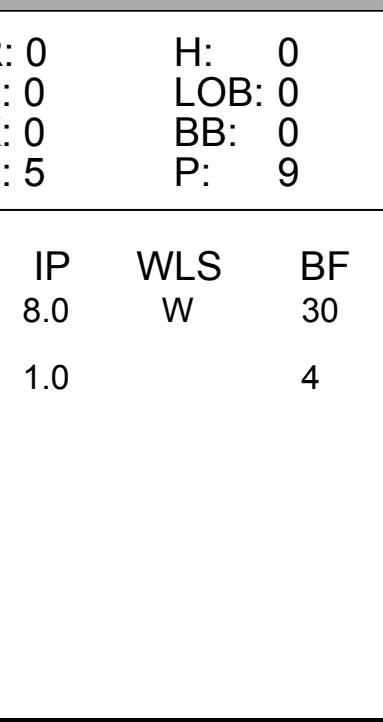
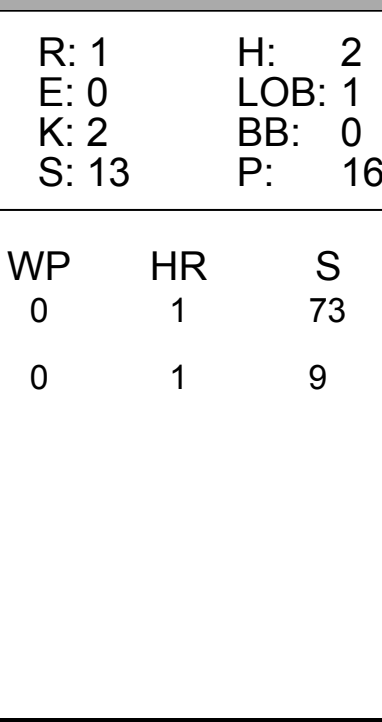
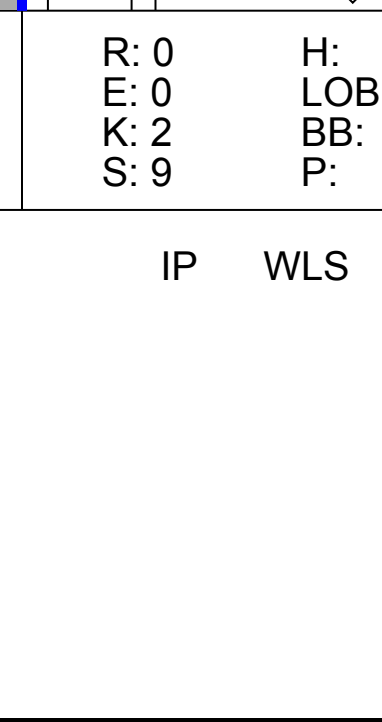
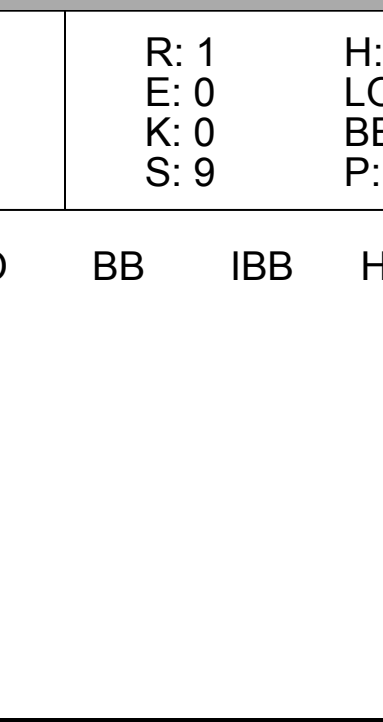



Washington Nationals @ Chicago Cubs  
Wrigley Field, Chicago, IL  
Sun Aug 25 2019, 1:21 PM - 5:56 PM CDT  
Att. 40,518 - Party Cloudy - 75 F

livebaseballscores.com

AB 39  
R 5  
H 7  
RBI 5  
BB 3  
SO 14  
LOB 12



Batter	1	2	3	4	5	6	7	8	9	AB R H RBI BB SO LOB	TOP											
22 Jason Heyward, L (1, 8) OBP: 0.346, SLG: 0.442										5 0 0 0 0 1 4	<p><b>Chicago Cubs @ New York Mets</b> Citi Field, Flushing, NY Tue Aug 27 2019, 7:13 PM - 10:07 PM EDT Att: 34,158 - Partly Cloudy - 71 F</p> <p>livebaseballscores.com</p> <p>AB 35 R 5 H 11 RBI 5 BB 2 SO 10 LOB 11</p> 											
6 Nick Castellanos, R (1, 9) OBP: 0.342, SLG: 0.599									4 1 1 0 0 0 0													
17 Kris Bryant, R (1, 5) OBP: 0.379, SLG: 0.521									4 1 1 0 0 0 1													
9 Javier Báez, R (1, 6) OBP: 0.319, SLG: 0.543									3 1 3 3 1 0 0													
12 Kyle Schwarber, L (1, 7) OBP: 0.318, SLG: 0.484									4 0 1 0 0 3 1													
8 Ian Happ, S (1, 3) OBP: 0.321, SLG: 0.443									4 0 0 0 0 1 2													
7 Victor Caratini, S (1, 2) OBP: 0.352, SLG: 0.437									4 1 2 0 0 1 0													
27 Addison Russell, R (1, 4) OBP: 0.328, SLG: 0.427									4 1 3 2 0 1 0													
11 Yu Darvish, R (1, 1) OBP: 0.140, SLG: 0.106									2 0 0 0 1 2 1													
4 Tony Kemp, L (9, PH) OBP: 0.254, SLG: 0.379									1 0 0 0 0 1 2													
20 Brandon Kintzler, R (9, 1) OBP: 0.254, SLG: 0.379									0 0 0 0 0 0 0													
<b>Inning Stats</b>	R: 0 E: 0 K: 1 S: 9	H: 0 LOB: 0 BB: 0 P: 13	R: 0 E: 0 K: 1 S: 9	H: 1 LOB: 0 BB: 0 P: 12	R: 0 E: 0 K: 1 S: 10	H: 0 LOB: 1 BB: 1 P: 19	R: 0 E: 0 K: 1 S: 7	H: 2 LOB: 2 BB: 1 P: 16	R: 2 E: 0 K: 2 S: 11	H: 2 LOB: 0 BB: 0 P: 17	R: 2 E: 0 K: 2 S: 13	H: 2 LOB: 0 BB: 0 P: 19	R: 0 E: 0 K: 1 S: 9	H: 1 LOB: 0 BB: 0 P: 12	R: 1 E: 0 K: 1 S: 10	H: 2 LOB: 0 BB: 0 P: 15	R: 0 E: 0 K: 1 S: 13	H: 2 LOB: 2 BB: 0 P: 23	1B: 4 2B: 5 3B: 0 HR: 2	SF: 0 SAC: 0 DP: 1 HBP: 0	WP: 0 PB: 0 SB: 0 CS: 1	PA: 37
<b>PITCHER</b>	IP WLS BF H R ER SO BB IBB HBP BLK WP HR S P ERA WHIP											IP WLS BF H R ER SO BB IBB HBP BLK WP HR S P ERA WHIP										
7 Marcus Stroman, R (1, 1) ERA: 3.29	6.0 L 25 6 4 4 7 2 0 0 0 0 0 2 59 96 6.00 1.333																					
27 Jeury Familia, R (7, 1) ERA: 5.87	1.0 3 1 0 0 1 0 0 0 0 0 0 0 9 12 0.00 1.000																					
74 Chris Mazza, R (8, 1) ERA: 5.06	2.0 9 4 1 1 2 0 0 0 0 0 0 0 23 38 4.50 2.000																					

Batter	1	2	3	4	5	6	7	8	9	AB R H RBI BB SO LOB	BOTTOM											
1 Amed Rosario, R (1, 6) OBP: 0.326, SLG: 0.441										4 0 1 0 0 0 1	<p><b>Chicago Cubs @ New York Mets</b> Citi Field, Flushing, NY Tue Aug 27 2019, 7:13 PM - 10:07 PM EDT Att: 34,158 - Partly Cloudy - 71 F</p> <p>livebaseballscores.com</p> <p>AB 32 R 2 H 6 RBI 2 BB 1 SO 7 LOB 9</p> 											
6 Jeff McNeil, L (1, 9) OBP: 0.398, SLG: 0.525										4 0 0 0 0 1 2												
20 Pete Alonso, R (1, 3) OBP: 0.367, SLG: 0.596										4 1 1 1 0 0 0												
30 Michael Conforto, L (1, 8) OBP: 0.359, SLG: 0.490										4 0 1 0 0 1 0												
40 Wilson Ramos, R (1, 2) OBP: 0.351, SLG: 0.416										4 0 2 0 0 0 1												
28 J.D. Davis, R (1, 7) OBP: 0.367, SLG: 0.506										4 1 1 1 1 0 2 3												
2 Joe Panik, L (1, 4) OBP: 0.310, SLG: 0.318										4 0 0 0 0 1 2												
21 Todd Frazier, R (1, 5) OBP: 0.300, SLG: 0.402										2 0 0 0 1 1 0												
7 Marcus Stroman, R (1, 1) ERA: 4.25										1 0 0 0 0 1 0												
27 Jeury Familia, R (7, 1) ERA: 5.87										0 0 0 0 0 0 0												
18 Rajai Davis, R (7, PH) OBP: 0.231, SLG: 0.538										1 0 0 0 0 0 0												
74 Chris Mazza, R (8, 1) ERA: 5.06										0 0 0 0 0 0 0												
<b>Inning Stats</b>	R: 0 E: 0 K: 0 S: 5	H: 0 LOB: 0 BB: 0 P: 9	R: 0 E: 0 K: 0 S: 9	H: 1 LOB: 0 BB: 0 P: 13	R: 0 E: 0 K: 1 S: 9	H: 1 LOB: 1 BB: 0 P: 11	R: 1 E: 0 K: 2 S: 13	H: 2 LOB: 1 BB: 0 P: 16	R: 0 E: 0 K: 0 S: 7	H: 0 LOB: 1 BB: 1 P: 14	R: 0 E: 0 K: 1 S: 10	H: 1 LOB: 1 BB: 0 P: 15	R: 0 E: 0 K: 2 S: 9	H: 0 LOB: 0 BB: 0 P: 12	R: 0 E: 0 K: 1 S: 11	H: 0 LOB: 0 BB: 0 P: 14	R: 1 E: 0 K: 0 S: 9	H: 1 LOB: 0 BB: 0 P: 15	1B: 3 2B: 0 3B: 1 HR: 2	SF: 0 SAC: 1 DP: 0 HBP: 0	WP: 0 PB: 0 SB: 0 CS: 0	PA: 34
<b>PITCHER</b>	IP WLS BF H R ER SO BB IBB HBP BLK WP HR S P ERA WHIP											IP WLS BF H R ER SO BB IBB HBP BLK WP HR S P ERA WHIP										
11 Yu Darvish, R (1, 1) ERA: 4.25	8.0 W 30 5 1 1 7 1 0 0 0 0 0 1 73 104 1.12 0.750																					
20 Brandon Kintzler, R (9, 1) ERA: 2.49	1.0 4 1 1 1 0 0 0 0 0 0 0 1 9 15 9.00 1.000																					

Batter	1	2	3	4	5	6	7	8	9	AB	R	H	RBI	BB	SO	LOB	TOP																	
22 Jason Heyward, L OBP: 0.345, SLG: 0.438			FC4-6 6 HR		F8		CS	K		4	1	0	0	1	2	2	Chicago Cubs @ New York Mets Citi Field, Flushing, NY Wed Aug 28 2019, 7:23 PM - 10:46 PM EDT Att: 33,987 - Cloudy - 72 F																	
6 Nick Castellanos, R OBP: 0.342, SLG: 0.513			HR		K		K	K		4	2	1	2	0	3	3																		
17 Kris Bryant, R OBP: 0.379, SLG: 0.522	FC6 12 2B	G6-3 12 HR	K		F9		K	K		5	2	2	0	0	2	1																		
9 Javier Báez, R OBP: 0.316, SLG: 0.538	FC6 12 2B	G6-3	K		K		K	G1-3		5	1	0	0	0	2	2																		
12 Kyle Schwarber, L OBP: 0.321, SLG: 0.493	27 1B	HR	K	8B	F7		F7	G4-3		4	2	2	3	1	0	0																		
27 Addison Russell, R OBP: 0.325, SLG: 0.420	8 HR	K	L8		K		K	G5-3		5	1	1	2	0	2	1																		
8 Ian Happ, S OBP: 0.329, SLG: 0.486	HR	F8	1B		P5		L8			4	1	2	2	0	0	0																		
7 Victor Caratini, S OBP: 0.355, SLG: 0.439	22 WP	28 SH2-3	1B	22 FC4-6	L8		L8			4	0	2	0	0	1	2																		
28 Kyle Hendricks, R ERA: 4.14	SH2-3		K		1B		22 CS			2	0	1	0	0	1	1																		
37 David Pridemore, R ERA: 6.04										0	0	0	0	0	0	0																		
56 Kyle Ryan, L ERA: 3.1										0	0	0	0	0	0	0																		
4 Tony Kemp, L ERA: 3.27										0	1	0	0	0	0	0																		
41 Steve Cishek, R ERA: 3.22										0	0	0	0	0	0	0																		
50 Rowan Wick, L ERA: 3.22										0	0	0	0	0	0	0																		
24 Craig Kimbrel, R ERA: 3.22										0	0	0	0	0	0	0																		
<b>Inning Stats</b>	R: 6 H: 5 E: 1 K: 2 S: 25	H: 5 R: 1 LOB: 2 BB: 1 P: 39	R: 2 H: 2 E: 0 K: 1 S: 11	H: 2 R: 0 LOB: 0 BB: 0 P: 13	R: 2 H: 2 E: 0 K: 2 S: 11	H: 2 R: 0 LOB: 2 BB: 1 P: 12	R: 0 H: 1 E: 0 K: 2 S: 18	H: 1 R: 0 LOB: 0 BB: 0 P: 27	R: 0 H: 0 E: 0 K: 2 S: 7	H: 0 R: 0 LOB: 0 BB: 0 P: 10	R: 0 H: 1 E: 0 K: 0 S: 6	H: 0 R: 0 LOB: 0 BB: 0 P: 9	R: 0 H: 0 E: 0 K: 3 S: 9	H: 0 R: 0 LOB: 0 BB: 0 P: 13	R: 0 H: 0 E: 0 K: 0 S: 9	H: 0 R: 0 LOB: 0 BB: 0 P: 17	1B: 7 2B: 2 3B: 0 HR: 3	SF: 0 SAC: 1 DP: 0 HBP: 1	WP: 1 PB: 0 SB: 0 CS: 1	PA: 43														
<b>PITCHER</b>	IP WLS BF H R ER SO BB IBB HBP BLK WP HR S P ERA WHIP																																	
34 Noah Syndergaard, R ERA: 4.14	(1, 1)	3.0	L	21	9	10	9	5	1	0	1	0	1	3	47	64	27.00	3.333																
51 Paul Sewald, R ERA: 2.57	(4, 1)	2.0		9	2	0	0	3	1	0	0	0	0	0	27	40	0.00	1.500																
29 Brad Brach, R ERA: 6.04	(6, 1)	2.0		6	1	0	0	2	0	0	0	0	0	0	13	19	0.00	0.500																
39 Edwin Diaz, R ERA: 5.44	(8, 1)	1.0		3	0	0	0	3	0	0	0	0	0	0	9	13	0.00	0.000																
43 Luis Avilán, L ERA: 4.1	(9, 1)	1.0		3	0	0	0	0	0	0	0	0	0	0	9	17	0.00	0.000																

Chicago Cubs @ New York Mets  
Citi Field, Flushing, NY  
Wed Aug 28 2019, 7:23 PM - 10:46 PM EDT  
Att: 33,987 - Cloudy - 72 F

AB	38
R	10
H	12
RBI	9
BB	2
SO	13
LOB	12




Batter	1	2	3	4	5	6	7	8	9	AB	R	H	RBI	BB	SO	LOB	BOTTOM																	
6 Jeff McNeil, L OBP: 0.400, SLG: 0.535	K		G4-3		HR			G4-3 30 2B		5	1	3	2	0	1	0	Chicago Cubs @ New York Mets Citi Field, Flushing, NY Wed Aug 28 2019, 7:23 PM - 10:46 PM EDT Att: 33,987 - Cloudy - 72 F																	
28 J.D. Davis, R OBP: 0.397, SLG: 0.514	30 2B	40 FC4-6	L7		HR		G6-4-3	K		5	2	2	1	0	1	4																		
30 Michael Conforto, L OBP: 0.362, SLG: 0.492	40 FC4-6	2B			HR		G4-3	G4-3		4	1	2	1	1	0	2																		
20 Pete Alonso, R OBP: 0.365, SLG: 0.591	40 FC4-6	HBP	G5-3		P5		P3	F8		4	0	0	0	0	0	3																		
40 Wilson Ramos, R OBP: 0.354, SLG: 0.417	FC4-6				1B		K	FC4-6	18 BB	4	1	2	1	0	1	2																		
2 Joba Gray, L OBP: 0.318, SLG: 0.318	K				1B		1B			3	0	1	1	0	1	3																		
13 Luis Guillorme, R OBP: 0.289, SLG: 0.290					1B		1B			0	0	0	0	0	0	0																		
39 Edwin Diaz, R ERA: 5.44					1B		1B			0	0	0	0	0	0	0																		
43 Luis Avilán, L ERA: 4.1					1B		1B			0	0	0	0	0	0	0																		
18 Rajai Davis, R OBP: 0.286, SLG: 0.538					2B		28 6B-4-3	6 30 G4-3		4	2	2	0	0	0	2																		
1 Amed Rosario, R OBP: 0.326, SLG: 0.440	G4-3				L5-3			FC4-6	21 DI	5	0	2	1	0	0	3																		
12 Juan Lagares, R OBP: 0.282, SLG: 0.301	P6				G5-3			K		5	0	0	0	0	1	6																		
34 Noah Syndergaard, L OBP: 0.158, SLG: 0.241										1	0	0	0	0	1	0																		
51 Paul Sewald, R ERA: 3.28										0	0	0	0	0	0	0																		
21 Todd Frazier, R OBP: 0.302, SLG: 0.405	K				6 HR			F9		4	2	2	0	0	0	2																		
<b>Inning Stats</b>	R: 1 H: 2 E: 0 K: 2 S: 13	H: 0 R: 0 LOB: 0 BB: 0 P: 23	R: 0 H: 0 E: 0 K: 1 S: 6	H: 0 R: 0 LOB: 1 BB: 1 P: 10	R: 0 H: 0 E: 0 K: 0 S: 10	H: 0 R: 0 LOB: 0 BB: 0 P: 20	R: 0 H: 1 E: 0 K: 0 S: 4	H: 1 R: 0 LOB: 0 BB: 0 P: 5	R: 5 H: 6 E: 0 K: 0 S: 19	H: 2 R: 0 LOB: 1 BB: 0 P: 15	R: 0 H: 1 E: 0 K: 1 S: 11	H: 1 R: 0 LOB: 2 BB: 1 P: 30	R: 1 H: 1 E: 1 K: 1 S: 14	H: 1 R: 0 LOB: 1 BB: 0 P: 17	R: 0 H: 1 E: 0 K: 1 S: 10	H: 1 R: 0 LOB: 2 BB: 1 P: 19	1B: 9 2B: 4 3B: 0 HR: 2	SF: 0 SAC: 0 DP: 2 HBP: 2	WP: 0 PB: 0 SB: 0 CS: 0	PA: 45														
<b>PITCHER</b>	IP WLS BF H R ER SO BB IBB HBP BLK WP HR S P ERA WHIP																																	
28 Kyle Hendricks, R ERA: 3.47	(1, 1)	4.2		24	8	6	6	3	1	0	2	0	0	0	0	0	11.57	1.929																
37 David Phelps, R ERA: 3.28	(5, 1)	0.1		3	2	0	0	0	0	0	0	0	0	0	9	12	0.00	6.000																
56 Kyle Ryan, L ERA: 3.1	(6, 1)	1.0	W	3	1	0	0	0	0	0	0	0	0	0	7	10	0.00	1.000																
41 Steve Cishek, R ERA: 3.27	(7, 1)	0.2		4	1	0	0	1	1	0	0	0	0	0	15	27	0.00	3.000																
50 Rowan Wick, R ERA: 3.22	(7, 1)	1.1	H	6	1	1	0	1	0	0	0	0	0	0	17	20	0.00	0.750																
<b>PITCHER</b>	IP WLS BF H R ER SO BB IBB HBP BLK WP HR S P ERA WHIP																																	
24 Craig Kimbrel, R ERA: 4.67	(9, 1)	1.0		5	1	0	0	1	1	0	0	0	0	0	10	19	0.00	2.000																

Chicago Cubs @ New York Mets  
Citi Field, Flushing, NY  
Wed Aug 28 2019, 7:23 PM - 10:46 PM EDT  
Att: 33,987 - Cloudy - 72 F

AB	40
R	7
H	14
RBI	7
BB	3
SO	6
LOB	25



Batter	1	2	3	4	5	6	7	8	9	AB	R	H	RBI	BB	SO	LOB	TOP			
22 Jason Heyward, L (1, 8) OBP: 0.342, SLG: 0.434	G3-1		G3-1			G3		K		4	0	0	0	0	1	0	Chicago Cubs @ New York Mets Citi Field, Flushing, NY Thu Aug 29 2019, 7:11 PM - 9:46 PM EDT Att: 38,389 - Clear - 79 F			
6 Nick Castellanos, R (1, 9) OBP: 0.340, SLG: 0.509	F9					K		K	F9	4	0	0	0	0	2	0				
17 Kris Bryant, R (1, 5) OBP: 0.380, SLG: 0.521	K					L4		HR	BB	3	1	1	0	1	1	0				
9 Javier Báez, R (1, 6) OBP: 0.315, SLG: 0.536		L8				K		HR	K	4	1	1	0	0	2	1				
7 Victor Caratini, S (1, 3) OBP: 0.363, SLG: 0.480		HR				G3		HR		4	2	3	4	0	0	0				
27 Addison Russell, R (1, 4) OBP: 0.323, SLG: 0.416		K				P4			G5-3	4	0	1	0	0	1	2				
4 Tony Kemp, L (1, 7) OBP: 0.284, SLG: 0.376		F8				F7				3	0	0	0	0	1	1				
25 Jonathan Lucroy, R (1, 2) OBP: 0.310, SLG: 0.364			K			F9		G1-3		3	0	0	0	0	1	1				
34 Jon Lester, L (1, 1) OBP: 0.296, SLG: 0.282										2	0	0	0	0	0	0				
32 Tyler Chatwood, R (7, 1) ERA: 4.38										0	0	0	0	0	0	0				
12 Kyle Schwarber, L (8, PH) OBP: 0.330, SLG: 0.492										1	0	0	0	0	1	0				
20 Brandon Kintzler, R (8, 1) ERA: 4.24										0	0	0	0	0	0	0				
24 Craig Kimbrel, R (9, 1) ERA: 5.74										0	0	0	0	0	0	0				
<b>Inning Stats</b>	R: 0 E: 0 K: 1 S: 8	H: 0 LOB: 0 BB: 0 P: 12	R: 1 E: 0 K: 1 S: 11	H: 1 LOB: 0 BB: 0 P: 15	R: 0 E: 0 K: 1 S: 7	H: 0 LOB: 0 BB: 0 P: 10	R: 0 E: 0 K: 2 S: 8	H: 0 LOB: 0 BB: 0 P: 10	R: 0 E: 0 K: 0 S: 7	H: 0 LOB: 0 BB: 0 P: 12	R: 3 E: 0 K: 2 S: 22	H: 4 LOB: 1 BB: 0 P: 29	R: 0 E: 0 K: 2 S: 8	H: 0 LOB: 0 BB: 0 P: 11	R: 0 E: 0 K: 1 S: 9	H: 1 LOB: 1 BB: 1 P: 16	1B: 4 2B: 0 3B: 0 HR: 2	SF: 0 SAC: 0 DP: 1 HBP: 0	WP: 0 PB: 0 SB: 1 CS: 0	PA: 33
<b>PITCHER</b>	IP WLS BF H R ER SO BB IBB HBP BLK WP HR S P ERA WHIP	7.0 L 26 5 4 4 7 0 0 0 0 0 2 71 100 5.14 0.714	1.0 3 0 0 0 2 0 0 0 0 0 0 8 11 0.00 0.000	1.0 4 1 0 0 1 1 0 0 0 0 0 9 16 0.00 2.000	<b>PITCHER</b>										IP WLS BF H R ER SO BB IBB HBP BLK WP HR S P ERA WHIP					
48 Jacob deGrom, R (1, 1) ERA: 2.66	7.0	L	26	5	4	4	7	0	0	0	0	0	0	0	2	71	100	5.14	0.714	
67 Seth Lugo, R (8, 1) ERA: 3.09	1.0		3	0	0	0	2	0	0	0	0	0	0	0	8	11	0.00	0.000		
27 Jeury Familia, R (9, 1) ERA: 5.74	1.0		4	1	0	0	1	1	0	0	0	0	0	0	9	16	0.00	2.000		

Batter	1	2	3	4	5	6	7	8	9	AB	R	H	RBI	BB	SO	LOB	BOTTOM					
1 Amed Rosario, R (1, 6) OBP: 0.326, SLG: 0.438	K					L8		K		3	0	0	0	1	2	0	Chicago Cubs @ New York Mets Citi Field, Flushing, NY Thu Aug 29 2019, 7:11 PM - 9:46 PM EDT Att: 38,389 - Clear - 79 F					
6 Jeff McNeil, L (1, 4) OBP: 0.397, SLG: 0.530	G5-3							F7		4	0	0	0	0	2	0						
28 J.D. Davis, R (1, 7) OBP: 0.366, SLG: 0.520	HR					F9		G4-3		4	1	1	1	0	0	0						
20 Pete Alonso, R (1, 3) OBP: 0.365, SLG: 0.587	BB					K		E5		3	0	0	0	1	1	0						
40 Wilson Ramos, R (1, 2) OBP: 0.355, SLG: 0.421	1B					G1-3		FC6-4		4	0	2	0	0	1	1						
30 Michael Conforto, L (1, 9) OBP: 0.383, SLG: 0.491	L7							1B		3	0	1	0	1	1	2						
21 Todd Frazier, R (1, 5) OBP: 0.299, SLG: 0.401	F7					F8		F7		4	0	0	0	0	1	3						
12 Juan Lagares, R (1, 8) OBP: 0.278, SLG: 0.297	L7					L7		K		3	0	0	0	0	1	0						
13 Luis Guillorme, L (9, PH) OBP: 0.234, SLG: 0.348										1	0	0	0	0	0	0						
48 Jacob deGrom, L (1, 1) ERA: 4.38										2	0	1	0	0	0	0						
2 Joe Panik, L (7, PH) OBP: 0.309, SLG: 0.318										1	0	0	0	0	0	0						
67 Seth Lugo, R (8, 1) ERA: 3.09										0	0	0	0	0	0	0						
27 Jeury Familia, R (9, 1) ERA: 5.74										0	0	0	0	0	0	0						
<b>Inning Stats</b>	R: 1 E: 0 K: 1 S: 16	H: 2 LOB: 2 BB: 1 P: 27	R: 0 E: 0 K: 0 S: 11	H: 1 LOB: 2 BB: 1 P: 19	R: 0 E: 0 K: 1 S: 12	H: 1 LOB: 2 BB: 1 P: 19	R: 0 E: 0 K: 0 S: 3	H: 0 LOB: 0 BB: 0 P: 7	R: 0 E: 0 K: 0 S: 9	H: 0 LOB: 0 BB: 0 P: 14	R: 0 E: 0 K: 2 S: 7	H: 1 LOB: 1 BB: 0 P: 11	R: 0 E: 0 K: 2 S: 9	H: 0 LOB: 0 BB: 0 P: 12	R: 0 E: 1 K: 0 S: 5	H: 0 LOB: 1 BB: 0 P: 7	R: 0 E: 0 K: 1 S: 11	H: 0 LOB: 0 BB: 0 P: 20	1B: 3 2B: 2 3B: 0 HR: 1	SF: 0 SAC: 0 DP: 1 HBP: 0	WP: 0 PB: 0 SB: 0 CS: 1	PA: 35
<b>PITCHER</b>	IP WLS BF H R ER SO BB IBB HBP BLK WP HR S P ERA WHIP	6.0 W 25 5 1 1 4 3 0 0 0 0 0 58 97 1.50 1.333	1.0 H 3 0 0 0 2 0 0 0 0 0 0 9 12 0.00 0.000	1.0 H 4 0 0 0 0 0 0 0 0 0 0 5 7 0.00 0.000	1.0 S 3 0 0 0 1 0 0 0 0 0 0 0 11 20 0.00 0.000	<b>PITCHER</b>										IP WLS BF H R ER SO BB IBB HBP BLK WP HR S P ERA WHIP						
34 Jon Lester, L (1, 1) ERA: 4.24	6.0	W	25	5	1	1	4	3	0	0	0	0	0	0	0	0	58	97	1.50	1.333		
32 Tyler Chatwood, R (7, 1) ERA: 4.24	1.0	H	3	0	0	0	2	0	0	0	0	0	0	0	9	12	0.00	0.000				
20 Brandon Kintzler, R (8, 1) ERA: 4.24	1.0	H	4	0	0	0	0	0	0	0	0	0	0	0	5	7	0.00	0.000				
24 Craig Kimbrel, R (9, 1) ERA: 4.42	1.0	S	3	0	0	0	1	0	0	0	0	0	0	0	11	20	0.00	0.000				



Batter	1	2	3	4	5	6	7	8	9	AB	R	H	RBI	BB	SO	LOB	TOP										
6 Lorenzo Cain, R OBP: 0.320, SLG: 0.354	G5-3		L7		K		1B		G6-3	5	0	1	0	0	1	1	<b>Milwaukee Brewers @ Chicago Cubs</b> Wrigley Field, Chicago, IL Fri Aug 30 2019, 1:26 PM - 4:30 PM CDT Att: 40,276 - Cloudy - 71 F										
18 Keston Hura, R OBP: 0.320, SLG: 0.354	F8			L4	G6-3		F8			3	0	0	0	0	0	1											
22 Christian Yelich, L OBP: 0.423, SLG: 0.673	G1-3			2B		G6-3		1B		4	1	2	0	0	0	0											
8 Ryan Braun, R OBP: 0.343, SLG: 0.499		G4-3		10 BB		1B		L4		3	0	1	0	1	0	1											
10 Yasmani Grandal, S OBP: 0.375, SLG: 0.457	L9			BB		L7		K		3	0	0	0	1	1	2											
9 Manny Pina, R OBP: 0.312, SLG: 0.433				BB			14 FC6-4		14 FC4-6	4	0	3	1	0	1	3											
14 Hernán Pérez, R OBP: 0.277, SLG: 0.367	F8			K		FC6-4		FC4-6		4	0	0	0	0	1	7											
3 Orlando Arcia, R OBP: 0.293, SLG: 0.361		G4-3				G4-3		F9		4	0	1	0	0	0	0											
57 Chase Anderson, R OBP: 0.086, SLG: 0.030										1	0	0	0	0	0	0	<b>Milwaukee Brewers @ Chicago Cubs</b> Wrigley Field, Chicago, IL Fri Aug 30 2019, 1:26 PM - 4:30 PM CDT Att: 40,276 - Cloudy - 71 F										
2 Trent Grisham, L OBP: 0.303, SLG: 0.463	G6-3				L9			G6-3		1	0	0	0	0	0	0											
5 Cory Spangenberg, L OBP: 0.222, SLG: 0.333										2	0	0	0	0	1	0											
<b>Inning Stats</b>	R: 0 E: 0 K: 0 S: 9	H: 0 LOB: 0 BB: 0 P: 15	R: 0 E: 0 K: 0 S: 12	H: 1 LOB: 1 BB: 0 P: 18	R: 0 E: 0 K: 0 S: 6	H: 0 LOB: 0 BB: 0 P: 9	R: 0 E: 0 K: 2 S: 15	H: 1 LOB: 3 BB: 2 P: 28	R: 0 E: 0 K: 1 S: 13	H: 2 LOB: 2 BB: 0 P: 22	R: 0 E: 0 K: 1 S: 12	H: 1 LOB: 1 BB: 0 P: 16	R: 1 E: 0 K: 1 S: 10	H: 2 LOB: 1 BB: 0 P: 17	R: 0 E: 0 K: 0 S: 3	H: 0 LOB: 0 BB: 0 P: 5		1B: 5 2B: 3 3B: 0 HR: 0	SF: 0 SAC: 0 DP: 0 HBP: 0	WP: 2 PB: 2 SB: 1 CS: 0	PA: 37						
<b>PITCHER</b>	IP	WLS	BF	H	R	ER	SO	BB	IBB	HBP	BLK	WP	HR	S	P	ERA	WHIP										
62 Jose Quintana, L ERA: 3.9	5.2	W	23	4	0	0	3	2	0	0	0	1	0	63	104	0.00	1.059										
37 David Phelps, R ERA: 3.12	1.1		6	2	0	0	1	0	0	0	0	0	0	17	24	0.00	1.500										
46 Pedro Strop, R ERA: 5.79	1.0		5	2	1	1	1	0	0	0	0	1	0	10	17	9.00	2.000										
41 Steve Cishek, R ERA: 3.21	1.0		3	0	0	0	0	0	0	0	0	0	0	3	5	0.00	0.000										

Batter	1	2	3	4	5	6	7	8	9	AB	R	H	RBI	BB	SO	LOB	BOTTOM										
8 Ian Happ, S OBP: 0.326, SLG: 0.487	FC6-5			PO	F9		FC4			4	2	1	0	0	0	2	<b>Milwaukee Brewers @ Chicago Cubs</b> Wrigley Field, Chicago, IL Fri Aug 30 2019, 1:26 PM - 4:30 PM CDT Att: 40,276 - Cloudy - 71 F										
6 Nick Castellanos, R OBP: 0.341, SLG: 0.520	HR				L9		K			4	2	2	4	0	1	2											
7 Victor Caratini, S OBP: 0.366, SLG: 0.480	HR		F8		L7					4	0	2	1	0	0	0											
9 Javier Báez, R OBP: 0.315, SLG: 0.535	K				K		K			4	0	1	0	0	3	2											
12 Kyle Schwarber, L OBP: 0.323, SLG: 0.502					27 SH1-4		G4-3		HR	3	1	2	1	0	0	1											
27 Addison Russell, L OBP: 0.317, SLG: 0.407	F8				G5-4-3		K		G1-3	4	0	0	0	0	1	3											
25 Jonathan Lucroy, R OBP: 0.306, SLG: 0.359		G5-3				F9		K		4	0	0	0	0	1	1											
13 David Bote, R OBP: 0.359, SLG: 0.435										2	2	2	0	2	0	0											
62 Jose Quintana, R ERA: 3.9	IP	WLS	BF	H	R	ER	SO	BB	IBB	HBP	BLK	WP	HR	S	P	ERA	WHIP										
57 Chase Anderson, R ERA: 4.88	4.0	L	18	7	5	5	2	1	0	1	0	0	0	45	68	11.25	2.000										
50 Ray Black, R ERA: 3.52	1.0		3	0	0	0	0	0	0	0	0	0	0	9	13	0.00	0.000										
25 Jay Jackson, R ERA: 4.87	1.0		4	1	0	0	2	0	0	0	0	0	0	11	18	0.00	1.000										
38 Devin Williams, R ERA: 4.0	1.0		6	1	1	0	2	1	0	0	0	0	0	16	25	0.00	2.000										
58 Alex Claudio, L ERA: 3.98	1.0		5	2	1	1	1	0	0	0	0	0	0	11	16	9.00	2.000										





Batter	1	2	3	4	5	6	7	8	9	AB	R	H	RBI	BB	SO	LOB	TOP				
2 Trent Grisham, L (1,8) OBP: 0.294, SLG: 0.427										4	1	1	0	1	3	2					
10 Yasmani Grandal, S (1,2) OBP: 0.375, SLG: 0.452										3	0	0	0	1	2	0					
9 Manny Pina, R (7,2) OBP: 0.309, SLG: 0.425										1	0	0	0	0	1	2					
22 Christian Yelich, L (1,9) OBP: 0.423, SLG: 0.670										4	1	1	3	1	1	2					
7 Eric Thames, L (1,3) OBP: 0.356, SLG: 0.506										4	0	2	0	0	2	1					
41 Junior Guerra, R (7,1) OBP: 0.333, SLG: 0.333										0	0	0	0	0	0	0					
15 Drew Pomeranz, R (8,1) OBP: 0.281, SLG: 0.373										1	0	0	0	0	0	0					
16 Ben Gamel, L (1,7) OBP: 0.337, SLG: 0.390										4	1	2	0	0	1	3					
21 Travis Shaw, L (1,5) OBP: 0.281, SLG: 0.276										3	0	0	0	1	1	4					
5 Cory Spangenberg, L (1,4) OBP: 0.261, SLG: 0.346										4	0	1	0	0	1	3					
3 Orlando Arcia, R (1,6) OBP: 0.288, SLG: 0.355										4	0	0	1	0	2	1					
47 Gio González, R (1,1) OBP: 0.288, SLG: 0.355										1	0	0	0	0	1	0					
20 David Freitas, R (4,1) OBP: 0.288, SLG: 0.355										0	0	0	0	0	0	0					
11 Mike Moustakas, L (6,PH) OBP: 0.288, SLG: 0.355										0	0	0	0	0	0	0					
43 Matt Albers, L (8,1) OBP: 0.288, SLG: 0.355										0	0	0	0	0	0	0					
58 Alex Claudio, L (8,1) OBP: 0.288, SLG: 0.355										0	0	0	0	0	0	0					
29 Tyler Austin, R (7,3) OBP: 0.288, SLG: 0.355										0	0	0	0	0	0	0					
71 Josh Hader, L (8,1) OBP: 0.288, SLG: 0.355										0	0	0	0	0	0	0					
<b>Inning Stats</b>	R: 0 E: 0 K: 2 S: 16	H: 1 LOB: 3 BB: 2 P: 27	R: 0 E: 0 K: 2 S: 8	H: 0 LOB: 0 BB: 0 P: 11	R: 0 E: 0 K: 3 S: 12	H: 0 LOB: 1 BB: 1 P: 21	R: 0 E: 0 K: 1 S: 12	H: 2 LOB: 2 BB: 1 P: 22	R: 0 E: 0 K: 2 S: 11	H: 0 LOB: 0 BB: 0 P: 11	R: 0 E: 0 K: 2 S: 7	H: 0 LOB: 0 BB: 0 P: 16	R: 0 E: 0 K: 0 S: 8	H: 0 LOB: 0 BB: 0 P: 11	R: 3 E: 0 K: 1 S: 14	H: 2 LOB: 0 BB: 1 P: 25	1B: 6 2B: 0 3B: 0 HR: 1	SF: 0 SAC: 0 DP: 0 HBP: 0	WP: 0 PB: 1 SB: 0 CS: 1	PA: 41	
<b>PITCHER</b>	IP: 3.2 WLS: L BF: 18	H: 3 R: 1 ER: 1 SO: 7	BB: 4 IBB: 0 HBP: 0 BLK: 0	WP: 0 HR: 0 S: 45 P: 77	ERA: 2.46 WHIP: 1.909	IP: 1.0 WLS: H BF: 3	H: 0 R: 0 ER: 0 SO: 0	BB: 0 IBB: 0 HBP: 0 BLK: 0	WP: 0 HR: 0 S: 11 P: 23	ERA: 0.00 WHIP: 0.000	IP: 0.2 WLS: H BF: 5	H: 2 R: 3 ER: 3 SO: 1	BB: 1 IBB: 0 HBP: 0 BLK: 0	WP: 0 HR: 1 S: 12 P: 22	ERA: 40.50 WHIP: 4.500	IP: 0.1 WLS: H BF: 1	H: 0 R: 0 ER: 0 SO: 0	BB: 0 IBB: 0 HBP: 0 BLK: 0	WP: 0 HR: 0 S: 2 P: 3	ERA: 0.00 WHIP: 0.000	

Milwaukee Brewers @ Chicago Cubs  
Wrigley Field, Chicago, IL  
Sun Sep 01 2019, 1:23 PM - 4:51 PM CDT  
Att: 40,912 - Cloudy - 68 F

AB 34  
R 4  
H 7  
RBI 4  
BB 6  
SO 15  
LOB 18



Batter	1	2	3	4	5	6	7	8	9	AB	R	H	RBI	BB	SO	LOB	BOTTOM				
9 Javier Báez, R (1,6) OBP: 0.316, SLG: 0.532										1	0	0	0	2	0	0					
56 Kyle Ryan, L (7,1) OBP: 0.276, SLG: 0.276										0	0	0	0	0	0	0					
16 Robel Garcia, S (7,PH) OBP: 0.276, SLG: 0.276										0	0	0	0	0	0	0					
50 Rowan Wick, L (8,1) OBP: 0.276, SLG: 0.276										0	0	0	0	0	0	0					
24 Craig Kimbrel, R (9,1) OBP: 0.276, SLG: 0.276										0	0	0	0	0	0	0					
46 Pedro Strop, R (9,1) OBP: 0.276, SLG: 0.276										0	0	0	0	0	0	0					
6 Nick Castellanos, R (1,9) OBP: 0.336, SLG: 0.513										4	0	0	0	0	0	3					
17 Kris Bryant, R (1,5) OBP: 0.379, SLG: 0.516										3	0	1	0	1	2	0					
7 Victor Caratini, S (1,3) OBP: 0.362, SLG: 0.468										4	0	1	0	0	1	3					
25 Jonathan Lucroy, R (1,2) OBP: 0.307, SLG: 0.357										1	0	0	0	1	0	0					
44 Anthony Rizzo, L (6,PH) OBP: 0.403, SLG: 0.524										1	0	0	0	0	1	1					
5 Albert Almora Jr., R (1,8) OBP: 0.274, SLG: 0.383										2	0	0	0	0	0	1					
22 Jason Heyward, L (6,PH) OBP: 0.336, SLG: 0.428										2	0	0	0	0	1	3					
27 Addison Russell, R (1,4) OBP: 0.314, SLG: 0.397										3	0	1	0	1	1	2					
8 Ian Happ, S (1,7) OBP: 0.319, SLG: 0.470										4	0	1	0	0	2	2					
32 Tyler Chatwood, R (1,1) OBP: 0.222, SLG: 0.294										1	0	0	0	0	0	0					
38 Brad Wieck, L (4,1) OBP: 0.222, SLG: 0.294										0	0	0	0	0	0	0					
12 Kyle Schwarber, L (4,PH) OBP: 0.322, SLG: 0.466										1	0	0	0	0	0	0					
37 David Phelps, R (8,1) OBP: 0.288, SLG: 0.355										0	0	0	0	0	0	0					
41 Steve Cishek, R (8,1) OBP: 0.288, SLG: 0.355										0	0	0	0	0	0	0					
4 Tony Kemp, L (7,4) OBP: 0.256, SLG: 0.373										1	0	0	0	0	0	0					
<b>Inning Stats</b>	R: 0 E: 0 K: 1 S: 7	H: 0 LOB: 0 BB: 0 P: 12	R: 0 E: 0 K: 1 S: 7	H: 0 LOB: 2 BB: 2 P: 22	R: 0 E: 0 K: 0 S: 8	H: 0 LOB: 2 BB: 2 P: 22	R: 0 E: 0 K: 0 S: 8	H: 2 LOB: 0 BB: 0 P: 14	R: 0 E: 0 K: 1 S: 6	H: 1 LOB: 1 BB: 0 P: 6	R: 0 E: 0 K: 0 S: 8	H: 0 LOB: 0 BB: 0 P: 14	R: 0 E: 0 K: 3 S: 10	H: 1 LOB: 0 BB: 0 P: 15	R: 0 E: 0 K: 2 S: 9	H: 0 LOB: 0 BB: 0 P: 13	1B: 4 2B: 1 3B: 0 HR: 0	SF: 0 SAC: 0 DP: 2 HBP: 2	WP: 1 PB: 0 SB: 2 CS: 0	PA: 36	
<b>PITCHER</b>	IP: 3.0 WLS: W BF: 13	H: 2 R: 0 ER: 0 SO: 1	BB: 1 IBB: 0 HBP: 0 BLK: 0	WP: 0 HR: 0 S: 14 P: 27	ERA: 0.00 WHIP: 1.500	IP: 0.2 WLS: H BF: 2	H: 0 R: 0 ER: 0 SO: 0	BB: 0 IBB: 0 HBP: 0 BLK: 0	WP: 0 HR: 0 S: 9 P: 13	ERA: 0.00 WHIP: 0.000	IP: 1.0 WLS: H BF: 3	H: 0 R: 0 ER: 0 SO: 2	BB: 0 IBB: 0 HBP: 0 BLK: 0	WP: 0 HR: 0 S: 6 P: 8	ERA: 0.00 WHIP: 0.000	IP: 0.2 WLS: H BF: 1	H: 0 R: 0 ER: 0 SO: 0	BB: 0 IBB: 0 HBP: 0 BLK: 0	WP: 0 HR: 0 S: 9 P: 13	ERA: 0.00 WHIP: 0.000	

Milwaukee Brewers @ Chicago Cubs  
Wrigley Field, Chicago, IL  
Sun Sep 01 2019, 1:23 PM - 4:51 PM CDT  
Att: 40,912 - Cloudy - 68 F


AB 29  
R 0  
H 4  
RBI 0  
BB 5  
SO 8  
LOB 18



Batter	1	2	3	4	5	6	7	8	9	AB	R	H	RBI	BB	SO	LOB	TOP					
0 Mallex Smith, L OBP: 0.311, SLG: 0.361										3	0	0	0	1	1	1						
8 Jake Fraley, L OBP: 0.182, SLG: 0.219										4	0	0	0	0	0	1						
15 Kyle Seager, L OBP: 0.329, SLG: 0.497										4	0	1	0	0	1	0						
2 Tom Murphy, R OBP: 0.313, SLG: 0.581										4	0	0	0	0	1	1						
20 Daniel Vogelbach, L OBP: 0.348, SLG: 0.467										2	0	0	0	1	1	0						
45 Taylor Guilbeau, L										0	0	0	0	0	0	0						
36 Reggie McClain, R										0	0	0	0	0	0	0						
12 Ryan Court, R										1	0	0	0	0	1	0						
25 Dylan Moore, R OBP: 0.319, SLG: 0.399										3	1	1	0	0	1	1						
9 Dee Strange-Gordon, L OBP: 0.303, SLG: 0.365										3	0	1	1	0	0	1						
5 Braden Bishop, R OBP: 0.094, SLG: 0.065										3	0	0	0	0	2	1						
33 Justus Sheffield, L										2	0	0	0	0	2	1						
44 Matt Wisler, R										0	0	0	0	0	0	0						
23 Austin Nola, R OBP: 0.333, SLG: 0.463										1	0	1	0	0	0	0						
<b>Inning Stats</b>	R: 0 E: 0 K: 2 S: 16	H: 1 LOB: 1 BB: 0 P: 21	R: 0 E: 0 K: 0 S: 8	H: 0 LOB: 0 BB: 0 P: 13	R: 0 E: 0 K: 2 S: 10	H: 0 LOB: 0 BB: 1 P: 16	R: 0 E: 0 K: 0 S: 7	H: 0 LOB: 0 BB: 0 P: 10	R: 1 E: 0 K: 3 S: 13	H: 2 LOB: 1 BB: 0 P: 16	R: 0 E: 0 K: 0 S: 3	H: 0 LOB: 0 BB: 0 P: 5	R: 0 E: 0 K: 1 S: 10	H: 0 LOB: 1 BB: 1 P: 20	R: 0 E: 0 K: 0 S: 12	H: 1 LOB: 0 BB: 0 P: 18	R: 0 E: 0 K: 2 S: 11	H: 0 LOB: 0 BB: 0 P: 18	1B: 2 2B: 2 3B: 0 HR: 0	SF: 0 SAC: 0 DP: 0 HBP: 0	WP: 0 PB: 0 SB: 0 CS: 0	PA: 33
<b>PITCHER</b>	IP	WLS	BF	H	R	ER	SO	BB	IBB	HBP	BLK	WP	HR	S	P	ERA	WHIP					
28 Kyle Hendricks, R ERA: 3.38	(1.1)	6.0	21	3	1	1	7	1	0	0	0	0	0	57	81	1.50	0.667					
37 David Phelps, R ERA: 2.89	(7.1)	1.0	W	4	0	0	1	1	0	0	0	0	0	10	20	0.00	1.000					
51 Duane Underwood Jr., R ERA: 2.08	(8.1)	1.0		4	1	0	0	0	0	0	0	0	0	12	18	0.00	1.000					
38 Brad Wieck, L ERA: 6.23	(9.1)	1.0		3	0	0	2	0	0	0	0	0	0	11	18	0.00	0.000					

Seattle Mariners @ Chicago Cubs  
Wrigley Field, Chicago, IL  
Mon Sep 02 2019, 1:23 PM - 4:18 PM CDT  
Att: 39,133 - Partly Cloudy - 78 F


AB 30  
R 1  
H 4  
RBI 1  
BB 2  
SO 10  
LOB 7



Batter	1	2	3	4	5	6	7	8	9	AB	R	H	RBI	BB	SO	LOB	BOTTOM				
22 Jason Heyward, L OBP: 0.339, SLG: 0.425										3	1	0	0	2	1	2					
6 Nick Castellanos, R OBP: 0.339, SLG: 0.514										5	0	2	0	0	1	2					
17 Kris Bryant, R OBP: 0.379, SLG: 0.513										3	1	0	0	1	2	2					
44 Anthony Rizzo, L OBP: 0.408, SLG: 0.527										2	1	2	1	0	0	0					
16 Robel Garcia, S OBP: 0.254, SLG: 0.500										2	0	0	0	1	2	4					
5 Albert Almora Jr., R OBP: 0.276, SLG: 0.393										0	1	0	0	1	0	0					
12 Kyle Schwarber, L OBP: 0.324, SLG: 0.502										3	1	1	3	1	1	2					
51 Duane Underwood Jr., R										0	0	0	0	0	0	0					
38 Brad Wieck, L										0	0	0	0	0	0	0					
27 Addison Russell, R OBP: 0.313, SLG: 0.399										4	0	1	1	0	2	1					
25 Jonathan Lucroy, R OBP: 0.309, SLG: 0.358										2	0	1	0	0	0	1					
7 Victor Caratini, S OBP: 0.336, SLG: 0.463										2	0	0	0	0	1	1					
28 Kyle Hendricks, R OBP: 0.229, SLG: 0.200										2	0	0	0	0	0	3					
8 Ian Happ, S										1	0	0	0	0	0	0					
37 David Phelps, R										0	0	0	0	0	0	0					
4 Tony Kemp, L OBP: 0.283, SLG: 0.371										1	0	0	0	0	0	0					
<b>Inning Stats</b>	R: 0 E: 0 K: 1 S: 14	H: 2 LOB: 2 BB: 0 P: 20	R: 0 E: 0 K: 0 S: 9	H: 1 LOB: 1 BB: 0 P: 14	R: 0 E: 0 K: 3 S: 10	H: 1 LOB: 2 BB: 0 P: 14	R: 0 E: 0 K: 1 S: 9	H: 1 LOB: 2 BB: 1 P: 16	R: 0 E: 0 K: 2 S: 12	H: 0 LOB: 0 BB: 1 P: 27	R: 0 E: 0 K: 2 S: 11	H: 0 LOB: 0 BB: 0 P: 14	R: 5 E: 1 K: 1 S: 18	H: 2 LOB: 3 BB: 3 P: 30	R: 0 E: 0 K: 0 S: 8	H: 0 LOB: 0 BB: 1 P: 15	1B: 4 2B: 2 3B: 1 HR: 0	SF: 0 SAC: 0 DP: 1 HBP: 2	WP: 1 PB: 0 SB: 1 CS: 1	PA: 38	
<b>PITCHER</b>	IP	WLS	BF	H	R	ER	SO	BB	IBB	HBP	BLK	WP	HR	S	P	ERA	WHIP				
33 Justus Sheffield, L ERA: 5.91	(1.1)	5.0		5	0	0	7	2	0	0	0	0	0	54	91	0.00	1.400				
44 Matt Wisler, R ERA: 4.84	(6.1)	1.1	L	6	0	2	3	2	0	0	0	0	0	20	32	13.50	1.500				
45 Taylor Guilbeau, L ERA: 5.14	(7.1)	0.2	B	5	2	3	0	0	1	0	0	0	0	9	12	40.50	3.000				
36 Reggie McClain, R ERA: 3.86	(8.1)	1.0		3	0	0	0	1	0	0	0	0	0	8	15	0.00	1.000				

Seattle Mariners @ Chicago Cubs  
Wrigley Field, Chicago, IL  
Mon Sep 02 2019, 1:23 PM - 4:18 PM CDT  
Att: 39,133 - Partly Cloudy - 78 F

AB 30  
R 5  
H 7  
RBI 5  
BB 6  
SO 10  
LOB 18



Batter	1	2	3	4	5	6	7	8	9	AB	R	H	RBI	BB	SO	LOB	TOP				
0 Mallex Smith, L OBP: 0.310, SLG: 0.358										4	0	0	0	0	2	3					
25 Dylan Moore, R OBP: 0.321, SLG: 0.399										5	0	2	0	0	2	1					
23 Austin Nola, R OBP: 0.332, SLG: 0.455										3	0	0	0	1	1	1					
39 Shed Long Jr., L OBP: 0.325, SLG: 0.371										1	0	0	0	0	0	0					
15 Kyle Seager, L OBP: 0.330, SLG: 0.495										3	0	1	0	1	1	1					
2 Tom Murphy, R OBP: 0.312, SLG: 0.573										3	0	0	0	1	0	3					
12 Ryan Court, R OBP: 0.281, SLG: 0.409										4	0	1	0	0	3	5					
9 Dee Strange-Gordon, L OBP: 0.305, SLG: 0.366										4	1	2	0	0	1	2					
5 Braden Bishop, R OBP: 0.139, SLG: 0.114										4	0	2	0	0	1	2					
34 Félix Hernández, R OBP: 0.340, SLG: 0.521										1	0	0	0	0	1	0					
10 Tim Lincecum, R OBP: 0.298, SLG: 0.395										1	0	0	0	0	1	3					
49 Wade LeBlanc, L ERA: 5.49										0	0	0	0	0	0	0					
4 Keon Broxton, R ERA: 5.21										0	0	0	0	0	1	0					
65 Brandon Brennan, R ERA: 5.21										0	0	0	0	0	0	0					
50 Erik Swanson, R ERA: 5.21										0	0	0	0	0	0	0					
20 Daniel Vogelbach, L ERA: 5.21										1	0	1	1	0	0	0					
37 Zac Grotz, R ERA: 3.12										0	0	0	0	0	0	0					
<b>Inning Stats</b>	R: 0 E: 0 K: 2 S: 15	H: 1 LOB: 3 BB: 2 P: 29	R: 0 E: 0 K: 1 S: 8	H: 0 LOB: 0 BB: 0 P: 9	R: 0 E: 0 K: 0 S: 4	H: 2 LOB: 3 BB: 1 P: 21	R: 0 E: 0 K: 1 S: 13	H: 1 LOB: 1 BB: 0 P: 22	R: 0 E: 0 K: 2 S: 13	H: 2 LOB: 3 BB: 0 P: 20	R: 0 E: 0 K: 1 S: 9	H: 0 LOB: 0 BB: 0 P: 16	R: 1 E: 0 K: 1 S: 12	H: 3 LOB: 2 BB: 0 P: 19	R: 0 E: 0 K: 1 S: 6	H: 0 LOB: 0 BB: 0 P: 7	1B: 9 2B: 1 3B: 0 HR: 0	SF: 0 SAC: 0 DP: 1 HBP: 1	WP: 0 PA: 39 PB: 0 SB: 3 CS: 0		
<b>PITCHER</b>	IP WLS BF H R ER SO BB IBB HBP BLK WP HR S P ERA WHIP	6.0 W 28 6 0 0 9 4 0 1 0 0 0 67 110 0.00 1.667	1.0 3 0 0 0 2 0 0 0 0 0 0 0 16 0.00 0.000	0.2 4 2 1 1 1 0 0 0 0 0 0 10 16 13.50 3.000	0.2 2 1 0 0 0 0 0 0 0 0 0 3 4 0.00 1.500	0.2 2 0 0 0 1 0 0 0 0 0 0 5 6 0.00 0.000															

Seattle Mariners @ Chicago Cubs  
Wrigley Field, Chicago, IL  
Tue Sep 03 2019, 7:08 PM - 10:20 PM CDT  
Att: 33,958 - Partly Cloudy - 78 F

AB	34
R	1
H	9
RBI	1
BB	4
SO	13
LOB	21



Batter	1	2	3	4	5	6	7	8	9	AB	R	H	RBI	BB	SO	LOB	BOTTOM				
18 Ben Zobrist, S OBP: 0.350, SLG: 0.256										3	2	1	0	1	1	0					
12 Kyle Schwarber, L OBP: 0.329, SLG: 0.515										3	2	3	1	1	0	0					
6 Nick Castellanos, R OBP: 0.340, SLG: 0.521										3	1	2	4	0	1	1					
20 Brandon Kintzler, R ERA: 2.53										0	0	0	0	0	0	0					
56 Kyle Ryan, L ERA: 2.94										0	0	0	0	0	0	0					
50 Rowan Wick, L ERA: 2.86										0	0	0	0	0	0	0					
44 Anthony Rizzo, L OBP: 0.407, SLG: 0.523										3	0	0	0	1	0	3					
40 Wilson Contreras, R OBP: 0.369, SLG: 0.537										3	1	2	1	1	0	2					
5 Albert Almora Jr., R OBP: 0.276, SLG: 0.363										0	0	0	0	0	0	0					
8 Ian Happ, S OBP: 0.313, SLG: 0.448										3	0	0	0	1	1	6					
22 Jason Heyward, L OBP: 0.336, SLG: 0.422										4	0	0	0	0	2	2					
27 Addison Russell, R OBP: 0.307, SLG: 0.391										4	0	0	0	0	1	1					
34 Jon Lester, L OBP: 0.244, SLG: 0.268										2	0	0	0	0	1	1					
3 Daniel Descalso, L OBP: 0.281, SLG: 0.281										1	0	0	0	0	0	0					
41 Steve Cishek, R ERA: 5.49										0	0	0	0	0	0	0					
7 Victor Caratini, S OBP: 0.356, SLG: 0.460										1	0	0	0	0	1	0					
<b>Inning Stats</b>	R: 0 E: 0 K: 2 S: 8	H: 0 LOB: 1 BB: 1 P: 20	R: 1 E: 0 K: 2 S: 12	H: 1 LOB: 1 BB: 1 P: 23	R: 1 E: 0 K: 1 S: 14	H: 1 LOB: 2 BB: 2 P: 27	R: 0 E: 0 K: 1 S: 10	H: 0 LOB: 0 BB: 0 P: 15	R: 3 E: 0 K: 1 S: 17	H: 4 LOB: 1 BB: 1 P: 26	R: 0 E: 0 K: 0 S: 5	H: 0 LOB: 0 BB: 0 P: 10	R: 1 E: 1 K: 0 S: 17	H: 2 LOB: 1 BB: 0 P: 27	R: 0 E: 0 K: 1 S: 9	H: 0 LOB: 0 BB: 0 P: 10	1B: 4 2B: 2 3B: 0 HR: 3	SF: 1 SAC: 0 DP: 2 HBP: 0	WP: 0 PA: 36 PB: 0 SB: 1 CS: 0		
<b>PITCHER</b>	IP WLS BF H R ER SO BB IBB HBP BLK WP HR S P ERA WHIP	3.0 L 15 2 2 2 5 4 0 0 0 0 0 1 34 70 6.00 2.000	2.0 4 3 3 2 1 0 0 0 0 0 1 27 41 13.50 2.500	1.0 3 0 0 0 0 0 0 0 0 0 0 5 10 0.00 0.000	1.0 5 2 1 1 0 0 0 0 0 0 1 17 27 9.00 2.000	1.0 3 0 0 0 1 0 0 0 0 0 0 9 10 0.00 0.000															

Seattle Mariners @ Chicago Cubs  
Wrigley Field, Chicago, IL  
Tue Sep 03 2019, 7:08 PM - 10:20 PM CDT  
Att: 33,958 - Partly Cloudy - 78 F

AB	30
R	6
H	8
RBI	6
BB	5
SO	8
LOB	16







Batter	1	2	3	4	5	6	7	8	9	AB	R	H	RBI	BB	SO	LOB	TOP										
5 Albert Almora, Jr. R OBP: 0.272, SLG: 0.388 8 Ian Happ, S OBP: 0.327, SLG: 0.455	F9		G6-3			G5-3		44 BB		3	0	0	0	0	0	2	Chicago Cubs @ Milwaukee Brewers Miller Park, Milwaukee, WI Sat Sep 07 2019, 6:10 PM - 9:45 PM CDT Att. 44,323 - Roof Closed - 75 F										
6 Nick Castellanos, R OBP: 0.336, SLG: 0.524	G5-3		G1-3			44 WP				4	0	1	0	0	1	4											
44 Anthony Rizzo, L OBP: 0.404, SLG: 0.517										2	0	0	1	2	1	1											
17 Kris Bryant, R OBP: 0.379, SLG: 0.510										3	0	0	0	1	2	5											
13 David Bote, R OBP: 0.357, SLG: 0.442 37 David Phelps, R										4	0	0	0	0	3	4											
45 Derek Holland, S OBP: 0.254, SLG: 0.077 50 Rowan Wick, L 20 Brandon Kintzler, R										0	0	0	0	0	0	0											
12 Kyle Schwarber, L OBP: 0.327, SLG: 0.515										4	0	0	0	0	2	0											
27 Addison Russell, R OBP: 0.300, SLG: 0.389										4	1	1	1	0	1	0											
7 Victor Caratini, S OBP: 0.356, SLG: 0.454 16 Robel Garcia, S OBP: 0.254, SLG: 0.500 25 Jonathan Lucroy, R OBP: 0.307, SLG: 0.356										2	0	1	0	1	0	0											
11 Yu Darvish, R OBP: 0.135, SLG: 0.102 56 Kyle Ryan, L 41 Steve Cishek, R 18 Ben Zobrist, S OBP: 0.372, SLG: 0.277										2	0	0	0	0	1	1											
<b>Inning Stats</b>	R: 0 E: 0 K: 1 S: 7	H: 0 LOB: 1 BB: 1 P: 14	R: 0 E: 0 K: 1 S: 7	H: 0 LOB: 0 BB: 0 P: 13	R: 0 E: 1 K: 0 S: 9	H: 1 LOB: 1 BB: 0 P: 15	R: 0 E: 0 K: 0 S: 6	H: 0 LOB: 0 BB: 1 P: 11	R: 1 E: 0 K: 1 S: 13	H: 1 LOB: 0 BB: 0 P: 22	R: 0 E: 0 K: 2 S: 11	H: 1 LOB: 1 BB: 0 P: 16	R: 0 E: 0 K: 3 S: 10	H: 0 LOB: 0 BB: 0 P: 13	R: 1 E: 0 K: 2 S: 18	H: 1 LOB: 3 BB: 3 P: 34	R: 0 E: 0 K: 2 S: 10	H: 0 LOB: 0 BB: 0 P: 13	1B: 2 2B: 1 3B: 0 HR: 1	SF: 0 SAC: 0 DP: 2 HBP: 0	WP: 1 PB: 0 SB: 0 CS: 0	PA: 35					
<b>PITCHER</b>	IP	WLS	BF	H	R	ER	SO	BB	IBB	HBP	BLK	WP	HR	S	P	ERA	WHIP										
47 Gio González, L ERA: 3.98	5.0		18	2	1	1	3	2	0	0	0	0	1	42	75	1.80	0.800										
51 Freddy Peralta, R ERA: 5.54	2.0		7	1	0	0	5	0	0	0	0	1	0	21	29	0.00	0.500										
41 Junior Guerra, R ERA: 3.7	0.0		2	1	1	1	0	1	0	0	0	0	0	7	13	∞	∞										
15 Drew Pomeranz, L ERA: 5.28	0.0		1	0	0	0	0	1	0	0	0	0	0	2	6	∞	∞										
71 Josh Hader, L ERA: 2.62	2.0	W	7	0	0	0	4	1	0	0	0	0	0	19	28	0.00	0.500										

Chicago Cubs @ Milwaukee Brewers  
Miller Park, Milwaukee, WI  
Sat Sep 07 2019, 6:10 PM - 9:45 PM CDT  
Att. 44,323 - Roof Closed - 75 F

AB 30  
R 2  
H 4  
RBI 2  
BB 5  
SO 12  
LOB 17



Batter	1	2	3	4	5	6	7	8	9	AB	R	H	RBI	BB	SO	LOB	BOTTOM											
2 Trent Grisham, L OBP: 0.287, SLG: 0.389	G4-3					F7				5	0	1	0	0	1	2	Chicago Cubs @ Milwaukee Brewers Miller Park, Milwaukee, WI Sat Sep 07 2019, 6:10 PM - 9:45 PM CDT Att. 44,323 - Roof Closed - 75 F											
10 Yasmani Grandal, S OBP: 0.378, SLG: 0.476										5	1	2	1	0	1	2												
22 Christian Yelich, L OBP: 0.426, SLG: 0.675										2	1	2	1	3	0	0												
7 Eric Thames, L OBP: 0.358, SLG: 0.511										3	0	0	0	1	1	4												
16 Ben Gamel, L OBP: 0.337, SLG: 0.386										3	0	1	1	1	0	3												
21 Travis Shaw, L OBP: 0.273, SLG: 0.268 6 Lorenzo Cain, R OBP: 0.322, SLG: 0.353 11 Mike Moustakas, L OBP: 0.331, SLG: 0.522 14 Hernán Pérez, R OBP: 0.274, SLG: 0.376										2	0	0	0	0	1	1												
5 Cory Spangenberg, L OBP: 0.279, SLG: 0.351										4	0	1	0	0	2	0												
3 Orlando Arcia, R OBP: 0.283, SLG: 0.346										4	0	0	0	0	3	3												
47 Gio González, R 20 David Freitas, R 51 Freddy Peralta, R 12 Tyrone Taylor, R 41 Junior Guerra, R 15 Drew Pomeranz, R 71 Josh Hader, L 29 Tyler Austin, R										1	0	0	0	0	1	0												
<b>Inning Stats</b>	R: 0 E: 0 K: 1 S: 10	H: 1 LOB: 2 BB: 1 P: 16	R: 0 E: 0 K: 3 S: 10	H: 0 LOB: 0 BB: 0 P: 13	R: 0 E: 0 K: 1 S: 7	H: 1 LOB: 0 BB: 0 P: 10	R: 0 E: 0 K: 0 S: 11	H: 1 LOB: 1 BB: 0 P: 16	R: 0 E: 0 K: 2 S: 10	H: 0 LOB: 0 BB: 0 P: 17	R: 1 E: 0 K: 0 S: 6	H: 1 LOB: 2 BB: 2 P: 16	R: 0 E: 0 K: 2 S: 12	H: 0 LOB: 0 BB: 0 P: 18	R: 1 E: 0 K: 1 S: 20	H: 2 LOB: 3 BB: 2 P: 30		R: 1 E: 1 K: 1 S: 12	H: 1 LOB: 1 BB: 0 P: 20	1B: 5 2B: 1 3B: 0 HR: 1	SF: 0 SAC: 0 DP: 1 HBP: 1	WP: 0 PB: 0 SB: 3 CS: 0	PA: 39					
<b>PITCHER</b>	IP	WLS	BF	H	R	ER	SO	BB	IBB	HBP	BLK	WP	HR	S	P	ERA	WHIP											
11 Yu Darvish, R ERA: 4.12	5.0		18	3	0	0	7	1	0	0	0	0	0	48	72	0.00	0.800											
56 Kyle Ryan, L ERA: 3.0	0.2	B	5	1	1	1	0	2	0	0	0	0	0	5	15	13.50	4.500											
41 Steve Cishek, R ERA: 3.03	1.1		5	0	0	0	2	0	0	1	0	0	0	13	19	0.00	0.000											
37 David Phelps, R ERA: 3.21	0.0	B	1	1	1	1	0	0	0	0	0	0	1	1	1	∞	∞											
45 Derek Holland, L ERA: 5.67	0.0		1	0	0	0	0	1	0	0	0	0	0	0	4	∞	∞											
<b>PITCHER</b>	IP	WLS	BF	H	R	ER	SO	BB	IBB	HBP	BLK	WP	HR	S	P	ERA	WHIP											
50 Rowan Wick, R ERA: 2.77	1.0		4	1	0	0	1	1	0	0	0	0	0	5	19	25	0.00	2.000										
20 Brandon Kintzler, R ERA: 2.5	0.2	L	4	1	1	0	1	0	0	0	0	0	0	12	20	0.00	1.500											

Chicago Cubs @ Milwaukee Brewers  
Miller Park, Milwaukee, WI  
Sat Sep 07 2019, 6:10 PM - 9:45 PM CDT  
Att. 44,323 - Roof Closed - 75 F

AB 33  
R 3  
H 7  
RBI 3  
BB 5  
SO 11  
LOB 19





Batter	1	2	3	4	5	6	7	8	9	AB	R	H	RBI	BB	SO	LOB	TOP				
18 Ben Zobrist, S OBP: 0.364, SLG: 0.283	G1-3		WP 2B		K		F8		K	5	0	1	1	0	2	1	<b>Chicago Cubs @ Milwaukee Brewers</b> Miller Park, Milwaukee, WI Sun Sep 08 2019, 1:12 PM - 4:20 PM CDT Att: 44,217 - Dome - 71 F				
12 Kyle Schwarber, L OBP: 0.325, SLG: 0.511	K		K		G6-3			G5-3		4	0	0	0	0	2	1					
6 Nick Castellanos, R OBP: 0.339, SLG: 0.522	F7		K					G5-3		4	0	1	0	0	1	1					
44 Anthony Rizzo, L OBP: 0.401, SLG: 0.513		G3	L8		F9			F7		4	0	0	0	0	2						
40 Wilson Contreras, R OBP: 0.374, SLG: 0.552	K				K		G1-3		22 HR	3	1	0	0	1	2	0					
22 Jason Heyward, L OBP: 0.336, SLG: 0.428	G3				2B		F7		HR	4	1	2	2	0	0	0					
27 Addison Russell, R OBP: 0.303, SLG: 0.389					G5-3		G6-3		K2-3	0	1	1	0	0	0	0					
8 Ian Happ, S OBP: 0.317, SLG: 0.440			13 E HBP							3	0	0	0	0	1	1					
13 David Bote, R OBP: 0.360, SLG: 0.443			E9 2B				K			2	1	1	0	1	1	0					
7 Victor Caratini, S OBP: 0.359, SLG: 0.456			1-H 1B		IBB				18 DI 1B	1	0	1	0	0	0	0					
34 Jon Lester, L OBP: 0.295, SLG: 0.392			2-H 2B		K		G3		K	2	1	1	1	0	1	2					
51 Duane Underwood Jr., R ERA: 1.42										0	0	0	0	0	0	0					
4 Tony Kemp, L OBP: 0.267, SLG: 0.337										0	0	0	0	0	0	0					
39 Danny Hultzen, L ERA: 5.25										0	0	0	0	0	0	0					
46 Pedro Strop, R ERA: 3.72										1	0	0	0	0	1	1					
16 Robel Garcia, S OBP: 0.226, SLG: 0.462										0	0	0	0	0	0	0					
<b>Inning Stats</b>	R: 0 E: 0 K: 1 S: 7	H: 0 LOB: 0 BB: 0 P: 13	R: 0 E: 0 K: 1 S: 6	H: 0 LOB: 0 BB: 0 P: 9	R: 3 E: 1 K: 2 S: 19	H: 3 LOB: 1 BB: 0 P: 30	R: 0 E: 0 K: 2 S: 11	H: 1 LOB: 2 BB: 1 P: 15	R: 0 E: 0 K: 0 S: 8	H: 0 LOB: 0 BB: 0 P: 12	R: 0 E: 0 K: 1 S: 7	H: 0 LOB: 0 BB: 0 P: 10	R: 0 E: 0 K: 0 S: 7	H: 0 LOB: 0 BB: 0 P: 10	R: 2 E: 0 K: 3 S: 14	H: 2 LOB: 1 BB: 1 P: 22	1B: 3 2B: 3 3B: 0 HR: 1	SF: 0 SAC: 0 DP: 0 HBP: 1	WP: 1 PB: 0 SB: 1 CS: 0	PA: 37	
<b>PITCHER</b>	IP WLS BF H R ER SO BB IBB HBP BLK WP HR S P ERA WHIP	IP WLS BF H R ER SO BB IBB HBP BLK WP HR S P ERA WHIP	IP WLS BF H R ER SO BB IBB HBP BLK WP HR S P ERA WHIP	IP WLS BF H R ER SO BB IBB HBP BLK WP HR S P ERA WHIP	IP WLS BF H R ER SO BB IBB HBP BLK WP HR S P ERA WHIP	IP WLS BF H R ER SO BB IBB HBP BLK WP HR S P ERA WHIP	IP WLS BF H R ER SO BB IBB HBP BLK WP HR S P ERA WHIP	IP WLS BF H R ER SO BB IBB HBP BLK WP HR S P ERA WHIP	IP WLS BF H R ER SO BB IBB HBP BLK WP HR S P ERA WHIP	IP WLS BF H R ER SO BB IBB HBP BLK WP HR S P ERA WHIP	IP WLS BF H R ER SO BB IBB HBP BLK WP HR S P ERA WHIP	IP WLS BF H R ER SO BB IBB HBP BLK WP HR S P ERA WHIP	IP WLS BF H R ER SO BB IBB HBP BLK WP HR S P ERA WHIP	IP WLS BF H R ER SO BB IBB HBP BLK WP HR S P ERA WHIP	IP WLS BF H R ER SO BB IBB HBP BLK WP HR S P ERA WHIP	IP WLS BF H R ER SO BB IBB HBP BLK WP HR S P ERA WHIP	IP WLS BF H R ER SO BB IBB HBP BLK WP HR S P ERA WHIP	IP WLS BF H R ER SO BB IBB HBP BLK WP HR S P ERA WHIP	IP WLS BF H R ER SO BB IBB HBP BLK WP HR S P ERA WHIP	IP WLS BF H R ER SO BB IBB HBP BLK WP HR S P ERA WHIP	IP WLS BF H R ER SO BB IBB HBP BLK WP HR S P ERA WHIP
37 Adrian Houser, R ERA: 3.59	4.0	18	4	3	3	6	0	1	1	0	0	0	0	0	0	0	6.75	1.000			
35 Brent Suter, L ERA: 1.42	2.0	7	1	0	0	1	0	0	0	0	0	0	0	0	0	0	0.00	0.500			
25 Jay Jackson, R ERA: 5.01	0.1	1	0	0	0	1	0	0	0	0	0	0	0	0	0	0	0.00	0.000			
15 Drew Pomeranz, L ERA: 5.25	0.2	2	0	0	0	0	0	0	0	0	0	0	0	0	0	0	0.00	0.000			
58 Alex Claudio, L ERA: 3.72	1.0	3	0	0	0	0	0	0	0	0	0	0	0	0	0	0	0.00	0.000			

**Chicago Cubs @ Milwaukee Brewers**  
 Miller Park, Milwaukee, WI  
 Sun Sep 08 2019, 1:12 PM - 4:20 PM CDT  
 Att: 44,217 - Dome - 71 F

AB 34  
 R 5  
 H 7  
 RBI 4  
 BB 2  
 SO 11  
 LOB 9



Batter	1	2	3	4	5	6	7	8	9	AB	R	H	RBI	BB	SO	LOB	BOTTOM				
6 Lorenzo Cain, R OBP: 0.321, SLG: 0.351	22 BB 10 BB 8 G6-4-3 1B		G6-3		G5-3		K		G5-4-3	5	1	1	0	0	1	3	<b>Chicago Cubs @ Milwaukee Brewers</b> Miller Park, Milwaukee, WI Sun Sep 08 2019, 1:12 PM - 4:20 PM CDT Att: 44,217 - Dome - 71 F				
52 Jimmy Nelson, R ERA: 8.27										0	0	0	0	0	0	0					
71 Josh Hader, L ERA: 2.99										0	0	0	0	0	0	0					
10 Yasmani Grandal, S OBP: 0.377, SLG: 0.475	8 BB 22 BB G6-4-3 BB		K		G5-3		K			3	0	0	0	1	2	2					
22 Christian Yelich, L OBP: 0.429, SLG: 0.674	8 BB G6-4-3 BB				8 BB 2B 1B		K		16 BB HBP	2	1	1	0	1	1	0					
8 Ryan Braun, R OBP: 0.341, SLG: 0.488					2B		K			3	1	1	1	0	1	2					
16 Ben Gamel, L OBP: 0.339, SLG: 0.388	G6-4-3				14 BB 2B		K		1B	1	0	1	0	0	0	0					
7 Eric Thames, L OBP: 0.357, SLG: 0.516	L8				K				HR	4	1	1	1	0	2	4					
14 Hernán Pérez, R OBP: 0.274, SLG: 0.373			K		5 FC3-6 1B		P4		K	4	0	1	1	0	2	2					
5 Cory Spangenberg, L OBP: 0.277, SLG: 0.413			K		FC3-6 20 BB 29 HR		K		12 BB 3B	4	2	1	0	0	2	3					
37 Adrian Houser, R ERA: 3.59										1	0	0	0	0	0	0					
29 Tyler Austin, R OBP: 0.306, SLG: 0.428										1	1	1	3	0	0	0					
21 Travis Shaw, L OBP: 0.275, SLG: 0.267										1	0	0	0	1	1	1					
<b>Inning Stats</b>	R: 1 E: 0 K: 0 S: 10	H: 1 LOB: 1 BB: 2 P: 21	R: 0 E: 0 K: 2 S: 7	H: 0 LOB: 0 BB: 0 P: 8	R: 0 E: 0 K: 2 S: 9	H: 0 LOB: 0 BB: 0 P: 11	R: 5 E: 0 K: 1 S: 21	H: 4 LOB: 0 BB: 1 P: 35	R: 0 E: 0 K: 2 S: 9	H: 0 LOB: 0 BB: 0 P: 15	R: 2 E: 0 K: 2 S: 20	H: 3 LOB: 2 BB: 1 P: 31	R: 0 E: 0 K: 3 S: 15	H: 1 LOB: 2 BB: 0 P: 21	R: 0 E: 0 K: 1 S: 6	H: 0 LOB: 0 BB: 1 P: 10	1B: 5 2B: 1 3B: 1 HR: 2	SF: 0 SAC: 0 DP: 2 HBP: 1	WP: 0 PB: 0 SB: 0 CS: 0	PA: 37	
<b>PITCHER</b>	IP WLS BF H R ER SO BB IBB HBP BLK WP HR S P ERA WHIP	IP WLS BF H R ER SO BB IBB HBP BLK WP HR S P ERA WHIP	IP WLS BF H R ER SO BB IBB HBP BLK WP HR S P ERA WHIP	IP WLS BF H R ER SO BB IBB HBP BLK WP HR S P ERA WHIP	IP WLS BF H R ER SO BB IBB HBP BLK WP HR S P ERA WHIP	IP WLS BF H R ER SO BB IBB HBP BLK WP HR S P ERA WHIP	IP WLS BF H R ER SO BB IBB HBP BLK WP HR S P ERA WHIP	IP WLS BF H R ER SO BB IBB HBP BLK WP HR S P ERA WHIP	IP WLS BF H R ER SO BB IBB HBP BLK WP HR S P ERA WHIP	IP WLS BF H R ER SO BB IBB HBP BLK WP HR S P ERA WHIP	IP WLS BF H R ER SO BB IBB HBP BLK WP HR S P ERA WHIP	IP WLS BF H R ER SO BB IBB HBP BLK WP HR S P ERA WHIP	IP WLS BF H R ER SO BB IBB HBP BLK WP HR S P ERA WHIP	IP WLS BF H R ER SO BB IBB HBP BLK WP HR S P ERA WHIP	IP WLS BF H R ER SO BB IBB HBP BLK WP HR S P ERA WHIP	IP WLS BF H R ER SO BB IBB HBP BLK WP HR S P ERA WHIP	IP WLS BF H R ER SO BB IBB HBP BLK WP HR S P ERA WHIP	IP WLS BF H R ER SO BB IBB HBP BLK WP HR S P ERA WHIP	IP WLS BF H R ER SO BB IBB HBP BLK WP HR S P ERA WHIP	IP WLS BF H R ER SO BB IBB HBP BLK WP HR S P ERA WHIP	IP WLS BF H R ER SO BB IBB HBP BLK WP HR S P ERA WHIP
34 Jon Lester, L ERA: 4.51	5.1	25	7	8	8	7	3	0	0	0	0	0	0	0	0	0	13.50	1.875			
51 Duane Underwood Jr., R ERA: 1.59	0.2	4	1	0	0	2	1	0	0	0	0	0	0	0	0	0	0.00	3.000			
39 Danny Hultzen, L ERA: 5.4	1.0	5	1	0	0	3	0	0	0	0	0	0	0	0	0	0	0.00	1.000			
46 Pedro Strop, R ERA: 5.4	1.0	3	0	0	0	1	1	0	0	0	0	0	0	0	0	0	0.00	1.000			

**Chicago Cubs @ Milwaukee Brewers**  
 Miller Park, Milwaukee, WI  
 Sun Sep 08 2019, 1:12 PM - 4:20 PM CDT  
 Att: 44,217 - Dome - 71 F

AB 31  
 R 8  
 H 9  
 RBI 7  
 BB 5  
 SO 13  
 LOB 17





Batter	1	2	3	4	5	6	7	8	9	10	AB	R	H	RBI	BB	SO	LOB	TOP																				
18 Ben Zobler, S 13 David Phelps, R 20 Brandon Kintzler, R 50 Kyle Ryan, L 4 Tony Kemp, L 30 Howie Rodriguez, L 41 Steve Cabel, R	G3-1	P4		K			L8	K			3	0	0	0	0	1	2																					
12 Kyle Schwarber, L OBP: 0.326, SLG: 0.514	E9		L4		44 FC4-5 BB		K		K		4	0	1	0	1	2	0																					
6 Nick Castellanos, R OBP: 0.337, SLG: 0.523	G6-3		G5-3				K		K		5	0	0	0	0	3	2																					
44 Anthony Rizzo, L OBP: 0.400, SLG: 0.511	L4			FC4-5 17 HR				17 HR			4	2	2	0	0	0	2																					
17 Kris Bryant, R OBP: 0.351, SLG: 0.522		22 HR							17 HR		4	3	2	4	1	2	2																					
40 Wilson Contreras, R OBP: 0.360, SLG: 0.543		K					F8		P3		5	0	0	0	0	2	1																					
22 Jason Heyward, L OBP: 0.345, SLG: 0.443						8 WP 8 BB 8 SF7	G4-3				3	3	2	3	2	0	0																					
2 Nick Hoerner, R OBP: 0.500, SLG: 0.667		G5-3					G4-3				4	0	1	0	1	0	1																					
62 Jose Quintana, R OBP: 0.098, SLG: 0.118 8 Ian Happ, S OBP: 0.500, SLG: 0.417							G4-3				1	0	1	0	0	0	0																					
											3	0	0	1	0	1	2																					
<b>Inning Stats</b>	R: 0 E: 1 K: 0 S: 10	H: 1 LOB: 1 BB: 0 P: 15	R: 2 E: 0 K: 1 S: 14	H: 2 LOB: 1 BB: 21	R: 0 E: 0 K: 1 S: 9	H: 1 LOB: 0 BB: 0 P: 15	R: 1 E: 0 K: 1 S: 9	H: 0 LOB: 1 BB: 22	R: 2 E: 0 K: 2 S: 17	H: 1 LOB: 0 BB: 1 P: 28	R: 0 E: 0 K: 0 S: 6	H: 0 LOB: 0 BB: 0 P: 8	R: 0 E: 0 K: 2 S: 9	H: 0 LOB: 0 BB: 0 P: 13	R: 3 E: 0 K: 2 S: 20	H: 4 LOB: 1 BB: 0 P: 25	R: 0 E: 0 K: 3 S: 12	H: 0 LOB: 1 BB: 0 P: 14	R: 0 E: 0 K: 0 S: 8	H: 0 LOB: 1 BB: 1 P: 12	1B: 4 2B: 1 3B: 0 HR: 4	SF: 1 SAC: 0 DP: 0 HBP: 1	WP: 1 PB: 0 SB: 0 CS: 0	PA: 45														
<b>PITCHER</b>	IP 5.0	WLS 24	BF 5	H 5	R 5	ER 5	SO 5	BB 4	IBB 0	HBP 0	BLK 0	WP 1	HR 2	S 59	P 101	ERA 9.00	WHIP 1.800	<b>PITCHER</b>	IP 1.0	WLS 4	BF 0	H 0	R 0	ER 0	SO 3	BB 0	IBB 0	HBP 1	BLK 0	WP 0	HR 0	S 12	P 14	ERA 0.00	WHIP 0.000			
57 Ronald Bolafios, R ERA: 5.73																		39 Kirby Yates, R ERA: 1.23																				
34 Craig Stammen, R ERA: 3.43																		49 Michel Baez, R ERA: 2.61																				
55 Matt Strahm, L ERA: 4.78																																						
67 David Bednar, R ERA:																																						
52 Andrés Muñoz, R ERA: 2.82																																						

Chicago Cubs @ San Diego Padres  
Petco Park, San Diego, CA  
Tue Sep 10 2019, 7:12 PM - 11:01 PM PDT  
Att: 25,497 - Clear - 70 F

AB 38  
R 8  
H 9  
RBI 8  
BB 5  
SO 12  
LOB 13



Batter	1	2	3	4	5	6	7	8	9	10	AB	R	H	RBI	BB	SO	LOB	BOTTOM																			
7 Manuel Margot, R OBP: 0.314, SLG: 0.398	G4-3			K				F8			5	1	2	2	1	1	0																				
2 Nick Martini, L OBP: 0.340, SLG: 0.408 52 Andrés Muñoz, R 39 Kirby Yates, L	G1-3	SF7		G1-3					L7		3	0	1	2	0	0	0																				
22 Josh Naylor, L OBP: 0.314, SLG: 0.409 49 Michel Baez, R											0	0	0	0	0	0	0																				
13 Manny Machado, R OBP: 0.332, SLG: 0.467	G3										1	0	0	0	0	0	0																				
30 Eric Hosmer, L OBP: 0.327, SLG: 0.443											5	0	0	0	0	1	2																				
4 Wil Myers, R OBP: 0.324, SLG: 0.421											4	1	1	0	1	1	1																				
11 Ty Franco, R OBP: 0.280, SLG: 0.401											4	1	1	0	1	2	1																				
9 Luis Urias, R OBP: 0.333, SLG: 0.286											4	1	1	1	1	0	2																				
18 Austin Hedges, R OBP: 0.252, SLG: 0.317											5	2	3	1	0	0	3																				
57 Ronald Bolafios, R 34 Craig Stammen, R 55 Matt Strahm, R 67 David Bednar, L 5 Greg Garcia, L 16 Travis Jankowski, L	FC4			K							2	1	0	1	0	1	0																				
<b>Inning Stats</b>	R: 0 E: 0 K: 0 S: 9	H: 0 LOB: 0 BB: 0 P: 11	R: 5 E: 1 K: 1 S: 20	H: 5 LOB: 1 BB: 29	R: 1 E: 0 K: 0 S: 9	H: 2 LOB: 1 BB: 0 P: 17	R: 0 E: 0 K: 2 S: 10	H: 0 LOB: 0 BB: 0 P: 14	R: 0 E: 0 K: 2 S: 9	H: 0 LOB: 0 BB: 0 P: 14	R: 0 E: 0 K: 0 S: 6	H: 0 LOB: 0 BB: 0 P: 11	R: 2 E: 0 K: 0 S: 15	H: 3 LOB: 3 BB: 2 P: 29	R: 0 E: 0 K: 0 S: 4	H: 0 LOB: 0 BB: 0 P: 8	R: 0 E: 0 K: 1 S: 11	H: 0 LOB: 1 BB: 0 P: 16	R: 1 E: 0 K: 0 S: 7	H: 1 LOB: 3 BB: 3 P: 21	1B: 9 2B: 0 3B: 1 HR: 1	SF: 1 SAC: 0 DP: 0 HBP: 0	WP: 0 PB: 0 SB: 0 CS: 0	PA: 46													
<b>PITCHER</b>	IP 3.0	WLS 17	BF 9	H 6	R 6	ER 4	SO 4	BB 0	IBB 0	HBP 0	BLK 0	WP 0	HR 1	S 38	P 57	ERA 12.00	WHIP 2.333	<b>PITCHER</b>	IP 2.0	WLS 7	BF 0	H 0	R 0	ER 0	SO 1	BB 0	IBB 0	HBP 0	BLK 0	WP 0	HR 0	S 15	P 24	ERA 0.00	WHIP 0.500		
62 Jose Quintana, L ERA: 4.15																		50 Rowan Wick, R ERA: 2.57																			
32 Tyler Chatwood, R ERA: 3.86																		41 Steve Cishek, R ERA: 3.17																			
20 Brandon Kintzler, R ERA: 2.82																																					
56 Kyle Ryan, L ERA: 2.88																																					
37 David Phelps, R ERA: 3.16																																					

Chicago Cubs @ San Diego Padres  
Petco Park, San Diego, CA  
Tue Sep 10 2019, 7:12 PM - 11:01 PM PDT  
Att: 25,497 - Clear - 70 F

AB 39  
R 9  
H 11  
RBI 7  
BB 6  
SO 6  
LOB 10





Batter	1	2	3	4	5	6	7	8	9	AB	R	H	RBI	BB	SO	LOB	TOP				
44 Anthony Rizzo, L (1,3) OBP: 0.398, SLG: 0.508										4	1	0	0	1	0	4	<p>Chicago Cubs @ San Diego Padres Petco Park, San Diego, CA Thu Sep 12 2019, 12:41 PM - 4:09 PM PDT Att: 22,501 - Sunny - 78 F</p> <p>livebaseballscores.com</p> <p>AB 33 R 4 H 8 RBI 4 BB 2 SO 11 LOB 18</p>				
6 Nick Castellanos, R (1,9) OBP: 0.334, SLG: 0.518										4	0	0	0	0	3	1					
5 Albert Almora Jr., R (9,8) OBP: 0.272, SLG: 0.388										0	0	0	0	0	0	0					
12 Kyle Schwarber, L (1,7) OBP: 0.325, SLG: 0.508										3	1	1	0	1	2	0					
17 Kris Bryant, R (1,5) OBP: 0.380, SLG: 0.520										3	1	1	1	0	0	0					
7 Victor Caratini, S (1,2) OBP: 0.358, SLG: 0.451										4	0	1	0	0	1	3					
22 Jason Heyward, L (1,8) OBP: 0.344, SLG: 0.443										4	1	2	0	0	1	3					
8 Ian Happ, S (1,4) OBP: 0.304, SLG: 0.416										4	0	2	2	0	1	2					
13 David Bote, R (9,4) OBP: 0.363, SLG: 0.440										0	0	0	0	0	0	0					
2 Nico Hoerner, R (1,6) OBP: 0.412, SLG: 0.467										4	0	1	0	0	1	4					
11 Yu Darvish, R (1,1) OBP: 0.130, SLG: 0.098										2	0	0	0	0	2	0					
18 Ben Zobrist, S (7,PH) OBP: 0.349, SLG: 0.271										1	0	0	1	0	0	1					
56 Kyle Ryan, L (7,1) OBP: 0.280, SLG: 0.360										0	0	0	0	0	0	0					
4 Tony Kemp, L (9,PH) OBP: 0.280, SLG: 0.360										0	0	0	0	0	0	0					
50 Rowan Wick, L (9,1) OBP: 0.280, SLG: 0.360										0	0	0	0	0	0	0					
<b>Inning Stats</b>	R: 1 E: 0 K: 2 S: 11	H: 1 LOB: 1 BB: 1 P: 18	R: 0 E: 0 K: 0 S: 9	H: 1 LOB: 0 BB: 0 P: 9	R: 0 E: 0 K: 2 S: 9	H: 0 LOB: 0 BB: 0 P: 14	R: 2 E: 0 K: 1 S: 13	H: 2 LOB: 1 BB: 1 P: 23	R: 0 E: 0 K: 2 S: 7	H: 0 LOB: 0 BB: 0 P: 10	R: 0 E: 0 K: 1 S: 8	H: 0 LOB: 0 BB: 0 P: 12	R: 1 E: 0 K: 1 S: 11	H: 2 LOB: 1 BB: 0 P: 15	R: 0 E: 0 K: 1 S: 11	H: 0 LOB: 0 BB: 0 P: 15	R: 0 E: 0 K: 1 S: 18	H: 2 LOB: 3 BB: 0 P: 26	1B: 7 2B: 1 3B: 0 HR: 0	SF: 1 SAC: 0 DP: 1 HBP: 1	WP: 0 PA: 37 PB: 0 SB: 2 CS: 0
<b>PITCHER</b>	IP WLS BF H R ER SO BB IBB HBP BLK WP HR S P ERA WHIP																				
29 Dineson Lamet, R (1,1) ERA: 4.06	5.0 L 20 4 3 3 7 2 0 0 0 0 0 0 0 49 74 5.40 1.200																				
25 Nick Margrevious, L (6,1) ERA: 6.47	1.0 5 2 1 1 1 0 0 0 0 0 0 0 0 8 11 9.00 2.000																				
8 Javy Guerra, R (7,1) ERA: 13.5	1.0 3 0 0 0 1 0 0 0 0 0 0 0 0 11 16 0.00 0.000																				
61 Luis Perdomo, R (8,1) ERA: 3.38	1.0 3 0 0 0 1 0 0 0 0 0 0 0 0 11 15 0.00 0.000																				
64 Gerardo Reyes, R (9,1) ERA: 10.0	1.0 6 2 0 0 1 0 0 0 1 0 0 0 0 18 26 0.00 2.000																				

Batter	1	2	3	4	5	6	7	8	9	AB	R	H	RBI	BB	SO	LOB	BOTTOM				
5 Greg Garcia, L (1,4) OBP: 0.359, SLG: 0.366										4	0	1	0	0	2	1	<p>Chicago Cubs @ San Diego Padres Petco Park, San Diego, CA Thu Sep 12 2019, 12:41 PM - 4:09 PM PDT Att: 22,501 - Sunny - 78 F</p> <p>livebaseballscores.com</p> <p>AB 30 R 1 H 5 RBI 1 BB 4 SO 19 LOB 16</p>				
2 Nick Martini, L (1,7) OBP: 0.344, SLG: 0.400										4	1	1	0	0	2	1					
4 Will Myers, R (1,8) OBP: 0.250, SLG: 0.100										3	0	0	0	0	2	1					
16 Travis Jankowski, L (9,PH) OBP: 0.250, SLG: 0.100										1	0	0	0	0	1	1					
30 Eric Hosmer, L (1,3) OBP: 0.326, SLG: 0.441										4	0	1	0	0	3	1					
22 Josh Naylor, L (1,9) OBP: 0.312, SLG: 0.401										4	0	1	0	0	3	1					
11 Ty France, R (1,5) OBP: 0.291, SLG: 0.395										3	0	0	0	1	3	2					
62 Austin Allen, L (1,2) OBP: 0.289, SLG: 0.283										2	0	0	0	2	2	1					
13 Manny Machado, R (9,PH) OBP: 0.332, SLG: 0.464										2	0	0	0	2	2	1					
9 Luis Urrias, R (1,6) OBP: 0.335, SLG: 0.286										3	0	1	0	1	2	3					
29 Dineson Lamet, R (1,1) ERA: 4.06	6.0 W 22 4 3 3 7 2 0 0 0 0 0 0 0 49 74 5.40 1.200																				
7 Manuel Margot, R (5,PH) OBP: 0.317, SLG: 0.400	1.0 3 0 0 0 1 0 0 0 0 0 0 0 0 11 16 0.00 0.000																				
25 Nick Margrevious, L (6,1) ERA: 6.47	1.0 5 2 1 1 1 0 0 0 0 0 0 0 0 8 11 9.00 2.000																				
8 Javy Guerra, R (7,1) ERA: 13.5	1.0 3 0 0 0 1 0 0 0 0 0 0 0 0 11 16 0.00 0.000																				
61 Luis Perdomo, R (8,1) ERA: 3.38	1.0 3 0 0 0 1 0 0 0 0 0 0 0 0 11 15 0.00 0.000																				
24 Seth Mejias-Brean, R (8,PH) ERA: 10.0	1.0 6 2 0 0 1 0 0 0 1 0 0 0 0 18 26 0.00 2.000																				
64 Gerardo Reyes, R (9,1) ERA: 10.0	1.0 6 2 0 0 1 0 0 0 1 0 0 0 0 18 26 0.00 2.000																				
<b>Inning Stats</b>	R: 0 E: 0 K: 1 S: 9	H: 0 LOB: 0 BB: 0 P: 13	R: 0 E: 0 K: 3 S: 13	H: 0 LOB: 0 BB: 0 P: 17	R: 0 E: 0 K: 2 S: 14	H: 1 LOB: 1 BB: 0 P: 20	R: 0 E: 0 K: 2 S: 8	H: 0 LOB: 0 BB: 0 P: 10	R: 0 E: 0 K: 3 S: 16	H: 0 LOB: 2 BB: 2 P: 28	R: 0 E: 0 K: 3 S: 13	H: 1 LOB: 1 BB: 0 P: 22	R: 0 E: 0 K: 1 S: 8	H: 0 LOB: 0 BB: 1 P: 15	R: 0 E: 0 K: 1 S: 8	H: 1 LOB: 0 BB: 0 P: 14	R: 1 E: 0 K: 3 S: 15	H: 2 LOB: 3 BB: 1 P: 29	1B: 3 2B: 1 3B: 1 HR: 0	SF: 0 SAC: 0 DP: 2 HBP: 1	WP: 0 PA: 35 PB: 0 SB: 0 CS: 0
<b>PITCHER</b>	IP WLS BF H R ER SO BB IBB HBP BLK WP HR S P ERA WHIP																				
11 Yu Darvish, R (1,1) ERA: 3.97	6.0 W 22 4 3 3 7 2 0 0 0 0 0 0 0 49 74 5.40 1.200																				
56 Kyle Ryan, L (7,1) ERA: 2.99	2.0 6 1 0 0 2 1 0 0 0 0 0 0 0 16 29 0.00 1.000																				
50 Rowan Wick, R (9,1) ERA: 2.79	1.0 7 2 1 1 3 1 0 1 0 0 0 0 0 15 29 9.00 3.000																				



Batter	1	2	3	4	5	6	7	8	9	AB	R	H	RBI	BB	SO	LOB	TOP										
27 Kevin Newman, R OBP: 0.365, SLG: 0.455	G5-3								L8	5	0	3	0	0	0	2	<b>Pittsburgh Pirates @ Chicago Cubs</b> Wrigley Field, Chicago, IL Sat Sep 14 2019, 1:22 PM - 4:46 PM CDT Att: 39,928 - Sunny - 75 F										
10 Bryan Reynolds, S OBP: 0.385, SLG: 0.514	L8								K	3	0	0	0	1	0	2											
49 Parker Markel, R	L8									0	0	0	0	0	0	0											
70 Yefry Ramirez, R	L8									0	0	0	0	0	0	0											
61 Steven Baron, R	L8									1	0	0	0	0	1	2											
19 Colin Moran, L OBP: 0.325, SLG: 0.436	F9									3	0	0	0	0	0	2											
52 Clay Holmes, R	F9									0	0	0	0	0	0	0											
53 Melky Cabrera, S OBP: 0.309, SLG: 0.398	F9									1	0	0	0	0	0	2											
36 José Osuna, R OBP: 0.306, SLG: 0.493	L8									4	1	2	0	0	0	0											
26 Adam Frazier, L OBP: 0.338, SLG: 0.421	L8									4	0	2	0	0	0	1											
15 Pablo Reyes, R OBP: 0.275, SLG: 0.315	L8									4	0	1	0	0	0	3											
44 Kevin Kramer, L OBP: 0.275, SLG: 0.290	K									3	0	0	1	0	2	3	<b>AB 34</b> <b>R 1</b> <b>H 8</b> <b>RBI 1</b> <b>BB 1</b> <b>SO 6</b> <b>LOB 20</b>										
32 Elias Díaz, R OBP: 0.299, SLG: 0.312	L9									3	0	0	0	0	1	3											
74 James Marvel, R																											
43 Steven Brault, L OBP: 0.342, SLG: 0.432																											
78 Wei-Chung Wang, L																											
2 Erik González, R OBP: 0.282, SLG: 0.255																											
<b>Inning Stats</b>	R: 0 E: 0 K: 0 S: 5	H: 0 LOB: 0 BB: 0 P: 8	R: 0 E: 0 K: 1 S: 14	H: 2 LOB: 2 BB: 0 P: 18	R: 0 E: 0 K: 1 S: 8	H: 1 LOB: 1 BB: 0 P: 13	R: 1 E: 0 K: 0 S: 12	H: 2 LOB: 1 BB: 0 P: 16	R: 0 E: 0 K: 0 S: 8	H: 1 LOB: 1 BB: 0 P: 13	R: 0 E: 0 K: 0 S: 12	H: 1 LOB: 1 BB: 0 P: 14	R: 0 E: 0 K: 2 S: 14	H: 1 LOB: 2 BB: 1 P: 27	R: 0 E: 0 K: 0 S: 7	H: 0 LOB: 0 BB: 0 P: 12	R: 0 E: 0 K: 2 S: 13	H: 0 LOB: 2 BB: 0 P: 24	1B: 6 2B: 1 3B: 1 HR: 0	SF: 1 SAC: 0 DP: 0 HBP: 2	WP: 1 PB: 0 SB: 0 CS: 0	PA: 38					
<b>PITCHER</b>	IP	WLS	BF	H	R	ER	SO	BB	IBB	HBP	BLK	WP	HR	S	P	ERA	WHIP										
28 Kyle Hendricks, R ERA: 3.26	6.0	W	25	7	1	1	2	0	0	0	0	0	0	59	82	1.50	1.167										
57 James Norwood, R ERA:	1.0		5	1	0	0	2	1	0	0	0	0	0	14	27	0.00	2.000										
39 Danny Hultzen, L ERA:	1.0		3	0	0	0	0	0	0	0	0	0	0	7	12	0.00	0.000										
36 Dillon Maples, R ERA: 6.52	0.1		3	0	0	0	1	0	0	2	0	0	0	6	13	0.00	0.000										
45 Derek Holland, L ERA: 5.56	0.2		2	0	0	0	1	0	0	0	0	1	0	7	11	0.00	0.000										

Batter	1	2	3	4	5	6	7	8	9	AB	R	H	RBI	BB	SO	LOB	BOTTOM										
44 Anthony Rizzo, L OBP: 0.402, SLG: 0.516	1B									3	1	2	2	0	0	0	<b>Pittsburgh Pirates @ Chicago Cubs</b> Wrigley Field, Chicago, IL Sat Sep 14 2019, 1:22 PM - 4:46 PM CDT Att: 39,928 - Sunny - 75 F										
7 Victor Caratini, S OBP: 0.359, SLG: 0.466	1B									1	1	1	1	0	0	0											
6 Nick Castellanos, R OBP: 0.339, SLG: 0.529	F8									3	2	2	3	0	0	1											
16 Robel García, S OBP: 0.297, SLG: 0.484	F8									1	0	0	0	0	1	0											
17 Kris Bryant, R OBP: 0.394, SLG: 0.526	1B									3	1	3	4	0	0	0											
4 Tony Kemp, L OBP: 0.282, SLG: 0.362	1B									1	0	0	0	0	0	0											
12 Kyle Schwarber, L OBP: 0.323, SLG: 0.504	L8									4	0	0	0	0	1	3											
5 Albert Almora Jr., R OBP: 0.275, SLG: 0.390	L8									1	0	0	0	0	0	0											
40 Wilson Contreras, R OBP: 0.368, SLG: 0.553	FC6-4									4	0	0	0	0	1	2											
25 Jonathan Lucroy, R OBP: 0.307, SLG: 0.553	FC6-4									1	0	0	0	0	1	0											
18 Ben Zobrist, S OBP: 0.384, SLG: 0.312	1B									2	2	2	1	1	0	0											
13 David Bote, R OBP: 0.367, SLG: 0.436	1B									1	1	0	0	0	0	0											
22 Jason Heyward, L OBP: 0.346, SLG: 0.445	FC4-6									3	3	1	0	1	0	1											
57 James Norwood, R	FC4-6									0	0	0	0	0	0	0											
39 Danny Hultzen, L	FC4-6									0	0	0	0	0	0	0											
3 Daniel Descalso, L OBP: 0.277, SLG: 0.256	1B									1	0	0	0	0	1	0											
2 Nico Hoerner, R OBP: 0.481, SLG: 0.750	G4-3									4	3	3	3	0	0	0											
36 Dillon Maples, R	G4-3									0	0	0	0	0	0	0											
45 Derek Holland, S OBP: 0.143, SLG: 0.077	1B									0	0	0	0	0	0	0											
28 Kyle Hendricks, R OBP: 0.212, SLG: 0.184	G1-3									2	0	0	0	0	1	3											
8 Ian Happ, S	G1-3									1	0	0	0	0	1	0											
<b>Inning Stats</b>	R: 0 E: 0 K: 0 S: 12	H: 2 LOB: 2 BB: 0 P: 22	R: 4 E: 0 K: 0 S: 15	H: 4 LOB: 1 BB: 0 P: 25	R: 1 E: 0 K: 1 S: 10	H: 1 LOB: 0 BB: 0 P: 15	R: 2 E: 0 K: 1 S: 11	H: 2 LOB: 0 BB: 0 P: 17	R: 3 E: 0 K: 1 S: 19	H: 3 LOB: 3 BB: 1 P: 33	R: 3 E: 0 K: 1 S: 9	H: 1 LOB: 0 BB: 1 P: 22	R: 1 E: 0 K: 1 S: 8	H: 1 LOB: 0 BB: 0 P: 12	R: 0 E: 0 K: 2 S: 10	H: 0 LOB: 0 BB: 0 P: 16	1B: 8 2B: 2 3B: 0 HR: 4	SF: 0 SAC: 1 DP: 0 HBP: 4	WP: 0 PB: 0 SB: 0 CS: 0	PA: 43							
<b>PITCHER</b>	IP	WLS	BF	H	R	ER	SO	BB	IBB	HBP	BLK	WP	HR	S	P	ERA	WHIP										
74 James Marvel, R ERA: 9.0	4.0	L	22	9	7	7	2	0	0	1	0	0	0	48	79	15.75	2.250										
78 Wei-Chung Wang, L ERA: 3.69	0.2		6	3	3	3	1	1	0	0	0	0	0	17	26	40.50	6.000										
52 Clay Holmes, R ERA: 6.11	1.1		9	1	3	3	1	1	0	3	0	0	1	11	29	20.25	1.500										
49 Parker Markel, R ERA: 9.87	1.0		4	1	1	1	1	0	0	0	0	0	1	8	12	9.00	1.000										
70 Yefry Ramirez, R ERA: 8.71	1.0		3	0	0	0	2	0	0	0	0	0	0	10	10	0.00	0.000										






















Batter	1	2	3	4	5	6	7	8	9	AB	R	H	RBI	BB	SO	LOB	TOP										
44 Anthony Rizzo, L OBP: 0.406, SLG: 0.522 7 Victor Caratini, S OBP: 0.350, SLG: 0.449										4	0	1	0	0	0	1	<b>Chicago Cubs @ Pittsburgh Pirates</b> PNC Park, Pittsburgh, PA Tue Sep 24 2019, 7:06 PM - 10:15 PM EDT Att: 9,989 - Partly Cloudy - 71 F										
6 Nick Castellanos, R OBP: 0.339, SLG: 0.533										5	0	0	0	0	1	1											
18 Ben Zobrist, S OBP: 0.360, SLG: 0.326 57 James Norwood, R OBP: 0.358, SLG: 0.537										4	0	2	0	0	1	1											
45 Derek Holland, S OBP: 0.143, SLG: 0.077 4 Tony Kemp, L OBP: 0.293, SLG: 0.386										0	0	0	0	0	0	0											
12 Kyle Schwarber, L OBP: 0.336, SLG: 0.527										4	0	2	0	1	1	1											
40 Wilson Contreras, R OBP: 0.358, SLG: 0.537										3	1	1	0	1	2	4											
8 Ian Happ, S OBP: 0.301, SLG: 0.451										4	0	1	0	0	2	6											
22 Jason Heyward, L OBP: 0.344, SLG: 0.431										3	1	0	0	1	0	1											
2 Nico Hoerner, R OBP: 0.328, SLG: 0.492										4	0	2	2	0	0	0											
28 Kyle Hendricks, R OBP: 0.193, SLG: 0.167 37 David Phelps, R ERA: 3.44 39 Danny Hultzen, L ERA: 3.69 27 Addison Russell, R OBP: 0.301, SLG: 0.387										3	0	0	0	0	3	1											
<b>Inning Stats</b>	R: 0 E: 0 K: 2 S: 13	H: 2 LOB: 3 BB: 1 P: 23	R: 0 E: 0 K: 1 S: 7	H: 0 LOB: 0 BB: 0 P: 10	R: 0 E: 0 K: 2 S: 13	H: 1 LOB: 2 BB: 1 P: 21	R: 1 E: 0 K: 1 S: 13	H: 2 LOB: 1 BB: 0 P: 18	R: 0 E: 0 K: 1 S: 9	H: 0 LOB: 2 BB: 0 P: 20	R: 0 E: 0 K: 0 S: 6	H: 0 LOB: 0 BB: 0 P: 9	R: 1 E: 0 K: 3 S: 15	H: 2 LOB: 2 BB: 1 P: 22	R: 0 E: 0 K: 0 S: 7	H: 0 LOB: 1 BB: 1 P: 15	1B: 5 2B: 4 3B: 0 HR: 0	SF: 0 SAC: 0 DP: 0 HBP: 0	WP: 0 PB: 0 SB: 0 CS: 0	PA: 40							
<b>PITCHER</b>	IP	WLS	BF	H	R	ER	SO	BB	IBB	HBP	BLK	WP	HR	S	P	ERA	WHIP										
23 Mitch Keller, R ERA: 7.13 46 Chris Stratton, R ERA: 5.45 47 Francisco Liriano, L ERA: 3.44 88 Richard Rodriguez, R ERA: 3.69 35 Keone Kela, R ERA: 2.28	5.0		24	7	1	1	7	2	0	0	0	0	0	59	92	1.80	1.800										

AB	36
R	2
H	9
RBI	2
BB	4
SO	11
LOB	18



Batter	1	2	3	4	5	6	7	8	9	AB	R	H	RBI	BB	SO	LOB	BOTTOM										
27 Kevin Newman, R OBP: 0.354, SLG: 0.436										5	1	1	0	0	0	2	<b>Chicago Cubs @ Pittsburgh Pirates</b> PNC Park, Pittsburgh, PA Tue Sep 24 2019, 7:06 PM - 10:15 PM EDT Att: 9,989 - Partly Cloudy - 71 F										
10 Bryan Reynolds, S OBP: 0.376, SLG: 0.504										5	0	0	1	0	0	3											
26 Adam Frazier, L OBP: 0.338, SLG: 0.423										4	1	2	1	0	1	1											
36 José Osuna, R OBP: 0.309, SLG: 0.467										3	1	1	0	1	0	1											
19 Colin Moran, L OBP: 0.322, SLG: 0.429										4	1	1	1	0	1	4											
58 Jacob Stallings, R OBP: 0.337, SLG: 0.400										4	1	1	0	0	1	3											
44 Kevin Kramer, L OBP: 0.239, SLG: 0.212 88 Richard Rodriguez, R ERA: 3.44 68 Jake Elmore, R OBP: 0.179, SLG: 0.214 35 Keone Kela, R ERA: 2.28										3	1	1	2	0	1	0											
2 Erik González, R OBP: 0.293, SLG: 0.301										4	2	1	2	0	1	0											
23 Mitch Keller, R ERA: 7.13 46 Chris Stratton, R ERA: 5.45 75 Corban Joseph, L OBP: 0.285, SLG: 0.286 47 Francisco Liriano, L ERA: 3.44 15 Pablo Reyes, R OBP: 0.285, SLG: 0.286										1	0	0	0	0	1	0											
<b>Inning Stats</b>	R: 0 E: 1 K: 0 S: 8	H: 0 LOB: 1 BB: 0 P: 9	R: 0 E: 1 K: 0 S: 10	H: 0 LOB: 0 BB: 0 P: 13	R: 0 E: 0 K: 2 S: 7	H: 0 LOB: 0 BB: 0 P: 10	R: 0 E: 1 K: 1 S: 9	H: 0 LOB: 1 BB: 0 P: 11	R: 0 E: 0 K: 2 S: 11	H: 0 LOB: 0 BB: 0 P: 15	R: 0 E: 0 K: 0 S: 5	H: 1 LOB: 0 BB: 0 P: 7	R: 7 E: 2 K: 1 S: 32	H: 7 LOB: 3 BB: 1 P: 48	R: 2 E: 0 K: 1 S: 23	H: 2 LOB: 0 BB: 0 P: 36		1B: 7 2B: 2 3B: 0 HR: 1	SF: 0 SAC: 0 DP: 0 HBP: 0	WP: 0 PB: 0 SB: 1 CS: 0	PA: 39						
<b>PITCHER</b>	IP	WLS	BF	H	R	ER	SO	BB	IBB	HBP	BLK	WP	HR	S	P	ERA	WHIP										
28 Kyle Hendricks, R ERA: 3.46 37 David Phelps, R ERA: 3.38 39 Danny Hultzen, L ERA: 3.69 57 James Norwood, R ERA: 4.29 45 Derek Holland, L ERA: 5.47	6.0		26	6	6	4	5	0	0	0	0	0	0	64	85	6.00	1.000										

AB	37
R	9
H	10
RBI	7
BB	1
SO	7
LOB	14





Batter	1	2	3	4	5	6	7	8	9	AB	R	H	RBI	BB	SO	LOB	TOP							
44 Anthony Rizzo, L (1,3) OBP: 0.405, SLG: 0.520										2	0	0	0	0	1	0	<b>Chicago Cubs @ Pittsburgh Pirates</b> PNC Park, Pittsburgh, PA Wed Sep 25 2019, 7:08 PM - 10:01 PM EDT Att: 10,592 - Partly Cloudy - 77 F							
7 Victor Caratini, S (3,3) OBP: 0.351, SLG: 0.447										1	0	0	0	1	1	2								
9 Javier Báez, R (8,PR) OBP: 0.316, SLG: 0.531										4	0	0	0	0	0	1								
25 Jonathan Lucroy, R (8,3) OBP: 0.311, SLG: 0.366										3	0	0	0	1	1	0								
6 Nick Castellanos, R (1,9) OBP: 0.337, SLG: 0.525										0	0	0	0	0	0	0								
18 Ben Zobrist, S (1,4) OBP: 0.357, SLG: 0.319										4	0	2	0	0	0	2								
27 Addison Russell, R (8,PR) OBP: 0.301, SLG: 0.387										4	1	1	0	0	1	3								
12 Kyle Schwarber, L (1,7) OBP: 0.337, SLG: 0.527										3	1	2	2	1	0	0								
40 Wilson Contreras, R (1,2) OBP: 0.357, SLG: 0.540										3	0	0	0	0	1	2								
8 Ian Happ, S (1,5) OBP: 0.314, SLG: 0.480										2	2	2	1	0	0	0								
22 Jason Heyward, L (1,8) OBP: 0.343, SLG: 0.429										3	0	0	0	0	1	2								
2 Nico Hoerner, R (1,6) OBP: 0.309, SLG: 0.462										4	0	0	0	0	0	3								
34 Jon Lester, L (1,1) OBP: 0.264, SLG: 0.292										2	0	1	0	0	1	0								
13 David Bote, R (7,PH) OBP: 0.362, SLG: 0.429										1	0	0	0	0	0	1								
20 Brandon Kintzler, R (7,1) OBP: 0.362, SLG: 0.429										0	0	0	0	0	0	0								
38 Brad Wieck, L (7,1) OBP: 0.362, SLG: 0.429										0	0	0	0	0	0	0								
37 David Phelps, R (8,1) OBP: 0.362, SLG: 0.429										0	0	0	0	0	0	0								
<b>Inning Stats</b>	R: 0 E: 0 K: 1 S: 7	H: 0 LOB: 0 BB: 0 P: 8	R: 1 E: 0 K: 1 S: 12	H: 2 LOB: 1 BB: 0 P: 14	R: 0 E: 0 K: 1 S: 6	H: 0 LOB: 0 BB: 0 P: 7	R: 0 E: 0 K: 1 S: 6	H: 1 LOB: 0 BB: 0 P: 8	R: 0 E: 0 K: 1 S: 8	H: 1 LOB: 2 BB: 0 P: 16	R: 0 E: 0 K: 0 S: 8	H: 1 LOB: 1 BB: 0 P: 14	R: 1 E: 1 K: 0 S: 11	H: 1 LOB: 0 BB: 0 P: 14	R: 0 E: 0 K: 1 S: 9	H: 0 LOB: 2 BB: 2 P: 22	R: 0 E: 0 K: 0 S: 9	H: 0 LOB: 0 BB: 1 P: 15	1B: 4 2B: 0 3B: 1 HR: 1	SF: 0 DP: 2 HBP: 1	WP: 0 PB: 0 SB: 0 CS: 0	PA: 35		
<b>PITCHER</b>	IP WLS BF H R ER SO BB IBB HBP BLK WP HR S P ERA WHIP	6.0 24 6 2 2 5 0 0 1 0 0 1 50 72 3.00 1.000	1.0 3 0 0 0 0 0 0 0 0 0 0 0 8 9 0.00 0.000	1.0 W 5 0 0 0 0 2 0 0 0 0 0 0 9 22 0.00 2.000	1.0 S 3 0 0 0 0 1 0 0 0 0 0 0 9 15 0.00 1.000																			

AB	31
R	2
H	6
RBI	2
BB	3
SO	6
LOB	14



Batter	1	2	3	4	5	6	7	8	9	AB	R	H	RBI	BB	SO	LOB	BOTTOM					
27 Kevin Newman, R (1,6) OBP: 0.353, SLG: 0.439										4	0	1	0	0	0	1	<b>Chicago Cubs @ Pittsburgh Pirates</b> PNC Park, Pittsburgh, PA Wed Sep 25 2019, 7:08 PM - 10:01 PM EDT Att: 10,592 - Partly Cloudy - 77 F					
10 Bryan Reynolds, S (1,8) OBP: 0.377, SLG: 0.503										1	0	0	0	0	0	0						
44 Kevin Kramer, L (2,7) OBP: 0.262, SLG: 0.200										2	0	0	0	0	0	1						
53 Melky Cabrera, S (7,PH) OBP: 0.306, SLG: 0.394										1	0	0	0	0	0	1						
26 Adam Frazier, L (1,4) OBP: 0.338, SLG: 0.422										4	0	1	0	0	1	0						
36 José Osuna, R (1,3) OBP: 0.308, SLG: 0.461										3	2	0	0	1	1	1						
15 Pablo Reyes, R (1,7) OBP: 0.271, SLG: 0.307										3	1	1	0	1	1	1						
2 Enk González, R (1,5) OBP: 0.307, SLG: 0.325										3	1	3	2	0	0	0						
68 Jake Elmore, R (1,9) OBP: 0.219, SLG: 0.226										3	0	1	1	1	0	2						
61 Steven Baron, R (1,2) OBP: 0.111, SLG: 0.111										3	0	1	1	1	0	2						
67 Dario Agrazal, R (1,1) OBP: 0.087, SLG: 0.091										2	0	1	0	0	1	2						
47 Francisco Liriano, L (7,1) OBP: 1.000, SLG: 1.000										0	0	0	0	0	0	0						
75 Corban Joseph, L (7,PH) OBP: 0.190, SLG: 0.237										1	0	0	0	0	0	0						
45 Michael Feliz, R (8,1) OBP: 0.190, SLG: 0.237										0	0	0	0	0	0	0						
35 Keone Kela, R (9,1) OBP: 0.190, SLG: 0.237										0	0	0	0	0	0	0						
<b>Inning Stats</b>	R: 0 E: 0 K: 0 S: 9	H: 2 LOB: 1 BB: 0 P: 12	R: 0 E: 0 K: 1 S: 14	H: 2 LOB: 1 BB: 0 P: 24	R: 0 E: 0 K: 0 S: 13	H: 1 LOB: 1 BB: 0 P: 19	R: 2 E: 0 K: 2 S: 16	H: 4 LOB: 2 BB: 0 P: 24	R: 0 E: 0 K: 1 S: 7	H: 0 LOB: 0 BB: 0 P: 9	R: 0 E: 0 K: 0 S: 11	H: 1 LOB: 1 BB: 0 P: 19	R: 0 E: 0 K: 1 S: 14	H: 1 LOB: 1 BB: 0 P: 19	R: 2 E: 0 K: 1 S: 18	H: 0 LOB: 1 BB: 3 P: 34	1B: 6 2B: 2 3B: 1 HR: 0	SF: 1 DP: 0 HBP: 0	WP: 2 PB: 0 SB: 0 CS: 0	PA: 35		
<b>PITCHER</b>	IP WLS BF H R ER SO BB IBB HBP BLK WP HR S P ERA WHIP	6.0 25 8 2 2 4 0 0 0 0 0 0 70 107 3.00 1.333	0.2 3 1 0 0 0 0 0 0 0 0 0 0 9 13 0.00 1.500	0.2 L 3 0 1 1 0 1 0 0 0 0 0 0 11 17 13.50 1.500	0.2 P 3 0 1 1 1 2 0 0 0 0 1 0 12 23 13.50 3.000																	

AB	31
R	4
H	9
RBI	3
BB	3
SO	6
LOB	10





Batter	1	2	3	4	5	6	7	8	9	AB	R	H	RBI	BB	SO	LOB	TOP					
4 Tony Kemp, L OBP: 0.297, SLG: 0.390										5	1	1	0	1	2	3						
18 Ben Zobrist, S OBP: 0.366, SLG: 0.520										3	1	1	1	2	1	0						
56 Kyle Ryan, L 50 Rowan Wick, L 46 Pedro Strop, R 27 Addison Russell, R OBP: 0.300, SLG: 0.385										0	0	0	0	0	0	0						
12 Kyle Schwarber, L OBP: 0.339, SLG: 0.528										3	0	1	0	2	1	2						
40 Wilson Contreras, R OBP: 0.355, SLG: 0.535										5	1	1	0	0	2	5						
8 Ian Happ, S OBP: 0.324, SLG: 0.526										5	2	3	2	0	0	0						
7 Victor Caratini, S OBP: 0.347, SLG: 0.436										4	1	0	0	0	2	1						
2 Nico Hoerner, R OBP: 0.324, SLG: 0.465										5	1	2	1	0	2	1						
5 Albert Almora, Jr., R 9 Javier Baez, R 41 Steve Cishek, R 38 Brad Wieck, L 25 Jonathan Lucroy, R 13 David Bote, R OBP: 0.360, SLG: 0.426										2	0	0	0	0	1	1						
30 Alec Mills, R 16 Robel Garcia, S 20 Brandon Kintzler, R OBP: 0.083, SLG: 0.083 OBP: 0.269, SLG: 0.500 OBP: 0.347, SLG: 0.477										2	0	0	0	0	2	2						
<b>Inning Stats</b>	R: 0 E: 0 K: 2 S: 10	H: 1 LOB: 1 BB: 0 P: 18	R: 0 E: 0 K: 1 S: 8	H: 0 LOB: 0 BB: 0 P: 11	R: 0 E: 0 K: 3 S: 12	H: 0 LOB: 3 BB: 3 P: 27	R: 0 E: 0 K: 3 S: 14	H: 1 LOB: 2 BB: 1 P: 18	R: 0 E: 0 K: 1 S: 15	H: 0 LOB: 1 BB: 1 P: 23	R: 1 E: 0 K: 0 S: 17	H: 2 LOB: 2 BB: 1 P: 27	R: 7 E: 0 K: 1 S: 25	H: 6 LOB: 1 BB: 1 P: 40	R: 0 E: 0 K: 1 S: 11	H: 0 LOB: 0 BB: 0 P: 15	R: 0 E: 0 K: 1 S: 8	H: 0 LOB: 0 BB: 0 P: 12	1B: 4 2B: 4 3B: 0 HR: 2	SF: 0 SAC: 0 DP: 0 HBP: 2	WP: 1 PB: 0 SB: 0 CS: 0	PA: 46
<b>PITCHER</b>	IP WLS BF H R ER SO BB IBB HBP BLK WP HR S P ERA WHIP	43 Dakota Hudson, R (1.1) 5.0 22 2 0 0 10 4 1 0 0 0 0 1 17 27 9.00 3.000	65 Giovanni Gallegos, R (6.1) 1.0 B 6 2 1 1 0 1 0 0 1 0 1 0 8 17 108.00 3.000	21 Andrew Miller, L (7.1) 0.1 L 5 2 4 4 1 1 0 0 0 0 0 0 1 13 16 81.00 12.000	56 Ryan Helsley, R (7.1) 0.1 5 4 3 3 0 0 0 0 0 0 0 0 4 7 0.00 0.000	61 Génesis Cabrera, L (7.1) 0.1 1 0 0 0 0 0 0 0 0 0 0 0 4 7 0.00 0.000	59 Mike Mayers, R (8.1) 1.0 3 0 0 0 1 0 0 0 0 0 0 0 0 0 0 0.00 0.000	44 Junior Fernández, R (9.1) 1.0 4 0 0 0 1 0 0 0 1 0 0 0 0 8 12 0.00 0.000														

Chicago Cubs @ St. Louis Cardinals  
 Busch Stadium, St. Louis, MO  
 Fri Sep 27 2019, 7:16 PM - 11:19 PM CDT  
 Att: 46,530 - Clear - 84 F

AB	37
R	8
H	10
RBI	7
BB	7
SO	13
LOB	18



Batter	1	2	3	4	5	6	7	8	9	AB	R	H	RBI	BB	SO	LOB	BOTTOM					
25 Dexter Fowler, S OBP: 0.341, SLG: 0.403										5	0	0	0	0	2	0						
19 Tommy Edman, S OBP: 0.348, SLG: 0.500										4	1	3	0	1	0	0						
46 Paul Goldschmidt, R OBP: 0.343, SLG: 0.471										5	0	0	0	0	3	4						
23 Marcell Ozuna, R OBP: 0.328, SLG: 0.477										4	0	1	0	1	1	2						
4 Yadier Molina, R OBP: 0.308, SLG: 0.402										5	0	2	1	0	0	2						
13 Matt Carpenter, L OBP: 0.337, SLG: 0.390										3	1	2	1	1	0	2						
12 Paul DeJong, R OBP: 0.317, SLG: 0.442										3	0	0	0	1	1	5						
48 Harrison Bader, R OBP: 0.312, SLG: 0.361										3	0	0	0	1	2	2						
43 Dakota Hudson, R 65 Giovanni Gallegos, R 30 Matt Wieters, S 38 Brad Wieck, L 21 Andrew Miller, L 56 Ryan Helsley, R 61 Génesis Cabrera, L 59 Mike Mayers, R 47 Jason Babin, R 44 Junior Fernández, R										2	0	0	0	0	1	2						
<b>Inning Stats</b>	R: 0 E: 0 K: 2 S: 10	H: 1 LOB: 2 BB: 1 P: 17	R: 0 E: 0 K: 2 S: 11	H: 1 LOB: 1 BB: 0 P: 16	R: 0 E: 0 K: 0 S: 9	H: 1 LOB: 1 BB: 0 P: 14	R: 1 E: 0 K: 2 S: 12	H: 1 LOB: 1 BB: 1 P: 23	R: 0 E: 0 K: 1 S: 15	H: 0 LOB: 2 BB: 0 P: 21	R: 0 E: 0 K: 1 S: 12	H: 0 LOB: 2 BB: 2 P: 27	R: 1 E: 0 K: 0 S: 24	H: 2 LOB: 3 BB: 1 P: 37	R: 0 E: 0 K: 1 S: 9	H: 0 LOB: 0 BB: 0 P: 15	R: 0 E: 1 K: 1 S: 11	H: 1 LOB: 2 BB: 0 P: 16	1B: 6 2B: 1 3B: 0 HR: 1	SF: 0 SAC: 0 DP: 0 HBP: 1	WP: 0 PB: 0 SB: 1 CS: 0	PA: 42
<b>PITCHER</b>	IP WLS BF H R ER SO BB IBB HBP BLK WP HR S P ERA WHIP	46 Pedro Strop, R (8.1) 1.0 3 0 0 0 1 0 0 0 0 0 0 0 0 0 0.00 0.000	20 Brandon Kintzler, R (9.1) 1.0 5 1 0 0 0 0 0 0 0 0 0 0 0 0 0.00 1.000																			

Chicago Cubs @ St. Louis Cardinals  
 Busch Stadium, St. Louis, MO  
 Fri Sep 27 2019, 7:16 PM - 11:19 PM CDT  
 Att: 46,530 - Clear - 84 F

AB	36
R	2
H	8
RBI	2
BB	5
SO	12
LOB	21



Batter	1	2	3	4	5	6	7	8	9	AB	R	H	RBI	BB	SO	LOB	TOP			
4 Tony Kemp, L OBP: 0.296, SLG: 0.386	B1-3	G4-3		G6-3		P2				5	0	1	1	0	0	4	<b>Chicago Cubs @ St. Louis Cardinals</b> Busch Stadium, St. Louis, MO Sat Sep 28 2019, 6:16 PM - 10:02 PM CDT Att: 46,971 - Partly Cloudy - 74 F			
2 Nico Hoerner, R OBP: 0.316, SLG: 0.453	K		12 G6-3 8 HR	F7		L8		SF7		4	1	1	1	0	1	2				
12 Kyle Schwarber, L 46 Pedro Strop, R 20 Brandon Kintzler, R	HR		G6-3		8 HR	K		K		5	2	2	1	0	2	2				
8 Ian Happ, S OBP: 0.333, SLG: 0.572	1B		2H	HR	1B					0	0	0	0	0	0	0				
25 Jonathan Lucroy, R OBP: 0.305, SLG: 0.355	K		P4		L7					5	0	0	0	0	1	1				
7 Victor Caratini, S OBP: 0.348, SLG: 0.448		G4-3	G5-3		HR					5	1	2	1	0	0	0				
27 Addison Russell, R OBP: 0.311, SLG: 0.394			G6-3							5	1	4	0	0	0	0				
13 David Bote, R OBP: 0.363, SLG: 0.424	K		L9							4	1	1	0	1	2	4				
35 Cole Hamels, L 3 Daniel Descalso, L 56 Kyle Ryan, L 37 David Phelps, R 38 Brad Wieck, L 41 Steve Cishek, R 5 Albert Almora Jr., R	1B		35 1B 35 S		K			B1		2	0	0	0	0	0	0				
<b>Inning Stats</b>	R: 1 E: 0 K: 2 S: 12	H: 2 LOB: 1 BB: 0 P: 16	R: 0 E: 0 K: 1 S: 9	H: 2 LOB: 2 BB: 0 P: 14	R: 2 E: 0 K: 0 S: 12	H: 2 LOB: 0 BB: 0 P: 19	R: 0 E: 0 K: 0 S: 12	H: 2 LOB: 2 BB: 0 P: 15	R: 3 E: 0 K: 1 S: 21	H: 4 LOB: 1 BB: 0 P: 26	R: 0 E: 0 K: 1 S: 8	H: 0 LOB: 0 BB: 0 P: 7	R: 0 E: 0 K: 1 S: 16	H: 2 LOB: 1 BB: 1 P: 23	R: 0 E: 0 K: 1 S: 19	H: 2 LOB: 2 BB: 0 P: 26		1B: 12 2B: 0 3B: 0 HR: 4	SF: 1 SAC: 0 DP: 0 HBP: 0	WP: 0 PB: 0 SB: 1 CS: 0
<b>PITCHER</b>	IP WLS BF H R ER SO BB IBB HBP BLK WP HR S P ERA WHIP	IP WLS BF H R ER SO BB IBB HBP BLK WP HR S P ERA WHIP	IP WLS BF H R ER SO BB IBB HBP BLK WP HR S P ERA WHIP	IP WLS BF H R ER SO BB IBB HBP BLK WP HR S P ERA WHIP	IP WLS BF H R ER SO BB IBB HBP BLK WP HR S P ERA WHIP	IP WLS BF H R ER SO BB IBB HBP BLK WP HR S P ERA WHIP	IP WLS BF H R ER SO BB IBB HBP BLK WP HR S P ERA WHIP	IP WLS BF H R ER SO BB IBB HBP BLK WP HR S P ERA WHIP	IP WLS BF H R ER SO BB IBB HBP BLK WP HR S P ERA WHIP	50 Adam Wainwright, R ERA: 4.19	55 Dominic Leone, R ERA: 5.53	30 Tyler Webb, L ERA: 3.76	60 John Brebbia, R ERA: 3.59	21 Andrew Miller, L ERA: 4.45	18 Carlos Martinez, R ERA: 3.23	1.0 5 2 0 0 1 0 0 0 0 0 0 0 0 6 84 12.46 2.769	0.00 0.000			
Batter	1	2	3	4	5	6	7	8	9	AB	R	H	RBI	BB	SO	LOB	BOTTOM			
25 Dexter Fowler, S 18 Carlos Martinez, R	G1-3		K		19 3B BB		46 G5-3 19 1B BB	K		3	1	0	0	2	2	1	<b>Chicago Cubs @ St. Louis Cardinals</b> Busch Stadium, St. Louis, MO Sat Sep 28 2019, 6:16 PM - 10:02 PM CDT Att: 46,971 - Partly Cloudy - 74 F			
19 Tommy Edman, S	K		F8		3B		46 G5-3 1B		23 FC4-6 HBP	4	0	2	3	0	1	0				
46 Paul Goldschmidt, R	1B		K		K		G5-3		F8	5	0	1	0	0	2	4				
23 Marcell Ozuna, R	K		G6-3		F9		BB		FC4-6	4	0	0	0	1	1	3				
4 Yadier Molina, R	HBP		1B		K		G5-3		F8	4	0	1	0	0	0	3				
13 Matt Carpenter, L	K		K		K		K		K	4	0	0	0	0	4	2				
12 Paul DeJong, R	L7				K		P6		HR	4	1	1	1	0	1	1				
48 Harrison Bader, R	K		HR		HR		25 BB 19 WP 1B HBP		25 E BB	2	2	1	1	1	1	1				
40 Adam Wainwright, R 55 Dominic Leone, R 30 Tyler Webb, L 60 John Brebbia, R 21 Andrew Miller, L 18 Carlos Martinez, R	K		K		25 BB 19 3B BB		19 1B 25 BB 46 G5-3 BB		K	1	0	0	0	0	1	0				
<b>Inning Stats</b>	R: 0 E: 0 K: 2 S: 12	H: 1 LOB: 1 BB: 0 P: 19	R: 0 E: 0 K: 2 S: 9	H: 0 LOB: 0 BB: 0 P: 15	R: 0 E: 0 K: 2 S: 13	H: 1 LOB: 1 BB: 0 P: 18	R: 3 E: 0 K: 2 S: 22	H: 2 LOB: 1 BB: 2 P: 37	R: 0 E: 0 K: 1 S: 12	H: 0 LOB: 0 BB: 0 P: 17	R: 2 E: 0 K: 0 S: 11	H: 1 LOB: 2 BB: 3 P: 24	R: 1 E: 1 K: 3 S: 17	H: 1 LOB: 1 BB: 1 P: 27	R: 0 E: 0 K: 0 S: 7	H: 0 LOB: 1 BB: 0 P: 12		1B: 3 2B: 0 3B: 1 HR: 2	SF: 0 SAC: 0 DP: 1 HBP: 3	WP: 1 PB: 0 SB: 0 CS: 0
<b>PITCHER</b>	IP WLS BF H R ER SO BB IBB HBP BLK WP HR S P ERA WHIP	IP WLS BF H R ER SO BB IBB HBP BLK WP HR S P ERA WHIP	IP WLS BF H R ER SO BB IBB HBP BLK WP HR S P ERA WHIP	IP WLS BF H R ER SO BB IBB HBP BLK WP HR S P ERA WHIP	IP WLS BF H R ER SO BB IBB HBP BLK WP HR S P ERA WHIP	IP WLS BF H R ER SO BB IBB HBP BLK WP HR S P ERA WHIP	IP WLS BF H R ER SO BB IBB HBP BLK WP HR S P ERA WHIP	IP WLS BF H R ER SO BB IBB HBP BLK WP HR S P ERA WHIP	IP WLS BF H R ER SO BB IBB HBP BLK WP HR S P ERA WHIP	IP WLS BF H R ER SO BB IBB HBP BLK WP HR S P ERA WHIP	35 Cole Hamels, L ERA: 3.81	56 Kyle Ryan, L ERA: 3.54	37 David Phelps, R ERA: 3.41	38 Brad Wieck, L ERA: 5.71	41 Steve Cishek, R ERA: 2.95	46 Pedro Strop, R ERA: 4.97	20 Brandon Kintzler, R ERA: 2.68	1.0 5 1 1 1 1 1 0 0 0 0 0 0 0 0 7 12 9.00 2.000	0.00 0.000	



Batter	1	2	3	4	5	6	7	8	9	AB	R	H	RBI	BB	SO	LOB	TOP										
4 Tony Kemp, L OBP: 0.291, SLG: 0.380	F8			G3-1			G1-3		P6	4	0	0	0	0	0	0											
18 Ben Zobrist, S OBP: 0.356, SLG: 0.313	F8			G4-3			G4-3			3	0	0	0	0	0	0											
8 Ian Happ, S OBP: 0.333, SLG: 0.564	K			K						2	0	0	0	1	2	0											
12 Kyle Schwarber, L OBP: 0.339, SLG: 0.531										1	0	0	0	0	1	0											
16 Robel Garcia, S OBP: 0.275, SLG: 0.250										2	0	1	0	0	1	1											
40 Wilson Contreras, R OBP: 0.355, SLG: 0.533										3	0	1	0	0	0	1											
7 Victor Caratini, S OBP: 0.348, SLG: 0.447										3	0	1	0	0	0	1											
2 Nico Hoerner, R OBP: 0.305, SLG: 0.436										3	0	0	0	0	0	1											
27 Addison Russell, R OBP: 0.308, SLG: 0.391										2	0	0	0	0	1	0											
3 Daniel Descalso, L OBP: 0.271, SLG: 0.250										1	0	0	0	0	0	0											
45 Derek Holland, S OBP: 0.133, SLG: 0.071										1	0	0	0	0	1	0											
51 Duane Underwood Jr., R										0	0	0	0	0	0	0											
57 James Norwood, R										1	0	0	0	0	0	0											
36 Dillon Maples, R										0	0	0	0	0	0	0											
13 David Bots, R OBP: 0.362, SLG: 0.422										1	0	0	0	0	1	0											
<b>Inning Stats</b>	R: 0 E: 0 K: 1 S: 7	H: 0 LOB: 0 BB: 0 P: 8	R: 0 E: 0 K: 1 S: 7	H: 1 LOB: 0 BB: 0 P: 9	R: 0 E: 0 K: 1 S: 9	H: 0 LOB: 0 BB: 0 P: 13	R: 0 E: 0 K: 1 S: 7	H: 0 LOB: 0 BB: 0 P: 9	R: 0 E: 0 K: 0 S: 4	H: 0 LOB: 0 BB: 0 P: 7	R: 0 E: 0 K: 1 S: 6	H: 0 LOB: 0 BB: 0 P: 7	R: 0 E: 0 K: 1 S: 8	H: 0 LOB: 1 BB: 1 P: 16	R: 0 E: 0 K: 0 S: 8	H: 1 LOB: 0 BB: 0 P: 11	R: 0 E: 0 K: 1 S: 8	H: 0 LOB: 0 BB: 0 P: 11	1B: 3 2B: 0 3B: 0 HR: 0	SF: 0 SAC: 0 DP: 2 HBP: 0	WP: 0 PB: 0 SB: 0 CS: 0	PA: 28					
<b>PITCHER</b>	IP	WLS	BF	H	R	ER	SO	BB	IBB	HBP	BLK	WP	HR	S	P	ERA	WHIP										
22 Jack Flaherty, R ERA: 2.75	7.0	W	22	2	0	0	6	1	0	0	0	0	0	48	69	0.00	0.429										
65 Giovanni Gallegos, R ERA: 2.31	1.0		3	1	0	0	0	0	0	0	0	0	0	8	11	0.00	1.000										
18 Carlos Martinez, R ERA: 3.17	1.0		3	0	0	0	1	0	0	0	0	0	0	8	11	0.00	0.000										

Chicago Cubs @ St. Louis Cardinals  
 Busch Stadium, St. Louis, MO  
 Sun Sep 29 2019, 2:17 PM - 4:47 PM CDT  
 Att: 47,212 - Sunny - 91 F

AB 27  
 R 0  
 H 3  
 RBI 0  
 BB 1  
 SO 7  
 LOB 4



Batter	1	2	3	4	5	6	7	8	9	AB	R	H	RBI	BB	SO	LOB	BOTTOM										
25 Dexter Fowler, S OBP: 0.346, SLG: 0.409	19 BB 46 1B		F8					46 BB		3	2	2	2	2	0	1											
19 Tommy Edman, S OBP: 0.391, SLG: 0.500	46 BB 23 G6-4-3	F9		G3-1			F9	L8		4	1	0	0	1	0	3											
46 Paul Goldschmidt, R OBP: 0.340, SLG: 0.476	23 G6-4-3									4	2	3	2	1	1	0											
23 Marcell Ozuna, R OBP: 0.328, SLG: 0.472										5	1	2	1	0	1	3											
4 Yadier Molina, R OBP: 0.312, SLG: 0.399										2	1	0	0	3	1	3											
13 Matt Carpenter, L OBP: 0.334, SLG: 0.392										4	1	1	3	0	1	3											
12 Paul DeJong, R OBP: 0.318, SLG: 0.444										2	0	0	0	1	1	0											
48 Harrison Bader, R OBP: 0.314, SLG: 0.366										4	0	0	0	0	1	2											
22 Jack Flaherty, R OBP: 0.211, SLG: 0.241										3	1	1	0	0	1	2											
60 Randy Arozarena, R OBP: 0.391, SLG: 0.500										1	0	0	0	0	0	0											
65 Giovanni Gallegos, R										0	0	0	0	0	0	0											
18 Carlos Martinez, R										0	0	0	0	0	0	0											
<b>Inning Stats</b>	R: 2 E: 0 K: 0 S: 8	H: 1 LOB: 1 BB: 3 P: 21	R: 2 E: 0 K: 0 S: 16	H: 2 LOB: 0 BB: 0 P: 22	R: 4 E: 0 K: 1 S: 23	H: 3 LOB: 1 BB: 1 P: 40	R: 1 E: 0 K: 1 S: 13	H: 2 LOB: 1 BB: 0 P: 16	R: 0 E: 0 K: 2 S: 12	H: 0 LOB: 1 BB: 1 P: 22	R: 0 E: 0 K: 1 S: 7	H: 0 LOB: 0 BB: 0 P: 10	R: 0 E: 0 K: 1 S: 8	H: 0 LOB: 2 BB: 2 P: 19	1B: 6 2B: 0 3B: 0 HR: 3	SF: 0 SAC: 0 DP: 1 HBP: 1	WP: 0 PB: 0 SB: 1 CS: 0	PA: 41									
<b>PITCHER</b>	IP	WLS	BF	H	R	ER	SO	BB	IBB	HBP	BLK	WP	HR	S	P	ERA	WHIP										
45 Derek Holland, L ERA: 5.4	2.0	L	14	5	7	7	0	4	0	0	0	0	2	27	37	9.00	1.500										
57 James Norwood, R ERA: 2.89	2.0		9	1	0	0	3	2	0	0	0	0	0	24	42	0.00	1.500										
36 Dillon Maples, R ERA: 5.4	1.0		3	0	0	0	1	0	0	0	0	0	0	7	10	0.00	0.000										
18 Ben Zobrist, R ERA: 5.4	1.0		5	0	0	0	1	2	0	0	0	0	0	8	19	0.00	2.000										

Chicago Cubs @ St. Louis Cardinals  
 Busch Stadium, St. Louis, MO  
 Sun Sep 29 2019, 2:17 PM - 4:47 PM CDT  
 Att: 47,212 - Sunny - 91 F

AB 32  
 R 9  
 H 9  
 RBI 8  
 BB 8  
 SO 7  
 LOB 17

