


# Chicago Cubs - 2022

Batter	1	2	3	4	5	6	7	8	9	AB	R	H	RBI	BB	SO	LOB	TOP	
97 Zach Davis, S 22 Jordan Nwogu, R	F9		F8		K	K				2	0	0	0	0	0	0		
48 P.J. Higgins, R 86 Erick Castillo, R			F9		G6-3					1	0	0	0	1	0	0		
18 Andy Weber, L 12 Christian Donahue, L 89 Edwin Figueroa, R	K									2	0	1	0	0	1	1		
27 Nelson Maldonado, R 92 Moises Ballesteros, L	F8		F8		G1-3					3	0	0	0	0	0	4		
19 Bryce Ball, L 82 Levi Jordan, R 13 Miguel Pabon, R		F7			G3					4	1	1	0	0	0	1		
28 Darius Hill, L 15 Yonathan Perlaiza, S		G5-3			G4-3					2	0	0	0	0	0	0		
99 Kevin Made, R 99 Delvin Zinn, R										2	0	1	1	0	0	1		
11 D.J. Artis, L 25 Christian Franklin, R		L9			E7					2	0	1	0	0	0	1		
<b>Inning Stats</b>	R: 0 E: 0 K: 1 S: 5	H: 0 LOB: 1 BB: 1 P: 9	R: 1 E: 0 K: 0 S: 5	H: 2 LOB: 1 BB: 0 P: 6	R: 0 E: 0 K: 0 S: 4	H: 1 LOB: 1 BB: 0 P: 4	R: 0 E: 0 K: 0 S: 4	H: 1 LOB: 2 BB: 0 P: 7	R: 1 E: 1 K: 2 S: 10	H: 2 LOB: 2 BB: 0 P: 11	R: 0 E: 0 K: 1 S: 5	H: 0 LOB: 1 BB: 0 P: 6						
<b>PITCHER</b>	IP WLS BF H R ER SO BB IBB HBP BLK WP HR S P ERA WHIP																	
65 Wes Benjamin, L 31 Liam Hendriks, R 83 Tanner Banks, L 93 Edgar Navarro, R 87 Gil Luna, L	2.0 W 9 2 1 1 1 1 1 0 0 0 0 1 0 10 15 4.50 1.500																	

**Chicago Cubs @ Chicago White Sox**  
 Camelback Ranch, Glendale, AZ  
 Thu Mar 17 2022, 4:08 PM - 6:11 PM EDT  
 Att: 3,941 - Sunny - 75 F

livebaseballscores.com

**AB 29**  
**R 2**  
**H 8**  
**RBI 2**  
**BB 1**  
**SO 5**  
**LOB 16**




WP: 3 PA: 32  
 FB: 0  
 SB: 0  
 CS: 0  
 1B: 8 SF: 0  
 2B: 0 SAC: 0  
 3B: 0 DP: 0  
 HR: 0 HBP: 1

Batter	1	2	3	4	5	6	7	8	9	AB	R	H	RBI	BB	SO	LOB	BOTTOM	
81 José Rodríguez, R	F9	G6-3								3	0	1	0	0	0	0		
25 Andrew Vaughn, R 75 Luis Alexander Basabe, R										3	1	2	1	0	0	1		
32 Gavin Sheets, L 82 Patrick Kivlehan, R										3	0	0	0	0	0	2		
30 Jake Burger, R 86 Ryder Jones, L										2	1	2	0	1	0	0		
18 Dwight Smith Jr., L										2	0	0	0	1	0	2		
12 Romy Gonzalez, R	K									3	0	1	1	0	1	3		
81 Zach Remillard, R 89 Laz Rivera, R										3	1	1	1	0	0	1		
44 Seby Zavala, R 82 Carlos Pérez, R										2	1	1	0	0	0	1		
78 Yoelqui Céspedes, R										3	1	2	2	0	1	0		
<b>Inning Stats</b>	R: 1 E: 0 K: 1 S: 6	H: 1 LOB: 2 BB: 2 P: 15	R: 3 E: 0 K: 0 S: 6	H: 4 LOB: 0 BB: 0 P: 6	R: 1 E: 0 K: 0 S: 5	H: 2 LOB: 1 BB: 0 P: 5	R: 0 E: 0 K: 0 S: 4	H: 2 LOB: 1 BB: 0 P: 4	R: 0 E: 0 K: 1 S: 5	H: 0 LOB: 0 BB: 0 P: 5	R: 0 E: 0 K: 1 S: 5	H: 0 LOB: 0 BB: 0 P: 5						
<b>PITCHER</b>	IP WLS BF H R ER SO BB IBB HBP BLK WP HR S P ERA WHIP																	
84 Ben Holmes, L 86 Brandon Leibrandt, L 96 Eric Stout, L	2.0 L 12 5 4 1 1 0 2 0 0 0 0 0 0 9 9 4.50 2.000																	

**Chicago Cubs @ Chicago White Sox**  
 Camelback Ranch, Glendale, AZ  
 Thu Mar 17 2022, 4:08 PM - 6:11 PM EDT  
 Att: 3,941 - Sunny - 75 F

livebaseballscores.com

**AB 25**  
**R 5**  
**H 10**  
**RBI 5**  
**BB 2**  
**SO 2**  
**LOB 10**



WP: 0 PA: 27  
 FB: 0  
 SB: 0  
 CS: 1  
 1B: 5 SF: 0  
 2B: 3 SAC: 0  
 3B: 0 DP: 2  
 HR: 3 HBP: 0



Batter	1	2	3	4	5	6	7	8	9	AB	R	H	RBI	BB	SO	LOB	TOP			
73 Yermín Mercedes, R (1, 10) OBP: 0.500, SLG: 0.500	1-0 1B		0-0 G4-3		0-0 1B		0-0 F8			4	0	2	0	0	0	0	<p>Chicago White Sox @ Chicago Cubs</p> <p>Sloan Park, Mesa, AZ</p> <p>Thu Mar 17 2022, 4:09 PM - 5:59 PM EDT</p> <p>Att: 7,714 - Sunny - 76 F</p> <p>livebaseballscorecards.com</p>			
21 Zack Collins, L (1, 2) 85 Xavier Fernández, R (4, 2)	0-3 K		0-0 F7		0-0 G6-4-3		0-0 L8			2	0	0	0	0	1	1				
77 Micker Adolfo, R (1, 7) 97 Craig Dedelow, L (5, 7)	0-3 K		3-2 HR		0-3 K					3	1	1	1	0	2	1				
76 Blake Rutherford, L (1, 9) 92 Joel Booker, R (6, 9)	0-0 G4-3		0-0 L8			4-0 BB				2	0	0	0	1	0	1				
20 Danny Mendick, R (1, 6) 93 Wilber Sanchez, R (4, 6)		0-0 L8		0-0 G5-3		0-0 G6-4-3				2	0	0	0	0	0	0				
86 Luis Mieses, L (1, 3) OBP: 0.667, SLG: 1.333		0-0 80 2B 97 SF8 1B		0-3 K		0-0 80 E 3B				3	2	2	0	0	1	0				
80 Yolbert Sanchez, R (1, 4) OBP: 0.667, SLG: 1.000		0-0 1-3 2B		4-0 BB		0-0 E9				2	0	1	0	1	0	0				
97 Oscar Colás, L (1, 8)		0-0 SF8		0-3 K		0-3 K				2	0	0	1	0	2	2				
89 Bryan Ramos, R (1, 5) 82 Lenyn Sosa, R (5, 5)		0-0 3-H P3			1-2 HR		0-3 K			2	1	1	1	0	0	1				
										1	0	0	0	0	1	0				
<b>Inning Stats</b>	R: 0 E: 0 K: 2 S: 8	H: 1 LOB: 1 BB: 0 P: 9	R: 1 E: 0 K: 0 S: 5	H: 2 LOB: 1 BB: 0 P: 5	R: 1 E: 0 K: 0 S: 6	H: 1 LOB: 0 BB: 0 P: 9	R: 0 E: 0 K: 2 S: 7	H: 0 LOB: 1 BB: 1 P: 11	R: 1 E: 0 K: 1 S: 8	H: 2 LOB: 0 BB: 0 P: 9	R: 1 E: 0 K: 1 S: 6	H: 1 LOB: 1 BB: 1 P: 10	R: 0 E: 0 K: 1 S: 5	H: 0 LOB: 0 BB: 0 P: 5			1B: 3 2B: 1 3B: 1 HR: 2	SF: 1 SAC: 0 DP: 2 HBP: 0	WP: 0 PB: 0 SB: 0 CS: 0	PA: 29
<b>PITCHER</b>	IP WLS BF H R ER SO BB IBB HBP BLK WP HR S P ERA WHIP																			
28 Kyle Hendricks, R (1, 1) ERA: 4.5	2.0																4.50	1.500		
15 Cory Abbott, R (3, 1) ERA: 9.0	1.0	4	1	1	1	0	0	0	0	0	1	6	9	9.00	1.000					
49 Jordan Wicks, L (4, 1) ERA: 4.5	2.0	L	8	2	1	1	3	1	0	0	0	1	15	20	4.50	1.500				
57 Scott Effross, R (6, 1) ERA: 4.5	1.0		5	1	1	0	1	1	0	0	0	6	10	0.00	2.000					
45 Daniel Palencia, R (7, 1) ERA: 4.5	1.0		3	0	0	0	1	0	0	0	0	5	5	0.00	0.000					

Batter	1	2	3	4	5	6	7	8	9	AB	R	H	RBI	BB	SO	LOB	BOTTOM			
4 Ildemaro Vargas, S (1, 4) 19 Carlos Sepulveda, L (5, 4)	0-0 P3		0-2 K			0-3 K				2	0	0	0	0	1	2	<p>Chicago White Sox @ Chicago Cubs</p> <p>Sloan Park, Mesa, AZ</p> <p>Thu Mar 17 2022, 4:09 PM - 5:59 PM EDT</p> <p>Att: 7,714 - Sunny - 76 F</p> <p>livebaseballscorecards.com</p>			
7 Yan Gomes, R (1, 2) 5 John Hicks, R (3, 2) 80 Tyler Payne, R (7, 2)	0-0 G6-3		0-0 1-H 3-H 2B			2-2 HR				1	0	0	0	0	0	0				
94 Brennan Davis, R (1, 8) 93 Bradlee Beesley, R (5, 7) OBP: 1.000, SLG: 1.000	0-0 F7		0-0 BB		4-0 84 G4-3 BB	0-0 18 S 1B				1	0	0	0	1	0	0				
84 Jared Young, L (1, 3) 18 Grayson Byrd, L (5, 3)		0-0 G3		0-3 K		0-3 SAFE K				2	0	0	0	0	1	1				
84 Pete Crow-Armstrong, L (1, 7) (5, 8)		0-2 K		0-0 G4-3		0-0 1-2 G3-1				3	0	0	0	0	1	2				
98 Chase Strumpf, R (1, 5) 13 Josue Huma, S (5, 5)		0-0 G6-3		0-3 K		0-0 G4-3				2	0	0	0	0	1	1				
82 Donnie Dewees, L (1, 9) 87 Jacob Wetzell, L (6, 9)			0-3 K			4-0 18 WP BB				2	0	0	0	0	1	0				
36 Dixon Machado, R (1, 6) 18 Ed Howard, R (6, 6)			4-1 11 1B 5 2B BB			0-0 G5-3				1	1	0	0	1	0	0				
11 Trent Giambrone, R (1, 10) 98 Owen Caissie, L (7, PH)			0-0 1-3 5 2B 1B			0-3 K				2	1	1	0	0	1	0				
										1	0	0	0	0	0	1				
<b>Inning Stats</b>	R: 0 E: 0 K: 0 S: 3	H: 0 LOB: 0 BB: 0 P: 3	R: 0 E: 0 K: 1 S: 5	H: 0 LOB: 0 BB: 0 P: 5	R: 2 E: 0 K: 2 S: 9	H: 2 LOB: 1 BB: 1 P: 13	R: 0 E: 0 K: 2 S: 7	H: 0 LOB: 1 BB: 1 P: 11	R: 0 E: 0 K: 1 S: 5	H: 0 LOB: 0 BB: 0 P: 5	R: 1 E: 0 K: 2 S: 11	H: 2 LOB: 1 BB: 0 P: 13	R: 0 E: 0 K: 1 S: 5	H: 0 LOB: 1 BB: 1 P: 10			1B: 2 2B: 1 3B: 0 HR: 1	SF: 0 SAC: 0 DP: 0 HBP: 0	WP: 1 PB: 0 SB: 1 CS: 0	PA: 27
<b>PITCHER</b>	IP WLS BF H R ER SO BB IBB HBP BLK WP HR S P ERA WHIP																			
80 Kyle Kubat, L (1, 1) ERA: 9.0	2.0	W	10	2	2	2	4	2	0	0	0	0	0	0	16	24	9.00	2.000		
71 Emilio Vargas, R (3, 1) ERA: 9.0	1.0	H	3	0	0	0	1	0	0	0	0	5	5	0.00	0.000					
89 Andrew Pérez, L (5, 1) ERA: 9.0	1.0	H	5	2	1	1	2	0	0	0	0	1	11	13	9.00	2.000				
86 Hunter Schryver, L (6, 1) ERA: 9.0	1.0	S	4	0	0	0	1	1	0	0	0	5	10	0.00	1.000					

Chicago White Sox @ Chicago Cubs


Sloan Park, Mesa, AZ

Thu Mar 17 2022, 4:09 PM - 5:59 PM EDT

Att: 7,714 - Sunny - 76 F

livebaseballscorecards.com

AB 26  
R 4  
H 7  
RBI 3  
BB 2  
SO 7  
LOB 8



Chicago White Sox @ Chicago Cubs


Sloan Park, Mesa, AZ

Thu Mar 17 2022, 4:09 PM - 5:59 PM EDT

Att: 7,714 - Sunny - 76 F

livebaseballscorecards.com

AB 24  
R 3  
H 4  
RBI 3  
BB 3  
SO 9  
LOB 9













Batter	1	2	3	4	5	6	7	8	9	AB	R	H	RBI	BB	SO	LOB	TOP			
66 Rafael Ortega, L (1,8) OBP: 0.333, SLG: 0.200 11 Trent Giambrone, R (5,7) OBP: 0.333, SLG: 0.200	K	F7			G6-3	K			BB FC6-4	3	0	0	0	0	1	3	<b>Chicago Cubs @ Los Angeles Dodgers</b> Camelback Ranch, Glendale, AZ Sun Mar 20 2022, 4:09 PM - 6:59 PM EDT Att: 11,517 - Cloudy - 74 F			
2 Nico Hoerner, R (1,6) 82 Levi Jordan, R (5,4)	G5-3		G6-3		G4-3		K		FC6-4	3	0	0	0	0	0	1				
18 Frank Schwindel, R (1,3) 84 Jared Young, L (3,PH) (3,3)	BB 1B		K		G4-3		P5			1	0	1	0	0	0	0				
77 Clint Frazier, R (1,10) 80 Tyler Payne, R (7,PH) (7,10)	BB 1-2		G6-3			BB 1B	K			2	1	1	0	1	0	0				
7 Yan Gomes, R (1,2) 48 P.J. Higgins, R (5,2) OBP: 0.500, SLG: 0.250	L7			G6-3		P4			BB 1B	2	0	1	0	0	0	1				
Nelson Velázquez, R (1,7) 84 Pete Crow-Armstrong, L (5,8) OBP: 0.200, SLG: 0.200		F8		K					G4-6-3	2	0	0	0	0	1	0				
4 Ildemaro Vargas, S (1,4) 98 Chase Strumpf, R (5,5) OBP: 0.167, SLG: 0.167						BB 1B			G5-3	1	0	1	0	1	0	0				
36 Dixon Machado, R (1,5) 18 Andy Weber, L (5,6) OBP: 0.333, SLG: 0.200				K						2	0	1	0	0	1	1				
6 Greg Deichmann, L (1,9) 91 Narciso Crook, R (5,9) OBP: 0.200, SLG: 0.600		K							F9	2	0	1	0	0	1	2				
										2	0	0	0	0	0	2				
<b>Inning Stats</b>	R: 0 E: 0 K: 1 S: 6	H: 1 LOB: 2 BB: 1 P: 10	R: 0 E: 0 K: 1 S: 7	H: 2 LOB: 2 BB: 0 P: 7	R: 0 E: 0 K: 1 S: 5	H: 0 LOB: 0 BB: 0 P: 5	R: 0 E: 0 K: 2 S: 7	H: 0 LOB: 1 BB: 1 P: 11	R: 0 E: 0 K: 0 S: 4	H: 1 LOB: 1 BB: 0 P: 4	R: 2 E: 0 K: 1 S: 8	H: 3 LOB: 2 BB: 1 P: 13	R: 0 E: 0 K: 0 S: 3	H: 0 LOB: 0 BB: 0 P: 3	R: 0 E: 0 K: 0 S: 3	H: 0 LOB: 1 BB: 1 P: 7	1B: 8 2B: 0 3B: 0 HR: 0	SF: 0 SAC: 0 DP: 1 HBP: 0	WP: 0 PB: 1 SB: 1 CS: 0	PA: 38
<b>PITCHER</b>	IP WLS BF H R ER SO	IP WLS BF H R ER SO	IP WLS BF H R ER SO	IP WLS BF H R ER SO	IP WLS BF H R ER SO	IP WLS BF H R ER SO	IP WLS BF H R ER SO	IP WLS BF H R ER SO	IP WLS BF H R ER SO	IP WLS BF H R ER SO	IP WLS BF H R ER SO	IP WLS BF H R ER SO	IP WLS BF H R ER SO	IP WLS BF H R ER SO	IP WLS BF H R ER SO	IP WLS BF H R ER SO	ERA WHIP	ERA WHIP	ERA WHIP	
60 Robbie Erlin, L (1,1) ERA: 9.00 56 Carson Fulmer, R (4,1) ERA: 54.00 59 Evan Phillips, R (6,1) ERA: 54.00 94 Guillermo Zuñiga, R (6,1) ERA: 54.00 63 Justin Bruhl, L (7,1) ERA: 0.00	2.0 3.0 8 1 0 0 2	3.0 13 1 0 0 0 3	3.0 13 1 0 0 0 3	3.0 13 1 0 0 0 3	3.0 13 1 0 0 0 3	3.0 13 1 0 0 0 3	3.0 13 1 0 0 0 3	3.0 13 1 0 0 0 3	3.0 13 1 0 0 0 3	3.0 13 1 0 0 0 3	3.0 13 1 0 0 0 3	3.0 13 1 0 0 0 3	3.0 13 1 0 0 0 3	3.0 13 1 0 0 0 3	3.0 13 1 0 0 0 3	3.0 13 1 0 0 0 3	0.00 1.333	0.00 1.000	0.00 1.000	0.00 1.000
97 Yency Almonte, R (8,1) ERA: 0.00 97 Nick Robertson, R (9,1) ERA: 0.00	1.0 3 4 0 0 0 0	1.0 3 4 0 0 0 0	1.0 3 4 0 0 0 0	1.0 3 4 0 0 0 0	1.0 3 4 0 0 0 0	1.0 3 4 0 0 0 0	1.0 3 4 0 0 0 0	1.0 3 4 0 0 0 0	1.0 3 4 0 0 0 0	1.0 3 4 0 0 0 0	1.0 3 4 0 0 0 0	1.0 3 4 0 0 0 0	1.0 3 4 0 0 0 0	1.0 3 4 0 0 0 0	1.0 3 4 0 0 0 0	1.0 3 4 0 0 0 0	0.00 1.000	0.00 1.000	0.00 1.000	0.00 1.000

Batter	1	2	3	4	5	6	7	8	9	AB	R	H	RBI	BB	SO	LOB	BOTTOM			
3 Chris Taylor, R (1,10) OBP: 0.429, SLG: 0.500 29 Andy Burns, R (5,PH) (6,10)	K	F8						K	K	2	0	0	0	0	1	1	<b>Chicago Cubs @ Los Angeles Dodgers</b> Camelback Ranch, Glendale, AZ Sun Mar 20 2022, 4:09 PM - 6:59 PM EDT Att: 11,517 - Cloudy - 74 F			
10 Justin Turner, R (1,5) OBP: 0.200, SLG: 0.200 83 Eddys Leonard, R (6,4)			G6-3		G5-3			K		3	0	1	0	0	0	2				
11 AJ Pollock, R (1,7) 68 Eddy Alvarez, L (6,5) OBP: 0.714, SLG: 1.200	BB 1B		K					BB 1B		2	0	0	0	0	2	1				
16 Will Smith, R (1,2) 92 Stefan Romero, R (6,7)	P6		G4-3				F8	FC6-4		2	0	0	0	0	0	1				
45 Matt Beaty, L (1,3) 71 Miguel Vargas, R (7,3) OBP: 0.600, SLG: 0.333		BB HBP			F8		F7		BB 1B	2	1	0	0	0	0	1				
8 Zach McKinstry, L (1,6) 76 Jacob Amaya, R (7,6) OBP: 0.667, SLG: 0.500		K			G3-1		K		BB 1B	3	0	0	0	0	2	2				
57 Jason Martin, L (1,9) 12 Tony Wolters, L (6,2) OBP: 0.250, SLG: 0.500										1	0	1	0	1	0	0				
84 Michael Busch, L (1,4) 98 Ryan Noda, L (6,9) OBP: 0.200, SLG: 0.400										2	0	1	0	0	0	2				
77 James Outman, L (1,8) 90 Andy Pages, R (6,8)										2	0	1	2	0	1	1				
										1	0	0	0	1	1	0				
<b>Inning Stats</b>	R: 0 E: 0 K: 2 S: 8	H: 1 LOB: 1 BB: 0 P: 8	R: 2 E: 0 K: 1 S: 7	H: 2 LOB: 1 BB: 0 P: 8	R: 0 E: 0 K: 1 S: 5	H: 0 LOB: 0 BB: 0 P: 5	R: 0 E: 0 K: 1 S: 5	H: 0 LOB: 0 BB: 0 P: 5	R: 0 E: 0 K: 1 S: 6	H: 1 LOB: 1 BB: 0 P: 6	R: 0 E: 0 K: 1 S: 6	H: 1 LOB: 1 BB: 0 P: 6	R: 0 E: 0 K: 2 S: 7	H: 0 LOB: 1 BB: 1 P: 11	R: 0 E: 0 K: 1 S: 6	H: 1 LOB: 3 BB: 2 P: 14	1B: 5 2B: 1 3B: 0 HR: 0	SF: 0 SAC: 0 DP: 1 HBP: 2	WP: 0 PB: 0 SB: 0 CS: 0	PA: 37
<b>PITCHER</b>	IP WLS BF H R ER SO	IP WLS BF H R ER SO	IP WLS BF H R ER SO	IP WLS BF H R ER SO	IP WLS BF H R ER SO	IP WLS BF H R ER SO	IP WLS BF H R ER SO	IP WLS BF H R ER SO	IP WLS BF H R ER SO	IP WLS BF H R ER SO	IP WLS BF H R ER SO	IP WLS BF H R ER SO	IP WLS BF H R ER SO	IP WLS BF H R ER SO	IP WLS BF H R ER SO	IP WLS BF H R ER SO	ERA WHIP	ERA WHIP	ERA WHIP	
30 Alec Mills, R (1,1) ERA: 9.00 57 Scott Effross, R (3,1) ERA: 9.00 46 Bryan Hudson, L (4,1) ERA: 9.00 37 Matt Swamer, R (6,1) ERA: 9.00 96 Eric Stout, L (8,1) ERA: 9.00	2.0 1.0 2.0 2.0 2.0	2.0 3 7 7 2	2.0 3 7 7 2	2.0 3 7 7 2	2.0 3 7 7 2	2.0 3 7 7 2	2.0 3 7 7 2	2.0 3 7 7 2	2.0 3 7 7 2	2.0 3 7 7 2	2.0 3 7 7 2	2.0 3 7 7 2	2.0 3 7 7 2	2.0 3 7 7 2	2.0 3 7 7 2	2.0 3 7 7 2	0.00 0.000	0.00 0.500	0.00 0.500	0.00 2.000

AB	34
R	2
H	8
RBI	1
BB	4
SO	8
LOB	17


















Batter	1	2	3	4	5	6	7	8	9	AB	R	H	RBI	BB	SO	LOB	TOP					
66 Rafael Ortega, L (1,8) OBP: 0.308, SLG: 0.100	K		19 E 16 1B BB		K		18 1B BB		F8	2	1	0	0	2	2	1	<b>Chicago Cubs @ Los Angeles Angels</b> Tempe Diablo Stadium, Tempe, AZ Thu Mar 24 2022, 4:11 PM - 6:55 PM EDT Att: 6,823 - Sunny - 81 F					
91 Narciso Crook, R (7,7) OBP: 0.200, SLG: 0.500										1	0	0	0	0	0							
19 Andrelton Simmons, R (1,10) OBP: 0.500, SLG: 0.900			FC6 7 F8 16 1B							2	1	1	0	0	0	1						
18 James Triantos, R (3,PR) OBP: 1.000, SLG: 1.000	7 2B 1B									2	0	2	1	0	0	0						
16 Patrick Wisdom, R (1,5) OBP: 0.200, SLG: 0.111										3	0	1	1	0	1	2						
98 Chase Strumpf, R (6,5) OBP: 0.250, SLG: 0.250	K									1	0	0	0	0	0	2						
7 Yan Gomes, R (1,2) OBP: 0.091, SLG: 0.182										3	0	1	1	0	0	2						
48 P.J. Higgins, R (6,2) OBP: 0.300, SLG: 0.143	1-H 2B									1	0	0	0	0	0	2						
67 Alfonso Rivas III, L (1,3) OBP: 0.600, SLG: 1.000										3	0	1	0	0	0	3						
84 Jared Young, L (6,3) OBP: 0.333, SLG: 0.971	G6-3									1	0	0	0	0	0	0						
32 Michael Hermosillo, R (1,7) OBP: 0.273, SLG: 0.111										3	0	0	0	0	0	1						
19 Carlos Sepulveda, L (6,4)										1	0	0	0	0	1	0						
36 Dixon Machado, R (1,4) OBP: 0.143, SLG: 0.143										2	0	0	0	0	0	0						
15 Yonathan Perla, S (6,PH) OBP: 0.444, SLG: 0.667										2	0	0	0	0	1	1						
6 Greg Deichmann, L (1,9) OBP: 0.143, SLG: 0.143										2	0	0	0	0	1	0						
94 Brennan Davis, R (4,9) OBP: 0.444, SLG: 0.667										1	1	0	0	1	1	0						
18 Andy Weber, L (1,6) OBP: 0.333, SLG: 0.273										1	1	0	0	0	0	0						
19 Reginald Preciado, R (4,6)										2	0	0	0	1	0	1						
<b>Inning Stats</b>	R: 1 E: 0 K: 2 S: 9	H: 2 LOB: 1 BB: 0 P: 9	R: 0 E: 0 K: 0 S: 3	H: 0 LOB: 0 BB: 0 P: 3	R: 2 E: 2 K: 0 S: 5	H: 1 LOB: 2 BB: 1 P: 9	R: 0 E: 0 K: 1 S: 5	H: 0 LOB: 0 BB: 0 P: 5	R: 0 E: 0 K: 1 S: 6	H: 1 LOB: 1 BB: 0 P: 6	R: 1 E: 0 K: 0 S: 4	H: 1 LOB: 2 BB: 2 P: 15	R: 0 E: 0 K: 1 S: 5	H: 0 LOB: 0 BB: 0 P: 5	R: 0 E: 0 K: 1 S: 5	H: 0 LOB: 0 BB: 0 P: 5	1B: 4 2B: 3 3B: 0 HR: 0	SF: 0 SAC: 0 DP: 2 HBP: 0	WP: 0 PB: 0 SB: 0 CS: 1	PA: 37		
<b>PITCHER</b>	IP WLS BF H R ER SO BB IBB HBP BLK WP HR S P ERA WHIP	IP WLS BF H R ER SO BB IBB HBP BLK WP HR S P ERA WHIP	IP WLS BF H R ER SO BB IBB HBP BLK WP HR S P ERA WHIP	IP WLS BF H R ER SO BB IBB HBP BLK WP HR S P ERA WHIP	IP WLS BF H R ER SO BB IBB HBP BLK WP HR S P ERA WHIP	IP WLS BF H R ER SO BB IBB HBP BLK WP HR S P ERA WHIP	IP WLS BF H R ER SO BB IBB HBP BLK WP HR S P ERA WHIP	IP WLS BF H R ER SO BB IBB HBP BLK WP HR S P ERA WHIP	IP WLS BF H R ER SO BB IBB HBP BLK WP HR S P ERA WHIP	IP WLS BF H R ER SO BB IBB HBP BLK WP HR S P ERA WHIP	IP WLS BF H R ER SO BB IBB HBP BLK WP HR S P ERA WHIP	IP WLS BF H R ER SO BB IBB HBP BLK WP HR S P ERA WHIP	IP WLS BF H R ER SO BB IBB HBP BLK WP HR S P ERA WHIP	IP WLS BF H R ER SO BB IBB HBP BLK WP HR S P ERA WHIP	IP WLS BF H R ER SO BB IBB HBP BLK WP HR S P ERA WHIP	IP WLS BF H R ER SO BB IBB HBP BLK WP HR S P ERA WHIP	IP WLS BF H R ER SO BB IBB HBP BLK WP HR S P ERA WHIP	IP WLS BF H R ER SO BB IBB HBP BLK WP HR S P ERA WHIP	IP WLS BF H R ER SO BB IBB HBP BLK WP HR S P ERA WHIP	IP WLS BF H R ER SO BB IBB HBP BLK WP HR S P ERA WHIP	IP WLS BF H R ER SO BB IBB HBP BLK WP HR S P ERA WHIP	IP WLS BF H R ER SO BB IBB HBP BLK WP HR S P ERA WHIP

AB	33
R	4
H	6
RBI	3
BB	4
SO	7
LOB	16



Batter	1	2	3	4	5	6	7	8	9	AB	R	H	RBI	BB	SO	LOB	BOTTOM					
17 Shohel Ohtani, L (1,10) OBP: 0.375, SLG: 0.167										1	0	0	0	2	0	0	<b>Chicago Cubs @ Los Angeles Angels</b> Tempe Diablo Stadium, Tempe, AZ Thu Mar 24 2022, 4:11 PM - 6:55 PM EDT Att: 6,823 - Sunny - 81 F					
71 Kevin Maitan, S (5,PR) OBP: 0.333, SLG: 0.333										1	1	1	0	0	0	0						
5 Matt Duffy, R (1,4) OBP: 0.462, SLG: 0.500										2	0	0	0	0	0	1						
38 Michael Stefanic, R (4,4) OBP: 0.462, SLG: 0.500										2	0	0	0	0	1	4						
6 Anthony Rendon, R (1,5) OBP: 0.400, SLG: 0.600										2	1	1	0	0	1	1						
76 Henry Gatewood, R (5,5) OBP: 0.154, SLG: 0.083										2	0	1	1	0	1	0						
20 Jared Walsh, L (1,3) OBP: 0.333, SLG: 0.500										2	1	1	1	1	0	1						
18 Jose Rojas, L (5,PR) OBP: 0.727, SLG: 1.375										1	0	0	0	0	0	0						
10 Justin Upton, R (1,7) OBP: 0.500, SLG: 0.167										2	0	0	0	0	1	4						
3 Taylor Ward, R (5,7) OBP: 0.333, SLG: 0.714										2	1	1	1	0	0	2						
88 Torii Hunter Jr., R (8,7)										0	0	0	0	0	0	0						
16 Brandon Marsh, L (1,8) OBP: 0.333, SLG: 0.364										2	0	1	1	0	1	0						
37 Magneuris Sierra, L (5,8) OBP: 0.333, SLG: 0.364										2	0	0	0	0	1	2						
7 Jo Adell, R (1,9) OBP: 0.182, SLG: 0.800										1	0	0	1	0	0	0						
39 Dillon Thomas, L (5,9) OBP: 0.417, SLG: 0.333										2	0	1	0	0	0	0						
22 David Fletcher, R (1,6) OBP: 0.182, SLG: 0.200										2	0	0	0	0	0	1						
4 Andrew Velazquez, S (5,6) OBP: 0.308, SLG: 0.333										2	0	0	0	0	1	1						
35 Chad Wallach, R (1,2) OBP: 0.333, SLG: 0.800										1	0	0	0	0	0	0						
Austin Romine, R (5,2) OBP: 0.571, SLG: 0.400										1	1	1	0	1	0	0						
95 Kyle Loveale, R (8,2)										1	0	0	0	0	0	0						
<b>Inning Stats</b>	R: 0 E: 0 K: 1 S: 5	H: 0 LOB: 2 BB: 0 P: 13	R: 0 E: 0 K: 1 S: 5	H: 0 LOB: 0 BB: 0 P: 5	R: 0 E: 0 K: 0 S: 3	H: 0 LOB: 0 BB: 0 P: 3	R: 2 E: 1 K: 1 S: 8	H: 2 LOB: 1 BB: 0 P: 8	R: 2 E: 0 K: 2 S: 10	H: 3 LOB: 2 BB: 1 P: 14	R: 0 E: 0 K: 0 S: 4	H: 2 LOB: 0 BB: 1 P: 8	R: 1 E: 0 K: 1 S: 9	H: 1 LOB: 0 BB: 0 P: 11	R: 0 E: 0 K: 1 S: 5	H: 0 LOB: 0 BB: 0 P: 5	1B: 5 2B: 3 3B: 0 HR: 1	SF: 1 SAC: 0 DP: 1 HBP: 0	WP: 0 PB: 0 SB: 0 CS: 0	PA: 36		
<b>PITCHER</b>	IP WLS BF H R ER SO BB IBB HBP BLK WP HR S P ERA WHIP	IP WLS BF H R ER SO BB IBB HBP BLK WP HR S P ERA WHIP	IP WLS BF H R ER SO BB IBB HBP BLK WP HR S P ERA WHIP	IP WLS BF H R ER SO BB IBB HBP BLK WP HR S P ERA WHIP	IP WLS BF H R ER SO BB IBB HBP BLK WP HR S P ERA WHIP	IP WLS BF H R ER SO BB IBB HBP BLK WP HR S P ERA WHIP	IP WLS BF H R ER SO BB IBB HBP BLK WP HR S P ERA WHIP	IP WLS BF H R ER SO BB IBB HBP BLK WP HR S P ERA WHIP	IP WLS BF H R ER SO BB IBB HBP BLK WP HR S P ERA WHIP	IP WLS BF H R ER SO BB IBB HBP BLK WP HR S P ERA WHIP	IP WLS BF H R ER SO BB IBB HBP BLK WP HR S P ERA WHIP	IP WLS BF H R ER SO BB IBB HBP BLK WP HR S P ERA WHIP	IP WLS BF H R ER SO BB IBB HBP BLK WP HR S P ERA WHIP	IP WLS BF H R ER SO BB IBB HBP BLK WP HR S P ERA WHIP	IP WLS BF H R ER SO BB IBB HBP BLK WP HR S P ERA WHIP	IP WLS BF H R ER SO BB IBB HBP BLK WP HR S P ERA WHIP	IP WLS BF H R ER SO BB IBB HBP BLK WP HR S P ERA WHIP	IP WLS BF H R ER SO BB IBB HBP BLK WP HR S P ERA WHIP	IP WLS BF H R ER SO BB IBB HBP BLK WP HR S P ERA WHIP	IP WLS BF H R ER SO BB IBB HBP BLK WP HR S P ERA WHIP	IP WLS BF H R ER SO BB IBB HBP BLK WP HR S P ERA WHIP	IP WLS BF H R ER SO BB IBB HBP BLK WP HR S P ERA WHIP

AB	31
R	5
H	8
RBI	5
BB	4
SO	7
LOB	17





Batter	1	2	3	4	5	6	7	8	9	AB	R	H	RBI	BB	SO	LOB	TOP						
19 Charlie Blackmon, L (1.9) OBP: 0.417, SLG: 0.333 32 Scott Schebler, L (4.9) OBP: 0.250, SLG: 0.200										2	2	2	1	0	0	0							
Brendan Rodgers, R (1.4) OBP: 0.556, SLG: 1.125 94 Isaac Collins, S (5. PR) OBP: 0.500, SLG: 0.250										3	2	2	2	0	0	1							
91 Hunter Stovall, R (8.4) OBP: 1.000, SLG: 4.000										1	1	1	3	0	0	0							
24 Ryan McMahon, L (1.5) OBP: 0.143, SLG: 0.167 92 Aaron Schunk, R (5.5) OBP: 0.444, SLG: 0.375										3	1	1	2	0	0	1							
25 C.J. Cron, R (1.3) OBP: 0.545, SLG: 0.778 64 Michael Toglia, S (5.3) OBP: 0.200, SLG: 0.286 99 Grant Lavigne, L (8.3) OBP: 0.500, SLG: 0.250										3	0	3	2	0	0	0							
9 Connor Joe, R (1.7) OBP: 0.529, SLG: 0.733 95 Winton Bernard, R (6.8) OBP: 0.250, SLG: 0.143										3	1	1	2	1	1	2							
2 Jonathan Daza, R (1.8) OBP: 0.250, SLG: 0.250 96 Willie Abreu, L (6.7)										4	0	1	0	0	1	3							
44 Elehuris Montero, R (1.10) OBP: 0.200, SLG: 0.476 93 Hunter Goodman, R (8.10)										4	2	2	1	0	1	1							
66 Brian Serven, R (1.2) OBP: 0.308, SLG: 0.100 86 Drew Romo, S (7.2)										3	2	0	0	0	1	0							
14 Ezequiel Tovar, R (1.6) OBP: 0.563, SLG: 1.188 88 Coco Montes, R (6. PH) OBP: 0.500, SLG: 1.250 90 LJ Hatch, R (8.6) OBP: 1.000, SLG: 1.000										3	2	1	2	0	1	1							
<b>Inning Stats</b>	R: 2 E: 0 K: 0 S: 7	H: 3 LOB: 1 BB: 0 P: 7	R: 4 E: 1 K: 2 S: 12	H: 4 LOB: 2 BB: 1 P: 16	R: 4 E: 1 K: 1 S: 9	H: 3 LOB: 1 BB: 0 P: 10	R: 0 E: 0 K: 1 S: 5	H: 1 LOB: 0 BB: 0 P: 5	R: 0 E: 0 K: 2 S: 7	H: 0 LOB: 1 BB: 0 P: 8	R: 4 E: 0 K: 0 S: 12	H: 4 LOB: 0 BB: 0 P: 16	R: 0 E: 0 K: 3 S: 9	H: 0 LOB: 0 BB: 0 P: 9	R: 0 E: 1 K: 1 S: 6	H: 0 LOB: 1 BB: 0 P: 6	R: 3 E: 0 K: 3 S: 12	H: 3 LOB: 0 BB: 0 P: 12	1B: 7 2B: 5 3B: 0 HR: 6	SF: 2 SAC: 0 DP: 1 HBP: 2	WP: 0 PA: 50 PB: 0 SB: 0 CS: 0		
<b>PITCHER</b>	IP WLS BF H R ER SO BB IBB HBP BLK WP HR S P ERA WHIP	IP WLS BF H R ER SO BB IBB HBP BLK WP HR S P ERA WHIP	IP WLS BF H R ER SO BB IBB HBP BLK WP HR S P ERA WHIP	IP WLS BF H R ER SO BB IBB HBP BLK WP HR S P ERA WHIP	IP WLS BF H R ER SO BB IBB HBP BLK WP HR S P ERA WHIP	IP WLS BF H R ER SO BB IBB HBP BLK WP HR S P ERA WHIP	IP WLS BF H R ER SO BB IBB HBP BLK WP HR S P ERA WHIP	IP WLS BF H R ER SO BB IBB HBP BLK WP HR S P ERA WHIP	IP WLS BF H R ER SO BB IBB HBP BLK WP HR S P ERA WHIP	IP WLS BF H R ER SO BB IBB HBP BLK WP HR S P ERA WHIP	IP WLS BF H R ER SO BB IBB HBP BLK WP HR S P ERA WHIP	IP WLS BF H R ER SO BB IBB HBP BLK WP HR S P ERA WHIP	IP WLS BF H R ER SO BB IBB HBP BLK WP HR S P ERA WHIP	IP WLS BF H R ER SO BB IBB HBP BLK WP HR S P ERA WHIP	IP WLS BF H R ER SO BB IBB HBP BLK WP HR S P ERA WHIP	IP WLS BF H R ER SO BB IBB HBP BLK WP HR S P ERA WHIP	IP WLS BF H R ER SO BB IBB HBP BLK WP HR S P ERA WHIP	IP WLS BF H R ER SO BB IBB HBP BLK WP HR S P ERA WHIP	IP WLS BF H R ER SO BB IBB HBP BLK WP HR S P ERA WHIP	IP WLS BF H R ER SO BB IBB HBP BLK WP HR S P ERA WHIP	IP WLS BF H R ER SO BB IBB HBP BLK WP HR S P ERA WHIP	IP WLS BF H R ER SO BB IBB HBP BLK WP HR S P ERA WHIP	IP WLS BF H R ER SO BB IBB HBP BLK WP HR S P ERA WHIP

Colorado Rockies @ Chicago Cubs  
Sloan Park, Mesa, AZ  
Fri Mar 25 2022, 4:08 PM - 7:21 PM EDT  
Att. 10,595 - Sunny - 89 F

AB 45  
R 17  
H 18  
RBI 16  
BB 1  
SO 13  
LOB 10



Batter	1	2	3	4	5	6	7	8	9	AB	R	H	RBI	BB	SO	LOB	BOTTOM						
77 Clint Frazier, R (1.7) OBP: 0.571, SLG: 0.500 84 Jared Young, L (6.3) OBP: 0.313, SLG: 0.533										2	0	1	1	1	0	0							
27 Seiya Suzuki, R (1.9) OBP: 0.143, SLG: 0.143										2	0	0	0	0	2	2							
8 Ian Happ, S (1.10) OBP: 0.313, SLG: 0.533										3	0	0	0	2	2	1							
40 Wilson Contreras, R (1.2) OBP: 0.400, SLG: 0.143 5 John Hicks, R (6.2) OBP: 0.600, SLG: 1.143										1	0	0	0	1	1	0							
22 Jason Heyward, L (1.8) OBP: 0.222, SLG: 0.444 32 Michael Hermosillo, R (6.8) OBP: 0.308, SLG: 0.192										2	0	0	0	0	1	1							
24 Jonathan Villar, S (1.5) OBP: 0.250, SLG: 0.143										2	0	0	0	0	0	1							
1 Nick Madrigal, R (1.4) OBP: 0.500, SLG: 0.800 11 Trent Giambrone, R (5. PR) OBP: 0.250, SLG: 0.143										2	0	2	0	0	0	0							
2 Nico Hoerner, R (1.6) OBP: 0.231, SLG: 0.250 4 Ildemaro Vargas, S (6.4) OBP: 0.385, SLG: 0.583										2	0	1	0	0	0	1							
67 Alfonso Rivas III, L (1.3) OBP: 0.500, SLG: 0.800 Nelson Velázquez, R (6.7)										2	0	0	0	0	2	1							
<b>Inning Stats</b>	R: 0 E: 0 K: 2 S: 7	H: 0 LOB: 0 BB: 0 P: 7	R: 0 E: 0 K: 0 S: 3	H: 1 LOB: 2 BB: 1 P: 7	R: 0 E: 0 K: 2 S: 8	H: 1 LOB: 2 BB: 1 P: 12	R: 0 E: 0 K: 2 S: 7	H: 0 LOB: 0 BB: 0 P: 7	R: 1 E: 0 K: 1 S: 7	H: 2 LOB: 2 BB: 0 P: 7	R: 0 E: 0 K: 1 S: 6	H: 1 LOB: 1 BB: 0 P: 6	R: 0 E: 0 K: 2 S: 7	H: 0 LOB: 0 BB: 0 P: 7	R: 0 E: 0 K: 3 S: 9	H: 0 LOB: 0 BB: 0 P: 9	R: 0 E: 0 K: 0 S: 3	H: 0 LOB: 0 BB: 0 P: 3	1B: 2 2B: 3 3B: 0 HR: 0	SF: 0 SAC: 0 DP: 0 HBP: 0	WP: 0 PA: 33 PB: 0 SB: 0 CS: 0		
<b>PITCHER</b>	IP WLS BF H R ER SO BB IBB HBP BLK WP HR S P ERA WHIP	IP WLS BF H R ER SO BB IBB HBP BLK WP HR S P ERA WHIP	IP WLS BF H R ER SO BB IBB HBP BLK WP HR S P ERA WHIP	IP WLS BF H R ER SO BB IBB HBP BLK WP HR S P ERA WHIP	IP WLS BF H R ER SO BB IBB HBP BLK WP HR S P ERA WHIP	IP WLS BF H R ER SO BB IBB HBP BLK WP HR S P ERA WHIP	IP WLS BF H R ER SO BB IBB HBP BLK WP HR S P ERA WHIP	IP WLS BF H R ER SO BB IBB HBP BLK WP HR S P ERA WHIP	IP WLS BF H R ER SO BB IBB HBP BLK WP HR S P ERA WHIP	IP WLS BF H R ER SO BB IBB HBP BLK WP HR S P ERA WHIP	IP WLS BF H R ER SO BB IBB HBP BLK WP HR S P ERA WHIP	IP WLS BF H R ER SO BB IBB HBP BLK WP HR S P ERA WHIP	IP WLS BF H R ER SO BB IBB HBP BLK WP HR S P ERA WHIP	IP WLS BF H R ER SO BB IBB HBP BLK WP HR S P ERA WHIP	IP WLS BF H R ER SO BB IBB HBP BLK WP HR S P ERA WHIP	IP WLS BF H R ER SO BB IBB HBP BLK WP HR S P ERA WHIP	IP WLS BF H R ER SO BB IBB HBP BLK WP HR S P ERA WHIP	IP WLS BF H R ER SO BB IBB HBP BLK WP HR S P ERA WHIP	IP WLS BF H R ER SO BB IBB HBP BLK WP HR S P ERA WHIP	IP WLS BF H R ER SO BB IBB HBP BLK WP HR S P ERA WHIP	IP WLS BF H R ER SO BB IBB HBP BLK WP HR S P ERA WHIP	IP WLS BF H R ER SO BB IBB HBP BLK WP HR S P ERA WHIP	IP WLS BF H R ER SO BB IBB HBP BLK WP HR S P ERA WHIP

Colorado Rockies @ Chicago Cubs  
Sloan Park, Mesa, AZ  
Fri Mar 25 2022, 4:08 PM - 7:21 PM EDT  
Att. 10,595 - Sunny - 89 F

AB 31  
R 1  
H 5  
RBI 1  
BB 2  
SO 13  
LOB 12





















Batter	1	2	3	4	5	6	7	8	9	AB	R	H	RBI	BB	SO	LOB	TOP					
2 Nico Hoerner, R OBP: 0.231, SLG: 0.320 19 Carlos Sepulveda, L	(1, 6) B FF 90 X CH 83 L8		(1, 2) C CU 76 B FC 85 F CH 78 X FC 88 F8			(0, 0) X KC 79 G5-3		(0, 0) X FF 95 P6		3	0	0	0	0	0	1						
27 Seiya Suzuki, R OBP: 0.214, SLG: 0.333 Nelson Velázquez, R	(1, 9) B FC 88 X FC 87 L9			(0, 1) C FC 90 X FC 87 P3			(1, 2) B SL 83 F CH 84 X SL 85 G6-3		(1, 3) F FF 95 S FF 96 K	3	0	0	0	0	0	0						
18 Frank Schwindel, R OBP: 0.490, SLG: 0.462 27 Nelson Maldonado, R	(1, 3) B FF 91 B CU 79 X FC 87 G5-3			(2, 3) B FC 86 C FC 77 F CH 91 S FC 88 B FC 78 K			(4, 2) B SI 95 B SL 84 F CH 85 S FC 84 16 BB		(0, 1) S SL 84 F9	2	0	0	0	1	1	0						
22 Jason Heyward, L OBP: 0.190, SLG: 0.211 Christopher Morel, R	(1, 8) P2			(0, 3) C CU 78 S FC 86 X FC 87 K			(1, 2) B SI 95 S SL 84 X SI 96 P6		(1, 1) S SL 85 X SL 85 G6-3	3	0	0	0	0	1	1						
16 Patrick Wisdom, R OBP: 0.273, SLG: 0.500 98 Chase Strumpf, R	(1, 5) K			(2, 3) C FC 76 F CH 87 B FC 87 S FC 88 K			(0, 0) X SI 95 G6-3			3	0	1	0	0	2	0						
8 Ian Happ, S OBP: 0.176, SLG: 0.067 28 Darius Hill, L	(1, 7) G5-3			(2, 3) B FC 88 B FC 87 S CU 79 C FC 91 K			(1, 2) C CH 86 F CH 85 F CH 85 X SL 85 FC4			3	0	0	0	0	1	2						
7 Yan Gomes, R OBP: 0.316 48 P.J. Higgins, R	(1, 2) G6-3			(0, 2) C FC 87 F CH 84 X FC 91 K				(2, 3) C SI 93 B SL 82 F CH 83 S SL 85 K		2	0	0	0	0	1	0						
4 Ildemaro Vargas, S OBP: 0.333, SLG: 0.577 12 Christian Donahue, L	(1, 4) F7			(2, 1) F FC 87 B FC 87 X CH 83 K			(1, 1) C KC 80 X FC 92 G3		(3, 2) B SI 94 B SL 84 F CH 84 X SL 85 1B	3	0	1	0	0	0	0						
18 James Triantos, R OBP: 0.600, SLG: 0.600	(1, 10) G6-3						(1, 1) C KC 80 X FC 92 G6-3		(1, 3) F SI 94 B SL 84 X SL 85 1 SAFE K	3	0	1	0	0	1	1						
<b>Inning Stats</b>	R: 0 E: 0 K: 0 S: 3	H: 0 LOB: 0 BB: 0 P: 7	R: 0 E: 0 K: 1 S: 7	H: 0 LOB: 0 BB: 0 P: 9	R: 0 E: 0 K: 1 S: 10	H: 1 LOB: 0 BB: 0 P: 13	R: 0 E: 0 K: 2 S: 10	H: 0 LOB: 0 BB: 0 P: 12	R: 0 E: 0 K: 3 S: 9	H: 0 LOB: 0 BB: 0 P: 14	R: 0 E: 0 K: 0 S: 5	H: 0 LOB: 0 BB: 0 P: 7	R: 0 E: 0 K: 0 S: 14	H: 1 LOB: 2 BB: 1 P: 21	R: 0 E: 0 K: 2 S: 12	H: 1 LOB: 1 BB: 0 P: 18	R: 0 E: 0 K: 1 S: 7	H: 0 LOB: 0 BB: 0 P: 9	1B: 3 2B: 0 3B: 0 HR: 0	SF: 0 SAC: 0 DP: 0 HBP: 0	WP: 0 PB: 0 SB: 0 CS: 0	PA: 31
<b>PITCHER</b>	IP WLS BF H R ER SO BB IBB HBP BLK WP HR S P ERA WHIP																					
40 Madison Bumgarner, L ERA: 4.05	(1, 1) 5.0 W 16 1 0 0 6 0 0 0 0 0 0 0 0 0 0.00 0.200																					
31 Ian Kennedy, R ERA:	(6, 1) 1.0 3 0 0 0 0 0 0 0 0 0 0 5 7 0.00 0.000																					
Sean Poppen, R ERA:	(7, 1) 1.2 8 2 0 0 2 1 0 0 0 0 0 0 25 38 0.00 1.800																					
29 Mitchell Stumpo, R ERA:	(8, 1) 0.1 1 0 0 0 0 0 0 0 0 0 0 0 1 1 0.00 0.000																					
37 Kevin Ginkel, R ERA: 4.5	(9, 1) 1.0 3 0 0 0 1 0 0 0 0 0 0 0 7 9 0.00 0.000																					

Chicago Cubs @ Arizona Diamondbacks  
Salt River Fields at Talking Stick, Scottsdale, AZ

AB 30  
R 0  
H 3  
RBI 0  
BB 1  
SO 9  
LOB 6



WP: 0 PA: 31  
PB: 0  
SB: 0  
CS: 0

Fri Apr 01 2022, 4:10 PM - 6:29 PM EDT  
Att: 7,280 - Sunny - 80 F

Batter	1	2	3	4	5	6	7	8	9	AB	R	H	RBI	BB	SO	LOB	BOTTOM			
12 Daulton Varsho, L OBP: 0.276, SLG: 0.538 25 Buddy Kennedy, R	(1, 8) C FF 86 B FF 87 X CH 80 G3		(1, 0) B CH 80 X FC 88 HR		(1, 2) B CU 72 S CH 79 X SI 84 F9		(0, 1) F ST 91 X SI 92 2B			3	1	1	1	0	0	0				
4 Ketel Marte, S OBP: 0.240, SLG: 0.292 11 Jorge Barrosa, S	(1, 4) C CU 72 B FF 88 B FF 87 C CH 81 X SI 86 G6-3		(0, 1) C CU 74 X CU 73 G3		(1, 2) F FF 91 S ST 81 F CH 87 X ST 79 G4-3		(3, 2) F FF 94 B FC 89 B FC 89 S FF 83 F FF 84 F FF 84 F FF 84 X FF 83 L7			3	0	0	0	0	0	0				
6 David Peralta, L OBP: 0.300, SLG: 0.043 14 Alvin Guzman, R	(1, 7) C FF 88 C FF 87 X FF 88 2B			(4, 2) B CH 79 F CH 80 B FF 85 C CH 80 B CU 74 B SI 87 53 HR		(2, 1) B FF 92 B ST 78 C FC 91 X FC 81 1B		(1, 3) C ST 91 B FC 88 B FC 84 S ST 82 K		2	1	2	0	1	0	0				
53 Christian Walker, R OBP: 0.429, SLG: 0.690 15 Dominic Canzone, L	(1, 3) X SI 86 P4			(0, 2) C FC 86 X SI 86 HR		(1, 0) D ST 79 X FF 81 P6		(1, 2) F FC 91 B FC 91 F FC 90 X SL 86 G4-3		3	1	1	2	0	0	2				
26 Pavin Smith, L OBP: 0.391, SLG: 0.500 36 Leandro Cedeño, R	(1, 9) B FF 86 X FF 87 G3			(0, 0) X FF 86 HR		(2, 3) B FF 92 S ST 81 S CH 86 C FF 82 K		(1, 3) C FC 91 B FC 92 F FC 93 S KC 83 K2-3		2	1	1	1	0	0	0				
22 Matt Davidson, R OBP: 0.175, SLG: 0.370 16 Wilder Patiño, R	(1, 10) B SI 87 C SI 86 X SI 87 G6-3			(2, 2) B SI 86 C SI 86 C FC 86 X CU 74 G5-3		(0, 0) X CU 77 L7		(1, 3) C SL 77 B FC 90 S KC 83 K		3	0	0	0	0	0	0				
15 Drew Ellis, R OBP: 0.300, SLG: 0.353 60 Juan Graterol, R	(1, 5) C CU 73 C CH 80 B FF 87 B FF 87 F SI 87 F SI 87 B CH 80 43 CS			(2, 0) B CU 73 X SI 86 HR		(1, 3) C FC 92 B SI 86 C CH 86 C FF 82 K			2	1	1	1	1	1	0					
43 Sergio Alcántara, S OBP: 0.182, SLG: 0.200 6 Ryan Blaes, R	(1, 6) C FC 86 S CH 80 CS			(0, 2) C FC 86 S CH 80 1-2		(3, 3) B CH 79 F FF 86 F FF 86 B SI 86 S CH 80 K		(0, 1) F FF 86 X FC 88 G3-1		3	1	1	0	0	1	0				
36 Jose Herrera, S OBP: 0.235, SLG: 0.133 33 A.J. Vukovich, R	(1, 2) G4-3			(3, 1) C CU 74 B FF 87 B FC 87 X FC 88 G4-3		(0, 0) X FF 87 G4-3		(3, 2) C FC 94 B FC 90 F FF 84 F FF 84 X FF 95 G3-1		3	0	0	0	0	0	1				
<b>Inning Stats</b>	R: 0 E: 0 K: 0 S: 9	H: 1 LOB: 1 BB: 0 P: 12	R: 0 E: 0 K: 0 S: 9	H: 0 LOB: 1 BB: 1 P: 16	R: 1 E: 0 K: 1 S: 8	H: 1 LOB: 0 BB: 0 P: 15	R: 4 E: 0 K: 0 S: 15	H: 3 LOB: 0 BB: 1 P: 25	R: 0 E: 0 K: 0 S: 10	H: 1 LOB: 1 BB: 0 P: 15	R: 0 E: 0 K: 2 S: 7	H: 0 LOB: 0 BB: 0 P: 10	R: 1 E: 0 K: 1 S: 17	H: 2 LOB: 1 BB: 0 P: 24	R: 0 E: 0 K: 2 S: 10	H: 0 LOB: 0 BB: 0 P: 13	1B: 1 2B: 3 3B: 0 HR: 4	SF: 0 SAC: 0 DP: 0 HBP: 0	WP: 0 PB: 0 SB: 0 CS: 1	PA: 34
<b>PITCHER</b>	IP WLS BF H R ER SO BB IBB HBP BLK WP HR S P ERA WHIP																			
28 Kyle Hendricks, R ERA: 9.53	(1, 1) 4.1 L 19 5 5 5 1 2 0 0 0 0 0 4 44 72 10.38 1.615																			
49 Daniel Norris, L ERA:	(5, 1) 1.2 6 1 0 0 2 0 0 0 0 0 0 14 21 0.00 0.600																			
58 Chris Martin, R ERA: 9.0	(7, 1) 1.0 5 2 1 1 1 0 0 0 0 0 0 17 24 9.00 2.000																			
37 David Robertson, R ERA:	(8, 1) 1.0 3 0 0 0 2 0 0 0 0 0 0 4 10 13 0.00 0.000																			

Chicago Cubs @ Arizona Diamondbacks  
Salt River Fields at Talking Stick, Scottsdale, AZ

AB 31  
R 6  
H 8  
RBI 6  
BB 2  
SO 6  
LOB 5



WP: 0 PA: 34  
PB: 0  
SB: 0  
CS: 1

Fri Apr 01 2022, 4:10 PM - 6:29 PM EDT  
Att: 7,280 - Sunny - 80 F















Batter	1	2	3	4	5	6	7	8	9	AB	R	H	RBI	BB	SO	LOB	TOP																			
7 Tim Anderson, R OBP: 0.444, SLG: 0.543 20 Danny Mendick, R OBP: 0.185, SLG: 0.250	0-0 88 1B 79 1B 2B	0-0 88 2B 1B		L9		FC3-6 78 FC6-4		HR		3	2	2	1	0	0	0																				
88 Luis Robert Jr., R OBP: 0.378, SLG: 0.735 78 Yoelqui Céspedes, R OBP: 0.231, SLG: 0.500	0-0 74 F9 79 1B 2-3	0-0 1-H 3-H 2B				FC6-4		K		3	0	3	2	0	0	0																				
79 José Abreu, R OBP: 0.593 32 Gavin Sheets, L OBP: 0.417, SLG: 0.500	0-0 1-2 3-H 1B			G1-3				F8		2	0	1	1	1	0	1																				
15 Adam Engel, R OBP: 0.263, SLG: 0.222 95 Alex Destino, L OBP: 0.500, SLG: 0.333	0-3 K	0-0 F7				K		K		3	0	0	0	0	2	4																				
74 Eloy Jiménez, R OBP: 0.361, SLG: 0.706 97 Craig Dedelow, L	0-0 2-3 F9	0-0 F9				HR		F8		3	1	1	1	0	0	4																				
Yoán Moncada, S OBP: 0.143, SLG: 0.121 80 Yolbert Sánchez, R OBP: 0.571, SLG: 0.600	1-0 L5			F7		K		FC6-4		3	0	0	0	0	1	2																				
25 Andrew Vaughn, R OBP: 0.500, SLG: 0.565		0-0 48 SH5-3 7 1B 1B		F9		K				5	1	3	1	0	1	0																				
Josh Harrison, R OBP: 0.300, SLG: 0.259 82 Lenyn Sosa, R		0-0 7 1B 88 2B SH5-3 1B		K				G5-3		3	1	2	0	0	1	0																				
48 Nick Ciuffo, L OBP: 0.417, SLG: 0.545 85 Xavier Fernández, R OBP: 0.333, SLG: 0.633		0-0 SH5-3		G4-3		K				2	0	0	0	0	1	1																				
<b>Inning Stats</b>	R: 1 E: 0 K: 1 S: 8	H: 3 LOB: 2 BB: 0 P: 9	R: 3 E: 0 K: 0 S: 7	H: 4 LOB: 2 BB: 1 P: 11	R: 0 E: 0 K: 1 S: 5	H: 0 LOB: 0 BB: 0 P: 5	R: 0 E: 0 K: 0 S: 4	H: 1 LOB: 1 BB: 0 P: 4	R: 1 E: 0 K: 3 S: 12	H: 1 LOB: 1 BB: 0 P: 14	R: 0 E: 0 K: 1 S: 6	H: 1 LOB: 1 BB: 0 P: 6	R: 1 E: 0 K: 1 S: 7	H: 2 LOB: 2 BB: 1 P: 11	R: 3 E: 0 K: 1 S: 11	H: 4 LOB: 1 BB: 0 P: 14	R: 0 E: 0 K: 0 S: 3	H: 1 LOB: 0 BB: 0 P: 3	1B: 11 2B: 3 3B: 0 HR: 3	SF: 0 SAC: 1 DP: 1 HBP: 0	WP: 0 PB: 0 SB: 0 CS: 0	PA: 45														
<b>PITCHER</b>	IP WLS BF H R ER SO BB IBB HBP BLK WP HR S P ERA WHIP	11 Drew Smyly, L ERA: 6.14	93 Kyle Johnson, R ERA:	11 Drew Smyly, L ERA: 6.14	93 Ethan Roberts, R ERA:	37 David Robertson, R ERA: 4.5	58 Chris Martin, R ERA: 6.75	50 Rowan Wick, R ERA: 8.75	84 Ben Holmes, L ERA: 11.12	IP WLS BF H R ER SO BB IBB HBP BLK WP HR S P ERA WHIP	66 Rafael Ortega, L OBP: 0.229, SLG: 0.156 67 Alfonso Rivas III, L OBP: 0.471, SLG: 0.931 92 Moises Ballesteros, L OBP: 0.494, SLG: 0.526	1 Nick Madridal, R OBP: 0.331, SLG: 0.588 32 Michael Hermosillo, R OBP: 0.379, SLG: 0.348	40 Wilson Contreras, R OBP: 0.394, SLG: 0.444 77 Clint Frazier, R OBP: 0.394, SLG: 0.444	8 Ian Happ, S OBP: 0.292, SLG: 0.381 5 John Hicks, R OBP: 0.412, SLG: 0.615	18 Frank Schwindel, R OBP: 0.500, SLG: 0.556 18 Grayson Byrd, L OBP: 0.500, SLG: 1.250	27 Seiya Suzuki, R OBP: 0.350, SLG: 0.588 13 Miguel Pabon, R OBP: 0.500, SLG: 1.000	22 Jason Heyward, L OBP: 0.231, SLG: 0.217 24 Kevin Alcántara, R OBP: 0.333, SLG: 0.333	24 Jonathan Villar, S OBP: 0.150, SLG: 0.158 17 Jake Slaughter, R OBP: 1.000, SLG: 1.000	2 Nico Hoerner, R OBP: 0.273, SLG: 0.387 19 Carlos Sepulveda, L OBP: 1.000, SLG: 0.387	IP WLS BF H R ER SO BB IBB HBP BLK WP HR S P ERA WHIP	23 Vince Velasquez, R ERA: 7.27 89 Lincoln Henzeman, R ERA: 54.0 49 Kendall Graveman, R ERA: 13.5 66 José Ruiz, R ERA: 13.5 67 Bennett Sousa, L ERA: 1.68	92 Félix Paulino, R ERA: 16.0 98 Sammy Peralta, L ERA: 16.0	IP WLS BF H R ER SO BB IBB HBP BLK WP HR S P ERA WHIP	66 Rafael Ortega, L OBP: 0.229, SLG: 0.156 67 Alfonso Rivas III, L OBP: 0.471, SLG: 0.931 92 Moises Ballesteros, L OBP: 0.494, SLG: 0.526	1 Nick Madridal, R OBP: 0.331, SLG: 0.588 32 Michael Hermosillo, R OBP: 0.379, SLG: 0.348	40 Wilson Contreras, R OBP: 0.394, SLG: 0.444 77 Clint Frazier, R OBP: 0.394, SLG: 0.444	8 Ian Happ, S OBP: 0.292, SLG: 0.381 5 John Hicks, R OBP: 0.412, SLG: 0.615	18 Frank Schwindel, R OBP: 0.500, SLG: 0.556 18 Grayson Byrd, L OBP: 0.500, SLG: 1.250	27 Seiya Suzuki, R OBP: 0.350, SLG: 0.588 13 Miguel Pabon, R OBP: 0.500, SLG: 1.000	22 Jason Heyward, L OBP: 0.231, SLG: 0.217 24 Kevin Alcántara, R OBP: 0.333, SLG: 0.333	24 Jonathan Villar, S OBP: 0.150, SLG: 0.158 17 Jake Slaughter, R OBP: 1.000, SLG: 1.000	2 Nico Hoerner, R OBP: 0.273, SLG: 0.387 19 Carlos Sepulveda, L OBP: 1.000, SLG: 0.387	IP WLS BF H R ER SO BB IBB HBP BLK WP HR S P ERA WHIP	23 Vince Velasquez, R ERA: 7.27 89 Lincoln Henzeman, R ERA: 54.0 49 Kendall Graveman, R ERA: 13.5 66 José Ruiz, R ERA: 13.5 67 Bennett Sousa, L ERA: 1.68	92 Félix Paulino, R ERA: 16.0 98 Sammy Peralta, L ERA: 16.0	IP WLS BF H R ER SO BB IBB HBP BLK WP HR S P ERA WHIP

Chicago White Sox @ Chicago Cubs  
Sloan Park, Mesa, AZ  
Mon Apr 04 2022, 4:07 PM - 7:48 PM EDT  
Att: 8,742 - Sunny - 81 F

AB	42
R	9
H	17
RBI	9
BB	2
SO	8
LOB	19




Batter	1	2	3	4	5	6	7	8	9	AB	R	H	RBI	BB	SO	LOB	BOTTOM					
66 Rafael Ortega, L OBP: 0.229, SLG: 0.156 67 Alfonso Rivas III, L OBP: 0.471, SLG: 0.931 92 Moises Ballesteros, L OBP: 0.494, SLG: 0.526	0-0 F7		0-0 40 HR 1B	0-0 1 CS 1B	1-3 2-H 3-H 1 HR	K		F6		3	1	2	1	0	0	0						
1 Nick Madridal, R OBP: 0.331, SLG: 0.588 32 Michael Hermosillo, R OBP: 0.379, SLG: 0.348	0-0 P4		0-0 K	0-1 G5-3	1-1 1-H 2-H 3-H HR			G6-4-3		4	1	1	3	0	1	2						
40 Wilson Contreras, R OBP: 0.394, SLG: 0.444 77 Clint Frazier, R OBP: 0.394, SLG: 0.444	0-3 K		0-0 2-H HR	0-0 G6-3	0-0 8 2B 18 1B 1B			G6-3		4	2	2	2	0	1	0						
8 Ian Happ, S OBP: 0.292, SLG: 0.381 5 John Hicks, R OBP: 0.412, SLG: 0.615		4-0 27 BB BB	0-0 18 HBP 27 1B 1B					K		3	2	3	1	1	0	0						
18 Frank Schwindel, R OBP: 0.500, SLG: 0.556 18 Grayson Byrd, L OBP: 0.500, SLG: 1.250	0-3 K		1-0 27 1B HBP					13 2B 1B		3	1	1	1	0	1	1						
27 Seiya Suzuki, R OBP: 0.350, SLG: 0.588 13 Miguel Pabon, R OBP: 0.500, SLG: 1.000	4-0 BB		0-0 22 1B 24 G4-3 1B					24 1B 17 1B 2B		3	2	2	1	1	1	2						
22 Jason Heyward, L OBP: 0.231, SLG: 0.217 24 Kevin Alcántara, R OBP: 0.333, SLG: 0.333	0-2 K		0-0 24 G4-3 1B					19 HBP 17 1B 1B		2	1	1	1	1	1	2						
24 Jonathan Villar, S OBP: 0.150, SLG: 0.158 17 Jake Slaughter, R OBP: 1.000, SLG: 1.000	0-2 K		0-0 G4-3					19 HBP 1B		4	0	0	1	0	2	5						
2 Nico Hoerner, R OBP: 0.273, SLG: 0.387 19 Carlos Sepulveda, L OBP: 1.000, SLG: 0.387			0-0 67 PB 67 WP 1 HR BB					32 G6-4-3 HBP		3	2	2	0	1	0	1						
<b>Inning Stats</b>	R: 0 E: 0 K: 1 S: 5	H: 0 LOB: 0 BB: 0 P: 5	R: 0 E: 0 K: 3 S: 9	H: 0 LOB: 2 BB: 2 P: 17	R: 6 E: 0 K: 1 S: 11	H: 6 LOB: 1 BB: 0 P: 12	R: 0 E: 0 K: 0 S: 4	H: 1 LOB: 0 BB: 0 P: 4	R: 0 E: 0 K: 3 S: 18	H: 1 LOB: 1 BB: 2 P: 29	R: 0 E: 0 K: 1 S: 6	H: 0 LOB: 0 BB: 0 P: 6	R: 0 E: 0 K: 2 S: 7	H: 0 LOB: 0 BB: 0 P: 7	R: 2 E: 0 K: 0 S: 6	H: 4 LOB: 2 BB: 0 P: 7	R: 0 E: 0 K: 0 S: 3	H: 0 LOB: 0 BB: 0 P: 3	1B: 12 2B: 2 3B: 1 HR: 3	SF: 0 SAC: 0 DP: 1 HBP: 2	WP: 2 PB: 1 SB: 1 CS: 1	PA: 47
<b>PITCHER</b>	IP WLS BF H R ER SO BB IBB HBP BLK WP HR S P ERA WHIP	23 Vince Velasquez, R ERA: 7.27 89 Lincoln Henzeman, R ERA: 54.0 49 Kendall Graveman, R ERA: 13.5 66 José Ruiz, R ERA: 13.5 67 Bennett Sousa, L ERA: 1.68	92 Félix Paulino, R ERA: 16.0 98 Sammy Peralta, L ERA: 16.0	IP WLS BF H R ER SO BB IBB HBP BLK WP HR S P ERA WHIP	66 Rafael Ortega, L OBP: 0.229, SLG: 0.156 67 Alfonso Rivas III, L OBP: 0.471, SLG: 0.931 92 Moises Ballesteros, L OBP: 0.494, SLG: 0.526	1 Nick Madridal, R OBP: 0.331, SLG: 0.588 32 Michael Hermosillo, R OBP: 0.379, SLG: 0.348	40 Wilson Contreras, R OBP: 0.394, SLG: 0.444 77 Clint Frazier, R OBP: 0.394, SLG: 0.444	8 Ian Happ, S OBP: 0.292, SLG: 0.381 5 John Hicks, R OBP: 0.412, SLG: 0.615	18 Frank Schwindel, R OBP: 0.500, SLG: 0.556 18 Grayson Byrd, L OBP: 0.500, SLG: 1.250	27 Seiya Suzuki, R OBP: 0.350, SLG: 0.588 13 Miguel Pabon, R OBP: 0.500, SLG: 1.000	22 Jason Heyward, L OBP: 0.231, SLG: 0.217 24 Kevin Alcántara, R OBP: 0.333, SLG: 0.333	24 Jonathan Villar, S OBP: 0.150, SLG: 0.158 17 Jake Slaughter, R OBP: 1.000, SLG: 1.000	2 Nico Hoerner, R OBP: 0.273, SLG: 0.387 19 Carlos Sepulveda, L OBP: 1.000, SLG: 0.387	IP WLS BF H R ER SO BB IBB HBP BLK WP HR S P ERA WHIP	23 Vince Velasquez, R ERA: 7.27 89 Lincoln Henzeman, R ERA: 54.0 49 Kendall Graveman, R ERA: 13.5 66 José Ruiz, R ERA: 13.5 67 Bennett Sousa, L ERA: 1.68	92 Félix Paulino, R ERA: 16.0 98 Sammy Peralta, L ERA: 16.0	IP WLS BF H R ER SO BB IBB HBP BLK WP HR S P ERA WHIP					


Chicago White Sox @ Chicago Cubs  
Sloan Park, Mesa, AZ  
Mon Apr 04 2022, 4:07 PM - 7:48 PM EDT  
Att: 8,742 - Sunny - 81 F

AB	41
R	15
H	18
RBI	13
BB	4
SO	11
LOB	21





Batter	1	2	3	4	5	6	7	8	9	AB	R	H	RBI	BB	SO	LOB	TOP								
66 Rafael Ortega, L (1,8) OBP: 0.243, SLG: 0.206	0-0 32 HR 2B				0-0 1-2 1B		0-0 22 HR E6		1-0 22 E 22 1B HBP	2	1	1	0	0	1	0	<p>Chicago Cubs @ Texas Rangers</p> <p>Surprise Stadium, Surprise, AZ</p> <p>Tue Apr 05 2022, 3:10 PM - 6:20 PM EDT</p> <p>Att: 3,306 - Sunny - 83 F</p> <p>livebaseballscorecards.com</p> <p>AB 36 R 5 H 8 RBI 5 BB 3 SO 14 LOB 14</p> 								
1 Christian Olivo, R (3,9) OBP: 0.500, SLG: 0.500		K								2	1	1	0	0	0	0									
13 Miguel Pabon, R (9,PH) OBP: 0.667, SLG: 1.000										0	0	0	0	0	0	0									
77 Clint Frazier, R (1,7) OBP: 0.371, SLG: 0.414	0-3 K			0-0 G6-3	0-0 G3		1-0 1-H HR		0-0 1-3 1B	2	0	0	0	0	1	1									
22 Jordan Nwogu, R (3,7) OBP: 0.400, SLG: 1.000										3	1	2	2	0	0	2									
16 Patrick Wisdom, R (1,5) OBP: 0.333, SLG: 0.500	4-0 32 HR BB								0-3 K	1	1	1	0	1	0	0									
17 Jake Slaughter, R (3,5) OBP: 0.250, SLG: 0.250										3	0	0	0	0	3	2									
67 Alfonso Rivas III, L (1,3) OBP: 0.444, SLG: 0.533	0-3 K									2	0	0	0	0	2	3									
18 Grayson Blyrd, L (3,3) OBP: 0.286, SLG: 0.714										3	0	0	0	0	1	2									
32 Michael Hermosillo, R (1,9) OBP: 0.419, SLG: 0.500	1-2 1-H 2-H HR									1	1	1	3	1	0	0									
24 Kevin Alcántara, R (3,8) OBP: 0.200, SLG: 0.200										2	0	0	0	0	0	0									
4 Ildemaro Vargas, S (1,4) OBP: 0.371, SLG: 0.576	0-0 2B									2	0	1	0	0	0	2									
18 Andy Weber, L (3,4) OBP: 0.286, SLG: 0.231										2	0	0	0	0	2	0									
5 John Hicks, R (1,2) 92 Moises Ballesteros, L (5,2)	0-0 G6-3									2	0	0	0	0	0	1									
19 Luis Vazquez, R (1,6) 11 Cristian Hernandez, R (8,PH)										2	0	0	0	1	1	0									
22 Cole Roederer, L (1,10) 3 Bryan Serra, L (9,PH)										3	0	1	0	0	0	1									
										1	0	0	0	0	1	0									
<b>Inning Stats</b>	R: 3 E: 0 K: 2 S: 12	H: 3 LOB: 1 BB: 1 P: 17	R: 0 E: 0 K: 1 S: 5	H: 0 LOB: 0 BB: 0 P: 5	R: 0 E: 0 K: 1 S: 6	H: 1 LOB: 2 BB: 1 P: 10	R: 0 E: 0 K: 1 S: 7	H: 2 LOB: 0 BB: 0 P: 7	R: 0 E: 0 K: 1 S: 5	H: 0 LOB: 0 BB: 0 P: 5	R: 0 E: 0 K: 2 S: 7	H: 0 LOB: 1 BB: 1 P: 11	R: 2 E: 1 K: 2 S: 9	H: 1 LOB: 0 BB: 0 P: 10	R: 0 E: 0 K: 2 S: 7	H: 0 LOB: 0 BB: 0 P: 7	R: 0 E: 1 K: 2 S: 8	H: 1 LOB: 2 BB: 0 P: 9	1B: 4 2B: 2 3B: 0 HR: 2	SF: 0 SAC: 0 DP: 0 HBP: 1	WP: 0 PB: 0 SB: 0 CS: 0	PA: 40			
<b>PITCHER</b>	IP WLS BF ERA	H R ER SO	BB IBB HBP BLK	WP HR S P	ERA WHIP	<b>PITCHER</b>										IP WLS BF ERA	H R ER SO	BB IBB HBP BLK	WP HR S P	ERA WHIP					
52 Taylor Heam, L (1,1) ERA: 3.46	4.1 W	21 E	6 3 3 6	2 0 0 0	0 0 2 2	6.23 1.846	61 Spencer Patton, R (9,1) ERA: 6.75										1.0	5 1 0 2	0 0 1 0	0 0 8 9	0.00 1.000				
19 Dennis Santana, R (5,1) ERA: 3.86	0.2	2	0	0	0	0.00																			
36 Albert Abreu, R (6,1) ERA: 3.86	1.0	4	0	0	2	1	0	0	0	0	0	2	11	0.00	1.000										
66 Josh Sborz, R (7,1) ERA: 3.86	0.2	4	1	2	1	2	0	0	0	0	1	8	9	13.50	1.500										
32 John King, L (7,1) ERA: 3.86	1.1	4	0	0	2	0	0	0	0	0	0	8	8	0.00	0.000										

Batter	1	2	3	4	5	6	7	8	9	AB	R	H	RBI	BB	SO	LOB	BOTTOM									
13 Brad Miller, L (1,7) OBP: 0.355, SLG: 0.710	0-0 5 G4-3 18 1B 5 PB 1B									1	1	1	0	0	0	0	<p>Chicago Cubs @ Texas Rangers</p> <p>Surprise Stadium, Surprise, AZ</p> <p>Tue Apr 05 2022, 3:10 PM - 6:20 PM EDT</p> <p>Att: 3,306 - Sunny - 83 F</p> <p>livebaseballscorecards.com</p> <p>AB 34 R 11 H 10 RBI 9 BB 8 SO 8 LOB 27</p> 									
15 Nick Solak, R (3,7) OBP: 0.357, SLG: 0.692										1	1	0	0	1	1	1										
11 Yeison Morrobel, L (5,7)										2	0	0	0	0	3	0										
2 Marcus Semien, R (1,4) OBP: 0.270, SLG: 0.412	0-0 F7									1	0	0	0	0	0	1										
11 Charlie Culberson, R (3,4) OBP: 0.238, SLG: 0.288										2	0	0	0	0	3	0										
81 Justin Foscue, R (5,4) OBP: 0.500, SLG: 0.500										2	1	1	0	0	1	0										
5 Corey Seager, L (1,6) OBP: 0.212, SLG: 0.484	1-0 G4-3									1	0	0	0	0	0	1										
21 Cameron Cauley, R (2,6) OBP: 0.500, SLG: 0.429										3	3	2	1	1	0	0										
18 Mitch Garver, R (1,2) OBP: 0.296, SLG: 0.556	0-0 F7									2	0	2	3	0	0	0										
83 Antonio Cabello, R (3,PR)										0	1	0	0	0	0	0										
28 Jonah Heim, S (4,2) OBP: 0.400, SLG: 0.526										0	1	0	0	0	0	0										
60 Meibrys Vilorio, L (6,PH) OBP: 0.400, SLG: 0.375										1	0	0	0	1	0	2										
30 Nathaniel Lowe, L (1,3) OBP: 0.344, SLG: 0.563	0-3 K									2	0	0	0	0	1	2										
64 Nick Tanelu, R (3,PR) OBP: 0.500, SLG: 0.556										2	1	1	2	0	0	0										
53 Adolis Garcia, R (1,10) OBP: 0.351, SLG: 0.400										1	0	0	1	0	0	0										
4 Willie Calhoun, L (5,PH) OBP: 0.297, SLG: 0.324										0	1	0	0	1	0	0										
40 Ian Moller, R (6,PH) OBP: 0.429, SLG: 0.690										1	0	0	0	1	1	2										
56 Kole Calhoun, L (1,9) OBP: 0.313, SLG: 1.222										2	0	0	0	0	1	2										
63 Robert Gonzalez, R (4,9) OBP: 0.500, SLG: 0.600										2	0	0	0	1	0	4										
77 Andy Ibanez, R (1,5) OBP: 0.429, SLG: 0.690	0-0 L3									1	0	0	0	1	0	0										
71 Miguel Villarreal, R (5,PH) OBP: 0.250, SLG: 0.250										3	0	1	0	0	1	4										
41 Eli White, R (1,8) OBP: 0.304, SLG: 0.591										2	1	1	0	0	1	1										
52 Zion Bannister, S (5,8) OBP: 0.500, SLG: 0.333										2	0	1	2	0	1	1										
										1	0	0	0	1	1	0										
<b>Inning Stats</b>	R: 1 E: 0 K: 1 S: 7	H: 2 LOB: 1 BB: 0 P: 8	R: 0 E: 0 K: 1 S: 5	H: 0 LOB: 0 BB: 0 P: 5	R: 4 E: 1 K: 0 S: 8	H: 3 LOB: 2 BB: 1 P: 12	R: 0 E: 0 K: 2 S: 7	H: 0 LOB: 1 BB: 1 P: 11	R: 3 E: 2 K: 0 S: 6	H: 1 LOB: 2 BB: 2 P: 14	R: 1 E: 0 K: 2 S: 9	H: 2 LOB: 2 BB: 1 P: 13	R: 0 E: 0 K: 1 S: 5	H: 1 LOB: 0 BB: 0 P: 5	R: 2 E: 1 K: 1 S: 6	H: 1 LOB: 2 BB: 3 P: 19	1B: 9 2B: 1 3B: 0 HR: 0	SF: 2 SAC: 0 DP: 1 HBP: 0	WP: 2 PB: 1 SB: 0 CS: 0	PA: 44						
<b>PITCHER</b>	IP WLS BF ERA	H R ER SO	BB IBB HBP BLK	WP HR S P	ERA WHIP	<b>PITCHER</b>										IP WLS BF ERA	H R ER SO	BB IBB HBP BLK	WP HR S P	ERA WHIP						
59 Michael Rucker, R (1,1) ERA: 12.46	1.0	5	2	1	0	0	0	0	0	0	0	0	0	0	0	0	0.00	2.000								
57 Scott Elross, R (2,1) ERA: 12.46	1.0	H	3	0	0	0	1	0	0	0	5	5	0.00	0.000												
56 Eric Yardley, R (3,1) ERA: 12.46	0.1	L	5	3	4	1	0	1	0	0	5	9	27.00	12.000												
51 Samuel Reyes, R (3,1) ERA: 12.46	0.2	3	0	0	0	0	0	0	0	0	3	3	0.00	0.000												
Anderson Espinoza, R (4,1) ERA: 12.46	1.2	11	1	3	0	2	3	0	0	0	1	0	12	24	0.00	2.400										
41 Kevin McCarthy, R (5,1) ERA: 12.46	0.1																0.00	0.000								
41 Danis Correa, R (6,1) ERA: 12.46	1.0	6	2	1	2	1	0	0	0	0	0	9	13	9.00	3.000											
39 Wyatt Short, L (7,1) ERA: 12.46	2.0	10	2	2	2	2	3	0	0	0	1	0	11	24	9.00	2.500										







Batter	1	2	3	4	5	6	7	8	9	AB	R	H	RBI	BB	SO	LOB	TOP																					
24 Andrew McCutchen, R (1, 10) OBP: 0.444, SLG: 0.500											3	0	1	0	0	1	0	<b>Milwaukee Brewers @ Chicago Cubs</b> Wrigley Field, Chicago, IL Sat Apr 09 2022, 1:21 PM - 4:49 PM CDT Att: 30,369 - Partly Cloudy - 44 F																				
27 Willy Adames, R (1, 6) OBP: 0.333, SLG: 0.444										4	0	1	0	0	1	2																						
22 Christian Yelich, L (1, 7) OBP: 0.444, SLG: 0.200										2	0	1	0	1	1	0																						
12 Hunter Renfroe, R (1, 9) OBP: 0.125, SLG: 0.125										4	0	0	0	0	1	4																						
18 Keston Hiura, R (1, 3) OBP: 0.125, SLG: 0.125										3	0	0	0	1	2	2																						
15 Tyrone Taylor, R (1, 8) OBP: 0.125, SLG: 0.125										3	0	0	0	1	1	3																						
16 Kolten Wong, L (1, 4) OBP: 0.250, SLG: 0.250										3	0	1	0	0	0	1																						
20 Mike Brosseau, R (1, 5) OBP: 0.125, SLG: 0.125										3	0	0	0	0	1	1																						
7 Victor Caratini, S (1, 2) OBP: 0.250, SLG: 0.500										3	0	0	0	0	2	1																						
<b>Inning Stats</b>	R: 0 E: 0 K: 1 S: 9	H: 1 LOB: 0 BB: 0 P: 15	R: 0 E: 0 K: 0 S: 9	H: 0 LOB: 1 BB: 1 P: 17	R: 0 E: 0 K: 2 S: 8	H: 0 LOB: 0 BB: 0 P: 12	R: 0 E: 0 K: 2 S: 13	H: 2 LOB: 2 BB: 0 P: 22	R: 0 E: 0 K: 0 S: 7	H: 1 LOB: 0 BB: 0 P: 11	R: 0 E: 0 K: 2 S: 11	H: 0 LOB: 1 BB: 1 P: 20	R: 0 E: 0 K: 1 S: 8	H: 0 LOB: 0 BB: 0 P: 10	R: 0 E: 0 K: 2 S: 11	H: 0 LOB: 1 BB: 0 P: 17	R: 0 E: 0 K: 0 S: 10		H: 0 LOB: 1 BB: 1 P: 16	1B: 4 2B: 0 3B: 0 HR: 0	SF: 0 SAC: 0 DP: 3 HBP: 2	WP: 0 PB: 0 SB: 0 CS: 0	PA: 33															
<b>PITCHER</b>	IP	WLS	BF	H	R	ER	SO	BB	IBB	HBP	BLK	WP	HR	S	P	ERA	WHIP	<b>PITCHER</b>				IP	WLS	BF	H	R	ER	SO	BB	IBB	HBP	BLK	WP	HR	S	P	ERA	WHIP
35 Justin Steele, L (1, 1) ERA: 0.00	5.0	W	18	4	0	0	5	1	0	0	0	0	0	0	46	77	0.00	1.000					5.0	W	18	4	0	0	5	1	0	0	0	0	46	77	0.00	1.000
71 Keagan Thompson, R (1, 1) ERA: 0.00	2.2		10	0	0	0	4	1	0	1	0	0	0	0	26	42	0.00	0.375					2.2		10	0	0	0	4	1	0	1	0	0	26	42	0.00	0.375
57 Scott Effross, R (1, 1) ERA: 0.00	0.1		1	0	0	0	1	0	0	0	0	0	0	0	4	5	0.00	0.000					0.1		1	0	0	0	1	0	0	0	0	4	5	0.00	0.000	
21 Ethan Roberts, R (1, 1) ERA: 0.00	1.0		4	0	0	0	0	1	0	1	0	0	0	0	10	16	0.00	1.000					1.0		4	0	0	0	0	1	0	1	0	0	10	16	0.00	1.000
<b>Batter</b>	<b>1</b>	<b>2</b>	<b>3</b>	<b>4</b>	<b>5</b>	<b>6</b>	<b>7</b>	<b>8</b>	<b>9</b>	<b>AB</b>	<b>R</b>	<b>H</b>	<b>RBI</b>	<b>BB</b>	<b>SO</b>	<b>LOB</b>	<b>BOTTOM</b>																					
66 Rafael Ortega, L (1, 10) OBP: 0.375, SLG: 0.333										4	2	1	0	1	1	0																						
1 Nick Madrigal, R (1, 4) OBP: 0.333, SLG: 0.143										4	1	1	0	0	1	1																						
40 Wilson Contreras, R (1, 2) OBP: 0.444, SLG: 0.167										3	2	1	0	1	1																							
8 Ian Happ, S (1, 7) OBP: 0.778, SLG: 1.000										3	3	2	2	1	0	1																						
77 Clint Frazier, R (7, PR) OBP: 1.000, SLG: 2.000										0	0	0	0	0	0	0																						
18 Frank Schwindel, R (1, 3) OBP: 0.333, SLG: 0.250										4	1	2	1	1	1	4																						
27 Seiya Suzuki, R (1, 9) OBP: 0.596, SLG: 0.400										3	0	1	3	1	2	2																						
22 Jason Heyward, L (1, 8) ERA: 17.18										2	0	1	0	2	1	2																						
32 Michael Hermosillo, R (1, 8) ERA: 18.0										1	0	0	0	0	0	0																						
16 Patrick Wisdom, R (1, 5) OBP: 0.111, SLG: 0.125										5	0	1	2	0	1	7																						
2 Nico Hoerner, R (1, 6) OBP: 0.143, SLG: 0.571										4	0	0	0	0	0	2																						
<b>Inning Stats</b>	R: 3 E: 0 K: 0 S: 21	H: 1 LOB: 2 BB: 3 P: 40	R: 0 E: 0 K: 0 S: 5	H: 0 LOB: 0 BB: 0 P: 7	R: 1 E: 0 K: 2 S: 18	H: 3 LOB: 2 BB: 0 P: 26	R: 3 E: 0 K: 0 S: 13	H: 2 LOB: 3 BB: 3 P: 34	R: 0 E: 0 K: 1 S: 7	H: 0 LOB: 0 BB: 0 P: 8	R: 2 E: 0 K: 1 S: 18	H: 3 LOB: 2 BB: 1 P: 30	R: 0 E: 0 K: 3 S: 14	H: 1 LOB: 2 BB: 0 P: 24	R: 0 E: 0 K: 1 S: 9	H: 0 LOB: 0 BB: 0 P: 15	1B: 9 2B: 1 3B: 0 HR: 0	SF: 1 SAC: 0 DP: 0 HBP: 3	WP: 1 PB: 0 SB: 0 CS: 0	PA: 44																		
<b>PITCHER</b>	IP	WLS	BF	H	R	ER	SO	BB	IBB	HBP	BLK	WP	HR	S	P	ERA	WHIP	<b>PITCHER</b>				IP	WLS	BF	H	R	ER	SO	BB	IBB	HBP	BLK	WP	HR	S	P	ERA	WHIP
53 Brandon Woodruff, R (1, 1) ERA: 17.18	3.2	L	22	6	7	7	2	3	0	2	0	0	0	53	89	17.18	2.455					3.2	L	22	6	7	7	2	3	0	2	0	0	53	89	17.18	2.455	
32 José Ureña, R (4, 1) ERA: 18.0	1.1		7	0	0	0	1	3	0	0	0	1	0	11	26	0.00	2.250					1.1		7	0	0	0	1	3	0	0	0	11	26	0.00	2.250		
31 Jandel Gustave, R (1, 1) ERA: 18.0	1.0		7	3	2	2	1	1	0	0	0	0	0	18	30	18.00	4.000					1.0		7	3	2	2	1	1	0	0	0	18	30	18.00	4.000		
48 Trevor Gott, R (7, 1) ERA: 18.0	1.0		5	1	0	0	3	0	0	1	0	0	0	14	24	0.00	1.000					1.0		5	1	0	0	3	0	0	1	0	14	24	0.00	1.000		
55 Hoby Milner, L (1, 1) ERA: 18.0	1.0		3	0	0	0	1	0	0	0	0	0	0	9	15	0.00	0.000					1.0		3	0	0	0	1	0	0	0	9	15</					



Batter	1	2	3	4	5	6	7	8	9	AB	R	H	RBI	BB	SO	LOB	TOP										
16 Koltan Wong, L OBP: 0.167, SLG: 0.167	G3		G6-3		K		F8			4	0	0	0	0	1	0	<b>Milwaukee Brewers @ Chicago Cubs</b> Wrigley Field, Chicago, IL Sun Apr 10 2022, 1:21 PM - 4:23 PM CDT Att: 32,858 - Partly Cloudy - 54 F										
27 Willy Adames, R OBP: 0.385, SLG: 0.667	K		HR			22 BB	K			3	2	1	1	1	2	0											
22 Christian Yelich, L OBP: 0.539, SLG: 0.950	1B		BB			11 HR				3	1	2	1	1	1	0											
24 Andrew McCutchen, R OBP: 0.308, SLG: 0.333	F9		K			L7				4	0	0	0	0	1	3											
11 Rowdy Tellez, L OBP: 0.500, SLG: 0.857	G3-1				G3		HR			3	1	1	2	1	0	0											
12 Hunter Renfroe, R OBP: 0.250, SLG: 0.100	10 BB		10 BB			HR				2	0	0	0	2	1	1											
10 Omar Narváez, L OBP: 0.286, SLG: 0.667	G3		L1-3			K				4	0	0	0	0	2	2											
6 Lorenzo Cain, R OBP: 0.125, SLG: 0.286	G6-3				G6-3		P6			4	0	0	0	0	0	1											
14 Jace Peterson, L OBP: 0.286, SLG: 0.667	G3				G6-3		HR			2	0	0	0	0	0	0											
20 Mike Brosseau, R OBP: 0.286, SLG: 0.667										2	1	1	1	0	0	0											
<b>Inning Stats</b>	R: 0 H: 1 E: 0 K: 1 S: 7	H: 1 LOB: 1 BB: 0 P: 12	R: 0 H: 0 E: 0 K: 0 S: 8	H: 0 LOB: 1 BB: 1 P: 16	R: 1 H: 1 E: 0 K: 1 S: 17	H: 1 LOB: 1 BB: 1 P: 31	R: 0 H: 0 E: 0 K: 0 S: 2	H: 0 LOB: 0 BB: 0 P: 8	R: 0 H: 0 E: 0 K: 1 S: 8	H: 0 LOB: 0 BB: 0 P: 12	R: 3 H: 2 E: 0 K: 2 S: 13	H: 2 LOB: 0 BB: 1 P: 21	R: 1 H: 1 E: 0 K: 1 S: 10	H: 1 LOB: 0 BB: 0 P: 19	R: 0 H: 0 E: 0 K: 1 S: 10	H: 0 LOB: 1 BB: 1 P: 17	R: 0 H: 0 E: 0 K: 1 S: 10	H: 0 LOB: 0 BB: 0 P: 13	1B: 1 2B: 2 3B: 0 HR: 3	SF: 0 SAC: 0 DP: 1 HBP: 0	WP: 0 PB: 0 SB: 0 CS: 0	PA: 36					
<b>PITCHER</b>	IP	WLS	BF	H	R	ER	SO	BB	IBB	HBP	BLK	WP	HR	S	P	ERA	WHIP										
0 Marcus Stroman, R ERA: 1.8	5.0		19	2	1	1	3	3	0	0	0	0	1	42	79	1.80	1.000										
43 Jesse Chavez, R ERA: 40.5	0.2	B	5	2	3	3	1	1	0	0	0	0	1	10	17	40.50	4.500										
49 Daniel Norris, L ERA: 11.57	1.1	L	5	1	1	1	2	0	0	0	0	0	1	13	23	6.75	0.750										
37 David Robertson, R ERA:	1.0		4	0	0	0	1	1	0	0	0	0	0	10	17	0.00	1.000										
60 Mychal Givens, R ERA:	1.0		3	0	0	0	1	0	0	0	0	0	0	10	13	0.00	0.000										

Batter	1	2	3	4	5	6	7	8	9	AB	R	H	RBI	BB	SO	LOB	BOTTOM											
66 Rafael Ortega, L OBP: 0.500, SLG: 0.333	24 CS				1 BB					0	0	0	0	2	0	0	<b>Milwaukee Brewers @ Chicago Cubs</b> Wrigley Field, Chicago, IL Sun Apr 10 2022, 1:21 PM - 4:23 PM CDT Att: 32,858 - Partly Cloudy - 54 F											
32 Michael Hermosillo, R OBP: 0.500, SLG: 0.333	1 FC5-4				1 BB					1	0	0	0	1	1	1												
1 Nick Madrigal, R OBP: 0.231, SLG: 0.091	L4		FC5-4		G3-6-3		G4-3			4	0	0	0	0	0	5												
24 Jonathan Villar, S OBP: 0.231, SLG: 0.091	67 BB		K		G5-3		G6-3			3	1	0	0	1	1	1												
67 Alfonso Rivas III, L OBP: 0.500, SLG: 0.375	27 HR		K							2	1	1	0	0	1	0												
18 Frank Schwindel, R OBP: 0.273, SLG: 0.200	27 HR		K							2	0	0	0	0	2	0												
27 Seiya Suzuki, R OBP: 0.538, SLG: 0.750	1 HR									3	1	1	3	1	1	0												
77 Clint Frazier, R OBP: 0.400, SLG: 0.500										3	1	0	0	1	2	1												
22 Jason Heyward, L OBP: 0.500, SLG: 0.375										2	0	0	0	0	2	0												
16 Patrick Wisdom, R OBP: 0.091, SLG: 0.100										2	0	0	0	0	1	1												
7 Yan Gomes, R OBP: 0.250, SLG: 0.500										4	0	1	0	0	1	1												
2 Nico Hoerner, R OBP: 0.182, SLG: 0.455										4	0	1	0	0	1	1												
<b>Inning Stats</b>	R: 3 H: 2 E: 0 K: 1 S: 14	H: 2 LOB: 2 BB: 2 P: 29	R: 0 H: 1 E: 0 K: 1 S: 13	H: 1 LOB: 1 BB: 1 P: 22	R: 0 H: 0 E: 0 K: 3 S: 13	H: 0 LOB: 1 BB: 1 P: 25	R: 0 H: 0 E: 0 K: 1 S: 6	H: 0 LOB: 0 BB: 0 P: 12	R: 0 H: 0 E: 0 K: 0 S: 8	H: 0 LOB: 0 BB: 0 P: 15	R: 1 H: 0 E: 0 K: 2 S: 11	H: 0 LOB: 1 BB: 1 P: 20	R: 0 H: 1 E: 0 K: 1 S: 11	H: 1 LOB: 0 BB: 0 P: 15	R: 0 H: 0 E: 0 K: 2 S: 9	H: 0 LOB: 0 BB: 0 P: 10	R: 0 H: 0 E: 0 K: 2 S: 8	H: 0 LOB: 0 BB: 0 P: 14	1B: 2 2B: 1 3B: 0 HR: 1	SF: 0 SAC: 0 DP: 1 HBP: 0	WP: 2 PB: 0 SB: 1 CS: 1	PA: 36						
<b>PITCHER</b>	IP	WLS	BF	H	R	ER	SO	BB	IBB	HBP	BLK	WP	HR	S	P	ERA	WHIP											
51 Freddy Peralta, R ERA: 6.75	4.0		18	3	3	3	6	4	0	0	0	0	0	16	29	6.75	1.750											
35 Brent Suter, L ERA:	1.2		7	0	1	0	1	2	0	0	0	0	0	3	6	0.00	0.000											
54 Jake Cousins, R ERA: 5.4	0.1	W	1	0	0	0	1	0	0	0	0	0	1	0	3	6	0.00	0.000										
45 Brad Boxberger, R ERA:	1.0	H	4	1	0	0	1	0	0	0	0	0	0	11	15	0.00	1.000											
38 Devin Williams, R ERA:	1.0	H	3	0	0	0	2	0	0	0	0	0	0	9	10	0.00	0.000											
<b>PITCHER</b>	IP	WLS	BF	H	R	ER	SO	BB	IBB	HBP	BLK	WP	HR	S	P	ERA	WHIP											
71 Josh Hader, L ERA:	1.0		3	0	0	0	2	0	0	0	0	0	0	8	14	0.00	0.000											

**Milwaukee Brewers @ Chicago Cubs**  
 Wrigley Field, Chicago, IL  
 Sun Apr 10 2022, 1:21 PM - 4:23 PM CDT  
 Att: 32,858 - Partly Cloudy - 54 F

**Milwaukee Brewers @ Chicago Cubs**  
 Wrigley Field, Chicago, IL  
 Sun Apr 10 2022, 1:21 PM - 4:23 PM CDT  
 Att: 32,858 - Partly Cloudy - 54 F

AB	31
R	5
H	5
RBI	5
BB	5
SO	8
LOB	7

AB	30
R	4
H	4
RBI	3
BB	6
SO	13
LOB	11






Batter	1	2	3	4	5	6	7	8	9	AB	R	H	RBI	BB	SO	LOB	TOP										
77 Clint Frazier, R OBP: 0.333, SLG: 0.500	F9		G5-4-3					P6		4	0	1	0	0	0	2	Chicago Cubs @ Pittsburgh Pirates PNC Park, Pittsburgh, PA Tue Apr 12 2022, 4:15 PM - 7:06 PM EDT Att: 34,458 - Partly Cloudy - 66 F										
40 Wilson Contreras, R OBP: 0.462, SLG: 0.222	L8			K						3	0	1	0	1	1	0											
16 Patrick Wisdom, R OBP: 0.133, SLG: 0.077				K						3	0	0	0	1	3	3											
18 Frank Schwindel, R OBP: 0.267, SLG: 0.214	CS		G5-3							4	0	1	0	0	2	3											
27 Seiya Suzuki, R OBP: 0.529, SLG: 1.167	F9									4	2	2	2	0	1	1											
1 Nick Madrigal, R OBP: 0.176, SLG: 0.067			G5-4-3							4	0	0	0	0	0	1											
32 Michael Hermosillo, R OBP: 0.455, SLG: 0.286			K							3	0	0	0	0	2	0											
66 Rafael Ortega, L OBP: 0.455, SLG: 0.286										1	0	0	0	0	0	0											
8 Ian Happ, S OBP: 0.750, SLG: 0.900										3	0	2	0	0	0	0											
2 Nico Hoerner, R OBP: 0.214, SLG: 0.429										3	0	1	0	0	0	1											
<b>Inning Stats</b>	R: 0 E: 0 K: 0 S: 7	H: 0 LOB: 0 BB: 1 P: 13	R: 0 E: 0 K: 0 S: 4	H: 1 LOB: 0 BB: 0 P: 8	R: 0 E: 0 K: 1 S: 12	H: 2 LOB: 1 BB: 0 P: 15	R: 0 E: 0 K: 2 S: 8	H: 0 LOB: 0 BB: 0 P: 11	R: 1 E: 0 K: 0 S: 8	H: 1 LOB: 0 BB: 0 P: 14	R: 0 E: 0 K: 2 S: 10	H: 1 LOB: 2 BB: 1 P: 19	R: 1 E: 0 K: 1 S: 9	H: 2 LOB: 1 BB: 0 P: 11	R: 0 E: 0 K: 2 S: 16	H: 1 LOB: 0 BB: 0 P: 12	R: 0 E: 0 K: 1 S: 11	H: 0 LOB: 0 BB: 0 P: 12	1B: 5 2B: 1 3B: 0 HR: 2	SF: 0 SAC: 0 DP: 2 HBP: 0	WP: 1 PB: 0 SB: 0 CS: 1	PA: 35					
<b>PITCHER</b>	IP	WLS	BF	H	R	ER	SO	BB	IBB	HBP	BLK	WP	HR	S	P	ERA	WHIP										
62 Jose Quintana, L ERA: 1.69	5.1	L	20	5	1	1	3	2	0	0	0	0	1	43	71	1.69	1.312										
52 Anthony Banda, L ERA: 3.38	1.2		7	2	1	1	3	0	0	0	0	0	1	15	20	5.40	1.200										
46 Chris Stratton, R ERA:	1.0		4	1	0	0	2	0	0	0	0	1	0	16	22	0.00	1.000										
51 David Bednar, R ERA:	1.0		3	0	0	0	1	0	0	0	0	0	0	11	12	0.00	0.000										

Batter	1	2	3	4	5	6	7	8	9	AB	R	H	RBI	BB	SO	LOB	BOTTOM										
13 Ke'Bryan Hayes, R OBP: 0.400, SLG: 0.429	G5-3		G6-3					K		4	0	1	0	0	1	1	Chicago Cubs @ Pittsburgh Pirates PNC Park, Pittsburgh, PA Tue Apr 12 2022, 4:15 PM - 7:06 PM EDT Att: 34,458 - Partly Cloudy - 66 F										
10 Bryan Reynolds, S OBP: 0.276, SLG: 0.444	G2-3		G4-3							4	1	2	1	0	0	2											
2 Michael Chavis, R OBP: 0.375, SLG: 0.875	G2-3		G1-3							2	0	0	0	0	0	1											
19 Daniel Vogelbach, L OBP: 0.125, SLG: 0.125										2	0	0	0	0	2	1											
25 Yoshi Tsutsugo, L OBP: 0.235, SLG: 0.250	G6-3		G4-3							4	0	0	0	0	1	2											
64 Diego Castillo, R OBP: 0.385, SLG: 0.462	G4-3									4	0	1	0	0	0	0											
27 Kevin Newman, R OBP: 0.235, SLG: 0.313	G1-3									4	0	0	0	0	0	1											
41 Jake Marisnick, R ERA: 3.86										2	0	1	0	0	0	0											
18 Ben Gamel, L OBP: 0.364, SLG: 0.333	F7									1	0	0	0	0	0	1											
55 Roberto Pérez, R OBP: 0.400, SLG: 0.385										3	0	1	0	0	2	2											
3 Cole Tucker, S OBP: 0.235, SLG: 0.250	G1-3									3	0	0	0	0	1	2											
<b>Inning Stats</b>	R: 0 E: 0 K: 0 S: 12	H: 1 LOB: 1 BB: 0 P: 19	R: 0 E: 0 K: 0 S: 9	H: 0 LOB: 0 BB: 0 P: 13	R: 0 E: 0 K: 0 S: 9	H: 1 LOB: 1 BB: 0 P: 10	R: 0 E: 0 K: 0 S: 7	H: 0 LOB: 0 BB: 0 P: 8	R: 0 E: 0 K: 2 S: 10	H: 1 LOB: 1 BB: 0 P: 19	R: 0 E: 0 K: 1 S: 11	H: 1 LOB: 0 BB: 0 P: 19	R: 1 E: 0 K: 3 S: 10	H: 1 LOB: 0 BB: 0 P: 15	R: 0 E: 0 K: 0 S: 10	H: 0 LOB: 0 BB: 0 P: 15	R: 0 E: 0 K: 0 S: 10	H: 0 LOB: 0 BB: 0 P: 15	1B: 3 2B: 2 3B: 0 HR: 1	SF: 0 SAC: 0 DP: 0 HBP: 0	WP: 0 PB: 0 SB: 1 CS: 0	PA: 33					
<b>PITCHER</b>	IP	WLS	BF	H	R	ER	SO	BB	IBB	HBP	BLK	WP	HR	S	P	ERA	WHIP										
11 Drew Smyly, L ERA:	5.0	W	18	3	0	0	0	0	0	0	0	0	0	49	68	0.00	0.600										
58 Chris Martin, R ERA:	1.0	H	4	1	0	0	2	0	0	0	0	0	0	10	19	0.00	1.000										
21 Ethan Roberts, R ERA:	1.0	H	4	1	0	0	1	0	0	0	0	0	0	11	19	0.00	1.000										
60 Mychal Givens, R ERA: 3.86	1.0	H	4	1	1	1	3	0	0	0	0	0	1	10	15	9.00	1.000										
37 David Robertson, R ERA:	1.0	S	3	0	0	0	0	0	0	0	0	0	0	10	15	0.00	0.000										


livebaseballscorecards.com

AB 32  
R 2  
H 8  
RBI 2  
BB 2  
SO 9  
LOB 11



livebaseballscorecards.com

AB 33  
R 1  
H 6  
RBI 1  
BB 0  
SO 7  
LOB 13





Batter	1	2	3	4	5	6	7	8	9	AB	R	H	RBI	BB	SO	LOB	TOP					
66 Rafael Ortega, L OBP: 0.385, SLG: 0.222 77 Clint Frazier, R OBP: 0.273, SLG: 0.400	F9		P4		K			G6-3		2	0	0	0	0	0	0						
18 Frank Schwindel, R OBP: 0.316, SLG: 0.235	G5-3			G6-3	BB			1B		3	0	1	0	1	0	0						
40 Wilson Contreras, R OBP: 0.471, SLG: 0.815	HR			2B	G5-4-3			K		4	2	2	1	0	1	4						
8 Ian Happ, S OBP: 0.625, SLG: 0.692	K			2B				K		3	0	0	0	1	3	1						
27 Seiya Suzuki, R OBP: 0.524, SLG: 1.000	G6-3			1B				BB		3	0	1	1	1	0	0						
22 Jason Heyward, L OBP: 0.397, SLG: 0.250	L9			K				L9		4	0	0	0	0	1	3						
16 Patrick Wisdom, R OBP: 0.105, SLG: 0.059	K			G3				K		4	0	0	0	0	2	3						
24 Jonathan Villar, S OBP: 0.250, SLG: 0.143			L8		1B			L3		4	0	1	0	0	1	1						
2 Nico Hoerner, R OBP: 0.235, SLG: 0.412	G5-3		G5-3		1B			F9		3	0	1	0	0	0	0						
<b>Inning Stats</b>	R: 1 H: 1 E: 0 K: 1 S: 11	L: 1 LOB: 0 BB: 0 P: 19	R: 0 H: 0 E: 0 K: 1 S: 12	L: 0 LOB: 0 BB: 0 P: 18	R: 0 H: 0 E: 0 K: 0 S: 6	L: 0 LOB: 0 BB: 0 P: 8	R: 1 H: 2 E: 0 K: 1 S: 13	L: 2 LOB: 2 BB: 1 P: 17	R: 0 H: 2 E: 0 K: 1 S: 10	L: 2 LOB: 2 BB: 1 P: 20	R: 0 H: 0 E: 0 K: 1 S: 8	L: 0 LOB: 0 BB: 0 P: 11	R: 0 H: 0 E: 0 K: 0 S: 6	L: 0 LOB: 0 BB: 0 P: 9	R: 0 H: 1 E: 0 K: 2 S: 15	L: 1 LOB: 1 BB: 0 P: 21	R: 0 H: 0 E: 0 K: 2 S: 11	L: 0 LOB: 1 BB: 1 P: 20	1B: 4 2B: 1 3B: 0 HR: 1	SF: 0 SAC: 0 DP: 1 HBP: 0	WP: 1 PB: 0 SB: 0 CS: 0	PA: 35
<b>PITCHER</b>	IP	WLS	BF	H	R	ER	SO	BB	IBB	HBP	BLK	WP	HR	S	P	ERA	WHIP					
39 Zach Thompson, R ERA: 4.5	4.0		18	5	2	2	3	1	0	0	0	0	1	45	67	4.50	1.500					
38 Dillon Peters, L ERA:	2.0	W	6	0	0	0	2	1	0	0	0	1	0	15	26	0.00	0.500					
29 Wil Crowe, R ERA:	3.0	S	11	1	0	0	4	1	0	0	0	0	0	32	50	0.00	0.667					

Chicago Cubs @ Pittsburgh Pirates  
PNC Park, Pittsburgh, PA  
Wed Apr 13 2022, 12:38 PM - 3:26 PM EDT  
Att: 9,122 - Cloudy - 75 F

AB 32  
R 2  
H 6  
RBI 2  
BB 3  
SO 9  
LOB 14



Batter	1	2	3	4	5	6	7	8	9	AB	R	H	RBI	BB	SO	LOB	BOTTOM					
19 Daniel Vogelbach, L OBP: 0.250, SLG: 0.250	G4-5-3			1B				L8		4	0	2	0	0	1	0						
10 Bryan Reynolds, S OBP: 0.227, SLG: 0.364	G4-5-3		L8	F8				G4-3		4	0	0	0	0	3							
13 Ke'Bryan Hayes, R OBP: 0.526, SLG: 0.611	HR			2B	1B			1B		4	2	4	1	0	0	0						
25 Yoshi Tsutsugo, L OBP: 0.286, SLG: 0.222	HR			PO	F9			BB		2	1	0	0	2	1	1						
18 Ben Gamel, L OBP: 0.400, SLG: 0.583	HR			BB	G6-3			K		3	2	1	3	1	1	2						
27 Kevin Newman, R OBP: 0.286, SLG: 0.421	BB			3B	K			K		3	0	1	2	1	2	0						
26 Josh VanMeter, L	K			G6-3				K		4	0	0	0	0	2	2						
31 Andrew Knapp, S	G6-3			G3-1				G3		4	0	0	0	0	1	0						
44 Hoy Park, L OBP: 0.333, SLG: 0.200 41 Jake Marisnick, R OBP: 0.375, SLG: 0.500	K			BB	F8			F8		2	1	0	0	1	1	0						
<b>Inning Stats</b>	R: 3 H: 3 E: 0 K: 1 S: 15	L: 3 LOB: 1 BB: 2 P: 28	R: 0 H: 0 E: 0 K: 2 S: 8	L: 0 LOB: 0 BB: 0 P: 12	R: 2 H: 2 E: 0 K: 1 S: 10	L: 2 LOB: 1 BB: 1 P: 20	R: 1 H: 2 E: 0 K: 0 S: 10	L: 2 LOB: 1 BB: 1 P: 20	R: 0 H: 0 E: 0 K: 1 S: 10	L: 0 LOB: 0 BB: 0 P: 15	R: 0 H: 0 E: 0 K: 1 S: 7	L: 0 LOB: 0 BB: 0 P: 11	R: 0 H: 1 E: 0 K: 1 S: 14	L: 1 LOB: 2 BB: 1 P: 22	R: 0 H: 0 E: 0 K: 2 S: 9	L: 0 LOB: 0 BB: 0 P: 11	1B: 5 2B: 1 3B: 1 HR: 1	SF: 0 SAC: 0 DP: 1 HBP: 0	WP: 0 PB: 0 SB: 0 CS: 0	PA: 36		
<b>PITCHER</b>	IP	WLS	BF	H	R	ER	SO	BB	IBB	HBP	BLK	WP	HR	S	P	ERA	WHIP					
28 Kyle Hendricks, R ERA: 7.0	3.2	L	21	7	0	6	4	4	0	0	0	0	0	18	28	0.00	0.000					
59 Michael Rucker, R ERA:	2.1		6	0	0	0	2	0	0	0	0	0	0	14	22	0.00	2.000					
50 Rowan Wick, R ERA: 5.4	1.0		5	1	0	0	1	1	0	0	0	0	0	9	11	0.00	0.000					
57 Scott Effross, R ERA:	1.0		3	0	0	0	2	0	0	0	0	0	0	9	11	0.00	0.000					

Chicago Cubs @ Pittsburgh Pirates  
PNC Park, Pittsburgh, PA  
Wed Apr 13 2022, 12:38 PM - 3:26 PM EDT  
Att: 9,122 - Cloudy - 75 F

AB 30  
R 6  
H 8  
RBI 6  
BB 5  
SO 9  
LOB 8





















Batter	1	2	3	4	5	6	7	8	9	AB	R	H	RBI	BB	SO	LOB	TOP							
8 Brandon Lowe, L (1,4) OBP: 0.292, SLG: 0.415			G4-3				P5			3	0	0	0	1	1	3								
15 Josh Lowe, L (1,10) OBP: 0.299, SLG: 0.242								K		4	1	2	1	0	2	1								
56 Randy Arozarena, R (1,7) OBP: 0.238, SLG: 0.333				L9				G5-3		4	0	0	0	0	0	4								
26 Ji Man Choi, L (1,3) OBP: 0.571, SLG: 0.769								G4-3		4	0	1	1	0	2	1								
2 Yandy Diaz, R (1,5) OBP: 0.359, SLG: 0.273			G1-3							4	0	2	0	0	0	0								
39 Kevin Kiermaier, L (1,8) OBP: 0.185, SLG: 0.160										4	0	0	0	0	3	3								
10 Mike Zunino, R (1,2) OBP: 0.087, SLG: 0.095										3	0	0	0	1	2	2								
35 Brett Phillips, L (1,9) OBP: 0.227, SLG: 0.333										3	1	1	0	0	2	0								
13 Manuel Margot, R (9,PH) OBP: 0.412, SLG: 0.387										1	0	0	0	0	0	1								
6 Taylor Walls, S (1,6) OBP: 0.348, SLG: 0.222			G3							1	0	0	0	2	0	0								
<b>Inning Stats</b>	R: 0 E: 0 K: 2 S: 12	H: 0 LOB: 1 BB: 1 P: 22	R: 0 E: 0 K: 1 S: 10	H: 0 LOB: 0 BB: 0 P: 15	R: 0 E: 0 K: 1 S: 7	H: 0 LOB: 0 BB: 0 P: 10	R: 1 E: 0 K: 1 S: 14	H: 3 LOB: 2 BB: 0 P: 24	R: 1 E: 0 K: 1 S: 9	H: 2 LOB: 1 BB: 1 P: 20	R: 0 E: 0 K: 2 S: 10	H: 1 LOB: 0 BB: 0 P: 12	R: 0 E: 0 K: 2 S: 10	H: 0 LOB: 1 BB: 1 P: 17	R: 0 E: 0 K: 1 S: 6	H: 0 LOB: 0 BB: 0 P: 9	R: 0 E: 0 K: 1 S: 8	H: 0 LOB: 1 BB: 1 P: 15	1B: 6 2B: 0 3B: 0 HR: 0	SF: 0 SAC: 0 DP: 1 HBP: 0	WP: 0 PB: 0 SB: 2 CS: 1	PA: 35		
<b>PITCHER</b>	IP WLS BF H R ER SO BB IBB HBP BLK WP HR S P ERA WHIP	IP WLS BF H R ER SO BB IBB HBP BLK WP HR S P ERA WHIP	IP WLS BF H R ER SO BB IBB HBP BLK WP HR S P ERA WHIP	IP WLS BF H R ER SO BB IBB HBP BLK WP HR S P ERA WHIP	IP WLS BF H R ER SO BB IBB HBP BLK WP HR S P ERA WHIP	IP WLS BF H R ER SO BB IBB HBP BLK WP HR S P ERA WHIP	IP WLS BF H R ER SO BB IBB HBP BLK WP HR S P ERA WHIP	IP WLS BF H R ER SO BB IBB HBP BLK WP HR S P ERA WHIP	IP WLS BF H R ER SO BB IBB HBP BLK WP HR S P ERA WHIP	IP WLS BF H R ER SO BB IBB HBP BLK WP HR S P ERA WHIP	IP WLS BF H R ER SO BB IBB HBP BLK WP HR S P ERA WHIP	IP WLS BF H R ER SO BB IBB HBP BLK WP HR S P ERA WHIP	IP WLS BF H R ER SO BB IBB HBP BLK WP HR S P ERA WHIP	IP WLS BF H R ER SO BB IBB HBP BLK WP HR S P ERA WHIP	IP WLS BF H R ER SO BB IBB HBP BLK WP HR S P ERA WHIP	IP WLS BF H R ER SO BB IBB HBP BLK WP HR S P ERA WHIP	IP WLS BF H R ER SO BB IBB HBP BLK WP HR S P ERA WHIP	IP WLS BF H R ER SO BB IBB HBP BLK WP HR S P ERA WHIP	IP WLS BF H R ER SO BB IBB HBP BLK WP HR S P ERA WHIP	IP WLS BF H R ER SO BB IBB HBP BLK WP HR S P ERA WHIP	IP WLS BF H R ER SO BB IBB HBP BLK WP HR S P ERA WHIP	IP WLS BF H R ER SO BB IBB HBP BLK WP HR S P ERA WHIP	IP WLS BF H R ER SO BB IBB HBP BLK WP HR S P ERA WHIP	IP WLS BF H R ER SO BB IBB HBP BLK WP HR S P ERA WHIP

Tampa Bay Rays @ Chicago Cubs  
Wrigley Field, Chicago, IL  
Mon Apr 18 2022, 6:42 PM - 9:24 PM CDT  
Att: 26,615 - Cloudy - 40 F

AB 31  
R 2  
H 6  
RBI 2  
BB 4  
SO 12  
LOB 15



Batter	1	2	3	4	5	6	7	8	9	AB	R	H	RBI	BB	SO	LOB	BOTTOM							
1 Nick Madrigal, R (1,4) OBP: 0.343, SLG: 0.344			G5-3							4	0	2	0	0	0	0								
40 Wilson Contreras, R (1,2) OBP: 0.333, SLG: 0.531										4	0	0	0	0	1	2								
18 Frank Schwindel, R (1,3) OBP: 0.293, SLG: 0.436										4	1	1	1	0	1	1								
27 Seiya Suzuki, R (1,9) OBP: 0.564, SLG: 0.929										3	2	2	0	0	0	0								
7 Yan Gomes, R (1,10) OBP: 0.333, SLG: 0.467										2	0	0	0	0	2	1								
24 Jonathan Villar, S (7,PH) OBP: 0.500, SLG: 0.550										1	0	0	0	1	1	1								
16 Patrick Wisdom, R (1,5) OBP: 0.297, SLG: 0.465										3	1	1	2	0	2	2								
32 Michael Hermosillo, R (1,8) OBP: 0.400, SLG: 0.444										2	0	0	0	0	2	0								
77 Clint Frazier, R (7,PH) OBP: 0.238, SLG: 0.263										0	0	0	0	0	0	0								
66 Rafael Ortega, L (8,8) OBP: 0.333, SLG: 0.211										0	0	0	0	0	0	0								
8 Ian Happ, S (1,7) OBP: 0.424, SLG: 0.414										3	0	1	1	0	1	0								
2 Nico Hoerner, R (1,6) OBP: 0.219, SLG: 0.375										3	0	0	0	0	2	2								
<b>Inning Stats</b>	R: 0 E: 0 K: 1 S: 8	H: 0 LOB: 0 BB: 0 P: 9	R: 2 E: 1 K: 3 S: 13	H: 1 LOB: 0 BB: 0 P: 17	R: 0 E: 0 K: 2 S: 12	H: 1 LOB: 1 BB: 0 P: 19	R: 0 E: 0 K: 2 S: 9	H: 1 LOB: 0 BB: 0 P: 12	R: 0 E: 0 K: 1 S: 9	H: 0 LOB: 0 BB: 0 P: 10	R: 0 E: 0 K: 0 S: 7	H: 1 LOB: 0 BB: 0 P: 13	R: 1 E: 0 K: 2 S: 18	H: 1 LOB: 2 BB: 1 P: 33	R: 1 E: 0 K: 1 S: 11	H: 2 LOB: 1 BB: 0 P: 18	1B: 5 2B: 0 3B: 0 HR: 2	SF: 0 SAC: 0 DP: 1 HBP: 1	WP: 1 PB: 0 SB: 0 CS: 0	PA: 32				
<b>PITCHER</b>	IP WLS BF H R ER SO BB IBB HBP BLK WP HR S P ERA WHIP	IP WLS BF H R ER SO BB IBB HBP BLK WP HR S P ERA WHIP	IP WLS BF H R ER SO BB IBB HBP BLK WP HR S P ERA WHIP	IP WLS BF H R ER SO BB IBB HBP BLK WP HR S P ERA WHIP	IP WLS BF H R ER SO BB IBB HBP BLK WP HR S P ERA WHIP	IP WLS BF H R ER SO BB IBB HBP BLK WP HR S P ERA WHIP	IP WLS BF H R ER SO BB IBB HBP BLK WP HR S P ERA WHIP	IP WLS BF H R ER SO BB IBB HBP BLK WP HR S P ERA WHIP	IP WLS BF H R ER SO BB IBB HBP BLK WP HR S P ERA WHIP	IP WLS BF H R ER SO BB IBB HBP BLK WP HR S P ERA WHIP	IP WLS BF H R ER SO BB IBB HBP BLK WP HR S P ERA WHIP	IP WLS BF H R ER SO BB IBB HBP BLK WP HR S P ERA WHIP	IP WLS BF H R ER SO BB IBB HBP BLK WP HR S P ERA WHIP	IP WLS BF H R ER SO BB IBB HBP BLK WP HR S P ERA WHIP	IP WLS BF H R ER SO BB IBB HBP BLK WP HR S P ERA WHIP	IP WLS BF H R ER SO BB IBB HBP BLK WP HR S P ERA WHIP	IP WLS BF H R ER SO BB IBB HBP BLK WP HR S P ERA WHIP	IP WLS BF H R ER SO BB IBB HBP BLK WP HR S P ERA WHIP	IP WLS BF H R ER SO BB IBB HBP BLK WP HR S P ERA WHIP	IP WLS BF H R ER SO BB IBB HBP BLK WP HR S P ERA WHIP	IP WLS BF H R ER SO BB IBB HBP BLK WP HR S P ERA WHIP	IP WLS BF H R ER SO BB IBB HBP BLK WP HR S P ERA WHIP	IP WLS BF H R ER SO BB IBB HBP BLK WP HR S P ERA WHIP	IP WLS BF H R ER SO BB IBB HBP BLK WP HR S P ERA WHIP

Tampa Bay Rays @ Chicago Cubs  
Wrigley Field, Chicago, IL  
Mon Apr 18 2022, 6:42 PM - 9:24 PM CDT  
Att: 26,615 - Cloudy - 40 F

AB 30  
R 4  
H 7  
RBI 4  
BB 1  
SO 12  
LOB 11





Batter	1	2	3	4	5	6	7	8	9	AB	R	H	RBI	BB	SO	LOB	TOP			
56 Randy Arozarena, R (1, 7) OBP: 0.255, SLG: 0.348										4	2	1	1	1	1	2				
5 Wander Franco, S (1, 6) OBP: 0.408, SLG: 0.638										5	1	3	2	0	0	1				
43 Harold Ramirez, R (1, 3) OBP: 0.304, SLG: 0.381										4	1	1	1	1	0	2				
2 Yandy Diaz, R (1, 5) OBP: 0.372, SLG: 0.306										3	1	1	0	1	1	2				
8 Brandon Lowe, L (1, 10) OBP: 0.308, SLG: 0.422										4	0	2	1	0	0	1				
13 Manuel Margot, R (1, 8) OBP: 0.368, SLG: 0.343										4	0	0	1	0	2	3				
10 Mike Zunino, R (1, 2) OBP: 0.074, SLG: 0.080											4	0	0	0	0	0	1			
15 Josh Lowe, L (1, 9) OBP: 0.262, SLG: 0.216										4	0	0	0	0	1	1				
6 Taylor Walls, S (1, 4) OBP: 0.407, SLG: 0.381										3	1	2	0	1	1	0				
<b>Inning Stats</b>	R: 0 E: 0 K: 1 S: 7	H: 0 LOB: 0 BB: 0 P: 7	R: 1 E: 0 K: 0 S: 12	H: 1 LOB: 0 BB: 0 P: 18	R: 3 E: 0 K: 0 S: 8	H: 2 LOB: 2 BB: 3 P: 25	R: 0 E: 0 K: 2 S: 9	H: 0 LOB: 0 BB: 0 P: 17	R: 0 E: 0 K: 1 S: 10	H: 0 LOB: 0 BB: 0 P: 15	R: 2 E: 0 K: 1 S: 16	H: 3 LOB: 1 BB: 0 P: 24	R: 0 E: 0 K: 1 S: 10	H: 1 LOB: 1 BB: 0 P: 14	R: 0 E: 0 K: 0 S: 9	H: 2 LOB: 1 BB: 0 P: 12	1B: 5 2B: 3 3B: 1 HR: 1	SF: 0 SAC: 0 DP: 1 HBP: 0	WP: 1 PA: 39 PB: 0 SB: 0 CS: 0	
<b>PITCHER</b>	IP WLS BF H R ER SO BB IBB HBP BLK WP HR S P ERA WHIP	2.2 L 14 3 4 4 1 3 0 0 0 0 1 25 48 13.50 2.250	3.1 2.1 8 1 0 0 2 1 0 0 0 0 21 36 0.00 0.857	6.1 1.0 3 0 0 0 1 0 0 0 0 0 10 15 0.00 0.000	7.1 1.0 6 3 2 2 1 0 0 0 0 1 0 16 24 18.00 3.000	8.1 2.0 8 3 0 0 1 0 0 0 0 0 0 19 26 0.00 1.500														

Tampa Bay Rays @ Chicago Cubs  
Wrigley Field, Chicago, IL  
Tue Apr 19 2022, 6:41 PM - 9:51 PM CDT  
Att: 26,568 - Partly Cloudy - 42 F

AB	35
R	6
H	10
RBI	6
BB	4
SO	6
LOB	13



Batter	1	2	3	4	5	6	7	8	9	AB	R	H	RBI	BB	SO	LOB	BOTTOM				
24 Jonathan Villar, S (1, 5) OBP: 0.448, SLG: 0.480										5	0	1	0	0	2	1					
27 Seiya Suzuki, R (1, 9) OBP: 0.581, SLG: 0.897										1	0	0	0	3	0	1					
40 Wilson Contreras, R (1, 2) OBP: 0.325, SLG: 0.486										3	0	0	0	1	0	2					
8 Ian Happ, S (1, 7) OBP: 0.405, SLG: 0.394										4	1	1	0	0	0	3					
18 Frank Schwindel, R (1, 3) OBP: 0.289, SLG: 0.442										4	1	1	1	0	0	0					
1 Nick Madrigal, R (1, 4) OBP: 0.308, SLG: 0.306										4	0	0	0	0	0	1					
22 Jason Heyward, L (1, 8) OBP: 0.381, SLG: 0.421										1	0	0	0	0	0	0					
16 Patrick Wisdom, R (4, PH) (5, 8) OBP: 0.300, SLG: 0.556										2	1	0	0	0	1	0					
77 Clint Frazier, R (1, 10) OBP: 0.250, SLG: 0.238										4	1	1	1	0	1	0					
66 Rafael Ortega, L (9, PH) OBP: 0.320, SLG: 0.200										4	1	1	1	0	1	0					
2 Nico Hoerner, R (1, 6) OBP: 0.222, SLG: 0.417																					
<b>Inning Stats</b>	R: 0 E: 0 K: 0 S: 8	H: 0 LOB: 1 BB: 1 P: 13	R: 0 E: 0 K: 0 S: 7	H: 0 LOB: 0 BB: 0 P: 9	R: 0 E: 0 K: 2 S: 10	H: 1 LOB: 1 BB: 0 P: 18	R: 3 E: 0 K: 0 S: 16	H: 3 LOB: 0 BB: 0 P: 21	R: 0 E: 0 K: 0 S: 11	H: 0 LOB: 1 BB: 1 P: 22	R: 0 E: 0 K: 0 S: 7	H: 0 LOB: 0 BB: 0 P: 8	R: 2 E: 0 K: 2 S: 18	H: 1 LOB: 2 BB: 2 P: 31	R: 0 E: 0 K: 0 S: 6	H: 0 LOB: 0 BB: 0 P: 9	R: 0 E: 0 K: 2 S: 8	H: 0 LOB: 0 BB: 0 P: 11	1B: 2 2B: 1 3B: 1 HR: 1	SF: 0 SAC: 0 DP: 0 HBP: 1	WP: 1 PA: 37 PB: 0 SB: 0 CS: 0
<b>PITCHER</b>	IP WLS BF H R ER SO BB IBB HBP BLK WP HR S P ERA WHIP	1.2 W 15 4 3 3 2 1 0 0 0 0 1 40 65 8.10 1.500	1.0 H 3 0 0 0 0 0 0 0 0 0 0 7 8 0.00 0.000	0.2 H 4 1 2 2 2 0 0 1 0 0 0 9 14 27.00 1.500	0.1 H 3 0 0 0 0 2 0 0 0 0 1 0 9 17 0.00 6.000																
37 Matt Wisler, R (1, 1) ERA: 1.42	19 Josh Fleming, L (2, 1) ERA: 5.4	47 Jason Adam, R (6, 1) ERA: 2.08	30 Brooks Raley, L (7, 1) ERA: 4.5	81 Ryan Thompson, R (7, 1) ERA:																	
											<b>PITCHER</b>	IP WLS BF H R ER SO BB IBB HBP BLK WP HR S P ERA WHIP									
											36 Andrew Kittredge, R (8, 1) ERA: 1.5	2.0 S 6 6 0 0 0 2 0 0 0 0 0 14 20 0.00 0.000									

Tampa Bay Rays @ Chicago Cubs  
Wrigley Field, Chicago, IL  
Tue Apr 19 2022, 6:41 PM - 9:51 PM CDT  
Att: 26,568 - Partly Cloudy - 42 F

AB	32
R	5
H	5
RBI	4
BB	4
SO	6
LOB	8





Batter	1	2	3	4	5	6	7	8	9	AB	R	H	RBI	BB	SO	LOB	TOP	
8 Brandon Lowe, L (1,4) OBP: 0.304, SLG: 0.396										3	2	0	0	1	1	2	<p>Tampa Bay Rays @ Chicago Cubs</p> <p>Wrigley Field, Chicago, IL</p> <p>Wed Apr 20 2022, 5:32 PM - 7:37 PM CDT</p> <p>Att. 26,167 - Rain - 51 F</p>	
5 Wander Franco, S (1,6) OBP: 0.396, SLG: 0.627										4	0	1	1	0	0	2		
56 Randy Arozarena, R(1, 10) OBP: 0.255, SLG: 0.360										4	2	1	1	0	1	1		
26 Ji Man Choi, L (1,3) OBP: 0.553, SLG: 0.714										2	1	0	0	1	2	1		
15 Josh Lowe, L (1,7) OBP: 0.289, SLG: 0.325										3	1	2	1	0	1	1		
21 Francisco Mejia, S (1,2) OBP: 0.333, SLG: 0.652										3	2	2	3	0	0	1		
39 Kevin Kiermaier, L (1,8) OBP: 0.200, SLG: 0.214										3	0	1	1	0	1	1		
6 Taylor Walls, S (1,5) OBP: 0.433, SLG: 0.417										3	0	2	0	0	1	1		
35 Brett Phillips, L (1,9) OBP: 0.200, SLG: 0.292										3	0	0	0	0	3	3		
<b>Inning Stats</b>	R: 4 H: 2 E: 0 K: 1 S: 16	H: 2 LOB: 0 BB: 2 P: 32	R: 1 H: 2 E: 0 K: 1 S: 12	H: 2 LOB: 1 BB: 0 P: 14	R: 0 H: 1 E: 0 K: 2 S: 8	H: 1 LOB: 1 BB: 0 P: 11	R: 0 H: 1 E: 0 K: 2 S: 9	H: 1 LOB: 1 BB: 0 P: 12	R: 3 H: 3 E: 0 K: 3 S: 18	H: 3 LOB: 1 BB: 0 P: 27	R: 0 H: 0 E: 0 K: 1 S: 6	H: 0 LOB: 0 BB: 0 P: 8						
<b>PITCHER</b>	IP WLS BF H R ER SO BB IBB HBP BLK WP HR S P ERA WHIP	4.1 L 24 8 8 7 7 2 0 0 0 0 0 1 56 88 14.54 2.308	5.1 1.2 6 1 0 0 3 0 0 0 0 0 0 0 13 16 0.00 0.600															
0 Marcus Stroman, R (1,1) ERA: 8.78																		
49 Daniel Norris, L (5,1) ERA: 5.06																		
<b>Inning Stats</b>	R: 0 H: 1 E: 1 K: 1 S: 15	H: 0 LOB: 2 BB: 2 P: 26	R: 0 H: 0 E: 0 K: 1 S: 14	H: 0 LOB: 2 BB: 2 P: 26	R: 2 H: 3 E: 0 K: 2 S: 19	H: 3 LOB: 1 BB: 0 P: 30	R: 0 H: 0 E: 0 K: 0 S: 6	H: 0 LOB: 0 BB: 0 P: 8	R: 0 H: 0 E: 0 K: 2 S: 11	H: 0 LOB: 1 BB: 1 P: 18	R: 0 H: 0 E: 0 K: 1 S: 3	H: 0 LOB: 0 BB: 0 P: 8						
<b>PITCHER</b>	IP WLS BF H R ER SO BB IBB HBP BLK WP HR S P ERA WHIP	3.0 16 4 2 2 2 4 2 0 0 0 0 0 0 17 26 6.00 2.000	4.1 7 0 0 0 2 1 0 0 0 0 0 0 0 17 26 0.00 0.500															
57 Drew Rasmussen, R (1,1) ERA: 5.25																		
68 Jalen Beeks, L (4,1) ERA:																		
<b>Inning Stats</b>	R: 0 H: 1 E: 1 K: 1 S: 15	H: 0 LOB: 2 BB: 2 P: 26	R: 0 H: 0 E: 0 K: 1 S: 14	H: 0 LOB: 2 BB: 2 P: 26	R: 2 H: 3 E: 0 K: 2 S: 19	H: 3 LOB: 1 BB: 0 P: 30	R: 0 H: 0 E: 0 K: 0 S: 6	H: 0 LOB: 0 BB: 0 P: 8	R: 0 H: 0 E: 0 K: 2 S: 11	H: 0 LOB: 1 BB: 1 P: 18	R: 0 H: 0 E: 0 K: 1 S: 3	H: 0 LOB: 0 BB: 0 P: 8						
<b>PITCHER</b>	IP WLS BF H R ER SO BB IBB HBP BLK WP HR S P ERA WHIP	3.0 16 4 2 2 2 4 2 0 0 0 0 0 0 17 26 6.00 2.000	4.1 7 0 0 0 2 1 0 0 0 0 0 0 0 17 26 0.00 0.500															

AB 28  
R 8  
H 9  
RBI 7  
BB 2  
SO 10  
LOB 13



WP: 0 PA: 30  
PB: 0  
SB: 2  
CS: 0

AB 20  
R 2  
H 4  
RBI 2  
BB 3  
SO 6  
LOB 13



WP: 0 PA: 23  
PB: 0  
SB: 0  
CS: 0











Batter	1	2	3	4	5	6	7	8	9	AB	R	H	RBI	BB	SO	LOB	TOP										
19 Daniel Vogelbach, L OBP: 0.380, SLG: 0.556 41 Jake Marisnick, R OBP: 0.250, SLG: 0.269	G1-3			F7		F7			K	3	0	1	0	0	0	1											
10 Bryan Reynolds, S OBP: 0.254, SLG: 0.345 6 Anthony Alford, R OBP: 0.250, SLG: 0.250	L8			F8		K			1B	3	0	0	0	0	1	2											
2 Michael Chavis, R OBP: 0.389, SLG: 0.618	L7			P6					K	4	0	0	0	0	1	2											
25 Yoshi Tsutsugo, L OBP: 0.296, SLG: 0.205		G4-3		L5		L8				3	0	0	0	0	0	1											
64 Diego Castillo, R OBP: 0.250, SLG: 0.361		G6-3		P6					K	3	0	0	0	0	1	0											
18 Ben Gamel, L OBP: 0.319, SLG: 0.317		G6-3		L6					F8	3	0	0	0	0	0	0											
27 Kevin Newman, R OBP: 0.244, SLG: 0.310		G6-3		G6-3					G6-3	3	0	0	0	0	0	0											
3 Cole Tucker, S OBP: 0.171, SLG: 0.220		L8		L8					K	3	0	1	0	0	1	0											
31 Andrew Knapp, S OBP: 0.188, SLG: 0.143		P3		FC3-5					G5-3	3	0	0	0	0	0	1											
<b>Inning Stats</b>	R: 0 E: 0 K: 0 S: 4	H: 0 LOB: 0 BB: 0 P: 6	R: 0 E: 0 K: 0 S: 6	H: 0 LOB: 0 BB: 0 P: 10	R: 0 E: 0 K: 0 S: 10	H: 0 LOB: 0 BB: 0 P: 15	R: 0 E: 0 K: 0 S: 7	H: 1 LOB: 1 BB: 0 P: 12	R: 0 E: 0 K: 0 S: 5	H: 0 LOB: 0 BB: 0 P: 8	R: 0 E: 0 K: 1 S: 9	H: 1 LOB: 1 BB: 0 P: 14	R: 0 E: 0 K: 1 S: 8	H: 0 LOB: 0 BB: 0 P: 11	R: 0 E: 0 K: 1 S: 10	H: 0 LOB: 0 BB: 0 P: 15	R: 0 E: 0 K: 2 S: 11	H: 1 LOB: 1 BB: 0 P: 15	1B: 2 2B: 1 3B: 0 HR: 0	SF: 0 SAC: 0 DP: 0 HBP: 0	WP: 0 PB: 0 SB: 0 CS: 0	PA: 30					
<b>PITCHER</b>	IP	WLS	BF	H	R	ER	SO	BB	IBB	HBP	BLK	WP	HR	S	P	ERA	WHIP										
28 Kyle Hendricks, R ERA: 3.98	7.0	W	23	2	0	0	2	0	0	0	0	0	0	49	76	0.00	0.286										
15 Sean Newcomb, L ERA: 6.0	1.0		3	0	0	0	1	0	0	0	0	0	0	10	15	0.00	0.000										
57 Scott Effross, R ERA: 3.6	1.0		4	1	0	0	2	0	0	0	0	0	0	11	15	0.00	1.000										

Pittsburgh Pirates @ Chicago Cubs  
Wrigley Field, Chicago, IL  
Sat Apr 23 2022, 1:21 PM - 4:07 PM CDT  
Att: 39,917 - Partly Cloudy - 73 F

AB 30  
R 0  
H 3  
RBI 0  
BB 0  
SO 5  
LOB 7



Batter	1	2	3	4	5	6	7	8	9	AB	R	H	RBI	BB	SO	LOB	BOTTOM										
66 Rafael Ortega, L OBP: 0.282, SLG: 0.206	K			G4-3		F7			G2	6	1	1	0	0	1	5											
27 Seiya Suzuki, R OBP: 0.517, SLG: 0.721 32 Michael Hermosillo, R OBP: 0.333, SLG: 0.188	40 1B	40 S	G5-3			G5-3			8 1B	4	3	3	1	0	0	0											
40 Wilson Contreras, R OBP: 0.370, SLG: 0.476	16 1B	16 BB	G5-3			K			16 1B	5	3	3	3	1	1	0											
8 Ian Happ, S OBP: 0.423, SLG: 0.400	16 G5-3	24 FC6	F9			F9			16 1B	6	3	3	2	0	0	1											
16 Patrick Wisdom, R OBP: 0.333, SLG: 0.500	G5-3	24 HR	BB			P3			24 1B	4	2	1	1	2	1	3											
24 Jonathan Villar, S OBP: 0.391, SLG: 0.400	BB	FC6	36 HR			FC4-6			22 G4-6-3	5	3	2	3	1	0	2											
22 Jason Heyward, L OBP: 0.364, SLG: 0.379	P4	P4				36 1B			G4-6-3	5	3	2	1	0	0	6											
36 Alfonso Rivas III, L OBP: 0.455, SLG: 0.727	L8					2 1B			G1-3	6	1	3	5	0	0	1											
2 Nico Hoerner, R OBP: 0.340, SLG: 0.469						G1-3			G4-3	5	1	4	3	0	0	1											
<b>Inning Stats</b>	R: 1 E: 0 K: 1 S: 13	H: 3 LOB: 3 BB: 1 P: 23	R: 8 E: 2 K: 0 S: 23	H: 6 LOB: 1 BB: 1 P: 34	R: 0 E: 0 K: 0 S: 7	H: 0 LOB: 0 BB: 0 P: 11	R: 2 E: 0 K: 0 S: 12	H: 1 LOB: 1 BB: 1 P: 19	R: 5 E: 0 K: 0 S: 20	H: 7 LOB: 2 BB: 0 P: 24	R: 0 E: 0 K: 2 S: 8	H: 0 LOB: 0 BB: 0 P: 14	R: 1 E: 0 K: 0 S: 11	H: 2 LOB: 1 BB: 0 P: 17	R: 4 E: 0 K: 0 S: 15	H: 4 LOB: 0 BB: 1 P: 27	1B: 18 2B: 4 3B: 0 HR: 1	SF: 0 SAC: 0 DP: 1 HBP: 1	WP: 0 PB: 0 SB: 2 CS: 0	PA: 53							
<b>PITCHER</b>	IP	WLS	BF	H	R	ER	SO	BB	IBB	HBP	BLK	WP	HR	S	P	ERA	WHIP										
39 Zach Thompson, R ERA: 10.8	2.0	L	19	9	9	4	1	0	0	0	0	0	0	34	48	27.00	3.429										
89 Miguel Yajure, R ERA: 14.04	2.1		16	7	7	7	0	1	0	1	0	0	0	24	37	3.38	1.125										
35 Aaron Fletcher, L ERA: 6.14	2.2		11	3	1	1	2	0	0	0	0	0	0	15	27	36.00	5.000										
64 Diego Castillo, R ERA: 36.0	1.0		7	4	4	4	0	1	0	0	0	0	0	15	27	36.00	5.000										

Pittsburgh Pirates @ Chicago Cubs  
Wrigley Field, Chicago, IL  
Sat Apr 23 2022, 1:21 PM - 4:07 PM CDT  
Att: 39,917 - Partly Cloudy - 73 F

AB 48  
R 21  
H 23  
RBI 19  
BB 4  
SO 3  
LOB 21









Batter	1	2	3	4	5	6	7	8	9	AB	R	H	RBI	BB	SO	LOB	TOP										
32 Michael Hermosillo, R (1.8) OBP: 0.346, SLG: 0.158	G6-3		K					L8-6-3 HBP		2	0	0	0	0	1	1											
27 Seiya Suzuki, R (1.9) OBP: 0.463, SLG: 0.635	K		G6-4-3					L8-6-3		4	0	0	0	0	2	4											
16 Patrick Wisdom, R (1.5) OBP: 0.310, SLG: 0.451	G6-3									3	0	0	0	0	0	0											
24 Jonathan Villar, S (9, PH) OBP: 0.373, SLG: 0.378	G6-3									1	0	0	0	0	1	0											
40 Wilson Contreras, R (1.2) OBP: 0.349, SLG: 0.455										4	0	1	0	0	0	0											
18 Frank Schwindel, R (1.3) OBP: 0.277, SLG: 0.387										4	0	1	0	0	2	1											
7 Yan Gomes, R (1.10) OBP: 0.261, SLG: 0.318										3	0	0	0	0	0	2											
1 Nick Madrigal, R (1.4) OBP: 0.273, SLG: 0.240										3	0	0	0	0	0	1											
8 Ian Happ, S (1.7) OBP: 0.433, SLG: 0.510										3	1	1	1	0	0	0											
2 Nico Hoerner, R (1.6) OBP: 0.340, SLG: 0.462										3	0	1	0	0	0	1											
<b>Inning Stats</b>	R: 0 E: 0 K: 1 S: 9	H: 0 LOB: 0 BB: 0 P: 13	R: 0 E: 0 K: 1 S: 10	H: 1 LOB: 1 BB: 0 P: 15	R: 1 E: 0 K: 1 S: 8	H: 2 LOB: 0 BB: 0 P: 11	R: 0 E: 0 K: 0 S: 13	H: 1 LOB: 1 BB: 0 P: 17	R: 0 E: 0 K: 0 S: 8	H: 0 LOB: 0 BB: 0 P: 12	R: 0 E: 0 K: 0 S: 10	H: 0 LOB: 0 BB: 0 P: 13	R: 0 E: 0 K: 0 S: 7	H: 0 LOB: 0 BB: 0 P: 10	R: 0 E: 0 K: 2 S: 9	H: 0 LOB: 0 BB: 0 P: 14	1B: 2 2B: 2 3B: 0 HR: 1	SF: 0 SAC: 0 DP: 2 HBP: 2	WP: 1 PB: 0 CS: 0	PA: 32							
<b>PITCHER</b>	IP	WLS	BF	H	R	ER	SO	BB	IBB	HBP	BLK	WP	HR	S	P	ERA	WHIP										
54 Max Fried, L (1.1) ERA: 3.0	6.0	W	23	4	1	1	4	0	0	0	0	1	1	61	89	1.50	0.667										
51 Will Smith, L (7.1) ERA: 2.45	1.0	H	3	0	0	0	0	0	0	0	0	0	0	10	13	0.00	0.000										
68 Tyler Matzek, L (8.1) ERA: 1.35	1.0	H	3	0	0	0	0	0	0	1	0	0	0	7	10	0.00	0.000										
74 Kenley Jansen, R (9.1) ERA: 3.86	1.0	S	3	0	0	0	2	0	0	0	0	0	0	9	14	0.00	0.000										

Chicago Cubs @ Atlanta Braves  
Truist Park, Atlanta, GA  
Tue Apr 26 2022, 7:21 PM - 9:51 PM EDT  
Att: 31,990 - Clear - 63 F

AB	30
R	1
H	4
RBI	1
BB	0
SO	6
LOB	10



Batter	1	2	3	4	5	6	7	8	9	AB	R	H	RBI	BB	SO	LOB	BOTTOM										
Ozzie Albies, S (1.4) OBP: 0.333, SLG: 0.571	P4							F8		4	0	2	0	0	0	0											
28 Matt Olson, L (1.3) OBP: 0.436, SLG: 0.545	G4-3							G1-3		4	0	0	0	0	1	2											
27 Austin Riley, R (1.5) OBP: 0.373, SLG: 0.554	G4-3							F9		4	0	0	0	0	0	2											
20 Marcell Ozuna, R (1.7) OBP: 0.311, SLG: 0.522										3	1	1	0	0	0	0											
38 Guillermo Heredia, R (9.7) OBP: 0.273, SLG: 0.388										0	0	0	0	0	0	0											
16 Travis d'Arnaud, R (1.2) OBP: 0.327, SLG: 0.479										3	0	1	0	0	1	0											
25 Alex Dickerson, L (1.10) OBP: 0.161, SLG: 0.179										3	0	0	0	0	0	2											
14 Adam Duvall, R (1.8) OBP: 0.239, SLG: 0.246										2	0	0	1	0	2	0											
48 Travis Demeritte, R (1.9) OBP: 0.429, SLG: 1.000										3	1	1	1	0	1	1											
7 Dansby Swanson, R (1.6) OBP: 0.254, SLG: 0.279										3	1	1	0	0	1	0											
<b>Inning Stats</b>	R: 0 E: 0 K: 0 S: 7	H: 0 LOB: 0 BB: 0 P: 10	R: 1 E: 0 K: 0 S: 12	H: 2 LOB: 1 BB: 0 P: 15	R: 0 E: 0 K: 0 S: 6	H: 1 LOB: 1 BB: 0 P: 8	R: 0 E: 0 K: 1 S: 7	H: 0 LOB: 0 BB: 0 P: 10	R: 2 E: 0 K: 2 S: 19	H: 3 LOB: 1 BB: 0 P: 29	R: 0 E: 0 K: 0 S: 8	H: 0 LOB: 0 BB: 0 P: 14	R: 0 E: 0 K: 3 S: 10	H: 0 LOB: 0 BB: 0 P: 17	R: 0 E: 0 K: 0 S: 11	H: 0 LOB: 0 BB: 0 P: 15	1B: 5 2B: 0 3B: 0 HR: 1	SF: 1 SAC: 0 DP: 0 HBP: 0	WP: 0 PB: 0 CS: 0	PA: 30							
<b>PITCHER</b>	IP	WLS	BF	H	R	ER	SO	BB	IBB	HBP	BLK	WP	HR	S	P	ERA	WHIP										
0 Marcus Stroman, R (1.1) ERA: 6.98	6.0	L	24	6	3	2	3	0	0	0	0	0	0	10	86	3.00	1.000										
21 Ethan Roberts, R (7.1) ERA: 4.5	1.0		3	0	0	0	3	0	0	0	0	0	0	10	17	0.00	0.000										
59 Michael Rucker, R (8.1) ERA: 3.0	1.0		3	0	0	0	0	0	0	0	0	0	0	11	15	0.00	0.000										

Chicago Cubs @ Atlanta Braves  
Truist Park, Atlanta, GA  
Tue Apr 26 2022, 7:21 PM - 9:51 PM EDT  
Att: 31,990 - Clear - 63 F

AB	29
R	3
H	6
RBI	2
BB	0
SO	6
LOB	7













Batter	1	2	3	4	5	6	7	8	9	AB	R	H	RBI	BB	SO	LOB	TOP			
66 Rafael Ortega, L (1, 10) OBP: 0.309, SLG: 0.292 18 Frank Schwindel, R (7, PH) OBP: 0.278, SLG: 0.368 (7, 10)	G4-3		FC6-4 40 BB		L9		24 WP BB			2	0	0	0	1	0	0	<b>Chicago Cubs @ Milwaukee Brewers</b> American Family Field, Milwaukee, WI Fri Apr 29, 2022, 7:11 PM - 10:26 PM CDT Att: 29,062 - Roof Closed - 63 F			
24 Jonathan Villar, S (1, 4) OBP: 0.322, SLG: 0.321	K		K		G3-1		G6-3			4	0	0	0	0	2	3				
40 Wilson Contreras, R (1, 2) OBP: 0.342, SLG: 0.415	BB		FC6-4		P1		K			3	0	0	0	1	1	1				
8 Ian Happ, S (1, 7) OBP: 0.425, SLG: 0.467	F8				E4		P5			3	0	0	0	1	0	1				
27 Seiya Suzuki, R (1, 9) OBP: 0.413, SLG: 0.554	K		F8		F9		F9			4	0	0	0	0	1	2				
36 Alfonso Rivas III, L (1, 3) OBP: 0.550, SLG: 0.706	BB		G6-4-3 16 1B		G4-3		G6-3			4	0	2	0	0	0	0				
16 Patrick Wisdom, R (1, 5) OBP: 0.300, SLG: 0.468	F7		G6-4-3		G4-3		K			4	1	1	0	0	1	3				
22 Jason Heyward, L (1, 8) OBP: 0.372, SLG: 0.351 32 Michael Hermosillo, R (7, PH) OBP: 0.321, SLG: 0.143 (7, 8)	K				G5-3		K			2	0	0	0	0	1	1				
2 Nico Hoerner, R (1, 6) OBP: 0.328, SLG: 0.410			K		K		24 WP 18 BB BB			2	0	0	0	1	2	0				
<b>Inning Stats</b>	R: 0 H: 0 E: 0 K: 1 S: 11	H: 0 LOB: 1 BB: 1 P: 20	R: 0 H: 1 E: 0 K: 2 S: 10	H: 1 LOB: 1 BB: 0 P: 13	R: 0 H: 0 E: 0 K: 2 S: 17	H: 0 LOB: 1 BB: 1 P: 26	R: 0 H: 0 E: 0 K: 1 S: 6	H: 0 LOB: 0 BB: 0 P: 10	R: 0 H: 0 E: 1 K: 0 S: 7	H: 0 LOB: 1 BB: 2 P: 0	R: 1 H: 1 E: 0 K: 1 S: 14	H: 1 LOB: 2 BB: 2 P: 28	R: 0 H: 0 E: 0 K: 1 S: 7	H: 0 LOB: 0 BB: 0 P: 13	R: 0 H: 0 E: 0 K: 1 S: 8	H: 0 LOB: 0 BB: 0 P: 12		1B: 2 2B: 1 3B: 0 HR: 0	SF: 0 SAC: 0 DP: 1 HBP: 0	WP: 1 PB: 0 SB: 0 CS: 0
<b>PITCHER</b>	IP WLS BF H R ER SO	IP WLS BF H R ER SO	IP WLS BF H R ER SO	IP WLS BF H R ER SO	IP WLS BF H R ER SO	IP WLS BF H R ER SO	IP WLS BF H R ER SO	IP WLS BF H R ER SO	IP WLS BF H R ER SO	IP WLS BF H R ER SO	IP WLS BF H R ER SO	IP WLS BF H R ER SO	IP WLS BF H R ER SO	IP WLS BF H R ER SO	IP WLS BF H R ER SO	IP WLS BF H R ER SO	ERA WHIP	ERA WHIP		
37 Adrian Houser, R (1, 1) ERA: 2.53	6.0	W	23	2	0	0	6	3	0	0	0	0	0	0	0	0	0	0.00	0.833	
55 Hoby Milner, L (7, 1) ERA: 2.7	0.2		4	1	1	1	1	1	0	0	0	0	0	0	9	18	13.50	3.000		
31 Jandel Gustave, R (7, 1) ERA: 3.86	1.1		5	0	0	0	1	1	0	0	0	1	0	12	23	0.00	0.750			
54 Jake Cousins, R (9, 1) ERA: 5.14	1.0		3	0	0	0	1	0	0	0	0	0	0	8	12	0.00	0.000			

Batter	1	2	3	4	5	6	7	8	9	AB	R	H	RBI	BB	SO	LOB	BOTTOM			
16 Koltan Wong, L (1, 4) OBP: 0.260, SLG: 0.310	P5				P5		K			4	1	1	0	0	1	3	<b>Chicago Cubs @ Milwaukee Brewers</b> American Family Field, Milwaukee, WI Fri Apr 29, 2022, 7:11 PM - 10:26 PM CDT Att: 29,062 - Roof Closed - 63 F			
27 Willy Adames, R (1, 6) OBP: 0.311, SLG: 0.463	F9		P3		22 HR 2B		K			5	2	2	2	0	1	3				
22 Christian Yelich, L (1, 7) OBP: 0.395, SLG: 0.348	G6-4-3 24 BB		F8		2H HR		K2-3			3	1	1	2	2	1	0				
24 Andrew McCutchen, R (1, 10) OBP: 0.302, SLG: 0.377	G6-4-3		HR		F9		F9			5	1	1	1	0	0	3				
11 Rowdy Tellez, L (1, 3) OBP: 0.288, SLG: 0.433	G3-1 10 1B 2B		P6		K		12 HR BB			3	2	1	0	1	1	0				
12 Hunter Renfroe, R (1, 9) OBP: 0.267, SLG: 0.457	P6		K		HR		HR			4	2	2	3	0	1	1				
10 Omar Narváez, L (1, 2) OBP: 0.333, SLG: 0.356	G3-1		F7		K		2B			4	0	1	0	0	1	1				
6 Lorenzo Cain, R (1, 8) OBP: 0.220, SLG: 0.217	14 HR 1B		BB		BB		G5-3			3	1	2	1	1	0	1				
14 Jace Peterson, L (1, 5) OBP: 0.277, SLG: 0.244 20 Mike Brosseau, R (8, PH) OBP: 0.345, SLG: 0.360 (9, 5)	HR		K		K		16 FC5-4 1B			3	1	1	2	0	2	2				
<b>Inning Stats</b>	R: 0 H: 0 E: 0 K: 0 S: 10	H: 4 LOB: 1 BB: 0 P: 18	R: 3 H: 4 E: 0 K: 0 S: 16	H: 4 LOB: 0 BB: 0 P: 22	R: 1 H: 1 E: 0 K: 1 S: 10	H: 1 LOB: 0 BB: 0 P: 19	R: 0 H: 0 E: 0 K: 1 S: 8	H: 0 LOB: 1 BB: 1 P: 16	R: 3 H: 3 E: 0 K: 2 S: 16	H: 3 LOB: 0 BB: 0 P: 26	R: 0 H: 1 E: 0 K: 3 S: 12	H: 1 LOB: 1 BB: 0 P: 19	R: 2 H: 2 E: 0 K: 1 S: 14	H: 2 LOB: 0 BB: 1 P: 24	R: 2 H: 2 E: 0 K: 0 S: 14	H: 2 LOB: 0 BB: 1 P: 26		1B: 3 2B: 4 3B: 0 HR: 6	SF: 0 SAC: 0 DP: 2 HBP: 1	WP: 0 PB: 0 SB: 1 CS: 0
<b>PITCHER</b>	IP WLS BF H R ER SO	IP WLS BF H R ER SO	IP WLS BF H R ER SO	IP WLS BF H R ER SO	IP WLS BF H R ER SO	IP WLS BF H R ER SO	IP WLS BF H R ER SO	IP WLS BF H R ER SO	IP WLS BF H R ER SO	IP WLS BF H R ER SO	IP WLS BF H R ER SO	IP WLS BF H R ER SO	IP WLS BF H R ER SO	IP WLS BF H R ER SO	IP WLS BF H R ER SO	IP WLS BF H R ER SO	ERA WHIP	ERA WHIP		
28 Kyle Hendricks, R (1, 1) ERA: 5.47	4.1	L	22	7	6	6	2	2	0	1	0	0	0	0	0	0	12.46	2.077		
49 Daniel Norris, L (5, 1) ERA: 6.0	0.2		3	1	1	1	2	0	0	0	0	0	0	1	10	16	13.50	1.500		
62 Mark Leiter Jr., R (6, 1) ERA: 7.84	1.0		4	1	0	0	3	0	0	0	0	0	0	12	19	0.00	1.000			
15 Sean Newcomb, L (7, 1) ERA: 8.59	1.1		8	3	3	3	1	1	0	0	0	0	0	1	19	34	20.25	3.000		
21 Ethan Roberts, R (8, 1) ERA: 8.22	0.2		3	1	1	1	0	1	0	0	0	0	0	1	9	16	13.50	3.000		

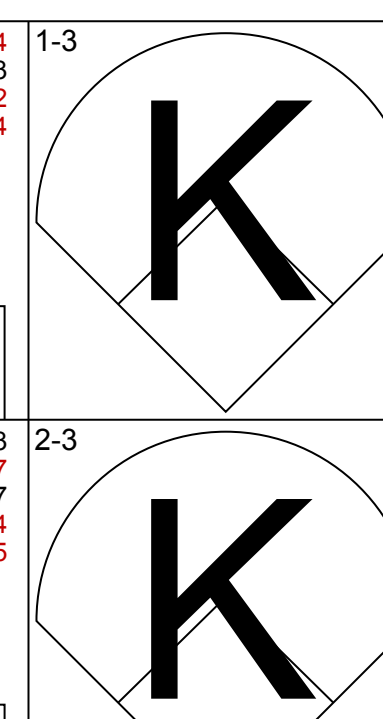
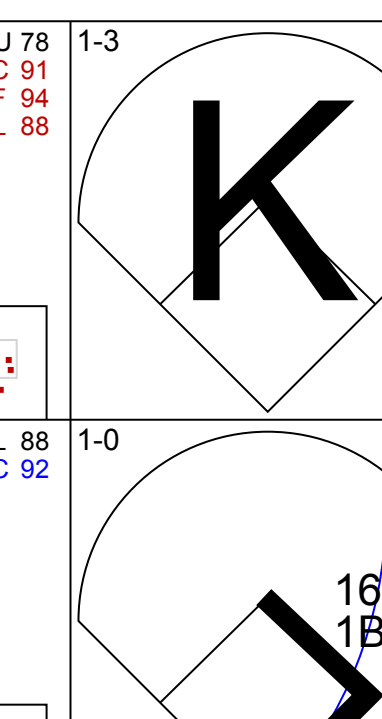
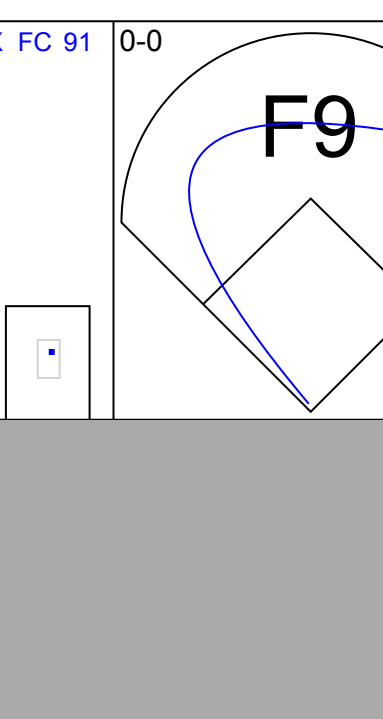
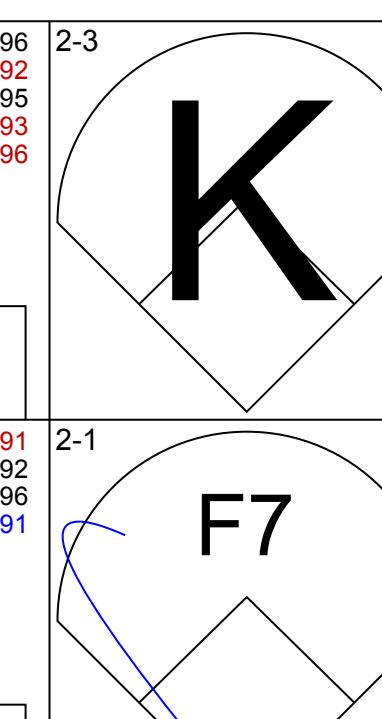
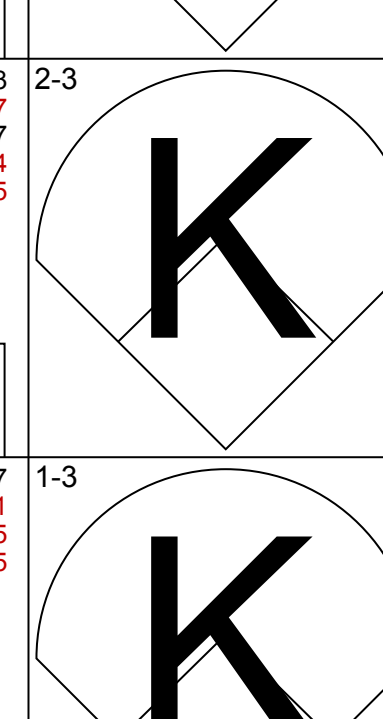
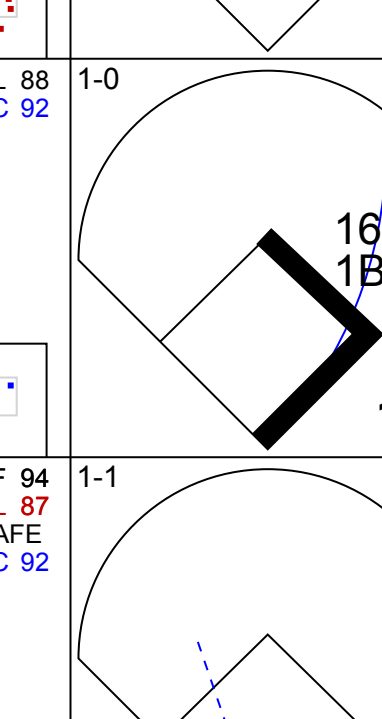

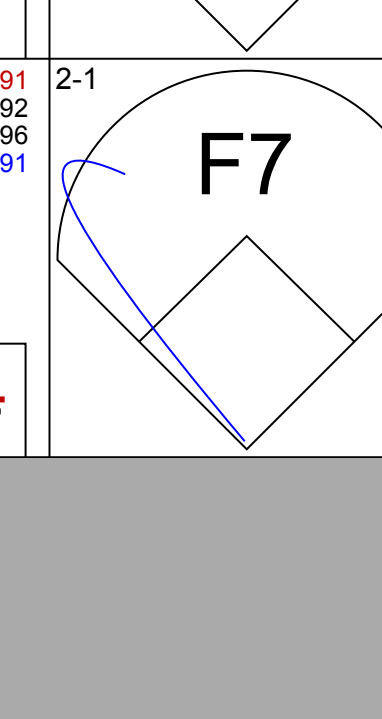
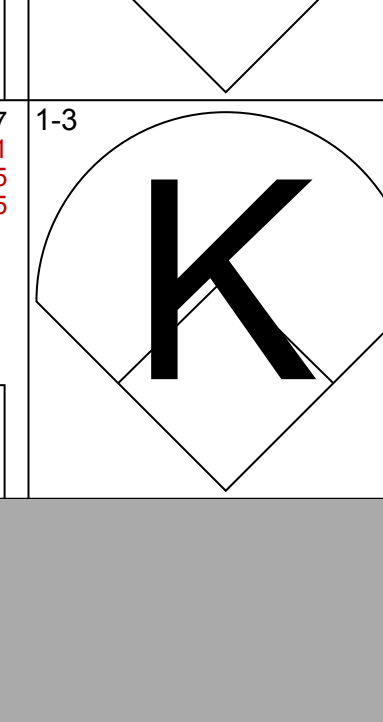
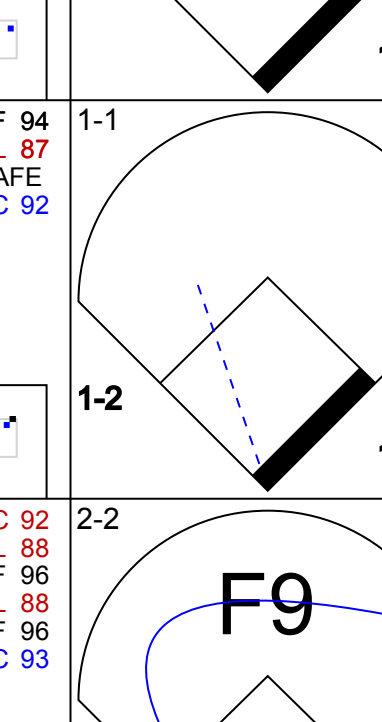



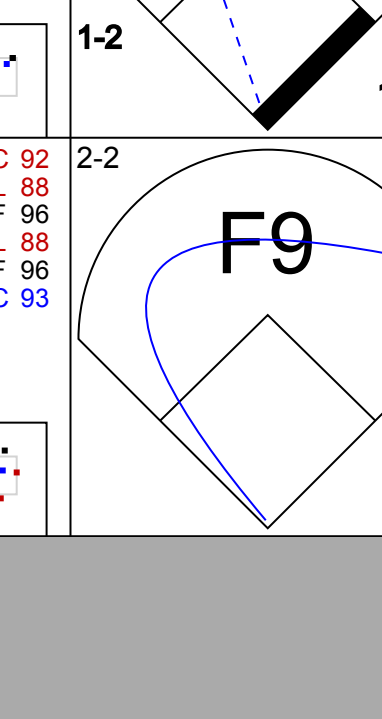
















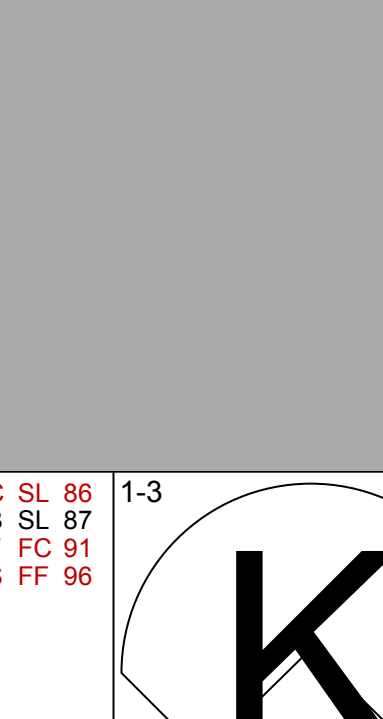


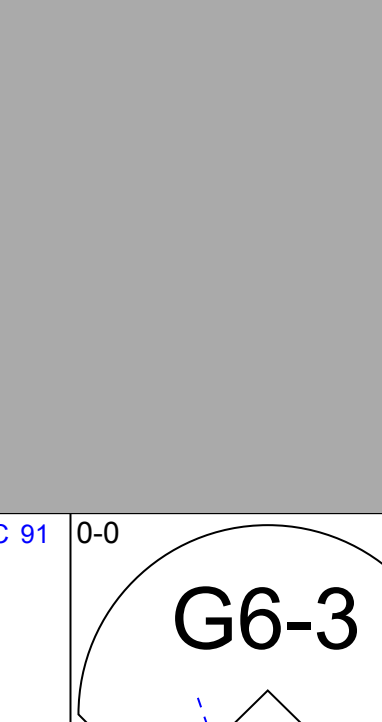
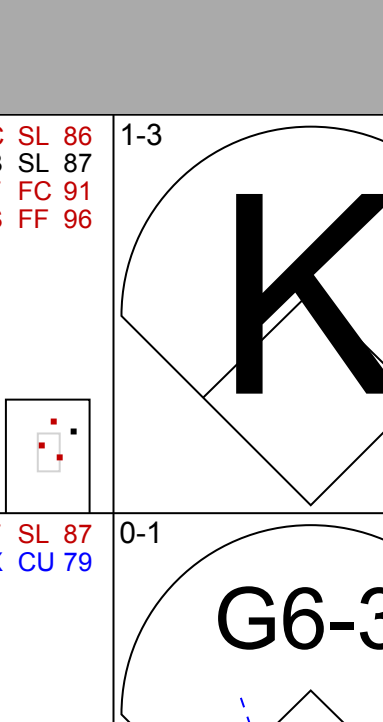
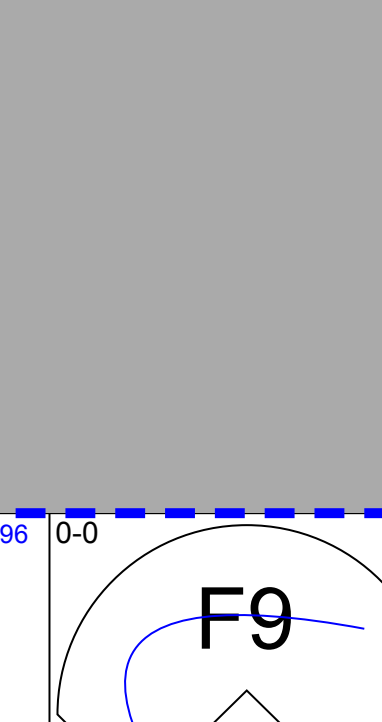

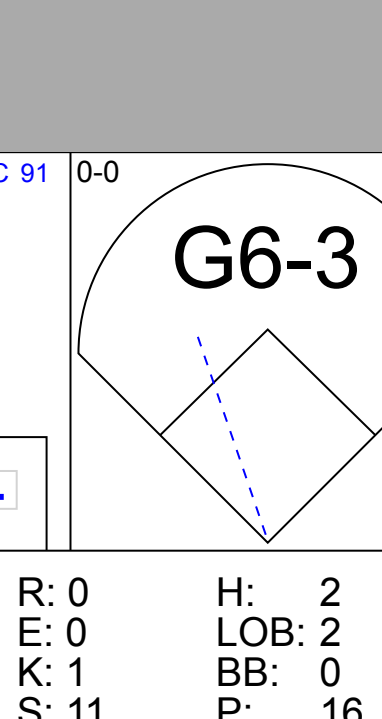
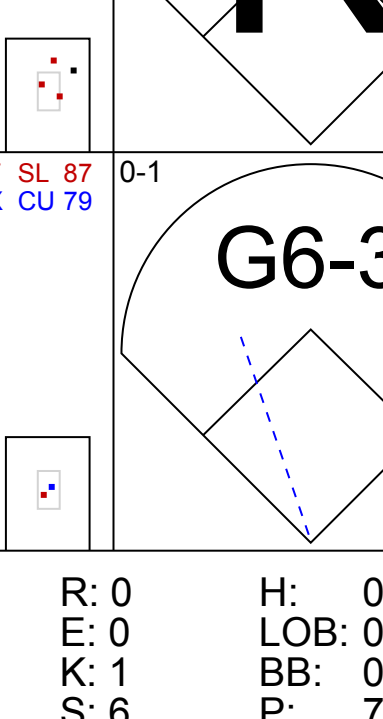
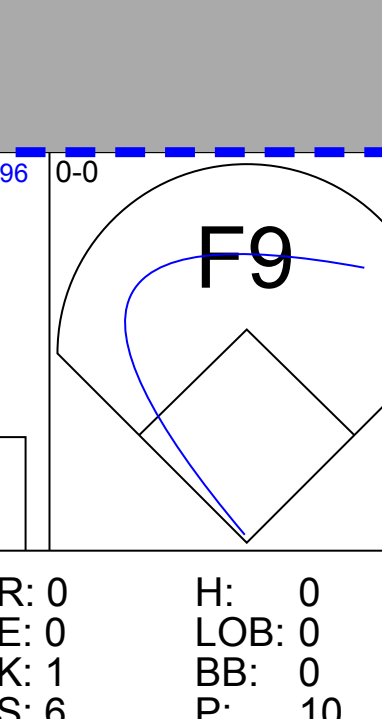
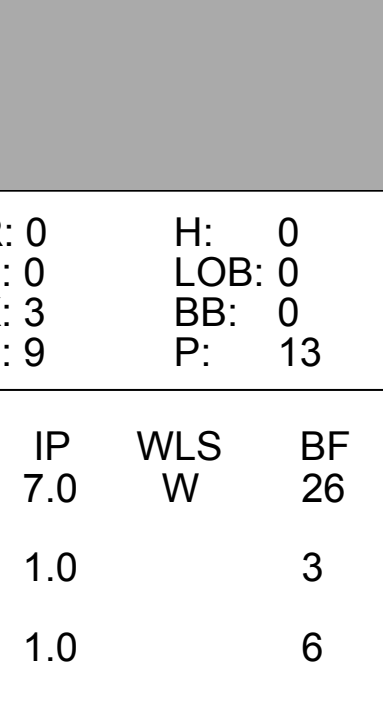
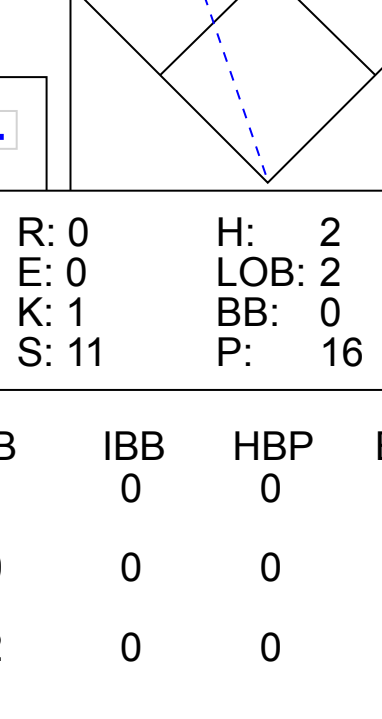
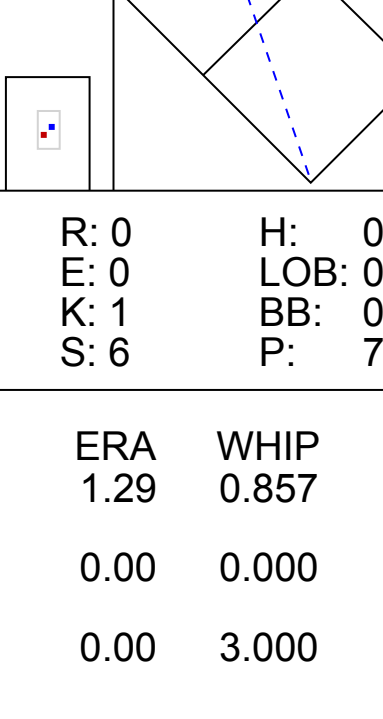
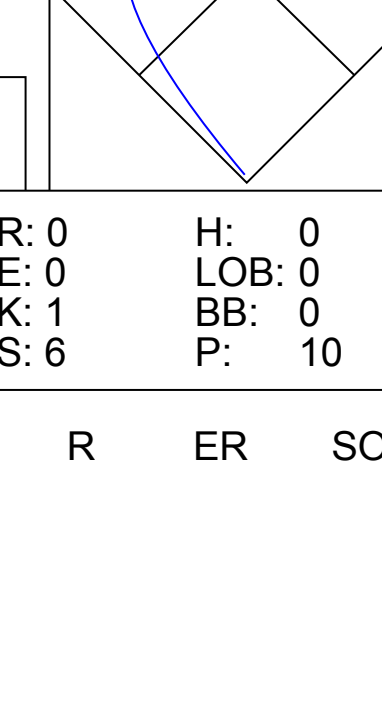
AB	30
R	1
H	3
RBI	0
BB	5
SO	9
LOB	12

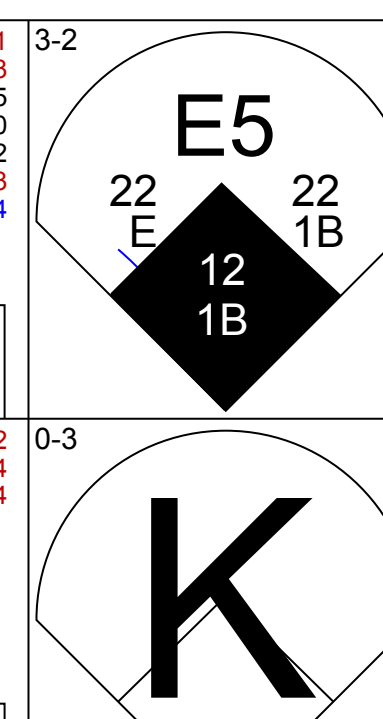
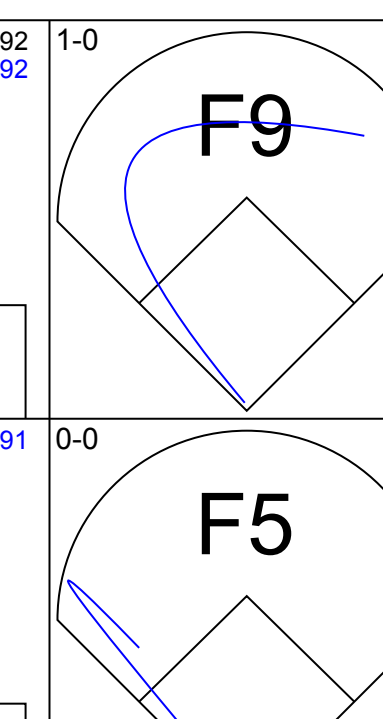
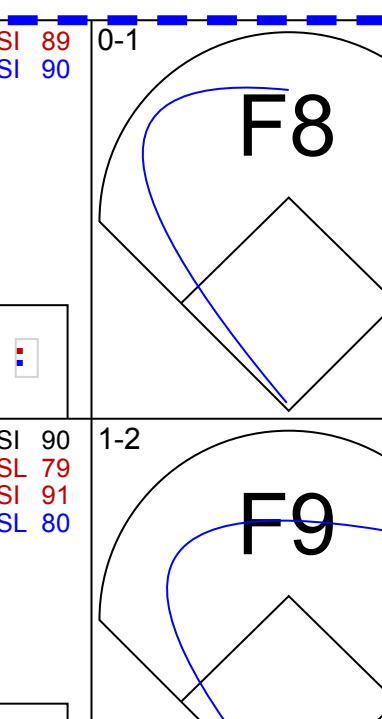
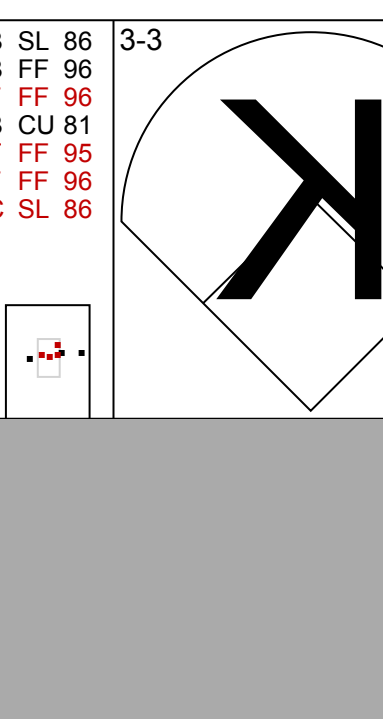
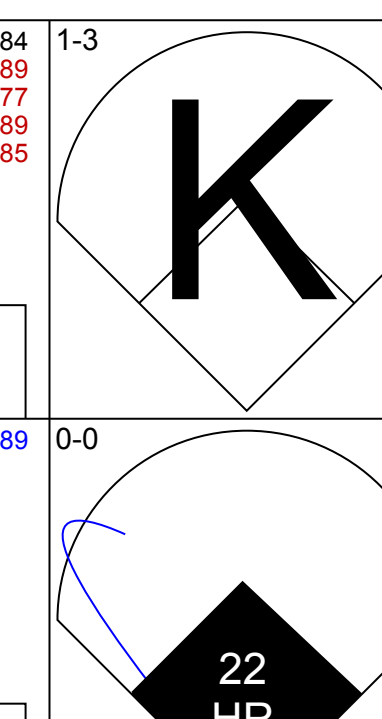
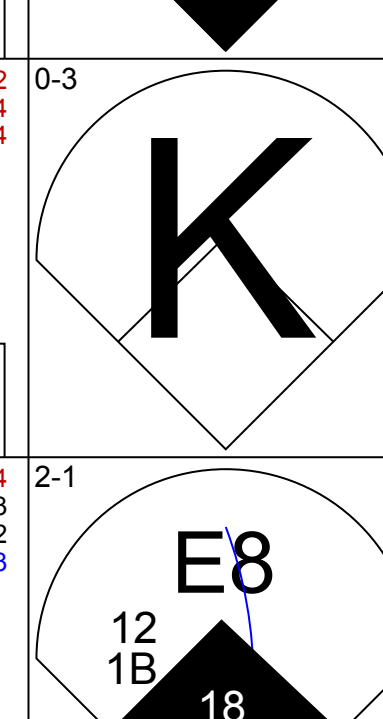
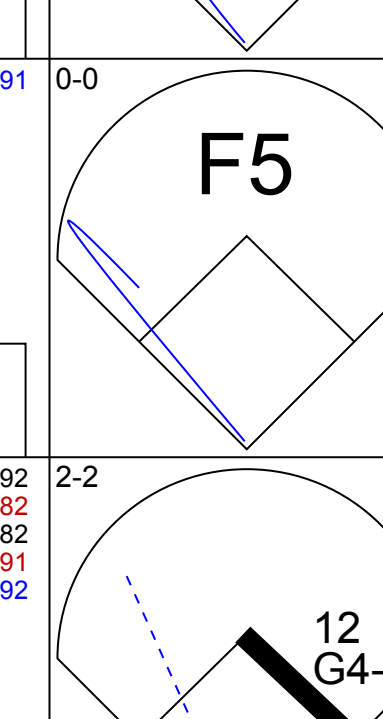
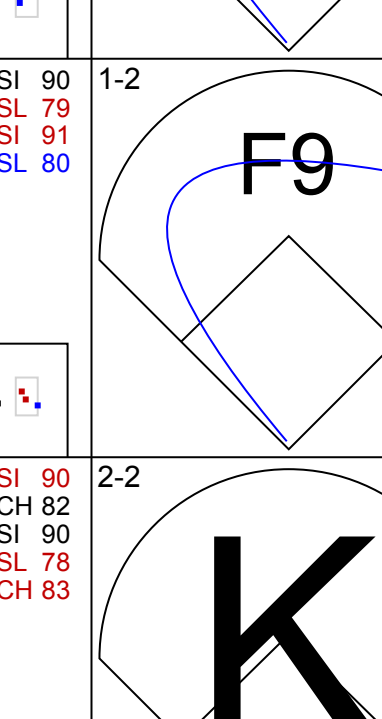
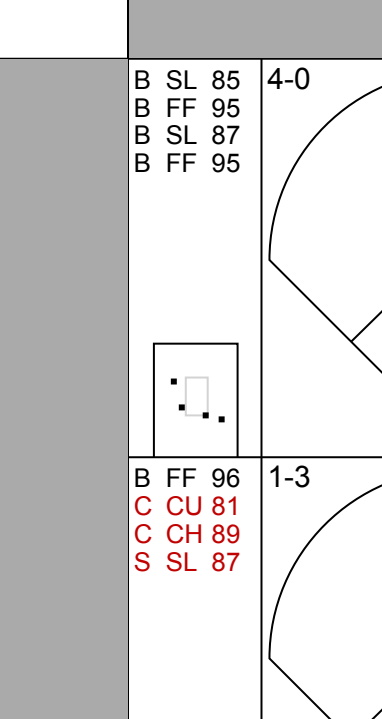
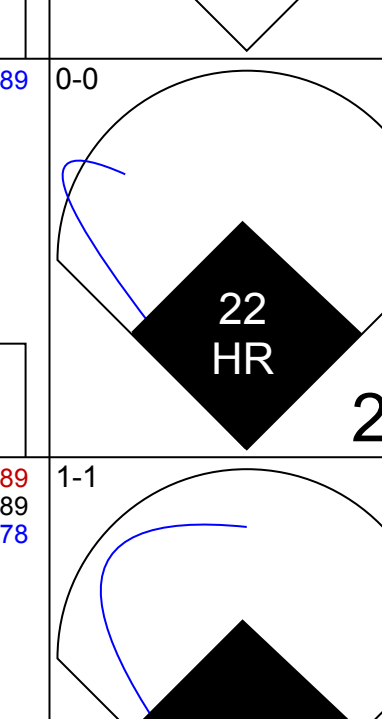
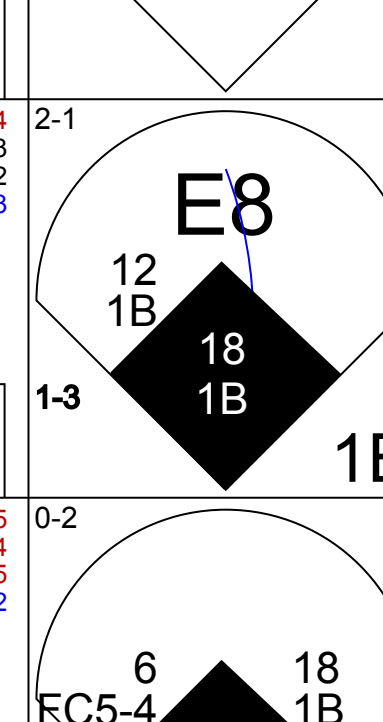
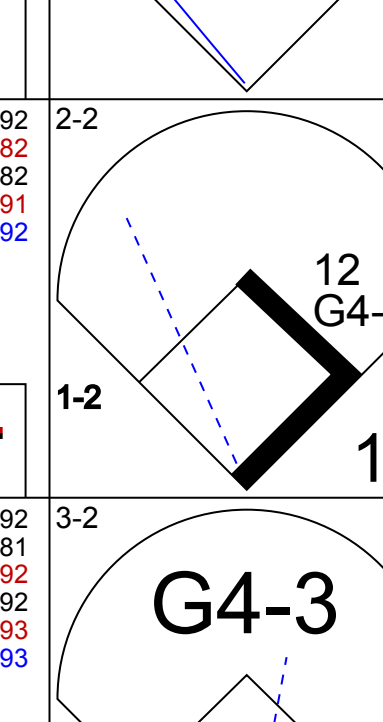

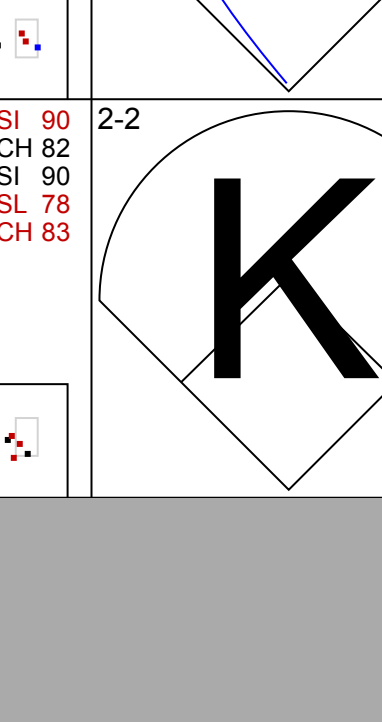
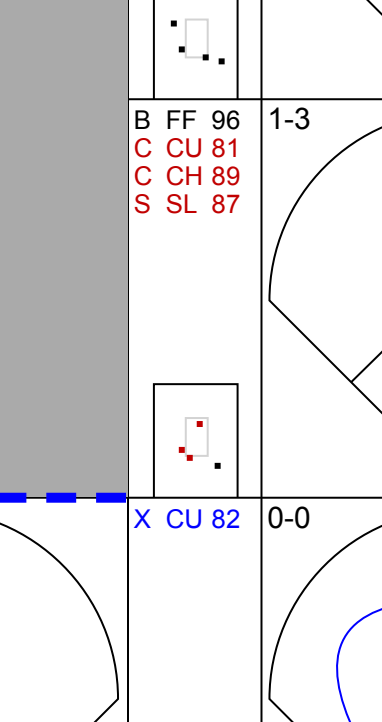
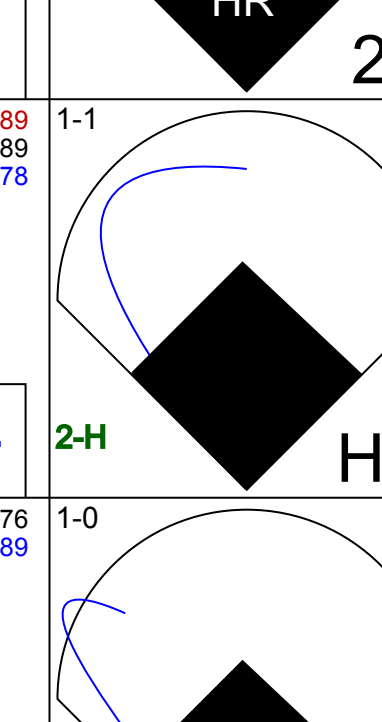
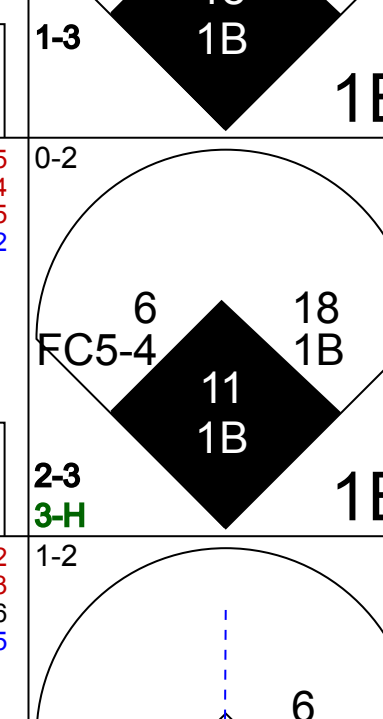
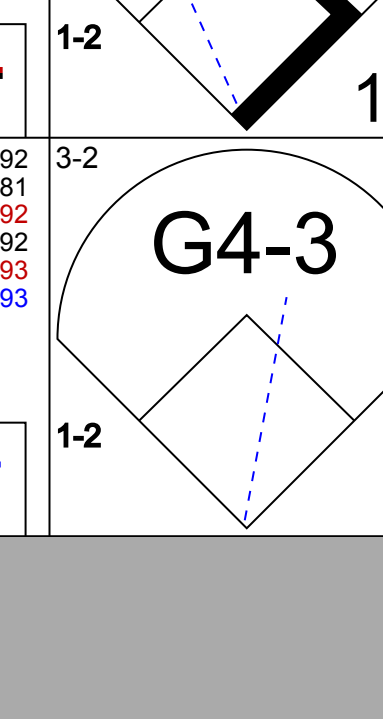


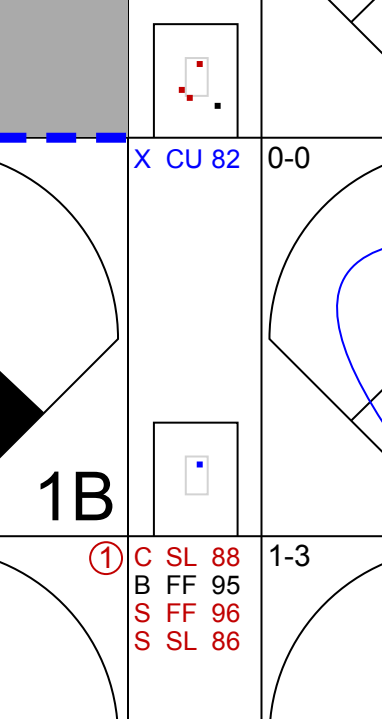
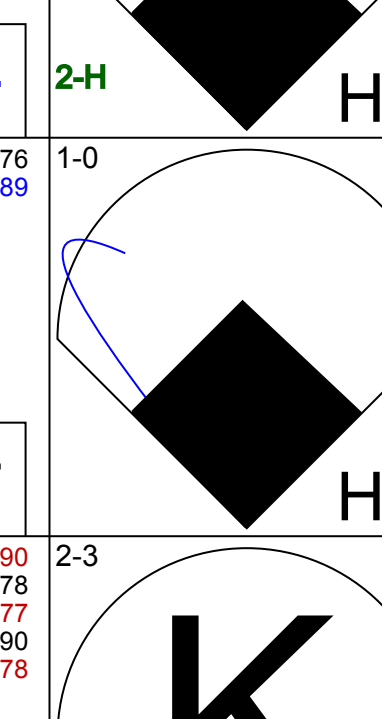
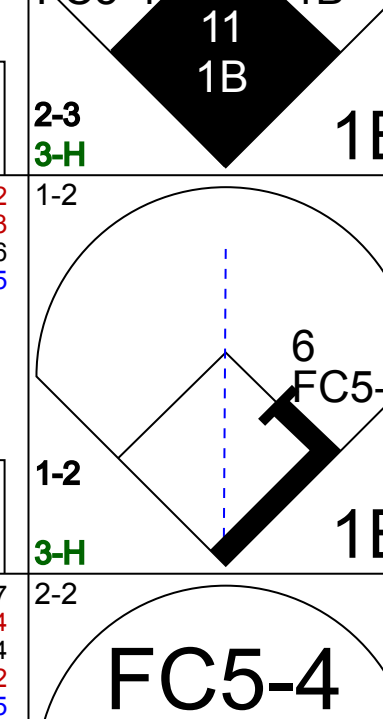

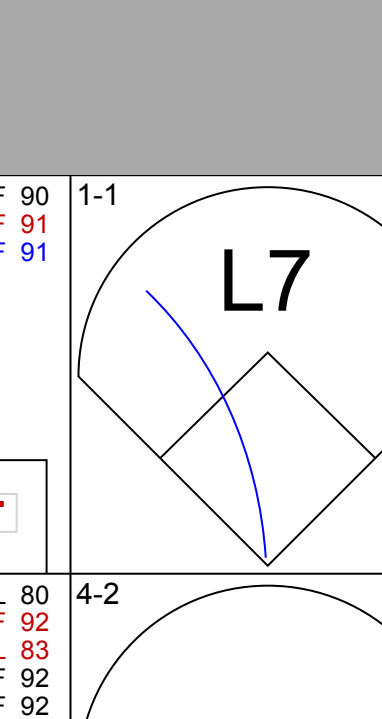
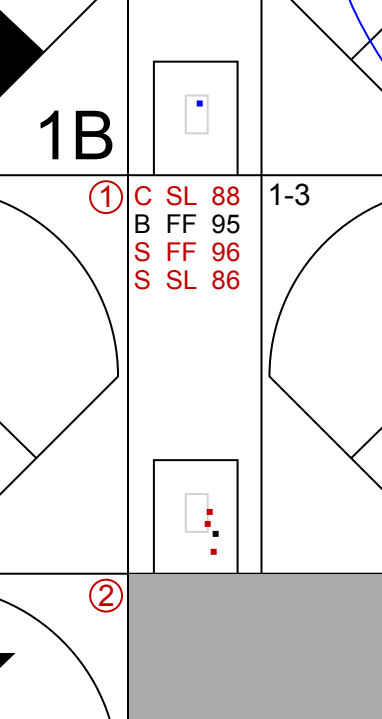
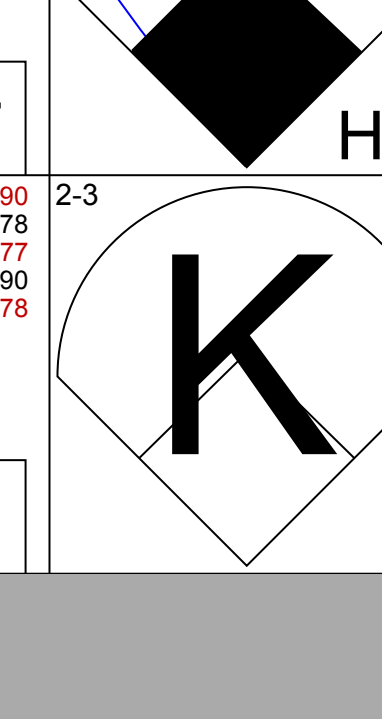
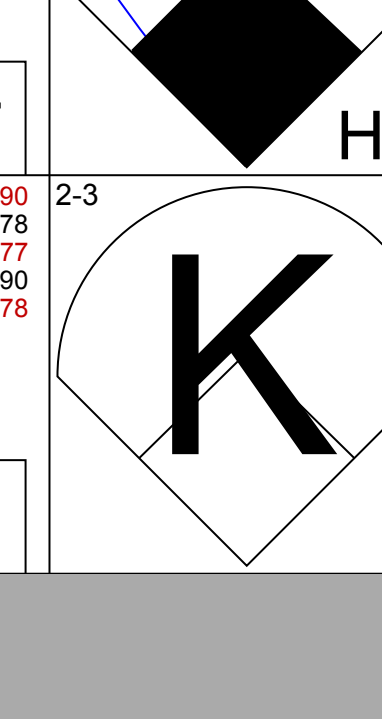
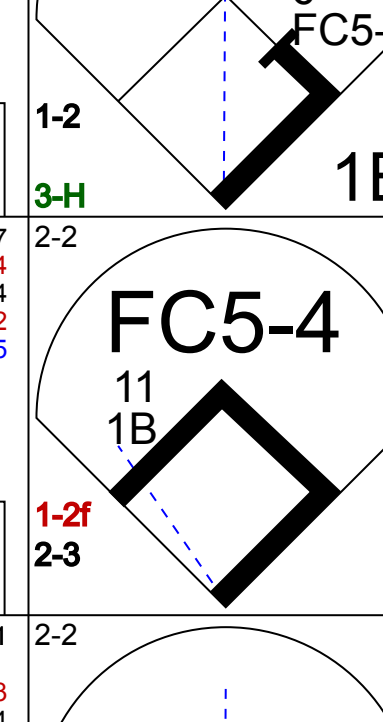

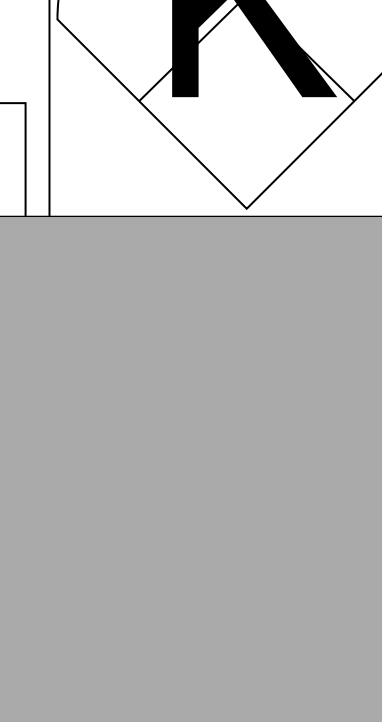
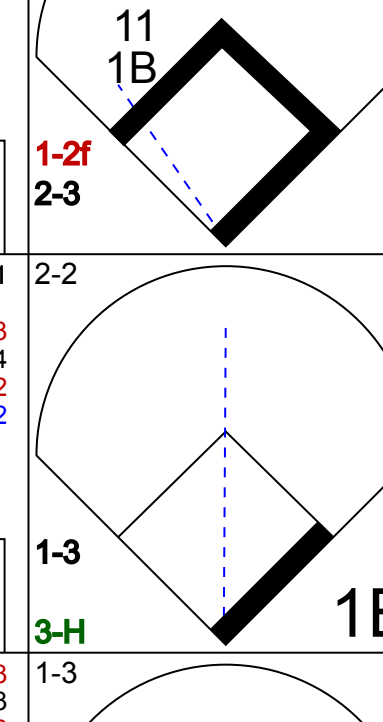
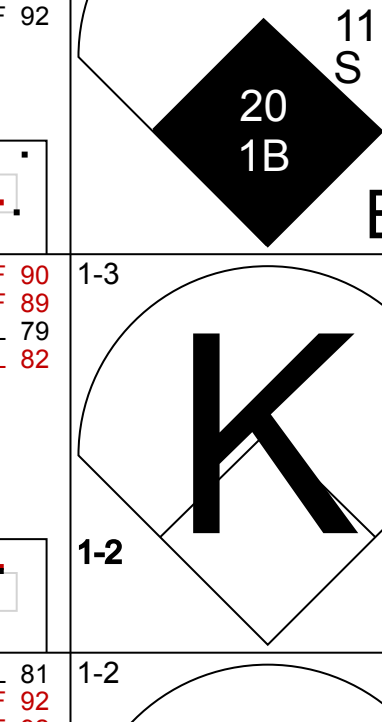
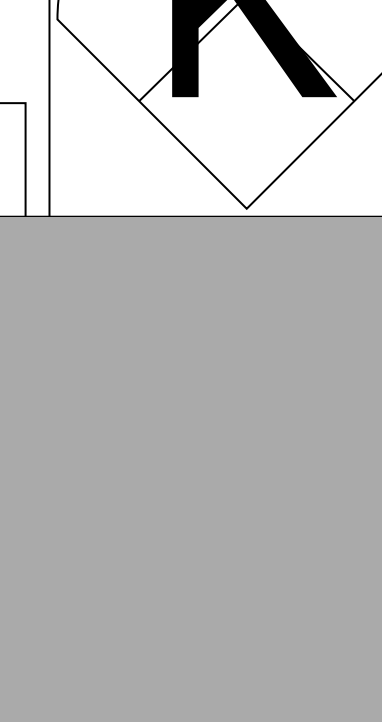

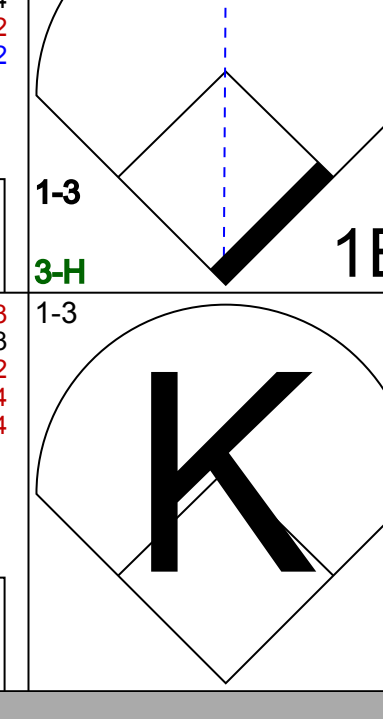
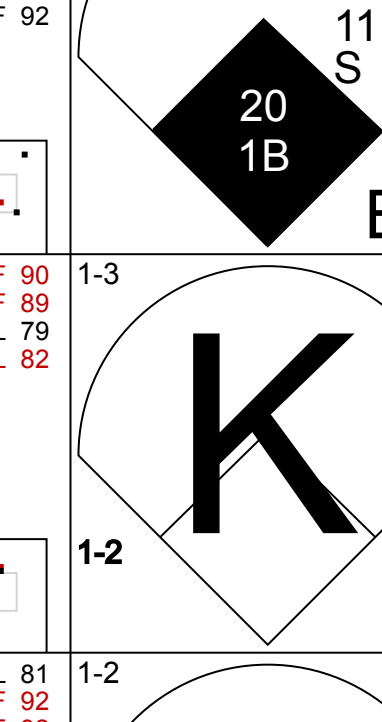



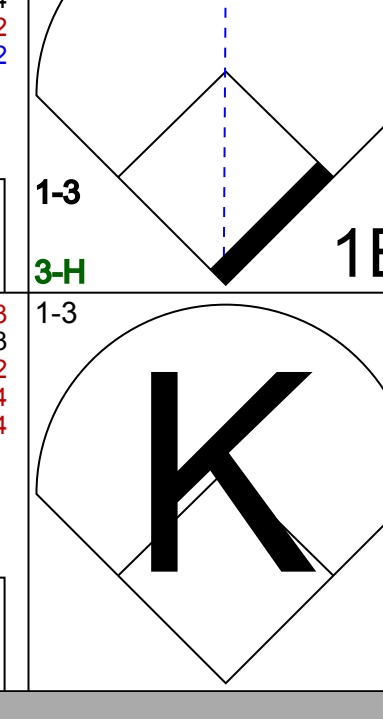

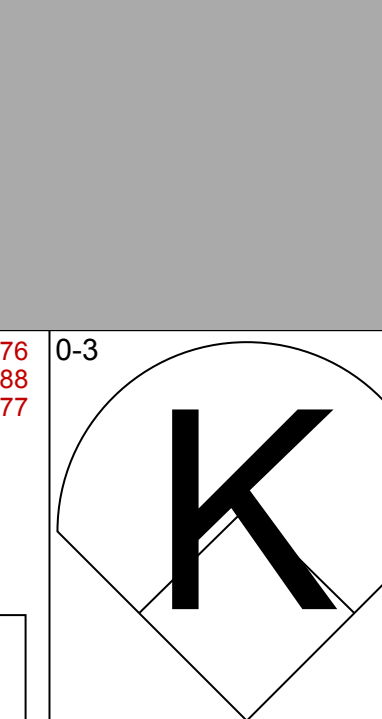

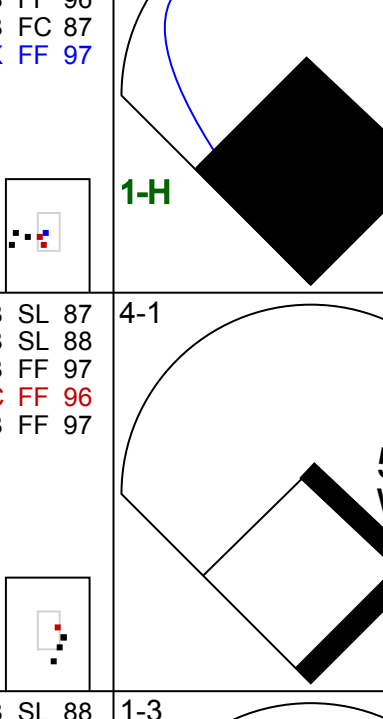

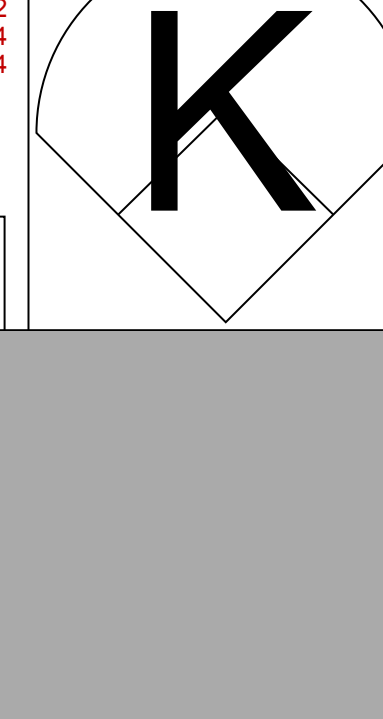
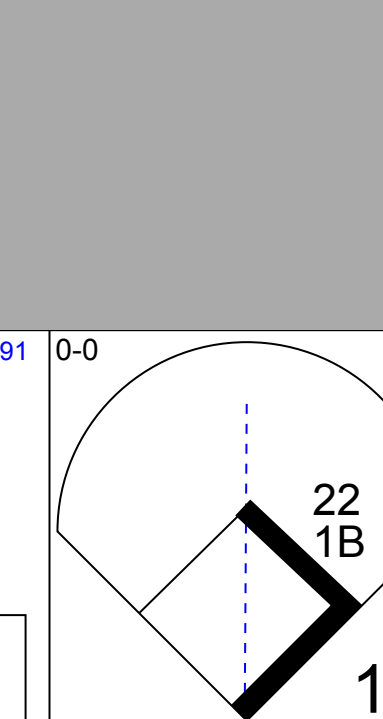
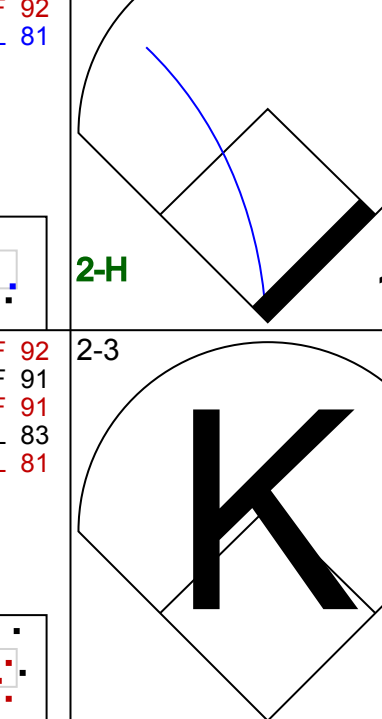

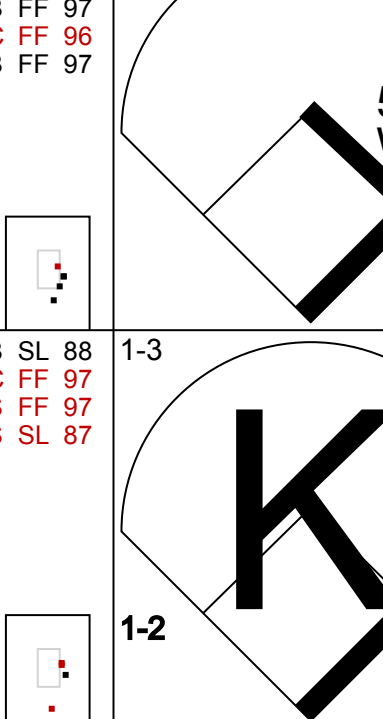
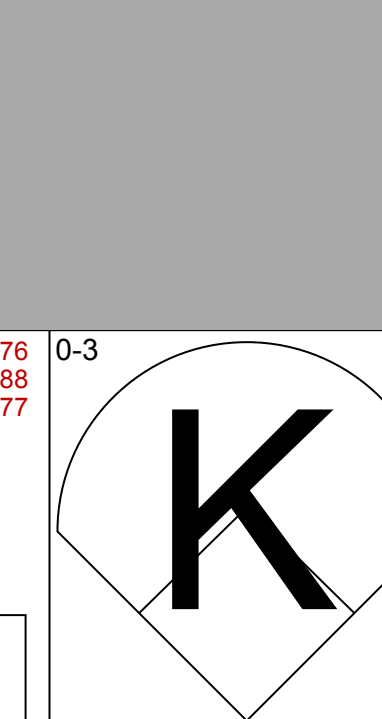


AB	35
R	11
H	13
RBI	11
BB	4
SO	8
LOB	14





Batter	1	2	3	4	5	6	7	8	9	AB	R	H	RBI	BB	SO	LOB	TOP								
1 Nick Madrigal, R OBP: 0.266, SLG: 0.254										4	0	0	0	0	3	0	<b>Chicago Cubs @ Milwaukee Brewers</b> American Family Field, Milwaukee, WI Sat Apr 30 2022, 6:12 PM - 9:15 PM CDT Att: 37,263 - Roof Closed - 62 F								
40 Wilson Contreras, R OBP: 0.354, SLG: 0.429										3	0	2	0	0	1	0									
36 Alfonso Rivas III, L OBP: 0.524, SLG: 0.667										1	0	0	0	0	0	0									
16 Patrick Wisdom, R OBP: 0.311, SLG: 0.485										4	0	2	0	0	2	1									
27 Seiya Suzuki, R OBP: 0.405, SLG: 0.529										3	0	0	0	1	1	3									
18 Frank Schwindel, R OBP: 0.263, SLG: 0.347										4	0	0	0	0	2	2									
7 Yan Gomes, R OBP: 0.286, SLG: 0.423										3	1	1	1	1	0	0									
8 Ian Happ, S OBP: 0.429, SLG: 0.460										3	0	1	0	1	2	3									
32 Michael Hermsillo, R OBP: 0.290, SLG: 0.125										3	0	0	0	0	3	2									
66 Rafael Ortega, L OBP: 0.304, SLG: 0.286										1	0	0	0	0	1	3									
2 Nico Hoerner, R OBP: 0.313, SLG: 0.391										3	0	0	0	0	0	0									
<b>Inning Stats</b>	R: 0 E: 0 K: 3 S: 9	H: 0 LOB: 0 BB: 0 P: 13	R: 1 E: 0 K: 2 S: 13	H: 2 LOB: 1 BB: 0 P: 22	R: 0 E: 0 K: 1 S: 11	H: 2 LOB: 2 BB: 0 P: 16	R: 0 E: 0 K: 1 S: 7	H: 0 LOB: 0 BB: 0 P: 11	R: 0 E: 0 K: 1 S: 6	H: 0 LOB: 0 BB: 0 P: 7	R: 0 E: 0 K: 1 S: 8	H: 1 LOB: 1 BB: 0 P: 9	R: 0 E: 0 K: 2 S: 11	H: 0 LOB: 1 BB: 1 P: 18	R: 0 E: 0 K: 1 S: 6	H: 0 LOB: 0 BB: 0 P: 10	R: 0 E: 0 K: 3 S: 18	H: 1 LOB: 3 BB: 2 P: 30	1B: 4 2B: 1 3B: 0 HR: 1	SF: 0 SAC: 0 DP: 1 HBP: 0	WP: 0 PB: 0 SB: 0 CS: 0	PA: 35			
<b>PITCHER</b>	IP	WLS	BF	H	R	ER	SO	BB	IBB	HBP	BLK	WP	HR	S	P	ERA	WHIP								
52 Eric Lauer, L ERA: 1.93	7.0	W	26	5	1	1	11	1	0	0	0	0	1	65	96	1.29	0.857								
48 Trevor Gott, R ERA: 2.16	1.0		3	0	0	0	1	0	0	0	0	0	0	6	10	0.00	0.000								
54 Jake Cousins, R ERA: 4.5	1.0		6	1	0	0	3	2	0	0	0	0	0	18	30	0.00	3.000								

Batter	1	2	3	4	5	6	7	8	9	AB	R	H	RBI	BB	SO	LOB	BOTTOM								
24 Andrew McCutchen, R OBP: 0.286, SLG: 0.354										5	1	0	0	0	2	3	<b>Chicago Cubs @ Milwaukee Brewers</b> American Family Field, Milwaukee, WI Sat Apr 30 2022, 6:12 PM - 9:15 PM CDT Att: 37,263 - Roof Closed - 62 F								
27 Willy Adames, R OBP: 0.316, SLG: 0.464										4	1	1	0	1	1	2									
22 Christian Yelich, L OBP: 0.322, SLG: 0.495										5	2	3	2	0	2	1									
12 Hunter Renfroe, R OBP: 0.288, SLG: 0.507										5	3	3	2	0	0	3									
18 Keston Hiura, R OBP: 0.324, SLG: 0.313										5	0	1	1	0	3	2									
6 Lorenzo Cain, R OBP: 0.222, SLG: 0.204										3	1	0	0	1	1	3									
11 Rowdy Tellez, L OBP: 0.300, SLG: 0.484										4	1	2	3	0	1	1									
20 Mike Brosseau, R OBP: 0.364, SLG: 0.357										3	0	1	1	1	2	2									
5 Alex Jackson, R OBP: 0.286, SLG: 0.286										4	0	1	0	0	3	2									
<b>Inning Stats</b>	R: 3 E: 2 K: 2 S: 26	H: 4 LOB: 2 BB: 0 P: 37	R: 0 E: 0 K: 0 S: 9	H: 2 LOB: 0 BB: 0 P: 15	R: 1 E: 0 K: 2 S: 13	H: 1 LOB: 1 BB: 1 P: 22	R: 0 E: 0 K: 1 S: 8	H: 0 LOB: 0 BB: 0 P: 11	R: 2 E: 0 K: 4 S: 21	H: 2 LOB: 2 BB: 1 P: 38	R: 0 E: 0 K: 2 S: 7	H: 0 LOB: 1 BB: 1 P: 13	R: 0 E: 0 K: 1 S: 7	H: 0 LOB: 0 BB: 0 P: 10	R: 3 E: 0 K: 3 S: 14	H: 3 LOB: 0 BB: 0 P: 19		1B: 8 2B: 1 3B: 0 HR: 3	SF: 0 SAC: 0 DP: 0 HBP: 0	WP: 1 PB: 0 SB: 1 CS: 0	PA: 41				
<b>PITCHER</b>	IP	WLS	BF	H	R	ER	SO	BB	IBB	HBP	BLK	WP	HR	S	P	ERA	WHIP								
35 Justin Steele, L ERA: 5.5	3.0	L	18	7	4	2	4	1	0	0	0	0	0	48	74	6.00	2.667								
57 Scott Effross, R ERA: 1.8	1.0		3	0	0	0	1	0	0	0	0	0	0	8	11	0.00	0.000								
59 Michael Rucker, R ERA: 4.5	2.0		11	2	2	2	6	2	0	0	0	1	1	28	51	9.00	2.000								
45 Locke St. John, L ERA: 13.5	2.0		9	3	3	3	4	0	0	0	0	0	2	21	29	13.50	1.500								







Batter	1	2	3	4	5	6	7	8	9	AB	R	H	RBI	BB	SO	LOB	TOP										
7 Tim Anderson, R OBP: 0.354, SLG: 0.544	G6-3		HR		HBP		G1-3			3	1	1	1	0	0	0	<b>Chicago White Sox @ Chicago Cubs</b> Wrigley Field, Chicago, IL Tue May 03 2022, 6:41 PM - 9:42 PM CDT Att: 34,206 - Rain - 45 F										
18 AJ Pollock, R OBP: 0.200, SLG: 0.237	F8		G4-3		P3		F8			4	0	0	0	0	0	2											
24 Yasmani Grandal, S OBP: 0.266, SLG: 0.235	L8		G5-3		G6-4-3 1B		BB			3	0	1	0	1	0	0											
79 José Abreu, R OBP: 0.319, SLG: 0.329		E5 15 2B 30 1B	F9		G6-4-3		BB			3	1	0	0	1	0	3											
32 Gavin Sheets, L OBP: 0.274, SLG: 0.310	F7				G4-3 15 G5-4-3 1B		F6			4	0	1	0	0	0	3											
28 Leury García, S OBP: 0.151, SLG: 0.216										0	0	0	0	0	0	0											
15 Adam Engel, R OBP: 0.277, SLG: 0.302					G5-4-3 21 SH3 2B		F9			4	1	1	0	0	1	3											
30 Jake Burger, R OBP: 0.270, SLG: 0.383							K			4	0	2	1	0	2	0											
21 Reese McGuire, L OBP: 0.186, SLG: 0.175	SH3				P6		G4-3			3	0	1	1	0	0	1											
Josh Harrison, R OBP: 0.235, SLG: 0.298	P3						G5-3			3	0	0	0	0	0	2											
<b>Inning Stats</b>	R: 0 E: 0 K: 0 S: 7	H: 0 LOB: 0 BB: 0 P: 11	R: 2 E: 1 K: 0 S: 10	H: 2 LOB: 1 BB: 0 P: 12	R: 1 E: 0 K: 0 S: 8	H: 1 LOB: 0 BB: 0 P: 14	R: 0 E: 0 K: 0 S: 10	H: 2 LOB: 1 BB: 0 P: 18	R: 0 E: 0 K: 1 S: 9	H: 0 LOB: 0 BB: 0 P: 12	R: 0 E: 0 K: 0 S: 11	H: 0 LOB: 0 BB: 0 P: 18	R: 0 E: 0 K: 1 S: 10	H: 0 LOB: 2 BB: 2 P: 23	R: 0 E: 0 K: 1 S: 9	H: 1 LOB: 0 BB: 0 P: 11	1B: 5 2B: 1 3B: 0 HR: 1	SF: 0 SAC: 1 DP: 3 HBP: 2	WP: 0 PB: 0 SB: 0 CS: 0	PA: 36							
<b>PITCHER</b>	IP	WLS	BF	H	R	ER	SO	BB	IBB	HBP	BLK	WP	HR	S	P	ERA	WHIP										
57 Scott Effross, R ERA: 1.59	1.1	L	7	2	2	0	0	0	0	0	0	0	0	13	18	0.00	1.500										
71 Keegan Thompson, R ERA: 0.89	3.2		15	4	1	1	0	0	0	2	0	0	1	28	46	2.46	1.091										
59 Michael Rucker, R ERA: 3.6	2.0		6	0	0	0	1	0	0	0	0	0	0	20	30	0.00	0.000										
60 Mychal Givens, R ERA: 3.12	1.0		5	0	0	0	1	2	0	0	0	0	0	10	23	0.00	2.000										
58 Chris Martin, R ERA: 3.39	1.0		3	1	0	0	1	0	0	0	0	0	0	9	11	0.00	1.000										

Batter	1	2	3	4	5	6	7	8	9	AB	R	H	RBI	BB	SO	LOB	BOTTOM										
36 Alfonso Rivas III, L OBP: 0.483, SLG: 0.542	K		BB		G3-6		K			3	0	0	0	1	2	1	<b>Chicago White Sox @ Chicago Cubs</b> Wrigley Field, Chicago, IL Tue May 03 2022, 6:41 PM - 9:42 PM CDT Att: 34,206 - Rain - 45 F										
27 Seiya Suzuki, R OBP: 0.380, SLG: 0.500	K		L3		K		G5-3			4	0	0	0	0	2	2											
8 Ian Happ, S OBP: 0.424, SLG: 0.435										3	1	1	0	1	1	0											
18 Frank Schwindel, R OBP: 0.250, SLG: 0.325	P4									4	0	1	0	0	2	2											
16 Patrick Wisdom, R OBP: 0.293, SLG: 0.486										4	0	0	0	0	3	2											
22 Jason Heyward, L OBP: 0.353, SLG: 0.318	F8									3	0	1	0	1	1	0											
2 Nico Hoerner, R OBP: 0.307, SLG: 0.389	G4-3				E5					4	0	1	1	0	0	2											
7 Yan Gomes, R OBP: 0.257, SLG: 0.364					P3		K2-3			4	0	1	0	0	1	5											
1 Nick Madrigal, R OBP: 0.271, SLG: 0.262	G6-3						L8			3	0	1	0	0	0	1											
<b>Inning Stats</b>	R: 0 E: 0 K: 2 S: 11	H: 1 LOB: 1 BB: 0 P: 15	R: 0 E: 0 K: 1 S: 10	H: 0 LOB: 0 BB: 0 P: 13	R: 0 E: 0 K: 0 S: 20	H: 1 LOB: 1 BB: 1 P: 30	R: 0 E: 1 K: 2 S: 15	H: 1 LOB: 3 BB: 1 P: 22	R: 0 E: 0 K: 1 S: 9	H: 1 LOB: 0 BB: 0 P: 12	R: 1 E: 0 K: 3 S: 15	H: 2 LOB: 2 BB: 1 P: 26	R: 0 E: 0 K: 1 S: 6	H: 0 LOB: 0 BB: 0 P: 11	R: 0 E: 0 K: 1 S: 8	H: 0 LOB: 0 BB: 0 P: 11		R: 0 E: 0 K: 1 S: 7	H: 0 LOB: 0 BB: 0 P: 10	1B: 5 2B: 2 3B: 0 HR: 0	SF: 0 SAC: 0 DP: 2 HBP: 0	WP: 0 PB: 0 SB: 0 CS: 0	PA: 35				
<b>PITCHER</b>	IP	WLS	BF	H	R	ER	SO	BB	IBB	HBP	BLK	WP	HR	S	P	ERA	WHIP										
34 Michael Kopecch, R ERA: 1.17	4.0		18	4	0	0	1	2	0	0	0	0	0	7	9	0.00	0.000										
40 Reynaldo López, R ERA: 5.4	1.0	W	2	0	0	0	1	0	0	0	0	0	0	7	9	0.00	0.000										
66 José Ruiz, R ERA: 3.12	1.0	H	6	2	1	1	3	1	0	0	0	0	0	15	26	9.00	3.000										
39 Aaron Bummer, L ERA: 5.59	1.0	H	3	0	0	0	1	0	0	0	0	0	0	6	11	0.00	0.000										
63 Matt Foster, R ERA: 0.82	1.0	H	3	0	0	0	1	0	0	0	0	0	0	8	11	0.00	0.000										







Batter	1	2	3	4	5	6	7	8	9	AB	R	H	RBI	BB	SO	LOB	TOP					
50 Mookie Betts, R OBP: 0.352, SLG: 0.404										4	1	1	0	1	0	1	<b>Los Angeles Dodgers @ Chicago Cubs</b> Wrigley Field, Chicago, IL Sat May 07 2022, 12:07 PM - 2:49 PM CDT Att. 37,594 - Sunny - 53 F					
5 Freddie Freeman, L OBP: 0.327, SLG: 0.385										4	2	3	0	0	1	1						
17 Hanser Alberto, R OBP: 0.273, SLG: 0.318										3	1	2	1	1	1	1						
6 Trea Turner, R OBP: 0.292, SLG: 0.385										5	0	1	2	0	1	4						
43 Edwin Rios, L OBP: 0.250, SLG: 0.348										3	0	0	0	1	0	3						
10 Justin Turner, R OBP: 0.223, SLG: 0.264										3	1	1	0	1	2	3						
13 Max Muncy, L OBP: 0.316, SLG: 0.303										4	1	1	0	0	0	1						
3 Chris Taylor, R OBP: 0.388, SLG: 0.440										4	1	1	0	0	0	1						
35 Cody Bellinger, L OBP: 0.274, SLG: 0.437										4	1	1	0	0	0	1						
15 Austin Barnes, R OBP: 0.320, SLG: 0.652										4	1	2	3	0	0	0						
9 Gavin Lux, L OBP: 0.338, SLG: 0.355										4	0	0	0	0	1	1						
<b>Inning Stats</b>	R: 1 H: 1 K: 2 S: 21	H: 1 LOB: 2 BB: 2 P: 38	R: 0 H: 0 K: 0 S: 7	H: 0 LOB: 0 BB: 0 P: 9	R: 0 H: 2 K: 2 S: 12	H: 2 LOB: 2 BB: 0 P: 18	R: 1 H: 2 K: 0 S: 12	H: 2 LOB: 0 BB: 0 P: 20	R: 2 H: 2 K: 1 S: 13	H: 2 LOB: 1 BB: 1 P: 25	R: 0 H: 0 K: 0 S: 5	H: 0 LOB: 0 BB: 0 P: 8	R: 1 H: 2 K: 0 S: 8	H: 2 LOB: 0 BB: 0 P: 16	R: 2 H: 2 K: 1 S: 10	H: 2 LOB: 1 BB: 1 P: 16	R: 0 H: 0 K: 1 S: 7	H: 0 LOB: 0 BB: 0 P: 12	1B: 5 2B: 5 3B: 0 HR: 1	SF: 0 SAC: 0 DP: 2 HBP: 0	WP: 0 PB: 0 SB: 0 CS: 0	PA: 40
<b>PITCHER</b>	IP WLS BF H R ER SO BB IBB HBP BLK WP HR S P ERA WHIP																					
11 Drew Smyly, L ERA: 3.04	4.1 L 20 6 3 2 4 2 0 0 0 0 1 57 94 4.15 1.846																					
43 Robert Gsellman, R ERA: 9.82	3.2 17 5 4 4 2 2 0 0 0 0 0 31 56 9.82 1.909																					
15 Sean Newcomb, L ERA: 7.56	1.0 3 0 0 0 1 0 0 0 0 0 0 7 12 0.00 0.000																					


Batter	1	2	3	4	5	6	7	8	9	AB	R	H	RBI	BB	SO	LOB	BOTTOM					
40 Willson Contreras, R OBP: 0.333, SLG: 0.387										3	0	0	0	0	1	0	<b>Los Angeles Dodgers @ Chicago Cubs</b> Wrigley Field, Chicago, IL Sat May 07 2022, 12:07 PM - 2:49 PM CDT Att. 37,594 - Sunny - 53 F					
27 Seiya Suzuki, R OBP: 0.370, SLG: 0.470									3	0	1	0	1	1	1							
7 Yan Gomes, R OBP: 0.256, SLG: 0.351									3	0	1	0	0	0	2							
36 Alfonso Rios III, L OBP: 0.455, SLG: 0.481										4	0	0	0	0	3							
16 Patrick Wisdom, R OBP: 0.292, SLG: 0.506										4	0	1	0	0	2							
18 Frank Schwindel, R OBP: 0.250, SLG: 0.310										4	0	1	0	0	2							
2 Nico Hoerner, R OBP: 0.317, SLG: 0.430										3	0	2	0	0	2							
24 Jonathan Villar, S OBP: 0.306, SLG: 0.304										3	0	0	0	0	2	1						
32 Michael Hermosillo, R OBP: 0.273, SLG: 0.115										2	0	0	0	0	0	0						
66 Rafael Ortega, L OBP: 0.298, SLG: 0.280										1	0	0	0	0	1	0						
1 Nick Madrigal, R OBP: 0.276, SLG: 0.268										3	0	0	0	0	0	0						
<b>Inning Stats</b>	R: 0 H: 0 K: 0 S: 8	H: 0 LOB: 0 BB: 1 P: 13	R: 0 H: 1 K: 0 S: 5	H: 1 LOB: 1 BB: 0 P: 6	R: 0 H: 0 K: 1 S: 7	H: 0 LOB: 0 BB: 0 P: 11	R: 0 H: 1 K: 1 S: 12	H: 1 LOB: 0 BB: 0 P: 14	R: 0 H: 1 K: 0 S: 8	H: 1 LOB: 1 BB: 0 P: 11	R: 0 H: 0 K: 0 S: 6	H: 0 LOB: 0 BB: 0 P: 11	R: 0 H: 2 K: 0 S: 12	H: 2 LOB: 0 BB: 0 P: 15	R: 0 H: 0 K: 2 S: 10	H: 0 LOB: 0 BB: 0 P: 14	R: 0 H: 0 K: 1 S: 12	H: 0 LOB: 2 BB: 1 P: 26	1B: 5 2B: 0 3B: 0 HR: 0	SF: 0 SAC: 0 DP: 1 HBP: 1	WP: 1 PB: 0 SB: 0 CS: 1	PA: 33
<b>PITCHER</b>	IP WLS BF H R ER SO BB IBB HBP BLK WP HR S P ERA WHIP																					
22 Clayton Kershaw, L ERA: 1.8	7.0 W 24 5 0 0 2 1 0 0 0 0 0 10 14 0.00 0.857																					
52 Phil Bickford, R ERA: 2.57	1.0 3 0 0 0 2 0 0 0 0 0 0 10 14 0.00 0.000																					
45 Reyes Moronta, R ERA: 1.8	1.0 5 0 0 0 1 1 0 1 0 1 0 12 26 0.00 1.000																					






Batter	1	2	3	4	5	6	7	8	9	AB	R	H	RBI	BB	SO	LOB	TOP										
50 Mookie Betts, R OBP: 0.355, SLG: 0.447	G4-3	1-H 2-H 2B		L7			G1-3		1-H HR	5	1	2	5	0	0	0	<b>Los Angeles Dodgers @ Chicago Cubs</b> Wrigley Field, Chicago, IL Sat May 07 2022, 6:41 PM - 9:45 PM CDT Att: 31,520 - Clear - 60 F										
5 Freddie Freeman, L OBP: 0.400, SLG: 0.516	F7	BB			G3		G6-3		1B	4	0	1	0	1	0	0											
6 Trea Turner, R OBP: 0.311, SLG: 0.365	L8	BB			G4-3		K		K	5	0	0	0	0	3	3											
16 Will Smith, R OBP: 0.352, SLG: 0.383		10 BB 17 BB 13 BB BB			K				F9	3	1	0	0	1	2	0											
13 Max Muncy, L OBP: 0.232, SLG: 0.295		17 BB 10 BB 50 2B BB					L6		K	2	1	0	0	2	1	0											
10 Justin Turner, R OBP: 0.235, SLG: 0.258		17 BB 50 2B BB			L9		35 WP BB		G5-3	2	1	0	0	2	0	1											
35 Cody Bellinger, L OBP: 0.273, SLG: 0.422					G3				F7	3	0	0	0	1	1	4											
3 Chris Taylor, R OBP: 0.352, SLG: 0.418					K				G5-3	4	0	0	0	0	3	5											
17 Hanser Alberto, R OBP: 0.292, SLG: 0.304					G5-3					1	1	0	1	1	0	0											
9 Gavin Lux, L OBP: 0.342, SLG: 0.349		50 2B BB			G1-3				50 HR BB	1	1	0	0	1	0	2											
<b>Inning Stats</b>	R: 0 E: 0 K: 0 S: 7	H: 0 LOB: 0 BB: 0 P: 12	R: 4 E: 0 K: 3 S: 17	H: 1 LOB: 2 BB: 5 P: 43	R: 0 E: 0 K: 1 S: 10	H: 0 LOB: 1 BB: 1 P: 16	R: 0 E: 0 K: 1 S: 12	H: 0 LOB: 0 BB: 0 P: 15	R: 0 E: 0 K: 1 S: 8	H: 0 LOB: 2 BB: 2 P: 13	R: 0 E: 0 K: 1 S: 11	H: 0 LOB: 0 BB: 0 P: 21	R: 0 E: 0 K: 1 S: 8	H: 0 LOB: 0 BB: 0 P: 11	R: 0 E: 0 K: 1 S: 11	H: 0 LOB: 0 BB: 0 P: 16	R: 2 E: 0 K: 1 S: 14	H: 2 LOB: 1 BB: 1 P: 21	1B: 1 2B: 1 3B: 0 HR: 1	SF: 0 SAC: 0 DP: 0 HBP: 0	WP: 1 PB: 0 SB: 0 CS: 0	PA: 39					
<b>PITCHER</b>	IP	WLS	BF	H	R	ER	SO	BB	IBB	HBP	BLK	WP	HR	S	P	ERA	WHIP										
49 Daniel Norris, L ERA: 8.59	1.1	L	7	0	3	3	1	3	0	0	0	0	0	14	32	20.25	2.250										
71 Keegan Thompson, R ERA: 1.17	2.2		12	1	1	1	4	3	0	0	0	0	0	32	54	3.38	1.500										
58 Chris Martin, R ERA: 3.0	1.0		3	0	0	0	1	0	0	0	0	0	0	8	13	0.00	0.000										
50 Rowan Wick, R ERA: 0.93	1.0		5	0	0	0	1	2	0	0	0	1	0	11	21	0.00	2.000										
57 Scott Effross, R ERA: 1.46	1.0		3	0	0	0	1	0	0	0	0	0	0	8	11	0.00	0.000										
60 Mychal Givens, R ERA: 2.53	1.0		3	0	0	0	1	0	0	0	0	0	0	11	16	0.00	0.000										
37 David Robertson, R ERA: 1.5	1.0		6	2	2	2	1	1	0	0	0	0	0	14	21	18.00	3.000										
<b>Batter</b>	<b>1</b>	<b>2</b>	<b>3</b>	<b>4</b>	<b>5</b>	<b>6</b>	<b>7</b>	<b>8</b>	<b>9</b>	<b>AB</b>	<b>R</b>	<b>H</b>	<b>RBI</b>	<b>BB</b>	<b>SO</b>	<b>LOB</b>	<b>BOTTOM</b>										
40 Wilson Contreras, R OBP: 0.352, SLG: 0.468	8 FC5 3B		P3				HR		27 G1-3 1B	4	2	3	1	0	0	0	<b>Los Angeles Dodgers @ Chicago Cubs</b> Wrigley Field, Chicago, IL Sat May 07 2022, 6:41 PM - 9:45 PM CDT Att: 31,520 - Clear - 60 F										
27 Seiya Suzuki, R OBP: 0.365, SLG: 0.483	K		3B				K		G1-3	4	0	1	0	0	2	2											
8 Ian Happ, S OBP: 0.409, SLG: 0.400	FC5		BB				F7		K	3	0	0	1	1	1	1											
16 Patrick Wisdom, R OBP: 0.283, SLG: 0.488	F7		P3				K		K	3	0	0	0	0	1	3											
1 Nick Madrigal, R OBP: 0.273, SLG: 0.264	F7		P3				K		K	1	0	0	0	0	1	1											
18 Frank Schwindel, R OBP: 0.250, SLG: 0.308	P6		K				G5-3		G5-3	4	0	1	0	0	1	3											
24 Jonathan Villar, S OBP: 0.303, SLG: 0.288			K				F9		G5-3	3	0	0	0	1	1	0											
7 Yan Gomes, R OBP: 0.233, SLG: 0.317			L8				F9		G6-3	4	0	0	0	0	1	2											
2 Nico Hoerner, R OBP: 0.314, SLG: 0.434			2B				K		G4-3	4	0	1	0	0	1	2											
32 Michael Hermosillo, R OBP: 0.257, SLG: 0.107			K				K		G3	2	0	0	0	0	2	1											
22 Jason Heyward, L OBP: 0.321, SLG: 0.266			K				K		F8	2	0	0	0	0	0	2											
<b>Inning Stats</b>	R: 1 E: 0 K: 1 S: 12	H: 1 LOB: 1 BB: 0 P: 17	R: 0 E: 0 K: 2 S: 13	H: 1 LOB: 0 BB: 0 P: 19	R: 0 E: 0 K: 1 S: 13	H: 1 LOB: 2 BB: 1 P: 19	R: 0 E: 0 K: 1 S: 9	H: 0 LOB: 0 BB: 0 P: 13	R: 1 E: 0 K: 2 S: 9	H: 1 LOB: 0 BB: 0 P: 12	R: 0 E: 0 K: 1 S: 7	H: 0 LOB: 0 BB: 0 P: 11	R: 0 E: 0 K: 0 S: 5	H: 0 LOB: 0 BB: 0 P: 5	R: 0 E: 0 K: 2 S: 13	H: 1 LOB: 1 BB: 0 P: 14	R: 0 E: 0 K: 1 S: 11	H: 1 LOB: 2 BB: 1 P: 19	1B: 2 2B: 1 3B: 2 HR: 1	SF: 0 SAC: 0 DP: 0 HBP: 0	WP: 0 PB: 0 SB: 0 CS: 0	PA: 36					
<b>PITCHER</b>	IP	WLS	BF	H	R	ER	SO	BB	IBB	HBP	BLK	WP	HR	S	P	ERA	WHIP										
31 Tyler Anderson, L ERA: 2.78	5.0	W	21	4	2	2	7	1	0	0	0	0	0	7	11	0.00	0.000										
41 Daniel Hudson, R ERA: 1.04	1.0	H	3	0	0	0	1	0	0	0	0	0	0	7	11	0.00	0.000										
48 Brusdar Graterol, R ERA: 2.61	2.0	H	7	1	0	0	2	0	0	0	0	0	0	18	19	0.00	0.500										
46 Craig Kimbrel, R ERA: 1.17	1.0		5	1	0	0	1	1	0	0	0	0	0	11	19	0.00	2.000										

AB 30  
 R 6  
 H 3  
 RBI 6  
 BB 9  
 SO 10  
 LOB 15



AB 34  
 R 2  
 H 6  
 RBI 2  
 SO 11  
 LOB 17









Batter	1	2	3	4	5	6	7	8	9	AB	R	H	RBI	BB	SO	LOB	TOP				
40 Wilson Contreras, R (1, 10) OBP: 0.380, SLG: 0.477	1-1 F FF 96 B FF 97 X FF 95		2-2 S CU 83 B FF 97 F CU 81 H CU 83		0-0 X FF 94		3-1 B FC 88 B FC 88 B FF 96 X SI 82		1-2 C CU 79 F FC 85 B FC 88 X CU 81	4	1	3	0	0	0	0	<b>Chicago Cubs @ San Diego Padres</b> Petco Park, San Diego, CA Mon May 09 2022, 6:43 PM - 9:42 PM PDT Att: 41,595 - Clear - 61 F				
27 Seiya Suzuki, R (1, 9) OBP: 0.360, SLG: 0.473	1-1 B FF 94 C FF 95 X CU 83		1-1 B FF 97 F FF 96 X FF 96		3-2 1 SAFE C FF 95 B CU 85		0-1 S SI 91 C SI 91		2-2 F CU 80 C CU 81 B FC 88 F FC 89 F FF 95 X CU 81	3	0	1	1	0	0	2					
66 Rafael Ortega, L (6, 9) OBP: 0.302, SLG: 0.291	1-1 1 SAFE X FF 96				1-2 1 SAFE B FF 94 F FF 95 D SL 89					2	0	0	0	0	0	1					
16 Patrick Wisdom, R (1, 5) OBP: 0.281, SLG: 0.477	0-3 C CU 79 F SL 88 C FF 95				1-0 B FF 94 X FF 94				2-3 F FF 96 S SL 89 B FF 96 C FF 96 B FF 96	4	1	1	0	0	3	1					
7 Yan Gomes, R (1, 2) OBP: 0.255, SLG: 0.333	2-2 F FF 96 B FF 98 B FF 98 B CU 84 X FF 98				1-1 1 SAFE B CH 81 X FF 96				1-1 C FF 96 B FF 94 X FF 96	4	1	2	0	0	0	1					
18 Frank Schwindel, R (1, 3) OBP: 0.242, SLG: 0.298		0-3 C CU 77 F FF 97 S FF 97			1-3 S CU 82 B FF 95 S CH 85				4-2 B SI 96 S FF 95 S FF 95 B FF 95 B FF 95	3	0	0	0	0	3	2					
36 Alfonso Rivas III, L (8, PH) (8, 3)					3-1 C CH 83 B FF 96 B CU 81 B FF 96 X FF 95				1-2 B FF 96 C FF 95 X FF 95	0	0	0	0	1	0	0					
2 Nico Hoerner, R (1, 6) OBP: 0.298, SLG: 0.407	1-2 C CU 79 B CU 81 X FF 98				3-1 C CH 83 B FF 96 B CU 81 B FF 96 X FF 95				2-2 B FF 96 C FF 95 X FF 95	4	1	0	0	0	0	4					
8 Ian Happ, S (1, 7) OBP: 0.396, SLG: 0.398	3-3 B CU 79 B FF 97 C FF 95 B CH 85 S CH 84				2-2 C CH 85 B CH 86 B FF 97 F CU 84 X CH 85				1-0 1 SAFE B FF 94 X SL 88	4	0	2	2	0	1	0					
1 Nick Madrigal, R (1, 4) OBP: 0.250, SLG: 0.241					0-0 X FF 96				3-1 D SL 88 B FF 95 F FF 95 X FF 94	4	0	0	0	0	1	3					
22 Jason Heyward, L (1, 8) OBP: 0.317, SLG: 0.286					3-2 C FF 95 B FF 94 F FF 95 X FF 95				0-3 C FF 94 S FC 89	4	2	2	0	0	1	0					
<b>Inning Stats</b>	R: 1 E: 0 K: 1 S: 11	H: 2 LOB: 0 BB: 0 P: 15	R: 0 E: 0 K: 2 S: 10	H: 0 LOB: 0 BB: 0 P: 14	R: 0 E: 0 K: 0 S: 8	H: 0 LOB: 1 BB: 0 P: 14	R: 1 E: 0 K: 2 S: 16	H: 3 LOB: 2 BB: 0 P: 26	R: 1 E: 0 K: 1 S: 12	H: 2 LOB: 0 BB: 0 P: 20	R: 0 E: 0 K: 1 S: 8	H: 0 LOB: 0 BB: 0 P: 13	R: 1 E: 0 K: 0 S: 10	H: 2 LOB: 1 BB: 0 P: 16	R: 2 E: 0 K: 1 S: 15	H: 2 LOB: 1 BB: 1 P: 28	R: 0 E: 0 K: 1 S: 10	H: 0 LOB: 0 BB: 0 P: 13	1B: 9 2B: 2 HR: 0	SF: 0 SAC: 0 DP: 1 HBP: 1	WP: 0 PA: 38 PB: 0 SB: 1 CS: 1
<b>PITCHER</b>	IP WLS BF H R ER SO BB IBB HBP BLK WP HR S P ERA WHIP	5.0 L 21 7 3 3 6 0 0 1 0 0 0 57 89 5.40 1.400	2.0 8 2 1 0 1 0 0 0 0 0 0 18 29 0.00 1.000	1.0 6 2 2 2 1 1 0 0 0 0 0 15 28 18.00 3.000	1.0 3 0 0 0 1 0 0 0 0 0 0 10 13 0.00 0.000	<b>PITCHER</b>										IP WLS BF H R ER SO BB IBB HBP BLK WP HR S P ERA WHIP					
1 Mackenzie Gore, L (1, 1) ERA: 2.42											34 Craig Stammen, R (6, 1) ERA: 3.39										
29 Dinelson Lamet, R (8, 1) ERA: 9.72											56 Ray Kerr, L (9, 1) ERA: 7.71										
Batter	1	2	3	4	5	6	7	8	9	AB	R	H	RBI	BB	SO	LOB	BOTTOM				
9 Jake Cronworth, L (1, 4) OBP: 0.323, SLG: 0.315	1-3 C FF 87 C FF 87 B CH 81 S CH 82		0-2 1 SAFE 1 SAFE S FF 97		1-2 C CU 72 B FF 97 F CU 74		2-3 C FF 88 B CH 81 S CH 81		4-2 C CU 74 B CH 81 C FF 88 F CH 81 B CH 81 B FF 87	2	0	0	0	1	2	0	<b>Chicago Cubs @ San Diego Padres</b> Petco Park, San Diego, CA Mon May 09 2022, 6:43 PM - 9:42 PM PDT Att: 41,595 - Clear - 61 F				
10 Jurickson Profar, S (1, 7) OBP: 0.297, SLG: 0.367	2-2 B CU 73 S CH 81 B SI 88 X SI 88				2-2 B FF 87 B CH 79 1 SAFE C CH 80 C FF 87 X CH 80				3-2 B CH 81 B CH 80 C FF 86 F CH 81 X FF 88	4	0	0	0	0	2						
13 Manny Machado, R (1, 5) OBP: 0.454, SLG: 0.628	1-0 B SI 87 X SI 88				2-1 S CH 79 B CH 79 1 SAFE B CH 80 X SI 87				3-2 B CH 79 B CH 80 B SI 89 X SI 91	4	0	1	0	0	2						
30 Eric Hosmer, L (1, 3) OBP: 0.425, SLG: 0.520		2-1 F FF 88 B FF 87 X CH 81			2-2 1 SAFE B FF 87 B FF 88 B FF 89 F CH 82 X FF 89				1-1 F SI 86 X CH 80	3	0	1	0	0	2						
7 Ha-Seong Kim, R (1, 6) OBP: 0.314, SLG: 0.405		1-2 F SI 87 B CH 80 X SI 88			0-3 C SI 86 C CU 73 S CH 80				1-2 F FF 87 F CH 81 C CU 75 X SI 88	3	0	0	0	0	1	2					
38 Jorge Alfaro, R (1, 2) OBP: 0.273, SLG: 0.388		2-2 C FF 86 T CH 81 B FF 86 B CU 75 F SI 89 X CH 82			1-3 F SI 87 F SI 88 B CH 80 S CH 81				1-2 C SI 86 F CH 80 X CU 74	3	0	0	0	0	1	0					
2 Trent Grisham, L (1, 8) OBP: 0.265, SLG: 0.238		0-3 C FF 86 S CH 81 C FF 89			0-0 X CU 73				0-3 C FF 86 S FF 87 S CH 81	3	0	0	0	0	2	0					
26 Austin Nola, R (1, 10) OBP: 0.263, SLG: 0.253					1-1 C SI 87 X SI 88				1-1 B CH 80 X CU 74	3	0	0	0	0	0	0					
2B José Azocar, R (1, 9) OBP: 0.323, SLG: 0.259					0-0 X FF 88				0-3 C SI 87 S FF 88	3	0	1	0	0	1	0					
<b>Inning Stats</b>	R: 0 E: 0 K: 1 S: 7	H: 0 LOB: 0 BB: 0 P: 11	R: 0 E: 0 K: 0 S: 9	H: 1 LOB: 0 BB: 0 P: 14	R: 0 E: 0 K: 1 S: 9	H: 1 LOB: 0 BB: 0 P: 10	R: 0 E: 0 K: 0 S: 12	H: 0 LOB: 1 BB: 0 P: 19	R: 0 E: 0 K: 2 S: 8	H: 0 LOB: 0 BB: 0 P: 9	R: 0 E: 0 K: 1 S: 5	H: 0 LOB: 0 BB: 0 P: 8	R: 0 E: 0 K: 0 S: 12	H: 1 LOB: 1 BB: 0 P: 18	R: 0 E: 0 K: 1 S: 8	H: 0 LOB: 0 BB: 0 P: 10		R: 0 E: 0 K: 1 S: 14	H: 0 LOB: 1 BB: 1 P: 24	1B: 3 2B: 0 HR: 0	SF: 0 SAC: 0 DP: 1 HBP: 0
<b>PITCHER</b>	IP WLS BF H R ER SO BB IBB HBP BLK WP HR S P ERA WHIP	8.2 W 29 3 0 0 7 1 0 0 0 0 4 11 0.00 0.462	0.1 1 0 0 0 0 0 0 0 0 0 0 4 7 0.00 0.000	<b>PITCHER</b>										IP WLS BF H R ER SO BB IBB HBP BLK WP HR S P ERA WHIP							
28 Kyle Hendricks, R (1, 1) ERA: 4.38											57 Scott Effross, R (9, 1) ERA: 1.42										

AB	36
R	6
H	11
RBI	3
BB	1
SO	9
LOB	14



AB	28
R	0
H	3
RBI	0
BB	1
SO	7
LOB	8









Batter	1	2	3	4	5	6	7	8	9	AB	R	H	RBI	BB	SO	LOB	TOP					
66 Rafael Ortega, L OBP: 0.319, SLG: 0.328	G3-1		P4		G3-1		G3-1		CS	5	0	2	0	0	0	0						
40 Wilson Contreras, R OBP: 0.413, SLG: 0.522	HR			8 WP 16 BB	G5-3			16 BB 36 BB	CS	3	3	2	1	1	0	1						
8 Ian Happ, S OBP: 0.391, SLG: 0.385	F8			K	G3-1			16 BB		3	1	0	0	1	1	2						
16 Patrick Wisdom, R OBP: 0.286, SLG: 0.458	K				P3			4 BB 36 BB		4	1	2	1	0	1	1						
36 Alfonso Rivas III, L OBP: 0.413, SLG: 0.474	K			18 BB			G2-3	4 G6-3		3	1	1	2	1	1	0						
2 Nico Hoerner, R OBP: 0.293, SLG: 0.396	K			K			G6-3	G6-3		1	0	0	0	0	1	0						
4 Ildemaro Vargas, S				K				1-2 2-3		3	0	0	0	0	1	4						
18 Frank Schwindel, R OBP: 0.240, SLG: 0.303	G5-3			22 BB			K	G1-3		4	1	1	2	0	1	1						
22 Jason Heyward, L OBP: 0.310, SLG: 0.270			K2-3					F9		4	0	1	1	0	1	0						
24 Jonathan Villar, S OBP: 0.286, SLG: 0.271	K			K			G4-3		K	4	0	0	0	0	3	1						
<b>Inning Stats</b>	R: 1 H: 1 E: 0 K: 1 S: 10	H: 1 LOB: 0 BB: 0 P: 15	R: 0 H: 0 E: 0 K: 2 S: 10	H: 0 LOB: 0 BB: 0 P: 12	R: 0 H: 0 E: 0 K: 2 S: 14	H: 0 LOB: 0 BB: 0 P: 19	R: 4 H: 3 E: 0 K: 3 S: 23	H: 3 LOB: 1 BB: 2 P: 35	R: 0 H: 1 E: 0 K: 1 S: 9	H: 0 LOB: 0 BB: 0 P: 13	R: 0 H: 0 E: 0 K: 0 S: 6	H: 0 LOB: 0 BB: 0 P: 8	R: 2 H: 3 E: 0 K: 0 S: 12	H: 3 LOB: 1 BB: 1 P: 20	R: 0 H: 1 E: 0 K: 1 S: 7	H: 1 LOB: 0 BB: 0 P: 11	1B: 6 2B: 2 3B: 0 HR: 1	SF: 0 SAC: 0 DP: 1 HBP: 0	WP: 1 PB: 0 SB: 0 CS: 1	PA: 38		
<b>PITCHER</b>	IP WLS BF H R ER SO BB IBB HBP BLK WP HR S P ERA WHIP	IP WLS BF H R ER SO BB IBB HBP BLK WP HR S P ERA WHIP	IP WLS BF H R ER SO BB IBB HBP BLK WP HR S P ERA WHIP	IP WLS BF H R ER SO BB IBB HBP BLK WP HR S P ERA WHIP	IP WLS BF H R ER SO BB IBB HBP BLK WP HR S P ERA WHIP	IP WLS BF H R ER SO BB IBB HBP BLK WP HR S P ERA WHIP	IP WLS BF H R ER SO BB IBB HBP BLK WP HR S P ERA WHIP	IP WLS BF H R ER SO BB IBB HBP BLK WP HR S P ERA WHIP	IP WLS BF H R ER SO BB IBB HBP BLK WP HR S P ERA WHIP	IP WLS BF H R ER SO BB IBB HBP BLK WP HR S P ERA WHIP	IP WLS BF H R ER SO BB IBB HBP BLK WP HR S P ERA WHIP	IP WLS BF H R ER SO BB IBB HBP BLK WP HR S P ERA WHIP	IP WLS BF H R ER SO BB IBB HBP BLK WP HR S P ERA WHIP	IP WLS BF H R ER SO BB IBB HBP BLK WP HR S P ERA WHIP	IP WLS BF H R ER SO BB IBB HBP BLK WP HR S P ERA WHIP	IP WLS BF H R ER SO BB IBB HBP BLK WP HR S P ERA WHIP	IP WLS BF H R ER SO BB IBB HBP BLK WP HR S P ERA WHIP	IP WLS BF H R ER SO BB IBB HBP BLK WP HR S P ERA WHIP	IP WLS BF H R ER SO BB IBB HBP BLK WP HR S P ERA WHIP	IP WLS BF H R ER SO BB IBB HBP BLK WP HR S P ERA WHIP	IP WLS BF H R ER SO BB IBB HBP BLK WP HR S P ERA WHIP	IP WLS BF H R ER SO BB IBB HBP BLK WP HR S P ERA WHIP
22 Nick Martinez, R ERA: 4.4	4.0	18	4	5	5	8	2	0	0	0	0	0	0	0	0	0	1	1	57	81	11.25	1.500
74 Nabil Crismatt, R ERA: 1.62	3.0	10	1	0	0	1	0	0	0	0	0	0	0	0	0	0	0	0	24	35	0.00	0.333
66 Luis Garcia, R ERA: 3.38	1.0	L	6	3	2	2	0	0	0	0	0	0	0	0	0	0	0	0	12	20	18.00	4.000
34 Craig Stammen, R ERA: 3.09	1.0		3	1	0	0	1	0	0	0	0	0	0	0	0	0	0	0	7	11	0.00	1.000

Batter	1	2	3	4	5	6	7	8	9	AB	R	H	RBI	BB	SO	LOB	BOTTOM					
9 Jake Cronenworth, L OBP: 0.324, SLG: 0.333	F7		K		L9		CI		K	4	0	0	1	0	2	1						
10 Jurickson Profar, S OBP: 0.313, SLG: 0.402	30 BB			30 BB 13 BB	L6		P6		2B	4	1	2	0	1	0	3						
13 Manny Machado, R OBP: 0.460, SLG: 0.625	30 BB			30 BB G6-4-3	G6-4-3		K		K	4	0	2	0	1	2	1						
30 Eric Hosmer, L OBP: 0.434, SLG: 0.550	5 G5-4-3			G6-4-3	G3		HR		1B	5	1	3	2	0	0	3						
5 Wil Myers, R OBP: 0.235, SLG: 0.250	G5-4-3			G1-3			L5		F7	5	0	0	0	0	1	4						
45 Luke Voit, R OBP: 0.349, SLG: 0.327	HR			L5			FC4 9 CI 7 BB		F8	5	3	3	2	0	0	1						
7 Ha-Seong Kim, R OBP: 0.326, SLG: 0.388	G6-3			F8			9 CI 2 FC4		P6	4	0	1	0	0	0	1						
2 Trent Grisham, L OBP: 0.264, SLG: 0.231	G4-3			HBP			FC4 9 CI		K	3	0	0	0	0	1	3						
3B Jorge Alfaro, R OBP: 0.271, SLG: 0.377	1B			F8			K		F9	4	0	1	0	0	1	4						
<b>Inning Stats</b>	R: 1 H: 2 E: 0 K: 0 S: 11	H: 2 LOB: 1 BB: 1 P: 18	R: 1 H: 2 E: 0 K: 1 S: 11	H: 2 LOB: 0 BB: 0 P: 13	R: 0 H: 1 E: 0 K: 0 S: 11	H: 1 LOB: 1 BB: 1 P: 19	R: 0 H: 0 E: 0 K: 0 S: 7	H: 0 LOB: 0 BB: 0 P: 11	R: 0 H: 1 E: 0 K: 0 S: 8	H: 1 LOB: 1 BB: 0 P: 15	R: 1 H: 2 E: 0 K: 2 S: 21	H: 2 LOB: 3 BB: 0 P: 30	R: 2 H: 2 E: 0 K: 2 S: 17	H: 2 LOB: 1 BB: 0 P: 28	R: 0 H: 1 E: 0 K: 2 S: 11	H: 1 LOB: 0 BB: 0 P: 14	R: 0 H: 1 E: 0 K: 0 S: 11	H: 1 LOB: 1 BB: 0 P: 19	1B: 7 2B: 1 3B: 1 HR: 3	SF: 0 SAC: 0 DP: 2 HBP: 2	WP: 0 PB: 0 SB: 0 CS: 0	PA: 43
<b>PITCHER</b>	IP WLS BF H R ER SO BB IBB HBP BLK WP HR S P ERA WHIP	IP WLS BF H R ER SO BB IBB HBP BLK WP HR S P ERA WHIP	IP WLS BF H R ER SO BB IBB HBP BLK WP HR S P ERA WHIP	IP WLS BF H R ER SO BB IBB HBP BLK WP HR S P ERA WHIP	IP WLS BF H R ER SO BB IBB HBP BLK WP HR S P ERA WHIP	IP WLS BF H R ER SO BB IBB HBP BLK WP HR S P ERA WHIP	IP WLS BF H R ER SO BB IBB HBP BLK WP HR S P ERA WHIP	IP WLS BF H R ER SO BB IBB HBP BLK WP HR S P ERA WHIP	IP WLS BF H R ER SO BB IBB HBP BLK WP HR S P ERA WHIP	IP WLS BF H R ER SO BB IBB HBP BLK WP HR S P ERA WHIP	IP WLS BF H R ER SO BB IBB HBP BLK WP HR S P ERA WHIP	IP WLS BF H R ER SO BB IBB HBP BLK WP HR S P ERA WHIP	IP WLS BF H R ER SO BB IBB HBP BLK WP HR S P ERA WHIP	IP WLS BF H R ER SO BB IBB HBP BLK WP HR S P ERA WHIP	IP WLS BF H R ER SO BB IBB HBP BLK WP HR S P ERA WHIP	IP WLS BF H R ER SO BB IBB HBP BLK WP HR S P ERA WHIP	IP WLS BF H R ER SO BB IBB HBP BLK WP HR S P ERA WHIP	IP WLS BF H R ER SO BB IBB HBP BLK WP HR S P ERA WHIP	IP WLS BF H R ER SO BB IBB HBP BLK WP HR S P ERA WHIP	IP WLS BF H R ER SO BB IBB HBP BLK WP HR S P ERA WHIP	IP WLS BF H R ER SO BB IBB HBP BLK WP HR S P ERA WHIP	IP WLS BF H R ER SO BB IBB HBP BLK WP HR S P ERA WHIP
71 Keegan Thompson, R ERA: 1.67	4.0	18	5	2	2	1	0	0	0	0	0	8	15	0.00	1.000							
58 Chris Martin, R ERA: 3.48	1.0	H	7	2	1	0	2	0	0	0	0	21	30	0.00	2.000							
57 Scott Effross, R ERA: 1.32	1.0	W	6	2	2	2	2	0	0	1	0	2	17	28	18.00	2.000						
60 Mychal Givens, R ERA: 3.55	1.0	S	8	2	0	0	2	0	0	0	0	22	33	0.00	1.000							
50 Rowan Wick, R ERA: 0.77	2.0																					

Chicago Cubs @ San Diego Padres  
Petco Park, San Diego, CA  
Wed May 11 2022, 1:14 PM - 4:40 PM PDT  
Att: 29,344 - Sunny - 65 F

AB	34
R	7
H	9
RBI	7
BB	3
SO	10
LOB	10



Chicago Cubs @ San Diego Padres  
Petco Park, San Diego, CA  
Wed May 11 2022, 1:14 PM - 4:40 PM PDT  
Att: 29,344 - Sunny - 65 F

AB	38
R	5
H	12
RBI	5
BB	2
SO	7
LOB	21





Batter	1	2	3	4	5	6	7	8	9	AB	R	H	RBI	BB	SO	LOB	TOP			
66 Rafael Ortega, L (1, 9) OBP: 0.393, SLG: 0.313										3	0	0	1	0	1	0	Chicago Cubs @ Arizona Diamondbacks Chase Field, Phoenix, AZ Fri May 13 2022, 6:41 PM - 9:37 PM MST Att: 21,765 - Clear - 95 F			
40 Wilson Contreras, R (1, 2) OBP: 0.407, SLG: 0.565										3	0	0	0	1	1	0				
8 Ian Happ, S (1, 7) OBP: 0.395, SLG: 0.376										2	0	0	0	2	0	1				
16 Patrick Wisdom, R (1, 5) OBP: 0.284, SLG: 0.444										3	0	0	0	1	3	1				
36 Alfonso Rivas III, L (1, 3) OBP: 0.380, SLG: 0.429										4	0	0	0	0	1	4				
18 Frank Schwindel, R (1, 10) OBP: 0.250, SLG: 0.311										4	0	2	0	0	1	0				
22 Jason Heyward, L (1, 8) OBP: 0.307, SLG: 0.284										4	1	1	0	0	0	2				
24 Jonathan Villar, S (1, 4) OBP: 0.284, SLG: 0.270										4	1	1	0	0	0	0				
4 Ildemaro Vargas, S (1, 6) OBP: 0.167, SLG: 0.500										3	1	1	2	0	0	0				
<b>Inning Stats</b>	R: 0 E: 0 K: 0 S: 10	H: 0 LOB: 0 BB: 1 P: 19	R: 0 E: 0 K: 3 S: 9	H: 0 LOB: 0 BB: 0 P: 16	R: 3 E: 0 K: 0 S: 13	H: 3 LOB: 0 BB: 0 P: 18	R: 0 E: 0 K: 1 S: 11	H: 1 LOB: 1 BB: 0 P: 17	R: 0 E: 0 K: 2 S: 10	H: 0 LOB: 1 BB: 1 P: 19	R: 0 E: 0 K: 0 S: 5	H: 1 LOB: 0 BB: 0 P: 9	R: 0 E: 1 K: 1 S: 15	H: 0 LOB: 3 BB: 2 P: 26	R: 0 E: 0 K: 0 S: 7	H: 0 LOB: 0 BB: 0 P: 11	1B: 3 2B: 1 3B: 1 HR: 0	SF: 1 SAC: 0 DP: 1 HBP: 0	WP: 0 PB: 0 SB: 0 CS: 1	PA: 36
<b>PITCHER</b>	IP WLS BF H R ER SO BB IBB HBP BLK WP HR S P ERA WHIP	<b>PITCHER</b>														ERA WHIP				
27 Zach Davies, R (1, 1) ERA: 3.57	5.2 W 22 4 3 3 6 2 0 0 0 0 0 0 54 92 4.76 1.059																			
50 Kyle Nelson, L (6, 1) ERA: 1.35	1.1 H 4 1 0 0 0 0 0 0 0 0 0 0 8 13 0.00 0.750																			
31 Ian Kennedy, R (8, 1) ERA: 3.0	1.0 H 6 0 0 0 1 2 0 0 0 0 0 0 15 26 0.00 2.000																			
34 Mark Melancon, R (9, 1) ERA: 6.17	1.0 S 3 0 0 0 0 0 0 0 0 0 0 0 7 11 0.00 0.000																			

Batter	1	2	3	4	5	6	7	8	9	AB	R	H	RBI	BB	SO	LOB	BOTTOM			
21 Cooper Hummel, S (1, 7) OBP: 0.329, SLG: 0.343										5	1	1	0	0	3	4	Chicago Cubs @ Arizona Diamondbacks Chase Field, Phoenix, AZ Fri May 13 2022, 6:41 PM - 9:37 PM MST Att: 21,765 - Clear - 95 F			
8 Jordan Luplow, R (1, 8) OBP: 0.275, SLG: 0.541										4	0	0	0	0	1	2				
4 Ketel Marte, S (1, 4) OBP: 0.303, SLG: 0.393										4	1	3	1	0	1	0				
53 Christian Walker, R (1, 3) OBP: 0.288, SLG: 0.423										4	1	2	1	0	1	2				
26 Pavin Smith, L (1, 9) OBP: 0.333, SLG: 0.389										4	0	1	1	0	0	2				
5 Alek Thomas, L (8, 8) OBP: 0.385, SLG: 0.769										0	0	0	0	0	0	0				
12 Daulton Varsho, L (1, 2) OBP: 0.331, SLG: 0.476										3	0	1	0	0	0	2				
10 Josh Rojas, L (1, 5) OBP: 0.348, SLG: 0.250										3	1	1	0	1	0	2				
28 Seth Beer, L (1, 10) OBP: 0.293, SLG: 0.275										3	0	0	0	0	0	3				
13 Nick Ahmed, R (8, PH) OBP: 0.250, SLG: 0.457										1	0	0	0	0	1	1				
2 Geraldo Perdomo, S (1, 6) OBP: 0.369, SLG: 0.279										4	0	3	0	0	0	0				
<b>Inning Stats</b>	R: 0 E: 0 K: 2 S: 10	H: 1 LOB: 1 BB: 0 P: 15	R: 0 E: 0 K: 0 S: 10	H: 1 LOB: 0 BB: 0 P: 15	R: 3 E: 0 K: 0 S: 14	H: 4 LOB: 1 BB: 0 P: 19	R: 1 E: 0 K: 2 S: 14	H: 1 LOB: 1 BB: 1 P: 24	R: 0 E: 0 K: 0 S: 8	H: 2 LOB: 1 BB: 0 P: 13	R: 0 E: 0 K: 1 S: 7	H: 1 LOB: 0 BB: 0 P: 12	R: 0 E: 0 K: 2 S: 15	H: 1 LOB: 2 BB: 0 P: 25	R: 0 E: 0 K: 0 S: 15	H: 0 LOB: 0 BB: 0 P: 11	1B: 7 2B: 4 3B: 1 HR: 0	SF: 0 SAC: 0 DP: 1 HBP: 1	WP: 1 PB: 0 SB: 1 CS: 0	PA: 37
<b>PITCHER</b>	IP WLS BF H R ER SO BB IBB HBP BLK WP HR S P ERA WHIP	<b>PITCHER</b>														ERA WHIP				
11 Drew Smyly, L (1, 1) ERA: 3.64	6.0 L 28 10 4 4 4 1 0 0 0 0 0 0 5 10 6.00 1.833																			
43 Robert Gsellman, R (7, 1) ERA: 6.43	0.2 3 1 0 0 1 0 0 0 0 0 0 0 0 5 10 0.00 1.500																			
65 Conner Menez, L (7, 1) ERA:	1.0 5 1 0 0 1 0 0 0 1 0 0 0 0 14 24 0.00 1.000																			
58 Chris Martin, R (8, 1) ERA: 3.38	0.1 1 0 0 0 1 0 0 0 0 0 0 0 0 3 3 0.00 0.000																			

AB	30
R	3
H	5
RBI	3
BB	4
SO	7
LOB	8



AB	35
R	4
H	12
RBI	3
BB	1
SO	7
LOB	18














Batter	1	2	3	4	5	6	7	8	9	AB	R	H	RBI	BB	SO	LOB	TOP								
18 Ben Gamel, L (1, 7) OBP: 0.358, SLG: 0.436 26 Josh VanMeter, L (7, 9) OBP: 0.227, SLG: 0.323	P5			L9		G1-3			G3	3	0	0	0	0	0	0									
13 Ke'Bryan Hayes, R (1, 5) OBP: 0.390, SLG: 0.371 64 Diego Castillo, R (7, 4) OBP: 0.261, SLG: 0.322	G6-3			G6-3		G5-3			G6-3	3	0	0	0	0	0	0									
10 Bryan Reynolds, S (1, 8) OBP: 0.301, SLG: 0.345	K			G4-3		G6-3			K	4	0	0	0	0	2	0									
19 Daniel Vogelbach, L (1, 10) OBP: 0.339, SLG: 0.476		P4				K			L9	3	0	0	0	0	1	0									
25 Yoshi Tsutsugo, L (1, 3) OBP: 0.287, SLG: 0.236		K				L5				3	0	1	0	0	1	0									
2 Michael Chavis, R (1, 4) OBP: 0.275, SLG: 0.447		K2-3								3	0	1	0	0	1	1									
14 Rodolfo Castro, S (1, 6) OBP: 0.313, SLG: 0.267										3	0	1	0	0	0	1									
65 Jack Suwinski, L (1, 9) OBP: 0.242, SLG: 0.316										3	0	0	0	0	1	2									
5 Michael Pérez, L (1, 2) OBP: 0.250, SLG: 0.429										3	0	0	0	0	1	2									
<b>Inning Stats</b>	R: 0 E: 0 K: 1 S: 6	H: 0 LOB: 0 BB: 9	R: 0 E: 0 K: 2 S: 9	H: 0 LOB: 0 BB: 12	R: 0 E: 0 K: 2 S: 7	H: 0 LOB: 0 BB: 11	R: 0 E: 0 K: 0 S: 5	H: 0 LOB: 0 BB: 7	R: 0 E: 0 K: 1 S: 12	H: 1 LOB: 1 BB: 0 P: 20	R: 0 E: 0 K: 0 S: 5	H: 0 LOB: 0 BB: 9	R: 0 E: 0 K: 0 S: 8	H: 0 LOB: 0 BB: 15	R: 0 E: 0 K: 0 S: 10	H: 2 LOB: 2 BB: 0 P: 18	R: 0 E: 0 K: 1 S: 8	H: 0 LOB: 0 BB: 11	1B: 3 2B: 0 3B: 0 HR: 0	SF: 0 SAC: 0 DP: 0 HBP: 0	WP: 0 PB: 0 SB: 0 CS: 0	PA: 30			
<b>PITCHER</b>	IP	WLS	BF	H	R	ER	SO	BB	IBB	HBP	BLK	WP	HR	S	P	ERA	WHIP								
20 Wade Miley, L (1, 1) ERA: 2.7	7.0	W	22	1	0	0	6	0	0	0	0	0	0	52	83	0.00	0.143								
59 Michael Rucker, R (8, 1) ERA: 4.2	2.0		8	2	0	0	1	0	0	0	0	0	0	18	29	0.00	1.000								

Pittsburgh Pirates @ Chicago Cubs  
Wrigley Field, Chicago, IL  
Mon May 16 2022, 6:41 PM - 9:10 PM CDT  
Att: 31,119 - Partly Cloudy - 72 F


AB 30  
R 0  
H 3  
RBI 0  
BB 0  
SO 7  
LOB 6



Batter	1	2	3	4	5	6	7	8	9	AB	R	H	RBI	BB	SO	LOB	BOTTOM								
40 Wilson Contreras, R (1, 10) OBP: 0.397, SLG: 0.509			G6-3			FC6-4			K	5	2	2	4	0	1	2									
27 Seiya Suzuki, R (1, 9) OBP: 0.360, SLG: 0.462	G4-3		G6-3						K	5	0	1	0	0	1	1									
8 Ian Happ, S (1, 7) OBP: 0.443, SLG: 0.398 36 Alfonso Rivas III, L (8, 7) OBP: 0.364, SLG: 0.426										3	2	3	1	1	0	0									
18 Frank Schwindel, R (1, 3) OBP: 0.250, SLG: 0.304										1	0	1	0	0	1	5									
7 Yan Gomes, R (1, 2) OBP: 0.279, SLG: 0.407										5	1	3	1	0	1	2									
16 Patrick Wisdom, R (1, 5) OBP: 0.273, SLG: 0.450	L8		G5-3			G6-3			G5-3	4	0	0	0	0	5										
24 Jonathan Villar, S (1, 4) ERA: 5.67 4 Ildemaro Vargas, S (7, 4) OBP: 0.214, SLG: 0.308			L9			G6-3			F8	2	1	0	0	1	0	1									
19 Andrelton Simmons, R (1, 6) OBP: 0.250, SLG: 0.250			G1-3			L7			G1-3	4	1	1	1	0	0	1									
66 Rafael Ortega, L (1, 8) OBP: 0.333, SLG: 0.361										2	1	1	1	2	1	0									
<b>Inning Stats</b>	R: 8 E: 0 K: 0 S: 26	H: 8 LOB: 2 BB: 2 P: 45	R: 0 E: 0 K: 0 S: 7	H: 1 LOB: 1 BB: 0 P: 9	R: 0 E: 0 K: 1 S: 5	H: 0 LOB: 0 BB: 0 P: 9	R: 1 E: 1 K: 0 S: 6	H: 0 LOB: 0 BB: 1 P: 13	R: 0 E: 0 K: 0 S: 5	H: 1 LOB: 1 BB: 0 P: 10	R: 0 E: 0 K: 1 S: 18	H: 2 LOB: 2 BB: 0 P: 29	R: 0 E: 0 K: 1 S: 8	H: 0 LOB: 1 BB: 1 P: 17	R: 0 E: 0 K: 2 S: 13	H: 1 LOB: 1 BB: 0 P: 18	1B: 8 2B: 4 3B: 0 HR: 1	SF: 0 SAC: 0 DP: 1 HBP: 0	WP: 1 PB: 0 SB: 0 CS: 0	PA: 41					
<b>PITCHER</b>	IP	WLS	BF	H	R	ER	SO	BB	IBB	HBP	BLK	WP	HR	S	P	ERA	WHIP								
38 Dillon Peters, L (1, 1) ERA: 3.98	0.2	L	7	4	5	5	0	1	0	0	0	0	1	13	24	67.50	7.500								
32 Bryce Wilson, R (1, 1) ERA: 5.67	5.1		26	8	4	3	2	2	0	0	0	0	1	54	91	5.06	1.875								
48 Tyler Beebe, R (7, 1) ERA: 4.22	1.0		4	0	0	0	1	1	0	0	0	1	0	8	17	0.00	1.000								
53 Heath Hembree, R (8, 1) ERA: 6.92	1.0		4	1	0	0	2	0	0	0	0	0	0	13	18	0.00	1.000								

Pittsburgh Pirates @ Chicago Cubs  
Wrigley Field, Chicago, IL  
Mon May 16 2022, 6:41 PM - 9:10 PM CDT  
Att: 31,119 - Partly Cloudy - 72 F

AB 37  
R 9  
H 13  
RBI 8  
BB 4  
SO 5  
LOB 17





Batter	1	2	3	4	5	6	7	8	9	AB	R	H	RBI	BB	SO	LOB	TOP										
26 Josh VanMeter, L (1,4) OBP: 0.229, SLG: 0.308										3	0	0	0	1	1	2											
10 Bryan Reynolds, S (1,8) OBP: 0.300, SLG: 0.341										4	0	1	0	0	1	2											
18 Ben Gamel, L (1,7) OBP: 0.346, SLG: 0.421										4	0	0	0	0	3	2											
19 Daniel Vogelbach, L (1,10) OBP: 0.336, SLG: 0.486										4	0	1	0	0	3	0											
25 Yoshi Tsutsugo, L (1,3) OBP: 0.279, SLG: 0.228										3	0	0	0	0	2	1											
2 Michael Chavis, R (1,5) OBP: 0.287, SLG: 0.460										2	0	1	0	1	0	0											
14 Rodolfo Castro, S (1,6) OBP: 0.263, SLG: 0.222										3	0	0	0	0	1	2											
5 Michael Pérez, L (1,2) OBP: 0.259, SLG: 0.417										3	0	1	0	0	0	0											
65 Jack Suwinski, L (1,9) OBP: 0.246, SLG: 0.317										3	0	1	0	0	1	1											
<b>Inning Stats</b>	R: 0 E: 0 K: 2 S: 12	H: 1 LOB: 1 BB: 0 P: 19	R: 0 E: 0 K: 2 S: 10	H: 1 LOB: 1 BB: 0 P: 16	R: 0 E: 0 K: 0 S: 7	H: 1 LOB: 1 BB: 0 P: 10	R: 0 E: 0 K: 1 S: 7	H: 1 LOB: 0 BB: 0 P: 12	R: 0 E: 0 K: 0 S: 6	H: 0 LOB: 0 BB: 0 P: 8	R: 0 E: 0 K: 2 S: 9	H: 0 LOB: 1 BB: 1 P: 14	R: 0 E: 0 K: 3 S: 12	H: 0 LOB: 1 BB: 1 P: 21	R: 0 E: 0 K: 1 S: 5	H: 1 LOB: 0 BB: 0 P: 7	R: 0 E: 0 K: 1 S: 5	H: 0 LOB: 0 BB: 0 P: 6	1B: 3 2B: 3 3B: 1 HR: 0	SF: 0 SAC: 0 DP: 3 HBP: 0	WP: 0 PB: 0 SB: 0 CS: 1	PA: 31					
<b>PITCHER</b>	IP	WLS	BF	H	R	ER	SO	BB	IBB	HBP	BLK	WP	HR	S	P	ERA	WHIP										
71 Keegan Thompson, R (1) ERA: 1.41	5.0	W	17	4	0	0	5	0	0	0	0	0	0	42	65	0.00	0.800										
49 Daniel Norris, L (6,1) ERA: 5.73	0.1		1	0	0	0	0	0	0	0	0	0	0	2	2	0.00	0.000										
47 Brandon Hughes, L (6,1) ERA:	1.2		7	0	0	0	5	2	0	0	0	0	0	19	33	0.00	1.200										
62 Mark Leiter Jr., R (8,1) ERA: 6.57	2.0		6	1	0	0	2	0	0	0	0	0	0	10	13	0.00	0.500										

Pittsburgh Pirates @ Chicago Cubs  
Wrigley Field, Chicago, IL  
Tue May 17 2022, 6:43 PM - 9:18 PM CDT  
Att: 30,478 - Cloudy - 56 F

AB 29  
R 0  
H 5  
RBI 0  
BB 2  
SO 12  
LOB 10



Batter	1	2	3	4	5	6	7	8	9	AB	R	H	RBI	BB	SO	LOB	BOTTOM										
66 Rafael Ortega, L (1,8) OBP: 0.318, SLG: 0.342										4	0	0	0	0	4	1											
40 Wilson Contreras, R (1,2) OBP: 0.392, SLG: 0.495										3	1	0	0	1	1	0											
8 Ian Happ, S (1,7) OBP: 0.400, SLG: 0.383										4	1	1	0	0	1	1											
27 Seiya Suzuki, R (1,9) OBP: 0.357, SLG: 0.464										4	1	1	2	0	3	1											
36 Alfonso Rivas III, L (1,3) OBP: 0.373, SLG: 0.408										2	1	0	0	2	1	0											
18 Frank Schwindel, R (1,10) OBP: 0.298, SLG: 0.319										4	1	2	1	0	0	1											
16 Patrick Wisdom, R (1,5) OBP: 0.268, SLG: 0.439										3	0	0	0	0	2	3											
5 Christopher Morel, R (8,PH) OBP: 1.000, SLG: 4.000										1	1	1	1	0	0	0											
24 Jonathan Villar, S (1,4) OBP: 0.292, SLG: 0.310										3	1	2	2	1	0	0											
4 Ildemaro Vargas, S (1,6) OBP: 0.176, SLG: 0.250										3	0	0	1	0	0	3											
<b>Inning Stats</b>	R: 0 E: 0 K: 2 S: 7	H: 0 LOB: 0 BB: 1 P: 9	R: 0 E: 0 K: 1 S: 8	H: 0 LOB: 0 BB: 1 P: 13	R: 1 E: 0 K: 2 S: 11	H: 1 LOB: 0 BB: 0 P: 20	R: 5 E: 1 K: 2 S: 15	H: 4 LOB: 1 BB: 1 P: 22	R: 0 E: 0 K: 2 S: 8	H: 0 LOB: 0 BB: 0 P: 10	R: 0 E: 0 K: 1 S: 12	H: 1 LOB: 2 BB: 1 P: 21	R: 0 E: 0 K: 2 S: 9	H: 0 LOB: 1 BB: 1 P: 17	R: 1 E: 0 K: 0 S: 9	H: 1 LOB: 0 BB: 0 P: 16	1B: 3 2B: 2 3B: 0 HR: 2	SF: 0 SAC: 0 DP: 1 HBP: 0	WP: 2 PB: 0 SB: 1 CS: 0	PA: 35							
<b>PITCHER</b>	IP	WLS	BF	H	R	ER	SO	BB	IBB	HBP	BLK	WP	HR	S	P	ERA	WHIP										
34 JT Brubaker, R (1,1) ERA: 5.5	5.2	L	26	6	6	4	10	3	0	0	0	0	1	59	92	6.35	1.588										
52 Anthony Banda, L (6,1) ERA: 2.35	0.1		1	0	0	0	0	0	0	0	0	0	0	2	3	0.00	0.000										
37 Chase De Jong, R (7,1) ERA: 2.03	2.0		8	1	1	1	2	1	0	0	0	1	1	18	33	4.50	1.000										

Pittsburgh Pirates @ Chicago Cubs  
Wrigley Field, Chicago, IL  
Tue May 17 2022, 6:43 PM - 9:18 PM CDT  
Att: 30,478 - Cloudy - 56 F

AB 31  
R 7  
H 7  
RBI 7  
BB 4  
SO 12  
LOB 10





Batter	1	2	3	4	5	6	7	8	9	AB	R	H	RBI	BB	SO	LOB	TOP					
13 Ke'Bryan Hayes, R (1, 5) OBP: 0.383, SLG: 0.372										5	1	1	0	0	2	1	<b>Pittsburgh Pirates @ Chicago Cubs</b> Wrigley Field, Chicago, IL Wed May 18, 2022, 6:41 PM - 9:43 PM CDT Att: 31,631 - Cloudy - 56 F					
10 Bryan Reynolds, S (1, 8) OBP: 0.313, SLG: 0.349										3	1	2	0	1	0	0						
2 Michael Chavis, R (1, 4) OBP: 0.306, SLG: 0.473										4	0	3	1	0	1	1						
19 Daniel Vogelbach, L (1, 10) OBP: 0.333, SLG: 0.477										4	0	1	1	0	1	4						
14 Rodolfo Castro, S (1, 6) OBP: 0.261, SLG: 0.190										3	0	0	0	1	1	4						
64 Diego Castillo, R (1, 9) OBP: 0.283, SLG: 0.322										3	0	1	0	0	1	0						
18 Ben Gamel, L (8, PH) OBP: 0.344, SLG: 0.417										1	0	0	0	0	1	1						
25 Yoshi Tsutsugo, L (1, 3) OBP: 0.270, SLG: 0.219										4	0	0	0	0	1	1						
54 Tyler Heineman, S (1, 2) OBP: 0.211, SLG: 0.316										4	0	0	0	0	1	2						
65 Jack Suwinski, L (8, 9) OBP: 0.246, SLG: 0.359										4	1	1	1	0	2	1						
<b>Inning Stats</b>	R: 0 E: 0 K: 2 S: 12	H: 1 LOB: 1 BB: 0 P: 18	R: 0 E: 0 K: 3 S: 11	H: 0 LOB: 0 BB: 0 P: 16	R: 2 E: 1 K: 0 S: 16	H: 3 LOB: 2 BB: 1 P: 29	R: 0 E: 0 K: 0 S: 9	H: 0 LOB: 0 BB: 0 P: 13	R: 1 E: 0 K: 1 S: 16	H: 3 LOB: 2 BB: 0 P: 25	R: 0 E: 0 K: 1 S: 9	H: 1 LOB: 0 BB: 0 P: 16	R: 0 E: 0 K: 1 S: 8	H: 0 LOB: 0 BB: 0 P: 12	R: 0 E: 0 K: 1 S: 9	H: 1 LOB: 1 BB: 1 P: 15	R: 0 E: 1 K: 2 S: 9	H: 0 LOB: 1 BB: 0 P: 15	1B: 7 2B: 1 3B: 0 HR: 1	SF: 0 SAC: 0 DP: 1 HBP: 0	WP: 0 PB: 0 SB: 1 CS: 1	PA: 38
<b>PITCHER</b>	IP WLS BF H R ER SO BB IBB HBP BLK WP HR S P ERA WHIP																ERA WHIP					
11 Drew Smyly, L (1, 1) ERA: 3.97	4.1 L 20 6 3 3 5 1 0 0 0 0 0 1 57 89 6.23 1.615																0.00 0.000					
57 Scott Effross, R (5, 1) ERA: 1.15	0.2 3 1 0 0 1 0 0 0 0 0 0 0 7 12 0.00 1.500																0.00 1.000					
58 Chris Martin, R (6, 1) ERA: 2.84	1.0 3 1 0 0 1 0 0 0 0 0 0 0 9 16 0.00 1.000																0.00 0.000					
60 Mychal Givens, R (7, 1) ERA: 3.14	1.0 3 0 0 0 1 0 0 0 0 0 0 0 8 12 0.00 2.000																0.00 2.000					
50 Rowan Wick, R (8, 1) ERA: 1.23	1.0 4 1 0 0 1 1 0 0 0 0 0 0 9 15 0.00 2.000																0.00 2.000					

Batter	1	2	3	4	5	6	7	8	9	AB	R	H	RBI	BB	SO	LOB	BOTTOM					
66 Rafael Ortega, L (1, 8) OBP: 0.315, SLG: 0.329										3	0	0	0	1	1	0	<b>Pittsburgh Pirates @ Chicago Cubs</b> Wrigley Field, Chicago, IL Wed May 18, 2022, 6:41 PM - 9:43 PM CDT Att: 31,631 - Cloudy - 56 F					
40 Wilson Contreras, R (1, 2) OBP: 0.368, SLG: 0.462										3	0	0	0	0	1	1						
8 Ian Happ, S (1, 7) OBP: 0.403, SLG: 0.409										3	1	1	1	1	0	1						
27 Seiya Suzuki, R (1, 9) OBP: 0.361, SLG: 0.469										3	1	1	0	1	1	1						
36 Alfonso Rivas III, L (1, 3) OBP: 0.349, SLG: 0.377										4	0	0	0	0	2	2						
18 Frank Schwindel, R (1, 10) OBP: 0.258, SLG: 0.317										4	0	1	1	0	0	0						
24 Jonathan Villar, S (1, 4) OBP: 0.290, SLG: 0.308										4	0	1	0	0	3	0						
5 Christopher Morel, R (1, 5) OBP: 0.600, SLG: 1.250										3	0	1	0	1	2	0						
19 Andrelton Simmons, R (1, 6) OBP: 0.143, SLG: 0.143										3	0	0	0	0	1	2						
7 Yan Gomes, R (8, PH) OBP: 0.274, SLG: 0.400										1	0	0	0	0	0	1						
<b>Inning Stats</b>	R: 1 E: 0 K: 1 S: 7	H: 1 LOB: 1 BB: 1 P: 14	R: 0 E: 0 K: 2 S: 11	H: 0 LOB: 0 BB: 0 P: 19	R: 0 E: 0 K: 2 S: 8	H: 0 LOB: 1 BB: 0 P: 16	R: 1 E: 0 K: 1 S: 12	H: 3 LOB: 2 BB: 1 P: 24	R: 0 E: 0 K: 1 S: 11	H: 0 LOB: 1 BB: 1 P: 19	R: 0 E: 0 K: 1 S: 6	H: 0 LOB: 0 BB: 0 P: 9	R: 0 E: 0 K: 1 S: 10	H: 0 LOB: 1 BB: 1 P: 20	R: 0 E: 0 K: 1 S: 7	H: 0 LOB: 0 BB: 0 P: 9	R: 0 E: 0 K: 1 S: 14	H: 1 LOB: 1 BB: 0 P: 19	1B: 3 2B: 1 3B: 0 HR: 1	SF: 0 SAC: 0 DP: 0 HBP: 1	WP: 0 PB: 0 SB: 1 CS: 0	PA: 36
<b>PITCHER</b>	IP WLS BF H R ER SO BB IBB HBP BLK WP HR S P ERA WHIP																ERA WHIP					
29 Wil Crowe, R (1, 1) ERA: 2.74	2.0 W 13 3 1 1 3 1 0 0 0 0 0 0 28 55 3.38 1.875																0.00 0.429					
23 Mitch Keller, R (3, 1) ERA: 6.37	2.2 W 13 3 1 1 4 2 0 1 0 0 0 0 28 55 3.38 1.875																0.00 0.500					
56 Duane Underwood Jr., R (5, 1) ERA: 0.23	2.1 H 8 0 0 0 2 1 0 0 0 0 0 0 19 33 0.00 0.429																0.00 0.500					
51 David Bednar, R (8, 1) ERA: 0.9	2.0 S 7 1 0 0 2 0 0 0 0 0 0 0 21 28 0.00 0.500																0.00 0.500					









Batter	1	2	3	4	5	6	7	8	9	AB	R	H	RBI	BB	SO	LOB	TOP							
12 Daulton Varsho, L (1, 10) OBP: 0.320, SLG: 0.456										5	1	1	0	0	2	2	<b>Arizona Diamondbacks @ Chicago Cubs</b> Wrigley Field, Chicago, IL Fri May 20 2022, 1:21 PM - 4:26 PM CDT Att: 31,235 - Partly Cloudy - 85 F							
2 Geraldo Perdomo, S (1, 6) OBP: 0.336, SLG: 0.247										5	1	1	0	0	0	2								
10 Josh Rojas, L (1, 5) OBP: 0.389, SLG: 0.489										5	3	3	4	0	1	1								
53 Christian Walker, R (1, 3) OBP: 0.304, SLG: 0.475										3	2	1	1	2	0	0								
6 David Peralta, L (1, 7) OBP: 0.311, SLG: 0.453										4	2	2	2	1	0	1								
30 Jake McCarthy, L (1, 9) OBP: 0.219, SLG: 0.267										5	0	2	2	0	0	0								
5 Alek Thomas, L (1, 8) OBP: 0.349, SLG: 0.643										4	1	2	1	0	1	2								
19 Yonny Hernández, S (1, 4) OBP: 0.182, SLG: 0.100										3	0	0	0	0	0	2								
14 Grayson Greiner, R (1, 2) OBP: 0.182, SLG: 0.100										3	0	0	0	1	3	1								
<b>Inning Stats</b>	R: 2 H: 2 E: 0 K: 0 S: 11	H: 2 BB: 2 P: 23	R: 0 H: 1 E: 0 K: 2 S: 12	H: 1 LOB: 1 BB: 0 P: 16	R: 2 H: 2 E: 0 K: 0 S: 13	H: 2 LOB: 0 BB: 0 P: 19	R: 0 H: 0 E: 0 K: 1 S: 8	H: 0 LOB: 0 BB: 0 P: 13	R: 3 H: 3 E: 0 K: 0 S: 14	H: 3 LOB: 0 BB: 0 P: 22	R: 1 H: 1 E: 0 K: 1 S: 12	H: 1 LOB: 1 BB: 1 P: 21	R: 1 H: 2 E: 0 K: 1 S: 13	H: 2 LOB: 1 BB: 1 P: 20	R: 0 H: 0 E: 0 K: 1 S: 5	H: 0 LOB: 0 BB: 0 P: 6		R: 1 H: 1 E: 0 K: 1 S: 8	H: 1 LOB: 0 BB: 0 P: 11	1B: 4 2B: 1 3B: 0 HR: 7	SF: 0 SAC: 1 DP: 0 HBP: 0	WP: 0 PB: 0 SB: 0 CS: 0	PA: 42	
<b>PITCHER</b>	IP WLS BF H R ER SO BB IBB HBP BLK WP HR S P ERA WHIP	IP WLS BF H R ER SO BB IBB HBP BLK WP HR S P ERA WHIP	IP WLS BF H R ER SO BB IBB HBP BLK WP HR S P ERA WHIP	IP WLS BF H R ER SO BB IBB HBP BLK WP HR S P ERA WHIP	IP WLS BF H R ER SO BB IBB HBP BLK WP HR S P ERA WHIP	IP WLS BF H R ER SO BB IBB HBP BLK WP HR S P ERA WHIP	IP WLS BF H R ER SO BB IBB HBP BLK WP HR S P ERA WHIP	IP WLS BF H R ER SO BB IBB HBP BLK WP HR S P ERA WHIP	IP WLS BF H R ER SO BB IBB HBP BLK WP HR S P ERA WHIP	IP WLS BF H R ER SO BB IBB HBP BLK WP HR S P ERA WHIP	IP WLS BF H R ER SO BB IBB HBP BLK WP HR S P ERA WHIP	IP WLS BF H R ER SO BB IBB HBP BLK WP HR S P ERA WHIP	IP WLS BF H R ER SO BB IBB HBP BLK WP HR S P ERA WHIP	IP WLS BF H R ER SO BB IBB HBP BLK WP HR S P ERA WHIP	IP WLS BF H R ER SO BB IBB HBP BLK WP HR S P ERA WHIP	IP WLS BF H R ER SO BB IBB HBP BLK WP HR S P ERA WHIP	IP WLS BF H R ER SO BB IBB HBP BLK WP HR S P ERA WHIP	IP WLS BF H R ER SO BB IBB HBP BLK WP HR S P ERA WHIP	IP WLS BF H R ER SO BB IBB HBP BLK WP HR S P ERA WHIP	IP WLS BF H R ER SO BB IBB HBP BLK WP HR S P ERA WHIP	IP WLS BF H R ER SO BB IBB HBP BLK WP HR S P ERA WHIP	IP WLS BF H R ER SO BB IBB HBP BLK WP HR S P ERA WHIP	IP WLS BF H R ER SO BB IBB HBP BLK WP HR S P ERA WHIP	IP WLS BF H R ER SO BB IBB HBP BLK WP HR S P ERA WHIP
28 Kyle Hendricks, R (1, 1) ERA: 4.89	5.0 L	24 8	7 7	3 3	2 2	0 0	0 0	0 0	0 0	0 0	4 4	58 58	93 93	12.60 12.60	2.000 2.000									
49 Daniel Norris, L (6, 1) ERA: 5.0	1.0	5 1	1 1	1 1	1 1	0 0	0 0	0 0	0 0	1 1	12 12	21 21	9.00 9.00	2.000 2.000										
60 Mychal Givens, R (7, 1) ERA: 3.52	1.0	6 2	1 1	1 1	1 1	0 0	0 0	0 0	0 0	1 1	13 13	20 20	9.00 9.00	3.000 3.000										
43 Robert Gsellman, R (8, 1) ERA: 5.4	2.0	7 1	1 1	1 2	0 0	0 0	0 0	0 0	0 0	1 1	13 13	17 17	4.50 4.50	0.500 0.500										
<b>Batter</b>	1	2	3	4	5	6	7	8	9	AB	R	H	RBI	BB	SO	LOB	BOTTOM							
66 Rafael Ortega, L (1, 9) OBP: 0.320, SLG: 0.326										4	0	2	0	1	1	2	<b>Arizona Diamondbacks @ Chicago Cubs</b> Wrigley Field, Chicago, IL Fri May 20 2022, 1:21 PM - 4:26 PM CDT Att: 31,235 - Partly Cloudy - 85 F							
40 Wilson Contreras, R (1, 2) OBP: 0.360, SLG: 0.458										4	0	0	0	0	2	2								
7 Yan Gomes, R (8, 2) OBP: 0.284, SLG: 0.415										1	0	0	0	0	0	2								
8 Ian Happ, S (1, 7) OBP: 0.385, SLG: 0.385										3	0	0	1	1	2	1								
18 Frank Schwindel, R (1, 10) OBP: 0.255, SLG: 0.313										4	0	0	0	1	1	1								
36 Alfonso Rivas III, L (1, 3) OBP: 0.324, SLG: 0.345										4	0	0	0	0	2	3								
16 Patrick Wisdom, R (1, 5) OBP: 0.265, SLG: 0.446										4	1	1	1	0	1	0								
24 Jonathan Villar, S (1, 4) OBP: 0.298, SLG: 0.358										4	2	2	1	0	0	0								
5 Christopher Morel, R (1, 8) OBP: 0.462, SLG: 0.909										4	1	2	2	0	0	0								
4 Ildemaro Vargas, S (1, 6) OBP: 0.273, SLG: 0.421										2	2	1	1	2	0	0								
<b>Inning Stats</b>	R: 0 H: 0 E: 0 K: 2 S: 9	H: 3 LOB: 2 BB: 1 P: 33	R: 0 H: 0 E: 0 K: 1 S: 7	H: 0 LOB: 0 BB: 0 P: 9	R: 1 H: 1 E: 0 K: 0 S: 6	H: 1 LOB: 0 BB: 0 P: 10	R: 0 H: 1 E: 0 K: 1 S: 7	H: 1 LOB: 1 BB: 0 P: 13	R: 0 H: 0 E: 0 K: 1 S: 9	H: 0 LOB: 0 BB: 0 P: 11	R: 2 H: 3 E: 0 K: 2 S: 18	H: 3 LOB: 3 BB: 2 P: 30	R: 0 H: 0 E: 0 K: 1 S: 8	H: 0 LOB: 0 BB: 0 P: 9	R: 1 H: 0 E: 0 K: 0 S: 12	H: 0 LOB: 1 BB: 2 P: 23	1B: 3 2B: 1 3B: 0 HR: 4	SF: 1 SAC: 0 DP: 0 HBP: 0	WP: 1 PB: 0 SB: 0 CS: 0	PA: 40				
<b>PITCHER</b>	IP WLS BF H R ER SO BB IBB HBP BLK WP HR S P ERA WHIP	IP WLS BF H R ER SO BB IBB HBP BLK WP HR S P ERA WHIP	IP WLS BF H R ER SO BB IBB HBP BLK WP HR S P ERA WHIP	IP WLS BF H R ER SO BB IBB HBP BLK WP HR S P ERA WHIP	IP WLS BF H R ER SO BB IBB HBP BLK WP HR S P ERA WHIP	IP WLS BF H R ER SO BB IBB HBP BLK WP HR S P ERA WHIP	IP WLS BF H R ER SO BB IBB HBP BLK WP HR S P ERA WHIP	IP WLS BF H R ER SO BB IBB HBP BLK WP HR S P ERA WHIP	IP WLS BF H R ER SO BB IBB HBP BLK WP HR S P ERA WHIP	IP WLS BF H R ER SO BB IBB HBP BLK WP HR S P ERA WHIP	IP WLS BF H R ER SO BB IBB HBP BLK WP HR S P ERA WHIP	IP WLS BF H R ER SO BB IBB HBP BLK WP HR S P ERA WHIP	IP WLS BF H R ER SO BB IBB HBP BLK WP HR S P ERA WHIP	IP WLS BF H R ER SO BB IBB HBP BLK WP HR S P ERA WHIP	IP WLS BF H R ER SO BB IBB HBP BLK WP HR S P ERA WHIP	IP WLS BF H R ER SO BB IBB HBP BLK WP HR S P ERA WHIP	IP WLS BF H R ER SO BB IBB HBP BLK WP HR S P ERA WHIP	IP WLS BF H R ER SO BB IBB HBP BLK WP HR S P ERA WHIP	IP WLS BF H R ER SO BB IBB HBP BLK WP HR S P ERA WHIP	IP WLS BF H R ER SO BB IBB HBP BLK WP HR S P ERA WHIP	IP WLS BF H R ER SO BB IBB HBP BLK WP HR S P ERA WHIP	IP WLS BF H R ER SO BB IBB HBP BLK WP HR S P ERA WHIP	IP WLS BF H R ER SO BB IBB HBP BLK WP HR S P ERA WHIP	
54 Humberto Castellanos, R (1, 1) ERA: 4.29	5.1 W	22 8	3 2	3 2	3 2	1 1	0 0	0 0	0 0	0 0	2 2	18 18	26 26	13.50 13.50	3.000 3.000									
22 Caleb Smith, L (6, 1) ERA: 7.2	1.1	8 3	2 2	2 2	2 2	1 1	0 0	0 0	0 0	0 0	2 2	13 13	19 19	0.00 0.00	0.750 0.750									
24 Noé Ramirez, R (7, 1) ERA: 3.63	1.1	5 0	0 0	0 2	1 1	0 0	0 0	0 0	0 0	0 0	13 13	19 19	0.00 0.00	0.750 0.750										
64 Sean Poppen, R (9, 1) ERA: 3.86	1.0	5 0	1 1	0 0	2 2	0 0	0 0	0 0	0 0	0 0	12 12	23 23	9.00 9.00	2.000 2.000										







Batter	1	2	3	4	5	6	7	8	9	AB	R	H	RBI	BB	SO	LOB	TOP										
12 Daulton Varsho, L (1, 2) OBP: 0.327, SLG: 0.462	G4-3		F9			F8	FC3-6 1B			4	0	1	0	0	0	1	<b>Arizona Diamondbacks @ Chicago Cubs</b> Wrigley Field, Chicago, IL Sun May 22 2022, 1:22 PM - 4:04 PM CDT Att: 32,606 - Sunny - 61 F										
8 Jordan Luplow, R (1, 7) OBP: 0.224, SLG: 0.419	F8			G5-3		K	FC3-6			3	0	0	0	0	1	1											
6 David Peralta, L (7, PH) OBP: 0.319, SLG: 0.446	F8									1	0	0	1	0	0	1											
4 Ketel Marte, S (1, 4) OBP: 0.308, SLG: 0.385	L8									4	1	2	1	0	0	1											
53 Christian Walker, R (1, 10) OBP: 0.299, SLG: 0.452				G6-4-3						2	1	0	0	2	0	1											
26 Pavin Smith, L (1, 3) OBP: 0.309, SLG: 0.371										4	0	2	1	0	2	1											
30 Jake McCarthy, L (1, 9) OBP: 0.293, SLG: 0.342	F8									4	0	1	1	0	1	2											
5 Alek Thomas, L (1, 8) OBP: 0.327, SLG: 0.560	G4-3									4	0	0	0	0	0	4											
2 Geraldo Perdomo, S (1, 6) OBP: 0.339, SLG: 0.250				K						4	1	1	0	0	2	1											
15 Drew Ellis, R (1, 5) OBP: 0.167, SLG: 0.250	G5-3									4	1	1	0	0	1	1											
<b>Inning Stats</b>	R: 0 E: 0 K: 0 S: 5	H: 0 LOB: 0 BB: 0 P: 6	R: 0 E: 0 K: 1 S: 10	H: 0 LOB: 1 BB: 1 P: 18	R: 0 E: 0 K: 1 S: 6	H: 0 LOB: 0 BB: 0 P: 8	R: 0 E: 0 K: 0 S: 7	H: 1 LOB: 0 BB: 0 P: 14	R: 0 E: 0 K: 0 S: 8	H: 1 LOB: 1 BB: 0 P: 13	R: 3 E: 0 K: 1 S: 14	H: 4 LOB: 2 BB: 1 P: 23	R: 1 E: 0 K: 1 S: 12	H: 2 LOB: 1 BB: 0 P: 18	R: 0 E: 0 K: 2 S: 11	H: 0 LOB: 0 BB: 0 P: 16	S: 10	H: 0 LOB: 0 BB: 0 P: 14	S: 10	H: 0 LOB: 0 BB: 0 P: 14	1B: 7 2B: 1 3B: 0 HR: 0	SF: 0 SAC: 0 DP: 1 HBP: 0	WP: 1 PB: 0 SB: 0 CS: 0	PA: 36			
<b>PITCHER</b>	IP	WLS	BF	H	R	ER	SO	BB	IBB	HBP	BLK	WP	HR	S	P	ERA	WHIP										
20 Wade Miley, L (1, 1) ERA: 3.38	6.0		25	6	3	3	3	2	0	0	0	0	0	50	82	4.50	1.333										
71 Keegan Thompson, R (1, 1) ERA: 1.54	3.0	W	11	2	1	1	4	0	0	0	0	1	0	33	48	3.00	0.667										

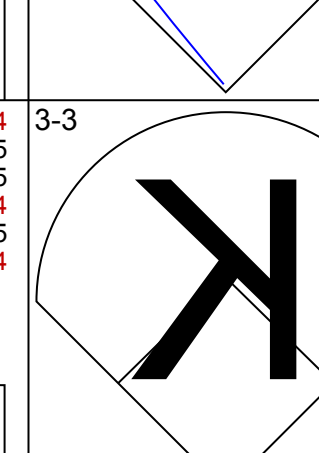
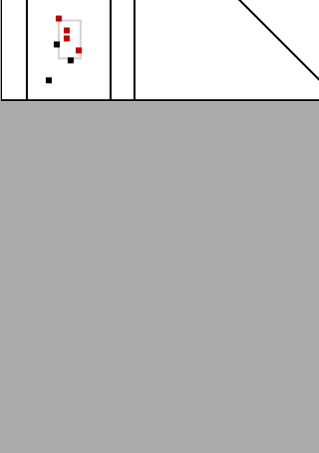
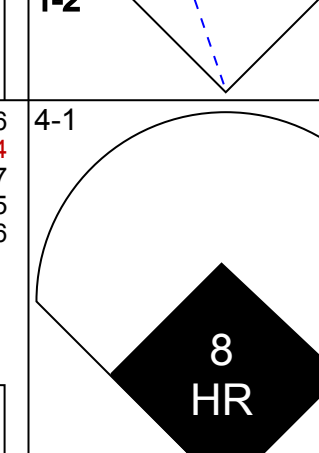
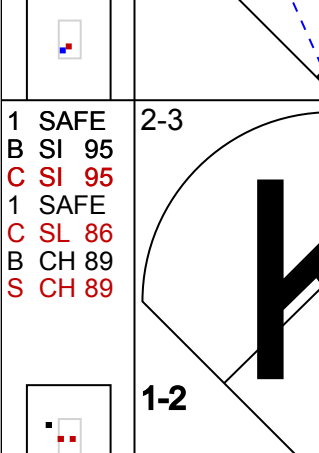


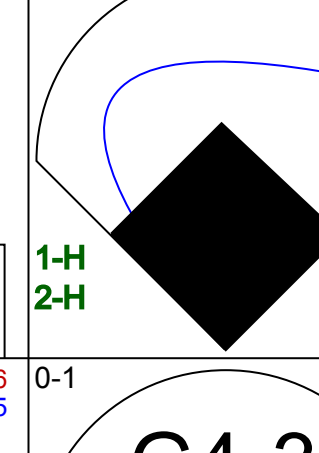


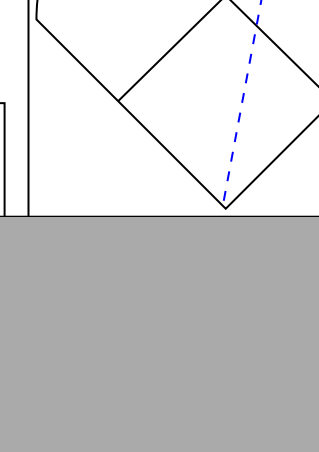

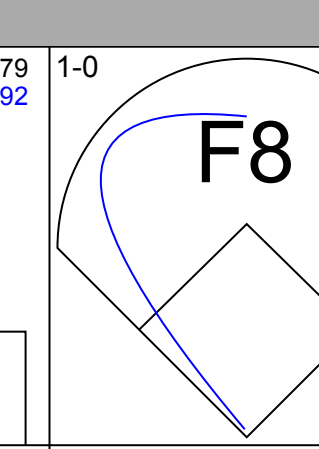
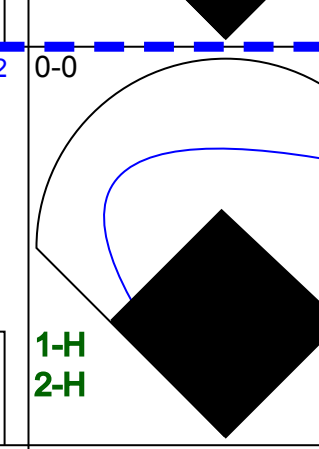
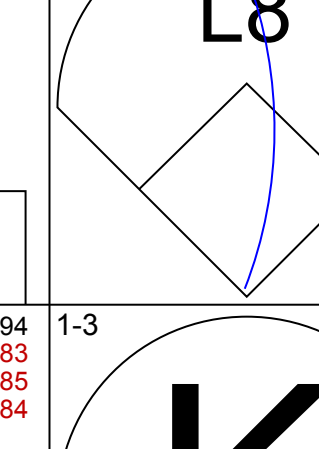
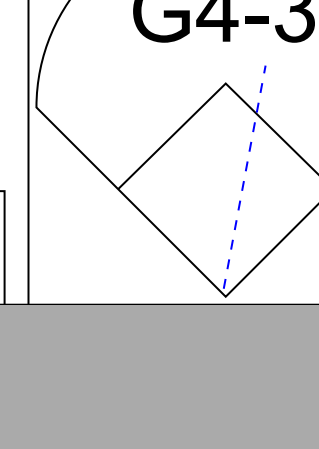
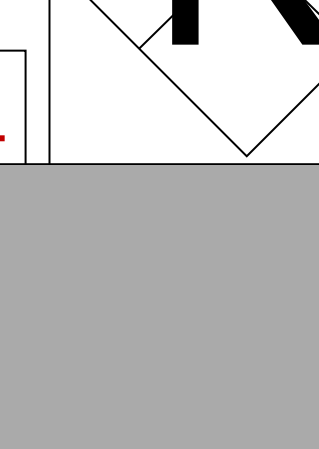

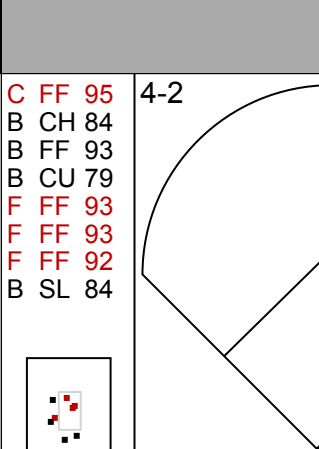

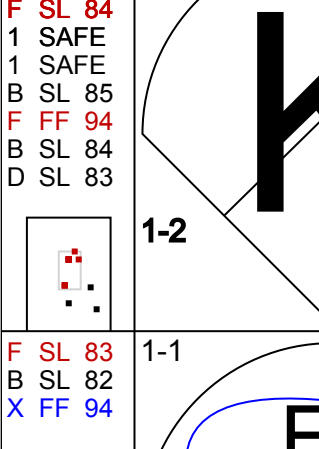
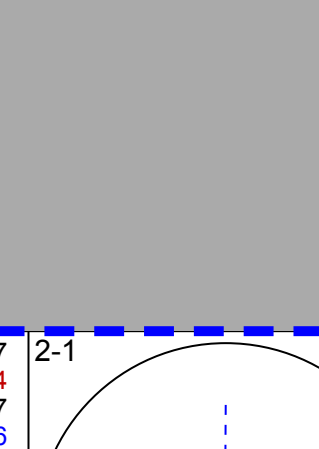
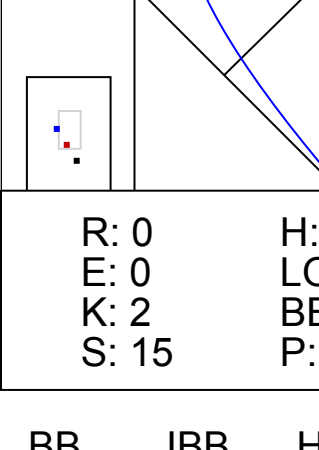
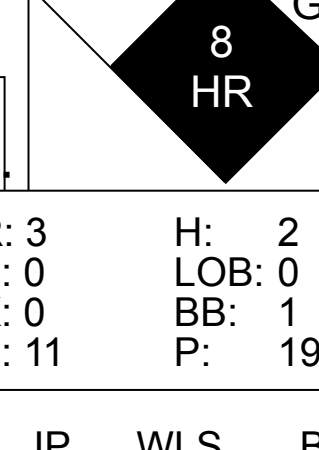
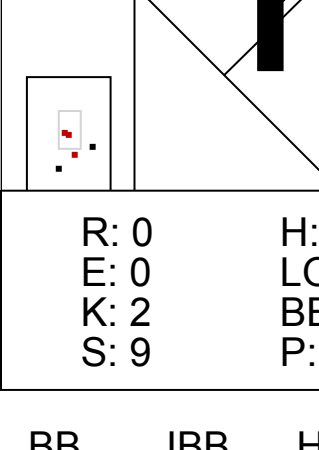
Batter	1	2	3	4	5	6	7	8	9	AB	R	H	RBI	BB	SO	LOB	BOTTOM										
66 Rafael Ortega, L (1, 8) OBP: 0.311, SLG: 0.308	F7			G6-3		G4-3		L7		4	0	0	0	1	0	3	<b>Arizona Diamondbacks @ Chicago Cubs</b> Wrigley Field, Chicago, IL Sun May 22 2022, 1:22 PM - 4:04 PM CDT Att: 32,606 - Sunny - 61 F										
24 Jonathan Villar, S (1, 4) OBP: 0.292, SLG: 0.356	F8									4	0	0	0	0	2	2											
27 Seiya Suzuki, R (1, 9) OBP: 0.342, SLG: 0.444	K									4	0	1	0	0	2	0											
8 Ian Happ, S (1, 7) OBP: 0.389, SLG: 0.398										4	1	2	0	0	0	1											
16 Patrick Wisdom, R (1, 5) OBP: 0.279, SLG: 0.492										3	2	2	1	1	0	1											
18 Frank Schwindel, R (1, 10) OBP: 0.269, SLG: 0.358										2	2	1	1	2	0	2											
36 Alfonso Rivas III, L (1, 3) OBP: 0.333, SLG: 0.344										3	0	1	0	1	1	5											
19 Andrelton Simmons, R (1, 6) OBP: 0.211, SLG: 0.167										4	0	0	0	0	1	6											
48 P.J. Higgins, R (1, 2) OBP: 0.500, SLG: 1.000										3	0	1	3	1	1	1											
<b>Inning Stats</b>	R: 0 E: 0 K: 1 S: 9	H: 0 LOB: 0 BB: 0 P: 16	R: 3 E: 0 K: 1 S: 14	H: 3 LOB: 2 BB: 2 P: 33	R: 0 E: 0 K: 0 S: 11	H: 1 LOB: 1 BB: 1 P: 19	R: 0 E: 0 K: 0 S: 7	H: 0 LOB: 0 BB: 0 P: 9	R: 0 E: 0 K: 0 S: 11	H: 1 LOB: 1 BB: 0 P: 16	R: 0 E: 0 K: 0 S: 7	H: 0 LOB: 2 BB: 3 P: 20	R: 0 E: 0 K: 1 S: 8	H: 0 LOB: 0 BB: 0 P: 14	R: 2 E: 0 K: 2 S: 15	H: 3 LOB: 1 BB: 0 P: 17		S: 15	H: 3 LOB: 1 BB: 0 P: 17	S: 15	H: 3 LOB: 1 BB: 0 P: 17	1B: 4 2B: 1 3B: 1 HR: 2	SF: 0 SAC: 0 DP: 1 HBP: 0	WP: 0 PB: 0 SB: 1 CS: 0	PA: 37		
<b>PITCHER</b>	IP	WLS	BF	H	R	ER	SO	BB	IBB	HBP	BLK	WP	HR	S	P	ERA	WHIP										
29 Merrill Kelly, R (1, 1) ERA: 3.49	5.0		23	5	3	3	2	3	0	0	0	0	0	7	20	0.00	3.000										
22 Caleb Smith, L (6, 1) ERA: 6.75	1.0		5	0	0	0	0	3	0	0	0	0	0	7	20	0.00	3.000										
48 J.B. Wendelken, R (7, 1) ERA: 6.08	1.0	H	3	0	0	0	1	0	0	0	0	0	0	8	14	0.00	0.000										
31 Ian Kennedy, R (8, 1) ERA: 3.93	0.0	L	3	3	2	2	0	0	0	0	0	0	2	8	10	∞	∞										
64 Sean Poppen, R (8, 1) ERA: 3.48	1.0		3	0	0	0	2	0	0	0	0	0	0	7	7	0.00	0.000										

AB	34
R	4
H	8
RBI	4
BB	2
SO	7
LOB	14

AB	31
R	5
H	8
RBI	5
BB	6
SO	5
LOB	21

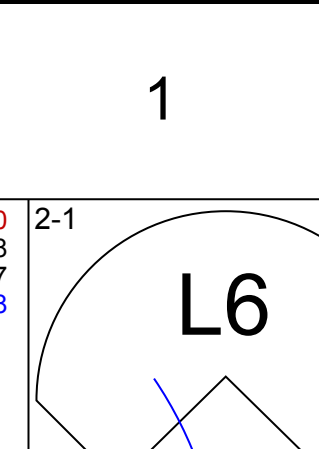

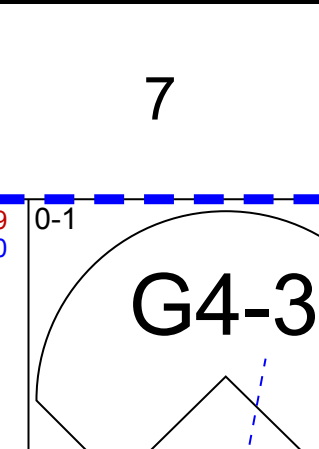
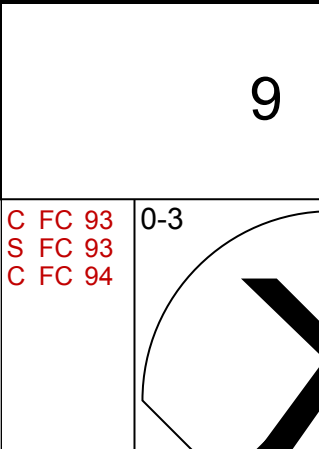
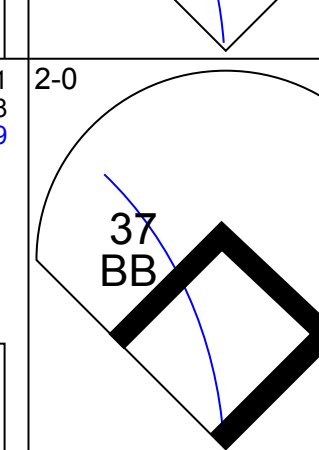
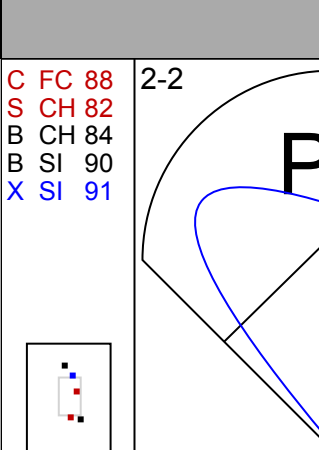
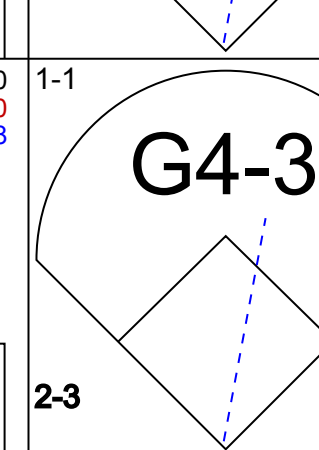
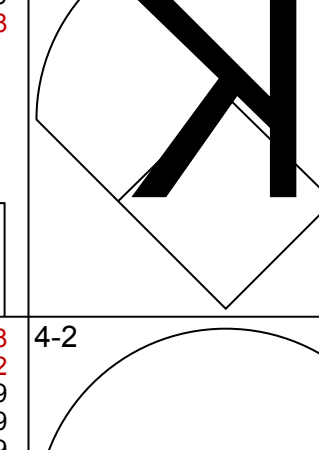
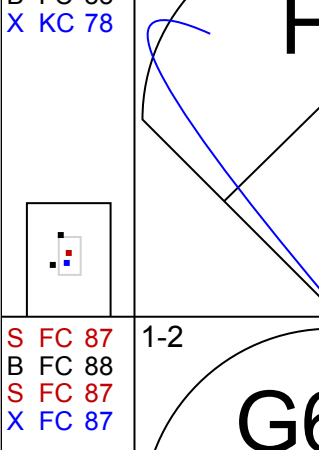
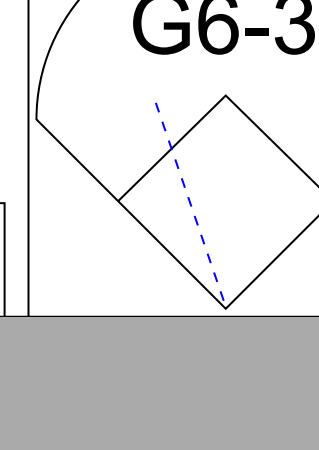

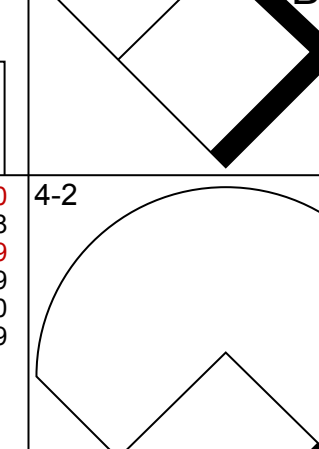
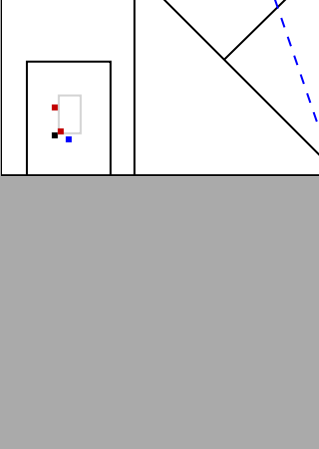


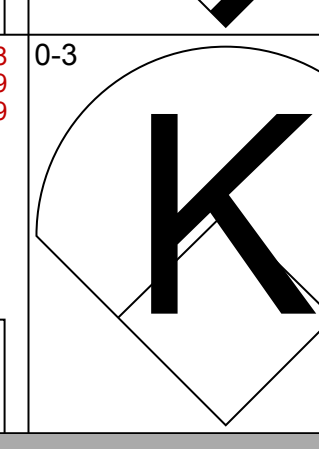







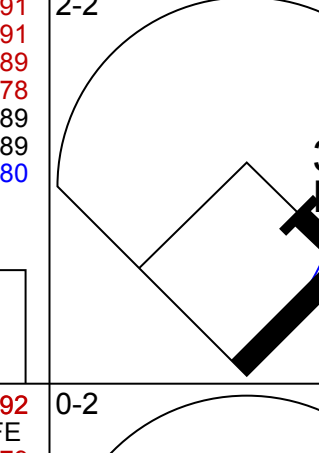





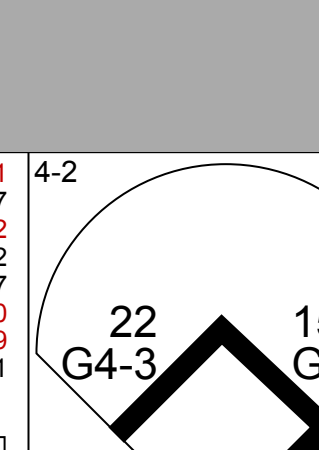
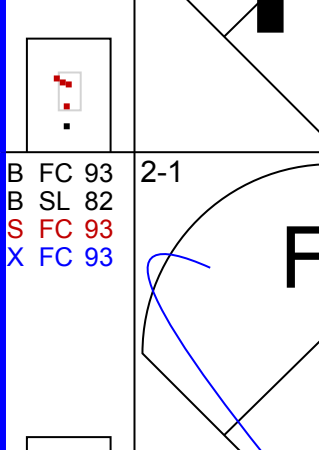
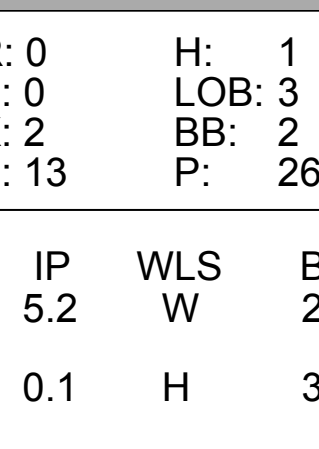
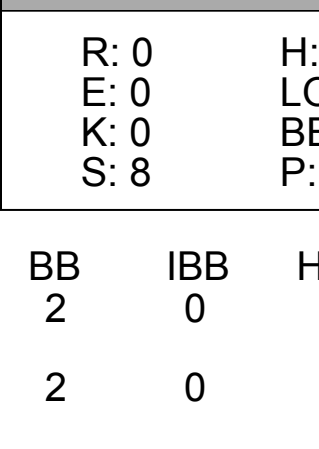
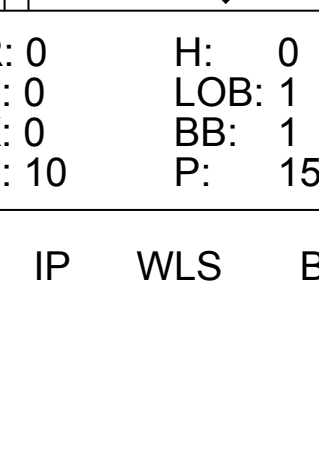
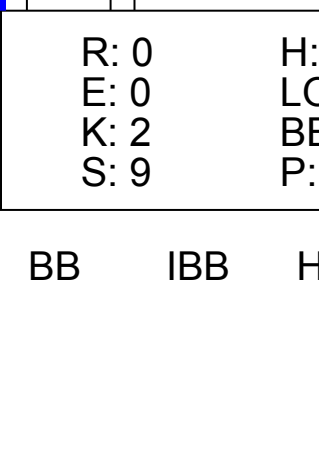




Batter	1	2	3	4	5	6	7	8	9	AB	R	H	RBI	BB	SO	LOB	TOP			
66 Rafael Ortega, L (1,8) OBP: 0.315, SLG: 0.305										4	0	1	0	1	1	1	<b>Chicago Cubs @ Cincinnati Reds</b> Great American Ball Park, Cincinnati, OH Mon May 23 2022, 6:42 PM - 9:57 PM EDT Att: 12,029 - Overcast - 65 F			
24 Jonathan Villar, S (1,4) OBP: 0.288, SLG: 0.349 19 Andrelton Simmons, R (9,6) OBP: 0.211, SLG: 0.167										5	0	1	0	0	2	3				
27 Seiya Suzuki, R (1,9) OBP: 0.351, SLG: 0.450										3	2	1	0	2	2	1				
8 Ian Happ, S (1,7) OBP: 0.399, SLG: 0.437										3	2	2	4	1	0	0				
7 Yan Gomes, R (1,2) OBP: 0.267, SLG: 0.384										4	0	0	0	0	1	3				
18 Frank Schwindel, R (1,10) OBP: 0.282, SLG: 0.348										4	0	0	0	0	2	1				
36 Alfonso Rivas III, L (1,3) OBP: 0.342, SLG: 0.344										3	1	1	0	1	2	0				
16 Patrick Wisdom, R (1,5) OBP: 0.278, SLG: 0.508										4	1	1	3	0	2	1				
5 Christopher Morel, R (1,6) OBP: 0.381, SLG: 0.632										4	1	1	0	0	1	1				
<b>Inning Stats</b>	R: 0 K: 2 S: 8	H: 0 LOB: 0 BB: 0 P: 12	R: 0 K: 1 S: 6	H: 0 LOB: 0 BB: 0 P: 8	R: 0 K: 2 S: 15	H: 0 LOB: 2 BB: 2 P: 30	R: 4 K: 0 S: 15	H: 4 LOB: 0 BB: 0 P: 23	R: 0 K: 2 S: 10	H: 0 LOB: 2 BB: 0 P: 15	R: 3 K: 0 S: 11	H: 2 LOB: 1 BB: 1 P: 19	R: 0 K: 2 S: 8	H: 0 LOB: 0 BB: 0 P: 10	R: 0 K: 2 S: 9	H: 1 LOB: 1 BB: 0 P: 14	1B: 4 2B: 2 3B: 0 HR: 2	SF: 0 SAC: 0 DP: 0 HBP: 0	WP: 1 PB: 0 SB: 2 CS: 0	PA: 39
<b>PITCHER</b>	IP WLS BF H R ER SO	IP WLS BF H R ER SO	IP WLS BF H R ER SO	IP WLS BF H R ER SO	IP WLS BF H R ER SO	IP WLS BF H R ER SO	IP WLS BF H R ER SO	IP WLS BF H R ER SO	IP WLS BF H R ER SO	IP WLS BF H R ER SO	IP WLS BF H R ER SO	IP WLS BF H R ER SO	IP WLS BF H R ER SO	IP WLS BF H R ER SO	IP WLS BF H R ER SO	IP WLS BF H R ER SO	ERA WHIP	ERA WHIP	ERA WHIP	
Vladimir Gutierrez, R (1,1) ERA: 9.7	4.0 L 18 4 4 4 5		2.0 8 1 0 0 4		0.2 4 1 2 2 0		1.0 3 0 0 0 2		1.0 4 1 0 0 2		1.0 4 1 0 0 2		1.0 4 1 0 0 2		1.0 4 1 0 0 2		9.00 1.500	0.00 1.000	0.00 1.000	
23 Jeff Hoffman, R (5,1) ERA: 1.59	2.0 8 1 0 0 4		0.2 4 1 2 2 0		1.0 3 0 0 0 2		1.0 4 1 0 0 2		1.0 4 1 0 0 2		1.0 4 1 0 0 2		1.0 4 1 0 0 2		1.0 4 1 0 0 2		0.00 0.000	0.00 0.000	0.00 0.000	
84 Jared Solomon, R (7,1) ERA: 0.75	0.1 2 1 1 1 0		1.0 3 0 0 0 2		1.0 3 0 0 0 2		1.0 3 0 0 0 2		1.0 3 0 0 0 2		1.0 3 0 0 0 2		1.0 3 0 0 0 2		1.0 3 0 0 0 2		0.00 0.000	0.00 0.000	0.00 0.000	
85 Luis Cessa, R (7,1) ERA: 4.86	0.1 2 1 1 1 0		1.0 3 0 0 0 2		1.0 3 0 0 0 2		1.0 3 0 0 0 2		1.0 3 0 0 0 2		1.0 3 0 0 0 2		1.0 3 0 0 0 2		1.0 3 0 0 0 2		0.00 0.000	0.00 0.000	0.00 0.000	
54 Hunter Strickland, R (8,1) ERA: 5.4	1.0 3 0 0 0 2		1.0 3 0 0 0 2		1.0 3 0 0 0 2		1.0 3 0 0 0 2		1.0 3 0 0 0 2		1.0 3 0 0 0 2		1.0 3 0 0 0 2		1.0 3 0 0 0 2		0.00 0.000	0.00 0.000	0.00 0.000	

AB	34
R	7
H	8
RBI	7
BB	5
SO	13
LOB	11



Batter	1	2	3	4	5	6	7	8	9	AB	R	H	RBI	BB	SO	LOB	BOTTOM					
15 Nick Senzel, R (1,8) OBP: 0.203, SLG: 0.281										5	0	0	0	0	3	2	<b>Chicago Cubs @ Cincinnati Reds</b> Great American Ball Park, Cincinnati, OH Mon May 23 2022, 6:42 PM - 9:57 PM EDT Att: 12,029 - Overcast - 65 F					
22 Brandon Drury, R (1,4) OBP: 0.331, SLG: 0.509										4	0	1	0	0	0	1						
28 Tommy Pham, R (1,10) OBP: 0.331, SLG: 0.364										4	1	1	1	0	1	2						
19 Joey Votto, L (1,3) OBP: 0.292, SLG: 0.207										2	1	0	0	1	1	0						
37 Tyler Stephenson, R (1,2) OBP: 0.353, SLG: 0.489										3	0	0	0	1	2	1						
44 Aristides Aquino, R (1,9) OBP: 0.187, SLG: 0.327										4	2	2	3	0	1	3						
9 Mike Moustakas, L (1,5) OBP: 0.325, SLG: 0.373										3	0	1	0	1	1	0						
3 Albert Almora Jr., R (1,7) OBP: 0.290, SLG: 0.333 12 Tyler Naquin, L (9,PH) OBP: 0.308, SLG: 0.463										3	0	0	0	0	0	2						
4 Matt Reynolds, R (1,6) OBP: 0.355, SLG: 0.288 16 Colin Moran, L (9,PH) OBP: 0.286, SLG: 0.356										1	0	0	0	0	0	0						
<b>Inning Stats</b>	R: 0 K: 2 S: 13	H: 1 LOB: 3 BB: 2 P: 26	R: 0 K: 1 S: 15	H: 1 LOB: 0 BB: 0 P: 20	R: 0 K: 0 S: 8	H: 0 LOB: 0 BB: 0 P: 13	R: 0 K: 0 S: 8	H: 0 LOB: 0 BB: 0 P: 11	R: 0 K: 1 S: 8	H: 0 LOB: 0 BB: 0 P: 12	R: 3 K: 1 S: 13	H: 2 LOB: 1 BB: 1 P: 26	R: 0 K: 0 S: 10	H: 0 LOB: 1 BB: 1 P: 15	R: 1 K: 3 S: 14	H: 1 LOB: 0 BB: 0 P: 21	R: 0 K: 2 S: 9	H: 0 LOB: 0 BB: 0 P: 12	1B: 1 2B: 1 3B: 0 HR: 3	SF: 0 SAC: 0 DP: 0 HBP: 1	WP: 0 PB: 0 SB: 0 CS: 0	PA: 37
<b>PITCHER</b>	IP WLS BF H R ER SO	IP WLS BF H R ER SO	IP WLS BF H R ER SO	IP WLS BF H R ER SO	IP WLS BF H R ER SO	IP WLS BF H R ER SO	IP WLS BF H R ER SO	IP WLS BF H R ER SO	IP WLS BF H R ER SO	IP WLS BF H R ER SO	IP WLS BF H R ER SO	IP WLS BF H R ER SO	IP WLS BF H R ER SO	IP WLS BF H R ER SO	IP WLS BF H R ER SO	IP WLS BF H R ER SO	ERA WHIP	ERA WHIP	ERA WHIP			
11 Drew Smyly, L (1,1) ERA: 4.08	5.2 W 24		0.1 H 3		1.0 S 3		1.0 S 3		1.0 S 3		1.0 S 3		1.0 S 3		1.0 S 3		0.00 6.000	0.00 0.000	0.00 0.000			
49 Daniel Norris, L (6,1) ERA: 5.54	0.1 H 3		1.0 S 3		1.0 S 3		1.0 S 3		1.0 S 3		1.0 S 3		1.0 S 3		1.0 S 3		0.00 0.000	0.00 0.000	0.00 0.000			
57 Scott Effross, R (7,1) ERA: 1.93	1.0 S 3		1.0 S 3		1.0 S 3		1.0 S 3		1.0 S 3		1.0 S 3		1.0 S 3		1.0 S 3		0.00 0.000	0.00 0.000	0.00 0.000			
58 Chris Martin, R (8,1) ERA: 3.0	1.0 S 3		1.0 S 3		1.0 S 3		1.0 S 3		1.0 S 3		1.0 S 3		1.0 S 3		1.0 S 3		0.00 0.000	0.00 0.000	0.00 0.000			
37 David Robertson, R (9,1) ERA: 1.76	1.0 S 3		1.0 S 3		1.0 S 3		1.0 S 3		1.0 S 3		1.0 S 3		1.0 S 3		1.0 S 3		0.00 0.000	0.00 0.000	0.00 0.000			









Batter	1	2	3	4	5	6	7	8	9	AB	R	H	RBI	BB	SO	LOB	TOP							
5 Christopher Morel, R OBP: 0.406, SLG: 0.556										4	1	1	0	1	2	3								
66 Rafael Ortega, L OBP: 0.314, SLG: 0.301										4	0	0	0	0	0	2	2							
27 Seiya Suzuki, R OBP: 0.342, SLG: 0.431										3	1	1	0	1	1	0								
8 Ian Happ, S OBP: 0.383, SLG: 0.422										4	0	1	2	0	1	1								
18 Frank Schwindel, R OBP: 0.266, SLG: 0.387										4	0	0	0	0	1	2								
16 Patrick Wisdom, R OBP: 0.288, SLG: 0.496										2	1	0	0	1	0	1								
36 Alfonso Rivas III, L OBP: 0.363, SLG: 0.390										3	0	1	0	1	0	2								
24 Jonathan Villar, S OBP: 0.288, SLG: 0.349										0	0	0	0	0	0	0								
48 P.J. Higgins, R OBP: 0.477, SLG: 0.500										3	0	0	0	0	1	1								
40 Wilson Contreras, R OBP: 0.379, SLG: 0.455										1	0	0	0	0	0	2								
19 Adrelton Simmons, R OBP: 0.259, SLG: 0.231										3	0	0	0	0	0	1								
2 Nico Hoerner, R OBP: 0.350, SLG: 0.402										1	0	1	1	0	0	0								
<b>Inning Stats</b>	R: 2 E: 0 K: 1 S: 20	H: 2 LOB: 1 BB: 1 P: 32	R: 0 E: 0 K: 1 S: 13	H: 1 LOB: 1 BB: 0 P: 17	R: 0 E: 0 K: 3 S: 10	H: 0 LOB: 0 BB: 0 P: 15	R: 0 E: 0 K: 0 S: 6	H: 0 LOB: 0 BB: 0 P: 9	R: 0 E: 0 K: 1 S: 12	H: 1 LOB: 1 BB: 0 P: 21	R: 0 E: 0 K: 0 S: 11	H: 0 LOB: 2 BB: 2 P: 25	R: 0 E: 0 K: 1 S: 13	H: 0 LOB: 0 BB: 0 P: 19	R: 0 E: 0 K: 0 S: 8	H: 0 LOB: 0 BB: 0 P: 12	R: 1 E: 0 K: 1 S: 18	H: 1 LOB: 2 BB: 1 P: 25	1B: 3 2B: 2 3B: 0 HR: 0	SF: 0 SAC: 0 DP: 0 HBP: 1	WP: 0 PB: 0 SB: 1 CS: 0	PA: 37		
<b>PITCHER</b>	IP WLS BF H R ER SO BB IBB HBP BLK WP HR S P ERA WHIP	5.0 W 20 4 2 2 6 1 0 0 0 0 0 61 94 3.60 1.000	1.0 H 5 0 0 0 0 2 0 0 0 0 0 11 25 0.00 2.000	1.0 H 3 0 0 0 1 0 0 0 0 0 0 13 19 0.00 0.000	1.0 H 3 0 0 0 0 0 0 0 0 0 0 8 12 0.00 0.000	1.0 S 6 1 1 1 1 1 0 1 0 0 0 0 18 25 9.00 2.000																		

Chicago Cubs @ Cincinnati Reds  
Great American Ball Park, Cincinnati, OH  
Wed May 25 2022, 6:44 PM - 9:45 PM EDT  
Att: 11,417 - Cloudy - 82 F

AB 32  
R 3  
H 5  
RBI 3  
BB 4  
SO 8  
LOB 15



Batter	1	2	3	4	5	6	7	8	9	AB	R	H	RBI	BB	SO	LOB	BOTTOM					
12 Tyler Naquin, L OBP: 0.309, SLG: 0.477										4	0	0	0	0	0	3						
22 Brandon Drury, R OBP: 0.317, SLG: 0.480										4	1	0	0	0	1	2						
28 Tommy Pham, R OBP: 0.335, SLG: 0.363										4	1	2	1	0	1	0						
19 Joey Votto, L OBP: 0.310, SLG: 0.280										3	1	2	3	1	1	0						
9 Mike Moustakas, L OBP: 0.306, SLG: 0.349										4	0	0	0	0	1	3						
15 Nick Senzel, R OBP: 0.209, SLG: 0.266										3	0	0	0	1	1	2						
44 Aristides Aquino, R OBP: 0.145, SLG: 0.302										3	0	0	0	0	2	1						
33 Aramis Garcia, R OBP: 0.218, SLG: 0.264										3	1	1	0	0	1	1						
4 Matt Reynolds, R OBP: 0.348, SLG: 0.288										3	0	2	0	0	0	1						
<b>Inning Stats</b>	R: 0 E: 0 K: 0 S: 8	H: 0 LOB: 0 BB: 0 P: 13	R: 1 E: 0 K: 0 S: 10	H: 1 LOB: 0 BB: 0 P: 17	R: 3 E: 0 K: 0 S: 15	H: 4 LOB: 1 BB: 0 P: 23	R: 0 E: 0 K: 1 S: 9	H: 0 LOB: 1 BB: 1 P: 15	R: 0 E: 0 K: 2 S: 10	H: 0 LOB: 0 BB: 0 P: 13	R: 0 E: 0 K: 2 S: 10	H: 0 LOB: 0 BB: 0 P: 13	R: 0 E: 0 K: 2 S: 10	H: 1 LOB: 1 BB: 0 P: 14	R: 0 E: 0 K: 1 S: 6	H: 1 LOB: 2 BB: 1 P: 14	1B: 5 2B: 0 3B: 1 HR: 1	SF: 0 SAC: 0 DP: 0 HBP: 0	WP: 0 PB: 0 SB: 1 CS: 0	PA: 33		
<b>PITCHER</b>	IP WLS BF H R ER SO BB IBB HBP BLK WP HR S P ERA WHIP	4.0 L 18 5 4 4 4 1 0 0 0 0 0 19 27 0.00 0.000	2.0 6 0 0 0 4 0 0 0 0 0 0 10 14 0.00 1.000	1.0 4 1 0 0 1 1 0 0 0 0 0 6 14 0.00 2.000																		

Chicago Cubs @ Cincinnati Reds  
Great American Ball Park, Cincinnati, OH  
Wed May 25 2022, 6:44 PM - 9:45 PM EDT  
Att: 11,417 - Cloudy - 82 F

AB 31  
R 4  
H 7  
RBI 4  
BB 2  
SO 8  
LOB 13





Batter	1	2	3	4	5	6	7	8	9	AB	R	H	RBI	BB	SO	LOB	TOP			
5 Christopher Morel, R OBP: 0.405, SLG: 0.563										5	1	2	0	0	1	1	<p>Chicago Cubs @ Cincinnati Reds Great American Ball Park, Cincinnati, OH Thu May 26 2022, 12:37 PM - 4:46 PM EDT Att: 13,578 - Overcast - 72 F</p> <p>livebaseballscorecards.com</p> <p>AB 35 R 5 H 8 RBI 5 BB 2 SO 8 LOB 13</p>			
40 Wilson Contreras, R OBP: 0.389, SLG: 0.480 48 P.J. Higgins, R OBP: 0.385, SLG: 0.455										2	1	1	1	1	1	1				
8 Ian Happ, S OBP: 0.386, SLG: 0.442										3	2	1	1	1	1	3				
27 Seiya Suzuki, R OBP: 0.344, SLG: 0.432 66 Rafael Ortega, L OBP: 0.317, SLG: 0.395										2	0	1	0	0	0	2				
18 Frank Schwindel, R OBP: 0.265, SLG: 0.390										4	0	1	2	0	1	3				
16 Patrick Wisdom, R OBP: 0.281, SLG: 0.463										4	0	0	0	0	1	2				
36 Alfonso Rivas III, L OBP: 0.349, SLG: 0.360										4	0	0	0	0	0	1				
2 Nico Hoerner, R OBP: 0.298, SLG: 0.426										4	1	1	1	0	1	0				
24 Jonathan Villar, S OBP: 0.279, SLG: 0.336										4	0	0	0	0	2	0				
<b>Inning Stats</b>	R: 2 E: 0 K: 1 S: 14	H: 2 LOB: 1 BB: 1 P: 21	R: 1 E: 0 K: 2 S: 13	H: 2 LOB: 2 BB: 2 P: 22	R: 0 E: 0 K: 2 S: 9	H: 1 LOB: 1 BB: 0 P: 15	R: 0 E: 0 K: 1 S: 7	H: 0 LOB: 0 BB: 0 P: 8	R: 2 E: 0 K: 0 S: 14	H: 2 LOB: 0 BB: 0 P: 20	R: 0 E: 1 K: 1 S: 12	H: 0 LOB: 1 BB: 0 P: 16	R: 0 E: 0 K: 1 S: 9	H: 0 LOB: 0 BB: 0 P: 14	R: 0 E: 0 K: 0 S: 8	H: 0 LOB: 0 BB: 0 P: 10		1B: 3 2B: 2 3B: 0 HR: 3	SF: 0 SAC: 0 DP: 1 HBP: 1	WP: 0 PB: 0 SB: 2 CS: 0
<b>PITCHER</b>	IP WLS BF H R ER SO BB IBB HBP BLK WP HR S P ERA WHIP																			
21 Hunter Greene, R ERA: 5.89	5.0 W 24 7 5 5 6 2 0 0 0 0 0 3 57 86 9.00 1.800																			
23 Jeff Hoffman, R ERA: 1.52	1.0 4 0 0 0 1 0 0 0 0 0 0 0 12 16 0.00 0.000																			
66 Joel Kuhnel, R ERA: 1.13	2.0 7 1 0 0 1 0 0 0 1 0 0 0 15 24 0.00 0.500																			
84 Jared Solomon, R ERA: 3.86	1.0 3 0 0 0 0 0 0 0 0 0 0 0 8 10 0.00 0.000																			

Batter	1	2	3	4	5	6	7	8	9	AB	R	H	RBI	BB	SO	LOB	BOTTOM			
15 Nick Senzel, R OBP: 0.274, SLG: 0.309										4	3	4	1	2	0	0	<p>Chicago Cubs @ Cincinnati Reds Great American Ball Park, Cincinnati, OH Thu May 26 2022, 12:37 PM - 4:46 PM EDT Att: 13,578 - Overcast - 72 F</p> <p>livebaseballscorecards.com</p> <p>AB 38 R 20 H 20 RBI 20 BB 7 SO 4 LOB 16</p>			
22 Brandon Drury, R OBP: 0.317, SLG: 0.481										6	1	2	3	0	2	5				
28 Tommy Pham, R OBP: 0.335, SLG: 0.373										4	2	2	3	0	0	1				
19 Joey Votto, L OBP: 0.314, SLG: 0.271 35 Alejo Lopez, S OBP: 0.324, SLG: 0.294										3	1	0	0	2	2	2				
37 Tyler Stephenson, R OBP: 0.369, SLG: 0.490										5	3	3	2	0	0	3				
17 Kyle Farmer, R OBP: 0.303, SLG: 0.402										4	3	4	5	0	0	0				
44 Aristides Aquino, R OBP: 0.161, SLG: 0.333 12 Tyler Naquin, L OBP: 0.315, SLG: 0.470										1	0	1	0	0	0	0				
3 Albert Almora Jr., R OBP: 0.333, SLG: 0.371										5	3	3	3	0	0	1				
4 Matt Reynolds, R OBP: 0.351, SLG: 0.323										3	2	1	3	1	0	1				
<b>Inning Stats</b>	R: 0 E: 0 K: 2 S: 10	H: 1 LOB: 0 BB: 0 P: 13	R: 2 E: 0 K: 0 S: 12	H: 3 LOB: 0 BB: 0 P: 17	R: 8 E: 0 K: 0 S: 15	H: 6 LOB: 0 BB: 3 P: 35	R: 0 E: 0 K: 0 S: 7	H: 0 LOB: 0 BB: 0 P: 9	R: 1 E: 0 K: 0 S: 11	H: 1 LOB: 0 BB: 0 P: 14	R: 2 E: 0 K: 1 S: 15	H: 3 LOB: 2 BB: 1 P: 26	R: 2 E: 0 K: 1 S: 16	H: 1 LOB: 1 BB: 2 P: 28	R: 5 E: 0 K: 0 S: 13	H: 5 LOB: 1 BB: 1 P: 25		1B: 14 2B: 4 3B: 1 HR: 2	SF: 3 SAC: 1 DP: 1 HBP: 0	WP: 0 PB: 0 SB: 0 CS: 1
<b>PITCHER</b>	IP WLS BF H R ER SO BB IBB HBP BLK WP HR S P ERA WHIP																			
35 Justin Steele, L ERA: 5.4	2.0 L 14 7 7 7 2 2 0 0 0 0 0 1 29 53 31.50 4.500																			
57 Scott Effross, R ERA: 3.2	1.0 6 3 3 3 0 0 1 0 0 0 0 0 8 12 27.00 3.000																			
47 Brandon Hughes, L ERA: 2.57	2.0 7 1 1 1 0 0 0 0 0 0 0 1 18 23 4.50 0.500																			
58 Chris Martin, R ERA: 3.84	1.0 7 3 2 2 1 1 0 0 0 0 0 0 15 26 18.00 4.000																			
50 Rowan Wick, R ERA: 2.65	1.0 6 1 2 2 1 2 0 0 0 0 0 0 16 28 18.00 3.000																			



Batter	1	2	3	4	5	6	7	8	9	AB	R	H	RBI	BB	SO	LOB	TOP						
5 Christopher Morel, R OBP: 0.429, SLG: 0.543										3	1	1	0	2	0	2	<b>Chicago Cubs @ Chicago White Sox</b> <b>Guaranteed Rate Field, Chicago, IL</b> Sat May 28 2022, 6:15 PM - 9:18 PM CDT Att: 37,820 - Partly Cloudy - 66 F						
40 Wilson Contreras, R OBP: 0.363, SLG: 0.477										5	1	1	0	0	0	6							
8 Ian Happ, S OBP: 0.380, SLG: 0.430										4	0	0	0	1	1	1							
16 Patrick Wisdom, R OBP: 0.280, SLG: 0.483										4	1	1	2	0	1	2							
18 Frank Schwindel, R OBP: 0.271, SLG: 0.392										4	0	2	2	0	0	0							
36 Alfonso Rivas III, L OBP: 0.333, SLG: 0.342										4	0	0	0	0	1	1							
2 Nico Hoerner, R OBP: 0.315, SLG: 0.438										4	1	3	0	0	0	0							
66 Rafael Ortega, L OBP: 0.331, SLG: 0.308										2	0	1	0	2	0	0							
19 Andrelton Simmons, R OBP: 0.298, SLG: 0.233										4	1	1	1	0	0	5							
<b>Inning Stats</b>	R: 2 H: 3 E: 1 K: 1 S: 12	WLS: 3 BF: 32 LOB: 0 P: 18	R: 1 H: 2 E: 0 K: 0 S: 6	LOB: 1 BB: 0 P: 9	R: 0 H: 0 E: 0 K: 0 S: 6	LOB: 0 BB: 0 P: 9	R: 0 H: 1 E: 0 K: 0 S: 13	LOB: 3 BB: 2 P: 24	R: 0 H: 0 E: 0 K: 1 S: 9	LOB: 0 BB: 0 P: 12	R: 0 H: 0 E: 0 K: 0 S: 6	LOB: 0 BB: 0 P: 7	R: 2 H: 3 E: 0 K: 0 S: 14	LOB: 1 BB: 1 P: 22	R: 0 H: 1 E: 0 K: 1 S: 10	LOB: 1 BB: 1 P: 17	R: 0 H: 0 E: 0 K: 0 S: 5	LOB: 0 BB: 0 P: 12	1B: 8 2B: 2 3B: 0 HR: 0	SF: 0 SAC: 0 DP: 1 HBP: 0	WP: 1 PB: 0 SB: 3 CS: 2	PA: 40	
<b>PITCHER</b>	IP WLS BF H R ER SO BB IBB HBP BLK WP HR S P ERA WHIP	IP WLS BF H R ER SO BB IBB HBP BLK WP HR S P ERA WHIP	IP WLS BF H R ER SO BB IBB HBP BLK WP HR S P ERA WHIP	IP WLS BF H R ER SO BB IBB HBP BLK WP HR S P ERA WHIP	IP WLS BF H R ER SO BB IBB HBP BLK WP HR S P ERA WHIP	IP WLS BF H R ER SO BB IBB HBP BLK WP HR S P ERA WHIP	IP WLS BF H R ER SO BB IBB HBP BLK WP HR S P ERA WHIP	IP WLS BF H R ER SO BB IBB HBP BLK WP HR S P ERA WHIP	IP WLS BF H R ER SO BB IBB HBP BLK WP HR S P ERA WHIP	IP WLS BF H R ER SO BB IBB HBP BLK WP HR S P ERA WHIP	IP WLS BF H R ER SO BB IBB HBP BLK WP HR S P ERA WHIP	IP WLS BF H R ER SO BB IBB HBP BLK WP HR S P ERA WHIP	IP WLS BF H R ER SO BB IBB HBP BLK WP HR S P ERA WHIP	IP WLS BF H R ER SO BB IBB HBP BLK WP HR S P ERA WHIP	IP WLS BF H R ER SO BB IBB HBP BLK WP HR S P ERA WHIP	IP WLS BF H R ER SO BB IBB HBP BLK WP HR S P ERA WHIP	IP WLS BF H R ER SO BB IBB HBP BLK WP HR S P ERA WHIP	IP WLS BF H R ER SO BB IBB HBP BLK WP HR S P ERA WHIP	IP WLS BF H R ER SO BB IBB HBP BLK WP HR S P ERA WHIP	IP WLS BF H R ER SO BB IBB HBP BLK WP HR S P ERA WHIP	IP WLS BF H R ER SO BB IBB HBP BLK WP HR S P ERA WHIP	IP WLS BF H R ER SO BB IBB HBP BLK WP HR S P ERA WHIP	IP WLS BF H R ER SO BB IBB HBP BLK WP HR S P ERA WHIP
47 Johnny Cueto, R ERA: 2.41	6.2	L	32	9	5	5	2	2	1	0	0	0	0	0	0	0	64	98	6.75	1.650			
67 Bennett Sousa, L ERA: 8.14	0.2		3	1	0	0	1	1	0	0	0	0	1	0	9	16	0.00	3.000					
63 Matt Foster, R ERA: 2.57	0.2		1	0	0	0	0	0	0	0	0	0	0	0	3	4	0.00	0.000					
66 José Ruiz, R ERA: 5.09	1.0		3	0	0	0	0	1	0	0	0	0	0	0	5	12	0.00	1.000					
<b>Batter</b>	<b>1</b>	<b>2</b>	<b>3</b>	<b>4</b>	<b>5</b>	<b>6</b>	<b>7</b>	<b>8</b>	<b>9</b>	<b>AB</b>	<b>R</b>	<b>H</b>	<b>RBI</b>	<b>BB</b>	<b>SO</b>	<b>LOB</b>	<b>BOTTOM</b>						
7 Tim Anderson, R OBP: 0.392, SLG: 0.503										4	0	0	0	0	1	3	<b>Chicago Cubs @ Chicago White Sox</b> <b>Guaranteed Rate Field, Chicago, IL</b> Sat May 28 2022, 6:15 PM - 9:18 PM CDT Att: 37,820 - Partly Cloudy - 66 F						
Josh Harrison, R OBP: 0.248, SLG: 0.272										4	0	0	0	0	0	1							
25 Andrew Vaughn, R OBP: 0.336, SLG: 0.480										4	0	0	0	0	1	0							
79 José Abreu, R OBP: 0.332, SLG: 0.400										3	0	1	0	1	2	0							
24 Yasmani Grandal, S OBP: 0.281, SLG: 0.226										2	0	0	0	2	2	2							
18 AJ Pollock, R OBP: 0.248, SLG: 0.336										4	0	1	0	0	1	3							
32 Gavin Sheets, L OBP: 0.270, SLG: 0.330										4	0	0	0	0	1	3							
30 Jake Burger, R OBP: 0.292, SLG: 0.422										4	1	3	1	0	0	1							
15 Adam Engel, R OBP: 0.295, SLG: 0.356										3	0	2	0	0	0	0							
<b>Inning Stats</b>	R: 0 H: 0 E: 0 K: 0 S: 6	WLS: 0 BF: 20 LOB: 0 P: 10	R: 0 H: 2 E: 0 K: 1 S: 15	LOB: 2 BB: 1 P: 24	R: 0 H: 0 E: 0 K: 1 S: 7	LOB: 0 BB: 0 P: 8	R: 0 H: 1 E: 0 K: 1 S: 10	LOB: 1 BB: 0 P: 13	R: 1 H: 2 E: 0 K: 1 S: 15	LOB: 1 BB: 0 P: 22	R: 0 H: 0 E: 0 K: 3 S: 11	LOB: 0 BB: 1 P: 19	R: 0 H: 2 E: 0 K: 0 S: 10	LOB: 1 BB: 0 P: 12	R: 0 H: 0 E: 0 K: 1 S: 9	LOB: 0 BB: 0 P: 12	R: 0 H: 0 E: 0 K: 0 S: 11	LOB: 1 BB: 1 P: 19	1B: 5 2B: 1 3B: 0 HR: 1	SF: 0 SAC: 0 DP: 1 HBP: 0	WP: 1 PB: 0 SB: 0 CS: 0	PA: 35	
<b>PITCHER</b>	IP WLS BF H R ER SO BB IBB HBP BLK WP HR S P ERA WHIP	IP WLS BF H R ER SO BB IBB HBP BLK WP HR S P ERA WHIP	IP WLS BF H R ER SO BB IBB HBP BLK WP HR S P ERA WHIP	IP WLS BF H R ER SO BB IBB HBP BLK WP HR S P ERA WHIP	IP WLS BF H R ER SO BB IBB HBP BLK WP HR S P ERA WHIP	IP WLS BF H R ER SO BB IBB HBP BLK WP HR S P ERA WHIP	IP WLS BF H R ER SO BB IBB HBP BLK WP HR S P ERA WHIP	IP WLS BF H R ER SO BB IBB HBP BLK WP HR S P ERA WHIP	IP WLS BF H R ER SO BB IBB HBP BLK WP HR S P ERA WHIP	IP WLS BF H R ER SO BB IBB HBP BLK WP HR S P ERA WHIP	IP WLS BF H R ER SO BB IBB HBP BLK WP HR S P ERA WHIP	IP WLS BF H R ER SO BB IBB HBP BLK WP HR S P ERA WHIP	IP WLS BF H R ER SO BB IBB HBP BLK WP HR S P ERA WHIP	IP WLS BF H R ER SO BB IBB HBP BLK WP HR S P ERA WHIP	IP WLS BF H R ER SO BB IBB HBP BLK WP HR S P ERA WHIP	IP WLS BF H R ER SO BB IBB HBP BLK WP HR S P ERA WHIP	IP WLS BF H R ER SO BB IBB HBP BLK WP HR S P ERA WHIP	IP WLS BF H R ER SO BB IBB HBP BLK WP HR S P ERA WHIP	IP WLS BF H R ER SO BB IBB HBP BLK WP HR S P ERA WHIP	IP WLS BF H R ER SO BB IBB HBP BLK WP HR S P ERA WHIP	IP WLS BF H R ER SO BB IBB HBP BLK WP HR S P ERA WHIP	IP WLS BF H R ER SO BB IBB HBP BLK WP HR S P ERA WHIP	IP WLS BF H R ER SO BB IBB HBP BLK WP HR S P ERA WHIP
71 Keegan Thompson, R ERA: 1.58	5.0	W	20	5	1	0	0	1	0	0	0	0	0	0	0	0	53	77	1.80	1.200			
57 Scott Effross, R ERA: 3.05	1.0	H	4	0	0	0	3	1	0	0	0	0	0	0	11	19	0.00	1.000					
50 Rowan Wick, R ERA: 2.5	1.0		4	2	0	0	0	0	0	0	0	0	0	0	10	12	0.00	2.000					
60 Mychal Givens, R ERA: 3.12	1.0		3	0	0	0	1	0	0	0	0	0	0	9	12	0.00	0.000						
37 David Robertson, R ERA: 1.65	1.0		4	0	0	0	0	1	0	0	0	0	1	0	11	19	0.00	1.000					



Batter	1	2	3	4	5	6	7	8	9	10	11	12	AB	R	H	RBI	BB	SO	LOB	TOP		
5 Christopher Morel, R OBP: 0.396, SLG: 0.499													6	0	1	1	0	2	1			
40 Wilson Contreras, R OBP: 0.377, SLG: 0.466													5	0	1	0	0	2	1			
8 Ian Happ, S OBP: 0.369, SLG: 0.415													5	1	0	0	0	2	2			
18 Frank Schwindel, R OBP: 0.271, SLG: 0.360													4	0	1	0	0	1	0			
77 Clint Frazier, R OBP: 0.250, SLG: 0.238													3	0	1	0	2	1	1			
36 Alfonso Rivas III, L OBP: 0.330, SLG: 0.342													4	1	1	0	1	1	4			
16 Patrick Wisdom, R OBP: 0.289, SLG: 0.480													4	1	0	0	1	0	4			
66 Rafael Ortega, L OBP: 0.353, SLG: 0.306													3	1	0	0	1	1	3			
2 Nico Hoerner, R OBP: 0.310, SLG: 0.422													4	0	0	0	0	0	3			
48 P.J. Higgins, R OBP: 0.353, SLG: 0.357																						
19 Andreton Simmons, R OBP: 0.229, SLG: 0.206																						
<b>Inning Stats</b>	R: 0 E: 0 K: 2 S: 8	H: 0 LOB: 0 BB: 13	R: 0 E: 0 K: 1 S: 12	H: 1 LOB: 2 BB: 1 P: 20	R: 0 E: 0 K: 0 S: 6	H: 1 LOB: 1 BB: 0 P: 7	R: 0 E: 0 K: 1 S: 7	H: 0 LOB: 0 BB: 1 P: 14	R: 0 E: 0 K: 0 S: 7	H: 0 LOB: 0 BB: 0 P: 10	R: 0 E: 0 K: 1 S: 10	H: 1 LOB: 2 BB: 0 P: 15	R: 2 E: 1 K: 2 S: 12	H: 1 LOB: 1 BB: 0 P: 18	R: 1 E: 0 K: 0 S: 6	H: 1 LOB: 0 BB: 0 P: 8	R: 0 E: 0 K: 0 S: 11	H: 0 LOB: 1 BB: 0 P: 18	1B: 4 2B: 1 3B: 0 HR: 0	SF: 1 SAC: 2 DP: 2 HBP: 0	WP: 1 PB: 0 SB: 3 CS: 0	PA: 46
<b>PITCHER</b>	IP WLS BF H R ER SO BB IBB HBP BLK WP HR S P ERA WHIP	7.0 1.0 3 2 1 0 5 0 0 0 0 0 0 8 108 0.00 0.714	8.1 1.0 4 1 0 0 1 0 0 0 0 0 0 8 100 0.00 0.000	8.1 1.0 4 1 0 0 2 0 0 0 0 0 0 9 115 0.00 1.000	10.1 1.0 5 1 2 0 2 0 0 0 0 0 0 12 18 0.00 1.000	11.1 1.0 3 1 1 0 0 0 0 0 0 0 0 6 8 0.00 1.000	<b>PITCHER</b>	IP WLS BF H R ER SO BB IBB HBP BLK WP HR S P ERA WHIP	12.1 1.0 4 0 0 0 0 1 0 0 0 0 0 0 10 100 0.00 1.000	1.0 1.0 4 0 0 0 0 0 0 0 0 0 0 11 18 0.00 1.000												
84 Dylan Cease, R ERA: 3.59																						
49 Kendall Graveman, R ERA: 2.78																						
31 Liam Hendriks, R ERA: 3.32																						
40 Reynaldo López, R ERA: 3.06																						
39 Aaron Bummer, L ERA: 3.55																						

Batter	1	2	3	4	5	6	7	8	9	10	11	12	AB	R	H	RBI	BB	SO	LOB	BOTTOM		
7 Tim Anderson, R OBP: 0.392, SLG: 0.503													2	0	1	0	0	0	0			
20 Danny Mendick, R OBP: 0.310, SLG: 0.444													4	2	2	0	0	0	2			
25 Andrew Vaughn, R OBP: 0.319, SLG: 0.457													5	0	0	1	0	2	3			
30 Jake Burger, R OBP: 0.295, SLG: 0.409													5	0	1	1	1	0	3			
79 José Abreu, R OBP: 0.326, SLG: 0.394													5	0	1	1	0	0	2			
24 Yasmani Grandal, S OBP: 0.279, SLG: 0.225													5	0	1	0	0	1	2			
32 Gavin Sheets, L OBP: 0.277, SLG: 0.345													4	0	2	0	0	0	2			
18 AJ Pollock, R OBP: 0.246, SLG: 0.333													1	2	0	0	0	0	2			
15 Adam Engel, R OBP: 0.308, SLG: 0.361													4	0	2	1	1	0	1			
21 Reese McGuire, L ERA: 3.95													3	0	0	0	0	1	4			
10 Yoan Moncada, S OBP: 0.311, SLG: 0.432													1	0	0	0	0	0	2			
40 Reynaldo López, R ERA: 3.32													0	0	0	0	0	0	0			
39 Aaron Bummer, L ERA: 3.55													0	0	0	0	0	0	0			
28 Liam Hendriks, R ERA: 3.32													1	0	0	0	0	0	1			
63 Matt Foster, R ERA: 6.02													0	0	0	0	0	0	0			
Josh Harrison, R OBP: 0.246, SLG: 0.260													4	1	0	0	1	0	6			
<b>Inning Stats</b>	R: 0 E: 0 K: 1 S: 10	H: 1 LOB: 1 BB: 0	R: 0 E: 0 K: 0 S: 6	H: 0 LOB: 0 BB: 0 P: 9	R: 0 E: 0 K: 0 S: 7	H: 0 LOB: 0 BB: 0 P: 10	R: 0 E: 0 K: 0 S: 9	H: 0 LOB: 1 BB: 1 P: 18	R: 0 E: 1 K: 1 S: 13	H: 1 LOB: 1 BB: 0 P: 17	R: 1 E: 0 K: 1 S: 11	H: 2 LOB: 2 BB: 1 P: 22	R: 2 E: 0 K: 0 S: 15	H: 2 LOB: 2 BB: 1 P: 22	R: 1 E: 0 K: 0 S: 9	H: 1 LOB: 1 BB: 0 P: 14	R: 1 E: 0 K: 0 S: 3	H: 1 LOB: 1 BB: 0 P: 3	1B: 9 2B: 1 3B: 0 HR: 0	SF: 1 SAC: 0 DP: 0 HBP: 0	WP: 2 PB: 0 SB: 2 CS: 0	PA: 48
<b>PITCHER</b>	IP WLS BF H R ER SO BB IBB HBP BLK WP HR S P ERA WHIP	7.0 1.0 4 1 0 0 1 0 0 0 0 0 0 11 16 9.00 2.000	8.1 1.0 5 2 1 1 1 0 0 0 0 0 0 11 16 9.00 2.000	10.1 1.0 6 2 2 1 0 1 0 0 0 0 0 15 22 9.00 3.000	11.1 1.1 6 2 2 0 0 0 0 0 0 0 0 12 17 0.00 1.500		IP WLS BF H R ER SO BB IBB HBP BLK WP HR S P ERA WHIP	12.1 1.0 4 0 0 0 0 1 0 0 0 0 0 0 10 100 0.00 0.714	1.0 1.0 4 0 0 0 0 0 0 0 0 0 0 11 18 0.00 1.000													
0 Marcus Stroman, R ERA: 3.95																						
60 Mychal Givens, R ERA: 2.95																						
37 David Robertson, R ERA: 2.95																						
57 Scott Effross, R ERA: 3.32																						
43 Robert Gsellman, R ERA: 6.02																						

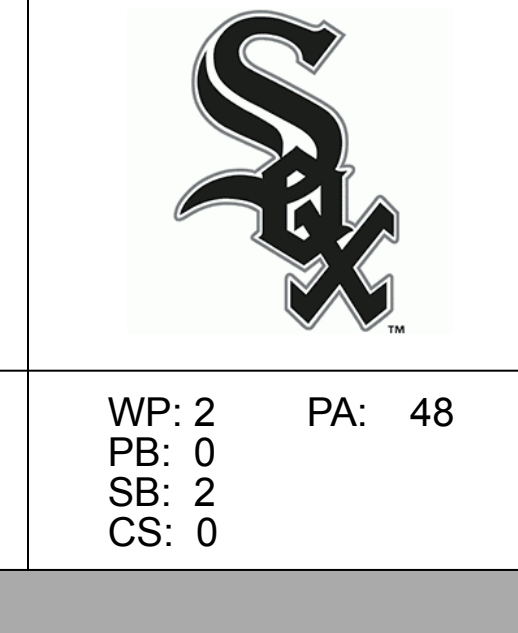
Chicago Cubs @ Chicago White Sox  
Guaranteed Rate Field, Chicago, IL  
Sun May 29 2022, 1:12 PM - 5:04 PM CDT  
Att. 38,080 - Sunny - 81 F

AB	38
R	4
H	5
RBI	2
BB	5
SO	10
LOB	19



Chicago Cubs @ Chicago White Sox  
Guaranteed Rate Field, Chicago, IL  
Sun May 29 2022, 1:12 PM - 5:04 PM CDT  
Att. 38,080 - Sunny - 81 F

AB	44
R	5
H	10
RBI	4
BB	3
SO	4
LOB	30









Batter	1	2	3	4	5	6	7	8	9	AB	R	H	RBI	BB	SO	LOB	TOP					
24 Andrew McCutchen, R OBP: 0.272, SLG: 0.322										5	0	0	0	0	1	1	<b>Milwaukee Brewers @ Chicago Cubs</b> Wrigley Field, Chicago, IL Mon May 30 2022, 6:41 PM - 9:33 PM CDT Att: 28,620 - Partly Cloudy - 78 F					
2 Luis Urias, R OBP: 0.345, SLG: 0.421										3	0	0	0	0	1	1						
15 Tyrone Taylor, R OBP: 0.301, SLG: 0.472										3	2	1	1	1	1	1						
11 Rowdy Tellez, L OBP: 0.305, SLG: 0.500										4	0	1	1	0	2	0						
18 Keston Hiura, R OBP: 0.347, SLG: 0.484										3	0	0	0	1	2	1						
20 Mike Brosseau, R OBP: 0.389, SLG: 0.452										2	0	0	0	2	1	3						
6 Lorenzo Cain, R OBP: 0.254, SLG: 0.252										4	0	0	0	0	0	5						
13 Mark Mathias, R OBP: 0.167, SLG: 0.167										2	0	0	0	0	2	0						
16 Kotten Wong, L OBP: 0.312, SLG: 0.360										0	0	0	0	0	0	0						
14 Jace Peterson, L OBP: 0.304, SLG: 0.402										1	0	0	0	0	0	0						
7 Victor Caratini, S OBP: 0.299, SLG: 0.379										4	1	1	1	0	1	1						
<b>Inning Stats</b>	R: 0 E: 0 K: 0 S: 6	H: 0 LOB: 0 BB: 0 P: 9	R: 0 E: 0 K: 1 S: 16	H: 0 LOB: 1 BB: 1 P: 25	R: 0 E: 0 K: 2 S: 10	H: 0 LOB: 0 BB: 0 P: 15	R: 1 E: 0 K: 1 S: 11	H: 1 LOB: 2 BB: 2 P: 24	R: 1 E: 0 K: 2 S: 11	H: 1 LOB: 1 BB: 0 P: 22	R: 0 E: 0 K: 2 S: 9	H: 0 LOB: 1 BB: 1 P: 16	R: 0 E: 0 K: 1 S: 11	H: 0 LOB: 1 BB: 0 P: 22	R: 1 E: 1 K: 1 S: 9	H: 1 LOB: 1 BB: 0 P: 9	R: 0 E: 0 K: 1 S: 10	H: 0 LOB: 0 BB: 0 P: 15	1B: 0 2B: 1 3B: 0 HR: 2	SF: 0 SAC: 0 DP: 0 HBP: 2	WP: 0 PB: 0 SB: 0 CS: 0	PA: 37
<b>PITCHER</b>	IP WLS BF H R ER SO BB IBB HBP BLK WP HR S P ERA WHIP																					
11 Drew Smyly, L ERA: 3.8	(1, 1) 3.0 10 0 0 0 3 1 0 0 0 0 0 0 32 49 0.00 0.333																					
51 Anderson Espinoza, R ERA: 4.5	(4, 1) 4.0 L 19 2 2 2 6 3 0 2 0 0 0 1 42 84 4.50 1.250																					
47 Brandon Hughes, L ERA: 3.0	(8, 1) 2.0 8 1 1 1 2 0 0 0 0 0 0 0 19 24 4.50 0.500																					

Batter	1	2	3	4	5	6	7	8	9	AB	R	H	RBI	BB	SO	LOB	BOTTOM					
5 Christopher Morel, R OBP: 0.386, SLG: 0.469										4	0	1	0	0	2	0	<b>Milwaukee Brewers @ Chicago Cubs</b> Wrigley Field, Chicago, IL Mon May 30 2022, 6:41 PM - 9:33 PM CDT Att: 28,620 - Partly Cloudy - 78 F					
40 Wilson Contreras, R OBP: 0.387, SLG: 0.466										2	1	2	1	2	0	0						
8 Ian Happ, S OBP: 0.357, SLG: 0.399										4	0	0	0	0	3	4						
18 Frank Schwindel, R OBP: 0.268, SLG: 0.379										4	0	0	0	0	0	3						
16 Patrick Wisdom, R OBP: 0.297, SLG: 0.481										4	0	1	0	0	2	0						
4 Nelson Velazquez, R OBP: 0.288, SLG: 0.286										4	0	1	0	0	2	0						
77 Clint Frazier, R OBP: 0.287, SLG: 0.231										3	0	1	0	0	1	0						
36 Alfonso Rivas III, L OBP: 0.316, SLG: 0.325										2	0	0	0	0	2	0						
2 Nico Hoerner, R OBP: 0.319, SLG: 0.426										1	0	0	0	0	1	3						
19 Andrelton Simmons, R OBP: 0.211, SLG: 0.189										3	0	0	0	0	2	3						
<b>Inning Stats</b>	R: 0 E: 0 K: 2 S: 11	H: 0 LOB: 1 BB: 1 P: 18	R: 0 E: 0 K: 2 S: 9	H: 0 LOB: 0 BB: 0 P: 12	R: 0 E: 0 K: 2 S: 8	H: 0 LOB: 0 BB: 0 P: 14	R: 1 E: 0 K: 1 S: 8	H: 1 LOB: 0 BB: 0 P: 13	R: 0 E: 0 K: 3 S: 10	H: 0 LOB: 0 BB: 0 P: 17	R: 0 E: 0 K: 2 S: 10	H: 1 LOB: 2 BB: 1 P: 15	R: 0 E: 0 K: 1 S: 12	H: 3 LOB: 2 BB: 0 P: 18	R: 0 E: 0 K: 1 S: 7	H: 1 LOB: 0 BB: 0 P: 11	R: 0 E: 0 K: 1 S: 8	H: 0 LOB: 0 BB: 0 P: 13	1B: 5 2B: 0 3B: 0 HR: 1	SF: 0 SAC: 0 DP: 2 HBP: 0	WP: 0 PB: 0 SB: 1 CS: 0	PA: 33
<b>PITCHER</b>	IP WLS BF H R ER SO BB IBB HBP BLK WP HR S P ERA WHIP																					
26 Aaron Ashby, L ERA: 2.7	(1, 1) 6.0 W 25 5 1 0 0 2 0 0 0 0 0 0 64 100 1.50 1.167																					
45 Brad Boxberger, R ERA: 2.45	(7, 1) 2.0 H 5 1 0 0 2 0 0 0 0 0 0 0 11 18 0.00 0.500																					
71 Josh Hader, L ERA: 2.45	(9, 1) 1.0 S 3 0 0 0 0 1 0 0 0 0 0 0 8 13 0.00 0.000																					

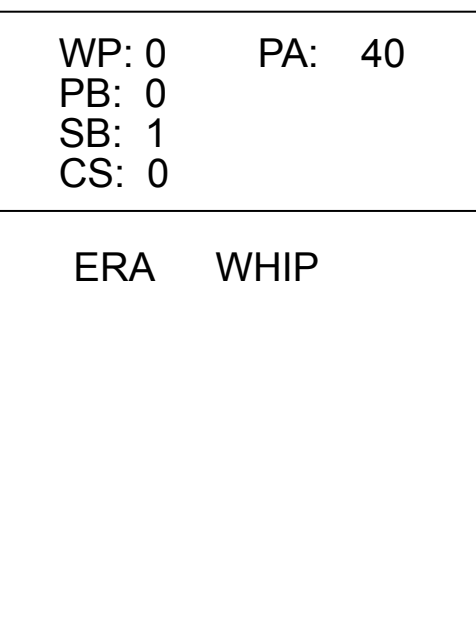




Batter	1	2	3	4	5	6	7	8	9	AB	R	H	RBI	BB	SO	LOB	TOP										
24 Andrew McCutchen, R (1, 10) OBP: 0.348, SLG: 0.512	G5-3		K	L6		F9		L8		5	0	0	0	0	1	2											
2 Luis Urias, R (1, 6) OBP: 0.378, SLG: 0.408	BB		22 1B 15 2B		G6-3		G4-3		G6-3	3	1	0	0	2	0	0											
22 Christian Yelich, L (1, 7) OBP: 0.322, SLG: 0.386	K		15 2B		K		11 1B		K	5	2	2	0	0	3	1											
15 Tyrone Taylor, R (1, 9) OBP: 0.304, SLG: 0.472	P3		1B		G6-3		11 1B		G5-3	4	0	1	3	1	0	1											
20 Mike Brosseau, R (1, 5) OBP: 0.378, SLG: 0.438 14 Jace Peterson, L (6, PH) OBP: 0.299, SLG: 0.394	K		L6		K		K		K	2	0	0	0	0	1	1											
11 Rowdy Tellez, L (1, 3) OBP: 0.305, SLG: 0.500	P5		K		K		18 HBP 7 HR		K	4	1	2	1	0	1	1											
18 Keston Hiura, R (1, 4) OBP: 0.355, SLG: 0.469	BB		K		K		7 HR 7 HBP		P3	2	1	0	0	1	1	2											
6 Lorenzo Cain, R (1, 8) OBP: 0.246, SLG: 0.244	F9		G4-3		G4-3		F9		L7	4	0	0	0	0	0	3											
7 Victor Caratini, S (1, 2) OBP: 0.324, SLG: 0.443			22 1B 15 2B		BB		1-H 2-H		K	3	2	2	3	1	1	0											
<b>Inning Stats</b>	R: 0 E: 0 K: 1 S: 12	H: 0 LOB: 1 BB: 1 P: 19	R: 0 E: 0 K: 1 S: 14	H: 0 LOB: 1 BB: 1 P: 23	R: 3 E: 0 K: 2 S: 16	H: 3 LOB: 1 BB: 1 P: 27	R: 0 E: 0 K: 1 S: 11	H: 0 LOB: 0 BB: 1 P: 20	R: 0 E: 0 K: 1 S: 9	H: 0 LOB: 0 BB: 0 P: 13	R: 3 E: 0 K: 1 S: 17	H: 2 LOB: 0 BB: 0 P: 22	R: 1 E: 0 K: 1 S: 19	H: 2 LOB: 2 BB: 1 P: 31	R: 0 E: 0 K: 1 S: 7	H: 0 LOB: 0 BB: 0 P: 10	R: 0 E: 0 K: 1 S: 8	H: 0 LOB: 0 BB: 0 P: 12	1B: 4 2B: 1 3B: 1 HR: 1	SF: 0 SAC: 0 DP: 0 HBP: 1	WP: 0 PB: 0 SB: 1 CS: 0	PA: 40					
<b>PITCHER</b>	IP	WLS	BF	H	R	ER	SO	BB	IBB	HBP	BLK	WP	HR	S	P	ERA	WHIP										
35 Justin Steele, L (1, 1) ERA: 5.4	5.0		22	3	3	3	6	4	0	0	0	0	0	62	102	5.40	1.400										
50 Rowan Wick, R (6, 1) ERA: 3.79	1.0	B	6	2	3	3	1	0	0	1	0	0	1	17	22	27.00	2.000										
47 Brandon Hughes, L (7, 1) ERA: 3.72	0.2	B	5	2	1	1	1	0	0	0	0	0	0	17	28	13.50	4.500										
60 Mychal Givens, R (7, 1) ERA: 2.75	1.1	W	4	0	0	0	1	0	0	0	0	0	0	9	13	0.00	0.000										
37 David Robertson, R (9, 1) ERA: 1.95	1.0	S	3	0	0	0	1	0	0	0	0	0	0	8	12	0.00	0.000										
<b>Batter</b>	1	2	3	4	5	6	7	8	9	AB	R	H	RBI	BB	SO	LOB	BOTTOM										
5 Christopher Morel, R (1, 8) OBP: 0.387, SLG: 0.491	L9	L9		40 E BB		40 2B 3B		G4-3		4	1	1	0	1	0	3											
40 Wilson Contreras, R (1, 2) OBP: 0.363, SLG: 0.514	HR		K	16 WP HBP		18 2B 2B		L8		4	2	2	2	0	1	0											
16 Patrick Wisdom, R (1, 5) OBP: 0.306, SLG: 0.500	1B		18 S BB		K		F8		HR	4	1	2	1	1	1	3											
18 Frank Schwindel, R (1, 10) OBP: 0.266, SLG: 0.379	K		L7		G6-3		2B		K	5	0	1	1	0	2	2											
2 Nico Hoerner, R (1, 6) OBP: 0.306, SLG: 0.408	K		L8		L6		F9		G6-3	5	0	0	0	0	1	3											
8 Ian Happ, S (1, 7) OBP: 0.360, SLG: 0.410					F9		F7			3	0	1	0	1	0	1											
77 Clint Frazier, R (1, 9) ERA: 2.75 66 Rafael Ortega, L (9, 9) OBP: 0.346, SLG: 0.348	BB		36 G6-3 19 1B		PO		FC6-4		BB	2	1	2	0	2	0	0											
36 Alfonso Rivas III, L (1, 3) OBP: 0.310, SLG: 0.318 1 Nick Madrigal, R (5, PH) OBP: 0.256, SLG: 0.247	K		G6-3		PO		FC6-4		K	2	0	0	0	0	1	3											
19 Andrelton Simmons, R (1, 4) OBP: 0.225, SLG: 0.205 48 P.J. Higgins, R (6, 3) OBP: 0.333, SLG: 0.619	K		5 1B 40 E		1B		P3			2	1	1	1	0	1	2											
<b>Inning Stats</b>	R: 1 E: 0 K: 2 S: 21	H: 2 LOB: 1 BB: 0 P: 27	R: 0 E: 0 K: 2 S: 8	H: 1 LOB: 2 BB: 1 P: 16	R: 0 E: 0 K: 1 S: 7	H: 0 LOB: 1 BB: 1 P: 15	R: 2 E: 1 K: 1 S: 19	H: 2 LOB: 2 BB: 1 P: 31	R: 0 E: 0 K: 0 S: 10	H: 1 LOB: 1 BB: 0 P: 15	R: 4 E: 0 K: 0 S: 21	H: 5 LOB: 5 BB: 0 P: 31	R: 0 E: 1 K: 0 S: 10	H: 0 LOB: 1 BB: 1 P: 18	R: 1 E: 0 K: 1 S: 13	H: 1 LOB: 0 BB: 0 P: 21	1B: 4 2B: 3 3B: 2 HR: 3	SF: 0 SAC: 0 DP: 0 HBP: 1	WP: 1 PB: 0 SB: 2 CS: 0	PA: 42							
<b>PITCHER</b>	IP	WLS	BF	H	R	ER	SO	BB	IBB	HBP	BLK	WP	HR	S	P	ERA	WHIP										
52 Eric Lauer, L (1, 1) ERA: 2.49	4.0		21	5	3	2	6	3	0	0	0	0	0	55	89	4.50	2.000										
55 Hoyt Hiltner, L (5, 1) ERA: 2.75	1.0		4	1	0	0	0	1	0	0	0	0	0	10	15	0.00	2.000										
57 Trevor Kelley, R (6, 1) ERA: 12.46	0.0	B	4	4	4	4	0	0	0	0	0	0	1	11	17	∞	∞										
48 Trevor Gott, R (6, 1) ERA: 3.32	1.0		4	1	0	0	0	0	0	0	0	0	0	10	14	0.00	1.000										
35 Brent Suter, L (7, 1) ERA: 5.0	1.0		4	0	0	0	0	1	0	0	0	0	0	10	18	0.00	1.000										
<b>PITCHER</b>	IP	WLS	BF	H	R	ER	SO	BB	IBB	HBP	BLK	WP	HR	S	P	ERA	WHIP										
45 Brad Boxberger, R (8, 1) ERA: 2.79	1.0	L	4	1	1	1	1	0	0	0	0	0	0	13	21	9.00	1.000										


Milwaukee Brewers @ Chicago Cubs  
Wrigley Field, Chicago, IL  
Tue May 31 2022, 7:06 PM - 10:39 PM CDT  
Att: 30,596 - Clear - 85 F

AB 34  
R 7  
H 7  
RBI 7  
BB 5  
SO 10  
LOB 13



Milwaukee Brewers @ Chicago Cubs  
Wrigley Field, Chicago, IL  
Tue May 31 2022, 7:06 PM - 10:39 PM CDT  
Att: 30,596 - Clear - 85 F

AB 35  
R 8  
H 12  
RBI 7  
BB 5  
SO 7  
LOB 19










Batter	1	2	3	4	5	6	7	8	9	AB	R	H	RBI	BB	SO	LOB	TOP					
19 Tommy Edman, S OBP: 0.347, SLG: 0.408	L7		G4-3		F8				G4-3	5	0	1	0	0	0	2						
46 Paul Goldschmidt, R OBP: 0.423, SLG: 0.619	G5-3		2B		G6-3		1B		K	5	1	1	1	0	2	2						
28 Nolan Arenado, R OBP: 0.348, SLG: 0.516	F9		2B							4	0	1	1	0	0	1						
36 Juan Yezpez, R OBP: 0.333, SLG: 0.448		K	F9						L9	3	1	0	0	1	1							
33 Brendan Donovan, L (1, 4) OBP: 0.442, SLG: 0.421		G4-3							F7	2	0	1	0	2	0							
5 Albert Pujols, R OBP: 0.327, SLG: 0.383	G4-3		G5-4-3						K	3	0	0	0	1	2							
4 Yadier Molina, R OBP: 0.241, SLG: 0.318	G4-3		F8							4	0	1	1	0	0	3						
21 Lars Nootbaar, L OBP: 0.189, SLG: 0.147			K						FC6-4	4	1	1	0	0	1	3						
48 Harrison Bader, R OBP: 0.301, SLG: 0.378			1B						HR	4	2	2	2	0	1							
<b>Inning Stats</b>	R: 0 E: 0 K: 0 S: 3	H: 0 LOB: 0 BB: 0 P: 7	R: 0 E: 0 K: 1 S: 8	H: 0 LOB: 1 BB: 1 P: 15	R: 2 E: 0 K: 1 S: 13	H: 3 LOB: 1 BB: 0 P: 23	R: 0 E: 0 K: 0 S: 11	H: 1 LOB: 0 BB: 0 P: 14	R: 0 E: 0 K: 1 S: 9	H: 1 LOB: 1 BB: 0 P: 15	R: 1 E: 0 K: 0 S: 10	H: 0 LOB: 2 BB: 3 P: 22	R: 0 E: 0 K: 1 S: 7	H: 1 LOB: 1 BB: 0 P: 10	R: 0 E: 0 K: 1 S: 6	H: 0 LOB: 0 BB: 0 P: 10	R: 2 E: 0 K: 1 S: 9	H: 2 LOB: 0 BB: 0 P: 16	1B: 5 2B: 2 3B: 0 HR: 1	SF: 0 SAC: 0 DP: 1 HBP: 0	WP: 0 PB: 0 SB: 0 CS: 0	PA: 38
<b>PITCHER</b>	IP ERA WHIP	WLS BF	H R ER SO	BB IBB HBP BLK	WP HR S P	ERA WHIP	<b>PITCHER</b>														ERA WHIP	
71 Keegan Thompson, R (1) ERA: 1.99	5.1	W	23	5	3	3	3	3	0	0	0	0	0	0	0	0	0	0	51	89	5.06	1.500
59 Michael Rucker, R (6, 1) ERA: 3.78	0.2	H	3	0	0	0	0	1	0	0	0	0	0	0	3	7	0.00	1.500				
57 Scott Effross, R (7, 1) ERA: 3.04	2.0	H	7	1	0	0	2	0	0	0	0	0	0	13	20	0.00	0.500					
60 Mychal Givens, R (9, 1) ERA: 3.48	1.0		5	2	2	2	1	0	0	0	0	0	0	1	9	16	18.00	2.000				

St. Louis Cardinals @ Chicago Cubs  
Wrigley Field, Chicago, IL  
Thu Jun 02 2022, 7:05 PM - 10:10 PM CDT  
Att: 30,466 - Clear - 71 F


AB 34  
R 5  
H 8  
RBI 5  
BB 4  
SO 6  
LOB 15



Batter	1	2	3	4	5	6	7	8	9	AB	R	H	RBI	BB	SO	LOB	BOTTOM					
5 Christopher Morel, R OBP: 0.375, SLG: 0.467	40 HR	L7								4	2	1	0	1	1	3						
40 Wilson Contreras, R OBP: 0.461, SLG: 0.530										3	1	1	2	1	1	3						
66 Rafael Ortega, L OBP: 0.346, SLG: 0.348	HR									0	0	0	0	0	0	0						
16 Patrick Wisdom, R OBP: 0.302, SLG: 0.479	P3									4	0	0	1	1	0	4						
18 Frank Schwindel, R OBP: 0.275, SLG: 0.403	2B									4	2	3	2	0	0	0						
2 Nico Hoerner, R OBP: 0.308, SLG: 0.398	L9									5	0	1	0	0	0	3						
8 Ian Happ, S OBP: 0.366, SLG: 0.436	F8									4	1	2	1	0	0	3						
77 Clint Frazier, R ERA: 5.54										1	0	1	1	2	0	0						
22 Jason Heyward, L OBP: 0.282, SLG: 0.260										1	0	0	0	0	0	1						
48 P.J. Higgins, R OBP: 0.357, SLG: 0.600	F8									4	0	2	0	0	0	2						
1 Nick Madrigal, R OBP: 0.258, SLG: 0.250	F9									3	1	1	0	0	0	1						
<b>Inning Stats</b>	R: 2 E: 0 K: 0 S: 16	H: 3 LOB: 1 BB: 0 P: 25	R: 0 E: 0 K: 0 S: 8	H: 0 LOB: 1 BB: 1 P: 18	R: 1 E: 0 K: 1 S: 9	H: 1 LOB: 0 BB: 0 P: 19	R: 1 E: 0 K: 0 S: 12	H: 2 LOB: 3 BB: 2 P: 22	R: 1 E: 0 K: 0 S: 15	H: 3 LOB: 1 BB: 0 P: 22	R: 0 E: 0 K: 1 S: 11	H: 0 LOB: 1 BB: 1 P: 20	R: 0 E: 0 K: 0 S: 10	H: 1 LOB: 1 BB: 0 P: 15	R: 2 E: 0 K: 0 S: 14	H: 2 LOB: 2 BB: 1 P: 25	1B: 7 2B: 2 3B: 0 HR: 3	SF: 1 SAC: 1 DP: 0 HBP: 1	WP: 0 PB: 0 SB: 0 CS: 0	PA: 41		
<b>PITCHER</b>	IP ERA WHIP	WLS BF	H R ER SO	BB IBB HBP BLK	WP HR S P	ERA WHIP	<b>PITCHER</b>														ERA WHIP	
52 Matthew Liberatore, L (1, 1) ERA: 5.06	3.1	L	19	6	4	4	1	3	0	0	0	0	0	0	0	0	0	0	3	42	80.0	2.700
30 Nick Wittgren, R (4, 1) ERA: 5.06	2.2		11	3	1	1	1	1	0	0	0	0	0	29	46	3.38	1.500					
62 T.J. McFarland, L (7, 1) ERA: 7.65	1.1		8	3	2	2	0	0	0	0	0	0	1	0	0	0	0	0	17	27	13.50	2.250
38 Kodi Whitley, R (8, 1) ERA: 5.68	0.2		3	0	0	0	0	1	0	0	0	0	0	0	0	0	0	0	7	13	0.00	1.500

St. Louis Cardinals @ Chicago Cubs  
Wrigley Field, Chicago, IL  
Thu Jun 02 2022, 7:05 PM - 10:10 PM CDT  
Att: 30,466 - Clear - 71 F

AB 33  
R 7  
H 12  
RBI 7  
BB 5  
SO 2  
LOB 20





Batter	1	2	3	4	5	6	7	8	9	AB	R	H	RBI	BB	SO	LOB	TOP					
19 Tommy Edman, S OBP: 0.353, SLG: 0.413										5	3	3	0	0	1	0						
16 Nolan Gorman, L OBP: 0.439, SLG: 0.694										5	1	1	3	0	2	4						
46 Paul Goldschmidt, R 36 Juan Ypez, R OBP: 0.333, SLG: 0.448										3	2	1	3	2	1	0						
28 Nolan Arenado, R 63 Edmundo Sosa, R OBP: 0.427, SLG: 0.630										4	1	2	1	0	1	1						
33 Brendan Donovan, L OBP: 0.430, SLG: 0.407										5	0	1	1	0	2	2						
25 Corey Dickerson, L OBP: 0.245, SLG: 0.286										5	2	2	2	0	2	3						
21 Lars Nootbaar, L OBP: 0.214, SLG: 0.282										5	1	2	2	0	0	1						
48 Harrison Bader, R OBP: 0.304, SLG: 0.379										5	2	2	0	0	1	1						
7 Andrew Knizner, R OBP: 0.333, SLG: 0.316										3	2	1	1	1	0	1						
<b>Inning Stats</b>	R: 0 E: 0 K: 2 S: 10	H: 0 LOB: 0 BB: 0 P: 13	R: 1 E: 0 K: 2 S: 13	H: 2 LOB: 1 BB: 0 P: 16	R: 3 E: 0 K: 1 S: 13	H: 3 LOB: 0 BB: 0 P: 20	R: 5 E: 0 K: 2 S: 27	H: 5 LOB: 1 BB: 1 P: 41	R: 0 E: 0 K: 1 S: 9	H: 1 LOB: 0 BB: 0 P: 14	R: 3 E: 0 K: 0 S: 14	H: 2 LOB: 1 BB: 2 P: 27	R: 0 E: 0 K: 1 S: 7	H: 0 LOB: 0 BB: 0 P: 11	R: 0 E: 0 K: 1 S: 11	H: 0 LOB: 0 BB: 0 P: 12	R: 2 E: 0 K: 0 S: 7	H: 2 LOB: 0 BB: 0 P: 10	1B: 9 2B: 1 3B: 0 HR: 5	SF: 0 SAC: 0 DP: 0 HBP: 0	WP: 1 PB: 0 SB: 3 CS: 0	PA: 44
<b>PITCHER</b>	IP WLS BF H R ER SO BB IBB HBP BLK WP HR S P ERA WHIP																					
0 Marcus Stroman, R ERA: 5.32	4.0 L 22 10 9 9 7 1 0 0 0 0 3 63 90 20.25 2.750																					
62 Mark Leiter Jr., R ERA: 6.23	4.0 17 3 3 3 3 2 0 0 0 1 0 41 64 6.75 1.250																					
18 Frank Schwindel, R ERA: 18.0	1.0 5 2 2 2 0 0 0 0 0 0 2 7 10 18.00 2.000																					

St. Louis Cardinals @ Chicago Cubs  
Wrigley Field, Chicago, IL  
Fri Jun 03 2022, 1:21 PM - 4:35 PM CDT  
Att: 32,482 - Sunny - 85 F

AB 41  
R 14  
H 15  
RBI 13  
BB 3  
SO 10  
LOB 13



Batter	1	2	3	4	5	6	7	8	9	AB	R	H	RBI	BB	SO	LOB	BOTTOM					
5 Christopher Morel, R OBP: 0.364, SLG: 0.446										5	1	1	0	0	2	1						
66 Rafael Ortega, L OBP: 0.362, SLG: 0.361										4	1	3	0	1	0	0						
8 Ian Happ, S 77 Clint Frazier, R OBP: 0.385, SLG: 0.323										3	1	2	0	0	0	2						
18 Frank Schwindel, R OBP: 0.288, SLG: 0.408										3	1	2	1	2	0	1						
16 Patrick Wisdom, R OBP: 0.306, SLG: 0.497										4	1	2	4	0	2	5						
22 Jason Heyward, L OBP: 0.270, SLG: 0.247										4	0	0	0	0	0	7						
48 P.J. Higgins, R OBP: 0.376, SLG: 0.571										3	0	1	0	1	0	0						
36 Alfonso Rivas III, L OBP: 0.296, SLG: 0.301										4	0	0	0	0	2	2						
19 Adrelton Simmons, R OBP: 0.205, SLG: 0.186										4	0	0	0	0	0	2						
<b>Inning Stats</b>	R: 3 E: 0 K: 0 S: 13	H: 2 LOB: 0 BB: 1 P: 23	R: 0 E: 0 K: 1 S: 11	H: 0 LOB: 0 BB: 1 P: 18	R: 1 E: 0 K: 1 S: 19	H: 3 LOB: 2 BB: 0 P: 28	R: 0 E: 0 K: 1 S: 9	H: 1 LOB: 1 BB: 0 P: 13	R: 0 E: 0 K: 1 S: 15	H: 2 LOB: 2 BB: 1 P: 25	R: 0 E: 0 K: 0 S: 11	H: 0 LOB: 0 BB: 0 P: 16	R: 1 E: 0 K: 2 S: 16	H: 2 LOB: 1 BB: 1 P: 24	R: 0 E: 0 K: 1 S: 9	H: 0 LOB: 0 BB: 0 P: 17	R: 0 E: 0 K: 0 S: 12	H: 1 LOB: 0 BB: 0 P: 17	1B: 10 2B: 1 3B: 0 HR: 1	SF: 0 SAC: 0 DP: 2 HBP: 0	WP: 0 PB: 0 SB: 0 CS: 0	PA: 40
<b>PITCHER</b>	IP WLS BF H R ER SO BB IBB HBP BLK WP HR S P ERA WHIP																					
39 Miles Mikolas, R ERA: 3.02	5.0 W 24 8 4 4 4 3 0 0 0 0 1 67 107 7.20 2.200																					
57 Zack Thompson, L ERA: 2.25	4.0 S 16 3 1 1 3 1 0 0 0 0 0 48 74 2.25 1.000																					

St. Louis Cardinals @ Chicago Cubs  
Wrigley Field, Chicago, IL  
Fri Jun 03 2022, 1:21 PM - 4:35 PM CDT  
Att: 32,482 - Sunny - 85 F

AB 36  
R 5  
H 11  
RBI 5  
BB 4  
SO 7  
LOB 22





















Batter	1	2	3	4	5	6	7	8	9	10	11	12	13	AB	R	H	RBI	BB	SO	LOB	TOP					
5 Christopher Morel, R OBP: 0.372, SLG: 0.552			FC4-2 40 1B						FC6						5	0	2	0	1	1	2					
40 Wilson Contreras, R OBP: 0.306, SLG: 0.517							L7			G6-3				6	0	1	0	0	2	4						
8 Ian Happ, S OBP: 0.372, SLG: 0.439				L8					F8					5	0	1	0	1	1	5						
18 Frank Schwindel, R OBP: 0.279, SLG: 0.398																										
24 Jonathan Villar, S (11, PR) OBP: 0.279, SLG: 0.336																										
46 P.J. Higgins, R OBP: 0.350, SLG: 0.556																										
16 Patrick Wisdom, R OBP: 0.307, SLG: 0.469																										
66 Rafael Ortega, L (11, 10) OBP: 0.354, SLG: 0.362																										
2 Nico Hoerner, R (1, 6)																										
22 Jason Heyward, L (1, 9)																										
7 Yan Gomes, R (12, PH) OBP: 0.283, SLG: 0.378																										
19 Andrelton Simmons, R (12, 4)																										
1 Nick Madrigal, R (1, 4) OBP: 0.263, SLG: 0.250																										
47 Brandon Hughes, S (12, 1)																										
30 Alec Mills, R (13, 1)																										
<b>Inning Stats</b>	R: 0 E: 0 K: 3 S: 15	H: 1 LOB: 1 BB: 0 P: 22	R: 0 E: 0 K: 2 S: 9	H: 0 LOB: 0 BB: 12	R: 0 E: 0 K: 0 S: 12	H: 2 LOB: 2 BB: 18	R: 0 E: 0 K: 2 S: 13	H: 1 LOB: 1 BB: 0	R: 0 E: 0 K: 2 S: 11	H: 0 LOB: 1 BB: 0	R: 0 E: 0 K: 0 S: 8	H: 0 LOB: 0 BB: 1	R: 0 E: 0 K: 0 S: 5	H: 0 LOB: 1 BB: 0	R: 0 E: 0 K: 0 S: 7	H: 0 LOB: 1 BB: 11	R: 0 E: 0 K: 0 S: 9	H: 0 LOB: 2 BB: 1	R: 0 E: 0 K: 0 S: 18	H: 0 LOB: 2 BB: 1	R: 0 E: 0 K: 0 S: 18	1B: 6 2B: 4 3B: 0 HR: 1	SF: 0 SAC: 0 DP: 3 HBP: 0	W/P: 0 PB: 0 SB: 1 CS: 1	PA: 49	
<b>PITCHER</b>	IP ERA WLS BF H R ER LOB SO	6.0 2.8 1.0 4 1 0 0 2 10	IP ERA WLS BF H R ER LOB SO	3.0 1.66 1.0 4 0 0 0 1 14	IP ERA WLS BF H R ER LOB SO	4.0 1.50 1.0 4 0 0 0 1 16	IP ERA WLS BF H R ER LOB SO	3.0 1.66 1.0 4 0 0 0 1 14	IP ERA WLS BF H R ER LOB SO	3.0 1.66 1.0 4 0 0 0 1 14	IP ERA WLS BF H R ER LOB SO	3.0 1.66 1.0 4 0 0 0 1 14	IP ERA WLS BF H R ER LOB SO	3.0 1.66 1.0 4 0 0 0 1 14	IP ERA WLS BF H R ER LOB SO	3.0 1.66 1.0 4 0 0 0 1 14	IP ERA WLS BF H R ER LOB SO	3.0 1.66 1.0 4 0 0 0 1 14	IP ERA WLS BF H R ER LOB SO	3.0 1.66 1.0 4 0 0 0 1 14	IP ERA WLS BF H R ER LOB SO	3.0 1.66 1.0 4 0 0 0 1 14	IP ERA WLS BF H R ER LOB SO	3.0 1.66 1.0 4 0 0 0 1 14	IP ERA WLS BF H R ER LOB SO	3.0 1.66 1.0 4 0 0 0 1 14

Chicago Cubs @ New York Yankees  
Yankee Stadium, Bronx, NY  
Fri Jun 10 2022, 7:08 PM - 11:24 PM EDT  
Att. 43,446 - Partly Cloudy - 76 F

AB 45  
R 1  
H 9  
RBI 1  
BB 4  
SO 13  
LOB 22



Batter	1	2	3	4	5	6	7	8	9	10	11	12	13	AB	R	H	RBI	BB	SO	LOB	BOTTOM					
26 DJ LeMahieu, R OBP: 0.343, SLG: 0.404															6	0	1	0	0	2	1					
99 Aaron Judge, R OBP: 0.366, SLG: 0.654															4	0	1	0	2	1	0					
48 Anthony Rizzo, L OBP: 0.320, SLG: 0.474															4	0	0	0	1	2	4					
27 Giancarlo Stanton, R OBP: 0.340, SLG: 0.592																										
13 Joey Gallo, L OBP: 0.287, SLG: 0.367																										
28 Josh Donaldson, R (1, 10) OBP: 0.342, SLG: 0.405																										
25 Gleyber Torres, R OBP: 0.294, SLG: 0.478																										
31 Aaron Hicks, S (1, 7) OBP: 0.352, SLG: 0.276																										
66 Kyle Higashioka, R OBP: 0.206, SLG: 0.193																										
39 Jose Trevino, R (13, PH) OBP: 0.340, SLG: 0.462																										
14 Marwin Gonzalez, S (1, 9) OBP: 0.304, SLG: 0.323																										
24 Matt Carpenter, L OBP: 0.400, SLG: 0.650																										
12 Ishikawa-Falecia, R OBP: 0.310, SLG: 0.362																										
<b>Inning Stats</b>	R: 0 E: 0 K: 0 S: 17	H: 0 LOB: 1 BB: 0 P: 11	R: 0 E: 0 K: 1 S: 9	H: 1 LOB: 1 BB: 0 P: 10	R: 0 E: 0 K: 1 S: 14	H: 2 LOB: 3 BB: 1	R: 0 E: 0 K: 1 S: 11	H: 0 LOB: 0 BB: 10	R: 0 E: 0 K: 2 S: 7	H: 0 LOB: 0 BB: 0	R: 0 E: 0 K: 1 S: 7	H: 0 LOB: 0 BB: 1	R: 0 E: 0 K: 0 S: 5	H: 0 LOB: 1 BB: 1	R: 0 E: 0 K: 2 S: 12	H: 0 LOB: 1 BB: 1	R: 0 E: 0 K: 0 S: 18	H: 0 LOB: 2 BB: 1	R: 0 E: 0 K: 0 S: 13	H: 1 LOB: 2 BB: 1	R: 0 E: 0 K: 0 S: 18	1B: 4 2B: 1 3B: 0 HR: 1	SF: 0 SAC: 0 DP: 0 HBP: 1	W/P: 0 PB: 0 SB: 0 CS: 0	PA: 53	
<b>PITCHER</b>	IP ERA WLS BF H R ER LOB SO	3.0 2.84 1.0 5 1 1 1 2 2	IP ERA WLS BF H R ER LOB SO	3.0 1.66 1.0 4 0 0 0 1 14	IP ERA WLS BF H R ER LOB SO	3.0 1.66 1.0 4 0 0 0 1 14	IP ERA WLS BF H R ER LOB SO	3.0 1.66 1.0 4 0 0 0 1 14	IP ERA WLS BF H R ER LOB SO	3.0 1.66 1.0 4 0 0 0 1 14	IP ERA WLS BF H R ER LOB SO	3.0 1.66 1.0 4 0 0 0 1 14	IP ERA WLS BF H R ER LOB SO	3.0 1.66 1.0 4 0 0 0 1 14	IP ERA WLS BF H R ER LOB SO	3.0 1.66 1.0 4 0 0 0 1 14	IP ERA WLS BF H R ER LOB SO	3.0 1.66 1.0 4 0 0 0 1 14	IP ERA WLS BF H R ER LOB SO	3.0 1.66 1.0 4 0 0 0 1 14	IP ERA WLS BF H R ER LOB SO	3.0 1.66 1.0 4 0 0 0 1 14	IP ERA WLS BF H R ER LOB SO	3.0 1.66 1.0 4 0 0 0 1 14	IP ERA WLS BF H R ER LOB SO	3.0 1.66 1.0 4 0 0 0 1 14

Chicago Cubs @ New York Yankees  
Yankee Stadium, Bronx, NY  
Fri Jun 10 2022, 7:08 PM - 11:24 PM EDT  
Att. 43,446 - Partly Cloudy - 76 F

AB 44  
R 2  
H 6  
RBI 2  
BB 8  
SO 12  
LOB 25





Batter	1	2	3	4	5	6	7	8	9	AB	R	H	RBI	BB	SO	LOB	TOP			
5 Christopher Morel, R OBP: 0.377, SLG: 0.511	G6-3		SH1-3		G5-3		K			3	0	0	0	0	1	2				
40 Wilson Contreras, R OBP: 0.396, SLG: 0.511	HBP		G6-3		K			BB		2	0	0	0	1	1	1				
16 Patrick Wisdom, R OBP: 0.303, SLG: 0.462	K		K		G6-3			F7		3	0	0	0	0	2	2				
24 Jonathan Villar, S OBP: 0.276, SLG: 0.333	K		K		K			K		1	0	0	0	0	0	1				
18 Frank Schwindel, R OBP: 0.283, SLG: 0.400	2-4		7 E		G4-3		FC6-4	K		4	0	2	0	0	1	1				
8 Ian Happ, S OBP: 0.367, SLG: 0.432	F8		F8		P3		FC6-4	K		3	0	0	0	0	0	2				
66 Rafael Ortega, L OBP: 0.352, SLG: 0.360								K		1	0	0	0	0	1	1				
7 Yan Gomes, R OBP: 0.275, SLG: 0.385	E4		FC5-4		FC5-4					4	0	2	0	0	0	1				
2 Nico Hoerner, R OBP: 0.312, SLG: 0.492	F4		FC5-4		FC5-4					3	0	1	0	0	0	3				
48 P.J. Higgins, R OBP: 0.381, SLG: 0.541	F4		FC5-4		FC5-4					1	0	0	0	0	0	0				
19 Andrelton Simmons, R OBP: 0.180, SLG: 0.163	FC6		G5-3		G5-3		F4			4	0	0	0	0	0	4				
22 Jason Heyward, L OBP: 0.300, SLG: 0.313	E6		F4		F4		K			3	0	0	0	0	1	2				
<b>Inning Stats</b>	R: 0 H: 0 E: 0 K: 1 S: 7	H: 0 LOB: 1 BB: 0 P: 11	R: 0 H: 1 E: 1 K: 0 S: 13	H: 1 LOB: 2 BB: 0 P: 17	R: 0 H: 0 E: 1 K: 1 S: 8	H: 0 LOB: 1 BB: 0 P: 10	R: 0 H: 0 E: 0 K: 0 S: 7	H: 1 LOB: 1 BB: 0 P: 12	R: 0 H: 0 E: 0 K: 0 S: 5	H: 0 LOB: 0 BB: 0 P: 8	R: 0 H: 1 E: 0 K: 1 S: 9	H: 1 LOB: 2 BB: 0 P: 14	R: 0 H: 2 E: 0 K: 2 S: 16	H: 0 LOB: 1 BB: 0 P: 19	R: 0 H: 0 E: 0 K: 0 S: 5	H: 0 LOB: 0 BB: 0 P: 10	1B: 5 2B: 0 3B: 0 HR: 0	SF: 0 SAC: 1 DP: 0 HBP: 1	WP: 0 PB: 0 SB: 0 CS: 0	PA: 35
<b>PITCHER</b>	IP WLS BF H R ER SO	IP WLS BF H R ER SO	IP WLS BF H R ER SO	IP WLS BF H R ER SO	IP WLS BF H R ER SO	IP WLS BF H R ER SO	IP WLS BF H R ER SO	IP WLS BF H R ER SO	IP WLS BF H R ER SO	IP WLS BF H R ER SO	IP WLS BF H R ER SO	IP WLS BF H R ER SO	IP WLS BF H R ER SO	IP WLS BF H R ER SO	IP WLS BF H R ER SO	IP WLS BF H R ER SO	ERA WHIP	ERA WHIP	ERA WHIP	
47 Jordan Montgomery, L ERA: 2.7	7.0	W	29	5	0	0	5	0	0	0	1	0	0	0	0	0	0.00	0.714		
97 Ron Marinaccio, R ERA: 3.97	1.0		4	0	0	0	2	1	0	0	0	0	0	0	0	0	0.00	1.000		
63 Lucas Luetge, L ERA: 4.15	1.0		3	0	0	0	0	0	0	0	0	0	0	0	0	0	0.00	0.000		

Chicago Cubs @ New York Yankees  
Yankee Stadium, Bronx, NY  
Sat Jun 11 2022, 7:16 PM - 10:04 PM EDT  
Att: 38,043 - Partly Cloudy - 71 F

AB	32
R	0
H	5
RBI	0
BB	1
SO	7
LOB	20



Batter	1	2	3	4	5	6	7	8	9	AB	R	H	RBI	BB	SO	LOB	BOTTOM			
99 Aaron Judge, R OBP: 0.388, SLG: 0.691	HR		F7		HR		SF9			3	2	3	0	0	1					
28 Josh Donaldson, R OBP: 0.355, SLG: 0.395	P5		K		F8		G1-3			4	0	0	0	0	1	3				
48 Anthony Rizzo, L OBP: 0.319, SLG: 0.484	G3		G6-3		HR		F9			4	1	1	1	0	0	0				
27 Giancarlo Stanton, R OBP: 0.339, SLG: 0.524	F8		HR		F8		K			4	1	1	1	0	1	0				
14 Marwin Gonzalez, S OBP: 0.304, SLG: 0.323	F8		HR		HR		K			0	0	0	0	0	0	0				
25 Gleyber Torres, R OBP: 0.299, SLG: 0.495	F8		HR		HR		K			4	2	2	1	0	1	0				
31 Aaron Hicks, S OBP: 0.349, SLG: 0.271	G6-1		K		K		L7			3	1	0	0	1	1	0				
12 Isiah Kiner-Falefa, R OBP: 0.314, SLG: 0.306	G6-3		P2		P2		1B			4	0	2	1	0	0	0				
39 Jose Trevino, R OBP: 0.356, SLG: 0.505					HR		K			4	1	3	1	0	1	1				
13 Joey Gallo, L OBP: 0.281, SLG: 0.358	K		K		K		F8			4	0	0	0	0	2	5				
<b>Inning Stats</b>	R: 1 H: 1 E: 0 K: 0 S: 10	H: 0 LOB: 0 BB: 0 P: 17	R: 0 H: 0 E: 0 K: 0 S: 9	H: 0 LOB: 0 BB: 0 P: 12	R: 0 H: 1 E: 0 K: 2 S: 10	H: 1 LOB: 1 BB: 0 P: 16	R: 0 H: 2 E: 0 K: 1 S: 12	H: 2 LOB: 0 BB: 0 P: 20	R: 3 H: 3 E: 0 K: 1 S: 16	H: 3 LOB: 0 BB: 0 P: 25	R: 2 H: 3 E: 0 K: 0 S: 16	H: 3 LOB: 2 BB: 1 P: 22	R: 0 H: 0 E: 0 K: 2 S: 8	H: 0 LOB: 0 BB: 0 P: 11	R: 0 H: 1 E: 0 K: 1 S: 9	H: 1 LOB: 1 BB: 0 P: 15	1B: 5 2B: 0 3B: 0 HR: 6	SF: 1 SAC: 0 DP: 0 HBP: 0	WP: 0 PB: 0 SB: 0 CS: 0	PA: 36
<b>PITCHER</b>	IP WLS BF H R ER SO	IP WLS BF H R ER SO	IP WLS BF H R ER SO	IP WLS BF H R ER SO	IP WLS BF H R ER SO	IP WLS BF H R ER SO	IP WLS BF H R ER SO	IP WLS BF H R ER SO	IP WLS BF H R ER SO	IP WLS BF H R ER SO	IP WLS BF H R ER SO	IP WLS BF H R ER SO	IP WLS BF H R ER SO	IP WLS BF H R ER SO	IP WLS BF H R ER SO	IP WLS BF H R ER SO	ERA WHIP	ERA WHIP	ERA WHIP	
67 Matt Swamer, R ERA: 4.24	5.0	L	22	7	6	6	4	0	0	0	0	0	0	0	0	0	10.80	1.400		
59 Michael Rucker, R ERA: 5.49	3.0		14	4	2	2	3	1	0	0	0	0	0	0	0	0	6.00	1.667		

Chicago Cubs @ New York Yankees  
Yankee Stadium, Bronx, NY  
Sat Jun 11 2022, 7:16 PM - 10:04 PM EDT  
Att: 38,043 - Partly Cloudy - 71 F

AB	34
R	8
H	11
RBI	8
BB	1
SO	7
LOB	10









Batter	1	2	3	4	5	6	7	8	9	AB R H RBI BB SO LOB	TOP																
10 Jurickson Profar, S OBP: 0.343, SLG: 0.417	G3		9 1B 2B		L5			9 1B 13 1B BB	G6-4-3	4 2 1 0 1 0 3	<b>San Diego Padres @ Chicago Cubs</b> Wrigley Field, Chicago, IL Mon Jun 13 2022, 8:31 PM - 11:15 PM CDT Att: 31,629 - Overcast - 75 F																
9 Jake Cronenworth, L OBP: 0.316, SLG: 0.374			13 FC4-6 1B		G3			45 G3-1 30 2B 13 1B		4 1 3 1 0 0 2																	
13 Manny Machado, R OBP: 0.391, SLG: 0.530	L5		FC4-6			P4		45 G3-1 30 2B 1B		4 1 1 1 0 0 2																	
45 Luke Voit, R OBP: 0.306, SLG: 0.373	L9					G6-3		45 G3-1 30 2B 1B		4 0 0 0 0 1 3																	
30 Eric Hosmer, L OBP: 0.343, SLG: 0.400		K				G3-1		26 1B 2B		4 0 1 2 0 2 0																	
26 Austin Nola, R OBP: 0.304, SLG: 0.276	G6-3				G5-3			7 FC4-6 1B		4 0 2 0 0 0 0																	
7 Ha-Seong Kim, R OBP: 0.302, SLG: 0.337	L7							7 G6-4-3 1B		4 0 1 0 0 0 3																	
2 Trent Grisham, L OBP: 0.286, SLG: 0.313			G4-3			FC6-4			K	4 0 1 0 0 1 1																	
2B José Azocar, R OBP: 0.306, SLG: 0.312			G5-3			L9			K 10 G6-4-3	4 0 0 0 0 1 3																	
<b>Inning Stats</b>	R: 0 E: 0 K: 0 S: 8	H: 1 LOB: 1 BB: 0 P: 11	R: 0 E: 0 K: 1 S: 10	H: 0 LOB: 0 BB: 0 P: 11	R: 1 E: 0 K: 0 S: 9	H: 2 LOB: 1 BB: 0 P: 12	R: 0 E: 0 K: 2 S: 10	H: 0 LOB: 0 BB: 0 P: 13	R: 0 E: 0 K: 0 S: 6	H: 0 LOB: 0 BB: 0 P: 7	R: 0 E: 0 K: 0 S: 7	H: 1 LOB: 1 BB: 0 P: 9	R: 3 E: 0 K: 0 S: 12	H: 4 LOB: 1 BB: 0 P: 23	R: 0 E: 0 K: 2 S: 13	H: 0 LOB: 0 BB: 0 P: 16	1B: 8 2B: 2 3B: 0 HR: 0	SF: 0 SAC: 0 DP: 2 HBP: 0	WP: 1 PB: 0 SB: 0 CS: 0	PA: 37							
<b>PITCHER</b>	IP WLS BF H R ER SO BB IBB HBP BLK WP HR S P ERA WHIP											IP WLS BF H R ER SO BB IBB HBP BLK WP HR S P ERA WHIP															
35 Justin Steele, L ERA: 4.33	7.0		6	1	1	3	0	0	0	0	0	0	60	77	1.29	0.857											
50 Rowan Wick, R ERA: 4.25	0.1	L	5	3	3	3	0	0	0	0	0	0	7	17	81.00	12.000											
57 Scott Effross, R ERA: 2.67	0.2		2	1	0	0	0	0	0	0	0	0	5	6	0.00	1.500											
47 Brandon Hughes, L ERA: 2.77	1.0		3	0	0	0	2	0	0	0	0	1	0	13	16	0.00	0.000										

Batter	1	2	3	4	5	6	7	8	9	AB R H RBI BB SO LOB	BOTTOM															
5 Christopher Morel, R OBP: 0.376, SLG: 0.475	G5-3		K		K			40 1B 1B		4 0 1 0 0 2 1	<b>San Diego Padres @ Chicago Cubs</b> Wrigley Field, Chicago, IL Mon Jun 13 2022, 8:31 PM - 11:15 PM CDT Att: 31,629 - Overcast - 75 F															
40 Wilson Contreras, R OBP: 0.396, SLG: 0.503	18 1B HBP		P5			F8				3 0 1 0 0 0 0																
8 Ian Happ, S OBP: 0.376, SLG: 0.462	K		P5			18 G5-4-3 1B				4 0 1 0 0 2 3																
18 Frank Schwindel, R OBP: 0.278, SLG: 0.390					K	G5-4-3			K	4 0 1 0 0 2 1																
16 Patrick Wisdom, R OBP: 0.301, SLG: 0.458	L8				G6-3				G6-3	4 0 0 0 0 1 2																
7 Yan Gomes, R OBP: 0.274, SLG: 0.415					K				K	4 1 1 1 0 2 0																
2 Nico Hoerner, R OBP: 0.304, SLG: 0.394	G3-1					P4				3 0 0 0 0 0 0																
22 Jason Heyward, L OBP: 0.299, SLG: 0.311	F7				L9				G3-1	3 0 0 0 0 0 0																
24 Jonathan Villar, S OBP: 0.262, SLG: 0.314	F8				E6				G6-3	3 0 0 0 0 0 0																
<b>Inning Stats</b>	R: 0 E: 0 K: 1 S: 9	H: 1 LOB: 2 BB: 0 P: 15	R: 1 E: 0 K: 0 S: 9	H: 1 LOB: 0 BB: 0 P: 12	R: 0 E: 0 K: 1 S: 6	H: 0 LOB: 0 BB: 0 P: 10	R: 0 E: 0 K: 2 S: 8	H: 0 LOB: 0 BB: 0 P: 11	R: 0 E: 0 K: 1 S: 10	H: 0 LOB: 1 BB: 0 P: 19	R: 0 E: 0 K: 0 S: 5	H: 1 LOB: 0 BB: 0 P: 9	R: 0 E: 0 K: 1 S: 8	H: 0 LOB: 0 BB: 0 P: 8	R: 0 E: 0 K: 1 S: 14	H: 2 LOB: 2 BB: 0 P: 23	R: 0 E: 0 K: 2 S: 12	H: 0 LOB: 0 BB: 0 P: 15	1B: 4 2B: 0 3B: 0 HR: 1	SF: 0 SAC: 0 DP: 1 HBP: 1	WP: 0 PB: 0 SB: 1 CS: 0	PA: 33				
<b>PITCHER</b>	IP WLS BF H R ER SO BB IBB HBP BLK WP HR S P ERA WHIP											IP WLS BF H R ER SO BB IBB HBP BLK WP HR S P ERA WHIP														
11 Yu Darvish, R ERA: 3.35	8.0		30	5	1	1	7	0	0	1	0	0	69	107	1.12	0.625										
17 Taylor Rogers, L ERA: 2.77	1.0	S	3	0	0	0	2	0	0	0	0	0	12	15	0.00	0.000										













Batter	1	2	3	4	5	6	7	8	9	AB	R	H	RBI	BB	SO	LOB	TOP							
10 Jurickson Profar, S OBP: 0.349, SLG: 0.436																								
9 Jake Cronenworth, L OBP: 0.336, SLG: 0.399																								
13 Manny Machado, R OBP: 0.400, SLG: 0.537																								
45 Luke Voit, R OBP: 0.310, SLG: 0.420																								
30 Eric Hosmer, L OBP: 0.351, SLG: 0.396																								
16 Nomar Mazara, L OBP: 0.395, SLG: 0.475																								
28 José Azocar, R OBP: 0.300, SLG: 0.305																								
26 Austin Nola, R OBP: 0.301, SLG: 0.282																								
2 Trent Grisham, L OBP: 0.288, SLG: 0.311																								
41 Sergio Alcántara, S OBP: 0.190, SLG: 0.253																								
Inning Stats	R: 0 H: 1 E: 0 K: 2 S: 8	H: 1 LOB: 1 BB: 0 P: 15	R: 3 H: 2 E: 0 K: 2 S: 22	H: 2 LOB: 2 BB: 3 P: 44	R: 0 H: 0 E: 0 K: 0 S: 7	H: 0 LOB: 1 BB: 1 P: 14	R: 1 H: 2 E: 0 K: 1 S: 12	H: 2 LOB: 2 BB: 1 P: 22	R: 1 H: 2 E: 0 K: 1 S: 10	H: 2 LOB: 1 BB: 0 P: 12	R: 0 H: 1 E: 0 K: 1 S: 9	H: 1 LOB: 1 BB: 0 P: 11	R: 0 H: 2 E: 0 K: 0 S: 7	H: 2 LOB: 1 BB: 0 P: 10	R: 1 H: 1 E: 0 K: 1 S: 11	H: 1 LOB: 1 BB: 1 P: 17	R: 0 H: 0 E: 0 K: 1 S: 11	H: 0 LOB: 0 BB: 0 P: 19	1B: 6 2B: 3 HR: 2	SF: 1 SAC: 0 DP: 1 HBP: 0	WP: 0 PB: 0 SB: 1 CS: 0	PA: 43		
PITCHER	IP	WLS	BF	H	R	ER	SO	BB	IBB	HBP	BLK	WP	HR	S	P	ERA	WHIP							
67 Matt Swarmer, R ERA: 5.23	3.2	L	20	4	4	4	4	5	0	0	0	0	1	42	86	9.82	2.455							
57 Scott Effross, R ERA: 3.25	0.1		2	1	0	0	1	0	0	0	0	0	0	7	9	0.00	3.000							
47 Brandon Hughes, L ERA: 2.87	1.2		7	2	1	1	1	0	0	0	0	0	0	13	16	5.40	1.200							
60 Mychal Givens, R ERA: 4.38	1.1		6	3	0	0	1	0	0	0	0	0	0	13	17	0.00	2.250							
37 David Robertson, R ERA: 1.9	1.0		5	1	1	1	1	1	0	0	0	0	1	11	17	9.00	2.000							
5 Christopher Morel, R OBP: 0.399, SLG: 0.513																								
40 Wilson Contreras, R OBP: 0.396, SLG: 0.399																								
8 Ian Happ, S OBP: 0.381, SLG: 0.464																								



Batter	1	2	3	4	5	6	7	8	9	AB	R	H	RBI	BB	SO	LOB	TOP				
13 Ronald Acuña Jr., R OBP: 0.382, SLG: 0.471										4	0	1	0	0	1	0					
7 Dansby Swanson, R OBP: 0.356, SLG: 0.462										4	0	0	0	0	2	1					
27 Austin Riley, R OBP: 0.326, SLG: 0.525										4	0	0	0	0	3	1					
28 Matt Olson, L OBP: 0.349, SLG: 0.440										2	0	0	0	2	0	1					
16 Travis d'Arnaud, R OBP: 0.303, SLG: 0.461										3	0	0	0	0	0	1					
38 Guillermo Heredia, R OBP: 0.214, SLG: 0.352										3	0	0	0	1	1	3					
20 Marcell Ozuna, R OBP: 0.281, SLG: 0.416										2	0	0	0	2	2	1					
14 Adam Duval, R OBP: 0.275, SLG: 0.356										4	0	1	0	0	1	6					
11 Orlando Arcia, R OBP: 0.429, SLG: 0.600										3	0	0	0	0	1	1					
23 Michael Harris II, L OBP: 0.342, SLG: 0.514																					
<b>Inning Stats</b>	R: 0 H: 1 E: 0 K: 2 S: 15	H: 1 LOB: 1 BB: 0 P: 20	R: 0 H: 0 E: 0 K: 1 S: 7	H: 0 LOB: 1 BB: 1 P: 15	R: 0 H: 0 E: 0 K: 2 S: 8	H: 0 LOB: 0 BB: 0 P: 11	R: 0 H: 0 E: 0 K: 1 S: 10	H: 0 LOB: 0 BB: 0 P: 15	R: 0 H: 1 E: 0 K: 3 S: 13	H: 1 LOB: 1 BB: 0 P: 20	R: 0 H: 0 E: 0 K: 0 S: 4	H: 0 LOB: 2 BB: 2 P: 7	R: 0 H: 0 E: 0 K: 1 S: 11	H: 0 LOB: 2 BB: 2 P: 22	R: 0 H: 0 E: 0 K: 0 S: 10	H: 0 LOB: 3 BB: 2 P: 15	S: 10	1B: 1 2B: 1 3B: 0 HR: 0	SF: 0 SAC: 0 DP: 0 HBP: 1	WP: 0 PB: 0 SB: 0 CS: 0	PA: 35
<b>PITCHER</b>	IP	WLS	BF	H	R	ER	SO	BB	IBB	HBP	BLK	WP	HR	S	P	ERA	WHIP				
71 Keegan Thompson, R ERA: 3.27	6.0		22	2	0	0	9	2	0	0	0	0	0	57	92	0.00	0.667				
60 Mychal Givens, R ERA: 4.21	1.0		4	0	0	0	1	1	0	0	0	0	0	11	18	0.00	1.000				
58 Chris Martin, R ERA: 4.82	1.0	W	3	0	0	0	0	0	0	0	0	0	0	15	0.00	0.000					
37 David Robertson, R ERA: 1.82	1.0	S	6	0	0	0	1	2	0	1	0	0	0	10	20	0.00	2.000				

Atlanta Braves @ Chicago Cubs  
Wrigley Field, Chicago, IL  
Fri Jun 17 2022, 1:23 PM - 4:02 PM CDT  
Att: 35,676 - Sunny - 80 F

AB 29  
R 0  
H 2  
RBI 0  
BB 5  
SO 11  
LOB 15



Batter	1	2	3	4	5	6	7	8	9	AB	R	H	RBI	BB	SO	LOB	BOTTOM				
5 Christopher Morel, R OBP: 0.348, SLG: 0.500										3	0	0	1	0	3	1					
40 Wilson Contreras, R OBP: 0.363, SLG: 0.531										4	0	1	0	0	3	0					
16 Patrick Wisdom, R OBP: 0.309, SLG: 0.451										2	0	0	0	0	1	0					
8 Ian Happ, S OBP: 0.380, SLG: 0.460										2	0	0	0	0	1	2					
18 Frank Schwindel, R OBP: 0.282, SLG: 0.386										1	0	0	0	0	0	0					
48 P.J. Higgins, R OBP: 0.365, SLG: 0.500										2	0	0	0	0	0	1					
2 Nico Hoerner, R OBP: 0.303, SLG: 0.393										3	0	1	0	0	0	0					
7 Yan Gomes, R OBP: 0.258, SLG: 0.379										3	0	0	0	0	1	1					
22 Jason Heyward, L OBP: 0.280, SLG: 0.289										2	0	0	0	0	1	0					
24 Jonathan Villar, S OBP: 0.234, SLG: 0.316										0	1	0	0	1	0	0					
66 Rafael Ortega, L OBP: 0.349, SLG: 0.351										0	0	0	0	0	0	0					
19 Andrelton Simmons, R OBP: 0.193, SLG: 0.179										2	0	1	0	0	0	0					
<b>Inning Stats</b>	R: 0 H: 0 E: 0 K: 3 S: 9	H: 0 LOB: 0 BB: 0 P: 13	R: 0 H: 0 E: 0 K: 1 S: 6	H: 0 LOB: 0 BB: 0 P: 10	R: 0 H: 1 E: 0 K: 3 S: 13	H: 1 LOB: 1 BB: 0 P: 19	R: 0 H: 0 E: 0 K: 1 S: 10	H: 0 LOB: 1 BB: 0 P: 13	R: 0 H: 1 E: 0 K: 1 S: 4	H: 1 LOB: 2 BB: 0 P: 6	R: 0 H: 1 E: 0 K: 1 S: 10	H: 1 LOB: 0 BB: 0 P: 21	R: 0 H: 0 E: 0 K: 0 S: 9	H: 0 LOB: 0 BB: 0 P: 12	R: 1 H: 0 E: 0 K: 1 S: 14	H: 0 LOB: 1 BB: 1 P: 22	S: 14	1B: 3 2B: 0 3B: 0 HR: 0	SF: 1 SAC: 1 DP: 1 HBP: 2	WP: 0 PB: 0 SB: 1 CS: 0	PA: 29
<b>PITCHER</b>	IP	WLS	BF	H	R	ER	SO	BB	IBB	HBP	BLK	WP	HR	S	P	ERA	WHIP				
50 Charlie Morton, R ERA: 5.08	7.0		25	3	0	0	9	0	0	0	0	0	0	61	94	0.00	0.429				
33 A.J. Minter, L ERA: 1.26	1.0	L	4	0	1	1	1	1	0	0	0	0	0	14	22	9.00	1.000				

Atlanta Braves @ Chicago Cubs  
Wrigley Field, Chicago, IL  
Fri Jun 17 2022, 1:23 PM - 4:02 PM CDT  
Att: 35,676 - Sunny - 80 F

AB 24  
R 1  
H 3  
RBI 1  
BB 1  
SO 10  
LOB 5





Batter	1	2	3	4	5	6	7	8	9	AB	R	H	RBI	BB	SO	LOB	TOP									
13 Ronald Acuña Jr. R OBP: 0.389, SLG: 0.472	G6-3		1B		BB		1B		L7	4	0	2	0	1	0	1	<p>Atlanta Braves @ Chicago Cubs</p> <p>Wrigley Field, Chicago, IL</p> <p>Sat Jun 18 2022, 1:21 PM - 4:15 PM CDT</p> <p>Att: 40,755 - Sunny - 68 F</p>									
7 Dansby Swanson R OBP: 0.361, SLG: 0.461	BB		1B		BB		BB		L7	3	0	1	0	2	1	2										
27 Austin Riley R OBP: 0.322, SLG: 0.519	K		F9		SF8				K	3	0	0	1	0	2	3										
20 Marcell Ozuna R OBP: 0.277, SLG: 0.409	L4			K2-3	F9				K	4	0	0	0	0	2	3										
24 William Contreras R OBP: 0.373, SLG: 0.653		14	1B	E6		G6-3				4	0	2	0	0	0	0										
28 Matt Olson L OBP: 0.345, SLG: 0.433	F8		F8	G3-4-1		F8			2B	4	0	0	0	0	0	3										
14 Adam Duval R OBP: 0.279, SLG: 0.373		FC3-6-2			HR					4	2	2	1	0	1	1										
11 Orlando Arcia R OBP: 0.405, SLG: 0.563			G1-3		K				L4	4	0	0	0	0	2	1										
23 Michael Harris II L OBP: 0.351, SLG: 0.514			G6-3			7 BB 27 SF8			K	4	1	2	1	0	1	0										
<b>Inning Stats</b>	R: 0 E: 0 K: 1 S: 9	H: 0 LOB: 1 BB: 1 P: 13	R: 0 E: 0 K: 0 S: 7	H: 1 LOB: 0 BB: 0 P: 12	R: 0 E: 0 K: 0 S: 12	H: 2 LOB: 2 BB: 0 P: 18	R: 0 E: 0 K: 1 S: 8	H: 0 LOB: 0 BB: 0 P: 12	R: 2 E: 0 K: 1 S: 20	H: 2 LOB: 2 BB: 2 P: 35	R: 0 E: 0 K: 1 S: 9	H: 0 LOB: 0 BB: 0 P: 10	R: 0 E: 0 K: 2 S: 11	H: 1 LOB: 1 BB: 0 P: 15	R: 0 E: 0 K: 2 S: 14	H: 1 LOB: 1 BB: 0 P: 16	R: 1 E: 1 K: 1 S: 14	H: 2 LOB: 0 BB: 0 P: 21	1B: 7 2B: 2 3B: 0 HR: 1	SF: 1 SAC: 0 DP: 2 HBP: 0	WP: 0 PB: 0 SB: 0 CS: 0	PA: 38				
<b>PITCHER</b>	IP	WLS	BF	H	R	ER	SO	BB	IBB	HBP	BLK	WP	HR	S	P	ERA	WHIP									
35 Justin Steele L ERA: 4.27	5.0	W	22	5	2	2	3	3	0	0	0	0	0	1	56	90	3.60	1.600								
50 Rowan Wick R ERA: 4.5	1.2	H	6	1	0	0	2	0	0	0	0	0	0	16	19	0.00	0.600									
57 Scott Effross R ERA: 3.1	1.1	H	5	1	0	0	3	0	0	0	0	0	0	18	22	0.00	0.750									
58 Chris Martin R ERA: 4.88	1.0		5	2	1	0	1	0	0	0	0	0	0	14	21	0.00	2.000									

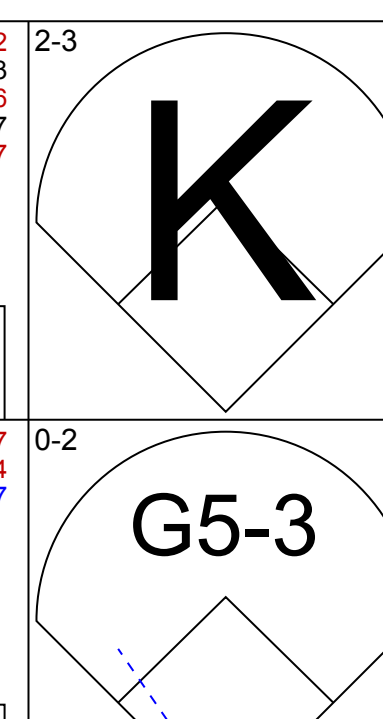
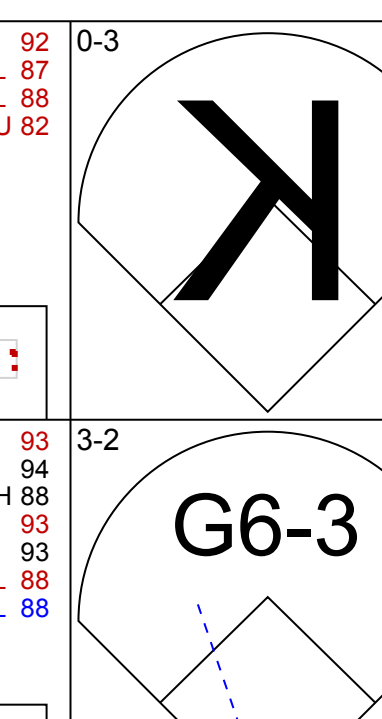
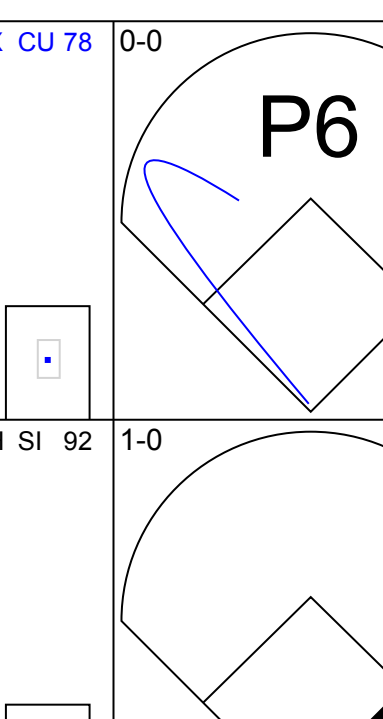
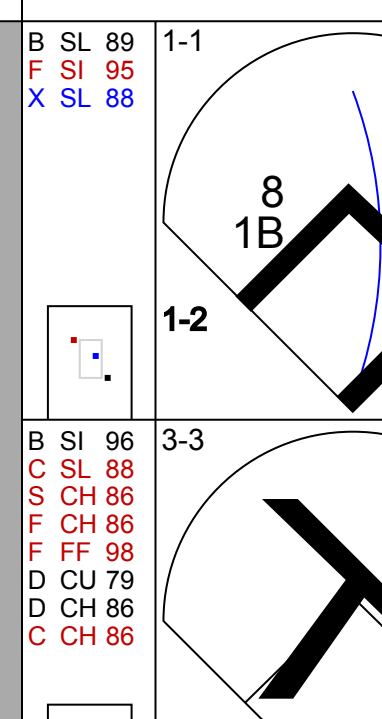
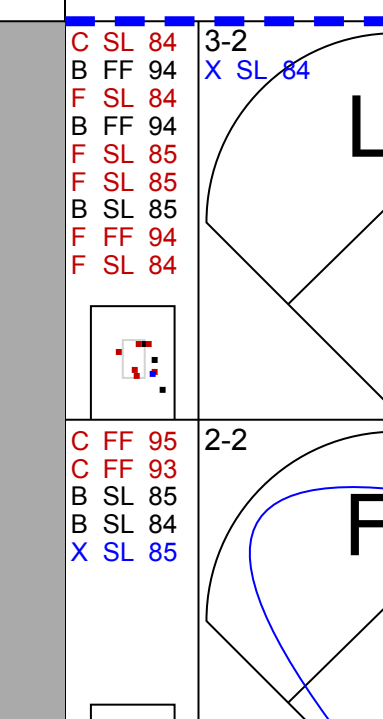
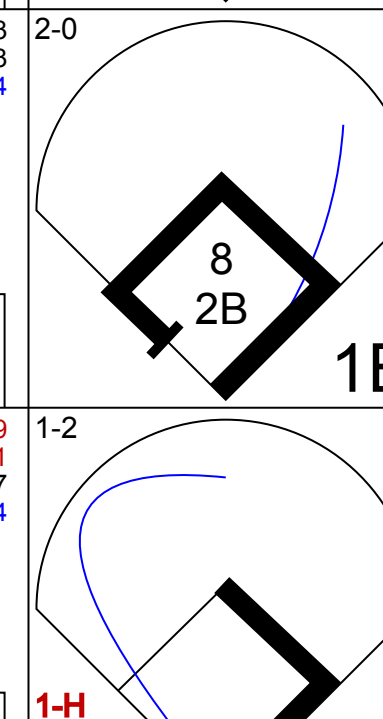
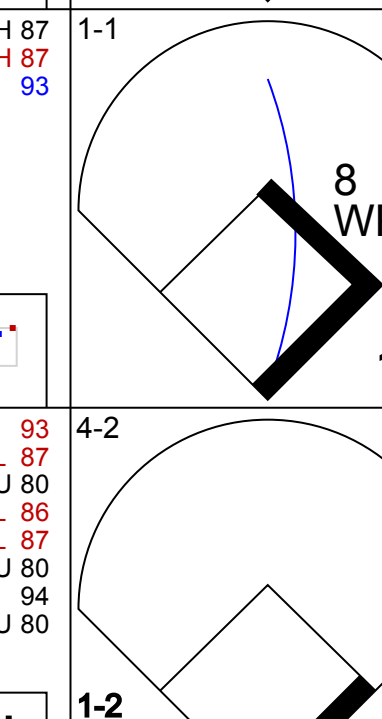
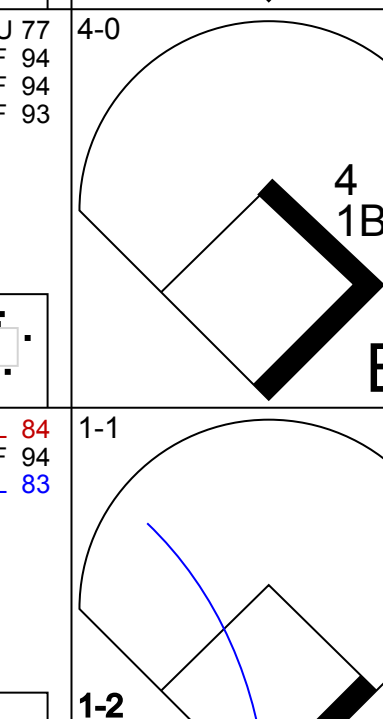
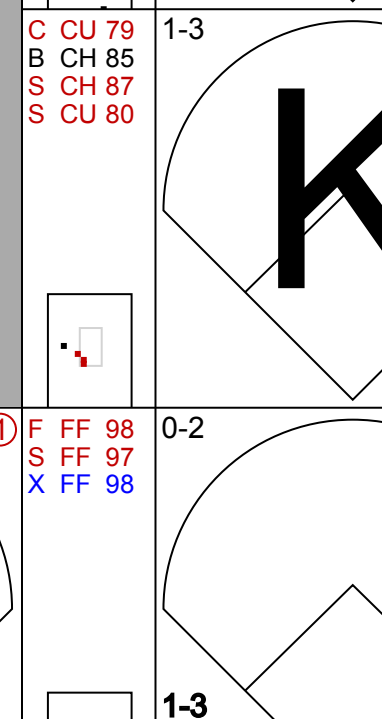
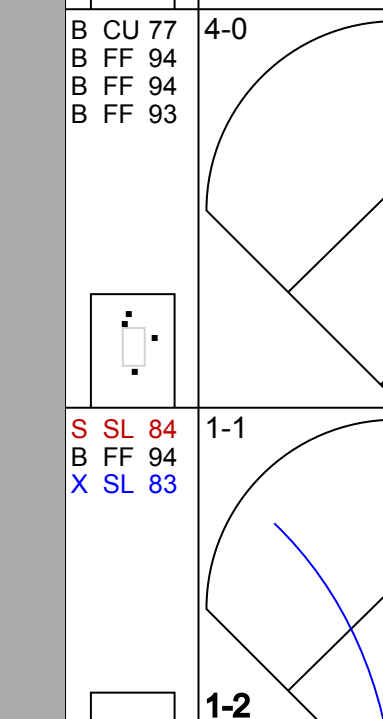

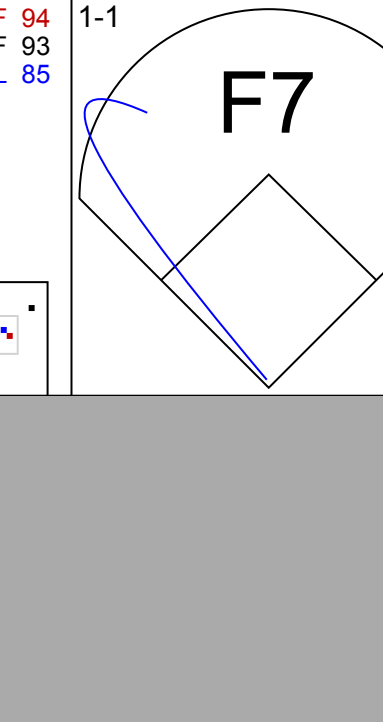
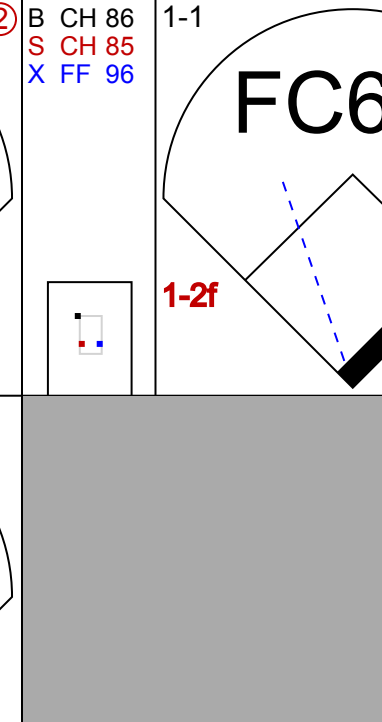
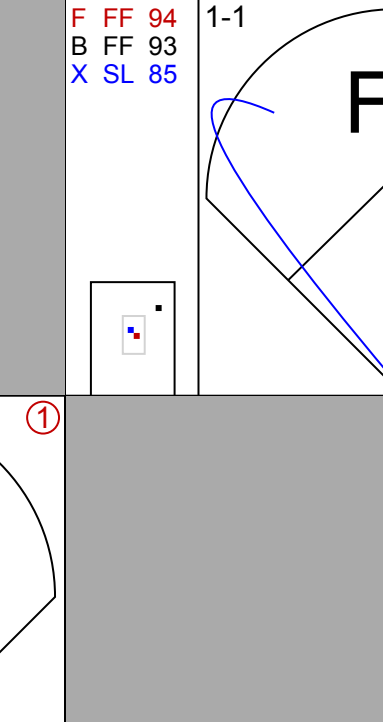



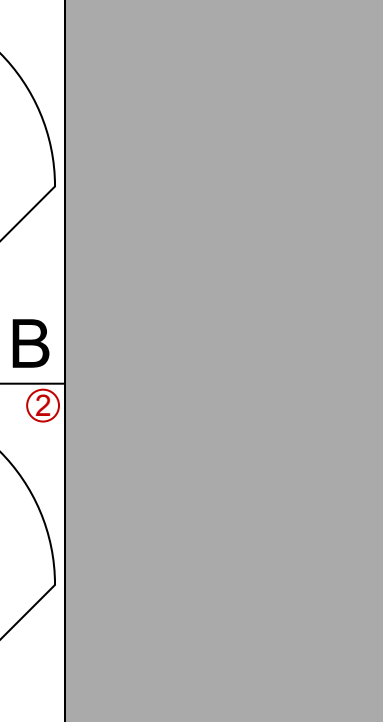
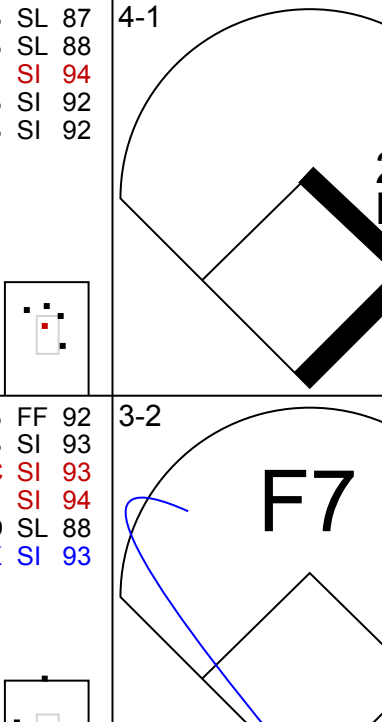
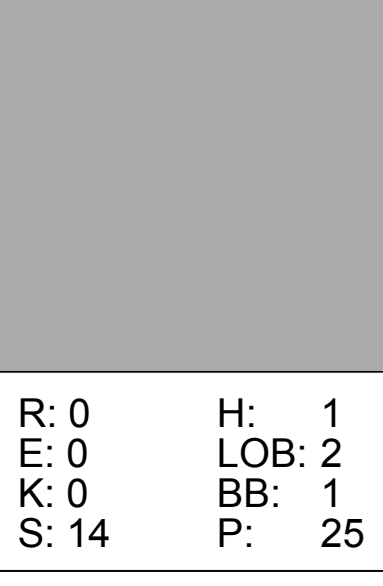
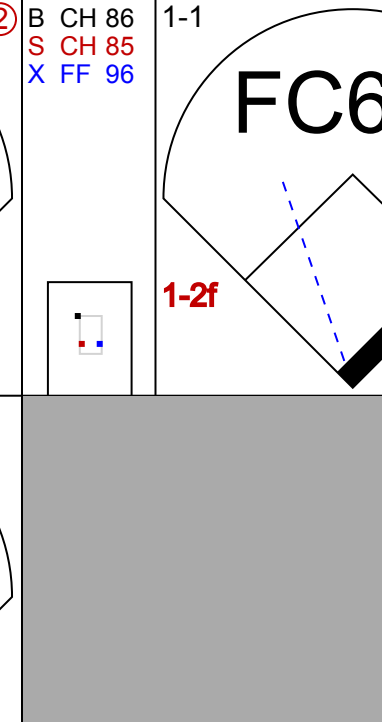
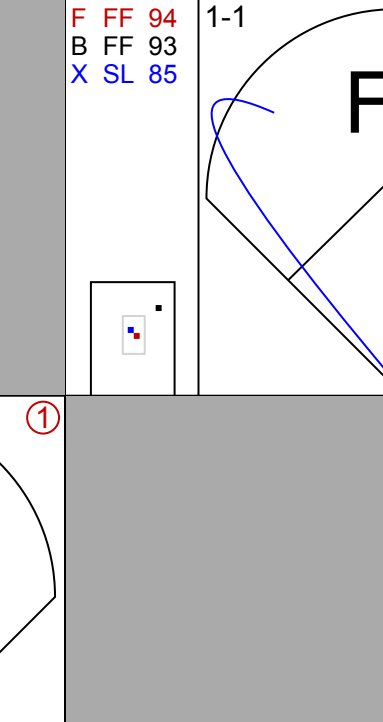

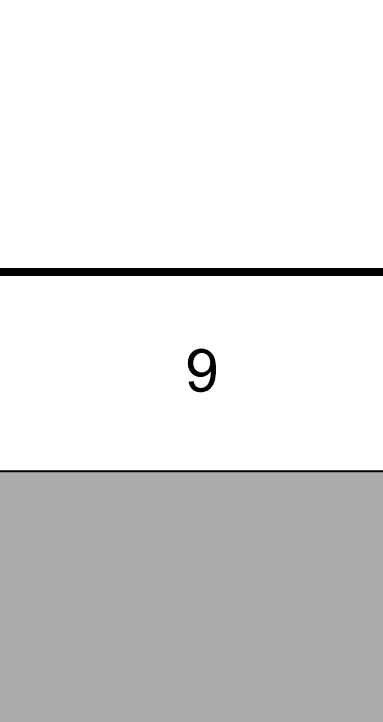

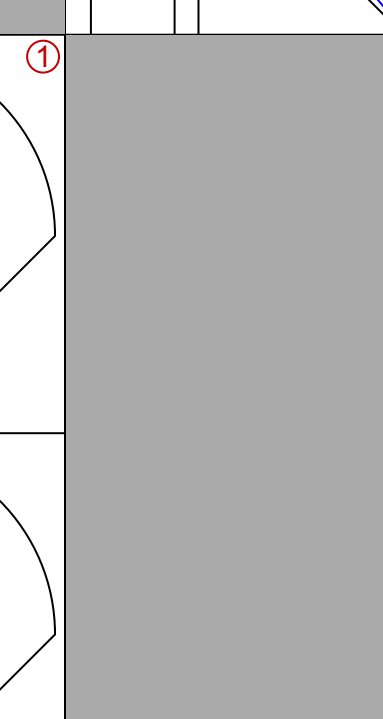



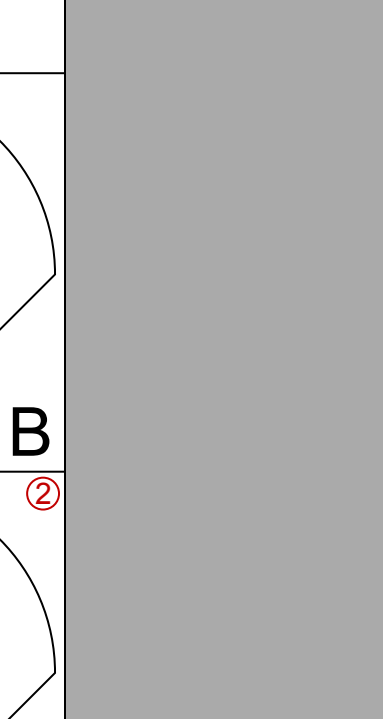


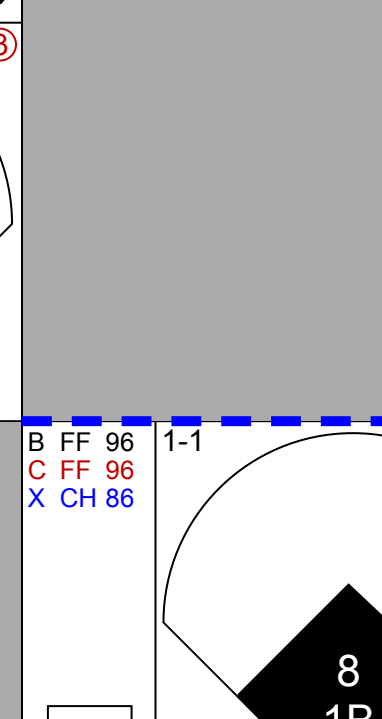
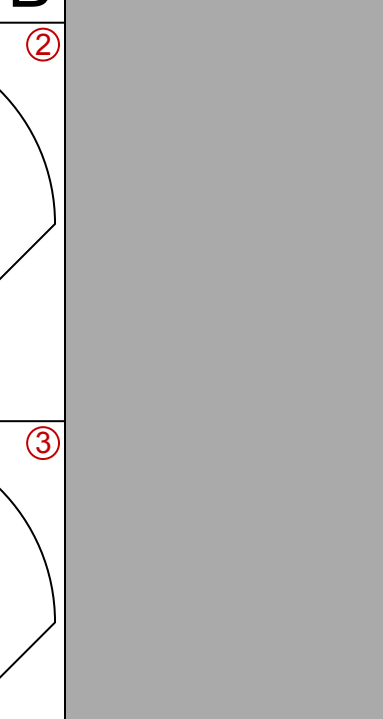
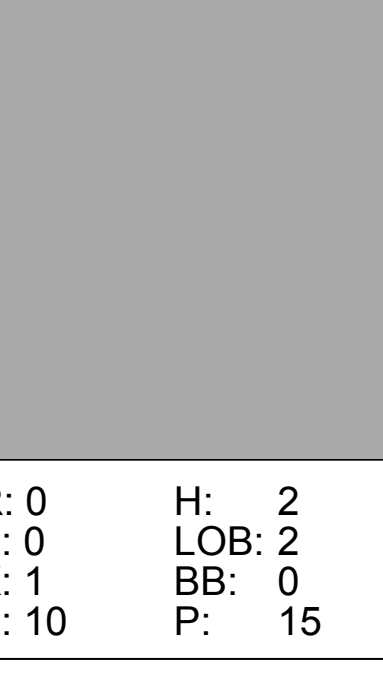
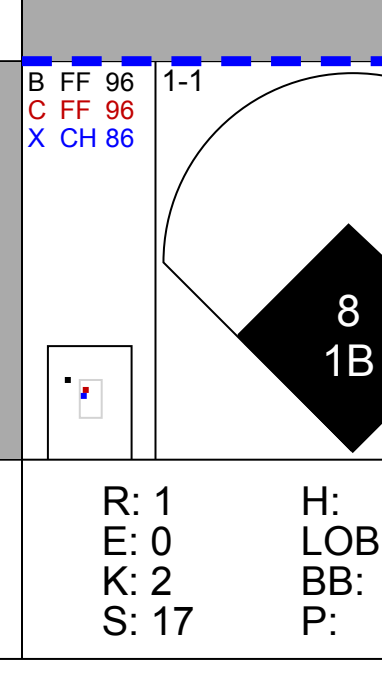
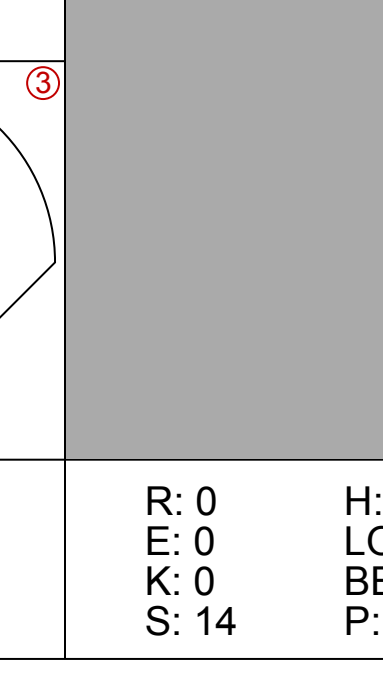
Batter	1	2	3	4	5	6	7	8	9	AB	R	H	RBI	BB	SO	LOB	BOTTOM								
5 Christopher Morel R OBP: 0.343, SLG: 0.488	40 1B 24 1B					G6-3			G6-3	5	1	1	0	0	2	3	<p>Atlanta Braves @ Chicago Cubs</p> <p>Wrigley Field, Chicago, IL</p> <p>Sat Jun 18 2022, 1:21 PM - 4:15 PM CDT</p> <p>Att: 40,755 - Sunny - 68 F</p>								
40 Wilson Contreras R OBP: 0.397, SLG: 0.537	24 1B	E9		8 WP		G1-3			K	5	1	3	1	0	1	0									
66 Rafael Ortega L OBP: 0.347, SLG: 0.368			G4-3							4	1	1	1	0	2	5									
8 Ian Happ S OBP: 0.378, SLG: 0.456	K				L9				F8	4	1	1	0	0	1	3									
24 Jonathan Villar S OBP: 0.270, SLG: 0.316						G6-3			2 1B	3	0	1	2	1	1	1									
2 Nico Hoerner R OBP: 0.302, SLG: 0.390	G5-3				F8				BB	4	0	1	0	0	1	2									
22 Jason Heyward L OBP: 0.279, SLG: 0.297		G6-3							K	4	0	1	1	0	2	2									
36 Alfonso Rivas III L OBP: 0.313, SLG: 0.313			40 E						K2-3	3	2	2	0	1	1	2									
19 Andrelton Simmons R OBP: 0.213, SLG: 0.200					G1-3					4	0	2	0	0	1	2									
<b>Inning Stats</b>	R: 2 E: 0 K: 2 S: 13	H: 3 LOB: 1 BB: 0 P: 23	R: 1 E: 1 K: 1 S: 14	H: 3 LOB: 2 BB: 0 P: 17	R: 1 E: 0 K: 1 S: 11	H: 2 LOB: 1 BB: 1 P: 21	R: 0 E: 0 K: 2 S: 9	H: 1 LOB: 1 BB: 0 P: 17	R: 0 E: 0 K: 2 S: 9	H: 0 LOB: 0 BB: 0 P: 11	R: 1 E: 0 K: 0 S: 6	H: 2 LOB: 0 BB: 0 P: 6	R: 1 E: 0 K: 2 S: 15	H: 2 LOB: 2 BB: 1 P: 19	R: 0 E: 0 K: 2 S: 9	H: 0 LOB: 0 BB: 0 P: 13	1B: 10 2B: 2 3B: 0 HR: 1	SF: 0 SAC: 0 DP: 1 HBP: 0	WP: 1 PB: 0 SB: 1 CS: 0	PA: 38					
<b>PITCHER</b>	IP	WLS	BF	H	R	ER	SO	BB	IBB	HBP	BLK	WP	HR	S	P	ERA	WHIP								
30 Kyle Wright R ERA: 2.94	6.0	L	29	11	5	5	8	1	0	0	0	0	1	15	19	9.00	3.000								
32 Collin McHugh R ERA: 3.65	1.0		6	2	1	1	2	1	0	0	0	0	0	9	13	0.00	0.000								
49 Jesus Cruz R ERA: 1.5	1.0		3	0	0	0	2	0	0	0	0	0	0	9	13	0.00	0.000								





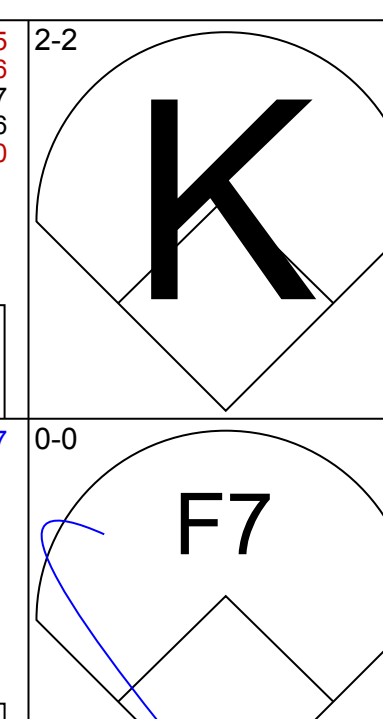
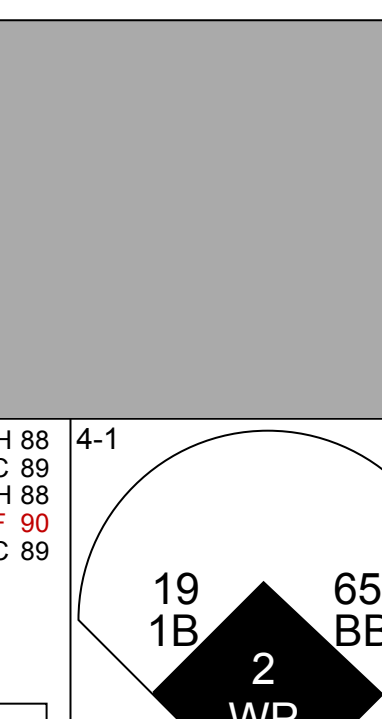
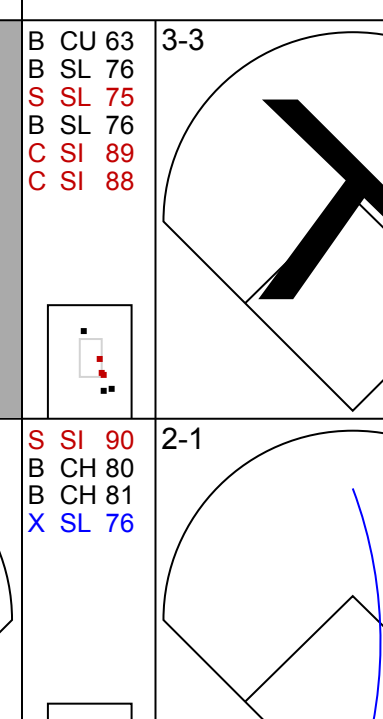
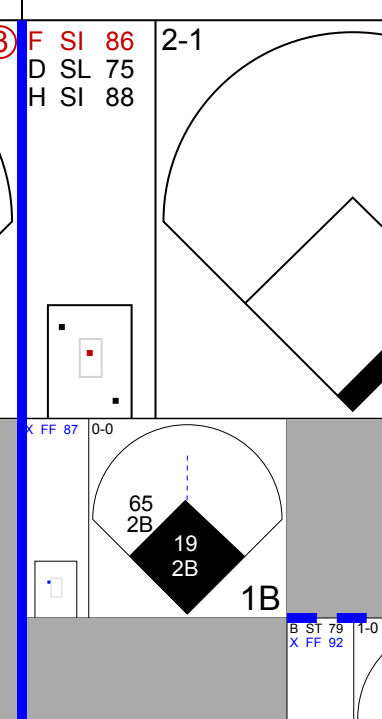

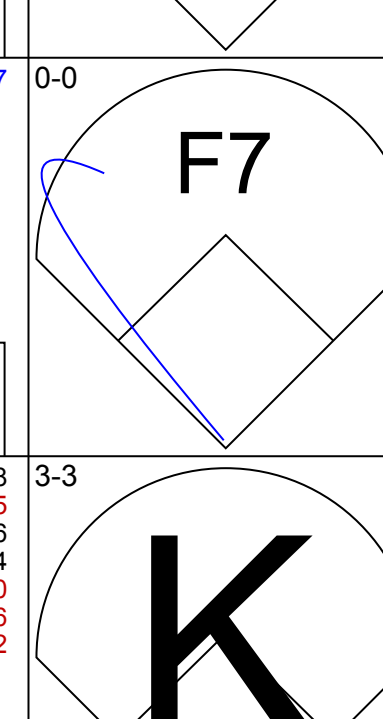
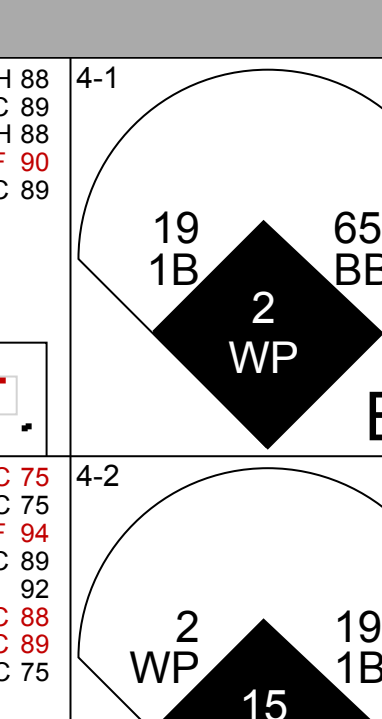
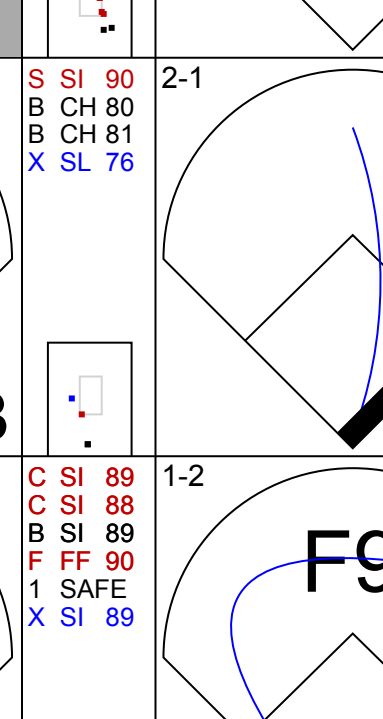
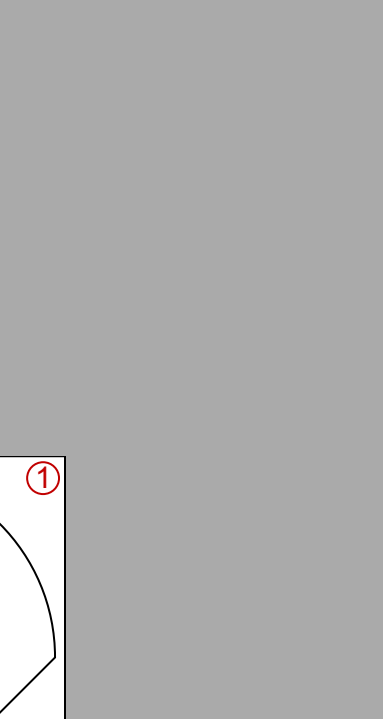
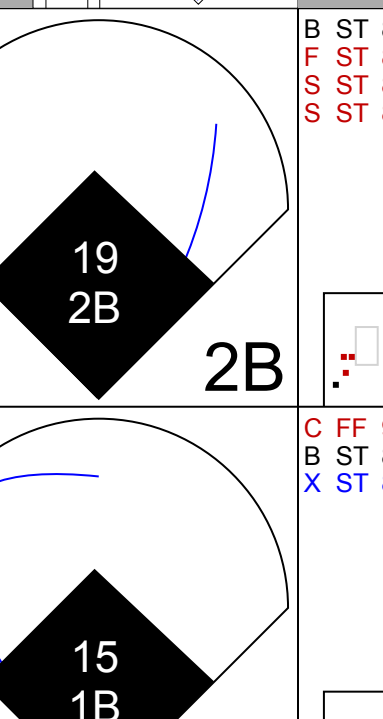
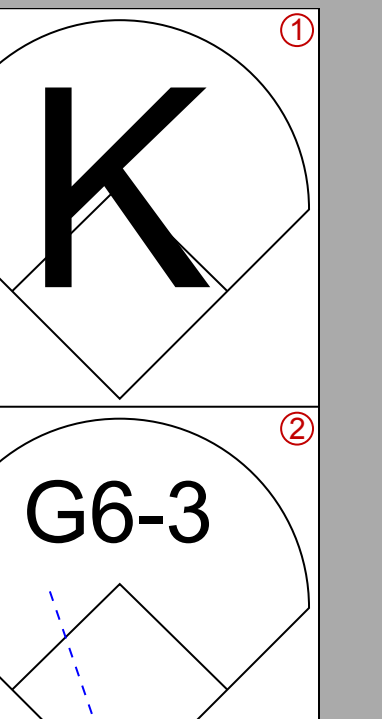

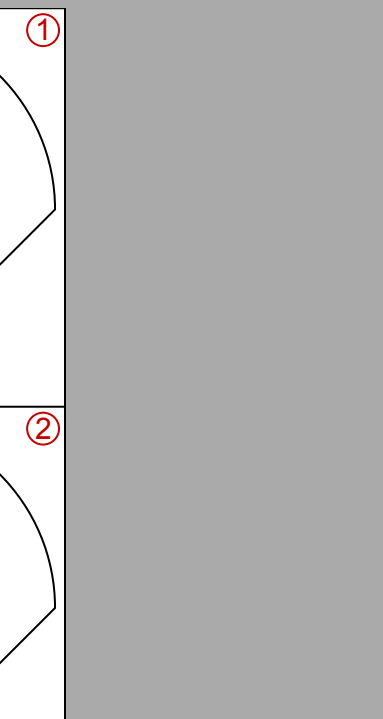
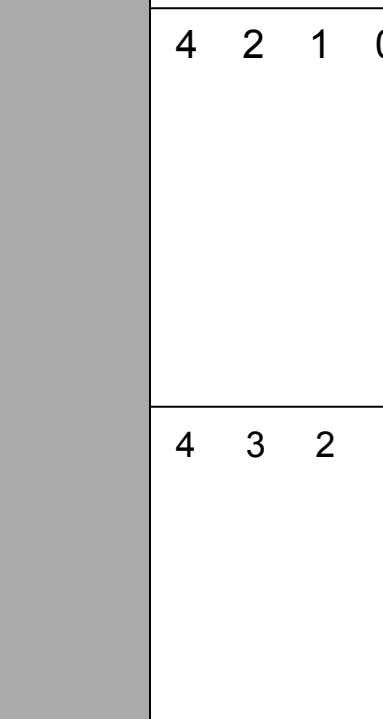
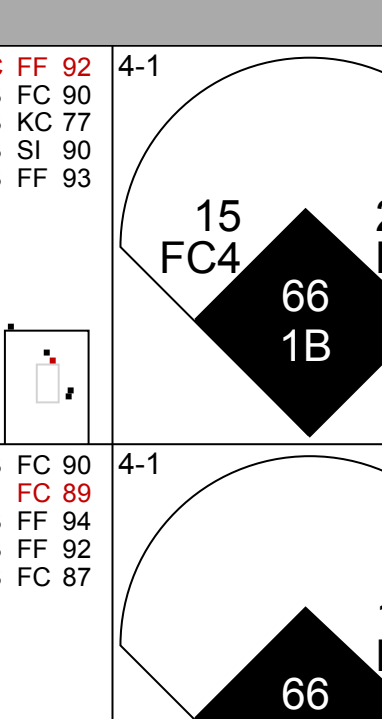
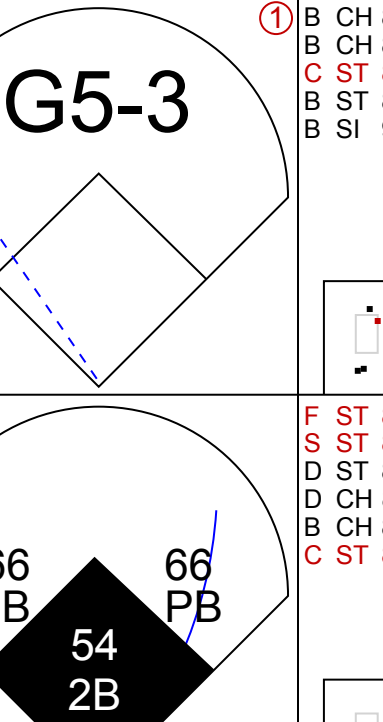

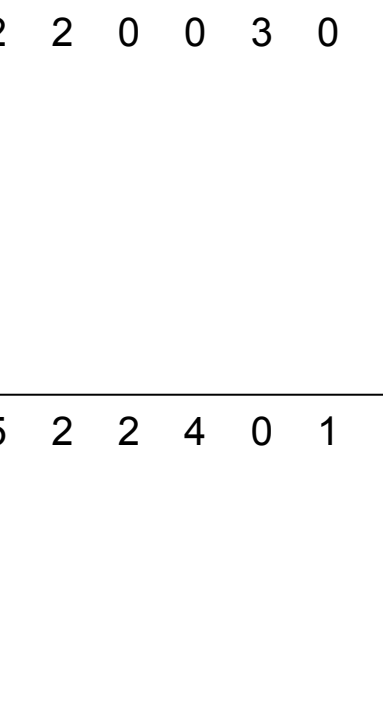
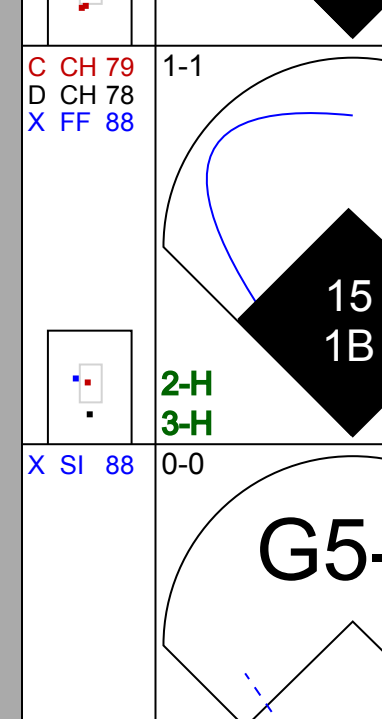
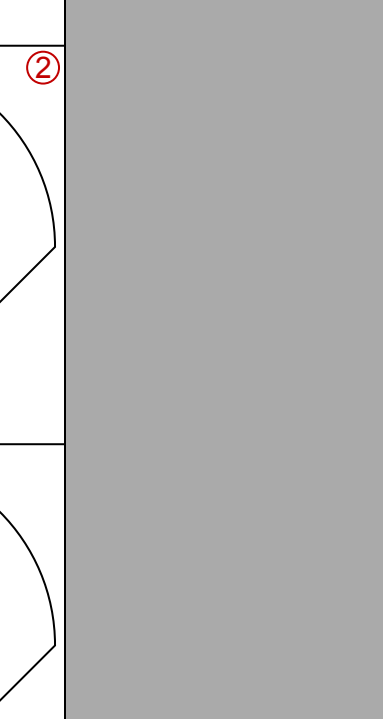
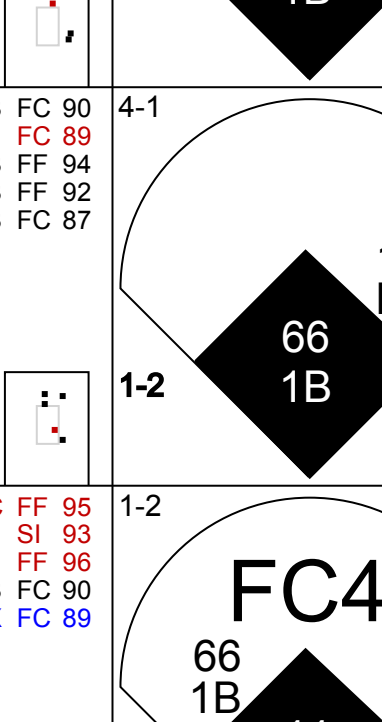
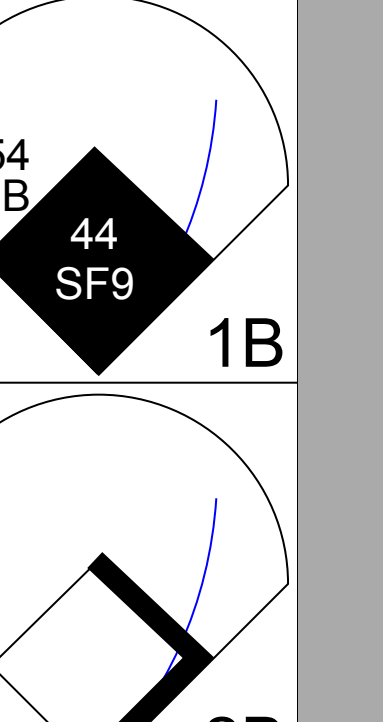

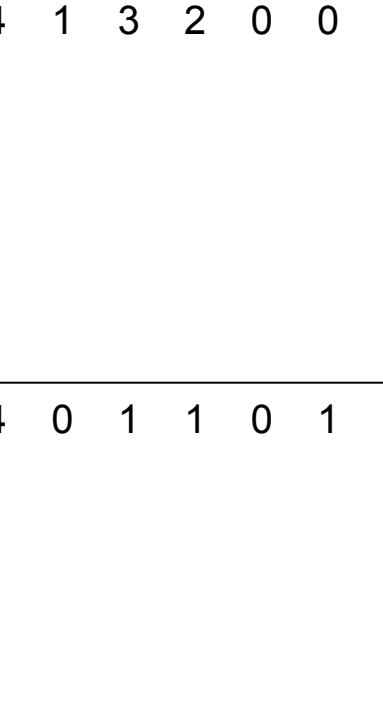
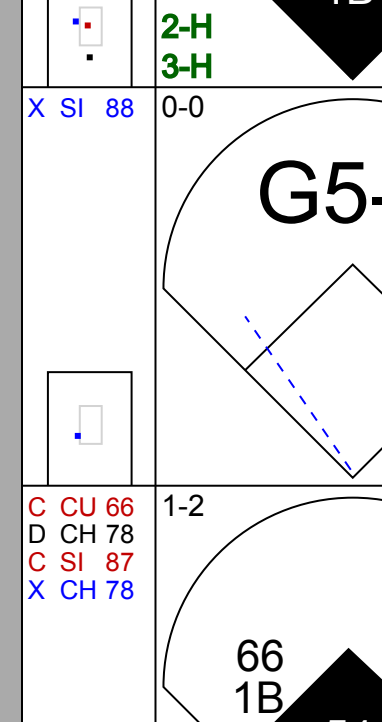


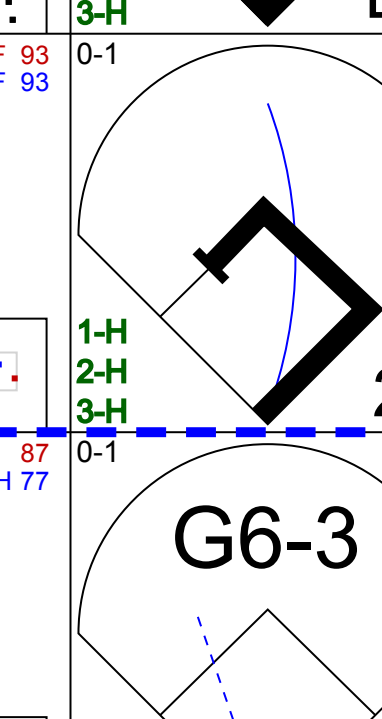
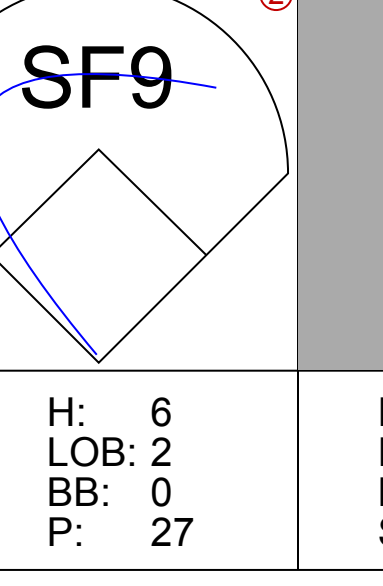
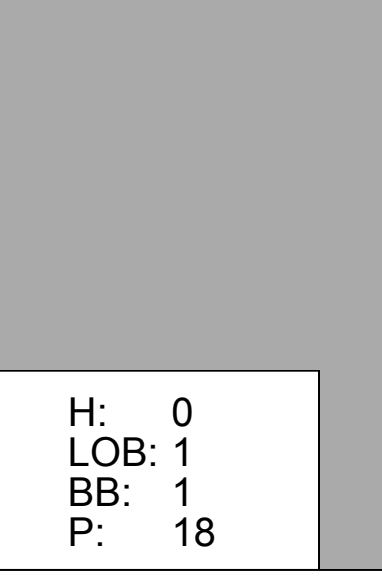
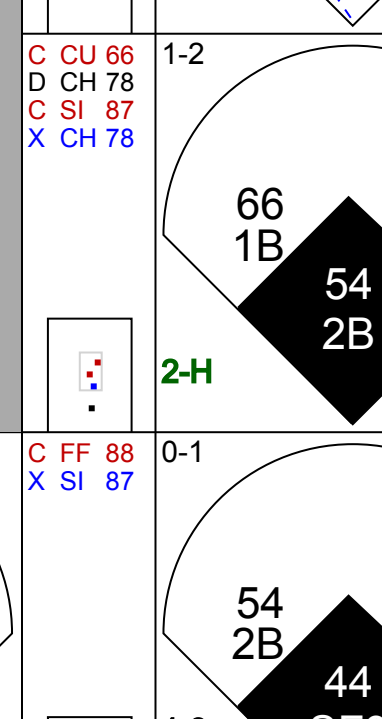


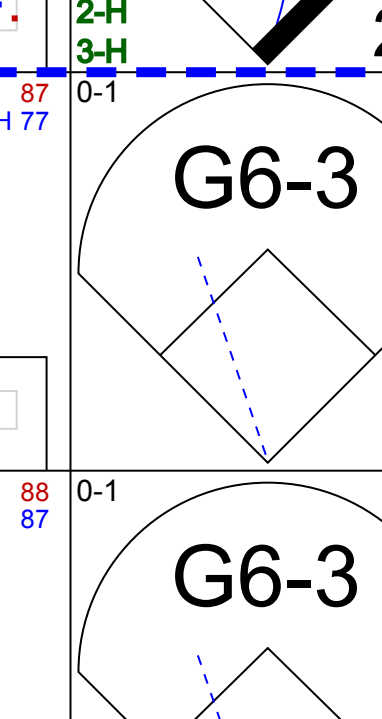

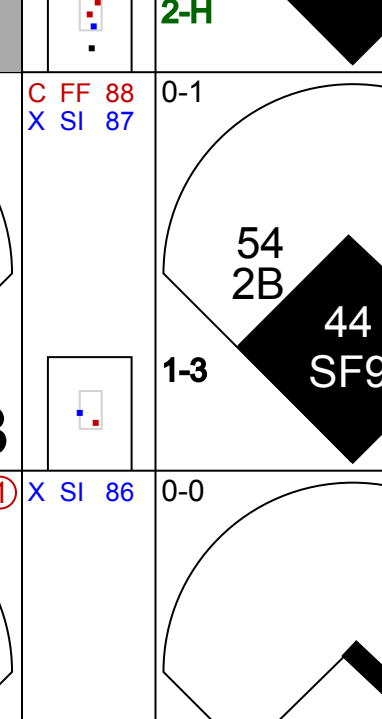



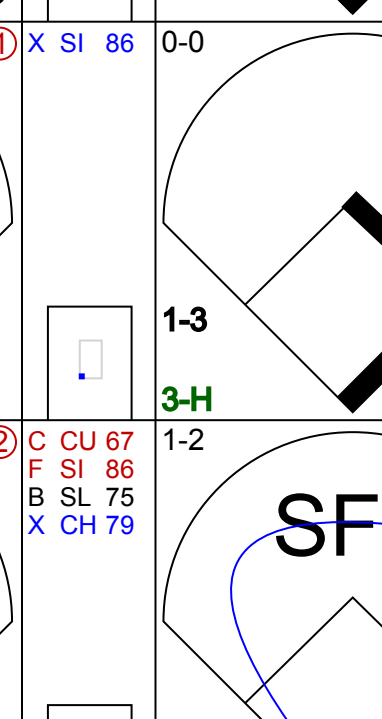

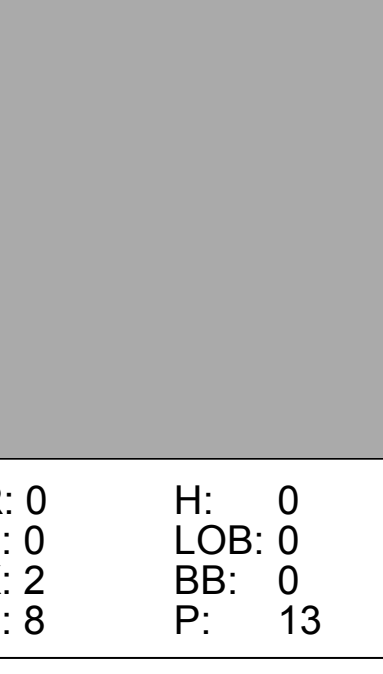
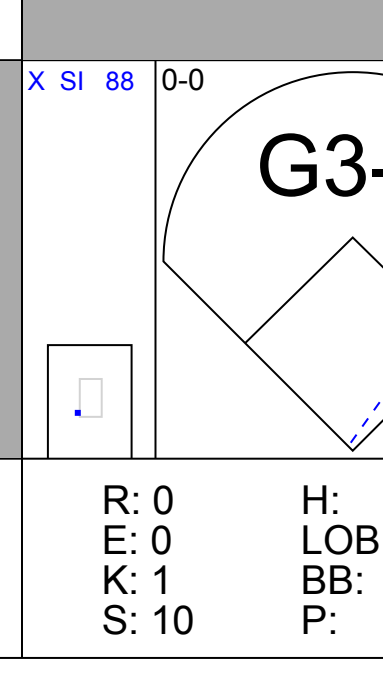
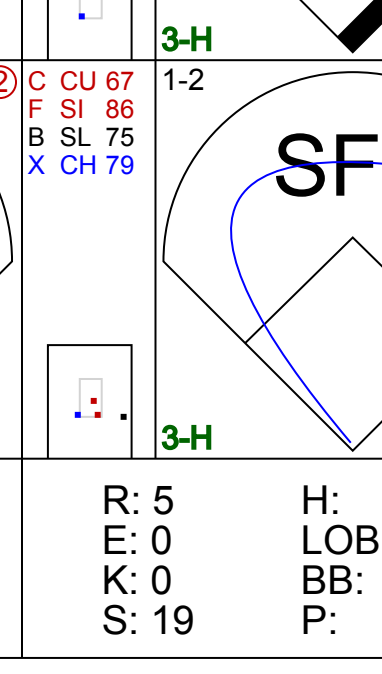





Batter	1	2	3	4	5	6	7	8	9	AB	R	H	RBI	BB	SO	LOB	TOP			
5 Christopher Morel, R OBP: 0.329, SLG: 0.462										5	0	1	0	0	2	0	<b>Chicago Cubs @ Pittsburgh Pirates</b> PNC Park, Pittsburgh, PA Mon Jun 20 2022, 7:07 PM - 10:23 PM EDT Att: 11,312 - Overcast - 66 F			
40 Wilson Contreras, R OBP: 0.393, SLG: 0.624 48 P.J. Higgins, R OBP: 0.399, SLG: 0.489										3	0	0	0	0	1	2				
66 Rafael Ortega, L OBP: 0.354, SLG: 0.372										4	0	2	0	1	2	3				
8 Ian Happ, S OBP: 0.389, SLG: 0.466 4 Nelson Velázquez, R OBP: 0.375, SLG: 0.375										3	0	2	1	1	0	0				
16 Patrick Wisdom, R OBP: 0.306, SLG: 0.437										4	0	0	0	1	1	6				
24 Jonathan Villar, S OBP: 0.289, SLG: 0.313										4	0	1	0	0	1	1				
2 Nico Hoerner, R OBP: 0.310, SLG: 0.388										3	0	2	0	1	0	0				
22 Jason Heyward, L OBP: 0.270, SLG: 0.280										4	0	0	0	0	0	5				
36 Alfonso Rivas III, L OBP: 0.311, SLG: 0.311										4	1	1	0	0	1	3				
<b>Inning Stats</b>	R: 0 E: 0 K: 1 S: 10	H: 2 LOB: 2 P: 15	R: 0 E: 0 K: 1 S: 15	H: 0 LOB: 2 P: 30	R: 0 E: 0 K: 2 S: 17	H: 1 LOB: 2 P: 27	R: 0 E: 0 K: 0 S: 3	H: 0 LOB: 1 P: 4	R: 0 E: 0 K: 0 S: 6	H: 2 LOB: 2 P: 17	R: 1 E: 0 K: 2 S: 17	H: 3 LOB: 0 P: 24	R: 0 E: 0 K: 1 S: 10	H: 1 LOB: 1 P: 13	R: 0 E: 0 K: 0 S: 14	H: 1 LOB: 2 P: 25	1B: 9 2B: 1 3B: 0 HR: 0	SF: 0 SAC: 0 DP: 0 HBP: 1	WP: 1 PB: 0 SB: 0 CS: 0	PA: 41
<b>PITCHER</b>	IP	WLS	BF	H	R	ER	SO	BB	IBB	HBP	BLK	WP	HR	S	P	ERA	WHIP			
34 JT Brubaker, R ERA: 4.11	6.0	W	26	5	0	0	5	3	0	1	0	1	0	63	105	0.00	1.333			
48 Tyler Beede, R ERA: 3.51	2.0		10	4	1	1	3	0	0	0	0	0	0	27	37	4.50	2.000			
53 Heath Hembree, R ERA: 7.16	1.0		5	1	0	0	0	1	0	0	0	0	0	14	25	0.00	2.000			

AB	36
R	1
H	10
RBI	1
BB	4
SO	8
LOB	20



Batter	1	2	3	4	5	6	7	8	9	AB	R	H	RBI	BB	SO	LOB	BOTTOM			
13 Ke'Bryan Hayes, R OBP: 0.344, SLG: 0.365 6 Yu Chang, R OBP: 0.213, SLG: 0.214										4	0	0	0	0	2	2	<b>Chicago Cubs @ Pittsburgh Pirates</b> PNC Park, Pittsburgh, PA Mon Jun 20 2022, 7:07 PM - 10:23 PM EDT Att: 11,312 - Overcast - 66 F			
10 Bryan Reynolds, S OBP: 0.331, SLG: 0.443 31 Cal Mitchell, L OBP: 0.241, SLG: 0.351										3	2	2	0	1	0	0				
65 Jack Suwinski, L OBP: 0.299, SLG: 0.487										4	2	1	0	1	2	1				
19 Daniel Vogelbach, L OBP: 0.299, SLG: 0.410										4	3	2	2	1	0	0				
2 Michael Chavis, R OBP: 0.307, SLG: 0.423										2	2	0	0	3	0	1				
15 Oneil Cruz, L OBP: 0.400, SLG: 0.600										5	2	2	4	0	1	3				
66 Bligh Madris, L OBP: 0.750, SLG: 1.000										4	1	3	2	0	0	0				
54 Tyler Heineman, S OBP: 0.231, SLG: 0.222										4	0	1	1	0	1	3				
44 Hoy Park, L OBP: 0.250, SLG: 0.400										2	0	0	2	0	1	1				
<b>Inning Stats</b>	R: 0 E: 0 K: 2 S: 8	H: 0 LOB: 0 P: 13	R: 3 E: 1 K: 1 S: 17	H: 1 LOB: 1 P: 32	R: 4 E: 0 K: 0 S: 12	H: 2 LOB: 0 P: 25	R: 0 E: 0 K: 1 S: 10	H: 1 LOB: 1 P: 16	R: 0 E: 0 K: 0 S: 7	H: 0 LOB: 0 P: 14	R: 0 E: 0 K: 1 S: 11	H: 1 LOB: 1 P: 15	R: 5 E: 0 K: 0 S: 19	H: 6 LOB: 2 P: 27	R: 0 E: 0 K: 2 S: 9	H: 0 LOB: 1 P: 18	1B: 6 2B: 5 3B: 0 HR: 0	SF: 2 SAC: 0 DP: 0 HBP: 1	WP: 1 PB: 1 SB: 1 CS: 0	PA: 42
<b>PITCHER</b>	IP	WLS	BF	H	R	ER	SO	BB	IBB	HBP	BLK	WP	HR	S	P	ERA	WHIP			
45 Caleb Kilian, R ERA: 10.32	2.1	L	15	8	5	5	2	0	0	1	0	0	0	50	74	10.38	1.846			
30 Alec Mills, R ERA: 8.59	4.1		22	8	5	5	2	0	0	1	0	0	0	10	20	0.00	0.750			
49 Daniel Norris, L ERA: 7.52	1.1		5	0	0	0	2	1	0	0	0	0	0	10	20	0.00	0.750			

AB	33
R	12
H	11
RBI	11
BB	6
SO	7
LOB	13









Batter	1	2	3	4	5	6	7	8	9	AB	R	H	RBI	BB	SO	LOB	TOP			
66 Rafael Ortega, L (1.8) OBP: 0.360, SLG: 0.380										5	2	3	2	1	0	2				
40 Wilson Contreras, R (1.10) 37 David Robertson, R (8.1) 49 Daniel Norris, L (9.1)										5	0	0	0	0	2	6				
16 Patrick Wisdom, R (1.5) 48 P.J. Higgins, R (6.5)										4	2	2	4	0	2	1				
8 Ian Happ, S (1.7) 4 Nelson Velazquez, R (5.7)										2	1	1	2	0	0	0				
7 Yan Gomes, R (1.2) OBP: 0.255, SLG: 0.365										5	0	1	0	0	0	3				
24 Jonathan Villar, S (1.4) OBP: 0.272, SLG: 0.333										5	2	2	0	0	0	3				
2 Nico Hoerner, R (1.6) 19 Andrelton Simmons, R (7.6)										3	1	1	1	0	0	0				
22 Jason Heyward, L (1.9) OBP: 0.288, SLG: 0.288										4	2	2	5	0	2	0				
36 Alfonso Rivas III, L (1.3) OBP: 0.315, SLG: 0.336										4	2	2	5	0	2	0				
<b>Inning Stats</b>	R: 0 H: 1 E: 0 K: 1 S: 10	H: 1 LOB: 2 BB: 0 P: 14	R: 7 H: 5 E: 0 K: 1 S: 19	LOB: 0 BB: 31 P: 31	R: 0 H: 0 E: 0 K: 1 S: 10	H: 0 LOB: 0 BB: 12 P: 12	R: 2 H: 1 E: 0 K: 1 S: 6	H: 1 LOB: 0 BB: 14 P: 14	R: 1 H: 3 E: 0 K: 0 S: 9	H: 3 LOB: 2 BB: 0 P: 14	R: 0 H: 1 E: 0 K: 1 S: 10	H: 1 LOB: 1 BB: 1 P: 17	R: 0 H: 0 E: 0 K: 1 S: 7	H: 0 LOB: 0 BB: 0 P: 11	R: 0 H: 0 E: 0 K: 0 S: 8	H: 0 LOB: 0 BB: 13 P: 13	R: 4 H: 2 E: 0 K: 1 S: 11	H: 1 LOB: 2 BB: 2 P: 33	1B: 7 SF: 1 2B: 2 3B: 1 HR: 3	WP: 0 PA: 47 ERA: 20.77 WHIP: 2.538
<b>PITCHER</b>	IP WLS BF H R ER SO BB IBB HBP BLK WP HR S P ERA WHIP	IP WLS BF H R ER SO BB IBB HBP BLK WP HR S P ERA WHIP	IP WLS BF H R ER SO BB IBB HBP BLK WP HR S P ERA WHIP	IP WLS BF H R ER SO BB IBB HBP BLK WP HR S P ERA WHIP	IP WLS BF H R ER SO BB IBB HBP BLK WP HR S P ERA WHIP	IP WLS BF H R ER SO BB IBB HBP BLK WP HR S P ERA WHIP	IP WLS BF H R ER SO BB IBB HBP BLK WP HR S P ERA WHIP	IP WLS BF H R ER SO BB IBB HBP BLK WP HR S P ERA WHIP	IP WLS BF H R ER SO BB IBB HBP BLK WP HR S P ERA WHIP	IP WLS BF H R ER SO BB IBB HBP BLK WP HR S P ERA WHIP	IP WLS BF H R ER SO BB IBB HBP BLK WP HR S P ERA WHIP	IP WLS BF H R ER SO BB IBB HBP BLK WP HR S P ERA WHIP	IP WLS BF H R ER SO BB IBB HBP BLK WP HR S P ERA WHIP	IP WLS BF H R ER SO BB IBB HBP BLK WP HR S P ERA WHIP	IP WLS BF H R ER SO BB IBB HBP BLK WP HR S P ERA WHIP	IP WLS BF H R ER SO BB IBB HBP BLK WP HR S P ERA WHIP	IP WLS BF H R ER SO BB IBB HBP BLK WP HR S P ERA WHIP	IP WLS BF H R ER SO BB IBB HBP BLK WP HR S P ERA WHIP	IP WLS BF H R ER SO BB IBB HBP BLK WP HR S P ERA WHIP	IP WLS BF H R ER SO BB IBB HBP BLK WP HR S P ERA WHIP

Chicago Cubs @ Pittsburgh Pirates  
PNC Park, Pittsburgh, PA  
Wed Jun 22 2022, 7:08 PM - 10:15 PM EDT  
Att: 14,083 - Cloudy - 75 F

AB 38  
R 14  
H 13  
RBI 14  
BB 4  
SO 7  
LOB 16



Batter	1	2	3	4	5	6	7	8	9	AB	R	H	RBI	BB	SO	LOB	BOTTOM			
15 Oneil Cruz, L (1.6) OBP: 0.214, SLG: 0.286										5	1	0	1	0	4					
10 Bryan Reynolds, S (1.8) 65 Jack Suwinski, L (7.8)										3	0	2	0	0	1	0				
66 Bligh Madris, L (1.7) OBP: 0.385, SLG: 0.769										5	0	1	3	0	1	2				
19 Daniel Vogelbach, L (1.10) OBP: 0.311, SLG: 0.413										4	0	0	0	1	1	3				
31 Cal Mitchell, L (1.9) OBP: 0.229, SLG: 0.333										4	0	0	0	0	3	4				
64 Diego Castillo, R (1.4) OBP: 0.235, SLG: 0.319										4	2	1	1	0	1	0				
5 Michael Pérez, L (1.2) OBP: 0.184, SLG: 0.254										4	0	1	0	0	1	1				
6 Yu Chang, R (1.3) OBP: 0.235, SLG: 0.205										2	1	0	0	1	1	1				
44 Hoy Park, L (1.5) OBP: 0.250, SLG: 0.323										2	1	0	0	1	0	1				
<b>Inning Stats</b>	R: 0 H: 1 E: 0 K: 1 S: 12	H: 1 LOB: 1 BB: 1 P: 20	R: 1 H: 1 E: 0 K: 0 S: 9	H: 1 LOB: 0 BB: 0 P: 13	R: 0 H: 1 E: 0 K: 1 S: 11	H: 1 LOB: 0 BB: 0 P: 19	R: 0 H: 1 E: 0 K: 2 S: 11	H: 1 LOB: 1 BB: 0 P: 15	R: 0 H: 0 E: 0 K: 2 S: 10	H: 0 LOB: 2 BB: 1 P: 19	R: 0 H: 0 E: 0 K: 1 S: 8	H: 0 LOB: 0 BB: 0 P: 10	R: 0 H: 0 E: 0 K: 1 S: 8	H: 0 LOB: 0 BB: 0 P: 10	R: 4 H: 1 E: 0 K: 2 S: 25	H: 1 LOB: 1 BB: 1 P: 41	1B: 2 SF: 0 2B: 1 3B: 1 HR: 1	WP: 0 PA: 40 ERA: 1.50 WHIP: 0.833		
<b>PITCHER</b>	IP WLS BF H R ER SO BB IBB HBP BLK WP HR S P ERA WHIP	IP WLS BF H R ER SO BB IBB HBP BLK WP HR S P ERA WHIP	IP WLS BF H R ER SO BB IBB HBP BLK WP HR S P ERA WHIP	IP WLS BF H R ER SO BB IBB HBP BLK WP HR S P ERA WHIP	IP WLS BF H R ER SO BB IBB HBP BLK WP HR S P ERA WHIP	IP WLS BF H R ER SO BB IBB HBP BLK WP HR S P ERA WHIP	IP WLS BF H R ER SO BB IBB HBP BLK WP HR S P ERA WHIP	IP WLS BF H R ER SO BB IBB HBP BLK WP HR S P ERA WHIP	IP WLS BF H R ER SO BB IBB HBP BLK WP HR S P ERA WHIP	IP WLS BF H R ER SO BB IBB HBP BLK WP HR S P ERA WHIP	IP WLS BF H R ER SO BB IBB HBP BLK WP HR S P ERA WHIP	IP WLS BF H R ER SO BB IBB HBP BLK WP HR S P ERA WHIP	IP WLS BF H R ER SO BB IBB HBP BLK WP HR S P ERA WHIP	IP WLS BF H R ER SO BB IBB HBP BLK WP HR S P ERA WHIP	IP WLS BF H R ER SO BB IBB HBP BLK WP HR S P ERA WHIP	IP WLS BF H R ER SO BB IBB HBP BLK WP HR S P ERA WHIP	IP WLS BF H R ER SO BB IBB HBP BLK WP HR S P ERA WHIP	IP WLS BF H R ER SO BB IBB HBP BLK WP HR S P ERA WHIP	IP WLS BF H R ER SO BB IBB HBP BLK WP HR S P ERA WHIP	IP WLS BF H R ER SO BB IBB HBP BLK WP HR S P ERA WHIP

Chicago Cubs @ Pittsburgh Pirates  
PNC Park, Pittsburgh, PA  
Wed Jun 22 2022, 7:08 PM - 10:15 PM EDT  
Att: 14,083 - Cloudy - 75 F

AB 35  
R 5  
H 5  
RBI 5  
BB 3  
SO 11  
LOB 21









Batter	1	2	3	4	5	6	7	8	9	AB	R	H	RBI	BB	SO	LOB	TOP										
5 Christopher Morel, R OBP: 0.331, SLG: 0.455										4	1	1	0	1	2	0	<b>Chicago Cubs @ St. Louis Cardinals</b> Busch Stadium, St. Louis, MO Fri Jun 24, 2022, 7:19 PM - 10:01 PM CDT Att: 46,524 - Partly Cloudy - 88 F										
40 Wilson Contreras, R OBP: 0.351, SLG: 0.463										3	0	1	0	1	0	0											
8 Ian Happ, S OBP: 0.385, SLG: 0.475										4	0	1	1	0	0	2											
16 Patrick Wisdom, R OBP: 0.316, SLG: 0.466										4	1	1	0	0	0	2											
2 Nico Hoerner, R OBP: 0.320, SLG: 0.411										3	1	2	2	1	0	0											
7 Yan Gomes, R OBP: 0.252, SLG: 0.354										4	0	2	0	0	0	3											
13 David Bote, R OBP: 0.278, SLG: 0.277										4	0	0	0	0	2	3											
22 Jason Heyward, L OBP: 0.278, SLG: 0.277										4	0	0	0	0	0	2											
36 Alfonso Rivas III, L OBP: 0.311, SLG: 0.330										4	0	0	0	0	0	0											
<b>Inning Stats</b>	R: 0 E: 0 K: 1 S: 8	H: 0 LOB: 0 BB: 0 P: 9	R: 2 E: 0 K: 0 S: 11	H: 2 LOB: 0 BB: 0 P: 14	R: 0 E: 0 K: 0 S: 10	H: 1 LOB: 1 BB: 1 P: 17	R: 0 E: 0 K: 0 S: 10	H: 2 LOB: 2 BB: 0 P: 15	R: 1 E: 0 K: 1 S: 12	H: 2 LOB: 3 BB: 2 P: 26	R: 0 E: 0 K: 1 S: 5	H: 0 LOB: 0 BB: 0 P: 9	R: 0 E: 0 K: 1 S: 8	H: 0 LOB: 0 BB: 0 P: 12	R: 0 E: 0 K: 1 S: 11	H: 1 LOB: 1 BB: 0 P: 16		R: 0 E: 0 K: 0 S: 5	H: 0 LOB: 0 BB: 0 P: 9	1B: 6 2B: 1 3B: 0 HR: 1	SF: 0 SAC: 0 DP: 1 HBP: 0	WP: 0 PB: 0 SB: 0 CS: 0	PA: 37				
<b>PITCHER</b>	IP	WLS	BF	H	R	ER	SO	BB	IBB	HBP	BLK	WP	HR	S	P	ERA	WHIP										
53 Andre Pallante, R ERA: 2.03	6.0	L	27	7	3	3	2	3	0	0	0	0	1	56	90	4.50	1.667										
44 Junior Fernandez, R ERA: 4.82	1.0		3	0	0	0	1	0	0	0	0	0	0	8	12	0.00	0.000										
30 Nick Wittgren, R ERA: 4.82	2.0		7	1	0	0	1	0	0	0	0	0	0	16	25	0.00	0.500										

AB	34
R	3
H	8
RBI	3
BB	3
SO	4
LOB	12



Batter	1	2	3	4	5	6	7	8	9	AB	R	H	RBI	BB	SO	LOB	BOTTOM										
19 Tommy Edman, S OBP: 0.349, SLG: 0.411										4	0	1	0	0	0	2	<b>Chicago Cubs @ St. Louis Cardinals</b> Busch Stadium, St. Louis, MO Fri Jun 24, 2022, 7:19 PM - 10:01 PM CDT Att: 46,524 - Partly Cloudy - 88 F										
16 Nolan Gorman, L OBP: 0.330, SLG: 0.476										4	0	0	0	0	1	3											
46 Paul Goldschmidt, R OBP: 0.421, SLG: 0.618										3	0	0	0	1	0	0											
28 Nolan Arenado, R OBP: 0.345, SLG: 0.508										4	0	0	0	0	1	1											
33 Brendan Donovan, L OBP: 0.420, SLG: 0.418										3	0	1	0	0	1	0											
36 Juan Yanez, R OBP: 0.327, SLG: 0.451										4	0	1	0	0	1	2											
3 Dylan Carlson, S OBP: 0.311, SLG: 0.383										3	0	1	0	0	2	0											
48 Harrison Bader, R OBP: 0.301, SLG: 0.375										3	0	1	0	0	0	0											
7 Andrew Knizner, R OBP: 0.286, SLG: 0.248										2	0	0	0	0	0	0											
21 Lars Nootbaar, L OBP: 0.239, SLG: 0.300										1	0	0	0	0	1	2											
47 Ivan Herrera, R										0	0	0	0	0	0	0											
<b>Inning Stats</b>	R: 0 E: 0 K: 0 S: 5	H: 0 LOB: 0 BB: 0 P: 7	R: 0 E: 0 K: 0 S: 7	H: 1 LOB: 1 BB: 0 P: 12	R: 0 E: 0 K: 1 S: 9	H: 0 LOB: 0 BB: 0 P: 14	R: 0 E: 0 K: 0 S: 7	H: 0 LOB: 1 BB: 1 P: 14	R: 0 E: 0 K: 2 S: 8	H: 0 LOB: 0 BB: 0 P: 11	R: 0 E: 0 K: 1 S: 7	H: 1 LOB: 1 BB: 0 P: 10	R: 0 E: 0 K: 1 S: 8	H: 1 LOB: 1 BB: 0 P: 12	R: 0 E: 0 K: 1 S: 9	H: 2 LOB: 2 BB: 0 P: 16	R: 0 E: 0 K: 1 S: 9	H: 0 LOB: 1 BB: 0 P: 12	1B: 4 2B: 1 3B: 0 HR: 0	SF: 0 SAC: 0 DP: 0 HBP: 1	WP: 0 PB: 0 SB: 0 CS: 0	PA: 33					
<b>PITCHER</b>	IP	WLS	BF	H	R	ER	SO	BB	IBB	HBP	BLK	WP	HR	S	P	ERA	WHIP										
28 Kyle Hendricks, R ERA: 4.9	7.1	W	27	5	0	0	6	1	0	0	0	0	0	57	91	0.00	0.818										
58 Chris Martin, R ERA: 4.22	0.2	H	2	0	0	0	0	0	0	0	0	0	0	3	5	0.00	0.000										
37 David Robertson, R ERA: 1.95	1.0	S	4	0	0	0	1	0	0	0	1	0	0	9	12	0.00	0.000										

AB	31
R	0
H	5
RBI	0
BB	1
SO	7
LOB	10





Batter	1	2	3	4	5	6	7	8	9	AB	R	H	RBI	BB	SO	LOB	TOP										
5 Christopher Morel, R OBP: 0.527, SLG: 0.446										5	1	1	0	0	3	3	<b>Chicago Cubs @ St. Louis Cardinals</b> Busch Stadium, St. Louis, MO Sat Jun 25 2022, 1:19 PM - 4:39 PM CDT Att: 45,159 - Sunny - 94 F										
66 Rafael Ortega, L OBP: 0.361, SLG: 0.395										4	1	1	2	0	1	0											
40 Wilson Contreras, R OBP: 0.383, SLG: 0.496										3	0	1	0	1	1	0											
8 Ian Happ, S OBP: 0.383, SLG: 0.469										3	0	0	0	1	1	2											
16 Patrick Wisdom, R OBP: 0.319, SLG: 0.465										3	1	1	0	1	2	1											
2 Nico Hoerner, R OBP: 0.324, SLG: 0.413										4	0	2	0	0	1	2											
7 Yan Gomes, R OBP: 0.244, SLG: 0.342										4	0	0	0	0	0	3											
36 Alfonso Rivas III, L OBP: 0.301, SLG: 0.322										3	0	0	1	0	2	0											
4 Nelson Velázquez, R OBP: 0.474, SLG: 0.438										4	0	2	0	0	1	0											
<b>Inning Stats</b>	R: 0 H: 1 E: 0 K: 2 S: 12	H: 1 LOB: 0 BB: 0 P: 21	R: 0 H: 0 E: 0 K: 1 S: 9	H: 0 LOB: 0 BB: 0 P: 13	R: 0 H: 0 E: 0 K: 2 S: 9	H: 0 LOB: 0 BB: 0 P: 11	R: 0 H: 0 E: 0 K: 0 S: 7	H: 0 LOB: 0 BB: 0 P: 9	R: 1 H: 3 E: 0 K: 1 S: 13	H: 3 LOB: 2 BB: 0 P: 19	R: 0 H: 0 E: 0 K: 3 S: 14	H: 0 LOB: 1 BB: 1 P: 23	R: 0 H: 1 E: 0 K: 0 S: 13	H: 1 LOB: 0 BB: 0 P: 18	R: 2 H: 2 E: 0 K: 2 S: 23	H: 2 LOB: 2 BB: 2 P: 36		R: 0 H: 1 E: 0 K: 1 S: 9	H: 1 LOB: 1 BB: 0 P: 14	1B: 6 2B: 1 3B: 0 HR: 1	SF: 1 SAC: 0 DP: 1 HBP: 0	WP: 1 PB: 0 SB: 0 CS: 0	PA: 37				
<b>PITCHER</b>	IP	WLS	BF	H	R	ER	SO	BB	IBB	HBP	BLK	WP	HR	S	P	ERA	WHIP										
39 Miles Mikolas, R ERA: 2.57	6.0		23	4	1	1	9	1	0	0	0	0	0	64	96	1.50	0.833										
65 Giovanni Gallegos, R ERA: 3.21	1.1	B	6	3	2	2	1	0	0	0	1	0	1	23	32	13.50	2.250										
56 Ryan Helsley, R ERA: 0.31	1.2	W	8	1	0	0	2	2	0	0	0	1	0	22	36	0.00	1.800										

Batter	1	2	3	4	5	6	7	8	9	AB	R	H	RBI	BB	SO	LOB	BOTTOM										
19 Tommy Edman, S OBP: 0.347, SLG: 0.407										5	0	1	1	0	2	1	<b>Chicago Cubs @ St. Louis Cardinals</b> Busch Stadium, St. Louis, MO Sat Jun 25 2022, 1:19 PM - 4:39 PM CDT Att: 45,159 - Sunny - 94 F										
16 Nolan Gorman, L OBP: 0.317, SLG: 0.455										5	0	0	0	0	2	3											
46 Paul Goldschmidt, R OBP: 0.422, SLG: 0.617										4	1	2	0	0	1	0											
28 Nolan Arenado, R OBP: 0.350, SLG: 0.515										4	2	3	0	0	0	0											
33 Brendan Donovan, L OBP: 0.422, SLG: 0.416										3	0	1	2	1	1	2											
3 Dylan Carlson, S OBP: 0.315, SLG: 0.387										3	0	1	1	1	0	0											
36 Juan Yépez, R OBP: 0.281, SLG: 0.453										4	0	1	0	0	0	4											
63 Edmundo Sosa, R OBP: 0.233, SLG: 0.235										0	1	0	0	0	0	0											
48 Harrison Bader, R OBP: 0.308, SLG: 0.376										2	1	1	0	1	1	2											
7 Andrew Knizner, R OBP: 0.281, SLG: 0.244										2	0	0	0	0	1	2											
21 Lars Nootbaar, L OBP: 0.235, SLG: 0.295										1	0	0	0	0	1	2											
47 Iván Herrera, R										0	0	0	1	0	0	0											
<b>Inning Stats</b>	R: 2 H: 3 E: 0 K: 0 S: 11	H: 3 LOB: 1 BB: 1 P: 25	R: 0 H: 1 E: 0 K: 1 S: 8	H: 1 LOB: 0 BB: 0 P: 12	R: 0 H: 0 E: 0 K: 2 S: 7	H: 0 LOB: 0 BB: 0 P: 12	R: 0 H: 0 E: 0 K: 1 S: 12	H: 0 LOB: 1 BB: 1 P: 21	R: 0 H: 0 E: 0 K: 1 S: 7	H: 0 LOB: 0 BB: 0 P: 10	R: 1 H: 2 E: 0 K: 2 S: 21	H: 2 LOB: 2 BB: 1 P: 31	R: 0 H: 2 E: 0 K: 2 S: 12	H: 2 LOB: 2 BB: 0 P: 17	R: 2 H: 2 E: 0 K: 0 S: 11	H: 2 LOB: 1 BB: 0 P: 20	1B: 7 2B: 3 3B: 0 HR: 0	SF: 1 SAC: 0 DP: 0 HBP: 1	WP: 1 PB: 0 SB: 1 CS: 0	PA: 38							
<b>PITCHER</b>	IP	WLS	BF	H	R	ER	SO	BB	IBB	HBP	BLK	WP	HR	S	P	ERA	WHIP										
Adrian Sampson, R ERA: 1.69	5.0		21	4	2	2	5	2	0	0	0	0	0	45	80	3.60	1.200										
50 Rowan Wick, R ERA: 4.71	0.1		4	2	1	1	0	1	0	0	0	0	0	14	22	27.00	9.000										
57 Scott Effross, R ERA: 2.9	0.2		2	0	0	0	2	0	0	0	0	0	0	7	9	0.00	0.000										
62 Mark Leiter Jr., R ERA: 6.04	2.0	L	11	4	2	2	2	0	0	1	0	1	0	23	37	9.00	2.000										

AB	33
R	3
H	8
RBI	3
BB	3
SO	12
LOB	11



AB	33
R	5
H	10
RBI	5
BB	3
SO	9
LOB	16





Batter	1	2	3	4	5	6	7	8	9	10	AB	R	H	RBI	BB	SO	LOB			
5 Christopher Morel, R OBP: 0.324, SLG: 0.434											4	0	0	0	1	2	7			
66 Rafael Ortega, L OBP: 0.350, SLG: 0.396											4	1	1	2	0	0	4			
4 Nelson Valdezquez, R OBP: 0.450, SLG: 0.412											1	1	0	0	0	1	0			
40 Wilson Contreras, R OBP: 0.383, SLG: 0.494											5	0	2	3	0	2	1			
8 Ian Happ, S OBP: 0.376, SLG: 0.459											5	0	0	0	0	0	3			
16 Patrick Wisdom, R OBP: 0.317, SLG: 0.463											5	0	1	0	0	0	2			
2 Nico Hoerner, R OBP: 0.330, SLG: 0.415											4	1	2	0	1	0	0			
7 Yan Gomes, R OBP: 0.250, SLG: 0.352											5	1	2	0	0	0	4			
36 Alfonso Rivas III, L OBP: 0.307, SLG: 0.328											4	1	2	1	0	1	2			
13 David Bote, R OBP: 0.375, SLG: 0.167											2	1	1	0	2	1	0			
<b>Inning Stats</b>	R: 0 E: 1 K: 1 S: 11	H: 0 LOB: 2 BB: 1 P: 21	R: 0 E: 1 K: 1 S: 18	H: 1 LOB: 3 BB: 1 P: 28	R: 0 E: 0 K: 1 S: 9	H: 0 LOB: 0 BB: 0 P: 10	R: 5 E: 0 K: 1 S: 18	H: 6 LOB: 0 BB: 0 P: 23	R: 0 E: 0 K: 1 S: 7	H: 0 LOB: 0 BB: 0 P: 14	R: 0 E: 0 K: 0 S: 7	H: 0 LOB: 0 BB: 0 P: 12	R: 0 E: 0 K: 2 S: 14	H: 0 LOB: 0 BB: 0 P: 19	R: 1 E: 0 K: 0 S: 12	H: 2 LOB: 2 BB: 1 P: 20	1B: 8 2B: 3 3B: 0 HR: 0	SF: 0 SAC: 0 DP: 3 HBP: 0	WP: 0 PB: 0 SB: 0 CS: 0	PA: 43
<b>PITCHER</b>	IP 2.0	WLS 11	BF 11	H 1	R 0	ER 0	SO 2	BB 2	IBB 0	HBP 0	BLK 0	WP 0	HR 0	S 29	P 49	ERA 0.00	WHIP 1.500			
22 Jack Flaherty, R ERA: 3.63																				
30 Nick Wittgren, R ERA: 5.9																				
59 Johan Oviedo, R ERA: 3.24																				
70 Pasky Naughton, L ERA: 4.91																				
44 Junior Fernandez, R ERA:																				
<b>PITCHER</b>	IP 1.2	WLS L	BF 8	H 3	R 1	ER 0	SO 2	BB 0	IBB 0	HBP 0	BLK 0	WP 0	HR 0	S 25	P 38	ERA 0.00	WHIP 1.800			
57 Zack Thompson, L ERA: 3.31																				
40 Jake Woodford, R ERA: 3.2																				

**Chicago Cubs @ St. Louis Cardinals**  
 Busch Stadium, St. Louis, MO  
 Sun Jun 26 2022, 1:19 PM - 5:07 PM CDT  
 Att: 44,824 - Overcast - 70 F

livebaseballscores.com

AB 39  
 R 6  
 H 11  
 RBI 6  
 BB 4  
 SO 7  
 LOB 23

WP: 0 PA: 43  
 PB: 0  
 SB: 0  
 CS: 0



Batter	1	2	3	4	5	6	7	8	9	AB	R	H	RBI	BB	SO	LOB	TOP					
6 Jonathan India, R OBP: 0.284, SLG: 0.330										5	2	2	3	0	2	4						
22 Brandon Drury, R OBP: 0.336, SLG: 0.531										4	1	2	1	1	0	1						
7 Donovan Solano, R OBP: 0.435, SLG: 0.619										5	0	2	1	0	2	1						
19 Joey Votto, L OBP: 0.330, SLG: 0.365										4	0	0	0	1	2	2						
17 Kyle Farmer, R OBP: 0.336, SLG: 0.413										5	0	1	0	0	3	5						
32 Max Schrock, L OBP: 0.200, SLG: 0.200										4	0	0	0	0	2	1						
4 Matt Reynolds, R OBP: 0.318, SLG: 0.368										0	0	0	0	0	0	0						
3 Albert Almora Jr., R OBP: 0.291, SLG: 0.430										4	1	1	0	0	2	1						
15 Nick Senzel, R OBP: 0.291, SLG: 0.280										3	1	1	0	1	0	1						
33 Aramis Garcia, R OBP: 0.248, SLG: 0.260										4	0	3	0	0	1	2						
<b>Inning Stats</b>	R: 0 E: 0 K: 1 S: 5	H: 1 LOB: 0 BB: 0 P: 6	R: 0 E: 0 K: 1 S: 8	H: 0 LOB: 0 BB: 0 P: 11	R: 0 E: 0 K: 2 S: 10	H: 1 LOB: 1 BB: 0 P: 15	R: 0 E: 0 K: 2 S: 9	H: 0 LOB: 0 BB: 0 P: 11	R: 0 E: 0 K: 1 S: 10	H: 1 LOB: 1 BB: 0 P: 12	R: 2 E: 0 K: 1 S: 14	H: 3 LOB: 1 BB: 0 P: 26	R: 3 E: 0 K: 2 S: 18	H: 5 LOB: 3 BB: 1 P: 30	R: 0 E: 0 K: 3 S: 15	H: 1 LOB: 2 BB: 1 P: 24	R: 0 E: 0 K: 1 S: 10	H: 0 LOB: 1 BB: 1 P: 15	1B: 8 2B: 3 3B: 0 HR: 1	SF: 0 SAC: 0 DP: 1 HBP: 0	WP: 1 PB: 0 SB: 0 CS: 0	PA: 41
<b>PITCHER</b>	IP WLS BF H R ER SO BB IBB HBP BLK WP HR S P ERA WHIP																					
71 Keegan Thompson, R ERA: 3.34	6.1 L 26 8 4 4 8 0 0 0 0 1 0 59 86 5.68 1.263																					
50 Rowan Wick, R ERA: 4.5	0.1 4 3 1 1 1 0 0 0 0 0 1 9 14 27.00 9.000																					
47 Brandon Hughes, L ERA: 3.18	0.1 2 0 0 0 1 1 0 0 0 0 0 6 11 0.00 3.000																					
62 Mark Leiter Jr., R ERA: 5.55	2.0 9 1 0 0 4 2 0 0 0 0 0 25 39 0.00 1.500																					

Cincinnati Reds @ Chicago Cubs  
Wrigley Field, Chicago, IL  
Tue Jun 28 2022, 7:06 PM - 10:29 PM CDT  
Att: 32,732 - Partly Cloudy - 83 F

AB	38
R	5
H	12
RBI	5
BB	3
SO	14
LOB	18



Batter	1	2	3	4	5	6	7	8	9	AB	R	H	RBI	BB	SO	LOB	BOTTOM					
5 Christopher Morel, R OBP: 0.320, SLG: 0.433										5	1	1	1	0	4	3						
66 Rafael Ortega, L OBP: 0.361, SLG: 0.402										3	0	1	1	1	1	3						
40 Wilson Contreras, R OBP: 0.397, SLG: 0.494										4	0	2	1	1	1	3						
8 Ian Happ, S OBP: 0.370, SLG: 0.450										5	0	0	0	0	2	5						
16 Patrick Wisdom, R OBP: 0.312, SLG: 0.456										4	0	0	0	0	3	3						
2 Nico Hoerner, R OBP: 0.338, SLG: 0.422										4	0	3	0	0	1	0						
7 Yan Gomes, R OBP: 0.242, SLG: 0.341										4	0	0	0	0	0	5						
36 Alfonso Rivas III, L OBP: 0.319, SLG: 0.336										3	1	2	0	1	0	1						
13 David Bote, R OBP: 0.417, SLG: 0.222										3	1	1	0	0	1	2						
<b>Inning Stats</b>	R: 0 E: 1 K: 2 S: 12	H: 1 LOB: 1 BB: 0 P: 20	R: 0 E: 0 K: 0 S: 5	H: 1 LOB: 0 BB: 0 P: 6	R: 0 E: 0 K: 3 S: 18	H: 2 LOB: 2 BB: 0 P: 29	R: 0 E: 0 K: 3 S: 12	H: 0 LOB: 0 BB: 0 P: 16	R: 0 E: 0 K: 2 S: 13	H: 0 LOB: 1 BB: 1 P: 22	R: 0 E: 0 K: 1 S: 17	H: 1 LOB: 3 BB: 2 P: 30	R: 3 E: 0 K: 1 S: 13	H: 3 LOB: 1 BB: 0 P: 22	R: 0 E: 0 K: 0 S: 12	H: 1 LOB: 1 BB: 0 P: 18	R: 0 E: 0 K: 1 S: 8	H: 1 LOB: 1 BB: 0 P: 13	1B: 8 2B: 2 3B: 0 HR: 0	SF: 0 SAC: 0 DP: 1 HBP: 1	WP: 0 PB: 0 SB: 2 CS: 0	PA: 40
<b>PITCHER</b>	IP WLS BF H R ER SO BB IBB HBP BLK WP HR S P ERA WHIP																					
58 Luis Castillo, R ERA: 3.32	6.0 W 25 6 0 0 11 3 0 0 0 0 0 77 123 0.00 1.333																					
66 Joel Kuhnel, R ERA: 6.2	1.0 7 3 3 3 1 0 0 1 0 0 0 13 22 27.00 3.000																					
77 Art Warren, R ERA: 6.59	1.0 H 4 1 0 0 0 0 0 0 0 0 0 12 18 0.00 1.000																					
54 Hunter Strickland, R ERA: 4.91	1.0 S 4 1 0 0 1 0 0 0 0 0 0 8 13 0.00 1.000																					

Cincinnati Reds @ Chicago Cubs  
Wrigley Field, Chicago, IL  
Tue Jun 28 2022, 7:06 PM - 10:29 PM CDT  
Att: 32,732 - Partly Cloudy - 83 F

AB	35
R	3
H	10
RBI	3
SO	13
LOB	25





Batter	1	2	3	4	5	6	7	8	9	AB	R	H	RBI	BB	SO	LOB	TOP										
6 Jonathan India, R OBP: 0.280, SLG: 0.323	G6-3		K		G6-4-3		G5-3		L7	5	0	1	0	0	1	2											
22 Brandon Drury, R OBP: 0.337, SLG: 0.541	K				F9		G5-3		HR	5	2	2	1	0	1	2											
28 Tommy Pham, R OBP: 0.341, SLG: 0.409	G4-3				L8-2		K		G6-3	4	0	1	0	1	1	2											
19 Joey Votto, L OBP: 0.336, SLG: 0.378	K				BB		BB		K	4	1	2	1	1	2	0											
17 Kyle Farmer, R OBP: 0.339, SLG: 0.412	BB				BB		L4		G1-3	3	0	1	0	1	0	3											
7 Donovan Solano, R OBP: 0.370, SLG: 0.520	K				L8-2		K		K	4	0	0	0	0	3	7											
3 Albert Almora Jr., R OBP: 0.280, SLG: 0.432	F9				G5-3		G6-3		2B	4	0	1	1	0	0	3											
15 Nick Senzel, R OBP: 0.295, SLG: 0.286	K				BB		K		1B	4	0	2	0	0	2	0											
33 Aramis Garcia, R OBP: 0.292, SLG: 0.265	K				BB		K		1B	2	0	1	0	0	1	0											
26 Michael Papierski, S OBP: 0.167, SLG: 0.091	K				BB		BB		K	2	0	1	0	0	1	2											
<b>Inning Stats</b>	R: 0 H: 0 E: 0 K: 1 S: 7	H: 0 LOB: 0 BB: 0 P: 10	R: 0 H: 0 E: 0 K: 2 S: 9	H: 0 LOB: 1 BB: 1 P: 17	R: 0 H: 0 E: 0 K: 3 S: 10	H: 0 LOB: 0 BB: 0 P: 16	R: 0 H: 2 E: 0 K: 0 S: 11	H: 2 LOB: 2 BB: 1 P: 22	R: 0 H: 2 E: 0 K: 0 S: 7	H: 2 LOB: 1 BB: 0 P: 10	R: 1 H: 2 E: 0 K: 1 S: 10	H: 2 LOB: 2 BB: 0 P: 18	R: 0 H: 2 E: 0 K: 2 S: 11	H: 2 LOB: 2 BB: 0 P: 15	R: 1 H: 3 E: 0 K: 2 S: 18	H: 3 LOB: 2 BB: 0 P: 25	R: 1 H: 1 E: 0 K: 1 S: 12	H: 1 LOB: 0 BB: 0 P: 17	1B: 8 2B: 4 3B: 0 HR: 1	SF: 0 SAC: 0 DP: 2 HBP: 0	WP: 0 PB: 0 SB: 1 CS: 0	PA: 40					
<b>PITCHER</b>	IP	WLS	BF	H	R	ER	SO	BB	IBB	HBP	BLK	WP	HR	S	P	ERA	WHIP										
35 Justin Steele, L ERA: 4.39	5.0	W	22	6	1	1	6	3	0	0	0	0	0	48	84	1.80	1.800										
57 Scott Effross, R ERA: 2.51	1.0	H	3	0	0	0	1	0	0	0	0	0	0	6	9	0.00	0.000										
60 Mychal Givens, R ERA: 3.68	1.0		5	2	0	0	2	0	0	0	0	0	0	11	15	0.00	2.000										
67 Matt Swarmer, R ERA: 5.99	2.0		10	4	2	2	3	0	0	0	0	0	1	30	42	9.00	2.000										

Cincinnati Reds @ Chicago Cubs  
Wrigley Field, Chicago, IL  
Wed Jun 29 2022, 7:05 PM - 10:27 PM CDT  
Att: 28,987 - Clear - 75 F

AB	37
R	3
H	12
RBI	3
BB	3
SO	12
LOB	21



Batter	1	2	3	4	5	6	7	8	9	AB	R	H	RBI	BB	SO	LOB	BOTTOM										
66 Rafael Ortega, L OBP: 0.353, SLG: 0.393	K		F9		G4-3		K		SF9	4	0	0	1	0	2	1											
40 Wilson Contreras, R OBP: 0.394, SLG: 0.519	BB		G1-3		HR		2B		2B	4	2	3	2	0	0	0											
8 Ian Happ, S OBP: 0.377, SLG: 0.454	G4-3				BB		BB		K	2	1	1	1	2	1	1											
16 Patrick Wisdom, R OBP: 0.311, SLG: 0.451	G4-3				BB		F7			3	1	0	0	1	1	4											
2 Nico Hoerner, R OBP: 0.341, SLG: 0.425	K				BB		BB		G1-3	3	0	1	2	1	1	1											
4 Nelson Velazquez, R OBP: 0.375, SLG: 0.333	K				G5-3		G5-3		K	4	0	0	0	0	2	3											
36 Alfonso Rivas III, L OBP: 0.311, SLG: 0.326	K				F7		K		G6-3	4	0	0	0	0	2	1											
13 David Bote, R OBP: 0.400, SLG: 0.333	G6-3				K		HR		BB	3	1	1	0	0	1	1											
19 Andrelton Simmons, R OBP: 0.224, SLG: 0.188	G6-3				K		HR		BB	0	1	0	0	1	0	0											
5 Christopher Morel, R OBP: 0.324, SLG: 0.453	F8				G4-3		HR		K	4	2	2	2	0	1	1											
<b>Inning Stats</b>	R: 1 H: 1 E: 0 K: 2 S: 14	H: 1 LOB: 1 BB: 0 P: 22	R: 0 H: 0 E: 0 K: 2 S: 10	H: 0 LOB: 0 BB: 0 P: 13	R: 0 H: 0 E: 0 K: 0 S: 8	H: 0 LOB: 0 BB: 0 P: 11	R: 2 H: 1 E: 0 K: 1 S: 18	H: 1 LOB: 2 BB: 2 P: 34	R: 2 H: 2 E: 0 K: 1 S: 13	H: 2 LOB: 2 BB: 2 P: 23	R: 2 H: 3 E: 0 K: 2 S: 23	H: 3 LOB: 2 BB: 0 P: 33	R: 0 H: 0 E: 0 K: 1 S: 6	H: 0 LOB: 0 BB: 0 P: 10	R: 1 H: 1 E: 0 K: 2 S: 18	H: 1 LOB: 1 BB: 1 P: 30	1B: 1 2B: 5 3B: 0 HR: 2	SF: 1 SAC: 0 DP: 0 HBP: 2	WP: 1 PB: 0 SB: 1 CS: 0	PA: 39							
<b>PITCHER</b>	IP	WLS	BF	H	R	ER	SO	BB	IBB	HBP	BLK	WP	HR	S	P	ERA	WHIP										
21 Hunter Greene, R ERA: 5.72	4.0	L	17	2	3	3	5	2	0	0	0	0	1	13	23	18.00	4.000										
85 Luis Cessa, R ERA: 5.97	1.0		7	2	2	2	1	2	0	0	0	0	1	13	23	18.00	4.000										
75 Ross Detwiler, L ERA: 4.5	0.2		6	3	2	2	2	0	0	1	0	0	1	20	30	27.00	4.500										
55 Dauri Moreta, R ERA: 7.11	1.1		4	0	0	0	1	0	0	0	0	0	0	9	13	0.00	0.000										
23 Jeff Hoffman, R ERA: 3.34	1.0		5	1	1	1	2	1	0	0	0	1	0	18	30	9.00	2.000										

Cincinnati Reds @ Chicago Cubs  
Wrigley Field, Chicago, IL  
Wed Jun 29 2022, 7:05 PM - 10:27 PM CDT  
Att: 28,987 - Clear - 75 F

AB	31
R	8
H	8
RBI	8
BB	5
SO	11
LOB	13





Batter	1	2	3	4	5	6	7	8	9	AB	R	H	RBI	BB	SO	LOB	TOP								
6 Jonathan India, R OBP: 0.276, SLG: 0.316										5	0	1	0	0	1	3	<p>Cincinnati Reds @ Chicago Cubs Wrigley Field, Chicago, IL Thu Jun 30 2022, 7:08 PM - 10:21 PM CDT Att: 32,318 - Partly Cloudy - 87 F</p>								
22 Brandon Drury, R OBP: 0.332, SLG: 0.532										4	0	0	0	0	1	3									
4 Matt Reynolds, R OBP: 0.316, SLG: 0.365										1	0	0	0	0	1	2									
28 Tommy Pham, R OBP: 0.345, SLG: 0.426										5	3	3	3	0	1	0									
19 Joey Votto, L OBP: 0.342, SLG: 0.398										5	2	3	1	0	1	0									
17 Kyle Farmer, R OBP: 0.341, SLG: 0.414										4	0	2	1	0	0	1									
9 Mike Moustakas, L OBP: 0.320, SLG: 0.323										4	0	1	1	0	3	2									
15 Nick Senzel, R OBP: 0.294, SLG: 0.281										3	0	0	0	1	0	3									
32 Max Schrock, L OBP: 0.211, SLG: 0.167										3	1	0	0	1	1	1									
26 Michael Papierski, S OBP: 0.250, SLG: 0.200										4	1	2	0	0	1	1									
<b>Inning Stats</b>	R: 0 E: 0 K: 1 S: 7	H: 0 LOB: 0 BB: 0 P: 11	R: 0 E: 1 K: 1 S: 8	H: 1 LOB: 1 BB: 0 P: 14	R: 0 E: 0 K: 2 S: 13	H: 1 LOB: 2 BB: 1 P: 21	R: 1 E: 0 K: 1 S: 14	H: 2 LOB: 1 BB: 0 P: 19	R: 0 E: 0 K: 1 S: 12	H: 1 LOB: 1 BB: 0 P: 15	R: 1 E: 0 K: 1 S: 10	H: 1 LOB: 0 BB: 0 P: 14	R: 0 E: 0 K: 0 S: 6	H: 0 LOB: 0 BB: 0 P: 10	R: 2 E: 0 K: 1 S: 18	H: 4 LOB: 2 BB: 0 P: 25	R: 3 E: 0 K: 2 S: 15	H: 2 LOB: 0 BB: 1 P: 24	1B: 10 2B: 1 3B: 0 HR: 2	SF: 0 SAC: 0 DP: 1 HBP: 0	WP: 0 PB: 0 SB: 0 CS: 1	PA: 40			
<b>PITCHER</b>	IP	WLS	BF	H	R	ER	SO	BB	IBB	HBP	BLK	WP	HR	S	P	ERA	WHIP								
28 Kyle Hendricks, R ERA: 4.76	6.0	W	24	6	2	2	7	1	0	0	0	0	1	64	94	3.00	1.167								
58 Chris Martin, R ERA: 3.95	1.0		3	0	0	0	0	0	0	0	0	0	0	6	10	0.00	0.000								
50 Rowan Wick, R ERA: 5.23	1.0		7	4	2	2	1	0	0	0	0	0	0	18	25	18.00	4.000								
47 Brandon Hughes, L ERA: 4.5	1.0		6	2	3	3	2	1	0	0	0	0	1	15	24	27.00	3.000								

Batter	1	2	3	4	5	6	7	8	9	AB	R	H	RBI	BB	SO	LOB	BOTTOM								
66 Rafael Ortega, L OBP: 0.348, SLG: 0.389										2	0	0	1	0	0	2	<p>Cincinnati Reds @ Chicago Cubs Wrigley Field, Chicago, IL Thu Jun 30 2022, 7:08 PM - 10:21 PM CDT Att: 32,318 - Partly Cloudy - 87 F</p>								
24 Narciso Crook, R OBP: 0.667, SLG: 1.000										3	1	2	1	0	0	2									
40 Wilson Contreras, R OBP: 0.397, SLG: 0.500										5	2	2	0	1	1	2									
8 Ian Happ, S OBP: 0.582, SLG: 0.457										3	1	2	0	1	0	0									
4 Nelson Velázquez, R OBP: 0.385, SLG: 0.391										2	0	1	2	0	1	2									
16 Patrick Wisdom, R OBP: 0.315, SLG: 0.475										6	2	3	6	0	1	4									
2 Nico Hoerner, R OBP: 0.345, SLG: 0.427										6	2	3	0	0	1	4									
7 Yan Gomes, R OBP: 0.248, SLG: 0.346										4	1	1	1	0	0	5									
48 P.J. Higgins, R OBP: 0.371, SLG: 0.536										5	2	3	2	0	0	1									
13 David Bote, R OBP: 0.412, SLG: 0.357										2	1	1	0	0	0	2									
19 Andrelton Simmons, R OBP: 0.229, SLG: 0.182										2	0	0	0	1	0	0									
5 Christopher Morel, R OBP: 0.342, SLG: 0.494										5	3	5	2	0	0	0									
<b>Inning Stats</b>	R: 1 E: 1 K: 1 S: 17	H: 1 LOB: 2 BB: 1 P: 27	R: 5 E: 0 K: 0 S: 16	H: 4 LOB: 0 BB: 1 P: 26	R: 1 E: 0 K: 0 S: 15	H: 2 LOB: 1 BB: 0 P: 21	R: 0 E: 0 K: 1 S: 14	H: 2 LOB: 2 BB: 0 P: 22	R: 0 E: 0 K: 0 S: 4	H: 1 LOB: 1 BB: 1 P: 9	R: 2 E: 0 K: 1 S: 17	H: 3 LOB: 1 BB: 0 P: 25	R: 1 E: 0 K: 1 S: 12	H: 3 LOB: 2 BB: 0 P: 18	R: 5 E: 0 K: 0 S: 18	H: 7 LOB: 2 BB: 0 P: 26	1B: 14 2B: 5 3B: 0 HR: 4	SF: 1 SAC: 0 DP: 2 HBP: 1	WP: 0 PB: 0 SB: 1 CS: 0	PA: 50					
<b>PITCHER</b>	IP	WLS	BF	H	R	ER	SO	BB	IBB	HBP	BLK	WP	HR	S	P	ERA	WHIP								
51 Graham Ashcraft, R ERA: 4.55	2.1	L	18	7	7	7	1	2	0	1	0	0	0	22	37	0.00	1.500								
52 Reiver Sanmartin, L ERA: 10.27	2.2		10	3	0	0	1	1	0	0	0	0	1	17	25	18.00	3.000								
55 Dauri Moreta, R ERA: 7.65	1.0		6	3	2	2	1	0	0	0	0	0	1	17	25	18.00	3.000								
75 Ross Detwiler, L ERA: 4.91	1.0		6	3	1	1	1	0	0	0	0	0	0	12	18	9.00	3.000								
32 Max Schrock, R ERA: 4.50	1.0		10	7	5	5	0	0	0	0	0	0	2	18	26	45.00	7.000								



Batter	1	2	3	4	5	6	7	8	9	AB	R	H	RBI	BB	SO	LOB	TOP			
40 Jarren Duran, L OBP: 0.387, SLG: 0.544										5	1	2	2	0	0	1				
11 Rafael Devers, L OBP: 0.384, SLG: 0.586										5	0	1	0	0	0	1				
28 J.D. Martinez, R OBP: 0.383, SLG: 0.494										4	0	1	0	0	2	2				
2 Xander Bogaerts, R OBP: 0.395, SLG: 0.466										4	0	1	0	0	0	1				
99 Alex Verdugo, L OBP: 0.311, SLG: 0.393										4	0	1	0	0	0	2				
10 Trevor Story, R OBP: 0.301, SLG: 0.416										4	2	1	0	0	2	1				
16 Franchy Cordero, L OBP: 0.335, SLG: 0.415										4	1	2	0	0	2	2				
7 Christian Vázquez, R OBP: 0.339, SLG: 0.426										3	1	1	0	1	1	2				
19 Jackie Bradley Jr., L OBP: 0.261, SLG: 0.302										2	0	1	3	0	1	0				
30 Rob Refsnyder, R OBP: 0.423, SLG: 0.571										1	0	0	0	1	0	0				
<b>Inning Stats</b>	R: 1 H: 3 E: 0 K: 0 S: 7	H: 3 LOB: 1 BB: 0 P: 11	R: 3 H: 2 E: 1 K: 1 S: 20	H: 2 LOB: 1 BB: 1 P: 28	R: 0 H: 0 E: 0 K: 1 S: 9	H: 0 LOB: 0 BB: 0 P: 14	R: 0 H: 1 E: 0 K: 1 S: 11	H: 1 LOB: 0 BB: 0 P: 18	R: 0 H: 1 E: 0 K: 1 S: 10	H: 3 LOB: 2 BB: 0 P: 16	R: 0 H: 0 E: 0 K: 1 S: 6	H: 1 LOB: 0 BB: 0 P: 10	R: 0 H: 1 E: 0 K: 3 S: 12	H: 1 LOB: 0 BB: 0 P: 19	R: 0 H: 0 E: 0 K: 0 S: 6	H: 0 LOB: 0 BB: 0 P: 8	1B: 9 2B: 1 3B: 0 HR: 1	SF: 0 SAC: 0 DP: 2 HBP: 0	WP: 0 PA: 38 PB: 0 SB: 0 CS: 0	
<b>PITCHER</b>	IP	WLS	BF	H	R	ER	SO	BB	IBB	HBP	BLK	WP	HR	S	P	ERA	WHIP			
Adrian Sampson, R ERA: 3.38	5.1		24	8	5	4	4	1	0	0	0	0	1	68	103	6.75	1.688			
47 Brandon Hughes, L ERA: 4.25	1.0	W	5	2	0	0	2	1	0	0	0	0	0	16	27	0.00	3.000			
57 Scott Effross, R ERA: 2.76	0.2	H	2	0	0	0	0	0	0	0	0	0	0	3	5	0.00	0.000			
58 Chris Martin, R ERA: 3.7	1.0	H	4	1	0	0	3	0	0	0	0	0	0	12	19	0.00	1.000			
37 David Robertson, R ERA: 1.8	1.0	S	3	0	0	0	0	0	0	0	0	0	0	6	8	0.00	0.000			

**Boston Red Sox @ Chicago Cubs**  
Wrigley Field, Chicago, IL  
Fri Jul 01 2022, 1:20 PM - 4:51 PM CDT  
Att: 34,931 - Cloudy - 71 F

AB 36  
R 5  
H 11  
RBI 5  
BB 2  
SO 9  
LOB 12



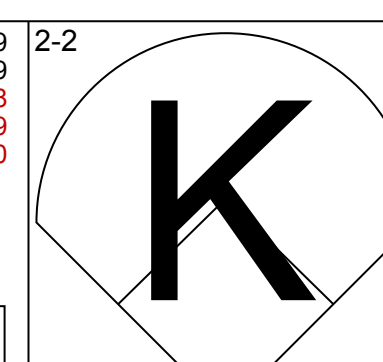
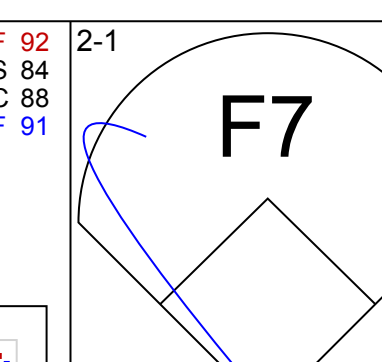
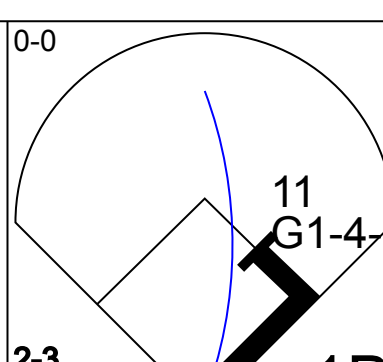
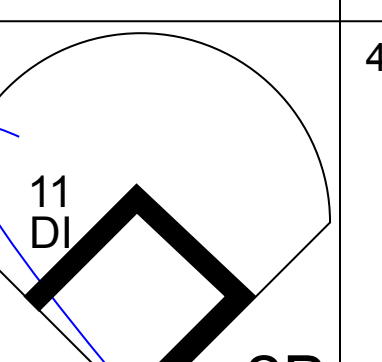
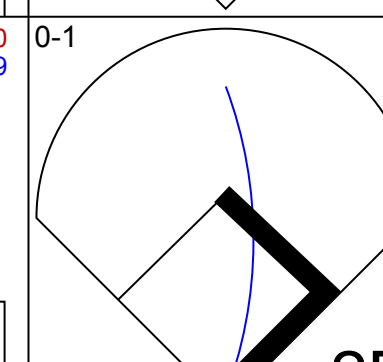
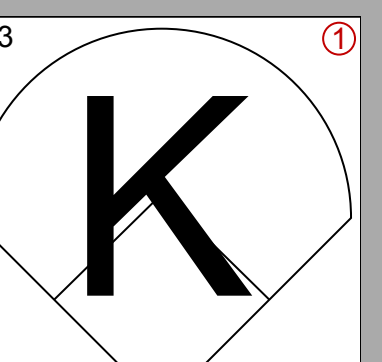
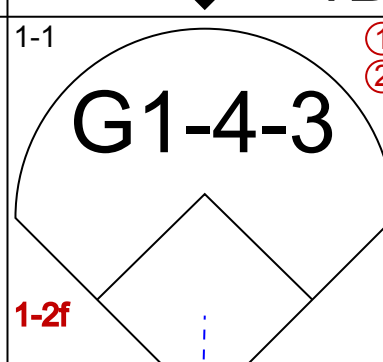
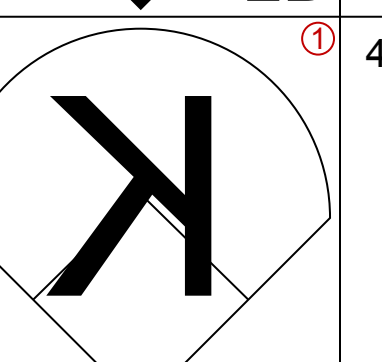
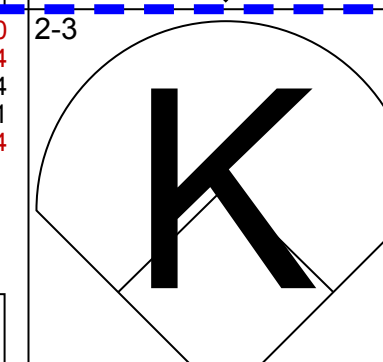
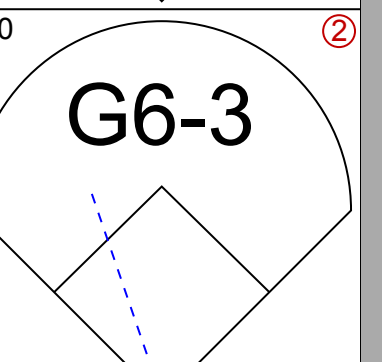
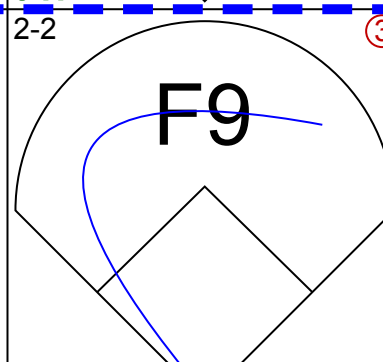
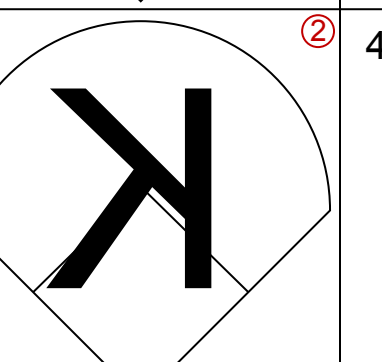
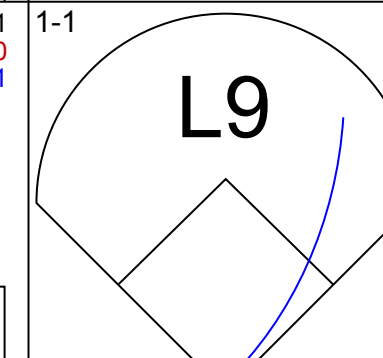
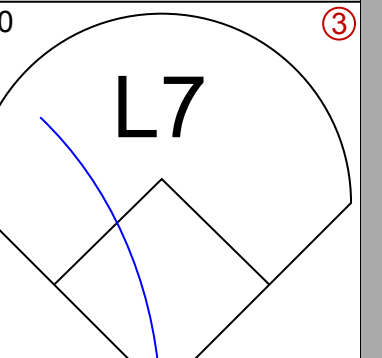
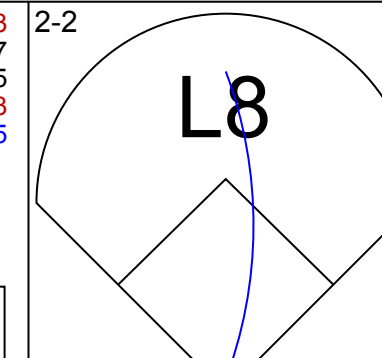
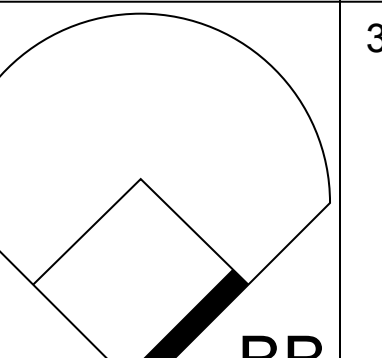
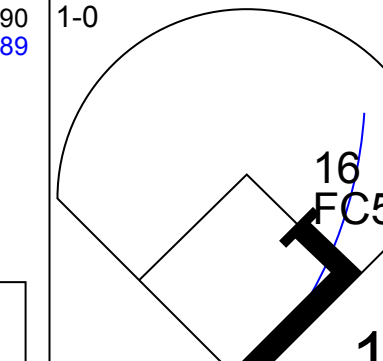
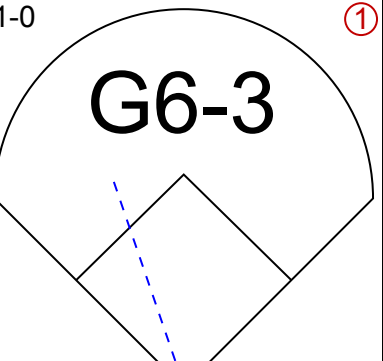
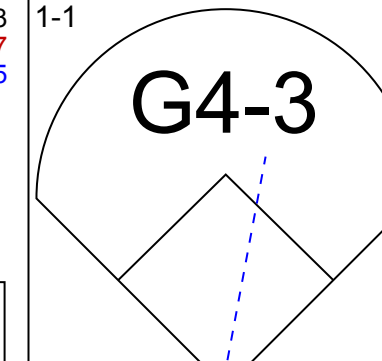
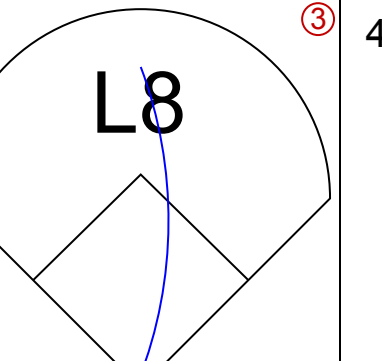

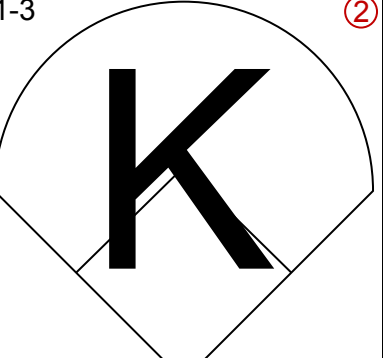
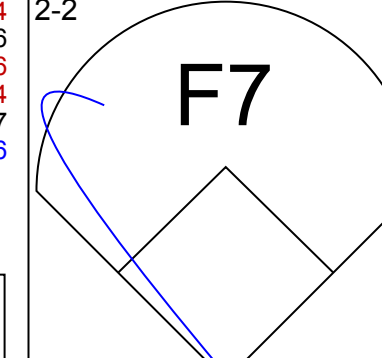
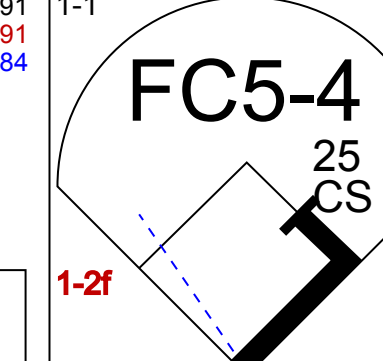
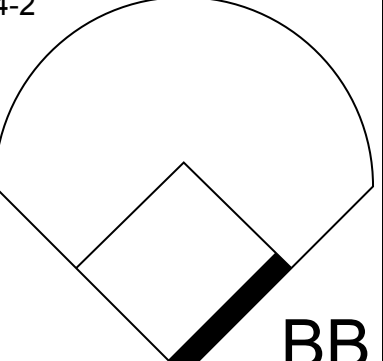
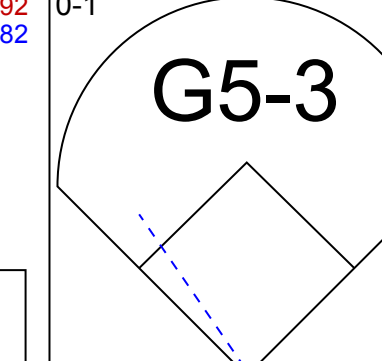
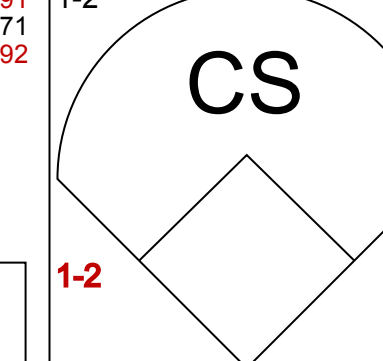
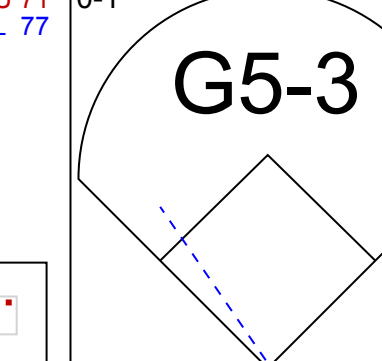
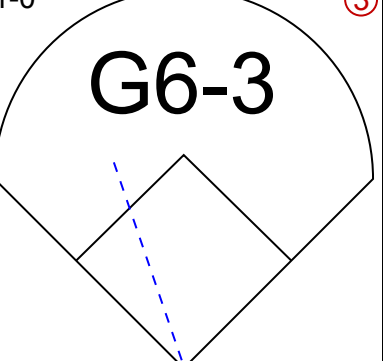
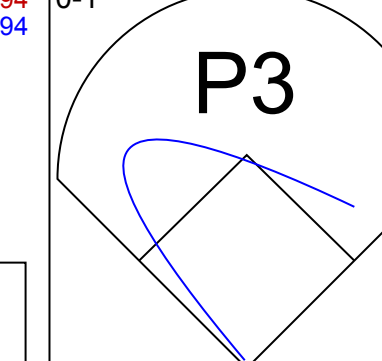
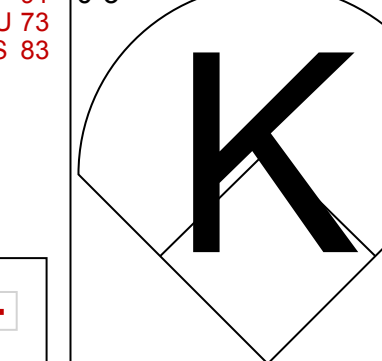
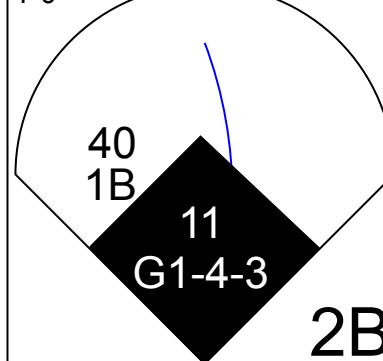
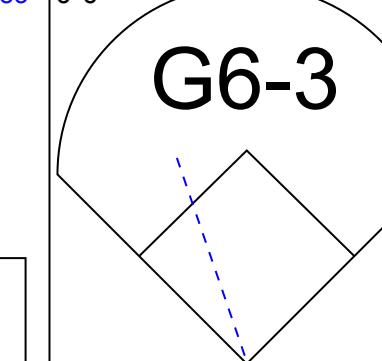
Batter	1	2	3	4	5	6	7	8	9	AB	R	H	RBI	BB	SO	LOB	BOTTOM				
5 Christopher Morel, R OBP: 0.339, SLG: 0.503										5	1	1	3	0	1	2					
40 Wilson Contreras, R OBP: 0.460, SLG: 0.516										2	2	0	0	3	2	0					
8 Ian Happ, S OBP: 0.386, SLG: 0.467										5	0	3	0	0	0	1					
16 Patrick Wisdom, R OBP: 0.316, SLG: 0.469										3	0	0	0	1	2	2					
24 Narciso Crook, R OBP: 0.400, SLG: 0.600										2	0	0	0	0	0	0					
66 Rafael Ortega, L OBP: 0.351, SLG: 0.389										0	0	0	1	1	0	0					
2 Nico Hoerner, R OBP: 0.346, SLG: 0.425										1	0	0	0	1	0	1					
7 Yan Gomes, R OBP: 0.244, SLG: 0.341										2	0	0	0	0	0	0					
36 Alfonso Rivas III, L OBP: 0.307, SLG: 0.321										2	0	0	0	0	1	6					
48 P.J. Higgins, R OBP: 0.394, SLG: 0.552										2	1	1	0	2	1	0					
4 Nelson Velázquez, R OBP: 0.367, SLG: 0.444										4	1	1	1	0	1	2					
19 Andrelton Simmons, R OBP: 0.243, SLG: 0.176										2	1	0	0	2	0	1					
<b>Inning Stats</b>	R: 0 H: 1 E: 0 K: 3 S: 11	H: 1 LOB: 1 BB: 0 P: 14	R: 0 H: 0 E: 0 K: 0 S: 5	H: 0 LOB: 1 BB: 1 P: 11	R: 0 H: 0 E: 0 K: 0 S: 11	H: 0 LOB: 0 BB: 1 P: 19	R: 0 H: 0 E: 0 K: 0 S: 9	H: 0 LOB: 0 BB: 0 P: 12	R: 3 H: 2 E: 0 K: 0 S: 12	H: 2 LOB: 3 BB: 3 P: 29	R: 3 H: 2 E: 0 K: 2 S: 19	H: 2 LOB: 3 BB: 4 P: 40	R: 0 H: 1 E: 0 K: 1 S: 8	H: 1 LOB: 1 BB: 1 P: 15	R: 0 H: 0 E: 0 K: 2 S: 11	H: 0 LOB: 1 BB: 0 P: 14	1B: 1 2B: 3 3B: 1 HR: 1	SF: 0 SAC: 0 DP: 1 HBP: 1	WP: 1 PA: 41 PB: 0 SB: 0 CS: 0		
<b>PITCHER</b>	IP	WLS	BF	H	R	ER	SO	BB	IBB	HBP	BLK	WP	HR	S	P	ERA	WHIP				
44 Rich Hill, L ERA: 4.2	4.2		22	3	3	3	3	4	0	1	0	0	0	43	75	5.79	1.500				
60 Tyler Danish, R ERA: 4.28	0.1		2	0	0	0	0	1	0	0	0	0	0	5	10	0.00	3.000				
57 Hansel Robles, R ERA: 5.7	0.2	L	7	2	3	3	1	3	0	0	0	0	1	14	29	40.50	7.500				
31 Jake Diekman, L ERA: 3.08	0.1		2	0	0	0	1	1	0	0	0	0	1	0	5	11	0.00	3.000			
18 Hirokazu Sawamura, R ERA: 2.63	2.0		8	1	0	0	3	1	0	0	0	0	0	19	29	0.00	1.000				

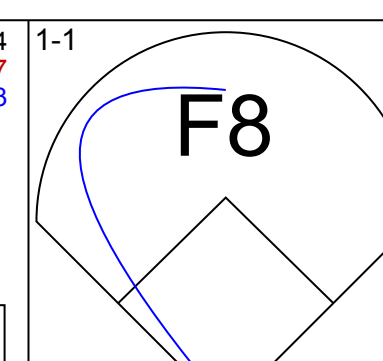
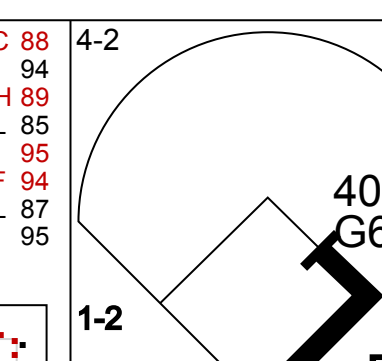
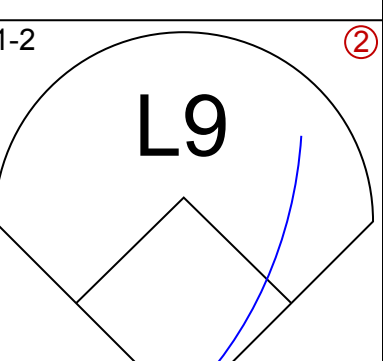
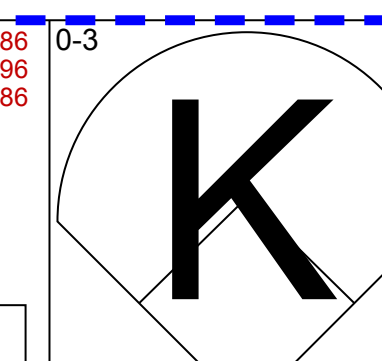
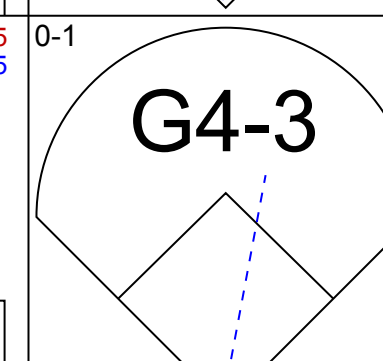
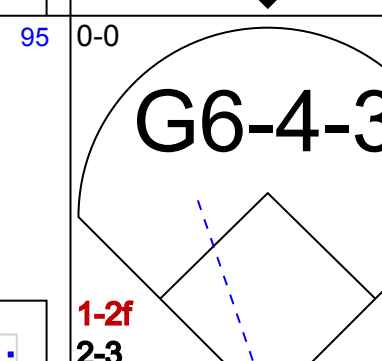
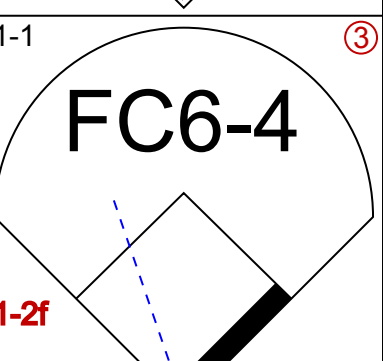
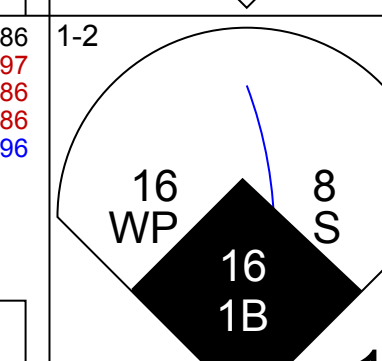
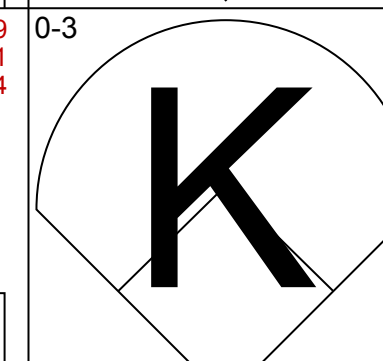
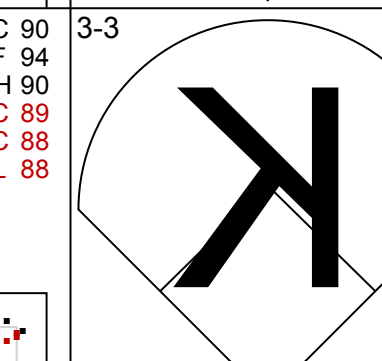
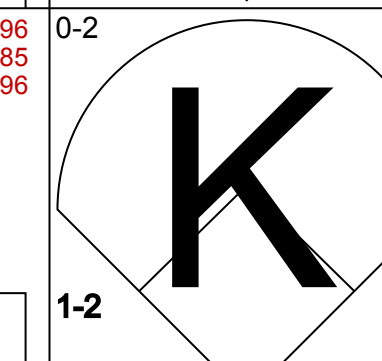



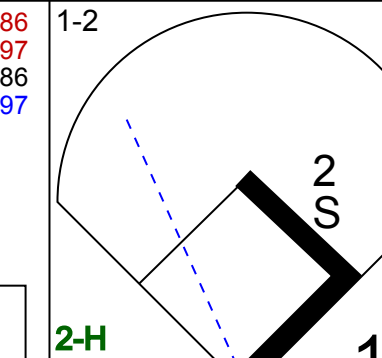
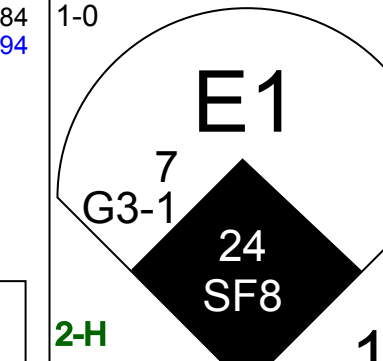
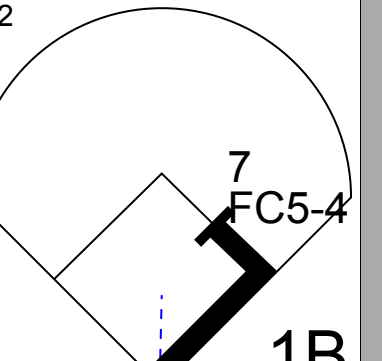
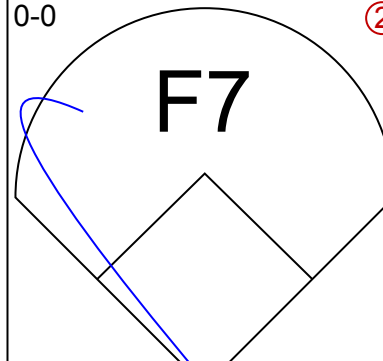
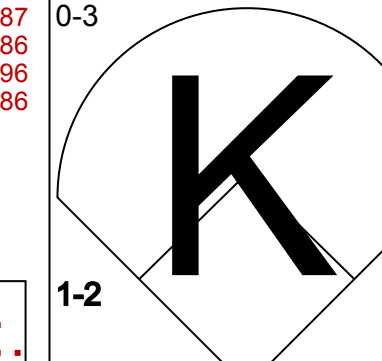
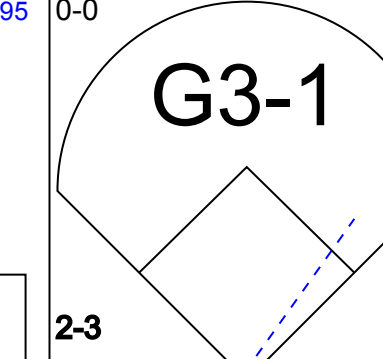
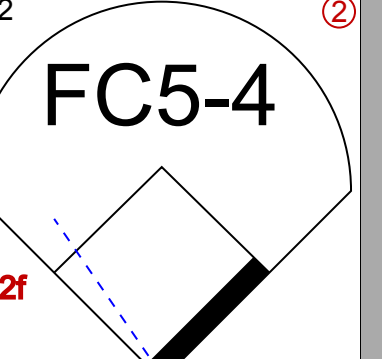
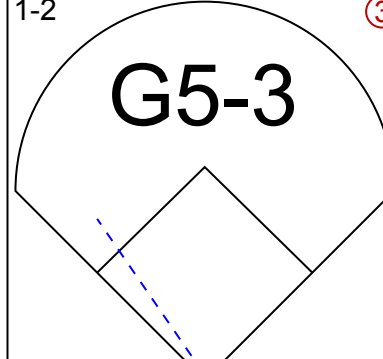

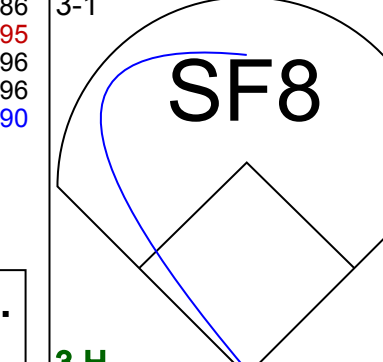


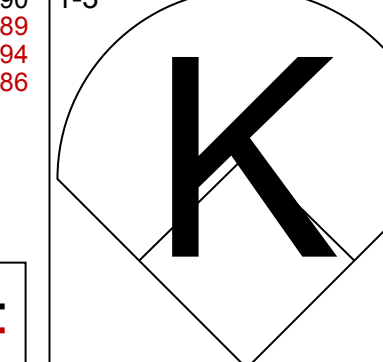

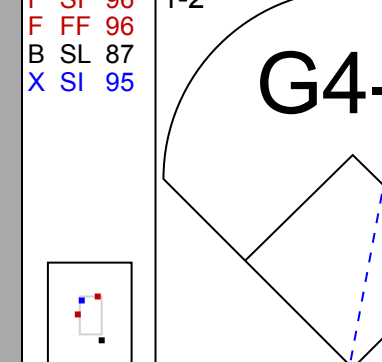

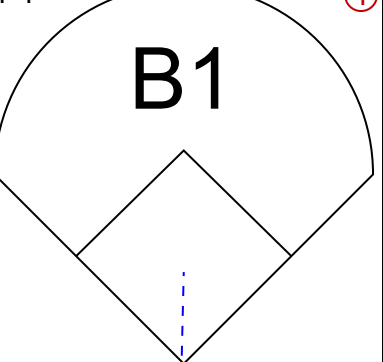
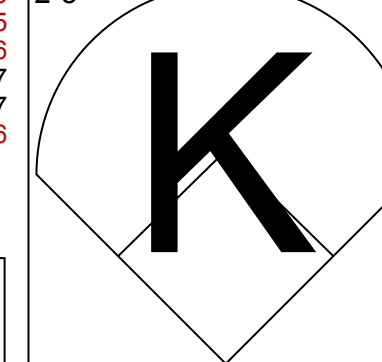
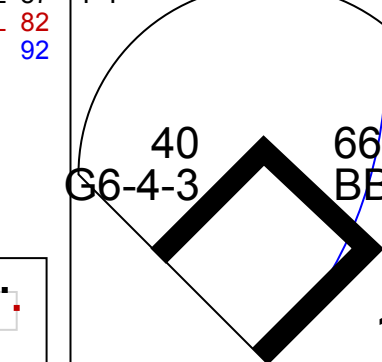
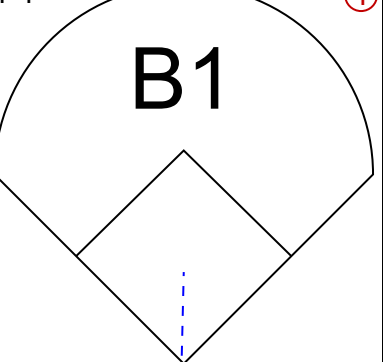
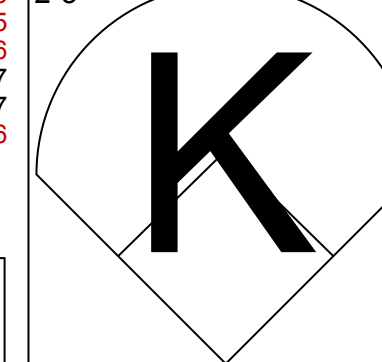
**Boston Red Sox @ Chicago Cubs**  
Wrigley Field, Chicago, IL  
Fri Jul 01 2022, 1:20 PM - 4:51 PM CDT  
Att: 34,931 - Cloudy - 71 F

AB 30  
R 6  
H 6  
RBI 5  
BB 10  
SO 8  
LOB 15





Batter	1	2	3	4	5	6	7	8	9	AB	R	H	RBI	BB	SO	LOB	TOP					
40 Jaren Duran, L (1, 8) OBP: 0.394, SLG: 0.557										4	0	2	0	0	1	0	<b>Boston Red Sox @ Chicago Cubs</b> Wrigley Field, Chicago, IL Sat Jul 02 2022, 6:17 PM - 9:05 PM CDT Att: 40,298 - Partly Cloudy - 78 F					
11 Rafael Devers, L (1, 5) OBP: 0.383, SLG: 0.584										4	0	1	0	0	2	2						
28 J.D. Martinez, R (1, 10) OBP: 0.377, SLG: 0.487										4	0	0	0	0	2	2						
2 Xander Bogaerts, R (1, 6) OBP: 0.393, SLG: 0.461										3	0	0	0	1	0	1						
99 Alex Verdugo, L (1, 7) OBP: 0.310, SLG: 0.391										4	0	1	0	0	0	2						
10 Trevor Story, R (1, 4) OBP: 0.298, SLG: 0.411										3	0	0	0	0	2	1						
16 Franchy Cordero, L (1, 3) OBP: 0.335, SLG: 0.409										2	0	0	0	1	0	1						
25 Kevin Plawecki, R (1, 2) OBP: 0.259, SLG: 0.219										3	0	0	0	0	0	1						
19 Jackie Bradley Jr., L (1, 9) OBP: 0.262, SLG: 0.307										3	1	1	0	0	1	0						
<b>Inning Stats</b>	R: 0 E: 0 K: 2 S: 10	H: 1 LOB: 1 BB: 0 P: 15	R: 0 E: 0 K: 1 S: 9	H: 1 LOB: 0 BB: 0 P: 14	R: 0 E: 0 K: 1 S: 7	H: 0 LOB: 0 BB: 0 P: 9	R: 0 E: 0 K: 1 S: 5	H: 0 LOB: 0 BB: 0 P: 6	R: 0 E: 0 K: 1 S: 7	H: 0 LOB: 1 BB: 1 P: 14	R: 1 E: 0 K: 0 S: 8	H: 2 LOB: 0 BB: 0 P: 12	R: 0 E: 0 K: 0 S: 9	H: 0 LOB: 0 BB: 0 P: 14	R: 0 E: 0 K: 0 S: 5	H: 0 LOB: 0 BB: 0 P: 5		R: 0 E: 0 K: 2 S: 17	H: 1 LOB: 2 BB: 1 P: 25	1B: 2 2B: 3 3B: 0 HR: 0	SF: 0 SAC: 0 DP: 1 HBP: 0	WP: 0 PB: 0 SB: 0 CS: 1
<b>PITCHER</b>	IP WLS BF H R ER SO BB IBB HBP BLK WP HR S P ERA WHIP																					
30 Alec Mills, R (1, 1) ERA: 9.68	0.1	W 2	1	0	0	1	0	0	0	0	0	0	0	0	5	7	0.00	3.000				
62 Mark Leiter Jr., R (1, 1) ERA: 4.55	5.1	W 18	3	1	1	5	1	0	0	0	0	0	0	0	37	57	1.69	0.750				
60 Mychal Givens, R (6, 1) ERA: 3.45	2.0	H 6	0	0	0	0	0	0	0	0	0	0	0	0	17	24	0.00	0.000				
37 David Robertson, R (8, 1) ERA: 1.72	1.1	S 6	1	0	0	2	1	0	0	0	0	0	0	0	18	26	0.00	1.500				

Batter	1	2	3	4	5	6	7	8	9	AB	R	H	RBI	BB	SO	LOB	BOTTOM			
66 Rafael Ortega, L (1, 8) OBP: 0.349, SLG: 0.383										3	0	0	0	1	1	1	<b>Boston Red Sox @ Chicago Cubs</b> Wrigley Field, Chicago, IL Sat Jul 02 2022, 6:17 PM - 9:05 PM CDT Att: 40,298 - Partly Cloudy - 78 F			
40 Wilson Contreras, R (1, 10) OBP: 0.396, SLG: 0.512										4	0	1	0	0	0	3				
4 Nelson Velazquez, R (8, PR) OBP: 0.367, SLG: 0.444										0	1	0	0	0	0	0				
8 Ian Happ, S (1, 7) OBP: 0.384, SLG: 0.464										4	0	1	0	0	3	2				
16 Patrick Wisdom, R (1, 5) OBP: 0.319, SLG: 0.470										4	1	2	1	0	2	1				
2 Nico Hoerner, R (1, 6) OBP: 0.349, SLG: 0.427										4	1	2	0	0	1	2				
7 Yan Gomes, R (1, 2) OBP: 0.232, SLG: 0.333										3	0	0	0	0	0	3				
24 Narciso Crook, R (1, 9) OBP: 0.250, SLG: 0.429										2	0	0	1	0	2	1				
36 Alfonso Rivas III, L (1, 3) OBP: 0.307, SLG: 0.321										3	0	1	0	0	1	0				
5 Christopher Morel, R (1, 4) OBP: 0.339, SLG: 0.500										3	0	1	0	0	1	1				
<b>Inning Stats</b>	R: 0 E: 0 K: 1 S: 7	H: 0 LOB: 0 BB: 0 P: 8	R: 2 E: 2 K: 1 S: 9	H: 2 LOB: 0 BB: 0 P: 14	R: 0 E: 0 K: 1 S: 10	H: 1 LOB: 1 BB: 1 P: 18	R: 0 E: 0 K: 2 S: 14	H: 1 LOB: 0 BB: 0 P: 21	R: 0 E: 0 K: 1 S: 11	H: 1 LOB: 1 BB: 0 P: 16	R: 0 E: 0 K: 1 S: 12	H: 1 LOB: 0 BB: 0 P: 17	R: 0 E: 0 K: 2 S: 10	H: 0 LOB: 0 BB: 0 P: 14	R: 1 E: 0 K: 3 S: 17	H: 2 LOB: 2 BB: 0 P: 19	1B: 8 2B: 0 3B: 0 HR: 0	SF: 1 SAC: 0 DP: 1 HBP: 0	WP: 1 PB: 0 SB: 2 CS: 0	PA: 32
<b>PITCHER</b>	IP WLS BF H R ER SO BB IBB HBP BLK WP HR S P ERA WHIP																			
73 Josh Winkowski, R (1, 1) ERA: 3.12	6.0	L 24	6	2	1	6	1	0	0	0	0	0	0	0	63	94	1.50	1.167		
70 Ryan Brasier, R (7, 1) ERA: 4.15	1.0	3	0	0	0	2	0	0	0	0	0	0	0	10	14	0.00	0.000			
89 Tanner Houck, R (8, 1) ERA: 3.54	1.0	5	2	1	1	3	0	0	0	0	0	0	0	17	19	9.00	2.000			




Batter	1	2	3	4	5	6	7	8	9	10	11	AB	R	H	RBI	BB	SO	LOB	TOP							
40 Jarren Duran, L OBP: 0.389, SLG: 0.530	F7		F8					G4-3			K	5	0	1	1	1	1	3								
11 Rafael Devers, L OBP: 0.362, SLG: 0.580											F8	6	0	2	0	0	2	6								
2 Xander Bogaerts, R OBP: 0.391, SLG: 0.456																										
10 Trevor Story, R OBP: 0.296, SLG: 0.408																										
99 Alex Verdugo, L OBP: 0.311, SLG: 0.387																										
7 Christian Vázquez, R OBP: 0.341, SLG: 0.425																										
30 Rob Refsnyder, R OBP: 0.363, SLG: 0.522																										
19 Jackie Bradley Jr., L OBP: 0.265, SLG: 0.337																										
16 Franchy Cordero, L OBP: 0.331, SLG: 0.403																										
29 Bobby Dalbec, R OBP: 0.285, SLG: 0.326																										
39 Christian Arroyo, R OBP: 0.276, SLG: 0.355																										
<b>Inning Stats</b>	R: 0 E: 0 K: 1 S: 11	H: 1 LOB: 2 BB: 1 P: 21	R: 0 E: 0 K: 0 S: 9	H: 1 LOB: 0 BB: 0 P: 15	R: 0 E: 0 K: 2 S: 6	H: 1 LOB: 1 BB: 1 P: 13	R: 2 E: 1 K: 2 S: 22	H: 3 LOB: 3 BB: 1 P: 37	R: 0 E: 0 K: 1 S: 15	H: 1 LOB: 2 BB: 2 P: 26	R: 0 E: 0 K: 2 S: 14	H: 2 LOB: 2 BB: 0 P: 24	R: 0 E: 0 K: 1 S: 7	H: 0 LOB: 0 BB: 0 P: 8	R: 0 E: 0 K: 1 S: 10	H: 1 LOB: 1 BB: 1 P: 13	R: 0 E: 0 K: 1 S: 7	H: 0 LOB: 0 BB: 0 P: 8	R: 0 E: 0 K: 1 S: 12	H: 0 LOB: 2 BB: 1 P: 21	R: 2 E: 1 K: 1 S: 12	H: 0 LOB: 1 BB: 1 P: 19	1B: 10 2B: 0 3B: 0 HR: 0	SF: 0 SAC: 0 DP: 2 HBP: 0	WP: 1 PB: 0 SB: 0 CS: 0	PA: 49
<b>PITCHER</b>	IP: 4.0 ERA: 3.25	WLS: 1.1 ERA: 5.34	BF: 20 ERA: 4.05	H: 6 ERA: 2.62	R: 2 ERA: 3.55	ER: 1 ERA: 3.55	SO: 3 ERA: 3.55	BB: 3 ERA: 3.55	IBB: 0 ERA: 3.55	HBP: 0 ERA: 3.55	BLK: 0 ERA: 3.55	WP: 1 ERA: 3.55	HR: 0 ERA: 3.55	S: 48 ERA: 3.55	P: 86 ERA: 3.55	ERA: 2.250 WHIP: 2.250										
71 Keegan Thompson, R ERA: 3.25	67 Matt Swamer, R ERA: 5.34	47 Brandon Hughes, L ERA: 4.05	57 Scott Effross, R ERA: 2.62	58 Chris Martin, R ERA: 3.55	50 Rowan Wick, R ERA: 4.91																					

**Boston Red Sox @ Chicago Cubs**  
Wrigley Field, Chicago, IL  
Sun Jul 03 2022, 1:21 PM - 5:46 PM CDT  
Att. 40,185 - Party Cloudy - 82 F

livebaseballscorecards.com

AB 43  
R 4  
H 10  
RBI 1  
BB 6  
SO 12  
LOB 32




Batter	1	2	3	4	5	6	7	8	9	10	11	AB	R	H	RBI	BB	SO	LOB	BOTTOM							
66 Rafael Ortega, L OBP: 0.355, SLG: 0.387	F8										K	3	1	1	0	1	0	4								
24 Nariso Crook, R (11, PH) OBP: 0.222, SLG: 0.375																										
40 Wilson Contreras, R OBP: 0.368, SLG: 0.558																										
8 Ian Happ, S OBP: 0.384, SLG: 0.461																										
16 Patrick Wisdom, R OBP: 0.317, SLG: 0.476																										
2 Nico Hoerner, R OBP: 0.346, SLG: 0.422																										
48 P.J. Higgins, R OBP: 0.350, SLG: 0.524																										
36 Alfonso Rivas III, L OBP: 0.321, SLG: 0.331																										
7 Yan Gomes, R OBP: 0.237, SLG: 0.331																										
13 David Bote, R OBP: 0.369, SLG: 0.333																										
4 Nelson Velázquez, R OBP: 0.371, SLG: 0.419																										
5 Christopher Morel, R OBP: 0.338, SLG: 0.469																										
<b>Inning Stats</b>	R: 1 E: 0 K: 0 S: 15	H: 2 LOB: 1 BB: 0 P: 23	R: 0 E: 0 K: 2 S: 11	H: 1 LOB: 2 BB: 1 P: 19	R: 0 E: 0 K: 2 S: 11	H: 1 LOB: 1 BB: 0 P: 17	R: 0 E: 0 K: 2 S: 9	H: 2 LOB: 2 BB: 1 P: 15	R: 0 E: 0 K: 2 S: 10	H: 0 LOB: 1 BB: 0 P: 18	R: 0 E: 0 K: 1 S: 13	H: 0 LOB: 0 BB: 1 P: 22	R: 1 E: 0 K: 1 S: 9	H: 1 LOB: 0 BB: 0 P: 12	R: 0 E: 0 K: 1 S: 10	H: 0 LOB: 1 BB: 1 P: 15	R: 0 E: 0 K: 1 S: 8	H: 0 LOB: 0 BB: 0 P: 10	R: 0 E: 0 K: 3 S: 10	H: 0 LOB: 1 BB: 1 P: 19	1B: 7 2B: 1 3B: 0 HR: 1	SF: 0 SAC: 0 DP: 2 HBP: 2	WP: 0 PB: 0 SB: 0 CS: 2	PA: 46		
<b>PITCHER</b>	IP: 4.0 ERA: 8.31	WLS: 2.0 ERA: 2.45	BF: 19 ERA: 4.01	H: 6 ERA: 3.47	R: 1 ERA: 3.47	ER: 1 ERA: 3.47	SO: 2 ERA: 3.47	BB: 2 ERA: 3.47	IBB: 0 ERA: 3.47	HBP: 0 ERA: 3.47	BLK: 0 ERA: 3.47	WP: 0 ERA: 3.47	HR: 0 ERA: 3.47	S: 46 ERA: 3.47	P: 74 ERA: 3.47	ERA: 2.000 WHIP: 2.000										
67 Conner Seabold, R ERA: 8.31	18 Hirokazu Sawamura, R ERA: 2.45	46 John Schreiber, R ERA: 4.01	55 Matt Strahm, L ERA: 4.01	89 Tanner Houck, R ERA: 3.47	31 Jake Diekmann, L ERA: 2.86																					

**Boston Red Sox @ Chicago Cubs**  
Wrigley Field, Chicago, IL  
Sun Jul 03 2022, 1:21 PM - 5:46 PM CDT  
Att. 40,185 - Party Cloudy - 82 F

livebaseballscorecards.com

AB 39  
R 2  
H 9  
RBI 2  
BB 5  
SO 14  
LOB 23









Batter	1	2	3	4	5	6	7	8	9	AB	R	H	RBI	BB	SO	LOB	TOP										
66 Rafael Ortega, L OBP: 0.363, SLG: 0.403 5 Christopher Morel, R OBP: 0.340, SLG: 0.461										3	1	2	2	1	0	0	<b>Chicago Cubs @ Milwaukee Brewers</b> American Family Field, Milwaukee, WI Tue Jul 05 2022, 7:12 PM - 10:14 PM CDT Att: 30,561 - Roof Closed - 78 F										
2 Nico Hoerner, R OBP: 0.346, SLG: 0.420										5	1	1	0	0	0	3											
8 Ian Happ, S OBP: 0.382, SLG: 0.460										4	2	1	1	1	0	2											
27 Seiya Suzuki, R OBP: 0.349, SLG: 0.473										5	1	2	3	0	0	1											
16 Patrick Wisdom, R OBP: 0.321, SLG: 0.475										4	1	2	0	1	0	1											
36 Alfonso Rivas III, L OBP: 0.315, SLG: 0.319										4	0	0	0	0	2	2											
7 Yan Gomes, R OBP: 0.238, SLG: 0.326										4	1	2	0	0	1	1											
4 Nelson Velázquez, R OBP: 0.366, SLG: 0.486										4	1	1	1	1	0	0											
13 David Bote, R OBP: 0.292, SLG: 0.238 19 Andrelton Simmons, R OBP: 0.240, SLG: 0.174										3	0	0	0	0	1	4											
										1	0	0	0	0	1	0											
<b>Inning Stats</b>	R: 0 H: 1 E: 0 K: 0 S: 7	H: 1 LOB: 1 BB: 0 P: 12	R: 0 H: 1 E: 1 K: 1 S: 10	H: 1 LOB: 1 BB: 0 P: 13	R: 0 H: 0 E: 0 K: 0 S: 7	H: 0 LOB: 0 BB: 1 P: 14	R: 1 H: 1 E: 0 K: 0 S: 11	H: 1 LOB: 2 BB: 1 P: 18	R: 3 H: 2 E: 1 K: 0 S: 15	H: 2 LOB: 0 BB: 0 P: 22	R: 4 H: 4 E: 0 K: 1 S: 21	H: 4 LOB: 1 BB: 1 P: 33	R: 0 H: 0 E: 0 K: 2 S: 9	H: 0 LOB: 0 BB: 0 P: 11	R: 0 H: 1 E: 0 K: 2 S: 10	H: 1 LOB: 1 BB: 0 P: 15	R: 0 H: 1 E: 0 K: 0 S: 8	H: 1 LOB: 1 BB: 0 P: 15	1B: 7 2B: 2 3B: 1 HR: 1	SF: 0 SAC: 0 DP: 0 HBP: 1	WP: 0 PB: 0 SB: 2 CS: 0	PA: 42					
<b>PITCHER</b>	IP	WLS	BF	H	R	ER	SO	BB	IBB	HBP	BLK	WP	HR	S	P	ERA	WHIP										
41 Jason Alexander, R ERA: 4.75	5.1	L	28	8	7	6	2	2	0	1	0	0	1	60	94	10.12	1.875										
35 Brent Suter, L ERA: 4.35	2.2		10	2	1	1	4	1	0	0	0	0	0	30	44	3.38	1.125										
20 Mike Brosseau, R ERA:	1.0		4	1	0	0	0	0	0	0	0	0	0	8	15	0.00	1.000										

**Chicago Cubs @ Milwaukee Brewers**  
 American Family Field, Milwaukee, WI  
 Tue Jul 05 2022, 7:12 PM - 10:14 PM CDT  
 Att: 30,561 - Roof Closed - 78 F

AB 38  
 R 8  
 H 11  
 RBI 7  
 BB 3  
 SO 6  
 LOB 17



Batter	1	2	3	4	5	6	7	8	9	AB	R	H	RBI	BB	SO	LOB	BOTTOM										
22 Christian Yelich, L OBP: 0.348, SLG: 0.386										3	1	0	0	1	1	2	<b>Chicago Cubs @ Milwaukee Brewers</b> American Family Field, Milwaukee, WI Tue Jul 05 2022, 7:12 PM - 10:14 PM CDT Att: 30,561 - Roof Closed - 78 F										
27 Willy Adams, R OBP: 0.282, SLG: 0.456										4	0	0	0	0	3	1											
11 Rowdy Tellez, L OBP: 0.317, SLG: 0.491										3	1	1	2	1	1	0											
24 Andrew McCutchen, R OBP: 0.315, SLG: 0.372 18 Keston Hiura, R OBP: 0.344, SLG: 0.435										3	0	0	0	1	2	0											
										0	0	0	0	0	0	0											
16 Koltan Wong, L OBP: 0.331, SLG: 0.409										3	0	1	0	1	1	0											
2 Luis Urias, R OBP: 0.317, SLG: 0.398										4	0	0	0	0	1	4											
14 Jace Peterson, L OBP: 0.322, SLG: 0.445										4	1	2	0	0	0	4											
7 Victor Caratini, S OBP: 0.365, SLG: 0.456										4	0	1	1	0	0	2											
3 Jonathan Davis, R OBP: 0.317, SLG: 0.176										3	0	0	0	1	0	1											
<b>Inning Stats</b>	R: 2 H: 1 E: 0 K: 2 S: 18	H: 1 LOB: 1 BB: 1 P: 29	R: 0 H: 1 E: 0 K: 1 S: 15	H: 1 LOB: 2 BB: 1 P: 25	R: 0 H: 0 E: 0 K: 1 S: 9	H: 0 LOB: 0 BB: 0 P: 15	R: 0 H: 1 E: 0 K: 0 S: 9	H: 1 LOB: 1 BB: 0 P: 12	R: 0 H: 0 E: 0 K: 1 S: 7	H: 0 LOB: 0 BB: 0 P: 13	R: 0 H: 0 E: 0 K: 0 S: 5	H: 0 LOB: 2 BB: 3 P: 20	R: 0 H: 0 E: 0 K: 1 S: 10	H: 0 LOB: 0 BB: 0 P: 13	R: 0 H: 0 E: 0 K: 3 S: 10	H: 0 LOB: 0 BB: 0 P: 13	R: 1 H: 2 E: 0 K: 0 S: 14	H: 2 LOB: 1 BB: 0 P: 20	1B: 3 2B: 1 3B: 0 HR: 1	SF: 0 SAC: 0 DP: 1 HBP: 0	WP: 0 PB: 0 SB: 2 CS: 0	PA: 36					
<b>PITCHER</b>	IP	WLS	BF	H	R	ER	SO	BB	IBB	HBP	BLK	WP	HR	S	P	ERA	WHIP										
28 Kyle Hendricks, R ERA: 4.8	3.0		13	2	2	2	4	2	0	0	0	0	0	17	38	0.00	2.000										
67 Matt Swarmer, R ERA: 5.01	2.0	W	10	1	0	0	1	3	0	0	0	0	0	14	20	0.00	0.000										
50 Rowan Wick, R ERA: 4.63	2.0		5	0	0	0	1	0	0	0	0	0	0	14	20	0.00	0.000										
59 Michael Rucker, R ERA: 5.4	2.0		8	2	1	1	3	0	0	0	0	0	0	24	33	4.50	1.000										

**Chicago Cubs @ Milwaukee Brewers**  
 American Family Field, Milwaukee, WI  
 Tue Jul 05 2022, 7:12 PM - 10:14 PM CDT  
 Att: 30,561 - Roof Closed - 78 F

AB 31  
 R 3  
 H 5  
 RBI 3  
 BB 5  
 SO 9  
 LOB 14

















Batter	1	2	3	4	5	6	7	8	9	AB	R	H	RBI	BB	SO	LOB	TOP										
5 Christopher Morel, R OBP: 0.539, SLG: 0.492										4	0	1	0	0	0	1	Chicago Cubs @ Los Angeles Dodgers Dodger Stadium, Los Angeles, CA Sat Jul 09 2022, 7:11 PM - 9:51 PM PDT Att: 45,198 - Clear - 74 F										
40 Wilson Contreras, R OBP: 0.387, SLG: 0.460										4	0	0	0	0	2	1											
16 Patrick Wisdom, R OBP: 0.321, SLG: 0.466										3	1	1	0	1	2	0											
27 Seiya Suzuki, R OBP: 0.346, SLG: 0.463										4	1	2	0	0	1	2											
2 Nico Hoerner, R OBP: 0.336, SLG: 0.421										4	0	1	0	0	1	2											
8 Ian Happ, S OBP: 0.372, SLG: 0.449										4	0	0	0	0	2	5											
7 Yan Gomes, R OBP: 0.222, SLG: 0.305										2	0	0	1	0	0	1											
48 P.J. Higgins, R OBP: 0.346, SLG: 0.479										3	0	0	0	0	0	1											
4 Nelson Velázquez, R OBP: 0.283, SLG: 0.367										3	0	0	0	0	3	0											
<b>Inning Stats</b>	R: 0 E: 0 K: 3 S: 13	H: 0 LOB: 0 BB: 0 P: 15	R: 0 E: 0 K: 1 S: 6	H: 1 LOB: 0 BB: 0 P: 9	R: 0 E: 0 K: 1 S: 6	H: 0 LOB: 0 BB: 0 P: 6	R: 0 E: 0 K: 2 S: 9	H: 0 LOB: 0 BB: 0 P: 11	R: 1 E: 0 K: 1 S: 10	H: 2 LOB: 1 BB: 0 P: 18	R: 0 E: 0 K: 1 S: 8	H: 0 LOB: 0 BB: 0 P: 11	R: 1 E: 0 K: 0 S: 10	H: 1 LOB: 1 BB: 0 P: 18	R: 0 E: 0 K: 1 S: 10	H: 1 LOB: 1 BB: 0 P: 15	R: 0 E: 0 K: 2 S: 9	H: 0 LOB: 1 BB: 1 P: 15	1B: 3 2B: 2 HR: 0	SF: 1 SAC: 0 HBP: 0	WP: 0 PB: 0 SB: 1 CS: 0	PA: 33					
<b>PITCHER</b>	IP	WLS	BF	H	R	ER	SO	BB	IBB	HBP	BLK	WP	HR	S	P	ERA	WHIP										
22 Clayton Kershaw, L ERA: 2.4	7.2	W	28	5	2	1	10	0	0	0	0	0	0	71	102	1.17	0.652										
59 Evan Phillips, R ERA: 1.59	0.1	H	1	0	0	0	0	0	0	0	0	0	0	1	1	0.00	0.000										
46 Craig Kimbrel, R ERA: 4.66	1.0	S	4	0	0	0	2	1	0	0	0	0	0	9	15	0.00	1.000										

Batter	1	2	3	4	5	6	7	8	9	AB	R	H	RBI	BB	SO	LOB	BOTTOM										
50 Mookie Betts, R OBP: 0.350, SLG: 0.551										4	0	2	0	0	0	0	Chicago Cubs @ Los Angeles Dodgers Dodger Stadium, Los Angeles, CA Sat Jul 09 2022, 7:11 PM - 9:51 PM PDT Att: 45,198 - Clear - 74 F										
6 Trea Turner, R OBP: 0.350, SLG: 0.475										4	1	1	0	0	0	4											
5 Freddie Freeman, L OBP: 0.376, SLG: 0.477										4	0	1	2	0	0	1											
16 Will Smith, R OBP: 0.351, SLG: 0.452										3	0	1	1	1	1	3											
13 Max Muncy, L OBP: 0.314, SLG: 0.310										4	0	1	0	0	2	2											
18 Jake Lamb, L OBP: 0.417, SLG: 0.737										4	1	1	1	0	0	2											
9 Gavin Lux, L OBP: 0.369, SLG: 0.418										4	0	2	0	0	0	1											
35 Cody Bellinger, L OBP: 0.265, SLG: 0.385										4	1	1	0	0	1	1											
15 Austin Barnes, R OBP: 0.299, SLG: 0.337										3	1	0	0	0	1	2											
<b>Inning Stats</b>	R: 0 E: 1 K: 1 S: 9	H: 0 LOB: 1 BB: 0 P: 11	R: 0 E: 0 K: 0 S: 6	H: 1 LOB: 0 BB: 0 P: 10	R: 0 E: 0 K: 1 S: 10	H: 1 LOB: 1 BB: 0 P: 14	R: 0 E: 0 K: 1 S: 12	H: 0 LOB: 1 BB: 1 P: 24	R: 0 E: 0 K: 1 S: 7	H: 0 LOB: 0 BB: 0 P: 10	R: 1 E: 0 K: 1 S: 13	H: 2 LOB: 1 BB: 0 P: 19	R: 3 E: 0 K: 0 S: 16	H: 5 LOB: 2 BB: 0 P: 23	R: 0 E: 0 K: 0 S: 9	H: 1 LOB: 1 BB: 0 P: 14	1B: 8 2B: 1 3B: 0 HR: 1	SF: 0 SAC: 0 DP: 0 HBP: 0	WP: 0 PB: 0 SB: 0 CS: 1	PA: 36							
<b>PITCHER</b>	IP	WLS	BF	H	R	ER	SO	BB	IBB	HBP	BLK	WP	HR	S	P	ERA	WHIP										
0 Marcus Stroman, R ERA: 4.91	4.0		15	2	0	0	3	1	0	0	0	0	0	37	59	0.00	0.750										
47 Brandon Hughes, L ERA: 3.63	1.0		3	0	0	0	1	0	0	0	0	0	0	7	10	0.00	0.000										
57 Scott Effross, R ERA: 3.11	1.0	B	5	2	1	1	1	0	0	0	0	0	0	13	19	9.00	2.000										
50 Rowan Wick, R ERA: 5.3	0.2	L	7	5	3	3	0	0	0	0	0	0	1	14	19	40.50	7.500										
59 Michael Rucker, R ERA: 5.25	1.1		5	1	0	0	0	0	0	0	0	0	0	11	18	0.00	0.750										

AB	31
R	2
H	5
RBI	1
BB	1
SO	12
LOB	12



AB	34
R	4
H	10
RBI	4
BB	1
SO	5
LOB	16





Batter	1	2	3	4	5	6	7	8	9	AB	R	H	RBI	BB	SO	LOB	TOP							
<b>5 Christopher Morel, R</b> <small>OBP: 0.333, SLG: 0.482</small> <b>66 Rafael Ortega, L</b> <small>OBP: 0.352, SLG: 0.388</small>										4	0	0	0	0	3	2								
<b>40 Wilson Contreras, R</b> <small>OBP: 0.354, SLG: 0.463</small>										4	1	0	0	0	0	3								
<b>8 Ian Happ, S</b> <small>OBP: 0.370, SLG: 0.448</small>										5	1	1	0	0	2	0								
<b>16 Patrick Wisdom, R</b> <small>OBP: 0.319, SLG: 0.459</small>										4	1	0	0	0	4	0								
<b>2 Nico Hoerner, R</b> <small>OBP: 0.341, SLG: 0.429</small>										5	2	3	1	0	0	0								
<b>48 P.J. Higgins, R</b> <small>OBP: 0.353, SLG: 0.513</small>										3	2	1	4	1	0	1								
<b>4 Nelson Velazquez, R</b> <small>OBP: 0.281, SLG: 0.415</small>										4	1	1	1	0	1	2								
<b>13 David Bote, R</b> <small>OBP: 0.400, SLG: 0.480</small>										2	1	2	3	1	0	0								
<b>19 Andrelton Simmons, R</b> <small>OBP: 0.244, SLG: 0.187</small> <b>27 Seiya Suzuki, R</b> <small>OBP: 0.349, SLG: 0.463</small> <b>36 Alfonso Rivas III, L</b> <small>OBP: 0.320, SLG: 0.331</small>										1	0	0	0	1	0	1								
<b>Inning Stats</b>	R: 5 E: 0 K: 1 S: 27	H: 3 LOB: 1 BB: 1 P: 45	R: 0 E: 0 K: 2 S: 11	H: 0 LOB: 0 BB: 0 P: 14	R: 3 E: 0 K: 3 S: 17	H: 2 LOB: 1 BB: 2 P: 27	R: 0 E: 0 K: 1 S: 8	H: 0 LOB: 0 BB: 0 P: 12	R: 0 E: 0 K: 0 S: 7	H: 0 LOB: 0 BB: 0 P: 9	R: 0 E: 0 K: 0 S: 11	H: 0 LOB: 1 BB: 0 P: 14	R: 0 E: 0 K: 2 S: 13	H: 1 LOB: 0 BB: 0 P: 20	R: 1 E: 0 K: 0 S: 10	H: 2 LOB: 1 BB: 1 P: 15	R: 0 E: 0 K: 1 S: 6	H: 0 LOB: 0 BB: 0 P: 9	1B: 2 2B: 3 3B: 0 HR: 3	SF: 0 SAC: 1 DP: 1 HBP: 3	WP: 0 PB: 0 SB: 1 CS: 0	PA: 41		
<b>PITCHER</b>	IP WLS BF H R ER SO BB IBB HBP BLK WP HR S P ERA WHIP	IP WLS BF H R ER SO BB IBB HBP BLK WP HR S P ERA WHIP	IP WLS BF H R ER SO BB IBB HBP BLK WP HR S P ERA WHIP	IP WLS BF H R ER SO BB IBB HBP BLK WP HR S P ERA WHIP	IP WLS BF H R ER SO BB IBB HBP BLK WP HR S P ERA WHIP	IP WLS BF H R ER SO BB IBB HBP BLK WP HR S P ERA WHIP	IP WLS BF H R ER SO BB IBB HBP BLK WP HR S P ERA WHIP	IP WLS BF H R ER SO BB IBB HBP BLK WP HR S P ERA WHIP	IP WLS BF H R ER SO BB IBB HBP BLK WP HR S P ERA WHIP	IP WLS BF H R ER SO BB IBB HBP BLK WP HR S P ERA WHIP	IP WLS BF H R ER SO BB IBB HBP BLK WP HR S P ERA WHIP	IP WLS BF H R ER SO BB IBB HBP BLK WP HR S P ERA WHIP	IP WLS BF H R ER SO BB IBB HBP BLK WP HR S P ERA WHIP	IP WLS BF H R ER SO BB IBB HBP BLK WP HR S P ERA WHIP	IP WLS BF H R ER SO BB IBB HBP BLK WP HR S P ERA WHIP	IP WLS BF H R ER SO BB IBB HBP BLK WP HR S P ERA WHIP	IP WLS BF H R ER SO BB IBB HBP BLK WP HR S P ERA WHIP	IP WLS BF H R ER SO BB IBB HBP BLK WP HR S P ERA WHIP	IP WLS BF H R ER SO BB IBB HBP BLK WP HR S P ERA WHIP	IP WLS BF H R ER SO BB IBB HBP BLK WP HR S P ERA WHIP	IP WLS BF H R ER SO BB IBB HBP BLK WP HR S P ERA WHIP	IP WLS BF H R ER SO BB IBB HBP BLK WP HR S P ERA WHIP	IP WLS BF H R ER SO BB IBB HBP BLK WP HR S P ERA WHIP	IP WLS BF H R ER SO BB IBB HBP BLK WP HR S P ERA WHIP
<b>7 Julio Urias, L</b> <small>ERA: 3.01</small> <b>52 Phil Bickford, R</b> <small>ERA: 5.4</small> <b>38 Yency Almonte, R</b> <small>ERA: 1.52</small> <b>64 Caleb Ferguson, L</b> <small>ERA: 2.93</small> <b>51 Alex Vesia, L</b> <small>ERA: 2.93</small>	2.0 W 7 2 3 3 3 1 0 0 0 0 1 17 27 22.50 2.000	1.0 H 3 0 0 0 1 0 0 0 0 0 0 8 12 0.00 0.000	1.0 H 3 0 0 0 0 0 0 0 0 0 0 7 9 0.00 0.000	1.2 H 6 0 0 0 2 0 0 1 0 0 0 17 24 0.00 0.000	0.1 H 5 3 1 1 0 1 0 0 0 0 0 10 14 27.00 12.000	2.0 S 5 0 0 0 1 0 0 0 0 0 0 10 14 0.00 0.000																		
<b>50 Mookie Betts, R</b> <small>OBP: 0.347, SLG: 0.543</small> <b>6 Trea Turner, R</b> <small>OBP: 0.350, SLG: 0.474</small> <b>5 Freddie Freeman, L</b> <small>OBP: 0.381, SLG: 0.494</small> <b>16 Will Smith, R</b> <small>OBP: 0.348, SLG: 0.451</small> <b>10 Justin Turner, R</b> <small>OBP: 0.317, SLG: 0.403</small> <b>13 Max Muncy, L</b> <small>OBP: 0.316, SLG: 0.314</small> <b>25 Trayce Thompson, R</b> <small>OBP: 0.328, SLG: 0.426</small> <b>35 Cody Bellinger, L</b> <small>OBP: 0.270, SLG: 0.388</small> <b>17 Hanser Alberto, R</b> <small>OBP: 0.231, SLG: 0.338</small> <b>18 Jake Lamb, L</b> <small>OBP: 0.393, SLG: 0.652</small> <b>9 Gavin Lux, L</b> <small>OBP: 0.376, SLG: 0.421</small>										4	2	0	0	1	1	4								
<b>11 Drew Smyly, L</b> <small>ERA: 4.43</small> <b>67 Matt Swarmer, R</b> <small>ERA: 5.18</small> <b>62 Mark Leiter Jr., R</b> <small>ERA: 5.14</small> <b>51 Anderson Espinoza, R</b> <small>ERA: 3.86</small> <b>58 Chris Martin, R</b> <small>ERA: 3.81</small>	2.0 12 6 2 1 1 1 1 0 0 0 0 0 15 29 13.50 6.000	0.2 L 4 2 4 0 1 2 0 0 0 0 0 10 16 0.00 6.000	3.0 13 1 1 1 2 4 0 0 0 0 1 33 65 3.00 1.667	1.0 5 2 1 1 2 0 0 0 0 0 1 18 26 9.00 2.000	1.0 5 2 1 1 2 0 0 0 0 0 1 18 26 9.00 2.000	1.0 5 2 1 1 2 0 0 0 0 0 1 18 26 9.00 2.000	1.0 5 2 1 1 2 0 0 0 0 0 1 18 26 9.00 2.000	1.0 5 2 1 1 2 0 0 0 0 0 1 18 26 9.00 2.000	1.0 5 2 1 1 2 0 0 0 0 0 1 18 26 9.00 2.000	1.0 5 2 1 1 2 0 0 0 0 0 1 18 26 9.00 2.000	1.0 5 2 1 1 2 0 0 0 0 0 1 18 26 9.00 2.000	1.0 5 2 1 1 2 0 0 0 0 0 1 18 26 9.00 2.000	1.0 5 2 1 1 2 0 0 0 0 0 1 18 26 9.00 2.000	1.0 5 2 1 1 2 0 0 0 0 0 1 18 26 9.00 2.000	1.0 5 2 1 1 2 0 0 0 0 0 1 18 26 9.00 2.000	1.0 5 2 1 1 2 0 0 0 0 0 1 18 26 9.00 2.000	1.0 5 2 1 1 2 0 0 0 0 0 1 18 26 9.00 2.000	1.0 5 2 1 1 2 0 0 0 0 0 1 18 26 9.00 2.000	1.0 5 2 1 1 2 0 0 0 0 0 1 18 26 9.00 2.000	1.0 5 2 1 1 2 0 0 0 0 0 1 18 26 9.00 2.000	1.0 5 2 1 1 2 0 0 0 0 0 1 18 26 9.00 2.000	1.0 5 2 1 1 2 0 0 0 0 0 1 18 26 9.00 2.000	1.0 5 2 1 1 2 0 0 0 0 0 1 18 26 9.00 2.000	1.0 5 2 1 1 2 0 0 0 0 0 1 18 26 9.00 2.000
<b>Inning Stats</b>	R: 3 E: 0 K: 1 S: 20	H: 3 LOB: 1 BB: 1 P: 36	R: 0 E: 0 K: 0 S: 10	H: 1 LOB: 1 BB: 0 P: 13	R: 6 E: 1 K: 2 S: 29	H: 5 LOB: 2 BB: 2 P: 52	R: 0 E: 0 K: 1 S: 9	H: 0 LOB: 0 BB: 0 P: 16	R: 0 E: 0 K: 0 S: 4	H: 0 LOB: 0 BB: 1 P: 9	R: 1 E: 0 K: 1 S: 20	H: 1 LOB: 3 BB: 3 P: 40	R: 1 E: 0 K: 2 S: 18	H: 2 LOB: 1 BB: 0 P: 26	R: 0 E: 1 K: 1 S: 10	H: 2 LOB: 2 BB: 0 P: 13	R: 0 E: 0 K: 1 S: 6	H: 0 LOB: 0 BB: 0 P: 9	1B: 10 2B: 3 3B: 0 HR: 1	SF: 1 SAC: 0 DP: 1 HBP: 0	WP: 1 PB: 1 SB: 1 CS: 0	PA: 45		
<b>PITCHER</b>	IP WLS BF H R ER SO BB IBB HBP BLK WP HR S P ERA WHIP	IP WLS BF H R ER SO BB IBB HBP BLK WP HR S P ERA WHIP	IP WLS BF H R ER SO BB IBB HBP BLK WP HR S P ERA WHIP	IP WLS BF H R ER SO BB IBB HBP BLK WP HR S P ERA WHIP	IP WLS BF H R ER SO BB IBB HBP BLK WP HR S P ERA WHIP	IP WLS BF H R ER SO BB IBB HBP BLK WP HR S P ERA WHIP	IP WLS BF H R ER SO BB IBB HBP BLK WP HR S P ERA WHIP	IP WLS BF H R ER SO BB IBB HBP BLK WP HR S P ERA WHIP	IP WLS BF H R ER SO BB IBB HBP BLK WP HR S P ERA WHIP	IP WLS BF H R ER SO BB IBB HBP BLK WP HR S P ERA WHIP	IP WLS BF H R ER SO BB IBB HBP BLK WP HR S P ERA WHIP	IP WLS BF H R ER SO BB IBB HBP BLK WP HR S P ERA WHIP	IP WLS BF H R ER SO BB IBB HBP BLK WP HR S P ERA WHIP	IP WLS BF H R ER SO BB IBB HBP BLK WP HR S P ERA WHIP	IP WLS BF H R ER SO BB IBB HBP BLK WP HR S P ERA WHIP	IP WLS BF H R ER SO BB IBB HBP BLK WP HR S P ERA WHIP	IP WLS BF H R ER SO BB IBB HBP BLK WP HR S P ERA WHIP	IP WLS BF H R ER SO BB IBB HBP BLK WP HR S P ERA WHIP	IP WLS BF H R ER SO BB IBB HBP BLK WP HR S P ERA WHIP	IP WLS BF H R ER SO BB IBB HBP BLK WP HR S P ERA WHIP	IP WLS BF H R ER SO BB IBB HBP BLK WP HR S P ERA WHIP	IP WLS BF H R ER SO BB IBB HBP BLK WP HR S P ERA WHIP	IP WLS BF H R ER SO BB IBB HBP BLK WP HR S P ERA WHIP	IP WLS BF H R ER SO BB IBB HBP BLK WP HR S P ERA WHIP

Chicago Cubs @ Los Angeles Dodgers  
Dodger Stadium, Los Angeles, CA  
Sun Jul 10 2022, 1:14 PM - 5:10 PM PDT  
Att: 41,824 - Sunny - 84 F

AB	33
R	9
H	8
RBI	9
BB	4
SO	10
LOB	11



Chicago Cubs @ Los Angeles Dodgers  
Dodger Stadium, Los Angeles, CA  
Sun Jul 10 2022, 1:14 PM - 5:10 PM PDT  
Att: 41,824 - Sunny - 84 F

AB	37
R	11
H	14
RBI	9
BB	7
SO	8
LOB	20





Batter	1	2	3	4	5	6	7	8	9	AB	R	H	RBI	BB	SO	LOB	TOP					
31 Cedric Mullins, L (1, 8) OBP: 0.320, SLG: 0.394										4	1	2	0	0	0	1	<p><b>Baltimore Orioles @ Chicago Cubs</b> Wrigley Field, Chicago, IL Tue Jul 12 2022, 7:06 PM - 9:59 PM CDT Att: 31,079 - Clear - 77 F</p>					
16 Trey Mancini, R (1, 10) OBP: 0.336, SLG: 0.417										3	0	0	0	2	0	2						
25 Anthony Santander, S (1, 7) OBP: 0.331, SLG: 0.423										4	0	1	1	0	0	2						
26 Ryan McKenna, R (7, 7) OBP: 0.303, SLG: 0.344										0	0	0	0	1	0	0						
6 Ryan Mountcastle, R (1, 3) OBP: 0.312, SLG: 0.486										5	0	0	0	0	3	6						
21 Austin Hays, R (1, 9) OBP: 0.315, SLG: 0.435										4	0	0	0	0	1	0						
35 Adley Rutschman, S (1, 2) OBP: 0.351, SLG: 0.399										3	1	0	0	1	1	1						
29 Ramón Urias, R (1, 5) OBP: 0.296, SLG: 0.406										4	1	3	2	0	0	0						
12 Rougned Odor, L (1, 4) OBP: 0.262, SLG: 0.389										3	0	0	0	1	0	3						
3 Jorge Mateo, R (1, 6) OBP: 0.254, SLG: 0.346										4	1	2	1	0	0	1						
<b>Inning Stats</b>	R: 0 E: 0 K: 1 S: 9	H: 0 LOB: 1 BB: 1 P: 13	R: 0 E: 0 K: 0 S: 14	H: 1 LOB: 1 BB: 0 P: 20	R: 1 E: 0 K: 1 S: 13	H: 2 LOB: 1 BB: 0 P: 19	R: 2 E: 0 K: 0 S: 10	H: 2 LOB: 1 BB: 1 P: 17	R: 0 E: 0 K: 1 S: 11	H: 0 LOB: 0 BB: 0 P: 16	R: 0 E: 1 K: 0 S: 8	H: 1 LOB: 1 BB: 0 P: 10	R: 1 E: 0 K: 0 S: 7	H: 1 LOB: 1 BB: 0 P: 11	R: 0 E: 0 K: 1 S: 7	H: 0 LOB: 0 BB: 0 P: 12	R: 0 E: 0 K: 1 S: 16	H: 1 LOB: 3 BB: 3 P: 30	1B: 6 2B: 0 3B: 0 HR: 2	SF: 0 SAC: 0 DP: 2 HBP: 1	WP: 0 PB: 0 SB: 3 CS: 0	PA: 40
<b>PITCHER</b>	IP WLS BF H R ER SO BB IBB HBP BLK WP HR S P ERA WHIP																					
Adrian Sampson, R (1, 1) ERA: 3.33	5.1 L 25 6 3 3 3 2 0 0 1 0 0 1 62 91 5.06 1.500																					
47 Brandon Hughes, L (7, 1) ERA: 3.91	0.2 3 1 1 1 0 0 0 0 1 0 0 1 5 8 13.50 1.500																					
57 Scott Effross, R (7, 1) ERA: 3.03	1.0 3 0 0 0 0 0 0 0 0 0 0 0 5 7 0.00 0.000																					
60 Mychal Givens, R (8, 1) ERA: 3.06	1.0 3 0 0 0 1 0 0 0 0 0 0 0 7 12 0.00 0.000																					
67 Matt Swarmer, R (9, 1) ERA: 5.03	1.0 6 1 0 0 1 2 1 0 0 0 0 0 16 30 0.00 3.000																					

Batter	1	2	3	4	5	6	7	8	9	AB	R	H	RBI	BB	SO	LOB	BOTTOM					
66 Rafael Ortega, L (1, 8) OBP: 0.347, SLG: 0.382										3	0	0	0	0	0	1	<p><b>Baltimore Orioles @ Chicago Cubs</b> Wrigley Field, Chicago, IL Tue Jul 12 2022, 7:06 PM - 9:59 PM CDT Att: 31,079 - Clear - 77 F</p>					
48 P.J. Higgins, R (8, PH) ERA: 0.00, SLG: 0.506										4	0	1	0	0	0	0						
4 Nelson Velázquez, R (9, 8) OBP: 0.281, SLG: 0.415										4	1	1	1	0	0	1						
27 Seiya Suzuki, R (1, 9) OBP: 0.347, SLG: 0.457										4	0	1	0	0	1	1						
16 Patrick Wisdom, R (1, 5) OBP: 0.322, SLG: 0.458										3	0	1	0	1	1	0						
2 Nico Hoerner, R (1, 6) OBP: 0.339, SLG: 0.430										4	1	1	0	0	0	3						
36 Alfonso Rivas III, L (1, 3) OBP: 0.320, SLG: 0.331										3	0	1	1	0	2	1						
7 Yan Gomes, R (1, 2) OBP: 0.217, SLG: 0.299										3	0	0	0	0	0	2						
13 David Bote, R (1, 4) OBP: 0.394, SLG: 0.464										3	0	1	0	0	2	1						
<b>Inning Stats</b>	R: 1 E: 0 K: 1 S: 9	H: 1 LOB: 0 BB: 0 P: 13	R: 1 E: 0 K: 1 S: 11	H: 2 LOB: 1 BB: 0 P: 15	R: 0 E: 0 K: 0 S: 7	H: 1 LOB: 1 BB: 0 P: 12	R: 0 E: 0 K: 1 S: 10	H: 1 LOB: 1 BB: 0 P: 15	R: 0 E: 0 K: 0 S: 6	H: 1 LOB: 0 BB: 0 P: 10	R: 0 E: 0 K: 0 S: 15	H: 1 LOB: 1 BB: 1 P: 24	R: 0 E: 0 K: 2 S: 7	H: 0 LOB: 0 BB: 0 P: 12	R: 0 E: 0 K: 0 S: 6	H: 0 LOB: 0 BB: 0 P: 9		R: 0 E: 0 K: 1 S: 9	H: 0 LOB: 0 BB: 0 P: 12	1B: 5 2B: 2 3B: 0 HR: 1	SF: 0 SAC: 0 DP: 2 HBP: 0	WP: 0 PB: 0 SB: 2 CS: 0
<b>PITCHER</b>	IP WLS BF H R ER SO BB IBB HBP BLK WP HR S P ERA WHIP																					
28 Jordan Lyles, R (1, 1) ERA: 4.37	7.0 W 27 7 2 2 2 1 0 0 0 0 0 0 65 101 2.57 1.143																					
56 Cionel Pérez, L (8, 1) ERA: 0.53	1.0 H 3 0 0 0 0 0 0 0 0 0 0 6 9 0.00 0.000																					
4B Jorge López, R (9, 1) ERA: 1.7	1.0 S 3 0 0 0 1 0 0 0 0 0 0 9 12 0.00 0.000																					





















Batter	1	2	3	4	5	6	7	8	9	AB	R	H	RBI	BB	SO	LOB	TOP			
9 Brandon Nimmo, L (1,8) OBP: 0.358, SLG: 0.437										3	1	1	0	1	1	0	<b>New York Mets @ Chicago Cubs</b> Wrigley Field, Chicago, IL Sun Jul 17 2022, 1:23 PM - 4:30 PM CDT Att: 34,424 - Cloudy - 71 F			
6 Starling Marte, R (1,9) OBP: 0.345, SLG: 0.458										4	1	2	0	0	0	1				
12 Francisco Lindor, S (1,6) OBP: 0.324, SLG: 0.432										4	0	2	0	0	0	3				
20 Pete Alonso, R (1,3) OBP: 0.339, SLG: 0.517										4	0	1	1	0	1	3				
1 Jeff McNeil, L (1,10) OBP: 0.362, SLG: 0.418										4	0	0	0	0	0	4				
10 Eduardo Escobar, S (1,5) OBP: 0.279, SLG: 0.397										3	0	1	0	1	0	0				
19 Mark Canha, R (1,7) OBP: 0.370, SLG: 0.381										3	0	1	0	1	0	0				
13 Luis Guillorme, L (1,4) OBP: 0.369, SLG: 0.369										4	0	1	0	0	0	3				
4 Patrick Mazeika, L (1,2) OBP: 0.206, SLG: 0.295										3	0	0	0	0	0	0				
28 J.D. Davis, R (9,PH) OBP: 0.325, SLG: 0.345										1	0	0	0	0	0	1				
<b>Inning Stats</b>	R: 1 E: 0 K: 0 S: 16	H: 2 LOB: 1 BB: 0 P: 22	R: 0 E: 0 K: 0 S: 9	H: 0 LOB: 0 BB: 0 P: 16	R: 0 E: 0 K: 0 S: 6	H: 1 LOB: 1 BB: 0 P: 10	R: 0 E: 0 K: 1 S: 18	H: 1 LOB: 2 BB: 1 P: 27	R: 1 E: 0 K: 0 S: 11	H: 2 LOB: 0 BB: 1 P: 21	R: 0 E: 0 K: 1 S: 10	H: 0 LOB: 0 BB: 0 P: 15	R: 0 E: 0 K: 0 S: 7	H: 2 LOB: 2 BB: 0 P: 9	R: 0 E: 0 K: 0 S: 9	H: 1 LOB: 0 BB: 0 P: 14	1B: 8 2B: 1 3B: 0 HR: 0	SF: 0 SAC: 0 DP: 2 HBP: 0	WP: 0 PB: 0 SB: 2 CS: 0	PA: 36
<b>PITCHER</b>	IP WLS BF H R ER SO BB IBB HBP BLK WP HR S P ERA WHIP																			
Adrian Sampson, R (1,1) ERA: 3.34	5.1	25	6	2	2	1	3	0	0	0	0	0	0	0	69	112	3.38	1.688		
25 Steven Brault, L (6,1) ERA:	1.2	4	0	0	0	1	0	0	0	0	0	0	0	12	20	0.00	0.000			
50 Rowan Wick, R (8,1) ERA: 4.69	1.0	W	4	2	0	0	0	0	0	0	0	0	0	7	9	0.00	2.000			
37 David Robertson, R (9,1) ERA: 1.93	1.0	S	3	1	0	0	0	0	0	0	0	0	0	9	14	0.00	1.000			

Batter	1	2	3	4	5	6	7	8	9	AB	R	H	RBI	BB	SO	LOB	BOTTOM	
5 Christopher Morel, R (1,8) OBP: 0.338, SLG: 0.477										3	1	1	0	1	0	0	<b>New York Mets @ Chicago Cubs</b> Wrigley Field, Chicago, IL Sun Jul 17 2022, 1:23 PM - 4:30 PM CDT Att: 34,424 - Cloudy - 71 F	
40 Wilson Contreras, R (1,2) OBP: 0.366, SLG: 0.455										4	1	1	0	0	2	1		
8 Ian Happ, S (1,10) OBP: 0.364, SLG: 0.443										4	1	1	1	0	2	1		
27 Seiya Suzuki, R (1,9) OBP: 0.355, SLG: 0.451										3	0	1	0	1	0	2		
2 Nico Hoerner, R (1,6) OBP: 0.344, SLG: 0.423										4	0	3	1	0	0	1		
18 Frank Schwindel, R (1,3) OBP: 0.283, SLG: 0.383										4	0	0	0	0	0	5		
36 Alfonso Rivas III, L (9,3) OBP: 0.313, SLG: 0.323										0	0	0	0	0	0	0		
16 Patrick Wisdom, R (1,5) OBP: 0.316, SLG: 0.441										2	0	0	1	1	0	1		
13 David Bote, R (1,4) OBP: 0.366, SLG: 0.417										3	0	0	0	0	2	3		
4 Nelson Velázquez, R (1,7) OBP: 0.254, SLG: 0.381										3	0	0	0	0	2	3		
<b>Inning Stats</b>	R: 0 E: 0 K: 1 S: 7	H: 0 LOB: 0 BB: 0 P: 11	R: 0 E: 0 K: 0 S: 10	H: 1 LOB: 1 BB: 1 P: 16	R: 0 E: 0 K: 3 S: 11	H: 0 LOB: 1 BB: 1 P: 22	R: 1 E: 0 K: 2 S: 22	H: 2 LOB: 3 BB: 1 P: 37	R: 0 E: 0 K: 0 S: 7	H: 1 LOB: 0 BB: 0 P: 10	R: 0 E: 0 K: 0 S: 5	H: 0 LOB: 0 BB: 0 P: 7	R: 2 E: 0 K: 0 S: 21	H: 3 LOB: 1 BB: 0 P: 34	1B: 7 2B: 0 3B: 0 HR: 0	SF: 0 SAC: 0 DP: 2 HBP: 0	WP: 0 PB: 0 SB: 0 CS: 0	PA: 33
<b>PITCHER</b>	IP WLS BF H R ER SO BB IBB HBP BLK WP HR S P ERA WHIP																	
23 David Peterson, L (1,1) ERA: 3.24	5.0	21	3	1	0	0	3	0	0	0	0	0	0	59	97	0.00	1.200	
34 Tommy Hunter, R (6,1) ERA: 2.45	2.0	H	6	1	0	0	0	0	0	0	0	0	0	12	17	0.00	0.500	
62 Drew Smith, R (8,1) ERA: 3.38	0.2	L	5	3	2	2	0	0	0	0	0	0	0	15	25	27.00	4.500	
67 Seth Lugo, R (8,1) ERA: 3.82	0.1	1	0	0	0	0	0	0	0	0	0	0	0	6	9	0.00	0.000	







Batter	1	2	3	4	5	6	7	8	9	10	AB	R	H	RBI	BB	SO	LOB	TOP				
66 Rafael Ortega, L OBP: 0.328, SLG: 0.356 4 Nelson Velázquez, R OBP: 0.282, SLG: 0.485	F9		F8			F8		BB		E5	3	0	0	0	0	0	1	Chicago Cubs @ Philadelphia Phillies Citizens Bank Park, Philadelphia, PA Sat Jul 23 2022, 6:10 PM - 9:43 PM EDT Att: 36,542 - Clear - 97 F				
40 Wilson Contreras, R OBP: 0.372, SLG: 0.471	G5-3			HBP				P4			4	0	1	1	0	1	4					
27 Seiya Suzuki, R OBP: 0.360, SLG: 0.464	K										5	0	0	0	0	3	2					
8 Ian Happ, S OBP: 0.367, SLG: 0.444		K									5	0	1	0	0	3	2					
2 Nico Hoerner, R OBP: 0.339, SLG: 0.430											4	2	1	1	0	0	1					
16 Patrick Wisdom, R OBP: 0.316, SLG: 0.442		HR									4	0	1	0	0	2	0					
36 Alfonso Rivas III, L OBP: 0.312, SLG: 0.313 18 Frank Schwindel, R OBP: 0.279, SLG: 0.377											2	0	0	0	0	1	0					
13 David Bote, R OBP: 0.356, SLG: 0.425											2	1	0	1	0	0	0					
5 Christopher Morel, R OBP: 0.349, SLG: 0.491											4	1	1	0	0	1	1					
Inning Stats	R: 0 E: 0 K: 1 S: 12	H: 0 LOB: 0 BB: 0 P: 18	R: 1 E: 0 K: 2 S: 13	H: 1 LOB: 0 BB: 0 P: 21	R: 0 E: 0 K: 0 S: 6	H: 0 LOB: 0 BB: 0 P: 10	R: 0 E: 0 K: 1 S: 8	H: 0 LOB: 0 BB: 0 P: 13	R: 0 E: 0 K: 1 S: 6	H: 0 LOB: 0 BB: 0 P: 11	R: 0 E: 0 K: 1 S: 14	H: 1 LOB: 1 BB: 0 P: 18	R: 0 E: 0 K: 0 S: 10	H: 1 LOB: 0 BB: 0 P: 15	R: 0 E: 0 K: 2 S: 9	H: 0 LOB: 0 BB: 0 P: 11	R: 5 E: 1 K: 2 S: 24		H: 3 LOB: 1 BB: 0 P: 36	1B: 2 2B: 4 3B: 0 HR: 1	SF: 0 SAC: 0 DP: 1 HBP: 2	WP: 0 PB: 0 SB: 2 CS: 0
PITCHER	IP	WLS	BF	H	R	ER	SO	BB	IBB	HBP	BLK	WP	HR	S	P	ERA	WHIP					
45 Zack Wheeler, R ERA: 2.78	7.0		23	3	1	1	6	0	0	1	0	0	0	1	69	1.29	0.429					
52 Brad Hand, L ERA: 3.12	0.2		5	1	0	0	1	1	0	0	0	0	0	7	17	0.00	3.000					
75 Connor Brogdon, R ERA: 1.89	0.1		1	0	0	0	0	0	0	0	0	0	0	3	0	0.00	0.000					
56 Seanthyony Domínguez, R ERA: 1.8	1.0		3	0	0	0	2	0	0	0	0	0	0	9	11	0.00	0.000					
46 José Alvarado, L ERA: 5.33	0.1		L	5	2	4	3	1	0	0	0	0	0	15	21	81.00	6.000					

AB	37
R	6
H	7
RBI	5
BB	1
SO	11
LOB	11



Batter	1	2	3	4	5	6	7	8	9	10	AB	R	H	RBI	BB	SO	LOB	BOTTOM						
12 Kyle Schwarber, L OBP: 0.316, SLG: 0.504	K										3	0	0	0	1	3	1	Chicago Cubs @ Philadelphia Phillies Citizens Bank Park, Philadelphia, PA Sat Jul 23 2022, 6:10 PM - 9:43 PM EDT Att: 36,542 - Clear - 97 F						
17 Rhys Hoskins, R OBP: 0.334, SLG: 0.474	G4-3										4	0	0	0	0	1	2							
8 Nick Castellanos, R OBP: 0.290, SLG: 0.366	L9										4	0	0	0	0	1	1							
25 Darick Hall, L OBP: 0.309, SLG: 0.600											3	1	1	0	1	2	0							
10 J.T. Realmuto, R OBP: 0.327, SLG: 0.397											4	0	1	1	0	1	1							
5 Bryson Stott, L OBP: 0.260, SLG: 0.304											3	1	1	0	1	0	0							
18 Didi Gregorius, L OBP: 0.290, SLG: 0.339											4	0	1	0	0	1	3							
28 Alec Bohm, R OBP: 0.312, SLG: 0.386											4	0	1	1	0	0	2							
37 Odúbel Herrera, L OBP: 0.280, SLG: 0.389 19 Matt Verling, R OBP: 0.310, SLG: 0.353											2	0	0	0	0	0	2							
											2	0	1	0	0	1	0							
Inning Stats	R: 0 E: 0 K: 1 S: 8	H: 0 LOB: 0 BB: 0 P: 11	R: 0 E: 0 K: 0 S: 5	H: 1 LOB: 1 BB: 1 P: 13	R: 0 E: 0 K: 1 S: 8	H: 1 LOB: 1 BB: 1 P: 13	R: 0 E: 0 K: 2 S: 12	H: 0 LOB: 0 BB: 0 P: 18	R: 0 E: 0 K: 0 S: 10	H: 1 LOB: 1 BB: 0 P: 12	R: 0 E: 0 K: 1 S: 9	H: 0 LOB: 0 BB: 0 P: 14	R: 1 E: 0 K: 1 S: 10	H: 2 LOB: 1 BB: 1 P: 17	R: 0 E: 0 K: 2 S: 13	H: 1 LOB: 1 BB: 0 P: 22	R: 0 E: 0 K: 1 S: 8	H: 0 LOB: 0 BB: 0 P: 11	R: 1 E: 0 K: 1 S: 8	H: 0 LOB: 0 BB: 0 P: 13	1B: 4 2B: 2 3B: 0 HR: 0	SF: 0 SAC: 0 DP: 2 HBP: 0	WP: 1 PB: 0 SB: 0 CS: 0	PA: 36
PITCHER	IP	WLS	BF	H	R	ER	SO	BB	IBB	HBP	BLK	WP	HR	S	P	ERA	WHIP							
0 Marcus Stroman, R ERA: 4.38	6.0		23	5	1	1	5	2	0	0	1	0	0	55	86	1.50	1.167							
25 Steven Brault, L ERA: 4.38	1.1		5	1	0	0	2	1	0	0	0	0	0	14	24	0.00	1.500							
60 Mychal Givens, R ERA: 2.87	0.2		2	0	0	0	1	0	0	0	0	0	0	6	10	0.00	0.000							
37 David Robertson, R ERA: 1.88	1.0	W	3	0	0	0	1	0	0	0	0	0	0	8	11	0.00	0.000							
47 Brandon Hughes, L ERA: 3.39	1.0		3	0	1	0	1	0	0	0	0	1	0	8	13	0.00	0.000							

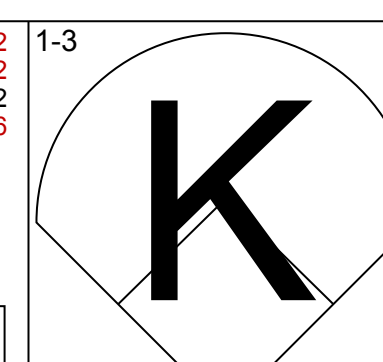
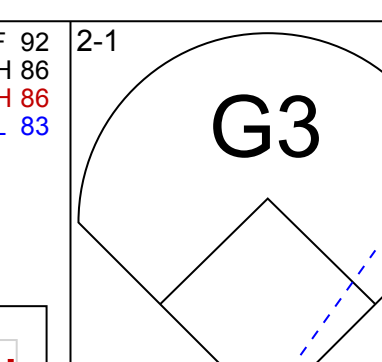
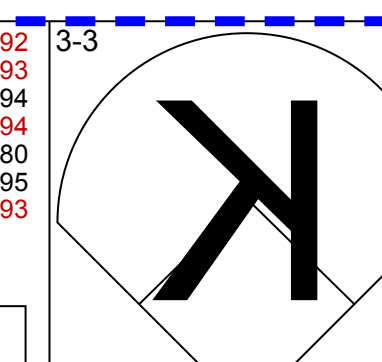
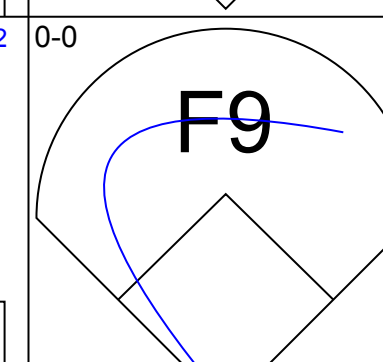
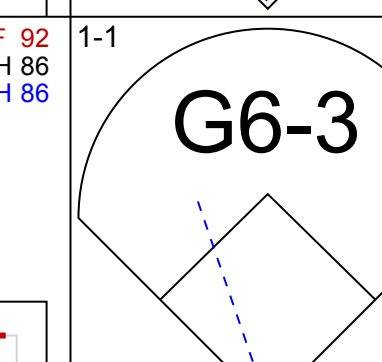
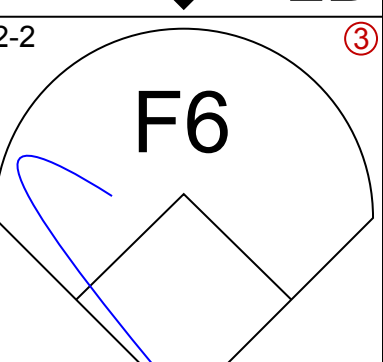
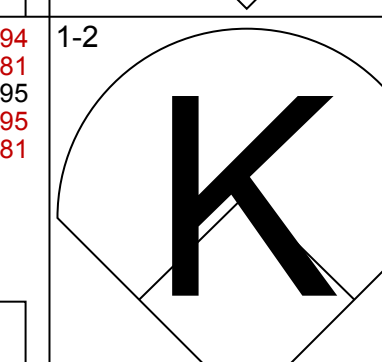
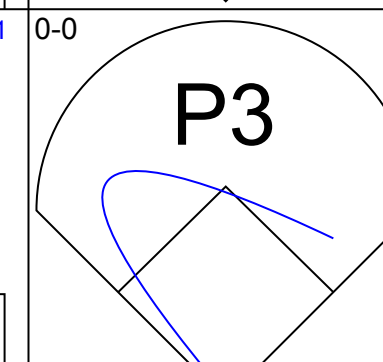
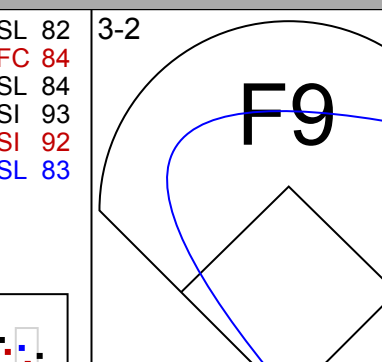
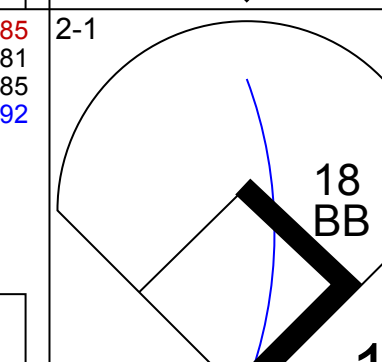
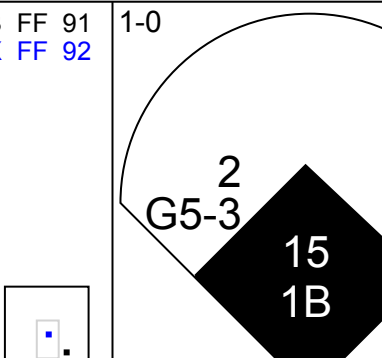
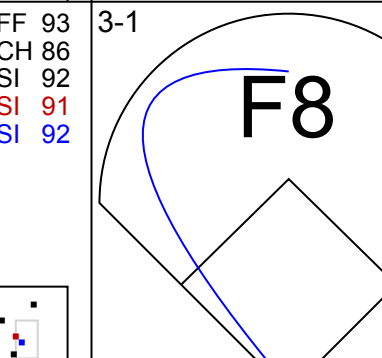
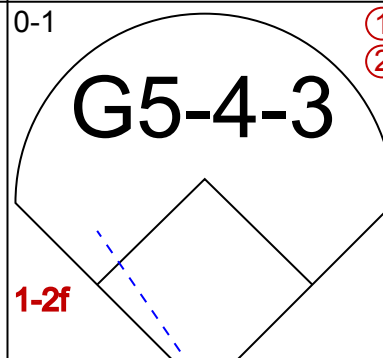
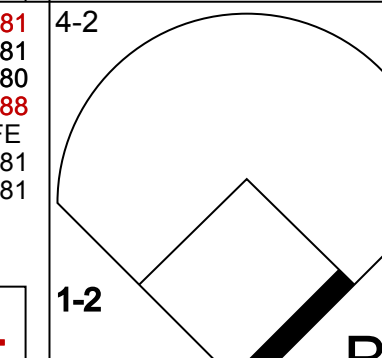
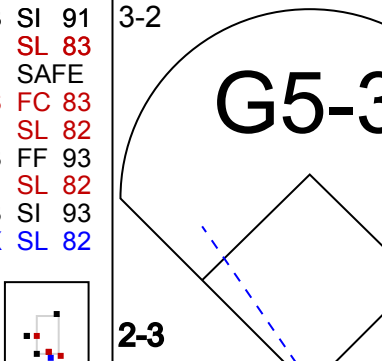
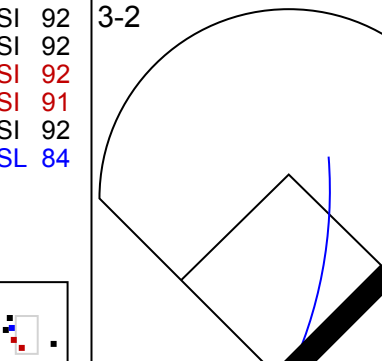
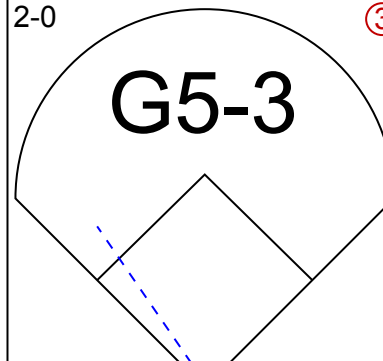
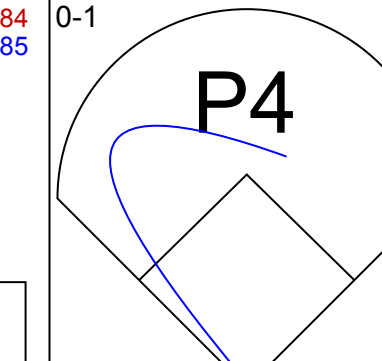

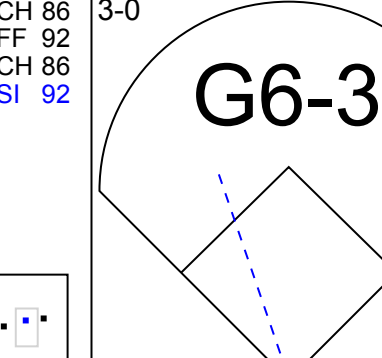
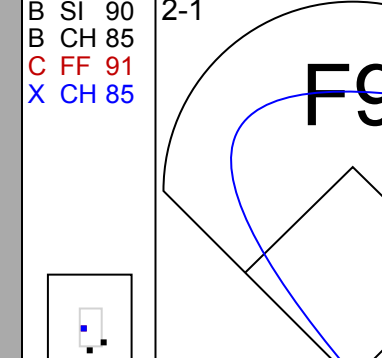
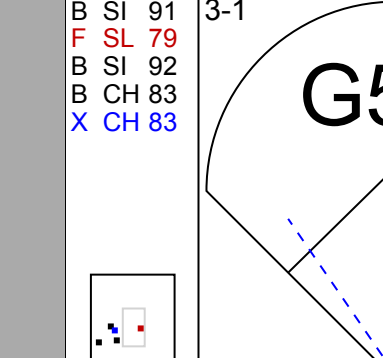
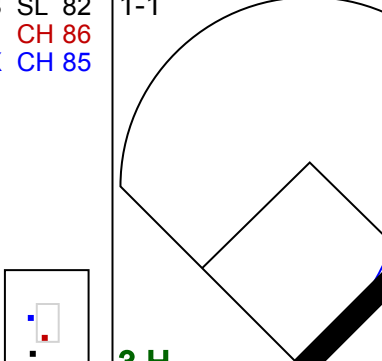
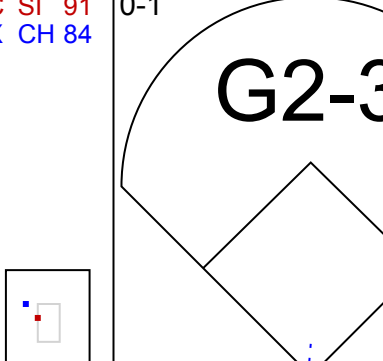
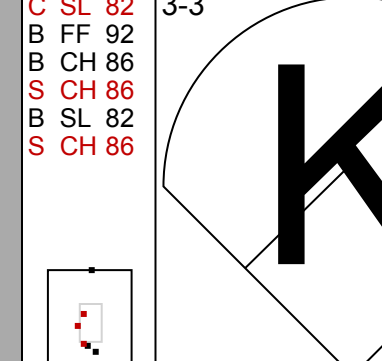
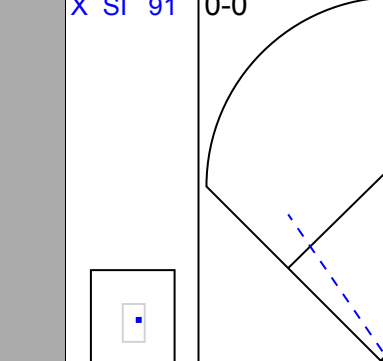
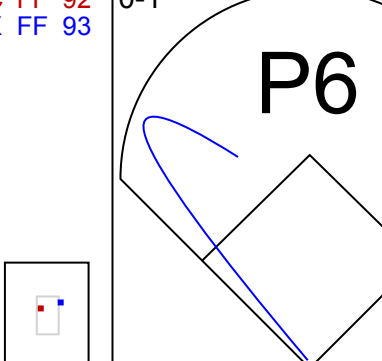
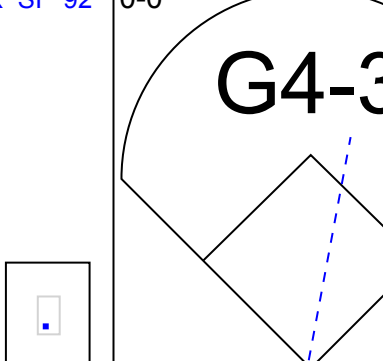
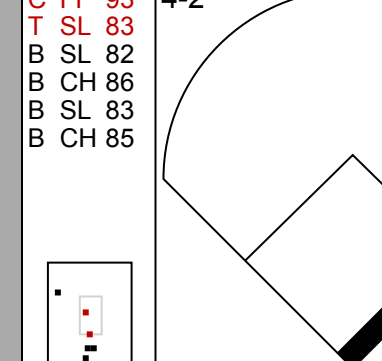
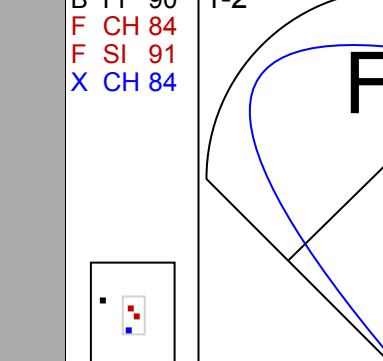
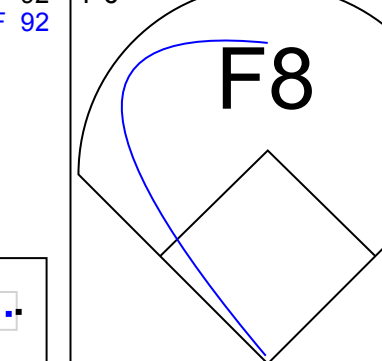
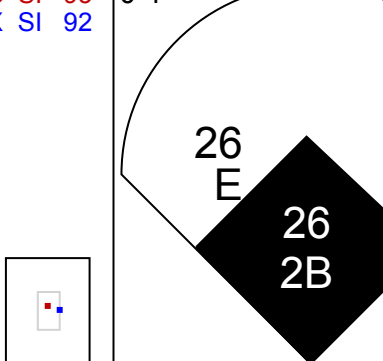
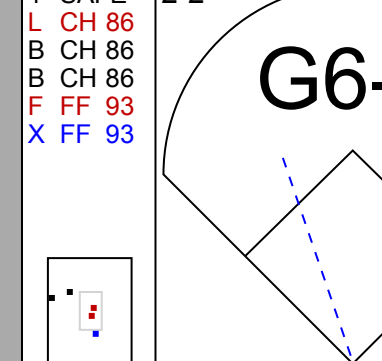
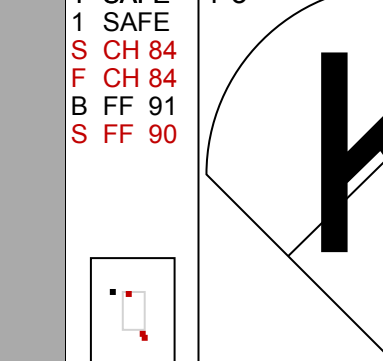
AB	33
R	2
H	6
RBI	2
BB	3
SO	10
LOB	12

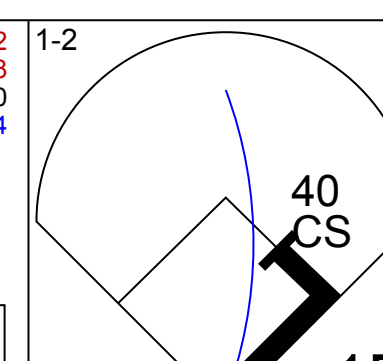
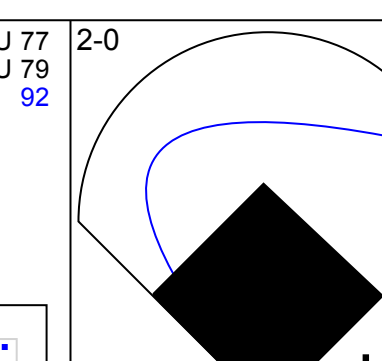
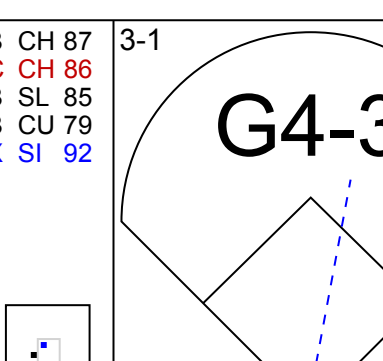
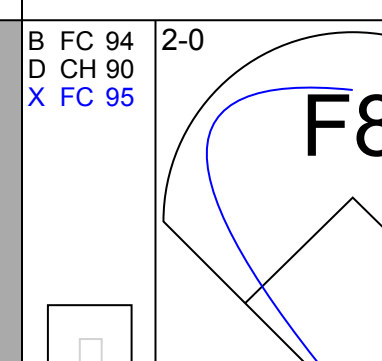
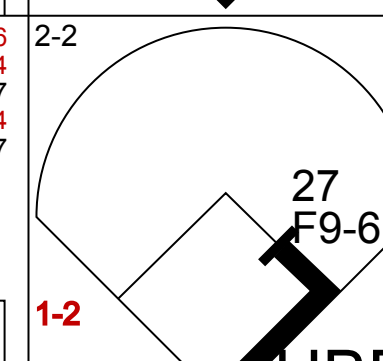
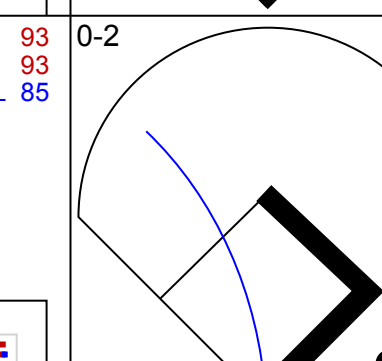
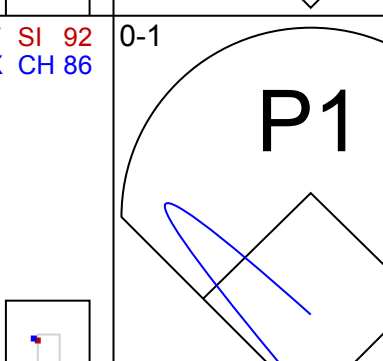
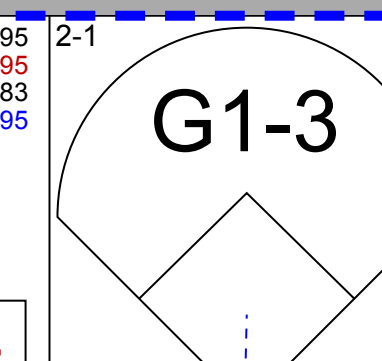
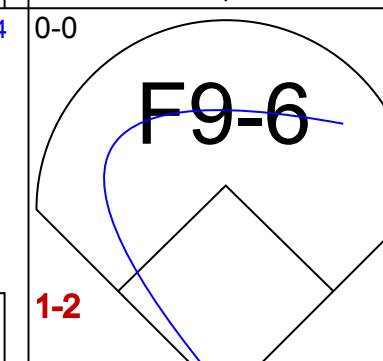
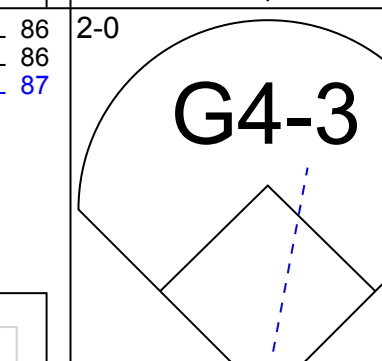
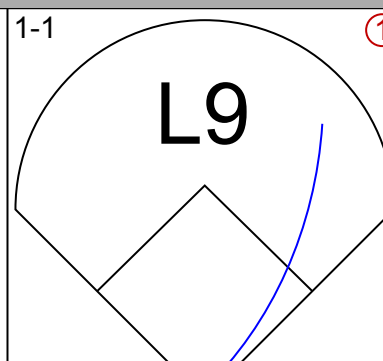
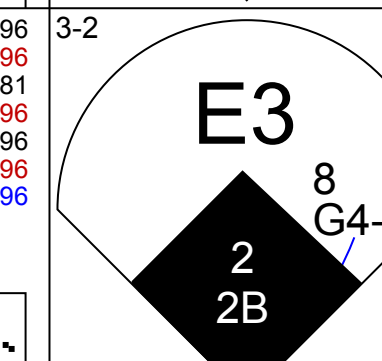
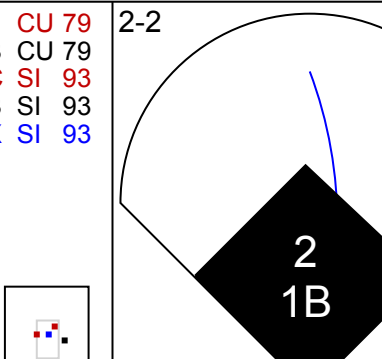
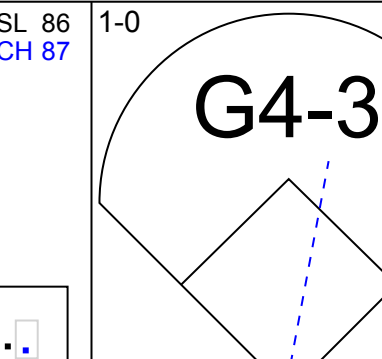
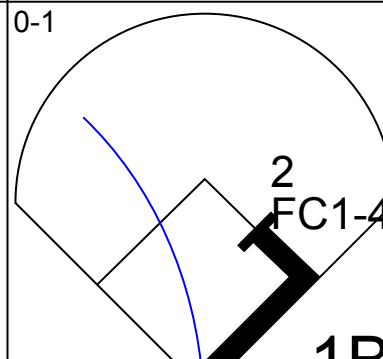
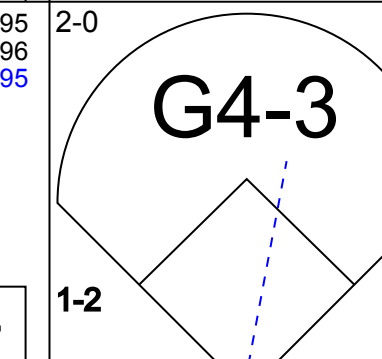
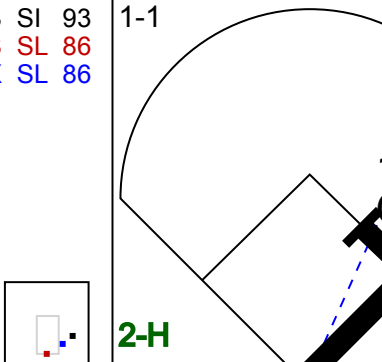
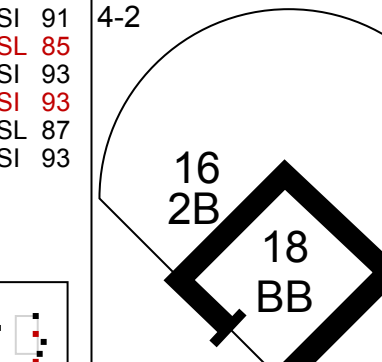
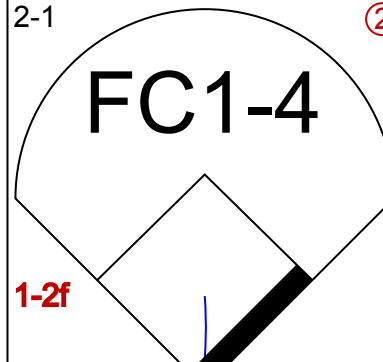
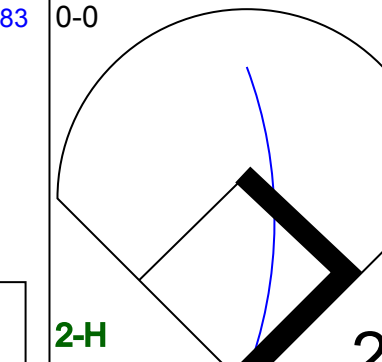
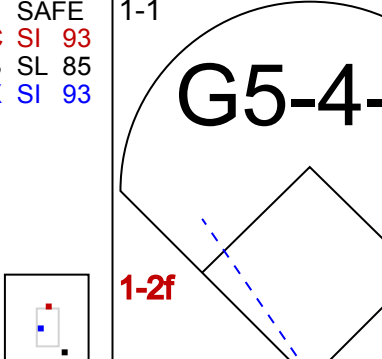
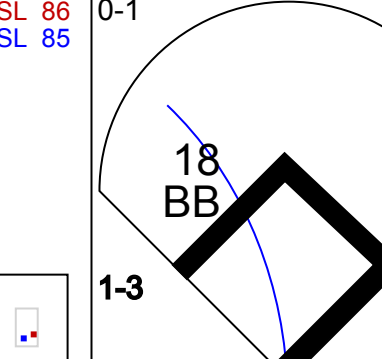
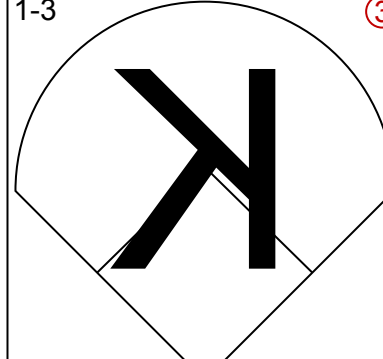
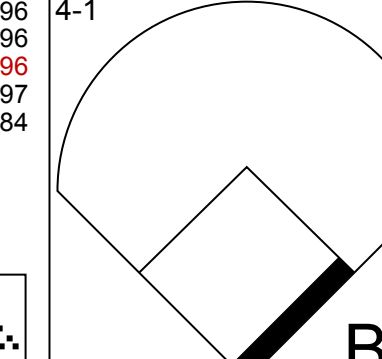
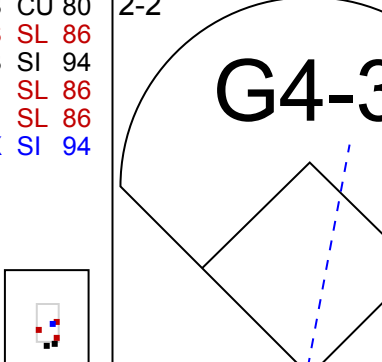
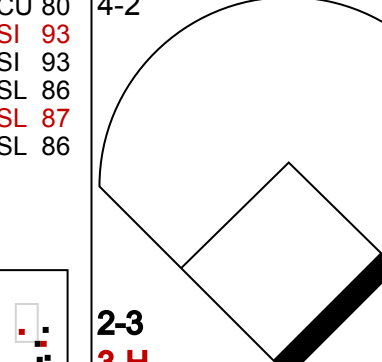
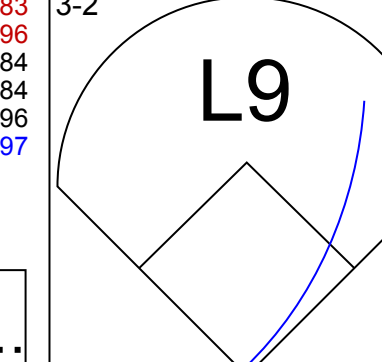
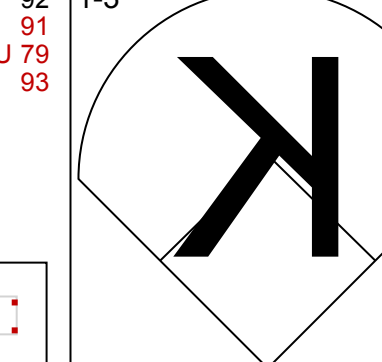
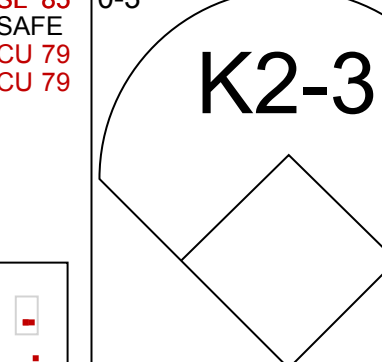
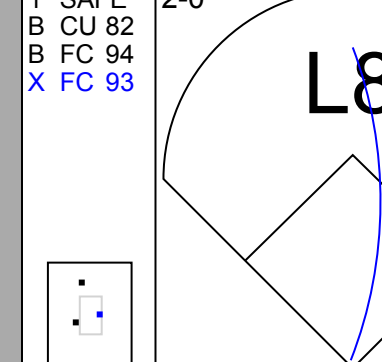

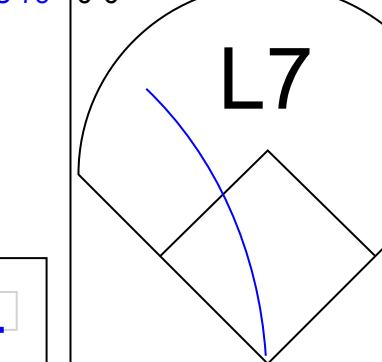

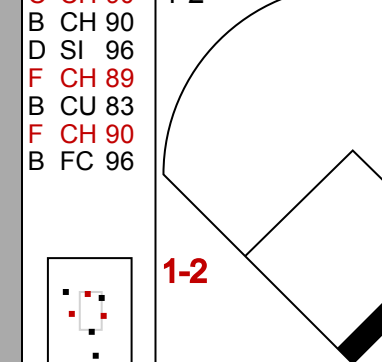

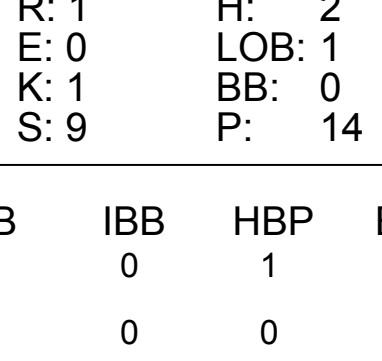
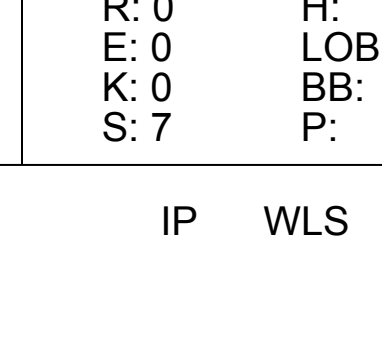
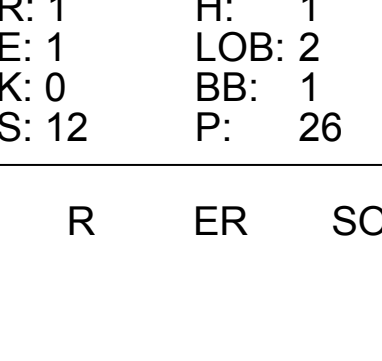






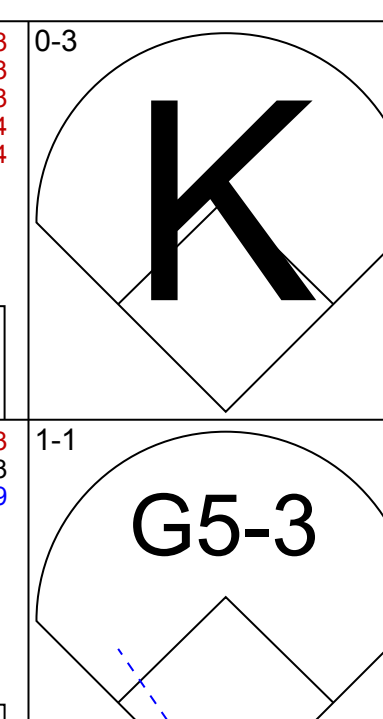
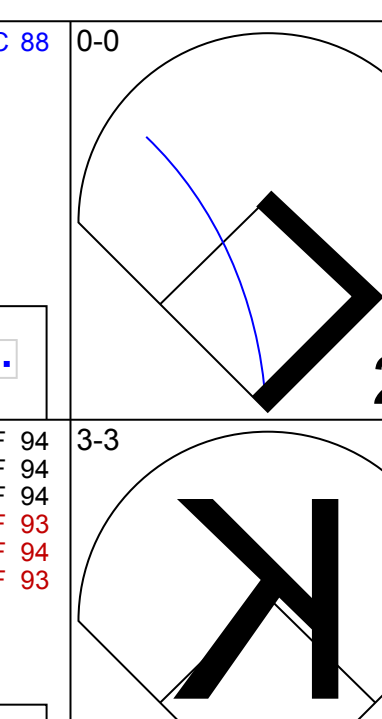
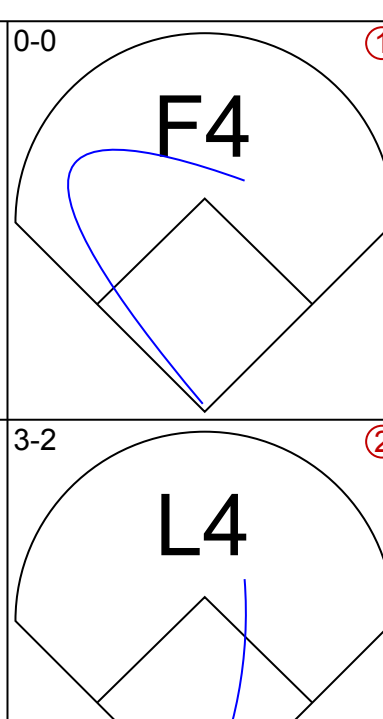
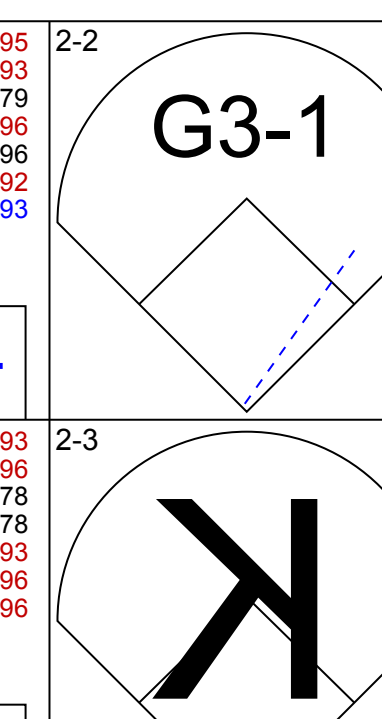
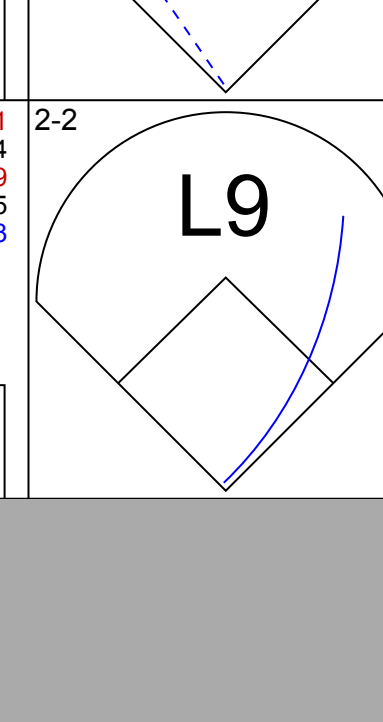

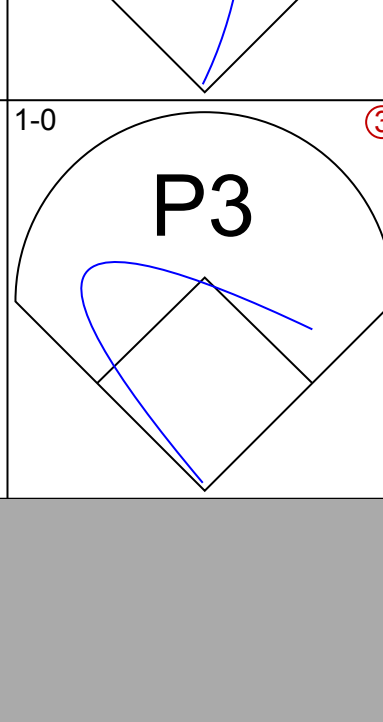


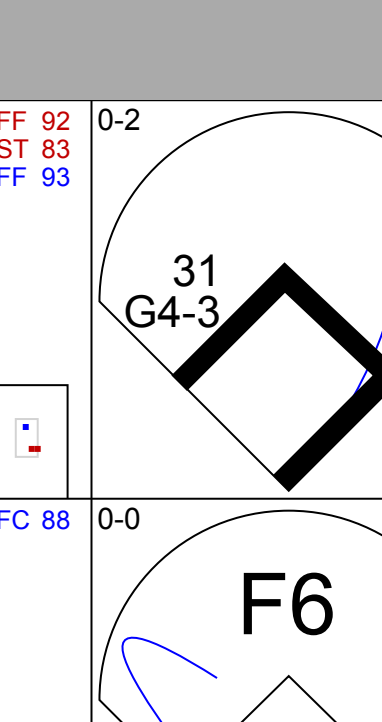

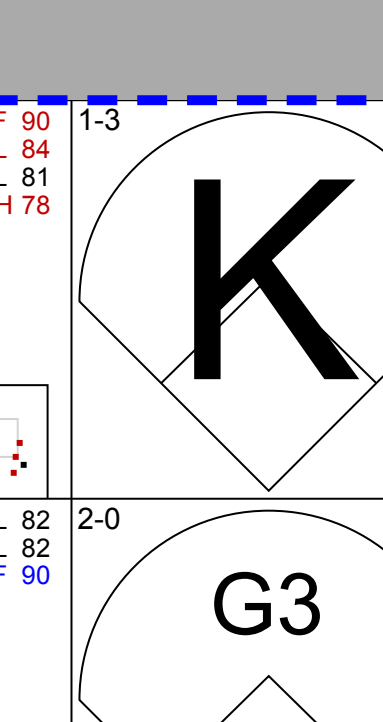
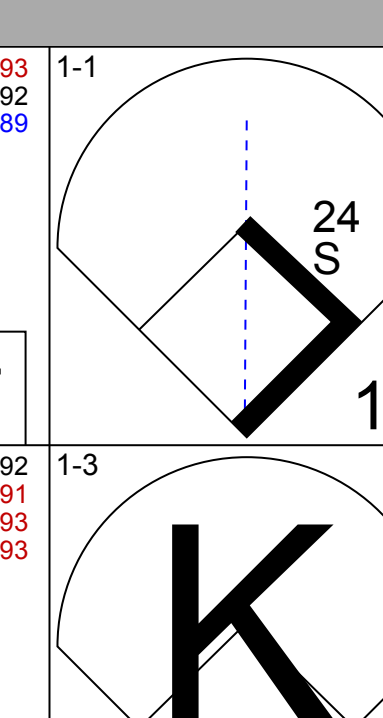
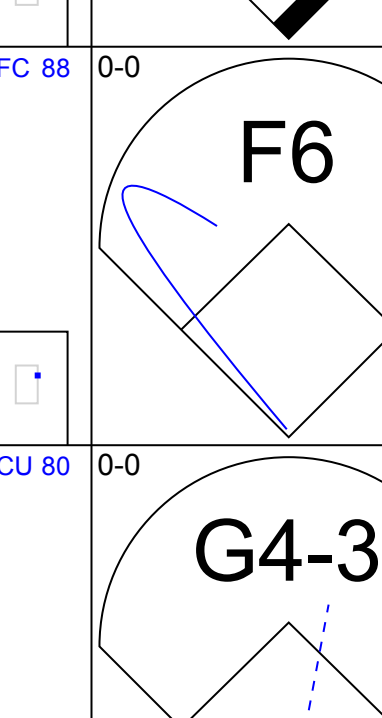
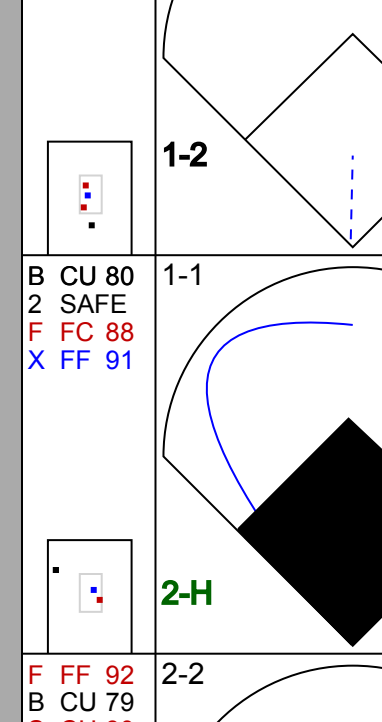
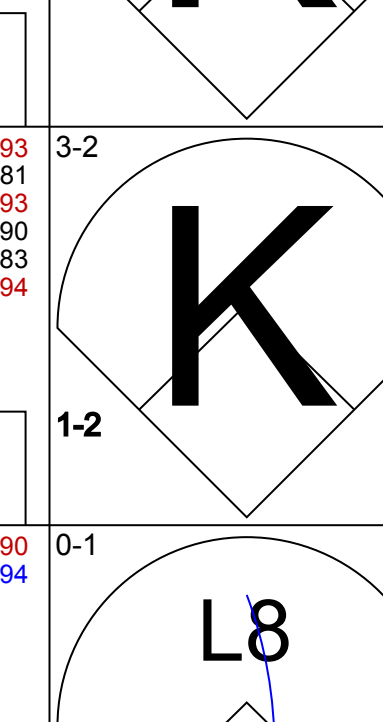

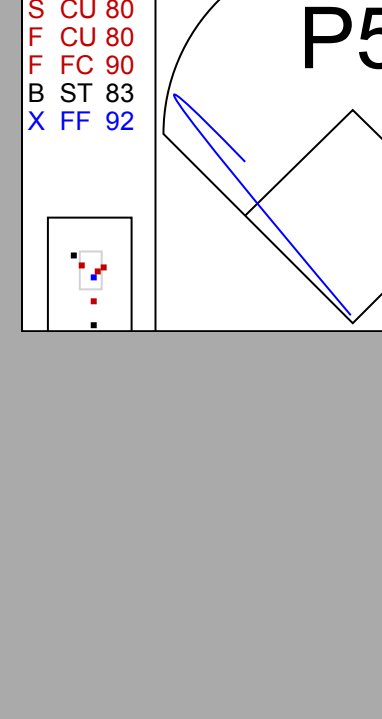

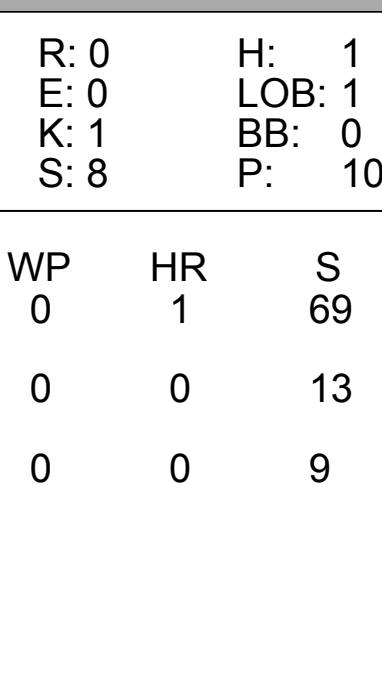
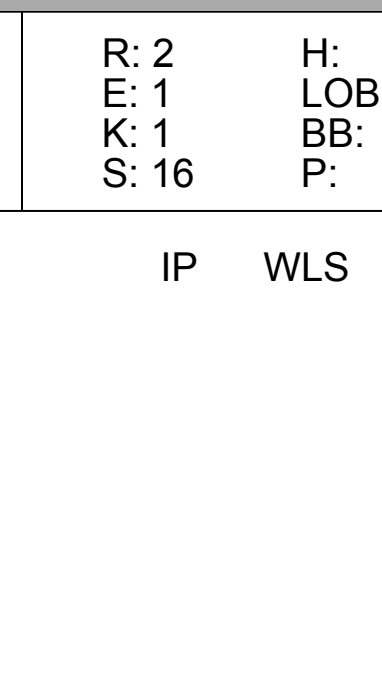
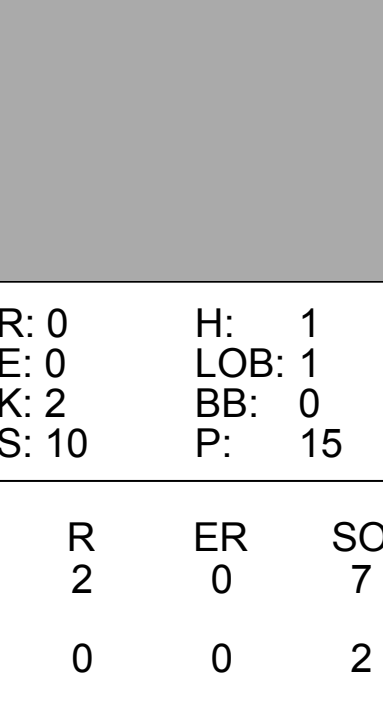
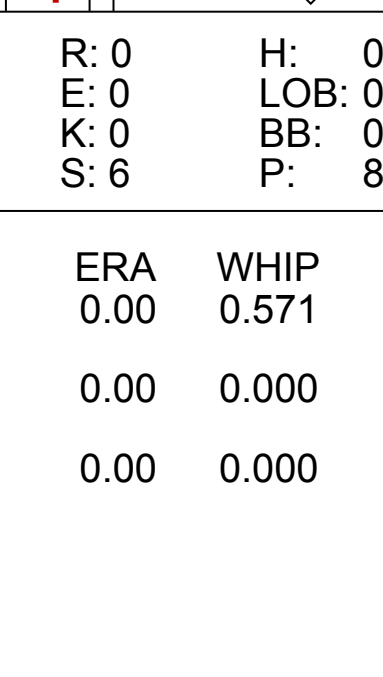
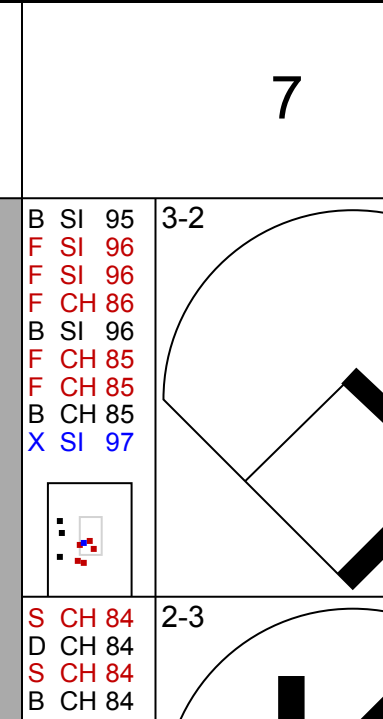

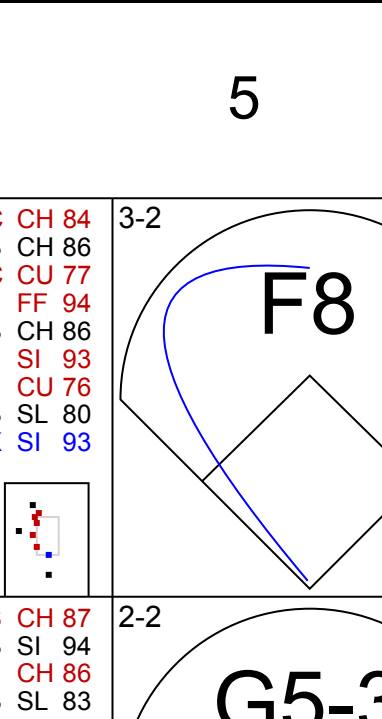
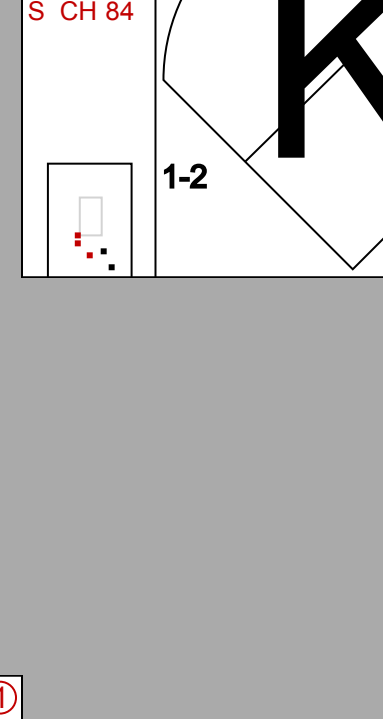
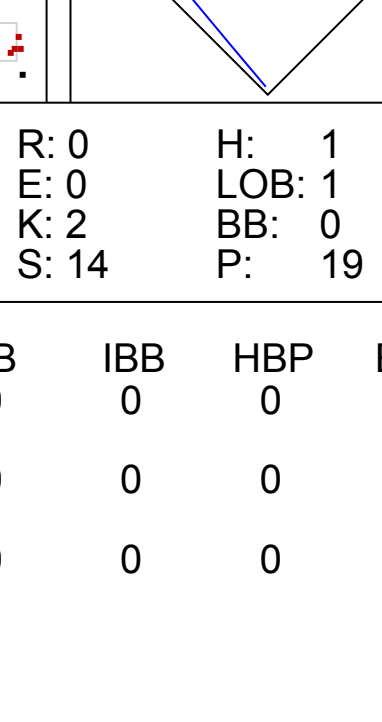
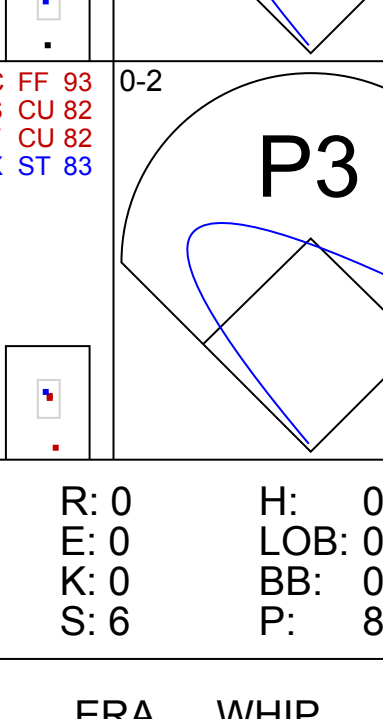
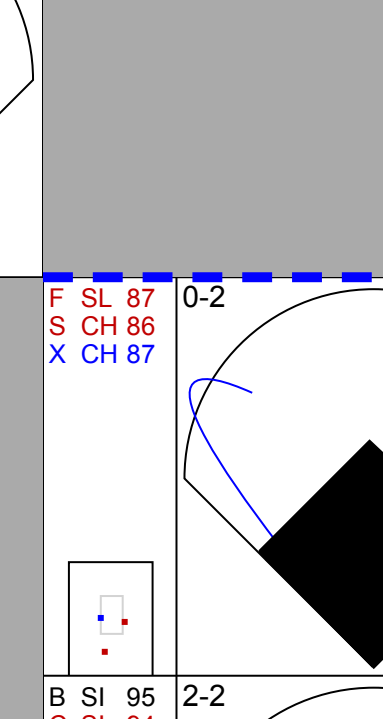


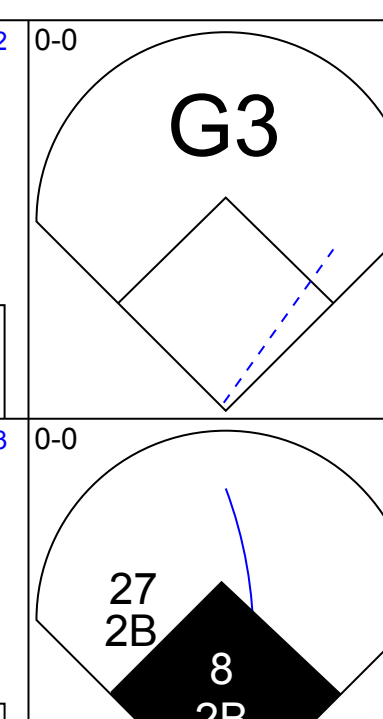
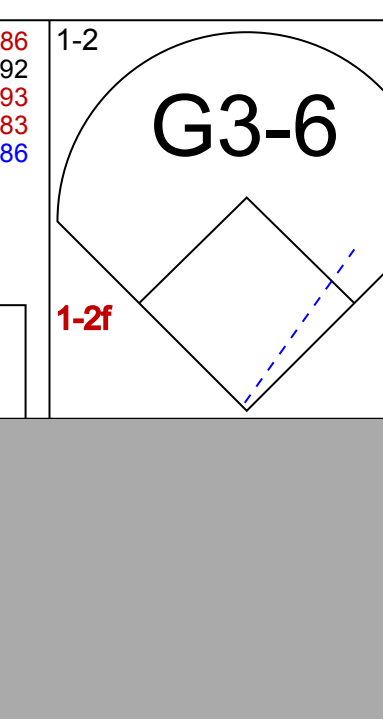
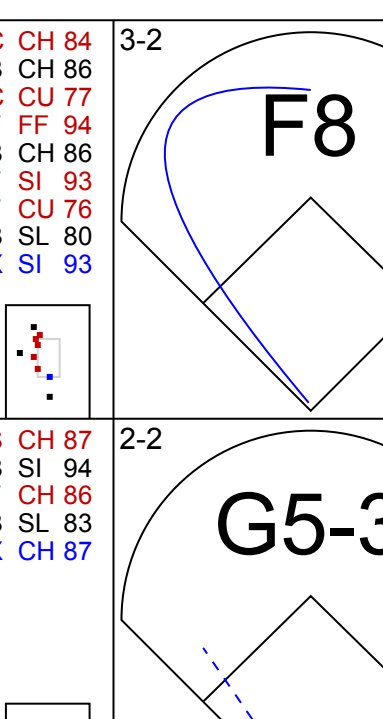
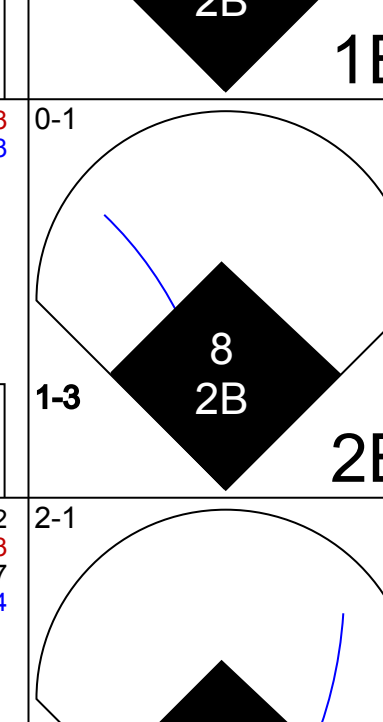
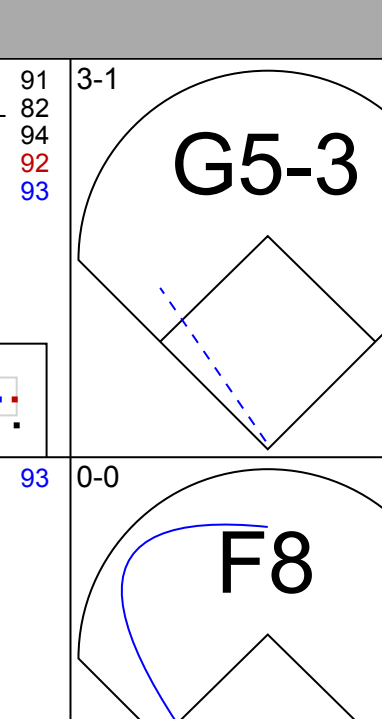
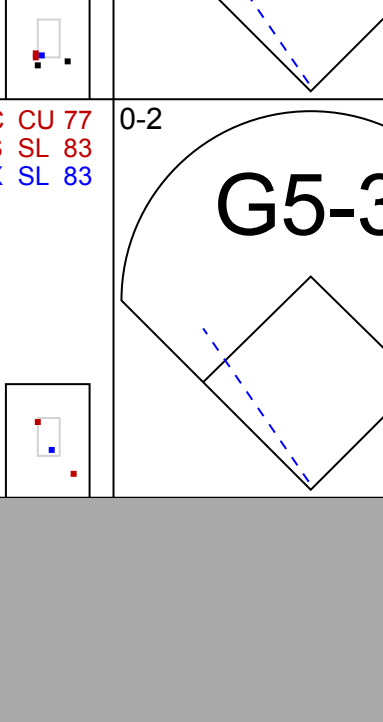

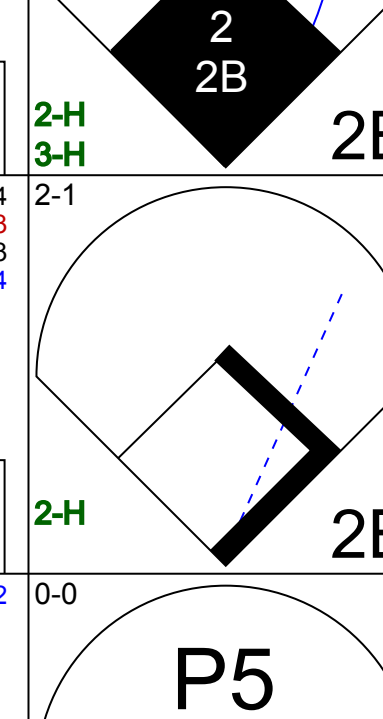
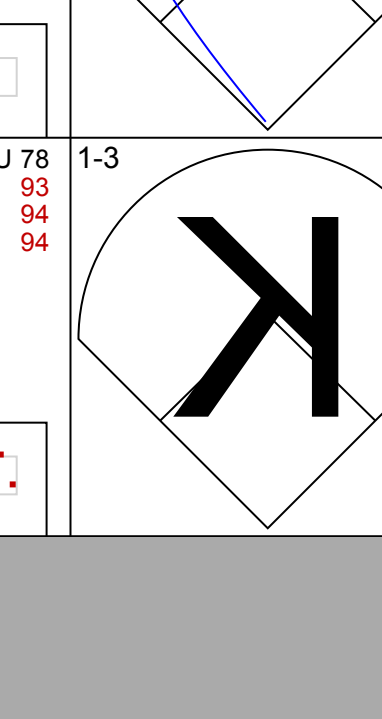

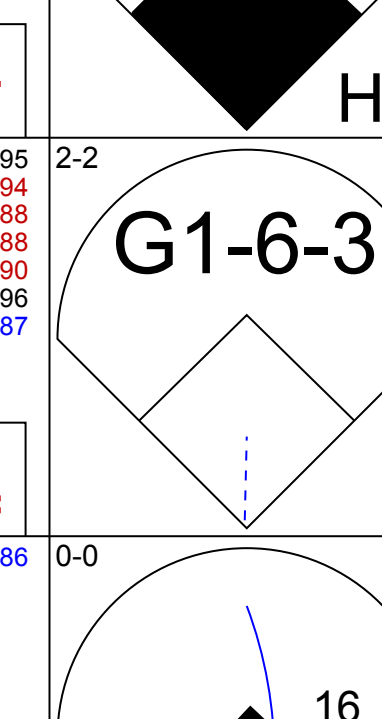
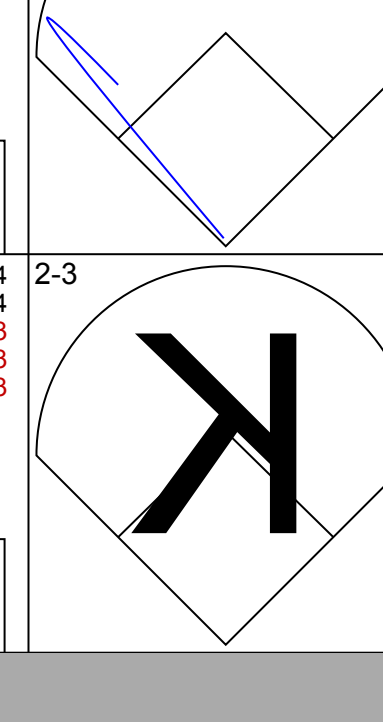

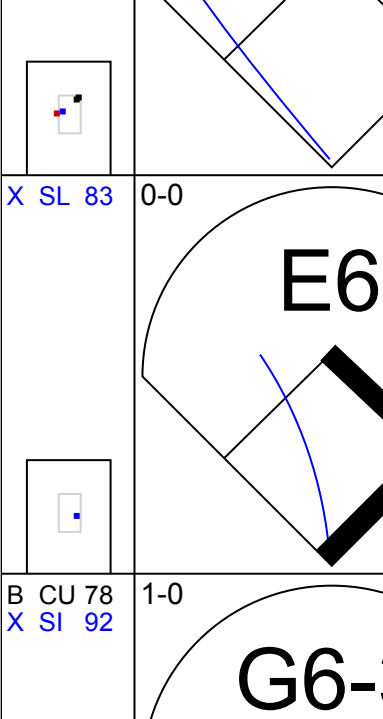
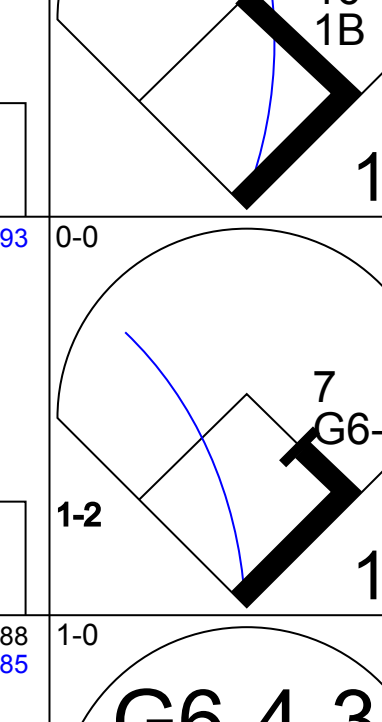

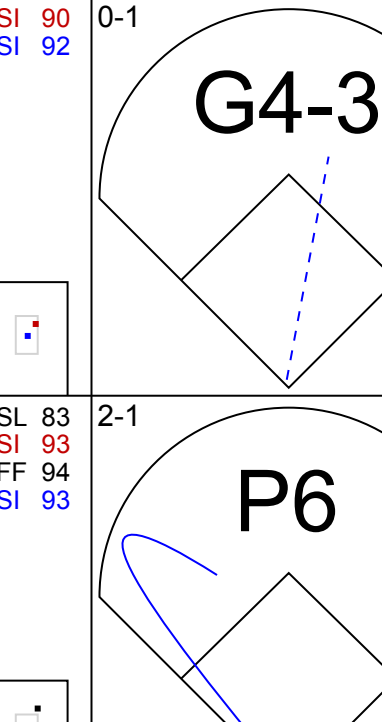
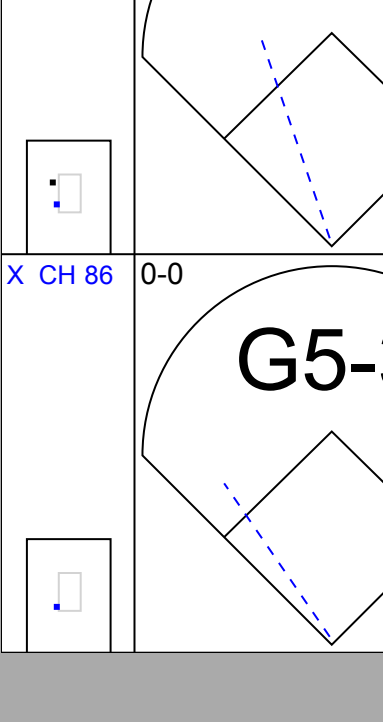
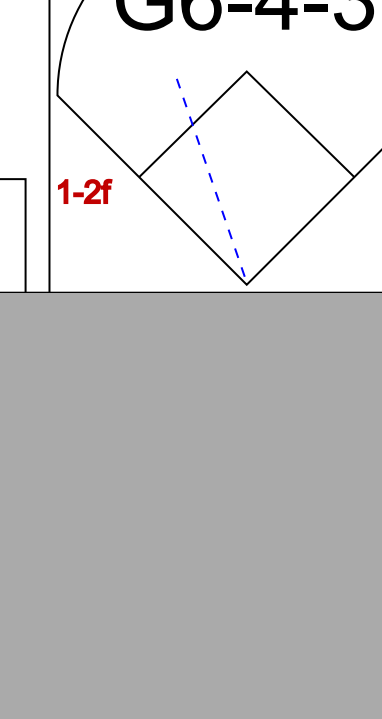
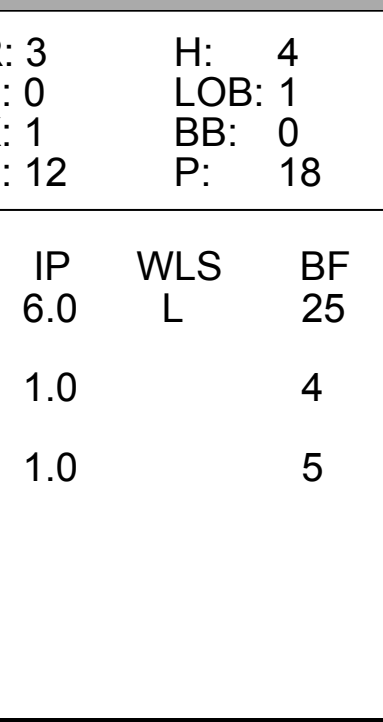
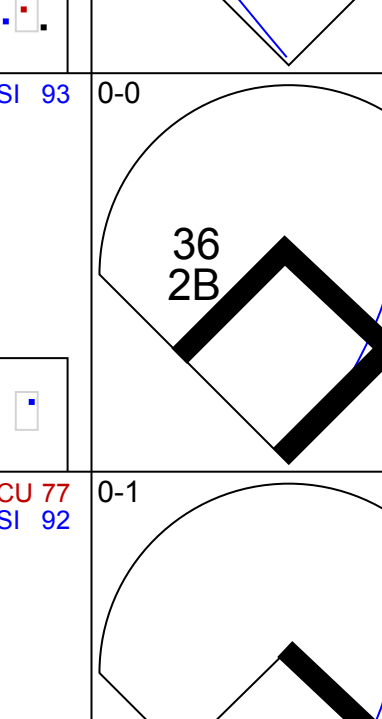

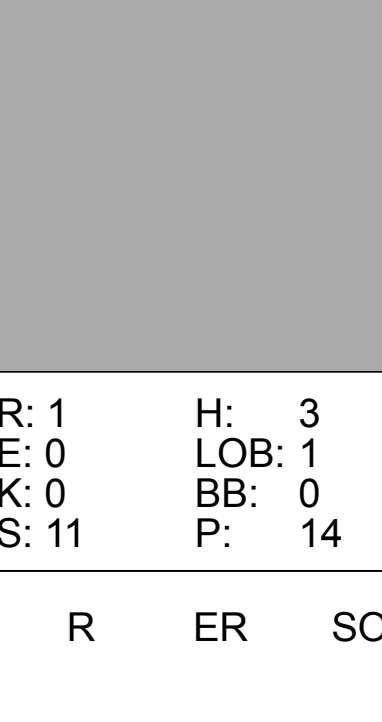
Batter	1	2	3	4	5	6	7	8	9	AB	R	H	RBI	BB	SO	LOB	TOP					
26 Josh VanMeter, L (1,4) OBP: 0.259, SLG: 0.310										4	0	1	1	0	2	0	<b>Pittsburgh Pirates @ Chicago Cubs</b> Wrigley Field, Chicago, IL Mon Jul 25 2022, 7:08 PM - 9:59 PM CDT Att: 37,342 - Clear - 71 F					
10 Bryan Reynolds, S (1,8) OBP: 0.339, SLG: 0.459										4	0	0	0	0	1	1						
13 Ke'Bryan Hayes, R (1,5) OBP: 0.324, SLG: 0.351										4	0	2	0	0	0	0						
18 Ben Gamel, L (1,7) OBP: 0.338, SLG: 0.378										3	1	1	0	1	0	1						
2 Michael Chavis, R (1,3) OBP: 0.275, SLG: 0.407										4	0	1	0	0	0	3						
25 Yoshi Tsutsugo, L (1,10) OBP: 0.254, SLG: 0.235										4	0	0	0	0	1	2						
15 Oneil Cruz, L (1,6) OBP: 0.250, SLG: 0.418										4	0	2	1	0	1	0						
31 Cal Mitchell, L (1,9) OBP: 0.245, SLG: 0.311										3	0	0	0	1	0	2						
54 Tyler Heineman, S (1,2) OBP: 0.260, SLG: 0.265										4	1	1	0	0	1	2						
<b>Inning Stats</b>	R: 0 E: 0 K: 1 S: 5	H: 0 LOB: 0 BB: 0 P: 6	R: 1 E: 0 K: 1 S: 13	H: 2 LOB: 1 BB: 0 P: 20	R: 0 E: 0 K: 0 S: 5	H: 0 LOB: 0 BB: 0 P: 9	R: 0 E: 0 K: 0 S: 9	H: 1 LOB: 1 BB: 0 P: 21	R: 1 E: 1 K: 0 S: 11	H: 2 LOB: 1 BB: 0 P: 16	R: 0 E: 0 K: 0 S: 5	H: 1 LOB: 0 BB: 0 P: 7	R: 0 E: 0 K: 1 S: 10	H: 0 LOB: 1 BB: 1 P: 21	R: 0 E: 0 K: 2 S: 14	H: 1 LOB: 2 BB: 1 P: 24	R: 0 E: 0 K: 1 S: 9	H: 1 LOB: 1 BB: 0 P: 14	1B: 5 2B: 3 3B: 0 HR: 0	SF: 0 SAC: 0 DP: 1 HBP: 0	WP: 0 PB: 0 SB: 0 CS: 0	PA: 36
<b>PITCHER</b>	IP	WLS	BF	H	R	ER	SO	BB	IBB	HBP	BLK	WP	HR	S	P	ERA	WHIP					
Adrian Sampson, R (1,1) ERA: 3.2	7.0		27	6	2	2	3	1	0	0	0	0	0	58	100	2.57	1.000					
60 Mychal Givens, R (8,1) ERA: 2.79	1.0	W	5	1	0	0	2	1	0	0	0	0	0	14	24	0.00	2.000					
57 Scott Effross, R (9,1) ERA: 2.72	1.0	S	4	1	0	0	1	0	0	0	0	0	0	9	14	0.00	1.000					

Batter	1	2	3	4	5	6	7	8	9	AB	R	H	RBI	BB	SO	LOB	BOTTOM					
66 Rafael Ortega, L (1,8) OBP: 0.330, SLG: 0.364										4	1	2	1	0	0	1	<b>Pittsburgh Pirates @ Chicago Cubs</b> Wrigley Field, Chicago, IL Mon Jul 25 2022, 7:08 PM - 9:59 PM CDT Att: 37,342 - Clear - 71 F					
40 Wilson Contreras, R (1,2) OBP: 0.374, SLG: 0.473										3	0	1	0	0	0	0						
27 Seiya Suzuki, R (1,9) OBP: 0.348, SLG: 0.446										4	1	0	0	0	0	2						
8 Ian Happ, S (1,7) OBP: 0.367, SLG: 0.445										4	1	2	0	0	0	1						
2 Nico Hoerner, R (1,6) OBP: 0.343, SLG: 0.431										3	0	2	2	1	0	1						
16 Patrick Wisdom, R (1,5) OBP: 0.317, SLG: 0.440										3	0	1	0	1	1	2						
18 Frank Schwindel, R (1,10) ERA: 3.96										2	0	1	0	1	0	0						
4 Nelson Velázquez, R (7,PR) OBP: 0.303, SLG: 0.529										1	0	0	0	0	0	2						
36 Alfonso Rivas III, L (1,3) OBP: 0.307, SLG: 0.308										3	0	0	0	0	2	3						
5 Christopher Morel, R (1,4) OBP: 0.354, SLG: 0.491										2	0	0	0	1	1	0						
<b>Inning Stats</b>	R: 0 E: 0 K: 0 S: 7	H: 1 LOB: 0 BB: 0 P: 10	R: 1 E: 0 K: 0 S: 11	H: 2 LOB: 0 BB: 0 P: 17	R: 1 E: 0 K: 1 S: 9	H: 2 LOB: 1 BB: 0 P: 14	R: 0 E: 0 K: 1 S: 10	H: 1 LOB: 2 BB: 2 P: 19	R: 0 E: 0 K: 1 S: 7	H: 0 LOB: 0 BB: 0 P: 10	R: 0 E: 0 K: 1 S: 10	H: 1 LOB: 1 BB: 0 P: 14	R: 0 E: 0 K: 0 S: 7	H: 1 LOB: 1 BB: 1 P: 15	R: 1 E: 1 K: 0 S: 12	H: 1 LOB: 2 BB: 1 P: 26	R: 1 E: 0 K: 0 S: 9	H: 1 LOB: 1 BB: 0 P: 14	1B: 4 2B: 5 3B: 0 HR: 1	SF: 0 SAC: 0 DP: 2 HBP: 1	WP: 0 PB: 0 SB: 0 CS: 2	PA: 34
<b>PITCHER</b>	IP	WLS	BF	H	R	ER	SO	BB	IBB	HBP	BLK	WP	HR	S	P	ERA	WHIP					
34 JT Brubaker, R (1,1) ERA: 3.96	6.0		25	8	2	2	4	2	0	1	0	0	0	56	86	3.00	1.667					
56 Duane Underwood Jr., R (7,1) ERA: 4.0	1.0		3	0	0	0	0	1	0	0	0	0	0	5	13	0.00	1.000					
57 Yerry De Los Santos, R (8,1) ERA: 2.7	1.0	L	6	1	1	0	0	1	0	0	0	0	0	12	26	0.00	2.000					





Batter	1	2	3	4	5	6	7	8	9	AB	R	H	RBI	BB	SO	LOB	TOP								
27 Kevin Newman, R (1,4) OBP: 0.306, SLG: 0.359										4	0	1	0	0	1	0	<b>Pittsburgh Pirates @ Chicago Cubs</b> Wrigley Field, Chicago, IL Tue Jul 26 2022, 1:22 PM - 3:50 PM CDT Att: 30,978 - Sunny - 79 F								
10 Bryan Reynolds, S (1,8) OBP: 0.335, SLG: 0.453										4	0	0	0	0	2	1									
13 Ke'Bryan Hayes, R (1,5) OBP: 0.323, SLG: 0.353										4	0	1	0	0	1	0									
18 Ben Gamel, L (1,10) OBP: 0.336, SLG: 0.375										4	0	1	0	0	1	1									
31 Cal Mitchell, L (1,9) OBP: 0.237, SLG: 0.299										4	1	0	0	0	1	2									
24 Greg Allen, S (1,7) OBP: 0.083, SLG: 0.083										3	0	0	0	0	2	3									
15 Oneil Cruz, L (1,6) OBP: 0.252, SLG: 0.442										3	1	1	2	0	0	1									
26 Josh VanMeter, L (1,3) OBP: 0.255, SLG: 0.303										3	0	0	0	0	1	0									
61 Jason Delay, R (1,2) OBP: 0.357, SLG: 0.462										3	0	0	0	0	1	0									
<b>Inning Stats</b>	R: 0 E: 0 K: 1 S: 10	H: 0 LOB: 0 BB: 0 P: 13	R: 0 E: 0 K: 2 S: 10	H: 1 LOB: 1 BB: 0 P: 15	R: 0 E: 0 K: 2 S: 14	H: 1 LOB: 1 BB: 0 P: 19	R: 0 E: 0 K: 1 S: 8	H: 1 LOB: 1 BB: 0 P: 10	R: 0 E: 0 K: 0 S: 6	H: 0 LOB: 0 BB: 0 P: 8	R: 0 E: 0 K: 0 S: 5	H: 0 LOB: 0 BB: 0 P: 9	R: 2 E: 1 K: 1 S: 16	H: 1 LOB: 0 BB: 0 P: 23	R: 0 E: 0 K: 2 S: 13	H: 0 LOB: 0 BB: 0 P: 17	R: 0 E: 0 K: 1 S: 9	H: 0 LOB: 0 BB: 0 P: 14	1B: 1 2B: 2 HR: 1	SF: 0 SAC: 0 DP: 0 HBP: 0	WP: 0 PB: 0 SB: 1 CS: 0	PA: 32			
<b>PITCHER</b>	IP	WLS	BF	H	R	ER	SO	BB	IBB	HBP	BLK	WP	HR	S	P	ERA	WHIP								
71 Keegan Thompson, R (1) ERA: 3.16	7.0	W	26	4	2	0	7	0	0	0	0	0	1	69	97	0.00	0.571								
50 Rowan Wick, R (8,1) ERA: 4.46	1.0	H	3	0	0	0	2	0	0	0	0	0	0	13	17	0.00	0.000								
60 Mychal Givens, R (9,1) ERA: 2.72	1.0	S	3	0	0	0	1	0	0	0	0	0	0	9	14	0.00	0.000								

Batter	1	2	3	4	5	6	7	8	9	AB	R	H	RBI	BB	SO	LOB	BOTTOM								
66 Rafael Ortega, L (1,8) OBP: 0.328, SLG: 0.362										4	0	1	0	0	0	1	<b>Pittsburgh Pirates @ Chicago Cubs</b> Wrigley Field, Chicago, IL Tue Jul 26 2022, 1:22 PM - 3:50 PM CDT Att: 30,978 - Sunny - 79 F								
40 Wilson Contreras, R (1,10) OBP: 0.373, SLG: 0.470										4	1	1	0	0	1	1									
27 Seiya Suzuki, R (1,9) OBP: 0.350, SLG: 0.466										4	2	2	1	0	0	0									
8 Ian Happ, S (1,7) OBP: 0.366, SLG: 0.446										4	1	1	2	0	1	0									
2 Nico Hoerner, R (1,6) OBP: 0.345, SLG: 0.435										4	0	2	1	0	0	0									
16 Patrick Wisdom, R (1,5) OBP: 0.317, SLG: 0.438										4	0	1	0	0	0	2									
7 Yan Gomes, R (1,2) OBP: 0.237, SLG: 0.349										4	0	1	0	0	1	4									
36 Alfonso Rivas III, L (1,3) OBP: 0.313, SLG: 0.316										2	0	1	0	1	0	0									
5 Christopher Morel, R (1,4) OBP: 0.350, SLG: 0.485										3	0	0	0	0	0	3									
<b>Inning Stats</b>	R: 3 E: 0 K: 1 S: 12	H: 4 LOB: 1 BB: 0 P: 18	R: 0 E: 0 K: 0 S: 7	H: 0 LOB: 1 BB: 1 P: 15	R: 0 E: 0 K: 1 S: 6	H: 0 LOB: 0 BB: 0 P: 10	R: 0 E: 0 K: 0 S: 8	H: 2 LOB: 2 BB: 0 P: 12	R: 0 E: 0 K: 0 S: 12	H: 0 LOB: 0 BB: 0 P: 17	R: 0 E: 0 K: 0 S: 5	H: 0 LOB: 1 BB: 0 P: 8	R: 0 E: 0 K: 1 S: 13	H: 1 LOB: 1 BB: 0 P: 19	R: 1 E: 0 K: 0 S: 11	H: 3 LOB: 1 BB: 0 P: 14	R: 0 E: 0 K: 0 S: 9	H: 0 LOB: 0 BB: 0 P: 14	1B: 5 2B: 4 HR: 1	SF: 0 SAC: 0 DP: 2 HBP: 0	WP: 0 PB: 0 SB: 1 CS: 0	PA: 34			
<b>PITCHER</b>	IP	WLS	BF	H	R	ER	SO	BB	IBB	HBP	BLK	WP	HR	S	P	ERA	WHIP								
32 Bryce Wilson, R (1,1) ERA: 6.31	6.0	L	25	6	3	3	2	1	0	0	0	0	0	50	80	4.50	1.167								
48 Tyler Beede, R (7,1) ERA: 3.39	1.0		4	1	0	0	1	0	0	0	0	0	0	13	19	0.00	1.000								
29 Wil Crowe, R (8,1) ERA: 3.35	1.0		5	3	1	1	0	0	0	0	0	0	1	11	14	9.00	3.000								





Batter	1	2	3	4	5	6	7	8	9	AB	R	H	RBI	BB	SO	LOB	TOP										
5 Christopher Morel, R OBP: 0.348, SLG: 0.479										3	0	0	0	1	0	1											
40 Wilson Contreras, R OBP: 0.371, SLG: 0.469										3	0	0	0	0	2	1											
8 Ian Happ, S OBP: 0.367, SLG: 0.446										4	1	2	0	0	1	2											
27 Seiya Suzuki, R OBP: 0.345, SLG: 0.457										4	0	0	0	0	1	4											
2 Nico Hoerner, R OBP: 0.341, SLG: 0.430											4	0	0	0	0	1	2										
16 Patrick Wisdom, R OBP: 0.317, SLG: 0.446											3	1	1	2	0	0											
18 Frank Schwindel, R OBP: 0.276, SLG: 0.367										3	0	0	0	0	2	0											
7 Yan Gomes, R OBP: 0.233, SLG: 0.343										3	0	0	0	0	0	0											
4 Nelson Velázquez, R OBP: 0.308, SLG: 0.521										1	0	0	0	1	0	0											
66 Rafael Ortega, L OBP: 0.327, SLG: 0.351										1	0	0	0	0	0	0											
<b>Inning Stats</b>	R: 0 H: 0 E: 0 K: 1 S: 9	H: 0 LOB: 1 BB: 1 P: 19	R: 0 H: 0 E: 0 K: 1 S: 6	H: 0 LOB: 0 BB: 0 P: 8	R: 0 H: 0 E: 0 K: 0 S: 6	H: 0 LOB: 0 BB: 0 P: 10	R: 0 H: 0 E: 0 K: 1 S: 8	H: 0 LOB: 0 BB: 0 P: 13	R: 0 H: 0 E: 0 K: 0 S: 9	H: 0 LOB: 1 BB: 1 P: 16	R: 2 H: 2 E: 0 K: 1 S: 12	H: 2 LOB: 0 BB: 0 P: 20	R: 0 H: 0 E: 0 K: 0 S: 5	H: 0 LOB: 0 BB: 0 P: 8	R: 0 H: 1 E: 0 K: 3 S: 11	H: 1 LOB: 1 BB: 0 P: 18	1B: 2 2B: 0 3B: 0 HR: 1	SF: 0 SAC: 0 DP: 0 HBP: 1	WP: 1 PB: 0 SB: 0 CS: 1	PA: 32							
<b>PITCHER</b>	IP	WLS	BF	H	R	ER	SO	BB	IBB	HBP	BLK	WP	HR	S	P	ERA	WHIP										
57 Alex Wood, L ERA: 4.11	6.2	W	24	2	2	2	3	2	0	1	0	1	1	54	92	2.70	0.600										
52 Dominic Leone, R ERA: 3.93	0.1	H	1	0	0	0	1	0	0	0	0	0	0	4	7	0.00	0.000										
59 John Brebbia, R ERA: 2.44	1.0	H	3	0	0	0	0	0	0	0	0	0	0	5	8	0.00	0.000										
75 Camilo Doval, R ERA: 2.81	1.0	S	4	1	0	0	3	0	0	0	0	0	0	11	18	0.00	1.000										

Chicago Cubs @ San Francisco Giants  
Oracle Park, San Francisco, CA  
Thu Jul 28 2022, 6:47 PM - 9:46 PM PDT  
Att: 32,259 - Overcast - 60 F

AB 29  
R 2  
H 3  
RBI 2  
BB 2  
SO 7  
LOB 10



Batter	1	2	3	4	5	6	7	8	9	AB	R	H	RBI	BB	SO	LOB	BOTTOM										
13 Austin Slater, R OBP: 0.396, SLG: 0.446										4	1	2	1	0	1	1											
33 Darin Ruf, R OBP: 0.325, SLG: 0.380										2	0	0	0	0	2	2											
9 Brandon Belt, L OBP: 0.336, SLG: 0.397										2	0	0	0	0	2	2											
41 Wilmer Flores, R OBP: 0.325, SLG: 0.433										3	1	0	0	0	0	1											
6 Yermín Mercedes, R OBP: 0.362, SLG: 0.420										3	0	2	2	0	0	0											
8 Tommy La Stella, L OBP: 0.276, SLG: 0.373										1	0	1	0	0	0	0											
39 Thairo Estrada, R OBP: 0.317, SLG: 0.412										4	0	2	1	0	0	1											
23 Joc Pederson, L OBP: 0.319, SLG: 0.492										2	0	0	0	1	1	2											
31 LaMonte Wade Jr., L OBP: 0.293, SLG: 0.333										1	0	0	0	0	1	2											
70 David Villar, R OBP: 0.343, SLG: 0.288										4	1	0	0	0	3	3											
21 Joey Bart, R OBP: 0.288, SLG: 0.331										4	0	0	0	0	2	3											
5 Mike Yastrzemski, L OBP: 0.325, SLG: 0.400										2	1	0	0	1	0	1											
<b>Inning Stats</b>	R: 0 H: 0 E: 0 K: 2 S: 10	H: 1 LOB: 1 BB: 1 P: 15	R: 0 H: 1 E: 0 K: 1 S: 8	H: 1 LOB: 1 BB: 1 P: 18	R: 3 H: 3 E: 1 K: 2 S: 28	H: 3 LOB: 2 BB: 0 P: 39	R: 1 H: 1 E: 1 K: 2 S: 10	H: 1 LOB: 1 BB: 0 P: 16	R: 0 H: 0 E: 0 K: 0 S: 7	H: 0 LOB: 0 BB: 0 P: 10	R: 0 H: 0 E: 0 K: 1 S: 6	H: 0 LOB: 1 BB: 1 P: 11	R: 0 H: 0 E: 0 K: 1 S: 8	H: 0 LOB: 1 BB: 1 P: 19	R: 0 H: 2 E: 0 K: 3 S: 13	H: 2 LOB: 2 BB: 0 P: 16	1B: 5 2B: 2 3B: 0 HR: 0	SF: 0 SAC: 0 DP: 1 HBP: 1	WP: 2 PB: 0 SB: 1 CS: 0	PA: 35							
<b>PITCHER</b>	IP	WLS	BF	H	R	ER	SO	BB	IBB	HBP	BLK	WP	HR	S	P	ERA	WHIP										
35 Justin Steele, L ERA: 3.86	3.2	L	19	5	4	0	6	1	0	1	0	1	0	53	84	0.00	1.636										
46 Erich Uelmen, R ERA: 2.7	2.1		7	0	0	0	2	0	0	0	0	1	0	16	25	0.00	0.000										
47 Brandon Hughes, L ERA: 3.29	0.2		3	0	0	0	1	1	0	0	0	0	0	6	15	0.00	1.500										
58 Chris Martin, R ERA: 4.31	1.1		6	2	0	0	3	0	0	0	1	0	0	15	20	0.00	1.500										

Chicago Cubs @ San Francisco Giants  
Oracle Park, San Francisco, CA  
Thu Jul 28 2022, 6:47 PM - 9:46 PM PDT  
Att: 32,259 - Overcast - 60 F

AB 32  
R 4  
H 7  
RBI 4  
BB 2  
SO 12  
LOB 18





Batter	1	2	3	4	5	6	7	8	9	AB	R	H	RBI	BB	SO	LOB	TOP											
66 Rafael Ortega, L (1, 8) OBP: 0.322, SLG: 0.354 13 David Bote, R (9, PH) OBP: 0.327, SLG: 0.386 (9, 4)										4	0	0	0	0	1	1	<b>Chicago Cubs @ San Francisco Giants</b> Oracle Park, San Francisco, CA Fri Jul 29 2022, 7:17 PM - 10:33 PM PDT Att: 30,376 - Overcast - 60 F											
40 Wilson Contreras, R (1, 2) OBP: 0.369, SLG: 0.460										4	0	0	0	0	2	2												
27 Seiya Suzuki, R (1, 9) OBP: 0.339, SLG: 0.449										4	0	0	0	0	2	1												
8 Ian Happ, S (1, 7) OBP: 0.366, SLG: 0.444										4	0	1	0	0	1	0												
2 Nico Hoerner, R (1, 6) OBP: 0.343, SLG: 0.427										2	1	0	0	2	2	2												
16 Patrick Wisdom, R (1, 5) OBP: 0.321, SLG: 0.460										3	2	2	1	1	0	0												
18 Frank Schwindel, R (1, 10) OBP: 0.283, SLG: 0.371 4 Nelson Velázquez, R (9, PR) OBP: 0.308, SLG: 0.521 (9, 10)										3	0	2	1	1	1	0												
36 Alfonso Rivas III, L (1, 3) OBP: 0.312, SLG: 0.314										4	0	1	1	0	2	4												
5 Christopher Morel, R (1, 4) OBP: 0.343, SLG: 0.471 (9, 8)										4	0	0	0	0	2	5												
<b>Inning Stats</b>	R: 0 E: 0 K: 1 S: 5	H: 0 LOB: 0 BB: 0 P: 7	R: 0 E: 0 K: 1 S: 9	H: 0 LOB: 0 BB: 0 P: 15	R: 0 E: 0 K: 3 S: 12	H: 0 LOB: 0 BB: 0 P: 18	R: 0 E: 0 K: 2 S: 10	H: 1 LOB: 2 BB: 0 P: 18	R: 1 E: 0 K: 1 S: 10	H: 2 LOB: 1 BB: 0 P: 17	R: 0 E: 0 K: 3 S: 9	H: 0 LOB: 0 BB: 0 P: 11	R: 0 E: 0 K: 1 S: 7	H: 0 LOB: 0 BB: 3 P: 20	R: 0 E: 0 K: 1 S: 8	H: 0 LOB: 0 BB: 0 P: 13		R: 3 E: 1 K: 1 S: 20	H: 3 LOB: 2 BB: 1 P: 33	1B: 4 2B: 1 3B: 0 HR: 1	SF: 0 SAC: 0 DP: 1 HBP: 1	WP: 0 PB: 0 SB: 0 CS: 0	PA: 38					
<b>PITCHER</b>	IP	WLS	BF	H	R	ER	SO	BB	IBB	HBP	BLK	WP	HR	S	P	ERA	WHIP											
38 Alex Cobb, R (1, 1) ERA: 4.06	6.0	L	23	3	1	1	11	1	0	1	0	0	0	1	55	90	1.50	0.667										
52 Dominic Leone, R (7, 1) ERA: 3.82	1.0		4	0	0	0	1	2	0	0	0	0	0	7	16	0.00	2.000											
59 John Brebbia, R (8, 1) ERA: 2.38	1.0		3	0	0	0	1	0	0	0	0	0	0	8	13	0.00	0.000											
75 Camilo Doval, R (9, 1) ERA: 3.21	0.1		5	3	3	2	0	1	0	0	0	0	0	12	21	54.00	12.000											
73 Sam Long, L (9, 1) ERA: 3.57	0.2		3	0	0	0	1	0	0	0	0	0	0	8	12	0.00	0.000											

AB 33  
R 4  
H 6  
RBI 3  
BB 4  
SO 14  
LOB 17



Batter	1	2	3	4	5	6	7	8	9	AB	R	H	RBI	BB	SO	LOB	BOTTOM										
8 Tommy La Stella, L (1, 10) OBP: 0.280, SLG: 0.382										5	1	2	0	0	1	5	<b>Chicago Cubs @ San Francisco Giants</b> Oracle Park, San Francisco, CA Fri Jul 29 2022, 7:17 PM - 10:33 PM PDT Att: 30,376 - Overcast - 60 F										
51 Luis González, L (1, 9) OBP: 0.348, SLG: 0.408 (9, 7)										5	0	0	0	0	0	3											
41 Wilmer Flores, R (1, 4) OBP: 0.329, SLG: 0.448 (1, 4)										5	1	3	2	0	0	1											
9 Brandon Belt, L (1, 3) OBP: 0.342, SLG: 0.399 (1, 3)										4	0	2	0	1	1	1											
5 Mike Yastrzemski, L (1, 8) OBP: 0.323, SLG: 0.397 (9, 9)										5	0	1	0	0	1	5											
39 Thairo Estrada, R (1, 6) OBP: 0.316, SLG: 0.408 (1, 6)										5	0	1	0	0	1	1											
31 LaMonte Wade Jr., L (1, 7) OBP: 0.302, SLG: 0.346 13 Austin Slater, R (8, PR) OBP: 0.396, SLG: 0.446 (9, 8)										3	0	1	0	1	0	1											
32 Jason Vosler, L (1, 5) OBP: 0.353, SLG: 0.550 (1, 5)										4	0	2	0	0	1	2											
21 Joey Bart, R (1, 2) OBP: 0.290, SLG: 0.333 6 Yermín Mercedes, R (7, PH) OBP: 0.373, SLG: 0.420 14 Austin Wynns, R (8, 2) OBP: 0.263, SLG: 0.274 (8, 2)										2	0	1	0	0	0	2											
<b>Inning Stats</b>	R: 0 E: 0 K: 0 S: 16	H: 3 LOB: 2 BB: 0 P: 20	R: 0 E: 0 K: 1 S: 11	H: 2 LOB: 0 BB: 0 P: 15	R: 0 E: 0 K: 1 S: 14	H: 1 LOB: 1 BB: 0 P: 19	R: 0 E: 0 K: 0 S: 10	H: 1 LOB: 2 BB: 1 P: 17	R: 0 E: 0 K: 0 S: 7	H: 0 LOB: 0 BB: 0 P: 12	R: 0 E: 0 K: 1 S: 9	H: 1 LOB: 1 BB: 0 P: 12	R: 0 E: 0 K: 0 S: 15	H: 1 LOB: 3 BB: 2 P: 23	R: 0 E: 0 K: 2 S: 11	H: 1 LOB: 1 BB: 0 P: 14		R: 2 E: 0 K: 1 S: 14	H: 3 LOB: 1 BB: 0 P: 20	1B: 7 2B: 5 3B: 0 HR: 1	SF: 0 SAC: 0 DP: 0 HBP: 0	WP: 0 PB: 0 SB: 0 CS: 0	PA: 42				
<b>PITCHER</b>	IP	WLS	BF	H	R	ER	SO	BB	IBB	HBP	BLK	WP	HR	S	P	ERA	WHIP										
0 Marcus Stroman, R (1, 1) ERA: 3.99	6.0	W	26	8	0	0	0	1	0	0	0	0	0	15	23	0.00	1.500										
57 Scott Effross, R (7, 1) ERA: 2.66	1.0	H	6	1	0	0	0	2	0	0	0	0	0	11	14	0.00	1.000										
60 Mychal Givens, R (8, 1) ERA: 2.66	1.0	H	4	1	0	0	2	0	0	0	0	0	0	11	14	0.00	1.000										
37 David Robertson, R (9, 1) ERA: 2.23	1.0		6	3	2	2	1	0	0	0	0	0	1	14	20	18.00	3.000										

AB 39  
R 2  
H 13  
RBI 2  
BB 3  
SO 6  
LOB 22





Batter	1	2	3	4	5	6	7	8	9	AB	R	H	RBI	BB	SO	LOB	TOP										
66 Rafael Ortega, L OBP: 0.323, SLG: 0.354 4 Nelson Velázquez, R OBP: 0.313, SLG: 0.521										3	0	1	0	0	1	0		<b>Chicago Cubs @ San Francisco Giants</b> Oracle Park, San Francisco, CA Sat Jul 30 2022, 6:16 PM - 9:22 PM PDT Att: 40,971 - Cloudy - 62 F									
40 Wilson Contreras, R OBP: 0.369, SLG: 0.459 5 Christopher Morel, R OBP: 0.343, SLG: 0.471										5	0	2	1	0	1	4											
27 Seiya Suzuki, R OBP: 0.336, SLG: 0.447										5	0	1	1	0	1	5											
8 Ian Happ, S OBP: 0.361, SLG: 0.438										5	0	0	0	0	4	6											
2 Nico Hoerner, R OBP: 0.342, SLG: 0.422										3	0	0	0	1	0	2											
16 Patrick Wisdom, R OBP: 0.318, SLG: 0.455										4	0	0	0	0	3												
7 Yan Gomes, R OBP: 0.239, SLG: 0.343										3	2	1	0	0	0	0											
36 Alfonso Rivas III, L OBP: 0.313, SLG: 0.316 48 P.J. Higgins, R OBP: 0.358, SLG: 0.518										2	0	1	0	0	0	1											
13 David Bote, R OBP: 0.340, SLG: 0.396										4	1	2	0	0	1	2											
<b>Inning Stats</b>	R: 0 E: 0 K: 1 S: 14	H: 2 LOB: 3 BB: 1 P: 29	R: 0 E: 1 K: 1 S: 9	H: 0 LOB: 0 BB: 0 P: 12	R: 0 E: 0 K: 2 S: 13	H: 2 LOB: 2 BB: 0 P: 21	R: 0 E: 0 K: 0 S: 9	H: 1 LOB: 1 BB: 0 P: 12	R: 0 E: 0 K: 2 S: 8	H: 0 LOB: 0 BB: 0 P: 13	R: 0 E: 0 K: 1 S: 8	H: 0 LOB: 0 BB: 0 P: 9	R: 1 E: 0 K: 1 S: 18	H: 3 LOB: 2 BB: 0 P: 21	R: 0 E: 0 K: 1 S: 10	H: 0 LOB: 0 BB: 0 P: 15	R: 3 E: 0 K: 0 S: 13		H: 2 LOB: 2 BB: 0 P: 21	1B: 9 2B: 1 3B: 0 HR: 0	SF: 0 SAC: 0 DP: 0 HBP: 1	WP: 0 PA: 41 PB: 0 SB: 0 CS: 0					
<b>PITCHER</b>	IP 4.0	WLS W	BF 6	H 0	R 0	ER 0	SO 3	BB 0	IBB 0	HBP 0	BLK 0	WP 0	HR 0	S 16	P 74	ERA 0.00	WHIP 1.500										
34 Jakob Junis, R ERA: 2.78 71 Tyler Rogers, R ERA: 4.55 66 Jarlin Garcia, L ERA: 3.06 74 Yunior Marte, R ERA: 5.53 52 Dominic Leone, R ERA: 3.99	IP 2.0	WLS W	BF 6	H 0	R 0	ER 0	SO 3	BB 0	IBB 0	HBP 0	BLK 0	WP 0	HR 0	S 12	P 22	ERA 0.00	WHIP 0.000										
<b>Batter</b>	<b>1</b>	<b>2</b>	<b>3</b>	<b>4</b>	<b>5</b>	<b>6</b>	<b>7</b>	<b>8</b>	<b>9</b>	<b>AB</b>	<b>R</b>	<b>H</b>	<b>RBI</b>	<b>BB</b>	<b>SO</b>	<b>LOB</b>	<b>BOTTOM</b>										
33 Darin Ruf, R OBP: 0.329, SLG: 0.377 5 Mike Yastrzemski, L OBP: 0.322, SLG: 0.395										2	1	0	0	1	0	0		<b>Chicago Cubs @ San Francisco Giants</b> Oracle Park, San Francisco, CA Sat Jul 30 2022, 6:16 PM - 9:22 PM PDT Att: 40,971 - Cloudy - 62 F									
13 Austin Stater, R OBP: 0.313, SLG: 0.447										4	1	1	1	0	2	0											
6 Yermín Mercedes, R OBP: 0.397, SLG: 0.434										3	0	2	1	1	0	0											
41 Wilmer Flores, R OBP: 0.328, SLG: 0.445										4	0	1	0	0	1	2											
9 Brandon Belt, L OBP: 0.345, SLG: 0.395										2	0	0	0	2	0	2											
39 Thairo Estrada, R OBP: 0.316, SLG: 0.406 32 Jason Vosler, L OBP: 0.348, SLG: 0.541										4	0	1	0	0	1	2											
70 David Villar, R OBP: 0.338, SLG: 0.286										2	0	0	0	0	2	2											
51 Luis González, L OBP: 0.346, SLG: 0.419										4	1	1	0	0	1	1											
21 Joey Bart, R OBP: 0.289, SLG: 0.352										4	1	1	1	0	1	0											
<b>Inning Stats</b>	R: 0 E: 0 K: 1 S: 16	H: 2 LOB: 0 BB: 0 P: 24	R: 0 E: 0 K: 2 S: 11	H: 0 LOB: 0 BB: 0 P: 17	R: 2 E: 0 K: 2 S: 16	H: 2 LOB: 2 BB: 2 P: 28	R: 3 E: 0 K: 0 S: 10	H: 3 LOB: 0 BB: 0 P: 18	R: 0 E: 0 K: 0 S: 8	H: 0 LOB: 1 BB: 0 P: 14	R: 0 E: 0 K: 1 S: 8	H: 0 LOB: 0 BB: 0 P: 13	R: 0 E: 0 K: 3 S: 16	H: 0 LOB: 2 BB: 2 P: 32	R: 0 E: 0 K: 1 S: 7	H: 0 LOB: 0 BB: 0 P: 10	1B: 4 2B: 1 3B: 0 HR: 2		SF: 0 SAC: 0 DP: 0 HBP: 1	WP: 0 PA: 36 PB: 0 SB: 0 CS: 0							
<b>PITCHER</b>	IP 4.0	WLS L	BF 21	H 7	R 5	ER 5	SO 5	BB 0	IBB 0	HBP 0	BLK 0	WP 0	HR 2	S 53	P 87	ERA 11.25	WHIP 2.250										
11 Drew Smyly, L ERA: 4.42 62 Mark Leiter Jr., R ERA: 5.01 25 Steven Brault, L ERA:	IP 2.2	WLS W	BF 10	H 0	R 0	ER 0	SO 3	BB 1	IBB 0	HBP 1	BLK 0	WP 0	HR 0	S 28	P 49	ERA 0.00	WHIP 0.375										
<b>Batter</b>	<b>1</b>	<b>2</b>	<b>3</b>	<b>4</b>	<b>5</b>	<b>6</b>	<b>7</b>	<b>8</b>	<b>9</b>	<b>AB</b>	<b>R</b>	<b>H</b>	<b>RBI</b>	<b>BB</b>	<b>SO</b>	<b>LOB</b>	<b>BOTTOM</b>										
33 Darin Ruf, R OBP: 0.329, SLG: 0.377 5 Mike Yastrzemski, L OBP: 0.322, SLG: 0.395										2	1	0	0	1	0	0		<b>Chicago Cubs @ San Francisco Giants</b> Oracle Park, San Francisco, CA Sat Jul 30 2022, 6:16 PM - 9:22 PM PDT Att: 40,971 - Cloudy - 62 F									
13 Austin Stater, R OBP: 0.313, SLG: 0.447										4	1	1	1	0	2	0											
6 Yermín Mercedes, R OBP: 0.397, SLG: 0.434																											



Batter	1	2	3	4	5	6	7	8	9	AB	R	H	RBI	BB	SO	LOB	TOP			
5 Christopher Morel, R OBP: 0.338, SLG: 0.463	(1,4) S: FF 94, B: SL 84, F: FF 94, X: SL 86, S: SL 86 2-2 F7		(3) X: CH 86, 0-0 G6-3			(2) C: CU 78, F: FF 85, B: CU 79, F: SL 82, S: FF 95 1-3 K		(3) C: SL 84, B: SL 86, X: SL 84 1-1 F8		4	0	0	0	0	1	2				
40 Wilson Contreras, R OBP: 0.365, SLG: 0.453	(1,2) B: FF 93, B: SL 84, F: FF 94, X: SL 86, S: SL 86 3-1 P3			(1) B: SL 84, B: FF 95, X: FF 96 2-1 P3		(3) S: SL 84, X: FF 96 0-1 F9		(1) C: SI 97, S: FC 101, S: SL 89 0-3 K		4	0	0	0	0	1	0				
8 Ian Happ, S OBP: 0.360, SLG: 0.436	(1,7) B: FF 94, B: SL 84, F: FF 94, X: SL 86, S: SL 86 2-2 27 FC6-4 1B			(2) B: FF 93, B: SL 84, F: FF 95, X: SL 86, S: SL 86 1-2 G1-3		(1) S: FF 93, B: SL 84, X: SL 86 1-3 K		(2) C: FC 102, B: SL 99, F: FC 102, F: SL 90, X: SL 101 1-2 G5-3		4	0	1	0	0	1	0				
27 Seiya Suzuki, R OBP: 0.335, SLG: 0.444	(1,9) F: FF 94, B: SL 84, X: SL 86 1-1 FC6-4			(3) X: FF 96 0-0 1B		(2) B: CU 78, B: SL 84, X: FF 96 2-1 P4		(3) C: SI 100, S: FC 100, S: SI 98 2-3 K		4	0	1	0	0	1	1				
2 Nico Hoerner, R OBP: 0.338, SLG: 0.418	(1,6) F: FF 92, B: CU 76, B: SL 84, F: FF 95, S: SL 84 2-3 K			(3) F: FF 93, B: CU 79, F: FF 99, S: SL 88 1-3 K2-3		(1) C: CU 77, C: SL 83, B: SL 87, S: FF 95, S: SL 88 2-3 K		(3) F: SL 85, B: SL 86, B: SL 86, X: SL 83 3-2 48 1B		3	0	0	0	0	2	1				
16 Patrick Wisdom, R OBP: 0.318, SLG: 0.453	(1,10) B: FF 94, C: SL 84, S: FF 96 1-3 K					(2) C: CU 78, F: FF 96, B: SL 84, S: SL 87 2-3 K		(1) C: SL 84, B: SL 82, X: FF 94 1-1 F8		3	0	0	0	0	1	1				
4 Nelson Velázquez, R OBP: 0.301, SLG: 0.500	(1,8) B: FF 95, C: SL 84, F: FF 97, X: FF 97 3-2 F8					(3) C: FC 94, B: SL 85, S: FF 97 2-3 K		(2) C: FC 94, B: SL 85, S: FF 97 0-3 K		2	0	0	0	0	2	0				
13 David Bote, R OBP: 0.327, SLG: 0.380	(1,5) C: FC 94, B: SL 85, S: FF 97 2-3 K					(3) C: FC 94, B: SL 85, S: FF 97 0-3 K		(2) C: FC 94, B: SL 85, S: FF 97 1-3 K		1	0	0	0	0	1	1				
6 Zach McKinstry, L OBP: 0.307, SLG: 0.333	(8,PH) (8,5) F: FF 94, B: SL 84, X: SL 86 3-3 K					(2) B: FF 91, X: SL 82 1-1 P4		(1) B: FF 94, F: SL 83, C: FC 93, X: SL 86 1-2 1B		3	0	1	0	0	1	0				
48 P.J. Higgins, R OBP: 0.357, SLG: 0.511	(1,3) F: FF 94, B: SL 84, X: SL 86 3-3 K																			
<b>Inning Stats</b>	R: 0, H: 1, E: 0, K: 0, S: 10	WLS: 1, LOB: 1, BB: 0, P: 18	R: 0, H: 0, E: 0, K: 2, S: 9	H: 0, LOB: 0, BB: 0, P: 15	R: 0, H: 0, E: 0, K: 2, S: 7	H: 0, LOB: 0, BB: 0, P: 12	R: 0, H: 1, E: 0, K: 1, S: 10	H: 1, LOB: 1, BB: 0, P: 14	R: 0, H: 0, E: 0, K: 3, S: 10	H: 0, LOB: 0, BB: 0, P: 14	R: 0, H: 0, E: 0, K: 1, S: 9	H: 0, LOB: 0, BB: 0, P: 14	R: 0, H: 2, E: 0, K: 1, S: 13	H: 2, LOB: 2, BB: 0, P: 20	R: 0, H: 0, E: 0, K: 2, S: 11	H: 0, LOB: 0, BB: 0, P: 14	1B: 4, 2B: 0, 3B: 0, HR: 0	SF: 0, SAC: 0, DP: 0, HBP: 0	WP: 0, PB: 0, SB: 0, CS: 0	PA: 31
<b>PITCHER</b>	IP: 7.0, WLS: W, BF: 23, H: 2, R: 0, ER: 0, SO: 10, BB: 0, IBB: 0, HBP: 0, BLK: 0, WP: 0, HR: 0, S: 64, P: 98, ERA: 0.00, WHIP: 0.286	IP: 1.0, WLS: 5, BF: 2, H: 2, R: 0, ER: 0, SO: 1, BB: 0, IBB: 0, HBP: 0, BLK: 0, WP: 0, HR: 13, P: 20, ERA: 0.00, WHIP: 2.000	IP: 1.0, WLS: 3, BF: 0, H: 0, R: 0, ER: 0, SO: 2, BB: 0, IBB: 0, HBP: 0, BLK: 0, WP: 0, HR: 11, P: 14, ERA: 0.00, WHIP: 0.000																	

Chicago Cubs @ San Francisco Giants  
Oracle Park, San Francisco, CA  
Sun Jul 31 2022, 4:11 PM - 7:08 PM PDT  
Att: 33,622 - Cloudy - 66 F

AB 31  
R 0  
H 4  
RBI 0  
BB 0  
SO 13  
LOB 6



Batter	1	2	3	4	5	6	7	8	9	AB	R	H	RBI	BB	SO	LOB	BOTTOM					
8 Tommy La Stella, L OBP: 0.285, SLG: 0.391	(1,4) B: SI 92, X: FF 92 1-0 1B		(3) B: SL 83, C: SL 83, F: CH 86, B: CH 86, X: SL 93 3-2 2B		(3) C: SL 83, B: FF 92, S: FF 93 1-3 K		(1) B: SI 91, X: FF 91 2-0 F8	(2) B: SI 94, X: FF 94 1-0 F8		5	0	2	0	0	1	3						
51 Luis González, L OBP: 0.347, SLG: 0.416	(1,7) B: FF 92, C: SL 82, B: FF 93, X: FF 92 3-2 F8		(3) C: SL 82, B: CH 85, X: FF 93 1-2 F9		(1) B: FF 94, X: SL 93 2-0 F9		(1) B: FF 92, X: SL 82 1-0 13 1B	(2) C: FF 96, B: SL 84, H: CH 90 2-1 13 S	(3) X: SL 96 1-2 2-3 HBP	4	0	1	0	0	0	2						
13 Austin Slater, R OBP: 0.394, SLG: 0.443	(1,8) D: SI 93, C: SL 83, B: SL 83, C: SL 83 3-3 K			(1) B: SI 91, X: SL 91 1-0 G6-3		(2) B: SI 94, H: SL 86 1-2 9 BB HBP		(3) D: SI 79, C: FC 91, F: FF 90, B: SL 78, F: SL 78, H: CH 90, X: SL 82 2-2 9 BB 1B	(1) X: SL 96 0-0 G3-1	4	0	1	0	0	1	4						
9 Brandon Belt, L OBP: 0.347, SLG: 0.391	(1,3) B: SI 93, C: SL 83, S: FF 92 1-3 K			(2) B: FF 91, C: SL 81, S: CH 86 2-3 K		(2) D: SI 94, D: SL 84, F: CH 85, F: FF 93, B: CH 86, S: CH 86 4-2 BB		(1) F: SI 90, D: SI 90, F: FF 92, B: SL 84, H: CH 90 4-1 BB		2	0	0	0	2	2	1						
31 LaMonte Wade Jr., L OBP: 0.306, SLG: 0.341	(1,10) F: FF 91, C: FF 93 0-3 K					(2) B: CH 86, B: CH 86, B: SL 84, B: FF 92 4-0 49 HBP 32 1B BB		(2) B: SL 85, B: SL 85, B: SL 85, B: SL 85 2-3 K		1	1	0	0	1	1	0						
6 Yermín Mercedes, R OBP: 0.362, SLG: 0.419	(5,PH) (6,10) F: FF 91, C: FF 93 0-3 K					(3) B: CH 86, B: CH 86, B: SL 84, B: FF 92 4-0 49 HBP 32 1B BB		(2) B: SL 85, B: SL 85, B: SL 85, B: SL 85 2-3 K		2	0	0	0	0	1	5						
5 Mike Yastrzemski, L OBP: 0.362, SLG: 0.383	(1,9) B: FF 92, C: SL 83, X: FF 92 2-1 G1-3			(2) X: CH 86 0-0 49 HBP 32 1B		(3) B: FF 93, B: SL 84, B: FF 93, S: FF 93 3-3 K		(3) C: SL 86, B: FF 96, B: CH 89, S: CH 90 2-3 K		4	1	1	0	0	2	5						
49 Dixon Machado, R OBP: 0.500, SLG: 0.333	(1,6) C: SI 92, S: CH 86, S: CH 86 0-3 K					(1) C: FC 86, H: CH 85 1-1 32 1B 14 2B HBP		(1) B: SL 85, B: SI 94, C: FC 92, C: SL 83, C: SL 83 1-0 14 G6-4-3 1B		3	1	1	0	0	2	0						
32 Jason Vosler, L OBP: 0.356, SLG: 0.538	(1,5) B: FF 92, X: FF 92 1-1 F7			(1) C: FF 94, B: SL 84, B: FF 93, X: FF 93 2-2 14 2B		(1) S: FC 92, C: FC 92, C: FC 92 0-3 K		(2) C: FF 96, B: SL 84, X: SL 94 1-1 51 HBP 14 HBP 1B		4	1	2	2	0	1	1						
14 Austin Wynns, R OBP: 0.274, SLG: 0.289	(1,2) B: SL 84, C: SL 83, S: CH 86, X: SL 84 1-2 G6-3			(2) C: SI 93, X: CH 86 0-1 14 2B		(2) B: KC 76, B: FF 96, B: FF 96, D: KC 78, X: FF 96 3-2 G6-4-3		(2) D: SI 95, H: SL 84 2-0 51 HBP		3	0	1	2	0	0	1						
<b>Inning Stats</b>	R: 0, H: 1, E: 0, K: 2, S: 10	WLS: 1, LOB: 1, BB: 0, P: 18	R: 0, H: 0, E: 0, K: 2, S: 8	H: 0, LOB: 0, BB: 0, P: 10	R: 0, H: 1, E: 0, K: 0, S: 11	H: 1, LOB: 1, BB: 0, P: 17	R: 4, H: 3, E: 0, K: 2, S: 16	H: 3, LOB: 1, BB: 1, P: 27	R: 0, H: 0, E: 0, K: 1, S: 10	H: 0, LOB: 2, BB: 1, P: 23	R: 0, H: 1, E: 0, K: 1, S: 8	H: 1, LOB: 0, BB: 0, P: 12	R: 0, H: 2, E: 0, K: 2, S: 14	H: 2, LOB: 3, BB: 1, P: 27	R: 0, H: 1, E: 0, K: 1, S: 8	H: 1, LOB: 3, BB: 0, P: 17	1B: 7, 2B: 2, 3B: 0, HR: 0	SF: 0, SAC: 0, DP: 1, HBP: 4	WP: 0, PB: 0, SB: 1, CS: 0	PA: 39		
<b>PITCHER</b>	IP: 4.0, WLS: L, BF: 19, H: 5, R: 4, ER: 0, SO: 6, BB: 1, IBB: 0, HBP: 1, BLK: 0, WP: 0, HR: 0, S: 45, P: 72, ERA: 0.00, WHIP: 1.500	IP: 1.0, WLS: 5, BF: 0, H: 0, R: 0, ER: 0, SO: 1, BB: 0, IBB: 0, HBP: 0, BLK: 0, WP: 0, HR: 10, P: 23, ERA: 0.00, WHIP: 1.000	IP: 1.0, WLS: 3, BF: 1, H: 0, R: 0, ER: 0, SO: 1, BB: 0, IBB: 0, HBP: 0, BLK: 0, WP: 0, HR: 8, P: 12, ERA: 0.00, WHIP: 1.000	IP: 0.1, WLS: 4, BF: 2, H: 2, R: 0, ER: 0, SO: 1, BB: 0, IBB: 0, HBP: 0, BLK: 0, WP: 0, HR: 8, P: 17, ERA: 0.00, WHIP: 9.000	IP: 1.2, WLS: 8, BF: 1, H: 0, R: 0, ER: 0, SO: 3, BB: 0, IBB: 0, HBP: 2, BLK: 0, WP: 0, HR: 14, P: 27, ERA: 0.00, WHIP: 0.600																	

Chicago Cubs @ San Francisco Giants  
Oracle Park, San Francisco, CA  
Sun Jul 31 2022, 4:11 PM - 7:08 PM PDT  
Att: 33,622 - Cloudy - 66 F

AB 32  
R 4  
H 9  
RBI 4  
BB 3  
SO 11  
LOB 22





Batter	1	2	3	4	5	6	7	8	9	AB	R	H	RBI	BB	SO	LOB	TOP										
66 Rafael Ortega, L (1, 8) OBP: 0.322, SLG: 0.352										4	0	1	0	0	0	1											
40 Wilson Contreras, R (1, 10) OBP: 0.369, SLG: 0.469										2	0	1	0	0	0	1											
27 Seiya Suzuki, R (1, 9) OBP: 0.329, SLG: 0.436										4	0	0	0	0	2	4											
8 Ian Happ, S (1, 7) OBP: 0.357, SLG: 0.431										4	0	0	0	0	2	2											
2 Nico Hoerner, R (1, 6) OBP: 0.337, SLG: 0.416										4	0	1	0	0	0	1											
16 Patrick Wisdom, R (1, 5) OBP: 0.317, SLG: 0.451										4	0	1	0	0	1	1											
18 Frank Schwindel, R (1, 3) OBP: 0.283, SLG: 0.369										4	0	1	0	0	0	1											
7 Yan Gomes, R (1, 2) OBP: 0.246, SLG: 0.348										3	0	2	0	0	1	2											
6 Zach McKinstry, L (1, 4) OBP: 0.222, SLG: 0.267										3	0	0	0	0	1	2											
<b>Inning Stats</b>	R: 0 E: 0 K: 1 S: 8	H: 1 LOB: 1 BB: 0 P: 15	R: 0 E: 0 K: 2 S: 16	H: 2 LOB: 2 BB: 0 P: 24	R: 0 E: 0 K: 0 S: 9	H: 1 LOB: 1 BB: 0 P: 14	R: 0 E: 0 K: 0 S: 10	H: 0 LOB: 0 BB: 0 P: 17	R: 0 E: 0 K: 0 S: 7	H: 0 LOB: 1 BB: 0 P: 9	R: 0 E: 0 K: 1 S: 9	H: 1 LOB: 1 BB: 0 P: 17	R: 0 E: 0 K: 2 S: 10	H: 0 LOB: 1 BB: 0 P: 13	R: 0 E: 0 K: 1 S: 9	H: 1 LOB: 0 BB: 0 P: 12	1B: 6 2B: 1 3B: 1 HR: 0	SF: 0 SAC: 0 DP: 2 HBP: 2	WP: 0 PB: 0 SB: 0 CS: 1	PA: 34							
<b>PITCHER</b>	IP	WLS	BF	H	R	ER	SO	BB	IBB	HBP	BLK	WP	HR	S	P	ERA	WHIP										
50 Adam Wainwright, R (1, 1) ERA: 3.11	7.0	W	27	6	0	0	4	0	0	1	0	0	0	67	106	0.00	0.857										
12 Jordan Hicks, R (8, 1) ERA: 4.53	1.0		4	0	0	0	2	0	0	1	0	0	0	10	13	0.00	0.000										
30 Chris Stratton, R (9, 1) ERA: 4.97	1.0		3	1	0	0	1	0	0	0	0	0	0	9	12	0.00	1.000										

Chicago Cubs @ St. Louis Cardinals  
 Busch Stadium, St. Louis, MO  
 Tue Aug 02 2022, 6:48 PM - 9:24 PM CDT  
 Att. 44,344 - Clear - 85 F

AB 32  
 R 0  
 H 7  
 RBI 0  
 BB 0  
 SO 7  
 LOB 15




Batter	1	2	3	4	5	6	7	8	9	AB	R	H	RBI	BB	SO	LOB	BOTTOM										
3 Dylan Carlson, S (1, 8) OBP: 0.317, SLG: 0.413										4	1	1	2	0	0	1											
16 Nolan Gorman, L (1, 10) OBP: 0.313, SLG: 0.446										4	1	1	0	0	1	0											
46 Paul Goldschmidt, R (1, 3) OBP: 0.412, SLG: 0.611										3	1	2	3	1	1	0											
28 Nolan Arenado, R (1, 5) OBP: 0.359, SLG: 0.532										4	1	2	1	0	0	2											
11 Paul DeJong, R (1, 6) OBP: 0.204, SLG: 0.273										4	0	0	0	0	1	1											
21 Lars Nootbaar, L (1, 9) OBP: 0.321, SLG: 0.407										3	0	3	0	1	0	0											
25 Corey Dickerson, L (1, 7) OBP: 0.275, SLG: 0.359										4	0	1	0	0	0	4											
4 Yadier Molina, R (1, 2) OBP: 0.218, SLG: 0.286										4	0	0	0	0	1	3											
19 Tommy Edman, S (1, 4) OBP: 0.322, SLG: 0.367										2	2	1	0	1	0	0											
<b>Inning Stats</b>	R: 0 E: 0 K: 1 S: 10	H: 0 LOB: 1 BB: 1 P: 17	R: 0 E: 0 K: 0 S: 11	H: 2 LOB: 1 BB: 0 P: 17	R: 2 E: 0 K: 0 S: 11	H: 3 LOB: 0 BB: 0 P: 18	R: 0 E: 0 K: 0 S: 10	H: 1 LOB: 1 BB: 0 P: 15	R: 3 E: 0 K: 0 S: 10	H: 4 LOB: 2 BB: 1 P: 22	R: 0 E: 0 K: 0 S: 5	H: 0 LOB: 0 BB: 0 P: 7	R: 1 E: 0 K: 2 S: 10	H: 1 LOB: 0 BB: 0 P: 19	R: 0 E: 0 K: 1 S: 9	H: 0 LOB: 1 BB: 1 P: 18	1B: 7 2B: 2 3B: 0 HR: 3	SF: 0 SAC: 0 DP: 3 HBP: 0	WP: 0 PB: 0 SB: 0 CS: 0	PA: 35							
<b>PITCHER</b>	IP	WLS	BF	H	R	ER	SO	BB	IBB	HBP	BLK	WP	HR	S	P	ERA	WHIP										
71 Keegan Thompson, R (1, 1) ERA: 3.48	4.2	L	24	10	5	5	1	2	0	0	0	0	2	50	86	9.64	2.571										
59 Michael Rucker, R (5, 1) ERA: 4.97	1.1		4	0	0	0	0	0	0	0	0	0	0	7	10	0.00	0.000										
51 Anderson Espinosa, R (7, 1) ERA: 3.09	2.0		7	1	1	1	3	1	0	0	0	0	1	19	37	4.50	1.000										


Chicago Cubs @ St. Louis Cardinals  
 Busch Stadium, St. Louis, MO  
 Tue Aug 02 2022, 6:48 PM - 9:24 PM CDT  
 Att. 44,344 - Clear - 85 F

AB 32  
 R 6  
 H 11  
 RBI 6  
 BB 3  
 SO 4  
 LOB 11





Batter	1	2	3	4	5	6	7	8	9	AB R H RBI BB SO LOB	TOP									
66 Rafael Ortega, L (1,8) OBP: 0.326, SLG: 0.361	P5		X CU 78 0-0		B SI 93 1-1 F FF 93 1-1 X CU 79 1-1		B FF 95 2-0 B SL 89 1-3 X SI 93 1-3		C FF 100 1-2 F FF 101 1-2 B CU 82 1-2 X FF 102 1-2	5 0 3 0 0 0 1	<p>Chicago Cubs @ St. Louis Cardinals Busch Stadium, St. Louis, MO Thu Aug 04 2022, 12:18 PM - 3:08 PM CDT Att: 41,734 - Cloudy - 82 F</p> <p>livebaseballscorecards.com</p> <p>AB 36 R 3 H 9 RBI 3 BB 1 SO 9 LOB 14</p> 									
40 Wilson Contreras, R (1,2) OBP: 0.370, SLG: 0.471	HR		B SL 87 2-2 F FF 93 2-2 F SL 88 2-2 B SI 95 2-2 X FF 94 2-2		C SL 87 0-1 X SI 93 0-1		S SI 93 0-1 X SI 93 0-1	C FF 100 1-3 B FF 100 1-3 F FF 100 1-3 S SL 91 1-3	5 2 2 1 0 1 4											
8 Ian Happ, S (1,10) OBP: 0.353, SLG: 0.426	K			S FF 94 1-3 B SL 88 1-3 F CU 77 1-3 C SI 94 1-3		C FF 94 1-3 B SL 88 1-3 D CU 78 1-3 S FF 94 1-3			4 0 0 0 0 3 3											
27 Seiya Suzuki, R (1,9) OBP: 0.328, SLG: 0.433	K			B CU 78 2-3 B SI 94 2-3 S SL 89 2-3 F CU 78 2-3 S SI 96 2-3		C CU 76 0-1 X SL 87 0-1		C FF 94 2-2 B SL 89 2-2 B FF 93 2-2 F FF 93 2-2 S SL 88 2-2 X SI 95 2-2	4 1 1 1 0 2 0											
2 Nico Hoerner, R (1,6) OBP: 0.339, SLG: 0.417	P3			F FF 96 0-2 B CU 79 0-2 X SL 88 0-2		D CU 76 1-0 X SL 88 1-0		X FF 94 0-0	4 0 2 0 0 0 1											
16 Patrick Wisdom, R (1,3) OBP: 0.314, SLG: 0.447	K			S SL 89 2-3 F FF 94 2-3 B SL 90 2-3 S CU 78 2-3		C SI 91 2-1 B SL 88 2-1 F FF 97 2-1 X SI 87 2-1		F FF 94 1-3 S SL 88 1-3 F FF 94 1-3 B FF 93 1-3 S SL 86 1-3	3 0 0 1 0 2 2											
6 Zach McKinstry, L (1,5) OBP: 0.182, SLG: 0.211	G4-3			F FF 94 2-2 B CU 78 2-2 X FF 96 2-2		B CU 78 2-1 B SL 88 2-1 C SI 93 2-1 X FF 94 2-1		B FF 95 3-2 F FF 95 3-2 B SL 84 3-2 F FF 95 3-2 B FF 95 3-2 X FF 94 3-2	4 0 0 0 0 0 2											
4 Nelson Velázquez, R (1,7) OBP: 0.299, SLG: 0.481	L8			C FF 94 3-2 B SI 94 3-2 S FF 96 3-2 F CU 78 3-2 X CU 77 3-2		B CU 78 4-1 B SI 94 4-1 S SL 88 4-1 F FF 97 4-1 B FF 94 4-1		C SL 87 1-3 B SL 89 1-3 S SL 86 1-3 C SI 91 1-3	3 0 0 0 1 1 0											
David Bote, R (1,4) OBP: 0.322, SLG: 0.370	G6-3			B CU 78 1-0 X FF 95 1-0		F FF 93 0-1 X FF 94 0-1		X FF 99 0-0	4 0 1 0 0 0 1											
Inning Stats	R: 1 H: 1 E: 0 K: 2 S: 10	H: 1 LOB: 0 BB: 0 P: 16	R: 0 H: 0 E: 0 K: 1 S: 8	H: 0 LOB: 0 BB: 0 P: 14	R: 0 H: 1 E: 0 K: 0 S: 8	H: 1 LOB: 1 BB: 0 P: 14	R: 0 H: 1 E: 0 K: 2 S: 10	H: 0 LOB: 1 BB: 1 P: 13	R: 0 H: 0 E: 0 K: 1 S: 7	H: 3 LOB: 1 BB: 0 P: 14	R: 2 H: 3 E: 0 K: 1 S: 11	H: 0 LOB: 1 BB: 0 P: 19	R: 0 H: 0 E: 1 K: 1 S: 12	H: 0 LOB: 1 BB: 0 P: 18	R: 0 H: 1 E: 0 K: 2 S: 12	H: 1 LOB: 1 BB: 0 P: 15	1B: 6 2B: 2 3B: 0 HR: 1	SF: 1 SAC: 0 DP: 0 HBP: 0	WP: 0 PB: 0 SB: 1 CS: 0	PA: 38
PITCHER	IP WLS BF H R ER SO BB IBB HBP BLK WP HR S P ERA WHIP											IP WLS BF H R ER SO BB IBB HBP BLK WP HR S P ERA WHIP								
39 Miles Mikolas, R (1,1) ERA: 2.92	6.1 28 8 3 3 6 1 0 0 0 0 1 61 101 4.26 1.421																			
James Naito, R (7,1) ERA: 3.35	0.2 2 0 0 0 0 0 0 0 0 0 0 4 5 0.00 0.000																			
65 Giovanni Gallegos, R (8,1) ERA: 3.35	1.0 4 0 0 0 1 0 0 0 0 0 0 12 18 0.00 0.000																			
56 Ryan Helsley, R (9,1) ERA: 0.62	1.0 W 4 1 0 0 2 0 0 0 0 0 0 0 12 15 0.00 1.000																			

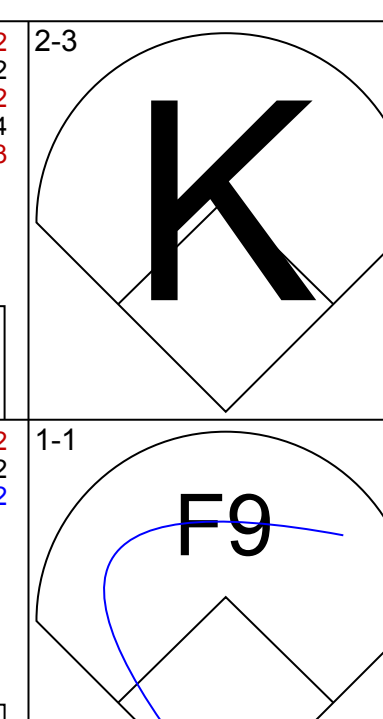
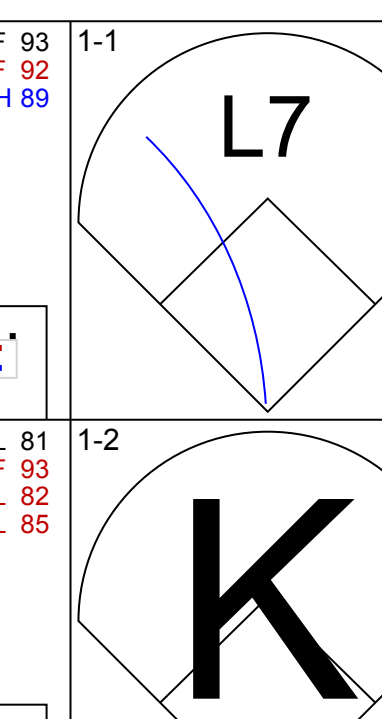
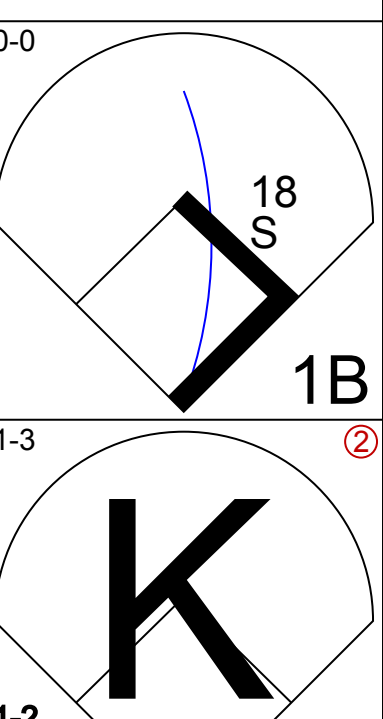
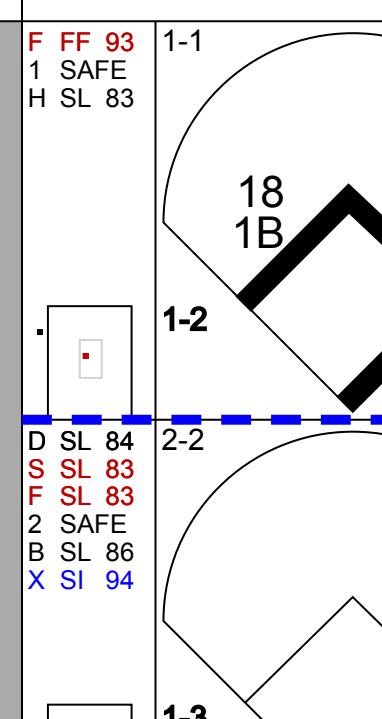
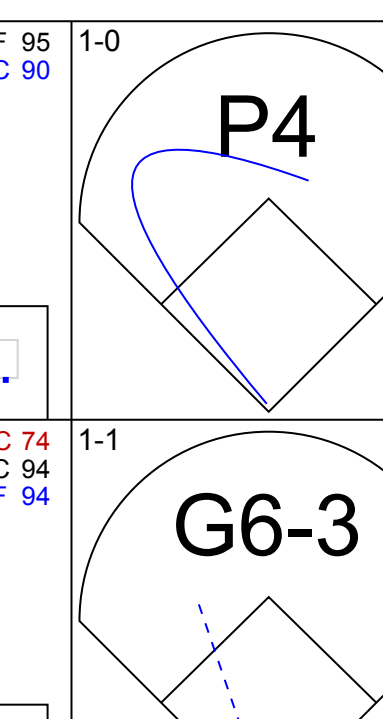
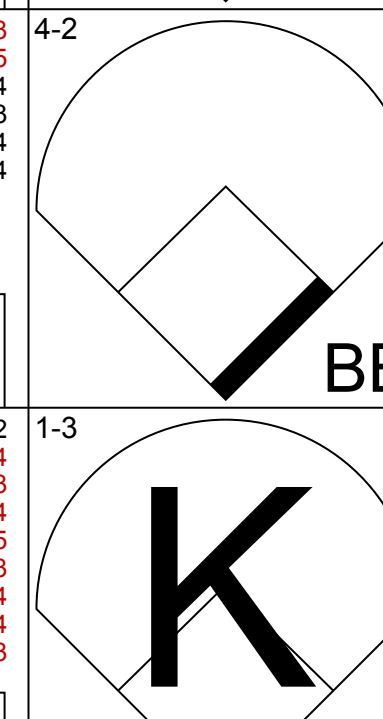

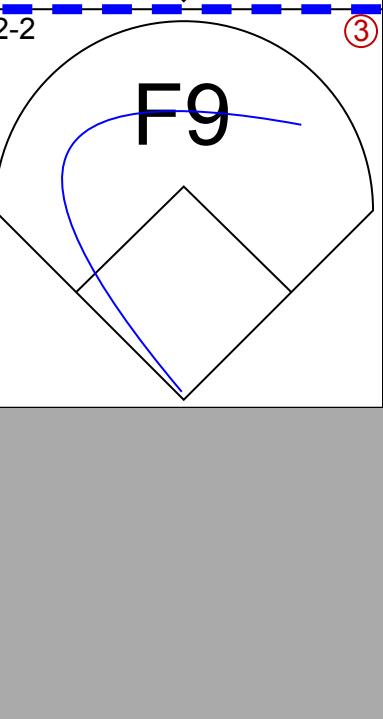
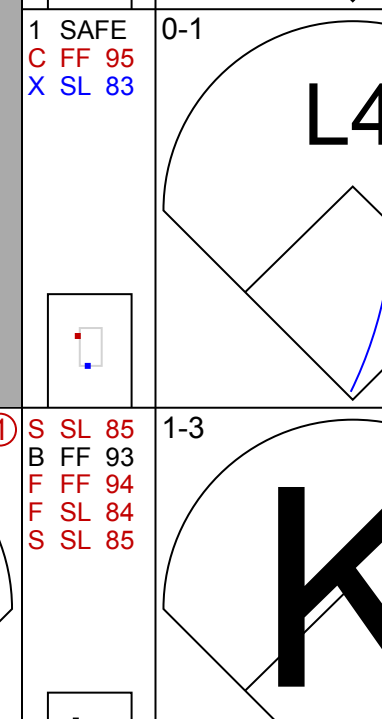
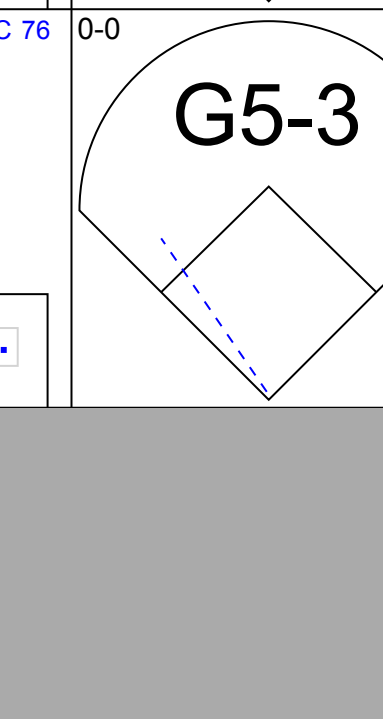

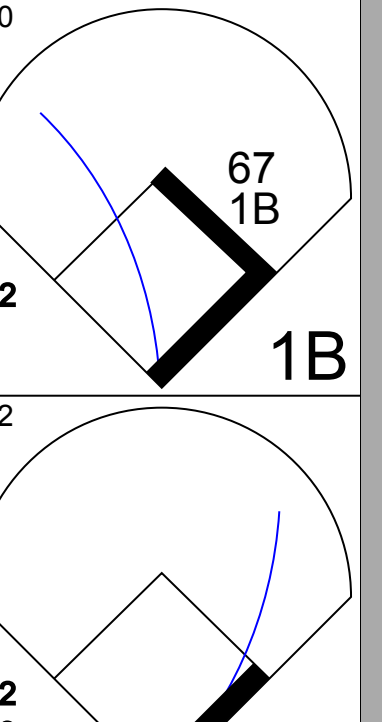



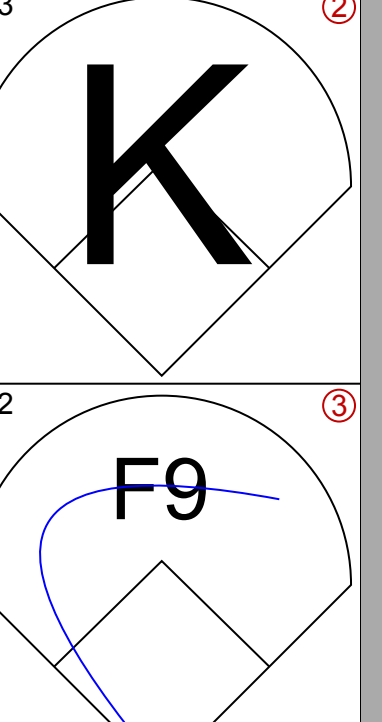
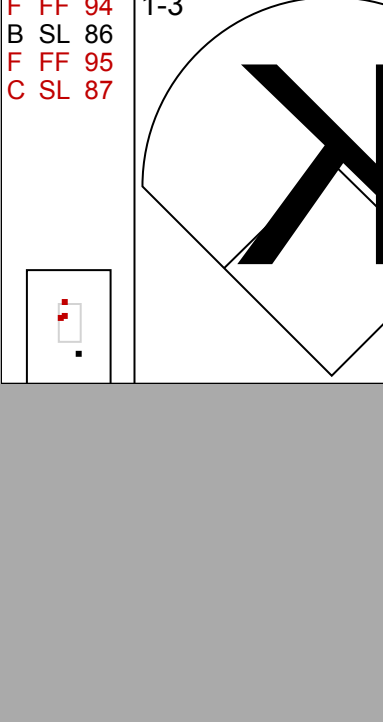
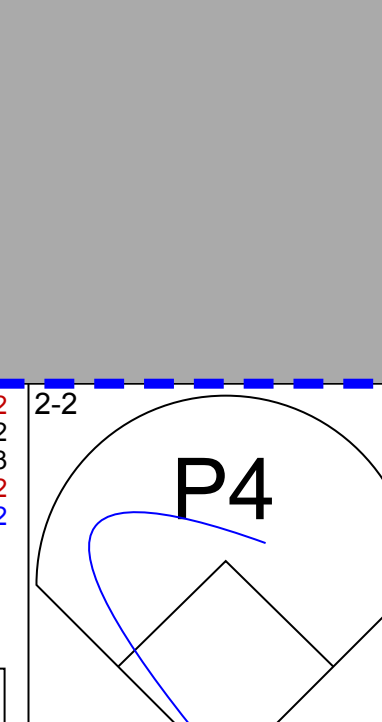
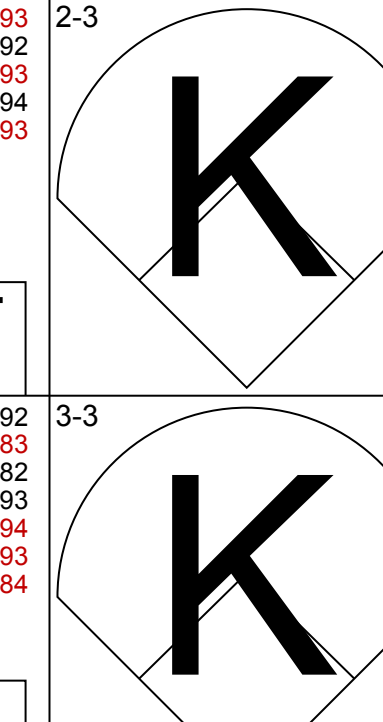
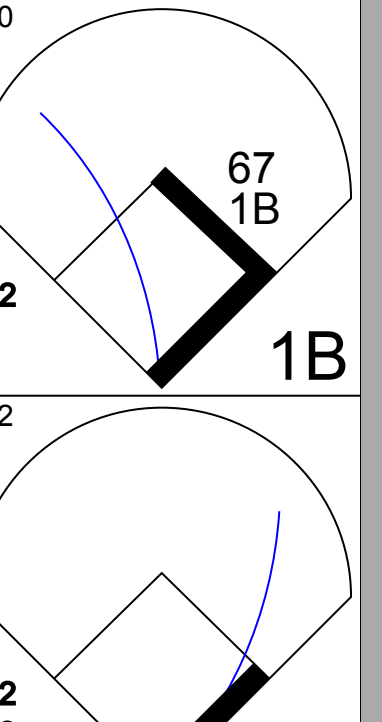
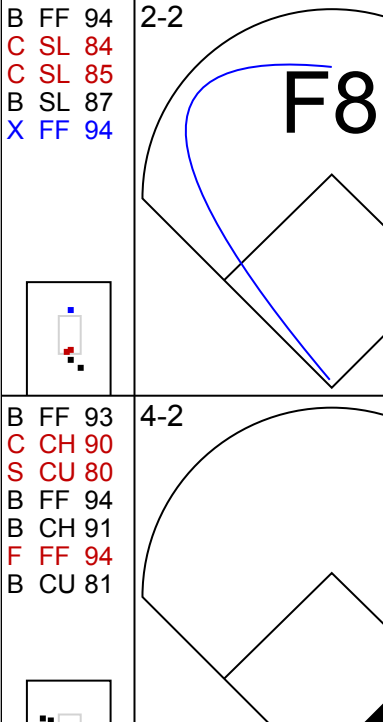
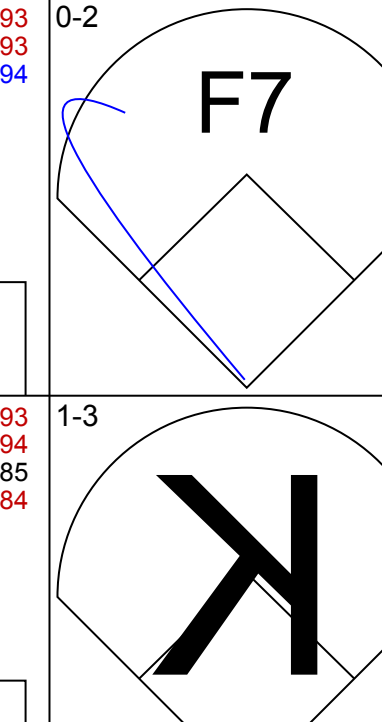

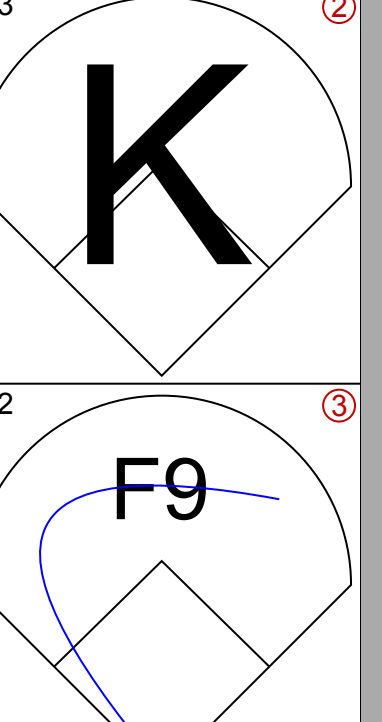
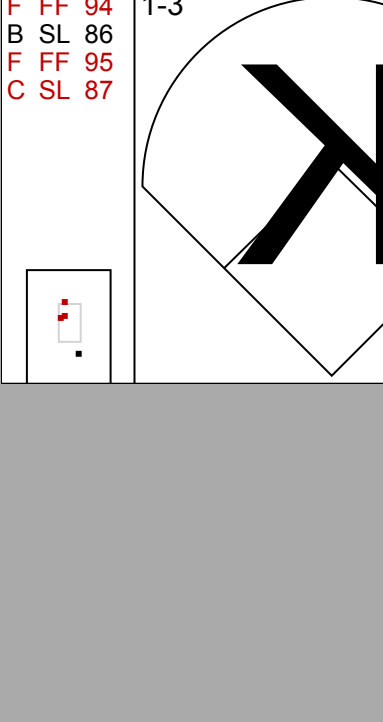
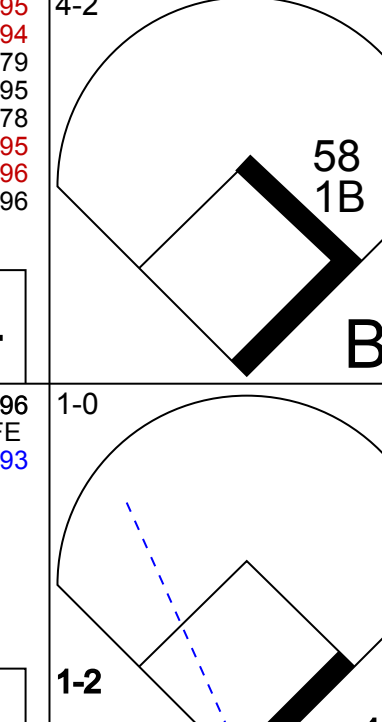

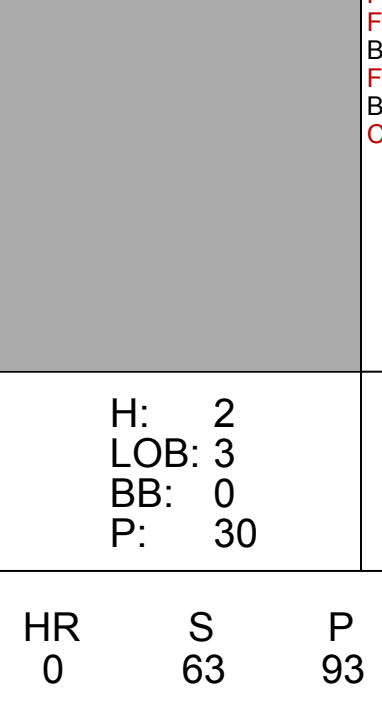
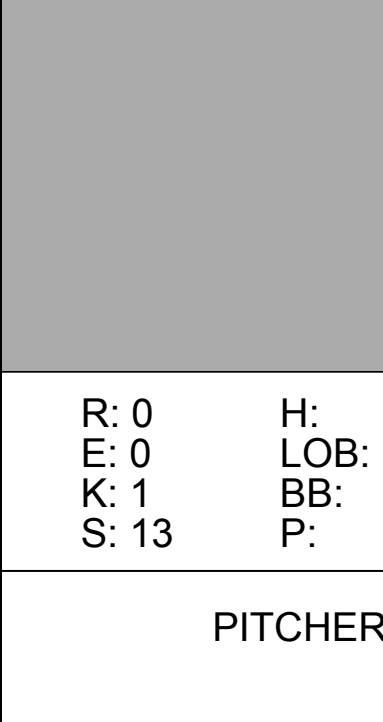
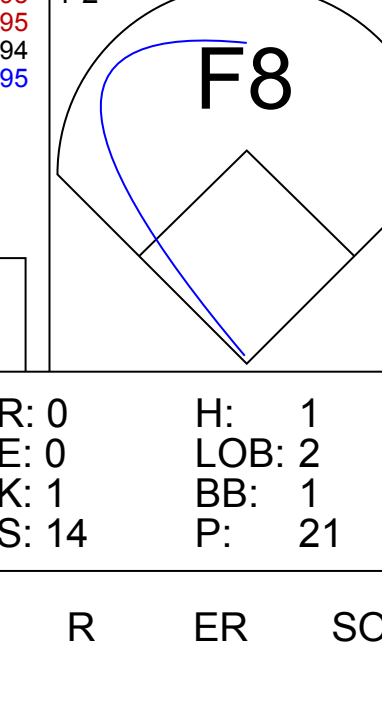
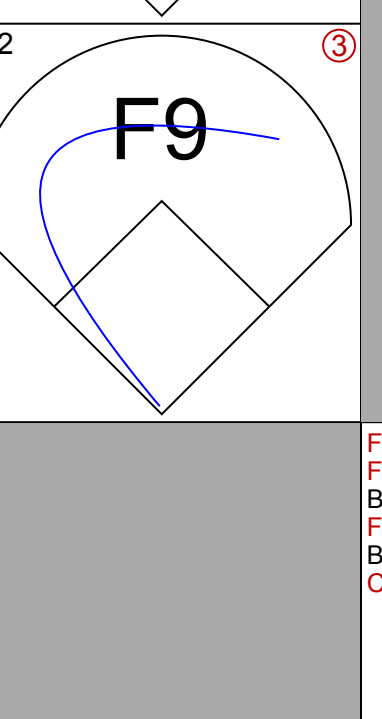
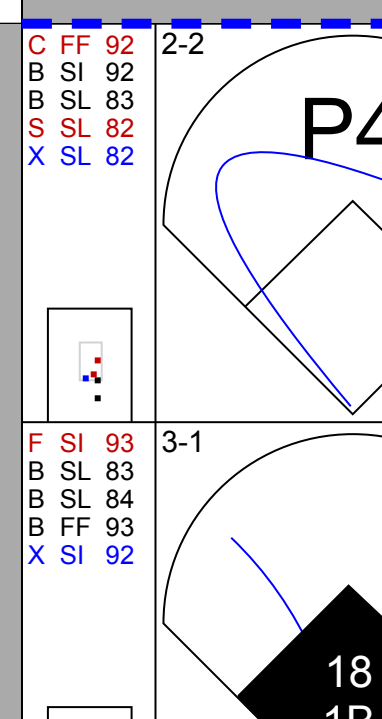

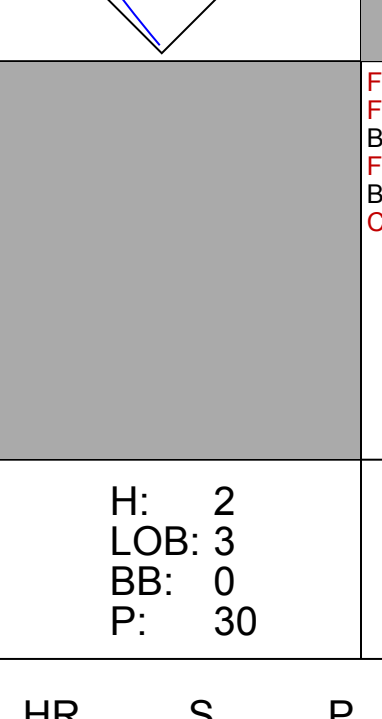
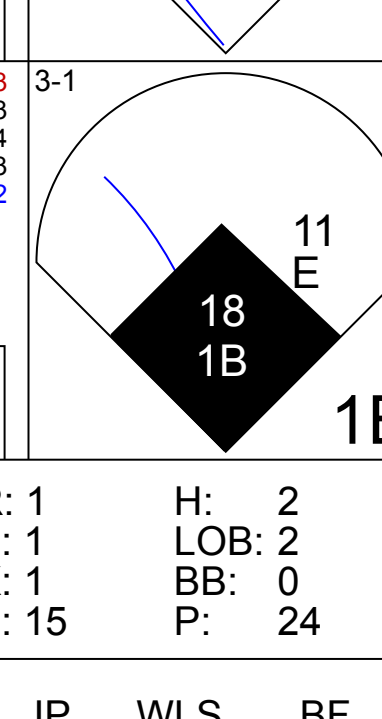
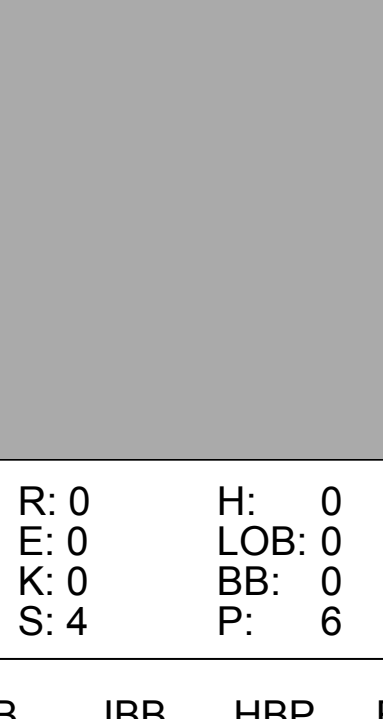
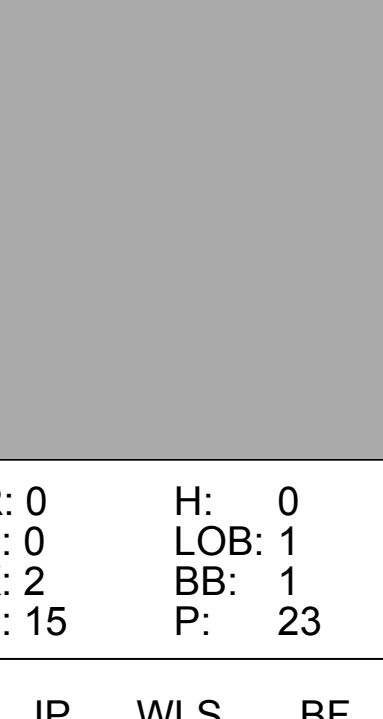
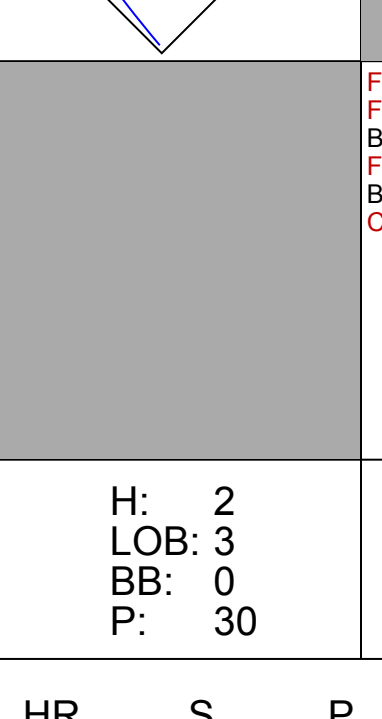
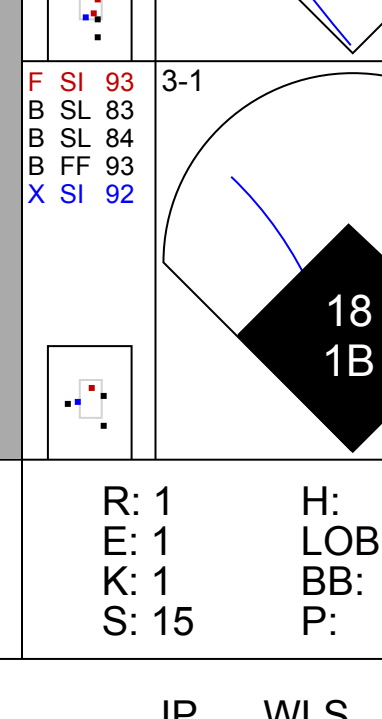
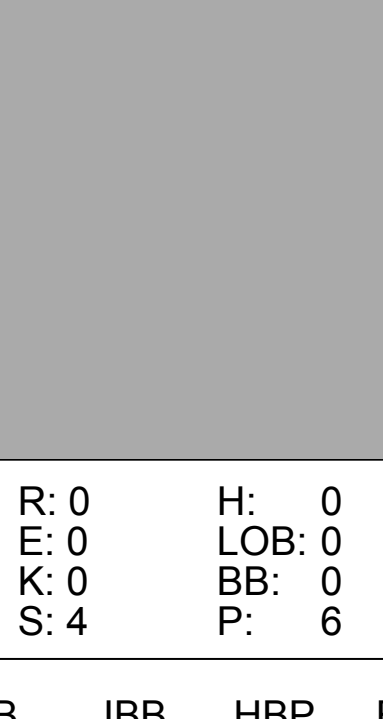
Batter	1	2	3	4	5	6	7	8	9	AB R H RBI BB SO LOB	BOTTOM											
3 Dylan Carlson, S (1,8) OBP: 0.314, SLG: 0.408	G5-3		B SV 82 1-1 X SI 92 1-1			C SI 92 0-2 X SL 85 0-2		C SL 84 2-2 D SL 84 2-2 F FF 95 2-2 X FF 95 2-2		4 0 0 0 0 0 3	<p>Chicago Cubs @ St. Louis Cardinals Busch Stadium, St. Louis, MO Thu Aug 04 2022, 12:18 PM - 3:08 PM CDT Att: 41,734 - Cloudy - 82 F</p> <p>livebaseballscorecards.com</p> <p>AB 29 R 4 H 6 RBI 4 BB 2 SO 7 LOB 5</p> 											
16 Nolan Gorman, L (1,4) OBP: 0.312, SLG: 0.457	G3			B SI 91 1-0 X SI 91 1-0		X SL 86 0-0		C SL 86 1-3 F FF 94 1-3 S FF 94 1-3	4 1 1 1 0 1 1													
46 Paul Goldschmidt, R (1,3) OBP: 0.410, SLG: 0.616	P3			C SV 86 0-1 X SV 85 0-1		C SV 94 3-2 B SI 91 3-2 F FF 95 3-2 B SL 88 3-2 F FF 94 3-2 X SI 81 3-2		C FF 94 1-2 B SL 85 1-2 X FF 95 1-2	4 1 1 1 0 0 0													
28 Nolan Arenado, R (1,10) OBP: 0.360, SLG: 0.533	G4-3			C SI 91 2-3 B SI 92 2-3 S SV 86 2-3 C SV 86 2-3		X SV 83 0-0		B FF 96 4-1 B CH 89 4-1 B SL 85 4-1	3 2 1 0 1 1 0													
11 Paul DeJong, R (1,6) OBP: 0.206, SLG: 0.264	K			C SL 86 1-3 B SV 85 1-3 S SI 92 1-3		C SV 83 1-3 B SV 84 1-3 S SI 91 1-3		B SL 85 4-0 B SI 94 4-0 B FF 94 4-0	3 0 0 0 1 2 1													
21 Lars Nootbaar, L (1,9) OBP: 0.319, SLG: 0.405	G1-3			B SI 92 2-1 F SI 92 2-1 X SI 93 2-1		B SI 92 3-2 B SV 86 3-2 F FC 91 3-2 C SI 92 3-2 T SI 92 3-2		C SI 93 2-2 B SI 95 2-2 S CH 89 2-2 X FF 94 2-2	3 0 1 2 0 1 0													
25 Corey Dickerson, L (1,7) OBP: 0.272, SLG: 0.353				B SI 91 2-3 F SI 92 2-3 B SI 92 2-3 S SI 91 2-3		F SI 93 1-1 X FS 87 1-1		C FF 94 1-2 X FF 94 1-2	2 0 0 0 0 1 0													
27 Tyler O'Neill, R (7,PH) OBP: 0.297, SLG: 0.350	K			C SV 84 1-1 X SI 91 1-1		B SV 83 1-3 S SV 84 1-3 S SV 85 1-3		X FF 93 0-0	1 0 0 0 0 0 0													
7 Andrew Knizner, R (1,2) OBP: 0.303, SLG: 0.266	G6-3								2 0 0 0 0 1 0													
19 Tommy Edman, S (8,PH) OBP: 0.321, SLG: 0.366									1 0 0 0 0 0 0													
33 Brendan Donovan, L (1,5) OBP: 0.399, SLG: 0.378									2 0 2 0 0 0 0													
5 Albert Pujols, R (8,PH) OBP: 0.319, SLG: 0.410									0 0 0 0 0 0 0													
4 Yadier Molina, R (9,2) OBP: 0.218, SLG: 0.286									0 0 0 0 0 0 0													
Inning Stats	R: 0 H: 0 E: 0 K: 0 S: 8	H: 0 LOB: 0 BB: 0 P: 13	R: 0 H: 0 E: 0 K: 1 S: 6	H: 0 LOB: 0 BB: 0 P: 9	R: 0 H: 1 E: 0 K: 1 S: 13	H: 0 LOB: 0 BB: 0 P: 20	R: 0 H: 0 E: 0 K: 1 S: 6	H: 0 LOB: 0 BB: 0 P: 9	R: 0 H: 1 E: 0 K: 2 S: 9	H: 0 LOB: 0 BB: 0 P: 14	R: 0 H: 0 E: 0 K: 1 S: 8	H: 1 LOB: 0 BB: 0 P: 11	R: 3 H: 3 E: 0 K: 0 S: 15	H: 3 LOB: 0 BB: 0 P: 18	R: 0 H: 0 E: 0 K: 1 S: 9	H: 0 LOB: 1 BB: 0 P: 13	R: 1 H: 1 E: 0 K: 0 S: 7	H: 1 LOB: 2 BB: 2 P: 18	1B: 3 2B: 1 3B: 0 HR: 2	SF: 1 SAC: 0 DP: 1 HBP: 1	WP: 0 PB: 0 SB: 0 CS: 0	PA: 33
PITCHER	IP WLS BF H R ER SO BB IBB HBP BLK WP HR S P ERA WHIP											IP WLS BF H R ER SO BB IBB HBP BLK WP HR S P ERA WHIP										
0 Marcus Stroman, R (1,1) ERA: 4.0	6.2 24 5 3 3 6 0 0 0 0 0 0 62 91 4.05 0.750																					
47 Brandon Hughes, L (7,1) ERA: 3.03	1.1 5 0 0 0 1 0 0 1 0 0 0 12 16 0.00 0.000																					
46 Erich Uelmen, R (9,1) ERA: 3.38	0.1 L 4 1 1 1 0 2 0 0 0 0 0 0 7 18 27.00 9.000																					



Batter	1	2	3	4	5	6	7	8	9	AB	R	H	RBI	BB	SO	LOB	TOP										
5 Christopher Morel, R OBP: 0.333, SLG: 0.455	G1-3		K			K		G1-3		4	0	0	0	0	2	1	<b>Chicago Cubs @ St. Louis Cardinals</b> Busch Stadium, St. Louis, MO Thu Aug 04 2022, 6:46 PM - 9:52 PM CDT Att: 44,669 - Cloudy - 84 F										
40 Wilson Contreras, R OBP: 0.369, SLG: 0.469	G1-3			G6-3		G6-3			BB	3	0	0	0	1	0	1											
16 Patrick Wisdom, R OBP: 0.319, SLG: 0.456	HR			F9			BB		BB	2	2	1	1	2	0	0											
27 Seiya Suzuki, R OBP: 0.327, SLG: 0.427	K			F9			BB		K	3	0	0	0	1	2	2											
2 Nico Hoerner, R OBP: 0.335, SLG: 0.412	G3-1				K2-3				G	4	0	0	0	0	1	4											
4 Nelson Velazquez, R OBP: 0.311, SLG: 0.461	F9				BB					2	0	1	1	1	0	0											
18 Frank Schwindel, R OBP: 0.280, SLG: 0.365	K			G6-4-3			BB			3	0	0	0	0	1	3											
48 P.J. Higgins, R OBP: 0.347, SLG: 0.495			K			L7		G1-3		3	0	0	0	0	1	0											
1 Nick Madrigal, R OBP: 0.265, SLG: 0.245	K						BB	L9		2	0	0	0	1	1	0											
<b>Inning Stats</b>	R: 1 H: 1 E: 0 K: 1 S: 10	H: 1 LOB: 0 BB: 0 P: 16	R: 0 H: 0 E: 0 K: 1 S: 8	H: 0 LOB: 0 BB: 0 P: 11	R: 0 H: 0 E: 0 K: 3 S: 9	H: 0 LOB: 0 BB: 0 P: 14	R: 0 H: 0 E: 0 K: 0 S: 7	H: 0 LOB: 0 BB: 1 P: 9	R: 0 H: 0 E: 0 K: 1 S: 9	H: 0 LOB: 1 BB: 1 P: 17	R: 1 H: 1 E: 0 K: 0 S: 15	H: 1 LOB: 2 BB: 2 P: 25	R: 0 H: 0 E: 0 K: 0 S: 8	H: 0 LOB: 0 BB: 0 P: 9	R: 0 H: 0 E: 0 K: 1 S: 10	H: 0 LOB: 1 BB: 2 P: 20	1B: 1 2B: 0 3B: 0 HR: 1	SF: 0 SAC: 0 DP: 3 HBP: 0	WP: 1 PB: 0 SB: 1 CS: 0	PA: 32							
<b>PITCHER</b>	IP	WLS	BF	H	R	ER	SO	BB	IBB	HBP	BLK	WP	HR	S	P	ERA	WHIP										
63 Jose Quintana, L ERA: 3.39	6.0		20	1	1	1	7	2	0	0	0	0	1	53	86	1.50	0.500										
12 Jordan Hicks, R ERA: 4.53	1.0	W	5	1	1	1	0	2	0	0	0	1	0	15	25	9.00	3.000										
92 Génesis Cabrera, L ERA: 2.87	1.0	H	3	0	0	0	0	0	0	0	0	0	0	8	9	0.00	0.000										
30 Chris Stratton, R ERA: 4.85	1.0		4	0	0	0	1	2	0	0	0	0	0	10	20	0.00	2.000										


Batter	1	2	3	4	5	6	7	8	9	AB	R	H	RBI	BB	SO	LOB	BOTTOM										
3 Dylan Carlson, S OBP: 0.315, SLG: 0.409	K		G3			G4-3				4	1	1	0	1	1	2	<b>Chicago Cubs @ St. Louis Cardinals</b> Busch Stadium, St. Louis, MO Thu Aug 04 2022, 6:46 PM - 9:52 PM CDT Att: 44,669 - Cloudy - 84 F										
19 Tommy Edman, S OBP: 0.372, SLG: 0.372	G4-3		BB		L7		BB			5	1	3	2	0	0	1											
46 Paul Goldschmidt, R OBP: 0.413, SLG: 0.614	HR		BB		E6		BB		L8	4	1	2	0	1	0	2											
28 Nolan Arenado, R OBP: 0.363, SLG: 0.540	HR		G1-4-3				BB			3	1	1	2	2	0	4											
5 Albert Pujols, R OBP: 0.313, SLG: 0.402	P3					FC5			L4	3	0	0	0	0	0	3											
16 Nolan Gorman, L OBP: 0.315, SLG: 0.457							BB			0	1	0	0	1	0	0											
33 Brendan Donovan, L OBP: 0.397, SLG: 0.377										1	0	0	0	0	0	2											
27 Tyler O'Neill, R OBP: 0.300, SLG: 0.364	F9					G6-3				3	1	1	3	0	0	0											
11 Paul DeJong, R OBP: 0.226, SLG: 0.280	G4-3				HBP				K2-3	2	0	1	0	2	1	0											
4 Yadier Molina, R OBP: 0.219, SLG: 0.285	G4-3									4	0	1	0	0	1	3											
21 Lars Nootbaar, L OBP: 0.317, SLG: 0.395	F8									3	1	0	0	1	1	3											
<b>Inning Stats</b>	R: 2 H: 2 E: 0 K: 1 S: 16	H: 1 LOB: 1 BB: 0 P: 17	R: 0 H: 2 E: 0 K: 0 S: 7	H: 2 LOB: 1 BB: 0 P: 13	R: 0 H: 0 E: 0 K: 0 S: 11	H: 0 LOB: 1 BB: 1 P: 18	R: 0 H: 0 E: 0 K: 1 S: 15	H: 0 LOB: 3 BB: 2 P: 27	R: 0 H: 1 E: 0 K: 0 S: 11	H: 1 LOB: 2 BB: 1 P: 19	R: 3 H: 2 E: 0 K: 1 S: 20	H: 2 LOB: 0 BB: 2 P: 30	R: 2 H: 2 E: 0 K: 1 S: 15	H: 2 LOB: 2 BB: 2 P: 26	1B: 5 2B: 3 3B: 0 HR: 2	SF: 0 SAC: 0 DP: 3 HBP: 1	WP: 0 PB: 0 SB: 1 CS: 0	PA: 41									
<b>PITCHER</b>	IP	WLS	BF	H	R	ER	SO	BB	IBB	HBP	BLK	WP	HR	S	P	ERA	WHIP										
15 Sean Newcomb, L ERA: 10.22	3.0		13	5	2	2	1	0	0	0	0	0	0	35	56	6.00	1.667										
62 Mark Leiter Jr., R ERA: 4.73	2.0		10	0	0	0	1	3	0	1	0	0	0	26	45	0.00	1.500										
59 Michael Rucker, R ERA: 4.78	1.0		5	1	0	0	0	1	0	0	0	0	0	11	19	0.00	2.000										
74 Kevin Castro, R ERA: 27.0	1.0	L	6	2	3	3	1	2	0	0	0	0	1	20	30	27.00	4.000										
Matt Dermody, L ERA: 18.0	1.0		7	2	2	2	1	1	1	0	0	0	0	15	26	18.00	3.000										

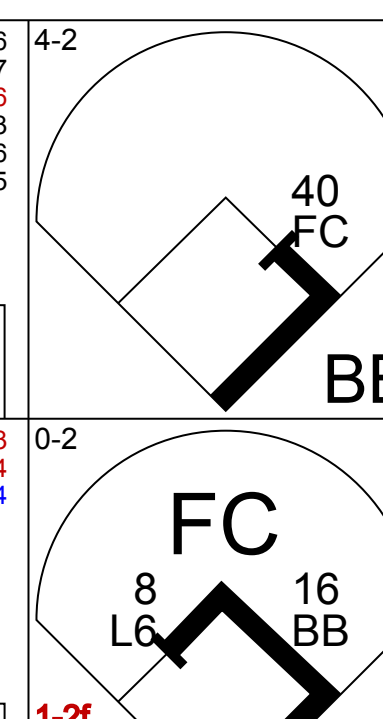
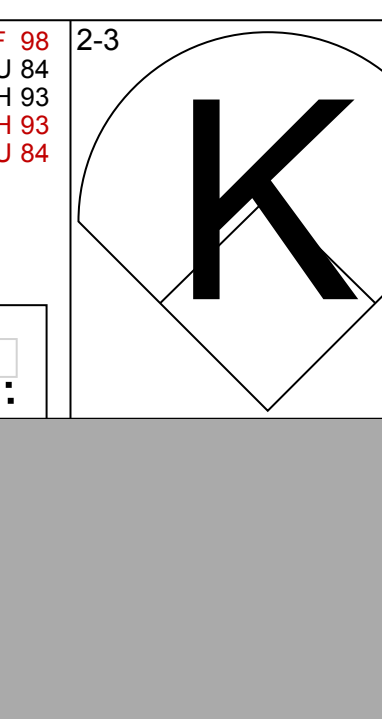
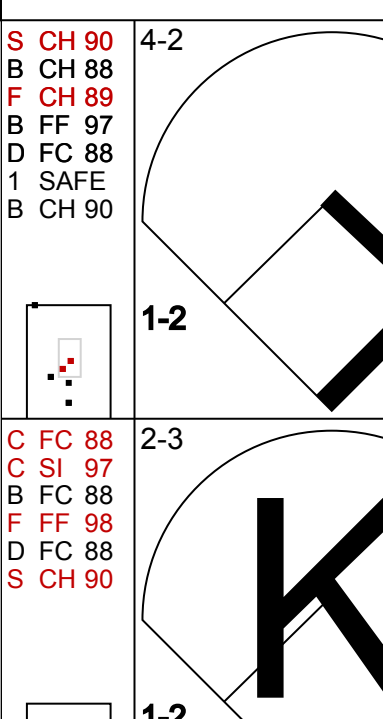
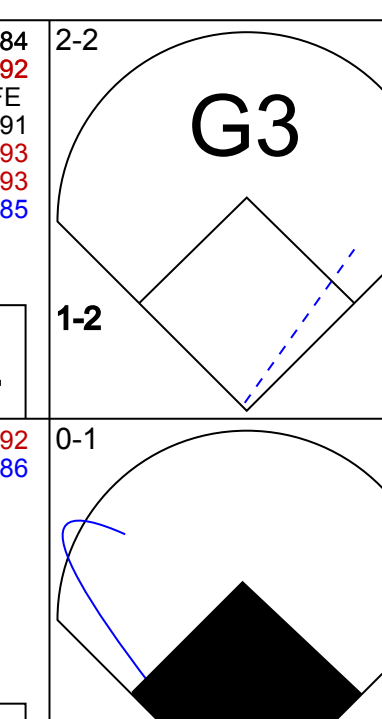
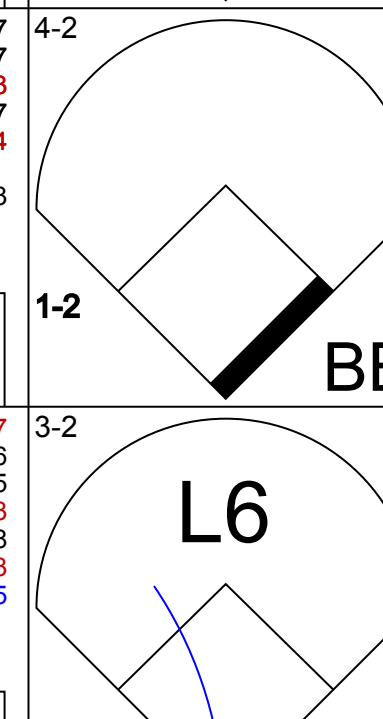
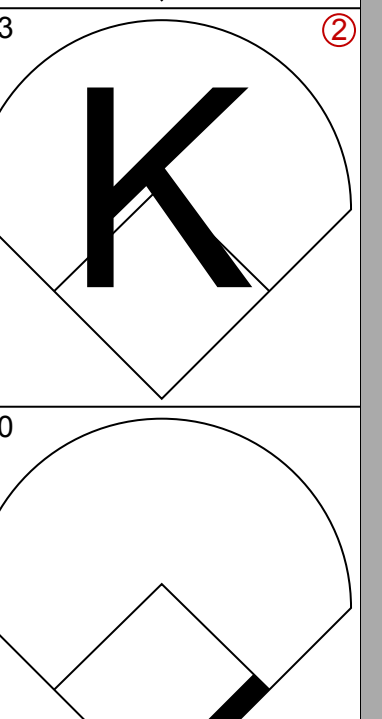
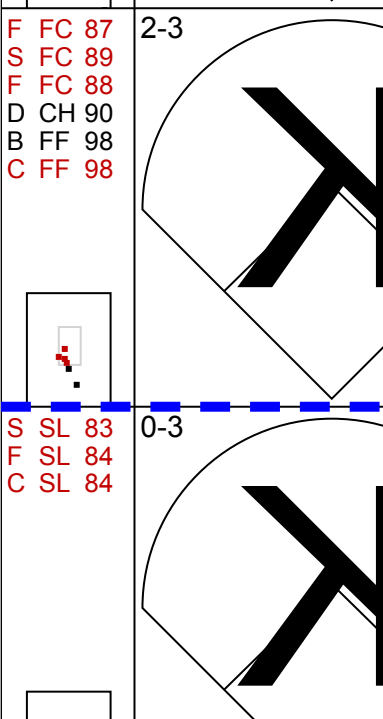
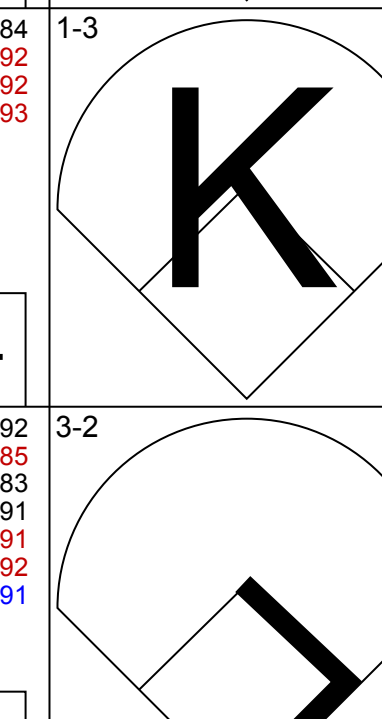








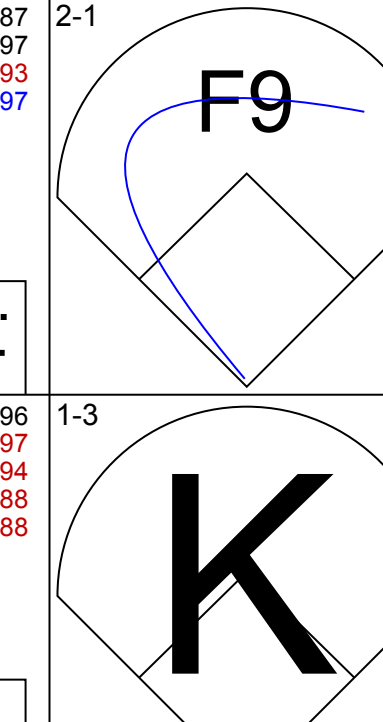

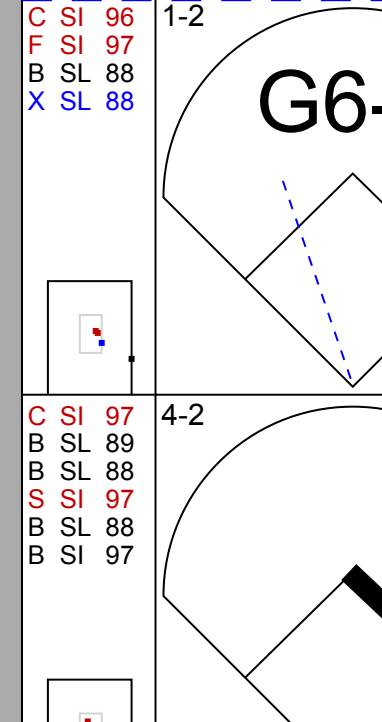



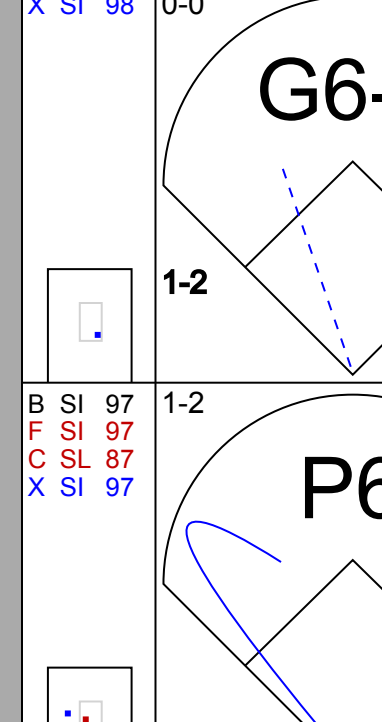



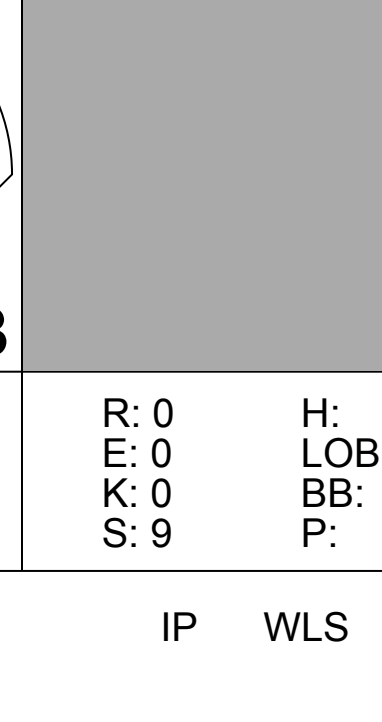

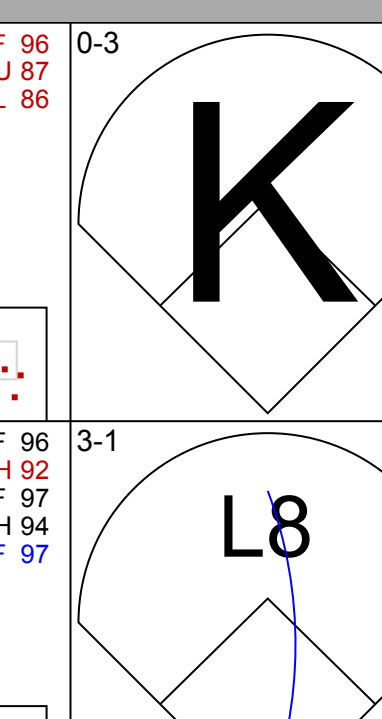
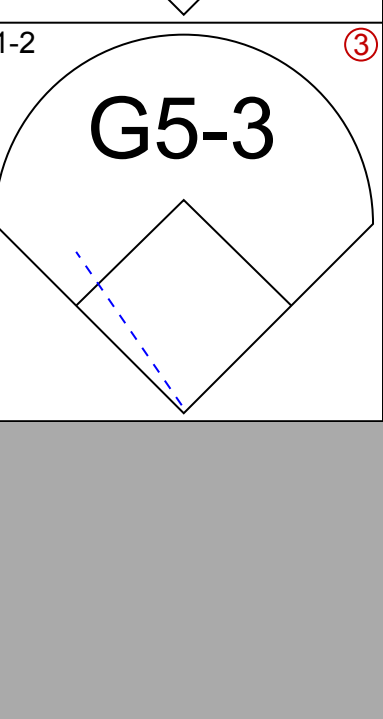
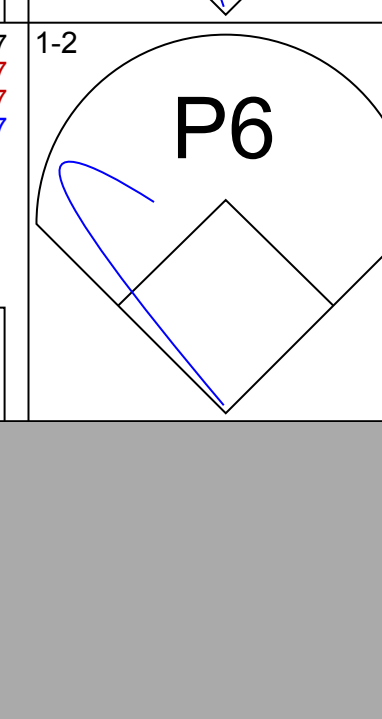

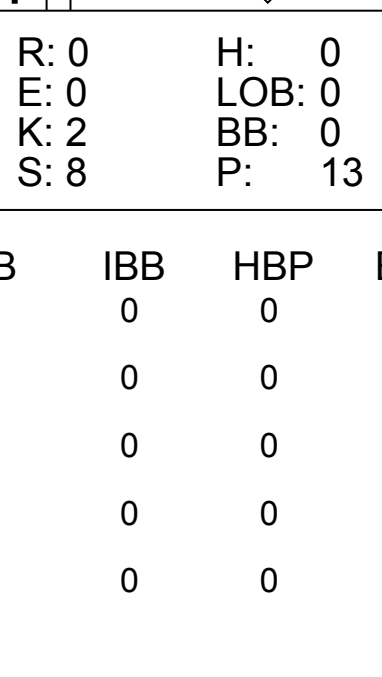
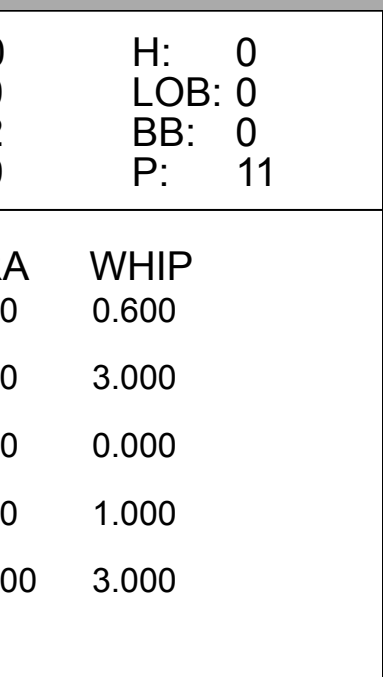
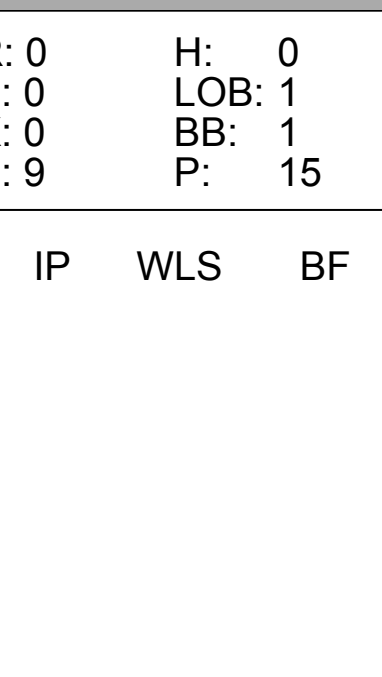

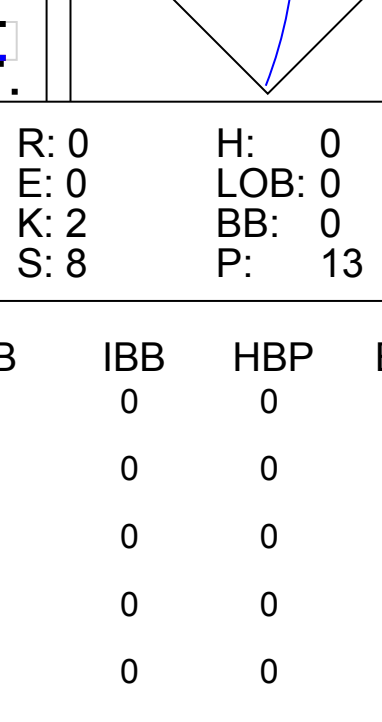
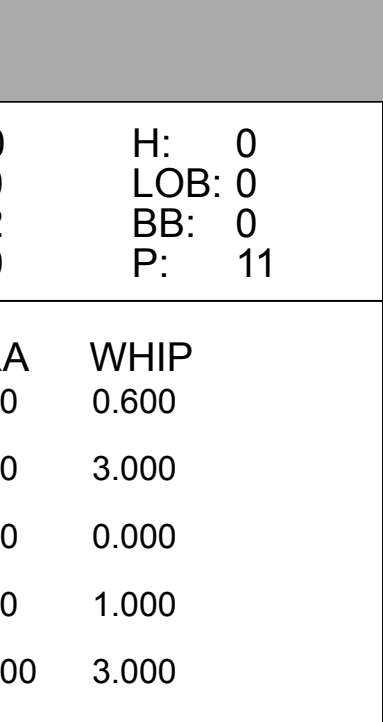
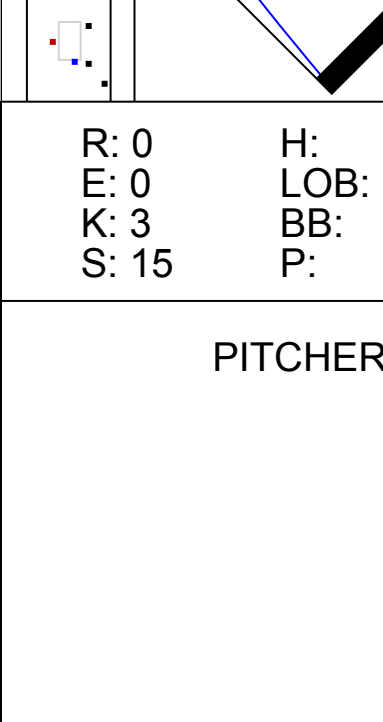
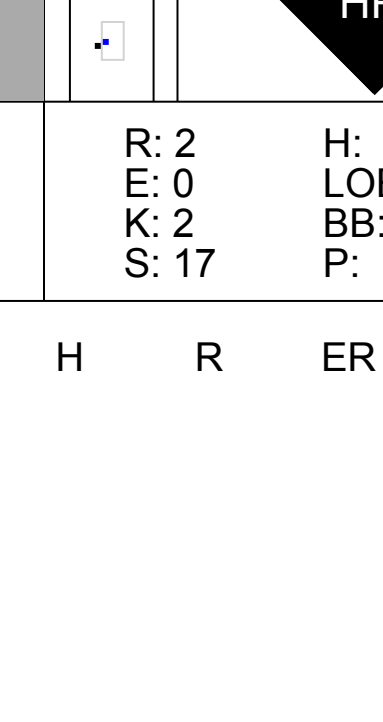


Batter	1	2	3	4	5	6	7	8	9	AB	R	H	RBI	BB	SO	LOB	TOP						
11 Miguel Rojas, R OBP: 0.286, SLG: 0.343										4	0	1	0	0	1	1							
18 Joey Wendle, L OBP: 0.311, SLG: 0.364										5	0	1	1	0	2	2							
26 Garrett Cooper, R OBP: 0.344, SLG: 0.422										4	0	0	0	1	0	3							
99 Jesús Aguilar, R OBP: 0.288, SLG: 0.392										3	0	0	0	0	2	3							
14 Bryan De La Cruz, R OBP: 0.253, SLG: 0.341										4	0	1	0	0	1	0							
67 JJ Bleday, L OBP: 0.271, SLG: 0.356										3	0	1	0	1	2	0							
86 Peyton Burdick, R OBP: 0.271, SLG: 0.356										3	0	0	0	1	3	4							
58 Jacob Stallings, R OBP: 0.269, SLG: 0.260										4	0	1	0	0	1	3							
83 Charles Leblanc, R OBP: 0.429, SLG: 0.650										3	0	2	0	0	1	0							
46 Luke Williams, R (7, PR) OBP: 0.330, SLG: 0.350										1	1	0	0	0	0	2							
<b>Inning Stats</b>	R: 0 H: 0 E: 0 K: 2 S: 15	H: 0 LOB: 1 BB: 1 P: 23	R: 0 H: 0 E: 0 K: 3 S: 10	H: 0 LOB: 0 BB: 0 P: 17	R: 0 H: 1 E: 0 K: 2 S: 9	H: 1 LOB: 1 BB: 0 P: 12	R: 0 H: 2 E: 0 K: 1 S: 21	H: 2 LOB: 3 BB: 0 P: 30	R: 0 H: 1 E: 0 K: 2 S: 11	H: 1 LOB: 1 BB: 0 P: 16	R: 0 H: 0 E: 0 K: 1 S: 13	H: 0 LOB: 1 BB: 1 P: 20	R: 1 H: 2 E: 1 K: 1 S: 15	H: 2 LOB: 2 BB: 0 P: 24	R: 0 H: 1 E: 0 K: 1 S: 14	H: 1 LOB: 2 BB: 1 P: 21	R: 0 H: 0 E: 0 K: 0 S: 4	H: 0 LOB: 0 BB: 0 P: 6	1B: 7 2B: 0 3B: 0 HR: 0	SF: 0 SAC: 0 DP: 0 HBP: 1	WP: 0 PB: 0 SB: 1 CS: 0	PA: 39	
<b>PITCHER</b>	IP WLS BF H R ER SO BB IBB HBP BLK WP HR S P ERA WHIP	IP WLS BF H R ER SO BB IBB HBP BLK WP HR S P ERA WHIP	IP WLS BF H R ER SO BB IBB HBP BLK WP HR S P ERA WHIP	IP WLS BF H R ER SO BB IBB HBP BLK WP HR S P ERA WHIP	IP WLS BF H R ER SO BB IBB HBP BLK WP HR S P ERA WHIP	IP WLS BF H R ER SO BB IBB HBP BLK WP HR S P ERA WHIP	IP WLS BF H R ER SO BB IBB HBP BLK WP HR S P ERA WHIP	IP WLS BF H R ER SO BB IBB HBP BLK WP HR S P ERA WHIP	IP WLS BF H R ER SO BB IBB HBP BLK WP HR S P ERA WHIP	IP WLS BF H R ER SO BB IBB HBP BLK WP HR S P ERA WHIP	IP WLS BF H R ER SO BB IBB HBP BLK WP HR S P ERA WHIP	IP WLS BF H R ER SO BB IBB HBP BLK WP HR S P ERA WHIP	IP WLS BF H R ER SO BB IBB HBP BLK WP HR S P ERA WHIP	IP WLS BF H R ER SO BB IBB HBP BLK WP HR S P ERA WHIP	IP WLS BF H R ER SO BB IBB HBP BLK WP HR S P ERA WHIP	IP WLS BF H R ER SO BB IBB HBP BLK WP HR S P ERA WHIP	IP WLS BF H R ER SO BB IBB HBP BLK WP HR S P ERA WHIP	IP WLS BF H R ER SO BB IBB HBP BLK WP HR S P ERA WHIP	IP WLS BF H R ER SO BB IBB HBP BLK WP HR S P ERA WHIP	IP WLS BF H R ER SO BB IBB HBP BLK WP HR S P ERA WHIP	IP WLS BF H R ER SO BB IBB HBP BLK WP HR S P ERA WHIP	IP WLS BF H R ER SO BB IBB HBP BLK WP HR S P ERA WHIP	IP WLS BF H R ER SO BB IBB HBP BLK WP HR S P ERA WHIP

Miami Marlins @ Chicago Cubs  
Wrigley Field, Chicago, IL  
Fri Aug 05 2022, 1:23 PM - 4:41 PM CDT  
Att: 35,689 - Sunny - 79 F


AB 34  
R 1  
H 7  
RBI 1  
BB 3  
SO 13  
LOB 18



Batter	1	2	3	4	5	6	7	8	9	AB	R	H	RBI	BB	SO	LOB	BOTTOM						
66 Rafael Ortega, L OBP: 0.329, SLG: 0.359									2	0	0	0	2	1	1								
40 Wilson Contreras, R OBP: 0.367, SLG: 0.413										4	1	1	2	0	1	3							
16 Patrick Wisdom, R OBP: 0.318, SLG: 0.452										3	0	0	0	1	3	2							
8 Ian Happ, S OBP: 0.355, SLG: 0.428										3	0	1	0	1	1	4							
4 Nelson Velázquez, R OBP: 0.298, SLG: 0.459										4	0	0	0	0	2	2							
7 Yan Gomes, R OBP: 0.247, SLG: 0.344										2	0	0	0	1	2	0							
6 Zach McKinstry, L OBP: 0.160, SLG: 0.182										3	0	0	0	0	2	1							
5 Christopher Morel, R OBP: 0.330, SLG: 0.450										3	0	0	0	0	1	1							
2 Nico Hoerner, R OBP: 0.335, SLG: 0.412										0	0	0	0	0	0	0							
1 Nick Madrigal, R OBP: 0.275, SLG: 0.257										3	1	2	0	0	0	0							
<b>Inning Stats</b>	R: 0 H: 0 E: 0 K: 0 S: 11	H: 0 LOB: 1 BB: 2 P: 22	R: 0 H: 0 E: 0 K: 2 S: 9	H: 0 LOB: 0 BB: 0 P: 14	R: 0 H: 0 E: 0 K: 2 S: 8	H: 0 LOB: 0 BB: 0 P: 13	R: 0 H: 0 E: 0 K: 2 S: 10	H: 0 LOB: 1 BB: 1 P: 18	R: 0 H: 1 E: 0 K: 3 S: 15	H: 1 LOB: 2 BB: 1 P: 26	R: 0 H: 0 E: 0 K: 0 S: 9	H: 0 LOB: 1 BB: 1 P: 15	R: 2 H: 3 E: 0 K: 2 S: 17	H: 3 LOB: 1 BB: 0 P: 27	R: 0 H: 0 E: 0 K: 0 S: 4	H: 0 LOB: 0 BB: 0 P: 6	1B: 2 2B: 2 3B: 0 HR: 1	SF: 0 SAC: 0 DP: 1 HBP: 0	WP: 1 PB: 0 SB: 0 CS: 0	PA: 32			
<b>PITCHER</b>	IP WLS BF H R ER SO BB IBB HBP BLK WP HR S P ERA WHIP	IP WLS BF H R ER SO BB IBB HBP BLK WP HR S P ERA WHIP	IP WLS BF H R ER SO BB IBB HBP BLK WP HR S P ERA WHIP	IP WLS BF H R ER SO BB IBB HBP BLK WP HR S P ERA WHIP	IP WLS BF H R ER SO BB IBB HBP BLK WP HR S P ERA WHIP	IP WLS BF H R ER SO BB IBB HBP BLK WP HR S P ERA WHIP	IP WLS BF H R ER SO BB IBB HBP BLK WP HR S P ERA WHIP	IP WLS BF H R ER SO BB IBB HBP BLK WP HR S P ERA WHIP	IP WLS BF H R ER SO BB IBB HBP BLK WP HR S P ERA WHIP	IP WLS BF H R ER SO BB IBB HBP BLK WP HR S P ERA WHIP	IP WLS BF H R ER SO BB IBB HBP BLK WP HR S P ERA WHIP	IP WLS BF H R ER SO BB IBB HBP BLK WP HR S P ERA WHIP	IP WLS BF H R ER SO BB IBB HBP BLK WP HR S P ERA WHIP	IP WLS BF H R ER SO BB IBB HBP BLK WP HR S P ERA WHIP	IP WLS BF H R ER SO BB IBB HBP BLK WP HR S P ERA WHIP	IP WLS BF H R ER SO BB IBB HBP BLK WP HR S P ERA WHIP	IP WLS BF H R ER SO BB IBB HBP BLK WP HR S P ERA WHIP	IP WLS BF H R ER SO BB IBB HBP BLK WP HR S P ERA WHIP	IP WLS BF H R ER SO BB IBB HBP BLK WP HR S P ERA WHIP	IP WLS BF H R ER SO BB IBB HBP BLK WP HR S P ERA WHIP	IP WLS BF H R ER SO BB IBB HBP BLK WP HR S P ERA WHIP	IP WLS BF H R ER SO BB IBB HBP BLK WP HR S P ERA WHIP	IP WLS BF H R ER SO BB IBB HBP BLK WP HR S P ERA WHIP

Miami Marlins @ Chicago Cubs  
Wrigley Field, Chicago, IL  
Fri Aug 05 2022, 1:23 PM - 4:41 PM CDT  
Att: 35,689 - Sunny - 79 F

AB 27  
R 2  
H 4  
RBI 2  
BB 5  
SO 13  
LOB 14














Batter	1	2	3	4	5	6	7	8	9	AB	R	H	RBI	BB	SO	LOB	TOP					
16 Victor Robles, R (1, 8) OBP: 0.291, SLG: 0.321	L7		F9		K		K			4	0	0	0	0	2	3	<b>Washington Nationals @ Chicago Cubs</b> Wrigley Field, Chicago, IL Mon Aug 08 2022, 7:06 PM - 9:53 PM CDT Att: 30,904 - Overcast - 66 F					
2 Luis García Jr., L (1, 6) OBP: 0.295, SLG: 0.421	1B		L8			F8		K		4	0	1	0	0	1	0						
34 Luke Voit, R (1, 3) OBP: 0.327, SLG: 0.435	K			G4-3		HR		F9		4	1	1	1	0	1	1						
23 Nelson Cruz, R (1, 10) OBP: 0.319, SLG: 0.344	G6-3			1B	F8			1B		4	1	2	0	0	0	1						
29 Yadiel Hernandez, L (1, 7) OBP: 0.308, SLG: 0.410	G5-3			1B	G6-3			HR		3	0	0	0	0	0	1						
45 Joey Meneeses, R (8, PH) OBP: 0.234, SLG: 0.655										1	1	1	2	0	0	0						
20 Keibert Ruiz, S (1, 2) OBP: 0.301, SLG: 0.338	1B			G4-3			G6-3	K		4	0	1	0	0	1	1						
28 Lane Thomas, R (1, 9) OBP: 0.293, SLG: 0.397	K				G6-4-3	1B		1B		2	0	1	0	1	1	1						
1 César Hernández, S (1, 4) OBP: 0.305, SLG: 0.306	F7				1B		F9	K		4	0	1	0	0	1	3						
7 Maikel Franco, R (1, 5) OBP: 0.255, SLG: 0.337										3	0	0	0	0	0	3						
68 Joshua Palacios, L (9, PH) OBP: 0.133, SLG: 0.133			L9		G6-4-3		E5	K		1	0	0	0	0	1	1						
<b>Inning Stats</b>	R: 0 E: 0 K: 1 S: 8	H: 1 LOB: 1 BB: 0 P: 13	R: 0 E: 0 K: 1 S: 13	H: 1 LOB: 1 BB: 0 P: 21	R: 0 E: 0 K: 0 S: 6	H: 0 LOB: 0 BB: 0 P: 12	R: 0 E: 0 K: 0 S: 8	H: 1 LOB: 1 BB: 0 P: 10	R: 0 E: 0 K: 1 S: 10	H: 1 LOB: 1 BB: 0 P: 18	R: 1 E: 0 K: 0 S: 6	H: 1 LOB: 0 BB: 0 P: 9	R: 0 E: 0 K: 1 S: 11	H: 0 LOB: 2 BB: 1 P: 16	R: 2 E: 0 K: 2 S: 12	H: 2 LOB: 0 BB: 0 P: 22	R: 0 E: 0 K: 2 S: 11	H: 1 LOB: 1 BB: 0 P: 17	1B: 6 2B: 1 3B: 0 HR: 2	SF: 0 SAC: 0 DP: 2 HBP: 1	WP: 1 PB: 0 CS: 0	PA: 36
<b>PITCHER</b>	IP WLS BF H R ER SO BB IBB HBP BLK WP HR S P ERA WHIP																					
71 Keegan Thompson, R (1) ERA: 3.36	6.0 W 23 5 1 1 3 0 0 1 0 1 1 51 85 1.50 0.833																					
59 Michael Rucker, R (7, 1) ERA: 4.4	1.0 H 5 0 0 0 1 1 0 0 0 0 0 11 16 0.00 1.000																					
47 Brandon Hughes, L (8, 1) ERA: 3.38	1.0 S 5 2 2 2 2 0 0 0 0 0 1 12 22 18.00 2.000																					
50 Rowan Wick, R (9, 1) ERA: 4.14	1.0 S 3 1 0 0 2 0 0 0 0 0 0 11 17 0.00 1.000																					

Batter	1	2	3	4	5	6	7	8	9	AB	R	H	RBI	BB	SO	LOB	BOTTOM			
66 Rafael Ortega, L (1, 8) OBP: 0.325, SLG: 0.350	F9		F8		F8		BB	G5-3		4	1	0	0	1	0	2	<b>Washington Nationals @ Chicago Cubs</b> Wrigley Field, Chicago, IL Mon Aug 08 2022, 7:06 PM - 9:53 PM CDT Att: 30,904 - Overcast - 66 F			
40 Wilson Contreras, R (1, 2) OBP: 0.364, SLG: 0.465	L7		F7		1B		1B			4	0	2	1	0	0	0				
8 Ian Happ, S (1, 7) OBP: 0.355, SLG: 0.430	K				G3-1		F7			4	0	1	0	0	1	2				
27 Seiya Suzuki, R (1, 9) OBP: 0.316, SLG: 0.412	F9		K			1B	SF9			3	1	1	1	0	1	1				
16 Patrick Wisdom, R (1, 3) OBP: 0.316, SLG: 0.445	K			L7		1B	K			4	0	1	0	0	2	1				
2 Nico Hoerner, R (1, 6) OBP: 0.339, SLG: 0.412	P4			F9		1B		BB		3	0	1	1	1	0	0				
4 Nelson Velázquez, R (1, 10) OBP: 0.307, SLG: 0.489				HR		K		1B		4	1	3	1	0	1	2				
1 Nick Madrigal, R (1, 4) OBP: 0.279, SLG: 0.250				HR		BB		1B		1	1	0	0	2	1	2				
5 Christopher Morel, R (1, 5) OBP: 0.333, SLG: 0.463	HR				G5-3			K		4	2	2	2	0	1	4				
<b>Inning Stats</b>	R: 0 E: 0 K: 1 S: 8	H: 0 LOB: 0 BB: 0 P: 14	R: 0 E: 0 K: 1 S: 11	H: 0 LOB: 0 BB: 0 P: 17	R: 3 E: 0 K: 1 S: 15	H: 3 LOB: 1 BB: 1 P: 26	R: 0 E: 0 K: 0 S: 10	H: 1 LOB: 2 BB: 1 P: 14	R: 0 E: 0 K: 0 S: 8	H: 1 LOB: 0 BB: 0 P: 14	R: 1 E: 0 K: 2 S: 13	H: 3 LOB: 0 BB: 0 P: 18	R: 2 E: 0 K: 1 S: 15	H: 2 LOB: 1 BB: 1 P: 24	R: 0 E: 0 K: 1 S: 8	H: 1 LOB: 2 BB: 1 P: 15		1B: 8 2B: 2 3B: 0 HR: 2	SF: 1 SAC: 1 DP: 1 HBP: 0	WP: 0 PB: 0 CS: 1
<b>PITCHER</b>	IP WLS BF H R ER SO BB IBB HBP BLK WP HR S P ERA WHIP																			
19 Anibal Sánchez, R (1, 1) ERA: 7.56	5.0 L 23 7 4 4 3 2 0 0 0 0 0 0 9 12 7.20 1.800																			
33 Steve Cishek, R (6, 1) ERA: 3.73	1.0 3 1 0 0 2 0 0 0 0 0 0 9 12 0.00 1.000																			
73 Hunter Harvey, R (7, 1) ERA: 3.68	1.0 6 2 2 2 1 1 0 0 0 0 0 15 24 18.00 3.000																			
71 Mason Thompson, R (8, 1) ERA: 1.13	1.0 5 1 0 0 1 1 0 0 0 0 0 8 15 0.00 2.000																			

AB 34  
R 3  
H 8  
RBI 3  
BB 1  
SO 8  
LOB 15



AB 31  
R 6  
H 11  
RBI 6  
SO 7  
LOB 14



WP: 0  
PB: 0  
SB: 2  
CS: 1



Batter	1	2	3	4	5	6	7	8	9	AB	R	H	RBI	BB	SO	LOB	TOP					
2 Luis García Jr., L (1,6) OBP: 0.293, SLG: 0.413	G4-3		G5-3				G4-3		G5-3	4	0	0	0	1	0	1	<b>Washington Nationals @ Chicago Cubs</b> Wrigley Field, Chicago, IL Tue Aug 09 2022, 7:05 PM - 10:22 PM CDT Att: 37,193 - Clear - 68 F					
34 Luke Voit, R (1,3) OBP: 0.326, SLG: 0.431										3	0	0	0	1	3	1						
23 Nelson Cruz, R (1,10) OBP: 0.316, SLG: 0.342										2	0	0	0	0	1	1						
7 Maikel Franco, R (5,PH) OBP: 0.256, SLG: 0.338	F7									2	1	1	0	0	0	1						
29 Yadiel Hernandez, L (1,7) OBP: 0.310, SLG: 0.411										4	1	2	0	0	1	2						
16 Victor Robles, R (8,8) OBP: 0.291, SLG: 0.321										0	0	0	0	0	0	0						
45 Joey Menezes, R (1,9) OBP: 0.333, SLG: 0.750										4	2	2	2	0	1	1						
20 Keibert Ruiz, S (1,2) OBP: 0.307, SLG: 0.359										3	2	2	4	1	0	0						
28 Lane Thomas, R (1,8) OBP: 0.293, SLG: 0.395										4	0	1	0	0	2	2						
1 César Hernández, S (1,4) OBP: 0.302, SLG: 0.303										4	0	0	0	0	0	1						
14 Ildemaro Vargas, S (1,5) OBP: 0.311, SLG: 0.400										4	0	1	0	0	1	0						
<b>Inning Stats</b>	R: 0 E: 0 K: 0 S: 11	H: 0 LOB: 1 BB: 1 P: 18	R: 1 E: 0 K: 1 S: 14	H: 2 LOB: 0 BB: 0 P: 22	R: 0 E: 0 K: 2 S: 9	H: 0 LOB: 0 BB: 0 P: 14	R: 3 E: 0 K: 2 S: 14	H: 3 LOB: 0 BB: 0 P: 23	R: 0 E: 0 K: 0 S: 7	H: 1 LOB: 1 BB: 1 P: 13	R: 0 E: 0 K: 0 S: 6	H: 0 LOB: 0 BB: 0 P: 12	R: 2 E: 0 K: 2 S: 13	H: 2 LOB: 0 BB: 0 P: 21	R: 0 E: 0 K: 1 S: 8	H: 1 LOB: 1 BB: 0 P: 13	1B: 6 2B: 0 3B: 0 HR: 3	SF: 0 SAC: 0 DP: 1 HBP: 0	WP: 0 PB: 0 SB: 0 CS: 1	PA: 37		
<b>PITCHER</b>	IP WLS BF H R ER SO BB IBB HBP BLK WP HR S P ERA WHIP	IP WLS BF H R ER SO BB IBB HBP BLK WP HR S P ERA WHIP	IP WLS BF H R ER SO BB IBB HBP BLK WP HR S P ERA WHIP	IP WLS BF H R ER SO BB IBB HBP BLK WP HR S P ERA WHIP	IP WLS BF H R ER SO BB IBB HBP BLK WP HR S P ERA WHIP	IP WLS BF H R ER SO BB IBB HBP BLK WP HR S P ERA WHIP	IP WLS BF H R ER SO BB IBB HBP BLK WP HR S P ERA WHIP	IP WLS BF H R ER SO BB IBB HBP BLK WP HR S P ERA WHIP	IP WLS BF H R ER SO BB IBB HBP BLK WP HR S P ERA WHIP	IP WLS BF H R ER SO BB IBB HBP BLK WP HR S P ERA WHIP	IP WLS BF H R ER SO BB IBB HBP BLK WP HR S P ERA WHIP	IP WLS BF H R ER SO BB IBB HBP BLK WP HR S P ERA WHIP	IP WLS BF H R ER SO BB IBB HBP BLK WP HR S P ERA WHIP	IP WLS BF H R ER SO BB IBB HBP BLK WP HR S P ERA WHIP	IP WLS BF H R ER SO BB IBB HBP BLK WP HR S P ERA WHIP	IP WLS BF H R ER SO BB IBB HBP BLK WP HR S P ERA WHIP	IP WLS BF H R ER SO BB IBB HBP BLK WP HR S P ERA WHIP	IP WLS BF H R ER SO BB IBB HBP BLK WP HR S P ERA WHIP	IP WLS BF H R ER SO BB IBB HBP BLK WP HR S P ERA WHIP	IP WLS BF H R ER SO BB IBB HBP BLK WP HR S P ERA WHIP	IP WLS BF H R ER SO BB IBB HBP BLK WP HR S P ERA WHIP	IP WLS BF H R ER SO BB IBB HBP BLK WP HR S P ERA WHIP

AB 34  
R 6  
H 9  
RBI 6  
BB 3  
SO 9  
LOB 10



Batter	1	2	3	4	5	6	7	8	9	AB	R	H	RBI	BB	SO	LOB	BOTTOM						
66 Rafael Ortega, L (1,8) OBP: 0.322, SLG: 0.347	G4-3		F9							5	0	1	1	0	1	1	<b>Washington Nationals @ Chicago Cubs</b> Wrigley Field, Chicago, IL Tue Aug 09 2022, 7:05 PM - 10:22 PM CDT Att: 37,193 - Clear - 68 F						
40 Wilson Contreras, R (1,2) OBP: 0.364, SLG: 0.463										4	1	1	1	0	2	1							
8 Ian Happ, S (1,7) OBP: 0.356, SLG: 0.432										5	0	2	0	0	1	2							
27 Seiya Suzuki, R (1,9) OBP: 0.321, SLG: 0.428										5	2	3	1	0	0	3							
32 Franmil Reyes, R (1,10) OBP: 0.254, SLG: 0.348										4	0	1	1	0	1	0							
4 Nelson Velázquez, R (7,PR) OBP: 0.314, SLG: 0.469										0	0	0	0	1	0	0							
2 Nico Hoerner, R (1,6) OBP: 0.340, SLG: 0.411										5	0	2	1	0	1	1							
16 Patrick Wisdom, R (1,3) OBP: 0.315, SLG: 0.443										4	0	1	0	0	1	3							
6 Zach McKinstry, L (1,5) OBP: 0.219, SLG: 0.241										4	1	3	0	0	1	1							
5 Christopher Morel, R (1,4) OBP: 0.332, SLG: 0.459										4	1	1	0	0	1	3							
<b>Inning Stats</b>	R: 0 E: 0 K: 1 S: 7	H: 0 LOB: 0 BB: 0 P: 10	R: 1 E: 0 K: 2 S: 13	H: 3 LOB: 2 BB: 0 P: 23	R: 0 E: 0 K: 0 S: 13	H: 1 LOB: 1 BB: 0 P: 17	R: 0 E: 0 K: 2 S: 14	H: 1 LOB: 0 BB: 0 P: 23	R: 0 E: 0 K: 0 S: 9	H: 1 LOB: 2 BB: 0 P: 13	R: 0 E: 0 K: 0 S: 7	H: 0 LOB: 0 BB: 0 P: 13	R: 4 E: 0 K: 0 S: 14	H: 7 LOB: 2 BB: 0 P: 21	R: 0 E: 0 K: 2 S: 13	H: 1 LOB: 1 BB: 0 P: 19	R: 0 E: 0 K: 2 S: 13	H: 1 LOB: 1 BB: 1 P: 21	1B: 13 2B: 2 3B: 0 HR: 1	SF: 0 SAC: 0 DP: 1 HBP: 1	WP: 0 PB: 0 SB: 0 CS: 1	PA: 42	
<b>PITCHER</b>	IP WLS BF H R ER SO BB IBB HBP BLK WP HR S P ERA WHIP	IP WLS BF H R ER SO BB IBB HBP BLK WP HR S P ERA WHIP	IP WLS BF H R ER SO BB IBB HBP BLK WP HR S P ERA WHIP	IP WLS BF H R ER SO BB IBB HBP BLK WP HR S P ERA WHIP	IP WLS BF H R ER SO BB IBB HBP BLK WP HR S P ERA WHIP	IP WLS BF H R ER SO BB IBB HBP BLK WP HR S P ERA WHIP	IP WLS BF H R ER SO BB IBB HBP BLK WP HR S P ERA WHIP	IP WLS BF H R ER SO BB IBB HBP BLK WP HR S P ERA WHIP	IP WLS BF H R ER SO BB IBB HBP BLK WP HR S P ERA WHIP	IP WLS BF H R ER SO BB IBB HBP BLK WP HR S P ERA WHIP	IP WLS BF H R ER SO BB IBB HBP BLK WP HR S P ERA WHIP	IP WLS BF H R ER SO BB IBB HBP BLK WP HR S P ERA WHIP	IP WLS BF H R ER SO BB IBB HBP BLK WP HR S P ERA WHIP	IP WLS BF H R ER SO BB IBB HBP BLK WP HR S P ERA WHIP	IP WLS BF H R ER SO BB IBB HBP BLK WP HR S P ERA WHIP	IP WLS BF H R ER SO BB IBB HBP BLK WP HR S P ERA WHIP	IP WLS BF H R ER SO BB IBB HBP BLK WP HR S P ERA WHIP	IP WLS BF H R ER SO BB IBB HBP BLK WP HR S P ERA WHIP	IP WLS BF H R ER SO BB IBB HBP BLK WP HR S P ERA WHIP	IP WLS BF H R ER SO BB IBB HBP BLK WP HR S P ERA WHIP	IP WLS BF H R ER SO BB IBB HBP BLK WP HR S P ERA WHIP	IP WLS BF H R ER SO BB IBB HBP BLK WP HR S P ERA WHIP	IP WLS BF H R ER SO BB IBB HBP BLK WP HR S P ERA WHIP

AB 40  
R 5  
H 15  
RBI 5  
SO 9  
LOB 15





Batter	1	2	3	4	5	6	7	8	9	AB	R	H	RBI	BB	SO	LOB	TOP					
28 Lane Thomas, R OBP: 0.292, SLG: 0.394										4	0	1	0	0	2	1	<b>Washington Nationals @ Chicago Cubs</b> Wrigley Field, Chicago, IL Wed Aug 10 2022, 1:21 PM - 4:06 PM CDT Att: 29,019 - Sunny - 79 F					
1 César Hernández, S OBP: 0.304, SLG: 0.307										4	0	2	1	0	0	0						
34 Luke Voit, R OBP: 0.323, SLG: 0.425										4	0	0	0	0	2	3						
45 Joey Meneses, R OBP: 0.400, SLG: 0.870										3	1	2	1	1	1	2						
29 Yadiel Hernandez, L OBP: 0.307, SLG: 0.407										3	0	0	0	0	2	1						
23 Nelson Cruz, R OBP: 0.319, SLG: 0.343										1	0	1	0	0	0	0						
68 Joshua Palacios, L OBP: 0.133, SLG: 0.133										0	0	0	0	0	0	0						
7 Maikel Franco, R OBP: 0.256, SLG: 0.337										4	0	1	0	0	1	2						
16 Victor Robles, R OBP: 0.287, SLG: 0.316										4	0	0	0	0	1	2						
14 Ildemaro Vargas, S OBP: 0.306, SLG: 0.386										4	0	1	0	0	1	0						
38 Tres Barrera, R OBP: 0.241, SLG: 0.222										3	1	1	0	0	1	3						
20 Keibert Ruiz, S OBP: 0.306, SLG: 0.358										1	0	0	0	0	1	0						
<b>Inning Stats</b>	R: 0 H: 2 E: 0 K: 2 S: 9	H: 2 LOB: 2 BB: 0 P: 14	R: 0 H: 0 E: 0 K: 1 S: 6	H: 0 LOB: 0 BB: 0 P: 9	R: 1 H: 2 E: 0 K: 2 S: 13	H: 2 LOB: 1 BB: 0 P: 20	R: 0 H: 3 E: 0 K: 3 S: 20	H: 3 LOB: 3 BB: 0 P: 25	R: 0 H: 0 E: 0 K: 1 S: 8	H: 0 LOB: 0 BB: 0 P: 11	R: 1 H: 1 E: 0 K: 0 S: 9	H: 1 LOB: 0 BB: 0 P: 15	R: 0 H: 0 E: 0 K: 0 S: 8	H: 0 LOB: 0 BB: 0 P: 11	R: 0 H: 1 E: 0 K: 2 S: 15	H: 1 LOB: 2 BB: 1 P: 22	R: 0 H: 0 E: 0 K: 1 S: 6	H: 0 LOB: 0 BB: 0 P: 7	1B: 7 2B: 2 3B: 0 HR: 1	SF: 0 SAC: 0 DP: 1 HBP: 0	WP: 0 PB: 0 SB: 0 CS: 1	PA: 36
<b>PITCHER</b>	IP WLS BF H R ER SO BB IBB HBP BLK WP HR S P ERA WHIP																					
35 Justin Steele, L ERA: 3.63	6.0 W 3 8 2 2 9 0 0 0 0 0 1 65 94 3.00 1.333																					
59 Michael Rucker, R ERA: 4.25	1.0 W 3 0 0 0 0 0 0 0 0 0 0 8 11 0.00 0.000																					
47 Brandon Hughes, L ERA: 3.31	0.2 H 3 0 0 0 1 1 0 0 0 0 0 8 14 0.00 1.500																					
50 Rowan Wick, R ERA: 4.02	1.1 S 5 1 0 0 2 0 0 0 0 0 0 0 13 15 0.00 0.750																					

Batter	1	2	3	4	5	6	7	8	9	AB	R	H	RBI	BB	SO	LOB	BOTTOM			
66 Rafael Ortega, L OBP: 0.318, SLG: 0.343										3	0	0	1	0	1	1	<b>Washington Nationals @ Chicago Cubs</b> Wrigley Field, Chicago, IL Wed Aug 10 2022, 1:21 PM - 4:06 PM CDT Att: 29,019 - Sunny - 79 F			
8 Ian Happ, S OBP: 0.355, SLG: 0.430										4	0	1	1	0	1	1				
32 Franmil Reyes, R OBP: 0.257, SLG: 0.351										4	0	2	0	0	1	2				
27 Seiya Suzuki, R OBP: 0.320, SLG: 0.423										3	0	0	0	0	0	2				
2 Nico Hoerner, R OBP: 0.342, SLG: 0.421										4	1	2	1	0	0	1				
6 Zach McKinstry, L OBP: 0.222, SLG: 0.242										4	0	1	0	0	1	2				
7 Yan Gomes, R OBP: 0.255, SLG: 0.346										3	0	1	0	0	1	2				
16 Patrick Wisdom, R OBP: 0.314, SLG: 0.442										1	1	0	0	0	0	1				
48 P.J. Higgins, R OBP: 0.361, SLG: 0.521										2	1	0	0	1	0	1				
1 Nick Madrigal, R OBP: 0.288, SLG: 0.268										3	1	2	1	0	0	1				
<b>Inning Stats</b>	R: 0 H: 1 E: 0 K: 1 S: 10	H: 1 LOB: 1 BB: 0 P: 18	R: 0 H: 1 E: 0 K: 0 S: 7	H: 1 LOB: 0 BB: 0 P: 11	R: 0 H: 1 E: 0 K: 0 S: 11	H: 1 LOB: 1 BB: 0 P: 16	R: 0 H: 0 E: 0 K: 1 S: 5	H: 0 LOB: 0 BB: 0 P: 10	R: 0 H: 1 E: 0 K: 1 S: 13	H: 1 LOB: 1 BB: 0 P: 16	R: 0 H: 1 E: 0 K: 1 S: 10	H: 1 LOB: 1 BB: 0 P: 14	R: 4 H: 4 E: 1 K: 1 S: 20	H: 4 LOB: 2 BB: 1 P: 32	R: 0 H: 0 E: 0 K: 0 S: 5	H: 0 LOB: 1 BB: 0 P: 9	1B: 7 2B: 1 3B: 0 HR: 1	SF: 1 SAC: 0 DP: 1 HBP: 1	WP: 0 PB: 0 SB: 0 CS: 0	PA: 34
<b>PITCHER</b>	IP WLS BF H R ER SO BB IBB HBP BLK WP HR S P ERA WHIP																			
40 Josiah Gray, R ERA: 4.81	6.1 L 3 7 2 2 5 0 0 0 0 0 0 1 64 96 2.84 1.105																			
33 Steve Cishek, R ERA: 3.94	0.1 L 3 1 1 1 0 1 0 0 0 0 0 0 8 15 27.00 6.000																			
58 Carl Edwards Jr., R ERA: 3.32	0.1 2 1 1 0 0 0 0 0 0 0 0 4 6 0.00 3.000																			
64 Victor Arano, R ERA: 5.29	1.0 4 0 0 0 0 0 0 0 1 0 0 0 5 9 0.00 0.000																			



Batter	1	2	3	4	5	6	7	8	9	AB	R	H	RBI	BB	SO	LOB	TOP			
1 Nick Madrigal, R OBP: 0.299, SLG: 0.281	G6-3	K								5	0	3	1	0	1	0	<b>Chicago Cubs @ Cincinnati Reds</b> Field of Dreams, Dyersville, IA Thu Aug 11 2022, 7:23 PM - 10:44 PM EDT Att: 7,823 - Clear - 77 F			
40 Wilson Contreras, R OBP: 0.362, SLG: 0.457	G1-3			16 BB	F9-5	G6-3			F8	4	0	0	0	1	0	4				
16 Patrick Wisdom, R OBP: 0.318, SLG: 0.441	HBP									3	1	1	0	1	1	0				
27 Seiya Suzuki, R OBP: 0.325, SLG: 0.426	2B								BB	3	1	1	1	2	1	2				
2 Nico Hoerner, R OBP: 0.342, SLG: 0.419	1B								K	4	1	1	1	1	1	4				
8 Ian Happ, S OBP: 0.356, SLG: 0.434	2B									4	0	2	1	0	2	4				
4 Nelson Velázquez, R OBP: 0.311, SLG: 0.479	G6-3									4	1	1	0	0	1	4				
48 P.J. Higgins, R OBP: 0.357, SLG: 0.510										4	0	1	0	0	2	1				
5 Christopher Morel, R OBP: 0.329, SLG: 0.454										3	0	0	0	0	2	2				
66 Rafael Ortega, L OBP: 0.317, SLG: 0.342										1	0	0	0	0	1	1				
<b>Inning Stats</b>	R: 3 E: 0 K: 0 S: 16	H: 3 LOB: 1 BB: 0 P: 19	R: 0 E: 0 K: 3 S: 12	H: 0 LOB: 0 BB: 0 P: 21	R: 0 E: 0 K: 1 S: 12	H: 1 LOB: 2 BB: 2 P: 22	R: 1 E: 0 K: 0 S: 11	H: 3 LOB: 1 BB: 0 P: 14	R: 0 E: 0 K: 2 S: 10	H: 0 LOB: 2 BB: 2 P: 25	R: 0 E: 0 K: 1 S: 10	H: 1 LOB: 1 BB: 0 P: 14	R: 0 E: 1 K: 3 S: 16	H: 1 LOB: 1 BB: 0 P: 21	R: 0 E: 0 K: 2 S: 10	H: 1 LOB: 2 BB: 1 P: 17	1B: 8 2B: 3 3B: 0 HR: 0	SF: 0 SAC: 0 DP: 1 HBP: 1	WP: 1 PB: 0 SB: 2 CS: 0	PA: 41
<b>PITCHER</b>	IP WLS BF H R ER SO BB IBB HBP BLK WP HR S P ERA WHIP																			
40 Nick Lodolo, L ERA: 4.72	4.2 L 24 7 4 4 6 4 0 1 0 0 0 60 98 7.71 2.357																			
46 Buck Farmer, R ERA: 5.25	1.1 5 1 0 0 1 0 0 0 0 0 1 0 11 17 0.00 0.750																			
66 Joel Kuhnel, R ERA: 5.6	1.0 3 0 0 0 0 0 0 0 0 0 0 0 7 8 0.00 0.000																			
43 Alexis Diaz, R ERA: 1.9	1.0 4 1 0 0 3 0 0 0 0 0 0 0 16 21 0.00 1.000																			
54 Hunter Strickland, R ERA: 5.74	1.0 5 1 0 0 2 1 0 0 0 0 0 0 10 17 0.00 2.000																			

AB	35
R	4
H	10
RBI	4
BB	5
SO	12
LOB	22



Batter	1	2	3	4	5	6	7	8	9	AB	R	H	RBI	BB	SO	LOB	BOTTOM					
6 Jonathan India, R OBP: 0.308, SLG: 0.385	HBP									1	0	0	0	0	1	2	<b>Chicago Cubs @ Cincinnati Reds</b> Field of Dreams, Dyersville, IA Thu Aug 11 2022, 7:23 PM - 10:44 PM EDT Att: 7,823 - Clear - 77 F					
4 Matt Reynolds, R OBP: 0.324, SLG: 0.354	K								K	3	0	2	2	0	1	0						
15 Nick Senzel, R OBP: 0.300, SLG: 0.312	K									4	0	0	0	0	2	3						
26 Michael Papierski, S OBP: 0.238, SLG: 0.176	K									0	0	0	0	0	0	0						
17 Kyle Farmer, R OBP: 0.330, SLG: 0.371	1B									4	0	1	0	0	1	2						
19 Joey Votto, L OBP: 0.335, SLG: 0.391	F7									3	0	0	0	1	1	4						
7 Donovan Solano, R OBP: 0.360, SLG: 0.437	F9									4	0	2	0	0	1	2						
3 Albert Almora Jr., R OBP: 0.273, SLG: 0.362	BB									3	0	0	0	1	1	3						
44 Aristides Aquino, R OBP: 0.216, SLG: 0.296	1B									4	0	1	0	0	2	0						
2 Jose Barrero, R OBP: 0.207, SLG: 0.448	K									4	1	1	0	0	3	2						
28 Austin Romine, R OBP: 0.217, SLG: 0.205	K									2	0	0	0	0	1	2						
27 Jake Fraley, L OBP: 0.295, SLG: 0.368	K									1	1	0	0	1	0	0						
<b>Inning Stats</b>	R: 0 E: 0 K: 1 S: 12	H: 1 LOB: 2 BB: 0 P: 20	R: 0 E: 0 K: 3 S: 15	H: 1 LOB: 2 BB: 1 P: 24	R: 0 E: 0 K: 2 S: 13	H: 1 LOB: 2 BB: 1 P: 19	R: 0 E: 0 K: 2 S: 9	H: 0 LOB: 0 BB: 0 P: 10	R: 0 E: 0 K: 1 S: 13	H: 1 LOB: 1 BB: 0 P: 18	R: 0 E: 0 K: 0 S: 8	H: 1 LOB: 0 BB: 0 P: 11	R: 2 E: 0 K: 1 S: 11	H: 2 LOB: 1 BB: 1 P: 20	R: 0 E: 0 K: 2 S: 7	H: 0 LOB: 0 BB: 0 P: 10	R: 0 E: 0 K: 2 S: 12	H: 0 LOB: 0 BB: 0 P: 19	1B: 5 2B: 2 3B: 0 HR: 0	SF: 0 SAC: 0 DP: 1 HBP: 1	WP: 0 PB: 1 SB: 0 CS: 0	PA: 37
<b>PITCHER</b>	IP WLS BF H R ER SO BB IBB HBP BLK WP HR S P ERA WHIP																					
11 Drew Smyly, L ERA: 3.69	5.0 W 22 4 0 0 9 2 0 1 0 0 0 0 62 20 18.00 4.000																					
59 Michael Rucker, R ERA: 4.7	1.0 6 3 2 2 0 1 0 0 0 0 0 0 12 20 0.00 0.000																					
47 Brandon Hughes, L ERA: 3.12	2.0 H 6 0 0 0 3 0 0 0 0 0 0 0 14 21 0.00 0.000																					
50 Rowan Wick, R ERA: 3.94	1.0 S 3 0 0 0 2 0 0 0 0 0 0 0 0 12 19 0.00 0.000																					

AB	33
R	2
H	7
RBI	2
BB	3
SO	14
LOB	20





Batter	1	2	3	4	5	6	7	8	9	AB R H RBI BB SO LOB	TOP											
1 Nick Madrigal, R OBP: 0.310, SLG: 0.282	L8		HBP		40 BB 8 1B		40 1B 8 HR		G5-3	3 2 1 0 1 0 0	<b>Chicago Cubs @ Cincinnati Reds</b> Great American Ball Park, Cincinnati, OH Sat Aug 13 2022, 6:42 PM - 10:02 PM EDT Att: 33,301 - Clear - 79 F											
40 Wilson Contreras, R OBP: 0.365, SLG: 0.466	G4-3		F8		27 G5-4-3 8 1B		8 HR		HR	4 2 2 1 1 0 2												
8 Ian Happ, S OBP: 0.356, SLG: 0.441	K				27 G5-4-3		HR		F7	5 1 2 4 0 1 0												
27 Seiya Suzuki, R OBP: 0.320, SLG: 0.418		G6-3			32 HR		K		F7	5 1 0 0 0 1 2												
32 Franmil Reyes, R OBP: 0.260, SLG: 0.364		G5-4-3			HR		K		K	4 1 2 2 0 1 1												
2 Nico Hoerner, R OBP: 0.344, SLG: 0.417		G5-4-3			4 G5-3 16 1B		G6-3		16 G5-3 BB	2 0 0 0 2 0 1												
16 Patrick Wisdom, R OBP: 0.317, SLG: 0.439					4 G5-3 1B		K		G5-3	4 0 1 0 0 2 1												
4 Nelson Velázquez, R OBP: 0.309, SLG: 0.470					6 G5-3 1B		K		G5-3	4 0 1 0 0 1 3												
6 Zach McKinstry, L OBP: 0.200, SLG: 0.216					G5-3		G5-3		K2-3	4 0 0 0 0 1 4												
<b>Inning Stats</b>	R: 0 E: 0 K: 1 S: 6	H: 0 LOB: 0 BB: 0 P: 9	R: 0 E: 0 K: 0 S: 6	H: 1 LOB: 0 BB: 0 P: 8	R: 0 E: 0 K: 1 S: 12	H: 1 LOB: 2 BB: 0 P: 16	R: 2 E: 1 K: 0 S: 21	H: 2 LOB: 2 BB: 1 P: 32	R: 1 E: 0 K: 0 S: 7	H: 2 LOB: 1 BB: 1 P: 15		R: 0 E: 0 K: 2 S: 11	H: 0 LOB: 0 BB: 0 P: 15	R: 3 E: 0 K: 2 S: 15	H: 2 LOB: 0 BB: 1 P: 23	R: 0 E: 0 K: 1 S: 9	H: 0 LOB: 1 BB: 1 P: 14	R: 1 E: 0 K: 0 S: 5	H: 1 LOB: 0 BB: 0 P: 6	1B: 6 2B: 0 3B: 0 HR: 3	SF: 0 SAC: 0 DP: 2 HBP: 1	WP: 0 PB: 0 SB: 0 CS: 0
<b>PITCHER</b>	IP WLS BF H R ER SO BB IBB HBP BLK WP HR S P ERA WHIP											IP WLS BF H R ER SO BB IBB HBP BLK WP HR S P ERA WHIP										
51 Graham Ashcraft, R ERA: 3.96	6.1 L 28 6 4 3 4 3 0 1 0 0 1 65 102 4.26 1.421																					
79 Ian Gibaut, R ERA: 5.94	0.2 4 2 2 2 2 0 0 0 0 0 1 13 16 27.00 3.000																					
85 Luis Cessa, R ERA: 5.8	1.0 4 0 0 0 1 1 0 0 0 0 0 1 9 14 0.00 1.000																					
75 Ross Detwiler, L ERA: 3.54	1.0 4 1 1 1 0 0 0 0 0 0 0 1 5 6 9.00 1.000																					

AB 35  
R 7  
H 9  
RBI 7  
BB 4  
SO 7  
LOB 14



Batter	1	2	3	4	5	6	7	8	9	AB R H RBI BB SO LOB	BOTTOM											
27 Jake Frately, L OBP: 0.325, SLG: 0.403	17 1B				15 BB 17 1B		15 WP BB		G4-3	4 2 3 0 1 0 0	<b>Chicago Cubs @ Cincinnati Reds</b> Great American Ball Park, Cincinnati, OH Sat Aug 13 2022, 6:42 PM - 10:02 PM EDT Att: 33,301 - Clear - 79 F											
15 Nick Senzel, R OBP: 0.302, SLG: 0.314	K				17 1B BB		G5-3		19 DI 2B	4 0 1 0 1 1 4												
17 Kyle Farmer, R OBP: 0.331, SLG: 0.372	19 C				1B		F8		K	5 0 2 2 0 1 1												
19 Joey Votto, L OBP: 0.331, SLG: 0.385	4 BB 7 BB				G4-3		K		G6-3	5 0 0 0 0 2 4												
7 Donovan Solano, R OBP: 0.370, SLG: 0.438	4 BB				1B		K		BB	2 0 1 0 2 1 2												
4 Matt Reynolds, R OBP: 0.323, SLG: 0.349	1B				F9		K		K	3 0 0 0 1 2 4												
44 Aristides Aquino, R OBP: 0.220, SLG: 0.291	K				K		15 WP 27 BB BB		L9	3 0 0 0 1 2 3												
2 Jose Barrero, R OBP: 0.182, SLG: 0.394	K				K		K		F7	4 0 0 0 0 3 1												
26 Michael Papierski, S OBP: 0.227, SLG: 0.167	F7				K		K		P5	4 0 0 0 0 2 1												
<b>Inning Stats</b>	R: 1 E: 0 K: 2 S: 18	H: 2 LOB: 3 BB: 2 P: 32	R: 0 E: 0 K: 1 S: 11	H: 1 LOB: 1 BB: 0 P: 16	R: 0 E: 0 K: 0 S: 6	H: 1 LOB: 1 BB: 0 P: 10	R: 0 E: 0 K: 3 S: 11	H: 0 LOB: 0 BB: 0 P: 15	R: 1 E: 0 K: 3 S: 16	H: 2 LOB: 2 BB: 1 P: 31		R: 0 E: 0 K: 2 S: 16	H: 0 LOB: 2 BB: 2 P: 27	R: 0 E: 0 K: 1 S: 13	H: 0 LOB: 1 BB: 1 P: 21	R: 0 E: 0 K: 0 S: 5	H: 0 LOB: 0 BB: 0 P: 8	R: 0 E: 0 K: 2 S: 9	H: 1 LOB: 1 BB: 0 P: 14	1B: 5 2B: 2 3B: 0 HR: 0	SF: 0 SAC: 0 DP: 0 HBP: 0	WP: 1 PB: 0 SB: 0 CS: 0
<b>PITCHER</b>	IP WLS BF H R ER SO BB IBB HBP BLK WP HR S P ERA WHIP											IP WLS BF H R ER SO BB IBB HBP BLK WP HR S P ERA WHIP										
Adrian Sampson, R ERA: 3.88	4.0 W 8 0 0 0 5 2 0 0 0 1 0 26 44 0.00 1.000																					
15 Sean Newcomb, L ERA: 8.22	2.0 8 0 0 0 1 1 0 0 0 0 0 13 21 0.00 1.000																					
47 Brandon Hughes, L ERA: 3.03	1.0 7 1 0 0 2 0 0 0 0 0 0 14 22 0.00 0.500																					
46 Erich Uelmen, R ERA: 2.79	2.0 7 1 0 0 2 0 0 0 0 0 0 14 22 0.00 0.500																					

AB 34  
R 2  
H 7  
RBI 2  
BB 6  
SO 14  
LOB 20





Batter	1	2	3	4	5	6	7	8	9	AB	R	H	RBI	BB	SO	LOB	TOP																		
66 Rafael Ortega, L OBP: 0.319, SLG: 0.341 4 Nelson Velázquez, R OBP: 0.357, SLG: 0.471										1	0	0	1	0	0	0	Chicago Cubs @ Cincinnati Reds Great American Ball Park, Cincinnati, OH Sun Aug 14, 2022, 1:46 PM - 5:10 PM EDT Att: 23,959 - Overcast - 74 F																		
8 Ian Happ, S OBP: 0.348, SLG: 0.439										4	0	1	0	1	1	5																			
27 Seiya Suzuki, R OBP: 0.314, SLG: 0.410										5	0	0	0	0	4																				
32 Franmil Reyes, R OBP: 0.259, SLG: 0.364										5	0	1	0	0	3	1																			
2 Nico Hoerner, R OBP: 0.348, SLG: 0.425										5	1	3	0	0	1	0																			
16 Patrick Wisdom, R OBP: 0.318, SLG: 0.446										5	1	2	2	0	1	3																			
6 Zach McKinstry, L OBP: 0.222, SLG: 0.286										5	1	2	0	0	2	4																			
7 Yan Gomes, R OBP: 0.260, SLG: 0.361										3	1	1	2	1	0	1																			
5 Christopher Morel, R OBP: 0.331, SLG: 0.464										3	1	1	1	1	2	1																			
<b>Inning Stats</b>	R: 0 E: 0 K: 1 S: 15	H: 0 LOB: 0 BB: 1 P: 21	R: 2 E: 0 K: 2 S: 14	H: 3 LOB: 1 BB: 0 P: 18	R: 0 E: 0 K: 0 S: 8	H: 1 LOB: 2 BB: 1 P: 15	R: 3 E: 0 K: 2 S: 17	H: 5 LOB: 2 BB: 0 P: 29	R: 0 E: 0 K: 1 S: 11	H: 0 LOB: 1 BB: 1 P: 17	R: 0 E: 0 K: 1 S: 7	H: 0 LOB: 0 BB: 0 P: 9	R: 0 E: 0 K: 3 S: 13	H: 1 LOB: 3 BB: 2 P: 25	R: 0 E: 1 K: 2 S: 14	H: 1 LOB: 2 BB: 0 P: 18	1B: 4 2B: 5 3B: 0 HR: 3	SF: 0 SAC: 0 DP: 1 HBP: 0	WP: 1 PB: 0 SB: 0 CS: 0	PA: 43															
<b>PITCHER</b>	IP 3.2	WLS 18	BF 7	H 5	R 5	ER 5	SO 4	BB 2	IBB 0	HBP 0	BLK 0	WP 0	HR 3	S 48	P 72	ERA 12.27	WHIP 2.455	<b>PITCHER</b>	IP 1.2	WLS 7	BF 1	H 1	R 0	ER 0	SO 4	BB 0	IBB 0	HBP 0	BLK 0	WP 0	HR 0	S 21	P 29	ERA 0.00	WHIP 0.600
38 Justin Dunn, R ERA: 6.63	(1, 1)	52 Reiver Sammartin, L ERA: 6.63	(4, 1)	66 Joel Kuhnel, R ERA: 5.3	(5, 1)	46 Buck Farmer, R ERA: 5.04	(7, 1)	54 Hunter Strickland, R ERA: 5.7	(8, 1)	43 Alexis Diaz, R ERA: 1.83	(8, 1)																								

AB	38
R	5
H	12
RBI	5
BB	5
SO	11
LOB	22



Batter	1	2	3	4	5	6	7	8	9	AB	R	H	RBI	BB	SO	LOB	BOTTOM																		
27 Jake Fratley, L OBP: 0.330, SLG: 0.416										5	1	2	0	0	0	2	Chicago Cubs @ Cincinnati Reds Great American Ball Park, Cincinnati, OH Sun Aug 14, 2022, 1:46 PM - 5:10 PM EDT Att: 23,959 - Overcast - 74 F																		
15 Nick Senzel, R OBP: 0.303, SLG: 0.313 35 Alejo Lopez, S OBP: 0.342, SLG: 0.292										1	0	0	0	1	1	0																			
17 Kyle Farmer, R OBP: 0.334, SLG: 0.373										4	0	2	1	1	1	2																			
19 Joey Votto, L OBP: 0.326, SLG: 0.379										5	0	0	0	0	1	6																			
7 Donovan Solano, R OBP: 0.377, SLG: 0.440										4	2	2	0	1	0	2																			
3 Albert Almora Jr., R OBP: 0.278, SLG: 0.357										3	2	0	0	2	1	4																			
44 Aristides Aquino, R OBP: 0.220, SLG: 0.314										4	1	1	3	0	1	2																			
2 Jose Barrero, R OBP: 0.216, SLG: 0.405										4	1	2	1	0	1	0																			
2B Austin Romine, R OBP: 0.240, SLG: 0.250										4	1	2	2	0	0	1																			
<b>Inning Stats</b>	R: 0 E: 0 K: 1 S: 22	H: 0 LOB: 1 BB: 1 P: 31	R: 4 E: 0 K: 2 S: 29	H: 3 LOB: 3 BB: 3 P: 53	R: 0 E: 0 K: 0 S: 6	H: 0 LOB: 0 BB: 0 P: 7	R: 1 E: 0 K: 0 S: 11	H: 2 LOB: 1 BB: 0 P: 19	R: 3 E: 0 K: 1 S: 19	H: 3 LOB: 1 BB: 1 P: 30	R: 0 E: 0 K: 2 S: 13	H: 2 LOB: 0 BB: 0 P: 14	R: 0 E: 1 K: 0 S: 11	H: 1 LOB: 1 BB: 0 P: 19	R: 0 E: 0 K: 0 S: 11	H: 2 LOB: 2 BB: 0 P: 16	1B: 10 2B: 2 3B: 0 HR: 1	SF: 0 SAC: 0 DP: 0 HBP: 0	WP: 0 PB: 0 SB: 0 CS: 0	PA: 42															
<b>PITCHER</b>	IP 1.2	WLS 10	BF 4	H 4	R 4	ER 4	SO 2	BB 3	IBB 0	HBP 0	BLK 1	WP 0	HR 1	S 43	P 70	ERA 21.60	WHIP 3.000	<b>PITCHER</b>	IP 2.2	WLS 14	BF 4	H 3	R 3	ER 3	SO 56	BB 2	IBB 0	HBP 0	BLK 1	WP 0	HR 0	S 33	P 56	ERA 10.12	WHIP 2.250
71 Keegan Thompson, R ERA: 3.67	(1, 1)	51 Anderson Espinoza, R ERA: 4.11	(2, 1)	59 Michael Rucker, R ERA: 4.75	(5, 1)	74 Kervin Castro, R ERA: 12.71	(7, 1)																												

AB	37
R	8
H	13
RBI	8
BB	5
SO	6
LOB	20





Batter	1	2	3	4	5	6	7	8	9	AB	R	H	RBI	BB	SO	LOB	TOP					
1 Nick Madrigal, R OBP: 0.306, SLG: 0.287	G6-3	K2-3			G5-3		2B		G1-3	5	1	1	0	0	1	1	<b>Chicago Cubs @ Washington Nationals</b> Nationals Park, Washington, DC Mon Aug 15 2022, 7:09 PM - 10:06 PM EDT Att: 25,467 - Cloudy - 72 F					
40 Wilson Contreras, R OBP: 0.361, SLG: 0.460	K		K		G5-3		F9		G6-3	5	0	0	0	0	2	1						
8 Ian Happ, S OBP: 0.360, SLG: 0.455	HR		P6		HR		2B			3	2	2	2	1	0	0						
27 Seiya Suzuki, R OBP: 0.317, SLG: 0.411	1B		K		HR		1B			4	1	2	1	0	2	0						
32 Franmil Reyes, R OBP: 0.259, SLG: 0.370	3B						G6-3			4	0	1	1	0	1	2						
2 Nico Hoerner, R OBP: 0.347, SLG: 0.426	K						2B		K	4	0	1	0	0	2	2						
6 Zach McKinstry, L OBP: 0.224, SLG: 0.267		BB			G6-3		P5		G5-3	3	0	0	0	1	0	2						
16 Patrick Wisdom, R OBP: 0.317, SLG: 0.443		K			BB		K		K	3	0	0	0	1	3	2						
5 Christopher Morel, R OBP: 0.327, SLG: 0.457		K			G4-3		K		K	4	0	0	0	0	3	3						
<b>Inning Stats</b>	R: 2 H: 3 E: 0 K: 2 S: 16	H: 3 LOB: 1 BB: 0 P: 20	R: 0 H: 0 E: 0 K: 3 S: 14	H: 0 LOB: 1 BB: 1 P: 22	R: 0 H: 0 E: 0 K: 2 S: 9	H: 0 LOB: 0 BB: 0 P: 13	R: 0 H: 0 E: 1 K: 0 S: 9	H: 1 LOB: 2 BB: 1 P: 18	R: 1 H: 1 E: 0 K: 1 S: 9	H: 1 LOB: 0 BB: 0 P: 15	R: 0 H: 1 E: 0 K: 2 S: 10	H: 1 LOB: 1 BB: 0 P: 17	R: 1 H: 2 E: 0 K: 1 S: 13	H: 2 LOB: 2 BB: 1 P: 22	R: 0 H: 0 E: 0 K: 2 S: 11	H: 0 LOB: 0 BB: 0 P: 16	R: 0 H: 0 E: 0 K: 1 S: 7	H: 0 LOB: 0 BB: 0 P: 9	1B: 2 2B: 2 3B: 1 HR: 2	SF: 0 SAC: 0 DP: 0 HBP: 0	WP: 0 PB: 0 SB: 1 CS: 0	PA: 38
<b>PITCHER</b>	IP WLS BF H R ER SO BB IBB HBP BLK WP HR S P ERA WHIP	IP WLS BF H R ER SO BB IBB HBP BLK WP HR S P ERA WHIP	IP WLS BF H R ER SO BB IBB HBP BLK WP HR S P ERA WHIP	IP WLS BF H R ER SO BB IBB HBP BLK WP HR S P ERA WHIP	IP WLS BF H R ER SO BB IBB HBP BLK WP HR S P ERA WHIP	IP WLS BF H R ER SO BB IBB HBP BLK WP HR S P ERA WHIP	IP WLS BF H R ER SO BB IBB HBP BLK WP HR S P ERA WHIP	IP WLS BF H R ER SO BB IBB HBP BLK WP HR S P ERA WHIP	IP WLS BF H R ER SO BB IBB HBP BLK WP HR S P ERA WHIP	IP WLS BF H R ER SO BB IBB HBP BLK WP HR S P ERA WHIP	IP WLS BF H R ER SO BB IBB HBP BLK WP HR S P ERA WHIP	IP WLS BF H R ER SO BB IBB HBP BLK WP HR S P ERA WHIP	IP WLS BF H R ER SO BB IBB HBP BLK WP HR S P ERA WHIP	IP WLS BF H R ER SO BB IBB HBP BLK WP HR S P ERA WHIP	IP WLS BF H R ER SO BB IBB HBP BLK WP HR S P ERA WHIP	IP WLS BF H R ER SO BB IBB HBP BLK WP HR S P ERA WHIP	IP WLS BF H R ER SO BB IBB HBP BLK WP HR S P ERA WHIP					
40 Josiah Gray, R ERA: 4.78	6.0	26	5	3	3	10	2	0	0	0	0	0	0	2	67	105	4.50	1.167				
73 Hunter Harvey, R ERA: 3.57	1.0	6	2	1	1	1	1	0	0	0	0	0	0	13	22	9.00	3.000					
58 Carl Edwards Jr., R ERA: 3.16	1.0	3	0	0	0	2	0	0	0	0	0	0	0	11	16	0.00	0.000					
67 Kyle Finnegan, R ERA: 3.47	1.0	3	0	0	0	1	0	0	0	0	0	0	0	7	9	0.00	0.000					
<b>Batter</b>	1	2	3	4	5	6	7	8	9	AB <td>R <td>H <td>RBI <td>BB <td>SO <td>LOB <td>BOTTOM</td> </td></td></td></td></td></td>	R <td>H <td>RBI <td>BB <td>SO <td>LOB <td>BOTTOM</td> </td></td></td></td></td>	H <td>RBI <td>BB <td>SO <td>LOB <td>BOTTOM</td> </td></td></td></td>	RBI <td>BB <td>SO <td>LOB <td>BOTTOM</td> </td></td></td>	BB <td>SO <td>LOB <td>BOTTOM</td> </td></td>	SO <td>LOB <td>BOTTOM</td> </td>	LOB <td>BOTTOM</td>	BOTTOM					
1 César Hernández, S OBP: 0.306, SLG: 0.308	G1-3		G4-3		FC5-4 1B		G4-3			4	0	1	0	0	0	0	<b>Chicago Cubs @ Washington Nationals</b> Nationals Park, Washington, DC Mon Aug 15 2022, 7:09 PM - 10:06 PM EDT Att: 25,467 - Cloudy - 72 F					
45 Joey Meneses, R OBP: 0.281, SLG: 0.769	1B		G5-3		K		K			4	0	1	0	0	2	3						
34 Luke Voit, R OBP: 0.319, SLG: 0.412	1B		K		FC5-4 1B		K			3	1	0	1	1	2	2						
16 Victor Robles, R OBP: 0.287, SLG: 0.315	BB				2B		K			0	0	0	0	0	0	0						
29 Yadiel Hernandez, L OBP: 0.316, SLG: 0.416	K				1B		1B			3	1	2	1	0	1	2						
62 Alex Call, R OBP: 0.286, SLG: 0.118	K				1B		1B			1	0	0	0	0	0	0						
23 Nelson Cruz, R OBP: 0.322, SLG: 0.355	L4				1B		2B		G5-3	3	1	2	1	0	1	2						
20 Keibert Ruiz, S OBP: 0.302, SLG: 0.350	G4-3				G3		G4-3		HR	3	0	0	0	0	0	2						
5 C.J. Abrams, L OBP: 0.277, SLG: 0.310	G6-3				G5-3		K		F9	4	0	0	0	0	1	2						
28 Lane Thomas, R OBP: 0.283, SLG: 0.383	2B				E5 1B		G6-3		K	4	1	1	0	0	1	1						
14 Ildemaro Vargas, S OBP: 0.306, SLG: 0.368	G4-3				1B		G6-3			3	1	1	0	0	0	1						
<b>Inning Stats</b>	R: 0 H: 1 E: 0 K: 1 S: 14	H: 1 LOB: 1 BB: 0 P: 16	R: 0 H: 0 E: 0 K: 1 S: 8	H: 0 LOB: 0 BB: 0 P: 14	R: 0 H: 1 E: 0 K: 1 S: 11	H: 1 LOB: 1 BB: 0 P: 18	R: 4 H: 4 E: 1 K: 1 S: 22	H: 4 LOB: 1 BB: 0 P: 27	R: 0 H: 0 E: 0 K: 1 S: 8	H: 0 LOB: 0 BB: 0 P: 12	R: 0 H: 0 E: 0 K: 2 S: 8	H: 0 LOB: 0 BB: 0 P: 9	R: 1 H: 1 E: 0 K: 1 S: 11	H: 1 LOB: 1 BB: 0 P: 20	R: 0 H: 0 E: 0 K: 1 S: 7	H: 0 LOB: 0 BB: 0 P: 9	1B: 5 2B: 2 3B: 0 HR: 1	SF: 0 SAC: 0 DP: 0 HBP: 1	WP: 0 PB: 1 SB: 0 CS: 0	PA: 35		
<b>PITCHER</b>	IP WLS BF H R ER SO BB IBB HBP BLK WP HR S P ERA WHIP	IP WLS BF H R ER SO BB IBB HBP BLK WP HR S P ERA WHIP	IP WLS BF H R ER SO BB IBB HBP BLK WP HR S P ERA WHIP	IP WLS BF H R ER SO BB IBB HBP BLK WP HR S P ERA WHIP	IP WLS BF H R ER SO BB IBB HBP BLK WP HR S P ERA WHIP	IP WLS BF H R ER SO BB IBB HBP BLK WP HR S P ERA WHIP	IP WLS BF H R ER SO BB IBB HBP BLK WP HR S P ERA WHIP	IP WLS BF H R ER SO BB IBB HBP BLK WP HR S P ERA WHIP	IP WLS BF H R ER SO BB IBB HBP BLK WP HR S P ERA WHIP	IP WLS BF H R ER SO BB IBB HBP BLK WP HR S P ERA WHIP	IP WLS BF H R ER SO BB IBB HBP BLK WP HR S P ERA WHIP	IP WLS BF H R ER SO BB IBB HBP BLK WP HR S P ERA WHIP	IP WLS BF H R ER SO BB IBB HBP BLK WP HR S P ERA WHIP	IP WLS BF H R ER SO BB IBB HBP BLK WP HR S P ERA WHIP	IP WLS BF H R ER SO BB IBB HBP BLK WP HR S P ERA WHIP	IP WLS BF H R ER SO BB IBB HBP BLK WP HR S P ERA WHIP						
0 Marcus Stroman, R ERA: 3.96	4.2	22	6	4	0	4	1	0	0	0	0	0	0	0	0	0						
62 Mark Leiter Jr., R ERA: 4.5	2.1	8	1	0	0	3	0	0	0	0	0	22	27	0.00	0.429							
47 Brandon Hughes, L ERA: 3.19	1.0	5	1	1	1	1	0	0	1	11	20	9.00	1.000									











Batter	1	2	3	4	5	6	7	8	9	AB	R	H	RBI	BB	SO	LOB	TOP								
1 Nick Madrigal, R OBP: 0.295, SLG: 0.271	G5-3		F8			G4-3		L9		4	0	0	0	0	0	0	<b>Chicago Cubs @ Baltimore Orioles</b> Oriole Park at Camden Yards, Baltimore, MD Thu Aug 18 2022, 3:07 PM - 6:09 PM EDT Att: 19,454 - Sunny - 85 F								
40 Wilson Contreras, R OBP: 0.359, SLG: 0.472	G6-3		F8			HR		HR		4	2	2	2	0	0	0									
8 Ian Happ, S OBP: 0.357, SLG: 0.452	F7							F9		4	0	2	0	0	0	0									
32 Franmil Reyes, R OBP: 0.268, SLG: 0.391			G5-3			F8				4	0	2	0	0	0	2									
2 Nico Hoerner, R OBP: 0.348, SLG: 0.424	FC6		F7			F9		F7		4	0	0	0	0	0	4									
4 Nelson Velázquez, R OBP: 0.311, SLG: 0.459	P4									4	0	1	0	0	0	1									
48 P.J. Higgins, R OBP: 0.344, SLG: 0.509	F7									4	0	0	0	0	0	2									
6 Zach McKinstry, L OBP: 0.224, SLG: 0.259			G4-3					G5-3		4	0	0	0	0	1	1									
5 Christopher Morel, R OBP: 0.322, SLG: 0.451			G5-3							2	0	0	0	0	1	1									
66 Rafael Ortega, L OBP: 0.320, SLG: 0.350								HR		1	1	1	1	0	0	0									
<b>Inning Stats</b>	R: 0 H: 0 E: 0 K: 0 S: 8	H: 0 LOB: 0 BB: 0 P: 11	R: 0 H: 1 E: 0 K: 0 S: 10	H: 1 LOB: 1 BB: 0 P: 15	R: 0 H: 0 E: 0 K: 0 S: 6	H: 0 LOB: 0 BB: 0 P: 8	R: 0 H: 1 E: 0 K: 0 S: 13	H: 1 LOB: 1 BB: 0 P: 17	R: 0 H: 1 E: 1 K: 2 S: 11	H: 1 LOB: 1 BB: 0 P: 19	R: 1 H: 2 E: 0 K: 0 S: 8	H: 2 LOB: 1 BB: 0 P: 12	R: 0 H: 0 E: 0 K: 0 S: 5	H: 0 LOB: 0 BB: 0 P: 9	R: 2 H: 3 E: 0 K: 0 S: 12	H: 3 LOB: 1 BB: 0 P: 21	R: 0 H: 0 E: 0 K: 0 S: 7	H: 0 LOB: 0 BB: 0 P: 13	1B: 4 2B: 1 3B: 0 HR: 3	SF: 0 SAC: 0 DP: 0 HBP: 0	WP: 0 PB: 0 SB: 1 CS: 0	PA: 35			
<b>PITCHER</b>	IP	WLS	BF	H	R	ER	SO	BB	IBB	HBP	BLK	WP	HR	S	P	ERA	WHIP								
80 Spenser Watkins, R ERA: 4.04	5.2	L	22	5	1	1	2	0	0	0	0	0	1	55	80	1.59	0.882								
34 Joey Krehbiel, R ERA: 3.09	2.0		9	3	2	2	0	0	0	0	0	0	2	15	28	9.00	1.500								
43 Bryan Baker, R ERA: 3.99	1.1		4	0	0	0	0	0	0	0	0	0	0	10	17	0.00	0.000								

Batter	1	2	3	4	5	6	7	8	9	AB	R	H	RBI	BB	SO	LOB	BOTTOM								
31 Cedric Mullins, L OBP: 0.321, SLG: 0.402	K					P5				4	1	1	0	1	1	4	<b>Chicago Cubs @ Baltimore Orioles</b> Oriole Park at Camden Yards, Baltimore, MD Thu Aug 18 2022, 3:07 PM - 6:09 PM EDT Att: 19,454 - Sunny - 85 F								
35 Adley Rutschman, S OBP: 0.380, SLG: 0.435			F7							2	1	0	0	2	0	1									
6 Ryan Mountcastle, R OBP: 0.297, SLG: 0.427	K					G4-3				3	0	1	1	1	1	1									
25 Anthony Santander, S OBP: 0.335, SLG: 0.444	K					G6-3				3	0	0	1	0	1	2									
29 Ramón Uriás, R OBP: 0.286, SLG: 0.412			G6-3			F8				4	0	1	0	0	0	1									
77 Terin Vavra, L OBP: 0.375, SLG: 0.359										2	0	0	0	0	2	0									
26 Ryan McKenna, R OBP: 0.316, SLG: 0.384	K					K				2	0	0	0	0	2	3									
21 Austin Hays, R OBP: 0.308, SLG: 0.420										4	0	1	0	0	1	0									
12 Rougned Odor, L OBP: 0.266, SLG: 0.372			G4-3							4	0	1	0	0	0	1									
3 Jorge Mateo, R OBP: 0.279, SLG: 0.397			G6-3			FC1-2				4	0	1	0	0	0	2									
<b>Inning Stats</b>	R: 0 H: 0 E: 0 K: 3 S: 11	H: 0 LOB: 1 BB: 1 P: 21	R: 0 H: 0 E: 0 K: 2 S: 7	H: 0 LOB: 0 BB: 0 P: 9	R: 0 H: 1 E: 0 K: 0 S: 10	H: 1 LOB: 1 BB: 0 P: 16	R: 0 H: 0 E: 0 K: 0 S: 4	H: 0 LOB: 0 BB: 0 P: 9	R: 0 H: 2 E: 0 K: 1 S: 15	H: 2 LOB: 2 BB: 0 P: 19	R: 0 H: 1 E: 0 K: 1 S: 9	H: 1 LOB: 1 BB: 1 P: 18	R: 0 H: 0 E: 0 K: 0 S: 10	H: 0 LOB: 0 BB: 0 P: 15	R: 2 H: 1 E: 1 K: 1 S: 15	H: 1 LOB: 1 BB: 2 P: 31	R: 0 H: 1 E: 1 K: 0 S: 6	H: 1 LOB: 1 BB: 0 P: 10	1B: 4 2B: 2 3B: 1 HR: 0	SF: 1 SAC: 0 DP: 1 HBP: 0	WP: 0 PB: 1 SB: 0 CS: 0	PA: 37			
<b>PITCHER</b>	IP	WLS	BF	H	R	ER	SO	BB	IBB	HBP	BLK	WP	HR	S	P	ERA	WHIP								
Adrian Sampson, R ERA: 3.51	5.2	W	23	4	0	0	6	2	0	0	0	0	0	15	31	6.75	1.500								
15 Sean Newcomb, L ERA: 7.79	1.1	H	6	0	2	1	1	2	0	0	0	0	0	13	21	0.00	1.000								
46 Erich Uelmen, R ERA: 3.09	1.0	H	4	1	0	0	1	0	0	0	0	0	0	6	10	0.00	1.000								
47 Brandon Hughes, L ERA: 3.03	1.0	S	4	1	0	0	0	0	0	0	0	0	0	6	10	0.00	1.000								







Batter	1	2	3	4	5	6	7	8	9	10	11	AB	R	H	RBI	BB	SO	LOB	TOP																		
22 Christian Yelich, L OBP: 0.365, SLG: 0.375	(1, 7) 4-2 BB 11 LG 27 B 24 FC5-4		(1, 1) G1-3			(1, 1) G6-3		(1, 1) 27 HR		(1, 1) K		4	2	1	0	1	1	2	<b>Milwaukee Brewers @ Chicago Cubs</b> Wrigley Field, Chicago, IL Sat Aug 20 2022, 2:03 PM - 5:52 PM CDT Att: 35,994 - Cloudy - 70 F																		
27 Willy Adams, R OBP: 0.297, SLG: 0.451	(1, 6) 1-0 BB 24 FC5-4		(1, 2) G6-3			(1, 1) G6-3		(1, 1) 1B		(1, 2) F7		4	1	2	2	1	0	2																			
11 Rowdy Tellez, L OBP: 0.323, SLG: 0.481	(1, 3) 0-2 BB L9		(1, 3) G5-3			(1, 2) BB		(1, 1) HR		(1, 2) BB		3	0	0	0	2	1	3																			
24 Andrew McCutchen, R OBP: 0.320, SLG: 0.408	(1, 10) 1-0 BB FC5-4		(1, 2) F8			(1, 3) L6		(1, 3) K		(1, 3) G5-3		5	1	0	1	0	1	6																			
12 Hunter Renfroe, R OBP: 0.306, SLG: 0.503	(1, 9) 0-0 BB F9		(1, 2) G6-3			(1, 1) G5-3		(1, 1) G6-3		(1, 1) F8		5	0	0	0	0	0	1																			
16 Kolten Wong, L OBP: 0.321, SLG: 0.397	(1, 4) 1-3 BB K		(1, 3) G3			(1, 2) K		(1, 2) P5		(1, 3) FC3		5	0	0	1	0	2	0																			
2 Luis Urias, R OBP: 0.319, SLG: 0.383	(1, 5) 4-2 BB BB		(1, 2) BB			(1, 2) L6		(1, 3) L6		(1, 3) K		3	1	0	0	2	1	1																			
10 Omar Narváez, L OBP: 0.320, SLG: 0.358	(1, 2) 1-0 BB F7		(1, 1) K			(1, 2) K		(1, 1) G4-3		(1, 1) 11 BB 15 HBP		3	0	0	0	0	1	2																			
20 Mike Brosseau, R OBP: 0.351, SLG: 0.431	(10, PH) 1-0 BB F7		(10, 2) K			(10, 2) K		(10, 2) L7		(10, 2) BB		1	0	1	1	0	0	0																			
7 Victor Caratini, S OBP: 0.332, SLG: 0.377	(10, 2) 1-3 BB K		(10, 2) G6-4-3			(10, 2) K		(10, 2) K		(10, 2) 11 BB		1	0	0	0	0	1	2																			
3 Jonathan Davis, R OBP: 0.345, SLG: 0.465	(1, 8) 1-3 BB K		(1, 8) K			(1, 8) K		(1, 8) K		(1, 8) K		1	0	0	0	0	0	0																			
18 Keston Hiura, R OBP: 0.275, SLG: 0.412	(8, PH) 1-2 BB K		(8, 8) K			(8, 8) K		(8, 8) K		(8, 8) K		1	0	0	0	0	0	0																			
15 Tyrone Taylor, R OBP: 0.275, SLG: 0.412	(8, 8) 1-2 BB K		(8, 8) K			(8, 8) K		(8, 8) K		(8, 8) K		1	0	0	0	0	1	2																			
<b>Inning Stats</b>	R: 1 E: 0 K: 0 S: 9	H: 1 LOB: 1 BB: 1 P: 15	R: 0 E: 0 K: 2 S: 9	H: 0 LOB: 1 BB: 1 P: 16	R: 0 E: 0 K: 0 S: 5	H: 0 LOB: 0 BB: 0 P: 6	R: 0 E: 0 K: 0 S: 7	H: 0 LOB: 0 BB: 0 P: 9	R: 0 E: 0 K: 1 S: 5	H: 0 LOB: 0 BB: 1 P: 9	R: 0 E: 0 K: 1 S: 8	H: 0 LOB: 1 BB: 0 P: 14	R: 0 E: 0 K: 1 S: 12	H: 0 LOB: 0 BB: 0 P: 15	R: 2 E: 0 K: 1 S: 13	H: 2 LOB: 1 BB: 1 P: 26	R: 0 E: 0 K: 0 S: 4	H: 0 LOB: 0 BB: 0 P: 8	R: 1 E: 0 K: 1 S: 10	H: 1 LOB: 3 BB: 1 P: 20	R: 1 E: 0 K: 2 S: 8	H: 0 LOB: 2 BB: 1 P: 16	1B: 3 2B: 0 3B: 0 HR: 1	SF: 0 SAC: 1 DP: 1 HBP: 1	WP: 0 PB: 0 SB: 1 CS: 0	PA: 45											
<b>PITCHER</b>	IP 7.2	WLS 2	BF 28	H 2	R 2	ER 2	SO 5	BB 4	IBB 0	HBP 0	BLK 0	WP 0	HR 1	S 62	P 96	ERA 2.35	WHIP 0.783																				
0 Marcus Stroman, R ERA: 3.83	(1, 1)																																				
50 Rowan Wick, R ERA: 4.29	(8, 1)	0.1	B	3	1	1	1	1	1	0	0	0	0	1	6	14	27.00	6.000																			
59 Michael Rucker, R ERA: 4.33	(9, 1)	1.0		3	0	0	0	0	0	0	0	0	0	0	4	8	0.00	0.000																			
25 Steven Brault, L ERA:	(10, 1)	0.2		5	1	1	0	1	1	0	1	0	0	0	9	18	0.00	3.000																			
46 Erich Uelmen, R ERA: 2.77	(10, 1)	1.1	W	6	0	1	0	2	1	0	0	0	0	0	9	18	0.00	0.750																			

Batter	1	2	3	4	5	6	7	8	9	10	11	AB	R	H	RBI	BB	SO	LOB	BOTTOM																		
1 Nick Madrigal, R OBP: 0.313, SLG: 0.292	(1, 4) 0-0 BB F8		(1, 4) 1-2 BB 40 FC5			(1, 4) 2-3 BB 40 HR		(1, 4) 1B		(1, 4) 40 DI		6	1	3	1	0	0	3	<b>Milwaukee Brewers @ Chicago Cubs</b> Wrigley Field, Chicago, IL Sat Aug 20 2022, 2:03 PM - 5:52 PM CDT Att: 35,994 - Cloudy - 70 F																		
40 Wilson Contreras, R OBP: 0.356, SLG: 0.476	(1, 2) 0-1 BB G5-3		(1, 2) 0-1 BB FC5			(1, 2) 1-2 HR		(1, 2) FC5-4		(1, 2) BB		5	1	2	3	1	0	3																			
8 Ian Happ, S OBP: 0.354, SLG: 0.447	(1, 7) 3-3 BB K		(1, 7) 1-0 BB G4-3			(1, 7) 1-2 K		(1, 7) G4-3		(1, 7) K		5	1	0	0	0	3	5																			
27 Seiya Suzuki, R OBP: 0.315, SLG: 0.402	(1, 9) 0-1 BB G4-3		(1, 9) 2-2 BB P2			(1, 9) 2-0 P2		(1, 9) K		(1, 9) K		5	0	1	0	0	1	0																			
32 Franmil Reyes, R OBP: 0.266, SLG: 0.391	(1, 10) 0-0 BB F7		(1, 10) 3-2 BB F7			(1, 10) 4-0 BB FC6-4		(1, 10) K		(1, 10) K		3	0	0	1	1	1	1																			
2 Nico Hoerner, R OBP: 0.345, SLG: 0.418	(1, 6) 4-1 BB BB		(1, 6) 1-3 BB K			(1, 6) 0-1 BB FC6-4		(1, 6) G4-3		(1, 6) F8		4	1	0	0	1	1	2																			
16 Patrick Wisdom, R OBP: 0.314, SLG: 0.444	(1, 3) 1-0 BB P4		(1, 3) 1-3 BB K			(1, 3) 3-2 BB G5-3		(1, 3) G4-3		(1, 3) F8		4	1	1	1	1	1	3																			
6 Zach McKinstry, L OBP: 0.233, SLG: 0.255	(1, 5) 3-2 BB G6-3		(1, 5) 0-0 BB FC6-2			(1, 5) 4-2 BB P2		(1, 5) K		(1, 5) K		1	0	0	0	1	0	0																			
48 P.J. Higgins, R OBP: 0.328, SLG: 0.483	(7, PH) 1-2 BB K		(7, PH) 1-2 BB K			(7, PH) 1-2 BB K		(7, PH) K		(7, PH) F8		2	0	0	0	0	1	1																			
5 Christopher Morel, R OBP: 0.326, SLG: 0.462	(1, 8) 0-0 BB FC5		(1, 8) 0-0 BB K			(1, 8) 3-3 BB K		(1, 8) K		(1, 8) K		3	0	1	0	0	2	1																			
66 Rafael Ortega, L OBP: 0.324, SLG: 0.350	(10, 8) 1-2 BB K		(10, 8) 1-2 BB K			(10, 8) 1-2 BB K		(10, 8) K		(10, 8) K		0	1	0	0	2	0	0																			
<b>Inning Stats</b>	R: 0 E: 0 K: 1 S: 6	H: 0 LOB: 0 BB: 0 P: 9	R: 0 E: 0 K: 0 S: 5	H: 0 LOB: 1 BB: 1 P: 10	R: 0 E: 0 K: 0 S: 12	H: 2 LOB: 2 BB: 0 P: 19	R: 0 E: 0 K: 2 S: 13	H: 1 LOB: 1 BB: 0 P: 20	R: 0 E: 0 K: 2 S: 13	H: 1 LOB: 1 BB: 0 P: 16	R: 0 E: 0 K: 2 S: 8	H: 0 LOB: 0 BB: 0 P: 15	R: 0 E: 0 K: 1 S: 24	H: 1 LOB: 3 BB: 3 P: 41	R: 0 E: 0 K: 0 S: 7	H: 0 LOB: 0 BB: 0 P: 11	R: 2 E: 0 K: 0 S: 9	H: 2 LOB: 2 BB: 1 P: 14	1B: 6 2B: 1 3B: 0 HR: 1	SF: 1 SAC: 1 DP: 0 HBP: 0	WP: 0 PB: 0 SB: 4 CS: 0	PA: 47															
<b>PITCHER</b>	IP 6.0	WLS 4	BF 25	H 4	R 1	ER 2	SO 2	BB 3	IBB 0	HBP 0	BLK 0	WP 0	HR 1	S 54	P 95	ERA 3.00	WHIP 1.167																				
51 Freddy Peralta, R ERA: 4.08	(1, 1)																																				
35 Brent Suter, L ERA: 3.83	(7, 1)	1.0		4	1	0	0	2	0	0	0	0	0	0	12	16	0.00	1.000																			
50 Matt Bush, R ERA: 3.2	(8, 1)	1.0	H	3	0	0	0	2	0	0	0	0	0	0	8	15	0.00	0.000																			
38 Devin Williams, R ERA: 1.72	(9, 1)	0.2	B	6	1	1	1	0	3	0	0	0	0	0	21	37	13.50	6.000																			
25 Taylor Rogers, L ERA: 4.66	(9, 1)	1.1		4	0	1	0	1	0	0	0	0	0	0	10	15	0.00	0.000																			

**Milwaukee Brewers @ Chicago Cubs**  
 Wrigley Field, Chicago, IL  
 Sat Aug 20 2022, 2:03 PM - 5:52 PM CDT  
 Att: 35,994 - Cloudy - 70 F

livebaseballscores.com

AB 37  
 R 5  
 H 4  
 RBI 5  
 BB 7  
 SO 9  
 LOB 21

**Milwaukee Brewers @ Chicago Cubs**  
 Wrigley Field, Chicago, IL  
 Sat Aug 20 2022, 2:03 PM - 5:52 PM CDT  
 Att: 35,994 - Cloudy - 70 F

livebaseballscores.com

AB 38  
 R 6  
 H 8  
 RBI 6  
 BB 7  
 SO 10  
 LOB 19









Batter	1	2	3	4	5	6	7	8	9	AB	R	H	RBI	BB	SO	LOB	TOP								
19 Tommy Edman, S (1,4) OBP: 0.315, SLG: 0.363										4	0	0	0	0	2	0									
3 Dylan Carlson, S (1,8) OBP: 0.318, SLG: 0.393										2	0	1	0	2	1	0									
46 Paul Goldschmidt, R (1,10) OBP: 0.419, SLG: 0.630										4	0	0	0	0	2	3									
28 Nolan Arenado, R (1,5) OBP: 0.363, SLG: 0.555										3	0	1	0	1	0	2									
5 Albert Pujols, R (1,3) OBP: 0.351, SLG: 0.530										4	1	2	1	0	0	2									
27 Tyler O'Neill, R (1,7) OBP: 0.294, SLG: 0.348										3	0	0	0	0	1	1									
11 Paul DeJong, R (1,6) OBP: 0.257, SLG: 0.351										3	0	0	0	0	1	1									
4 Yadier Molina, R (1,2) OBP: 0.239, SLG: 0.279										3	0	0	0	0	0	1									
21 Lars Nootbaar, L (1,9) OBP: 0.358, SLG: 0.443										3	0	0	0	0	1	0									
<b>Inning Stats</b>	R: 0 H: 0 K: 2 S: 18	H: 0 LOB: 1 BB: 1 P: 26	R: 0 H: 1 K: 1 S: 10	H: 1 LOB: 1 BB: 0 P: 11	R: 0 H: 0 K: 1 S: 11	H: 0 LOB: 1 BB: 1 P: 19	R: 0 H: 1 K: 0 S: 7	H: 1 LOB: 0 BB: 0 P: 9	R: 0 H: 0 K: 0 S: 6	H: 0 LOB: 0 BB: 0 P: 8	R: 0 H: 1 K: 1 S: 10	H: 1 LOB: 0 BB: 0 P: 13	R: 1 H: 1 K: 1 S: 11	H: 1 LOB: 0 BB: 0 P: 13	R: 0 H: 0 K: 1 S: 9	H: 0 LOB: 0 BB: 0 P: 10	R: 0 H: 0 K: 1 S: 9	H: 0 LOB: 0 BB: 1 P: 17	1B: 3 2B: 0 3B: 0 HR: 1	SF: 0 SAC: 0 DP: 2 HBP: 0	WP: 0 PB: 0 SB: 0 CS: 0	PA: 32			
<b>PITCHER</b>	IP WLS BF H R ER SO BB IBB HBP BLK WP HR S P ERA WHIP	7.0 L 26 4 1 1 6 2 0 0 0 0 0 1 73 99 1.29 0.857	1.0 3 0 0 0 1 0 0 0 0 0 0 9 10 0.00 0.000	1.0 3 0 0 0 1 1 0 0 0 0 0 9 17 0.00 1.000																					

St. Louis Cardinals @ Chicago Cubs  
Wrigley Field, Chicago, IL  
Mon Aug 22 2022, 7:06 PM - 9:21 PM CDT  
Att: 29,719 - Clear - 71 F

AB 29  
R 1  
H 4  
RBI 1  
BB 3  
SO 8  
LOB 10



Batter	1	2	3	4	5	6	7	8	9	AB	R	H	RBI	BB	SO	LOB	BOTTOM							
1 Nick Madrigal, R (1,4) OBP: 0.305, SLG: 0.280										4	0	0	0	0	0	1								
40 Wilson Contreras, R (1,2) OBP: 0.397, SLG: 0.472										3	0	0	0	0	0	0								
8 Ian Happ, S (1,7) OBP: 0.351, SLG: 0.449										3	0	0	0	0	2	0								
27 Seiya Suzuki, R (1,9) OBP: 0.320, SLG: 0.418										3	0	0	0	0	0	0								
32 Franmil Reyes, R (1,10) OBP: 0.264, SLG: 0.386										3	0	0	0	0	1	0								
2 Nico Hoerner, R (1,6) OBP: 0.339, SLG: 0.411										3	0	0	0	0	1	0								
4 Nelson Velázquez, R (1,8) OBP: 0.290, SLG: 0.425										3	0	0	0	0	1	0								
48 P.J. Higgins, R (1,3) OBP: 0.313, SLG: 0.459										3	0	0	0	0	2	0								
5 Christopher Morel, R (1,5) OBP: 0.323, SLG: 0.460										3	0	1	0	0	0	0								
<b>Inning Stats</b>	R: 0 H: 0 K: 1 S: 6	H: 0 LOB: 0 BB: 0 P: 9	R: 0 H: 0 K: 1 S: 7	H: 0 LOB: 0 BB: 0 P: 8	R: 0 H: 1 K: 2 S: 10	H: 1 LOB: 0 BB: 0 P: 16	R: 0 H: 0 K: 1 S: 9	H: 0 LOB: 0 BB: 0 P: 13	R: 0 H: 0 K: 0 S: 8	H: 0 LOB: 0 BB: 0 P: 11	R: 0 H: 0 K: 0 S: 5	H: 0 LOB: 0 BB: 0 P: 9	R: 0 H: 0 K: 0 S: 6	H: 0 LOB: 0 BB: 0 P: 13	R: 0 H: 0 K: 0 S: 6	H: 0 LOB: 0 BB: 0 P: 9	R: 0 H: 0 K: 1 S: 8	H: 0 LOB: 0 BB: 0 P: 11	1B: 0 2B: 1 3B: 0 HR: 0	SF: 0 SAC: 0 DP: 0 HBP: 0	WP: 0 PB: 0 SB: 0 CS: 0	PA: 28		
<b>PITCHER</b>	IP WLS BF H R ER SO BB IBB HBP BLK WP HR S P ERA WHIP	9.0 W 28 1 0 0 7 0 0 0 0 0 0 65 99 0.00 0.111																						

St. Louis Cardinals @ Chicago Cubs  
Wrigley Field, Chicago, IL  
Mon Aug 22 2022, 7:06 PM - 9:21 PM CDT  
Att: 29,719 - Clear - 71 F

AB 28  
R 0  
H 1  
RBI 0  
BB 0  
SO 7  
LOB 1





Batter	1	2	3	4	5	6	7	8	9	AB	R	H	RBI	BB	SO	LOB	TOP						
21 Lars Nootbaar, L (1,9) OBP: 0.361, SLG: 0.456 19 Tommy Edman, S (9,PH) OBP: 0.314, SLG: 0.362										4	0	2	0	0	1	0	<b>St. Louis Cardinals @ Chicago Cubs</b> Wrigley Field, Chicago, IL Tue Aug 23 2022, 1:21 PM - 4:30 PM CDT Att: 27,273 - Partly Cloudy - 80 F  livebaseballscores.com  <b>AB 33</b> <b>R 0</b> <b>H 5</b> <b>RBI 0</b> <b>BB 4</b> <b>SO 5</b> <b>LOB 19</b>						
33 Brendan Donovan, L (1,7) OBP: 0.410, SLG: 0.389 27 Tyler O'Neill, R (9,PH) OBP: 0.293, SLG: 0.347										3	0	1	0	1	0	1							
46 Paul Goldschmidt, R (1,3) OBP: 0.419, SLG: 0.628										3	0	1	0	1	1	3							
28 Nolan Arenado, R (1,5) OBP: 0.362, SLG: 0.551										3	0	0	0	1	0	5							
16 Nolan Gorman, L (1,4) OBP: 0.315, SLG: 0.453										4	0	0	0	0	0	5							
5 Albert Pujols, R (1,10) OBP: 0.349, SLG: 0.529										4	0	1	0	0	1	0							
11 Paul DeJong, R (1,6) OBP: 0.263, SLG: 0.347										2	0	0	0	1	1	1							
4 Yadier Molina, R (1,2) OBP: 0.234, SLG: 0.273										4	0	0	0	0	0	3							
3 Dylan Carlson, S (1,8) OBP: 0.315, SLG: 0.389										4	0	0	0	0	0	1							
<b>Inning Stats</b>	R: 0 H: 1 E: 0 K: 0 S: 8	H: 1 LOB: 1 BB: 0 P: 13	R: 0 H: 0 E: 0 K: 1 S: 9	H: 0 LOB: 1 BB: 1 P: 18	R: 0 H: 1 E: 0 K: 1 S: 14	H: 1 LOB: 3 BB: 2 P: 28	R: 0 H: 1 E: 0 K: 1 S: 11	H: 1 LOB: 2 BB: 1 P: 15	R: 0 H: 1 E: 0 K: 1 S: 15	H: 0 LOB: 0 BB: 0 P: 27	R: 0 H: 0 E: 0 K: 0 S: 13	H: 0 LOB: 1 BB: 0 P: 22	R: 0 H: 0 E: 0 K: 0 S: 13	H: 0 LOB: 1 BB: 0 P: 21	R: 0 H: 0 E: 0 K: 1 S: 5	H: 0 LOB: 0 BB: 0 P: 8		1B: 2 2B: 3 3B: 0 HR: 0	SF: 0 SAC: 0 DP: 0 HBP: 1	WP: 1 PB: 0 SB: 0 CS: 0	PA: 38		
<b>PITCHER</b>	IP WLS BF H R ER SO	IP WLS BF H R ER SO	IP WLS BF H R ER SO	IP WLS BF H R ER SO	IP WLS BF H R ER SO	IP WLS BF H R ER SO	IP WLS BF H R ER SO	IP WLS BF H R ER SO	IP WLS BF H R ER SO	IP WLS BF H R ER SO	IP WLS BF H R ER SO	IP WLS BF H R ER SO	IP WLS BF H R ER SO	IP WLS BF H R ER SO	IP WLS BF H R ER SO	IP WLS BF H R ER SO	BB IBB HBP BLK	WP HR S P	ERA WHIP	ERA WHIP			
72 Javier Assad, R (1,1) ERA: 4.1	4.0	2.0	2.0	2.0	2.0	2.0	2.0	2.0	2.0	4.0	0	0	0	0	0	0	4	0	0	0	3	0.00	2.000
59 Michael Rucker, R (5,1) ERA: 4.1	2.0	2.0	2.0	2.0	2.0	2.0	2.0	2.0	2.0	2.0	0	0	0	0	0	0	0	0	0	0	0	0.00	0.000
15 Sean Newcomb, L (7,1) ERA: 7.11	0.2	0.2	0.2	0.2	0.2	0.2	0.2	0.2	0.2	0.2	0	0	0	0	0	0	0	0	0	0	0	0.00	0.000
46 Erich Uelmen, R (7,1) ERA: 2.51	1.1	1.1	1.1	1.1	1.1	1.1	1.1	1.1	1.1	1.1	0	0	0	0	0	0	0	0	0	0	0	0.00	0.750
47 Brandon Hughes, L (9,1) ERA: 3.07	1.0	1.0	1.0	1.0	1.0	1.0	1.0	1.0	1.0	1.0	0	0	0	0	0	0	0	0	0	0	0	0.00	0.000

Batter	1	2	3	4	5	6	7	8	9	AB	R	H	RBI	BB	SO	LOB	BOTTOM					
6 Zach McKinstry, L (1,4) OBP: 0.250, SLG: 0.259										3	1	1	0	1	0	2	<b>St. Louis Cardinals @ Chicago Cubs</b> Wrigley Field, Chicago, IL Tue Aug 23 2022, 1:21 PM - 4:30 PM CDT Att: 27,273 - Partly Cloudy - 80 F  livebaseballscores.com  <b>AB 30</b> <b>R 2</b> <b>H 5</b> <b>RBI 2</b> <b>BB 4</b> <b>SO 4</b> <b>LOB 18</b>					
2 Nico Hoerner, R (1,6) OBP: 0.336, SLG: 0.406										4	0	0	1	0	0	3						
8 Ian Happ, S (1,7) OBP: 0.350, SLG: 0.446										3	0	0	0	1	0	0						
27 Seiya Suzuki, R (1,9) OBP: 0.319, SLG: 0.416										4	0	1	1	0	1	0						
32 Franmil Reyes, R (1,10) OBP: 0.263, SLG: 0.384										4	0	1	0	0	1	2						
66 Rafael Ortega, L (1,8) OBP: 0.322, SLG: 0.345 4 Nelson Velazquez, R (8,PH) OBP: 0.288, SLG: 0.421										2	0	0	0	1	1	4						
7 Yan Gomes, R (1,2) OBP: 0.252, SLG: 0.348										4	0	0	0	0	0	3						
48 P.J. Higgins, R (1,3) OBP: 0.314, SLG: 0.452										2	0	0	0	1	1	3						
5 Christopher Morel, R (1,5) OBP: 0.326, SLG: 0.462										3	1	2	0	0	0	1						
<b>Inning Stats</b>	R: 0 H: 0 E: 0 K: 0 S: 8	H: 0 LOB: 0 BB: 0 P: 11	R: 0 H: 1 E: 1 K: 1 S: 13	H: 1 LOB: 2 BB: 0 P: 22	R: 2 H: 3 E: 0 K: 2 S: 23	H: 3 LOB: 2 BB: 1 P: 34	R: 0 H: 0 E: 0 K: 0 S: 7	H: 0 LOB: 2 BB: 2 P: 17	R: 0 H: 1 E: 0 K: 0 S: 8	H: 1 LOB: 1 BB: 1 P: 13	R: 0 H: 0 E: 0 K: 1 S: 7	H: 0 LOB: 0 BB: 0 P: 11	R: 0 H: 0 E: 0 K: 0 S: 9	H: 0 LOB: 0 BB: 0 P: 14	R: 0 H: 0 E: 0 K: 1 S: 9	H: 0 LOB: 0 BB: 0 P: 14		1B: 5 2B: 0 3B: 0 HR: 0	SF: 0 SAC: 0 DP: 0 HBP: 0	WP: 0 PB: 1 SB: 0 CS: 0	PA: 34	
<b>PITCHER</b>	IP WLS BF H R ER SO	IP WLS BF H R ER SO	IP WLS BF H R ER SO	IP WLS BF H R ER SO	IP WLS BF H R ER SO	IP WLS BF H R ER SO	IP WLS BF H R ER SO	IP WLS BF H R ER SO	IP WLS BF H R ER SO	IP WLS BF H R ER SO	IP WLS BF H R ER SO	IP WLS BF H R ER SO	IP WLS BF H R ER SO	IP WLS BF H R ER SO	IP WLS BF H R ER SO	IP WLS BF H R ER SO	BB IBB HBP BLK	WP HR S P	ERA WHIP	ERA WHIP		
50 Adam Wainwright, R (1,1) ERA: 3.11	6.0	6.0	6.0	6.0	6.0	6.0	6.0	6.0	6.0	6.0	0	0	0	0	0	0	4	0	0	0	3.00	1.500
59 JoJo Romero, L (7,1) ERA: 5.4	2.0	2.0	2.0	2.0	2.0	2.0	2.0	2.0	2.0	2.0	0	0	0	0	0	0	0	0	0	0	0.00	0.000



Batter	1	2	3	4	5	6	7	8	9	AB	R	H	RBI	BB	SO	LOB	TOP								
21 Lars Nootbaar, L OBP: 0.363, SLG: 0.451 3 Dylan Carlson, S OBP: 0.316, SLG: 0.395	P4		F9	33 E 1-2 BB		28 1B BB	K		46 G4-3 3B	2	0	0	0	2	0	0	2 0 0 0 2 0 0								
33 Brendan Donovan, L OBP: 0.406, SLG: 0.399 5 Albert Pujols, R OBP: 0.352, SLG: 0.529 52 Matthew Liberatore, L	G4-3		F7	E9		L6		G4-3	46 G4-3 HBP	5	0	1	2	0	0	0	1 2 0 0 0 0 1								
46 Paul Goldschmidt, R OBP: 0.417, SLG: 0.622	28 1B 1B		L3	K		K		P5	G4-3	6	0	1	0	0	2	4	6 0 1 0 0 2 4								
28 Nolan Arenado, R OBP: 0.366, SLG: 0.559 11 Paul DeJong, R OBP: 0.292, SLG: 0.344	1B		L4	HR		L4		L8	16 2-4 HBP	4	1	3	1	0	0	0	4 1 3 1 0 0 0								
16 Nolan Gorman, L OBP: 0.291, SLG: 0.451	L4		27 HR 1B	25 WP 25 2B BB		K		2-4	25 1B 27 WP 7 BB BB	3	3	1	0	2	1	2	3 3 1 0 2 1 2								
27 Tyler O'Neill, R OBP: 0.298, SLG: 0.361	7 FC6-4 1B		HR	G5-3		L8		L8	7 BB 25 1B 19 2B BB	4	2	2	2	1	0	1	4 2 2 2 1 0 1								
25 Corey Dickerson, L OBP: 0.291, SLG: 0.388	F8		19 F9 33 E 7 1B 1B	2H 2B		2B		2B	7 BB 19 2B 1B	5	2	4	1	0	0	1	5 2 4 1 0 0 1								
7 Andrew Knizner, R OBP: 0.321, SLG: 0.275	FC6-4		21 BB 33 E 1B	F9		F9		HBP	19 2B 3 3B BB	3	2	1	1	1	0	2	3 2 1 1 1 0 2								
19 Tommy Edman, S OBP: 0.315, SLG: 0.372	F9		F9	HR		K		K	3 3B 2B	5	2	2	3	0	1	4	5 2 2 3 0 1 4								
<b>Inning Stats</b>	R: 0 E: 0 K: 0 S: 11	H: 2 LOB: 1 BB: 0 P: 19	R: 0 E: 0 K: 0 S: 8	H: 1 LOB: 1 BB: 0 P: 12	R: 0 E: 0 K: 0 S: 7	H: 0 LOB: 0 BB: 0 P: 10	R: 5 E: 1 K: 1 S: 19	H: 6 LOB: 2 BB: 1 P: 35	R: 1 E: 0 K: 2 S: 13	H: 1 LOB: 1 BB: 1 P: 24	R: 1 E: 0 K: 2 S: 11	H: 2 LOB: 2 BB: 1 P: 21	R: 0 E: 0 K: 2 S: 9	H: 1 LOB: 2 BB: 0 P: 14	R: 0 E: 0 K: 0 S: 6	H: 0 LOB: 1 BB: 0 P: 15	R: 6 E: 0 K: 1 S: 15	H: 3 LOB: 0 BB: 3 P: 37	1B: 9 2B: 3 3B: 1 HR: 3	SF: 0 SAC: 0 DP: 1 HBP: 3	WP: 2 PB: 0 SB: 0 CS: 0	PA: 49			
<b>PITCHER</b>	IP WLS BF H R ER SO BB IBB HBP BLK WP HR S P ERA WHIP	IP WLS BF H R ER SO BB IBB HBP BLK WP HR S P ERA WHIP	IP WLS BF H R ER SO BB IBB HBP BLK WP HR S P ERA WHIP	IP WLS BF H R ER SO BB IBB HBP BLK WP HR S P ERA WHIP	IP WLS BF H R ER SO BB IBB HBP BLK WP HR S P ERA WHIP	IP WLS BF H R ER SO BB IBB HBP BLK WP HR S P ERA WHIP	IP WLS BF H R ER SO BB IBB HBP BLK WP HR S P ERA WHIP	IP WLS BF H R ER SO BB IBB HBP BLK WP HR S P ERA WHIP	IP WLS BF H R ER SO BB IBB HBP BLK WP HR S P ERA WHIP	IP WLS BF H R ER SO BB IBB HBP BLK WP HR S P ERA WHIP	IP WLS BF H R ER SO BB IBB HBP BLK WP HR S P ERA WHIP	IP WLS BF H R ER SO BB IBB HBP BLK WP HR S P ERA WHIP	IP WLS BF H R ER SO BB IBB HBP BLK WP HR S P ERA WHIP	IP WLS BF H R ER SO BB IBB HBP BLK WP HR S P ERA WHIP	IP WLS BF H R ER SO BB IBB HBP BLK WP HR S P ERA WHIP	IP WLS BF H R ER SO BB IBB HBP BLK WP HR S P ERA WHIP	IP WLS BF H R ER SO BB IBB HBP BLK WP HR S P ERA WHIP	IP WLS BF H R ER SO BB IBB HBP BLK WP HR S P ERA WHIP	IP WLS BF H R ER SO BB IBB HBP BLK WP HR S P ERA WHIP	IP WLS BF H R ER SO BB IBB HBP BLK WP HR S P ERA WHIP	IP WLS BF H R ER SO BB IBB HBP BLK WP HR S P ERA WHIP	IP WLS BF H R ER SO BB IBB HBP BLK WP HR S P ERA WHIP	IP WLS BF H R ER SO BB IBB HBP BLK WP HR S P ERA WHIP	IP WLS BF H R ER SO BB IBB HBP BLK WP HR S P ERA WHIP	IP WLS BF H R ER SO BB IBB HBP BLK WP HR S P ERA WHIP

St. Louis Cardinals @ Chicago Cubs  
Wrigley Field, Chicago, IL  
Tue Aug 23 2022, 7:06 PM - 10:20 PM CDT  
Att: 28,163 - Clear - 75 F

AB	40
R	13
H	16
RBI	12
BB	6
SO	6
LOB	17



Batter	1	2	3	4	5	6	7	8	9	AB	R	H	RBI	BB	SO	LOB	BOTTOM								
1 Nick Madrigal, R OBP: 0.315, SLG: 0.287	E4 27 G6-4-3		1B			66 2B BB		66 FC3-6 1B		3	1	2	0	1	0	0	3 1 2 0 1 0 0								
8 Ian Happ, S OBP: 0.349, SLG: 0.444 66 Rafael Ortega, L OBP: 0.323, SLG: 0.350	F7		F8			2B		FC3-6 27 1B 32 WP 1B		2	0	0	0	0	0	2	2 0 0 0 0 0 2								
27 Seiya Suzuki, R OBP: 0.318, SLG: 0.413	G6-4-3		K			L8		32 WP 32 2B 1B		4	1	1	0	0	1	2	4 1 1 0 0 1 2								
32 Franmil Reyes, R OBP: 0.263, SLG: 0.386	L8		G5-3			K		2B		4	0	1	1	0	1	1	4 0 1 1 0 1 1								
2 Nico Hoerner, R OBP: 0.334, SLG: 0.404 6 Zach McKinstry, L OBP: 0.242, SLG: 0.250	G5-3		G5-3			F8		P5		2	0	0	0	0	0	0	2 0 0 0 0 0 0								
16 Patrick Wisdom, R OBP: 0.313, SLG: 0.444	2B		F9			K		K		4	0	1	0	0	1	0	4 0 1 0 0 1 0								
48 P.J. Higgins, R OBP: 0.312, SLG: 0.445	P3		4 FC5-4 1B			K		K		4	0	1	0	0	2	1	4 0 1 0 0 2 1								
4 Nelson Velázquez, R OBP: 0.279, SLG: 0.408	G4-3		G4-3			FC5-4		K		4	0	0	0	0	1	1	4 0 0 0 0 1 1								
5 Christopher Morel, R OBP: 0.323, SLG: 0.457	P4		G6-3			G6-3		G6-3		3	0	0	0	0	0	1	3 0 0 0 0 0 1								
<b>Inning Stats</b>	R: 0 E: 1 K: 0 S: 5	H: 0 LOB: 0 BB: 0 P: 10	R: 0 E: 0 K: 0 S: 11	H: 1 LOB: 1 BB: 0 P: 19	R: 0 E: 0 K: 0 S: 10	H: 1 LOB: 1 BB: 0 P: 14	R: 0 E: 0 K: 1 S: 7	H: 0 LOB: 0 BB: 0 P: 11	R: 0 E: 1 K: 0 S: 7	H: 1 LOB: 1 BB: 1 P: 10	R: 1 E: 0 K: 1 S: 12	H: 1 LOB: 1 BB: 1 P: 19	R: 0 E: 0 K: 3 S: 9	H: 0 LOB: 0 BB: 0 P: 13	R: 2 E: 0 K: 0 S: 11	H: 3 LOB: 1 BB: 0 P: 17	R: 0 E: 0 K: 1 S: 5	H: 0 LOB: 0 BB: 0 P: 6	1B: 4 2B: 3 3B: 0 HR: 0	SF: 0 SAC: 0 DP: 1 HBP: 0	WP: 1 PB: 0 SB: 0 CS: 0	PA: 35			
<b>PITCHER</b>	IP WLS BF H R ER SO BB IBB HBP BLK WP HR S P ERA WHIP	IP WLS BF H R ER SO BB IBB HBP BLK WP HR S P ERA WHIP	IP WLS BF H R ER SO BB IBB HBP BLK WP HR S P ERA WHIP	IP WLS BF H R ER SO BB IBB HBP BLK WP HR S P ERA WHIP	IP WLS BF H R ER SO BB IBB HBP BLK WP HR S P ERA WHIP	IP WLS BF H R ER SO BB IBB HBP BLK WP HR S P ERA WHIP	IP WLS BF H R ER SO BB IBB HBP BLK WP HR S P ERA WHIP	IP WLS BF H R ER SO BB IBB HBP BLK WP HR S P ERA WHIP	IP WLS BF H R ER SO BB IBB HBP BLK WP HR S P ERA WHIP	IP WLS BF H R ER SO BB IBB HBP BLK WP HR S P ERA WHIP	IP WLS BF H R ER SO BB IBB HBP BLK WP HR S P ERA WHIP	IP WLS BF H R ER SO BB IBB HBP BLK WP HR S P ERA WHIP	IP WLS BF H R ER SO BB IBB HBP BLK WP HR S P ERA WHIP	IP WLS BF H R ER SO BB IBB HBP BLK WP HR S P ERA WHIP	IP WLS BF H R ER SO BB IBB HBP BLK WP HR S P ERA WHIP	IP WLS BF H R ER SO BB IBB HBP BLK WP HR S P ERA WHIP	IP WLS BF H R ER SO BB IBB HBP BLK WP HR S P ERA WHIP	IP WLS BF H R ER SO BB IBB HBP BLK WP HR S P ERA WHIP	IP WLS BF H R ER SO BB IBB HBP BLK WP HR S P ERA WHIP	IP WLS BF H R ER SO BB IBB HBP BLK WP HR S P ERA WHIP	IP WLS BF H R ER SO BB IBB HBP BLK WP HR S P ERA WHIP	IP WLS BF H R ER SO BB IBB HBP BLK WP HR S P ERA WHIP	IP WLS BF H R ER SO BB IBB HBP BLK WP HR S P ERA WHIP	IP WLS BF H R ER SO BB IBB HBP BLK WP HR S P ERA WHIP	IP WLS BF H R ER SO BB IBB HBP BLK WP HR S P ERA WHIP

St. Louis Cardinals @ Chicago Cubs  
Wrigley Field, Chicago, IL  
Tue Aug 23 2022, 7:06 PM - 10:20 PM CDT  
Att: 28,163 - Clear - 75 F

AB	34
R	3
H	7
RBI	2
BB	1
SO	6
LOB	11





Batter	1	2	3	4	5	6	7	8	9	AB	R	H	RBI	BB	SO	LOB	TOP			
21 Lars Nootbaar, L (1,9) OBP: 0.361, SLG: 0.463	F9		F9				F7			4	1	1	1	0	0	1	<b>St. Louis Cardinals @ Chicago Cubs</b> Wrigley Field, Chicago, IL Wed Aug 24, 2022, 7:06 PM - 9:52 PM CDT Att: 32,012 - Partly Cloudy - 76 F			
33 Brendan Donovan, L (1,3) OBP: 0.404, SLG: 0.394	L7						F7			4	0	1	0	0	1	0				
28 Nolan Arenado, R (1,5) OBP: 0.365, SLG: 0.557	G1-3									2	0	0	0	0	1	2				
11 Paul DeJong, R (3,6) OBP: 0.259, SLG: 0.340			K				K			2	0	0	0	0	2	0				
16 Nolan Gorman, L (1,4) OBP: 0.316, SLG: 0.444		K					G3-1			4	0	0	0	0	3	0				
27 Tyler O'Neill, R (1,8) OBP: 0.297, SLG: 0.359	P4						F7			4	0	1	0	0	1	0				
25 Corey Dickerson, L (1,7) OBP: 0.307, SLG: 0.409							25 1B													
5 Albert Pujols, R (1,10) OBP: 0.350, SLG: 0.529	G5-3						5 2B			4	0	4	0	0	0	0				
4 Yadier Molina, R (1,2) OBP: 0.230, SLG: 0.267							1B													
19 Tommy Edman, S (1,6) OBP: 0.315, SLG: 0.371							L5			4	0	1	0	0	0	1				
<b>Inning Stats</b>	R: 0 E: 0 K: 1 S: 8	H: 0 LOB: 0 BB: 0 P: 13	R: 0 E: 0 K: 1 S: 7	H: 1 LOB: 1 BB: 0 P: 15	R: 0 E: 0 K: 1 S: 12	H: 2 LOB: 2 BB: 0 P: 18	R: 0 E: 0 K: 1 S: 11	H: 2 LOB: 2 BB: 0 P: 18	R: 1 E: 0 K: 1 S: 10	H: 1 LOB: 0 BB: 0 P: 15	R: 0 E: 0 K: 1 S: 14	H: 2 LOB: 0 BB: 0 P: 21	R: 0 E: 0 K: 3 S: 10	H: 0 LOB: 0 BB: 0 P: 14	R: 0 E: 0 K: 1 S: 8	H: 1 LOB: 1 BB: 0 P: 12	1B: 6 2B: 2 3B: 0 HR: 1	SF: 0 SAC: 0 DP: 0 HBP: 0	WP: 0 PB: 0 SB: 0 CS: 0	PA: 36
<b>PITCHER</b>	IP WLS BF H R ER SO BB IBB HBP BLK WP HR S P ERA WHIP																			
60 Luke Farrell, R (1,1) ERA: 2.08	4.1	19	6	1	1	3	0	0	0	0	0	0	0	0	1	43	71	2.08	1.385	
50 Rowan Wick, R (5,1) ERA: 4.25	1.2	7	2	0	0	2	0	0	0	0	0	0	0	0	19	29	0.00	1.200		
62 Mark Leiter Jr., R (7,1) ERA: 4.36	1.0	3	0	0	0	1	0	0	0	0	0	0	0	8	13	0.00	0.000			
47 Brandon Hughes, L (8,1) ERA: 3.0	1.0	3	0	0	0	3	0	0	0	0	0	0	0	10	14	0.00	0.000			
74 Kevin Castro, R (9,1) ERA: 10.45	1.0	4	1	0	0	1	0	0	0	0	0	0	0	8	12	0.00	1.000			

Batter	1	2	3	4	5	6	7	8	9	AB	R	H	RBI	BB	SO	LOB	BOTTOM	
1 Nick Madrigal, R (1,4) OBP: 0.308, SLG: 0.280	G4-3	G6-3			G5-3		G5-3			4	0	0	0	0	0	1	<b>St. Louis Cardinals @ Chicago Cubs</b> Wrigley Field, Chicago, IL Wed Aug 24, 2022, 7:06 PM - 9:52 PM CDT Att: 32,012 - Partly Cloudy - 76 F	
8 Ian Happ, S (1,7) OBP: 0.348, SLG: 0.442	P5		G6-3			G4-3				4	1	1	0	0	0	0		
32 Franmil Reyes, R (1,10) OBP: 0.263, SLG: 0.394										4	0	1	0	0	2	0		
5 Christopher Morel, R (8,PR) OBP: 0.323, SLG: 0.457	K		K			G5-3				0	0	0	0	0	0	0		
2 Nico Hoerner, R (1,6) OBP: 0.338, SLG: 0.408			P3							4	2	3	1	0	0	0		
16 Patrick Wisdom, R (1,3) OBP: 0.313, SLG: 0.441						G6-3				3	1	0	0	1	1	3		
66 Rafael Ortega, L (1,8) OBP: 0.326, SLG: 0.353										3	0	2	0	0	0	0		
27 Seiya Suzuki, R (8,PH) OBP: 0.320, SLG: 0.413										0	0	0	0	1	0	0		
7 Yan Gomes, R (1,2) OBP: 0.248, SLG: 0.343										3	2	0	2	0	0	3		
4 Nelson Velázquez, R (1,9) OBP: 0.279, SLG: 0.411										4	0	1	1	0	0	3		
6 Zach McKinstry, L (1,5) OBP: 0.246, SLG: 0.302										3	1	1	3	0	0	1		
<b>Inning Stats</b>	R: 0 E: 0 K: 1 S: 8	H: 3 LOB: 1 BB: 1 P: 28	R: 0 E: 0 K: 1 S: 8	H: 0 LOB: 0 BB: 0 P: 12	R: 0 E: 0 K: 0 S: 8	H: 1 LOB: 0 BB: 0 P: 13	R: 0 E: 0 K: 0 S: 8	H: 0 LOB: 0 BB: 0 P: 11	R: 0 E: 0 K: 1 S: 10	H: 1 LOB: 1 BB: 0 P: 12	R: 2 E: 1 K: 0 S: 17	H: 1 LOB: 0 BB: 0 P: 21	R: 2 E: 0 K: 0 S: 13	H: 3 LOB: 2 BB: 1 P: 21	1B: 7 2B: 1 3B: 0 HR: 1	SF: 1 SAC: 0 DP: 1 HBP: 0	WP: 0 PB: 0 SB: 0 CS: 0	PA: 35
<b>PITCHER</b>	IP WLS BF H R ER SO BB IBB HBP BLK WP HR S P ERA WHIP																	
39 Miles Mikolas, R (1,1) ERA: 3.35	6.2	27	6	5	3	3	1	0	0	0	0	0	0	0	15	23	13.50	2.250
92 Génesis Cabrera, L (7,1) ERA: 3.71	1.1	8	3	2	2	0	0	1	0	0	0	0	0	15	23	13.50	2.250	


AB	36
R	1
H	9
RBI	1
BB	0
SO	10
LOB	13





Batter	1	2	3	4	5	6	7	8	9	AB	R	H	RBI	BB	SO	LOB	TOP					
21 Lars Nootbaar, L (1, 10) OBP: 0.362, SLG: 0.462	G3-1	1B		1B				G4-3		5	1	2	0	0	1	0	<b>St. Louis Cardinals @ Chicago Cubs</b> Wrigley Field, Chicago, IL Thu Aug 25 2022, 1:21 PM - 4:13 PM CDT Att: 28,803 - Overcast - 74 F					
33 Brendan Donovan, L (1, 9) OBP: 0.407, SLG: 0.395	FC3-6	FC3-6		1B			F7	1B		4	2	2	0	1	0	2						
3 Dylan Carlson, S (9, 8) OBP: 0.316, SLG: 0.395	1B	BB		1B				1B		0	0	0	0	0	0	0						
46 Paul Goldschmidt, R (1, 3) OBP: 0.420, SLG: 0.637	1B	K		1B			HR	HR		4	3	3	5	1	1	2						
25 Corey Dickerson, L (1, 7) OBP: 0.315, SLG: 0.426	1B			1B						5	1	3	1	0	1	2						
16 Nolan Gorman, L (1, 4) OBP: 0.314, SLG: 0.439	1B			F7			F9	K		5	0	1	1	0	1	4						
27 Tyler O'Neill, R (9, 7) OBP: 0.293, SLG: 0.354	SF9			F9			P4			4	0	0	1	0	0	1						
19 Tommy Edman, S (1, 5) OBP: 0.317, SLG: 0.377	1B			G4-3				G4-3		5	0	3	0	0	0	1						
11 Paul DeJong, R (1, 6) OBP: 0.251, SLG: 0.329	G3			G6-3			F9	L9		5	0	0	0	0	1	4						
7 Andrew Knizner, R (1, 2) OBP: 0.324, SLG: 0.284	2B			1B			G4-3	K		4	1	2	0	0	1	1						
<b>Inning Stats</b>	R: 3 H: 3 E: 0 K: 0 S: 17	H: 3 LOB: 2 BB: 2 P: 30	R: 0 H: 2 E: 0 K: 1 S: 7	H: 2 LOB: 2 BB: 0 P: 13	R: 0 H: 1 E: 0 K: 0 S: 6	H: 1 LOB: 1 BB: 0 P: 9	R: 2 H: 4 E: 0 K: 0 S: 12	H: 4 LOB: 2 BB: 0 P: 21	R: 0 H: 1 E: 0 K: 0 S: 7	H: 1 LOB: 1 BB: 0 P: 12	R: 1 H: 1 E: 0 K: 2 S: 9	H: 1 LOB: 0 BB: 0 P: 13	R: 0 H: 1 E: 0 K: 1 S: 8	H: 1 LOB: 1 BB: 0 P: 14	R: 2 H: 3 E: 0 K: 2 S: 16	H: 3 LOB: 1 BB: 0 P: 20	R: 0 H: 0 E: 0 K: 0 S: 8	H: 0 LOB: 0 BB: 0 P: 14	1B: 11 2B: 2 3B: 2 HR: 2	SF: 1 SAC: 0 DP: 1 HBP: 0	WP: 0 PB: 0 SB: 1 CS: 1	PA: 44
<b>PITCHER</b>	IP WLS BF H R ER SO BB IBB HBP BLK WP HR S P ERA WHIP	IP WLS BF H R ER SO BB IBB HBP BLK WP HR S P ERA WHIP	IP WLS BF H R ER SO BB IBB HBP BLK WP HR S P ERA WHIP	IP WLS BF H R ER SO BB IBB HBP BLK WP HR S P ERA WHIP	IP WLS BF H R ER SO BB IBB HBP BLK WP HR S P ERA WHIP	IP WLS BF H R ER SO BB IBB HBP BLK WP HR S P ERA WHIP	IP WLS BF H R ER SO BB IBB HBP BLK WP HR S P ERA WHIP	IP WLS BF H R ER SO BB IBB HBP BLK WP HR S P ERA WHIP	IP WLS BF H R ER SO BB IBB HBP BLK WP HR S P ERA WHIP	IP WLS BF H R ER SO BB IBB HBP BLK WP HR S P ERA WHIP	IP WLS BF H R ER SO BB IBB HBP BLK WP HR S P ERA WHIP	IP WLS BF H R ER SO BB IBB HBP BLK WP HR S P ERA WHIP	IP WLS BF H R ER SO BB IBB HBP BLK WP HR S P ERA WHIP	IP WLS BF H R ER SO BB IBB HBP BLK WP HR S P ERA WHIP	IP WLS BF H R ER SO BB IBB HBP BLK WP HR S P ERA WHIP	IP WLS BF H R ER SO BB IBB HBP BLK WP HR S P ERA WHIP						
0 Marcus Stroman, R (1, 1) ERA: 4.1	5.0 L	27	11	5	5	1	2	0	0	0	0	0	0	0	0	0	9.00	2.600				
15 Sean Newcomb, L (6, 1) ERA: 7.2	1.0	4	1	1	1	2	0	0	0	0	0	0	0	0	1	9	13	9.00	1.000			
59 Michael Rucker, R (7, 1) ERA: 3.99	1.0	4	1	0	0	1	0	0	0	0	0	0	0	0	8	14	0.00	1.000				
74 Kevin Castro, R (8, 1) ERA: 10.22	2.0	9	3	2	2	2	0	0	0	0	0	0	0	1	24	38	9.00	1.500				

AB	41
R	8
H	16
RBI	8
BB	2
SO	6
LOB	17



Batter	1	2	3	4	5	6	7	8	9	AB	R	H	RBI	BB	SO	LOB	BOTTOM					
6 Zach McKinstry, L (1, 4) OBP: 0.247, SLG: 0.299	L7		1B					K		4	1	1	0	0	1	0	<b>St. Louis Cardinals @ Chicago Cubs</b> Wrigley Field, Chicago, IL Thu Aug 25 2022, 1:21 PM - 4:13 PM CDT Att: 28,803 - Overcast - 74 F					
2 Nico Hoerner, R (1, 6) OBP: 0.303, SLG: 0.407	G3-1	G3		G3			BB	1B		3	1	1	0	1	0	1						
27 Seiya Suzuki, R (1, 9) OBP: 0.323, SLG: 0.414	F9		1B				G4-3	1B		4	0	2	0	0	0	1						
8 Ian Happ, S (1, 7) OBP: 0.351, SLG: 0.449		2B	1B				F7	2B		4	1	3	2	0	0	0						
32 Franmil Reyes, R (1, 10) OBP: 0.263, SLG: 0.382	E5	G4-6-3		G4-6-3			K	P5		4	0	1	0	0	1	4						
48 P.J. Higgins, R (1, 2) OBP: 0.303, SLG: 0.432	G6-3			K			L5	K		4	0	0	0	0	2	3						
16 Patrick Wisdom, R (1, 3) ERA: 4.23	G2-3			K			K	G3-1		3	0	0	0	0	2	1						
66 Rafael Ortega, L (9, PH) OBP: 0.325, SLG: 0.352				K						1	0	0	0	0	0	0						
4 Nelson Velázquez, R (1, 8) OBP: 0.278, SLG: 0.402		BB		L7			G2-3	K		3	0	0	0	1	1	0						
5 Christopher Morel, R (1, 5) OBP: 0.319, SLG: 0.451	G5-3						G4-3	G5-3		4	0	0	0	0	0	2						
<b>Inning Stats</b>	R: 0 H: 0 E: 0 K: 0 S: 7	H: 0 LOB: 0 BB: 0 P: 12	R: 1 H: 2 E: 1 K: 0 S: 17	H: 2 LOB: 1 BB: 1 P: 30	R: 1 H: 3 E: 0 K: 0 S: 10	H: 3 LOB: 1 BB: 0 P: 14	R: 0 H: 0 E: 0 K: 2 S: 8	H: 0 LOB: 0 BB: 0 P: 11	R: 0 H: 0 E: 0 K: 1 S: 6	H: 0 LOB: 0 BB: 1 P: 14	R: 0 H: 0 E: 0 K: 1 S: 5	H: 0 LOB: 0 BB: 0 P: 7	R: 0 H: 0 E: 0 K: 1 S: 6	H: 0 LOB: 0 BB: 0 P: 9	R: 1 H: 3 E: 0 K: 2 S: 18	H: 3 LOB: 2 BB: 0 P: 28	R: 0 H: 0 E: 0 K: 1 S: 8	H: 0 LOB: 0 BB: 0 P: 13	1B: 6 2B: 2 3B: 0 HR: 0	SF: 0 SAC: 0 DP: 1 HBP: 0	WP: 0 PB: 0 SB: 1 CS: 0	PA: 36
<b>PITCHER</b>	IP WLS BF H R ER SO BB IBB HBP BLK WP HR S P ERA WHIP	IP WLS BF H R ER SO BB IBB HBP BLK WP HR S P ERA WHIP	IP WLS BF H R ER SO BB IBB HBP BLK WP HR S P ERA WHIP	IP WLS BF H R ER SO BB IBB HBP BLK WP HR S P ERA WHIP	IP WLS BF H R ER SO BB IBB HBP BLK WP HR S P ERA WHIP	IP WLS BF H R ER SO BB IBB HBP BLK WP HR S P ERA WHIP	IP WLS BF H R ER SO BB IBB HBP BLK WP HR S P ERA WHIP	IP WLS BF H R ER SO BB IBB HBP BLK WP HR S P ERA WHIP	IP WLS BF H R ER SO BB IBB HBP BLK WP HR S P ERA WHIP	IP WLS BF H R ER SO BB IBB HBP BLK WP HR S P ERA WHIP	IP WLS BF H R ER SO BB IBB HBP BLK WP HR S P ERA WHIP	IP WLS BF H R ER SO BB IBB HBP BLK WP HR S P ERA WHIP	IP WLS BF H R ER SO BB IBB HBP BLK WP HR S P ERA WHIP	IP WLS BF H R ER SO BB IBB HBP BLK WP HR S P ERA WHIP	IP WLS BF H R ER SO BB IBB HBP BLK WP HR S P ERA WHIP	IP WLS BF H R ER SO BB IBB HBP BLK WP HR S P ERA WHIP						
43 Dakota Hudson, R (1, 1) ERA: 4.23	7.0	27	5	2	2	4	2	0	0	0	0	0	0	0	0	0	27.00	9.000				
70 Paddy Naughton, L (8, 1) ERA: 5.14	0.1	4	3	1	1	1	0	0	0	0	0	0	0	0	14	22	27.00	9.000				
12 Jordan Hicks, R (8, 1) ERA: 5.36	1.2	5	0	0	0	2	0	0	0	0	0	0	0	0	12	19	0.00	0.000				

AB	34
R	3
H	8
RBI	2
BB	2
SO	7
LOB	12





Batter	1	2	3	4	5	6	7	8	9	10	AB	R	H	RBI	BB	SO	LOB	TOP				
1 Nick Madrigal, R OBP: 0.301, SLG: 0.273	(1,4) C FF 91 3-2 B FF 90 B CH 84 C FF 92 B FF 94 X FF 91			(2,1) C CU 74 2-1 B SL 79 B FF 92 X CU 76	(1) F8		(0,1) C FF 99 0-1 X FF 98	(2) E5 40 GS-3 8 HR	(1,1) B SL 87 1-1 C FF 92 X FF 94	(2) G4-3		4	1	0	0	0	0					
40 Wilson Contreras, R OBP: 0.353, SLG: 0.467	(1,2) B SL 77 2-2 T FF 96 B CH 84 X CU 75			(2,3) F FF 88 3-3 C CU 73 B CH 84 S FF 94	(2) K		(0,0) X CU 80	(1) G5-3	(2,3) B CH 83 2-3 C SL 90 B CH 83 C FF 94	(3) K		4	1	0	0	0	2	1				
8 Ian Happ, S OBP: 0.353, SLG: 0.463	(1,7) X FF 91			(1,1) B FF 90 1-1 X CH 85	(3) P6		(3,2) B FF 98 3-2 B FF 95 B FF 98 T FF 98 X FF 100	(2-H) HR	(1,0) B CH 83 1-0 X CH 83	(2-H) HR		4	2	2	4	0	0	0				
27 Seiya Suzuki, R OBP: 0.322, SLG: 0.410	(1,9) C CU 76 2-1 B SL 78 X FF 94			(2,2) C CU 14 2-2 F FF 91 F FF 77 F FF 93 B SL 78 X FF 90	(1) G5-3		(2,2) C CU 81 2-2 C CU 82 F FF 98 B FF 93 F FF 97 B FF 94 X FF 98	(2) F8	(4,1) B FF 94 4-1 B CH 83 C CH 83 B FF 93 B FF 94	(1) BB		3	0	0	0	1	0	0				
32 Frammil Reyes, R OBP: 0.263, SLG: 0.379	(1,10) C FF 92 4-2 B FF 72 B FF 94 C CU 76 F FF 90 F FF 93 B FF 94			(2,2) C FF 91 2-2 F FF 90 B CH 85 X FF 94	(2) G3-1		(1,0) B CU 82 1-0 X CU 81	(3) F8	(1,2) S CH 84 1-2 F FF 93 B CH 84 X FF 96	(1) F9		3	0	0	0	1	0	1				
2 Nico Hoerner, R OBP: 0.336, SLG: 0.403	(1,6) C FF 94 1-1 C CU 76 X FF 91			(1,1) C SL 77 0-1 X CU 73	(3) F7		(3,2) B SI 94 3-2 C ST 81 B ST 81 C SI 95 B SI 94 F SI 94 F SI 94 C SI 81 X SI 81	(1) F8	(0,1) 1 SAFE F FF 94 X CH 84	(2) F9		4	0	0	0	0	2					
6 Zach McKinstry, L OBP: 0.234, SLG: 0.282	(1,5) C FF 92 1-2 1 SAFE S CU 73 B FF 92			(3,1) C FF 89 3-1 B FF 90 B FF 90 X FF 88	(1) F7		(0,0) X CU 73	(2) F7	(0,1) C CH 84 0-1 1 SAFE X CH 84	(3) G4-3		4	0	0	0	0	1	1				
48 P.J. Higgins, R OBP: 0.297, SLG: 0.422	(1,3) C FF 91 2-3 F FF 83 B CU 76 F FF 92 S CU 75			(2,3) C FF 91 2-3 F FF 83 B CU 76 F FF 92 S CU 75	(2) K		(1,3) C FF 89 1-3 C CU 73 C FF 92 C FF 93	(2) K	(1,2) B ST 81 1-2 C SI 81 X SI 94	(3) G4-3		3	0	0	0	0	2	0				
5 Christopher Morel, R OBP: 0.316, SLG: 0.446	(1,8) B CU 74 2-3 B SL 78 C FF 92 F FF 94 S CU 74			(2,3) S FF 92 1-3 B FF 93 F FF 99 S CU 70	(3) K		(2,3) B FF 92 2-3 F FF 92 S FF 93	(1) K				3	0	0	0	0	3	0				
Inning Stats	R: 0 E: 0 K: 0 S: 7	H: 0 LOB: 0 BB: 0 P: 12	R: 0 E: 0 K: 0 S: 9	H: 0 LOB: 0 BB: 1 P: 17	R: 0 E: 0 K: 1 S: 9	H: 0 LOB: 0 BB: 0 P: 16	R: 0 E: 0 K: 2 S: 8	H: 0 LOB: 0 BB: 0 P: 10	R: 2 E: 1 K: 0 S: 14	H: 1 LOB: 0 BB: 0 P: 20	R: 0 E: 0 K: 2 S: 8	H: 0 LOB: 0 BB: 0 P: 13	R: 2 E: 0 K: 0 S: 9	H: 1 LOB: 1 BB: 1 P: 15	1B: 0 2B: 0 3B: 0 HR: 2	SF: 0 SAC: 0 DP: 0 HBP: 0	WP: 1 PB: 0 SB: 0 CS: 1	PA: 35				
PITCHER	IP	WLS	BF	H	R	ER	SO	BB	IBB	HBP	BLK	WP	HR	S	P	ERA	WHIP					
51 Freddy Peralta, R ERA: 3.69	6.0		18	0	0	0	5	1	0	0	0	0	0	50	82	0.00	0.167					
50 Matt Bush, R ERA: 3.26	7.1	B	5	1	2	1	0	0	0	0	0	0	1	14	20	9.00	1.000					
25 Taylor Rogers, L ERA: 4.47	8.1		3	0	0	0	1	0	0	0	0	0	0	13	20	0.00	0.000					
45 Brad Boxberger, R ERA: 2.28	9.1		3	0	0	0	2	0	0	0	0	0	0	8	13	0.00	0.000					
36 Devin Williams, R ERA: 1.89	10.1	L	5	1	2	1	0	1	0	0	0	1	1	9	15	9.00	2.000					
Batter	1	2	3	4	5	6	7	8	9	10	AB	R	H	RBI	BB	SO	LOB	BOTTOM				
22 Christian Yelich, L OBP: 0.356, SLG: 0.375	(1,7) B FF 92 1-0 X FF 91			(1,1) B SL 82 1-1 C SI 91	(1) FC6-5 12 BB		(4,1) B FF 92 4-1 F FF 92 B FF 93 D FF 93	(1) BB	(1,3) 1 SAFE F FF 93 C FF 93 S SL 85	(2) K		4	0	1	0	1	3	1				
27 Willy Adames, R OBP: 0.292, SLG: 0.481	(1,6) C FF 92 1-1 F FF 92 X SL 83			(4,1) B FF 92 4-1 B FF 92 B SL 84 F FF 92 B FF 92	(1) FC6-5 12 BB		(1,3) 1 SAFE F FF 93 C FF 93 S SL 85	(2) K	(3,3) B SL 84 3-3 B SL 84 C SL 84 F SI 94 F SI 94 S SL 84	(1) K		4	0	1	0	1	3	1				
24 Andrew McCutchen, R OBP: 0.313, SLG: 0.394	(1,10) S FF 91 2-2 B FF 93 C SL 83 X SL 83			(2,3) S SL 84 2-3 F FF 93 S FF 93	(1) K		(0,3) F FF 93 0-3 F FF 94	(3) K	(4,0) B SL 84 4-0 B SL 84 B FF 94	(1) BB		4	0	1	0	1	2	4				
12 Hunter Renfroe, R OBP: 0.307, SLG: 0.503	(1,9) C FF 95 2-3 F FF 93 D SL 84 F FF 92 F FF 94 S FF 94			(0,0) X SL 84	(2) FC6-5		(2,2) S SI 90 2-2 B SL 82 C CH 87 F FF 91 X FF 91	(1) F7	(1,3) 1 SAFE F FF 94 C SL 83 F FF 94	(3) K		5	0	1	1	0	2	4				
11 Rowdy Tellez, L OBP: 0.320, SLG: 0.482	(1,3) C FF 91 4-2 B SL 83 B SL 83 B SL 84 B SL 84			(2,1) B FF 90 2-1 C SL 83 X FF 93	(3) G4-3		(1,1) C SI 82 1-1 C SL 83 X CH 85	(2) G4-3	(1,2) S SL 84 1-2 C SL 84 X SL 85	(2) HR		3	1	1	1	2	0	2				
18 Keston Hiura, R OBP: 0.350, SLG: 0.503	(1,4) B FF 93 1-0 X FF 92			(0,0) X SL 80	(1) G6-3		(1,3) B SI 94 1-3 C FF 94 C CH 87 F FF 94 S FF 94	(3) K	(1,0) B CU 74 1-0 X CU 74	(2) E6 2 BB		4	0	1	0	0	1	0				
14 Jace Peterson, L OBP: 0.324, SLG: 0.437	(10,5) B FF 93 1-2 X FF 92			(1,2) B FF 91 4-2 F FF 91 F FF 92 B FF 92	(1) G3-6-3 7 BB		(1,0) B FF 93 1-0 X FF 92	(1) F9	(4,2) B CU 73 4-2 F SI 91 B SI 91 F CU 74 D SI 84 B SI 92	(1) BB		2	0	0	0	2	0	2				
2 Luis Urias, R OBP: 0.314, SLG: 0.381	(10,4) C FF 92 1-2 C CH 90 X FF 94			(1,2) B FF 91 1-2 F FF 90 B SL 82 X FF 92	(1) G5-3		(1,0) B FF 93 1-0 X FF 92	(1) F9	(2,2) C SI 84 2-2 C SI 91 2 SAFE B FS 84 X FS 84	(1) F7		4	0	0	0	0	1	5				
7 Victor Caratini, S OBP: 0.319, SLG: 0.360	(1,2) C SL 83 0-3 F FF 94 F FF 94 S SL 84			(0,1) C SL 82 0-1 X FF 92	(2) G3-6-3		(2,1) B SL 84 2-1 B SL 84 X FF 94	(2) G5-3	(1,1) B FF 94 1-1 X FF 95	(2) P2		3	1	1	1	0	2	2				
15 Tyrone Taylor, R OBP: 0.275, SLG: 0.417	(1,8) C SL 84 1-3 T FF 92 S SL 85			(1,2) C SL 81 1-2 B SL 82 X SL 83	(1) HR		(3,3) S SL 85 3-3 B SI 94 B SI 94 S SL 83	(3) K				1	0	0	0	0	0	2				
16 Kolten Wong, L OBP: 0.325, SLG: 0.392	(9,PH) C SL 84 1-1 T FF 92 S SL 85											0	0	0	0	0	0	0				
3 Jonathan Davis, R OBP: 0.344, SLG: 0.237	(10,8) C SL 84 1-1 T FF 92 S SL 85											0	0	0	0	0	0	0				
Inning Stats	R: 0 E: 0 K: 1 S: 13	H: 1 LOB: 1 BB: 0 P: 19	R: 0 E: 0 K: 2 S: 14	H: 1 LOB: 2 BB: 1 P: 21	R: 0 E: 0 K: 1 S: 9	H: 1 LOB: 2 BB: 1 P: 18	R: 0 E: 0 K: 0 S: 5	H: 0 LOB: 0 BB: 1 P: 9	R: 1 E: 0 K: 2 S: 10	H: 1 LOB: 0 BB: 1 P: 16	R: 0 E: 0 K: 1 S: 6	H: 0 LOB: 0 BB: 0 P: 12	R: 0 E: 0 K: 3 S: 14	H: 0 LOB: 1 BB: 1 P: 23	R: 1 E: 1 K: 0 S: 12	H: 2 LOB: 2 BB: 1 P: 23	R: 1 E: 0 K: 1 S: 9	H: 2 LOB: 2 BB: 1 P: 15	1B: 4 2B: 1 3B: 0 HR: 2	SF: 0 SAC: 0 DP: 2 HBP: 0	WP: 1 PB: 0 SB: 0 CS: 1	PA: 42
PITCHER	IP	WLS	BF	H	R	ER	SO	BB	IBB	HBP	BLK	WP	HR	S	P	ERA	WHIP					
35 Justin Steele, L ERA: 3.18	5.1		22	4	1	1	6	4	0	0	0	0	0	54	88	1.69	1.500					
46 Erich Uelmen, R ERA: 2.25	6.1		0	0	0	2	0	0	0	0	0	0	0	12	20	0.00	0.000					
47 Brandon Hughes, L ERA: 3.14	8.1	B	5	1	1	1	3	1	0	0	0	0	1	17	27	9.00	2.000					
62 Mark Leiter Jr., R ERA: 4.33	9.1		3	0	0	0	0	1	0	0	0	0	0	6	13	0.00	3.000					
15 Sean Newcomb, L ERA: 6.97	9.1	W	2	0	0	0	0	0	0	0	0	0	0	3	6	0.00	0.000					
PITCHER	IP	WLS	BF	H	R	ER	SO	BB	IBB	HBP	BLK	WP	HR	S	P	ERA	WHIP					
39 Manuel Rodriguez, R ERA: (10,1)	1.0	S	5	2	1	0	1	1	0	0	0	1	0	9	15	0.00	3.000					


Chicago Cubs @ Milwaukee Brewers  
American Family Field, Milwaukee, WI  
Fri Aug 26 2022, 7:12 PM - 10:27 PM CDT  
Att: 33,549 - Clear - 71 F

AB 32  
R 4  
H 2  
RBI 4  
BB 2  
SO 8  
LOB 5



Chicago Cubs @ Milwaukee Brewers  
American Family Field, Milwaukee, WI  
Fri Aug 26 2022, 7:12 PM - 10:27 PM CDT  
Att: 33,549 - Clear - 71 F

AB 35  
R 3  
H 7  
RBI 3  
BB 7  
SO 12  
LOB 27













Batter	1	2	3	4	5	6	7	8	9	10	11	AB	R	H	RBI	BB	SO	LOB	TOP					
1 Nick Madrigal, R OBP: 0.315, SLG: 0.288	G5-3		FC6-4 1B		K3-2-3 1B		G5-3		1B		L9		5	0	3	0	0	0	0					
40 Wilson Contreras, R OBP: 0.359, SLG: 0.463	F8		FC6-4						1B		L6		5	0	2	1	0	0	2					
4 Nelson Velázquez, R OBP: 0.270, SLG: 0.390												0	0	0	0	0	0	0	0					
7 Yan Gomes, R OBP: 0.247, SLG: 0.338												0	0	0	0	0	0	0	0					
8 Ian Happ, S OBP: 0.351, SLG: 0.459	G4-3		G4-3		K3-2-3 2B		F8					5	0	1	0	0	1	4						
27 Seiya Suzuki, R OBP: 0.331, SLG: 0.418	CS		G4-3 1B				G1-3				G5-3		5	1	2	0	0	1	1					
32 Franmil Reyes, R OBP: 0.269, SLG: 0.389			G4-3									4	1	2	0	1	0	1						
2 Nico Hoerner, R OBP: 0.339, SLG: 0.410	G5-3		G5-3									5	0	1	1	0	0	3						
66 Rafael Ortega, L OBP: 0.326, SLG: 0.347	L8		L8									4	1	1	0	1	1	2						
36 Alfonso Rivas III, L OBP: 0.319, SLG: 0.322												2	1	1	0	0	1	1						
48 P.J. Higgins, R OBP: 0.290, SLG: 0.415												3	0	1	2	0	1	2						
5 Christopher Morel, R OBP: 0.310, SLG: 0.436												4	0	0	0	0	2	2						
<b>Inning Stats</b>	R: 0 E: 0 K: 0 S: 13	H: 1 LOB: 0 BB: 0 P: 19	R: 0 E: 0 K: 0 S: 8	H: 1 LOB: 1 BB: 0 P: 14	R: 1 E: 0 K: 1 S: 9	H: 2 LOB: 1 BB: 0 P: 11	R: 1 E: 0 K: 1 S: 16	H: 3 LOB: 1 BB: 0 P: 22	R: 0 E: 0 K: 1 S: 13	H: 2 LOB: 2 BB: 0 P: 17	R: 2 E: 0 K: 1 S: 14	H: 2 LOB: 1 BB: 1 P: 25	R: 0 E: 0 K: 1 S: 6	H: 0 LOB: 0 BB: 0 P: 8	R: 0 E: 0 K: 1 S: 14	H: 1 LOB: 1 BB: 0 P: 20	R: 0 E: 0 K: 0 S: 3	H: 0 LOB: 0 BB: 0 P: 7	R: 0 E: 0 K: 1 S: 8	H: 1 LOB: 2 BB: 1 P: 9	1B: 12 2B: 4 3B: 0 HR: 0	SF: 0 SAC: 0 DP: 2 HBP: 0	WP: 0 PB: 0 SB: 2 CS: 1	PA: 45
<b>PITCHER</b>	IP ERA WLS BF H R ER SO BB IBB HBP BLK WP HR S P ERA WHIP	17 José Berríos, R ERA: 5.32	58 Tim Lincecum, L ERA: 3.03	52 Anthony Bass, R ERA: 1.45	90 Adam Cimber, R ERA: 3.4	68 Jordan Romano, R ERA: 2.2	<b>PITCHER</b>	IP ERA WLS BF H R ER SO BB IBB HBP BLK WP HR S P ERA WHIP	93 Yimi García, R ERA: 2.51															
4 George Springer, R OBP: 0.348, SLG: 0.480	G5-3		F9		P6		G3		K			5	0	0	0	0	1	0						
27 Vladimir Guerrero Jr., R OBP: 0.347, SLG: 0.494	G5-3				G6-3		G6-3					4	0	1	0	1	0	0						
13 Lourdes Gurriel Jr., R OBP: 0.345, SLG: 0.404												5	0	1	0	0	1	2						
1 Whit Merrifield, R OBP: 0.290, SLG: 0.343			F6		K		G6-3					0	0	0	0	0	0	0						
30 Alejandro Kirk, R OBP: 0.381, SLG: 0.437			G6-3		G3		G5-3					4	0	1	0	1	0	1						
11 Bo Bichette, R OBP: 0.305, SLG: 0.422					G4-3		F9					4	0	1	0	1	0	1						
8 Cavan Biggio, L OBP: 0.268, SLG: 0.363												3	1	1	0	1	0	3						
25 Jackie Bradley Jr., L OBP: 0.295, SLG: 0.315	L7											1	0	0	0	0	0	1						
26 Matt Chapman, R OBP: 0.319, SLG: 0.461			G5-3		F4							3	2	1	1	2	0	2						
15 Raimel Tapia, L OBP: 0.268, SLG: 0.370												3	1	1	0	0	0	2						
5 Santiago Espinal, R OBP: 0.317, SLG: 0.377	F7				G3-1							2	0	0	0	0	0	2						
9 Danny Jansen, R OBP: 0.294, SLG: 0.485	P5				P5							5	1	2	4	0	0	2						
<b>Inning Stats</b>	R: 0 E: 0 K: 0 S: 13	H: 2 LOB: 3 BB: 1 P: 24	R: 0 E: 0 K: 0 S: 6	H: 0 LOB: 0 BB: 0 P: 10	R: 0 E: 0 K: 0 S: 11	H: 1 LOB: 1 BB: 0 P: 18	R: 0 E: 0 K: 0 S: 6	H: 1 LOB: 2 BB: 1 P: 13	R: 0 E: 0 K: 0 S: 7	H: 0 LOB: 0 BB: 0 P: 12	R: 3 E: 0 K: 0 S: 19	H: 2 LOB: 0 BB: 1 P: 26	R: 1 E: 0 K: 0 S: 6	H: 2 LOB: 1 BB: 0 P: 8	R: 0 E: 0 K: 1 S: 14	H: 0 LOB: 1 BB: 1 P: 24	R: 0 E: 0 K: 0 S: 6	H: 0 LOB: 1 BB: 0 P: 7	R: 1 E: 0 K: 0 S: 3	H: 1 LOB: 2 BB: 1 P: 4	1B: 7 2B: 2 3B: 0 HR: 1	SF: 0 SAC: 0 DP: 1 HBP: 0	WP: 0 PB: 0 SB: 1 CS: 0	PA: 45
<b>PITCHER</b>	IP ERA WLS BF H R ER SO BB IBB HBP BLK WP HR S P ERA WHIP	72 Javier Assad, R ERA: 3.71	46 Ench Uelmen, R ERA: 3.38	39 Manuel Rodríguez, R ERA: 3.05	47 Brandon Hughes, L ERA: 3.05	62 Mark Leiter Jr., R ERA: 4.23	<b>PITCHER</b>	IP ERA WLS BF H R ER SO BB IBB HBP BLK WP HR S P ERA WHIP																

Chicago Cubs @ Toronto Blue Jays  
Rogers Centre, Toronto, ON  
Mon Aug 29 2022, 7:10 PM - 10:50 PM EDT  
Att. 26,473 - Roof Closed - 68 F

livebaseballscores.com

AB 42  
R 4  
H 14  
RBI 4  
BB 2  
SO 7  
LOB 18



Chicago Cubs @ Toronto Blue Jays  
Rogers Centre, Toronto, ON  
Mon Aug 29 2022, 7:10 PM - 10:50 PM EDT  
Att. 26,473 - Roof Closed - 68 F

livebaseballscores.com

AB 39  
R 5  
H 9  
RBI 5  
BB 6  
SO 2  
LOB 16













Batter	1	2	3	4	5	6	7	8	9	AB	R	H	RBI	BB	SO	LOB	TOP			
1 Nick Madrigal, R OBP: 0.317, SLG: 0.292										4	0	2	0	0	1	2	<b>Chicago Cubs @ St. Louis Cardinals</b> Busch Stadium, St. Louis, MO Fri Sep 02 2022, 7:17 PM - 10:22 PM CDT Att: 44,491 - Cloudy - 75 F			
27 Seiya Suzuki, R OBP: 0.334, SLG: 0.421										4	0	2	0	0	1	4				
32 Franmil Reyes, R OBP: 0.266, SLG: 0.388										3	0	0	0	1	1	3				
8 Ian Happ, S OBP: 0.348, SLG: 0.454										4	0	0	0	0	1	5				
2 Nico Hoerner, R OBP: 0.333, SLG: 0.403										4	0	0	0	0	1	2				
4 Nelson Velazquez, R OBP: 0.278, SLG: 0.380										4	0	1	0	0	1	0				
48 P.J. Higgins, R OBP: 0.288, SLG: 0.403										4	0	1	0	0	2	1				
7 Yan Gomes, R OBP: 0.247, SLG: 0.335										4	0	1	0	0	0	1				
5 Christopher Morel, R OBP: 0.309, SLG: 0.443										1	0	0	0	1	0	0				
6 Zach McKinstry, L OBP: 0.244, SLG: 0.313										1	0	0	0	0	1	2				
<b>Inning Stats</b>	R: 0 E: 0 K: 2 S: 12	H: 2 LOB: 2 BB: 0 P: 15	R: 0 E: 0 K: 1 S: 9	H: 0 LOB: 0 BB: 0 P: 15	R: 0 E: 0 K: 0 S: 5	H: 1 LOB: 2 BB: 2 P: 17	R: 0 E: 0 K: 0 S: 8	H: 1 LOB: 1 BB: 0 P: 10	R: 0 E: 0 K: 1 S: 6	H: 0 LOB: 0 BB: 0 P: 10	R: 0 E: 0 K: 3 S: 14	H: 2 LOB: 2 BB: 0 P: 22	R: 0 E: 0 K: 1 S: 7	H: 0 LOB: 0 BB: 0 P: 13	R: 0 E: 0 K: 1 S: 5	H: 0 LOB: 0 BB: 0 P: 11	1B: 7 2B: 0 3B: 0 HR: 0	SF: 0 SAC: 0 DP: 1 HBP: 0	WP: 0 PB: 0 SB: 1 CS: 0	PA: 35
<b>PITCHER</b>	IP WLS BF H R ER SO BB IBB HBP BLK WP HR S P ERA WHIP	IP WLS BF H R ER SO BB IBB HBP BLK WP HR S P ERA WHIP	IP WLS BF H R ER SO BB IBB HBP BLK WP HR S P ERA WHIP	IP WLS BF H R ER SO BB IBB HBP BLK WP HR S P ERA WHIP	IP WLS BF H R ER SO BB IBB HBP BLK WP HR S P ERA WHIP	IP WLS BF H R ER SO BB IBB HBP BLK WP HR S P ERA WHIP	IP WLS BF H R ER SO BB IBB HBP BLK WP HR S P ERA WHIP	IP WLS BF H R ER SO BB IBB HBP BLK WP HR S P ERA WHIP	IP WLS BF H R ER SO BB IBB HBP BLK WP HR S P ERA WHIP	IP WLS BF H R ER SO BB IBB HBP BLK WP HR S P ERA WHIP	IP WLS BF H R ER SO BB IBB HBP BLK WP HR S P ERA WHIP	IP WLS BF H R ER SO BB IBB HBP BLK WP HR S P ERA WHIP	IP WLS BF H R ER SO BB IBB HBP BLK WP HR S P ERA WHIP	IP WLS BF H R ER SO BB IBB HBP BLK WP HR S P ERA WHIP	IP WLS BF H R ER SO BB IBB HBP BLK WP HR S P ERA WHIP	IP WLS BF H R ER SO BB IBB HBP BLK WP HR S P ERA WHIP	IP WLS BF H R ER SO BB IBB HBP BLK WP HR S P ERA WHIP			
48 Jordan Montgomery, L ERA: 3.15	6.0	W	26	7	0	0	4	2	0	0	0	0	0	0	59	93	0.00	1.500		
12 Jordan Hicks, R ERA: 4.94	7.1	H	3	0	0	0	3	0	0	0	0	0	0	0	9	15	0.00	0.000		
30 Chris Stratton, R ERA: 4.58	8.1		6	0	0	0	2	0	0	0	0	0	0	0	12	24	0.00	0.000		

Batter	1	2	3	4	5	6	7	8	9	AB	R	H	RBI	BB	SO	LOB	BOTTOM			
21 Lars Nootbaar, L OBP: 0.360, SLG: 0.478										4	1	1	2	1	0	2	<b>Chicago Cubs @ St. Louis Cardinals</b> Busch Stadium, St. Louis, MO Fri Sep 02 2022, 7:17 PM - 10:22 PM CDT Att: 44,491 - Cloudy - 75 F			
33 Brendan Donovan, L OBP: 0.396, SLG: 0.373										2	1	0	0	1	1	2				
5 Albert Pujols, R OBP: 0.344, SLG: 0.513										3	1	0	0	1	1	1				
46 Paul Goldschmidt, R OBP: 0.417, SLG: 0.613										4	0	0	0	0	1	3				
28 Nolan Arenado, R OBP: 0.367, SLG: 0.567										4	1	2	2	0	0	0				
27 Tyler O'Neill, R OBP: 0.306, SLG: 0.388										4	1	2	2	0	0	0				
25 Corey Dickerson, L OBP: 0.319, SLG: 0.432										3	0	2	1	0	0	0				
26 Ben DeLuizio, R										0	1	0	0	1	0	0				
16 Nolan Gorman, L OBP: 0.306, SLG: 0.428										3	0	0	0	0	3	3				
11 Paul DeJong, R OBP: 0.253, SLG: 0.319										1	0	0	0	0	1	1				
4 Yadier Molina, R OBP: 0.229, SLG: 0.264										3	2	2	0	1	0	0				
19 Tommy Edman, S OBP: 0.319, SLG: 0.398										4	1	2	3	0	0	1				
<b>Inning Stats</b>	R: 2 E: 0 K: 1 S: 20	H: 2 LOB: 2 BB: 2 P: 40	R: 0 E: 0 K: 0 S: 8	H: 2 LOB: 1 BB: 0 P: 17	R: 0 E: 0 K: 1 S: 12	H: 0 LOB: 0 BB: 0 P: 18	R: 0 E: 0 K: 1 S: 11	H: 0 LOB: 0 BB: 0 P: 14	R: 0 E: 0 K: 1 S: 9	H: 0 LOB: 0 BB: 0 P: 12	R: 1 E: 0 K: 2 S: 15	H: 2 LOB: 1 BB: 1 P: 21	R: 2 E: 0 K: 0 S: 10	H: 1 LOB: 1 BB: 2 P: 25	R: 3 E: 0 K: 1 S: 9	H: 2 LOB: 1 BB: 2 P: 22	1B: 6 2B: 1 3B: 0 HR: 2	SF: 0 SAC: 0 DP: 1 HBP: 0	WP: 0 PB: 0 SB: 1 CS: 0	PA: 38
<b>PITCHER</b>	IP WLS BF H R ER SO BB IBB HBP BLK WP HR S P ERA WHIP	IP WLS BF H R ER SO BB IBB HBP BLK WP HR S P ERA WHIP	IP WLS BF H R ER SO BB IBB HBP BLK WP HR S P ERA WHIP	IP WLS BF H R ER SO BB IBB HBP BLK WP HR S P ERA WHIP	IP WLS BF H R ER SO BB IBB HBP BLK WP HR S P ERA WHIP	IP WLS BF H R ER SO BB IBB HBP BLK WP HR S P ERA WHIP	IP WLS BF H R ER SO BB IBB HBP BLK WP HR S P ERA WHIP	IP WLS BF H R ER SO BB IBB HBP BLK WP HR S P ERA WHIP	IP WLS BF H R ER SO BB IBB HBP BLK WP HR S P ERA WHIP	IP WLS BF H R ER SO BB IBB HBP BLK WP HR S P ERA WHIP	IP WLS BF H R ER SO BB IBB HBP BLK WP HR S P ERA WHIP	IP WLS BF H R ER SO BB IBB HBP BLK WP HR S P ERA WHIP	IP WLS BF H R ER SO BB IBB HBP BLK WP HR S P ERA WHIP	IP WLS BF H R ER SO BB IBB HBP BLK WP HR S P ERA WHIP	IP WLS BF H R ER SO BB IBB HBP BLK WP HR S P ERA WHIP	IP WLS BF H R ER SO BB IBB HBP BLK WP HR S P ERA WHIP				
41 Adrian Sampson, R ERA: 3.95	5.0	L	20	4	2	2	4	2	0	0	0	0	0	0	60	101	3.60	1.200		
72 Javier Assad, R ERA: 0.5	6.1		5	2	1	1	2	0	0	0	0	0	0	15	21	9.00	2.000			
15 Sean Newcomb, L ERA: 10.27	7.1		13	3	5	5	1	4	0	0	0	0	0	2	19	47	22.50	3.500		

AB	33
R	0
H	7
RBI	0
BB	2
SO	9
LOB	20



AB	32
R	8
H	9
RBI	8
BB	6
SO	7
LOB	14





Batter	1	2	3	4	5	6	7	8	9	AB	R	H	RBI	BB	SO	LOB	TOP																					
1 Nick Madrigal, R OBP: 0.310, SLG: 0.284	G3-1	FC1-4 27 1B		G6-4-3		G5-3			P3	5	0	0	0	0	0	3																						
27 Seiya Suzuki, R OBP: 0.336, SLG: 0.422				L7			K			4	1	2	0	0	1	0																						
8 Ian Happ, S OBP: 0.352, SLG: 0.458	FC6-4 32 1B	G3-1								3	2	2	0	0	0	2																						
32 Franmil Reyes, R OBP: 0.268, SLG: 0.389				G5-3						4	0	2	2	0	0	1																						
2 Nico Hoerner, R OBP: 0.330, SLG: 0.399	FC6-4 66 1B			G5-3		G5-4-3			G4-3	4	1	0	0	0	0	3																						
66 Rafael Ortega, L OBP: 0.326, SLG: 0.349										3	0	2	2	0	0	0																						
4 Nelson Velázquez, R OBP: 0.280, SLG: 0.380						F9				0	0	0	0	0	1	0																						
7 Yan Gomes, R OBP: 0.251, SLG: 0.342	K								G4-6-3	4	0	2	0	0	1	2																						
36 Alfonso Rivas III, L OBP: 0.324, SLG: 0.326										2	0	0	0	1	0	3																						
13 David Bote, R OBP: 0.317, SLG: 0.364				G4-3		G6-3			K	1	0	0	0	0	1	0																						
6 Zach McKinstry, L OBP: 0.244, SLG: 0.301						L7			F7	3	0	0	0	1	1	2																						
<b>Inning Stats</b>	R: 3 E: 0 K: 1 S: 20	H: 4 LOB: 1 BB: 0 P: 30	R: 0 E: 0 K: 1 S: 14	H: 1 LOB: 2 BB: 1 P: 24	R: 0 E: 0 K: 0 S: 10	H: 2 LOB: 2 BB: 0 P: 14	R: 0 E: 0 K: 0 S: 3	H: 0 LOB: 0 BB: 1 P: 7	R: 1 E: 0 K: 0 S: 5	H: 2 LOB: 0 BB: 0 P: 7	R: 0 E: 0 K: 0 S: 7	H: 1 LOB: 1 BB: 0 P: 10	R: 0 E: 0 K: 1 S: 5	H: 0 LOB: 0 BB: 0 P: 8	R: 0 E: 0 K: 0 S: 8	H: 0 LOB: 0 BB: 1 P: 14	R: 0 E: 0 K: 1 S: 9	H: 0 LOB: 0 BB: 0 P: 11	1B: 8 2B: 2 HR: 0	SF: 0 SAC: 0 DP: 4 HBP: 1	WP: 0 PB: 0 SB: 1 CS: 0	PA: 37																
<b>PITCHER</b>	IP	WLS	BF	H	R	ER	SO	BB	IBB	HBP	BLK	WP	HR	S	P	ERA	WHIP	<b>PITCHER</b>	IP	WLS	BF	H	R	ER	SO	BB	IBB	HBP	BLK	WP	HR	S	P	ERA	WHIP			
50 Adam Wainwright, R ERA: 3.21	5.0	W	24	9	4	4	2	2	0	0	0	0	0	52	82	7.20	2.200																					
53 Andrey Palante, R ERA: 2.84	1.0		4	1	0	0	0	0	0	0	0	0	0	7	10	0.00	1.000																					
40 Jake Woodford, R ERA: 2.1	1.0		3	0	0	0	1	0	0	1	0	0	0	5	8	0.00	0.000																					
59 JoJo Romero, L ERA: 3.38	1.0		3	0	0	0	0	1	0	0	0	0	0	8	14	0.00	1.000																					
65 Giovanny Gallegos, R ERA: 2.88	1.0		3	0	0	0	1	0	0	0	0	0	0	9	11	0.00	0.000																					
<b>Batter</b>	<b>1</b>	<b>2</b>	<b>3</b>	<b>4</b>	<b>5</b>	<b>6</b>	<b>7</b>	<b>8</b>	<b>9</b>	<b>AB</b>	<b>R</b>	<b>H</b>	<b>RBI</b>	<b>BB</b>	<b>SO</b>	<b>LOB</b>	<b>BOTTOM</b>																					
19 Tommy Edman, S OBP: 0.320, SLG: 0.406	G4-3									5	1	2	1	0	0	1																						
27 Tyler O'Neill, R OBP: 0.307, SLG: 0.396										4	2	1	1	1	1	1																						
46 Paul Goldschmidt, R OBP: 0.419, SLG: 0.618										4	2	2	2	1	0	0																						
28 Nolan Arenado, R OBP: 0.368, SLG: 0.565										3	1	1	0	1	0	2																						
5 Albert Pujols, R OBP: 0.346, SLG: 0.511										3	0	1	0	1	0	2																						
3 Dylan Carlson, S OBP: 0.316, SLG: 0.387										3	1	0	0	1	2	3																						
4 Yadier Molina, R OBP: 0.234, SLG: 0.274										4	1	2	3	0	1	1																						
11 Paul DeJong, R OBP: 0.258, SLG: 0.315										2	0	0	0	2	2	1																						
26 Ben DeLuizio, R										1	0	0	0	0	1	1																						
21 Lars Nootbaar, L OBP: 0.355, SLG: 0.474										2	0	0	1	0	1	2																						
<b>Inning Stats</b>	R: 2 E: 0 K: 0 S: 18	H: 1 LOB: 0 BB: 1 P: 24	R: 0 E: 0 K: 3 S: 13	H: 1 LOB: 1 BB: 0 P: 18	R: 6 E: 0 K: 0 S: 20	H: 4 LOB: 1 BB: 3 P: 38	R: 0 E: 0 K: 1 S: 11	H: 2 LOB: 2 BB: 0 P: 18	R: 0 E: 0 K: 2 S: 7	H: 0 LOB: 0 BB: 0 P: 9	R: 0 E: 0 K: 0 S: 12	H: 1 LOB: 1 BB: 1 P: 23	R: 0 E: 0 K: 1 S: 12	H: 0 LOB: 2 BB: 2 P: 22	R: 0 E: 0 K: 1 S: 8	H: 0 LOB: 0 BB: 0 P: 10	1B: 4 2B: 2 3B: 0 HR: 3	SF: 1 SAC: 0 DP: 1 HBP: 0	WP: 0 PB: 0 SB: 3 CS: 0	PA: 39																		
<b>PITCHER</b>	IP	WLS	BF	H	R	ER	SO	BB	IBB	HBP	BLK	WP	HR	S	P	ERA	WHIP	<b>PITCHER</b>	IP	WLS	BF	H	R	ER	SO	BB	IBB	HBP	BLK	WP	HR	S	P	ERA	WHIP			
11 Drew Smyly, L ERA: 3.84	2.1	L	15	5	7	7	3	3	0	0	0	0	0	9	16	13.50	3.000																					
56 Jeremiah Estrada, R ERA: 5.4	0.2		4	1	1	1	0	1	0	0	0	0	0	9	16	13.50	3.000																					
62 Mark Leiter Jr., R ERA: 4.08	1.0		5	2	0	0	1	0	0	0	0	0	0	11	18	0.00	2.000																					
50 Rowan Wick, R ERA: 4.47	1.0		3	0	0	0	2	0	0	0	0	0	0	7	9	0.00	0.000																					
46 Erich Uelmen, R ERA: 4.82	1.0		4	1	0	0	0	1	0	0	0	0	0	12	23	0.00	2.000																					

Chicago Cubs @ St. Louis Cardinals  
 Busch Stadium, St. Louis, MO  
 Sat Sep 03 2022, 6:18 PM - 9:19 PM CDT  
 Att: 47,816 - Cloudy - 77 F

AB	33
R	4
H	10
RBI	4
BB	3
SO	4
LOB	16



Chicago Cubs @ St. Louis Cardinals  
 Busch Stadium, St. Louis, MO  
 Sat Sep 03 2022, 6:18 PM - 9:19 PM CDT  
 Att: 47,816 - Cloudy - 77 F

AB	31
R	8
H	9
RBI	8
BB	7
SO	8
LOB	14





Batter	1	2	3	4	5	6	7	8	9	AB	R	H	RBI	BB	SO	LOB	TOP					
6 Zach McKinstry, L (1,4) OBP: 0.245, SLG: 0.291 13 David Bote, R (9,FR) OBP: 0.317, SLG: 0.364	F7		G1-3			L7			G1-6-3	3	0	0	0	1	0	1						
27 Seiya Suzuki, R (1,9) OBP: 0.332, SLG: 0.417	G1-3			G6-3		G5-3			G1-6-3	4	0	0	0	0	0	2						
32 Franmil Reyes, R (1,10) OBP: 0.272, SLG: 0.393					G5-6-3		P4			2	0	1	0	1	0	0						
8 Ian Happ, S (1,7) OBP: 0.350, SLG: 0.455	G3-1			G5-6-3			F7			3	0	0	0	0	0	2						
2 Nico Hoerner, R (1,6) OBP: 0.327, SLG: 0.396		F9			F9			G3		3	0	0	0	0	0	0						
66 Rafael Ortega, L (1,8) OBP: 0.325, SLG: 0.346		G5-3			K			F9		3	0	0	0	0	1	0						
48 P.J. Higgins, R (1,2) OBP: 0.283, SLG: 0.395			G6-3		K			G1		3	0	0	0	0	1	0						
36 Alfonso Rivas III, L (1,3) OBP: 0.320, SLG: 0.321			G6-3		K			G4-3		3	0	0	0	0	1	0						
5 Christopher Morel, R (1,5) OBP: 0.309, SLG: 0.442			F7					K		3	0	1	0	0	1	0						
<b>Inning Stats</b>	R: 0 E: 0 K: 0 S: 8	H: 1 LOB: 1 BB: 0 P: 12	R: 0 E: 0 K: 0 S: 6	H: 0 LOB: 0 BB: 0 P: 9	R: 0 E: 0 K: 0 S: 9	H: 0 LOB: 0 BB: 0 P: 13	R: 0 E: 0 K: 0 S: 13	H: 0 LOB: 0 BB: 1 P: 19	R: 0 E: 0 K: 2 S: 8	H: 0 LOB: 0 BB: 0 P: 10	R: 0 E: 0 K: 1 S: 12	H: 1 LOB: 1 BB: 0 P: 16	R: 0 E: 0 K: 0 S: 5	H: 0 LOB: 0 BB: 0 P: 6	R: 0 E: 0 K: 0 S: 7	H: 0 LOB: 0 BB: 0 P: 12	R: 0 E: 0 K: 1 S: 6	H: 0 LOB: 1 BB: 1 P: 12	1B: 1 2B: 1 3B: 0 HR: 0	SF: 0 SAC: 0 DP: 2 HBP: 0	WP: 0 PB: 0 SB: 0 CS: 0	PA: 29
<b>PITCHER</b>	IP	WLS	BF	H	R	ER	SO	BB	IBB	HBP	BLK	WP	HR	S	P	ERA	WHIP					
39 Miles Mikolas, R (1,1) ERA: 3.32	8.0	W	26	2	0	0	3	1	0	0	0	0	0	68	97	0.00	0.375					
56 Ryan Helsley, R (9,1) ERA: 0.99	1.0	S	3	0	0	0	1	1	0	0	0	0	0	6	12	0.00	1.000					

Chicago Cubs @ St. Louis Cardinals  
 Busch Stadium, St. Louis, MO  
 Sun Sep 04 2022, 2:44 PM - 5:06 PM CDT  
 Att: 46,642 - Cloudy - 73 F

AB 27  
 R 0  
 H 2  
 RBI 0  
 BB 2  
 SO 4  
 LOB 5



Batter	1	2	3	4	5	6	7	8	9	AB	R	H	RBI	BB	SO	LOB	BOTTOM					
21 Lars Nootbaar, L (1,9) OBP: 0.351, SLG: 0.467 5 Albert Pujols, R (8,PH) OBP: 0.348, SLG: 0.526 26 Ben DeLuizio, R (9,8)	P5		K		F8			HR		3	0	0	0	0	1	1						
33 Brendan Donovan, L (1,10) OBP: 0.391, SLG: 0.365	G6-3		G4-3		L7			F7		4	0	0	0	0	1	0						
46 Paul Goldschmidt, R (1,3) OBP: 0.417, SLG: 0.617			K		G5-3			F8		4	0	1	0	0	1	1						
28 Nolan Arenado, R (1,5) OBP: 0.366, SLG: 0.561	F6			P4		L8				3	0	0	0	0	1	0						
25 Corey Dickerson, L (1,7) ERA: 3.73 3 Dylan Carlson, S (9,9) OBP: 0.316, SLG: 0.387		G5-3-2					P6			3	0	2	0	0	0	0						
27 Tyler O'Neill, R (9,7) OBP: 0.305, SLG: 0.392	F7				K		G1-3			3	0	0	0	0	1	2						
16 Nolan Gorman, L (1,4) OBP: 0.307, SLG: 0.427		G5-3-2			K		G1-3			3	0	1	0	0	1	1						
7 Andrew Knizner, R (1,2) OBP: 0.325, SLG: 0.295		G5-3-2			K			G6-3		3	0	0	0	0	1	2						
19 Tommy Edman, S (1,6) OBP: 0.322, SLG: 0.409					G1-3			HR		3	1	2	0	0	0	0						
<b>Inning Stats</b>	R: 0 E: 0 K: 0 S: 8	H: 2 LOB: 1 BB: 0 P: 17	R: 0 E: 0 K: 0 S: 11	H: 1 LOB: 1 BB: 0 P: 15	R: 0 E: 0 K: 2 S: 10	H: 1 LOB: 1 BB: 0 P: 16	R: 0 E: 0 K: 1 S: 10	H: 0 LOB: 0 BB: 0 P: 14	R: 0 E: 0 K: 0 S: 10	H: 0 LOB: 0 BB: 0 P: 17	R: 0 E: 0 K: 0 S: 5	H: 0 LOB: 0 BB: 0 P: 9	R: 2 E: 0 K: 0 S: 11	H: 2 LOB: 0 BB: 0 P: 16	R: 2 E: 0 K: 0 S: 11	H: 2 LOB: 0 BB: 0 P: 16	1B: 3 2B: 4 3B: 0 HR: 1	SF: 0 SAC: 0 DP: 1 HBP: 0	WP: 0 PB: 0 SB: 0 CS: 0	PA: 30		
<b>PITCHER</b>	IP	WLS	BF	H	R	ER	SO	BB	IBB	HBP	BLK	WP	HR	S	P	ERA	WHIP					
0 Marcus Stroman, R (1,1) ERA: 3.73	7.0	L	25	2	2	2	0	0	0	0	0	0	1	10	14	27.00	3.000					
47 Brandon Hughes, L (8,1) ERA: 3.3	0.2	L	4	2	2	2	0	0	0	0	0	0	0	1	2	0.00	0.000					
39 Manuel Rodriguez, R (8,1) ERA: 1.8	0.1		1	0	0	0	0	0	0	0	0	0	0	1	2	0.00	0.000					

Chicago Cubs @ St. Louis Cardinals  
 Busch Stadium, St. Louis, MO  
 Sun Sep 04 2022, 2:44 PM - 5:06 PM CDT  
 Att: 46,642 - Cloudy - 73 F

AB 30  
 R 2  
 H 7  
 RBI 2  
 BB 0  
 SO 5  
 LOB 9





Batter	1	2	3	4	5	6	7	8	9	AB	R	H	RBI	BB	SO	LOB	TOP			
6 Jonathan India, R OBP: 0.334, SLG: 0.408										3	1	0	0	1	2	0	<b>Cincinnati Reds @ Chicago Cubs</b> Wrigley Field, Chicago, IL Tue Sep 06 2022, 6:41 PM - 9:48 PM CDT Att: 27,600 - Clear - 71 F			
3 Albert Almora Jr., R OBP: 0.292, SLG: 0.349										3	1	0	0	1	1					
17 Kyle Farmer, R OBP: 0.326, SLG: 0.383										4	1	2	3	0	0	1				
7 Donovan Solano, R OBP: 0.355, SLG: 0.404										4	0	0	0	0	1	1				
12 Spencer Steer, R OBP: 0.438, SLG: 0.667										3	0	1	0	1	0	0				
44 Aristides Aquino, R OBP: 0.236, SLG: 0.305										4	0	1	0	0	2	2				
57 Stuart Fairchild, R OBP: 0.299, SLG: 0.429										2	0	0	0	0	2	2				
27 Jake Fraley, L OBP: 0.329, SLG: 0.461										2	0	0	0	0	2	2				
2 Jose Barrero, R OBP: 0.190, SLG: 0.228										4	0	0	0	0	3	2				
28 Austin Romine, R OBP: 0.181, SLG: 0.272										3	0	0	0	0	1	0				
<b>Inning Stats</b>	R: 2 H: 1 E: 0 K: 2 S: 17	LOB: 2 BB: 2 P: 30	R: 0 H: 0 E: 0 K: 2 S: 9	H: 0 LOB: 0 BB: 0 P: 13	R: 1 H: 1 E: 0 K: 0 S: 7	LOB: 0 BB: 0 P: 11	R: 0 H: 0 E: 0 K: 2 S: 9	H: 0 LOB: 0 BB: 0 P: 15	R: 0 H: 0 E: 0 K: 1 S: 6	LOB: 1 BB: 1 P: 14	R: 0 H: 0 E: 0 K: 2 S: 8	H: 0 LOB: 0 BB: 0 P: 12	R: 0 H: 0 E: 0 K: 1 S: 6	H: 2 LOB: 2 BB: 0 P: 21	R: 0 H: 2 E: 0 K: 2 S: 14	LOB: 2 BB: 0 P: 21	1B: 1 2B: 1 3B: 1 HR: 1	SF: 0 SAC: 0 DP: 0 HBP: 0	WP: 0 PB: 0 SB: 0 CS: 0	PA: 35
<b>PITCHER</b>	IP WLS BF H R ER SO BB IBB HBP BLK WP HR S P ERA WHIP																			
20 Wade Miley, L ERA: 3.13	4.0	17	2	3	2	6	2	0	0	0	0	0	0	1	42	69	4.50	1.000		
19 Hayden Wesneski, R ERA:	5.0	W 18	2	0	0	8	1	0	0	0	0	0	0	0	43	61	0.00	0.600		

AB	32
R	3
H	4
RBI	3
BB	3
SO	14
LOB	11



Batter	1	2	3	4	5	6	7	8	9	AB	R	H	RBI	BB	SO	LOB	BOTTOM			
1 Nick Madrigal, R OBP: 0.317, SLG: 0.294										4	0	2	2	1	0	1	<b>Cincinnati Reds @ Chicago Cubs</b> Wrigley Field, Chicago, IL Tue Sep 06 2022, 6:41 PM - 9:48 PM CDT Att: 27,600 - Clear - 71 F			
27 Seiya Suzuki, R OBP: 0.336, SLG: 0.425										3	1	1	3	2	1	1				
8 Ian Happ, S OBP: 0.350, SLG: 0.459										4	1	1	1	1	2	7				
32 Franmil Reyes, R OBP: 0.273, SLG: 0.391										4	1	1	0	1	1	1				
2 Nico Hoerner, R OBP: 0.333, SLG: 0.403										3	3	2	0	1	0	1				
66 Rafael Ortega, L OBP: 0.326, SLG: 0.343										2	1	0	1	2	1	2				
7 Yan Gomes, R OBP: 0.247, SLG: 0.336										4	0	0	0	0	0	4				
36 Alfonso Rivas III, L OBP: 0.320, SLG: 0.325										1	1	1	0	1	0	0				
48 P.J. Higgins, R OBP: 0.268, SLG: 0.392										1	1	0	0	1	0	2				
5 Christopher Morel, R OBP: 0.313, SLG: 0.442										2	0	1	2	1	0	0				
<b>Inning Stats</b>	R: 1 H: 1 E: 0 K: 0 S: 11	H: 1 LOB: 1 BB: 1 P: 19	R: 0 H: 1 E: 0 K: 0 S: 9	H: 1 LOB: 0 BB: 0 P: 15	R: 0 H: 1 E: 0 K: 1 S: 15	H: 1 LOB: 0 BB: 0 P: 22	R: 0 H: 0 E: 0 K: 0 S: 3	H: 0 LOB: 2 BB: 2 P: 12	R: 2 H: 1 E: 0 K: 0 S: 11	H: 1 LOB: 1 BB: 2 P: 21	R: 2 H: 2 E: 0 K: 1 S: 23	H: 2 LOB: 3 BB: 3 P: 42	R: 3 H: 2 E: 0 K: 2 S: 18	H: 2 LOB: 3 BB: 3 P: 38	R: 1 H: 1 E: 0 K: 0 S: 14	H: 1 LOB: 0 BB: 0 P: 21	1B: 5 2B: 1 3B: 1 HR: 2	SF: 1 SAC: 2 DP: 1 HBP: 1	WP: 0 PB: 0 SB: 2 CS: 0	PA: 43
<b>PITCHER</b>	IP WLS BF H R ER SO BB IBB HBP BLK WP HR S P ERA WHIP																			
38 Justin Dunn, R ERA: 4.82	(1, 1)	4.2	21	4	3	3	1	0	0	0	0	0	0	2	45	81	5.79	1.714		
79 Ian Gibaut, R ERA: 4.5	(5, 1)	0.1	L 3	1	1	1	0	1	0	0	0	0	0	0	10	16	27.00	6.000		
52 Reiver Sanmartin, L ERA: 7.04	(6, 1)	0.2	3	0	0	0	0	1	0	0	0	0	0	7	15	0.00	1.500			
63 Fernando Cruz, R ERA: 3.86	(6, 1)	0.1	4	1	1	1	1	2	0	0	0	0	0	10	19	27.00	9.000			
77 Art Warren, R ERA: 6.5	(7, 1)	0.2	8	2	3	3	1	3	0	1	0	0	0	15	33	40.50	7.500			





Batter	1	2	3	4	5	6	7	8	9	AB	R	H	RBI	BB	SO	LOB	TOP							
29 TJ Friedl, L OBP: 0.329, SLG: 0.490	G3		1B			K	G3-1		3B	5	0	2	0	0	1	0								
6 Jonathan India, R OBP: 0.332, SLG: 0.405	G5-3		F7			1B	P3		F7	5	1	1	0	0	0	2								
17 Kyle Farmer, R OBP: 0.326, SLG: 0.382	G6-3				K	1B	K			4	1	1	0	0	2	0								
27 Jake Fraley, L OBP: 0.333, SLG: 0.479		G1-3			HR	1B		L6		3	2	1	1	1	0	0								
12 Spencer Steer, R OBP: 0.400, SLG: 0.563		K			K	1B	E5		K	4	1	1	1	0	3	0								
7 Donovan Solano, R OBP: 0.353, SLG: 0.401					G3-1	1B	1B		G6-3	4	0	1	1	0	1	0								
44 Aristides Aquino, R OBP: 0.237, SLG: 0.346			HR			P2	1B		HR	4	2	3	3	0	0	0								
2 Jose Barrero, R OBP: 0.193, SLG: 0.221			BB			K	FC4		K	3	0	0	0	1	2	2								
73 Chuckie Robinson, R OBP: 0.115, SLG: 0.231			L9			G1-3	K		G3-1	4	0	0	0	0	1	3								
<b>Inning Stats</b>	R: 0 E: 0 K: 0 S: 9	H: 0 LOB: 0 BB: 0 P: 13	R: 0 E: 0 K: 2 S: 10	H: 0 LOB: 0 BB: 0 P: 14	R: 1 E: 0 K: 0 S: 14	H: 2 LOB: 1 BB: 1 P: 24	R: 1 E: 0 K: 2 S: 10	H: 1 LOB: 0 BB: 0 P: 15	R: 0 E: 0 K: 1 S: 9	H: 0 LOB: 0 BB: 0 P: 12	R: 4 E: 1 K: 2 S: 19	H: 5 LOB: 2 BB: 1 P: 34	R: 0 E: 0 K: 1 S: 11	H: 0 LOB: 0 BB: 0 P: 13	R: 0 E: 0 K: 1 S: 10	H: 0 LOB: 0 BB: 0 P: 16	R: 1 E: 0 K: 1 S: 14	H: 2 LOB: 1 BB: 0 P: 23	1B: 6 2B: 0 3B: 1 HR: 3	SF: 0 SAC: 0 DP: 0 HBP: 0	WP: 0 PB: 0 SB: 0 CS: 1	PA: 38		
<b>PITCHER</b>	IP	WLS	BF	H	R	ER	SO	BB	IBB	HBP	BLK	WP	HR	S	P	ERA	WHIP							
72 Javier Assad, R ERA: 2.93	5.1	L	21	5	4	4	6	1	0	0	0	0	2	59	89	6.75	1.125							
46 Erich Uelmen, R ERA: 5.79	0.0		3	2	1	1	0	1	0	0	0	0	0	4	11	∞	∞							
59 Michael Rucker, R ERA: 4.3	1.2		6	1	1	1	2	0	0	0	0	0	0	19	25	5.40	0.600							
15 Sean Newcomb, L ERA: 9.85	1.0		3	0	0	0	1	0	0	0	0	0	0	10	16	0.00	0.000							
56 Jeremiah Estrada, R ERA: 6.75	1.0		5	2	1	1	1	0	0	0	0	0	1	14	23	9.00	2.000							

Cincinnati Reds @ Chicago Cubs  
Wrigley Field, Chicago, IL  
Wed Sep 07 2022, 6:42 PM - 9:35 PM CDT  
Att: 27,945 - Clear - 71 F

AB	36
R	7
H	10
RBI	6
BB	2
SO	10
LOB	7



Batter	1	2	3	4	5	6	7	8	9	AB	R	H	RBI	BB	SO	LOB	BOTTOM							
1 Nick Madrigal, R OBP: 0.309, SLG: 0.286	G6-3	G1-4-3			G6-3				G6-3	5	0	0	0	0	1	4								
27 Seiya Suzuki, R OBP: 0.335, SLG: 0.423	1B		F7		G5-3				K	4	0	1	0	0	1	1								
8 Ian Happ, S OBP: 0.347, SLG: 0.456	K		L9		G6-3				G4-3	4	0	0	0	0	1	2								
32 Franmil Reyes, R OBP: 0.276, SLG: 0.392	1B		K			1B			K	4	0	2	0	0	2	0								
2 Nico Hoerner, R OBP: 0.332, SLG: 0.401	F9				1B	G6-4-3			F9	4	0	1	0	0	0	3								
4 Nelson Velazquez, R OBP: 0.268, SLG: 0.379	1B		1B		G5-4-3	BB			K	3	1	1	0	1	1	1								
7 Yan Gomes, R OBP: 0.259, SLG: 0.348	1B		1B		1B				1B	4	0	4	0	0	0	0								
48 P.J. Higgins, R OBP: 0.291, SLG: 0.395	1B		1B		1B				K	4	0	2	1	0	1	3								
5 Christopher Morel, R OBP: 0.312, SLG: 0.443	K				FC6-4				K	4	0	1	0	0	2	5								
<b>Inning Stats</b>	R: 0 E: 0 K: 1 S: 10	H: 2 LOB: 2 BB: 0 P: 13	R: 1 E: 0 K: 1 S: 12	H: 3 LOB: 1 BB: 0 P: 16	R: 0 E: 0 K: 1 S: 8	H: 0 LOB: 0 BB: 0 P: 13	R: 0 E: 0 K: 0 S: 11	H: 3 LOB: 2 BB: 0 P: 17	R: 0 E: 0 K: 0 S: 8	H: 0 LOB: 0 BB: 0 P: 10	R: 0 E: 0 K: 0 S: 10	H: 2 LOB: 2 BB: 1 P: 17	R: 0 E: 0 K: 2 S: 10	H: 1 LOB: 1 BB: 0 P: 14	R: 0 E: 0 K: 2 S: 8	H: 0 LOB: 0 BB: 0 P: 13	R: 0 E: 0 K: 2 S: 13	H: 1 LOB: 1 BB: 0 P: 15	1B: 11 2B: 1 3B: 0 HR: 0	SF: 0 SAC: 0 DP: 3 HBP: 0	WP: 0 PB: 0 SB: 0 CS: 0	PA: 37		
<b>PITCHER</b>	IP	WLS	BF	H	R	ER	SO	BB	IBB	HBP	BLK	WP	HR	S	P	ERA	WHIP							
31 Mike Minor, L ERA: 5.7	5.2	W	25	10	1	1	3	0	0	0	0	0	0	12	17	0.00	0.750							
58 Derek Law, R ERA: 1.09	1.1		5	1	0	0	2	0	0	0	0	0	0	21	28	0.00	0.500							
66 Joel Kuhnel, R ERA: 5.55	2.0		7	1	0	0	4	0	0	0	0	0	0	21	28	0.00	0.500							

Cincinnati Reds @ Chicago Cubs  
Wrigley Field, Chicago, IL  
Wed Sep 07 2022, 6:42 PM - 9:35 PM CDT  
Att: 27,945 - Clear - 71 F

AB	36
R	1
H	12
RBI	1
BB	1
SO	9
LOB	19



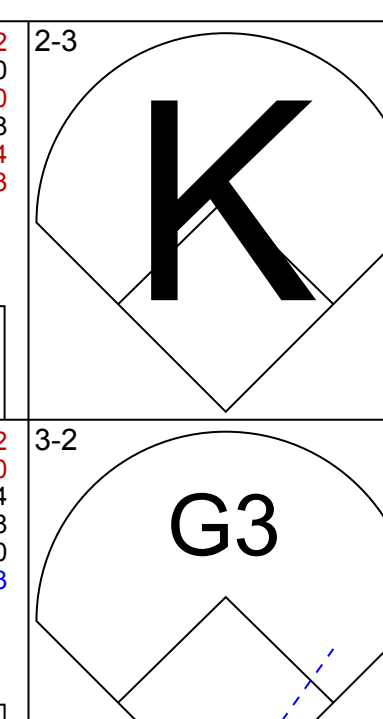
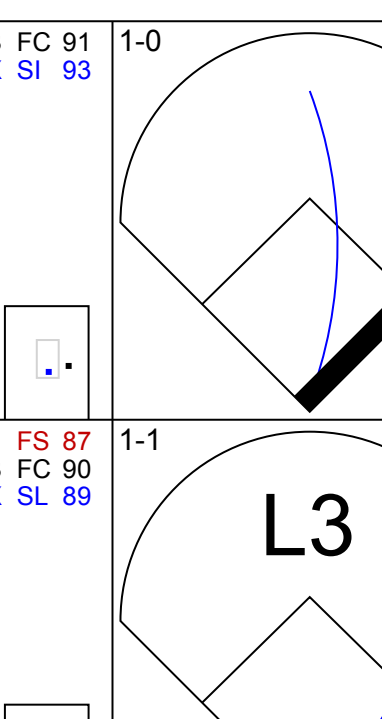
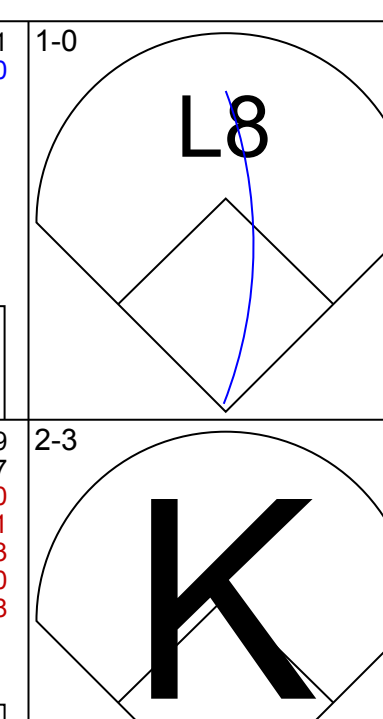
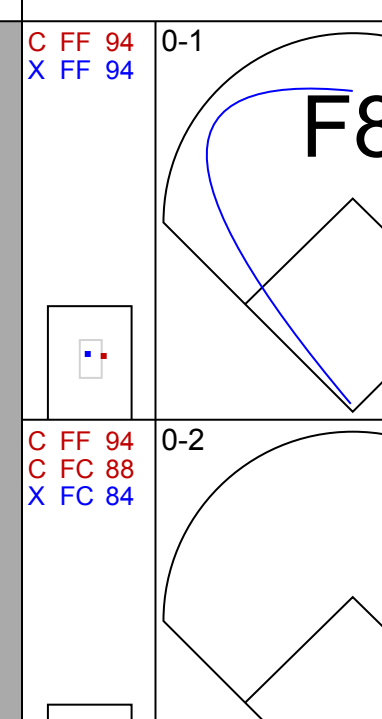
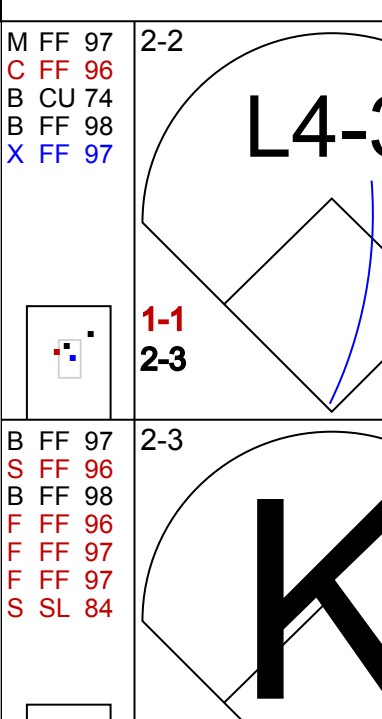
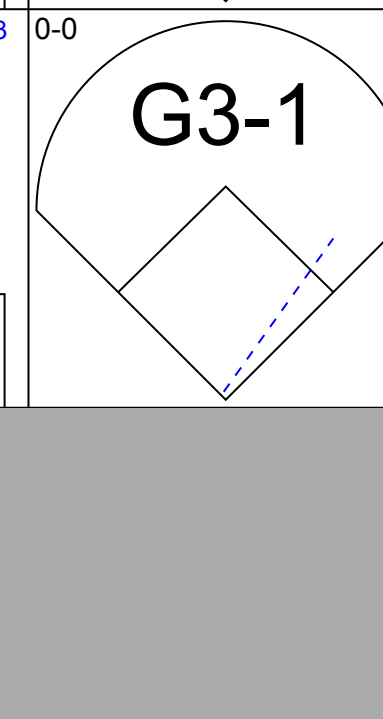
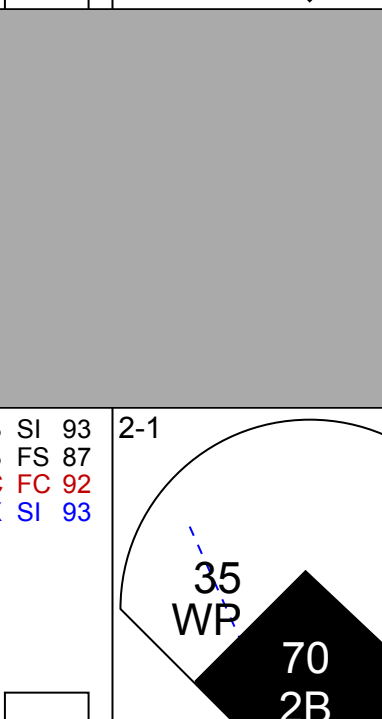

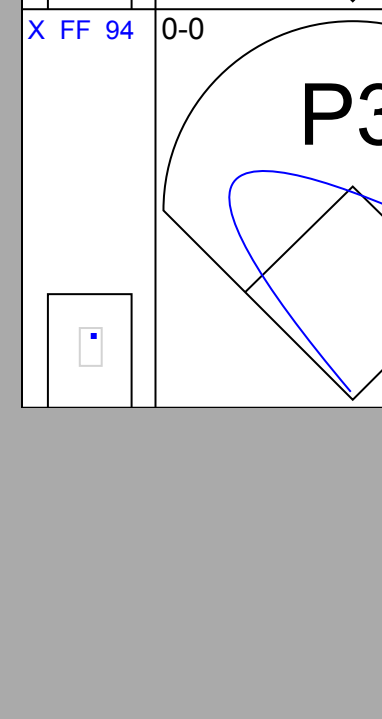


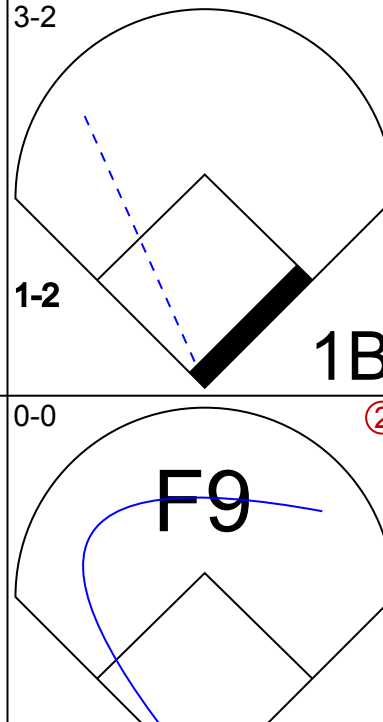
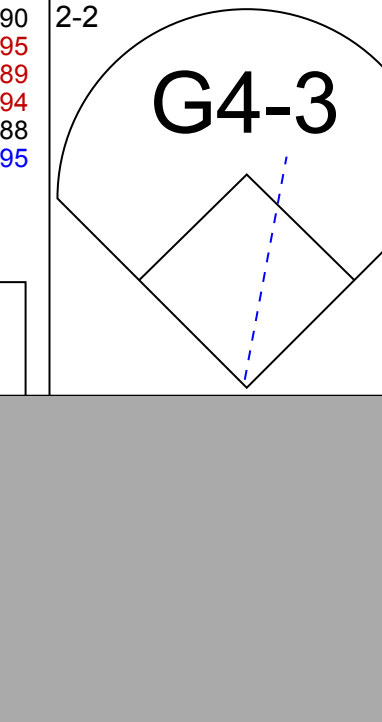
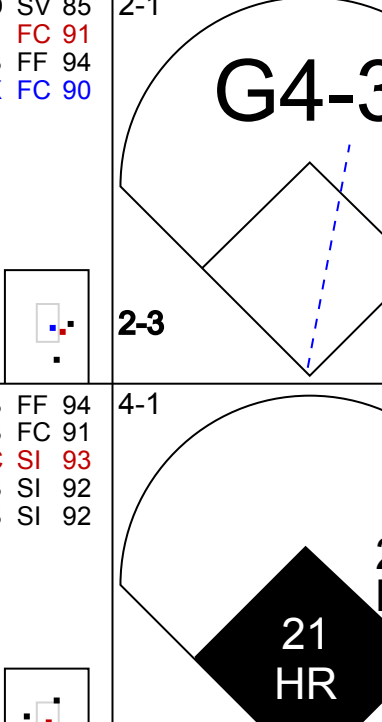
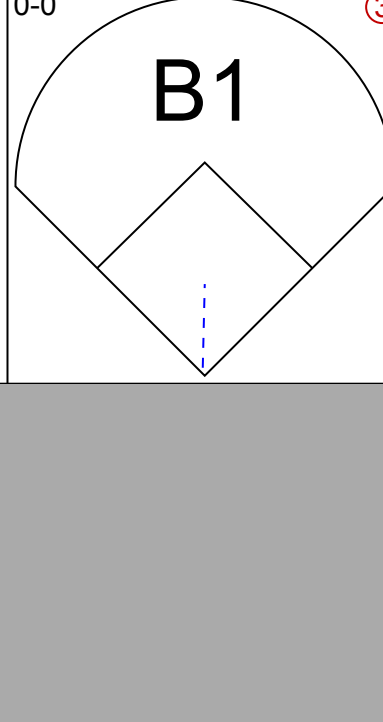

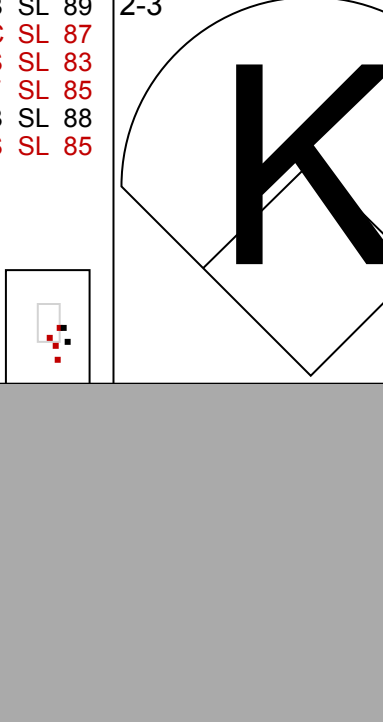
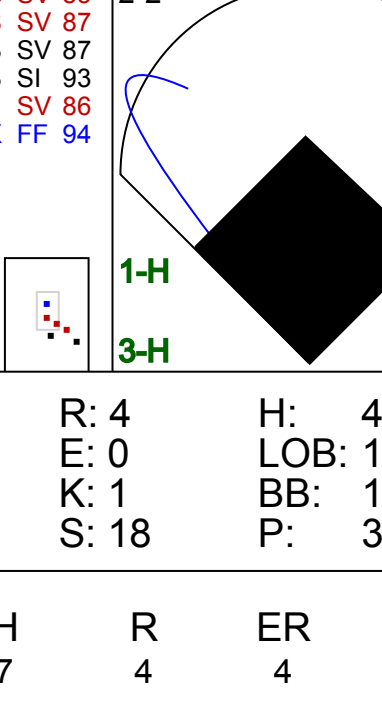
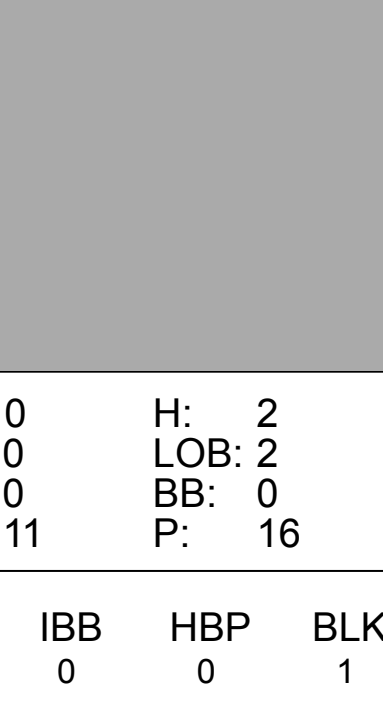

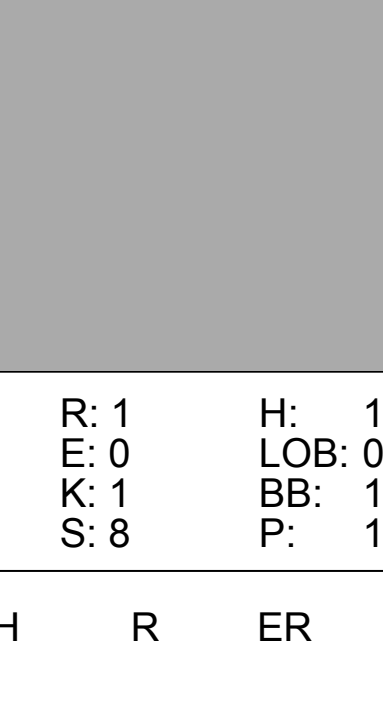
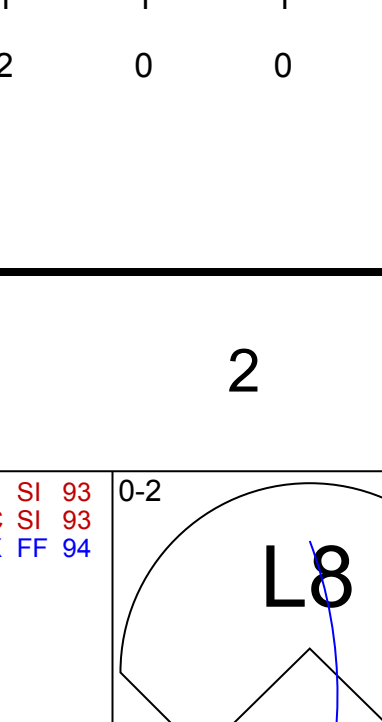
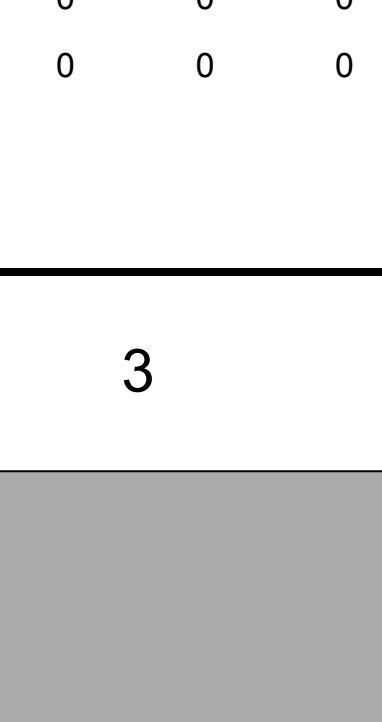
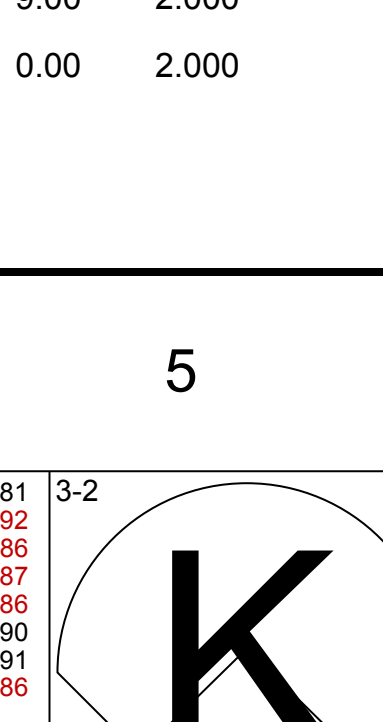
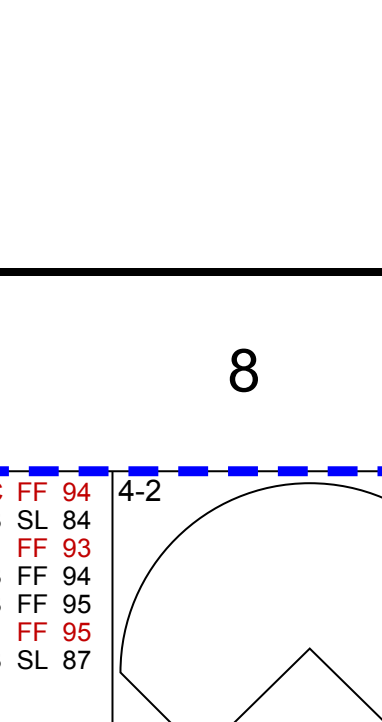

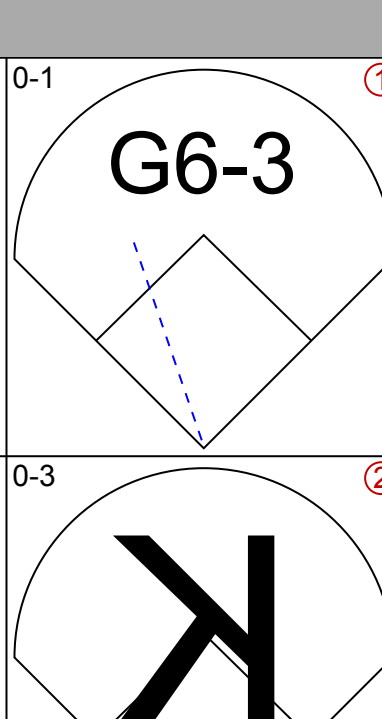

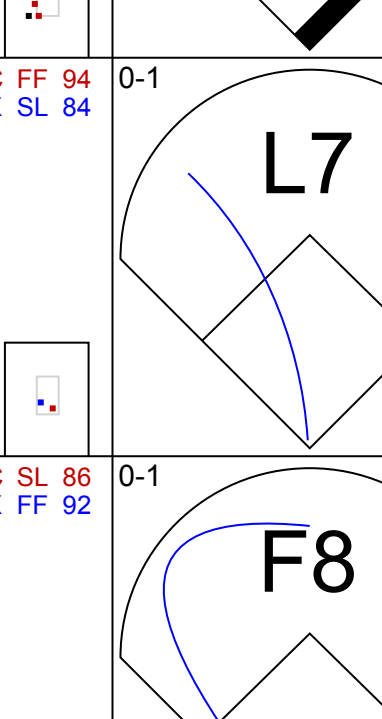

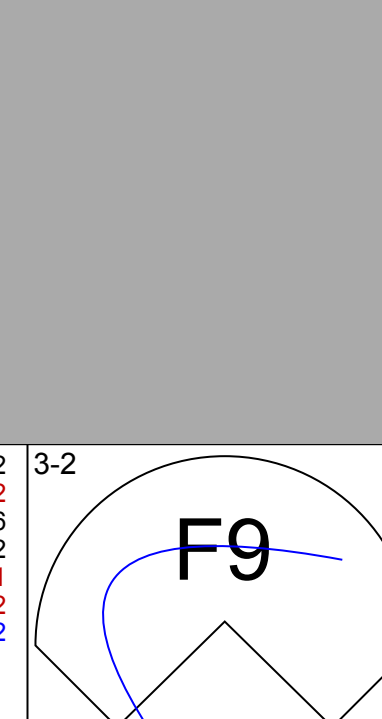
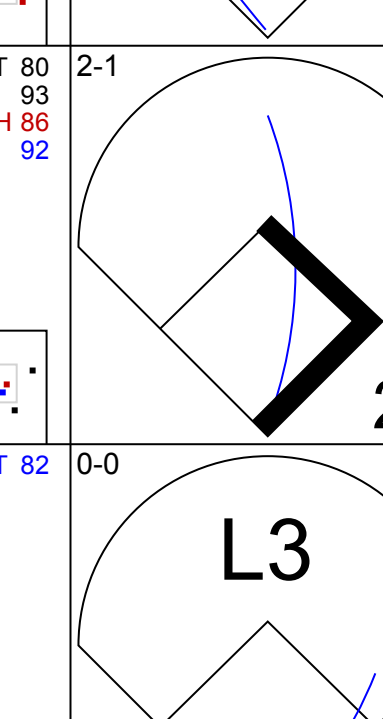
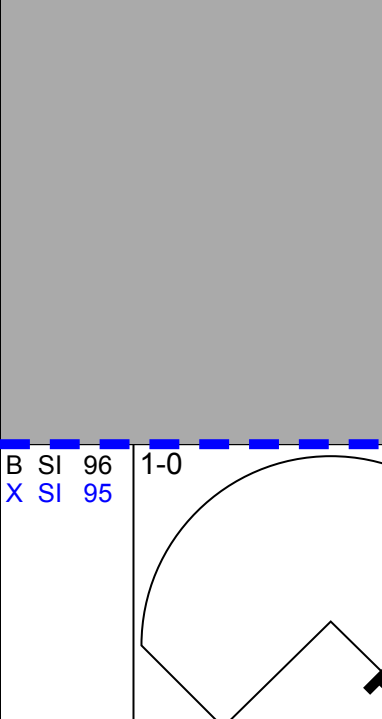
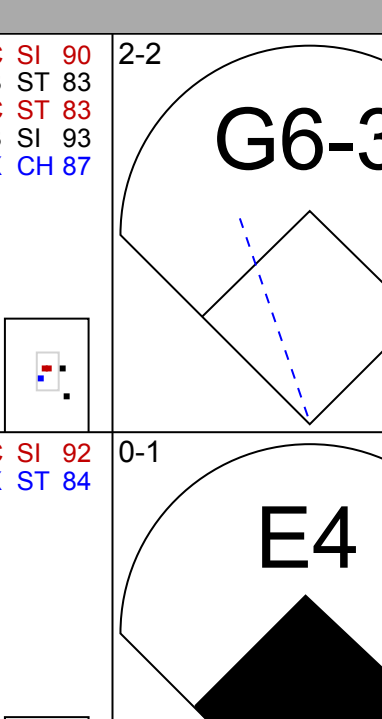
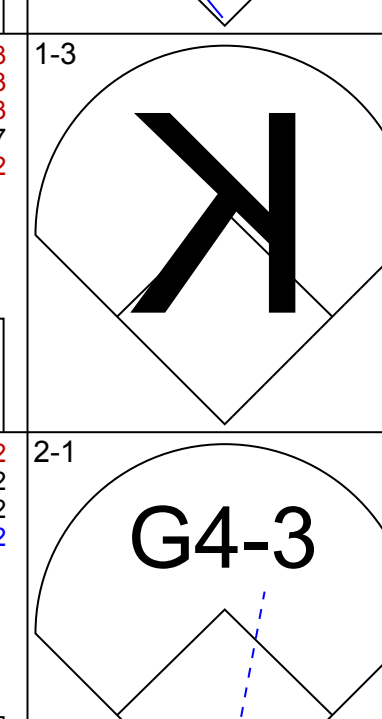
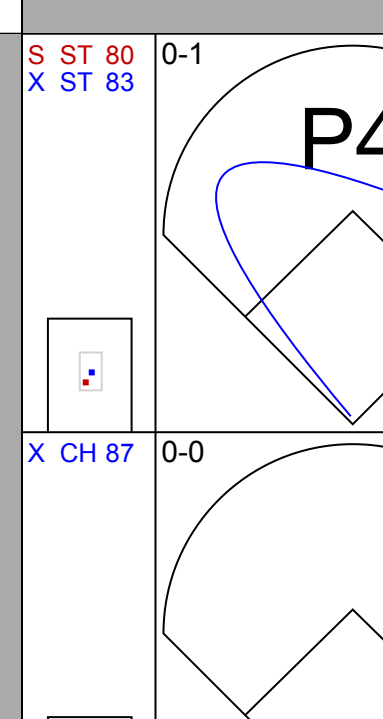
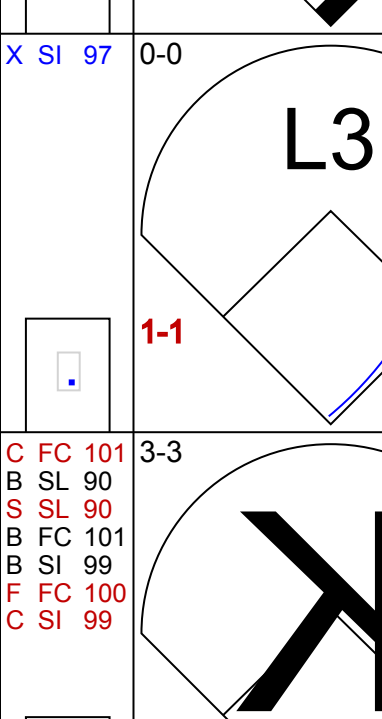








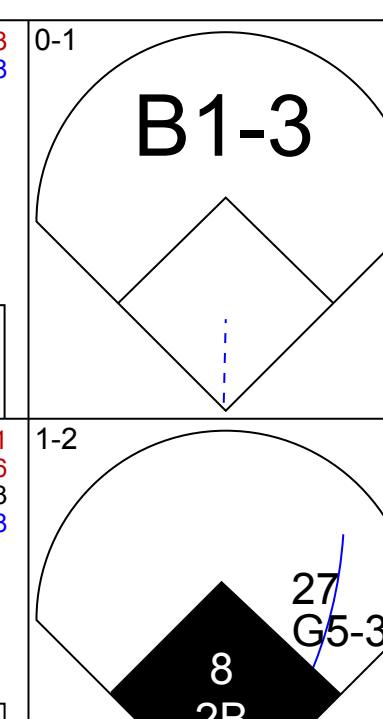
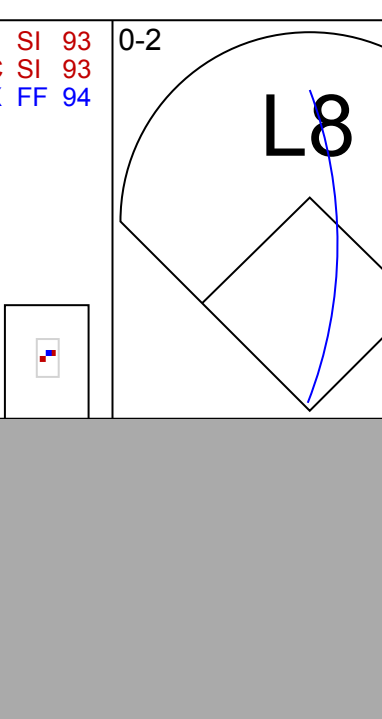
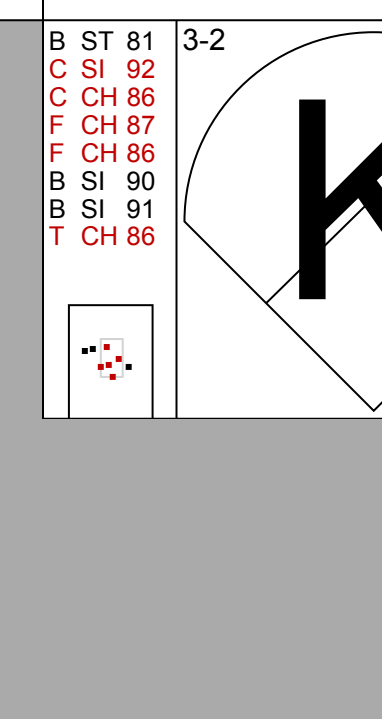
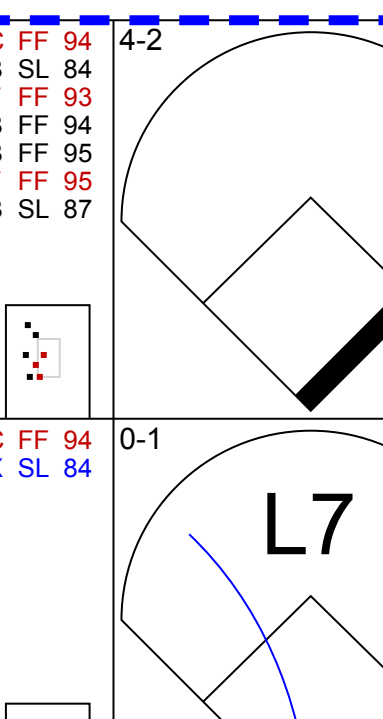
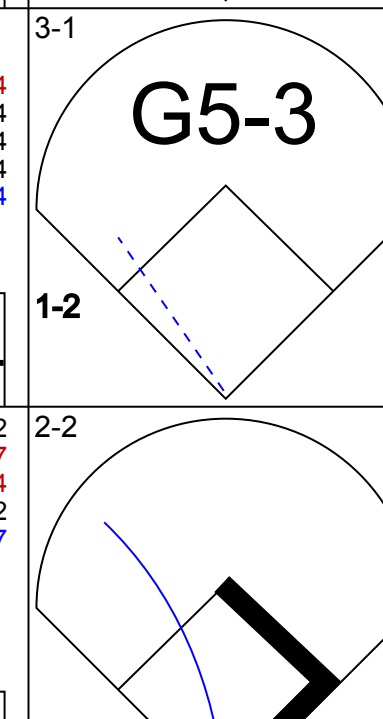
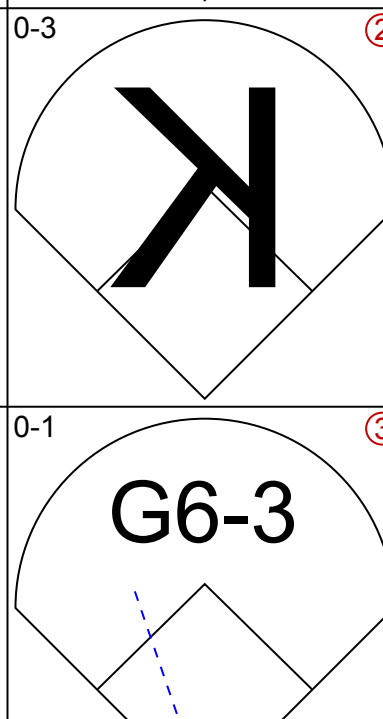
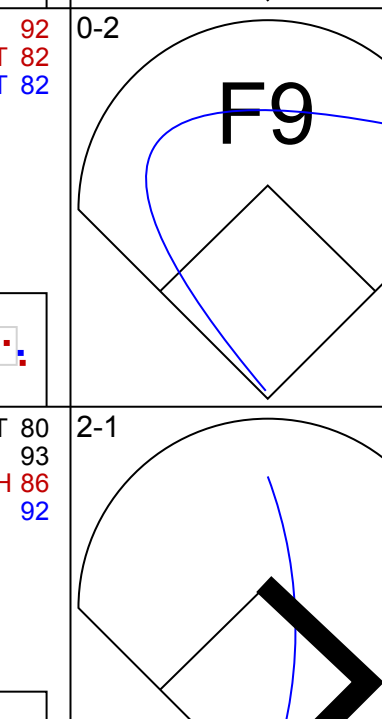
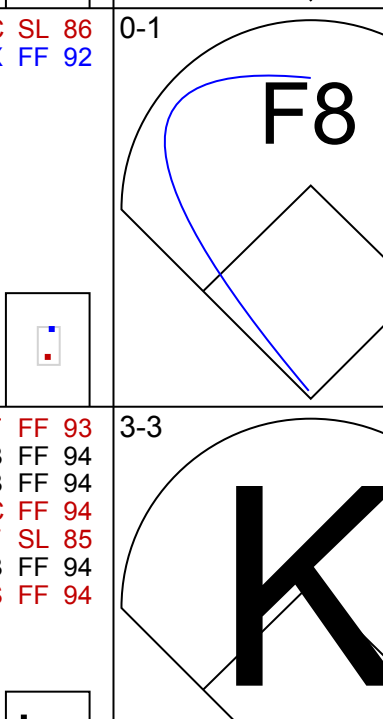
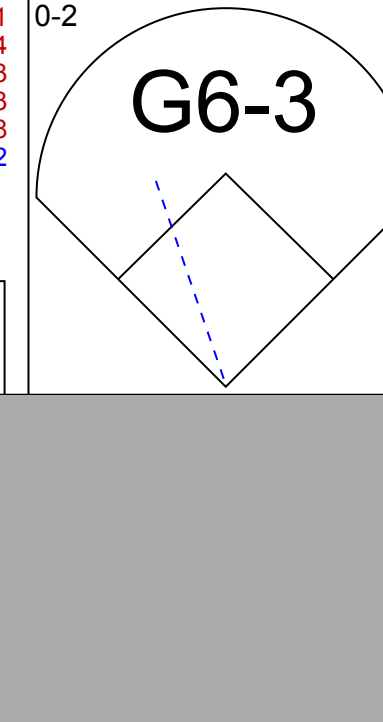

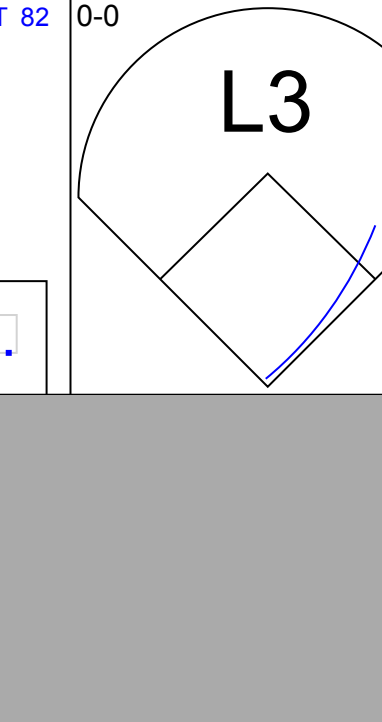







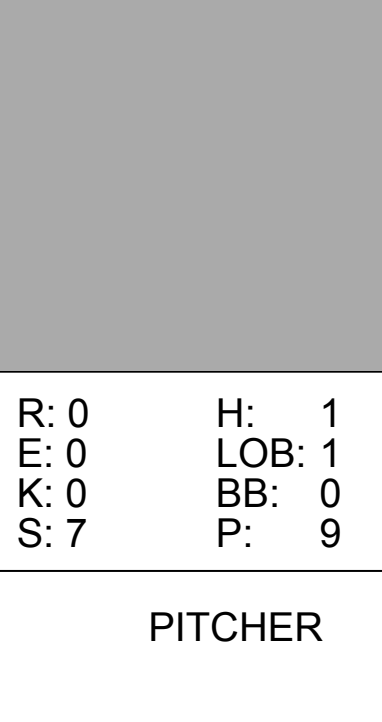
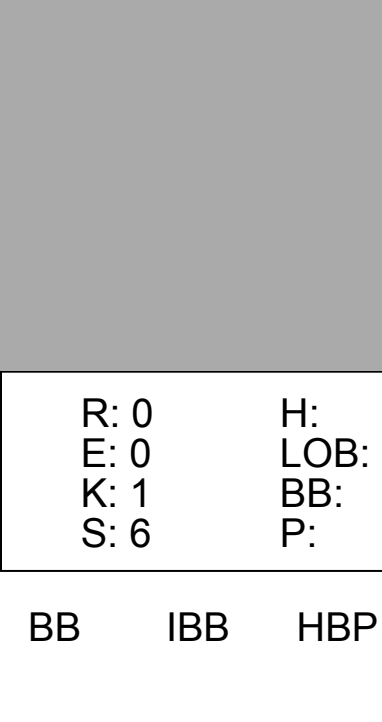






Batter	1	2	3	4	5	6	7	8	9	AB	R	H	RBI	BB	SO	LOB	TOP		
31 LaMonte Wade Jr., L OBP: 0.292, SLG: 0.386										5	0	1	0	0	1	3			
5 Mike Yastrzemski, L OBP: 0.310, SLG: 0.372										5	0	1	0	0	2	3			
7 J.D. Davis, R OBP: 0.330, SLG: 0.388										4	0	0	0	0	1	1			
23 Joc Pederson, L OBP: 0.349, SLG: 0.526 1 Austin Dean, R OBP: 0.240, SLG: 0.250										3	1	2	0	0	1	0			
35 Brandon Crawford, L OBP: 0.305, SLG: 0.346										4	0	1	0	0	1	2			
70 David Villar, R OBP: 0.351, SLG: 0.457										4	2	2	2	0	1	2			
51 Luis González, L OBP: 0.318, SLG: 0.359 29 Lewis Brinson, R OBP: 0.208, SLG: 0.625										2	0	0	0	0	0	3			
8 Tommy La Stella, L OBP: 0.282, SLG: 0.350										3	1	1	0	1	1	0			
21 Joey Bart, R OBP: 0.313, SLG: 0.414										4	1	3	2	0	0	0			
<b>Inning Stats</b>	R: 0 E: 0 K: 1 S: 8	H: 0 LOB: 0 BB: 0 P: 13	R: 4 E: 0 K: 1 S: 18	H: 4 LOB: 1 BB: 1 P: 34	R: 0 E: 0 K: 0 S: 11	H: 2 LOB: 2 BB: 0 P: 16	R: 0 E: 0 K: 2 S: 12	H: 1 LOB: 0 BB: 0 P: 17	R: 0 E: 0 K: 1 S: 7	H: 0 LOB: 0 BB: 0 P: 9	R: 0 E: 0 K: 1 S: 9	H: 1 LOB: 1 BB: 0 P: 10	R: 1 E: 0 K: 1 S: 8	H: 1 LOB: 0 BB: 1 P: 14	R: 0 E: 0 K: 1 S: 14	H: 2 LOB: 1 BB: 0 P: 20	1B: 6 2B: 4 3B: 0 HR: 2	SF: 0 SAC: 0 DP: 2 HBP: 0	WP: 2 PA: 38 PB: 0 SB: 0 CS: 0
<b>PITCHER</b>	IP WLS BF H R ER SO BB IBB HBP BLK WP HR S P ERA WHIP	IP WLS BF H R ER SO BB IBB HBP BLK WP HR S P ERA WHIP	IP WLS BF H R ER SO BB IBB HBP BLK WP HR S P ERA WHIP	IP WLS BF H R ER SO BB IBB HBP BLK WP HR S P ERA WHIP	IP WLS BF H R ER SO BB IBB HBP BLK WP HR S P ERA WHIP	IP WLS BF H R ER SO BB IBB HBP BLK WP HR S P ERA WHIP	IP WLS BF H R ER SO BB IBB HBP BLK WP HR S P ERA WHIP	IP WLS BF H R ER SO BB IBB HBP BLK WP HR S P ERA WHIP	IP WLS BF H R ER SO BB IBB HBP BLK WP HR S P ERA WHIP	IP WLS BF H R ER SO BB IBB HBP BLK WP HR S P ERA WHIP	IP WLS BF H R ER SO BB IBB HBP BLK WP HR S P ERA WHIP	IP WLS BF H R ER SO BB IBB HBP BLK WP HR S P ERA WHIP	IP WLS BF H R ER SO BB IBB HBP BLK WP HR S P ERA WHIP	IP WLS BF H R ER SO BB IBB HBP BLK WP HR S P ERA WHIP	IP WLS BF H R ER SO BB IBB HBP BLK WP HR S P ERA WHIP	IP WLS BF H R ER SO BB IBB HBP BLK WP HR S P ERA WHIP	IP WLS BF H R ER SO BB IBB HBP BLK WP HR S P ERA WHIP	IP WLS BF H R ER SO BB IBB HBP BLK WP HR S P ERA WHIP	

San Francisco Giants @ Chicago Cubs  
Wrigley Field, Chicago, IL  
Sat Sep 10 2022, 1:22 PM - 4:05 PM CDT  
Att: 40,086 - Partly Cloudy - 80 F

AB 36  
R 5  
H 11  
RBI 4  
BB 2  
SO 9  
LOB 14



Batter	1	2	3	4	5	6	7	8	9	AB	R	H	RBI	BB	SO	LOB	BOTTOM				
6 Zach McKinstry, L OBP: 0.233, SLG: 0.266										3	0	0	0	1	1	1					
2 Nico Hoerner, R OBP: 0.335, SLG: 0.416										4	1	1	0	0	0	1					
27 Seiya Suzuki, R OBP: 0.333, SLG: 0.429										4	0	0	0	0	1	2					
8 Ian Happ, S OBP: 0.346, SLG: 0.456										4	0	2	1	0	1	1					
66 Rafael Ortega, L OBP: 0.323, SLG: 0.340										4	0	1	0	0	0	2					
48 P.J. Higgins, R OBP: 0.291, SLG: 0.389										4	0	0	0	0	1	1					
36 Alfonso Rivas III, L OBP: 0.329, SLG: 0.333										4	1	2	0	0	1	0					
13 David Bote, R OBP: 0.294, SLG: 0.333										3	0	1	0	0	1	1					
5 Christopher Morel, R OBP: 0.309, SLG: 0.436										3	0	0	0	0	2	2					
<b>Inning Stats</b>	R: 1 E: 0 K: 0 S: 16	H: 2 LOB: 1 BB: 0 P: 22	R: 1 E: 1 K: 1 S: 13	H: 2 LOB: 1 BB: 0 P: 18	R: 0 E: 0 K: 1 S: 7	H: 0 LOB: 0 BB: 0 P: 7	R: 0 E: 0 K: 1 S: 10	H: 0 LOB: 0 BB: 0 P: 16	R: 0 E: 0 K: 1 S: 14	H: 0 LOB: 0 BB: 0 P: 19	R: 0 E: 0 K: 0 S: 7	H: 1 LOB: 1 BB: 0 P: 9	R: 0 E: 0 K: 2 S: 10	H: 1 LOB: 1 BB: 0 P: 11	R: 0 E: 0 K: 1 S: 11	H: 0 LOB: 1 BB: 1 P: 18	R: 0 E: 0 K: 1 S: 6	H: 1 LOB: 0 BB: 0 P: 10	1B: 4 2B: 3 3B: 1 HR: 0	SF: 0 SAC: 0 DP: 1 HBP: 0	WP: 0 PA: 34 PB: 0 SB: 0 CS: 0
<b>PITCHER</b>	IP WLS BF H R ER SO BB IBB HBP BLK WP HR S P ERA WHIP	IP WLS BF H R ER SO BB IBB HBP BLK WP HR S P ERA WHIP	IP WLS BF H R ER SO BB IBB HBP BLK WP HR S P ERA WHIP	IP WLS BF H R ER SO BB IBB HBP BLK WP HR S P ERA WHIP	IP WLS BF H R ER SO BB IBB HBP BLK WP HR S P ERA WHIP	IP WLS BF H R ER SO BB IBB HBP BLK WP HR S P ERA WHIP	IP WLS BF H R ER SO BB IBB HBP BLK WP HR S P ERA WHIP	IP WLS BF H R ER SO BB IBB HBP BLK WP HR S P ERA WHIP	IP WLS BF H R ER SO BB IBB HBP BLK WP HR S P ERA WHIP	IP WLS BF H R ER SO BB IBB HBP BLK WP HR S P ERA WHIP	IP WLS BF H R ER SO BB IBB HBP BLK WP HR S P ERA WHIP	IP WLS BF H R ER SO BB IBB HBP BLK WP HR S P ERA WHIP	IP WLS BF H R ER SO BB IBB HBP BLK WP HR S P ERA WHIP	IP WLS BF H R ER SO BB IBB HBP BLK WP HR S P ERA WHIP	IP WLS BF H R ER SO BB IBB HBP BLK WP HR S P ERA WHIP	IP WLS BF H R ER SO BB IBB HBP BLK WP HR S P ERA WHIP	IP WLS BF H R ER SO BB IBB HBP BLK WP HR S P ERA WHIP	IP WLS BF H R ER SO BB IBB HBP BLK WP HR S P ERA WHIP			

San Francisco Giants @ Chicago Cubs  
Wrigley Field, Chicago, IL  
Sat Sep 10 2022, 1:22 PM - 4:05 PM CDT  
Att: 40,086 - Partly Cloudy - 80 F

AB 33  
R 2  
H 7  
RBI 1  
BB 1  
SO 8  
LOB 11





Batter	1	2	3	4	5	6	7	8	9	AB	R	H	RBI	BB	SO	LOB	TOP										
29 Lewis Brinson, R OBP: 0.250, SLG: 0.577	G1-3		BB		K			41 HR		2	1	0	0	2	1	1	<b>San Francisco Giants @ Chicago Cubs</b> Wrigley Field, Chicago, IL Sun Sep 11 2022, 7:09 PM - 10:28 PM CDT Att: 30,004 - Overcast - 60 F										
41 Wilmer Flores, R OBP: 0.319, SLG: 0.414	F9		G6-3			K		HR		4	1	1	2	0	1	1											
7 J.D. Davis, R OBP: 0.329, SLG: 0.389	K			39 1B		F9		G5-3		4	1	1	0	0	1	0											
10 Evan Longoria, R OBP: 0.323, SLG: 0.459		70 FC6-4		K		1B		K		4	0	2	0	0	2	1											
70 David Villar, R OBP: 0.339, SLG: 0.438	FC6-4			K		G6-3		K		4	0	0	0	0	2	3											
39 Thairo Estrada, R OBP: 0.317, SLG: 0.406	FC6-4					HR		F8		4	1	2	2	0	0	1											
21 Joey Bart, R OBP: 0.307, SLG: 0.406	K			CS		G6-3		G5-3		4	0	0	0	0	1	1											
1 Austin Dean, R OBP: 0.444, SLG: 0.375			G4-3			G3		1B		4	0	2	0	0	0	0											
51 Luis González, L OBP: 0.314, SLG: 0.354	L8		L7			F9		K		4	0	0	0	0	1	2											
<b>Inning Stats</b>	R: 0 E: 0 K: 1 S: 10	H: 0 LOB: 0 BB: 0 P: 13	R: 0 E: 0 K: 1 S: 9	H: 1 LOB: 1 BB: 0 P: 12	R: 0 E: 0 K: 0 S: 7	H: 0 LOB: 1 BB: 1 P: 14	R: 1 E: 0 K: 2 S: 13	H: 2 LOB: 0 BB: 0 P: 20	R: 0 E: 0 K: 1 S: 9	H: 1 LOB: 1 BB: 0 P: 16	R: 0 E: 0 K: 1 S: 8	H: 1 LOB: 1 BB: 0 P: 15	R: 1 E: 0 K: 0 S: 14	H: 1 LOB: 0 BB: 0 P: 20	R: 2 E: 0 K: 2 S: 18	H: 1 LOB: 0 BB: 1 P: 30	R: 0 E: 0 K: 1 S: 22	H: 1 LOB: 1 BB: 0 P: 26	1B: 5 2B: 1 3B: 0 HR: 2	SF: 0 SAC: 0 DP: 0 HBP: 0	WP: 0 PB: 0 SB: 2 CS: 1	PA: 37					
<b>PITCHER</b>	IP	WLS	BF	H	R	ER	SO	BB	IBB	HBP	BLK	WP	HR	S	P	ERA	WHIP										
20 Wade Miley, L ERA: 2.89	5.0		19	4	1	1	5	1	0	0	0	0	0	48	75	1.80	1.000										
19 Hayden Wesneski, R ERA: 3.12	3.2	L	16	4	3	3	3	1	0	0	0	0	2	59	88	7.36	1.364										
50 Rowan Wick, R ERA: 4.42	0.1		1	0	0	0	1	0	0	0	0	0	0	3	3	0.00	0.000										

Batter	1	2	3	4	5	6	7	8	9	AB	R	H	RBI	BB	SO	LOB	BOTTOM											
6 Zach McKinstry, L OBP: 0.259, SLG: 0.323	G4-5-3		P3		66 E					5	1	4	0	0	0	1	<b>San Francisco Giants @ Chicago Cubs</b> Wrigley Field, Chicago, IL Sun Sep 11 2022, 7:09 PM - 10:28 PM CDT Att: 30,004 - Overcast - 60 F											
66 Rafael Ortega, L OBP: 0.326, SLG: 0.343	G4-5-3				27 WP					3	0	2	1	0	0	1												
16 Patrick Wisdom, R OBP: 0.309, SLG: 0.436	G4-5-3				27 WP					2	0	0	0	0	0	1												
27 Seiya Suzuki, R OBP: 0.332, SLG: 0.435	F9		G1-3		F9					4	1	1	1	0	0	3												
8 Ian Happ, S OBP: 0.344, SLG: 0.453			K		G4-3			F7		4	0	0	0	0	1	0												
32 Franmil Reyes, R OBP: 0.275, SLG: 0.386			G3		K			K		4	0	1	0	0	2	0												
2 Nico Hoerner, R OBP: 0.338, SLG: 0.421										2	0	2	0	0	0	0												
5 Christopher Morel, R OBP: 0.313, SLG: 0.436										1	0	1	0	1	0	0												
36 Alfonso Rivas III, L OBP: 0.338, SLG: 0.359										3	0	0	0	0	0	3												
4 Nelson Velázquez, R OBP: 0.290, SLG: 0.372										1	0	0	0	0	0	2												
48 P.J. Higgins, R OBP: 0.291, SLG: 0.389										0	0	0	0	0	0	0												
7 Yan Gomes, R OBP: 0.264, SLG: 0.358			G4-3		G5-3			G5-3		3	0	0	0	0	0	0												
13 David Bote, R OBP: 0.292, SLG: 0.328										4	0	1	0	0	2	1												
<b>Inning Stats</b>	R: 0 E: 0 K: 0 S: 12	H: 1 LOB: 0 BB: 0 P: 17	R: 0 E: 0 K: 1 S: 12	H: 1 LOB: 1 BB: 0 P: 16	R: 0 E: 0 K: 0 S: 13	H: 2 LOB: 2 BB: 0 P: 17	R: 0 E: 0 K: 1 S: 13	H: 1 LOB: 1 BB: 0 P: 18	R: 1 E: 0 K: 1 S: 11	H: 2 LOB: 1 BB: 0 P: 18	R: 0 E: 0 K: 1 S: 11	H: 1 LOB: 1 BB: 0 P: 13	R: 1 E: 0 K: 0 S: 11	H: 2 LOB: 2 BB: 1 P: 20	R: 0 E: 0 K: 0 S: 9	H: 1 LOB: 1 BB: 0 P: 16	1B: 8 2B: 2 3B: 1 HR: 1	SF: 0 SAC: 0 DP: 2 HBP: 1	WP: 1 PB: 0 SB: 1 CS: 0	PA: 38								
<b>PITCHER</b>	IP	WLS	BF	H	R	ER	SO	BB	IBB	HBP	BLK	WP	HR	S	P	ERA	WHIP											
59 John Brebbia, R ERA: 2.88	1.0		3	0	0	0	1	0	0	0	0	0	0	25	33	0.00	1.500											
71 Tyler Rogers, R ERA: 4.2	2.0		9	3	0	0	1	0	0	0	0	0	0	25	36	4.50	1.500											
74 Yunior Marte, R ERA: 6.28	2.0	B	9	3	1	1	2	0	0	0	0	0	0	17	28	0.00	1.200											
46 Zack Littell, R ERA: 4.74	1.2	W	7	2	0	0	2	0	0	0	0	0	0	1	9	17	9.00	3.000										
54 Scott Alexander, L ERA: 2.45	1.0	H	6	2	1	1	0	1	0	0	0	0	1	9	17	9.00	3.000											





Batter	1	2	3	4	5	6	7	8	9	AB R H RBI BB SO LOB	TOP									
6 Zach McKinstry, L (1,4) OBP: 0.268, SLG: 0.359	G4-3		HR		F7			1B		4 1 2 2 0 0 0	<b>Chicago Cubs @ New York Mets</b> Citi Field, Flushing, NY Mon Sep 12 2022, 7:13 PM - 10:21 PM EDT Att: 28,081 - Partly Cloudy - 77 F									
27 Seiya Suzuki, R (1,9) OBP: 0.333, SLG: 0.436	L9		1B		G4-3			1B		4 0 2 0 0 0 0										
32 Frammil Reyes, R (1,10) OBP: 0.272, SLG: 0.382	K		G4-6-3		G1-3			K		4 0 0 0 0 2 3										
8 Ian Happ, S (1,7) OBP: 0.345, SLG: 0.451		F8								2 1 0 0 2 1 0										
16 Patrick Wisdom, R (1,5) OBP: 0.307, SLG: 0.432	F8		BB		G3-1			G5-3		4 0 0 0 0 1 3										
66 Rafael Ortega, L (1,8) OBP: 0.329, SLG: 0.356																				
37 Michael Hermosillo, R (9,PH) OBP: 0.256, SLG: 0.125																				
48 P.J. Higgins, R (1,2) OBP: 0.284, SLG: 0.380																				
36 Alfonso Rivas III, L (1,3) OBP: 0.326, SLG: 0.329																				
5 Christopher Morel, R (1,6) OBP: 0.311, SLG: 0.434																				
<b>Inning Stats</b>	R: 0 E: 0 K: 1 S: 10	H: 0 LOB: 0 BB: 15	R: 1 E: 0 K: 0 S: 13	H: 1 LOB: 0 BB: 17	R: 2 E: 0 K: 1 S: 12	H: 2 LOB: 1 BB: 1	R: 2 E: 1 K: 1 S: 18	H: 2 LOB: 1 BB: 1	R: 0 E: 0 K: 2 S: 11	H: 0 LOB: 0 BB: 17	R: 0 E: 0 K: 3 S: 9	H: 0 LOB: 0 BB: 10	R: 0 E: 0 K: 2 S: 12	H: 2 LOB: 2 BB: 17	R: 0 E: 0 K: 2 S: 11	H: 0 LOB: 0 BB: 17	1B: 5 2B: 1 3B: 0 HR: 2	SF: 0 SAC: 0 DP: 2 HBP: 0	WP: 0 PB: 0 SB: 1 CS: 1	PA: 35
<b>PITCHER</b>	IP WLS BF H R ER SO BB IBB HBP BLK WP HR S P ERA WHIP											IP WLS BF H R ER SO BB IBB HBP BLK WP HR S P ERA WHIP								
40 Chris Bassitt, R (1,1) ERA: 3.44	3.2 L 17 5 5 5 2 2 0 0 0 0 0 2 49 73 12.27 1.909																			
34 Tommy Hunter, R (4,1) ERA: 2.57	1.1 4 0 0 0 1 0 0 0 0 0 0 0 12 16 0.00 0.000																			
65 Trevor May, R (6,1) ERA: 5.79	1.0 3 0 0 0 2 0 0 0 0 0 0 0 11 17 0.00 0.000																			
60 Mychal Givens, R (7,1) ERA: 3.47	2.0 8 2 0 0 5 0 1 0 0 0 0 0 21 27 0.00 1.000																			
30 Joely Rodriguez, L (9,1) ERA: 5.18	1.0 3 0 0 0 2 0 0 0 0 0 0 0 11 17 0.00 0.000																			

Batter	1	2	3	4	5	6	7	8	9	AB R H RBI BB SO LOB	BOTTOM									
9 Brandon Nimmo, L (1,8) OBP: 0.354, SLG: 0.424	F7		K		K			G4-3		5 0 0 0 0 2 2	<b>Chicago Cubs @ New York Mets</b> Citi Field, Flushing, NY Mon Sep 12 2022, 7:13 PM - 10:21 PM EDT Att: 28,081 - Partly Cloudy - 77 F									
12 Francisco Lindor, S (1,6) OBP: 0.340, SLG: 0.449	1B		BB		P6			K		4 1 2 1 1 1 0										
1 Jeff McNeil, L (1,4) OBP: 0.372, SLG: 0.450	1B		BB		F8			G4-3		4 0 1 0 1 0 1										
20 Pete Alonso, R (1,3) OBP: 0.343, SLG: 0.500	1B		BB		G5-3			1B		4 0 1 0 0 0 3										
32 Daniel Vogelbach, L (1,10) OBP: 0.349, SLG: 0.420																				
60 Mychal Givens, R (8,PH) OBP: 0.305, SLG: 0.345																				
30 Joely Rodriguez, L (9,1) ERA: 5.18																				
19 Mark Canha, R (1,7) OBP: 0.370, SLG: 0.418																				
10 Eduardo Escobar, S (1,5) OBP: 0.291, SLG: 0.433																				
25 Tyler Naquin, L (1,9) OBP: 0.302, SLG: 0.455																				
28 Darn Ruf, R (8,PH) OBP: 0.305, SLG: 0.345																				
33 James McCann, R (1,2) OBP: 0.272, SLG: 0.294																				
<b>Inning Stats</b>	R: 0 E: 0 K: 1 S: 13	H: 1 LOB: 3 BB: 2 P: 24	R: 0 E: 0 K: 1 S: 7	H: 0 LOB: 0 BB: 11	R: 0 E: 0 K: 1 S: 7	H: 0 LOB: 1 BB: 1 P: 13	R: 1 E: 0 K: 2 S: 17	H: 3 LOB: 2 BB: 0 P: 27	R: 0 E: 0 K: 0 S: 5	H: 1 LOB: 1 BB: 0 P: 14	R: 0 E: 0 K: 1 S: 8	H: 0 LOB: 0 BB: 12	R: 0 E: 0 K: 1 S: 16	H: 2 LOB: 3 BB: 1 P: 23	R: 1 E: 0 K: 0 S: 12	H: 1 LOB: 0 BB: 16	1B: 6 2B: 0 3B: 1 HR: 1	SF: 0 SAC: 0 DP: 0 HBP: 0	WP: 0 PB: 0 SB: 0 CS: 0	PA: 39
<b>PITCHER</b>	IP WLS BF H R ER SO BB IBB HBP BLK WP HR S P ERA WHIP											IP WLS BF H R ER SO BB IBB HBP BLK WP HR S P ERA WHIP								
72 Javier Assad, R (1,1) ERA: 2.53	6.0 W 26 5 1 1 6 3 0 0 0 0 0 0 0 11 16 0.00 1.333																			
62 Mark Leiter Jr., R (7,1) ERA: 4.27	1.0 4 1 0 0 1 0 0 0 0 0 0 0 7 12 0.00 6.000																			
39 Manuel Rodriguez, R (8,1) ERA: 3.86	0.1 3 1 0 0 1 1 0 0 0 0 0 0 1 18 23 5.40 6.000																			
47 Brandon Hughes, L (8,1) ERA: 3.24	1.2 S 6 1 1 1 0 0 0 0 0 0 0 0 1 18 23 5.40 6.000																			

AB	32
R	5
H	7
RBI	5
BB	3
SO	12
LOB	9



AB	35
R	2
H	8
RBI	2
BB	4
SO	8
LOB	21





Batter	1	2	3	4	5	6	7	8	9	AB	R	H	RBI	BB	SO	LOB	TOP		
6 Zach McKinstry, L (1, 6) OBP: 0.256, SLG: 0.343										5	0	0	0	0	4	2			
27 Seiya Suzuki, R (1, 9) OBP: 0.333, SLG: 0.434										4	0	1	0	0	3	0			
32 Franmil Reyes, R (1, 10) OBP: 0.272, SLG: 0.381										4	1	1	0	0	2	1			
8 Ian Happ, S (1, 7) OBP: 0.346, SLG: 0.457										4	2	2	1	0	1	1			
66 Rafael Ortega, L (1, 8) OBP: 0.331, SLG: 0.358 37 Michael Hermosillo, R (4, PH) OBP: 0.244, SLG: 0.119										1	0	1	0	0	0	0			
7 Yan Gomes, R (1, 2) OBP: 0.284, SLG: 0.357										3	0	1	1	0	0	1			
16 Patrick Wisdom, R (1, 5) OBP: 0.306, SLG: 0.430										4	0	1	1	0	2	2			
36 Alfonso Rivas III, L (1, 3) OBP: 0.325, SLG: 0.327										4	0	1	0	0	2	3			
13 David Bote, R (1, 4) OBP: 0.289, SLG: 0.366										4	1	1	1	0	1	4			
<b>Inning Stats</b>	R: 0 H: 0 E: 0 K: 2 S: 11	H: 0 LOB: 0 BB: 0 P: 17	R: 1 H: 2 E: 0 K: 2 S: 17	H: 2 LOB: 1 BB: 0 P: 24	R: 0 H: 0 E: 0 K: 2 S: 9	H: 0 LOB: 0 BB: 0 P: 14	R: 2 H: 3 E: 1 K: 0 S: 16	H: 3 LOB: 2 BB: 0 P: 18	R: 0 H: 0 E: 0 K: 2 S: 10	H: 0 LOB: 0 BB: 0 P: 13	R: 1 H: 1 E: 0 K: 2 S: 10	H: 1 LOB: 0 BB: 0 P: 13	R: 0 H: 1 E: 0 K: 1 S: 8	H: 1 LOB: 1 BB: 0 P: 14	R: 0 H: 2 E: 0 K: 3 S: 13	H: 2 LOB: 2 BB: 0 P: 18	1B: 7 SF: 1 2B: 0 3B: 0 HR: 2	WP: 1 PA: 37 PB: 0 SB: 3 CS: 0	
<b>PITCHER</b>	IP	WLS	BF	H	R	ER	SO	BB	IBB	HBP	BLK	WP	HR	S	P	ERA	WHIP		
48 Jacob deGrom, R (1, 1) ERA: 2.01	6.0	L	24	5	3	3	10	0	0	0	0	0	1	72	96	4.50	0.833		
67 Seth Lugo, R (7, 1) ERA: 3.34	1.0		4	1	1	1	2	0	0	0	0	0	1	10	13	9.00	1.000		
0 Adam Ottavino, R (8, 1) ERA: 2.03	1.0		4	1	0	0	1	0	0	0	0	1	0	8	14	0.00	1.000		
39 Edwin Diaz, R (9, 1) ERA: 1.47	1.0		5	2	0	0	3	0	0	0	0	0	0	13	18	0.00	2.000		

Chicago Cubs @ New York Mets  
Citi Field, Flushing, NY  
Tue Sep 13 2022, 7:13 PM - 10:05 PM EDT  
Att: 26,435 - Partly Cloudy - 80 F

AB	35
R	4
H	9
RBI	4
BB	0
SO	16
LOB	15



Batter	1	2	3	4	5	6	7	8	9	AB	R	H	RBI	BB	SO	LOB	BOTTOM			
9 Brandon Nimmo, L (1, 8) OBP: 0.355, SLG: 0.422										2	0	0	0	2	1	1				
12 Francisco Lindor, S (1, 6) OBP: 0.345, SLG: 0.446										3	0	0	0	1	2	3				
1 Jeff McNeil, L (1, 9) OBP: 0.373, SLG: 0.450										4	0	2	0	0	0	1				
20 Pete Alonso, R (1, 3) OBP: 0.344, SLG: 0.505										3	1	1	1	1	0	2				
32 Daniel Vogelbach, L (1, 10) OBP: 0.346, SLG: 0.416 27 Mark Vientos, R (9, PH)										3	0	0	0	1	0	0				
19 Mark Canha, R (1, 7) OBP: 0.369, SLG: 0.415										3	0	0	0	1	0	0				
10 Eduardo Escobar, S (1, 5) OBP: 0.288, SLG: 0.429										4	0	0	0	0	1	1				
13 Luis Guillorme, L (1, 4) OBP: 0.355, SLG: 0.356										3	0	1	0	0	0	0				
33 James McCann, R (1, 2) OBP: 0.267, SLG: 0.288										3	0	0	0	0	0	1				
<b>Inning Stats</b>	R: 0 H: 1 E: 0 K: 0 S: 11	H: 0 LOB: 2 BB: 2 P: 21	R: 0 H: 0 E: 0 K: 0 S: 9	H: 0 LOB: 0 BB: 0 P: 12	R: 0 H: 1 E: 0 K: 1 S: 14	H: 1 LOB: 2 BB: 1 P: 21	R: 0 H: 0 E: 0 K: 1 S: 9	H: 0 LOB: 0 BB: 0 P: 12	R: 0 H: 0 E: 0 K: 1 S: 7	H: 0 LOB: 0 BB: 1 P: 11	R: 0 H: 0 E: 0 K: 0 S: 7	H: 0 LOB: 0 BB: 0 P: 14	R: 0 H: 0 E: 0 K: 0 S: 7	H: 0 LOB: 0 BB: 0 P: 10	R: 0 H: 1 E: 0 K: 1 S: 10	H: 1 LOB: 1 BB: 0 P: 18	R: 1 H: 1 E: 0 K: 0 S: 13	H: 1 LOB: 1 BB: 1 P: 18	1B: 3 SF: 0 2B: 0 3B: 0 HR: 1	WP: 0 PA: 34 PB: 0 SB: 0 CS: 0
<b>PITCHER</b>	IP	WLS	BF	H	R	ER	SO	BB	IBB	HBP	BLK	WP	HR	S	P	ERA	WHIP			
41 Adrian Sampson, R (1, 1) ERA: 3.48	6.0	W	22	2	0	0	3	4	0	0	0	0	0	57	91	0.00	1.000			
59 Michael Rucker, R (7, 1) ERA: 4.24	1.1		5	1	0	0	0	0	0	0	0	0	0	11	17	0.00	0.750			
47 Brandon Hughes, L (8, 1) ERA: 3.31	1.2		7	1	1	1	1	1	0	0	0	0	1	19	29	5.40	1.200			

Chicago Cubs @ New York Mets  
Citi Field, Flushing, NY  
Tue Sep 13 2022, 7:13 PM - 10:05 PM EDT  
Att: 26,435 - Partly Cloudy - 80 F

AB	29
R	1
H	4
RBI	1
BB	5
SO	4
LOB	11









Batter	1	2	3	4	5	6	7	8	9	AB	R	H	RBI	BB	SO	LOB	TOP				
24 Ryan McMahon, L (1.5) OBP: 0.332, SLG: 0.415	G4-3		G4-3			HR		K		4	1	1	1	0	1	0	<b>Colorado Rockies @ Chicago Cubs</b> Wrigley Field, Chicago, IL Fri Sep 16 2022, 1:21 PM - 3:31 PM CDT Att: 31,775 - Partly Cloudy - 81 F				
2 Yonathan Daza, R (1.7) OBP: 0.381, SLG: 0.394	G1-3			G1-3		25 BB		1B		4	0	2	0	0	0	0					
25 C.J. Cron, R (1.3) OBP: 0.320, SLG: 0.482	K			F8		FC5-4		G5-4-3		3	0	0	0	1	1						
Brendan Rodgers, R (1.4) OBP: 0.319, SLG: 0.397		9 FC5-4		K		FC5-4		F4		3	0	0	0	1	1	2					
Randal Grichuk, R (1.8) OBP: 0.307, SLG: 0.420	F9			K				K		4	0	0	0	0	2	1					
29 Michael Toglia, S (1.9) OBP: 0.259, SLG: 0.426	K			K				G6-3		4	0	0	0	0	2	1					
9 Connor Joe, R (1.10) OBP: 0.344, SLG: 0.355	FC5-4			G6-3		13 1B		HBP		2	0	0	0	0	0	1					
13 Alan Trejo, R (1.6) OBP: 0.320, SLG: 0.457			6 CS	HBP		G6-3		1B		2	0	1	0	0	0	0					
6 Brian Serven, R (1.2) OBP: 0.268, SLG: 0.341	G1-3			G1-3		G6-3		G5-3		2	0	0	0	0	0	1					
35 Elias Diaz, R (7, PH) OBP: 0.290, SLG: 0.391										1	0	0	0	0	0	2					
<b>Inning Stats</b>	R: 0 E: 0 K: 1 S: 6	H: 0 LOB: 0 BB: 7	R: 0 E: 0 K: 1 S: 11	H: 0 LOB: 1 BB: 1 P: 18	R: 0 E: 0 K: 0 S: 4	H: 0 LOB: 0 BB: 1 P: 6	R: 0 E: 0 K: 1 S: 7	H: 0 LOB: 0 BB: 0 P: 9	R: 0 E: 0 K: 2 S: 10	H: 0 LOB: 0 BB: 0 P: 12	R: 1 E: 0 K: 0 S: 10	H: 2 LOB: 2 BB: 1 P: 19	R: 0 E: 0 K: 0 S: 9	H: 1 LOB: 2 BB: 0 P: 14	R: 0 E: 0 K: 1 S: 7	H: 1 LOB: 0 BB: 0 P: 12	R: 0 E: 0 K: 1 S: 8	H: 0 LOB: 0 BB: 0 P: 11	1B: 3 2B: 0 3B: 0 HR: 1	SF: 0 SAC: 0 DP: 1 HBP: 2	WP: 0 PA: 33 PB: 0 SB: 0 CS: 1
<b>PITCHER</b>	IP WLS BF H R ER SO BB IBB HBP BLK WP HR S P ERA WHIP																				
0 Marcus Stroman, R (1.1) ERA: 3.76	7.0 W 27 3 1 1 5 2 0 2 0 0 1 57 85 1.29 0.714																				
47 Brandon Hughes, L (8.1) ERA: 3.25	1.0 H 3 1 0 0 1 0 0 0 0 0 0 0 7 12 0.00 1.000																				
39 Manuel Rodriguez, R (9.1) ERA: 3.36	1.0 S 3 0 0 0 1 0 0 0 0 0 0 0 8 11 0.00 0.000																				

Batter	1	2	3	4	5	6	7	8	9	AB	R	H	RBI	BB	SO	LOB	BOTTOM				
6 Zach McKinstry, L (1.4) OBP: 0.264, SLG: 0.393	8 1B	F7		CS		HR		K		4	2	2	1	0	1	1	<b>Colorado Rockies @ Chicago Cubs</b> Wrigley Field, Chicago, IL Fri Sep 16 2022, 1:21 PM - 3:31 PM CDT Att: 31,775 - Partly Cloudy - 81 F				
8 Ian Happ, S (1.7) OBP: 0.348, SLG: 0.458	13 1B			G6-3		G3		7 G6-4-3		3	0	2	1	1	0	0					
7 Yan Gomes, R (1.2) OBP: 0.260, SLG: 0.354	F7			G6-3		K		G6-4-3		4	0	0	0	0	1	3					
32 Franmil Reyes, R (1.10) OBP: 0.271, SLG: 0.374	F8			L8		13 1B		K		3	0	0	0	1	1	2					
13 David Bote, R (1.5) OBP: 0.298, SLG: 0.359	1B			HBP		1B		F9		3	0	2	0	0	0	0					
74 Jared Young, L (1.3) OBP: 0.250, SLG: 0.500	K2-3			G4-3		F7				4	0	1	0	0	1	6					
27 Seiya Suzuki, R (9.9) OBP: 0.336, SLG: 0.433										0	0	0	0	0	0	0					
37 Michael Hermosillo, R (1.8) OBP: 0.224, SLG: 0.143	K			G6-3		F7		K		4	0	0	0	0	2	1					
4 Nelson Velázquez, R (1.9) OBP: 0.291, SLG: 0.368	G6-3			L9		F8				3	0	0	0	0	0	0					
36 Alfonso Rivas III, L (9.3) OBP: 0.325, SLG: 0.327										0	0	0	0	0	0	0					
5 Christopher Morel, R (1.6) OBP: 0.309, SLG: 0.426	E6			E5		G6-3				3	0	0	0	0	0	0					
<b>Inning Stats</b>	R: 1 E: 0 K: 1 S: 13	H: 3 LOB: 2 BB: 0 P: 15	R: 0 E: 1 K: 1 S: 8	H: 0 LOB: 1 BB: 0 P: 9	R: 0 E: 0 K: 0 S: 9	H: 1 LOB: 2 BB: 0 P: 16	R: 0 E: 0 K: 0 S: 7	H: 0 LOB: 0 BB: 0 P: 12	R: 1 E: 0 K: 1 S: 15	H: 2 LOB: 2 BB: 1 P: 21	R: 0 E: 0 K: 0 S: 6	H: 0 LOB: 0 BB: 0 P: 6	R: 0 E: 0 K: 1 S: 8	H: 0 LOB: 0 BB: 1 P: 16	R: 0 E: 0 K: 2 S: 11	H: 1 LOB: 1 BB: 0 P: 13	R: 0 E: 0 K: 2 S: 11	H: 1 LOB: 0 BB: 0 P: 13	1B: 4 2B: 1 3B: 1 HR: 1	SF: 0 SAC: 0 DP: 1 HBP: 1	WP: 0 PA: 35 PB: 0 SB: 0 CS: 1
<b>PITCHER</b>	IP WLS BF H R ER SO BB IBB HBP BLK WP HR S P ERA WHIP																				
48 Germán Márquez, R (1.1) ERA: 5.14	7.0 L 30 4 2 2 4 2 0 1 0 0 0 1 66 95 2.57 1.143																				
61 Justin Lawrence, R (8.1) ERA: 4.33	1.0 4 1 0 0 2 0 0 0 0 0 0 0 11 13 0.00 1.000																				



Batter	1	2	3	4	5	6	7	8	9	AB	R	H	RBI	BB	SO	LOB	TOP			
24 Ryan McMahon, L OBP: 0.331, SLG: 0.414										4	0	1	0	0	2	0				
2 Yonathan Daza, R OBP: 0.359, SLG: 0.396										4	0	1	0	0	1	1				
25 C.J. Cron, R OBP: 0.291, SLG: 0.483 1 Garrett Hampson, R OBP: 0.295, SLG: 0.311										3	1	1	0	1	0	1				
19 Charlie Blackmon, L OBP: 0.307, SLG: 0.414										4	1	1	1	0	1	2				
35 Elias Diaz, R OBP: 0.290, SLG: 0.390										4	0	1	2	0	1	0				
29 Michael Toglia, S OBP: 0.242, SLG: 0.397										4	0	0	0	0	2	2				
44 Elehuris Montero, R OBP: 0.289, SLG: 0.457 Brendan Rodgers, R OBP: 0.319, SLG: 0.397										4	0	0	0	0	1	2				
12 Sean Bouchard, R OBP: 0.333, SLG: 0.273										3	0	0	0	0	3	0				
13 Alan Trejo, R OBP: 0.308, SLG: 0.438										3	0	0	0	0	1	0				
<b>Inning Stats</b>	R: 0 H: 1 E: 0 K: 0 S: 11	H: 1 LOB: 1 BB: 0 P: 17	R: 0 H: 0 E: 0 K: 1 S: 6	H: 0 LOB: 0 BB: 0 P: 10	R: 0 H: 0 E: 0 K: 2 S: 7	H: 0 LOB: 0 BB: 0 P: 11	R: 0 H: 0 E: 0 K: 2 S: 8	H: 0 LOB: 0 BB: 0 P: 12	R: 0 H: 0 E: 0 K: 0 S: 5	H: 3 LOB: 3 BB: 0 P: 6	R: 1 H: 1 E: 0 K: 1 S: 13	H: 1 LOB: 1 BB: 0 P: 19	R: 0 H: 0 E: 0 K: 3 S: 13	H: 0 LOB: 0 BB: 0 P: 19	R: 2 H: 2 E: 0 K: 2 S: 14	H: 2 LOB: 1 BB: 1 P: 22	1B: 2 2B: 2 3B: 1 HR: 0	SF: 0 SAC: 0 DP: 0 HBP: 0	WP: 0 PA: 34 PB: 0 SB: 0 CS: 0	
<b>PITCHER</b>	IP	WLS	BF	H	R	ER	SO	BB	IBB	HBP	BLK	WP	HR	S	P	ERA	WHIP			
19 Hayden Wesneski, R ERA: 2.3	7.0		25	3	1	1	7	0	0	0	0	0	0	60	88	1.29	0.429			
73 Adbert Alzolay, R ERA: 9.0	2.0	L	9	2	2	2	5	1	0	0	0	0	0	27	41	9.00	1.500			

Colorado Rockies @ Chicago Cubs  
Wrigley Field, Chicago, IL  
Sat Sep 17 2022, 1:22 PM - 4:09 PM CDT  
Att: 34,530 - Partly Cloudy - 83 F

AB 33  
R 3  
H 5  
RBI 3  
BB 1  
SO 12  
LOB 8



Batter	1	2	3	4	5	6	7	8	9	AB	R	H	RBI	BB	SO	LOB	BOTTOM				
6 Zach McKinstry, L OBP: 0.262, SLG: 0.385										5	0	1	0	0	0	1					
8 Ian Happ, S OBP: 0.348, SLG: 0.457										5	1	2	0	0	1	2					
16 Patrick Wisdom, R OBP: 0.303, SLG: 0.423										3	0	0	0	0	1	3					
36 Alfonso Rivas III, L OBP: 0.232, SLG: 0.332										3	0	2	0	1	0	1					
48 P.J. Higgins, R OBP: 0.293, SLG: 0.387										4	0	1	1	0	0	4					
37 Michael Hermosillo, R OBP: 0.226, SLG: 0.133										3	0	0	0	1	0	0					
74 Jared Young, L OBP: 0.250, SLG: 0.500										4	0	1	0	0	2	1					
4 Nelson Velázquez, R OBP: 0.262, SLG: 0.373 43 Esteban Quiroz, L										3	0	1	0	0	1	2					
5 Christopher Morel, R OBP: 0.307, SLG: 0.422 7 Yan Gomes, R OBP: 0.263, SLG: 0.357										3	0	0	0	0	2	3					
<b>Inning Stats</b>	R: 0 H: 1 E: 0 K: 0 S: 14	H: 1 LOB: 2 BB: 0 P: 23	R: 0 H: 1 E: 0 K: 1 S: 10	H: 1 LOB: 1 BB: 0 P: 13	R: 0 H: 1 E: 0 K: 0 S: 8	H: 1 LOB: 2 BB: 1 P: 15	R: 0 H: 0 E: 0 K: 2 S: 9	H: 0 LOB: 1 BB: 1 P: 16	R: 1 H: 3 E: 0 K: 0 S: 11	H: 3 LOB: 3 BB: 0 P: 18	R: 0 H: 1 E: 0 K: 1 S: 11	H: 1 LOB: 1 BB: 0 P: 15	R: 0 H: 1 E: 0 K: 2 S: 10	H: 1 LOB: 1 BB: 0 P: 17	R: 0 H: 0 E: 0 K: 1 S: 9	H: 0 LOB: 0 BB: 0 P: 14	R: 0 H: 1 E: 0 K: 1 S: 13	H: 1 LOB: 1 BB: 0 P: 18	1B: 7 2B: 2 3B: 0 HR: 0	SF: 0 SAC: 0 DP: 0 HBP: 1	WP: 0 PA: 38 PB: 0 SB: 0 CS: 0
<b>PITCHER</b>	IP	WLS	BF	H	R	ER	SO	BB	IBB	HBP	BLK	WP	HR	S	P	ERA	WHIP				
51 José Ureña, R ERA: 5.49	6.0		27	7	1	1	4	2	0	0	0	0	0	63	100	1.50	1.500				
32 Dineen Lamet, R ERA: 5.93	1.0		4	1	0	0	2	0	0	0	0	0	0	10	17	0.00	1.000				
54 Carlos Estévez, R ERA: 3.5	1.0	W	3	0	0	0	1	0	0	0	0	0	0	9	14	0.00	0.000				
52 Daniel Bard, R ERA: 1.99	1.0	S	4	1	0	0	1	0	0	0	0	0	0	13	18	0.00	1.000				

Colorado Rockies @ Chicago Cubs  
Wrigley Field, Chicago, IL  
Sat Sep 17 2022, 1:22 PM - 4:09 PM CDT  
Att: 34,530 - Partly Cloudy - 83 F

AB 35  
R 1  
H 9  
RBI 1  
BB 2  
SO 8  
LOB 17









Batter	1	2	3	4	5	6	7	8	9	AB	R	H	RBI	BB	SO	LOB	TOP										
6 Zach McKinstry, L OBP: 0.267, SLG: 0.384	F7		HBP				G3			4	1	2	1	0	0	0	<b>Chicago Cubs @ Miami Marlins</b> loanDepot park, Miami, FL Mon Sep 19 2022, 6:42 PM - 9:39 PM EDT Att. 8,315 - Roof Closed - 72 F										
8 Ian Happ, S OBP: 0.245, SLG: 0.453	P6						G5-3			5	0	1	1	0	2	4											
7 Yan Gomes, R OBP: 0.266, SLG: 0.369	G5-3									4	0	0	0	0	1	2											
32 Franmil Reyes, R OBP: 0.270, SLG: 0.370										3	0	1	0	1	2	0											
48 P.J. Higgins, R OBP: 0.292, SLG: 0.381										3	0	0	0	1	0	2											
13 David Bote, R OBP: 0.251, SLG: 0.376										3	0	1	0	0	1	0											
4 Nelson Velázquez, R OBP: 0.272, SLG: 0.360										4	0	0	0	0	2	4											
37 Michael Hermosillo, R OBP: 0.254, SLG: 0.143										2	1	0	0	2	1	2											
5 Christopher Morel, R OBP: 0.309, SLG: 0.428										3	1	1	1	1	0	1											
<b>Inning Stats</b>	R: 0 E: 0 K: 0 S: 7	H: 0 LOB: 0 BB: 0 P: 11	R: 0 E: 0 K: 0 S: 9	H: 0 LOB: 0 BB: 1 P: 15	R: 2 E: 0 K: 2 S: 11	H: 2 LOB: 1 BB: 0 P: 18	R: 0 E: 0 K: 1 S: 6	H: 0 LOB: 1 BB: 1 P: 14	R: 1 E: 0 K: 1 S: 13	H: 1 LOB: 1 BB: 1 P: 21	R: 0 E: 0 K: 2 S: 10	H: 2 LOB: 2 BB: 0 P: 17	R: 0 E: 0 K: 0 S: 3	H: 0 LOB: 0 BB: 0 P: 4	R: 0 E: 0 K: 1 S: 11	H: 0 LOB: 0 BB: 0 P: 17	R: 0 E: 0 K: 2 S: 19	H: 1 LOB: 3 BB: 2 P: 33	1B: 3 2B: 3 3B: 0 HR: 1	SF: 0 SAC: 0 DP: 2 HBP: 2	WP: 0 PB: 0 SB: 0 CS: 0	PA: 38					
<b>PITCHER</b>	IP	WLS	BF	H	R	ER	SO	BB	IBB	HBP	BLK	WP	HR	S	P	ERA	WHIP										
27 Edward Cabrera, R ERA: 2.91	5.0	W	21	3	3	3	4	3	0	2	0	0	1	46	79	5.40	1.200										
81 Huscar Brazoban, R ERA: 3.86	1.0		5	2	0	0	2	0	0	0	0	0	0	10	17	0.00	2.000										
35 Richard Bleier, L ERA: 3.98	1.0		3	0	0	0	0	0	0	0	0	0	0	3	4	0.00	0.000										
93 Bryan Hoeling, R ERA: 13.5	1.0		3	0	0	0	1	0	0	0	0	0	0	11	17	0.00	0.000										
90 Andrew Nardi, L ERA: 10.84	1.0		6	1	0	0	2	2	0	0	0	0	0	19	33	0.00	3.000										

AB	31
R	3
H	6
RBI	3
BB	5
SO	9
LOB	15



Batter	1	2	3	4	5	6	7	8	9	AB	R	H	RBI	BB	SO	LOB	BOTTOM										
5 Jon Berti, R OBP: 0.335, SLG: 0.351	F9		HR							5	2	3	2	0	0	1	<b>Chicago Cubs @ Miami Marlins</b> loanDepot park, Miami, FL Mon Sep 19 2022, 6:42 PM - 9:39 PM EDT Att. 8,315 - Roof Closed - 72 F										
83 Charles Leblanc, R OBP: 0.223, SLG: 0.455										4	2	2	2	1	0	0											
15 Brian Anderson, R OBP: 0.318, SLG: 0.355										3	1	0	0	1	1	1											
26 Garrett Cooper, R OBP: 0.333, SLG: 0.415										5	0	1	0	0	1	6											
54 Nick Fortes, R OBP: 0.312, SLG: 0.392										5	2	2	0	0	1	4											
14 Bryan De La Cruz, R OBP: 0.287, SLG: 0.369										5	1	2	4	0	2	4											
11 Miguel Rojas, R OBP: 0.287, SLG: 0.329										4	0	3	1	0	0	0											
65 Jordan Groshans, R OBP: 0.364, SLG: 0.450										3	1	0	0	1	0	4											
64 Jerar Encarnación, R OBP: 0.221, SLG: 0.396										4	1	1	0	0	2	2											
<b>Inning Stats</b>	R: 0 E: 0 K: 0 S: 8	H: 1 LOB: 1 BB: 0 P: 8	R: 0 E: 0 K: 1 S: 10	H: 1 LOB: 0 BB: 0 P: 17	R: 5 E: 1 K: 1 S: 16	H: 3 LOB: 0 BB: 0 P: 29	R: 2 E: 0 K: 3 S: 21	H: 2 LOB: 3 BB: 3 P: 42	R: 0 E: 0 K: 1 S: 13	H: 1 LOB: 1 BB: 0 P: 19	R: 0 E: 0 K: 0 S: 9	H: 0 LOB: 0 BB: 0 P: 13	R: 1 E: 0 K: 0 S: 11	H: 3 LOB: 1 BB: 0 P: 18	R: 2 E: 0 K: 0 S: 15	H: 3 LOB: 1 BB: 0 P: 24	1B: 9 2B: 2 3B: 0 HR: 3	SF: 0 SAC: 0 DP: 1 HBP: 1	WP: 1 PB: 0 SB: 2 CS: 0	PA: 42							
<b>PITCHER</b>	IP	WLS	BF	H	R	ER	SO	BB	IBB	HBP	BLK	WP	HR	S	P	ERA	WHIP										
20 Wade Miley, L ERA: 3.48	3.0	L	20	7	7	3	2	2	0	1	0	0	0	26	41	0.00	1.000										
56 Jeremiah Estrada, R ERA: 3.18	2.0		8	1	0	0	4	1	0	0	0	0	0	9	13	0.00	0.000										
46 Erich Uelmen, R ERA: 4.76	1.0		3	0	0	0	1	0	0	0	0	0	0	9	13	0.00	0.000										
59 Michael Rucker, R ERA: 4.35	1.0		3	3	1	1	0	0	0	0	0	0	0	11	18	9.00	3.000										
50 Rowan Wick, R ERA: 4.5	1.0		6	3	2	2	0	0	0	0	0	0	1	15	24	18.00	3.000										





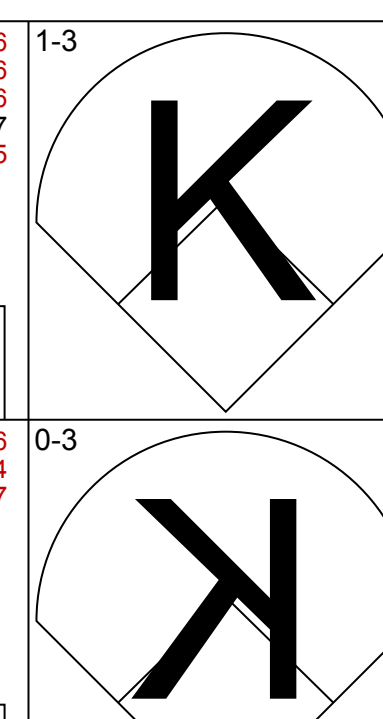
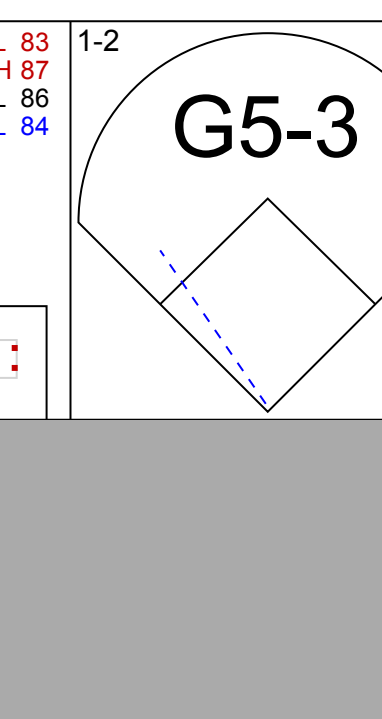
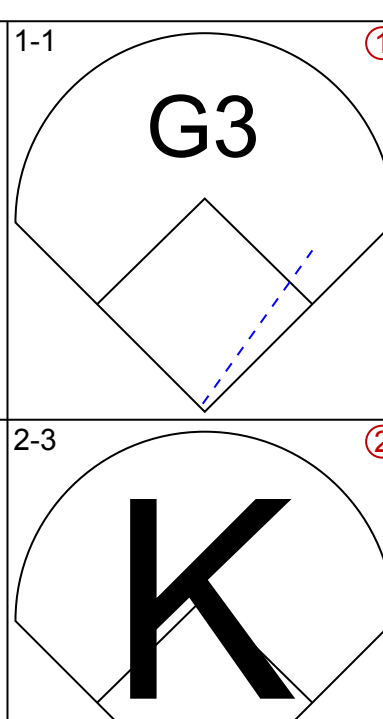
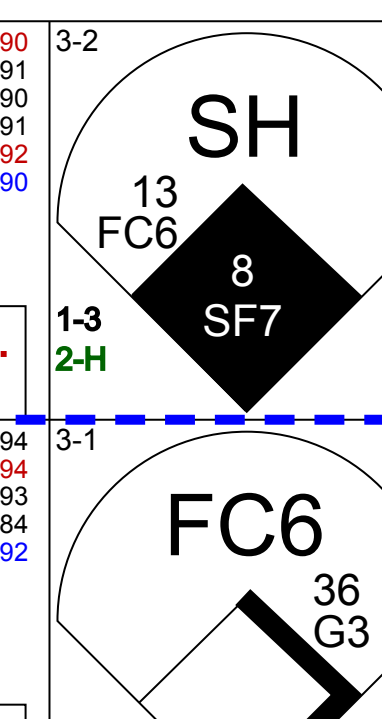
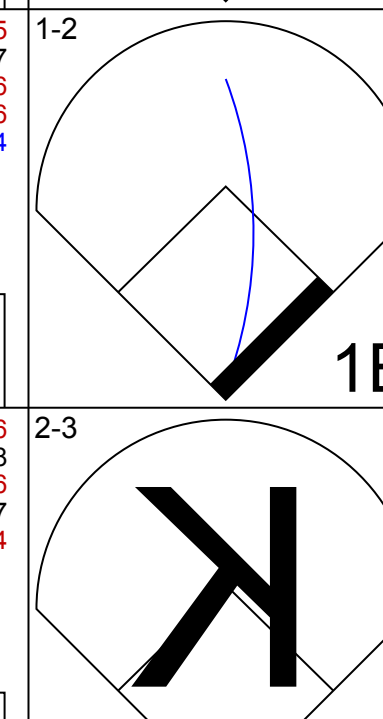
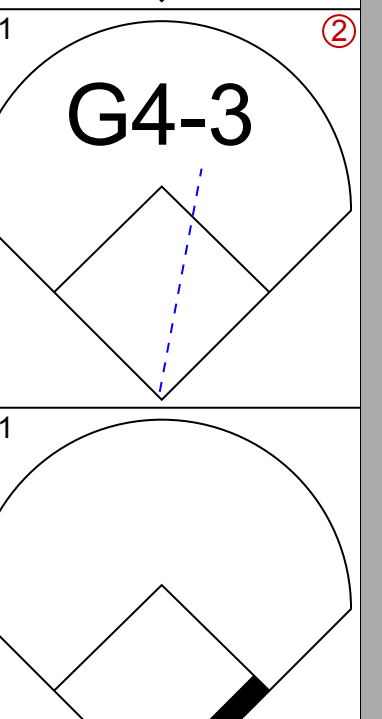

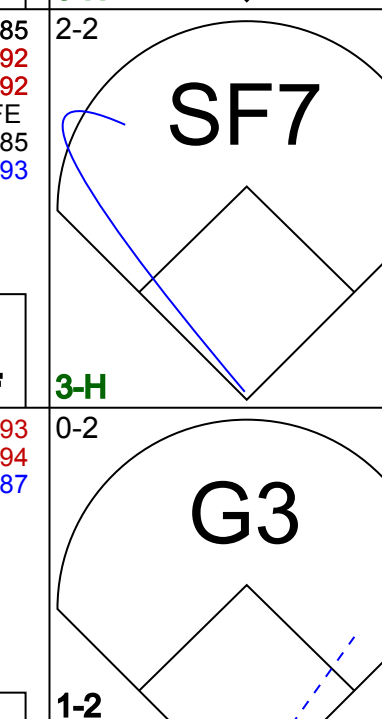



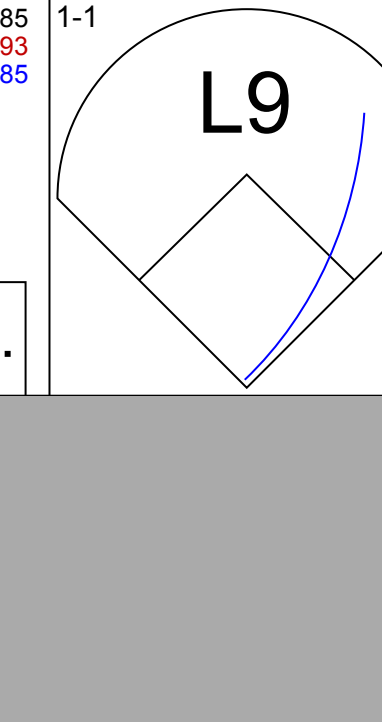



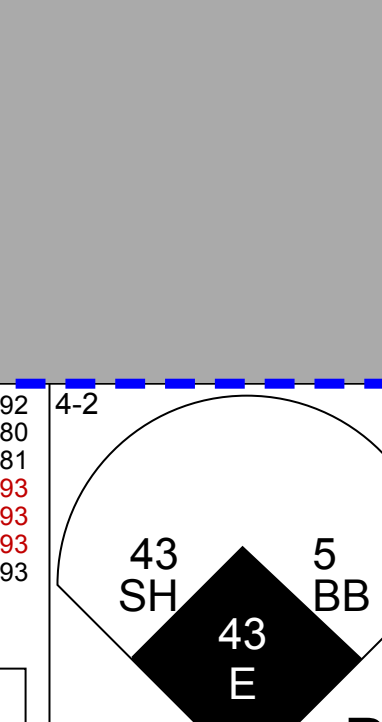

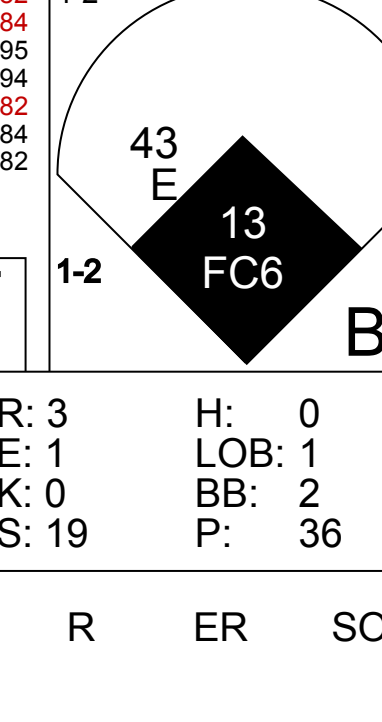
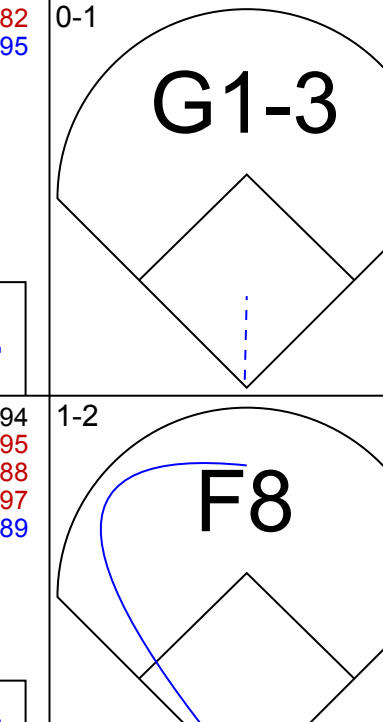


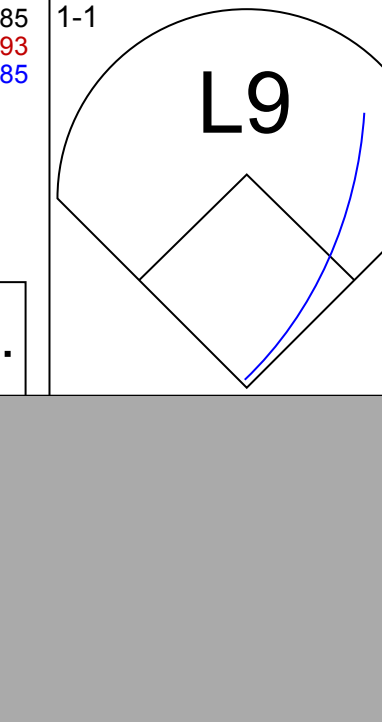

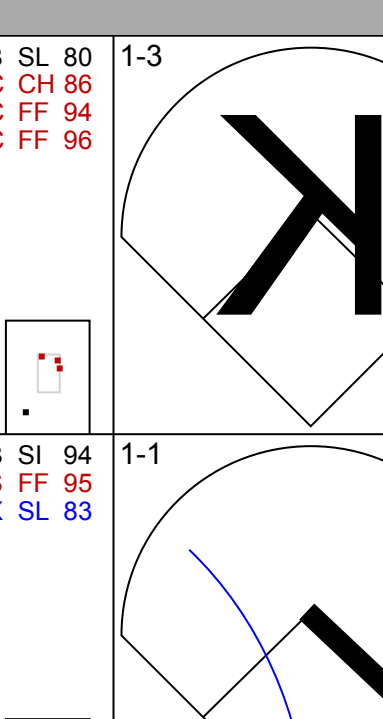
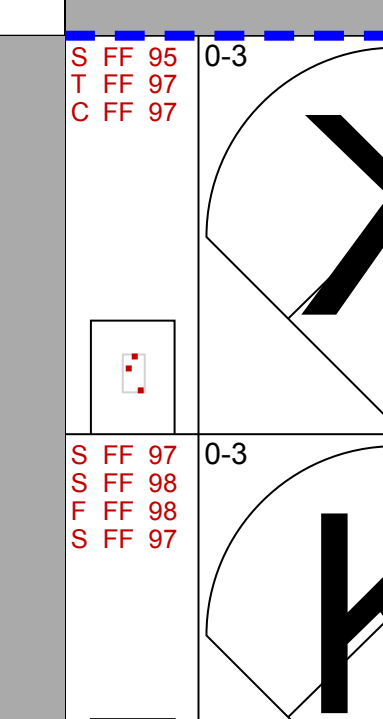

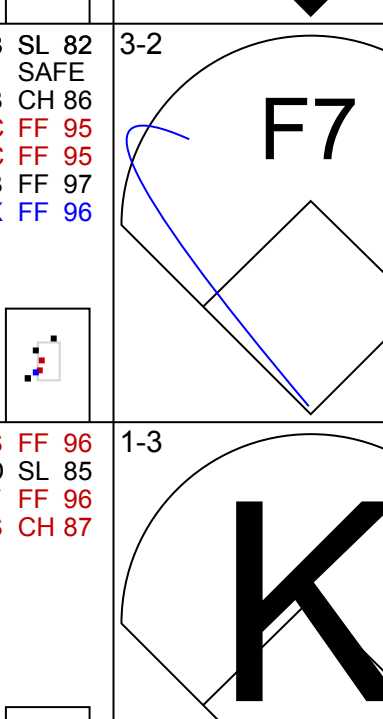

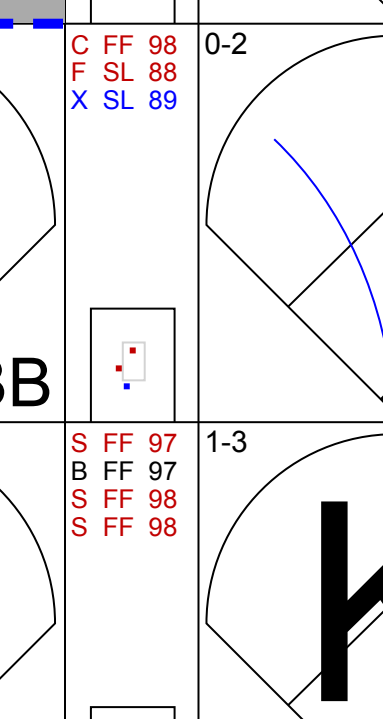
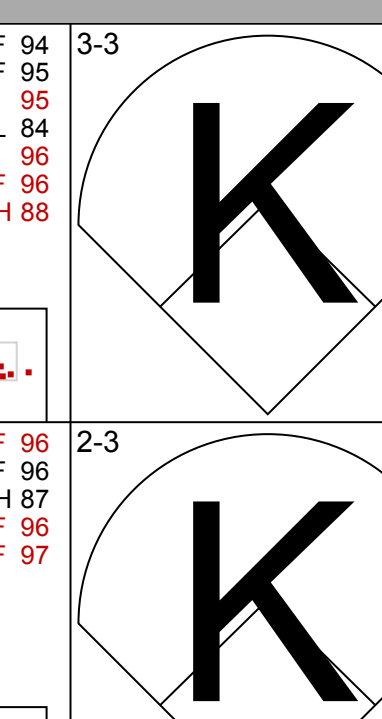
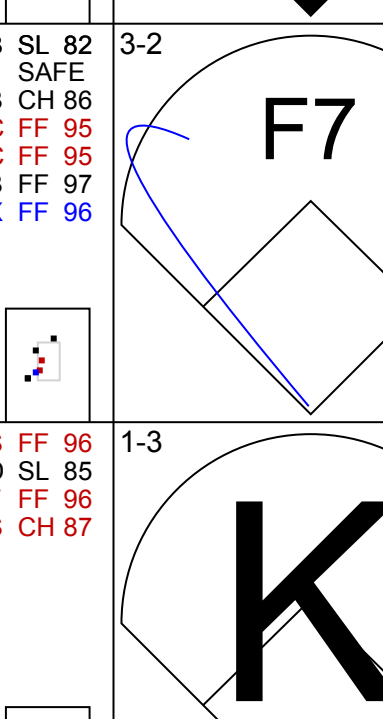
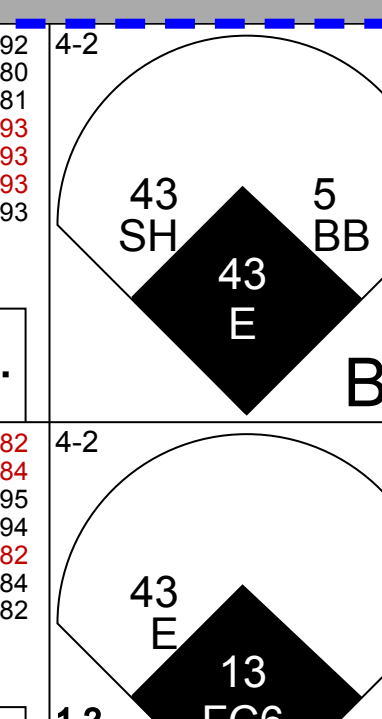
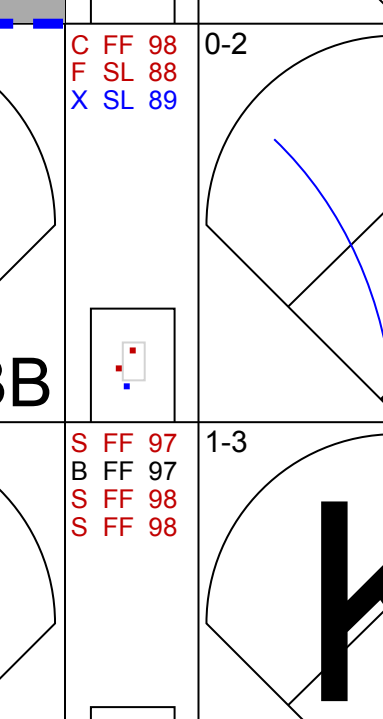

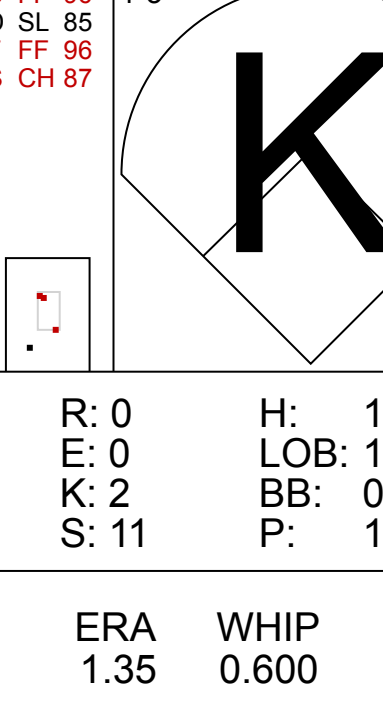
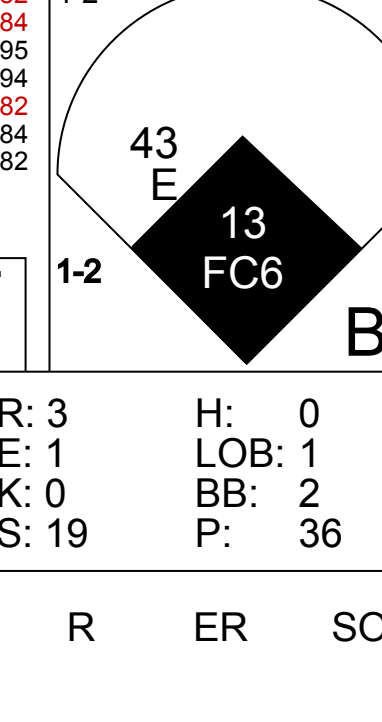
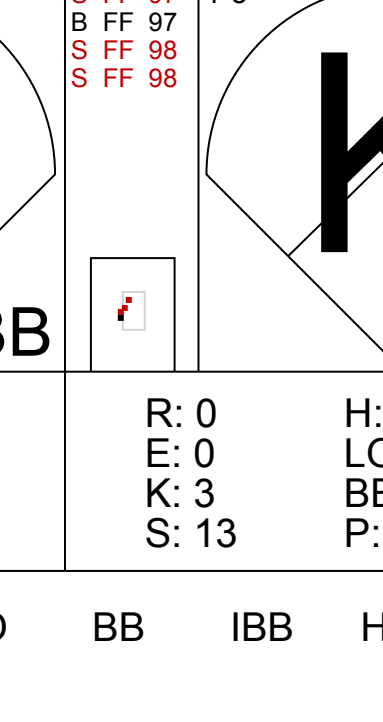
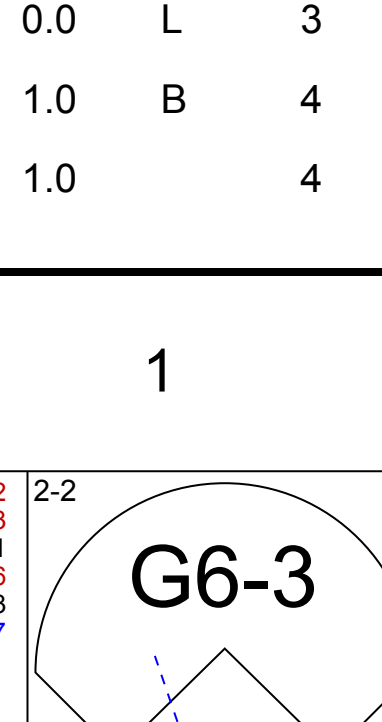
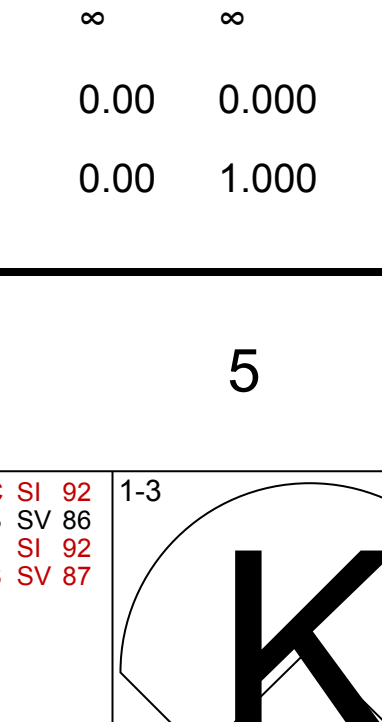
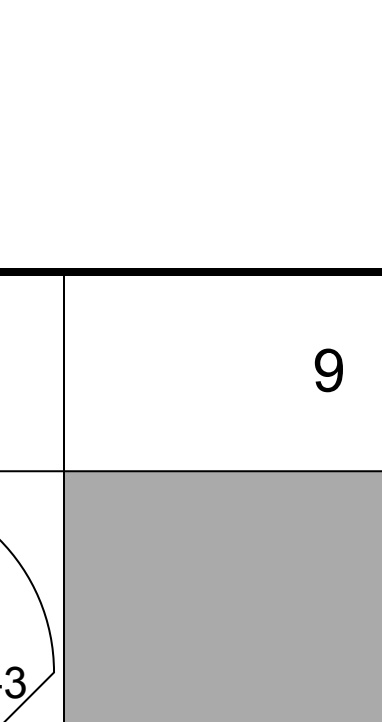
Batter	1	2	3	4	5	6	7	8	9	AB	R	H	RBI	BB	SO	LOB	TOP			
6 Zach McKinstry, L (1, 6) OBP: 0.261, SLG: 0.375										3	0	0	0	0	1	0	<b>Chicago Cubs @ Miami Marlins</b> loanDepot park, Miami, FL Tue Sep 20 2022, 6:41 PM - 9:29 PM EDT Att: 7,972 - Roof Closed - 72 F			
43 Esteban Quiroz, L (1, 4) OBP: 0.429, SLG: 0.333										3	0	2	0	0	0	0				
13 David Bote, R (1, 5) OBP: 0.313, SLG: 0.409										3	1	1	2	0	1	2				
8 Ian Happ, S (1, 7) OBP: 0.342, SLG: 0.450										4	0	0	0	0	1	3				
36 Alfonso Rivas III, L (1, 3) OBP: 0.322, SLG: 0.320										4	0	0	0	0	2	2				
48 P.J. Higgins, R (1, 2) OBP: 0.256, SLG: 0.389										4	0	2	0	0	0	0				
74 Jared Young, L (1, 10) OBP: 0.286, SLG: 0.385										4	0	1	0	0	2	1				
4 Nelson Velázquez, R (1, 9) OBP: 0.266, SLG: 0.351										4	0	0	0	0	3	3				
37 Michael Hermosillo, R (1, 8) OBP: 0.258, SLG: 0.137										2	1	0	0	0	1	0				
5 Christopher Morel, R (9, 8) OBP: 0.359, SLG: 0.459										0	0	0	0	0	0	0				
<b>Inning Stats</b>	R: 0 E: 0 K: 0 S: 7	H: 1 LOB: 0 BB: 0 P: 11	R: 0 E: 0 K: 0 S: 9	H: 0 LOB: 0 BB: 0 P: 13	R: 0 E: 0 K: 2 S: 7	H: 0 LOB: 1 BB: 0 P: 11	R: 0 E: 0 K: 2 S: 9	H: 0 LOB: 1 BB: 0 P: 15	R: 0 E: 0 K: 0 S: 10	H: 0 LOB: 0 BB: 0 P: 13	R: 1 E: 0 K: 1 S: 17	H: 3 LOB: 2 BB: 0 P: 30	R: 1 E: 0 K: 2 S: 15	H: 1 LOB: 2 BB: 0 P: 23	R: 0 E: 0 K: 2 S: 10	H: 0 LOB: 0 BB: 0 P: 12	1B: 4 2B: 1 3B: 0 HR: 1	SF: 1 SAC: 1 DP: 1 HBP: 2	WP: 0 PB: 0 SB: 1 CS: 0	PA: 35
<b>PITCHER</b>	IP WLS BF H R ER SO BB IBB HBP BLK WP HR S P ERA WHIP																			
49 Pablo López, R (1, 1) ERA: 3.88	6.2	25	5	1	1	6	0	0	1	0	0	0	0	1	68	105	1.35	0.750		
81 Huscar Brazoban, R (7, 1) ERA: 3.81	0.1	1	0	0	0	1	0	0	0	0	0	0	0	3	6	0.00	0.000			
48 Steven Okert, L (8, 1) ERA: 2.63	1.0	L	6	1	1	1	2	0	0	1	0	0	0	15	23	9.00	1.000			
36 Dylan Floro, R (9, 1) ERA: 3.38	1.0		3	0	0	0	2	0	0	0	0	0	0	10	12	0.00	0.000			

Batter	1	2	3	4	5	6	7	8	9	AB	R	H	RBI	BB	SO	LOB	BOTTOM					
5 Jon Berti, R (1, 7) OBP: 0.334, SLG: 0.350										4	0	1	0	0	0	2	<b>Chicago Cubs @ Miami Marlins</b> loanDepot park, Miami, FL Tue Sep 20 2022, 6:41 PM - 9:29 PM EDT Att: 7,972 - Roof Closed - 72 F					
11 Miguel Rojas, R (1, 6) OBP: 0.286, SLG: 0.328										4	0	1	0	0	1	1						
83 Charles Leblanc, R (1, 4) OBP: 0.328, SLG: 0.457										4	0	2	0	0	1	0						
26 Garrett Cooper, R (1, 10) OBP: 0.333, SLG: 0.415										4	0	1	0	0	2	3						
46 Luke Williams, R (9, PR) OBP: 0.299, SLG: 0.317										0	0	0	0	0	0	0						
67 JJ Bleday, L (1, 9) OBP: 0.292, SLG: 0.317										2	1	0	0	1	0	2						
15 Brian Anderson, R (9, PH) OBP: 0.317, SLG: 0.354										1	0	0	0	0	1	1						
14 Bryan De La Cruz, R (1, 8) OBP: 0.287, SLG: 0.367										4	0	1	0	0	1	1						
58 Jacob Stallings, R (1, 2) OBP: 0.290, SLG: 0.294										4	0	0	0	0	0	3						
65 Jordan Groshans, R (1, 5) OBP: 0.400, SLG: 0.478										3	0	2	1	0	0	0						
34 Lewin Diaz, L (1, 3) OBP: 0.225, SLG: 0.264										3	0	1	0	0	0	1						
<b>Inning Stats</b>	R: 0 E: 0 K: 1 S: 9	H: 2 LOB: 1 BB: 0 P: 13	R: 1 E: 0 K: 0 S: 15	H: 3 LOB: 2 BB: 1 P: 29	R: 0 E: 0 K: 1 S: 8	H: 2 LOB: 1 BB: 0 P: 14	R: 0 E: 0 K: 0 S: 10	H: 1 LOB: 1 BB: 0 P: 16	R: 0 E: 0 K: 0 S: 7	H: 0 LOB: 0 BB: 0 P: 11	R: 0 E: 0 K: 1 S: 5	H: 0 LOB: 0 BB: 0 P: 6	R: 0 E: 0 K: 0 S: 6	H: 0 LOB: 0 BB: 0 P: 9	R: 0 E: 0 K: 2 S: 8	H: 0 LOB: 0 BB: 0 P: 13	R: 0 E: 0 K: 1 S: 12	H: 1 LOB: 1 BB: 0 P: 16	1B: 8 2B: 1 3B: 0 HR: 0	SF: 0 SAC: 0 DP: 2 HBP: 0	WP: 0 PB: 0 SB: 0 CS: 1	PA: 34
<b>PITCHER</b>	IP WLS BF H R ER SO BB IBB HBP BLK WP HR S P ERA WHIP																					
41 Adrian Sampson, R (1, 1) ERA: 3.35	6.0	24	8	1	1	3	1	0	0	0	0	0	0	0	14	22	0.00	0.000				
73 Adbert Alzolay, R (7, 1) ERA: 4.5	2.0	W	6	0	0	0	2	0	0	0	0	0	0	14	22	0.00	0.000					
47 Brandon Hughes, L (9, 1) ERA: 3.19	1.0	S	4	1	0	0	1	0	0	0	0	0	0	12	16	0.00	1.000					

AB	31
R	2
H	6
RBI	2
BB	0
SO	11
LOB	11



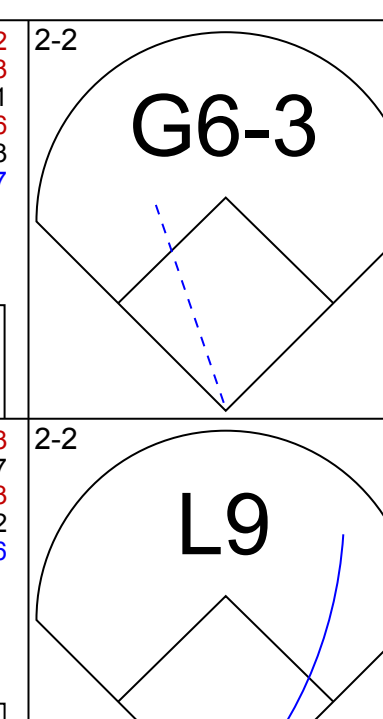
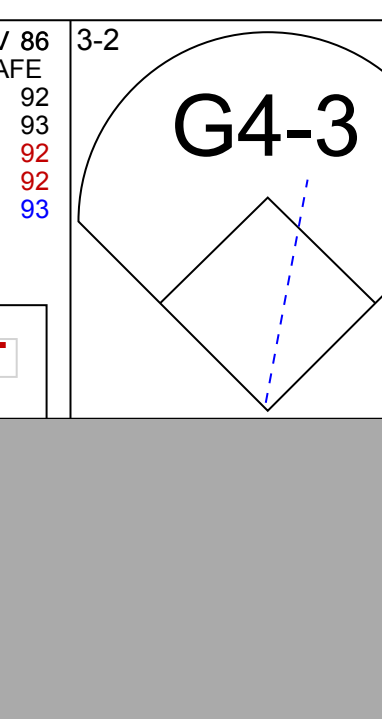
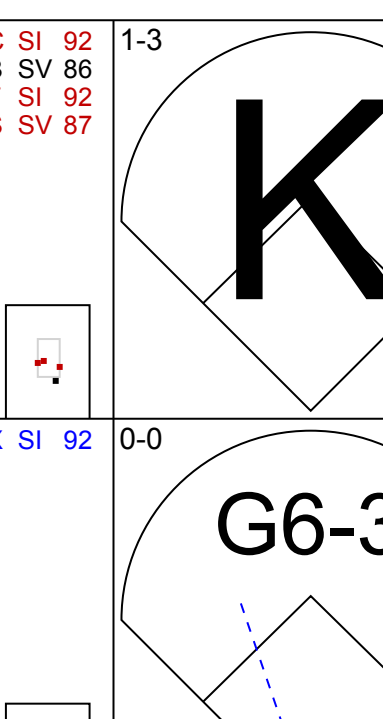
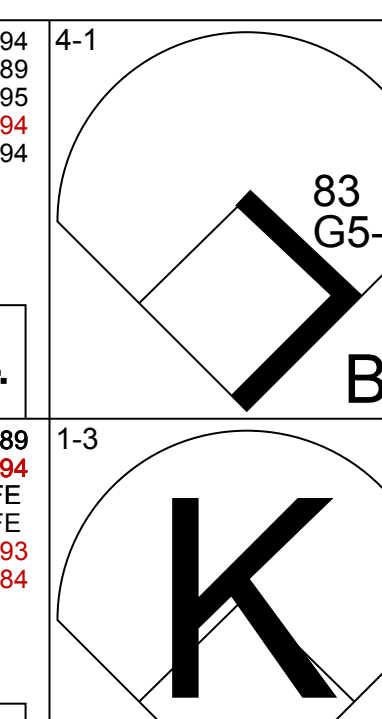

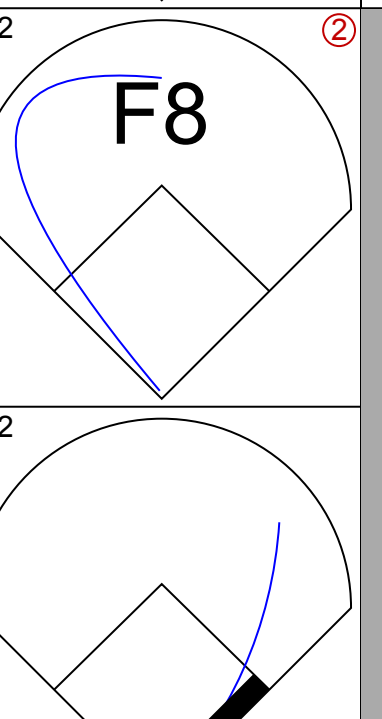

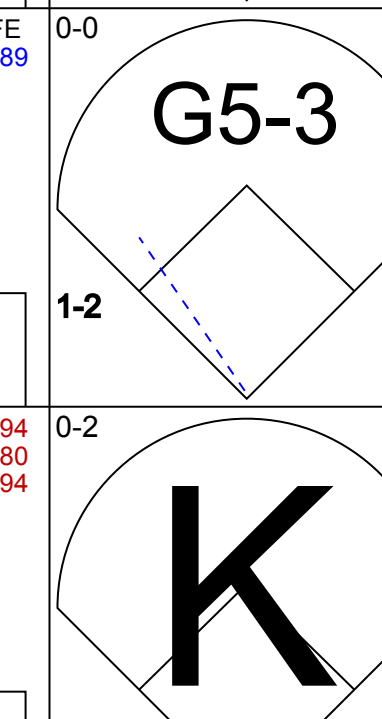

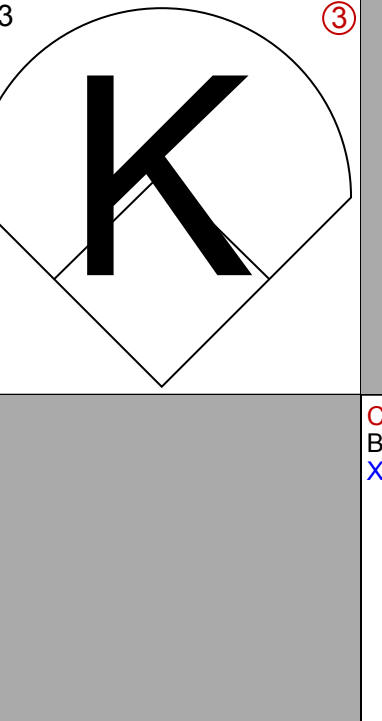
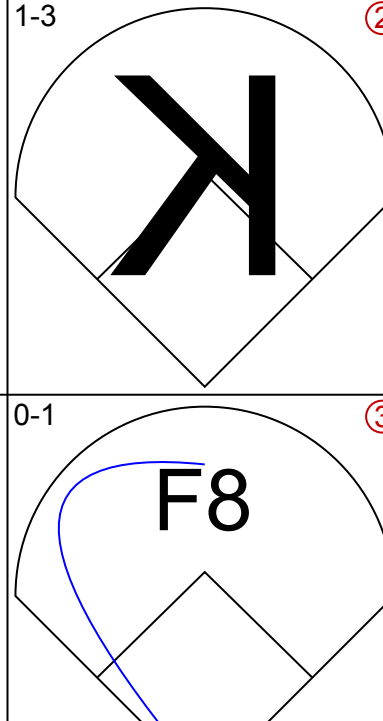

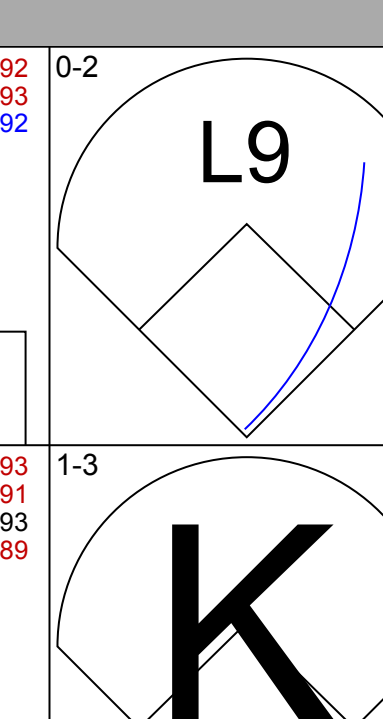
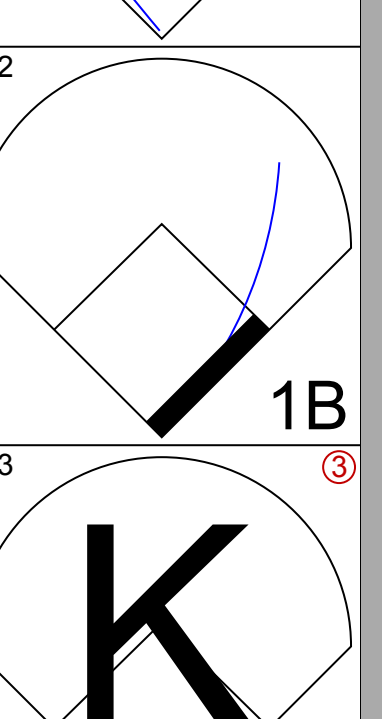
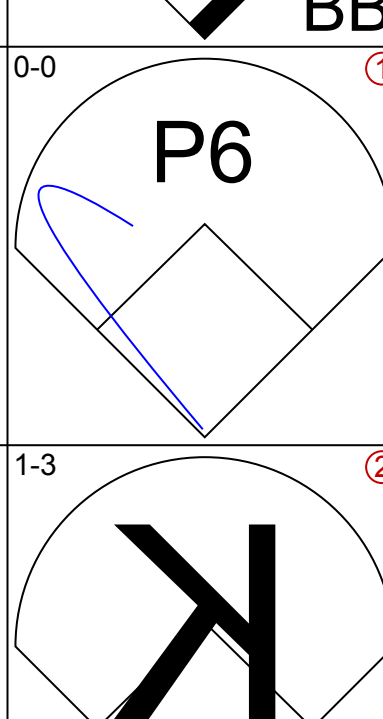
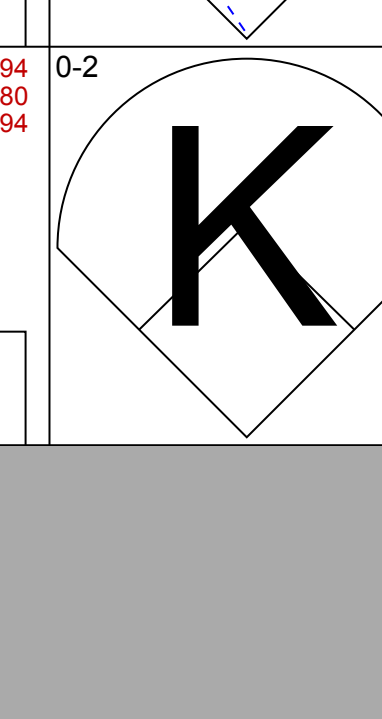


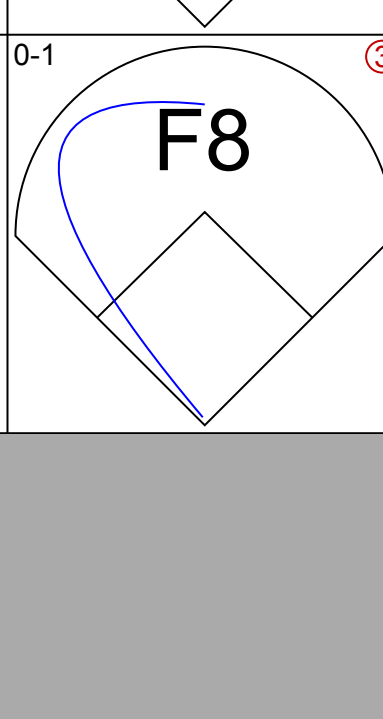
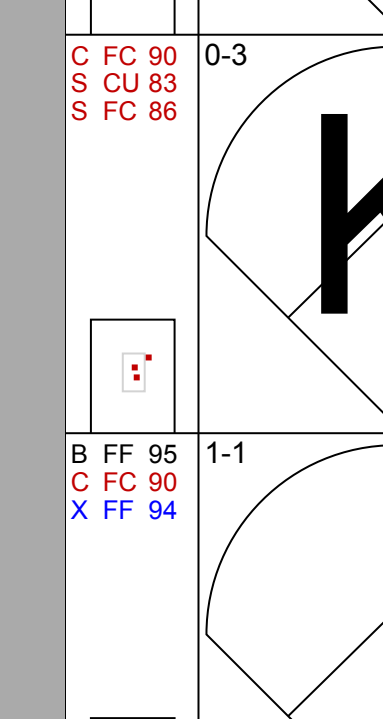

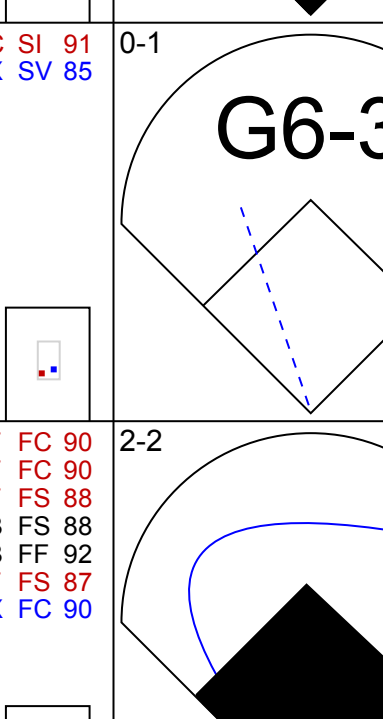

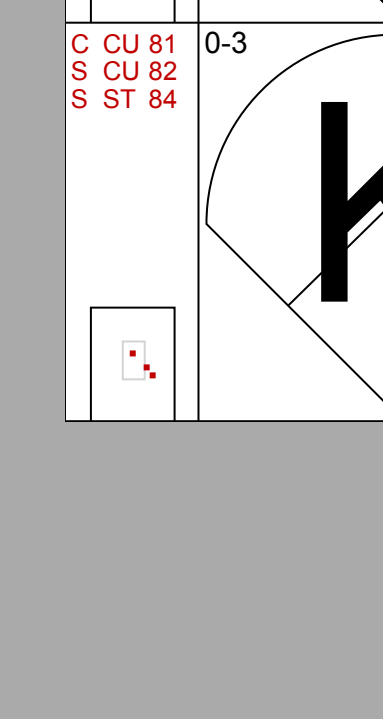
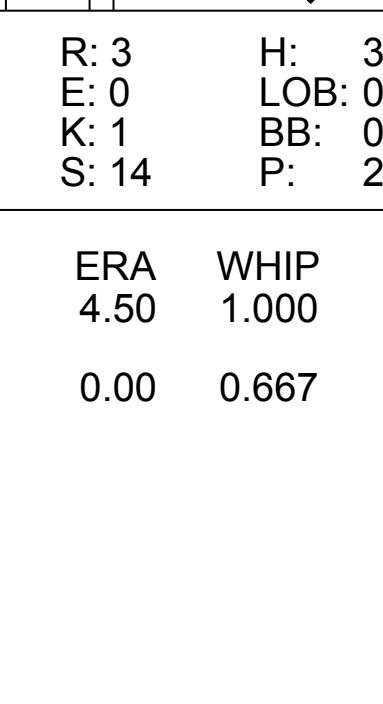
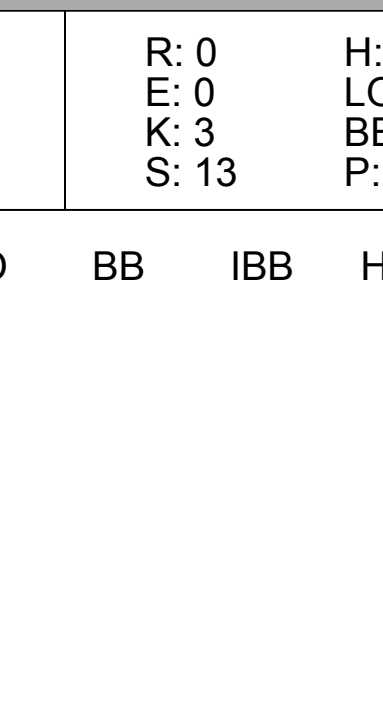

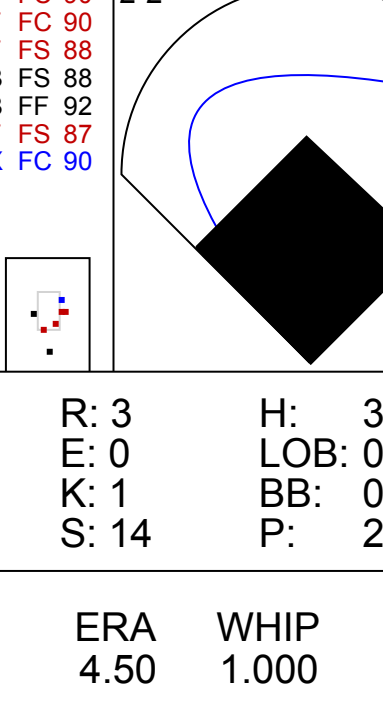





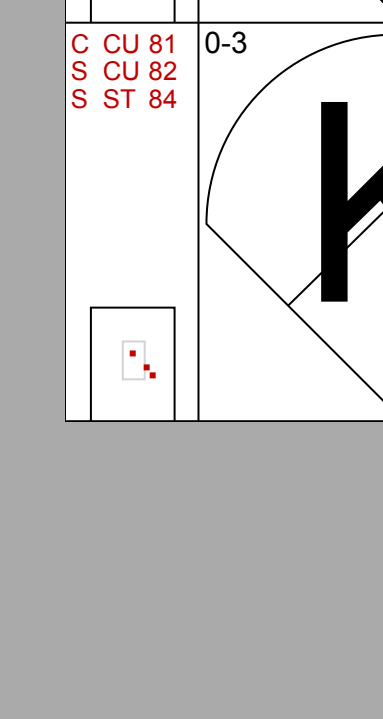
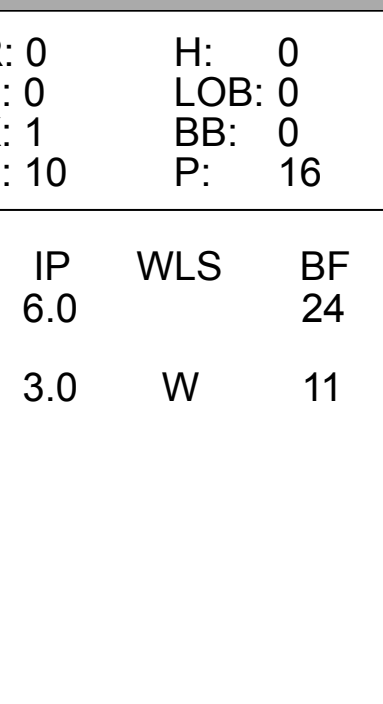
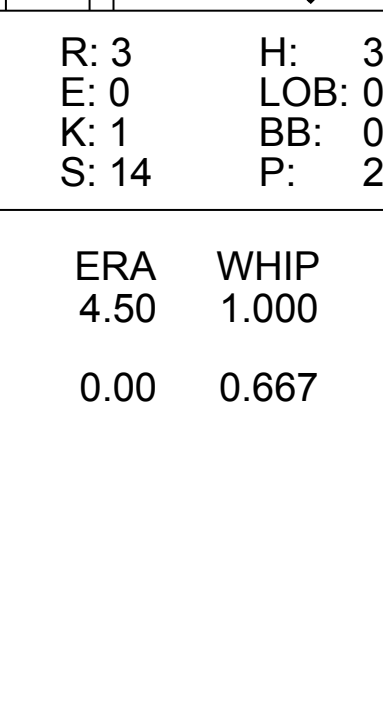
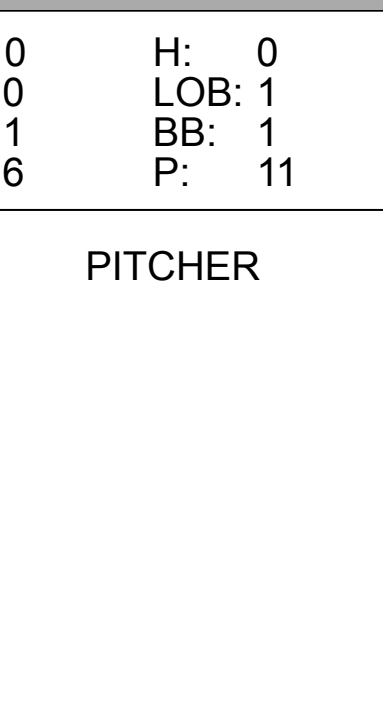


Batter	1	2	3	4	5	6	7	8	9	AB	R	H	RBI	BB	SO	LOB	TOP					
43 Esteban Quiroz, L (1,4) OBP: 0.300, SLG: 0.222										3	1	0	0	0	1	0						
13 David Bote, R (1,5) OBP: 0.300, SLG: 0.391										4	0	0	1	0	2	1						
8 Ian Happ, S (1,7) OBP: 0.342, SLG: 0.449										3	0	1	1	0	1	0						
32 Franmil Reyes, R (1,10) OBP: 0.271, SLG: 0.368										2	0	0	0	1	2	1						
36 Alfonso Rivas III, L (8, PH) OBP: 0.320, SLG: 0.319										1	0	0	0	0	0	1						
7 Yan Gomes, R (1,2) OBP: 0.262, SLG: 0.363										4	0	0	0	0	1	2						
16 Patrick Wisdom, R (1,9) OBP: 0.303, SLG: 0.428										4	1	1	1	0	2	0						
48 P.J. Higgins, R (1,3) OBP: 0.296, SLG: 0.391										4	0	1	0	0	2	0						
6 Zach McKinstry, L (1,6) OBP: 0.268, SLG: 0.374										3	1	1	0	1	1	1						
5 Christopher Morel, R (1,8) OBP: 0.308, SLG: 0.424										3	1	0	0	1	3	2						
37 Michael Hermosillo, R (9, 8) OBP: 0.258, SLG: 0.137										0	0	0	0	0	0	0						
<b>Inning Stats</b>	R: 0 E: 0 K: 3 S: 14	H: 1 LOB: 1 BB: 0 P: 18	R: 0 E: 0 K: 0 S: 9	H: 0 LOB: 0 BB: 0 P: 12	R: 0 E: 0 K: 2 S: 10	H: 0 LOB: 0 BB: 0 P: 16	R: 0 E: 0 K: 1 S: 7	H: 0 LOB: 1 BB: 0 P: 12	R: 0 E: 0 K: 2 S: 11	H: 0 LOB: 0 BB: 0 P: 17	R: 0 E: 0 K: 2 S: 10	H: 0 LOB: 0 BB: 0 P: 16	R: 1 E: 0 K: 2 S: 11	H: 1 LOB: 0 BB: 0 P: 15	R: 3 E: 1 K: 0 S: 19	H: 0 LOB: 2 BB: 36 P: 36	R: 0 E: 0 K: 3 S: 13	H: 1 LOB: 1 BB: 0 P: 14	1B: 2 2B: 1 3B: 0 HR: 1	SF: 1 SAC: 1 DP: 0 HBP: 0	WP: 0 PB: 0 SB: 0 CS: 0	PA: 36
<b>PITCHER</b>	IP WLS BF H R ER SO BB IBB HBP BLK WP HR S P ERA WHIP																					
44 Jesús Luzardo, L (1, 1) ERA: 3.57	6.2		24	3	1	1	11	1	0	0	0	0	0	0	0	0	1	69	101	1.35	0.600	
43 Jeff Bringham, R (7, 1) ERA: 4.42	0.1	H	1	0	0	0	1	0	0	0	0	0	0	0	0	0	0	3	5	0.00	0.000	
48 Steven Okert, L (8, 1) ERA: 2.98	0.0	L	3	0	3	2	0	2	0	0	0	0	0	0	0	0	0	9	20	∞	∞	
36 Dylan Floro, R (8, 1) ERA: 3.3	1.0	B	4	0	0	0	0	0	0	0	0	0	0	0	0	0	0	10	16	0.00	0.000	
66 Tanner Scott, L (9, 1) ERA: 4.32	1.0		4	1	0	0	3	0	0	0	0	0	0	0	0	0	0	13	14	0.00	1.000	

Chicago Cubs @ Miami Marlins  
loanDepot park, Miami, FL  
Wed Sep 21, 2022, 6:42 PM - 9:28 PM EDT  
Att: 8,753 - Dome - 72 F

AB 31  
R 4  
H 4  
RBI 3  
BB 3  
SO 15  
LOB 8



Batter	1	2	3	4	5	6	7	8	9	AB	R	H	RBI	BB	SO	LOB	BOTTOM					
5 Jon Berti, R (1,7) OBP: 0.333, SLG: 0.346										3	0	0	0	1	1	1						
11 Miguel Rojas, R (1,6) OBP: 0.284, SLG: 0.325										4	0	0	0	0	1	1						
83 Charles Leblanc, R (1,4) OBP: 0.326, SLG: 0.446										3	0	0	0	1	1	1						
26 Garrett Cooper, R (1, 10) OBP: 0.332, SLG: 0.414										4	0	1	0	0	1	2						
67 JJ Bleday, L (1, 9) OBP: 0.286, SLG: 0.310										4	0	0	0	0	4	2						
14 Bryan De La Cruz, R (1, 8) OBP: 0.288, SLG: 0.369										4	1	1	0	0	2	1						
54 Nick Fortes, R (1, 2) OBP: 0.316, SLG: 0.416										4	1	2	2	0	0	0						
46 Luke Williams, R (8, PR) OBP: 0.289, SLG: 0.317										0	0	0	0	0	0	0						
65 Jordan Groshans, R (1, 5) OBP: 0.379, SLG: 0.444										4	0	1	0	0	1	1						
34 Lewin Diaz, L (1, 3) OBP: 0.228, SLG: 0.288										3	1	1	1	0	2	1						
<b>Inning Stats</b>	R: 0 E: 0 K: 1 S: 10	H: 0 LOB: 0 BB: 0 P: 16	R: 0 E: 0 K: 2 S: 9	H: 0 LOB: 0 BB: 0 P: 11	R: 0 E: 0 K: 1 S: 11	H: 1 LOB: 0 BB: 0 P: 18	R: 0 E: 0 K: 1 S: 12	H: 1 LOB: 1 BB: 0 P: 20	R: 3 E: 0 K: 1 S: 14	H: 3 LOB: 0 BB: 0 P: 20	R: 0 E: 0 K: 1 S: 6	H: 0 LOB: 0 BB: 1 P: 11	R: 0 E: 0 K: 1 S: 9	H: 0 LOB: 0 BB: 0 P: 14	R: 0 E: 0 K: 2 S: 8	H: 0 LOB: 1 BB: 1 P: 13	R: 0 E: 0 K: 3 S: 13	H: 1 LOB: 1 BB: 0 P: 16	1B: 2 2B: 2 3B: 0 HR: 2	SF: 0 SAC: 0 DP: 0 HBP: 0	WP: 0 PB: 0 SB: 0 CS: 0	PA: 35
<b>PITCHER</b>	IP WLS BF H R ER SO BB IBB HBP BLK WP HR S P ERA WHIP																					
0 Marcus Stroman, R (1, 1) ERA: 3.8	6.0		24	5	3	3	7	1	0	0	0	0	0	0	0	0	0	30	43	0.00	0.667	
71 Keegan Thompson, R (1, 1) ERA: 3.96	3.0	W	11	1	0	0	6	1	0	0	0	0	0	0	0	0	0	0	0	0.00	0.667	

Chicago Cubs @ Miami Marlins  
loanDepot park, Miami, FL  
Wed Sep 21, 2022, 6:42 PM - 9:28 PM EDT  
Att: 8,753 - Dome - 72 F

AB 33  
R 3  
H 6  
RBI 3  
BB 2  
SO 13  
LOB 10









Batter	1	2	3	4	5	6	7	8	9	AB	R	H	RBI	BB	SO	LOB	TOP				
<b>6 Zach McKinstry, L</b> OBP: 0.272, SLG: 0.370										4	0	1	1	1	1	4	<b>Chicago Cubs @ Pittsburgh Pirates</b> PNC Park, Pittsburgh, PA Fri Sep 23 2022, 6:39 PM - 10:10 PM EDT Att: 11,987 - Clear -61 F				
<b>43 Esteban Quiroz, L</b> OBP: 0.375, SLG: 0.286										4	0	2	2	1	0	1					
<b>13 David Bote, R</b> OBP: 0.303, SLG: 0.390										4	0	0	0	1	2	7					
<b>8 Ian Happ, S</b> OBP: 0.340, SLG: 0.446										5	1	1	0	0	0	2					
<b>16 Patrick Wisdom, R</b> OBP: 0.304, SLG: 0.434										3	2	1	2	1	2	1					
<b>4 Nelson Velazquez, R</b> OBP: 0.266, SLG: 0.349										1	0	1	0	0	0	0					
<b>36 Alfonso Rivas III, L</b> OBP: 0.318, SLG: 0.316										5	0	1	0	0	1	2					
<b>48 P.J. Higgins, R</b> OBP: 0.308, SLG: 0.396										3	1	2	0	2	1	1					
<b>74 Jared Young, L</b> OBP: 0.368, SLG: 0.375										3	2	1	0	2	1	3					
<b>37 Michael Hermosillo, R</b> OBP: 0.285, SLG: 0.158										2	0	0	0	0	1	3					
<b>32 Frammi Reyes, R</b> OBP: 0.272, SLG: 0.387										0	0	0	1	1	0	0					
<b>5 Christopher Morel, R</b> OBP: 0.311, SLG: 0.427										0	0	0	0	0	0	0					
<b>Inning Stats</b>	R: 0 H: 0 K: 2 S: 11	H: 0 LOB: 0 BB: 1 P: 19	R: 2 H: 3 K: 2 S: 15	H: 3 LOB: 2 BB: 1 P: 20	R: 0 H: 0 K: 1 S: 11	H: 0 LOB: 1 BB: 1 P: 20	R: 0 H: 1 K: 0 S: 9	H: 1 LOB: 0 BB: 0 P: 15	R: 0 H: 1 K: 0 S: 9	H: 1 LOB: 3 BB: 4 P: 15	R: 0 H: 0 K: 1 S: 9	H: 0 LOB: 0 BB: 0 P: 16	R: 1 H: 2 K: 0 S: 11	H: 2 LOB: 2 BB: 1 P: 19	R: 0 H: 1 K: 1 S: 12	H: 1 LOB: 2 BB: 1 P: 19	1B: 7 2B: 2 3B: 0 HR: 1	SF: 0 SAC: 1 DP: 0 HBP: 0	WP: 1 PB: 0 SB: 1 CS: 1	PA: 44	
<b>PITCHER</b>	IP	WLS	BF	H	R	ER	SO	BB	IBB	HBP	BLK	WP	HR	S	P	ERA	WHIP				
<b>32 Bryce Wilson, R</b> ERA: 5.95	5.0		22	5	2	2	5	3	0	0	0	0	1	55	89	3.60	1.600				
<b>29 Will Crowe, R</b> ERA: 4.5	0.1	H	5	1	3	3	1	3	0	0	0	1	0	14	30	81.00	12.000				
<b>53 Manny Bañuelos, L</b> ERA: 3.89	1.2	B	7	1	0	0	2	1	0	0	0	0	0	15	28	0.00	1.200				
<b>46 Yohan Ramirez, R</b> ERA: 5.64	1.0	L	6	2	1	1	0	1	0	0	0	0	0	11	19	9.00	3.000				
<b>37 Chase De Jong, R</b> ERA: 2.32	1.0		5	1	0	0	1	1	0	0	0	0	0	12	19	0.00	2.000				

AB 34  
R 6  
H 10  
RBI 6  
BB 9  
SO 9  
LOB 24



Batter	1	2	3	4	5	6	7	8	9	AB	R	H	RBI	BB	SO	LOB	BOTTOM				
<b>15 Oneil Cruz, L</b> OBP: 0.270, SLG: 0.447										4	1	0	0	1	0	2	<b>Chicago Cubs @ Pittsburgh Pirates</b> PNC Park, Pittsburgh, PA Fri Sep 23 2022, 6:39 PM - 10:10 PM EDT Att: 11,987 - Clear -61 F				
<b>10 Bryan Reynolds, S</b> OBP: 0.344, SLG: 0.463										4	2	2	2	1	1	0					
<b>14 Rodolfo Castro, S</b> OBP: 0.295, SLG: 0.450										4	0	0	0	1	1	2					
<b>31 Cal Mitchell, L</b> OBP: 0.275, SLG: 0.346										5	1	1	1	0	1	4					
<b>27 Kevin Newman, R</b> OBP: 0.312, SLG: 0.376									4	0	1	1	0	1	1						
<b>65 Jack Suwinski, L</b> OBP: 0.277, SLG: 0.394										1	1	1	1	3	0	0					
<b>2 Michael Chavis, R</b> OBP: 0.265, SLG: 0.392										4	0	0	0	0	2	4					
<b>6 Zack Collins, L</b> OBP: 0.240, SLG: 0.352									4	0	0	0	0	0	3						
<b>Ji Hwan Bae, L</b> OBP: 0.500, SLG: 0.333										3	0	1	0	1	0	1					
<b>Inning Stats</b>	R: 1 H: 1 K: 0 S: 16	H: 1 LOB: 1 BB: 1 P: 28	R: 1 H: 1 K: 1 S: 9	H: 1 LOB: 1 BB: 1 P: 19	R: 2 H: 2 K: 0 S: 19	H: 2 LOB: 2 BB: 1 P: 28	R: 0 H: 0 K: 1 S: 12	H: 0 LOB: 0 BB: 1 P: 16	R: 0 H: 0 K: 1 S: 14	H: 0 LOB: 0 BB: 1 P: 23	R: 1 H: 1 K: 0 S: 8	H: 1 LOB: 0 BB: 0 P: 11	R: 0 H: 0 K: 1 S: 8	H: 0 LOB: 0 BB: 1 P: 14	R: 0 H: 1 K: 1 S: 11	H: 1 LOB: 3 BB: 2 P: 23	1B: 2 2B: 2 3B: 0 HR: 2	SF: 0 SAC: 0 DP: 1 HBP: 0	WP: 0 PB: 0 SB: 5 CS: 0	PA: 40	
<b>PITCHER</b>	IP	WLS	BF	H	R	ER	SO	BB	IBB	HBP	BLK	WP	HR	S	P	ERA	WHIP				
<b>72 Javier Assad, R</b> ERA: 4.28	4.0		20	4	4	3	2	3	0	0	0	0	1	56	91	6.75	1.750				
<b>59 Michael Rucker, R</b> ERA: 4.18	2.0		7	0	0	0	2	1	0	0	0	0	0	19	32	0.00	0.500				
<b>39 Manuel Rodriguez, R</b> ERA: 3.27	2.0	W	7	1	1	1	1	1	0	0	0	0	1	16	25	4.50	1.000				
<b>46 Erich Uelmen, R</b> ERA: 4.56	1.0	S	6	1	0	0	1	1	1	0	0	0	0	11	23	0.00	2.000				

AB 33  
R 5  
H 6  
RBI 5  
BB 7  
SO 6  
LOB 17





Batter	1	2	3	4	5	6	7	8	9	AB	R	H	RBI	BB	SO	LOB	TOP			
6 Zach McKinstry, L (1, 6) OBP: 0.265, SLG: 0.359	G5-3		K			K		K		4	0	0	0	0	3	2	Chicago Cubs @ Pittsburgh Pirates PNC Park, Pittsburgh, PA Sat Sep 24 2022, 6:38 PM - 9:03 PM EDT Att: 17,273 - Partly Cloudy - 64 F			
43 Esteban Quiroz, L (1, 4) OBP: 0.350, SLG: 0.278	1B		P5			F7		K		4	0	1	0	0	1	2				
16 Patrick Wisdom, R (1, 9) OBP: 0.302, SLG: 0.431	K		F8			F7			F7	4	0	0	0	0	1	1				
8 Ian Happ, S (1, 7) OBP: 0.340, SLG: 0.445	1B				F8					3	0	1	0	0	0	0				
4 Nelson Velazquez, R (7, 7) OBP: 0.270, SLG: 0.349	1B									0	0	0	0	0	1	0				
7 Yan Gomes, R (1, 2) OBP: 0.254, SLG: 0.352	K				L8					4	0	0	0	0	2	3				
32 Framni Reyes, R (1, 10) OBP: 0.270, SLG: 0.363		F8								4	0	0	0	0	2	1				
13 David Bote, R (1, 5) OBP: 0.304, SLG: 0.388		P6								3	0	1	0	0	0	0				
74 Jared Young, L (1, 3) OBP: 0.364, SLG: 0.368		1B				F8				3	0	1	0	0	0	1				
5 Christopher Morel, R (1, 8) OBP: 0.311, SLG: 0.429		K				K				3	0	1	0	0	2	1				
<b>Inning Stats</b>	R: 0 H: 2 E: 0 K: 2 S: 15	H: 2 LOB: 2 BB: 0 P: 18	R: 0 H: 1 E: 0 K: 1 S: 9	H: 1 LOB: 1 BB: 0 P: 11	R: 0 H: 0 E: 0 K: 1 S: 6	H: 0 LOB: 0 BB: 0 P: 12	R: 0 H: 0 E: 0 K: 1 S: 6	H: 0 LOB: 0 BB: 0 P: 9	R: 0 H: 0 E: 0 K: 1 S: 7	H: 0 LOB: 0 BB: 0 P: 11	R: 0 H: 0 E: 0 K: 1 S: 11	H: 0 LOB: 0 BB: 0 P: 16	R: 0 H: 0 E: 0 K: 2 S: 13	H: 2 LOB: 2 BB: 0 P: 23	R: 0 H: 0 E: 0 K: 2 S: 10	H: 0 LOB: 1 BB: 1 P: 19	1B: 4 2B: 1 3B: 0 HR: 0	SF: 0 SAC: 0 DP: 0 HBP: 0	WP: 0 PB: 0 SB: 0 CS: 0	PA: 33
<b>PITCHER</b>	IP	WLS	BF	H	R	ER	SO	BB	IBB	HBP	BLK	WP	HR	S	P	ERA	WHIP			
24 Johan Oviedo, R (1, 1) ERA: 3.13	7.0	W	24	3	0	0	7	0	0	0	0	0	0	58	82	0.00	0.429			
39 Zach Thompson, R (8, 1) ERA: 5.11	2.0		9	2	0	0	4	1	0	0	0	0	0	23	42	0.00	1.500			

AB	32
R	0
H	5
RBI	0
BB	1
SO	11
LOB	11



Batter	1	2	3	4	5	6	7	8	9	AB	R	H	RBI	BB	SO	LOB	BOTTOM			
Ji Hwan Bae, L (1, 4) OBP: 0.375, SLG: 0.429	L5		G4-3					K		4	1	1	2	0	1	0	Chicago Cubs @ Pittsburgh Pirates PNC Park, Pittsburgh, PA Sat Sep 24 2022, 6:38 PM - 9:03 PM EDT Att: 17,273 - Partly Cloudy - 64 F			
10 Bryan Reynolds, S (1, 8) OBP: 0.346, SLG: 0.463	1B		K					K		3	1	1	0	0	2	0				
14 Rodolfo Castro, S (1, 5) OBP: 0.298, SLG: 0.456	2B							G4-3		4	1	2	0	0	2					
64 Diego Castillo, R (1, 9) OBP: 0.249, SLG: 0.375	SF9							K		1	0	0	1	0	0	1				
65 Jack Suwinski, L (6, PH) OBP: 0.276, SLG: 0.405								K		2	1	1	3	0	1	0				
27 Kevin Newman, R (1, 6) OBP: 0.311, SLG: 0.378	P3							G4-3		4	0	1	0	0	0	1				
2 Michael Chavis, R (1, 3) OBP: 0.265, SLG: 0.389	G4-3							18 1B		3	0	0	0	1	0	2				
18 Ben Gamel, L (1, 10) OBP: 0.322, SLG: 0.363	F9							1B		3	1	1	0	1	0	0				
24 Greg Allen, S (1, 7) OBP: 0.260, SLG: 0.271	K							K		4	1	0	0	0	3	3				
61 Jason Delay, R (1, 2) OBP: 0.273, SLG: 0.273	K							F9		3	0	0	0	0	1	2				
<b>Inning Stats</b>	R: 1 H: 2 E: 0 K: 0 S: 15	H: 2 LOB: 1 BB: 0 P: 19	R: 0 H: 0 E: 0 K: 1 S: 10	H: 0 LOB: 0 BB: 0 P: 13	R: 0 H: 0 E: 0 K: 2 S: 8	H: 0 LOB: 0 BB: 0 P: 10	R: 0 H: 1 E: 1 K: 0 S: 9	H: 1 LOB: 1 BB: 0 P: 14	R: 5 H: 3 E: 1 K: 0 S: 18	H: 3 LOB: 1 BB: 1 P: 26	R: 0 H: 0 E: 0 K: 1 S: 5	H: 0 LOB: 0 BB: 0 P: 10	R: 0 H: 0 E: 0 K: 2 S: 8	H: 0 LOB: 0 BB: 0 P: 14	R: 0 H: 1 E: 0 K: 2 S: 14	H: 1 LOB: 2 BB: 1 P: 20	1B: 3 2B: 3 3B: 0 HR: 1	SF: 1 SAC: 0 DP: 1 HBP: 1	WP: 0 PB: 0 SB: 0 CS: 0	PA: 35
<b>PITCHER</b>	IP	WLS	BF	H	R	ER	SO	BB	IBB	HBP	BLK	WP	HR	S	P	ERA	WHIP			
20 Wade Miley, L (1, 1) ERA: 3.34	4.0	L	17	3	3	3	3	0	0	0	0	0	0	47	65	6.75	1.000			
73 Albert Alzolar, R (5, 1) ERA: 6.43	3.0		13	3	3	1	3	0	0	1	0	0	1	26	41	3.00	1.000			
50 Rowan Wick, R (8, 1) ERA: 4.43	1.0		5	1	0	0	2	1	0	0	0	0	0	14	20	0.00	2.000			

AB	31
R	6
H	7
RBI	6
BB	2
SO	8
LOB	11





Batter	1	2	3	4	5	6	7	8	9	AB	R	H	RBI	BB	SO	LOB	TOP					
6 Zach McKinstry, L (1, 6) OBP: 0.275, SLG: 0.359										3	2	1	0	2	1	3	Chicago Cubs @ Pittsburgh Pirates PNC Park, Pittsburgh, PA Sun Sep 25 2022, 1:37 PM - 4:45 PM EDT Att: 16,192 - Overcast - 67 F					
43 Esteban Quiroz, L (1, 4) OBP: 0.440, SLG: 0.333										3	2	2	1	2	0	1						
16 Patrick Wisdom, R (1, 5) OBP: 0.303, SLG: 0.436										4	2	1	3	0	1	5						
8 Ian Happ, S (1, 7) OBP: 0.340, SLG: 0.447										5	1	2	1	0	2	2						
2 Nico Hoerner, R (1, 10) OBP: 0.336, SLG: 0.419										5	0	1	0	0	2	3						
32 Franny Reyes, R (1, 9) OBP: 0.266, SLG: 0.361										3	0	0	0	0	2	0						
4 Nelson Velazquez, R (6, 9) OBP: 0.267, SLG: 0.345										2	0	0	1	0	1	1						
48 P.J. Higgins, R (1, 2) OBP: 0.305, SLG: 0.391										5	0	1	0	0	3	3						
36 Alfonso Rivas III, L (1, 3) OBP: 0.320, SLG: 0.318										5	1	2	0	0	1	1						
37 Michael Hermosillo, R (1, 8) OBP: 0.250, SLG: 0.148										4	0	0	0	0	2	3						
<b>Inning Stats</b>	R: 0 E: 0 K: 1 S: 13	H: 1 LOB: 1 BB: 0 P: 18	R: 0 E: 0 K: 3 S: 10	H: 0 LOB: 0 BB: 0 P: 10	R: 0 E: 1 K: 2 S: 15	H: 0 LOB: 2 BB: 1 P: 24	R: 0 E: 1 K: 1 S: 11	H: 0 LOB: 1 BB: 0 P: 15	R: 3 E: 0 K: 0 S: 12	H: 2 LOB: 1 BB: 2 P: 25	R: 0 E: 0 K: 2 S: 16	H: 2 LOB: 2 BB: 0 P: 23	R: 3 E: 1 K: 2 S: 15	H: 2 LOB: 0 BB: 0 P: 23	R: 2 E: 0 K: 3 S: 16	H: 2 LOB: 1 BB: 1 P: 28	R: 0 E: 0 K: 1 S: 10	H: 1 LOB: 0 BB: 0 P: 18	1B: 8 2B: 1 3B: 0 HR: 1	SF: 0 SAC: 0 DP: 0 HBP: 1	WP: 3 PB: 0 SB: 3 CS: 1	PA: 45
<b>PITCHER</b>	IP WLS BF H R ER SO BB IBB HBP BLK WP HR S P ERA WHIP																					
75 Luis Ortiz, R (1, 1) ERA: 1.17	4.2 L 19 1 1 1 7 2 0 0 0 0 0 55 80 1.93 0.643																					
53 Manny Bañuelos, L (5, 1) ERA: 4.34	0.1 4 2 2 2 0 1 0 0 0 0 0 1 6 12 54.00 9.000																					
51 David Bednar, R (6, 1) ERA: 2.77	1.0 5 2 0 0 2 0 0 0 0 0 0 0 16 23 0.00 2.000																					
56 Duane Underwood Jr., R (7, 1) ERA: 4.75	0.1 5 2 3 2 1 0 0 1 0 0 0 0 10 15 54.00 6.000																					
89 Miguel 'Ajayure, R (7, 1) ERA: 8.88	2.2 11 3 2 1 5 1 0 0 0 2 0 0 31 54 3.38 1.500																					

AB	39
R	8
H	10
RBI	6
BB	4
SO	15
LOB	22



Batter	1	2	3	4	5	6	7	8	9	AB	R	H	RBI	BB	SO	LOB	BOTTOM					
Ji Hwan Bae, L (1, 8) OBP: 0.250, SLG: 0.273										4	0	0	0	0	1	0	Chicago Cubs @ Pittsburgh Pirates PNC Park, Pittsburgh, PA Sun Sep 25 2022, 1:37 PM - 4:45 PM EDT Att: 16,192 - Overcast - 67 F					
10 Bryan Reynolds, S (1, 10) OBP: 0.347, SLG: 0.468										3	2	1	1	0	1	0						
15 Oneil Cruz, L (1, 6) OBP: 0.273, SLG: 0.448										4	1	2	0	0	0	0						
14 Rodolfo Castro, S (1, 4) OBP: 0.301, SLG: 0.456										2	0	1	1	1	1	1						
13 Ke'Bryan Hayes, R (1, 5) OBP: 0.315, SLG: 0.351										4	0	2	0	0	0	2						
65 Jack Suwinski, L (1, 7) OBP: 0.275, SLG: 0.401										3	0	0	1	0	2	2						
31 Cal Mitchell, L (1, 9) OBP: 0.275, SLG: 0.340										3	0	0	0	1	0	2						
6 Zack Collins, L (1, 3) OBP: 0.240, SLG: 0.341										3	0	0	0	1	1	1						
61 Jason Delay, R (1, 2) OBP: 0.268, SLG: 0.268										3	0	0	0	0	0	0						
18 Ben Gamel, L (9, PH) OBP: 0.322, SLG: 0.363										0	0	0	0	0	0	0						
64 Diego Castillo, R (9, PH) OBP: 0.248, SLG: 0.373										1	0	0	0	0	0	3						
<b>Inning Stats</b>	R: 0 E: 0 K: 0 S: 5	H: 0 LOB: 0 BB: 0 P: 5	R: 0 E: 0 K: 0 S: 4	H: 1 LOB: 0 BB: 0 P: 7	R: 0 E: 0 K: 0 S: 4	H: 0 LOB: 0 BB: 0 P: 8	R: 0 E: 0 K: 2 S: 10	H: 1 LOB: 1 BB: 0 P: 13	R: 0 E: 0 K: 1 S: 8	H: 1 LOB: 0 BB: 0 P: 15	R: 1 E: 0 K: 0 S: 12	H: 1 LOB: 0 BB: 0 P: 19	R: 0 E: 0 K: 1 S: 9	H: 0 LOB: 1 BB: 1 P: 17	R: 0 E: 0 K: 2 S: 8	H: 0 LOB: 0 BB: 0 P: 10	R: 2 E: 1 K: 0 S: 19	H: 2 LOB: 3 BB: 2 P: 38	1B: 4 2B: 1 3B: 0 HR: 1	SF: 2 SAC: 0 DP: 1 HBP: 1	WP: 0 PB: 0 SB: 0 CS: 0	PA: 36
<b>PITCHER</b>	IP WLS BF H R ER SO BB IBB HBP BLK WP HR S P ERA WHIP																					
41 Adrian Sampson, R (1, 1) ERA: 3.23	6.0 W 21 4 1 1 3 0 0 0 0 0 0 43 67 1.50 0.667																					
71 Keegan Thompson, R (1, 1) ERA: 3.79	2.0 7 0 0 0 3 1 0 0 0 0 0 17 27 0.00 0.500																					
46 Erich Uelmen, R (9, 1) ERA: 5.18	0.2 7 2 2 2 0 2 0 1 0 0 0 0 15 33 27.00 6.000																					
47 Brandon Hughes, L (9, 1) ERA: 3.15	0.1 S 1 0 0 0 0 0 0 0 0 0 0 4 5 0.00 0.000																					

AB	30
R	3
H	6
RBI	3
BB	3
SO	6
LOB	11





Batter	1	2	3	4	5	6	7	8	9	AB	R	H	RBI	BB	SO	LOB	TOP	
12 Kyle Schwarber, L OBP: 0.313, SLG: 0.485	G3-1		FC6-4			K		G5-4-3 BB		3	0	0	0	1	1	2	Philadelphia Phillies @ Chicago Cubs Wrigley Field, Chicago, IL Tue Sep 27 2022, 6:43 PM - 8:57 PM CDT Att: 32,069 - Cloudy - 54 F	
17 Rhys Hoskins, R OBP: 0.335, SLG: 0.471	K		F7			K		G5-4-3		4	0	0	0	0	2	3		
3 Bryce Harper, L OBP: 0.371, SLG: 0.540	E5				G3					4	0	2	1	0	0	0		
10 J.T. Realmuto, R OBP: 0.345, SLG: 0.480	K					L8				4	0	1	0	0	1	3		
28 Alec Bohm, R OBP: 0.324, SLG: 0.408		G5-3			G5-4-3					3	0	0	0	0	0	2		
8 Nick Castellanos, R OBP: 0.305, SLG: 0.396		G3-1								3	0	1	0	0	0	1		
16 Brandon Marsh, L OBP: 0.290, SLG: 0.374										3	0	0	0	0	0	2		
2 Jean Segura, R OBP: 0.335, SLG: 0.393										3	0	0	0	0	2	2		
5 Bryson Stott, L OBP: 0.289, SLG: 0.343										2	1	1	0	1	0	0		
<b>Inning Stats</b>	R: 0 H: 0 E: 1 K: 2 S: 12	H: 0 LOB: 1 BB: 0 P: 19	R: 0 H: 0 E: 0 K: 0 S: 7	H: 1 LOB: 0 BB: 0 P: 12	R: 0 H: 1 E: 0 K: 1 S: 7	H: 1 LOB: 1 BB: 0 P: 12	R: 0 H: 1 E: 0 K: 1 S: 8	H: 1 LOB: 0 BB: 0 P: 12	R: 1 H: 1 E: 0 K: 2 S: 15	H: 1 LOB: 1 BB: 1 P: 23	R: 0 H: 0 E: 0 K: 0 S: 7	H: 0 LOB: 0 BB: 1 P: 12	R: 0 H: 1 E: 0 K: 0 S: 3	H: 1 LOB: 0 BB: 0 P: 3	1B: 4 2B: 1 3B: 0 HR: 0	SF: 0 SAC: 0 DP: 3 HBP: 1		WP: 0 PA: 33 PB: 0 SB: 0 CS: 1
<b>PITCHER</b>	IP WLS BF H R ER SO BB IBB HBP BLK WP HR S P ERA WHIP	IP WLS BF H R ER SO BB IBB HBP BLK WP HR S P ERA WHIP	IP WLS BF H R ER SO BB IBB HBP BLK WP HR S P ERA WHIP	IP WLS BF H R ER SO BB IBB HBP BLK WP HR S P ERA WHIP	IP WLS BF H R ER SO BB IBB HBP BLK WP HR S P ERA WHIP	IP WLS BF H R ER SO BB IBB HBP BLK WP HR S P ERA WHIP	IP WLS BF H R ER SO BB IBB HBP BLK WP HR S P ERA WHIP	IP WLS BF H R ER SO BB IBB HBP BLK WP HR S P ERA WHIP	IP WLS BF H R ER SO BB IBB HBP BLK WP HR S P ERA WHIP	IP WLS BF H R ER SO BB IBB HBP BLK WP HR S P ERA WHIP	IP WLS BF H R ER SO BB IBB HBP BLK WP HR S P ERA WHIP	IP WLS BF H R ER SO BB IBB HBP BLK WP HR S P ERA WHIP	IP WLS BF H R ER SO BB IBB HBP BLK WP HR S P ERA WHIP	IP WLS BF H R ER SO BB IBB HBP BLK WP HR S P ERA WHIP	IP WLS BF H R ER SO BB IBB HBP BLK WP HR S P ERA WHIP	IP WLS BF H R ER SO BB IBB HBP BLK WP HR S P ERA WHIP	IP WLS BF H R ER SO BB IBB HBP BLK WP HR S P ERA WHIP	
0 Marcus Stroman, R ERA: 3.86	7.0	W	26	4	1	1	6	1	0	1	0	0	0	0	64	97	1.29	0.714
47 Brandon Hughes, L ERA: 3.09	1.0	H	4	1	0	0	0	1	0	0	0	0	0	0	8	13	0.00	2.000
39 Manuel Rodriguez, R ERA: 3.0	1.0	S	2	0	0	0	0	0	0	0	0	0	0	0	2	2	0.00	0.000

Batter	1	2	3	4	5	6	7	8	9	AB	R	H	RBI	BB	SO	LOB	BOTTOM	
6 Zach McKinstry, L OBP: 0.274, SLG: 0.351	K2-3		G1-3					L7		3	0	0	0	1	1	0	Philadelphia Phillies @ Chicago Cubs Wrigley Field, Chicago, IL Tue Sep 27 2022, 6:43 PM - 8:57 PM CDT Att: 32,069 - Cloudy - 54 F	
43 Estaban Quiroz, L OBP: 0.414, SLG: 0.320	K							F7		4	0	1	0	0	1	0		
40 Wilson Contreras, R OBP: 0.351, SLG: 0.470	G4-3									3	0	1	0	0	0	2		
8 Ian Happ, S OBP: 0.342, SLG: 0.448										3	1	2	0	0	1	0		
2 Nico Hoerner, R OBP: 0.334, SLG: 0.416										3	0	0	0	0	0	2		
16 Patrick Wisdom, R OBP: 0.301, SLG: 0.433										3	0	0	0	0	1	1		
7 Yan Gomes, R OBP: 0.259, SLG: 0.360										3	0	2	1	0	0	0		
36 Alfonso Rivas III, L OBP: 0.316, SLG: 0.314										3	0	0	0	0	0	2		
5 Christopher Morel, R OBP: 0.312, SLG: 0.437										3	1	1	1	0	1	0		
<b>Inning Stats</b>	R: 0 H: 0 E: 0 K: 2 S: 7	H: 1 LOB: 0 BB: 0 P: 8	R: 0 H: 1 E: 0 K: 0 S: 5	H: 1 LOB: 0 BB: 0 P: 7	R: 1 H: 1 E: 0 K: 0 S: 8	H: 1 LOB: 0 BB: 0 P: 12	R: 0 H: 1 E: 0 K: 1 S: 5	H: 1 LOB: 0 BB: 0 P: 9	R: 0 H: 1 E: 0 K: 1 S: 9	H: 1 LOB: 1 BB: 1 P: 10	R: 1 H: 2 E: 0 K: 0 S: 10	H: 2 LOB: 1 BB: 0 P: 14	R: 0 H: 0 E: 0 K: 0 S: 8	H: 0 LOB: 0 BB: 0 P: 11	1B: 5 2B: 1 3B: 0 HR: 1	SF: 0 SAC: 0 DP: 2 HBP: 0		WP: 0 PA: 29 PB: 0 SB: 0 CS: 0
<b>PITCHER</b>	IP WLS BF H R ER SO BB IBB HBP BLK WP HR S P ERA WHIP	IP WLS BF H R ER SO BB IBB HBP BLK WP HR S P ERA WHIP	IP WLS BF H R ER SO BB IBB HBP BLK WP HR S P ERA WHIP	IP WLS BF H R ER SO BB IBB HBP BLK WP HR S P ERA WHIP	IP WLS BF H R ER SO BB IBB HBP BLK WP HR S P ERA WHIP	IP WLS BF H R ER SO BB IBB HBP BLK WP HR S P ERA WHIP	IP WLS BF H R ER SO BB IBB HBP BLK WP HR S P ERA WHIP	IP WLS BF H R ER SO BB IBB HBP BLK WP HR S P ERA WHIP	IP WLS BF H R ER SO BB IBB HBP BLK WP HR S P ERA WHIP	IP WLS BF H R ER SO BB IBB HBP BLK WP HR S P ERA WHIP	IP WLS BF H R ER SO BB IBB HBP BLK WP HR S P ERA WHIP	IP WLS BF H R ER SO BB IBB HBP BLK WP HR S P ERA WHIP	IP WLS BF H R ER SO BB IBB HBP BLK WP HR S P ERA WHIP	IP WLS BF H R ER SO BB IBB HBP BLK WP HR S P ERA WHIP	IP WLS BF H R ER SO BB IBB HBP BLK WP HR S P ERA WHIP	IP WLS BF H R ER SO BB IBB HBP BLK WP HR S P ERA WHIP	IP WLS BF H R ER SO BB IBB HBP BLK WP HR S P ERA WHIP	
45 Zack Wheeler, R ERA: 2.92	6.0	L	21	5	1	1	1	0	0	0	0	0	0	0	43	62	1.50	1.000
75 Connor Brogdon, R ERA: 3.48	1.0	L	5	2	1	1	0	0	0	0	0	0	0	10	14	9.00	2.000	
47 Chris Devenski, R ERA: 6.94	1.0		3	0	0	0	0	0	0	0	0	0	0	8	11	0.00	0.000	

AB	29
R	1
H	5
RBI	1
BB	2
SO	6
LOB	15





Batter	1	2	3	4	5	6	7	8	9	AB	R	H	RBI	BB	SO	LOB	TOP				
12 Kyle Schwarber, L OBP: 0.314, SLG: 0.485	L9		HBP	G3			G4-3	K		4	2	1	0	0	1	5	Philadelphia Phillies @ Chicago Cubs Wrigley Field, Chicago, IL Wed Sep 28 2022, 6:42 PM - 9:39 PM CDT Att: 29,368 - Partly Cloudy - 54 F				
17 Rhys Hoskins, R OBP: 0.339, SLG: 0.473	K		1B		BB		1B	1B		4	0	3	0	1	1	0					
3 Bryce Harper, L OBP: 0.366, SLG: 0.534	G4-3		SF7		G2-3		G4-3	K		4	0	0	2	0	1	3					
10 J.T. Realmuto, R OBP: 0.341, SLG: 0.475		G6-3	K		G5-3		L4	L6		5	0	0	0	0	1	4					
28 Alec Bohm, R OBP: 0.325, SLG: 0.406		BB		1B	F8		K	FC6-4		4	0	1	0	1	1	3					
8 Nick Castellanos, R OBP: 0.309, SLG: 0.399	L4			1B			1B	1B		4	0	3	0	0	0	1					
16 Brandon Marsh, L OBP: 0.373, SLG: 0.373				1B			K	K		4	0	1	0	0	2	4					
2 Jean Segura, R OBP: 0.337, SLG: 0.394		FC6-4					P3			4	0	2	0	0	0	3					
5 Bryson Stott, L OBP: 0.287, SLG: 0.341								1B		3	0	0	0	0	2	4					
19 Matt Vierling, R OBP: 0.296, SLG: 0.336			K		P5		K2-3	K		1	0	0	0	0	1	2					
<b>Inning Stats</b>	R: 0 H: 0 E: 0 K: 1 S: 10	H: 0 LOB: 0 BB: 0 P: 11	R: 0 H: 1 E: 0 K: 0 S: 12	H: 1 LOB: 2 BB: 1 P: 19	R: 1 H: 1 E: 0 K: 2 S: 13	H: 1 LOB: 1 BB: 0 P: 19	R: 0 H: 3 E: 0 K: 0 S: 13	H: 3 LOB: 3 BB: 0 P: 19	R: 0 H: 1 E: 0 K: 2 S: 11	H: 1 LOB: 1 BB: 0 P: 17	R: 1 H: 2 E: 0 K: 1 S: 11	H: 2 LOB: 1 BB: 0 P: 12	R: 0 H: 2 E: 0 K: 3 S: 14	H: 2 LOB: 2 BB: 0 P: 18	R: 0 H: 1 E: 0 K: 1 S: 8	H: 1 LOB: 1 BB: 0 P: 12	1B: 10 2B: 1 3B: 0 HR: 0	SF: 1 SAC: 0 DP: 0 HBP: 1	WP: 1 PB: 0 SB: 1 CS: 0	PA: 41	
<b>PITCHER</b>	IP	WLS	BF	H	R	ER	SO	BB	IBB	HBP	BLK	WP	HR	S	P	ERA	WHIP				
19 Hayden Wesneski, R ERA: 2.33	5.0	W	24	6	1	1	3	2	0	1	0	0	0	58	85	1.80	1.600				
62 Mark Leiter Jr., R ERA: 3.97	1.1	H	6	2	1	1	2	0	0	0	0	1	0	13	18	6.75	1.500				
73 Abert Alzola, R ERA: 5.63	1.0	H	5	2	0	0	2	0	0	0	0	0	0	13	14	0.00	2.000				
47 Brandon Hughes, L ERA: 3.04	1.0	H	4	1	0	0	3	0	0	0	0	0	0	11	15	0.00	1.000				
39 Manuel Rodriguez, R ERA: 2.84	0.2	S	2	0	0	0	0	0	0	0	0	0	0	4	7	0.00	0.000				

AB	37
R	2
H	11
RBI	2
BB	2
SO	10
LOB	29



Batter	1	2	3	4	5	6	7	8	9	AB	R	H	RBI	BB	SO	LOB	BOTTOM				
6 Zach McKinstry, L OBP: 0.268, SLG: 0.342	F8		K		G3		K			4	0	0	0	0	2	1	Philadelphia Phillies @ Chicago Cubs Wrigley Field, Chicago, IL Wed Sep 28 2022, 6:42 PM - 9:39 PM CDT Att: 29,368 - Partly Cloudy - 54 F				
43 Estaban Quiroz, L OBP: 0.424, SLG: 0.345				G4-3			K			4	0	2	0	0	1	1					
40 Wilson Contreras, R OBP: 0.349, SLG: 0.465		K		G3-1			E5			4	0	0	0	0	1	2					
8 Ian Happ, S OBP: 0.340, SLG: 0.445		G3		F7			G1-3			4	0	0	0	0	0	3					
2 Nico Hoerner, R OBP: 0.333, SLG: 0.414		F9					K			4	1	1	0	0	2	0					
16 Patrick Wisdom, R OBP: 0.301, SLG: 0.432				K			K			3	0	1	0	0	2	0					
4 Nelson Velazquez, R OBP: 0.267, SLG: 0.345							K			0	0	0	0	0	0	0					
7 Yan Gomes, R OBP: 0.256, SLG: 0.356				K			FC6-4			3	1	0	1	0	1	1					
36 Alfonso Rivas III, L OBP: 0.320, SLG: 0.316				K						2	1	1	0	0	1	0					
5 Christopher Morel, R OBP: 0.312, SLG: 0.444				K						3	1	1	3	0	1	1					
<b>Inning Stats</b>	R: 0 H: 1 E: 0 K: 1 S: 11	H: 0 LOB: 1 BB: 0 P: 15	R: 0 H: 0 E: 0 K: 2 S: 7	H: 0 LOB: 0 BB: 0 P: 9	R: 0 H: 0 E: 0 K: 3 S: 10	H: 0 LOB: 0 BB: 0 P: 15	R: 0 H: 0 E: 0 K: 0 S: 9	H: 0 LOB: 0 BB: 0 P: 14	R: 4 H: 4 E: 1 K: 0 S: 20	H: 4 LOB: 2 BB: 0 P: 30	R: 0 H: 0 E: 0 K: 2 S: 8	H: 0 LOB: 0 BB: 0 P: 12	R: 0 H: 1 E: 0 K: 2 S: 11	H: 1 LOB: 1 BB: 0 P: 15	R: 0 H: 0 E: 0 K: 1 S: 7	H: 0 LOB: 0 BB: 0 P: 9	1B: 5 2B: 0 3B: 0 HR: 1	SF: 0 SAC: 0 DP: 0 HBP: 1	WP: 0 PB: 0 SB: 1 CS: 0	PA: 32	
<b>PITCHER</b>	IP	WLS	BF	H	R	ER	SO	BB	IBB	HBP	BLK	WP	HR	S	P	ERA	WHIP				
27 Aaron Nola, R ERA: 3.36	6.0	L	25	5	4	4	8	0	1	0	0	0	0	65	95	6.00	0.833				
57 Nick Nelson, R ERA: 4.54	1.0		4	1	0	0	2	0	0	0	0	0	0	11	15	0.00	1.000				
64 Andrew Bellatti, R ERA: 3.21	1.0		3	0	0	0	1	0	0	0	0	0	0	7	9	0.00	0.000				

AB	31
R	4
H	6
RBI	4
BB	0
SO	11
LOB	9





Batter	1	2	3	4	5	6	7	8	9	AB	R	H	RBI	BB	SO	LOB	TOP										
12 Kyle Schwarber, L OBP: 0.315, SLG: 0.483	G3		BB		K		BB			2	0	0	0	2	1	1	<b>Philadelphia Phillies @ Chicago Cubs</b> Wrigley Field, Chicago, IL Thu Sep 29 2022, 1:21 PM - 4:16 PM CDT Att: 23,425 - Sunny - 59 F										
17 Rhys Hoskins, R OBP: 0.339, SLG: 0.471	F7		K			BB	K			3	0	0	0	1	2	3											
3 Bryce Harper, L OBP: 0.370, SLG: 0.536	1B			1B		1B		K		4	0	3	0	0	1	0											
10 J.T. Realmuto, R OBP: 0.339, SLG: 0.471	F9			K		K		L7		4	0	0	0	0	2	4											
28 Alec Bohm, R OBP: 0.323, SLG: 0.404	L9			P2		P4		G6-3		4	0	0	0	0	0	3											
16 Brandon Marsh, L OBP: 0.287, SLG: 0.369	G3			F7		F9			F7	4	0	0	0	0	0	3											
2 Nick Castellanos, R OBP: 0.310, SLG: 0.400	CS		G3				K			3	0	1	0	0	0	0											
19 Matt Vierling, R OBP: 0.295, SLG: 0.332	G5-3				F9		BB		G5-3	3	0	0	0	1	0	2											
29 Nick Maton, L OBP: 0.359, SLG: 0.554	CS		G3				K			3	0	1	0	0	1	0											
8 Nick Castellanos, R OBP: 0.310, SLG: 0.400	CS		G3				K			1	0	1	0	0	0	0											
<b>Inning Stats</b>	R: 0 E: 0 K: 0 S: 7	H: 1 LOB: 1 BB: 0 P: 11	R: 0 E: 0 K: 0 S: 8	H: 1 LOB: 0 BB: 0 P: 15	R: 0 E: 0 K: 1 S: 12	H: 0 LOB: 1 BB: 1 P: 19	R: 0 E: 0 K: 1 S: 10	H: 1 LOB: 1 BB: 0 P: 14	R: 0 E: 0 K: 1 S: 10	H: 1 LOB: 2 BB: 1 P: 13	R: 0 E: 0 K: 1 S: 10	H: 0 LOB: 0 BB: 2 P: 18	R: 0 E: 0 K: 2 S: 14	H: 0 LOB: 0 BB: 2 P: 26	R: 0 E: 0 K: 1 S: 8	H: 1 LOB: 1 BB: 0 P: 11	R: 0 E: 0 K: 0 S: 9	H: 1 LOB: 0 BB: 0 P: 11	1B: 6 2B: 0 3B: 0 HR: 0	SF: 0 SAC: 0 DP: 0 HBP: 0	WP: 0 PB: 0 SB: 0 CS: 1	PA: 37					
<b>PITCHER</b>	IP	WLS	BF	H	R	ER	SO	BB	IBB	HBP	BLK	WP	HR	S	P	ERA	WHIP										
72 Javier Assad, R ERA: 3.62	5.0	W	21	5	0	0	3	2	0	0	0	0	0	51	80	0.00	1.400										
59 Michael Rucker, R ERA: 4.1	1.0	H	3	0	0	0	1	0	0	0	0	0	0	6	10	0.00	0.000										
71 Keegan Thompson, R ERA: 3.69	3.0	S	12	1	0	0	3	2	0	0	0	0	0	31	48	0.00	1.000										

Batter	1	2	3	4	5	6	7	8	9	AB	R	H	RBI	BB	SO	LOB	BOTTOM										
40 Wilson Contreras, R OBP: 0.346, SLG: 0.464	2B	G5-3			K		K		K	5	0	1	0	0	3	4	<b>Philadelphia Phillies @ Chicago Cubs</b> Wrigley Field, Chicago, IL Thu Sep 29 2022, 1:21 PM - 4:16 PM CDT Att: 23,425 - Sunny - 59 F										
27 Seiya Suzuki, R OBP: 0.340, SLG: 0.440	2B		K		BB		BB			3	2	2	0	1	1	0											
8 Ian Happ, S OBP: 0.339, SLG: 0.443	FC1		G1-3		BB		K			4	0	1	1	0	1	4											
16 Patrick Wisdom, R OBP: 0.305, SLG: 0.438	2B		2B		BB		BB			3	0	2	1	1	1	1											
2 Nico Hoerner, R OBP: 0.331, SLG: 0.411	FC1-2		G1-3		G5-3		G5-3			4	0	0	0	0	0	6											
32 Franmil Reyes, R OBP: 0.266, SLG: 0.358	L9				G6-3		BB		F8	3	0	0	0	1	0	2											
13 David Bote, R OBP: 0.304, SLG: 0.396					G1-3		F9			3	0	1	0	0	0	1											
36 Alfonso Rivas III, L OBP: 0.322, SLG: 0.316					G1-3		F9			0	0	0	0	0	0	0											
4 Nelson Velázquez, R OBP: 0.267, SLG: 0.339	K				L8		K		HBP	3	0	0	0	1	2	2											
5 Christopher Morel, R OBP: 0.311, SLG: 0.441	F8				G5-3		BB		K	3	0	0	0	1	1	3											
<b>Inning Stats</b>	R: 1 E: 0 K: 0 S: 12	H: 3 LOB: 2 BB: 0 P: 18	R: 0 E: 0 K: 1 S: 8	H: 1 LOB: 1 BB: 0 P: 9	R: 0 E: 0 K: 1 S: 10	H: 1 LOB: 0 BB: 0 P: 15	R: 0 E: 0 K: 0 S: 4	H: 0 LOB: 0 BB: 0 P: 10	R: 1 E: 0 K: 2 S: 13	H: 2 LOB: 1 BB: 0 P: 24	R: 0 E: 0 K: 1 S: 8	H: 0 LOB: 1 BB: 1 P: 16	R: 0 E: 0 K: 2 S: 13	H: 0 LOB: 3 BB: 3 P: 27	R: 0 E: 0 K: 2 S: 14	H: 0 LOB: 2 BB: 1 P: 24	1B: 2 2B: 4 3B: 1 HR: 0	SF: 0 SAC: 0 DP: 0 HBP: 1	WP: 0 PB: 0 SB: 0 CS: 0	PA: 37							
<b>PITCHER</b>	IP	WLS	BF	H	R	ER	SO	BB	IBB	HBP	BLK	WP	HR	S	P	ERA	WHIP										
55 Ranger Suárez, L ERA: 3.37	6.0	L	26	7	2	2	5	1	0	0	0	0	0	55	92	3.00	1.333										
30 David Robertson, R ERA: 2.44	1.0		6	0	0	0	2	3	0	0	0	0	0	13	27	0.00	3.000										
75 Connor Brogdon, R ERA: 3.4	1.0		5	0	0	0	2	1	0	1	0	0	0	14	24	0.00	1.000										




Batter	1	2	3	4	5	6	7	8	9	AB	R	H	RBI	BB	SO	LOB	TOP										
29 T.J. Friedl, L (1.7) OBP: 0.317, SLG: 0.443	L8		BB			P5		L6		3	0	0	0	1	0	0	<b>Cincinnati Reds @ Chicago Cubs</b> Wrigley Field, Chicago, IL Fri Sep 30 2022, 1:22 PM - 3:50 PM CDT Att: 24,297 - Sunny - 62 F										
6 Jonathan India, R (1.10) OBP: 0.324, SLG: 0.379	K		G4-3			G6-3		P4		4	0	0	0	0	1												
17 Kyle Farmer, R (1.5) OBP: 0.313, SLG: 0.387	G5-3					F9		F8		4	0	0	0	0	0												
27 Jake Fraley, L (1.9) OBP: 0.341, SLG: 0.483	HR					G6-3		1B		4	1	3	1	0	0												
7 Donovan Solano, R (1.3) OBP: 0.347, SLG: 0.396	K					BB		1B		3	0	1	0	1	2	1											
12 Spencer Steer, R (1.4) OBP: 0.315, SLG: 0.325	K					L1		FC4-6		3	0	0	0	1	3												
67 Michael Siani, L (1.8) OBP: 0.154, SLG: 0.154	P3					G3		G3-6		3	0	0	0	0	2												
2 Jose Barrero, R (1.6) OBP: 0.193, SLG: 0.219	K					F9		G6-3		3	0	0	0	0	1	0											
2B Austin Romine, R (1.2) OBP: 0.194, SLG: 0.261	K					K		G4-3		3	0	0	0	0	2	0											
<b>Inning Stats</b>	R: 0 E: 0 K: 1 S: 8	H: 0 LOB: 0 BB: 0 P: 13	R: 1 E: 0 K: 2 S: 13	H: 1 LOB: 0 BB: 0 P: 21	R: 0 E: 0 K: 2 S: 7	H: 0 LOB: 1 BB: 1 P: 16	R: 0 E: 0 K: 0 S: 8	H: 0 LOB: 0 BB: 0 P: 14	R: 0 E: 0 K: 1 S: 7	H: 0 LOB: 0 BB: 0 P: 9	R: 0 E: 0 K: 0 S: 6	H: 0 LOB: 0 BB: 0 P: 11	R: 0 E: 0 K: 0 S: 11	H: 2 LOB: 1 BB: 0 P: 13	R: 0 E: 0 K: 0 S: 6	H: 0 LOB: 0 BB: 0 P: 7		R: 0 E: 0 K: 1 S: 13	H: 1 LOB: 1 BB: 0 P: 17	1B: 3 2B: 0 3B: 0 HR: 1	SF: 0 SAC: 0 DP: 1 HBP: 0	WP: 0 PB: 0 SB: 0 CS: 0	PA: 32				
<b>PITCHER</b>	IP	WLS	BF	H	R	ER	SO	BB	IBB	HBP	BLK	WP	HR	S	P	ERA	WHIP										
41 Adrian Sampson, R (1.1) ERA: 3.1	7.0	W	25	3	1	1	6	2	0	0	0	0	1	60	97	1.29	0.714										
46 Erich Uelmen, R (8.1) ERA: 4.97	1.0		3	0	0	0	0	0	0	0	0	0	0	6	7	0.00	0.000										
50 Rowan Wick, R (9.1) ERA: 4.35	1.0		4	1	0	0	1	0	0	0	0	0	0	13	17	0.00	1.000										

AB	30
R	1
H	4
RBI	1
BB	2
SO	7
LOB	7



Batter	1	2	3	4	5	6	7	8	9	AB	R	H	RBI	BB	SO	LOB	BOTTOM										
43 Esteban Quiroz, L (1.4) OBP: 0.378, SLG: 0.303	G4-3	G2-3		P6			L7			4	0	0	0	0	1	<b>Cincinnati Reds @ Chicago Cubs</b> Wrigley Field, Chicago, IL Fri Sep 30 2022, 1:22 PM - 3:50 PM CDT Att: 24,297 - Sunny - 62 F											
27 Seiya Suzuki, R (1.9) OBP: 0.339, SLG: 0.438	G4-3		BB	L3		G4-3				4	1	1	0	0	0												
16 Patrick Wisdom, R (1.5) OBP: 0.303, SLG: 0.434	G3-1		K	P5		K				4	0	0	0	2	1												
8 Ian Happ, S (1.7) OBP: 0.342, SLG: 0.444	BB	BB	BB	P5		1B		1B		3	2	2	0	1	0												
32 Franmil Reyes, R (1.10) OBP: 0.270, SLG: 0.360	BB	BB	BB	F9		F9		P4		3	1	1	0	1	0												
2 Nico Hoerner, R (1.6) OBP: 0.330, SLG: 0.412	BB	BB	BB	F9		F9		K		4	2	1	3	0	1		2										
7 Yan Gomes, R (1.2) OBP: 0.260, SLG: 0.361	G3-1		BB	L3		L3		1B		4	0	2	1	0	0		1										
48 P.J. Higgins, R (1.3) OBP: 0.304, SLG: 0.385	L6		BB	G5-3		G5-3		G4-3		3	0	0	0	1	0		3										
5 Christopher Morel, R (1.8) OBP: 0.311, SLG: 0.443	BB		F8	K		K				3	0	1	1	0	1		2										
<b>Inning Stats</b>	R: 0 E: 0 K: 0 S: 7	H: 0 LOB: 0 BB: 0 P: 10	R: 3 E: 0 K: 0 S: 17	H: 4 LOB: 1 BB: 0 P: 27	R: 3 E: 1 K: 1 S: 18	H: 2 LOB: 2 BB: 3 P: 37	R: 0 E: 0 K: 0 S: 6	H: 0 LOB: 0 BB: 0 P: 9	R: 0 E: 0 K: 0 S: 6	H: 0 LOB: 0 BB: 0 P: 7	R: 0 E: 0 K: 1 S: 8	H: 0 LOB: 0 BB: 0 P: 12	R: 0 E: 0 K: 1 S: 12	H: 0 LOB: 0 BB: 0 P: 17	R: 0 E: 0 K: 1 S: 9		H: 2 LOB: 2 BB: 0 P: 12	R: 0 E: 0 K: 1 S: 9	H: 2 LOB: 2 BB: 0 P: 12	1B: 4 2B: 4 3B: 0 HR: 0	SF: 0 SAC: 0 DP: 0 HBP: 0	WP: 0 PB: 0 SB: 0 CS: 0	PA: 35				
<b>PITCHER</b>	IP	WLS	BF	H	R	ER	SO	BB	IBB	HBP	BLK	WP	HR	S	P	ERA	WHIP										
51 Graham Ashcraft, R (1.1) ERA: 4.52	2.2	L	16	6	6	5	1	2	0	0	0	0	0	39	67	16.88	3.000										
42 Connor Overton, R (3.1) ERA: 2.73	5.1		19	2	0	0	3	1	0	0	0	0	0	44	64	0.00	0.562										

AB	32
R	6
H	8
RBI	5
BB	3
SO	4
LOB	11





Batter	1	2	3	4	5	6	7	8	9	AB	R	H	RBI	BB	SO	LOB	TOP					
6 Jonathan India, R OBP: 0.321, SLG: 0.375										4	0	0	0	0	1	1						
12 Spencer Steer, R OBP: 0.313, SLG: 0.333										4	1	1	0	0	0	1						
73 Chuckie Robinson, R OBP: 0.096, SLG: 0.173										4	0	2	1	0	1	0						
17 Kyle Farmer, R OBP: 0.314, SLG: 0.388										4	0	2	1	0	1	0						
7 Donovan Solano, R OBP: 0.343, SLG: 0.390										4	0	0	0	0	0	2						
57 Stuart Fairchild, R OBP: 0.323, SLG: 0.453										3	0	0	0	0	0	0						
27 Jake Fraley, L OBP: 0.343, SLG: 0.483										3	0	1	0	0	0	0						
44 Aristides Aquino, R OBP: 0.249, SLG: 0.367										3	0	0	0	0	1	1						
29 TJ Friedl, L OBP: 0.317, SLG: 0.443										3	0	0	0	0	1	1						
35 Alejo Lopez, S OBP: 0.327, SLG: 0.346										3	0	0	0	0	2	1						
4 Matt Reynolds, R OBP: 0.321, SLG: 0.336										3	0	0	0	0	1	0						
2 Jose Barrero, R OBP: 0.189, SLG: 0.215										3	0	0	0	0	2	1						
2B Austin Romine, R OBP: 0.189, SLG: 0.254										3	0	0	0	0	1	0						
67 Michael Siani, L OBP: 0.154, SLG: 0.154										0	0	0	0	0	0	0						
<b>Inning Stats</b>	R: 0 H: 1 E: 0 K: 1 S: 11	H: 1 LOB: 1 BB: 0 P: 16	R: 0 H: 1 E: 0 K: 1 S: 11	H: 1 LOB: 1 BB: 0 P: 20	R: 1 H: 2 E: 0 K: 0 S: 17	H: 2 LOB: 1 BB: 0 P: 26	R: 0 H: 0 E: 0 K: 1 S: 10	H: 0 LOB: 0 BB: 0 P: 12	R: 0 H: 0 E: 0 K: 2 S: 7	H: 0 LOB: 0 BB: 0 P: 10	R: 0 H: 0 E: 0 K: 1 S: 8	H: 0 LOB: 0 BB: 0 P: 11	R: 0 H: 0 E: 1 K: 0 S: 3	H: 0 LOB: 1 BB: 0 P: 4	R: 0 H: 0 E: 1 K: 0 S: 7	H: 0 LOB: 1 BB: 1 P: 8	R: 0 H: 0 E: 0 K: 1 S: 9	H: 0 LOB: 1 BB: 1 P: 16	1B: 2 2B: 2 3B: 0 HR: 0	SF: 0 SAC: 0 DP: 0 HBP: 0	WP: 0 PB: 0 SB: 0 CS: 0	PA: 33
<b>PITCHER</b>	IP	WLS	BF	H	R	ER	SO	BB	IBB	HBP	BLK	WP	HR	S	P	ERA	WHIP					
11 Drew Smyly, L ERA: 3.47	3.0		13	4	1	1	2	0	0	0	0	0	0	39	62	3.00	1.333					
73 Albert Alzola, R ERA: 4.09	3.0		9	0	0	0	4	0	0	0	0	0	0	25	33	0.00	0.000					
20 Wade Miley, L ERA: 3.16	2.0	W	7	0	0	0	0	0	0	0	0	0	0	10	12	0.00	0.000					
39 Manuel Rodriguez, R ERA: 2.7	0.2	H	3	0	0	0	0	1	0	0	0	0	0	6	13	0.00	1.500					
47 Brandon Hughes, L ERA: 3.92	0.1	S	1	0	0	0	1	0	0	0	0	0	0	3	3	0.00	0.000					

Cincinnati Reds @ Chicago Cubs  
Wrigley Field, Chicago, IL  
Sat Oct 01 2022, 1:23 PM - 3:53 PM CDT  
Att: 31,256 - Sunny - 64 F

AB 32  
R 1  
H 4  
RBI 1  
BB 1  
SO 7  
LOB 7



Batter	1	2	3	4	5	6	7	8	9	AB	R	H	RBI	BB	SO	LOB	BOTTOM					
40 Willson Contreras, R OBP: 0.345, SLG: 0.461										3	0	0	0	1	0	2						
27 Seiya Suzuki, R OBP: 0.340, SLG: 0.445										3	1	1	1	1	1	3						
8 Ian Happ, S OBP: 0.343, SLG: 0.443										2	0	0	0	2	0	1						
16 Patrick Wisdom, R OBP: 0.300, SLG: 0.430										4	0	0	0	0	4	3						
2 Nico Hoerner, R OBP: 0.327, SLG: 0.408										4	0	0	0	0	0	1						
32 Franmil Reyes, R OBP: 0.266, SLG: 0.357										4	0	0	0	0	2	0						
13 David Bote, R OBP: 0.306, SLG: 0.399										2	1	0	0	1	0	0						
36 Alfonso Rivas III, L OBP: 0.321, SLG: 0.314										1	0	0	0	0	0	0						
4 Nelson Velazquez, R OBP: 0.273, SLG: 0.352										2	0	1	1	0	1	0						
5 Christopher Morel, R OBP: 0.314, SLG: 0.443										2	0	1	0	1	0	0						
<b>Inning Stats</b>	R: 0 H: 0 E: 0 K: 2 S: 9	H: 0 LOB: 1 BB: 1 P: 16	R: 1 H: 1 E: 0 K: 1 S: 16	H: 1 LOB: 3 BB: 3 P: 31	R: 0 H: 0 E: 0 K: 1 S: 6	H: 0 LOB: 0 BB: 0 P: 9	R: 0 H: 1 E: 0 K: 0 S: 12	H: 1 LOB: 2 BB: 0 P: 20	R: 0 H: 0 E: 0 K: 1 S: 12	H: 0 LOB: 1 BB: 1 P: 19	R: 0 H: 0 E: 0 K: 2 S: 9	H: 0 LOB: 0 BB: 0 P: 14	R: 1 H: 1 E: 0 K: 1 S: 15	H: 1 LOB: 1 BB: 1 P: 24	R: 0 H: 0 E: 0 K: 0 S: 9	H: 0 LOB: 0 BB: 0 P: 13	1B: 1 2B: 0 3B: 1 HR: 1	SF: 0 SAC: 0 DP: 0 HBP: 1	WP: 0 PB: 0 SB: 0 CS: 0	PA: 34		
<b>PITCHER</b>	IP	WLS	BF	H	R	ER	SO	BB	IBB	HBP	BLK	WP	HR	S	P	ERA	WHIP					
40 Nick Lodolo, L ERA: 3.66	5.0		23	2	1	1	5	5	0	0	0	0	0	55	95	1.80	1.400					
58 Derek Law, R ERA: 3.5	1.2	L	7	1	1	1	2	1	0	0	0	0	1	19	30	5.40	1.200					
46 Buck Farmer, R ERA: 3.97	1.1		4	0	0	0	1	0	0	0	0	0	0	14	21	0.00	0.000					

Cincinnati Reds @ Chicago Cubs  
Wrigley Field, Chicago, IL  
Sat Oct 01 2022, 1:23 PM - 3:53 PM CDT  
Att: 31,256 - Sunny - 64 F

AB 27  
R 2  
H 3  
RBI 2  
BB 6  
SO 8  
LOB 10





Batter	1	2	3	4	5	6	7	8	9	AB	R	H	RBI	BB	SO	LOB	TOP										
29 TJ Friedl, L OBP: 0.313, SLG: 0.435	G4-3	G4-3			K		K			4	0	0	0	0	2	3	<b>Cincinnati Reds @ Chicago Cubs</b> Wrigley Field, Chicago, IL Sun Oct 02 2022, 1:21 PM - 4:14 PM CDT Att: 30,029 - Partly Cloudy - G3 F										
6 Jonathan India, R OBP: 0.325, SLG: 0.377	27 BB		G6-3		1B		2H 1B			3	0	2	1	1	0	0											
17 Kyle Farmer, R OBP: 0.346, SLG: 0.385	K		G4-3		G5-3		F7			4	0	0	0	0	1	3											
27 Jake Fraley, L OBP: 0.346, SLG: 0.480	1B					G4-3		K		3	0	1	0	1	1	0											
7 Donovan Solano, R OBP: 0.338, SLG: 0.384	K		G4-3			K		K		4	0	0	0	0	3	3											
57 Stuart Fairchild, R OBP: 0.303, SLG: 0.444			G5-3		K			K		4	0	1	0	0	2	0											
35 Alejo Lopez, S OBP: 0.325, SLG: 0.343		73 2B			G3			G4-3		4	0	1	0	0	0	1											
67 Michael Siani, L OBP: 0.176, SLG: 0.176			K		K		73 6 1B	F7		4	1	1	0	0	2	1											
73 Chuckie Robinson, R OBP: 0.107, SLG: 0.196					G4-3		G5-3	K		4	0	1	0	0	1	1											
<b>Inning Stats</b>	R: 0 E: 0 K: 2 S: 9	H: 1 LOB: 2 BB: 1 P: 15	R: 0 E: 0 K: 1 S: 10	H: 2 LOB: 2 BB: 0 P: 13	R: 0 E: 0 K: 0 S: 10	H: 0 LOB: 1 BB: 1 P: 17	R: 0 E: 0 K: 2 S: 8	H: 0 LOB: 0 BB: 0 P: 9	R: 0 E: 0 K: 1 S: 8	H: 1 LOB: 1 BB: 0 P: 12	R: 0 E: 0 K: 1 S: 10	H: 1 LOB: 1 BB: 0 P: 15	R: 1 E: 0 K: 1 S: 12	H: 2 LOB: 1 BB: 0 P: 18	R: 0 E: 0 K: 3 S: 11	H: 0 LOB: 0 BB: 0 P: 14	R: 0 E: 0 K: 1 S: 7	H: 0 LOB: 0 BB: 0 P: 7	1B: 6 2B: 1 3B: 0 HR: 0	SF: 0 SAC: 0 DP: 0 HBP: 0	WP: 0 PB: 0 SB: 0 CS: 0	PA: 36					
<b>PITCHER</b>	IP	WLS	BF	H	R	ER	SO	BB	IBB	HBP	BLK	WP	HR	S	P	ERA	WHIP										
0 Marcus Stroman, R ERA: 3.5	6.0	W	25	5	0	0	7	2	0	0	0	0	0	55	81	0.00	1.167										
62 Mark Leiter Jr., R ERA: 4.05	1.0		5	2	1	1	1	0	0	0	0	0	0	12	18	9.00	2.000										
50 Rowan Wick, R ERA: 4.29	1.0		3	0	0	0	3	0	0	0	0	0	0	11	14	0.00	0.000										
46 Erich Uelmen, R ERA: 4.78	1.0		3	0	0	0	1	0	0	0	0	0	0	7	7	0.00	0.000										

Batter	1	2	3	4	5	6	7	8	9	AB	R	H	RBI	BB	SO	LOB	BOTTOM										
6 Zach McKinstry, L OBP: 0.266, SLG: 0.344	27 BB		G4-3		G3		K			5	1	1	0	0	2	5	<b>Cincinnati Reds @ Chicago Cubs</b> Wrigley Field, Chicago, IL Sun Oct 02 2022, 1:21 PM - 4:14 PM CDT Att: 30,029 - Partly Cloudy - G3 F										
40 Wilson Contreras, R OBP: 0.346, SLG: 0.458	2 SAFE									3	1	0	0	1	0	0											
36 Alfonso Rivas III, L OBP: 0.321, SLG: 0.314	8 BB	27 BB				L8		G5-3		0	0	0	0	0	0	0											
27 Seiya Suzuki, R OBP: 0.343, SLG: 0.446	2 FC3-4	8 BB	G5-3		8 BB		2 SF7		FC6-4	8 BB	4	2	0	1	1	1											
8 Ian Happ, S OBP: 0.347, SLG: 0.447	2 FC3-4	1B			2 SF7					4	0	3	1	1	0	0											
2 Nico Hoerner, R OBP: 0.326, SLG: 0.407	FC3-4	1B			SF7				FC6-4	4	2	1	2	0	0	6											
32 Franmil Reyes, R OBP: 0.269, SLG: 0.360	48 BB	32 1B			G5-3		32 2B		FC6-4	5	2	2	1	0	1	5											
48 P.J. Higgins, R OBP: 0.303, SLG: 0.379	4 2B		G5-3		L9					3	0	0	0	1	1	2											
13 David Bote, R OBP: 0.303, SLG: 0.393	K				G6-3		K			4	0	1	0	0	2	5											
4 Nelson Velázquez, R OBP: 0.282, SLG: 0.374										3	0	2	4	1	0	1											
<b>Inning Stats</b>	R: 5 E: 0 K: 2 S: 31	H: 3 LOB: 2 BB: 3 P: 51	R: 0 E: 0 K: 0 S: 9	H: 2 LOB: 0 BB: 0 P: 14	R: 0 E: 0 K: 0 S: 9	H: 1 LOB: 1 BB: 0 P: 16	R: 1 E: 0 K: 0 S: 15	H: 2 LOB: 1 BB: 0 P: 25	R: 0 E: 0 K: 0 S: 13	H: 0 LOB: 1 BB: 1 P: 21	R: 0 E: 0 K: 0 S: 6	H: 0 LOB: 0 BB: 0 P: 8	R: 2 E: 0 K: 3 S: 17	H: 3 LOB: 1 BB: 0 P: 27	R: 0 E: 0 K: 2 S: 14	H: 1 LOB: 2 BB: 1 P: 26	1B: 6 2B: 5 3B: 1 HR: 0	SF: 1 SAC: 0 DP: 0 HBP: 1	WP: 0 PB: 0 SB: 0 CS: 0	PA: 42							
<b>PITCHER</b>	IP	WLS	BF	H	R	ER	SO	BB	IBB	HBP	BLK	WP	HR	S	P	ERA	WHIP										
48 Chase Anderson, R ERA: 6.56	0.1	L	7	0	5	5	0	3	0	0	0	0	0	20	37	135.00	15.000										
63 Fernando Cruz, R ERA: 0.66	1.2		8	3	0	0	2	0	0	0	0	0	0	20	28	0.00	1.800										
66 Joel Kuhnel, R ERA: 5.77	2.0		9	3	1	1	0	0	0	0	0	0	0	24	41	4.50	1.500										
52 Reiver Sanmartin, L ERA: 6.11	2.0		7	0	0	0	0	1	0	0	0	0	0	19	29	0.00	0.500										
79 Ian Gibaut, R ERA: 4.63	1.0		6	3	2	2	3	0	0	0	0	0	0	17	27	18.00	3.000										



Batter	1	2	3	4	5	6	7	8	9	AB R H RBI BB SO LOB	TOP											
6 Zach McKinstry, L (1.5) OBP: 0.271, SLG: 0.344										3 1 1 0 1 2 1	<b>Chicago Cubs @ Cincinnati Reds</b> Great American Ball Park, Cincinnati, OH Mon Oct 03 2022, 6:42 PM - 9:12 PM EDT Att: 11,291 - Clear - 66 F											
43 Esteban Quiroz, L (1.4) OBP: 0.390, SLG: 0.286										2 0 0 0 1 2 1												
27 Seiya Suzuki, R (1.9) OBP: 0.340, SLG: 0.441										4 0 0 0 0 1 4												
8 Ian Happ, S (1.7) OBP: 0.344, SLG: 0.444										4 0 0 0 0 2 1												
2 Nico Hoerner, R (1.6) OBP: 0.324, SLG: 0.404										3 0 0 0 0 0 0												
32 Franmil Reyes, R (1.10) OBP: 0.269, SLG: 0.358										2 0 0 0 1 0 0												
36 Alfonso Rivas III, L (1.3) OBP: 0.321, SLG: 0.312										2 0 0 0 1 1 1												
7 Yan Gomes, R (1.2) OBP: 0.260, SLG: 0.365										3 0 1 0 0 1 1												
5 Christopher Morel, R (1.8) OBP: 0.312, SLG: 0.439										3 0 0 0 0 0 2												
<b>Inning Stats</b>	R: 0 E: 0 K: 3 S: 10	H: 0 LOB: 0 BB: 0 P: 17	R: 0 E: 0 K: 2 S: 16	H: 1 LOB: 1 BB: 1 P: 22	R: 0 E: 0 K: 2 S: 12	H: 1 LOB: 0 BB: 0 P: 14	R: 0 E: 0 K: 1 S: 7	H: 0 LOB: 0 BB: 0 P: 9	R: 0 E: 0 K: 0 S: 11	H: 0 LOB: 0 BB: 0 P: 14		R: 0 E: 0 K: 0 S: 9	H: 1 LOB: 1 BB: 0 P: 14	R: 0 E: 0 K: 0 S: 7	H: 0 LOB: 0 BB: 0 P: 9	R: 0 E: 0 K: 1 S: 7	H: 0 LOB: 0 BB: 1 P: 12	R: 1 E: 0 K: 0 S: 10	H: 0 LOB: 0 BB: 2 P: 20	1B: 1 2B: 2 3B: 0 HR: 0	SF: 0 SAC: 0 DP: 3 HBP: 1	WP: 0 PB: 0 SB: 2 CS: 0
<b>PITCHER</b>	IP WLS BF H R ER SO BB IBB HBP BLK WP HR S P ERA WHIP											IP WLS BF H R ER SO BB IBB HBP BLK WP HR S P ERA WHIP										
21 Hunter Greene, R (1.1) ERA: 4.44	6.0 W 21 2 0 0 8 1 0 1 0 0 0 65 90 0.00 0.500																					
58 Derek Law, R (7.1) ERA: 3.32	1.0 H 3 0 0 0 0 0 0 0 0 0 7 9 0.00 0.000																					
46 Buck Farmer, R (8.1) ERA: 3.88	1.0 H 3 0 0 0 1 1 0 0 0 0 0 7 12 0.00 1.000																					
43 Alexis Diaz, R (9.1) ERA: 1.88	1.0 S 4 0 1 1 0 2 0 0 0 0 0 0 10 20 9.00 2.000																					

Batter	1	2	3	4	5	6	7	8	9	AB R H RBI BB SO LOB	BOTTOM									
29 TJ Friedl, L (1.8) OBP: 0.314, SLG: 0.436										2 0 1 0 0 0 0	<b>Chicago Cubs @ Cincinnati Reds</b> Great American Ball Park, Cincinnati, OH Mon Oct 03 2022, 6:42 PM - 9:12 PM EDT Att: 11,291 - Clear - 66 F									
57 Stuart Fairchild, R (4.8) OBP: 0.354, SLG: 0.457										2 1 1 0 0 1 0										
6 Jonathan India, R (1.10) OBP: 0.329, SLG: 0.380										3 0 1 1 1 0 1										
17 Kyle Farmer, R (1.5) OBP: 0.314, SLG: 0.387										4 0 0 0 0 1 3										
27 Jake Fraley, L (1.7) OBP: 0.340, SLG: 0.471										3 0 2 0 1 0 0										
7 Donovan Solano, R (1.3) OBP: 0.343, SLG: 0.387										4 0 0 0 0 2 5										
12 Spencer Steer, R (1.4) OBP: 0.300, SLG: 0.318										3 0 0 0 0 2 2										
44 Aristides Aquino, R (1.9) OBP: 0.246, SLG: 0.363										2 1 0 0 1 1 1										
2 Jose Barrero, R (1.6) OBP: 0.192, SLG: 0.213										3 0 0 0 0 2 1										
2B Austin Romine, R (1.2) OBP: 0.185, SLG: 0.248										1B: 3 2B: 3 3B: 0 HR: 0										
<b>Inning Stats</b>	R: 0 E: 0 K: 1 S: 9	H: 0 LOB: 0 BB: 0 P: 14	R: 0 E: 0 K: 1 S: 11	H: 1 LOB: 1 BB: 0 P: 15	R: 2 E: 1 K: 1 S: 11	H: 2 LOB: 1 BB: 1 P: 20	R: 0 E: 0 K: 1 S: 9	H: 1 LOB: 1 BB: 0 P: 15	R: 0 E: 0 K: 1 S: 6	H: 0 LOB: 0 BB: 0 P: 9	R: 0 E: 0 K: 1 S: 10	H: 0 LOB: 0 BB: 0 P: 13	R: 0 E: 0 K: 3 S: 10	H: 0 LOB: 0 BB: 0 P: 13	R: 1 E: 0 K: 1 S: 12	H: 2 LOB: 2 BB: 2 P: 26	1B: 3 2B: 3 3B: 0 HR: 0	SF: 0 SAC: 0 DP: 1 HBP: 2	WP: 1 PB: 0 SB: 1 CS: 2	PA: 33
<b>PITCHER</b>	IP WLS BF H R ER SO BB IBB HBP BLK WP HR S P ERA WHIP											IP WLS BF H R ER SO BB IBB HBP BLK WP HR S P ERA WHIP								
19 Hayden Wesneski, R (1.1) ERA: 2.18	6.0 L 24 4 2 1 6 1 0 2 0 0 0 0 10 13 1.50 0.833																			
59 Michael Rucker, R (7.1) ERA: 4.02	1.0 3 0 0 0 3 0 0 0 0 0 0 10 13 0.00 0.000																			
39 Manuel Rodriguez, R (8.1) ERA: 3.25	0.1 5 2 1 1 1 2 0 0 0 0 1 0 10 24 27.00 12.000																			
46 Erich Uelmen, R (8.1) ERA: 4.67	0.2 1 0 0 0 0 0 0 0 0 0 0 0 2 2 0.00 0.000																			

livebaseballscores.com

AB 26  
R 1  
H 2  
RBI 0  
BB 4  
SO 9  
LOB 11

livebaseballscores.com

AB 28  
R 3  
H 6  
RBI 2  
BB 3  
SO 10  
LOB 13



Batter	1	2	3	4	5	6	7	8	9	AB	R	H	RBI	BB	SO	LOB	TOP					
43 Esteban Quiroz, L OBP: 0.356, SLG: 0.256	F9		L4			K		G3-1		4	0	0	0	0	1	2						
40 Wilson Contreras, R OBP: 0.369, SLG: 0.469	K			HR						3	1	2	1	1	1	0						
27 Seiya Suzuki, R OBP: 0.337, SLG: 0.437	K			G4-3						4	0	0	0	0	2	3						
8 Ian Happ, S OBP: 0.342, SLG: 0.441		F9		G6-3						4	0	0	0	0	0	4						
2 Nico Hoerner, R OBP: 0.324, SLG: 0.409		F9		G4-3						4	1	1	1	0	1	0						
32 Franmil Reyes, R OBP: 0.289, SLG: 0.356																						
6 Zach McKinstry, L OBP: 0.271, SLG: 0.344																						
16 Patrick Wisdom, R OBP: 0.298, SLG: 0.427																						
36 Alfonso Rivas III, L OBP: 0.320, SLG: 0.308																						
5 Christopher Morel, R OBP: 0.309, SLG: 0.436																						
<b>Inning Stats</b>	R: 0 K: 2 S: 9	H: 0 LOB: 0 BB: 12	R: 0 K: 0 S: 5	H: 0 LOB: 0 BB: 6	R: 0 K: 1 S: 9	H: 0 LOB: 1 BB: 15	R: 1 K: 0 S: 8	H: 1 LOB: 0 BB: 11	R: 0 K: 1 S: 7	H: 0 LOB: 0 BB: 0	R: 0 K: 2 S: 14	H: 0 LOB: 2 BB: 28	R: 1 K: 3 S: 11	H: 1 LOB: 0 BB: 18	R: 0 K: 1 S: 10	H: 1 LOB: 2 BB: 14	R: 0 K: 2 S: 11	H: 0 LOB: 2 BB: 18	1B: 1 2B: 0 3B: 0 HR: 2	SF: 0 SAC: 0 DP: 0 HBP: 1	WP: 0 PB: 0 SB: 2 CS: 0	PA: 35
<b>PITCHER</b>	IP	WLS	BF	H	R	ER	SO	BB	IBB	HBP	BLK	WP	HR	S	P	ERA	WHIP					
85 Luis Cessa, R ERA: 4.57	5.0		18	1	1	1	4	1	0	0	0	0	1	40	61	1.80	0.400					
79 Ian Gibaut, R ERA: 4.5	1.0		4	0	0	0	2	1	0	0	0	0	0	12	24	0.00	1.000					
63 Fernando Cruz, R ERA: 1.23	1.0		4	1	1	1	3	0	0	0	0	0	1	11	18	9.00	1.000					
46 Buck Farmer, R ERA: 3.83	0.2		4	1	0	0	1	0	0	0	0	0	0	8	12	0.00	1.500					
43 Alexis Diaz, R ERA: 1.84	1.1	W	5	0	0	0	2	0	0	1	0	0	0	13	20	0.00	0.000					

Chicago Cubs @ Cincinnati Reds  
Great American Ball Park, Cincinnati, OH  
Tue Oct 04 2022, 6:41 PM - 9:33 PM EDT  
Att: 13,738 - Partly Cloudy - 67 F

AB 32  
R 2  
H 3  
RBI 2  
BB 2  
SO 12  
LOB 13



Batter	1	2	3	4	5	6	7	8	9	AB	R	H	RBI	BB	SO	LOB	BOTTOM					
6 Jonathan India, R OBP: 0.327, SLG: 0.378	K		F9			P3				2	0	0	0	0	1	0						
4 Matt Reynolds, R OBP: 0.319, SLG: 0.333										2	0	0	0	0	0	1						
27 Jake Freley, L OBP: 0.343, SLG: 0.469			F7							3	0	1	0	1	1	0						
17 Kyle Farmer, R OBP: 0.315, SLG: 0.386										3	0	1	0	1	0	0						
7 Donovan Solano, R OBP: 0.339, SLG: 0.382										4	0	0	0	0	2	5						
57 Stuart Fairchild, R OBP: 0.321, SLG: 0.442										3	1	0	0	1	1	3						
12 Spencer Steer, R OBP: 0.298, SLG: 0.326										4	0	1	1	0	2	0						
67 Michael Siani, L OBP: 0.200, SLG: 0.200										3	0	1	0	0	2	0						
2 Jose Barrero, R OBP: 0.194, SLG: 0.210										2	1	0	0	1	0	1						
73 Chuckie Robinson, R OBP: 0.136, SLG: 0.271										3	1	2	2	0	0	0						
<b>Inning Stats</b>	R: 0 K: 1 S: 13	H: 2 LOB: 1 BB: 0 P: 20	R: 0 K: 2 S: 12	H: 1 LOB: 0 BB: 0 P: 19	R: 0 K: 0 S: 6	H: 0 LOB: 0 BB: 0 P: 7	R: 0 K: 0 S: 9	H: 0 LOB: 0 BB: 0 P: 12	R: 0 K: 1 S: 9	H: 0 LOB: 0 BB: 0 P: 14	R: 0 K: 1 S: 17	H: 1 LOB: 3 BB: 2 P: 29	R: 2 K: 2 S: 14	H: 1 LOB: 0 BB: 1 P: 21	R: 0 K: 2 S: 11	H: 0 LOB: 0 BB: 0 P: 13	R: 1 K: 0 S: 1	H: 1 LOB: 1 BB: 1 P: 5	1B: 4 2B: 1 3B: 0 HR: 1	SF: 0 SAC: 0 DP: 1 HBP: 0	WP: 0 PB: 0 SB: 0 CS: 0	PA: 33
<b>PITCHER</b>	IP	WLS	BF	H	R	ER	SO	BB	IBB	HBP	BLK	WP	HR	S	P	ERA	WHIP					
72 Javier Assad, R ERA: 3.11	5.1		20	4	0	0	4	1	0	0	0	0	0	59	87	0.00	0.938					
71 Keegan Thompson, R ERA: 3.79	2.2	B	11	1	2	2	5	2	0	0	0	0	1	32	48	6.75	1.125					
47 Brandon Hughes, L ERA: 3.18	0.0	L	2	1	1	1	0	1	0	0	0	0	0	1	5	∞	∞					

Chicago Cubs @ Cincinnati Reds  
Great American Ball Park, Cincinnati, OH  
Tue Oct 04 2022, 6:41 PM - 9:33 PM EDT  
Att: 13,738 - Partly Cloudy - 67 F

AB 29  
R 3  
H 6  
RBI 3  
BB 4  
SO 9  
LOB 10





