

Cincinnati Reds - 1950

Batter	1	2	3	4	5	6	7	8	9	AB	R	H	RBI	BB	SO	LOB	TOP										
Wayne Terwilliger, R OBP: 0.400, SLG: 0.600 (1, 4)	0-0 2B		0-0 1B HR				0-0 6-3	0-0 4-3		5	1	2	0	0	0	1											
Hal Jeffcoat, R OBP: 0.400, SLG: 0.800 (1, 9) (9, 7)	0-3 K		0-0 F1				0-0 1B 2B		0-3 K	5	2	2	0	0	2	3											
Preston Ward, L OBP: 0.600, SLG: 1.500 (1, 3)	0-3 K		0-0 HR 1-H 2-H				0-0 1-3	4-0 2B BB	0-0 HR 2B	4	2	2	3	1	1	2											
Hank Sauer, R OBP: 0.600, SLG: 0.750 Bob Ramazzotti, R (9, PR) Carmen Mauro, L (9, 9)	0-0 F3		0-3 K				0-0 FC5-4 1B 2-H	0-0 2B	4-0 HR BB	4	0	2	2	1	1	1											
Andy Pafko, R OBP: 0.800, SLG: 2.500 (1, 8)			0-0 HR				0-0 FC5-4 1-2	4-0 FC6-4 IBB	0-0 HR 1-H 2-H	4	2	3	4	1	0	1											
Bill Serena, R (1, 5)	0-3 K		0-0 2B				0-0 F7	0-0 FC6-4 1-2	0-0 F6	5	0	0	0	0	1	5											
Roy Smalley, R OBP: 0.200, SLG: 0.400 (1, 6)	0-0 6-3						0-0 F2		0-3 K	5	0	1	0	0	2	1											
Mickey Owen, R (1, 2)	0-0 F9						0-0 F5		0-3 K	4	0	0	0	0	1	1											
Johnny Schmitz, R OBP: 0.250, SLG: 0.250 Dutch Leonard, R (9, 1)			0-0 1B HR				0-0 F8		0-3 K	4	1	1	0	0	1	1											
Inning Stats	R: 0 E: 0 K: 2 S: 8	H: 1 LOB: 1 BB: 0 P: 8	R: 1 E: 0 K: 1 S: 6	H: 1 LOB: 0 BB: 0 P: 6	R: 3 E: 0 K: 1 S: 9	H: 4 LOB: 1 BB: 0 P: 9	R: 0 E: 0 K: 0 S: 3	H: 0 LOB: 0 BB: 0 P: 3	R: 1 E: 0 K: 0 S: 5	H: 2 LOB: 1 BB: 0 P: 5	R: 0 E: 0 K: 1 S: 5	H: 0 LOB: 0 BB: 0 P: 5	R: 1 E: 0 K: 0 S: 5	H: 2 LOB: 2 BB: 2 P: 13	R: 0 E: 0 K: 2 S: 8	H: 1 LOB: 1 BB: 0 P: 8	R: 3 E: 0 K: 2 S: 9	H: 2 LOB: 1 BB: 1 P: 13	1B: 3 2B: 7 3B: 0 HR: 3	SF: 0 SAC: 0 DP: 0 HBP: 0	WP: 0 PA: 43 PB: 0 SB: 0 CS: 0						
PITCHER	IP	WLS	BF	H	R	ER	SO	BB	IBB	HBP	BLK	WP	HR	S	P	ERA	WHIP										
Ken Raffensberger, L ERA: 13.5 Johnny Hetki, R ERA: 4.15 Frank Smith, R ERA: Eddie Erault, R ERA: 27.0	2.2	L	14	6	4	4	4	0	0	0	0	0	2	22	22	13.50	2.250										
	4.1		20	5	2	2	1	1	1	0	0	0	0	20	28	4.15	1.385										
	1.0		3	0	0	0	2	0	0	0	0	0	0	7	7	0.00	0.000										
	1.0		6	2	3	3	2	1	0	0	0	0	1	9	13	27.00	3.000										

Chicago Cubs @ Cincinnati Reds
Crosley Field, Cincinnati, OH
Tue Apr 18 1950, 3:33 AM EST
Att: 31,213 - Unknown

AB 40
R 9
H 13
RBI 9
BB 3
SO 9
LOB 16



Batter	1	2	3	4	5	6	7	8	9	AB	R	H	RBI	BB	SO	LOB	BOTTOM										
Grady Hatton, L OBP: 0.200, SLG: 0.200 (1, 5)	0-0 4-3		0-0 G3				0-0 F8	0-0 F9		5	0	1	0	0	0	2											
Peanuts Lowrey, R OBP: 0.200, SLG: 0.200 (1, 7)	0-0 F7		0-0 1-3				0-0 FC4-6 1B 1-2		0-0 4-3	5	0	1	0	0	0	1											
Johnny Wyrostek, L OBP: 0.600, SLG: 1.000 (1, 8)	0-0 FC6-4 1B		0-0 F6				0-0 E7 1B 2B	0-0 F7 1-2	0-0 BLK 1B 2B	5	2	3	0	0	0	1											
Walker Cooper, R OBP: 0.200, SLG: 0.200 (1, 2)	0-0 FC6-4 1-2						0-0 5-3	0-0 6-3	0-0 F2	5	1	1	1	0	0	3											
Danny Litwhiler, R OBP: 0.250, SLG: 0.250 Mary Rackley, L (9, PH) OBP: 1.000, SLG: 1.000		0-3 K					0-0 1-3	0-0 6-3	0-0 4-3	4	0	1	0	0	1	1											
Ted Kluszewski, L OBP: 0.400, SLG: 0.400 (1, 3)		0-0 BB BB G1-2-3 1B					0-0 1-3	0-0 G1-6-3 1B	0-0 1-3	5	0	2	0	0	0	3											
Jimmy Bloodworth, R OBP: 0.500, SLG: 0.667 (1, 4)		4-0 BB BB					0-0 F9	0-0 2B 2B	0-0 F2	3	1	1	1	1	0	1											
Virgil Stallcup, R OBP: 0.750, SLG: 1.000 (1, 6)		4-0 BB BB					0-0 G3	0-0 E 2B 2B	0-0 HR 1B	3	1	2	1	1	0	0											
Ken Raffensberger, R Johnny Hetki, R Frank Smith, R Bob Usher, R Eddie Erault, R		0-0 G1-2-3					0-0 6-3	0-0 E5	0-0 HR	1	0	0	0	0	0	3											
Inning Stats	R: 0 E: 0 K: 0 S: 4	H: 1 LOB: 2 BB: 2 P: 4	R: 0 E: 0 K: 1 S: 5	H: 1 LOB: 2 BB: 2 P: 13	R: 0 E: 0 K: 0 S: 3	H: 0 LOB: 0 BB: 0 P: 3	R: 0 E: 0 K: 0 S: 4	H: 1 LOB: 1 BB: 0 P: 4	R: 0 E: 0 K: 0 S: 4	H: 1 LOB: 1 BB: 0 P: 4	R: 3 E: 2 K: 0 S: 8	H: 5 LOB: 2 BB: 0 P: 8	R: 0 E: 0 K: 0 S: 4	H: 1 LOB: 1 BB: 0 P: 4	R: 2 E: 0 K: 0 S: 5	H: 2 LOB: 0 BB: 0 P: 5	R: 1 E: 0 K: 0 S: 5	H: 2 LOB: 1 BB: 0 P: 5	1B: 9 2B: 4 3B: 0 HR: 1	SF: 0 SAC: 0 DP: 2 HBP: 0	WP: 0 PA: 42 PB: 0 SB: 0 CS: 0						
PITCHER	IP	WLS	BF	H	R	ER	SO	BB	IBB	HBP	BLK	WP	HR	S	P	ERA	WHIP										
Johnny Schmitz, L ERA: 5.63 Dutch Leonard, R ERA: 9.0	8.0	W	37	12	5	5	1	2	0	0	1	1	37	45	5.62	1.750											
	1.0	S	5	2	1	1	0	0	0	0	1	0	0	5	5	9.00	2.000										

Chicago Cubs @ Cincinnati Reds
Crosley Field, Cincinnati, OH
Tue Apr 18 1950, 3:33 AM EST
Att: 31,213 - Unknown

AB 40
R 6
H 14
RBI 6
BB 2
SO 1
LOB 16



Batter	1	2	3	4	5	6	7	8	9	AB	R	H	RBI	BB	SO	LOB	TOP										
Grady Hatton, L (1.5) OBP: 0.200, SLG: 0.111	4-0 BB G6-4-3		0-0 4-3			0-0 F9		0-3 K	0-0 F9	4	0	0	0	1	1	5	Cincinnati Reds @ Pittsburgh Pirates Forbes Field, Pittsburgh, PA Fri Apr 21 1950, 3:33 AM EST Att: 32,685 - Cloudy - 52 F										
Bob Usher, R (1.8) OBP: 0.500, SLG: 2.000	0-0 G6-4-3 1-2			0-3 K		0-0 HR		0-0 2B 1-H 2-H		4	2	2	3	0	1	1											
Johnny Wyrostek, L (1.9) OBP: 0.444, SLG: 0.778	0-0 1-3			0-0 1-3		0-0 4-3		0-0 2B 2-H		4	0	1	1	0	0	0											
Walker Cooper, R (1.2) OBP: 0.111, SLG: 0.111		0-3 K		0-0 F3		0-0 6-3		0-0 F9		4	0	0	0	0	1	1											
Danny Litwhiler, R (1.7) OBP: 0.250, SLG: 0.625		0-0 6-3			0-0 HR		0-0 F8	0-0 6-3		4	1	1	1	0	0	1											
Ted Kluszewski, L (1.3) OBP: 0.333, SLG: 0.333		0-0 F5			0-0 1B		0-0 6-3		0-0 F7	4	0	1	0	0	0	0											
Jimmy Bloodworth, R (1.4) OBP: 0.375, SLG: 0.429			0-0 FC4-6 1B		0-0 F7		0-0 1-3		0-0 F9	4	0	1	0	0	0	1											
Virgil Stallcup, R (1.6) OBP: 0.625, SLG: 0.714			0-0 FC4-6 1-2		0-0 F9			0-0 1B 2B 1B	0-0 WP 1B	4	1	2	0	0	0	2											
Herm Wehmeier, R (1.1) Frank Smith, R (5.1) Peanuts Lowrey, R (6. PH) Eddie Erault, R (8.1) Ron Northey, L (9. PH) Marv Rackley, L (9. PH) OBP: 1.000, SLG: 1.000			0-0 F6		0-0 F8			0-0 2B 1B 1-2	4-0 BB 1-2	2	0	0	0	0	0	2											
Inning Stats	R: 0 E: 0 K: 0 S: 2	H: 0 LOB: 0 BB: 1 P: 6	R: 0 E: 0 K: 1 S: 5	H: 0 LOB: 0 BB: 0 P: 5	R: 0 E: 0 K: 1 S: 4	H: 1 LOB: 1 BB: 0 P: 4	R: 0 E: 0 K: 1 S: 5	H: 0 LOB: 0 BB: 0 P: 5	R: 1 E: 0 K: 0 S: 5	H: 2 LOB: 1 BB: 0 P: 5	R: 1 E: 0 K: 0 S: 4	H: 1 LOB: 0 BB: 0 P: 4	R: 0 E: 0 K: 0 S: 3	H: 0 LOB: 0 BB: 0 P: 3	R: 3 E: 0 K: 1 S: 9	H: 4 LOB: 1 BB: 0 P: 9		R: 0 E: 0 K: 0 S: 4	H: 1 LOB: 2 BB: 1 P: 8	1B: 5 2B: 2 3B: 0 HR: 2	SF: 0 SAC: 0 DP: 1 HBP: 0	WP: 1 PB: 0 SB: 0 CS: 0	PA: 37				
PITCHER	IP	WLS	BF	H	R	ER	SO	BB	IBB	HBP	BLK	WP	HR	S	P	ERA	WHIP										
Bill Werle, L (1.1) ERA: 6.14	7.1	W	30	8	5	5	3	1	0	0	0	0	2	35	39	6.14	1.227										
Hal Gregg, R (8.1) ERA:	1.1		6	1	0	0	0	1	0	0	0	1	0	5	9	0.00	1.500										
Vic Lombardi, L (9.1) ERA:	0.1	S	1	0	0	0	0	0	0	0	0	0	0	1	1	0.00	0.000										

AB 35
R 5
H 9
RBI 5
BB 2
SO 3
LOB 13



Batter	1	2	3	4	5	6	7	8	9	AB	R	H	RBI	BB	SO	LOB	BOTTOM										
Ted Beard, L (1.9) OBP: 0.333, SLG: 0.529	0-0 G3		0-0 1B E 1B		0-0 3-1	4-0 FC6-4 BB		0-0 4-3		4	1	1	0	1	0	0	Cincinnati Reds @ Pittsburgh Pirates Forbes Field, Pittsburgh, PA Fri Apr 21 1950, 3:33 AM EST Att: 32,685 - Cloudy - 52 F										
Johnny Hogg, L (1.3) OBP: 0.154, SLG: 0.154	0-0 F8		0-0 1B 1-2 2-3		0-0 F8	0-0 F7		0-0 4-3		5	0	1	0	0	0	2											
Ralph Kiner, R (1.7) OBP: 0.412, SLG: 0.533	0-0 HR		4-0 E IBB		4-0 HR BB	0-0 FC6-4 1-2 2-3		0-0 1B		3	2	2	1	2	0	2											
Nanny Fernandez, R (1.5) OBP: 0.125, SLG: 0.067	0-0 F2		0-3 K		4-0 HR BB	0-0 F5		0-3 K		4	1	0	0	1	2	6											
Wally Westlake, R (1.8) OBP: 0.500, SLG: 1.000		0-0 HR	0-0 E7 1B		0-0 HR		0-0 1-3			4	2	3	6	0	0	0											
Danny Murtaugh, R (1.4) OBP: 0.353, SLG: 0.286		0-0 F8	0-0 F9		0-0 1B 1B		4-0 E BB			3	0	1	0	1	0	2											
Stan Rojek, R (1.6) OBP: 0.286, SLG: 0.308		0-0 L8		0-3 K	0-0 1B		0-0 FC1			4	0	1	0	0	1	1											
Clyde McCullough, R (1.2)		0-0 L8		0-0 F9	0-3 K		0-3 K			4	0	0	0	0	2	4											
Bill Werle, L (1.1) OBP: 0.500, SLG: 0.500			0-0 1B E 1B		0-3 K		0-0 FC6-4 BB 1B		0-3 K	4	1	2	0	0	2	2											
Hal Gregg, R (8.1) Vic Lombardi, L (9.1)				0-0 K						0	0	0	0	0	0	0											
Inning Stats	R: 1 E: 0 K: 0 S: 4	H: 1 LOB: 0 BB: 0 P: 4	R: 1 E: 0 K: 0 S: 4	H: 1 LOB: 0 BB: 0 P: 4	R: 2 E: 1 K: 1 S: 8	H: 4 LOB: 2 BB: 1 P: 12	R: 0 E: 0 K: 2 S: 7	H: 0 LOB: 0 BB: 0 P: 7	R: 3 E: 0 K: 1 S: 8	H: 3 LOB: 2 BB: 2 P: 16	R: 0 E: 0 K: 0 S: 4	H: 1 LOB: 1 BB: 1 P: 8	R: 0 E: 1 K: 2 S: 8	H: 0 LOB: 2 BB: 1 P: 12	R: 0 E: 0 K: 1 S: 6	H: 1 LOB: 1 BB: 0 P: 6	1B: 8 2B: 0 3B: 0 HR: 3	SF: 0 SAC: 0 DP: 0 HBP: 0	WP: 0 PB: 0 SB: 0 CS: 0	PA: 40							
PITCHER	IP	WLS	BF	H	R	ER	SO	BB	IBB	HBP	BLK	WP	HR	S	P	ERA	WHIP										
Herm Wehmeier, R (1.1) ERA: 13.5	4.2	L	24	8	7	7	3	2	1	0	0	0	3	27	39	13.50	2.143										
Frank Smith, R (5.1) ERA:	2.1		12	2	0	0	3	2	0	0	0	0	0	16	24	0.00	1.714										
Eddie Erault, R (8.1) ERA: 13.5	1.0		4	1	0	0	1	0	0	0	0	0	0	6	6	0.00	1.000										

AB 35
R 7
H 11
RBI 7
BB 5
SO 7
LOB 19



Batter	1	2	3	4	5	6	7	8	9	AB	R	H	RBI	BB	SO	LOB	TOP		
Grady Hatton, L (1.5)	0-0 4-3		0-3 K		0-0 F8			0-0 F2		4	0	0	0	0	1	1	<p>Cincinnati Reds @ Pittsburgh Pirates</p> <p>Forbes Field, Pittsburgh, PA</p> <p>Sat Apr 22 1950, 3:33 AM EST</p> <p>Att: 14,533 - Unknown</p>		
Lloyd Merriman, L (1.8)	0-0 G4-6-3 1B			0-0 4-3		0-0 F7		0-0 F5		4	0	1	0	0	0	0			
Johnny Wyrostek, L (1.7)	0-0 G4-6-3 1-2			0-0 1-3		0-0 FC3-6 1B		0-0 1B		4	0	2	0	0	0	1			
Ted Kluszewski, L (1.3)		1-0 1B PB G1-4-3 HBP		0-0 1B		0-0 FC3-6 1-2		0-0 G3		3	1	1	0	0	0	2			
Ron Northey, L (1.9)		0-0 G1-4-3 1B		0-0 4-3		0-0 4-3			0-0 G1-4-3 1B	4	0	2	0	0	0	2			
Walker Cooper, R (1.2)		0-0 G1-4-3			0-0 E5 1B F8				0-0 G1-4-3	2	0	0	0	0	0	1			
Herm Wehmeier, R (5, PR)										0	1	0	0	0	0	0			
Johnny Pramesa, R (5.2)		1-2 3-H							1-2	2	0	1	0	0	0	1			
Jimmy Bloodworth, R (1.4)		0-0 5-3			0-0 1-3 1B			0-0 6-3		4	0	1	0	0	0	1			
Virgil Stallcup, R (1.6)			0-0 F9		0-0 F8			0-0 F6		3	0	0	1	0	0	2			
Johnny Hetki, R (1.1)			0-0 F9		0-3 K			0-0 F4		0	0	0	0	0	0	0			
Kent Peterson, R (2.1)										1	0	0	0	0	0	0			
Jay Avrea, R (4.1)										1	0	0	0	1	1				
Danny Litwhiler, R (7, PH)										1	0	0	0	0	0	1			
Eddie Erault, R (7.1)										0	0	0	0	0	0	0			
Inning Stats	R: 0 E: 0 K: 0 S: 3	H: 1 LOB: 0 BB: 0 P: 3	R: 1 E: 0 K: 0 S: 3	H: 1 LOB: 0 BB: 0 P: 4	R: 0 E: 0 K: 1 S: 5	H: 0 LOB: 0 BB: 0 P: 5	R: 0 E: 0 K: 0 S: 4	H: 1 LOB: 1 BB: 0 P: 4	R: 1 E: 1 K: 1 S: 7	H: 1 LOB: 1 BB: 0 P: 7	R: 0 E: 0 K: 0 S: 4	H: 1 LOB: 1 BB: 0 P: 4	R: 0 E: 0 K: 0 S: 4	H: 1 LOB: 1 BB: 0 P: 4	R: 0 E: 0 K: 0 S: 3	H: 1 LOB: 0 BB: 0 P: 3	1B: 7 2B: 1 3B: 0 HR: 0	SF: 0 SAC: 0 DP: 3 HBP: 1	WP: 0 PA: 34 PB: 1 SB: 0 CS: 0
PITCHER Bob Chesnes, R (1.1) ERA: 2.25	IP: 9.0 WLS: W BF: 34 H: 8 R: 2 ER: 0 SO: 2 BB: 0 IBB: 0 HBP: 1 BLK: 0 WP: 0 HR: 0 S: 37 P: 38 ERA: 0.00 WHIP: 0.889															PITCHER			

Batter	1	2	3	4	5	6	7	8	9	AB	R	H	RBI	BB	SO	LOB	BOTTOM			
Ted Beard, L (1.9)	0-3 K	0-0 HR		4-0 HR BB	4-0 4-3 BB		0-0 4-3			3	2	1	2	2	1	0	<p>Cincinnati Reds @ Pittsburgh Pirates</p> <p>Forbes Field, Pittsburgh, PA</p> <p>Sat Apr 22 1950, 3:33 AM EST</p> <p>Att: 14,533 - Unknown</p>			
Johnny Hopp, L (1.3)	0-0 F4	0-0 G3		0-0 F8	4-0 4-3 BB		0-3 K			4	0	0	0	1	1	1				
Dale Coogan, L (8.3)					1-2 BB					0	0	0	0	0	0	0				
Ralph Kiner, R (1.7)	0-0 2B 1B	4-0 FC6-4 BB		0-0 HR	0-0 4-3 1-2 2-3		0-0 6-3			4	2	2	2	1	0	2				
Nanny Fernandez, R (1.5)	0-0 2B 2B	0-0 FC6-4		0-0 HR	0-0 P3			0-0 F8		5	2	2	1	0	0	3				
Wally Westlake, R (1.8)	4-0 2B IBB			0-0 HR	0-0 5-3		0-0 F7		0-0 F6	4	2	1	1	1	0	0				
Danny Murtaugh, R (1.4)	0-0 FC5 1-2 2-H 3-H			0-0 WP	0-0 1B		4-0 1B		0-0 F8	4	0	3	3	1	0	0				
Stan Rojek, R (1.6)	0-0 FC5			0-0 2B	0-0 1B					4	0	2	0	0	0	2				
Ed Fitz Gerald, R (1.2)		0-0 5-3		0-3 K	0-3 K		0-0 P1			4	0	0	0	0	2	5				
Bob Chesnes, S (1.1)		0-0 HR 1B		0-0 F3		0-0 L3		0-0 F7		4	1	1	0	0	0	3				
Inning Stats	R: 3 E: 0 K: 1 S: 8	H: 3 LOB: 1 BB: 1 P: 12	R: 2 E: 0 K: 0 S: 5	H: 2 LOB: 1 BB: 1 P: 9	R: 1 E: 0 K: 1 S: 7	H: 2 LOB: 1 BB: 0 P: 7	R: 3 E: 0 K: 1 S: 9	H: 4 LOB: 2 BB: 1 P: 13	R: 0 E: 0 K: 0 S: 3	H: 0 LOB: 2 BB: 2 P: 11	R: 0 E: 0 K: 0 S: 4	H: 1 LOB: 2 BB: 1 P: 8	R: 0 E: 0 K: 1 S: 5	H: 0 LOB: 0 BB: 0 P: 5	R: 0 E: 0 K: 0 S: 3	H: 0 LOB: 0 BB: 0 P: 3		1B: 5 2B: 3 3B: 0 HR: 4	SF: 0 SAC: 0 DP: 0 HBP: 0	WP: 1 PA: 42 PB: 0 SB: 0 CS: 0
PITCHER Johnny Hetki, R (1.1) ERA: 11.12	IP: 1.1 WLS: L BF: 10 H: 5 R: 5 ER: 5 SO: 1 BB: 0 IBB: 0 HBP: 0 BLK: 0 WP: 1 HR: 1 S: 11 P: 15 ERA: 33.75 WHIP: 3.750															PITCHER				
Kent Peterson, L (2.1)	2.0 ERA: 18.0															IP: 2.0 WLS: L BF: 12 H: 4 R: 4 ER: 4 SO: 1 BB: 2 IBB: 0 HBP: 0 BLK: 0 WP: 3 HR: 12 S: 20 P: 20 ERA: 18.00 WHIP: 3.000				
Jay Avrea, R (4.1)	2.2 ERA: 25.0															IP: 2.2 WLS: L BF: 14 H: 3 R: 0 ER: 0 SO: 1 BB: 3 IBB: 0 HBP: 0 BLK: 0 WP: 0 HR: 13 S: 25 P: 25 ERA: 0.00 WHIP: 2.250				
Eddie Erault, R (7.1)	2.0 ERA: 6.75															IP: 2.0 WLS: L BF: 6 H: 0 R: 0 ER: 0 SO: 1 BB: 0 IBB: 0 HBP: 0 BLK: 0 WP: 0 HR: 8 S: 8 P: 8 ERA: 0.00 WHIP: 0.000				



Batter	1	2	3	4	5	6	7	8	9	AB	R	H	RBI	BB	SO	LOB	TOP			
Bobby Adams, R OBP: 0.600, SLG: 0.750 (1, 5)	0-3 K		0-0 FC5-4		0-0 1B		4-0 1B BB		0-0 2B	4	0	2	0	1	1	2	Cincinnati Reds @ Pittsburgh Pirates Forbes Field, Pittsburgh, PA Sun Apr 23 1950, 3:33 AM EST Att: 18,049 - Unknown			
Bob Usher, R OBP: 0.400, SLG: 1.100 (1, 8)	0-3 K		0-0 G3		0-0 F9		0-0 FC4-6 1B		0-0 F4	5	0	1	0	0	1	4				
Johnny Wyrostek, L OBP: 0.412, SLG: 0.588 (1, 9)	0-0 5-3				0-0 2B F9 1B		0-0 F4		0-0 FC4-6	4	1	1	0	0	0	2				
Danny Litwhiler, R OBP: 0.231, SLG: 0.417 (1, 7)					0-0 F9		0-0 F4		0-0 F6	3	1	0	0	1	0	1				
Joe Adcock, R OBP: 0.500, SLG: 0.750 (1, 3)					0-0 1-3		0-0 F4		0-0	4	0	2	0	0	0	1				
Johnny Pramesa, R OBP: 0.333, SLG: 1.000 (1, 2)					0-0 F4		0-0 F9		0-0 F6	4	1	1	3	0	0	2				
Jimmy Bloodworth, R OBP: 0.313, SLG: 0.286 (1, 4)					4-0 FC5-4 1B BB		0-0 F5		0-0 4-3	3	0	0	0	1	0	2				
Virgil Stallcup, R OBP: 0.333, SLG: 0.357 (1, 6)					0-0 F9		0-0 P3		0-0 5-3	4	0	0	0	0	0	1				
Frank Smith, R OBP: 0.500, SLG: 0.500 (1, 1)					0-0 K		0-0 K		0-0 F9	2	0	1	0	0	1	0				
Ewell Blackwell, R (6, 1)					0-0 FC5-4 1B		0-0 K		0-0 F8	0	0	0	0	0	0	0				
Peanuts Lowrey, R OBP: 0.286, SLG: 0.286 (7, PH)					1-2 K				0-0 F9	1	0	0	0	0	0	0				
Howie Fox, R (7, 1)										0	0	0	0	0	0	0				
Walker Cooper, R OBP: 0.083, SLG: 0.083 (9, PH)										1	0	0	0	0	0	0				
Inning Stats	R: 0 E: 0 K: 2 S: 7	H: 0 LOB: 0 BB: 0 P: 7	R: 0 E: 0 K: 0 S: 3	H: 0 LOB: 0 BB: 0 P: 3	R: 0 E: 0 K: 0 S: 4	H: 1 LOB: 2 BB: 1 P: 8	R: 1 E: 0 K: 0 S: 5	H: 2 LOB: 1 BB: 0 P: 5	R: 0 E: 0 K: 1 S: 6	H: 1 LOB: 1 BB: 1 P: 6	R: 2 E: 0 K: 0 S: 4	H: 1 LOB: 2 BB: 1 P: 8	R: 0 E: 0 K: 0 S: 4	H: 1 LOB: 1 BB: 0 P: 4	R: 0 E: 0 K: 0 S: 4	H: 1 LOB: 1 BB: 0 P: 4	1B: 5 2B: 2 3B: 0 HR: 1	SF: 0 SAC: 0 DP: 0 HBP: 0	WP: 0 PB: 0 SB: 0 CS: 0	PA: 38
PITCHER Cliff Chambers, L ERA: 2.0 (1, 1)	IP: 9.0 WLS: W BF: 38 H: 8 R: 3 ER: 3 SO: 3 BB: 3 IBB: 0 HBP: 0 BLK: 0 WP: 0 HR: 1 S: 41 P: 53 ERA: 3.00 WHIP: 1.222																			

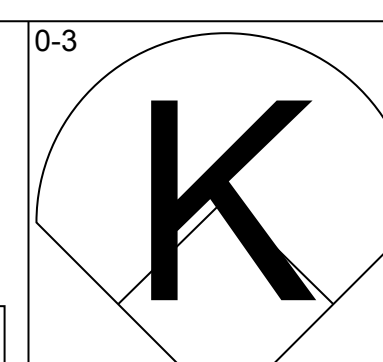
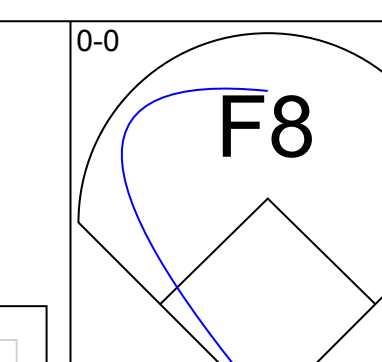
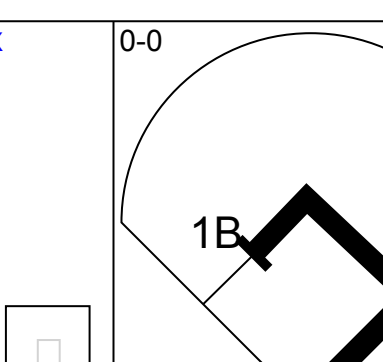
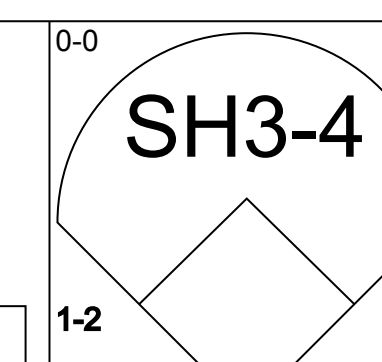
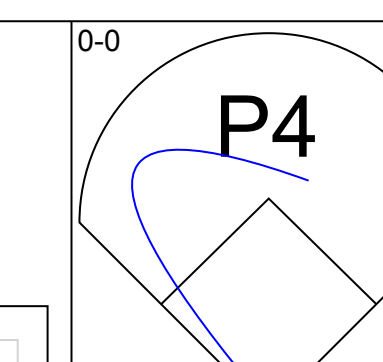
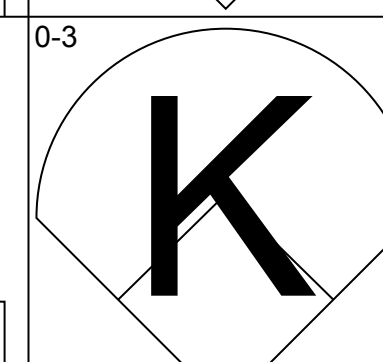
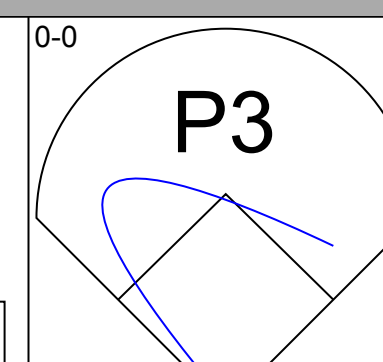
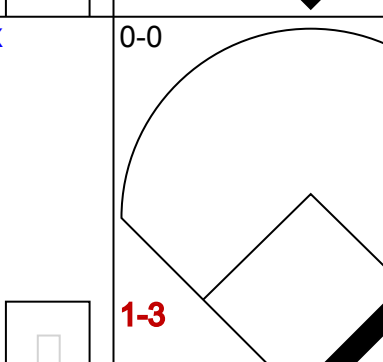
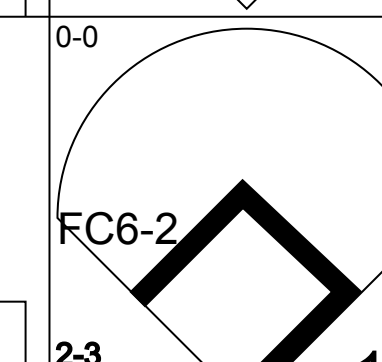
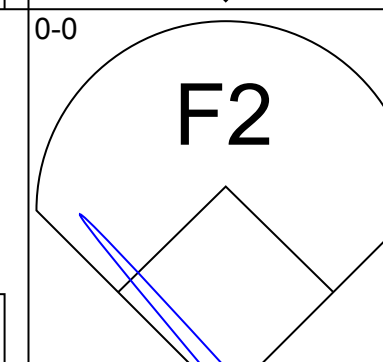
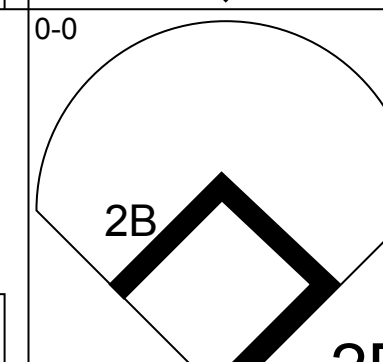
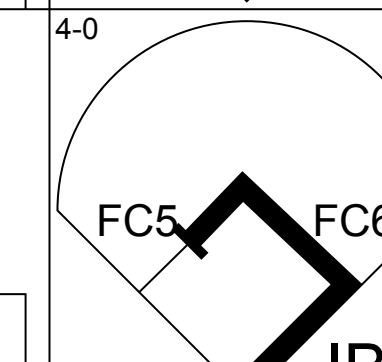

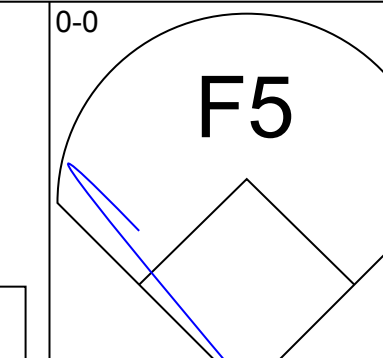
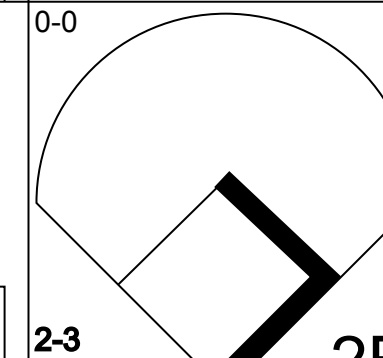
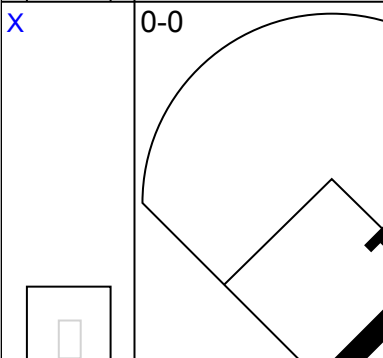
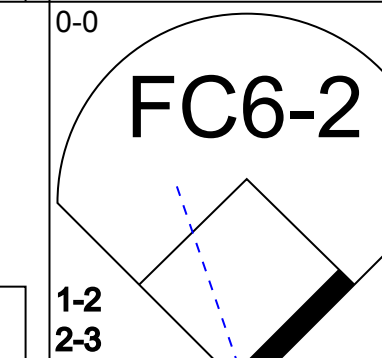
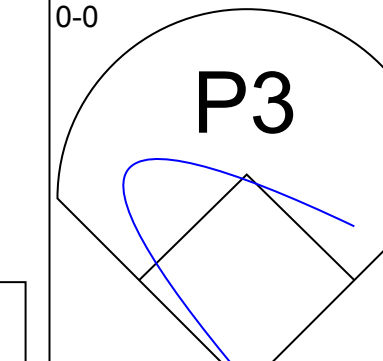
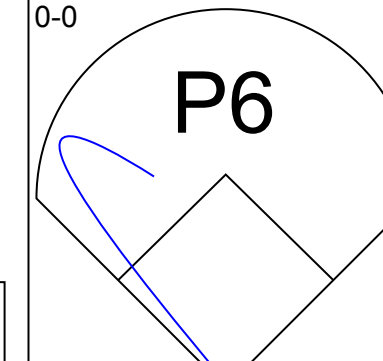
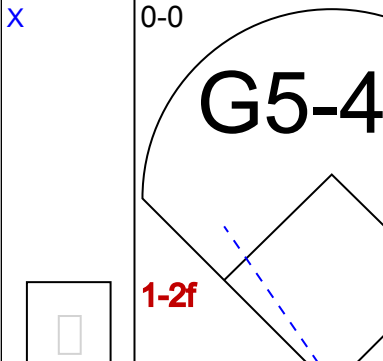
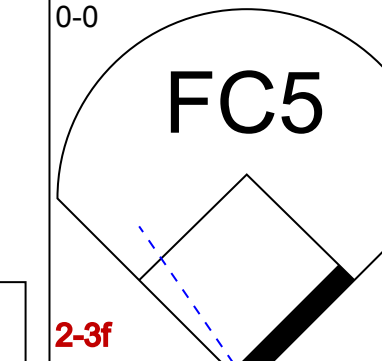
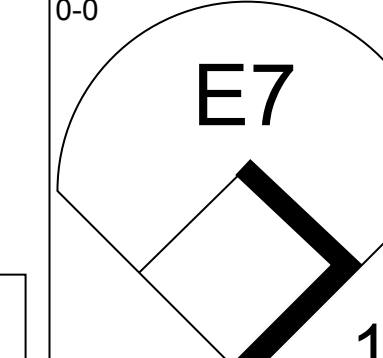
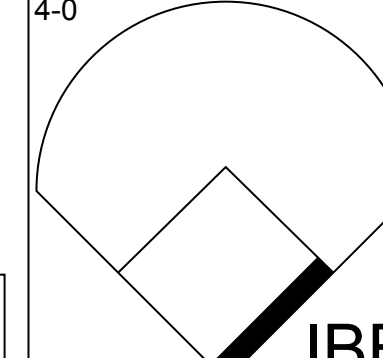
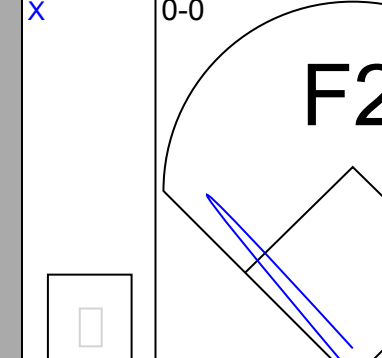
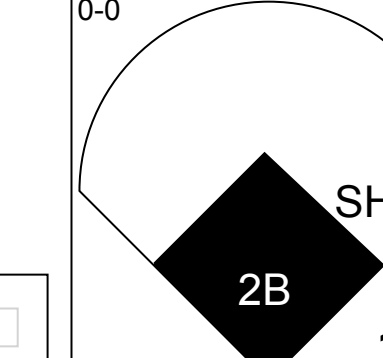
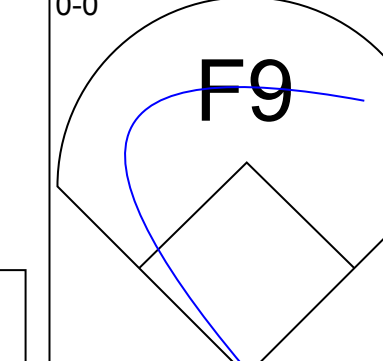
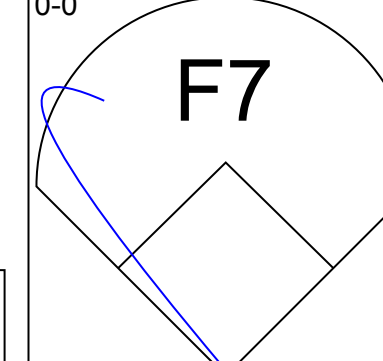
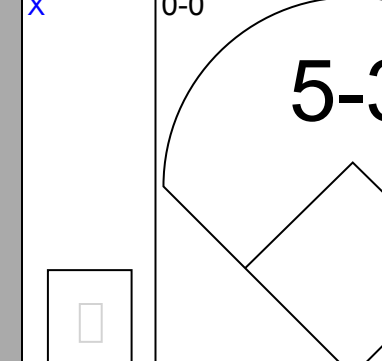
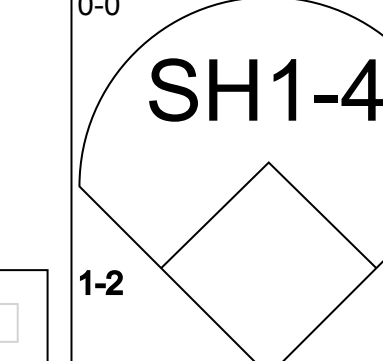
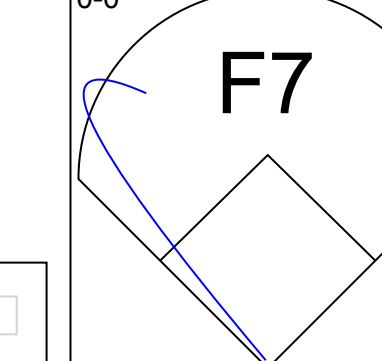
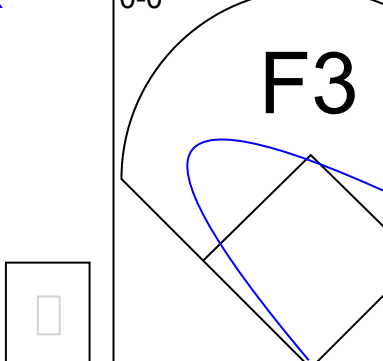
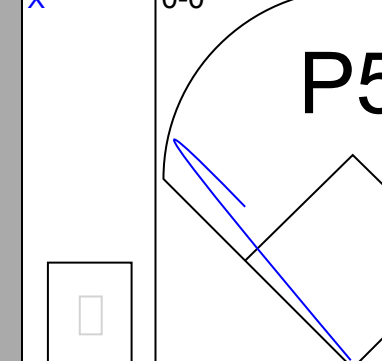
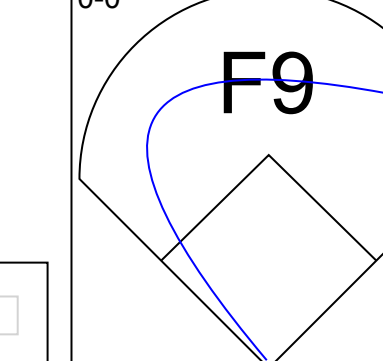
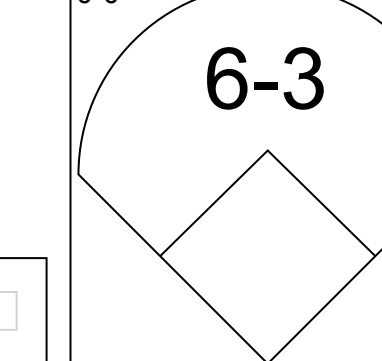
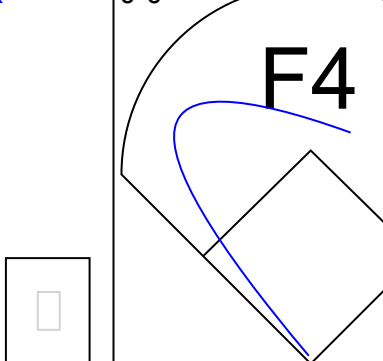
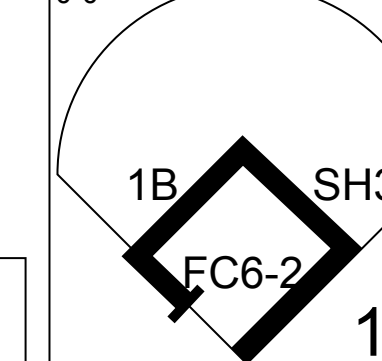
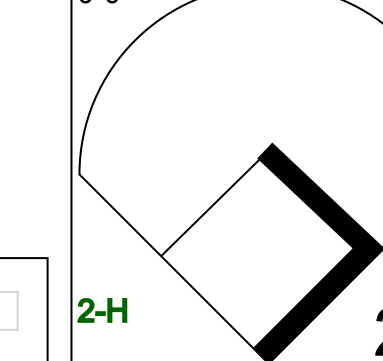
AB	35
R	3
H	8
RBI	3
BB	3
SO	3
LOB	15



Batter	1	2	3	4	5	6	7	8	9	AB	R	H	RBI	BB	SO	LOB	BOTTOM			
Ted Beard, L OBP: 0.407, SLG: 0.652 (1, 9)	0-0 F7		0-0		0-0 F5		4-0 FC5 BB BB			3	0	1	1	1	0	1	Cincinnati Reds @ Pittsburgh Pirates Forbes Field, Pittsburgh, PA Sun Apr 23 1950, 3:33 AM EST Att: 18,049 - Unknown			
Johnny Hogg, L OBP: 0.273, SLG: 0.300 (1, 3)	0-0 WP		0-3 K		0-0 HBP		4-0 1B BB		0-0 FC5	3	1	2	2	1	1	1				
Ralph Kiner, R OBP: 0.423, SLG: 0.591 (1, 7)	0-3 K		0-0 1-3		1-0 FC6-4 HBP		0-0 FC5		0-3 K	3	0	0	0	0	1	4				
Nanny Fernandez, R OBP: 0.160, SLG: 0.292 (1, 5)	0-0 F9		0-0 F8		0-0 FC6-4		0-3 K			4	0	0	0	0	1	3				
Wally Westlake, R OBP: 0.429, SLG: 1.000 (1, 8)					0-3 K		0-3 K		0-0 F8	4	1	1	1	0	2	0				
Danny Murtaugh, R OBP: 0.423, SLG: 0.429 (1, 4)					0-3 K		4-0 BB S BB		0-3 K	3	1	0	0	1	2	0				
Stan Rojek, R OBP: 0.318, SLG: 0.300 (1, 6)					0-0 F7		4-0 BB BB BB		0-0 1-3	3	1	0	0	1	0	0				
Clyde McCullough, R OBP: 0.125, SLG: 0.067 (1, 2)					0-0 E5		0-0 SH3-4 1B 1B		0-0 F7	4	1	1	0	0	0	2				
Cliff Chambers, L OBP: 0.429, SLG: 0.200 (1, 1)					0-0 1-3		4-0 SH3-4 BB BB BB		0-3 K	2	0	0	0	1	1	1				
Inning Stats	R: 1 E: 0 K: 1 S: 6	H: 1 LOB: 0 BB: 0 P: 6	R: 1 E: 1 K: 1 S: 7	H: 1 LOB: 1 BB: 0 P: 7	R: 0 E: 0 K: 1 S: 6	H: 1 LOB: 1 BB: 0 P: 6	R: 0 E: 0 K: 1 S: 5	H: 0 LOB: 0 BB: 0 P: 5	R: 1 E: 0 K: 0 S: 5	H: 2 LOB: 2 BB: 0 P: 6	R: 2 E: 0 K: 1 S: 5	H: 0 LOB: 3 BB: 5 P: 25	R: 0 E: 0 K: 2 S: 7	H: 0 LOB: 0 BB: 0 P: 7	R: 0 E: 0 K: 1 S: 5	H: 0 LOB: 0 BB: 0 P: 5		1B: 2 2B: 1 3B: 1 HR: 1	SF: 0 SAC: 1 DP: 0 HBP: 1	WP: 1 PB: 0 SB: 1 CS: 0
PITCHER Frank Smith, R ERA: 5.0 (1, 1)	IP: 5.2 WLS: L BF: 28 H: 5 R: 5 ER: 5 SO: 5 BB: 4 IBB: 0 HBP: 1 BLK: 0 WP: 1 HR: 1 S: 33 P: 50 ERA: 7.94 WHIP: 1.588																			
Ewell Blackwell, R ERA: (6, 1)	0.1	2	0	0	0	0	1	0	0	0	0	1	5	0.00	3.000					
Howie Fox, R ERA: (7, 1)	2.0	6	0	0	0	3	0	0	0	0	0	12	12	0.00	0.000					

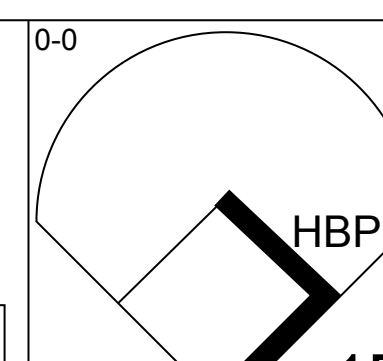
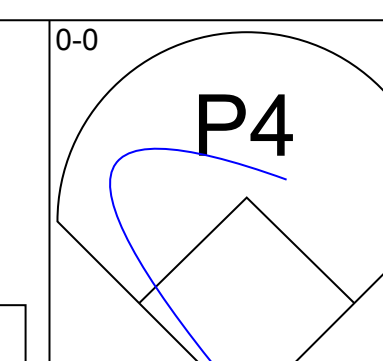
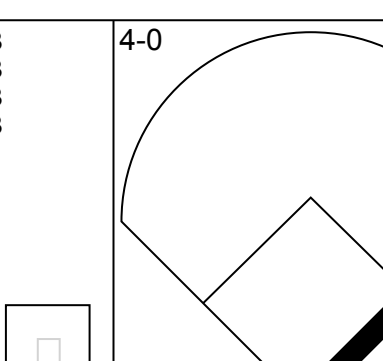
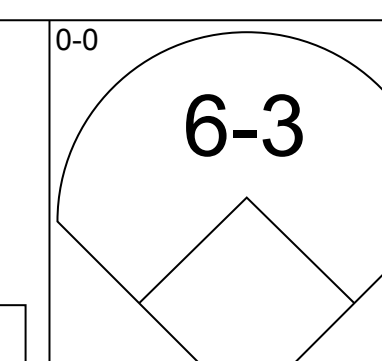
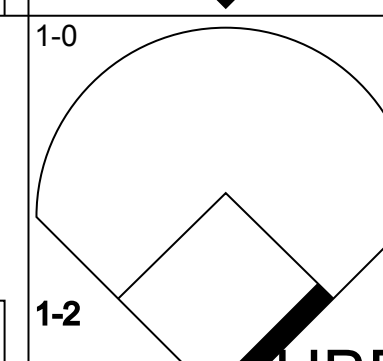
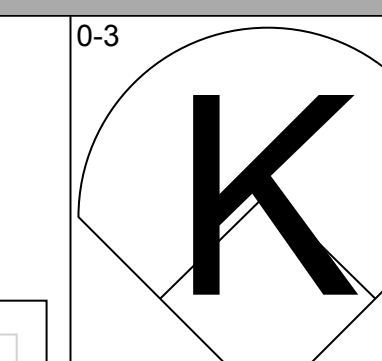
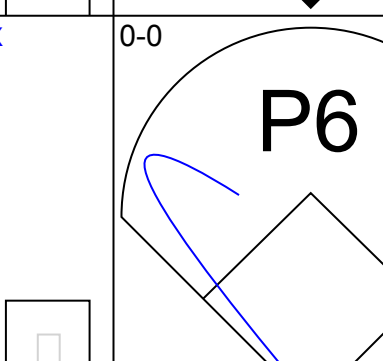
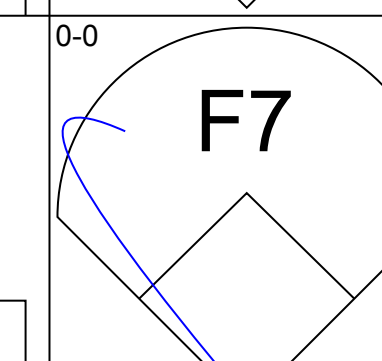
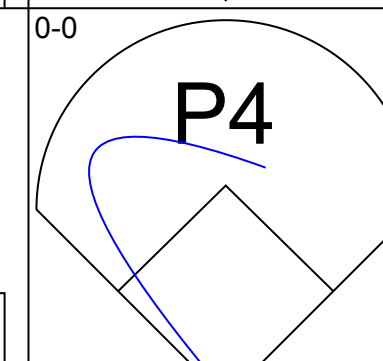
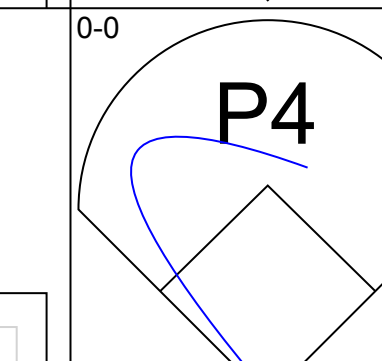
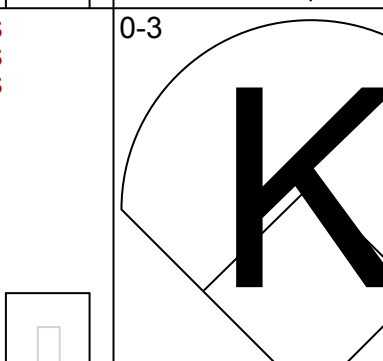
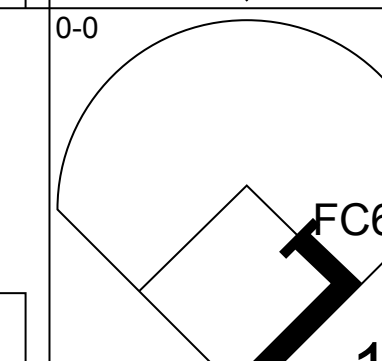

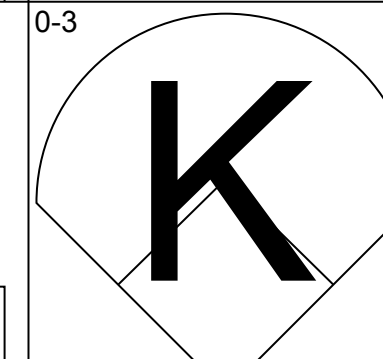
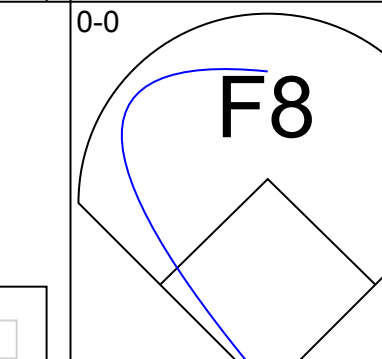
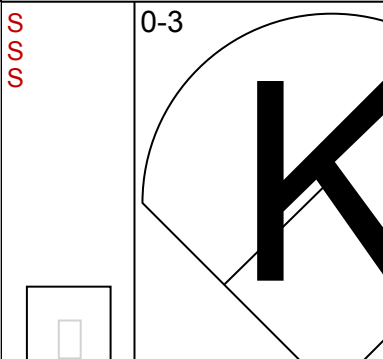
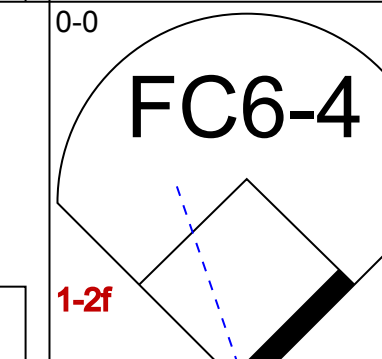
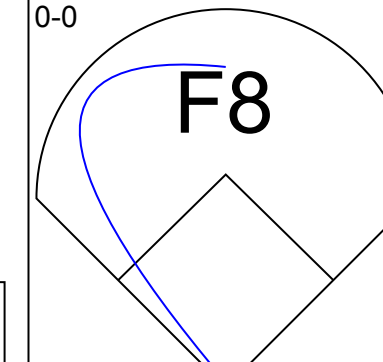
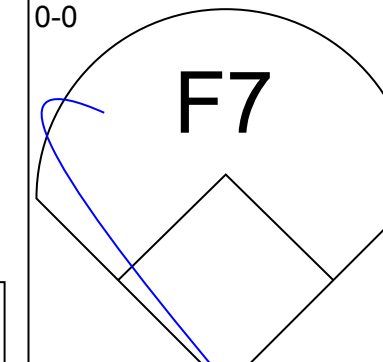
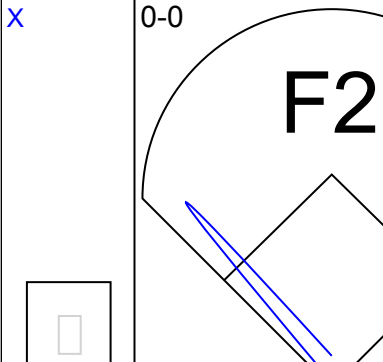
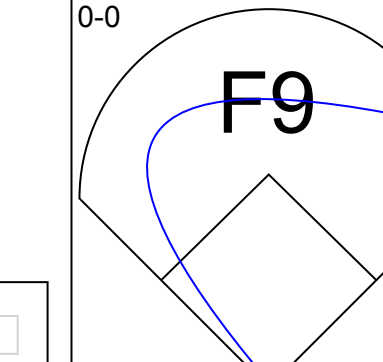
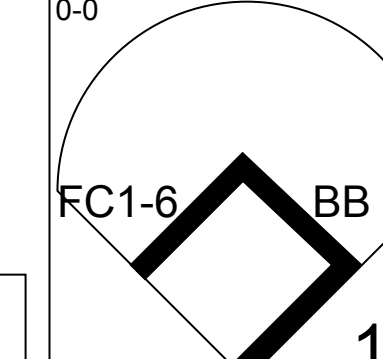
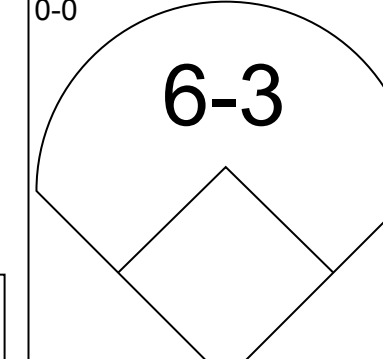
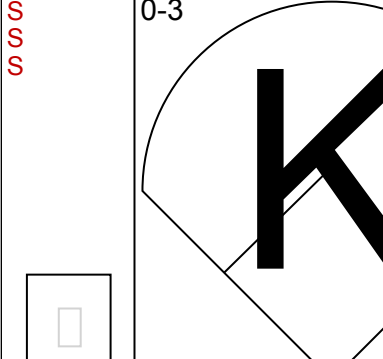
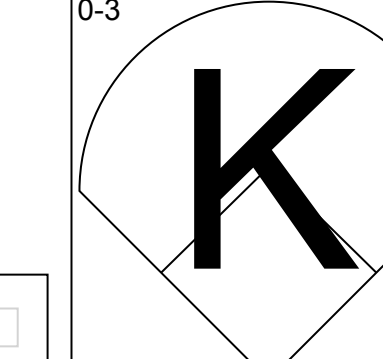
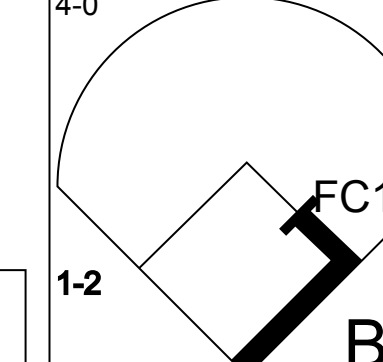
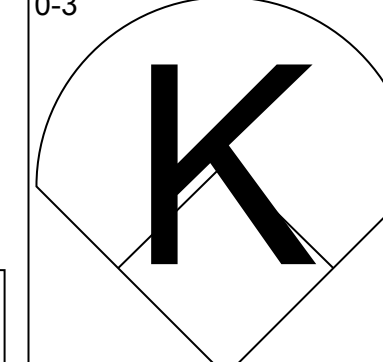
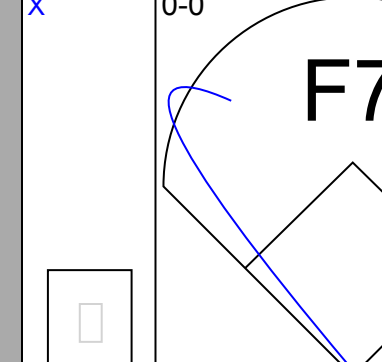
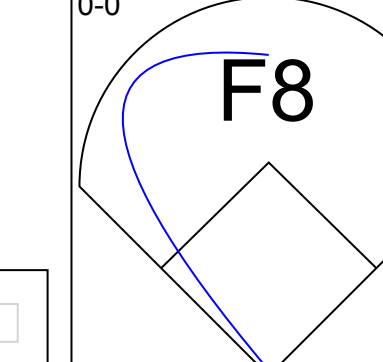
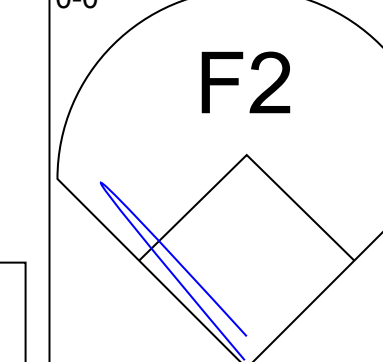
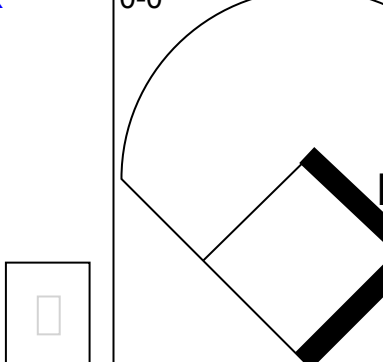
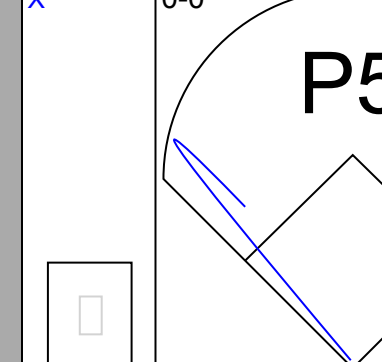
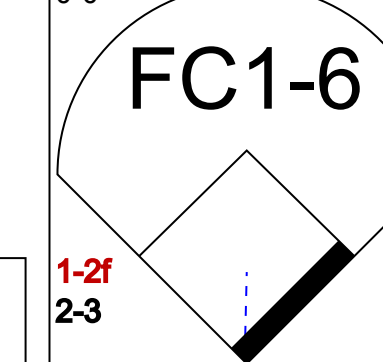
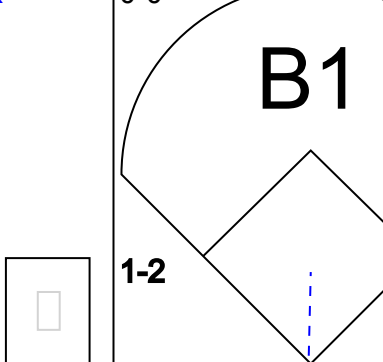
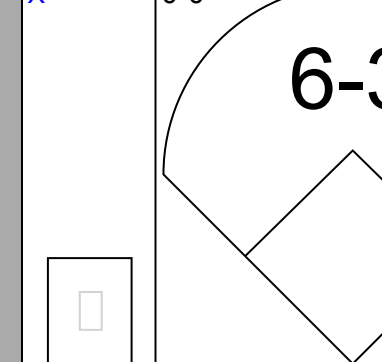
AB	29
R	5
H	5
RBI	4
BB	5
SO	8
LOB	12




Batter	1	2	3	4	5	6	7	8	9	AB	R	H	RBI	BB	SO	LOB	TOP		
Tommy Giaviano, R OBP: 0.556, SLG: 0.429 (1, 5)										4	0	1	0	0	1	2	St. Louis Cardinals @ Cincinnati Reds Crosley Field, Cincinnati, OH Mon Apr 24 1950, 3:33 AM EST Att: 10,540 - Unknown		
Chuck Diering, R OBP: 0.462, SLG: 0.500 (1, 8)										4	0	2	0	0	1	0			
Stan Musial, L OBP: 0.480, SLG: 0.818 (1, 9)										3	0	1	0	1	0	0			
Enos Slaughter, L OBP: 0.375, SLG: 0.263 (1, 7)										4	0	2	0	0	0	3			
Red Schoendienst, S OBP: 0.192, SLG: 0.346 (1, 4)										4	0	0	0	0	0	6			
Steve Bilko, R OBP: 0.500, SLG: 0.444 Harry Walker, L (9, PR) Rocky Nelson, L OBP: 0.182, SLG: 0.300 (9, 3)										3	0	2	0	1	0	0			
Del Rice, R OBP: 0.143, SLG: 0.143 (1, 2)										3	0	0	0	0	0	4			
Eddie Miller, R OBP: 0.304, SLG: 0.238 (1, 6)										4	0	0	0	0	0	2			
Max Lanier, R OBP: 0.500, SLG: 0.750 (1, 1)										4	0	2	1	0	0	0			
Inning Stats	R: 0 E: 0 K: 2 S: 7	H: 0 LOB: 0 BB: 0 P: 7	R: 0 E: 1 K: 0 S: 4	H: 1 LOB: 1 BB: 0 P: 4	R: 0 E: 0 K: 0 S: 3	H: 0 LOB: 0 BB: 0 P: 3	R: 0 E: 0 K: 0 S: 5	H: 2 LOB: 3 BB: 1 P: 9	R: 0 E: 0 K: 0 S: 4	H: 2 LOB: 3 BB: 0 P: 4	R: 0 E: 0 K: 0 S: 3	H: 0 LOB: 0 BB: 0 P: 3	R: 0 E: 0 K: 0 S: 5	H: 2 LOB: 3 BB: 1 P: 9	R: 1 E: 0 K: 0 S: 5	H: 2 LOB: 2 BB: 0 P: 5		1B: 7 2B: 3 3B: 0 HR: 0	SF: 0 SAC: 2 DP: 1 HBP: 0
PITCHER Ken Raffensberger, L ERA: 3.86 (1, 1)	IP: 9.0	WLS: L	BF: 37	H: 10	R: 1	ER: 1	SO: 2	BB: 0	IBB: 2	HBP: 0	BLK: 0	WP: 0	HR: 0	S: 39	P: 47	ERA: 1.00	WHIP: 1.111		

AB	33
R	1
H	10
RBI	1
BB	2
SO	2
LOB	17



Batter	1	2	3	4	5	6	7	8	9	AB	R	H	RBI	BB	SO	LOB	BOTTOM				
Bobby Adams, R OBP: 0.556, SLG: 0.571 (1, 4)										3	0	1	0	1	0	2	St. Louis Cardinals @ Cincinnati Reds Crosley Field, Cincinnati, OH Mon Apr 24 1950, 3:33 AM EST Att: 10,540 - Unknown				
Johnny Wyrostek, L OBP: 0.381, SLG: 0.500 (1, 9)										3	0	0	0	0	1	2					
Bob Usher, R OBP: 0.357, SLG: 0.857 (1, 8)										4	0	1	0	0	1	4					
Joe Adcock, R OBP: 0.250, SLG: 0.375 (1, 7)										4	0	0	0	0	2	3					
Walker Cooper, R OBP: 0.063, SLG: 0.063 (1, 2)										4	0	0	0	0	0	2					
Ted Kluszewski, L OBP: 0.353, SLG: 0.313 (1, 3)										4	0	1	0	0	2	0					
Grady Hatton, L OBP: 0.167, SLG: 0.063 (1, 5)										3	0	0	0	1	1	0					
Virgil Stallcup, R OBP: 0.333, SLG: 0.353 (1, 6)										3	0	1	0	0	0	2					
Ken Raffensberger, R (1, 1)										3	0	0	0	0	0	3					
Inning Stats	R: 0 E: 0 K: 1 S: 6	H: 1 LOB: 2 BB: 0 P: 7	R: 0 E: 0 K: 0 S: 4	H: 1 LOB: 1 BB: 1 P: 8	R: 0 E: 0 K: 1 S: 5	H: 0 LOB: 0 BB: 0 P: 5	R: 0 E: 0 K: 1 S: 5	H: 0 LOB: 0 BB: 0 P: 5	R: 0 E: 1 K: 1 S: 6	H: 1 LOB: 2 BB: 1 P: 10	R: 0 E: 0 K: 2 S: 7	H: 0 LOB: 0 BB: 0 P: 7	R: 0 E: 0 K: 0 S: 3	H: 0 LOB: 0 BB: 0 P: 3	R: 0 E: 0 K: 0 S: 4	H: 1 LOB: 1 BB: 0 P: 4		R: 0 E: 0 K: 1 S: 5	H: 0 LOB: 0 BB: 0 P: 5	1B: 4 2B: 0 3B: 0 HR: 0	SF: 0 SAC: 0 DP: 0 HBP: 1
PITCHER Max Lanier, L ERA: (1, 1)	IP: 9.0	WLS: W	BF: 34	H: 4	R: 0	ER: 0	SO: 7	BB: 2	IBB: 0	HBP: 1	BLK: 0	WP: 0	HR: 0	S: 45	P: 54	ERA: 0.00	WHIP: 0.667				

AB	31
R	0
H	4
RBI	0
BB	2
SO	7
LOB	18



Batter	1	2	3	4	5	6	7	8	9	AB	R	H	RBI	BB	SO	LOB	TOP										
Tommy Giaviano, R OBP: 0.500, SLG: 0.300 (1, 5)										3	2	0	0	2	1	2	St. Louis Cardinals @ Cincinnati Reds Crosley Field, Cincinnati, OH Wed Apr 26 1950, 3:33 AM EST Att: 2,797 - Unknown										
Chuck Diering, R OBP: 0.389, SLG: 0.375 (1, 8)										4	0	0	0	1	2	1											
Stan Musial, L OBP: 0.517, SLG: 0.880 (1, 9)										3	1	2	1	1	0	0											
Enos Slaughter, L OBP: 0.393, SLG: 0.304 (1, 7)										4	0	2	2	0	1	3											
Steve Bilko, R OBP: 0.438, SLG: 0.385 Rocky Nelson, L OBP: 0.182, SLG: 0.300 (8, PR) (8, 3)										4	0	1	0	0	1	4											
Red Schoendienst, S OBP: 0.172, SLG: 0.310 (1, 4)										3	0	0	0	0	0	0											
Del Rice, R OBP: 0.182, SLG: 0.182 (1, 2)										4	0	1	0	0	1	2											
Eddie Miller, R OBP: 0.333, SLG: 0.320 (1, 6)										4	0	2	0	0	0	2											
Howie Pollet, L (1, 1)										4	0	0	0	0	0	3											
Inning Stats	R: 1 E: 0 K: 0 S: 3	H: 1 LOB: 1 BB: 2 P: 11	R: 0 E: 0 K: 0 S: 5	H: 2 LOB: 2 BB: 0 P: 5	R: 0 E: 0 K: 1 S: 6	H: 1 LOB: 0 BB: 0 P: 6	R: 0 E: 0 K: 0 S: 3	H: 0 LOB: 0 BB: 0 P: 3	R: 2 E: 0 K: 1 S: 5	H: 2 LOB: 1 BB: 1 P: 9	R: 0 E: 0 K: 1 S: 6	H: 1 LOB: 1 BB: 0 P: 6	R: 0 E: 0 K: 2 S: 7	H: 0 LOB: 1 BB: 1 P: 11	R: 0 E: 0 K: 0 S: 4	H: 1 LOB: 2 BB: 0 P: 4		R: 0 E: 0 K: 2 S: 7	H: 0 LOB: 0 BB: 0 P: 7	1B: 6 2B: 2 3B: 1 HR: 0	SF: 0 SAC: 1 DP: 1 HBP: 0	WP: 0 PB: 0 SB: 1 CS: 0	PA: 38				
PITCHER	IP	WLS	BF	H	R	ER	SO	BB	IBB	HBP	BLK	WP	HR	S	P	ERA	WHIP										
Kent Peterson, L ERA: 9.45 (1, 1)	4.2	L	22	6	3	3	1	3	0	0	0	0	0	21	33	5.79	1.929										
Frank Smith, R ERA: 3.65 (5, 1)	3.1		13	2	0	0	3	1	0	0	0	0	0	18	22	0.00	0.900										
Ewell Blackwell, R ERA: (9, 1)	1.0		3	0	0	0	2	0	0	0	0	0	0	7	7	0.00	0.000										

Batter	1	2	3	4	5	6	7	8	9	AB	R	H	RBI	BB	SO	LOB	BOTTOM										
Bobby Adams, R OBP: 0.462, SLG: 0.545 (1, 4)										4	1	1	0	0	1	1	St. Louis Cardinals @ Cincinnati Reds Crosley Field, Cincinnati, OH Wed Apr 26 1950, 3:33 AM EST Att: 2,797 - Unknown										
Johnny Wyrostek, L OBP: 0.400, SLG: 0.565 (1, 9)										3	0	1	2	1	0	1											
Bob Usher, R OBP: 0.278, SLG: 0.667 (1, 8)										4	0	0	0	0	2	3											
Danny Litwhiler, R OBP: 0.176, SLG: 0.313 (1, 7)										4	0	0	0	0	0	1											
Joe Adcock, R OBP: 0.250, SLG: 0.333 (1, 3)										4	0	1	0	0	0	0											
Walker Cooper, R OBP: 0.050, SLG: 0.050 (1, 2)										4	0	0	0	0	1	1											
Grady Hatton, L OBP: 0.190, SLG: 0.105 (1, 5)										3	0	1	0	0	0	0											
Virgil Stallcup, R OBP: 0.286, SLG: 0.300 (1, 6)										3	0	0	0	0	0	1											
Kent Peterson, R OBP: 0.500, SLG: 0.500 Frank Smith, R OBP: 0.333, SLG: 0.333 Peanuts Lowrey, R OBP: 0.250, SLG: 0.250 Ewell Blackwell, R (9, 1)										1	1	1	0	0	0	0											
Inning Stats	R: 0 E: 0 K: 2 S: 7	H: 0 LOB: 0 BB: 0 P: 7	R: 0 E: 0 K: 0 S: 3	H: 0 LOB: 0 BB: 0 P: 3	R: 2 E: 1 K: 0 S: 6	H: 2 LOB: 1 BB: 0 P: 6	R: 0 E: 0 K: 0 S: 3	H: 1 LOB: 0 BB: 0 P: 3	R: 0 E: 0 K: 1 S: 5	H: 0 LOB: 0 BB: 0 P: 5	R: 0 E: 0 K: 1 S: 5	H: 0 LOB: 1 BB: 1 P: 9	R: 0 E: 0 K: 1 S: 6	H: 1 LOB: 1 BB: 0 P: 6	R: 0 E: 0 K: 0 S: 4	H: 1 LOB: 1 BB: 0 P: 4		R: 0 E: 0 K: 0 S: 3	H: 0 LOB: 0 BB: 0 P: 3	1B: 3 2B: 1 3B: 1 HR: 0	SF: 0 SAC: 0 DP: 0 HBP: 0	WP: 1 PB: 0 SB: 0 CS: 0	PA: 34				
PITCHER	IP	WLS	BF	H	R	ER	SO	BB	IBB	HBP	BLK	WP	HR	S	P	ERA	WHIP										
Howie Pollet, L ERA: 1.88 (1, 1)	9.0	W	33	5	2	0	5	1	0	0	0	1	0	42	46	0.00	0.667										

Batter	1	2	3	4	5	6	7	8	9	AB	R	H	RBI	BB	SO	LOB	TOP
Bobby Adams, R OBP: 0.389, SLG: 0.438 (1, 4)										5	1	1	0	0	0	1	
Peanuts Lowrey, R OBP: 0.273, SLG: 0.273 (1, 7)										3	0	1	0	0	0	0	
Johnny Wyrostek, L OBP: 0.379, SLG: 0.500 (1, 8) (6, 9)										3	0	0	0	1	0	3	
Joe Adcock, R OBP: 0.313, SLG: 0.375 (1, 3)										4	1	2	2	0	0	0	
Danny Litwhiler, R OBP: 0.250, SLG: 0.333 Lloyd Merriman, L OBP: 0.200, SLG: 0.200 (1, 9) (6, 8)										2	0	1	0	1	1	2	
Grady Hatton, L OBP: 0.240, SLG: 0.174 (1, 5)										4	0	2	1	0	0	0	
Virgil Stallcup, R OBP: 0.280, SLG: 0.292 (1, 6)										4	0	1	0	0	1	4	
Dixie Howell, R (1, 2)										4	0	0	0	0	2	3	
Herm Wehmeier, R OBP: 0.333, SLG: 0.200 (1, 1)										3	1	1	0	1	0	0	
Inning Stats	R: 0 E: 1 K: 1 S: 6	H: 1 LOB: 2 BB: 1 P: 10	R: 0 E: 0 K: 1 S: 5	H: 1 LOB: 0 BB: 0 P: 5	R: 0 E: 0 K: 0 S: 4	H: 2 LOB: 2 BB: 0 P: 5	R: 3 E: 0 K: 1 S: 9	H: 4 LOB: 2 BB: 1 P: 13	R: 0 E: 0 K: 0 S: 3	H: 0 LOB: 0 BB: 0 P: 3	R: 0 E: 0 K: 0 S: 3	H: 0 LOB: 0 BB: 0 P: 3	R: 0 E: 0 K: 1 S: 4	H: 0 LOB: 0 BB: 1 P: 8	1B: 9 2B: 0 3B: 0 HR: 0	SF: 0 SAC: 1 DP: 1 HBP: 0	WP: 0 PA: 37 PB: 0 SB: 0 CS: 1
PITCHER	IP WLS BF H R ER SO BB IBB HBP BLK WP HR S P ERA WHIP																
Paul Minner, L ERA: 5.63 (1, 1)	4.2 L 24 9 3 3 2 2 0 0 0 0 0 0 26 34 5.79 2.357																
Johnny Vander Meer, L ERA: 4.5 (5, 1)	0.1 1 0 0 0 1 0 0 0 0 0 0 0 3 3 0.00 0.000																
Frank Hiller, R ERA: (6, 1)	3.0 9 0 0 0 0 0 0 0 0 0 0 0 9 9 0.00 0.000																
Monk Dubiel, R ERA: (9, 1)	1.0 3 0 0 0 1 1 0 0 0 0 0 0 4 8 0.00 1.000																

Cincinnati Reds @ Chicago Cubs
Wrigley Field, Chicago, IL
Fri Apr 28 1950, 3:33 AM CST
Att: 3,640 - Unknown

AB 33
R 3
H 9
RBI 3
BB 3
SO 4
LOB 13

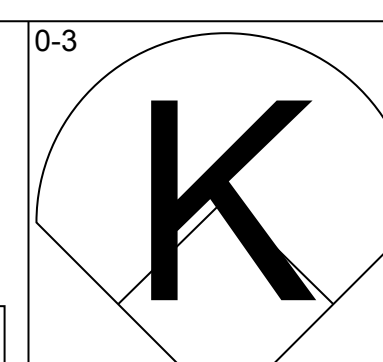
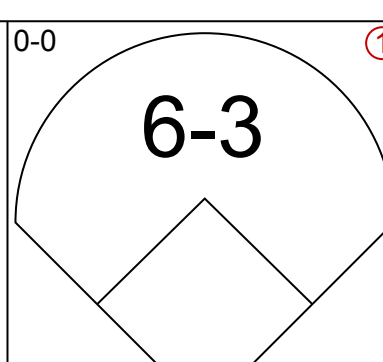
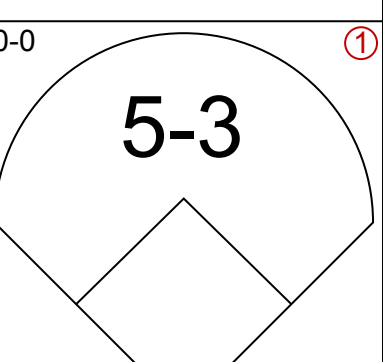
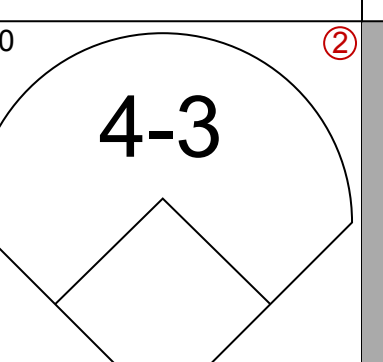
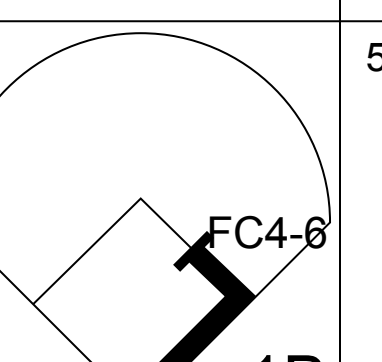
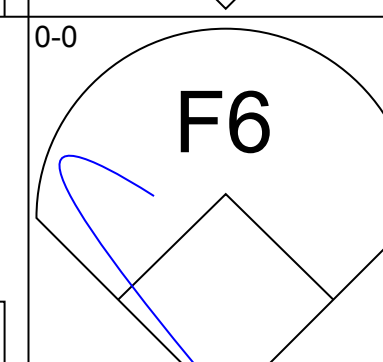
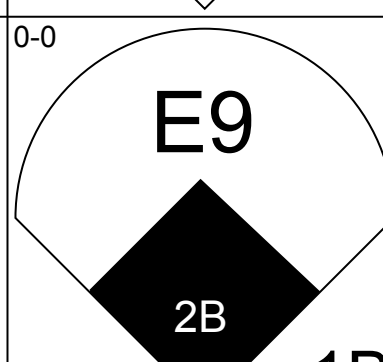
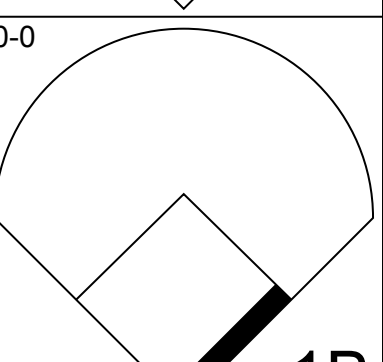
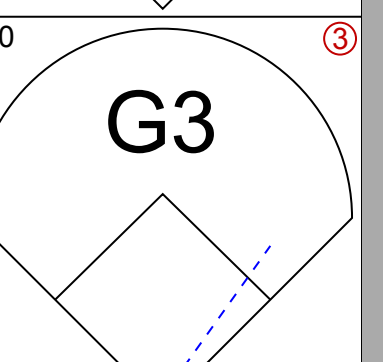
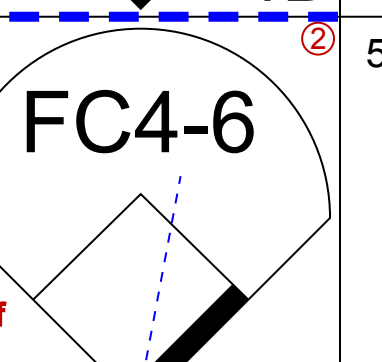
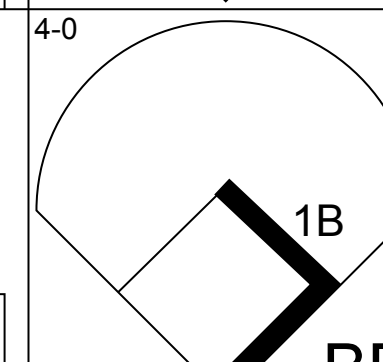
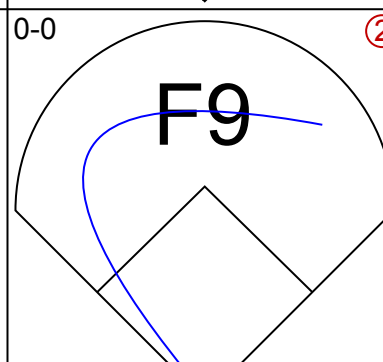
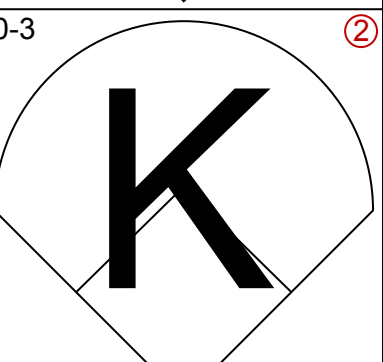
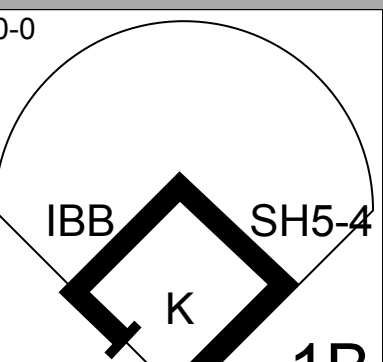
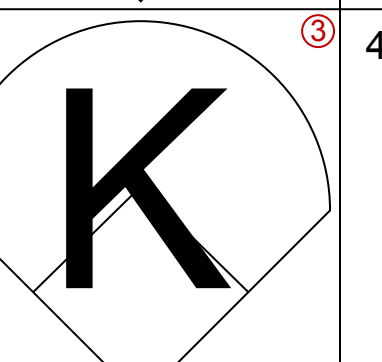
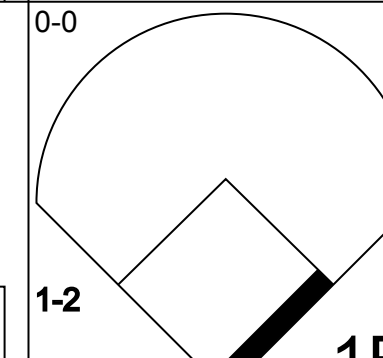
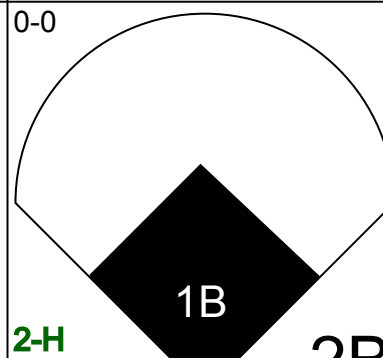
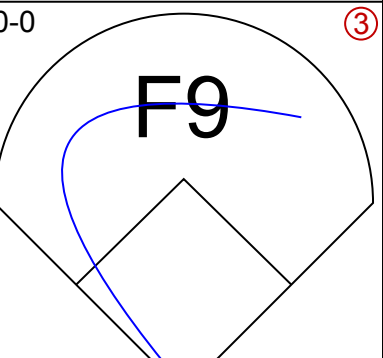
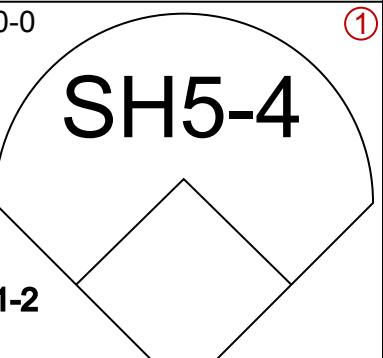
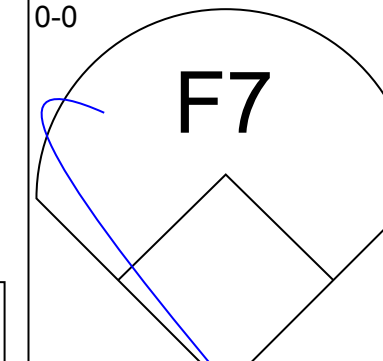
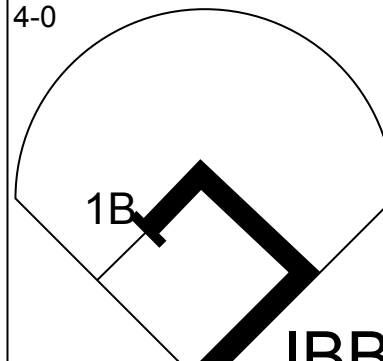
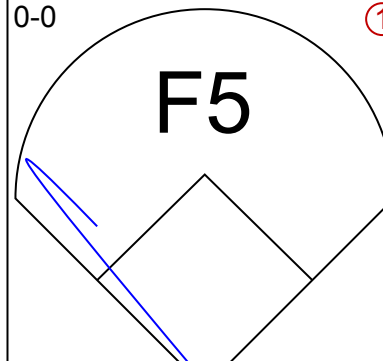
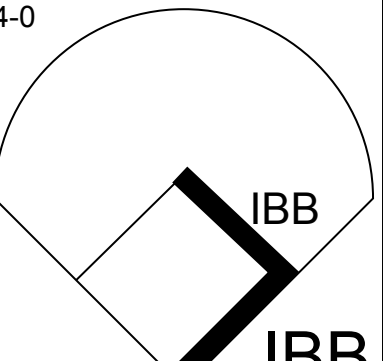
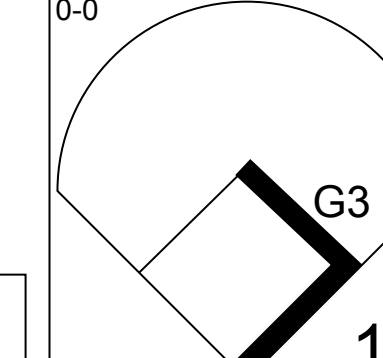

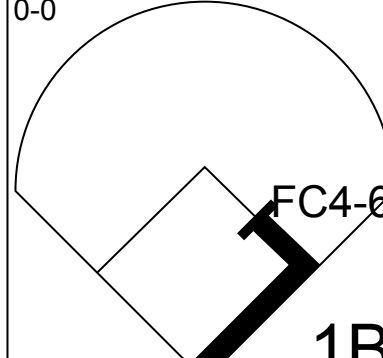
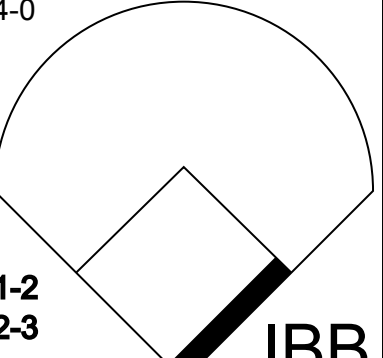
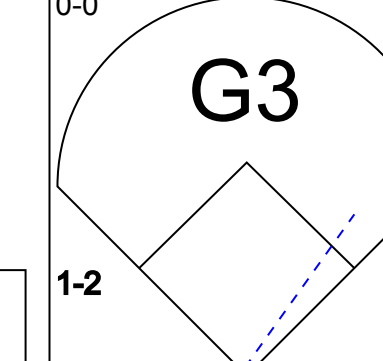
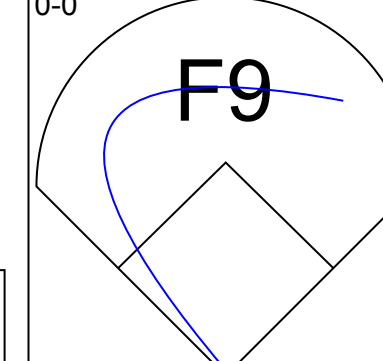
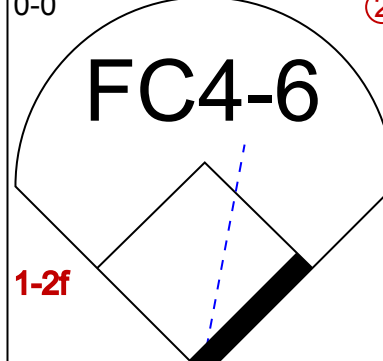
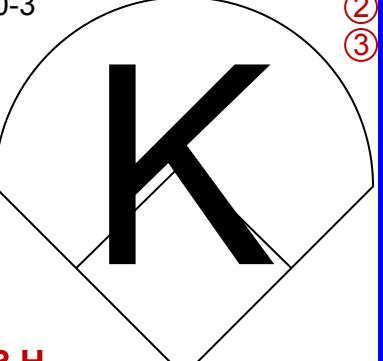
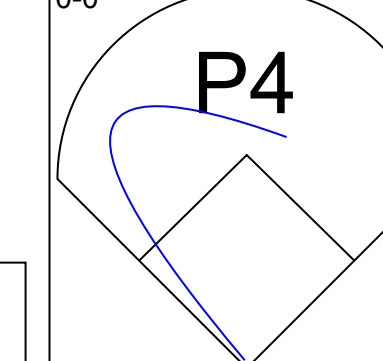
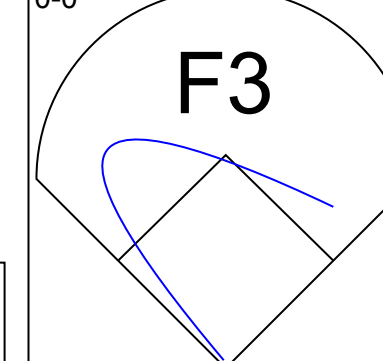
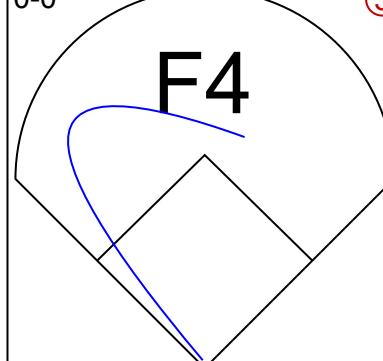
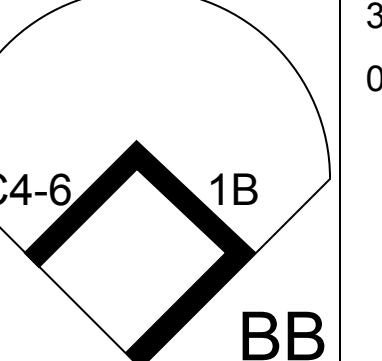
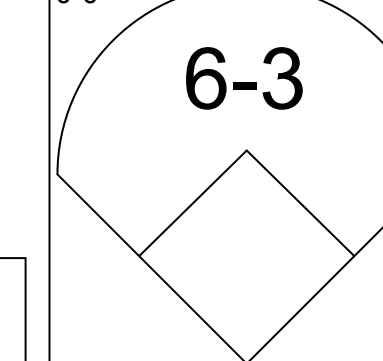
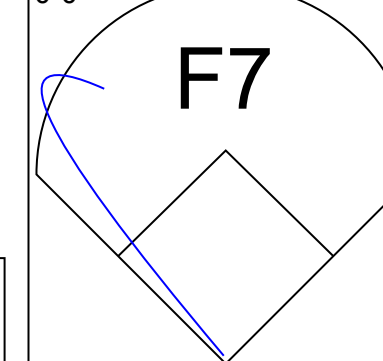
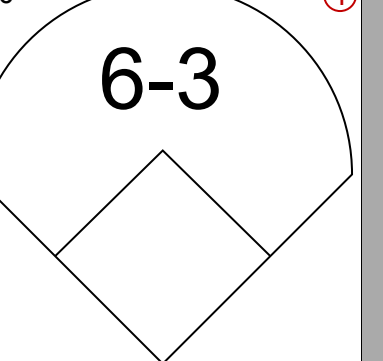
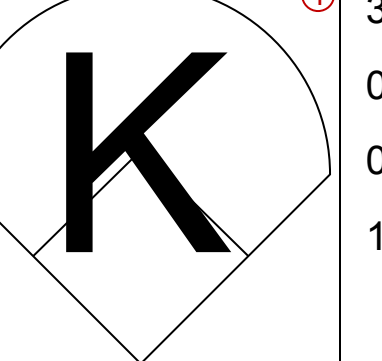


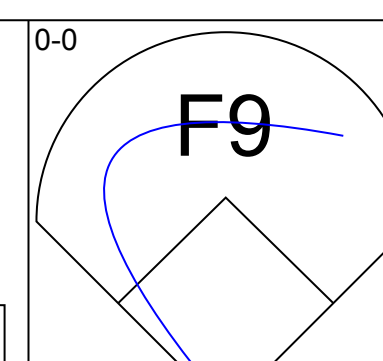
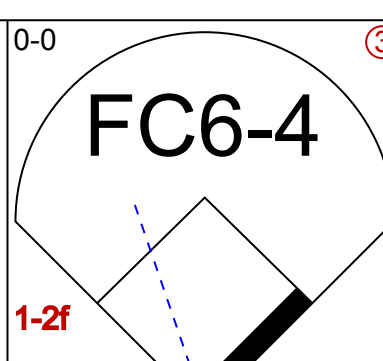
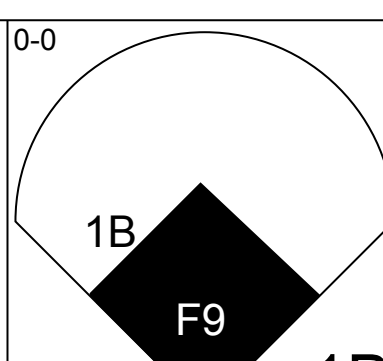
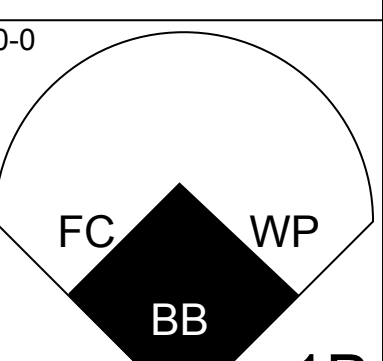
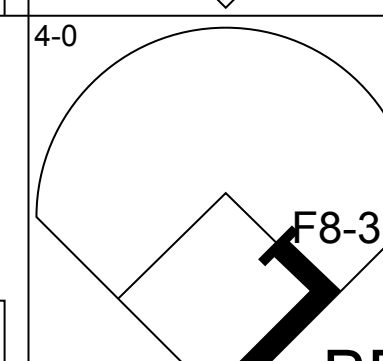
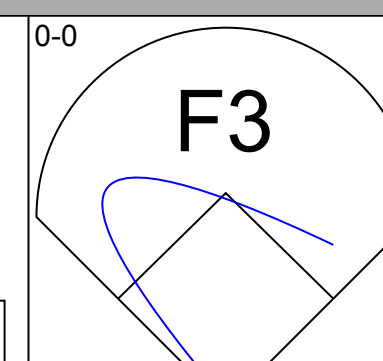
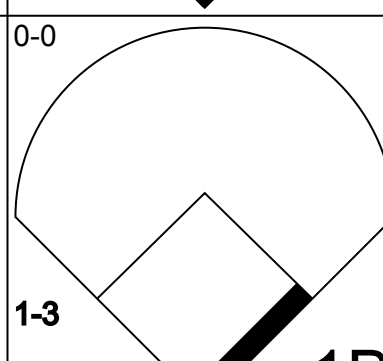
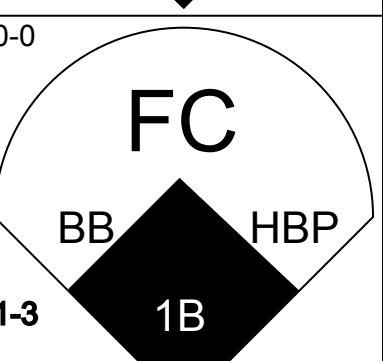
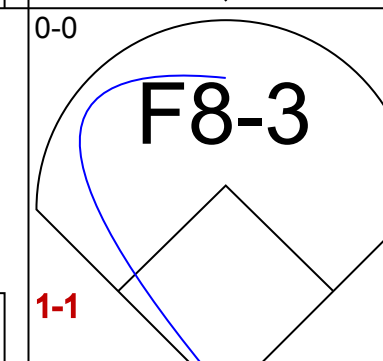
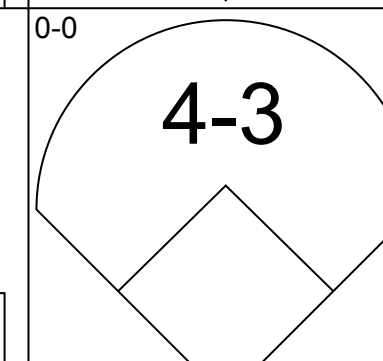
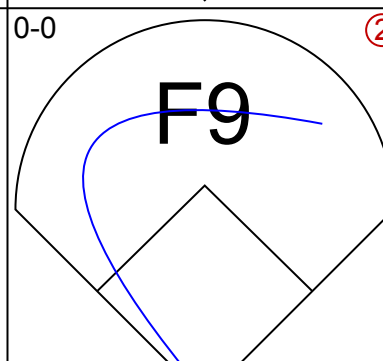
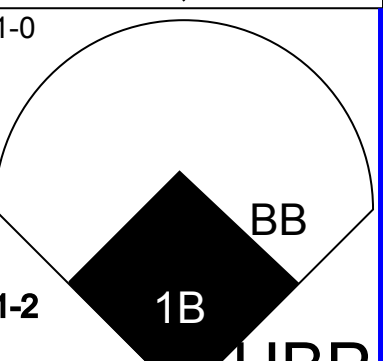
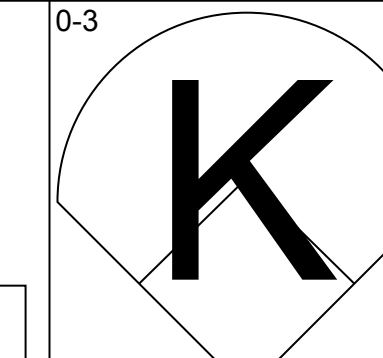
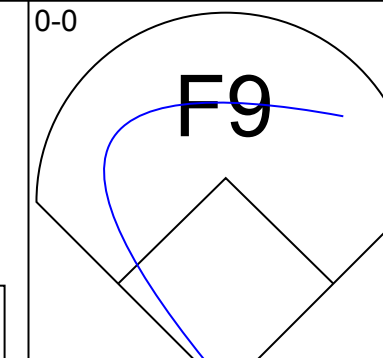
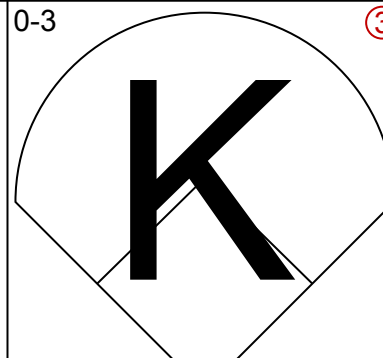
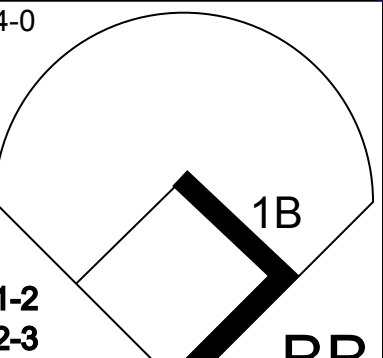
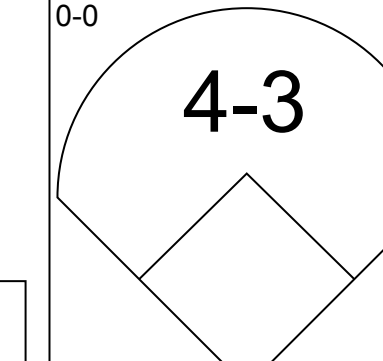
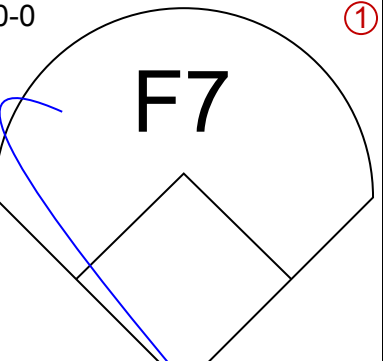
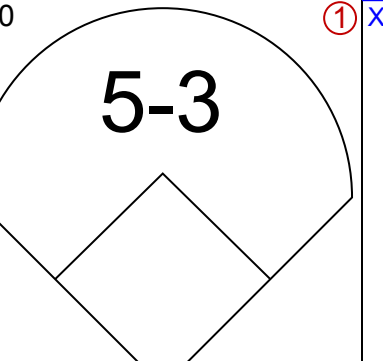
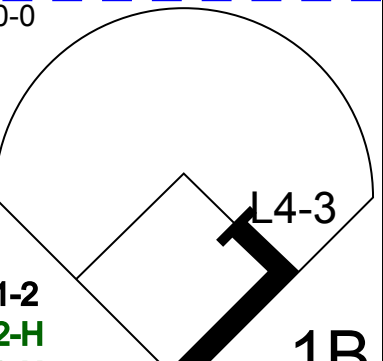
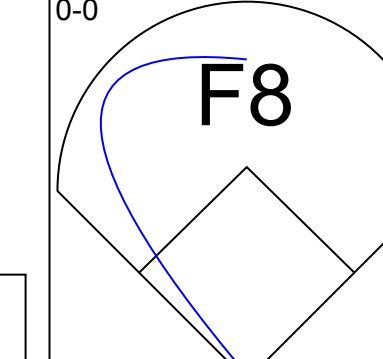
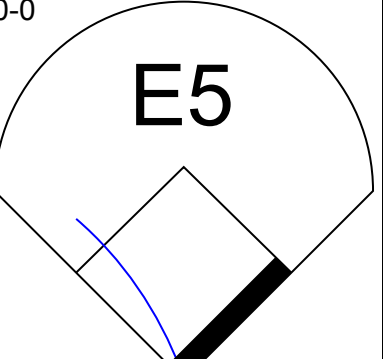
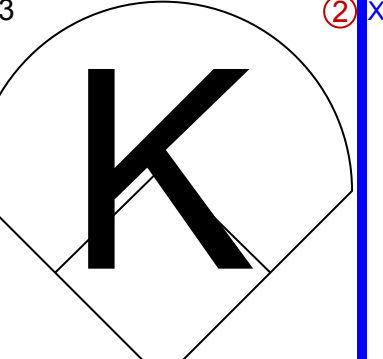
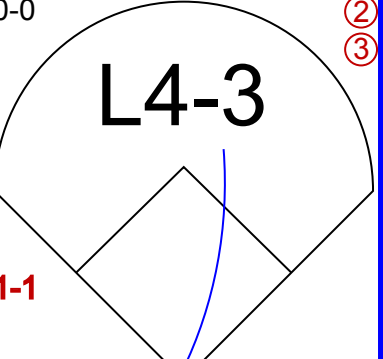
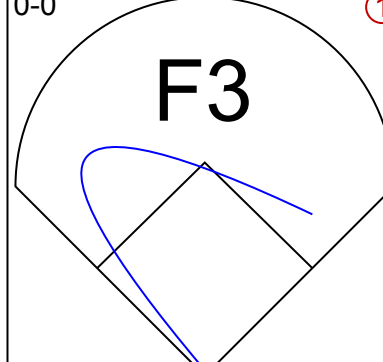
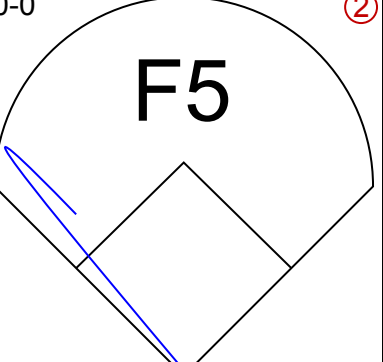
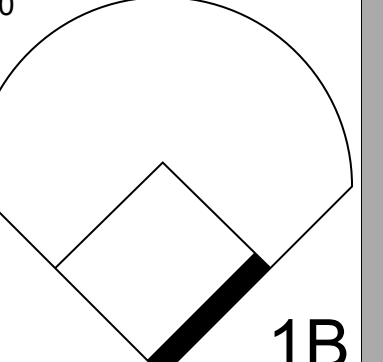
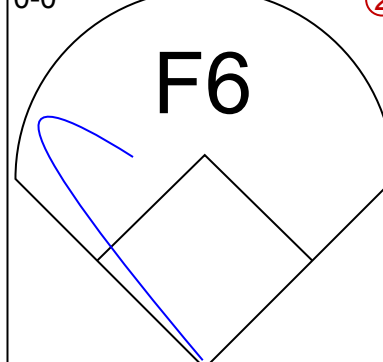
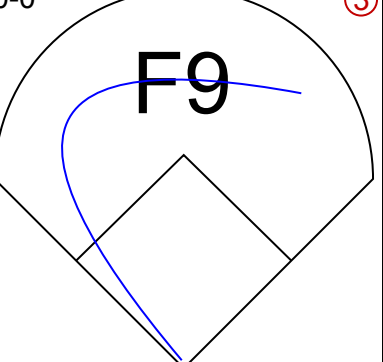
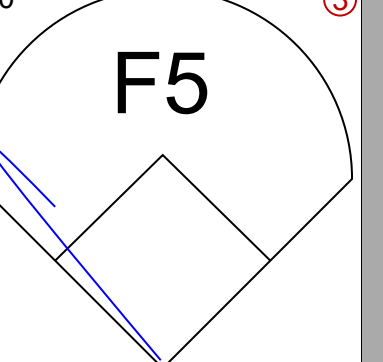
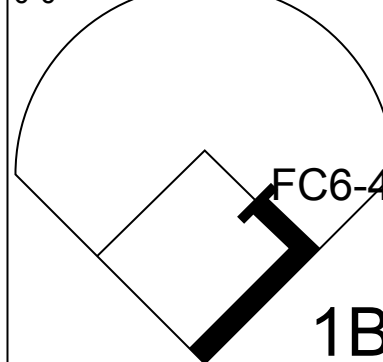
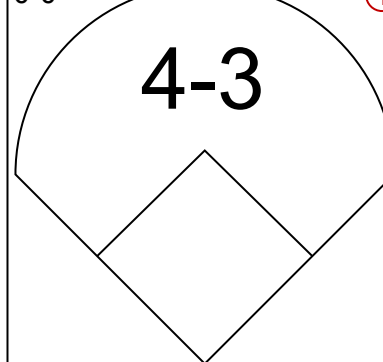
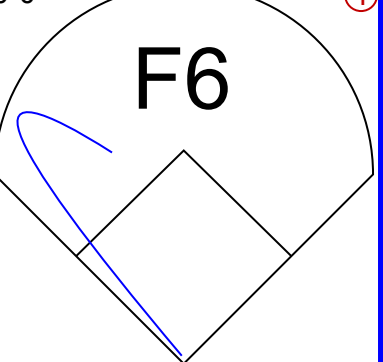
Batter	1	2	3	4	5	6	7	8	9	AB	R	H	RBI	BB	SO	LOB	BOTTOM		
Wayne Terwilliger, R OBP: 0.353, SLG: 0.467 (1, 4)										3	1	0	0	1	1	0			
Carmen Mauro, L OBP: 0.429, SLG: 0.333 (1, 9)										3	0	1	0	1	1	0			
Preston Ward, L OBP: 0.438, SLG: 0.786 (1, 3)										3	0	0	0	1	0	2			
Hank Sauer, R OBP: 0.385, SLG: 0.417 Hal Jeffcoat, R OBP: 0.250, SLG: 0.583 (1, 7) (3, 7)										1	0	0	0	0	0	0			
Andy Patko, R OBP: 0.500, SLG: 0.917 (1, 8)										2	0	0	0	2	0	1			
Bill Serena, R Phil Cavarretta, L (1, 5) (9, FH)										3	0	0	0	0	0	1			
Roy Smalley, R OBP: 0.375, SLG: 0.733 (1, 6)										4	0	1	0	0	2	2			
Mickey Owen, R (1, 2)										2	0	0	0	1	0	0			
Paul Minner, L Johnny Vander Meer, S Carl Sawatski, L Frank Hiller, R Rube Walker, L Monk Dubiel, R (1, 1) (5, 1) (5, PH) (6, 1) (8, PH) (9, 1)										1	0	0	0	0	0	0			
Inning Stats	R: 0 E: 0 K: 1 S: 5	H: 0 LOB: 0 BB: 0 P: 5	R: 0 E: 0 K: 0 S: 2	H: 0 LOB: 0 BB: 1 P: 6	R: 0 E: 0 K: 1 S: 5	H: 0 LOB: 0 BB: 0 P: 5	R: 0 E: 0 K: 0 S: 3	H: 0 LOB: 1 BB: 1 P: 7	R: 0 E: 0 K: 0 S: 4	H: 1 LOB: 2 BB: 1 P: 8	R: 1 E: 1 K: 0 S: 4	H: 1 LOB: 1 BB: 1 P: 8	R: 0 E: 0 K: 0 S: 3	H: 0 LOB: 0 BB: 0 P: 3	R: 0 E: 0 K: 1 S: 5	H: 0 LOB: 2 BB: 2 P: 13	1B: 1 2B: 1 3B: 0 HR: 0	SF: 0 SAC: 0 DP: 1 HBP: 0	WP: 2 PA: 35 PB: 0 SB: 0 CS: 1
PITCHER	IP WLS BF H R ER SO BB IBB HBP BLK WP HR S P ERA WHIP																		
Herm Wehmeier, R ERA: 4.61 (1, 1)	9.0 W 34 2 1 0 4 6 0 0 0 2 0 0 36 60 0.00 0.889																		

Cincinnati Reds @ Chicago Cubs
Wrigley Field, Chicago, IL
Fri Apr 28 1950, 3:33 AM CST
Att: 3,640 - Unknown

AB 28
R 1
H 2
RBI 0
BB 6
SO 4
LOB 14





Batter	1	2	3	4	5	6	7	8	9	AB	R	H	RBI	BB	SO	LOB	TOP					
Ted Beard, L OBP: 0.304, SLG: 0.439 (1, 9)										5	0	1	0	0	1	0	Pittsburgh Pirates @ Cincinnati Reds Crosley Field, Cincinnati, OH Sun Apr 30 1950, 3:33 AM EDT Unknown					
Johnny Hopp, L OBP: 0.421, SLG: 0.457 (1, 3)			 2B 1B						 1-2 1B	5	1	2	0	0	0	2						
Ralph Kiner, R OBP: 0.400, SLG: 0.526 (1, 7)	 BB							 SH5-4 1B		4	0	1	0	1	2	4						
Nanny Fernandez, R OBP: 0.275, SLG: 0.395 (1, 5)	 1-2		 2B							3	1	2	1	0	0	1						
Wally Westlake, R OBP: 0.405, SLG: 0.710 (1, 8)			 IBB					 IBB		2	0	0	0	2	0	2						
Danny Murtaugh, R OBP: 0.463, SLG: 0.515 (1, 4)		 1B	 1-3 2-H			 1B		 1-2 2-3		3	0	3	1	1	0	0						
Stan Rojek, R OBP: 0.201, SLG: 0.300 Marv Rickert, L Pete Castiglione, R (8, 6)		 1-2				 1-2		 3-H		3	0	0	0	0	0	2						
Clyde McCullough, R OBP: 0.100, SLG: 0.053 Tom Saffell, L (9, PH)									 1B BB	3	0	0	0	0	0	2						
Cliff Chambers, L OBP: 0.300, SLG: 0.125 Woody Main, R Vic Lombardi, L Dale Coogan, L OBP: 0.333, SLG: 0.200 (8, 1)										3	0	0	0	0	0	1						
Inning Stats	R: 0 E: 0 K: 1 S: 6	H: 1 LOB: 2 BB: 1 P: 10	R: 0 E: 0 K: 0 S: 4	H: 1 LOB: 1 BB: 0 P: 4	R: 2 E: 1 K: 0 S: 5	H: 3 LOB: 2 BB: 1 P: 9	R: 0 E: 0 K: 0 S: 3	H: 0 LOB: 0 BB: 0 P: 3	R: 0 E: 0 K: 1 S: 6	H: 1 LOB: 1 BB: 0 P: 6	R: 0 E: 0 K: 0 S: 4	H: 1 LOB: 0 BB: 0 P: 4	R: 0 E: 0 K: 0 S: 3	H: 0 LOB: 0 BB: 0 P: 3	R: 0 E: 0 K: 1 S: 5	H: 1 LOB: 2 BB: 1 P: 13		R: 0 E: 0 K: 2 S: 8	H: 1 LOB: 2 BB: 1 P: 12	1B: 8 2B: 1 3B: 0 HR: 0	SF: 0 SAC: 1 DP: 0 HBP: 0	WP: 0 PA: 39 PB: 0 SB: 0 CS: 0
PITCHER	IP WLS BF H R ER SO BB IBB HBP BLK WP HR S P ERA WHIP	8.1 W 37 9 2 2 4 2 3 0 0 0 0 40 60 2.16 1.320	0.2 S 2 0 0 0 1 0 0 0 0 0 0 4 4 0.00 0.000																			

Batter	1	2	3	4	5	6	7	8	9	AB	R	H	RBI	BB	SO	LOB	BOTTOM
Bobby Adams, R OBP: 0.464, SLG: 0.520 (1, 4)			 1-2			 F9 1B		 WP BB 1B		4	2	2	0	0	0	1	Pittsburgh Pirates @ Cincinnati Reds Crosley Field, Cincinnati, OH Sun Apr 30 1950, 3:33 AM EDT Unknown
Peanuts Lowrey, R OBP: 0.333, SLG: 0.286 (1, 7)	 BB					 1-3		 BB HBP 1B		3	1	1	0	1	0	1	
Johnny Wyrostek, L OBP: 0.385, SLG: 0.471 Lloyd Merriman, L OBP: 0.545, SLG: 0.556 (8, PR)	 1-1					 3-H		 1B HBP		3	0	0	1	0	0	2	
Joe Adcock, R OBP: 0.300, SLG: 0.316 (1, 3)								 1-2 2-3 3-H		3	0	0	1	1	2	1	
Walker Cooper, R OBP: 0.172, SLG: 0.207 (1, 2)								 1B		4	0	1	2	0	0	0	
Danny Litwhiler, R OBP: 0.217, SLG: 0.286 Ron Northey, L Bob Usher, R OBP: 0.276, SLG: 0.667 (8, PH)								 1-1		3	0	0	0	0	1	0	
Grady Hatton, L OBP: 0.273, SLG: 0.233 (1, 5)										3	0	1	0	0	0	1	
Virgil Stallcup, R OBP: 0.303, SLG: 0.267 (1, 6)										3	0	0	0	0	0	2	
Howie Fox, R Herm Wehmeier, R OBP: 0.333, SLG: 0.333 OBP: 0.333, SLG: 0.200 (8, 1)			 1B							3	0	1	0	0	0	0	
Inning Stats	R: 0 E: 0 K: 0 S: 2	H: 0 LOB: 0 BB: 1 P: 6	R: 0 E: 0 K: 1 S: 5	H: 0 LOB: 0 BB: 0 P: 5	R: 0 E: 0 K: 0 S: 4	H: 1 LOB: 1 BB: 0 P: 4	R: 0 E: 0 K: 0 S: 3	H: 0 LOB: 0 BB: 0 P: 3	R: 1 E: 0 K: 1 S: 7	H: 2 LOB: 1 BB: 0 P: 7	R: 0 E: 0 K: 1 S: 6	H: 1 LOB: 1 BB: 0 P: 6	R: 3 E: 0 K: 0 S: 5	H: 2 LOB: 2 BB: 1 P: 10	1B: 6 2B: 2 3B: 0 HR: 0	SF: 0 SAC: 0 DP: 2 HBP: 1	
PITCHER	IP WLS BF H R ER SO BB IBB HBP BLK WP HR S P ERA WHIP	7.1 L 31 5 4 4 3 2 0 0 0 0 34 43 4.91 0.955	0.0 L 1 1 0 0 0 0 0 0 0 0 0 1 1 ∞ ∞	0.2 L 1 0 0 0 0 0 0 0 0 0 0 1 1 0.00 0.000													

AB	33
R	2
H	9
RBI	2
BB	5
SO	5
LOB	18



Batter	1	2	3	4	5	6	7	8	9	AB	R	H	RBI	BB	SO	LOB	TOP					
Ted Beard, L OBP: 0.333, SLG: 0.489 (1, 9)	0-0 WP BB 1B		0-0 3B		4-0 4-3 BB BB	0-3 K		0-0 4-3	0-0 4-3	4 0 2 0 1 1 1							Pittsburgh Pirates @ Cincinnati Reds Crosley Field, Cincinnati, OH Sun Apr 30 1950, 3:38 AM EDT Att: 10,759 - Unknown livebaseballscores.com AB 30 R 1 H 5 RBI 0 BB 7 SO 6 LOB 19 					
Tom Saffell, L (1, 8)	4-0 WP BB 1-2		1-0 BB HBP		4-0 4-3 BB 1-2		0-0 G3	0-0 F8	2 0 0 0 2 0 0													
Johnny Hopp, L OBP: 0.405, SLG: 0.421 (1, 3)	0-0 F7		4-0 G6-4-3 BB		0-0 4-3 1-2 2-3		0-0 3-1		3 0 0 0 1 0 4													
Ralph Kiner, R OBP: 0.429, SLG: 0.513 (1, 7)	4-0 G6-4-3 1-2 2-3 IBB		0-0 G6-4-3 1-2		4-0 IBB		4-0 FC6-4 BB		1 0 0 0 3 0 3													
Nanny Fernandez, R OBP: 0.273, SLG: 0.405 (1, 5)	0-0 G6-4-3 1-2			0-0 FC1-5 2B		0-0 F7		0-0 FC6-4 1-2	4 0 1 0 0 0 7													
Danny Murtaugh, R OBP: 0.422, SLG: 0.459 (1, 4)		0-3 K		0-0 5-3		0-3 K		0-0 F2	4 0 0 0 0 2 1													
Pete Castiglione, R OBP: 0.167, SLG: 0.167 (1, 6)		0-0 1-3		0-0 FC1-5 2-3		0-3 K		0-0 K2-6-2 1B	4 0 1 0 0 1 1													
Clyde McCullough, R OBP: 0.130, SLG: 0.136 (8, PH) Marv Rickert, L OBP: 0.500, SLG: 0.500 (8, 2)		0-0 5-3		0-3 K		0-0 E 2B		0-3 K2-6-2 1-2	3 1 1 0 0 1 1 1 0 0 0 0 1 1 0 0 0 0 0 0 0													
Mel Queen, R Wally Westlake, R OBP: 0.395, SLG: 0.688 (9, PH)			0-0 1-3		0-0 1-3		0-0 E6 2H		0-0 6-3	3 0 0 0 0 0 0 1 0 0 0 0 0 0												
Inning Stats	R: 0 E: 0 K: 0 S: 3	H: 1 LOB: 2 BB: 2 P: 11	R: 0 E: 0 K: 1 S: 5	H: 0 LOB: 0 BB: 0 P: 5	R: 0 E: 0 K: 0 S: 3	H: 1 LOB: 2 BB: 1 P: 8	R: 0 E: 0 K: 1 S: 6	H: 1 LOB: 1 BB: 0 P: 6	R: 0 E: 0 K: 0 S: 3	H: 0 LOB: 3 BB: 3 P: 15	R: 1 E: 1 K: 3 S: 11	H: 1 LOB: 1 BB: 0 P: 11	R: 0 E: 0 K: 0 S: 3	H: 0 LOB: 1 BB: 1 P: 7	R: 0 E: 0 K: 1 S: 5	H: 1 LOB: 1 BB: 0 P: 5		R: 0 E: 0 K: 0 S: 3	H: 0 LOB: 0 BB: 0 P: 3	1B: 2 2B: 3 3B: 1 HR: 0	SF: 0 SAC: 0 DP: 3 HBP: 1	WP: 1 PB: 0 SB: 0 CS: 0
PITCHER Ewell Blackwell, R ERA:	IP: 9.0 WLS: W BF: 38 H: 5 R: 1 ER: 0 SO: 6 BB: 5 IBB: 2 HBP: 1 BLK: 0 WP: 1 HR: 0 S: 42 P: 71 ERA: 0.00 WHIP: 1.111															PITCHER	IP: WLS: BF: H: R: ER: SO: BB: IBB: HBP: BLK: WP: HR: S: P: ERA: WHIP:					

Batter	1	2	3	4	5	6	7	8	9	AB	R	H	RBI	BB	SO	LOB	BOTTOM			
Bobby Adams, R OBP: 0.469, SLG: 0.481 (1, 4)	4-0 3-1 SH5-3 BB		0-0 F8			4-0 1-2 BB		0-0 F9		2 0 0 0 2 0 0							Pittsburgh Pirates @ Cincinnati Reds Crosley Field, Cincinnati, OH Sun Apr 30 1950, 3:38 AM EDT Att: 10,759 - Unknown livebaseballscores.com AB 25 R 2 H 2 RBI 2 BB 4 SO 1 LOB 8 			
Lloyd Merriman, L OBP: 0.429, SLG: 0.417 (1, 8)	0-0 SH5-3 1-2			0-0 F7		0-3 K		0-0 F8	3 0 0 0 0 1 2											
Johnny Wyrostek, L OBP: 0.349, SLG: 0.421 (1, 7) (8, 9)	0-0 3-1 2-3			0-0 F9		0-0 F8		0-0 F9	4 0 0 0 0 0 3											
Ted Kluszewski, L OBP: 0.346, SLG: 0.417 (1, 3)	0-0 F8			0-0 4-3		4-0 HR BB			2 1 0 0 1 0 1											
Ron Northey, L OBP: 0.429, SLG: 0.846 (8, 7) Peanuts Lowrey, R OBP: 0.333, SLG: 0.286		0-0 G3			0-0 F8		0-0 1-H HR		3 1 1 2 0 0 0 0 0 0 0 0 0 0											
Grady Hatton, L OBP: 0.250, SLG: 0.212 (1, 5)		0-0 F7			0-0 4-3		0-0 4-3		3 0 0 0 0 0 0											
Virgil Stallcup, R OBP: 0.306, SLG: 0.273 (1, 6)		0-0 P3			0-0 5-3		0-0 FC6-4 1B		3 0 1 0 0 0 0											
Dixie Howell, R (1, 2)			0-0 5-3			0-0 F6		0-0 F6	3 0 0 0 0 0 1											
Ewell Blackwell, R (1, 1)			0-0 4-3			4-0 BB BB		0-0 FC6-4 1-2	2 0 0 0 1 0 1											
Inning Stats	R: 0 E: 0 K: 0 S: 3	H: 0 LOB: 1 BB: 1 P: 7	R: 0 E: 0 K: 0 S: 3	H: 0 LOB: 0 BB: 0 P: 3	R: 0 E: 0 K: 0 S: 3	H: 0 LOB: 0 BB: 0 P: 3	R: 0 E: 0 K: 0 S: 3	H: 0 LOB: 0 BB: 0 P: 3	R: 0 E: 0 K: 1 S: 5	H: 0 LOB: 2 BB: 2 P: 13	R: 2 E: 0 K: 0 S: 5	H: 2 LOB: 1 BB: 1 P: 9	R: 0 E: 0 K: 0 S: 3	H: 0 LOB: 0 BB: 0 P: 3	R: 0 E: 0 K: 0 S: 3	H: 0 LOB: 0 BB: 0 P: 3		1B: 1 2B: 0 3B: 0 HR: 1	SF: 0 SAC: 1 DP: 0 HBP: 0	WP: 0 PB: 0 SB: 0 CS: 0
PITCHER Mel Queen, R ERA: 2.25 (1, 1)	IP: 8.0 WLS: L BF: 30 H: 2 R: 2 ER: 2 SO: 1 BB: 4 IBB: 0 HBP: 0 BLK: 0 WP: 0 HR: 1 S: 28 P: 44 ERA: 2.25 WHIP: 0.750															PITCHER	IP: WLS: BF: H: R: ER: SO: BB: IBB: HBP: BLK: WP: HR: S: P: ERA: WHIP:			

Batter	1	2	3	4	5	6	7	8	9	AB	R	H	RBI	BB	SO	LOB	TOP																			
Eddie Stanky, R OBP: 0.410, SLG: 0.323 (1, 4)	L4		F5						4-3	4	1	2	1	0	0		New York Giants @ Cincinnati Reds Crosley Field, Cincinnati, OH Wed May 03 1950, 3:33 AM EDT Att: 3,214 - Sunny - 82 F																			
Alvin Dark, R OBP: 0.375, SLG: 0.484 (1, 6)	F8			F3	5-3		F8		1-3	5	0	0	0	0	2																					
Don Mueller, L OBP: 0.351, SLG: 0.405 (1, 9)	4-3									5	0	4	0	0	0																					
Bobby Thomson, R OBP: 0.333, SLG: 0.294 (1, 8)		6-3		F3					FC6-4	5	1	2	1	0	2																					
Hank Thompson, L OBP: 0.485, SLG: 0.750 (1, 5)		F6		F8						4	1	1	0	0	2																					
Whitey Lockman, L OBP: 0.297, SLG: 0.343 (1, 7)					6-3				SH1-3	2	0	1	1	1	0	0																				
Wes Westrum, R OBP: 0.533, SLG: 0.565 (1, 2)					5-3					4	0	2	1	0	0	1																				
Jack Harshman, L OBP: 0.219, SLG: 0.345 (1, 3)			4-3		E3		K		FC4-6	4	1	0	0	0	1	3																				
Monty Kennedy, R OBP: 0.143, SLG: 0.143 (1, 1)			F9				F4		4-3	4	1	1	0	0	0	1																				
Inning Stats	R: 0 E: 0 K: 0 S: 3	H: 0 LOB: 0 BB: 0 P: 3	R: 0 E: 0 K: 0 S: 3	H: 0 LOB: 1 BB: 1 P: 7	R: 0 E: 0 K: 0 S: 3	H: 0 LOB: 0 BB: 0 P: 3	R: 0 E: 0 K: 0 S: 4	H: 1 LOB: 1 BB: 0 P: 4	R: 2 E: 1 K: 0 S: 6	H: 2 LOB: 1 BB: 0 P: 6	R: 1 E: 0 K: 1 S: 8	H: 4 LOB: 2 BB: 0 P: 8	R: 1 E: 0 K: 0 S: 4	H: 2 LOB: 2 BB: 1 P: 8	R: 1 E: 0 K: 0 S: 5	H: 2 LOB: 1 BB: 0 P: 5	R: 0 E: 0 K: 0 S: 4	H: 1 LOB: 1 BB: 0 P: 4	1B: 9 2B: 2 3B: 1 HR: 0	SF: 0 SAC: 1 DP: 0 HBP: 0	WP: 0 PA: 40 PB: 0 SB: 0 CS: 0															
PITCHER	IP	WLS	BF	H	R	ER	SO	BB	IBB	HBP	BLK	WP	HR	S	P	ERA	WHIP	PITCHER		IP	WLS	BF	H	R	ER	SO	BB	IBB	HBP	BLK	WP	HR	S	P	ERA	WHIP
Ken Raffensberger, L ERA: 3.38 (1, 1)	7.0	L	31	9	4	2	1	2	0	0	0	0	0	31	39	2.57	1.571			7.0	W	36	9	2	2	1	1	0	0	0	0	0	0	41	2.00	1.111
Harry Perkowski, L ERA: 4.5 (8, 1)	2.0		9	3	1	1	0	0	0	0	0	0	0	9	9	4.50	1.500			2.0		9	3	1	1	0	0	0	0	0	0	0	0	9	4.50	1.500

AB	37
R	5
H	12
RBI	5
BB	2
SO	1
LOB	11



Batter	1	2	3	4	5	6	7	8	9	AB	R	H	RBI	BB	SO	LOB	BOTTOM																			
Bobby Adams, R OBP: 0.497, SLG: 0.467 (1, 4)			SH2-3		6-3		F7			3	0	1	0	0	0		New York Giants @ Cincinnati Reds Crosley Field, Cincinnati, OH Wed May 03 1950, 3:33 AM EDT Att: 3,214 - Sunny - 82 F																			
Peanuts Lowrey, R OBP: 0.316, SLG: 0.333 (1, 7)	F6		4-3				F3			4	0	1	0	0	0	2																				
Johnny Wyrostek, L OBP: 0.340, SLG: 0.405 (1, 8)	L4		F8		F8					4	0	1	0	0	0	3																				
Joe Adcock, R OBP: 0.250, SLG: 0.261 (1, 3)	FC6-4			6-3		4-3			G6-4-3	4	0	0	0	0	0	2																				
Walker Cooper, R OBP: 0.182, SLG: 0.212 (1, 2)		5-3				F6			6-3	4	0	1	0	0	0	0																				
Danny Litwhiler, R OBP: 0.259, SLG: 0.292 (1, 9)		F8		F9						3	1	1	0	1	0	1																				
Grady Hatton, L OBP: 0.275, SLG: 0.270 (1, 5)				F7					4-1	4	0	2	0	0	0	2																				
Virgil Stallcup, R OBP: 0.300, SLG: 0.351 (1, 6)		6-3							F7	4	1	1	2	0	0	3																				
Ken Raffensberger, R OBP: 0.167, SLG: 0.167 (7, PH)					F8					2	0	1	0	0	0	0																				
Bob Usher, R OBP: 0.253, SLG: 0.632 (7, PH)										1	0	0	0	0	0	0																				
Harry Perkowski, L (8, 1)										0	0	0	0	0	0	0																				
Ted Kluszewski, L OBP: 0.333, SLG: 0.400 (9, PH)			4-3	SH2-3					K	1	0	0	0	0	1	0																				
Inning Stats	R: 0 E: 0 K: 0 S: 4	H: 1 LOB: 1 BB: 0 P: 4	R: 0 E: 0 K: 0 S: 4	H: 1 LOB: 1 BB: 0 P: 4	R: 0 E: 0 K: 0 S: 4	H: 1 LOB: 1 BB: 0 P: 4	R: 0 E: 0 K: 0 S: 4	H: 1 LOB: 2 BB: 1 P: 8	R: 0 E: 0 K: 0 S: 3	H: 0 LOB: 0 BB: 0 P: 3	R: 0 E: 0 K: 1 S: 6	H: 1 LOB: 0 BB: 0 P: 6	R: 1 E: 0 K: 0 S: 3	H: 1 LOB: 0 BB: 0 P: 6	R: 1 E: 0 K: 1 S: 6	H: 1 LOB: 0 BB: 0 P: 6	1B: 6 2B: 2 3B: 0 HR: 1	SF: 0 SAC: 1 DP: 1 HBP: 0	WP: 0 PA: 36 PB: 0 SB: 0 CS: 0																	
PITCHER	IP	WLS	BF	H	R	ER	SO	BB	IBB	HBP	BLK	WP	HR	S	P	ERA	WHIP	PITCHER		IP	WLS	BF	H	R	ER	SO	BB	IBB	HBP	BLK	WP	HR	S	P	ERA	WHIP
Monty Kennedy, L ERA: 1.1 (1, 1)	9.0	W	36	9	2	2	1	1	0	0	0	0	1	37	41	2.00	1.111			9.0	W	36	9	2	2	1	1	0	0	0	0	0	41	2.00	1.111	

AB	34
R	2
H	9
RBI	2
BB	1
SO	1
LOB	13



Batter	1	2	3	4	5	6	7	8	9	AB R H RBI BB SO LOB	TOP									
Sam Jethroe, S OBP: 0.384, SLG: 0.523 (1, 8)	6-3		E4 HR		F7		2H HR		F9	5 2 1 2 0 0 0	Boston Braves @ Cincinnati Reds Crosley Field, Cincinnati, OH Thu May 04 1950, 3:33 AM EDT Alt. 2.617 - Unknown - 92 F									
Earl Torgeson, L OBP: 0.403, SLG: 0.315 (1, 3)	1B BB		1H HR		F8		6-3		2B E BB	3 2 1 2 2 0 0										
Bob Elliott, R OBP: 0.284, SLG: 0.417 (1, 5)	F9		E 1B		F8			SH HR BB	E 2B	4 2 2 0 1 0 1										
Sid Gordon, R OBP: 0.353, SLG: 0.452 Luis Olmo, R (8, 7)	1-2 1B		L7		F7			SH HR	E F8 IBB	3 1 1 0 0 0 1 0 1 0 0 1 0 0										
Willard Marshall, L OBP: 0.304, SLG: 0.338 (1, 9)	G3		1-2 IBB		L7			1H 2H HR	E9 E 1B	4 2 2 5 1 0 2										
Del Crandall, R OBP: 0.287, SLG: 0.268 (1, 2)		F3	F4		F7			F7	F8	5 0 0 1 0 0 2										
Connie Ryan, R OBP: 0.324, SLG: 0.368 (1, 4)	F2			6-3			5-3	HR	F7	5 1 1 1 0 0 1										
Buddy Kerr, R OBP: 0.270, SLG: 0.333 (1, 6)	K			K			HR 2B	F3		4 1 1 0 0 2 0										
Vern Bickford, R OBP: 0.100, SLG: 0.100 Pete Reiser, L OBP: 0.438, SLG: 0.538 Bob Chipman, L (7, PH) (7, 1)	F2		F2	6-3			F2	K		2 0 0 0 0 0 0 1 0 0 0 0 0 1 1 0 0 0 0 1 0										
Inning Stats	R: 0 E: 0 K: 0 S: 4	H: 1 LOB: 2 BB: 1 P: 8	R: 0 E: 0 K: 1 S: 5	H: 0 LOB: 0 BB: 0 P: 5	R: 2 E: 2 K: 0 S: 6	H: 2 LOB: 2 BB: 1 P: 10	R: 0 E: 0 K: 1 S: 5	H: 0 LOB: 0 BB: 0 P: 5	R: 0 E: 0 K: 0 S: 3	H: 0 LOB: 0 BB: 0 P: 3		R: 2 E: 0 K: 0 S: 5	H: 2 LOB: 0 BB: 0 P: 5	R: 4 E: 1 K: 1 S: 8	H: 2 LOB: 0 BB: 1 P: 12	R: 4 E: 2 K: 0 S: 5	H: 2 LOB: 1 BB: 2 P: 13	1B: 3 2B: 2 3B: 0 HR: 4	SF: 0 SAC: 1 DP: 0 HBP: 0	WP: 0 PB: 0 SB: 1 CS: 0
PITCHER	IP WLS BF H R ER SO BB IBB HBP BLK WP HR S P ERA WHIP											IP WLS BF H R ER SO BB IBB HBP BLK WP HR S P ERA WHIP								
Herm Wehmeier, R ERA: 5.06 (1, 1)	7.0 L 32 6 7 5 2 2 1 0 0 0 0 3 33 45 6.43 1.143																			
Eddie Erault, R ERA: 6.57 (8, 1)	1.0 4 1 1 1 1 0 0 0 0 0 1 6 6 9.00 1.000																			
Kent Peterson, L ERA: 12.86 (9, 1)	0.1 5 2 4 3 0 1 1 0 0 0 0 0 3 11 81.00 9.000																			
Frank Smith, R ERA: 3.68 (9, 1)	0.2 2 0 0 0 0 0 0 0 0 0 0 0 2 2 0.00 0.000																			

AB	37
R	12
H	9
RBI	11
BB	5
SO	3
LOB	8



Batter	1	2	3	4	5	6	7	8	9	AB R H RBI BB SO LOB	BOTTOM											
Bobby Adams, R OBP: 0.400, SLG: 0.400 (1, 4)	L5	FC5			K		5-3	6-3		5 0 0 0 0 1 6	Boston Braves @ Cincinnati Reds Crosley Field, Cincinnati, OH Thu May 04 1950, 3:33 AM EDT Alt. 2.617 - Unknown - 92 F											
Lloyd Merriman, L OBP: 0.421, SLG: 0.412 (1, 8)	F8		4-3		1B 1B		F9		G3 1B	5 0 2 1 0 0 0												
Johnny Wyrostek, L OBP: 0.346, SLG: 0.391 (1, 7)	BB		4-3		1B 1B		F7		G3	4 0 1 1 1 0 1												
Ted Kluszewski, L OBP: 0.313, SLG: 0.367 (1, 3)	4-3		F6		4-3				F7	5 1 1 0 0 0 3												
Ron Northey, L OBP: 0.368, SLG: 0.722 (1, 9)		K		4-3			F8		4-1	5 1 1 0 0 1 1												
Grady Hatton, L OBP: 0.341, SLG: 0.439 (1, 5)		HR		G6-4-3 1B			1B 2B		1B	4 2 4 3 0 0 0												
Virgil Stallcup, R OBP: 0.295, SLG: 0.341 (1, 6)		FC5 1B 1B		G6-4-3 1-2			5-3		F9	4 0 1 0 0 0 3												
Dixie Howell, R OBP: 0.200, SLG: 0.111 Walker Cooper, R OBP: 0.176, SLG: 0.206 (8, PH) (9, 2)		K			1B 1B				F7	2 1 1 1 1 1 1 1 0 0 0 0 0 1												
Herm Wehmeier, R OBP: 0.444, SLG: 0.375 Eddie Erault, R OBP: 0.296, SLG: 0.320 Danny Litwiler, R OBP: 0.192, SLG: 0.000 Marv Rackley, L OBP: 0.192, SLG: 0.000 Kent Peterson, R OBP: 0.192, SLG: 0.000 Frank Smith, R OBP: 0.333, SLG: 0.333 (1, 1) (8, 1) (8, PH) (9, 1) (9, 1)		1-2 1B			1B 1B		2H 1B		1B	3 1 2 0 0 1 1 0 0 0 0 0 0 0 1 0 1 0												
Inning Stats	R: 0 E: 0 K: 0 S: 3	H: 0 LOB: 1 BB: 1 P: 7	R: 1 E: 0 K: 2 S: 10	H: 3 LOB: 2 BB: 0 P: 10	R: 0 E: 0 K: 0 S: 3	H: 0 LOB: 0 BB: 0 P: 3	R: 0 E: 0 K: 0 S: 3	H: 1 LOB: 0 BB: 0 P: 3	R: 2 E: 0 K: 1 S: 7	H: 3 LOB: 1 BB: 1 P: 11		R: 1 E: 0 K: 1 S: 7	H: 2 LOB: 1 BB: 0 P: 7	R: 0 E: 0 K: 0 S: 3	H: 0 LOB: 0 BB: 0 P: 3	R: 2 E: 0 K: 0 S: 7	H: 4 LOB: 2 BB: 0 P: 7	R: 0 E: 0 K: 0 S: 4	H: 1 LOB: 1 BB: 0 P: 4	1B: 11 2B: 2 3B: 0 HR: 1	SF: 0 SAC: 0 DP: 1 HBP: 0	WP: 0 PB: 0 SB: 0 CS: 0
PITCHER	IP WLS BF H R ER SO BB IBB HBP BLK WP HR S P ERA WHIP											IP WLS BF H R ER SO BB IBB HBP BLK WP HR S P ERA WHIP										
Vern Bickford, R ERA: 3.3 (7, 1)	6.0 W 14 5 2 2 0 0 0 0 0 0 0 0 14 14 6.00 1.667																					

AB	39
R	6
H	14
RBI	6
BB	2
SO	4
LOB	17



Batter	1	2	3	4	5	6	7	8	9	AB	R	H	RBI	BB	SO	LOB	TOP					
Sam Jethroe, S OBP: 0.392, SLG: 0.592 (1, 8)										6	3	3	1	0	1	2	Boston Braves @ Cincinnati Reds Crosley Field, Cincinnati, OH Fri May 05 1950, 3:33 AM EDT Att: 12,260 - Unknown					
Earl Torgeson, L OBP: 0.417, SLG: 0.368 (1, 3)										3	1	1	2	2	0	1						
Bob Elliott, R OBP: 0.364, SLG: 0.477 Gene Mauch, R (8, PR) (8, 5)										5	2	3	1	0	0	1						
Sid Gordon, R OBP: 0.364, SLG: 0.511 Pete Reiser, L OBP: 0.412, SLG: 0.500 (8, PH) (8, 7)										3	2	1	1	1	0	2						
Willard Marshall, L OBP: 0.311, SLG: 0.333 Tommy Holmes, L OBP: 0.667, SLG: 0.500 (1, 9) (9, 9)										4	1	1	1	1	0	1						
Del Crandall, R OBP: 0.281, SLG: 0.271 Paul Burris, R OBP: 0.250, SLG: 0.250 (1, 2) (9, PH) (9, 2)										3	1	1	2	1	0	0						
Connie Ryan, R OBP: 0.329, SLG: 0.377 (1, 4)										4	2	1	0	1	1	3						
Buddy Kerr, R OBP: 0.265, SLG: 0.355 Sibby Sisti, R (1, 6) (9, 6)										5	1	1	1	0	1	3						
Warren Spahn, L OBP: 0.353, SLG: 0.313 (1, 1)										5	0	2	3	0	1	0						
Inning Stats	R: 6 E: 1 K: 1 S: 10	H: 4 LOB: 1 BB: 2 P: 18	R: 0 E: 0 K: 0 S: 3	H: 0 LOB: 0 BB: 1 P: 7	R: 0 E: 0 K: 1 S: 4	H: 0 LOB: 0 BB: 1 P: 8	R: 3 E: 0 K: 1 S: 9	H: 4 LOB: 2 BB: 1 P: 13	R: 0 E: 0 K: 0 S: 3	H: 0 LOB: 0 BB: 0 P: 3	R: 1 E: 0 K: 0 S: 4	H: 1 LOB: 0 BB: 0 P: 4	R: 0 E: 0 K: 0 S: 3	H: 0 LOB: 0 BB: 0 P: 3	R: 1 E: 0 K: 1 S: 6	H: 1 LOB: 1 BB: 1 P: 10		R: 2 E: 0 K: 0 S: 6	H: 3 LOB: 1 BB: 0 P: 6	1B: 7 2B: 2 3B: 2 HR: 4	SF: 0 SAC: 0 DP: 1 HBP: 0	WP: 0 PB: 0 SB: 0 CS: 1
PITCHER	IP WLS BF H R ER SO BB IBB HBP BLK WP HR S P ERA WHIP																					
Howie Fox, R ERA: 6.55 (1, 1)	0.2 L 9 4 6 6 0 2 0 0 0 0 0 0 7 15 81.00 9.000																					
Frank Smith, R ERA: 4.58 (1, 1)	3.0 14 5 3 3 2 2 0 0 0 0 0 2 16 24 9.00 2.333																					
Johnny Hetki, R ERA: 9.0 (4, 1)	5.1 23 5 4 4 2 2 0 0 0 0 0 2 25 33 6.75 1.312																					

Batter	1	2	3	4	5	6	7	8	9	AB	R	H	RBI	BB	SO	LOB	BOTTOM					
Bobby Adams, R OBP: 0.386, SLG: 0.385 (1, 4)										4	0	1	0	0	1	1	Boston Braves @ Cincinnati Reds Crosley Field, Cincinnati, OH Fri May 05 1950, 3:33 AM EDT Att: 12,260 - Unknown					
Peanuts Lowrey, R OBP: 0.304, SLG: 0.364 (1, 7)										4	0	1	0	0	3							
Grady Hatton, L OBP: 0.333, SLG: 0.409 (1, 5)										3	0	0	0	1	1							
Walker Cooper, R OBP: 0.189, SLG: 0.243 Johnny Pramesa, R OBP: 0.296, SLG: 0.657 (1, 2) (8, PH) (9, 2)										3	0	1	0	0	1	0						
Bob Usher, R OBP: 0.304, SLG: 0.591 (1, 8)										3	0	1	0	1	0	0						
Ted Kluszewski, L OBP: 0.276, SLG: 0.324 (1, 3)										4	0	0	0	0	1	3						
Ron Northey, L OBP: 0.391, SLG: 0.810 (1, 9)										3	1	1	1	1	1	1						
Virgil Stallcup, R OBP: 0.283, SLG: 0.326 Sammy Meeks, R (1, 6) (7, PH) (8, 6)										2	0	0	0	0	3	3						
Howie Fox, R OBP: 0.333, SLG: 0.333 Frank Smith, R OBP: 0.250, SLG: 0.250 Johnny Hetki, R (1, 1) (1, 1) (4, 1)										0	0	0	0	0	0	0						
Inning Stats	R: 0 E: 0 K: 0 S: 3	H: 1 LOB: 0 BB: 0 P: 3	R: 0 E: 1 K: 2 S: 7	H: 0 LOB: 2 BB: 2 P: 15	R: 0 E: 0 K: 3 S: 10	H: 1 LOB: 1 BB: 0 P: 10	R: 0 E: 0 K: 0 S: 4	H: 2 LOB: 1 BB: 0 P: 4	R: 0 E: 0 K: 0 S: 3	H: 0 LOB: 1 BB: 1 P: 7	R: 0 E: 0 K: 0 S: 3	H: 0 LOB: 0 BB: 0 P: 3	R: 0 E: 0 K: 1 S: 5	H: 0 LOB: 0 BB: 0 P: 5	R: 0 E: 1 K: 2 S: 8	H: 0 LOB: 2 BB: 1 P: 12		R: 1 E: 0 K: 1 S: 6	H: 1 LOB: 0 BB: 0 P: 6	1B: 2 2B: 2 3B: 0 HR: 1	SF: 0 SAC: 0 DP: 2 HBP: 0	WP: 0 PB: 0 SB: 0 CS: 0
PITCHER	IP WLS BF H R ER SO BB IBB HBP BLK WP HR S P ERA WHIP																					
Warren Spahn, L ERA: 2.89 (1, 1)	9.0 W 35 5 1 1 1 9 4 0 0 0 0 1 49 65 1.00 1.000																					



Batter	1	2	3	4	5	6	7	8	9	AB R H RBI BB SO LOB	TOP											
Sam Jethroe, S (1, 8) OBP: 0.424, SLG: 0.632	4-0 1B BB	0-0 HR 3B		0-3 K	0-0 E 1B		0-0 FC5 BB 1B		0-0 E 1B	5 3 4 1 1 1 0	Boston Braves @ Cincinnati Reds Crosley Field, Cincinnati, OH Sat May 06 1950, 3:33 AM EDT Att: 3,328 - Unknown											
Earl Torgeson, L (1, 3) OBP: 0.423, SLG: 0.429	0-0 F8	0-0 HR		0-0 HR 1B	0-0 E6 1B		0-3 K		0-0 G4-6-3 1B	6 2 3 4 0 1 4												
Bob Elliott, R (1, 5) OBP: 0.329, SLG: 0.514	0-0 HR 1B	0-0 5-3		0-0 HR	0-0 1-3		4-0 BB		0-0 G4-6-3	5 2 2 3 1 0 2												
Sid Gordon, R (1, 7) OBP: 0.379, SLG: 0.574	0-0 HR	0-0 6-3		4-0 HR BB	0-3 K		0-0 FC5		0-0 HR	2 2 1 2 1 0 0 1 0 0 0 0 1 1												
Pete Reiser, L (6, PH) OBP: 0.399, SLG: 0.467										2 1 1 1 0 0 3												
Luis Olmo, R (6, 7) OBP: 0.400, SLG: 1.000	1-0 HR			4-0 HR BB			0-0 2-3			5 2 2 2 0 0 0												
Willard Marshall, L (1, 9) OBP: 0.325, SLG: 0.378	0-0 4-3		0-0 5-3 1B	0-0 HR		0-0 5-3		0-0 4-3	1-0 BLK HBP	4 1 2 0 1 0 0												
Connie Ryan, R (1, 4) OBP: 0.354, SLG: 0.385	0-0 E 1B		0-0 5-3 1B	0-0 5-3		0-0 6-3		4-0 WP BB	1-0 HBP	4 0 0 0 0 0 3 2 0 0 0 0 1 3												
Paul Burns, R (1, 2) OBP: 0.125, SLG: 0.125	0-0 E6		0-0 5-3	0-0 5-3		0-0 F9		0-0 F6	0-3 K	4 1 2 2 1 0 2												
Del Crandall, R (6, 2) OBP: 0.273, SLG: 0.262	1-2		1-2 2-3					1-2		3 1 1 0 0 0 1 0 0 0 0 0 0 0 1 0 1 0 0 0 0 1 0 0 0 0 0 2												
Buddy Kerr, R (1, 6) OBP: 0.288, SLG: 0.379	0-0 F9		0-0 G1-6-3 1B		0-0 1B 2B		0-0 F7	4-0 IBB														
Normie Roy, R (1, 1) OBP: 0.111, SLG: 0.111		0-0 4-3	0-0 G1-6-3		0-0 1B E 1B		0-0 BB 1B	0-0 F8														
Johnny Antonelli, L (6, 1) Roy Hartsfield, R (7, PH) Bob Chipman, L (7, 1)																						
Inning Stats	R: 3 E: 1 K: 0 S: 7	H: 3 LOB: 2 BB: 1 P: 11	R: 2 E: 0 K: 0 S: 5	H: 2 LOB: 0 BB: 0 P: 5	R: 2 E: 0 K: 0 S: 5	H: 3 LOB: 0 BB: 0 P: 5	R: 4 E: 0 K: 1 S: 8	H: 3 LOB: 0 BB: 1 P: 12	R: 2 E: 1 K: 1 S: 8	H: 3 LOB: 1 BB: 0 P: 8	R: 0 E: 0 K: 0 S: 3	H: 0 LOB: 0 BB: 0 P: 3	R: 0 E: 0 K: 1 S: 7	H: 2 LOB: 3 BB: 1 P: 11	R: 0 E: 0 K: 0 S: 3	H: 0 LOB: 2 BB: 2 P: 11	R: 2 E: 1 K: 1 S: 7	H: 3 LOB: 2 BB: 0 P: 9	1B: 12 2B: 1 3B: 1 HR: 5	SF: 0 SAC: 0 DP: 2 HBP: 2	WP: 1 PB: 0 SB: 1 CS: 0	PA: 52
PITCHER	IP WLS BF H R ER SO BB IBB HBP BLK WP HR S P ERA WHIP											IP WLS BF H R ER SO BB IBB HBP BLK WP HR S P ERA WHIP										
Ken Raffensberger, L (1, 1) ERA: 6.1	2.0 L 15 7 7 7 0 1 0 0 0 0 2 14 18 31.50 4.000																					
Harry Parkowski, L (3, 1) ERA: 13.5	1.1 8 4 4 4 1 1 0 0 0 0 0 2 9 13 27.00 3.750																					
Jay Avrea, R (4, 1) ERA: 3.38	2.2 11 3 2 2 1 0 0 0 0 0 0 13 13 6.75 1.125																					
Kent Peterson, L (7, 1) ERA: 10.0	2.0 11 2 0 0 1 2 1 0 0 1 0 10 22 0.00 2.000																					
Eddie Erault, R (9, 1) ERA: 7.45	1.0 7 3 2 2 1 0 0 2 1 0 1 7 9 18.00 3.000																					
Batter	1	2	3	4	5	6	7	8	9	AB R H RBI BB SO LOB	BOTTOM											
Bobby Adams, R (1, 4) OBP: 0.388, SLG: 0.432	0-0 F8		0-0 FC5-4 G4-6-3		0-0 HR 1B	0-0 F9 3B		0-0 4-3		5 2 2 1 0 0 1	Boston Braves @ Cincinnati Reds Crosley Field, Cincinnati, OH Sat May 06 1950, 3:33 AM EDT Att: 3,328 - Unknown											
Lloyd Merriman, L (1, 8) OBP: 0.417, SLG: 0.429	0-0 BLK 1B 2B		0-0 G4-6-3		0-0 L3	1-0 E HBP		0-0 F7		4 1 1 0 0 0 2												
Grady Hatton, L (1, 5) OBP: 0.358, SLG: 0.490	0-0 FC6-4 2B 1B			0-0 2B 1B	0-0 HR	1-2 3H		0-0 F9		5 2 3 4 0 0 1												
Ron Northey, L (1, 9) OBP: 0.357, SLG: 0.808	0-0 FC6-4			0-0 F7	0-0 HR	0-0 F9		0-0 F8		5 1 1 1 0 0 3												
Johnny Wyrostek, L (1, 7) OBP: 0.368, SLG: 0.451	0-0 F8			0-0 2B 2B	0-0 2B		0-0 L4		0-0 1B	5 1 3 1 0 0 1												
Ted Kluszewski, L (1, 3) OBP: 0.288, SLG: 0.333		0-0 4-3		0-0 2B	0-0 1-3		0-0 F2		0-0 F7	5 0 1 1 0 0 2												
Virgil Stallcup, R (1, 6) OBP: 0.271, SLG: 0.311		0-0 F8		0-0 F2		0-0 G3	0-0 1-3		0-3 K	2 0 0 0 0 0 1 3 0 0 0 0 1 1												
Sammy Meeks, R (6, 6)																						
Dixie Howell, R (1, 2) OBP: 0.214, SLG: 0.231		0-0 F9		0-0 F9		0-0 E 2B		0-0 E6 HR		4 2 1 0 0 0 1												
Ken Raffensberger, R (1, 1) ERA: 4.5 Harry Parkowski, L (3, 1) ERA: 13.5 Jay Avrea, R (4, 1) ERA: 3.38 Walker Cooper, R (6, PH) Kent Peterson, R (7, 1) Bob Usher, R (8, 1) Eddie Erault, R (9, 1)			0-0 FC5-4 1B		0-3 K	0-0 E9 3B 1B		0-0 HR		0 0 0 0 0 0 0 1 0 1 0 0 0 0 1 0 0 0 0 1 0 1 1 1 0												
Inning Stats	R: 1 E: 0 K: 0 S: 5	H: 2 LOB: 0 BB: 0 P: 5	R: 0 E: 0 K: 0 S: 3	H: 0 LOB: 0 BB: 0 P: 3	R: 0 E: 0 K: 0 S: 3	H: 1 LOB: 0 BB: 0 P: 3	R: 2 E: 0 K: 0 S: 6	H: 3 LOB: 1 BB: 0 P: 6	R: 3 E: 2 K: 0 S: 6	H: 3 LOB: 1 BB: 0 P: 7	R: 0 E: 0 K: 0 S: 3	H: 0 LOB: 0 BB: 0 P: 3	R: 2 E: 1 K: 0 S: 5	H: 1 LOB: 0 BB: 0 P: 5	R: 0 E: 0 K: 1 S: 6	H: 1 LOB: 1 BB: 0 P: 6	1B: 6 2B: 5 3B: 1 HR: 3	SF: 0 SAC: 0 DP: 1 HBP: 1	WP: 0 PB: 0 SB: 0 CS: 0	PA: 43		
PITCHER	IP WLS BF H R ER SO BB IBB HBP BLK WP HR S P ERA WHIP											IP WLS BF H R ER SO BB IBB HBP BLK WP HR S P ERA WHIP										
Normie Roy, R (1, 1) ERA: 4.5	5.0 W 24 10 6 6 1 0 0 0 1 0 0 0 26 10.80 2.000																					
Johnny Antonelli, L (6, 1) ERA: 33.75	1.0 7 3 3 3 0 0 0 0 1 0 0 0 6 7 27.00 3.000																					
Bob Chipman, L (7, 1) ERA: 3.24	3.0 S 12 2 2 2 1 1 0 0 0 0 0 1 14 14 3.00 0.667																					

AB	45
R	15
H	19
RBI	15
BB	5
SO	4
LOB	21



AB	42
R	11
H	15
RBI	10
BB	0
SO	2
LOB	13



Batter	1	2	3	4	5	6	7	8	9	AB	R	H	RBI	BB	SO	LOB	TOP		
Richie Ashburn, L (1, 8) OBP: 0.431, SLG: 0.354	0-0 G6-4-3 1B	0-0 FC4-6			0-3 K	0-0 F8		0-0 4-3		5	0	1	0	0	1	4	Philadelphia Phillies @ Cincinnati Reds Crosley Field, Cincinnati, OH Sun May 07 1950, 3:33 AM EDT Unknown livebaseballscorecards.com		
Granny Hamner, R (1, 6) OBP: 0.349, SLG: 0.364	0-0 G6-4-3 1-2		4-0 HR BB		0-0 F3		0-0 1B F7 1B	0-0 6-3		4	2	1	0	1	0	1			
Eddie Waitkus, L (1, 3) OBP: 0.395, SLG: 0.403	4-0 BB		0-0 HR		0-0 1B		0-0 1B 1B	0-0 F8		4	2	3	2	1	0	0			
Del Ennis, R (1, 9) OBP: 0.365, SLG: 0.525	0-3 K		0-0 F5		0-3 K		0-0 F7	0-0 F9		5	0	0	1	0	2	3			
Willie Jones, R (1, 5) OBP: 0.392, SLG: 0.634 Putsy Caballero, R (7, 5) OBP: 0.250, SLG: 0.143		0-3 K	0-0 3-1		4-0 2B BB	4-0 1B BB		0-0 1B		2	0	0	0	2	1	0			
Dick Sister, L (1, 7) OBP: 0.481, SLG: 0.606	0-0 HR		0-0 F8		0-0 FC6-4 2B	0-0 F7		0-0 4-3		5	2	2	1	0	0	3			
Mike Gollat, R (1, 4) OBP: 0.329, SLG: 0.347	0-0 PB 1B		0-0 G4-6-3 1B		0-0 E1 FC6-4 FC	0-0 1-2 2-H 1B				4	0	3	1	0	0	1			
Stan Lopata, R (1, 2) OBP: 0.339, SLG: 0.260	4-0 FC4-6 BB		0-0 G4-6-3		0-0 FC FC6-4	0-3 K				3	0	0	0	1	1	5			
Ken Heintzelman, R (1, 1)	0-3 K		0-3 K		0-0 FC6-4			0-0 P4		4	0	0	1	0	2	4			
Inning Stats	R: 0 E: 0 K: 1 S: 5	H: 1 LOB: 1 BB: 1 P: 9	R: 1 E: 0 K: 2 S: 9	H: 2 LOB: 2 BB: 1 P: 13	R: 2 E: 0 K: 0 S: 4	H: 1 LOB: 0 BB: 1 P: 8	R: 0 E: 0 K: 1 S: 5	H: 1 LOB: 1 BB: 0 P: 5	R: 0 E: 0 K: 2 S: 8	H: 3 LOB: 2 BB: 1 P: 12	R: 0 E: 0 K: 0 S: 3	H: 0 LOB: 0 BB: 0 P: 3	R: 0 E: 0 K: 0 S: 4	H: 1 LOB: 1 BB: 0 P: 4	1B: 8 2B: 1 3B: 0 HR: 2	SF: 0 SAC: 0 DP: 2 HBP: 0		WP: 0 PA: 42 PB: 1 CS: 0	
PITCHER	IP	WLS	BF	H	R	ER	SO	BB	IBB	HBP	BLK	WP	HR	S	P	ERA	WHIP		
Howie Fox, R (1, 1) ERA: 7.41	6.0	L	30	9	6	6	6	4	0	0	0	0	2	38	54	9.00	2.167		
Frank Smith, R (7, 1) ERA: 4.12	2.0		8	1	0	0	1	1	0	0	0	0	0	9	13	0.00	1.000		
Kent Peterson, L (9, 1) ERA: 9.0	1.0		4	1	0	0	0	0	0	0	0	0	0	4	4	0.00	1.000		

Batter	1	2	3	4	5	6	7	8	9	AB	R	H	RBI	BB	SO	LOB	BOTTOM		
Bobby Adams, R (1, 4) OBP: 0.358, SLG: 0.396	0-0 5-3		0-0 F8		0-0 F9			0-0 FC4 BB		4	0	0	0	0	0	1	Philadelphia Phillies @ Cincinnati Reds Crosley Field, Cincinnati, OH Sun May 07 1950, 3:33 AM EDT Unknown livebaseballscorecards.com		
Peanuts Lowrey, R (1, 7) OBP: 0.370, SLG: 0.375	4-0 BLK BB		0-0 1B		0-0 1B		0-0 1-3	4-0 1-2 BB		2	0	1	0	2	0	0			
Grady Hatton, L (1, 5) OBP: 0.351, SLG: 0.472	0-0 F9 1-2		0-0 1B		0-0 1B		0-0 F9	0-0 F9		4	0	1	0	0	0	3			
Ron Northey, L (1, 9) OBP: 0.344, SLG: 0.724	0-0 F5		0-0 P5		0-0 F8			4-0 G6-4-3 BB		3	0	0	0	1	0	3			
Walker Cooper, R (1, 2) OBP: 0.190, SLG: 0.238		0-0 5-3		0-0 6-3		0-0 P3		0-0 F9		4	0	0	0	0	0	1			
Bob Usher, R (1, 8) OBP: 0.321, SLG: 0.667		0-0 F9		0-0 G4-6-3 1B		0-3 K		0-0 G6-4-3		4	0	1	0	0	1	1			
Ted Kluszewski, L (1, 3) OBP: 0.250, SLG: 0.310		0-0 E7		0-0 G4-6-3		0-0 4-3				3	0	0	0	0	0	1			
Virgil Stallcup, R (1, 6) OBP: 0.255, SLG: 0.292		0-0 P5			0-3 K			0-0 5-3		3	0	0	0	0	1	1			
Howie Fox, R (1, 1) OBP: 0.200, SLG: 0.200 Frank Smith, R (7, 1) OBP: 0.250, SLG: 0.250 Sammy Meeks, R (8, PH) Kent Peterson, R (9, 1) OBP: 0.500, SLG: 0.500			0-0 F7		0-0 P5			4-0 FC4 BB		2	0	0	0	0	0	0			
Inning Stats	R: 0 E: 0 K: 0 S: 3	H: 0 LOB: 1 BB: 1 P: 7	R: 0 E: 1 K: 0 S: 4	H: 0 LOB: 0 BB: 0 P: 4	R: 0 E: 0 K: 0 S: 3	H: 2 LOB: 0 BB: 0 P: 5	R: 0 E: 0 K: 0 S: 3	H: 1 LOB: 0 BB: 0 P: 3	R: 0 E: 0 K: 1 S: 5	H: 0 LOB: 0 BB: 0 P: 5	R: 0 E: 0 K: 0 S: 3	H: 0 LOB: 2 BB: 2 P: 11	R: 0 E: 0 K: 0 S: 2	H: 0 LOB: 0 BB: 1 P: 6	1B: 3 2B: 0 3B: 0 HR: 0	SF: 0 SAC: 0 DP: 2 HBP: 0		WP: 0 PA: 33 PB: 0 CS: 0	
PITCHER	IP	WLS	BF	H	R	ER	SO	BB	IBB	HBP	BLK	WP	HR	S	P	ERA	WHIP		
Ken Heintzelman, L (1, 1) ERA: 2.92	9.0	W	33	3	0	0	2	4	0	0	1	0	0	33	49	0.00	0.778		

Batter	1	2	3	4	5	6	7	8	9	AB	R	H	RBI	BB	SO	LOB	TOP										
Richie Ashburn, L OBP: 0.429, SLG: 0.346 (1, 8)	0-0 WP 2B S 1B	4-0 FC4-6 1B BB		0-0 F7			0-0 F8		0-0 F7	4	1	1	1	1	0	2	Philadelphia Phillies @ Cincinnati Reds Crosley Field, Cincinnati, OH Sun May 07 1950, 3:38 AM EDT Att: 13,313 - Unknown										
Granny Hamner, R OBP: 0.363, SLG: 0.390 (1, 6)	0-0 F7	0-0 FC4-6 1B		0-3 K			0-0 1B		0-0 2B	5	0	3	2	0	1	2											
Eddie Waitkus, L OBP: 0.396, SLG: 0.407 (1, 3)	0-0 2B	0-0 FC4-6 FC5-4					0-0 F8		4-0 BB	4	0	1	2	1	0	3											
Del Ennis, R OBP: 0.356, SLG: 0.541 (1, 9)	0-0 F7	0-0 FC5-4					0-0 5-3		0-0 F7	5	1	1	1	0	0	5											
Willie Jones, R OBP: 0.373, SLG: 0.600 Putsy Caballero, R OBP: 0.250, SLG: 0.143 (8, 5)	0-0 F9		0-0 1-3				0-3 K		0-0 6-3	4	0	0	0	0	1	1											
Dick Sister, L OBP: 0.469, SLG: 0.586 (1, 7)		0-0 HBP BB BB 1B		0-0 F5			0-0 L3		0-0 4-3	4	1	1	0	0	0	0											
Mike Gollat, R OBP: 0.325, SLG: 0.333 (1, 4)		4-0 BB HBP 1B BB		0-3 K			0-0 4-3		0-0 P3	3	1	0	0	1	1	0											
Andy Seminick, R OBP: 0.308, SLG: 0.364 (1, 2)		1-0 1B BB FC4-6 HBP					0-0 F7		4-0 FC3-6 BB	2	1	1	0	1	0	0											
Bubba Church, R Curt Simmons, L OBP: 0.231, SLG: 0.167 (6, 1)		0-3 K					0-0 F6		0-0 FC3-6 2B	2	0	0	0	0	1	4											
Inning Stats	R: 1 E: 0 K: 0 S: 5	H: 2 LOB: 1 BB: 0 P: 5	R: 3 E: 0 K: 1 S: 7	H: 2 LOB: 2 BB: 2 P: 16	R: 0 E: 0 K: 1 S: 5	H: 0 LOB: 0 BB: 0 P: 5	R: 0 E: 0 K: 1 S: 6	H: 1 LOB: 1 BB: 0 P: 6	R: 0 E: 0 K: 1 S: 5	H: 0 LOB: 0 BB: 0 P: 5	R: 0 E: 0 K: 0 S: 4	H: 1 LOB: 1 BB: 0 P: 4	R: 1 E: 0 K: 0 S: 4	H: 1 LOB: 0 BB: 0 P: 4	R: 1 E: 0 K: 0 S: 4	H: 1 LOB: 2 BB: 2 P: 12		1B: 4 2B: 3 3B: 0 HR: 1	SF: 0 SAC: 0 DP: 0 HBP: 1	WP: 1 PB: 0 SB: 1 CS: 0	PA: 40						
PITCHER	IP	WLS	BF	H	R	ER	SO	BB	IBB	HBP	BLK	WP	HR	S	P	ERA	WHIP										
Ewell Blackwell, R ERA: 2.45 (1, 1)	8.0	L	34	7	5	5	4	2	0	1	0	1	1	39	48	5.62	1.125										
Kent Peterson, L ERA: 9.29 (9, 1)	0.2		5	1	1	1	0	2	0	0	0	0	0	3	11	13.50	4.500										
Johnny Hetki, R ERA: 8.74 (9, 1)	0.1		1	0	0	0	0	0	0	0	0	0	0	1	1	0.00	0.000										

AB	35
R	6
H	8
RBI	6
BB	4
SO	4
LOB	18



Batter	1	2	3	4	5	6	7	8	9	AB	R	H	RBI	BB	SO	LOB	BOTTOM										
Bobby Adams, R OBP: 0.379, SLG: 0.392 (1, 4)	0-0 5-3		0-0 F7		4-0 HR S BB	0-0 2-6 1B			4-0 4-3 S BB	3	1	1	1	2	0	1	Philadelphia Phillies @ Cincinnati Reds Crosley Field, Cincinnati, OH Sun May 07 1950, 3:38 AM EDT Att: 13,313 - Unknown										
Lloyd Merriman, L OBP: 0.393, SLG: 0.400 Bob Usher, R OBP: 0.310, SLG: 0.643 (9, PH)	0-0 1-3		0-0 1-2 1B		0-3 K	0-0 2-6	0-0 F7		0-3 K	4	0	1	0	0	1	1											
Grady Hatton, L OBP: 0.355, SLG: 0.509 (1, 5)	4-0 BB		0-0 F5		0-0 2H HR		0-0 4-3		0-0 4-3	4	1	1	2	1	0	3											
Ron Northey, L OBP: 0.378, SLG: 0.719 (1, 9)	0-0 G3			4-0 1B BB	0-0 2B		4-0 BB		0-0 4-3	3	0	1	0	2	0	2											
Johnny Wyrostek, L OBP: 0.344, SLG: 0.418 (1, 7)		0-0 F7		0-0 F9	0-0 4-3		0-0 F8			4	0	0	0	0	0	3											
Ted Kluszewski, L OBP: 0.250, SLG: 0.370 (1, 3)		0-0 F5		0-0 F8		0-0 HR		0-3 K		4	1	1	1	0	1	1											
Virgil Stallcup, R OBP: 0.235, SLG: 0.288 (1, 6)		0-0 F8		0-0 1-2 1B		0-0 F8		0-3 K		4	0	1	0	0	1	0											
Dixie Howell, R OBP: 0.278, SLG: 0.294 Mary Rackley, L OBP: 1.000, SLG: 1.000 Kent Peterson, R OBP: 0.500, SLG: 0.500 Johnny Hetki, R (9, 1)			0-0 1-3	0-0 F5		0-0 1-3 1B		0-0 1B		4	1	2	0	0	0	2											
Ewell Blackwell, R OBP: 0.333, SLG: 0.200 Walker Cooper, R OBP: 0.186, SLG: 0.233 (8, PH)			0-0 1B		0-0 4-3		0-0 1-3		0-0 F7	3	0	1	0	0	0	1											
Inning Stats	R: 0 E: 0 K: 0 S: 3	H: 0 LOB: 1 BB: 1 P: 7	R: 0 E: 0 K: 0 S: 3	H: 0 LOB: 0 BB: 0 P: 3	R: 0 E: 0 K: 0 S: 5	H: 2 LOB: 2 BB: 0 P: 5	R: 0 E: 0 K: 0 S: 4	H: 1 LOB: 2 BB: 1 P: 8	R: 2 E: 0 K: 0 S: 7	H: 2 LOB: 1 BB: 1 P: 11	R: 2 E: 0 K: 0 S: 5	H: 3 LOB: 1 BB: 0 P: 5	R: 0 E: 0 K: 2 S: 8	H: 1 LOB: 1 BB: 0 P: 8	R: 0 E: 0 K: 1 S: 5	H: 0 LOB: 1 BB: 1 P: 9		1B: 6 2B: 1 3B: 0 HR: 2	SF: 0 SAC: 0 DP: 0 HBP: 0	WP: 0 PB: 0 SB: 2 CS: 0	PA: 40						
PITCHER	IP	WLS	BF	H	R	ER	SO	BB	IBB	HBP	BLK	WP	HR	S	P	ERA	WHIP										
Bubba Church, R ERA: 3.6 (1, 1)	5.2		28	8	4	4	1	3	0	0	0	0	0	27	39	6.35	1.941										
Curt Simmons, L ERA: 2.93 (6, 1)	3.1	W	13	1	0	0	3	2	0	0	0	0	0	16	24	0.00	0.900										


AB	35
R	4
H	9
RBI	4
BB	5
SO	4
LOB	16



Batter	1	2	3	4	5	6	7	8	9	AB	R	H	RBI	BB	SO	LOB	TOP		
Richie Ashburn, L OBP: 0.426, SLG: 0.368 (1, 8)	0-0 6-3		0-0 4-1		0-0 FC5-4		0-0 E 2B		0-3 K	5	1	2	1	0	1	0			
Granny Hamner, R OBP: 0.354, SLG: 0.379 (1, 6)	0-0 F2		0-0 5-3		0-0 F7		0-3 K		0-0 5-3 1B	5	0	1	1	0	1	1			
Eddie Waitkus, L OBP: 0.396, SLG: 0.407 (1, 3)	0-0 4-3		0-0 F4		0-0 FC5-4		0-0 1B		0-0 5-3 1B	5	0	2	0	0	0	1			
Del Ennis, R OBP: 0.347, SLG: 0.522 (1, 9)		0-0 F6		0-0 F9		0-0 F9		0-0 1B	0-0 5-3	5	0	1	0	0	0	2			
Willie Jones, R OBP: 0.368, SLG: 0.582 Putsy Caballero, R OBP: 0.222, SLG: 0.125 (8, 5)		0-0 E6 2B 1B		0-0 6-3		0-0 6-3		0-0 2B 1B	0-0 F6	4	1	1	0	0	0	0			
Dick Suster, L OBP: 0.482, SLG: 0.616 (1, 7)		0-0 1B 2B		0-3 K		4-0 BB		0-0 2B		3	1	2	0	1	1	0			
Mike Gollat, R OBP: 0.333, SLG: 0.380 (1, 4)		0-0 6-3 1B			0-0 HR	0-3 K		0-0 6-3		4	1	2	3	0	1	3			
Ken Silvestri, S OBP: 0.474, SLG: 0.429 Dick Whitman, L OBP: 0.293, SLG: 0.237 Bob Miller, R OBP: 0.143, SLG: 0.143 (7, PH)		0-0 6-3		0-0 FC1-6 HBP		0-0 2B 1B		0-0 FC6-2-5-2		1	0	0	0	0	0	1			
Ken Johnson, L OBP: 0.143, SLG: 0.143 Andy Seminick, R OBP: 0.267, SLG: 0.308 (7, PH)		0-0 1-6-3		0-0 FC1-6 1B F7		0-3 K		0-3 K		2	1	0	0	0	0	2			
Inning Stats	R: 0 E: 0 K: 0 S: 3	H: 0 LOB: 0 BB: 0 P: 3	R: 2 E: 1 K: 0 S: 6	H: 2 LOB: 1 BB: 0 P: 6	R: 0 E: 0 K: 1 S: 5	H: 0 LOB: 0 BB: 0 P: 3	R: 0 E: 0 K: 1 S: 5	H: 0 LOB: 1 BB: 1 P: 9	R: 2 E: 1 K: 2 S: 10	H: 4 LOB: 2 BB: 0 P: 10	R: 0 E: 0 K: 1 S: 7	H: 2 LOB: 2 BB: 0 P: 7	R: 0 E: 0 K: 1 S: 7	H: 2 LOB: 2 BB: 0 P: 7	1B: 8 2B: 3 3B: 0 HR: 1	SF: 0 SAC: 0 DP: 0 HBP: 1	WP: 0 PA: 41 PB: 0 CS: 0		
PITCHER	IP	WLS	BF	H	R	ER	SO	BB	IBB	HBP	BLK	WP	HR	S	P	ERA	WHIP		
Herm Wehmeier, R ERA: 5.4 (1, 1)	7.0	L	33	10	6	5	4	1	0	1	0	0	1	39	44	6.43	1.571		
Eddie Erault, R ERA: 6.46 (8, 1)	2.0	S	8	2	0	0	2	0	0	0	0	0	0	12	12	0.00	1.000		

Philadelphia Phillies @ Cincinnati Reds
Crosley Field, Cincinnati, OH
Mon May 08 1950, 3:33 AM EDT
Att: 5,141 - Unknown


AB 39
R 6
H 12
RBI 5
BB 1
SO 6
LOB 17



Batter	1	2	3	4	5	6	7	8	9	AB	R	H	RBI	BB	SO	LOB	BOTTOM		
Bobby Adams, R OBP: 0.349, SLG: 0.357 (1, 4)	0-0 6-3		0-0 F7		0-0 F7		0-0 F6		0-3 K	5	0	0	0	0	1	1			
Peanuts Lowrey, R OBP: 0.400, SLG: 0.360 Johnny Wyrostek, L OBP: 0.339, SLG: 0.411 (7, PH)	4-0 BB		4-0 WP BB		0-0 F3		0-0 F7			1	0	0	0	2	0	0			
Grady Hatton, L OBP: 0.333, SLG: 0.475 (1, 5)	0-0 FC3-5-4		0-0 F8		0-0 4-3		0-0 F9			4	0	0	1	0	0	2			
Walker Cooper, R OBP: 0.191, SLG: 0.255 (1, 2)	0-0 4-3		0-0 F8		0-0 HR 2B		0-3 K			4	1	1	0	0	1	2			
Danny Litwhiler, R OBP: 0.290, SLG: 0.321 Ron Northey, L OBP: 0.395, SLG: 0.719 (7, PH)		0-0 FC4-3 BB 1B		0-0 F4		0-0 F9		4-0 FC3-6 BB		3	0	1	0	0	0	1			
Bob Usher, R OBP: 0.344, SLG: 0.621 Lloyd Merriman, L OBP: 0.379, SLG: 0.385 (8, PH)		4-0 FC4-3 BB		0-0 F9		4-0 HR BB		0-0 FC3-6 FC4-6		1	1	0	0	2	0	0			
Ted Kluszewski, L OBP: 0.250, SLG: 0.420 (1, 3)		0-0 FC4-3 G5-4-3		0-0 F8		0-0 HR		0-0 FC4-6		4	1	1	3	0	0	3			
Virgil Stallcup, R OBP: 0.271, SLG: 0.357 (1, 6)		0-0 G5-4-3		0-0 HR		0-0 1B			0-0 F6	4	1	2	1	0	0	2			
Herm Wehmeier, R OBP: 0.417, SLG: 0.455 Eddie Erault, R OBP: 0.500, SLG: 0.500 (8, PH)			0-0 WP F8 2B		0-0 1-3		0-0 1-3		0-0 F6	3	1	1	0	0	0	1			
Inning Stats	R: 0 E: 0 K: 0 S: 3	H: 0 LOB: 1 BB: 1 P: 7	R: 0 E: 0 K: 0 S: 3	H: 1 LOB: 1 BB: 1 P: 7	R: 1 E: 0 K: 0 S: 4	H: 1 LOB: 1 BB: 1 P: 8	R: 0 E: 0 K: 0 S: 3	H: 0 LOB: 0 BB: 0 P: 3	R: 1 E: 0 K: 0 S: 4	H: 1 LOB: 0 BB: 0 P: 4	R: 3 E: 0 K: 0 S: 6	H: 3 LOB: 1 BB: 1 P: 10	R: 0 E: 0 K: 1 S: 5	H: 0 LOB: 1 BB: 1 P: 9	R: 0 E: 0 K: 1 S: 5	H: 0 LOB: 0 BB: 0 P: 5	1B: 2 2B: 2 3B: 0 HR: 2	SF: 0 SAC: 0 DP: 1 HBP: 0	WP: 1 PA: 37 PB: 0 CS: 0
PITCHER	IP	WLS	BF	H	R	ER	SO	BB	IBB	HBP	BLK	WP	HR	S	P	ERA	WHIP		
Ken Johnson, L ERA: 3.94 (1, 1)	6.0	W	27	6	5	5	0	4	0	0	0	0	0	23	39	7.50	1.667		
Bob Miller, R ERA: 1.69 (7, 1)	3.0	S	10	0	0	0	2	1	0	0	0	0	0	13	17	0.00	0.333		

Philadelphia Phillies @ Cincinnati Reds
Crosley Field, Cincinnati, OH
Mon May 08 1950, 3:33 AM EDT
Att: 5,141 - Unknown

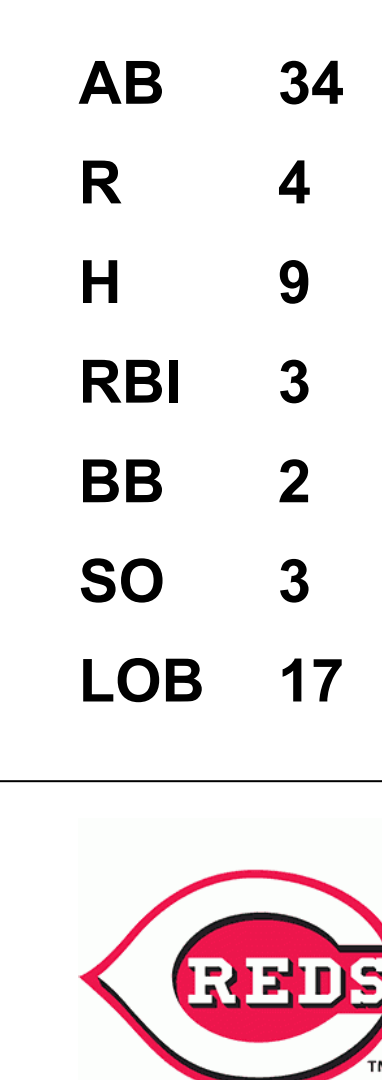
AB 32
R 5
H 6
RBI 5
BB 5
SO 2
LOB 13



Batter	1	2	3	4	5	6	7	8	9	AB	R	H	RBI	BB	SO	LOB	TOP					
Pee Wee Reese, R OBP: 0.370, SLG: 0.385 (1, 6)	0-1 F4		2-3 K		1-1 F6			0-2 F7		4	0	0	0	0	1	0	Brooklyn Dodgers @ Cincinnati Reds Crosley Field, Cincinnati, OH Wed May 10, 1950, 3:33 AM EDT Att: 11,736 - Unknown					
Billy Cox, R (1, 5)	3-3 K		3-2 F6		4-2 CS BB		1-2 F8		3	0	0	0	1	1	0							
Jim Russell, S OBP: 0.325, SLG: 0.618 (1, 7)	0-1 5-3		0-0 F7		1-2 F8		0-0 F7		4	0	0	0	0	0	1							
Jackie Robinson, R OBP: 0.440, SLG: 0.614 (1, 4)		2-2 F6		2-2 5-3		4-0 CS BB		1-1 F4		3	0	0	0	1	0							
Carl Furillo, R OBP: 0.318, SLG: 0.350 (1, 9)		0-0 BB 1B		1-0 HBP		3-2 6-3		2-2 F6		3	0	1	0	0	2							
Gil Hodges, R OBP: 0.402, SLG: 0.549 (1, 3)		1-0 BB 1B		3-2 F4		0-1 F5		1-2 F2		4	0	1	0	0	1							
Duke Snider, L OBP: 0.407, SLG: 0.471 (1, 8)		4-1 BB 1B		2-2 F5		1-0 F8				2	0	0	0	1	0							
Bruce Edwards, R OBP: 0.194, SLG: 0.367 (1, 2)		1-3 K		0-1 F8		0-0 1B				3	0	1	0	0	1							
Preacher Roe, R OBP: 0.222, SLG: 0.250 (1, 1)		2-2 L9		0-3 K		2-2 F7				2	0	0	0	0	1							
Bobby Morgan, R OBP: 0.346, SLG: 0.275 (7, PH)										1	0	0	0	0	0							
Rex Barney, R (7, 1)										0	0	0	0	0	0							
Inning Stats	R: 0 E: 0 K: 1 S: 7	H: 0 LOB: 0 BB: 0 P: 10	R: 0 E: 0 K: 1 S: 12	H: 2 LOB: 3 BB: 1 P: 22	R: 0 E: 0 K: 1 S: 7	H: 0 LOB: 0 BB: 0 P: 12	R: 0 E: 0 K: 0 S: 9	H: 0 LOB: 1 BB: 0 P: 17	R: 0 E: 0 K: 1 S: 7	H: 0 LOB: 1 BB: 0 P: 8	R: 0 E: 0 K: 0 S: 8	H: 0 LOB: 1 BB: 2 P: 20	R: 0 E: 0 K: 0 S: 7	H: 1 LOB: 0 BB: 0 P: 10	R: 0 E: 0 K: 0 S: 9	H: 0 LOB: 0 BB: 0 P: 10	R: 0 E: 0 K: 0 S: 8	H: 0 LOB: 0 BB: 0 P: 12	1B: 3 2B: 0 3B: 0 HR: 0	SF: 0 SAC: 0 DP: 0 HBP: 1	WP: 0 PB: 0 SB: 1 CS: 2	PA: 33
PITCHER Ken Raffensberger, L ERA: 4.25 (1, 1)	IP: 9.0 WLS: W BF: 33 H: 3 R: 0 ER: 0 SO: 4 BB: 3 IBB: 0 HBP: 1 BLK: 0 WP: 0 HR: 0 S: 74 P: 121 ERA: 0.00 WHIP: 0.667															PITCHER Ken Raffensberger, L ERA: 4.25 (1, 1)	IP: 9.0 WLS: W BF: 33 H: 3 R: 0 ER: 0 SO: 4 BB: 3 IBB: 0 HBP: 1 BLK: 0 WP: 0 HR: 0 S: 74 P: 121 ERA: 0.00 WHIP: 0.667					

Batter	1	2	3	4	5	6	7	8	9	AB	R	H	RBI	BB	SO	LOB	BOTTOM			
Bobby Adams, R OBP: 0.338, SLG: 0.344 (1, 4)	3-2 F3		2-2 1B		1-2 F8		3-2 F9	1-0 F7		5	0	1	0	0	0	2	Brooklyn Dodgers @ Cincinnati Reds Crosley Field, Cincinnati, OH Wed May 10, 1950, 3:33 AM EDT Att: 11,736 - Unknown			
Peanuts Lowrey, R OBP: 0.353, SLG: 0.310 (1, 7)	3-3 K		1-1 F8		2-2 1-3		0-0 6-3		4	0	0	0	0	1	3					
Grady Hatton, L OBP: 0.343, SLG: 0.484 (1, 5)	2-2 L8				3-2 F9		1-1 2B 2B	2-1 HBP		3	1	1	0	0	0					
Danny Litwhiler, R OBP: 0.294, SLG: 0.300 (1, 9)		1-0 F2		4-1 FC5-4 1B BB		1-1 F4	3-1 F8		2	0	0	0	1	0	1					
Ron Northey, L OBP: 0.365, SLG: 0.697 (7, PH) (8, 9)		2-0 F2		3-2 FC5-4 1B		2-0 2B 2B		0-0 5-3		4	1	2	1	0	0					
Bob Usher, R OBP: 0.361, SLG: 0.636 (1, 8)		2-0 F2		1-2 FC5-4 1B		1-0 2B 2B		1-1 5-3		4	1	2	1	0	0					
Ted Kluszewski, L OBP: 0.232, SLG: 0.389 (1, 3)		2-1 F6		2-2 FC5-4		1-0 F8		1-1 E1 1B E		4	1	0	0	0	3					
Virgil Stallcup, R OBP: 0.286, SLG: 0.383 (1, 6)			0-1 F3		0-0 F7		0-1 2B	1-1 E 1B E		4	1	2	1	0	2					
Dixie Howell, R OBP: 0.409, SLG: 0.400 (1, 2)			1-1 1B 1B		2-2 FC2-6 1B		4-0 IBB	1-1 E7 1B		3	0	3	1	1	0					
Ken Raffensberger, R OBP: 0.100, SLG: 0.100 (1, 1)			2-3 K		0-0 FC2-6		1-3 K	1-2 5-3		4	0	0	0	0	2					
Inning Stats	R: 0 E: 0 K: 1 S: 9	H: 0 LOB: 0 BB: 0 P: 17	R: 0 E: 0 K: 0 S: 4	H: 0 LOB: 0 BB: 0 P: 9	R: 0 E: 0 K: 1 S: 12	H: 2 LOB: 2 BB: 0 P: 18	R: 0 E: 0 K: 0 S: 11	H: 1 LOB: 2 BB: 1 P: 23	R: 0 E: 0 K: 1 S: 12	H: 1 LOB: 1 BB: 0 P: 17	R: 2 E: 0 K: 1 S: 11	H: 3 LOB: 2 BB: 1 P: 21	R: 0 E: 0 K: 0 S: 7	H: 0 LOB: 1 BB: 0 P: 15	R: 2 E: 2 K: 0 S: 11	H: 2 LOB: 1 BB: 0 P: 16	1B: 6 2B: 3 3B: 0 HR: 0	SF: 0 SAC: 0 DP: 0 HBP: 1	WP: 0 PB: 0 SB: 0 CS: 0	PA: 37
PITCHER Preacher Roe, L ERA: 3.7 (1, 1)	IP: 6.0 WLS: L BF: 27 H: 7 R: 2 ER: 2 SO: 3 BB: 1 IBB: 0 HBP: 0 BLK: 0 WP: 0 HR: 0 S: 105 P: 105 ERA: 3.00 WHIP: 1.333															PITCHER Rex Barney, R ERA: 1.46 (7, 1)	IP: 2.0 WLS: L BF: 10 H: 2 R: 2 ER: 0 SO: 0 BB: 0 IBB: 0 HBP: 1 BLK: 0 WP: 0 HR: 0 S: 18 P: 31 ERA: 0.00 WHIP: 1.000			

AB	29
R	0
H	3
RBI	0
BB	3
SO	4
LOB	12



Batter	1	2	3	4	5	6	7	8	9	AB	R	H	RBI	BB	SO	LOB	TOP			
Grady Hatton, L (1.5) OBP: 0.333, SLG: 0.447	F8		K		F8		3B BB		F9	4	1	0	0	1	1	0	Cincinnati Reds @ St. Louis Cardinals Sportsman's Park, St. Louis, MO Sun May 14 1950, 4:33 AM EDT Att: 9,632 - Unknown			
Lloyd Merriman, L (1.8) OBP: 0.424, SLG: 0.483 Peanuts Lowrey, R (9, PH) OBP: 0.364, SLG: 0.324	G1-6-3 BB		BB		P6		1B 3B		BB	3	1	2	3	1	0	0				
Johnny Wyrostek, L (1.7) OBP: 0.400, SLG: 0.463	G1-6-3		P4		K		1B		2B 1B	5	1	2	1	0	1	2				
Ron Northey, L (1.9) OBP: 0.409, SLG: 0.703 Herm Wehmeier, R (9, PR) OBP: 0.333, SLG: 0.357		F8		L4-3 BB		K			1B 2B	4	0	2	1	1	1	1				
Ted Kluzewski, L (1.3) OBP: 0.261, SLG: 0.394		F8		L4-3					6-3	4	1	1	1	1	0	4				
Connie Ryan, R (1.4) OBP: 0.333, SLG: 0.345		F9		CS BB			FC6-4 1B	FC4-6 BB	FC5-4	4	1	2	0	1	0	2				
Virgil Stallcup, R (1.6) OBP: 0.303, SLG: 0.397		1-H		1-3			FC6-4 1B	FC5-6 BB	FC5-4	5	0	2	1	0	0	5				
Dixie Howell, R (1.2) OBP: 0.382, SLG: 0.310		BB		F8			F9		BB	2	0	0	0	2	0	2				
Ken Raffensberger, R (1.1) OBP: 0.291, SLG: 0.091 Bobby Adams, R (5, PH) Eddie Erault, R (5, PH) Joe Adcock, R (7, PH) Willie Ramsdell, R (7, PH) Bob Usher, R (8, PH) Harry Perkowski, L (8, PH) OBP: 1.000, SLG: 1.000		1-3		1-3			F9		FC6-4 BB	1	0	0	0	0	0	2				
Inning Stats	R: 0 E: 0 K: 0 S: 2	H: 0 LOB: 0 BB: 1 P: 6	R: 1 E: 0 K: 0 S: 5	H: 2 LOB: 2 BB: 1 P: 9	R: 0 E: 0 K: 1 S: 6	H: 1 LOB: 0 BB: 1 P: 10	R: 0 E: 0 K: 0 S: 2	H: 0 LOB: 0 BB: 0 P: 6	R: 0 E: 0 K: 1 S: 3	H: 1 LOB: 0 BB: 0 P: 5	R: 4 E: 0 K: 1 S: 9	H: 4 LOB: 1 BB: 1 P: 13	R: 0 E: 0 K: 1 S: 5	H: 0 LOB: 2 BB: 2 P: 13	R: 2 E: 0 K: 0 S: 6	H: 3 LOB: 3 BB: 1 P: 10		1B: 8 2B: 3 3B: 1 HR: 0	SF: 0 SAC: 0 DP: 2 HBP: 0	WP: 0 PB: 0 SB: 0 CS: 1
PITCHER	IP WLS BF H R ER SO BB IBB HBP BLK WP HR S P ERA WHIP																			
Red Munger, R (1.1) ERA: 3.82	6.2 W 30 8 5 5 2 5 0 0 0 0 0 29 49 6.75 1.950																			
Al Brazle, L (7.1) ERA: 1.93	2.1 S 13 3 2 2 2 3 0 0 0 0 0 14 26 7.71 2.571																			

Batter	1	2	3	4	5	6	7	8	9	AB	R	H	RBI	BB	SO	LOB	BOTTOM					
Tommy Giaviano, R (1.5) OBP: 0.489, SLG: 0.486	1B 1B E	5-3		2B E	FC6-4 BB		6-3			4	2	2	0	1	0	1	Cincinnati Reds @ St. Louis Cardinals Sportsman's Park, St. Louis, MO Sun May 14 1950, 4:33 AM EDT Att: 9,632 - Unknown					
Chuck Diering, R (1.8) OBP: 0.368, SLG: 0.420	F9		1B	F2	FC6-4		6-3			5	1	1	0	0	0	5						
Stan Musial, L (1.3) OBP: 0.524, SLG: 0.747	1B 1-2		1-3	E4 1B	2B		4-1			5	2	3	1	0	0	1						
Enos Slaughter, L (1.9) OBP: 0.410, SLG: 0.346	E5 1-3 2H		4-3	FC4 1B		G3 1B	1B	P2		5	1	3	2	0	0	1						
Red Schoendienst, S (1.4) OBP: 0.263, SLG: 0.319	P4		BB BB	FC4		G3 1B	1B	CS BB		4	1	2	1	1	0	3						
Marty Marion, R (1.6) OBP: 0.400, SLG: 0.367	F7		BB	F7		K		K		4	0	0	0	1	2	6						
Johnny Blatnik, R (1.7) OBP: 0.310, SLG: 0.167		6-3		BB		K		G3		1	0	0	0	1	0	0						
Bill Howerton, L (6, PH) OBP: 0.459, SLG: 0.516			1-2 2-3	BB		K		1-2 2-3		2	0	0	0	0	1	2						
Del Rice, R (1.2) OBP: 0.216, SLG: 0.333		P4		6-3			5-3			4	0	1	2	0	0	3						
Red Munger, R (1.1) OBP: 0.333, SLG: 0.273										4	1	2	0	0	0	1						
Al Brazle, L (7.1) OBP: 0.250, SLG: 0.250				2B E	E6 WP		4-3			0	0	0	0	0	0	0						
Inning Stats	R: 1 E: 1 K: 0 S: 6	H: 3 LOB: 2 BB: 0 P: 6	R: 0 E: 0 K: 0 S: 4	H: 1 LOB: 0 BB: 0 P: 4	R: 1 E: 0 K: 0 S: 5	H: 2 LOB: 3 BB: 2 P: 13	R: 3 E: 1 K: 0 S: 7	H: 4 LOB: 1 BB: 0 P: 7	R: 0 E: 1 K: 1 S: 6	H: 0 LOB: 2 BB: 1 P: 10	R: 3 E: 0 K: 1 S: 9	H: 4 LOB: 1 BB: 0 P: 9	R: 0 E: 0 K: 1 S: 4	H: 0 LOB: 1 BB: 1 P: 8	R: 0 E: 0 K: 0 S: 6	H: 0 LOB: 0 BB: 0 P: 3	R: 0 E: 0 K: 1 S: 4	H: 0 LOB: 1 BB: 1 P: 8	1B: 10 2B: 4 3B: 1 HR: 0	SF: 0 SAC: 0 DP: 1 HBP: 0	WP: 1 PB: 0 SB: 0 CS: 1	PA: 42
PITCHER	IP WLS BF H R ER SO BB IBB HBP BLK WP HR S P ERA WHIP																					
Ken Raffensberger, L (1.1) ERA: 4.81	4.0 L 24 10 5 4 0 2 0 0 0 0 1 0 15 19 13.50 2.500																					
Eddie Erault, R (5, PH) ERA: 7.27	2.0 12 4 3 3 2 1 0 0 0 0 1 0 15 19 13.50 2.500																					
Willie Ramsdell, R (7, PH) ERA: 2.45	1.0 3 0 0 0 0 0 0 0 0 0 0 0 3 3 0.00 0.000																					
Harry Perkowski, L (8, PH) ERA: 10.38	1.0 3 0 0 0 0 1 1 0 0 0 0 0 0 4 8 0.00 1.000																					


Batter	1	2	3	4	5	6	7	8	9	AB	R	H	RBI	BB	SO	LOB	TOP			
Grady Hatton, L (1.5) OBP: 0.318, SLG: 0.425	1-3		K			F7		4-3		4	0	0	0	0	1	2	Cincinnati Reds @ Philadelphia Phillies Shibe Park, Philadelphia, PA Tue May 16 1950, 3:33 AM EDT Att: 16,041 - Sunny			
Lloyd Merriman, L (1.8) OBP: 0.378, SLG: 0.424	K			F2		F5		F7		4	0	0	0	0	1	2				
Johnny Wyrostek, L (1.7) OBP: 0.380, SLG: 0.437	4-3			F6		F3			4-3	4	0	0	0	0	0	0				
Ron Northey, L (1.9) OBP: 0.426, SLG: 0.725 Bob Usher, R (7.9) OBP: 0.326, SLG: 0.524		2B						4-3		3	0	2	0	0	0	0				
Joe Adcock, R (1.3) OBP: 0.207, SLG: 0.214		F9		F9				F6		1	0	0	0	0	0	0				
Connie Ryan, R (1.4) OBP: 0.333, SLG: 0.337 Bobby Adams, R (7.4) OBP: 0.329, SLG: 0.333									F2	4	0	0	0	0	0	2				
Virgil Stallcup, R (1.6) OBP: 0.291, SLG: 0.382									6-3	2	0	0	0	1	0	1				
Dixie Howell, R (1.2) OBP: 0.405, SLG: 0.300 Herm Wehmeier, R (8, PR) OBP: 0.333, SLG: 0.357 Johnny Pramesa, R (8.2) OBP: 0.286, SLG: 0.857			F3							0	0	0	0	0	0	0				
Ewell Blackwell, R (1.1) OBP: 0.250, SLG: 0.100			K					SH3-4	BB	0	0	0	0	0	0	0				
										2	0	0	0	0	2	1				
Inning Stats	R: 0 E: 0 K: 1 S: 5	H: 0 LOB: 0 BB: 0 P: 5	R: 0 E: 0 K: 0 S: 4	H: 1 LOB: 1 BB: 0 P: 4	R: 0 E: 0 K: 2 S: 7	H: 0 LOB: 0 BB: 0 P: 7	R: 0 E: 0 K: 0 S: 4	H: 1 LOB: 1 BB: 0 P: 4	R: 0 E: 0 K: 1 S: 5	H: 0 LOB: 1 BB: 1 P: 9	R: 0 E: 0 K: 0 S: 3	H: 0 LOB: 0 BB: 0 P: 3	R: 0 E: 0 K: 0 S: 3	H: 0 LOB: 1 BB: 1 P: 7	R: 0 E: 0 K: 0 S: 3	H: 0 LOB: 0 BB: 0 P: 3	1B: 1 2B: 1 3B: 0 HR: 0	SF: 0 SAC: 1 DP: 0 HBP: 0	WP: 0 PB: 0 SB: 0 CS: 0	PA: 32
PITCHER Robin Roberts, R (1.1) ERA: 1.95	IP: 9.0 WLS: W BF: 32 H: 2 R: 0 ER: 0 SO: 4 BB: 3 IBB: 0 HBP: 0 BLK: 0 WP: 0 HR: 0 S: 37 P: 49 ERA: 0.00 WHIP: 0.556																			

AB	28
R	0
H	2
RBI	0
BB	3
SO	4
LOB	10



Batter	1	2	3	4	5	6	7	8	9	AB	R	H	RBI	BB	SO	LOB	BOTTOM			
Richie Ashburn, L (1.8) OBP: 0.433, SLG: 0.392	BB 1B G6-4-3 1B		2-3 S BB			4-3				2	1	1	0	2	0	0	Cincinnati Reds @ Philadelphia Phillies Shibe Park, Philadelphia, PA Tue May 16 1950, 3:33 AM EDT Att: 16,041 - Sunny			
Granny Hamner, R (1.6) OBP: 0.319, SLG: 0.336	G6-4-3 1-2 1B		2-3			2-3				4	0	1	0	0	0	3				
Eddie Waitkus, L (1.3) OBP: 0.397, SLG: 0.394	4-0 1-2 2-3 BB		F8			F7				2	0	0	0	1	0	1				
Del Ennis, R (1.9) OBP: 0.357, SLG: 0.556	G6-4-3 1-2 2-3 3-H			K				E5 G1-6-4		3	0	0	0	0	1	2				
Willie Jones, R (1.5) OBP: 0.364, SLG: 0.592	5-3							G1-6-4 1-2		3	0	1	0	0	0	2				
Dick Sizer, L (1.7) OBP: 0.442, SLG: 0.630		1-3								3	0	0	0	0	0	1				
Mike Gollat, R (1.4) OBP: 0.321, SLG: 0.365		1-3				K				3	0	0	0	0	2	0				
Stan Lopata, R (1.2) OBP: 0.348, SLG: 0.276										2	0	0	0	1	0	0				
Robin Roberts, S (1.1) OBP: 0.154, SLG: 0.043			K							3	0	0	0	0	2	1				
Inning Stats	R: 1 E: 0 K: 0 S: 4	H: 2 LOB: 1 BB: 1 P: 8	R: 0 E: 0 K: 0 S: 3	H: 0 LOB: 0 BB: 0 P: 3	R: 0 E: 0 K: 1 S: 5	H: 0 LOB: 1 BB: 1 P: 9	R: 0 E: 0 K: 1 S: 5	H: 1 LOB: 0 BB: 0 P: 5	R: 0 E: 0 K: 1 S: 5	H: 0 LOB: 0 BB: 0 P: 5	R: 0 E: 0 K: 0 S: 3	H: 0 LOB: 0 BB: 0 P: 3	R: 0 E: 1 K: 0 S: 3	H: 0 LOB: 0 BB: 0 P: 3	R: 0 E: 0 K: 2 S: 7	H: 0 LOB: 2 BB: 2 P: 15	1B: 3 2B: 0 3B: 0 HR: 0	SF: 0 SAC: 0 DP: 3 HBP: 0	WP: 0 PB: 0 SB: 2 CS: 0	PA: 29
PITCHER Ewell Blackwell, R (1.1) ERA: 1.53	IP: 8.0 WLS: L BF: 29 H: 3 R: 1 ER: 1 SO: 5 BB: 4 IBB: 0 HBP: 0 BLK: 0 WP: 0 HR: 0 S: 35 P: 51 ERA: 1.12 WHIP: 0.875																			

AB	25
R	1
H	3
RBI	0
BB	4
SO	5
LOB	10



Batter	1	2	3	4	5	6	7	8	9	AB	R	H	RBI	BB	SO	LOB	TOP								
Bobby Adams, R OBP: 0.333, SLG: 0.318 (1,4)										3	0	0	0	2	0	2	Cincinnati Reds @ Philadelphia Phillies Shibe Park, Philadelphia, PA Wed May 17 1950, 3:33 AM EDT Att: 12,655 - Unknown - 70 F								
Johnny Wrostock, L OBP: 0.381, SLG: 0.461 (1,8)										5	1	2	0	0	0	2									
Peanuts Lowrey, R OBP: 0.388, SLG: 0.341 (1,7)										4	0	2	1	1	0	1									
Ron Northey, L OBP: 0.423, SLG: 0.711 (1,9)										5	1	2	0	0	0	4									
Joe Adcock, R OBP: 0.176, SLG: 0.182 (1,3)										5	1	0	0	0	1	7									
Grady Hatton, L OBP: 0.323, SLG: 0.410 (1,5)										3	1	0	0	2	1	1									
Virgil Stallcup, R OBP: 0.301, SLG: 0.388 (1,6)										4	0	2	1	0	0	0									
Dixie Howell, R OBP: 0.400, SLG: 0.303 (1,2)										3	0	1	1	0	0	0									
Herm Wehmeier, R OBP: 0.263, SLG: 0.278 (1,1)										4	0	0	1	0	0	5									
Inning Stats	R: 0 E: 0 K: 1 S: 6	H: 1 LOB: 2 BB: 1 P: 10	R: 1 E: 0 K: 0 S: 4	H: 1 LOB: 1 BB: 1 P: 8	R: 1 E: 0 K: 0 S: 5	H: 2 LOB: 1 BB: 0 P: 5	R: 0 E: 1 K: 0 S: 4	H: 0 LOB: 1 BB: 0 P: 4	R: 2 E: 0 K: 0 S: 7	H: 4 LOB: 3 BB: 1 P: 11	R: 0 E: 0 K: 0 S: 3	H: 0 LOB: 0 BB: 0 P: 3	R: 0 E: 0 K: 0 S: 4	H: 1 LOB: 1 BB: 0 P: 4	R: 0 E: 0 K: 1 S: 5	H: 0 LOB: 0 BB: 0 P: 5	1B: 7 2B: 1 3B: 1 HR: 0	SF: 0 SAC: 1 DP: 0 HBP: 0	WP: 0 PB: 0 SB: 1 CS: 0	PA: 42					
PITCHER Ken Johnson, L ERA: 3.96 (1,1)	IP: 9.0 WLS: W BF: 42	H: 9 R: 4 ER: 4 SO: 2	BB: 5 IBB: 0 HBP: 0 BLK: 0	WP: 0 HR: 0 S: 41 P: 61	ERA: 4.00 WHIP: 1.556																				

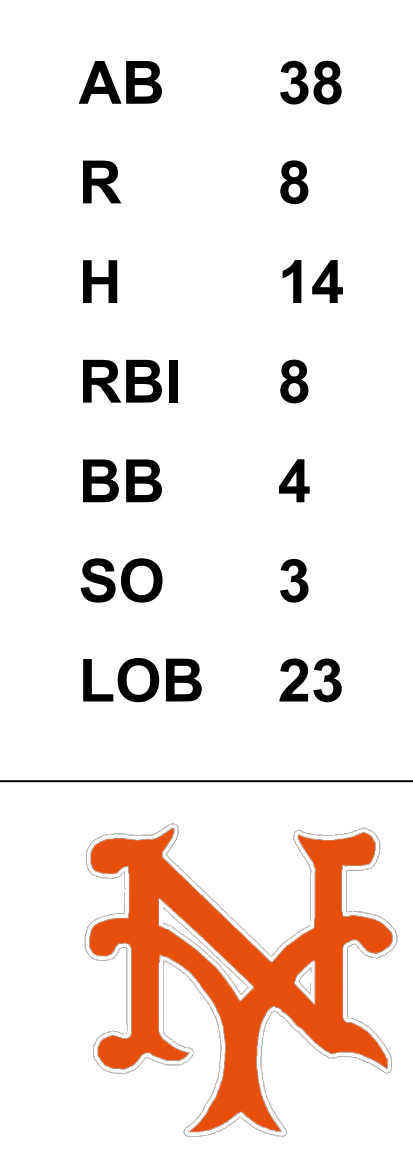
Batter	1	2	3	4	5	6	7	8	9	AB	R	H	RBI	BB	SO	LOB	BOTTOM								
Richie Ashburn, L OBP: 0.426, SLG: 0.410 (1,8)										4	1	1	0	0	0	0	Cincinnati Reds @ Philadelphia Phillies Shibe Park, Philadelphia, PA Wed May 17 1950, 3:33 AM EDT Att: 12,655 - Unknown - 70 F								
Granny Hamner, R OBP: 0.308, SLG: 0.324 (1,6)										4	0	0	0	0	2	1									
Eddie Waitkus, L OBP: 0.392, SLG: 0.407 (1,3)										4	1	1	1	0	0	0									
Del Ennis, R OBP: 0.353, SLG: 0.541 (1,9)										3	0	0	0	1	1	0									
Willie Jones, R OBP: 0.369, SLG: 0.584 (1,5)										3	1	1	1	1	2	0									
Dick Sleser, L OBP: 0.448, SLG: 0.628 (1,7)										2	1	1	0	1	0	0									
Mike Gollat, R OBP: 0.321, SLG: 0.394 (1,4)										3	1	1	2	0	1	1									
Ken Silvestri, S OBP: 0.429, SLG: 0.375 (1,2)										2	0	0	0	0	1	0									
Dick Whitman, L OBP: 0.295, SLG: 0.268 (7, PH)										1	0	0	0	0	0	1									
Andy Seminick, R OBP: 0.217, SLG: 0.200 (8,2)										0	0	0	0	0	0	0									
Ken Johnson, L OBP: 0.100, SLG: 0.100 (1,1)										3	0	0	0	0	0	0									
Inning Stats	R: 1 E: 0 K: 2 S: 8	H: 1 LOB: 0 BB: 1 P: 8	R: 2 E: 0 K: 2 S: 8	H: 1 LOB: 0 BB: 1 P: 12	R: 0 E: 0 K: 0 S: 3	H: 0 LOB: 0 BB: 0 P: 3	R: 0 E: 0 K: 1 S: 5	H: 0 LOB: 0 BB: 0 P: 5	R: 0 E: 0 K: 0 S: 3	H: 0 LOB: 0 BB: 0 P: 3	R: 1 E: 0 K: 1 S: 6	H: 1 LOB: 1 BB: 1 P: 10	R: 0 E: 0 K: 1 S: 5	H: 0 LOB: 2 BB: 0 P: 5	R: 1 E: 0 K: 0 S: 2	H: 2 LOB: 2 BB: 1 P: 6	1B: 2 2B: 0 3B: 2 HR: 1	SF: 0 SAC: 0 DP: 0 HBP: 0	WP: 1 PB: 0 SB: 1 CS: 0	PA: 32					
PITCHER Herm Wehmeier, R ERA: 5.31 (1,1)	IP: 8.0 WLS: L BF: 32	H: 5 R: 5 ER: 5 SO: 7	BB: 2 IBB: 1 HBP: 0 BLK: 0	WP: 1 HR: 1 S: 43 P: 55	ERA: 5.62 WHIP: 0.875																				

Batter	1	2	3	4	5	6	7	8	9	AB	R	H	RBI	BB	SO	LOB	TOP										
Bobby Adams, R (1.4) OBP: 0.316, SLG: 0.300	F9		L7-4-6			5-3		K		4	0	0	0	0	1	1	Cincinnati Reds @ New York Giants Polo Grounds, New York, NY Sat May 20 1950, 3:33 AM EDT Cloudy - 55 F										
Johnny Wyrostek, L (1.8) OBP: 0.384, SLG: 0.438	K			F6		1-3		5-3		4	0	0	0	0	1	0											
Peanuts Lowrey, R (1.7) OBP: 0.358, SLG: 0.311	F7			F4		E6			F3	4	0	0	0	0	0	0											
Ron Northey, L (1.9) OBP: 0.429, SLG: 0.681		BB		E3		F9			BB	2	0	0	0	2	0	1											
Grady Hatton, L (1.5) OBP: 0.330, SLG: 0.407	F3						L5-3		F7	3	0	1	0	1	0	2											
Virgil Stallcup, R (1.6) OBP: 0.287, SLG: 0.369	F7			1B			BB		F4	4	0	0	0	0	0	5											
Joe Adcock, R (1.3) OBP: 0.189, SLG: 0.194	F6				L5					3	0	1	0	0	0	1											
Dixie Howell, R (1.2) OBP: 0.395, SLG: 0.286			L7-4-6	SH1-4	BB	6-3			4-3	2	0	0	0	1	0	1											
Ewell Blackwell, R (1.1) OBP: 0.231, SLG: 0.091										1	0	0	0	0	0	0											
Sammy Meeks, R (8, PH)			SH1-4			1-3				1	0	0	0	0	0	0											
Eddie Erault, R (8, 1)								F9		0	0	0	0	0	0	0											
Johnny Helki, R (8, 1)										0	0	0	0	0	0	0											
Inning Stats	R: 0 E: 0 K: 1 S: 5	H: 0 LOB: 0 BB: 0 P: 5	R: 0 E: 0 K: 0 S: 3	H: 0 LOB: 1 BB: 1 P: 7	R: 0 E: 0 K: 0 S: 2	H: 0 LOB: 0 BB: 1 P: 6	R: 0 E: 1 K: 0 S: 5	H: 1 LOB: 2 BB: 0 P: 5	R: 0 E: 0 K: 0 S: 4	H: 0 LOB: 1 BB: 0 P: 4	R: 0 E: 0 K: 0 S: 3	H: 1 LOB: 1 BB: 1 P: 7	R: 0 E: 0 K: 1 S: 5	H: 0 LOB: 0 BB: 0 P: 5	R: 0 E: 0 K: 0 S: 3	H: 0 LOB: 1 BB: 1 P: 7	1B: 2 2B: 2 3B: 0 HR: 0	SF: 0 SAC: 1 DP: 2 HBP: 0	WP: 0 PB: 0 SB: 0 CS: 0	PA: 33							
PITCHER	IP	WLS	BF	H	R	ER	SO	BB	IBB	HBP	BLK	WP	HR	S	P	ERA	WHIP										
Monty Kennedy, L (1.1) ERA: 3.2	0.1		1	0	0	0	0	0	0	0	0	0	0	1	1	0.00	0.000										
Dave Koslo, L (1.1) ERA: 3.45	8.2	W	32	2	0	0	2	4	0	0	0	0	0	32	48	0.00	0.692										

AB	28
R	0
H	2
RBI	0
BB	4
SO	2
LOB	11



Batter	1	2	3	4	5	6	7	8	9	AB	R	H	RBI	BB	SO	LOB	BOTTOM											
Eddie Stanky, R (1.4) OBP: 0.490, SLG: 0.421	FC5		1B	HR	BB	F7		1B		3	2	2	0	2	0	1	Cincinnati Reds @ New York Giants Polo Grounds, New York, NY Sat May 20 1950, 3:33 AM EDT Cloudy - 55 F											
Whitey Lockman, L (1.7) OBP: 0.347, SLG: 0.389	F6		HR	1B		G3		F5		5	1	1	0	0	0	4												
Monte Irvin, R (1.9) OBP: 0.429, SLG: 0.846	1-3		HR				BB		BB	4	2	2	3	0	0	1												
Bobby Thomson, R (1.8) OBP: 0.344, SLG: 0.430	FC5		F2			F6		1B		4	0	0	0	1	0	2												
Hank Thompson, L (1.5) OBP: 0.444, SLG: 0.532		4-3	G6-4-3	1B		FC4-6		1B		4	1	3	2	1	0	0												
Wes Westrum, R (1.2) OBP: 0.429, SLG: 0.421	K		G6-4-3			FC4-6		E2		5	1	0	0	0	1	6												
Alvin Dark, R (1.6) OBP: 0.315, SLG: 0.360		2B		4-3			BB	4-3		5	1	4	1	0	0	2												
Tookie Gilbert, L (1.3) OBP: 0.308, SLG: 0.362				4-3		F8				4	0	2	2	0	0	2												
Monty Kennedy, R (1.1) OBP: 0.100, SLG: 0.100										0	0	0	0	0	0	0												
Dave Koslo, L (1.1)										4	0	0	0	0	2	5												
Inning Stats	R: 0 E: 0 K: 0 S: 4	H: 1 LOB: 1 BB: 0 P: 4	R: 0 E: 0 K: 1 S: 7	H: 2 LOB: 2 BB: 0 P: 7	R: 3 E: 0 K: 0 S: 5	H: 3 LOB: 0 BB: 1 P: 9	R: 0 E: 0 K: 1 S: 6	H: 1 LOB: 1 BB: 0 P: 6	R: 0 E: 0 K: 0 S: 3	H: 0 LOB: 2 BB: 1 P: 8	R: 0 E: 0 K: 0 S: 4	H: 1 LOB: 2 BB: 1 P: 8	R: 3 E: 1 K: 1 S: 9	H: 3 LOB: 1 BB: 0 P: 9	R: 2 E: 0 K: 0 S: 6	H: 3 LOB: 2 BB: 1 P: 10	1B: 9 2B: 4 3B: 0 HR: 1	SF: 0 SAC: 0 DP: 1 HBP: 1	WP: 0 PB: 0 SB: 0 CS: 0	PA: 43								
PITCHER	IP	WLS	BF	H	R	ER	SO	BB	IBB	HBP	BLK	WP	HR	S	P	ERA	WHIP											
Ewell Blackwell, R (1.1) ERA: 1.91	7.0	L	36	11	6	3	3	3	0	1	0	0	0	1	38	51	3.86	2.000										
Eddie Erault, R (8, 1) ERA: 8.15	0.1		5	3	2	2	0	1	0	0	0	0	0	4	8	54.00	12.000											
Johnny Helki, R (8, 1) ERA: 8.25	0.2		2	0	0	0	0	0	0	0	0	0	0	2	2	0.00	0.000											



Batter	1	2	3	4	5	6	7	8	9	AB	R	H	RBI	BB	SO	LOB	TOP
Bobby Adams, R OBP: 0.313, SLG: 0.338 (1, 4)	F3		F4			F3			HR	4	1	1	1	0	0	0	Cincinnati Reds @ New York Giants Polo Grounds, New York, NY Sat May 20 1950, 3:38 AM EDT Att. 9,302 - Overcast - 66 F
Peanuts Lowrey, R OBP: 0.368, SLG: 0.327 (1, 7)	FC6-4 1B			6-3			HR 1B		F9	4	1	2	0	0	0	0	
Bob Usher, R OBP: 0.320, SLG: 0.565 (1, 8)	FC6-4 1-2			6-3			HR 1-H		6-3	4	1	1	2	0	0	1	
Ron Northey, L OBP: 0.400, SLG: 0.627 (1, 9)	G3			G3			F9		F4	4	0	0	0	0	0	1	
Johnny Pramesa, R OBP: 0.300, SLG: 0.667 (1, 2)		G6-4-3 BB			F3				6-3	2	0	0	0	1	0	0	
Sammy Meeks, R (1, 5)		G6-4-3 1-2			1-3				F8	3	0	0	0	0	0	1	
Virgil Stallcup, R OBP: 0.278, SLG: 0.356 (1, 6)		F2			4-3				F8	3	0	0	0	0	0	0	
Joe Adcock, R OBP: 0.175, SLG: 0.179 (1, 3)			F7			F2			F8	3	0	0	0	0	0	0	
Ken Raffensberger, R OBP: 0.077, SLG: 0.077 Danny Litwhiler, R OBP: 0.259, SLG: 0.290 Willie Ramsdell, R (8, 1)			F7			5-3			K	2	0	0	0	0	0	0	
Inning Stats	R: 0 E: 0 K: 0 S: 4	H: 1 LOB: 1 BB: 0 P: 4	R: 0 E: 0 K: 0 S: 2	H: 0 LOB: 0 BB: 1 P: 6	R: 0 E: 0 K: 0 S: 3	H: 0 LOB: 0 BB: 0 P: 3	R: 0 E: 0 K: 0 S: 3	H: 0 LOB: 0 BB: 0 P: 3	R: 2 E: 0 K: 0 S: 5	H: 2 LOB: 0 BB: 0 P: 5	R: 0 E: 0 K: 1 S: 5	H: 0 LOB: 0 BB: 0 P: 5	R: 1 E: 0 K: 0 S: 4	H: 1 LOB: 0 BB: 0 P: 4	1B: 2 2B: 0 3B: 0 HR: 2	SF: 0 SAC: 0 DP: 1 HBP: 0	WP: 0 PA: 31 PB: 0 SB: 0 CS: 0
PITCHER Monty Kennedy, L ERA: 3.15 (1, 1)	IP: 9.0 WLS: W BF: 31 H: 4 R: 3 ER: 3 SO: 1 BB: 1 IBB: 0 HBP: 0 BLK: 0 WP: 0 HR: 2 S: 32 P: 36 ERA: 3.00 WHIP: 0.556																

AB	30
R	3
H	4
RBI	3
BB	1
SO	1
LOB	3



Batter	1	2	3	4	5	6	7	8	9	AB	R	H	RBI	BB	SO	LOB	BOTTOM		
Eddie Stanky, R OBP: 0.472, SLG: 0.400 (1, 4)	K		F8			F8			F9	4	0	0	0	0	1	0	Cincinnati Reds @ New York Giants Polo Grounds, New York, NY Sat May 20 1950, 3:38 AM EDT Att. 9,302 - Overcast - 66 F		
Whitey Lockman, L OBP: 0.343, SLG: 0.376 (1, 7)	BB 1B		G3		K			F4		3	1	0	0	1	1	0			
Monte Irvin, R OBP: 0.333, SLG: 0.647 (1, 9)	F9		K			5-3			K	4	0	0	0	0	2	1			
Bobby Thomson, R OBP: 0.360, SLG: 0.483 (1, 8)	1B 1-2			6-3 1B		HR			F9	3	2	2	1	1	0	0			
Bill Rigney, R OBP: 0.429, SLG: 0.273 Hank Thompson, L OBP: 0.451, SLG: 0.532 (9, PH)	FC6-4 1-3 2-H			K					FC3-6 BB	3	0	2	1	0	1	1			
Alvin Dark, R OBP: 0.301, SLG: 0.344 (1, 6)	FC6-4 1-2			6-3 2-3		F7			FC3-6 BB 1B	4	1	0	0	0	0	5			
Sam Calderone, R OBP: 0.200, SLG: 0.200 Spider Jorgensen, L (9, PH)		F8			1B 3-H		F8		1B 1-2	3	0	1	1	0	0	1			
Tookie Gilbert, L OBP: 0.304, SLG: 0.353 (1, 3)		F7			4-3				1B 1-2 2-H	4	0	1	1	0	0	1			
Monty Kennedy, R OBP: 0.077, SLG: 0.077 (1, 1)		F8			F7				5-3	3	0	0	0	0	0	0			
Inning Stats	R: 1 E: 0 K: 1 S: 6	H: 1 LOB: 2 BB: 2 P: 14	R: 0 E: 0 K: 0 S: 3	H: 0 LOB: 0 BB: 0 P: 3	R: 0 E: 0 K: 1 S: 5	H: 0 LOB: 0 BB: 0 P: 5	R: 1 E: 0 K: 1 S: 7	H: 2 LOB: 1 BB: 0 P: 7	R: 0 E: 0 K: 1 S: 5	H: 0 LOB: 0 BB: 0 P: 5	R: 0 E: 0 K: 0 S: 3	H: 0 LOB: 0 BB: 0 P: 3	R: 0 E: 0 K: 1 S: 5	H: 0 LOB: 0 BB: 0 P: 5	R: 1 E: 0 K: 0 S: 2	H: 1 LOB: 2 BB: 2 P: 10	1B: 4 2B: 1 3B: 0 HR: 1	SF: 0 SAC: 0 DP: 0 HBP: 0	WP: 0 PA: 35 PB: 0 SB: 0 CS: 0
PITCHER Ken Raffensberger, L ERA: 4.65 Willie Ramsdell, R ERA: 3.12 (8, 1)	IP: 7.0 WLS: L BF: 7 H: 1 R: 1 ER: 1 SO: 1 BB: 2 IBB: 0 HBP: 0 BLK: 0 WP: 0 HR: 1 S: 34 P: 42 ERA: 3.86 WHIP: 1.000																		

AB	31
R	4
H	6
RBI	4
BB	4
SO	5
LOB	9



Batter	1	2	3	4	5	6	7	8	9	AB	R	H	RBI	BB	SO	LOB	TOP									
Bobby Adams, R OBP: 0.318, SLG: 0.333 (1, 4)	F8		5-3	FC6-4			1B BB	1B		4	0	1	0	1	0	2	Cincinnati Reds @ Brooklyn Dodgers Ebbets Field, Brooklyn, NY Sun May 21 1950, 3:33 AM EDT Att: 21,366 - Unknown									
Peanuts Lowrey, R OBP: 0.371, SLG: 0.321 (1, 7)	F7		F8				1B	1-3		4	0	1	0	1	0	1										
Johnny Wyrostek, L OBP: 0.376, SLG: 0.482 (8, 3)	1B		HR		G3-6-1-4		G4-6-3		WP BB	5	2	3	1	0	0	3										
Bob Usher, R OBP: 0.302, SLG: 0.531 Lloyd Merriman, L OBP: 0.410, SLG: 0.424 (8, 8)	K		K		K			1B BB	F8 WP	3	0	0	0	0	3	1										
Johnny Pramesa, R OBP: 0.333, SLG: 0.538 (1, 2)		5-3		F9			F8	1B	BB	4	1	1	0	1	0	0										
Grady Hatton, L OBP: 0.353, SLG: 0.456 (1, 5)		HR		CS			HR	1B	BB	4	3	3	2	0	0	2										
Virgil Stallcup, R OBP: 0.284, SLG: 0.413 (1, 6)		HR		1B			6-3	L7	K	5	2	2	3	0	1	4										
Joe Adcock, R OBP: 0.186, SLG: 0.190 Ted Kluszcwski, L OBP: 0.291, SLG: 0.394 Danny Litwhiler, R OBP: 0.324, SLG: 0.406 (8, 9)		K		E			K	HR		3	0	1	1	0	2	0										
Herm Wehmeier, R OBP: 0.250, SLG: 0.304 (1, 1)	F7		E5				1B	F9	F4	5	0	1	0	0	0	4										
Inning Stats	R: 0 E: 0 K: 1 S: 9	H: 1 LOB: 1 BB: 0 P: 14	R: 2 E: 0 K: 1 S: 11	H: 1 LOB: 0 BB: 0 P: 18	R: 1 E: 0 K: 1 S: 7	H: 1 LOB: 0 BB: 0 P: 10	R: 1 E: 0 K: 0 S: 11	H: 3 LOB: 2 BB: 0 P: 20	R: 0 E: 0 K: 1 S: 5	H: 0 LOB: 0 BB: 1 P: 12	R: 1 E: 0 K: 1 S: 9	H: 1 LOB: 0 BB: 0 P: 13	R: 0 E: 0 K: 0 S: 10	H: 2 LOB: 1 BB: 1 P: 18	R: 4 E: 0 K: 0 S: 19	H: 4 LOB: 1 BB: 3 P: 32		R: 1 E: 0 K: 1 S: 16	H: 1 LOB: 3 BB: 3 P: 34	1B: 8 2B: 1 3B: 1 HR: 4	SF: 0 SAC: 0 DP: 2 HBP: 1	WP: 1 PB: 0 CS: 1	PA: 45			
PITCHER	IP	WLS	BF	H	R	ER	SO	BB	IBB	HBP	BLK	WP	HR	S	P	ERA	WHIP									
Preacher Roe, L ERA: 3.66	(1, 1)	6.0	27	8	5	5	5	1	0	1	0	0	0	3	53	88	7.50	1.500								
Jack Banta, R ERA: 1.93	(7, 1)	1.1	L	7	3	3	3	0	0	0	0	0	0	1	17	32	20.25	3.750								
Joe Hatten, L ERA: 4.6	(8, 1)	0.2		4	2	1	1	0	0	0	0	0	0	1	11	17	13.50	3.000								
Rex Barney, R ERA: 1.53	(9, 1)	0.2		5	1	1	1	2	0	0	0	1	0	10	21	13.50	4.500									
Erv Palica, R ERA: 4.6	(9, 1)	0.1		2	0	0	0	1	0	0	0	0	0	6	13	0.00	3.000									

AB	38
R	10
H	14
RBI	10
BB	6
SO	6
LOB	17



Batter	1	2	3	4	5	6	7	8	9	AB	R	H	RBI	BB	SO	LOB	BOTTOM									
Eddie Miksis, R OBP: 0.273, SLG: 0.273 (1, 6)	F7			5-3				L7		4	1	1	2	0	0	1	Cincinnati Reds @ Brooklyn Dodgers Ebbets Field, Brooklyn, NY Sun May 21 1950, 3:33 AM EDT Att: 21,366 - Unknown									
Jim Russell, S OBP: 0.351, SLG: 0.633 Bobby Morgan, R OBP: 0.361, SLG: 0.275 (8, 9)		3B								1	0	0	0	0	0	1										
George Shuba, L OBP: 0.348, SLG: 0.424 (1, 7)	K			K					BB	4	1	1	2	1	2	1										
Duke Snider, L OBP: 0.414, SLG: 0.455 (1, 8)	WP						BB		BB	3	2	1	0	2	1	1										
Jackie Robinson, R OBP: 0.450, SLG: 0.566 (1, 4)	K				L7			F5		5	0	1	0	0	2	4										
Carl Furillo, R OBP: 0.298, SLG: 0.348 (1, 9)		5-3		5-3				K		5	0	0	0	0	2	4										
Gil Hodges, R OBP: 0.397, SLG: 0.525 (1, 3)		2B						L7		3	3	2	2	2	0	1										
Billy Cox, R OBP: 0.342, SLG: 0.382 (9, 6)		1B						PO		3	1	2	1	2	0	1										
Roy Campanella, R OBP: 0.380, SLG: 0.532 (1, 2)		1B						G5-4-3		4	1	2	2	1	0	2										
Preacher Roe, R ERA: 3.66 Jack Banta, L ERA: 1.93 Joe Hatten, R ERA: 4.6 Gene Hermanski, L OBP: 0.280, SLG: 0.351 Rex Barney, R ERA: 1.53 Erv Palica, R ERA: 4.6 (1, 1)		K			SH3-4					2	0	0	0	0	1	5										
Inning Stats	R: 0 E: 0 K: 2 S: 10	H: 0 LOB: 1 BB: 1 P: 18	R: 4 E: 0 K: 2 S: 16	H: 3 LOB: 2 BB: 2 P: 31	R: 0 E: 0 K: 1 S: 12	H: 1 LOB: 1 BB: 0 P: 14	R: 0 E: 0 K: 1 S: 12	H: 1 LOB: 1 BB: 0 P: 18	R: 2 E: 0 K: 0 S: 10	H: 2 LOB: 2 BB: 2 P: 21	R: 0 E: 0 K: 0 S: 5	H: 0 LOB: 0 BB: 0 P: 8	R: 0 E: 0 K: 1 S: 5	H: 1 LOB: 0 BB: 0 P: 7	R: 0 E: 0 K: 0 S: 10	H: 0 LOB: 1 BB: 2 P: 21	R: 3 E: 0 K: 1 S: 12	H: 2 LOB: 1 BB: 2 P: 26	1B: 7 2B: 2 3B: 1 HR: 0	SF: 0 SAC: 1 DP: 1 HBP: 0	WP: 1 PB: 0 CS: 0	PA: 45				
PITCHER	IP	WLS	BF	H	R	ER	SO	BB	IBB	HBP	BLK	WP	HR	S	P	ERA	WHIP									
Herm Wehmeier, R ERA: 5.96	(1, 1)	9.0	W	44	10	9	9	8	8	1	0	0	0	1	92	164	9.00	2.000								



Batter	1	2	3	4	5	6	7	8	9	AB	R	H	RBI	BB	SO	LOB	TOP			
Lloyd Merriman, L (1.8) OBP: 0.417, SLG: 0.415										5	0	1	0	0	1	5	Cincinnati Reds @ Boston Braves Braves Field, Boston, MA Tue May 23 1950, 3:33 AM EDT Att: 10,199 - Unknown			
Peanuts Lowrey, R (1.7) OBP: 0.366, SLG: 0.328										5	1	1	0	0	0	1				
Johnny Wrostek, L (1.3) OBP: 0.402, SLG: 0.484										2	1	1	0	3	0	0				
Ron Northey, L (1.9) OBP: 0.382, SLG: 0.627										4	2	2	1	0	0	3				
Joe Adcock, R (7.3) OBP: 0.196, SLG: 0.190										0	0	0	0	0	0	0				
Grady Hatton, L (1.5) OBP: 0.351, SLG: 0.439										4	1	1	1	1	0	4				
Johnny Pramesa, R (1.2) OBP: 0.375, SLG: 0.571										4	1	2	2	1	0	3				
Virgil Stallcup, R (1.6) OBP: 0.282, SLG: 0.400										4	0	2	1	0	0	2				
Bobby Adams, R (1.4) OBP: 0.316, SLG: 0.341										4	0	2	1	0	1	3				
Willie Ramsdell, R (1.1) OBP: 0.316, SLG: 0.341										4	0	0	0	0	0	5				
Inning Stats	R: 0 E: 0 K: 0 S: 3	H: 0 LOB: 0 BB: 0 P: 3	R: 2 E: 0 K: 0 S: 6	H: 3 LOB: 1 BB: 0 P: 6	R: 0 E: 0 K: 0 S: 4	H: 1 LOB: 2 BB: 1 P: 8	R: 0 E: 0 K: 0 S: 5	H: 2 LOB: 2 BB: 0 P: 5	R: 0 E: 0 K: 0 S: 2	H: 0 LOB: 0 BB: 1 P: 6	R: 4 E: 1 K: 0 S: 6	H: 3 LOB: 0 BB: 1 P: 10	R: 0 E: 0 K: 0 S: 3	H: 1 LOB: 0 BB: 0 P: 3	R: 0 E: 0 K: 0 S: 3	H: 1 LOB: 1 BB: 1 P: 7	1B: 8 2B: 2 3B: 1 HR: 1	SF: 0 SAC: 1 DP: 3 HBP: 0	WP: 0 PB: 0 SB: 0 CS: 1	PA: 42
PITCHER	IP WLS BF H R ER SO BB IBB HBP BLK WP HR S P ERA WHIP																			
Normie Roy, R (1.1) ERA: 5.13	6.1 L 33 9 6 5 2 4 0 0 0 0 0 1 33 49 7.11 2.053																			
Bobby Hogue, R (7.1) ERA: 1.74	0.2 2 1 0 0 0 0 0 0 0 0 0 0 2 2 0.00 1.500																			
Bob Chipman, L (8.1) ERA: 3.86	2.0 7 2 0 0 0 0 1 0 0 0 0 0 6 10 0.00 1.500																			

Batter	1	2	3	4	5	6	7	8	9	AB	R	H	RBI	BB	SO	LOB	BOTTOM					
Sam Jethroe, S (1.8) OBP: 0.367, SLG: 0.531										5	0	1	0	0	2	2	Cincinnati Reds @ Boston Braves Braves Field, Boston, MA Tue May 23 1950, 3:33 AM EDT Att: 10,199 - Unknown					
Earl Torgeson, L (1.3) OBP: 0.412, SLG: 0.387										3	2	2	0	2	0	0						
Pete Reiser, L (1.7) OBP: 0.355, SLG: 0.370										5	0	2	1	0	1	4						
Bob Elliott, R (1.5) OBP: 0.331, SLG: 0.451										5	0	0	0	0	2	6						
Walker Cooper, R (1.2) OBP: 0.299, SLG: 0.474										4	0	2	1	0	1	0						
Willard Marshall, L (1.9) OBP: 0.308, SLG: 0.347										4	0	2	0	0	1	4						
Gene Mauch, R (1.4) OBP: 0.167, SLG: 0.167										4	0	0	0	0	0	4						
Buddy Kerr, R (1.6) OBP: 0.246, SLG: 0.291										4	0	0	0	0	1	1						
Normie Roy, R (1.1) OBP: 0.182, SLG: 0.182										2	0	1	0	0	0	0						
Bobby Hogue, R (7.1) ERA: 1.74										0	0	0	0	0	0	0						
Tommy Holmes, L (7. PH) OBP: 0.500, SLG: 0.250										0	0	0	0	1	0	0						
Bob Chipman, L (8.1) ERA: 3.86										0	0	0	0	0	0	0						
Luis Olmo, R (8. PH) OBP: 0.333, SLG: 0.400										1	0	0	0	0	0	0						
Inning Stats	R: 1 E: 0 K: 2 S: 9	H: 2 LOB: 2 BB: 1 P: 13	R: 0 E: 0 K: 1 S: 5	H: 0 LOB: 0 BB: 0 P: 5	R: 1 E: 0 K: 1 S: 6	H: 1 LOB: 0 BB: 0 P: 6	R: 0 E: 0 K: 1 S: 6	H: 1 LOB: 1 BB: 0 P: 6	R: 0 E: 0 K: 0 S: 3	H: 1 LOB: 2 BB: 0 P: 3	R: 0 E: 0 K: 2 S: 9	H: 2 LOB: 2 BB: 0 P: 9	R: 0 E: 0 K: 0 S: 3	H: 0 LOB: 2 BB: 2 P: 11	R: 0 E: 0 K: 0 S: 4	H: 1 LOB: 1 BB: 0 P: 4	R: 0 E: 1 K: 1 S: 8	H: 2 LOB: 3 BB: 0 P: 8	1B: 9 2B: 1 3B: 0 HR: 0	SF: 0 SAC: 0 DP: 1 HBP: 0	WP: 0 PB: 1 SB: 0 CS: 0	PA: 40
PITCHER	IP WLS BF H R ER SO BB IBB HBP BLK WP HR S P ERA WHIP																					
Willie Ramsdell, R (1.1) ERA: 2.04	9.0 W 40 10 2 1 8 3 0 0 0 0 0 0 53 65 1.00 1.444																					

Batter	1	2	3	4	5	6	7	8	9	AB	R	H	RBI	BB	SO	LOB	TOP					
Peanuts Lowrey, R (1, 7) OBP: 0.360, SLG: 0.323	F6			1B		F8		F4		4	0	1	0	0	0	2	Cincinnati Reds @ Boston Braves Braves Field, Boston, MA Wed May 24 1950, 3:33 AM EDT Att: 6,167 - Unknown					
Johnny Wyrostek, L (1, 3) OBP: 0.387, SLG: 0.463	K			F6		4-3			5-3	4	0	0	0	0	1	1						
Bob Usher, R (1, 8) OBP: 0.298, SLG: 0.509	K			K			6-3		G4-6-3 1B	4	0	1	0	0	2	1						
Ron Northey, L (1, 9) OBP: 0.361, SLG: 0.587		E4 G6-4-3		K			3-1		G4-6-3 1B	4	0	0	0	0	1	2						
Johnny Pramesa, R (1, 2) OBP: 0.333, SLG: 0.500		G6-4-3			F8		F8			3	0	0	0	0	0	1						
Grady Hatton, L (1, 5) OBP: 0.342, SLG: 0.426	K				4-3			F9		3	0	0	0	0	1	0						
Virgil Stallcup, R (1, 6) OBP: 0.283, SLG: 0.427			F7		HR		F8			3	1	1	1	0	0	0						
Bobby Adams, R (1, 4) OBP: 0.327, SLG: 0.337			G6-4-3 BB		1-3			BB		1	0	0	0	2	0	0						
Ewell Blackwell, R (1, 1) OBP: 0.200, SLG: 0.077			G6-4-3							2	0	0	0	0	1	1						
Danny Litwhiler, R (8, PH) OBP: 0.342, SLG: 0.406										0	0	0	0	1	0	0						
Frank Smith, R (8, 1) OBP: 0.250, SLG: 0.250								BB		0	0	0	0	0	0	0						
Inning Stats	R: 0 E: 0 K: 2 S: 7	H: 0 LOB: 0 BB: 0 P: 7	R: 0 E: 1 K: 1 S: 5	H: 0 LOB: 0 BB: 0 P: 5	R: 0 E: 0 K: 0 S: 2	H: 0 LOB: 0 BB: 1 P: 6	R: 0 E: 0 K: 2 S: 8	H: 1 LOB: 1 BB: 0 P: 8	R: 1 E: 0 K: 0 S: 4	H: 1 LOB: 0 BB: 0 P: 4	R: 0 E: 0 K: 1 S: 5	H: 0 LOB: 0 BB: 0 P: 5	R: 0 E: 0 K: 0 S: 3	H: 0 LOB: 0 BB: 0 P: 3	R: 0 E: 0 K: 0 S: 3	H: 0 LOB: 2 BB: 2 P: 11	R: 0 E: 0 K: 0 S: 3	H: 1 LOB: 0 BB: 0 P: 3	1B: 2 2B: 0 3B: 0 HR: 1	SF: 0 SAC: 0 DP: 3 HBP: 0	WP: 0 PB: 0 CS: 0	PA: 31
PITCHER Warren Spahn, L (1, 1) ERA: 3.56	IP: 9.0 WLS: W BF: 31 H: 3 R: 1 ER: 1 SO: 6 BB: 3 IBB: 0 HBP: 0 BLK: 0 WP: 0 HR: 1 S: 40 P: 52 ERA: 1.00 WHIP: 0.667															PITCHER						

Batter	1	2	3	4	5	6	7	8	9	AB	R	H	RBI	BB	SO	LOB	BOTTOM					
Sam Jethroe, S (1, 8) OBP: 0.397, SLG: 0.515	F5		F7		L8		F7			4	0	0	1	0	0	2	Cincinnati Reds @ Boston Braves Braves Field, Boston, MA Wed May 24 1950, 3:33 AM EDT Att: 6,167 - Unknown					
Earl Torgeson, L (1, 3) OBP: 0.415, SLG: 0.380	S BB			F5	4-3		2B BB			2	1	0	0	2	0	1						
Pete Reiser, L (1, 7) OBP: 0.371, SLG: 0.419	K			FC5-4 1B		K	2B			4	0	2	2	0	2	1						
Bob Elliott, R (1, 5) OBP: 0.321, SLG: 0.436	F8			FC5-4 1-2		K	F9			4	0	0	0	0	1	3						
Walker Cooper, R (1, 2) OBP: 0.296, SLG: 0.463		K		K		BB 1B		K		4	0	1	0	0	3	1						
Willard Marshall, L (1, 9) OBP: 0.313, SLG: 0.341		P3 BB			F9	BB 1-2 BB		F7		2	0	0	0	2	0	0						
Gene Mauch, R (1, 4) OBP: 0.200, SLG: 0.111		P3			2B HBP	6-3		K		3	1	0	0	0	1	3						
Buddy Kerr, R (1, 6) OBP: 0.256, SLG: 0.310				1-3			WP L8 2B	SH2-4 2B 1B		3	2	2	1	0	0	0						
Warren Spahn, L (1, 1) OBP: 0.346, SLG: 0.320				1-3			2-3 1B	SH2-4 1-2		2	0	1	0	0	0	0						
Inning Stats	R: 0 E: 0 K: 1 S: 5	H: 0 LOB: 1 BB: 1 P: 9	R: 0 E: 0 K: 1 S: 4	H: 0 LOB: 0 BB: 1 P: 8	R: 0 E: 0 K: 0 S: 3	H: 0 LOB: 0 BB: 0 P: 3	R: 0 E: 0 K: 1 S: 6	H: 1 LOB: 1 BB: 0 P: 6	R: 2 E: 0 K: 0 S: 5	H: 2 LOB: 1 BB: 0 P: 6	R: 0 E: 0 K: 2 S: 8	H: 1 LOB: 2 BB: 1 P: 12	R: 2 E: 0 K: 0 S: 5	H: 2 LOB: 1 BB: 1 P: 9	R: 0 E: 0 K: 2 S: 7	H: 0 LOB: 0 BB: 0 P: 7		R: 0 E: 0 K: 0 S: 7	H: 0 LOB: 0 BB: 0 P: 7	1B: 4 2B: 3 3B: 0 HR: 0	SF: 0 SAC: 1 DP: 1 HBP: 1	WP: 1 PB: 0 CS: 0
PITCHER Ewell Blackwell, R (1, 1) ERA: 2.37	IP: 7.0 WLS: L BF: 31 H: 6 R: 4 ER: 4 SO: 5 BB: 4 IBB: 0 HBP: 1 BLK: 0 WP: 0 HR: 0 S: 36 P: 53 ERA: 5.14 WHIP: 1.429															PITCHER						
Frank Smith, R (8, 1) ERA: 3.92	IP: 1.0 WLS: 3 BF: 0 H: 0 R: 0 ER: 0 SO: 2 BB: 0 IBB: 0 HBP: 0 BLK: 0 WP: 0 HR: 0 S: 7 P: 7 ERA: 0.00 WHIP: 0.000															PITCHER						



Batter	1	2	3	4	5	6	7	8	9	AB	R	H	RBI	BB	SO	LOB	TOP					
Tommy Glaviano, R OBP: 0.424, SLG: 0.435	E4 2B		L9			5-3		HR BB		3	2	0	0	1	0	0	St. Louis Cardinals @ Cincinnati Reds Crosley Field, Cincinnati, OH Fri May 26 1950, 3:33 AM EDT Att: 10,387 - Unknown					
Red Schoendienst, S OBP: 0.392, SLG: 0.338			P4			F7		F8		4	0	1	0	0	0	2						
Stan Musial, L OBP: 0.512, SLG: 0.716	F2			E3 G6-4-3		F8		HR		4	1	1	3	0	0	2						
Johnny Lindell, R OBP: 0.281, SLG: 0.320	F7			G6-4-3 1-2		F3		F3		4	0	0	1	0	0	2						
Enos Slaughter, L OBP: 0.421, SLG: 0.432	F7						FC6-4 1B		FC1-4 1B	4	0	3	0	0	0	1						
Marty Marion, R OBP: 0.366, SLG: 0.300		F3		F6		F4		FC1-4 1-2		4	0	0	0	0	0	3						
Chuck Diering, R OBP: 0.299, SLG: 0.312		K			P3		FC6-4 1-2		L8	4	0	0	0	0	1	2						
Joe Garagiola, L OBP: 0.414, SLG: 0.426					G3				P4	2	0	0	0	0	0	0						
Eddie Kazak, R OBP: 0.391, SLG: 0.500	F7							BB HR 1B		1	1	1	0	0	0	0						
Del Rice, R OBP: 0.214, SLG: 0.264										1	0	0	0	0	0	1						
Red Munger, R OBP: 0.250, SLG: 0.200										2	0	0	0	0	0	0						
Fred Martin, R OBP: 0.500, SLG: 1.000										0	0	0	0	0	0	0						
Eddie Miller, R OBP: 0.344, SLG: 0.351										1	0	0	0	0	0	1						
Jim Hearn, R OBP: 0.288, SLG: 0.231										0	0	0	0	0	0	0						
Gerry Staley, R OBP: 0.288, SLG: 0.231										0	0	0	0	0	0	0						
Erv Dusak, R OBP: 0.288, SLG: 0.231										0	0	0	0	0	0	0						
Inning Stats	R: 1 E: 1 K: 0 S: 5	H: 1 LOB: 1 BB: 0 P: 5	R: 0 E: 0 K: 1 S: 5	H: 0 LOB: 0 BB: 0 P: 5	R: 0 E: 0 K: 0 S: 3	H: 0 LOB: 0 BB: 0 P: 3	R: 0 E: 1 K: 0 S: 4	H: 1 LOB: 1 BB: 0 P: 4	R: 0 E: 0 K: 0 S: 3	H: 0 LOB: 0 BB: 0 P: 3	R: 0 E: 0 K: 0 S: 3	H: 0 LOB: 0 BB: 0 P: 3	R: 0 E: 0 K: 0 S: 4	H: 1 LOB: 1 BB: 0 P: 4	R: 3 E: 0 K: 0 S: 5	H: 2 LOB: 0 BB: 1 P: 9	R: 0 E: 0 K: 0 S: 4	H: 1 LOB: 1 BB: 0 P: 4	1B: 4 2B: 1 3B: 0 HR: 1	SF: 0 SAC: 0 DP: 1 HBP: 0	WP: 0 PB: 0 SB: 0 CS: 0	PA: 35
PITCHER Ken Raffensberger, L ERA: 4.35	IP: 9.0 WLS: W BF: 35	H: 6 R: 4 ER: 3 SO: 1	BB: 1 IBB: 0 HBP: 0 BLK: 0	WP: 0 HR: 1 S: 36 P: 40	ERA: 3.00 WHIP: 0.778																	

AB	34
R	4
H	6
RBI	4
BB	1
SO	1
LOB	14



Batter	1	2	3	4	5	6	7	8	9	AB	R	H	RBI	BB	SO	LOB	BOTTOM			
Lloyd Meriman, L OBP: 0.415, SLG: 0.478	4-3		F8		G3			HR		5	1	2	3	0	0	0	St. Louis Cardinals @ Cincinnati Reds Crosley Field, Cincinnati, OH Fri May 26 1950, 3:33 AM EDT Att: 10,387 - Unknown			
Grady Hatton, L OBP: 0.336, SLG: 0.410	FC6-4 BB		4-3			4-3	F7	4-3		4	0	0	0	1	0	2				
Johnny Wyrostek, L OBP: 0.387, SLG: 0.455	FC6-4 1-2			F7		4-3				4	0	1	0	1	0	1				
Ron Northey, L OBP: 0.351, SLG: 0.559	G3									5	0	1	0	0	0	5				
Peanuts Lowrey, R OBP: 0.360, SLG: 0.223				1B				F2		0	0	0	0	0	0	0				
Ted Kluszewski, L OBP: 0.288, SLG: 0.471		1B 2B								3	2	3	1	0	0	0				
Joe Adcock, R OBP: 0.205, SLG: 0.190				1-2 1B				5-3 1B BB		0	1	0	0	1	0	0				
Johnny Pramesa, R OBP: 0.395, SLG: 0.500				P4				5-3 1B BB		4	1	2	1	0	0	3				
Connie Ryan, R OBP: 0.333, SLG: 0.330										2	2	0	0	1	0	3				
Virgil Stallcup, R OBP: 0.284, SLG: 0.425			G6-4-3 1-2							3	1	1	1	0	0	1				
Ken Raffensberger, R OBP: 0.176, SLG: 0.176			K							4	1	2	3	0	1	0				
Inning Stats	R: 0 E: 0 K: 0 S: 3	H: 0 LOB: 1 BB: 1 P: 7	R: 1 E: 0 K: 0 S: 4	H: 2 LOB: 0 BB: 0 P: 4	R: 0 E: 0 K: 1 S: 5	H: 0 LOB: 0 BB: 0 P: 5	R: 0 E: 0 K: 0 S: 5	H: 2 LOB: 2 BB: 0 P: 5	R: 0 E: 0 K: 0 S: 3	H: 0 LOB: 0 BB: 0 P: 3	R: 0 E: 0 K: 0 S: 3	H: 0 LOB: 0 BB: 0 P: 3	R: 3 E: 0 K: 0 S: 9	H: 5 LOB: 3 BB: 0 P: 9	R: 5 E: 0 K: 0 S: 6	H: 3 LOB: 1 BB: 3 P: 18	1B: 9 2B: 1 3B: 0 HR: 2	SF: 0 SAC: 2 DP: 1 HBP: 0	WP: 0 PB: 0 SB: 0 CS: 0	PA: 40
PITCHER Red Munger, R ERA: 3.89 Fred Martin, R ERA: 3.97 Jim Hearn, R ERA: 9.0 Gerry Staley, R ERA: 6.53 Erv Dusak, R ERA:	IP: 6.1 WLS: 28 BF: 28	H: 8 R: 4 ER: 4 SO: 4	BB: 1 IBB: 0 HBP: 0 BLK: 0	WP: 0 HR: 1 S: 29 P: 33	ERA: 5.68 WHIP: 1.421															

AB	34
R	9
H	12
RBI	9
BB	4
SO	1
LOB	15



Batter	1	2	3	4	5	6	7	8	9	AB	R	H	RBI	BB	SO	LOB	TOP										
Tommy Giaviano, R OBP: 0.423, SLG: 0.438 (1, 5)	0-0 6-3	0-0 E6		0-0 4-3		0-0 BB		0-0 HR		4	1	1	1	1	0	0	St. Louis Cardinals @ Cincinnati Reds Crosley Field, Cincinnati, OH Sat May 27 1950, 3:33 AM EDT Att. 4,876 - Overcast - 81 F										
Red Schoendienst, S OBP: 0.299, SLG: 0.333 (1, 4)	0-3 K	0-0 CS	0-0 HR	0-0 L8		0-0 L7		0-0 F8		5	1	1	1	0	1	2											
Stan Musial, L OBP: 0.515, SLG: 0.763 (1, 3)	0-0 BB		0-0 HR	0-0 1-3		0-0 4-3		0-0 HR		5	3	3	4	0	0	1											
Enos Slaughter, L OBP: 0.428, SLG: 0.434 (1, 9)	4-0 BB		0-0 F8		0-3 K		0-0 2B	0-0 1-3		4	2	2	0	1	1	0											
Bill Howerton, L OBP: 0.383, SLG: 0.400 Johnny Lindell, R OBP: 0.295, SLG: 0.340 (3, 7)	4-0 2B		4-0 BB		0-0 F4		0-0 4-3	0-0 6-3		0	0	0	0	1	0	0											
Joe Garagiola, L OBP: 0.413, SLG: 0.439 (1, 2)	0-0 BB		0-0 BB		0-0 BB		0-0 2B		0-3 K	5	0	2	2	0	1	3											
Harry Walker, L OBP: 0.250, SLG: 0.161 Eddie Kazak, R OBP: 0.417, SLG: 0.500 Chuck Diering, R OBP: 0.300, SLG: 0.304 (3, 8)	0-0 4-3		4-0 IBB		4-0 BB		0-0 6-3		0-3 K	1	0	0	0	0	0	2											
Marty Marion, R OBP: 0.355, SLG: 0.292 (1, 6)		0-0 F7	0-0 F8		0-0 FC5-4		0-0 2B	0-3 K		5	1	1	1	0	1	4											
Harry Brecheen, L OBP: 0.176, SLG: 0.125 (1, 1)	0-0 6-3	0-0 3-1			0-3 K		0-0 2B			4	1	1	0	0	1	2											
Inning Stats	R: 2 E: 0 K: 1 S: 7	H: 2 LOB: 2 P: 15	R: 0 E: 1 K: 0 S: 3	H: 0 LOB: 0 BB: 0 P: 3	R: 3 E: 0 K: 0 S: 6	H: 3 LOB: 2 BB: 2 P: 14	R: 0 E: 0 K: 0 S: 3	H: 0 LOB: 0 BB: 0 P: 3	R: 0 E: 0 K: 1 S: 6	H: 1 LOB: 2 BB: 1 P: 10	R: 0 E: 0 K: 1 S: 5	H: 0 LOB: 1 BB: 1 P: 9	R: 0 E: 0 K: 0 S: 4	H: 2 LOB: 1 BB: 0 P: 4	R: 4 E: 0 K: 0 S: 7	H: 4 LOB: 0 BB: 0 P: 7		R: 0 E: 0 K: 3 S: 9	H: 0 LOB: 0 BB: 0 P: 9	1B: 7 2B: 3 3B: 0 HR: 2	SF: 0 SAC: 0 DP: 0 HBP: 0	WP: 0 PA: 45 PB: 0 SB: 0 CS: 1					
PITCHER	IP	WLS	BF	H	R	ER	SO	BB	IBB	HBP	BLK	WP	HR	S	P	ERA	WHIP										
Herm Wehmeier, R ERA: 6.41 (1, 1)	2.0	L	12	4	4	4	1	2	0	0	0	0	1	12	20	18.00	3.000										
Harry Perkowski, L ERA: 4.75 (3, 1)	5.0		22	4	1	1	2	3	1	0	0	0	0	22	38	1.80	1.400										
Eddie Erault, R ERA: 10.0 (8, 1)	0.1		5	4	4	4	0	0	0	0	0	0	1	5	5	108.00	12.000										
Johnny Hetki, R ERA: 7.24 (8, 1)	1.2		5	0	0	0	3	0	0	0	0	0	0	11	11	0.00	0.000										

AB 38
R 9
H 12
RBI 9
BB 6
SO 6
LOB 15



Batter	1	2	3	4	5	6	7	8	9	AB	R	H	RBI	BB	SO	LOB	BOTTOM										
Lloyd Merriman, L OBP: 0.404, SLG: 0.449 (1, 8)	0-0 F7		0-0 F5			4-0 1B	0-3 K			3	1	0	0	1	1	2	St. Louis Cardinals @ Cincinnati Reds Crosley Field, Cincinnati, OH Sat May 27 1950, 3:33 AM EDT Att. 4,876 - Overcast - 81 F										
Peanuts Lowrey, R OBP: 0.354, SLG: 0.319 (1, 7)	0-0 F5		0-0 F5			0-3 K		0-0 1B		4	0	1	0	0	1	2											
Johnny Wyrostek, L OBP: 0.383, SLG: 0.447 (1, 9)	0-0 F7		0-0 FC5-4			0-0 1B		0-0 G4-3-6		4	0	1	0	0	0	2											
Ted Kluszewski, L OBP: 0.299, SLG: 0.473 (1, 3)		0-0 2B		0-0 F7		0-0 FC5-4		0-0 6-3		4	0	2	1	0	0	0											
Johnny Pramesa, R OBP: 0.314, SLG: 0.438 (1, 2)		0-0 F8		0-0 F6		0-0 F6		0-0 6-3		4	0	0	0	0	0	3											
Connie Ryan, R OBP: 0.321, SLG: 0.315 (1, 4)		0-0 F7		0-3 K		0-0 FC5-4		0-0 5-3		4	0	0	0	0	1	3											
Grady Hatton, L OBP: 0.344, SLG: 0.426 Bobby Adams, R OBP: 0.323, SLG: 0.333 (7, PR)		0-0 2B		0-0 F7		0-0 5-3		0-0 1-3		3	0	2	0	0	0	0											
Virgil Stallcup, R OBP: 0.277, SLG: 0.413 (1, 6)		0-0 5-3		0-0 F4		0-0 5-3		0-0 1-3		3	0	0	0	0	0	3											
Herm Wehmeier, R OBP: 0.250, SLG: 0.304 Harry Perkowski, L OBP: 0.600, SLG: 0.600 Danny Litwhiler, R OBP: 0.333, SLG: 0.394 Eddie Erault, R Johnny Hetki, R (8, 1)			0-0 FC5-4		0-3 K		0-0 F2			0	0	0	0	0	0	0											
Inning Stats	R: 0 E: 0 K: 0 S: 3	H: 0 LOB: 0 BB: 0 P: 3	R: 0 E: 0 K: 0 S: 5	H: 2 LOB: 0 BB: 0 P: 5	R: 0 E: 0 K: 1 S: 5	H: 1 LOB: 0 BB: 0 P: 4	R: 0 E: 0 K: 1 S: 5	H: 0 LOB: 0 BB: 0 P: 5	R: 0 E: 0 K: 1 S: 7	H: 2 LOB: 1 BB: 1 P: 11	R: 0 E: 0 K: 1 S: 6	H: 1 LOB: 1 BB: 0 P: 6	R: 0 E: 0 K: 0 S: 3	H: 1 LOB: 0 BB: 0 P: 3	R: 0 E: 0 K: 0 S: 3	H: 0 LOB: 0 BB: 0 P: 3		1B: 6 2B: 1 3B: 0 HR: 0	SF: 0 SAC: 0 DP: 1 HBP: 0	WP: 0 PA: 34 PB: 0 SB: 0 CS: 0							
PITCHER	IP	WLS	BF	H	R	ER	SO	BB	IBB	HBP	BLK	WP	HR	S	P	ERA	WHIP										
Harry Brecheen, L ERA: 2.02 (1, 1)	9.0	W	34	7	1	1	4	1	0	0	0	0	0	41	45	1.00	0.889										

AB 33
R 1
H 7
RBI 1
BB 1
SO 4
LOB 16



Batter	1	2	3	4	5	6	7	8	9	AB	R	H	RBI	BB	SO	LOB	TOP						
Tommy Glaviano, R OBP: 0.440, SLG: 0.474 (1, 5)										2	2	2	1	2	0	0							
Red Schoendienst, S OBP: 0.266, SLG: 0.336 (1, 4)										5	1	1	1	0	2	4							
Stan Musial, L OBP: 0.526, SLG: 0.759 (1, 3)										2	2	1	0	3	1	0							
Enos Slaughter, L OBP: 0.427, SLG: 0.457 (1, 9)										5	1	2	2	0	0	4							
Bill Howerton, L OBP: 0.365, SLG: 0.364 (1, 7)										4	0	0	1	1	1	1							
Harry Walker, L OBP: 0.281, SLG: 0.180 (1, 8)										5	0	2	1	0	0	3							
Marty Marion, R OBP: 0.358, SLG: 0.300 (1, 6)										5	0	2	0	0	0	2							
Del Rice, R OBP: 0.233, SLG: 0.268 (1, 2)										3	0	1	0	1	0	1							
Al Brazle, L OBP: 0.143, SLG: 0.143 Howie Pollet, L OBP: 0.083, SLG: 0.083 (1, 1) (7, 1)										4	0	0	0	0	1	5							
										0	0	0	0	0	0	0							
Inning Stats	R: 2 E: 0 K: 0 S: 4	H: 1 LOB: 2 BB: 3 P: 16	R: 0 E: 0 K: 2 S: 8	H: 1 LOB: 1 BB: 0 P: 8	R: 0 E: 0 K: 1 S: 6	H: 1 LOB: 1 BB: 0 P: 6	R: 0 E: 0 K: 0 S: 5	H: 2 LOB: 2 BB: 0 P: 5	R: 1 E: 0 K: 0 S: 4	H: 2 LOB: 1 BB: 0 P: 4	R: 0 E: 0 K: 0 S: 3	H: 0 LOB: 0 BB: 0 P: 3	R: 3 E: 0 K: 1 S: 9	H: 4 LOB: 3 BB: 2 P: 17	R: 0 E: 0 K: 0 S: 2	H: 0 LOB: 1 BB: 2 P: 10	R: 0 E: 0 K: 1 S: 5	H: 0 LOB: 0 BB: 0 P: 5	1B: 8 2B: 1 3B: 0 HR: 2	SF: 0 SAC: 1 DP: 1 HBP: 0	WP: 0 PB: 1 SB: 2 CS: 0	PA: 43	
PITCHER	IP WLS BF H R ER SO BB IBB HBP BLK WP HR S P ERA WHIP	6.1 L 32 9 6 6 4 4 0 0 0 0 2 35 51 8.53 2.053	0.2 5 2 0 0 0 1 0 0 0 0 0 4 8 0.00 4.500	2.0 7 0 0 0 1 2 0 0 0 0 0 7 15 0.00 1.000																			

St. Louis Cardinals @ Cincinnati Reds
Crosley Field, Cincinnati, OH
Sun May 28 1950, 3:33 AM EDT
Unknown

AB	35
R	6
H	11
RBI	6
BB	7
SO	5
LOB	20



Batter	1	2	3	4	5	6	7	8	9	AB	R	H	RBI	BB	SO	LOB	BOTTOM					
Lloyd Merriman, L OBP: 0.400, SLG: 0.442 Danny Litwhiler, R OBP: 0.350, SLG: 0.394 Johnny Hetki, R OBP: 0.330, SLG: 0.333 (1, 8) (7, PH) (8, 1) (9, PH)										3	0	1	0	0	0	1						
Peanuts Lowrey, R OBP: 0.389, SLG: 0.329 (1, 7)										4	0	2	0	1	0	2						
Johnny Wyrostek, L OBP: 0.396, SLG: 0.453 (1, 9)										3	1	2	0	1	0	2						
Ted Kluszewski, L OBP: 0.284, SLG: 0.449 (1, 3)										4	0	0	0	0	1	5						
Johnny Pramesa, R OBP: 0.333, SLG: 0.457 (1, 2)										3	0	1	0	1	1	2						
Connie Ryan, R OBP: 0.327, SLG: 0.316 (1, 4)										3	0	1	1	1	0	3						
Grady Hatton, L OBP: 0.333, SLG: 0.411 (1, 5)										4	0	0	0	0	1	3						
Virgil Stallcup, R OBP: 0.276, SLG: 0.407 (1, 6)										4	0	1	0	0	0	1						
Willie Ramsdell, R OBP: 0.111, SLG: 0.111 Harry Perkowski, L OBP: 0.600, SLG: 0.600 Bob Usher, R OBP: 0.288, SLG: 0.491 (1, 1) (7, 1) (7, PH) (8, 8)										2	0	1	0	0	0	0						
										0	0	0	0	0	0	0						
										2	0	0	0	0	0	1						
Inning Stats	R: 0 E: 0 K: 0 S: 4	H: 1 LOB: 2 BB: 1 P: 8	R: 0 E: 0 K: 0 S: 3	H: 1 LOB: 0 BB: 0 P: 3	R: 0 E: 0 K: 0 S: 3	H: 1 LOB: 0 BB: 0 P: 3	R: 0 E: 0 K: 0 S: 3	H: 1 LOB: 1 BB: 1 P: 7	R: 0 E: 0 K: 0 S: 4	H: 1 LOB: 1 BB: 0 P: 4	R: 2 E: 1 K: 1 S: 7	H: 2 LOB: 1 BB: 1 P: 11	R: 0 E: 0 K: 0 S: 4	H: 2 LOB: 2 BB: 1 P: 8	R: 0 E: 0 K: 2 S: 7	H: 0 LOB: 1 BB: 1 P: 11	R: 0 E: 0 K: 0 S: 3	H: 0 LOB: 1 BB: 1 P: 7	1B: 8 2B: 1 3B: 0 HR: 0	SF: 0 SAC: 0 DP: 2 HBP: 0	WP: 1 PB: 0 SB: 0 CS: 0	PA: 38
PITCHER	IP WLS BF H R ER SO BB IBB HBP BLK WP HR S P ERA WHIP	6.2 W 29 9 0 0 2 2 0 0 0 0 0 27 43 2.70 1.950	2.1 S 9 0 0 0 2 2 0 0 0 0 0 11 19 0.00 0.857																			

St. Louis Cardinals @ Cincinnati Reds
Crosley Field, Cincinnati, OH
Sun May 28 1950, 3:33 AM EDT
Unknown

AB	32
R	1
H	9
RBI	1
BB	6
SO	3
LOB	20



Batter	1	2	3	4	5	6	7	8	9	AB	R	H	RBI	BB	SO	LOB	TOP		
Tommy Glaviano, R OBP: 0.438, SLG: 0.466										4	2	1	0	1	0	0			
Red Schoendienst, S OBP: 0.299, SLG: 0.354										4	2	1	2	1	0	1			
Stan Musial, L OBP: 0.521, SLG: 0.742										4	0	1	0	1	0	2			
Enos Slaughter, L OBP: 0.426, SLG: 0.462										5	1	2	1	0	0	2			
Bill Howerton, L OBP: 0.351, SLG: 0.333										4	1	0	0	1	0	4			
Joe Garagiola, L OBP: 0.324, SLG: 0.514										4	1	3	4	0	0	0			
Harry Walker, L OBP: 0.260, SLG: 0.185										4	0	1	0	0	0	2			
Eddie Miller, R OBP: 0.324, SLG: 0.328										4	0	0	0	0	1	2			
Max Lanier, R OBP: 0.313, SLG: 0.231										4	0	0	0	0	1	2			
Inning Stats	R: 5 E: 1 K: 0 S: 8	H: 4 LOB: 1 BB: 1 P: 12	R: 0 E: 0 K: 0 S: 3	H: 0 LOB: 0 BB: 0 P: 3	R: 0 E: 0 K: 0 S: 4	H: 1 LOB: 1 BB: 0 P: 4	R: 2 E: 0 K: 0 S: 5	H: 2 LOB: 2 BB: 2 P: 13	R: 0 E: 0 K: 2 S: 8	H: 1 LOB: 2 BB: 1 P: 8	R: 0 E: 0 K: 0 S: 3	H: 0 LOB: 0 BB: 0 P: 3	R: 0 E: 0 K: 0 S: 3	H: 0 LOB: 0 BB: 0 P: 3	R: 0 E: 0 K: 0 S: 3	H: 0 LOB: 0 BB: 0 P: 3	1B: 5 2B: 2 3B: 0 HR: 2	SF: 0 SAC: 0 DP: 0 HBP: 0	WP: 0 PA: 41 PB: 0 SB: 1 CS: 0
PITCHER	IP WLS BF H R ER SO BB IBB HBP BLK WP HR S P ERA WHIP																		
Ewell Blackwell, R ERA: 3.08	(1, 1) 0.1 L 7 4 5 4 0 0 0 1 0 0 0 1 6 10 108.00 12.000																		
Howie Fox, R ERA: 5.46	(1, 1) 6.2 28 5 2 2 2 3 0 0 1 0 1 29 41 2.70 1.200																		
Eddie Erault, R ERA: 9.0	(8, 1) 2.0 6 0 0 0 0 0 0 0 0 0 0 6 6 0.00 0.000																		

St. Louis Cardinals @ Cincinnati Reds
Crosley Field, Cincinnati, OH
Sun May 28 1950, 3:38 AM EDT
Att: 14,008 - Unknown

AB 37
R 7
H 9
RBI 7
BB 4
SO 2
LOB 15





Batter	1	2	3	4	5	6	7	8	9	AB	R	H	RBI	BB	SO	LOB	BOTTOM		
Peanuts Lowrey, R OBP: 0.360, SLG: 0.321										5	0	1	0	0	0	0			
Johnny Wyrostek, L OBP: 0.387, SLG: 0.450										5	0	1	0	0	0	1			
Bob Usher, R OBP: 0.302, SLG: 0.492										4	0	2	1	0	0	1			
Ted Kluszewski, L OBP: 0.271, SLG: 0.427										4	0	0	0	0	1	2			
Sammy Meeks, R OBP: 0.214, SLG: 0.462										4	1	2	1	0	0	1			
Connie Ryan, R OBP: 0.342, SLG: 0.313										1	0	0	0	3	0	0			
Grady Hatton, L OBP: 0.323, SLG: 0.397										4	0	0	0	0	0	4			
Dixie Howell, R OBP: 0.383, SLG: 0.282										4	0	1	0	0	0	3			
Ewell Blackwell, R OBP: 0.200, SLG: 0.077	(1, 1)									0	0	0	0	0	0	0			
Howie Fox, R OBP: 0.111, SLG: 0.111	(1, 1)									2	0	0	0	0	0	3			
Bobby Adams, R OBP: 0.327, SLG: 0.330	(7, PH)									1	0	0	0	0	0	0			
Eddie Erault, R	(8, 1)									0	0	0	0	0	0	0			
Danny Litwhiler, R OBP: 0.341, SLG: 0.382	(8, PH)									1	0	0	0	0	1	0			
Inning Stats	R: 0 E: 0 K: 0 S: 3	H: 0 LOB: 0 BB: 0 P: 3	R: 1 E: 0 K: 0 S: 5	H: 2 LOB: 2 BB: 1 P: 9	R: 1 E: 0 K: 1 S: 7	H: 2 LOB: 1 BB: 0 P: 7	R: 0 E: 0 K: 0 S: 4	H: 0 LOB: 1 BB: 0 P: 4	R: 0 E: 0 K: 0 S: 3	H: 0 LOB: 1 BB: 1 P: 7	R: 0 E: 0 K: 0 S: 4	H: 1 LOB: 1 BB: 0 P: 4	R: 0 E: 0 K: 0 S: 4	H: 1 LOB: 2 BB: 1 P: 8	R: 0 E: 0 K: 1 S: 5	H: 0 LOB: 0 BB: 0 P: 5	1B: 4 2B: 2 3B: 0 HR: 1	SF: 0 SAC: 0 DP: 0 HBP: 0	WP: 0 PA: 38 PB: 0 SB: 0 CS: 0
PITCHER	IP WLS BF H R ER SO BB IBB HBP BLK WP HR S P ERA WHIP																		
Max Lanier, L ERA: 2.66	(1, 1) 9.0 W 38 7 2 2 2 3 0 0 0 0 1 39 51 2.00 1.111																		

St. Louis Cardinals @ Cincinnati Reds
Crosley Field, Cincinnati, OH
Sun May 28 1950, 3:38 AM EDT
Att: 14,008 - Unknown

AB 35
R 1
H 7
RBI 2
BB 3
SO 2
LOB 15



Batter	1	2	3	4	5	6	7	8	9	AB	R	H	RBI	BB	SO	LOB	TOP											
Peanuts Lowrey, R OBP: 0.362, SLG: 0.309 (1, 7)	0-0 6-3			0-0 F7		4-0 WP SH1-4 HR BB	4-0 BB		0-0 L5	3	1	0	0	2	0	0	Cincinnati Reds @ Chicago Cubs Wrigley Field, Chicago, IL Tue May 30 1950, 3:33 AM CDT Unknown AB 30 R 4 H 7 RBI 4 BB 5 SO 5 LOB 10 											
Johnny Wyrostek, L OBP: 0.386, SLG: 0.442 (1, 9)	0-0 L3			0-3 K		0-0 SH1-4	4-0 1-2 BB			2	0	0	0	1	1	0												
Bob Usher, R OBP: 0.268, SLG: 0.468 Lloyd Merriman, L OBP: 0.393, SLG: 0.434 (7, PH) (7, 8)	0-0 F8			0-3 K		0-0 F8	0-0 P4			3	0	0	0	0	1	1												
Ted Kluszewski, L OBP: 0.292, SLG: 0.512 (1, 3)		0-0 F8			0-0 HR	0-0 2H HR		0-0 CS 1B		4	2	3	3	0	0	0												
Sammy Meeks, R OBP: 0.167, SLG: 0.353 (1, 6)	0-0 1-3				0-0 6-3	0-0 F8		0-3 K		4	0	0	0	0	1	1												
Johnny Pramesa, R OBP: 0.349, SLG: 0.462 (1, 2)	0-0 5-3				0-0 BB 1B		0-3 K	0-0 1B		4	0	2	0	0	1	0												
Grady Hatton, L OBP: 0.321, SLG: 0.387 (1, 5)			0-0 F8		4-0 1-2 BB		0-3 K	0-0 F7		3	0	0	0	1	1	1												
Connie Ryan, R OBP: 0.347, SLG: 0.350 (1, 4)			0-0 5-3		0-0 F7		0-0 HR	0-0 SH1-4 1B		4	1	2	1	0	0	2												
Ken Raffensberger, R OBP: 0.200, SLG: 0.198 (1, 1)			0-0 F7		0-0 F7		4-0 BB BB	0-0 SH1-4-5 1-3F		2	0	0	0	1	0	2												
Inning Stats	R: 0 E: 0 K: 0 S: 3	H: 0 LOB: 0 BB: 0 P: 3	R: 0 E: 0 K: 0 S: 3	H: 0 LOB: 0 BB: 0 P: 3	R: 0 E: 0 K: 0 S: 3	H: 0 LOB: 0 BB: 0 P: 3	R: 0 E: 0 K: 2 S: 7	H: 0 LOB: 0 BB: 0 P: 7	R: 1 E: 0 K: 0 S: 5	H: 2 LOB: 2 BB: 1 P: 9	R: 2 E: 0 K: 0 S: 4	H: 1 LOB: 0 BB: 1 P: 8	R: 1 E: 0 K: 2 S: 8	H: 1 LOB: 3 BB: 3 P: 20	R: 0 E: 0 K: 1 S: 6	H: 2 LOB: 1 BB: 0 P: 6	R: 0 E: 0 K: 0 S: 3	H: 1 LOB: 0 BB: 0 P: 3	1B: 4 2B: 2 3B: 0 HR: 3	SF: 0 SAC: 2 DP: 2 HBP: 0	WP: 1 PB: 0 SB: 0 CS: 1	PA: 37						
PITCHER	IP	WLS	BF	H	R	ER	SO	BB	IBB	HBP	BLK	WP	HR	S	P	ERA	WHIP											
Johnny Vander Meer, L ERA: 4.8 Doyle Lade, R ERA: 5.6	(1, 1)		6.2	L	29	4	4	4	4	5	0	0	0	0	1	3	32	52	5.40	1.350								
	(7, 1)		2.1		8	3	0	0	1	0	0	0	0	0	0	0	10	10	0.00	1.286								

Batter	1	2	3	4	5	6	7	8	9	AB	R	H	RBI	BB	SO	LOB	BOTTOM									
Wayne Terwilliger, R OBP: 0.364, SLG: 0.471 (1, 4)	0-0 1B		0-0 F8		0-0 G5-4-3 1-2F		0-0 F7		0-0 6-3	5	0	1	0	0	0	3	Cincinnati Reds @ Chicago Cubs Wrigley Field, Chicago, IL Tue May 30 1950, 3:33 AM CDT Unknown AB 34 R 1 H 8 RBI 1 BB 3 SO 5 LOB 15 									
Mickey Owen, R OBP: 0.225, SLG: 0.239 (1, 2)	0-3 K		0-0 F7			0-0 1-3	0-0 PB 1B			4	0	1	0	0	1	1										
Phil Cavarretta, L OBP: 0.362, SLG: 0.412 (1, 3)	0-0 P5		0-0 B1-3			0-0 BB 1B	4-0 1-2 2-3 BB			3	1	1	0	1	0	1										
Hank Sauer, R OBP: 0.409, SLG: 0.540 (1, 7)	0-3 K			0-0 1-3		4-0 1-2 BB 1B	0-0 P6			3	0	0	0	1	1	4										
Andy Paiko, R OBP: 0.441, SLG: 0.584 (1, 8)		0-0 6-3		0-0 5-3		0-0 F8		0-0 6-3		4	0	0	0	0	0	2										
Bill Serena, R OBP: 0.316, SLG: 0.343 (1, 5)		0-0 5-3		0-0 L4		0-0 1-2 2H 1B		0-0 F8		4	0	1	1	0	0	0										
Roy Smalley, R OBP: 0.293, SLG: 0.410 (1, 6)			0-0 1B 1B		0-3 K	0-0 F8		0-0 F7		4	0	1	0	0	1	2										
Bob Borkowski, R OBP: 0.440, SLG: 0.550 (1, 9)		0-0 1-2 1B			0-0 2B		0-0 F9		0-0 F3	4	0	2	0	0	0	0										
Johnny Vander Meer, S OBP: 0.600, SLG: 0.600 Doyle Lade, R OBP: 0.600, SLG: 0.600 Emil Verban, R (9, PH)		0-3 K			4-0 G5-4-3 BB		0-0 PB 1B		0-3 K	1	0	0	0	1	1	2										
										1	0	1	0	0	0	0										
										1	0	0	0	0	1	0										
Inning Stats	R: 0 E: 0 K: 2 S: 8	H: 1 LOB: 1 BB: 0 P: 8	R: 0 E: 0 K: 1 S: 7	H: 2 LOB: 2 BB: 0 P: 7	R: 0 E: 0 K: 0 S: 3	H: 0 LOB: 0 BB: 0 P: 3	R: 0 E: 0 K: 0 S: 3	H: 0 LOB: 0 BB: 0 P: 3	R: 0 E: 0 K: 1 S: 5	H: 1 LOB: 1 BB: 1 P: 9	R: 1 E: 0 K: 0 S: 5	H: 2 LOB: 2 BB: 1 P: 9	R: 0 E: 0 K: 0 S: 5	H: 2 LOB: 3 BB: 1 P: 9	R: 0 E: 0 K: 0 S: 3	H: 0 LOB: 0 BB: 0 P: 3	R: 0 E: 0 K: 1 S: 5	H: 0 LOB: 0 BB: 0 P: 5	1B: 7 2B: 1 3B: 0 HR: 0	SF: 0 SAC: 0 DP: 1 HBP: 0	WP: 0 PB: 1 SB: 0 CS: 0	PA: 37				
PITCHER	IP	WLS	BF	H	R	ER	SO	BB	IBB	HBP	BLK	WP	HR	S	P	ERA	WHIP									
Ken Raffensberger, L ERA: 3.84	(1, 1)		9.0	W	37	8	1	1	5	3	0	0	0	0	44	56	1.00	1.222								

Batter	1	2	3	4	5	6	7	8	9	AB	R	H	RBI	BB	SO	LOB	TOP								
Bobby Adams, R OBP: 0.333, SLG: 0.352	0-3 K		4-0 FC6-4 BB		0-0 4-3 3B		0-0 SH3-4	0-0 4-3		3	1	1	0	1	1	0	Cincinnati Reds @ Chicago Cubs Wrigley Field, Chicago, IL Tue May 30 1950, 3:38 AM CDT Att: 39,090 - Unknown								
Lloyd Merriman, L OBP: 0.394, SLG: 0.431	0-0 6-3		0-0 FC6-4		0-0 4-3		0-0 1B	0-0 1B	0-0 G4-6-3 WP	5	1	2	2	0	0	2									
Johnny Wyrostek, L OBP: 0.386, SLG: 0.436	0-0 5-3			0-0 G4-6-3 1B	0-0 K		0-0 F8	0-0 BB	4-0 G4-6-3 BB	4	0	1	0	1	1	1									
Ted Kluszewski, L OBP: 0.298, SLG: 0.505		0-0 6-3		0-0 G4-6-3 1B	0-0 FC5-4 1B		0-0 BB	0-0 BB	0-0 G4-6-3	5	0	2	1	0	0	3									
Ron Northey, L OBP: 0.366, SLG: 0.543		0-0 4-3		4-0 2B BB	0-0 FC5-4		4-0 BB	4-0 BB	4-0 BB	2	1	0	0	3	0	1									
Peanuts Lowrey, R OBP: 0.362, SLG: 0.309		0-0 4-3		0-0 2B BB	0-0 FC5-4		1-2 BB	1-2 BB	0-0 BB	0	0	0	0	0	0	0									
Connie Ryan, R OBP: 0.348, SLG: 0.356		0-0 5-3		0-0 BB	0-3 K		4-0 1-2 2-3 BB	0-0 F8	0-0 F8	4	0	1	0	1	1	2									
Sammy Meeks, R OBP: 0.227, SLG: 0.350			0-0 BB	4-0 BB	0-3 K		0-3 K			3	0	1	0	1	2	3									
Dixie Howell, R OBP: 0.373, SLG: 0.262			0-3 K	4-0 FC6-4 BB	0-0 6-3		0-0 1-3		0-0 1-3	3	0	0	1	1	1	1									
Herm Wehmeier, R OBP: 0.259, SLG: 0.308			0-0 F9	0-0 FC6-4			0-0 SH3-4 1B	0-0 F7		3	1	1	0	0	0	4									
Harry Perkowski, L OBP: 0.500, SLG: 0.500										1	0	0	0	0	0	0									
Eddie Erault, R OBP: 0.348, SLG: 0.356										0	0	0	0	0	0	0									
Inning Stats	R: 0 E: 0 K: 1 S: 5	H: 0 LOB: 0 BB: 0 P: 5	R: 0 E: 0 K: 0 S: 3	H: 0 LOB: 0 BB: 0 P: 3	R: 0 E: 0 K: 1 S: 6	H: 1 LOB: 2 BB: 1 P: 10	R: 1 E: 0 K: 0 S: 4	H: 2 LOB: 3 BB: 3 P: 16	R: 1 E: 0 K: 1 S: 7	H: 2 LOB: 1 BB: 0 P: 7	R: 0 E: 0 K: 2 S: 7	H: 0 LOB: 0 BB: 0 P: 7	R: 2 E: 0 K: 1 S: 8	H: 3 LOB: 3 BB: 2 P: 16	R: 0 E: 0 K: 0 S: 3	H: 0 LOB: 0 BB: 0 P: 3	R: 0 E: 0 K: 0 S: 3	H: 1 LOB: 2 BB: 2 P: 11	1B: 7 2B: 1 3B: 1 HR: 0	SF: 0 SAC: 1 DP: 2 HBP: 0	WP: 1 PB: 0 SB: 0 CS: 0	PA: 42			
PITCHER	IP	WLS	BF	H	R	ER	SO	BB	IBB	HBP	BLK	WP	HR	S	P	ERA	WHIP								
Bill Voiselle, R ERA: 4.68	(1, 1)	6.2	32	8	4	4	5	5	0	0	0	0	0	37	57	5.40	1.950								
Monk Dubiel, R ERA: 4.29	(7, 1)	0.1	W	2	0	0	1	1	0	0	0	0	0	3	7	0.00	3.000								
Doyle Lade, R ERA: 5.03	(8, 1)	2.0	S	8	1	0	0	2	0	0	0	1	0	6	14	0.00	1.500								

Batter	1	2	3	4	5	6	7	8	9	AB	R	H	RBI	BB	SO	LOB	BOTTOM								
Wayne Terwilliger, R OBP: 0.372, SLG: 0.464	0-0 F8		4-0 G3 1B BB		4-0 G3-6-3 BB		4-0 1B	0-3 K		2	2	0	0	3	1	2	Cincinnati Reds @ Chicago Cubs Wrigley Field, Chicago, IL Tue May 30 1950, 3:38 AM CDT Att: 39,090 - Unknown								
Rube Walker, L OBP: 0.192, SLG: 0.235	0-0 4-3		0-0 G3		0-0 G3-6-3		0-0 2B	0-0 BB	4-0 1B	4	0	1	1	0	0	2									
Bob Borkowski, R OBP: 0.440, SLG: 0.550			1-2 G3		1-2 G3-6-3		1-2 2B	1-2 3H	0-0 1B	0	0	0	0	0	0	0									
Mickey Owen, R OBP: 0.225, SLG: 0.239			0-0 F7		0-3 K		0-0 F7	0-0 BB	4-1 1 1 1 0 1 3	4	1	1	1	0	1	3									
Phil Cavarretta, L OBP: 0.355, SLG: 0.400	0-0 2B		0-0 1B		0-3 K		0-0 F7	0-0 BB	4-0 3 4 0 1 0	4	0	3	4	0	1	0									
Hank Sauer, R OBP: 0.419, SLG: 0.564	0-0 PO		0-0 FC6-4		0-0 K		0-0 2B	0-0 2B	4-0 1 0 0 0 3	4	0	1	0	0	0	3									
Andy Patko, R OBP: 0.436, SLG: 0.573	0-0 PO	0-0 F7	0-0 FC6-4		0-0 WP		0-0 P4	0-0 1B	4-1 2 1 0 0 1	4	1	2	1	0	0	1									
Hank Edwards, L OBP: 0.415, SLG: 0.576		0-0 HR		0-0 G4-6-3 1B		0-0 F7		0-0 F7	2-0 0 0 0 0 0	2	0	0	0	1	0	1									
Bill Serena, R OBP: 0.317, SLG: 0.333		0-0 6-3		0-0 G4-6-3		4-0 BB	4-0 1B	0-0 1-3	2-0 0 0 0 0 0	1	1	0	0	0	0	0									
Bob Ramazzotti, R OBP: 0.300, SLG: 0.316			0-0 G3		0-3 K		0-0 F9	4-0 1B	2-0 0 0 0 2 1 1	2	0	0	0	2	1	1									
Roy Smalley, R OBP: 0.299, SLG: 0.403			0-0 BB		0-3 K		0-0 BB	0-0 BB	2-0 0 0 0 0 0	2	0	0	0	0	0	0									
Bill Voiselle, R OBP: 0.125, SLG: 0.125			0-0 G3		0-3 K		0-0 1B	0-0 1B	1-0 1 0 1 0 0 0	1	0	1	0	0	0	0									
Monk Dubiel, R OBP: 0.200, SLG: 0.300									0-1 0 1 0 0 0 0	1	0	1	0	0	0	0									
Bob Scheffing, R OBP: 0.200, SLG: 0.300									1-1 1 0 1 0 0 0	1	0	1	0	0	0	0									
Emil Verban, R OBP: 0.200, SLG: 0.300									0-1 0 1 0 0 0	1	0	1	0	0	0	0									
Doyle Lade, R OBP: 0.667, SLG: 0.667									1-1 1 0 1 0 0	1	1	0	1	0	0	0									
Inning Stats	R: 1 E: 0 K: 0 S: 4	H: 2 LOB: 0 BB: 0 P: 4	R: 1 E: 0 K: 0 S: 4	H: 1 LOB: 1 BB: 1 P: 8	R: 1 E: 0 K: 0 S: 4	H: 1 LOB: 1 BB: 1 P: 8	R: 0 E: 0 K: 1 S: 5	H: 1 LOB: 0 BB: 0 P: 5	R: 0 E: 0 K: 1 S: 4	H: 0 LOB: 0 BB: 1 P: 8	R: 0 E: 0 K: 2 S: 8	H: 1 LOB: 1 BB: 0 P: 8	R: 4 E: 0 K: 0 S: 6	H: 3 LOB: 2 BB: 2 P: 14	R: 0 E: 0 K: 1 S: 6	H: 1 LOB: 2 BB: 1 P: 10	1B: 7 2B: 2 3B: 0 HR: 1	SF: 0 SAC: 0 DP: 2 HBP: 0	WP: 1 PB: 0 SB: 0 CS: 0	PA: 38					
PITCHER	IP	WLS	BF	H	R	ER	SO	BB	IBB	HBP	BLK	WP	HR	S	P	ERA	WHIP								
Herm Wehmeier, R ERA: 6.71	(1, 1)	7.0	L	32	9	7	4	5	0	0	0	0	1	35	55	9.00	2.000								
Eddie Erault, R ERA: 6.57	(8, 1)	1.0		5	1	0	0	1	0	0	0	0	0	6	10	0.00	2.000								

AB	33
R	4
H	9
RBI	4
BB	8
SO	6
LOB	17



AB	31
R	7
H	10
RBI	7
BB	6
SO	5
LOB	14



Batter	1	2	3	4	5	6	7	8	9	AB	R	H	RBI	BB	SO	LOB	TOP					
Eddie Stanky, R OBP: 0.475, SLG: 0.415										3	1	1	0	1	1	0	New York Giants @ Cincinnati Reds Crosley Field, Cincinnati, OH Thu Jun 01 1950, 3:38 AM EDT Att: 7,727 - Unknown					
Whitey Lockman, L OBP: 0.331, SLG: 0.363										4	0	1	0	0	0	1						
Don Mueller, L OBP: 0.343, SLG: 0.450										4	1	2	1	0	0	2						
Roy Weatherly, L OBP: 0.522, SLG: 0.556										4	0	1	1	0	0	3						
Hank Thompson, L OBP: 0.435, SLG: 0.527										4	0	2	0	0	0	1						
Wes Westrum, R OBP: 0.386, SLG: 0.355										4	0	2	0	0	0	2						
Tookie Gilbert, L OBP: 0.300, SLG: 0.330										4	0	0	0	0	1	6						
Alvin Dark, R OBP: 0.278, SLG: 0.331										4	0	0	0	0	0	4						
Sheldon Jones, R Kirby Higbe, R Jack Lohmeier, R Andy Hansen, R Spider Jorgensen, L Sal Maglie, R										0	0	0	0	0	0	0						
Inning Stats	R: 1 E: 0 K: 0 S: 3	H: 1 LOB: 0 BB: 1 P: 7	R: 0 E: 0 K: 0 S: 4	H: 1 LOB: 1 BB: 0 P: 4	R: 0 E: 0 K: 0 S: 3	H: 0 LOB: 0 BB: 0 P: 3	R: 1 E: 0 K: 0 S: 5	H: 2 LOB: 1 BB: 0 P: 5	R: 0 E: 0 K: 1 S: 5	H: 0 LOB: 0 BB: 0 P: 5	R: 0 E: 0 K: 0 S: 3	H: 0 LOB: 0 BB: 0 P: 3	R: 0 E: 0 K: 1 S: 6	H: 1 LOB: 1 BB: 0 P: 6	R: 0 E: 0 K: 0 S: 5	H: 2 LOB: 2 BB: 0 P: 5		R: 0 E: 0 K: 0 S: 4	H: 2 LOB: 1 BB: 0 P: 4	1B: 7 2B: 1 3B: 1 HR: 0	SF: 0 SAC: 0 DP: 2 HBP: 0	WP: 0 PB: 0 SB: 0 CS: 0
PITCHER Ewell Blackwell, R ERA: 2.91	IP: 9.0 WLS: W BF: 35 H: 9 R: 2 ER: 2 SO: 2 BB: 1 IBB: 0 HBP: 0 BLK: 0 WP: 0 HR: 0 S: 38 P: 42 ERA: 2.00 WHIP: 1.111															PITCHER						

AB	34
R	2
H	9
RBI	2
BB	1
SO	2
LOB	19



Batter	1	2	3	4	5	6	7	8	9	AB	R	H	RBI	BB	SO	LOB	BOTTOM			
Bobby Adams, R OBP: 0.336, SLG: 0.347										4	1	1	0	1	1	1	New York Giants @ Cincinnati Reds Crosley Field, Cincinnati, OH Thu Jun 01 1950, 3:38 AM EDT Att: 7,727 - Unknown			
Peanuts Lowrey, R OBP: 0.371, SLG: 0.322										4	1	1	0	1	0	2				
Johnny Wyrostek, L OBP: 0.394, SLG: 0.432										4	0	1	1	1	0	1				
Ted Kluszewski, L OBP: 0.327, SLG: 0.505										5	1	3	1	0	0	2				
Ron Northey, L OBP: 0.378, SLG: 0.534										3	1	1	0	2	1	3				
Bob Usher, R OBP: 0.275, SLG: 0.446										0	0	0	0	0	0	0				
Grady Hatton, L OBP: 0.326, SLG: 0.381										2	0	1	3	3	0	1				
Virgil Stallcup, R OBP: 0.286, SLG: 0.410										4	0	1	0	1	1	7				
Dixie Howell, R OBP: 0.364, SLG: 0.261										4	0	1	0	0	1	2				
Ewell Blackwell, R OBP: 0.211, SLG: 0.118										4	1	1	0	0	0	2				
Inning Stats	R: 1 E: 0 K: 2 S: 9	H: 2 LOB: 3 BB: 2 P: 17	R: 1 E: 0 K: 0 S: 5	H: 2 LOB: 2 BB: 1 P: 9	R: 0 E: 0 K: 0 S: 4	H: 1 LOB: 2 BB: 1 P: 8	R: 3 E: 0 K: 0 S: 6	H: 4 LOB: 2 BB: 2 P: 14	R: 0 E: 0 K: 0 S: 3	H: 0 LOB: 0 BB: 0 P: 3	R: 0 E: 0 K: 1 S: 6	H: 1 LOB: 1 BB: 1 P: 10	R: 0 E: 0 K: 1 S: 5	H: 0 LOB: 1 BB: 1 P: 9	R: 0 E: 0 K: 0 S: 4	H: 1 LOB: 2 BB: 1 P: 8	1B: 9 2B: 2 3B: 0 HR: 0	SF: 0 SAC: 0 DP: 0 HBP: 0	WP: 1 PB: 0 SB: 1 CS: 0	PA: 43
PITCHER Sheldon Jones, R ERA: 6.23	IP: 0.1 WLS: L BF: 22 H: 7 R: 4 ER: 4 SO: 1 BB: 4 IBB: 1 HBP: 0 BLK: 0 WP: 1 HR: 0 S: 19 P: 39 ERA: 9.82 WHIP: 3.000															PITCHER				
Kirby Higbe, R ERA: 4.95	IP: 3.0 WLS: 12 BF: 12 H: 1 R: 0 ER: 0 SO: 2 BB: 2 IBB: 0 HBP: 0 BLK: 0 WP: 0 HR: 0 S: 14 P: 22 ERA: 0.00 WHIP: 1.000															PITCHER				
Andy Hansen, R ERA: 2.92	IP: 1.0 WLS: 5 BF: 5 H: 1 R: 0 ER: 0 SO: 0 BB: 0 IBB: 1 HBP: 0 BLK: 0 WP: 0 HR: 0 S: 4 P: 8 ERA: 0.00 WHIP: 1.000															PITCHER				
Sal Maglie, R ERA: 4.87	IP: 1.0 WLS: 5 BF: 5 H: 1 R: 0 ER: 0 SO: 0 BB: 0 IBB: 1 HBP: 0 BLK: 0 WP: 0 HR: 0 S: 4 P: 8 ERA: 0.00 WHIP: 1.000															PITCHER				

AB	34
R	5
H	11
RBI	5
BB	9
SO	4
LOB	21



Batter	1	2	3	4	5	6	7	8	9	AB	R	H	RBI	BB	SO	LOB	TOP						
Sam Jethroe, S (1, 8) OBP: 0.364, SLG: 0.497	1-3		FC6-4 BB		K			F7		3	0	0	0	1	1	1	Boston Braves @ Cincinnati Reds Crosley Field, Cincinnati, OH Sun Jun 04 1950, 3:33 AM EDT Unknown						
Earl Torgeson, L (1, 3) OBP: 0.415, SLG: 0.372	F3		F3		4-1			1B		4	0	1	0	0	0	2							
Luis Olmo, R (1, 9) OBP: 0.314, SLG: 0.367	F4		FC6-4 1-2		F7			F8		4	0	0	0	0	0	2							
Bob Elliott, R (1, 5) OBP: 0.327, SLG: 0.461		1-3 FC1-2-5-2 2B		F4				F7		4	0	1	0	0	0	0							
Walker Cooper, R (1, 2) OBP: 0.317, SLG: 0.412	1-3		F6		F7			4-3		4	0	0	0	0	0	1							
Sid Gordon, R (1, 7) OBP: 0.404, SLG: 0.645		2-3 FC1-2-5-2 1B		E9				6-3		4	0	1	0	0	0	0							
Gene Mauch, R (1, 4) OBP: 0.333, SLG: 0.350		FC1-2-5-2 FC6-4 1-2 3-H		F7				F7		3	0	0	0	0	0	3							
Buddy Kerr, R (1, 6) OBP: 0.260, SLG: 0.303		FC6-4 1-2						6-3		3	0	1	0	0	0	2							
Johnny Antonelli, L (1, 1) Dick Donovan, L (4, 1) Roy Hartsfield, R (8, PH) Ernie Johnson, R (8, 1)			G3		K			F4		1	0	0	0	0	0	0							
										1	0	0	0	0	1	1							
										1	0	0	0	0	0	0							
										0	0	0	0	0	0	0							
Inning Stats	R: 0 E: 0 K: 0 S: 3	H: 0 LOB: 0 BB: 0 P: 3	R: 0 E: 0 K: 0 S: 5	H: 2 LOB: 2 BB: 0 P: 5	R: 0 E: 0 K: 0 S: 3	H: 0 LOB: 1 BB: 1 P: 7	R: 0 E: 1 K: 0 S: 4	H: 0 LOB: 1 BB: 0 P: 4	R: 0 E: 0 K: 0 S: 8	H: 1 LOB: 1 BB: 0 P: 8	R: 0 E: 0 K: 0 S: 3	H: 0 LOB: 0 BB: 0 P: 3	R: 0 E: 0 K: 0 S: 3	H: 0 LOB: 0 BB: 0 P: 3	R: 0 E: 0 K: 0 S: 4	H: 1 LOB: 1 BB: 0 P: 4	R: 0 E: 0 K: 0 S: 3	H: 0 LOB: 0 BB: 0 P: 3	1B: 3 2B: 1 3B: 0 HR: 0	SF: 0 SAC: 0 DP: 0 HBP: 0	WP: 0 PB: 0 SB: 0 CS: 0	PA: 33	
PITCHER Ken Raffensberger, L (1, 1) ERA: 3.33	IP: 9.0 WLS: W BF: 33 H: 4 R: 0 ER: 0 SO: 2 BB: 1 IBB: 0 HBP: 0 BLK: 0 WP: 0 HR: 0 S: 36 P: 40 ERA: 0.00 WHIP: 0.556											PITCHER	IP: 9.0 WLS: W BF: 33 H: 4 R: 0 ER: 0 SO: 2 BB: 1 IBB: 0 HBP: 0 BLK: 0 WP: 0 HR: 0 S: 36 P: 40 ERA: 0.00 WHIP: 0.556										

AB	32
R	0
H	4
RBI	0
BB	1
SO	2
LOB	12



Batter	1	2	3	4	5	6	7	8	9	AB	R	H	RBI	BB	SO	LOB	BOTTOM						
Bobby Adams, R (1, 4) OBP: 0.344, SLG: 0.337	F3		FC6-4 BB		1-2 2-H 1B			4-3		3	0	1	1	1	0	1	Boston Braves @ Cincinnati Reds Crosley Field, Cincinnati, OH Sun Jun 04 1950, 3:33 AM EDT Unknown						
Peanuts Lowrey, R (1, 7) OBP: 0.375, SLG: 0.316		1B	FC6-4 1-2		1-2 2-3 BB			F8		3	0	1	0	1	0	3							
Bob Usher, R (1, 8) OBP: 0.303, SLG: 0.451		1B	G6-4-3 1-2		1B			K		3	0	2	0	1	1	3							
Ted Kluszewski, L (1, 3) OBP: 0.310, SLG: 0.467		G6-4-3 1-2		F7				F7		4	0	0	0	0	0	7							
Johnny Wyrostek, L (1, 9) OBP: 0.393, SLG: 0.451			F7		K			4-3		4	0	0	0	0	1	1							
Virgil Stallcup, R (1, 6) OBP: 0.291, SLG: 0.408		1B	F7		F7			G1-6-3 1B		4	0	2	0	0	0	1							
Grady Hatton, L (1, 5) OBP: 0.322, SLG: 0.373		1B	1B		4-3			G1-6-3 1-2		4	1	1	0	0	0	1							
Dixie Howell, R (1, 2) OBP: 0.397, SLG: 0.315		2B	2B		BB			6-3		4	2	3	0	0	0	0							
Ken Raffensberger, R (1, 1) OBP: 0.292, SLG: 0.318		1B	1B		BB			1B		3	0	2	2	1	0	1							
		1-H 3-H	2B		BB			2B		1B: 10 2B: 2 3B: 0 HR: 0	SF: 0 SAC: 0 DP: 3 HBP: 0	WP: 0 PB: 0 SB: 0 CS: 0	PA: 36										
Inning Stats	R: 0 E: 0 K: 0 S: 4	H: 2 LOB: 1 BB: 0 P: 4	R: 2 E: 0 K: 0 S: 6	H: 4 LOB: 2 BB: 1 P: 10	R: 0 E: 0 K: 1 S: 6	H: 1 LOB: 1 BB: 0 P: 6	R: 1 E: 0 K: 1 S: 7	H: 2 LOB: 3 BB: 2 P: 15	R: 0 E: 0 K: 0 S: 3	H: 1 LOB: 0 BB: 0 P: 3	R: 0 E: 0 K: 0 S: 4	H: 1 LOB: 1 BB: 0 P: 4	R: 0 E: 0 K: 0 S: 2	H: 0 LOB: 0 BB: 1 P: 6	R: 0 E: 0 K: 0 S: 4	H: 1 LOB: 1 BB: 0 P: 4	R: 0 E: 0 K: 0 S: 4	H: 1 LOB: 1 BB: 0 P: 4	1B: 10 2B: 2 3B: 0 HR: 0	SF: 0 SAC: 0 DP: 3 HBP: 0	WP: 0 PB: 0 SB: 0 CS: 0	PA: 36	
PITCHER Johnny Antonelli, L (1, 1) ERA: 12.0 Dick Donovan, R (4, 1) Ernie Johnson, R (8, 1) ERA: 7.11	IP: 3.1 WLS: L BF: 19 H: 9 R: 3 ER: 3 SO: 3 BB: 2 IBB: 0 HBP: 0 BLK: 0 WP: 0 HR: 0 S: 13 P: 21 ERA: 0.00 WHIP: 1.091											PITCHER	IP: 3.1 WLS: L BF: 19 H: 9 R: 3 ER: 3 SO: 3 BB: 2 IBB: 0 HBP: 0 BLK: 0 WP: 0 HR: 0 S: 13 P: 21 ERA: 0.00 WHIP: 1.091										



Batter	1	2	3	4	5	6	7	8	9	AB	R	H	RBI	BB	SO	LOB	TOP				
Sam Jethroe, S OBP: 0.360, SLG: 0.488	0-0 2-3 1B		0-0 F8	0-0 4-3			0-0 G1	0-0 F9		5	1	1	0	0	0	2	Boston Braves @ Cincinnati Reds Crosley Field, Cincinnati, OH Sun Jun 04 1950, 3:38 AM EDT Att: 11,043 - Unknown				
Earl Torgeson, L OBP: 0.414, SLG: 0.369	0-0 F8		0-0 2B 1B		0-0 F7		0-0 F8	4-0 HBP BB		4	1	1	0	1	0	1					
Tommy Holmes, L OBP: 0.538, SLG: 0.619	0-0 2-3		0-0 2B 2B		0-0 E4 1B		0-0 BB BB 1B	1-0 HBP		4	2	2	2	0	0	1					
Bob Elliott, R OBP: 0.341, SLG: 0.474	0-0 2H 1B		0-0 WP 1B 2B		0-0 1B		4-0 BB BB 1B	0-0 4-3		4	1	3	2	1	0	3					
Sid Gordon, R OBP: 0.313, SLG: 0.638		4-0 G1-6-3 BB	4-0 WP 1B IBB		0-0 F9		4-0 BB BB		0-0 F6	1	1	0	0	0	3	0		2			
Sibby Sisti, R OBP: 0.235, SLG: 0.138					0-0 F8		4-0 BB BB		0-0 F6	1	0	0	0	0	0	0		0			
Del Crandall, R OBP: 0.259, SLG: 0.241		0-0 P3	0-0 1H 2H 1B		0-0 F8		4-0 BB BB		0-0 F6	4	0	1	3	1	0	3					
Gene Mauch, R OBP: 0.313, SLG: 0.326		0-0 G1-6-3	0-0 F2		0-0 6-3		0-0 F4		4-0 FC6-4 BB	3	0	0	0	0	0	2					
Pete Reiser, L OBP: 0.404, SLG: 0.341										1	0	0	0	1	0	3					
Buddy Kerr, R OBP: 0.252, SLG: 0.293			0-0 F9	0-0 5-3		0-0 5-3		0-0 F9	0-0 FC6-4	5	0	0	0	0	0	1					
Bob Chipman, L OBP: 0.333, SLG: 0.200			0-0 1B 2B 1B	0-0 1-3		0-3 K		4-0 HBP BLK BB		3	1	1	0	1	1	0					
Bobby Hogue, R OBP: 0.333, SLG: 0.200										0	0	0	0	0	0	0					
Inning Stats	R: 1 E: 0 K: 0 S: 4	H: 2 LOB: 1 BB: 0 P: 4	R: 0 E: 0 K: 0 S: 2	H: 0 LOB: 0 BB: 1 P: 6	R: 5 E: 0 K: 0 S: 8	H: 5 LOB: 1 BB: 1 P: 12	R: 0 E: 0 K: 0 S: 3	H: 0 LOB: 0 BB: 0 P: 3	R: 0 E: 1 K: 1 S: 5	H: 1 LOB: 2 BB: 0 P: 5	R: 0 E: 0 K: 1 S: 5	H: 0 LOB: 0 BB: 0 P: 5	R: 1 E: 0 K: 0 S: 4	H: 1 LOB: 3 BB: 3 P: 16	R: 0 E: 0 K: 0 S: 3	H: 0 LOB: 1 BB: 1 P: 7	1B: 7 2B: 2 3B: 0 HR: 0	SF: 0 SAC: 0 DP: 1 HBP: 1	WP: 1 PA: 44 PB: 0 SB: 0 CS: 0		
PITCHER	IP WLS BF H R ER SO BB IBB HBP BLK WP HR S P ERA WHIP	IP WLS BF H R ER SO BB IBB HBP BLK WP HR S P ERA WHIP	IP WLS BF H R ER SO BB IBB HBP BLK WP HR S P ERA WHIP	IP WLS BF H R ER SO BB IBB HBP BLK WP HR S P ERA WHIP	IP WLS BF H R ER SO BB IBB HBP BLK WP HR S P ERA WHIP	IP WLS BF H R ER SO BB IBB HBP BLK WP HR S P ERA WHIP	IP WLS BF H R ER SO BB IBB HBP BLK WP HR S P ERA WHIP	IP WLS BF H R ER SO BB IBB HBP BLK WP HR S P ERA WHIP	IP WLS BF H R ER SO BB IBB HBP BLK WP HR S P ERA WHIP	IP WLS BF H R ER SO BB IBB HBP BLK WP HR S P ERA WHIP	IP WLS BF H R ER SO BB IBB HBP BLK WP HR S P ERA WHIP	IP WLS BF H R ER SO BB IBB HBP BLK WP HR S P ERA WHIP	IP WLS BF H R ER SO BB IBB HBP BLK WP HR S P ERA WHIP	IP WLS BF H R ER SO BB IBB HBP BLK WP HR S P ERA WHIP	IP WLS BF H R ER SO BB IBB HBP BLK WP HR S P ERA WHIP	IP WLS BF H R ER SO BB IBB HBP BLK WP HR S P ERA WHIP	IP WLS BF H R ER SO BB IBB HBP BLK WP HR S P ERA WHIP	IP WLS BF H R ER SO BB IBB HBP BLK WP HR S P ERA WHIP	IP WLS BF H R ER SO BB IBB HBP BLK WP HR S P ERA WHIP		
Herm Wehmeier, R ERA: 7.25	2.2 L	15 7	6 6	0 0	0 0	1 1	0 0	0 0	0 0	13 21	20.25 3.000										
Howie Fox, R ERA: 5.73	4.0	18 2	1 1	1 1	1 1	3 0	0 0	0 0	0 0	17 29	2.25 1.250										
Johnny Hetki, R ERA: 5.94	1.0	6 0	0 0	0 0	0 0	2 0	0 0	1 1	0 0	3 12	0.00 2.000										
Frank Smith, R ERA: 3.86	0.1	1 0	0 0	0 0	0 0	0 0	0 0	0 0	0 0	1 1	0.00 0.000										
Harry Perkowski, L ERA: 4.15	1.0	4 0	0 0	0 0	0 0	1 0	0 0	0 0	0 0	3 7	0.00 1.000										
Batter	1	2	3	4	5	6	7	8	9	AB	R	H	RBI	BB	SO	LOB	BOTTOM				
Bobby Adams, R OBP: 0.339, SLG: 0.330	0-0 4-3	0-0 F4			0-0 F2		0-0 6-3	0-0 1B		5	0	1	0	0	0	1	Boston Braves @ Cincinnati Reds Crosley Field, Cincinnati, OH Sun Jun 04 1950, 3:38 AM EDT Att: 11,043 - Unknown				
Peanuts Lowrey, R OBP: 0.379, SLG: 0.347	0-0		0-0 F7		0-0 F7		4-0 BB	0-0 G3		3	1	1	1	1	0	0					
Harry Perkowski, L OBP: 0.429, SLG: 0.429	0-0 HR		0-0 F6		0-0 2B 1B		0-0 F9	0-0 F6		4	2	1	0	1	0	1					
Bob Usher, R OBP: 0.309, SLG: 0.440	4-0 BLK F9 BB		0-0 F6		0-0 2B 1B		0-0 F9	0-0 F6		4	2	1	0	1	0	1					
Ted Kluszewski, L OBP: 0.305, SLG: 0.464	0-0 F9		0-0 1-3		0-0 2B 2B		0-0 4-3	0-0 6-3		5	1	1	2	0	0	1					
Johnny Wyrostek, L OBP: 0.400, SLG: 0.467	1-0 BLK HBP			0-3 K	0-0 2B		0-0 F9	0-0 K	0-3 K	4	1	2	1	0	2	0					
Virgil Stallcup, R OBP: 0.290, SLG: 0.410	0-0 4-3			0-0 2B	0-0 F9		0-0 K	0-3 K		4	0	1	0	0	1	3					
Grady Hatton, L OBP: 0.327, SLG: 0.394		0-0 F4		4-0 BB		0-3 K		0-0 HR		3	1	1	2	1	1	0					
Dixie Howell, R OBP: 0.373, SLG: 0.293		0-0 F8		0-0 F3		0-0 6-3		0-0 E6 1B		4	0	0	0	0	0	2					
Lloyd Meriman, L OBP: 0.388, SLG: 0.424										0	0	0	0	0	0	0					
Johnny Pramesa, R OBP: 0.333, SLG: 0.432										0	0	0	0	0	0	0					
Herm Wehmeier, R ERA: 7.25	2.2 L	15 7	6 6	0 0	0 0	1 1	0 0	0 0	0 0	13 21	20.25 3.000										
Howie Fox, R ERA: 5.73	4.0	18 2	1 1	1 1	1 1	3 0	0 0	0 0	0 0	17 29	2.25 1.250										
Johnny Hetki, R ERA: 5.94	1.0	6 0	0 0	0 0	0 0	2 0	0 0	1 1	0 0	3 12	0.00 2.000										
Frank Smith, R ERA: 3.86	0.1	1 0	0 0	0 0	0 0	0 0	0 0	0 0	0 0	1 1	0.00 0.000										
Harry Perkowski, L ERA: 4.15	1.0	4 0	0 0	0 0	0 0	1 0	0 0	0 0	0 0	3 7	0.00 1.000										
Inning Stats	R: 2 E: 0 K: 0 S: 4	H: 1 LOB: 1 BB: 1 P: 9	R: 0 E: 0 K: 0 S: 4	H: 1 LOB: 0 BB: 0 P: 4	R: 0 E: 0 K: 0 S: 3	H: 0 LOB: 0 BB: 0 P: 3	R: 0 E: 0 K: 1 S: 6	H: 1 LOB: 2 BB: 1 P: 10	R: 2 E: 0 K: 0 S: 6	H: 3 LOB: 1 BB: 0 P: 6	R: 0 E: 0 K: 2 S: 7	H: 0 LOB: 0 BB: 0 P: 7	R: 0 E: 0 K: 0 S: 3	H: 0 LOB: 1 BB: 1 P: 7	R: 2 E: 1 K: 1 S: 9	H: 3 LOB: 0 BB: 0 P: 9	R: 0 E: 0 K: 1 S: 5	H: 0 LOB: 0 BB: 0 P: 5	1B: 3 2B: 4 3B: 0 HR: 2	SF: 0 SAC: 0 DP: 0 HBP: 1	WP: 0 PA: 41 PB: 0 SB: 0 CS: 0
PITCHER	IP WLS BF H R ER SO BB IBB HBP BLK WP HR S P ERA WHIP	IP WLS BF H R ER SO BB IBB HBP BLK WP HR S P ERA WHIP	IP WLS BF H R ER SO BB IBB HBP BLK WP HR S P ERA WHIP	IP WLS BF H R ER SO BB IBB HBP BLK WP HR S P ERA WHIP	IP WLS BF H R ER SO BB IBB HBP BLK WP HR S P ERA WHIP	IP WLS BF H R ER SO BB IBB HBP BLK WP HR S P ERA WHIP	IP WLS BF H R ER SO BB IBB HBP BLK WP HR S P ERA WHIP	IP WLS BF H R ER SO BB IBB HBP BLK WP HR S P ERA WHIP	IP WLS BF H R ER SO BB IBB HBP BLK WP HR S P ERA WHIP	IP WLS BF H R ER SO BB IBB HBP BLK WP HR S P ERA WHIP	IP WLS BF H R ER SO BB IBB HBP BLK WP HR S P ERA WHIP	IP WLS BF H R ER SO BB IBB HBP BLK WP HR S P ERA WHIP	IP WLS BF H R ER SO BB IBB HBP BLK WP HR S P ERA WHIP	IP WLS BF H R ER SO BB IBB HBP BLK WP HR S P ERA WHIP	IP WLS BF H R ER SO BB IBB HBP BLK WP HR S P ERA WHIP	IP WLS BF H R ER SO BB IBB HBP BLK WP HR S P ERA WHIP	IP WLS BF H R ER SO BB IBB HBP BLK WP HR S P ERA WHIP	IP WLS BF H R ER SO BB IBB HBP BLK WP HR S P ERA WHIP	IP WLS BF H R ER SO BB IBB HBP BLK WP HR S P ERA WHIP		
Bob Chipman, L ERA: 5.55	7.1 W	34 8	6 6	4 4	0 0	1 1	0 0	0 0	0 0	2 38	7.36 1.500										
Bobby Hogue, R ERA: 1.02	1.2 S	7 1	0 0	0 0	0 0	0 0	0 0	0 0	0 0	9 9	0.00 0.600										

AB 35
R 7
H 9
RBI 7
BB 8
SO 1
LOB 18



AB 37
R 6
H 9
RBI 6
BB 3
SO 5
LOB 13



Batter	1	2	3	4	5	6	7	8	9	AB	R	H	RBI	BB	SO	LOB	TOP										
Sam Jethroe, S OBP: 0.356, SLG: 0.486 (1, 8)										5	2	1	0	0	0	3											
Earl Torgeson, L OBP: 0.414, SLG: 0.383 (1, 3)										5	1	2	3	0	2	1											
Tommy Holmes, L OBP: 0.500, SLG: 0.560 (1, 9)										4	0	1	1	0	0	1											
Bob Elliott, R OBP: 0.337, SLG: 0.463 (1, 5)										4	0	0	0	1	0	2											
Sid Gordon, R OBP: 0.413, SLG: 0.639 Pete Reiser, L OBP: 0.396, SLG: 0.333 (7, PR) (7, 7)										3	0	1	0	0	0	2											
Walker Cooper, R OBP: 0.323, SLG: 0.436 (1, 2)										3	2	1	2	1	0	1											
Gene Mauch, R OBP: 0.308, SLG: 0.319 (1, 4)										4	1	1	0	0	1	3											
Buddy Kerr, R OBP: 0.252, SLG: 0.292 (1, 6)										4	0	1	0	0	2	2											
Vern Bickford, R OBP: 0.219, SLG: 0.138 (1, 1)										2	1	0	0	1	1	0											
Inning Stats	R: 1 E: 0 K: 1 S: 6	H: 1 LOB: 1 BB: 1 P: 10	R: 0 E: 0 K: 1 S: 5	H: 0 LOB: 0 BB: 0 P: 5	R: 0 E: 1 K: 0 S: 5	H: 1 LOB: 2 BB: 0 P: 5	R: 0 E: 0 K: 2 S: 7	H: 0 LOB: 0 BB: 0 P: 7	R: 0 E: 0 K: 0 S: 3	H: 0 LOB: 0 BB: 0 P: 3	R: 2 E: 0 K: 0 S: 6	H: 3 LOB: 1 BB: 0 P: 6	R: 0 E: 0 K: 0 S: 4	H: 1 LOB: 1 BB: 0 P: 4	R: 5 E: 1 K: 1 S: 8	H: 2 LOB: 0 BB: 2 P: 16	1B: 4 2B: 2 3B: 1 HR: 1	SF: 0 SAC: 2 DP: 0 HBP: 0	WP: 2 PB: 0 SB: 1 CS: 0	PA: 40							
PITCHER	IP	WLS	BF	H	R	ER	SO	BB	IBB	HBP	BLK	WP	HR	S	P	ERA	WHIP										
Ewell Blackwell, R ERA: 3.36 (1, 1)	8.1	L	37	7	7	6	6	3	0	0	0	1	1	46	58	6.48	1.200										
Harry Perkowski, L ERA: 3.95 (9, 1)	0.2		3	1	1	0	0	0	0	0	0	0	0	3	3	0.00	1.500										

Boston Braves @ Cincinnati Reds
Crosley Field, Cincinnati, OH
Tue Jun 06 1950, 3:33 AM EDT
Att: 2,152 - Unknown

AB 35
R 8
H 8
RBI 6
BB 3
SO 6
LOB 16

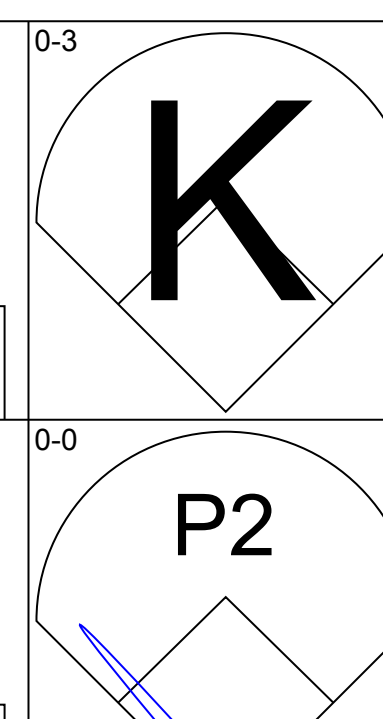
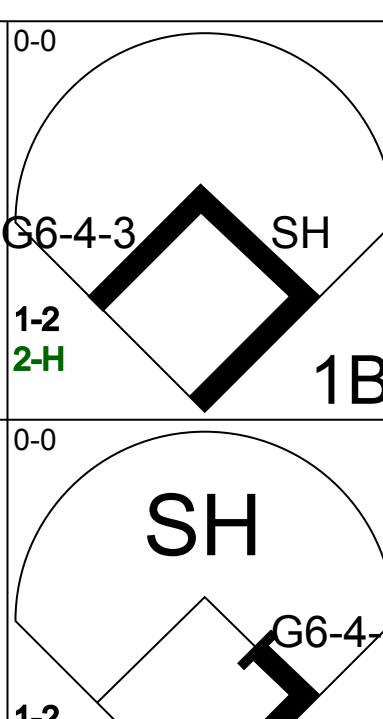
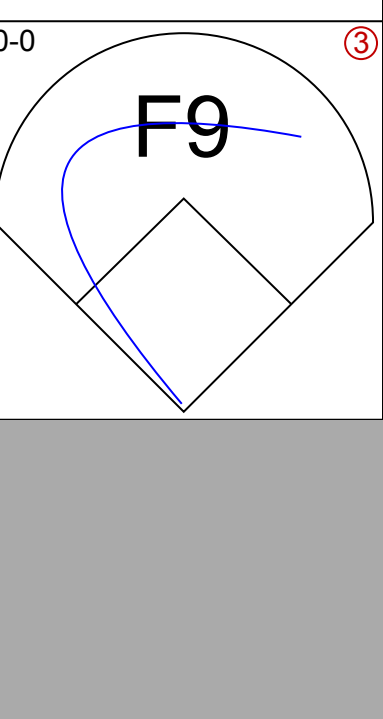
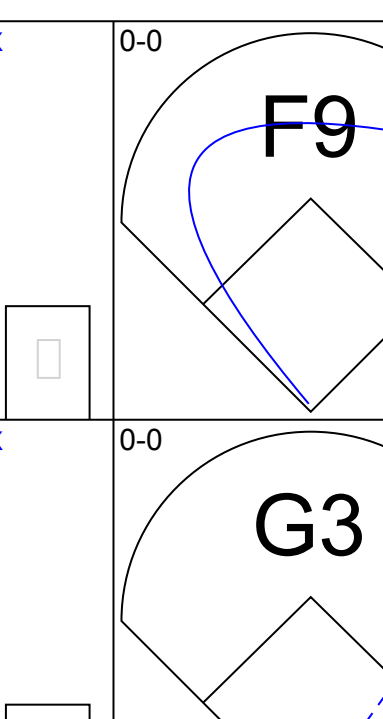
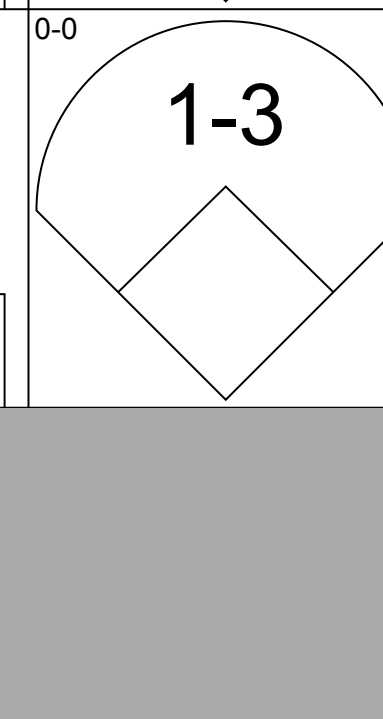
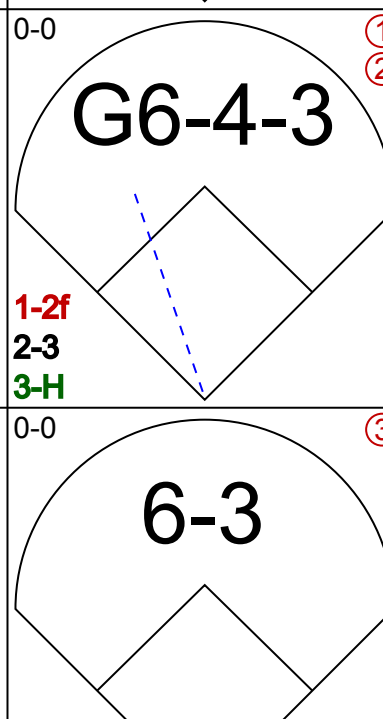
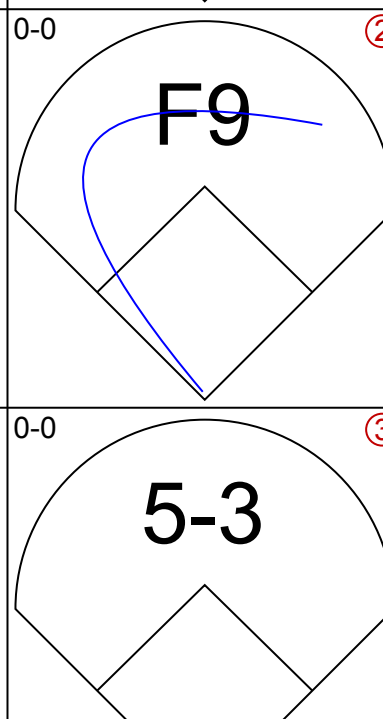




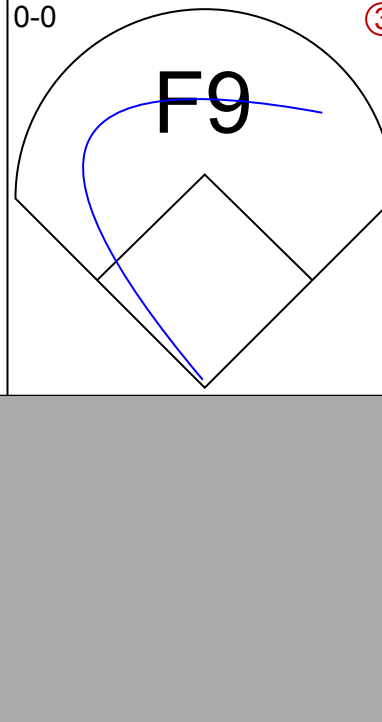
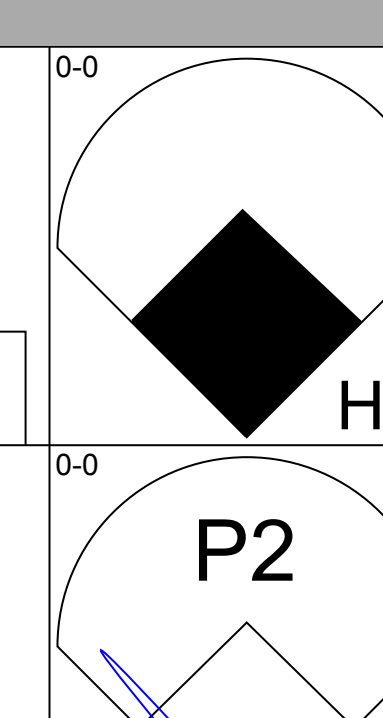
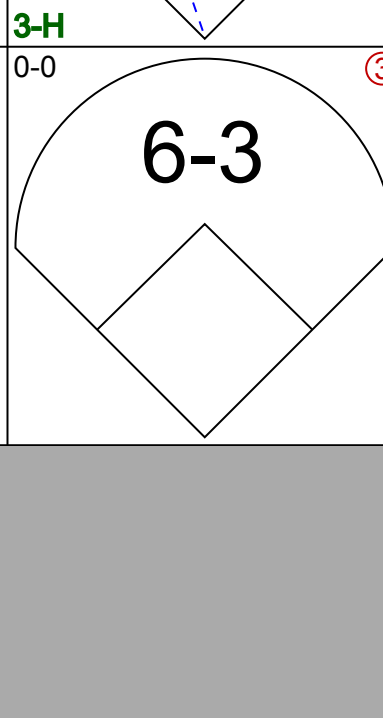
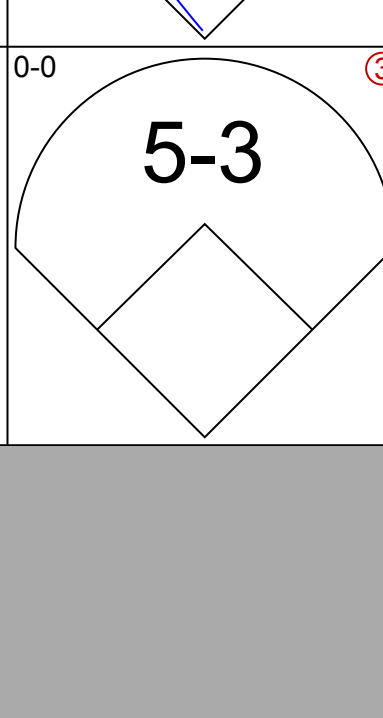
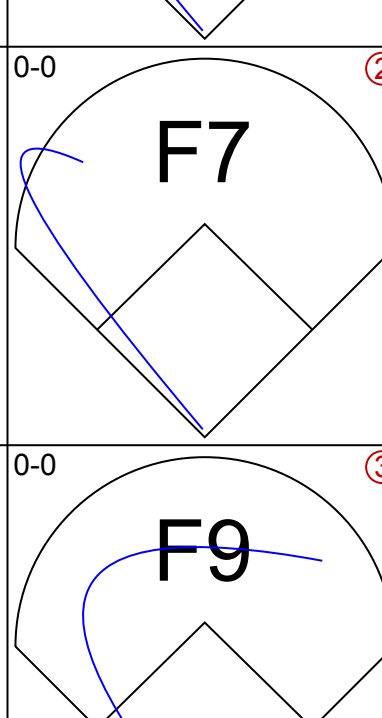
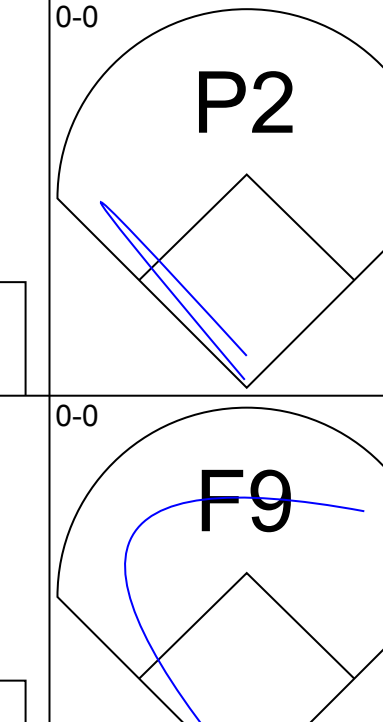
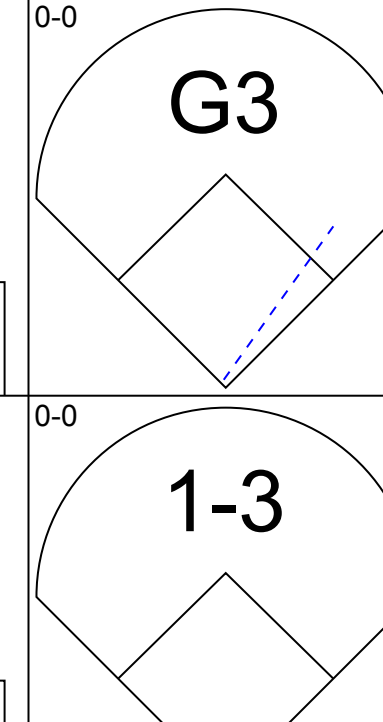
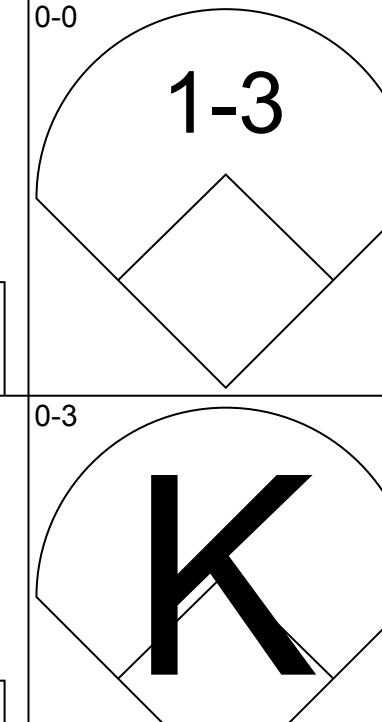
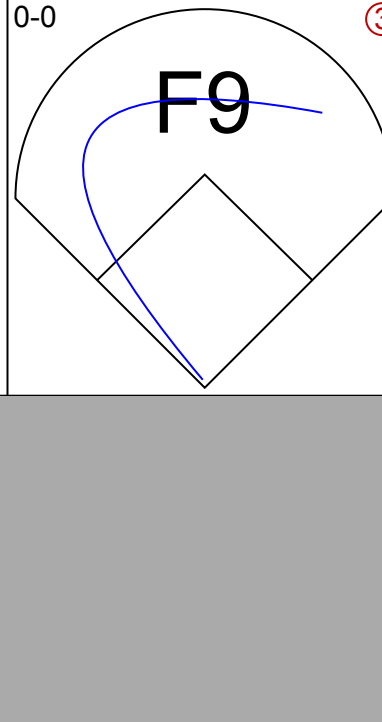
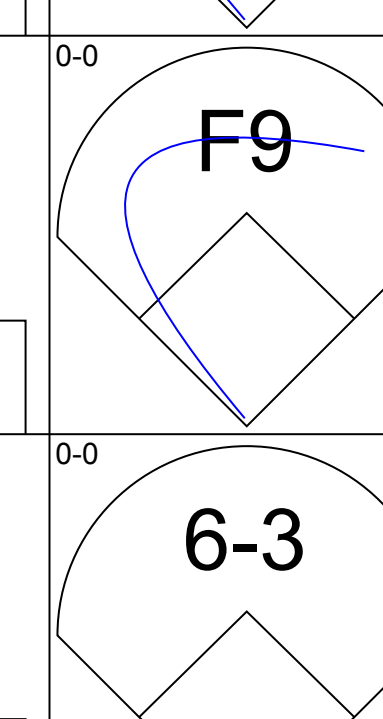
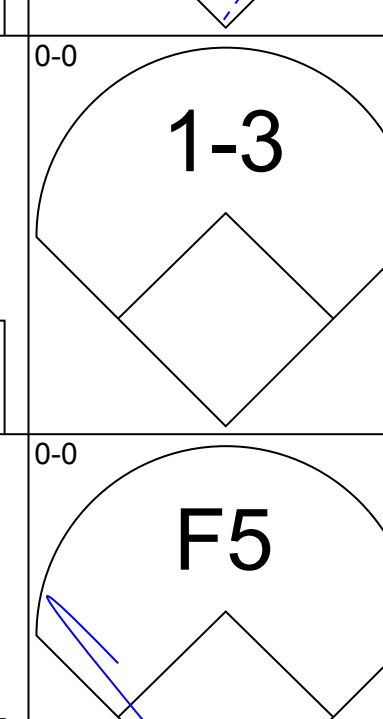
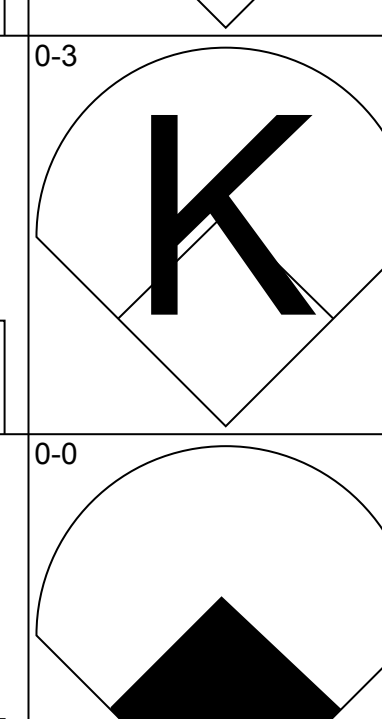
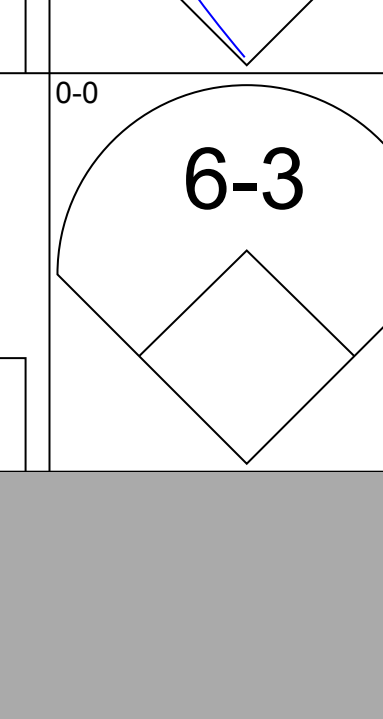
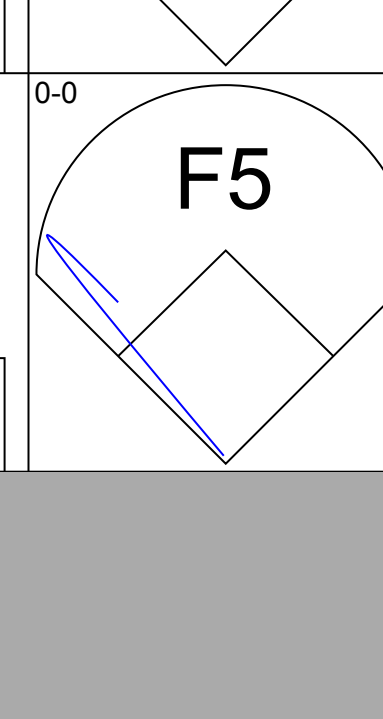
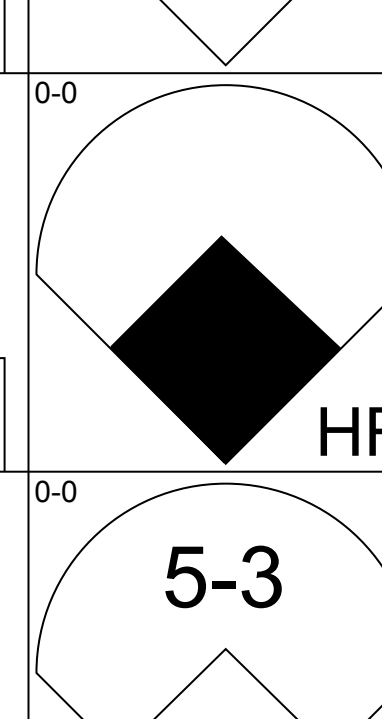
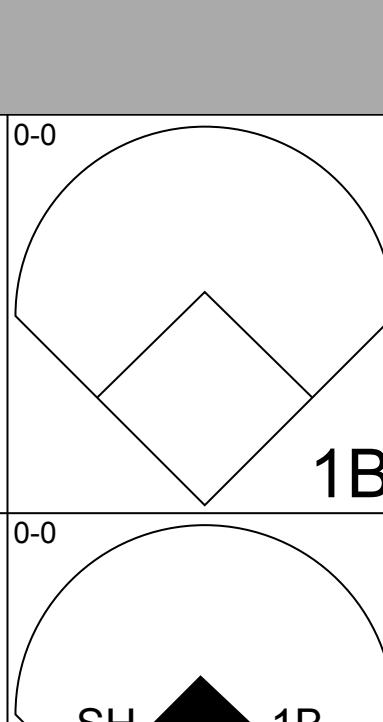
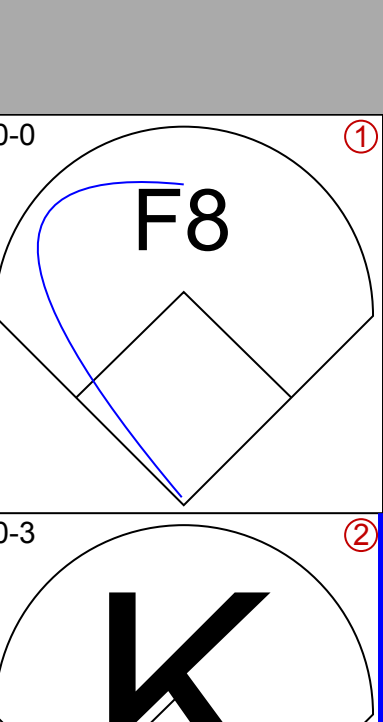
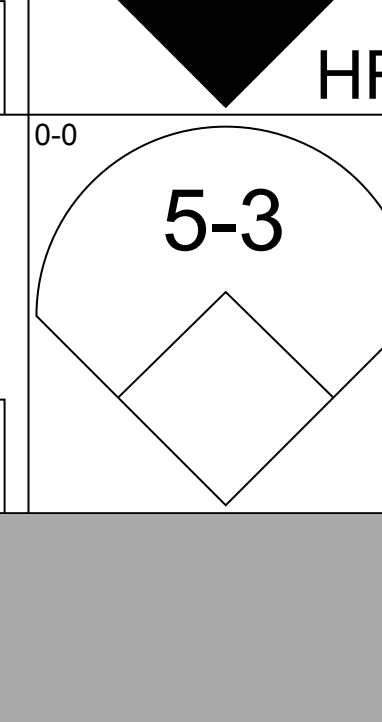
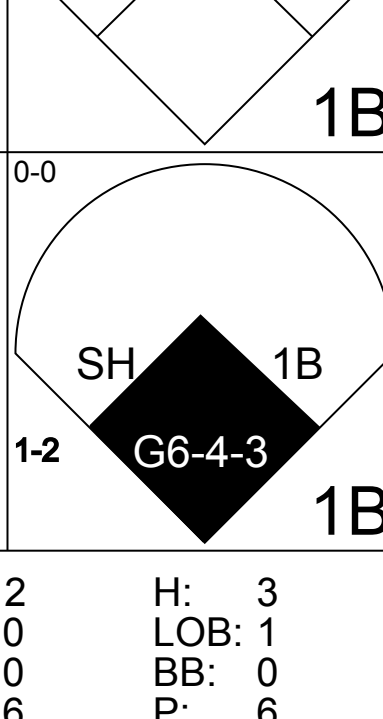
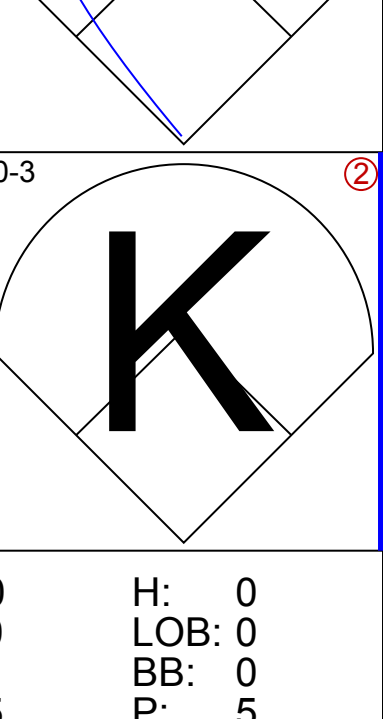
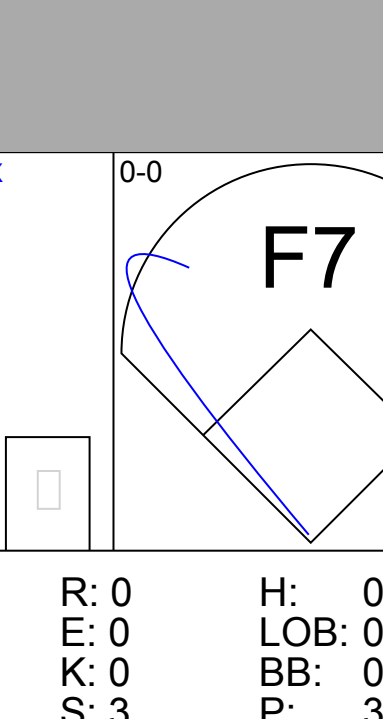
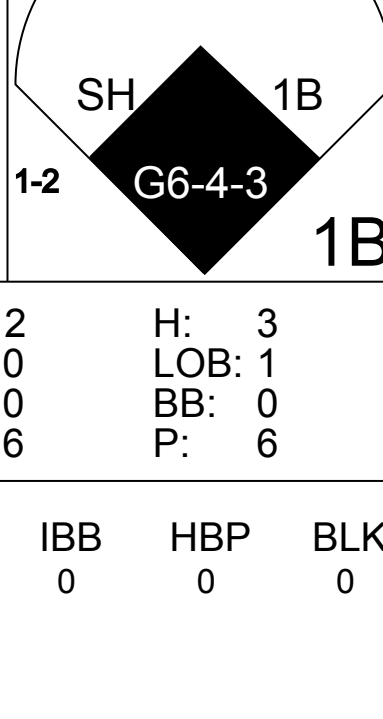
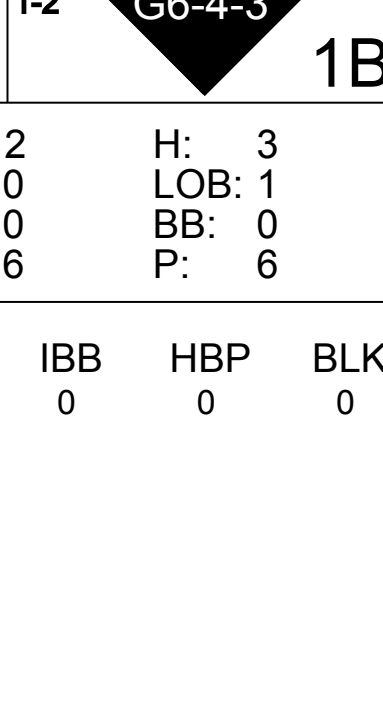
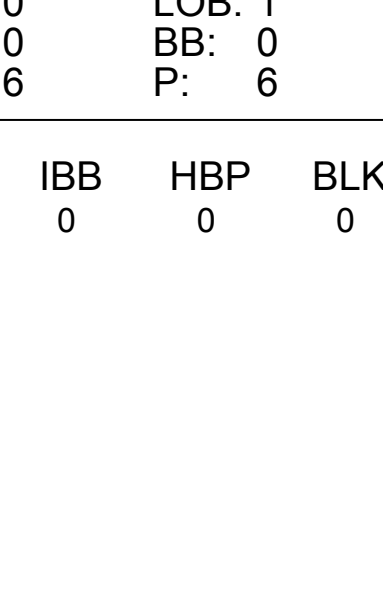

Batter	1	2	3	4	5	6	7	8	9	AB	R	H	RBI	BB	SO	LOB	BOTTOM										
Bobby Adams, R OBP: 0.333, SLG: 0.319 (1, 4)										4	2	0	0	1	0	1											
Grady Hatton, L OBP: 0.331, SLG: 0.418 (1, 5)										4	1	2	1	0	0	1											
Johnny Wyrostek, L OBP: 0.415, SLG: 0.475 (1, 8)										2	0	2	1	2	0	0											
Ted Kluszewski, L OBP: 0.303, SLG: 0.466 (1, 3)										4	0	1	1	0	0	4											
Ron Northey, L OBP: 0.380, SLG: 0.519 (1, 9)										3	0	1	0	1	0	0											
Danny Litwhiler, R OBP: 0.318, SLG: 0.333 (1, 7)										4	0	0	0	0	0	5											
Virgil Stallcup, R OBP: 0.289, SLG: 0.406 (1, 6)										4	0	1	0	0	1	0											
Dixie Howell, R OBP: 0.366, SLG: 0.279 (1, 2)										3	0	0	0	1	0	1											
Ewell Blackwell, R OBP: 0.182, SLG: 0.100 Harry Perkowski, L OBP: 0.429, SLG: 0.429 Bob Usher, R OBP: 0.305, SLG: 0.434 (9, PH) (9, PH)										3	0	0	0	0	0	1											
Inning Stats	R: 1 E: 1 K: 0 S: 4	H: 1 LOB: 2 BB: 2 P: 12	R: 0 E: 0 K: 0 S: 3	H: 0 LOB: 0 BB: 0 P: 3	R: 1 E: 0 K: 0 S: 6	H: 3 LOB: 2 BB: 0 P: 6	R: 0 E: 0 K: 0 S: 3	H: 0 LOB: 1 BB: 1 P: 7	R: 0 E: 0 K: 0 S: 2	H: 0 LOB: 0 BB: 0 P: 6	R: 0 E: 0 K: 0 S: 4	H: 1 LOB: 1 BB: 0 P: 4	R: 1 E: 0 K: 0 S: 4	H: 2 LOB: 1 BB: 1 P: 8	R: 0 E: 0 K: 1 S: 5	H: 0 LOB: 0 BB: 0 P: 5	R: 0 E: 0 K: 1 S: 5	H: 0 LOB: 0 BB: 0 P: 5	1B: 5 2B: 1 3B: 0 HR: 1	SF: 0 SAC: 0 DP: 3 HBP: 0	WP: 0 PB: 0 SB: 0 CS: 0	PA: 37					
PITCHER	IP	WLS	BF	H	R	ER	SO	BB	IBB	HBP	BLK	WP	HR	S	P	ERA	WHIP										
Vern Bickford, R ERA: 2.84 (1, 1)	9.0	W	37	7	3	2	2	5	0	0	0	0	1	36	56	2.00	1.333										

Boston Braves @ Cincinnati Reds
Crosley Field, Cincinnati, OH
Tue Jun 06 1950, 3:33 AM EDT
Att: 2,152 - Unknown

AB 32
R 3
H 7
RBI 3
BB 5
SO 2
LOB 13

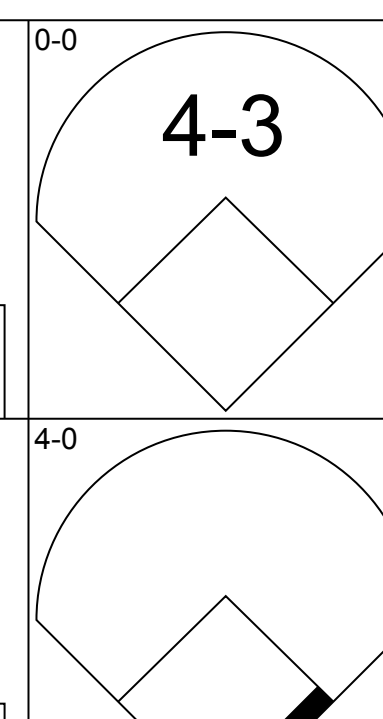
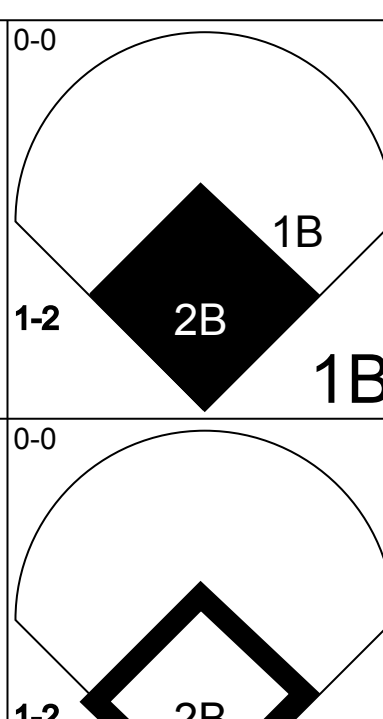
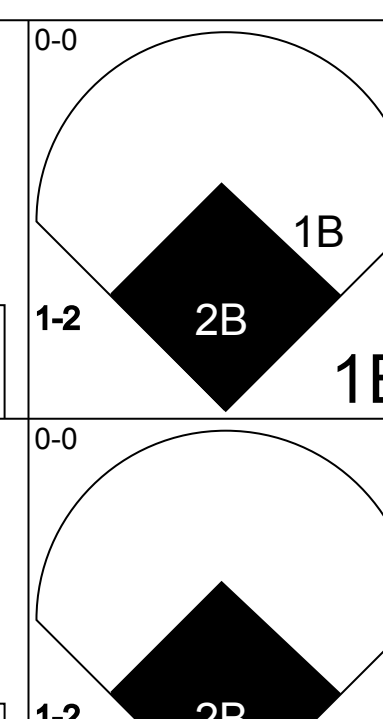
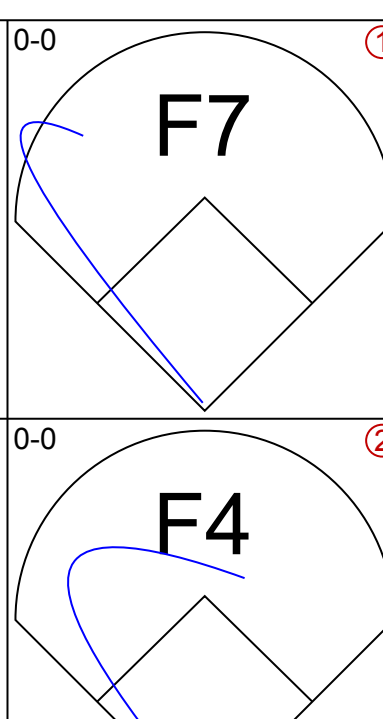
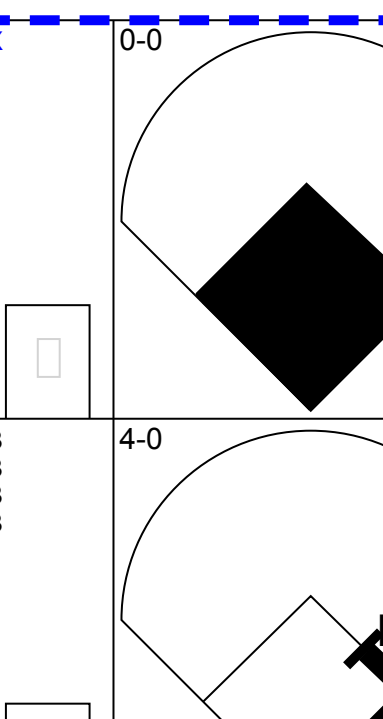
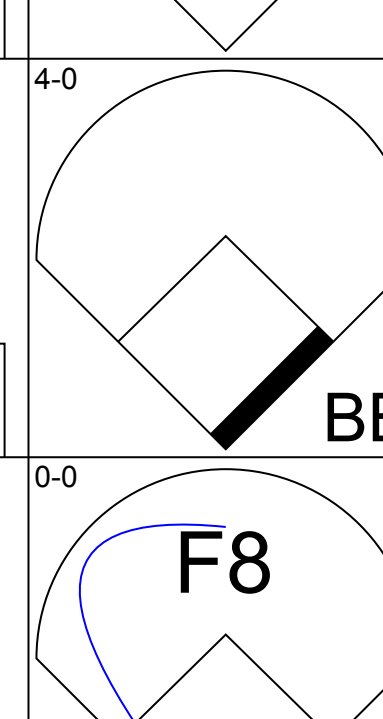
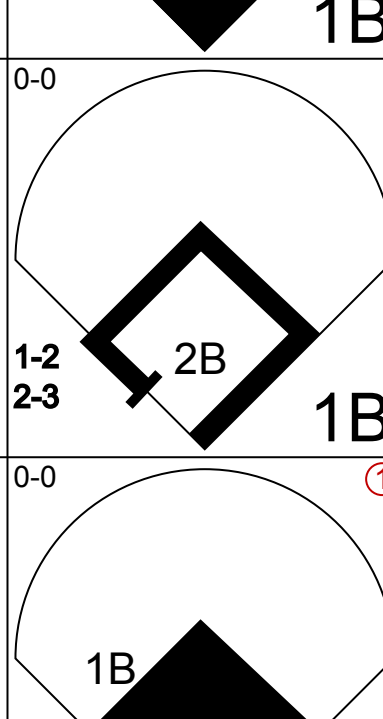
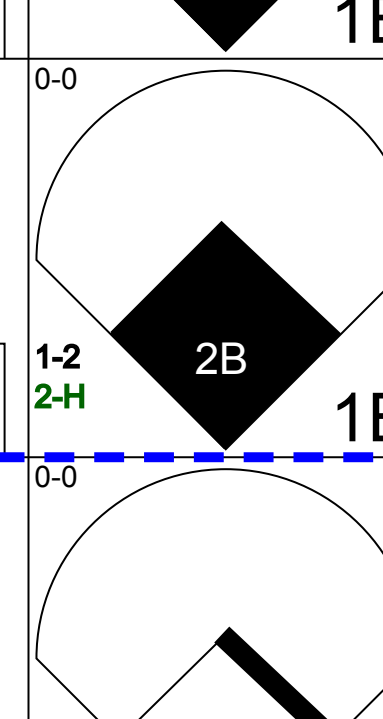
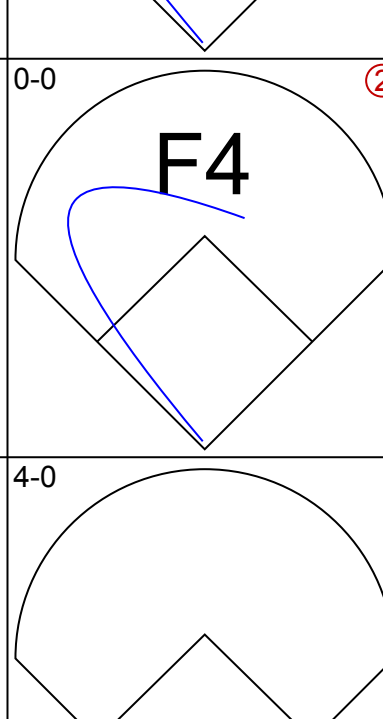
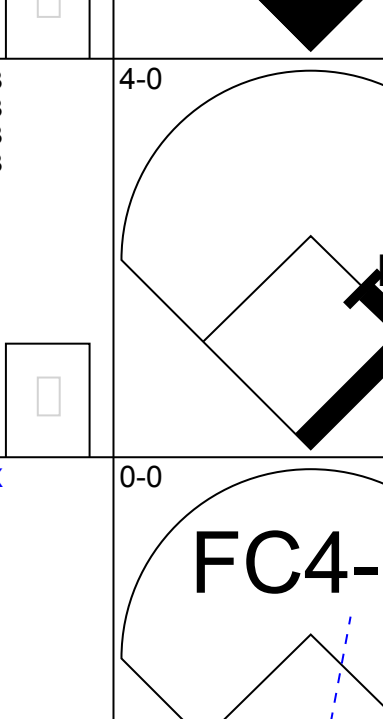
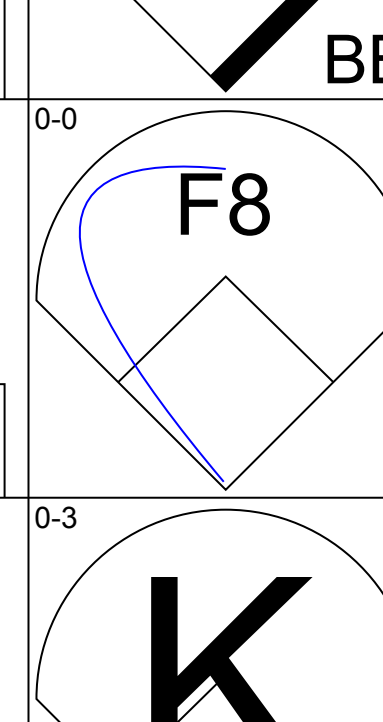
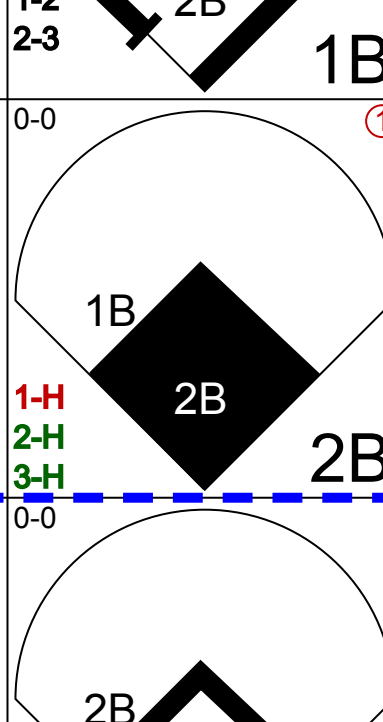
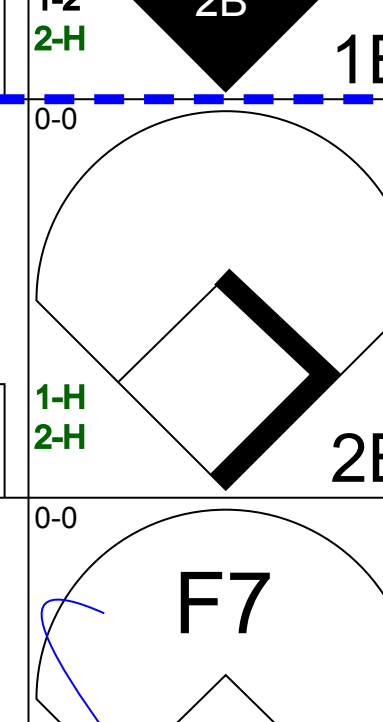
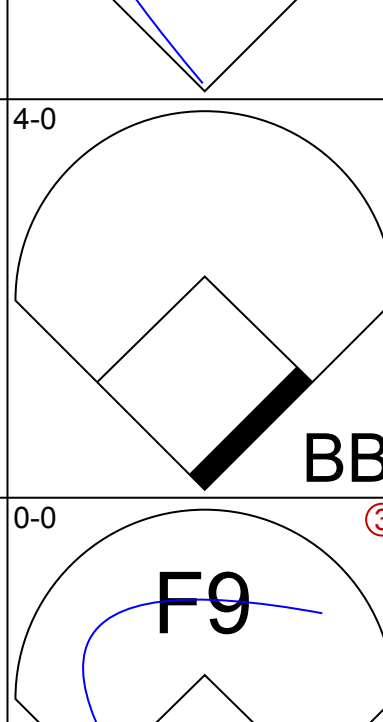
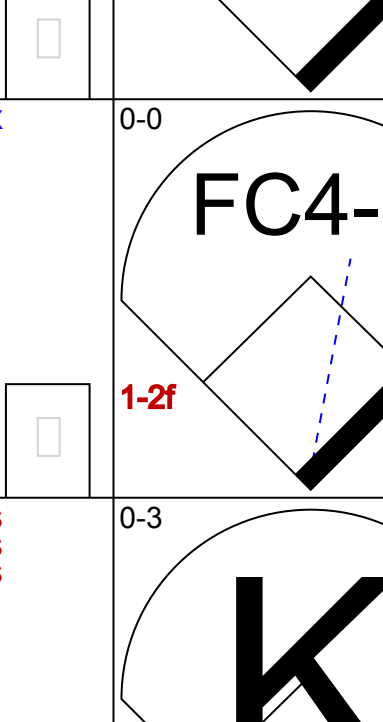
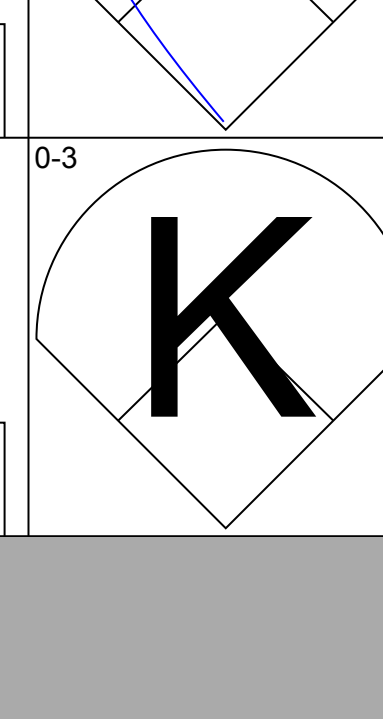
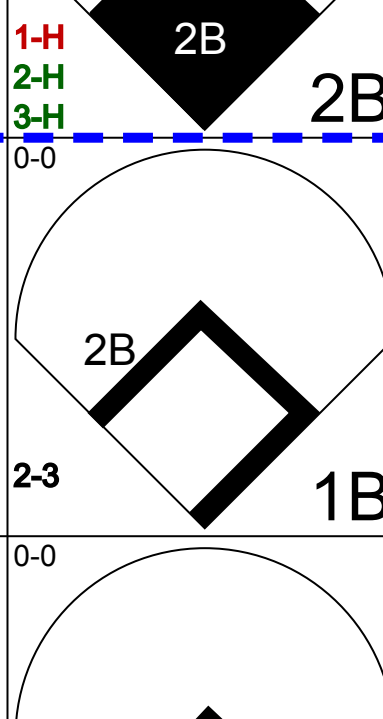
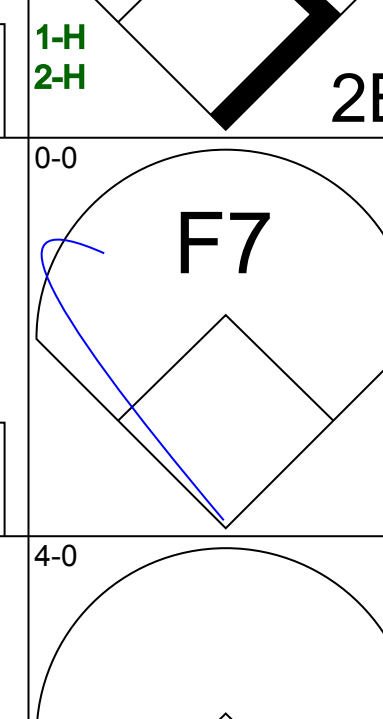
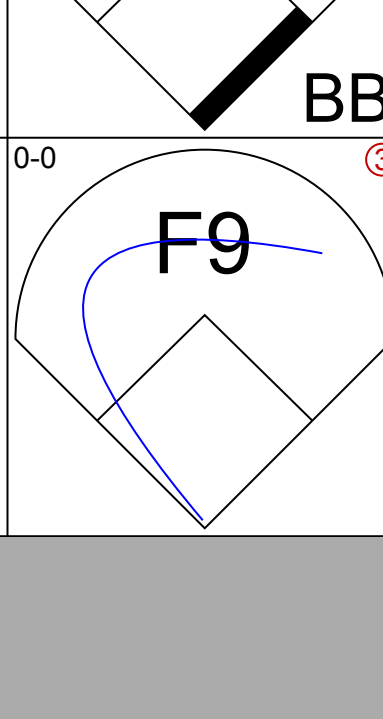
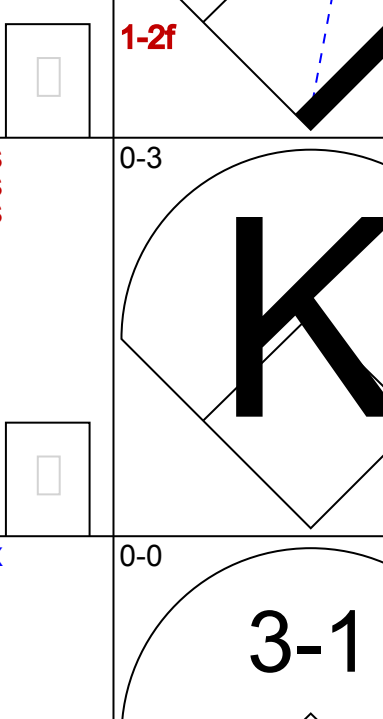
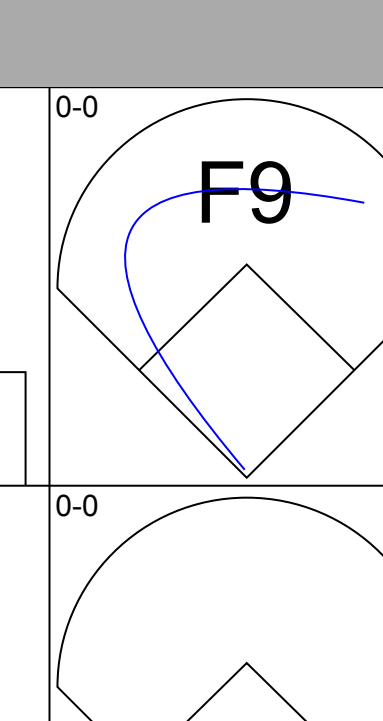
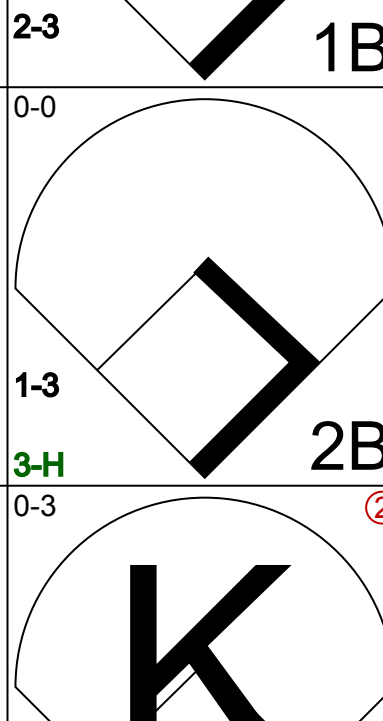
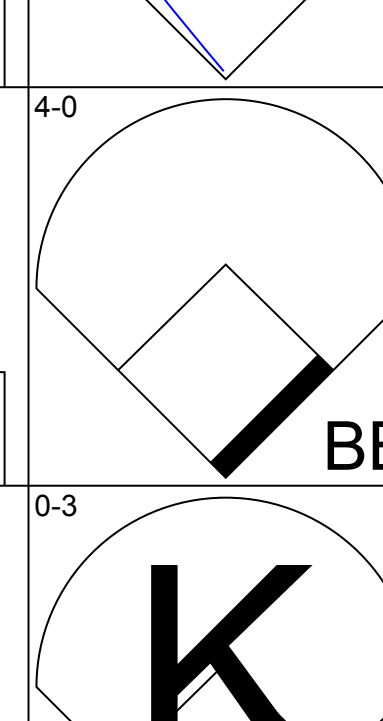

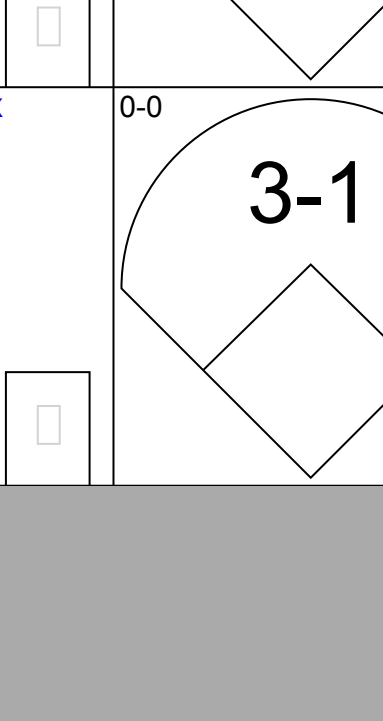

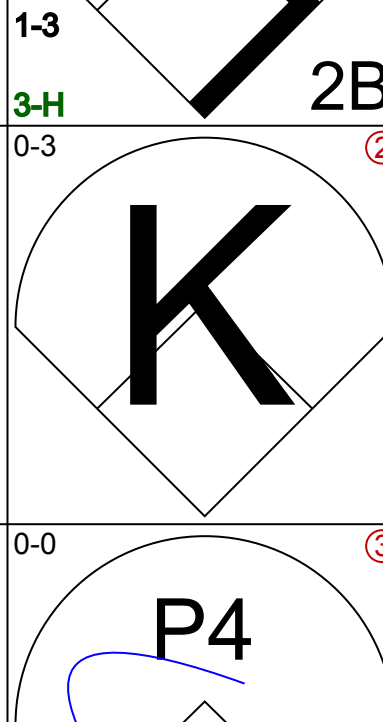
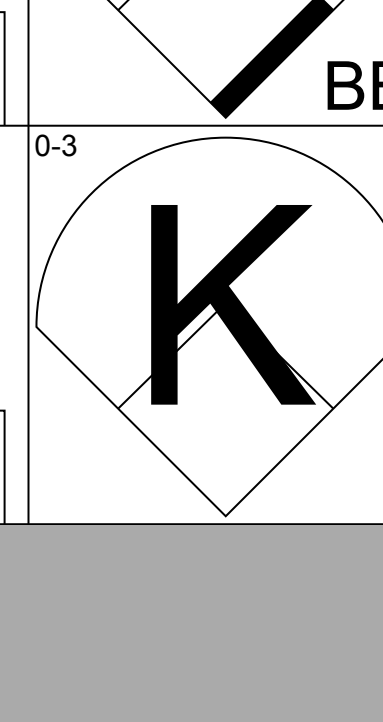

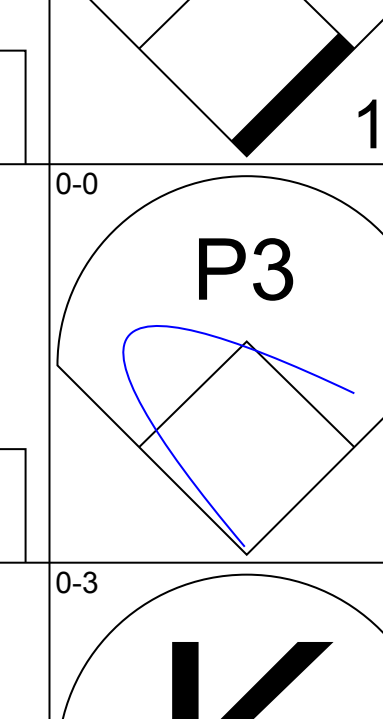
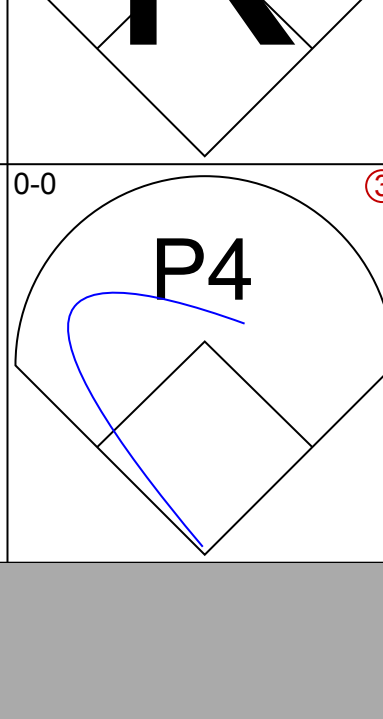
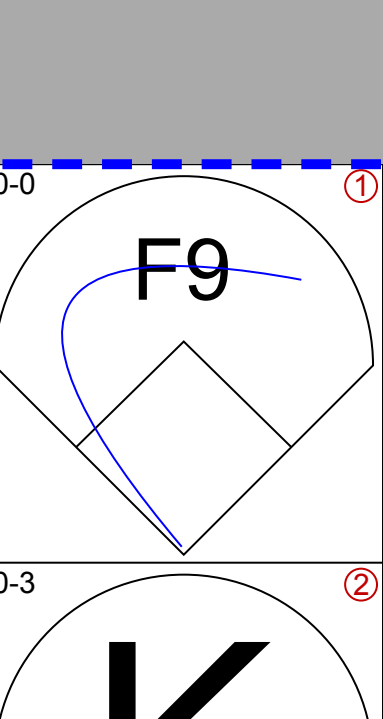
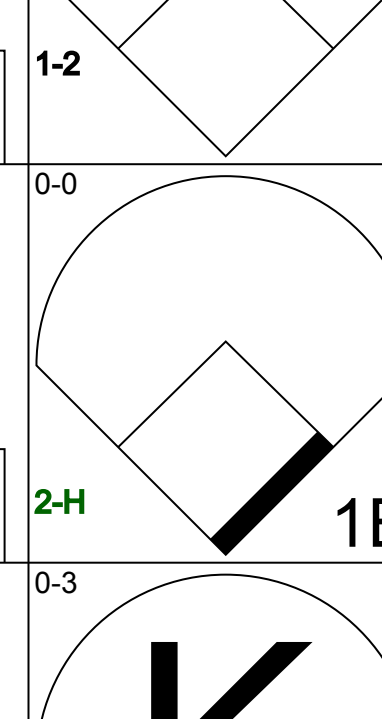

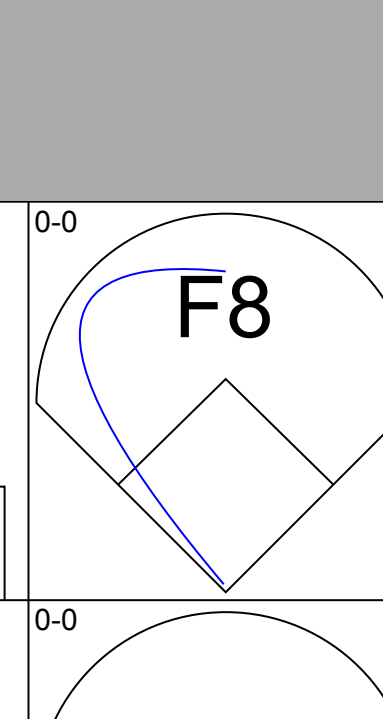
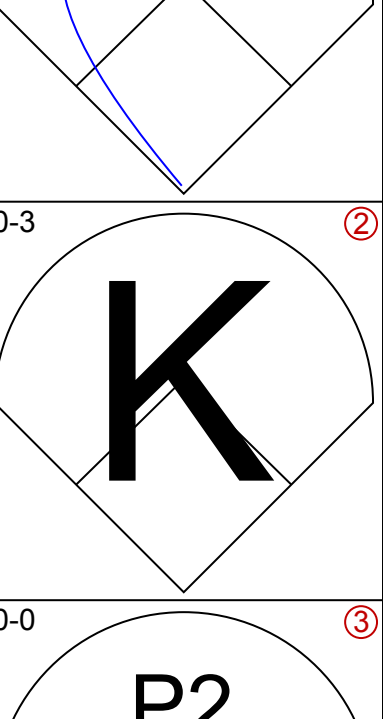
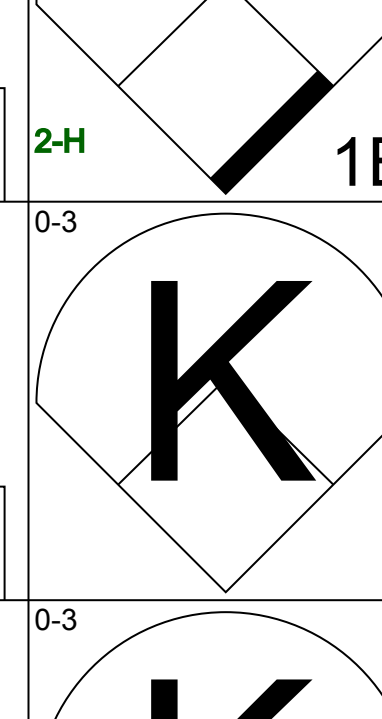
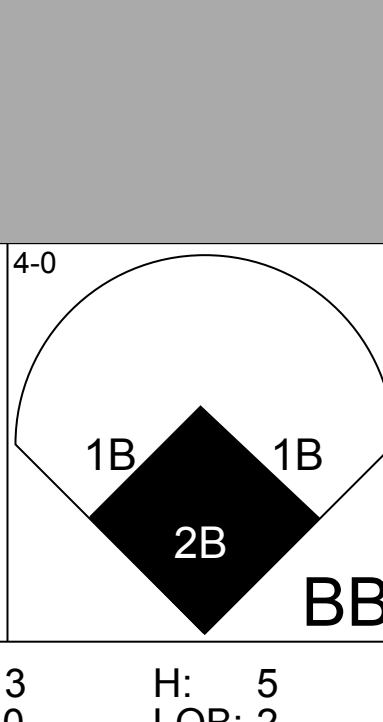
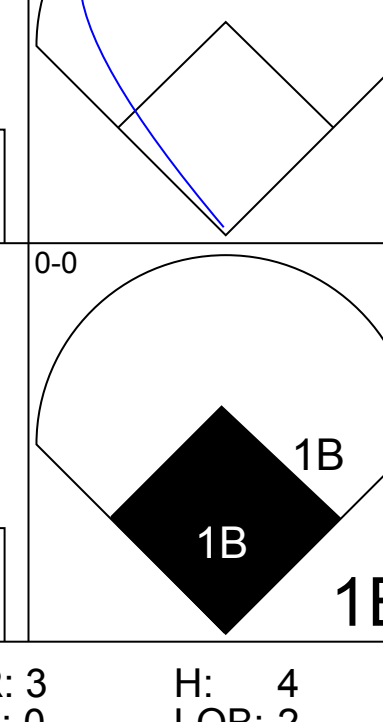
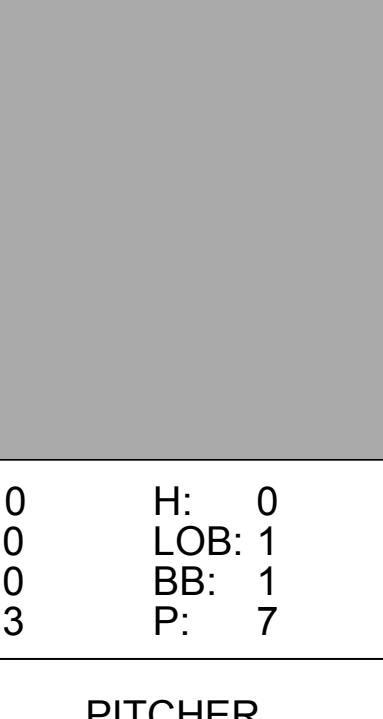
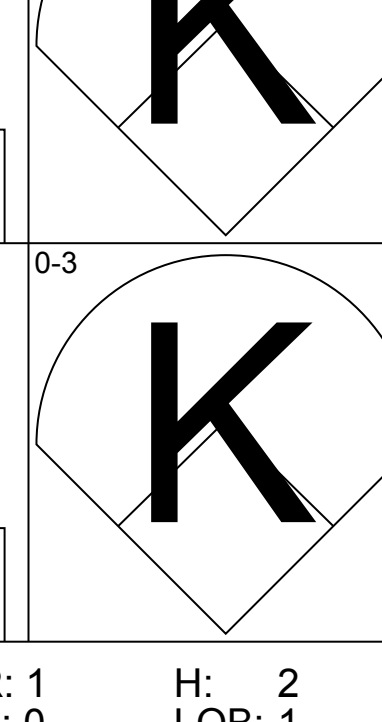
Batter	1	2	3	4	5	6	7	8	9	AB	R	H	RBI	BB	SO	LOB	TOP					
Richie Ashburn, L OBP: 0.404, SLG: 0.405 (1, 8)	F2		F5		F5			CS 1B		4	0	2	1	0	0	1	Philadelphia Phillies @ Cincinnati Reds Crosley Field, Cincinnati, OH Wed Jun 07 1950, 3:33 AM EDT Alt: 8,220 - Unknown - 84 F livebaseballscores.com					
Eddie Waitkus, L OBP: 0.380, SLG: 0.385 (1, 3)	K		F9		FC4-6			S 1B BB		3	1	0	0	1	1	3						
Willie Jones, R OBP: 0.349, SLG: 0.509 (1, 5)	F4		CS	F2				FC6-4 1B		4	0	2	1	0	0	0						
Del Ennis, R OBP: 0.341, SLG: 0.526 (1, 9)		6-3		F2				FC6-4		4	0	1	0	0	0	2						
Dick Sisler, L OBP: 0.435, SLG: 0.569 (1, 7)	F7		G3-6		L4-3			SH5-4 1B		4	0	1	0	0	0	2						
Granny Hamner, R OBP: 0.332, SLG: 0.358 (1, 6)	K				F9 BB 1B		F8	SH5-4 1-2		3	1	1	0	0	1	0						
Andy Seminick, R OBP: 0.404, SLG: 0.437 (1, 2)				1B 1B	F8 WP BB		F8	1-3		3	2	1	0	1	0	1						
Jimmy Bloodworth, R OBP: 0.245, SLG: 0.204 (1, 4)					F9		6-3			0	0	0	0	0	0	0						
Bob Miller, R OBP: 0.214, SLG: 0.214 (1, 1)	K				F7 FC4-6 1B			F7 FC6-4		4	0	1	2	0	1	4						
Inning Stats	R: 0 E: 0 K: 1 S: 5	H: 0 LOB: 0 BB: 0 P: 5	R: 0 E: 0 K: 1 S: 5	H: 0 LOB: 0 BB: 0 P: 5	R: 1 E: 0 K: 1 S: 7	H: 3 LOB: 1 BB: 0 P: 7	R: 0 E: 0 K: 0 S: 3	H: 1 LOB: 0 BB: 0 P: 3	R: 2 E: 0 K: 0 S: 5	H: 2 LOB: 1 BB: 1 P: 9	R: 0 E: 0 K: 0 S: 3	H: 1 LOB: 0 BB: 0 P: 3	R: 0 E: 0 K: 0 S: 3	H: 0 LOB: 0 BB: 0 P: 3	R: 1 E: 0 K: 0 S: 4	H: 2 LOB: 1 BB: 1 P: 8	R: 0 E: 0 K: 0 S: 4	H: 1 LOB: 2 BB: 1 P: 8	1B: 10 2B: 1 3B: 0 HR: 0	SF: 0 SAC: 1 DP: 2 HBP: 0	WP: 1 PB: 0 CS: 1 SB: 2	PA: 37
PITCHER Willie Ramsdell, R ERA: 3.24 (1, 1)	IP: 9.0 WLS: L BF: 36	H: 10 R: 4 ER: 4 SO: 3	BB: 2 IBB: 1 HBP: 0 BLK: 0	WP: 1 HR: 0 S: 39 P: 51	ERA: 4.00 WHIP: 1.333											ERA: 4.00 WHIP: 1.333						

Batter	1	2	3	4	5	6	7	8	9	AB	R	H	RBI	BB	SO	LOB	BOTTOM			
Grady Hatton, L OBP: 0.323, SLG: 0.407 (1, 5)	4-3		F8		G3			F8		4	0	0	0	0	0	4	Philadelphia Phillies @ Cincinnati Reds Crosley Field, Cincinnati, OH Wed Jun 07 1950, 3:33 AM EDT Alt: 8,220 - Unknown - 84 F livebaseballscores.com			
Peanuts Lowrey, R OBP: 0.387, SLG: 0.333 (1, 7)	6-3			6-3				1-3		4	0	0	0	0	0	0				
Johnny Wyrostek, L OBP: 0.411, SLG: 0.469 (1, 8)	3-1			F8				1B 1B		4	0	1	0	0	0	0				
Ted Kluszewski, L OBP: 0.317, SLG: 0.483 (1, 3)		4-3		BB 1B				G5-4-3 1B		4	0	3	0	0	0	0				
Danny Litywiler, R OBP: 0.314, SLG: 0.310 (1, 9)		F8		FC6-4 BB			F4	G5-4-3		3	0	0	0	1	0	3				
Virgil Stallcup, R OBP: 0.281, SLG: 0.394 (1, 6)		F8		FC6-4				6-3		4	0	0	0	0	0	2				
Johnny Pramesa, R OBP: 0.308, SLG: 0.396 (1, 2)			5-3		6-3			F5		4	0	0	0	0	0	0				
Bobby Adams, R OBP: 0.331, SLG: 0.325 (1, 4)			5-3		F3			F5		4	0	1	0	0	0	0				
Willie Ramsdell, R OBP: 0.250, SLG: 0.250 (1, 1)								E6		3	0	2	0	0	0	1				
Inning Stats	R: 0 E: 0 K: 0 S: 3	H: 0 LOB: 0 BB: 0 P: 3	R: 0 E: 0 K: 0 S: 3	H: 0 LOB: 0 BB: 0 P: 3	R: 0 E: 0 K: 0 S: 4	H: 1 LOB: 1 BB: 0 P: 4	R: 0 E: 0 K: 0 S: 4	H: 1 LOB: 2 BB: 1 P: 8	R: 0 E: 0 K: 0 S: 4	H: 1 LOB: 1 BB: 0 P: 4	R: 0 E: 1 K: 0 S: 5	H: 1 LOB: 2 BB: 0 P: 5	R: 0 E: 0 K: 0 S: 4	H: 2 LOB: 1 BB: 0 P: 4	R: 0 E: 0 K: 0 S: 3	H: 0 LOB: 0 BB: 0 P: 3	1B: 5 2B: 2 3B: 0 HR: 0	SF: 0 SAC: 0 DP: 1 HBP: 0	WP: 0 PB: 0 CS: 0	PA: 35
PITCHER Bob Miller, R ERA: 1.13 (1, 1)	IP: 9.0 WLS: W BF: 35	H: 7 R: 0 ER: 0 SO: 0	BB: 1 IBB: 0 HBP: 0 BLK: 0	WP: 0 HR: 0 S: 34 P: 38	ERA: 0.00 WHIP: 0.889											ERA: 0.00 WHIP: 0.889				

Batter	1	2	3	4	5	6	7	8	9	AB	R	H	RBI	BB	SO	LOB	TOP		
Richie Ashburn, L OBP: 0.400, SLG: 0.400 (1, 8)										4	0	1	1	0	1	0	Philadelphia Phillies @ Cincinnati Reds Crosley Field, Cincinnati, OH Thu Jun 08 1950, 3:33 AM EDT Att: 4,102 - Unknown		
Eddie Waitkus, L OBP: 0.354, SLG: 0.379 (1, 3)										3	0	0	0	0	1	0			
Willie Jones, R OBP: 0.342, SLG: 0.497 (1, 5)										4	0	0	0	0	2				
Del Ennis, R OBP: 0.339, SLG: 0.538 (1, 9)										4	1	1	1	0	0	1			
Dick Sisler, L OBP: 0.426, SLG: 0.555 (1, 7)										4	0	0	0	0	0	0			
Granby Hamner, R OBP: 0.327, SLG: 0.353 (1, 6)										3	0	0	0	0	1	0			
Andy Seminick, R OBP: 0.402, SLG: 0.473 (1, 2)										3	1	1	1	0	0	0			
Jimmy Bloodworth, R OBP: 0.250, SLG: 0.212 (1, 4)										0	1	0	0	0	0	0			
Ken Johnson, L OBP: 0.154, SLG: 0.154 (1, 1)										1	1	1	0	0	0	0			
Russ Meyer, S OBP: 0.332, SLG: 0.333 (3, 1)										0	0	0	0	0	0	0			
Blix Donnelly, R OBP: 0.357, SLG: 0.500 (5, PH)										0	0	0	0	0	0	0			
Hank Borowy, R OBP: 0.200, SLG: 0.111 (5, 1)										0	0	0	0	0	0	0			
Putsy Caballero, R OBP: 0.125, SLG: 0.125 (8, 1)										0	0	0	0	0	0	0			
Inning Stats	R: 0 E: 0 K: 1 S: 5	H: 0 LOB: 0 BB: 0 P: 5	R: 1 E: 0 K: 0 S: 4	H: 1 LOB: 0 BB: 0 P: 4	R: 2 E: 0 K: 0 S: 6	H: 3 LOB: 1 BB: 0 P: 6	R: 0 E: 0 K: 0 S: 3	H: 0 LOB: 0 BB: 0 P: 3	R: 0 E: 0 K: 1 S: 5	H: 0 LOB: 0 BB: 0 P: 5	R: 1 E: 0 K: 1 S: 6	H: 1 LOB: 0 BB: 0 P: 6	R: 0 E: 0 K: 0 S: 3	H: 0 LOB: 0 BB: 0 P: 3	R: 0 E: 0 K: 0 S: 3	H: 0 LOB: 0 BB: 0 P: 3	1B: 3 2B: 0 3B: 0 HR: 2	SF: 0 SAC: 1 DP: 1 HBP: 0	WP: 0 PA: 32 PB: 0 SB: 0 CS: 0
PITCHER Ken Raffensberger, L ERA: 3.4 (1, 1)	IP: 9.0 WLS: W BF: 32 H: 5 R: 4 ER: 4 SO: 4 BB: 0 IBB: 0 HBP: 0 BLK: 0 WP: 0 HR: 2 S: 40 P: 40 ERA: 4.00 WHIP: 0.556																		

AB	28
R	4
H	4
RBI	3
BB	0
SO	4
LOB	3



Batter	1	2	3	4	5	6	7	8	9	AB	R	H	RBI	BB	SO	LOB	BOTTOM
Grady Hatton, L OBP: 0.331, SLG: 0.433 (1, 5)										5	3	3	1	0	0	0	Philadelphia Phillies @ Cincinnati Reds Crosley Field, Cincinnati, OH Thu Jun 08 1950, 3:33 AM EDT Att: 4,102 - Unknown
Bob Usher, R OBP: 0.333, SLG: 0.443 (1, 8)										3	1	2	1	2	0	0	
Johnny Wyrostek, L OBP: 0.417, SLG: 0.483 (1, 9)										4	1	2	4	1	0	2	
Danny Litwhiler, R OBP: 0.304, SLG: 0.298 (1, 7)										5	0	1	0	0	2	4	
Ted Kluszewski, L OBP: 0.328, SLG: 0.492 (1, 3)										4	1	2	1	1	0	1	
Virgil Stallcup, R OBP: 0.282, SLG: 0.393 (1, 6)										3	0	1	0	0	2	4	
Bobby Adams, R OBP: 0.329, SLG: 0.322 (1, 4)										4	0	1	1	0	0	3	
Dixie Howell, R OBP: 0.347, SLG: 0.262 (1, 2)										4	0	0	0	0	3	2	
Ken Raffensberger, R OBP: 0.321, SLG: 0.320 (1, 1)										3	2	1	0	1	1	1	
Inning Stats	R: 0 E: 0 K: 1 S: 5	H: 0 LOB: 1 BB: 1 P: 9	R: 0 E: 0 K: 1 S: 6	H: 1 LOB: 1 BB: 0 P: 6	R: 3 E: 0 K: 1 S: 9	H: 5 LOB: 2 BB: 1 P: 13	R: 3 E: 0 K: 1 S: 9	H: 4 LOB: 2 BB: 1 P: 13	R: 0 E: 0 K: 0 S: 3	H: 0 LOB: 1 BB: 1 P: 7	R: 1 E: 0 K: 2 S: 9	H: 2 LOB: 1 BB: 0 P: 9	R: 1 E: 0 K: 1 S: 6	H: 1 LOB: 1 BB: 1 P: 10	1B: 9 2B: 3 3B: 0 HR: 1	SF: 0 SAC: 1 DP: 0 HBP: 0	
PITCHER Ken Johnson, L ERA: 4.32 (1, 1)	IP: 2.1 WLS: L BF: 8 H: 5 R: 3 ER: 3 SO: 1 BB: 0 IBB: 0 HBP: 0 BLK: 0 WP: 0 HR: 0 S: 10 P: 10 ERA: 27.00 WHIP: 5.000																
Russ Meyer, R ERA: 8.67 (3, 1)	IP: 1.0 WLS: L BF: 4 H: 1 R: 0 ER: 0 SO: 1 BB: 1 IBB: 0 HBP: 0 BLK: 0 WP: 0 HR: 0 S: 5 P: 9 ERA: 0.00 WHIP: 3.000																
Blix Donnelly, R ERA: 4.05 (4, 1)	IP: 0.2 WLS: L BF: 1 H: 0 R: 0 ER: 0 SO: 0 BB: 0 IBB: 0 HBP: 0 BLK: 0 WP: 0 HR: 0 S: 1 P: 1 ERA: 6.35 WHIP: 1.000																
Hank Borowy, R ERA: 6.35 (5, 1)	IP: 3.0 WLS: L BF: 12 H: 2 R: 1 ER: 1 SO: 3 BB: 1 IBB: 0 HBP: 0 BLK: 0 WP: 0 HR: 0 S: 17 P: 21 ERA: 9.00 WHIP: 2.000																
Jim Konstanty, R ERA: 2.25 (8, 1)	IP: 1.0 WLS: L BF: 5 H: 1 R: 1 ER: 1 SO: 1 BB: 0 IBB: 0 HBP: 0 BLK: 0 WP: 0 HR: 0 S: 6 P: 10 ERA: 11.57 WHIP: 2.571																

AB	35
R	8
H	13
RBI	8
BB	5
SO	8
LOB	17



Batter	1	2	3	4	5	6	7	8	9	AB	R	H	RBI	BB	SO	LOB	TOP								
Pee Wee Reese, R OBP: 0.333, SLG: 0.342 (1.5)										4	0	0	0	0	1	3									
George Shuba, L OBP: 0.313, SLG: 0.408 (1.7)										4	0	2	2	1	2	0									
Duke Snider, L OBP: 0.401, SLG: 0.548 (1.8)										4	1	2	1	1	0	1									
Jackie Robinson, R OBP: 0.442, SLG: 0.542 (1.4)										4	0	0	0	1	0	6									
Carl Furillo, R OBP: 0.300, SLG: 0.375 (1.9)										5	0	2	0	0	0	5									
Gil Hodges, R OBP: 0.384, SLG: 0.448 (1.3)										4	0	0	0	0	0	2									
Bobby Morgan, R OBP: 0.365, SLG: 0.404 (1.6)										4	0	1	0	0	0	2									
Roy Campanella, R OBP: 0.399, SLG: 0.598 (1.2)										2	0	0	0	2	0	1									
Preacher Roe, R OBP: 0.176, SLG: 0.185 (7. PR)										1	0	0	0	0	1	2									
Gene Hermans, L OBP: 0.303, SLG: 0.387 (7. PR)										1	0	1	0	0	0	0									
Erv Palica, R OBP: 0.226, SLG: 0.250 (7. PR)										0	0	1	0	0	0	0									
Ralph Brancaccio, R OBP: 0.307, SLG: 0.400 (7. PR)										0	0	0	0	0	0	0									
Tommy Brown, R OBP: 0.307, SLG: 0.353 (9. PR)										0	0	0	0	1	0	0									
Eddie Miksis, R OBP: 0.107, SLG: 0.150 (9. PR)										0	1	0	0	0	0	0									
Rex Barney, R OBP: 0.200, SLG: 0.400 (9.1)										0	0	0	0	0	0	0									
Inning Stats	R: 0 E: 0 K: 1 S: 14	H: 1 LOB: 2 BB: 1 P: 24	R: 0 E: 0 K: 0 S: 5	H: 1 LOB: 2 BB: 1 P: 13	R: 0 E: 0 K: 1 S: 7	H: 0 LOB: 0 BB: 0 P: 12	R: 0 E: 0 K: 1 S: 10	H: 1 LOB: 2 BB: 1 P: 18	R: 1 E: 0 K: 0 S: 11	H: 1 LOB: 1 BB: 1 P: 18	R: 0 E: 0 K: 0 S: 5	H: 0 LOB: 0 BB: 0 P: 9	R: 1 E: 0 K: 0 S: 11	H: 2 LOB: 2 BB: 0 P: 20	R: 0 E: 0 K: 0 S: 8	H: 1 LOB: 1 BB: 0 P: 14	R: 1 E: 0 K: 0 S: 7	H: 1 LOB: 2 BB: 2 P: 17	1B: 3 2B: 4 3B: 0 HR: 1	SF: 0 SAC: 2 DP: 0 HBP: 0	WP: 0 PB: 0 SB: 0 CS: 0	PA: 41			
PITCHER Herm Wehmeier, R ERA: 6.72 (1.1)	IP: 9.0 WLS: W BF: 41 H: 8 R: 3 ER: 3 SO: 4 BB: 4 IBB: 2 HBP: 0 BLK: 0 WP: 0 HR: 1 S: 78 P: 145 ERA: 3.00 WHIP: 1.333																								

Brooklyn Dodgers @ Cincinnati Reds
Crosley Field, Cincinnati, OH
Sat Jun 10 1950, 3:33 AM EDT
Att: 6,258 - Unknown

AB 33
R 3
H 8
RBI 3
BB 6
SO 4
LOB 22



Batter	1	2	3	4	5	6	7	8	9	AB	R	H	RBI	BB	SO	LOB	BOTTOM							
Grady Hatton, L OBP: 0.335, SLG: 0.451 (1.5)										3	2	1	1	1	0	0								
Bob Usher, R OBP: 0.330, SLG: 0.434 (1.8)										4	0	1	0	0	1	1								
Johnny Wyrostek, L OBP: 0.407, SLG: 0.470 (1.9)										4	0	0	0	0	1	2								
Bob Scheffing, R OBP: 0.150, SLG: 0.200 (1.2)										4	0	0	0	0	0	1								
Danny Litwhiler, R OBP: 0.317, SLG: 0.373 (1.7)										4	1	2	1	0	1	0								
Ted Kluszewski, L OBP: 0.333, SLG: 0.516 (1.3)										4	1	2	1	0	0	1								
Virgil Stallcup, R OBP: 0.283, SLG: 0.392 (1.6)										3	0	1	0	0	1	1								
Bobby Adams, R OBP: 0.322, SLG: 0.315 (1.4)										3	0	0	0	0	0	1								
Herm Wehmeier, R OBP: 0.258, SLG: 0.300 (1.1)										3	0	0	0	0	2	0								
Inning Stats	R: 0 E: 0 K: 1 S: 8	H: 0 LOB: 0 BB: 0 P: 11	R: 0 E: 0 K: 0 S: 8	H: 1 LOB: 1 BB: 0 P: 13	R: 1 E: 0 K: 2 S: 13	H: 2 LOB: 1 BB: 0 P: 20	R: 1 E: 0 K: 0 S: 11	H: 2 LOB: 1 BB: 0 P: 19	R: 1 E: 1 K: 0 S: 9	H: 0 LOB: 0 BB: 0 P: 13	R: 0 E: 0 K: 0 S: 9	H: 1 LOB: 0 BB: 0 P: 15	R: 0 E: 0 K: 2 S: 7	H: 0 LOB: 0 BB: 0 P: 11	R: 0 E: 0 K: 0 S: 7	H: 0 LOB: 1 BB: 1 P: 15	R: 1 E: 0 K: 1 S: 8	H: 1 LOB: 0 BB: 0 P: 11	1B: 4 2B: 0 3B: 0 HR: 3	SF: 0 SAC: 0 DP: 1 HBP: 0	WP: 0 PB: 1 SB: 0 CS: 0	PA: 33		
PITCHER Preacher Roe, L ERA: 3.48 (1.1)	IP: 6.0 WLS: 7 BF: 24 H: 6 R: 3 ER: 2 SO: 3 BB: 0 IBB: 0 HBP: 0 BLK: 0 WP: 0 HR: 2 S: 58 P: 91 ERA: 3.00 WHIP: 1.000																							
Ralph Branca, R ERA: 5.0 (7.1)	IP: 2.0 WLS: 0 BF: 7 H: 0 R: 0 ER: 0 SO: 2 BB: 1 IBB: 0 HBP: 0 BLK: 0 WP: 0 HR: 0 S: 14 P: 26 ERA: 0.00 WHIP: 0.500																							
Rex Barney, R ERA: 3.86 (9.1)	IP: 0.1 WLS: L BF: 2 H: 1 R: 1 ER: 1 SO: 1 BB: 0 IBB: 0 HBP: 0 BLK: 0 WP: 0 HR: 1 S: 8 P: 11 ERA: 27.00 WHIP: 3.000																							

Brooklyn Dodgers @ Cincinnati Reds
Crosley Field, Cincinnati, OH
Sat Jun 10 1950, 3:33 AM EDT
Att: 6,258 - Unknown

AB 32
R 4
H 7
RBI 3
BB 1
SO 6
LOB 7



Batter	1	2	3	4	5	6	7	8	9	AB	R	H	RBI	BB	SO	LOB	TOP			
Pee Wee Reese, R OBP: 0.322, SLG: 0.328 (1.5)	E6 G5-4-3	K			L7		F8		F7	5	0	0	0	0	1	3	Brooklyn Dodgers @ Cincinnati Reds Crosley Field, Cincinnati, OH Sun Jun 11 1950, 3:33 AM EDT Unknown			
Bobby Morgan, R OBP: 0.354, SLG: 0.389 Eddie Miksis, R OBP: 0.163, SLG: 0.146 (7.6)	G5-4-3 1-2		L7		5-3		K		FC1-4 1-2	4	0	0	0	0	1	1				
Jim Russell, S OBP: 0.329, SLG: 0.560 (1.7)	K		L6		F8			F6	L5	5	0	0	0	0	1	1				
Jackie Robinson, R OBP: 0.448, SLG: 0.547 (1.4)		1B 1B	F4			FC4-6 1B		1-3 1B		4	2	3	0	0	0	0				
Carl Furillo, R OBP: 0.299, SLG: 0.372 (1.9)		F9 1B E 1B		K		F9		1-3		4	1	1	0	0	1	2				
Gil Hodges, R OBP: 0.397, SLG: 0.455 (1.3)		E 1B 1-2 3-H		FC6-4 BB		FC4-6 1B		1B	IBB	2	0	2	1	2	0	0				
Duke Snider, L OBP: 0.398, SLG: 0.541 (1.8)		B2		FC6-4 HR 1-2		FC4-6		1-2 2-H	1B	4	1	1	1	0	0	5				
Roy Campanella, R OBP: 0.395, SLG: 0.611 (1.2)		F9		1-1 HR		F5		L5		4	1	1	2	0	0	6				
Don Newcombe, L OBP: 0.417, SLG: 0.381 (1.1)	E6 1-3 3-H			1-3 K			4-3		FC1-4 BB	3	0	0	0	1	1	1				
Inning Stats	R: 0 E: 1 K: 1 S: 6	H: 0 LOB: 0 BB: 0 P: 7	R: 2 E: 1 K: 1 S: 14	H: 3 LOB: 2 BB: 0 P: 20	R: 0 E: 0 K: 0 S: 5	H: 0 LOB: 0 BB: 0 P: 7	R: 2 E: 0 K: 2 S: 16	H: 1 LOB: 0 BB: 1 P: 24	R: 0 E: 0 K: 0 S: 8	H: 2 LOB: 2 BB: 0 P: 14	R: 0 E: 0 K: 1 S: 7	H: 0 LOB: 0 BB: 0 P: 9	R: 1 E: 0 K: 0 S: 8	H: 2 LOB: 2 BB: 1 P: 16	R: 0 E: 0 K: 0 S: 6	H: 0 LOB: 1 BB: 1 P: 11	1B: 7 2B: 0 3B: 0 HR: 1	SF: 0 SAC: 0 DP: 1 HBP: 0	WP: 0 PB: 0 SB: 0 CS: 0	PA: 39
PITCHER Ken Raffensberger, L ERA: 3.47 (1.1)	IP: 9.0 WLS: L BF: 39	H: 8 R: 5 ER: 4 SO: 5	BB: 2 IBB: 1 HBP: 0 BLK: 0	WP: 0 HR: 1 S: 80 P: 120	ERA: 4.00 WHIP: 1.111	PITCHER	IP: 9.0 WLS: L BF: 39	H: 8 R: 5 ER: 4 SO: 5	BB: 2 IBB: 1 HBP: 0 BLK: 0	WP: 0 HR: 1 S: 80 P: 120	ERA: 4.00 WHIP: 1.111	PITCHER	IP: 9.0 WLS: W BF: 37	H: 9 R: 4 ER: 4 SO: 8	BB: 3 IBB: 0 HBP: 0 BLK: 0	WP: 0 HR: 0 S: 75 P: 111	ERA: 4.00 WHIP: 1.333			

AB	36
R	5
H	8
RBI	4
BB	3
SO	5
LOB	20




Batter	1	2	3	4	5	6	7	8	9	AB	R	H	RBI	BB	SO	LOB	BOTTOM			
Grady Hatton, L OBP: 0.326, SLG: 0.437 (1.5)	F8		F7		L3		G3		F7	5	0	0	0	0	0	0	Brooklyn Dodgers @ Cincinnati Reds Crosley Field, Cincinnati, OH Sun Jun 11 1950, 3:33 AM EDT Unknown			
Bob Usher, R OBP: 0.337, SLG: 0.430 (1.8)	K		1B		6-3			1B FC6-4 BB		3	1	1	0	1	1	0				
Johnny Wyrostek, L OBP: 0.409, SLG: 0.471 (1.9)	F8		G4-6-3 1B			L9		FC6-4 1B		4	0	2	0	0	0	0				
Ted Kluszewski, L OBP: 0.338, SLG: 0.511 (1.3)		2B 1B	G4-6-3 1-2			1B BB		FC6-4 BB 1-2 3-H		3	1	1	1	1	0	3				
Bob Scheffing, R OBP: 0.250, SLG: 0.261 (1.2)		2B 1B		K		1B		BB		3	1	2	0	1	1	0				
Danny Litwhiler, R OBP: 0.328, SLG: 0.418 (1.7)		1B 2B		2B		K		K		4	1	2	1	0	2	4				
Connie Ryan, R OBP: 0.356, SLG: 0.373 (1.4)		G4-6-3 1B		F7		K		F7		4	0	1	2	0	1	5				
Virgil Stallcup, R OBP: 0.277, SLG: 0.384 Peanuts Lowrey, R OBP: 0.354, SLG: 0.330 (9, PH)	G4-6-3 1-2			F6			L1		5-3	3	0	0	0	0	0	2				
Ken Raffensberger, R OBP: 0.290, SLG: 0.296 Harry Perkowski, L OBP: 0.375, SLG: 0.375 (9, PH)	5-3			K			K		K	3	0	0	0	0	2	0				
Inning Stats	R: 0 E: 0 K: 1 S: 8	H: 4 LOB: 0 BB: 0 P: 10	R: 3 E: 0 K: 0 S: 8	H: 4 LOB: 0 BB: 0 P: 11	R: 0 E: 0 K: 1 S: 10	H: 2 LOB: 1 BB: 0 P: 5	R: 0 E: 0 K: 1 S: 10	H: 1 LOB: 0 BB: 0 P: 14	R: 0 E: 0 K: 2 S: 11	H: 1 LOB: 2 BB: 1 P: 19	R: 0 E: 0 K: 1 S: 6	H: 0 LOB: 0 BB: 0 P: 10	R: 1 E: 0 K: 1 S: 11	H: 1 LOB: 2 BB: 2 P: 21	R: 0 E: 0 K: 1 S: 8	H: 0 LOB: 0 BB: 0 P: 10	1B: 7 2B: 2 3B: 0 HR: 0	SF: 0 SAC: 0 DP: 2 HBP: 0	WP: 0 PB: 0 SB: 0 CS: 0	PA: 37
PITCHER Don Newcombe, R ERA: 3.58 (1.1)	IP: 9.0 WLS: W BF: 37	H: 9 R: 4 ER: 4 SO: 8	BB: 3 IBB: 0 HBP: 0 BLK: 0	WP: 0 HR: 0 S: 75 P: 111	ERA: 4.00 WHIP: 1.333	PITCHER	IP: 9.0 WLS: W BF: 37	H: 9 R: 4 ER: 4 SO: 8	BB: 3 IBB: 0 HBP: 0 BLK: 0	WP: 0 HR: 0 S: 75 P: 111	ERA: 4.00 WHIP: 1.333	PITCHER	IP: 9.0 WLS: W BF: 37	H: 9 R: 4 ER: 4 SO: 8	BB: 3 IBB: 0 HBP: 0 BLK: 0	WP: 0 HR: 0 S: 75 P: 111	ERA: 4.00 WHIP: 1.333			



Batter	1	2	3	4	5	6	7	8	9	AB	R	H	RBI	BB	SO	LOB	TOP										
Pee Wee Reese, R (1, 5) OBP: 0.315, SLG: 0.320 Gene Hermanski, L (7, PH) OBP: 0.343, SLG: 0.375 Eddie Miksis, R (7, 5) OBP: 0.159, SLG: 0.143	2-2 6-3		0-0 FC3-6 1B		1-2 4-3		1-1 F4		1-3 K	3	0	0	0	0	0	1	Brooklyn Dodgers @ Cincinnati Reds Crosley Field, Cincinnati, OH Sun Jun 11 1950, 3:38 AM EDT Att: 30,665 - Unknown										
George Shuba, L (1, 7) OBP: 0.308, SLG: 0.392	4-1 BB		0-3 K		1-1 3-1		2-2 F2		0-3 K	4	0	0	0	1	2	2											
Duke Snider, L (1, 8) OBP: 0.408, SLG: 0.570	0-1 HR		1-2 FC5-4 1B		2-2 1-3			3-2 2B HR 1B	0-0 2B	5	2	4	1	0	0	0											
Jackie Robinson, R (1, 4) OBP: 0.447, SLG: 0.560	1-1 3B		2-2 FC5-4 1B			2-0 5-3		0-2 HR 2B	0-1 F6	5	1	2	0	0	0	3											
Carl Furillo, R (1, 9) OBP: 0.303, SLG: 0.375	0-3 K			1-1 S 1B		0-1 E9 1B		0-3 K		4	0	2	0	0	2	3											
Gil Hodges, R (1, 3)		3-2 G5-4-3 1B		1-3 K		0-0 E6 G5-4-3 1B		0-3 K		4	0	1	0	0	2	4											
Bobby Morgan, R (1, 6) OBP: 0.358, SLG: 0.382		1-3 K		4-2 FC6-4 BB		1-1 G5-4-3 1B		2-2 HR HBP		2	1	0	0	1	1	3											
Roy Campanella, R (1, 2) OBP: 0.391, SLG: 0.623		0-0 G5-4-3 1B		3-2 F9			2-1 F5	1-0 HR		4	1	1	4	0	0	3											
Dan Bankhead, R (1, 1) OBP: 0.261, SLG: 0.273 Erv Palica, R (7, 1) OBP: 0.250, SLG: 0.250 Tommy Brown, R (6, PH) OBP: 0.286, SLG: 0.538 Joe Hatten, R (8, 1) OBP: 0.100, SLG: 0.100			0-1 FC3-6 1B		2-2 FC6-4 1B		2-1 1B	0-1 F7		3	0	2	0	0	0	2											
Inning Stats	R: 1 E: 0 K: 1 S: 11	H: 2 LOB: 1 BB: 1 P: 18	R: 0 E: 0 K: 1 S: 8	H: 1 LOB: 0 BB: 0 P: 12	R: 0 E: 0 K: 1 S: 15	H: 2 LOB: 2 BB: 0 P: 18	R: 0 E: 0 K: 1 S: 14	H: 1 LOB: 2 BB: 1 P: 25	R: 0 E: 0 K: 0 S: 9	H: 0 LOB: 0 BB: 0 P: 13	R: 0 E: 2 K: 0 S: 6	H: 1 LOB: 1 BB: 0 P: 9	R: 0 E: 0 K: 0 S: 9	H: 1 LOB: 1 BB: 0 P: 16	R: 4 E: 0 K: 2 S: 18	H: 3 LOB: 0 BB: 0 P: 24	R: 0 E: 0 K: 2 S: 9	H: 1 LOB: 1 BB: 0 P: 10	1B: 7 2B: 2 3B: 1 HR: 2	SF: 0 SAC: 0 DP: 2 HBP: 1	WP: 0 PB: 0 SB: 1 CS: 0	PA: 40					
PITCHER	IP	WLS	BF	H	R	ER	SO	BB	IBB	HBP	BLK	WP	HR	S	P	ERA	WHIP										
Ewell Blackwell, R (1, 1) ERA: 3.16	7.0	W	29	8	1	1	4	2	0	0	0	0	1	72	111	1.29	1.429										
Willie Ramsdell, R (8, 1) ERA: 4.04	0.0		0	0	0	0	0	0	0	0	0	0	0	0	0	∞	∞										
Frank Smith, R (8, 1) ERA: 3.63	1.1	S	5	1	0	0	2	0	0	0	0	0	0	11	12	0.00	0.750										

Batter	1	2	3	4	5	6	7	8	9	AB	R	H	RBI	BB	SO	LOB	BOTTOM										
Grady Hatton, L (1, 5) OBP: 0.328, SLG: 0.432	2-1 F8		0-0 E 1B 1B		2-3 K		4-2 4-3 1B BB	1-1 F4		4	2	1	0	1	1	1	Brooklyn Dodgers @ Cincinnati Reds Crosley Field, Cincinnati, OH Sun Jun 11 1950, 3:38 AM EDT Att: 30,665 - Unknown										
Bob Usher, R (1, 8) OBP: 0.360, SLG: 0.451	0-3 K		0-1 E7 1B 1B		0-1 1B		0-0 1B 4-3 1B	2-1 1B		5	2	4	0	0	1	0											
Johnny Wyrostek, L (1, 9) OBP: 0.409, SLG: 0.465	4-2 BB		1-0 2-H 3-H 1B		0-0 F8		1-0 4-3 1B	2-0 4-3		4	0	1	3	1	0	5											
Ted Kluszewski, L (1, 3) OBP: 0.336, SLG: 0.504	3-2 F6		0-0 F7			1-0 4-3	1-2 2-H 3-H 2B 1B			4	1	1	2	0	0	2											
Danny Litwhiler, R (1, 7) OBP: 0.338, SLG: 0.404		2-3 K		4-1 1B CS BB		1-2 5-3	4-0 2B BB			2	1	0	0	2	1	0											
Connie Ryan, R (1, 4) OBP: 0.360, SLG: 0.386		2-2 L5		0-1 CS 1B		2-1 F7	0-1 1-H 2-H 2B			4	0	2	2	0	0	0											
Dixie Howell, R (1, 2) OBP: 0.346, SLG: 0.265 Herm Wehmeier, R (7, PR) OBP: 0.258, SLG: 0.300 Johnny Pramesa, R (7, PH) OBP: 0.302, SLG: 0.388		0-3 K		3-3 1B			1-0 SH5-4 1B K			3	0	1	0	0	2	2											
Virgil Stallcup, R (1, 6) OBP: 0.278, SLG: 0.379			1-1 F2		1-2 F7		1-0 SH5-4 1B BB	4-2 1B BB		2	0	0	0	1	0	1											
Ewell Blackwell, R (1, 1) OBP: 0.167, SLG: 0.091 Willie Ramsdell, R (8, 1) OBP: 0.250, SLG: 0.250 Frank Smith, R (8, 1) OBP: 0.200, SLG: 0.200			1-2 F9		0-0 4-3		2-1 SH 1B BB 4-3	1-3 K		2	1	0	1	0	0	0											
Inning Stats	R: 0 E: 0 K: 1 S: 12	H: 0 LOB: 1 BB: 1 P: 21	R: 0 E: 0 K: 2 S: 10	H: 0 LOB: 0 BB: 0 P: 14	R: 2 E: 1 K: 0 S: 11	H: 3 LOB: 1 BB: 0 P: 14	R: 0 E: 0 K: 1 S: 10	H: 1 LOB: 1 BB: 1 P: 18	R: 0 E: 0 K: 0 S: 6	H: 0 LOB: 0 BB: 0 P: 10	R: 6 E: 0 K: 1 S: 16	H: 4 LOB: 2 BB: 2 P: 33	R: 0 E: 0 K: 1 S: 10	H: 1 LOB: 2 BB: 1 P: 20	1B: 9 2B: 2 3B: 0 HR: 0	SF: 0 SAC: 2 DP: 1 HBP: 0	WP: 0 PB: 1 SB: 0 CS: 2	PA: 39									
PITCHER	IP	WLS	BF	H	R	ER	SO	BB	IBB	HBP	BLK	WP	HR	S	P	ERA	WHIP										
Dan Bankhead, R (1, 1) ERA: 4.17	6.1	L	28	6	5	4	5	3	0	0	0	0	0	64	101	5.68	1.421										
Erv Palica, R (7, 1) ERA: 5.96	0.2		6	3	3	3	1	1	0	0	0	0	0	9	19	40.50	6.000										
Joe Hatten, L (8, 1) ERA: 4.14	1.0		5	1	0	0	1	1	0	0	0	0	0	10	20	0.00	2.000										

AB	37
R	5
H	12
RBI	5
BB	2
SO	8
LOB	22



Batter	1	2	3	4	5	6	7	8	9	AB	R	H	RBI	BB	SO	LOB	TOP								
Peanuts Lowrey, R OBP: 0.360, SLG: 0.327 (1, 7)	0-0 4-3	0-0 1B		0-0 F8			0-0 SH5-3		0-0 F5	4	0	1	0	0	0	1	Cincinnati Reds @ Boston Braves Braves Field, Boston, MA Tue Jun 13 1950, 3:33 AM EDT Att: 9,446 - Unknown								
Bob Usher, R OBP: 0.352, SLG: 0.448 (1, 8)	0-0 1B	0-0 2B		0-0 F9		0-0 5-3	0-0 4-3		0-0 F8	5	1	1	0	0	0	3									
Johnny Wyrostek, L OBP: 0.411, SLG: 0.460 (1, 9)	4-0 BB 1B	0-0 F9		0-0 BB		4-0 BB	0-0 F2			2	1	0	0	2	0	2									
Ted Kluszewski, L OBP: 0.340, SLG: 0.511 (1, 3)	0-0 1B 2B	0-0 F7		0-0 F4		0-0 F4		0-0 4-3	0-0 2B	4	1	2	1	0	0	2									
Grady Hatton, L OBP: 0.326, SLG: 0.424 (1, 5)	4-0 FC4-6 1B		0-0 F9		0-0 F4		0-0 4-3		0-0 4-3	3	0	0	0	1	0	2									
Connie Ryan, R OBP: 0.357, SLG: 0.381 (1, 4)	0-0 FC4-6 1B		0-0 F7		0-0 F8		0-0 4-3		0-0 4-3	4	0	1	1	0	0	1									
Johnny Pramesa, R OBP: 0.281, SLG: 0.358 (1, 2)	0-0 FC4-6 1B		0-0 F6		0-0 5-3		0-0 F2		0-0 F2	4	0	0	1	0	0	3									
Virgil Stallcup, R OBP: 0.280, SLG: 0.374 (1, 6)	4-0 BB		0-0 F2		0-0 6-3			0-0 1B		2	0	0	0	1	0	0									
Bobby Adams, R OBP: 0.326, SLG: 0.320 (9, PH)	1-2 BB		0-0 F8							1	0	1	0	0	0	0									
Willie Ramsdell, R OBP: 0.211, SLG: 0.211 (1, 1)	0-3 K		0-0 F8		0-0 E4			0-0 F8		3	0	0	0	0	1	3									
Howie Fox, R OBP: 0.267, SLG: 0.333 (7, 1)										0	0	0	0	0	0	0									
Bob Scheffing, R OBP: 0.240, SLG: 0.250 (9, PH)										1	0	0	0	0	0	1									
Inning Stats	R: 3 E: 0 K: 1 S: 8	H: 3 LOB: 3 BB: 3 P: 20	R: 0 E: 0 K: 0 S: 4	H: 1 LOB: 1 BB: 0 P: 4	R: 0 E: 0 K: 0 S: 3	H: 0 LOB: 0 BB: 0 P: 3	R: 0 E: 0 K: 0 S: 3	H: 0 LOB: 0 BB: 0 P: 3	R: 0 E: 0 K: 0 S: 3	H: 0 LOB: 1 BB: 1 P: 7	R: 0 E: 1 K: 0 S: 4	H: 0 LOB: 0 BB: 0 P: 4	R: 0 E: 0 K: 0 S: 4	H: 1 LOB: 1 BB: 0 P: 4	R: 0 E: 0 K: 0 S: 4	H: 1 LOB: 1 BB: 0 P: 4	1B: 4 2B: 2 3B: 0 HR: 0	SF: 0 SAC: 1 DP: 0 HBP: 0	WP: 0 PB: 0 SB: 0 CS: 0	PA: 38					
PITCHER	IP	WLS	BF	H	R	ER	SO	BB	IBB	HBP	BLK	WP	HR	S	P	ERA	WHIP								
Bobby Hogue, R ERA: 3.38 (1, 1)	0.2		8	3	3	3	0	3	0	0	0	0	0	5	17	40.50	9.000								
Bob Chipman, L ERA: 4.63 (1, 1)	8.1	W	30	3	0	0	1	1	0	0	0	0	0	31	35	0.00	0.480								

AB	33
R	3
H	6
RBI	3
BB	4
SO	1
LOB	18



Batter	1	2	3	4	5	6	7	8	9	AB	R	H	RBI	BB	SO	LOB	BOTTOM								
Roy Hartsfield, R OBP: 0.438, SLG: 0.467 (1, 4)	0-0 4-3		0-0 F7			0-0 1B 2B	0-0 FC4-6			4	1	1	0	0	0	1	Cincinnati Reds @ Boston Braves Braves Field, Boston, MA Tue Jun 13 1950, 3:33 AM EDT Att: 9,446 - Unknown								
Sam Jethroe, S OBP: 0.346, SLG: 0.486 (1, 8)	0-0 PB S		0-0 F8			0-0 2B S	0-0 FC6-4			4	1	2	0	0	0	1									
Earl Torgeson, L OBP: 0.409, SLG: 0.429 (1, 3)	4-0 PB BB		0-0 F9			0-0 1B 2B		0-0 HR		3	2	2	3	1	0	0									
Walker Cooper, R OBP: 0.358, SLG: 0.521 (1, 2)	0-0 F5		0-0 F4			0-0 F5		0-0 F3		4	0	0	0	0	0	3									
Sid Gordon, R OBP: 0.429, SLG: 0.635 (1, 5)	0-0 F9		0-0 2B			0-0 G4-6-3		0-0 G3 WP		4	0	3	1	0	0	2									
Tommy Holmes, L OBP: 0.438, SLG: 0.544 (1, 9)		0-0 1-3		0-0 4-3		0-0 G4-6-3		0-0 G3		4	0	0	0	0	0	3									
Willard Marshall, L OBP: 0.297, SLG: 0.329 (1, 7)		0-0 G6-4-3		0-0 4-3		0-0 HR		4-0 IBB		3	1	2	1	1	0	0									
Buddy Kerr, R OBP: 0.264, SLG: 0.275 (1, 6)		0-0 G6-4-3		0-0 F8		0-3 K		0-0 5-3		4	0	0	0	0	1	3									
Bobby Hogue, R OBP: 0.333, SLG: 0.667 (1, 1)			0-0 F7							0	0	0	0	0	0	0									
Bob Chipman, L OBP: 0.333, SLG: 0.143 (1, 1)										2	0	0	0	1	0	0									
Inning Stats	R: 0 E: 0 K: 0 S: 4	H: 1 LOB: 2 BB: 1 P: 8	R: 0 E: 0 K: 0 S: 3	H: 1 LOB: 0 BB: 0 P: 3	R: 0 E: 0 K: 0 S: 3	H: 0 LOB: 0 BB: 0 P: 3	R: 0 E: 0 K: 0 S: 4	H: 1 LOB: 1 BB: 0 P: 4	R: 0 E: 0 K: 0 S: 6	H: 4 LOB: 0 BB: 0 P: 6	R: 1 E: 0 K: 1 S: 6	H: 1 LOB: 1 BB: 1 P: 10	R: 1 E: 0 K: 0 S: 5	H: 2 LOB: 2 BB: 1 P: 9	1B: 6 2B: 2 3B: 0 HR: 2	SF: 0 SAC: 0 DP: 2 HBP: 0	WP: 1 PB: 1 SB: 2 CS: 0	PA: 35							
PITCHER	IP	WLS	BF	H	R	ER	SO	BB	IBB	HBP	BLK	WP	HR	S	P	ERA	WHIP								
Willie Ramsdell, R ERA: 4.28 (1, 1)	6.0	L	25	8	4	4	0	1	0	0	0	1	1	10	18	6.00	1.500								
Howie Fox, R ERA: 5.67 (7, 1)	2.0		10	2	1	1	1	1	1	0	0	1	1	10	18	4.50	1.500								



Batter	1	2	3	4	5	6	7	8	9	AB	R	H	RBI	BB	SO	LOB	TOP			
Peanuts Lowrey, R (1, 7) OBP: 0.372, SLG: 0.342										4	2	3	0	0	0	0	Cincinnati Reds @ Boston Braves Braves Field, Boston, MA Thu Jun 15 1950, 3:33 AM EDT Unknown			
Bob Usher, R (1, 8) OBP: 0.339, SLG: 0.430										4	0	0	0	0	0	3				
Johnny Wyrostek, L (1, 9) OBP: 0.407, SLG: 0.455										4	1	1	0	0	1	1				
Bob Scheffing, R (1, 2) OBP: 0.276, SLG: 0.259										3	0	1	1	1	0	0				
Ted Kluszewski, L (1, 3) OBP: 0.338, SLG: 0.500										3	0	0	0	1	1	4				
Connie Ryan, R (1, 4) OBP: 0.354, SLG: 0.385										4	0	1	2	0	1	1				
Grady Hatton, L (1, 5) OBP: 0.285, SLG: 0.419										2	0	0	0	1	2	2				
Bobby Adams, R (9, PH) OBP: 0.324, SLG: 0.317										1	0	0	0	0	0	0				
Virgil Stallcup, R (1, 6) OBP: 0.273, SLG: 0.365										4	0	0	0	0	1	1				
Ken Raffensberger, R (1, 1) OBP: 0.285, SLG: 0.258										3	0	0	0	0	1	1				
Joe Adcock, R (9, PH) OBP: 0.250, SLG: 0.196										1	0	0	0	0	0	0				
Inning Stats	R: 1 E: 0 K: 0 S: 5	H: 2 LOB: 1 BB: 0 P: 5	R: 0 E: 0 K: 3 S: 9	H: 0 LOB: 0 BB: 0 P: 9	R: 0 E: 0 K: 0 S: 3	H: 0 LOB: 0 BB: 0 P: 3	R: 0 E: 0 K: 1 S: 5	H: 0 LOB: 1 BB: 1 P: 9	R: 2 E: 0 K: 2 S: 10	H: 3 LOB: 2 BB: 1 P: 14	R: 0 E: 0 K: 0 S: 4	H: 1 LOB: 1 BB: 0 P: 4	R: 0 E: 0 K: 0 S: 3	H: 0 LOB: 1 BB: 1 P: 7	R: 0 E: 0 K: 0 S: 3	H: 0 LOB: 0 BB: 0 P: 3	1B: 5 2B: 1 3B: 0 HR: 0	SF: 0 SAC: 0 DP: 0 HBP: 0	WP: 0 PB: 0 SB: 0 CS: 0	PA: 36
PITCHER Warren Spahn, L (1, 1) ERA: 3.23	IP: 9.0 WLS: W BF: 36 H: 6 R: 3 ER: 3 SO: 7 BB: 2 IBB: 1 HBP: 0 BLK: 0 WP: 0 HR: 0 S: 47 P: 59 ERA: 3.00 WHIP: 0.889															PITCHER				

Batter	1	2	3	4	5	6	7	8	9	AB	R	H	RBI	BB	SO	LOB	BOTTOM			
Roy Hartsfield, R (1, 4) OBP: 0.381, SLG: 0.368										4	0	0	0	0	0	1	Cincinnati Reds @ Boston Braves Braves Field, Boston, MA Thu Jun 15 1950, 3:33 AM EDT Unknown			
Sam Jethroe, S (1, 8) OBP: 0.352, SLG: 0.486										4	1	2	0	0	0	1				
Earl Torgeson, L (1, 3) OBP: 0.411, SLG: 0.431										4	1	2	1	0	0	1				
Walker Cooper, R (1, 2) OBP: 0.355, SLG: 0.514										4	0	1	0	0	0	3				
Sid Gordon, R (1, 5) OBP: 0.443, SLG: 0.677										4	3	4	2	0	0	0				
Tommy Holmes, L (1, 9) OBP: 0.426, SLG: 0.525										4	0	1	1	0	0	3				
Willard Marshall, L (1, 7) OBP: 0.293, SLG: 0.325										2	0	0	0	0	0	1				
Luis Olmo, R (6, PH) OBP: 0.286, SLG: 0.286										2	0	0	0	0	1	1				
Buddy Kerr, R (1, 6) OBP: 0.269, SLG: 0.286										4	0	2	1	0	0	1				
Warren Spahn, L (1, 1) OBP: 0.333, SLG: 0.318										4	0	1	0	0	0	2				
Inning Stats	R: 0 E: 0 K: 0 S: 3	H: 0 LOB: 1 BB: 0 P: 4	R: 1 E: 0 K: 0 S: 5	H: 2 LOB: 1 BB: 0 P: 5	R: 0 E: 0 K: 0 S: 4	H: 2 LOB: 1 BB: 0 P: 4	R: 1 E: 0 K: 0 S: 5	H: 2 LOB: 1 BB: 0 P: 5	R: 0 E: 0 K: 0 S: 3	H: 0 LOB: 0 BB: 0 P: 3	R: 1 E: 0 K: 0 S: 5	H: 2 LOB: 1 BB: 0 P: 5	R: 2 E: 0 K: 0 S: 7	H: 4 LOB: 2 BB: 0 P: 7	R: 0 E: 0 K: 1 S: 6	H: 1 LOB: 1 BB: 0 P: 6	1B: 10 2B: 2 3B: 0 HR: 1	SF: 0 SAC: 0 DP: 1 HBP: 1	WP: 0 PB: 0 SB: 1 CS: 0	PA: 37
PITCHER Ken Raffensberger, L (1, 1) ERA: 3.65	IP: 8.0 WLS: L BF: 37 H: 13 R: 5 ER: 5 SO: 1 BB: 0 IBB: 0 HBP: 1 BLK: 0 WP: 0 HR: 1 S: 38 P: 39 ERA: 5.62 WHIP: 1.625															PITCHER				

Batter	1	2	3	4	5	6	7	8	9	10	AB	R	H	RBI	BB	SO	LOB	TOP				
Peanuts Lowrey, R OBP: 0.366, SLG: 0.330 (1, 7)	0-0 6-3		0-0 5-3		0-0 F6		0-0 1B BB		0-0 F7		4	0	0	0	1	0	0	Cincinnati Reds @ Boston Braves Braves Field, Boston, MA Thu Jun 15 1950, 3:38 AM EDT Att: 6,932 - Unknown				
Bob Usher, R OBP: 0.333, SLG: 0.413 (1, 8)	4-0 BB 1B BB		0-0 6-3		0-0 6-3		0-0 F7		0-0 4-3		4	1	0	0	1	0	2					
Johnny Wyrostek, L OBP: 0.412, SLG: 0.462 (1, 9)	4-0 1B BB		0-0 2B		0-0 F9		1-2 2H 1B		0-0 4-3		4	1	2	1	1	0	0					
Ted Kluszewski, L OBP: 0.346, SLG: 0.531 (1, 3)	0-0 1B		0-0 1B 2B		0-0 HR		0-0 4-3		0-0 F9		5	2	3	3	0	0	2					
Grady Hatton, L OBP: 0.328, SLG: 0.415 (1, 5)	0-0 F7		0-0 1B		0-0 4-3		4-0 2B G1-2-3 BB		0-0 F5		4	0	1	1	1	0	2					
Connie Ryan, R OBP: 0.326, SLG: 0.389 (1, 4)	0-3 K		0-0 F6		0-0 F9		0-0 2B BB		4-0 CS BB		4	0	1	0	1	1	3					
Virgil Stallcup, R OBP: 0.266, SLG: 0.356 (1, 6)		0-0 F2		0-0 5-3		0-0 6-3		0-0 1-3 2B		0-0 CS BB	4	0	0	0	0	0	2					
Dixie Howell, R OBP: 0.346, SLG: 0.268 (1, 2)		0-0 F4		0-0 F5		0-0 FC3-6 1B		4-0 BB			3	0	1	0	0	0	0					
Lloyd Merriman, L OBP: 0.358, SLG: 0.424 (7, PR)		0-0 F4		0-0 F5		0-0 FC3-6 1B		0-0 BB			0	0	0	0	0	0	0					
Bob Scheffing, R OBP: 0.300, SLG: 0.259 (7, 2)		0-0 F4		0-0 F5		0-0 FC3-6 1B		0-0 BB			0	0	0	0	1	0	0					
Herm Wehmeier, R OBP: 0.258, SLG: 0.300 (1, 1)		0-0 4-3		0-0 K		0-0 FC3-6 1B		0-0 G1-2-3			0	0	0	0	0	0	0					
Frank Smith, R OBP: 0.111, SLG: 0.111 (1, 1)		0-0 4-3		0-0 K		0-0 FC3-6 1B		0-0 G1-2-3			4	1	0	0	0	1	4					
Inning Stats	R: 1 E: 0 K: 1 S: 6	H: 1 LOB: 2 BB: 2 P: 14	R: 0 E: 0 K: 0 S: 3	H: 0 LOB: 0 BB: 0 P: 5	R: 2 E: 0 K: 1 S: 6	H: 3 LOB: 1 BB: 0 P: 6	R: 0 E: 0 K: 1 S: 5	H: 0 LOB: 0 BB: 0 P: 5	R: 0 E: 0 K: 1 S: 3	H: 0 LOB: 0 BB: 0 P: 3	R: 1 E: 0 K: 0 S: 4	H: 1 LOB: 0 BB: 0 P: 4	R: 1 E: 0 K: 0 S: 5	H: 2 LOB: 2 BB: 1 P: 9	R: 0 E: 0 K: 0 S: 3	H: 1 LOB: 2 BB: 2 P: 11	R: 0 E: 0 K: 0 S: 3	H: 0 LOB: 0 BB: 1 P: 6	1B: 4 2B: 3 3B: 0 HR: 1	SF: 0 SAC: 0 DP: 1 HBP: 0	WP: 0 PA: 43	
PITCHER	IP 7.0	WLS 32	BF 7	H 5	R 5	ER 5	SO 2	BB 4	IBB 0	HBP 0	BLK 0	WP 0	HR 1	S 32	P 48	ERA 6.43	WHIP 1.571					
Vern Bickford, R ERA: 3.53																						
Bobby Hogue, R ERA: 2.96																						

AB	36
R	5
H	8
RBI	5
BB	6
SO	2
LOB	15



Batter	1	2	3	4	5	6	7	8	9	10	AB	R	H	RBI	BB	SO	LOB	BOTTOM			
Roy Hartfield, R OBP: 0.346, SLG: 0.333 (1, 4)	0-0 F4	0-0 HBP 1B		0-3 K			0-0 F3		0-0 F5		5	0	1	0	0	1	0	Cincinnati Reds @ Boston Braves Braves Field, Boston, MA Thu Jun 15 1950, 3:38 AM EDT Att: 6,932 - Unknown			
Sam Jethroe, S OBP: 0.353, SLG: 0.482 (1, 8)	1-0 BB 1B HBP	0-0 F8		0-0 F5			0-0 S 1B		0-0 F3		4	1	1	0	0	0	1				
Earl Torgeson, L OBP: 0.415, SLG: 0.429 (1, 3)	4-0 1B BLK BB	0-0 F8		0-0 BLK 1B			0-0 F8		4-0 FC3-6 BB		3	1	1	0	2	0	2				
Walker Cooper, R OBP: 0.350, SLG: 0.500 (1, 2)	0-0 F8	1-0 FC6-3 HBP		0-3 K			0-0 F6		0-0 FC3-6 BB		4	1	0	0	0	1	5				
Sid Gordon, R OBP: 0.438, SLG: 0.664 (1, 5)	0-0 BB BLK 1B	0-0 FC6-3		0-0 F7			0-0 E6 SH3-4		4-0 1B BB		4	1	1	1	0	0	3				
Sibby Sisti, R OBP: 0.263, SLG: 0.129 (8, PR) (9, 5)	1-3 2H 1B 1B	1-2		0-0 F7			0-0 SH3-4		0-0 1B BB		0	0	0	0	1	0	0				
Tommy Holmes, L OBP: 0.431, SLG: 0.516 (1, 9)	4-0 1B BB		0-0 F9		0-0 F8		0-0 SH3-4		0-0 1B		3	1	1	1	1	0	1				
Willard Marshall, L OBP: 0.304, SLG: 0.323 (1, 7)	4-0 1B BLK BB		4-0 G6-4-3 BB		0-0 F4		4-0 G6-4-3 BB		1-2 2H 1B		1	1	0	0	3	0	0				
Buddy Kerr, R OBP: 0.269, SLG: 0.285 (1, 6)	0-0 BLK 1B		0-0 G6-4-3		0-3 K		0-0 G6-4-3		1-2		4	0	1	2	0	1	3				
Vern Bickford, R OBP: 0.171, SLG: 0.105 (1, 1)	0-0 F7		0-0 F2		0-0 6-3		0-0 6-3		0-0 6-3		3	0	0	0	0	0	1				
Bobby Hogue, R OBP: 0.250, SLG: 0.500 (8, 1)	1-2 3H										1	0	0	0	0	0	0				
Inning Stats	R: 5 E: 0 K: 0 S: 5	H: 2 LOB: 1 BB: 3 P: 18	R: 0 E: 0 K: 0 S: 4	H: 1 LOB: 2 BB: 0 P: 5	R: 0 E: 0 K: 0 S: 2	H: 0 LOB: 0 BB: 1 P: 6	R: 0 E: 0 K: 1 S: 5	H: 0 LOB: 0 BB: 0 P: 5	R: 0 E: 0 K: 1 S: 6	H: 1 LOB: 1 BB: 1 P: 6	R: 0 E: 0 K: 0 S: 5	H: 0 LOB: 0 BB: 0 P: 5	R: 0 E: 1 K: 0 S: 3	H: 0 LOB: 2 BB: 1 P: 7	R: 0 E: 0 K: 0 S: 3	H: 0 LOB: 0 BB: 0 P: 3	R: 1 E: 0 K: 0 S: 2	H: 1 LOB: 2 BB: 2 P: 10	1B: 6 2B: 0 3B: 0 HR: 0	SF: 0 SAC: 1 DP: 2 HBP: 2	WP: 0 PA: 42
PITCHER	IP 0.2	WLS 8	BF 8	H 2	R 5	ER 5	SO 0	BB 3	IBB 0	HBP 1	BLK 1	WP 0	HR 0	S 4	P 17	ERA 67.50	WHIP 7.500				
Herm Wehmeier, R ERA: 7.27																					
Frank Smith, R ERA: 2.9																					

AB	32
R	6
H	6
RBI	4
BB	7
SO	3
LOB	16



Batter	1	2	3	4	5	6	7	8	9	AB	R	H	RBI	BB	SO	LOB	TOP					
Grady Hatton, L (1,5) OBP: 0.332, SLG: 0.417	F8		L6-3 1B		FC6-4 1B			K		4	0	2	0	0	1	1	Cincinnati Reds @ Philadelphia Phillies Shibe Park, Philadelphia, PA Sat Jun 17 1950, 3:33 AM EDT Att: 7,669 - Unknown					
Peanuts Lowrey, R (1,7) OBP: 0.370, SLG: 0.336	HR 1B		L6-3 1-2		FC6-4 1-2			FC4-6 1B		4	1	2	0	0	0	2						
Johnny Wyrostek, L (1,9) OBP: 0.414, SLG: 0.480	HR 1-H						F5	FC4-6 1-2 2-3		4	1	2	2	0	0	2						
Ted Kluszewski, L (1,3) OBP: 0.338, SLG: 0.517	4-3						K	K		4	0	0	0	0	3	3						
Bob Scheffing, R (1,2) OBP: 0.294, SLG: 0.258	1B 1B						P6			4	0	1	0	0	0	0						
Connie Ryan, R (1,4) OBP: 0.359, SLG: 0.388	1-3 1B						K	G6-4-3 BB		3	0	1	0	1	1	0						
Bob Usher, R (1,8) OBP: 0.322, SLG: 0.398		5-3			F9		F4	G6-4-3 1-2		4	0	0	0	0	0	1						
Virgil Stallcup, R (1,6) OBP: 0.262, SLG: 0.349	1-3				5-3		F8			3	0	0	0	0	0	0						
Ewell Blackwell, R (1,1) OBP: 0.154, SLG: 0.083 Harry Perkowski, L (8, PH) OBP: 0.444, SLG: 0.444	F4				K			FC4-6 1B 1B		2	0	0	0	0	1	0						
Inning Stats	R: 2 E: 0 K: 0 S: 6	H: 4 LOB: 2 BB: 0 P: 6	R: 0 E: 0 K: 0 S: 3	H: 0 LOB: 0 BB: 0 P: 3	R: 0 E: 0 K: 1 S: 6	H: 2 LOB: 1 BB: 0 P: 6	R: 0 E: 0 K: 0 S: 3	H: 0 LOB: 0 BB: 0 P: 3	R: 0 E: 0 K: 1 S: 6	H: 1 LOB: 1 BB: 0 P: 6	R: 0 E: 0 K: 1 S: 5	H: 0 LOB: 0 BB: 0 P: 5	R: 0 E: 0 K: 1 S: 5	H: 0 LOB: 0 BB: 0 P: 5	R: 0 E: 0 K: 2 S: 9	H: 2 LOB: 2 BB: 0 P: 9	R: 0 E: 0 K: 0 S: 2	H: 0 LOB: 0 BB: 1 P: 6	1B: 8 2B: 1 3B: 0 HR: 1	SF: 0 SAC: 0 DP: 2 HBP: 0	WP: 0 PB: 0 SB: 0 CS: 0	PA: 34
PITCHER Robin Roberts, R (1,1) ERA: 3.22	IP: 9.0 WLS: W BF: 34 H: 9 R: 2 ER: 2 SO: 6 BB: 1 IBB: 0 HBP: 0 BLK: 0 WP: 0 HR: 1 S: 45 P: 49 ERA: 2.00 WHIP: 1.111															PITCHER						

Batter	1	2	3	4	5	6	7	8	9	AB	R	H	RBI	BB	SO	LOB	BOTTOM			
Richie Ashburn, L (1,8) OBP: 0.391, SLG: 0.391	BB PB 1B			1B S 1B		4-3		SH1-3 BB		3	1	2	0	1	0	0	Cincinnati Reds @ Philadelphia Phillies Shibe Park, Philadelphia, PA Sat Jun 17 1950, 3:33 AM EDT Att: 7,669 - Unknown			
Granny Hamner, R (1,6) OBP: 0.319, SLG: 0.335	F5 1-2	1-3		1B 1-3		F6		SH1-3		4	0	1	1	0	0	3				
Eddie Waitkus, L (1,3) OBP: 0.347, SLG: 0.377	F7			L7 3B		4-3		K		5	1	2	1	0	1	2				
Del Ennis, R (1,9) OBP: 0.352, SLG: 0.575	BB BB	BB		L7 3-H		P2		1B F7 1B		3	1	1	1	2	0	2				
Willie Jones, R (1,5) OBP: 0.347, SLG: 0.497 Jimmy Bloodworth, R (8,5) OBP: 0.257, SLG: 0.242	1-2 2-3 BB			F8 1-3		1-3		2B 1B		3	1	1	0	1	0	2				
Dick Sisti, L (1,7) OBP: 0.424, SLG: 0.541	4-3					4-3		F7		4	0	1	1	0	0	4				
Andy Seminick, R (1,2) OBP: 0.407, SLG: 0.460				FC1-6 1B		F2		E 1-H 2B		4	0	2	1	0	0	1				
Mike Goliat, R (1,4) OBP: 0.273, SLG: 0.365		FC1-6 1-2		5-3		F3		E5 2-3		4	0	0	0	0	0	2				
Robin Roberts, S (1,1) OBP: 0.186, SLG: 0.079	K 1-2			1B 1B BB		K		L7		3	1	0	0	1	2	3				
Inning Stats	R: 0 E: 0 K: 0 S: 4	H: 1 LOB: 3 BB: 2 P: 12	R: 0 E: 0 K: 1 S: 6	H: 1 LOB: 2 BB: 0 P: 7	R: 1 E: 0 K: 0 S: 5	H: 2 LOB: 1 BB: 0 P: 5	R: 2 E: 0 K: 0 S: 6	H: 3 LOB: 2 BB: 1 P: 10	R: 0 E: 0 K: 0 S: 3	H: 0 LOB: 0 BB: 0 P: 3	R: 0 E: 0 K: 1 S: 5	H: 0 LOB: 0 BB: 0 P: 5	R: 2 E: 1 K: 0 S: 7	H: 3 LOB: 2 BB: 0 P: 7	R: 0 E: 0 K: 1 S: 5	H: 0 LOB: 2 BB: 2 P: 13	1B: 8 2B: 1 3B: 1 HR: 0	SF: 0 SAC: 1 DP: 0 HBP: 1	WP: 0 PB: 1 SB: 2 CS: 0	PA: 41
PITCHER Ewell Blackwell, R (1,1) ERA: 3.44 Harry Perkowski, L (8,1) ERA: 3.66	IP: 7.0 WLS: L BF: 36 H: 10 R: 5 ER: 5 SO: 2 BB: 3 IBB: 1 HBP: 1 BLK: 0 WP: 0 HR: 0 S: 36 P: 49 ERA: 6.43 WHIP: 1.857															PITCHER				



Batter	1	2	3	4	5	6	7	8	9	AB	R	H	RBI	BB	SO	LOB	TOP			
Bobby Adams, R OBP: 0.320, SLG: 0.313	0-0 BB F8 1B	0-0 L8			0-0 F6		0-0 F5		0-0 FC4-6	5	1	1	0	0	0	3	Cincinnati Reds @ Philadelphia Phillies Shibe Park, Philadelphia, PA Sun Jun 18 1950, 3:33 AM EDT Unknown			
Peanuts Lowrey, R OBP: 0.366, SLG: 0.328	4-0 F8 BB 1-2	0-0 6-3			0-0 F7		0-0 F3			3	0	0	0	1	0	2				
Johnny Wyrostek, L OBP: 0.416, SLG: 0.477	4-0 F8 BB 1-2 2-3		0-0 6-3		0-3 K			0-0 G5-4-3 1B		3	0	1	0	1	1	0				
Bob Scheffing, R OBP: 0.289, SLG: 0.343	0-0 F8 1-2 2-3 3-H		0-0 6-3		0-0 HR			0-0 G5-4-3 1B		4	1	1	2	0	0	3				
Connie Ryan, R OBP: 0.357, SLG: 0.391	0-3 K		0-0 2B		0-0 F9			0-0 F9		4	0	1	0	0	1	2				
Ted Kluszewski, L OBP: 0.341, SLG: 0.535	0-0 6-3		0-0 L7		0-0 FC5-4 1B			0-0 HR		4	1	2	1	0	0	3				
Bob Usher, R OBP: 0.320, SLG: 0.387		4-0 1B BB		0-0 6-3		0-0 FC5-4 1-2		0-0 F3		3	0	0	0	1	0	1				
Sammy Meeks, R OBP: 0.231, SLG: 0.333 (9, PR)	0-3 K		0-0 6-3		0-0 F2			0-0 FC4-6 1B		4	0	1	0	0	1	2				
Lloyd Merriam, L OBP: 0.388, SLG: 0.424 (9, PR)										0	0	0	0	0	0	0				
Virgil Stallcup, R OBP: 0.262, SLG: 0.349										0	0	0	0	0	0	0				
Herm Wehmeier, R OBP: 0.257, SLG: 0.294		0-0 1-2 1B		0-3 K			0-0 4-3		0-3 K	4	0	1	0	0	2	1				
Inning Stats	R: 1 E: 0 K: 1 S: 6	H: 1 LOB: 2 BB: 2 P: 14	R: 0 E: 0 K: 1 S: 6	H: 1 LOB: 2 BB: 1 P: 10	R: 0 E: 0 K: 0 S: 4	H: 1 LOB: 1 BB: 0 P: 4	R: 0 E: 0 K: 1 S: 5	H: 0 LOB: 0 BB: 0 P: 5	R: 0 E: 0 K: 0 S: 5	H: 2 LOB: 1 BB: 0 P: 5	R: 0 E: 0 K: 0 S: 3	H: 0 LOB: 0 BB: 0 P: 3	R: 0 E: 0 K: 0 S: 3	H: 1 LOB: 0 BB: 0 P: 3	R: 1 E: 0 K: 1 S: 7	H: 2 LOB: 1 BB: 0 P: 7	1B: 5 2B: 1 3B: 0 HR: 2	SF: 0 SAC: 0 DP: 1 HBP: 0	WP: 0 PB: 0 SB: 0 CS: 0	PA: 37
PITCHER Curt Simmons, L ERA: 3.97	IP: 9.0 WLS: W BF: 37	H: 8 R: 3 ER: 3 SO: 5	BB: 3 IBB: 0 HBP: 0 BLK: 0	WP: 0 HR: 2 S: 44 P: 56	ERA: 3.00 WHIP: 1.222											ERA: 3.00 WHIP: 1.222				

AB	34
R	3
H	8
RBI	3
BB	3
SO	5
LOB	17



Batter	1	2	3	4	5	6	7	8	9	AB	R	H	RBI	BB	SO	LOB	BOTTOM					
Richie Ashburn, L OBP: 0.390, SLG: 0.390	0-0 1-3 1B		0-0 6-3		0-0 SH3-4 1-2		0-0 F9			3	0	1	0	0	0	1	Cincinnati Reds @ Philadelphia Phillies Shibe Park, Philadelphia, PA Sun Jun 18 1950, 3:33 AM EDT Unknown					
Granny Hamner, R OBP: 0.313, SLG: 0.329	0-0 1-3 1-2			0-0 L7	0-0 6-3		0-0 FC6-4 1-2			4	0	0	0	0	0	3						
Eddie Waitkus, L OBP: 0.345, SLG: 0.379	0-0 F7			0-0 F8	0-0 2B 2-H			0-0 F6		4	0	1	1	0	0	1						
Del Ennis, R OBP: 0.350, SLG: 0.585	0-0 1-3			0-0 HR	0-0 F6			0-0 6-3		4	1	1	1	0	0	2						
Willie Jones, R OBP: 0.350, SLG: 0.510		0-0 6-3		0-0 HR		0-0 L7		4-0 BB		3	1	1	1	1	0	0						
Dick Sisti, L OBP: 0.421, SLG: 0.533		0-0 L8		4-0 1B BB		0-0 F7		0-0 G3		3	0	0	0	1	0	1						
Andy Seminick, R OBP: 0.411, SLG: 0.456 (9, PR)		0-3 K		0-0 FC5-4 1-3 1B		0-0 4-3			4-0 WP S 1B BB	3	0	1	0	1	1	0						
Mike Goliat, R OBP: 0.267, SLG: 0.356			0-0 F3		0-0 FC5-4 1-2			0-0 F5		4	0	0	0	0	0	3						
Curt Simmons, L OBP: 0.235, SLG: 0.212 (9, PH)			0-3 K		0-0 SH3-4 2B 1B			0-0 FC6-4 1B		3	1	2	0	0	1	0						
Bill Nicholson, L OBP: 0.250, SLG: 0.250								0-0 2-H 1B		1	0	1	1	0	0	0						
Inning Stats	R: 0 E: 0 K: 0 S: 4	H: 1 LOB: 0 BB: 0 P: 4	R: 0 E: 0 K: 1 S: 5	H: 0 LOB: 0 BB: 0 P: 5	R: 0 E: 0 K: 0 S: 5	H: 0 LOB: 0 BB: 0 P: 5	R: 2 E: 0 K: 0 S: 6	H: 3 LOB: 2 BB: 1 P: 10	R: 1 E: 0 K: 0 S: 5	H: 2 LOB: 1 BB: 0 P: 5	R: 0 E: 0 K: 0 S: 3	H: 0 LOB: 0 BB: 0 P: 3	R: 0 E: 0 K: 0 S: 4	H: 1 LOB: 1 BB: 0 P: 4	R: 0 E: 0 K: 0 S: 3	H: 0 LOB: 1 BB: 1 P: 7	R: 1 E: 0 K: 0 S: 2	H: 1 LOB: 1 BB: 1 P: 6	1B: 5 2B: 1 3B: 0 HR: 2	SF: 0 SAC: 1 DP: 0 HBP: 0	WP: 1 PB: 0 SB: 1 CS: 0	PA: 36
PITCHER Herm Wehmeier, R ERA: 6.97	IP: 8.1 WLS: L BF: 36	H: 8 R: 4 ER: 4 SO: 2	BB: 3 IBB: 0 HBP: 0 BLK: 0	WP: 1 HR: 2 S: 37 P: 49	ERA: 4.32 WHIP: 1.320											ERA: 4.32 WHIP: 1.320						

AB	32
R	4
H	8
RBI	4
BB	3
SO	2
LOB	11



Batter	1	2	3	4	5	6	7	8	9	AB	R	H	RBI	BB	SO	LOB	TOP
Lloyd Merriman, L (1.8) OBP: 0.380, SLG: 0.413	E8 1B		4-3		F5			1-3		4	1	1	0	0	0	1	Cincinnati Reds @ Philadelphia Phillies Shibe Park, Philadelphia, PA Sun Jun 18 1950, 3:38 AM EDT Att: 20,495 - Unknown
Peanuts Lowrey, R (1.7) OBP: 0.370, SLG: 0.333	G3-6-3 2H 1B		F7			F8		WP BLK 1B		4	0	2	1	0	0	0	
Johnny Wyrostek, L (1.9) OBP: 0.408, SLG: 0.467	G3-6-3 1-2		4-3			4-3		F4		4	0	0	0	0	0	2	
Ted Kluszewski, L (1.3) OBP: 0.345, SLG: 0.538	3B 2B			F8		P4		WP IBB		3	1	1	0	1	0	0	
Connie Ryan, R (1.4) OBP: 0.360, SLG: 0.409	2H 3B			F3			SH1-4 1B	F9		4	0	2	1	0	0	2	
Bobby Adams, R (1.5) OBP: 0.320, SLG: 0.313	6-3			5-3			SH1-4 1-2		FC4-6 1B	3	0	1	0	0	0	1	
Dixie Howell, R (1.2) OBP: 0.333, SLG: 0.257		F5			6-3			F5	FC4-6 1-2	3	0	0	0	0	0	1	
Harry Perkowski, L (0. PH) OBP: 0.400, SLG: 0.400									FC4-6 1-2	1	0	0	0	0	0	1	
Sammy Meeks, R (1.6) OBP: 0.233, SLG: 0.296		K			E5 3-1				L4-3 1-2	3	0	0	0	1	1		
Howie Fox, R (1.1) OBP: 0.222, SLG: 0.278			5-3		3-1			4-3		3	0	0	0	0	0	3	
Inning Stats	R: 2 E: 1 K: 0 S: 6	H: 4 LOB: 1 BB: 0 P: 6	R: 0 E: 0 K: 1 S: 5	H: 0 LOB: 0 BB: 0 P: 5	R: 0 E: 0 K: 0 S: 3	H: 0 LOB: 0 BB: 0 P: 3	R: 0 E: 0 K: 0 S: 3	H: 0 LOB: 0 BB: 0 P: 3	R: 0 E: 0 K: 0 S: 4	H: 1 LOB: 2 BB: 1 P: 8	R: 0 E: 0 K: 0 S: 4	H: 1 LOB: 2 BB: 1 P: 8	R: 0 E: 0 K: 0 S: 3	H: 1 LOB: 0 BB: 0 P: 3	1B: 5 2B: 2 3B: 1 HR: 0	SF: 0 SAC: 1 DP: 2 HBP: 0	WP: 1 PA: 35 PB: 0 CS: 0
PITCHER Bob Miller, R (1.1) ERA: 1.71	IP: 9.0 WLS: W BF: 35 H: 7 R: 2 ER: 2 SO: 1 BB: 1 IBB: 1 HBP: 0 BLK: 1 WP: 1 HR: 0 S: 35 P: 43 ERA: 2.00 WHIP: 0.889																

Batter	1	2	3	4	5	6	7	8	9	AB	R	H	RBI	BB	SO	LOB	BOTTOM		
Richie Ashburn, L (1.8) OBP: 0.385, SLG: 0.384	4-3		F8		G6-4-3 1-2		E9 1B	F8		5	0	1	0	0	0	3	Cincinnati Reds @ Philadelphia Phillies Shibe Park, Philadelphia, PA Sun Jun 18 1950, 3:38 AM EDT Att: 20,495 - Unknown		
Granny Hamner, R (1.6) OBP: 0.312, SLG: 0.327	F5			F2		1B 1B	F9			4	1	1	1	0	0	1			
Eddie Waitkus, L (1.3) OBP: 0.348, SLG: 0.382	K			PB 1B		1B 1-2 1B	1-3 2H 0-0 1-3			4	0	2	0	0	1	1			
Del Ennis, R (1.9) OBP: 0.348, SLG: 0.578		F7		F7				F3		4	0	1	1	0	0	1			
Willie Jones, R (1.5) OBP: 0.357, SLG: 0.522						L4		1B BB		3	1	2	0	1	0	2			
Dick Sisti, L (1.7) OBP: 0.427, SLG: 0.532		L5					G6-4-3 1-2 2-3 BB	1B L8 1B		2	1	1	0	2	0	1			
Stan Lopata, R (1.2) OBP: 0.325, SLG: 0.243										2	0	0	0	0	0	4			
Bill Nicholson, L (6. PH) OBP: 0.200, SLG: 0.200	4-3			6-3		G6-4-3 1-2				1	0	0	0	0	0	3			
Andy Seminick, R (7.2) OBP: 0.416, SLG: 0.462								BB 1B		1	0	1	1	0	0	0			
Mike Gofiat, R (1.4) OBP: 0.272, SLG: 0.355			L8					L8 BB		3	0	1	0	1	0	0			
Bob Miller, R (1.1) OBP: 0.200, SLG: 0.200				5-3		FC1-6 1B		L8 BB		4	1	1	1	0	0	3			
Inning Stats	R: 0 E: 0 K: 1 S: 5	H: 0 LOB: 0 BB: 0 P: 5	R: 0 E: 0 K: 0 S: 4	H: 1 LOB: 0 BB: 0 P: 4	R: 0 E: 0 K: 0 S: 3	H: 0 LOB: 0 BB: 0 P: 3	R: 0 E: 0 K: 0 S: 5	H: 2 LOB: 3 BB: 1 P: 9	R: 0 E: 0 K: 0 S: 3	H: 1 LOB: 0 BB: 0 P: 3	R: 1 E: 0 K: 0 S: 5	H: 3 LOB: 2 BB: 1 P: 9	R: 1 E: 1 K: 0 S: 5	H: 2 LOB: 1 BB: 0 P: 5	R: 2 E: 0 K: 0 S: 5	H: 2 LOB: 2 BB: 2 P: 13	1B: 10 2B: 0 3B: 1 HR: 0	SF: 0 SAC: 0 DP: 2 HBP: 0	WP: 0 PA: 37 PB: 1 CS: 0
PITCHER Howie Fox, R (1.1) ERA: 5.33	IP: 8.0 WLS: L BF: 37 H: 11 R: 4 ER: 3 SO: 1 BB: 3 IBB: 1 HBP: 0 BLK: 0 WP: 0 HR: 0 S: 35 P: 51 ERA: 3.38 WHIP: 1.750																		

Batter	1	2	3	4	5	6	7	8	9	AB	R	H	RBI	BB	SO	LOB	TOP			
Grady Hatton, L OBP: 0.330, SLG: 0.413 (1, 5)	L6		4-3				F9			4	0	1	0	0	0	0	Cincinnati Reds @ Brooklyn Dodgers Ebbets Field, Brooklyn, NY Tue Jun 20 1950, 3:33 AM EDT Att: 16,180 - Unknown			
Peanuts Lowrey, R OBP: 0.367, SLG: 0.331 (1, 7)	K		5-3 1B			G6-4-3 1B		F7		4	0	1	0	0	1					
Johnny Wyrostek, L OBP: 0.410, SLG: 0.467 (1, 9)	F8		5-3 1B			F8		F8		4	0	2	0	0	0					
Bob Scheffing, R OBP: 0.310, SLG: 0.359 (1, 2)		1-2 1B	5-3 1B			1-2 1B		G5-4-3 1B		4	1	2	0	0	0	3				
Connie Ryan, R OBP: 0.358, SLG: 0.404 (1, 4)		4-3 1B	F6			F7		F7		4	0	1	0	0	0	2				
Ted Kluszewski, L OBP: 0.343, SLG: 0.531 (1, 3)	E5					6-3		F7		4	0	1	0	0	0	1				
Bob Usher, R OBP: 0.317, SLG: 0.383 (1, 8)	4-3		G5-4-3					F6		4	1	1	0	0	0	3				
Sammy Meeks, R OBP: 0.273, SLG: 0.367 (1, 6)	K									3	0	2	0	0	1	2				
Ken Raffensberger, R OBP: 0.257, SLG: 0.250 (1, 1)	6-3									1	0	0	0	0	0	2				
Frank Smith, R OBP: 0.100, SLG: 0.100 (3, 1)										1	0	0	0	0	1	1				
Joe Adcock, R OBP: 0.198, SLG: 0.182 (7, PH)										1	0	0	0	0	0	1				
Eddie ERAULT, R (7, 1)										0	0	0	0	0	0	0				
Inning Stats	R: 0 E: 0 K: 1 S: 8	H: 0 LOB: 0 BB: 0 P: 13	R: 1 E: 1 K: 1 S: 15	H: 2 LOB: 2 BB: 0 P: 19	R: 0 E: 0 K: 0 S: 12	H: 2 LOB: 2 BB: 0 P: 17	R: 0 E: 0 K: 1 S: 8	H: 1 LOB: 0 BB: 0 P: 9	R: 0 E: 0 K: 0 S: 5	H: 1 LOB: 0 BB: 0 P: 13	R: 1 E: 0 K: 0 S: 8	H: 2 LOB: 0 BB: 0 P: 10	R: 0 E: 0 K: 0 S: 4	H: 1 LOB: 0 BB: 0 P: 5	R: 0 E: 0 K: 0 S: 5	H: 0 LOB: 0 BB: 0 P: 8	1B: 10 2B: 1 3B: 0 HR: 0	SF: 0 SAC: 0 DP: 4 HBP: 0	WP: 0 PB: 0 SB: 0 CS: 0	PA: 34
PITCHER Preacher Roe, L ERA: 3.19 (1, 1)	IP: 9.0 WLS: W BF: 34 H: 11 R: 2 ER: 1 SO: 3 BB: 0 IBB: 0 HBP: 0 BLK: 0 WP: 0 HR: 0 S: 74 P: 102 ERA: 1.00 WHIP: 1.222															PITCHER				

AB	34
R	2
H	11
RBI	0
BB	0
SO	3
LOB	16



Batter	1	2	3	4	5	6	7	8	9	AB	R	H	RBI	BB	SO	LOB	BOTTOM	
Billy Cox, R OBP: 0.298, SLG: 0.372 (1, 5)	L7					L6				4	1	1	1	0	0	1	Cincinnati Reds @ Brooklyn Dodgers Ebbets Field, Brooklyn, NY Tue Jun 20 1950, 3:33 AM EDT Att: 16,180 - Unknown	
Jim Russell, S OBP: 0.337, SLG: 0.583 (1, 7) (5, 8)	F6		E		4-3	L7				4	1	1	0	0	0	0		
Duke Snider, L OBP: 0.391, SLG: 0.549 (1, 8)	L6		E4		K	F9				3	1	0	0	0	1	0		
Gene Hermanski, L OBP: 0.360, SLG: 0.422 (5, 7)			S			F9				1	0	0	0	0	0	0		
Jackie Robinson, R OBP: 0.451, SLG: 0.580 (1, 4)			2B			F4				2	2	1	0	1	0	0		
Eddie Miksis, R OBP: 0.156, SLG: 0.140 (7, 4)		E	HR		F6	F4				1	0	0	0	0	0	0		
Carl Furillo, R OBP: 0.329, SLG: 0.422 (1, 9)		E7	HR			IHR				4	2	2	2	0	0	2		
Gil Hodges, R OBP: 0.380, SLG: 0.438 (1, 3)	5-3		HR		K	F6				4	1	1	4	0	1	1		
Roy Campanella, R OBP: 0.420, SLG: 0.660 (1, 2)		FC5-4	F2			K				2	0	0	0	2	1	0		
Pee Wee Reese, R OBP: 0.320, SLG: 0.318 (1, 6)	F5					F9				3	0	0	0	0	0	3		
Preacher Roe, R OBP: 0.171, SLG: 0.176 (1, 1)	FC5-4		K			F9				4	0	0	0	0	2	3		
Inning Stats	R: 0 E: 0 K: 0 S: 8	H: 0 LOB: 0 BB: 0 P: 10	R: 1 E: 1 K: 0 S: 11	H: 2 LOB: 2 BB: 1 P: 17	R: 6 E: 2 K: 1 S: 24	H: 3 LOB: 1 BB: 1 P: 32	R: 0 E: 0 K: 1 S: 9	H: 0 LOB: 0 BB: 0 P: 14	R: 0 E: 0 K: 1 S: 7	H: 0 LOB: 0 BB: 0 P: 9	R: 1 E: 0 K: 0 S: 11	H: 1 LOB: 0 BB: 0 P: 14	R: 0 E: 0 K: 1 S: 7	H: 0 LOB: 0 BB: 0 P: 7	1B: 1 2B: 2 3B: 0 HR: 3	SF: 0 SAC: 0 DP: 0 HBP: 1	WP: 0 PB: 0 SB: 2 CS: 0	PA: 36
PITCHER Ken Raffensberger, L ERA: 3.88 (1, 1)	IP: 2.0 WLS: L BF: 13 H: 4 R: 5 ER: 5 SO: 0 BB: 2 IBB: 0 HBP: 0 BLK: 0 WP: 0 HR: 1 S: 28 P: 40 ERA: 22.50 WHIP: 3.000															PITCHER		
Frank Smith, R ERA: 2.83 (3, 1)	IP: 4.0 WLS: W BF: 16 H: 1 R: 2 ER: 0 SO: 4 BB: 1 IBB: 0 HBP: 1 BLK: 0 WP: 0 HR: 36 S: 52 P: 0.00 WHIP: 0.500															PITCHER		
Eddie ERAULT, R ERA: 6.1 (7, 1)	IP: 2.0 WLS: W BF: 7 H: 1 R: 1 ER: 1 SO: 1 BB: 0 IBB: 0 HBP: 0 BLK: 0 WP: 0 HR: 18 S: 21 P: 4.50 WHIP: 0.500															PITCHER		



Batter	1	2	3	4	5	6	7	8	9	AB	R	H	RBI	BB	SO	LOB	TOP				
Lloyd Merriman, L (1.8) OBP: 0.368, SLG: 0.397	E6 G4-6-3		L9			4-3		2B 1B	FC3-2 2B	5	2	1	0	0	0	3	Cincinnati Reds @ Brooklyn Dodgers Ebbets Field, Brooklyn, NY Wed Jun 21 1950, 3:33 AM EDT Att: 8,580 - Unknown				
Peanuts Lowrey, R (1.7) OBP: 0.368, SLG: 0.336	G4-6-3			4-3		5-3		2B BB	1B 2B	4	1	1	3	1	0	1					
Johnny Wyrostek, L (1.9) OBP: 0.405, SLG: 0.460	4-3			F7		F9		F2	1B	5	0	1	0	0	0	2					
Ted Kluszewski, L (1.3) OBP: 0.345, SLG: 0.539		1B 2B		3-1			4-3	2B	4-3	5	1	2	2	0	0	2					
Grady Hatton, L (1.5) OBP: 0.333, SLG: 0.412		2H 1B			2-3 BB		6-3	E4		3	0	1	1	1	0	1					
Connie Ryan, R (1.4) OBP: 0.361, SLG: 0.399		G6-4-3 BB			2-3		1B BB	5-3		2	0	0	0	2	0	3					
Bob Scheffing, R (1.2) Willie Ramsdell, R (8.1) Bobby Adams, R (9. PH) Dixie Howell, R (9.2)	G6-4-3				FC6 BB		1-3		BB FC3-2 BB	2	0	1	0	1	0	1					
Virgil Stallcup, R (1.6) OBP: 0.267, SLG: 0.349			CS 1B		F8		1-3		FC3-2 2B BB	3	1	1	0	1	0	4					
Ewell Blackwell, R (8. PH) Harry Parkowski, L (8. PH) Johnny Pramesa, R (8.2) Herm Wehmeier, R (8. PH) Frank Smith, R (9.1) Howie Fox, R (9.1)	K		2-3 K		FC6		1-3		FC3-2 2B BB	2	0	0	0	0	1	3					
Inning Stats	R: 0 E: 1 K: 0 S: 6	H: 0 LOB: 0 BB: 0 P: 9	R: 1 E: 0 K: 0 S: 11	H: 2 LOB: 0 BB: 1 P: 15	R: 0 E: 0 K: 1 S: 5	H: 1 LOB: 0 BB: 0 P: 8	R: 0 E: 0 K: 0 S: 5	H: 0 LOB: 0 BB: 0 P: 8	R: 0 E: 0 K: 0 S: 6	H: 0 LOB: 2 BB: 2 P: 15	R: 0 E: 0 K: 0 S: 13	H: 1 LOB: 2 BB: 1 P: 18	R: 2 E: 1 K: 0 S: 12	H: 2 LOB: 2 BB: 3 P: 21	R: 3 E: 0 K: 0 S: 12	H: 2 LOB: 3 BB: 3 P: 29		1B: 5 2B: 3 3B: 0 HR: 0	SF: 0 SAC: 0 DP: 2 HBP: 0	WP: 0 PB: 0 SB: 0 CS: 1	PA: 40
PITCHER	IP	WLS	BF	H	R	ER	SO	BB	IBB	HBP	BLK	WP	HR	S	P	ERA	WHIP				
Don Newcombe, R (1.1) ERA: 3.49	8.0		34	6	4	4	1	6	0	0	0	0	0	66	109	4.50	1.500				
Jack Banta, R (9.1) ERA: 4.35	0.0	L	1	0	0	0	0	1	0	0	0	0	0	4	∞	∞					
Bud Podbielan, R (9.1) ERA: 4.8	1.0		5	2	2	2	0	1	0	0	0	0	0	9	18	18.00	3.000				

AB	32
R	6
H	8
RBI	6
BB	8
SO	1
LOB	20



Batter	1	2	3	4	5	6	7	8	9	AB	R	H	RBI	BB	SO	LOB	BOTTOM				
Billy Cox, R (1.5) OBP: 0.296, SLG: 0.368	6-3		F8							4	0	1	0	0	1	1	Cincinnati Reds @ Brooklyn Dodgers Ebbets Field, Brooklyn, NY Wed Jun 21 1950, 3:33 AM EDT Att: 8,580 - Unknown				
Jim Russell, S (9. PH) OBP: 0.344, SLG: 0.583			1-3		G4-6-3 1B				BB	0	0	0	0	1	0	0					
Gene Hermanski, L (1.7) OBP: 0.382, SLG: 0.460			3-1		G4-6-3				4-3	5	2	3	1	0	0	3					
Duke Snider, L (1.8) OBP: 0.394, SLG: 0.553	K		3H 1B		1-2 3H 4-2			SH1-4 1B		2	1	1	1	1	1	1					
Jackie Robinson, R (1.4) OBP: 0.451, SLG: 0.578	1-3		1H 2B		CS BB			SH1-4		4	0	2	2	0	0	1					
Carl Furillo, R (1.9) OBP: 0.328, SLG: 0.419		4-3	1-1		5-3			L4		4	0	1	0	0	0	1					
Gil Hodges, R (1.3) OBP: 0.373, SLG: 0.429		5-3			K			E6		4	0	0	0	0	2	1					
Roy Campanella, R (1.2) OBP: 0.417, SLG: 0.647			1-3		L9			F7		3	0	0	0	0	1	1					
Eddie Miksis, R (9. PR) OBP: 0.156, SLG: 0.140			K						SH3-4 HBP	0	0	0	0	0	0	0					
Pee Wee Reese, R (1.6) OBP: 0.320, SLG: 0.318			1-1		F8 1B			6-3		3	1	1	0	0	1	0					
Don Newcombe, L (1.1) OBP: 0.323, SLG: 0.286			0-1		F7					3	1	0	0	0	1	1					
Jack Banta, L (9.1) OBP: 0.231, SLG: 0.167										0	0	0	0	0	0	0					
Bud Podbielan, R (9.1) OBP: 0.200, SLG: 0.211										0	0	0	0	0	0	0					
George Shuba, L (9. PH) OBP: 0.301, SLG: 0.389					G4-6-3 1B					1	0	0	0	0	1	2					
Inning Stats	R: 0 E: 0 K: 1 S: 8	H: 1 LOB: 1 BB: 0 P: 10	R: 0 E: 0 K: 1 S: 7	H: 0 LOB: 0 BB: 0 P: 11	R: 3 E: 0 K: 0 S: 15	H: 4 LOB: 1 BB: 0 P: 20	R: 0 E: 0 K: 2 S: 7	H: 0 LOB: 0 BB: 0 P: 11	R: 1 E: 1 K: 0 S: 6	H: 1 LOB: 0 BB: 1 P: 13	R: 0 E: 0 K: 0 S: 5	H: 0 LOB: 0 BB: 0 P: 10	R: 0 E: 0 K: 2 S: 10	H: 3 LOB: 1 BB: 0 P: 18	R: 0 E: 0 K: 1 S: 7	H: 0 LOB: 2 BB: 1 P: 15	1B: 7 2B: 2 3B: 0 HR: 0	SF: 0 SAC: 2 DP: 1 HBP: 1	WP: 0 PB: 0 SB: 2 CS: 1	PA: 39	
PITCHER	IP	WLS	BF	H	R	ER	SO	BB	IBB	HBP	BLK	WP	HR	S	P	ERA	WHIP				
Ewell Blackwell, R (1.1) ERA: 3.48	7.0		28	6	4	3	6	1	0	0	0	0	0	4	8	27.00	6.000				
Harry Parkowski, L (8.1) ERA: 4.2	0.1		3	2	1	1	0	0	0	0	0	0	0	4	8	27.00	6.000				
Willie Ramsdell, R (8.1) ERA: 4.22	0.2	W	2	1	0	0	1	0	0	0	0	0	0	6	10	0.00	1.500				
Frank Smith, R (9.1) ERA: 2.8	0.1		2	0	0	0	0	0	0	1	0	0	0	2	4	0.00	0.000				
Howie Fox, R (9.1) ERA: 5.27	0.2	S	3	0	0	0	1	1	0	0	0	0	0	5	11	0.00	1.500				

AB	33
R	5
H	9
RBI	4
BB	2
SO	8
LOB	12



Batter	1	2	3	4	5	6	7	8	9	AB	R	H	RBI	BB	SO	LOB	TOP			
Lloyd Merriman, L (1, 8) OBP: 0.357, SLG: 0.365 Bob Usher, R (9, FH) OBP: 0.315, SLG: 0.379	G3		5-3		K		SH3-4		P6	3	0	0	0	0	1	0	Cincinnati Reds @ New York Giants Polo Grounds, New York, NY Fri Jun 23 1950, 3:33 AM EDT Att: 16,957 - Unknown			
Peanuts Lowrey, R (1, 7) OBP: 0.376, SLG: 0.333			5-3		F9		F7		F7	5	0	1	0	0	0	2				
Johnny Wyrostek, L (1, 9) OBP: 0.406, SLG: 0.462							F8			4	0	2	0	0	1	2				
Bob Scheffing, R (1, 2) OBP: 0.315, SLG: 0.400										4	0	1	0	0	1	2				
Ted Kluszewski, L (1, 3) OBP: 0.349, SLG: 0.568										4	2	2	1	0	0	1				
Connie Ryan, R (1, 4) OBP: 0.360, SLG: 0.401										4	0	2	0	0	0	1				
Grady Hatton, L (1, 5) OBP: 0.347, SLG: 0.418										4	0	2	0	0	1	2				
Virgil Stallcup, R (1, 6) OBP: 0.265, SLG: 0.339										3	0	0	1	1	0	4				
Howie Fox, R (1, 1) OBP: 0.238, SLG: 0.286 Frank Smith, R (7, 1) OBP: 0.100, SLG: 0.100 Bobby Adams, R (9, FH) OBP: 0.323, SLG: 0.311										3	0	1	0	0	1	3				
										0	0	0	0	0	0	0				
										1	0	0	0	0	0	1				
Inning Stats	R: 0 E: 0 K: 1 S: 5	H: 1 LOB: 1 BB: 0 P: 5	R: 1 E: 0 K: 1 S: 8	H: 3 LOB: 2 BB: 0 P: 8	R: 0 E: 0 K: 0 S: 4	H: 1 LOB: 1 BB: 0 P: 4	R: 1 E: 1 K: 1 S: 7	H: 2 LOB: 1 BB: 0 P: 7	R: 0 E: 0 K: 0 S: 8	H: 1 LOB: 1 BB: 0 P: 4	R: 0 E: 0 K: 0 S: 4	H: 1 LOB: 1 BB: 0 P: 4	R: 0 E: 0 K: 0 S: 4	H: 1 LOB: 1 BB: 0 P: 4	R: 0 E: 0 K: 0 S: 3	H: 0 LOB: 1 BB: 1 P: 7	1B: 10 2B: 1 3B: 0 HR: 1	SF: 0 SAC: 1 DP: 1 HBP: 0	WP: 0 PB: 0 SB: 1 CS: 1	PA: 38
PITCHER Monty Kennedy, L (1, 1) ERA: 4.48	IP: 9.0 WLS: W BF: 38 H: 11 R: 2 ER: 2 SO: 5 BB: 1 IBB: 0 HBP: 0 BLK: 0 WP: 0 HR: 1 S: 47 P: 51 ERA: 2.00 WHIP: 1.333															PITCHER				

Batter	1	2	3	4	5	6	7	8	9	AB	R	H	RBI	BB	SO	LOB	BOTTOM
Eddie Stanky, R (1, 4) OBP: 0.473, SLG: 0.436										5	1	1	0	0	0	2	Cincinnati Reds @ New York Giants Polo Grounds, New York, NY Fri Jun 23 1950, 3:33 AM EDT Att: 16,957 - Unknown
Whitely Lockman, L (1, 7) OBP: 0.389, SLG: 0.453										3	1	0	0	0	0	1	
Don Mueller, L (1, 9) OBP: 0.321, SLG: 0.423										4	1	2	2	0	0	1	
Hank Thompson, L (1, 5) OBP: 0.411, SLG: 0.509										3	1	2	2	1	0	1	
Wes Westrum, R (1, 2) OBP: 0.391, SLG: 0.476										4	0	0	0	0	0	3	
Bobby Thomson, R (1, 8) OBP: 0.333, SLG: 0.431										4	1	2	0	0	0	0	
Tookie Gilbert, L (1, 3) OBP: 0.321, SLG: 0.349										2	0	0	0	2	0	2	
Alvin Dark, R (1, 6) OBP: 0.322, SLG: 0.408										3	0	2	1	0	0	0	
Monty Kennedy, R (1, 1) OBP: 0.077, SLG: 0.077										4	0	0	0	0	1	4	
										1B: 6 2B: 1 3B: 0 HR: 2	SF: 0 SAC: 2 DP: 0 HBP: 0	WP: 0 PB: 0 SB: 0 CS: 1	PA: 38				
PITCHER Howie Fox, R (1, 1) ERA: 5.16 Frank Smith, R (7, 1) ERA: 2.68	IP: 6.1 WLS: L BF: 31 H: 8 R: 5 ER: 3 SO: 3 BB: 3 IBB: 0 HBP: 0 BLK: 0 WP: 0 HR: 2 S: 30 P: 42 ERA: 4.26 WHIP: 1.737															PITCHER	

AB	36
R	2
H	11
RBI	2
BB	1
SO	5
LOB	19



Batter	1	2	3	4	5	6	7	8	9	AB	R	H	RBI	BB	SO	LOB	TOP
Lloyd Merriman, L (1.8) OBP: 0.352, SLG: 0.359	0-3 K		0-0 4-3			0-0 1B		0-0 F7		4	0	1	0	0	1	1	Cincinnati Reds @ New York Giants Polo Grounds, New York, NY Sat Jun 24 1950, 3:33 AM EDT Att: 10,434 - Unknown
Peanuts Lowrey, R (1.7) OBP: 0.379, SLG: 0.345 Jim Bolger, R (8.7)	0-0 1B		0-0 5-3			0-0 F9		0-0 WP 4-3 2B		4	1	2	0	0	0	1	
Johnny Wyrostek, L (1.9) OBP: 0.412, SLG: 0.465 Bob Usher, R (8.9)	0-0 1-2 1B			0-0 F4		0-0 1-2 1B		4-0 4-3 BB		3	0	2	0	1	0	0	
Ted Kluszewski, L (1.3) OBP: 0.342, SLG: 0.556	0-0 P3			0-0 F6		0-0 F5		0-0 4-3		4	0	0	1	0	0	4	
Grady Hatton, L (1.5) OBP: 0.345, SLG: 0.415	0-0 F8			0-0 F8			0-0 G5-4-3 1B	0-0 F9		4	0	1	0	0	0	3	
Connie Ryan, R (1.4) OBP: 0.354, SLG: 0.394 Sammy Meeks, R (7.6)		0-0 F6			0-3 K		0-0 G5-4-3 1-2		0-0 F3	3	0	0	0	0	1	1	
Dixie Howell, R (1.2) OBP: 0.330, SLG: 0.282	0-3 K			0-3 K			0-0 3B		0-0 5-3	4	0	1	0	0	2	0	
Virgil Stallcup, R (1.6) OBP: 0.261, SLG: 0.333 Bobby Adams, R (7.4) OBP: 0.321, SLG: 0.309	0-0 F7			0-0 E5			0-0 F8		0-0 F9	3	0	0	0	0	0	1	
Ken Raffensberger, R (1.1) Eddie Erault, R (3.1) Joe Adcock, R (5. PH) Johnny Hetki, R (5.1) Harry Perkowski, L (8. PH) OBP: 0.417, SLG: 0.487			0-0 6-3		0-0 4-3			0-0 2B WP 1B		1	0	0	0	0	0	0	
Inning Stats	R: 0 E: 0 K: 1 S: 7	H: 2 LOB: 2 BB: 0 P: 7	R: 0 E: 0 K: 1 S: 5	H: 0 LOB: 0 BB: 0 P: 5	R: 0 E: 0 K: 0 S: 3	H: 0 LOB: 0 BB: 0 P: 3	R: 0 E: 1 K: 2 S: 8	H: 2 LOB: 1 BB: 0 P: 4	R: 0 E: 0 K: 0 S: 4	H: 2 LOB: 1 BB: 0 P: 4	R: 2 E: 0 K: 0 S: 5	H: 2 LOB: 1 BB: 1 P: 9	R: 0 E: 0 K: 0 S: 3	H: 0 LOB: 0 BB: 0 P: 3	1B: 6 2B: 1 3B: 1 HR: 0	SF: 0 SAC: 0 DP: 1 HBP: 0	
PITCHER Sheldon Jones, R (1.1) ERA: 4.09	IP: 9.0 WLS: W BF: 35	H: 8 R: 2 ER: 2 SO: 4	BB: 1 IBB: 0 HBP: 0 BLK: 0	WP: 1 HR: 0 S: 42 P: 46	ERA: 2.00 WHIP: 1.000	PITCHER	IP: 9.0 WLS: W BF: 35	H: 8 R: 2 ER: 2 SO: 4	BB: 1 IBB: 0 HBP: 0 BLK: 0	WP: 1 HR: 0 S: 42 P: 46	ERA: 2.00 WHIP: 1.000						

Batter	1	2	3	4	5	6	7	8	9	AB	R	H	RBI	BB	SO	LOB	BOTTOM		
Eddie Stanky, R (1.4) OBP: 0.473, SLG: 0.434 Bill Rigney, R (7. PH) OBP: 0.314, SLG: 0.233	0-0 1-3			4-0 G3-6-3 BB	0-0 F7		0-0 F8			3	0	1	1	1	0	3	Cincinnati Reds @ New York Giants Polo Grounds, New York, NY Sat Jun 24 1950, 3:33 AM EDT Att: 10,434 - Unknown		
Whitey Lockman, L (1.7) OBP: 0.385, SLG: 0.461	0-0 6-3	2-H 1B		0-0 G3-6-3 1-2		0-0 G3		0-0 HR		5	1	1	1	0	2				
Monte Irvin, R (1.9) OBP: 0.365, SLG: 0.405	0-0 F8		0-0 6-3	0-0 P2		0-0 HR	1-0 HR			4	2	1	1	0	0				
Wes Westrum, R (1.2) OBP: 0.406, SLG: 0.552		0-0 HR	0-0 HR		4-0 BB BB BB	0-0 2B	0-0 3B	1-H HR		4	5	4	4	1	0				
Bobby Thomson, R (1.8) OBP: 0.335, SLG: 0.428	0-3 K		0-0 2B F8 1B		4-0 BB BB BB	0-0 F4	0-0 F2			4	1	1	0	1	1				
Alvin Dark, R (1.6) OBP: 0.329, SLG: 0.430 Rudy Rufer, R (7. PH) (8.6)		0-0 HR	0-0 1-3 2B		0-0 F8	4-0 2B BB	0-0 1-3			3	1	2	1	1	0	2			
Hank Thompson, L (1.5) OBP: 0.425, SLG: 0.537		0-0 HR	4-0 IBB		4-0 1-2 2-3 BB	0-0 1-3 3-H 2B		4-0 G4-6-3 BB		2	1	2	2	3	0				
Tookie Gilbert, L (1.3) OBP: 0.328, SLG: 0.349		0-0 SH2-4 1B 1B		0-0 F8		4-0 1-2 2-3 3-H BB		4-0 F9		3	1	1	2	2	3				
Sheldon Jones, R (1.1) OBP: 0.136, SLG: 0.050		0-0 SH2-4 1-2	0-0 4-3		0-0 P2	0-0 6-3		0-0 G4-6-3 1-2		4	0	0	0	0	9				
Inning Stats	R: 0 E: 0 K: 0 S: 3	H: 0 LOB: 0 BB: 0 P: 3	R: 4 E: 0 K: 1 S: 10	H: 5 LOB: 1 BB: 0 P: 10	R: 2 E: 0 K: 0 S: 6	H: 3 LOB: 2 BB: 1 P: 10	R: 0 E: 0 K: 0 S: 2	H: 0 LOB: 0 BB: 1 P: 6	R: 1 E: 0 K: 0 S: 3	H: 0 LOB: 3 BB: 4 P: 19	R: 2 E: 0 K: 0 S: 6	H: 3 LOB: 2 BB: 2 P: 14	R: 3 E: 0 K: 0 S: 5	H: 2 LOB: 0 BB: 0 P: 6	R: 0 E: 0 K: 0 S: 2	H: 0 LOB: 0 BB: 1 P: 6		1B: 3 2B: 2 3B: 1 HR: 7	SF: 0 SAC: 1 DP: 2 HBP: 1
PITCHER Ken Raffensberger, L (1.1) ERA: 4.32 Eddie Erault, R (3.1) ERA: 7.92 Johnny Hetki, R (5.1) ERA: 7.78 Harry Perkowski, L (8.1) ERA: 3.94	IP: 2.1 WLS: L BF: 13	H: 6 R: 5 ER: 5 SO: 1	BB: 0 IBB: 0 HBP: 0 BLK: 0	WP: 0 HR: 4 S: 15 P: 15	ERA: 19.29 WHIP: 2.571	PITCHER	IP: 1.2 WLS: L BF: 8	H: 2 R: 1 ER: 1 SO: 1	BB: 1 IBB: 1 HBP: 0 BLK: 0	WP: 0 HR: 6 S: 14 P: 14	ERA: 5.40 WHIP: 1.800								

Batter	1	2	3	4	5	6	7	8	9	AB	R	H	RBI	BB	SO	LOB	TOP								
Lloyd Merriman, L (1.8) OBP: 0.348, SLG: 0.354	0-0 3-1		0-3 K		0-0 3B 1B		0-0 4-3		0-0 SH3-4	4	1	1	1	0	1	0									
Peanuts Lowrey, R (1.7) OBP: 0.374, SLG: 0.340	0-0 6-3			0-0 6-3	0-0 F7			0-0 F8	0-0 1B	5	0	1	0	0	0	2									
Johnny Wyrostek, L (1.9) OBP: 0.421, SLG: 0.488	0-0 2B			0-0 3-1	0-0 3B			0-0 FC1-6 1B	0-0 1B	5	0	4	3	0	0	0									
Ted Kluszewski, L (1.3) OBP: 0.338, SLG: 0.551	0-0 F8			0-0 2B	0-0 F7			0-0 FC1-6 1B	0-0 F7	5	1	1	0	0	0	5									
Joe Adcock, R (9.3) OBP: 0.191, SLG: 0.178								1-2 1B		0	0	0	0	0	0	0									
Grady Hatton, L (1.5) OBP: 0.342, SLG: 0.406		0-0 4-3		0-0 G3		0-0 3-1		0-0 1B 1B BB	0-3 K	4	0	0	0	1	1	3									
Connie Ryan, R (1.4) OBP: 0.357, SLG: 0.396	0-0 F8				0-0 F5	0-0 G1-6-3 1B		0-0 FC5 1B		4	0	2	1	0	0	0									
Dixie Howell, R (1.2) OBP: 0.326, SLG: 0.280	0-0 6-3				0-0 E5 1B	0-0 G1-6-3 1B		0-0 1B		4	1	1	0	0	0	1									
Virgil Stallcup, R (1.6) OBP: 0.255, SLG: 0.326			0-0 6-3		0-0 E5 1B 1B		0-0 F8	0-0 FC5		4	1	0	0	0	0	4									
Ewell Blackwell, R (1.1) OBP: 0.161, SLG: 0.103	0-0 F8				0-0 1B 3B 1B		0-0 6-3		4-0 1B SH3-4 BB	3	1	1	1	0	0	0									
Bobby Adams, R (9. PH) OBP: 0.325, SLG: 0.309										0	1	0	0	1	0	0									
Herm Wehmeier, R (9.1) OBP: 0.231, SLG: 0.263										0	0	0	0	0	0	0									
Inning Stats	R: 0 E: 0 K: 0 S: 4	H: 1 LOB: 1 BB: 0 P: 4	R: 0 E: 0 K: 0 S: 3	H: 0 LOB: 0 BB: 0 P: 3	R: 0 E: 0 K: 1 S: 5	H: 0 LOB: 0 BB: 0 P: 5	R: 0 E: 0 K: 0 S: 4	H: 1 LOB: 1 BB: 0 P: 4	R: 4 E: 2 K: 0 S: 8	H: 3 LOB: 1 BB: 0 P: 8	R: 0 E: 0 K: 0 S: 3	H: 1 LOB: 0 BB: 0 P: 3	R: 0 E: 0 K: 0 S: 3	H: 0 LOB: 0 BB: 0 P: 3	R: 1 E: 0 K: 0 S: 6	H: 3 LOB: 3 BB: 1 P: 10	R: 1 E: 0 K: 1 S: 7	H: 2 LOB: 2 BB: 1 P: 11	1B: 8 2B: 2 3B: 1 HR: 0	SF: 0 SAC: 1 DP: 1 HBP: 0	WP: 0 PB: 0 CS: 0	PA: 41			
PITCHER	IP	WLS	BF	H	R	ER	SO	BB	IBB	HBP	BLK	WP	HR	S	P	ERA	WHIP								
Jack Kramer, R (1.1) ERA: 4.36	7.0	L	28	6	4	0	1	0	0	0	0	0	0	30	30	0.00	0.857								
Andy Hansen, R (8.1) ERA: 3.97	1.0		7	3	1	1	0	1	0	0	0	0	0	6	10	9.00	4.000								
Kirby Higbe, R (9.1) ERA: 4.91	0.1		4	2	1	1	0	1	0	0	0	0	0	3	7	27.00	9.000								
Dave Koslo, L (9.1) ERA: 3.56	0.2		2	0	0	0	1	0	0	0	0	0	0	4	4	0.00	0.000								

Cincinnati Reds @ New York Giants
Polo Grounds, New York, NY
Sun Jun 25 1950, 3:33 AM EDT
Unknown

AB 38
R 6
H 11
RBI 6
BB 2
SO 2
LOB 15



Batter	1	2	3	4	5	6	7	8	9	AB	R	H	RBI	BB	SO	LOB	BOTTOM								
Eddie Stanky, R (1.4) OBP: 0.476, SLG: 0.430	4-0 E 1B FC1-5 BB		4-0 4-3 BB		0-0 F7		4-0 FC3-6 BB	0-0 E5 WP 1B		2	0	0	0	3	0	1									
Whitey Lockman, L (1.7) OBP: 0.386, SLG: 0.459	0-0 E1 BB FC1-5 1B		0-0 4-3		0-0 P4		0-0 P4	0-0 WP 1B		5	0	2	0	0	0	4									
Don Mueller, L (1.9) OBP: 0.311, SLG: 0.410	0-0 FC1-5 BB		0-0 5-3		0-0 F5		0-0 FC3-6 FC5 1B	0-0 G3		5	0	0	0	0	0	8									
Hank Thompson, L (1.5) OBP: 0.429, SLG: 0.536	4-0 G4-6-3 BB			0-0 FC3-6 HBP 1B		0-0 F7	0-0 FC3-6 1B	0-0 4-3		4	0	2	1	1	0	0									
Wes Westrum, R (1.2) OBP: 0.396, SLG: 0.537	0-0 G4-6-3			0-0 P4		0-3 K	0-0 FC5	0-0 F8		5	0	0	0	0	1	6									
Bobby Thomson, R (1.8) OBP: 0.336, SLG: 0.424		0-0 F8		1-0 FC3-6 HBP		0-0 BB 1B		0-0 6-3	0-0 F8	4	0	1	0	0	0	0									
Tookie Gilbert, L (1.3) OBP: 0.327, SLG: 0.343		0-3 K		0-0 FC3-6		4-0 FC5-4 BB		0-3 K		3	0	0	0	1	2	2									
Alvin Dark, R (1.6) OBP: 0.328, SLG: 0.424		0-3 K		0-0 6-3		0-0 FC5-4		4-0 3B BB		3	1	0	0	1	1	4									
Jack Kramer, R (1.1) OBP: 0.200, SLG: 0.556			0-0 6-3		4-0 BB		0-0 FC3-6 BB 1B	0-0 E 3B		1	0	0	0	1	0	0									
Spider Jorgensen, L (7. PH) OBP: 0.282, SLG: 0.087										1	1	0	0	0	0	0									
Andy Hansen, R (8.1) OBP: 0.282, SLG: 0.087										0	0	0	0	0	0	0									
Roy Weatherly, L (8. PH) OBP: 0.282, SLG: 0.087										1	1	1	0	0	0	0									
Kirby Higbe, R (9.1) OBP: 0.326, SLG: 0.250										0	0	0	0	0	0	0									
Dave Koslo, L (9.1) OBP: 0.201, SLG: 0.232										0	0	0	0	0	0	0									
Inning Stats	R: 0 E: 1 K: 0 S: 3	H: 1 LOB: 2 BB: 2 P: 11	R: 0 E: 0 K: 2 S: 7	H: 0 LOB: 0 BB: 0 P: 7	R: 0 E: 0 K: 0 S: 3	H: 0 LOB: 1 BB: 1 P: 7	R: 0 E: 0 K: 0 S: 4	H: 1 LOB: 2 BB: 0 P: 5	R: 0 E: 0 K: 1 S: 6	H: 1 LOB: 2 BB: 1 P: 10	R: 1 E: 0 K: 0 S: 5	H: 2 LOB: 2 BB: 1 P: 9	R: 2 E: 1 K: 1 S: 8	H: 2 LOB: 2 BB: 1 P: 12	R: 0 E: 0 K: 0 S: 3	H: 0 LOB: 0 BB: 0 P: 3	1B: 6 2B: 0 3B: 1 HR: 0	SF: 0 SAC: 0 DP: 1 HBP: 1	WP: 1 PB: 0 CS: 0	PA: 42					
PITCHER	IP	WLS	BF	H	R	ER	SO	BB	IBB	HBP	BLK	WP	HR	S	P	ERA	WHIP								
Ewell Blackwell, R (1.1) ERA: 3.38	8.0	W	39	7	3	2	4	7	0	0	0	0	0	39	68	2.25	1.750								
Herm Wehmeier, R (9.1) ERA: 6.7	1.0	S	3	0	0	0	0	0	0	0	0	0	0	3	3	0.00	0.000								

Cincinnati Reds @ New York Giants
Polo Grounds, New York, NY
Sun Jun 25 1950, 3:33 AM EDT
Unknown

AB 34
R 3
H 7
RBI 2
BB 7
SO 4
LOB 25



Batter	1	2	3	4	5	6	7	8	9	AB	R	H	RBI	BB	SO	LOB	TOP								
Lloyd Merriman, L (1, 8) OBP: 0.354, SLG: 0.360 Bob Usher, R (8, 8) OBP: 0.313, SLG: 0.376	0-0 G1-6-3 1B		0-0 6-3 1B		0-0 F5		0-0 E2		0-0 F8	4	0	2	1	0	0	0									
Peanuts Lowrey, R (1, 7) OBP: 0.363, SLG: 0.329	0-0 G1-6-3 1-2		0-0 6-3		0-0 F7		0-0 F2		0-0 6-3	5	0	0	0	0	0	3									
Johnny Wyrostek, L (1, 9) OBP: 0.416, SLG: 0.495	0-0 F8		0-0 3-1				0-0 E6		0-0 F9	5	1	1	1	0	0	2									
Ted Kluszewski, L (1, 3) OBP: 0.342, SLG: 0.566		0-0 HR		0-0 S 1B		0-0 L3		0-0 G4-3		4	2	2	1	0	0	2									
Grady Hatton, L (1, 5) OBP: 0.341, SLG: 0.403		0-0 4-3		0-3 K		0-0 S 1B			0-0 E4	4	1	1	0	0	1	1									
Connie Ryan, R (1, 4) OBP: 0.348, SLG: 0.387		0-0 F9		0-3 K		0-0 P5			0-0 F7	4	0	0	0	0	1	3									
Johnny Pramesa, R (1, 2) OBP: 0.323, SLG: 0.439		0-3 K		0-0 1B		0-0 IHR			0-0 1B	4	1	3	3	0	1	0									
Virgil Stallcup, R (1, 6) OBP: 0.260, SLG: 0.340			0-0 4-3 1B		0-0 4-3		0-0 IHR		0-0 P3	4	1	2	0	0	0	3									
Willie Ramsdell, R (1, 1) OBP: 0.200, SLG: 0.200 Frank Smith, R (4, 1) OBP: 0.077, SLG: 0.077			0-0 4-3		0-0 F8		0-0 6-3		0-3 K	1	0	0	0	0	0	1									
			2-3							3	0	0	0	0	1	3									
Inning Stats	R: 0 E: 0 K: 3 S: 3	H: 1 LOB: 0 BB: 0 P: 3	R: 1 E: 0 K: 1 S: 6	H: 1 LOB: 0 BB: 0 P: 6	R: 1 E: 0 K: 2 S: 5	H: 2 LOB: 1 BB: 0 P: 5	R: 1 E: 0 K: 2 S: 9	H: 2 LOB: 1 BB: 0 P: 9	R: 0 E: 0 K: 0 S: 3	H: 0 LOB: 0 BB: 0 P: 3	R: 3 E: 0 K: 0 S: 7	H: 4 LOB: 1 BB: 0 P: 7	R: 0 E: 2 K: 0 S: 4	H: 0 LOB: 1 BB: 0 P: 4	R: 0 E: 1 K: 1 S: 7	H: 1 LOB: 2 BB: 0 P: 7	R: 0 E: 0 K: 0 S: 3	H: 0 LOB: 0 BB: 0 P: 3	1B: 6 2B: 2 3B: 0 HR: 3	SF: 0 SAC: 0 DP: 2 HBP: 0	WP: 0 PB: 0 SB: 2 CS: 0	PA: 39			
PITCHER	IP	WLS	BF	H	R	ER	SO	BB	IBB	HBP	BLK	WP	HR	S	P	ERA	WHIP								
Sal Maglie, R (1, 1) ERA: 4.15 Dave Koslo, L (7, 1) ERA: 3.44	6.0	L	27	10	6	6	3	0	0	0	0	0	2	33	33	9.00	1.667								
	3.0		12	1	0	0	1	0	0	0	0	0	0	14	14	0.00	0.333								

Cincinnati Reds @ New York Giants
Polo Grounds, New York, NY
Sun Jun 25 1950, 3:38 AM EDT
Att: 22,464 - Unknown

AB	39
R	6
H	11
RBI	6
BB	0
SO	4
LOB	18



Batter	1	2	3	4	5	6	7	8	9	AB	R	H	RBI	BB	SO	LOB	BOTTOM								
Alvin Dark, R (1, 6) OBP: 0.326, SLG: 0.425 Spider Jorgensen, L (8, PH) OBP: 0.211, SLG: 0.063	0-3 K		0-0 FC3-6 1B		0-0 FC1-5-2		0-3 K		0-0 FC4-6	4	1	1	0	0	2	3									
Whitey Lockman, L (1, 7) OBP: 0.382, SLG: 0.452	0-3 K		4-0 FC3-6 BB		0-0 F5		0-0 F7		0-0 F7	4	0	0	0	1	1	3									
Don Mueller, L (1, 9) OBP: 0.308, SLG: 0.404	0-0 G3		0-0 FC3-6 1B		0-0 F9		0-0 1B		0-0 F7	5	0	1	0	0	0	3									
Hank Thompson, L (1, 5) OBP: 0.426, SLG: 0.546		0-0 IHR		0-0 F2		0-0 F7		0-0 F8		4	1	1	1	0	0	3									
Bobby Thomson, R (1, 8) OBP: 0.335, SLG: 0.421		0-0 F2		0-0 1B		0-0 F3		0-0 F8		4	0	1	1	0	0	1									
Tookie Gilbert, L (1, 3) OBP: 0.325, SLG: 0.337		4-0 2B F8 BB		0-3 K		0-0 E3		0-0 F9		3	2	0	0	1	1	2									
Bill Rigney, R (1, 4) OBP: 0.333, SLG: 0.294		0-0 2B		0-0 E FC1-6-2 1B		0-0 F9		0-0 L5		4	0	2	1	0	0	0									
Sam Calderone, R (1, 2) OBP: 0.350, SLG: 0.400		0-0 F8		0-0 E7 FC1-6-2 1B		0-0 E6		0-0 F9		4	0	1	1	0	0	1									
Sal Maglie, R (1, 1) OBP: 0.111, SLG: 0.222 Roy Weatherly, L (6, PH) OBP: 0.472, SLG: 0.548 Dave Koslo, L (7, 1) OBP: 0.091, SLG: 0.032 Eddie Stanky, R (8, PH) OBP: 0.478, SLG: 0.430		0-3 K		0-0 P4		0-0 F2		1-0 FC4-6 HBP		2	0	0	0	0	1	3									
										1	0	0	0	0	0	1									
										0	0	0	0	0	0	0									
										0	0	0	0	0	0	0									
Inning Stats	R: 0 E: 0 K: 2 S: 7	H: 0 LOB: 0 BB: 0 P: 7	R: 2 E: 0 K: 1 S: 7	H: 2 LOB: 1 BB: 1 P: 11	R: 1 E: 0 K: 1 S: 7	H: 2 LOB: 2 BB: 1 P: 11	R: 0 E: 1 K: 0 S: 5	H: 2 LOB: 0 BB: 0 P: 5	R: 0 E: 0 K: 0 S: 3	H: 0 LOB: 0 BB: 0 P: 3	R: 1 E: 2 K: 1 S: 7	H: 0 LOB: 1 BB: 0 P: 7	R: 0 E: 0 K: 0 S: 4	H: 1 LOB: 1 BB: 0 P: 4	R: 0 E: 0 K: 0 S: 3	H: 0 LOB: 0 BB: 0 P: 3	R: 0 E: 0 K: 0 S: 3	H: 0 LOB: 1 BB: 0 P: 4	1B: 4 2B: 2 3B: 0 HR: 1	SF: 0 SAC: 0 DP: 0 HBP: 1	WP: 0 PB: 0 SB: 0 CS: 0	PA: 39			
PITCHER	IP	WLS	BF	H	R	ER	SO	BB	IBB	HBP	BLK	WP	HR	S	P	ERA	WHIP								
Willie Ramsdell, R (1, 1) ERA: 4.5 Frank Smith, R (4, 1) ERA: 2.3	3.0		17	6	3	3	4	2	0	0	0	0	0	23	31	9.00	2.667								
	6.0	W	22	1	1	0	1	0	0	1	0	0	0	23	24	0.00	0.167								

Cincinnati Reds @ New York Giants
Polo Grounds, New York, NY
Sun Jun 25 1950, 3:38 AM EDT
Att: 22,464 - Unknown

AB	36
R	4
H	7
RBI	4
BB	2
SO	5
LOB	21



Batter	1	2	3	4	5	6	7	8	9	AB	R	H	RBI	BB	SO	LOB	TOP			
Lloyd Merriman, L (1, 8) OBP: 0.347, SLG: 0.352	1-3	FC6		F5		F8				5	1	1	0	0	0	4	Cincinnati Reds @ Pittsburgh Pirates Forbes Field, Pittsburgh, PA Tue Jun 27 1950, 3:33 AM EDT Att: 13,500 - Unknown - 65 F			
Peanuts Lowrey, R (1, 7) OBP: 0.353, SLG: 0.319	K		6-3	F8	F9			5-3		5	0	0	0	0	1	3				
Johnny Wyrostek, L (1, 9) OBP: 0.416, SLG: 0.491			F9	E9	FC5-4			F9		4	0	1	0	1	0	2				
Ted Kluszewski, L (1, 3) OBP: 0.348, SLG: 0.565	F4			BB	HR			F8		4	2	2	1	1	0	1				
Grady Hatton, L (1, 5) OBP: 0.342, SLG: 0.417		F8		BB	HR			F9		5	2	2	2	0	0	1				
Connie Ryan, R (1, 4) OBP: 0.356, SLG: 0.389		1B		6-3				F9		4	2	2	0	1	0	1				
Dixie Howell, R (1, 2) OBP: 0.340, SLG: 0.282		F8		1B				F9		3	1	1	1	2	0	2				
Virgil Stallcup, R (1, 6) OBP: 0.274, SLG: 0.349								F7		4	0	3	3	1	0	0				
Herm Wehmeier, R (1, 1) OBP: 0.233, SLG: 0.262								1-4-3		4	0	1	1	0	0	4				
Ewell Blackwell, R (7, 1) OBP: 0.156, SLG: 0.100								FC4-6		1	0	0	0	0	0	2				
Inning Stats	R: 0 E: 0 K: 1 S: 5	H: 0 LOB: 1 BB: 1 P: 9	R: 1 E: 0 K: 0 S: 6	H: 3 LOB: 2 BB: 0 P: 6	R: 3 E: 0 K: 0 S: 5	H: 2 LOB: 2 BB: 3 P: 17	R: 3 E: 1 K: 0 S: 6	H: 4 LOB: 0 BB: 0 P: 6	R: 1 E: 0 K: 0 S: 5	H: 2 LOB: 2 BB: 1 P: 9	R: 0 E: 0 K: 0 S: 4	H: 1 LOB: 1 BB: 0 P: 4	R: 0 E: 0 K: 0 S: 3	H: 0 LOB: 0 BB: 0 P: 3	R: 0 E: 0 K: 0 S: 4	H: 1 LOB: 2 BB: 1 P: 8	1B: 12 2B: 0 3B: 0 HR: 1	SF: 0 SAC: 0 DP: 0 HBP: 0	WP: 0 PB: 0 SB: 1 CS: 0	PA: 45
PITCHER	IP	WLS	BF	H	R	ER	SO	BB	IBB	HBP	BLK	WP	HR	S	P	ERA	WHIP			
Bill MacDonald, R (1, 1) ERA: 4.92	4.0	L	24	9	7	7	1	4	0	0	0	0	1	22	38	15.75	3.250			
Frank Papish, L (5, 1) ERA: 27.0	0.0		2	1	1	1	0	1	0	0	0	0	0	1	5	∞	∞			
Junior Walsh, R (5, 1) ERA: 6.14	1.0		4	1	0	0	0	0	0	0	0	0	0	4	4	0.00	1.000			
Vic Lombardi, L (6, 1) ERA: 8.41	4.0		15	2	0	0	0	0	1	0	0	0	0	14	18	0.00	0.500			

AB	39
R	8
H	13
RBI	8
BB	6
SO	1
LOB	20




Batter	1	2	3	4	5	6	7	8	9	AB	R	H	RBI	BB	SO	LOB	BOTTOM					
Stan Rojek, R (1, 6) OBP: 0.281, SLG: 0.286	K									4	0	2	0	0	2	1	Cincinnati Reds @ Pittsburgh Pirates Forbes Field, Pittsburgh, PA Tue Jun 27 1950, 3:33 AM EDT Att: 13,500 - Unknown - 65 F					
George Strickland, R (7, 6) OBP: 0.250, SLG: 0.125										1	0	1	0	0	0	0						
Ted Beard, L (1, 8) OBP: 0.374, SLG: 0.386	K									4	1	0	0	1	1	3						
Ralph Kiner, R (1, 7) OBP: 0.428, SLG: 0.602	K									3	1	0	0	2	1	3						
Gus Bell, L (1, 9) OBP: 0.367, SLG: 0.477										5	1	3	1	0	1	0						
Danny Murtaugh, R (1, 4) OBP: 0.409, SLG: 0.429	K									5	0	3	1	0	1	1						
Dale Coogan, L (1, 3) OBP: 0.323, SLG: 0.333	F4									4	0	1	1	1	1	4						
Pete Castiglione, R (1, 5) OBP: 0.332, SLG: 0.301										3	0	0	0	0	0	5						
Johnny Hopp, L (7, PH) OBP: 0.400, SLG: 0.487										1	0	0	0	0	0	3						
Nanny Fernandez, R (8, 5) OBP: 0.324, SLG: 0.413										0	0	0	0	0	0	0						
Ray Mueller, R (1, 2) OBP: 0.318, SLG: 0.475										4	0	0	0	0	0	5						
Bill MacDonald, R (1, 1) OBP: 0.190, SLG: 0.190										1	0	0	0	0	1	0						
Frank Papish, R (5, 1) OBP: 0.800, SLG: 1.000										0	0	0	0	0	0	0						
Junior Walsh, R (5, 1) OBP: 0.300, SLG: 0.408										0	0	0	0	0	0	0						
Hank Schenz, R (5, PH) OBP: 0.300, SLG: 0.408										1	0	0	0	0	0	0						
Vic Lombardi, L (6, 1) OBP: 0.400, SLG: 0.333										1	0	0	0	1	0	0						
Inning Stats	R: 0 E: 0 K: 3 S: 9	H: 0 LOB: 0 BB: 0 P: 9	R: 0 E: 0 K: 1 S: 6	H: 1 LOB: 1 BB: 0 P: 6	R: 0 E: 0 K: 1 S: 6	H: 1 LOB: 2 BB: 1 P: 10	R: 0 E: 0 K: 0 S: 4	H: 1 LOB: 2 BB: 1 P: 8	R: 3 E: 0 K: 0 S: 7	H: 4 LOB: 2 BB: 1 P: 11	R: 0 E: 0 K: 1 S: 5	H: 0 LOB: 1 BB: 1 P: 9	R: 0 E: 0 K: 1 S: 7	H: 2 LOB: 3 BB: 1 P: 11	R: 0 E: 0 K: 0 S: 4	H: 1 LOB: 1 BB: 0 P: 4	R: 0 E: 0 K: 1 S: 5	H: 0 LOB: 0 BB: 0 P: 5	1B: 10 2B: 0 3B: 0 HR: 0	SF: 0 SAC: 0 DP: 0 HBP: 0	WP: 1 PB: 0 SB: 0 CS: 0	PA: 42
PITCHER	IP	WLS	BF	H	R	ER	SO	BB	IBB	HBP	BLK	WP	HR	S	P	ERA	WHIP					
Herm Wehmeier, R (1, 1) ERA: 6.57	6.0	W	31	8	3	3	6	5	0	0	0	0	0	38	58	4.50	2.167					
Ewell Blackwell, R (7, 1) ERA: 3.27	3.0	S	11	2	0	0	2	0	0	0	0	1	0	15	15	0.00	0.667					




Batter	1	2	3	4	5	6	7	8	9	AB	R	H	RBI	BB	SO	LOB	TOP								
Bobby Adams, R (1,5) Harry Perkowski, L (9,PH) OBP: 0.329, SLG: 0.329 OBP: 0.462, SLG: 0.462										4	1	2	0	0	1	1	Cincinnati Reds @ Pittsburgh Pirates Forbes Field, Pittsburgh, PA Wed Jun 28 1950, 3:33 AM EDT Att: 12,040 - Unknown - 70 F								
Peanuts Lowrey, R (1,7) OBP: 0.344, SLG: 0.309										5	0	0	0	0	0	3									
Johnny Wyrostek, L (1,9) OBP: 0.417, SLG: 0.486										2	0	0	0	2	1	1									
Ted Kluszewski, L (1,3) OBP: 0.346, SLG: 0.558										4	0	1	1	0	1	1									
Connie Ryan, R (1,4) OBP: 0.359, SLG: 0.388										3	1	1	0	1	1	2									
Bob Usher, R (1,8) Lloyd Merriman, L (5,PH) OBP: 0.308, SLG: 0.370 OBP: 0.340, SLG: 0.344										2	0	0	0	0	0	3									
Dixie Howell, R (1,2) OBP: 0.347, SLG: 0.284										3	1	1	0	1	0	1									
Virgil Stallcup, R (1,6) Grady Hatton, L (9,PH) OBP: 0.281, SLG: 0.356 OBP: 0.340, SLG: 0.415										2	1	2	1	0	0	0									
Howie Fox, R (1,1) Frank Smith, R (8,1) Bob Scheffing, R (9,PH) OBP: 0.250, SLG: 0.417 OBP: 0.077, SLG: 0.077 OBP: 0.309, SLG: 0.392										3	1	1	3	0	0	2									
Inning Stats	R: 1 E: 0 K: 1 S: 7	H: 2 LOB: 2 BB: 1 P: 11	R: 0 E: 0 K: 0 S: 4	H: 1 LOB: 1 BB: 0 P: 4	R: 0 E: 0 K: 2 S: 7	H: 0 LOB: 0 BB: 0 P: 7	R: 4 E: 1 K: 0 S: 8	H: 4 LOB: 1 BB: 0 P: 8	R: 0 E: 0 K: 0 S: 3	H: 0 LOB: 0 BB: 1 P: 3	R: 0 E: 0 K: 1 S: 5	H: 0 LOB: 0 BB: 1 P: 9	R: 0 E: 0 K: 0 S: 2	H: 0 LOB: 0 BB: 1 P: 6	R: 0 E: 0 K: 0 S: 2	H: 0 LOB: 0 BB: 1 P: 6		R: 0 E: 0 K: 0 S: 4	H: 1 LOB: 1 BB: 0 P: 4	1B: 7 2B: 1 3B: 1 HR: 1	SF: 0 SAC: 1 DP: 2 HBP: 0	WP: 0 PB: 0 SB: 1 CS: 1	PA: 39		
PITCHER	IP	WLS	BF	H	R	ER	SO	BB	IBB	HBP	BLK	WP	HR	S	P	ERA	WHIP								
Bill Werle, L (1,1) ERA: 5.87	3.1		19	7	5	4	3	1	0	0	0	0	1	24	28	10.80	2.400								
Murry Dickson, R (4,1) ERA: 4.67	5.2	W	19	2	0	0	1	3	0	0	0	0	0	18	30	0.00	0.882								

AB 33
R 5
H 9
RBI 5
BB 4
SO 4
LOB 16



Batter	1	2	3	4	5	6	7	8	9	AB	R	H	RBI	BB	SO	LOB	BOTTOM								
Stan Rojek, R (1,6) OBP: 0.278, SLG: 0.290										5	0	1	1	0	0	1	Cincinnati Reds @ Pittsburgh Pirates Forbes Field, Pittsburgh, PA Wed Jun 28 1950, 3:33 AM EDT Att: 12,040 - Unknown - 70 F								
Dale Coogan, L (1,3) OBP: 0.341, SLG: 0.342										3	1	2	0	2	0	0									
Ralph Kiner, R (1,7) OBP: 0.424, SLG: 0.591										4	0	0	0	1	1	4									
Gus Bell, L (1,9) OBP: 0.363, SLG: 0.465										3	0	0	0	1	0	2									
Wally Westlake, R (1,8) OBP: 0.348, SLG: 0.512										3	1	1	1	1	0	3									
Danny Murtaugh, R (1,4) OBP: 0.414, SLG: 0.447										3	2	2	0	1	0	2									
Jack Phillips, R (1,5) OBP: 0.297, SLG: 0.371										4	1	1	2	0	0	4									
Ray Mueller, R (1,2) OBP: 0.304, SLG: 0.453										3	0	0	0	0	2	1									
Johnny Hopp, L (8,PH) Earl Turner, R (9,2) OBP: 0.402, SLG: 0.503 OBP: 0.265, SLG: 0.283										1	1	1	1	0	0	0									
Bill Werle, L (1,1) Murry Dickson, R (4,1) OBP: 0.375, SLG: 0.250 OBP: 0.250, SLG: 0.229										1	0	0	0	0	0	0									
Inning Stats	R: 1 E: 0 K: 0 S: 4	H: 1 LOB: 2 BB: 2 P: 12	R: 0 E: 0 K: 1 S: 5	H: 0 LOB: 0 BB: 0 P: 5	R: 0 E: 0 K: 0 S: 3	H: 0 LOB: 0 BB: 0 P: 3	R: 3 E: 0 K: 0 S: 7	H: 4 LOB: 1 BB: 0 P: 7	R: 0 E: 0 K: 0 S: 4	H: 1 LOB: 3 BB: 2 P: 12	R: 0 E: 0 K: 1 S: 5	H: 0 LOB: 0 BB: 1 P: 5	R: 0 E: 0 K: 0 S: 3	H: 0 LOB: 1 BB: 1 P: 7	R: 2 E: 0 K: 1 S: 8	H: 3 LOB: 2 BB: 1 P: 12	1B: 4 2B: 3 3B: 2 HR: 0	SF: 0 SAC: 0 DP: 0 HBP: 0	WP: 0 PB: 0 SB: 0 CS: 0	PA: 39					
PITCHER	IP	WLS	BF	H	R	ER	SO	BB	IBB	HBP	BLK	WP	HR	S	P	ERA	WHIP								
Howie Fox, R (1,1) ERA: 5.16	7.0		32	6	4	4	2	5	0	0	0	0	0	31	51	5.14	1.571								
Frank Smith, R (8,1) ERA: 2.66	1.0	L	7	3	2	2	1	1	0	0	0	0	0	8	12	18.00	4.000								

AB 33
R 6
H 9
RBI 6
BB 6
SO 3
LOB 18

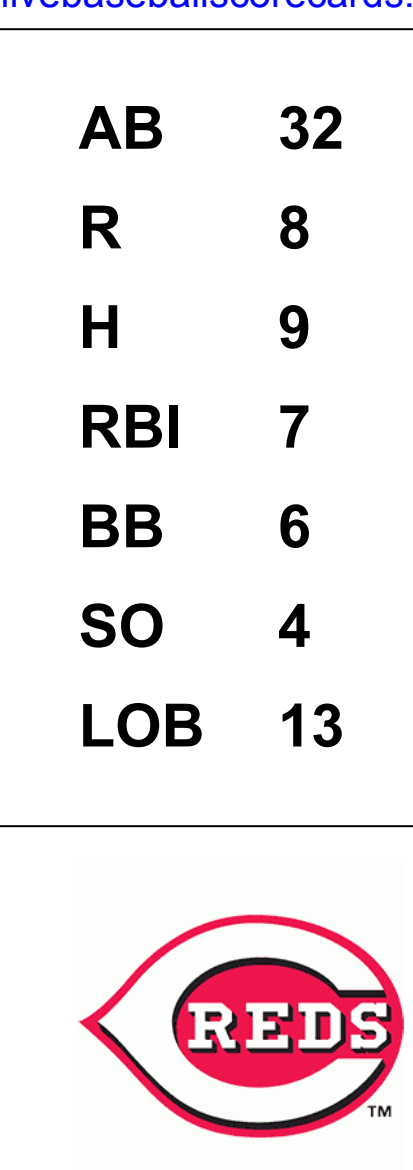


Batter	1	2	3	4	5	6	7	8	9	AB	R	H	RBI	BB	SO	LOB	TOP			
Bob Ramazzotti, R OBP: 0.313, SLG: 0.370 (1, 4)	F9		F8			6-3			FC6-4	5	0	1	0	0	0	2	Chicago Cubs @ Cincinnati Reds Crosley Field, Cincinnati, OH Fri Jun 30 1950, 3:33 AM EDT Att: 10,736 - Unknown			
Mickey Owen, R OBP: 0.228, SLG: 0.239 Rube Walker, L OBP: 0.278, SLG: 0.372 (8, PH) (8, 2)	1B			P4		P2		F9		3	0	1	0	0	0	0				
Phil Cavarretta, L OBP: 0.378, SLG: 0.468 Dutch Leonard, R OBP: 0.200, SLG: 0.200 (1, 3) (8, 1)	F7			HR		F8		K		4	1	1	1	0	1	3				
Hank Sauer, R OBP: 0.404, SLG: 0.589 (1, 7)	F7			HR			K	F7		4	1	1	1	0	1	3				
Andy Patko, R OBP: 0.428, SLG: 0.536 (1, 8)		K		1-3			P5		1B	4	1	1	0	0	1	0				
Hank Edwards, L OBP: 0.421, SLG: 0.541 (1, 9)	K			K			1-3		1B	4	0	1	0	0	2	0				
Roy Smalley, R OBP: 0.343, SLG: 0.523 (1, 6)	F3					5-3			3B	3	1	0	0	1	1	2				
Bill Serena, R OBP: 0.346, SLG: 0.419 (1, 5)			K			K			1B	4	1	2	2	0	2	0				
Johnny Schmitz, R OBP: 0.143, SLG: 0.146 Johnny Vander Meer, S OBP: 0.323, SLG: 0.379 Wayne Terwilliger, R OBP: 0.323, SLG: 0.379 (8, PH) (8, 3)			K			F8			P3	0	0	0	0	0	0	0				
Inning Stats	R: 0 E: 0 K: 0 S: 4	H: 1 LOB: 1 BB: 0 P: 4	R: 0 E: 0 K: 2 S: 7	H: 0 LOB: 0 BB: 0 P: 7	R: 0 E: 0 K: 2 S: 7	H: 0 LOB: 0 BB: 0 P: 7	R: 2 E: 0 K: 1 S: 5	H: 2 LOB: 0 BB: 0 P: 7	R: 0 E: 0 K: 1 S: 3	H: 0 LOB: 0 BB: 0 P: 3	R: 0 E: 0 K: 1 S: 5	H: 0 LOB: 0 BB: 0 P: 5	R: 2 E: 0 K: 1 S: 8	H: 3 LOB: 2 BB: 0 P: 12	R: 1 E: 0 K: 1 S: 8	H: 3 LOB: 2 BB: 0 P: 8		1B: 6 2B: 0 3B: 1 HR: 2	SF: 0 SAC: 0 DP: 0 HBP: 0	WP: 0 PB: 0 SB: 0 CS: 0
PITCHER	IP	WLS	BF	H	R	ER	SO	BB	IBB	HBP	BLK	WP	HR	S	P	ERA	WHIP			
Ken Raffensberger, L ERA: 4.37 Herm Wehmeier, R ERA: 6.52	7.0	W	28	6	4	4	7	1	0	0	0	0	2	41	45	5.14	1.000			
Herm Wehmeier, R ERA: 6.52	2.0	S	9	3	1	1	2	0	0	0	0	0	0	13	13	4.50	1.500			

AB	36
R	5
H	9
RBI	5
BB	1
SO	9
LOB	14



Batter	1	2	3	4	5	6	7	8	9	AB	R	H	RBI	BB	SO	LOB	BOTTOM			
Bobby Adams, R OBP: 0.333, SLG: 0.336 Grady Hatton, L OBP: 0.343, SLG: 0.415 (1, 5) (8, 5)	E	F7		S		P4		S		3	1	1	0	1	0	0	Chicago Cubs @ Cincinnati Reds Crosley Field, Cincinnati, OH Fri Jun 30 1950, 3:33 AM EDT Att: 10,736 - Unknown			
Peanuts Lowrey, R OBP: 0.340, SLG: 0.312 (1, 7)	E6			F2		P5		F9		5	1	1	0	0	3					
Johnny Wyrostek, L OBP: 0.417, SLG: 0.482 (1, 9)	2B	3-1		K			WP	F7		4	2	1	0	0	1	3				
Ted Kluszewski, L OBP: 0.344, SLG: 0.557 (1, 3)	1B			F8		F8		F5		4	1	1	3	0	0	1				
Connie Ryan, R OBP: 0.371, SLG: 0.395 (1, 4)	G6-4-3			BB			E	WP		2	2	2	1	2	0	0				
Bob Usher, R OBP: 0.313, SLG: 0.382 (1, 8)	G6-4-3			F7		E7		1B		4	1	2	2	0	0	2				
Dixie Howell, R OBP: 0.382, SLG: 0.289 (1, 2)	BB			FC6-4		F8		FC5-4		2	0	1	1	2	0	0				
Virgil Stallcup, R OBP: 0.275, SLG: 0.348 (1, 6)	F8			FC6-4		F8		FC5-4		4	0	0	0	0	0	4				
Ken Raffensberger, R OBP: 0.231, SLG: 0.222 Herm Wehmeier, R OBP: 0.227, SLG: 0.256 (1, 1) (8, 1)		K		F8		K		K		3	0	0	0	0	2	0				
Inning Stats	R: 4 E: 1 K: 0 S: 6	H: 3 LOB: 1 BB: 1 P: 11	R: 0 E: 0 K: 1 S: 6	H: 1 LOB: 1 BB: 0 P: 6	R: 0 E: 0 K: 0 S: 3	H: 0 LOB: 2 BB: 2 P: 11	R: 0 E: 0 K: 1 S: 5	H: 0 LOB: 1 BB: 1 P: 9	R: 2 E: 1 K: 0 S: 5	H: 2 LOB: 0 BB: 0 P: 5	R: 0 E: 0 K: 1 S: 5	H: 0 LOB: 0 BB: 0 P: 5	R: 2 E: 0 K: 0 S: 5	H: 3 LOB: 1 BB: 1 P: 9	R: 0 E: 0 K: 1 S: 5	H: 0 LOB: 1 BB: 1 P: 9		1B: 5 2B: 4 3B: 0 HR: 0	SF: 0 SAC: 0 DP: 1 HBP: 1	WP: 1 PB: 0 SB: 2 CS: 0
PITCHER	IP	WLS	BF	H	R	ER	SO	BB	IBB	HBP	BLK	WP	HR	S	P	ERA	WHIP			
Johnny Schmitz, L ERA: 4.18 Johnny Vander Meer, L ERA: 5.12 Dutch Leonard, R ERA: 4.68	0.0	L	5	3	4	3	0	0	0	1	0	0	0	31	51	2.57	1.571			
Dutch Leonard, R ERA: 4.68	1.0		4	0	0	0	1	1	0	0	0	0	0	5	9	0.00	1.000			



Batter	1	2	3	4	5	6	7	8	9	10	AB	R	H	RBI	BB	SO	LOB	TOP	
Bob Ramazzotti, R OBP: 0.299, SLG: 0.354 (1.4) (8, 5)	F9		G5-4-3			4-3		FC6-4		K	5	0	0	0	0	1	2		
Rube Walker, L OBP: 0.269, SLG: 0.360 (1.2)	1-3			K		4-3			F4		4	0	0	0	0	1	0		
Phil Cavarretta, L OBP: 0.375, SLG: 0.459 (1.3)	K			3-1		K			HBP HR		3	1	0	0	1	2	0		
Hank Sauer, R OBP: 0.409, SLG: 0.588 (9, PR)											2	0	1	0	1	1	0		
Emil Verban, R OBP: 0.133, SLG: 0.071 (9, 7)											0	1	0	0	0	0	0		
Bob Borkowski, R OBP: 0.353, SLG: 0.481 (1.8)											0	0	0	0	0	0	0		
Andy Pafko, R OBP: 0.429, SLG: 0.548 (1.8)											3	1	1	3	0	0	1		
Hank Edwards, L OBP: 0.409, SLG: 0.525 (7, 9)											3	0	0	0	0	2	2		
Ron Northey, L OBP: 0.362, SLG: 0.513 (1.6)											1	0	0	0	0	0	1		
Roy Smalley, R OBP: 0.337, SLG: 0.513 (1.3)											4	0	0	0	0	4	2		
Bil Serena, R OBP: 0.351, SLG: 0.417 (8, 5)											1	0	0	0	2	1	0		
Wayne Terwilliger, R OBP: 0.321, SLG: 0.377 (8, 4)											1	0	0	0	0	0	0		
Paul Minner, L OBP: 0.280, SLG: 0.238 (1.1)											3	0	0	0	1	2	2		
Inning Stats	R: 0 E: 0 K: 1 S: 5	H: 0 LOB: 0 BB: 0 P: 5	R: 0 E: 0 K: 1 S: 5	H: 1 LOB: 1 BB: 0 P: 6	R: 0 E: 0 K: 0 S: 2	H: 0 LOB: 0 BB: 1 P: 6	R: 0 E: 0 K: 3 S: 9	H: 0 LOB: 0 BB: 1 P: 13	R: 0 E: 0 K: 2 S: 7	H: 0 LOB: 0 BB: 0 P: 7	R: 0 E: 0 K: 2 S: 7	H: 0 LOB: 1 BB: 1 P: 11	R: 3 E: 0 K: 1 S: 6	H: 1 LOB: 1 BB: 1 P: 11	R: 0 E: 0 K: 2 S: 7	H: 0 LOB: 0 BB: 0 P: 7	1B: 1 2B: 0 3B: 0 HR: 1	SF: 0 SAC: 0 DP: 2 HBP: 2	WP: 0 PA: 37 CS: 0
PITCHER Ewell Blackwell, R ERA: 3.22 (1.1)	IP 10.0	WLS W 37	BF H 2	R 3	ER 3	SO 14	BB 5	IBB 0	HBP 2	BLK 0	WP 0	HR 1	S 58	P 80	ERA 2.70	WHIP 0.700			
PITCHER	IP	WLS	BF	H	R	ER	SO	BB	IBB	HBP	BLK	WP	HR	S	P	ERA	WHIP		

Chicago Cubs @ Cincinnati Reds
Crosley Field, Cincinnati, OH
Sat Jul 01 1950, 3:33 AM EDT
Att: 10,370 - Unknown

AB	30
R	3
H	2
RBI	3
BB	5
SO	14
LOB	10



Batter	1	2	3	4	5	6	7	8	9	10	AB	R	H	RBI	BB	SO	LOB	BOTTOM					
Bobby Adams, R OBP: 0.335, SLG: 0.333 (1.5)	F7		P3								4	0	1	0	1	1	1						
Peanuts Lowrey, R OBP: 0.338, SLG: 0.310 (1.7)	E5		4-3								4	0	1	0	0	0	1						
Johnny Wyrostek, L OBP: 0.409, SLG: 0.471 (1.9)	F8			4-3							5	0	0	1	0	1	4						
Ted Kluszewski, L OBP: 0.346, SLG: 0.566 (1.3)	6-3										4	1	1	1	1	1	2						
Connie Ryan, R OBP: 0.372, SLG: 0.392 (1.4)											4	1	1	0	1	2	3						
Bob Usher, R OBP: 0.317, SLG: 0.378 (1.8)											4	1	1	0	1	0	1						
Dixie Howell, R OBP: 0.355, SLG: 0.316 (1.2)											5	1	1	2	0	2	3						
Virgil Stallcup, R OBP: 0.280, SLG: 0.351 (1.6)											4	0	2	1	0	0	1						
Ewell Blackwell, R OBP: 0.171, SLG: 0.094 (1.1)											2	1	0	0	1	0	2						
Inning Stats	R: 0 E: 1 K: 0 S: 4	H: 0 LOB: 1 BB: 0 P: 4	R: 0 E: 0 K: 1 S: 5	H: 0 LOB: 0 BB: 0 P: 5	R: 0 E: 0 K: 0 S: 4	H: 1 LOB: 1 BB: 0 P: 4	R: 1 E: 0 K: 0 S: 4	H: 1 LOB: 1 BB: 1 P: 8	R: 1 E: 0 K: 1 S: 7	H: 2 LOB: 3 BB: 2 P: 15	R: 0 E: 0 K: 1 S: 6	H: 1 LOB: 1 BB: 0 P: 6	R: 0 E: 0 K: 2 S: 7	H: 0 LOB: 1 BB: 1 P: 11	R: 1 E: 1 K: 0 S: 5	H: 2 LOB: 1 BB: 0 P: 5	R: 0 E: 0 K: 1 S: 5	H: 0 LOB: 0 BB: 0 P: 5	R: 2 E: 0 K: 1 S: 5	H: 1 LOB: 0 BB: 1 P: 9	1B: 6 2B: 0 3B: 0 HR: 2	SF: 0 SAC: 2 DP: 0 HBP: 0	WP: 0 PA: 43 CS: 0
PITCHER Paul Minner, L ERA: 4.13 (1.1)	IP 9.2	WLS L 43	BF H 8	R 5	ER 5	SO 7	BB 5	IBB 0	HBP 0	BLK 1	WP 0	HR 2	S 52	P 72	ERA 4.66	WHIP 1.345							
PITCHER	IP	WLS	BF	H	R	ER	SO	BB	IBB	HBP	BLK	WP	HR	S	P	ERA	WHIP						

Chicago Cubs @ Cincinnati Reds
Crosley Field, Cincinnati, OH
Sat Jul 01 1950, 3:33 AM EDT
Att: 10,370 - Unknown

AB	36
R	5
H	8
RBI	5
BB	5
SO	7
LOB	18



Batter	1	2	3	4	5	6	7	8	9	AB	R	H	RBI	BB	SO	LOB	TOP											
Stan Rojek, R OBP: 0.297, SLG: 0.307 (1, 6)										4	0	2	0	0	1	1	Pittsburgh Pirates @ Cincinnati Reds Crosley Field, Cincinnati, OH Mon Jul 03 1950, 3:33 AM EDT Att: 3,405 - Unknown											
Ted Beard, L OBP: 0.364, SLG: 0.376 (1, 8)										4	0	0	1	1	2	2												
Johnny Hopp, L OBP: 0.411, SLG: 0.515 (1, 3)										3	1	0	0	2	1	2												
Ralph Kiner, R OBP: 0.416, SLG: 0.606 (1, 7)										4	2	2	3	1	1	3												
Gus Bell, L OBP: 0.350, SLG: 0.450 (1, 9)										4	1	1	0	1	1	4												
Danny Murtaugh, R OBP: 0.416, SLG: 0.443 (1, 4)										4	0	1	0	0	0	2												
Pete Castiglione, R OBP: 0.291, SLG: 0.289 Wally Westlake, R OBP: 0.353, SLG: 0.512 Hank Schenz, R OBP: 0.290, SLG: 0.403 (8, 5)										3	0	1	0	0	0	2												
Ray Mueller, R OBP: 0.303, SLG: 0.437 Nanny Fernandez, R OBP: 0.325, SLG: 0.409 Earl Turner, R OBP: 0.255, SLG: 0.269 (8, 2)										3	0	1	0	0	1	1												
Bill MacDonald, R OBP: 0.182, SLG: 0.182 Murry Dickson, R OBP: 0.289, SLG: 0.270 Vic Lombardi, L OBP: 0.400, SLG: 0.333 Dale Coogan, L OBP: 0.319, SLG: 0.317 Junior Walsh, R OBP: 0.600, SLG: 1.000 (8, 1)										1	0	0	0	0	0	2												
Inning Stats	R: 0 E: 0 K: 2 S: 7	H: 1 LOB: 0 BB: 0 P: 7	R: 1 E: 1 K: 0 S: 5	H: 2 LOB: 2 BB: 1 P: 9	R: 2 E: 0 K: 2 S: 8	H: 2 LOB: 1 BB: 1 P: 12	R: 0 E: 0 K: 1 S: 5	H: 1 LOB: 1 BB: 0 P: 5	R: 1 E: 0 K: 0 S: 4	H: 1 LOB: 0 BB: 0 P: 4	R: 0 E: 0 K: 0 S: 3	H: 0 LOB: 1 BB: 1 P: 7	R: 0 E: 0 K: 0 S: 4	H: 1 LOB: 0 BB: 0 P: 4	R: 1 E: 0 K: 0 S: 5	H: 2 LOB: 3 BB: 2 P: 13		R: 0 E: 0 K: 2 S: 8	H: 1 LOB: 2 BB: 1 P: 12	1B: 9 2B: 0 3B: 0 HR: 2	SF: 0 SAC: 1 DP: 0 HBP: 0	WP: 0 PB: 1 SB: 1 CS: 0	PA: 41					
PITCHER	IP	WLS	BF	H	R	ER	SO	BB	IBB	HBP	BLK	WP	HR	S	P	ERA		WHIP										
Willie Ramsdell, R ERA: 4.42 Ewell Blackwell, R ERA: 3.24 (8, 1)	7.0	W	31	8	5	4	5	4	0	0	0	0	2	36	52	5.14		1.714										

AB	34
R	5
H	11
RBI	5
BB	6
SO	7
LOB	22



Batter	1	2	3	4	5	6	7	8	9	AB	R	H	RBI	BB	SO	LOB	BOTTOM											
Lloyd Merriman, L OBP: 0.330, SLG: 0.343 (1, 8)										5	1	1	1	0	0	3	Pittsburgh Pirates @ Cincinnati Reds Crosley Field, Cincinnati, OH Mon Jul 03 1950, 3:33 AM EDT Att: 3,405 - Unknown											
Peanuts Lowrey, R OBP: 0.333, SLG: 0.311 (1, 7)										5	1	1	1	0	0	1												
Johnny Wyrostek, L OBP: 0.404, SLG: 0.461 (1, 9)										4	1	1	0	1	0	2												
Ted Kluszewski, L OBP: 0.347, SLG: 0.561 (1, 3)										4	0	2	2	0	0	1												
Grady Hatton, L OBP: 0.336, SLG: 0.405 (1, 5)										4	1	1	0	0	1	2												
Connie Ryan, R OBP: 0.374, SLG: 0.410 (1, 4)										4	2	2	1	0	0	1												
Johnny Pramesa, R OBP: 0.243, SLG: 0.468 Herm Wehmeier, R OBP: 0.227, SLG: 0.256 Dixie Howell, R OBP: 0.348, SLG: 0.309 (9, 2)										4	1	3	2	0	0	0												
Virgil Stallcup, R OBP: 0.281, SLG: 0.351 (1, 6)										4	1	2	0	0	0	2												
Willie Ramsdell, R OBP: 0.217, SLG: 0.182 Ewell Blackwell, R OBP: 0.171, SLG: 0.094 (8, 1)										2	0	0	0	1	1	2												
Inning Stats	R: 0 E: 0 K: 0 S: 4	H: 1 LOB: 1 BB: 0 P: 4	R: 3 E: 0 K: 1 S: 8	H: 4 LOB: 0 BB: 0 P: 8	R: 0 E: 0 K: 0 S: 3	H: 0 LOB: 0 BB: 0 P: 3	R: 1 E: 0 K: 1 S: 7	H: 2 LOB: 2 BB: 1 P: 11	R: 0 E: 0 K: 0 S: 4	H: 1 LOB: 1 BB: 0 P: 4	R: 0 E: 0 K: 0 S: 4	H: 1 LOB: 1 BB: 0 P: 4	R: 2 E: 1 K: 0 S: 5	H: 1 LOB: 1 BB: 1 P: 9	R: 2 E: 0 K: 0 S: 6	H: 3 LOB: 2 BB: 0 P: 6		R: 2 E: 0 K: 0 S: 6	H: 0 LOB: 0 BB: 0 P: 6	1B: 7 2B: 6 3B: 1 HR: 0	SF: 0 SAC: 1 DP: 1 HBP: 0	WP: 1 PB: 0 SB: 0 CS: 0	PA: 39					
PITCHER	IP	WLS	BF	H	R	ER	SO	BB	IBB	HBP	BLK	WP	HR	S	P	ERA		WHIP										
Bill MacDonald, R ERA: 5.33 Murry Dickson, R ERA: 4.57 Vic Lombardi, L ERA: 8.27 Junior Walsh, R ERA: 6.39 (8, 1)	1.0	L	23	5	3	2	2	2	0	0	0	1	0	25	33	3.38		1.312										

AB	36
R	8
H	13
RBI	7
BB	2
SO	2
LOB	14



Batter	1	2	3	4	5	6	7	8	9	AB	R	H	RBI	BB	SO	LOB	TOP					
Stan Rojek, R (1, 6) OBP: 0.298, SLG: 0.302	4-3		2B		K		K		L6-3	2	1	0	0	1	1	1	Pittsburgh Pirates @ Cincinnati Reds Crosley Field, Cincinnati, OH Tue Jul 04 1950, 3:33 AM EDT Unknown					
Ted Beard, L (7, PH) OBP: 0.261, SLG: 0.373			BB						BB	1	0	0	0	0	1	1						
George Strickland, R (7, 6) OBP: 0.250, SLG: 0.125			BB							0	0	0	0	0	0	0						
Dale Coogin, L (8, PH) OBP: 0.324, SLG: 0.317			BB							0	0	0	0	1	0	0						
Johnny Hopp, L (1, 3) OBP: 0.416, SLG: 0.520	G6-4-3		BB				E4		L6-3	4	0	2	2	1	0	1						
Ralph Kiner, R (1, 7) OBP: 0.417, SLG: 0.601	G6-4-3		BB		6-3					2	0	0	0	2	0	3						
Gus Bell, L (1, 9) OBP: 0.340, SLG: 0.436		4-1	FC4-6		F7					4	0	0	0	0	0	6						
Wally Westlake, R (1, 8) OBP: 0.351, SLG: 0.507		F7			K				F8	4	0	1	0	0	1	0						
Danny Murtaugh, R (1, 4) OBP: 0.413, SLG: 0.444		F8			1B		P4		L6	4	1	1	0	0	0	1						
Pete Castiglione, R (1, 5) OBP: 0.297, SLG: 0.296			F8		1B		1-3			4	0	2	1	0	0	0						
Earl Turner, R (1, 2) OBP: 0.241, SLG: 0.255			P4		K2-3-4-2		K		K	3	0	0	0	0	2	1						
Nanny Fernandez, R (8, PH) OBP: 0.324, SLG: 0.407										1	0	0	0	0	1	1						
Ray Mueller, R (8, 2) OBP: 0.303, SLG: 0.437										0	0	0	0	0	0	0						
Cliff Chambers, L (1, 1) OBP: 0.340, SLG: 0.396									P4	3	2	3	0	0	0	0						
Vern Law, R (7, 1) OBP: 0.277, SLG: 0.318			BB		6-3		E			0	0	0	0	0	0	0						
Jack Phillips, R (9, PH) OBP: 0.277, SLG: 0.318			BB		BB					1	0	0	0	0	0	0						
Inning Stats	R: 0 E: 0 K: 0 S: 3	H: 1 LOB: 0 BB: 0 P: 3	R: 0 E: 0 K: 0 S: 3	H: 0 LOB: 0 BB: 0 P: 3	R: 2 E: 0 K: 0 S: 5	H: 2 LOB: 2 BB: 2 P: 13	R: 1 E: 0 K: 2 S: 8	H: 2 LOB: 1 BB: 0 P: 8	R: 0 E: 0 K: 1 S: 6	H: 1 LOB: 2 BB: 1 P: 10	R: 0 E: 0 K: 0 S: 3	H: 1 LOB: 0 BB: 0 P: 3	R: 1 E: 1 K: 2 S: 9	H: 1 LOB: 2 BB: 1 P: 13	R: 0 E: 0 K: 1 S: 6	H: 1 LOB: 1 BB: 0 P: 6	R: 0 E: 0 K: 0 S: 2	H: 0 LOB: 0 BB: 1 P: 6	1B: 6 2B: 5 3B: 0 HR: 0	SF: 0 SAC: 0 DP: 3 HBP: 0	WP: 0 PB: 0 SB: 0 CS: 1	PA: 38
PITCHER Herm Wehmeier, R (1, 1) ERA: 6.44	IP: 9.0 WLS: W BF: 38 H: 9 R: 4 ER: 3 SO: 6 BB: 5 IBB: 0 HBP: 0 BLK: 0 WP: 0 HR: 0 S: 45 P: 65 ERA: 3.00 WHIP: 1.556															PITCHER						

AB 33
R 4
H 9
RBI 3
BB 5
SO 6
LOB 15



Batter	1	2	3	4	5	6	7	8	9	AB	R	H	RBI	BB	SO	LOB	BOTTOM					
Bobby Adams, R (1, 5) OBP: 0.333, SLG: 0.327	F8		FC5-4		K				F3	3	0	0	0	1	1	3	Pittsburgh Pirates @ Cincinnati Reds Crosley Field, Cincinnati, OH Tue Jul 04 1950, 3:33 AM EDT Unknown					
Grady Hatton, L (7, 5) OBP: 0.339, SLG: 0.417			BB							1	1	1	1	0	0	0						
Peanuts Lowrey, R (1, 7) OBP: 0.340, SLG: 0.311	1B		FC5-4		F7		FC2-6		FC4-6	3	1	1	0	2	0	1						
Johnny Wyrostek, L (1, 9) OBP: 0.404, SLG: 0.460	1-4		BB		P4		BB		F8	5	1	2	1	0	0	3						
Ted Kluszewski, L (1, 3) OBP: 0.339, SLG: 0.548	1-4				F8		P6		FC4-6	5	0	0	1	0	0	4						
Connie Ryan, R (1, 4) OBP: 0.376, SLG: 0.409	K				F7		F7			3	2	1	0	1	1	2						
Bob Usher, R (1, 8) OBP: 0.329, SLG: 0.397			G3		S		S		G5-4-3	4	1	3	2	0	0	0						
Dixie Howell, R (1, 2) OBP: 0.336, SLG: 0.297			F7		K		K		G5-4-3	4	0	0	0	0	1	4						
Virgil Stallcup, R (1, 6) OBP: 0.290, SLG: 0.360			K		2B		2B		E1	3	2	2	2	1	1	0						
Herm Wehmeier, R (1, 1) OBP: 0.250, SLG: 0.298			6-3		2B		1B		1-3	4	0	2	1	0	0	1						
Inning Stats	R: 1 E: 0 K: 1 S: 6	H: 1 LOB: 1 BB: 1 P: 10	R: 0 E: 0 K: 1 S: 5	H: 0 LOB: 0 BB: 0 P: 5	R: 0 E: 0 K: 0 S: 3	H: 0 LOB: 1 BB: 1 P: 7	R: 3 E: 0 K: 2 S: 11	H: 4 LOB: 1 BB: 0 P: 11	R: 0 E: 0 K: 0 S: 4	H: 1 LOB: 1 BB: 0 P: 4	R: 0 E: 0 K: 0 S: 4	H: 2 LOB: 2 BB: 1 P: 8	R: 2 E: 0 K: 0 S: 5	H: 2 LOB: 1 BB: 1 P: 9	R: 2 E: 1 K: 0 S: 5	H: 2 LOB: 1 BB: 1 P: 9	R: 2 E: 0 K: 0 S: 5	H: 2 LOB: 1 BB: 1 P: 9	1B: 8 2B: 3 3B: 1 HR: 0	SF: 0 SAC: 0 DP: 1 HBP: 0	WP: 0 PB: 0 SB: 2 CS: 0	PA: 40
PITCHER Cliff Chambers, L (1, 1) ERA: 4.23	IP: 6.2 WLS: L BF: 33 H: 10 R: 6 ER: 6 SO: 4 BB: 4 IBB: 0 HBP: 0 BLK: 0 WP: 0 HR: 0 S: 37 P: 53 ERA: 8.10 WHIP: 2.100															PITCHER						
Vern Law, R (7, 1) ERA: 6.82	IP: 1.1 WLS: 7 BF: 2 H: 2 R: 2 ER: 2 SO: 0 BB: 1 IBB: 0 HBP: 0 BLK: 0 WP: 0 HR: 6 S: 10 P: 10 ERA: 13.50 WHIP: 2.250															PITCHER						

AB 35
R 8
H 12
RBI 8
BB 5
SO 4
LOB 18



Batter	1	2	3	4	5	6	7	8	9	AB	R	H	RBI	BB	SO	LOB	TOP								
Lloyd Merriman, L (1.8) OBP: 0.328, SLG: 0.375	6-3		F7	FC6		SH4		F8		4	1	1	1	0	0	1	Cincinnati Reds @ Chicago Cubs Wrigley Field, Chicago, IL Sun Jul 09 1950, 3:38 AM CDT Att: 27,580 - Unknown								
Peanuts Lowrey, R (1.7) OBP: 0.324, SLG: 0.294	5-3		F7			F8		F8		4	1	1	1	1	0	1									
Johnny Wyrostek, L (1.9) OBP: 0.396, SLG: 0.461	4-3		WP			F6		2-6	1-3	5	1	2	1	0	0	1									
Grady Hatton, L (1.5) OBP: 0.342, SLG: 0.406								F8	F8	4	1	2	0	1	0	0									
Connie Ryan, R (1.4) OBP: 0.383, SLG: 0.402									F7	4	0	0	1	1	1	2									
Joe Adcock, R (1.3) OBP: 0.276, SLG: 0.347										3	1	1	0	1	0	4									
Johnny Pramesa, R (1.2) OBP: 0.340, SLG: 0.451										4	0	2	2	0	0	1									
Virgil Stallcup, R (1.6) OBP: 0.292, SLG: 0.361										4	1	2	0	0	1	3									
Howie Fox, R (1.1) OBP: 0.241, SLG: 0.379										3	0	1	0	0	1	2									
Ewell Blackwell, R (7.1) OBP: 0.189, SLG: 0.091										1	0	0	0	0	0	0									
Inning Stats	R: 0 E: 0 K: 0 S: 3	H: 0 LOB: 0 BB: 0 P: 3	R: 0 E: 0 K: 1 S: 6	H: 1 LOB: 1 BB: 0 P: 6	R: 2 E: 0 K: 1 S: 9	H: 4 LOB: 3 BB: 1 P: 13	R: 0 E: 0 K: 0 S: 4	H: 1 LOB: 1 BB: 0 P: 4	R: 3 E: 1 K: 0 S: 5	H: 3 LOB: 1 BB: 2 P: 13	R: 0 E: 0 K: 0 S: 4	H: 1 LOB: 1 BB: 0 P: 4	R: 1 E: 0 K: 1 S: 7	H: 2 LOB: 1 BB: 0 P: 7	R: 0 E: 0 K: 0 S: 2	H: 0 LOB: 1 BB: 1 P: 6	R: 0 E: 0 K: 0 S: 3	H: 0 LOB: 0 BB: 0 P: 3	1B: 9 2B: 2 3B: 1 HR: 0	SF: 0 SAC: 1 DP: 1 HBP: 0	WP: 1 PB: 0 SB: 2 CS: 0	PA: 41			
PITCHER	IP	WLS	BF	H	R	ER	SO	BB	IBB	HBP	BLK	WP	HR	S	P	ERA	WHIP								
Bob Rush, R (1.1) ERA: 3.58	4.1	L	24	8	5	5	2	3	0	0	0	1	0	25	37	10.38	2.538								
Johnny Schmitz, L (5.1) ERA: 4.22	1.2		6	2	0	0	0	0	0	0	0	0	0	6	6	0.00	1.200								
Monk Duibel, R (7.1) ERA: 0.34	2.0		9	2	1	1	1	1	0	0	0	0	0	9	13	4.50	1.500								
Johnny Vander Meer, L (9.1) ERA: 4.79	1.0		3	0	0	0	0	0	0	0	0	0	0	3	3	0.00	0.000								

Batter	1	2	3	4	5	6	7	8	9	AB	R	H	RBI	BB	SO	LOB	BOTTOM								
Wayne Terwilliger, R (1.4) OBP: 0.302, SLG: 0.371	K		5-3	FC6-4		FC6-4		F7		3	0	0	0	0	1	2	Cincinnati Reds @ Chicago Cubs Wrigley Field, Chicago, IL Sun Jul 09 1950, 3:38 AM CDT Att: 27,580 - Unknown								
Hank Edwards, L (6. PH) OBP: 0.417, SLG: 0.536										1	0	0	0	0	0	2									
Emil Verban, R (7.4) OBP: 0.198, SLG: 0.111										1	0	0	0	0	0	1									
Rube Walker, L (1.2) OBP: 0.291, SLG: 0.349										3	1	1	0	2	1	0									
Bob Ramazzotti, R (8. FR) OBP: 0.289, SLG: 0.342										0	0	0	0	0	0	0									
Mickey Owen, R (9.2) OBP: 0.240, SLG: 0.250										0	0	0	0	0	0	0									
Phil Cavarretta, L (1.3) OBP: 0.363, SLG: 0.459	F7									4	0	0	0	1	1	4									
Hank Sauer, R (1.7) OBP: 0.389, SLG: 0.566										5	1	1	1	0	1	2									
Andy Patko, R (1.8) OBP: 0.410, SLG: 0.543										4	1	1	0	1	0	2									
Ron Northey, L (1.9) OBP: 0.368, SLG: 0.511										4	2	3	1	1	0	1									
Roy Smalley, R (1.6) OBP: 0.330, SLG: 0.490										4	0	1	0	1	1	4									
Bill Serena, R (1.5) OBP: 0.364, SLG: 0.421										4	0	3	2	1	0	1									
Bob Rush, R (1.1) OBP: 0.276, SLG: 0.320										2	0	0	1	0	0	4									
Johnny Schmitz, R (5.1) OBP: 0.140, SLG: 0.143										0	0	0	0	0	0	0									
Bob Borkowski, L (6. PH) OBP: 0.300, SLG: 0.442										0	0	0	0	0	0	0									
Monk Duibel, R (7.1) OBP: 0.300, SLG: 0.600										1	0	0	0	0	0	1									
Paul Minner, L (8. PH) OBP: 0.200, SLG: 0.200										1	0	0	0	0	0	0									
Johnny Vander Meer, S (9.1) OBP: 0.400, SLG: 0.540										1	0	0	0	0	0	2									
Johnny Klippstein, R (9. PH) OBP: 0.100, SLG: 0.000										0	0	0	0	0	0	0									
Inning Stats	R: 0 E: 0 K: 2 S: 7	H: 0 LOB: 0 BB: 0 P: 7	R: 1 E: 0 K: 0 S: 5	H: 2 LOB: 2 BB: 1 P: 9	R: 0 E: 0 K: 0 S: 3	H: 0 LOB: 1 BB: 1 P: 7	R: 0 E: 0 K: 0 S: 5	H: 2 LOB: 2 BB: 1 P: 9	R: 0 E: 0 K: 0 S: 4	H: 1 LOB: 2 BB: 1 P: 8	R: 2 E: 0 K: 1 S: 8	H: 3 LOB: 1 BB: 0 P: 8	R: 0 E: 0 K: 1 S: 6	H: 1 LOB: 2 BB: 1 P: 10	R: 1 E: 0 K: 0 S: 4	H: 1 LOB: 2 BB: 2 P: 12	1B: 7 2B: 3 3B: 0 HR: 0	SF: 0 SAC: 0 DP: 0 HBP: 0	WP: 1 PB: 0 SB: 0 CS: 0	PA: 45					
PITCHER	IP	WLS	BF	H	R	ER	SO	BB	IBB	HBP	BLK	WP	HR	S	P	ERA	WHIP								
Howie Fox, R (1.1) ERA: 5.06	6.2	W	33	8	4	4	3	4	1	0	0	1	0	34	54	5.40	1.800								
Ewell Blackwell, R (7.1) ERA: 3.66	2.1	S	12	2	1	1	2	3	0	0	0	1	0	13	25	3.86	2.143								




Batter	1	2	3	4	5	6	7	8	9	AB	R	H	RBI	BB	SO	LOB	TOP					
Roy Hartsfield, R OBP: 0.350, SLG: 0.377 (1, 4)	0-3 K		0-0 6-3			0-3 K		0-0 1-3		4	0	0	0	0	2	1	Boston Braves @ Cincinnati Reds Crosley Field, Cincinnati, OH Thu Jul 13 1950, 3:33 AM EDT Att: 14,198 - Unknown - 76 F livebaseballscores.com					
Pete Reiser, L OBP: 0.387, SLG: 0.306 (1, 8)	4-0 BB			0-0 F7		4-0 HR BB		0-3 K		2	1	0	0	2	1	1						
Earl Torgeson, L OBP: 0.404, SLG: 0.455 (1, 3)	0-0 F8			0-0 G4-6-3 1B		0-0 HR			4-0 G6-4-3 BB	3	1	2	2	1	0	1						
Bob Elliott, R OBP: 0.345, SLG: 0.496 (1, 5)	0-3 K			0-0 G4-6-3 1-2		0-3 K			0-0 F7	4	0	0	0	0	2	3						
Sid Gordon, R OBP: 0.411, SLG: 0.624 (1, 7)		0-3 K			0-0 F9				0-0 G6-4-3 1-2	4	0	0	0	0	1	1						
Tommy Holmes, L OBP: 0.389, SLG: 0.500 (1, 9)		0-0 F9			0-0 HR					3	1	1	1	0	0	0						
Del Crandall, R OBP: 0.284, SLG: 0.314 (1, 2)		0-0 6-3			0-0 F8					3	0	0	0	0	0	0						
Buddy Kerr, R OBP: 0.273, SLG: 0.293 (1, 6)			0-0 F3		0-0 6-3					3	0	1	0	0	0	0						
Johnny Sain, R OBP: 0.255, SLG: 0.250 (1, 1)			0-0 F8			0-0 5-3			0-0 6-3 1-3	3	0	0	0	0	0	1						
Inning Stats	R: 0 E: 0 K: 2 S: 7	H: 0 LOB: 1 BB: 1 P: 11	R: 0 E: 0 K: 1 S: 5	H: 0 LOB: 0 BB: 0 P: 5	R: 0 E: 0 K: 0 S: 3	H: 0 LOB: 0 BB: 0 P: 3	R: 0 E: 0 K: 0 S: 3	H: 1 LOB: 0 BB: 0 P: 3	R: 1 E: 0 K: 0 S: 4	H: 1 LOB: 0 BB: 0 P: 4	R: 2 E: 0 K: 2 S: 8	H: 1 LOB: 0 BB: 1 P: 12	R: 0 E: 0 K: 0 S: 3	H: 0 LOB: 0 BB: 0 P: 3	R: 0 E: 1 K: 1 S: 6	H: 1 LOB: 1 BB: 0 P: 6	R: 0 E: 0 K: 0 S: 2	H: 0 LOB: 0 BB: 1 P: 6	1B: 2 2B: 0 3B: 0 HR: 2	SF: 0 SAC: 0 DP: 2 HBP: 0	WP: 0 PB: 0 SB: 0 CS: 0	PA: 32
PITCHER Herm Wehmeier, R ERA: 5.74 (1, 1)	IP: 9.0 WLS: W BF: 32 H: 4 R: 3 ER: 3 SO: 6 BB: 3 IBB: 0 HBP: 0 BLK: 0 WP: 0 HR: 2 S: 41 P: 53 ERA: 3.00 WHIP: 0.778																					

Batter	1	2	3	4	5	6	7	8	9	AB	R	H	RBI	BB	SO	LOB	BOTTOM					
Lloyd Merriman, L OBP: 0.319, SLG: 0.363 (1, 8)	0-0 F6		0-0 F7		0-0 F6			0-0 F7		4	0	0	0	0	0	0	Boston Braves @ Cincinnati Reds Crosley Field, Cincinnati, OH Thu Jul 13 1950, 3:33 AM EDT Att: 14,198 - Unknown - 76 F livebaseballscores.com					
Grady Hatton, L OBP: 0.344, SLG: 0.420 (1, 5)	0-0 G3		0-0 4-3			0-0 HR		0-0 E 1B		4	2	2	1	0	0	0						
Johnny Wyrostek, L OBP: 0.397, SLG: 0.460 (1, 9)	4-0 2B BB		0-0 F3			0-0 CS 1B		0-0 E6 1B 1B		3	2	1	0	1	0	1						
Ted Kluszewski, L OBP: 0.349, SLG: 0.578 (1, 3)	0-0 1-H 2B			0-0 HR		0-0 F7		0-0 1B 1B		4	2	3	3	0	0	1						
Connie Ryan, R OBP: 0.381, SLG: 0.399 (1, 4)	0-0 F7			0-0 F7		0-0 F8 1-2		0-0 1B F9 1B		4	1	1	1	0	0	2						
Joe Adcock, R OBP: 0.275, SLG: 0.342 (1, 7)		0-0 E5 1B		0-0 6-3		0-0 K		0-0 CS 1B		4	0	1	1	0	1	0						
Johnny Pramesa, R OBP: 0.340, SLG: 0.447 Bobby Adams, R (7, PR) Dixie Howell, R (8, 2) OBP: 0.333, SLG: 0.294 (1, 2)		0-0 F3		0-0 F4		0-0 E 1B		0-0 F9		3	0	1	0	0	0	1						
Virgil Stallcup, R OBP: 0.292, SLG: 0.361 (1, 6)		0-0 G6-4-3 1B			0-0 4-3		0-0 L5	0-0 CS		3	0	1	0	0	0	1						
Herm Wehmeier, R OBP: 0.218, SLG: 0.259 (1, 1)		0-0 G6-4-3 1-2			0-0 6-3		0-0 F2			3	0	0	0	0	0	4						
Inning Stats	R: 1 E: 0 K: 0 S: 4	H: 1 LOB: 1 BB: 1 P: 8	R: 0 E: 1 K: 0 S: 4	H: 1 LOB: 1 BB: 0 P: 4	R: 0 E: 0 K: 0 S: 3	H: 0 LOB: 0 BB: 0 P: 3	R: 1 E: 0 K: 0 S: 4	H: 1 LOB: 0 BB: 0 P: 4	R: 0 E: 0 K: 0 S: 6	H: 4 LOB: 0 BB: 0 P: 7	R: 4 E: 1 K: 0 S: 7	H: 4 LOB: 0 BB: 0 P: 7	R: 0 E: 0 K: 0 S: 3	H: 0 LOB: 0 BB: 0 P: 3	R: 0 E: 0 K: 1 S: 6	H: 1 LOB: 2 BB: 0 P: 6	R: 4 E: 1 K: 0 S: 7	H: 4 LOB: 0 BB: 0 P: 7	1B: 7 2B: 1 3B: 0 HR: 2	SF: 0 SAC: 0 DP: 1 HBP: 0	WP: 0 PB: 0 SB: 0 CS: 2	PA: 35
PITCHER Johnny Sain, R ERA: 4.88 (1, 1)	IP: 8.0 WLS: L BF: 34 H: 10 R: 7 ER: 5 SO: 1 BB: 1 IBB: 0 HBP: 0 BLK: 0 WP: 0 HR: 2 S: 35 P: 39 ERA: 5.62 WHIP: 1.375																					

Batter	1	2	3	4	5	6	7	8	9	AB	R	H	RBI	BB	SO	LOB	TOP					
Roy Hartsfield, R OBP: 0.345, SLG: 0.370 (1, 4)	F6		K				4-3		5-3								5 0 1 0 0 1 1					
Pete Reiser, L OBP: 0.391, SLG: 0.314 Willard Marshall, L OBP: 0.317, SLG: 0.341 (1, 8) (3, PR) (3, 8)	5-3		1B				4-3		L7								2 0 1 1 0 0 0 2 0 0 0 1 0 0					
Earl Torgeson, L OBP: 0.404, SLG: 0.458 (1, 3)									K								5 0 2 0 0 2 2					
Bob Elliott, R OBP: 0.344, SLG: 0.496 (1, 5)	F5		L9						L5								4 1 1 0 0 0 3					
Sid Gordon, R OBP: 0.404, SLG: 0.611 (1, 7)			F3				F4		1-3								4 0 0 0 0 0 1					
Tommy Holmes, L OBP: 0.397, SLG: 0.497 (1, 9)			K						2B								1 2 0 0 1 1 0					
Del Crandall, R OBP: 0.271, SLG: 0.352 (1, 2)			K						K								4 2 2 4 0 2 1					
Buddy Kerr, R OBP: 0.273, SLG: 0.290 (1, 6)							5-3		6-3								3 1 0 0 1 0 1					
Warren Spahn, L OBP: 0.279, SLG: 0.254 Bobby Hogue, R OBP: 0.222, SLG: 0.333 (1, 1) (8, 1)			1-6-3				K		G3								3 0 0 0 0 1 1 1 0 0 0 0 0 0					
Inning Stats	R: 0 E: 0 K: 0 S: 4	H: 1 LOB: 1 BB: 0 P: 4	R: 0 E: 0 K: 2 S: 7	H: 0 LOB: 0 BB: 0 P: 7	R: 1 E: 0 K: 1 S: 7	H: 2 LOB: 2 BB: 1 P: 11	R: 0 E: 0 K: 1 S: 5	H: 0 LOB: 1 BB: 0 P: 6	R: 0 E: 0 K: 1 S: 5	H: 0 LOB: 0 BB: 0 P: 5	R: 3 E: 0 K: 1 S: 7	H: 2 LOB: 0 BB: 1 P: 11	R: 0 E: 0 K: 0 S: 3	H: 0 LOB: 0 BB: 0 P: 3	R: 0 E: 0 K: 1 S: 5	H: 0 LOB: 0 BB: 0 P: 5	R: 2 E: 0 K: 0 S: 5	H: 2 LOB: 2 BB: 1 P: 10	1B: 3 2B: 3 3B: 0 HR: 1	SF: 0 SAC: 0 DP: 0 HBP: 2	WP: 1 PB: 0 SB: 0 CS: 0	PA: 39
PITCHER	IP	WLS	BF	H	R	ER	SO	BB	IBB	HBP	BLK	WP	HR	S	P	ERA	WHIP					
Ewell Blackwell, R ERA: 3.74 Frank Smith, R ERA: 3.42	(1, 1) (8, 1)	7.0 L	29 29	5 2	4 2	4 2	6 1	6 1	1 0	1 1	0 0	1 0	0 1	38 10	47 15	5.14 9.00	0.857 1.500					

Boston Braves @ Cincinnati Reds
Crosley Field, Cincinnati, OH
Fri Jul 14, 1950, 3:33 AM EDT
Att: 3,032 - Sunny - 84 F


AB 34
R 6
H 7
RBI 5
BB 3
SO 7
LOB 10



Batter	1	2	3	4	5	6	7	8	9	AB	R	H	RBI	BB	SO	LOB	BOTTOM					
Bobby Adams, R OBP: 0.340, SLG: 0.335 (1, 5)	G1-6-3		K				L9		G3								4 1 2 0 1 1 0					
Connie Ryan, R OBP: 0.381, SLG: 0.399 (1, 4)	G1-6-3		K				K		2B								5 2 2 0 0 2 2					
Johnny Wyrostek, L OBP: 0.397, SLG: 0.460 (1, 9)			F3				F2		G3								4 1 1 1 1 0 2					
Ted Kluszewski, L OBP: 0.358, SLG: 0.587 (1, 3)									L8								5 0 4 2 0 0 1					
Bob Usher, R OBP: 0.342, SLG: 0.412 Lloyd Merriman, L OBP: 0.316, SLG: 0.360 (1, 8) (9, PH)	F7		FC5-4				FC5-4		2B								4 0 2 1 0 0 3					
Joe Adcock, R OBP: 0.274, SLG: 0.338 (1, 7)			5-3				E8		F8								4 0 1 0 0 0 3					
Johnny Pramesa, R OBP: 0.330, SLG: 0.433 Grady Hatton, L OBP: 0.343, SLG: 0.418 Dixie Howell, R OBP: 0.333, SLG: 0.294 (1, 2) (6, PH) (9, 2)	F3		F3				F8		K								3 0 0 0 0 1 3 1 0 0 0 0 0 2 0 0 0 0 0 0 0					
Virgil Stallcup, R OBP: 0.292, SLG: 0.359 (1, 6)							K		5-3								4 0 1 0 0 1 2					
Ewell Blackwell, R OBP: 0.179, SLG: 0.086 Peanuts Lowrey, R OBP: 0.322, SLG: 0.292 Frank Smith, R OBP: 0.077, SLG: 0.077 Harry Perkowski, L OBP: 0.412, SLG: 0.375 (1, 1) (7, PH) (8, 1) (9, PH)	L1						F9		F8								2 0 0 0 0 0 1 1 0 0 0 0 0 0 0 0 0 0 0 0 0 1 0 0 0 0 0 0					
Inning Stats	R: 0 E: 0 K: 0 S: 3	H: 1 LOB: 2 BB: 2 P: 11	R: 0 E: 0 K: 0 S: 4	H: 1 LOB: 1 BB: 0 P: 4	R: 0 E: 0 K: 2 S: 7	H: 0 LOB: 0 BB: 0 P: 7	R: 0 E: 1 K: 0 S: 4	H: 1 LOB: 1 BB: 0 P: 4	R: 0 E: 0 K: 2 S: 8	H: 1 LOB: 1 BB: 0 P: 8	R: 0 E: 0 K: 1 S: 7	H: 2 LOB: 2 BB: 0 P: 7	R: 0 E: 0 K: 0 S: 3	H: 0 LOB: 0 BB: 0 P: 3	R: 2 E: 0 K: 0 S: 7	H: 4 LOB: 2 BB: 0 P: 7	R: 2 E: 0 K: 0 S: 6	H: 3 LOB: 1 BB: 0 P: 6	1B: 10 2B: 3 3B: 0 HR: 0	SF: 0 SAC: 0 DP: 1 HBP: 0	WP: 0 PB: 0 SB: 0 CS: 2	PA: 41
PITCHER	IP	WLS	BF	H	R	ER	SO	BB	IBB	HBP	BLK	WP	HR	S	P	ERA	WHIP					
Warren Spahn, L ERA: 3.25 Bobby Hogue, R ERA: 3.96	(1, 1) (8, 1)	7.1 S	33 8	10 3	2 2	2 2	0 0	0 0	0 0	0 0	0 0	0 0	0 8	41 8	49 8	2.46 10.80	1.636 1.800					

Boston Braves @ Cincinnati Reds
Crosley Field, Cincinnati, OH
Fri Jul 14, 1950, 3:33 AM EDT
Att: 3,032 - Sunny - 84 F

AB 39
R 4
H 13
RBI 4
BB 2
SO 5
LOB 20



Batter	1	2	3	4	5	6	7	8	9	AB	R	H	RBI	BB	SO	LOB	TOP			
Roy Hartsfield, R OBP: 0.340, SLG: 0.364 (1, 4)	F9		1-3			FC3-6 BB 1B 1-2 2B		FC4-6 1B	FC5-4	5	1	1	0	0	0	3	Boston Braves @ Cincinnati Reds Crosley Field, Cincinnati, OH Sat Jul 15 1950, 3:33 AM EDT Att: 4,218 - Sunny - 86 F			
Willard Marshall, L OBP: 0.321, SLG: 0.344 (1, 8)	2B F7-3-5 1B			4-3		BB 1-2 2B 1B		F6		4	2	2	0	0	0	1				
Earl Torgeson, L OBP: 0.405, SLG: 0.460 (1, 3)	F7-3-5 1-3 2B			4-3		BB 1-2 2-3 BB		FC4-6 PB		3	0	1	0	1	0	1				
Bob Elliott, R OBP: 0.342, SLG: 0.496 (1, 5)	F7-3-5 2-3 3-H			F2		BB 1-3 2-H 3-H 2B		1-3 1-2		4	0	1	3	0	0	2				
Sid Gordon, R OBP: 0.401, SLG: 0.604 (1, 7)		1-3			6-3	F2			1B WP 1B	4	1	1	0	0	0	2				
Tommy Holmes, L OBP: 0.399, SLG: 0.494 (1, 9)	G6-4-3 BB				F7		F6		1B WP 1-3 1B	3	0	1	0	1	0	0				
Del Crandall, R OBP: 0.283, SLG: 0.341 (1, 2)	G6-4-3 1-2				F7		6-3		F6 1-2 3-H	4	0	0	0	0	0	2				
Buddy Kerr, R OBP: 0.276, SLG: 0.293 (9, PR)			F7			F9			FC5-4 1B	4	0	2	0	0	0	0				
Sibby Sisti, R OBP: 0.359, SLG: 0.358 (9, PR)									2-3 1B	0	0	0	0	0	0	0				
Bob Chirman, L Normie Roy, R Walker Cooper, R Johnny Antonelli, L Pete Reiser, L Ernie Johnson, R Luis Olmo, R	F7		F7			FC3-6 1B	L9		K	1	0	0	0	0	0	0				
Inning Stats	R: 1 E: 0 K: 0 S: 4	H: 2 LOB: 0 BB: 0 P: 4	R: 0 E: 0 K: 0 S: 2	H: 0 LOB: 0 BB: 1 P: 6	R: 0 E: 0 K: 0 S: 3	H: 0 LOB: 0 BB: 0 P: 3	R: 0 E: 0 K: 0 S: 3	H: 0 LOB: 0 BB: 0 P: 3	R: 0 E: 0 K: 0 S: 4	H: 1 LOB: 1 BB: 0 P: 4	R: 0 E: 0 K: 0 S: 4	H: 1 LOB: 2 BB: 0 P: 8	R: 1 E: 0 K: 1 S: 8	H: 3 LOB: 2 BB: 0 P: 8	1B: 8 2B: 3 3B: 0 HR: 0	SF: 0 SAC: 0 DP: 2 HBP: 0	WP: 1 PB: 1 SB: 0 CS: 0	PA: 37		
PITCHER	IP WLS BF H R ER SO BB IBB HBP BLK WP HR S P ERA WHIP	8.0 W 33 9 4 4 0 2 0 0 0 0 0 31 39 4.50 1.375	1.0 S 4 1 0 0 1 0 0 0 0 1 0 6 6 0.00 1.000																	

AB	35
R	4
H	10
RBI	3
BB	2
SO	1
LOB	14



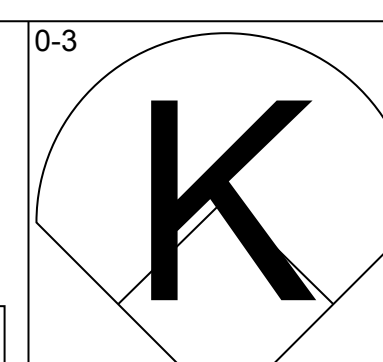
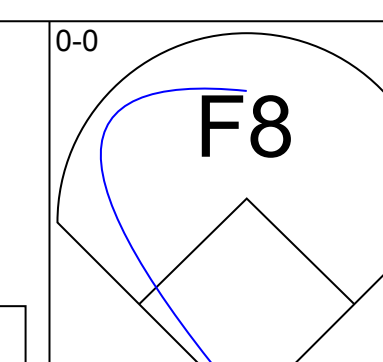
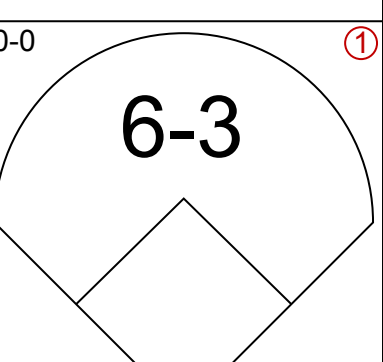
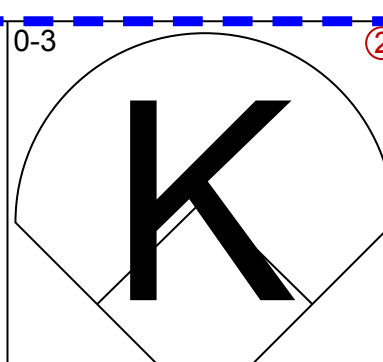
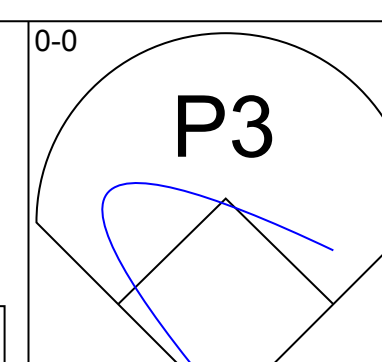

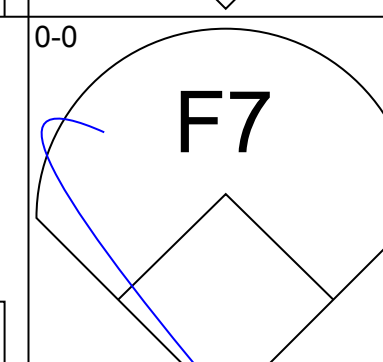
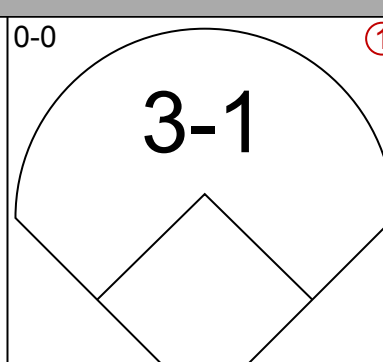
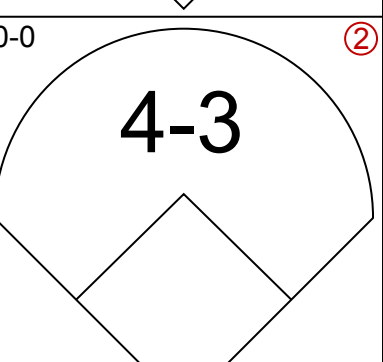
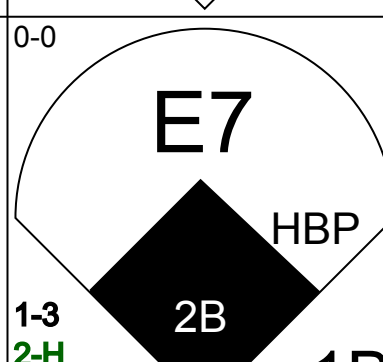
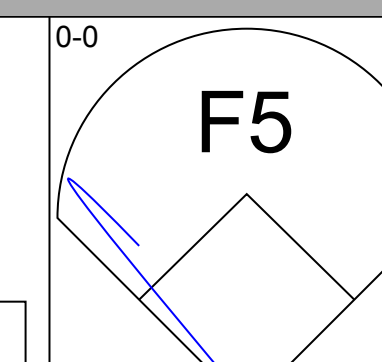
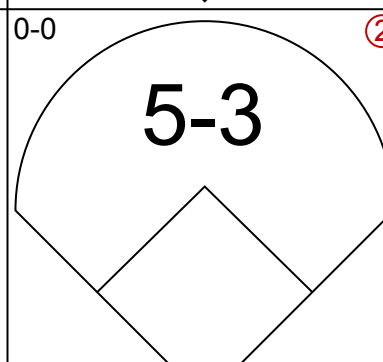
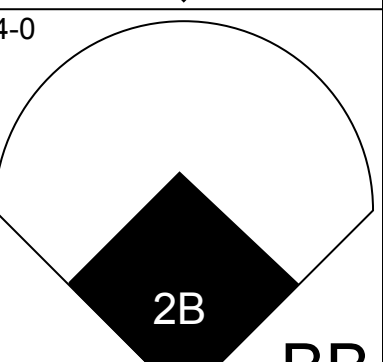
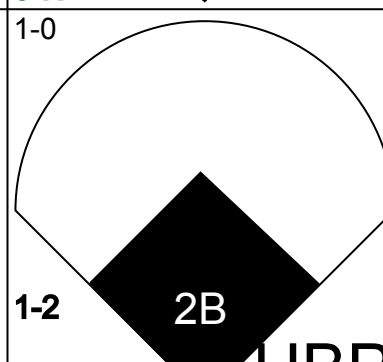
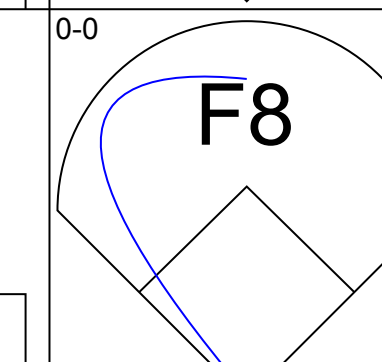
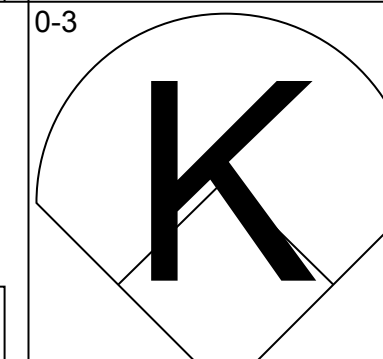
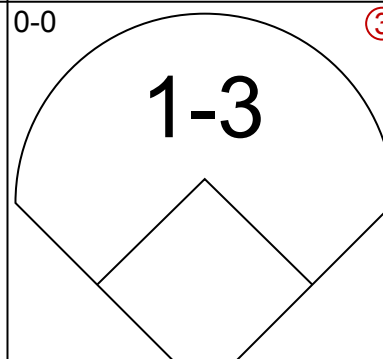
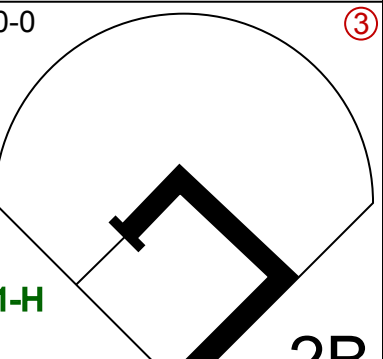
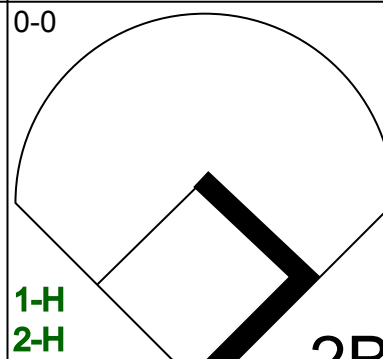
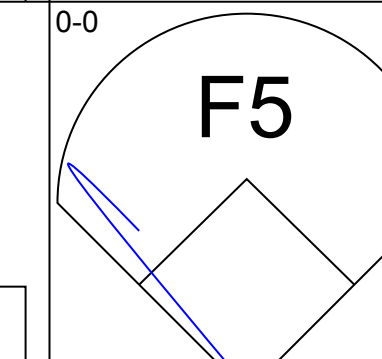
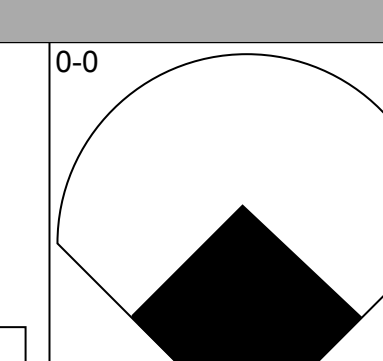
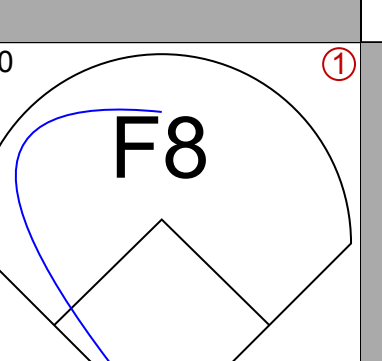
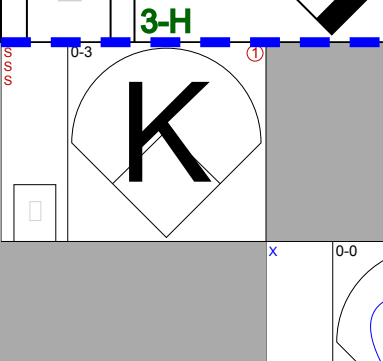
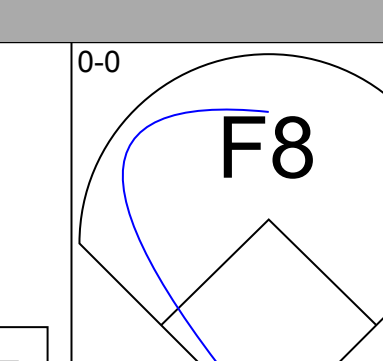
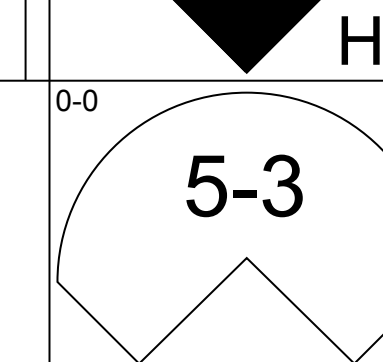
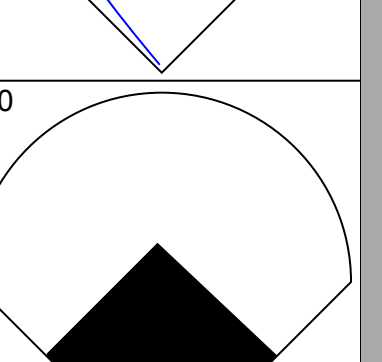
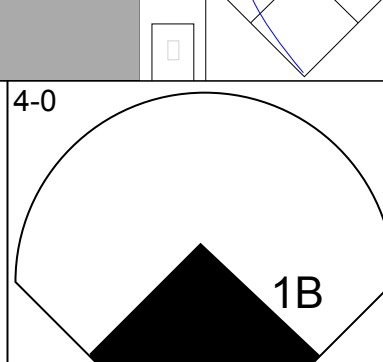
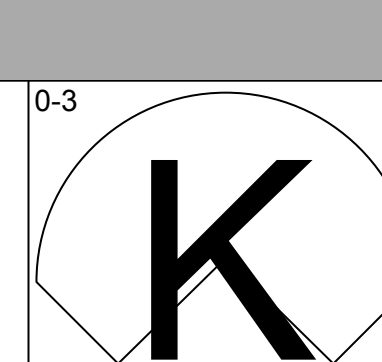
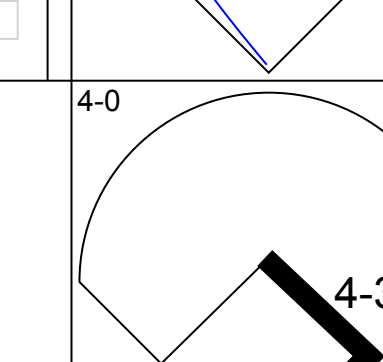
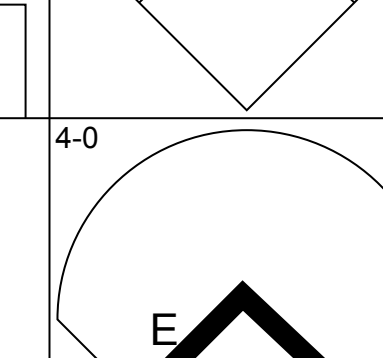
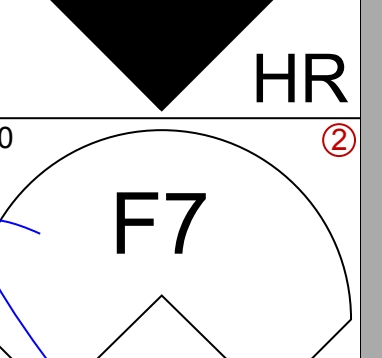
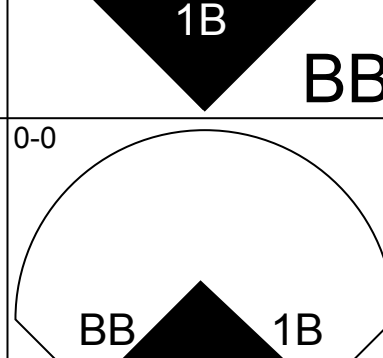
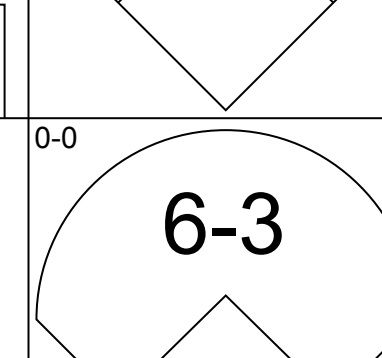
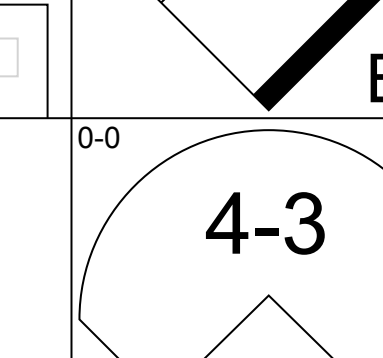
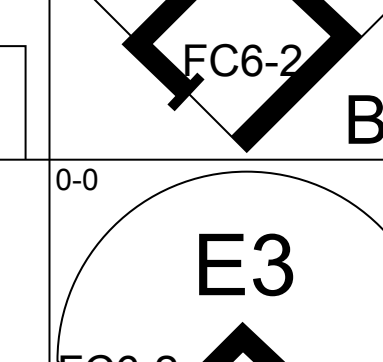
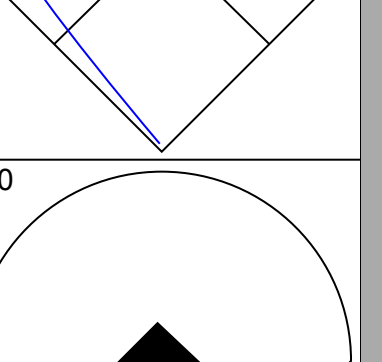
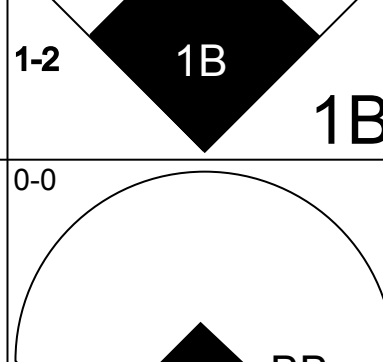
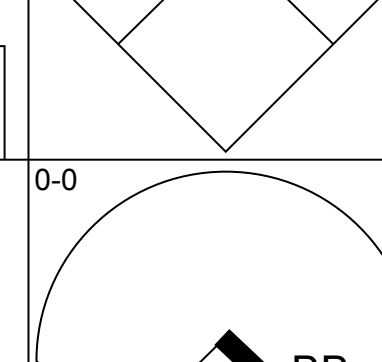
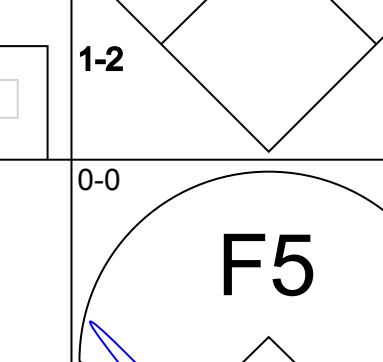
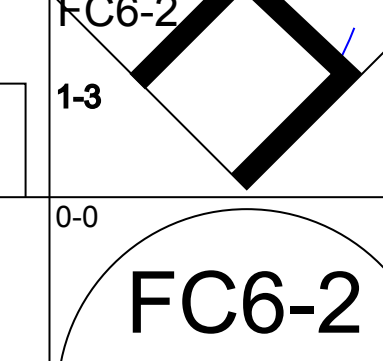
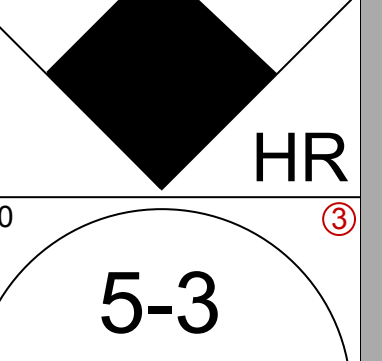
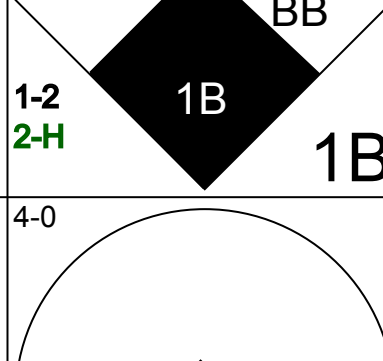
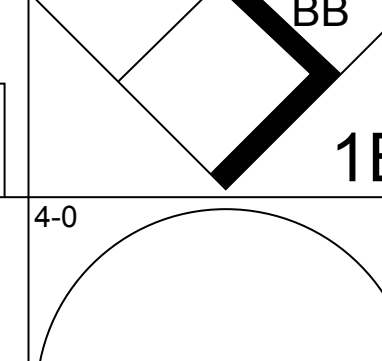
Batter	1	2	3	4	5	6	7	8	9	AB	R	H	RBI	BB	SO	LOB	BOTTOM		
Bobby Adams, R OBP: 0.337, SLG: 0.331 Grady Hatton, L OBP: 0.339, SLG: 0.413	F7	F9	L1-3			K	K			2	0	0	0	0	0	0	Boston Braves @ Cincinnati Reds Crosley Field, Cincinnati, OH Sat Jul 15 1950, 3:33 AM EDT Att: 4,218 - Sunny - 86 F		
Connie Ryan, R OBP: 0.385, SLG: 0.401 (1, 4)	E FC1 1B	K			CS 1B	1B BB		2-3		4	1	2	0	1	1	0			
Johnny Wyrostek, L OBP: 0.401, SLG: 0.466 (1, 9)	FC1 FC6-4 1-3 1B		5-3		1-2 2B	1-2 1B		1B F8 1B		5	2	3	0	0	0	1			
Ted Kluszewski, L OBP: 0.363, SLG: 0.587 (1, 3)	FC6-4 3-H 1B		1B BB 1B		5-3	K		F8 1B		5	1	3	1	0	1	3			
Bob Usher, R OBP: 0.337, SLG: 0.401 (1, 8)	FC6-4 1-2 2-3 1B		1B 1B 2B BB		5-3	5-3		F8 1-2 3-H		4	2	0	1	1	0	6			
Joe Adcock, R OBP: 0.292, SLG: 0.353 (1, 7)	1B 1-2 3-H 1B		1B 2B 1B		F8		SH1-3 1B	4-3		5	2	3	1	0	0	1			
Johnny Pramesa, R OBP: 0.349, SLG: 0.450 (1, 2)	FC6-4 1-3 2-H 1B		2B 1B 1B		FC3-6 1B		SH1-3			3	1	3	2	0	0	0			
Virgil Stallcup, R OBP: 0.295, SLG: 0.365 (1, 6)	FC6-4 1-2 1B		1B 2B 2B		FC3-6 FC6-4 1B		1B			4	0	2	3	0	0	3			
Willie Ramsdell, R OBP: 0.258, SLG: 0.179 Herm Wehmeier, R OBP: 0.218, SLG: 0.259		F8	L1-3 2-3 3-H 1B		FC6-4 1-2 1B					3	0	1	1	1	0	1			
Inning Stats	R: 3 E: 1 K: 0 S: 8	H: 4 LOB: 2 BB: 0 P: 8	R: 0 E: 0 K: 1 S: 5	H: 0 LOB: 0 BB: 0 P: 5	R: 4 E: 0 K: 0 S: 7	H: 5 LOB: 1 BB: 1 P: 11	R: 0 E: 0 K: 0 S: 4	H: 2 LOB: 1 BB: 0 P: 4	R: 0 E: 0 K: 2 S: 8	H: 1 LOB: 2 BB: 1 P: 12	R: 1 E: 0 K: 1 S: 6	H: 2 LOB: 1 BB: 1 P: 10	R: 1 E: 0 K: 0 S: 5	H: 2 LOB: 1 BB: 0 P: 5	1B: 15 2B: 3 3B: 0 HR: 0	SF: 0 SAC: 1 DP: 1 HBP: 0		WP: 0 PB: 0 SB: 0 CS: 1	PA: 42
PITCHER	IP WLS BF H R ER SO BB IBB HBP BLK WP HR S P ERA WHIP	2.1 L 16 7 4 1 1 0 0 0 0 0 0 11 11 0.00 1.875	2.2 11 5 0 0 0 0 0 0 0 0 0 11 11 0.00 1.875	1.0 5 1 0 0 2 1 0 0 0 0 0 8 12 0.00 2.000	2.0 10 4 2 2 1 1 0 0 0 0 0 11 15 9.00 2.500														

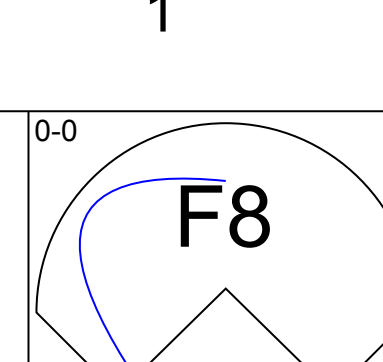
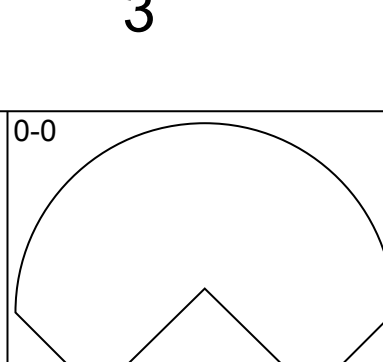
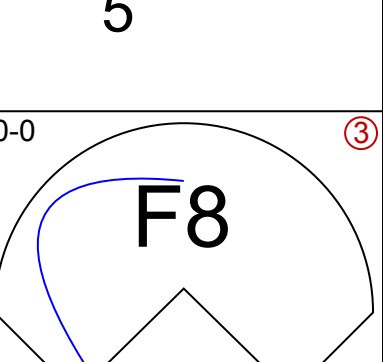
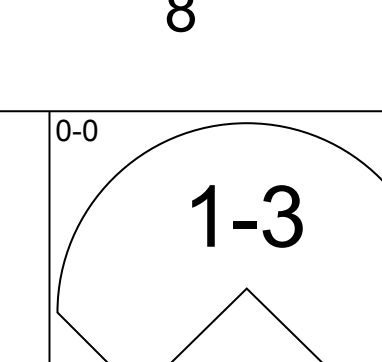

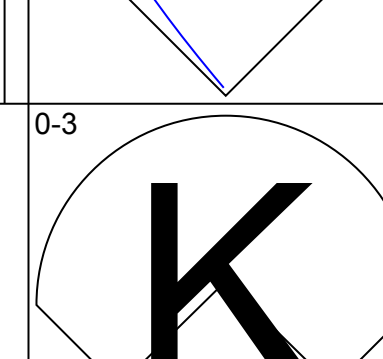
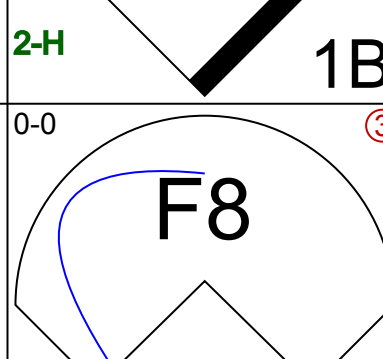
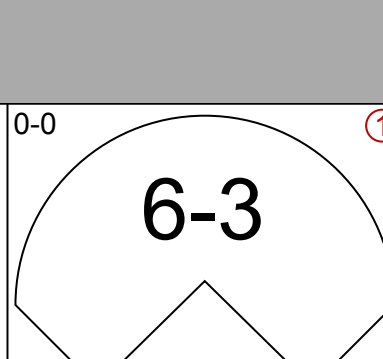
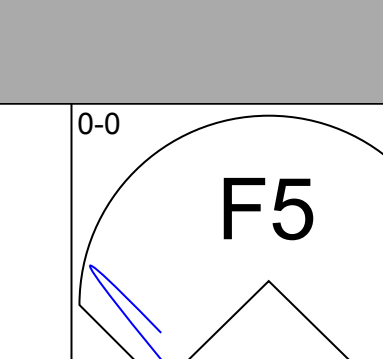
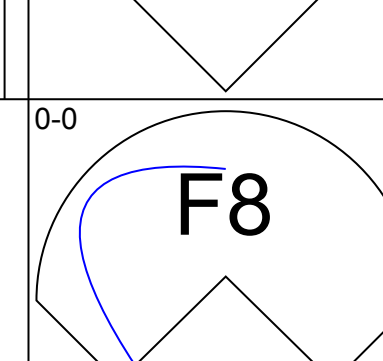
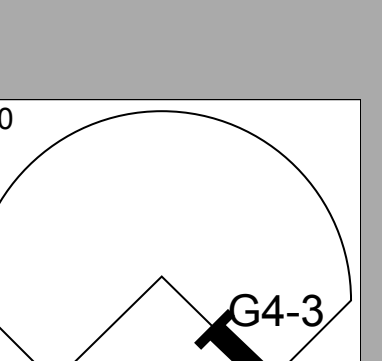
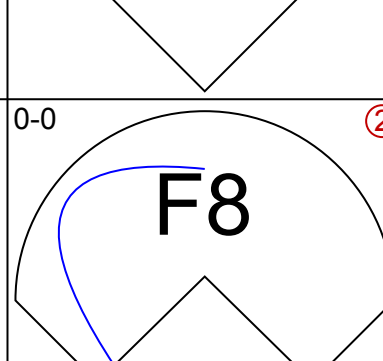
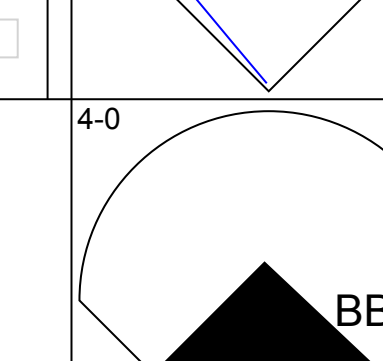
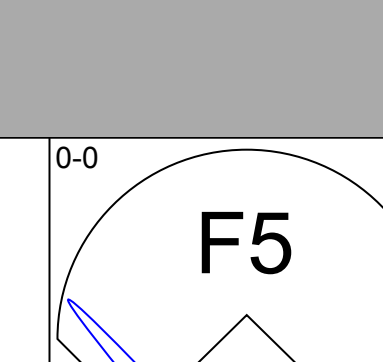
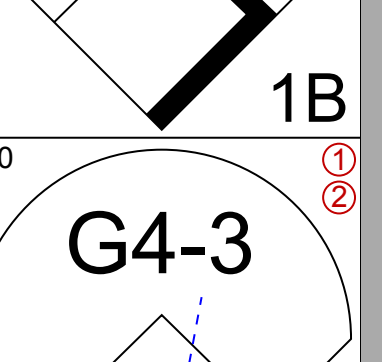
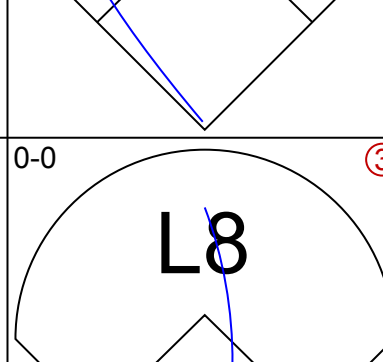
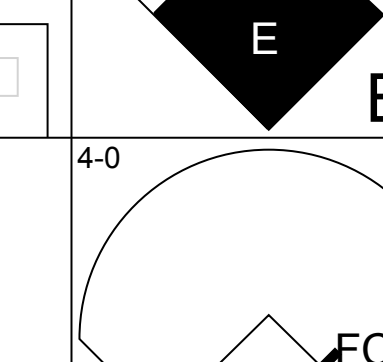
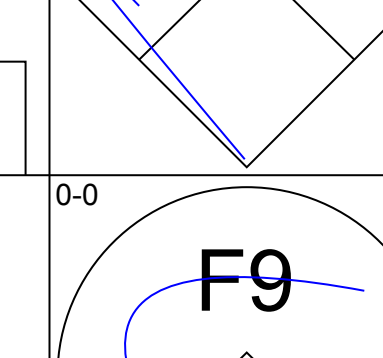
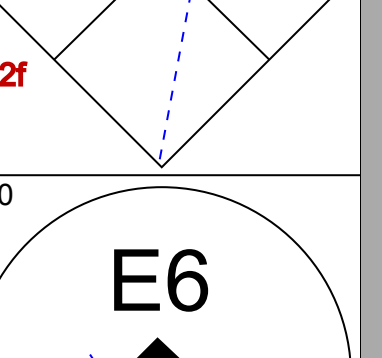
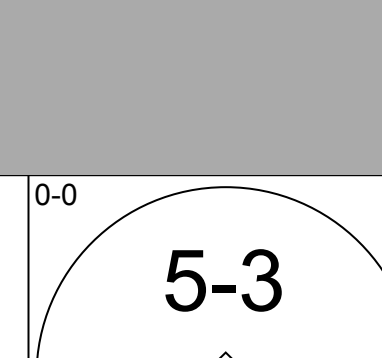
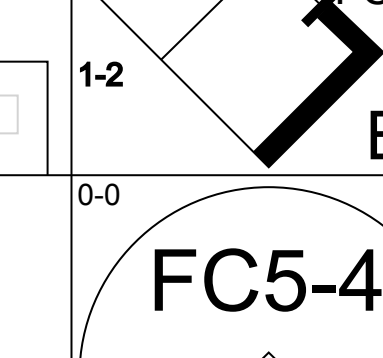
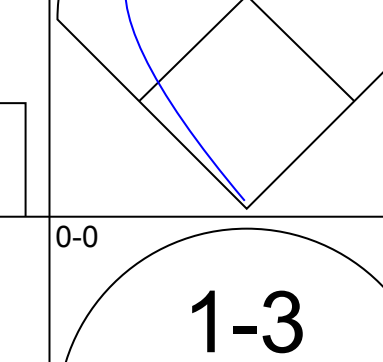
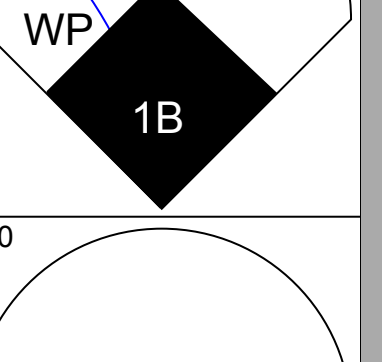
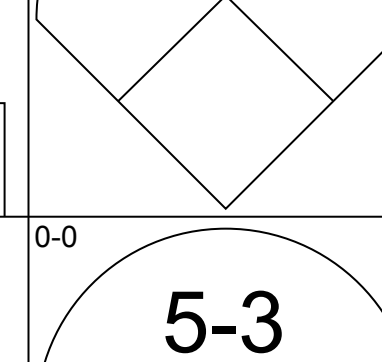
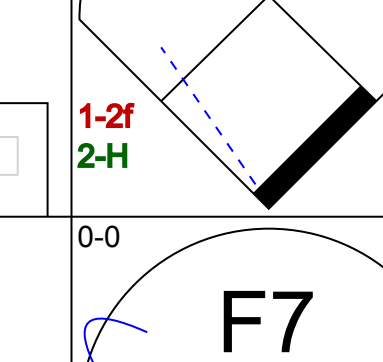
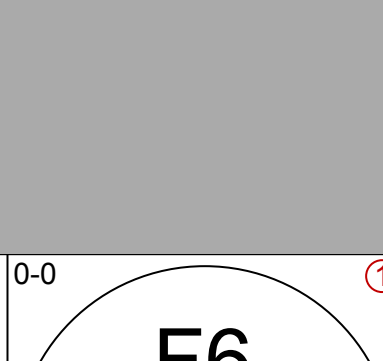
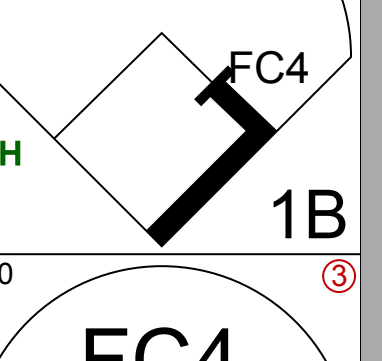
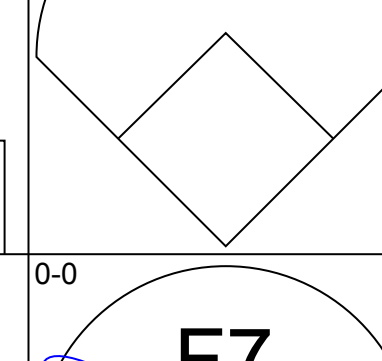
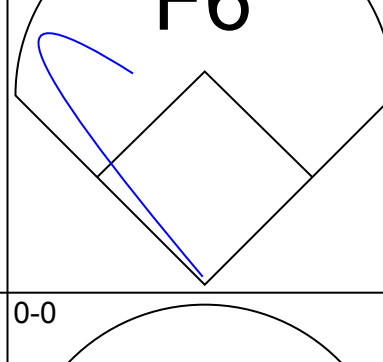
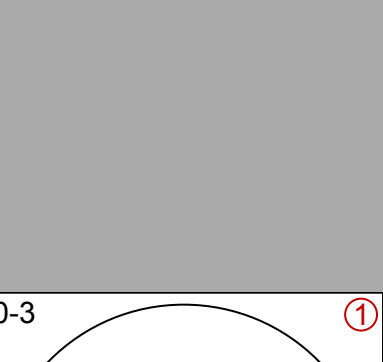
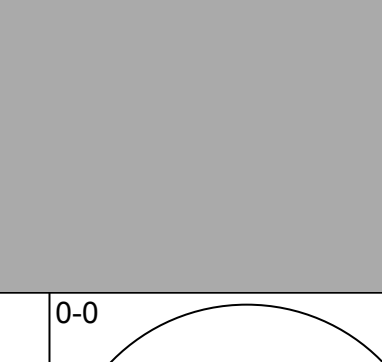
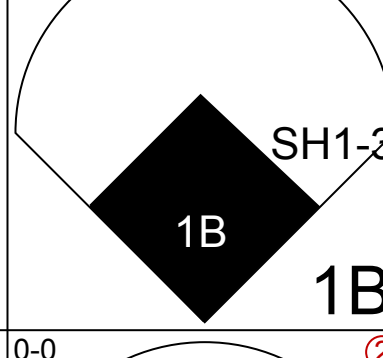
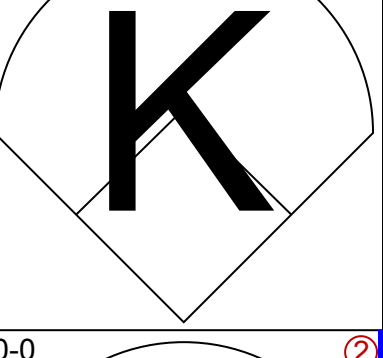
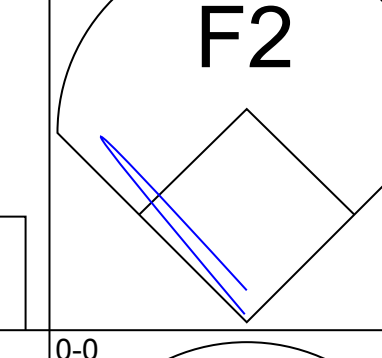
AB	38
R	9
H	17
RBI	9
BB	3
SO	4
LOB	18



Batter	1	2	3	4	5	6	7	8	9	AB	R	H	RBI	BB	SO	LOB	TOP			
Eddie Stanky, R (1, 4) OBP: 0.466, SLG: 0.433	F4				F4		F8			3	0	1	0	0	0	0	New York Giants @ Cincinnati Reds Crosley Field, Cincinnati, OH Sun Jul 16 1950, 3:33 AM EDT Unknown			
Bill Rigney, R (6, 4) OBP: 0.241, SLG: 0.208		1-3 1B								1	0	0	0	0	0	0				
Don Mueller, L (1, 9) OBP: 0.315, SLG: 0.386			F6		1-3		F1			4	0	1	0	0	0	2				
Monte Irvin, R (1, 7) OBP: 0.323, SLG: 0.385	F9				K			F7		4	0	0	0	0	1	1				
Bobby Thomson, R (1, 8) OBP: 0.322, SLG: 0.427	FC5-4 1-2				F9		F2	F8		4	0	0	0	0	0	1				
Wes Westrum, R (1, 2) OBP: 0.394, SLG: 0.518							F7			3	2	2	1	0	0	0				
Sam Calderone, R (6, 2) OBP: 0.387, SLG: 0.419		E 2B			HR			5-3		1	0	0	0	0	0	0				
Hank Thompson, L (1, 5) OBP: 0.405, SLG: 0.500									5-3	3	1	1	0	0	0	0				
Jack Lohrke, R (6, 5) OBP: 0.182, SLG: 0.100	FC G3 E 2-H				F4		1B			1	0	0	0	0	0	0				
Alvin Dark, R (1, 6) OBP: 0.329, SLG: 0.465										3	0	0	0	0	1	2				
Rudy Rufer, R (6, 6)		K			6-3		5-3			1	0	0	0	0	0	0				
Tookie Gilbert, L (1, 3) OBP: 0.323, SLG: 0.332										4	0	0	0	0	0	1				
Jack Kramer, R (1, 1) OBP: 0.286, SLG: 0.417										2	0	0	0	0	1	0				
Sheldon Jones, R (4, 1) OBP: 0.233, SLG: 0.148	E1 1B									0	0	0	0	0	0	0				
Clint Hartung, R (5, 1) OBP: 0.320, SLG: 0.720					K					1	1	1	1	0	0	0				
Inning Stats	R: 0 E: 0 K: 0 S: 4	H: 1 LOB: 1 BB: 0 P: 4	R: 2 E: 2 K: 1 S: 9	H: 2 LOB: 2 BB: 0 P: 9	R: 1 E: 0 K: 0 S: 4	H: 1 LOB: 0 BB: 0 P: 4	R: 0 E: 0 K: 1 S: 5	H: 0 LOB: 0 BB: 0 P: 5	R: 0 E: 0 K: 0 S: 4	H: 1 LOB: 1 BB: 0 P: 4	R: 1 E: 0 K: 0 S: 4	H: 1 LOB: 0 BB: 0 P: 4	R: 0 E: 0 K: 0 S: 3	H: 0 LOB: 0 BB: 0 P: 3	R: 0 E: 0 K: 0 S: 3	H: 0 LOB: 0 BB: 0 P: 3	1B: 3 2B: 1 3B: 0 HR: 2	SF: 0 SAC: 0 DP: 0 HBP: 0	WP: 0 PB: 0 SB: 0 CS: 0	PA: 35
PITCHER Ken Raffensberger, L (1, 1) ERA: 4.1	IP: 9.0 WLS: W BF: 35 H: 6 R: 4 ER: 2 SO: 3 BB: 0 IBB: 0 HBP: 0 BLK: 0 WP: 0 HR: 2 S: 41 P: 41 ERA: 2.00 WHIP: 0.667																			

Batter	1	2	3	4	5	6	7	8	9	AB	R	H	RBI	BB	SO	LOB	BOTTOM			
Lloyd Merriman, L (1, 8) OBP: 0.317, SLG: 0.377	F9	F7			F7			4-3		5	2	1	2	1	0	3	New York Giants @ Cincinnati Reds Crosley Field, Cincinnati, OH Sun Jul 16 1950, 3:33 AM EDT Unknown			
Grady Hatton, L (1, 5) OBP: 0.348, SLG: 0.435							2B 1B BB			4	3	3	3	1	0	0				
Johnny Wyrostek, L (1, 9) OBP: 0.401, SLG: 0.465							1B 2B			1	0	0	0	1	0	1				
Danny Litwhiler, R (4, 9) OBP: 0.356, SLG: 0.400	F8				K		1B			2	2	1	1	1	1	0				
Ted Kluszewski, L (1, 3) OBP: 0.364, SLG: 0.608	F8						1B			5	2	2	4	0	0	4				
Connie Ryan, R (1, 4) OBP: 0.387, SLG: 0.400										3	1	1	0	1	0	0				
Sammy Meeks, R (7, 6) OBP: 0.306, SLG: 0.394		1B BB			F8		F4	E 1B		1	0	1	1	0	0	0				
Joe Adcock, R (1, 7) OBP: 0.309, SLG: 0.367								1-2 3-H		5	1	3	1	0	1	0				
Johnny Pramesa, R (1, 2) OBP: 0.355, SLG: 0.481								1-3 2-H		4	2	2	1	0	0	2				
Dixie Howell, R (7, 2) OBP: 0.331, SLG: 0.291	F7							FC5		1	0	0	0	0	0	2				
Virgil Stallcup, R (1, 6) OBP: 0.303, SLG: 0.381										3	1	3	3	0	0	0				
Bobby Adams, R (7, 4) OBP: 0.335, SLG: 0.327	E8 1-3 2-H									2	0	0	0	0	0	0				
Ken Raffensberger, R (1, 1) OBP: 0.213, SLG: 0.186										3	2	0	0	1	2	3				
Inning Stats	R: 0 E: 0 K: 0 S: 4	H: 1 LOB: 1 BB: 0 P: 4	R: 1 E: 1 K: 1 S: 7	H: 2 LOB: 2 BB: 1 P: 11	R: 0 E: 0 K: 0 S: 3	H: 1 LOB: 2 BB: 1 P: 7	R: 7 E: 0 K: 0 S: 8	H: 5 LOB: 0 BB: 2 P: 16	R: 3 E: 0 K: 1 S: 8	H: 3 LOB: 0 BB: 0 P: 8	R: 1 E: 0 K: 0 S: 6	H: 1 LOB: 0 BB: 0 P: 6	R: 4 E: 1 K: 0 S: 7	H: 4 LOB: 2 BB: 2 P: 15	R: 0 E: 0 K: 1 S: 5	H: 0 LOB: 0 BB: 0 P: 5	1B: 9 2B: 3 3B: 0 HR: 5	SF: 0 SAC: 1 DP: 0 HBP: 0	WP: 0 PB: 0 SB: 0 CS: 0	PA: 46
PITCHER Jack Kramer, R (1, 1) ERA: 4.7	IP: 3.1 WLS: L BF: 19 H: 8 R: 5 ER: 5 SO: 1 BB: 2 IBB: 0 HBP: 0 BLK: 0 WP: 0 HR: 1 S: 19 P: 27 ERA: 13.50 WHIP: 3.000																			
Sheldon Jones, R (4, 1) ERA: 5.68	IP: 1.1 WLS: L BF: 10 H: 4 R: 6 ER: 6 SO: 0 BB: 2 IBB: 0 HBP: 0 BLK: 0 WP: 0 HR: 3 S: 8 P: 16 ERA: 40.50 WHIP: 4.500																			
Clint Hartung, R (5, 1) ERA: 5.97	IP: 3.1 WLS: L BF: 17 H: 5 R: 5 ER: 5 SO: 3 BB: 2 IBB: 0 HBP: 0 BLK: 0 WP: 0 HR: 1 S: 21 P: 29 ERA: 13.50 WHIP: 2.100																			

Batter	1	2	3	4	5	6	7	8	9	AB	R	H	RBI	BB	SO	LOB	TOP								
Bill Rigney, R OBP: 0.242, SLG: 0.213 (1, 4)										5	0	0	0	0	2	7	<p>New York Giants @ Cincinnati Reds Crosley Field, Cincinnati, OH Mon Jul 17 1950, 3:33 AM EDT Att: 8,364 - Unknown</p> <p>livebaseballscores.com</p> <p>AB 37 R 10 H 10 RBI 10 BB 6 SO 5 LOB 14</p> 								
Don Mueller, L OBP: 0.316, SLG: 0.384 (1, 9)						 HBP 2B 1B				5	1	1	2	0	0	0									
Monte Irvin, R OBP: 0.343, SLG: 0.397 (1, 7)					 BB	 HBP				3	2	1	0	1	0	0									
Hank Thompson, L OBP: 0.403, SLG: 0.500 (1, 5)					 1-H	 1-H 2-H 3-H				5	0	2	4	0	1	1									
Bobby Thomson, R OBP: 0.323, SLG: 0.445 (1, 8)										5	1	1	1	0	1	1									
Wes Westrum, R OBP: 0.396, SLG: 0.534 (1, 2)						 BB			 BB	3	2	1	1	2	1	0									
Tookie Gilbert, L OBP: 0.328, SLG: 0.336 (1, 3)						 BB				4	1	1	0	1	0	1									
Alvin Dark, R OBP: 0.327, SLG: 0.468 (1, 6)						 BB				5	2	3	2	0	0	2									
Jim Hearn, R OBP: 0.600, SLG: 0.333 (1, 1)						 BB				2	1	0	0	2	0	2									
Inning Stats	R: 0 E: 0 K: 2 S: 8	H: 1 LOB: 1 BB: 0 P: 8	R: 1 E: 1 K: 0 S: 5	H: 1 LOB: 2 BB: 1 P: 9	R: 0 E: 0 K: 0 S: 3	H: 0 LOB: 0 BB: 0 P: 3	R: 2 E: 0 K: 0 S: 5	H: 2 LOB: 0 BB: 0 P: 5	R: 1 E: 0 K: 0 S: 3	H: 1 LOB: 1 BB: 1 P: 7	R: 6 E: 1 K: 2 S: 11	H: 4 LOB: 1 BB: 2 P: 20	R: 0 E: 0 K: 1 S: 6	H: 1 LOB: 2 BB: 1 P: 10	R: 0 E: 0 K: 0 S: 3	H: 0 LOB: 0 BB: 0 P: 3		R: 0 E: 0 K: 0 S: 3	H: 0 LOB: 0 BB: 0 P: 7	1B: 5 2B: 2 3B: 0 HR: 3	SF: 0 SAC: 0 DP: 0 HBP: 1	WP: 0 PB: 0 SB: 0 CS: 0	PA: 44		
PITCHER	IP	WLS	BF	H	R	ER	SO	BB	IBB	HBP	BLK	WP	HR	S	P	ERA	WHIP								
Herm Wehmeier, R ERA: 6.01 (1, 1)	5.1	L	27	7	8	8	3	4	0	0	0	0	3	29	45	13.50	2.062								
Eddie Erault, R ERA: 8.7 (6, 1)	0.1		4	2	2	2	1	0	0	1	0	0	0	5	6	54.00	6.000								
Frank Smith, R ERA: 3.48 (6, 1)	3.1		13	1	0	0	1	2	0	0	0	0	0	13	21	0.00	0.900								

Batter	1	2	3	4	5	6	7	8	9	AB	R	H	RBI	BB	SO	LOB	BOTTOM								
Lloyd Merriman, L OBP: 0.313, SLG: 0.370 (1, 8)			 2-H							4	0	1	1	0	0	0	<p>New York Giants @ Cincinnati Reds Crosley Field, Cincinnati, OH Mon Jul 17 1950, 3:33 AM EDT Att: 8,364 - Unknown</p> <p>livebaseballscores.com</p> <p>AB 30 R 3 H 4 RBI 2 BB 2 SO 2 LOB 5</p> 								
Connie Ryan, R OBP: 0.388, SLG: 0.401 Bobby Adams, R OBP: 0.335, SLG: 0.329 (1, 4) (7, 4)										3	0	0	0	0	1	1									
Grady Hatton, L OBP: 0.355, SLG: 0.440 (1, 5)				 G4-3				 BB		3	1	1	0	1	0	0									
Ted Kluszewski, L OBP: 0.360, SLG: 0.590 (1, 3)				 1-2				 BB		3	0	0	0	1	0	1									
Bob Usher, R OBP: 0.333, SLG: 0.395 (1, 9)				 WP 1B				 1-2 2-H		4	1	0	0	0	0	1									
Joe Adcock, R OBP: 0.337, SLG: 0.439 (1, 7)				 1-H						4	0	1	1	0	0	1									
Johnny Pramesa, R OBP: 0.359, SLG: 0.468 (1, 2)				 1-2						3	0	0	0	0	0	1									
Virgil Stallcup, R OBP: 0.298, SLG: 0.373 Sammy Meeks, R OBP: 0.297, SLG: 0.382 (1, 6) (7, 6)			 1B							2	1	1	0	0	1	0									
Herm Wehmeier, R OBP: 0.214, SLG: 0.255 Eddie Erault, R OBP: 0.167, SLG: 0.333 Frank Smith, R OBP: 0.071, SLG: 0.071 (1, 1) (6, 1) (6, 1)			 1-2							1	0	0	0	0	0	0									
Inning Stats	R: 0 E: 0 K: 1 S: 5	H: 0 LOB: 0 BB: 0 P: 5	R: 0 E: 0 K: 0 S: 3	H: 0 LOB: 0 BB: 0 P: 3	R: 1 E: 0 K: 0 S: 5	H: 2 LOB: 1 BB: 0 P: 5	R: 1 E: 1 K: 0 S: 5	H: 2 LOB: 1 BB: 0 P: 5	R: 0 E: 0 K: 1 S: 5	H: 0 LOB: 0 BB: 0 P: 5	R: 0 E: 0 K: 0 S: 3	H: 0 LOB: 0 BB: 0 P: 3	R: 0 E: 0 K: 0 S: 3	H: 0 LOB: 0 BB: 0 P: 3	R: 1 E: 1 K: 0 S: 3	H: 0 LOB: 1 BB: 2 P: 11		R: 0 E: 0 K: 0 S: 3	H: 0 LOB: 0 BB: 0 P: 3	1B: 4 2B: 0 3B: 0 HR: 0	SF: 0 SAC: 1 DP: 1 HBP: 0	WP: 2 PB: 0 SB: 0 CS: 0	PA: 33		
PITCHER	IP	WLS	BF	H	R	ER	SO	BB	IBB	HBP	BLK	WP	HR	S	P	ERA	WHIP								
Jim Hearn, R ERA: 5.5 (1, 1)	9.0	W	33	4	3	1	2	2	0	0	0	1	0	35	43	1.00	0.667								

Batter	1	2	3	4	5	6	7	8	9	AB	R	H	RBI	BB	SO	LOB	TOP			
Bill Rigney, R OBP: 0.246, SLG: 0.206 (1, 4)										2	0	0	0	1	0	0	New York Giants @ Cincinnati Reds Crosley Field, Cincinnati, OH Tue Jul 18 1950, 3:33 AM EDT Att: 2,967 - Unknown			
Don Mueller, L OBP: 0.310, SLG: 0.377 (1, 9)										4	0	0	0	0	1	3				
Monte Irvin, R OBP: 0.346, SLG: 0.400 (1, 7)										4	0	2	0	0	0	1				
Hank Thompson, L OBP: 0.401, SLG: 0.494 (1, 5)										3	0	0	0	1	0	2				
Bobby Thomson, R OBP: 0.325, SLG: 0.444 (1, 8)										3	0	1	0	1	0	1				
Wes Westrum, R OBP: 0.398, SLG: 0.533 (1, 2)										4	0	2	0	0	0	3				
Alvin Dark, R OBP: 0.326, SLG: 0.465 (1, 6)										4	0	1	0	0	0	5				
Tookie Gilbert, L OBP: 0.327, SLG: 0.335 (1, 3)										4	0	1	0	0	1	4				
Monty Kennedy, R OBP: 0.069, SLG: 0.069 (1, 1)										2	0	0	0	0	0	2				
Inning Stats	R: 0 E: 0 K: 0 S: 3	H: 0 LOB: 1 BB: 1 P: 7	R: 0 E: 0 K: 1 S: 7	H: 2 LOB: 2 BB: 0 P: 7	R: 0 E: 0 K: 0 S: 3	H: 0 LOB: 0 BB: 0 P: 3	R: 0 E: 0 K: 0 S: 5	H: 2 LOB: 2 BB: 0 P: 5	R: 0 E: 0 K: 1 S: 5	H: 0 LOB: 0 BB: 0 P: 5	R: 0 E: 0 K: 0 S: 3	H: 1 LOB: 2 BB: 2 P: 11	R: 0 E: 0 K: 0 S: 4	H: 1 LOB: 1 BB: 0 P: 4	R: 0 E: 0 K: 0 S: 3	H: 0 LOB: 0 BB: 0 P: 3	1B: 7 2B: 1 3B: 0 HR: 0	SF: 0 SAC: 2 DP: 2 HBP: 0	WP: 0 PB: 0 SB: 0 CS: 0	PA: 35
PITCHER Howie Fox, R ERA: 5.07 (1, 1)	IP: 9.0 WLS: W BF: 35 H: 7 R: 0 ER: 0 SO: 2 BB: 3 IBB: 0 HBP: 0 BLK: 0 WP: 0 HR: 0 S: 36 P: 48 ERA: 0.00 WHIP: 1.111																PITCHER			


Batter	1	2	3	4	5	6	7	8	9	AB	R	H	RBI	BB	SO	LOB	BOTTOM	
Bobby Adams, R OBP: 0.328, SLG: 0.322 (1, 5)										4	0	0	0	0	1	0	New York Giants @ Cincinnati Reds Crosley Field, Cincinnati, OH Tue Jul 18 1950, 3:33 AM EDT Att: 2,967 - Unknown	
Grady Hatton, L OBP: 0.355, SLG: 0.440 (9, 5)										0	0	0	0	0	0	0		
Connie Ryan, R OBP: 0.389, SLG: 0.397 (1, 4)										2	0	0	0	2	0	0		
Danny Litwhiler, R OBP: 0.386, SLG: 0.441 (1, 9)										2	0	0	0	2	0	1		
Lloyd Merriman, L OBP: 0.313, SLG: 0.370 (9, 8)										0	0	0	0	0	0	0		
Ted Kluszewski, L OBP: 0.358, SLG: 0.585 (1, 3)										4	0	1	0	0	1	4		
Bob Usher, R OBP: 0.331, SLG: 0.388 (1, 8)										3	0	0	0	1	1	1		
Joe Adcock, R OBP: 0.327, SLG: 0.426 (1, 7)										3	0	0	0	0	0	1		
Peanuts Lowrey, R OBP: 0.325, SLG: 0.300 (9, 7)										0	0	0	0	0	0	0		
Dixie Howell, R OBP: 0.317, SLG: 0.278 (1, 2)										3	0	0	0	0	1	1		
Virgil Stallcup, R OBP: 0.302, SLG: 0.385 (1, 6)										2	1	1	1	1	0	0		
Howie Fox, R OBP: 0.212, SLG: 0.333 (1, 1)										3	0	0	0	0	0	2		
Inning Stats	R: 0 E: 0 K: 2 S: 7	H: 0 LOB: 1 BB: 1 P: 11	R: 0 E: 0 K: 1 S: 5	H: 0 LOB: 0 BB: 0 P: 5	R: 1 E: 0 K: 0 S: 4	H: 1 LOB: 2 BB: 2 P: 12	R: 0 E: 0 K: 0 S: 3	H: 0 LOB: 2 BB: 2 P: 11	R: 0 E: 0 K: 0 S: 3	H: 0 LOB: 0 BB: 0 P: 3	R: 0 E: 0 K: 0 S: 3	H: 0 LOB: 0 BB: 0 P: 3	R: 0 E: 0 K: 1 S: 6	H: 1 LOB: 1 BB: 0 P: 6	1B: 1 2B: 0 3B: 0 HR: 1	SF: 0 SAC: 0 DP: 0 HBP: 0	WP: 0 PB: 0 SB: 0 CS: 0	PA: 32
PITCHER Monty Kennedy, L ERA: 4.64 (1, 1)	IP: 8.0 WLS: L BF: 32 H: 2 R: 1 ER: 1 SO: 4 BB: 5 IBB: 1 HBP: 0 BLK: 0 WP: 0 HR: 1 S: 34 P: 58 ERA: 1.12 WHIP: 0.875																PITCHER	


AB 30
R 0
H 7
RBI 0
BB 3
SO 2
LOB 21



AB 26
R 1
H 2
RBI 1
BB 6
SO 4
LOB 10



Batter	1	2	3	4	5	6	7	8	9	AB	R	H	RBI	BB	SO	LOB	TOP												
Bobby Morgan, R OBP: 0.360, SLG: 0.425	1-3 K		1-1 1B		0-0 1B BB		4-2 SH1-4 1B BB		0-0 HR	4	3	3	1	1	1	0	Brooklyn Dodgers @ Cincinnati Reds Crosley Field, Cincinnati, OH Fri Jul 21 1950, 3:33 AM EDT Att: 4,415 - Unknown AB 35 R 7 H 10 RBI 7 BB 5 SO 5 LOB 14 												
Gene Hermanski, L OBP: 0.391, SLG: 0.492	2-2 F5		0-0 1-3		3-2 F4		1-0 SH1-4		4-1 SH1-3 2B BB	3	1	0	0	1	0	3													
Duke Snider, L OBP: 0.367, SLG: 0.542	0-0 F8				4-0 F7 1B BB		1-1 F8		0-0 SH1-3	3	0	0	0	1	0	1													
Jackie Robinson, R OBP: 0.447, SLG: 0.557		2-0 G3		4-2 S 1B BB	1-1 F7		2-2 2H 1B		1-0 1B 2B	4	2	2	2	1	0	2													
Carl Furillo, R OBP: 0.353, SLG: 0.479	2-2 L4		0-0 F7		0-1 FC6-4 1B		2-1 F5		3-2 2H 1B	5	0	2	2	0	0	2													
Gil Hodges, R OBP: 0.388, SLG: 0.486	1-0 F5		4-0 1B BB		2-1 FC6-4 1-2				3-2 6-3	4	1	0	0	1	0	3													
Roy Campanella, R OBP: 0.382, SLG: 0.580			0-0 6-3		1-0 1B 2H		1-3 K		0-0 B5-3	4	0	1	1	0	1	0													
Pee Wee Reese, R OBP: 0.348, SLG: 0.316			0-1 1B		3-1 1-2 2H 1B		0-3 K		2-1 4-3	4	0	2	1	0	1	0													
Preacher Roe, R OBP: 0.164, SLG: 0.167			1-3 K		2-1 F8		1-0 6-3		0-3 K	4	0	0	0	0	2	3													
Inning Stats	R: 0 E: 0 K: 1 S: 9	H: 0 LOB: 0 BB: 0 P: 12	R: 0 E: 0 K: 0 S: 5	H: 0 LOB: 0 BB: 0 P: 10	R: 0 E: 0 K: 1 S: 9	H: 2 LOB: 2 BB: 0 P: 11	R: 2 E: 0 K: 0 S: 9	H: 2 LOB: 2 BB: 1 P: 23	R: 1 E: 0 K: 2 S: 10	H: 2 LOB: 2 BB: 1 P: 20	R: 0 E: 0 K: 2 S: 7	H: 0 LOB: 0 BB: 0 P: 9	R: 1 E: 0 K: 0 S: 12	H: 1 LOB: 1 BB: 1 P: 22	R: 0 E: 0 K: 0 S: 8	H: 0 LOB: 0 BB: 0 P: 12	R: 3 E: 0 K: 1 S: 14	H: 3 LOB: 1 BB: 1 P: 25	1B: 8 2B: 1 3B: 0 HR: 1	SF: 0 SAC: 2 DP: 0 HBP: 0	WP: 0 PB: 0 SB: 1 CS: 0	PA: 42							
PITCHER	IP	WLS	BF	H	R	ER	SO	BB	IBB	HBP	BLK	WP	HR	S	P	ERA	WHIP												
Herm Wehmeier, R ERA: 5.92	(1, 1)	8.0	L	35	7	4	4	4	4	4	0	0	0	0	0	69	119	4.50	1.375										
Harry Perkowski, L ERA: 4.74	(9, 1)	0.2		6	3	3	3	1	1	0	0	0	0	1	10	18	40.50	6.000											
Johnny Hetki, R ERA: 4.98	(9, 1)	0.1		1	0	0	0	0	0	0	0	0	0	0	4	7	0.00	0.000											

Batter	1	2	3	4	5	6	7	8	9	AB	R	H	RBI	BB	SO	LOB	BOTTOM											
Bobby Adams, R OBP: 0.330, SLG: 0.330	0-0 F7		1-2 F9			2-1 G1-4-3 1B		0-1 2B		4	0	2	0	0	0	1	Brooklyn Dodgers @ Cincinnati Reds Crosley Field, Cincinnati, OH Fri Jul 21 1950, 3:33 AM EDT Att: 4,415 - Unknown AB 34 R 1 H 8 RBI 1 BB 0 SO 0 LOB 16 											
Connie Ryan, R OBP: 0.379, SLG: 0.385	2-2 F4				0-1 B5-3		3-2 F7		0-0 F7	4	0	0	0	0	0	3												
Danny Litwhiler, R OBP: 0.411, SLG: 0.486	1-1 F8				0-0 HR		1-1 G1-4-3		0-1 FC5-4 1B 1B	4	1	2	1	0	0	1												
Ted Kluszewski, L OBP: 0.361, SLG: 0.587		3-2 6-3		2-1 6-3		1-2 4-3		1-2 1B		4	0	1	0	0	0	0												
Bob Usher, R OBP: 0.333, SLG: 0.392		1-2 F8		0-1 2B		1-1 F3		2-2 FC5-4 1-3		4	0	1	0	0	0	2												
Joe Adcock, R OBP: 0.305, SLG: 0.393		0-0 5-3		0-0 6-3		1-1 F7		1-2 1-3		4	0	0	0	0	0	3												
Dixie Howell, R OBP: 0.321, SLG: 0.278			2-2 4-3 1B		1-2 5-3		1-2 FC6-4 1B		3-2 L7	4	0	2	0	0	0	2												
Virgil Stallcup, R OBP: 0.295, SLG: 0.379			0-0 4-3		0-0 5-3		0-1 FC6-4 FC4-6			3	0	0	0	0	0	2												
Herm Wehmeier, R OBP: 0.207, SLG: 0.246	(1, 1)		0-0 F8		1-0 F7		0-1 FC4-6 2B			2	0	0	0	0	0	1												
Peanuts Lowrey, R OBP: 0.322, SLG: 0.298	(8, PH)									1	0	0	0	0	0	1												
Harry Perkowski, L OBP: 0.412, SLG: 0.375	(9, 1)									0	0	0	0	0	0	0												
Johnny Hetki, R OBP: 0.250, SLG: 0.143	(9, 1)									0	0	0	0	0	0	0												
Inning Stats	R: 0 E: 0 K: 0 S: 8	H: 0 LOB: 0 BB: 0 P: 11	R: 0 E: 0 K: 0 S: 10	H: 0 LOB: 0 BB: 0 P: 14	R: 0 E: 0 K: 0 S: 10	H: 1 LOB: 1 BB: 0 P: 13	R: 1 E: 0 K: 0 S: 8	H: 2 LOB: 1 BB: 0 P: 10	R: 0 E: 0 K: 0 S: 7	H: 0 LOB: 0 BB: 0 P: 9	R: 0 E: 0 K: 0 S: 7	H: 1 LOB: 0 BB: 0 P: 13	R: 0 E: 0 K: 0 S: 8	H: 0 LOB: 0 BB: 0 P: 11	R: 0 E: 0 K: 0 S: 12	H: 2 LOB: 2 BB: 0 P: 13	R: 0 E: 0 K: 0 S: 15	H: 2 LOB: 2 BB: 0 P: 22	1B: 5 2B: 2 3B: 0 HR: 1	SF: 0 SAC: 0 DP: 1 HBP: 0	WP: 0 PB: 0 SB: 0 CS: 0	PA: 34						
PITCHER	IP	WLS	BF	H	R	ER	SO	BB	IBB	HBP	BLK	WP	HR	S	P	ERA	WHIP											
Preacher Roe, L ERA: 2.95	(1, 1)	9.0	W	34	8	1	1	0	0	0	0	0	0	1	85	116	1.00	0.889										

Batter	1	2	3	4	5	6	7	8	9	AB	R	H	RBI	BB	SO	LOB	TOP				
Eddie Waitkus, L OBP: 0.324, SLG: 0.349 (1, 3)	F8		F7			3-1		G4-6-3		4	0	0	0	0	0	2	Philadelphia Phillies @ Cincinnati Reds Crosley Field, Cincinnati, OH Sat Jul 22 1950, 3:33 AM EDT Unknown livebaseballscorecards.com				
Richie Ashburn, L OBP: 0.386, SLG: 0.409 (1, 8)	K		K			4-3		1B		4	0	1	0	0	2	1					
Dick Sisler, L OBP: 0.417, SLG: 0.517 (1, 7)	4-3			F9		F8		F8		4	0	0	0	0	0	1					
Del Ennis, R OBP: 0.343, SLG: 0.509 (1, 9)		6-3		F9		WP L7 1B		F7		4	1	1	0	0	0	0					
Willie Jones, R OBP: 0.380, SLG: 0.569 (1, 5)		5-3		FC5-4 BB		F2		K		3	0	0	0	1	1	1					
Granny Hamner, R OBP: 0.317, SLG: 0.383 (1, 6)		F2		FC5-4 1-2		E5 S		F6		4	0	0	0	0	0	2					
Andy Seminick, R OBP: 0.441, SLG: 0.574 Stan Lopata, R OBP: 0.324, SLG: 0.226 (7, 2)			E F7 1B		F7		L7			3	1	1	1	0	0	1					
Mike Goliat, R OBP: 0.306, SLG: 0.368 (1, 4)			E9 PB 1-3 1B		F3		4-3			3	0	1	0	0	0	1					
Robin Roberts, S OBP: 0.143, SLG: 0.069 (1, 1)			F7 3H		6-3			G4-6-3 1B		3	0	1	1	0	0	1					
Inning Stats	R: 0 E: 0 K: 1 S: 5	H: 0 LOB: 0 BB: 0 P: 5	R: 0 E: 0 K: 0 S: 3	H: 0 LOB: 0 BB: 0 P: 3	R: 1 E: 1 K: 1 S: 7	H: 2 LOB: 1 BB: 0 P: 7	R: 0 E: 0 K: 0 S: 3	H: 0 LOB: 1 BB: 1 P: 7	R: 0 E: 0 K: 0 S: 3	H: 0 LOB: 0 BB: 0 P: 3	R: 1 E: 1 K: 0 S: 5	H: 1 LOB: 1 BB: 0 P: 5	R: 0 E: 0 K: 1 S: 4	H: 2 LOB: 1 BB: 0 P: 4	R: 0 E: 0 K: 1 S: 5	H: 0 LOB: 0 BB: 0 P: 5		1B: 5 2B: 0 3B: 0 HR: 0	SF: 0 SAC: 0 DP: 1 HBP: 0	WP: 1 PB: 1 SB: 1 CS: 0	PA: 33
PITCHER	IP	WLS	BF	H	R	ER	SO	BB	IBB	HBP	BLK	WP	HR	S	P	ERA	WHIP				
Willie Ramsdell, R ERA: 4.09 Frank Smith, R ERA: 3.42	(1, 1)		8.0	L	30	5	2	1	2	1	0	0	0	33	37	1.12	0.750				
(9, 1)			1.0		3	0	0	0	1	0	0	0	0	5	5	0.00	0.000				

Batter	1	2	3	4	5	6	7	8	9	AB	R	H	RBI	BB	SO	LOB	BOTTOM					
Lloyd Merriman, L OBP: 0.321, SLG: 0.366 (1, 8)	F8		4-3			G4-3 BB		F9		3	0	0	0	1	0	0	Philadelphia Phillies @ Cincinnati Reds Crosley Field, Cincinnati, OH Sat Jul 22 1950, 3:33 AM EDT Unknown livebaseballscorecards.com					
Connie Ryan, R OBP: 0.384, SLG: 0.392 (1, 4)				G4-6-3 BB		G4-3 1-2		1B		3	0	2	0	1	0	1						
Grady Hatton, L OBP: 0.354, SLG: 0.434 (1, 5)				G4-6-3 1-2		F9		F8		4	0	0	0	0	0	3						
Ted Kluszewski, L OBP: 0.356, SLG: 0.578 (1, 3)				6-3		F8		F5		4	0	0	0	0	0	2						
Bob Usher, R OBP: 0.333, SLG: 0.397 (1, 9)					6-3		F9			3	0	1	0	0	0	0						
Joe Adcock, R OBP: 0.298, SLG: 0.383 (1, 7)				FC6-5 2B		F9		F8		3	0	0	0	0	0	1						
Johnny Pramesa, R OBP: 0.358, SLG: 0.451 (1, 2)				G6-4-3 1-2				F8		2	0	0	0	1	0	1						
Virgil Stallcup, R OBP: 0.295, SLG: 0.378 (1, 6)					K					3	0	1	0	0	1	1						
Willie Ramsdell, R OBP: 0.242, SLG: 0.167 Harry Perkowski, L OBP: 0.389, SLG: 0.353 Frank Smith, R OBP: 0.071, SLG: 0.071 (8, PH) (9, 1)					F9					2	0	0	0	0	1	0						
Inning Stats	R: 0 E: 0 K: 0 S: 4	H: 1 LOB: 1 BB: 0 P: 4	R: 0 E: 0 K: 0 S: 3	H: 1 LOB: 0 BB: 0 P: 3	R: 0 E: 0 K: 1 S: 5	H: 0 LOB: 0 BB: 0 P: 5	R: 0 E: 0 K: 0 S: 2	H: 0 LOB: 0 BB: 1 P: 6	R: 0 E: 0 K: 0 S: 3	H: 0 LOB: 0 BB: 1 P: 7	R: 0 E: 0 K: 1 S: 4	H: 0 LOB: 0 BB: 1 P: 8	R: 0 E: 0 K: 0 S: 3	H: 0 LOB: 0 BB: 0 P: 3	R: 0 E: 0 K: 1 S: 6	H: 1 LOB: 1 BB: 0 P: 6		R: 0 E: 0 K: 0 S: 4	H: 1 LOB: 1 BB: 0 P: 4	1B: 2 2B: 2 3B: 0 HR: 0	SF: 0 SAC: 0 DP: 3 HBP: 0	WP: 0 PB: 0 SB: 0 CS: 0
PITCHER	IP	WLS	BF	H	R	ER	SO	BB	IBB	HBP	BLK	WP	HR	S	P	ERA	WHIP					
Robin Roberts, R ERA: 3.27	(1, 1)		9.0	W	31	4	0	0	3	3	0	0	0	34	46	0.00	0.778					

Batter	1	2	3	4	5	6	7	8	9	AB	R	H	RBI	BB	SO	LOB	TOP					
Eddie Waitkus, L (1,3) OBP: 0.324, SLG: 0.348	0-0 6-3		0-0 1-2 1B			0-0 4-3		0-0 L7		4	0	1	0	0	0	0	Philadelphia Phillies @ Cincinnati Reds Crosley Field, Cincinnati, OH Sat Jul 22 1950, 3:38 AM EDT Att: 13,215 - Unknown AB 32 R 1 H 7 RBI 1 BB 2 SO 5 LOB 12					
Richie Ashburn, L (1,8) OBP: 0.384, SLG: 0.407	0-3 K		0-0 1-3			0-0 F9			0-0 1B 1B	4	1	1	0	0	1	2						
Dick Sisler, L (1,7) OBP: 0.418, SLG: 0.517	0-0 F7			0-0 6-3					0-0 1B 1B	4	0	2	0	0	0	0						
Del Ennis, R (1,9) OBP: 0.342, SLG: 0.506		0-0 P6		0-0 2B 1B		0-0 F8			0-0 F9	4	0	1	0	0	0	3						
Willie Jones, R (1,5) OBP: 0.379, SLG: 0.564		0-0 F3		0-0 F7			4-0 G6-4-3 BB		0-0 L8	3	0	0	0	1	0	3						
Granny Hamner, R (1,6) OBP: 0.319, SLG: 0.387		0-0 5-3		0-0 1-H 2B			0-0 F3		0-0 1-2 2-H 1B	4	0	2	1	0	0	1						
Stan Lopata, R (1,2) OBP: 0.313, SLG: 0.216			0-0 5-3		0-3 K		0-0 G6-4-3 1-2		0-0 F8	4	0	0	0	0	1	3						
Mike Goliat, R (1,4) OBP: 0.304, SLG: 0.365			0-0 P4		0-0 F7				0-3 K	2	0	0	0	0	0	0						
Dick Whitman, L (8, PH) OBP: 0.328, SLG: 0.314					0-0 F7					1	0	0	0	0	1	0						
Jimmy Bloodworth, R (8, 4) OBP: 0.262, SLG: 0.287										0	0	0	0	0	0	0						
Ken Heintzelman, R (1,1) OBP: 0.069, SLG: 0.036			4-0 1B		0-3 K				0-3 K	1	0	0	0	1	1	0						
Bill Nicholson, L (8, PH) OBP: 0.333, SLG: 0.550										1	0	0	0	0	1	0						
Milo Candini, R (8, 1)										0	0	0	0	0	0	0						
Inning Stats	R: 0 E: 0 K: 1 S: 5	H: 0 LOB: 0 BB: 0 P: 5	R: 0 E: 0 K: 0 S: 3	H: 0 LOB: 0 BB: 0 P: 3	R: 0 E: 0 K: 0 S: 4	H: 1 LOB: 2 BB: 1 P: 8	R: 0 E: 0 K: 0 S: 4	H: 2 LOB: 2 BB: 0 P: 4	R: 0 E: 0 K: 2 S: 7	H: 0 LOB: 0 BB: 0 P: 7	R: 0 E: 0 K: 0 S: 4	H: 1 LOB: 1 BB: 0 P: 4	R: 0 E: 0 K: 0 S: 2	H: 0 LOB: 0 BB: 1 P: 6	R: 0 E: 0 K: 2 S: 7	H: 0 LOB: 0 BB: 0 P: 7	R: 1 E: 0 K: 0 S: 6	H: 3 LOB: 2 BB: 0 P: 6	1B: 6 2B: 1 3B: 0 HR: 0	SF: 0 SAC: 0 DP: 1 HBP: 0	WP: 0 PB: 0 SB: 0 CS: 0	PA: 34
PITCHER Howie Fox, R (1,1) ERA: 4.73	IP: 9.0 WLS: W BF: 34 H: 7 R: 1 ER: 1 SO: 5 BB: 2 IBB: 0 HBP: 0 BLK: 0 WP: 0 HR: 0 S: 42 P: 50 ERA: 1.00 WHIP: 1.000															PITCHER	IP: 9.0 WLS: W BF: 34 H: 7 R: 1 ER: 1 SO: 5 BB: 2 IBB: 0 HBP: 0 BLK: 0 WP: 0 HR: 0 S: 42 P: 50 ERA: 1.00 WHIP: 1.000					

Batter	1	2	3	4	5	6	7	8	9	AB	R	H	RBI	BB	SO	LOB	BOTTOM					
Bobby Adams, R (1,5) OBP: 0.333, SLG: 0.344	0-0 G4-6-3 1B		0-0 F9							4	1	2	1	0	0	1	Philadelphia Phillies @ Cincinnati Reds Crosley Field, Cincinnati, OH Sat Jul 22 1950, 3:38 AM EDT Att: 13,215 - Unknown AB 32 R 6 H 10 RBI 6 BB 1 SO 1 LOB 10					
Grady Hatton, L (8, 5) OBP: 0.354, SLG: 0.434					0-0 F8				0-0 2-H F7 3B	0	0	0	0	0	0	0						
Connie Ryan, R (1,4) OBP: 0.382, SLG: 0.390	0-0 F3		0-0 F8			0-0 4-3 1B			0-0 3-H F7	4	0	1	1	0	0	1						
Danny Litwhiler, R (1,9) OBP: 0.394, SLG: 0.461	0-0 G4-6-3		0-3 K			0-0 F8			0-0 5-3	4	0	0	0	0	1	2						
Lloyd Merriman, L (8, 8) OBP: 0.321, SLG: 0.366	0-0 1-2									0	0	0	0	0	0	0						
Ted Kluszewski, L (1,3) OBP: 0.354, SLG: 0.574		0-0 2B 2B 1B		0-0 F9		0-0 4-3			0-0 4-3	4	1	1	0	0	0	1						
Bob Usher, R (1,8) OBP: 0.332, SLG: 0.399		0-0 1-3 2B 2B		0-0 F9		0-0 F8			0-0 6-3	4	1	1	0	0	0	1						
Joe Adcock, R (1,7) OBP: 0.312, SLG: 0.403		0-0 2-H 3-H 2B		0-0 6-3					0-0 BB 1B 1B	4	1	3	2	0	0	0						
Dixie Howell, R (1,2) OBP: 0.319, SLG: 0.271		0-0 6-3			0-0 6-3				0-0 1B SH1-4 BB	3	1	0	0	1	0	2						
Virgil Stallcup, R (1,6) OBP: 0.296, SLG: 0.378		0-0 6-3			0-0 6-3				0-0 SH1-4 3B 1B	3	1	1	1	0	0	1						
Howie Fox, R (1,1) OBP: 0.229, SLG: 0.343		0-0 6-3			0-0 1B				0-0 SH1-4	2	0	1	1	0	0	1						
Inning Stats	R: 0 E: 0 K: 0 S: 3	H: 1 LOB: 0 BB: 0 P: 3	R: 2 E: 0 K: 0 S: 6	H: 3 LOB: 1 BB: 0 P: 6	R: 0 E: 0 K: 1 S: 5	H: 0 LOB: 0 BB: 0 P: 5	R: 0 E: 0 K: 0 S: 3	H: 0 LOB: 0 BB: 0 P: 3	R: 0 E: 0 K: 0 S: 4	H: 1 LOB: 1 BB: 0 P: 4	R: 0 E: 0 K: 0 S: 4	H: 1 LOB: 1 BB: 0 P: 4	R: 4 E: 0 K: 0 S: 6	H: 3 LOB: 0 BB: 1 P: 10	R: 0 E: 0 K: 0 S: 4	H: 1 LOB: 1 BB: 0 P: 4	R: 0 E: 0 K: 0 S: 4	H: 1 LOB: 1 BB: 0 P: 4	1B: 7 2B: 2 3B: 1 HR: 0	SF: 0 SAC: 1 DP: 1 HBP: 0	WP: 0 PB: 0 SB: 0 CS: 0	PA: 34
PITCHER Ken Heintzelman, L (1,1) ERA: 4.1	IP: 7.0 WLS: L BF: 30 H: 9 R: 6 ER: 6 SO: 1 BB: 1 IBB: 0 HBP: 0 BLK: 0 WP: 0 HR: 0 S: 31 P: 35 ERA: 7.71 WHIP: 1.429															PITCHER	IP: 7.0 WLS: L BF: 30 H: 9 R: 6 ER: 6 SO: 1 BB: 1 IBB: 0 HBP: 0 BLK: 0 WP: 0 HR: 0 S: 31 P: 35 ERA: 7.71 WHIP: 1.429					
PITCHER Milo Candini, R (8, 1) ERA: 5.4	IP: 1.0 WLS: L BF: 4 H: 1 R: 0 ER: 0 SO: 0 BB: 0 IBB: 0 HBP: 0 BLK: 0 WP: 0 HR: 0 S: 4 P: 4 ERA: 0.00 WHIP: 1.000															PITCHER	IP: 1.0 WLS: L BF: 4 H: 1 R: 0 ER: 0 SO: 0 BB: 0 IBB: 0 HBP: 0 BLK: 0 WP: 0 HR: 0 S: 4 P: 4 ERA: 0.00 WHIP: 1.000					

Batter	1	2	3	4	5	6	7	8	9	AB	R	H	RBI	BB	SO	LOB	TOP										
Eddie Waitkus, L OBP: 0.332, SLG: 0.358 (1, 3)										5	2	5	2	0	0	0	Philadelphia Phillies @ Cincinnati Reds Crosley Field, Cincinnati, OH Sun Jul 23 1950, 3:38 AM EDT Att: 28,831 - Unknown										
Richie Ashburn, L OBP: 0.380, SLG: 0.408 (1, 8)										4	0	1	0	0	0	4											
Dick Sisler, L OBP: 0.416, SLG: 0.515 (1, 7)										4	1	2	1	0	0	3											
Del Ennis, R OBP: 0.344, SLG: 0.521 (1, 9)										3	0	0	0	1	2	2											
Willie Jones, R OBP: 0.385, SLG: 0.582 Jimmy Bloodworth, R OBP: 0.292, SLG: 0.248 (1, 5) (3, 5)										0	0	0	1	1	0	0											
Granny Hamner, R OBP: 0.317, SLG: 0.381 (1, 6)										5	0	0	0	0	0	6											
Stan Lopata, R OBP: 0.314, SLG: 0.225 (1, 2)										4	2	1	0	1	1	0											
Mike Goliat, R OBP: 0.304, SLG: 0.372 (1, 4)										4	1	2	2	0	0	1											
Russ Meyer, S OBP: 0.219, SLG: 0.226 Jim Konstanty, R OBP: 0.056, SLG: 0.056 (1, 1) (8, 1)										3	0	1	0	0	1	1											
Inning Stats	R: 1 E: 0 K: 0 S: 5	H: 2 LOB: 2 BB: 0 P: 6	R: 0 E: 0 K: 1 S: 5	H: 0 LOB: 0 BB: 0 P: 5	R: 1 E: 0 K: 0 S: 4	H: 2 LOB: 2 BB: 0 P: 12	R: 1 E: 1 K: 0 S: 6	H: 3 LOB: 2 BB: 0 P: 6	R: 0 E: 0 K: 1 S: 5	H: 0 LOB: 0 BB: 0 P: 5	R: 0 E: 0 K: 1 S: 7	H: 2 LOB: 1 BB: 0 P: 7	R: 3 E: 0 K: 0 S: 6	H: 3 LOB: 1 BB: 1 P: 10	R: 0 E: 0 K: 1 S: 6	H: 1 LOB: 1 BB: 0 P: 6		R: 0 E: 0 K: 0 S: 3	H: 0 LOB: 0 BB: 0 P: 3	1B: 10 2B: 2 3B: 1 HR: 0	SF: 0 SAC: 4 DP: 1 HBP: 1	WP: 1 PB: 0 SB: 1 CS: 0	PA: 43				
PITCHER	IP	WLS	BF	H	R	ER	SO	BB	IBB	HBP	BLK	WP	HR	S	P	ERA	WHIP										
Ewell Blackwell, R ERA: 3.89 Johnny Hetki, R ERA: 4.71	(1, 1) (8, 1)	7.0 L	36 36	12 12	7 7	7 7	3 3	1 0	2 0	1 0	0 0	1 0	0 0	9 9	51 9	9.00 0.00	1.857 0.500										




Batter	1	2	3	4	5	6	7	8	9	AB	R	H	RBI	BB	SO	LOB	BOTTOM										
Lloyd Merriman, L OBP: 0.319, SLG: 0.363 (1, 8)										4	0	1	0	0	0	0	Philadelphia Phillies @ Cincinnati Reds Crosley Field, Cincinnati, OH Sun Jul 23 1950, 3:38 AM EDT Att: 28,831 - Unknown										
Connie Ryan, R OBP: 0.379, SLG: 0.386 Bobby Adams, R OBP: 0.326, SLG: 0.335 (1, 4) (3, PH) (4, 4)										1	0	0	0	0	0	0											
Grady Hatton, L OBP: 0.352, SLG: 0.429 (1, 5)										3	0	0	0	1	0	1											
Ted Kluszewski, L OBP: 0.351, SLG: 0.568 (1, 3)										4	2	1	0	0	0	2											
Bob Usher, R OBP: 0.333, SLG: 0.414 (1, 9)										4	1	2	0	0	0	1											
Joe Adcock, R OBP: 0.308, SLG: 0.394 (1, 7)										4	1	1	1	0	0	3											
Dixie Howell, R OBP: 0.312, SLG: 0.264 Peanuts Lowrey, R OBP: 0.324, SLG: 0.296 (1, 2) (9, PH)										3	0	0	2	0	0	2											
Virgil Stallcup, R OBP: 0.291, SLG: 0.371 (1, 6)										3	0	0	1	0	1	1											
Ewell Blackwell, R OBP: 0.156, SLG: 0.073 Harry Perkowski, L OBP: 0.368, SLG: 0.333 Johnny Hetki, R OBP: 0.250, SLG: 0.143 (1, 1) (7, PH) (8, 1)										2	0	0	0	0	0	0											
Inning Stats	R: 0 E: 0 K: 0 S: 3	H: 0 LOB: 0 BB: 0 P: 3	R: 1 E: 1 K: 1 S: 7	H: 1 LOB: 1 BB: 0 P: 7	R: 0 E: 0 K: 0 S: 3	H: 0 LOB: 0 BB: 0 P: 3	R: 0 E: 0 K: 0 S: 3	H: 0 LOB: 0 BB: 1 P: 7	R: 0 E: 0 K: 0 S: 3	H: 0 LOB: 0 BB: 0 P: 3	R: 3 E: 0 K: 1 S: 8	H: 3 LOB: 0 BB: 0 P: 8	R: 0 E: 0 K: 0 S: 4	H: 1 LOB: 1 BB: 0 P: 4	R: 0 E: 0 K: 0 S: 3	H: 0 LOB: 0 BB: 0 P: 3		1B: 4 2B: 1 3B: 0 HR: 0	SF: 0 SAC: 0 DP: 0 HBP: 0	WP: 0 PB: 0 SB: 0 CS: 0	PA: 34						
PITCHER	IP	WLS	BF	H	R	ER	SO	BB	IBB	HBP	BLK	WP	HR	S	P	ERA	WHIP										
Russ Meyer, R ERA: 5.77 Jim Konstanty, R ERA: 3.07	(1, 1) (8, 1)	7.0 S	28 6	5 0	4 0	3 0	2 0	1 0	0 0	0 0	0 0	0 0	0 0	31 6	35 6	3.86 0.00	0.857 0.000										




Batter	1	2	3	4	5	6	7	8	9	AB	R	H	RBI	BB	SO	LOB	TOP			
Bobby Adams, R OBP: 0.328, SLG: 0.337 (1,5)										5	1	2	0	0	0	0	Cincinnati Reds @ New York Giants Polo Grounds, New York, NY Tue Jul 25 1950, 3:33 AM EDT Att: 8,838 - Unknown			
Peanuts Lowrey, R OBP: 0.327, SLG: 0.300 (1,9)										4	1	2	0	0	0	1				
Bob Usher, R OBP: 0.335, SLG: 0.410 (1,8)										4	1	1	0	1	0	4				
Ted Kluszewski, L OBP: 0.355, SLG: 0.570 (1,3)										4	1	2	2	1	0	2				
Connie Ryan, R OBP: 0.383, SLG: 0.397 (1,4)										3	1	1	1	2	0	1				
Joe Adcock, R OBP: 0.297, SLG: 0.379 (1,7)										5	0	0	1	0	0	4				
Dixie Howell, R OBP: 0.303, SLG: 0.256 (1,2)										4	0	0	1	0	1	1				
Virgil Stallcup, R OBP: 0.293, SLG: 0.371 (1,6)										3	0	1	0	1	0	0				
Herm Wehmeier, R OBP: 0.210, SLG: 0.246 (1,1)										4	1	1	0	0	2	3				
Ewell Blackwell, R OBP: 0.156, SLG: 0.073 (8,1)										0	0	0	0	0	0	0				
Inning Stats	R: 0 E: 0 K: 0 S: 4	H: 1 LOB: 1 BB: 0 P: 4	R: 1 E: 0 K: 1 S: 6	H: 1 LOB: 0 BB: 0 P: 6	R: 2 E: 0 K: 0 S: 6	H: 3 LOB: 1 BB: 0 P: 6	R: 0 E: 0 K: 1 S: 6	H: 1 LOB: 1 BB: 0 P: 6	R: 0 E: 0 K: 0 S: 3	H: 0 LOB: 0 BB: 0 P: 3	R: 0 E: 0 K: 1 S: 6	H: 1 LOB: 1 BB: 0 P: 6	R: 2 E: 0 K: 0 S: 4	H: 1 LOB: 2 BB: 3 P: 16	R: 1 E: 0 K: 0 S: 5	H: 2 LOB: 2 BB: 1 P: 9	1B: 8 2B: 1 3B: 0 HR: 1	SF: 0 SAC: 1 DP: 1 HBP: 0	WP: 0 PB: 0 SB: 0 CS: 0	PA: 42
PITCHER	IP WLS BF H R ER SO BB IBB HBP BLK WP HR S P ERA WHIP																			
Monty Kennedy, L ERA: 4.8 (1,1)	3.0	14	5	3	3	1	0	0	0	0	0	1	16	16	9.00	1.667				
Andy Hansen, R ERA: 5.45 (4,1)	4.0	18	3	2	2	2	3	0	0	0	0	0	19	31	4.50	1.500				
Dave Koslo, L ERA: 4.34 (8,1)	2.0	W 10	2	1	1	0	1	1	0	0	0	0	8	16	4.50	1.500				

AB	36
R	6
H	10
RBI	5
BB	5
SO	3
LOB	16



Batter	1	2	3	4	5	6	7	8	9	AB	R	H	RBI	BB	SO	LOB	BOTTOM					
Eddie Stanky, R OBP: 0.462, SLG: 0.426 (1,4)										4	2	2	1	1	0	0	Cincinnati Reds @ New York Giants Polo Grounds, New York, NY Tue Jul 25 1950, 3:33 AM EDT Att: 8,838 - Unknown					
Whitey Lockman, L OBP: 0.383, SLG: 0.457 (1,7)										5	1	2	1	0	1	1						
Don Mueller, L OBP: 0.318, SLG: 0.377 (1,9)										4	1	0	0	0	0	1						
Hank Thompson, L OBP: 0.399, SLG: 0.485 (1,5)										4	0	1	1	0	0	0						
Wes Westrum, R OBP: 0.396, SLG: 0.515 (1,2)										3	0	0	0	1	1	3						
Bobby Thomson, R OBP: 0.331, SLG: 0.439 (1,8)										4	1	1	2	0	0	4						
Alvin Dark, R OBP: 0.334, SLG: 0.481 (1,6)										4	0	1	1	0	0	1						
Tookie Gilbert, L OBP: 0.334, SLG: 0.335 (1,3)										3	1	0	0	1	1	4						
Monty Kennedy, R OBP: 0.069, SLG: 0.069 (1,1)										0	0	0	0	0	0	0						
Jack Maguire, R OBP: 0.288, SLG: 0.243 (3,PH)										1	0	0	0	0	1	0						
Andy Hansen, R OBP: 0.288, SLG: 0.243 (4,1)										1	0	0	0	0	1	0						
Dave Koslo, L OBP: 0.167, SLG: 0.196 (8,1)										2	1	1	0	0	0	0						
Inning Stats	R: 0 E: 0 K: 0 S: 3	H: 0 LOB: 0 BB: 0 P: 3	R: 0 E: 2 K: 0 S: 4	H: 0 LOB: 2 BB: 1 P: 8	R: 0 E: 0 K: 1 S: 6	H: 1 LOB: 1 BB: 0 P: 6	R: 0 E: 0 K: 0 S: 3	H: 0 LOB: 0 BB: 0 P: 3	R: 0 E: 0 K: 0 S: 5	H: 1 LOB: 0 BB: 0 P: 5	R: 0 E: 0 K: 0 S: 3	H: 1 LOB: 0 BB: 0 P: 3	R: 1 E: 0 K: 0 S: 4	H: 1 LOB: 0 BB: 0 P: 4	R: 5 E: 0 K: 2 S: 12	H: 5 LOB: 2 BB: 1 P: 17	R: 1 E: 1 K: 1 S: 5	H: 0 LOB: 1 BB: 1 P: 9	1B: 7 2B: 0 3B: 0 HR: 1	SF: 0 SAC: 0 DP: 0 HBP: 1	WP: 1 PB: 0 SB: 1 CS: 0	PA: 39
PITCHER	IP WLS BF H R ER SO BB IBB HBP BLK WP HR S P ERA WHIP																					
Herm Wehmeier, R ERA: 5.95 (1,1)	7.0	29	6	5	5	2	2	0	0	0	0	1	31	39	6.43	1.143						
Ewell Blackwell, R ERA: 3.91 (8,1)	1.2	L 10	2	2	1	3	1	0	1	0	1	0	14	19	5.40	1.800						

AB	35
R	7
H	8
RBI	6
BB	3
SO	5
LOB	14



Batter	1	2	3	4	5	6	7	8	9	AB	R	H	RBI	BB	SO	LOB	TOP					
Lloyd Merriman, L (1.8) OBP: 0.317, SLG: 0.360	3-1		F8					F7		4	0	1	1	0	0	1	Cincinnati Reds @ New York Giants Polo Grounds, New York, NY Wed Jul 26 1950, 3:33 AM EDT Att: 4,852 - Cloudy - 78 F					
Connie Ryan, R (1.4) OBP: 0.381, SLG: 0.392	K		G3					F7		3	0	0	1	1	1	3						
Grady Hatton, L (1.5) OBP: 0.348, SLG: 0.423	3-1			4-3				G3		4	0	0	0	0	0	3						
Ted Kluszewski, L (1.3) OBP: 0.354, SLG: 0.566		F7		4-3				F7		4	0	1	0	0	0	0						
Bob Usher, R (1.9) OBP: 0.333, SLG: 0.407		F3		F2				FC5-4		4	0	1	0	0	0	1						
Joe Adcock, R (1.7) OBP: 0.303, SLG: 0.378		FC6-4						F8		3	1	1	0	1	0	2						
Virgil Stallcup, R (1.6) OBP: 0.294, SLG: 0.370		BB						BB		3	1	1	0	0	0	1						
Bob Scheffing, R (0. PH) OBP: 0.310, SLG: 0.389	FC6-4							CS		1	0	0	0	0	0	1						
Dixie Howell, R (1.2) OBP: 0.310, SLG: 0.260								F2		2	0	1	0	1	0	0						
Howie Fox, R (1.1) OBP: 0.211, SLG: 0.316								5-3		3	0	0	0	0	1	4						
Inning Stats	R: 0 E: 0 K: 1 S: 5	H: 0 LOB: 0 BB: 0 P: 5	R: 0 E: 0 K: 0 S: 3	H: 0 LOB: 1 BB: 1 P: 7	R: 0 E: 0 K: 1 S: 6	H: 1 LOB: 1 BB: 0 P: 6	R: 0 E: 0 K: 0 S: 3	H: 0 LOB: 0 BB: 0 P: 3	R: 2 E: 0 K: 0 S: 6	H: 3 LOB: 2 BB: 1 P: 10	R: 0 E: 0 K: 0 S: 3	H: 1 LOB: 0 BB: 0 P: 3	R: 0 E: 0 K: 0 S: 3	H: 0 LOB: 0 BB: 0 P: 3	R: 0 E: 0 K: 0 S: 2	H: 0 LOB: 0 BB: 1 P: 6	R: 0 E: 0 K: 0 S: 4	H: 1 LOB: 1 BB: 0 P: 4	1B: 6 2B: 0 3B: 0 HR: 0	SF: 0 SAC: 0 DP: 1 HBP: 0	WP: 0 PB: 0 SB: 0 CS: 1	PA: 35
PITCHER Sal Maglie, R (1.1) ERA: 2.98	IP: 9.0 WLS: W BF: 34 H: 6 R: 2 ER: 2 SO: 2 BB: 3 IBB: 0 HBP: 0 BLK: 0 WP: 0 HR: 0 S: 35 P: 47 ERA: 2.00 WHIP: 1.000															PITCHER						

AB	31
R	2
H	6
RBI	2
BB	3
SO	2
LOB	16



Batter	1	2	3	4	5	6	7	8	9	AB	R	H	RBI	BB	SO	LOB	BOTTOM	
Eddie Stanky, R (1.4) OBP: 0.457, SLG: 0.420	6-3		5-3					FC4-6		4	0	0	0	0	0	2	Cincinnati Reds @ New York Giants Polo Grounds, New York, NY Wed Jul 26 1950, 3:33 AM EDT Att: 4,852 - Cloudy - 78 F	
Whitey Lockman, L (1.7) OBP: 0.381, SLG: 0.451	F4		G3					F7-3-6		3	0	0	0	1	0	1		
Don Mueller, L (1.9) OBP: 0.317, SLG: 0.375	F5		4-3					BB		4	0	1	0	0	0	2		
Hank Thompson, L (1.5) OBP: 0.401, SLG: 0.485		E						F4		4	1	2	0	0	0	1		
Wes Westrum, R (1.2) OBP: 0.391, SLG: 0.507		F9						FC5-4		4	0	0	0	0	0	3		
Bobby Thomson, R (1.8) OBP: 0.327, SLG: 0.434		E6						F8		4	1	0	0	0	1	4		
Alvin Dark, R (1.6) OBP: 0.341, SLG: 0.486								F8		3	1	3	2	1	0	0		
Tookie Gilbert, L (1.3) OBP: 0.331, SLG: 0.331		G3						SH3		3	0	0	0	0	1	5		
Sal Maglie, R (1.1) OBP: 0.133, SLG: 0.207		1-3						SH3		3	0	2	1	0	0	1		
Inning Stats	R: 0 E: 0 K: 0 S: 3	H: 0 LOB: 0 BB: 0 P: 3	R: 2 E: 1 K: 0 S: 6	H: 2 LOB: 1 BB: 0 P: 6	R: 0 E: 0 K: 0 S: 3	H: 0 LOB: 0 BB: 0 P: 3	R: 0 E: 0 K: 0 S: 4	H: 1 LOB: 2 BB: 1 P: 8	R: 0 E: 0 K: 0 S: 3	H: 1 LOB: 0 BB: 0 P: 3	R: 1 E: 0 K: 0 S: 5	H: 2 LOB: 2 BB: 1 P: 9	R: 0 E: 1 K: 2 S: 9	H: 1 LOB: 2 BB: 0 P: 9	1B: 7 2B: 1 3B: 1 HR: 0	SF: 0 SAC: 1 DP: 1 HBP: 0		WP: 0 PB: 0 SB: 0 CS: 0
PITCHER Howie Fox, R (1.1) ERA: 4.47	IP: 8.0 WLS: L BF: 35 H: 8 R: 3 ER: 1 SO: 2 BB: 1 IBB: 1 HBP: 0 BLK: 0 WP: 0 HR: 0 S: 37 P: 45 ERA: 1.12 WHIP: 1.125															PITCHER		

AB	32
R	3
H	8
RBI	3
BB	2
SO	2
LOB	19

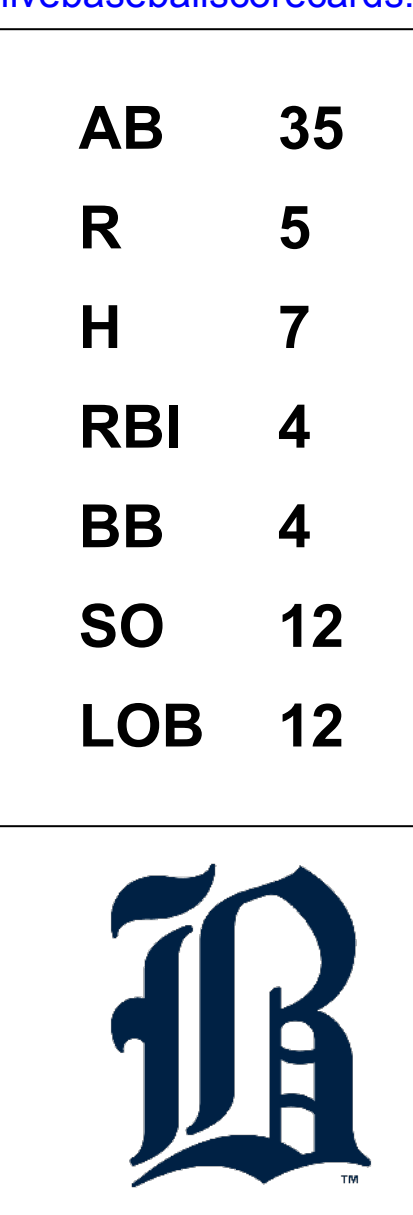


Batter	1	2	3	4	5	6	7	8	9	AB	R	H	RBI	BB	SO	LOB	TOP				
Bobby Adams, R (1, 5) OBP: 0.326, SLG: 0.340 Grady Hatton, L (7, 5) OBP: 0.347, SLG: 0.421	F9		F7	5-3			2B	1-3		4	1	1	0	0	0	2	Cincinnati Reds @ Boston Braves Braves Field, Boston, MA Fri Jul 28 1950, 3:33 AM EDT Att: 13,505 - Unknown				
Peanuts Lowrey, R (1, 9) OBP: 0.326, SLG: 0.304	BB		F5		1-3		2B	4-3		4	1	1	2	1	0	0					
Bob Usher, R (1, 8) OBP: 0.326, SLG: 0.397	F8		F5		F7		1-3	1-3		5	0	0	0	0	0	2					
Ted Kluszewski, L (1, 3) OBP: 0.348, SLG: 0.556	4-3			E3 1B	F5		E4 2B		F8	5	2	0	0	0	0	2					
Connie Ryan, R (1, 4) OBP: 0.381, SLG: 0.393		2B 1B		FC5-4 1B		F5	K		K	5	1	2	0	0	2	2					
Joe Adcock, R (1, 7) OBP: 0.306, SLG: 0.386		K		FC5-4 1B			1B		F8	5	2	2	3	0	1	2					
Johnny Pramesa, R (1, 2) OBP: 0.359, SLG: 0.455		2B		2-3		F4	1B			4	0	2	2	0	0	2					
Virgil Stallcup, R (1, 6) OBP: 0.296, SLG: 0.370		5-3		1B IBB		6-3	1B			3	0	1	0	1	0	2					
Ewell Blackwell, R (1, 1) OBP: 0.184, SLG: 0.111 Frank Smith, R (8, 1) OBP: 0.071, SLG: 0.071		6-3		1-2 2-H			1B			4	1	2	1	0	0	3					
Inning Stats	R: 0 E: 0 K: 0 S: 3	H: 0 LOB: 1 BB: 1 P: 7	R: 1 E: 0 K: 1 S: 7	H: 2 LOB: 1 BB: 0 P: 7	R: 0 E: 0 K: 0 S: 3	H: 0 LOB: 0 BB: 0 P: 3	R: 2 E: 1 K: 0 S: 6	H: 2 LOB: 2 BB: 1 P: 10	R: 0 E: 0 K: 0 S: 4	H: 1 LOB: 1 BB: 0 P: 4	R: 5 E: 1 K: 1 S: 12	H: 6 LOB: 2 BB: 0 P: 12	R: 0 E: 0 K: 0 S: 3	H: 0 LOB: 0 BB: 0 P: 3	R: 0 E: 0 K: 1 S: 5	H: 0 LOB: 0 BB: 0 P: 5	1B: 7 2B: 4 3B: 0 HR: 0	SF: 0 SAC: 0 DP: 0 HBP: 0	WP: 0 PB: 0 SB: 1 CS: 0	PA: 42	
PITCHER	IP	WLS	BF	H	R	ER	SO	BB	IBB	HBP	BLK	WP	HR	S	P	ERA	WHIP				
Bob Chipman, L (1, 1) ERA: 5.24	6.0	L	29	8	6	3	1	1	1	0	0	0	0	29	37	4.50	1.500				
Ernie Johnson, R (7, 1) ERA: 6.75	2.0		10	3	2	0	1	0	0	0	0	0	0	12	12	0.00	1.500				
Normie Roy, R (9, 1) ERA: 5.36	1.0		3	0	0	0	1	0	0	0	0	0	0	5	5	0.00	0.000				

AB	40
R	8
H	11
RBI	8
BB	2
SO	3
LOB	17



Batter	1	2	3	4	5	6	7	8	9	AB	R	H	RBI	BB	SO	LOB	BOTTOM				
Roy Hartsfield, R (1, 4) OBP: 0.342, SLG: 0.390	4-3		BB			1-3		1B HR	K	4	1	1	1	1	1	1	Cincinnati Reds @ Boston Braves Braves Field, Boston, MA Fri Jul 28 1950, 3:33 AM EDT Att: 13,505 - Unknown				
Sam Jethroe, S (1, 8) OBP: 0.356, SLG: 0.466	K		F5			2B		1B HR	E8	5	1	2	0	0	1	1					
Earl Torgeson, L (1, 3) OBP: 0.400, SLG: 0.458	K			K		K		HR	F7	5	1	1	3	0	3	2					
Bob Elliott, R (1, 5) OBP: 0.370, SLG: 0.495		2B		1-3		6-3		FC6-4 BB		3	0	1	0	1	0	1					
Sid Gordon, R (1, 7) OBP: 0.420, SLG: 0.589	F9			BB		K		FC6-4 1B		3	0	0	0	1	1	2					
Tommy Holmes, L (1, 9) OBP: 0.392, SLG: 0.473	F8			F8		F7		1B		4	0	1	0	0	0	2					
Del Crandall, R (1, 2) OBP: 0.289, SLG: 0.344	F4				F4		K	K		4	0	0	0	0	2	3					
Buddy Kerr, R (1, 6) OBP: 0.277, SLG: 0.288 Walker Cooper, R (9, PH) OBP: 0.387, SLG: 0.506			K		4-3			K	K	3	0	0	0	0	2	0					
Bob Chipman, L (1, 1) OBP: 0.240, SLG: 0.174 Ernie Johnson, R (7, 1) OBP: 0.500, SLG: 0.500 Willard Marshall, L (8, PH) OBP: 0.333, SLG: 0.385 Normie Roy, R (9, 1) OBP: 0.267, SLG: 0.214 Pete Reiser, L (9, PH) OBP: 0.377, SLG: 0.291			F4			K		1B 2B	E BB	2	0	0	0	0	1	0					
Inning Stats	R: 0 E: 0 K: 2 S: 7	H: 0 LOB: 0 BB: 0 P: 7	R: 0 E: 0 K: 0 S: 4	H: 1 LOB: 1 BB: 0 P: 4	R: 0 E: 0 K: 1 S: 5	H: 0 LOB: 1 BB: 1 P: 9	R: 0 E: 0 K: 1 S: 5	H: 0 LOB: 0 BB: 0 P: 5	R: 0 E: 0 K: 1 S: 6	H: 1 LOB: 1 BB: 0 P: 6	R: 0 E: 0 K: 2 S: 7	H: 0 LOB: 0 BB: 0 P: 7	R: 4 E: 0 K: 2 S: 12	H: 5 LOB: 2 BB: 1 P: 16	R: 1 E: 1 K: 2 S: 8	H: 0 LOB: 1 BB: 1 P: 12	1B: 3 2B: 3 3B: 0 HR: 1	SF: 0 SAC: 0 DP: 0 HBP: 0	WP: 0 PB: 0 SB: 0 CS: 0	PA: 39	
PITCHER	IP	WLS	BF	H	R	ER	SO	BB	IBB	HBP	BLK	WP	HR	S	P	ERA	WHIP				
Ewell Blackwell, R (1, 1) ERA: 3.95	7.2	W	33	7	4	4	9	3	0	0	0	0	1	48	60	4.70	1.304				
Frank Smith, R (8, 1) ERA: 3.46	1.1	S	6	0	1	0	3	1	0	0	0	0	0	11	15	0.00	0.750				



Batter	1	2	3	4	5	6	7	8	9	AB	R	H	RBI	BB	SO	LOB	TOP			
Lloyd Merriman, L (1,9) OBP: 0.315, SLG: 0.364	F9 2B		G3-6-3 1-2		F7			4-3		4	0	1	0	0	0	3	Cincinnati Reds @ Boston Braves Braves Field, Boston, MA Sat Jul 29 1950, 3:33 AM EDT Att: 6,394 - Sunny - 89 F			
Grady Hatton, L (1,5) OBP: 0.342, SLG: 0.415	F9 2-3		F8		F8			G3		4	0	0	0	0	0	3				
Bob Usher, R (1,8) OBP: 0.320, SLG: 0.389	F3			F7				F2		4	0	0	0	0	0	1				
Ted Kluszewski, L (1,3) OBP: 0.354, SLG: 0.569	4-3			HR				FC6-4 1B		4	1	3	1	0	0	1				
Connie Ryan, R (1,4) OBP: 0.377, SLG: 0.387		6-3		K				K		4	0	0	0	0	2	2				
Joe Adcock, R (1,7) OBP: 0.298, SLG: 0.375		5-3		F7				G6-3		4	0	0	0	0	0	2				
Johnny Pramesa, R (1,2) OBP: 0.366, SLG: 0.463										2	0	1	0	1	0	0				
Virgil Stallcup, R (1,6) OBP: 0.294, SLG: 0.366		6-3								3	0	0	0	0	0	2				
Herm Wehmeier, R (1,1) OBP: 0.222, SLG: 0.258 (5, PH)										1	0	1	0	0	0	0				
Bob Scheffing, R (5, PH) OBP: 0.322, SLG: 0.400										1	0	1	0	0	0	0				
Johnny Hettki, R (5,1) OBP: 0.222, SLG: 0.125										1	0	0	0	0	0	0				
Inning Stats	R: 0 E: 0 K: 0 S: 4	H: 1 LOB: 1 BB: 0 P: 4	R: 0 E: 0 K: 0 S: 4	H: 1 LOB: 1 BB: 0 P: 4	R: 0 E: 0 K: 0 S: 3	H: 1 LOB: 0 BB: 0 P: 3	R: 1 E: 0 K: 1 S: 6	H: 1 LOB: 0 BB: 0 P: 6	R: 0 E: 0 K: 0 S: 4	H: 1 LOB: 2 BB: 1 P: 8	R: 0 E: 0 K: 0 S: 3	H: 0 LOB: 0 BB: 0 P: 3	R: 0 E: 0 K: 0 S: 3	H: 0 LOB: 0 BB: 0 P: 3	R: 0 E: 0 K: 1 S: 5	H: 1 LOB: 0 BB: 0 P: 5	1B: 4 2B: 2 3B: 0 HR: 1	SF: 0 SAC: 0 DP: 2 HBP: 0	WP: 0 PB: 0 SB: 0 CS: 0	PA: 33
PITCHER Johnny Sain, R (1,1) ERA: 4.16	IP: 9.0 WLS: W BF: 33 H: 7 R: 1 ER: 1 SO: 2 BB: 1 IBB: 0 HBP: 0 BLK: 0 WP: 0 HR: 1 S: 36 P: 40 ERA: 1.00 WHIP: 0.889																			

Batter	1	2	3	4	5	6	7	8	9	AB	R	H	RBI	BB	SO	LOB	BOTTOM			
Roy Hartsfield, R (1,4) OBP: 0.344, SLG: 0.390	K	F7		F9	1B			HR 1B		5	1	2	2	0	1	3	Cincinnati Reds @ Boston Braves Braves Field, Boston, MA Sat Jul 29 1950, 3:33 AM EDT Att: 6,394 - Sunny - 89 F			
Sam Jethroe, S (1,8) OBP: 0.356, SLG: 0.468	K			FC4-6 1B				F7		5	1	1	0	0	2	3				
Earl Torgeson, L (1,3) OBP: 0.405, SLG: 0.484	2B 3B			F8	1B IBB			HR		4	3	3	3	1	0	1				
Bob Elliott, R (1,5) OBP: 0.373, SLG: 0.493	2B BB			5-3	1B			F7		3	0	1	2	2	0	1				
Sid Gordon, R (1,7) OBP: 0.420, SLG: 0.588	2B			F4	BB			F9		4	0	1	1	1	0	3				
Walker Cooper, R (1,2) OBP: 0.385, SLG: 0.506	2B 6-3			L7				F8		4	1	1	0	0	0	4				
Tommy Holmes, L (1,9) OBP: 0.398, SLG: 0.481				SH1-4 1B				4-3		3	2	2	0	1	0	0				
Buddy Kerr, R (1,6) OBP: 0.279, SLG: 0.287		SH1-4		FC4-6 1B	1B BB			F3		1	1	0	0	1	0	0				
Johnny Sain, R (1,1) OBP: 0.275, SLG: 0.250				FC4-6 1B	F8			F9		4	0	1	1	0	0	2				
Inning Stats	R: 1 E: 0 K: 2 S: 9	H: 2 LOB: 2 BB: 1 P: 13	R: 0 E: 0 K: 0 S: 4	H: 1 LOB: 1 BB: 0 P: 4	R: 0 E: 0 K: 0 S: 4	H: 1 LOB: 2 BB: 1 P: 8	R: 3 E: 0 K: 0 S: 6	H: 3 LOB: 2 BB: 2 P: 14	R: 2 E: 0 K: 0 S: 4	H: 2 LOB: 1 BB: 1 P: 8	R: 1 E: 0 K: 1 S: 6	H: 1 LOB: 0 BB: 0 P: 6	R: 0 E: 0 K: 0 S: 3	H: 0 LOB: 0 BB: 0 P: 3	R: 2 E: 0 K: 0 S: 5	H: 2 LOB: 1 BB: 1 P: 9		1B: 5 2B: 3 3B: 2 HR: 2	SF: 0 SAC: 2 DP: 0 HBP: 0	WP: 0 PB: 0 SB: 1 CS: 0
PITCHER Herm Wehmeier, R (1,1) ERA: 6.03	IP: 4.0 WLS: L BF: 23 H: 7 R: 4 ER: 4 SO: 2 BB: 3 IBB: 1 HBP: 0 BLK: 0 WP: 0 HR: 0 S: 23 P: 39 ERA: 9.00 WHIP: 2.500																			
PITCHER Johnny Hettki, R (5,1) ERA: 5.36	IP: 4.0 WLS: L BF: 18 H: 5 R: 5 ER: 5 SO: 1 BB: 2 IBB: 0 HBP: 0 BLK: 0 WP: 0 HR: 2 S: 18 P: 26 ERA: 11.25 WHIP: 1.750																			




Batter	1	2	3	4	5	6	7	8	9	AB	R	H	RBI	BB	SO	LOB	TOP			
Lloyd Merriman, L (1,7) OBP: 0.308, SLG: 0.354	0-0 6-3	0-0 F2			0-0 1-3		0-0 F5			4	0	0	0	0	0	1	Cincinnati Reds @ Boston Braves Braves Field, Boston, MA Sun Jul 30 1950, 3:33 AM EDT Sunny - 96 F			
Grady Hatton, L (1,5) OBP: 0.344, SLG: 0.414	4-0 4-3 E		0-0 F9		0-0 3-1			0-0 4-3 1B		3	1	1	0	1	0	0				
Johnny Wyrostek, L (1,9) OBP: 0.399, SLG: 0.460	0-0 4-3		0-0 4-3		4-0 BB			0-0 L4-3 1-2		3	0	0	0	1	0	2				
Ted Kluszewski, L (1,3) OBP: 0.352, SLG: 0.563	4-0 E IBB		0-0 F8		0-0 F5			0-0 4-3		3	0	0	0	1	0	1				
Connie Ryan, R (1,4) OBP: 0.378, SLG: 0.386	0-0 E5 1-3 2-H			0-0 1B FC4-6 1B		0-0 5-3		4-0 FC5-4 BB		3	1	1	0	1	0	1				
Bob Usher, R (1,8) OBP: 0.319, SLG: 0.387	0-3 K			0-0 FC4-6 1B		0-0 F6		0-0 F7		4	0	1	0	0	1	3				
Virgil Stallcup, R (1,6) OBP: 0.290, SLG: 0.361		0-0 F7		0-0 F4		0-0 F8		0-0 FC5-4 1-2		4	0	0	0	0	0	3				
Hobie Landrith, L (1,2) OBP: 0.250, SLG: 0.250		0-0 1B		0-0 FC4-6 1-2 3-H		0-0 F8		0-0 F8		4	0	1	1	0	0	2				
Ken Raffensberger, R (1,1) OBP: 0.204, SLG: 0.180		0-0 F6		0-0 F6		0-3 K				3	0	0	0	0	1	2				
Inning Stats	R: 1 E: 1 K: 1 S: 6	H: 0 LOB: 2 BB: 2 P: 14	R: 0 E: 0 K: 0 S: 4	H: 1 LOB: 1 BB: 0 P: 4	R: 0 E: 0 K: 0 S: 3	H: 0 LOB: 0 BB: 0 P: 3	R: 1 E: 0 K: 0 S: 5	H: 2 LOB: 1 BB: 0 P: 5	R: 0 E: 0 K: 0 S: 3	H: 0 LOB: 0 BB: 0 P: 3	R: 0 E: 0 K: 1 S: 5	H: 0 LOB: 0 BB: 0 P: 5	R: 0 E: 0 K: 0 S: 3	H: 1 LOB: 0 BB: 1 P: 7	R: 0 E: 0 K: 0 S: 3	H: 0 LOB: 1 BB: 1 P: 7	1B: 4 2B: 1 3B: 0 HR: 0	SF: 0 SAC: 0 DP: 1 HBP: 0	WP: 0 PB: 0 CS: 0	PA: 35
PITCHER Vern Bickford, R (1,1) ERA: 3.31	IP: 9.0 WLS: W BF: 35 H: 4 R: 2 ER: 1 SO: 2 BB: 3 IBB: 1 HBP: 0 BLK: 0 WP: 0 HR: 0 S: 35 P: 51 ERA: 1.00 WHIP: 0.778															PITCHER				

Batter	1	2	3	4	5	6	7	8	9	AB	R	H	RBI	BB	SO	LOB	BOTTOM	
Roy Hartsfield, R (1,4) OBP: 0.338, SLG: 0.383	0-3 K		0-0 1-3		0-0 F7		0-0 F7			4	0	0	1	0	1	1	Cincinnati Reds @ Boston Braves Braves Field, Boston, MA Sun Jul 30 1950, 3:33 AM EDT Sunny - 96 F	
Sam Jethroe, S (1,8) OBP: 0.354, SLG: 0.465	0-0 F3		0-0 PO S 1B		0-0 F6		0-0 F8			4	0	1	0	0	0	1		
Earl Torgeson, L (1,3) OBP: 0.404, SLG: 0.490	0-0 K HR		0-3 K		0-0 F2			0-0 4-3		4	1	1	1	0	1	1		
Bob Elliott, R (1,5) OBP: 0.372, SLG: 0.500	0-0 F7		0-0 PO		0-0 F8		0-0 K HR		0-0 F7	4	1	1	1	0	0	0		
Sid Gordon, R (1,7) OBP: 0.418, SLG: 0.583		0-0 F7		0-0 6-3		0-0 E5 1B		0-0 S 1B		4	0	1	0	0	0	0		
Luis Olmo, R (1,9) OBP: 0.354, SLG: 0.417		0-0 K HR		0-3 K		0-0 K 1B		0-0 F8		4	1	2	1	0	1	1		
Del Crandall, R (1,2) OBP: 0.276, SLG: 0.351		0-0 FC6-4 1B			0-0 SH3-4 F7 1B		0-0 F3			3	1	2	0	0	0	2		
Buddy Kerr, R (1,6) OBP: 0.277, SLG: 0.285		0-0 F7			0-0 SH F7 SH3-4		0-0 5-3			2	0	0	0	0	0	3		
Vern Bickford, R (1,1) OBP: 0.110, SLG: 0.071		0-0 FC6-4			0-0 SH3-4			0-0 6-3		2	0	0	0	0	0	1		
Inning Stats	R: 1 E: 0 K: 1 S: 6	H: 1 LOB: 0 BB: 0 P: 6	R: 1 E: 0 K: 0 S: 5	H: 2 LOB: 1 BB: 0 P: 5	R: 0 E: 0 K: 1 S: 5	H: 0 LOB: 0 BB: 0 P: 5	R: 1 E: 0 K: 0 S: 5	H: 1 LOB: 1 BB: 0 P: 5	R: 1 E: 1 K: 0 S: 6	H: 2 LOB: 2 BB: 0 P: 6	R: 0 E: 0 K: 0 S: 3	H: 0 LOB: 0 BB: 0 P: 3	R: 0 E: 0 K: 0 S: 4	H: 1 LOB: 1 BB: 0 P: 4	1B: 5 2B: 0 3B: 0 HR: 3	SF: 0 SAC: 2 DP: 0 HBP: 0	WP: 0 PB: 0 CS: 0	PA: 34
PITCHER Ken Raffensberger, L (1,1) ERA: 4.21	IP: 8.0 WLS: L BF: 33 H: 8 R: 4 ER: 4 SO: 3 BB: 0 IBB: 0 HBP: 0 BLK: 0 WP: 0 HR: 3 S: 39 P: 39 ERA: 4.50 WHIP: 1.000															PITCHER		


Batter	1	2	3	4	5	6	7	8	9	AB	R	H	RBI	BB	SO	LOB	TOP			
Bobby Adams, R OBP: 0.329, SLG: 0.340	0-0 CS 1B			0-0 F7		0-0 F9			4-0 1B BB	3	0	1	0	1	0	1	Cincinnati Reds @ Boston Braves Braves Field, Boston, MA Sun Jul 30 1950, 3:38 AM EDT Att: 16,562 - Sunny - 96 F			
Peanuts Lowrey, R OBP: 0.327, SLG: 0.303	0-0 F7 1-2			0-0 F7			0-0 F6		0-0 G5-4-3 1B	4	0	1	0	0	0	1				
Bob Usher, R OBP: 0.313, SLG: 0.380	0-0 F7			0-0 F8			0-0 4-3		0-0 G5-4-3 1B	4	0	0	0	0	0	2				
Ted Kluszewski, L OBP: 0.349, SLG: 0.558		0-0 1-3			0-0 6-3					3	0	0	0	0	0	0				
Connie Ryan, R OBP: 0.379, SLG: 0.387		0-0			0-0 F5			0-0 F6		2	0	1	0	0	0	0				
Grady Hatton, L OBP: 0.343, SLG: 0.412		0-0 1B			0-0			0-0 F8		1	0	0	0	0	0	0				
Joe Adcock, R OBP: 0.292, SLG: 0.367		0-0 4-3			0-0 4-3			0-0 F8		3	0	0	0	0	0	0				
Virgil Stallcup, R OBP: 0.288, SLG: 0.359				0-0 4-3		0-0 F9		0-0 FC6-4 1B		2	0	0	0	0	0	0				
Sammy Meeks, R OBP: 0.317, SLG: 0.395				0-0 L4		0-0 F4		0-0 FC6-4 1-2		1	0	1	0	0	0	0				
Dixie Howell, R OBP: 0.304, SLG: 0.254				0-0 6-3		0-0 1B		0-0 F9		3	0	0	0	0	0	1				
Howie Fox, R OBP: 0.205, SLG: 0.308										1	0	0	0	0	0	0				
Eddie Erault, R OBP: 0.286, SLG: 0.429										0	0	0	0	0	0	0				
Harry Perkowski, L OBP: 0.400, SLG: 0.368										1	0	1	0	0	0	0				
Danny Litwhiler, R (9, PH) OBP: 0.390, SLG: 0.481										1	0	0	0	0	0	0				
Inning Stats	R: 0 E: 0 K: 0 S: 3	H: 1 LOB: 0 BB: 0 P: 3	R: 0 E: 0 K: 0 S: 3	H: 1 LOB: 0 BB: 0 P: 3	R: 0 E: 0 K: 0 S: 3	H: 0 LOB: 0 BB: 0 P: 3	R: 0 E: 0 K: 0 S: 3	H: 0 LOB: 0 BB: 0 P: 3	R: 0 E: 0 K: 0 S: 4	H: 1 LOB: 1 BB: 0 P: 4	R: 0 E: 0 K: 0 S: 3	H: 0 LOB: 0 BB: 0 P: 3	R: 0 E: 0 K: 0 S: 4	H: 1 LOB: 1 BB: 0 P: 4	R: 0 E: 0 K: 0 S: 3	H: 1 LOB: 1 BB: 1 P: 7	1B: 5 2B: 0 3B: 0 HR: 0	SF: 0 SAC: 0 DP: 1 HBP: 0	WP: 0 PB: 0 SB: 0 CS: 1	PA: 30
PITCHER Johnny Antonelli, L ERA: 5.93	IP: 9.0 WLS: W BF: 30 H: 5 R: 0 ER: 0 SO: 0 BB: 1 IBB: 0 HBP: 0 BLK: 0 WP: 0 HR: 0 S: 29 P: 33 ERA: 0.00 WHIP: 0.667																			

Batter	1	2	3	4	5	6	7	8	9	AB	R	H	RBI	BB	SO	LOB	BOTTOM			
Roy Hartsfield, R OBP: 0.335, SLG: 0.376	0-0 6-3	0-0 F7	0-3 K		4-0 FC3 2B BB		0-0 F5			4	1	0	0	1	1	3	Cincinnati Reds @ Boston Braves Braves Field, Boston, MA Sun Jul 30 1950, 3:38 AM EDT Att: 16,562 - Sunny - 96 F			
Sam Jethroe, S OBP: 0.356, SLG: 0.464	0-0 F5	4-0 BB BB		0-0 1B F8 1B	0-3 K		0-0 F2			3	1	1	0	1	1	3				
Luis Olmo, R OBP: 0.351, SLG: 0.412		1-2 2-3 BB BB		0-0 1B F8 1B	0-3 K		0-0 F2			1	0	0	0	0	0	0				
Earl Torgeson, L OBP: 0.408, SLG: 0.490	4-0 1B BB	4-0 BB BB		0-0 2B F8 1B	0-0 FC3 2B E		4-0 FC6-4 BB			2	1	1	2	3	0	2				
Bob Elliott, R OBP: 0.370, SLG: 0.495	0-0 FC4-6 1B	0-0 F6		0-0 F8	0-3 K		0-0 FC6-4			5	0	1	1	0	1	8				
Sid Gordon, R OBP: 0.424, SLG: 0.606	0-0 FC4-6 1-2			0-0 2B BB 1B	0-0 E5		0-0 HR			5	2	4	3	0	0	2				
Walker Cooper, R OBP: 0.370, SLG: 0.514		0-0 1B 2B		1-0 HBP	0-3 K		0-0 6-3			4	2	2	0	0	1	1				
Tommy Holmes, L OBP: 0.398, SLG: 0.476		0-0 BB 1B 2B	4-0 BB 1B IBB	0-0 L3		0-0 F7		0-0 F7		4	1	1	1	1	0	3				
Buddy Kerr, R OBP: 0.277, SLG: 0.283	0-0 F9	0-0 BB 1B	4-0 G4-3 BB	0-0 L3		0-0 E4 BB 1B FC3		0-0 5-3		3	1	0	1	1	0	1				
Sibby Sisti, R OBP: 0.333, SLG: 0.317		0-0 BB 1B	1-2 2-3 3-H BB	0-0 G4-3		0-0 E4 BB 1B FC3		0-0 5-3		1	0	0	0	0	0	0				
Johnny Antonelli, L OBP: 0.250, SLG: 0.250		0-0 BB 1B	0-0 G4-3	0-0 G4-3		0-0 FC3 2B 1B		0-0 6-3		4	1	2	0	0	0	2				
Inning Stats	R: 0 E: 0 K: 0 S: 4	H: 1 LOB: 2 BB: 1 P: 8	R: 2 E: 0 K: 0 S: 6	H: 3 LOB: 3 BB: 2 P: 14	R: 2 E: 0 K: 1 S: 6	H: 2 LOB: 1 BB: 2 P: 14	R: 1 E: 0 K: 0 S: 5	H: 3 LOB: 2 BB: 0 P: 6	R: 4 E: 2 K: 3 S: 13	H: 2 LOB: 1 BB: 1 P: 17	R: 0 E: 0 K: 0 S: 3	H: 0 LOB: 0 BB: 0 P: 3	R: 0 E: 0 K: 0 S: 3	H: 0 LOB: 1 BB: 1 P: 7	R: 1 E: 0 K: 0 S: 4	H: 1 LOB: 0 BB: 0 P: 4	1B: 7 2B: 5 3B: 0 HR: 1	SF: 0 SAC: 0 DP: 2 HBP: 1	WP: 0 PB: 0 SB: 0 CS: 0	PA: 44
PITCHER Howie Fox, R ERA: 4.71	IP: 2.0 WLS: L BF: 17 H: 6 R: 4 ER: 4 SO: 4 BB: 1 IBB: 0 HBP: 0 BLK: 0 WP: 0 HR: 0 S: 12 P: 32 ERA: 18.00 WHIP: 5.000																			
Eddie Erault, R ERA: 8.25	2.0 11 4 4 1 1 1 0 1 0 0 0 11 16 4.50 2.500																			
Harry Perkowski, L ERA: 4.25	4.0 16 2 2 1 3 1 0 0 0 0 1 21 25 2.25 0.750																			

AB 29
R 0
H 5
RBI 0
BB 1
SO 0
LOB 5



AB 36
R 10
H 12
RBI 8
BB 7
SO 4
LOB 25



Batter	1	2	3	4	5	6	7	8	9	AB	R	H	RBI	BB	SO	LOB	TOP			
Lloyd Merriman, L (1.8) OBP: 0.299, SLG: 0.344	0-0 6-3	0-3 K		0-3 K		0-0 F6		0-0 F8		5	0	0	0	0	2	2				
Peanuts Lowrey, R (1.7) OBP: 0.336, SLG: 0.313	0-0 3B			0-0 6-3		0-0		0-0	FC4-6 1B	5	1	4	0	0	0	1				
Johnny Wyrostek, L (1.9) OBP: 0.396, SLG: 0.462	0-0 F8	0-0 4-3			0-0 1-3	0-0 F5			0-0 F7	5	1	1	1	0	0	3				
Ted Kluszewski, L (1.3) OBP: 0.350, SLG: 0.555	0-0 F8			0-0 3-1		0-0 4-3			0-0 FC4-6 1B	5	1	2	1	0	0	0				
Grady Hatton, L (1.5) OBP: 0.347, SLG: 0.416	0-0 E 1B			0-0 5-3		0-0 4-3			0-0 FC4-6 FC6-4	5	1	3	0	0	0	3				
Connie Ryan, R (1.4) OBP: 0.376, SLG: 0.382	0-0 E5 1B			0-0 5-3		0-0 1B			0-0 FC6-4	4	0	0	0	1	0	5				
Virgil Stallcup, R (1.6) OBP: 0.291, SLG: 0.361	0-0 1-3 2-H 1B			0-0 L7		0-0 1-2 2-H 1B			0-0 L8	4	0	2	2	0	0	1				
Hobie Landrith, L (1.2) OBP: 0.375, SLG: 0.286	0-0 F9			0-0 BLK 1B		0-0 L9			0-0 BB	3	0	1	0	1	0	4				
Bobby Adams, R (8, PR) OBP: 0.329, SLG: 0.340										0	0	0	0	0	0	0				
Dixie Howell, R (8, 2) OBP: 0.304, SLG: 0.254										0	0	0	0	0	0	0				
Herm Wehmeier, R (1.1) OBP: 0.215, SLG: 0.250										2	0	0	0	0	0	1				
Frank Smith, R (5.1) OBP: 0.071, SLG: 0.071										0	0	0	0	0	0	0				
Danny Latham, R (6, PR) OBP: 0.396, SLG: 0.476										1	0	0	0	0	1	0				
Johnny Hetki, R (8.1) OBP: 0.192, SLG: 0.192										0	0	0	0	0	0	0				
Bob Usher, R (8, PR) OBP: 0.312, SLG: 0.378										1	0	0	0	0	1	0				
Harry Perkowski, L (8.1) OBP: 0.400, SLG: 0.500										0	0	0	0	0	0	0				
Inning Stats	R: 3 E: 1 K: 0 S: 8	H: 4 LOB: 2 BB: 0 P: 8	R: 0 E: 0 K: 2 S: 8	H: 1 LOB: 1 BB: 0 P: 8	R: 0 E: 0 K: 1 S: 4	H: 1 LOB: 1 BB: 0 P: 4	R: 0 E: 0 K: 1 S: 6	H: 1 LOB: 1 BB: 0 P: 6	R: 1 E: 0 K: 0 S: 5	H: 2 LOB: 2 BB: 1 P: 9	R: 0 E: 0 K: 1 S: 6	H: 1 LOB: 0 BB: 0 P: 3	R: 0 E: 0 K: 0 S: 3	H: 0 LOB: 1 BB: 1 P: 7	R: 0 E: 0 K: 0 S: 5	H: 2 LOB: 2 BB: 0 P: 5	1B: 12 2B: 0 3B: 1 HR: 0	SF: 0 SAC: 0 DP: 1 HBP: 0	WP: 0 PB: 0 SB: 0 CS: 0	PA: 42
PITCHER	IP WLS BF H R ER SO BB IBB HBP BLK WP HR S P ERA WHIP	8.1 W 40 13 4 3 4 2 0 0 0 0 0 0 46 54 3.24 1.800	0.2 S 2 0 0 0 0 0 0 0 0 0 0 0 2 2 0.00 0.000																	

Cincinnati Reds @ Philadelphia Phillies
 Shibe Park, Philadelphia, PA
 Tue Aug 01 1950, 3:33 AM EDT
 Unknown

AB	40
R	4
H	13
RBI	4
BB	2
SO	4
LOB	21



Batter	1	2	3	4	5	6	7	8	9	AB	R	H	RBI	BB	SO	LOB	BOTTOM			
Eddie Waitkus, L (1.3) OBP: 0.336, SLG: 0.361	4-0 1B			0-3 K		4-0 BB 1B		0-0 4-3		2	1	0	0	2	1	1				
Richie Ashburn, L (1.8) OBP: 0.387, SLG: 0.420	0-0 G4-6-3 1B			0-0 FC3-6 1B		0-0 F8		0-0 F5		4	0	1	0	0	0	3				
Dick Sisler, L (1.7) OBP: 0.404, SLG: 0.491	0-0 G4-6-3 1B			0-0 BB 1B		4-0 BB F8 BB		0-0 F7		3	1	1	0	1	0	1				
Del Ennis, R (1.9) OBP: 0.351, SLG: 0.570		0-0 HR		4-0 1-2 BB		0-0 F8 BB 1B		0-3 K		3	2	2	3	1	1	0				
Willie Jones, R (1.5) OBP: 0.388, SLG: 0.570		0-0 FC5-4 1B		0-0 F3		4-0 1-2 2-3 BB		0-0 F9		3	0	1	0	1	0	3				
Granny Hamner, R (1.6) OBP: 0.315, SLG: 0.385		0-0 FC5-4 1B		0-0 6-3		0-0 F8		0-0 L7 3B		4	1	1	1	0	0	3				
Andy Seminick, R (1.2) OBP: 0.424, SLG: 0.544		0-0 L5		0-0 6-3		0-0 6-3		0-0 L7		4	0	1	2	0	0	1				
Mike Gofat, R (1.4) OBP: 0.310, SLG: 0.372		0-0 5-3		0-0 6-3		0-0 F3		0-0 F2		4	0	0	0	0	0	3				
Bob Miller, R (1.1) OBP: 0.244, SLG: 0.250				4-0 FC3-6 BB		0-0 BB 1B 2B		0-3 K		3	1	1	0	1	2	0				
Jim Konstanty, R (9.1) OBP: 0.053, SLG: 0.053								0-3 K		0	0	0	0	0	0	0				
Inning Stats	R: 0 E: 0 K: 0 S: 2	H: 1 LOB: 1 BB: 1 P: 6	R: 1 E: 0 K: 0 S: 5	H: 2 LOB: 1 BB: 0 P: 5	R: 0 E: 0 K: 1 S: 6	H: 1 LOB: 2 BB: 2 P: 14	R: 0 E: 0 K: 0 S: 3	H: 0 LOB: 0 BB: 0 P: 3	R: 4 E: 0 K: 0 S: 6	H: 3 LOB: 2 BB: 3 P: 18	R: 0 E: 0 K: 1 S: 5	H: 0 LOB: 0 BB: 0 P: 5	R: 0 E: 0 K: 1 S: 5	H: 0 LOB: 0 BB: 0 P: 5	R: 1 E: 0 K: 1 S: 6	H: 1 LOB: 0 BB: 0 P: 6	1B: 5 2B: 1 3B: 1 HR: 1	SF: 0 SAC: 0 DP: 1 HBP: 0	WP: 0 PB: 0 SB: 0 CS: 0	PA: 36
PITCHER	IP WLS BF H R ER SO BB IBB HBP BLK WP HR S P ERA WHIP	4.1 L 5 2 1 1 0 1 0 0 0 0 0 4 8 13.50 4.500	0.2 L 5 2 1 1 0 1 0 0 0 0 0 4 8 13.50 4.500	2.0 6 0 0 0 2 0 0 0 0 0 0 0 10 10 0.00 0.000	1.0 4 1 1 1 1 1 0 0 0 0 0 0 6 6 9.00 1.000															

Cincinnati Reds @ Philadelphia Phillies
 Shibe Park, Philadelphia, PA
 Tue Aug 01 1950, 3:33 AM EDT
 Unknown

AB	30
R	6
H	8
RBI	6
BB	6
SO	4
LOB	15



Batter	1	2	3	4	5	6	7	8	9	AB	R	H	RBI	BB	SO	LOB	TOP			
Bobby Adams, R OBP: 0.333, SLG: 0.341 Grady Hatton, L OBP: 0.348, SLG: 0.420	FC3-6 BB	1B		F8			FC4-6 2B		L8	2	0	1	0	1	0	1	Cincinnati Reds @ Philadelphia Phillies Shibe Park, Philadelphia, PA Tue Aug 01 1950, 3:38 AM EDT Att: 34,728 - Unknown			
Peanuts Lowrey, R OBP: 0.337, SLG: 0.312	FC3-6 1B	1B					E5 FC4-6		B2	4	1	1	0	1	0	2				
Bob Usher, R OBP: 0.314, SLG: 0.379 Johnny Wyrostek, L OBP: 0.384, SLG: 0.459	E5 1B	4-3		P6			FC4-6			2	1	1	0	0	0	2				
Ted Kluszewski, L OBP: 0.345, SLG: 0.548	F5			F8			L8			4	0	0	0	0	0	2				
Connie Ryan, R OBP: 0.375, SLG: 0.380	1B			L8			6-3			4	0	1	1	0	0	1				
Joe Adcock, R OBP: 0.291, SLG: 0.364	1B			B1-3			5-3			4	0	1	0	0	0	0				
Virgil Stallcup, R OBP: 0.290, SLG: 0.366	FC5-4 1B								6-3	4	1	1	0	0	0	2				
Dixie Howell, R OBP: 0.303, SLG: 0.254		4-3					F7		F3	4	0	1	1	0	0	0				
Ewell Blackwell, R OBP: 0.170, SLG: 0.102	K			K			L9		4-3	4	0	0	0	0	2	1				
Inning Stats	R: 2 E: 1 K: 0 S: 6	H: 3 LOB: 2 BB: 1 P: 10	R: 0 E: 0 K: 1 S: 7	H: 2 LOB: 2 BB: 0 P: 7	R: 0 E: 0 K: 0 S: 3	H: 0 LOB: 0 BB: 0 P: 3	R: 1 E: 0 K: 1 S: 7	H: 2 LOB: 2 BB: 1 P: 11	R: 0 E: 0 K: 0 S: 3	H: 0 LOB: 0 BB: 0 P: 3	R: 1 E: 1 K: 0 S: 5	H: 1 LOB: 1 BB: 0 P: 5	R: 0 E: 0 K: 0 S: 3	H: 0 LOB: 0 BB: 0 P: 3	R: 0 E: 0 K: 0 S: 3	H: 0 LOB: 0 BB: 0 P: 3	1B: 6 2B: 1 3B: 1 HR: 0	SF: 0 SAC: 0 DP: 0 HBP: 0	WP: 0 PB: 0 SB: 0 CS: 0	PA: 38
PITCHER	IP WLS BF H R ER SO	IP WLS BF H R ER SO	IP WLS BF H R ER SO	IP WLS BF H R ER SO	IP WLS BF H R ER SO	IP WLS BF H R ER SO	IP WLS BF H R ER SO	IP WLS BF H R ER SO	IP WLS BF H R ER SO	IP WLS BF H R ER SO	IP WLS BF H R ER SO	IP WLS BF H R ER SO	IP WLS BF H R ER SO	IP WLS BF H R ER SO	IP WLS BF H R ER SO	IP WLS BF H R ER SO	ERA WHIP	ERA WHIP		
Curt Simmons, L ERA: 3.57	3.2 L 20 7 3 2 2	4.1 15 1 1 0 0	1.0 3 0 0 0 0	0.0 0 0 0 0	0.0 0 0 0 0	0.0 0 0 0 0	0.0 0 0 0 0	0.0 0 0 0 0	0.0 0 0 0 0	0.0 0 0 0 0	0.0 0 0 0 0	0.0 0 0 0 0	0.0 0 0 0 0	0.0 0 0 0 0	0.0 0 0 0 0	0.0 0 0 0 0	4.91 2.455	0.00 0.231	0.00 0.000	
Milo Candini, R ERA: 3.5	4.1 15 1 1 0 0	1.0 3 0 0 0 0	0.0 0 0 0 0	0.0 0 0 0 0	0.0 0 0 0 0	0.0 0 0 0 0	0.0 0 0 0 0	0.0 0 0 0 0	0.0 0 0 0 0	0.0 0 0 0 0	0.0 0 0 0 0	0.0 0 0 0 0	0.0 0 0 0 0	0.0 0 0 0 0	0.0 0 0 0 0	0.0 0 0 0 0	0.00 0.231	0.00 0.000		
Jim Konstanty, R ERA: 2.82	1.0 3 0 0 0 0	0.0 0 0 0 0	0.0 0 0 0 0	0.0 0 0 0 0	0.0 0 0 0 0	0.0 0 0 0 0	0.0 0 0 0 0	0.0 0 0 0 0	0.0 0 0 0 0	0.0 0 0 0 0	0.0 0 0 0 0	0.0 0 0 0 0	0.0 0 0 0 0	0.0 0 0 0 0	0.0 0 0 0 0	0.0 0 0 0 0	0.00 0.000			
Batter	1	2	3	4	5	6	7	8	9	AB	R	H	RBI	BB	SO	LOB	BOTTOM			
Eddie Waitkus, L OBP: 0.339, SLG: 0.367	2B		K		1B			1B		4	0	3	0	0	1	1	Cincinnati Reds @ Philadelphia Phillies Shibe Park, Philadelphia, PA Tue Aug 01 1950, 3:38 AM EDT Att: 34,728 - Unknown			
Richie Ashburn, L OBP: 0.383, SLG: 0.416	F9		F9		F5			F8		4	0	0	0	0	0	4				
Dick Sisler, L OBP: 0.399, SLG: 0.486	F7		1-3		L8			K		4	0	0	0	0	1	2				
Del Ennis, R OBP: 0.350, SLG: 0.565	F7				6-3 BB			P6		3	0	0	0	1	0	1				
Willie Jones, R OBP: 0.384, SLG: 0.564		K		6-3			5-3		F3	4	0	0	0	0	1	1				
Granny Hamner, R OBP: 0.312, SLG: 0.381	K			F7			F3		F9	4	0	0	0	0	1	1				
Stan Lopata, R OBP: 0.318, SLG: 0.248	K				HR		F2			3	1	1	1	0	1	0				
Mike Gofiat, R OBP: 0.310, SLG: 0.370				SH3-4 BB			F7		4-3	2	0	0	0	1	0	0				
Curt Simmons, L OBP: 0.250, SLG: 0.196 Milo Candini, R OBP: 0.312, SLG: 0.381 Dick Whitman, L OBP: 0.322, SLG: 0.308 Jim Konstanty, R OBP: 0.053, SLG: 0.053				SH3-4			L8		F7	0	0	0	0	0	0	0				
Inning Stats	R: 0 E: 0 K: 0 S: 4	H: 1 LOB: 1 BB: 0 P: 4	R: 0 E: 0 K: 3 S: 9	H: 0 LOB: 0 BB: 0 P: 9	R: 0 E: 0 K: 1 S: 5	H: 0 LOB: 1 BB: 1 P: 9	R: 0 E: 0 K: 0 S: 3	H: 0 LOB: 0 BB: 0 P: 3	R: 0 E: 0 K: 0 S: 3	H: 0 LOB: 0 BB: 0 P: 3	R: 0 E: 0 K: 1 S: 6	H: 1 LOB: 1 BB: 0 P: 6	R: 0 E: 0 K: 0 S: 3	H: 0 LOB: 0 BB: 0 P: 3	R: 0 E: 0 K: 0 S: 3	H: 0 LOB: 0 BB: 0 P: 3	1B: 2 2B: 1 3B: 0 HR: 1	SF: 0 SAC: 1 DP: 0 HBP: 0	WP: 0 PB: 0 SB: 0 CS: 0	PA: 33
PITCHER	IP WLS BF H R ER SO	IP WLS BF H R ER SO	IP WLS BF H R ER SO	IP WLS BF H R ER SO	IP WLS BF H R ER SO	IP WLS BF H R ER SO	IP WLS BF H R ER SO	IP WLS BF H R ER SO	IP WLS BF H R ER SO	IP WLS BF H R ER SO	IP WLS BF H R ER SO	IP WLS BF H R ER SO	IP WLS BF H R ER SO	IP WLS BF H R ER SO	IP WLS BF H R ER SO	IP WLS BF H R ER SO	ERA WHIP	ERA WHIP		
Ewell Blackwell, R ERA: 3.78	9.0 W 33 4 1 1 5	0.0 0 0 0 0	0.0 0 0 0 0	0.0 0 0 0 0	0.0 0 0 0 0	0.0 0 0 0 0	0.0 0 0 0 0	0.0 0 0 0 0	0.0 0 0 0 0	0.0 0 0 0 0	0.0 0 0 0 0	0.0 0 0 0 0	0.0 0 0 0 0	0.0 0 0 0 0	0.0 0 0 0 0	0.0 0 0 0 0	1.00 0.667			

Batter	1	2	3	4	5	6	7	8	9	AB	R	H	RBI	BB	SO	LOB	TOP		
Lloyd Merriman, L (1, 8) OBP: 0.298, SLG: 0.337	4-0 BB		0-0 F5			0-0 6-3			0-0 3-1	3	0	0	0	1	0	1	Cincinnati Reds @ Philadelphia Phillies Shibe Park, Philadelphia, PA Wed Aug 02 1950, 3:33 AM EDT Att: 8,540 - Unknown - 75 F		
Peanuts Lowrey, R (1, 7) OBP: 0.332, SLG: 0.307	0-0 F1		0-0 FC6-4			0-0 4-3			0-0 F8	4	0	0	0	0	0	2			
Johnny Wyrostek, L (1, 9) OBP: 0.395, SLG: 0.461	0-0 F7			0-0 3-1					4-0 BB	3	0	1	0	1	0	1			
Ted Kluszewski, L (1, 3) OBP: 0.341, SLG: 0.541	0-0 F8			0-0 F6					0-0 F6	4	0	0	0	0	0	3			
Grady Hatton, L (1, 5) OBP: 0.345, SLG: 0.415		0-0 F8		0-0 F8						3	0	0	0	0	0	1			
Connie Ryan, R (1, 4) OBP: 0.374, SLG: 0.377		4-0 G1-6-3 BB			0-0 F8				0-0 F7	2	0	0	0	1	0	1			
Johnny Pramesa, R (1, 2) Dixie Howell, R (1, 2) OBP: 0.303, SLG: 0.263		0-0 G1-6-3			0-0 F5				0-0 G3 CS 2B	0	0	0	0	0	0	0			
Virgil Stallcup, R (1, 6) Harry Perkowski, L (8, PH) Sammy Meeks, R (8, 6) OBP: 0.317, SLG: 0.395			0-0 F4			0-0 6-3			0-0 G3 2-3	2	0	0	0	0	0	0			
Willie Ramsdell, R (1, 1) OBP: 0.250, SLG: 0.182			0-0 FC6-4 1B			0-3 K			0-0 F7 3-H	3	0	1	0	0	1	1			
Inning Stats	R: 0 E: 0 K: 0 S: 3	H: 0 LOB: 1 BB: 1 P: 7	R: 0 E: 0 K: 0 S: 2	H: 0 LOB: 0 BB: 1 P: 6	R: 0 E: 0 K: 0 S: 4	H: 1 LOB: 1 BB: 0 P: 4	R: 0 E: 0 K: 0 S: 3	H: 0 LOB: 0 BB: 0 P: 3	R: 0 E: 0 K: 1 S: 5	H: 0 LOB: 0 BB: 0 P: 5	R: 0 E: 0 K: 0 S: 4	H: 1 LOB: 1 BB: 0 P: 4	R: 0 E: 0 K: 0 S: 3	H: 1 LOB: 0 BB: 1 P: 3	R: 0 E: 0 K: 0 S: 3	H: 0 LOB: 1 BB: 1 P: 7		1B: 1 2B: 2 3B: 0 HR: 0	SF: 0 SAC: 0 DP: 1 HBP: 0
PITCHER Bubba Church, R (1, 1) ERA: 2.39	IP: 9.0 WLS: W BF: 31 H: 3 R: 0 ER: 0 SO: 1 BB: 3 IBB: 0 HBP: 0 BLK: 0 WP: 0 HR: 0 S: 30 P: 42 ERA: 0.00 WHIP: 0.667															PITCHER			

AB	28
R	0
H	3
RBI	0
BB	3
SO	1
LOB	12



Batter	1	2	3	4	5	6	7	8	9	AB	R	H	RBI	BB	SO	LOB	BOTTOM		
Eddie Waitkus, L (1, 3) OBP: 0.339, SLG: 0.365	4-0 WP BB BB		0-0 F7	0-0 F4					0-0 F6	3	0	0	0	1	0	3	Cincinnati Reds @ Philadelphia Phillies Shibe Park, Philadelphia, PA Wed Aug 02 1950, 3:33 AM EDT Att: 8,540 - Unknown - 75 F		
Richie Ashburn, L (1, 8) OBP: 0.384, SLG: 0.415	4-0 WP 1-2 BB		0-0 BB 1B		0-0 L4				0-0 F8	3	0	1	0	1	0	1			
Dick Sisler, L (1, 7) OBP: 0.400, SLG: 0.483	0-3 K		4-0 G6-4-3 BB		4-0 BB				0-0 G3	2	0	0	0	2	1	3			
Del Ennis, R (1, 9) OBP: 0.352, SLG: 0.571	4-0 FC4-6 IBB		0-0 G6-4-3		0-0 F8				0-0 HR	3	1	1	1	1	0	3			
Willie Jones, R (1, 5) OBP: 0.381, SLG: 0.558	0-0 F6			0-0 F7	0-0 F9				0-3 K	4	0	0	0	0	1	4			
Granny Hamner, R (1, 6) OBP: 0.312, SLG: 0.380	0-0 FC4-6			0-0 1B 1B		0-0 6-3			0-0 6-3	4	1	1	0	0	0	3			
Andy Seminick, R (1, 2) OBP: 0.421, SLG: 0.539		0-0 6-3		0-0 1B 1-2 1B		0-0 F7			0-3 K	4	0	1	0	0	1	0			
Mike Gofiat, R (1, 4) OBP: 0.307, SLG: 0.366		0-0 6-3		0-0 F9		0-0 F3				3	0	0	0	0	0	2			
Bubba Church, R (1, 1) OBP: 0.222, SLG: 0.259		0-0 5-3		0-0 1-2 2-H 1B					0-0 1B	3	0	2	1	0	0	0			
Inning Stats	R: 0 E: 0 K: 1 S: 5	H: 0 LOB: 3 BB: 3 P: 17	R: 0 E: 0 K: 0 S: 3	H: 0 LOB: 0 BB: 0 P: 3	R: 0 E: 0 K: 0 S: 3	H: 1 LOB: 1 BB: 1 P: 7	R: 1 E: 0 K: 0 S: 6	H: 3 LOB: 2 BB: 0 P: 6	R: 0 E: 0 K: 0 S: 3	H: 0 LOB: 1 BB: 1 P: 7	R: 0 E: 0 K: 0 S: 3	H: 0 LOB: 0 BB: 0 P: 3	R: 0 E: 0 K: 0 S: 4	H: 1 LOB: 1 BB: 0 P: 4	R: 1 E: 0 K: 2 S: 8	H: 1 LOB: 0 BB: 0 P: 8		1B: 5 2B: 0 3B: 0 HR: 1	SF: 0 SAC: 0 DP: 1 HBP: 0
PITCHER Willie Ramsdell, R (1, 1) ERA: 3.93	IP: 8.0 WLS: L BF: 34 H: 6 R: 2 ER: 2 SO: 3 BB: 4 IBB: 1 HBP: 0 BLK: 0 WP: 1 HR: 1 S: 35 P: 55 ERA: 2.25 WHIP: 1.250															PITCHER			

AB	29
R	2
H	6
RBI	2
BB	5
SO	3
LOB	19



Batter	1	2	3	4	5	6	7	8	9	AB	R	H	RBI	BB	SO	LOB	TOP					
Lloyd Merriman, L (1.8) OBP: 0.303, SLG: 0.347	1-2 FC4 2B		0-0 1B		1-1 F8			0-0 F6		4	0	2	0	0	0	1	Cincinnati Reds @ Brooklyn Dodgers Ebbets Field, Brooklyn, NY Fri Aug 04 1950, 3:33 AM EDT Att: 20,191 - Unknown					
Peanuts Lowrey, R (1.7) OBP: 0.327, SLG: 0.302	2-1 FC4 G5-4-3		2-2 F4		2-1 FC5-4			1-1 F7		4	0	0	0	0	0	3						
Johnny Wyrostek, L (1.9) OBP: 0.393, SLG: 0.458	0-3 K			1-2 6-3		2-2 FC4-6 1B		3-3 K		4	0	1	0	0	2	2						
Ted Kluszewski, L (1.3) OBP: 0.337, SLG: 0.534	0-0 G5-4-3			0-2 4-3		0-0 FC4-6		0-1 F7		4	0	0	0	0	0	3						
Grady Hatton, L (1.5) OBP: 0.347, SLG: 0.415		0-1 4-3		4-1 3B BB		1-0 F8		0-0 BB 1B		3	1	1	0	1	0	1						
Connie Ryan, R (1.4) OBP: 0.373, SLG: 0.382		0-0 5-3		0-2 3B		0-2 F9		0-1 F7		4	0	1	1	0	0	2						
Hobie Landrith, L (1.2) OBP: 0.333, SLG: 0.200		0-1 4-3		2-0 F2		1-0 F5		4-1 BB		3	0	0	0	1	0	1						
Virgil Stallcup, R (1.6) OBP: 0.288, SLG: 0.362			0-1 B2-6-4 1B		0-0 F7		0-0 L7	0-3 K		4	0	1	0	0	1	2						
Ken Raffensberger, R (1.1) OBP: 0.214, SLG: 0.192			0-1 B2-6-4		0-1 FC5-4 1B		1-1 3-1			2	0	1	0	0	0	1						
Harry Parkowski, L (7. PH) OBP: 0.354, SLG: 0.333										1	0	0	0	0	0	0						
Howie Fox, R (7.1) OBP: 0.205, SLG: 0.308										0	0	0	0	0	0	0						
Inning Stats	R: 0 E: 0 K: 1 S: 9	H: 1 LOB: 1 BB: 0 P: 12	R: 0 E: 0 K: 0 S: 5	H: 0 LOB: 0 BB: 0 P: 5	R: 0 E: 0 K: 0 S: 10	H: 2 LOB: 1 BB: 0 P: 12	R: 1 E: 0 K: 0 S: 11	H: 1 LOB: 1 BB: 0 P: 18	R: 0 E: 0 K: 0 S: 7	H: 1 LOB: 1 BB: 0 P: 10	R: 0 E: 1 K: 0 S: 9	H: 1 LOB: 1 BB: 0 P: 12	R: 0 E: 0 K: 0 S: 4	H: 0 LOB: 0 BB: 0 P: 6	R: 0 E: 0 K: 1 S: 6	H: 0 LOB: 0 BB: 0 P: 10	R: 0 E: 0 K: 1 S: 9	H: 1 LOB: 2 BB: 1 P: 13	1B: 5 2B: 1 3B: 1 HR: 0	SF: 0 SAC: 0 DP: 2 HBP: 0	WP: 0 PB: 0 SB: 0 CS: 0	PA: 35
PITCHER Don Newcombe, R (1.1) ERA: 4.06	IP: 9.0 WLS: W BF: 35 H: 7 R: 1 ER: 1 SO: 3 BB: 2 IBB: 0 HBP: 0 BLK: 0 WP: 0 HR: 0 S: 70 P: 98 ERA: 1.00 WHIP: 1.000															PITCHER						



Batter	1	2	3	4	5	6	7	8	9	AB	R	H	RBI	BB	SO	LOB	BOTTOM			
Pee Wee Reese, R (1.6) OBP: 0.364, SLG: 0.355	1-2 2B		0-1 1B	3-3 K		2-2 2B	3-2 5-3			5	0	3	1	0	1	4	Cincinnati Reds @ Brooklyn Dodgers Ebbets Field, Brooklyn, NY Fri Aug 04 1950, 3:33 AM EDT Att: 20,191 - Unknown			
Jim Russell, S (1.7) OBP: 0.339, SLG: 0.494	4-0 BB		3-3 K		0-0 F4	0-3 K	1-0 4-3			4	0	0	0	1	2	3				
Duke Snider, L (1.8) OBP: 0.374, SLG: 0.540	0-0 B1		0-1 L8		2-1 1B 3B	0-3 K	0-1 F9			5	1	1	0	0	1	5				
Jackie Robinson, R (1.4) OBP: 0.452, SLG: 0.574	1-2 G6-4-3		0-0 F2		2-0 L3		2-2 F3	1-0 2B		5	0	1	0	0	0	4				
Carl Furillo, R (1.9) OBP: 0.348, SLG: 0.475		3-1 3B 2B		0-0 1-3	0-1 1B	2-1 1B 1B	0-0 6-3			5	2	3	1	0	0	1				
Gil Hodges, R (1.3) OBP: 0.386, SLG: 0.491		1-1 L7 3B		1-1 6-3	0-3 K	0-0 1B 1B	1-3 1B 1B			4	2	2	1	0	1	1				
Roy Campanella, R (1.2) OBP: 0.385, SLG: 0.585		1-1 L7		0-1 1B 1B		3-2 1-3	4-0 1B IBB			3	1	1	1	1	0	0				
Billy Cox, R (1.5) OBP: 0.307, SLG: 0.395		3-H F3		1-0 1B 1B	1-1 1B 1B	4-2 2B BB	1-1 1B			3	1	2	2	1	0	0				
Don Newcombe, L (1.1) OBP: 0.339, SLG: 0.340		3-3 K		3-2 1B	1-3 2B BB	4-2 2B BB	3-3 K			3	0	1	1	1	2	2				
Inning Stats	R: 0 E: 0 K: 0 S: 10	H: 1 LOB: 1 BB: 1 P: 16	R: 2 E: 0 K: 1 S: 12	H: 2 LOB: 0 BB: 0 P: 21	R: 0 E: 0 K: 1 S: 8	H: 1 LOB: 1 BB: 0 P: 11	R: 1 E: 0 K: 1 S: 13	H: 3 LOB: 2 BB: 0 P: 21	R: 1 E: 0 K: 1 S: 9	H: 2 LOB: 1 BB: 0 P: 13	R: 1 E: 0 K: 2 S: 18	H: 1 LOB: 2 BB: 2 P: 31	R: 2 E: 0 K: 1 S: 14	H: 3 LOB: 2 BB: 1 P: 29	R: 0 E: 0 K: 0 S: 5	H: 1 LOB: 1 BB: 0 P: 7	1B: 8 2B: 4 3B: 2 HR: 0	SF: 0 SAC: 0 DP: 1 HBP: 0	WP: 0 PB: 0 SB: 1 CS: 0	PA: 41
PITCHER Ken Raffensberger, L (1.1) ERA: 4.34	IP: 6.0 WLS: L BF: 30 H: 10 R: 5 ER: 5 SO: 6 BB: 3 IBB: 0 HBP: 0 BLK: 0 WP: 0 HR: 0 S: 70 P: 113 ERA: 7.50 WHIP: 2.167															PITCHER				
Howie Fox, R (7.1) ERA: 4.78	IP: 2.0 WLS: L BF: 11 H: 4 R: 2 ER: 2 SO: 1 BB: 0 IBB: 1 HBP: 0 BLK: 0 WP: 0 HR: 0 S: 19 P: 36 ERA: 9.00 WHIP: 2.000															PITCHER				



Batter	1	2	3	4	5	6	7	8	9	AB R H RBI BB SO LOB	TOP														
Bobby Adams, R (1, 5) OBP: 0.333, SLG: 0.355 Grady Hatton, L (7, PH) OBP: 0.345, SLG: 0.412	3-1 5-3	0-0 F9			1-1 HR		0-0 F9		0-1 F7	3 1 1 1 0 0 2 2 0 0 0 0 0 0	Cincinnati Reds @ Brooklyn Dodgers Ebbets Field, Brooklyn, NY Sat Aug 05 1950, 3:33 AM EDT Att: 10,958 - Unknown														
Peanuts Lowrey, R (1, 7) OBP: 0.323, SLG: 0.297	0-1 F8		2-1 F8		1-2 F4		1-2 F3			4 0 0 0 0 0 0															
Danny Litwhiler, R (1, 9) OBP: 0.385, SLG: 0.596 Johnny Wyrostek, L (8, PH) OBP: 0.392, SLG: 0.457	1-1 G3		2-2 1-3		2-1 HR			1-2 F4		3 1 1 1 0 0 0 1 0 0 0 0 0 0															
Bob Usher, R (1, 8) OBP: 0.318, SLG: 0.387 Ted Kluszewski, L (8, PH) OBP: 0.339, SLG: 0.539		2-2 4-3 SH 2B	2-2		1-3 K			2-2 2B		3 1 2 0 0 1 0 1 0 1 0 0 0 0															
Connie Ryan, R (1, 4)		0-0 4-3	2-2 L7			0-0 4-3		2-1 L7		4 0 0 0 0 0 3															
Joe Adcock, R (1, 3) OBP: 0.302, SLG: 0.370		1-0 SH 2B 1B		0-0 5-3		1-1 1B		4-0 FC5-4 BB		3 1 2 0 1 0 0															
Virgil Stallcup, R (1, 6) OBP: 0.285, SLG: 0.358		0-0 SH 2B 3-H 2-0		1-0 5-3		0-3 K		0-1 FC5-4 1-2		3 0 0 1 0 1 3															
Dixie Howell, R (1, 2)		1-3 2-H 2B		0-1 F3		1-0 1-3			3-3 K	4 0 1 1 0 1 1															
Herm Wehmeier, R (1, 1) OBP: 0.203, SLG: 0.235		1-0 5-3			1-3 K		1-2 4-3		3-2 6-3	4 0 0 0 0 1 2															
Inning Stats	R: 0 E: 0 K: 0 S: 6	H: 0 LOB: 0 BB: 0 P: 10	R: 2 E: 1 K: 0 S: 9	H: 3 LOB: 2 BB: 0 P: 15	R: 0 E: 0 K: 0 S: 12	H: 1 LOB: 1 BB: 0 P: 20	R: 0 E: 0 K: 0 S: 4	H: 0 LOB: 0 BB: 0 P: 5	R: 2 E: 0 K: 1 S: 14	H: 2 LOB: 0 BB: 0 P: 20		R: 0 E: 0 K: 1 S: 7	H: 1 LOB: 1 BB: 0 P: 9	R: 0 E: 0 K: 0 S: 7	H: 0 LOB: 0 BB: 0 P: 9	R: 0 E: 0 K: 0 S: 11	H: 1 LOB: 2 BB: 1 P: 20	R: 0 E: 0 K: 1 S: 8	H: 0 LOB: 0 BB: 0 P: 14	1B: 3 2B: 3 3B: 0 HR: 2	SF: 0 SAC: 1 DP: 0 HBP: 0	WP: 0 PA: 37 PB: 0 SB: 0 CS: 0			
PITCHER	IP WLS BF H R ER SO BB IBB HBP BLK WP HR S P ERA WHIP											PITCHER	IP WLS BF H R ER SO BB IBB HBP BLK WP HR S P ERA WHIP												
Preacher Roe, L (1, 1) ERA: 3.47	5.0 L	22 6	4 4	4 2	2 0	0 0	0 0	0 0	0 0	0 0	2 45	70 18	0.00 0.500	7.20 1.200											
Erv Palica, R (8, 1) ERA: 3.99	2.0	7	1	0	0	1	0	0	0	0	0	14	18	0.00	0.500										
Dan Bankhead, R (8, 1) ERA: 5.36	2.0	8	1	0	0	1	1	0	0	0	0	19	34	0.00	1.000										

AB	35
R	4
H	8
RBI	4
BB	1
SO	4
LOB	11



Batter	1	2	3	4	5	6	7	8	9	AB R H RBI BB SO LOB	BOTTOM														
Pee Wee Reese, R (1, 6) OBP: 0.365, SLG: 0.354	2-3 K		0-0 F8			4-1 BB BB	2-2 1-3 2-H 1B		3-3 K	4 0 1 1 1 2 1	Cincinnati Reds @ Brooklyn Dodgers Ebbets Field, Brooklyn, NY Sat Aug 05 1950, 3:33 AM EDT Att: 10,958 - Unknown														
Gene Hermanski, L (1, 7) OBP: 0.377, SLG: 0.468	2-0 L8			2-1 G6-4-3 1B		2-2 F8	1-1 1-3		4-2 BB	4 0 1 0 1 0 3															
Duke Snider, L (1, 8) OBP: 0.371, SLG: 0.535	0-0 F4			1-2 L7		4-0 1-2 BB		0-0 F3	0-2 4-3	4 0 0 0 1 0 3															
Jackie Robinson, R (1, 4) OBP: 0.447, SLG: 0.568		3-2 F7		0-0 G6-4-3 1-2		0-0 F8		1-3 K		4 0 0 0 0 1 3															
Carl Furillo, R (1, 9) OBP: 0.350, SLG: 0.481		1-1 F8			2-0 HR 1B	3-2 F8		0-0 3B		4 1 2 0 0 0 2															
Gil Hodges, R (1, 3) OBP: 0.392, SLG: 0.501		4-2 FC6-4 BB			1-1 HR		4-2 FC6-4 BB	4-0 BB		1 1 1 2 3 0 0															
Roy Campanella, R (1, 2) OBP: 0.381, SLG: 0.576		1-1 FC6-4 1-2			3-3 K		0-1 F7	0-0 F5		4 0 0 0 0 1 4															
Billy Cox, R (1, 5) OBP: 0.310, SLG: 0.401			1-0 F8		1-2 G4-6-3 1B		3-1 FC6-4 BB 1B		2-1 2B	4 1 2 0 0 0 1															
Preacher Roe, R (1, 1) Wayne Edwards, L (5, PH) Erv Palica, R (8, 1) Jim Russell, L (7, PH) Dan Bankhead, R (8, 1) Tommy Brown, R (8, PH)	9.0 W	39 7	3 3	3 5	5 7	0 0	0 0	0 0	0 0	1 83		151 3.00	1.556												
PITCHER	IP WLS BF H R ER SO BB IBB HBP BLK WP HR S P ERA WHIP											PITCHER	IP WLS BF H R ER SO BB IBB HBP BLK WP HR S P ERA WHIP												
Herm Wehmeier, R (1, 1) ERA: 5.92	9.0	39	7	3	3	5	7	0	0	0	1	83	151	3.00	1.556										

AB	32
R	3
H	7
RBI	3
BB	7
SO	5
LOB	19



Batter	1	2	3	4	5	6	7	8	9	AB R H RBI BB SO LOB	TOP												
Lloyd Merriman, L OBP: 0.304, SLG: 0.349	0-1 1B 2B	1-0 F6		2-1 F7		0-1 4-3		0-1 4-3	4-0 1B BB	5 1 1 0 1 0 2	Cincinnati Reds @ Brooklyn Dodgers Ebbets Field, Brooklyn, NY Sun Aug 06 1950, 3:33 AM EDT Att: 13,242 - Unknown												
Grady Hatton, L OBP: 0.350, SLG: 0.415	1-0 F8		2-2 2B E 1B	1-0 1B		0-0 F7		4-2 HR BB	2-1 1-3 2-H 1B	5 2 3 1 1 0 1													
Johnny Wyrostek, L OBP: 0.394, SLG: 0.462	1-2 3-1		1-2 E2 1B 2B	3-1 F9			2-0 1B 2B	4-1 HR BB	0-1 F8	5 3 2 0 1 0 5													
Ted Kluszewski, L OBP: 0.349, SLG: 0.557	2-1 1B 2H 1B		4-0 1B IBB		0-1 E9 2B 2B		0-0 2B 1B	1-0 HR		4 3 4 5 1 0 0													
Connie Ryan, R OBP: 0.375, SLG: 0.391	1-0 1-3 1B		3-2 L5-3 1B	1-3 3-H L5-3	0-0 4-3 2B		1-0 SH1-4 1B 2B	1-3 K		5 1 4 3 0 1 0													
Joe Adcock, R OBP: 0.299, SLG: 0.361	2-3 K		1-1 L5-3	1-1 1-2	0-0 4-3		4-2 SH1-4 1B BB	2-2 6-3		4 0 0 0 1 1 5													
Virgil Stallcup, R OBP: 0.282, SLG: 0.354		0-0 F8	0-3 K		0-0 FC4-2-5-2		1-1 SH1-4		1-1 5-3	4 0 0 0 0 1 2													
Dixie Howell, R OBP: 0.311, SLG: 0.276		0-0 E5		0-1 1B 1B	1-0 F6		0-0 1-2 2-3 1B	4-2 SH1-4 1B BB		4 1 2 1 1 0 1													
Ewell Blackwell, R OBP: 0.158, SLG: 0.094		0-1 F8		0-1 F3		1-1 G3	0-0 5-3	1-0 SH1-4	1-2	4 0 0 0 0 0 3													
Inning Stats	R: 1 E: 0 K: 1 S: 12	H: 3 LOB: 2 BB: 0 P: 19	R: 0 E: 1 K: 0 S: 5	H: 0 LOB: 1 BB: 0 P: 6	R: 2 E: 1 K: 1 S: 14	H: 3 LOB: 1 BB: 1 P: 25	R: 0 E: 0 K: 0 S: 9	H: 2 LOB: 2 BB: 0 P: 15	R: 1 E: 0 K: 0 S: 6	H: 2 LOB: 1 BB: 0 P: 7	R: 0 E: 0 K: 0 S: 5	H: 0 LOB: 0 BB: 0 P: 6	R: 3 E: 0 K: 0 S: 9	H: 4 LOB: 1 BB: 1 P: 17	R: 3 E: 0 K: 1 S: 13	H: 1 LOB: 0 BB: 2 P: 25	R: 1 E: 0 K: 0 S: 11	H: 1 LOB: 2 BB: 2 P: 23	1B: 9 2B: 7 3B: 0 HR: 1	SF: 0 SAC: 2 DP: 1 HBP: 0	WP: 0 PB: 0 SB: 1 CS: 0	PA: 48	
PITCHER	IP WLS BF H R ER SO BB IBB HBP BLK WP HR S P ERA WHIP											PITCHER	IP WLS BF H R ER SO BB IBB HBP BLK WP HR S P ERA WHIP										
Ralph Branca, R ERA: 4.72	(1, 1) 5.0 L 26 10 4 3 2 0 0 1 0 0 0 0 0 46 72 5.40 2.000																						
Joe Hatten, L ERA: 4.95	(6, 1) 1.0 7 3 3 3 0 1 0 0 0 0 0 0 10 18 27.00 4.000																						
Joe Landrum, R ERA: 8.1	(7, 1) 1.0 3 1 0 0 0 0 0 0 0 0 0 0 4 5 0.00 1.000																						
Dan Bankhead, R ERA: 5.63	(8, 1) 2.0 12 2 4 4 1 4 0 0 0 0 0 1 24 48 18.00 3.000																						

Batter	1	2	3	4	5	6	7	8	9	AB R H RBI BB SO LOB	BOTTOM												
Pee Wee Reese, R OBP: 0.365, SLG: 0.368	2-3 K		0-1 2B		0-0 F8			0-2 F2	1-1 HR	5 1 2 3 0 1 0	Cincinnati Reds @ Brooklyn Dodgers Ebbets Field, Brooklyn, NY Sun Aug 06 1950, 3:33 AM EDT Att: 13,242 - Unknown												
Gene Hermanski, L OBP: 0.390, SLG: 0.484	1-0 S 1B		1-3 K			2-2 E G5-4-3 1B	1-2 WP F8 2B	0-0 1B	1-1 HR	5 2 4 0 0 1 1													
Jim Russell, S OBP: 0.333, SLG: 0.480	3-3 K		3-3 K			1-2 E4 G5-4-3	2-1 F8 2B	1-0 F8	1-0 F8	5 0 0 1 0 2 4													
Roy Campanella, R OBP: 0.376, SLG: 0.568	0-0 F7			1-2 5-3		2-2 G5-4-3	0-1 F7			4 0 0 0 0 0 2													
Carl Furillo, R OBP: 0.353, SLG: 0.494		2-2 HR		0-1 F4		1-0 1B		0-0 FC5-4 1B 2B		4 2 3 1 0 0 0													
Gil Hodges, R OBP: 0.393, SLG: 0.499		1-3 K		4-1 BB		3-3 K		4-2 FC5-4 BB		2 0 0 0 2 2 1													
Jackie Robinson, R OBP: 0.443, SLG: 0.561		2-1 5-3		0-2 F8			0-1 F7	2-2 FC5-4 1B HR	1-2 2-3	4 1 0 0 0 0 3													
Billy Cox, R OBP: 0.309, SLG: 0.398		2-1 6-3			1-0 6-3		1-0 4-3	1-1 HR 1B	1-2 3-H	4 1 1 1 0 0 0													
Inning Stats	R: 0 E: 0 K: 2 S: 8	H: 1 LOB: 1 BB: 0 P: 14	R: 1 E: 0 K: 1 S: 10	H: 1 LOB: 0 BB: 0 P: 17	R: 0 E: 0 K: 0 S: 10	H: 0 LOB: 1 BB: 1 P: 15	R: 0 E: 0 K: 1 S: 5	H: 0 LOB: 0 BB: 0 P: 7	R: 1 E: 1 K: 1 S: 13	H: 2 LOB: 1 BB: 0 P: 22	R: 0 E: 0 K: 1 S: 6	H: 0 LOB: 0 BB: 0 P: 9	R: 1 E: 0 K: 0 S: 10	H: 1 LOB: 0 BB: 0 P: 13	R: 4 E: 0 K: 0 S: 13	H: 4 LOB: 1 BB: 1 P: 22	1B: 5 2B: 3 3B: 0 HR: 2	SF: 0 SAC: 0 DP: 1 HBP: 0	WP: 1 PB: 0 SB: 1 CS: 0	PA: 39			
PITCHER	IP WLS BF H R ER SO BB IBB HBP BLK WP HR S P ERA WHIP											PITCHER	IP WLS BF H R ER SO BB IBB HBP BLK WP HR S P ERA WHIP										
Ewell Blackwell, R ERA: 3.9	(1, 1) 9.0 W 39 10 7 6 8 2 0 0 0 0 1 2 87 136 6.00 1.333																						
Ralph Branca, R OBP: 0.200, SLG: 0.308	(5, PH)																						
Wayne Eisenfeld, L OBP: 0.295, SLG: 0.393	(6, PH)																						
Joe Hatten, R OBP: 0.390, SLG: 0.484	(8, PH)																						
Joe Landrum, R OBP: 0.299, SLG: 0.361	(7, PH)																						
Cal Abrams, L OBP: 0.282, SLG: 0.354	(9, PH)																						
Dan Bankhead, R OBP: 0.299, SLG: 0.361	(8, PH)																						
Tommy Brown, R OBP: 0.206, SLG: 0.325	(9, PH)																						

Batter	1	2	3	4	5	6	7	8	9	AB	R	H	RBI	BB	SO	LOB	TOP			
Wayne Terwilliger, R OBP: 0.302, SLG: 0.354 (1, 4)	0-0 1B		0-0 F9		0-0 P1		0-0 F9			4	0	1	0	0	0	2				
Bill Serena, R OBP: 0.349, SLG: 0.435 (1, 5)	0-0 1B		0-0 F3		0-0 L3			0-0 F9		4	0	1	0	0	0	1				
Bob Borkowski, R OBP: 0.330, SLG: 0.430 (1, 7)	0-0 F4		0-0 HR		0-0 4-3 5-3 1B			0-0 1B		4	1	3	1	0	0	1				
Hank Sauer, R OBP: 0.357, SLG: 0.489 (1, 3)	0-0 1B		0-0 F4		0-0 5-3			0-0 F7		4	0	1	0	0	0	2				
Andy Pafko, R OBP: 0.419, SLG: 0.635 Carmen Mauro, L OBP: 0.320, SLG: 0.414 (1, 8) (7, 8)	0-0 5-3			0-0 G5-4-3 1B		0-0 4-3		0-0 1-3		3	0	1	0	0	0	3				
Roy Smalley, R OBP: 0.312, SLG: 0.449 (1, 6)		0-0 6-3		0-0 F3		0-0 F5			0-0 1B	4	0	1	0	0	0	2				
Hal Jeffcoat, R OBP: 0.233, SLG: 0.310 (1, 9)		0-0 5-3		0-0 G5-4-3			0-0 F7		0-0 F7	4	0	0	0	0	0	2				
Mickey Owen, R OBP: 0.250, SLG: 0.277 (1, 2)		4-0 BB			0-0 4-3 2B			0-0 F9		3	0	2	0	1	0	1				
Bob Rush, R OBP: 0.194, SLG: 0.197 Dutch Leonard, R OBP: 0.100, SLG: 0.100 Emil Verban, R OBP: 0.167, SLG: 0.147 (1, 1) (4, 1) (9, PH)	0-0 F3		0-0 F3		0-0 4-3		0-0 F7		0-0 F9	1	0	0	0	0	0	1				
					0-0 2-3				0-0 F9	2	0	0	0	0	0	2				
									0-0 F9	1	0	0	0	0	0	1				
Inning Stats	R: 0 E: 0 K: 0 S: 5	H: 3 LOB: 2 BB: 0 P: 5	R: 0 E: 0 K: 0 S: 3	H: 0 LOB: 1 BB: 1 P: 7	R: 1 E: 0 K: 0 S: 4	H: 1 LOB: 0 BB: 0 P: 4	R: 0 E: 0 K: 0 S: 3	H: 1 LOB: 0 BB: 0 P: 3	R: 0 E: 0 K: 0 S: 4	H: 1 LOB: 1 BB: 0 P: 4	R: 0 E: 0 K: 0 S: 4	H: 1 LOB: 1 BB: 0 P: 4	R: 0 E: 0 K: 0 S: 4	H: 1 LOB: 1 BB: 0 P: 4	R: 0 E: 0 K: 0 S: 4	H: 1 LOB: 1 BB: 0 P: 4	1B: 7 2B: 2 3B: 0 HR: 1	SF: 0 SAC: 0 DP: 1 HBP: 0	WP: 0 PB: 0 SB: 0 CS: 0	PA: 36
PITCHER Ken Raffensberger, L ERA: 4.15 (1, 1)	IP: 9.0 WLS: W BF: 36 H: 10 R: 1 ER: 1 SO: 0 BB: 1 IBB: 0 HBP: 0 BLK: 0 WP: 0 HR: 1 S: 35 P: 39 ERA: 1.00 WHIP: 1.222															PITCHER	IP: 9.0 WLS: W BF: 36 H: 10 R: 1 ER: 1 SO: 0 BB: 1 IBB: 0 HBP: 0 BLK: 0 WP: 0 HR: 1 S: 35 P: 39 ERA: 1.00 WHIP: 1.222			

Chicago Cubs @ Cincinnati Reds
Crosley Field, Cincinnati, OH
Tue Aug 08 1950, 3:33 AM EDT
Unknown

AB	35
R	1
H	10
RBI	1
BB	1
SO	0
LOB	19



Batter	1	2	3	4	5	6	7	8	9	AB	R	H	RBI	BB	SO	LOB	BOTTOM			
Lloyd Merriman, L OBP: 0.311, SLG: 0.358 (1, 8)	0-0 1B	0-0 3-1		0-0 BB		4-0 2B		0-0 F4		4	3	2	1	1	0	1				
Grady Hatton, L OBP: 0.354, SLG: 0.419 (1, 5)	0-0 2B	0-0 G1		4-0 2B		0-0 BB		0-0 3-1		4	3	2	3	1	0	1				
Johnny Wyrostek, L OBP: 0.395, SLG: 0.469 Bob Usher, R OBP: 0.318, SLG: 0.387 (1, 9) (8, 9)	0-0 3-1	0-0 F7		0-0 BB		0-0 2B				4	0	2	3	0	0	2				
	0-0 1-2			1-1 2-H 2B		4-3 2-H 2B				0	0	0	0	0	0	0				
Ted Kluszewski, L OBP: 0.345, SLG: 0.550 (1, 3)	0-0 4-3		0-0 F8	0-0 F9		0-0 4-3				4	0	0	0	0	0	3				
	2-3					2-3														
Connie Ryan, R OBP: 0.376, SLG: 0.390 Bobby Adams, R OBP: 0.333, SLG: 0.355 (1, 4) (8, 4)	4-0 2B		0-0 F7		0-0 F4	0-0 F8				3	1	1	0	1	0	1				
	BB		0-0 1B							0	0	0	0	0	0	0				
Joe Adcock, R OBP: 0.298, SLG: 0.364 (1, 7)	0-0 1B		0-0 F7		0-0 F5		0-0 F7			4	1	1	2	0	0	1				
	1-H 2B		1-2																	
Sammy Meeks, R OBP: 0.333, SLG: 0.495 (1, 6)	0-0 1B			0-0 S 1B	0-0 6-3		0-3 K			4	1	2	1	0	1	0				
	2-H			1-2																
Hobie Landrith, L OBP: 0.313, SLG: 0.214 (1, 2)	0-0 6-3			0-3 K		0-0 SH1-4 2B	0-0 3-1			4	1	1	0	0	1	2				
				0-3 K		1-2														
Ken Raffensberger, R OBP: 0.203, SLG: 0.182 (1, 1)		0-0 E6		0-3 K		0-0 SH1-4	0-0 1-3			3	0	0	0	0	1	1				
		G1				1-2														
Inning Stats	R: 4 E: 0 K: 0 S: 7	H: 4 LOB: 1 BB: 1 P: 11	R: 0 E: 1 K: 0 S: 4	H: 0 LOB: 1 BB: 0 P: 4	R: 0 E: 0 K: 0 S: 3	H: 1 LOB: 0 BB: 0 P: 3	R: 3 E: 0 K: 2 S: 10	H: 3 LOB: 1 BB: 1 P: 14	R: 0 E: 0 K: 0 S: 3	H: 0 LOB: 0 BB: 0 P: 3	R: 3 E: 0 K: 0 S: 6	H: 3 LOB: 1 BB: 1 P: 10	R: 0 E: 0 K: 1 S: 5	H: 0 LOB: 0 BB: 0 P: 5	R: 0 E: 0 K: 0 S: 3	H: 0 LOB: 0 BB: 0 P: 3	1B: 6 2B: 5 3B: 0 HR: 0	SF: 0 SAC: 1 DP: 0 HBP: 0	WP: 0 PB: 0 SB: 1 CS: 0	PA: 38
PITCHER Bob Rush, R ERA: 4.22 Dutch Leonard, R ERA: 4.94 (1, 1) (4, 1)	IP: 3.2 WLS: L BF: 21 H: 8 R: 7 ER: 7 SO: 2 BB: 2 IBB: 0 HBP: 0 BLK: 0 WP: 0 HR: 0 S: 23 P: 31 ERA: 17.18 WHIP: 2.727															PITCHER	IP: 3.2 WLS: L BF: 21 H: 8 R: 7 ER: 7 SO: 2 BB: 2 IBB: 0 HBP: 0 BLK: 0 WP: 0 HR: 0 S: 23 P: 31 ERA: 17.18 WHIP: 2.727			

Chicago Cubs @ Cincinnati Reds
Crosley Field, Cincinnati, OH
Tue Aug 08 1950, 3:33 AM EDT
Unknown

AB	34
R	10
H	11
RBI	10
BB	3
SO	3
LOB	12



Batter	1	2	3	4	5	6	7	8	9	AB	R	H	RBI	BB	SO	LOB	TOP		
Emil Verban, R OBP: 0.175, SLG: 0.135 (1, 4)										3	0	0	0	1	1	2			
Bill Serena, R OBP: 0.348, SLG: 0.431 (1, 5)										3	0	0	0	1	0	1			
Preston Ward, L OBP: 0.343, SLG: 0.444 (1, 3)										4	0	1	0	0	0	1			
Ron Northey, L OBP: 0.362, SLG: 0.494 (1, 9)										4	0	1	0	0	0	1			
Andy Pafko, R OBP: 0.417, SLG: 0.630 (1, 8)										4	0	1	0	0	0	1			
Carmen Mauro, L OBP: 0.321, SLG: 0.411 (1, 7)										3	0	1	0	0	0	2			
Roy Smalley, R OBP: 0.312, SLG: 0.448 (1, 6)										3	0	1	0	0	0	0			
Carl Sawatski, L (1, 2)										3	0	0	0	0	1	1			
Johnny Klippstein, R OBP: 0.455, SLG: 0.591 (1, 1)										0	0	0	0	0	0	0			
Doyle Lade, R OBP: 0.397, SLG: 0.393 (2, 1)										1	0	0	0	1	0	0			
Rube Walker, L OBP: 0.299, SLG: 0.339 (8, PH)										1	0	0	0	1	1	1			
Johnny Vander Meer, S OBP: 0.143, SLG: 0.231 (8, 1)										0	0	0	0	0	0	0			
Inning Stats	R: 0 E: 0 K: 0 S: 2	H: 0 LOB: 0 BB: 1 P: 6	R: 0 E: 0 K: 0 S: 3	H: 1 LOB: 0 BB: 3 P: 3	R: 0 E: 0 K: 0 S: 3	H: 0 LOB: 1 BB: 1 P: 7	R: 0 E: 0 K: 0 S: 5	H: 2 LOB: 2 BB: 0 P: 5	R: 0 E: 0 K: 1 S: 5	H: 0 LOB: 0 BB: 0 P: 5	R: 0 E: 0 K: 0 S: 3	H: 0 LOB: 0 BB: 0 P: 3	R: 0 E: 0 K: 1 S: 6	H: 1 LOB: 1 BB: 0 P: 6	R: 0 E: 0 K: 0 S: 3	H: 1 LOB: 1 BB: 1 P: 7	1B: 5 2B: 0 3B: 0 HR: 0	SF: 0 SAC: 0 DP: 1 HBP: 0	WP: 0 PA: 32 PB: 0 SB: 0 CS: 0
PITCHER Willie Ramsdell, R ERA: 3.58 (1, 1)	IP: 9.0 WLS: W BF: 33 H: 5 R: 0 ER: 0 SO: 3 BB: 3 IBB: 0 HBP: 0 BLK: 0 WP: 0 HR: 0 S: 35 P: 47 ERA: 0.00 WHIP: 0.889																		

Chicago Cubs @ Cincinnati Reds
Crosley Field, Cincinnati, OH
Tue Aug 08 1950, 3:38 AM EDT
Att: 12,950 - Unknown

AB	29
R	0
H	5
RBI	0
BB	3
SO	3
LOB	10



Batter	1	2	3	4	5	6	7	8	9	AB	R	H	RBI	BB	SO	LOB	BOTTOM		
Lloyd Merriman, L OBP: 0.318, SLG: 0.361 (1, 8)										4	1	2	1	1	0	1			
Grady Hatton, L OBP: 0.358, SLG: 0.417 (1, 5)										2	1	0	0	3	0	2			
Johnny Wyrostek, L OBP: 0.397, SLG: 0.470 (1, 9)										4	1	2	2	0	0	3			
Bob Usher, R OBP: 0.317, SLG: 0.386 (7, 9)										1	0	0	0	0	0	0			
Ted Kluszewski, L OBP: 0.348, SLG: 0.563 (1, 3)										5	2	3	3	0	0	1			
Connie Ryan, R OBP: 0.379, SLG: 0.392 (1, 4)										4	1	2	0	1	1	1			
Joe Adcock, R OBP: 0.301, SLG: 0.383 (1, 7)											5	1	2	2	0	4			
Sammy Meeks, R OBP: 0.320, SLG: 0.383 (1, 6)										5	0	1	1	0	0	1			
Dixie Howell, R OBP: 0.320, SLG: 0.277 (1, 2)										3	2	1	0	2	0	3			
Willie Ramsdell, R OBP: 0.263, SLG: 0.200 (1, 1)										2	0	1	0	0	1	1			
Inning Stats	R: 0 E: 0 K: 0 S: 3	H: 0 LOB: 1 BB: 1 P: 7	R: 5 E: 0 K: 0 S: 7	H: 4 LOB: 3 BB: 4 P: 23	R: 1 E: 0 K: 0 S: 5	H: 2 LOB: 2 BB: 1 P: 9	R: 0 E: 0 K: 1 S: 5	H: 1 LOB: 0 BB: 0 P: 5	R: 0 E: 0 K: 1 S: 6	H: 1 LOB: 2 BB: 1 P: 10	R: 2 E: 0 K: 0 S: 6	H: 3 LOB: 1 BB: 0 P: 6	R: 0 E: 0 K: 0 S: 3	H: 1 LOB: 0 BB: 0 P: 3	R: 1 E: 1 K: 0 S: 6	H: 2 LOB: 2 BB: 0 P: 6	1B: 10 2B: 3 3B: 1 HR: 1	SF: 0 SAC: 2 DP: 2 HBP: 0	WP: 1 PA: 44 PB: 0 SB: 1 CS: 0
PITCHER Johnny Klippstein, R ERA: 5.2 (1, 1)	IP: 1.2 WLS: L BF: 13 H: 4 R: 5 ER: 5 SO: 0 BB: 4 IBB: 0 HBP: 0 BLK: 0 WP: 1 HR: 0 S: 0 P: 25 ERA: 5.06 WHIP: 4.800																		
Doyle Lade, R ERA: 4.47 (2, 1)	IP: 5.1 WLS: 5 BF: 25 H: 8 R: 3 ER: 3 SO: 2 BB: 3 IBB: 0 HBP: 0 BLK: 0 WP: 1 HR: 1 S: 26 P: 38 ERA: 5.06 WHIP: 2.062																		
Johnny Vander Meer, L ERA: 4.15 (8, 1)	IP: 1.0 WLS: 6 BF: 2 H: 2 R: 1 ER: 0 SO: 0 BB: 0 IBB: 0 HBP: 0 BLK: 0 WP: 0 HR: 0 S: 6 P: 6 ERA: 0.00 WHIP: 2.000																		

Chicago Cubs @ Cincinnati Reds
Crosley Field, Cincinnati, OH
Tue Aug 08 1950, 3:38 AM EDT
Att: 12,950 - Unknown


AB	35
R	9
H	14
RBI	9
BB	7
SO	2
LOB	17



Batter	1	2	3	4	5	6	7	8	9	AB	R	H	RBI	BB	SO	LOB	TOP				
Tommy Glaviano, R OBP: 0.409, SLG: 0.416 (1, 4)	4-0 FC1-6 BB		0-3 K		0-0 FC6-4			0-0 FC5-4 1B	0-3 K	4	0	1	0	1	2	3					
Red Schoendienst, S OBP: 0.320, SLG: 0.416 (1, 6)	0-0 F7		0-0 P5					0-0 F8		4	0	0	0	0	0	2					
Stan Musial, L OBP: 0.448, SLG: 0.603 (1, 8)	0-0 FC1-6		0-0 P5					0-0 F9		3	0	0	0	1	0	2					
Enos Slaughter, L OBP: 0.397, SLG: 0.474 (1, 9)	0-0 4-3							0-0 FC5-4		4	0	0	0	0	0	3					
Hal Rice, L OBP: 0.500, SLG: 0.333 (1, 7)		4-0 3-1 1B BB		0-0 6-3				0-0 F4		3	2	1	0	1	0	1					
Eddie Kazak, R OBP: 0.336, SLG: 0.398 (1, 5)		0-3 K		0-0 P4				0-0 E5		4	0	0	0	0	1	2					
Rocky Nelson, L OBP: 0.327, SLG: 0.378 (1, 3)		0-0 3-1						0-0 F7		4	0	0	0	0	0	4					
Del Rice, R OBP: 0.334, SLG: 0.365 (1, 2)		0-0 1B		0-0 P4				0-3 K		3	0	1	1	1	1	1					
Cloyd Boyer, R OBP: 0.273, SLG: 0.250 Ted Wilks, R (6, 1)		0-3 K						0-0 4-3		2	0	1	0	0	1	1					
Bill Howerton, L OBP: 0.392, SLG: 0.472 Red Munger, R OBP: 0.195, SLG: 0.179 Nippy Jones, R OBP: 0.304, SLG: 0.200 (9, PH)		0-3 K						0-0 FC6-4 1B		1	0	0	0	0	0	0					
Inning Stats	R: 0 E: 0 K: 0 S: 3	H: 0 LOB: 1 BB: 1 P: 7	R: 1 E: 0 K: 2 S: 8	H: 1 LOB: 1 BB: 1 P: 12	R: 0 E: 0 K: 1 S: 5	H: 0 LOB: 0 BB: 0 P: 5	R: 0 E: 0 K: 0 S: 3	H: 0 LOB: 0 BB: 0 P: 3	R: 0 E: 0 K: 0 S: 4	H: 1 LOB: 1 BB: 0 P: 4	R: 0 E: 0 K: 0 S: 3	H: 0 LOB: 1 BB: 1 P: 7	R: 0 E: 1 K: 1 S: 6	H: 0 LOB: 1 BB: 0 P: 6	R: 0 E: 0 K: 0 S: 4	H: 1 LOB: 1 BB: 0 P: 4	R: 1 E: 1 K: 1 S: 7	H: 1 LOB: 2 BB: 1 P: 11	1B: 4 2B: 0 3B: 0 HR: 0	SF: 0 SAC: 0 DP: 0 HBP: 0	WP: 0 PA: 37 PB: 0 SB: 0 CS: 0
PITCHER Ewell Blackwell, R ERA: 3.75 (1, 1)	IP: 9.0 WLS: W BF: 37 H: 4 R: 2 ER: 1 SO: 5 BB: 4 IBB: 0 HBP: 0 BLK: 0 WP: 0 HR: 0 S: 43 P: 59 ERA: 1.00 WHIP: 0.889															PITCHER	IP: WLS: BF: H: R: ER: SO: BB: IBB: HBP: BLK: WP: HR: S: P: ERA: WHIP:				

St. Louis Cardinals @ Cincinnati Reds
Crosley Field, Cincinnati, OH
Fri Aug 11 1950, 3:33 AM EDT
Att: 12,654 - Unknown


AB 33
R 2
H 4
RBI 2
BB 4
SO 5
LOB 22



Batter	1	2	3	4	5	6	7	8	9	AB	R	H	RBI	BB	SO	LOB	BOTTOM		
Lloyd Merriman, L OBP: 0.325, SLG: 0.360 (1, 8)	0-0 1-3		0-0 F5		4-0 S 1B BB			4-0 FC3-6 BB		3	1	1	1	2	0	0			
Grady Hatton, L OBP: 0.358, SLG: 0.413 (1, 5)	4-0 BB		0-0 P6		0-0 F8			4-0 FC3-6 BB		3	0	0	0	2	0	3			
Johnny Wyrostek, L OBP: 0.399, SLG: 0.468 (1, 9)	0-0 F8				0-0 F9			4-0 BB		3	2	1	1	2	0	3			
Ted Kluszewski, L OBP: 0.352, SLG: 0.569 (1, 3)	0-0 F2				0-0 F9			4-0 P6		5	1	3	1	0	0	4			
Connie Ryan, R OBP: 0.376, SLG: 0.388 (1, 4)		0-0 P4		0-0 P6				0-0 SH2-3 1B		3	0	0	0	0	0	2			
Joe Adcock, R OBP: 0.300, SLG: 0.376 (1, 7)		4-0 CS BB		0-0 F9				0-0 6-3		3	0	0	1	1	0	3			
Sammy Meeks, R OBP: 0.352, SLG: 0.412 (1, 6)		0-0 1B		0-0 FC5-4 1B				0-0 F9		4	1	3	0	0	0	1			
Bob Scheffing, R OBP: 0.317, SLG: 0.390 (1, 2)	0-0 F5		0-0 FC5-4		0-0 F9			0-0 FC1-6 1B		4	0	1	0	0	0	3			
Ewell Blackwell, R OBP: 0.148, SLG: 0.088 (1, 1)			0-0 F7		0-0 F3			0-0 FC1-6 BB		4	0	0	0	0	0	2			
Inning Stats	R: 0 E: 0 K: 0 S: 3	H: 0 LOB: 1 BB: 1 P: 7	R: 0 E: 0 K: 0 S: 3	H: 1 LOB: 1 BB: 1 P: 7	R: 0 E: 0 K: 0 S: 3	H: 0 LOB: 0 BB: 0 P: 3	R: 2 E: 1 K: 0 S: 5	H: 2 LOB: 1 BB: 1 P: 9	R: 2 E: 1 K: 0 S: 6	H: 2 LOB: 2 BB: 1 P: 10	R: 1 E: 1 K: 0 S: 5	H: 2 LOB: 2 BB: 1 P: 9	R: 0 E: 0 K: 0 S: 4	H: 1 LOB: 1 BB: 0 P: 4	R: 0 E: 0 K: 0 S: 4	H: 1 LOB: 3 BB: 2 P: 12	1B: 7 2B: 2 3B: 0 HR: 0	SF: 0 SAC: 1 DP: 0 HBP: 0	WP: 0 PA: 40 PB: 0 SB: 1 CS: 1
PITCHER Cloyd Boyer, R ERA: 2.84 Ted Wilks, R ERA: 7.94 Red Munger, R ERA: 4.09	IP: 5.2 WLS: L BF: 29 H: 7 R: 5 ER: 3 SO: 3 BB: 5 IBB: 0 HBP: 0 BLK: 0 WP: 0 HR: 0 S: 24 P: 44 ERA: 4.76 WHIP: 2.118															PITCHER	IP: WLS: BF: H: R: ER: SO: BB: IBB: HBP: BLK: WP: HR: S: P: ERA: WHIP:		

St. Louis Cardinals @ Cincinnati Reds
Crosley Field, Cincinnati, OH
Fri Aug 11 1950, 3:33 AM EDT
Att: 12,654 - Unknown

AB 32
R 5
H 9
RBI 4
BB 7
SO 0
LOB 21



Batter	1	2	3	4	5	6	7	8	9	AB	R	H	RBI	BB	SO	LOB	TOP								
Tommy Glaviano, R OBP: 0.417, SLG: 0.426	4-0 1B BB	4-0 BB		4-0 L4-3 BB		0-0 2B		0-0 1-3 2B		2	1	2	0	3	0	0	St. Louis Cardinals @ Cincinnati Reds Crosley Field, Cincinnati, OH Sat Aug 12 1950, 3:33 AM EDT Att: 14,293 - Unknown								
Red Schoendienst, S OBP: 0.377, SLG: 0.411	0-0 4-3	0-0 F9		0-0 L4-3		0-0 4-3		0-0 F8		5	0	0	0	0	0	7									
Stan Musial, L OBP: 0.452, SLG: 0.605	0-0 FC3-6 2H 1B		0-0 E 1B	4-0 BB		0-0 P6		0-0 1B SH 1B		4	2	3	1	1	0	1									
Enos Slaughter, L OBP: 0.393, SLG: 0.470	0-0 FC3-6 1-2		0-0 F5	0-0 F8			0-0 F2	0-0 SH 1B		4	0	0	0	0	0	3									
Hal Rice, L OBP: 0.353, SLG: 0.214 Chuck Diering, R OBP: 0.385, SLG: 0.372	0-0 E4 1-2		0-0 E3 BB E		0-0 6-3		0-3 K	0-0 P1		5	0	0	0	0	1	4									
Eddie Kazak, R OBP: 0.338, SLG: 0.394	0-0 4-3		0-0 E3 1-2 BB		4-0 BB		0-0 F3	0-0 1-2 2-3 1B		4	0	1	1	1	0	3									
Rocky Nelson, L OBP: 0.329, SLG: 0.374		0-0 1-3 1B	0-0 F8		0-0 F9		4-0 FC3-6 BB	0-0 F8 3H		4	0	1	1	1	0	5									
Del Rice, R OBP: 0.332, SLG: 0.360		0-3 K	4-0 1-2 2-3 BB		0-0 F8		0-0 FC3-6 2B 1-2	0-0 F3		4	0	0	0	1	1	5									
Max Lanier, R OBP: 0.207, SLG: 0.218		0-0 1-3 1-2	0-3 K		0-3 K		0-3 K			4	0	0	0	0	3	5									
Inning Stats	R: 1 E: 1 K: 0 S: 5	H: 1 LOB: 2 BB: 1 P: 9	R: 0 E: 0 K: 1 S: 6	H: 1 LOB: 2 BB: 1 P: 10	R: 1 E: 2 K: 1 S: 8	H: 1 LOB: 3 BB: 1 P: 12	R: 0 E: 0 K: 0 S: 2	H: 0 LOB: 1 BB: 2 P: 10	R: 0 E: 0 K: 0 S: 3	H: 0 LOB: 1 BB: 1 P: 7	R: 0 E: 0 K: 1 S: 6	H: 1 LOB: 1 BB: 0 P: 6	R: 0 E: 0 K: 1 S: 5	H: 0 LOB: 0 BB: 0 P: 5	R: 0 E: 1 K: 1 S: 6	H: 1 LOB: 2 BB: 0 P: 10	R: 1 E: 1 K: 0 S: 6	H: 2 LOB: 2 BB: 0 P: 6	1B: 5 2B: 3 3B: 0 HR: 0	SF: 0 SAC: 1 DP: 1 HBP: 0	WP: 0 PA: 44 PB: 0 SB: 0 CS: 0				
PITCHER Herm Wehmeier, R ERA: 5.67	IP: 9.0 WLS: L BF: 44	H: 7 R: 3 ER: 1 SO: 5	BB: 7 IBB: 0 HBP: 0 BLK: 0	WP: 0 HR: 0 S: 47 P: 75	ERA: 1.00 WHIP: 1.556																				

Batter	1	2	3	4	5	6	7	8	9	AB	R	H	RBI	BB	SO	LOB	BOTTOM								
Bobby Adams, R OBP: 0.331, SLG: 0.349	0-0 F8		0-0 6-3		0-3 K			0-0 6-3	4-0 BB	4	0	0	0	1	1	1	St. Louis Cardinals @ Cincinnati Reds Crosley Field, Cincinnati, OH Sat Aug 12 1950, 3:33 AM EDT Att: 14,293 - Unknown								
Bob Usher, R OBP: 0.318, SLG: 0.386	0-0 P6		0-0 5-3			0-0 G3 1B		0-0 E BB F7 1B	0-3 K	5	1	2	0	0	1	3									
Johnny Wyrostek, L OBP: 0.396, SLG: 0.464 Peanuts Lowrey, R OBP: 0.324, SLG: 0.296	0-3 K			0-0 4-3		0-3 K		4-0 1-2 BB	0-3 K	3	0	0	0	0	2	1									
Ted Kluszewski, L OBP: 0.348, SLG: 0.563		0-0 F5		0-0 E8 E		0-0 G3 1-2		0-0 E6 1-2 2-3		4	0	0	0	0	0	3									
Connie Ryan, R OBP: 0.375, SLG: 0.384		4-0 1B 5-3 BB		0-0 E1 G6-4-3		0-0 P6		0-0 F7 3H		3	0	0	1	1	0	4									
Joe Adcock, R OBP: 0.299, SLG: 0.374		0-0 5-3 1-2		0-0 G6-4-3 1-2		0-0 G3 1B		0-3 K		4	0	1	0	0	1	5									
Sammy Meeks, R OBP: 0.362, SLG: 0.418		0-0 2-3 1B			0-0 F9		0-0 G3 1-2		0-0 SH5-4 BB 1B	4	0	2	0	0	0	1									
Dixie Howell, R OBP: 0.318, SLG: 0.272 Lloyd Merriman, L OBP: 0.325, SLG: 0.360		0-3 K			0-0 6-3		0-0 P6		4-0 SH5-4 BB	3	0	0	0	1	1	3									
Herm Wehmeier, R OBP: 0.208, SLG: 0.239 Danny Litwhiler, R OBP: 0.385, SLG: 0.506			0-0 F3			0-0 1B		0-3 K		3	0	1	0	0	1	1									
Inning Stats	R: 0 E: 0 K: 1 S: 5	H: 0 LOB: 0 BB: 0 P: 5	R: 0 E: 0 K: 1 S: 6	H: 1 LOB: 2 BB: 1 P: 10	R: 0 E: 0 K: 0 S: 3	H: 0 LOB: 0 BB: 0 P: 3	R: 0 E: 2 K: 0 S: 4	H: 0 LOB: 1 BB: 0 P: 4	R: 0 E: 0 K: 1 S: 6	H: 1 LOB: 1 BB: 0 P: 6	R: 0 E: 0 K: 1 S: 6	H: 1 LOB: 1 BB: 0 P: 6	R: 1 E: 1 K: 1 S: 7	H: 1 LOB: 2 BB: 1 P: 11	R: 0 E: 0 K: 2 S: 8	H: 1 LOB: 3 BB: 2 P: 16	1B: 6 2B: 0 3B: 0 HR: 0	SF: 0 SAC: 1 DP: 1 HBP: 0	WP: 0 PA: 39 PB: 0 SB: 0 CS: 0						
PITCHER Max Lanier, L ERA: 2.65	IP: 9.0 WLS: W BF: 39	H: 6 R: 1 ER: 0 SO: 8	BB: 4 IBB: 0 HBP: 0 BLK: 0	WP: 0 HR: 0 S: 51 P: 67	ERA: 0.00 WHIP: 1.111																				

Batter	1	2	3	4	5	6	7	8	9	AB	R	H	RBI	BB	SO	LOB	TOP			
Tommy Giaviano, R OBP: 0.420, SLG: 0.430 (1, 4)										4	1	3	0	0	0	1	St. Louis Cardinals @ Cincinnati Reds Crosley Field, Cincinnati, OH Sun Aug 13 1950, 3:33 AM EDT Att: 13,824 - Unknown			
Red Schoendienst, S OBP: 0.319, SLG: 0.416 (1, 6)										4	1	2	1	0	0	2				
Stan Musial, L OBP: 0.451, SLG: 0.601 (1, 7)										4	0	1	1	0	0	3				
Enos Slaughter, L OBP: 0.391, SLG: 0.466 Hal Rice, L OBP: 0.333, SLG: 0.200 (1, 9)										3	0	0	0	0	0	2				
Eddie Kazak, R OBP: 0.336, SLG: 0.390 (1, 5)										4	0	1	0	0	0	0				
Rocky Nelson, L OBP: 0.321, SLG: 0.364 (1, 3)										4	0	0	0	0	0	1				
Chuck Diering, R OBP: 0.382, SLG: 0.369 (1, 8)										4	0	1	0	0	1	1				
Del Rice, R OBP: 0.328, SLG: 0.354 (1, 2)										4	0	0	0	0	0	2				
Al Brazle, L OBP: 0.205, SLG: 0.205 Gerry Staley, R OBP: 0.179, SLG: 0.162 Howie Pollet, L OBP: 0.154, SLG: 0.129 Marty Marion, R OBP: 0.337, SLG: 0.360 Fred Martin, R OBP: 0.231, SLG: 0.385 (1, 1)										2	0	1	0	0	0	0				
Inning Stats	R: 0 E: 0 K: 0 S: 4	H: 1 LOB: 1 BB: 0 P: 4	R: 0 E: 0 K: 0 S: 3	H: 0 LOB: 0 BB: 0 P: 3	R: 2 E: 0 K: 0 S: 6	H: 3 LOB: 1 BB: 0 P: 6	R: 0 E: 0 K: 0 S: 3	H: 0 LOB: 0 BB: 0 P: 3	R: 0 E: 0 K: 0 S: 4	H: 1 LOB: 1 BB: 0 P: 4	R: 0 E: 0 K: 0 S: 3	H: 0 LOB: 0 BB: 0 P: 3	R: 0 E: 0 K: 0 S: 5	H: 2 LOB: 2 BB: 0 P: 5	R: 0 E: 0 K: 1 S: 6	H: 1 LOB: 1 BB: 0 P: 6		1B: 8 2B: 0 3B: 1 HR: 0	SF: 0 SAC: 0 DP: 1 HBP: 0	WP: 0 PA: 35 PB: 0 SB: 0 CS: 0
PITCHER Ken Raffensberger, L ERA: 4.04 (1, 1)	IP: 9.0 WLS: W BF: 35 H: 9 R: 2 ER: 2 SO: 1 BB: 0 IBB: 0 HBP: 0 BLK: 0 WP: 0 HR: 0 S: 37 P: 37 ERA: 2.00 WHIP: 1.000															PITCHER IP: 9.0 WLS: W BF: 35 H: 9 R: 2 ER: 2 SO: 1 BB: 0 IBB: 0 HBP: 0 BLK: 0 WP: 0 HR: 0 S: 37 P: 37 ERA: 2.00 WHIP: 1.000				

Batter	1	2	3	4	5	6	7	8	9	AB	R	H	RBI	BB	SO	LOB	BOTTOM			
Bobby Adams, R OBP: 0.341, SLG: 0.369 (1, 5)										4	1	4	2	0	0	0	St. Louis Cardinals @ Cincinnati Reds Crosley Field, Cincinnati, OH Sun Aug 13 1950, 3:33 AM EDT Att: 13,824 - Unknown			
Peanuts Lowrey, R OBP: 0.322, SLG: 0.294 Lloyd Merriman, L OBP: 0.327, SLG: 0.362 (1, 7)										2	0	0	0	0	0	2				
Danny Litwhiler, R OBP: 0.377, SLG: 0.494 Johnny Wyrostek, L OBP: 0.397, SLG: 0.464 (1, 9)										2	0	0	0	0	0	0				
Bob Usher, R OBP: 0.317, SLG: 0.388 (1, 8)										4	0	1	0	0	0	0				
Connie Ryan, R OBP: 0.376, SLG: 0.384 (1, 4)										3	0	1	0	1	1	0				
Joe Adcock, R OBP: 0.298, SLG: 0.367 (1, 3)										3	0	0	0	1	0	4				
Sammy Meeks, R OBP: 0.361, SLG: 0.431 (1, 6)										3	1	1	0	0	0	1				
Dixie Howell, R OBP: 0.318, SLG: 0.273 (1, 2)										3	1	1	0	0	1	0				
Ken Raffensberger, R OBP: 0.210, SLG: 0.190 (1, 1)										3	0	1	0	0	0	0				
Inning Stats	R: 0 E: 0 K: 0 S: 3	H: 1 LOB: 0 BB: 0 P: 3	R: 0 E: 0 K: 0 S: 3	H: 0 LOB: 1 BB: 1 P: 7	R: 0 E: 0 K: 0 S: 4	H: 1 LOB: 1 BB: 0 P: 4	R: 0 E: 0 K: 0 S: 4	H: 1 LOB: 1 BB: 0 P: 4	R: 3 E: 0 K: 1 S: 5	H: 7 LOB: 3 BB: 1 P: 12	R: 0 E: 0 K: 0 S: 3	H: 0 LOB: 0 BB: 0 P: 3	R: 0 E: 0 K: 1 S: 5	H: 0 LOB: 0 BB: 0 P: 5	R: 0 E: 0 K: 1 S: 5	H: 0 LOB: 0 BB: 0 P: 5		1B: 7 2B: 4 3B: 0 HR: 0	SF: 0 SAC: 0 DP: 2 HBP: 0	WP: 0 PA: 33 PB: 0 SB: 0 CS: 0
PITCHER Al Brazle, L ERA: 4.99 Gerry Staley, R ERA: 5.64 Howie Pollet, L ERA: 3.39 Fred Martin, R ERA: 5.03 (1, 1)	IP: 4.1 WLS: L BF: 19 H: 7 R: 3 ER: 3 SO: 0 BB: 0 IBB: 0 HBP: 0 BLK: 0 WP: 0 HR: 0 S: 18 P: 22 ERA: 6.23 WHIP: 1.846															PITCHER IP: 4.1 WLS: L BF: 19 H: 7 R: 3 ER: 3 SO: 0 BB: 0 IBB: 0 HBP: 0 BLK: 0 WP: 0 HR: 0 S: 18 P: 22 ERA: 6.23 WHIP: 1.846				

AB	35
R	2
H	9
RBI	2
BB	0
SO	1
LOB	14



AB	31
R	3
H	11
RBI	3
BB	2
SO	2
LOB	9



Batter	1	2	3	4	5	6	7	8	9	AB	R	H	RBI	BB	SO	LOB	TOP								
Bobby Adams, R OBP: 0.346, SLG: 0.369 Grady Hatton, L OBP: 0.357, SLG: 0.408	4-0 1B BB					4-3 2	G3 2		F9 2	0 1 0 0 2 0 0 3 1 0 1 1 0 2							Cincinnati Reds @ Pittsburgh Pirates Forbes Field, Pittsburgh, PA Mon Aug 14 1950, 3:33 AM EDT Att: 4,306 - Unknown								
Bob Usher, R OBP: 0.319, SLG: 0.389 Lloyd Merriman, L OBP: 0.330, SLG: 0.361	0-0 F9 1				4-3 3				P1 3	2 1 1 0 0 0 1 3 1 1 2 1 0 1															
Johnny Wyrostek, L OBP: 0.399, SLG: 0.465	0-0 F9 2									4 2 2 2 0 0 2															
Ted Kluszewski, L OBP: 0.354, SLG: 0.568	0-0 1-2 1B								F9 1	4 1 3 3 1 0 0															
Connie Ryan, R OBP: 0.375, SLG: 0.382	0-0 F2 3								F6 2	4 1 1 2 0 0 3															
Joe Adcock, R OBP: 0.301, SLG: 0.381		0-0 F4 1	0-0 F2 2		4-0 G6-4-3 BB				F9 1	4 1 1 1 1 0 4															
Sammy Meeks, R OBP: 0.348, SLG: 0.413		0-0 F8 2	0-0 BB HBP BB 1B		G6-4-3 1-2 2				HR 3	5 1 1 2 0 0 3															
Dixie Howell, R OBP: 0.320, SLG: 0.278		0-3 K 3	1-0 BB BB HBP 1B		0-0 P2 3					4 1 1 0 0 1 0															
Willie Ramsdell, R OBP: 0.268, SLG: 0.189 Howie Fox, R OBP: 0.225, SLG: 0.325 Frank Smith, R OBP: 0.067, SLG: 0.067									K2-3 1	2 1 0 0 1 0 0 1 1 1 0 0 0 0 1 0 0 0 0 1 1															
Inning Stats	R: 0 E: 0 K: 1 S: 4	H: 1 LOB: 2 BB: 1 P: 8	R: 0 E: 0 K: 1 S: 5	H: 0 LOB: 0 BB: 0 P: 5	R: 11 E: 0 K: 0 S: 8	H: 5 LOB: 1 BB: 5 P: 30	R: 0 E: 0 K: 0 S: 2	H: 0 LOB: 0 BB: 1 P: 6	R: 0 E: 0 K: 0 S: 3	H: 0 LOB: 0 BB: 0 P: 3	R: 0 E: 0 K: 0 S: 5	H: 2 LOB: 2 BB: 0 P: 5	R: 1 E: 0 K: 0 S: 5	H: 2 LOB: 1 BB: 0 P: 5	R: 1 E: 0 K: 0 S: 4	H: 1 LOB: 0 BB: 0 P: 4		R: 0 E: 0 K: 1 S: 6	H: 1 LOB: 1 BB: 0 P: 6	1B: 9 2B: 2 3B: 0 HR: 1	SF: 0 SAC: 1 DP: 1 HBP: 2	WP: 0 PB: 0 SB: 0 CS: 0	PA: 47		
PITCHER	IP	WLS	BF	H	R	ER	SO	BB	IBB	HBP	BLK	WP	HR	S	P	ERA	WHIP								
Vic Lombardi, L ERA: 7.64	2.1	L	14	3	5	5	1	3	0	1	0	0	0	12	25	19.29	2.571								
Bill Piro, R ERA: 10.72	0.1		6	1	2	2	0	3	0	1	0	0	0	2	15	54.00	12.000								
Murry Dickson, R ERA: 4.04	3.1		14	4	4	4	0	1	0	0	0	0	0	13	17	10.80	1.500								
Bill MacDonald, R ERA: 4.66	3.0		13	4	2	2	1	0	0	0	0	0	1	15	15	6.00	1.333								

AB	37
R	13
H	12
RBI	13
BB	7
SO	2
LOB	17



Batter	1	2	3	4	5	6	7	8	9	AB	R	H	RBI	BB	SO	LOB	BOTTOM								
Bob Dillinger, R OBP: 0.359, SLG: 0.428 Pete Castiglione, R OBP: 0.332, SLG: 0.328	0-0 E F7 2B								F3 3	2 1 1 0 1 0 1 2 2 1 0 1 0 2							Cincinnati Reds @ Pittsburgh Pirates Forbes Field, Pittsburgh, PA Mon Aug 14 1950, 3:33 AM EDT Att: 4,306 - Unknown								
Johnny Hogg, L OBP: 0.416, SLG: 0.502	0-3 K 1				6-3 1					5 1 2 1 0 1 1															
Danny O'Connell, R OBP: 0.290, SLG: 0.427	0-0 E6 BB									4 0 1 0 1 0 3															
Ralph Kiner, R OBP: 0.416, SLG: 0.606	4-0 1-2 BB									4 2 1 1 1 0 5															
Gus Bell, L OBP: 0.314, SLG: 0.417	0-0 F7 2									5 2 2 1 0 1 5															
Wally Westlake, R OBP: 0.344, SLG: 0.445	0-0 F7 3									4 0 2 2 1 1 2															
Danny Murtaugh, R OBP: 0.372, SLG: 0.491 Johnny Berardino, R OBP: 0.500, SLG: 0.375		0-0 E S 1B								1 0 1 0 0 0 0 3 0 1 1 1 1 1															
Clyde McCullough, R OBP: 0.357, SLG: 0.452 Ray Mueller, R OBP: 0.311, SLG: 0.443		0-0 F3 1-3								2 0 0 0 0 0 2 3 0 0 0 0 1 5															
Vic Lombardi, L OBP: 0.298, SLG: 0.250 Bill Piro, R OBP: 0.295, SLG: 0.280 Murry Dickson, R OBP: 0.325, SLG: 0.355 Ted Bear, L OBP: 0.326, SLG: 0.355 Bill MacDonald, R OBP: 0.326, SLG: 0.355 Hank Schenzel, R OBP: 0.274, SLG: 0.340		0-0 F8 2								1 0 0 0 0 0 1 0 0 0 0 0 0 0 1 0 0 0 0 0 1 1 0 0 0 0 0 0 1 0 0 0 0 0 1 1 0 1 0 0 0 0															
Inning Stats	R: 1 E: 1 K: 1 S: 7	H: 1 LOB: 2 BB: 1 P: 11	R: 0 E: 0 K: 0 S: 4	H: 1 LOB: 1 BB: 0 P: 4	R: 0 E: 0 K: 0 S: 3	H: 1 LOB: 0 BB: 0 P: 3	R: 1 E: 0 K: 1 S: 7	H: 2 LOB: 1 BB: 0 P: 7	R: 3 E: 0 K: 0 S: 6	H: 1 LOB: 2 BB: 4 P: 22	R: 1 E: 0 K: 0 S: 4	H: 1 LOB: 0 BB: 0 P: 4	R: 2 E: 0 K: 0 S: 6	H: 4 LOB: 1 BB: 0 P: 6	R: 0 E: 0 K: 0 S: 4	H: 1 LOB: 2 BB: 1 P: 8		R: 0 E: 1 K: 2 S: 9	H: 1 LOB: 2 BB: 0 P: 9	1B: 8 2B: 4 3B: 1 HR: 0	SF: 0 SAC: 0 DP: 2 HBP: 0	WP: 3 PB: 0 SB: 2 CS: 0	PA: 46		
PITCHER	IP	WLS	BF	H	R	ER	SO	BB	IBB	HBP	BLK	WP	HR	S	P	ERA	WHIP								
Willie Ramsdell, R ERA: 3.76	2.1		25	6	5	4	3	5	0	0	0	0	0	26	46	7.71	2.357								
Howie Fox, R ERA: 4.95	1.1		9	5	3	3	0	0	0	0	0	0	0	9	9	20.25	3.750								
Frank Smith, R ERA: 3.39	3.0	W	12	2	0	0	2	1	0	0	0	0	0	15	19	0.00	1.000								

AB	40
R	8
H	13
RBI	6
BB	6
SO	5
LOB	30



Batter	1	2	3	4	5	6	7	8	9	AB	R	H	RBI	BB	SO	LOB	TOP																
Bobby Adams, R (1,5) OBP: 0.353, SLG: 0.394 Lloyd Merriman, L (9,PH) OBP: 0.333, SLG: 0.361	F9							HR	BB E BB	4	1	3	1	0	0	0	Cincinnati Reds @ Pittsburgh Pirates Forbes Field, Pittsburgh, PA Tue Aug 15 1950, 3:33 AM EDT Att: 5,495 - Unknown																
Bob Usher, R (1,8) OBP: 0.322, SLG: 0.391 Grady Hatton, L (9,PH) OBP: 0.359, SLG: 0.410	F 1B 2B 1B		L7				L5	1B BB 1B	BB E BB 1B	4	1	2	0	0	0	2																	
Johnny Wyrostek, L (1,9) OBP: 0.402, SLG: 0.463	E8 2B 1B		P3					1B BB 1B	E 1B BB	3	2	1	0	2	1	1																	
Ted Kluszewski, L (1,3) OBP: 0.358, SLG: 0.571			F8					P4 BB 1B	E2 1B 1B	5	1	3	2	0	0	3																	
Connie Ryan, R (1,4) OBP: 0.375, SLG: 0.378	F7							P4	1B 1B	3	1	0	0	2	0	3																	
Joe Adcock, R (1,7) OBP: 0.303, SLG: 0.382	6-3							FC6-4 1B	1B	5	0	2	1	0	0	3																	
Virgil Stallcup, R (1,6) OBP: 0.281, SLG: 0.352								FC6-4 1B	K	5	0	1	0	0	1	6																	
Dixie Howell, R (1,2) OBP: 0.321, SLG: 0.275 Herm Wehmeier, R (7,FR) OBP: 0.208, SLG: 0.239 Johnny Pramesa, R (7,2) OBP: 0.368, SLG: 0.464	G1-4-3 1-2							G5-4-3 BB	L4 1B	2	0	0	0	1	0	1																	
Ewell Blackwell, R (1,1) OBP: 0.143, SLG: 0.085 Danny Linnaker, R (7,PH) OBP: 0.374, SLG: 0.489 Frank Smith, L (7,1) OBP: 0.267, SLG: 0.067 Sammy Meeks, L (9,PH) OBP: 0.251, SLG: 0.252 Peanuts Lowrey, R (9,PH) OBP: 0.221, SLG: 0.325 Howie Fox, R (9,1) OBP: 0.221, SLG: 0.325 Johnny Hetki, R (9,1) OBP: 0.221, SLG: 0.125	1-3							G5-4-3 1-2	1B 2B P6	2	0	0	0	0	0	0																	
Inning Stats	R: 2 E: 1 K: 0 S: 6	H: 3 LOB: 1 BB: 0 P: 6	R: 0 E: 0 K: 0 S: 3	H: 1 LOB: 0 BB: 0 P: 3	R: 0 E: 0 K: 0 S: 4	H: 1 LOB: 1 BB: 0 P: 4	R: 0 E: 0 K: 0 S: 3	H: 0 LOB: 0 BB: 0 P: 3	R: 0 E: 0 K: 1 S: 5	H: 1 LOB: 1 BB: 1 P: 9	R: 0 E: 0 K: 0 S: 2	H: 0 LOB: 1 BB: 1 P: 6	R: 1 E: 0 K: 0 S: 6	H: 3 LOB: 3 BB: 1 P: 10	R: 6 E: 1 K: 1 S: 10	H: 5 LOB: 2 BB: 3 P: 22		1B: 11 2B: 3 3B: 0 HR: 1	SF: 0 SAC: 0 DP: 3 HBP: 0	WP: 0 PB: 0 SB: 0 CS: 0	PA: 45												
PITCHER	IP WLS BF H R ER SO BB IBB HBP BLK WP HR S P ERA WHIP	IP WLS BF H R ER SO BB IBB HBP BLK WP HR S P ERA WHIP																															
Bill Werle, L (1,1) ERA: 4.46	8.1	36	11	4	4	1	3	0	0	0	0	0	1	35	47	4.32	1.680																
Mel Queen, R (9,1) ERA: 5.16	0.0	4	2	2	2	0	2	0	0	0	0	0	0	2	10	∞	∞																
Bill MacDonald, R (9,1) ERA: 4.73	0.2	W	5	2	3	3	1	0	1	0	0	0	0	6	10	40.50	3.000																



Batter	1	2	3	4	5	6	7	8	9	AB	R	H	RBI	BB	SO	LOB	BOTTOM																
Bob Dillinger, R (1,5) OBP: 0.359, SLG: 0.428 Hank Schenz, R (9,FR) OBP: 0.274, SLG: 0.340	K								1B E 1B	5	0	2	0	0	1	4	Cincinnati Reds @ Pittsburgh Pirates Forbes Field, Pittsburgh, PA Tue Aug 15 1950, 3:33 AM EDT Att: 5,495 - Unknown																
Johnny Hogg, L (1,3) OBP: 0.416, SLG: 0.503	BB 1B		K					HR 1B	E 1B 1B	5	3	3	1	0	1	2																	
Danny O'Connell, R (1,6) OBP: 0.287, SLG: 0.419	K		K					F8	1B E 1B	5	1	1	0	0	2	2																	
Ralph Kiner, R (1,7) OBP: 0.418, SLG: 0.613	1B BB		5-3					HR	F2	4	1	2	2	1	0	3																	
Gus Bell, L (1,9) OBP: 0.312, SLG: 0.413	1-3 2H 1B		F7					L7	E4 1B	5	1	1	2	0	0	3																	
Wally Westlake, R (1,8) OBP: 0.342, SLG: 0.442			E8 1B					P6	1B 1B	5	2	1	1	0	0	0																	
Danny Murtaugh, R (1,4) OBP: 0.375, SLG: 0.495			5-3 1B BB					P5	F3 1B	4	0	2	2	1	0	0																	
Clyde McCullough, R (1,2) OBP: 0.368, SLG: 0.468			5-3 1B					2B	K 1B	5	0	4	2	0	1	0																	
Bill Werle, L (1,1) OBP: 0.280, SLG: 0.283 Mel Queen, R (9,1) OBP: 0.267, SLG: 0.067 Bill MacDonald, R (9,1) OBP: 0.268, SLG: 0.129 Johnny Berardino, R (9,PH) OBP: 0.545, SLG: 0.375	K		K					F9	1B BB	3	0	0	0	0	2	5																	
Inning Stats	R: 1 E: 0 K: 2 S: 8	H: 2 LOB: 2 BB: 1 P: 12	R: 1 E: 1 K: 2 S: 9	H: 1 LOB: 2 BB: 1 P: 13	R: 0 E: 0 K: 1 S: 5	H: 0 LOB: 0 BB: 0 P: 5	R: 0 E: 0 K: 0 S: 4	H: 1 LOB: 1 BB: 0 P: 4	R: 2 E: 0 K: 1 S: 7	H: 3 LOB: 2 BB: 0 P: 7	R: 0 E: 0 K: 0 S: 4	H: 1 LOB: 1 BB: 0 P: 4	R: 0 E: 0 K: 1 S: 5	H: 0 LOB: 0 BB: 0 P: 5	R: 6 E: 1 K: 0 S: 8	H: 6 LOB: 2 BB: 1 P: 12		1B: 13 2B: 2 3B: 0 HR: 1	SF: 0 SAC: 0 DP: 0 HBP: 0	WP: 0 PB: 0 SB: 0 CS: 0	PA: 44												
PITCHER	IP WLS BF H R ER SO BB IBB HBP BLK WP HR S P ERA WHIP	IP WLS BF H R ER SO BB IBB HBP BLK WP HR S P ERA WHIP																															
Ewell Blackwell, R (1,1) ERA: 3.78	6.0	28	9	4	3	0	2	0	0	0	0	0	0	9	46	4.50	1.833																
Frank Smith, R (7,1) ERA: 3.28	2.0	7	1	0	0	1	0	0	0	0	0	0	0	9	9	0.00	0.500																
Howie Fox, R (9,1) ERA: 5.25	0.0	4	3	4	4	0	1	0	0	0	0	0	0	3	7	∞	∞																
Johnny Hetki, R (9,1) ERA: 5.27	0.1	L	5	3	2	1	0	0	0	0	0	0	0	5	5	27.00	9.000																



Batter	1	2	3	4	5	6	7	8	9	10	11	12	AB	R	H	RBI	BB	SO	LOB	TOP							
Lloyd Merriam, L OBP: 0.333, SLG: 0.357 (1.8)	P6	4-3			1B G3 1B		F9		G2		1B BB		5	0	1	0	1	0	0								
Grady Hatton, L OBP: 0.358, SLG: 0.407 (1.5)	HR BB		4-3		G3		4-3		G3		1B		5	1	1	0	1	0	1								
Johnny Wyrostek, L OBP: 0.404, SLG: 0.471 (1.9)	1H HR		FC4-6 BB		1B		K		L8		P1		5	1	2	2	1	1	2								
Ted Kluszewski, L OBP: 0.354, SLG: 0.564 (1.3)	4-3		FC4-6 BLK		4-3				F9		SH1 1B		6	0	1	0	0	0	5								
Joe Adcock, R OBP: 0.310, SLG: 0.387 (1.7)	1B		F7						SH3-4 1B FC5-2 1B		SH1 1B 2B 1B		5	1	3	0	0	0	1								
Johnny Pramesa, R OBP: 0.379, SLG: 0.473 (1.2)	1B				4-3				SH3-4 1B		F8		4	0	3	0	0	0	0								
Peanuts Lowrey, R OBP: 0.321, SLG: 0.292 (8, PR)	1B				4-3				2B FC1-2 1B		F5		0	0	0	0	0	0	0								
Dixie Howell, R OBP: 0.317, SLG: 0.272 (8.2)	1-2 1B				1-2 1B				1-2 FC1-2 1B				2	0	0	0	0	0	1								
Connie Ryan, R OBP: 0.378, SLG: 0.383 (1.4)	K				SH3-4 1B 1-2 2-3				SH3-4 1B 1-3 2-H		BB		4	0	2	1	1	1	2								
Sammy Meeks, R OBP: 0.333, SLG: 0.406 (1.6)			F6		L4-3 1B				FC5-2		F9		5	0	0	0	0	0	8								
Herm Wehmeier, R OBP: 0.195, SLG: 0.224 (1.1)	F4				6-3				SH 0-0 5-3		5-3		5	0	0	0	0	0	4								
Inning Stats	R: 2 E: 0 K: 1 S: 8	H: 3 LOB: 2 BB: 1 P: 12	R: 0 E: 0 K: 3 S: 3	H: 0 LOB: 0 BB: 0 P: 3	R: 0 E: 0 K: 0 S: 3	H: 0 LOB: 1 BB: 1 P: 7	R: 0 E: 0 K: 0 S: 5	H: 1 LOB: 0 BB: 0 P: 3	R: 0 E: 0 K: 0 S: 5	H: 2 LOB: 2 BB: 0 P: 5	R: 0 E: 0 K: 0 S: 5	H: 0 LOB: 0 BB: 0 P: 5	R: 1 E: 0 K: 0 S: 6	H: 3 LOB: 2 BB: 0 P: 6	R: 0 E: 0 K: 0 S: 3	H: 1 LOB: 2 BB: 1 P: 8	R: 0 E: 0 K: 0 S: 4	H: 1 LOB: 2 BB: 1 P: 8	R: 0 E: 0 K: 0 S: 3	H: 0 LOB: 0 BB: 0 P: 3	1B: 11 2B: 2 3B: 0 HR: 1	SF: 0 SAC: 2 DP: 1 HBP: 0	WP: 0 PA: 52 PB: 0 SB: 0 CS: 0				
PITCHER Frank Hiller, R ERA: 3.71 (1.1)	IP 12.0	WLS W 52	BF 52	H 13	R 3	ER 3	SO 2	BB 4	IBB 0	HBP 0	BLK 1	WP 0	HR 1	S 52	P 68	ERA 2.25	WHIP 1.417										

Cincinnati Reds @ Chicago Cubs
Wrigley Field, Chicago, IL
Wed Aug 16 1950, 3:33 AM CDT
Att. 9,562 - Unknown

AB 46
R 3
H 13
RBI 3
BB 4
SO 2
LOB 24



Batter	1	2	3	4	5	6	7	8	9	10	11	12	AB	R	H	RBI	BB	SO	LOB	BOTTOM							
Wayne Terwilliger, R OBP: 0.305, SLG: 0.350 (1.4)	BB				F9				K			1B 3B	3	0	1	0	1	0	2								
Hank Sauer, R OBP: 0.347, SLG: 0.473 (9, PH)	BB				F8				K			6-3	1	0	0	0	0	1	0								
Bob Ramazzotti, R OBP: 0.276, SLG: 0.336 (10.4)	BB		1B 1B		1-2 1B				BB SH2-3 BB 1B			6-3	1	1	1	0	0	0	0								
Bob Borkowski, R OBP: 0.341, SLG: 0.438 (1.9)	F8		1-3 2-H 1B		SH2-3 1B				4-3			4-0 1B BB	3	0	0	0	2	1	2								
Preston Ward, L OBP: 0.341, SLG: 0.435 (1.3)	G6-4-3 BB		K		SH2-3				F4			4-0 1B BB	3	0	0	0	2	1	2								
Hal Jeffcoat, R OBP: 0.248, SLG: 0.316 (1.7)	G6-4-3		K		F8				4-3			4-0 1B BB	5	0	1	0	0	1	5								
Ron Northey, L OBP: 0.364, SLG: 0.494 (12, PH)	G6-4-3		K		F8				1B			4-0 1B BB	1	0	1	1	0	0	0								
Andy Palko, R OBP: 0.415, SLG: 0.634 (1.8)			4-3		HR				P6			4-0 1B BB	4	1	1	1	1	0	1								
Bill Serena, R OBP: 0.335, SLG: 0.407 (1.5)			F8		HR				P4			4-0 1B BB	4	0	1	0	1	1	1								
Roy Smalley, R OBP: 0.317, SLG: 0.439 (1.6)			K		1B S 1B				K			4-0 1B BB	4	0	0	1	1	2	1								
Mickey Owen, R OBP: 0.265, SLG: 0.288 (1.2)					F4				6-3			4-0 1B BB	4	0	0	1	1	2	1								
Frank Hiller, R OBP: 0.174, SLG: 0.136 (1.1)			1B 1B		L4				L9			4-0 1B BB	5	1	2	0	0	0	3								
Inning Stats	R: 0 E: 0 K: 0 S: 2	H: 0 LOB: 1 BB: 2 P: 10	R: 0 E: 0 K: 2 S: 10	H: 0 LOB: 0 BB: 0 P: 5	R: 1 E: 0 K: 2 S: 10	H: 3 LOB: 2 BB: 0 P: 10	R: 1 E: 0 K: 0 S: 6	H: 3 LOB: 2 BB: 0 P: 6	R: 1 E: 0 K: 0 S: 4	H: 1 LOB: 3 BB: 3 P: 16	R: 0 E: 0 K: 0 S: 3	H: 1 LOB: 1 BB: 0 P: 3	R: 0 E: 0 K: 0 S: 4	H: 1 LOB: 0 BB: 0 P: 4	R: 0 E: 0 K: 1 S: 5	H: 0 LOB: 0 BB: 0 P: 5	R: 0 E: 0 K: 2 S: 7	H: 0 LOB: 0 BB: 0 P: 7	R: 0 E: 0 K: 1 S: 5	H: 0 LOB: 0 BB: 0 P: 5	R: 0 E: 0 K: 2 S: 7	H: 0 LOB: 0 BB: 0 P: 7	R: 1 E: 0 K: 0 S: 3	H: 2 LOB: 2 BB: 1 P: 7	1B: 9 2B: 0 3B: 1 HR: 1	SF: 0 SAC: 1 DP: 1 HBP: 0	WP: 0 PA: 49 PB: 0 SB: 1 CS: 0
PITCHER Herm Wehmeier, R ERA: 5.52 (1.1)	IP 11.1	WLS L 49	BF 49	H 11	R 4	ER 4	SO 8	BB 5	IBB 1	HBP 0	BLK 0	WP 0	HR 1	S 59	P 83	ERA 3.18	WHIP 1.412										

Cincinnati Reds @ Chicago Cubs
Wrigley Field, Chicago, IL
Wed Aug 16 1950, 3:33 AM CDT
Att. 9,562 - Unknown

AB 42
R 4
H 11
RBI 4
BB 6
SO 8
LOB 20



Batter	1	2	3	4	5	6	7	8	9	AB	R	H	RBI	BB	SO	LOB	TOP					
Lloyd Merriman, L (1, 8) OBP: 0.332, SLG: 0.352	4-0 L6-3-4 BB		0-0 4-3		0-0 4-3			0-0 F7		3	0	0	0	1	0	0	Cincinnati Reds @ Chicago Cubs Wrigley Field, Chicago, IL Thu Aug 17 1950, 3:33 AM CDT Att: 8,904 - Unknown					
Grady Hatton, L (1, 5) OBP: 0.357, SLG: 0.405	0-0 L6-3-4 1-2		0-0 4-3			0-0 4-3 4-6-3 1B		0-0 F8		4	0	1	0	0	0	1						
Johnny Wyrostek, L (1, 9) OBP: 0.402, SLG: 0.472	0-0 2B		0-0 F8			0-0 4-6-3 1-2		0-0 4-3		4	0	1	0	0	0	1						
Ted Kluszewski, L (1, 3) OBP: 0.359, SLG: 0.571	4-0 IBB			0-0 1B 2B		0-0 4-3 2-3		0-0 2B		3	1	2	0	1	0	1						
Joe Adcock, R (1, 7) OBP: 0.309, SLG: 0.381	0-0 5-3			0-0 F9		0-0 6-3		4-0 4-3 BB		3	0	0	0	1	0	4						
Johnny Pramesa, R (1, 2) OBP: 0.378, SLG: 0.470		0-0 F9		0-0 F7			0-0 CS 1B		0-0 4-3 1-2	3	0	1	0	0	0	1						
Bobby Adams, R (7, PR) OBP: 0.353, SLG: 0.394										0	0	0	0	0	0	0						
Dixie Howell, R (7, 2) OBP: 0.316, SLG: 0.270										1	0	0	0	0	0	2						
Connie Ryan, R (1, 4) OBP: 0.380, SLG: 0.395		0-0 HR		0-0 2H 1B		0-0 6-3 1-2				3	1	2	2	0	0	1						
Sammy Meeks, R (1, 6) OBP: 0.320, SLG: 0.389		0-0 F9			0-0 B1		0-3 K			3	0	0	0	0	1	1						
Ken Raffensberger, R (1, 1) OBP: 0.200, SLG: 0.180		0-0 6-3			0-3 K			0-0 5-3		3	0	0	0	0	1	0						
Inning Stats	R: 0 E: 0 K: 0 S: 3	H: 1 LOB: 2 BB: 2 P: 11	R: 1 E: 0 K: 0 S: 4	H: 1 LOB: 0 BB: 0 P: 4	R: 0 E: 0 K: 0 S: 3	H: 0 LOB: 0 BB: 0 P: 3	R: 1 E: 0 K: 0 S: 4	H: 2 LOB: 1 BB: 0 P: 4	R: 0 E: 0 K: 1 S: 5	H: 0 LOB: 0 BB: 0 P: 5	R: 0 E: 0 K: 0 S: 4	H: 1 LOB: 1 BB: 0 P: 4	R: 0 E: 0 K: 1 S: 5	H: 1 LOB: 1 BB: 0 P: 5	R: 0 E: 0 K: 0 S: 3	H: 0 LOB: 0 BB: 0 P: 3	R: 0 E: 0 K: 0 S: 3	H: 1 LOB: 1 BB: 1 P: 7	1B: 3 2B: 5 3B: 0 HR: 1	SF: 0 SAC: 0 DP: 2 HBP: 0	WP: 0 PB: 0 SB: 0 CS: 1	PA: 33
PITCHER Bob Rush, R (1, 1) ERA: 3.95	IP: 9.0 WLS: L BF: 33	H: 7 R: 2 ER: 2 SO: 2	BB: 2 IBB: 1 HBP: 0 BLK: 0	WP: 0 HR: 1 S: 34 P: 46	ERA: 2.00 WHIP: 1.000																	

Batter	1	2	3	4	5	6	7	8	9	AB	R	H	RBI	BB	SO	LOB	BOTTOM					
Wayne Terwilliger, R (1, 4) OBP: 0.310, SLG: 0.355	0-0 CS 1B		0-0 2H 1B			0-0 S 1B		0-0 L8		4	0	3	0	0	0	0	Cincinnati Reds @ Chicago Cubs Wrigley Field, Chicago, IL Thu Aug 17 1950, 3:33 AM CDT Att: 8,904 - Unknown					
Bob Borkowski, R (1, 9) OBP: 0.335, SLG: 0.435	0-0 F9 1-2		0-0 6-3			0-0 P3		0-0 1B		4	0	1	0	0	0	3						
Preston Ward, L (1, 3) OBP: 0.333, SLG: 0.424	0-0 4-3			0-0 4-3		0-3 K		0-0 P4		4	0	0	0	0	1	2						
Hal Jeffcoat, R (1, 7) OBP: 0.238, SLG: 0.304		0-0 F8		0-0 P4		0-0 6-3		0-0 F7		4	0	0	0	0	0	1						
Andy Patko, R (1, 8) OBP: 0.411, SLG: 0.627		0-0 5-3		0-0 F9			0-0 F7		0-0 F2	4	0	0	0	0	0	0						
Bill Serena, R (1, 5) OBP: 0.332, SLG: 0.402		0-0 F8			0-0 F8		0-0 F8		0-0 F4	4	0	0	0	0	0	0						
Roy Smalley, R (1, 6) OBP: 0.309, SLG: 0.435			0-0 6-3		0-0 5-3		0-0 E5			3	0	0	0	0	0	0						
Mickey Owen, R (1, 2) OBP: 0.266, SLG: 0.288			0-0 L7		0-0 1B		0-0 P6			3	0	1	0	0	0	1						
Bob Rush, R (1, 1) OBP: 0.217, SLG: 0.279			0-0 E 2B		0-3 K			0-0 5-3		3	1	1	0	0	1	1						
Inning Stats	R: 0 E: 0 K: 0 S: 3	H: 1 LOB: 0 BB: 0 P: 3	R: 0 E: 0 K: 0 S: 3	H: 0 LOB: 0 BB: 0 P: 3	R: 1 E: 1 K: 0 S: 5	H: 2 LOB: 1 BB: 0 P: 5	R: 0 E: 0 K: 0 S: 3	H: 0 LOB: 0 BB: 0 P: 3	R: 0 E: 0 K: 1 S: 6	H: 1 LOB: 1 BB: 0 P: 6	R: 0 E: 0 K: 1 S: 6	H: 1 LOB: 1 BB: 0 P: 6	R: 0 E: 1 K: 0 S: 4	H: 0 LOB: 1 BB: 0 P: 4	R: 0 E: 0 K: 0 S: 4	H: 1 LOB: 1 BB: 0 P: 4		R: 0 E: 0 K: 0 S: 3	H: 0 LOB: 0 BB: 0 P: 3	1B: 5 2B: 1 3B: 0 HR: 0	SF: 0 SAC: 0 DP: 0 HBP: 0	WP: 0 PB: 0 SB: 1 CS: 1
PITCHER Ken Raffensberger, L (1, 1) ERA: 3.89	IP: 9.0 WLS: W BF: 33	H: 6 R: 1 ER: 1 SO: 2	BB: 0 IBB: 0 HBP: 0 BLK: 0	WP: 0 HR: 0 S: 37 P: 37	ERA: 1.00 WHIP: 0.667																	

Batter	1	2	3	4	5	6	7	8	9	AB	R	H	RBI	BB	SO	LOB	TOP		
Peanuts Lowrey, R OBP: 0.324, SLG: 0.296 (1, 7)	4-0 BB	0-0 F3			0-0 4-3			0-0 1B		0	0	0	0	0	0	0	Cincinnati Reds @ St. Louis Cardinals Sportsman's Park, St. Louis, MO Sat Aug 19 1950, 4:33 AM EDT Att: 11,248 - Unknown		
Grady Hatton, L OBP: 0.358, SLG: 0.404 (1, 5)	0-3 K		0-0 G3		0-0 P4			0-0 SH3-4		3	0	0	0	0	1	1			
Danny Litwhiler, R OBP: 0.374, SLG: 0.474 (1, 9)	0-0 1B		4-0 CS BB		0-0 6-3			0-0 F8		3	0	1	0	1	0	1			
Bob Usher, R OBP: 0.326, SLG: 0.385 (1, 8)	0-3 K		0-3 K		4-0 FC1-6-4 BB			4-0 BB		2	0	0	0	2	2	3			
Joe Adcock, R OBP: 0.310, SLG: 0.394 (1, 3)		0-0 2B F9 1B		0-0 HR	0-0 FC1-6-4 BB			0-0 F9		4	2	1	0	0	0	3			
Johnny Pramesa, R OBP: 0.371, SLG: 0.464 (1, 2)		0-0 1-3 2B		0-0 6-3	0-0 P4			0-0 5-3		4	0	1	0	0	0	1			
Connie Ryan, R OBP: 0.372, SLG: 0.384 (1, 4)		0-0 1-3		0-0 6-3			0-0 6-3	0-0 1-3		4	0	0	0	0	0	2			
Sammy Meeks, R OBP: 0.321, SLG: 0.380 (1, 6)		4-0 IBB		0-0 5-3			0-0 4-3	0-0 2B		3	0	1	0	1	0	0			
Ewell Blackwell, R OBP: 0.134, SLG: 0.079 (1, 1)		0-0 F9		0-0 G3			0-0 F9	0-0 F1		4	0	0	1	0	0	3			
Inning Stats	R: 0 E: 0 K: 2 S: 7	H: 1 LOB: 2 BB: 1 P: 11	R: 1 E: 0 K: 0 S: 5	H: 2 LOB: 2 BB: 1 P: 9	R: 0 E: 0 K: 1 S: 4	H: 0 LOB: 1 BB: 1 P: 8	R: 1 E: 0 K: 0 S: 4	H: 1 LOB: 0 BB: 0 P: 4	R: 0 E: 0 K: 0 S: 3	H: 0 LOB: 1 BB: 1 P: 7	R: 0 E: 0 K: 0 S: 3	H: 0 LOB: 0 BB: 0 P: 3	R: 0 E: 0 K: 0 S: 4	H: 1 LOB: 2 BB: 1 P: 8	R: 0 E: 0 K: 0 S: 4	H: 1 LOB: 0 BB: 0 P: 4	1B: 3 2B: 4 3B: 0 HR: 1	SF: 0 SAC: 1 DP: 2 HBP: 0	WP: 0 PA: 36 PB: 0 SB: 0 CS: 2
PITCHER A Brazle, L ERA: 4.78 (1, 1)	IP: 9.0 WLS: W BF: 36 H: 6 R: 2 ER: 2 SO: 3 BB: 4 IBB: 1 HBP: 0 BLK: 0 WP: 0 HR: 1 S: 37 P: 57 ERA: 2.00 WHIP: 1.111															PITCHER IP: WLS: BF: H: R: ER: SO: BB: IBB: HBP: BLK: WP: HR: S: P: ERA: WHIP			

AB	27
R	2
H	5
RBI	2
BB	4
SO	3
LOB	14



Batter	1	2	3	4	5	6	7	8	9	AB	R	H	RBI	BB	SO	LOB	BOTTOM		
Tommy Giaviano, R OBP: 0.421, SLG: 0.426 (1, 5)	4-0 2B BB		0-3 K		0-0 P6			4-0 SH1-4 BB	0-3 K	3	1	0	0	2	2	1	Cincinnati Reds @ St. Louis Cardinals Sportsman's Park, St. Louis, MO Sat Aug 19 1950, 4:33 AM EDT Att: 11,248 - Unknown		
Red Schoendienst, S OBP: 0.319, SLG: 0.414 (1, 4)	0-3 K		0-3 K		0-0 4-3			0-0 SH1-4	0-0 3B	4	0	1	1	0	2	1			
Stan Musial, L OBP: 0.448, SLG: 0.607 (1, 8)	0-0 1-H 2B		4-0 FC4-6 BB		0-0 FC6-4 1B			0-0 6-3		3	0	2	1	1	0	1			
Enos Slaughter, L OBP: 0.382, SLG: 0.449 (1, 9)	0-3 K		0-0 FC4-6		0-0 FC6-4			0-0 3-1		4	0	0	0	0	1	4			
Hal Rice, L OBP: 0.257, SLG: 0.188 (1, 7)	0-0 4-3			0-0 L5				0-0 1B 1B		4	0	2	0	0	0	1			
Marty Marion, R OBP: 0.353, SLG: 0.374 (1, 6)		0-0 F7		0-0 4-3				0-0 B3 1B		4	0	0	0	0	0	2			
Rocky Nelson, L OBP: 0.317, SLG: 0.351 (1, 3)		0-0 E2		4-0 2B BB				0-0 F8		3	1	1	0	1	0	0			
Del Rice, R OBP: 0.330, SLG: 0.370 (1, 2)		0-0 F8		0-0 1-H 2B				0-3 K 1B		4	0	1	1	0	1	3			
A Brazle, L OBP: 0.208, SLG: 0.208 (1, 1)		0-0 4-3		0-0 F7				0-3 K 3B 1B		4	1	1	0	0	1	4			
Inning Stats	R: 1 E: 0 K: 2 S: 8	H: 1 LOB: 1 BB: 1 P: 12	R: 0 E: 1 K: 0 S: 4	H: 0 LOB: 0 BB: 0 P: 4	R: 0 E: 0 K: 2 S: 7	H: 0 LOB: 1 BB: 1 P: 11	R: 1 E: 0 K: 0 S: 4	H: 1 LOB: 1 BB: 1 P: 8	R: 0 E: 0 K: 0 S: 4	H: 1 LOB: 2 BB: 0 P: 9	R: 0 E: 0 K: 0 S: 3	H: 0 LOB: 1 BB: 1 P: 7	R: 0 E: 0 K: 0 S: 3	H: 1 LOB: 0 BB: 0 P: 3	R: 1 E: 0 K: 1 S: 6	H: 2 LOB: 1 BB: 0 P: 6	1B: 5 2B: 2 3B: 1 HR: 0	SF: 0 SAC: 1 DP: 1 HBP: 0	WP: 0 PA: 38 PB: 0 SB: 0 CS: 0
PITCHER Ewell Blackwell, R ERA: 3.75 (1, 1)	IP: 8.2 WLS: L BF: 38 H: 8 R: 3 ER: 3 SO: 7 BB: 4 IBB: 0 HBP: 0 BLK: 0 WP: 0 HR: 0 S: 48 P: 64 ERA: 3.12 WHIP: 1.385															PITCHER IP: WLS: BF: H: R: ER: SO: BB: IBB: HBP: BLK: WP: HR: S: P: ERA: WHIP			

AB	33
R	3
H	8
RBI	3
BB	4
SO	7
LOB	17



Batter	1	2	3	4	5	6	7	8	9	AB	R	H	RBI	BB	SO	LOB	TOP					
Bobby Adams, R OBP: 0.391, SLG: 0.391	F4		5-3		K			SH3-4 1B		4	0	1	0	0	1	1	Cincinnati Reds @ St. Louis Cardinals Sportsman's Park, St. Louis, MO Sun Aug 20 1950, 4:33 AM EDT Att: 17,524 - Sunny - 68 F					
Bob Usher, R OBP: 0.322, SLG: 0.381	F5		K			F2		SH3-4 1-2		3	0	0	0	0	1	0						
Johnny Wyrostek, L OBP: 0.397, SLG: 0.465	K			3-1		4-3		F9		4	0	0	0	0	1	1						
Ted Kluszewski, L OBP: 0.360, SLG: 0.573		2B 1B		F7				F3		4	1	2	0	0	0	1						
Joe Adcock, R OBP: 0.309, SLG: 0.396		1-H 2B		F8			K			4	0	1	1	0	2	1						
Johnny Pramesa, R OBP: 0.374, SLG: 0.462		F7								3	1	1	0	1	0	1						
Lloyd Merriman, L OBP: 0.332, SLG: 0.352										0	0	0	0	0	0	0						
Connie Ryan, R OBP: 0.370, SLG: 0.388		5-3								4	0	1	1	0	0	2						
Virgil Stallcup, R OBP: 0.280, SLG: 0.350		F6								4	0	1	0	0	0	3						
Herm Wehmeier, R OBP: 0.188, SLG: 0.215				K						3	0	0	0	0	2	2						
Ken Raffensberger, R OBP: 0.250, SLG: 0.180					6-3			K		0	0	0	0	0	0	0						
Inning Stats	R: 0 E: 0 K: 1 S: 5	H: 0 LOB: 0 BB: 0 P: 5	R: 1 E: 0 K: 0 S: 5	H: 2 LOB: 1 BB: 0 P: 5	R: 0 E: 0 K: 2 S: 7	H: 0 LOB: 0 BB: 0 P: 7	R: 0 E: 0 K: 0 S: 3	H: 0 LOB: 0 BB: 0 P: 3	R: 1 E: 0 K: 1 S: 7	H: 2 LOB: 1 BB: 0 P: 7	R: 0 E: 0 K: 1 S: 6	H: 1 LOB: 1 BB: 0 P: 6	R: 0 E: 0 K: 1 S: 6	H: 1 LOB: 1 BB: 0 P: 6	R: 0 E: 0 K: 0 S: 4	H: 1 LOB: 1 BB: 0 P: 4	R: 0 E: 0 K: 1 S: 5	H: 0 LOB: 1 BB: 1 P: 9	1B: 4 2B: 2 3B: 1 HR: 0	SF: 0 SAC: 1 DP: 0 HBP: 0	WP: 0 PB: 0 SB: 0 CS: 0	PA: 35
PITCHER Howie Pollet, L ERA: 3.3	IP: 9.0 WLS: W BF: 35 H: 7 R: 2 ER: 2 SO: 7 BB: 1 IBB: 0 HBP: 0 BLK: 0 WP: 0 HR: 0 S: 48 P: 52 ERA: 2.00 WHIP: 0.889															PITCHER						

Batter	1	2	3	4	5	6	7	8	9	AB	R	H	RBI	BB	SO	LOB	BOTTOM			
Tommy Giaviano, R OBP: 0.424, SLG: 0.429			F9					SH5-4 1B		3	1	2	0	1	0	0	Cincinnati Reds @ St. Louis Cardinals Sportsman's Park, St. Louis, MO Sun Aug 20 1950, 4:33 AM EDT Att: 17,524 - Sunny - 68 F			
Red Schoendienst, S OBP: 0.377, SLG: 0.411			F8					SH5-4 1-2 2-3		3	0	0	0	0	0	3				
Stan Musial, L OBP: 0.450, SLG: 0.608			F9							4	0	3	3	0	0	1				
Chuck Diering, R OBP: 0.377, SLG: 0.364			1B					FC4-6 1B		0	0	0	0	0	0	0				
Enos Slaughter, L OBP: 0.381, SLG: 0.447			F8					FC4-6 1B		4	0	1	0	0	0	4				
Hal Rice, L OBP: 0.256, SLG: 0.194			4-3					FC6-4 1B		4	0	1	0	0	0	4				
Marty Marion, R OBP: 0.348, SLG: 0.368			F4					FC6-4 1-2		4	0	0	0	0	2	2				
Rocky Nelson, L OBP: 0.321, SLG: 0.354										4	0	2	0	0	0	0				
Del Rice, R OBP: 0.329, SLG: 0.366										3	0	0	0	1	1	1				
Howie Pollet, L OBP: 0.181, SLG: 0.147			F5					SH5-4 1B		3	2	1	0	1	0	2				
Inning Stats	R: 0 E: 0 K: 0 S: 4	H: 1 LOB: 1 BB: 0 P: 4	R: 0 E: 0 K: 0 S: 4	H: 1 LOB: 2 BB: 1 P: 8	R: 0 E: 0 K: 0 S: 5	H: 2 LOB: 2 BB: 0 P: 5	R: 0 E: 0 K: 1 S: 5	H: 0 LOB: 0 BB: 0 P: 5	R: 1 E: 0 K: 0 S: 5	H: 2 LOB: 2 BB: 1 P: 9	R: 0 E: 0 K: 1 S: 5	H: 1 LOB: 0 BB: 0 P: 5	R: 2 E: 0 K: 0 S: 6	H: 3 LOB: 2 BB: 1 P: 10	R: 0 E: 0 K: 1 S: 5	H: 0 LOB: 0 BB: 0 P: 5	1B: 10 2B: 0 3B: 0 HR: 0	SF: 0 SAC: 1 DP: 1 HBP: 0	WP: 0 PB: 0 SB: 0 CS: 0	PA: 36
PITCHER Herm Wehmeier, R ERA: 5.47	IP: 6.1 WLS: L BF: 30 H: 9 R: 3 ER: 3 SO: 2 BB: 3 IBB: 0 HBP: 0 BLK: 0 WP: 0 HR: 0 S: 31 P: 43 ERA: 4.26 WHIP: 1.895															PITCHER Ken Raffensberger, L ERA: 3.85				



Batter	1	2	3	4	5	6	7	8	9	AB	R	H	RBI	BB	SO	LOB	TOP		
Eddie Waitkus, L OBP: 0.331, SLG: 0.342 (1, 3)	F9			K		FC6-4			F4	5	0	2	2	0	1	0	Philadelphia Phillies @ Cincinnati Reds Crosley Field, Cincinnati, OH Tue Aug 22 1950, 3:33 AM EDT Att: 11,660 - Unknown - 71 F livebaseballscorecards.com		
Richie Ashburn, L OBP: 0.382, SLG: 0.419 (1, 8)		F6		F6		FC6-4			1B	5	1	2	0	0	0	2			
Willie Jones, R OBP: 0.370, SLG: 0.531 (1, 5)	F4	F7		F7					1B	5	0	1	0	0	0	2			
Del Ennis, R OBP: 0.354, SLG: 0.562 (1, 9)				F4					1B	4	0	2	1	1	0	1			
Dick Sisler, L OBP: 0.382, SLG: 0.457 (1, 7)									1B	5	0	1	0	0	0	6			
Granny Hamner, R OBP: 0.316, SLG: 0.395 (1, 6)				F4					F9	5	1	1	0	0	0	5			
Andy Seminick, R OBP: 0.414, SLG: 0.549 (1, 2)										3	1	1	0	1	0	1			
Mike Goliat, R OBP: 0.321, SLG: 0.390 (1, 4)										3	1	1	1	1	0	0			
Robin Roberts, S OBP: 0.176, SLG: 0.103 (1, 1)				K						3	0	0	0	0	2	3			
Inning Stats	R: 0 E: 0 K: 0 S: 4	H: 1 LOB: 2 BB: 1 P: 8	R: 3 E: 0 K: 0 S: 7	H: 4 LOB: 1 BB: 0 P: 7	R: 0 E: 0 K: 1 S: 6	H: 1 LOB: 3 BB: 2 P: 14	R: 0 E: 0 K: 1 S: 5	H: 0 LOB: 0 BB: 0 P: 5	R: 0 E: 0 K: 0 S: 4	H: 1 LOB: 1 BB: 0 P: 4	R: 0 E: 1 K: 0 S: 4	H: 0 LOB: 1 BB: 0 P: 4	R: 0 E: 0 K: 1 S: 5	H: 0 LOB: 0 BB: 0 P: 5	R: 1 E: 0 K: 0 S: 6	H: 3 LOB: 2 BB: 0 P: 6	1B: 9 2B: 2 3B: 0 HR: 0	SF: 0 SAC: 1 DP: 0 HBP: 0	WP: 0 PA: 42 PB: 0 CS: 0 SB: 0
PITCHER Ken Raffensberger, L ERA: 3.88 (1, 1)	IP: 9.0 WLS: L BF: 42 H: 11 R: 4 ER: 4 SO: 3 BB: 1 IBB: 2 HBP: 0 BLK: 0 WP: 0 HR: 0 S: 45 P: 57 ERA: 4.00 WHIP: 1.333															PITCHER			

Batter	1	2	3	4	5	6	7	8	9	AB	R	H	RBI	BB	SO	LOB	BOTTOM		
Lloyd Merriman, L OBP: 0.339, SLG: 0.356 (1, 8)	K			1B	1B					3	1	2	0	1	1	0	Philadelphia Phillies @ Cincinnati Reds Crosley Field, Cincinnati, OH Tue Aug 22 1950, 3:33 AM EDT Att: 11,660 - Unknown - 71 F livebaseballscorecards.com		
Grady Hatton, L OBP: 0.359, SLG: 0.403 (1, 5)	6-3			1B	F9					3	0	1	1	1	0	2			
Johnny Wyrostek, L OBP: 0.395, SLG: 0.462 (1, 9)	K			4-3					G4-6-3	4	0	1	2	0	1	2			
Ted Kluszewski, L OBP: 0.359, SLG: 0.569 (1, 3)		L6		FC6-4	F3				F2	4	0	1	0	0	0	2			
Joe Adcock, R OBP: 0.308, SLG: 0.393 (1, 7)		F6		F4						4	0	1	0	0	0	2			
Johnny Pramesa, R OBP: 0.371, SLG: 0.452 (1, 2)										3	0	0	0	1	1	2			
Bobby Adams, R OBP: 0.351, SLG: 0.391 (9, FR)		K		FC6-4					FC4-6	0	0	0	0	0	0	0			
Connie Ryan, R OBP: 0.369, SLG: 0.387 (1, 4)									F7	4	1	1	0	0	0	1			
Virgil Stallcup, R OBP: 0.281, SLG: 0.350 (1, 6)										3	1	1	0	0	0	0			
Bob Scheffing, R OBP: 0.315, SLG: 0.383 (9, PH)									FC4-6	1	0	0	0	0	0	1			
Ken Raffensberger, R OBP: 0.191, SLG: 0.172 (1, 1)										3	0	0	0	0	1	2			
Inning Stats	R: 0 E: 0 K: 2 S: 7	H: 0 LOB: 0 BB: 0 P: 7	R: 0 E: 0 K: 1 S: 5	H: 0 LOB: 0 BB: 0 P: 5	R: 0 E: 0 K: 0 S: 3	H: 0 LOB: 0 BB: 0 P: 3	R: 1 E: 0 K: 0 S: 5	H: 2 LOB: 2 BB: 1 P: 9	R: 2 E: 0 K: 1 S: 9	H: 4 LOB: 2 BB: 0 P: 9	R: 0 E: 0 K: 0 S: 3	H: 0 LOB: 0 BB: 0 P: 3	R: 0 E: 0 K: 0 S: 2	H: 0 LOB: 0 BB: 1 P: 6	R: 0 E: 0 K: 0 S: 3	H: 1 LOB: 1 BB: 1 P: 7		1B: 8 2B: 0 3B: 0 HR: 0	SF: 0 SAC: 0 DP: 1 HBP: 0
PITCHER Robin Roberts, R ERA: 2.99 (1, 1)	IP: 9.0 WLS: W BF: 35 H: 8 R: 3 ER: 3 SO: 4 BB: 3 IBB: 0 HBP: 0 BLK: 0 WP: 0 HR: 0 S: 40 P: 52 ERA: 3.00 WHIP: 1.222															PITCHER			

Batter	1	2	3	4	5	6	7	8	9	AB	R	H	RBI	BB	SO	LOB	TOP											
Eddie Waitkus, L OBP: 0.333, SLG: 0.342	4-0 G3 1B BB		0-0 F7	0-0 F9			4-0 G4-6-3 BB		0-0 1B	3	1	1	0	2	0	0												
Richie Ashburn, L OBP: 0.380, SLG: 0.417	0-0 G3		0-0 1B			0-3 K	4-0 G4-6-3		0-0 L9	5	1	1	0	0	1	4												
Dick Sisler, L OBP: 0.382, SLG: 0.455	0-0 2B 1B		0-0 F8			0-0 G3		4-0 HR BB	0-0 4-3	4	2	1	1	1	0	2												
Del Ennis, R OBP: 0.355, SLG: 0.569	0-3 K		0-0 1B			0-0 F9		0-0 HR		4	1	2	3	0	1	1												
Willie Jones, R OBP: 0.371, SLG: 0.533	0-0 1-H 2B		0-0 1B			0-0 6-3		0-0 P4		4	0	2	1	0	0	0												
Granny Hamner, R OBP: 0.314, SLG: 0.392	0-0 5-3		0-0 F7			0-0 F9		0-3 K		4	0	0	0	0	1	3												
Andy Seminick, R OBP: 0.415, SLG: 0.559		0-0 5-3			0-0 HR		0-0 5-3		0-0 FC6-4 1B	4	1	2	1	0	0	0												
Mike Goliat, R OBP: 0.321, SLG: 0.386		0-0 5-3		0-0 F2			4-0 PB BB		0-0 FC6-4	3	0	0	0	1	0	1												
Bob Miller, R OBP: 0.220, SLG: 0.224		0-0 5-3		0-0 6-3			0-0 F2		0-0 F8	4	0	0	0	0	0	1												
Jim Konstanty, R OBP: 0.053, SLG: 0.053										0	0	0	0	0	0	0												
Inning Stats	R: 2 E: 0 K: 1 S: 7	H: 2 LOB: 1 BB: 1 P: 11	R: 0 E: 0 K: 0 S: 3	H: 0 LOB: 0 BB: 0 P: 3	R: 1 E: 0 K: 0 S: 6	H: 3 LOB: 2 BB: 0 P: 6	R: 1 E: 0 K: 0 S: 4	H: 1 LOB: 0 BB: 0 P: 4	R: 0 E: 0 K: 0 S: 5	H: 0 LOB: 0 BB: 0 P: 5	R: 0 E: 0 K: 0 S: 3	H: 0 LOB: 0 BB: 0 P: 3	R: 0 E: 0 K: 0 S: 2	H: 0 LOB: 1 BB: 2 P: 10	R: 2 E: 0 K: 1 S: 7	H: 2 LOB: 1 BB: 1 P: 11	R: 0 E: 0 K: 0 S: 4	H: 1 LOB: 1 BB: 0 P: 4	1B: 6 2B: 1 3B: 0 HR: 2	SF: 0 SAC: 0 DP: 1 HBP: 0	WP: 0 PB: 1 SB: 1 CS: 0	PA: 39						
PITCHER	IP	WLS	BF	H	R	ER	SO	BB	IBB	HBP	BLK	WP	HR	S	P	ERA	WHIP											
Willie Ramsdell, R ERA: 3.69	(1, 1)	4.0	L	19	6	4	4	1	1	0	0	0	0	1	20	24	9.00	1.750										
Howie Fox, R ERA: 5.16	(5, 1)	2.0		6	0	0	0	1	0	0	0	0	0	0	8	8	0.00	0.000										
Harry Perkowski, L ERA: 4.83	(7, 1)	1.0		6	1	2	2	0	3	0	0	0	0	1	3	15	18.00	4.000										
Johnny Hetki, R ERA: 5.04	(8, 1)	2.0		8	2	0	0	1	0	0	0	0	0	0	10	10	0.00	1.000										

Philadelphia Phillies @ Cincinnati Reds
Crosley Field, Cincinnati, OH
Wed Aug 23 1950, 3:33 AM EDT
Att: 5,964 - Unknown

AB 35
R 6
H 9
RBI 6
BB 4
SO 3
LOB 12



Batter	1	2	3	4	5	6	7	8	9	AB	R	H	RBI	BB	SO	LOB	BOTTOM											
Lloyd Merriman, L OBP: 0.332, SLG: 0.348	0-0 4-3		0-0 P5		0-0 4-3		0-0 F8		0-3 K	5	0	0	0	0	1	3												
Grady Hatton, L OBP: 0.380, SLG: 0.399	0-0 F7		0-0 3-1		0-0 1-3		4-0 HR BB		4-0 1B 2B BB	3	2	0	0	2	0	2												
Johnny Wyrostek, L OBP: 0.395, SLG: 0.460	4-0 BB 1B BB		0-0 6-3		0-0 L9		0-0 P3		0-0 2B 1B	4	0	1	0	1	0	1												
Ted Kluszewski, L OBP: 0.365, SLG: 0.586	0-0 1B		0-0 FC6-5 2B		0-0 G3		0-0 1-H HR		0-0 1-3 2-H 2B	5	1	4	3	0	0	0												
Joe Adcock, R OBP: 0.310, SLG: 0.391	4-0 FC6-4 BB		0-0 FC6-5		0-0 1B		0-0 5-3		0-0 F9	4	1	1	0	1	0	3												
Johnny Pramesa, R OBP: 0.388, SLG: 0.443	0-0 FC6-4		0-0 1-3		0-0 1-3		4-0 G5-4-3 1B BB		0-0 F7	3	0	0	0	1	0	4												
Connie Ryan, R OBP: 0.368, SLG: 0.385		0-0 1B 1B		0-0 4-3		0-0 G5-4-3 1B		0-0 P5		4	0	1	0	0	0	2												
Virgil Stallcup, R OBP: 0.280, SLG: 0.349		0-0 P4		0-0 L8		0-0 1B		0-0 F7		4	0	1	1	0	0	1												
Willie Ramsdell, R OBP: 0.277, SLG: 0.200	(1, 1)									1	0	1	0	0	0	0												
Danny Linnwiler, R OBP: 0.279, SLG: 0.479	(4, PH)									1	0	1	0	0	0	0												
Howie Fox, R OBP: 0.379, SLG: 0.479	(5, 1)									0	0	0	0	0	0	0												
Bob Schramm, R OBP: 0.226, SLG: 0.325	(6, PH)									1	0	0	0	0	0	1												
Harry Perkowski, L OBP: 0.346, SLG: 0.397	(7, 1)									0	0	0	0	0	0	0												
Johnny Hetki, R OBP: 0.222, SLG: 0.125	(8, 1)									0	0	0	0	0	0	0												
Bobby Adams, R OBP: 0.265, SLG: 0.350	(9, PH)									1	0	0	0	0	0	0												
Inning Stats	R: 0 E: 0 K: 0 S: 4	H: 1 LOB: 3 BB: 2 P: 12	R: 0 E: 0 K: 0 S: 5	H: 2 LOB: 2 BB: 0 P: 5	R: 0 E: 0 K: 0 S: 4	H: 1 LOB: 1 BB: 0 P: 4	R: 0 E: 0 K: 0 S: 4	H: 1 LOB: 1 BB: 0 P: 4	R: 0 E: 0 K: 0 S: 3	H: 0 LOB: 0 BB: 0 P: 3	R: 1 E: 0 K: 0 S: 4	H: 2 LOB: 1 BB: 1 P: 8	R: 2 E: 0 K: 0 S: 4	H: 1 LOB: 0 BB: 1 P: 8	R: 0 E: 0 K: 0 S: 3	H: 0 LOB: 2 BB: 0 P: 3	R: 1 E: 0 K: 1 S: 7	H: 2 LOB: 2 BB: 1 P: 11	1B: 7 2B: 2 3B: 0 HR: 1	SF: 0 SAC: 0 DP: 1 HBP: 0	WP: 0 PB: 0 SB: 0 CS: 0	PA: 41						
PITCHER	IP	WLS	BF	H	R	ER	SO	BB	IBB	HBP	BLK	WP	HR	S	P	ERA	WHIP											
Bob Miller, R ERA: 3.16	(1, 1)	8.2	W	39	9	4	4	1	5	0	0	0	0	1	36	56	4.15	1.615										
Jim Konstanty, R ERA: 2.42	(9, 1)	0.1	S	2	1	0	0	0	0	0	0	0	0	2	2	0.00	3.000											


Philadelphia Phillies @ Cincinnati Reds
Crosley Field, Cincinnati, OH
Wed Aug 23 1950, 3:33 AM EDT
Att: 5,964 - Unknown

AB 36
R 4
H 10
RBI 4
BB 5
SO 1
LOB 17




Batter	1	2	3	4	5	6	7	8	9	AB	R	H	RBI	BB	SO	LOB	TOP					
Pee Wee Reese, R (1,6) OBP: 0.363, SLG: 0.363	2-1 6-3			2-2 6-3	4-1 BB		0-3 K			3	0	0	1	1	1	1	Brooklyn Dodgers @ Cincinnati Reds Crosley Field, Cincinnati, OH Thu Aug 24 1950, 3:33 AM EDT Unknown livebaseballscorecards.com					
Gene Hermanski, L (1,7) OBP: 0.379, SLG: 0.492	4-2 FC4-6 BB			3-2 L4	0-1 G3			0-1 4-3		3	0	0	0	1	0	3						
Duke Snider, L (1,8) OBP: 0.376, SLG: 0.535	1-1 FC4-6 CS			4-1 BB		0-1 2B		0-2 1B 1B		3	0	2	0	1	0	1						
Carl Furillo, R (1,9) OBP: 0.362, SLG: 0.496	0-2 CS	0-0 1-4-3		1-0 F9		1-2 L7		3-3 K	1-2 K	4	0	0	0	0	1	3						
Gil Hodges, R (1,3)		2-3 K			1-1 SH3-4 1B		0-3 K	3-1 K	2H 1B	4	1	2	0	0	2	1						
Roy Campanella, R (1,2) OBP: 0.379, SLG: 0.557		2-3 K			0-1 BB SH3-4 1B		0-1 4-3		0-1 4-3	4	0	1	0	0	1	1						
Jackie Robinson, R (1,4) OBP: 0.419, SLG: 0.598			1-1 G4-6-3 1B		0-0 SH3-4		4-2 5-3 SH1-4 BB		0-0 5-3	2	0	1	0	1	0	0						
Billy Cox, R (1,5) OBP: 0.306, SLG: 0.374			0-0 G4-6-3		4-0 BB IBB		1-1 SH1-4	0-1 F9		2	0	0	0	1	0	1						
Preacher Roe, R (1,1) OBP: 0.155, SLG: 0.157			1-3 K		0-3 K		0-2 5-3			3	0	0	0	0	2	4						
Inning Stats	R: 0 E: 0 K: 0 S: 9	H: 0 LOB: 0 BB: 1 P: 16	R: 0 E: 0 K: 2 S: 7	H: 0 LOB: 0 BB: 0 P: 11	R: 0 E: 0 K: 1 S: 6	H: 1 LOB: 0 BB: 0 P: 8	R: 0 E: 0 K: 0 S: 8	H: 0 LOB: 1 BB: 1 P: 18	R: 1 E: 0 K: 1 S: 11	H: 2 LOB: 2 BB: 2 P: 20	R: 0 E: 0 K: 1 S: 10	H: 1 LOB: 1 BB: 0 P: 11	R: 0 E: 0 K: 1 S: 10	H: 0 LOB: 1 BB: 1 P: 15	R: 0 E: 0 K: 1 S: 10	H: 2 LOB: 2 BB: 0 P: 16	R: 0 E: 0 K: 0 S: 5	H: 0 LOB: 0 BB: 0 P: 5	1B: 5 2B: 1 3B: 0 HR: 0	SF: 0 SAC: 2 DP: 1 HBP: 0	WP: 0 PB: 0 SB: 1 CS: 1	PA: 36
PITCHER Ewell Blackwell, R (1,1) ERA: 3.62	IP: 9.0 WLS: L BF: 35 H: 6 R: 1 ER: 1 SO: 7 BB: 4 IBB: 1 HBP: 0 BLK: 0 WP: 0 HR: 0 S: 76 P: 120 ERA: 1.00 WHIP: 1.111															PITCHER						

Batter	1	2	3	4	5	6	7	8	9	AB	R	H	RBI	BB	SO	LOB	BOTTOM					
Bobby Adams, R (1,5) OBP: 0.348, SLG: 0.387	1-0 F6		1-1 1B		1-3 K			1-3 K		4	0	1	0	0	2	0	Brooklyn Dodgers @ Cincinnati Reds Crosley Field, Cincinnati, OH Thu Aug 24 1950, 3:33 AM EDT Unknown livebaseballscorecards.com					
Bob Usher, R (1,8) OBP: 0.325, SLG: 0.382	0-1 CS 1B		0-0 F3		3-2 1B			0-0 F7		4	0	2	0	0	0	2						
Johnny Wyrostek, L (1,9) OBP: 0.394, SLG: 0.456	4-1 1B		0-0 F9		0-0 F6			3-3 K		3	0	0	0	1	1	3						
Ted Kluszewski, L (1,3) OBP: 0.361, SLG: 0.579	0-0 1-3			1-1 4-3		2-2 4-3			1-1 4-3	4	0	0	0	0	0	1						
Connie Ryan, R (1,4) OBP: 0.367, SLG: 0.384		3-1 5-3		0-0 1B 1B		2-3 K		2-3 K		4	0	1	0	0	2	0						
Joe Adcock, R (1,7) OBP: 0.309, SLG: 0.388		0-0 G6-4-3 1B		0-0 F8		0-1 F2		0-2 F7		4	0	1	0	0	0	1						
Johnny Pramesa, R (1,2) OBP: 0.373, SLG: 0.447		1-1 G6-4-3		0-0 FC6-4 1B			0-0 B3-4 1B			3	0	2	0	0	0	1						
Peanuts Lowrey, R (7, PR) OBP: 0.324, SLG: 0.296				1-3 1B						0	0	0	0	0	0	0						
Dixie Howell, R (8, 2) OBP: 0.316, SLG: 0.270				1-3 1B						0	0	0	0	0	0	0						
Virgil Stallcup, R (1,6) OBP: 0.281, SLG: 0.349			0-0 1B 1B		1-2 FC6-4			0-0 B3-4		3	0	1	0	0	0	3						
Ewell Blackwell, R (1,1) OBP: 0.129, SLG: 0.076			0-3 K		0-2 4-3			1-0 6-3		3	0	0	0	0	1	2						
Inning Stats	R: 0 E: 0 K: 0 S: 5	H: 1 LOB: 1 BB: 1 P: 10	R: 0 E: 0 K: 0 S: 5	H: 1 LOB: 0 BB: 0 P: 9	R: 0 E: 0 K: 1 S: 8	H: 2 LOB: 0 BB: 0 P: 9	R: 0 E: 0 K: 0 S: 9	H: 2 LOB: 2 BB: 0 P: 11	R: 0 E: 0 K: 1 S: 10	H: 1 LOB: 1 BB: 0 P: 14	R: 0 E: 0 K: 1 S: 10	H: 0 LOB: 0 BB: 0 P: 14	R: 0 E: 0 K: 2 S: 7	H: 1 LOB: 1 BB: 0 P: 4	R: 0 E: 0 K: 2 S: 7	H: 0 LOB: 0 BB: 0 P: 11	R: 0 E: 0 K: 1 S: 8	H: 0 LOB: 0 BB: 0 P: 11	1B: 8 2B: 1 3B: 0 HR: 0	SF: 0 SAC: 0 DP: 2 HBP: 0	WP: 0 PB: 0 SB: 0 CS: 1	PA: 33
PITCHER Preacher Roe, L (1,1) ERA: 3.08	IP: 9.0 WLS: W BF: 33 H: 8 R: 0 ER: 0 SO: 6 BB: 1 IBB: 0 HBP: 0 BLK: 0 WP: 0 HR: 0 S: 65 P: 93 ERA: 0.00 WHIP: 1.000															PITCHER						

Batter	1	2	3	4	5	6	7	8	9	AB	R	H	RBI	BB	SO	LOB	TOP										
Pee Wee Reese, R OBP: 0.363, SLG: 0.362 (1, 6)	2-1 6-3		1-1 4-3	4-2 BB		2-0 BB 1B		1-1 F9		4	1	1	1	1	0	0	Brooklyn Dodgers @ Cincinnati Reds Crosley Field, Cincinnati, OH Thu Aug 24 1950, 3:38 AM EDT Att: 14,196 - Unknown										
Gene Hermanski, L OBP: 0.384, SLG: 0.503 (1, 7)	2-1 1B 2B		0-0 4-3	1-2 4-3		4-1 1B BB		1-0 2B		4	1	2	0	1	0	3											
Duke Snider, L OBP: 0.376, SLG: 0.540 (1, 8)	1-2 1B 2-3 1B		0-0 4-3		1-0 HR		2-3 K		2-1 4-3		5	1	2	1	0	1		4									
Carl Furillo, R OBP: 0.363, SLG: 0.495 (1, 9)	0-0 G6-4-3 1B			2-3 K	2-1 F9	3-2 1B		2-2 6-3		5	0	2	3	0	1	0											
Gil Hodges, R OBP: 0.385, SLG: 0.499 (1, 3)	0-2 G6-4-3 1-2 1B			1-1 F7	1-2 1B	2-1 1B		0-1 F9		5	1	1	0	0	0	4											
Jackie Robinson, R OBP: 0.423, SLG: 0.510 (1, 4)		4-2 WP BB		1-1 BB 1B	3-0 1B		2-0 4-3		4-0 1B BB		3	1	2	1	2	0		0									
Bruce Edwards, R OBP: 0.202, SLG: 0.360 (1, 2)		2-0 F7		4-2 1B BB	0-0 F8		1-2 L8		0-0 1-2 1B		4	1	1	0	1	0		1									
Billy Cox, R OBP: 0.307, SLG: 0.372 (1, 5)		3-1 F5		4-1 BB 1B		1-0 FC6-4 1B		1-2 6-3		2-3 K		4	0	1	0	1	1	3									
Joe Hatten, R OBP: 0.125, SLG: 0.125 (1, 1)		2-3 K		0-0 1-2 2-3 3-H 1B		0-2 FC6-4 BB 1B		0-2 L3		4	1	1	1	0	1	2											
Inning Stats	R: 1 E: 0 K: 0 S: 12	H: 3 LOB: 1 BB: 0 P: 17	R: 0 E: 0 K: 1 S: 8	H: 0 LOB: 1 BB: 1 P: 19	R: 0 E: 0 K: 0 S: 4	H: 0 LOB: 0 BB: 0 P: 5	R: 2 E: 0 K: 1 S: 19	H: 2 LOB: 3 BB: 3 P: 36	R: 2 E: 0 K: 0 S: 8	H: 3 LOB: 0 BB: 0 P: 15	R: 2 E: 0 K: 1 S: 15	H: 3 LOB: 2 BB: 1 P: 29	R: 0 E: 0 K: 0 S: 7	H: 0 LOB: 0 BB: 0 P: 11	R: 0 E: 0 K: 1 S: 9	H: 1 LOB: 1 BB: 1 P: 13		R: 0 E: 0 K: 1 S: 9	H: 1 LOB: 2 BB: 1 P: 17	1B: 10 2B: 2 3B: 0 HR: 1	SF: 0 SAC: 0 DP: 1 HBP: 0	WP: 1 PB: 0 SB: 1 CS: 0	PA: 44				
PITCHER	IP	WLS	BF	H	R	ER	SO	BB	IBB	HBP	BLK	WP	HR	S	P	ERA	WHIP										
Herm Wehmeier, R ERA: 5.56 (1, 1)	5.0	L	25	8	5	5	2	4	0	0	0	1	1	51	92	9.00	2.400										
Howie Fox, R ERA: 5.18 (6, 1)	3.0		14	4	2	2	1	1	0	0	0	0	0	31	53	6.00	1.667										
Eddie Erault, R ERA: 8.03 (9, 1)	1.0		5	1	0	0	1	1	0	0	0	0	0	9	17	0.00	2.000										

Batter	1	2	3	4	5	6	7	8	9	AB	R	H	RBI	BB	SO	LOB	BOTTOM										
Bobby Adams, R OBP: 0.351, SLG: 0.397 (1, 5)	1-2 5-3		2-1 FC6-4 2-H 1B		0-0 FC5-4 1-2 1B			0-0 1-H 6-3 3B		4	1	2	2	0	0	1	Brooklyn Dodgers @ Cincinnati Reds Crosley Field, Cincinnati, OH Thu Aug 24 1950, 3:38 AM EDT Att: 14,196 - Unknown										
Bob Usher, R OBP: 0.320, SLG: 0.376 (1, 8)	0-0 F9		1-0 FC6-4 1-2 1B		1-0 6-3		0-1 6-3		0-0 0-1 0-0 0-1	4	0	0	1	0	0	1											
Johnny Wyrostek, L OBP: 0.390, SLG: 0.451 (1, 9)	1-1 4-3			0-0 F8		0-0 4-3		0-0 F9		4	0	0	0	0	0	0											
Ted Kluszewski, L OBP: 0.357, SLG: 0.573 (1, 3)		1-0 6-3		3-1 4-3		0-1 4-3			1-2 F5	4	0	0	0	0	0	0											
Connie Ryan, R OBP: 0.368, SLG: 0.385 (1, 4)		1-0 5-3		0-2 FC5-4 1B			0-0 G6-4-3 1B		2-2 L7	4	0	2	0	0	0	0											
Joe Adcock, R OBP: 0.308, SLG: 0.386 (1, 7)		2-0 6-3		1-1 FC5-4 1-2 1B		1-0 G6-4-3 1-2 1B		2-2 1B		4	0	1	0	0	0	2											
Virgil Stallcup, R OBP: 0.278, SLG: 0.345 (1, 6)			0-0 6-3		2-2 6-3		1-2 F7		1-0 L7	4	0	0	0	0	0	1											
Dixie Howell, R OBP: 0.326, SLG: 0.283 (1, 2)			0-1 E9 1B 1B		0-1 FC5-4 1B			0-0 3B 1B		3	2	3	0	0	0	0											
Herm Wehmeier, R OBP: 0.185, SLG: 0.213 (1, 1)			0-0 F9		1-1 F4			1-3 K		1	0	0	0	0	0	1											
Peanuts Lowrey, R OBP: 0.323, SLG: 0.295 (5, PH)										1	0	0	0	0	0	1											
Howie Fox, R OBP: 0.225, SLG: 0.325 (6, 1)										0	0	0	0	0	0	0											
Danny Litwhiler, R OBP: 0.376, SLG: 0.474 (8, PH)										1	0	0	0	0	1	1											
Eddie Erault, R OBP: 0.286, SLG: 0.429 (9, 1)										0	0	0	0	0	0	0											
Inning Stats	R: 0 E: 0 K: 0 S: 6	H: 0 LOB: 0 BB: 0 P: 8	R: 0 E: 0 K: 0 S: 3	H: 0 LOB: 0 BB: 0 P: 7	R: 1 E: 1 K: 0 S: 7	H: 2 LOB: 1 BB: 0 P: 10	R: 0 E: 0 K: 0 S: 8	H: 1 LOB: 1 BB: 0 P: 12	R: 0 E: 0 K: 0 S: 4	H: 0 LOB: 0 BB: 0 P: 5	R: 0 E: 0 K: 0 S: 5	H: 1 LOB: 0 BB: 0 P: 7	R: 2 E: 0 K: 1 S: 9	H: 2 LOB: 0 BB: 0 P: 12	R: 0 E: 0 K: 0 S: 11	H: 1 LOB: 1 BB: 0 P: 17	1B: 7 2B: 0 3B: 1 HR: 0	SF: 0 SAC: 0 DP: 1 HBP: 0	WP: 0 PB: 0 SB: 0 CS: 0	PA: 34							
PITCHER	IP	WLS	BF	H	R	ER	SO	BB	IBB	HBP	BLK	WP	HR	S	P	ERA	WHIP										
Joe Hatten, L ERA: 4.82 (1, 1)	9.0	W	34	8	3	2	1	0	0	0	0	0	0	61	89	2.00	0.889										



Batter	1	2	3	4	5	6	7	8	9	AB	R	H	RBI	BB	SO	LOB	TOP										
Pee Wee Reese, R (1, 6) OBP: 0.364, SLG: 0.370	2-1 6-3		2-3 K		0-0 HR		0-2 1B BB		1-3 K	5	1	2	1	0	2	0	Brooklyn Dodgers @ Cincinnati Reds Crosley Field, Cincinnati, OH Fri Aug 25 1950, 3:33 AM EDT Att: 8,152 - Unknown										
Gene Hermanski, L (1, 7) OBP: 0.384, SLG: 0.498	4-0 CS BB		1-2 G3		3-2 F8		1-3 K		3-1 2B 1B	4	1	1	0	1	1	2											
Duke Snider, L (1, 8) OBP: 0.378, SLG: 0.542	3-2 F5			1-0 FC6-4 BB 1B	0-1 F5		4-1 1B BB		1-2 1-H 2B	4	1	2	1	1	0	1											
Carl Furillo, R (1, 9) OBP: 0.363, SLG: 0.492	3-2 CS 1-2	0-3 K		4-1 FC6-4 BB 1B		1-0 F2	2-1 1B BB		3-1 6-3	4	0	1	1	1	1	1											
Gil Hodges, R (1, 3)		0-0 HR 1B		1-2 FC6-4 S		1-2 F3	0-1 F8			4	1	1	0	0	0	5											
Roy Campanella, R (1, 2)		0-3 K		0-2 F9		0-0 FC5-4 1B		2-1 6-3		4	0	1	1	0	1	2											
Jackie Robinson, R (1, 4) OBP: 0.424, SLG: 0.516		2-2 1-H HR		3-H 4-2 1B BB		1-0 FC5-4 1-2		1-1 F9		3	1	1	2	1	0	1											
Billy Cox, R (1, 5) OBP: 0.306, SLG: 0.369		3-2 F4		0-0 F3			2-2 4-3	4-1 CS BB		3	0	0	0	1	0	2											
Don Newcombe, L (1, 1) OBP: 0.342, SLG: 0.348			0-1 G3		0-1 4-3		4-1 BB 1B BB	0-1 CS 1-2	0-1 B1-3	3	1	0	0	1	0	0											
Inning Stats	R: 0 E: 0 K: 0 S: 9	H: 0 LOB: 0 BB: 1 P: 20	R: 2 E: 0 K: 2 S: 13	H: 2 LOB: 0 BB: 0 P: 18	R: 0 E: 0 K: 1 S: 9	H: 0 LOB: 0 BB: 0 P: 12	R: 1 E: 0 K: 0 S: 13	H: 1 LOB: 2 BB: 2 P: 23	R: 1 E: 0 K: 0 S: 8	H: 1 LOB: 0 BB: 0 P: 11	R: 0 E: 0 K: 0 S: 6	H: 1 LOB: 1 BB: 0 P: 9	R: 1 E: 0 K: 1 S: 15	H: 2 LOB: 3 BB: 2 P: 28	R: 0 E: 0 K: 0 S: 6	H: 0 LOB: 0 BB: 1 P: 13	R: 1 E: 0 K: 1 S: 13	H: 2 LOB: 1 BB: 0 P: 21	1B: 6 2B: 1 3B: 0 HR: 2	SF: 0 SAC: 0 DP: 0 HBP: 0	WP: 0 PB: 0 SB: 1 CS: 2	PA: 42					
PITCHER	IP	WLS	BF	H	R	ER	SO	BB	IBB	HBP	BLK	WP	HR	S	P	ERA	WHIP										
Frank Smith, R (1, 1) ERA: 3.53	6.0	L	25	5	4	4	3	3	0	0	0	0	2	58	93	6.00	1.333										
Willie Ramsdell, R (7, 1) ERA: 3.74	0.0		0	0	0	0	0	0	0	0	0	0	0	0	0	∞	∞										

Batter	1	2	3	4	5	6	7	8	9	AB	R	H	RBI	BB	SO	LOB	BOTTOM										
Lloyd Merriman, L (1, 8) OBP: 0.331, SLG: 0.346	3-1 6-3			0-0 G3-6-1 1B		3-1 6-3			0-0 F6	4	0	1	0	0	0	0	Brooklyn Dodgers @ Cincinnati Reds Crosley Field, Cincinnati, OH Fri Aug 25 1950, 3:33 AM EDT Att: 8,152 - Unknown										
Grady Hatton, L (1, 5) OBP: 0.384, SLG: 0.404	1-1 F7			1-1 G3-6-1 1B		1-1 1B		0-0 1B	4	0	3	0	0	0	0	0											
Johnny Wyrostek, L (1, 9) OBP: 0.389, SLG: 0.449	0-0 1-3			3-1 G3-6-1 1-2 2-3		1-3 K		2-1 1B	4	0	1	0	0	1	3												
Ted Kluszewski, L (1, 3) OBP: 0.356, SLG: 0.570		1-0 G6-3 1B		0-0 G3		0-0 F3		1-0 F7	4	0	1	0	0	0	4												
Connie Ryan, R (1, 4) OBP: 0.366, SLG: 0.382		0-3 K			0-3 K		0-0 F3			3	0	0	0	0	2	2											
Joe Adcock, R (1, 7) OBP: 0.304, SLG: 0.381		1-2 G6-3 1-2			3-3 K			0-0 L7	3	0	0	0	0	1	1												
Johnny Pramesa, R (1, 2) OBP: 0.367, SLG: 0.439			0-0 F3		0-0 L7			3-1 6-3	3	0	0	0	0	0	0	0											
Virgil Stallcup, R (1, 6) OBP: 0.278, SLG: 0.345						0-2 G4-6-3 1B		0-0 5-3	3	0	1	0	0	0	0	0											
Frank Smith, R (1, 1) OBP: 0.063, SLG: 0.063					0-1 6-3			1-3 K	1	0	0	0	0	0	0	0											
Peanuts Lowrey, R (6, PH) OBP: 0.322, SLG: 0.294						2-2 G4-6-3 1-2			1-3 K	1	0	0	0	0	0	1											
Willie Ramsdell, R (7, 1) OBP: 0.277, SLG: 0.209										0	0	0	0	0	0	0											
Bobby Adams, R (8, PH) OBP: 0.349, SLG: 0.396										1	0	0	0	0	1	0											
Inning Stats	R: 0 E: 0 K: 0 S: 5	H: 0 LOB: 0 BB: 0 P: 9	R: 0 E: 0 K: 1 S: 9	H: 1 LOB: 0 BB: 0 P: 11	R: 0 E: 0 K: 0 S: 4	H: 0 LOB: 0 BB: 0 P: 4	R: 0 E: 0 K: 0 S: 6	H: 2 LOB: 1 BB: 0 P: 10	R: 0 E: 0 K: 2 S: 8	H: 0 LOB: 0 BB: 0 P: 11	R: 0 E: 0 K: 0 S: 8	H: 1 LOB: 0 BB: 0 P: 13	R: 0 E: 0 K: 1 S: 7	H: 1 LOB: 1 BB: 0 P: 9	R: 0 E: 0 K: 0 S: 4	H: 0 LOB: 0 BB: 0 P: 7	R: 0 E: 0 K: 1 S: 8	H: 2 LOB: 2 BB: 0 P: 12	1B: 7 2B: 0 3B: 0 HR: 0	SF: 0 SAC: 0 DP: 3 HBP: 0	WP: 0 PB: 0 SB: 0 CS: 0	PA: 31					
PITCHER	IP	WLS	BF	H	R	ER	SO	BB	IBB	HBP	BLK	WP	HR	S	P	ERA	WHIP										
Don Newcombe, R (1, 1) ERA: 4.06	9.0	W	31	7	0	0	5	0	0	0	0	0	0	59	86	0.00	0.778										



Batter	1	2	3	4	5	6	7	8	9	AB	R	H	RBI	BB	SO	LOB	TOP		
Pee Wee Reese, R (1, 6) OBP: 0.362, SLG: 0.368	F4		6-3		F7		K	2H 1B		5	0	1	1	0	1	1	Brooklyn Dodgers @ Cincinnati Reds Crosley Field, Cincinnati, OH Sat Aug 26 1950, 3:33 AM EDT Att: 6,229 - Unknown		
Jim Russell, S (1, 7) OBP: 0.340, SLG: 0.443 Cal Abrams, L (6, 7)	E		L6		F2		L7	K		2	0	0	0	1	0	0			
Tommy Brown, R (7, PH) Gene Hermanski, L (7, 7) OBP: 0.382, SLG: 0.495	BB									1	0	0	0	0	0	1			
Duke Snider, L (1, 8) OBP: 0.379, SLG: 0.540	E7 G5-4-3		F6		F9				FC1-5 SH3 BB	4	0	1	0	1	0	1			
Jackie Robinson, R (1, 4) OBP: 0.422, SLG: 0.513	G5-4-3			6-3		1B	F9		SH3	4	0	1	0	0	0	4			
Carl Furillo, R (1, 9) OBP: 0.361, SLG: 0.489		F6		1-4-3		1B		F6	FC1-5	5	0	1	0	0	0	1			
Gil Hodges, R (1, 3) OBP: 0.387, SLG: 0.496		HR		HR		K		HR	F7	4	3	2	0	1	1	3			
Roy Campanella, R (1, 2) OBP: 0.384, SLG: 0.583		HR		HR				HR		3	3	3	6	1	0	0			
Bobby Morgan, R (1, 5) OBP: 0.347, SLG: 0.415	5-3			4-3		F3		E3		4	1	0	0	0	0	3			
Erv Palica, R (1, 1) OBP: 0.238, SLG: 0.310 Ralph Branca, R (9, 1) OBP: 0.212, SLG: 0.310	L4				1-3		1B	SH1-4		3	0	1	0	0	0	0			
Inning Stats	R: 0 E: 1 K: 0 S: 7	H: 0 LOB: 1 BB: 1 P: 11	R: 2 E: 0 K: 0 S: 10	H: 1 LOB: 0 BB: 1 P: 15	R: 0 E: 0 K: 0 S: 5	H: 0 LOB: 0 BB: 0 P: 9	R: 2 E: 0 K: 0 S: 7	H: 2 LOB: 0 BB: 0 P: 12	R: 0 E: 0 K: 1 S: 13	H: 2 LOB: 3 BB: 1 P: 21	R: 0 E: 0 K: 1 S: 10	H: 2 LOB: 2 BB: 0 P: 13	R: 3 E: 1 K: 1 S: 11	H: 3 LOB: 1 BB: 0 P: 15	R: 0 E: 0 K: 0 S: 8	H: 0 LOB: 1 BB: 1 P: 15	1B: 7 2B: 0 3B: 0 HR: 3	SF: 0 SAC: 2 DP: 1 HBP: 0	WP: 0 PA: 42 PB: 0 SB: 0 CS: 0
PITCHER	IP	WLS	BF	H	R	ER	SO	BB	IBB	HBP	BLK	WP	HR	S	P	ERA	WHIP		
Ken Raffensberger, L (1, 1) ERA: 3.97	8.0	L	38	10	7	6	3	3	0	0	0	0	3	68	102	6.75	1.625		
Eddie Erault, R (9, 1) ERA: 7.82	1.0	S	4	0	0	0	0	1	0	0	0	0	0	8	15	0.00	1.000		

Batter	1	2	3	4	5	6	7	8	9	AB	R	H	RBI	BB	SO	LOB	BOTTOM		
Lloyd Merriman, L (1, 8) OBP: 0.332, SLG: 0.347	HBP 1B	F6					B3-1		F8	5	1	2	0	0	0	0	Brooklyn Dodgers @ Cincinnati Reds Crosley Field, Cincinnati, OH Sat Aug 26 1950, 3:33 AM EDT Att: 6,229 - Unknown		
Grady Hatton, L (1, 5) OBP: 0.387, SLG: 0.403	1B F8 HBP		F5		K		1B		1B	3	1	1	0	1	1	1			
Johnny Wyrostek, L (1, 9) OBP: 0.386, SLG: 0.445	1B F8 2H		K		F8		G3		F4	5	0	1	1	0	1	3			
Ted Kluszewski, L (1, 3) OBP: 0.359, SLG: 0.569	F8		FC5-4 BB		4-3			G5-4-3 1B	1B	4	0	2	1	1	0	1			
Connie Ryan, R (1, 4) OBP: 0.361, SLG: 0.377	K		FC5-4			6-3		G5-4-3	F4	5	0	0	0	0	1	4			
Joe Adcock, R (1, 7) OBP: 0.303, SLG: 0.383		5-3		F2		5-3		1B	2B	4	1	1	0	0	0	0			
Johnny Pramesa, R (1, 2) OBP: 0.183, SLG: 0.164 Bobby Adams, R (6, PR) OBP: 0.349, SLG: 0.396 Dixie Howell, R (9, 2) OBP: 0.326, SLG: 0.283		HR		1B		2B		1B	1B	4	1	4	0	0	0	0			
Virgil Stallcup, R (1, 6) OBP: 0.281, SLG: 0.355		HR		1B		6-3		1B		4	1	2	3	0	0	2			
Ken Raffensberger, R (1, 1) OBP: 0.183, SLG: 0.164 Danny Litwiler, R (8, PH) OBP: 0.373, SLG: 0.469 Eddie Erault, R (9, 1) OBP: 0.286, SLG: 0.429		F4		F3			6-3		K	3	0	0	0	0	0	1			
Inning Stats	R: 2 E: 0 K: 1 S: 13	H: 2 LOB: 0 BB: 0 P: 19	R: 2 E: 0 K: 0 S: 8	H: 2 LOB: 0 BB: 0 P: 15	R: 0 E: 0 K: 1 S: 7	H: 0 LOB: 1 BB: 1 P: 15	R: 0 E: 0 K: 0 S: 10	H: 1 LOB: 1 BB: 0 P: 13	R: 0 E: 0 K: 0 S: 14	H: 1 LOB: 1 BB: 0 P: 15	R: 0 E: 0 K: 0 S: 6	H: 1 LOB: 1 BB: 0 P: 9	R: 1 E: 0 K: 1 S: 10	H: 4 LOB: 2 BB: 0 P: 18	R: 0 E: 0 K: 0 S: 7	H: 1 LOB: 2 BB: 1 P: 16		1B: 10 2B: 2 3B: 0 HR: 1	SF: 0 SAC: 0 DP: 1 HBP: 1
PITCHER	IP	WLS	BF	H	R	ER	SO	BB	IBB	HBP	BLK	WP	HR	S	P	ERA	WHIP		
Erv Palica, R (1, 1) ERA: 4.05	8.2	W	40	13	5	5	4	2	0	1	0	0	1	84	132	5.19	1.731		
Ralph Branca, R (9, 1) ERA: 4.4	0.1	S	1	0	0	0	0	0	0	0	0	0	0	1	1	0.00	0.000		

AB 36
R 7
H 10
RBI 7
BB 4
SO 3
LOB 15



AB 38
R 5
H 13
RBI 5
BB 2
SO 4
LOB 14



Batter	1	2	3	4	5	6	7	8	9	AB	R	H	RBI	BB	SO	LOB	TOP					
Eddie Stanky, R (1,4) OBP: 0.465, SLG: 0.416	G3		L3			L4-3 BB			4-3	3	0	0	0	1	0	0	New York Giants @ Cincinnati Reds Crosley Field, Cincinnati, OH Sun Aug 27 1950, 3:38 AM EDT Att: 15,676 - Sunny - 89 F					
Whitey Lockman, L (1,7) OBP: 0.363, SLG: 0.438	F7			K		L4-3			6-3	4	0	0	0	0	1	1						
Don Mueller, L (1,9) OBP: 0.334, SLG: 0.388	1B			6-3					1-3	4	0	1	0	0	0	0						
Hank Thompson, L (1,5) OBP: 0.394, SLG: 0.477	1B			F9					F9	3	0	1	0	0	0	0						
Alvin Dark, R (1,6) OBP: 0.337, SLG: 0.455									F7	3	0	1	0	0	0	0						
Monte Irvin, R (1,3) OBP: 0.378, SLG: 0.437										2	1	1	1	1	0	1						
Wes Westrum, R (1,2) Tookie Gilbert, L (6, PH) Sam Calderone, R (8, 2) OBP: 0.321, SLG: 0.316 OBP: 0.339, SLG: 0.383	F3								4-3	2	0	0	0	0	0	1						
Bobby Thomson, R (1,8) OBP: 0.306, SLG: 0.412									F8	3	0	0	0	0	0	1						
Sheldon Jones, R (1,1) Monty Kennedy, R (7, 1) Roy Weatherly, L (6, PH) Jack Kramer, R (8, 1) OBP: 0.174, SLG: 0.116 OBP: 0.098, SLG: 0.061 OBP: 0.391, SLG: 0.450 OBP: 0.381, SLG: 0.333				4-3					F7	2	0	0	0	0	0	0						
Inning Stats	R: 0 E: 0 K: 0 S: 4	H: 2 LOB: 2 BB: 0 P: 4	R: 0 E: 0 K: 0 S: 3	H: 1 LOB: 0 BB: 0 P: 3	R: 0 E: 0 K: 0 S: 3	H: 0 LOB: 0 BB: 0 P: 3	R: 0 E: 0 K: 1 S: 5	H: 0 LOB: 0 BB: 0 P: 5	R: 0 E: 0 K: 0 S: 3	H: 0 LOB: 1 BB: 1 P: 7	R: 0 E: 0 K: 0 S: 2	H: 0 LOB: 0 BB: 0 P: 6	R: 0 E: 0 K: 0 S: 3	H: 0 LOB: 0 BB: 0 P: 3	R: 1 E: 0 K: 0 S: 4	H: 1 LOB: 0 BB: 0 P: 4		R: 0 E: 0 K: 0 S: 3	H: 0 LOB: 0 BB: 0 P: 3	1B: 2 2B: 2 3B: 0 HR: 1	SF: 0 SAC: 0 DP: 1 HBP: 0	WP: 0 PB: 0 SB: 0 CS: 0
PITCHER Howie Fox, R (1,1) ERA: 4.9	IP: 9.0 WLS: W BF: 30 H: 4 R: 1 ER: 1 SO: 1 BB: 2 IBB: 0 HBP: 0 BLK: 0 WP: 0 HR: 1 S: 30 P: 38 ERA: 1.00 WHIP: 0.667															PITCHER						

AB	28
R	1
H	4
RBI	1
BB	2
SO	1
LOB	4



Batter	1	2	3	4	5	6	7	8	9	AB	R	H	RBI	BB	SO	LOB	BOTTOM			
Bobby Adams, R (1,4) OBP: 0.348, SLG: 0.402	K		6-3							4	1	1	1	0	2	0	New York Giants @ Cincinnati Reds Crosley Field, Cincinnati, OH Sun Aug 27 1950, 3:38 AM EDT Att: 15,676 - Sunny - 89 F			
Lloyd Merriman, L (1,8) OBP: 0.340, SLG: 0.369	1B		F6							4	0	3	1	0	0	0				
Johnny Wyrostek, L (1,9) OBP: 0.388, SLG: 0.453	1B									4	0	1	0	0	0	3				
Ted Kluszewski, L (1,3) OBP: 0.366, SLG: 0.572	1B									3	1	1	0	1	0	2				
Grady Hatton, L (1,5) OBP: 0.363, SLG: 0.395										3	0	0	0	1	0	3				
Joe Adcock, R (1,7) OBP: 0.306, SLG: 0.384										4	0	1	1	0	1	1				
Virgil Stallcup, R (1,6) OBP: 0.280, SLG: 0.356										4	0	1	0	0	1	2				
Dixie Howell, R (1,2) OBP: 0.326, SLG: 0.280										2	0	0	0	1	1	0				
Howie Fox, R (1,1) OBP: 0.209, SLG: 0.302										3	1	0	0	0	1	2				
Inning Stats	R: 0 E: 0 K: 1 S: 6	H: 1 LOB: 1 BB: 0 P: 6	R: 0 E: 0 K: 0 S: 4	H: 1 LOB: 2 BB: 1 P: 8	R: 0 E: 0 K: 2 S: 7	H: 0 LOB: 0 BB: 0 P: 7	R: 0 E: 0 K: 2 S: 8	H: 1 LOB: 1 BB: 0 P: 8	R: 1 E: 0 K: 0 S: 4	H: 2 LOB: 0 BB: 0 P: 4	R: 2 E: 1 K: 0 S: 6	H: 2 LOB: 1 BB: 0 P: 6	R: 0 E: 0 K: 1 S: 4	H: 0 LOB: 0 BB: 1 P: 8	R: 0 E: 0 K: 1 S: 4	H: 0 LOB: 0 BB: 1 P: 8		1B: 3 2B: 5 3B: 1 HR: 0	SF: 0 SAC: 0 DP: 2 HBP: 0	WP: 0 PB: 1 SB: 0 CS: 0
PITCHER Sheldon Jones, R (1,1) ERA: 4.98 Monty Kennedy, L (7, 1) ERA: 4.75 Jack Kramer, R (8, 1) ERA: 3.61	IP: 6.1 WLS: L BF: 29 H: 8 R: 3 ER: 2 SO: 5 BB: 1 IBB: 1 HBP: 0 BLK: 0 WP: 0 HR: 0 S: 37 P: 45 ERA: 2.84 WHIP: 1.421															PITCHER				

AB	31
R	3
H	8
RBI	3
BB	3
SO	6
LOB	13

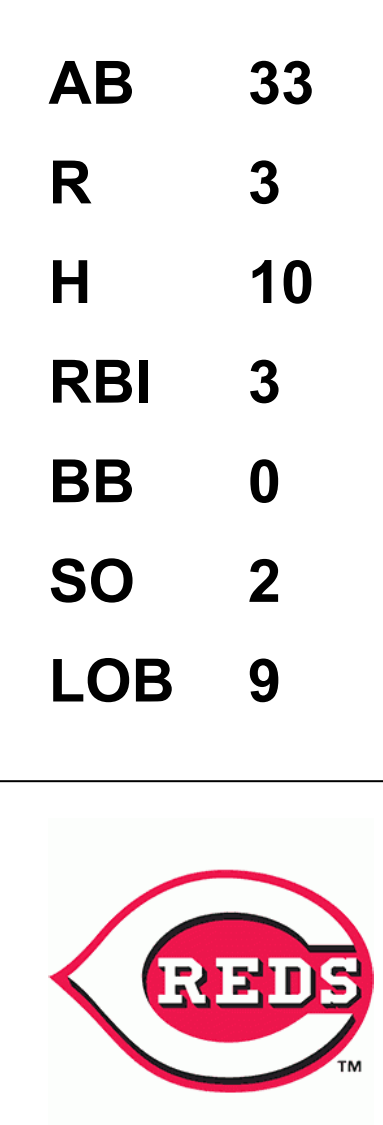


Batter	1	2	3	4	5	6	7	8	9	AB	R	H	RBI	BB	SO	LOB	TOP			
Eddie Stanky, R OBP: 0.467, SLG: 0.416	F4		F7							2	1	1	0	2	0	0	New York Giants @ Cincinnati Reds Crosley Field, Cincinnati, OH Mon Aug 28 1950, 3:33 AM EDT Att: 1,547 - Cloudy - 90 F			
Whitey Lockman, L OBP: 0.365, SLG: 0.437	4-3		F7				F7			3	1	1	0	1	0	3				
Don Mueller, L OBP: 0.333, SLG: 0.385	4-3		F7				G3			3	0	0	0	1	0	2				
Hank Thompson, L OBP: 0.393, SLG: 0.477	F8		F7				F2			4	0	1	1	0	0	3				
Alvin Dark, R OBP: 0.336, SLG: 0.453		K	F7				F9			4	0	1	1	0	1	1				
Tookie Gilbert, L OBP: 0.318, SLG: 0.312	4-3		4-3				G3			4	0	0	0	0	0	2				
Bobby Thomson, R OBP: 0.307, SLG: 0.414				K			F6			3	0	1	0	1	1	0				
Sam Calderone, R OBP: 0.318, SLG: 0.359	F4			5-3			G6-4-3			4	0	0	0	0	0	2				
Dave Koslo, L OBP: 0.194, SLG: 0.175			F9				K			4	0	1	0	0	2	0				
Inning Stats	R: 0 E: 0 K: 0 S: 3	H: 0 LOB: 1 BB: 1 P: 7	R: 0 E: 0 K: 1 S: 6	H: 1 LOB: 1 BB: 0 P: 6	R: 2 E: 0 K: 0 S: 6	H: 3 LOB: 2 BB: 1 P: 10	R: 0 E: 0 K: 1 S: 6	H: 1 LOB: 2 BB: 1 P: 10	R: 0 E: 0 K: 0 S: 2	H: 0 LOB: 0 BB: 1 P: 6	R: 0 E: 0 K: 1 S: 5	H: 0 LOB: 0 BB: 1 P: 9	R: 0 E: 0 K: 0 S: 3	H: 0 LOB: 0 BB: 0 P: 3	R: 0 E: 0 K: 1 S: 5	H: 0 LOB: 0 BB: 0 P: 5		1B: 4 2B: 3 3B: 0 HR: 0	SF: 0 SAC: 0 DP: 2 HBP: 0	WP: 0 PB: 0 SB: 0 CS: 0
PITCHER Ewell Blackwell, R ERA: 3.55	IP: 9.0 WLS: W BF: 36 H: 6 R: 2 ER: 2 SO: 4 BB: 5 IBB: 0 HBP: 0 BLK: 0 WP: 0 HR: 0 S: 39 P: 59 ERA: 2.00 WHIP: 1.222															PITCHER				

AB	31
R	2
H	6
RBI	2
BB	5
SO	4
LOB	13



Batter	1	2	3	4	5	6	7	8	9	AB	R	H	RBI	BB	SO	LOB	BOTTOM					
Bobby Adams, R OBP: 0.350, SLG: 0.403	SH1-3		5-3				F9			4	1	2	1	0	0	1	New York Giants @ Cincinnati Reds Crosley Field, Cincinnati, OH Mon Aug 28 1950, 3:33 AM EDT Att: 1,547 - Cloudy - 90 F					
Bob Usher, R OBP: 0.313, SLG: 0.368	SH1-3		6-3			F7	F7			3	0	0	0	0	0	2						
Johnny Wyrostek, L OBP: 0.389, SLG: 0.454	FC6-4			G4-6-3		F7	1-3			4	0	2	1	0	0	0						
Ted Kluszewski, L OBP: 0.362, SLG: 0.566	K		G4-6-3			4-3	6-3			4	0	0	0	0	1	2						
Joe Adcock, R OBP: 0.309, SLG: 0.386	FC6-4			1B			F8			4	0	2	0	0	0	1						
Grady Hatton, L OBP: 0.382, SLG: 0.393		F9				K	4-3			4	0	1	0	0	1	1						
Virgil Stallcup, R OBP: 0.280, SLG: 0.354		F8		F2			F4			4	1	1	0	0	0	2						
Dixie Howell, R OBP: 0.327, SLG: 0.298		F8		1-3			SH1-4			3	1	1	1	0	0	0						
Ewell Blackwell, R OBP: 0.137, SLG: 0.087			4-3							3	0	1	0	0	0	0						
Inning Stats	R: 1 E: 0 K: 1 S: 7	H: 2 LOB: 1 BB: 0 P: 7	R: 0 E: 0 K: 0 S: 3	H: 0 LOB: 0 BB: 0 P: 3	R: 0 E: 0 K: 0 S: 3	H: 0 LOB: 0 BB: 0 P: 3	R: 0 E: 0 K: 0 S: 5	H: 3 LOB: 2 BB: 0 P: 5	R: 0 E: 0 K: 0 S: 4	H: 1 LOB: 1 BB: 0 P: 4	R: 0 E: 0 K: 1 S: 6	H: 1 LOB: 1 BB: 0 P: 6	R: 1 E: 0 K: 0 S: 5	H: 2 LOB: 1 BB: 0 P: 5	R: 0 E: 0 K: 0 S: 3	H: 0 LOB: 0 BB: 0 P: 3		R: 1 E: 0 K: 0 S: 3	H: 1 LOB: 0 BB: 0 P: 3	1B: 9 2B: 0 3B: 0 HR: 1	SF: 0 SAC: 2 DP: 1 HBP: 0	WP: 0 PB: 0 SB: 0 CS: 0
PITCHER Dave Koslo, L ERA: 3.8	IP: 8.2 WLS: L BF: 35 H: 10 R: 3 ER: 3 SO: 2 BB: 0 IBB: 0 HBP: 0 BLK: 0 WP: 0 HR: 1 S: 39 P: 39 ERA: 3.12 WHIP: 1.154															PITCHER						



Batter	1	2	3	4	5	6	7	8	9	AB	R	H	RBI	BB	SO	LOB	TOP			
Roy Hartsfield, R OBP: 0.326, SLG: 0.370 (1, 4)										5	1	2	0	0	0	1				
Sam Jethroe, S OBP: 0.345, SLG: 0.445 (1, 8)										4	1	1	0	1	1	2				
Earl Torgeson, L OBP: 0.402, SLG: 0.459 (1, 3)										3	0	1	0	1	1	1				
Bob Elliott, R OBP: 0.387, SLG: 0.514 (1, 5)										4	1	2	2	0	0	0				
Walker Cooper, R OBP: 0.372, SLG: 0.511 (1, 2)										3	0	1	1	0	0	0				
Sid Gordon, R OBP: 0.418, SLG: 0.571 (1, 7)										4	0	0	0	0	1	3				
Willard Marshall, L OBP: 0.329, SLG: 0.335 (1, 9)										3	1	1	0	1	0	2				
Buddy Kerr, R OBP: 0.287, SLG: 0.303 (1, 6)										4	0	0	0	0	0	3				
Johnny Sain, R OBP: 0.284, SLG: 0.256 (1, 1)										4	0	1	1	0	1	0				
Inning Stats	R: 2 E: 0 K: 1 S: 7	H: 2 LOB: 2 BB: 2 P: 15	R: 0 E: 0 K: 0 S: 4	H: 1 LOB: 1 BB: 0 P: 4	R: 1 E: 0 K: 0 S: 5	H: 2 LOB: 2 BB: 1 P: 9	R: 0 E: 0 K: 2 S: 8	H: 1 LOB: 1 BB: 0 P: 8	R: 0 E: 0 K: 0 S: 3	H: 0 LOB: 0 BB: 0 P: 3	R: 0 E: 0 K: 0 S: 3	H: 1 LOB: 0 BB: 0 P: 3	R: 0 E: 0 K: 0 S: 3	H: 0 LOB: 0 BB: 0 P: 3	R: 1 E: 0 K: 1 S: 7	H: 2 LOB: 1 BB: 0 P: 7	1B: 5 2B: 4 3B: 0 HR: 0	SF: 0 SAC: 1 DP: 0 HBP: 0	WP: 0 PB: 0 SB: 0 CS: 1	PA: 39
PITCHER	IP WLS BF H R ER SO BB IBB HBP BLK WP HR S P ERA WHIP																			
Willie Ramsdell, R ERA: 3.89 (1, 1)	0.0 L 4 2 2 2 0 2 0 0 0 0 0 0 2 10 ∞ ∞																			
Frank Smith, R ERA: 3.31 (1, 1)	6.0 23 4 1 1 3 0 1 0 0 0 0 0 28 32 1.50 0.667																			
Eddie Erault, R ERA: 7.02 (7, 1)	2.0 6 1 0 0 0 0 0 0 0 0 0 0 6 6 0.00 0.500																			
Harry Perkowski, L ERA: 5.08 (9, 1)	1.0 5 2 1 1 1 0 0 0 0 0 0 0 7 7 9.00 2.000																			

Boston Braves @ Cincinnati Reds
Crosley Field, Cincinnati, OH
Tue Aug 29 1950, 3:33 AM EDT
Att: 8,348 - Unknown - 78 F

AB 34
R 4
H 9
RBI 4
BB 3
SO 4
LOB 12

Batter	1	2	3	4	5	6	7	8	9	AB	R	H	RBI	BB	SO	LOB	BOTTOM			
Bobby Adams, R OBP: 0.352, SLG: 0.409 (1, 4) (9, 5)										4	0	2	0	0	0	0				
Lloyd Merriman, L OBP: 0.335, SLG: 0.363 (1, 8)										4	0	0	0	0	0	2				
Johnny Wyrostek, L OBP: 0.390, SLG: 0.451 (1, 9)										2	0	0	0	2	0	0				
Ted Kluszewski, L OBP: 0.359, SLG: 0.560 (1, 3)										4	0	0	0	0	0	3				
Grady Hatton, L OBP: 0.361, SLG: 0.391 (1, 5) (9, 6)										4	0	1	0	0	0	2				
Joe Adcock, R OBP: 0.309, SLG: 0.385 (1, 7)										3	0	1	0	0	0	0				
Johnny Pramesa, R OBP: 0.381, SLG: 0.458 (1, 2)										3	0	1	0	0	0	2				
Virgil Stallcup, R OBP: 0.277, SLG: 0.351 (1, 6)										3	0	0	0	0	0	1				
Connie Ryan, R OBP: 0.383, SLG: 0.375 (9, 4)										0	0	0	0	0	0	0				
Willie Ramsdell, R ERA: 3.89 (1, 1)	9.0 W 32 5 0 0 1 2 0 0 0 0 0 0 32 40 0.00 0.778																			
Frank Smith, R ERA: 3.31 (1, 1)	6.0 23 4 1 1 3 0 1 0 0 0 0 0 28 32 1.50 0.667																			
Eddie Erault, R ERA: 7.02 (7, 1)	2.0 6 1 0 0 0 0 0 0 0 0 0 0 6 6 0.00 0.500																			
Harry Perkowski, L ERA: 5.08 (9, 1)	1.0 5 2 1 1 1 0 0 0 0 0 0 0 7 7 9.00 2.000																			
Inning Stats	R: 0 E: 0 K: 0 S: 3	H: 0 LOB: 0 BB: 0 P: 3	R: 0 E: 0 K: 0 S: 3	H: 0 LOB: 0 BB: 0 P: 3	R: 0 E: 0 K: 0 S: 3	H: 0 LOB: 0 BB: 0 P: 3	R: 0 E: 0 K: 0 S: 4	H: 1 LOB: 2 BB: 1 P: 8	R: 0 E: 0 K: 0 S: 3	H: 0 LOB: 0 BB: 0 P: 3	R: 0 E: 0 K: 0 S: 5	H: 2 LOB: 2 BB: 0 P: 5	R: 0 E: 0 K: 1 S: 6	H: 1 LOB: 1 BB: 0 P: 6	R: 0 E: 0 K: 0 S: 2	H: 0 LOB: 0 BB: 1 P: 6	1B: 4 2B: 1 3B: 0 HR: 0	SF: 0 SAC: 0 DP: 2 HBP: 0	WP: 0 PB: 0 SB: 0 CS: 0	PA: 32
PITCHER	IP WLS BF H R ER SO BB IBB HBP BLK WP HR S P ERA WHIP																			
Johnny Sain, R ERA: 4.14 (1, 1)	9.0 W 32 5 0 0 1 2 0 0 0 0 0 0 32 40 0.00 0.778																			


Boston Braves @ Cincinnati Reds
Crosley Field, Cincinnati, OH
Tue Aug 29 1950, 3:33 AM EDT
Att: 8,348 - Unknown - 78 F

AB 30
R 0
H 5
RBI 0
BB 2
SO 1
LOB 10

Batter	1	2	3	4	5	6	7	8	9	AB	R	H	RBI	BB	SO	LOB	TOP								
Roy Hartsfield, R OBP: 0.324, SLG: 0.367 (1, 4)	4-3	E6		3-1			SH3-4	2B	E3	5	0	1	0	0	0	3									
Sam Jetthroe, S OBP: 0.391, SLG: 0.455 (1, 8)	F8				F8		HR	2B	F9	6	1	3	3	0	0	2									
Earl Torgeson, L OBP: 0.400, SLG: 0.455 (1, 3)	4-3	F9			K		F9	FC6-4		4	0	0	0	1	1	2									
Bob Elliott, R OBP: 0.387, SLG: 0.512 Sibby Sisti, R OBP: 0.306, SLG: 0.272 (5, 5)		BB	F7		K		1B	FC6-4		3	1	1	0	0	1	0									
Sid Gordon, R OBP: 0.418, SLG: 0.577 (1, 7)		F9	6-3			F8	BB		HR	5	1	2	1	0	0	1									
Luis Olmo, R OBP: 0.315, SLG: 0.398 (1, 9)		2B	F6			HR	FC6-4		F8	3	2	1	1	2	0	0									
Del Crandall, R OBP: 0.289, SLG: 0.332 (1, 2)		2B		SH1-3		L5	FC6-4		F8	5	1	2	1	0	0	3									
Buddy Kerr, R OBP: 0.289, SLG: 0.308 (1, 6)		E	SH1-3			F7			6-3	4	2	2	1	0	0	0									
Vern Bickford, R OBP: 0.155, SLG: 0.128 (1, 1)		F6		5-3			HR		6-3	5	1	2	0	0	0	3									
Inning Stats	R: 0 E: 0 K: 0 S: 3	H: 0 LOB: 0 BB: 0 P: 3	R: 4 E: 1 K: 0 S: 8	H: 4 LOB: 2 BB: 1 P: 12	R: 0 E: 0 K: 0 S: 3	H: 0 LOB: 0 BB: 0 P: 3	R: 0 E: 0 K: 2 S: 4	H: 1 LOB: 1 BB: 0 P: 4	R: 0 E: 0 K: 0 S: 7	H: 0 LOB: 0 BB: 0 P: 7	R: 1 E: 0 K: 0 S: 4	H: 1 LOB: 0 BB: 0 P: 4	R: 2 E: 0 K: 0 S: 7	H: 4 LOB: 3 BB: 1 P: 11	R: 0 E: 0 K: 0 S: 5	H: 2 LOB: 3 BB: 1 P: 9	R: 2 E: 1 K: 0 S: 7	H: 3 LOB: 2 BB: 0 P: 7	1B: 10 2B: 2 3B: 0 HR: 3	SF: 0 SAC: 2 DP: 0 HBP: 0	WP: 0 PB: 0 SB: 0 CS: 0	PA: 47			
PITCHER	IP	WLS	BF	H	R	ER	SO	BB	IBB	HBP	BLK	WP	HR	S	P	ERA	WHIP								
Ken Raffensberger, L ERA: 4.07 (1, 1)	6.1	L	29	8	7	5	2	1	0	0	0	0	2	32	36	7.11	1.421								
Eddie Erault, R ERA: 6.91 (7, 1)	0.2		5	2	0	0	0	1	0	0	0	0	0	4	8	0.00	4.500								
Herm Wehmeier, R ERA: 5.68 (8, 1)	2.0		13	5	2	1	0	0	1	0	0	0	1	12	16	4.50	2.500								

Boston Braves @ Cincinnati Reds
Crosley Field, Cincinnati, OH
Wed Aug 30, 1950, 3:33 AM EDT
Att: 1,472 - Cloudy - 78 F


AB 42
R 9
H 15
RBI 7
BB 3
SO 2
LOB 17



Batter	1	2	3	4	5	6	7	8	9	AB	R	H	RBI	BB	SO	LOB	BOTTOM								
Bobby Adams, R OBP: 0.351, SLG: 0.410 (1, 4)	1B		L5	F8			F9			4	1	1	0	0	0	0									
Lloyd Merriman, L OBP: 0.341, SLG: 0.367 (1, 8)	FC5-4		1B			F8		G1-6-3		3	1	2	1	1	0	0									
Johnny Wyrostek, L OBP: 0.389, SLG: 0.449 (1, 9)	FC5-4		1B	3-1				G1-6-3		4	1	1	0	0	0	2									
Ted Kluszewski, L OBP: 0.360, SLG: 0.560 (1, 3)	1B		F8			F9		G3		4	0	2	1	0	0	0									
Grady Hatton, L OBP: 0.360, SLG: 0.388 (1, 5)	F4					F6			3-1	3	0	0	0	1	0	2									
Joe Adcock, R OBP: 0.308, SLG: 0.383 (1, 7)	F4		F8			4-3			2B	4	1	1	1	0	0	4									
Virgil Stallcup, R OBP: 0.275, SLG: 0.348 (1, 6)		F4	F8			5-3			F8	4	0	0	0	0	0	3									
Dixie Howell, R OBP: 0.323, SLG: 0.295 Peanuts Lowrey, R OBP: 0.320, SLG: 0.292 Johnny Pramesa, R OBP: 0.385, SLG: 0.467 (7, PH) (8, 2)		F7		F4			F8		FC5	2	0	0	0	0	0	0									
Ken Raffensberger, R OBP: 0.178, SLG: 0.199 Eddie Erault, R OBP: 0.256, SLG: 0.429 Danny Litwhiler, R OBP: 0.370, SLG: 0.465 Herm Wehmeier, R OBP: 0.183, SLG: 0.210 Bob Usher, R OBP: 0.312, SLG: 0.366 (7, PH) (8, 1) (9, PH)		K		K			5-3		FC5	2	0	0	0	0	0	0									
Inning Stats	R: 1 E: 0 K: 0 S: 6	H: 3 LOB: 2 BB: 0 P: 6	R: 0 E: 0 K: 1 S: 5	H: 0 LOB: 0 BB: 0 P: 5	R: 2 E: 0 K: 0 S: 6	H: 3 LOB: 2 BB: 1 P: 10	R: 0 E: 0 K: 1 S: 5	H: 0 LOB: 0 BB: 0 P: 5	R: 0 E: 0 K: 0 S: 3	H: 0 LOB: 0 BB: 0 P: 3	R: 0 E: 0 K: 0 S: 3	H: 0 LOB: 0 BB: 0 P: 3	R: 0 E: 0 K: 0 S: 2	H: 0 LOB: 0 BB: 1 P: 6	R: 1 E: 0 K: 0 S: 5	H: 2 LOB: 1 BB: 0 P: 5	1B: 6 2B: 2 3B: 0 HR: 0	SF: 0 SAC: 0 DP: 1 HBP: 0	WP: 0 PB: 0 SB: 0 CS: 0	PA: 36					
PITCHER	IP	WLS	BF	H	R	ER	SO	BB	IBB	HBP	BLK	WP	HR	S	P	ERA	WHIP								
Vern Bickford, R ERA: 3.21 (1, 1)	9.0	W	36	8	4	4	2	2	0	0	0	0	0	38	46	4.00	1.111								

Boston Braves @ Cincinnati Reds
Crosley Field, Cincinnati, OH
Wed Aug 30, 1950, 3:33 AM EDT
Att: 1,472 - Cloudy - 78 F

AB 34
R 4
H 8
RBI 4
BB 2
SO 2
LOB 12



Batter	1	2	3	4	5	6	7	8	9	AB	R	H	RBI	BB	SO	LOB	TOP				
Bobby Adams, R OBP: 0.352, SLG: 0.411 Grady Hatton, L OBP: 0.362, SLG: 0.392	0-3 K		0-0 1B	0-0 F7			4-0 FC1-6 BB		0-0 SH4-3 2B	2	1	1	0	0	1	0	<p>Cincinnati Reds @ Chicago Cubs</p> <p>Wrigley Field, Chicago, IL</p> <p>Sat Sep 02 1950, 3:33 AM CDT</p> <p>Att: 12,261 - Unknown</p>				
Bob Usher, R OBP: 0.311, SLG: 0.365	0-3 K		0-0 1B	0-0 P3			0-0 FC1-6 BB		0-0 SH4-3	4	1	1	2	0	1	1					
Johnny Wyrostek, L OBP: 0.391, SLG: 0.456	0-0 3-1		0-0 HR				4-0 FC6-4 BB		4-0 G4-3 BB	3	1	1	2	2	0	0					
Ted Kluszewski, L OBP: 0.358, SLG: 0.556		0-0 4-3	0-0 1B				0-0 F8		0-0 F5	5	1	1	0	0	0	5					
Joe Adcock, R OBP: 0.307, SLG: 0.381		0-0 5-3	0-0 1B				0-0 5-3			4	0	1	0	0	0	3					
Johnny Pramesa, R OBP: 0.382, SLG: 0.459		0-0 E6	4-0 BB				0-0 L4			3	0	0	0	1	0	1					
Connie Ryan, R OBP: 0.362, SLG: 0.372	0-3 K		0-0 F9				0-0 P4		4-0 FC5-4 BB	3	0	0	1	1	1	3					
Virgil Stallcup, R OBP: 0.272, SLG: 0.344			6-3				0-0 4-3		0-0 FC5-4 FC4-6	4	0	0	0	0	0	3					
Ewell Blackwell, R OBP: 0.143, SLG: 0.096			0-0 1B	0-0 6-3			0-0 G3		0-0 FC4-6	4	1	1	0	0	0	1					
Inning Stats	R: 0 E: 0 K: 2 S: 7	H: 0 LOB: 0 BB: 7	R: 0 E: 1 K: 1 S: 6	H: 0 LOB: 1 BB: 6	R: 5 E: 0 K: 0 S: 9	H: 6 LOB: 2 BB: 13	R: 0 E: 0 K: 0 S: 3	H: 0 LOB: 0 BB: 3	R: 0 E: 1 K: 0 S: 4	H: 0 LOB: 1 BB: 4	R: 0 E: 0 K: 0 S: 3	H: 0 LOB: 2 BB: 11	R: 0 E: 0 K: 0 S: 3	H: 0 LOB: 1 BB: 7	R: 0 E: 0 K: 0 S: 3	H: 1 LOB: 1 BB: 7		1B: 5 2B: 1 3B: 0 HR: 1	SF: 0 SAC: 1 DP: 1 HBP: 0	WP: 0 PB: 0 SB: 0 CS: 0	PA: 40
PITCHER	IP WLS BF H R ER SO	IP WLS BF H R ER SO	IP WLS BF H R ER SO	IP WLS BF H R ER SO	IP WLS BF H R ER SO	IP WLS BF H R ER SO	IP WLS BF H R ER SO	IP WLS BF H R ER SO	IP WLS BF H R ER SO	IP WLS BF H R ER SO	IP WLS BF H R ER SO	IP WLS BF H R ER SO	IP WLS BF H R ER SO	IP WLS BF H R ER SO	IP WLS BF H R ER SO	IP WLS BF H R ER SO	ERA WHIP	ERA WHIP			
Paul Minner, L ERA: 3.78	2.1	15	6	5	5	3	1	0	0	0	0	0	0	0	0	0	0	19.29	3.000		
Johnny Klippstein, R ERA: 5.38	5.2	21	0	0	0	0	3	0	0	0	0	0	0	0	0	0	0	0.00	0.529		
Johnny Schmitz, L ERA: 4.87	1.0	4	1	0	0	0	1	0	0	0	0	0	0	0	0	0	0	0.00	2.000		

AB	34
R	5
H	7
RBI	5
BB	5
SO	3
LOB	17



Batter	1	2	3	4	5	6	7	8	9	AB	R	H	RBI	BB	SO	LOB	BOTTOM			
Carmen Mauro, L OBP: 0.293, SLG: 0.333	0-3 K		1-0 BB			0-0 G3		0-0 7-1-4		3	0	0	1	0	1	1	<p>Cincinnati Reds @ Chicago Cubs</p> <p>Wrigley Field, Chicago, IL</p> <p>Sat Sep 02 1950, 3:33 AM CDT</p> <p>Att: 12,261 - Unknown</p>			
Phil Cavarretta, L OBP: 0.385, SLG: 0.460	4-0 CS		4-0 BB			0-3 K			0-0 G5-4-3 1B	2	0	1	0	2	1	0				
Roy Smalley, R OBP: 0.299, SLG: 0.426	0-3 K		0-0 F8			0-0 6-3			0-3 K	4	0	0	0	0	2	4				
Hank Sauer, R OBP: 0.363, SLG: 0.533	0-0 CS	0-3 K		0-3 K			0-0 P4		0-0 G5-4-3	4	0	0	0	0	2	1				
Andy Patko, R OBP: 0.412, SLG: 0.625		0-0 6-3		0-0 P4			0-3 K			1	0	0	0	0	0	0				
Bob Borkowski, R OBP: 0.327, SLG: 0.402										2	0	0	0	0	1	0				
Bill Serena, R OBP: 0.335, SLG: 0.420		4-0 BB		0-3 K			0-0 6-3			2	0	0	0	1	1	0				
Carl Sawatski, L OBP: 0.191, SLG: 0.095		0-0 4-3				0-0 F8		4-0 FC3-6 BB		2	1	0	0	1	0	1				
Wayne Terwilliger, R OBP: 0.307, SLG: 0.362			0-0 4-3			0-0 6-3		4-0 FC3-6 BB		2	0	0	0	1	0	0				
Paul Minner, L OBP: 0.276, SLG: 0.315			0-3 K			0-3 K		0-0 FC3-6		0	0	0	0	0	0	0				
Johnny Klippstein, R OBP: 0.333, SLG: 0.500								1-2 2-3		2	0	0	0	0	2	0				
Ron Northey, L OBP: 0.359, SLG: 0.481										1	0	0	0	0	0	2				
Johnny Schmitz, R OBP: 0.155, SLG: 0.175										0	0	0	0	0	0	0				
Inning Stats	R: 0 E: 0 K: 2 S: 6	H: 0 LOB: 1 BB: 1	R: 0 E: 0 K: 1 S: 5	H: 0 LOB: 1 BB: 1	R: 0 E: 0 K: 2 S: 7	H: 0 LOB: 0 BB: 0	R: 0 E: 0 K: 1 S: 5	H: 0 LOB: 0 BB: 0	R: 0 E: 0 K: 1 S: 5	H: 0 LOB: 2 BB: 10	R: 1 E: 0 K: 0 S: 2	H: 0 LOB: 0 BB: 2	R: 0 E: 0 K: 1 S: 5	H: 1 LOB: 0 BB: 0	1B: 1 2B: 1 3B: 0 HR: 0	SF: 0 SAC: 0 DP: 2 HBP: 1	WP: 0 PB: 0 SB: 0 CS: 1	PA: 32		
PITCHER	IP WLS BF H R ER SO	IP WLS BF H R ER SO	IP WLS BF H R ER SO	IP WLS BF H R ER SO	IP WLS BF H R ER SO	IP WLS BF H R ER SO	IP WLS BF H R ER SO	IP WLS BF H R ER SO	IP WLS BF H R ER SO	IP WLS BF H R ER SO	IP WLS BF H R ER SO	IP WLS BF H R ER SO	IP WLS BF H R ER SO	IP WLS BF H R ER SO	IP WLS BF H R ER SO	IP WLS BF H R ER SO	ERA WHIP	ERA WHIP		
Ewell Blackwell, R ERA: 3.45	9.0	31	1	1	1	10	5	0	1	0	0	45	66	1.00	0.667					



Batter	1	2	3	4	5	6	7	8	9	10	11	AB	R	H	RBI	BB	SO	LOB	TOP								
Lloyd Merriman, L OBP: 0.335, SLG: 0.359 Bob Usher, R OBP: 0.310, SLG: 0.363	K		L9			F8		P6	P3		E1	5	0	0	0	0	1	2									
Grady Hatton, L OBP: 0.363, SLG: 0.390	P5		P5			K		PB BB		FC6 SH1-4 1B	SH	4	0	1	1	1	1	0									
Johnny Wrosteck, L OBP: 0.389, SLG: 0.453			F9			F9		F9		SH1-4	K	5	0	1	0	0	1	4									
Ted Kluszewski, L OBP: 0.354, SLG: 0.548	P5					F8		G3		FC6 G5-4-3	4-3	6	0	0	0	0	0	6									
Joe Adcock, R OBP: 0.313, SLG: 0.385																											
Johnny Pramesa, R OBP: 0.377, SLG: 0.469																											
Connie Ryan, R OBP: 0.367, SLG: 0.380																											
Virgil Stallcup, R OBP: 0.272, SLG: 0.344 Bob Scheffner, R OBP: 0.299, SLG: 0.365 Bobby Adams, R OBP: 0.352, SLG: 0.411 Sammy Meeks, R OBP: 0.326, SLG: 0.383																											
Ken Raffensberger, R OBP: 0.311, SLG: 0.363 Frank Smith, R OBP: 0.319, SLG: 0.393 Herm Wehmeier, R OBP: 0.343, SLG: 0.410 Darryl Strawberry, R OBP: 0.376, SLG: 0.549 Preston Ward, R OBP: 0.321, SLG: 0.391 Harry Perkowski, L OBP: 0.376, SLG: 0.549 Eddie Erault, R OBP: 0.376, SLG: 0.429																											
Inning Stats	R: 0 E: 0 K: 1 S: 6	H: 1 LOB: 1 BB: 0 P: 6	R: 2 E: 0 K: 0 S: 5	H: 3 LOB: 0 BB: 0 P: 5	R: 0 E: 0 K: 0 S: 3	H: 0 LOB: 0 BB: 0 P: 3	R: 0 E: 0 K: 0 S: 3	H: 1 LOB: 0 BB: 0 P: 3	R: 0 E: 0 K: 1 S: 5	H: 0 LOB: 0 BB: 0 P: 5	R: 2 E: 0 K: 0 S: 6	H: 3 LOB: 1 BB: 0 P: 6	R: 0 E: 0 K: 0 S: 3	H: 0 LOB: 1 BB: 1 P: 7	R: 1 E: 1 K: 1 S: 6	H: 2 LOB: 2 BB: 0 P: 6	R: 0 E: 0 K: 0 S: 4	H: 1 LOB: 1 BB: 0 P: 4	R: 2 E: 2 K: 1 S: 9	H: 2 LOB: 3 BB: 1 P: 13	1B: 11 2B: 2 3B: 0 HR: 1	SF: 0 SAC: 2 DP: 3 HBP: 0	WP: 0 PB: 1 SB: 1 CS: 0	PA: 49			
PITCHER	IP ERA WLS BF H R ER SO BB IBB HBP BLK WP HR S P ERA WHIP	7.0 3.83 2.0 10 8 4 2 3 27 1 0 0 0 0 0 9 13 0.00 1.500	10.1 4.31 1.0 4 1 0 0 0 1 0 0 0 0 0 4 4 0.00 1.000	11.1 4.84 0.1 4 2 2 0 0 1 0 0 0 0 0 3 7 0.00 9.000	11.1 4.86 0.2 4 0 0 0 1 0 0 0 0 0 0 6 6 0.00 0.000																						

Cincinnati Reds @ Chicago Cubs
Wrigley Field, Chicago, IL
Sun Sep 03 1950, 3:33 AM CDT
Att: 18,197 - Unknown

AB	44
R	7
H	13
RBI	6
BB	2
SO	4
LOB	20



Batter	1	2	3	4	5	6	7	8	9	10	11	AB	R	H	RBI	BB	SO	LOB	BOTTOM							
Hal Jeffcoat, R OBP: 0.246, SLG: 0.300																										
Bob Borkowski, R OBP: 0.327, SLG: 0.397																										
Roy Smalley, R OBP: 0.300, SLG: 0.424																										
Hank Sauer, R OBP: 0.363, SLG: 0.531																										
Bill Serena, R OBP: 0.336, SLG: 0.419																										
Phil Cavaretta, L OBP: 0.382, SLG: 0.455																										
Wayne Terwilliger, R OBP: 0.307, SLG: 0.384 Ron Northey, L OBP: 0.357, SLG: 0.478 Bob Ramazzotti, R OBP: 0.277, SLG: 0.336																										
Mickey Owen, R OBP: 0.278, SLG: 0.369 Preston Ward, L OBP: 0.329, SLG: 0.384 Doyle Lade, R OBP: 0.324, SLG: 0.343 Johnny Vander Meer, S OBP: 0.153, SLG: 0.214																										
Frank Hiller, R ERA: 4.11 Andy Pate, R ERA: 4.42 Dutch Leonard, R ERA: 4.42 Herm Wehmeier, R ERA: 5.67 Johnny Schmitz, L ERA: 4.84 Carl Sawatski, L ERA: 4.98 Eddie Erault, R ERA: 6.55																										
Inning Stats	R: 0 E: 0 K: 1 S: 6	H: 1 LOB: 1 BB: 0 P: 6	R: 0 E: 0 K: 0 S: 3	H: 0 LOB: 0 BB: 0 P: 3	R: 0 E: 0 K: 1 S: 7	H: 2 LOB: 2 BB: 0 P: 7	R: 0 E: 0 K: 0 S: 3	H: 0 LOB: 0 BB: 0 P: 3	R: 0 E: 0 K: 0 S: 3	H: 0 LOB: 0 BB: 0 P: 3	R: 3 E: 2 K: 0 S: 7	H: 4 LOB: 2 BB: 1 P: 11	R: 2 E: 0 K: 0 S: 6	H: 3 LOB: 1 BB: 0 P: 6	R: 0 E: 0 K: 1 S: 5	H: 0 LOB: 2 BB: 2 P: 13	R: 0 E: 0 K: 1 S: 6	H: 1 LOB: 2 BB: 1 P: 10	R: 0 E: 0 K: 0 S: 3	H: 0 LOB: 0 BB: 0 P: 3	1B: 11 2B: 1 3B: 0 HR: 0	SF: 0 SAC: 0 DP: 1 HBP: 0	WP: 0 PB: 0 SB: 1 CS: 0	PA: 48		
PITCHER	IP ERA WLS BF H R ER SO BB IBB HBP BLK WP HR S P ERA WHIP	7.0 4.11 0.1 3 2 0 0 2 9 0 0 0 0 0 0 3 3 0.00 6.000	9.0 4.42 2.0 9 4 1 0 2 1 0 0 0 0 0 2 2 13.50 0.000	9.0 5.67 0.2 4 0 0 0 1 2 0 0 0 0 0 4 12 0.00 3.000	9.0 4.98 0.2 4 1 0 0 1 1 0 0 0 0 0 10 14 0.00 0.857																					

Cincinnati Reds @ Chicago Cubs
Wrigley Field, Chicago, IL
Sun Sep 03 1950, 3:33 AM CDT
Att: 18,197 - Unknown

AB	44
R	5
H	12
RBI	5
BB	4
SO	4
LOB	21



Batter	1	2	3	4	5	6	7	8	9	AB	R	H	RBI	BB	SO	LOB	TOP		
Tommy Glaviano, R OBP: 0.431, SLG: 0.473	6-3		5-3		K		F4			4	0	0	0	0	1	2			
Red Schoendienst, S OBP: 0.314, SLG: 0.413	F5			HR	1B	2B	1B	1B	1-3	4	2	2	0	0	0	1			
Stan Musial, L OBP: 0.446, SLG: 0.613	1-3			HR		F9		F8		4	1	1	2	0	0	1			
Enos Slaughter, L OBP: 0.370, SLG: 0.436		F9		F8		1B	2B	F7		4	1	1	0	0	0	0			
Bill Howerton, L OBP: 0.385, SLG: 0.504				F7		F5			BB	3	0	1	0	1	0	2			
Marty Marion, R OBP: 0.338, SLG: 0.346			K	6-3				6-3		4	0	1	2	0	1	2			
Rocky Nelson, L OBP: 0.332, SLG: 0.349		F3			F6	4-3		F6		4	0	0	0	0	0	2			
Del Rice, R OBP: 0.342, SLG: 0.402			F8		F7			1-3		2	0	0	0	1	0	0			
Chuck Diering, R OBP: 0.359, SLG: 0.343										0	0	0	0	0	0	0			
Joe Garagiola, L OBP: 0.304, SLG: 0.513										1	0	0	0	0	0	0			
Max Lanier, R OBP: 0.209, SLG: 0.219			F6					F9		1	0	0	0	0	0	0			
Al Brazle, L OBP: 0.208, SLG: 0.208										2	0	1	0	0	0	1			
Hal Rice, L OBP: 0.254, SLG: 0.189										1	0	0	0	0	0	0			
Inning Stats	R: 0 E: 0 K: 0 S: 3	H: 0 LOB: 0 BB: 0 P: 3	R: 0 E: 0 K: 1 S: 6	H: 1 LOB: 1 BB: 0 P: 6	R: 0 E: 0 K: 0 S: 3	H: 0 LOB: 0 BB: 0 P: 3	R: 2 E: 0 K: 0 S: 5	H: 2 LOB: 0 BB: 0 P: 5	R: 0 E: 0 K: 1 S: 6	H: 1 LOB: 1 BB: 0 P: 6	R: 2 E: 0 K: 0 S: 6	H: 3 LOB: 1 BB: 0 P: 6	R: 0 E: 0 K: 0 S: 3	H: 0 LOB: 1 BB: 1 P: 7	R: 0 E: 0 K: 0 S: 3	H: 0 LOB: 0 BB: 0 P: 3	1B: 5 2B: 1 3B: 0 HR: 1	SF: 0 SAC: 0 DP: 0 HBP: 0	WP: 0 PA: 36 PB: 0 SB: 0 CS: 0
PITCHER Willie Ramsdell, R ERA: 3.9	IP: 9.0 WLS: W BF: 36 H: 7 R: 4 ER: 4 SO: 2 BB: 2 IBB: 0 HBP: 0 BLK: 0 WP: 0 HR: 1 S: 38 P: 46 ERA: 4.00 WHIP: 1.000															PITCHER			

St. Louis Cardinals @ Cincinnati Reds
Crosley Field, Cincinnati, OH
Mon Sep 04 1950, 3:33 AM EDT
Unknown

AB 34
R 4
H 7
RBI 4
BB 2
SO 2
LOB 11



Batter	1	2	3	4	5	6	7	8	9	AB	R	H	RBI	BB	SO	LOB	BOTTOM
Bobby Adams, R OBP: 0.353, SLG: 0.414	E4 SH2-4 1B			FC6-2 1B 2B		F7		FC5-4 G6-4-3		5	2	2	1	0	0	1	
Bob Usher, R OBP: 0.309, SLG: 0.362	SH2-4 1-2	G3 1-2		FC6-2 1B		FC6 1B		G6-4-3 1-2		4	1	1	0	0	0	4	
Johnny Wyrostek, L OBP: 0.390, SLG: 0.453	4-3 2H 1B	1-3		BB 1B		FC6 1-2				4	1	2	3	0	0	2	
Ted Kluszewski, L OBP: 0.355, SLG: 0.546	4-3 2-3		FC5-4 BB	BB 1B		1-3				3	0	1	0	1	0	2	
Joe Adcock, R OBP: 0.315, SLG: 0.385	E 1B		FC5-4 1-2	FC6-4 BB		6-3				3	0	1	1	1	0	1	
Johnny Pramesa, R OBP: 0.374, SLG: 0.464	E6 1-3		F8 1-2	FC6-4 1-2		FC4-6 1B				4	0	1	0	0	0	5	
Connie Ryan, R OBP: 0.363, SLG: 0.376	F9		1-3		1-3		F5			4	0	0	0	0	0	4	
Virgil Stallcup, R OBP: 0.275, SLG: 0.346		SH1-3 1B		2B FC6-2 1B		6-3		FC4-6 1-2		4	1	2	0	0	0	1	
Willie Ramsdell, R OBP: 0.280, SLG: 0.217		SH1-3 1-2		F2		1-3		FC5-4 1B		3	0	1	0	0	0	1	
Inning Stats	R: 2 E: 2 K: 0 S: 7	H: 2 LOB: 2 BB: 0 P: 7	R: 1 E: 0 K: 0 S: 5	H: 2 LOB: 1 BB: 0 P: 5	R: 0 E: 0 K: 0 S: 3	H: 0 LOB: 1 BB: 1 P: 7	R: 2 E: 0 K: 0 S: 7	H: 4 LOB: 3 BB: 1 P: 11	R: 0 E: 0 K: 0 S: 4	H: 1 LOB: 1 BB: 0 P: 4	R: 0 E: 0 K: 0 S: 4	H: 1 LOB: 1 BB: 0 P: 4	R: 0 E: 0 K: 0 S: 3	H: 1 LOB: 0 BB: 0 P: 3	1B: 10 2B: 1 3B: 0 HR: 0	SF: 0 SAC: 2 DP: 1 HBP: 0	WP: 0 PA: 38 PB: 0 SB: 0 CS: 0
PITCHER Max Lanier, L ERA: 2.77	IP: 3.2 WLS: L BF: 22 H: 8 R: 5 ER: 3 SO: 3 BB: 1 IBB: 0 HBP: 0 BLK: 0 WP: 0 HR: 0 S: 21 P: 25 ERA: 7.36 WHIP: 2.455															PITCHER	
Al Brazle, L ERA: 4.45	IP: 4.1 WLS: L BF: 16 H: 3 R: 0 ER: 0 SO: 0 BB: 1 IBB: 0 HBP: 0 BLK: 0 WP: 0 HR: 0 S: 15 P: 19 ERA: 0.00 WHIP: 0.923															PITCHER	

St. Louis Cardinals @ Cincinnati Reds
Crosley Field, Cincinnati, OH
Mon Sep 04 1950, 3:33 AM EDT
Unknown

AB 34
R 5
H 11
RBI 5
BB 2
SO 0
LOB 21



Batter	1	2	3	4	5	6	7	8	9	AB	R	H	RBI	BB	SO	LOB	TOP		
Tommy Glaviano, R OBP: 0.431, SLG: 0.474	FC4-6 2B 1-3 F9 BB			1-3			5-3		2B 2H	4	1	1	1	1	0	2			
Red Schoendienst, S OBP: 0.311, SLG: 0.409	1-3		1-3		F6		F9		F8	5	0	0	0	0	0	2			
Stan Musial, L OBP: 0.446, SLG: 0.615	2B		2B		F8		F7		G1	5	0	2	0	0	0	1			
Enos Slaughter, L OBP: 0.371, SLG: 0.435	BB		F2		F6				HR	3	1	1	0	1	0	1			
Bill Howerton, L OBP: 0.391, SLG: 0.517	F9		IBB		4-3 BB				HR	2	1	1	3	2	0	2			
Joe Garagiola, L OBP: 0.396, SLG: 0.500	1-3		G3		P3				F9	2	0	0	0	0	4				
Del Rice, R OBP: 0.340, SLG: 0.399										2	0	0	0	0	1				
Marty Marion, R OBP: 0.337, SLG: 0.345			P2		4-3				F5	4	0	1	0	0	0	1			
Rocky Nelson, L OBP: 0.331, SLG: 0.347			F9		1-2				1-3 2B	4	1	1	0	0	1	2			
Howie Pollet, L OBP: 0.182, SLG: 0.151			E5						1-3	2	0	0	0	0	1	1			
Hal Rice, L OBP: 0.250, SLG: 0.165										1	0	0	0	0	0	0			
Ted Wilks, R OBP: 0.305, SLG: 0.344										0	0	0	0	0	0	0			
Erv Dusak, R OBP: 0.305, SLG: 0.344										1	0	0	0	0	0	1			
Inning Stats	R: 1 E: 0 K: 0 S: 4	H: 1 LOB: 2 BB: 2 P: 12	R: 0 E: 1 K: 0 S: 4	H: 0 LOB: 1 BB: 0 P: 4	R: 0 E: 0 K: 0 S: 4	H: 1 LOB: 1 BB: 1 P: 8	R: 0 E: 0 K: 2 S: 8	H: 1 LOB: 0 BB: 0 P: 8	R: 0 E: 0 K: 0 S: 3	H: 0 LOB: 0 BB: 0 P: 3	R: 0 E: 0 K: 0 S: 3	H: 0 LOB: 0 BB: 0 P: 3	R: 0 E: 0 K: 0 S: 5	H: 2 LOB: 0 BB: 0 P: 5	R: 1 E: 0 K: 0 S: 5	H: 2 LOB: 1 BB: 0 P: 5	1B: 3 2B: 3 3B: 0 HR: 1	SF: 0 SAC: 0 DP: 0 HBP: 0	WP: 0 PA: 39 PB: 0 SB: 0 CS: 0
PITCHER Howie Fox, R ERA: 4.85	IP: 9.0 WLS: W BF: 39 H: 7 R: 4 ER: 4 SO: 2 BB: 3 IBB: 1 HBP: 0 BLK: 0 WP: 0 HR: 1 S: 39 P: 55 ERA: 4.00 WHIP: 1.111																		

St. Louis Cardinals @ Cincinnati Reds
Crosley Field, Cincinnati, OH
Mon Sep 04 1950, 3:38 AM EDT
Att: 12,468 - Unknown

AB	35
R	4
H	7
RBI	4
BB	4
SO	2
LOB	18



Batter	1	2	3	4	5	6	7	8	9	AB	R	H	RBI	BB	SO	LOB	BOTTOM		
Bobby Adams, R OBP: 0.355, SLG: 0.419	F9		K			PB 2B	1B			4	2	2	1	0	1	0			
Bob Usher, R OBP: 0.315, SLG: 0.366	E S 1B BB		F4			HR	1B WP BB			2	3	1	1	2	0	0			
Johnny Wyrostek, L OBP: 0.393, SLG: 0.464	G6-4-3 1H 1B				K	HR	WP 1B			4	1	3	5	0	1	0			
Ted Kluszewski, L OBP: 0.352, SLG: 0.541	G6-4-3 1-2		F8			1-3	F9			4	0	0	0	0	0	2			
Joe Adcock, R OBP: 0.318, SLG: 0.386						6-3			6-3	4	0	2	0	0	0	0			
Connie Ryan, R OBP: 0.360, SLG: 0.372					PO	5-3	F2		F7	4	0	0	0	0	0	1			
Virgil Stallcup, R OBP: 0.277, SLG: 0.350									F8	4	1	2	0	0	0	1			
Dixie Howell, R OBP: 0.318, SLG: 0.290						K2-4-2 1B			F8	3	0	0	0	0	2	3			
Howie Fox, R OBP: 0.217, SLG: 0.289					6-3	K	2B 1B BB			2	1	0	0	1	1	0			
Inning Stats	R: 1 E: 1 K: 0 S: 3	H: 1 LOB: 0 BB: 1 P: 7	R: 0 E: 0 K: 0 S: 4	H: 1 LOB: 0 BB: 0 P: 4	R: 0 E: 0 K: 1 S: 5	H: 0 LOB: 0 BB: 0 P: 5	R: 0 E: 0 K: 1 S: 5	H: 1 LOB: 0 BB: 0 P: 5	R: 0 E: 0 K: 1 S: 5	H: 1 LOB: 1 BB: 0 P: 5	R: 3 E: 0 K: 1 S: 8	H: 3 LOB: 0 BB: 0 P: 8	R: 4 E: 0 K: 1 S: 8	H: 3 LOB: 1 BB: 2 P: 16	R: 0 E: 0 K: 0 S: 3	H: 0 LOB: 0 BB: 0 P: 3	1B: 6 2B: 4 3B: 0 HR: 1	SF: 0 SAC: 0 DP: 2 HBP: 0	WP: 1 PA: 35 PB: 1 SB: 1 CS: 0
PITCHER Howie Pollet, L ERA: 3.47	IP: 6.0 WLS: L BF: 23 H: 7 R: 4 ER: 4 SO: 4 BB: 1 IBB: 0 HBP: 0 BLK: 0 WP: 0 HR: 1 S: 30 P: 34 ERA: 6.00 WHIP: 1.333																		
Ted Wilks, R ERA: 9.28	0.2	7	3	4	4	1	2	0	0	0	0	7	15	54.00	7.500				
Erv Dusak, R ERA: 3.18	1.1	4	0	0	0	0	0	0	0	0	1	0	4	4	0.00	0.000			

St. Louis Cardinals @ Cincinnati Reds
Crosley Field, Cincinnati, OH
Mon Sep 04 1950, 3:38 AM EDT
Att: 12,468 - Unknown

AB	31
R	8
H	10
RBI	7
BB	3
SO	5
LOB	7



Batter	1	2	3	4	5	6	7	8	9	AB	R	H	RBI	BB	SO	LOB	TOP					
Bob Dillinger, R OBP: 0.356, SLG: 0.426	0-0 6-3			0-0 F9		0-0 G3-6		0-0 E1	0-0 5-3	5	0	0	0	0	0	5	Pittsburgh Pirates @ Cincinnati Reds Crosley Field, Cincinnati, OH Wed Sep 06 1950, 3:33 AM EDT Att: 7,079 - Unknown livebaseballscorecards.com					
Danny O'Connell, R OBP: 0.338, SLG: 0.448	0-0 F9			0-0 F6			0-0 SH1-4 BB	0-0 FC6-4		4	1	1	0	0	0	2						
Ralph Kiner, R OBP: 0.418, SLG: 0.610	0-0 F4			0-0 F9			4-0 SH1-4 BB	0-3 K		3	0	0	0	1	1	2						
Gus Bell, L OBP: 0.315, SLG: 0.420		0-3 K			0-0 1-3		0-0 SH1-4		0-0 F4	3	0	0	0	0	1	0						
Wally Westlake, R OBP: 0.352, SLG: 0.465		0-0 5-3			0-0 HR		4-0 FC5-4 IBB		0-0 FC6-4	3	1	2	1	1	0	0						
Jack Phillips, R OBP: 0.383, SLG: 0.442		0-0 F6			0-3 K		0-0 F8		0-0 FC6-4	2	0	0	0	0	1	0						
Tom Saffell, L OBP: 0.245, SLG: 0.235									1-2 2-3 HBP	1	0	0	1	0	0	2						
Ed Stevens, L										1	1	0	0	0	0	1						
Johnny Berardino, R OBP: 0.270, SLG: 0.231			0-0 F8		0-0 F7		0-0 FC5-4		4-0 HBP 1B BB	3	0	0	0	1	0	2						
Clyde McCullough, R OBP: 0.354, SLG: 0.449			0-0 1-3			4-0 S3-6 BB		0-3 K	0-0 HBP	3	0	1	0	1	1	0						
Vern Law, R OBP: 0.162, SLG: 0.147		0-0 6-3				0-3 K		0-0 FC6-4 E	1-2 2-3 3-H HBP	3	0	1	1	0	1	1						
Inning Stats	R: 0 E: 0 K: 0 S: 3	H: 0 LOB: 0 BB: 0 P: 3	R: 0 E: 0 K: 1 S: 5	H: 0 LOB: 0 BB: 0 P: 5	R: 0 E: 0 K: 0 S: 3	H: 0 LOB: 0 BB: 0 P: 3	R: 0 E: 0 K: 0 S: 3	H: 0 LOB: 0 BB: 0 P: 3	R: 1 E: 0 K: 1 S: 6	H: 1 LOB: 0 BB: 0 P: 6	R: 0 E: 0 K: 1 S: 4	H: 0 LOB: 0 BB: 1 P: 8	R: 1 E: 0 K: 0 S: 4	H: 1 LOB: 2 BB: 2 P: 12	R: 0 E: 1 K: 2 S: 9	H: 1 LOB: 2 BB: 0 P: 9	R: 1 E: 0 K: 0 S: 5	H: 2 LOB: 3 BB: 1 P: 10	1B: 4 2B: 0 3B: 0 HR: 1	SF: 0 SAC: 1 DP: 1 HBP: 1	WP: 0 PB: 0 SB: 0 CS: 0	PA: 37
PITCHER Ewell Blackwell, R ERA: 3.43	IP: 9.0 WLS: L BF: 37	H: 5 R: 3 ER: 3 SO: 5	BB: 3 IBB: 1 HBP: 1 BLK: 0	WP: 0 HR: 1 S: 42 P: 59	ERA: 3.00 WHIP: 0.889											ERA: 3.00 WHIP: 0.889						

Batter	1	2	3	4	5	6	7	8	9	AB	R	H	RBI	BB	SO	LOB	BOTTOM			
Lloyd Merriman, L OBP: 0.333, SLG: 0.354	0-0 F7		4-0 FC4-6 BB		0-0 L3-6			0-0 6-3		3	0	0	0	1	0	1	Pittsburgh Pirates @ Cincinnati Reds Crosley Field, Cincinnati, OH Wed Sep 06 1950, 3:33 AM EDT Att: 7,079 - Unknown livebaseballscorecards.com			
Grady Hatton, L OBP: 0.359, SLG: 0.386	0-0 F8		0-0 FC4-6 1B		1-2 2-3	0-0 F9		0-0 F9	0-0 F9	4	1	0	0	0	0	2				
Johnny Wyrostek, L OBP: 0.394, SLG: 0.463	4-0 BB		0-0 1B		1-2 3-H	0-0 F9		0-3 K		3	0	1	1	1	1	0				
Ted Kluszewski, L OBP: 0.353, SLG: 0.543	0-0 G3		0-0 1B		1-3 2-H	0-0 F7		0-0 2B		4	0	2	1	0	0	1				
Joe Adcock, R OBP: 0.317, SLG: 0.384		0-0 F8-3 1B		0-0 5-3			0-0 6-3		0-0 6-3	4	0	1	0	0	0	1				
Johnny Pramesa, R OBP: 0.389, SLG: 0.456		0-0 F8-3		0-0 5-3			0-0 F7			3	0	0	0	0	0	1				
Connie Ryan, R OBP: 0.358, SLG: 0.369		0-0 5-3		0-3 K			0-0 6-3			3	0	0	0	0	1	0				
Virgil Stallcup, R OBP: 0.280, SLG: 0.355			0-0 FC4-6 1B 2B		0-0 L3-6 SH3-4 1B			0-0 6-3		3	1	2	0	0	0	0				
Ewell Blackwell, R OBP: 0.139, SLG: 0.093			0-0 1-3		0-0 SH3-4			0-0 4-3		2	0	0	0	0	0	1				
Inning Stats	R: 0 E: 0 K: 0 S: 3	H: 0 LOB: 1 BB: 1 P: 7	R: 0 E: 0 K: 0 S: 3	H: 1 LOB: 0 BB: 0 P: 3	R: 2 E: 0 K: 0 S: 5	H: 3 LOB: 2 BB: 1 P: 9	R: 0 E: 0 K: 1 S: 5	H: 0 LOB: 0 BB: 0 P: 5	R: 0 E: 0 K: 0 S: 3	H: 0 LOB: 0 BB: 0 P: 3	R: 0 E: 0 K: 0 S: 3	H: 0 LOB: 0 BB: 0 P: 3	R: 0 E: 0 K: 0 S: 3	H: 0 LOB: 0 BB: 0 P: 3	R: 0 E: 0 K: 1 S: 6	H: 1 LOB: 1 BB: 0 P: 6		1B: 4 2B: 4 3B: 0 HR: 0	SF: 0 SAC: 1 DP: 2 HBP: 0	WP: 0 PB: 0 SB: 0 CS: 0
PITCHER Vern Law, R ERA: 4.71	IP: 9.0 WLS: W BF: 32	H: 6 R: 2 ER: 2 SO: 2	BB: 2 IBB: 0 HBP: 0 BLK: 0	WP: 0 HR: 0 S: 34 P: 42	ERA: 2.00 WHIP: 0.889											ERA: 2.00 WHIP: 0.889				

Batter	1	2	3	4	5	6	7	8	9	10	AB	R	H	RBI	BB	SO	LOB	TOP			
Bob Dillinger, R OBP: 0.357, SLG: 0.426 (1, 5)											5	0	2	1	0	0	1	Pittsburgh Pirates @ Cincinnati Reds Crosley Field, Cincinnati, OH Thu Sep 07 1950, 3:33 AM EDT Att: 1,176 - Unknown			
Danny O'Connell, R OBP: 0.335, SLG: 0.443 (1, 6)											5	1	1	0	0	0	2				
Ralph Kiner, R OBP: 0.417, SLG: 0.616 (1, 7)											5	2	2	2	0	1	1				
Gus Bell, L OBP: 0.314, SLG: 0.417 (1, 9)											5	0	1	0	0	0	2				
Wally Westlake, R OBP: 0.352, SLG: 0.462 (1, 8)											3	0	0	0	1	1	1				
Jack Phillips, R OBP: 0.355, SLG: 0.438 (1, 3)											4	0	1	1	0	0	1				
Johnny Berardino, R OBP: 0.282, SLG: 0.235 (1, 4)											3	1	1	0	1	0	2				
Clyde McCullough, R OBP: 0.350, SLG: 0.443 (1, 2)											3	0	0	0	0	1	3				
Bill Werle, L OBP: 0.281, SLG: 0.271 Tom Saffell, L OBP: 0.243, SLG: 0.234 Junior Walsh, R OBP: 0.444, SLG: 0.333 Pete Castiglione, R OBP: 0.318, SLG: 0.354 Frank Barrett, R (1, 1)											2	0	0	0	0	1	0				
Inning Stats	R: 0 E: 0 K: 1 S: 6	H: 1 LOB: 1 BB: 0 P: 6	R: 0 E: 0 K: 1 S: 5	H: 0 LOB: 0 BB: 0 P: 5	R: 0 E: 0 K: 1 S: 5	H: 0 LOB: 0 BB: 0 P: 5	R: 2 E: 0 K: 0 S: 6	H: 3 LOB: 2 BB: 0 P: 7	R: 0 E: 0 K: 0 S: 3	H: 0 LOB: 0 BB: 1 P: 7	R: 1 E: 0 K: 2 S: 9	H: 2 LOB: 1 BB: 0 P: 9	R: 1 E: 0 K: 0 S: 4	H: 1 LOB: 0 BB: 0 P: 4	R: 0 E: 0 K: 0 S: 3	H: 0 LOB: 1 BB: 1 P: 7	R: 0 E: 0 K: 0 S: 4		H: 1 LOB: 0 BB: 0 P: 4	1B: 6 2B: 1 3B: 0 HR: 1	SF: 0 SAC: 1 DP: 0 HBP: 1
PITCHER Eddie Erault, R ERA: 6.02 (1, 1)	IP: 10.0 W: 10 L: 4 BF: 41 H: 8 R: 4 ER: 4 SO: 5 BB: 2 IBB: 0 HBP: 1 BLK: 1 WP: 1 HR: 1 S: 48 P: 57 ERA: 3.60 WHIP: 1.000											PITCHER									

AB	37
R	4
H	8
RBI	4
BB	2
SO	5
LOB	15



Batter	1	2	3	4	5	6	7	8	9	10	AB	R	H	RBI	BB	SO	LOB	BOTTOM			
Bobby Adams, R OBP: 0.359, SLG: 0.419 (1, 5)											3	1	1	0	2	0	1	Pittsburgh Pirates @ Cincinnati Reds Crosley Field, Cincinnati, OH Thu Sep 07 1950, 3:33 AM EDT Att: 1,176 - Unknown			
Bob Usher, R OBP: 0.310, SLG: 0.360 (1, 8)											5	2	0	0	0	0	3				
Johnny Wyrostek, L OBP: 0.394, SLG: 0.465 (1, 9)											5	1	2	1	0	0	1				
Ted Kluszewski, L OBP: 0.354, SLG: 0.548 (1, 3)											5	1	2	3	0	0	1				
Joe Adcock, R OBP: 0.316, SLG: 0.380 (1, 7)											3	0	0	1	1	0	3				
Connie Ryan, R OBP: 0.354, SLG: 0.365 (1, 4)											4	0	0	0	0	0	2				
Virgil Stallcup, R OBP: 0.282, SLG: 0.364 (1, 6)											4	1	2	1	0	0	0				
Dixie Howell, R OBP: 0.317, SLG: 0.294 Herm Wehmeier, R OBP: 0.183, SLG: 0.210 Johnny Pramesa, R OBP: 0.369, SLG: 0.456 (1, 2)											4	0	1	0	0	0	1				
Eddie Erault, R OBP: 0.250, SLG: 0.273 (1, 1)											4	0	0	0	0	0	2				
Inning Stats	R: 1 E: 1 K: 0 S: 4	H: 1 LOB: 1 BB: 1 P: 8	R: 1 E: 0 K: 0 S: 4	H: 1 LOB: 0 BB: 0 P: 4	R: 2 E: 0 K: 0 S: 5	H: 2 LOB: 1 BB: 1 P: 9	R: 0 E: 0 K: 0 S: 4	H: 1 LOB: 1 BB: 0 P: 4	R: 0 E: 0 K: 0 S: 3	H: 0 LOB: 0 BB: 0 P: 3	R: 0 E: 0 K: 0 S: 4	H: 1 LOB: 1 BB: 0 P: 4	R: 0 E: 0 K: 0 S: 3	H: 0 LOB: 1 BB: 1 P: 7	R: 0 E: 0 K: 0 S: 3	H: 1 LOB: 1 BB: 0 P: 3	R: 0 E: 0 K: 0 S: 4		H: 1 LOB: 0 BB: 0 P: 4	1B: 4 2B: 3 3B: 0 HR: 2	SF: 0 SAC: 0 DP: 2 HBP: 0
PITCHER Bill Werle, L ERA: 4.31 Junior Walsh, R ERA: 6.29 Frank Barrett, R ERA: (1, 1)	IP: 6.0 W: 8 L: 1 BF: 25 H: 5 R: 4 ER: 4 SO: 0 BB: 2 IBB: 0 HBP: 0 BLK: 0 WP: 0 HR: 1 S: 23 P: 31 ERA: 6.00 WHIP: 1.167											PITCHER									

AB	37
R	6
H	8
RBI	6
BB	3
SO	0
LOB	14



Batter	1	2	3	4	5	6	7	8	9	AB	R	H	RBI	BB	SO	LOB	TOP					
Hal Jeffcoat, R OBP: 0.269, SLG: 0.352	0-0 4-3	0-0 F7					0-0 1-3		0-0 5-3	5	1	2	1	0	0	1	Chicago Cubs @ Cincinnati Reds Crosley Field, Cincinnati, OH Sat Sep 09 1950, 3:33 AM EDT Unknown livebaseballscores.com AB 38 R 4 H 12 RBI 4 BB 0 SO 3 LOB 14					
Phil Cavarretta, L OBP: 0.374, SLG: 0.430	0-3 K		0-0 F7			0-0 F8	0-3 K		0-0 G3	5	0	0	0	0	2	1						
Bill Serena, R OBP: 0.339, SLG: 0.426	0-0 1B		0-0 P6			0-0 1B	0-0 1-3			4	2	2	0	0	0	1						
Hank Sauer, R OBP: 0.357, SLG: 0.521	0-0 1B		0-0 4-3			0-0 1B	0-0 5-3			4	1	2	0	0	0	1						
Andy Patko, R OBP: 0.413, SLG: 0.621	0-0 1B		0-0 6-3			0-0 F3		0-0 P6		4	0	1	1	0	0	2						
Roy Smalley, R OBP: 0.291, SLG: 0.406	0-0 P3		0-0 6-3			0-0 1B	0-0 1-2	0-0 G3		4	0	1	1	0	0	2						
Wayne Terwilliger, R OBP: 0.303, SLG: 0.355		0-0 G4-6-3		0-0 F4		0-0 1B	0-0 1-2	0-0 1B		4	0	3	1	0	0	0						
Mickey Owen, R OBP: 0.274, SLG: 0.304		0-0 G4-6-3		0-0 5-3	0-0 P3		0-0 F3			4	0	0	0	0	0	4						
Monk Dubiel, R OBP: 0.233, SLG: 0.244		0-0 1B		0-0 F7	0-0 1-3			0-3 K		3	0	1	0	0	0	2						
Dutch Leonard, R OBP: 0.067, SLG: 0.067										0	0	0	0	0	0	0						
Bob Borkowski, R OBP: 0.321, SLG: 0.385										1	0	0	0	0	1	0						
Inning Stats	R: 1 E: 0 K: 1 S: 8	H: 3 LOB: 2 BB: 0 P: 8	R: 0 E: 0 K: 0 S: 4	H: 2 LOB: 1 BB: 0 P: 4	R: 0 E: 0 K: 0 S: 3	H: 0 LOB: 0 BB: 0 P: 3	R: 0 E: 0 K: 0 S: 3	H: 0 LOB: 0 BB: 0 P: 3	R: 1 E: 0 K: 0 S: 4	H: 1 LOB: 2 BB: 0 P: 4	R: 2 E: 0 K: 0 S: 7	H: 4 LOB: 2 BB: 0 P: 7	R: 0 E: 0 K: 1 S: 6	H: 1 LOB: 1 BB: 0 P: 6	R: 0 E: 0 K: 0 S: 4	H: 1 LOB: 1 BB: 0 P: 4	R: 0 E: 0 K: 1 S: 5	H: 0 LOB: 0 BB: 0 P: 5	1B: 9 2B: 2 3B: 0 HR: 1	SF: 0 SAC: 0 DP: 1 HBP: 0	WP: 0 PB: 0 SB: 0 CS: 0	PA: 38
PITCHER Ken Raffensberger, L ERA: 4.1	IP: 9.0 WLS: W BF: 38 H: 12 R: 4 ER: 4 SO: 3 BB: 0 IBB: 0 HBP: 0 BLK: 0 WP: 0 HR: 1 S: 44 P: 44 ERA: 4.00 WHIP: 1.333															PITCHER	IP: 9.0 WLS: W BF: 38 H: 12 R: 4 ER: 4 SO: 3 BB: 0 IBB: 0 HBP: 0 BLK: 0 WP: 0 HR: 1 S: 44 P: 44 ERA: 4.00 WHIP: 1.333					

Batter	1	2	3	4	5	6	7	8	9	AB	R	H	RBI	BB	SO	LOB	BOTTOM			
Lloyd Merriman, L OBP: 0.336, SLG: 0.357	0-0 1B	0-0 F8				0-0 1B	0-3 K			4	1	2	0	0	1	1	Chicago Cubs @ Cincinnati Reds Crosley Field, Cincinnati, OH Sat Sep 09 1950, 3:33 AM EDT Unknown livebaseballscores.com AB 35 R 7 H 14 RBI 7 BB 1 SO 4 LOB 12			
Grady Hatton, L OBP: 0.383, SLG: 0.390	0-0 1B		0-0 3-1		0-0 1B		0-0 6-3			4	0	3	1	0	0	0				
Johnny Wyrostek, L OBP: 0.391, SLG: 0.460	0-0 G4-6-3		0-0 1-3		0-0 F8		0-0 6-3			4	0	0	0	0	0	4				
Ted Kluszewski, L OBP: 0.353, SLG: 0.552	0-0 4-3		0-0 4-3			0-0 HR	0-0 L8			4	1	1	1	0	0	1				
Joe Adcock, R OBP: 0.318, SLG: 0.382		0-0 1B		0-0 F8		0-0 FC3-4	0-0 P3			4	1	2	0	0	0	1				
Connie Ryan, R OBP: 0.354, SLG: 0.364		0-0 1B		0-0 6-3		0-0 FC3-4	0-3 K			4	0	1	0	0	1	1				
Virgil Stallcup, R OBP: 0.284, SLG: 0.368	0-3 K			0-0 1-3		0-0 1B	0-0 5-3			4	1	2	0	0	1	2				
Dixie Howell, R OBP: 0.321, SLG: 0.295		0-0 HR			0-0 4-3	0-0 1B	0-0 5-3			3	2	1	1	1	0	1				
Ken Raffensberger, R OBP: 0.188, SLG: 0.211		0-0 HR		0-0 F2		0-0 1B	0-3 K			4	1	2	4	0	1	1				
Inning Stats	R: 1 E: 0 K: 0 S: 4	H: 2 LOB: 0 BB: 0 P: 4	R: 3 E: 0 K: 1 S: 8	H: 4 LOB: 0 BB: 0 P: 8	R: 0 E: 0 K: 0 S: 3	H: 0 LOB: 0 BB: 0 P: 3	R: 0 E: 0 K: 0 S: 3	H: 0 LOB: 0 BB: 0 P: 3	R: 0 E: 0 K: 0 S: 5	H: 2 LOB: 2 BB: 0 P: 5	R: 3 E: 0 K: 1 S: 8	H: 4 LOB: 1 BB: 1 P: 12	R: 0 E: 0 K: 2 S: 4	H: 1 LOB: 1 BB: 0 P: 4	R: 0 E: 0 K: 2 S: 8	H: 1 LOB: 1 BB: 0 P: 8		1B: 11 2B: 1 3B: 0 HR: 2	SF: 0 SAC: 0 DP: 1 HBP: 0	WP: 0 PB: 0 SB: 1 CS: 1
PITCHER Monk Dubiel, R ERA: 4.07	IP: 5.2 WLS: L BF: 27 H: 12 R: 7 ER: 7 SO: 1 BB: 1 IBB: 0 HBP: 0 BLK: 0 WP: 0 HR: 2 S: 28 P: 32 ERA: 11.12 WHIP: 2.294															PITCHER Dutch Leonard, R ERA: 4.16	IP: 2.1 WLS: 9 BF: 2 H: 2 R: 0 ER: 0 SO: 3 BB: 0 IBB: 0 HBP: 0 BLK: 0 WP: 0 HR: 15 S: 15 P: 15 ERA: 0.00 WHIP: 0.857			

Batter	1	2	3	4	5	6	7	8	9	AB	R	H	RBI	BB	SO	LOB	TOP										
Carmen Mauro, L (1,9) OBP: 0.295, SLG: 0.314	4-0 BB		1-3			G3		1B	K	4	0	1	0	1	1	0											
Preston Ward, L (1,3) OBP: 0.325, SLG: 0.377	F5		F5			G3		BB 1B		4	0	1	0	0	0	1											
Bill Serena, R (1,5) OBP: 0.340, SLG: 0.424	K			FC6-4 BB		F3		1-2 BB		2	0	0	0	2	1	1											
Hank Sauer, R (1,7) OBP: 0.356, SLG: 0.526	K			FC6-4 G6-4-3 1-2				G4-3		4	1	1	1	0	1	5											
Andy Pafko, R (1,8) OBP: 0.414, SLG: 0.626		1B BB		G6-4-3 1-2					F3	3	1	1	1	1	0	1											
Carl Sawatski, L (1,2) OBP: 0.284, SLG: 0.203						FC6-4 1B		1B HR BB		3	1	2	0	1	0	0											
Roy Smalley, R (1,6) OBP: 0.291, SLG: 0.404	K					K		1-2 HR 1B		4	1	1	0	0	2	3											
Wayne Terwilliger, R (1,4) OBP: 0.301, SLG: 0.352	L4-3					FC6-4		F7		4	0	0	0	0	1	5											
Johnny Klippstein, R (1,1) OBP: 0.313, SLG: 0.469			K			F7		F6		2	0	0	0	0	1	1											
Doyle Lade, R (5,1) OBP: 0.250, SLG: 0.343										0	0	0	0	0	0	0											
Rube Walker, L (8,PH) OBP: 0.250, SLG: 0.363										1	0	0	0	0	0	0											
Andy Varga, R (8,1) OBP: 0.376, SLG: 0.444										0	0	0	0	0	0	0											
Phil Cavaretta, L (9,PH) OBP: 0.376, SLG: 0.444									1-H 2-H HR	1	1	1	3	0	0	0											
Inning Stats	R: 0 E: 0 K: 2 S: 7	H: 0 LOB: 1 BB: 1 P: 11	R: 0 E: 0 K: 1 S: 5	H: 1 LOB: 1 BB: 1 P: 9	R: 0 E: 0 K: 1 S: 5	H: 0 LOB: 0 BB: 0 P: 5	R: 0 E: 0 K: 0 S: 2	H: 0 LOB: 0 BB: 1 P: 6	R: 0 E: 0 K: 1 S: 6	H: 1 LOB: 1 BB: 0 P: 6	R: 0 E: 0 K: 0 S: 3	H: 0 LOB: 0 BB: 0 P: 3	R: 2 E: 0 K: 1 S: 7	H: 2 LOB: 0 BB: 0 P: 7	R: 0 E: 0 K: 0 S: 4	H: 2 LOB: 2 BB: 1 P: 8	R: 3 E: 0 K: 1 S: 7	H: 2 LOB: 0 BB: 1 P: 11	1B: 5 2B: 1 3B: 0 HR: 3	SF: 0 SAC: 0 DP: 3 HBP: 0	WP: 0 PA: 37 PB: 0 SB: 0 CS: 0						
PITCHER	IP	WLS	BF	H	R	ER	SO	BB	IBB	HBP	BLK	WP	HR	S	P	ERA	WHIP										
Willie Ramsdell, R (1,1) ERA: 3.82	7.1	W	30	6	2	2	6	4	0	0	0	0	2	38	54	2.46	1.364										
Frank Smith, R (8,1) ERA: 3.72	1.1		6	2	3	3	0	1	0	0	0	0	1	5	9	20.25	2.250										
Ewell Blackwell, R (9,1) ERA: 3.42	0.1	S	1	0	0	0	1	0	0	0	0	0	0	3	3	0.00	0.000										

Chicago Cubs @ Cincinnati Reds
Crosley Field, Cincinnati, OH
Sat Sep 09 1950, 3:38 AM EDT
Att: 2,933 - Overcast

AB 32
R 5
H 8
RBI 5
BB 5
SO 7
LOB 17



Batter	1	2	3	4	5	6	7	8	9	AB	R	H	RBI	BB	SO	LOB	BOTTOM										
Lloyd Merriman, L (1,8) OBP: 0.335, SLG: 0.359	F7		F8			L4-6				4	1	1	1	0	0	1											
Grady Hatton, L (1,5) OBP: 0.384, SLG: 0.392	F8		F7		WP 3B 2B	L4-6		G3 2B		3	1	1	0	1	0	0											
Johnny Wyrostek, L (1,9) OBP: 0.391, SLG: 0.464	1B BB E BB		F8		2-3 BB	1B 3B		G3 2B		3	2	1	2	1	0	1											
Ted Kluszewski, L (1,3) OBP: 0.354, SLG: 0.551	E BB			6-3	1-H 3-H HR	1B		L3		3	1	1	1	1	0	1											
Joe Adcock, R (1,7) OBP: 0.324, SLG: 0.396	E4 1B				3-H 1-H HR			1-3		3	1	2	2	1	0	1											
Johnny Pramesa, R (1,2) OBP: 0.386, SLG: 0.452	5-3				F4 G1-6-3 1B			F7		4	0	1	0	0	0	3											
Connie Ryan, R (1,4) OBP: 0.353, SLG: 0.362		K			K	G1-6-3 1-2		G6-4-3 BB		3	0	0	0	1	2	2											
Virgil Stallcup, R (1,6) OBP: 0.286, SLG: 0.369	F7				SH1-4 2B 1B	L4-6 SH1-4 1B		G6-4-3		4	1	2	0	0	0	1											
Willie Ramsdell, R (1,1) OBP: 0.275, SLG: 0.213					SH1-4 1B	SH1-4				1	0	0	0	0	1	0											
Frank Smith, R (8,1) OBP: 0.059, SLG: 0.059										0	0	0	0	0	0	0											
Ewell Blackwell, R (9,1) OBP: 0.139, SLG: 0.093										0	0	0	0	0	0	0											
Inning Stats	R: 1 E: 1 K: 0 S: 4	H: 1 LOB: 2 BB: 2 P: 12	R: 0 E: 0 K: 2 S: 7	H: 0 LOB: 0 BB: 0 P: 7	R: 0 E: 0 K: 0 S: 3	H: 0 LOB: 0 BB: 0 P: 3	R: 0 E: 0 K: 1 S: 5	H: 0 LOB: 1 BB: 1 P: 9	R: 6 E: 0 K: 0 S: 8	H: 6 LOB: 0 BB: 1 P: 12	R: 0 E: 0 K: 0 S: 3	H: 1 LOB: 0 BB: 0 P: 3	R: 0 E: 0 K: 0 S: 4	H: 1 LOB: 1 BB: 0 P: 4	R: 0 E: 0 K: 0 S: 2	H: 0 LOB: 0 BB: 1 P: 6	1B: 5 2B: 3 3B: 1 HR: 1	SF: 0 SAC: 2 DP: 3 HBP: 0	WP: 1 PA: 35 PB: 0 SB: 1 CS: 0								
PITCHER	IP	WLS	BF	H	R	ER	SO	BB	IBB	HBP	BLK	WP	HR	S	P	ERA	WHIP										
Johnny Klippstein, R (1,1) ERA: 3.55	4.1	L	22	5	6	5	3	4	0	0	0	0	1	10	10	3.38	1.500										
Doyle Lade, R (5,1) ERA: 4.83	2.2		10	4	1	1	0	0	0	0	0	0	1	10	10	3.38	1.500										
Andy Varga, L (8,1) ERA:	1.0		3	0	0	0	0	1	0	0	0	0	0	2	6	0.00	1.000										

Chicago Cubs @ Cincinnati Reds
Crosley Field, Cincinnati, OH
Sat Sep 09 1950, 3:38 AM EDT
Att: 2,933 - Overcast

AB 28
R 7
H 9
RBI 6
BB 5
SO 3
LOB 10



Batter	1	2	3	4	5	6	7	8	9	AB	R	H	RBI	BB	SO	LOB	TOP			
Carmen Mauro, L (1, 9) OBP: 0.295, SLG: 0.315	0-0 G6-4-3 1B		0-0 4-3		0-3 K	4-0 BB		0-0 6-3		3	0	1	0	0	1	1	Chicago Cubs @ Cincinnati Reds Crosley Field, Cincinnati, OH Sun Sep 10 1950, 3:33 AM EDT Cloudy - 76 F			
Bob Borkowski, R (5, 9) OBP: 0.322, SLG: 0.383			1-2		1-2 BB					1	0	0	0	1	0					
Preston Ward, L (1, 3) OBP: 0.326, SLG: 0.382	0-0 F2		0-0 1B		0-0 1B	0-0 G3		0-0 G3		5	1	2	1	0	0	3				
Bill Serena, R (1, 5) OBP: 0.343, SLG: 0.426	0-0 G6-4-3		0-0 1B		0-0 1B	0-0 2B		0-0 F8		5	1	3	0	0	0	1				
Hank Sauer, R (1, 7) OBP: 0.355, SLG: 0.522		0-0 L6	0-0 FC5-4		0-0 F7	0-0 1B		0-0 6-3		5	0	1	1	0	0	3				
Andy Pafko, R (1, 8) OBP: 0.414, SLG: 0.627		4-0 BB		0-0 3B	0-3 K		0-0 FC5-4	0-0 F9		4	1	1	0	1	1	3				
Carl Sawatski, L (1, 2) OBP: 0.292, SLG: 0.219	0-0 F7		0-0 F6			0-0 PB	0-0 1B	0-0 4-3		5	1	2	1	0	0	2				
Roy Smalley, R (1, 6) OBP: 0.290, SLG: 0.403		0-0 F4		0-3 K		0-0 F4	0-0 1B	0-0 1B		4	0	1	1	0	1	3				
Wayne Terwilliger, R (1, 4) OBP: 0.303, SLG: 0.352			0-0 1B	1-0 HBP		0-0 5-3	0-0 F8			2	1	1	0	0	0	1				
Phil Cavarretta, L (7, PH) OBP: 0.375, SLG: 0.442			0-0 1B			1-2 2-3	0-0 F3			1	0	0	0	0	0	2				
Bob Ramazzotti, R (7, 4) OBP: 0.277, SLG: 0.336			0-3 K	0-0 4-3		0-0 E6	0-0 F3			0	0	0	0	0	0	0				
Johnny Schmitz, R (1, 1) OBP: 0.143, SLG: 0.161			0-0 K	0-0 4-3		0-0 2H	0-0 1B			2	0	0	0	0	1	3				
Johnny Vander Meer, S (4, 1) OBP: 0.158, SLG: 0.257										1	0	1	0	0	0	0				
Ron Northey, L (7, PH) OBP: 0.357, SLG: 0.468										1	0	0	0	0	0	2				
Paul Minner, L (7, 1) OBP: 0.274, SLG: 0.310										0	0	0	0	0	0	0				
Inning Stats	R: 0 E: 0 K: 0 S: 3	H: 1 LOB: 0 BB: 0 P: 3	R: 0 E: 0 K: 0 S: 3	H: 0 LOB: 1 BB: 7	R: 1 E: 0 K: 1 S: 8	H: 3 LOB: 2 BB: 0 P: 8	R: 0 E: 0 K: 1 S: 6	H: 1 LOB: 2 BB: 0 P: 7	R: 1 E: 0 K: 2 S: 9	H: 2 LOB: 1 BB: 0 P: 9	R: 2 E: 0 K: 0 S: 7	H: 4 LOB: 2 BB: 0 P: 7	R: 0 E: 0 K: 0 S: 3	H: 0 LOB: 0 BB: 0 P: 3	R: 0 E: 0 K: 0 S: 3	H: 0 LOB: 0 BB: 0 P: 3	1B: 11 2B: 1 3B: 1 HR: 0	SF: 0 SAC: 0 DP: 1 HBP: 1	WP: 0 PA: 42 PB: 1 SB: 0 CS: 0	
PITCHER	IP	WLS	BF	H	R	ER	SO	BB	IBB	HBP	BLK	WP	HR	S	P	ERA	WHIP			
Herm Wehmeier, R (1, 1) ERA: 5.67	6.1	W	33	12	5	4	4	2	0	1	0	0	0	38	47	5.68	2.211			
Eddie Erault, R (7, 1) ERA: 5.74	2.2	S	9	1	0	0	0	0	0	0	0	0	0	9	9	0.00	0.375			

Chicago Cubs @ Cincinnati Reds
Crosley Field, Cincinnati, OH
Sun Sep 10 1950, 3:33 AM EDT
Cloudy - 76 F

AB	39
R	5
H	13
RBI	4
BB	2
SO	4
LOB	24



Batter	1	2	3	4	5	6	7	8	9	AB	R	H	RBI	BB	SO	LOB	BOTTOM			
Bobby Adams, R (1, 5) OBP: 0.365, SLG: 0.423	0-0 5-3		4-0 2B	0-0 2B	0-0 F9		0-0 BB	4-0 BB		4	2	2	1	2	0	1	Chicago Cubs @ Cincinnati Reds Crosley Field, Cincinnati, OH Sun Sep 10 1950, 3:33 AM EDT Cloudy - 76 F			
Bob Usher, R (1, 8) OBP: 0.314, SLG: 0.362	0-0 L5		4-3 2B	4-0 E	0-0 1-3		4-0 BB	0-0 L4		4	1	1	2	2	0	3				
Johnny Wyrostek, L (1, 9) OBP: 0.389, SLG: 0.463	0-0 F9		0-0 4-3	0-0 E	0-0 F7		0-0 K			5	1	1	2	0	1	4				
Ted Kluszewski, L (1, 3) OBP: 0.352, SLG: 0.546		0-0 G3	4-0 BB	0-0 FC1	0-0 4-3	0-0 F8				4	1	0	0	1	0	3				
Joe Adcock, R (1, 7) OBP: 0.326, SLG: 0.394		4-0 1B	0-0 G3	0-0 5-3	0-0 5-3		0-0 E	0-0 1B		4	1	1	0	1	0	3				
Connie Ryan, R (1, 4) OBP: 0.357, SLG: 0.368		0-0 F3		0-0 BB	0-0 E		0-0 1B	0-0 E1		4	3	3	1	1	0	1				
Virgil Stallcup, R (1, 6) OBP: 0.290, SLG: 0.372		0-0 FC6-4		0-0 1B	0-0 F9		0-0 1B	0-0 F2		5	2	3	1	0	0	2				
Dixie Howell, R (1, 2) OBP: 0.329, SLG: 0.301		0-0 FC6-4		0-0 2B	0-0 E		0-0 SH	0-0 SH1-4		3	1	2	2	1	0	2				
Herm Wehmeier, R (1, 1) ERA: 4.99	3.1	L	21	6	7	5	0	4	1	0	0	0	0	12	16	0.00		0.750		
Eddie Erault, R (7, 1) OBP: 0.231, SLG: 0.250	2.0		6	4	3	2	2	0	0	0	0	0	0	17	25	13.50		4.000		
Inning Stats	R: 0 E: 0 K: 0 S: 3	H: 0 LOB: 0 BB: 0 P: 3	R: 0 E: 0 K: 0 S: 4	H: 1 LOB: 2 BB: 1 P: 8	R: 1 E: 0 K: 0 S: 4	H: 1 LOB: 2 BB: 2 P: 12	R: 7 E: 1 K: 0 S: 9	H: 5 LOB: 1 BB: 2 P: 17	R: 0 E: 0 K: 1 S: 5	H: 0 LOB: 1 BB: 1 P: 9	R: 0 E: 0 K: 0 S: 3	H: 0 LOB: 0 BB: 0 P: 3	R: 2 E: 0 K: 2 S: 11	H: 3 LOB: 3 BB: 1 P: 15	R: 2 E: 1 K: 0 S: 6	H: 3 LOB: 2 BB: 1 P: 10	1B: 9 2B: 4 3B: 0 HR: 0	SF: 0 SAC: 2 DP: 0 HBP: 0	WP: 0 PA: 47 PB: 0 SB: 0 CS: 0	
PITCHER	IP	WLS	BF	H	R	ER	SO	BB	IBB	HBP	BLK	WP	HR	S	P	ERA	WHIP			
Johnny Schmitz, L (1, 1)	3.1	L	21	6	7	5	0	4	1	0	0	0	0	12	16	0.00	0.750			
Johnny Vander Meer, L (4, 1) ERA: 3.89	2.2		11	1	1	0	1	1	0	0	0	0	0	12	16	0.00	0.750			
Paul Minner, L (7, 1) ERA: 3.94	2.0		15	6	4	3	2	2	0	0	0	0	0	17	25	13.50	4.000			

Chicago Cubs @ Cincinnati Reds
Crosley Field, Cincinnati, OH
Sun Sep 10 1950, 3:33 AM EDT
Cloudy - 76 F

AB	37
R	12
H	13
RBI	9
BB	8
SO	3
LOB	24



Batter	1	2	3	4	5	6	7	8	9	AB	R	H	RBI	BB	SO	LOB	TOP					
Carmen Mauro, L (1, 9) OBP: 0.293, SLG: 0.311	0-0 6-3		0-3 K		0-0 G3		0-0 1B		0-0 F4	5	0	1	0	0	1	2						
Phil Cavarretta, L (1, 3) OBP: 0.376, SLG: 0.445	4-0 CS BB		0-0 5-3		0-0 2B		0-0 4-3			3	0	1	0	1	0	2						
Bill Serena, R (1, 5) OBP: 0.340, SLG: 0.422	0-0 E5 PB 1B 1-2		0-3 K		0-0 6-3				0-0 F6	4	0	0	0	0	1	2						
Hank Sauer, R (1, 7) OBP: 0.354, SLG: 0.520	0-0 2H 1B			0-0 4-3		0-0 F8		0-0 2-3		4	0	1	0	0	0	0						
Andy Patko, R (1, 8) OBP: 0.413, SLG: 0.626		0-0 1B 1B 2B		0-0 4-3		0-0 6-3		0-0 5-3		4	1	1	0	0	0	0						
Rube Walker, L (1, 2) OBP: 0.289, SLG: 0.361		0-0 F7		0-0 1B		0-0 F8			0-0 F8	4	0	1	0	0	0	1						
Roy Smalley, R (1, 6) OBP: 0.254, SLG: 0.411										3	0	3	0	0	0	0						
Bob Ramazzotti, R (7, PR) OBP: 0.282, SLG: 0.340										1	0	1	0	0	0	0						
Wayne Terwilliger, R (1, 4) OBP: 0.303, SLG: 0.352		0-0 2-3 1B		0-0 1B		0-0 F3				3	0	1	1	0	0	3						
Carl Sawatzki, L (9, PH) OBP: 0.288, SLG: 0.215		0-0 G1-6-3 1-2 3-H 1B		0-0 F2		0-0 F3		0-3 K		1	0	0	0	0	1	1						
Warren Hacker, R (1, 1) OBP: 0.175, SLG: 0.135		0-0 G1-6-3 1-2 1B		0-0 1-3		0-0 FC1 1B 3-H		0-0 1B		3	0	0	0	0	0	3						
Ron Northey, L (9, PH) OBP: 0.354, SLG: 0.471										1	0	1	0	0	0	0						
Emil Verban, R (9, PR) OBP: 0.175, SLG: 0.135										0	0	0	0	0	0	0						
Inning Stats	R: 0 E: 1 K: 0 S: 3	H: 1 LOB: 2 BB: 1 P: 7	R: 1 E: 0 K: 0 S: 5	H: 3 LOB: 1 BB: 0 P: 5	R: 0 E: 0 K: 2 S: 7	H: 0 LOB: 0 BB: 0 P: 7	R: 0 E: 0 K: 0 S: 5	H: 2 LOB: 2 BB: 0 P: 5	R: 0 E: 0 K: 0 S: 4	H: 1 LOB: 1 BB: 0 P: 4	R: 0 E: 0 K: 0 S: 3	H: 0 LOB: 0 BB: 0 P: 3	R: 0 E: 0 K: 0 S: 5	H: 2 LOB: 2 BB: 0 P: 5	R: 0 E: 0 K: 0 S: 3	H: 0 LOB: 0 BB: 0 P: 3	R: 0 E: 0 K: 1 S: 7	H: 2 LOB: 2 BB: 0 P: 7	1B: 8 2B: 2 3B: 1 HR: 0	SF: 0 SAC: 0 DP: 1 HBP: 0	WP: 0 PB: 1 SB: 0 CS: 1	PA: 37
PITCHER Howie Fox, R (1, 1) ERA: 4.62	IP: 9.0 WLS: W BF: 37 H: 11 R: 1 ER: 1 SO: 3 BB: 1 IBB: 0 HBP: 0 BLK: 0 WP: 0 HR: 0 S: 42 P: 46 ERA: 1.00 WHIP: 1.333															PITCHER						

Chicago Cubs @ Cincinnati Reds
Crosley Field, Cincinnati, OH
Sun Sep 10 1950, 3:38 AM EDT
Att: 9,682 - Cloudy - 77 F

AB	36
R	1
H	11
RBI	1
BB	1
SO	3
LOB	14



Batter	1	2	3	4	5	6	7	8	9	AB	R	H	RBI	BB	SO	LOB	BOTTOM			
Lloyd Merriman, L (1, 8) OBP: 0.330, SLG: 0.353	0-0 F8	0-0 F8			0-0 4-3		0-0 FC3-6 CS			4	0	0	0	0	0	3				
Grady Hatton, L (1, 5) OBP: 0.361, SLG: 0.388	0-0 F7		0-0 F8		0-0 F4		0-0 4-3			4	0	0	0	0	0	1				
Johnny Wyrostek, L (1, 9) OBP: 0.388, SLG: 0.464	0-0 1-3		0-0 F7		0-0 2B				0-0 F2	4	0	1	0	0	0	0				
Ted Kluszewski, L (1, 3) OBP: 0.356, SLG: 0.546		4-0 SH1-3 1B BB	4-0 BB		0-0 F8				0-0 1B	2	1	1	0	2	0	1				
Joe Adcock, R (1, 7) OBP: 0.325, SLG: 0.392		0-0 SH1-3 1B	0-0 F7				0-0 F9		0-0 F4	4	1	1	0	0	0	2				
Johnny Pramesa, R (1, 2) OBP: 0.386, SLG: 0.450		0-0 SH1-3		0-0 F9			0-0 1B		0-0 G3	3	0	1	0	0	0	1				
Connie Ryan, R (1, 4) OBP: 0.359, SLG: 0.371		4-0 1B FC1-2 IBB		0-0 1-3 2B			0-0 F9			2	0	1	0	1	0	1				
Sammy Meeks, R (1, 6) OBP: 0.326, SLG: 0.381		0-0 FC1-2 1B		0-0 1-3			0-0 G3			3	0	1	2	0	0	2				
Howie Fox, R (1, 1) OBP: 0.224, SLG: 0.292		0-0 FC1-2 1-2 3-H		0-0 4-3			0-0 FC3-6 1B			3	0	1	0	0	0	3				
Inning Stats	R: 0 E: 0 K: 0 S: 3	H: 0 LOB: 0 BB: 0 P: 3	R: 2 E: 0 K: 0 S: 5	H: 2 LOB: 2 BB: 2 P: 13	R: 0 E: 0 K: 0 S: 3	H: 0 LOB: 1 BB: 1 P: 7	R: 0 E: 0 K: 0 S: 4	H: 1 LOB: 1 BB: 0 P: 4	R: 0 E: 0 K: 0 S: 4	H: 1 LOB: 1 BB: 0 P: 4	R: 0 E: 0 K: 0 S: 3	H: 1 LOB: 0 BB: 0 P: 3	R: 0 E: 0 K: 0 S: 4	H: 1 LOB: 1 BB: 0 P: 4	R: 0 E: 0 K: 0 S: 4	H: 1 LOB: 1 BB: 0 P: 4	1B: 5 2B: 2 3B: 0 HR: 0	SF: 0 SAC: 1 DP: 0 HBP: 0	WP: 0 PB: 0 SB: 0 CS: 1	PA: 33
PITCHER Warren Hacker, R (1, 1) ERA: 2.25	IP: 8.0 WLS: L BF: 33 H: 7 R: 2 ER: 2 SO: 0 BB: 2 IBB: 1 HBP: 0 BLK: 0 WP: 0 HR: 0 S: 30 P: 42 ERA: 2.25 WHIP: 1.125															PITCHER				

Chicago Cubs @ Cincinnati Reds
Crosley Field, Cincinnati, OH
Sun Sep 10 1950, 3:38 AM EDT
Att: 9,682 - Cloudy - 77 F

AB	29
R	2
H	7
RBI	2
BB	3
SO	0
LOB	14



Batter	1	2	3	4	5	6	7	8	9	AB	R	H	RBI	BB	SO	LOB	TOP			
Lloyd Merriman, L (1, 8) OBP: 0.325, SLG: 0.348	L8		F8		1-3			K		4	0	0	0	0	1	1	Cincinnati Reds @ Brooklyn Dodgers Ebbets Field, Brooklyn, NY Tue Sep 12 1950, 3:33 AM EDT Att: 3,323 - Unknown			
Grady Hatton, L (1, 5) OBP: 0.380, SLG: 0.385	4-3		F9			F5		BB		3	0	0	0	1	0	0				
Johnny Wyrostek, L (1, 9) OBP: 0.385, SLG: 0.459	E6			3-1		F9		FC5		4	0	0	0	0	2					
Ted Kluszewski, L (1, 3) OBP: 0.355, SLG: 0.550	G3			HR		K			4-3	4	1	1	1	0	1	1				
Joe Adcock, R (1, 7) OBP: 0.320, SLG: 0.386		6-3		L5			F4		1-3	4	0	0	0	0	0	0				
Johnny Pramesa, R (1, 2) OBP: 0.388, SLG: 0.448		FC6-4 BB					5-3		6-3	3	0	1	0	1	0	0				
Connie Ryan, R (1, 4) OBP: 0.357, SLG: 0.368				1B			5-3			3	0	0	0	0	1	2				
Virgil Stallcup, R (1, 6) OBP: 0.288, SLG: 0.369			FC6-4 1-2			L7		5-3		3	0	0	0	0	0	1				
Ewell Blackwell, R (1, 1) OBP: 0.146, SLG: 0.115			K			6-3		FC5 2B		3	0	1	0	0	1	0				
Inning Stats	R: 0 E: 1 K: 0 S: 4	H: 0 LOB: 1 BB: 0 P: 4	R: 0 E: 0 K: 1 S: 5	H: 0 LOB: 1 BB: 1 P: 9	R: 0 E: 0 K: 1 S: 5	H: 2 LOB: 1 BB: 0 P: 5	R: 0 E: 0 K: 0 S: 3	H: 0 LOB: 0 BB: 0 P: 3	R: 0 E: 0 K: 1 S: 5	H: 0 LOB: 0 BB: 0 P: 5	R: 0 E: 0 K: 0 S: 3	H: 0 LOB: 0 BB: 0 P: 3	R: 0 E: 0 K: 1 S: 6	H: 1 LOB: 2 BB: 1 P: 10	R: 0 E: 0 K: 0 S: 3	H: 0 LOB: 0 BB: 0 P: 3		1B: 1 2B: 1 3B: 0 HR: 1	SF: 0 SAC: 0 DP: 0 HBP: 0	WP: 0 PB: 0 SB: 0 CS: 0
PITCHER Carl Erskine, R (1, 1) ERA: 5.51	IP: 9.0 WLS: W BF: 33	H: 3 R: 1 ER: 1 SO: 4	BB: 2 IBB: 0 HBP: 0 BLK: 0	WP: 0 HR: 1 S: 39 P: 47	ERA: 1.00 WHIP: 0.556															

Batter	1	2	3	4	5	6	7	8	9	AB	R	H	RBI	BB	SO	LOB	BOTTOM			
Pee Wee Reese, R (1, 6) OBP: 0.361, SLG: 0.371	5-3			1B PB FC3-6 BB		K		FC4-2-5-2 4-3 1-3		3	1	0	0	1	1	2	Cincinnati Reds @ Brooklyn Dodgers Ebbets Field, Brooklyn, NY Tue Sep 12 1950, 3:33 AM EDT Att: 3,323 - Unknown			
Gene Hermanski, L (1, 7) OBP: 0.359, SLG: 0.462	4-3			FC3-6 1B				4-3		3	0	1	1	1	0	1				
Duke Snider, L (1, 8) OBP: 0.375, SLG: 0.533	4-3			FC3-6 CS 1-2 3-H		F6		4-3		4	0	0	1	0	3					
Gil Hodges, R (1, 3) OBP: 0.376, SLG: 0.500		K						K		2	0	0	0	1	2	0				
Carl Furillo, R (1, 9) OBP: 0.350, SLG: 0.468		6-3			F9			L3		3	0	0	0	0	1					
Bobby Morgan, R (1, 5) OBP: 0.340, SLG: 0.409			K			F8		L7		3	0	0	0	0	1	0				
Bruce Edwards, R (1, 2) OBP: 0.228, SLG: 0.400				1-3		6-3		SH WP HBP		2	1	0	0	0	0	0				
Billy Cox, R (1, 4) OBP: 0.304, SLG: 0.363				5-3		4-3		SH WP 4-3		2	1	0	0	0	0	0				
Carl Erskine, R (1, 1) OBP: 0.360, SLG: 0.348				K		6-3		FC4-2-5-2 2-3 3-H BB		2	0	0	0	1	1	0				
Inning Stats	R: 0 E: 0 K: 0 S: 3	H: 0 LOB: 0 BB: 0 P: 3	R: 0 E: 0 K: 2 S: 7	H: 0 LOB: 0 BB: 0 P: 7	R: 0 E: 0 K: 1 S: 5	H: 1 LOB: 1 BB: 2 P: 11	R: 0 E: 0 K: 0 S: 3	H: 0 LOB: 0 BB: 0 P: 3	R: 0 E: 0 K: 1 S: 5	H: 0 LOB: 1 BB: 1 P: 9	R: 0 E: 0 K: 1 S: 5	H: 0 LOB: 0 BB: 0 P: 5	R: 0 E: 1 K: 0 S: 4	H: 0 LOB: 1 BB: 1 P: 9	R: 2 E: 1 K: 0 S: 4	H: 0 LOB: 1 BB: 1 P: 9		1B: 1 2B: 0 3B: 0 HR: 0	SF: 0 SAC: 1 DP: 0 HBP: 1	WP: 1 PB: 1 SB: 0 CS: 1
PITCHER Ewell Blackwell, R (1, 1) ERA: 3.31	IP: 8.0 WLS: L BF: 30	H: 1 R: 3 ER: 0 SO: 5	BB: 4 IBB: 0 HBP: 1 BLK: 0	WP: 1 HR: 0 S: 35 P: 52	ERA: 0.00 WHIP: 0.625															

Batter	1	2	3	4	5	6	7	8	9	AB	R	H	RBI	BB	SO	LOB	TOP					
Lloyd Merriman, L (1.8) OBP: 0.324, SLG: 0.346	0-0 4-3 WP 1B		0-0 4-3		0-0 F7			0-0 3-1		4	1	1	0	0	0	1	Cincinnati Reds @ Brooklyn Dodgers Ebbets Field, Brooklyn, NY Thu Sep 14 1950, 3:33 AM EDT Unknown					
Grady Hatton, L (1.5) OBP: 0.359, SLG: 0.382	0-0 4-3 1-2		4-0 BB		0-0 F7			0-0 3-1		3	0	0	0	1	0	1						
Johnny Wyrostek, L (1.9) OBP: 0.382, SLG: 0.455	0-0 4-3 2-3		0-0 G3		0-0 1-3			0-0 F7		4	0	0	0	0	0	2						
Ted Kluszewski, L (1.3) OBP: 0.354, SLG: 0.547	0-0 F3 3-H				0-0 F8					4	0	1	0	0	0	0						
Joe Adcock, R (1.7) OBP: 0.319, SLG: 0.395		0-0 HR			0-0 F7					4	1	1	1	0	0	1						
Johnny Pramesa, R (1.2) OBP: 0.373, SLG: 0.451		0-0 HR			0-0 L8					3	0	2	0	0	0	0						
Bobby Adams, R (7, PR) OBP: 0.365, SLG: 0.423		G6-4-3 1B								0	0	0	0	0	0	0						
Dixie Howell, R (7.2) OBP: 0.332, SLG: 0.301										0	0	0	0	1	0	0						
Connie Ryan, R (1.4) OBP: 0.354, SLG: 0.365		0-0 G6-4-3 1-2			0-0 5-3			0-0 F5		4	0	0	0	0	1	4						
Virgil Stallcup, R (1.6) OBP: 0.285, SLG: 0.366		0-3 K			0-0 6-3			0-0 F8		4	0	0	0	0	1	3						
Ken Raffensberger, R (1.1) OBP: 0.188, SLG: 0.211					0-0 1-3					0	0	0	0	0	0	0						
Frank Smith, R (1.1) OBP: 0.155, SLG: 0.105										2	0	1	0	0	0	0						
Ted Tappe, L (8, PH) OBP: 1.000, SLG: 4.000										1	1	1	1	0	0	0						
Bud Byerly, R (8.1)										0	0	0	0	0	0	0						
Inning Stats	R: 1 E: 0 K: 0 S: 4	H: 1 LOB: 0 BB: 0 P: 4	R: 1 E: 0 K: 1 S: 6	H: 2 LOB: 0 BB: 0 P: 6	R: 0 E: 0 K: 0 S: 3	H: 0 LOB: 1 BB: 1 P: 7	R: 0 E: 0 K: 0 S: 3	H: 0 LOB: 0 BB: 0 P: 3	R: 0 E: 0 K: 0 S: 4	H: 1 LOB: 1 BB: 0 P: 4	R: 0 E: 0 K: 0 S: 3	H: 0 LOB: 1 BB: 0 P: 3	R: 0 E: 0 K: 0 S: 4	H: 1 LOB: 0 BB: 0 P: 4	R: 1 E: 0 K: 0 S: 4	H: 1 LOB: 0 BB: 0 P: 4	R: 0 E: 0 K: 1 S: 6	H: 1 LOB: 2 BB: 1 P: 10	1B: 5 2B: 0 3B: 0 HR: 2	SF: 0 SAC: 0 DP: 1 HBP: 0	WP: 1 PB: 0 SB: 0 CS: 0	PA: 35
PITCHER Erv Palica, R (1.1) ERA: 4.04	IP: 9.0 WLS: W BF: 35 H: 7 R: 3 ER: 3 SO: 2 BB: 2 IBB: 0 HBP: 0 BLK: 0 WP: 1 HR: 2 S: 37 P: 45 ERA: 3.00 WHIP: 1.000															PITCHER	IP: 9.0 WLS: W BF: 35 H: 7 R: 3 ER: 3 SO: 2 BB: 2 IBB: 0 HBP: 0 BLK: 0 WP: 1 HR: 2 S: 37 P: 45 ERA: 3.00 WHIP: 1.000					

AB	33
R	3
H	7
RBI	2
BB	2
SO	2
LOB	12



Batter	1	2	3	4	5	6	7	8	9	AB	R	H	RBI	BB	SO	LOB	BOTTOM					
Pee Wee Reese, R (1.6) OBP: 0.360, SLG: 0.369	0-0 F9	4-0 G5-4-3 BB		0-0 F7		0-0 F4				3	0	0	0	1	0	1	Cincinnati Reds @ Brooklyn Dodgers Ebbets Field, Brooklyn, NY Thu Sep 14 1950, 3:33 AM EDT Unknown					
Tommy Brown, R (1.7) OBP: 0.321, SLG: 0.413	4-0 BB 2B	0-0 G5-4-3 1-2			0-0 F8	4-0 BB				2	1	0	0	2	0	1						
Duke Snider, L (1.8) OBP: 0.374, SLG: 0.533	0-0 HR 1-H 2B			0-0 F7	0-3 K	0-3 K				4	1	1	1	0	2	2						
Gil Hodges, R (1.3) OBP: 0.379, SLG: 0.507	0-0 HR 2-H			0-0 BB	4-0 1B			0-0 F3		3	1	2	2	1	0	0						
Carl Furillo, R (1.9) OBP: 0.351, SLG: 0.474	0-0 HR			0-0 F7	0-0 FC5-4 1B			0-0 F8		4	1	2	1	0	0	1						
Bobby Morgan, R (1.5) OBP: 0.338, SLG: 0.406	0-0 FC6-4 1B			0-0 F7	0-0 FC5-4 1-2			0-3 K		4	0	1	0	0	1	3						
Bruce Edwards, R (1.2) OBP: 0.228, SLG: 0.420	0-0 F7			0-0 5-3		0-0 HR		0-0 F7		4	1	1	1	0	0	1						
Billy Cox, R (1.4) OBP: 0.303, SLG: 0.370	0-0 FC6-4 1-2			0-0 HR		0-3 K		0-0 F9		4	1	1	1	0	1	1						
Erv Palica, R (1.1) OBP: 0.226, SLG: 0.302		0-0 5-3		0-0 5-3		0-0 BB 1B		0-0 5-3		4	0	1	0	0	0	0						
Inning Stats	R: 4 E: 0 K: 0 S: 7	H: 4 LOB: 1 BB: 1 P: 11	R: 0 E: 0 K: 0 S: 2	H: 0 LOB: 0 BB: 1 P: 6	R: 0 E: 0 K: 0 S: 4	H: 1 LOB: 1 BB: 0 P: 4	R: 1 E: 0 K: 0 S: 4	H: 1 LOB: 0 BB: 0 P: 4	R: 0 E: 0 K: 1 S: 6	H: 1 LOB: 2 BB: 1 P: 10	R: 1 E: 0 K: 2 S: 9	H: 2 LOB: 2 BB: 1 P: 13	R: 0 E: 0 K: 1 S: 5	H: 0 LOB: 0 BB: 0 P: 5	R: 0 E: 0 K: 0 S: 3	H: 0 LOB: 0 BB: 0 P: 3		R: 0 E: 0 K: 0 S: 3	H: 0 LOB: 0 BB: 0 P: 3	1B: 4 2B: 1 3B: 0 HR: 4	SF: 0 SAC: 0 DP: 1 HBP: 0	WP: 0 PB: 0 SB: 0 CS: 0
PITCHER Ken Raffensberger, L (1.1) ERA: 4.28	IP: 0.1 WLS: L BF: 6 H: 4 R: 4 ER: 4 SO: 0 BB: 1 IBB: 0 HBP: 0 BLK: 0 WP: 0 HR: 2 S: 9 P: 15 ERA: 108.000 WHIP: 15.000															PITCHER	IP: 0.1 WLS: L BF: 6 H: 4 R: 4 ER: 4 SO: 0 BB: 1 IBB: 0 HBP: 0 BLK: 0 WP: 0 HR: 2 S: 9 P: 15 ERA: 108.000 WHIP: 15.000					
Frank Smith, R (1.1) ERA: 3.64	IP: 6.2 WLS: 27 BF: 5 H: 2 R: 2 ER: 2 SO: 4 BB: 3 IBB: 0 HBP: 0 BLK: 0 WP: 0 HR: 2 S: 32 P: 44 ERA: 2.70 WHIP: 1.200															PITCHER	IP: 6.2 WLS: 27 BF: 5 H: 2 R: 2 ER: 2 SO: 4 BB: 3 IBB: 0 HBP: 0 BLK: 0 WP: 0 HR: 2 S: 32 P: 44 ERA: 2.70 WHIP: 1.200					
Bud Byerly, R (8.1) ERA:	IP: 1.0 WLS: 3 BF: 0 H: 0 R: 0 ER: 0 SO: 0 BB: 0 IBB: 0 HBP: 0 BLK: 0 WP: 0 HR: 0 S: 3 P: 3 ERA: 0.00 WHIP: 0.000															PITCHER	IP: 1.0 WLS: 3 BF: 0 H: 0 R: 0 ER: 0 SO: 0 BB: 0 IBB: 0 HBP: 0 BLK: 0 WP: 0 HR: 0 S: 3 P: 3 ERA: 0.00 WHIP: 0.000					



Batter	1	2	3	4	5	6	7	8	9	AB	R	H	RBI	BB	SO	LOB	TOP										
Bobby Adams, R (1, 4) OBP: 0.364, SLG: 0.416	0-0 5-3		0-0 5-3		0-0 F8		0-0 6-3		0-0 F4	5	0	0	0	0	0	1	Cincinnati Reds @ Philadelphia Phillies Shibe Park, Philadelphia, PA Fri Sep 15 1950, 3:33 AM EDT Sunny - 75 F										
Grady Hatton, L (1, 5) OBP: 0.359, SLG: 0.383	4-0 BB		0-0 F5		0-0 2B		0-0 F5			3	0	1	0	1	0	0											
Johnny Wyrostek, L (1, 9) OBP: 0.382, SLG: 0.451	4-0 FC6-4		4-0 1B		0-0 F8		0-0 F6			2	0	0	0	2	0	1											
Ted Kluszewski, L (1, 3) OBP: 0.354, SLG: 0.544	0-0 F7		0-0 1B		0-0 FC1-6		0-0 F8			4	0	2	0	0	0	2											
Joe Adcock, R (1, 7) OBP: 0.318, SLG: 0.401	0-0 FC6-4		0-0 F8		0-0 FC1-6		0-0 F4			4	0	0	0	0	0	5											
Lloyd Merriman, L (1, 8) OBP: 0.323, SLG: 0.345		0-0 L1-6		0-0 F9		0-0 FC6		0-3 K		3	1	1	0	0	0	1											
Bob Usher, R (8, PH) OBP: 0.309, SLG: 0.355		0-0 1B		0-0 FC6		1-2 2B				1	0	0	0	0	1	0											
Johnny Pramesa, R (1, 2) OBP: 0.380, SLG: 0.457		0-0 1B		0-0 L5-3		0-0 2B		0-0 F7		4	0	3	0	0	0	0											
Virgil Stallcup, R (1, 6) OBP: 0.287, SLG: 0.368		0-0 F8		0-0 L5-3		0-0 2B		0-0 F2		4	0	1	1	0	0	3											
Willie Ramsdell, R (1, 1) OBP: 0.259, SLG: 0.200		0-0 L1-6		0-0 F9		0-0 4-3		0-0 F9		3	0	0	0	0	0	4											
Danny Litwhiler, R (8, PH) OBP: 0.380, SLG: 0.475		0-0 L1-6		0-0 4-3		0-0 F9				1	0	1	0	0	0	0											
Herm Wehmeier, R (9, PR) OBP: 0.172, SLG: 0.198		0-0 2-3								0	0	0	0	0	0	0											
Inning Stats	R: 0 E: 0 K: 0 S: 3	H: 0 LOB: 2 BB: 2 P: 11	R: 0 E: 0 K: 0 S: 4	H: 2 LOB: 1 BB: 0 P: 4	R: 0 E: 0 K: 0 S: 4	H: 1 LOB: 2 BB: 1 P: 8	R: 0 E: 0 K: 0 S: 3	H: 1 LOB: 0 BB: 0 P: 3	R: 0 E: 0 K: 0 S: 4	H: 1 LOB: 1 BB: 0 P: 4	R: 1 E: 0 K: 0 S: 6	H: 3 LOB: 2 BB: 0 P: 6	R: 0 E: 0 K: 0 S: 3	H: 0 LOB: 0 BB: 0 P: 3	R: 0 E: 0 K: 1 S: 5	H: 0 LOB: 0 BB: 0 P: 5	R: 0 E: 0 K: 0 S: 4	H: 1 LOB: 1 BB: 0 P: 4	1B: 7 2B: 4 3B: 0 HR: 0	SF: 0 SAC: 0 DP: 2 HBP: 0	WP: 0 PB: 0 SB: 0 CS: 0	PA: 37					
PITCHER	IP	WLS	BF	H	R	ER	SO	BB	IBB	HBP	BLK	WP	HR	S	P	ERA	WHIP										
Bubba Church, R (1, 1) ERA: 2.18	2.2		13	3	0	0	0	3	0	0	0	0	0	10	22	0.00	2.250										
Ken Heintzelman, L (3, 1) ERA: 4.16	6.1	W	24	6	1	1	1	0	0	0	0	0	0	26	26	1.42	0.947										

AB	34
R	1
H	9
RBI	1
BB	3
SO	1
LOB	17



Batter	1	2	3	4	5	6	7	8	9	AB	R	H	RBI	BB	SO	LOB	BOTTOM										
Eddie Waitkus, L (1, 3) OBP: 0.342, SLG: 0.360	0-0 5-3		0-0 3-1		0-0 L5			0-0 1-3		4	0	1	0	0	0	0	Cincinnati Reds @ Philadelphia Phillies Shibe Park, Philadelphia, PA Fri Sep 15 1950, 3:33 AM EDT Sunny - 75 F										
Richie Ashburn, L (1, 8) OBP: 0.383, SLG: 0.423	0-0 F9		4-0 FC5-4		0-0 F5		0-0 F8			3	0	0	0	1	0	1											
Willie Jones, R (1, 5) OBP: 0.351, SLG: 0.481	0-0 5-3		0-0 F7		0-0 F8		4-0 BB			3	0	0	0	1	0	2											
Del Ennis, R (1, 9) OBP: 0.366, SLG: 0.560	4-0 IBB		0-0 FC5-4		0-0 1-3		0-3 K			3	0	0	0	1	1	2											
Jackie Mayo, L (1, 7) OBP: 0.278, SLG: 0.294	0-0 F6		0-0 K		0-0 F5					3	0	0	0	0	1	2											
Granny Hamner, R (1, 6) OBP: 0.325, SLG: 0.394		0-0 1B		0-0 4-3		0-0 F7				3	1	1	0	0	0	0											
Andy Seminick, R (1, 2) OBP: 0.394, SLG: 0.540		0-0 F8-6		0-0 K		0-3 K				3	1	2	1	0	1	0											
Mike Goliat, R (1, 4) OBP: 0.318, SLG: 0.362		0-0 F8-6		0-0 HR		0-0 6-3		0-0 1B		3	0	1	1	0	0	1											
Bubba Church, R (1, 1) OBP: 0.205, SLG: 0.233		0-0 F6		0-0 F9		0-0 F9		0-0 F3		1	0	0	0	0	0	0											
Ken Heintzelman, R (3, 1) OBP: 0.061, SLG: 0.031		0-0 F6								2	0	0	0	0	0	1											
Inning Stats	R: 0 E: 0 K: 0 S: 4	H: 1 LOB: 2 BB: 1 P: 8	R: 1 E: 0 K: 0 S: 4	H: 2 LOB: 0 BB: 0 P: 4	R: 0 E: 0 K: 0 S: 3	H: 0 LOB: 1 BB: 1 P: 7	R: 1 E: 0 K: 1 S: 6	H: 1 LOB: 0 BB: 0 P: 6	R: 0 E: 0 K: 0 S: 3	H: 0 LOB: 0 BB: 0 P: 3	R: 0 E: 0 K: 1 S: 6	H: 1 LOB: 1 BB: 0 P: 6	R: 0 E: 0 K: 1 S: 5	H: 0 LOB: 1 BB: 1 P: 9	R: 0 E: 0 K: 1 S: 5	H: 0 LOB: 1 BB: 1 P: 9	1B: 4 2B: 1 3B: 0 HR: 1	SF: 0 SAC: 0 DP: 1 HBP: 0	WP: 0 PB: 0 SB: 0 CS: 0	PA: 31							
PITCHER	IP	WLS	BF	H	R	ER	SO	BB	IBB	HBP	BLK	WP	HR	S	P	ERA	WHIP										
Willie Ramsdell, R (1, 1) ERA: 3.73	8.0	L	31	5	2	2	3	2	1	0	0	0	1	34	46	2.25	0.875										

AB	28
R	2
H	5
RBI	2
BB	3
SO	3
LOB	9



Batter	1	2	3	4	5	6	7	8	9	AB	R	H	RBI	BB	SO	LOB	TOP										
Bobby Adams, R OBP: 0.367, SLG: 0.420 (1, 4)										5	1	3	0	0	0	1	Cincinnati Reds @ Philadelphia Phillies Shibe Park, Philadelphia, PA Sat Sep 16 1950, 3:33 AM EDT Att: 12,052 - Unknown										
Grady Hatton, L OBP: 0.384, SLG: 0.381 (1, 5)										3	0	0	0	2	0	3											
Johnny Wyrostek, L OBP: 0.378, SLG: 0.446 (1, 9)										4	1	2	0	0	1	5											
Ted Kluszewski, L OBP: 0.357, SLG: 0.539 (1, 3)										4	0	1	2	0	0	2											
Lloyd Merriman, L OBP: 0.326, SLG: 0.342 Bob Usher, R OBP: 0.309, SLG: 0.355 (8, 8)										3	0	0	0	1	0	2											
Joe Adcock, R OBP: 0.314, SLG: 0.394 (1, 7)										0	0	0	0	0	0	3											
Johnny Pramesa, R OBP: 0.373, SLG: 0.448 (1, 2)										4	0	0	0	0	0	1											
Sammy Meeks, R OBP: 0.309, SLG: 0.360 (1, 6)										4	0	0	0	0	1	0											
Ewell Blackwell, R OBP: 0.174, SLG: 0.136 (1, 1)										3	0	2	0	1	0	0											
Inning Stats	R: 1 E: 1 K: 0 S: 5	H: 1 LOB: 2 BB: 1 P: 9	R: 0 E: 0 K: 1 S: 6	H: 1 LOB: 1 BB: 0 P: 6	R: 0 E: 0 K: 0 S: 4	H: 1 LOB: 0 BB: 0 P: 4	R: 0 E: 0 K: 0 S: 3	H: 0 LOB: 0 BB: 0 P: 3	R: 0 E: 0 K: 0 S: 2	H: 0 LOB: 0 BB: 1 P: 6	R: 0 E: 0 K: 0 S: 5	H: 2 LOB: 1 BB: 0 P: 5	R: 0 E: 0 K: 1 S: 6	H: 1 LOB: 2 BB: 1 P: 10	R: 0 E: 0 K: 0 S: 3	H: 0 LOB: 0 BB: 0 P: 3	R: 0 E: 0 K: 0 S: 5	H: 2 LOB: 3 BB: 1 P: 9	1B: 7 2B: 1 3B: 0 HR: 0	SF: 0 SAC: 1 DP: 0 HBP: 0	WP: 0 PB: 0 SB: 0 CS: 1	PA: 40					
PITCHER	IP	WLS	BF	H	R	ER	SO	BB	IBB	HBP	BLK	WP	HR	S	P	ERA	WHIP										
Bob Miller, R ERA: 3.37 (1, 1)	6.0	L	25	5	2	1	1	2	0	0	0	0	0	25	33	1.50	1.167										
Paul Stuffel, R ERA: (7, 1)	2.0		8	1	0	0	1	1	0	0	0	0	0	9	13	0.00	1.000										
Milo Candini, R ERA: 3.16 (9, 1)	1.0		6	2	0	0	0	1	0	0	0	0	0	5	9	0.00	3.000										

AB	34
R	2
H	8
RBI	2
BB	4
SO	2
LOB	17



Batter	1	2	3	4	5	6	7	8	9	AB	R	H	RBI	BB	SO	LOB	BOTTOM										
Eddie Waitkus, L OBP: 0.345, SLG: 0.364 (1, 3)										3	0	0	0	1	0	2	Cincinnati Reds @ Philadelphia Phillies Shibe Park, Philadelphia, PA Sat Sep 16 1950, 3:33 AM EDT Att: 12,052 - Unknown										
Richie Ashburn, L OBP: 0.379, SLG: 0.417 (1, 8)										4	0	0	0	0	1	3											
Willie Jones, R OBP: 0.346, SLG: 0.471 (1, 5)										4	0	0	0	0	3	1											
Del Ennis, R OBP: 0.367, SLG: 0.558 (1, 9)										4	0	1	0	0	2	0											
Jackie Mayo, L OBP: 0.289, SLG: 0.250 (1, 7)										3	0	1	0	1	0	0											
Granny Hamner, R OBP: 0.324, SLG: 0.393 (1, 6)										3	0	0	0	1	0	3											
Andy Seminick, R OBP: 0.394, SLG: 0.537 (1, 2)										4	0	1	0	0	1	2											
Mike Gofat, R OBP: 0.314, SLG: 0.359 (1, 4)										3	0	0	0	0	1	1											
Bob Miller, R OBP: 0.211, SLG: 0.214 Paul Stuffel, R (7, 1)										2	0	0	0	0	0	1											
Dick Whitman, L OBP: 0.307, SLG: 0.297 Milo Candini, R OBP: 0.200, SLG: 0.200 (9, 1)										0	0	0	0	0	0	0											
Inning Stats	R: 0 E: 0 K: 1 S: 6	H: 1 LOB: 3 BB: 2 P: 14	R: 0 E: 0 K: 1 S: 5	H: 0 LOB: 0 BB: 0 P: 5	R: 0 E: 0 K: 1 S: 5	H: 0 LOB: 0 BB: 0 P: 5	R: 0 E: 0 K: 0 S: 3	H: 0 LOB: 0 BB: 0 P: 3	R: 0 E: 1 K: 2 S: 7	H: 0 LOB: 0 BB: 0 P: 7	R: 0 E: 0 K: 0 S: 3	H: 0 LOB: 0 BB: 0 P: 3	R: 0 E: 0 K: 1 S: 5	H: 0 LOB: 0 BB: 0 P: 5	R: 0 E: 0 K: 2 S: 8	H: 1 LOB: 2 BB: 1 P: 12	1B: 3 2B: 0 3B: 0 HR: 0	SF: 0 SAC: 0 DP: 0 HBP: 0	WP: 0 PB: 0 SB: 0 CS: 0	PA: 34							
PITCHER	IP	WLS	BF	H	R	ER	SO	BB	IBB	HBP	BLK	WP	HR	S	P	ERA	WHIP										
Ewell Blackwell, R ERA: 3.19 (1, 1)	9.0	W	34	3	0	0	8	3	0	0	0	0	0	47	59	0.00	0.667										



Batter	1	2	3	4	5	6	7	8	9	AB	R	H	RBI	BB	SO	LOB	TOP					
Bobby Adams, R OBP: 0.368, SLG: 0.419 (1, 5)										5	0	2	0	0	0	1	Cincinnati Reds @ Boston Braves Braves Field, Boston, MA Sun Sep 17 1950, 3:33 AM EDT Unknown					
Bob Usher, R OBP: 0.307, SLG: 0.351 (1, 8)										4	1	0	0	1	0	3						
Johnny Wyrostek, L OBP: 0.375, SLG: 0.442 (1, 9)										4	0	0	0	0	0	3						
Ted Kluszewski, L OBP: 0.356, SLG: 0.537 (1, 3)										4	1	1	0	0	0	3						
Joe Adcock, R OBP: 0.314, SLG: 0.392 (1, 7)										4	0	1	0	0	0	4						
Connie Ryan, R OBP: 0.350, SLG: 0.364 (1, 4)										4	0	2	2	0	1	2						
Virgil Stallcup, R OBP: 0.281, SLG: 0.359 (1, 6)										4	0	0	0	0	0	5						
Dixie Howell, R OBP: 0.325, SLG: 0.294 (1, 2)										3	0	0	0	1	0	2						
Kent Peterson, R OBP: 0.333, SLG: 0.333 (1, 1)										1	0	0	0	0	0	0						
Sammy Meeks, R OBP: 0.305, SLG: 0.356 (7, PH)										1	0	0	0	0	0	0						
Johnny Hetki, R OBP: 0.300, SLG: 0.222 (7, 1)										0	0	0	0	0	0	0						
Danny Litwhiler, R OBP: 0.377, SLG: 0.471 (9, PH)										1	0	0	0	0	0	0						
Inning Stats	R: 0 E: 0 K: 0 S: 4	H: 1 LOB: 1 BB: 0 P: 4	R: 0 E: 1 K: 1 S: 6	H: 1 LOB: 1 BB: 0 P: 6	R: 0 E: 0 K: 0 S: 3	H: 0 LOB: 1 BB: 1 P: 7	R: 0 E: 1 K: 0 S: 4	H: 0 LOB: 1 BB: 0 P: 4	R: 0 E: 0 K: 0 S: 3	H: 0 LOB: 1 BB: 0 P: 7	R: 1 E: 0 K: 0 S: 5	H: 2 LOB: 1 BB: 0 P: 5	R: 0 E: 0 K: 0 S: 3	H: 0 LOB: 0 BB: 0 P: 3	R: 1 E: 2 K: 0 S: 6	H: 1 LOB: 2 BB: 0 P: 6	R: 0 E: 0 K: 0 S: 4	H: 1 LOB: 1 BB: 0 P: 4	1B: 5 2B: 1 3B: 0 HR: 0	SF: 0 SAC: 1 DP: 1 HBP: 0	WP: 0 PB: 0 SB: 1 CS: 0	PA: 38
PITCHER Warren Spahn, L ERA: 3.12 (1, 1)	IP: 9.0 WLS: W BF: 38 H: 6 R: 2 ER: 1 SO: 1 BB: 2 IBB: 0 HBP: 0 BLK: 0 WP: 0 HR: 0 S: 38 P: 46 ERA: 1.00 WHIP: 0.889															PITCHER						

AB	35
R	2
H	6
RBI	2
BB	2
SO	1
LOB	23



Batter	1	2	3	4	5	6	7	8	9	AB	R	H	RBI	BB	SO	LOB	BOTTOM			
Roy Hartsfield, R OBP: 0.325, SLG: 0.381 (1, 4)										4	1	2	0	0	0	0	Cincinnati Reds @ Boston Braves Braves Field, Boston, MA Sun Sep 17 1950, 3:33 AM EDT Unknown			
Luis Olmo, R OBP: 0.306, SLG: 0.389 (1, 8)										4	1	2	2	0	0	2				
Earl Torgeson, L OBP: 0.406, SLG: 0.461 (1, 3)										4	2	2	3	0	1	1				
Bob Elliott, R OBP: 0.390, SLG: 0.512 (1, 5)										3	0	1	0	1	0	0				
Sid Gordon, R OBP: 0.415, SLG: 0.575 (1, 7)										4	0	0	0	0	0	3				
Del Crandall, R OBP: 0.289, SLG: 0.327 (1, 2)										4	1	1	0	0	0	0				
Tommy Holmes, L OBP: 0.383, SLG: 0.451 (1, 9)										3	1	1	0	0	0	0				
Buddy Kerr, R OBP: 0.294, SLG: 0.311 (1, 6)										3	0	2	0	0	0	1				
Warren Spahn, L OBP: 0.267, SLG: 0.214 (1, 1)										3	0	0	0	0	2	3				
Inning Stats	R: 0 E: 0 K: 1 S: 5	H: 0 LOB: 0 BB: 0 P: 5	R: 0 E: 0 K: 0 S: 3	H: 1 LOB: 0 BB: 0 P: 3	R: 0 E: 0 K: 0 S: 3	H: 1 LOB: 0 BB: 0 P: 3	R: 0 E: 0 K: 0 S: 4	H: 1 LOB: 2 BB: 1 P: 8	R: 5 E: 1 K: 1 S: 10	H: 5 LOB: 0 BB: 0 P: 10	R: 0 E: 0 K: 0 S: 3	H: 0 LOB: 0 BB: 0 P: 3	R: 0 E: 0 K: 1 S: 6	H: 2 LOB: 1 BB: 0 P: 6	R: 1 E: 0 K: 0 S: 4	H: 1 LOB: 0 BB: 0 P: 4		1B: 6 2B: 3 3B: 1 HR: 2	SF: 0 SAC: 0 DP: 3 HBP: 0	WP: 0 PB: 0 SB: 1 CS: 0
PITCHER Kent Peterson, L ERA: 9.0 (1, 1)	IP: 6.0 WLS: L BF: 25 H: 8 R: 5 ER: 5 SO: 2 BB: 1 IBB: 0 HBP: 0 BLK: 0 WP: 0 HR: 1 S: 28 P: 32 ERA: 7.50 WHIP: 1.500															PITCHER				
Johnny Hetki, R ERA: 5.44 (7, 1)	IP: 2.0 WLS: 8 BF: 3 H: 3 R: 1 ER: 1 SO: 1 BB: 0 IBB: 0 HBP: 0 BLK: 0 WP: 0 HR: 1 S: 10 P: 10 ERA: 4.50 WHIP: 1.500															PITCHER				



Batter	1	2	3	4	5	6	7	8	9	AB	R	H	RBI	BB	SO	LOB	TOP					
Bobby Adams, R (1, 5) OBP: 0.375, SLG: 0.435										3	0	3	1	1	0	0	Cincinnati Reds @ Boston Braves Braves Field, Boston, MA Sun Sep 17 1950, 3:38 AM EDT Att: 9,626 - Sunny					
Bob Usher, R (1, 8) OBP: 0.303, SLG: 0.346										4	0	0	0	0	1	6						
Danny Litwhiler, R (1, 9) OBP: 0.361, SLG: 0.472										4	0	2	0	0	1	0						
Ted Kluszewski, L (1, 3) OBP: 0.355, SLG: 0.534										4	0	1	0	0	0	1						
Joe Adcock, R (1, 7)										4	0	1	0	0	0	2						
Johnny Pramesa, R (1, 2) OBP: 0.371, SLG: 0.442										3	0	0	0	1	0	2						
Connie Ryan, R (1, 4) OBP: 0.347, SLG: 0.361										4	0	0	0	0	0	1						
Virgil Stallcup, R (1, 6) OBP: 0.276, SLG: 0.356										4	0	0	0	0	1	1						
Frank Smith, R (1, 1) OBP: 0.100, SLG: 0.100										1	0	0	0	0	0	0						
Sammy Meeks, R (5, PH) OBP: 0.313, SLG: 0.363										1	0	1	0	0	0	0						
Howie Fox, R (5, PH) OBP: 0.222, SLG: 0.269										0	1	0	0	1	0	0						
Dixie Howell, R (9, PH) OBP: 0.323, SLG: 0.292										1	0	0	0	0	1	0						
Inning Stats	R: 0 E: 0 K: 0 S: 4	H: 2 LOB: 1 BB: 0 P: 4	R: 0 E: 0 K: 0 S: 3	H: 0 LOB: 0 BB: 0 P: 3	R: 0 E: 0 K: 0 S: 3	H: 0 LOB: 1 BB: 1 P: 7	R: 0 E: 0 K: 1 S: 5	H: 0 LOB: 0 BB: 0 P: 5	R: 0 E: 0 K: 2 S: 9	H: 2 LOB: 3 BB: 1 P: 13	R: 0 E: 0 K: 0 S: 4	H: 1 LOB: 1 BB: 0 P: 4	R: 1 E: 0 K: 0 S: 4	H: 1 LOB: 1 BB: 1 P: 8	R: 0 E: 0 K: 0 S: 4	H: 2 LOB: 1 BB: 0 P: 4	R: 0 E: 0 K: 1 S: 5	H: 0 LOB: 0 BB: 0 P: 5	1B: 6 2B: 1 3B: 1 HR: 0	SF: 0 SAC: 0 DP: 1 HBP: 0	WP: 0 PB: 0 SB: 0 CS: 0	PA: 36
PITCHER Johnny Antonelli, L (1, 1) ERA: 6.06	IP: 9.0 WLS: W BF: 36 H: 8 R: 1 ER: 1 SO: 4 BB: 3 IBB: 0 HBP: 0 BLK: 0 WP: 0 HR: 0 S: 41 P: 53 ERA: 1.00 WHIP: 1.222															PITCHER						

AB 33
R 1
H 8
RBI 1
BB 3
SO 4
LOB 13



Batter	1	2	3	4	5	6	7	8	9	AB	R	H	RBI	BB	SO	LOB	BOTTOM			
Roy Hartsfield, R (1, 4) OBP: 0.325, SLG: 0.380										4	0	1	0	0	1	3	Cincinnati Reds @ Boston Braves Braves Field, Boston, MA Sun Sep 17 1950, 3:38 AM EDT Att: 9,626 - Sunny			
Bob Addis, L (1, 8) OBP: 0.375, SLG: 0.357										4	1	2	1	0	1	1				
Earl Torgeson, L (1, 3) OBP: 0.405, SLG: 0.459										3	0	0	0	1	0	2				
Bob Elliott, R (1, 5) OBP: 0.387, SLG: 0.507										4	0	0	0	0	0	4				
Sid Gordon, R (1, 7) OBP: 0.416, SLG: 0.576										3	1	1	0	1	0	0				
Walker Cooper, R (1, 2) OBP: 0.373, SLG: 0.503										2	0	2	1	1	0	0				
Tommy Holmes, L (1, 9) OBP: 0.376, SLG: 0.444										4	0	0	0	0	0	6				
Buddy Kerr, R (1, 6) OBP: 0.298, SLG: 0.312										2	1	1	0	2	0	0				
Johnny Antonelli, L (1, 1) OBP: 0.143, SLG: 0.143										4	0	0	1	0	1	5				
Inning Stats	R: 0 E: 0 K: 1 S: 6	H: 1 LOB: 1 BB: 0 P: 6	R: 1 E: 0 K: 0 S: 4	H: 1 LOB: 2 BB: 1 P: 9	R: 1 E: 0 K: 0 S: 5	H: 2 LOB: 2 BB: 1 P: 9	R: 1 E: 0 K: 0 S: 5	H: 2 LOB: 1 BB: 1 P: 9	R: 0 E: 0 K: 1 S: 2	H: 0 LOB: 0 BB: 1 P: 6	R: 0 E: 0 K: 1 S: 5	H: 0 LOB: 0 BB: 0 P: 5	R: 0 E: 0 K: 0 S: 3	H: 0 LOB: 0 BB: 0 P: 3	R: 0 E: 0 K: 1 S: 6	H: 1 LOB: 2 BB: 1 P: 10		1B: 5 2B: 2 3B: 0 HR: 0	SF: 0 SAC: 0 DP: 1 HBP: 1	WP: 0 PB: 0 SB: 2 CS: 0
PITCHER Frank Smith, R (1, 1) ERA: 3.78	IP: 4.0 WLS: L BF: 22 H: 6 R: 3 ER: 3 SO: 3 BB: 2 IBB: 1 HBP: 1 BLK: 0 WP: 0 HR: 0 S: 20 P: 33 ERA: 6.75 WHIP: 2.000															PITCHER				
Howie Fox, R (5, 1) ERA: 4.35	IP: 4.0 WLS: L BF: 14 H: 1 R: 0 ER: 0 SO: 2 BB: 2 IBB: 0 HBP: 0 BLK: 0 WP: 0 HR: 0 S: 16 P: 24 ERA: 0.00 WHIP: 0.750															PITCHER				



Batter	1	2	3	4	5	6	7	8	9	AB	R	H	RBI	BB	SO	LOB	TOP				
Bobby Adams, R OBP: 0.373, SLG: 0.431 (1,5)										5	1	1	0	0	0	1	Cincinnati Reds @ New York Giants Polo Grounds, New York, NY Wed Sep 20 1950, 3:33 AM EDT Unknown				
Bob Usher, R OBP: 0.305, SLG: 0.344 (1,8)										4	0	1	1	1	0	0					
Johnny Wyrostek, L OBP: 0.375, SLG: 0.441 (1,9)										5	0	2	0	0	0	4					
Ted Kluszewski, L OBP: 0.354, SLG: 0.531 (1,3)										5	0	1	1	0	0	2					
Joe Adcock, R OBP: 0.314, SLG: 0.390 (1,7)										5	1	2	0	0	1	3					
Johnny Pramesa, R OBP: 0.373, SLG: 0.448 (1,2)										4	0	2	1	0	0	1					
Connie Ryan, R OBP: 0.349, SLG: 0.361 (1,4)										3	1	1	0	1	0	3					
Virgil Stallcup, R OBP: 0.276, SLG: 0.354 (1,6)										3	0	0	0	0	0	3					
Ewell Blackwell, R OBP: 0.189, SLG: 0.153 (1,1)									4	1	2	1	0	0	2						
Inning Stats	R: 0 E: 0 K: 0 S: 3	H: 0 LOB: 0 BB: 0 P: 3	R: 1 E: 0 K: 0 S: 5	H: 2 LOB: 2 BB: 1 P: 9	R: 0 E: 0 K: 0 S: 4	H: 1 LOB: 1 BB: 0 P: 4	R: 0 E: 0 K: 0 S: 4	H: 1 LOB: 1 BB: 0 P: 4	R: 0 E: 0 K: 0 S: 5	H: 2 LOB: 2 BB: 0 P: 5	R: 0 E: 0 K: 0 S: 4	H: 1 LOB: 2 BB: 1 P: 8	R: 0 E: 0 K: 0 S: 3	H: 0 LOB: 0 BB: 0 P: 3	R: 3 E: 0 K: 1 S: 10	H: 5 LOB: 2 BB: 0 P: 10		1B: 11 2B: 1 3B: 0 HR: 0	SF: 0 SAC: 1 DP: 0 HBP: 0	WP: 0 PB: 0 SB: 0 CS: 0	PA: 41
PITCHER	IP	WLS	BF	H	R	ER	SO	BB	IBB	HBP	BLK	WP	HR	S	P	ERA	WHIP				
Dave Koslo, L ERA: 3.91 (1,1)	8.1	L	38	11	4	4	0	2	0	0	0	0	0	36	44	4.32	1.560				
Monty Kennedy, L ERA: 4.71 (9,1)	0.2		3	1	0	0	1	0	0	0	0	0	0	5	5	0.00	1.500				

AB	38
R	4
H	12
RBI	4
BB	2
SO	1
LOB	19



Batter	1	2	3	4	5	6	7	8	9	AB	R	H	RBI	BB	SO	LOB	BOTTOM				
Eddie Stanky, R OBP: 0.463, SLG: 0.413 (1,4)										3	0	0	0	1	1	0	Cincinnati Reds @ New York Giants Polo Grounds, New York, NY Wed Sep 20 1950, 3:33 AM EDT Unknown				
Whitey Lockman, L OBP: 0.357, SLG: 0.415 (1,7)										3	0	1	0	1	0	1					
Don Mueller, L OBP: 0.312, SLG: 0.366 (1,9)										4	0	0	0	0	0	4					
Hank Thompson, L OBP: 0.389, SLG: 0.464 (1,5)										2	1	1	0	2	0	2					
Monte Irvin, R OBP: 0.393, SLG: 0.486 (1,3)										4	0	1	0	0	0	3					
Wes Westrum, R OBP: 0.374, SLG: 0.454 (1,2)										4	0	0	0	0	1	3					
Alvin Dark, R OBP: 0.334, SLG: 0.451 (1,6)										4	0	1	1	0	0	1					
Bobby Thomson, R OBP: 0.313, SLG: 0.412 (1,8)										4	0	0	0	0	0	2					
Dave Koslo, L OBP: 0.203, SLG: 0.190 (1,1)										3	0	0	0	0	1	0					
Monty Kennedy, R OBP: 0.088, SLG: 0.061 (9,1)										0	0	0	0	0	0	0					
Roy Weatherly, L OBP: 0.373, SLG: 0.415 (9,PH)										1	0	0	0	0	0	0					
Inning Stats	R: 0 E: 0 K: 0 S: 4	H: 1 LOB: 2 BB: 1 P: 8	R: 0 E: 0 K: 1 S: 5	H: 0 LOB: 0 BB: 0 P: 5	R: 0 E: 0 K: 0 S: 4	H: 1 LOB: 1 BB: 0 P: 4	R: 1 E: 0 K: 0 S: 4	H: 1 LOB: 1 BB: 1 P: 8	R: 0 E: 0 K: 2 S: 7	H: 0 LOB: 0 BB: 0 P: 7	R: 0 E: 0 K: 0 S: 3	H: 0 LOB: 1 BB: 1 P: 7	R: 0 E: 0 K: 0 S: 3	H: 0 LOB: 0 BB: 0 P: 3	R: 0 E: 0 K: 0 S: 3	H: 0 LOB: 0 BB: 0 P: 3	1B: 4 2B: 0 3B: 0 HR: 0	SF: 0 SAC: 0 DP: 0 HBP: 0	WP: 0 PB: 0 SB: 0 CS: 0	PA: 36	
PITCHER	IP	WLS	BF	H	R	ER	SO	BB	IBB	HBP	BLK	WP	HR	S	P	ERA	WHIP				
Ewell Blackwell, R ERA: 3.11 (1,1)	9.0	W	36	4	1	1	3	4	0	0	0	0	0	38	54	1.00	0.889				



Batter	1	2	3	4	5	6	7	8	9	AB	R	H	RBI	BB	SO	LOB	TOP										
Bobby Adams, R OBP: 0.371, SLG: 0.427 (1, 4)										3	1	0	0	1	0	2	Cincinnati Reds @ New York Giants Polo Grounds, New York, NY Wed Sep 20 1950, 3:38 AM EDT Att: 3,182 - Unknown										
Grady Hatton, L OBP: 0.363, SLG: 0.379 (1, 5)										4	0	1	0	0	0	1											
Johnny Wyrostek, L OBP: 0.372, SLG: 0.438 (1, 9)										4	0	0	1	0	1	1											
Ted Kluszewski, L OBP: 0.353, SLG: 0.535 (1, 3)										4	1	1	1	0	0	1											
Lloyd Merriman, L OBP: 0.321, SLG: 0.337 (1, 8)										4	0	0	0	0	2	1											
Joe Adcock, R OBP: 0.313, SLG: 0.392 (1, 7)										4	0	1	0	0	0	0											
Virgil Stallcup, R OBP: 0.275, SLG: 0.351 (1, 6)										3	0	0	0	0	0	1											
Dixie Howell, R OBP: 0.319, SLG: 0.288 (1, 2)										3	0	0	0	0	1	2											
Ken Raffensberger, R OBP: 0.181, SLG: 0.203 (1, 1)										3	0	0	0	0	1	2											
Inning Stats	R: 1 E: 2 K: 0 S: 5	H: 0 LOB: 1 BB: 0 P: 5	R: 0 E: 0 K: 1 S: 5	H: 0 LOB: 0 BB: 0 P: 5	R: 0 E: 0 K: 1 S: 3	H: 0 LOB: 0 BB: 0 P: 3	R: 0 E: 0 K: 1 S: 5	H: 0 LOB: 0 BB: 0 P: 5	R: 0 E: 1 K: 0 S: 5	H: 1 LOB: 2 BB: 0 P: 5	R: 0 E: 0 K: 0 S: 3	H: 0 LOB: 0 BB: 0 P: 3	R: 0 E: 0 K: 1 S: 5	H: 1 LOB: 1 BB: 1 P: 9	R: 0 E: 0 K: 1 S: 5	H: 0 LOB: 0 BB: 0 P: 5	1B: 1 2B: 1 3B: 0 HR: 1	SF: 0 SAC: 0 DP: 0 HBP: 0	WP: 1 PB: 0 SB: 0 CS: 1	PA: 33							
PITCHER	IP	WLS	BF	H	R	ER	SO	BB	IBB	HBP	BLK	WP	HR	S	P	ERA	WHIP										
Jim Hearn, R ERA: 2.56 (1, 1)	7.0	L	26	2	2	1	3	0	0	0	0	1	1	32	32	1.29	0.286										
Monty Kennedy, L ERA: 4.63 (8, 1)	2.0		7	1	0	0	2	1	0	0	0	0	0	10	14	0.00	1.000										

AB	32
R	2
H	3
RBI	2
BB	1
SO	5
LOB	11



Batter	1	2	3	4	5	6	7	8	9	AB	R	H	RBI	BB	SO	LOB	BOTTOM										
Eddie Stanky, R OBP: 0.460, SLG: 0.409 (1, 4)										4	0	0	0	0	0	2	Cincinnati Reds @ New York Giants Polo Grounds, New York, NY Wed Sep 20 1950, 3:38 AM EDT Att: 3,182 - Unknown										
Whitey Lockman, L OBP: 0.356, SLG: 0.414 (1, 7)										4	0	1	0	0	0	0											
Alvin Dark, R OBP: 0.333, SLG: 0.451 (1, 6)										4	0	1	0	0	0	1											
Monte Irvin, R OBP: 0.394, SLG: 0.486 (1, 3) (8, 9)										4	0	2	0	0	0	1											
Wes Westrum, R OBP: 0.375, SLG: 0.453 (5, PR)										1	0	0	0	1	0	1											
Jack Maguire, R OBP: 0.262, SLG: 0.237 (6, 2)										0	0	0	0	0	0	0											
Sal Yvars, R (6, 2)										2	0	0	0	0	0	3											
Bobby Thomson, R OBP: 0.314, SLG: 0.413 (1, 8)										4	0	2	0	0	0	1											
Hank Thompson, L OBP: 0.386, SLG: 0.461 (1, 5)										3	0	0	0	1	1	4											
Don Mueller, L OBP: 0.310, SLG: 0.365 (1, 9)										2	0	0	0	0	0	2											
Clint Hartung, R OBP: 0.271, SLG: 0.575 (7, PH)										1	0	0	0	0	1	1											
Tookie Gilbert, L OBP: 0.316, SLG: 0.310 (8, 3)										0	0	0	0	0	0	0											
Jack Lohrke, R OBP: 0.250, SLG: 0.175 (9, PH)										1	0	0	0	0	0	1											
Jim Hearn, R OBP: 0.190, SLG: 0.105 (7, PH)										0	0	0	0	1	0	0											
Bill Rigney, R OBP: 0.221 (7, PH)										0	0	0	0	0	0	0											
Monty Kennedy, R OBP: 0.088, SLG: 0.061 (8, 1)										0	0	0	0	0	0	0											
Rudy Rufer, R (8, PH)										1	0	0	0	0	0	1											
Inning Stats	R: 0 E: 0 K: 0 S: 3	H: 0 LOB: 0 BB: 0 P: 3	R: 0 E: 0 K: 1 S: 6	H: 1 LOB: 1 BB: 0 P: 6	R: 0 E: 0 K: 0 S: 3	H: 0 LOB: 0 BB: 0 P: 3	R: 0 E: 0 K: 0 S: 3	H: 0 LOB: 0 BB: 0 P: 3	R: 0 E: 0 K: 0 S: 4	H: 1 LOB: 2 BB: 1 P: 8	R: 0 E: 0 K: 0 S: 5	H: 2 LOB: 2 BB: 0 P: 5	R: 0 E: 0 K: 1 S: 6	H: 1 LOB: 2 BB: 1 P: 10	R: 0 E: 0 K: 0 S: 4	H: 1 LOB: 1 BB: 0 P: 4	R: 0 E: 0 K: 0 S: 3	H: 0 LOB: 1 BB: 1 P: 7	1B: 5 2B: 1 3B: 0 HR: 0	SF: 0 SAC: 0 DP: 0 HBP: 0	WP: 0 PB: 0 SB: 0 CS: 0	PA: 36					
PITCHER	IP	WLS	BF	H	R	ER	SO	BB	IBB	HBP	BLK	WP	HR	S	P	ERA	WHIP										
Ken Raffensberger, L ERA: 4.15 (1, 1)	9.0	W	36	6	0	0	2	3	0	0	0	0	0	37	49	0.00	1.000										

AB	33
R	0
H	6
RBI	0
BB	3
SO	2
LOB	20



Batter	1	2	3	4	5	6	7	8	9	10	AB	R	H	RBI	BB	SO	LOB	TOP			
Bobby Adams, R OBP: 0.372, SLG: 0.426 (1, 4)	F4							1B BB	F9			4	1	2	0	1	0	2			
Bob Usher, R OBP: 0.309, SLG: 0.399 (1, 8)			F3					1B 1B				5	2	3	3	0	0	2			
Johnny Wyrostek, L OBP: 0.371, SLG: 0.435 (1, 9)	F8		4-3					1B	F5			5	0	0	0	0	0	4			
Ted Kluszewski, L OBP: 0.354, SLG: 0.532 (1, 3)	1-3			4-3					F8			5	1	2	1	0	0	1			
Joe Adcock, R OBP: 0.309, SLG: 0.388 (1, 7)		5-3						1B	F8			4	0	1	1	0	0	1			
Johnny Pramesa, R OBP: 0.389, SLG: 0.442 (1, 2)		F7						3H	F9			5	0	1	0	0	1	2			
Connie Ryan, R OBP: 0.349, SLG: 0.361 (10, PR)									F7			0	0	0	0	0	0	0			
Dixie Howell, R OBP: 0.322, SLG: 0.293 (10, 2)										2B CS		0	0	0	0	0	0	0			
Grady Hatton, L OBP: 0.363, SLG: 0.382 (1, 5)		F8			3-1				4-3			5	0	1	1	0	0	1			
Virgil Stallcup, R OBP: 0.280, SLG: 0.363 (1, 6)									F8			4	2	3	1	1	0	0			
Willie Ramsdell, R OBP: 0.229, SLG: 0.280 (3, PH)										HR											
Bud Byerly, R OBP: 0.279, SLG: 0.407 (7, PH)										6-3											
Danny Litwhiler, R OBP: 0.229, SLG: 0.280 (7, PH)																					
Eddie Erault, R OBP: 0.229, SLG: 0.280 (7, PH)																					
Sammy Meeks, R OBP: 0.229, SLG: 0.280 (7, PH)																					
Frank Smith, R OBP: 0.229, SLG: 0.280 (7, PH)																					
Inning Stats	R: 0 E: 0 K: 0 S: 4	H: 1 LOB: 1 BB: 0 P: 4	R: 0 E: 0 K: 0 S: 3	H: 0 LOB: 0 BB: 0 P: 3	R: 1 E: 0 K: 0 S: 5	H: 2 LOB: 1 BB: 0 P: 5	R: 0 E: 0 K: 1 S: 6	H: 1 LOB: 1 BB: 0 P: 6	R: 0 E: 0 K: 0 S: 3	H: 0 LOB: 0 BB: 0 P: 3	R: 0 E: 0 K: 0 S: 4	H: 1 LOB: 1 BB: 0 P: 4	R: 2 E: 0 K: 0 S: 5	H: 2 LOB: 1 BB: 1 P: 9	R: 3 E: 0 K: 0 S: 6	H: 3 LOB: 0 BB: 0 P: 6	R: 1 E: 0 K: 1 S: 7	H: 3 LOB: 2 BB: 1 P: 11	1B: 9 2B: 3 3B: 0 HR: 2	SF: 0 SAC: 1 DP: 0 HBP: 0	WP: 0 PA: 45
PITCHER	IP	WLS	BF	H	R	ER	SO	BB	IBB	HBP	BLK	WP	HR	S	P	ERA	WHIP				
Cliff Chambers, L ERA: 4.42	9.0		39	11	6	6	2	1	0	0	0	0	2	42	46	6.00	1.333				
Junior Walsh, R ERA: 5.53	10.1	W	6	3	1	1	1	0	1	0	0	0	0	7	11	9.00	3.000				

Cincinnati Reds @ Pittsburgh Pirates
Forbes Field, Pittsburgh, PA
Fri Sep 22 1950, 3:33 AM EDT
Att: 12,979 - Unknown - 70 F

AB 42
R 7
H 14
RBI 7
BB 2
SO 3
LOB 17



Batter	1	2	3	4	5	6	7	8	9	10	AB	R	H	RBI	BB	SO	LOB	BOTTOM			
Bob Dillinger, R OBP: 0.357, SLG: 0.418 (1, 5)	K			FC6-4				4-3			5	0	1	0	0	2	2				
Tom Saffell, L OBP: 0.262, SLG: 0.272 (1, 8)	F1	CS		4-3							5	0	0	0	0	1	2				
Ralph Kiner, R OBP: 0.414, SLG: 0.600 (1, 7)	5-3			4-3					F3		4	1	0	0	1	0	0				
Gus Bell, L OBP: 0.335, SLG: 0.448 (1, 9)		PB 1B BB						F7			4	1	2	0	1	0	1				
Danny O'Connell, R OBP: 0.352, SLG: 0.430 (1, 6)		1B PB HR 1B		5-3				1B BB			4	2	3	0	1	0	1				
Jack Phillips, R OBP: 0.337, SLG: 0.418 (1, 3)		6-3									5	2	3	1	0	1	4				
Johnny Berardino, R OBP: 0.295, SLG: 0.248 (1, 4)											3	1	2	2	1	0	2				
Clyde McCullough, R OBP: 0.337, SLG: 0.453 (1, 2)											4	0	0	0	0	1	5				
Wally Westlake, R OBP: 0.359, SLG: 0.486 (10, PH)											1	0	1	2	0	0	0				
Cliff Chambers, L OBP: 0.330, SLG: 0.402 (1, 1)											4	1	2	3	0	1	0				
Junior Walsh, R OBP: 0.444, SLG: 0.333 (10, 1)											0	0	0	0	0	0	0				
Inning Stats	R: 0 E: 0 K: 1 S: 5	H: 0 LOB: 0 BB: 0 P: 5	R: 4 E: 0 K: 1 S: 8	H: 4 LOB: 4 BB: 1 P: 12	R: 0 E: 0 K: 0 S: 4	H: 1 LOB: 1 BB: 0 P: 4	R: 1 E: 0 K: 0 S: 5	H: 2 LOB: 2 BB: 1 P: 9	R: 1 E: 0 K: 1 S: 6	H: 1 LOB: 2 BB: 0 P: 14	R: 0 E: 0 K: 0 S: 5	H: 3 LOB: 2 BB: 0 P: 5	R: 0 E: 0 K: 1 S: 5	H: 0 LOB: 0 BB: 0 P: 5	R: 0 E: 0 K: 1 S: 5	H: 0 LOB: 0 BB: 0 P: 5	R: 2 E: 0 K: 0 S: 4	H: 3 LOB: 1 BB: 0 P: 4	1B: 11 2B: 0 3B: 1 HR: 2	SF: 0 SAC: 1 DP: 0 HBP: 0	WP: 0 PA: 45
PITCHER	IP	WLS	BF	H	R	ER	SO	BB	IBB	HBP	BLK	WP	HR	S	P	ERA	WHIP				
Willie Ramsdell, R ERA: 3.93	2.0		19	4	4	4	2	3	0	0	0	0	1	13	17	18.00	2.500				
Bud Byerly, R ERA: 3.6	4.0		19	4	2	2	2	3	0	0	0	0	1	20	32	4.50	1.750				
Eddie Erault, R ERA: 6.1	2.0		8	3	0	0	1	0	0	0	0	0	0	10	10	0.00	1.500				
Frank Smith, R ERA: 3.87	1.1	L	7	3	2	2	1	0	0	0	0	0	0	9	9	13.50	2.250				

Cincinnati Reds @ Pittsburgh Pirates
Forbes Field, Pittsburgh, PA
Fri Sep 22 1950, 3:33 AM EDT
Att: 12,979 - Unknown - 70 F

AB 39
R 8
H 14
RBI 8
BB 4
SO 6
LOB 17

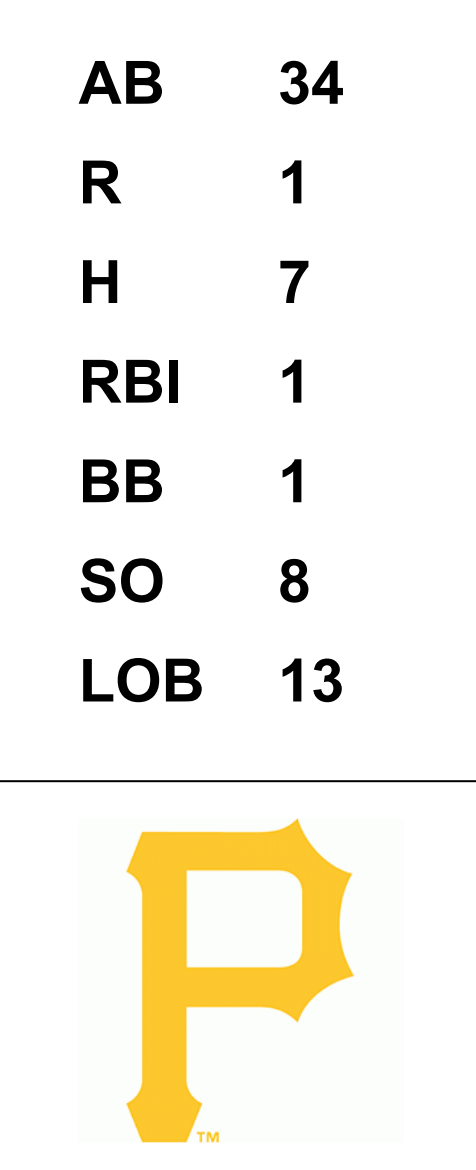


Batter	1	2	3	4	5	6	7	8	9	AB	R	H	RBI	BB	SO	LOB	TOP					
Bobby Adams, R OBP: 0.370, SLG: 0.423 (1, 4)	L5		F9			F3			FC4-6	5	2	1	0	0	0	1	Cincinnati Reds @ Pittsburgh Pirates Forbes Field, Pittsburgh, PA Sun Sep 24 1950, 3:33 AM EST Cloudy - 53 F					
Grady Hatton, L OBP: 0.388, SLG: 0.387 (1, 5)	G3		FC3-6 BB						F6	4	2	2	0	1	0	1						
Johnny Wyrostek, L OBP: 0.368, SLG: 0.432 (1, 9)	F8		FC3-6 1-2			K			4-3	5	1	1	0	0	1	4						
Ted Kluszewski, L OBP: 0.355, SLG: 0.530 (1, 3)		F7	L4						2B	5	0	2	4	0	0	1						
Lloyd Merriman, L OBP: 0.323, SLG: 0.337 (1, 8)	1-3				F5				F6	4	0	0	0	1	1	1						
Joe Adcock, R OBP: 0.313, SLG: 0.395 (1, 7)		BB 1B BB			1B F8				5-3	3	2	1	1	1	0	2						
Johnny Pramesa, R OBP: 0.371, SLG: 0.440 (1, 2)		BB 1B BB			2B FC6-4				3-1	3	0	1	0	1	0	2						
Virgil Stallcup, R OBP: 0.279, SLG: 0.363 (1, 6)		1-2 2H 1B			F8				1-3	4	0	1	2	0	0	1						
Ewell Blackwell, R OBP: 0.191, SLG: 0.157 (1, 1)		5-3			6-3				F9	4	0	1	0	0	0	3						
Inning Stats	R: 0 E: 0 K: 0 S: 3	H: 0 LOB: 0 BB: 0 P: 3	R: 1 E: 0 K: 0 S: 4	H: 1 LOB: 2 BB: 2 P: 12	R: 0 E: 0 K: 0 S: 3	H: 0 LOB: 1 BB: 1 P: 7	R: 1 E: 0 K: 0 S: 5	H: 2 LOB: 1 BB: 0 P: 5	R: 2 E: 0 K: 1 S: 8	H: 3 LOB: 2 BB: 1 P: 12	R: 0 E: 0 K: 0 S: 3	H: 0 LOB: 0 BB: 0 P: 3	R: 1 E: 0 K: 1 S: 6	H: 1 LOB: 0 BB: 0 P: 6	R: 0 E: 0 K: 0 S: 3	H: 0 LOB: 0 BB: 0 P: 3	R: 2 E: 0 K: 0 S: 6	H: 3 LOB: 1 BB: 0 P: 6	1B: 6 2B: 4 3B: 0 HR: 0	SF: 0 SAC: 0 DP: 0 HBP: 0	WP: 0 PB: 0 SB: 0 CS: 0	PA: 41
PITCHER	IP	WLS	BF	H	R	ER	SO	BB	IBB	HBP	BLK	WP	HR	S	P	ERA	WHIP					
Bill MacDonald, R ERA: 4.29 (1, 1)	5.0	L	25	6	4	4	1	4	0	0	0	0	0	23	39	7.20	2.000					
Junior Walsh, R ERA: 5.37 (6, 1)	3.0		10	1	1	1	1	0	0	0	0	0	0	12	12	3.00	0.333					
Vic Lombardi, L ERA: 6.84 (9, 1)	1.0		6	3	2	2	0	0	0	0	0	0	0	6	6	18.00	3.000					

AB	37
R	7
H	10
RBI	7
BB	4
SO	2
LOB	16



Batter	1	2	3	4	5	6	7	8	9	AB	R	H	RBI	BB	SO	LOB	BOTTOM					
Bob Dillinger, R OBP: 0.353, SLG: 0.413 (1, 5)	K		G3			F7			5-3	4	0	0	0	0	1	2	Cincinnati Reds @ Pittsburgh Pirates Forbes Field, Pittsburgh, PA Sun Sep 24 1950, 3:33 AM EST Cloudy - 53 F					
Tom Saffell, L OBP: 0.271, SLG: 0.282 (1, 8)	K		2B			K			F8	4	0	1	0	0	2	2						
Ralph Kiner, R OBP: 0.416, SLG: 0.601 (1, 7)	BB		K			F3			F3	3	0	0	0	1	1	2						
Gus Bell, L OBP: 0.333, SLG: 0.444 (1, 9)	1-3					F8			2B	4	1	1	0	0	1	1						
Danny O'Connell, R OBP: 0.354, SLG: 0.432 (1, 6)		1-3				G3			F2	4	0	1	1	0	0	0						
Ed Stevens, L OBP: 0.222, SLG: 0.214 (1, 3)		1B				E4			F6	4	0	1	0	0	1	1						
Johnny Berardino, R OBP: 0.299, SLG: 0.244 (1, 4)		1B				K			5-3	4	0	1	0	0	1	2						
Ray Mueller, R OBP: 0.301, SLG: 0.406 (1, 2)		G4-6-3				K			F7	3	0	0	0	0	0	2						
Wally Westlake, R OBP: 0.357, SLG: 0.485 (9, PH)		G4-6-3				6-3			F2	1	0	0	0	0	1	1						
Bill MacDonald, R OBP: 0.189, SLG: 0.143 (5, PH)						6-3				1	0	0	0	0	0	0						
Danny Murtaugh, R OBP: 0.379, SLG: 0.393 (6, PH)										1	0	1	0	0	0	0						
Junior Walsh, R OBP: 0.444, SLG: 0.333 (6, 1)										0	0	0	0	0	0	0						
Pete Castiglione, R OBP: 0.317, SLG: 0.350 (8, PH)										1	0	1	0	0	0	0						
Vic Lombardi, L OBP: 0.294, SLG: 0.313 (9, 1)									5-3	0	0	0	0	0	0	0						
Inning Stats	R: 0 E: 0 K: 2 S: 7	H: 0 LOB: 1 BB: 1 P: 11	R: 0 E: 0 K: 0 S: 4	H: 2 LOB: 1 BB: 0 P: 4	R: 0 E: 0 K: 1 S: 6	H: 1 LOB: 0 BB: 0 P: 6	R: 0 E: 1 K: 1 S: 6	H: 0 LOB: 1 BB: 0 P: 6	R: 0 E: 0 K: 1 S: 5	H: 0 LOB: 0 BB: 0 P: 5	R: 0 E: 0 K: 1 S: 5	H: 0 LOB: 0 BB: 0 P: 5	R: 0 E: 0 K: 1 S: 4	H: 1 LOB: 1 BB: 0 P: 4	R: 0 E: 0 K: 0 S: 7	H: 0 LOB: 0 BB: 0 P: 7	R: 1 E: 0 K: 1 S: 7	H: 2 LOB: 1 BB: 0 P: 7	1B: 4 2B: 3 3B: 0 HR: 0	SF: 0 SAC: 0 DP: 1 HBP: 0	WP: 0 PB: 0 SB: 0 CS: 0	PA: 35
PITCHER	IP	WLS	BF	H	R	ER	SO	BB	IBB	HBP	BLK	WP	HR	S	P	ERA	WHIP					
Ewell Blackwell, R ERA: 3.03 (1, 1)	9.0	W	35	7	1	1	8	1	0	0	0	0	0	50	54	1.00	0.889					



Batter	1	2	3	4	5	6	7	8	9	AB	R	H	RBI	BB	SO	LOB	TOP			
Bobby Adams, R OBP: 0.366, SLG: 0.418 (1,4)										4	0	0	0	0	0	1	Cincinnati Reds @ Pittsburgh Pirates Forbes Field, Pittsburgh, PA Sun Sep 24 1950, 3:38 AM EST Att. 25,233 - Cloudy			
Grady Hatton, L OBP: 0.367, SLG: 0.384 (1,5)										3	0	0	0	1	0	1				
Johnny Wyrostek, L OBP: 0.367, SLG: 0.430 (1,9)										4	1	1	0	0	0	1				
Ted Kluszewski, L OBP: 0.356, SLG: 0.530 (1,3)										4	1	2	0	0	0	0				
Lloyd Merriman, L OBP: 0.328, SLG: 0.346 (1,8)										4	0	3	1	0	0	1				
Joe Adcock, R OBP: 0.313, SLG: 0.393 (1,7)										4	0	1	1	0	0	3				
Virgil Stallcup, R OBP: 0.279, SLG: 0.362 (1,6)										4	0	1	0	0	1	3				
Dixie Howell, R OBP: 0.324, SLG: 0.301 (1,2)										4	0	0	0	0	0	4				
Ken Raffensberger, R OBP: 0.176, SLG: 0.198 (1,1)										2	0	0	0	0	1	0				
Ted Tappe, L OBP: 0.400, SLG: 1.000 (8, PH)										0	0	0	0	1	0	0				
Frank Smith, R OBP: 0.095, SLG: 0.095 (8, 1)										0	0	0	0	0	0	0				
Inning Stats	R: 0 E: 0 K: 0 S: 2	H: 0 LOB: 0 BB: 1 P: 6	R: 1 E: 0 K: 0 S: 5	H: 3 LOB: 1 BB: 0 P: 5	R: 0 E: 0 K: 1 S: 5	H: 0 LOB: 0 BB: 0 P: 5	R: 0 E: 0 K: 0 S: 4	H: 1 LOB: 1 BB: 0 P: 4	R: 0 E: 0 K: 1 S: 5	H: 0 LOB: 0 BB: 0 P: 5	R: 0 E: 0 K: 0 S: 3	H: 1 LOB: 1 BB: 0 P: 4	R: 0 E: 0 K: 0 S: 3	H: 0 LOB: 1 BB: 1 P: 7	R: 1 E: 0 K: 0 S: 6	H: 3 LOB: 2 BB: 0 P: 6	1B: 7 2B: 2 3B: 0 HR: 0	SF: 0 SAC: 0 DP: 2 HBP: 0	WP: 0 PB: 0 SB: 0 CS: 0	PA: 35
PITCHER Murry Dickson, R ERA: 3.87 (1,1)	IP: 9.0 WLS: W BF: 35 H: 8 R: 2 ER: 2 SO: 2 BB: 2 IBB: 0 HBP: 0 BLK: 0 WP: 0 HR: 0 S: 37 P: 45 ERA: 2.00 WHIP: 1.111															PITCHER				

AB 33
R 2
H 8
RBI 2
BB 2
SO 2
LOB 14



Batter	1	2	3	4	5	6	7	8	9	AB	R	H	RBI	BB	SO	LOB	BOTTOM	
Bob Dillinger, R OBP: 0.353, SLG: 0.413 (1,5)										3	1	1	0	0	1	1	Cincinnati Reds @ Pittsburgh Pirates Forbes Field, Pittsburgh, PA Sun Sep 24 1950, 3:38 AM EST Att. 25,233 - Cloudy	
Danny O'Connell, R OBP: 0.353, SLG: 0.430 (1,6)										4	0	1	0	0	0	2		
Ralph Kiner, R OBP: 0.415, SLG: 0.598 (1,7)										4	0	1	0	0	3	2		
Gus Bell, L OBP: 0.332, SLG: 0.442 (1,9)										4	1	1	1	0	1	2		
Wally Westlake, R OBP: 0.358, SLG: 0.487 (1,8)										4	1	2	1	0	0	0		
Jack Phillips, R OBP: 0.347, SLG: 0.431 (1,3)										4	0	4	0	0	0	0		
Johnny Berardino, R OBP: 0.298, SLG: 0.244 (1,4)										4	0	1	0	0	0	4		
Clyde McCullough, R OBP: 0.339, SLG: 0.405 (1,2)										3	0	0	0	0	0	3		
Murry Dickson, R OBP: 0.263, SLG: 0.304 (1,1)										3	0	2	0	0	0	2		
Inning Stats	R: 2 E: 0 K: 1 S: 9	H: 4 LOB: 2 BB: 0 P: 9	R: 0 E: 0 K: 0 S: 3	H: 1 LOB: 0 BB: 0 P: 3	R: 0 E: 0 K: 2 S: 7	H: 0 LOB: 0 BB: 0 P: 7	R: 0 E: 0 K: 0 S: 5	H: 2 LOB: 2 BB: 0 P: 5	R: 0 E: 0 K: 0 S: 5	H: 2 LOB: 1 BB: 0 P: 5	R: 0 E: 0 K: 0 S: 5	H: 2 LOB: 2 BB: 0 P: 5	R: 0 E: 0 K: 0 S: 3	H: 1 LOB: 0 BB: 0 P: 3	1B: 11 2B: 3 3B: 0 HR: 0	SF: 0 SAC: 1 DP: 3 HBP: 0		WP: 0 PB: 0 SB: 3 CS: 1
PITCHER Ken Raffensberger, L ERA: 4.15 (1,1)	IP: 7.0 WLS: L BF: 31 H: 12 R: 3 ER: 3 SO: 5 BB: 0 IBB: 0 HBP: 0 BLK: 0 WP: 0 HR: 0 S: 41 P: 41 ERA: 3.86 WHIP: 1.714															PITCHER		
Frank Smith, R ERA: 3.83 (8, 1)	IP: 1.0 WLS: L BF: 3 H: 1 R: 0 ER: 0 SO: 0 BB: 0 IBB: 0 HBP: 0 BLK: 0 WP: 0 HR: 0 S: 3 P: 3 ERA: 0.00 WHIP: 1.000															PITCHER		

AB 33
R 3
H 13
RBI 2
BB 0
SO 5
LOB 16



Batter	1	2	3	4	5	6	7	8	9	AB	R	H	RBI	BB	SO	LOB	TOP
Bobby Adams, R OBP: 0.370, SLG: 0.422 (1,4)	0-0 4-3	0-0 1B		0-0 1-2 2-H 3-H 1B		0-0 2B 1B				4	1	3	3	0	0	0	Cincinnati Reds @ St. Louis Cardinals Sportsman's Park, St. Louis, MO Tue Sep 26 1950, 4:33 AM EST Alt. 2.531 - Unknown - 65 F
Bob Usher, R OBP: 0.310, SLG: 0.362 (1,8)	0-0 6-3	0-0 1-2 2-H 1B		0-3 K		0-0 2B 1B				4	0	2	2	0	1	2	
Johnny Wyrostek, L OBP: 0.366, SLG: 0.431 (1,9)	0-0 2B	0-0 1-3			0-0 6-3	0-0 F8				4	0	1	0	0	0	3	
Ted Kluszewski, L OBP: 0.353, SLG: 0.526 (1,3)	0-0 3-1		0-0 F8		0-0 1-3		0-0 F8			4	0	0	0	0	0	1	
Joe Adcock, R OBP: 0.317, SLG: 0.397 (1,7)		0-0 CS 1B	0-0 CS 1B		0-0 5-3		0-0 4-3 1B			4	1	3	0	0	0	0	
Grady Hatton, L OBP: 0.388, SLG: 0.384 (1,5)		4-0 2B 1B BB	0-0 4-3			0-0 FC5-4 1B	0-0 4-3			3	1	1	0	1	0	2	
Virgil Stallcup, R OBP: 0.281, SLG: 0.365 (1,6)		0-0 1-3 1B 2B		0-0 F7		0-0 FC5-4 2B F9	0-0 2-H 1B			4	2	2	1	0	0	1	
Dixie Howell, R OBP: 0.331, SLG: 0.307 (1,2)		4-0 1B 1B IBB		4-0 1B BB		0-0 1-3 1B 2B	0-0 1-3			2	2	1	0	2	0	1	
Howie Fox, R OBP: 0.197, SLG: 0.237 (1,1)		0-3 K		0-0 F8		0-0 F9				3	0	0	1	0	1	5	
Inning Stats	R: 0 E: 0 K: 0 S: 4	H: 1 LOB: 1 BB: 0 P: 4	R: 3 E: 0 K: 1 S: 8	H: 4 LOB: 2 BB: 2 P: 16	R: 0 E: 0 K: 0 S: 3	H: 1 LOB: 0 BB: 0 P: 3	R: 0 E: 0 K: 1 S: 6	H: 1 LOB: 2 BB: 1 P: 10	R: 0 E: 0 K: 0 S: 3	H: 0 LOB: 0 BB: 0 P: 3	R: 3 E: 0 K: 0 S: 7	H: 4 LOB: 1 BB: 0 P: 7	R: 1 E: 0 K: 0 S: 5	H: 2 LOB: 1 BB: 0 P: 5			
PITCHER	IP WLS BF H R ER SO BB IBB HBP BLK WP HR S P ERA WHIP																
Max Lanier, L ERA: 3.13 (1,1)	5.2 L 28 10 6 6 2																
Gerry Staley, R ERA: 5.27 (6,1)	1.1 7 3 1 1 0																

AB	32
R	7
H	13
RBI	7
BB	3
SO	2
LOB	15



1B:	9	SF:	0
2B:	4	SAC:	0
3B:	0	DP:	0
HR:	0	HBP:	0
WP:	0	PA:	35
PB:	0		
SB:	0		
CS:	2		

Batter	1	2	3	4	5	6	7	8	9	AB	R	H	RBI	BB	SO	LOB	BOTTOM
Peanuts Lowrey, R OBP: 0.324, SLG: 0.301 (1,5)	4-0 BB		0-0 1B			0-0 F8	0-0 1-2 1B			3	0	2	0	1	0	0	Cincinnati Reds @ St. Louis Cardinals Sportsman's Park, St. Louis, MO Tue Sep 26 1950, 4:33 AM EST Alt. 2.531 - Unknown - 65 F
Red Schoendienst, S OBP: 0.316, SLG: 0.409 (1,4)	0-0 G4-6-3 1-2 1B		0-0 1-5-3			0-0 4-3	0-0 F7			4	0	1	0	0	0	3	
Bill Howerton, L OBP: 0.380, SLG: 0.512 (1,8)	0-0 F6			0-0 4-3		4-0 BB				2	0	0	0	1	0	2	
Enos Slaughter, L OBP: 0.362, SLG: 0.409 (1,9)	0-0 G4-6-3 1-2			0-0 F7		0-0 F7				3	0	0	0	0	0	3	
Hal Rice, L OBP: 0.266, SLG: 0.270 (1,7)		0-0 L6		0-0 F4			0-0 6-3			3	0	0	0	0	0	0	
Marty Marion, R OBP: 0.329, SLG: 0.317 (1,6)		0-3 K		0-3 K		0-0 E3 1B				3	1	0	0	0	2	0	
Rocky Nelson, L OBP: 0.324, SLG: 0.336 (1,3)		0-0 4-3		4-0 FC4-6 BB		0-0 1B F8 1B				2	1	1	0	1	0	0	
Del Rice, R OBP: 0.323, SLG: 0.378 (1,2)			0-0 1-3		0-3 K		0-0 1B 1B			3	0	1	1	0	1	1	
Max Lanier, R OBP: 0.197, SLG: 0.206 (1,1)			0-0 4-3		0-0 FC4-6		0-0 F8			2	0	0	0	0	0	1	
Gerry Staley, R OBP: 0.200, SLG: 0.192 (6,1)										0	0	0	0	0	0	0	
Joe Garagiola, L OBP: 0.388, SLG: 0.477 (7,PH)										1	0	0	1	0	0	1	
Inning Stats	R: 0 E: 0 K: 0 S: 3	H: 1 LOB: 1 BB: 1 P: 7	R: 0 E: 0 K: 1 S: 5	H: 0 LOB: 0 BB: 0 P: 5	R: 0 E: 0 K: 0 S: 4	H: 1 LOB: 1 BB: 0 P: 4	R: 0 E: 0 K: 0 S: 3	H: 0 LOB: 0 BB: 0 P: 3	R: 0 E: 0 K: 2 S: 7	H: 0 LOB: 1 BB: 1 P: 11	R: 0 E: 0 K: 0 S: 3	H: 0 LOB: 1 BB: 1 P: 7	R: 2 E: 1 K: 0 S: 7	H: 3 LOB: 2 BB: 0 P: 7			
PITCHER	IP WLS BF H R ER SO BB IBB HBP BLK WP HR S P ERA WHIP																
Howie Fox, R ERA: 4.25 (1,1)	7.0 W 29 5																

AB	26
R	2
H	5
RBI	2
BB	3
SO	3
LOB	11



1B:	5	SF:	0
2B:	0	SAC:	0
3B:	0	DP:	1
HR:	0	HBP:	0
WP:	0	PA:	29
PB:	0		
SB:	0		
CS:	0		

Batter	1	2	3	4	5	6	7	8	9	AB	R	H	RBI	BB	SO	LOB	TOP		
Bobby Adams, R OBP: 0.369, SLG: 0.420 (1,4)	0-0 6-3		0-0 5-3			0-0 FC6-4 1B		0-3 K	0-3 K	4	0	1	0	0	1	1	Cincinnati Reds @ St. Louis Cardinals Sportsman's Park, St. Louis, MO Wed Sep 27 1950, 4:33 AM EST Alt. 2,094 - Unknown - 66 F		
Bob Usher, R OBP: 0.307, SLG: 0.358 (1,8)	0-3 K			0-3 K		0-0 FC6-4 1-2		0-0 F4	0-0 F4	4	0	0	0	0	2	1			
Johnny Wyrostek, L OBP: 0.365, SLG: 0.429 (1,9)	0-0 4-3			0-0 G4-6-3 1B				0-3 K	0-0 F8	4	0	1	0	0	1	0			
Ted Kluszewski, L OBP: 0.351, SLG: 0.523 (1,3)		0-0 F8		0-0 G4-6-3 1-2				0-3 K		3	0	0	0	0	1	1			
Joe Adcock, R OBP: 0.317, SLG: 0.395 (1,7)		0-0 F5			0-3 K			4-0 BB		2	0	0	0	1	1	0			
Johnny Pramesa, R OBP: 0.387, SLG: 0.434 (1,2)		0-0 6-3			0-0 F3			0-0 5-3		3	0	0	0	0	0	1			
Grady Hatton, L OBP: 0.368, SLG: 0.384 (1,5)			0-0 SH1-3 1B		0-0 F6			0-0 F7		3	0	1	0	0	0	0			
Virgil Stallcup, R OBP: 0.279, SLG: 0.363 (1,6)			0-0 F5			0-0 L1		0-0 F7		3	0	0	0	0	0	1			
Willie Ramsdell, R OBP: 0.250, SLG: 0.192 (1,1)			0-0 SH1-3 1-2			0-0 F4		0-0 F7		2	0	0	0	0	0	0			
Inning Stats	R: 0 E: 0 K: 1 S: 5	H: 0 LOB: 0 BB: 0 P: 5	R: 0 E: 0 K: 0 S: 3	H: 0 LOB: 0 BB: 0 P: 3	R: 0 E: 0 K: 0 S: 4	H: 1 LOB: 0 BB: 0 P: 4	R: 0 E: 0 K: 1 S: 5	H: 1 LOB: 0 BB: 0 P: 5	R: 0 E: 0 K: 0 S: 4	H: 1 LOB: 1 BB: 0 P: 4	R: 0 E: 0 K: 0 S: 7	H: 0 LOB: 1 BB: 1 P: 11	R: 0 E: 0 K: 0 S: 3	H: 0 LOB: 0 BB: 0 P: 3	R: 0 E: 0 K: 1 S: 5	H: 0 LOB: 0 BB: 0 P: 5		1B: 3 2B: 0 3B: 0 HR: 0	SF: 0 SAC: 1 DP: 1 HBP: 0
PITCHER Harry Brecheen, L ERA: 3.8 (1,1)	IP: 9.0 WLS: W BF: 30 H: 3 R: 0 ER: 0 SO: 6 BB: 1 IBB: 0 HBP: 0 BLK: 0 WP: 0 HR: 0 S: 41 P: 45 ERA: 0.00 WHIP: 0.444																		

AB	28
R	0
H	3
RBI	0
BB	1
SO	6
LOB	5



Batter	1	2	3	4	5	6	7	8	9	AB	R	H	RBI	BB	SO	LOB	BOTTOM		
Peanuts Lowrey, R OBP: 0.326, SLG: 0.301 (1,4)	0-0 1B		1-0 1-2 HBP		0-0 5-3			0-0 5-3		3	0	1	0	0	0	0	Cincinnati Reds @ St. Louis Cardinals Sportsman's Park, St. Louis, MO Wed Sep 27 1950, 4:33 AM EST Alt. 2,094 - Unknown - 66 F		
Red Schoendienst, S OBP: 0.314, SLG: 0.407 (1,6)	0-0 1-2 1-3		0-3 K			0-0 F5		0-0 F3		4	0	0	0	0	1	3			
Stan Musial, L OBP: 0.434, SLG: 0.592 (1,3)	0-0 2-H 5-3		0-0 G3-6-3 1-			0-0 L4-6 1B				3	0	1	0	0	0	2			
Enos Slaughter, L OBP: 0.366, SLG: 0.412 (1,9)	4-0 FC4-6 BB			0-0 4-3 2B		4-0 1-2 BB				1	0	1	0	2	0	0			
Bill Howerton, L OBP: 0.376, SLG: 0.507 (1,8)	0-0 FC4-6 1-2			0-0 F9		0-0 L4-6 2-3				3	0	0	0	0	0	4			
Hal Rice, L OBP: 0.260, SLG: 0.263 (1,7)		0-0 4-3		0-0 4-3 2-3			0-0 F5			3	0	0	0	0	0	1			
Eddie Kazak, R OBP: 0.302, SLG: 0.332 (1,5)		0-0 5-3		0-0 5-3			0-3 K			3	0	0	0	0	1	1			
Del Rice, R OBP: 0.321, SLG: 0.375 (1,2)		0-0 F4			0-0 F2			0-0 F7		3	0	0	0	0	0	0			
Harry Brecheen, L OBP: 0.302, SLG: 0.328 (1,1)			4-0 E HBP BB		0-0 F7			0-0 F9		2	0	0	0	1	0	0			
Inning Stats	R: 1 E: 1 K: 0 S: 4	H: 1 LOB: 1 BB: 1 P: 8	R: 0 E: 0 K: 0 S: 3	H: 0 LOB: 0 BB: 0 P: 3	R: 0 E: 1 K: 1 S: 4	H: 0 LOB: 1 BB: 1 P: 9	R: 0 E: 0 K: 0 S: 4	H: 1 LOB: 1 BB: 0 P: 4	R: 0 E: 0 K: 0 S: 3	H: 0 LOB: 0 BB: 0 P: 3	R: 0 E: 0 K: 0 S: 3	H: 1 LOB: 1 BB: 1 P: 7	R: 0 E: 0 K: 1 S: 5	H: 0 LOB: 0 BB: 0 P: 5	R: 0 E: 0 K: 0 S: 3	H: 0 LOB: 0 BB: 0 P: 3		1B: 2 2B: 2 3B: 0 HR: 0	SF: 0 SAC: 0 DP: 2 HBP: 1
PITCHER Willie Ramsdell, R ERA: 3.73 (1,1)	IP: 8.0 WLS: L BF: 29 H: 3 R: 1 ER: 0 SO: 2 BB: 3 IBB: 0 HBP: 1 BLK: 0 WP: 0 HR: 0 S: 29 P: 42 ERA: 0.00 WHIP: 0.750																		

AB	25
R	0
H	3
RBI	0
BB	3
SO	2
LOB	11



Batter	1	2	3	4	5	6	7	8	9	AB	R	H	RBI	BB	SO	LOB	TOP			
Bobby Adams, R OBP: 0.365, SLG: 0.415 (1, 4)	F7		F8			F4		F7		4	0	0	0	0	0	1	Cincinnati Reds @ St. Louis Cardinals Sportsman's Park, St. Louis, MO Thu Sep 28 1950, 4:33 AM EST Att: 2,749 - Unknown			
Bob Usher, R OBP: 0.309, SLG: 0.363 (1, 8)	F2			2B		G1-6-3 1B		F2		4	0	2	0	0	0	1				
Johnny Wyrostek, L OBP: 0.363, SLG: 0.426 (1, 9)	F8			F8		G1-6-3 1-2			1-3	4	0	0	0	0	0	2				
Ted Kluszewski, L OBP: 0.351, SLG: 0.521 (1, 3)		K		F8			1B 1B		L4	4	0	1	0	0	1	1				
Joe Adcock, R OBP: 0.325, SLG: 0.400 (1, 7)		FC4-6 1B			BB		G5-4-3 1B			3	0	3	0	1	0	0				
Grady Hatton, L OBP: 0.385, SLG: 0.380 (1, 5)		FC4-6 1-2		F8			F8		K	4	0	0	0	0	1	6				
Virgil Stallcup, R OBP: 0.278, SLG: 0.361 (1, 6)					F4		G5-4-3 1-2			3	0	0	0	0	0	3				
Dixie Howell, R OBP: 0.331, SLG: 0.305 (1, 2)			5-3		F5			BB		2	0	0	0	1	0	0				
Ken Raffensberger, R OBP: 0.174, SLG: 0.195 (3, 1) Bud Byerly, R OBP: 0.248, SLG: 0.360 (5, Ph) Kent Peterson, R OBP: 0.275, SLG: 0.423 (5, 1) Danny Litwiler, R OBP: 0.301, SLG: 0.222 (8, 1)			F9		1-3			K	1	0	0	0	0	0	0	0				
Inning Stats	R: 0 E: 0 K: 0 S: 3	H: 0 LOB: 0 BB: 0 P: 3	R: 0 E: 0 K: 1 S: 6	H: 1 LOB: 1 BB: 0 P: 6	R: 0 E: 0 K: 0 S: 3	H: 0 LOB: 0 BB: 0 P: 3	R: 0 E: 0 K: 0 S: 4	H: 1 LOB: 2 BB: 1 P: 8	R: 0 E: 0 K: 0 S: 3	H: 0 LOB: 0 BB: 0 P: 3	R: 0 E: 0 K: 0 S: 4	H: 2 LOB: 1 BB: 0 P: 4	R: 0 E: 0 K: 1 S: 5	H: 0 LOB: 1 BB: 1 P: 9	R: 0 E: 0 K: 1 S: 6	H: 1 LOB: 1 BB: 0 P: 6	1B: 5 2B: 1 3B: 0 HR: 0	SF: 0 SAC: 0 DP: 2 HBP: 0	WP: 0 PB: 0 SB: 0 CS: 0	PA: 33
PITCHER Howie Pollet, L ERA: 3.3 (1, 1)	IP: 9.0 WLS: W BF: 33 H: 6 R: 0 ER: 0 SO: 3 BB: 2 IBB: 0 HBP: 0 BLK: 0 WP: 0 HR: 0 S: 37 P: 45 ERA: 0.00 WHIP: 0.889																			




Batter	1	2	3	4	5	6	7	8	9	AB	R	H	RBI	BB	SO	LOB	BOTTOM			
Peanuts Lowrey, R OBP: 0.330, SLG: 0.306 (1, 4)						4-3		L6		5	0	3	0	0	0	0	Cincinnati Reds @ St. Louis Cardinals Sportsman's Park, St. Louis, MO Thu Sep 28 1950, 4:33 AM EST Att: 2,749 - Unknown			
Red Schoendienst, S OBP: 0.319, SLG: 0.406 (1, 6)						G4-6-3 BB		4-3		4	1	1	0	1	0	3				
Stan Musial, L OBP: 0.432, SLG: 0.587 (1, 3) Don Bollweg, L (7, 3)			4-3	4-3	4-3			G4-6-3 1-2		4	0	0	1	0	0	3				
Enos Slaughter, L OBP: 0.366, SLG: 0.413 (3, PR) Hal Rice, L OBP: 0.256, SLG: 0.258 (4, 7)			1-3	BB 2B 1B	5-3			6-3		2	0	1	1	0	0	1				
Bill Howerton, L OBP: 0.378, SLG: 0.507 (4, 9)			F8	BB 2B 1B				K		4	1	2	0	0	1	0				
Eddie Kazak, R OBP: 0.311, SLG: 0.347 (1, 5)			BB 2B 3B	BB 2B BB	F7			BB 1B		3	2	2	0	1	0	1				
Chuck Diering, R OBP: 0.361, SLG: 0.348 (1, 8)			BB 2B 3B	BB 2B BB		6-3		FC6-4 BB		3	1	2	4	1	0	0				
Del Rice, R OBP: 0.322, SLG: 0.376 (1, 2)			G6-4-3 1B	G6-4-3 1B		F3		FC6-4		4	0	2	1	0	0	2				
Howie Pollet, L OBP: 0.191, SLG: 0.167 (1, 1)			G6-4-3 1-2	K		F5		6-3		4	0	0	0	0	1	3				
Inning Stats	R: 0 E: 0 K: 0 S: 4	H: 1 LOB: 1 BB: 0 P: 4	R: 1 E: 0 K: 0 S: 5	H: 3 LOB: 1 BB: 0 P: 5	R: 6 E: 0 K: 1 S: 12	H: 7 LOB: 2 BB: 1 P: 16	R: 0 E: 0 K: 0 S: 4	H: 1 LOB: 1 BB: 0 P: 4	R: 0 E: 0 K: 0 S: 3	H: 0 LOB: 0 BB: 0 P: 3	R: 0 E: 0 K: 0 S: 2	H: 0 LOB: 0 BB: 1 P: 6	R: 0 E: 0 K: 1 S: 6	H: 1 LOB: 2 BB: 1 P: 10	R: 0 E: 0 K: 0 S: 3	H: 0 LOB: 0 BB: 0 P: 3	1B: 10 2B: 2 3B: 1 HR: 0	SF: 0 SAC: 0 DP: 2 HBP: 0	WP: 0 PB: 0 SB: 0 CS: 0	PA: 38
PITCHER Ken Raffensberger, L ERA: 4.37 Bud Byerly, R ERA: 2.7 Kent Peterson, L ERA: 7.65 Johnny Hetki, R ERA: 5.19 (1, 1) (3, 1) (5, 1) (8, 1)	IP: 2.1 WLS: L BF: 16 H: 7 R: 3 ER: 3 SO: 7 BB: 1 IBB: 0 HBP: 0 BLK: 0 WP: 0 HR: 0 S: 15 P: 19 ERA: 27.00 WHIP: 4.286																			



Batter	1	2	3	4	5	6	7	8	9	AB	R	H	RBI	BB	SO	LOB	TOP		
Bob Dillinger, R (1.5) OBP: 0.353, SLG: 0.412	1-3		F9		1-3			G3		4	0	0	0	0	0	1			
Danny O'Connell, R (1.6) OBP: 0.352, SLG: 0.436	F5		2B			F8 4-3 2B		5-3		4	1	2	1	0	0	0			
Ralph Kiner, R (1.7) OBP: 0.411, SLG: 0.596	6-3		F7			F8		F4		4	0	0	0	0	0	2			
Gus Bell, L (1.9) OBP: 0.333, SLG: 0.448		F8		F9		4-3			1-3	4	0	0	1	0	0	0			
Wally Westlake, R (1.8) OBP: 0.356, SLG: 0.482		F3				6-3		K		4	0	1	0	0	1	0			
Jack Phillips, R (1.3) OBP: 0.348, SLG: 0.449				F6			6-3	1-3		4	0	1	0	0	0	1			
Johnny Berardino, R (1.4) OBP: 0.304, SLG: 0.256					4-3					3	0	1	0	0	0	2			
Clyde McCullough, R (1.2) OBP: 0.340, SLG: 0.406										2	1	1	0	0	0	0			
Tom Saffell, L (7, PH) OBP: 0.269, SLG: 0.281					6-3					1	0	0	0	0	0	1			
Ray Mueller, R (7.2) OBP: 0.311, SLG: 0.415			F9 2B SH1-4 1B							0	0	0	0	0	0	0			
Bill Werle, L (1.1) OBP: 0.264, SLG: 0.242										1	0	0	0	0	0	0			
Danny Murtaugh, R (7, PH) OBP: 0.377, SLG: 0.392					1-3					1	0	0	0	0	0	1			
Junior Walsh, R (7.1) OBP: 0.444, SLG: 0.333			SH1-4					6-3		0	0	0	0	0	0	0			
Inning Stats	R: 0 E: 0 K: 0 S: 3	H: 0 LOB: 0 BB: 0 P: 3	R: 0 E: 0 K: 0 S: 4	H: 1 LOB: 1 BB: 0 P: 4	R: 1 E: 0 K: 0 S: 5	H: 2 LOB: 1 BB: 0 P: 5	R: 0 E: 0 K: 0 S: 4	H: 1 LOB: 1 BB: 0 P: 4	R: 0 E: 0 K: 0 S: 4	H: 1 LOB: 0 BB: 0 P: 4	R: 0 E: 0 K: 0 S: 3	H: 0 LOB: 0 BB: 0 P: 3	R: 0 E: 0 K: 0 S: 3	H: 0 LOB: 0 BB: 0 P: 3	R: 0 E: 0 K: 1 S: 5	H: 0 LOB: 0 BB: 0 P: 5	1B: 2 2B: 4 3B: 0 HR: 0	SF: 0 SAC: 1 DP: 0 HBP: 0	WP: 0 PA: 33 PB: 0 SB: 0 CS: 0
PITCHER Howie Fox, R (1.1) ERA: 4.14	IP: 9.0 WLS: W BF: 33 H: 6 R: 2 ER: 2 SO: 1 BB: 0 IBB: 0 HBP: 0 BLK: 0 WP: 0 HR: 0 S: 35 P: 35 ERA: 2.00 WHIP: 0.667															PITCHER			

Pittsburgh Pirates @ Cincinnati Reds
Crosley Field, Cincinnati, OH
Sat Sep 30 1950, 3:33 AM EST
Att. 1,719 - Overcast - 80 F


AB 32
R 2
H 6
RBI 2
BB 0
SO 1
LOB 8



Batter	1	2	3	4	5	6	7	8	9	AB	R	H	RBI	BB	SO	LOB	BOTTOM		
Bobby Adams, R (1.4) OBP: 0.364, SLG: 0.413	1B 4-3 1B	E4		FC6-4		5-3				4	1	1	0	0	0	3			
Bob Usher, R (1.8) OBP: 0.317, SLG: 0.369	1B 4-3 1B	1-3 2H				FC3-6 1B		FC1-6 1B		3	1	3	0	1	0	0			
Johnny Wyrostek, L (1.9) OBP: 0.360, SLG: 0.423	F5	K			FC3-6 1B		F9			4	1	0	0	0	1	7			
Ted Kluszewski, L (1.3) OBP: 0.350, SLG: 0.519	4-3			F8		1B 1B		FC1-6 FC6-4		4	1	1	1	0	0	2			
Joe Adcock, R (1.7) OBP: 0.326, SLG: 0.401				6-3		1B 1B		FC6-4		4	1	2	2	0	0	1			
Grady Hatton, L (1.5) OBP: 0.386, SLG: 0.383	4-1			K		1B 1B				4	0	2	2	0	1	1			
Johnny Pramesa, R (1.2) OBP: 0.365, SLG: 0.431					F8	G5-4-3		F8		4	0	1	0	0	0	2			
Virgil Stallcup, R (1.6) OBP: 0.277, SLG: 0.358		F3				5-3		F6		3	0	0	0	1	0	2			
Howie Fox, R (1.1) OBP: 0.200, SLG: 0.238		E4 1B			F5	4-3		F3		4	0	1	0	0	0	2			
Inning Stats	R: 2 E: 0 K: 0 S: 6	H: 3 LOB: 1 BB: 0 P: 6	R: 0 E: 1 K: 1 S: 7	H: 2 LOB: 3 BB: 1 P: 11	R: 0 E: 0 K: 1 S: 5	H: 0 LOB: 0 BB: 0 P: 5	R: 0 E: 0 K: 0 S: 3	H: 0 LOB: 1 BB: 1 P: 7	R: 3 E: 0 K: 0 S: 6	H: 4 LOB: 0 BB: 0 P: 6	R: 0 E: 0 K: 0 S: 3	H: 0 LOB: 0 BB: 0 P: 3	R: 0 E: 0 K: 0 S: 4	H: 1 LOB: 1 BB: 0 P: 4	R: 0 E: 0 K: 0 S: 4	H: 1 LOB: 1 BB: 0 P: 4	1B: 10 2B: 1 3B: 0 HR: 0	SF: 0 SAC: 0 DP: 1 HBP: 0	WP: 0 PA: 36 PB: 0 SB: 0 CS: 0
PITCHER Bill Werle, L (1.1) ERA: 4.64	IP: 6.0 WLS: L BF: 28 H: 9 R: 5 ER: 5 SO: 2 BB: 1 IBB: 0 HBP: 0 BLK: 0 WP: 0 HR: 0 S: 30 P: 38 ERA: 7.50 WHIP: 1.667															PITCHER			
Junior Walsh, R (7.1) ERA: 5.2	IP: 2.0 WLS: L BF: 8 H: 2 R: 0 ER: 0 SO: 0 BB: 0 IBB: 0 HBP: 0 BLK: 0 WP: 0 HR: 0 S: 8 P: 8 ERA: 0.00 WHIP: 1.000															PITCHER			

Pittsburgh Pirates @ Cincinnati Reds
Crosley Field, Cincinnati, OH
Sat Sep 30 1950, 3:33 AM EST
Att. 1,719 - Overcast - 80 F

AB 34
R 5
H 11
RBI 5
BB 2
SO 2
LOB 20

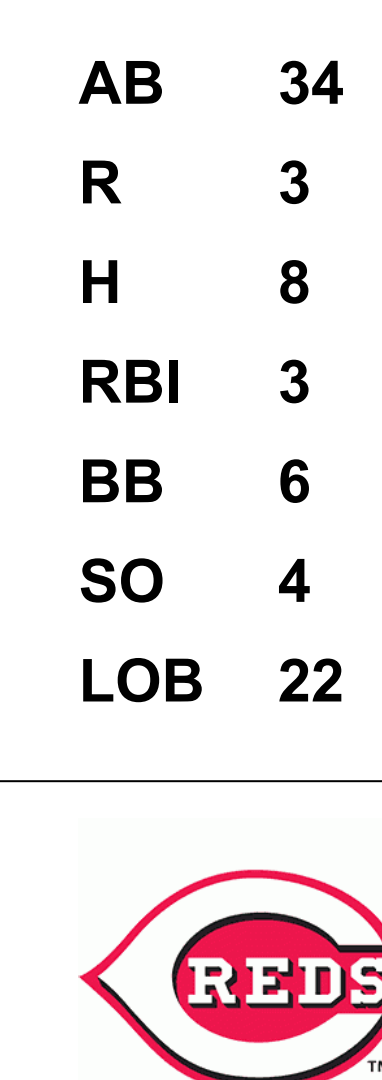


Batter	1	2	3	4	5	6	7	8	9	AB	R	H	RBI	BB	SO	LOB	TOP				
Bob Dillinger, R OBP: 0.352, SLG: 0.411 (1, 5)	6-3		G6-4-3 1B		G6-4-3 1-2		FC4-6 1-2			4	0	1	0	0	0	2	Pittsburgh Pirates @ Cincinnati Reds Crosley Field, Cincinnati, OH Sun Oct 01 1950, 3:33 AM EST Sunny - 79 F				
Danny O'Connell, R OBP: 0.348, SLG: 0.431 (1, 6)	K		G6-4-3 1-2			F8		6-3		4	0	0	0	0	1	2					
Ralph Kiner, R OBP: 0.408, SLG: 0.592 (1, 7)	F7			F5		F6		K		4	0	0	0	0	1	0					
Gus Bell, L OBP: 0.336, SLG: 0.448 (1, 9)		1B BB		S 1B		S HR BB		L3		2	1	1	0	2	0	0					
Wally Westlake, R OBP: 0.357, SLG: 0.488 (1, 8)	K			F3		HR BB		FC6 1B		4	1	2	2	0	1	2					
Ed Stevens, L OBP: 0.280, SLG: 0.239 Hank Schenz, R OBP: 0.269, SLG: 0.333 Jack Phillips, R OBP: 0.346, SLG: 0.449 (9, 3)			G5-4-3 1B			HR BB		FC6 BB		3	0	1	0	1	0	1					
Johnny Berardino, R OBP: 0.309, SLG: 0.258 (1, 4)			G5-4-3 1-2		F5			FC2-6 1B		3	0	1	0	1	0	4					
Ray Mueller, R OBP: 0.311, SLG: 0.413 Tom Saffell, L OBP: 0.268, SLG: 0.279 Clyde McCullough, R OBP: 0.340, SLG: 0.405 (9, 2)			5-3			FC2-6 FC3-6		K		3	0	1	0	0	0	1					
Murry Dickson, R OBP: 0.262, SLG: 0.301 (1, 1)				1B		FC3-6 FC4-6		K		4	0	1	0	0	1	4					
				1B																	
Inning Stats	R: 0 E: 0 K: 1 S: 5	H: 0 LOB: 0 BB: 0 P: 5	R: 0 E: 0 K: 1 S: 5	H: 1 LOB: 1 BB: 1 P: 9	R: 0 E: 0 K: 0 S: 4	H: 2 LOB: 1 BB: 0 P: 4	R: 0 E: 0 K: 0 S: 4	H: 1 LOB: 2 BB: 1 P: 8	R: 0 E: 0 K: 0 S: 4	H: 1 LOB: 0 BB: 0 P: 3	R: 2 E: 0 K: 0 S: 4	H: 1 LOB: 0 BB: 1 P: 8	R: 0 E: 0 K: 1 S: 5	H: 0 LOB: 0 BB: 0 P: 5	R: 0 E: 0 K: 2 S: 8	H: 1 LOB: 2 BB: 1 P: 12		1B: 7 2B: 0 3B: 0 HR: 1	SF: 0 SAC: 0 DP: 3 HBP: 0	WP: 0 PB: 0 SB: 2 CS: 0	PA: 36
PITCHER	IP WLS BF H R ER SO BB IBB HBP BLK WP HR S P ERA WHIP	6.0 L 24 6 2 2 2 3 0 0 0 0 1 25 37 3.00 1.500	3.0 W 12 2 0 0 3 1 0 0 0 0 0 17 21 0.00 1.000																		

AB	32
R	2
H	8
RBI	2
BB	4
SO	5
LOB	18



Batter	1	2	3	4	5	6	7	8	9	AB	R	H	RBI	BB	SO	LOB	BOTTOM					
Bobby Adams, R OBP: 0.362, SLG: 0.410 (1, 4)	F8		F7		L3-6 FC4 1B		F6		E5 SH5-4 1B	5	1	1	0	0	0	1	Pittsburgh Pirates @ Cincinnati Reds Crosley Field, Cincinnati, OH Sun Oct 01 1950, 3:33 AM EST Sunny - 79 F					
Grady Hatton, L OBP: 0.385, SLG: 0.381 (1, 5)			F9		FC4 1-2		F9		SH5-4	3	0	0	0	1	0	2						
Johnny Wyrostek, L OBP: 0.357, SLG: 0.418 (1, 9)	K			F9	L3-6 2-3		G3		F6	5	0	0	0	0	1	4						
Ted Kluszewski, L OBP: 0.350, SLG: 0.519 (1, 3)	F7			1B 2B		G3		F7	4-0	4	0	1	0	1	0	1						
Joe Adcock, R OBP: 0.332, SLG: 0.405 (1, 7)						BB 1B BB			1-2 2-H 1B	4	1	3	1	1	0	0						
Lloyd Merriman, L OBP: 0.333, SLG: 0.353 (1, 8)						BB 1B		1-H 2B		3	1	2	1	1	0	0						
Johnny Pramesa, R OBP: 0.364, SLG: 0.427 Herm Wehmer, R OBP: 0.161, SLG: 0.185 Dixie Howell, R OBP: 0.329, SLG: 0.303 (7, 2)									F8	2	0	0	0	1	0	3						
Virgil Stallcup, R OBP: 0.277, SLG: 0.358 (1, 6)			K	K						4	0	1	1	0	2	6						
Willie Ramsdell, R OBP: 0.259, SLG: 0.189 Ted Tappe, L OBP: 0.333, SLG: 0.800 Eddie Erault, R OBP: 0.214, SLG: 0.231 (7, 1)										1	0	0	0	1	0	0						
										1	0	0	0	0	0	3						
										1	0	0	0	0	1	1						
Inning Stats	R: 0 E: 0 K: 1 S: 5	H: 0 LOB: 1 BB: 1 P: 9	R: 0 E: 0 K: 0 S: 3	H: 0 LOB: 0 BB: 0 P: 3	R: 0 E: 0 K: 1 S: 5	H: 0 LOB: 1 BB: 1 P: 9	R: 0 E: 0 K: 1 S: 7	H: 2 LOB: 3 BB: 1 P: 11	R: 0 E: 0 K: 0 S: 4	H: 1 LOB: 1 BB: 0 P: 4	R: 0 E: 0 K: 0 S: 4	H: 1 LOB: 3 BB: 2 P: 12	R: 0 E: 0 K: 0 S: 3	H: 0 LOB: 0 BB: 0 P: 3	R: 2 E: 0 K: 1 S: 8	H: 3 LOB: 1 BB: 0 P: 8		R: 1 E: 1 K: 0 S: 4	H: 1 LOB: 2 BB: 1 P: 8	1B: 6 2B: 3 3B: 0 HR: 0	SF: 0 SAC: 1 DP: 1 HBP: 0	WP: 0 PB: 0 SB: 0 CS: 0
PITCHER	IP WLS BF H R ER SO BB IBB HBP BLK WP HR S P ERA WHIP	8.2 L 41 8 3 2 4 4 2 0 0 0 0 43 67 2.08 1.385																				



Batter	1	2	3	4	5	6	7	8	9	AB	R	H	RBI	BB	SO	LOB	TOP		
Bob Dillinger, R (1, 5) OBP: 0.352, SLG: 0.410	4-3		5-3					6-3		4	0	1	0	0	0	0	Pittsburgh Pirates @ Cincinnati Reds Crosley Field, Cincinnati, OH Sun Oct 01 1950, 3:38 AM EST Att: 8,390 - Sunny - 78 F		
Danny O'Connell, R (1, 6) OBP: 0.344, SLG: 0.425	1-3		F8					6-3		4	0	0	0	0	1	1			
Ralph Kiner, R (1, 7) OBP: 0.408, SLG: 0.590 Tom Saffell, L (4, PH) OBP: 0.284, SLG: 0.275 (4, 8)	4-3			G3					F8	1	0	0	0	0	0	0			
Gus Bell, L (1, 9) OBP: 0.333, SLG: 0.444		F9		F9				F8	F6	4	0	0	0	0	0	0			
Wally Westlake, R (1, 8) OBP: 0.357, SLG: 0.493 (4, 7)		5-3		L7						4	1	1	1	0	0	0			
Jack Phillips, R (1, 3) OBP: 0.355, SLG: 0.457		2B						F9		3	1	2	0	1	0	0			
Johnny Berardino, R (1, 4) OBP: 0.314, SLG: 0.272					E8			5-3		4	1	2	0	0	0	1			
Clyde McCullough, R (1, 2) OBP: 0.340, SLG: 0.405								5-3		3	0	1	1	0	1	2			
Cliff Chambers, L (1, 1) OBP: 0.319, SLG: 0.389				G3					F8	3	0	0	0	0	0	1			
Inning Stats	R: 0 E: 0 K: 0 S: 3	H: 0 LOB: 0 BB: 0 P: 3	R: 0 E: 0 K: 1 S: 6	H: 1 LOB: 2 BB: 1 P: 10	R: 0 E: 0 K: 0 S: 3	H: 0 LOB: 0 BB: 0 P: 3	R: 0 E: 0 K: 0 S: 3	H: 0 LOB: 0 BB: 0 P: 3	R: 0 E: 0 K: 0 S: 3	H: 0 LOB: 0 BB: 0 P: 3	R: 0 E: 0 K: 0 S: 3	H: 0 LOB: 0 BB: 0 P: 3	R: 1 E: 0 K: 0 S: 5	H: 2 LOB: 1 BB: 0 P: 5	1B: 4 2B: 2 3B: 0 HR: 1	SF: 0 SAC: 0 DP: 1 HBP: 0		WP: 0 PA: 34 PB: 0 SB: 0 CS: 0	
PITCHER	IP	WLS	BF	H	R	ER	SO	BB	IBB	HBP	BLK	WP	HR	S	P	ERA	WHIP		
Bud Byerly, R (1, 1) ERA: 2.45	8.0	L	29	5	2	2	2	1	0	0	0	0	0	32	36	2.25	0.750		
Frank Smith, R (9, 1) ERA: 3.89	1.0		5	2	1	1	0	0	0	0	0	0	1	5	5	9.00	2.000		

Batter	1	2	3	4	5	6	7	8	9	AB	R	H	RBI	BB	SO	LOB	BOTTOM				
Bobby Adams, R (1, 4) OBP: 0.361, SLG: 0.414	K							6-3		4	1	1	0	0	1	0	Pittsburgh Pirates @ Cincinnati Reds Crosley Field, Cincinnati, OH Sun Oct 01 1950, 3:38 AM EST Att: 8,390 - Sunny - 78 F				
Grady Hatton, L (1, 5) OBP: 0.386, SLG: 0.381 Virgil Stallcup, R (5, 6) OBP: 0.276, SLG: 0.356	F3							F3		2	0	1	1	0	0	0					
Danny Litwhiler, R (1, 9) OBP: 0.371, SLG: 0.455	K2-3								F7	4	0	1	0	0	1	0					
Ted Kluszewski, L (1, 3) OBP: 0.348, SLG: 0.515		6-3							K	4	0	0	0	0	1	2					
Joe Adcock, R (1, 7) OBP: 0.334, SLG: 0.406		F3								4	0	2	0	0	0	0					
Lloyd Merriman, L (1, 8) OBP: 0.332, SLG: 0.349		F8								3	0	0	0	0	0	1					
Sammy Meeks, R (1, 6) OBP: 0.327, SLG: 0.368 (5, 5)										3	0	1	0	0	0	3					
Dixie Howell, R (1, 2) OBP: 0.326, SLG: 0.299										3	0	0	0	0	0	1					
Bud Byerly, R (1, 1) Johnny Pramesa, R (8, PH) OBP: 0.363, SLG: 0.425 Frank Smith, R (9, 1) OBP: 0.095, SLG: 0.095										2	0	0	0	0	1	0					
										1	0	0	0	0	0	0					
										0	0	0	0	0	0	0					
Inning Stats	R: 0 E: 0 K: 2 S: 7	H: 0 LOB: 0 BB: 0 P: 7	R: 0 E: 0 K: 0 S: 3	H: 0 LOB: 0 BB: 0 P: 3	R: 0 E: 0 K: 1 S: 5	H: 0 LOB: 0 BB: 0 P: 5	R: 1 E: 0 K: 0 S: 6	H: 4 LOB: 3 BB: 0 P: 7	R: 0 E: 0 K: 0 S: 3	H: 0 LOB: 0 BB: 0 P: 3	R: 0 E: 0 K: 0 S: 3	H: 0 LOB: 0 BB: 0 P: 3	R: 0 E: 0 K: 0 S: 4	H: 1 LOB: 1 BB: 0 P: 4	R: 0 E: 0 K: 0 S: 3	H: 0 LOB: 0 BB: 0 P: 3	R: 0 E: 0 K: 1 S: 6	H: 1 LOB: 1 BB: 0 P: 6	1B: 5 2B: 1 3B: 1 HR: 0	SF: 0 SAC: 0 DP: 1 HBP: 1	WP: 0 PA: 33 PB: 0 SB: 0 CS: 0
PITCHER	IP	WLS	BF	H	R	ER	SO	BB	IBB	HBP	BLK	WP	HR	S	P	ERA	WHIP				
Cliff Chambers, L (1, 1) ERA: 4.3	9.0	W	33	6	1	1	4	0	0	1	0	0	0	40	41	1.00	0.667				