Cincinnati Reds - 1951

Batter	1	2	3	4	5	6	7	8	9	AB	R	H	RBI	BB	SO	LOB
Bob Dillinger, R (1, 5) OBP: 0.400, SLG: 0.600	F3	1-3		CS 1B		6-3 2-3			L4-6 2B	5	0	2	0	0	0	3
George Metkovich, L (1, 8) OBP: 0.600, SLG: 0.800	2B		BB 1B 1B	1-2 1B		1-3			L4-6 2-3	5	1	3	0	0	0	2
Gus Bell, L (1, 9)	K		1B E BB 1-2	G3			F8		F5	4	1	0	0	1	1	2
Ralph Kiner, R (1, 3) OBP: 0.500, SLG: 0.333	K		F6		FC1-5 1B BB		1B			3	0	1	0	1	1	3
Wally Westlake, R (1, 7) OBP: 0.500, SLG: 0.500		F8	E8 2B 1B 1-H 2-H		L4-6 FC1-5 1B 1-2		F8			4	1	2	1	0	0	1
George Strickland, R (1, 6) OBP: 0.500, SLG: 0.750		1B 1B	2-H 2B		FC1-5 1-2 2-3f		K			4	1	2	1	0	1	3
Monty Basgall, R (1, 4)		K	G5-4-3 HBP 1-0		L4-6 2-3				5-3	3	0	0	0	0	1	3
Clyde McCullough, R (1, 2) OBP: 0.500, SLG: 0.333		1B 1-2	G5-4-3 1-2f			6-3 SH2-4 BB			K	3	0	1	0	1	1	2
Cliff Chambers, L (1, 1) OBP: 0.500, SLG: 0.500		1-2 2-H 1B		5-3		SH2-4 1-2			K	2	0	1	1	0	0	0
Bill Werle, L (7, 1)										1	0	0	0	0	1	0
Inning Stats	R: 0 H: 1 E: 0 LOB: 1 K: 2 BB: 0 S: 8 P: 8	R: 1 H: 3 E: 0 LOB: 2 K: 1 BB: 0 S: 8 P: 8	R: 3 H: 3 E: 1 LOB: 1 K: 0 BB: 1 S: 5 P: 10	R: 0 H: 2 E: 0 LOB: 1 K: 0 BB: 0 S: 4 P: 4	R: 0 H: 1 E: 0 LOB: 1 K: 0 BB: 1 S: 3 P: 7	R: 0 H: 0 E: 0 LOB: 1 K: 0 BB: 1 S: 3 P: 7	R: 0 H: 1 E: 0 LOB: 1 K: 1 BB: 0 S: 6 P: 6	R: 0 H: 0 E: 0 LOB: 0 K: 2 BB: 0 S: 7 P: 7	R: 0 H: 1 E: 0 LOB: 0 K: 0 BB: 0 S: 3 P: 3	1B: 9 SF: 0 2B: 5 SAC: 1 3B: 0 DP: 3 HR: 0 HBP: 1						

TOP

Pittsburgh Pirates @ Cincinnati Reds

Crosley Field, Cincinnati, OH

Mon Apr 16 1951, 3:33 AM EST

Att. 30,441 - Cloudy - 44 F

livebaseballscorecards.com

AB	34
R	4
H	12
RBI	3
BB	3
SO	6
LOB	19

WP: 0 PA: 39
PB: 0
SB: 0
CS: 1

PITCHER		IP	WLS	BF	H	R	ER	SO	BB	IBB	HBP	BLK	WP	HR	S	P	ERA	WHIP
Ewell Blackwell, R ERA: 9.0	(1, 1)	3.0	L	17	7	4	3	3	1	0	1	0	0	0	21	26	9.00	2.667
Harry Perkowski, L ERA:	(4, 1)	2.0		8	3	0	0	0	1	0	0	0	0	0	7	11	0.00	2.000
Howie Fox, R ERA:	(6, 1)	2.0		8	1	0	0	1	1	0	0	0	0	0	9	13	0.00	1.000
Frank Smith, R ERA:	(8, 1)	2.0		6	1	0	0	2	0	0	0	0	0	0	10	10	0.00	0.500

PITCHER	IP	WLS	BF	H	R	ER	SO	BB	IBB	HBP	BLK	WP	HR	S	P	ERA	WHIP

Batter	1	2	3	4	5	6	7	8	9	AB	R	H	RBI	BB	SO	LOB
Bobby Adams, R (1, 4)	L8		F9		6-3		4-3 1-2 2-3		BBBB 1-2 BB	4	0	0	0	1	0	3
Bob Usher, R (1, 8) OBP: 0.200, SLG: 0.400	SSS K			F4		5-3	2-H 3-H 2B		F9	5	0	1	2	0	1	2
Johnny Wyrostek, L (1, 9)	5-3			6-3		F4	SSS K			4	0	0	0	0	1	1
Ted Kluszewski, L (1, 3) OBP: 0.500, SLG: 0.500		G6-4-3 SH 1B		1B		E3 1B		F6		4	0	2	0	0	0	0
Joe Adcock, R (1, 7) OBP: 0.333, SLG: 0.333		SH G6-4-3 1-2		F8		FC6-4 1-2 1B		L8		3	0	1	0	0	0	1
Bob Scheffing, R (1, 2) OBP: 0.250, SLG: 0.500		G6-4-3 1-2f 2-3			2B 2B	FC6-4 1-2f		5-3		4	1	1	0	0	0	4
Grady Hatton, L (1, 5) OBP: 0.500, SLG: 1.000		L9			2-H 1B 2B		4-3 2B 2B		SSS K	4	1	2	1	0	1	1
Virgil Stallcup, R (1, 6) OBP: 0.250, SLG: 0.250			6-3		2-H 1B		F8		F3	4	0	1	0	0	0	1
Ewell Blackwell, R (1, 1) Sammy Meeks, R (3, PH) Harry Perkowski, L (4, 1) Johnny Pramesa, R (5, PH) Howie Fox, R (6, 1) Connie Ryan, R (7, PH) Frank Smith, R (8, 1) Dixie Howell, R (9, PH) OBP: 1.000, SLG: 1.000 Roy McMillan, R (9, PR)			6-3		F8		BBBB 4-3 2B BB		BB 1B	0 0 0 0 0 0 0 1 0 0 0 0 0 0 0 0 0 0 0 0 0 1 0 0 0 0 0 1 0 0 0 0 0 0 0 0 1 0 0 1 0 0 0 0 0 0 0 0 0 1 0 1 0 0 0 0 0 0 0 0 0 0 0						
Inning Stats	R: 0 E: 0 K: 1 S: 5 H: 0 LOB: 0 BB: 0 P: 5	R: 0 E: 1 K: 0 S: 4 H: 1 LOB: 1 BB: 0 P: 4	R: 0 E: 0 K: 0 S: 3 H: 0 LOB: 0 BB: 0 P: 3	R: 0 E: 0 K: 0 S: 4 H: 1 LOB: 1 BB: 0 P: 4	R: 1 E: 0 K: 0 S: 5 H: 3 LOB: 1 BB: 0 P: 5	R: 0 E: 1 K: 0 S: 5 H: 1 LOB: 2 BB: 0 P: 5	R: 2 E: 0 K: 1 S: 7 H: 2 LOB: 1 BB: 1 P: 11	R: 0 E: 0 K: 0 S: 3 H: 0 LOB: 0 BB: 0 P: 3	R: 0 E: 0 K: 1 S: 6 H: 1 LOB: 2 BB: 1 P: 10	1B: 5 2B: 4 3B: 0 HR: 0 SF: 0 SAC: 1 DP: 1 HBP: 0				WP: 0 PB: 0 SB: 0 CS: 0		PA: 38

PITCHER		IP	WLS	BF	H	R	ER	SO	BB	IBB	HBP	BLK	WP	HR	S	P	ERA	WHIP
Cliff Chambers, L ERA: 4.05	(1, 1)	6.2	W	29	8	3	3	1	1	0	0	0	0	0	30	34	4.05	1.350
Bill Werle, L ERA:	(7, 1)	2.1	S	9	1	0	0	2	1	0	0	0	0	0	12	16	0.00	0.857

PITCHER	IP	WLS	BF	H	R	ER	SO	BB	IBB	HBP	BLK	WP	HR	S	P	ERA	WHIP

BOTTOM

Pittsburgh Pirates @ Cincinnati Reds

Crosley Field, Cincinnati, OH

Mon Apr 16 1951, 3:33 AM EST

Att. 30,441 - Cloudy - 44 F

livebaseballscorecards.com

AB	35
R	3
H	9
RBI	3
BB	2
SO	3
LOB	14

Batter	1	2	3	4	5	6	7	8	9	AB	R	H	RBI	BB	SO	LOB
Bobby Adams, R (1, 4) OBP: 0.400, SLG: 0.556	1-3		G3 1B F8 1B		1B 3B		6-3		G3 4-3 1B	5	2	3	0	0	0	1
Bob Usher, R (1, 8) OBP: 0.400, SLG: 0.556	BBBB FC3-6 BB		G3 1-2 1B		F8		2-H 2B		4-3 1-2	4	0	2	1	1	0	2
Grady Hatton, L (1, 5) OBP: 0.333, SLG: 0.556	FC3-6 1B 1-2f		G3 1-2 2-3		3-H 1B		4-3		G3 2-3	5	0	1	1	0	0	5
Ted Kluszewski, L (1, 3) OBP: 0.333, SLG: 0.333	1-2 1B		F8 3-H		L8		F9		1-3	5	0	1	1	0	0	4
Joe Adcock, R (1, 7) OBP: 0.286, SLG: 0.429	1-3		F9		4-3			FC6-4 2B		4	0	1	0	0	0	4
Johnny Pramesa, R (1, 2) OBP: 0.200, SLG: 0.400		2B		G3		F8		5-3		4	0	1	0	0	0	1
Johnny Wyrostek, L (1, 9) OBP: 0.375, SLG: 0.429		G1-6-3 1B		2B		F8		BBBB FC6-4 BB		3	0	2	0	1	0	0
Virgil Stallcup, R (1, 6) OBP: 0.125, SLG: 0.125		F7		P6		F9		FC6-4 1-2f 2-3		4	0	0	0	0	0	5
Ken Raffensberger, R (1, 1)		G1-6-3 1-2f		3-1			2B 2B	F8		1	0	0	0	0	0	2
Lloyd Merriman, L (4, PH)										1	0	0	0	0	0	1
Bud Byerly, R (4, 1)										0	0	0	0	0	0	0
Connie Ryan, R (7, PH) OBP: 1.000, SLG: 2.000										1	1	1	0	0	0	0
Eddie Erautt, R (7, 1)										0	0	0	0	0	0	0
Bob Scheffing, R (8, PH) OBP: 0.200, SLG: 0.400										1	0	0	0	0	0	2
Frank Smith, R (8, 1)										0	0	0	0	0	0	0
Inning Stats	R: 0 E: 0 K: 0 S: 4 H: 1 LOB: 2 BB: 1 P: 8	R: 0 E: 0 K: 0 S: 4 H: 2 LOB: 1 BB: 0 P: 4	R: 1 E: 0 K: 0 S: 5 H: 2 LOB: 1 BB: 0 P: 5	R: 0 E: 0 K: 0 S: 4 H: 1 LOB: 1 BB: 0 P: 4	R: 1 E: 0 K: 0 S: 5 H: 2 LOB: 1 BB: 0 P: 5	R: 0 E: 0 K: 0 S: 3 H: 0 LOB: 0 BB: 0 P: 3	R: 1 E: 0 K: 0 S: 5 H: 2 LOB: 1 BB: 0 P: 5	R: 0 E: 0 K: 0 S: 4 H: 1 LOB: 2 BB: 1 P: 8	R: 0 E: 0 K: 0 S: 4 H: 1 LOB: 1 BB: 0 P: 4	1B: 6 2B: 5 3B: 1 HR: 0	SF: 0 SAC: 0 DP: 1 HBP: 0					

TOP

Cincinnati Reds @ Chicago Cubs

Wrigley Field, Chicago, IL

Tue Apr 17 1951, 3:33 AM CST

Att. 18,211 - Unknown

livebaseballscorecards.com

AB	38
R	3
H	12
RBI	3
BB	2
SO	0
LOB	27

WP: 0 PB: 0 SB: 0 CS: 0 PA: 40

PITCHER	IP	WLS	BF	H	R	ER	SO	BB	IBB	HBP	BLK	WP	HR	S	P	ERA	WHIP
Frank Hiller, R (1, 1) ERA: 3.0	9.0	W	40	12	3	3	0	2	0	0	0	0	0	38	46	3.00	1.556

PITCHER	IP	WLS	BF	H	R	ER	SO	BB	IBB	HBP	BLK	WP	HR	S	P	ERA	WHIP

Batter	1	2	3	4	5	6	7	8	9	AB	R	H	RBI	BB	SO	LOB
Wayne Terwilliger, R (1, 4)	F9	SH5-4 1-2 2-3	F9		1-3			6-3		4	0	0	0	0	0	2
Frank Baumholtz, L (1, 9) OBP: 0.600, SLG: 0.600	BB E 3B 1B	2-H 3-H 1B		6-3	G3			E 1B		5	2	3	2	0	0	0
Hank Sauer, R (1, 7) Hal Jeffcoat, R (9, 7)	E5 BB 1-2 3B	P4		S S S K	1-3			E6 1-H		5 0	1 0	0 0	0 0	0 0	1 0	2 0
Bill Serena, R (1, 5)	F9	F9		B B B B 1B 1B BB	G3			6-3		4	0	0	0	1	0	4
Andy Pafko, R (1, 8) OBP: 1.000, SLG: 2.667	B B B B 1-2 2-3 3B BB		HR	1B 1-2 1B			1B 3B			3	3	3	1	1	0	0
Dee Fondy, L (1, 3) OBP: 0.750, SLG: 1.250	1-H 2-H 3-H 3B	1-3	1-3 1-2 2-3 1B				CS 3-H 1B			4	0	3	4	0	0	0
Roy Smalley, R (1, 6) OBP: 0.250, SLG: 0.250	6-3		1-3 1B	P4			6-3 1-2			4	0	1	0	0	0	5
Rube Walker, L (1, 2) OBP: 0.250, SLG: 0.250		SH5-4 E 1B 1B	1-3 1-2		6-3		S S S K			4	1	1	0	0	1	1
Frank Hiller, R (1, 1)		E1 SH5-4 1-2 1B	E5		6-3			P4		4	1	0	0	0	0	2
Inning Stats	R: 3 H: 2 E: 1 LOB: 1 K: 0 BB: 1 S: 6 P: 10	R: 2 H: 2 E: 1 LOB: 1 K: 0 BB: 0 S: 6 P: 6	R: 1 H: 2 E: 1 LOB: 2 K: 0 BB: 0 S: 6 P: 6	R: 0 H: 2 E: 0 LOB: 3 K: 1 BB: 1 S: 7 P: 11	R: 0 H: 0 E: 0 LOB: 0 K: 0 BB: 0 S: 3 P: 3	R: 0 H: 0 E: 0 LOB: 0 K: 0 BB: 0 S: 3 P: 3	R: 1 H: 2 E: 0 LOB: 0 K: 1 BB: 0 S: 6 P: 6	R: 1 H: 1 E: 1 LOB: 1 K: 0 BB: 0 S: 5 P: 5		1B: 8 SF: 0 2B: 0 SAC: 1 3B: 2 DP: 0 HR: 1 HBP: 0						

PITCHER		IP	WLS	BF	H	R	ER	SO	BB	IBB	HBP	BLK	WP	HR	S	P	ERA	WHIP
Ken Raffensberger, L ERA: 6.0	(1, 1)	3.0	L	19	6	6	2	0	1	0	0	0	0	1	18	22	6.00	2.333
Bud Byerly, R ERA:	(4, 1)	3.0		12	2	0	0	1	1	0	0	0	0	0	13	17	0.00	1.000
Eddie Erautt, R ERA: 9.0	(7, 1)	1.0		4	2	1	1	1	0	0	0	0	0	0	6	6	9.00	2.000
Frank Smith, R ERA:	(8, 1)	1.0		5	1	1	0	0	0	0	0	0	0	0	5	5	0.00	1.000

PITCHER	IP	WLS	BF	H	R	ER	SO	BB	IBB	HBP	BLK	WP	HR	S	P	ERA	WHIP

BOTTOM

Cincinnati Reds @ Chicago Cubs

Wrigley Field, Chicago, IL

Tue Apr 17 1951, 3:33 AM CST

Att. 18,211 - Unknown

livebaseballscorecards.com

AB	37
R	8
H	11
RBI	7
BB	2
SO	2
LOB	16

Batter	1	2	3	4	5	6	7	8	9	AB	R	H	RBI	BB	SO	LOB
Bobby Adams, R (1, 4) OBP: 0.267, SLG: 0.357	5-3	F8			1-3		F7		5-3	5	0	0	0	0	0	3
Bob Usher, R (1, 8) OBP: 0.286, SLG: 0.385	E5 FC4-6		1-3		5-3			F9		4	0	0	0	0	0	0
Grady Hatton, L (1, 5) OBP: 0.308, SLG: 0.462	FC4-6 2B 1-2f		L7		1B			F7		4	0	1	0	0	0	1
Ted Kluszewski, L (1, 3) OBP: 0.308, SLG: 0.385	1-3 2B		F7		1-3			E3 FC6-4		4	0	1	0	0	0	1
Joe Adcock, R (1, 7) OBP: 0.364, SLG: 0.400	BB			1B 1B		1-3		FC6-4 1-2f		3	0	1	0	1	0	1
Johnny Pramesa, R (1, 2) OBP: 0.111, SLG: 0.222	K			F8		P6			F9	4	0	0	0	0	1	4
Johnny Wyrostek, L (1, 9) OBP: 0.417, SLG: 0.455		6-3		1-2 1B		4-3			SH1-3 1B	4	0	2	0	0	0	0
Virgil Stallcup, R (1, 6) OBP: 0.250, SLG: 0.333		2B		P4			P5		1-2 SH1-3 1B	4	0	2	0	0	0	2
Willie Ramsdell, R (1, 1) Connie Ryan, R (9, PH) OBP: 1.000, SLG: 2.000		5-3		K			5-3		1-2 2-3 SH1-3	3 0	0 0	0 0	0 0	0 0	1 0	3 0
Inning Stats	R: 0 H: 1 E: 1 LOB: 3 K: 1 BB: 1 S: 7 P: 11	R: 0 H: 1 E: 0 LOB: 1 K: 0 BB: 0 S: 4 P: 4	R: 0 H: 0 E: 0 LOB: 0 K: 0 BB: 0 S: 3 P: 3	R: 0 H: 2 E: 0 LOB: 2 K: 1 BB: 0 S: 7 P: 7	R: 0 H: 1 E: 0 LOB: 1 K: 0 BB: 0 S: 4 P: 4	R: 0 H: 0 E: 0 LOB: 0 K: 0 BB: 0 S: 3 P: 3	R: 0 H: 0 E: 0 LOB: 0 K: 0 BB: 0 S: 3 P: 3	R: 0 H: 0 E: 1 LOB: 1 K: 0 BB: 0 S: 4 P: 4	R: 0 H: 2 E: 0 LOB: 2 K: 0 BB: 0 S: 5 P: 5	1B: 5 SF: 0 2B: 2 SAC: 1 3B: 0 DP: 0 HR: 0 HBP: 0						WP: 0 PA: 37 PB: 0 SB: 0 CS: 0	

PITCHER	IP	WLS	BF	H	R	ER	SO	BB	IBB	HBP	BLK	WP	HR	S	P	ERA	WHIP
Paul Minner, L (1, 1) ERA:	9.0	W	37	7	0	0	2	1	0	0	0	0	0	40	44	0.00	0.889

PITCHER	IP	WLS	BF	H	R	ER	SO	BB	IBB	HBP	BLK	WP	HR	S	P	ERA	WHIP

TOP

Cincinnati Reds @ Chicago Cubs

Wrigley Field, Chicago, IL

Thu Apr 19 1951, 3:33 AM CST

Att. 1,626 - Unknown

livebaseballscorecards.com

AB	35
R	0
H	7
RBI	0
BB	1
SO	2
LOB	15

Batter	1	2	3	4	5	6	7	8	9	AB	R	H	RBI	BB	SO	LOB
Wayne Terwilliger, R (1, 4) OBP: 0.250, SLG: 0.250	1B FC5-4 1B		F7			L9		SH5-4 1B 1B		4	2	2	0	0	0	0
Frank Baumholtz, L (1, 9) OBP: 0.500, SLG: 0.500	FC5-4 1-3 1B		F5			4-3		SH5-4 1-2		3	0	1	0	0	0	0
Hank Sauer, R (1, 7) OBP: 0.333, SLG: 0.143 Hal Jeffcoat, R (8, PR) (9, 7)	P3			G5-4-3 BB HBP		1B		1B 1B BB		2 0	0 1	1 0	0 0	1 0	0 0	2 0
Bill Serena, R (1, 5)	FC5-4 1-2f 3-H			G5-4-3 1-2 BB		F7		K		3	0	0	1	1	1	4
Andy Pafko, R (1, 8) OBP: 0.750, SLG: 1.429	P4			G5-4-3 1-2f 2-3			SH5-4 1B	1-H 2-H 1B		4	0	2	2	0	0	3
Dee Fondy, L (1, 3) OBP: 0.429, SLG: 0.714		K		F1			SH5-4 1-2	F8		3	0	0	0	0	1	2
Roy Smalley, R (1, 6) OBP: 0.286, SLG: 0.167		F9			5-3		BB			2	0	0	0	1	0	0
Rube Walker, L (1, 2) OBP: 0.143, SLG: 0.143		F7			4-3		F8			3	0	0	0	0	0	2
Paul Minner, L (1, 1)			F8		F7		L3			3	0	0	0	0	0	2
Inning Stats	R: 1 H: 2 E: 0 LOB: 1 K: 0 BB: 0 S: 5 P: 5	R: 0 H: 0 E: 0 LOB: 0 K: 1 BB: 0 S: 5 P: 5	R: 0 H: 0 E: 0 LOB: 0 K: 0 BB: 0 S: 3 P: 3	R: 0 H: 0 E: 0 LOB: 1 K: 0 BB: 1 S: 2 P: 7	R: 0 H: 0 E: 0 LOB: 0 K: 0 BB: 0 S: 3 P: 3	R: 0 H: 1 E: 0 LOB: 1 K: 0 BB: 0 S: 4 P: 4	R: 0 H: 1 E: 0 LOB: 2 K: 0 BB: 1 S: 4 P: 8	R: 2 H: 2 E: 0 LOB: 1 K: 1 BB: 1 S: 7 P: 11		1B: 6 SF: 0 2B: 0 SAC: 2 3B: 0 DP: 1 HR: 0 HBP: 1						

PITCHER	IP	WLS	BF	H	R	ER	SO	BB	IBB	HBP	BLK	WP	HR	S	P	ERA	WHIP
Willie Ramsdell, R (1, 1) ERA: 3.38	8.0	L	33	6	3	3	2	3	0	1	0	0	0	33	46	3.38	1.125

PITCHER	IP	WLS	BF	H	R	ER	SO	BB	IBB	HBP	BLK	WP	HR	S	P	ERA	WHIP

BOTTOM

Cincinnati Reds @ Chicago Cubs

Wrigley Field, Chicago, IL

Thu Apr 19 1951, 3:33 AM CST

Att. 1,626 - Unknown

livebaseballscorecards.com

AB	27
R	3
H	6
RBI	3
BB	3
SO	2
LOB	15

WP: 0 PA: 33
PB: 0
SB: 0
CS: 0

Batter	1	2	3	4	5	6	7	8	9	AB	R	H	RBI	BB	SO	LOB
Bob Dillinger, R (1, 5) OBP: 0.308, SLG: 0.385	FC5-4 1B		4-3		F9			4-3		4	0	1	0	0	0	1
George Metkovich, L (1, 8) OBP: 0.583, SLG: 0.700	FC5-4 1-2f		1B 2B		1-3			F7		3	1	1	0	0	0	2
Danny Murtaugh, R (7, 4)										1	0	0	0	0	0	0
Gus Bell, L (1, 9) OBP: 0.308, SLG: 0.250	F8		2-H 1B			F7		F8		4	0	1	1	0	0	1
Ralph Kiner, R (1, 3) OBP: 0.167, SLG: 0.091	L7		F9			F3			F3	4	0	0	0	0	0	2
Wally Westlake, R (1, 7) OBP: 0.333, SLG: 0.833		6-3		5-3		F8			HR	4	1	1	1	0	0	0
George Strickland, R (1, 6) OBP: 0.333, SLG: 0.364		1B		F9			F8		F5	4	0	1	0	0	0	0
Monty Basgall, R (1, 4)		F9		F9			HR		F8	2	0	0	0	0	0	1
Ted Beard, L (7, PH) OBP: 0.500, SLG: 2.000 (7, 8)										2	1	1	1	0	0	0
Clyde McCullough, R (1, 2) OBP: 0.222, SLG: 0.125		F6			F8		5-3			2	0	0	0	0	0	1
Ed Fitz Gerald, R (7, PH) (7, 2)										1	0	0	0	0	0	0
Cliff Chambers, L (1, 1) OBP: 0.500, SLG: 0.500			4-3		1B		4-3			2	0	1	0	0	0	0
Junior Walsh, R (5, 1)										0	0	0	0	0	0	0
Dale Long, L (7, PH)										1	0	0	0	0	0	0
Joe Muir, L (7, 1)										0	0	0	0	0	0	0
Inning Stats	R: 0 E: 0 K: 0 S: 4 H: 1 LOB: 1 BB: 0 P: 4	R: 0 E: 0 K: 0 S: 4 H: 1 LOB: 1 BB: 0 P: 4	R: 1 E: 0 K: 0 S: 5 H: 2 LOB: 1 BB: 0 P: 5	R: 0 E: 0 K: 0 S: 3 H: 0 LOB: 0 BB: 0 P: 3	R: 0 E: 0 K: 0 S: 4 H: 1 LOB: 1 BB: 0 P: 4	R: 0 E: 0 K: 0 S: 3 H: 0 LOB: 0 BB: 0 P: 3	R: 1 E: 0 K: 0 S: 4 H: 1 LOB: 0 BB: 0 P: 4	R: 0 E: 0 K: 0 S: 3 H: 0 LOB: 0 BB: 0 P: 3	R: 1 E: 0 K: 0 S: 4 H: 1 LOB: 0 BB: 0 P: 4	1B: 4 2B: 1 3B: 0 HR: 2	SF: 0 SAC: 0 DP: 0 HBP: 0					

TOP

Pittsburgh Pirates @ Cincinnati Reds

Crosley Field, Cincinnati, OH

Sat Apr 21 1951, 3:33 AM EST
Att. 4,180 - Overcast - 77 F

livebaseballscorecards.com

AB	34
R	3
H	7
RBI	3
BB	0
SO	0
LOB	8

WP: 0 PB: 0 SB: 0 CS: 0 PA: 34

PITCHER	IP	WLS	BF	H	R	ER	SO	BB	IBB	HBP	BLK	WP	HR	S	P	ERA	WHIP
Howie Fox, R (1, 1) ERA: 2.45	9.0	W	34	7	3	3	0	0	0	0	0	0	2	34	34	3.00	0.778

Batter	1	2	3	4	5	6	7	8	9	AB	R	H	RBI	BB	SO	LOB
Bobby Adams, R (1, 4) OBP: 0.350, SLG: 0.789	4-3		1-H HR		1B 3B	1B 3B		6-3		5	3	3	2	0	0	0
Bob Usher, R (1, 8) OBP: 0.278, SLG: 0.353	F2		1B F9 1B		4-3	5-3				4	1	1	0	0	0	2
Joe Adcock, R (1, 7) OBP: 0.533, SLG: 0.538	1B		1-3 1B		BBB 1B 4-3 BB	3-H 1B				3	1	3	1	1	0	0
Ted Kluszewski, L (1, 3) OBP: 0.294, SLG: 0.353	F2		F9 3-H		1-3 2B 4-3 3-H 1B	SSS K				4	1	1	2	0	1	3
Bob Scheffing, R (1, 2) OBP: 0.111, SLG: 0.222		6-3	4-3		4-3 1-2 3-H		1-3			4	0	0	1	0	0	2
Connie Ryan, R (1, 5) OBP: 0.500, SLG: 0.500		F5		F7	BBB 2B BB		F7			3	1	0	0	1	0	0
Johnny Wyrostek, L (1, 9) OBP: 0.438, SLG: 0.533		2-3		1B	1-H 2-H 2B		G3			4	0	2	2	0	0	0
Roy McMillan, R (1, 6)			BBBB HR BB	F7	F7			F8		3	1	0	0	1	0	2
Howie Fox, R (1, 1)			SSS K	5-3		4-3		SSS K		4	0	0	0	0	2	2
Inning Stats	R: 0 E: 0 K: 0 S: 4 H: 1 LOB: 1 BB: 0 P: 4	R: 0 E: 0 K: 0 S: 3 H: 0 LOB: 0 BB: 0 P: 3	R: 3 E: 0 K: 1 S: 8 H: 3 LOB: 1 BB: 1 P: 12	R: 0 E: 0 K: 0 S: 4 H: 1 LOB: 1 BB: 0 P: 4	R: 4 E: 0 K: 0 S: 6 H: 3 LOB: 1 BB: 2 P: 14	R: 1 E: 0 K: 1 S: 7 H: 2 LOB: 1 BB: 0 P: 7	R: 0 E: 0 K: 0 S: 3 H: 0 LOB: 0 BB: 0 P: 3	R: 0 E: 0 K: 1 S: 5 H: 0 LOB: 0 BB: 0 P: 5		1B: 6 2B: 1 3B: 2 HR: 1	SF: 0 SAC: 0 DP: 0 HBP: 0						

BOTTOM

Pittsburgh Pirates @ Cincinnati Reds

Crosley Field, Cincinnati, OH

Sat Apr 21 1951, 3:33 AM EST
Att. 4,180 - Overcast - 77 F

livebaseballscorecards.com

AB	34
R	8
H	10
RBI	8
BB	3
SO	3
LOB	11

WP: 0 PB: 0 SB: 0 CS: 0 PA: 37

PITCHER		IP	WLS	BF	H	R	ER	SO	BB	IBB	HBP	BLK	WP	HR	S	P	ERA	WHIP
Cliff Chambers, L ERA: 5.91	(1, 1)	4.0	L	19	6	4	4	1	1	0	0	0	0	1	20	24	9.00	1.750
Junior Walsh, R ERA: 18.0	(5, 1)	2.0		12	4	4	4	1	2	0	0	0	0	0	12	20	18.00	3.000
Joe Muir, L ERA:	(7, 1)	2.0		6	0	0	0	1	0	0	0	0	0	0	8	8	0.00	0.000

PITCHER	IP	WLS	BF	H	R	ER	SO	BB	IBB	HBP	BLK	WP	HR	S	P	ERA	WHIP

Batter	1	2	3	4	5	6	7	8	9	AB	R	H	RBI	BB	SO	LOB
Bob Dillinger, R (1, 5) OBP: 0.333, SLG: 0.444	0-0 2B 3B 1B	0-0 ②③ G1-6-3 1-2f		0-0 1-3 2B		0-0 E5 S 2-H		0-0 ③ F5		5	1	2	0	0	0	2
George Metkovich, L (1, 8) OBP: 0.471, SLG: 0.533	S S S 0-3 ① K		0-0 ① 1-3	0-0 ③ 6-3		0-0 ③ F8 1-2			0-0 2B E 1B	5	1	1	0	0	1	4
Gus Bell, L (1, 9) OBP: 0.500, SLG: 0.824	0-0 1-3 3B 2B		0-0 BB 1B		0-0 2B		0-0 HR		0-0 1-3 E 2B	5	3	5	1	0	0	0
Ralph Kiner, R (1, 3) OBP: 0.353, SLG: 0.308	0-0 F8 2-H 3-H 3B		B B B B 4-0 1-2 BB		0-0 ① 5-3		B B B B 4-0 F2-6 BB		I I I I 4-0 1B E IBB	2	1	1	2	3	0	1
Wally Westlake, R (1, 7) OBP: 0.235, SLG: 0.588	0-0 ② F8 3-H		S S S 0-3 ② K		0-0 ② F7		0-0 ①② F2-6 1-2		0-0 ① F4 1-2 2-H 3-H	5	0	0	1	0	1	5
George Strickland, R (1, 6) OBP: 0.412, SLG: 0.400	0-0 1B		0-0 ③ F8		0-0 ③ L8		B B B B 4-0 BB		0-0 2-3 1B	4	0	2	0	1	0	3
Monty Basgall, R (1, 4)	0-0 ③ G3			0-0 ① 4-3		B B B B 4-0 2-3 E BB	0-0 ③ L4		0-0 ② F6	3	1	0	0	1	0	2
Ted Beard, L (9, PH) OBP: 0.500, SLG: 2.000										0	0	0	0	0	0	0
Danny Murtaugh, R (9, PH) (9, 4)										1	0	0	0	0	0	2
Clyde McCullough, R (1, 2) OBP: 0.231, SLG: 0.167		S S S 0-3 ① K		0-0 ② F6		0-0 ① 2-3 1-2		0-0 G4-3 1B	0-0 ③ F9	4	0	1	0	0	1	1
Tom Saffell, L (8, PR)										0	0	0	0	0	0	0
Ed Fitz Gerald, R (8, 2)										1	0	0	0	0	0	2
Murry Dickson, R (1, 1) OBP: 0.800, SLG: 1.500		B B B B 4-0 G1-6-3 BB		0-0 2B 1B		0-0 F7		0-0 ①② G4-3 1-2f		2	0	1	0	1	0	1
Bill Werle, L (7, 1)										1	0	0	0	0	0	1
Inning Stats	R: 3 E: 0 K: 1 S: 9 H: 4 LOB: 1 BB: 0 P: 9	R: 0 E: 0 K: 1 S: 4 H: 0 LOB: 0 BB: 1 P: 8	R: 0 E: 0 K: 1 S: 6 H: 1 LOB: 2 BB: 1 P: 10	R: 0 E: 0 K: 0 S: 5 H: 2 LOB: 2 BB: 0 P: 5	R: 0 E: 0 K: 0 S: 4 H: 1 LOB: 1 BB: 0 P: 4	R: 1 E: 1 K: 0 S: 4 H: 0 LOB: 1 BB: 1 P: 8	R: 1 E: 0 K: 0 S: 3 H: 1 LOB: 1 BB: 2 P: 11	R: 0 E: 0 K: 0 S: 3 H: 1 LOB: 1 BB: 0 P: 3	R: 2 E: 1 K: 0 S: 6 H: 3 LOB: 2 BB: 1 P: 10	1B: 7 2B: 5 3B: 1 HR: 1	SF: 0 SAC: 0 DP: 3 HBP: 0						

TOP

Pittsburgh Pirates @ Cincinnati Reds

Crosley Field, Cincinnati, OH

Sun Apr 22 1951, 3:33 AM EST

Att. 7,254 - Cloudy - 60 F

livebaseballscorecards.com

	AB	R	H	RBI	BB	SO	LOB
	38	7	13	4	6	3	24

PITCHER		IP	WLS	BF	H	R	ER	SO	BB	IBB	HBP	BLK	WP	HR	S	P	ERA	WHIP
Ewell Blackwell, R ERA: 6.35	(1, 1)	8.1	L	42	13	7	5	3	5	1	0	0	0	1	42	66	5.40	2.160
Harry Perkowski, L ERA:	(9, 1)	0.2		2	0	0	0	0	0	0	0	0	0	0	2	2	0.00	0.000

PITCHER	IP	WLS	BF	H	R	ER	SO	BB	IBB	HBP	BLK	WP	HR	S	P	ERA	WHIP

Batter	1	2	3	4	5	6	7	8	9	AB	R	H	RBI	BB	SO	LOB
Bobby Adams, R (1, 4) OBP: 0.400, SLG: 0.826	4-3 2B 2B		F3	1-H 2-H 2B			1-3	IBB		4	1	2	2	1	0	0
Lloyd Merriman, L (1, 8) OBP: 0.600, SLG: 1.250 Bob Usher, R (8, PH) OBP: 0.263, SLG: 0.333 (9, 8)	4-3 2-3		B B B B 1B BB		HR		BB 1B 1B	F5		3 1	2 0	2 0	1 0	1 0	0 0	1 2
Johnny Wyrostek, L (1, 9) OBP: 0.476, SLG: 0.579	3-H 2B		FC6-4 1-2 1B		9-6-2-3		B B B B 1B 1-2 FC5-2-6 BB		2-3	4	0	2	1	1	0	0
Ted Kluszewski, L (1, 3) OBP: 0.318, SLG: 0.333	B B B B G4-3 BB		F5		1-3		FC5-2-6 1-3 2-H 1B		S S S K	4	0	1	1	1	1	2
Joe Adcock, R (1, 7) OBP: 0.400, SLG: 0.389	G4-3 1-2f		FC6-4 1-2f		F3		FC5-2-6 FC6-4 1-2 3-H		6-3	5	0	0	0	0	0	6
Johnny Pramesa, R (1, 2) OBP: 0.077, SLG: 0.154		6-3	S S S K			F8	FC6-4 1-2f			4	0	0	0	0	1	2
Connie Ryan, R (1, 5) OBP: 0.600, SLG: 0.625		BB 1B	1B 2B 1B			F8		SH3-4 1B		4	1	3	0	0	0	0
Roy McMillan, R (1, 6)		B B B B 1-2 BB	F8			E4		SH3-4 1-2		2	0	0	0	1	0	1
Ewell Blackwell, R (1, 1) OBP: 0.250, SLG: 0.250 Harry Perkowski, L (9, 1)		6-3	1-2 2B 1B			L9		1-3		4 0	1 0	1 0	0 0	0 0	0 0	3 0
Inning Stats	R: 1 E: 0 K: 0 S: 4 H: 2 LOB: 1 BB: 1 P: 8	R: 0 E: 0 K: 0 S: 3 H: 1 LOB: 1 BB: 1 P: 7	R: 0 E: 0 K: 0 S: 4 H: 1 LOB: 2 BB: 1 P: 8	R: 2 E: 0 K: 1 S: 7 H: 3 LOB: 1 BB: 0 P: 7	R: 1 E: 0 K: 0 S: 4 H: 1 LOB: 0 BB: 0 P: 4	R: 0 E: 1 K: 0 S: 4 H: 0 LOB: 1 BB: 0 P: 4	R: 1 E: 0 K: 0 S: 5 H: 2 LOB: 2 BB: 1 P: 9	R: 0 E: 0 K: 0 S: 4 H: 1 LOB: 2 BB: 1 P: 8	R: 0 E: 0 K: 1 S: 5 H: 0 LOB: 0 BB: 0 P: 5	1B: 7 2B: 3 3B: 0 HR: 1 SF: 0 SAC: 1 DP: 1 HBP: 0						

PITCHER		IP	WLS	BF	H	R	ER	SO	BB	IBB	HBP	BLK	WP	HR	S	P	ERA	WHIP
Murry Dickson, R ERA: 5.11	(1, 1)	6.1		30	9	5	5	1	4	0	0	0	0	1	28	44	7.11	2.053
Bill Werle, L ERA:	(7, 1)	2.2	W	11	2	0	0	1	0	1	0	0	0	0	12	16	0.00	0.750

PITCHER	IP	WLS	BF	H	R	ER	SO	BB	IBB	HBP	BLK	WP	HR	S	P	ERA	WHIP

BOTTOM

Pittsburgh Pirates @ Cincinnati Reds

Crosley Field, Cincinnati, OH

Sun Apr 22 1951, 3:33 AM EST

Att. 7,254 - Cloudy - 60 F

livebaseballscorecards.com

AB	35
R	5
H	11
RBI	5
BB	5
SO	2
LOB	17

WP: 0 PB: 0 SB: 0 CS: 0 PA: 41

Cincinnati Reds @ St. Louis Cardinals

Sportsman's Park, St. Louis, MO

Tue Apr 24 1951, 4:33 AM EST

Att. 3,481 - Unknown

livebaseballscorecards.com

Batter	1	2	3	4	5	6	7	8	9	AB	R	H	RBI	BB	SO	LOB
Bobby Adams, R (1, 4) OBP: 0.303, SLG: 0.613	1-3		F8		F4		F4			4	0	0	0	0	0	2
Grady Hatton, L (1, 5) OBP: 0.294, SLG: 0.375	E6 1B		F8			G5-4-3 BB		K		3	0	0	0	1	1	0
Joe Adcock, R (1, 7) OBP: 0.393, SLG: 0.385	G6-4-3 1-2 1B			1B		G5-4-3 1-2f		L5		4	0	2	0	0	0	1
Ted Kluszewski, L (1, 3) OBP: 0.267, SLG: 0.310	G6-4-3 1-2f			F5		2B		5-3		4	0	1	0	0	0	3
Johnny Pramesa, R (1, 2) OBP: 0.167, SLG: 0.333		3B		F8		L5			F8	4	0	1	0	0	0	2
Johnny Wyrostek, L (1, 9) OBP: 0.464, SLG: 0.538		F4		K			5-3 1B 1B		F9	4	1	1	0	0	1	2
Bob Usher, R (1, 8) OBP: 0.259, SLG: 0.385		F2			6-3		5-3 1-2		2B	4	0	1	0	0	0	2
Roy McMillan, R (1, 6) OBP: 0.231, SLG: 0.091		F9			1B		F6		L5	4	0	1	0	0	0	3
Willie Ramsdell, R (1, 1)			K		F7		2-H 1B			1	0	0	0	0	1	0
Connie Ryan, R (5, PH) OBP: 0.500, SLG: 0.750										1	0	0	0	0	0	1
Harry Perkowski, L (5, 1)										0	0	0	0	0	0	0
Bob Scheffing, R (7, PH) OBP: 0.286, SLG: 0.357										0	0	0	0	0	0	0
Wally Post, R (7, PR)										0	0	0	0	0	0	0
Herm Wehmeier, R (7, 1)										0	0	0	0	0	0	0

Inning Stats	1	2	3	4	5	6	7	8	9		
	R: 0 H: 1	R: 0 H: 1	R: 0 H: 0	R: 0 H: 1	R: 0 H: 1	R: 0 H: 1	R: 1 H: 2	R: 0 H: 0	R: 0 H: 1	1B: 5 SF: 0	WP: 0 PA: 35
	E: 1 LOB: 1	E: 0 LOB: 1	E: 0 LOB: 0	E: 0 LOB: 1	E: 0 LOB: 1	E: 0 LOB: 1	E: 0 LOB: 1	E: 0 LOB: 0	E: 0 LOB: 1	2B: 2 SAC: 0	PB: 0
	K: 0 BB: 0	K: 0 BB: 0	K: 1 BB: 0	K: 1 BB: 0	K: 0 BB: 0	K: 0 BB: 1	K: 0 BB: 0	K: 1 BB: 0	K: 0 BB: 0	3B: 1 DP: 2	SB: 0
	S: 4 P: 4	S: 4 P: 4	S: 5 P: 5	S: 6 P: 6	S: 4 P: 4	S: 3 P: 7	S: 5 P: 5	S: 5 P: 5	S: 4 P: 4	HR: 0 HBP: 0	CS: 0

PITCHER	IP	WLS	BF	H	R	ER	SO	BB	IBB	HBP	BLK	WP	HR	S	P	ERA	WHIP
Max Lanier, L (1, 1) ERA: 1.0	9.0	W	35	8	1	1	3	1	0	0	0	0	0	40	44	1.00	1.000

PITCHER	IP	WLS	BF	H	R	ER	SO	BB	IBB	HBP	BLK	WP	HR	S	P	ERA	WHIP

Batter	1	2	3	4	5	6	7	8	9	AB	R	H	RBI	BB	SO	LOB
Peanuts Lowrey, R (1, 8) OBP: 0.455, SLG: 0.333	0-0 G3 1B 1B	0-0 F8		0-0 F5		0-0 SH1-4 1-2		0-0 F7		4	1	1	0	0	0	2
Red Schoendienst, S (1, 4) OBP: 0.333, SLG: 0.400	0-0 G3 1-2	0-0 1-3 3-H 2B		0-3 K		0-0 F7		0-0 F9		5	0	1	1	0	1	2
Enos Slaughter, L (1, 9) OBP: 0.409, SLG: 0.350	0-0 1B 2-H 1B	0-0 4-3		0-0 F5		0-0 1-3		0-0 F2		5	0	1	1	0	0	3
Stan Musial, L (1, 7) OBP: 0.500, SLG: 0.313	0-0 1-2 1B		4-0 BB BB BB		0-0 BB 1B		0-0 SH5-4 1B F7 1B			3	1	3	0	1	0	0
Steve Bilko, R (1, 3) OBP: 0.238, SLG: 0.429	0-3 K		0-0 F7		0-0 F9		0-0 SH5-4 1-2 1B			4	0	1	0	0	1	4
Joe Garagiola, L (1, 2) OBP: 0.188, SLG: 0.333	0-0 F2		0-3 K		0-0 F7		0-0 SH5-4 1-2 2-3			3	0	0	0	0	1	4
Don Richmond, L (1, 5)		0-0 5-3	4-0 BB 1-2 BB		4-0 1-2 BB		0-0 F7 3-H			2	0	0	1	2	0	1
Solly Hemus, L (1, 6) OBP: 0.421, SLG: 0.400		0-0 SH 2B 1B	4-0 FC6-4 1-2 2-3 BB		0-0 F7		4-0 IBB			2	1	1	0	2	0	2
Max Lanier, R (1, 1) OBP: 0.333, SLG: 0.333		0-0 SH 2B 1-3	0-0 FC6-4 1-2f			0-0 SH1-4 1B	0-0 F4			3	0	1	0	0	0	5
Inning Stats	R: 1 E: 0 K: 1 S: 8 H: 3 LOB: 2 BB: 0 P: 8	R: 1 E: 1 K: 0 S: 6 H: 2 LOB: 2 BB: 0 P: 6	R: 0 E: 0 K: 1 S: 5 H: 0 LOB: 3 BB: 3 P: 17	R: 0 E: 0 K: 1 S: 5 H: 0 LOB: 0 BB: 0 P: 5	R: 0 E: 0 K: 0 S: 4 H: 1 LOB: 2 BB: 1 P: 8	R: 0 E: 0 K: 0 S: 4 H: 1 LOB: 1 BB: 0 P: 4	R: 1 E: 0 K: 0 S: 5 H: 2 LOB: 2 BB: 1 P: 9	R: 0 E: 0 K: 0 S: 3 H: 0 LOB: 0 BB: 0 P: 3		1B: 8 2B: 1 3B: 0 HR: 0	SF: 0 SAC: 3 DP: 0 HBP: 0					

BOTTOM

Cincinnati Reds @ St. Louis Cardinals

Sportsman's Park, St. Louis, MO

Tue Apr 24 1951, 4:33 AM EST

Att. 3,481 - Unknown

livebaseballscorecards.com

AB	31
R	3
H	9
RBI	3
BB	5
SO	3
LOB	23

WP: 0 PB: 0 SB: 0 CS: 0 PA: 39

PITCHER		IP	WLS	BF	H	R	ER	SO	BB	IBB	HBP	BLK	WP	HR	S	P	ERA	WHIP
Willie Ramsdell, R ERA: 3.75	(1, 1)	4.0	L	21	5	2	2	3	3	0	0	0	0	0	24	36	4.50	2.000
Harry Perkowski, L ERA:	(5, 1)	2.0		9	2	0	0	0	1	0	0	0	0	0	8	12	0.00	1.500
Herm Wehmeier, R ERA: 3.0	(7, 1)	2.0		9	2	1	1	0	0	1	0	0	0	0	8	12	4.50	1.000

PITCHER	IP	WLS	BF	H	R	ER	SO	BB	IBB	HBP	BLK	WP	HR	S	P	ERA	WHIP

Chicago Cubs @ Cincinnati Reds

Crosley Field, Cincinnati, OH

Wed Apr 25 1951, 3:33 AM EST

Att. 8,690 - Unknown

TOP

Batter	1	2	3	4	5	6	7	8	9	AB	R	H	RBI	BB	SO	LOB
Wayne Terwilliger, R (1, 4) OBP: 0.233, SLG: 0.214	5-3	1-3 2B		F9			5-3		4-3	4	0	1	0	0	0	0
Carmen Mauro, L (9, PH)										1	0	0	0	0	0	0
Frank Baumholtz, L (1, 9) OBP: 0.400, SLG: 0.346	E S BB	F9			2B 1B BB		G3		F7	3	1	0	0	2	0	2
Hank Sauer, R (1, 7) OBP: 0.367, SLG: 0.346	F8 1-2		FC3-6 BB		1-3 1B 2B		2B			3	0	2	0	1	0	1
Phil Cavarretta, L (1, 3) OBP: 0.529, SLG: 0.500	E BB		FC3-6 G5-4-3 1-2f		F8-3 2-H 3-H		3-1			3	0	1	1	1	0	2
Andy Pafko, R (1, 8) OBP: 0.379, SLG: 0.778	E6 1-2 2-3		G5-4-3 1-2f		F8-3 1-1				5-3	4	0	0	0	0	0	4
Bill Serena, R (1, 5) OBP: 0.429, SLG: 0.591	K			HR 1B		G5-4-3 BB			F9	3	1	1	0	1	1	3
Roy Smalley, R (1, 6) OBP: 0.320, SLG: 0.333		FC4-6 1B		1-H HR		G5-4-3 1-2f		BB		3	1	2	2	1	0	1
Rube Walker, L (1, 2) OBP: 0.250, SLG: 0.391		FC4-6 FC5-4 1-2f		F7		1B		F8		4	0	1	0	0	0	2
Paul Minner, L (1, 1)		FC5-4 2B 1-2f		F6		K			G3	3	0	0	0	0	1	2
Smoky Burgess, L (9, PH)										1	0	0	0	0	0	0
Inning Stats	R: 0 H: 0 E: 1 LOB: 3 K: 1 BB: 2 S: 6 P: 14	R: 0 H: 2 E: 0 LOB: 2 K: 0 BB: 0 S: 5 P: 5	R: 0 H: 0 E: 0 LOB: 0 K: 0 BB: 1 S: 2 P: 6	R: 2 H: 2 E: 0 LOB: 0 K: 0 BB: 0 S: 5 P: 5	R: 1 H: 2 E: 0 LOB: 0 K: 0 BB: 1 S: 3 P: 7	R: 0 H: 1 E: 0 LOB: 1 K: 1 BB: 1 S: 5 P: 9	R: 0 H: 1 E: 0 LOB: 1 K: 0 BB: 0 S: 4 P: 4	R: 0 H: 0 E: 0 LOB: 1 K: 0 BB: 1 S: 3 P: 7	R: 0 H: 0 E: 0 LOB: 0 K: 0 BB: 0 S: 3 P: 3	1B: 4 SF: 0 2B: 4 SAC: 0 3B: 0 DP: 3 HR: 1 HBP: 0						

livebaseballscorecards.com

AB	32
R	3
H	8
RBI	3
BB	6
SO	2
LOB	17

WP: 0 PA: 38
PB: 0
SB: 1
CS: 0

PITCHER		IP	WLS	BF	H	R	ER	SO	BB	IBB	HBP	BLK	WP	HR	S	P	ERA	WHIP
Howie Fox, R ERA: 3.38	(1, 1)	5.0		23	6	3	3	1	4	0	0	0	0	1	21	37	5.40	2.000
Bud Byerly, R ERA:	(6, 1)	2.0		8	2	0	0	1	1	0	0	0	0	0	9	13	0.00	1.500
Ewell Blackwell, R ERA: 5.4	(8, 1)	2.0	W	7	0	0	0	0	1	0	0	0	0	0	6	10	0.00	0.500

PITCHER	IP	WLS	BF	H	R	ER	SO	BB	IBB	HBP	BLK	WP	HR	S	P	ERA	WHIP

Chicago Cubs @ Cincinnati Reds

Crosley Field, Cincinnati, OH

Wed Apr 25 1951, 3:33 AM EST

Att. 8,690 - Unknown

BOTTOM

Batter	1	2	3	4	5	6	7	8	9	AB	R	H	RBI	BB	SO	LOB
Bobby Adams, R (1, 4) OBP: 0.297, SLG: 0.600	5-3		4-3 2B		1-3		F8			4	0	1	0	0	0	0
Grady Hatton, L (1, 5) OBP: 0.286, SLG: 0.450	3B		4-3 2-3		F7			4-3		4	0	1	0	0	0	1
Joe Adcock, R (1, 7) OBP: 0.406, SLG: 0.500	1-3		F2		HR			HR 1B		4	2	2	1	0	0	2
Ted Kluszewski, L (1, 3) OBP: 0.265, SLG: 0.394	F4			F9	F9			1-H HR		4	1	1	2	0	0	1
Bob Scheffing, R (1, 2) OBP: 0.278, SLG: 0.333		F9		1B 1B		F6		F8		4	0	1	0	0	0	0
Johnny Wyrostek, L (1, 9) OBP: 0.469, SLG: 0.517		6-3		1-2 1B		F7		BBBB BB		3	0	1	0	1	0	0
Bob Usher, R (1, 8) OBP: 0.258, SLG: 0.433		3B		SSS K		F7		F6		4	0	1	0	0	1	3
Roy McMillan, R (1, 6) OBP: 0.188, SLG: 0.071		5-3		F8			F7			3	0	0	0	0	0	3
Howie Fox, R (1, 1)			F6		HR		F1			1	0	0	0	0	0	0
Connie Ryan, R (5, PH) OBP: 0.533, SLG: 1.000										1	1	1	1	0	0	0
Bud Byerly, R (6, 1)										0	0	0	0	0	0	0
Johnny Pramesa, R (7, PH) OBP: 0.158, SLG: 0.316										1	0	0	0	0	0	0
Ewell Blackwell, R (8, 1) OBP: 0.250, SLG: 0.250										0	0	0	0	0	0	0
Inning Stats	R: 0 H: 1 E: 0 LOB: 1 K: 0 BB: 0 S: 4 P: 4	R: 0 H: 1 E: 0 LOB: 1 K: 0 BB: 0 S: 4 P: 4	R: 0 H: 1 E: 0 LOB: 1 K: 0 BB: 0 S: 4 P: 4	R: 0 H: 2 E: 0 LOB: 2 K: 1 BB: 0 S: 7 P: 7	R: 2 H: 2 E: 0 LOB: 0 K: 0 BB: 0 S: 5 P: 5	R: 0 H: 0 E: 0 LOB: 0 K: 0 BB: 0 S: 3 P: 3	R: 0 H: 0 E: 0 LOB: 0 K: 0 BB: 0 S: 3 P: 3	R: 2 H: 2 E: 0 LOB: 1 K: 0 BB: 1 S: 5 P: 9		1B: 3 SF: 0 2B: 1 SAC: 0 3B: 2 DP: 0 HR: 3 HBP: 0						

WP: 0 PA: 34
PB: 0
SB: 0
CS: 0

	AB	33
	R	4
	H	9
	RBI	4
	BB	1
	SO	1
	LOB	10

livebaseballscorecards.com

PITCHER		IP	WLS	BF	H	R	ER	SO	BB	IBB	HBP	BLK	WP	HR	S	P	ERA	WHIP
Paul Minner, L ERA: 2.12	(1, 1)	8.0	L	34	9	4	4	1	1	0	0	0	0	3	35	39	4.50	1.250

PITCHER	IP	WLS	BF	H	R	ER	SO	BB	IBB	HBP	BLK	WP	HR	S	P	ERA	WHIP

Cincinnati Reds @ Pittsburgh Pirates

Forbes Field, Pittsburgh, PA

Fri Apr 27 1951, 3:33 AM EST

Att. 27,135 - Unknown

TOP

livebaseballscorecards.com

Batter	1	2	3	4	5	6	7	8	9	AB	R	H	RBI	BB	SO	LOB
Bobby Adams, R (1, 4) OBP: 0.333, SLG: 0.579	BBBB 4-0 1B BB	x 0-0 HR 1B	x 0-0 ③ FC6 1-2f			BBBB 4-0 G3 HR BB		x 0-0 ② F7		3	2	1	0	2	0	2
Grady Hatton, L (1, 5) OBP: 0.308, SLG: 0.560	x 0-0 ① 2B 1-2 1B 1B	x 0-0 1-H HR		x 0-0 ① G3		x 0-0 ② G3 1-2		x 0-0 ③ F7		5	2	2	2	0	0	1
Joe Adcock, R (1, 7) OBP: 0.432, SLG: 0.629	x 0-0 1B 1-3 F9 2B	x 0-0 1B		x 0-0 ② 5-3		x 0-0 2-H HR			x 0-0 ① F5	5	2	3	2	0	0	0
Ted Kluszewski, L (1, 3) OBP: 0.282, SLG: 0.405	III 4-0 F9 1B IBB	x 0-0 ② F6		x 0-0 ③ 4-3		x 0-0 ③ 4-3			x 0-0 BB BB 2B	4	1	1	0	1	0	1
Johnny Wyrostek, L (1, 9) OBP: 0.486, SLG: 0.515	x 0-0 FC5 F9 1-2 2-3 3-H 1B	x 0-0 ③ 4-3			x 0-0 G3 G3 1B		x 0-0 ① F5		III 4-0 BB BB IBB	4	0	2	1	1	0	1
Bob Scheffing, R (1, 2) OBP: 0.304, SLG: 0.286	x 0-0 ② F9 1-2 2-3 3-H		x 0-0 ① F7		x 0-0 ① G3 1-2		BBBB 4-0 FC4-6 BB		BBBB 4-0 BB 1-2 2-3 BB	3	0	0	1	2	0	3
Lloyd Merriman, L (1, 8) OBP: 0.500, SLG: 0.714	III 4-0 IBB		x 0-0 ② F8		x 0-0 ② G3 2-3		x 0-0 ② FC4-6 1-2f		BBBB 4-0 1-2 2-3 3-H BB	3	0	0	1	2	0	2
Roy McMillan, R (1, 6) OBP: 0.190, SLG: 0.056	x 0-0 ③ FC5 2-3f		BBBB 4-0 BB BB		x 0-0 ③ 5-3		x 0-0 ③ F7		SSS 0-3 ② K	4	0	0	0	1	1	8
Ewell Blackwell, R (1, 1) OBP: 0.286, SLG: 0.167 Howie Fox, R (7, 1)		x 0-0 ① 4-3	BBBB 4-0 FC6 1-2 BB			x 0-0 ① F9		x 0-0 ① F8	SSS 0-3 ③ K	2 2	0 0	0 0	0 0	1 0	0 1	0 3
Inning Stats	R: 2 E: 0 K: 0 S: 5 H: 3 LOB: 3 BB: 3 P: 17	R: 2 E: 0 K: 0 S: 6 H: 3 LOB: 1 BB: 0 P: 6	R: 0 E: 0 K: 0 S: 3 H: 0 LOB: 2 BB: 2 P: 11	R: 0 E: 0 K: 0 S: 3 H: 0 LOB: 0 BB: 0 P: 3	R: 0 E: 0 K: 0 S: 4 H: 1 LOB: 1 BB: 0 P: 4	R: 2 E: 0 K: 0 S: 4 H: 1 LOB: 0 BB: 1 P: 8	R: 0 E: 0 K: 0 S: 3 H: 0 LOB: 1 BB: 1 P: 7	R: 0 E: 0 K: 0 S: 3 H: 0 LOB: 0 BB: 0 P: 3	R: 1 E: 0 K: 2 S: 8 H: 1 LOB: 3 BB: 3 P: 20	1B: 5 2B: 2 3B: 0 HR: 2 SF: 0 SAC: 0 DP: 0 HBP: 0							

	AB	35
	R	7
	H	9
	RBI	7
	BB	10
	SO	2
	LOB	21

WP: 0 PB: 0 SB: 0 CS: 0 PA: 45

PITCHER		IP	WLS	BF	H	R	ER	SO	BB	IBB	HBP	BLK	WP	HR	S	P	ERA	WHIP
Murry Dickson, R (1, 1) ERA: 7.24		1.1		12	6	4	4	0	1	2	0	0	0	1	9	21	27.00	5.250
Junior Walsh, R (2, 1) ERA: 9.82		1.2		7	0	0	0	0	2	0	0	0	0	0	5	13	0.00	1.200
Joe Muir, L (4, 1) ERA: 3.0		3.0	L	12	2	2	2	0	1	0	0	0	0	1	11	15	6.00	1.000
Bill Werle, L (7, 1) ERA:		2.0		7	0	0	0	0	1	0	0	0	0	0	6	10	0.00	0.500
Mel Queen, R (9, 1) ERA: 2.79		1.0		7	1	1	1	2	2	1	0	0	0	0	8	20	9.00	3.000

PITCHER		IP	WLS	BF	H	R	ER	SO	BB	IBB	HBP	BLK	WP	HR	S	P	ERA	WHIP

Cincinnati Reds @ Pittsburgh Pirates

Forbes Field, Pittsburgh, PA

Fri Apr 27 1951, 3:33 AM EST

Att. 27,135 - Unknown

BOTTOM

Batter	1	2	3	4	5	6	7	8	9	AB	R	H	RBI	BB	SO	LOB
Bob Dillinger, R (1, 5) OBP: 0.235, SLG: 0.303	5-3		4-3 (1-2)		F9	1-2 1B			6-3	3	0	0	0	0	0	1
Dale Long, L (6, PH) OBP: 0.500, SLG: 0.500										1	0	1	0	0	0	0
Hank Schenz, R (6, PR)										0	0	0	0	0	0	0
Pete Castiglione, R (7, 5)										1	0	0	0	0	0	0
George Metkovich, L (1, 8) OBP: 0.353, SLG: 0.355	6-3		G3 (2-3)		K (SSS)	1-3			FC6-4 1B	5	0	1	0	0	1	3
Gus Bell, L (1, 9) OBP: 0.400, SLG: 0.576	4-3		1B 2B (3-H)		HR 1B		FC4-6 1B		FC6-4 BB (1-2f)	5	2	3	1	0	0	1
Ralph Kiner, R (1, 3) OBP: 0.471, SLG: 0.556		E F8 1B 1B	WP 1B (2-H)		1-H HR		F8		BBBB 1-2 BB	4	2	3	3	1	0	1
Wally Westlake, R (1, 7) OBP: 0.310, SLG: 0.607	E7 1B (1-3)		F7 (1-2)		FC6-4 1B		FC4-6 (1-2f)		F9	1	0	1	0	0	0	0
Ted Beard, L (2, PR) OBP: 0.286, SLG: 0.714 (3, 7)										4	0	1	0	0	0	4
George Strickland, R (1, 6) OBP: 0.281, SLG: 0.276	F8 (3-H)			4-3	FC6-4 (1-2f)		6-3			4	0	0	1	0	0	3
Monty Basgall, R (1, 4) OBP: 0.160, SLG: 0.087	F9			6-3		F8		F9		0	0	0	0	0	0	0
Danny Murtaugh, R (2, PH) (3, 4)										4	0	0	0	0	0	1
Clyde McCullough, R (1, 2) OBP: 0.240, SLG: 0.217	1-3			BBBB BB		5-3		5-3		1	0	0	0	1	0	1
Dino Restelli, R (6, PH)										1	0	0	0	0	0	0
Ed Fitz Gerald, R (7, 2)										1	0	0	0	0	0	0
Murry Dickson, R (1, 1) OBP: 0.800, SLG: 1.500			G3 4-3 2B 1B	SSS K		BBBB 1B BB		SSS K		0	0	0	0	0	0	0
Junior Walsh, R (2, 1)										0	0	0	0	0	0	0
Tom Saffell, L (3, PH)										1	1	1	0	0	0	0
Joe Muir, L (4, 1) OBP: 1.000, SLG: 1.000										1	0	0	0	0	1	1
Pete Reiser, L (6, PH)										0	0	0	0	1	0	0
Bill Werle, L (7, 1)										0	0	0	0	0	0	0
Jack Phillips, R (8, PH)										1	0	0	0	0	1	0
Mel Queen, R (9, 1)										0	0	0	0	0	0	0
Inning Stats	R: 0 E: 0 K: 0 S: 3 H: 0 LOB: 0 BB: 0 P: 3	R: 1 E: 1 K: 0 S: 5 H: 2 LOB: 1 BB: 0 P: 5	R: 2 E: 0 K: 0 S: 6 H: 3 LOB: 1 BB: 0 P: 6	R: 0 E: 0 K: 1 S: 5 H: 0 LOB: 1 BB: 1 P: 9	R: 2 E: 0 K: 1 S: 8 H: 3 LOB: 1 BB: 0 P: 8	R: 0 E: 0 K: 0 S: 4 H: 1 LOB: 2 BB: 1 P: 8	R: 0 E: 0 K: 0 S: 4 H: 1 LOB: 1 BB: 0 P: 4	R: 0 E: 0 K: 1 S: 5 H: 0 LOB: 0 BB: 0 P: 5	R: 0 E: 0 K: 0 S: 4 H: 1 LOB: 2 BB: 1 P: 8	1B: 9 2B: 1 3B: 0 HR: 1 SF: 0 SAC: 0 DP: 0 HBP: 0							

livebaseballscorecards.com

AB	38
R	5
H	11
RBI	5
BB	3
SO	3
LOB	16

WP: 1 PB: 0 SB: 0 CS: 0 PA: 41

PITCHER		IP	WLS	BF	H	R	ER	SO	BB	IBB	HBP	BLK	WP	HR	S	P	ERA	WHIP
Ewell Blackwell, R ERA: 5.59	(1, 1)	6.0	W	29	9	5	4	2	2	0	0	0	1	1	31	39	6.00	1.833
Howie Fox, R ERA: 2.84	(7, 1)	3.0	S	12	2	0	0	1	1	0	0	0	0	0	13	17	0.00	1.000

PITCHER	IP	WLS	BF	H	R	ER	SO	BB	IBB	HBP	BLK	WP	HR	S	P	ERA	WHIP

Cincinnati Reds @ Pittsburgh Pirates

Forbes Field, Pittsburgh, PA

Sat Apr 28 1951, 3:33 AM EST

Att. 10,657 - Sunny - 78 F

TOP

livebaseballscorecards.com

Batter	1	2	3	4	5	6	7	8	9	AB	R	H	RBI	BB	SO	LOB
Bobby Adams, R (1, 4) OBP: 0.326, SLG: 0.537	S S S 0-3 ① K	x 0-0 ③ 5-3		x 0-0 ③ 5-3			B B B B 4-0 G4-6-3 BB			3	0	0	0	1	1	2
Grady Hatton, L (1, 5) OBP: 0.333, SLG: 0.552	x 0-0 BB 1B 1B 1B		x 0-0 ① F8		x 0-0 G6-4-3 1B		x 0-0 ② ③ G4-6-3 1-2f			4	1	2	0	0	0	1
Joe Adcock, R (1, 7) OBP: 0.439, SLG: 0.615	x 0-0 BB 1-2 1B 1B		x 0-0 3B 1B		x 0-0 ① ② G6-4-3 1-2f			x 0-0 ① F8		4	2	2	0	0	0	1
Ted Kluszewski, L (1, 3) OBP: 0.302, SLG: 0.463	x 0-0 ② F8		x 0-0 1-H F7 3B		x 0-0 1B			x 0-0 ② F8		4	1	2	1	0	0	2
Johnny Wyrostek, L (1, 9) OBP: 0.463, SLG: 0.472	B B B B 4-0 1B 1-2 2-3 BB		x 0-0 ② F7 3-H		x 0-0 ③ 4-3			x 0-0 ③ G3		3	0	0	1	1	0	1
Bob Scheffing, R (1, 2) OBP: 0.296, SLG: 0.280	x 0-0 ③ 1-3 2-H 3-H 1B		x 0-0 ③ F8			x 0-0 ① F9			x 0-0 ① 5-3	4	0	1	2	0	0	0
Lloyd Merriman, L (1, 8) OBP: 0.429, SLG: 0.545		x 0-0 ① F2		x 0-0 1B S 1B		x 0-0 ② F8			x 0-0 ② F4	4	0	1	0	0	0	0
Roy McMillan, R (1, 6) OBP: 0.240, SLG: 0.095		B B B B 4-0 BB		x 0-0 ① 1-3 1B		x 0-0 ③ 6-3			S S S 0-3 ③ K	3	0	1	0	1	1	0
Herm Wehmeier, R (1, 1)		S S S 0-3 ② K		x 0-0 ② L9			x 0-0 ① 4-3			3	0	0	0	0	1	2
Harry Perkowski, L (9, 1)										0	0	0	0	0	0	0
Frank Smith, R (9, 1)										0	0	0	0	0	0	0

	AB	32
	R	4
	H	9
	RBI	4
	BB	3
	SO	3
	LOB	9

Inning Stats										
	R: 2	H: 3	R: 0	H: 0	R: 2	H: 2	R: 0	H: 2	R: 0	H: 0
	E: 0	LOB: 2	E: 0	LOB: 1	E: 0	LOB: 0	E: 0	LOB: 1	E: 0	LOB: 0
	K: 1	BB: 1	K: 1	BB: 1	K: 0	BB: 0	K: 0	BB: 0	K: 0	BB: 0
	S: 7	P: 11	S: 5	P: 9	S: 5	P: 5	S: 4	P: 4	S: 3	P: 3

	R: 0	H: 0	R: 0	H: 0	R: 0	H: 0	R: 0	H: 0	1B: 8	SF: 0	WP: 0	PA: 35
	E: 0	LOB: 0	E: 0	LOB: 1	E: 0	LOB: 0	E: 0	LOB: 0	2B: 0	SAC: 0	PB: 0	
	K: 0	BB: 0	K: 1	BB: 0	K: 0	BB: 0	K: 0	BB: 0	3B: 1	DP: 2	SB: 1	
	S: 2	P: 6	S: 3	P: 3	S: 5	P: 5	S: 1	P: 0	HR: 0	HBP: 0	CS: 0	

PITCHER		IP	WLS	BF	H	R	ER	SO	BB	IBB	HBP	BLK	WP	HR	S	P	ERA	WHIP
Con Dempsey, R	(1, 1)	4.0	L	19	7	4	4	2	2	0	0	0	0	0	21	29	9.00	2.250
ERA: 9.0																		
Bob Friend, R	(5, 1)	2.0		7	2	0	0	0	0	0	0	0	0	0	7	7	0.00	1.000
ERA:																		
Bill Koski, R	(7, 1)	3.0		9	0	0	0	1	1	0	0	0	0	0	10	14	0.00	0.333
ERA:																		

PITCHER	IP	WLS	BF	H	R	ER	SO	BB	IBB	HBP	BLK	WP	HR	S	P	ERA	WHIP

Cincinnati Reds @ Pittsburgh Pirates

Forbes Field, Pittsburgh, PA

Sat Apr 28 1951, 3:33 AM EST

Att. 10,657 - Sunny - 78 F

livebaseballscorecards.com

BOTTOM

Batter	1	2	3	4	5	6	7	8	9	AB	R	H	RBI	BB	SO	LOB
Pete Castiglione, R (1, 5) OBP: 0.667, SLG: 0.833	4-3 2B		BB BB 1B	F7			1-3 1B		1-2 2-H 1B	5	0	4	1	0	0	1
Ted Beard, L (1, 7) OBP: 0.250, SLG: 0.455	4-3 BB		K		K		F9		F5	4	0	0	0	1	2	4
George Metkovich, L (1, 8) OBP: 0.316, SLG: 0.314 Dino Restelli, R (9, PH)	4-3 1-2 2-3		L9		G3		1-3 1-2		F3	4 1	0 0	0 0	0 0	0 0	0 0	4 2
Ralph Kiner, R (1, 3) OBP: 0.436, SLG: 0.484	K		BB 1-2 BB		L6		K		F9	4	0	0	0	1	2	5
Gus Bell, L (1, 9) OBP: 0.385, SLG: 0.528	G3		FC6-4 1-2 2-3 BB			F8		F8		3	0	0	0	1	0	2
George Strickland, R (1, 6) OBP: 0.278, SLG: 0.250		K	FC6-4 1-2f			2B 6-3 BB		K		3	1	0	0	1	2	3
Monty Basgall, R (1, 4) OBP: 0.241, SLG: 0.192		1B 1B		BB		1-3 2B		F9		3	0	2	0	1	0	0
Clyde McCullough, R (1, 2) OBP: 0.269, SLG: 0.250 Tom Saffell, L (4, PH) OBP: 0.500, SLG: 0.500 Ed Fitz Gerald, R (5, 2) OBP: 0.200, SLG: 0.400		1-3 1B		K		6-3 3-H			1B 2B	1 1 2	0 0 1	1 0 1	0 0 1	0 0 0	0 1 0	0 1 1
Con Dempsey, R (1, 1) Dale Long, L (4, PH) OBP: 0.333, SLG: 0.333 Bob Friend, R (5, 1) Wally Westlake, R (6, PH) OBP: 0.300, SLG: 0.586 Bill Koski, R (7, 1) Pete Reiser, L (9, PH)	K			F7		5-3			1B BB	1 1 0 1 0 0	0 0 0 0 0 0	0 0 0 0 0 0	0 0 0 0 0 1	0 0 0 0 1 0	1 0 0 0 0 0	1 1 0 1 0 0
Inning Stats	R: 0 H: 1 E: 0 LOB: 2 K: 1 BB: 1 S: 6 P: 10	R: 0 H: 2 E: 0 LOB: 1 K: 2 BB: 0 S: 8 P: 8	R: 0 H: 1 E: 0 LOB: 3 K: 1 BB: 2 S: 6 P: 14	R: 0 H: 0 E: 0 LOB: 1 K: 1 BB: 1 S: 5 P: 9	R: 0 H: 0 E: 0 LOB: 0 K: 1 BB: 0 S: 5 P: 5	R: 1 H: 1 E: 0 LOB: 1 K: 0 BB: 1 S: 4 P: 8	R: 0 H: 1 E: 0 LOB: 1 K: 1 BB: 0 S: 6 P: 6	R: 0 H: 0 E: 0 LOB: 0 K: 1 BB: 0 S: 5 P: 5	R: 1 H: 2 E: 0 LOB: 2 K: 0 BB: 1 S: 5 P: 9	1B: 5 SF: 0 2B: 3 SAC: 0 3B: 0 DP: 0 HR: 0 HBP: 0						

	AB	34
	R	2
	H	8
	RBI	2
	BB	6
	SO	8
	LOB	26

WP: 0 PA: 40
PB: 0
SB: 0
CS: 0

PITCHER		IP	WLS	BF	H	R	ER	SO	BB	IBB	HBP	BLK	WP	HR	S	P	ERA	WHIP
Herm Wehmeier, R ERA: 2.45	(1, 1)	8.0	W	37	8	2	2	8	6	0	0	0	0	0	47	71	2.25	1.750
Harry Perkowski, L ERA:	(9, 1)	0.1		1	0	0	0	0	0	0	0	0	0	0	1	1	0.00	0.000
Frank Smith, R ERA:	(9, 1)	0.2	S	2	0	0	0	0	0	0	0	0	0	0	2	2	0.00	0.000

PITCHER	IP	WLS	BF	H	R	ER	SO	BB	IBB	HBP	BLK	WP	HR	S	P	ERA	WHIP

Batter	1	2	3	4	5	6	7	8	9	10	11	12	13	AB	R	H	RBI	BB	SO	LOB
Bobby Adams, R (1, 4) OBP: 0.308, SLG: 0.478	SSS 0-3 K ①	x 0-0 F7 ③		x 0-0 SH1-3 ① 1-2		BBBB 4-0 BB		x 0-0 1-3 ②		x 0-0 F7 ①		x 0-0 FC4 ② CS 1-2f		5	0	0	0	1	1	2
Grady Hatton, L (1, 5) OBP: 0.378, SLG: 0.543	x 0-0 1B 4-3 1B		BBBB 4-0 E 1B BB	x 0-0 F7 ②		x 0-0 5-3 ③		x 0-0 3B 1B		x 0-0 1B		x 0-0 CS ③ 1-2	x 0-0 F7 ①	6	3	3	0	1	0	2
Joe Adcock, R (1, 7) OBP: 0.417, SLG: 0.609	x 0-0 4-3 1-3 1B	x 0-0 1-3 ③	x 0-0 E6 1B 1-2 F8				x 0-0 5-3 ①	x 0-0 2B 1-H 3B		SSS 0-3 K ②			x 0-0 P2 ②	7	2	2	1	0	1	3
Ted Kluszewski, L (1, 3) OBP: 0.300, SLG: 0.458	x 0-0 4-3 ② 1-2 3-H	x 0-0 1-3 2-H HR 1B			x 0-0 F7 ①		x 0-0 4-3 ②	x 0-0 2B 3-H		x 0-0 4-3 ③			x 0-0 G3 ③	7	1	2	3	0	0	2
Johnny Wyrostek, L (1, 9) OBP: 0.447, SLG: 0.439	BBBB 4-0 BB	x 0-0 F8 ① 3-H			x 0-0 F7 ②		x 0-0 1B 1B 1B	x 0-0 4-3 ③			x 0-0 1-3 ①			5	1	1	1	1	0	2
Johnny Pramesa, R (1, 2) OBP: 0.261, SLG: 0.565	x 0-0 P3 ③	x 0-0 1-H HR			x 0-0 2B		x 0-0 1B 1-2 1B		x 0-0 FC1-6 1B		x 0-0 6-3 ②			4	1	3	2	0	0	2
Herm Wehmeier, R (7, PR)														0	0	0	0	0	0	0
Bob Usher, R (7, 8) OBP: 0.273, SLG: 0.438														2	0	1	0	0	0	0
Lloyd Merriman, L (1, 8) OBP: 0.353, SLG: 0.429		x 0-0 1-3 ①	x 0-0 G2 ②		x 0-0 3-1 ③		x 0-0 1B 1-2 2-H 1B		x 0-0 FC1-6 ① 1-2f FC5-4		x 0-0 F8 ③			3	0	0	0	0	0	1
Connie Ryan, R (7, PH) OBP: 0.563, SLG: 1.000														1	0	1	1	0	0	0
Virgil Stallcup, R (7, 6) OBP: 0.214, SLG: 0.286														2	0	0	0	0	0	1
Roy McMillan, R (1, 6) OBP: 0.250, SLG: 0.125		x 0-0 1B	x 0-0 F7 ③			x 0-0 P4 ①	x 0-0 4-3 ③		x 0-0 FC5-4 ② 1-2f			BBBB 4-0 FC4 BB		3	0	1	0	0	0	0
Bob Scheffing, R (7, PH) OBP: 0.300, SLG: 0.259														2	0	0	0	1	0	3
(7, 2)																				
Ken Raffensberger, R (1, 1)		x 0-0 F9 ②		x 0-0 E5 SH1-3		x 0-0 F7 ②		x 0-0 F9 ①	x 0-0 P4 ③			x 0-0 P2 ①		3	0	0	0	0	0	1
Bud Byerly, R (6, 1)														2	0	0	0	0	0	1
Frank Smith, R (10, 1)														1	0	0	0	0	0	1
Inning Stats	R: 1 E: 0 K: 1 S: 7 H: 2 LOB: 2 BB: 1 P: 11	R: 0 E: 0 K: 0 S: 4 H: 1 LOB: 1 BB: 0 P: 4	R: 4 E: 1 K: 0 S: 6 H: 2 LOB: 0 BB: 1 P: 10	R: 0 E: 1 K: 0 S: 4 H: 0 LOB: 1 BB: 0 P: 4	R: 0 E: 0 K: 0 S: 4 H: 1 LOB: 1 BB: 0 P: 4	R: 0 E: 0 K: 0 S: 3 H: 0 LOB: 1 BB: 1 P: 7	R: 1 E: 0 K: 0 S: 6 H: 3 LOB: 2 BB: 0 P: 6	R: 2 E: 0 K: 0 S: 6 H: 3 LOB: 1 BB: 0 P: 6	R: 0 E: 0 K: 0 S: 4 H: 1 LOB: 1 BB: 0 P: 4	R: 0 E: 0 K: 1 S: 6 H: 1 LOB: 1 BB: 0 P: 6	R: 0 E: 0 K: 0 S: 3 H: 0 LOB: 0 BB: 0 P: 3	R: 0 E: 0 K: 0 S: 2 H: 0 LOB: 0 BB: 1 P: 6	R: 0 E: 0 K: 0 S: 3 H: 0 LOB: 0 BB: 0 P: 3	1B: 10 2B: 2 3B: 1 HR: 1	SF: 0 SAC: 1 DP: 0 HBP: 0					

PITCHER		IP	WLS	BF	H	R	ER	SO	BB	IBB	HBP	BLK	WP	HR	S	P	ERA	WHIP
Vern Law, R	(1, 1)	3.0		17	5	5	4	1	2	0	0	0	0	1	17	25	12.00	2.333
ERA: 6.3																		
Joe Muir, L	(4, 1)	2.0		8	1	0	0	0	0	0	0	0	0	0	8	8	0.00	0.500
ERA: 2.25																		
Junior Walsh, R	(6, 1)	1.0		4	0	0	0	0	1	0	0	0	0	0	3	7	0.00	1.000
ERA: 7.71																		
Bill Werle, L	(7, 1)	2.0		12	6	3	3	0	0	0	0	0	0	0	12	12	13.50	3.000
ERA: 1.93																		
Murry Dickson, R	(9, 1)	5.0	W	17	2	0	0	1	1	0	0	0	0	0	18	22	0.00	0.600
ERA: 5.3																		

PITCHER	IP	WLS	BF	H	R	ER	SO	BB	IBB	HBP	BLK	WP	HR	S	P	ERA	WHIP

TOP

Cincinnati Reds @ Pittsburgh Pirates

Forbes Field, Pittsburgh, PA

Sun Apr 29 1951, 3:33 AM EDT

Unknown

livebaseballscorecards.com

AB	53
R	8
H	14
RBI	8
BB	4
SO	2
LOB	21

WP: 0 PB: 0 SB: 0 CS: 1 PA: 59

Batter	1	2	3	4	5	6	7	8	9	10	11	12	13	AB	R	H	RBI	BB	SO	LOB
Pete Castiglione, R (1, 5) OBP: 0.462, SLG: 0.692	F9		G6-3 1-2f		1-3 2-H 1B 2B		4-3	FC6-4 1-2f		1-3			2B 2B	7	2	2	1	0	0	5
George Metkovich, L (1, 8) OBP: 0.289, SLG: 0.310	6-3			4-3	1-3		G3		F7		P4		2-H 2B	7	0	1	1	0	0	2
Gus Bell, L (1, 9) OBP: 0.378, SLG: 0.500	P6			P4	2-H 3-H 1B		FC6-4 1B		1-3		F9			6	0	2	2	0	0	0
Ralph Kiner, R (1, 3) OBP: 0.444, SLG: 0.568		FC6-4 1B		1B	5-3		FC6-4 1-2f		HR		F7			6	1	3	1	0	0	2
Dino Restelli, R (1, 7) OBP: 0.200, SLG: 0.800 Ted Beard, L (7, 7) OBP: 0.200, SLG: 0.357		FC6-4 1-2f		F7		HR		F7	F9			P4		3 3	1 0	1 0	1 0	0 0	0 0	2 0
George Strickland, R (1, 6) OBP: 0.310, SLG: 0.378		F9			F8	HR		1B 2B		1-0 SH5-3 HBP		F7		5	2	2	1	0	0	1
Monty Basgall, R (1, 4) OBP: 0.294, SLG: 0.267		F9			1B 1B 2B	BBBB G6-4-3 BB		2-H 1B 1B		SH5-3 1-2		6-3		4	1	2	1	1	0	1
Clyde McCullough, R (1, 2) OBP: 0.310, SLG: 0.269 Pete Reiser, L (8, PH) OBP: 0.750, SLG: 0.500 Ed Fitz Gerald, R (9, 2) OBP: 0.286, SLG: 0.333			BBBB G6-3 BB		2-3 1B 2B 1B	1-2f G6-4-3		1-2 FC6-4 1B		BBBB BB			P2	2 1 1	1 0 0	1 1 0	0 0 0	1 0 0	0 0 0	1 0 0
Vern Law, R (7, ?) Jack Phillips, R (3, PH) Joe Muir, L (4, ?) Danny Murtaugh, R (5, PH) Junior Walsh, R (6, ?) Dale Long, L (2, PH) OBP: 0.333, SLG: 0.500 Bill Werle, L (7, ?) Wally Westlake, R (9, PH) Murry Dickson, R (8, ?) OBP: 0.571, SLG: 1.000		F8			1-2 2B 1B 1B	3-H K		1-2 K		0-0 P3			1-4-3	0 1 0 1 0 1 0 1 2	0 0 0 1 0 0 0 0 0	0 0 0 1 0 0 0 0 0	0 0 0 0 0 0 0 0 0	0 0 0 0 0 1 0 0 1	0 0 0 0 0 0 0 0 2	0 1 0 0 0 0 0 0 2
Inning Stats	R: 0 E: 0 K: 0 S: 3 H: 0 LOB: 0 BB: 0 P: 3	R: 0 E: 0 K: 0 S: 4 H: 1 LOB: 1 BB: 0 P: 4	R: 0 E: 0 K: 0 S: 2 H: 0 LOB: 0 BB: 1 P: 6	R: 0 E: 0 K: 0 S: 4 H: 1 LOB: 1 BB: 0 P: 4	R: 4 E: 0 K: 0 S: 8 H: 5 LOB: 1 BB: 0 P: 8	R: 2 E: 0 K: 1 S: 6 H: 2 LOB: 0 BB: 1 P: 10	R: 0 E: 0 K: 0 S: 4 H: 1 LOB: 1 BB: 0 P: 4	R: 1 E: 0 K: 1 S: 8 H: 3 LOB: 2 BB: 0 P: 8	R: 1 E: 0 K: 0 S: 4 H: 1 LOB: 0 BB: 0 P: 4	R: 0 E: 0 K: 0 S: 3 H: 0 LOB: 2 BB: 1 P: 8	R: 0 E: 0 K: 0 S: 3 H: 0 LOB: 0 BB: 0 P: 3	R: 0 E: 0 K: 0 S: 3 H: 0 LOB: 0 BB: 0 P: 3	R: 1 E: 0 K: 0 S: 4 H: 2 LOB: 1 BB: 0 P: 4	1B: 8 2B: 5 3B: 0 HR: 3	SF: 0 SAC: 1 DP: 2 HBP: 1	WP: 0 PB: 0 SB: 0 CS: 0	PA: 56			

PITCHER		IP	WLS	BF	H	R	ER	SO	BB	IBB	HBP	BLK	WP	HR	S	P	ERA	WHIP
Ken Raffensberger, L ERA: 6.0	(1, 1)	5.0		24	9	6	6	0	1	0	0	0	0	2	23	27	10.80	2.000
Bud Byerly, R ERA: 1.93	(6, 1)	4.1		20	5	2	2	2	2	0	1	0	0	1	21	30	4.15	1.615
Frank Smith, R ERA: 1.29	(10, 1)	3.1	L	12	2	1	1	0	0	0	0	0	0	0	12	12	2.70	0.600

PITCHER	IP	WLS	BF	H	R	ER	SO	BB	IBB	HBP	BLK	WP	HR	S	P	ERA	WHIP

BOTTOM

Cincinnati Reds @ Pittsburgh Pirates

Forbes Field, Pittsburgh, PA

Sun Apr 29 1951, 3:33 AM EDT

Unknown

livebaseballscorecards.com

AB	51
R	9
H	16
RBI	9
BB	3
SO	2
LOB	19

Batter	1	2	3	4	5	6	7	8	9	10	AB	R	H	RBI	BB	SO	LOB
Connie Ryan, R (1, 4) OBP: 0.429, SLG: 0.737	E5		F7		5-3			K		F7	5	0	0	0	0	1	0
Grady Hatton, L (1, 5) OBP: 0.366, SLG: 0.513	F8		2B 1B		F9			F9			4	1	1	0	0	0	1
Joe Adcock, R (1, 7) OBP: 0.385, SLG: 0.560	K		F6		K			F8			4	0	0	0	0	2	2
Ted Kluszewski, L (1, 3) OBP: 0.296, SLG: 0.462	G3		1-H 2B			F8			F9		4	0	1	1	0	0	1
Johnny Pramesa, R (1, 2) OBP: 0.222, SLG: 0.481		F3	F8			4-3			F3		4	0	0	0	0	0	1
Johnny Wyrostek, L (1, 9) OBP: 0.431, SLG: 0.409		F7		F8		F6			BB		3	0	0	0	1	0	0
Lloyd Merriman, L (1, 8) OBP: 0.429, SLG: 0.400		1B BB		BB			G4-6-3 BB		K		1	0	0	0	3	1	1
Roy McMillan, R (1, 6) OBP: 0.250, SLG: 0.143		1-2 1B		F3			G4-6-3 1-2f			5-3	4	0	1	0	0	0	2
Howie Fox, R (1, 1)		K		F8			K			1-3	4	0	0	0	0	2	3
Inning Stats	R: 0 E: 1 K: 1 S: 6 H: 0 LOB: 1 BB: 0 P: 6	R: 0 E: 0 K: 1 S: 6 H: 1 LOB: 2 BB: 1 P: 10	R: 1 E: 0 K: 0 S: 5 H: 2 LOB: 1 BB: 0 P: 5	R: 0 E: 0 K: 0 S: 3 H: 0 LOB: 1 BB: 1 P: 7	R: 0 E: 0 K: 1 S: 5 H: 0 LOB: 0 BB: 0 P: 5	R: 0 E: 0 K: 0 S: 3 H: 0 LOB: 0 BB: 0 P: 3	R: 0 E: 0 K: 1 S: 4 H: 0 LOB: 0 BB: 1 P: 8	R: 0 E: 0 K: 1 S: 5 H: 0 LOB: 0 BB: 0 P: 5	R: 0 E: 0 K: 1 S: 5 H: 0 LOB: 1 BB: 1 P: 9	R: 0 E: 0 K: 0 S: 3 H: 0 LOB: 0 BB: 0 P: 3	1B: 2 2B: 1 3B: 0 HR: 0	SF: 0 SAC: 0 DP: 1 HBP: 0					

PITCHER	IP	WLS	BF	H	R	ER	SO	BB	IBB	HBP	BLK	WP	HR	S	P	ERA	WHIP
Mel Queen, R (1, 1) ERA: 1.93	9.0		34	3	1	1	6	4	0	0	0	0	0	42	58	1.00	0.778
Bill Werle, L (10, 1) ERA: 1.8	1.0		3	0	0	0	0	0	0	0	0	0	0	3	3	0.00	0.000

PITCHER	IP	WLS	BF	H	R	ER	SO	BB	IBB	HBP	BLK	WP	HR	S	P	ERA	WHIP

Cincinnati Reds @ Pittsburgh Pirates

Forbes Field, Pittsburgh, PA

Sun Apr 29 1951, 3:38 AM EDT

Att. 23,601 - Unknown

TOP

livebaseballscorecards.com

AB	33
R	1
H	3
RBI	1
BB	4
SO	6
LOB	11

1B: 2 2B: 1 3B: 0 HR: 0 SF: 0 SAC: 0 DP: 1 HBP: 0

WP: 0 PB: 0 SB: 0 CS: 0 PA: 37

Cincinnati Reds @ Pittsburgh Pirates

Forbes Field, Pittsburgh, PA

Sun Apr 29 1951, 3:38 AM EDT

Att. 23,601 - Unknown

livebaseballscorecards.com

Batter	1	2	3	4	5	6	7	8	9	10	AB	R	H	RBI	BB	SO	LOB
Pete Castiglione, R (1, 5) OBP: 0.353, SLG: 0.529	F8			4-3		6-3			6-3		4	0	0	0	0	0	0
George Metkovich, L (1, 8) OBP: 0.286, SLG: 0.304	1-3			1-3			F7		G4-6-3 1B		4	0	1	0	0	0	0
Gus Bell, L (1, 9) OBP: 0.367, SLG: 0.478	4-3			K			1B		G4-6-3 1-2f		4	0	1	0	0	1	1
Ralph Kiner, R (1, 3) OBP: 0.429, SLG: 0.537 Tom Saffell, L (10, PR) OBP: 0.500, SLG: 0.500		F8			F6		F3			FC4-6 1B	4 0	0 0	1 0	0 0	0 0	0 0	1 0
Pete Reiser, L (1, 7) OBP: 0.500, SLG: 0.333		6-3			4-3 1B		4-3			FC4-6 FC6-4 1-2f	4	0	1	0	0	0	2
George Strickland, R (1, 6) OBP: 0.283, SLG: 0.341		K			4-3 1-2			6-3		FC6-4 FC5-4 1-2f	4	0	0	0	0	1	2
Monty Basgall, R (1, 4) OBP: 0.278, SLG: 0.250 Ted Beard, L (8, PH) OBP: 0.250, SLG: 0.357 Danny Murtaugh, R (9, 4) OBP: 0.125, SLG: 0.125			F8		F8			G6-4-3 BB		FC5-4 1-2f	2 0 1	0 0 0	0 0 0	0 1 0	0 0 0	0 0 1	1 0 1
Ed Fitz Gerald, R (1, 2) OBP: 0.200, SLG: 0.222			F8			F7		G6-4-3 1-2f			3	0	0	0	0	0	1
Mel Queen, R (1, 1) Wally Westlake, R (9, PH) OBP: 0.313, SLG: 0.677 Bill Werle, L (10, 1)			4-3			5-3			HR		2 1 0	0 1 0	0 1 0	0 1 0	0 0 0	0 0 0	0 0 0
Inning Stats	R: 0 H: 0 E: 0 LOB: 0 K: 0 BB: 0 S: 3 P: 3	R: 0 H: 0 E: 0 LOB: 0 K: 1 BB: 0 S: 5 P: 5	R: 0 H: 0 E: 0 LOB: 0 K: 0 BB: 0 S: 3 P: 3	R: 0 H: 0 E: 0 LOB: 0 K: 1 BB: 0 S: 5 P: 5	R: 0 H: 1 E: 0 LOB: 1 K: 0 BB: 0 S: 4 P: 4	R: 0 H: 0 E: 0 LOB: 0 K: 0 BB: 0 S: 3 P: 3	R: 0 H: 1 E: 0 LOB: 1 K: 0 BB: 0 S: 4 P: 4	R: 0 H: 0 E: 0 LOB: 0 K: 0 BB: 1 S: 2 P: 6	R: 1 H: 2 E: 0 LOB: 0 K: 0 BB: 0 S: 4 P: 4	R: 0 H: 1 E: 0 LOB: 1 K: 0 BB: 0 S: 4 P: 4	1B: 4 2B: 0 3B: 0 HR: 1	SF: 0 SAC: 0 DP: 2 HBP: 0					

PITCHER	IP	WLS	BF	H	R	ER	SO	BB	IBB	HBP	BLK	WP	HR	S	P	ERA	WHIP
Howie Fox, R (1, 1) ERA: 2.17	10.0		34	5	1	1	2	1	0	0	0	0	1	37	41	0.90	0.600

PITCHER	IP	WLS	BF	H	R	ER	SO	BB	IBB	HBP	BLK	WP	HR	S	P	ERA	WHIP

AB	33
R	1
H	5
RBI	1
BB	1
SO	2
LOB	9

WP: 0 PA: 34
PB: 0
SB: 0
CS: 0

Cincinnati Reds @ Philadelphia Phillies

Shibe Park, Philadelphia, PA

Tue May 01 1951, 3:33 AM EDT

Att. 13,749 - Unknown

TOP

livebaseballscorecards.com

Batter	1	2	3	4	5	6	7	8	9	AB	R	H	RBI	BB	SO	LOB
Connie Ryan, R (1, 4) OBP: 0.440, SLG: 0.682	5-3			BBBB G4-6-3 BB		1B		F7		3	0	1	0	1	0	2
Grady Hatton, L (1, 5) OBP: 0.356, SLG: 0.488	SSS K			F8		F3		1-3 2-H HR 1B		4	1	1	1	0	1	2
Joe Adcock, R (1, 7) OBP: 0.375, SLG: 0.593	F9			G4-6-3 1-2f			F3	HR		4	1	1	3	0	0	1
Ted Kluszewski, L (1, 3) OBP: 0.293, SLG: 0.464		F7			2B		F7	F8		4	0	1	0	0	0	1
Johnny Wyrostek, L (1, 9) OBP: 0.400, SLG: 0.375		F8			F5		F8		L8	4	0	0	0	0	0	1
Johnny Pramesa, R (1, 2) OBP: 0.233, SLG: 0.467		SSS K			5-3			1B 1B 1B	F8	3	0	1	0	0	1	1
Wally Post, R (8, PR)										0	1	0	0	0	0	0
Frank Smith, R (8, 1)										0	0	0	0	0	0	0
Bob Usher, R (9, PH) OBP: 0.265, SLG: 0.424										1	0	0	0	0	0	0
Lloyd Merriman, L (1, 8) OBP: 0.400, SLG: 0.368			F8		F5			F5	1B	4	0	1	0	0	0	2
Roy McMillan, R (1, 6) OBP: 0.250, SLG: 0.156			L9			SSS K		1-2 1B 1B 1B	F8	4	1	1	0	0	1	1
Willie Ramsdell, R (1, 1)			4-3			F2		1-2 2-H 1B HR 1B		1	0	0	0	0	0	0
Kent Peterson, R (5, 1)										0	0	0	0	0	0	0
Bobby Adams, R (6, PH) OBP: 0.302, SLG: 0.468										1	0	0	0	0	0	0
Ed Blake, R (6, 1)										0	0	0	0	0	0	0
Harry Perkowski, L (7, 1)										0	0	0	0	0	0	0
Bob Scheffing, R (8, PH) OBP: 0.323, SLG: 0.286										1	1	1	1	0	0	0
(8, 2)																

	AB	34
	R	5
	H	8
	RBI	5
	BB	1
	SO	3
	LOB	11

Inning Stats	1	2	3	4	5	6	7	8	9
	R: 0 E: 0 K: 1 S: 5	H: 0 LOB: 0 BB: 0 P: 5	R: 0 E: 0 K: 1 S: 5	H: 0 LOB: 0 BB: 0 P: 5	R: 0 E: 0 K: 0 S: 3	H: 0 LOB: 0 BB: 0 P: 3	R: 0 E: 0 K: 0 S: 2	H: 0 LOB: 0 BB: 1 P: 6	R: 0 E: 0 K: 0 S: 4	H: 1 LOB: 1 BB: 0 P: 4
	R: 0 E: 0 K: 1 S: 6	H: 1 LOB: 1 BB: 0 P: 6	R: 0 E: 0 K: 0 S: 3	H: 0 LOB: 0 BB: 0 P: 3	R: 5 E: 0 K: 0 S: 8	H: 5 LOB: 1 BB: 0 P: 8	R: 0 E: 0 K: 0 S: 4	H: 1 LOB: 1 BB: 0 P: 4		

	1B: 6	SF: 0	WP: 0	PA: 35
	2B: 1	SAC: 0	PB: 0	
	3B: 0	DP: 1	SB: 0	
	HR: 1	HBP: 0	CS: 0	

PITCHER	IP	WLS	BF	H	R	ER	SO	BB	IBB	HBP	BLK	WP	HR	S	P	ERA	WHIP
Robin Roberts, R (1, 1) ERA: 2.9	9.0	W	35	8	5	5	3	1	0	0	0	0	1	40	44	5.00	1.000

PITCHER	IP	WLS	BF	H	R	ER	SO	BB	IBB	HBP	BLK	WP	HR	S	P	ERA	WHIP

Batter	1	2	3	4	5	6	7	8	9	AB	R	H	RBI	BB	SO	LOB
Eddie Waitkus, L (1, 3) OBP: 0.281, SLG: 0.271	E2 FC3-6	F4		F6	L8		FC1-2 WP 1-2 2-3 3-Hf			5	0	0	0	0	0	6
Richie Ashburn, L (1, 8) OBP: 0.355, SLG: 0.397	F9		HR 1B	F8		G1-6-3 1B	K 1-2 2-3 3-H			5	1	2	0	0	1	3
Dick Sisler, L (1, 7) OBP: 0.385, SLG: 0.563 Ed Sanicki, R (9, 7) OBP: 0.750, SLG: 1.000	FC3-6 WP BB 1-2f		1-H HR	F9		G1-6-3 1-2f	K			5 0	1 0	1 0	2 0	0 0	1 0	4 0
Del Ennis, R (1, 9) OBP: 0.483, SLG: 0.708	WP BB 1-2		F9 1B 1B		HR 1B	1B 2B		SH4-3 BB		3	2	3	0	2	0	0
Willie Jones, R (1, 5) OBP: 0.368, SLG: 0.510	BB 1-2 2-3		BB 1-2 1B		K	2-H 1B		SH4-3 1-2		3	0	2	1	1	1	1
Granny Hamner, R (1, 6) OBP: 0.304, SLG: 0.481	L7		F9 2-3		1-H HR	F9		F9		5	1	1	2	0	0	7
Andy Seminick, R (1, 2) OBP: 0.441, SLG: 0.393		F2	BB 1-2		HBP 1B		SH 1B FC1-2 1B	IBB		3	0	2	0	2	0	0
Eddie Pellagrini, R (1, 4) OBP: 0.346, SLG: 0.375		FC1-6 BB	K		F5		FC1-2 SH 1-2 WP 1B	F3		4	1	1	0	1	1	6
Robin Roberts, S (1, 1)		FC1-6 1-2f	F3		1-2 HBP		SH WP FC1-2 1-2 2-3			2	0	0	0	0	0	4
Inning Stats	R: 0 E: 1 K: 0 S: 4 H: 0 LOB: 3 BB: 2 P: 12	R: 0 E: 0 K: 0 S: 3 H: 0 LOB: 1 BB: 1 P: 7	R: 2 E: 0 K: 1 S: 9 H: 4 LOB: 3 BB: 1 P: 13	R: 0 E: 0 K: 0 S: 3 H: 0 LOB: 0 BB: 0 P: 3	R: 2 E: 0 K: 1 S: 8 H: 3 LOB: 2 BB: 0 P: 9	R: 1 E: 0 K: 0 S: 5 H: 3 LOB: 1 BB: 0 P: 5	R: 1 E: 0 K: 2 S: 10 H: 2 LOB: 2 BB: 0 P: 10	R: 0 E: 0 K: 0 S: 3 H: 0 LOB: 2 BB: 2 P: 11		1B: 9 2B: 1 3B: 0 HR: 2	SF: 0 SAC: 2 DP: 1 HBP: 1					

BOTTOM

Cincinnati Reds @ Philadelphia Phillies

Shibe Park, Philadelphia, PA

Tue May 01 1951, 3:33 AM EDT

Att. 13,749 - Unknown

livebaseballscorecards.com

AB	35
R	6
H	12
RBI	5
BB	6
SO	4
LOB	31

PITCHER		IP	WLS	BF	H	R	ER	SO	BB	IBB	HBP	BLK	WP	HR	S	P	ERA	WHIP
Willie Ramsdell, R ERA: 4.96	(1, 1)	4.1	L	25	7	4	4	2	4	0	0	0	1	2	25	41	8.31	2.538
Kent Peterson, L ERA:	(5, 1)	0.2		3	0	0	0	0	0	0	1	0	0	0	2	3	0.00	0.000
Ed Blake, R ERA: 18.0	(6, 1)	1.0		8	5	2	2	0	0	0	0	0	0	0	8	8	18.00	5.000
Harry Perkowski, L ERA:	(7, 1)	1.0		3	0	0	0	2	0	0	0	0	1	0	7	7	0.00	0.000
Frank Smith, R ERA: 1.13	(8, 1)	1.0		5	0	0	0	0	1	1	0	0	0	0	3	11	0.00	1.000

PITCHER	IP	WLS	BF	H	R	ER	SO	BB	IBB	HBP	BLK	WP	HR	S	P	ERA	WHIP

Batter	1	2	3	4	5	6	7	8	9	AB	R	H	RBI	BB	SO	LOB
Connie Ryan, R (1, 4) OBP: 0.433, SLG: 0.667	5-3	FC5-4 1-2f			FC5-6 1B		F9		1-H 1B 2B	5	1	2	1	0	0	3
Grady Hatton, L (1, 5) OBP: 0.360, SLG: 0.500	K		K		FC5-6 G1-6-3 1-2f		1-3 3-H 2B		2-H 1B	5	0	2	2	0	2	1
Joe Adcock, R (1, 7) OBP: 0.361, SLG: 0.576	2B 2B	F3	F3		G1-6-3 1-2f		F5		4-3	5	1	1	0	0	0	4
Ted Kluszewski, L (1, 3) OBP: 0.290, SLG: 0.467	2-H 2B		F5			4-3		K		4	0	1	1	0	1	0
Bob Scheffing, R (1, 2) OBP: 0.343, SLG: 0.290		HR BB		SH5-3 1B 1B		F8		F7		3	1	1	0	1	0	0
Johnny Wyrostek, L (1, 9) OBP: 0.407, SLG: 0.442		1-H HR		SH5-3 1-2 1B		F7		F8		4	1	2	2	0	0	0
Bob Usher, R (1, 8) OBP: 0.243, SLG: 0.389		5-3		SH5-3 1-2 2-3			F8		L8	3	0	0	0	0	0	0
Roy McMillan, R (1, 6) OBP: 0.250, SLG: 0.194		F7		F8			1B 2B 2B		4-3	4	1	1	0	0	0	2
Ewell Blackwell, R (1, 1) OBP: 0.455, SLG: 0.333 Frank Smith, R (9, 1)		FC5-4 1B		F8			2B 2-3 1B		BB 2B	3 0	1 0	2 0	0 0	1 0	0 0	2 0
Inning Stats	R: 1 E: 0 K: 1 S: 6 H: 2 LOB: 1 BB: 0 P: 6	R: 2 E: 0 K: 0 S: 5 H: 2 LOB: 1 BB: 1 P: 9	R: 0 E: 0 K: 1 S: 5 H: 0 LOB: 0 BB: 0 P: 5	R: 0 E: 0 K: 0 S: 5 H: 2 LOB: 2 BB: 0 P: 5	R: 0 E: 0 K: 0 S: 3 H: 1 LOB: 0 BB: 0 P: 3	R: 0 E: 0 K: 0 S: 3 H: 0 LOB: 0 BB: 0 P: 3	R: 1 E: 0 K: 0 S: 6 H: 3 LOB: 2 BB: 0 P: 6	R: 0 E: 0 K: 1 S: 5 H: 0 LOB: 0 BB: 0 P: 5	R: 2 E: 0 K: 0 S: 5 H: 2 LOB: 1 BB: 1 P: 9	1B: 6 2B: 5 3B: 0 HR: 1 SF: 0 SAC: 1 DP: 1 HBP: 0						

PITCHER	IP	WLS	BF	H	R	ER	SO	BB	IBB	HBP	BLK	WP	HR	S	P	ERA	WHIP
Ken Heintzelman, L (1, 1) ERA: 2.66	6.2	L	29	10	4	4	2	1	0	0	0	0	1	32	36	5.40	1.650
Jim Konstanty, R (7, 1) ERA: 3.86	1.1		4	0	0	0	1	0	0	0	0	0	0	6	6	0.00	0.000
Bob Miller, R (9, 1) ERA: 8.18	1.0		6	2	2	2	0	1	0	0	0	0	0	5	9	18.00	3.000

PITCHER	IP	WLS	BF	H	R	ER	SO	BB	IBB	HBP	BLK	WP	HR	S	P	ERA	WHIP

TOP

Cincinnati Reds @ Philadelphia Phillies

Shibe Park, Philadelphia, PA

Wed May 02 1951, 3:33 AM EDT

Att. 3,417 - Unknown

livebaseballscorecards.com

AB	36
R	6
H	12
RBI	6
BB	2
SO	3
LOB	12

WP: 0 PA: 39
PB: 0
SB: 0
CS: 0

Batter	1	2	3	4	5	6	7	8	9	AB	R	H	RBI	BB	SO	LOB
Eddie Waitkus, L (1, 3) OBP: 0.275, SLG: 0.266	F8		F7	F6		1B		FC4-6		5	0	1	1	0	0	2
Richie Ashburn, L (1, 8) OBP: 0.373, SLG: 0.403	FC 1B		1B BB		2B 1B	F8		G3		4	2	2	0	1	0	2
Dick Sisler, L (1, 7) OBP: 0.404, SLG: 0.558 Ken Johnson, L (9, PR)	FC		1B		F4		1B		G6-4-3 BB	4 0	0 1	2 0	0 0	1 0	0 0	2 0
Del Ennis, R (1, 9) OBP: 0.508, SLG: 0.736	F9				1B 2B		1B		G6-4-3 1B	5	0	4	2	0	0	2
Willie Jones, R (1, 5) OBP: 0.355, SLG: 0.473	F6		F2		K		BB		G6-4-3	4	0	0	0	1	1	6
Granny Hamner, R (1, 6) OBP: 0.279, SLG: 0.441		6-3	1-3		K		F5		F9	5	0	0	0	0	1	6
Andy Seminick, R (1, 2) OBP: 0.447, SLG: 0.419		4-3 1B BB		F5		1B 2B	F5			3	1	1	0	1	0	2
Eddie Pellagrini, R (1, 4) OBP: 0.367, SLG: 0.393		4-3 1B		SH1-4 1B		F5		F7		4	0	2	0	0	0	1
Ken Heintzelman, R (1, 1) Jim Konstanty, R (7, 1) Bill Nicholson, L (8, PH) OBP: 0.375, SLG: 0.333 Putsy Caballero, R (8, PR) Bob Miller, R (9, 1) OBP: 0.500, SLG: 0.500		4-3		SH1-4		F3			FC4-6 HBP	2 0 0 0 0	0 0 0 0 0	0 0 0 0 0	0 0 0 0 0	0 0 0 0 0	0 0 0 0 0	3 0 0 0 0
Inning Stats	R: 0 E: 0 K: 0 S: 5 H: 1 LOB: 2 BB: 0 P: 5	R: 0 E: 0 K: 0 S: 3 H: 1 LOB: 2 BB: 1 P: 7	R: 1 E: 0 K: 0 S: 5 H: 2 LOB: 2 BB: 1 P: 9	R: 0 E: 0 K: 0 S: 4 H: 1 LOB: 1 BB: 0 P: 4	R: 1 E: 0 K: 2 S: 9 H: 2 LOB: 1 BB: 0 P: 9	R: 1 E: 0 K: 0 S: 5 H: 2 LOB: 2 BB: 0 P: 5	R: 0 E: 0 K: 0 S: 4 H: 2 LOB: 2 BB: 1 P: 8	R: 0 E: 0 K: 0 S: 3 H: 0 LOB: 1 BB: 0 P: 4	R: 1 E: 0 K: 0 S: 3 H: 1 LOB: 1 BB: 1 P: 7	1B: 10 2B: 2 3B: 0 HR: 0 SF: 0 SAC: 1 DP: 1 HBP: 1						

PITCHER	IP	WLS	BF	H	R	ER	SO	BB	IBB	HBP	BLK	WP	HR	S	P	ERA	WHIP
Ewell Blackwell, R (1, 1) ERA: 5.27	8.0	W	39	11	4	4	2	4	0	1	0	0	0	38	55	4.50	1.875
Frank Smith, R (9, 1) ERA: 1.0	1.0	S	3	1	0	0	0	0	0	0	0	0	0	3	3	0.00	1.000

PITCHER	IP	WLS	BF	H	R	ER	SO	BB	IBB	HBP	BLK	WP	HR	S	P	ERA	WHIP

BOTTOM

Cincinnati Reds @ Philadelphia Phillies

Shibe Park, Philadelphia, PA

Wed May 02 1951, 3:33 AM EDT

Att. 3,417 - Unknown

livebaseballscorecards.com

AB	36
R	4
H	12
RBI	3
BB	4
SO	2
LOB	26

Batter	1	2	3	4	5	6	7	8	9	AB	R	H	RBI	BB	SO	LOB
Connie Ryan, R (1, 4) OBP: 0.382, SLG: 0.581	X 0-0 ① F6		C B B F X 2-2 ① 5-3		F B B S F X 2-2 E5 FC6-4		S B C C 1-3 ② K			4	0	0	0	0	1	1
Grady Hatton, L (1, 5) OBP: 0.370, SLG: 0.500	B S B B S X 3-2 BB 1B		B X 1-0 ② F7		B C B F B X 3-2 ② F8		C B B X 2-1 1-2 1B			4	0	2	0	0	0	1
Joe Adcock, R (1, 7) OBP: 0.338, SLG: 0.540	B X 1-0 ② F5		X 0-0 ③ L1-3		B X 1-0 ③ FC6-4 1-2f		B X 1-0 ③ L8			4	0	0	0	0	0	4
Ted Kluszewski, L (1, 3) OBP: 0.288, SLG: 0.444	B B B C B 4-1 1-2 BB			X 0-0 ① F3		B B C X 2-1 ① F5		B C X 1-1 ① 4-3		3	0	0	0	1	0	0
Bob Usher, R (1, 8) OBP: 0.244, SLG: 0.375	B S T B F B X 3-2 ③ 5-3			X 0-0 FC5-4 1B		S L B C 1-3 ② K		X 0-0 ② F6		4	0	1	0	0	1	2
Johnny Wyrostek, L (1, 9) OBP: 0.413, SLG: 0.455		C X 0-1 2B		C B X 1-1 ② FC5-4 FC5 1B 1-2f		B C B B B 4-1 BB		B C B X 2-1 ③ F4		3	0	1	0	1	0	1
Dixie Howell, R (1, 2) OBP: 0.400, SLG: 0.400		B B C F X 2-2 ① F3		S T B B B X 2-2 1-2 1B		F B X 1-1 ③ F4			B B X 2-0 ① F8	4	0	1	0	0	0	2
Roy McMillan, R (1, 6) OBP: 0.250, SLG: 0.200		C C X 0-2 ② 5-3		F B F X 1-2 ③ FC5 2-3f			B X 1-0 1B 1B		B X 1-0 ② F2	4	0	1	0	0	0	3
Herm Wehmeier, R (1, 1) Bobby Adams, R (5, PH) OBP: 0.296, SLG: 0.458 Jim Blackburn, R (5, 1) Sammy Meeks, R (7, PH) Ed Blake, R (7, 1) Wally Post, R (9, PH)		S X 0-1 ③ 3-1			C F B S 1-3 ① K		C B F B S 2-3 ① K		S B X 1-1 ③ 6-3	1 1 0 1 0 1	0 0 0 0 0 0	0 0 0 0 0 0	0 0 0 0 0 0	0 1 0 1 0 0	0 0 0 1 0 0	1 0 0 1 0 0
Inning Stats	R: 0 H: 1 E: 0 LOB: 2 K: 0 BB: 1 S: 10 P: 21	R: 0 H: 1 E: 0 LOB: 1 K: 0 BB: 0 S: 10 P: 12	R: 0 H: 0 E: 0 LOB: 0 K: 0 BB: 0 S: 5 P: 8	R: 0 H: 2 E: 0 LOB: 2 K: 0 BB: 0 S: 10 P: 14	R: 0 H: 0 E: 1 LOB: 1 K: 1 BB: 0 S: 11 P: 18	R: 0 H: 0 E: 0 LOB: 1 K: 1 BB: 1 S: 8 P: 16	R: 0 H: 2 E: 0 LOB: 2 K: 2 BB: 0 S: 10 P: 17	R: 0 H: 0 E: 0 LOB: 0 K: 0 BB: 0 S: 5 P: 8	R: 0 H: 0 E: 0 LOB: 0 K: 0 BB: 0 S: 4 P: 8	1B: 5 2B: 1 3B: 0 HR: 0	SF: 0 SAC: 0 DP: 0 HBP: 0					

PITCHER		IP	WLS	BF	H	R	ER	SO	BB	IBB	HBP	BLK	WP	HR	S	P	ERA	WHIP
Preacher Roe, L ERA: 2.38	(1, 1)	9.0	W	36	6	0	0	4	2	0	0	0	0	0	73	122	0.00	0.889

PITCHER	IP	WLS	BF	H	R	ER	SO	BB	IBB	HBP	BLK	WP	HR	S	P	ERA	WHIP

Cincinnati Reds @ Brooklyn Dodgers

Ebbets Field, Brooklyn, NY

Thu May 03 1951, 3:33 AM EDT

Att. 11,402 - Unknown

TOP

livebaseballscorecards.com

AB	34
R	0
H	6
RBI	0
BB	2
SO	4
LOB	16

WP: 0	PA: 36		
PB: 0			
SB: 0			
CS: 0			

Batter	1	2	3	4	5	6	7	8	9	AB	R	H	RBI	BB	SO	LOB
Cal Abrams, L (1, 7) OBP: 0.615, SLG: 0.444	F B B B C X 3-2 ① F7		X 0-0 BB 1B	C F X 0-2 1-2 2-H 1B		B C B B B 4-1 G4-6-3 BB		B X 1-0 E1 1B		4	0	2	1	1	0	0
Pee Wee Reese, R (1, 6) OBP: 0.516, SLG: 0.458	C B C B F B B 4-2 WP BB 1B BB		B C B L B B 4-2 G6-4-3 1-2 BB	B C F C 1-3 ③ K		F F B X 1-2 ②③ G4-6-3 1-2f		X 0-0 1-2 1B		3	1	1	0	2	1	3
Duke Snider, L (1, 8) OBP: 0.338, SLG: 0.515	B B B C B 4-1 1-3 1B BB		S F B X 1-2 ① F5		B C S B B X 3-2 ① 4-3		B C B B C B 4-2 BLK SH3-4 BB	B S B F F S 2-3 ② K		3	1	0	0	2	1	4
Jackie Robinson, R (1, 4) OBP: 0.456, SLG: 0.677 Rocky Bridges, R (6, 4) OBP: 0.333, SLG: 0.261	C F X 0-2 1B 2-H 3-H 1B		X 0-0 ②③ G6-4-3 1-2f		X 0-0 BB 1B 1B		L X 0-1 ① SH3-4 1-2	B S X 1-1 ③ F2		3 1	2 0	2 0	2 0	0 0	0 0	2 2
Gil Hodges, R (1, 3) OBP: 0.353, SLG: 0.667	F C B S 1-3 ② K			C C B B X 2-2 1B 3B	B C B F F S 2-3 ② K		C B F F F X 1-2 ② F6 2-3			4	1	1	0	0	2	3
Roy Campanella, R (1, 2) OBP: 0.308, SLG: 0.277	X 0-0 ③ 2-H 1B			C C B C 1-3 ① K	B B B B 4-0 1B 1-2 BB		C X 0-1 ③ 6-3			3	0	1	1	1	1	2
Carl Furillo, R (1, 9) OBP: 0.211, SLG: 0.408		B S B C C 2-3 ① K		X 0-0 ② L6	B X 1-0 1-2 2-H 1B			B C X 1-1 HR		4	1	2	2	0	1	1
Billy Cox, R (1, 5) OBP: 0.412, SLG: 0.667		B F B X 2-1 ② F8		B B I I 4-0 1B 1B IBB	B F F F X 1-2 ③ F5			B B X 2-0 HR		3	2	1	1	1	0	2
Preacher Roe, R (1, 1) OBP: 0.154, SLG: 0.154		C F B S 1-3 ③ K		B B C X 2-1 1B 1-2 3-H 1B		S B C F F B B X 3-2 ① 5-3		B B X 2-0 ① 6-3		4	0	1	1	0	1	0
Inning Stats	R: 3 H: 2 E: 0 LOB: 1 K: 1 BB: 2 S: 14 P: 26	R: 0 H: 0 E: 0 LOB: 0 K: 2 BB: 0 S: 8 P: 13	R: 0 H: 1 E: 0 LOB: 1 K: 0 BB: 1 S: 7 P: 12	R: 2 H: 3 E: 0 LOB: 2 K: 2 BB: 1 S: 15 P: 25	R: 1 H: 2 E: 0 LOB: 2 K: 1 BB: 1 S: 13 P: 24	R: 0 H: 0 E: 0 LOB: 0 K: 0 BB: 1 S: 9 P: 17	R: 0 H: 0 E: 0 LOB: 1 K: 0 BB: 1 S: 11 P: 16	R: 2 H: 3 E: 1 LOB: 2 K: 1 BB: 0 S: 12 P: 21		1B: 8 SF: 0 2B: 0 SAC: 1 3B: 1 DP: 2 HR: 2 HBP: 0						

PITCHER		IP	WLS	BF	H	R	ER	SO	BB	IBB	HBP	BLK	WP	HR	S	P	ERA	WHIP
Herm Wehmeier, R ERA: 4.8	(1, 1)	4.0	L	20	6	5	5	5	3	1	0	0	1	0	44	76	11.25	2.250
Jim Blackburn, R ERA: 4.5	(5, 1)	2.0		9	2	1	1	1	2	0	0	0	0	0	22	41	4.50	2.000
Ed Blake, R ERA: 12.0	(7, 1)	2.0		11	3	2	2	1	1	0	0	1	0	2	23	37	9.00	2.000

PITCHER	IP	WLS	BF	H	R	ER	SO	BB	IBB	HBP	BLK	WP	HR	S	P	ERA	WHIP

BOTTOM

Cincinnati Reds @ Brooklyn Dodgers

Ebbets Field, Brooklyn, NY

Thu May 03 1951, 3:33 AM EDT

Att. 11,402 - Unknown

livebaseballscorecards.com

AB	32
R	8
H	11
RBI	8
BB	7
SO	7
LOB	19

Cincinnati Reds @ Brooklyn Dodgers

Ebbets Field, Brooklyn, NY

Fri May 04 1951, 3:33 AM EDT

Att. 4,068 - Unknown

TOP

livebaseballscorecards.com

Batter	1	2	3	4	5	6	7	8	9	AB	R	H	RBI	BB	SO	LOB
Connie Ryan, R (1, 4) OBP: 0.359, SLG: 0.528	1-1 6-3		1-0 1B 3-H 1B		1-3 K	1-2 G5-4-3 1-2f		1-1 5-3		5	0	1	1	0	1	2
Grady Hatton, L (1, 5) OBP: 0.407, SLG: 0.500	3-3 K		2-1 1-3 1B		4-2 1B FC1 BB	4-1 BB		4-2 BB 2-3 BB		2	1	1	0	3	1	0
Joe Adcock, R (1, 7) OBP: 0.343, SLG: 0.522	0-0 6-3		0-1 4-3		2-0 1B FC1 1B 1-3 1B	1-2 F8		4-0 1-2 BB		4	1	1	0	1	0	3
Ted Kluszewski, L (1, 3) OBP: 0.296, SLG: 0.441		2-1 F7		2-1 1B G4-6-3 1B	0-2 FC1 1B 1B 1-2 3-1 3-H		0-0 1B	0-2 4-3		5	2	2	1	0	0	4
Johnny Pramesa, R (1, 2) OBP: 0.257, SLG: 0.457		0-0 F9		0-0 G4-6-3 1-3 1B	0-2 3-1 1B 1-2 2-3 1B		0-1 F7		2-2 F8	5	0	2	0	0	0	1
Johnny Wyrostek, L (1, 9) OBP: 0.397, SLG: 0.433		1-0 F4		1-2 G4-6-3 1-2f 3-H	2-1 3-1 1B 1-2 2-3 3-H		1-2 F7		1-2 F8	5	0	1	1	0	0	2
Bob Usher, R (1, 8) OBP: 0.279, SLG: 0.429 Lloyd Merriman, L (5, PH) OBP: 0.357, SLG: 0.318 (5, 8)			1-2 B3-4-6 1B 1B	1-1 E 2B	1-2 3-1 1-2 2-3 3-H		1-0 5-3		1-0 L3	2 3	1 0	2 0	0 1	0 0	0 0	0 3
Roy McMillan, R (1, 6) OBP: 0.271, SLG: 0.227			0-1 B3-4-6 1-2 1B	0-0 E6 FC6-4 2-3	1-2 F2			0-0 PB SH3-4 1B		4	0	2	0	0	0	3
Howie Fox, R (1, 1) Frank Smith, R (5, 1)			1-0 B3-4-6 1-2f 2-3	2-1 FC6-4 1-2f		0-2 E6 G5-4-3		1-1 SH3-4 1-2		2 1	0 0	0 0	0 0	0 0	0 0	4 0
Inning Stats	R: 0 H: 0 E: 0 LOB: 0 K: 1 BB: 0 S: 7 P: 11	R: 0 H: 0 E: 0 LOB: 0 K: 0 BB: 0 S: 4 P: 7	R: 1 H: 4 E: 0 LOB: 2 K: 0 BB: 0 S: 11 P: 16	R: 1 H: 3 E: 1 LOB: 2 K: 0 BB: 0 S: 11 P: 17	R: 3 H: 3 E: 0 LOB: 2 K: 1 BB: 1 S: 23 P: 34	R: 0 H: 0 E: 1 LOB: 1 K: 0 BB: 1 S: 12 P: 18	R: 0 H: 1 E: 0 LOB: 1 K: 0 BB: 0 S: 7 P: 9	R: 0 H: 1 E: 0 LOB: 3 K: 0 BB: 2 S: 11 P: 21	R: 0 H: 0 E: 0 LOB: 0 K: 0 BB: 0 S: 9 P: 13	1B: 11 SF: 0 2B: 1 SAC: 1 3B: 0 DP: 3 HR: 0 HBP: 0						

AB	38
R	5
H	12
RBI	4
BB	4
SO	2
LOB	22

WP: 0 PA: 43
PB: 1
SB: 0
CS: 0

PITCHER		IP	WLS	BF	H	R	ER	SO	BB	IBB	HBP	BLK	WP	HR	S	P	ERA	WHIP
Joe Hatten, L ERA: 3.6	(1, 1)	4.0		18	7	2	2	1	0	0	0	0	0	0	33	51	4.50	1.750
Phil Haugstad, R ERA: 4.05	(5, 1)	2.0	L	12	3	3	3	1	2	0	0	0	0	0	35	52	13.50	2.500
Carl Erskine, R ERA: 4.26	(7, 1)	2.0		10	2	0	0	0	2	0	0	0	0	0	18	30	0.00	2.000
Ralph Branca, R ERA:	(9, 1)	1.0		3	0	0	0	0	0	0	0	0	0	0	9	13	0.00	0.000

PITCHER	IP	WLS	BF	H	R	ER	SO	BB	IBB	HBP	BLK	WP	HR	S	P	ERA	WHIP

Batter	1	2	3	4	5	6	7	8	9	AB	R	H	RBI	BB	SO	LOB
Cal Abrams, L (1, 7) OBP: 0.556, SLG: 0.500	1-2 6-3		1-0 4-3 8-2 2B	2-1 FC1-4-6 1-2f		2-1 4-3		2-1 1B		5	0	2	0	0	0	3
Pee Wee Reese, R (1, 6) OBP: 0.500, SLG: 0.440	1-2 6-3		1-0 4-3 2-3		0-1 1B 2B		4-1 SH1-4 1B BB	1-3 K		2	0	0	0	0	0	1
Rocky Bridges, R (5, 6) OBP: 0.367, SLG: 0.320										2	1	1	0	1	1	1
Duke Snider, L (1, 8) OBP: 0.354, SLG: 0.563	1-2 HR		1-2 8-2 3-Hf		0-2 1B 2-H 1B		1-2 SH1-4 1-2 1B		0-0 3-1	5	1	3	2	0	0	1
Jackie Robinson, R (1, 4) OBP: 0.472, SLG: 0.677	2-0 BB 1B			2-2 L7	0-0 G5-4-3 1-2 1B		0-1 SH1-4 1-2 2-3		4-1 S BB	3	0	2	0	1	0	0
Gil Hodges, R (1, 3) OBP: 0.370, SLG: 0.651	4-1 FC5-4 1-2 BB			2-0 1B 1B	1-3 K		4-0 IBB		3-3 K 1-2	3	1	1	0	2	2	3
Roy Campanella, R (1, 2) OBP: 0.298, SLG: 0.269	0-0 FC5-4 1-2f			1-1 4-3 1B 1-3 1B	1-0 G5-4-3 1-2f		1-0 F5		1-3 K	5	1	1	0	0	1	8
Carl Furillo, R (1, 9) OBP: 0.240, SLG: 0.427		0-0 G5-4-3 1B		2-2 1B 4-3 1-2 3-H 1B		0-0 SH1-4 1B	1-1 F8			4	0	3	1	0	0	3
Billy Cox, R (1, 5) OBP: 0.378, SLG: 0.606		0-2 G5-4-3 1-2f		1-2 4-3 1-2 2-3		0-0 SH1-4 1-2		3-2 5-3		3	0	0	0	0	0	3
Joe Hatten, R (1, 1) OBP: 0.125, SLG: 0.125 Hank Edwards, L (4, PH) OBP: 0.500, SLG: 0.200 Dan Bankhead, R (4, PR) Phil Haugstad, R (5, 1) Gene Hermanski, L (6, PH) OBP: 0.273, SLG: 0.395 Carl Erskine, R (7, 1) OBP: 0.143, SLG: 0.143 Don Thompson, L (8, PH) OBP: 0.273, SLG: 0.111 Ralph Branca, R (9, 1)	1-2 6-3		1-0 FC1-4-6 2-3 3-H 1B			2-0 F8		0-2 4-3		1 1 0 0 1 0 1 0	0 0 0 0 0 0 0 0	0 1 0 0 0 0 0 0	0 1 0 0 0 0 0 0	0 0 0 0 0 0 0 0	0 0 0 0 1 0 0 0	0 0 0 0 0 0 0 0
Inning Stats	R: 1 H: 2 E: 0 LOB: 2 K: 0 BB: 1 S: 12 P: 21	R: 0 H: 1 E: 0 LOB: 0 K: 0 BB: 0 S: 7 P: 8	R: 0 H: 1 E: 0 LOB: 0 K: 0 BB: 0 S: 5 P: 8	R: 2 H: 4 E: 0 LOB: 2 K: 0 BB: 0 S: 17 P: 28	R: 1 H: 3 E: 0 LOB: 1 K: 1 BB: 0 S: 11 P: 13	R: 0 H: 1 E: 0 LOB: 1 K: 0 BB: 0 S: 5 P: 9	R: 0 H: 1 E: 0 LOB: 3 K: 0 BB: 2 S: 9 P: 20	R: 0 H: 1 E: 0 LOB: 1 K: 1 BB: 0 S: 15 P: 21	R: 0 H: 0 E: 0 LOB: 1 K: 2 BB: 1 S: 8 P: 16	1B: 11 SF: 0 2B: 3 SAC: 2 3B: 0 DP: 3 HR: 1 HBP: 0						

PITCHER		IP	WLS	BF	H	R	ER	SO	BB	IBB	HBP	BLK	WP	HR	S	P	ERA	WHIP
Howie Fox, R ERA: 3.0	(1, 1)	4.0		21	10	4	4	0	1	0	0	0	0	1	46	70	9.00	2.750
Frank Smith, R ERA: 0.64	(5, 1)	5.0	W	21	4	0	0	4	2	1	0	0	0	0	43	74	0.00	1.200

PITCHER	IP	WLS	BF	H	R	ER	SO	BB	IBB	HBP	BLK	WP	HR	S	P	ERA	WHIP

BOTTOM

Cincinnati Reds @ Brooklyn Dodgers

Ebbets Field, Brooklyn, NY

Fri May 04 1951, 3:33 AM EDT

Att. 4,068 - Unknown

livebaseballscorecards.com

AB	36
R	4
H	14
RBI	4
BB	4
SO	4
LOB	24

WP: 0 PA: 42
PB: 0
SB: 1
CS: 0

Cincinnati Reds @ Brooklyn Dodgers

Ebbets Field, Brooklyn, NY

Sat May 05 1951, 3:33 AM EDT

Att. 8,333 - Unknown

TOP

livebaseballscorecards.com

Batter	1	2	3	4	5	6	7	8	9	AB	R	H	RBI	BB	SO	LOB
Connie Ryan, R (1, 4) OBP: 0.364, SLG: 0.537	C C F F B B S 2-3 ① K		X 0-0 ③ FC6-4 1-2f			B F X 1-1 ② 6-3		B B F S X 2-2 1-3 1B 2B	X 1-0 1-2 1B 3-H 1B	5	1	2	1	0	1	1
Grady Hatton, L (1, 5) OBP: 0.422, SLG: 0.508	B B B C F S 3-3 ② K		B C C B X 2-2 ① F9			C X 0-1 HR 1B		B C B X 2-1 2-H G4-3 1B 3-H	C B C X 1-2 1-2 1B 2-H	5	1	3	3	0	1	0
Joe Adcock, R (1, 7) OBP: 0.347, SLG: 0.556	F B X 1-1 ③ 6-3		X 0-0 ② 1B			X 0-0 1-H HR		B S X 1-1 ① ② 1-2f G4-3	B F B B C S 3-3 ③ K	5	1	2	2	0	1	3
Ted Kluszewski, L (1, 3) OBP: 0.280, SLG: 0.417		X 0-0 ① 6-3		C B X 1-1 ③ F6		B X 1-0 ③ 4-3		B X 1-0 ③ F5		4	0	0	0	0	0	0
Bob Scheffing, R (1, 2) OBP: 0.333, SLG: 0.371		C F X 0-2 ② 6-3			F X 0-1 ① L7		X 0-0 ① 4-3		B B C F B F X 3-2 HR	4	1	1	1	0	0	0
Johnny Wyrostek, L (1, 9) OBP: 0.403, SLG: 0.500		X 0-0 ③ F7			B S X 1-1 ② F9		X 0-0 HR		C B X 1-1 1B 1B 2B	4	2	2	1	0	0	0
Bob Usher, R (1, 8) OBP: 0.277, SLG: 0.400			X 0-0 ① 5-3		B F H 2-1 HBP		B F F B F F F B F F F 3-2 ② X F6		B B C F C 2-3 ① K	3	0	0	0	0	1	1
Roy McMillan, R (1, 6) OBP: 0.269, SLG: 0.229			B B X 2-0 ② F4		X 0-0 ③ F4		S B F X 1-2 ③ F8		X 0-0 2-3 1B 1B 1B	4	1	1	0	0	0	1
Ken Raffensberger, R (1, 1) Bud Byerly, R (2, 1) Bobby Adams, R (6, PH) OBP: 0.291, SLG: 0.449 Jim Blackburn, R (6, 1) Kent Peterson, R (7, 1) Wally Post, R (8, PH) OBP: 0.500, SLG: 0.500 Ed Blake, R (8, 1) Johnny Pramesa, R (9, PH) OBP: 0.250, SLG: 0.444			B C B B C B 4-2 FC6-4 BB			B C C C X 1-2 ① F8		C C C C X 0-2 2B 1B 1B	C X 0-1 ② F4	0 0 1 0 0 1 1 0 1	0 0 0 0 0 0 1 0 0	0 0 0 0 0 0 1 0 2	0 1 0 0 0 0 0 0 0	0 0 0 0 0 0 0 0 0	0 1 0 0 0 0 0 0 0	0 0 0 0 0 0 0 0 0
Inning Stats	R: 0 H: 0 E: 0 LOB: 0 K: 2 BB: 0 S: 10 P: 16	R: 0 H: 0 E: 0 LOB: 0 K: 0 BB: 0 S: 5 P: 5	R: 0 H: 0 E: 0 LOB: 1 K: 0 BB: 1 S: 5 P: 11	R: 0 H: 1 E: 0 LOB: 0 K: 0 BB: 0 S: 6 P: 9	R: 0 H: 0 E: 0 LOB: 1 K: 0 BB: 0 S: 6 P: 9	R: 2 H: 2 E: 0 LOB: 0 K: 0 BB: 0 S: 10 P: 13	R: 1 H: 1 E: 0 LOB: 0 K: 0 BB: 0 S: 12 P: 16	R: 2 H: 3 E: 0 LOB: 0 K: 0 BB: 0 S: 13 P: 19	R: 3 H: 5 E: 0 LOB: 2 K: 2 BB: 0 S: 19 P: 30	1B: 7 SF: 0 2B: 2 SAC: 0 3B: 0 DP: 1 HR: 3 HBP: 1						

	AB	37
	R	8
	H	12
	RBI	8
	BB	1
	SO	4
	LOB	8

WP: 0 PA: 39
PB: 0
SB: 0
CS: 0

PITCHER		IP	WLS	BF	H	R	ER	SO	BB	IBB	HBP	BLK	WP	HR	S	P	ERA	WHIP
Chris Van Cuyk, L ERA: 5.91	(1, 1)	8.1	W	35	10	8	8	3	1	0	1	0	0	3	77	114	8.64	1.320
Clyde King, R ERA: 2.55	(9, 1)	0.2	S	4	2	0	0	1	0	0	0	0	0	0	9	14	0.00	3.000

PITCHER	IP	WLS	BF	H	R	ER	SO	BB	IBB	HBP	BLK	WP	HR	S	P	ERA	WHIP

Batter	1	2	3	4	5	6	7	8	9	AB	R	H	RBI	BB	SO	LOB
Cal Abrams, L (1, 7) OBP: 0.522, SLG: 0.632	X 0-0 ① 1-3	B B F X 2-1 E 1B 2-3 3-H 1B		B C C B C 2-3 ② K		F B B X 2-1 ② F8	B X 1-0 1-H HR			5	2	2	3	0	1	2
Pee Wee Reese, R (1, 6) OBP: 0.493, SLG: 0.436	C X 0-1 WP HR 1B	C X 0-1 E8 E 1-H 3-H 1B		B C X 1-1 ③ 5-3		B C X 1-1 ③ FC4-6 1-2f	X 0-0 ③ F7			5	1	2	1	0	0	2
Duke Snider, L (1, 8) OBP: 0.333, SLG: 0.526	C B B X 2-1 ② F5	B B B C X 3-1 E4 2-3			B S B B X 3-1 ① 4-3		S X 0-1 ① G3	B X 1-0 ① 3-1		5	0	0	0	0	0	2
Gil Hodges, R (1, 3) OBP: 0.397, SLG: 0.742	C B F X 1-2 1-H HR	C X 0-1 ③ L8			B B B C B 4-1 FC5-4 BB		B B C F H 3-2 1B HR HBP	B B C X 2-1 HR		3	3	2	3	1	0	2
Carl Furillo, R (1, 9) OBP: 0.238, SLG: 0.413	C B X 1-1 ③ 5-3		X 0-0 ① 6-3		B X 1-0 ② FC5-4 FC6-4 1-2f		C B X 1-1 1-2 HR 1B	C B C B B X 3-2 ② 1-3		5	1	1	0	0	0	1
Roy Campanella, R (1, 2) OBP: 0.339, SLG: 0.364		B B B 4-0 2B 1B BB	B B C B 4-1 6-3 BB		X 0-0 ③ FC6-4 1-2f		C X 0-1 1-H 2-H HR	B C X 1-1 2B		3	2	2	3	2	0	1
Billy Cox, R (1, 5) OBP: 0.357, SLG: 0.632		B X 1-0 ① F9	B B X 2-0 ② 6-3 1-2			F B C X 1-2 ① 6-3	X 0-0 HR	B X 1-0 ③ F7		5	1	1	1	0	0	3
Rocky Bridges, R (1, 4) OBP: 0.382, SLG: 0.379		X 0-0 1B 1-3 1B 2B	C C B F X 1-2 ③ 6-3			C X 0-1 E9 1B	B B X 2-0 ② 1-3			4	1	2	0	0	0	1
Chris Van Cuyk, L (1, 1) OBP: 0.250, SLG: 0.143 Clyde King, S (9, 1)		B B S S S 2-3 ② K		S S S 1-3 ① K		H 1-0 FC4-6 HBP	B X 1-0 HR 1B			3 0	1 0	1 0	0 0	0 0	2 0	2 0
Inning Stats	R: 2 E: 0 K: 0 S: 10 H: 2 LOB: 0 BB: 0 P: 14	R: 3 E: 2 K: 1 S: 13 H: 3 LOB: 2 BB: 1 P: 25	R: 0 E: 0 K: 0 S: 7 H: 0 LOB: 1 BB: 1 P: 14	R: 0 E: 0 K: 2 S: 8 H: 0 LOB: 0 BB: 0 P: 12	R: 0 E: 0 K: 0 S: 5 H: 0 LOB: 1 BB: 1 P: 13	R: 0 E: 1 K: 0 S: 9 H: 1 LOB: 2 BB: 0 P: 14	R: 6 E: 0 K: 0 S: 13 H: 5 LOB: 0 BB: 0 P: 21	R: 1 E: 0 K: 0 S: 9 H: 2 LOB: 1 BB: 0 P: 17		1B: 6 2B: 2 3B: 0 HR: 5	SF: 0 SAC: 0 DP: 0 HBP: 2					

PITCHER		IP	WLS	BF	H	R	ER	SO	BB	IBB	HBP	BLK	WP	HR	S	P	ERA	WHIP
Ken Raffensberger, L ERA: 7.56	(1, 1)	1.2	L	12	5	5	4	1	1	0	0	0	1	1	21	37	21.60	3.600
Bud Byerly, R ERA: 1.42	(2, 1)	3.1		12	0	0	0	2	2	0	0	0	0	0	22	41	0.00	0.600
Jim Blackburn, R ERA: 17.18	(6, 1)	1.2		13	6	6	6	0	0	0	2	0	0	3	21	34	32.40	3.600
Kent Peterson, L ERA:	(7, 1)	0.1		1	0	0	0	0	0	0	0	0	0	0	1	1	0.00	0.000
Ed Blake, R ERA: 11.25	(8, 1)	1.0		5	2	1	1	0	0	0	0	0	0	1	9	17	9.00	2.000

PITCHER	IP	WLS	BF	H	R	ER	SO	BB	IBB	HBP	BLK	WP	HR	S	P	ERA	WHIP

BOTTOM

Cincinnati Reds @ Brooklyn Dodgers

Ebbets Field, Brooklyn, NY

Sat May 05 1951, 3:33 AM EDT

Att. 8,333 - Unknown

livebaseballscorecards.com

AB	38
R	12
H	13
RBI	11
BB	3
SO	3
LOB	16

Batter	1	2	3	4	5	6	7	8	9	10	AB	R	H	RBI	BB	SO	LOB
Connie Ryan, R (1, 4) OBP: 0.367, SLG: 0.543	2B		5-3 2-H 1B		G5-4-3 1-2f		G5-3 2-3f		P3		5	0	2	1	0	0	6
Grady Hatton, L (1, 5) OBP: 0.420, SLG: 0.492	F7		5-3 1-3		F7			G6-4-3 1B	BB		4	0	1	0	1	0	2
Joe Adcock, R (1, 7) OBP: 0.338, SLG: 0.526	5-3		BB			F9		G6-4-3 1-2f	4-3		4	0	0	0	1	0	5
Ted Kluszewski, L (1, 3) OBP: 0.275, SLG: 0.416	1-3		P4			2B		P6		F7	5	0	1	0	0	0	3
Bob Scheffing, R (1, 2) OBP: 0.349, SLG: 0.385		P6		1B		F7			1B 1B 2B 1B	HR	4	0	2	0	0	0	1
Wally Post, R (9, PR) OBP: 0.500, SLG: 0.500											0	1	0	0	0	0	0
Virgil Stallcup, R (9, 6) OBP: 0.267, SLG: 0.533						4-3			1-2 1B 2B 1B	F7	1	1	1	1	0	0	0
Johnny Wyrostek, L (1, 9) OBP: 0.390, SLG: 0.478		F9		K							5	1	1	0	0	1	2
Bob Usher, R (1, 8) OBP: 0.269, SLG: 0.380		5-3		F7			1-3		P1	1B	5	0	1	0	0	0	3
Roy McMillan, R (1, 6) OBP: 0.291, SLG: 0.255			SH1-3 1B 1B	F9			G5-3 1B 1B		2B 1-2 2-3 1B	1-2 1B	3	1	2	0	0	0	1
Johnny Pramesa, R (9, PH) OBP: 0.289, SLG: 0.474											2	0	2	0	0	0	0
(9, 2)																	
Ewell Blackwell, R (1, 1) OBP: 0.538, SLG: 0.455			SH1-3 1-2		G5-4-3 1B		1-2 1B		1-3 2-H 3-H 2B	4-3	2	0	2	0	0	0	0
Bobby Adams, R (9, PH) OBP: 0.304, SLG: 0.480											1	0	1	2	0	0	0
Frank Smith, R (9, 1)											1	0	0	0	0	0	2
Inning Stats	R: 0 E: 0 K: 0 S: 4 / H: 1 LOB: 1 BB: 0 P: 4	R: 0 E: 0 K: 0 S: 3 / H: 0 LOB: 0 BB: 0 P: 3	R: 1 E: 0 K: 0 S: 5 / H: 2 LOB: 2 BB: 1 P: 9	R: 0 E: 0 K: 1 S: 6 / H: 1 LOB: 1 BB: 0 P: 6	R: 0 E: 0 K: 0 S: 3 / H: 1 LOB: 0 BB: 0 P: 3	R: 0 E: 0 K: 0 S: 4 / H: 1 LOB: 1 BB: 0 P: 4	R: 0 E: 0 K: 0 S: 4 / H: 2 LOB: 1 BB: 0 P: 4	R: 0 E: 0 K: 0 S: 3 / H: 1 LOB: 0 BB: 0 P: 3	R: 2 E: 0 K: 0 S: 7 / H: 4 LOB: 3 BB: 1 P: 11	R: 1 E: 0 K: 0 S: 6 / H: 3 LOB: 2 BB: 0 P: 6	1B: 12 2B: 3 3B: 0 HR: 1	SF: 0 SAC: 1 DP: 3 HBP: 0	WP: 0 PB: 0 SB: 0 CS: 0	PA: 45				

PITCHER		IP	WLS	BF	H	R	ER	SO	BB	IBB	HBP	BLK	WP	HR	S	P	ERA	WHIP
Monty Kennedy, L ERA: 4.15	(1, 1)	8.1		36	13	3	3	1	1	0	0	0	0	0	37	41	3.24	1.680
Sheldon Jones, R ERA: 6.28	(9, 1)	1.2	L	9	3	1	1	0	1	0	0	0	0	1	8	12	5.40	2.400

PITCHER	IP	WLS	BF	H	R	ER	SO	BB	IBB	HBP	BLK	WP	HR	S	P	ERA	WHIP

TOP

Cincinnati Reds @ New York Giants

Polo Grounds, New York, NY

Sun May 06 1951, 3:33 AM EDT

Unknown

livebaseballscorecards.com

AB	42
R	4
H	16
RBI	4
BB	2
SO	1
LOB	25

Cincinnati Reds @ New York Giants

Polo Grounds, New York, NY

Sun May 06 1951, 3:33 AM EDT

Unknown

BOTTOM

Batter	1	2	3	4	5	6	7	8	9	10	AB	R	H	RBI	BB	SO	LOB
Eddie Stanky, R (1, 4) OBP: 0.417, SLG: 0.456	5-3	1B 2-H 1B		K			K		2B		5	0	2	1	0	2	0
Artie Wilson, L (10, 4) OBP: 0.300, SLG: 0.222											0	0	0	0	0	0	0
Spider Jorgensen, L (1, 9) OBP: 0.316, SLG: 0.588	FC3-6 1B	1-2 1B			F3		1B BB		P4		4	0	2	0	1	0	1
Bobby Thomson, R (1, 8) OBP: 0.313, SLG: 0.405	FC3-6 BB 1-2f	K			5-3		1-3 1B		F7		5	0	1	0	0	1	4
Hank Thompson, L (1, 5) OBP: 0.413, SLG: 0.443	1-2 BB		P4		K		BB		BB		2	0	0	0	3	1	0
Ray Noble, R (1, 2) OBP: 0.222, SLG: 0.219	K		G4-6-3 BB			F8	5-3		F7		4	0	0	0	1	1	7
Whitey Lockman, L (1, 7) OBP: 0.326, SLG: 0.306		HR	G4-6-3 1-2f			4-3		SH3-4 2B		SH3-4 1B	5	1	3	1	0	0	1
Alvin Dark, R (1, 6) OBP: 0.416, SLG: 0.506		SH1-4 1B HBP		E1 F8 1B		BB		SH3-4 2-3		SH3-4 1-3f	1	2	1	0	1	0	0
Monte Irvin, R (1, 3) OBP: 0.396, SLG: 0.387		K		F8 3-H		K		1-3		4-3	5	0	0	1	0	2	3
Monty Kennedy, R (1, 1) Sheldon Jones, R (9, 1)		SH1-4 1-2		1-3			5-3	K			3	0	0	0	0	1	1
											0	0	0	0	0	0	0

livebaseballscorecards.com

	AB	34
	R	3
	H	9
	RBI	3
	BB	6
	SO	8
	LOB	17

Inning Stats										
	R: 0	H: 1	R: 2	H: 3	R: 0	H: 0	R: 1	H: 1	R: 0	H: 0
	E: 0	LOB: 2	E: 0	LOB: 2	E: 0	LOB: 0	E: 1	LOB: 0	E: 0	LOB: 0
	K: 1	BB: 1	K: 2	BB: 0	K: 0	BB: 1	K: 1	BB: 0	K: 1	BB: 0
	S: 6	P: 10	S: 10	P: 11	S: 2	P: 6	S: 6	P: 6	S: 5	P: 5

Inning Stats										
	R: 0	H: 0	R: 0	H: 1	R: 0	H: 1	R: 0	H: 1	R: 0	H: 1
	E: 0	LOB: 1	E: 0	LOB: 3	E: 0	LOB: 1	E: 0	LOB: 2	E: 0	LOB: 0
	K: 1	BB: 1	K: 1	BB: 2	K: 1	BB: 0	K: 0	BB: 1	K: 0	BB: 0
	S: 5	P: 9	S: 6	P: 14	S: 6	P: 6	S: 4	P: 8	S: 3	P: 3

	1B: 6	SF: 0	WP: 0	PA: 44
	2B: 3	SAC: 3	PB: 0	
	3B: 0	DP: 2	SB: 0	
	HR: 1	HBP: 1	CS: 0	

PITCHER	IP	WLS	BF	H	R	ER	SO	BB	IBB	HBP	BLK	WP	HR	S	P	ERA	WHIP
Ewell Blackwell, R (1, 1) ERA: 4.58	8.0		36	7	3	2	8	5	0	1	0	0	1	46	67	2.25	1.500
Frank Smith, R (9, 1) ERA: 0.56	2.0	W	8	2	0	0	0	1	0	0	0	0	0	7	11	0.00	1.500

PITCHER	IP	WLS	BF	H	R	ER	SO	BB	IBB	HBP	BLK	WP	HR	S	P	ERA	WHIP

Cincinnati Reds @ New York Giants

Polo Grounds, New York, NY

Sun May 06 1951, 3:38 AM EDT

Att. 27,766 - Unknown

TOP

livebaseballscorecards.com

Batter	1	2	3	4	5	6	7	8	9	AB	R	H	RBI	BB	SO	LOB
Connie Ryan, R (1, 4) OBP: 0.352, SLG: 0.500	5-3		L5		BB	F7			5-3	4	0	0	0	1	0	2
Grady Hatton, L (1, 5) OBP: 0.405, SLG: 0.515	HR		P6		F7		3-1		F7	5	1	1	1	0	0	1
Joe Adcock, R (1, 7) OBP: 0.341, SLG: 0.531	4-3		2B			1B BB F8 1B	1-3		F7	5	1	2	0	0	0	0
Ted Kluszewski, L (1, 3) OBP: 0.286, SLG: 0.413	2B 1B		5-3			BB 1-2	G3			3	1	1	0	1	0	1
Johnny Pramesa, R (1, 2) OBP: 0.310, SLG: 0.500	1-3 2B			F8		1B 1-2 2-3 1B		F8		4	1	2	0	0	0	0
Johnny Wyrostek, L (1, 9) OBP: 0.383, SLG: 0.458	P5			F7		F8 3-H		1B FC6-4 BB		3	1	0	1	1	0	4
Bob Usher, R (1, 8) OBP: 0.255, SLG: 0.358		P6		5-3		F8		FC6-4 1-3 1B		3	0	0	0	0	0	2
Lloyd Merriman, L (7, 8) OBP: 0.379, SLG: 0.348										1	0	1	0	0	0	0
Virgil Stallcup, R (1, 6) OBP: 0.263, SLG: 0.474		P4			F8	1B 1-2 2-3 1B		FC6-4 1-2f 3-H		4	0	1	1	0	0	1
Willie Ramsdell, R (1, 1)		K			K	1-2 2-H 3-H 1B		F7		1	0	0	0	0	1	0
Harry Perkowski, L (2, 1)										1	0	0	0	0	1	0
Kent Peterson, R (5, 1)										0	0	0	0	0	0	0
Bob Scheffing, R (6, PH) OBP: 0.364, SLG: 0.400										1	0	1	2	0	0	0
Herm Wehmeier, R (6, PR)										0	0	0	0	0	0	0
Bud Byerly, R (6, 1)										0	0	0	0	0	0	0
Barney McCosky, L (8, PH) OBP: 0.355, SLG: 0.464										1	0	0	0	0	0	1
Ken Raffensberger, R (8, 1)										0	0	0	0	0	0	0
Inning Stats	R: 1 E: 0 K: 0 S: 6 H: 3 LOB: 2 BB: 0 P: 6	R: 0 E: 0 K: 1 S: 5 H: 0 LOB: 0 BB: 0 P: 5	R: 0 E: 0 K: 0 S: 4 H: 1 LOB: 1 BB: 0 P: 4	R: 0 E: 0 K: 0 S: 3 H: 0 LOB: 0 BB: 0 P: 3	R: 0 E: 0 K: 1 S: 5 H: 0 LOB: 1 BB: 1 P: 9	R: 3 E: 0 K: 0 S: 7 H: 4 LOB: 2 BB: 1 P: 11	R: 0 E: 0 K: 0 S: 3 H: 0 LOB: 0 BB: 0 P: 3	R: 1 E: 0 K: 0 S: 4 H: 1 LOB: 1 BB: 1 P: 8	R: 0 E: 0 K: 0 S: 3 H: 0 LOB: 0 BB: 0 P: 3	1B: 6 2B: 2 3B: 0 HR: 1 SF: 0 SAC: 0 DP: 0 HBP: 0						

PITCHER	IP	WLS	BF	H	R	ER	SO	BB	IBB	HBP	BLK	WP	HR	S	P	ERA	WHIP
Dave Koslo, L (1, 1) ERA: 5.54	5.2	W	27	8	4	4	2	2	0	0	0	0	1	29	37	6.35	1.765
George Spencer, R (6, 1) ERA: 2.66	3.1	S	12	1	1	1	0	1	0	0	0	0	0	11	15	2.70	0.600

PITCHER	IP	WLS	BF	H	R	ER	SO	BB	IBB	HBP	BLK	WP	HR	S	P	ERA	WHIP

AB	36
R	5
H	9
RBI	5
BB	3
SO	2
LOB	12

WP: 0 PA: 39
PB: 0
SB: 0
CS: 0

Batter	1	2	3	4	5	6	7	8	9	AB	R	H	RBI	BB	SO	LOB
Eddie Stanky, R (1, 4) OBP: 0.426, SLG: 0.463	BBBB 4-0 FC5-4 1B HR BB	x 0-0 ③ F7		x 0-0 ③ L5		BBBB 4-0 WP SH3 1B BB		x 0-0 1-3 2B		3	2	1	0	2	0	4
Spider Jorgensen, L (1, 9) OBP: 0.348, SLG: 0.550	x 0-0 FC5-4 1-2 1B	x 0-0 ① G3		BBBB 4-0 1B 2B BB		x 0-0 ① SH3 1-2		x 0-0 ① 1-3 2-3		3	1	1	0	1	0	1
Bobby Thomson, R (1, 8) OBP: 0.317, SLG: 0.398	x 0-0 ① FC5-4 HR 1-2f 2-3	x 0-0 ② P4		x 0-0 ① P4		x 0-0 4-3 S 1B 2-H 1B		BBBB 4-0 FC3-4 BB		4	2	1	1	1	0	3
Hank Thompson, L (1, 5) OBP: 0.413, SLG: 0.485	x 0-0 1-H 3-H HR	x 0-0 ③ 1-3			x 0-0 2B 1-3 2B 1B	x 0-0 ② 4-3 1-3		x 0-0 ② FC3-4 1-2f		5	2	2	3	0	0	3
Whitey Lockman, L (1, 7) OBP: 0.330, SLG: 0.322	x 0-0 ② F8			x 0-0 ① 4-3	x 0-0 1-3 3-H 2B	x 0-0 3-H 1B		x 0-0 ③ 4-3		5	1	2	2	0	0	2
Artie Wilson, L (1, 6) OBP: 0.286, SLG: 0.231	x 0-0 ③ 4-3			x 0-0 BB BB 1B	SSS 0-3 ② K	x 0-0 ③ 1-3				4	0	1	0	0	1	3
Monte Irvin, R (1, 3) OBP: 0.400, SLG: 0.397		x 0-0 ① F8		BBBB 4-0 BB 1-2 BB	x 0-0 2-H 3-H 2B		x 0-0 ① 5-3			3	0	1	2	1	0	0
Sal Yvars, R (1, 2)		x 0-0 ② 6-3		BBBB 4-0 1-2 2-3 BB	BBBB 4-0 BB		x 0-0 ② F5			2	0	0	0	2	0	0
Dave Koslo, L (1, 1) George Spencer, R (6, 1)	BBBB 4-0 BB			SSS 0-3 ② K	SSS 0-3 ③ K		SSS 0-3 ③ K			2 1	0 0	0 0	0 0	1 0	2 1	5 0
Inning Stats	R: 3 H: 2 E: 0 LOB: 0 K: 0 BB: 1 S: 5 P: 9	R: 0 H: 0 E: 0 LOB: 1 K: 0 BB: 1 S: 3 P: 7	R: 0 H: 0 E: 0 LOB: 0 K: 0 BB: 0 S: 3 P: 3	R: 0 H: 1 E: 0 LOB: 3 K: 1 BB: 2 S: 6 P: 14	R: 3 H: 3 E: 0 LOB: 2 K: 2 BB: 2 S: 10 P: 18	R: 2 H: 2 E: 0 LOB: 1 K: 0 BB: 1 S: 5 P: 9	R: 0 H: 0 E: 0 LOB: 0 K: 1 BB: 0 S: 5 P: 5	R: 0 H: 1 E: 0 LOB: 2 K: 0 BB: 1 S: 4 P: 8		1B: 5 SF: 0 2B: 3 SAC: 1 3B: 0 DP: 0 HR: 1 HBP: 0						

BOTTOM

Cincinnati Reds @ New York Giants

Polo Grounds, New York, NY

Sun May 06 1951, 3:38 AM EDT

Att. 27,766 - Unknown

livebaseballscorecards.com

AB	32
R	8
H	9
RBI	8
BB	8
SO	4
LOB	21

PITCHER		IP	WLS	BF	H	R	ER	SO	BB	IBB	HBP	BLK	WP	HR	S	P	ERA	WHIP
Willie Ramsdell, R ERA: 6.0	(1, 1)	1.2	L	9	2	3	3	0	2	0	0	0	0	1	7	15	16.20	2.400
Harry Perkowski, L ERA: 3.12	(2, 1)	2.2		14	3	3	3	1	3	0	0	0	0	0	13	25	10.12	2.250
Kent Peterson, L ERA:	(5, 1)	0.2		4	1	0	0	2	1	0	0	0	0	0	7	11	0.00	3.000
Bud Byerly, R ERA: 2.45	(6, 1)	2.0		9	2	2	2	1	1	0	0	0	1	0	10	14	9.00	1.500
Ken Raffensberger, L ERA: 7.13	(8, 1)	1.0		5	1	0	0	0	1	0	0	0	0	0	4	8	0.00	2.000

PITCHER	IP	WLS	BF	H	R	ER	SO	BB	IBB	HBP	BLK	WP	HR	S	P	ERA	WHIP

Cincinnati Reds @ Boston Braves

Braves Field, Boston, MA

Tue May 08 1951, 3:33 AM EDT

Att. 6,313 - Unknown

TOP

Batter	1	2	3	4	5	6	7	8	9	AB	R	H	RBI	BB	SO	LOB
Connie Ryan, R (1, 4) OBP: 0.345, SLG: 0.481	F6		6-3		F7			S 1B		4	0	1	0	0	0	2
Grady Hatton, L (1, 5) OBP: 0.385, SLG: 0.486	F8			F8		G3		G3 1-2		4	0	0	0	0	0	1
Joe Adcock, R (1, 7) OBP: 0.337, SLG: 0.518	F8			1-3		F8			E8 F9 1B	4	0	1	0	0	0	0
Ted Kluszewski, L (1, 3) OBP: 0.284, SLG: 0.405		1B		1-3		F7			F9 2-3	4	0	1	0	0	0	1
Johnny Wyrostek, L (1, 9) OBP: 0.376, SLG: 0.440		F7			F6		L3		4-0 G4-6-3 IBB	3	0	0	0	1	0	1
Bob Scheffing, R (1, 2) OBP: 0.354, SLG: 0.386		F8			1B 1B 1B		F8		G4-6-3 1-2f	4	1	1	0	0	0	3
Lloyd Merriman, L (1, 8) OBP: 0.375, SLG: 0.346		F7			1B 1-2 1B		F8			3	0	1	0	0	0	1
Roy McMillan, R (1, 6) OBP: 0.276, SLG: 0.241			F5		F9			5-3		3	0	0	0	0	0	2
Herm Wehmeier, R (1, 1) OBP: 0.143, SLG: 0.143			5-3		1-3 2-H 1B			F8		3	0	1	1	0	0	0
Inning Stats	R: 0 E: 0 K: 0 S: 3 H: 0 LOB: 0 BB: 0 P: 3	R: 0 E: 0 K: 0 S: 4 H: 1 LOB: 1 BB: 0 P: 4	R: 0 E: 0 K: 0 S: 3 H: 0 LOB: 0 BB: 0 P: 3	R: 0 E: 0 K: 0 S: 3 H: 0 LOB: 0 BB: 0 P: 3	R: 1 E: 0 K: 0 S: 6 H: 3 LOB: 2 BB: 0 P: 6	R: 0 E: 0 K: 0 S: 3 H: 0 LOB: 0 BB: 0 P: 3	R: 0 E: 0 K: 0 S: 3 H: 0 LOB: 0 BB: 0 P: 3	R: 0 E: 0 K: 0 S: 4 H: 1 LOB: 1 BB: 0 P: 4	R: 0 E: 1 K: 0 S: 3 H: 1 LOB: 1 BB: 1 P: 7	1B: 6 2B: 0 3B: 0 HR: 0	SF: 0 SAC: 0 DP: 1 HBP: 0						

PITCHER	IP	WLS	BF	H	R	ER	SO	BB	IBB	HBP	BLK	WP	HR	S	P	ERA	WHIP
Max Surkont, R (1, 1) ERA: 2.55	9.0	W	33	6	1	1	0	0	1	0	0	0	0	32	36	1.00	0.667

PITCHER	IP	WLS	BF	H	R	ER	SO	BB	IBB	HBP	BLK	WP	HR	S	P	ERA	WHIP

AB	32
R	1
H	6
RBI	1
BB	1
SO	0
LOB	11

WP: 0 PB: 0 SB: 1 CS: 0 PA: 33

livebaseballscorecards.com

Cincinnati Reds @ Boston Braves

Braves Field, Boston, MA

Tue May 08 1951, 3:33 AM EDT

Att. 6,313 - Unknown

BOTTOM

Batter	1	2	3	4	5	6	7	8	9	AB	R	H	RBI	BB	SO	LOB
Roy Hartsfield, R (1, 4) OBP: 0.389, SLG: 0.370	BBBB 4-0 BB		x 0-0 ③ L8			x 0-0 F9 E 1B 1B	x 0-0 ③ F5			3	1	1	0	1	0	1
Sam Jethroe, S (1, 8) OBP: 0.297, SLG: 0.457	x 0-0 ① F8			SSS 0-3 ① K		x 0-0 FC4 E 1B 1-2		x 0-0 B1-4 1B		4	0	1	0	0	1	2
Earl Torgeson, L (1, 3) OBP: 0.327, SLG: 0.279	x 0-0 ② F6			BBBB 4-0 BB		x 0-0 ① F9 2-3		x 0-0 ①② B1-4 1-2f		3	0	0	0	1	0	4
Ebba St. Claire, S (1, 2) OBP: 0.326, SLG: 0.333	x 0-0 ③ F8			SSS 0-3 ② K		x 0-0 ② F7		x 0-0 ③ 5-3		4	0	0	0	0	1	4
Sid Gordon, R (1, 5) OBP: 0.370, SLG: 0.450		x 0-0 ① G3		x 0-0 ③ F3		x 0-0 E6 1-3 3-H 1B			x 0-0 HR	4	1	2	2	0	0	1
Bob Addis, L (1, 7) OBP: 0.171, SLG: 0.206		x 0-0 ② F9			x 0-0 ① F7	x 0-0 ③ F7				3	0	0	0	0	0	2
Willard Marshall, L (1, 9) OBP: 0.393, SLG: 0.354		x 0-0 ③ F5			x 0-0 1B		x 0-0 SH3-4 1B			3	0	2	0	0	0	0
Buddy Kerr, R (1, 6) OBP: 0.370, SLG: 0.362			SSS 0-3 ① K		x 0-0 ② L7		x 0-0 ① SH3-4 1-2			2	0	0	0	0	1	1
Max Surkont, R (1, 1) OBP: 0.077, SLG: 0.077			x 0-0 ② F4		x 0-0 ③ L3		x 0-0 ② F8			3	0	0	0	0	0	2

	AB	29
	R	2
	H	6
	RBI	2
	BB	2
	SO	3
	LOB	17

livebaseballscorecards.com

Inning Stats	1	2	3	4	5	6	7	8	9
	R: 0 H: 0 E: 0 LOB: 1 K: 0 BB: 1 S: 3 P: 7	R: 0 H: 0 E: 0 LOB: 0 K: 0 BB: 0 S: 3 P: 3	R: 0 H: 0 E: 0 LOB: 0 K: 1 BB: 0 S: 5 P: 5	R: 0 H: 0 E: 0 LOB: 1 K: 2 BB: 1 S: 7 P: 11	R: 0 H: 1 E: 0 LOB: 1 K: 0 BB: 0 S: 4 P: 4	R: 1 H: 2 E: 2 LOB: 2 K: 0 BB: 0 S: 6 P: 6	R: 0 H: 1 E: 0 LOB: 1 K: 0 BB: 0 S: 4 P: 4	R: 0 H: 1 E: 0 LOB: 0 K: 0 BB: 0 S: 3 P: 3	R: 1 H: 1 E: 0 LOB: 0 K: 0 BB: 0 S: 1 P: 1

1B: 5 SF: 0
2B: 0 SAC: 1
3B: 0 DP: 1
HR: 1 HBP: 0

WP: 0 PA: 32
PB: 0
SB: 0
CS: 0

PITCHER		IP	WLS	BF	H	R	ER	SO	BB	IBB	HBP	BLK	WP	HR	S	P	ERA	WHIP
Herm Wehmeier, R ERA: 3.52	(1, 1)	8.0	L	32	6	2	1	3	2	0	0	0	0	1	36	44	1.12	1.000

PITCHER	IP	WLS	BF	H	R	ER	SO	BB	IBB	HBP	BLK	WP	HR	S	P	ERA	WHIP

Batter	1	2	3	4	5	6	7	8	9	AB	R	H	RBI	BB	SO	LOB
Connie Ryan, R (1, 4) OBP: 0.339, SLG: 0.456	B B B B 4-0 3-1 BB		S S S 0-3 ② K			x 0-0 ① F8			S S S 0-3 ① K	3	0	0	0	1	2	0
Grady Hatton, L (1, 5) OBP: 0.378, SLG: 0.474	x 0-0 ① 3-1 1-2		x 0-0 ③ F4			S S S 0-3 ② K			x 0-0 1B	4	0	1	0	0	1	1
Joe Adcock, R (1, 7) OBP: 0.323, SLG: 0.494	x 0-0 ② F2			x 0-0 ① 6-3		x 0-0 ③ 5-3			S S S 0-3 ② K	4	0	0	0	0	1	2
Ted Kluszewski, L (1, 3) OBP: 0.272, SLG: 0.386	x 0-0 ③ F9			x 0-0 ② F4			S S S 0-3 ① K		x 0-0 ③ F5	4	0	0	0	0	1	2
Johnny Wyrostek, L (1, 9) OBP: 0.364, SLG: 0.423		x 0-0 ① F5		x 0-0 ③ F3			x 0-0 ② F7			3	0	0	0	0	0	0
Bob Scheffing, R (1, 2) OBP: 0.333, SLG: 0.362		S S S 0-3 ② K			S S S 0-3 ① K		x 0-0 ③ F5			3	0	0	0	0	2	0
Lloyd Merriman, L (1, 8) OBP: 0.371, SLG: 0.345		x 0-0 1B			S S S 0-3 ② K			x 0-0 ① F9		3	0	1	0	0	1	0
Roy McMillan, R (1, 6) OBP: 0.283, SLG: 0.236 Bobby Adams, R (8, PH) OBP: 0.298, SLG: 0.471 Virgil Stallcup, R (8, 6) OBP: 0.263, SLG: 0.474		x 0-0 ③ 5-3			B B B B 4-0 FC5-4 BB			S S S 0-3 ② K		1 0 0 0 1 0 1 1 0 0 0 0 1 0 0 0 0 0 0 0 0						
Howie Fox, R (1, 1) Barney McCosky, L (8, PH) OBP: 0.344, SLG: 0.448 Harry Perkowski, L (8, 1)			x 0-0 ① 5-3		x 0-0 ③ FC5-4 1-2f			x 0-0 ③ F7		2 0 0 0 0 0 1 1 0 0 0 0 0 0 0 0 0 0 0 0 0						
Inning Stats	R: 0 H: 0 E: 0 LOB: 1 K: 0 BB: 1 S: 3 P: 7	R: 0 H: 1 E: 0 LOB: 1 K: 1 BB: 0 S: 6 P: 6	R: 0 H: 0 E: 0 LOB: 0 K: 1 BB: 0 S: 5 P: 5	R: 0 H: 0 E: 0 LOB: 0 K: 0 BB: 0 S: 3 P: 3	R: 0 H: 0 E: 0 LOB: 1 K: 2 BB: 1 S: 7 P: 11	R: 0 H: 0 E: 0 LOB: 0 K: 1 BB: 0 S: 5 P: 5	R: 0 H: 0 E: 0 LOB: 0 K: 1 BB: 0 S: 5 P: 5	R: 0 H: 0 E: 0 LOB: 0 K: 1 BB: 0 S: 5 P: 5	R: 0 H: 1 E: 0 LOB: 1 K: 2 BB: 0 S: 8 P: 8	1B: 2 SF: 0 2B: 0 SAC: 0 3B: 0 DP: 0 HR: 0 HBP: 0						

TOP

Cincinnati Reds @ Boston Braves

Braves Field, Boston, MA

Wed May 09 1951, 3:33 AM EDT

Att. 1,902 - Unknown

livebaseballscorecards.com

AB	29
R	0
H	2
RBI	0
BB	2
SO	9
LOB	7

PITCHER		IP	WLS	BF	H	R	ER	SO	BB	IBB	HBP	BLK	WP	HR	S	P	ERA	WHIP
Vern Bickford, R ERA: 2.47	(1, 1)	9.0	W	31	2	0	0	9	2	0	0	0	0	0	47	55	0.00	0.444

PITCHER	IP	WLS	BF	H	R	ER	SO	BB	IBB	HBP	BLK	WP	HR	S	P	ERA	WHIP

Batter	1	2	3	4	5	6	7	8	9	AB	R	H	RBI	BB	SO	LOB
Roy Hartsfield, R (1, 4) OBP: 0.375, SLG: 0.354	6-3		F7			F8		F8		4	0	0	0	0	0	0
Sam Jethroe, S (1, 8) OBP: 0.295, SLG: 0.458	K		F5			2B		F2		4	0	1	0	0	1	0
Earl Torgeson, L (1, 3) OBP: 0.324, SLG: 0.311	4-3			F9		1-3		HR		4	1	1	1	0	0	1
Walker Cooper, R (1, 2) OBP: 0.262, SLG: 0.417		6-3		6-3			2B 2B	F8		4	1	1	0	0	0	0
Sid Gordon, R (1, 5) OBP: 0.358, SLG: 0.434		F5		6-3			F7			3	0	0	0	0	0	1
Bob Addis, L (1, 7) OBP: 0.211, SLG: 0.270 Luis Olmo, R (8, 7) OBP: 0.296, SLG: 0.360		2B 1B			K		2-H 2B			3 0	1 0	2 0	1 0	0 0	1 0	0 0
Willard Marshall, L (1, 9) OBP: 0.407, SLG: 0.380		WP PB 1-H 2B			4-3		BB			2	1	1	1	1	0	0
Buddy Kerr, R (1, 6) OBP: 0.351, SLG: 0.340		6-3 2-H			F5		F8			3	0	0	0	0	0	2
Vern Bickford, R (1, 1) OBP: 0.188, SLG: 0.250			6-3			F8	F8			3	0	0	0	0	0	2
Inning Stats	R: 0 E: 0 K: 1 S: 5 H: 0 LOB: 0 BB: 0 P: 5	R: 2 E: 0 K: 0 S: 5 H: 2 LOB: 0 BB: 0 P: 5	R: 0 E: 0 K: 0 S: 3 H: 0 LOB: 0 BB: 0 P: 3	R: 0 E: 0 K: 0 S: 3 H: 0 LOB: 0 BB: 0 P: 3	R: 0 E: 0 K: 1 S: 5 H: 0 LOB: 0 BB: 0 P: 5	R: 0 E: 0 K: 0 S: 4 H: 1 LOB: 1 BB: 0 P: 4	R: 1 E: 0 K: 0 S: 5 H: 2 LOB: 2 BB: 1 P: 9	R: 1 E: 0 K: 0 S: 4 H: 1 LOB: 0 BB: 0 P: 4		1B: 1 2B: 4 3B: 0 HR: 1	SF: 0 SAC: 0 DP: 0 HBP: 0			WP: 1 PB: 1 SB: 0 CS: 0	PA: 31	

PITCHER		IP	WLS	BF	H	R	ER	SO	BB	IBB	HBP	BLK	WP	HR	S	P	ERA	WHIP
Howie Fox, R ERA: 2.93	(1, 1)	7.0	L	27	5	3	2	2	1	0	0	0	1	0	30	34	2.57	0.857
Harry Perkowski, L ERA: 3.72	(8, 1)	1.0		4	1	1	1	0	0	0	0	0	0	1	4	4	9.00	1.000

PITCHER	IP	WLS	BF	H	R	ER	SO	BB	IBB	HBP	BLK	WP	HR	S	P	ERA	WHIP

BOTTOM

Cincinnati Reds @ Boston Braves

Braves Field, Boston, MA

Wed May 09 1951, 3:33 AM EDT

Att. 1,902 - Unknown

livebaseballscorecards.com

AB	30
R	4
H	6
RBI	3
BB	1
SO	2
LOB	6

Batter	1	2	3	4	5	6	7	8	9	AB	R	H	RBI	BB	SO	LOB
Grady Hatton, L (1, 5) OBP: 0.368, SLG: 0.457	3-1		FC6-4 1B		F2	F8			6-3	5	0	1	0	0	0	3
Lloyd Merriman, L (1, 8) OBP: 0.350, SLG: 0.324	3-1		FC6-4 S 1B 1-2f		1B 2-H		1-3		K	5	1	1	1	0	1	1
Johnny Wyrostek, L (1, 9) OBP: 0.376, SLG: 0.427	FC6-4 1B		1B 1-H		F8		BB		6-3	4	0	2	1	1	0	1
Johnny Pramesa, R (1, 2) OBP: 0.283, SLG: 0.457	FC6-4 1-2f		F8		F3		F9			4	0	0	0	0	0	4
Ted Kluszewski, L (1, 3) OBP: 0.271, SLG: 0.380		F4	3-1		1B 1B		F7			4	1	1	0	0	0	1
Joe Adcock, R (1, 7) OBP: 0.320, SLG: 0.484		F1	F9		FC4-6 1B 1-2				4-3	4	0	1	0	0	0	0
Connie Ryan, R (1, 4) OBP: 0.348, SLG: 0.450		FC6-4 BB	5-3		F9				1B	3	0	1	0	1	0	2
Virgil Stallcup, R (1, 6) OBP: 0.304, SLG: 0.522		FC6-4 1-2f			2B	FC4-6 1-2 2-H			F7	4	1	2	1	0	0	2
Ewell Blackwell, R (1, 1) OBP: 0.529, SLG: 0.533			6-3		1B 2-H	FC4-6 1-2f 2-3			1B 1-3	4	1	2	1	0	0	2
Inning Stats	R: 0 E: 0 K: 0 S: 4 H: 1 LOB: 1 BB: 0 P: 4	R: 0 E: 0 K: 0 S: 3 H: 0 LOB: 1 BB: 1 P: 7	R: 1 E: 0 K: 0 S: 5 H: 2 LOB: 1 BB: 0 P: 5	R: 0 E: 0 K: 0 S: 3 H: 0 LOB: 0 BB: 0 P: 3	R: 2 E: 0 K: 0 S: 6 H: 3 LOB: 1 BB: 0 P: 6	R: 1 E: 0 K: 0 S: 6 H: 3 LOB: 2 BB: 0 P: 6	R: 0 E: 0 K: 0 S: 3 H: 0 LOB: 1 BB: 1 P: 7	R: 0 E: 0 K: 0 S: 4 H: 2 LOB: 2 BB: 0 P: 4	R: 0 E: 0 K: 1 S: 5 H: 0 LOB: 0 BB: 0 P: 5	1B: 9 2B: 2 3B: 0 HR: 0	SF: 0 SAC: 0 DP: 0 HBP: 0						

TOP

Cincinnati Reds @ Boston Braves

Braves Field, Boston, MA

Thu May 10 1951, 3:33 AM EDT

Att. 2,362 - Unknown

livebaseballscorecards.com

AB	37
R	4
H	11
RBI	4
BB	2
SO	1
LOB	16

WP: 0 PB: 0 SB: 1 CS: 0 PA: 39

PITCHER		IP	WLS	BF	H	R	ER	SO	BB	IBB	HBP	BLK	WP	HR	S	P	ERA	WHIP
Johnny Sain, R ERA: 3.8	(1, 1)	7.0	L	32	9	4	4	0	2	0	0	0	0	0	30	38	5.14	1.571
Chet Nichols, L ERA: 2.89	(8, 1)	2.0		7	2	0	0	1	0	0	0	0	0	0	9	9	0.00	1.000

PITCHER	IP	WLS	BF	H	R	ER	SO	BB	IBB	HBP	BLK	WP	HR	S	P	ERA	WHIP

Cincinnati Reds @ Boston Braves

Braves Field, Boston, MA

Thu May 10 1951, 3:33 AM EDT

Att. 2,362 - Unknown

BOTTOM

Batter	1	2	3	4	5	6	7	8	9	AB	R	H	RBI	BB	SO	LOB
Roy Hartsfield, R (1, 4) OBP: 0.385, SLG: 0.360	S S S 0-3 ① K		B B B B 4-0 BB		x 0-0 1-2 1B		S S S 0-3 ③ K		x 0-0 1B	4	0	2	0	1	2	2
Sam Jethroe, S (1, 8) OBP: 0.282, SLG: 0.436	S S S 0-3 ② K		S S S 0-3 ② K		x 0-0 ③ F9			S S S 0-3 ① K	x 0-0 ③ F5	5	0	0	0	0	3	4
Earl Torgeson, L (1, 3) OBP: 0.330, SLG: 0.304	B B B B 4-0 BB		x 0-0 ③ 1-3			B B B B 4-0 G5-4-3 BB		x 0-0 E5 1B		2	1	0	0	2	0	1
Sid Gordon, R (1, 5) OBP: 0.354, SLG: 0.425	x 0-0 ③ 4-3			x 0-0 ① F4		x 0-0 ① ② G5-4-3 1-2f		x 0-0 1B 2-H 1B		4	0	1	1	0	0	2
Ebba St. Claire, S (1, 2) OBP: 0.319, SLG: 0.326		x 0-0 FC4-6 1B		x 0-0 ② F8		x 0-0 ③ F7		x 0-0 ② F9		4	0	1	0	0	0	1
Bob Addis, L (1, 7) OBP: 0.214, SLG: 0.268		x 0-0 ① FC4-6 1-2f		S S S 0-3 ③ K			x 0-0 E4 FC5-4 1B	x 0-0 1-2 1B		4	0	1	0	0	1	1
Willard Marshall, L (1, 9) OBP: 0.397, SLG: 0.370		x 0-0 ② F2			x 0-0 ① F9		x 0-0 1-2 FC5-4 1B	x 0-0 ③ 4-3		4	0	1	0	0	0	3
Buddy Kerr, R (1, 6) OBP: 0.344, SLG: 0.333		x 0-0 ③ F7			x 0-0 FC4-6 1B		x 0-0 ① F4		x 0-0 ① F8	4	0	1	0	0	0	3
Johnny Sain, R (1, 1) OBP: 0.077, SLG: 0.077			x 0-0 ① F6		x 0-0 ② FC4-6 1B 1-2f		x 0-0 ② FC5-4 1-2f 2-3		x 0-0 ② F9	2	0	0	0	0	0	1
Bob Elliott, R (7, PH) OBP: 0.432, SLG: 0.652										1	0	0	0	0	0	2
Sibby Sisti, R (7, PR)										0	0	0	0	0	0	0
Chet Nichols, S (8, 1) OBP: 1.000, SLG: 1.000										0	0	0	0	0	0	0
Walker Cooper, R (9, PH) OBP: 0.258, SLG: 0.410										1	0	0	0	0	0	0
Inning Stats	R: 0 E: 0 K: 2 S: 7 H: 0 LOB: 1 BB: 1 P: 11	R: 0 E: 0 K: 0 S: 4 H: 1 LOB: 1 BB: 0 P: 4	R: 0 E: 0 K: 1 S: 5 H: 0 LOB: 1 BB: 1 P: 9	R: 0 E: 0 K: 1 S: 5 H: 0 LOB: 0 BB: 0 P: 5	R: 0 E: 0 K: 0 S: 5 H: 2 LOB: 2 BB: 0 P: 5	R: 0 E: 0 K: 0 S: 2 H: 0 LOB: 0 BB: 1 P: 6	R: 0 E: 1 K: 1 S: 7 H: 1 LOB: 2 BB: 0 P: 7	R: 1 E: 1 K: 1 S: 8 H: 2 LOB: 2 BB: 0 P: 8	R: 0 E: 0 K: 0 S: 4 H: 1 LOB: 1 BB: 0 P: 4	1B: 7 2B: 0 3B: 0 HR: 0		SF: 0 SAC: 0 DP: 1 HBP: 0		WP: 0 PB: 0 SB: 0 CS: 0		PA: 38	

PITCHER		IP	WLS	BF	H	R	ER	SO	BB	IBB	HBP	BLK	WP	HR	S	P	ERA	WHIP
Ewell Blackwell, R ERA: 3.65	(1, 1)	9.0	W	38	7	1	0	6	3	0	0	0	0	0	47	59	0.00	1.111

PITCHER		IP	WLS	BF	H	R	ER	SO	BB	IBB	HBP	BLK	WP	HR	S	P	ERA	WHIP

livebaseballscorecards.com

AB	35
R	1
H	7
RBI	1
BB	3
SO	6
LOB	20

St. Louis Cardinals @ Cincinnati Reds

Crosley Field, Cincinnati, OH

Sat May 12 1951, 3:33 AM EDT

Unknown

TOP

livebaseballscorecards.com

Batter	1	2	3	4	5	6	7	8	9	AB	R	H	RBI	BB	SO	LOB
Chuck Diering, R (1, 8) OBP: 0.375, SLG: 0.500	F7		1B 3-H 1B		4-3			P6		4	0	1	1	0	0	1
Peanuts Lowrey, R (1, 7) OBP: 0.470, SLG: 0.493	4-3		1-2 1B			L6-3 1B		F7		4	0	2	0	0	0	0
Enos Slaughter, L (1, 9) OBP: 0.349, SLG: 0.372	4-3		F9			F7		K		3	0	0	0	0	0	3
Bill Howerton, L (6, 9) OBP: 0.231, SLG: 0.273										1	0	0	0	0	1	0
Steve Bilko, R (1, 3) OBP: 0.300, SLG: 0.352		K		P4		L6-3 1-2			6-3 2B	4	0	1	0	0	1	1
Eddie Kazak, R (1, 5) OBP: 0.294, SLG: 0.241		K		F6			P5		6-3	4	0	0	0	0	1	1
Del Rice, R (1, 2) OBP: 0.350, SLG: 0.324		L3		F8			P6		6-3 2-3	3	0	0	0	0	0	0
Bill Sarni, R (7, 2)										1	0	0	0	0	0	1
Solly Hemus, L (1, 6) OBP: 0.325, SLG: 0.294			K		F7		FC4-6 1B		F5	4	0	1	0	0	1	1
Dick Cole, R (1, 4) OBP: 0.250, SLG: 0.190			5-3 1B 2B		6-3		FC4-6 1-2f			3	1	1	0	0	0	1
Gerry Staley, R (1, 1)			5-3 2-3		2B			HR		1	0	0	0	0	0	1
Don Bollweg, L (5, PH) OBP: 0.167, SLG: 0.333										1	0	1	0	0	0	0
Erv Dusak, R (5, 1) OBP: 0.500, SLG: 2.000										1	1	1	1	0	0	0

	AB	34
	R	2
	H	8
	RBI	2
	BB	0
	SO	4
	LOB	10

Inning Stats	1	2	3	4	5	6	7	8	9
	R: 0 E: 0 K: 0 S: 3	H: 0 LOB: 0 BB: 0 P: 3	R: 0 E: 0 K: 2 S: 7	H: 0 LOB: 0 BB: 0 P: 7	R: 1 E: 0 K: 1 S: 8	H: 3 LOB: 2 BB: 0 P: 8	R: 0 E: 0 K: 0 S: 3	H: 0 LOB: 0 BB: 0 P: 3	R: 0 E: 0 K: 0 S: 4	H: 1 LOB: 0 BB: 0 P: 3	R: 0 E: 0 K: 0 S: 3	H: 1 LOB: 1 BB: 0 P: 4	R: 0 E: 0 K: 0 S: 4	H: 1 LOB: 1 BB: 0 P: 4	R: 1 E: 0 K: 1 S: 6	H: 1 LOB: 0 BB: 0 P: 6	R: 0 E: 0 K: 0 S: 4	H: 1 LOB: 1 BB: 0 P: 4

	1B: 4	SF: 0	WP: 0	PA: 34
	2B: 4	SAC: 0	PB: 0	
	3B: 0	DP: 1	SB: 0	
	HR: 1	HBP: 0	CS: 0	

PITCHER	IP	WLS	BF	H	R	ER	SO	BB	IBB	HBP	BLK	WP	HR	S	P	ERA	WHIP
Ken Raffensberger, L (1, 1) ERA: 5.4	9.0	W	34	8	2	2	4	0	0	0	0	0	1	42	42	2.00	0.889

PITCHER	IP	WLS	BF	H	R	ER	SO	BB	IBB	HBP	BLK	WP	HR	S	P	ERA	WHIP

BOTTOM

St. Louis Cardinals @ Cincinnati Reds

Crosley Field, Cincinnati, OH

Sat May 12 1951, 3:33 AM EDT

Unknown

livebaseballscorecards.com

Batter	1	2	3	4	5	6	7	8	9	AB	R	H	RBI	BB	SO	LOB
Grady Hatton, L (1, 5) OBP: 0.380, SLG: 0.459	F8		1B, 1B 1-2 2-3 1B	HR 1B		BBBB 2B BB		F9		4	2	2	0	1	0	0
Lloyd Merriman, L (1, 8) OBP: 0.386, SLG: 0.474	4-3		E, 1B 1-2 2-3 3-H 1B	1-H HR		1-3 2B				4	2	3	3	0	0	0
Johnny Wyrostek, L (1, 9) OBP: 0.392, SLG: 0.435	G3		E 1-2 2-H 3-H 1B	1B		G4-6-3 IBB				3	1	2	2	1	0	0
Johnny Pramesa, R (1, 2) OBP: 0.260, SLG: 0.420		F2	L8 1-2 2-3	F8		G4-6-3 1-2f				4	0	0	0	0	0	6
Ted Kluszewski, L (1, 3) OBP: 0.270, SLG: 0.368		4-3	1B IBB		P5		L3			3	0	0	0	1	0	0
Joe Adcock, R (1, 7) OBP: 0.327, SLG: 0.479		1-3	1-3 2-H 3-H 1B		BBBB BB		F8			3	0	1	2	1	0	0
Bobby Adams, R (1, 4) OBP: 0.295, SLG: 0.455			K F9		SSS K		CS 1B			4	0	1	0	0	2	3
Virgil Stallcup, R (1, 6) OBP: 0.308, SLG: 0.500 Roy McMillan, R (8, 6) OBP: 0.279, SLG: 0.232			1B, BB 1B 1B	SSS K	5-3		CS 1-2	SSS K		3 1	1 0	1 0	0 0	0 0	1 1	1 0
Ken Raffensberger, R (1, 1)			BBBB 1B, 1B 1-2 1B BB	5-3		SSS K		SSS K		3	1	0	0	1	2	0
Inning Stats	R: 0 E: 0 K: 0 S: 3 H: 0 LOB: 0 BB: 0 P: 3	R: 0 E: 0 K: 0 S: 3 H: 0 LOB: 0 BB: 0 P: 3	R: 5 E: 1 K: 1 S: 10 H: 5 LOB: 2 BB: 2 P: 18	R: 2 E: 0 K: 1 S: 8 H: 3 LOB: 1 BB: 0 P: 8	R: 0 E: 0 K: 1 S: 5 H: 0 LOB: 1 BB: 1 P: 9	R: 0 E: 0 K: 1 S: 5 H: 1 LOB: 2 BB: 2 P: 13	R: 0 E: 0 K: 0 S: 3 H: 1 LOB: 0 BB: 0 P: 3	R: 0 E: 0 K: 2 S: 7 H: 0 LOB: 0 BB: 0 P: 7		1B: 8 2B: 1 3B: 0 HR: 1 SF: 0 SAC: 0 DP: 1 HBP: 0					

	AB	32
	R	7
	H	10
	RBI	7
	BB	5
	SO	6
	LOB	10

WP: 0 PB: 0 SB: 0 CS: 1 PA: 38

PITCHER		IP	WLS	BF	H	R	ER	SO	BB	IBB	HBP	BLK	WP	HR	S	P	ERA	WHIP
Gerry Staley, R ERA: 2.29	(1, 1)	4.0	L	22	8	7	7	2	1	1	0	0	0	1	24	32	15.75	2.250
Erv Dusak, R ERA: 7.56	(5, 1)	4.0		15	2	0	0	4	2	1	0	0	0	0	20	32	0.00	1.000

PITCHER	IP	WLS	BF	H	R	ER	SO	BB	IBB	HBP	BLK	WP	HR	S	P	ERA	WHIP

St. Louis Cardinals @ Cincinnati Reds

Crosley Field, Cincinnati, OH

Sat May 12 1951, 3:38 AM EDT

Att. 6,203 - Unknown

TOP

livebaseballscorecards.com

Batter	1	2	3	4	5	6	7	8	9	10	AB	R	H	RBI	BB	SO	LOB
Solly Hemus, L (1, 6) OBP: 0.314, SLG: 0.274	F8		K		G3		FC4-6 BB		G3	2-3	5	0	0	0	1	1	4
Peanuts Lowrey, R (1, 7) (8, 5) OBP: 0.466, SLG: 0.514	4-3 2B		4-3			4-3 F8 2B	FC4-6 1-2f		4-3		5	1	2	0	0	0	1
Enos Slaughter, L (1, 9) OBP: 0.341, SLG: 0.361	4-3 2-3			F9		4-3 2-3		FC1-6 1B		4-3	5	0	1	0	0	0	2
Joe Garagiola, L (1, 2) OBP: 0.318, SLG: 0.500	L3			1B		F8 3-H		FC1-6 BB 1-2f HR		K	4	0	1	1	0	0	2
Don Bollweg, L (8, PR) (8, 3) OBP: 0.143, SLG: 0.286											1	1	0	0	0	1	0
Rocky Nelson, L (1, 3) (8, 7) OBP: 0.300, SLG: 0.333		F4		F8		F9		HR 1-2 BB		BB BB BB 1B	4	2	1	0	1	0	1
Don Richmond, L (1, 5) OBP: 0.162, SLG: 0.206		F6		F9			F9	HR 1-H 2-H		BB BB BB 1-2 BB	3	0	0	0	0	0	1
Eddie Kazak, R (8, PH) OBP: 0.294, SLG: 0.241											0	0	0	0	0	0	0
Stan Musial, L (8, PH) OBP: 0.430, SLG: 0.545											1	1	1	3	0	0	0
Del Rice, R (8, 2) OBP: 0.366, SLG: 0.324											0	1	0	0	1	0	0
Chuck Diering, R (1, 8) OBP: 0.385, SLG: 0.364		BB			K		F4	F6		BB BB BB 1-2 2-3 BB	3	0	0	0	2	1	1
Dick Cole, R (1, 4) OBP: 0.310, SLG: 0.240		5-3			1B		HR 1B	5-3		BB 1-2 2-3 3-H BB	4	1	2	1	1	0	2
Cloyd Boyer, R (1, 1) OBP: 0.200, SLG: 0.400			F3		K		HR 1-H		F2	1-2 2-3 3-H BB	2	0	0	0	0	1	1
Ted Wilks, R (5, 1)											0	0	0	0	0	0	0
Bill Howerton, L (7, PH) OBP: 0.286, SLG: 0.583											1	1	1	2	0	0	0
Gerry Staley, R (7, 1)											1	0	0	1	1	0	0
Inning Stats	R: 0 E: 0 K: 0 S: 4 / H: 1 LOB: 1 BB: 0 P: 4	R: 0 E: 0 K: 0 S: 3 / H: 0 LOB: 1 BB: 1 P: 7	R: 0 E: 0 K: 1 S: 5 / H: 0 LOB: 0 BB: 0 P: 5	R: 0 E: 0 K: 0 S: 4 / H: 1 LOB: 1 BB: 0 P: 4	R: 0 E: 0 K: 2 S: 8 / H: 1 LOB: 1 BB: 0 P: 8	R: 1 E: 0 K: 0 S: 4 / H: 1 LOB: 0 BB: 0 P: 4	R: 2 E: 0 K: 0 S: 5 / H: 2 LOB: 1 BB: 1 P: 9	R: 3 E: 0 K: 0 S: 5 / H: 2 LOB: 1 BB: 1 P: 9	R: 0 E: 0 K: 0 S: 3 / H: 0 LOB: 0 BB: 0 P: 3	R: 2 E: 0 K: 1 S: 6 / H: 1 LOB: 3 BB: 4 P: 22	1B: 5 2B: 2 3B: 0 HR: 2 / SF: 0 SAC: 0 DP: 0 HBP: 0						

PITCHER		IP	WLS	BF	H	R	ER	SO	BB	IBB	HBP	BLK	WP	HR	S	P	ERA	WHIP
Herm Wehmeier, R ERA: 3.9	(1, 1)	7.0		30	7	4	4	3	2	0	0	0	0	1	34	42	5.14	1.286
Harry Perkowski, L ERA: 4.5	(8, 1)	0.1		2	0	0	0	0	1	0	0	0	0	0	1	5	0.00	3.000
Frank Smith, R ERA: 1.02	(8, 1)	1.2		6	1	2	2	0	0	0	0	0	0	1	6	6	10.80	0.600
Kent Peterson, L ERA: 7.71	(10, 1)	0.2	L	5	1	2	2	1	2	0	0	0	0	0	5	13	27.00	4.500
Bud Byerly, R ERA: 2.45	(10, 1)	0.0		2	0	0	0	0	2	0	0	0	0	0	0	8	∞	∞

PITCHER		IP	WLS	BF	H	R	ER	SO	BB	IBB	HBP	BLK	WP	HR	S	P	ERA	WHIP
Eddie Erautt, R ERA: 6.75	(10, 1)	0.1		1	0	0	0	0	0	0	0	0	0	0	1	1	0.00	0.000

AB	39
R	8
H	9
RBI	8
BB	7
SO	4
LOB	15

PA: 46

WP: 0 PB: 0 SB: 0 CS: 0

St. Louis Cardinals @ Cincinnati Reds

Crosley Field, Cincinnati, OH

Sat May 12 1951, 3:38 AM EDT

Att. 6,203 - Unknown

BOTTOM

livebaseballscorecards.com

Batter	1	2	3	4	5	6	7	8	9	10	AB	R	H	RBI	BB	SO	LOB
Grady Hatton, L (1, 5) OBP: 0.381, SLG: 0.449	K		2-H 1B		1B WP 1-2 BB		G4-6-3 1-2f		P5 3-H		4	1	1	2	1	1	3
Lloyd Merriman, L (1, 8) OBP: 0.347, SLG: 0.419	4-3		F8		F5			1-3	4-3		5	0	0	0	0	0	5
Johnny Wyrostek, L (1, 9) OBP: 0.392, SLG: 0.427	BB		K		WP 1-3 2-H 1B			F8		6-3	4	0	1	1	1	1	1
Bob Scheffing, R (1, 2) OBP: 0.304, SLG: 0.327	F6			F2	F6 1-2 3-H			6-3		1-3	5	0	0	0	0	0	2
Ted Kluszewski, L (1, 3) OBP: 0.295, SLG: 0.408		G6-4-3 BB		HR		G4-6-3 BB			FC5-4 FC E 1B	4-3	3	2	2	1	2	0	0
Joe Adcock, R (1, 7) OBP: 0.314, SLG: 0.460		G6-4-3 1-2f		K		G4-6-3 1-2f			FC FC5-4 1-2		4	0	0	0	0	1	3
Bobby Adams, R (1, 4) OBP: 0.277, SLG: 0.424		K		F4		F8			FC5-4 1B E 1-2f 2-3 P5		4	1	0	0	0	1	2
Virgil Stallcup, R (1, 6) OBP: 0.310, SLG: 0.517			1B 2B		4-3		5-3		E4 1B 1-2 3-H		3	1	1	0	0	0	0
Roy McMillan, R (8, 6) OBP: 0.279, SLG: 0.232											0	0	0	0	0	0	0
Barney McCosky, L (9, PH) OBP: 0.333, SLG: 0.433											1	0	0	1	0	0	1
Sammy Meeks, R (10, 6)											0	0	0	0	0	0	0
Herm Wehmeier, R (1, 1) OBP: 0.300, SLG: 0.200			5-3		BB 1B		G4-6-3 1B		1-2 2-3 1B		3	1	2	0	0	0	1
Harry Perkowski, L (8, 1)											0	0	0	0	0	0	0
Frank Smith, R (8, 1)											0	0	0	0	0	0	0
Johnny Pramesa, R (9, PH) OBP: 0.275, SLG: 0.431											1	0	1	0	0	0	0
Bob Usher, R (9, PR) OBP: 0.255, SLG: 0.358											0	0	0	0	0	0	0
Kent Peterson, R (10, 1)											0	0	0	0	0	0	0
Bud Byerly, R (10, 1)											0	0	0	0	0	0	0
Eddie Erautt, R (10, 1)											0	0	0	0	0	0	0
Inning Stats	R: 0 H: 0 E: 0 LOB: 1 K: 1 BB: 1 S: 5 P: 9	R: 0 H: 0 E: 0 LOB: 0 K: 1 BB: 1 S: 4 P: 8	R: 1 H: 2 E: 0 LOB: 1 K: 1 BB: 0 S: 7 P: 7	R: 1 H: 1 E: 0 LOB: 0 K: 1 BB: 0 S: 6 P: 6	R: 2 H: 2 E: 0 LOB: 1 K: 0 BB: 1 S: 5 P: 9	R: 0 H: 0 E: 0 LOB: 0 K: 0 BB: 1 S: 2 P: 6	R: 0 H: 1 E: 0 LOB: 0 K: 0 BB: 0 S: 3 P: 3	R: 0 H: 0 E: 0 LOB: 0 K: 0 BB: 0 S: 3 P: 3	R: 2 H: 2 E: 1 LOB: 2 K: 0 BB: 0 S: 7 P: 7	R: 0 H: 0 E: 0 LOB: 0 K: 0 BB: 0 S: 3 P: 3	1B: 6 2B: 1 3B: 0 HR: 1	SF: 0 SAC: 0 DP: 3 HBP: 0	WP: 1 PB: 0 SB: 0 CS: 0	PA: 41			

	AB	37
	R	6
	H	8
	RBI	5
	BB	4
	SO	4
	LOB	18

PITCHER		IP	WLS	BF	H	R	ER	SO	BB	IBB	HBP	BLK	WP	HR	S	P	ERA	WHIP
Cloyd Boyer, R ERA: 6.32	(1, 1)	4.2		21	5	4	2	4	3	0	0	0	0	1	26	38	3.86	1.714
Ted Wilks, R ERA: 2.16	(5, 1)	1.1		4	0	0	0	0	1	0	0	0	1	0	3	7	0.00	0.750
Gerry Staley, R ERA: 2.49	(7, 1)	4.0	W	16	3	2	2	0	0	0	0	0	0	0	16	16	4.50	0.750

PITCHER	IP	WLS	BF	H	R	ER	SO	BB	IBB	HBP	BLK	WP	HR	S	P	ERA	WHIP

Batter	1	2	3	4	5	6	7	8	9	AB	R	H	RBI	BB	SO	LOB
Chuck Diering, R (1, 8) OBP: 0.353, SLG: 0.286	3-1	K			BB			1-3		3	0	0	0	1	1	2
Peanuts Lowrey, R (1, 5) OBP: 0.446, SLG: 0.487	6-3		4-3		F8			F8		4	0	0	0	0	0	1
Enos Slaughter, L (1, 9) OBP: 0.337, SLG: 0.356	4-3		4-3 1B		4-3			4-3		4	0	1	0	0	0	1
Stan Musial, L (1, 7) OBP: 0.434, SLG: 0.543 Don Richmond, L (9, PR) OBP: 0.162, SLG: 0.206		1B 2B 1B	4-3 1-2			1-3			1B 1B	4 0	1 0	2 0	0 0	0 0	0 0	1 0
Joe Garagiola, L (1, 2) OBP: 0.313, SLG: 0.477		2B 6-3 1B 1-2	1-3			4-3			F5	4	1	1	0	0	0	2
Rocky Nelson, L (1, 3) OBP: 0.214, SLG: 0.231		F6		F8		F9			F8	4	0	0	0	0	0	3
Solly Hemus, L (1, 6) OBP: 0.315, SLG: 0.289 Steve Bilko, R (9, PH) OBP: 0.309, SLG: 0.361		1-3 2B 2-H		F7			F7		1-2 1B	3 1	0 0	1 1	1 0	0 0	0 0	0 0
Dick Cole, R (1, 4) OBP: 0.273, SLG: 0.207		6-3 3-H		F7			F8		K	4	0	0	1	0	1	3
Max Lanier, R (1, 1) OBP: 0.333, SLG: 0.200 Ted Wilks, R (4, 1) Don Bollweg, L (5, PH) OBP: 0.125, SLG: 0.250 Cloyd Boyer, R (5, 1) OBP: 0.200, SLG: 0.400 Del Rice, R (7, PH) OBP: 0.357, SLG: 0.314 Erv Dusak, R (7, 1) OBP: 0.500, SLG: 2.000		BB			F8		F1			0 0 1 0 1 0	0 0 0 0 0 0	0 0 0 0 0 0	0 0 0 0 0 0	1 0 0 0 0 0	0 0 0 0 0 0	0 0 0 0 0 0
Inning Stats	R: 0 E: 0 K: 0 S: 3 H: 0 LOB: 0 BB: 0 P: 3	R: 2 E: 0 K: 1 S: 8 H: 3 LOB: 2 BB: 1 P: 12	R: 0 E: 0 K: 0 S: 4 H: 1 LOB: 1 BB: 0 P: 4	R: 0 E: 0 K: 0 S: 3 H: 0 LOB: 0 BB: 0 P: 3	R: 0 E: 0 K: 0 S: 3 H: 0 LOB: 1 BB: 1 P: 7	R: 0 E: 0 K: 0 S: 3 H: 0 LOB: 0 BB: 0 P: 3	R: 0 E: 0 K: 0 S: 3 H: 0 LOB: 0 BB: 0 P: 3	R: 0 E: 0 K: 0 S: 3 H: 0 LOB: 0 BB: 0 P: 3	R: 0 E: 0 K: 1 S: 7 H: 2 LOB: 2 BB: 0 P: 7	1B: 5 2B: 1 3B: 0 HR: 0 SF: 0 SAC: 0 DP: 0 HBP: 0						

PITCHER		IP	WLS	BF	H	R	ER	SO	BB	IBB	HBP	BLK	WP	HR	S	P	ERA	WHIP
Howie Fox, R ERA: 2.91	(1, 1)	6.1	W	25	4	2	2	1	2	0	0	0	0	0	25	33	2.84	0.947
Ken Raffensberger, L ERA: 4.91	(7, 1)	2.2	S	10	2	0	0	1	0	0	0	0	0	0	12	12	0.00	0.750

PITCHER	IP	WLS	BF	H	R	ER	SO	BB	IBB	HBP	BLK	WP	HR	S	P	ERA	WHIP

TOP

St. Louis Cardinals @ Cincinnati Reds

Crosley Field, Cincinnati, OH

Sun May 13 1951, 3:33 AM EDT

Unknown

livebaseballscorecards.com

AB	33
R	2
H	6
RBI	2
BB	2
SO	2
LOB	13

St. Louis Cardinals @ Cincinnati Reds

Crosley Field, Cincinnati, OH

Sun May 13 1951, 3:33 AM EDT

Unknown

BOTTOM

livebaseballscorecards.com

Batter	1	2	3	4	5	6	7	8	9	AB	R	H	RBI	BB	SO	LOB
Grady Hatton, L (1, 5) OBP: 0.396, SLG: 0.457	BBBB 4-0 2B BB		x 0-0 1B HR 1B	x 0-0 ③ 6-3			x 0-0 S 1B 1B			3	3	2	0	1	0	1
Connie Ryan, R (1, 4) OBP: 0.371, SLG: 0.476	x 0-0 1-H F8 2B		x 0-0 1-2 HR 1B		BBBB 4-0 L4-3 BB		x 0-0 ② F9 1-2			3	2	2	1	1	0	1
Johnny Wyrostek, L (1, 9) OBP: 0.387, SLG: 0.419	x 0-0 ① F8 3-H		x 0-0 ① F7		x 0-0 ①② L4-3 1-1		x 0-0 2-H 1B			4	0	1	2	0	0	3
Joe Adcock, R (1, 7) OBP: 0.321, SLG: 0.519	x 0-0 HR		x 0-0 1-H 2-H HR		x 0-0 ③ F7		x 0-0 ③ F8			4	2	2	4	0	0	1
Ted Kluszewski, L (1, 3) OBP: 0.284, SLG: 0.392	x 0-0 ② 3-1		x 0-0 ② F6			x 0-0 ① 4-3		x 0-0 ① 4-3		4	0	0	0	0	0	0
Bob Scheffing, R (1, 2) OBP: 0.283, SLG: 0.304	x 0-0 ③ F9		x 0-0 ③ 5-3			x 0-0 ② 5-3		x 0-0 ② 6-3		4	0	0	0	0	0	0
Lloyd Merriman, L (1, 8) OBP: 0.358, SLG: 0.426		x 0-0 ① F7		x 0-0 B5-6-4 1B 1B		x 0-0 1B		x 0-0 ③ 4-3		4	0	2	0	0	0	0
Virgil Stallcup, R (1, 6) OBP: 0.313, SLG: 0.500 Roy McMillan, R (9, 6) OBP: 0.279, SLG: 0.232		x 0-0 ② F8		x 0-0 B5-6-4 1-2 1B		x 0-0 ③ F7				3 0	0 0	1 0	0 0	0 0	0 0	1 0
Howie Fox, R (1, 1) Ken Raffensberger, R (7, 1)		x 0-0 ③ F9		x 0-0 ①② B5-6-4 1-2f 2-3			x 0-0 ① F7			2 1	0 0	0 0	0 0	0 0	0 0	2 0
Inning Stats	R: 3 E: 0 K: 0 S: 5 H: 2 LOB: 0 BB: 1 P: 9	R: 0 E: 0 K: 0 S: 3 H: 0 LOB: 0 BB: 0 P: 3	R: 3 E: 0 K: 0 S: 6 H: 3 LOB: 0 BB: 0 P: 6	R: 0 E: 0 K: 0 S: 4 H: 2 LOB: 1 BB: 0 P: 4	R: 0 E: 0 K: 0 S: 2 H: 0 LOB: 0 BB: 1 P: 6	R: 0 E: 0 K: 0 S: 4 H: 1 LOB: 1 BB: 0 P: 4	R: 1 E: 0 K: 0 S: 5 H: 2 LOB: 1 BB: 0 P: 5	R: 0 E: 0 K: 0 S: 3 H: 0 LOB: 0 BB: 0 P: 3		1B: 7 2B: 2 3B: 0 HR: 2	SF: 0 SAC: 0 DP: 2 HBP: 0			WP: 0 PB: 0 SB: 1 CS: 0	PA: 34	

PITCHER		IP	WLS	BF	H	R	ER	SO	BB	IBB	HBP	BLK	WP	HR	S	P	ERA	WHIP
Max Lanier, L ERA: 6.38	(1, 1)	3.0	L	16	6	6	6	0	1	0	0	0	0	2	15	19	18.00	2.333
Ted Wilks, R ERA: 1.93	(4, 1)	1.0		3	1	0	0	0	0	0	0	0	0	0	3	3	0.00	1.000
Cloyd Boyer, R ERA: 5.6	(5, 1)	2.0		7	1	0	0	0	1	0	0	0	0	0	6	10	0.00	1.000
Erv Dusak, R ERA: 6.97	(7, 1)	2.0		8	2	1	1	0	0	0	0	0	0	0	8	8	4.50	1.000

PITCHER	IP	WLS	BF	H	R	ER	SO	BB	IBB	HBP	BLK	WP	HR	S	P	ERA	WHIP

AB	32
R	7
H	10
RBI	7
BB	2
SO	0
LOB	9

Batter	1	2	3	4	5	6	7	8	9	AB	R	H	RBI	BB	SO	LOB
Peanuts Lowrey, R (1, 8) OBP: 0.454, SLG: 0.500	K		F4		FC6-4 1-2 HBP		E 1B		1B 3-H 2B	4	0	2	1	0	1	0
Rocky Nelson, L (1, 3) OBP: 0.263, SLG: 0.278	1B			F9	FC6-4 1-2f		F9 1-3		2-H 1B	5	0	2	0	0	0	3
Stan Musial, L (1, 7) OBP: 0.437, SLG: 0.534 Chuck Diering, R (8, 7) OBP: 0.353, SLG: 0.286	F6			2B 6-3 BB		FC1-5 1B		G3		3 0	1 0	1 0	0 0	1 0	0 0	1 0
Bill Howerton, L (1, 9) OBP: 0.389, SLG: 0.688	F5			1-3 2B		FC1-5 1-2 1B		G6-4-3 1B		4	0	3	0	0	0	1
Joe Garagiola, L (1, 2) OBP: 0.300, SLG: 0.457 Bill Sarni, R (4, 2)		1-3		6-3 3-H		FC1-5 1-2 2-3f		G6-4-3 1-2f		2 2	0 0	0 0	1 0	0 0	0 0	1 3
Eddie Kazak, R (1, 5) OBP: 0.289, SLG: 0.242		F7		K		F7			K WP 1B 1B	4	1	1	0	0	1	3
Solly Hemus, L (1, 6) OBP: 0.301, SLG: 0.275		6-3			K2-3	K			K G1-6-3 1B 1-3 2B	4	1	0	0	0	3	3
Dick Cole, R (1, 4) OBP: 0.324, SLG: 0.226			G6-4-3 BB		HBP BB		5-3		G1-6-3 1-2 3-H 1B	2	0	1	1	2	0	0
Joe Presko, R (1, 1) Don Bollweg, L (7, PH) OBP: 0.111, SLG: 0.222 Ted Wilks, R (7, 1) Enos Slaughter, L (9, PH) OBP: 0.333, SLG: 0.352			G6-4-3 1-2f		K	G3			G1-6-3 1-2f 2-3	2 1 0 1	0 0 0 0	0 0 0 0	0 0 0 0	1 0 0 0	2 0 0 0	2 0 0 2
Inning Stats	R: 0 E: 0 K: 1 S: 6 H: 1 LOB: 1 BB: 0 P: 6	R: 0 E: 0 K: 0 S: 3 H: 0 LOB: 0 BB: 0 P: 3	R: 0 E: 0 K: 0 S: 2 H: 0 LOB: 0 BB: 1 P: 6	R: 1 E: 0 K: 1 S: 6 H: 1 LOB: 1 BB: 1 P: 10	R: 0 E: 0 K: 2 S: 7 H: 0 LOB: 2 BB: 1 P: 12	R: 0 E: 0 K: 1 S: 7 H: 2 LOB: 2 BB: 0 P: 7	R: 0 E: 1 K: 0 S: 4 H: 1 LOB: 1 BB: 0 P: 4	R: 0 E: 0 K: 0 S: 3 H: 1 LOB: 0 BB: 0 P: 3	R: 2 E: 1 K: 1 S: 8 H: 4 LOB: 2 BB: 0 P: 8	1B: 8 2B: 2 3B: 0 HR: 0 SF: 0 SAC: 0 DP: 3 HBP: 1						

PITCHER	IP	WLS	BF	H	R	ER	SO	BB	IBB	HBP	BLK	WP	HR	S	P	ERA	WHIP
Willie Ramsdell, R (1, 1) ERA: 5.0	9.0	W	38	10	3	3	6	3	0	1	0	1	0	46	59	3.00	1.444

PITCHER	IP	WLS	BF	H	R	ER	SO	BB	IBB	HBP	BLK	WP	HR	S	P	ERA	WHIP

TOP

St. Louis Cardinals @ Cincinnati Reds

Crosley Field, Cincinnati, OH

Sun May 13 1951, 3:38 AM EDT

Att. 17,415 - Unknown

livebaseballscorecards.com

AB	34
R	3
H	10
RBI	3
BB	3
SO	6
LOB	19

WP: 1 PB: 0 SB: 0 CS: 0 PA: 38

BOTTOM

St. Louis Cardinals @ Cincinnati Reds

Crosley Field, Cincinnati, OH

Sun May 13 1951, 3:38 AM EDT

Att. 17,415 - Unknown

livebaseballscorecards.com

Batter	1	2	3	4	5	6	7	8	9	AB	R	H	RBI	BB	SO	LOB
Grady Hatton, L (1, 5) OBP: 0.390, SLG: 0.442	G3		BB 2B 1-2 2-3 BB	F8			1-3			3	1	0	0	1	0	2
Connie Ryan, R (1, 4) OBP: 0.378, SLG: 0.470	F2		2B E 1-2 2-3 3-H BB		K		1B 2-H 1B			3	1	1	2	1	1	0
Johnny Wyrostek, L (1, 9) OBP: 0.391, SLG: 0.417	BB		F6		F8		1-2 1B			3	0	1	0	1	0	3
Joe Adcock, R (1, 7) OBP: 0.319, SLG: 0.528	4-3		F9 3-H		3B		P3			4	0	1	1	0	0	5
Ted Kluszewski, L (1, 3) OBP: 0.292, SLG: 0.406		F8	E9 2B 1-H 2-H 2B			F8-3 1B		4-3		4	1	2	1	0	0	0
Lloyd Merriman, L (1, 8) OBP: 0.351, SLG: 0.431		4-3	2B 2-H 2B			F8-3 1-1		6-3		4	0	1	1	0	0	1
Johnny Pramesa, R (1, 2) OBP: 0.255, SLG: 0.400		5-3	P3			F8		6-3		4	0	0	0	0	0	1
Virgil Stallcup, R (1, 6) OBP: 0.343, SLG: 0.514			BB SH BB 1B	F9			SH3 1B 1B			3	1	2	0	0	0	0
Roy McMillan, R (7, PR) OBP: 0.279, SLG: 0.232 (8, 6)										0	1	0	0	0	0	0
Willie Ramsdell, R (1, 1)			SH BB BB F9 1-2	F8			SH3 1-2			1	1	0	0	0	0	0
Inning Stats	R: 0 E: 0 K: 0 S: 3 H: 0 LOB: 1 BB: 1 P: 7	R: 0 E: 0 K: 0 S: 3 H: 0 LOB: 0 BB: 0 P: 3	R: 5 E: 1 K: 0 S: 7 H: 3 LOB: 1 BB: 2 P: 15	R: 0 E: 0 K: 0 S: 3 H: 0 LOB: 0 BB: 0 P: 3	R: 0 E: 0 K: 1 S: 5 H: 1 LOB: 1 BB: 0 P: 5	R: 0 E: 0 K: 0 S: 3 H: 1 LOB: 0 BB: 0 P: 3	R: 1 E: 0 K: 0 S: 6 H: 3 LOB: 2 BB: 0 P: 6	R: 0 E: 0 K: 0 S: 3 H: 0 LOB: 0 BB: 0 P: 3		1B: 5 2B: 3 3B: 1 HR: 0 SF: 0 SAC: 2 DP: 1 HBP: 0				WP: 0 PB: 0 SB: 0 CS: 0 PA: 34	

	AB	29
	R	6
	H	8
	RBI	5
	BB	3
	SO	1
	LOB	12

PITCHER		IP	WLS	BF	H	R	ER	SO	BB	IBB	HBP	BLK	WP	HR	S	P	ERA	WHIP
Joe Presko, R ERA: 5.06	(1, 1)	6.0	L	25	5	5	5	1	3	0	0	0	0	0	24	36	7.50	1.333
Ted Wilks, R ERA: 2.38	(7, 1)	2.0		9	3	1	1	0	0	0	0	0	0	0	9	9	4.50	1.500

PITCHER	IP	WLS	BF	H	R	ER	SO	BB	IBB	HBP	BLK	WP	HR	S	P	ERA	WHIP

Batter	1	2	3	4	5	6	7	8	9	AB	R	H	RBI	BB	SO	LOB
Roy Hartsfield, R (1, 4) OBP: 0.364, SLG: 0.327	4-3			K		F8			F7	4	0	0	0	0	1	0
Sam Jethroe, S (1, 8) OBP: 0.288, SLG: 0.412	F8			F5			SH3-4 HBP		F8	3	0	0	0	0	0	0
Earl Torgeson, L (1, 3) OBP: 0.309, SLG: 0.282	6-3			F8			SH3-4 1-2			2	0	0	0	0	0	0
Bob Elliott, R (1, 5) OBP: 0.443, SLG: 0.663		K			2B		5-3			3	0	1	0	0	1	1
Ebba St. Claire, S (1, 2) OBP: 0.327, SLG: 0.360		K			F2		F7			3	0	0	0	0	1	2
Sid Gordon, R (1, 7) OBP: 0.355, SLG: 0.409		K			G1-6-3 BB			5-3		2	0	0	0	1	1	0
Willard Marshall, L (1, 9) OBP: 0.366, SLG: 0.328			F5		G1-6-3 1-2f			G3		3	0	0	0	0	0	2
Gene Mauch, R (1, 6) OBP: 0.333, SLG: 0.143			B5-4 BB			B1-6-4 BB		K		1	0	0	0	2	1	0
Vern Bickford, R (1, 1) OBP: 0.167, SLG: 0.222			B5-4 1-2f			B1-6-4 1-2f			F8	2	0	0	0	0	0	2
Bob Addis, L (9, PH) OBP: 0.209, SLG: 0.262										1	0	0	0	0	0	0
Inning Stats	R: 0 E: 0 K: 0 S: 3	H: 0 LOB: 0 BB: 0 P: 3	R: 0 E: 0 K: 3 S: 9	H: 0 LOB: 0 BB: 0 P: 9	R: 0 E: 0 K: 0 S: 2	H: 0 LOB: 0 BB: 1 P: 6	R: 0 E: 0 K: 1 S: 5	H: 0 LOB: 0 BB: 0 P: 5	R: 0 E: 0 K: 0 S: 3	H: 1 LOB: 1 BB: 1 P: 7	R: 0 E: 0 K: 0 S: 2	H: 0 LOB: 0 BB: 1 P: 6	R: 0 E: 0 K: 0 S: 3	H: 0 LOB: 1 BB: 0 P: 4	R: 0 E: 0 K: 1 S: 5	H: 0 LOB: 0 BB: 0 P: 5	R: 0 E: 0 K: 0 S: 3	H: 0 LOB: 0 BB: 0 P: 3	1B: 0 2B: 2 3B: 0 HR: 0	SF: 0 SAC: 1 DP: 3 HBP: 1	WP: 0 PB: 0 SB: 0 CS: 0	PA: 29

TOP

Boston Braves @ Cincinnati Reds

Crosley Field, Cincinnati, OH

Tue May 15 1951, 3:33 AM EDT

Att. 12,176 - Unknown

livebaseballscorecards.com

AB	24
R	0
H	1
RBI	0
BB	3
SO	5
LOB	7

PITCHER	IP	WLS	BF	H	R	ER	SO	BB	IBB	HBP	BLK	WP	HR	S	P	ERA	WHIP
Ewell Blackwell, R (1, 1) ERA: 3.04	9.0	W	29	1	0	0	5	3	0	1	0	0	0	35	48	0.00	0.444

Boston Braves @ Cincinnati Reds

Crosley Field, Cincinnati, OH

Tue May 15 1951, 3:33 AM EDT

Att. 12,176 - Unknown

BOTTOM

Batter	1	2	3	4	5	6	7	8	9	AB	R	H	RBI	BB	SO	LOB
Grady Hatton, L (1, 5) OBP: 0.376, SLG: 0.424	4-3		F4			3-1		3-1		4	0	0	0	0	0	1
Connie Ryan, R (1, 4) OBP: 0.372, SLG: 0.471	6-3		F8			2B		K		4	0	1	0	0	1	1
Johnny Wyrostek, L (1, 9) OBP: 0.381, SLG: 0.404	F8			3-1		F9				3	0	0	0	0	0	1
Joe Adcock, R (1, 7) OBP: 0.310, SLG: 0.514		4-3		F2		3-1				3	0	0	0	0	0	1
Ted Kluszewski, L (1, 3) OBP: 0.284, SLG: 0.394		F6		E4			3-1			3	0	0	0	0	0	0
Lloyd Merriman, L (1, 8) OBP: 0.333, SLG: 0.407		E3		K			6-3			3	0	0	0	0	1	1
Johnny Pramesa, R (1, 2) OBP: 0.259, SLG: 0.448		L4			K		HR			3	1	1	1	0	1	1
Virgil Stallcup, R (1, 6) OBP: 0.316, SLG: 0.474			1-3		5-3		K			3	0	0	0	0	1	0
Ewell Blackwell, R (1, 1) OBP: 0.500, SLG: 0.471			BB		1-3			F7		2	0	0	0	1	0	0
Inning Stats	R: 0 E: 0 K: 0 S: 3 H: 0 LOB: 0 BB: 0 P: 3	R: 0 E: 1 K: 0 S: 4 H: 0 LOB: 1 BB: 0 P: 4	R: 0 E: 0 K: 0 S: 3 H: 0 LOB: 1 BB: 1 P: 7	R: 0 E: 1 K: 1 S: 6 H: 0 LOB: 1 BB: 0 P: 6	R: 0 E: 0 K: 1 S: 5 H: 0 LOB: 0 BB: 0 P: 5	R: 0 E: 0 K: 0 S: 4 H: 1 LOB: 1 BB: 0 P: 4	R: 1 E: 0 K: 1 S: 6 H: 1 LOB: 0 BB: 0 P: 6	R: 0 E: 0 K: 1 S: 5 H: 0 LOB: 0 BB: 0 P: 5		1B: 0 2B: 1 3B: 0 HR: 1	SF: 0 SAC: 0 DP: 0 HBP: 0						

PITCHER	IP	WLS	BF	H	R	ER	SO	BB	IBB	HBP	BLK	WP	HR	S	P	ERA	WHIP
Vern Bickford, R (1, 1) ERA: 2.28	8.0	L	29	2	1	1	4	1	0	0	0	0	1	36	40	1.12	0.375

PITCHER	IP	WLS	BF	H	R	ER	SO	BB	IBB	HBP	BLK	WP	HR	S	P	ERA	WHIP

AB	28
R	1
H	2
RBI	1
BB	1
SO	4
LOB	6

WP: 0 PA: 29
PB: 0
SB: 0
CS: 0

livebaseballscorecards.com

Boston Braves @ Cincinnati Reds

Crosley Field, Cincinnati, OH

Wed May 16 1951, 3:33 AM EDT

Att. 2,930 - Unknown

TOP

Batter	1	2	3	4	5	6	7	8	9	AB	R	H	RBI	BB	SO	LOB
Roy Hartsfield, R (1, 4) OBP: 0.365, SLG: 0.319	BBBB 4-0 6-3 BB		x 0-0 6-3 ②		BBBB 4-0 BB	x 0-0 FC5-4 ③ 1-2f			x 0-0 FC4-6 ② FC5-4 1-2f	3	0	0	0	2	0	3
Sam Jethroe, S (1, 8) OBP: 0.285, SLG: 0.398	x 0-0 L9 ①		BBBB 4-0 S BB		x 0-0 F7 ③		x 0-0 F9 ①		x 0-0 FC5-4 ③ 1-2f	4	0	0	0	1	0	3
Earl Torgeson, L (1, 3) OBP: 0.299, SLG: 0.271	x 0-0 6-3 ② 1-2		SSS 0-3 K ③ 1-2			x 0-0 4-3 ①	x 0-0 1-3 ②			4	0	0	0	0	1	2
Bob Elliott, R (1, 5) OBP: 0.446, SLG: 0.702	x 0-0 5-3 ③			x 0-0 E 2B		x 0-0 HR	x 0-0 F7 ③			4	1	2	1	0	0	1
Walker Cooper, R (1, 2) OBP: 0.274, SLG: 0.394		x 0-0 6-3 ①		x 0-0 6-3 ① 2-3		BBBB 4-0 HR BB		x 0-0 F5 ①		3	1	0	0	1	0	1
Sid Gordon, R (1, 7) OBP: 0.351, SLG: 0.396		BBBB 4-0 BB		x 0-0 1-3 ②		x 0-0 F9 ②		x 0-0 F7 ②		3	0	0	0	1	0	2
Willard Marshall, L (1, 9) OBP: 0.360, SLG: 0.369		x 0-0 F2 ②		x 0-0 5-3 ③		x 0-0 1-H HR		x 0-0 F4 ③		4	1	1	2	0	0	2
Gene Mauch, R (1, 6) OBP: 0.333, SLG: 0.111 Luis Olmo, R (9, PH) OBP: 0.281, SLG: 0.333		x 0-0 F8 ③			x 0-0 F4 ①	BBBB 4-0 1B BB			x 0-0 F3 ①	2 1	0 0	0 0	0 0	1 0	0 0	1 0
Johnny Sain, R (1, 1) OBP: 0.125, SLG: 0.125 Luis Marquez, R (9, PH) OBP: 0.300, SLG: 0.333			x 0-0 L3 ①		x 0-0 F9 ②	x 0-0 FC5-4 1-2 1B			x 0-0 FC4-6 1B	3 1	0 0	1 1	0 0	0 0	0 0	0 0
Inning Stats	R: 0 E: 0 K: 0 S: 3 H: 0 LOB: 1 BB: 1 P: 7	R: 0 E: 0 K: 0 S: 3 H: 0 LOB: 1 BB: 1 P: 7	R: 0 E: 0 K: 1 S: 5 H: 0 LOB: 1 BB: 1 P: 9	R: 0 E: 1 K: 0 S: 4 H: 1 LOB: 1 BB: 0 P: 4	R: 0 E: 0 K: 0 S: 3 H: 0 LOB: 1 BB: 1 P: 7	R: 3 E: 0 K: 0 S: 6 H: 3 LOB: 2 BB: 2 P: 14	R: 0 E: 0 K: 0 S: 3 H: 0 LOB: 0 BB: 0 P: 3	R: 0 E: 0 K: 0 S: 3 H: 0 LOB: 0 BB: 0 P: 3	R: 0 E: 0 K: 0 S: 4 H: 1 LOB: 1 BB: 0 P: 4	1B: 2 2B: 1 3B: 0 HR: 2 SF: 0 SAC: 0 DP: 0 HBP: 0							

livebaseballscorecards.com

AB	32
R	3
H	5
RBI	3
BB	6
SO	1
LOB	15

WP: 0 PB: 0 SB: 1 CS: 0 PA: 38

PITCHER		IP	WLS	BF	H	R	ER	SO	BB	IBB	HBP	BLK	WP	HR	S	P	ERA	WHIP
Herm Wehmeier, R ERA: 4.04	(1, 1)	5.2		27	4	3	3	1	6	0	0	0	0	2	23	47	4.76	1.765
Frank Smith, R ERA: 0.9	(6, 1)	2.1	W	7	0	0	0	0	0	0	0	0	0	0	7	7	0.00	0.000
Ken Raffensberger, L ERA: 4.75	(9, 1)	1.0	S	4	1	0	0	0	0	0	0	0	0	0	4	4	0.00	1.000

PITCHER	IP	WLS	BF	H	R	ER	SO	BB	IBB	HBP	BLK	WP	HR	S	P	ERA	WHIP

Batter	1	2	3	4	5	6	7	8	9	AB	R	H	RBI	BB	SO	LOB
Grady Hatton, L (1, 5) OBP: 0.372, SLG: 0.417	F6		4-3		F9			1B 2B 1B		4	1	1	0	0	0	0
Connie Ryan, R (1, 4) OBP: 0.366, SLG: 0.459	F3		K			5-3		2B 1B 1B 1-2		4	1	1	0	0	1	0
Johnny Wyrostek, L (1, 9) OBP: 0.376, SLG: 0.408	6-3		4-3			4-3		1B 2B 1-3 2-H		4	1	1	1	0	0	0
Joe Adcock, R (1, 7) OBP: 0.317, SLG: 0.522		K		F8		2B		1B 2-H 3-H		4	0	2	2	0	1	0
Ted Kluszewski, L (1, 3) OBP: 0.283, SLG: 0.389		E3 1B BB		1B 1B		1-3		6-3		4	1	1	0	0	0	1
Lloyd Merriman, L (1, 8) OBP: 0.349, SLG: 0.411		1B BB 1-2		G1-6-3 1B 1-2			5-3			2	0	1	0	1	0	0
Johnny Pramesa, R (1, 2) OBP: 0.262, SLG: 0.433		F3		G1-6-3 1-2f			G5-4-3 BB			2	0	0	0	1	0	4
Virgil Stallcup, R (1, 6) OBP: 0.317, SLG: 0.463		1B 1-2 2-H			F8		G5-4-3 1-2f			3	0	1	1	0	0	1
Herm Wehmeier, R (1, 1) OBP: 0.250, SLG: 0.250		K			F6			K		2	0	0	0	0	1	2
Frank Smith, R (6, 1)										0	0	0	0	0	0	0
Barney McCosky, L (8, PH) OBP: 0.324, SLG: 0.419										1	0	0	0	0	1	0
Ken Raffensberger, R (9, 1)										0	0	0	0	0	0	0
Inning Stats	R: 0 E: 0 K: 0 S: 3 H: 0 LOB: 0 BB: 0 P: 3	R: 1 E: 1 K: 2 S: 9 H: 1 LOB: 2 BB: 1 P: 13	R: 0 E: 0 K: 1 S: 5 H: 0 LOB: 0 BB: 0 P: 5	R: 0 E: 0 K: 0 S: 4 H: 2 LOB: 1 BB: 0 P: 4	R: 0 E: 0 K: 0 S: 3 H: 0 LOB: 0 BB: 0 P: 3	R: 0 E: 0 K: 0 S: 4 H: 1 LOB: 1 BB: 0 P: 4	R: 0 E: 0 K: 0 S: 2 H: 0 LOB: 0 BB: 1 P: 6	R: 3 E: 0 K: 1 S: 8 H: 4 LOB: 0 BB: 0 P: 8		1B: 6 2B: 2 3B: 0 HR: 0 SF: 0 SAC: 0 DP: 2 HBP: 0						

PITCHER	IP	WLS	BF	H	R	ER	SO	BB	IBB	HBP	BLK	WP	HR	S	P	ERA	WHIP
Johnny Sain, R (1, 1) ERA: 3.74	8.0	L	32	8	4	3	4	2	0	0	0	0	0	38	46	3.38	1.250

PITCHER	IP	WLS	BF	H	R	ER	SO	BB	IBB	HBP	BLK	WP	HR	S	P	ERA	WHIP

BOTTOM

Boston Braves @ Cincinnati Reds

Crosley Field, Cincinnati, OH

Wed May 16 1951, 3:33 AM EDT

Att. 2,930 - Unknown

livebaseballscorecards.com

AB	30
R	4
H	8
RBI	4
BB	2
SO	4
LOB	8

WP: 0	PA: 32				
PB: 0					
SB: 0					
CS: 0					

Boston Braves @ Cincinnati Reds

Crosley Field, Cincinnati, OH

Thu May 17 1951, 3:33 AM EDT

Att. 2,730 - Unknown

TOP

Batter	1	2	3	4	5	6	7	8	9	AB	R	H	RBI	BB	SO	LOB
Roy Hartsfield, R (1, 4) OBP: 0.373, SLG: 0.325	S S S 0-3 ① K		B B B B 4-0 S BB		x 0-0 ② 1-3		x 0-0 FC6-4 2-H 1B		x 0-0 FC5-4 1B	4	0	2	1	1	1	1
Sam Jethroe, S (1, 8) OBP: 0.281, SLG: 0.385	B B B B 4-0 S BB		x 0-0 ② F4		x 0-0 ③ F7		x 0-0 ③ FC6-4 1-2f		S S S 0-3 ① K	4	0	0	0	1	1	4
Earl Torgeson, L (1, 3) OBP: 0.303, SLG: 0.270	S S S 0-3 ② K 1-2		B B B B 4-0 1-2 BB			S S S 0-3 ① K		x 0-0 BB 1B 1B	x 0-0 ② FC5-4 1-2f	4	1	1	0	1	2	2
Bob Elliott, R (1, 5) OBP: 0.443, SLG: 0.682	x 0-0 ③ 5-3		S S S 0-3 ③ K			x 0-0 BB 1B		B B B B 4-0 1B 1-2 HR BB	x 0-0 ③ F8	4	1	1	0	1	1	4
Walker Cooper, R (1, 2) OBP: 0.276, SLG: 0.384 Chet Nichols, S (7, 1) OBP: 1.000, SLG: 1.000 Bob Addis, L (8, PH) OBP: 0.227, SLG: 0.279 Dick Donovan, L (8, 1) OBP: 0.667, SLG: 1.000		x 0-0 ① F9		x 0-0 ① F5		B B B B 4-0 G5-4-3 1-2 BB		x 0-0 1-2 2-H HR 1B		2 0 1 0	0 0 1 0	0 0 1 0	0 0 1 0	1 0 0 0	0 0 0 0	0 0 0 0
Sid Gordon, R (1, 7) OBP: 0.348, SLG: 0.420		x 0-0 ② 6-3		x 0-0 ② G3		x 0-0 ② ③ G5-4-3 1-2f		x 0-0 1-H 2-H HR		4	1	1	3	0	0	2
Willard Marshall, L (1, 9) OBP: 0.367, SLG: 0.406		x 0-0 2B		x 0-0 ③ F8			x 0-0 1B 2B	x 0-0 ① F9		4	1	2	0	0	0	0
Gene Mauch, R (1, 6) OBP: 0.250, SLG: 0.077		x 0-0 ③ F7			x 0-0 ① 1-3		x 0-0 ① S S S F9	0-3 ② K		4	0	0	0	0	1	2
Warren Spahn, L (1, 1) OBP: 0.192, SLG: 0.167 Ebba St. Claire, S (7, PH) OBP: 0.316, SLG: 0.346 (7, 2)			S S S 0-3 ① K		x 0-0 2B		x 0-0 ② F8	x 0-0 ③ 4-3		2 2	0 0	1 0	0 0	0 0	1 0	0 1
Inning Stats	R: 0 E: 0 K: 2 S: 7 H: 0 LOB: 1 BB: 1 P: 11	R: 0 E: 0 K: 0 S: 4 H: 1 LOB: 1 BB: 0 P: 4	R: 0 E: 0 K: 2 S: 7 H: 0 LOB: 2 BB: 2 P: 15	R: 0 E: 0 K: 0 S: 3 H: 0 LOB: 0 BB: 0 P: 3	R: 0 E: 0 K: 0 S: 4 H: 1 LOB: 1 BB: 0 P: 4	R: 0 E: 0 K: 1 S: 5 H: 1 LOB: 1 BB: 1 P: 9	R: 1 E: 0 K: 0 S: 5 H: 2 LOB: 1 BB: 0 P: 5	R: 4 E: 0 K: 1 S: 8 H: 3 LOB: 0 BB: 1 P: 12	R: 0 E: 0 K: 1 S: 6 H: 1 LOB: 1 BB: 0 P: 6	1B: 5 2B: 3 3B: 0 HR: 1 SF: 0 SAC: 0 DP: 1 HBP: 0	WP: 0 PB: 0 SB: 2 CS: 0 PA: 40					

PITCHER		IP	WLS	BF	H	R	ER	SO	BB	IBB	HBP	BLK	WP	HR	S	P	ERA	WHIP
Willie Ramsdell, R ERA: 5.29	(1, 1)	7.0	W	33	8	5	5	5	5	0	0	0	0	1	38	58	6.43	1.857
Harry Perkowski, L ERA: 3.86	(8, 1)	1.2		6	1	0	0	2	0	0	0	0	0	0	10	10	0.00	0.600
Frank Smith, R ERA: 0.89	(9, 1)	0.1	S	1	0	0	0	0	0	0	0	0	0	0	1	1	0.00	0.000

PITCHER	IP	WLS	BF	H	R	ER	SO	BB	IBB	HBP	BLK	WP	HR	S	P	ERA	WHIP

livebaseballscorecards.com

AB	35
R	5
H	9
RBI	5
BB	5
SO	7
LOB	16

Boston Braves @ Cincinnati Reds

Crosley Field, Cincinnati, OH

Thu May 17 1951, 3:33 AM EDT

Att. 2,730 - Unknown

BOTTOM

Batter	1	2	3	4	5	6	7	8	9	AB	R	H	RBI	BB	SO	LOB
Grady Hatton, L (1, 5) OBP: 0.368, SLG: 0.406	3-1		1-3		HR 1-2 BB		4-3			3	1	0	0	1	0	2
Connie Ryan, R (1, 4) OBP: 0.384, SLG: 0.506	K		2B IBB		1-H 2-H HR		S BB 1B			3	2	2	3	1	1	0
Johnny Wyrostek, L (1, 9) OBP: 0.380, SLG: 0.415	2-3		1-H 2-H 3-H 2B		K		1-2 S BB			3	0	1	3	1	1	0
Joe Adcock, R (1, 7) OBP: 0.306, SLG: 0.504		1-3	F8		6-3		F9 1-2 2-3			4	0	0	0	0	0	3
Ted Kluszewski, L (1, 3) OBP: 0.282, SLG: 0.385		F6		G3		G5-4-3 1B		F4		4	0	1	0	0	0	0
Johnny Pramesa, R (1, 2) OBP: 0.262, SLG: 0.438		F7		F5		G5-4-3 1-2f		2B		4	0	1	0	0	0	1
Bobby Adams, R (8, PR) OBP: 0.277, SLG: 0.424										0	0	0	0	0	0	0
Bob Scheffing, R (9, 2) OBP: 0.283, SLG: 0.304										0	0	0	0	0	0	0
Lloyd Merriman, L (1, 8) OBP: 0.358, SLG: 0.433			SH5-3 1B 2B 1B	F8		2B		F7		4	1	2	0	0	0	1
Virgil Stallcup, R (1, 6) OBP: 0.333, SLG: 0.467			1-2 SH5-3 2B 1B		1B 1B	6-3		5-3		4	1	2	0	0	0	2
Willie Ramsdell, R (1, 1) OBP: 0.111, SLG: 0.111			SH5-3 1-2 2-3		BB 1-2 HR 1B		1-3			2	1	1	0	0	0	0
Harry Perkowski, L (8, 1)										0	0	0	0	0	0	0
Frank Smith, R (9, 1)										0	0	0	0	0	0	0
Inning Stats	R: 0 E: 0 K: 1 S: 5 H: 0 LOB: 0 BB: 0 P: 5	R: 0 E: 0 K: 0 S: 3 H: 0 LOB: 0 BB: 0 P: 3	R: 3 E: 0 K: 0 S: 6 H: 3 LOB: 1 BB: 1 P: 10	R: 0 E: 0 K: 0 S: 3 H: 0 LOB: 0 BB: 0 P: 3	R: 3 E: 0 K: 1 S: 7 H: 3 LOB: 0 BB: 1 P: 11	R: 0 E: 0 K: 0 S: 4 H: 2 LOB: 1 BB: 0 P: 4	R: 0 E: 0 K: 0 S: 4 H: 1 LOB: 2 BB: 1 P: 8	R: 0 E: 0 K: 0 S: 4 H: 1 LOB: 1 BB: 0 P: 4							

livebaseballscorecards.com

AB	31
R	6
H	10
RBI	6
BB	3
SO	2
LOB	9

1B: 6 SF: 0 WP: 0 PA: 35
2B: 3 SAC: 1 PB: 0
3B: 0 DP: 1 SB: 2
HR: 1 HBP: 0 CS: 0

PITCHER		IP	WLS	BF	H	R	ER	SO	BB	IBB	HBP	BLK	WP	HR	S	P	ERA	WHIP
Warren Spahn, L ERA: 2.49	(1, 1)	6.0	L	26	8	6	6	2	1	1	0	0	0	1	28	36	9.00	1.500
Chet Nichols, L ERA: 2.61	(7, 1)	1.0		5	1	0	0	0	1	0	0	0	0	0	4	8	0.00	2.000
Dick Donovan, R ERA: 7.56	(8, 1)	1.0		4	1	0	0	0	0	0	0	0	0	0	4	4	0.00	1.000

PITCHER	IP	WLS	BF	H	R	ER	SO	BB	IBB	HBP	BLK	WP	HR	S	P	ERA	WHIP

Batter	1	2	3	4	5	6	7	8	9	AB	R	H	RBI	BB	SO	LOB
Eddie Stanky, R (1, 4) OBP: 0.439, SLG: 0.475	F9			4-3		3B; 1-3; 2-H; 1B		BB; 1B		3	1	1	1	1	0	0
Whitey Lockman, L (1, 7) OBP: 0.340, SLG: 0.356	4-3			F8		4-3		1B; 1-3		4	0	1	0	0	0	2
Alvin Dark, R (1, 6) OBP: 0.410, SLG: 0.553	5-3			F4		3B; 2-H; 3-H		K		4	0	1	2	0	1	1
Monte Irvin, R (1, 3) OBP: 0.462, SLG: 0.402		F4			G6-4-3; HBP	F4			K	3	0	0	0	0	1	1
Wes Westrum, R (1, 2) OBP: 0.443, SLG: 0.349		G6-4-3; BB			F8	F7			F7	3	0	0	0	1	0	2
Clint Hartung, R (1, 9) OBP: 0.231, SLG: 0.269		G6-4-3; 1-2f			G6-4-3; 1-2f		F8		1B	4	0	1	0	0	0	2
Bobby Thomson, R (1, 8) OBP: 0.320, SLG: 0.422			G6-4-3; BB			SH; BB; E; BB	F7		F8	2	1	0	0	2	0	1
Hank Thompson, L (1, 5) OBP: 0.395, SLG: 0.490 Jack Lohrke, R (6, PH) OBP: 0.391, SLG: 0.389 (6, 5)		G6-4-3; 1-2f				E; 1B; 1-2; BB	6-3			1 1	0 1	0 1	0 0	0 1	0 0	1 0
Sal Maglie, R (1, 1) OBP: 0.083, SLG: 0.083 George Spencer, R (8, 1) Dave Koslo, L (8, 1)		6-3				SH; 1B; 3B; 1-2; 2-H		F6		2 0 0	1 0 0	0 0 0	0 0 0	0 0 0	0 0 0	0 0 0
Inning Stats	R: 0 E: 0 K: 0 S: 3 H: 0 LOB: 0 BB: 0 P: 3	R: 0 E: 0 K: 0 S: 2 H: 0 LOB: 0 BB: 1 P: 6	R: 0 E: 0 K: 0 S: 2 H: 0 LOB: 0 BB: 1 P: 6	R: 0 E: 0 K: 0 S: 3 H: 0 LOB: 0 BB: 0 P: 3	R: 0 E: 0 K: 0 S: 2 H: 0 LOB: 0 BB: 0 P: 3	R: 4 E: 1 K: 0 S: 6 H: 2 LOB: 1 BB: 2 P: 14	R: 0 E: 0 K: 0 S: 3 H: 0 LOB: 0 BB: 0 P: 3	R: 0 E: 0 K: 1 S: 5 H: 1 LOB: 1 BB: 1 P: 9	R: 0 E: 0 K: 1 S: 6 H: 1 LOB: 1 BB: 0 P: 6	1B: 3 2B: 0 3B: 1 HR: 0	SF: 0 SAC: 1 DP: 3 HBP: 1						

TOP

New York Giants @ Cincinnati Reds

Crosley Field, Cincinnati, OH

Fri May 18 1951, 3:33 AM EDT

Att. 16,488 - Unknown - 82 F

livebaseballscorecards.com

AB	27
R	4
H	4
RBI	3
BB	5
SO	2
LOB	10

PITCHER		IP	WLS	BF	H	R	ER	SO	BB	IBB	HBP	BLK	WP	HR	S	P	ERA	WHIP
Ken Raffensberger, L ERA: 5.05	(1, 1)	5.1	L	21	2	4	4	0	4	0	1	0	0	0	16	33	6.75	1.125
Bud Byerly, R ERA: 2.2	(6, 1)	1.2		5	0	0	0	0	0	0	0	0	0	0	5	5	0.00	0.000
Eddie Erautt, R ERA: 3.86	(8, 1)	1.0		4	1	0	0	1	1	0	0	0	0	0	5	9	0.00	2.000
Frank Smith, R ERA: 0.84	(9, 1)	1.0		4	1	0	0	1	0	0	0	0	0	0	6	6	0.00	1.000

PITCHER		IP	WLS	BF	H	R	ER	SO	BB	IBB	HBP	BLK	WP	HR	S	P	ERA	WHIP

BOTTOM

New York Giants @ Cincinnati Reds

Crosley Field, Cincinnati, OH

Fri May 18 1951, 3:33 AM EDT

Att. 16,488 - Unknown - 82 F

Batter	1	2	3	4	5	6	7	8	9	AB	R	H	RBI	BB	SO	LOB
Grady Hatton, L (1, 5) OBP: 0.361, SLG: 0.396	F7		F6		4-3		BB, 1B 2-H	F7		5	0	1	1	0	0	3
Connie Ryan, R (1, 4) OBP: 0.407, SLG: 0.506	1B 1B		BB		4-3		BB 1-2		SH1-4 BB	2	0	1	0	3	0	0
Johnny Wyrostek, L (1, 9) OBP: 0.368, SLG: 0.400	F7		F7		F7		K		SH1-4 1-2	4	0	0	0	0	1	4
Joe Adcock, R (1, 7) OBP: 0.310, SLG: 0.516	1B 1-2			BLK, 3B		L3		F2	K	5	1	2	0	0	1	1
Ted Kluszewski, L (1, 3) OBP: 0.279, SLG: 0.377	F2			3-1 3-H		4-3		FC3-6, 1B	6-3	5	0	1	0	0	0	3
Lloyd Merriman, L (1, 8) OBP: 0.338, SLG: 0.406		6-3		G3	K			FC3-6, BB 1-2f		4	1	0	0	0	1	1
Johnny Pramesa, R (1, 2) OBP: 0.265, SLG: 0.433		4-3		E5, 1B			4-3, 1B	1B, 1B 1-2		3	0	1	0	0	0	0
Roy McMillan, R (7, PR) OBP: 0.279, SLG: 0.232										0	1	0	0	0	0	0
Bob Scheffing, R (8, 2) OBP: 0.295, SLG: 0.304										0	0	0	0	1	0	0
Bob Usher, R (8, PR) OBP: 0.255, SLG: 0.358										0	0	0	0	0	0	0
Dixie Howell, R (9, 2) OBP: 0.400, SLG: 0.400										0	0	0	0	0	0	0
Virgil Stallcup, R (1, 6) OBP: 0.347, SLG: 0.469		6-3		1B 1-2			F8	1B 1-2 2-H		4	0	2	1	0	0	1
Ken Raffensberger, R (1, 1)			F4	K			4-3 1-2	 1-2 2-3		2	0	0	0	0	1	2
Bud Byerly, R (6, 1)										0	0	0	0	0	0	0
Barney McCosky, L (7, PH) OBP: 0.314, SLG: 0.406										1	0	0	0	0	0	1
Eddie Erautt, R (8, 1)										0	0	0	0	0	0	0
Bobby Adams, R (8, PH) OBP: 0.288, SLG: 0.433										1	0	1	0	0	0	0
Frank Smith, R (9, 1)										0	0	0	0	0	0	0
Inning Stats	R: 0 E: 0 K: 0 S: 5 H: 2 LOB: 2 BB: 0 P: 5	R: 0 E: 0 K: 0 S: 3 H: 0 LOB: 0 BB: 0 P: 3	R: 0 E: 0 K: 0 S: 3 H: 0 LOB: 1 BB: 1 P: 7	R: 1 E: 1 K: 1 S: 8 H: 2 LOB: 2 BB: 0 P: 8	R: 0 E: 0 K: 0 S: 3 H: 0 LOB: 0 BB: 0 P: 3	R: 0 E: 0 K: 1 S: 5 H: 0 LOB: 0 BB: 0 P: 5	R: 1 E: 0 K: 1 S: 7 H: 2 LOB: 2 BB: 1 P: 11	R: 1 E: 0 K: 0 S: 6 H: 3 LOB: 3 BB: 1 P: 10	R: 0 E: 0 K: 1 S: 5 H: 0 LOB: 1 BB: 1 P: 9	1B: 8 2B: 0 3B: 1 HR: 0 SF: 0 SAC: 1 DP: 0 HBP: 0						

	AB	36
	R	3
	H	9
	RBI	2
	BB	4
	SO	4
	LOB	16

WP: 0 PB: 0 SB: 0 CS: 0 PA: 41

livebaseballscorecards.com

PITCHER		IP	WLS	BF	H	R	ER	SO	BB	IBB	HBP	BLK	WP	HR	S	P	ERA	WHIP
Sal Maglie, R ERA: 2.91	(1, 1)	7.2	W	35	8	3	3	3	3	0	0	1	0	0	38	50	3.52	1.435
George Spencer, R ERA: 3.51	(8, 1)	0.0		1	1	0	0	0	0	0	0	0	0	0	1	1	∞	∞
Dave Koslo, L ERA: 4.43	(8, 1)	1.1	S	5	0	0	0	1	1	0	0	0	0	0	6	10	0.00	0.750

PITCHER	IP	WLS	BF	H	R	ER	SO	BB	IBB	HBP	BLK	WP	HR	S	P	ERA	WHIP

New York Giants @ Cincinnati Reds

Crosley Field, Cincinnati, OH

Sat May 19 1951, 3:33 AM EDT

Att. 7,716 - Sunny - 87 F

TOP

livebaseballscorecards.com

Batter	1	2	3	4	5	6	7	8	9	AB	R	H	RBI	BB	SO	LOB
Eddie Stanky, R (1, 4) OBP: 0.444, SLG: 0.480	4-3		4-3 2B, 3-H 1B		E 1B, 1B	F6			1B	5	2	3	1	0	0	2
Whitey Lockman, L (1, 7) OBP: 0.336, SLG: 0.350	4-3		4-3, 1-2		4-3, 1-H 1B		6-3		G3	5	0	1	1	0	0	2
Don Mueller, L (1, 9) OBP: 0.288, SLG: 0.271	F8		2-H 2B		4-3, 2-3		F7			4	0	1	1	0	0	1
Hank Thompson, L (1, 5) OBP: 0.382, SLG: 0.471		6-3	F7		4-3		L8			4	0	0	0	0	0	2
Wes Westrum, R (1, 2) OBP: 0.446, SLG: 0.383		2B		F8 4-3, 1B	6-3			S S S, K		4	0	2	0	0	1	1
Alvin Dark, R (1, 6) OBP: 0.399, SLG: 0.535		5-3		4-3, 1-2		4-3		F7		4	0	0	0	0	0	2
Monte Irvin, R (1, 3) OBP: 0.456, SLG: 0.396		6-3		F8, 2-3		E7 SH3-4, 1B		S S S, K		4	0	1	0	0	1	2
Artie Wilson, L (9, 3) OBP: 0.263, SLG: 0.222										0	0	0	0	0	0	0
Bobby Thomson, R (1, 8) OBP: 0.331, SLG: 0.431			SH5-3 1B, 2B	IBB		SH3-4, IBB			5-3	2	1	1	0	2	0	0
Monty Kennedy, R (1, 1)			SH5-3, 2-3	4-3		SH3-4, 1-2 2-3			S S S, K	2	0	0	0	0	1	2

	AB	R	H	RBI	BB	SO	LOB
	34	3	9	3	2	3	14

Inning Stats	1	2	3	4	5	6	7	8	9
R	0	0	2	0	1	0	0	0	0
H	0	1	3	1	2	1	0	0	1
E	0	0	0	0	0	1	0	0	0
LOB	0	1	0	2	1	2	0	0	1
K	0	0	0	0	0	0	0	2	1
BB	0	0	0	1	0	1	0	0	0
S	3	4	6	4	5	4	3	7	6
P	3	4	6	8	5	8	3	7	6

	1B	2B	3B	HR	SF	SAC	DP	HBP
	6	3	0	0	0	2	0	0

	WP	PB	SB	CS	PA
	0	0	0	0	38

PITCHER	IP	WLS	BF	H	R	ER	SO	BB	IBB	HBP	BLK	WP	HR	S	P	ERA	WHIP
Howie Fox, R (1, 1) ERA: 2.87	7.0	L	31	8	3	2	0	0	2	0	0	0	0	29	37	2.57	1.143
Bud Byerly, R (8, 1) ERA: 1.96	2.0		7	1	0	0	3	0	0	0	0	0	0	13	13	0.00	0.500

PITCHER	IP	WLS	BF	H	R	ER	SO	BB	IBB	HBP	BLK	WP	HR	S	P	ERA	WHIP

Batter	1	2	3	4	5	6	7	8	9	AB	R	H	RBI	BB	SO	LOB
Grady Hatton, L (1, 5) OBP: 0.357, SLG: 0.400	1B 2B		1-3		E1 2B			3-1		4	1	1	0	0	0	1
Connie Ryan, R (1, 4) OBP: 0.421, SLG: 0.519	1B G6-4-3 BB		FC4-6 BB		1-3 2B			F5		2	1	1	0	2	0	0
Johnny Wyrostek, L (1, 9) OBP: 0.364, SLG: 0.395	G6-4-3 1B 1-3 2-H		FC4-6 1-2f 2-3		K			K		4	0	1	1	0	2	4
Joe Adcock, R (1, 7) OBP: 0.308, SLG: 0.508	G6-4-3 1-2f 3-H		K			G4-6-3 1B			F7	4	0	1	0	0	1	3
Ted Kluszewski, L (1, 3) OBP: 0.271, SLG: 0.365	F7			F3		G4-6-3 1-2f			4-3	4	0	0	0	0	0	1
Johnny Pramesa, R (1, 2) OBP: 0.264, SLG: 0.423		G6-3 1B		K		F7			F9	4	0	1	0	0	1	0
Lloyd Merriman, L (1, 8) OBP: 0.324, SLG: 0.388		K		F5			F2			3	0	0	0	0	1	1
Virgil Stallcup, R (1, 6) OBP: 0.327, SLG: 0.442		G6-3 1-2f			5-3		4-3			3	0	0	0	0	0	1
Howie Fox, R (1, 1) OBP: 0.053, SLG: 0.105			FC4-6 2B		5-3		F3			2	0	1	0	0	0	0
Bobby Adams, R (7, PH) OBP: 0.284, SLG: 0.426										1	0	0	0	0	0	0
Bud Byerly, R (8, 1)										0	0	0	0	0	0	0
Inning Stats	R: 2 E: 0 K: 0 S: 4 H: 2 LOB: 0 BB: 1 P: 8	R: 0 E: 0 K: 1 S: 5 H: 1 LOB: 0 BB: 0 P: 5	R: 0 E: 0 K: 1 S: 6 H: 1 LOB: 2 BB: 1 P: 10	R: 0 E: 0 K: 1 S: 5 H: 0 LOB: 0 BB: 0 P: 5	R: 0 E: 1 K: 1 S: 7 H: 1 LOB: 2 BB: 0 P: 7	R: 0 E: 0 K: 0 S: 3 H: 1 LOB: 0 BB: 0 P: 3	R: 0 E: 0 K: 0 S: 3 H: 0 LOB: 0 BB: 0 P: 3	R: 0 E: 0 K: 1 S: 5 H: 0 LOB: 0 BB: 0 P: 5	R: 0 E: 0 K: 0 S: 3 H: 0 LOB: 0 BB: 0 P: 3	1B: 3 2B: 3 3B: 0 HR: 0	SF: 0 SAC: 0 DP: 3 HBP: 0					

PITCHER	IP	WLS	BF	H	R	ER	SO	BB	IBB	HBP	BLK	WP	HR	S	P	ERA	WHIP
Monty Kennedy, L (1, 1) ERA: 3.38	9.0	W	33	6	2	2	5	2	0	0	0	0	0	41	49	2.00	0.889

PITCHER	IP	WLS	BF	H	R	ER	SO	BB	IBB	HBP	BLK	WP	HR	S	P	ERA	WHIP

BOTTOM

New York Giants @ Cincinnati Reds

Crosley Field, Cincinnati, OH

Sat May 19 1951, 3:33 AM EDT

Att. 7,716 - Sunny - 87 F

livebaseballscorecards.com

AB	31
R	2
H	6
RBI	1
BB	2
SO	5
LOB	11

WP: 0 PB: 0 SB: 0 CS: 0 PA: 33

Brooklyn Dodgers @ Cincinnati Reds

Crosley Field, Cincinnati, OH

Sun May 20 1951, 3:33 AM EDT

Unknown

TOP

livebaseballscorecards.com

Batter	1	2	3	4	5	6	7	8	9	AB	R	H	RBI	BB	SO	LOB
Cal Abrams, L (1, 7) OBP: 0.483, SLG: 0.660	4-3		1B G4-6-3 1B		F8	CS	HR SH5-3 1B	2-H HR		5	3	3	2	0	0	0
Pee Wee Reese, R (1, 6) OBP: 0.485, SLG: 0.473	F8		G4-6-3 1B		1B F8 1B		SH5-3	F5		4	1	2	2	0	0	0
Duke Snider, L (1, 8) OBP: 0.366, SLG: 0.564	F7		G4-6-3		BB 1B		HR IBB		5-3	4	1	1	0	1	0	1
Jackie Robinson, R (1, 4) OBP: 0.481, SLG: 0.652		PB BB	F4		F8		1-H 2-H HR		FC6-4 1B	3	1	1	4	1	0	1
Rocky Bridges, R (8, 4) OBP: 0.378, SLG: 0.375										1	0	1	0	0	0	0
Gil Hodges, R (1, 3) OBP: 0.377, SLG: 0.617		P6		5-3 BB	FC6-4 BB		K		FC6-4 BB 1B 1B	3	1	0	0	2	1	2
Carl Furillo, R (1, 9) OBP: 0.270, SLG: 0.391		F9		F6	FC6-4		1-3		1B BB 1B	5	0	1	0	0	0	4
Roy Campanella, R (1, 2) OBP: 0.333, SLG: 0.358		F4		5-3	F8			F8	1B BB	4	0	0	0	1	0	2
Billy Cox, R (1, 5) OBP: 0.376, SLG: 0.494			1B 1B 1B 1B	IBB	E6 CS			HR SH1-3 1B	F7	4	2	3	1	1	0	0
Joe Hatten, R (1, 1) OBP: 0.167, SLG: 0.167			1B 1B 1B	K	B2			SH1-3	F7	2	1	1	0	0	1	2
Carl Erskine, R (5, 1) OBP: 0.091, SLG: 0.091										2	0	0	0	0	0	4

	AB	37
	R	10
	H	13
	RBI	9
	BB	6
	SO	2
	LOB	16

Inning Stats	1	2	3	4	5	6	7	8	9
	R: 0 E: 0 K: 0 S: 5	H: 0 LOB: 0 BB: 0 P: 10	R: 0 E: 0 K: 0 S: 12	H: 0 LOB: 1 BB: 1 P: 19	R: 3 E: 0 K: 0 S: 14	H: 4 LOB: 0 BB: 0 P: 18	R: 0 E: 0 K: 1 S: 8	H: 0 LOB: 2 BB: 2 P: 17	R: 1 E: 0 K: 0 S: 7	H: 2 LOB: 2 BB: 1 P: 19
	R: 0 E: 1 K: 0 S: 8	H: 0 LOB: 0 BB: 0 P: 13	R: 3 E: 0 K: 1 S: 9	H: 2 LOB: 0 BB: 1 P: 19	R: 2 E: 0 K: 0 S: 8	H: 2 LOB: 0 BB: 0 P: 9	R: 1 E: 0 K: 0 S: 9	H: 3 LOB: 3 BB: 1 P: 17	1B: 11 2B: 0 3B: 0 HR: 2	SF: 0 SAC: 2 DP: 1 HBP: 0

WP: 0 PB: 1 SB: 0 CS: 1 PA: 46

PITCHER	IP	WLS	BF	H	R	ER	SO	BB	IBB	HBP	BLK	WP	HR	S	P	ERA	WHIP
Ewell Blackwell, R (1, 1) ERA: 3.77	6.1	L	31	8	7	7	1	3	2	0	0	0	1	58	107	9.95	1.737
Frank Smith, R (7, 1) ERA: 1.57	1.2		7	2	2	2	1	0	0	0	0	0	1	13	17	10.80	1.200
Eddie Erautt, R (9, 1) ERA: 5.4	1.0		7	3	1	1	0	1	0	0	0	0	0	9	17	9.00	4.000

PITCHER	IP	WLS	BF	H	R	ER	SO	BB	IBB	HBP	BLK	WP	HR	S	P	ERA	WHIP

Brooklyn Dodgers @ Cincinnati Reds

Crosley Field, Cincinnati, OH

Sun May 20 1951, 3:33 AM EDT

Unknown

BOTTOM

livebaseballscorecards.com

Batter	1	2	3	4	5	6	7	8	9	AB	R	H	RBI	BB	SO	LOB
Bobby Adams, R (1, 4) OBP: 0.278, SLG: 0.409	X 0-0 L5 ①		C B X 1-1 L8 ③		X 0-0 F9 1B 1-2 1B		C X 0-1 4-3 ①		S F B S 1-3 K ①	5	0	1	0	0	1	1
Grady Hatton, L (1, 5) OBP: 0.359, SLG: 0.395	B B C B X 3-1 F8 ②			C S B F B B B 4-2 2B 1B BB	X 0-0 G5-4-3 1-2 2-3 1B		B X 1-0 3-1 ②		X 0-0 F7 ②	4	1	1	0	1	0	1
Connie Ryan, R (1, 3) OBP: 0.420, SLG: 0.512	C B B B C X 2-2 1B			C F B B S 2-3 K ①	B F B B X 3-1 F9 2-3 3-H ①		B X 1-0 1B		B X 1-0 FC1-4-6 ③ 1-2f	5	0	2	1	0	1	4
Joe Adcock, R (1, 7) OBP: 0.307, SLG: 0.508	B C B F X 2-2 L9 ③			S F X 0-2 1B 2B 1-3	B X 1-0 G5-4-3 ②③ 1-2f		C B B B S F C 3-3 K ③			4	1	1	0	0	1	4
Johnny Pramesa, R (1, 2) OBP: 0.250, SLG: 0.400		C B X 1-1 4-3 ①		X 0-0 5-3 ②		C B B B C F F X 2-2 5-3 ①		S X 0-1 F8 ①		4	0	0	0	0	0	2
Johnny Wyrostek, L (1, 9) OBP: 0.376, SLG: 0.402		C B X 1-1 G6-4-3 1B		B B B C B 4-1 FC5 1B BB		B C X 1-1 1B 1B		C F B F B F X 2-2 F8 ②		3	0	2	0	1	0	0
Virgil Stallcup, R (1, 6) OBP: 0.357, SLG: 0.464 Roy McMillan, R (8, PR) OBP: 0.279, SLG: 0.232 (9, 6)	B X 1-0 G6-4-3 ②③ 1-2f			B B X 2-0 1-2 2-H 3-H 1B		X 0-0 1-3 1B		C X 0-1 1B		4 0	0 0	3 0	2 0	0 0	0 0	1 0
Bob Usher, R (1, 8) OBP: 0.263, SLG: 0.364 Lloyd Merriman, L (6, PH) OBP: 0.316, SLG: 0.377 (7, 8)		C F B F F B X 2-2 L3 1B		X 0-0 FC5 ③ 2-3f		X 0-0 B1 ②		X 0-0 F8 ③		2 2	0 0	1 0	0 0	0 0	0 0	2 3
Ewell Blackwell, R (1, 1) OBP: 0.478, SLG: 0.450 Frank Smith, R (7, 1) Eddie Erautt, R (9, 1) Barney McCosky, L (9, PH) OBP: 0.333, SLG: 0.424		C B B S F X 2-2 L3 ①② 1-2			S B X 1-1 1B 1B F9 1B	X 0-0 F9 ③			S B F X 1-2 FC1-4-6 1B	3 0 0 1	1 0 0 0	1 0 0 1	0 0 0 0	0 0 0 0	0 0 0 0	3 0 0 0

Inning Stats	1	2	3	4	5	6	7	8	9
	R: 0 H: 1 E: 0 LOB: 1 K: 0 BB: 0 S: 9 P: 16	R: 0 H: 1 E: 0 LOB: 0 K: 0 BB: 0 S: 5 P: 8	R: 0 H: 1 E: 0 LOB: 0 K: 0 BB: 0 S: 12 P: 17	R: 2 H: 2 E: 0 LOB: 2 K: 1 BB: 2 S: 13 P: 25	R: 1 H: 3 E: 0 LOB: 1 K: 0 BB: 0 S: 7 P: 12	R: 0 H: 2 E: 0 LOB: 2 K: 0 BB: 0 S: 10 P: 13	R: 0 H: 1 E: 0 LOB: 1 K: 0 BB: 0 S: 8 P: 13	R: 0 H: 1 E: 0 LOB: 1 K: 0 BB: 0 S: 10 P: 12	R: 0 H: 1 E: 0 LOB: 1 K: 1 BB: 0 S: 8 P: 11

	AB	37
	R	3
	H	13
	RBI	3
	BB	2
	SO	3
	LOB	21

1B: 12 SF: 0
2B: 2 SAC: 0
3B: 0 DP: 3
HR: 0 HBP: 0

WP: 0 PA: 39
PB: 0
SB: 0
CS: 0

PITCHER	IP	WLS	BF	H	R	ER	SO	BB	IBB	HBP	BLK	WP	HR	S	P	ERA	WHIP
Joe Hatten, L (1, 1) ERA: 3.86	4.0		20	8	3	3	1	2	0	0	0	0	0	43	71	6.75	2.500
Carl Erskine, R (5, 1) ERA: 4.85	5.0	W	19	5	0	0	2	0	0	0	0	0	0	39	56	0.00	1.000

PITCHER	IP	WLS	BF	H	R	ER	SO	BB	IBB	HBP	BLK	WP	HR	S	P	ERA	WHIP

Brooklyn Dodgers @ Cincinnati Reds

Crosley Field, Cincinnati, OH

Sun May 20 1951, 3:38 AM EDT

Att. 29,427 - Unknown

TOP

livebaseballscorecards.com

Batter	1	2	3	4	5	6	7	8	9	AB	R	H	RBI	BB	SO	LOB
Cal Abrams, L (1, 7) OBP: 0.500, SLG: 0.655	B C C B B S 3-3 ① K		X 0-0 4-3 1B 1B	F F B B B F B 4-2 1-2 2-3 1B BB	F X 0-1 FC6 1-2 1B	B B C F B X 3-2 1B 1-2 2B 2-3 1B		B B C X 2-1 ③ 4-3		5	2	3	0	1	1	0
Pee Wee Reese, R (1, 6) OBP: 0.482, SLG: 0.470 Eddie Miksis, R (6, 4) OBP: 0.444, SLG: 0.429	C T X 0-2 ② F3	F B B B X 3-1 ② 4-3 1-2	B C B X 2-1 1-2 2-H 3-H 1B	B X 1-0 ③ FC6 1-2f	B X 1-0 1-2 2-H 3-H 2B 1B			C B F B X 2-2 ① 6-3		5 1	1 0	2 0	4 0	0 0	0 0	3 0
Duke Snider, L (1, 8) OBP: 0.364, SLG: 0.561	B X 1-0 ③ F2		X 0-0 E S 2-H 1B	X 0-0 ③ F7		X 0-0 E4 BB 1B 2-1 1-H 2-H 2B			F B B F X 2-2 ② 3-1	6	1	2	3	0	0	2
Jackie Robinson, R (1, 4) OBP: 0.489, SLG: 0.649 Rocky Bridges, R (6, PH) (6, 6) OBP: 0.359, SLG: 0.353		B X 1-0 4-3 1B	B B X 2-0 ③ F9 1-3		H 1-0 F9 1B 1B HBP	0-0 1B 1-2 1B BB 3-3 ③ K			C B X 1-1 ③ F8	2 2	2 0	1 0	0 0	1 1	0 1	1 1
Gil Hodges, R (1, 3) OBP: 0.378, SLG: 0.605		X 0-0 ① F7		B B B B B 4-1 1B 1B BB	F F X 0-2 1B 1-2 SH1-3 1B	B X 2-0 ① F7	S B B F S 2-3 ① K			4	2	1	0	1	1	3
Carl Furillo, R (1, 9) OBP: 0.268, SLG: 0.384		B X 1-0 ② 4-3 1-2		F X 0-1 ① F2	B L L X 1-2 ① F9 2-3	X 0-0 BB 1B 1-3 2-H 1B	B F C X 1-2 ② 6-3			5	1	1	1	0	0	4
Roy Campanella, R (1, 2) OBP: 0.355, SLG: 0.367	B B C B I 4-1 IBB	B C B F B X 3-2 BB 1B 1-2 1B 1B	B B F X 2-1 SH1-3 1-3 3-H 1B 1B	C B B F B F B 4-2 1B 1B 1-2 1B BB	F B B C C 2-3 ③ K					3	3	2	1	2	1	0
Billy Cox, R (1, 5) OBP: 0.381, SLG: 0.494	B X 1-0 ③ F8		B X 1-0 BB 1B 1-2 2-H 1B	B X 1-0 ② SH1-3 1-2 3-H	B X 1-0 1B 1B 1-2 2-H 3-H 1B			F X 0-1 ① F3		4	2	2	4	0	0	2
Clyde King, S (1, 1) OBP: 0.143, SLG: 0.077			X 0-0 ① C L B B S F8	2-3 ② K	F X 0-1 1B 2-H 1B	L S S 0-3 ② K		C B X 1-1 ② 6-3		5	0	1	1	0	2	4
Inning Stats	R: 0 H: 0 E: 0 LOB: 0 K: 1 BB: 0 S: 7 P: 11	R: 0 H: 1 E: 0 LOB: 2 K: 0 BB: 1 S: 5 P: 12	R: 1 H: 2 E: 0 LOB: 1 K: 0 BB: 0 S: 6 P: 11	R: 3 H: 3 E: 0 LOB: 2 K: 1 BB: 2 S: 16 P: 32	R: 3 H: 4 E: 0 LOB: 2 K: 0 BB: 0 S: 14 P: 20	R: 7 H: 5 E: 1 LOB: 1 K: 2 BB: 2 S: 19 P: 39	R: 0 H: 0 E: 0 LOB: 0 K: 2 BB: 0 S: 9 P: 14	R: 0 H: 0 E: 0 LOB: 0 K: 0 BB: 0 S: 6 P: 9	R: 0 H: 0 E: 0 LOB: 0 K: 0 BB: 0 S: 8 P: 13	1B: 14 SF: 0 2B: 1 SAC: 1 3B: 0 DP: 0 HR: 0 HBP: 1						

	AB	42
	R	14
	H	15
	RBI	14
	BB	5
	SO	6
	LOB	20

WP: 0 PA: 49
PB: 0
SB: 1
CS: 0

PITCHER		IP	WLS	BF	H	R	ER	SO	BB	IBB	HBP	BLK	WP	HR	S	P	ERA	WHIP
Herm Wehmeier, R ERA: 5.13	(1, 1)	4.2	L	27	9	7	7	2	2	1	1	0	0	0	45	82	13.50	2.357
Bud Byerly, R ERA: 2.84	(5, 1)	0.2		8	3	5	2	0	2	0	0	0	0	0	10	22	27.00	7.500
Harry Perkowski, L ERA: 3.75	(6, 1)	0.1		4	3	2	0	1	0	0	0	0	0	0	9	15	0.00	9.000
Eddie Erautt, R ERA: 3.18	(6, 1)	2.1		7	0	0	0	3	0	0	0	0	0	0	18	29	0.00	0.000
Kent Peterson, L ERA: 5.4	(9, 1)	1.0		3	0	0	0	0	0	0	0	0	0	0	8	13	0.00	0.000

PITCHER	IP	WLS	BF	H	R	ER	SO	BB	IBB	HBP	BLK	WP	HR	S	P	ERA	WHIP

BOTTOM

Brooklyn Dodgers @ Cincinnati Reds

Crosley Field, Cincinnati, OH

Sun May 20 1951, 3:38 AM EDT

Att. 29,427 - Unknown

livebaseballscorecards.com

Batter	1	2	3	4	5	6	7	8	9	AB	R	H	RBI	BB	SO	LOB
Grady Hatton, L (1, 5) OBP: 0.356, SLG: 0.390	X 0-0 CS 1B			B B C X 2-1 ① 3-1		B X 1-0 ② G3		F S B X 1-2 ② F5		4	0	1	0	0	0	1
Connie Ryan, R (1, 4) OBP: 0.423, SLG: 0.506	F S B B B X 3-2 ① ② 6-3 1-2			B B C B C B 4-2 BB		B C C B C 2-3 ③ K		X 0-0 1B 1-2 1B 1B		3	1	1	0	1	1	1
Johnny Wyrostek, L (1, 9) OBP: 0.372, SLG: 0.397	C B S B X 2-2 ③ F9			B C F B X 2-2 ② L7			C B X 1-1 ① 3-1	S X 0-1 1B 1-2 2-H 1B		4	0	1	1	0	0	1
Joe Adcock, R (1, 7) OBP: 0.305, SLG: 0.500		C X 0-1 ① F6		C X 0-1 ③ F8			X 0-0 ② F8	X 0-0 1-3 2-H 1B		4	0	1	1	0	0	1
Ted Kluszewski, L (1, 3) OBP: 0.270, SLG: 0.385		B F X 1-1 ② 3-1		B C X 1-1 ① 3-1			C B B B B C X 3-2 HR	F X 0-1 ③ L3		4	1	1	1	0	0	2
Lloyd Merriman, L (1, 8) OBP: 0.300, SLG: 0.356		X 0-0 ③ 4-3		C B F B X 2-2 ② 3-1			B X 1-0 ③ F9		F B B F F X 2-2 ① F9	4	0	0	0	0	0	0
Virgil Stallcup, R (1, 6) OBP: 0.367, SLG: 0.508			B X 1-0 ① 5-3	B B B C B 4-1 WP BB				X 0-0 HR	F B X 1-1 ② 6-3	3	1	1	1	1	0	0
Bob Scheffing, R (1, 2) OBP: 0.308, SLG: 0.333			B C X 1-1 ② F7	C B B C X 1-2 ③ F9 1-2				B C X 1-1 1B 1B 1B	B B C B C X 3-2 2B	4	1	2	0	0	0	1
Herm Wehmeier, R (1, 1) OBP: 0.231, SLG: 0.231 Bud Byerly, R (5, 1) Harry Perkowski, L (6, 1) Eddie Erautt, R (6, 1) Barney McCosky, L (8, PH) OBP: 0.324, SLG: 0.412 Kent Peterson, R (9, 1) Bobby Adams, R (9, PH) OBP: 0.274, SLG: 0.403			X 0-0 ③ 4-3			F B X 1-1 ① F8		F X 0-1 ① L9	X 0-0 ③ 6-3	1 0 0 0 1 1 0 1	0 0 0 0 0 0 0 0	0 0 0 0 0 1 0 1	0 0 0 0 0 0 0 0	0 0 0 0 0 0 0 0	0 0 0 0 0 1 0 1	0 0 0 0 0 0 0 0
Inning Stats	R: 0 E: 0 K: 0 S: 7 H: 1 LOB: 0 BB: 0 P: 12	R: 0 E: 0 K: 0 S: 5 H: 0 LOB: 0 BB: 0 P: 6	R: 0 E: 0 K: 0 S: 4 H: 0 LOB: 0 BB: 0 P: 6	R: 0 E: 0 K: 0 S: 9 H: 0 LOB: 1 BB: 1 P: 17	R: 0 E: 0 K: 0 S: 9 H: 0 LOB: 1 BB: 1 P: 17	R: 0 E: 0 K: 1 S: 6 H: 0 LOB: 0 BB: 0 P: 10	R: 1 E: 0 K: 0 S: 7 H: 1 LOB: 0 BB: 0 P: 12	R: 3 E: 0 K: 0 S: 14 H: 5 LOB: 2 BB: 0 P: 16	R: 0 E: 0 K: 0 S: 10 H: 1 LOB: 1 BB: 0 P: 16	1B: 5 2B: 1 3B: 0 HR: 2	SF: 0 SAC: 0 DP: 0 HBP: 0		WP: 1 PB: 0 SB: 0 CS: 1	PA: 36		

	AB	34
	R	4
	H	8
	RBI	4
	BB	2
	SO	1
	LOB	9

PITCHER		IP	WLS	BF	H	R	ER	SO	BB	IBB	HBP	BLK	WP	HR	S	P	ERA	WHIP
Clyde King, R ERA: 2.95	(1, 1)	9.0	W	36	8	4	4	1	2	0	0	0	1	2	71	112	4.00	1.111

PITCHER	IP	WLS	BF	H	R	ER	SO	BB	IBB	HBP	BLK	WP	HR	S	P	ERA	WHIP

Batter	1	2	3	4	5	6	7	8	9	10	AB	R	H	RBI	BB	SO	LOB
Eddie Waitkus, L (1, 3) OBP: 0.306, SLG: 0.295	WP 1B 2B		L9 1		1-2 1B		F9 2		F6 2 3 1-2		5	1	2	0	0	0	1
Richie Ashburn, L (1, 8) OBP: 0.408, SLG: 0.417	6-3 2-H 1B		G1-6-3 1B		F2 3		1B			F7 1	5	0	3	1	0	0	2
Dick Sisler, L (1, 7) OBP: 0.401, SLG: 0.511 Dick Whitman, L (10, 7) OBP: 0.143, SLG: 0.143	6-3 1 1-2		G1-6-3 2 3 1-2f			F8 1	1-3 3			HR	5 0	1 0	1 0	1 0	0 0	0 0	3 0
Del Ennis, R (1, 9) OBP: 0.388, SLG: 0.473	F3 2			F7 1		F4 2		F4 1		G3 2	5	0	0	0	0	0	1
Eddie Pellagrini, R (1, 5) OBP: 0.367, SLG: 0.364	F3 3			S S S K 2		1B 1B 1B		5-3 2		S S S K 3	5	1	1	0	0	2	1
Granny Hamner, R (1, 6) OBP: 0.290, SLG: 0.408		FC5-4 HBP 1B		F7 3		1-2 1B		1B			4	0	3	0	0	0	0
Andy Seminick, R (1, 2) OBP: 0.440, SLG: 0.542		H 1-0 FC5-4 1-2 HBP			F7 1	FC4-6 1-2 2-H 1B		F9 3			3	0	1	1	0	0	1
Mike Goliat, R (1, 4) OBP: 0.244, SLG: 0.275		FC5-4 G6-4-3 1 1-2f 2-3			F8 2	FC4-6 3 1-2f			F7 1		4	0	0	0	0	0	4
Ken Heintzelman, R (1, 1) OBP: 0.083, SLG: 0.083 Bill Nicholson, L (9, PH) OBP: 0.412, SLG: 0.429 Putsy Caballero, R (9, PR) Jim Konstanty, R (9, 1) OBP: 0.333, SLG: 0.667 Robin Roberts, S (10, 1) OBP: 0.500, SLG: 0.467		G6-4-3 2 3 1-2f			1B		6-3 1		B B B B CS BB		3 0 0 0 0	0 0 0 0 0	1 0 0 0 0	0 1 0 0 0	0 0 0 0 0	0 0 0 0 0	2 0 0 0 0
Inning Stats	R: 1 H: 2 E: 0 LOB: 1 K: 0 BB: 0 S: 5 P: 5	R: 0 H: 1 E: 0 LOB: 1 K: 0 BB: 0 S: 3 P: 4	R: 0 H: 1 E: 0 LOB: 0 K: 0 BB: 0 S: 3 P: 3	R: 0 H: 0 E: 0 LOB: 0 K: 1 BB: 0 S: 5 P: 5	R: 0 H: 2 E: 0 LOB: 2 K: 0 BB: 0 S: 5 P: 5	R: 1 H: 3 E: 0 LOB: 2 K: 0 BB: 0 S: 6 P: 6	R: 0 H: 1 E: 0 LOB: 1 K: 0 BB: 0 S: 4 P: 4	R: 0 H: 1 E: 0 LOB: 1 K: 0 BB: 0 S: 4 P: 4	R: 0 H: 0 E: 0 LOB: 1 K: 0 BB: 1 S: 2 P: 6	R: 1 H: 1 E: 0 LOB: 0 K: 1 BB: 0 S: 6 P: 6	1B: 10 2B: 1 3B: 0 HR: 1	SF: 0 SAC: 0 DP: 2 HBP: 1					

PITCHER	IP	WLS	BF	H	R	ER	SO	BB	IBB	HBP	BLK	WP	HR	S	P	ERA	WHIP
Willie Ramsdell, R (1, 1) ERA: 4.7	10.0	W	41	12	3	3	2	1	0	1	0	1	1	43	48	2.70	1.300

PITCHER	IP	WLS	BF	H	R	ER	SO	BB	IBB	HBP	BLK	WP	HR	S	P	ERA	WHIP

TOP

Philadelphia Phillies @ Cincinnati Reds

Crosley Field, Cincinnati, OH

Wed May 23 1951, 3:33 AM EDT

Att. 2,647 - Unknown

livebaseballscorecards.com

AB	39
R	3
H	12
RBI	3
BB	1
SO	2
LOB	15

WP: 1 PA: 41
PB: 0
SB: 0
CS: 1

Philadelphia Phillies @ Cincinnati Reds

Crosley Field, Cincinnati, OH

Wed May 23 1951, 3:33 AM EDT

Att. 2,647 - Unknown

livebaseballscorecards.com

BOTTOM

Batter	1	2	3	4	5	6	7	8	9	10	AB	R	H	RBI	BB	SO	LOB
Grady Hatton, L (1, 5) OBP: 0.343, SLG: 0.375	F9		G3		4-3		K			FC5-4 1B 1-2f	5	1	0	0	0	1	1
Connie Ryan, R (1, 4) OBP: 0.431, SLG: 0.521	2B		6-3			S 1B 1B		F7		1B 1-3 1B	5	2	3	0	0	0	0
Johnny Wyrostek, L (1, 9) OBP: 0.366, SLG: 0.389	K		F4			K		F8		1B 1-2 3-H 1B	5	0	1	1	0	2	2
Joe Adcock, R (1, 7) OBP: 0.301, SLG: 0.489	5-3			F3		S 1-2 1B		4-3		L9	5	1	1	0	0	0	3
Ted Kluszewski, L (1, 3) OBP: 0.275, SLG: 0.385		F9		1B		F3 1-2 2-3			F9	1B 1-2 2-H	5	0	2	1	0	0	2
Virgil Stallcup, R (1, 6) OBP: 0.375, SLG: 0.508		6-3 1B 1B		F8		2-H 3-H 1B			F9		4	0	2	2	0	0	1
Johnny Pramesa, R (1, 2) OBP: 0.263, SLG: 0.397 Roy McMillan, R (9, PR) OBP: 0.279, SLG: 0.232 Dixie Howell, R (10, 2) OBP: 0.400, SLG: 0.400		6-3 1-2 1B		F8		F8			BB		3 0 0	0 0 0	1 0 0	0 0 0	1 0 0	0 0 0	2 0 0
Bob Usher, R (1, 8) OBP: 0.250, SLG: 0.345 Lloyd Merriman, L (9, PH) OBP: 0.296, SLG: 0.351 (10, 8)		6-3 1-2 2-3			F5		F8		4-3		3 1	0 0	0 0	0 0	0 0	0 0	2 1
Willie Ramsdell, R (1, 1) OBP: 0.083, SLG: 0.083 Bobby Adams, R (10, PH) OBP: 0.284, SLG: 0.412	K				F6		1-3			FC5-4 1B	3 1	0 0	0 1	0 0	1 0	2 0	2 0
Inning Stats	R: 0 E: 0 K: 1 S: 6 H: 1 LOB: 1 BB: 0 P: 6	R: 0 E: 0 K: 1 S: 7 H: 2 LOB: 2 BB: 0 P: 7	R: 0 E: 0 K: 0 S: 3 H: 0 LOB: 0 BB: 0 P: 3	R: 0 E: 0 K: 0 S: 4 H: 1 LOB: 1 BB: 0 P: 4	R: 0 E: 0 K: 0 S: 3 H: 0 LOB: 0 BB: 0 P: 3	R: 2 E: 0 K: 1 S: 8 H: 3 LOB: 1 BB: 0 P: 8	R: 0 E: 0 K: 1 S: 5 H: 0 LOB: 0 BB: 0 P: 5	R: 0 E: 0 K: 0 S: 3 H: 0 LOB: 0 BB: 0 P: 3	R: 0 E: 0 K: 0 S: 3 H: 0 LOB: 1 BB: 1 P: 7	R: 2 E: 0 K: 0 S: 6 H: 4 LOB: 2 BB: 0 P: 6	1B: 10 2B: 1 3B: 0 HR: 0 SF: 0 SAC: 0 DP: 0 HBP: 0	WP: 0 PB: 0 SB: 2 CS: 0 PA: 41					

	AB	40
	R	4
	H	11
	RBI	4
	BB	1
	SO	4
	LOB	16

PITCHER		IP	WLS	BF	H	R	ER	SO	BB	IBB	HBP	BLK	WP	HR	S	P	ERA	WHIP
Ken Heintzelman, L ERA: 3.86	(1, 1)	8.0		31	7	2	2	4	0	0	0	0	0	0	39	39	2.25	0.875
Jim Konstanty, R ERA: 4.21	(9, 1)	1.1	L	8	3	2	2	0	1	0	0	0	0	0	7	11	13.50	3.000
Robin Roberts, R ERA: 3.77	(10, 1)	0.1		2	1	0	0	0	0	0	0	0	0	0	2	2	0.00	3.000

PITCHER	IP	WLS	BF	H	R	ER	SO	BB	IBB	HBP	BLK	WP	HR	S	P	ERA	WHIP

Cincinnati Reds @ St. Louis Cardinals

Sportsman's Park, St. Louis, MO

Thu May 24 1951, 4:33 AM EDT

Att. 9,443 - Unknown - 76 F

livebaseballscorecards.com

Batter	1	2	3	4	5	6	7	8	9	AB	R	H	RBI	BB	SO	LOB
Grady Hatton, L (1, 5) OBP: 0.347, SLG: 0.374	B B B B 4-0 1-3 BB		x 0-0 ② ③ G6-3 1-2f			x 0-0 ③ 4-3			x 0-0 2B 1-2 2B 1B	3	1	1	0	1	0	1
Connie Ryan, R (1, 4) OBP: 0.416, SLG: 0.500	x 0-0 ① 1-3 1-2			S S S 0-3 ① K			x 0-0 ① 5-3		x 0-0 ① F9 2-3	4	0	0	0	0	1	3
Johnny Wyrostek, L (1, 9) OBP: 0.370, SLG: 0.408	S S S 0-3 ② K			S S S 0-3 ② K			x 0-0 2B		x 0-0 1-3 3-H 2B 2B	4	1	2	1	0	2	1
Joe Adcock, R (1, 7) OBP: 0.300, SLG: 0.490	x 0-0 ③ F9			x 0-0 ③ L7			x 0-0 ② F8		x 0-0 1-3 2-H 3-H 2B	4	0	1	2	0	0	2
Ted Kluszewski, L (1, 3) OBP: 0.267, SLG: 0.374		x 0-0 ① F6			x 0-0 ① F8		x 0-0 ③ L8		x 0-0 ② 1-3 2-3	4	0	0	0	0	0	2
Virgil Stallcup, R (1, 6) OBP: 0.353, SLG: 0.478		x 0-0 ② F8			x 0-0 ② F7			S S S 0-3 ① K	x 0-0 ③ F8	4	0	0	0	0	1	1
Lloyd Merriman, L (1, 8) OBP: 0.286, SLG: 0.338		S S S 0-3 ③ K			S S S 0-3 ③ K			x 0-0 ② F5		3	0	0	0	0	2	0
Bob Scheffing, R (1, 2) Barney McCosky, L (8, PH) OBP: 0.316, SLG: 0.400 Dixie Howell, R (8, 2) OBP: 0.400, SLG: 0.400			H 1-0 HBP			x 0-0 ① 5-3		x 0-0 ③ F8		0	0	0	0	0	0	0
										1	0	0	0	0	0	0
										0	0	0	0	0	0	0
Ken Raffensberger, R (1, 1) Herm Wehmeier, R (3, 1) OBP: 0.231, SLG: 0.231 Harry Perkowski, L (5, 1) Bobby Adams, R (9, PH) OBP: 0.293, SLG: 0.420			x 0-0 ① F4			x 0-0 ② L7			x 0-0 F9 1B 2B 1B	1	0	0	0	0	0	1
										0	0	0	0	0	0	0
										1	0	0	0	0	0	0
										1	1	1	0	0	0	0

TOP	
AB	30
R	3
H	5
RBI	3
BB	1
SO	6
LOB	11

Inning Stats										
	R: 0	H: 0	R: 0	H: 0	R: 0	H: 0	R: 0	H: 0	R: 0	H: 0
	E: 0	LOB: 1	E: 0	LOB: 0	E: 0	LOB: 0	E: 0	LOB: 0	E: 0	LOB: 0
	K: 1	BB: 1	K: 1	BB: 0	K: 0	BB: 0	K: 2	BB: 0	K: 1	BB: 0
	S: 5	P: 9	S: 5	P: 5	S: 2	P: 3	S: 7	P: 7	S: 5	P: 5
	R: 0	H: 0	R: 0	H: 1	R: 0	H: 0	R: 3	H: 4	1B: 2	SF: 0
	E: 0	LOB: 0	E: 0	LOB: 1	E: 0	LOB: 0	E: 0	LOB: 1	2B: 3	SAC: 0
	K: 3	BB: 0	K: 4	BB: 0	K: 1	BB: 0	K: 0	BB: 0	3B: 0	DP: 1
	S: 3	P: 3	S: 4	P: 4	S: 5	P: 5	S: 7	P: 7	HR: 0	HBP: 1

WP: 0 PB: 0 SB: 0 CS: 0 PA: 33

PITCHER	IP	WLS	BF	H	R	ER	SO	BB	IBB	HBP	BLK	WP	HR	S	P	ERA	WHIP
Joe Presko, R (1, 1) ERA: 3.25	9.0	W	33	5	3	3	6	1	0	1	0	0	0	43	48	3.00	0.667

PITCHER	IP	WLS	BF	H	R	ER	SO	BB	IBB	HBP	BLK	WP	HR	S	P	ERA	WHIP

Batter	1	2	3	4	5	6	7	8	9	AB	R	H	RBI	BB	SO	LOB
Peanuts Lowrey, R (1, 8) OBP: 0.417, SLG: 0.512	HR	1-2 2-H 1B		SH3-4 1-2	F2		2-H 1B			4	1	3	2	0	0	1
Red Schoendienst, S (1, 4) OBP: 0.371, SLG: 0.431	WP 1B	F5		BBBB HR BB	4-3			FC6-4 BB 2B 1B		4	2	2	0	1	0	3
Stan Musial, L (1, 7) OBP: 0.438, SLG: 0.580	F8		1B 2B	1-H 2-H HR		6-3 3B		BBBB FC6-4 1-2 BB		4	3	3	3	1	0	1
Nippy Jones, R (1, 3) OBP: 0.390, SLG: 0.500	F9		L9	6-3		6-3		FC6-4 WP 1-2f 2-3 2B		5	1	0	0	0	0	5
Bill Howerton, L (1, 9) OBP: 0.409, SLG: 0.538	SSS K 1-2		F7	F8		6-3 3-H		F6		5	0	0	1	0	1	4
Billy Johnson, R (1, 5) OBP: 0.348, SLG: 0.299		F4	2B 2-H 1B		BBBB 4-0 2B BB	F9		1-H 3-H 2B		4	1	2	3	1	0	0
Stan Rojek, R (1, 6) OBP: 0.395, SLG: 0.472		1B 1B 1B	1-3 2B	1-H E 2B			F9	6-3		5	2	3	1	0	0	1
Del Rice, R (1, 2) OBP: 0.368, SLG: 0.351		1B 1-2 1B	F8	E9 2-H 1B			1B 2B			4	0	3	1	0	0	2
Joe Presko, R (1, 1) OBP: 0.077, SLG: 0.077		F9		SSS K			F4			4	1	1	0	0	1	4
Inning Stats	R: 1 E: 0 K: 1 S: 7 H: 2 LOB: 1 BB: 0 P: 7	R: 1 E: 0 K: 0 S: 6 H: 3 LOB: 2 BB: 0 P: 6	R: 1 E: 0 K: 0 S: 6 H: 3 LOB: 2 BB: 0 P: 6	R: 3 E: 0 K: 0 S: 5 H: 2 LOB: 0 BB: 1 P: 9	R: 2 E: 1 K: 1 S: 7 H: 2 LOB: 1 BB: 1 P: 11	R: 1 E: 0 K: 0 S: 4 H: 1 LOB: 0 BB: 0 P: 4	R: 0 E: 0 K: 0 S: 4 H: 2 LOB: 2 BB: 0 P: 4	R: 2 E: 0 K: 0 S: 5 H: 2 LOB: 1 BB: 1 P: 9		1B: 9 2B: 5 3B: 1 HR: 2 SF: 0 SAC: 1 DP: 0 HBP: 0						

PITCHER		IP	WLS	BF	H	R	ER	SO	BB	IBB	HBP	BLK	WP	HR	S	P	ERA	WHIP
Ken Raffensberger, L ERA: 5.4	(1, 1)	2.2	L	16	8	3	3	1	0	0	0	0	1	1	18	18	10.12	3.000
Herm Wehmeier, R ERA: 6.05	(3, 1)	1.1		10	4	5	5	0	2	0	0	0	0	1	8	16	33.75	4.500
Harry Perkowski, L ERA: 4.5	(5, 1)	4.0		17	5	3	3	1	1	0	0	0	1	0	18	22	6.75	1.500

PITCHER	IP	WLS	BF	H	R	ER	SO	BB	IBB	HBP	BLK	WP	HR	S	P	ERA	WHIP

BOTTOM

Cincinnati Reds @ St. Louis Cardinals

Sportsman's Park, St. Louis, MO

Thu May 24 1951, 4:33 AM EDT

Att. 9,443 - Unknown - 76 F

livebaseballscorecards.com

AB	39
R	11
H	17
RBI	11
BB	3
SO	2
LOB	21

Batter	1	2	3	4	5	6	7	8	9	10	11	AB	R	H	RBI	BB	SO	LOB
Grady Hatton, L (1, 5) OBP: 0.367, SLG: 0.376	BBBB 4-0 G4-6-3 BB		BBBB 4-0 BB BB BB		x 0-0 ① F7		BBBB 4-0 1B BB		x 0-0 1B		III 4-0 HR IBB	2	1	1	0	4	0	0
Connie Ryan, R (1, 4) OBP: 0.412, SLG: 0.515	x 0-0 ①② G4-6-3 1-2f		BBBB 4-0 BB BB 1-2 2-3		x 0-0 ② 5-3		x 0-0 ② F7		x 0-0 ③ F9		x 0-0 HR 1-H 2-H 3-H	5	1	1	4	1	0	3
Johnny Wyrostek, L (1, 9) OBP: 0.368, SLG: 0.400	SSS 0-3 ③ K		SSS 0-3 ② K		BBBB 4-0 1B BB		x 0-0 1-2 1B			SSS 0-3 ① K	x 0-0 ③ F9	5	0	1	0	1	3	3
Joe Adcock, R (1, 7) OBP: 0.303, SLG: 0.483		x 0-0 ① 5-3	BBBB 4-0 1-2 2-3 3-H BB		x 0-0 1-2 1B		SSS 0-3 ③ K			x 0-0 ② 6-3		4	0	1	1	1	1	2
Johnny Pramesa, R (1, 2) OBP: 0.247, SLG: 0.373		x 0-0 ② 5-3	x 0-0 ③ F9		x 0-0 ③ F4			x 0-0 ① 1-3		x 0-0 ③ 5-3		5	0	0	0	0	0	5
Virgil Stallcup, R (1, 6) OBP: 0.370, SLG: 0.514	x 0-0 2B			x 0-0 FC4-6 1B		x 0-0 ① 6-3		x 0-0 ② F8			x 0-0 SH1-4 HR 2B	5	1	3	0	0	0	0
Ted Kluszewski, L (1, 3) OBP: 0.265, SLG: 0.364	x 0-0 ③ F8			x 0-0 ① FC4-6 1-2f		x 0-0 ② 6-3		x 0-0 ③ 4-3			III 4-0 SH1-4 HR IBB	4	1	0	0	1	0	2
Bob Usher, R (1, 8) OBP: 0.250, SLG: 0.328		SSS 0-3 ① K		x 0-0 ② F9		x 0-0 ③ P6			BBBB 4-0 B1-6-4 BB		x 0-0 ① SH1-4 1-2 2-3	3	0	0	0	1	1	1
Ewell Blackwell, R (1, 1) OBP: 0.462, SLG: 0.478 Frank Smith, R (7, 1) Ken Raffensberger, R (7, 1)		x 0-0 BB BB 2B		x 0-0 ③ 1-3		x 0-0 ① 6-3			x 0-0 ①② B1-6-4 1-2f		SSS 0-3 ② K	3 0 2	1 0 0	1 0 0	0 0 0	0 0 1	0 0 0	1 0 3
Inning Stats	R: 0 E: 0 K: 1 S: 4 / H: 0 LOB: 0 BB: 1 P: 8	R: 0 E: 0 K: 0 S: 4 / H: 1 LOB: 1 BB: 0 P: 4	R: 1 E: 0 K: 2 S: 8 / H: 1 LOB: 3 BB: 3 P: 20	R: 0 E: 0 K: 0 S: 4 / H: 1 LOB: 1 BB: 0 P: 4	R: 0 E: 0 K: 0 S: 4 / H: 1 LOB: 2 BB: 1 P: 8	R: 0 E: 0 K: 0 S: 3 / H: 0 LOB: 0 BB: 0 P: 3	R: 0 E: 0 K: 1 S: 6 / H: 1 LOB: 2 BB: 1 P: 10	R: 0 E: 0 K: 0 S: 3 / H: 0 LOB: 0 BB: 0 P: 3	R: 0 E: 0 K: 0 S: 3 / H: 1 LOB: 1 BB: 1 P: 7	R: 0 E: 0 K: 1 S: 5 / H: 0 LOB: 0 BB: 0 P: 5	R: 4 E: 0 K: 1 S: 7 / H: 2 LOB: 0 BB: 2 P: 15	1B: 4 2B: 3 3B: 0 HR: 1 / SF: 0 SAC: 1 DP: 2 HBP: 0						

PITCHER		IP	WLS	BF	H	R	ER	SO	BB	IBB	HBP	BLK	WP	HR	S	P	ERA	WHIP
Harry Brecheen, L ERA: 1.74	(1, 1)	7.0		31	5	1	1	4	6	0	0	0	0	0	33	57	1.29	1.571
Red Munger, R ERA: 6.75	(8, 1)	4.0	L	17	3	4	4	2	1	2	0	0	0	1	18	30	9.00	1.000

PITCHER	IP	WLS	BF	H	R	ER	SO	BB	IBB	HBP	BLK	WP	HR	S	P	ERA	WHIP

Cincinnati Reds @ St. Louis Cardinals

Sportsman's Park, St. Louis, MO

Fri May 25 1951, 4:33 AM EDT

Att. 11,922 - Unknown

TOP

livebaseballscorecards.com

AB	38
R	5
H	8
RBI	5
BB	9
SO	6
LOB	20

REDS™

WP: 0 PB: 0 SB: 0 CS: 0

PA: 48

Batter	1	2	3	4	5	6	7	8	9	10	11	AB	R	H	RBI	BB	SO	LOB
Peanuts Lowrey, R (1, 8) OBP: 0.410, SLG: 0.500	6-3		F8			SH3 1B	F8			P5		5	0	1	0	0	0	4
Red Schoendienst, S (1, 4) OBP: 0.365, SLG: 0.435	5-3		F2			SH3 1-2	FC5 2-3f			2B		4	0	1	0	0	0	4
Stan Musial, L (1, 7) OBP: 0.437, SLG: 0.565	BB		G3			F9		K		IBB		3	0	0	0	2	1	2
Bill Howerton, L (1, 9) OBP: 0.388, SLG: 0.488	F5			4-3		P4		BB G5-4-3		4-3		4	0	0	0	1	0	4
Nippy Jones, R (1, 3) OBP: 0.348, SLG: 0.444		E3		4-3			P4	G5-4-3 1-2f			F8	5	0	0	0	0	0	1
Joe Garagiola, L (1, 2) OBP: 0.292, SLG: 0.397		P5		P3			BB WP 1B		F7		2B 1B	2	0	0	0	1	0	1
Chuck Diering, R (7, PR) OBP: 0.333, SLG: 0.267												0	1	0	0	0	0	0
Del Rice, R (8, 2) OBP: 0.371, SLG: 0.356												2	0	1	0	0	0	0
Billy Johnson, R (1, 5) OBP: 0.362, SLG: 0.321		K		K			BB 1B 1-2 HBP		L4-3 1B		1-3 2B	4	0	2	0	0	2	1
Stan Rojek, R (1, 6) OBP: 0.372, SLG: 0.439		F8		1-3			FC5 BB 1-2 2-H 1B		L4-3 1-2		F7	5	0	1	1	0	0	4
Harry Brecheen, L (1, 1) OBP: 0.200, SLG: 0.300			1B	6-3			BB 1-2 2-3			4-3	P4	2	0	1	0	0	0	0
Enos Slaughter, L (7, PH) OBP: 0.313, SLG: 0.358												0	0	0	0	1	0	0
Red Munger, R (8, 1) OBP: 0.333, SLG: 0.333												1	0	0	0	0	0	0
Tommy Glaviano, R (11, PH) OBP: 0.333, SLG: 0.308												1	0	0	0	0	0	2
Inning Stats	R: 0 H: 0 E: 0 LOB: 1 K: 0 BB: 1 S: 3 P: 7	R: 0 H: 0 E: 1 LOB: 1 K: 1 BB: 0 S: 6 P: 6	R: 0 H: 1 E: 0 LOB: 1 K: 0 BB: 0 S: 4 P: 4	R: 0 H: 0 E: 0 LOB: 0 K: 0 BB: 0 S: 3 P: 3	R: 0 H: 0 E: 0 LOB: 0 K: 1 BB: 0 S: 5 P: 5	R: 0 H: 1 E: 0 LOB: 1 K: 0 BB: 0 S: 4 P: 4	R: 1 H: 1 E: 0 LOB: 3 K: 0 BB: 2 S: 4 P: 13	R: 0 H: 0 E: 0 LOB: 0 K: 1 BB: 1 S: 4 P: 8	R: 0 H: 1 E: 0 LOB: 0 K: 0 BB: 0 S: 3 P: 3	R: 0 H: 1 E: 0 LOB: 2 K: 0 BB: 1 S: 4 P: 8	R: 0 H: 2 E: 0 LOB: 2 K: 0 BB: 0 S: 5 P: 5	1B: 5 SF: 0 2B: 3 SAC: 1 3B: 0 DP: 2 HR: 0 HBP: 1						

PITCHER		IP	WLS	BF	H	R	ER	SO	BB	IBB	HBP	BLK	WP	HR	S	P	ERA	WHIP
Ewell Blackwell, R ERA: 3.55	(1, 1)	6.1		25	2	1	1	2	2	0	1	0	1	0	26	35	1.42	0.632
Frank Smith, R ERA: 1.54	(7, 1)	0.1		3	1	0	0	0	1	0	0	0	0	0	2	6	0.00	6.000
Ken Raffensberger, L ERA: 4.85	(7, 1)	4.1	W	17	4	0	0	1	1	1	0	0	0	0	17	25	0.00	1.154

PITCHER	IP	WLS	BF	H	R	ER	SO	BB	IBB	HBP	BLK	WP	HR	S	P	ERA	WHIP

BOTTOM

Cincinnati Reds @ St. Louis Cardinals

Sportsman's Park, St. Louis, MO

Fri May 25 1951, 4:33 AM EDT

Att. 11,922 - Unknown

livebaseballscorecards.com

AB	38
R	1
H	7
RBI	1
BB	5
SO	3
LOB	23

WP: 1 PA: 45
PB: 0
SB: 0
CS: 0

Cincinnati Reds @ St. Louis Cardinals

Sportsman's Park, St. Louis, MO

Sat May 26 1951, 4:33 AM EDT

Att. 9,523 - Unknown

TOP

livebaseballscorecards.com

Batter	1	2	3	4	5	6	7	8	9	AB	R	H	RBI	BB	SO	LOB
Grady Hatton, L (1, 5) OBP: 0.355, SLG: 0.362	6-3		6-3		F9		F6		G3	5	0	0	0	0	0	0
Connie Ryan, R (1, 4) OBP: 0.427, SLG: 0.551	HR		1B (2B)		1-3		HBP (1B, 2B)		1B	4	3	3	1	0	0	0
Johnny Wyrostek, L (1, 9) OBP: 0.376, SLG: 0.414	2B		F9		1B		1B (2B) 1-2		F2	5	0	3	0	0	0	1
Joe Adcock, R (1, 7) OBP: 0.302, SLG: 0.484	F8		2B (1-H)		5-3		F7			4	0	1	1	0	0	4
Virgil Stallcup, R (1, 6) OBP: 0.364, SLG: 0.513	6-3		F7			4-3	2B (1-3 2-H)			4	0	1	1	0	0	2
Johnny Pramesa, R (1, 2) OBP: 0.236, SLG: 0.356		F7		F8		K (SSS)	4-3			4	0	0	0	0	1	2
Ted Kluszewski, L (1, 3) OBP: 0.277, SLG: 0.408		2B		HR		2B		4-3		4	2	3	1	0	0	0
Bob Usher, R (1, 8) OBP: 0.250, SLG: 0.338		6-3		1-3		2B (2-H)		F2		4	0	1	1	0	0	1
Howie Fox, R (1, 1) OBP: 0.043, SLG: 0.087		F7		F3		5-3		5-3		4	0	0	0	0	0	2

	AB	38
	R	5
	H	12
	RBI	5
	BB	0
	SO	1
	LOB	12

Inning Stats										
	R: 1 E: 0 K: 0 S: 5	H: 2 LOB: 1 BB: 0 P: 5	R: 0 E: 0 K: 0 S: 4	H: 1 LOB: 1 BB: 0 P: 4	R: 1 E: 0 K: 0 S: 5	H: 2 LOB: 1 BB: 0 P: 5	R: 1 E: 0 K: 0 S: 4	H: 1 LOB: 0 BB: 0 P: 4	R: 0 E: 0 K: 0 S: 4	H: 1 LOB: 1 BB: 0 P: 4
	R: 1 E: 0 K: 1 S: 7	H: 2 LOB: 1 BB: 0 P: 7	R: 1 E: 0 K: 0 S: 5	H: 2 LOB: 2 BB: 0 P: 6	R: 0 E: 0 K: 0 S: 3	H: 0 LOB: 0 BB: 0 P: 3	R: 0 E: 0 K: 0 S: 3	H: 1 LOB: 0 BB: 0 P: 3	1B: 4 2B: 6 3B: 0 HR: 2	SF: 0 SAC: 0 DP: 0 HBP: 1

WP: 0 PB: 0 SB: 0 CS: 0 PA: 39

PITCHER		IP	WLS	BF	H	R	ER	SO	BB	IBB	HBP	BLK	WP	HR	S	P	ERA	WHIP
Max Lanier, L ERA: 5.4	(1, 1)	5.0	L	22	7	3	3	0	0	0	0	0	0	2	22	22	5.40	1.400
Cloyd Boyer, R ERA: 6.0	(6, 1)	1.1		8	3	2	2	1	0	0	1	0	0	0	9	10	13.50	2.250
Ted Wilks, R ERA: 3.95	(7, 1)	0.2		3	1	0	0	0	0	0	0	0	0	0	3	3	0.00	1.500
Al Brazle, L ERA: 7.82	(8, 1)	2.0		6	1	0	0	0	0	0	0	0	0	0	6	6	0.00	0.500

PITCHER	IP	WLS	BF	H	R	ER	SO	BB	IBB	HBP	BLK	WP	HR	S	P	ERA	WHIP

BOTTOM

Cincinnati Reds @ St. Louis Cardinals

Sportsman's Park, St. Louis, MO

Sat May 26 1951, 4:33 AM EDT

Att. 9,523 - Unknown

livebaseballscorecards.com

Batter	1	2	3	4	5	6	7	8	9	AB	R	H	RBI	BB	SO	LOB
Peanuts Lowrey, R (1, 8) OBP: 0.396, SLG: 0.481	0-0 6-3 ①		0-0 4-3 ①		0-0 F8 ③		0-0 FC1-4 ① 1-2f 1B		0-0 6-3 ③	5	0	0	0	0	0	2
Red Schoendienst, S (1, 4) OBP: 0.397, SLG: 0.465	B B B B 4-0 BB BB		B B B B 4-0 G3-6-3 BB			0-0 HR 2B	0-0 1-2 1B			2	1	2	0	2	0	0
Stan Musial, L (1, 7) OBP: 0.439, SLG: 0.585	B B B B 4-0 G3-6-1 1-2 BB		0-0 G3-6-3 ②③ 1-2f			0-0 2-H HR	0-0 F7 ②			3	1	1	2	1	0	3
Bill Howerton, L (1, 9) OBP: 0.396, SLG: 0.478	0-0 G3-6-1 ②③ 1-2f			0-0 G6-4-3 1B		B B B B 4-0 FC5 1B BB	0-0 5-3 ③			3	0	1	0	1	0	4
Nippy Jones, R (1, 3) OBP: 0.320, SLG: 0.408		0-0 6-3 ①		0-0 G6-4-3 ①② 1-2f		0-0 F5 ①		0-0 6-3 ①		4	0	0	0	0	0	2
Billy Johnson, R (1, 5) OBP: 0.367, SLG: 0.329		0-0 2B 1B		0-0 F3 ③		S S S 0-3 K ②		0-0 G5-4-3 1B		4	0	2	0	0	1	1
Stan Rojek, R (1, 6) OBP: 0.362, SLG: 0.422		0-0 F9 ②			0-0 5-3 ①	0-0 1-2 1B		0-0 G5-4-3 ②③ 1-2f		4	0	1	0	0	0	2
Del Rice, R (1, 2) OBP: 0.378, SLG: 0.381		0-0 1-3 2B			0-0 1B	0-0 FC5 ③ 2-3f			0-0 F8 ①	4	0	2	0	0	0	2
Max Lanier, R (1, 1) OBP: 0.250, SLG: 0.143 Joe Garagiola, L (5, PH) OBP: 0.288, SLG: 0.390 Cloyd Boyer, R (6, 1) OBP: 0.167, SLG: 0.333 Ted Wilks, R (7, 1) Solly Hemus, L (7, PH) OBP: 0.304, SLG: 0.295 Al Brazle, L (8, 1) Enos Slaughter, L (9, PH) OBP: 0.310, SLG: 0.355		0-0 4-3 ③			S S S 0-3 K ②		0-0 E5 FC1-4		0-0 F7 ②	1 1 0 0 1 0 1	0 0 0 0 0 0 0	0 0 0 0 0 0 0	0 0 0 0 0 0 0	0 1 0 0 0 0 0	0 0 0 0 0 0 0	2 1 0 0 0 0 0
Inning Stats	R: 0 E: 0 K: 0 S: 2 H: 0 LOB: 1 BB: 2 P: 10	R: 0 E: 0 K: 0 S: 5 H: 2 LOB: 2 BB: 0 P: 5	R: 0 E: 0 K: 0 S: 2 H: 0 LOB: 0 BB: 1 P: 6	R: 0 E: 0 K: 0 S: 3 H: 1 LOB: 0 BB: 0 P: 3	R: 0 E: 0 K: 1 S: 6 H: 1 LOB: 1 BB: 0 P: 6	R: 2 E: 0 K: 1 S: 8 H: 3 LOB: 2 BB: 1 P: 12	R: 0 E: 1 K: 0 S: 5 H: 1 LOB: 2 BB: 0 P: 5	R: 0 E: 0 K: 0 S: 3 H: 1 LOB: 0 BB: 0 P: 3	R: 0 E: 0 K: 0 S: 3 H: 0 LOB: 0 BB: 0 P: 3	1B: 6 2B: 2 3B: 0 HR: 1	SF: 0 SAC: 0 DP: 4 HBP: 0						

PITCHER	IP	WLS	BF	H	R	ER	SO	BB	IBB	HBP	BLK	WP	HR	S	P	ERA	WHIP
Howie Fox, R (1, 1) ERA: 2.74	9.0	W	37	9	2	2	2	4	0	0	0	0	1	37	53	2.00	1.444

PITCHER	IP	WLS	BF	H	R	ER	SO	BB	IBB	HBP	BLK	WP	HR	S	P	ERA	WHIP

AB	33
R	2
H	9
RBI	2
BB	4
SO	2
LOB	19

WP: 0 PA: 37
PB: 0
SB: 0
CS: 0

Cincinnati Reds @ St. Louis Cardinals

Sportsman's Park, St. Louis, MO

Sun May 27 1951, 4:33 AM EDT

Att. 11,083 - Sunny - 78 F

TOP

livebaseballscorecards.com

Batter	1	2	3	4	5	6	7	8	9	AB	R	H	RBI	BB	SO	LOB
Grady Hatton, L (1, 5) OBP: 0.346, SLG: 0.352	4-3		F8			6-3		4-3 (3-H)		4	0	0	1	0	0	1
Connie Ryan, R (1, 4) OBP: 0.430, SLG: 0.550	F8		1B			1B		F8		4	0	2	0	0	0	1
Johnny Wyrostek, L (1, 9) OBP: 0.373, SLG: 0.410	FC5-4, 1B		G3			F5		F6		4	0	1	0	0	0	3
Joe Adcock, R (1, 7) OBP: 0.294, SLG: 0.471	FC5-4 (1-2f)			F1		K			4-3	4	0	0	0	0	1	2
Ted Kluszewski, L (1, 3) OBP: 0.270, SLG: 0.397		F8		6-3			F7		1-4-3	4	0	0	0	0	0	0
Barney McCosky, L (1, 8) OBP: 0.310, SLG: 0.385		4-3		4-3			K		1B	4	0	1	0	0	1	0
Virgil Stallcup, R (1, 6) OBP: 0.358, SLG: 0.513		2B			5-3		L6		F9	4	0	1	0	0	0	1
Johnny Pramesa, R (1, 2) OBP: 0.231, SLG: 0.348		6-3			6-3			2B, 4-3, 1B		2	0	0	0	0	0	1
Bobby Adams, R (8, PH) OBP: 0.303, SLG: 0.429										1	1	1	0	0	0	0
Bud Byerly, R (8, 1)										0	0	0	0	0	0	0
Willie Ramsdell, R (1, 1) OBP: 0.077, SLG: 0.077			K		4-3			1-3, 2B		1	0	0	0	0	1	0
Harry Perkowski, L (4, 1)										1	0	0	0	0	0	0
Lloyd Merriman, L (8, PH) OBP: 0.294, SLG: 0.359										1	0	1	0	0	0	0
Dixie Howell, R (8, 2) OBP: 0.400, SLG: 0.400										0	0	0	0	0	0	0
Inning Stats	R: 0 E: 0 K: 0 S: 4 H: 1 LOB: 1 BB: 0 P: 4	R: 0 E: 0 K: 0 S: 4 H: 1 LOB: 1 BB: 0 P: 4	R: 0 E: 0 K: 1 S: 6 H: 1 LOB: 1 BB: 0 P: 6	R: 0 E: 0 K: 0 S: 3 H: 0 LOB: 0 BB: 0 P: 3	R: 0 E: 0 K: 0 S: 3 H: 0 LOB: 0 BB: 0 P: 3	R: 0 E: 0 K: 1 S: 6 H: 1 LOB: 1 BB: 0 P: 6	R: 0 E: 0 K: 1 S: 5 H: 0 LOB: 0 BB: 0 P: 5	R: 1 E: 0 K: 0 S: 5 H: 2 LOB: 1 BB: 0 P: 5	R: 0 E: 0 K: 0 S: 4 H: 1 LOB: 1 BB: 0 P: 4	1B: 5 2B: 2 3B: 0 HR: 0 SF: 0 SAC: 0 DP: 0 HBP: 0	WP: 0 PB: 0 SB: 0 CS: 0	PA: 34				

	AB	34
	R	1
	H	7
	RBI	1
	BB	0
	SO	3
	LOB	9

PITCHER	IP	WLS	BF	H	R	ER	SO	BB	IBB	HBP	BLK	WP	HR	S	P	ERA	WHIP
Gerry Staley, R (1, 1) ERA: 2.33	9.0	W	34	7	1	1	3	0	0	0	0	0	0	40	40	1.00	0.778

PITCHER	IP	WLS	BF	H	R	ER	SO	BB	IBB	HBP	BLK	WP	HR	S	P	ERA	WHIP

Batter	1	2	3	4	5	6	7	8	9	AB	R	H	RBI	BB	SO	LOB
Stan Rojek, R (1, 6) OBP: 0.385, SLG: 0.440	0-0 G3-6-3 1B		0-0 1B HR 1B	0-0 BB BB 1B 1B	0-0 ③ 6-3			0-0 ② F6		5	2	3	0	0	0	2
Red Schoendienst, S (1, 4) OBP: 0.398, SLG: 0.461	0-0 ①② G3-6-3 1-2f		0-0 1-3 HR 1B	0-0 BB BB 1-2 1B		0-0 ① F4		0-0 ③ 4-3		5	1	2	0	0	0	2
Stan Musial, L (1, 8) OBP: 0.448, SLG: 0.636	0-0 HR		0-0 1-H 3-H HR	B B B 4-0 BB 1-2 2-3 BB		0-0 ② L5				3	2	2	4	1	0	0
Enos Slaughter, L (1, 9) OBP: 0.317, SLG: 0.355	0-0 1B 1B		S S S 0-3 ① K	B B B 4-0 1-2 2-3 BB		0-0 ③ 1-3				3	0	1	1	1	1	0
Bill Howerton, L (1, 7) OBP: 0.386, SLG: 0.460	0-0 1-2 1B		0-0 ② G3	0-0 ③ 4-3			S S S 0-3 ① K			4	0	1	0	0	1	3
Joe Garagiola, L (1, 2) OBP: 0.300, SLG: 0.387	0-0 ③ 4-3		0-0 1B		0-0 E9 G3 2B		B B B 4-0 G5-4-3 BB			3	1	1	0	1	0	2
Nippy Jones, R (1, 3) OBP: 0.296, SLG: 0.377		0-0 ① F3	0-0 ③ F9		0-0 ① G3 2-3		0-0 ②③ G5-4-3 1-2f			4	0	0	0	0	0	3
Billy Johnson, R (1, 5) OBP: 0.363, SLG: 0.337		0-0 ② 5-3		0-0 ① F7	0-0 3-H 2B			0-0 E5 SH1-4		4	0	1	1	0	0	0
Gerry Staley, R (1, 1) OBP: 0.179, SLG: 0.148		S S S 0-3 ③ K		S S S 0-3 ② K	0-0 ② F8			0-0 ① SH1-4 1-2		3	0	0	0	0	2	1
Inning Stats	R: 1 E: 0 K: 0 S: 6 H: 4 LOB: 2 BB: 0 P: 6	R: 0 E: 0 K: 1 S: 5 H: 0 LOB: 0 BB: 0 P: 5	R: 3 E: 0 K: 1 S: 9 H: 4 LOB: 1 BB: 0 P: 9	R: 1 E: 0 K: 1 S: 7 H: 2 LOB: 3 BB: 2 P: 15	R: 1 E: 1 K: 0 S: 5 H: 1 LOB: 1 BB: 0 P: 5	R: 0 E: 0 K: 0 S: 3 H: 0 LOB: 0 BB: 0 P: 3	R: 0 E: 0 K: 1 S: 4 H: 0 LOB: 0 BB: 1 P: 8	R: 0 E: 1 K: 0 S: 4 H: 0 LOB: 1 BB: 0 P: 4		1B: 8 2B: 1 3B: 0 HR: 2	SF: 0 SAC: 1 DP: 2 HBP: 0					

PITCHER		IP	WLS	BF	H	R	ER	SO	BB	IBB	HBP	BLK	WP	HR	S	P	ERA	WHIP
Willie Ramsdell, R ERA: 5.29	(1, 1)	3.2	L	19	9	5	5	3	0	0	0	0	0	2	25	25	12.27	2.455
Harry Perkowski, L ERA: 3.72	(4, 1)	3.1		15	2	1	0	1	3	0	0	0	0	0	14	26	0.00	1.500
Bud Byerly, R ERA: 2.7	(8, 1)	1.0		4	0	0	0	0	0	0	0	0	0	0	4	4	0.00	0.000

PITCHER	IP	WLS	BF	H	R	ER	SO	BB	IBB	HBP	BLK	WP	HR	S	P	ERA	WHIP

BOTTOM

Cincinnati Reds @ St. Louis Cardinals

Sportsman's Park, St. Louis, MO

Sun May 27 1951, 4:33 AM EDT
Att. 11,083 - Sunny - 78 F

livebaseballscorecards.com

AB	34
R	6
H	11
RBI	6
BB	3
SO	4
LOB	13

1B: 8 2B: 1 3B: 0 HR: 2 SF: 0 SAC: 1 DP: 2 HBP: 0

WP: 0 PB: 0 SB: 0 CS: 0 PA: 38

Chicago Cubs @ Cincinnati Reds

Crosley Field, Cincinnati, OH

Wed May 30 1951, 3:33 AM EDT

Sunny - 83 F

TOP

livebaseballscorecards.com

Batter	1	2	3	4	5	6	7	8	9	AB	R	H	RBI	BB	SO	LOB
Wayne Terwilliger, R (1, 4) OBP: 0.319, SLG: 0.259	F3		4-3			BB 1B		E 2B 1B	K	4	2	1	0	1	1	1
Dee Fondy, L (1, 3) OBP: 0.364, SLG: 0.426	F9			F4		1-2 1B		FC3 1-2 2B	F8	5	2	1	0	0	0	2
Randy Jackson, R (1, 5) OBP: 0.288, SLG: 0.392	F8			S 1B		F8		F3	F9	5	0	1	0	0	0	5
Hank Sauer, R (1, 7) OBP: 0.344, SLG: 0.526		F6		K 1-2		1B 1-2 2-H 1B		F8		4	0	1	1	0	1	3
Bob Borkowski, R (1, 9) OBP: 0.364, SLG: 0.350		F8		6-3		1-2 2-H 1B		1B 1-H 2-H 2B		4	1	2	3	0	0	1
Hal Jeffcoat, R (1, 8) OBP: 0.500, SLG: 1.000		1B			F8	F6		BB 2-H 1B		4	0	2	1	0	0	2
Mickey Owen, R (1, 2) OBP: 0.464, SLG: 0.478		F5			L7		F6	BB 1-2 BB		3	0	0	0	0	0	1
Andy Pafko, R (8, PH) OBP: 0.347, SLG: 0.551										0	0	0	0	1	0	0
Bob Ramazzotti, R (8, PR) OBP: 0.222, SLG: 0.444										0	0	0	0	0	0	0
(8, 6)																
Jack Cusick, R (1, 6) OBP: 0.244, SLG: 0.277			1-3		5-3		F7	4-3		3	0	0	0	0	0	0
Phil Cavarretta, L (8, PH) OBP: 0.429, SLG: 0.405										1	0	0	0	0	0	2
Smoky Burgess, L (8, 2) OBP: 0.395, SLG: 0.455										0	0	0	0	0	0	0
Bob Rush, R (1, 1) OBP: 0.286, SLG: 0.308			F3			K	4-3		BB	0	0	0	0	0	0	0
Bob Kelly, R (1, 1) OBP: 0.500, SLG: 0.500										1	0	0	0	0	0	0
Rube Walker, L (6, PH) OBP: 0.344, SLG: 0.359										1	0	0	0	0	1	0
Turk Lown, R (6, 1)										1	0	0	0	0	0	0
Frank Baumholtz, L (9, PH) OBP: 0.411, SLG: 0.447										0	0	0	0	1	0	0
Inning Stats	R: 0 E: 0 K: 0 S: 3 / H: 0 LOB: 0 BB: 0 P: 3	R: 0 E: 0 K: 0 S: 4 / H: 1 LOB: 1 BB: 0 P: 4	R: 0 E: 0 K: 0 S: 3 / H: 0 LOB: 0 BB: 0 P: 3	R: 0 E: 0 K: 1 S: 6 / H: 1 LOB: 1 BB: 0 P: 6	R: 0 E: 0 K: 0 S: 3 / H: 0 LOB: 0 BB: 0 P: 3	R: 2 E: 0 K: 1 S: 8 / H: 3 LOB: 2 BB: 1 P: 12	R: 0 E: 0 K: 0 S: 3 / H: 0 LOB: 0 BB: 0 P: 3	R: 3 E: 1 K: 0 S: 7 / H: 3 LOB: 2 BB: 1 P: 11	R: 0 E: 0 K: 1 S: 5 / H: 0 LOB: 1 BB: 1 P: 9	1B: 7 2B: 1 3B: 0 HR: 0	SF: 0 SAC: 0 DP: 0 HBP: 0						

	AB	36
	R	5
	H	8
	RBI	5
	BB	3
	SO	3
	LOB	17

WP: 0 PB: 0 SB: 1 CS: 0 — PA: 39

PITCHER		IP	WLS	BF	H	R	ER	SO	BB	IBB	HBP	BLK	WP	HR	S	P	ERA	WHIP
Ken Raffensberger, L ERA: 4.47	(1, 1)	7.2	W	33	8	5	2	2	1	0	0	0	0	0	36	40	2.35	1.174
Frank Smith, R ERA: 1.54	(8, 1)	0.0		1	0	0	0	0	1	0	0	0	0	0	0	4	∞	∞
Harry Perkowski, L ERA: 3.48	(8, 1)	1.1	S	5	0	0	0	1	1	0	0	0	0	0	6	10	0.00	0.750

PITCHER		IP	WLS	BF	H	R	ER	SO	BB	IBB	HBP	BLK	WP	HR	S	P	ERA	WHIP

Batter	1	2	3	4	5	6	7	8	9	AB	R	H	RBI	BB	SO	LOB
Bobby Adams, R (1, 5) OBP: 0.296, SLG: 0.413	K	F5		F9	F8			CS 1B		5	0	1	0	0	1	1
Connie Ryan, R (1, 4) OBP: 0.432, SLG: 0.553	1B 2B	K		1B BB		K		CS 1-2		3	1	1	0	1	2	0
Johnny Wyrostek, L (1, 9) OBP: 0.376, SLG: 0.408	1B 2B 1B 2-H	BB		L7		3-1				3	1	1	1	1	0	1
Joe Adcock, R (1, 7) OBP: 0.293, SLG: 0.466	L6	4-3		FC6 1B 1-3		6-3				4	0	1	0	0	0	2
Ted Kluszewski, L (1, 3) OBP: 0.276, SLG: 0.400	2B 1B 1B 1-3		HR 1B	FC6 1-2f			K			4	2	2	0	0	1	2
Barney McCosky, L (1, 8) OBP: 0.370, SLG: 0.524 Bob Usher, R (8, 8) OBP: 0.250, SLG: 0.338	1B 2B 1-3 3-H		HR 1-H	WP BB 1B			F8-4-3 1B			3 0	2 0	3 0	3 0	1 0	0 0	0 0
Virgil Stallcup, R (1, 6) OBP: 0.353, SLG: 0.500	BB 1B 2-3 3-H		F8	F7			F8-4-3 1-1			4	0	1	1	0	0	2
Johnny Pramesa, R (1, 2) OBP: 0.242, SLG: 0.348	BB 1-2		F4	SH1-4 1B 1-H				F2		3	0	1	1	1	0	0
Ken Raffensberger, R (1, 1) Frank Smith, R (8, 1) Harry Perkowski, L (8, 1)	6-3		K	SH1-4 1-2				K		2 0 1	0 0 0	0 0 0	0 0 0	0 0 0	1 0 1	3 0 0
Inning Stats	R: 3 E: 0 K: 1 S: 10 H: 5 LOB: 3 BB: 1 P: 14	R: 0 E: 0 K: 1 S: 5 H: 0 LOB: 1 BB: 1 P: 9	R: 2 E: 0 K: 1 S: 7 H: 2 LOB: 0 BB: 0 P: 7	R: 0 E: 0 K: 0 S: 4 H: 1 LOB: 2 BB: 1 P: 8	R: 1 E: 0 K: 0 S: 4 H: 1 LOB: 1 BB: 1 P: 8	R: 0 E: 0 K: 1 S: 5 H: 0 LOB: 0 BB: 0 P: 5	R: 0 E: 0 K: 1 S: 5 H: 1 LOB: 0 BB: 0 P: 5	R: 0 E: 0 K: 1 S: 5 H: 1 LOB: 0 BB: 0 P: 5		1B: 8 2B: 3 3B: 0 HR: 1 SF: 0 SAC: 1 DP: 1 HBP: 0						

PITCHER		IP	WLS	BF	H	R	ER	SO	BB	IBB	HBP	BLK	WP	HR	S	P	ERA	WHIP
Bob Rush, R ERA: 5.77	(1, 1)	0.2	L	7	5	3	3	1	0	0	0	0	0	0	9	9	40.50	7.500
Bob Kelly, R ERA: 3.0	(1, 1)	4.1		21	4	3	3	2	4	0	0	0	1	1	21	37	6.23	1.846
Turk Lown, R ERA: 6.17	(6, 1)	3.0		9	2	0	0	3	0	0	0	0	0	0	15	15	0.00	0.667

PITCHER	IP	WLS	BF	H	R	ER	SO	BB	IBB	HBP	BLK	WP	HR	S	P	ERA	WHIP

BOTTOM

Chicago Cubs @ Cincinnati Reds

Crosley Field, Cincinnati, OH

Wed May 30 1951, 3:33 AM EDT

Sunny - 83 F

livebaseballscorecards.com

AB	32
R	6
H	11
RBI	6
BB	4
SO	6
LOB	11

WP: 2 PB: 0 SB: 0 CS: 1 PA: 38

Batter	1	2	3	4	5	6	7	8	9	AB	R	H	RBI	BB	SO	LOB
Wayne Terwilliger, R (1, 4) OBP: 0.309, SLG: 0.250	S S S 0-3 ① K		S S S 0-3 ③ K			x 0-0 ② F6		x 0-0 ① 6-3	x 0-0 ③ F9 2-H	5	0	0	0	0	2	2
Randy Jackson, R (1, 5) OBP: 0.278, SLG: 0.376	x 0-0 ② 5-3			x 0-0 ① 1-3		S S S 0-3 ③ K		x 0-0 ② 6-3		4	0	0	0	0	1	0
Frank Baumholtz, L (1, 9) OBP: 0.407, SLG: 0.441	x 0-0 ③ 1-3			x 0-0 ② F7			x 0-0 FC3-5 1B 1B	x 0-0 ③ F5		4	0	1	0	0	0	0
Hank Sauer, R (1, 7) OBP: 0.355, SLG: 0.529 Hal Jeffcoat, R (9, PR) OBP: 0.500, SLG: 1.000 (9, 7)		S S S 0-3 ① K		B B B 4-0 BB			x 0-0 BB FC3-5 1-2 1B		x 0-0 SH HR 1B	3 0	0 1	2 0	0 0	1 0	1 0	0 0
Dee Fondy, L (1, 3) OBP: 0.363, SLG: 0.417		H 1-0 L1-3 HBP		x 0-0 ③ F8			x 0-0 ① FC3-5 BB 1-2 2-3f		x 0-0 SH 1-2 HR	2	1	0	0	0	0	3
Smoky Burgess, L (1, 2) OBP: 0.381, SLG: 0.514		x 0-0 ② ③ L1-3 1-1			x 0-0 ① F8		x 0-0 ② F8		x 0-0 1-H 2-H HR	4	1	1	3	0	0	3
Bob Borkowski, R (1, 8) OBP: 0.346, SLG: 0.304			x 0-0 ① G3		x 0-0 ② 6-3		B B B 4-0 1-2 2-3 BB		x 0-0 ① F9	3	0	0	0	1	0	1
Jack Cusick, R (1, 6) OBP: 0.239, SLG: 0.271 Phil Cavarretta, L (7, PH) OBP: 0.420, SLG: 0.395 Bob Ramazzotti, R (7, 6) OBP: 0.300, SLG: 0.500			S S S 0-3 ② K		x 0-0 ③ 6-3		x 0-0 ③ F6		x 0-0 SH5-3 E 1B	2 1 1	0 0 1	0 0 1	0 0 0	1 0 0	0 3 0	0 0 0
Paul Minner, L (1, 1) OBP: 0.316, SLG: 0.471			x 0-0 2B			x 0-0 ① F8		x 0-0 HR	x 0-0 ② SH5-3 1-2	3	1	2	1	0	0	0
Inning Stats	R: 0 E: 0 K: 1 S: 5 H: 0 LOB: 0 BB: 0 P: 5	R: 0 E: 0 K: 1 S: 4 H: 0 LOB: 0 BB: 0 P: 5	R: 0 E: 0 K: 2 S: 8 H: 1 LOB: 1 BB: 0 P: 8	R: 0 E: 0 K: 0 S: 3 H: 0 LOB: 1 BB: 1 P: 7	R: 0 E: 0 K: 0 S: 3 H: 0 LOB: 0 BB: 0 P: 3	R: 0 E: 0 K: 1 S: 5 H: 0 LOB: 0 BB: 0 P: 5	R: 0 E: 0 K: 0 S: 5 H: 2 LOB: 3 BB: 1 P: 9	R: 1 E: 0 K: 0 S: 4 H: 1 LOB: 0 BB: 0 P: 4	R: 4 E: 2 K: 0 S: 7 H: 3 LOB: 1 BB: 0 P: 7	1B: 4 2B: 2 3B: 0 HR: 2 SF: 0 SAC: 2 DP: 1 HBP: 1						

PITCHER	IP	WLS	BF	H	R	ER	SO	BB	IBB	HBP	BLK	WP	HR	S	P	ERA	WHIP
Ewell Blackwell, R (1, 1) ERA: 3.65	8.0	L	33	6	5	4	5	2	0	1	0	0	2	40	49	4.50	1.000
Herm Wehmeier, R (9, 1) ERA: 5.91	1.0		4	1	0	0	0	0	0	0	0	0	0	4	4	0.00	1.000

PITCHER	IP	WLS	BF	H	R	ER	SO	BB	IBB	HBP	BLK	WP	HR	S	P	ERA	WHIP

TOP

Chicago Cubs @ Cincinnati Reds

Crosley Field, Cincinnati, OH

Wed May 30 1951, 3:38 AM EDT

Att. 14,482 - Unknown

livebaseballscorecards.com

AB	32
R	5
H	7
RBI	4
BB	2
SO	5
LOB	12

Chicago Cubs @ Cincinnati Reds

Crosley Field, Cincinnati, OH

Wed May 30 1951, 3:38 AM EDT

Att. 14,482 - Unknown

BOTTOM

Batter	1	2	3	4	5	6	7	8	9	AB	R	H	RBI	BB	SO	LOB
Bobby Adams, R (1, 5) OBP: 0.306, SLG: 0.410	BBBB 4-0 BB BB		x 0-0 FC4-6 1B		x 0-0 ② F8		SSS 0-3 ② K			3	0	1	0	1	1	1
Connie Ryan, R (1, 4) OBP: 0.434, SLG: 0.543	BBBB 4-0 ① 1-2 BB		x 0-0 ② FC4-6 1B 1-2f		BBBB 4-0 BB		SSS 0-3 ③ K			2	0	0	0	2	1	2
Johnny Wyrostek, L (1, 9) OBP: 0.379, SLG: 0.411	x 0-0 ② F8		x 0-0 1-2 1B		x 0-0 ③ F9			x 0-0 F1 1B		4	0	2	0	0	0	2
Joe Adcock, R (1, 7) OBP: 0.292, SLG: 0.467	x 0-0 ③ F8		x 0-0 ③ 6-3			x 0-0 1B 2B		x 0-0 ①② F1 1-2		4	1	1	0	0	0	4
Virgil Stallcup, R (1, 6) OBP: 0.337, SLG: 0.477		x 0-0 ① F7		x 0-0 ① F4		x 0-0 ① F8		x 0-0 ③ F9		4	0	0	0	0	0	1
Ted Kluszewski, L (1, 3) OBP: 0.281, SLG: 0.399		x 0-0 ② F8		BBBB 4-0 G5-3 1B BB		x 0-0 ② 2-H 1B			x 0-0 ① 4-3	3	0	1	1	1	0	0
Bob Scheffing, R (1, 2) OBP: 0.338, SLG: 0.354 Roy McMillan, R (9, PR) OBP: 0.279, SLG: 0.232		x 0-0 1B		x 0-0 1-2 1B		x 0-0 ③ F8			x 0-0 E 1B	4 0	0 0	3 0	0 0	0 0	0 0	0 0
Bob Usher, R (1, 8) OBP: 0.236, SLG: 0.319		x 0-0 ③ F8		x 0-0 ②③ G5-3 2-3f			x 0-0 ① 6-3 1B		x 0-0 E4 G6-4-3 1-2	4	0	0	0	0	0	4
Ewell Blackwell, R (1, 1) OBP: 0.448, SLG: 0.462 Herm Wehmeier, R (9, 1) OBP: 0.231, SLG: 0.231 Sammy Meeks, R (9, PH)			x 0-0 ① 4-3		x 0-0 ① 5-3				x 0-0 ②③ G6-4-3 1-2f	3 0 1	0 0 0	1 0 0	0 0 0	0 0 0	0 0 0	0 0 2
Inning Stats	R: 0 H: 0 E: 0 LOB: 1 K: 0 BB: 2 S: 2 P: 10	R: 0 H: 1 E: 0 LOB: 1 K: 0 BB: 0 S: 4 P: 4	R: 0 H: 2 E: 0 LOB: 2 K: 0 BB: 0 S: 5 P: 5	R: 0 H: 1 E: 0 LOB: 1 K: 0 BB: 1 S: 3 P: 7	R: 0 H: 0 E: 0 LOB: 1 K: 0 BB: 1 S: 3 P: 7	R: 1 H: 2 E: 0 LOB: 0 K: 0 BB: 0 S: 4 P: 4	R: 0 H: 1 E: 0 LOB: 1 K: 2 BB: 0 S: 8 P: 8	R: 0 H: 1 E: 0 LOB: 0 K: 0 BB: 0 S: 3 P: 3	R: 0 H: 1 E: 1 LOB: 2 K: 0 BB: 0 S: 4 P: 4	1B: 8 SF: 0 2B: 1 SAC: 0 3B: 0 DP: 2 HR: 0 HBP: 0						WP: 0 PA: 36 PB: 0 SB: 0 CS: 0	

livebaseballscorecards.com

	AB	32
	R	1
	H	9
	RBI	1
	BB	4
	SO	2
	LOB	16

PITCHER	IP	WLS	BF	H	R	ER	SO	BB	IBB	HBP	BLK	WP	HR	S	P	ERA	WHIP
Paul Minner, L (1, 1) ERA: 3.33	9.0	W	36	9	1	1	2	4	0	0	0	0	0	36	52	1.00	1.444

PITCHER	IP	WLS	BF	H	R	ER	SO	BB	IBB	HBP	BLK	WP	HR	S	P	ERA	WHIP

Cincinnati Reds @ Brooklyn Dodgers

Ebbets Field, Brooklyn, NY

Fri Jun 01 1951, 3:33 AM EDT

Att. 19,177 - Unknown

TOP

livebaseballscorecards.com

Batter	1	2	3	4	5	6	7	8	9	AB	R	H	RBI	BB	SO	LOB
Bobby Adams, R (1, 5) OBP: 0.311, SLG: 0.410	X 0-0 CS 1B		B C C F B F S 2-3 ② K			B B C X 2-1 ① F6	B X 1-0 ③ F8		B X 1-0 3-1 BB 1-2 1B 1B	5	1	2	0	0	1	2
Connie Ryan, R (1, 4) OBP: 0.433, SLG: 0.529	B F B S B X 3-2 ① ② F8 1-2		F B S B B X 3-2 ③ 1-3			B B B C B 4-1 1B BB		B B C C B X 3-2 ① 3-1	B B B C B 4-1 3-1 1-2 2-3 1B BB	3	1	0	0	2	0	1
Johnny Wyrostek, L (1, 9) OBP: 0.379, SLG: 0.417	B X 1-0 ③ F3			B C C B B X 3-2 ① 1-3		B X 1-0 1-2 1B		S B X 1-1 3B 2B	S S B X 1-2 ② 3-1 1-2 2-3 3-H	5	1	2	1	0	0	2
Joe Adcock, R (1, 7) OBP: 0.295, SLG: 0.482		B X 1-0 HR		B X 1-0 ② 6-3		C C F B B S 2-3 ② K		X 0-0 ② 6-3	S X 0-1 2-H 3-H 1B	5	1	2	3	0	1	3
Ted Kluszewski, L (1, 3) OBP: 0.279, SLG: 0.389		X 0-0 ① 1-3		B X 1-0 ③ 5-3		X 0-0 ③ L9		B B B C B 4-1 3B BB	B F F X 2-2 ③ 4-3	4	1	0	0	1	0	3
Barney McCosky, L (1, 8) OBP: 0.380, SLG: 0.565 Bob Usher, R (8, 8) OBP: 0.236, SLG: 0.319		B X 1-0 ② F9			B X 1-0 ① F9		B F B X 2-1 ① 1B	B X 1-0 1-H 2-H 3B		4 0	0 0	2 0	2 0	0 0	0 0	0 0
Virgil Stallcup, R (1, 6) OBP: 0.333, SLG: 0.467		B S X 1-1 FC6-4 1B			S B B S B F F X 3-2 ② L8		X 0-0 ② 6-3	X 0-0 ③ F9		4	0	1	0	0	0	1
Bob Scheffing, R (1, 2) OBP: 0.347, SLG: 0.353		S X 0-1 ③ FC6-4 1-2f			C X 0-1 FC6 1B		B B C B C B 4-2 1B BB		X 0-0 ① 6-3	3	0	1	0	1	0	1
Howie Fox, R (1, 1) OBP: 0.077, SLG: 0.115 Frank Smith, R (8, 1) Grady Hatton, L (9, PH) OBP: 0.350, SLG: 0.357 Roy McMillan, R (9, PR) OBP: 0.279, SLG: 0.232 Herm Wehmeier, R (9, 1) OBP: 0.231, SLG: 0.231			C X 0-1 ① 5-3		B F X 1-1 ③ FC6 1-2f		B F X 1-1 1-2 1B		B X 1-0 BB 3-1 1B	3 0 1 0 0	0 0 0 1 0	1 0 1 0 0	0 0 0 0 0	0 0 0 0 0	0 0 0 0 0	1 0 0 0 0

	AB	37
	R	6
	H	12
	RBI	6
	BB	4
	SO	2
	LOB	14

Inning Stats	1	2	3	4	5	6	7	8	9
	R: 0 E: 0 K: 0 S: 5	H: 1 LOB: 0 BB: 0 P: 9	R: 1 E: 0 K: 0 S: 7	H: 2 LOB: 1 BB: 0 P: 10	R: 0 E: 0 K: 1 S: 11	H: 0 LOB: 0 BB: 0 P: 16	R: 0 E: 0 K: 0 S: 5	H: 0 LOB: 0 BB: 0 P: 10	R: 0 E: 0 K: 0 S: 10	H: 1 LOB: 1 BB: 0 P: 15	R: 0 E: 0 K: 1 S: 9	H: 1 LOB: 2 BB: 1 P: 18	R: 0 E: 0 K: 0 S: 8	H: 2 LOB: 2 BB: 1 P: 16	R: 2 E: 0 K: 0 S: 9	H: 2 LOB: 1 BB: 1 P: 18	R: 3 E: 0 K: 0 S: 12	H: 3 LOB: 1 BB: 1 P: 21

1B: 9	SF: 0
2B: 1	SAC: 0
3B: 1	DP: 0
HR: 1	HBP: 0

WP: 0	PA: 41
PB: 0	
SB: 0	
CS: 1	

PITCHER		IP	WLS	BF	H	R	ER	SO	BB	IBB	HBP	BLK	WP	HR	S	P	ERA	WHIP
Clyde King, R ERA: 4.11	(1, 1)	8.0		34	9	3	3	2	3	0	0	0	0	1	64	112	3.38	1.500
Phil Haugstad, R ERA: 6.52	(9, 1)	0.1		3	2	2	2	0	0	0	0	0	0	0	3	5	54.00	6.000
Don Newcombe, R ERA: 4.0	(9, 1)	0.2	L	4	1	1	1	0	1	0	0	0	0	0	9	16	13.50	3.000

PITCHER	IP	WLS	BF	H	R	ER	SO	BB	IBB	HBP	BLK	WP	HR	S	P	ERA	WHIP

Cincinnati Reds @ Brooklyn Dodgers

Ebbets Field, Brooklyn, NY

Fri Jun 01 1951, 3:33 AM EDT

Att. 19,177 - Unknown

BOTTOM

livebaseballscorecards.com

Batter	1	2	3	4	5	6	7	8	9	AB	R	H	RBI	BB	SO	LOB
Cal Abrams, L (1, 7) OBP: 0.468, SLG: 0.522	1-3		6-3		6-3			HR 1-2 BB		3	1	0	0	1	0	0
Pee Wee Reese, R (1, 6) OBP: 0.470, SLG: 0.467	F3		G4-6-3 BB			6-3		1-H 2-H HR		3	1	1	3	1	0	0
Duke Snider, L (1, 8) OBP: 0.348, SLG: 0.551	3B 1B		G4-6-3 1-2f			5-3		F7		4	1	1	0	0	0	2
Jackie Robinson, R (1, 4) OBP: 0.503, SLG: 0.644	1-H 3B			6-3		CS 1B		2B		4	0	3	1	0	0	0
Gil Hodges, R (1, 3) OBP: 0.403, SLG: 0.660	BB			HR		CS 1-2	G6-3 BB	F5		2	1	1	1	2	0	2
Roy Campanella, R (1, 2) OBP: 0.414, SLG: 0.529	1-3			F6			K	FC1-6 1B		4	0	1	0	0	1	3
Carl Furillo, R (1, 9) OBP: 0.268, SLG: 0.397		1-3		3-1			G6-3 1-2f	FC1-6 CS 1-2f		4	0	0	0	0	0	2
Billy Cox, R (1, 5) OBP: 0.323, SLG: 0.415		F7			L7			BB HR 1B	K 1-2	2	0	0	0	0	0	0
Hank Edwards, L (8, PH) OBP: 0.400, SLG: 0.182										1	0	1	0	0	0	0
Don Thompson, L (8, PR) OBP: 0.333, SLG: 0.200										0	1	0	0	0	0	0
Rocky Bridges, R (9, 5) OBP: 0.341, SLG: 0.333										0	0	0	0	0	0	0
Gene Hermanski, L (9, PH) OBP: 0.333, SLG: 0.393										1	0	0	0	0	1	1
Clyde King, S (1, 1) OBP: 0.125, SLG: 0.067		1-3			4-3			B2		2	0	0	0	0	0	0
Eddie Miksis, R (8, PH) OBP: 0.364, SLG: 0.333										1	0	0	0	0	0	1
Phil Haugstad, R (9, 1)										0	0	0	0	0	0	0
Don Newcombe, L (9, 1) OBP: 0.308, SLG: 0.292										0	0	0	0	0	0	0
Inning Stats	R: 1 E: 0 K: 0 S: 9 H: 2 LOB: 2 BB: 1 P: 18	R: 0 E: 0 K: 0 S: 4 H: 0 LOB: 0 BB: 0 P: 4	R: 0 E: 0 K: 0 S: 5 H: 0 LOB: 0 BB: 1 P: 12	R: 1 E: 0 K: 0 S: 5 H: 1 LOB: 0 BB: 0 P: 8	R: 0 E: 0 K: 0 S: 5 H: 0 LOB: 0 BB: 0 P: 7	R: 0 E: 0 K: 0 S: 7 H: 1 LOB: 0 BB: 0 P: 12	R: 0 E: 0 K: 1 S: 7 H: 0 LOB: 0 BB: 1 P: 12	R: 3 E: 0 K: 0 S: 13 H: 3 LOB: 2 BB: 1 P: 22	R: 0 E: 0 K: 1 S: 8 H: 1 LOB: 1 BB: 0 P: 16	1B: 4 2B: 2 3B: 1 HR: 2 SF: 0 SAC: 0 DP: 3 HBP: 0	WP: 0 PB: 0 SB: 0 CS: 2 PA: 36					

	AB	31
	R	5
	H	8
	RBI	5
	BB	4
	SO	2
	LOB	11

PITCHER		IP	WLS	BF	H	R	ER	SO	BB	IBB	HBP	BLK	WP	HR	S	P	ERA	WHIP
Howie Fox, R ERA: 3.09	(1, 1)	7.2		31	7	5	5	1	4	0	0	0	0	2	53	92	5.87	1.435
Frank Smith, R ERA: 1.52	(8, 1)	0.1	W	1	0	0	0	0	0	0	0	0	0	0	2	3	0.00	0.000
Herm Wehmeier, R ERA: 5.77	(9, 1)	1.0	S	3	1	0	0	1	0	0	0	0	0	0	8	16	0.00	1.000

PITCHER	IP	WLS	BF	H	R	ER	SO	BB	IBB	HBP	BLK	WP	HR	S	P	ERA	WHIP

Cincinnati Reds @ Brooklyn Dodgers

Ebbets Field, Brooklyn, NY

Sat Jun 02 1951, 3:33 AM EDT

Att. 21,837 - Unknown

livebaseballscorecards.com

TOP

Batter	1	2	3	4	5	6	7	8	9	AB	R	H	RBI	BB	SO	LOB
Bobby Adams, R (1, 5) OBP: 0.309, SLG: 0.402	F2		L5			CS 1B		F8		4	0	1	0	0	0	0
Connie Ryan, R (1, 4) OBP: 0.421, SLG: 0.512	K		6-3			F7		F5		4	0	0	0	0	1	1
Johnny Wyrostek, L (1, 9) OBP: 0.376, SLG: 0.413	2B 1B			F8		F9			4-3	4	0	1	0	0	0	1
Joe Adcock, R (1, 7) OBP: 0.300, SLG: 0.486	1-3 2B			F5		CS 1-2	1B 1-3 F7 BB		K	3	1	1	0	1	1	0
Ted Kluszewski, L (1, 3) OBP: 0.278, SLG: 0.392	K			2B			1-3 1-2		3-1	4	0	1	0	0	1	3
Barney McCosky, L (1, 8) OBP: 0.377, SLG: 0.551		F8		F9			FC6-4 1B 2-3			3	0	1	0	0	0	1
Virgil Stallcup, R (1, 6) OBP: 0.323, SLG: 0.453		F2			F8		F7 3-H			3	0	0	1	0	0	1
Johnny Pramesa, R (1, 2) OBP: 0.235, SLG: 0.337		F8			5-3		FC6-4 1-2f			3	0	0	0	0	0	1
Willie Ramsdell, R (1, 1) OBP: 0.067, SLG: 0.067			5-3		K			K		2	0	0	0	0	1	0
Lloyd Merriman, L (8, PH) OBP: 0.291, SLG: 0.354										1	0	0	0	0	1	0
Frank Smith, R (8, 1)										0	0	0	0	0	0	0

	AB	31
	R	1
	H	5
	RBI	1
	BB	1
	SO	5
	LOB	8

Inning Stats	1	2	3	4	5	6	7	8	9
	R: 0 E: 0 K: 2 S: 13	H: 2 LOB: 2 BB: 0 P: 17	R: 0 E: 0 K: 0 S: 5	H: 0 LOB: 0 BB: 0 P: 7	R: 0 E: 0 K: 0 S: 6	H: 0 LOB: 0 BB: 0 P: 8	R: 0 E: 0 K: 0 S: 9	H: 1 LOB: 1 BB: 0 P: 12	R: 0 E: 0 K: 1 S: 5	H: 0 LOB: 0 BB: 0 P: 5
	R: 0 E: 0 K: 0 S: 7	H: 1 LOB: 0 BB: 0 P: 10	R: 1 E: 0 K: 0 S: 8	H: 1 LOB: 1 BB: 1 P: 16	R: 0 E: 0 K: 1 S: 10	H: 0 LOB: 0 BB: 0 P: 14	R: 0 E: 0 K: 1 S: 7	H: 0 LOB: 0 BB: 0 P: 9		

1B: 3 2B: 2 3B: 0 HR: 0 SF: 0 SAC: 0 DP: 0 HBP: 0

WP: 0 PB: 0 SB: 0 CS: 1 PA: 33

PITCHER	IP	WLS	BF	H	R	ER	SO	BB	IBB	HBP	BLK	WP	HR	S	P	ERA	WHIP
Ralph Branca, R (1, 1) ERA: 1.69	9.0	W	32	5	1	1	5	1	0	0	0	0	0	70	98	1.00	0.667

PITCHER	IP	WLS	BF	H	R	ER	SO	BB	IBB	HBP	BLK	WP	HR	S	P	ERA	WHIP

Batter	1	2	3	4	5	6	7	8	9	AB	R	H	RBI	BB	SO	LOB
Cal Abrams, L (1, 7) OBP: 0.452, SLG: 0.500	B C B C B C 3-3 ① K		X 0-0 ② F8		B X 1-0 ③ 6-3		B B S X 2-1 ③ F7			4	0	0	0	0	1	3
Pee Wee Reese, R (1, 6) OBP: 0.465, SLG: 0.458	C C C S 1-3 ② K		B C M F B X 2-2 ③ F2			B B C B B 4-1 HR BB		B C F X 1-2 ① 1-3		3	1	0	0	1	1	0
Duke Snider, L (1, 8) OBP: 0.357, SLG: 0.571	B B F B B 4-1 CS BB		S B X 1-1 CS 1B			C X 0-1 1-H HR		F F F X 0-2 ② F7		3	1	2	2	1	0	0
Jackie Robinson, R (1, 4) OBP: 0.497, SLG: 0.634	B B C 2-1 ③ CS 1-2	B X 1-0 S 1B	B X 1-0 ① F3			X 0-0 ① 6-3		B C X 1-1 ③ F2		4	0	1	0	0	0	1
Gil Hodges, R (1, 3) OBP: 0.397, SLG: 0.648		C X 0-1 ① F7	F S B B X 2-2 ② F6			C B F S 1-3 ② K				3	0	0	0	0	1	2
Roy Campanella, R (1, 2) OBP: 0.406, SLG: 0.518		S S B S 1-3 ② K	B B 2-0 ③ CS 1-2	F X 0-1 ① L7		B F B F B F S 3-3 ③ K				3	0	0	0	0	2	1
Carl Furillo, R (1, 9) OBP: 0.275, SLG: 0.403		S B B B B 4-1 FC6-4 1-2 BB		X 0-0 ② F6			B C B X 2-1 2B			2	0	1	0	1	0	0
Billy Cox, R (1, 5) OBP: 0.324, SLG: 0.413		B X 1-0 ③ FC6-4 1-2f		B B C S X 2-2 2B 1B			L B X 1-1 ① F2			3	0	1	0	0	0	3
Ralph Branca, R (1, 1) OBP: 0.200, SLG: 0.222			F F B F B B C 3-3 ① K		X 0-0 1-3 2B		B B C X 2-1 ② L7			3	0	1	0	0	1	1
Inning Stats	R: 0 H: 0 E: 0 LOB: 0 K: 2 BB: 1 S: 8 P: 18	R: 0 H: 1 E: 0 LOB: 2 K: 1 BB: 1 S: 8 P: 15	R: 0 H: 0 E: 0 LOB: 0 K: 1 BB: 0 S: 9 P: 14	R: 0 H: 1 E: 0 LOB: 0 K: 0 BB: 0 S: 6 P: 12	R: 0 H: 2 E: 0 LOB: 2 K: 0 BB: 0 S: 8 P: 11	R: 2 H: 1 E: 0 LOB: 0 K: 2 BB: 1 S: 11 P: 19	R: 0 H: 1 E: 0 LOB: 1 K: 0 BB: 0 S: 8 P: 15	R: 0 H: 0 E: 0 LOB: 0 K: 0 BB: 0 S: 9 P: 11		1B: 3 SF: 0 2B: 2 SAC: 0 3B: 0 DP: 0 HR: 1 HBP: 0						

PITCHER		IP	WLS	BF	H	R	ER	SO	BB	IBB	HBP	BLK	WP	HR	S	P	ERA	WHIP
Willie Ramsdell, R ERA: 4.94	(1, 1)	7.0	L	28	6	2	2	6	3	0	0	0	0	1	58	104	2.57	1.286
Frank Smith, R ERA: 1.46	(8, 1)	1.0		3	0	0	0	0	0	0	0	0	0	0	9	11	0.00	0.000

PITCHER	IP	WLS	BF	H	R	ER	SO	BB	IBB	HBP	BLK	WP	HR	S	P	ERA	WHIP

BOTTOM

Cincinnati Reds @ Brooklyn Dodgers

Ebbets Field, Brooklyn, NY

Sat Jun 02 1951, 3:33 AM EDT

Att. 21,837 - Unknown

livebaseballscorecards.com

AB	28
R	2
H	6
RBI	2
BB	3
SO	6
LOB	11

Cincinnati Reds @ Boston Braves

Braves Field, Boston, MA

Sun Jun 03 1951, 3:33 AM EDT

Unknown

TOP

livebaseballscorecards.com

Batter	1	2	3	4	5	6	7	8	9	AB	R	H	RBI	BB	SO	LOB
Grady Hatton, L (1, 5) OBP: 0.345, SLG: 0.347	F4		G4-6-3 1-2f		F9			SH5-4 1B BB	5-3	4	1	0	0	1	0	3
Connie Ryan, R (1, 4) OBP: 0.419, SLG: 0.504	K2-3		K			S 1B BB		SH5-4 1-2		2	1	0	0	1	2	0
Johnny Wyrostek, L (1, 9) OBP: 0.374, SLG: 0.405	BB			4-3		F4 1-2		F8		3	0	0	0	1	0	2
Joe Adcock, R (1, 7) OBP: 0.304, SLG: 0.486	5-3			6-3		FC4-6 2-H 1B		BB 1B PB 2-H 1B		4	1	2	2	0	0	1
Ted Kluszewski, L (1, 3) OBP: 0.278, SLG: 0.388		F7		K		FC4-6 1-2f		PB BB 1-2 1B		4	0	1	0	0	1	1
Barney McCosky, L (1, 8) OBP: 0.386, SLG: 0.529 Bob Usher, R (8, 8) OBP: 0.236, SLG: 0.319		F8			6-3 BB	5-3		PB 1-2 2-3 BB		2 0	0 0	0 0	0 0	2 0	0 0	1 0
Virgil Stallcup, R (1, 6) OBP: 0.320, SLG: 0.444		1B			6-3 1-2		5-3	F8 1-2 2-3 3-H		4	0	1	0	0	0	3
Bob Scheffing, R (1, 2) OBP: 0.329, SLG: 0.333		F4			5-3		F7		F8	4	0	0	0	0	0	2
Ken Raffensberger, R (1, 1) OBP: 0.136, SLG: 0.050			G4-6-3 1B		BB		F4		K	3	0	1	0	1	1	0

	AB	30
	R	3
	H	5
	RBI	2
	BB	6
	SO	4
	LOB	13

Inning Stats										
	R: 0	H: 0	R: 0	H: 1	R: 0	H: 1	R: 0	H: 0	R: 0	H: 0
	E: 0	LOB: 1	E: 0	LOB: 1	E: 0	LOB: 0	E: 0	LOB: 0	E: 0	LOB: 2
	K: 1	BB: 1	K: 0	BB: 0	K: 1	BB: 0	K: 1	BB: 0	K: 0	BB: 2
	S: 5	P: 9	S: 4	P: 4	S: 5	P: 5	S: 5	P: 5	S: 3	P: 11

Inning Stats										
	R: 1	H: 1	R: 0	H: 0	R: 2	H: 2	R: 0	H: 0	1B: 5	SF: 0
	E: 0	LOB: 1	E: 0	LOB: 0	E: 0	LOB: 2	E: 0	LOB: 0	2B: 0	SAC: 1
	K: 0	BB: 1	K: 0	BB: 0	K: 0	BB: 2	K: 1	BB: 0	3B: 0	DP: 1
	S: 4	P: 8	S: 3	P: 3	S: 5	P: 13	S: 5	P: 5	HR: 0	HBP: 0

	WP: 0	PA: 37
	PB: 1	
	SB: 1	
	CS: 0	

PITCHER	IP	WLS	BF	H	R	ER	SO	BB	IBB	HBP	BLK	WP	HR	S	P	ERA	WHIP
Vern Bickford, R (1, 1) ERA: 2.47	9.0	L	37	5	3	2	4	6	0	0	0	0	0	39	63	2.00	1.222

PITCHER	IP	WLS	BF	H	R	ER	SO	BB	IBB	HBP	BLK	WP	HR	S	P	ERA	WHIP

Cincinnati Reds @ Boston Braves

Braves Field, Boston, MA

Sun Jun 03 1951, 3:33 AM EDT

Unknown

BOTTOM

livebaseballscorecards.com

Batter	1	2	3	4	5	6	7	8	9	AB	R	H	RBI	BB	SO	LOB
Luis Marquez, R (1, 8) OBP: 0.304, SLG: 0.310	S S S 0-3 K ①		x 0-0 F4 ③		S S S 0-3 K ③			x 0-0 F7 ①		4	0	0	0	0	2	2
Sam Jethroe, S (1, 9) OBP: 0.327, SLG: 0.408	x 0-0 F4 ②			x 0-0 5-3 1B		H 1-0 1-3 HBP		x 0-0 F5 ②		3	0	1	0	0	0	0
Earl Torgeson, L (1, 3) OBP: 0.349, SLG: 0.335	x 0-0 4-3 ③			x 0-0 5-3 ① ② 1-2f		x 0-0 1-3 ① 1-2		x 0-0 6-3 ③		4	0	0	0	0	0	2
Bob Elliott, R (1, 5) OBP: 0.434, SLG: 0.636		x 0-0 F4 ①		x 0-0 2B		x 0-0 6-3 ②			S S S 0-3 K ①	4	0	1	0	0	1	1
Walker Cooper, R (1, 2) OBP: 0.328, SLG: 0.479		x 0-0 F5 ②		x 0-0 F8 ③		x 0-0 F4 ③			x 0-0 5-3 ②	4	0	0	0	0	0	2
Sid Gordon, R (1, 7) OBP: 0.383, SLG: 0.459		x 0-0 6-3 ③			x 0-0 HR		x 0-0 4-3 2B		S S S 0-3 K ③	4	1	2	1	0	1	0
Sibby Sisti, R (1, 4) OBP: 0.368, SLG: 0.438			x 0-0 F7 ①		x 0-0 SH5-4 1B		x 0-0 4-3 ① 2-3			3	0	1	0	0	0	1
Buddy Kerr, R (1, 6) OBP: 0.330, SLG: 0.290			x 0-0 SH1-4 1B		x 0-0 F3 ①		x 0-0 F6 ②			3	0	1	0	0	0	2
Vern Bickford, R (1, 1) OBP: 0.138, SLG: 0.143			x 0-0 SH1-4 ② 1-2		x 0-0 SH5-4 ② 1-2		x 0-0 F4 ③			1	0	0	0	0	0	1
Inning Stats	R: 0 H: 0 E: 0 LOB: 0 K: 1 BB: 0 S: 5 P: 5	R: 0 H: 0 E: 0 LOB: 0 K: 0 BB: 0 S: 3 P: 3	R: 0 H: 1 E: 0 LOB: 1 K: 0 BB: 0 S: 4 P: 4	R: 0 H: 2 E: 0 LOB: 1 K: 0 BB: 0 S: 4 P: 4	R: 1 H: 2 E: 0 LOB: 1 K: 1 BB: 0 S: 7 P: 7	R: 0 H: 0 E: 0 LOB: 1 K: 0 BB: 0 S: 3 P: 4	R: 0 H: 1 E: 0 LOB: 1 K: 0 BB: 0 S: 4 P: 4	R: 0 H: 0 E: 0 LOB: 0 K: 0 BB: 0 S: 3 P: 3	R: 0 H: 0 E: 0 LOB: 0 K: 2 BB: 0 S: 7 P: 7	1B: 3 SF: 0 2B: 3 SAC: 2 3B: 0 DP: 1 HR: 1 HBP: 1						WP: 0 PA: 33 PB: 0 SB: 0 CS: 0	

	AB	30
	R	1
	H	6
	RBI	1
	BB	0
	SO	4
	LOB	11

PITCHER	IP	WLS	BF	H	R	ER	SO	BB	IBB	HBP	BLK	WP	HR	S	P	ERA	WHIP
Ken Raffensberger, L (1, 1) ERA: 3.94	9.0	W	33	6	1	1	4	0	0	1	0	0	1	40	41	1.00	0.667

PITCHER	IP	WLS	BF	H	R	ER	SO	BB	IBB	HBP	BLK	WP	HR	S	P	ERA	WHIP

Batter	1	2	3	4	5	6	7	8	9	AB	R	H	RBI	BB	SO	LOB
Bobby Adams, R (1, 5) OBP: 0.303, SLG: 0.391	F8		F7		BB, 3-H, 1B		G5-3, 2-3f		5-3	5	0	1	1	0	0	2
Connie Ryan, R (1, 4) OBP: 0.431, SLG: 0.512	1B, 1B		E4, 2-3		BBBB, 1-2, BB			SH1-4, 1B, 2B, 1B	1B	4	1	3	0	1	0	0
Johnny Wyrostek, L (1, 9) OBP: 0.369, SLG: 0.399	F7		2-3, 1-2		F6			1-2, SH1-4, 2B, 1B	SSS, K	5	1	1	0	0	1	5
Joe Adcock, R (1, 7) OBP: 0.308, SLG: 0.489 Barney McCosky, L (1, 7) OBP: 0.373, SLG: 0.509	FC5-4, 1-2, 1B			4-3		F4		SH1-4, 1-2, 2-3		1 2	0 0	1 0	0 0	0 0	0 0	0 0
Virgil Stallcup, R (1, 6) OBP: 0.308, SLG: 0.427	FC5-4, 1-2f			F8		F9		1-3		4	0	0	0	0	0	4
Ted Kluszewski, L (1, 3) OBP: 0.277, SLG: 0.391		5-3		6-3		4-3		1B, 2-H, 3-H, 2B		4	1	1	2	0	0	0
Johnny Pramesa, R (1, 2) OBP: 0.255, SLG: 0.354		SH1-3, 1B			G4-3, 1B, 1B, 1B		E6, G5-3, 1B	2-H		4	1	3	1	0	0	0
Bob Usher, R (1, 8) OBP: 0.240, SLG: 0.319		SH1-3, 1-2			G4-3, 1-2, 1B		SSS, K	F5		3	0	1	0	0	1	2
Ewell Blackwell, R (1, 1) OBP: 0.424, SLG: 0.433		6-3			G4-3, 1-2f, 2-3		1-2, 1B		4-3	4	0	1	0	0	0	3

TOP

Cincinnati Reds @ Boston Braves

Braves Field, Boston, MA

Sun Jun 03 1951, 3:38 AM EDT

Att. 9,879 - Unknown

livebaseballscorecards.com

AB	36
R	4
H	12
RBI	4
BB	1
SO	2
LOB	16

Inning Stats	1	2	3	4	5	6	7	8	9
	R: 0 E: 0 K: 0 S: 5	H: 2 LOB: 2 BB: 0 P: 5	R: 0 E: 0 K: 0 S: 4	H: 1 LOB: 1 BB: 0 P: 4	R: 0 E: 1 K: 0 S: 3	H: 0 LOB: 0 BB: 0 P: 3	R: 0 E: 0 K: 0 S: 3	H: 0 LOB: 0 BB: 0 P: 3	R: 1 E: 0 K: 0 S: 5	H: 3 LOB: 2 BB: 1 P: 9	R: 0 E: 0 K: 0 S: 3	H: 0 LOB: 0 BB: 0 P: 3	R: 0 E: 1 K: 1 S: 6	H: 1 LOB: 1 BB: 0 P: 6	R: 3 E: 0 K: 0 S: 7	H: 4 LOB: 1 BB: 0 P: 7	R: 0 E: 0 K: 1 S: 6	H: 1 LOB: 1 BB: 0 P: 6

PITCHER		IP	WLS	BF	H	R	ER	SO	BB	IBB	HBP	BLK	WP	HR	S	P	ERA	WHIP	PITCHER		IP	WLS	BF	H	R	ER	SO	BB	IBB	HBP	BLK	WP	HR	S	P	ERA	WHIP
Chet Nichols, L (1, 1) ERA: 3.43		9.0	L	39	12	4	4	2	1	0	0	0	0	0	42	46	4.00	1.444																		

1B: 11	SF: 0
2B: 1	SAC: 2
3B: 0	DP: 2
HR: 0	HBP: 0

WP: 0	PA: 39	
PB: 0		
SB: 0		
CS: 0		

Cincinnati Reds @ Boston Braves

Braves Field, Boston, MA

Sun Jun 03 1951, 3:38 AM EDT

Att. 9,879 - Unknown

BOTTOM

Batter	1	2	3	4	5	6	7	8	9	AB	R	H	RBI	BB	SO	LOB
Sam Jethroe, S (1, 7) OBP: 0.329, SLG: 0.424	HR		F9			HBP (1B, SH1-4)		5-3	F8	4	1	1	1	0	0	2
Bob Addis, L (1, 8) OBP: 0.246, SLG: 0.286	1-3		K			SH1-4 (1-2)		4-3		3	0	0	0	0	1	0
Earl Torgeson, L (1, 3) OBP: 0.357, SLG: 0.337	BB (FC6-4)			F8		6-3 (2-3) 1B		BB (S)		2	0	1	0	2	0	0
Bob Elliott, R (1, 5) OBP: 0.429, SLG: 0.622	FC6-4 (FC5-4) (1-2f)			F3		6-3 (1-2f)		BB (1-2)		3	0	0	0	1	0	3
Sid Gordon, R (1, 9) OBP: 0.380, SLG: 0.450	FC5-4 (1-2f)			5-3			BB (SH3-4-3) 1B	F5		3	1	0	0	1	0	3
Ray Mueller, R (1, 2) OBP: 0.167, SLG: 0.250		6-3			F8		SH3-4-3 (1-2)		K	3	0	0	0	0	1	0
Sibby Sisti, R (1, 4) OBP: 0.435, SLG: 0.500		K			S 1B		6-3 (2-H) 1B		BB 1B	4	0	3	1	0	1	0
Buddy Kerr, R (1, 6) OBP: 0.321, SLG: 0.281 Willard Marshall, L (9, PH) OBP: 0.331, SLG: 0.339 Luis Marquez, R (9, PR) OBP: 0.304, SLG: 0.310		6-3			K (1-2)		6-3 (1-2)		BB (1-2)	3 0 0	0 0 0	0 0 0	0 0 0	0 1 0	1 0 0	2 0 0
Chet Nichols, S (1, 1) OBP: 0.250, SLG: 0.250 Walker Cooper, R (9, PH) OBP: 0.325, SLG: 0.475			G3		F3		K		F3	3 1	0 0	0 0	0 0	0 0	1 0	2 2

Inning Stats	1	2	3	4	5	6	7	8	9
	R: 1 E: 0 K: 0 S: 4	R: 0 E: 0 K: 1 S: 5	R: 0 E: 0 K: 1 S: 5	R: 0 E: 0 K: 0 S: 3	R: 0 E: 0 K: 1 S: 6	R: 0 E: 0 K: 0 S: 3	R: 1 E: 0 K: 1 S: 6	R: 0 E: 0 K: 0 S: 3	R: 0 E: 0 K: 1 S: 6
	H: 1 LOB: 1 BB: 1 P: 8	H: 0 LOB: 0 BB: 0 P: 5	H: 0 LOB: 0 BB: 0 P: 5	H: 0 LOB: 0 BB: 0 P: 3	H: 1 LOB: 0 BB: 0 P: 6	H: 1 LOB: 1 BB: 0 P: 4	H: 1 LOB: 1 BB: 1 P: 10	H: 0 LOB: 2 BB: 2 P: 11	H: 1 LOB: 2 BB: 1 P: 10

1B: 4	SF: 0
2B: 1	SAC: 2
3B: 0	DP: 1
HR: 1	HBP: 1
WP: 0	PA: 37
PB: 0	
SB: 2	
CS: 0	

PITCHER	IP	WLS	BF	H	R	ER	SO	BB	IBB	HBP	BLK	WP	HR	S	P	ERA	WHIP
Ewell Blackwell, R (1, 1) ERA: 3.47	9.0	W	37	5	2	2	5	5	0	1	0	0	1	41	62	2.00	1.111

PITCHER	IP	WLS	BF	H	R	ER	SO	BB	IBB	HBP	BLK	WP	HR	S	P	ERA	WHIP

AB	29
R	2
H	5
RBI	2
BB	5
SO	5
LOB	14

livebaseballscorecards.com

Batter	1	2	3	4	5	6	7	8	9	AB	R	H	RBI	BB	SO	LOB
Grady Hatton, L (1, 5) OBP: 0.353, SLG: 0.362	F4			F8 BB G3-2 1B		G3 1-2		HR 1B	1B 2B 1-H 2-H 3-H	5	2	3	3	0	0	1
Connie Ryan, R (1, 4) OBP: 0.437, SLG: 0.530	F3			BB 1-2		L9		1-H 2-H HR	1B F7 BB	3	2	1	3	2	0	1
Johnny Wyrostek, L (1, 9) OBP: 0.365, SLG: 0.393	K			F8 2-3			G3	F9	F7 1B 1-3 2-H 1B	5	1	1	1	0	1	2
Ted Kluszewski, L (1, 3) OBP: 0.275, SLG: 0.385		F8		G3-2 3-Hf			FC5 1B 1B	F8	F7 1-2 3-H	5	0	1	1	0	0	3
Barney McCosky, L (1, 7) OBP: 0.381, SLG: 0.509 Bob Usher, R (9, PR) OBP: 0.250, SLG: 0.319 (9, 7)		L7			L9		1-2 1B		BB 1B BB 1B 1B BB	4 0	0 1	2 0	0 0	0 1	0 0	0 0
Virgil Stallcup, R (1, 6) OBP: 0.312, SLG: 0.426	K				L7		F8		BB BB 1-2 2B 1B 1-2 2-H 1B	5	1	2	1	0	1	2
Bob Scheffing, R (1, 2) OBP: 0.333, SLG: 0.329		G6-3 1B			F8		FC5 2-3f		BB 1-2 2-3 2B BB F5	4	1	1	0	1	0	4
Lloyd Merriman, L (1, 8) OBP: 0.300, SLG: 0.346		K				F8		BB HR 1B 1-2 2-3 3-H	BB 2B	2	2	0	1	2	1	1
Herm Wehmeier, R (1, 1) OBP: 0.214, SLG: 0.214 Roy McMillan, R (6, PH) OBP: 0.290, SLG: 0.246 Eddie Erautt, R (6, 1) Bobby Adams, R (8, PH) OBP: 0.300, SLG: 0.387 Bud Byerly, R (8, 1) Johnny Pramesa, R (9, PH) OBP: 0.252, SLG: 0.350 Frank Smith, R (9, 1)		G6-3 1-2f				G3 1B		L7	F5	1 1 0 1 0 1 0 0 0	0 0 0 0 0 0 0 0 0	0 1 0 0 0 0 0 0 0	0 0 0 0 0 0 0 0 0	0 0 0 0 0 0 0 0 0	0 0 0 0 0 0 0 0 0	0 0 0 0 0 0 0 0 0	1 0 0 1 0 0 3 0
Inning Stats	R: 0 E: 0 K: 1 S: 5 H: 0 LOB: 0 BB: 0 P: 5	R: 0 E: 0 K: 1 S: 5 H: 0 LOB: 0 BB: 0 P: 5	R: 0 E: 0 K: 1 S: 5 H: 1 LOB: 0 BB: 0 P: 5	R: 0 E: 0 K: 0 S: 3 H: 1 LOB: 1 BB: 1 P: 7	R: 0 E: 0 K: 0 S: 3 H: 0 LOB: 0 BB: 0 P: 3	R: 0 E: 0 K: 0 S: 4 H: 1 LOB: 1 BB: 0 P: 4	R: 0 E: 0 K: 0 S: 5 H: 2 LOB: 2 BB: 0 P: 5	R: 3 E: 0 K: 0 S: 5 H: 2 LOB: 0 BB: 1 P: 9	R: 7 E: 0 K: 0 S: 8 H: 5 LOB: 2 BB: 4 P: 24	1B: 10 2B: 2 3B: 0 HR: 1	SF: 0 SAC: 0 DP: 2 HBP: 0						

PITCHER	IP	WLS	BF	H	R	ER	SO	BB	IBB	HBP	BLK	WP	HR	S	P	ERA	WHIP
Max Surkont, R (1, 1) ERA: 4.27	8.0		34	9	6	6	3	3	0	0	0	0	1	37	49	6.75	1.500
Dick Donovan, R (9, 1) ERA: 6.94	0.0		1	0	0	0	0	1	0	0	0	0	0	0	4	∞	∞
Sid Schacht, R (9, 1) ERA: 20.86	0.1	L	4	2	2	2	0	1	0	0	0	0	0	3	7	54.00	9.000
George Estock, R (9, 1) ERA: 4.58	0.2		4	1	2	2	0	1	0	0	0	0	0	3	7	27.00	3.000

PITCHER	IP	WLS	BF	H	R	ER	SO	BB	IBB	HBP	BLK	WP	HR	S	P	ERA	WHIP

Cincinnati Reds @ Boston Braves

Braves Field, Boston, MA

Mon Jun 04 1951, 3:33 AM EDT

Att. 1,577 - Unknown

TOP

livebaseballscorecards.com

AB	37
R	10
H	12
RBI	10
BB	6
SO	3
LOB	19

WP: 0 PA: 43
PB: 0
SB: 0
CS: 0

Batter	1	2	3	4	5	6	7	8	9	AB	R	H	RBI	BB	SO	LOB
Sam Jethroe, S (1, 7) OBP: 0.335, SLG: 0.423	FC4-6 1B		4-3 S 1B	K		H 1-0 1B HBP	0-0 FC4-6 1-2f		0-0 F4	5	0	2	0	0	1	5
Bob Addis, L (1, 8) OBP: 0.243, SLG: 0.279	0-0 FC4-6 CS 1-2f		0-0 4-3 1-3		0-0 6-3	0-0 S 1-3 2-H 1B		0-0 6-3		5	0	1	1	0	0	2
Earl Torgeson, L (1, 3) OBP: 0.358, SLG: 0.335	0-0 F8 1-2		BBB 4-0 BB		0-0 5-3 WP 1B 1B	SSS 0-3 K		0-0 F7		4	1	1	0	1	1	3
Bob Elliott, R (1, 5) OBP: 0.429, SLG: 0.615		0-0 HR 1B	0-0 6-3		0-0 5-3 1-3	0-0 5-3 1-2		0-0 E 1B 1B		5	1	2	0	0	0	5
Walker Cooper, R (1, 2) OBP: 0.344, SLG: 0.512		0-0 1-H HR		0-0 SH3-4 BB 1B	0-0 HR 3-H 1B		0-0 5-3	0-0 E5 S 1-3 1B		5	2	4	3	0	0	0
Sid Gordon, R (1, 9) OBP: 0.391, SLG: 0.474		SSS 0-3 K	BBB 4-0 SH3-4 1-2 BB		0-0 1-H HR		0-0 1B 1B	BBB 4-0 1-2 BB		3	2	2	2	2	1	0
Sibby Sisti, R (1, 4) OBP: 0.407, SLG: 0.458		0-0 F8	0-0 SH3-4 1-2 2-3		0-0 6-3		0-0 CS 1-3 1B	0-0 6-3		4	0	1	0	0	0	3
Buddy Kerr, R (1, 6) OBP: 0.325, SLG: 0.273		SSS 0-3 K	BBB 4-0 BB			0-0 E4 SH3-4 1B	BBB 4-0 1-2 1B BB		0-0 4-3	3	1	0	0	2	1	0
Max Surkont, R (1, 1) OBP: 0.111, SLG: 0.111 Dick Donovan, L (9, 1) OBP: 0.600, SLG: 0.667 Sid Schacht, R (9, 1) George Estock, R (9, 1) Willard Marshall, L (9, PH) OBP: 0.328, SLG: 0.336			SSS 0-3 K	SSS 0-3 K		0-0 SH3-4 1-2	0-0 FC4-6 1-2 3-H 1B		0-0 L9	3 0 0 0 1	0 0 0 0 0	1 0 0 0 0	1 0 0 0 0	0 0 0 0 0	2 0 0 0 0	3 0 0 0 0
Inning Stats	R: 0 E: 0 K: 0 S: 3 H: 1 LOB: 0 BB: 0 P: 3	R: 2 E: 0 K: 2 S: 9 H: 2 LOB: 0 BB: 0 P: 9	R: 0 E: 0 K: 1 S: 6 H: 1 LOB: 2 BB: 1 P: 10	R: 0 E: 0 K: 2 S: 8 H: 1 LOB: 3 BB: 2 P: 16	R: 3 E: 0 K: 0 S: 6 H: 3 LOB: 0 BB: 0 P: 6	R: 1 E: 1 K: 1 S: 7 H: 1 LOB: 2 BB: 0 P: 8	R: 1 E: 0 K: 0 S: 5 H: 3 LOB: 2 BB: 1 P: 9	R: 0 E: 1 K: 0 S: 5 H: 2 LOB: 3 BB: 1 P: 9	R: 0 E: 0 K: 0 S: 3 H: 0 LOB: 0 BB: 0 P: 3	1B: 12 2B: 0 3B: 0 HR: 2 SF: 0 SAC: 2 DP: 0 HBP: 1						

PITCHER	IP	WLS	BF	H	R	ER	SO	BB	IBB	HBP	BLK	WP	HR	S	P	ERA	WHIP
Herm Wehmeier, R (1, 1) ERA: 6.1	5.0		25	8	5	5	5	3	0	0	0	1	2	32	44	9.00	2.200
Eddie Erautt, R (6, 1) ERA: 3.52	2.0		12	4	2	1	1	1	0	1	0	0	0	12	17	4.50	2.500
Bud Byerly, R (8, 1) ERA: 2.57	1.0	W	6	2	0	0	0	1	0	0	0	0	0	5	9	0.00	3.000
Frank Smith, R (9, 1) ERA: 1.4	1.0	S	3	0	0	0	0	0	0	0	0	0	0	3	3	0.00	0.000

PITCHER	IP	WLS	BF	H	R	ER	SO	BB	IBB	HBP	BLK	WP	HR	S	P	ERA	WHIP

BOTTOM

Cincinnati Reds @ Boston Braves

Braves Field, Boston, MA

Mon Jun 04 1951, 3:33 AM EDT

Att. 1,577 - Unknown

livebaseballscorecards.com

AB	38
R	7
H	14
RBI	7
BB	5
SO	6
LOB	21

WP: 1 PA: 46
PB: 0
SB: 3
CS: 2

Cincinnati Reds @ New York Giants

Polo Grounds, New York, NY

Tue Jun 05 1951, 3:33 AM EDT

Att. 12,119 - Unknown

livebaseballscorecards.com

Batter	1	2	3	4	5	6	7	8	9	AB	R	H	RBI	BB	SO	LOB
Grady Hatton, L (1, 5) OBP: 0.354, SLG: 0.355	F7		4-3		BB 1-2		BB E		4-3	3	0	0	0	2	0	0
Connie Ryan, R (1, 4) OBP: 0.423, SLG: 0.511	P4		F2		5-3		E4 1-2 2-3		K S S S	5	0	0	0	0	1	4
Johnny Wyrostek, L (1, 9) OBP: 0.362, SLG: 0.390	F9			1B 1B		4-3	F8			4	0	1	0	0	0	3
Ted Kluszewski, L (1, 3) OBP: 0.285, SLG: 0.410		F5		G6-4-3 1-3 1B		4-3 WP 1B		HR		4	1	3	1	0	0	0
Virgil Stallcup, R (1, 6) OBP: 0.301, SLG: 0.411		6-3		F4		4-3 1-3		F9		4	0	0	0	0	0	3
Johnny Pramesa, R (1, 2) OBP: 0.252, SLG: 0.346		1B 1B		G6-4-3 1-2f		P1		K S S S		4	0	1	0	0	1	3
Lloyd Merriman, L (1, 7) OBP: 0.309, SLG: 0.353		1-2 1B	1-3				E SH3-4 1B	P3		4	0	2	0	0	0	0
Bob Usher, R (1, 8) OBP: 0.266, SLG: 0.360		P6	BB 1B				SH3-4 1-2		F7 3B	3	1	2	0	0	0	2
Harry Perkowski, L (1, 1) Frank Smith, R (8, 1) Barney McCosky, L (9, PH) OBP: 0.375, SLG: 0.500			5-3		F8		P6		F7 3-H	3 0 1	0 0 0	0 0 0	0 0 1	0 0 0	0 0 0	2 0 0
Inning Stats	R: 0 E: 0 K: 0 S: 3 H: 0 LOB: 0 BB: 0 P: 3	R: 0 E: 0 K: 0 S: 5 H: 2 LOB: 2 BB: 0 P: 5	R: 0 E: 0 K: 0 S: 3 H: 0 LOB: 0 BB: 0 P: 3	R: 0 E: 0 K: 0 S: 4 H: 2 LOB: 1 BB: 0 P: 4	R: 0 E: 0 K: 0 S: 4 H: 1 LOB: 2 BB: 1 P: 8	R: 0 E: 0 K: 0 S: 4 H: 1 LOB: 1 BB: 0 P: 4	R: 0 E: 1 K: 0 S: 5 H: 1 LOB: 3 BB: 1 P: 9	R: 1 E: 0 K: 1 S: 6 H: 1 LOB: 0 BB: 0 P: 6	R: 1 E: 0 K: 1 S: 6 H: 1 LOB: 0 BB: 0 P: 6	1B: 7 2B: 0 3B: 1 HR: 1 SF: 0 SAC: 1 DP: 1 HBP: 0	WP: 1 PB: 0 SB: 0 CS: 0 PA: 38					

PITCHER	IP	WLS	BF	H	R	ER	SO	BB	IBB	HBP	BLK	WP	HR	S	P	ERA	WHIP
Sal Maglie, R (1, 1) ERA: 2.32	9.0	W	38	9	2	2	2	2	0	0	0	1	1	40	48	2.00	1.222

PITCHER	IP	WLS	BF	H	R	ER	SO	BB	IBB	HBP	BLK	WP	HR	S	P	ERA	WHIP

AB	35
R	2
H	9
RBI	2
BB	2
SO	2
LOB	17

Batter	1	2	3	4	5	6	7	8	9	AB	R	H	RBI	BB	SO	LOB
Eddie Stanky, R (1, 4) OBP: 0.432, SLG: 0.418	5-3		5-3			F4		SH2-4 1-2		3	0	0	0	0	0	0
Alvin Dark, R (1, 6) OBP: 0.376, SLG: 0.500	L5			F7			BBBB SH1-4 1B BB	1B 2-3		3	1	1	0	1	0	0
Bobby Thomson, R (1, 7) OBP: 0.335, SLG: 0.443	5-3			SSS K			SH1-4 1-2	F8 3-H		3	0	0	1	0	1	1
Wes Westrum, R (1, 2) OBP: 0.455, SLG: 0.484		SSS K		F7			FC4-6 1B 2-H 1B	1B 1-3 1B		4	1	2	1	0	1	0
Monte Irvin, R (1, 9) OBP: 0.409, SLG: 0.383		6-3			F7		FC4-6 1-2 1B	G2		4	0	1	0	0	0	2
Whitey Lockman, L (1, 3) OBP: 0.323, SLG: 0.374		2B			G3		FC4-6 1B 1-2f 2-3			3	0	1	0	0	0	2
Willie Mays, R (1, 8) OBP: 0.294, SLG: 0.326		SSS K			P3		1-2 3-H 1B			3	0	1	1	0	1	1
Hank Thompson, L (1, 5) OBP: 0.364, SLG: 0.468			E4 B1-6-4			F7	4-3			3	0	0	0	0	0	2
Sal Maglie, R (1, 1) OBP: 0.139, SLG: 0.167			B1-6-4 1-2f			F6		1B SH2-4 F8 1B		3	1	1	0	0	0	1
Inning Stats	R: 0 H: 0 E: 0 LOB: 0 K: 0 BB: 0 S: 3 P: 3	R: 0 H: 1 E: 0 LOB: 1 K: 2 BB: 0 S: 8 P: 8	R: 0 H: 0 E: 1 LOB: 0 K: 0 BB: 0 S: 3 P: 3	R: 0 H: 0 E: 0 LOB: 0 K: 1 BB: 0 S: 5 P: 5	R: 0 H: 0 E: 0 LOB: 0 K: 0 BB: 0 S: 3 P: 3	R: 0 H: 0 E: 0 LOB: 0 K: 0 BB: 0 S: 3 P: 3	R: 2 H: 3 E: 0 LOB: 2 K: 0 BB: 1 S: 6 P: 10	R: 1 H: 3 E: 0 LOB: 2 K: 0 BB: 0 S: 6 P: 6		1B: 6 SF: 0 2B: 1 SAC: 2 3B: 0 DP: 1 HR: 0 HBP: 0						

PITCHER		IP	WLS	BF	H	R	ER	SO	BB	IBB	HBP	BLK	WP	HR	S	P	ERA	WHIP
Harry Perkowski, L ERA: 3.54	(1, 1)	7.1	L	28	5	3	3	3	1	0	0	0	0	0	33	37	3.68	0.818
Frank Smith, R ERA: 1.37	(8, 1)	0.2		4	2	0	0	0	0	0	0	0	0	0	4	4	0.00	3.000

PITCHER	IP	WLS	BF	H	R	ER	SO	BB	IBB	HBP	BLK	WP	HR	S	P	ERA	WHIP

BOTTOM

Cincinnati Reds @ New York Giants

Polo Grounds, New York, NY

Tue Jun 05 1951, 3:33 AM EDT

Att. 12,119 - Unknown

livebaseballscorecards.com

AB	29
R	3
H	7
RBI	3
BB	1
SO	3
LOB	9

WP: 0 PA: 32
PB: 0
SB: 0
CS: 0

Batter	1	2	3	4	5	6	7	8	9	AB	R	H	RBI	BB	SO	LOB
Bobby Adams, R (1, 5) (9, 9) (9, 4) OBP: 0.324, SLG: 0.396	BBBB 4-0 E FC1 F9 BB		x 0-0 ①② G5-4-3 1-2f			BBBB 4-0 G4-6-3 1-2 BB		x 0-0 FC5-4 1B	x 0-0 HBP 1-2 1B	3	1	2	0	2	0	1
Connie Ryan, R (1, 4) (9, 9) OBP: 0.417, SLG: 0.496	x 0-0 FC1 1-3		x 0-0 ③ F5			x 0-0 ① L7		x 0-0 ② F8	H 1-0 1-2 2-3 HBP	4	0	0	0	0	0	4
Johnny Wyrostek, L (1, 9) (9, 7) OBP: 0.353, SLG: 0.379	x 0-0 ① F9 3-H			x 0-0 ① F9		x 0-0 ②③ G4-6-3 1-2f		x 0-0 ③ FC5-4 1-2f	x 0-0 ③ F2	5	0	0	1	0	0	7
Ted Kluszewski, L (1, 3) OBP: 0.289, SLG: 0.409	x 0-0 ② P4			x 0-0 ② F8			BBBB 4-0 2B BB		x 0-0 1B E 1-3 1B	3	2	1	0	1	0	1
Virgil Stallcup, R (1, 6) OBP: 0.299, SLG: 0.414	x 0-0 ③ F9			x 0-0 ③ F5			x 0-0 1-H 2B		x 0-0 FC6 1-3 1B 1-2 1B	4	1	1	1	0	0	2
Johnny Pramesa, R (1, 2) OBP: 0.243, SLG: 0.333		x 0-0 ① 1-3			x 0-0 E5 G6-4-3		x 0-0 ① 5-3		x 0-0 ① F3	4	0	0	0	0	0	3
Bob Usher, R (1, 8) OBP: 0.277, SLG: 0.359		BBBB 4-0 G5-4-3 BB			x 0-0 ①② G6-4-3 1-2f		x 0-0 ② F8		x 0-0 1-3 1-2 2-3 1B	3	1	1	0	1	0	2
Lloyd Merriman, L (1, 7) OBP: 0.299, SLG: 0.341 Bob Scheffing, R (9, PH) OBP: 0.329, SLG: 0.325 Bud Byerly, R (9, 1) Ewell Blackwell, R (9, 1) OBP: 0.424, SLG: 0.433		x 0-0 ②③ G5-4-3 1-2f			x 0-0 ③ P3		x 0-0 ③ F9		x 0-0 ② 1-3 1-2 2-3 3-H	3 1 0 0	0 0 0 0	0 0 0 0	0 1 0 0	0 0 0 0	0 0 0 0	2 2 0 0
Willie Ramsdell, R (1, 1) OBP: 0.125, SLG: 0.067 Roy McMillan, R (6, PH) OBP: 0.302, SLG: 0.246 Eddie Erautt, R (6, 1) Sammy Meeks, R (8, PH) Kent Peterson, R (8, 1) Grady Hatton, L (9, PH) OBP: 0.358, SLG: 0.359 (9, 5)			BBBB 4-0 G5-4-3 BB			BBBB 4-0 BB BB		x 0-0 ① F9	x 0-0 HBP 1B 2-H 3-H 1B	0 0 0 1 0 1	0 0 0 0 0 0	0 0 0 0 0 1	0 1 0 0 0 2	1 1 0 0 0 0	0 0 0 0 0 0	0 0 0 0 0 0
Inning Stats	R: 1 E: 1 K: 0 S: 4 H: 0 LOB: 1 BB: 1 P: 8	R: 0 E: 0 K: 0 S: 2 H: 0 LOB: 0 BB: 1 P: 6	R: 0 E: 0 K: 0 S: 2 H: 0 LOB: 0 BB: 1 P: 6	R: 0 E: 0 K: 0 S: 3 H: 0 LOB: 0 BB: 0 P: 3	R: 0 E: 1 K: 0 S: 3 H: 0 LOB: 0 BB: 0 P: 3	R: 0 E: 0 K: 0 S: 2 H: 0 LOB: 1 BB: 2 P: 10	R: 1 E: 0 K: 0 S: 4 H: 1 LOB: 1 BB: 1 P: 8	R: 0 E: 0 K: 0 S: 4 H: 1 LOB: 1 BB: 0 P: 4	R: 3 E: 1 K: 0 S: 8 H: 4 LOB: 3 BB: 0 P: 9	1B: 5 2B: 1 3B: 0 HR: 0	SF: 0 SAC: 0 DP: 4 HBP: 1						

PITCHER	IP	WLS	BF	H	R	ER	SO	BB	IBB	HBP	BLK	WP	HR	S	P	ERA	WHIP
Monty Kennedy, L (1, 1) ERA: 2.67	8.2	L	37	6	5	1	0	6	0	0	0	0	0	31	55	1.04	1.385
Sheldon Jones, R (9, 1) ERA: 7.32	0.1		2	0	0	0	0	0	0	1	0	0	0	1	2	0.00	0.000

PITCHER	IP	WLS	BF	H	R	ER	SO	BB	IBB	HBP	BLK	WP	HR	S	P	ERA	WHIP

TOP

Cincinnati Reds @ New York Giants

Polo Grounds, New York, NY

Wed Jun 06 1951, 3:33 AM EDT

Att. 3,859 - Unknown

livebaseballscorecards.com

AB	32
R	5
H	6
RBI	5
BB	6
SO	0
LOB	24

PA: 39

WP: 0 PB: 0 SB: 0 CS: 0

Cincinnati Reds @ New York Giants

Polo Grounds, New York, NY

Wed Jun 06 1951, 3:33 AM EDT

Att. 3,859 - Unknown

livebaseballscorecards.com

BOTTOM

Batter	1	2	3	4	5	6	7	8	9	AB	R	H	RBI	BB	SO	LOB
Eddie Stanky, R (1, 4) OBP: 0.429, SLG: 0.411	K	F7		SH2-3 1-2			6-3		BB	3	0	0	0	1	1	0
Whitey Lockman, L (1, 3) OBP: 0.315, SLG: 0.365	1-6-3		K2-3	K			F7		F9	5	0	0	0	0	2	3
Bobby Thomson, R (1, 7) OBP: 0.338, SLG: 0.439	1B BB		E 1B BB		K			F7		2	1	0	0	2	1	0
Hank Thompson, L (1, 5) OBP: 0.361, SLG: 0.462	1-3 1B		E1 1-3 1B		K			L4		4	1	1	0	0	1	1
Don Mueller, L (1, 9) OBP: 0.284, SLG: 0.297	F8		PB 2-H 3-H 1B		P4			1B		4	0	2	2	0	0	2
Alvin Dark, R (1, 6) OBP: 0.368, SLG: 0.489		P3	K			1-3		F8		4	0	0	0	0	1	2
Wes Westrum, R (1, 2) Bill Rigney, R (9, PR)		WP HR BB	F5 1-2			K			SH3-4 BB	2 0	1 0	0 0	0 0	2 0	1 0	1 0
Willie Mays, R (1, 8) OBP: 0.296, SLG: 0.391		1-H HR		6-3		F9			SH3-4 1-2	3	1	1	2	0	0	0
Monty Kennedy, R (1, 1) OBP: 0.125, SLG: 0.125 Sheldon Jones, R (9, 1) Spider Jorgensen, L (9, PH) OBP: 0.304, SLG: 0.381		K		SH2-3 1B			K		2-3	3 0 1	0 0 0	1 0 0	0 0 0	0 0 0	2 0 0	0 0 2
Inning Stats	R: 0 E: 0 K: 1 S: 6 H: 1 LOB: 2 BB: 1 P: 10	R: 2 E: 0 K: 1 S: 6 H: 1 LOB: 0 BB: 1 P: 10	R: 2 E: 1 K: 2 S: 9 H: 1 LOB: 1 BB: 1 P: 13	R: 0 E: 0 K: 1 S: 6 H: 1 LOB: 1 BB: 0 P: 6	R: 0 E: 0 K: 2 S: 7 H: 0 LOB: 0 BB: 0 P: 7	R: 0 E: 0 K: 1 S: 5 H: 0 LOB: 0 BB: 0 P: 5	R: 0 E: 0 K: 1 S: 5 H: 0 LOB: 0 BB: 0 P: 5	R: 0 E: 0 K: 0 S: 4 H: 1 LOB: 1 BB: 0 P: 4	R: 0 E: 0 K: 0 S: 3 H: 0 LOB: 2 BB: 2 P: 11	1B: 4 2B: 0 3B: 0 HR: 1 SF: 0 SAC: 2 DP: 0 HBP: 0						

	AB	31
	R	4
	H	5
	RBI	4
	BB	5
	SO	9
	LOB	11

WP: 1 PB: 1 SB: 0 CS: 0 PA: 38

PITCHER		IP	WLS	BF	H	R	ER	SO	BB	IBB	HBP	BLK	WP	HR	S	P	ERA	WHIP
Willie Ramsdell, R ERA: 4.83	(1, 1)	5.0		23	4	4	2	7	3	0	0	0	1	1	34	46	3.60	1.400
Eddie Erautt, R ERA: 2.79	(6, 1)	2.0		6	0	0	0	2	0	0	0	0	0	0	10	10	0.00	0.000
Kent Peterson, L ERA: 4.15	(8, 1)	1.0	W	4	1	0	0	0	0	0	0	0	0	0	4	4	0.00	1.000
Bud Byerly, R ERA: 2.57	(9, 1)	0.0		1	0	0	0	0	1	0	0	0	0	0	0	4	∞	∞
Ewell Blackwell, R ERA: 3.43	(9, 1)	1.0	S	4	0	0	0	0	1	0	0	0	0	0	3	7	0.00	1.000

PITCHER	IP	WLS	BF	H	R	ER	SO	BB	IBB	HBP	BLK	WP	HR	S	P	ERA	WHIP

Batter	1	2	3	4	5	6	7	8	9	AB	R	H	RBI	BB	SO	LOB
Bobby Adams, R (1, 5) OBP: 0.318, SLG: 0.380	BBBB 4-0 S 1B BB	x 0-0 ③ 1-3		x 0-0 ③ F2		x 0-0 ③ F7			x 0-0 ③ 4-3	4	1	0	0	1	0	1
Connie Ryan, R (1, 4) OBP: 0.407, SLG: 0.483	SSS 0-3 ① K 1-2		x 0-0 ① F7		x 0-0 ① F8		x 0-0 ① F5			4	0	0	0	0	1	1
Johnny Wyrostek, L (1, 9) OBP: 0.361, SLG: 0.387	x 0-0 1B 2-H 1B		x 0-0 E 1B 1B		x 0-0 1B HR 1B		x 0-0 ② F7			4	2	3	1	0	0	0
Ted Kluszewski, L (1, 3) OBP: 0.289, SLG: 0.405	SSS 0-3 ② K		x 0-0 E4 1B 1-2		x 0-0 1-3 HR 1B		x 0-0 ③ P6			4	1	1	0	0	1	2
Virgil Stallcup, R (1, 6) OBP: 0.306, SLG: 0.442	x 0-0 1-3 1B		x 0-0 ② P6		x 0-0 1-H 3-H HR			SSS 0-3 ① K		4	1	2	3	0	1	2
Bob Scheffing, R (1, 2) OBP: 0.337, SLG: 0.333	x 0-0 ③ F7		x 0-0 FC5-4 1-3 2-H 1B		x 0-0 FC1-4 1B			x 0-0 ② 1-3		4	0	2	1	0	0	2
Bob Usher, R (1, 8) OBP: 0.276, SLG: 0.346		BBBB 4-0 FC3-6 BB	x 0-0 ③ FC5-4 1-2f		x 0-0 ② FC1-4 CS 1-2f			SSS 0-3 ③ K		3	0	0	0	1	1	3
Lloyd Merriman, L (1, 7) OBP: 0.287, SLG: 0.326		x 0-0 ① FC3-6 1-2f		x 0-0 ① F2	0-0 ③ CS 1-2	x 0-0 ① L4			x 0-0 ① 4-3	4	0	0	0	0	0	1
Ken Raffensberger, R (1, 1) OBP: 0.120, SLG: 0.043 Frank Smith, R (7, 1)		x 0-0 ② F2		SSS 0-3 ② K		SSS 0-3 ② K			SSS 0-3 ② K	3 1	0 0	0 0	0 0	0 0	2 1	1 0
Inning Stats	R: 1 H: 2 E: 0 LOB: 2 K: 2 BB: 1 S: 9 P: 13	R: 0 H: 0 E: 0 LOB: 1 K: 0 BB: 1 S: 3 P: 7	R: 1 H: 2 E: 1 LOB: 2 K: 0 BB: 0 S: 6 P: 6	R: 0 H: 0 E: 0 LOB: 0 K: 1 BB: 0 S: 5 P: 5	R: 3 H: 4 E: 0 LOB: 0 K: 0 BB: 0 S: 6 P: 6	R: 0 H: 0 E: 0 LOB: 0 K: 1 BB: 0 S: 5 P: 5	R: 0 H: 0 E: 0 LOB: 0 K: 0 BB: 0 S: 3 P: 3	R: 0 H: 0 E: 0 LOB: 0 K: 2 BB: 0 S: 7 P: 7	R: 0 H: 0 E: 0 LOB: 0 K: 1 BB: 0 S: 5 P: 5	1B: 7 SF: 0 2B: 0 SAC: 0 3B: 0 DP: 0 HR: 1 HBP: 0						WP: 0 PA: 38 PB: 0 SB: 1 CS: 1	

PITCHER		IP	WLS	BF	H	R	ER	SO	BB	IBB	HBP	BLK	WP	HR	S	P	ERA	WHIP
Dave Koslo, L ERA: 3.53	(1, 1)	5.0	L	25	8	5	4	3	2	0	0	0	0	1	29	37	7.20	2.000
George Spencer, R ERA: 3.98	(6, 1)	2.0		6	0	0	0	1	0	0	0	0	0	0	8	8	0.00	0.000
Al Gettel, R ERA: 3.3	(8, 1)	2.0		6	0	0	0	3	0	0	0	0	0	0	12	12	0.00	0.000

PITCHER	IP	WLS	BF	H	R	ER	SO	BB	IBB	HBP	BLK	WP	HR	S	P	ERA	WHIP

TOP

Cincinnati Reds @ New York Giants

Polo Grounds, New York, NY

Thu Jun 07 1951, 3:33 AM EDT

Att. 3,792 - Unknown

livebaseballscorecards.com

AB	35
R	5
H	8
RBI	5
BB	2
SO	7
LOB	13

Cincinnati Reds @ New York Giants

Polo Grounds, New York, NY

Thu Jun 07 1951, 3:33 AM EDT

Att. 3,792 - Unknown

livebaseballscorecards.com

Batter	1	2	3	4	5	6	7	8	9	AB	R	H	RBI	BB	SO	LOB
Eddie Stanky, R (1, 4) OBP: 0.428, SLG: 0.411	FC1-6 1B		K		F9		1B		F7	5	0	2	0	0	1	1
Alvin Dark, R (1, 6) OBP: 0.361, SLG: 0.479	FC1-6 1-2f		F7			P1	F8			4	0	0	0	0	0	2
Bobby Thomson, R (1, 7) OBP: 0.332, SLG: 0.429	K		K			5-3		E5		4	0	0	0	0	2	1
Wes Westrum, R (1, 2) OBP: 0.450, SLG: 0.495	K			HR		P5		P3		4	1	1	1	0	1	2
Monte Irvin, R (1, 9) OBP: 0.406, SLG: 0.398		L6		F7			HR	F2		4	1	1	1	0	0	1
Willie Mays, R (1, 8) OBP: 0.310, SLG: 0.400		1B 1B		F8			FC6-4 1B	F9		4	0	2	0	0	0	1
Whitey Lockman, L (1, 3) OBP: 0.310, SLG: 0.358		P3		4-3			FC6-4 1-2f HR		F8	4	1	0	0	0	0	2
Jack Lohrke, R (1, 5) OBP: 0.429, SLG: 0.370		1-2 1B			F7		P5		1B	3	0	1	0	0	0	1
Don Mueller, L (9, PH) OBP: 0.293, SLG: 0.307										1	0	1	0	0	0	0
Dave Koslo, L (1, 1)		F2			5-3		1-H HR		F3	1	0	0	0	0	0	2
Sal Yvars, R (5, PH)										1	0	0	0	0	0	0
George Spencer, R (6, 1)										0	0	0	0	0	0	0
Ray Noble, R (7, PH) OBP: 0.279, SLG: 0.451										1	1	1	2	0	0	0
Al Gettel, R (8, 1)										0	0	0	0	0	0	0
Spider Jorgensen, L (9, PH) OBP: 0.298, SLG: 0.372										1	0	0	0	0	0	1

Inning Stats	1	2	3	4	5	6	7	8	9	1B	SF	WP	PA
	R: 0 H: 1	R: 0 H: 2	R: 0 H: 0	R: 1 H: 1	R: 0 H: 0	R: 0 H: 0	R: 3 H: 4	R: 0 H: 0	R: 0 H: 1	1B: 6	SF: 0	WP: 0	PA: 37
	E: 0 LOB: 1	E: 0 LOB: 2	E: 0 LOB: 0	E: 0 LOB: 0	E: 0 LOB: 0	E: 0 LOB: 0	E: 0 LOB: 1	E: 1 LOB: 1	E: 0 LOB: 1	2B: 0	SAC: 0	PB: 0	
	K: 2 BB: 0	K: 0 BB: 0	K: 2 BB: 0	K: 0 BB: 0	K: 0 BB: 0	K: 0 BB: 0	K: 0 BB: 0	K: 0 BB: 0	K: 0 BB: 0	3B: 0	DP: 0	SB: 0	
	S: 8 P: 8	S: 5 P: 5	S: 7 P: 7	S: 4 P: 4	S: 3 P: 3	S: 3 P: 3	S: 7 P: 7	S: 4 P: 4	S: 4 P: 4	HR: 3	HBP: 0	CS: 0	

PITCHER		IP	WLS	BF	H	R	ER	SO	BB	IBB	HBP	BLK	WP	HR	S	P	ERA	WHIP
Ken Raffensberger, L ERA: 4.09	(1, 1)	6.2	W	28	8	4	4	4	0	0	0	0	0	3	36	36	5.40	1.200
Frank Smith, R ERA: 1.26	(7, 1)	2.1	S	9	1	0	0	0	0	0	0	0	0	0	9	9	0.00	0.429

PITCHER	IP	WLS	BF	H	R	ER	SO	BB	IBB	HBP	BLK	WP	HR	S	P	ERA	WHIP

Cincinnati Reds @ Philadelphia Phillies

Shibe Park, Philadelphia, PA

Sat Jun 09 1951, 3:33 AM EDT

Att. 4,093 - Unknown

TOP

livebaseballscorecards.com

Batter	1	2	3	4	5	6	7	8	9	AB	R	H	RBI	BB	SO	LOB
Bobby Adams, R (1, 5) OBP: 0.330, SLG: 0.385	BBBB 4-0 4-3 6-4-3 BB		0-0 5-3		SSS 0-3 K	0-0 1-2 2-H 1B			0-0 CS 1B	4	0	2	1	1	1	1
Connie Ryan, R (1, 4) OBP: 0.401, SLG: 0.473	0-0 6-4-3 1-2		SSS 0-3 K		0-0 1-3 1B 1B	0-0 F9			0-0 F8	5	1	1	0	0	1	4
Johnny Wyrostek, L (1, 9) OBP: 0.359, SLG: 0.384	0-0 4-3 2-3			0-0 1-3	0-0 2-H 3-H 1B		SSS 0-3 K		0-0 CS 1-2	4	0	1	2	0	1	1
Ted Kluszewski, L (1, 3) OBP: 0.288, SLG: 0.399	0-0 F9			BBBB 4-0 1B 2B BB	0-0 F5		0-0 F9			3	1	0	0	1	0	2
Virgil Stallcup, R (1, 6) OBP: 0.304, SLG: 0.435		0-0 6-3		0-0 1-2 2B 1B	0-0 F8		0-0 F9			4	1	1	0	0	0	1
Bob Scheffing, R (1, 2) OBP: 0.333, SLG: 0.321		BBBB 4-0 BB		0-0 F3		0-0 5-3		0-0 F2		3	0	0	0	1	0	2
Bob Usher, R (1, 8) OBP: 0.275, SLG: 0.353		0-0 F4		0-0 1-H 2-H 2B		0-0 F7		0-0 F8		4	0	1	2	0	0	1
Lloyd Merriman, L (1, 7) OBP: 0.286, SLG: 0.323		0-0 F8		0-0 1-3		0-0 1B 1B 1B		0-0 G3		4	1	1	0	0	0	2
Ewell Blackwell, R (1, 1) OBP: 0.432, SLG: 0.441			0-0 L9		0-0 1B 1B 1B	0-0 1-2 1B 1B			0-0 2-3	4	1	2	0	0	0	0
Inning Stats	R: 0 E: 0 K: 0 S: 3 H: 0 LOB: 1 BB: 1 P: 7	R: 0 E: 0 K: 0 S: 3 H: 0 LOB: 1 BB: 1 P: 7	R: 0 E: 0 K: 1 S: 5 H: 0 LOB: 0 BB: 0 P: 5	R: 2 E: 0 K: 0 S: 5 H: 2 LOB: 1 BB: 1 P: 9	R: 2 E: 0 K: 1 S: 8 H: 3 LOB: 1 BB: 0 P: 8	R: 1 E: 0 K: 0 S: 6 H: 3 LOB: 2 BB: 0 P: 6	R: 0 E: 0 K: 1 S: 5 H: 0 LOB: 0 BB: 0 P: 5	R: 0 E: 0 K: 0 S: 3 H: 0 LOB: 0 BB: 0 P: 3	R: 0 E: 0 K: 0 S: 3 H: 1 LOB: 0 BB: 0 P: 3	1B: 8 2B: 1 3B: 0 HR: 0	SF: 0 SAC: 0 DP: 0 HBP: 0						

	AB	35
	R	5
	H	9
	RBI	5
	BB	3
	SO	3
	LOB	14

WP: 0 PB: 0 SB: 0 CS: 1 PA: 39

PITCHER		IP	WLS	BF	H	R	ER	SO	BB	IBB	HBP	BLK	WP	HR	S	P	ERA	WHIP
Jocko Thompson, L ERA: 4.01	(1, 1)	5.2	L	28	8	5	5	2	3	0	0	0	0	0	29	41	7.94	1.941
Jim Konstanty, R ERA: 3.43	(6, 1)	3.1		10	1	0	0	1	0	0	0	0	0	0	12	12	0.00	0.300

PITCHER	IP	WLS	BF	H	R	ER	SO	BB	IBB	HBP	BLK	WP	HR	S	P	ERA	WHIP

BOTTOM

Cincinnati Reds @ Philadelphia Phillies

Shibe Park, Philadelphia, PA

Sat Jun 09 1951, 3:33 AM EDT

Att. 4,093 - Unknown

livebaseballscorecards.com

Batter	1	2	3	4	5	6	7	8	9	AB	R	H	RBI	BB	SO	LOB
Eddie Waitkus, L (1, 3) OBP: 0.322, SLG: 0.324	4-3	F7		F6			F7		F7	5	0	0	0	0	0	2
Richie Ashburn, L (1, 8) OBP: 0.391, SLG: 0.416	S 1B		F7	F9			1-3			4	0	1	0	0	0	0
Willie Jones, R (1, 5) OBP: 0.352, SLG: 0.512	F7 1-2		BB 1B 1B HBP		F7			BBB 4-0 HR BB		2	2	0	0	1	0	1
Del Ennis, R (1, 9) OBP: 0.404, SLG: 0.514	BBBB 4-0 BB		SSS 0-3 K		F9			0-0 1-H HR		3	1	1	2	1	1	1
Dick Sisler, L (1, 7) OBP: 0.378, SLG: 0.508	F7		0-0 BB 1-2 1B		F8			F9		4	1	1	0	0	0	2
Granny Hamner, R (1, 6) OBP: 0.301, SLG: 0.455		F7	BBBB 4-0 1B 1-2 2-3 BB			1-3		F7		3	0	0	0	1	0	0
Eddie Pellagrini, R (1, 4) OBP: 0.356, SLG: 0.321		BBBB 4-0 E BB	0-0 FC5-4 1-3 2-H 3-H 1B			5-3		P2		3	0	1	2	1	0	0
Del Wilber, R (1, 2) OBP: 0.288, SLG: 0.339		E4 1-3	FC5-4 1-2f			F4			F7	4	0	0	0	0	0	3
Jocko Thompson, L (1, 1) OBP: 0.133, SLG: 0.333 Jim Konstanty, R (6, 1) OBP: 0.200, SLG: 0.400 Bill Nicholson, L (9, PH) OBP: 0.300, SLG: 0.269		1-3		2-3			5-3		F5	2 1 1	0 0 0	0 0 0	0 0 0	0 0 0	0 0 0	2 0 0

Inning Stats	1	2	3	4	5	6	7	8	9
	R: 0 H: 1 E: 0 LOB: 2 K: 0 BB: 1 S: 4 P: 8	R: 0 H: 0 E: 1 LOB: 2 K: 0 BB: 1 S: 4 P: 8	R: 2 H: 2 E: 0 LOB: 2 K: 1 BB: 1 S: 7 P: 12	R: 0 H: 0 E: 0 LOB: 0 K: 0 BB: 0 S: 3 P: 3	R: 0 H: 0 E: 0 LOB: 0 K: 0 BB: 0 S: 3 P: 3	R: 0 H: 0 E: 0 LOB: 0 K: 0 BB: 0 S: 3 P: 3	R: 0 H: 0 E: 0 LOB: 0 K: 0 BB: 0 S: 3 P: 3	R: 2 H: 1 E: 0 LOB: 0 K: 0 BB: 1 S: 4 P: 8	R: 0 H: 0 E: 0 LOB: 0 K: 0 BB: 0 S: 3 P: 3

1B: 3	SF: 0
2B: 0	SAC: 0
3B: 0	DP: 0
HR: 1	HBP: 1

WP: 0	PA: 37
PB: 0	
SB: 1	
CS: 0	

AB	32
R	4
H	4
RBI	4
BB	4
SO	1
LOB	11

PITCHER	IP	WLS	BF	H	R	ER	SO	BB	IBB	HBP	BLK	WP	HR	S	P	ERA	WHIP
Ewell Blackwell, R (1, 1) ERA: 3.48	9.0	W	37	4	4	4	1	4	0	1	0	0	1	34	51	4.00	0.889

PITCHER	IP	WLS	BF	H	R	ER	SO	BB	IBB	HBP	BLK	WP	HR	S	P	ERA	WHIP

Batter	1	2	3	4	5	6	7	8	9	10	AB	R	H	RBI	BB	SO	LOB
Eddie Stanky, R (1, 4) OBP: 0.415, SLG: 0.421	F3		G4-6-3 1B 1B		F8		FC4-6 1-2f		F8		5	0	1	0	0	0	1
Alvin Dark, R (1, 6) OBP: 0.377, SLG: 0.538	E1 S 2B		G4-6-3 1-2 1B			2B 2B	F8			SH1-4 HR 1B	5	3	3	0	0	0	1
Bobby Thomson, R (1, 7) OBP: 0.332, SLG: 0.427	K		G4-6-3 1-2f 2-3			F8		E6 SH1-4		SH1-4 1-2	4	0	0	0	0	1	4
Wes Westrum, R (1, 2) OBP: 0.463, SLG: 0.550	1-H 2B		L5			2-H 2B		SH1-4 1-2		HR IBB	3	1	2	2	1	0	1
Monte Irvin, R (1, 9) OBP: 0.404, SLG: 0.426	F8			F3		F8		P4		1-H 2-H HR	5	1	1	3	0	0	3
Willie Mays, R (1, 8) OBP: 0.355, SLG: 0.439		SH1-3 G3 2B		L6		IBB		IBB		6-3	3	1	1	0	2	0	0
Whitey Lockman, L (1, 3) OBP: 0.298, SLG: 0.343		SH1-3 2-3		6-3		3-1		4-3		6-3	4	0	0	0	0	0	4
Hank Thompson, L (1, 5) OBP: 0.359, SLG: 0.453		G3 3-H			F7		P5		BBBB CS BB		3	0	0	1	1	0	0
Dave Koslo, L (1, 1) Al Gettel, R (6, 1) OBP: 0.143, SLG: 0.143		K			F7		FC4-6 1B		SSS K 1-2		2 2	0 0	0 1	0 0	0 0	1 1	0 1
Inning Stats	R: 1 H: 1 E: 1 LOB: 1 K: 1 BB: 0 S: 7 P: 7	R: 1 H: 1 E: 0 LOB: 0 K: 1 BB: 0 S: 6 P: 6	R: 0 H: 2 E: 0 LOB: 1 K: 0 BB: 0 S: 4 P: 4	R: 0 H: 0 E: 0 LOB: 0 K: 0 BB: 0 S: 3 P: 3	R: 0 H: 0 E: 0 LOB: 0 K: 0 BB: 0 S: 3 P: 3	R: 1 H: 2 E: 0 LOB: 2 K: 0 BB: 1 S: 5 P: 9	R: 0 H: 1 E: 0 LOB: 1 K: 0 BB: 0 S: 4 P: 4	R: 0 H: 0 E: 1 LOB: 2 K: 0 BB: 1 S: 4 P: 8	R: 0 H: 0 E: 0 LOB: 0 K: 1 BB: 1 S: 4 P: 8	R: 3 H: 2 E: 0 LOB: 0 K: 0 BB: 1 S: 5 P: 9	1B: 4 SF: 0 2B: 4 SAC: 3 3B: 0 DP: 1 HR: 1 HBP: 0						

PITCHER		IP	WLS	BF	H	R	ER	SO	BB	IBB	HBP	BLK	WP	HR	S	P	ERA	WHIP
Ken Raffensberger, L ERA: 4.14	(1, 1)	10.0	L	43	9	6	5	3	1	3	0	0	0	1	45	61	4.50	1.000

PITCHER	IP	WLS	BF	H	R	ER	SO	BB	IBB	HBP	BLK	WP	HR	S	P	ERA	WHIP

TOP

New York Giants @ Cincinnati Reds

Crosley Field, Cincinnati, OH

Tue Jun 12 1951, 3:33 AM EDT

Att. 13,978 - Unknown

livebaseballscorecards.com

AB	36
R	6
H	9
RBI	6
BB	4
SO	3
LOB	15

Batter	1	2	3	4	5	6	7	8	9	10	AB	R	H	RBI	BB	SO	LOB
Bobby Adams, R (1, 5) OBP: 0.333, SLG: 0.385	1B		L5-3 1B	K			F3		6-3		5	0	2	0	0	1	1
Connie Ryan, R (1, 4) OBP: 0.407, SLG: 0.471	FC1-6-4 1B 1-2		K		B1-3 BB		K			BB	3	0	1	0	2	2	1
Johnny Wyrostek, L (1, 9) OBP: 0.355, SLG: 0.379	FC1-6-4 1-2f		L5-3 1-1		B1-3 1-2f		1B			K	5	0	1	0	0	1	4
Ted Kluszewski, L (1, 3) OBP: 0.286, SLG: 0.394	F8			E7 HR 1B	K		K			F9	5	1	1	0	0	2	3
Virgil Stallcup, R (1, 6) OBP: 0.308, SLG: 0.442		F7		HR 1B		1B 2B		K		F2	5	1	2	0	0	1	1
Bob Scheffing, R (1, 2) OBP: 0.351, SLG: 0.375		E 1B		1-H 2-H HR		2-3 1B		P3			4	1	3	3	0	0	0
Bob Usher, R (1, 8) OBP: 0.263, SLG: 0.337		E7 1-2		P4		K		F9			4	0	0	0	0	1	3
Lloyd Merriman, L (1, 7) OBP: 0.284, SLG: 0.330		F2		2B		K			G3		4	0	1	0	0	1	4
Ken Raffensberger, R (1, 1) OBP: 0.103, SLG: 0.037		F9		K		K			F9		4	0	0	0	0	2	5
Inning Stats	R: 0 H: 2 E: 0 LOB: 1 K: 0 BB: 0 S: 4 P: 4	R: 0 H: 1 E: 1 LOB: 2 K: 0 BB: 0 S: 5 P: 5	R: 0 H: 1 E: 0 LOB: 0 K: 1 BB: 0 S: 5 P: 5	R: 3 H: 4 E: 1 LOB: 1 K: 2 BB: 0 S: 11 P: 11	R: 0 H: 0 E: 0 LOB: 0 K: 1 BB: 1 S: 4 P: 8	R: 0 H: 2 E: 0 LOB: 2 K: 3 BB: 0 S: 11 P: 11	R: 0 H: 1 E: 0 LOB: 1 K: 2 BB: 0 S: 8 P: 8	R: 0 H: 0 E: 0 LOB: 0 K: 1 BB: 0 S: 5 P: 5	R: 0 H: 0 E: 0 LOB: 0 K: 0 BB: 0 S: 3 P: 3	R: 0 H: 0 E: 0 LOB: 1 K: 1 BB: 1 S: 5 P: 9	1B: 8 SF: 0 2B: 4 SAC: 0 3B: 0 DP: 2 HR: 1 HBP: 0						

PITCHER		IP	WLS	BF	H	R	ER	SO	BB	IBB	HBP	BLK	WP	HR	S	P	ERA	WHIP
Dave Koslo, L ERA: 3.76	(1, 1)	5.0		23	9	3	3	4	1	0	0	0	0	1	30	34	5.40	2.000
Al Gettel, R ERA: 2.75	(6, 1)	5.0	W	18	2	0	0	7	1	0	0	0	0	0	31	35	0.00	0.600

PITCHER		IP	WLS	BF	H	R	ER	SO	BB	IBB	HBP	BLK	WP	HR	S	P	ERA	WHIP

New York Giants @ Cincinnati Reds

Crosley Field, Cincinnati, OH

Tue Jun 12 1951, 3:33 AM EDT

Att. 13,978 - Unknown

BOTTOM

livebaseballscorecards.com

AB	39
R	3
H	11
RBI	3
BB	2
SO	11
LOB	22

WP: 0 PA: 41
PB: 0
SB: 0
CS: 0

New York Giants @ Cincinnati Reds

Crosley Field, Cincinnati, OH

Wed Jun 13 1951, 3:33 AM EDT

Att. 3,462 - Sunny - 78 F

TOP

livebaseballscorecards.com

Batter	1	2	3	4	5	6	7	8	9	AB	R	H	RBI	BB	SO	LOB
Eddie Stanky, R (1, 4) OBP: 0.411, SLG: 0.413	BBBB 4-0 FC4-6 BB	SSS 0-3 ② K			x 0-0 ② F7		x 0-0 ② 5-3	x 0-0 ③ F5		4	0	0	0	1	1	3
Alvin Dark, R (1, 6) OBP: 0.373, SLG: 0.531	x 0-0 ① FC4-6 2B 1-2f F7	x 0-0 ③ 1-3			x 0-0 S 1B		x 0-0 ③ 4-3		x 0-0 ① 6-3	5	1	1	0	0	0	2
Don Mueller, L (1, 9) OBP: 0.305, SLG: 0.364	x 0-0 F7 1-3 2B		x 0-0 ① 4-3		x 0-0 ③ F7 1-2			x 0-0 E 1B 1B	x 0-0 ② G3	5	1	2	0	0	0	1
Hank Thompson, L (1, 5) OBP: 0.354, SLG: 0.442	IIII 4-0 HBP IBB		x 0-0 ② F7			x 0-0 ① F8		x 0-0 E6 1B 1-2 E	x 0-0 ③ 4-3	4	1	0	0	1	0	1
Whitey Lockman, L (1, 3) OBP: 0.297, SLG: 0.355	x 0-0 ② F7 2-3 3-H		x 0-0 ③ 4-3			x 0-0 HR		x 0-0 ① F7		4	1	1	2	0	0	4
Wes Westrum, R (1, 2) OBP: 0.464, SLG: 0.545	H 1-0 1-2 HBP			x 0-0 ① F6		x 0-0 ② F8		x 0-0 1-3 2-H E 1B		3	1	1	1	0	0	0
Willie Mays, R (1, 8) OBP: 0.350, SLG: 0.429	x 0-0 ③ 1-3			x 0-0 ② F9		x 0-0 1B		x 0-0 ② 5-3		4	0	1	0	0	0	5
Bobby Thomson, R (1, 7) OBP: 0.331, SLG: 0.421		x 0-0 ① F7		x 0-0 ③ F8		x 0-0 ③ F4		4-0 E IBB		3	0	0	0	1	0	1
Monty Kennedy, R (1, 1) OBP: 0.200, SLG: 0.200		x 0-0 1B			x 0-0 ① 5-3		SSS 0-3 ① K	x 0-0 E4 1-2 2-H 3-H		2	0	1	0	0	0	0
George Spencer, R (6, 1)										2	0	0	0	0	1	1
Sal Maglie, R (8, 1) OBP: 0.135, SLG: 0.162										0	0	0	0	0	0	0

Inning Stats	1	2	3	4	5	6	7	8	9
	R: 1 H: 1 E: 0 LOB: 3 K: 0 BB: 2 S: 4 P: 13	R: 0 H: 1 E: 0 LOB: 1 K: 1 BB: 0 S: 6 P: 6	R: 0 H: 0 E: 0 LOB: 0 K: 0 BB: 0 S: 3 P: 3	R: 0 H: 0 E: 0 LOB: 0 K: 0 BB: 0 S: 3 P: 3	R: 0 H: 1 E: 0 LOB: 1 K: 0 BB: 0 S: 4 P: 4	R: 1 H: 2 E: 0 LOB: 1 K: 0 BB: 0 S: 5 P: 5	R: 0 H: 0 E: 0 LOB: 0 K: 1 BB: 0 S: 5 P: 5	R: 3 H: 2 E: 2 LOB: 2 K: 0 BB: 1 S: 7 P: 11	R: 0 H: 0 E: 0 LOB: 0 K: 0 BB: 0 S: 3 P: 3

AB	36
R	5
H	7
RBI	3
BB	3
SO	2
LOB	18

1B: 5	SF: 0
2B: 1	SAC: 0
3B: 0	DP: 0
HR: 1	HBP: 1

WP: 0	PA: 40
PB: 0	
SB: 1	
CS: 0	

PITCHER	IP	WLS	BF	H	R	ER	SO	BB	IBB	HBP	BLK	WP	HR	S	P	ERA	WHIP
Ewell Blackwell, R (1, 1) ERA: 3.35	9.0	L	40	7	5	2	2	1	2	1	0	0	1	40	53	2.00	0.889

PITCHER	IP	WLS	BF	H	R	ER	SO	BB	IBB	HBP	BLK	WP	HR	S	P	ERA	WHIP

BOTTOM

New York Giants @ Cincinnati Reds

Crosley Field, Cincinnati, OH

Wed Jun 13 1951, 3:33 AM EDT

Att. 3,462 - Sunny - 78 F

livebaseballscorecards.com

Batter	1	2	3	4	5	6	7	8	9	AB	R	H	RBI	BB	SO	LOB
Bobby Adams, R (1, 5) OBP: 0.331, SLG: 0.381	F5			6-3		E 1B 1B	F8			4	1	1	0	0	0	1
Connie Ryan, R (1, 4) OBP: 0.403, SLG: 0.462	F8			F8		E7 1-3 1B	CS 1-2	BBBB FC3-6 BB		3	1	0	0	1	0	1
Johnny Wyrostek, L (1, 9) OBP: 0.358, SLG: 0.379	F7			1B 1B		BBB 1B BB		FC3-6 BB 1-2f		3	0	1	0	1	0	1
Ted Kluszewski, L (1, 3) OBP: 0.294, SLG: 0.398		4-3		1-3 1B		1-2 2-H 3-H 1B		BBBB 1-2 BB		3	0	2	2	1	0	0
Virgil Stallcup, R (1, 6) OBP: 0.299, SLG: 0.429		L8		F9		SSS K		F5		4	0	0	0	0	1	6
Bob Scheffing, R (1, 2) OBP: 0.337, SLG: 0.359		F9			F9	F7		L6		4	0	0	0	0	0	4
Bob Usher, R (1, 8) OBP: 0.265, SLG: 0.337 Barney McCosky, L (9, PH) OBP: 0.369, SLG: 0.492			F2		FC1-6-4 1B	L6			F8	3 1	0 0	1 0	0 0	0 0	0 0	2 0
Lloyd Merriman, L (1, 7) OBP: 0.283, SLG: 0.320			1-3		L6		BBBB CS BB		L4	3	0	0	0	1	0	1
Ewell Blackwell, R (1, 1) OBP: 0.400, SLG: 0.405 Grady Hatton, L (9, PH) OBP: 0.356, SLG: 0.357			L4		FC1-6-4 1-2f		L9		F6	3 1	0 0	0 0	0 0	0 0	0 0	2 0

Inning Stats	1	2	3	4	5	6	7	8	9
	R: 0 H: 0 E: 0 LOB: 0 K: 0 BB: 0 S: 3 P: 3	R: 0 H: 0 E: 0 LOB: 0 K: 0 BB: 0 S: 3 P: 3	R: 0 H: 0 E: 0 LOB: 0 K: 0 BB: 0 S: 3 P: 3	R: 0 H: 2 E: 0 LOB: 2 K: 0 BB: 0 S: 5 P: 5	R: 0 H: 1 E: 0 LOB: 1 K: 0 BB: 0 S: 4 P: 4	R: 2 H: 2 E: 1 LOB: 2 K: 1 BB: 1 S: 8 P: 12	R: 0 H: 0 E: 0 LOB: 0 K: 0 BB: 1 S: 2 P: 6	R: 0 H: 0 E: 0 LOB: 2 K: 0 BB: 2 S: 3 P: 11	R: 0 H: 0 E: 0 LOB: 0 K: 0 BB: 0 S: 3 P: 3

AB	32
R	2
H	5
RBI	2
BB	4
SO	1
LOB	18

1B: 5 SF: 0 WP: 0 PA: 37
2B: 0 SAC: 0 PB: 0
3B: 0 DP: 0 SB: 0
HR: 0 HBP: 0 CS: 1

PITCHER		IP	WLS	BF	H	R	ER	SO	BB	IBB	HBP	BLK	WP	HR	S	P	ERA	WHIP
Monty Kennedy, L ERA: 2.5	(1, 1)	5.0		22	5	2	1	0	1	0	0	0	0	0	21	25	1.80	1.200
George Spencer, R ERA: 3.61	(6, 1)	2.1	W	9	0	0	0	1	3	0	0	0	0	0	8	20	0.00	1.286
Sal Maglie, R ERA: 2.56	(8, 1)	1.2	S	5	0	0	0	0	0	0	0	0	0	0	5	5	0.00	0.000

PITCHER	IP	WLS	BF	H	R	ER	SO	BB	IBB	HBP	BLK	WP	HR	S	P	ERA	WHIP

New York Giants @ Cincinnati Reds

Crosley Field, Cincinnati, OH

Thu Jun 14 1951, 3:33 AM EDT

Att. 3,198 - Sunny - 78 F

TOP

livebaseballscorecards.com

Batter	1	2	3	4	5	6	7	8	9	AB	R	H	RBI	BB	SO	LOB
Eddie Stanky, R (1, 4) OBP: 0.409, SLG: 0.424	L7	5-3			HR	6-3	4-3			4	1	1	1	0	0	0
Bill Rigney, R (6, 4) OBP: 0.286, SLG: 0.667										1	0	0	0	0	0	1
Alvin Dark, R (1, 6) OBP: 0.378, SLG: 0.535	1B 1B	5-3			4-3 E 2B	BB 1B	4-3			4	3	2	0	1	0	1
Don Mueller, L (1, 9) OBP: 0.320, SLG: 0.370	1-2 1B 2B		BB 1B		4-3 2-3	1-3 1B		L1		4	1	2	0	1	0	1
Hank Thompson, L (1, 5) OBP: 0.366, SLG: 0.459	1-3 2-H 2B		L1-4 1-2 1B		E9 3-H E 2B	FC4-6 1-3 3-H 1B		L4		5	2	4	3	0	0	0
Whitey Lockman, L (1, 3) OBP: 0.299, SLG: 0.364	1-H 3-H 1B 2B		L1-4 1-2		E6 3-H 1B	FC4-6 1-2f		2B		5	2	2	2	0	0	4
Wes Westrum, R (1, 2) OBP: 0.456, SLG: 0.526	F3		K		F3		3B BB	5-3		4	1	0	0	1	1	4
Willie Mays, R (1, 8) OBP: 0.365, SLG: 0.467	3-H 1B			K	2-H 1B		1-H 1B 3B		F4	5	1	3	3	0	1	0
Bobby Thomson, R (1, 7) OBP: 0.328, SLG: 0.416	F9			L6	F8		SH2-4 3-H 1B		F8	5	0	1	1	0	0	2
Larry Jansen, R (1, 1) OBP: 0.098, SLG: 0.051		L3		K		4-3	SH2-4 1-2		K	4	0	0	0	0	2	0
Inning Stats	R: 4 E: 0 K: 0 S: 8 / H: 5 LOB: 1 BB: 0 P: 8	R: 0 E: 0 K: 0 S: 3 / H: 0 LOB: 0 BB: 0 P: 3	R: 0 E: 0 K: 1 S: 5 / H: 1 LOB: 1 BB: 1 P: 9	R: 0 E: 0 K: 2 S: 7 / H: 0 LOB: 0 BB: 0 P: 7	R: 4 E: 2 K: 0 S: 8 / H: 4 LOB: 1 BB: 0 P: 8	R: 1 E: 0 K: 0 S: 5 / H: 2 LOB: 2 BB: 1 P: 9	R: 2 E: 0 K: 0 S: 5 / H: 2 LOB: 1 BB: 1 P: 9	R: 0 E: 0 K: 0 S: 4 / H: 1 LOB: 1 BB: 0 P: 4	R: 0 E: 0 K: 1 S: 5 / H: 0 LOB: 0 BB: 0 P: 5							

	AB	41
	R	11
	H	15
	RBI	10
	BB	3
	SO	4
	LOB	13

1B: 9 SF: 0
2B: 5 SAC: 1
3B: 1 DP: 1
HR: 1 HBP: 0

WP: 0 PA: 45
PB: 0
SB: 0
CS: 0

PITCHER		IP	WLS	BF	H	R	ER	SO	BB	IBB	HBP	BLK	WP	HR	S	P	ERA	WHIP
Howie Fox, R ERA: 3.45	(1, 1)	3.0	L	15	6	4	4	1	1	0	0	0	0	0	16	20	12.00	2.333
Herm Wehmeier, R ERA: 6.22	(4, 1)	2.0		11	4	4	2	2	0	0	0	0	0	1	15	15	9.00	2.000
Eddie Erautt, R ERA: 5.06	(6, 1)	1.0		8	3	3	3	0	2	0	0	0	0	0	6	14	27.00	5.000
Bud Byerly, R ERA: 2.35	(7, 1)	2.0		8	2	0	0	0	0	0	0	0	0	0	8	8	0.00	1.000
Harry Perkowski, L ERA: 3.41	(9, 1)	1.0		3	0	0	0	1	0	0	0	0	0	0	5	5	0.00	0.000

PITCHER	IP	WLS	BF	H	R	ER	SO	BB	IBB	HBP	BLK	WP	HR	S	P	ERA	WHIP

New York Giants @ Cincinnati Reds

Crosley Field, Cincinnati, OH

Thu Jun 14 1951, 3:33 AM EDT

Att. 3,198 - Sunny - 78 F

livebaseballscorecards.com

BOTTOM

Batter	1	2	3	4	5	6	7	8	9	AB	R	H	RBI	BB	SO	LOB
Bobby Adams, R (1, 5) OBP: 0.333, SLG: 0.407	S S S 0-3 ① K		x 0-0 ① FC5 1-2 2-H 1B		x 0-0 ① F8		x 0-0 HR		x 0-0 ① L3	5	1	2	2	0	1	1
Connie Ryan, R (1, 4) OBP: 0.398, SLG: 0.466	x 0-0 ② 6-3		x 0-0 ② FC5 1-2 2-3f		x 0-0 ② F8 2-H 3B		x 0-0 ② 6-3		x 0-0 ② F8	5	1	1	1	0	0	2
Johnny Wyrostek, L (1, 9) OBP: 0.354, SLG: 0.371	x 0-0 ③ 5-3		x 0-0 ③ 5-3		x 0-0 ② F8 3-H		B B B 4-0 BB		S S S 0-3 ③ K	4	0	0	1	1	1	2
Ted Kluszewski, L (1, 3) OBP: 0.294, SLG: 0.400		x 0-0 ① 4-3		x 0-0 ① F8	x 0-0 2B		x 0-0 ③ F9			4	0	1	0	0	0	1
Grady Hatton, L (1, 7) OBP: 0.354, SLG: 0.373		x 0-0 ② 2-3		S S S 0-3 ② K	x 0-0 ③ F8			x 0-0 HR		4	1	1	1	0	1	1
Virgil Stallcup, R (1, 6) OBP: 0.304, SLG: 0.431		x 0-0 ③ F8		x 0-0 1B		x 0-0 L4-6 WP 1B		x 0-0 ① F2		4	0	2	0	0	0	0
Bob Scheffing, R (1, 2) OBP: 0.343, SLG: 0.358			B B B 4-0 1B 1B BB	S S S 0-3 ③ K		x 0-0 ① ② L4-6 1-3		x 0-0 1B		3	1	1	0	1	1	2
Lloyd Merriman, L (1, 8) OBP: 0.291, SLG: 0.327			x 0-0 FC5 1B 1-2 1B		x 0-0 2B 1B	x 0-0 ③ L7		x 0-0 ② F8		4	1	2	0	0	0	1
Howie Fox, R (1, 1) OBP: 0.077, SLG: 0.115 Sammy Meeks, R (3, PH) Herm Wehmeier, R (4, 1) OBP: 0.214, SLG: 0.214 Roy McMillan, R (5, PH) OBP: 0.313, SLG: 0.276 Eddie Erautt, R (6, 1) Bud Byerly, R (7, 1) Barney McCosky, L (8, PH) OBP: 0.364, SLG: 0.483 Harry Perkowski, L (9, 1)			x 0-0 ① F2		x 0-0 1-H 3B 2B		S S S 0-3 ① K	x 0-0 ③ F9		0 1 0 1 0 1 1 0	0 0 0 1 0 0 0 0	0 0 0 1 0 1 0 0	0 0 0 0 0 0 1 1	0 0 0 0 0 0 0 0	0 2 0 0 0 0 0 1	0 0 0 0 0 0 0 0
Inning Stats	R: 0 H: 0 E: 0 LOB: 0 K: 1 BB: 0 S: 5 P: 5	R: 0 H: 0 E: 0 LOB: 0 K: 0 BB: 0 S: 3 P: 3	R: 1 H: 2 E: 0 LOB: 2 K: 0 BB: 1 S: 5 P: 9	R: 0 H: 1 E: 0 LOB: 1 K: 2 BB: 0 S: 8 P: 8	R: 3 H: 4 E: 0 LOB: 1 K: 0 BB: 0 S: 7 P: 7	R: 0 H: 1 E: 0 LOB: 0 K: 0 BB: 0 S: 3 P: 3	R: 1 H: 1 E: 0 LOB: 1 K: 1 BB: 1 S: 6 P: 10	R: 1 H: 2 E: 0 LOB: 1 K: 0 BB: 0 S: 5 P: 5	R: 0 H: 0 E: 0 LOB: 0 K: 1 BB: 0 S: 5 P: 5	1B: 6 2B: 3 3B: 1 HR: 2	SF: 0 SAC: 0 DP: 1 HBP: 0			WP: 1 PB: 0 SB: 0 CS: 0	PA: 39	

PITCHER	IP	WLS	BF	H	R	ER	SO	BB	IBB	HBP	BLK	WP	HR	S	P	ERA	WHIP
Larry Jansen, R (1, 1) ERA: 3.61	9.0	W	39	11	6	6	5	2	0	0	0	1	2	47	55	6.00	1.444

PITCHER	IP	WLS	BF	H	R	ER	SO	BB	IBB	HBP	BLK	WP	HR	S	P	ERA	WHIP

AB	37
R	6
H	11
RBI	6
BB	2
SO	5
LOB	13

Batter	1	2	3	4	5	6	7	8	9	AB	R	H	RBI	BB	SO	LOB
Roy Hartsfield, R (1, 4) OBP: 0.343, SLG: 0.337	F9		BB		1-3		4-3 1-2 1B		HBP 1B	4	0	2	0	1	0	0
Sam Jethroe, S (1, 7) OBP: 0.337, SLG: 0.418	F9		K			K	4-3 1-2 2-3		1-2 HBP	4	0	0	0	0	2	4
Bob Elliott, R (1, 5) OBP: 0.428, SLG: 0.571	F8			BB 1B		2B BB	F5		F7	4	0	1	0	1	0	4
Walker Cooper, R (1, 2) OBP: 0.346, SLG: 0.506 Ray Mueller, R (8, PR) OBP: 0.286, SLG: 0.476 (8, 2)		6-3		F7		1-3 2B		E F7 1B	F6	4 1	0 1	2 0	0 0	0 0	0 0	1 2
Sid Gordon, R (1, 9) OBP: 0.399, SLG: 0.492		K		F7		F7		E4 1-3		4	0	0	0	0	1	4
Earl Torgeson, L (1, 3) OBP: 0.373, SLG: 0.362		4-3		1-2 BB		BB		F7 3-H		2	0	0	1	2	0	1
Bob Addis, L (1, 8) OBP: 0.250, SLG: 0.271			5-3	L6		4-3		F3		4	0	0	0	0	0	7
Sibby Sisti, R (1, 6) OBP: 0.413, SLG: 0.393			F9		6-3		4-3 1B 1B	1-3		4	0	1	0	0	0	2
Max Surkont, R (1, 1) OBP: 0.129, SLG: 0.161 Willard Marshall, L (7, PH) OBP: 0.326, SLG: 0.333 Bob Chipman, L (7, 1) Gene Mauch, R (9, PH) OBP: 0.346, SLG: 0.105			2B		F6		F5		F7	2 1 0 1	0 0 0 0	1 0 0 0	0 0 0 0	0 0 0 0	0 0 0 0	0 1 0 0

TOP

Boston Braves @ Cincinnati Reds

Crosley Field, Cincinnati, OH

Fri Jun 15 1951, 3:33 AM EDT

Att. 11,498 - Unknown

livebaseballscorecards.com

AB	35
R	1
H	7
RBI	1
BB	4
SO	3
LOB	26

Inning Stats	1	2	3	4	5	6	7	8	9	1B: 5	SF: 0	WP: 0	PA: 40
	R: 0 E: 0 K: 0 S: 3	R: 0 E: 0 K: 1 S: 5	R: 0 E: 0 K: 1 S: 6	R: 0 E: 0 K: 0 S: 4	R: 0 E: 0 K: 0 S: 3	R: 0 E: 0 K: 1 S: 6	R: 0 E: 0 K: 0 S: 5	R: 1 E: 1 K: 0 S: 5	R: 0 E: 0 K: 0 S: 4	2B: 2 3B: 0 HR: 0	SAC: 0 DP: 0 HBP: 1	PB: 0 SB: 0 CS: 0	
	H: 0 LOB: 0 BB: 0 P: 3	H: 0 LOB: 0 BB: 0 P: 5	H: 1 LOB: 2 BB: 1 P: 10	H: 1 LOB: 2 BB: 1 P: 8	H: 0 LOB: 0 BB: 0 P: 3	H: 1 LOB: 3 BB: 2 P: 14	H: 2 LOB: 2 BB: 0 P: 5	H: 1 LOB: 2 BB: 0 P: 5	H: 1 LOB: 2 BB: 0 P: 5				

PITCHER	IP	WLS	BF	H	R	ER	SO	BB	IBB	HBP	BLK	WP	HR	S	P	ERA	WHIP
Willie Ramsdell, R (1, 1) ERA: 4.19	9.0	W	40	7	1	0	3	4	0	1	0	0	0	41	58	0.00	1.222

PITCHER	IP	WLS	BF	H	R	ER	SO	BB	IBB	HBP	BLK	WP	HR	S	P	ERA	WHIP

Batter	1	2	3	4	5	6	7	8	9	AB	R	H	RBI	BB	SO	LOB
Bobby Adams, R (1, 5) (4, 4) OBP: 0.336, SLG: 0.407	WP E 1B		2B SH1-3 S 1B		F6 ②		F9 ①	FC6-4 ③ 1-2f		5	2	2	0	0	0	3
Connie Ryan, R (1, 4) OBP: 0.401, SLG: 0.466 Bob Usher, R (4, 8) OBP: 0.260, SLG: 0.330	BBBB 4-0 E E 1-2 BB		SH1-3 ① 1-2		E3		F7 ②			0 1 0 0 1 0 0 2 0 0 0 0 0 1						
Johnny Wyrostek, L (1, 9) OBP: 0.357, SLG: 0.379	E7 1-H 2-H 1B		FC1-2 2-3 2B		F9 ③		4-3 ③			4	0	2	2	0	0	2
Ted Kluszewski, L (1, 3) OBP: 0.293, SLG: 0.397	F7 ①		FC1-2 ② E S 2-3			G3 ①		SH5-4 E 1B		4	1	1	0	0	0	3
Grady Hatton, L (1, 7) (4, 5) OBP: 0.348, SLG: 0.366	G3 ②		SSS K ③ 1-3 3-H			F8 ②		SH5-4 ① 1-2		3	0	0	0	0	1	2
Johnny Pramesa, R (1, 2) OBP: 0.243, SLG: 0.330	F6 ③			6-3 ①		2B 1B		F5 ②		4	1	1	0	0	0	2
Virgil Stallcup, R (1, 6) OBP: 0.310, SLG: 0.440		F6 ① 1B		5-3 ②		1-H 2B		E9 1B 2-H 1B		4	1	2	2	0	0	0
Lloyd Merriman, L (1, 8) (4, 7) OBP: 0.289, SLG: 0.318		F8 ② 1B		4-3 ③		F8 ③		BBBB 4-0 1B BB		3	0	0	0	1	0	1
Willie Ramsdell, R (1, 1) OBP: 0.200, SLG: 0.158		F9 ③			6-3 ①		1B	FC6-4 1-2 3-H 1B		4	0	2	1	0	0	0
Inning Stats	R: 2 H: 2 E: 1 LOB: 1 K: 0 BB: 1 S: 5 P: 9	R: 0 H: 0 E: 0 LOB: 0 K: 0 BB: 0 S: 3 P: 3	R: 1 H: 2 E: 0 LOB: 1 K: 1 BB: 0 S: 7 P: 7	R: 0 H: 0 E: 0 LOB: 0 K: 0 BB: 0 S: 3 P: 3	R: 0 H: 0 E: 1 LOB: 1 K: 0 BB: 0 S: 4 P: 4	R: 1 H: 2 E: 0 LOB: 1 K: 0 BB: 0 S: 5 P: 5	R: 0 H: 1 E: 0 LOB: 1 K: 0 BB: 0 S: 4 P: 4	R: 2 H: 3 E: 1 LOB: 2 K: 0 BB: 1 S: 6 P: 10		1B: 8 SF: 0 2B: 2 SAC: 2 3B: 0 DP: 0 HR: 0 HBP: 0						

PITCHER		IP	WLS	BF	H	R	ER	SO	BB	IBB	HBP	BLK	WP	HR	S	P	ERA	WHIP
Max Surkont, R ERA: 4.01	(1, 1)	6.0	L	26	6	4	4	1	1	0	0	0	1	0	27	31	6.00	1.167
Bob Chipman, L ERA: 6.75	(7, 1)	2.0		11	4	2	2	0	1	0	0	0	0	0	10	14	9.00	2.500

PITCHER	IP	WLS	BF	H	R	ER	SO	BB	IBB	HBP	BLK	WP	HR	S	P	ERA	WHIP

BOTTOM

Boston Braves @ Cincinnati Reds

Crosley Field, Cincinnati, OH

Fri Jun 15 1951, 3:33 AM EDT

Att. 11,498 - Unknown

livebaseballscorecards.com

AB	33
R	6
H	10
RBI	5
BB	2
SO	1
LOB	14

Batter	1	2	3	4	5	6	7	8	9	AB	R	H	RBI	BB	SO	LOB
Roy Hartsfield, R (1, 4) OBP: 0.337, SLG: 0.330	F4			F5		F9			F8	4	0	0	0	0	0	0
Sam Jethroe, S (1, 7) OBP: 0.335, SLG: 0.414	F7			2-3		6-3			HR, 1B	4	1	1	0	0	0	0
Bob Elliott, R (1, 5) OBP: 0.429, SLG: 0.586	F3			1B			K		1-H, HR	4	1	2	2	0	1	0
Sid Gordon, R (1, 9) OBP: 0.396, SLG: 0.484		F7		F7			F7		BB	3	0	0	0	1	0	1
Ray Mueller, R (1, 2) OBP: 0.280, SLG: 0.480		5-3			4-3, F7, 2B		K		F7	4	1	1	0	0	1	1
Earl Torgeson, L (1, 3) OBP: 0.371, SLG: 0.360		K			4-3, 2-3			SH1-4, 1B	K	4	0	1	0	0	2	2
Luis Marquez, R (1, 8) OBP: 0.271, SLG: 0.277			G5-3-4, 1B		F7, 3-H			SH1-4, 1-2		2	0	1	1	0	0	0
Sibby Sisti, R (1, 6) OBP: 0.394, SLG: 0.373			G5-3-4, 1-2f		F4			F9		3	0	0	0	0	0	2
Warren Spahn, L (1, 1) OBP: 0.140, SLG: 0.100			K			6-3		F8		3	0	0	0	0	1	1
Inning Stats	R: 0 E: 0 K: 0 S: 3 H: 0 LOB: 0 BB: 0 P: 3	R: 0 E: 0 K: 1 S: 5 H: 0 LOB: 0 BB: 0 P: 5	R: 0 E: 0 K: 1 S: 5 H: 1 LOB: 0 BB: 0 P: 5	R: 0 E: 0 K: 0 S: 4 H: 1 LOB: 1 BB: 0 P: 4	R: 1 E: 0 K: 0 S: 4 H: 1 LOB: 0 BB: 0 P: 4	R: 0 E: 0 K: 0 S: 3 H: 0 LOB: 0 BB: 0 P: 3	R: 0 E: 0 K: 2 S: 7 H: 0 LOB: 0 BB: 0 P: 7	R: 0 E: 0 K: 0 S: 4 H: 1 LOB: 1 BB: 0 P: 4	R: 2 E: 0 K: 1 S: 7 H: 2 LOB: 1 BB: 1 P: 11	1B: 4 2B: 1 3B: 0 HR: 1 SF: 0 SAC: 1 DP: 1 HBP: 0						

PITCHER	IP	WLS	BF	H	R	ER	SO	BB	IBB	HBP	BLK	WP	HR	S	P	ERA	WHIP
Ken Raffensberger, L (1, 1) ERA: 4.02	9.0	L	33	6	3	3	5	1	0	0	0	0	1	42	46	3.00	0.778

PITCHER	IP	WLS	BF	H	R	ER	SO	BB	IBB	HBP	BLK	WP	HR	S	P	ERA	WHIP

TOP

Boston Braves @ Cincinnati Reds

Crosley Field, Cincinnati, OH

Sat Jun 16 1951, 3:33 AM EDT

Att. 4,664 - Unknown

livebaseballscorecards.com

AB	31
R	3
H	6
RBI	3
BB	1
SO	5
LOB	7

1B: 4	SF: 0	WP: 0	PA: 33
2B: 1	SAC: 1	PB: 0	
3B: 0	DP: 1	SB: 0	
HR: 1	HBP: 0	CS: 0	

BOTTOM

Boston Braves @ Cincinnati Reds

Crosley Field, Cincinnati, OH

Sat Jun 16 1951, 3:33 AM EDT

Att. 4,664 - Unknown

livebaseballscorecards.com

Batter	1	2	3	4	5	6	7	8	9	AB	R	H	RBI	BB	SO	LOB
Bobby Adams, R (1, 4) OBP: 0.341, SLG: 0.409	6-3 1B		CS 1B		F7			5-3		4	0	2	0	0	0	0
Bob Usher, R (1, 8) OBP: 0.250, SLG: 0.316	F3		E6 1-2			K			F5	4	0	0	0	0	1	2
Johnny Wyrostek, L (1, 9) OBP: 0.355, SLG: 0.376	6-3 1-2		F7			F8			1B	4	0	1	0	0	0	2
Ted Kluszewski, L (1, 3) OBP: 0.292, SLG: 0.392	BB		1-3			G3			F8	3	0	0	0	1	0	2
Virgil Stallcup, R (1, 6) OBP: 0.301, SLG: 0.428	5-3			6-3			1-3		F8	4	0	0	0	0	0	3
Grady Hatton, L (1, 5) OBP: 0.348, SLG: 0.365		F2		G6-4-3 1B			F8			3	0	1	0	0	0	0
Johnny Pramesa, R (1, 2) OBP: 0.237, SLG: 0.322		F7		G6-4-3 1-2f			1-3			3	0	0	0	0	0	1
Lloyd Merriman, L (1, 7) OBP: 0.290, SLG: 0.313		BB			1-3			F4		2	0	0	0	1	0	0
Ken Raffensberger, R (1, 1) OBP: 0.094, SLG: 0.033		K			K			K		3	0	0	0	0	3	1
Inning Stats	R: 0 E: 0 K: 0 S: 4 H: 1 LOB: 2 BB: 1 P: 8	R: 0 E: 0 K: 1 S: 5 H: 0 LOB: 1 BB: 1 P: 9	R: 0 E: 1 K: 0 S: 4 H: 1 LOB: 1 BB: 0 P: 4	R: 0 E: 0 K: 0 S: 3 H: 1 LOB: 0 BB: 0 P: 3	R: 0 E: 0 K: 1 S: 5 H: 0 LOB: 0 BB: 0 P: 5	R: 0 E: 0 K: 1 S: 5 H: 0 LOB: 0 BB: 0 P: 5	R: 0 E: 0 K: 0 S: 3 H: 0 LOB: 0 BB: 0 P: 3	R: 0 E: 0 K: 1 S: 5 H: 0 LOB: 0 BB: 0 P: 5	R: 0 E: 0 K: 0 S: 4 H: 1 LOB: 1 BB: 0 P: 4	1B: 4 2B: 0 3B: 0 HR: 0 SF: 0 SAC: 0 DP: 1 HBP: 0						

PITCHER	IP	WLS	BF	H	R	ER	SO	BB	IBB	HBP	BLK	WP	HR	S	P	ERA	WHIP
Warren Spahn, L (1, 1) ERA: 2.44	9.0	W	32	4	0	0	4	2	0	0	0	0	0	38	46	0.00	0.667

PITCHER	IP	WLS	BF	H	R	ER	SO	BB	IBB	HBP	BLK	WP	HR	S	P	ERA	WHIP

AB	30
R	0
H	4
RBI	0
BB	2
SO	4
LOB	11

WP: 0 PA: 32
PB: 0
SB: 0
CS: 1

Batter	1	2	3	4	5	6	7	8	9	AB	R	H	RBI	BB	SO	LOB
Roy Hartsfield, R (1, 4) OBP: 0.340, SLG: 0.330	S S S 0-3 ① K		x 0-0 1B			B B B 4-0 G6-4-3 BB		x 0-0 ①② G6-4-3 1-2f 2-3 3-H		3	0	1	0	1	1	2
Sam Jethroe, S (1, 9) OBP: 0.333, SLG: 0.407	S S S 0-3 ② K		x 0-0 ③ F7			x 0-0 ②③ G6-4-3 1-2f		B B B B 4-0 BB		3	0	0	0	1	1	2
Bob Elliott, R (1, 5) OBP: 0.421, SLG: 0.574	x 0-0 ③ 5-3			x 0-0 ① F8			x 0-0 ① 6-3	x 0-0 ③ F6		4	0	0	0	0	0	2
Sid Gordon, R (1, 7) OBP: 0.394, SLG: 0.476		S S S 0-3 ① K		x 0-0 ② F8			B B B 4-0 BB		x 0-0 ① F7	3	0	0	0	1	1	0
Ray Mueller, R (1, 2) OBP: 0.276, SLG: 0.429		B B B B 4-0 FC6-4 BB		x 0-0 ③ 6-3			S S S 0-3 ② K		x 0-0 ② F5	3	0	0	0	1	1	1
Earl Torgeson, L (1, 3) OBP: 0.367, SLG: 0.354 Walker Cooper, R (9, PH) OBP: 0.350, SLG: 0.510 Willard Marshall, L (9, PR) OBP: 0.326, SLG: 0.333		x 0-0 ② F8			x 0-0 ① G3		S S S 0-3 ③ K		x 0-0 1B	3 1 0	0 0 0	0 1 0	0 0 0	0 0 0	1 0 0	2 0 0
Luis Marquez, R (1, 8) OBP: 0.270, SLG: 0.275		x 0-0 ③ FC6-4 1-2f			x 0-0 ② F9			x 0-0 HBP BB G6-4-3 1B	x 0-0 ③ F9	4	1	1	0	0	0	2
Sibby Sisti, R (1, 6) OBP: 0.391, SLG: 0.361			x 0-0 ① 6-3		x 0-0 ③ F9			B B B B 4-0 G6-4-3 HBP 1-2 BB		2	0	0	0	1	0	0
Johnny Sain, R (1, 1) OBP: 0.235, SLG: 0.313 Bob Addis, L (8, PR) OBP: 0.250, SLG: 0.271 Bob Chipman, L (8, 1)			x 0-0 ② 6-3			x 0-0 ① F8		H 1-0 G6-4-3 1-2 2-3 HBP		2 0 0	0 0 0	0 0 0	0 0 0	0 0 0	0 0 0	0 0 0
Inning Stats	R: 0 H: 0 E: 0 LOB: 0 K: 2 BB: 0 S: 7 P: 7	R: 0 H: 0 E: 0 LOB: 1 K: 1 BB: 1 S: 5 P: 9	R: 0 H: 1 E: 0 LOB: 1 K: 0 BB: 0 S: 4 P: 4	R: 0 H: 0 E: 0 LOB: 0 K: 0 BB: 0 S: 3 P: 3	R: 0 H: 0 E: 0 LOB: 0 K: 0 BB: 0 S: 3 P: 3	R: 0 H: 0 E: 0 LOB: 0 K: 0 BB: 1 S: 2 P: 6	R: 0 H: 0 E: 0 LOB: 1 K: 2 BB: 1 S: 7 P: 11	R: 1 H: 1 E: 0 LOB: 2 K: 0 BB: 2 S: 3 P: 12	R: 0 H: 1 E: 0 LOB: 1 K: 0 BB: 0 S: 4 P: 4	1B: 3 2B: 0 3B: 0 HR: 0	SF: 0 SAC: 0 DP: 2 HBP: 1					

TOP

Boston Braves @ Cincinnati Reds

Crosley Field, Cincinnati, OH

Sun Jun 17 1951, 3:33 AM EDT

Unknown

livebaseballscorecards.com

AB	28
R	1
H	3
RBI	0
BB	5
SO	5
LOB	11

PITCHER		IP	WLS	BF	H	R	ER	SO	BB	IBB	HBP	BLK	WP	HR	S	P	ERA	WHIP
Harry Perkowski, L ERA: 2.84	(1, 1)	9.0	W	34	3	1	1	5	5	0	1	0	0	0	38	59	1.00	0.889

PITCHER	IP	WLS	BF	H	R	ER	SO	BB	IBB	HBP	BLK	WP	HR	S	P	ERA	WHIP

Boston Braves @ Cincinnati Reds

Crosley Field, Cincinnati, OH

Sun Jun 17 1951, 3:33 AM EDT

Unknown

BOTTOM

Batter	1	2	3	4	5	6	7	8	9	AB	R	H	RBI	BB	SO	LOB
Bobby Adams, R (1, 4) OBP: 0.331, SLG: 0.397	F2		E4 1-2			F6	F8			4	0	0	0	0	0	3
Lloyd Merriman, L (1, 7) OBP: 0.281, SLG: 0.302	F4		F9			5-3		F9		4	0	0	0	0	0	2
Johnny Wyrostek, L (1, 9) OBP: 0.353, SLG: 0.371	F9		F4			F8		BBBB 3-1 1B BB		3	0	0	0	1	0	2
Ted Kluszewski, L (1, 3) OBP: 0.291, SLG: 0.389		F9		F3			E4 1B 1B	1-2 3-1 1B		4	1	1	0	0	0	0
Grady Hatton, L (1, 5) OBP: 0.340, SLG: 0.357		F9		F8			F7	3-1 1-2 2-3		4	0	0	0	0	0	3
Virgil Stallcup, R (1, 6) OBP: 0.307, SLG: 0.430		1B		F6			1B 1B 1-2 1B	G1		4	1	2	0	0	0	2
Johnny Pramesa, R (1, 2) OBP: 0.240, SLG: 0.322		F5			6-3		1B 1-3 2-H 1B			3	0	1	1	0	0	1
Bob Usher, R (1, 8) OBP: 0.262, SLG: 0.327			FC2-6 1B		SSS K		1B 1-2 3-H 1B			3	0	2	1	0	1	0
Harry Perkowski, L (1, 1)			FC2-6 E 1-2f		F8		SSS K			3	0	0	0	0	1	3
Inning Stats	R: 0 E: 0 K: 0 S: 3 H: 0 LOB: 0 BB: 0 P: 3	R: 0 E: 0 K: 0 S: 4 H: 1 LOB: 1 BB: 0 P: 4	R: 0 E: 1 K: 0 S: 5 H: 1 LOB: 2 BB: 0 P: 5	R: 0 E: 0 K: 0 S: 3 H: 0 LOB: 0 BB: 0 P: 3	R: 0 E: 0 K: 1 S: 5 H: 0 LOB: 0 BB: 0 P: 5	R: 0 E: 0 K: 0 S: 3 H: 0 LOB: 0 BB: 0 P: 3	R: 2 E: 1 K: 1 S: 9 H: 3 LOB: 2 BB: 0 P: 9	R: 0 E: 0 K: 0 S: 4 H: 1 LOB: 2 BB: 1 P: 8		1B: 6 2B: 0 3B: 0 HR: 0 SF: 0 SAC: 0 DP: 0 HBP: 0						

livebaseballscorecards.com

	AB	32
	R	2
	H	6
	RBI	2
	BB	1
	SO	2
	LOB	16

PITCHER		IP	WLS	BF	H	R	ER	SO	BB	IBB	HBP	BLK	WP	HR	S	P	ERA	WHIP
Johnny Sain, R ERA: 4.14	(1, 1)	7.0	L	28	5	2	1	2	0	0	0	0	0	0	32	32	1.29	0.714
Bob Chipman, L ERA: 5.68	(8, 1)	1.0		5	1	0	0	0	1	0	0	0	0	0	4	8	0.00	2.000

PITCHER	IP	WLS	BF	H	R	ER	SO	BB	IBB	HBP	BLK	WP	HR	S	P	ERA	WHIP

Batter	1	2	3	4	5	6	7	8	9	AB	R	H	RBI	BB	SO	LOB
Roy Hartsfield, R (1, 4) OBP: 0.332, SLG: 0.321	K		4-3	F8 3-H			6-3		6-3 1-2	5	0	0	1	0	1	2
Sam Jethroe, S (1, 7) OBP: 0.335, SLG: 0.412	2B		1B HR 1B	K			K		F8	5	1	2	0	0	2	2
Bob Elliott, R (1, 5) OBP: 0.423, SLG: 0.572	F7		HR 1-2 1B		G1-4-3 1B			K		4	1	2	0	0	1	1
Sid Gordon, R (1, 9) OBP: 0.391, SLG: 0.477	F4		F9		G1-4-3 1-2f			2B		4	1	1	0	0	0	4
Earl Torgeson, L (1, 3) OBP: 0.369, SLG: 0.371		1B S E	HR 1-H 2-H		1-4-3			F8		4	1	2	3	0	0	1
Bob Addis, L (1, 8) OBP: 0.250, SLG: 0.281		E1 S 1-2	1-3			F8		2B 2-H		4	0	1	1	0	0	1
Ray Mueller, R (1, 2) OBP: 0.273, SLG: 0.387		K 1-2 2-3		FC6-4 F8 1B BB		6-3		F9		3	1	0	0	1	1	3
Sibby Sisti, R (1, 6) OBP: 0.397, SLG: 0.369		G3		FC6-4 1-2 1B		F8			6-3 1B	4	0	2	0	0	0	2
Chet Nichols, S (1, 1) OBP: 0.182, SLG: 0.182		G3		FC6-4 1-2f 2-3			K		K	4	0	0	0	0	2	5
Inning Stats	R: 0 E: 0 K: 1 S: 6 H: 1 LOB: 1 BB: 0 P: 6	R: 0 E: 1 K: 1 S: 7 H: 1 LOB: 2 BB: 0 P: 7	R: 3 E: 0 K: 0 S: 6 H: 3 LOB: 0 BB: 0 P: 6	R: 1 E: 0 K: 1 S: 6 H: 1 LOB: 1 BB: 1 P: 10	R: 0 E: 0 K: 0 S: 3 H: 1 LOB: 0 BB: 0 P: 3	R: 0 E: 0 K: 0 S: 3 H: 0 LOB: 0 BB: 0 P: 3	R: 0 E: 0 K: 2 S: 7 H: 0 LOB: 0 BB: 0 P: 7	R: 1 E: 0 K: 1 S: 7 H: 2 LOB: 1 BB: 0 P: 7	R: 0 E: 0 K: 1 S: 6 H: 1 LOB: 1 BB: 0 P: 6	1B: 6 2B: 3 3B: 0 HR: 1 SF: 0 SAC: 0 DP: 1 HBP: 0						

PITCHER	IP	WLS	BF	H	R	ER	SO	BB	IBB	HBP	BLK	WP	HR	S	P	ERA	WHIP
Ewell Blackwell, R (1, 1) ERA: 3.6	3.0	L	17	6	4	4	2	1	0	0	0	0	1	20	24	12.00	2.333
Howie Fox, R (4, 1) ERA: 3.27	4.0		12	1	0	0	3	0	0	0	0	0	0	18	18	0.00	0.250
Bud Byerly, R (8, 1) ERA: 2.16	2.0		9	3	1	0	2	0	0	0	0	0	0	13	13	0.00	1.500

PITCHER	IP	WLS	BF	H	R	ER	SO	BB	IBB	HBP	BLK	WP	HR	S	P	ERA	WHIP

TOP

Boston Braves @ Cincinnati Reds

Crosley Field, Cincinnati, OH

Sun Jun 17 1951, 3:38 AM EDT

Att. 19,584 - Unknown

livebaseballscorecards.com

AB	37
R	5
H	10
RBI	5
BB	1
SO	7
LOB	21

Boston Braves @ Cincinnati Reds

Crosley Field, Cincinnati, OH

Sun Jun 17 1951, 3:38 AM EDT

Att. 19,584 - Unknown

BOTTOM

Batter	1	2	3	4	5	6	7	8	9	AB	R	H	RBI	BB	SO	LOB
Bobby Adams, R (1, 4) OBP: 0.329, SLG: 0.388	6-3	P3			F8		BB			3	0	0	0	1	0	2
Bob Usher, R (1, 8) OBP: 0.261, SLG: 0.317	FC3-6 1B BB		5-3		F9		1-4-3			3	0	0	0	1	0	2
Johnny Wyrostek, L (1, 9) OBP: 0.364, SLG: 0.382	FC3-6 1B		3-1 1B			1B		G4-6-3 1B		4	0	4	0	0	0	0
Ted Kluszewski, L (1, 3) OBP: 0.286, SLG: 0.382	FC3-6		3-1			F8		G4-6-3		4	0	0	0	0	0	5
Virgil Stallcup, R (1, 6) OBP: 0.299, SLG: 0.418	5-3		5-3			F8		F7		4	0	0	0	0	0	4
Grady Hatton, L (1, 5) OBP: 0.338, SLG: 0.354		FC5-4 1B		F7		K			6-3	4	0	1	0	0	1	1
Bob Scheffing, R (1, 2) OBP: 0.330, SLG: 0.343		FC5-4 1B		K			K		F7	4	0	0	0	0	2	1
Lloyd Merriman, L (1, 7) OBP: 0.288, SLG: 0.308		1B 1B		3-1			BB 1B		F4	4	0	2	0	0	0	0
Ewell Blackwell, R (1, 1) OBP: 0.415, SLG: 0.421					5-3					1	0	1	0	0	0	0
Howie Fox, R (4, 1) OBP: 0.074, SLG: 0.111										1	0	0	0	0	0	0
Dixie Howell, R (7, PH) OBP: 0.333, SLG: 0.333										1	0	0	0	0	1	1
Bud Byerly, R (8, 1)							K			0	0	0	0	0	0	0
Inning Stats	R: 0 E: 0 K: 0 S: 4 H: 1 LOB: 2 BB: 1 P: 8	R: 0 E: 0 K: 0 S: 5 H: 3 LOB: 2 BB: 0 P: 5	R: 0 E: 0 K: 0 S: 4 H: 1 LOB: 1 BB: 0 P: 4	R: 0 E: 0 K: 1 S: 5 H: 0 LOB: 0 BB: 0 P: 5	R: 0 E: 0 K: 0 S: 3 H: 0 LOB: 0 BB: 0 P: 3	R: 0 E: 0 K: 1 S: 6 H: 1 LOB: 1 BB: 0 P: 6	R: 0 E: 0 K: 2 S: 8 H: 1 LOB: 2 BB: 1 P: 12	R: 0 E: 0 K: 0 S: 3 H: 1 LOB: 0 BB: 0 P: 3	R: 0 E: 0 K: 0 S: 3 H: 0 LOB: 0 BB: 0 P: 3	1B: 8 2B: 0 3B: 0 HR: 0	SF: 0 SAC: 0 DP: 1 HBP: 0						

livebaseballscorecards.com

AB	33
R	0
H	8
RBI	0
BB	2
SO	4
LOB	16

WP: 0 PB: 0 SB: 0 CS: 0 PA: 35

PITCHER		IP	WLS	BF	H	R	ER	SO	BB	IBB	HBP	BLK	WP	HR	S	P	ERA	WHIP
Chet Nichols, L ERA: 2.08	(1, 1)	9.0	W	35	8	0	0	4	2	0	0	0	0	0	41	49	0.00	1.111

Brooklyn Dodgers @ Cincinnati Reds

Crosley Field, Cincinnati, OH

Tue Jun 19 1951, 3:33 AM EDT

Att. 26,618 - Unknown

TOP

livebaseballscorecards.com

Batter	1	2	3	4	5	6	7	8	9	AB	R	H	RBI	BB	SO	LOB
Carl Furillo, R (1, 9) OBP: 0.303, SLG: 0.424	S S B X 1-2 1B G3-6-3 1B	B F B X 2-1 ② F8		X 0-0 ② F9		B X 1-0 ① 4-3		B X 1-0 ① F7		5	1	1	0	0	0	1
Pee Wee Reese, R (1, 6) OBP: 0.431, SLG: 0.406	B B X 2-0 G3-6-3 1-3 1B	C B B B B 4-1 1B BB		B X 1-0 S 2-H 1B 1B		F B B X 2-1 PB 1B 1B		C B X 1-1 E1 1B		4	2	4	1	1	0	0
Duke Snider, L (1, 8) OBP: 0.348, SLG: 0.542	B X 1-0 ① ② G3-6-3 1-2f 3-H	X 0-0 1-3 1B		F B B F B B 4-2 BB 1B 1-2 BB		B S X 1-1 ② 4-3 1-3		B F B F B X 3-2 ② F8		4	0	1	0	1	0	3
Jackie Robinson, R (1, 4) OBP: 0.458, SLG: 0.575	B B B B 4-0 HBP 1B HBP BB	M L F B B X 2-2 ③ F3		F S B B X 2-2 BB 1-2 2-H 1B		B C B B X 3-1 3-H 1B		B B B B 4-0 BB		3	1	2	2	2	0	2
Gil Hodges, R (1, 3) OBP: 0.396, SLG: 0.629	B X 1-0 HBP HBP 1-2 1B		B F F S 1-3 ① K	C B B B F B B 4-2 1-2 2-3 BB		B B B B C S C 3-3 ③ K		X 0-0 ③ F8		4	0	1	0	1	2	3
Andy Pafko, R (1, 7) OBP: 0.332, SLG: 0.519 Don Thompson, L (7, 7) OBP: 0.314, SLG: 0.186	B F H 2-1 HBP 1-2 2-3 HBP		X 0-0 E4 G6-4-3	F S B X 1-2 ③ F9			F X 0-1 ① L6		X 0-0 ① F5	3 1	0 0	0 0	0 0	0 0	0 0	3 0
Roy Campanella, R (1, 2) OBP: 0.411, SLG: 0.516	F H 1-1 1-2 2-3 3-H HBP		F X 0-1 ② ③ G6-4-3 1-2f		B F F B B S 3-3 ① K		B S B X 2-1 ② F8		B C C S 1-3 ② K	4	0	0	1	0	2	1
Rocky Bridges, R (1, 5) OBP: 0.307, SLG: 0.304	S B B X 2-1 ③ L7			L X 0-1 3-4 1B 1B	X 0-0 ② 5-3		B C S B B X 3-2 1B		B F B X 2-1 ③ 6-3	5	1	2	0	0	0	3
Don Newcombe, L (1, 1) OBP: 0.289, SLG: 0.286 Ralph Branca, R (9, 1) OBP: 0.111, SLG: 0.118		B C X 1-1 ① 4-3		B B B C X 3-1 ① 3-4 1-2	F C F X 0-2 ③ 6-3		X 0-0 ③ 1-3			4 0	0 0	0 0	0 0	0 0	0 0	2 0
Inning Stats	R: 2 H: 3 E: 0 LOB: 3 K: 0 BB: 1 S: 10 P: 24	R: 0 H: 1 E: 0 LOB: 2 K: 0 BB: 1 S: 10 P: 19	R: 0 H: 0 E: 1 LOB: 0 K: 1 BB: 0 S: 6 P: 7	R: 2 H: 3 E: 0 LOB: 3 K: 0 BB: 2 S: 16 P: 31	R: 0 H: 0 E: 0 LOB: 0 K: 1 BB: 0 S: 8 P: 11	R: 1 H: 2 E: 0 LOB: 1 K: 1 BB: 0 S: 10 P: 20	R: 0 H: 1 E: 0 LOB: 1 K: 0 BB: 0 S: 8 P: 13	R: 0 H: 1 E: 1 LOB: 2 K: 0 BB: 1 S: 7 P: 16	R: 0 H: 0 E: 0 LOB: 0 K: 1 BB: 0 S: 6 P: 9	1B: 11 SF: 0 2B: 0 SAC: 0 3B: 0 DP: 2 HR: 0 HBP: 2						WP: 0 PA: 44 PB: 2 SB: 1 CS: 0	

	AB	37
	R	5
	H	11
	RBI	4
	BB	5
	SO	4
	LOB	18

PITCHER		IP	WLS	BF	H	R	ER	SO	BB	IBB	HBP	BLK	WP	HR	S	P	ERA	WHIP
Willie Ramsdell, R ERA: 4.48	(1, 1)	3.2	L	22	7	4	4	1	3	0	2	0	0	0	37	71	9.82	2.727
Herm Wehmeier, R ERA: 5.94	(4, 1)	2.1		10	2	1	0	2	1	0	0	0	0	0	23	41	0.00	1.286
Bud Byerly, R ERA: 2.0	(7, 1)	2.0		9	2	0	0	0	1	0	0	0	0	0	15	29	0.00	1.500
Frank Smith, R ERA: 1.21	(9, 1)	1.0		3	0	0	0	1	0	0	0	0	0	0	6	9	0.00	0.000

PITCHER	IP	WLS	BF	H	R	ER	SO	BB	IBB	HBP	BLK	WP	HR	S	P	ERA	WHIP

Batter	1	2	3	4	5	6	7	8	9	AB	R	H	RBI	BB	SO	LOB
Bobby Adams, R (1, 4) OBP: 0.325, SLG: 0.381	X 0-0 F8 ①		C S B B C 2-3 K ③			S B F S 1-3 K ②		C X 0-1 BB 1-2 1B	S B B X 2-1 5-3 ③	5	0	1	0	0	2	0
Barney McCosky, L (1, 7) OBP: 0.357, SLG: 0.460	B X 1-0 F2 ②			F B X 1-1 4-3 ①		X 0-0 F8 ③		B C B B F F B 4-2 1-2 2-3 BB		3	0	0	0	1	0	0
Johnny Wyrostek, L (1, 9) OBP: 0.366, SLG: 0.385	B B B C X 3-1 E8 1B			C C B X 1-2 G4-6-3 1B			B C B X 2-1 4-3 ①	B C F B B S 3-3 K ③		4	0	2	0	0	1	3
Ted Kluszewski, L (1, 3) OBP: 0.290, SLG: 0.388	C B X 1-1 4-3 ③			B B F X 2-1 G4-6-3 ② ③ 1-2f			C B F B X 2-2 G3 1B		C X 0-1 HR 2B	4	1	2	0	0	0	2
Grady Hatton, L (1, 5) OBP: 0.337, SLG: 0.348		C B B X 2-1 4-3 ①			C B F X 1-2 F5 ①		C B X 1-1 G3 ② 1-2		B B B C B 4-1 HR BB	3	1	0	0	1	0	1
Lloyd Merriman, L (1, 8) OBP: 0.294, SLG: 0.333		C F S 0-3 K ②			B S B B B C F B 4-2 WP BB		C F B F F B B X 3-2 4-3 ③		C X 0-1 HR 1-H 2-H	3	1	1	3	1	1	1
Virgil Stallcup, R (1, 6) OBP: 0.291, SLG: 0.408		S X 0-1 F6 ③			S S F F B S 1-3 K ②			S B F F X 1-2 F9 ①	C B S S 1-3 K ①	4	0	0	0	0	2	1
Johnny Pramesa, R (1, 2) OBP: 0.240, SLG: 0.344			X 0-0 5-3 ①		C B B X 2-1 4-3 ③ 1-2			F X 0-1 F5 ②	B S C B F F X 2-2 HR	4	1	1	1	0	0	1
Willie Ramsdell, R (1, 1) OBP: 0.190, SLG: 0.150 Herm Wehmeier, R (4, 1) OBP: 0.214, SLG: 0.214 Roy McMillan, R (6, PH) OBP: 0.308, SLG: 0.271 Bud Byerly, R (7, 1) Bob Scheffing, R (8, PH) OBP: 0.336, SLG: 0.343 Harry Perkowski, L (8, PR) Frank Smith, R (9, 1) Connie Ryan, R (9, PH) OBP: 0.399, SLG: 0.463			C B X 1-1 1-3 ②			C S T S 0-3 K ①		B B B C B 4-1 BB 1B BB	B B C B F F C 3-3 K ②	1 0 1 0 0 0 0 1	0 0 0 0 0 0 0 0	0 0 0 0 0 0 0 0	0 0 0 0 1 0 0 0	0 0 1 0 0 0 0 0	0 0 0 0 0 0 0 0	0 0 0 0 0 0 0 0
Inning Stats	R: 0 E: 1 K: 0 S: 6 H: 1 LOB: 1 BB: 0 P: 11	R: 0 E: 0 K: 1 S: 7 H: 0 LOB: 0 BB: 0 P: 9	R: 0 E: 0 K: 1 S: 6 H: 0 LOB: 0 BB: 0 P: 9	R: 0 E: 0 K: 0 S: 7 H: 1 LOB: 0 BB: 0 P: 11	R: 0 E: 0 K: 1 S: 13 H: 0 LOB: 1 BB: 1 P: 21	R: 0 E: 0 K: 2 S: 8 H: 0 LOB: 0 BB: 0 P: 9	R: 0 E: 0 K: 0 S: 12 H: 1 LOB: 1 BB: 0 P: 20	R: 0 E: 0 K: 1 S: 15 H: 1 LOB: 3 BB: 2 P: 27	R: 4 E: 0 K: 2 S: 21 H: 3 LOB: 0 BB: 1 P: 33	1B: 4 2B: 1 3B: 0 HR: 2	SF: 0 SAC: 0 DP: 1 HBP: 0						

PITCHER		IP	WLS	BF	H	R	ER	SO	BB	IBB	HBP	BLK	WP	HR	S	P	ERA	WHIP
Don Newcombe, R ERA: 3.5	(1, 1)	8.0	W	33	6	3	3	6	4	0	0	0	1	1	79	126	3.38	1.250
Ralph Branca, R ERA: 1.56	(9, 1)	1.0	S	4	1	1	1	2	0	0	0	0	0	1	16	24	9.00	1.000

PITCHER	IP	WLS	BF	H	R	ER	SO	BB	IBB	HBP	BLK	WP	HR	S	P	ERA	WHIP

BOTTOM

Brooklyn Dodgers @ Cincinnati Reds

Crosley Field, Cincinnati, OH

Tue Jun 19 1951, 3:33 AM EDT

Att. 26,618 - Unknown

livebaseballscorecards.com

AB	33
R	4
H	7
RBI	4
BB	4
SO	8
LOB	9

Batter	1	2	3	4	5	6	7	8	9	AB	R	H	RBI	BB	SO	LOB
Dick Williams, R (1, 7) OBP: 0.375, SLG: 0.467	B B C L X 2-2 F4 ①		F B X 1-1 L8 ③			C B F S 1-3 K ①			F F X 0-2 E9 9-5 1B	4	0	1	0	0	1	1
Don Thompson, L (9, PR) OBP: 0.314, SLG: 0.186										0	0	0	0	0	0	0
Pee Wee Reese, R (1, 6) OBP: 0.424, SLG: 0.398	B C C B X 2-2 F9 ②			C F S 0-3 K ①		B C L X 1-2 G4-6-3 1-2f ②③			S F B F F X 1-2 9-5 2-3f ①②	4	0	0	0	0	1	2
Duke Snider, L (1, 8) OBP: 0.343, SLG: 0.532	X 0-0 4-3 ③			F X 0-1 G3 ②			C X 0-1 F8 ①		X 0-0 F8 ③	4	0	0	0	0	0	1
Jackie Robinson, R (1, 4) OBP: 0.461, SLG: 0.572		C B B S F B B 4-2 BB		B B C X 2-1 5-3 ③			B B B C B 4-1 1B 1B BB			1	0	0	0	2	0	0
Gil Hodges, R (1, 3) OBP: 0.391, SLG: 0.620		F C T F B F X 1-2 F8 ①			X 0-0 L5 ①		X 0-0 F3 ②			3	0	0	0	0	0	2
Carl Furillo, R (1, 9) OBP: 0.304, SLG: 0.423		F C X 0-2 F7 ②			B F B X 2-1 4-3 ②		B C F X 1-2 1-H 1B ③			3	0	1	0	0	0	1
Roy Campanella, R (1, 2) OBP: 0.410, SLG: 0.529		B B F F F F 1 SAFE X 2-2 L7 ③			C X 0-1 HR			B C B X 2-1 F7 ①		3	1	1	1	0	0	1
Rocky Bridges, R (1, 5) OBP: 0.299, SLG: 0.296			X 0-0 F7 ①		B B C B X 3-1 F4 ③			F B X 1-1 F6 ②		2	0	0	0	0	0	0
Andy Pafko, R (8, PH) OBP: 0.330, SLG: 0.516										1	0	0	0	0	0	0
Billy Cox, R (8, 5) OBP: 0.327, SLG: 0.427										0	0	0	0	0	0	0
Johnny Schmitz, R (1, 1) OBP: 0.250, SLG: 0.250			C F B F X 1-2 F9 ②			C X 0-1 G4-6-3 1B		C F B S 1-3 K ③		2	0	1	0	0	0	0
Wayne Terwilliger, R (8, PH) OBP: 0.315, SLG: 0.244										1	0	0	0	0	1	0
Clyde King, S (8, 1) OBP: 0.105, SLG: 0.056										0	0	0	0	0	0	0
Inning Stats	R: 0 H: 0 E: 0 LOB: 0 K: 0 BB: 0 S: 7 P: 11	R: 0 H: 0 E: 0 LOB: 1 K: 0 BB: 1 S: 17 P: 24	R: 0 H: 0 E: 0 LOB: 0 K: 0 BB: 0 S: 7 P: 9	R: 0 H: 0 E: 0 LOB: 0 K: 1 BB: 0 S: 7 P: 9	R: 1 H: 1 E: 0 LOB: 0 K: 0 BB: 0 S: 7 P: 12	R: 0 H: 1 E: 0 LOB: 0 K: 1 BB: 0 S: 8 P: 10	R: 0 H: 1 E: 0 LOB: 2 K: 0 BB: 1 S: 7 P: 12	R: 0 H: 0 E: 0 LOB: 0 K: 1 BB: 0 S: 7 P: 11	R: 0 H: 1 E: 1 LOB: 1 K: 0 BB: 0 S: 9 P: 10	1B: 3 SF: 0 2B: 1 SAC: 0 3B: 0 DP: 2 HR: 1 HBP: 0						

PITCHER	IP	WLS	BF	H	R	ER	SO	BB	IBB	HBP	BLK	WP	HR	S	P	ERA	WHIP
Ken Raffensberger, L (1, 1) ERA: 3.73	9.0	W	30	4	1	1	3	2	0	0	0	0	1	76	108	1.00	0.667

PITCHER	IP	WLS	BF	H	R	ER	SO	BB	IBB	HBP	BLK	WP	HR	S	P	ERA	WHIP

TOP

Brooklyn Dodgers @ Cincinnati Reds

Crosley Field, Cincinnati, OH

Wed Jun 20 1951, 3:33 AM EDT

Att. 7,880 - Unknown

livebaseballscorecards.com

AB	28
R	1
H	4
RBI	1
BB	2
SO	3
LOB	8

PA: 30

WP: 0
PB: 0
SB: 0
CS: 0

Batter	1	2	3	4	5	6	7	8	9	AB	R	H	RBI	BB	SO	LOB
Bobby Adams, R (1, 4) OBP: 0.316, SLG: 0.371	5-3		FC5-4 (1-2f)		F4 (2-3)			K		4	1	0	0	0	1	2
Bob Usher, R (1, 8) OBP: 0.270, SLG: 0.333	5-3		2B (1-H)		F8 (3-H)			L3-6, WP, 1B		4	0	2	2	0	0	0
Johnny Wyrostek, L (1, 9) OBP: 0.360, SLG: 0.378	K		F8		F8			L3-6 (1-3)		4	0	0	0	0	1	2
Ted Kluszewski, L (1, 3) OBP: 0.290, SLG: 0.385		F5		1-3, BB		3-1				2	0	0	0	1	0	0
Virgil Stallcup, R (1, 6) OBP: 0.286, SLG: 0.400		F7		1-3 (1-2)		5-3				3	0	0	0	0	0	1
Grady Hatton, L (1, 5) OBP: 0.337, SLG: 0.348		FC6-4, 1B		L6		K				3	0	1	0	0	1	1
Bob Scheffing, R (1, 2) OBP: 0.336, SLG: 0.337		FC6-4 (1-2f)		IBB			5-3			2	0	0	0	1	0	1
Lloyd Merriman, L (1, 7) OBP: 0.295, SLG: 0.328			FC5-6, BB	4-3			F8			2	0	0	0	1	0	2
Ken Raffensberger, R (1, 1) OBP: 0.086, SLG: 0.030			FC5-6, FC5-4 (1-2f)		E5, PB, F8 (0-2)		K			3	1	0	0	0	1	1
Inning Stats	R: 0 E: 0 K: 1 S: 7 H: 0 LOB: 0 BB: 0 P: 12	R: 0 E: 0 K: 0 S: 7 H: 1 LOB: 1 BB: 0 P: 11	R: 1 E: 0 K: 0 S: 12 H: 1 LOB: 1 BB: 1 P: 18	R: 0 E: 0 K: 0 S: 8 H: 0 LOB: 2 BB: 2 P: 21	R: 1 E: 1 K: 0 S: 7 H: 0 LOB: 0 BB: 0 P: 8	R: 0 E: 0 K: 1 S: 7 H: 0 LOB: 0 BB: 0 P: 10	R: 0 E: 0 K: 1 S: 9 H: 0 LOB: 0 BB: 0 P: 12	R: 0 E: 0 K: 1 S: 8 H: 1 LOB: 0 BB: 0 P: 11		1B: 2 2B: 2 3B: 0 HR: 0 SF: 0 SAC: 0 DP: 1 HBP: 0						

PITCHER		IP	WLS	BF	H	R	ER	SO	BB	IBB	HBP	BLK	WP	HR	S	P	ERA	WHIP
Johnny Schmitz, L ERA: 6.12	(1, 1)	7.0	L	27	2	2	1	3	2	1	0	0	0	0	57	92	1.29	0.571
Clyde King, R ERA: 3.56	(8, 1)	1.0		3	1	0	0	1	0	0	0	0	1	0	8	11	0.00	1.000

PITCHER	IP	WLS	BF	H	R	ER	SO	BB	IBB	HBP	BLK	WP	HR	S	P	ERA	WHIP

BOTTOM

Brooklyn Dodgers @ Cincinnati Reds

Crosley Field, Cincinnati, OH

Wed Jun 20 1951, 3:33 AM EDT

Att. 7,880 - Unknown

livebaseballscorecards.com

AB	27
R	2
H	3
RBI	2
BB	3
SO	4
LOB	10

WP: 1 PA: 30
PB: 1
SB: 0
CS: 0

Brooklyn Dodgers @ Cincinnati Reds

Crosley Field, Cincinnati, OH

Thu Jun 21 1951, 3:33 AM EDT

Att. 5,827 - Unknown

TOP

livebaseballscorecards.com

Batter	1	2	3	4	5	6	7	8	9	AB	R	H	RBI	BB	SO	LOB
Cal Abrams, L (1, 7) OBP: 0.445, SLG: 0.473	C F F F B X 1-2 ① 4-3		B S F B B B 4-2 S E BB	B C X 1-1 2-H 3-H 2B		B F B F B B 4-2 CS BB		B C C B B S 3-3 ① K		3	1	1	2	2	1	0
Pee Wee Reese, R (1, 6) OBP: 0.424, SLG: 0.400	B B C B C F X 3-2 2B		B B B C F F B 4-2 E 1-2 BB	X 0-0 ③ 1-3		B B C S C 2-3 ① ② 1-2 K		X 0-0 ② F8		4	0	1	0	1	1	2
Duke Snider, L (1, 8) OBP: 0.340, SLG: 0.525	B S X 1-1 ② F7		X 0-0 ③ E3 1-3 2-H		B X 1-0 ① L7	C B X 1-1 BB 1B		S S B S 1-3 ③ K		5	0	1	0	0	1	2
Jackie Robinson, R (1, 4) OBP: 0.464, SLG: 0.583	X 0-0 ③ 4-3		X 0-0 ③ F2		F F B X 1-2 HR	B B B B 4-0 1-2 BB			B B B B 4-0 5-3 BB	3	1	1	1	2	0	3
Gil Hodges, R (1, 3) OBP: 0.391, SLG: 0.619		C B X 1-1 ① 6-3		X 0-0 HBP 2B 1B	F S B B B X 2-2 1B 2B	C X 0-1 ③ F7			C S B B B B F X 3-2 ① 5-3 1-2	5	2	2	0	0	0	3
Carl Furillo, R (1, 9) OBP: 0.310, SLG: 0.428		B X 1-0 ② 1-3		B F B H 3-1 2B 1-2 2B HBP	B X 1-0 1B 2-H 1B		F B X 1-1 2B		X 0-0 ② 4-3	4	1	2	1	0	0	1
Roy Campanella, R (1, 2) OBP: 0.401, SLG: 0.515		C B F B S 2-3 ③ K		B B F X 2-1 ① F8	B X 1-0 ② F7		F X 0-1 ① F6		C S B B B F X 3-2 ③ 6-3	5	0	0	0	0	1	5
Rocky Bridges, R (1, 5) OBP: 0.309, SLG: 0.320			C B X 1-1 ① 6-3	F X 0-1 1-3 2-H 2B	B C X 1-1 1-3 1B		X 0-0 ② F7			4	1	2	1	0	0	1
Preacher Roe, R (1, 1) OBP: 0.156, SLG: 0.116			C B B F C 2-3 ② K	C F B C 1-3 ② K	F M X 0-2 ③ 1-3		F S C 0-3 ③ K			4	0	0	0	0	3	5
Carl Erskine, R (9, 1) OBP: 0.263, SLG: 0.316										0	0	0	0	0	0	0

	AB	37
	R	6
	H	10
	RBI	5
	BB	5
	SO	7
	LOB	22

Inning Stats																																
	R: 0	H: 1	R: 0	H: 0	R: 1	H: 0	R: 3	H: 3	R: 2	H: 4	R: 0	H: 1	R: 0	H: 1	R: 0	H: 0	R: 0	H: 0	1B: 4	SF: 0	WP: 0	PA: 43
	E: 0	LOB: 1	E: 0	LOB: 0	E: 1	LOB: 2	E: 0	LOB: 1	E: 0	LOB: 2	E: 0	LOB: 2	E: 0	LOB: 1	E: 0	LOB: 0	E: 0	LOB: 1	2B: 5	SAC: 0	PB: 0	
	K: 0	BB: 0	K: 1	BB: 0	K: 1	BB: 2	K: 1	BB: 0	K: 0	BB: 0	K: 1	BB: 2	K: 1	BB: 0	K: 2	BB: 0	K: 0	BB: 1	3B: 0	DP: 0	SB: 1	
	S: 12	P: 17	S: 6	P: 10	S: 12	P: 23	S: 12	P: 19	S: 14	P: 21	S: 9	P: 20	S: 8	P: 9	S: 7	P: 11	S: 9	P: 19	HR: 1	HBP: 1	CS: 1	

PITCHER		IP	WLS	BF	H	R	ER	SO	BB	IBB	HBP	BLK	WP	HR	S	P	ERA	WHIP
Howie Fox, R (1, 1) ERA: 3.65		4.1	L	23	6	6	5	3	2	0	1	0	0	1	49	80	10.38	1.846
Bud Byerly, R (5, 1) ERA: 1.95		0.2		4	2	0	0	0	0	0	0	0	0	0	7	10	0.00	3.000
Herm Wehmeier, R (6, 1) ERA: 5.73		2.0		9	2	0	0	2	2	0	0	0	0	0	17	29	0.00	2.000
Eddie Erautt, R (8, 1) ERA: 4.5		1.1		5	0	0	0	2	1	0	0	0	0	0	11	22	0.00	0.750
Frank Smith, R (9, 1) ERA: 1.19		0.2		2	0	0	0	0	0	0	0	0	0	0	5	8	0.00	0.000

PITCHER	IP	WLS	BF	H	R	ER	SO	BB	IBB	HBP	BLK	WP	HR	S	P	ERA	WHIP

BOTTOM

Brooklyn Dodgers @ Cincinnati Reds

Crosley Field, Cincinnati, OH

Thu Jun 21 1951, 3:33 AM EDT

Att. 5,827 - Unknown

livebaseballscorecards.com

Batter	1	2	3	4	5	6	7	8	9	AB	R	H	RBI	BB	SO	LOB
Bobby Adams, R (1, 4) OBP: 0.325, SLG: 0.374	4-2 CS BB		0-0 F4		1-1 1B		1-2 F8		0-1 S 1B	4	0	2	0	1	0	0
Bob Usher, R (1, 8) OBP: 0.275, SLG: 0.336	3-1 F6 1-2			0-1 1B 1B	0-0 F8			2-1 F8 1B 1B 1B	3-2 F3	5	1	2	0	0	0	4
Johnny Wyrostek, L (1, 9) OBP: 0.369, SLG: 0.389	0-0 2B			1-1 1-3 2B 1B		4-1 2B BB		0-0 1B 1-2 1B	2-1 F7 1-2	4	2	3	0	1	0	1
Ted Kluszewski, L (1, 3) OBP: 0.290, SLG: 0.387	3-3 K			0-0 2-H 2B		0-1 L9		2-2 F2		4	0	1	1	0	1	4
Virgil Stallcup, R (1, 6) OBP: 0.285, SLG: 0.402		1-1 6-3		0-0 F9		1-1 4-3 1-H 2B		2-1 F8 2-3		4	0	1	1	0	0	3
Grady Hatton, L (1, 5) OBP: 0.335, SLG: 0.346		2-2 F8		1-1 F9		1-2 4-3 2-3		1-2 1-3 3-H 1B		4	0	1	1	0	0	2
Bob Scheffing, R (1, 2) OBP: 0.333, SLG: 0.327	2-1 F7				4-2 1B BB	2-2 F8		0-0 F9		3	0	0	0	1	0	3
Lloyd Merriman, L (1, 7) OBP: 0.287, SLG: 0.318			0-1 F8		1-0 F6		0-0 F8		0-0 F8	4	0	0	0	0	0	1
Howie Fox, R (1, 1) OBP: 0.071, SLG: 0.107			1-3 K				0-1 F7		2-2 HR	1	0	0	0	0	1	0
Bud Byerly, R (5, 1)										0	0	0	0	0	0	0
Sammy Meeks, R (5, PH)										1	0	0	0	0	1	1
Herm Wehmeier, R (6, 1) OBP: 0.214, SLG: 0.214										0	0	0	0	0	0	0
Johnny Pramesa, R (7, PH) OBP: 0.238, SLG: 0.341										1	0	0	0	0	0	0
Eddie Erautt, R (8, 1)										0	0	0	0	0	0	0
Frank Smith, R (9, 1)										0	0	0	0	0	0	0
Roy McMillan, R (9, PH) OBP: 0.318, SLG: 0.333										1	1	1	1	0	0	0
Inning Stats	R: 0 E: 0 K: 1 S: 8 H: 1 LOB: 1 BB: 1 P: 18	R: 0 E: 0 K: 0 S: 7 H: 0 LOB: 0 BB: 0 P: 12	R: 0 E: 0 K: 1 S: 6 H: 0 LOB: 0 BB: 0 P: 7	R: 1 E: 0 K: 0 S: 8 H: 3 LOB: 1 BB: 0 P: 10	R: 0 E: 0 K: 1 S: 10 H: 1 LOB: 2 BB: 1 P: 17	R: 1 E: 0 K: 0 S: 11 H: 1 LOB: 1 BB: 1 P: 19	R: 0 E: 0 K: 0 S: 7 H: 0 LOB: 0 BB: 0 P: 8	R: 1 E: 0 K: 0 S: 14 H: 3 LOB: 2 BB: 0 P: 21	R: 1 E: 0 K: 0 S: 11 H: 2 LOB: 1 BB: 0 P: 18	1B: 7 2B: 3 3B: 0 HR: 1	SF: 0 SAC: 0 DP: 0 HBP: 0					

	AB	36
	R	4
	H	11
	RBI	4
	BB	3
	SO	3
	LOB	19

WP: 0 PB: 0 SB: 1 CS: 1 PA: 39

PITCHER		IP	WLS	BF	H	R	ER	SO	BB	IBB	HBP	BLK	WP	HR	S	P	ERA	WHIP
Preacher Roe, L ERA: 2.92	(1, 1)	8.1	W	37	11	4	4	3	3	0	0	0	0	1	77	120	4.32	1.680
Carl Erskine, R ERA: 4.8	(9, 1)	0.2	S	2	0	0	0	0	0	0	0	0	0	0	5	10	0.00	0.000

PITCHER	IP	WLS	BF	H	R	ER	SO	BB	IBB	HBP	BLK	WP	HR	S	P	ERA	WHIP

Batter	1	2	3	4	5	6	7	8	9	AB	R	H	RBI	BB	SO	LOB
Eddie Waitkus, L (1, 3) OBP: 0.324, SLG: 0.337	1-3		K			FC6-4 1B		1B 3B		4	1	2	0	0	1	0
Richie Ashburn, L (1, 8) OBP: 0.395, SLG: 0.414	F8		K			FC6-4 1-2f		3-H 1B		4	0	1	1	0	1	1
Willie Jones, R (1, 5) OBP: 0.369, SLG: 0.557	F8			5-3		F9		F7		4	0	0	0	0	0	2
Granny Hamner, R (1, 6) OBP: 0.294, SLG: 0.430		F8		6-3		6-3		K		4	0	0	0	0	1	2
Bill Nicholson, L (1, 9) OBP: 0.313, SLG: 0.452		2B		K			L4		K	4	0	1	0	0	2	0
Del Ennis, R (1, 7) OBP: 0.393, SLG: 0.489		BB G6-4-3			1-3		F9		P6	3	0	0	0	1	0	0
Tommy Brown, R (1, 4) OBP: 0.244, SLG: 0.310		G6-4-3 1-2f			5-3		1B		K	4	0	1	0	0	1	2
Andy Seminick, R (1, 2) OBP: 0.395, SLG: 0.425			HR		BB		1-3			2	1	1	1	1	0	1
Jocko Thompson, L (1, 1) OBP: 0.100, SLG: 0.250			1-4-3		6-3			K		2	0	0	0	0	0	1
Putsy Caballero, R (8, PH) OBP: 0.231, SLG: 0.167										1	0	0	0	0	1	0
Jim Konstanty, R (8, 1) OBP: 0.143, SLG: 0.286										0	0	0	0	0	0	0
Inning Stats	R: 0 E: 0 K: 0 S: 3 H: 0 LOB: 0 BB: 0 P: 3	R: 0 E: 0 K: 0 S: 3 H: 1 LOB: 1 BB: 1 P: 7	R: 1 E: 0 K: 2 S: 8 H: 1 LOB: 0 BB: 0 P: 8	R: 0 E: 0 K: 1 S: 5 H: 0 LOB: 0 BB: 0 P: 5	R: 0 E: 0 K: 0 S: 3 H: 0 LOB: 1 BB: 1 P: 7	R: 0 E: 0 K: 0 S: 4 H: 1 LOB: 1 BB: 0 P: 4	R: 0 E: 0 K: 0 S: 4 H: 1 LOB: 1 BB: 0 P: 4	R: 1 E: 0 K: 2 S: 9 H: 2 LOB: 1 BB: 0 P: 9	R: 0 E: 0 K: 2 S: 7 H: 0 LOB: 0 BB: 0 P: 7	1B: 3 2B: 1 3B: 1 HR: 1 SF: 0 SAC: 0 DP: 1 HBP: 0						

PITCHER		IP	WLS	BF	H	R	ER	SO	BB	IBB	HBP	BLK	WP	HR	S	P	ERA	WHIP
Harry Perkowski, L ERA: 2.78	(1, 1)	7.1	W	29	6	2	2	4	2	0	0	0	0	1	35	43	2.46	1.091
Frank Smith, R ERA: 1.13	(8, 1)	1.2	S	5	0	0	0	3	0	0	0	0	0	0	11	11	0.00	0.000

PITCHER	IP	WLS	BF	H	R	ER	SO	BB	IBB	HBP	BLK	WP	HR	S	P	ERA	WHIP

TOP

Philadelphia Phillies @ Cincinnati Reds

Crosley Field, Cincinnati, OH

Fri Jun 22 1951, 3:33 AM EDT

Att. 8,973 - Unknown

livebaseballscorecards.com

AB	32
R	2
H	6
RBI	2
BB	2
SO	7
LOB	9

Philadelphia Phillies @ Cincinnati Reds

Crosley Field, Cincinnati, OH

Fri Jun 22 1951, 3:33 AM EDT

Att. 8,973 - Unknown

livebaseballscorecards.com

BOTTOM

Batter	1	2	3	4	5	6	7	8	9	AB	R	H	RBI	BB	SO	LOB
Bobby Adams, R (1, 4) OBP: 0.317, SLG: 0.364	K	L5-3 1-2			G6-4-3 1-2f			F8		4	0	0	0	0	1	2
Bob Usher, R (1, 8) OBP: 0.274, SLG: 0.333	1B S 1B		6-3			F7		5-3		4	1	1	0	0	0	0
Johnny Wyrostek, L (1, 9) OBP: 0.373, SLG: 0.397	1B 5-3 HBP 1B 1-H		3-1			8-5 2B				3	1	2	1	0	0	0
Ted Kluszewski, L (1, 3) OBP: 0.290, SLG: 0.384	HBP 1-0 5-3 1B 1-2		L4			8-5 2-3f				2	1	0	0	0	0	1
Virgil Stallcup, R (1, 6) OBP: 0.280, SLG: 0.395	5-3 1-2 2-3			K			F8			3	0	0	0	0	1	2
Grady Hatton, L (1, 5) OBP: 0.340, SLG: 0.351	FC3-6 1B 2-H 3-H			4-3			FC6-4 1B			3	0	2	2	0	0	0
Johnny Pramesa, R (1, 2) OBP: 0.233, SLG: 0.333	FC3-6 1-2f			6-3			F3			3	0	0	0	0	0	2
Lloyd Merriman, L (1, 7) OBP: 0.288, SLG: 0.313		K			BB FC1-6		FC6-4 1-2f			2	0	0	0	1	1	1
Harry Perkowski, L (1, 1) Frank Smith, R (8, 1)		E4 L5-3			FC1-6 G6-4-3 1-2f			6-3		2 1	0 0	0 0	0 0	0 0	0 0	1 0

	AB	27
	R	3
	H	5
	RBI	3
	BB	1
	SO	3
	LOB	9

Inning Stats										
	R: 3	H: 3	R: 0	H: 0	R: 0	H: 0	R: 0	H: 0	R: 0	H: 1	R: 0	H: 1	R: 0	H: 0	1B: 4	SF: 0	WP: 0	PA: 29
	E: 0	LOB: 1	E: 1	LOB: 0	E: 0	LOB: 0	E: 0	LOB: 0	E: 0	LOB: 0	E: 0	LOB: 1	E: 0	LOB: 0	2B: 3	SAC: 0	PB: 0	
	K: 1	BB: 0	K: 1	BB: 0	K: 0	BB: 0	K: 0	BB: 1	K: 0	BB: 0	K: 0	BB: 0	K: 0	BB: 0	3B: 0	DP: 3	SB: 1	
	S: 8	P: 9	S: 5	P: 5	S: 3	P: 3	S: 5	P: 5	S: 2	P: 6	S: 3	P: 3	S: 4	P: 4	S: 3	P: 3	HR: 0	HBP: 1	CS: 0	

PITCHER		IP	WLS	BF	H	R	ER	SO	BB	IBB	HBP	BLK	WP	HR	S	P	ERA	WHIP
Jocko Thompson, L ERA: 4.08	(1, 1)	7.0	L	26	5	3	3	3	1	0	1	0	0	0	30	35	3.86	0.857
Jim Konstanty, R ERA: 4.4	(8, 1)	1.0		3	0	0	0	0	0	0	0	0	0	0	3	3	0.00	0.000

PITCHER	IP	WLS	BF	H	R	ER	SO	BB	IBB	HBP	BLK	WP	HR	S	P	ERA	WHIP

Batter	1	2	3	4	5	6	7	8	9	AB	R	H	RBI	BB	SO	LOB
Eddie Waitkus, L (1, 3) OBP: 0.325, SLG: 0.336	F4		G3 1B		FC4-6 1-2f		BB 1-2 2-3 BB		F8	4	0	1	0	1	0	3
Richie Ashburn, L (1, 8) OBP: 0.396, SLG: 0.413	FC6-5-4-1 WP 1B		G3 1-2		K		G6-4-3 1-2 2-3 3-H BB			3	0	1	1	1	1	3
Willie Jones, R (1, 5) OBP: 0.367, SLG: 0.551	FC6-5-4-1 1-3		5-3			G5-3 1B	G6-4-3 1-2f			4	0	1	0	0	0	5
Granny Hamner, R (1, 6) OBP: 0.293, SLG: 0.427	6-3			G3		1-2 1B		K		4	0	1	0	0	1	1
Dick Sisler, L (1, 7) OBP: 0.360, SLG: 0.471		F6		F5		F5		F7		4	0	0	0	0	0	2
Del Ennis, R (1, 9) OBP: 0.391, SLG: 0.484		1B		6-3		G5-3 2-3f		1-3		4	0	1	0	0	0	2
Tommy Brown, R (1, 4) OBP: 0.224, SLG: 0.283		F7			L6		F8		L7	4	0	0	0	0	0	1
Andy Seminick, R (1, 2) OBP: 0.398, SLG: 0.423		F8			BB		BB 1B BB 1B		6-3	3	1	1	0	1	0	1
Ken Heintzelman, R (1, 1) OBP: 0.048, SLG: 0.048 Bubba Church, R (3, 1) OBP: 0.111, SLG: 0.238 Mike Goliat, L (5, PH) OBP: 0.333, SLG: 0.341 Bob Miller, R (6, 1) OBP: 0.400, SLG: 0.400 Jimmy Bloodworth, R (7, PH) OBP: 0.200, SLG: 0.143 Ken Johnson, L (7, PR) Jim Konstanty, R (7, 1) OBP: 0.143, SLG: 0.286 Milo Candini, R (7, 1) OBP: 0.667, SLG: 0.500 Leo Cristante, R (7, 1) OBP: 0.167, SLG: 0.167 Bill Nicholson, L (9, PH) OBP: 0.667, SLG: 0.462			5-3		FC4-6 1-2		BB 1B BB 1-2 1B		BB	1 0 0 0 0 0 0 0 0 0 0 0 0 0 0 0 0 0 1 0 0 0 0 0 0 0 0 0 1 0 1 0 0 0 0 0 0 0 0 0 0 0 0 0 0 0 0 0 0 0 0 0 0 0 0 0 0 0 0 0 1 0 0						
Inning Stats	R: 0 E: 0 K: 0 S: 4 H: 1 LOB: 1 BB: 0 P: 4	R: 0 E: 0 K: 0 S: 4 H: 1 LOB: 1 BB: 0 P: 4	R: 0 E: 0 K: 0 S: 4 H: 1 LOB: 1 BB: 0 P: 4	R: 0 E: 0 K: 0 S: 3 H: 0 LOB: 0 BB: 0 P: 3	R: 0 E: 0 K: 1 S: 5 H: 0 LOB: 2 BB: 2 P: 13	R: 0 E: 0 K: 0 S: 4 H: 2 LOB: 1 BB: 0 P: 4	R: 1 E: 0 K: 0 S: 4 H: 2 LOB: 3 BB: 2 P: 12	R: 0 E: 0 K: 1 S: 5 H: 0 LOB: 0 BB: 0 P: 5	R: 0 E: 0 K: 0 S: 3 H: 0 LOB: 1 BB: 1 P: 7	1B: 7 2B: 0 3B: 0 HR: 0 SF: 0 SAC: 0 DP: 2 HBP: 0						

PITCHER		IP	WLS	BF	H	R	ER	SO	BB	IBB	HBP	BLK	WP	HR	S	P	ERA	WHIP
Willie Ramsdell, R ERA: 4.23	(1, 1)	6.1	W	29	7	1	1	1	4	0	0	0	1	0	27	43	1.42	1.737
Frank Smith, R ERA: 1.04	(7, 1)	2.2	S	8	0	0	0	1	1	0	0	0	0	0	9	13	0.00	0.375

PITCHER	IP	WLS	BF	H	R	ER	SO	BB	IBB	HBP	BLK	WP	HR	S	P	ERA	WHIP

TOP

Philadelphia Phillies @ Cincinnati Reds

Crosley Field, Cincinnati, OH

Sat Jun 23 1951, 3:33 AM EDT

Att. 4,343 - Cloudy - 86 F

livebaseballscorecards.com

AB	32
R	1
H	7
RBI	1
BB	5
SO	2
LOB	18

WP: 1	PA: 37			
PB: 0				
SB: 0				
CS: 0				

BOTTOM

Philadelphia Phillies @ Cincinnati Reds

Crosley Field, Cincinnati, OH

Sat Jun 23 1951, 3:33 AM EDT

Att. 4,343 - Cloudy - 86 F

livebaseballscorecards.com

Batter	1	2	3	4	5	6	7	8	9	AB	R	H	RBI	BB	SO	LOB
Bobby Adams, R (1, 4) OBP: 0.320, SLG: 0.365	S S S 0-3 K ①		x 0-0 F8 ②	x 0-0 F7 ②			x 0-0 1B SH1-4 1B 1B	x 0-0 SH1-4 1B 1B		5	2	2	0	0	1	1
Bob Usher, R (1, 8) OBP: 0.276, SLG: 0.333	x 0-0 5-3 ②		x 0-0 1B 1B 1B	S S S 0-3 K ③			x 0-0 SH1-4 ① 1-2	x 0-0 SH1-4 ① 1-2		3	1	1	0	0	1	1
Johnny Wyrostek, L (1, 9) OBP: 0.377, SLG: 0.398	B B B B 4-0 BB		x 0-0 1B 1B 1-3 1B		x 0-0 F3 ①		x 0-0 1B 1B 2-3 1B	x 0-0 F4 ②		4	2	2	0	1	0	1
Ted Kluszewski, L (1, 3) OBP: 0.296, SLG: 0.388	x 0-0 F9 ③		x 0-0 1B 1B 1-2 3-H 1B		x 0-0 F7 ②		x 0-0 1B F9 1-2 3-H 1B	x 0-0 FC6-4 2-H 1B		5	2	3	3	0	0	1
Virgil Stallcup, R (1, 6) OBP: 0.283, SLG: 0.395		x 0-0 5-3 ①	x 0-0 1B 1-3 2-H 1B		x 0-0 6-3 ③		x 0-0 1B 1B 1-3 2-H 1B	x 0-0 FC6-4 ③ 1-2f		5	1	2	2	0	0	1
Grady Hatton, L (1, 5) OBP: 0.343, SLG: 0.354		x 0-0 2B 1B	x 0-0 1-3 3-H 1B			x 0-0 3-1 ①	x 0-0 F9 ② 3-H			4	0	2	2	0	0	1
Johnny Pramesa, R (1, 2) OBP: 0.233, SLG: 0.331		x 0-0 F8 ②	x 0-0 F8 ③			x 0-0 F5 ②	x 0-0 1B 1-2 1B			4	0	1	0	0	0	3
Lloyd Merriman, L (1, 7) OBP: 0.307, SLG: 0.341		x 0-0 1-H 2B ③		x 0-0 SH1-4 1B		x 0-0 FC6-4 1B	x 0-0 1-2 2-H 1B			4	0	4	1	0	0	0
Willie Ramsdell, R (1, 1) OBP: 0.174, SLG: 0.136			x 0-0 F9 ①	x 0-0 SH1-4 ① 1-2		x 0-0 FC6-4 ③ 1-2f	x 0-0 F8 ③			2	0	0	0	0	0	1
Frank Smith, R (7, 1)										1	0	0	0	0	0	2
Inning Stats	R: 0 E: 0 K: 1 S: 5 H: 0 LOB: 1 BB: 1 P: 9	R: 0 E: 0 K: 0 S: 4 H: 2 LOB: 2 BB: 0 P: 4	R: 3 E: 0 K: 0 S: 8 H: 5 LOB: 2 BB: 0 P: 8	R: 0 E: 0 K: 1 S: 6 H: 1 LOB: 1 BB: 0 P: 6	R: 0 E: 0 K: 0 S: 3 H: 0 LOB: 0 BB: 0 P: 3	R: 0 E: 0 K: 0 S: 4 H: 1 LOB: 1 BB: 0 P: 4	R: 4 E: 0 K: 0 S: 9 H: 6 LOB: 2 BB: 0 P: 9	R: 1 E: 0 K: 0 S: 5 H: 2 LOB: 1 BB: 0 P: 5		1B: 16 2B: 1 3B: 0 HR: 0	SF: 0 SAC: 3 DP: 0 HBP: 0					

	AB	37
	R	8
	H	17
	RBI	8
	BB	1
	SO	2
	LOB	12

WP: 0 PB: 0 SB: 0 CS: 0 PA: 41

PITCHER		IP	WLS	BF	H	R	ER	SO	BB	IBB	HBP	BLK	WP	HR	S	P	ERA	WHIP
Ken Heintzelman, L ERA: 3.92	(1, 1)	2.2	L	15	7	3	3	1	1	0	0	0	0	0	16	20	10.12	3.000
Bubba Church, R ERA: 3.4	(3, 1)	1.1		5	1	0	0	1	0	0	0	0	0	0	7	7	0.00	0.750
Bob Miller, R ERA: 9.53	(5, 1)	2.0		7	1	0	0	0	0	0	0	0	0	0	7	7	0.00	0.500
Jim Konstanty, R ERA: 4.94	(7, 1)	0.1		4	3	3	3	0	0	0	0	0	0	0	4	4	81.00	9.000
Milo Candini, R ERA: 5.57	(7, 1)	0.1		4	3	1	1	0	0	0	0	0	0	0	4	4	27.00	9.000

PITCHER		IP	WLS	BF	H	R	ER	SO	BB	IBB	HBP	BLK	WP	HR	S	P	ERA	WHIP
Leo Cristante, R ERA: 4.91	(7, 1)	1.1		6	2	1	1	0	0	0	0	0	0	0	6	6	6.75	1.500

Philadelphia Phillies @ Cincinnati Reds

Crosley Field, Cincinnati, OH

Sun Jun 24 1951, 3:33 AM EDT

Sunny - 93 F

livebaseballscorecards.com

TOP

Batter	1	2	3	4	5	6	7	8	9	AB	R	H	RBI	BB	SO	LOB
Eddie Waitkus, L (1, 3) OBP: 0.321, SLG: 0.331	F2		G3			L7		F2		4	0	0	0	0	0	0
Richie Ashburn, L (1, 8) OBP: 0.401, SLG: 0.419	L4			PO 1B		1B		BB 1B		4	0	3	0	0	0	0
Willie Jones, R (1, 5) OBP: 0.365, SLG: 0.543	F5			F4		F5		BBBB 4-0 1-2 BB		3	0	0	0	1	0	2
Granny Hamner, R (1, 6) OBP: 0.296, SLG: 0.429		G5-4-3 1B		F7			SH1-4 1B	F9		4	0	2	0	0	0	3
Dick Sisler, L (1, 7) OBP: 0.355, SLG: 0.465		SSS 0-3 K		PO 1-2	F2		SH1-4 1-2		G3	3	0	0	0	0	1	1
Del Ennis, R (1, 9) OBP: 0.392, SLG: 0.482		G5-4-3 1-2f			FC5-4 1B		BBBB 4-0 BB		F4	3	0	1	0	1	0	1
Tommy Brown, R (1, 4) OBP: 0.226, SLG: 0.340			HR		F4		L8		F9	4	1	1	1	0	0	3
Andy Seminick, R (1, 2) OBP: 0.391, SLG: 0.414			6-3		FC5-4 1-2f		L8			3	0	0	0	0	0	3
Robin Roberts, S (1, 1) OBP: 0.318, SLG: 0.263			F3			F6		F2		3	0	0	0	0	0	0

AB	31
R	1
H	7
RBI	1
BB	2
SO	1
LOB	13

Inning Stats									
	R: 0 E: 0 K: 0 S: 3	H: 0 LOB: 0 BB: 0 P: 3	R: 0 E: 0 K: 1 S: 5	H: 1 LOB: 0 BB: 0 P: 5	R: 1 E: 0 K: 0 S: 4	H: 1 LOB: 0 BB: 0 P: 4	R: 0 E: 0 K: 0 S: 3	H: 1 LOB: 0 BB: 0 P: 3	R: 0 E: 0 K: 0 S: 4	H: 1 LOB: 1 BB: 0 P: 4	R: 0 E: 0 K: 0 S: 4	H: 1 LOB: 2 BB: 1 P: 8	R: 0 E: 0 K: 0 S: 4	H: 1 LOB: 2 BB: 1 P: 8	R: 0 E: 0 K: 0 S: 3	H: 0 LOB: 0 BB: 0 P: 3

1B: 6 2B: 0 3B: 0 HR: 1 SF: 0 SAC: 1 DP: 1 HBP: 0

WP: 0 PB: 0 SB: 0 CS: 0 PA: 35

PITCHER	IP	WLS	BF	H	R	ER	SO	BB	IBB	HBP	BLK	WP	HR	S	P	ERA	WHIP
Ken Raffensberger, L (1, 1) ERA: 3.5	9.0	W	34	7	1	1	1	2	0	0	0	0	1	34	42	1.00	1.000

PITCHER	IP	WLS	BF	H	R	ER	SO	BB	IBB	HBP	BLK	WP	HR	S	P	ERA	WHIP

BOTTOM

Philadelphia Phillies @ Cincinnati Reds

Crosley Field, Cincinnati, OH

Sun Jun 24 1951, 3:33 AM EDT

Sunny - 93 F

livebaseballscorecards.com

Batter	1	2	3	4	5	6	7	8	9	AB	R	H	RBI	BB	SO	LOB
Bobby Adams, R (1, 4) OBP: 0.318, SLG: 0.363	0-0 1B F9 1B	0-0 F9 ②			0-0 F7 ②		0-0 L8 ③			4	1	1	0	0	0	4
Lloyd Merriman, L (1, 8) (9, 7) OBP: 0.305, SLG: 0.338	0-0 F9 BB 1-3 1B	0-0 F7 ③			0-0 4-3 ③			0-0 F7 ①		4	0	1	0	0	0	2
Johnny Wyrostek, L (1, 9) OBP: 0.379, SLG: 0.397	B B B B 4-0 FC4-6 1-2 BB		0-0 F8 ①			0-0 6-3 ①		0-0 WP 1B 1B 1B		3	1	1	0	1	0	0
Ted Kluszewski, L (1, 3) OBP: 0.296, SLG: 0.386	0-0 F9 ① 2-3 3-H		0-0 F8 ②			0-0 F6 ②		0-0 1B WP 1B 1-2 1B		4	1	1	1	0	0	2
Grady Hatton, L (1, 5) OBP: 0.346, SLG: 0.354	S S S 0-3 K ②		0-0 F8 ③			0-0 1B		B I I I 4-0 1B 1B FC6-2 1-2 2-3 IBB		3	0	1	0	1	1	2
Barney McCosky, L (1, 7) OBP: 0.351, SLG: 0.448 Bob Usher, R (8, PR) OBP: 0.276, SLG: 0.333 (9, 8)	0-0 FC4-6 ③ 1-2f			0-0 F5 ①		0-0 6-3 ③		0-0 FC6-2 1B 1-2 2-3 3-H 1B		4 0	0 0	1 0	1 0	0 0	0 0	3 0
Virgil Stallcup, R (1, 6) OBP: 0.282, SLG: 0.392		0-0 L9 ①		0-0 F8 ②			0-0 F7 ①	0-0 FC6-2 1-2 2-3 3-H 1B		4	0	1	1	0	0	0
Bob Scheffing, R (1, 2) OBP: 0.342, SLG: 0.336 Roy McMillan, R (7, PR) OBP: 0.318, SLG: 0.333 Dixie Howell, R (8, 2) OBP: 0.286, SLG: 0.286		0-0 1B 1B		0-0 4-3 ③			0-0 SH2-4 1B	0-0 FC6-2 ② 1-2 2-3 3-Hf		3 0 1	0 0 0	2 0 0	0 0 0	0 0 0	0 0 0	0 0 3
Ken Raffensberger, R (1, 1) OBP: 0.105, SLG: 0.056		0-0 1-2 1B	S S S 0-3 K ①				0-0 SH2-4 ② 1-2	0-0 F9 ③		3	0	1	0	0	1	3
Inning Stats	R: 1 E: 0 K: 1 S: 7 H: 2 LOB: 2 BB: 1 P: 11	R: 0 E: 0 K: 0 S: 5 H: 2 LOB: 2 BB: 0 P: 5	R: 0 E: 0 K: 0 S: 3 H: 0 LOB: 0 BB: 0 P: 3	R: 0 E: 0 K: 0 S: 3 H: 0 LOB: 0 BB: 0 P: 3	R: 0 E: 0 K: 1 S: 5 H: 0 LOB: 0 BB: 0 P: 5	R: 0 E: 0 K: 0 S: 4 H: 1 LOB: 1 BB: 0 P: 4	R: 0 E: 0 K: 0 S: 4 H: 1 LOB: 2 BB: 0 P: 4	R: 2 E: 0 K: 0 S: 7 H: 4 LOB: 3 BB: 1 P: 11		1B: 10 2B: 0 3B: 0 HR: 0	SF: 0 SAC: 1 DP: 0 HBP: 0					

	AB	33
	R	3
	H	10
	RBI	3
	BB	2
	SO	2
	LOB	19

WP: 1 PB: 0 SB: 0 CS: 0 PA: 36

PITCHER	IP	WLS	BF	H	R	ER	SO	BB	IBB	HBP	BLK	WP	HR	S	P	ERA	WHIP
Robin Roberts, R (1, 1) ERA: 3.37	8.0	L	36	10	3	3	2	1	1	0	0	1	0	38	46	3.38	1.375

PITCHER	IP	WLS	BF	H	R	ER	SO	BB	IBB	HBP	BLK	WP	HR	S	P	ERA	WHIP

Philadelphia Phillies @ Cincinnati Reds

Crosley Field, Cincinnati, OH

Sun Jun 24 1951, 3:38 AM EDT

Att. 19,005 - Sunny - 96 F

livebaseballscorecards.com

Batter	1	2	3	4	5	6	7	8	9	AB	R	H	RBI	BB	SO	LOB
Eddie Waitkus, L (1, 3) OBP: 0.325, SLG: 0.339	6-3		1B 2B		FC3-6 1B 1-2		FC3-6 1B 3-H		K S S S	5	0	3	1	0	1	0
Richie Ashburn, L (1, 8) OBP: 0.401, SLG: 0.416	4-3		2-H 1B		FC3-6 1-2f 2-3		FC3-6 E 1-2f		S HR HBP H	4	1	1	0	0	0	3
Bill Nicholson, L (1, 9) OBP: 0.333, SLG: 0.532	F7			FC5 2B	F5		F4 1-2		1-H HR	5	1	2	2	0	0	3
Del Ennis, R (1, 7) OBP: 0.393, SLG: 0.483		1B 2B		1B FC5 FC1-2 BB B B B	F9			F7	F8	4	0	1	0	1	0	2
Willie Jones, R (1, 5) OBP: 0.367, SLG: 0.547		2-H 1B		FC5 FC1-2 1B 1-2 2-3f		6-3		F9 2B		4	1	2	0	0	0	2
Granny Hamner, R (1, 6) OBP: 0.295, SLG: 0.426		F8		FC1-2 1-2 2-3 1B		F9		2-3		4	0	1	0	0	0	2
Tommy Brown, R (1, 4) OBP: 0.228, SLG: 0.352		F9		FC1-2 1-2 2-3 3-Hf		F4		3-H 2B		4	0	1	1	0	0	4
Putsy Caballero, R (9, 4) OBP: 0.231, SLG: 0.167										0	0	0	0	0	0	0
Del Wilber, R (1, 2) OBP: 0.271, SLG: 0.318			1-3	1-3			5-3	L7		4	0	0	0	0	0	4
Russ Meyer, S (1, 1) OBP: 0.226, SLG: 0.143			1-3		FC3-6 1B		1B 3B		F7	2	0	1	0	0	0	0
Eddie Pellagrini, R (7, PH) OBP: 0.356, SLG: 0.345										1	1	1	0	0	0	0
Bob Miller, R (7, 1) OBP: 0.400, SLG: 0.400										0	0	0	0	0	0	0
Ken Heintzelman, R (8, 1) OBP: 0.048, SLG: 0.048										0	0	0	0	0	0	0
Dick Sisler, L (9, PH) OBP: 0.354, SLG: 0.463										1	0	0	0	0	0	0
Jocko Thompson, L (9, 1) OBP: 0.100, SLG: 0.250										0	0	0	0	0	0	0

TOP

AB	38
R	4
H	13
RBI	4
BB	1
SO	1
LOB	20

Inning Stats	1	2	3	4	5	6	7	8	9
R	0	0	0	0	0	0	1	1	2
E	0	0	0	0	0	0	1	0	0
K	0	0	0	0	0	0	0	0	1
S	3	4	4	5	5	3	5	5	6
H	0	2	2	2	2	0	2	2	1
LOB	0	1	2	3	2	0	1	1	0
BB	0	0	0	1	0	0	0	0	0
P	3	4	4	9	5	3	5	5	7

1B	6	
2B	5	
3B	1	
HR	1	
SF	0	
SAC	0	
DP	0	
HBP	1	
WP	0	
PB	0	
SB	1	
CS	0	
PA	40	

PITCHER		IP	WLS	BF	H	R	ER	SO	BB	IBB	HBP	BLK	WP	HR	S	P	ERA	WHIP
Howie Fox, R ERA: 3.46	(1, 1)	7.0		30	10	1	1	0	1	0	0	0	0	0	29	33	1.29	1.571
Frank Smith, R ERA: 1.72	(8, 1)	2.0	L	10	3	3	3	1	0	0	1	0	0	1	11	12	13.50	1.500

PITCHER		IP	WLS	BF	H	R	ER	SO	BB	IBB	HBP	BLK	WP	HR	S	P	ERA	WHIP

Batter	1	2	3	4	5	6	7	8	9	AB	R	H	RBI	BB	SO	LOB
Bobby Adams, R (1, 4) OBP: 0.309, SLG: 0.352	F8	F6		F9			6-3		G6-3 1-2f	5	0	0	0	0	0	3
Bob Usher, R (1, 8) OBP: 0.275, SLG: 0.331	K	L8			1B		K			4	0	1	0	0	2	1
Johnny Wyrostek, L (1, 9) OBP: 0.381, SLG: 0.407	1B 2B		K		F8			2B		4	1	2	0	0	1	1
Ted Kluszewski, L (1, 3) OBP: 0.295, SLG: 0.384	1B 2B 2-H 1B		F3		F2			F8		4	1	1	1	0	0	2
Grady Hatton, L (1, 5) OBP: 0.353, SLG: 0.355	2B 1-3 1B		BB		F4			BB		2	0	1	0	2	0	1
Lloyd Merriman, L (1, 7) OBP: 0.304, SLG: 0.343	1-3 3-H 2B		F4			L9		F8		4	0	1	1	0	0	3
Johnny Pramesa, R (1, 2) OBP: 0.226, SLG: 0.321	F4			6-3		F5		F8		4	0	0	0	0	0	4
Roy McMillan, R (1, 6) OBP: 0.343, SLG: 0.359		FC1-6 1B		E6 6-3 1B		6-3			G6-3 1B	4	0	3	0	0	0	0
Howie Fox, R (1, 1) OBP: 0.067, SLG: 0.100		FC1-6 1-2f		6-3 2-3			F8		F3	2	0	0	0	0	0	2
Sammy Meeks, R (7, PH)										1	0	0	0	0	0	0
Frank Smith, R (8, 1)										0	0	0	0	0	0	0
Virgil Stallcup, R (9, PH) OBP: 0.281, SLG: 0.390										1	0	0	0	0	0	1
Inning Stats	R: 2 H: 4 E: 0 LOB: 2 K: 1 BB: 0 S: 9 P: 9	R: 0 H: 1 E: 0 LOB: 1 K: 0 BB: 0 S: 4 P: 4	R: 0 H: 0 E: 0 LOB: 1 K: 1 BB: 1 S: 5 P: 9	R: 0 H: 1 E: 1 LOB: 1 K: 0 BB: 0 S: 4 P: 4	R: 0 H: 1 E: 0 LOB: 1 K: 0 BB: 0 S: 4 P: 4	R: 0 H: 0 E: 0 LOB: 0 K: 0 BB: 0 S: 3 P: 3	R: 0 H: 0 E: 0 LOB: 0 K: 1 BB: 0 S: 5 P: 5	R: 0 H: 1 E: 0 LOB: 2 K: 0 BB: 1 S: 4 P: 8	R: 0 H: 1 E: 0 LOB: 0 K: 0 BB: 0 S: 3 P: 3	1B: 6 SF: 0 2B: 3 SAC: 0 3B: 0 DP: 1 HR: 0 HBP: 0						

PITCHER		IP	WLS	BF	H	R	ER	SO	BB	IBB	HBP	BLK	WP	HR	S	P	ERA	WHIP
Russ Meyer, R ERA: 3.44	(1, 1)	6.0		26	7	2	2	2	1	0	0	0	0	0	29	33	3.00	1.333
Bob Miller, R ERA: 9.13	(7, 1)	1.0		4	1	0	0	1	0	0	0	0	0	0	6	6	0.00	1.000
Ken Heintzelman, L ERA: 3.86	(8, 1)	1.0	W	4	0	0	0	0	1	0	0	0	0	0	3	7	0.00	1.000
Jocko Thompson, L ERA: 4.01	(9, 1)	1.0	S	3	1	0	0	0	0	0	0	0	0	0	3	3	0.00	1.000

PITCHER	IP	WLS	BF	H	R	ER	SO	BB	IBB	HBP	BLK	WP	HR	S	P	ERA	WHIP

BOTTOM

Philadelphia Phillies @ Cincinnati Reds

Crosley Field, Cincinnati, OH

Sun Jun 24 1951, 3:38 AM EDT
Att. 19,005 - Sunny - 96 F

livebaseballscorecards.com

AB	35
R	2
H	9
RBI	2
BB	2
SO	3
LOB	18

REDS

Pittsburgh Pirates @ Cincinnati Reds

Crosley Field, Cincinnati, OH

Tue Jun 26 1951, 3:33 AM EDT

Att. 8,313 - Unknown

TOP

Batter	1	2	3	4	5	6	7	8	9	AB	R	H	RBI	BB	SO	LOB
Pete Castiglione, R (1, 5) OBP: 0.343, SLG: 0.385	F8		K		FC4-6 1-2f		1B 1-3 2-H		F9	5	0	1	1	0	1	2
Erv Dusak, R (1, 8) OBP: 0.348, SLG: 0.400	K		K			P4	1B 1-2 3-H		E 1-2	5	0	2	1	0	2	0
Gus Bell, L (1, 9) OBP: 0.355, SLG: 0.472	K			3-1		FC5-4	P6		E7 1-2 2-H	5	0	1	0	0	1	3
Ralph Kiner, R (1, 7) OBP: 0.434, SLG: 0.615		1B		P4		F8		1B FC1-2	P4	5	0	2	0	0	0	3
Jack Phillips, R (1, 3) OBP: 0.286, SLG: 0.231		F9		1B		FC5-4 1-2f		FC1-2 1-3	L4	5	0	2	0	0	0	4
Joe Garagiola, L (1, 2) OBP: 0.281, SLG: 0.353		K		F8			FC4-3 BB	F4		3	0	0	0	1	1	4
Danny Murtaugh, R (1, 4) OBP: 0.245, SLG: 0.250		1B 1-2			FC4-6 BB		FC4-3 1B 1-2f	FC1-2 1-2 3-H		3	1	1	0	1	0	3
George Strickland, R (1, 6) OBP: 0.297, SLG: 0.323		F3			F2		1B 1-2	F9		4	1	1	0	0	0	5
Howie Pollet, L (1, 1) OBP: 0.429, SLG: 0.111			K		K		K		1B E	4	1	1	0	0	3	3
Inning Stats	R: 0 E: 0 K: 2 S: 7 H: 0 LOB: 0 BB: 0 P: 7	R: 0 E: 0 K: 1 S: 7 H: 2 LOB: 2 BB: 0 P: 7	R: 0 E: 0 K: 3 S: 9 H: 0 LOB: 0 BB: 0 P: 9	R: 0 E: 0 K: 0 S: 4 H: 1 LOB: 1 BB: 0 P: 4	R: 0 E: 0 K: 1 S: 5 H: 0 LOB: 1 BB: 1 P: 9	R: 0 E: 0 K: 0 S: 4 H: 1 LOB: 1 BB: 0 P: 4	R: 2 E: 0 K: 1 S: 8 H: 3 LOB: 2 BB: 1 P: 12	R: 0 E: 0 K: 0 S: 5 H: 2 LOB: 2 BB: 0 P: 5	R: 1 E: 1 K: 0 S: 6 H: 2 LOB: 2 BB: 0 P: 6	1B: 11 2B: 0 3B: 0 HR: 0 SF: 0 SAC: 0 DP: 0 HBP: 0	WP: 0 PB: 0 SB: 0 CS: 0 PA: 41					

livebaseballscorecards.com

	AB	39
	R	3
	H	11
	RBI	2
	BB	2
	SO	8
	LOB	27

PITCHER		IP	WLS	BF	H	R	ER	SO	BB	IBB	HBP	BLK	WP	HR	S	P	ERA	WHIP
Harry Perkowski, L ERA: 2.68	(1, 1)	8.1	L	39	11	3	2	8	2	0	0	0	0	0	53	61	2.16	1.560
Frank Smith, R ERA: 1.69	(9, 1)	0.2		2	0	0	0	0	0	0	0	0	0	0	2	2	0.00	0.000

PITCHER	IP	WLS	BF	H	R	ER	SO	BB	IBB	HBP	BLK	WP	HR	S	P	ERA	WHIP

Batter	1	2	3	4	5	6	7	8	9	AB	R	H	RBI	BB	SO	LOB
Bobby Adams, R (1, 4) OBP: 0.308, SLG: 0.345	F9		BBBB 4-0 BB			4-3		1-3		3	0	0	0	1	0	0
Bob Usher, R (1, 8) OBP: 0.267, SLG: 0.320	G3		SSS 0-3 K			P2		F2		4	0	0	0	0	1	2
Johnny Wyrostek, L (1, 9) OBP: 0.379, SLG: 0.405	1-3			P6			1B 2B 1B	F3		4	1	1	0	0	0	0
Joe Adcock, R (1, 7) OBP: 0.302, SLG: 0.478		4-3		F9			F7		F7	4	0	0	0	0	0	1
Ted Kluszewski, L (1, 3) OBP: 0.294, SLG: 0.382		3-1		P6			2B 1-2 4-3 1B		F9	4	1	1	0	0	0	0
Virgil Stallcup, R (1, 6) OBP: 0.280, SLG: 0.392		5-3			F7		4-3 1-3 2-H 2B		F7	4	0	1	1	0	0	0
Grady Hatton, L (1, 5) OBP: 0.348, SLG: 0.350			F8		L1		4-3 2-3 3-H			3	0	0	1	0	0	1
Bob Scheffing, R (1, 2) OBP: 0.350, SLG: 0.339			SH1-3 1B		F2		BBBB 4-0 BB			2	0	1	0	1	0	0
Harry Perkowski, L (1, 1) Frank Smith, R (9, 1)			SH1-3 1-2			F7	P1			2 0	0 0	0 0	0 0	0 0	0 0	2 0
Inning Stats	R: 0 E: 0 K: 0 S: 3 H: 0 LOB: 0 BB: 0 P: 3	R: 0 E: 0 K: 0 S: 3 H: 0 LOB: 0 BB: 0 P: 3	R: 0 E: 0 K: 1 S: 6 H: 1 LOB: 2 BB: 1 P: 10	R: 0 E: 0 K: 0 S: 3 H: 0 LOB: 0 BB: 0 P: 3	R: 0 E: 0 K: 0 S: 3 H: 0 LOB: 0 BB: 0 P: 3	R: 0 E: 0 K: 0 S: 3 H: 0 LOB: 0 BB: 0 P: 3	R: 2 E: 0 K: 0 S: 6 H: 3 LOB: 2 BB: 1 P: 10	R: 0 E: 0 K: 0 S: 3 H: 0 LOB: 0 BB: 0 P: 3	R: 0 E: 0 K: 0 S: 3 H: 0 LOB: 0 BB: 0 P: 3	1B: 3 2B: 1 3B: 0 HR: 0	SF: 0 SAC: 1 DP: 0 HBP: 0			WP: 0 PB: 0 SB: 0 CS: 0	PA: 33		

PITCHER	IP	WLS	BF	H	R	ER	SO	BB	IBB	HBP	BLK	WP	HR	S	P	ERA	WHIP
Howie Pollet, L (1, 1) ERA: 4.15	9.0	W	33	4	2	2	1	2	0	0	0	0	0	33	41	2.00	0.667

PITCHER	IP	WLS	BF	H	R	ER	SO	BB	IBB	HBP	BLK	WP	HR	S	P	ERA	WHIP

BOTTOM

Pittsburgh Pirates @ Cincinnati Reds

Crosley Field, Cincinnati, OH

Tue Jun 26 1951, 3:33 AM EDT

Att. 8,313 - Unknown

livebaseballscorecards.com

AB	30
R	2
H	4
RBI	2
BB	2
SO	1
LOB	6

Pittsburgh Pirates @ Cincinnati Reds

Crosley Field, Cincinnati, OH

Wed Jun 27 1951, 3:33 AM EDT

Att. 5,788 - Unknown

TOP

livebaseballscorecards.com

Batter	1	2	3	4	5	6	7	8	9	AB	R	H	RBI	BB	SO	LOB
Pete Castiglione, R (1, 5) (8, 6) OBP: 0.335, SLG: 0.376	P5		F8			F7		FC4-6 1-2f		4	0	0	0	0	0	2
Danny Murtaugh, R (1, 4) OBP: 0.245, SLG: 0.250	L7		5-3			1B		4-3		4	0	1	0	0	0	2
Gus Bell, L (1, 9) OBP: 0.350, SLG: 0.465	F8			L4		4-3			3-1	4	0	0	0	0	0	1
Ralph Kiner, R (1, 7) OBP: 0.435, SLG: 0.610		BBBB FC3-6 BB		BBBB L3 BB			P6		2-3	2	0	0	0	2	0	0
Bill Howerton, L (1, 8) OBP: 0.400, SLG: 0.474		FC3-6 1-2f		L3 1-2			2B		HR	4	1	2	1	0	0	2
Joe Garagiola, L (1, 2) OBP: 0.271, SLG: 0.340 Jack Maguire, R (9, PR) OBP: 0.385, SLG: 0.583		F9			6-3		F8		E4	4 0	0 0	0 0	0 0	0 0	0 0	2 0
Jack Phillips, R (1, 3) OBP: 0.278, SLG: 0.235		5-3			G5-4-3 1B		6-3		F7	4	0	1	0	0	0	3
George Strickland, R (1, 6) OBP: 0.299, SLG: 0.325 Rocky Nelson, L (8, PH) OBP: 0.368, SLG: 0.444 Hank Schenz, R (8, 5) OBP: 0.226, SLG: 0.230			SH3 1B		G5-4-3 1-2f			FC3-6 1B		2 1 0	0 0 0	1 1 0	0 0 0	0 0 0	0 0 0	1 0 0
Bob Friend, R (1, 1) Ted Wilks, R (7, 1) Pete Reiser, L (8, PH) OBP: 0.385, SLG: 0.388 Paul LaPalme, L (8, 1) OBP: 0.273, SLG: 0.111			SH3 1-2			5-3		FC3-6 FC4-6 1-2f		1 0 1 0	0 0 0 0	0 0 0 0	0 0 0 0	0 0 0 0	0 0 0 0	0 0 1 0

	AB	31
	R	1
	H	6
	RBI	1
	BB	2
	SO	0
	LOB	14

Inning Stats																		
	R: 0	H: 0	R: 0	H: 0	R: 0	H: 1	R: 0	H: 0	R: 0	H: 1	R: 0	H: 1	R: 0	H: 1	R: 1	H: 1	1B: 4	SF: 0	WP: 0	PA: 34
	E: 0	LOB: 0	E: 0	LOB: 1	E: 0	LOB: 1	E: 0	LOB: 0	E: 0	LOB: 1	E: 0	LOB: 1	E: 0	LOB: 1	E: 1	LOB: 1	2B: 2	SAC: 1	PB: 0	
	K: 0	BB: 0	K: 0	BB: 1	K: 0	BB: 0	K: 0	BB: 1	K: 0	BB: 0	K: 0	BB: 0	K: 0	BB: 0	K: 0	BB: 0	3B: 0	DP: 2	SB: 0	
	S: 3	P: 3	S: 3	P: 7	S: 4	P: 4	S: 2	P: 6	S: 3	P: 3	S: 4	P: 4	S: 4	P: 4	S: 4	P: 4	HR: 1	HBP: 0	CS: 0	

PITCHER		IP	WLS	BF	H	R	ER	SO	BB	IBB	HBP	BLK	WP	HR	S	P	ERA	WHIP
Willie Ramsdell, R ERA: 3.9	(1, 1)	9.0	W	34	6	1	1	0	2	0	0	0	0	1	32	40	1.00	0.889

PITCHER	IP	WLS	BF	H	R	ER	SO	BB	IBB	HBP	BLK	WP	HR	S	P	ERA	WHIP

Batter	1	2	3	4	5	6	7	8	9	AB	R	H	RBI	BB	SO	LOB
Bobby Adams, R (1, 4) OBP: 0.312, SLG: 0.349	G4-6-3 1B			FC3-4 BB 1B		F8		2-3		4	0	2	0	0	0	0
Lloyd Merriman, L (1, 8) (9, 7) OBP: 0.309, SLG: 0.349	G4-6-3 1-2f			BBBB FC3-4 1-2 BB		F7		2B		3	0	1	0	1	0	1
Johnny Wyrostek, L (1, 9) OBP: 0.377, SLG: 0.400	4-3			F3			BBBB 1B 1B BB	P6		3	1	0	0	1	0	3
Ted Kluszewski, L (1, 3) OBP: 0.295, SLG: 0.381		P5		FC3-4 1-2f 2-3			FC2-5 1B 1-2 1B			3	0	1	0	0	0	2
Grady Hatton, L (1, 5) OBP: 0.348, SLG: 0.350		P5		G3			FC2-5 1-2 2-H 1B			3	1	1	1	0	0	2
Barney McCosky, L (1, 7) OBP: 0.338, SLG: 0.429 Bob Usher, R (9, 8) OBP: 0.267, SLG: 0.320		F9			L4		FC2-5 1B 1-2 2-3f			3 0	0 0	0 0	0 0	0 0	0 0	2 0
Virgil Stallcup, R (1, 6) OBP: 0.281, SLG: 0.391			6-3		1-3		G6-3 1B 1-2 2-H			3	0	1	1	0	0	0
Johnny Pramesa, R (1, 2) OBP: 0.221, SLG: 0.314			6-3		4-3		G6-3 1-2f			3	0	0	0	0	0	2
Willie Ramsdell, R (1, 1) OBP: 0.154, SLG: 0.120			1-3			P5		P5		3	0	0	0	0	0	0
Inning Stats	R: 0 E: 0 K: 0 S: 3 H: 1 LOB: 0 BB: 0 P: 3	R: 0 E: 0 K: 0 S: 3 H: 0 LOB: 0 BB: 0 P: 3	R: 0 E: 0 K: 0 S: 3 H: 0 LOB: 0 BB: 0 P: 3	R: 0 E: 0 K: 0 S: 4 H: 1 LOB: 2 BB: 1 P: 8	R: 0 E: 0 K: 0 S: 3 H: 0 LOB: 0 BB: 0 P: 3	R: 0 E: 0 K: 0 S: 3 H: 0 LOB: 0 BB: 0 P: 3	R: 2 E: 0 K: 0 S: 5 H: 3 LOB: 1 BB: 1 P: 9	R: 0 E: 0 K: 0 S: 4 H: 1 LOB: 1 BB: 0 P: 4		1B: 5 2B: 1 3B: 0 HR: 0 SF: 0 SAC: 0 DP: 2 HBP: 0						

PITCHER		IP	WLS	BF	H	R	ER	SO	BB	IBB	HBP	BLK	WP	HR	S	P	ERA	WHIP
Bob Friend, R ERA: 3.73	(1, 1)	6.1	L	25	5	2	2	0	2	0	0	0	0	0	23	31	2.84	1.105
Ted Wilks, R ERA: 3.38	(7, 1)	0.2		1	0	0	0	0	0	0	0	0	0	0	1	1	0.00	0.000
Paul LaPalme, L ERA: 4.93	(8, 1)	1.0		4	1	0	0	0	0	0	0	0	0	0	4	4	0.00	1.000

PITCHER	IP	WLS	BF	H	R	ER	SO	BB	IBB	HBP	BLK	WP	HR	S	P	ERA	WHIP

BOTTOM

Pittsburgh Pirates @ Cincinnati Reds

Crosley Field, Cincinnati, OH

Wed Jun 27 1951, 3:33 AM EDT

Att. 5,788 - Unknown

livebaseballscorecards.com

AB	28
R	2
H	6
RBI	2
BB	2
SO	0
LOB	12

PA: 30

WP: 0
PB: 0
SB: 0
CS: 0

Pittsburgh Pirates @ Cincinnati Reds

Crosley Field, Cincinnati, OH

Thu Jun 28 1951, 3:33 AM EDT

Att. 7,568 - Unknown

TOP

livebaseballscorecards.com

Batter	1	2	3	4	5	6	7	8	9	AB	R	H	RBI	BB	SO	LOB
Pete Castiglione, R (1, 5) OBP: 0.347, SLG: 0.399	1B	2B 1B 1-2 2-H		1B 2B 1-3 3-H		E 2B	F8			5	3	4	2	0	0	1
Erv Dusak, R (1, 8) OBP: 0.400, SLG: 0.500 Bill Howerton, L (2, 8) OBP: 0.407, SLG: 0.480	1B 1-2	2B 1-H 2-H		FC3-4 1B 2-H 3-H		F8		G4-6-3 1B		2 3	0 0	2 2	2 2	0 0	0 0	0 1
Gus Bell, L (1, 9) OBP: 0.344, SLG: 0.456	F2	F7		FC3-4 WP 1-2f		E4 FC5-4 1B 2-H		G4-6-3 1-2f		5	0	0	0	0	0	5
Ralph Kiner, R (1, 7) OBP: 0.438, SLG: 0.607	P4		K	FC6 1-2 BB		FC5-4 1-2 1B		HBP		3	0	1	0	1	1	2
Jack Phillips, R (1, 3) OBP: 0.217, SLG: 0.182	F8		K	FC6 1-2f		FC5-4 1-2f 2-3		5-3		5	0	0	0	0	1	7
Danny Murtaugh, R (1, 4) OBP: 0.233, SLG: 0.237		P6	K		P4	6-3			K	5	0	0	0	0	2	2
George Strickland, R (1, 6) OBP: 0.306, SLG: 0.328		1B 1B		FC4-6 1B 2B	BB		F8		K	4	2	2	0	1	1	0
Clyde McCullough, R (1, 2) OBP: 0.339, SLG: 0.357		1B 2B 1-2		FC4-6 1-2	P4					5	1	4	0	0	0	1
Bill Werle, L (1, 1) OBP: 0.250, SLG: 0.267 Ted Wilks, R (8, 1)		K		FC4-6 2B 1B 1-2f 2-3	3-1		K		1-3	4 1	1 0	0 0	0 0	2 0	6 1	

	AB	42
	R	7
	H	15
	RBI	6
	BB	2
	SO	7
	LOB	26

Inning Stats																		
	R: 0	H: 2	R: 3	H: 4	R: 0	H: 0	R: 3	H: 4	R: 0	H: 0	R: 1	H: 2	R: 0	H: 1	R: 0	H: 1	R: 0	H: 1
	E: 0	LOB: 2	E: 0	LOB: 1	E: 0	LOB: 0	E: 0	LOB: 2	E: 0	LOB: 1	E: 1	LOB: 2	E: 0	LOB: 1	E: 0	LOB: 1	E: 0	LOB: 1
	K: 0	BB: 0	K: 1	BB: 0	K: 3	BB: 0	K: 0	BB: 1	K: 0	BB: 1	K: 0	BB: 0	K: 1	BB: 0	K: 0	BB: 0	K: 2	BB: 0
	S: 5	P: 5	S: 9	P: 9	S: 9	P: 9	S: 7	P: 11	S: 3	P: 7	S: 6	P: 6	S: 6	P: 6	S: 3	P: 4	S: 8	P: 8

	1B: 12	SF: 0	WP: 1	PA: 45
	2B: 3	SAC: 0	PB: 0	
	3B: 0	DP: 1	SB: 0	
	HR: 0	HBP: 1	CS: 0	

PITCHER		IP	WLS	BF	H	R	ER	SO	BB	IBB	HBP	BLK	WP	HR	S	P	ERA	WHIP
Ken Raffensberger, L ERA: 3.89	(1, 1)	3.1	L	19	9	6	6	4	0	0	0	0	0	0	27	27	16.20	2.700
Herm Wehmeier, R ERA: 5.56	(4, 1)	1.2		8	1	0	0	0	2	0	0	0	1	0	6	14	0.00	1.800
Bud Byerly, R ERA: 1.76	(6, 1)	3.0		14	4	1	0	1	0	0	1	0	0	0	15	16	0.00	1.333
Frank Smith, R ERA: 1.64	(9, 1)	1.0		4	1	0	0	2	0	0	0	0	0	0	8	8	0.00	1.000

PITCHER		IP	WLS	BF	H	R	ER	SO	BB	IBB	HBP	BLK	WP	HR	S	P	ERA	WHIP

BOTTOM

Pittsburgh Pirates @ Cincinnati Reds

Crosley Field, Cincinnati, OH

Thu Jun 28 1951, 3:33 AM EDT

Att. 7,568 - Unknown

livebaseballscorecards.com

Batter	1	2	3	4	5	6	7	8	9	AB	R	H	RBI	BB	SO	LOB
Bobby Adams, R (1, 4) OBP: 0.309, SLG: 0.345	F8		F7		G5-3 2-3f			1B 1-2	K	5	1	1	0	0	1	3
Bob Usher, R (1, 8) OBP: 0.271, SLG: 0.323	F8			P4	5-3			1B F8 1-2 2-H		5	1	2	1	0	0	0
Johnny Wyrostek, L (1, 9) OBP: 0.377, SLG: 0.398	BB			K	4-3			1B 1-3 2-H	P6	4	0	1	1	1	1	2
Joe Adcock, R (1, 7) OBP: 0.302, SLG: 0.481 Ted Kluszewski, L (8, 3) OBP: 0.294, SLG: 0.379	F7			2B	5-3			F8 3-H		3 1	0 0	1 0	0 1	0 0	0 0	1 1
Connie Ryan, R (1, 3) OBP: 0.393, SLG: 0.455 Lloyd Merriman, L (8, 7) OBP: 0.313, SLG: 0.354		K		P6			K	1B 1-2		3 1	0 0	0 1	0 0	0 0	2 0	1 0
Virgil Stallcup, R (1, 6) OBP: 0.280, SLG: 0.388		5-3			FC4-6 1B		P3	F7		4	0	1	0	0	0	2
Grady Hatton, L (1, 5) OBP: 0.346, SLG: 0.362		K			FC4-6 BB 1-2f 1B		HR	P6		4	2	1	1	0	1	3
Bob Scheffing, R (1, 2) OBP: 0.346, SLG: 0.330			5-3		G5-3 1B 1-2 BB		F7		5-3	3	0	0	0	1	0	0
Ken Raffensberger, R (1, 1) OBP: 0.300, SLG: 0.350 Herm Wehmeier, R (4, 1) OBP: 0.000, SLG: 0.214 Dixie Howell, R (5, PH) OBP: 0.571, SLG: 0.875 Roy McMillan, R (6, PR) OBP: 0.345, SLG: 0.399 Bud Byerly, R (6, 1) Sammy Meeks, R (8, PH) OBP: 0.136, SLG: 0.136 Frank Smith, R (9, 1) Barney McCosky, L (9, PH) OBP: 0.345, SLG: 0.357 Harry Perkowski, L (9, PR)		5-3			1B 1-2 2-H			1B 1B	1B 1B	1 0 1 0 0 0 0 1 0 0 0 0	0 0 0 0 0 0 0 1 0 0 1 0	0 0 1 0 0 0 0 1 0 0 1 0	0 0 1 0 0 0 0 0 0 0 0 0	0 0 0 0 0 0 0 0 0 0 0 0	0 0 0 0 0 0 0 0 0 0 0 0	0 0 0 0 0 0 0 0 0 0 0 0
Inning Stats	R: 0 E: 0 K: 0 S: 3 H: 0 LOB: 1 BB: 1 P: 7	R: 0 E: 0 K: 2 S: 7 H: 0 LOB: 0 BB: 0 P: 7	R: 0 E: 0 K: 0 S: 3 H: 0 LOB: 0 BB: 0 P: 3	R: 0 E: 0 K: 1 S: 6 H: 1 LOB: 1 BB: 0 P: 6	R: 1 E: 0 K: 0 S: 4 H: 2 LOB: 1 BB: 1 P: 8	R: 0 E: 0 K: 0 S: 3 H: 0 LOB: 0 BB: 0 P: 3	R: 1 E: 0 K: 1 S: 6 H: 1 LOB: 0 BB: 0 P: 6	R: 3 E: 0 K: 0 S: 8 H: 5 LOB: 2 BB: 0 P: 8	R: 0 E: 0 K: 1 S: 7 H: 2 LOB: 2 BB: 0 P: 7	1B: 9 2B: 1 3B: 0 HR: 1 SF: 0 SAC: 0 DP: 1 HBP: 0						

	AB	37
	R	5
	H	11
	RBI	5
	BB	2
	SO	5
	LOB	13

WP: 0 PA: 39
PB: 0
SB: 0
CS: 0

PITCHER		IP	WLS	BF	H	R	ER	SO	BB	IBB	HBP	BLK	WP	HR	S	P	ERA	WHIP
Bill Werle, L ERA: 6.07	(1, 1)	7.0	W	30	8	5	5	4	2	0	0	0	0	1	36	44	6.43	1.429
Ted Wilks, R ERA: 3.14	(8, 1)	2.0	S	9	3	0	0	1	0	0	0	0	0	0	11	11	0.00	1.500

PITCHER		IP	WLS	BF	H	R	ER	SO	BB	IBB	HBP	BLK	WP	HR	S	P	ERA	WHIP

Chicago Cubs @ Cincinnati Reds

Crosley Field, Cincinnati, OH

Sun Jul 01 1951, 3:33 AM EDT

Unknown

TOP

Batter	1	2	3	4	5	6	7	8	9	AB	R	H	RBI	BB	SO	LOB
Hal Jeffcoat, R (1, 8) OBP: 0.319, SLG: 0.441	1-3		F8		SH5-4 1-2	1B 3-H		F8 1-2 2-3		4	0	1	1	0	0	3
Dee Fondy, L (1, 3) OBP: 0.328, SLG: 0.400	4-3		1B 1-3 2B		4-3 2-3	4-3			1-3	5	1	1	0	0	0	2
Frank Baumholtz, L (1, 7) OBP: 0.391, SLG: 0.435	P6		FC6-4 2-H 3-H 1B		S S S K		F7		F7	5	0	1	2	0	1	1
Gene Hermanski, L (1, 9) OBP: 0.359, SLG: 0.369		P5	FC6-4 1-2f			1B 1B B B B 1B	G4-6-3 BB		S S S K	4	1	1	0	1	1	1
Bruce Edwards, R (1, 2) OBP: 0.345, SLG: 0.474		WP E 2B		4-3		1B 1-2 1B 1B	G4-6-3 1-2f			4	2	2	0	0	0	1
Randy Jackson, R (1, 5) OBP: 0.318, SLG: 0.433		E5 2-H		6-3		SH1-3 1B 6-3 1-2 2-H 1B		CS 1B		4	1	2	1	0	0	0
Eddie Miksis, R (1, 4) OBP: 0.365, SLG: 0.397		F4		E S 1B		6-3 SH1-3 1B 1-2 2-H 1B		F3 1-2		4	1	2	1	0	0	1
Roy Smalley, R (1, 6) OBP: 0.371, SLG: 0.400			2B 1B 1B	G3 1-3		SH1-3 1-2 2-3		WP 1B 1B		3	1	2	0	0	0	1
Paul Minner, L (1, 1) OBP: 0.273, SLG: 0.355			P4		4-3 SH5-4 1B	6-3 2-3 3-H		WP 1-2 1B		4	0	2	1	0	0	2

	AB	37
	R	7
	H	14
	RBI	6
	BB	1
	SO	2
	LOB	12

livebaseballscorecards.com

Inning Stats	1	2	3	4	5	6	7	8	9
R	0	1	2	0	0	4	0	0	0
E	0	1	0	0	0	0	0	0	0
K	0	0	0	0	1	0	0	0	1
S	3	4	6	4	6	8	2	5	5
H	0	1	3	1	1	5	0	3	0
LOB	0	0	0	1	1	0	0	2	0
BB	0	0	0	0	0	1	0	0	0
P	3	4	6	4	6	8	6	5	5

	1B	12	SF	0
	2B	2	SAC	2
	3B	0	DP	1
	HR	0	HBP	0

	WP	2	PA	40
	PB	0		
	SB	1		
	CS	1		

PITCHER		IP	WLS	BF	H	R	ER	SO	BB	IBB	HBP	BLK	WP	HR	S	P	ERA	WHIP
Willie Ramsdell, R ERA: 3.97	(1, 1)	3.0	L	13	4	3	2	0	0	0	0	0	1	0	13	13	6.00	1.333
Bud Byerly, R ERA: 2.76	(4, 1)	2.0		12	6	4	4	1	0	0	0	0	0	0	14	14	18.00	3.000
Eddie Erautt, R ERA: 4.15	(6, 1)	1.0		4	1	0	0	0	0	0	0	0	0	0	4	4	0.00	1.000
Kent Peterson, L ERA: 2.45	(7, 1)	3.0		11	3	0	0	1	1	0	0	0	1	0	12	16	0.00	1.333

PITCHER	IP	WLS	BF	H	R	ER	SO	BB	IBB	HBP	BLK	WP	HR	S	P	ERA	WHIP

Chicago Cubs @ Cincinnati Reds

Crosley Field, Cincinnati, OH

Sun Jul 01 1951, 3:33 AM EDT

Unknown

BOTTOM

livebaseballscorecards.com

Batter	1	2	3	4	5	6	7	8	9	AB	R	H	RBI	BB	SO	LOB
Bobby Adams, R (1, 4) OBP: 0.303, SLG: 0.337	5-3		5-3			4-3			F2	4	0	0	0	0	0	1
Bob Usher, R (1, 8) OBP: 0.271, SLG: 0.321	E3 FC5-4			5-3			1B		FC5-4 1-2f	4	0	1	0	0	0	1
Johnny Wyrostek, L (1, 9) OBP: 0.372, SLG: 0.391	FC5-4 1-2f			4-3			P4		1-3	4	0	0	0	0	0	3
Joe Adcock, R (1, 7) OBP: 0.297, SLG: 0.473	F9			F8			F8			3	0	0	0	0	0	2
Ted Kluszewski, L (1, 3) OBP: 0.290, SLG: 0.375		F8			F8		P6			3	0	0	0	0	0	1
Virgil Stallcup, R (1, 6) OBP: 0.276, SLG: 0.382		5-3			5-3			F8		3	0	0	0	0	0	0
Grady Hatton, L (1, 5) OBP: 0.342, SLG: 0.357		P5			F9			P4		3	0	0	0	0	0	0
Johnny Pramesa, R (1, 2) OBP: 0.224, SLG: 0.314			G6-4-3 1B			F8		F8		3	0	1	0	0	0	0
Willie Ramsdell, R (1, 1) OBP: 0.154, SLG: 0.120 Sammy Meeks, R (3, PH) OBP: 0.111, SLG: 0.111 Bud Byerly, R (4, 1) Eddie Erautt, R (6, 1) Roy McMillan, R (6, PH) OBP: 0.338, SLG: 0.354 Kent Peterson, R (7, 1) Connie Ryan, R (9, PH) OBP: 0.396, SLG: 0.455			G6-4-3 1-2f			5-3			FC5-4 BB	0 1 0 0 1 0 0 0	0 0 0 0 0 0 0 0	0 0 0 0 0 0 0 0	0 0 0 0 0 0 0 1	0 0 0 0 0 0 0 0	0 0 0 0 0 0 0 1	0 1 0 0 0 0 0 0

Inning Stats	1	2	3	4	5	6	7	8	9
	R: 0 E: 1 K: 0 S: 4	H: 0 LOB: 1 BB: 0 P: 4	R: 0 E: 0 K: 0 S: 3	H: 0 LOB: 0 BB: 0 P: 3	R: 0 E: 0 K: 0 S: 3	H: 1 LOB: 0 BB: 0 P: 3	R: 0 E: 0 K: 0 S: 3	H: 0 LOB: 0 BB: 0 P: 3	R: 0 E: 0 K: 0 S: 3	H: 0 LOB: 0 BB: 0 P: 3	R: 0 E: 0 K: 0 S: 4	H: 1 LOB: 1 BB: 0 P: 4	R: 0 E: 0 K: 0 S: 3	H: 0 LOB: 0 BB: 0 P: 3	R: 0 E: 0 K: 0 S: 3	H: 0 LOB: 1 BB: 1 P: 7

1B: 2	SF: 0
2B: 0	SAC: 0
3B: 0	DP: 1
HR: 0	HBP: 0

WP: 0	PA: 30
PB: 0	
SB: 0	
CS: 0	

AB	**29**
R	**0**
H	**2**
RBI	**0**
BB	**1**
SO	**0**
LOB	**9**

PITCHER	IP	WLS	BF	H	R	ER	SO	BB	IBB	HBP	BLK	WP	HR	S	P	ERA	WHIP
Paul Minner, L (1, 1) ERA: 3.31	9.0	W	30	2	0	0	0	1	0	0	0	0	0	29	33	0.00	0.333

PITCHER	IP	WLS	BF	H	R	ER	SO	BB	IBB	HBP	BLK	WP	HR	S	P	ERA	WHIP

Batter	1	2	3	4	5	6	7	8	9	10	11	AB	R	H	RBI	BB	SO	LOB
Hal Jeffcoat, R (1, 8) OBP: 0.333, SLG: 0.452	BBBB 4-0 S 2B BB		x 0-0 1-3 1B 2B		x 0-0 1B	x 0-0 ③ 5-3			x 0-0 ② F7		x 0-0 ③ P4	5	2	2	0	1	0	2
Dee Fondy, L (1, 3) Phil Cavarretta, L (11, 3) OBP: 0.445, SLG: 0.446	x 0-0 ① F7 1-2		x 0-0 ① 1-3 2-3		x 0-0 ① F7		x 0-0 ① F2		x 0-0 ③ F9			5 0	0 0	0 0	0 0	0 0	0 0	3 0
Frank Baumholtz, L (1, 7) OBP: 0.391, SLG: 0.435	x 0-0 ② P5		x 0-0 BB 3-H 1B		x 0-0 ② F8		x 0-0 ② F8			x 0-0 1-4 1B		5	0	2	1	0	0	2
Gene Hermanski, L (1, 9) OBP: 0.353, SLG: 0.371	x 0-0 1B 2-H 2B		x 0-0 ② P5		x 0-0 ③ 4-3		x 0-0 ③ F8			x 0-0 ① ② 1-4 1-2f		5	1	1	1	0	0	3
Smoky Burgess, L (1, 2) OBP: 0.376, SLG: 0.474	x 0-0 2-H 1B		BBBB 4-0 FC6-4 1-2 BB			x 0-0 HR 1B		x 0-0 ① P3		x 0-0 ③ F7		4	1	2	1	1	0	0
Randy Jackson, R (1, 5) OBP: 0.325, SLG: 0.455	x 0-0 ③ P4		x 0-0 ③ FC6-4 1-2f			x 0-0 1-H HR		x 0-0 2B			x 0-0 SH1-4 E 1B	5	2	3	2	0	0	3
Eddie Miksis, R (1, 4) OBP: 0.358, SLG: 0.387		x 0-0 ① 6-3		x 0-0 ① G3		x 0-0 SH1-4 S 1B		x 0-0 ② L8			x 0-0 ① SH1-4 1-2	4	0	1	0	0	0	1
Bob Ramazzotti, R (1, 6) OBP: 0.289, SLG: 0.333 Roy Smalley, R (11, PH) OBP: 0.389, SLG: 0.452 Jack Cusick, R (11, PR) OBP: 0.245, SLG: 0.248 (11, 6)		SSS 0-3 ② K		x 0-0 ② 4-3		x 0-0 ① SH1-4 1-3		x 0-0 ③ 6-3			x 0-0 E4 F8 2-H 2B	3 1 0	0 0 1	0 1 0	0 1 0	1 0 0	0 0 0	1 0 0
Turk Lown, R (1, 1) OBP: 0.211, SLG: 0.167 Bob Kelly, R (2, 1) OBP: 0.333, SLG: 0.333 Hank Sauer, R (6, PH) OBP: 0.313, SLG: 0.427 Dutch Leonard, R (6, 1)		x 0-0 ③ 6-3		SSS 0-3 ③ K		x 0-0 ② F9			x 0-0 ① 5-3		x 0-0 ② F8 3-H	1 1 1 2	0 0 0 0	0 0 0 0	0 0 0 1	0 1 0 0	0 0 0 0	0 0 1 0
Inning Stats	R: 2 E: 0 K: 0 S: 5 H: 2 LOB: 1 BB: 1 P: 9	R: 0 E: 0 K: 1 S: 5 H: 0 LOB: 0 BB: 0 P: 5	R: 1 E: 0 K: 0 S: 5 H: 2 LOB: 2 BB: 1 P: 9	R: 0 E: 0 K: 1 S: 5 H: 0 LOB: 0 BB: 0 P: 5	R: 0 E: 0 K: 0 S: 4 H: 1 LOB: 1 BB: 0 P: 4	R: 2 E: 0 K: 0 S: 6 H: 3 LOB: 1 BB: 0 P: 6	R: 0 E: 0 K: 0 S: 3 H: 0 LOB: 0 BB: 0 P: 3	R: 0 E: 0 K: 0 S: 4 H: 1 LOB: 1 BB: 0 P: 4	R: 0 E: 0 K: 0 S: 3 H: 0 LOB: 0 BB: 0 P: 3	R: 0 E: 0 K: 0 S: 3 H: 1 LOB: 0 BB: 0 P: 3	R: 2 E: 1 K: 0 S: 5 H: 2 LOB: 1 BB: 0 P: 5	1B: 7 2B: 5 3B: 0 HR: 1	SF: 0 SAC: 2 DP: 1 HBP: 0	WP: 0 PB: 0 SB: 2 CS: 0	PA: 46			

PITCHER		IP	WLS	BF	H	R	ER	SO	BB	IBB	HBP	BLK	WP	HR	S	P	ERA	WHIP
Howie Fox, R ERA: 3.76	(1, 1)	5.0		25	8	5	5	2	2	0	0	0	0	1	27	35	9.00	2.000
Ken Raffensberger, L ERA: 3.77	(6, 1)	6.0	L	21	4	2	1	0	0	0	0	0	0	0	21	21	1.50	0.667

PITCHER	IP	WLS	BF	H	R	ER	SO	BB	IBB	HBP	BLK	WP	HR	S	P	ERA	WHIP

Chicago Cubs @ Cincinnati Reds

Crosley Field, Cincinnati, OH

Sun Jul 01 1951, 3:38 AM EDT

Att. 18,408 - Unknown

TOP

livebaseballscorecards.com

AB	42
R	7
H	12
RBI	7
BB	2
SO	2
LOB	16

Chicago Cubs @ Cincinnati Reds

Crosley Field, Cincinnati, OH

Sun Jul 01 1951, 3:38 AM EDT

Att. 18,408 - Unknown

BOTTOM

livebaseballscorecards.com

Batter	1	2	3	4	5	6	7	8	9	10	11	AB	R	H	RBI	BB	SO	LOB
Lloyd Merriman, L (1, 8) (9, 7) OBP: 0.315, SLG: 0.375	P4	HR		G6-4-3 1-2f			S 1B			F9		5	1	2	2	0	0	1
Connie Ryan, R (1, 4) OBP: 0.396, SLG: 0.450	BBBB G3 1B BB BB	S 1B 1B			L9		F2 1-2			L5		4	2	1	0	1	0	1
Johnny Wyrostek, L (1, 9) OBP: 0.379, SLG: 0.397	BBBB G3 1-2 1B BB	1-H 1B			G4-6-3 1B		SSS K			1B		4	1	3	1	1	1	1
Ted Kluszewski, L (1, 3) OBP: 0.285, SLG: 0.368	G3 1-2 2-3	4-3			G4-6-3 1-2f			SSS K		4-3		5	0	0	0	0	1	5
Grady Hatton, L (1, 5) OBP: 0.343, SLG: 0.358	2-H 3-H 1B		CS 1B			P4		3-1			4-3	5	0	2	2	0	0	0
Barney McCosky, L (1, 7) OBP: 0.354, SLG: 0.440	6-3		F7 1-2			FC6-4 1B		CS 1B			SSS K	4	0	2	0	0	0	2
Bob Usher, R (8, PR) (9, 8) OBP: 0.269, SLG: 0.319												1	0	0	0	0	1	0
Bob Scheffing, R (1, 2) OBP: 0.346, SLG: 0.330		SSS F7	SSS K			F9		CS 1-2		F7	5-3	0	0	0	0	0	0	0
Bobby Adams, R (2, PH) OBP: 0.301, SLG: 0.335												1	0	0	0	0	0	0
Dixie Howell, R (3, 2) OBP: 0.250, SLG: 0.250												4	0	0	0	0	1	1
Roy McMillan, R (1, 6) OBP: 0.333, SLG: 0.338		BBBB SH1-4 HR BB		5-3		FC6-4 1-2f				6-3		3	1	0	0	1	0	1
Howie Fox, R (1, 1) OBP: 0.097, SLG: 0.100		SH1-4 1-2		BBBB G6-4-3 BB			3-1			P6		0	0	0	0	1	0	0
Ken Raffensberger, R (6, 1) OBP: 0.098, SLG: 0.051												2	0	0	0	0	0	0

	AB	38
	R	5
	H	10
	RBI	5
	BB	4
	SO	4
	LOB	12

Inning Stats																								
	R: 2	H: 1	R: 3	H: 3	R: 0	H: 1	R: 0	H: 0	R: 0	H: 1	R: 0	H: 1	R: 0	H: 1	R: 0	H: 1	R: 0	H: 0	R: 0	H: 1	R: 0	H: 0	1B: 9	SF: 0
	E: 0	LOB: 1	E: 0	LOB: 1	E: 0	LOB: 0	E: 0	LOB: 0	E: 0	LOB: 0	E: 0	LOB: 0	E: 0	LOB: 1	E: 0	LOB: 1	E: 0	LOB: 0	E: 0	LOB: 0	E: 0	LOB: 0	2B: 0	SAC: 1
	K: 0	BB: 2	K: 0	BB: 1	K: 1	BB: 0	K: 0	BB: 1	K: 0	BB: 0	K: 4	BB: 0	K: 1	BB: 0	K: 1	BB: 0	K: 0	BB: 0	K: 0	BB: 0	K: 1	BB: 0	3B: 0	DP: 2
	S: 4	P: 12	S: 6	P: 10	S: 5	P: 5	S: 2	P: 6	S: 3	P: 3	S: 4	P: 4	S: 6	P: 6	S: 5	P: 5	S: 3	P: 3	S: 4	P: 4	S: 5	P: 5	HR: 1	HBP: 0

WP: 0	PA: 44
PB: 0	
SB: 2	
CS: 2	

PITCHER		IP	WLS	BF	H	R	ER	SO	BB	IBB	HBP	BLK	WP	HR	S	P	ERA	WHIP
Turk Lown, R ERA: 5.13	(1, 1)	1.2		12	4	5	5	0	3	0	0	0	0	1	9	21	27.00	4.200
Bob Kelly, R ERA: 3.33	(2, 1)	3.1		10	2	0	0	1	1	0	0	0	0	0	11	15	0.00	0.900
Dutch Leonard, R ERA: 1.32	(6, 1)	6.0	W	21	4	0	0	3	0	0	0	0	0	0	27	27	0.00	0.667

PITCHER	IP	WLS	BF	H	R	ER	SO	BB	IBB	HBP	BLK	WP	HR	S	P	ERA	WHIP

St. Louis Cardinals @ Cincinnati Reds

Crosley Field, Cincinnati, OH

Mon Jul 02 1951, 3:33 AM EDT

Att. 12,501 - Unknown

livebaseballscorecards.com

Batter	1	2	3	4	5	6	7	8	9	AB	R	H	RBI	BB	SO	LOB
Peanuts Lowrey, R (1, 8) OBP: 0.396, SLG: 0.472	F8		4-3	F9		F8		E 1B BB		4	1	0	0	1	0	3
Red Schoendienst, S (1, 4) OBP: 0.345, SLG: 0.405	F8			F7	6-3		1B 2B	E7 1B 1B		5	2	2	1	0	0	0
Stan Musial, L (1, 3) OBP: 0.462, SLG: 0.663	4-3			BB E 1B BB	CS BB BB		1-3 SH3-4 1B	BB 1B		3	1	2	2	2	0	0
Wally Westlake, R (1, 7) OBP: 0.330, SLG: 0.512		K		E5 1B BB FC6-4	1B BB		SH3-4	F2		3	1	0	0	1	1	2
Enos Slaughter, L (1, 9) OBP: 0.389, SLG: 0.390		1B		FC6-4 1B 1B BB	1B		1-3 BB	FC6-4 BB		2	1	2	0	3	0	0
Billy Johnson, R (1, 5) OBP: 0.342, SLG: 0.392		F9		FC6-4 1B	F8		1-3	FC6-4		5	0	1	1	0	0	7
Del Rice, R (1, 2) OBP: 0.337, SLG: 0.358		F8		FC6-4 1B 1B		SH1-4 1B	F8		F7	5	1	1	1	0	0	5
Solly Hemus, L (1, 6) OBP: 0.325, SLG: 0.305			6-3	1B 1B		SH1-4		FC2-6 1B	F2	4	0	2	1	0	0	0
Max Lanier, R (1, 1) OBP: 0.136, SLG: 0.095			F8	1B		6-3		FC2-6 BB 1B	1-3	5	1	1	1	0	0	2

Inning Stats	1	2	3	4	5	6	7	8	9		
	R: 0 H: 0 E: 0 LOB: 0 K: 0 BB: 0 S: 3 P: 3	R: 0 H: 1 E: 0 LOB: 1 K: 1 BB: 0 S: 6 P: 6	R: 0 H: 0 E: 0 LOB: 0 K: 0 BB: 0 S: 3 P: 3	R: 4 H: 3 E: 1 LOB: 2 K: 0 BB: 2 S: 7 P: 15	R: 0 H: 1 E: 0 LOB: 2 K: 0 BB: 2 S: 3 P: 11	R: 0 H: 1 E: 0 LOB: 1 K: 0 BB: 0 S: 4 P: 4	R: 1 H: 2 E: 0 LOB: 2 K: 0 BB: 1 S: 5 P: 9	R: 3 H: 3 E: 1 LOB: 2 K: 0 BB: 2 S: 6 P: 14	R: 0 H: 0 E: 0 LOB: 0 K: 0 BB: 0 S: 3 P: 3	1B: 10 SF: 0 2B: 1 SAC: 2 3B: 0 DP: 0 HR: 0 HBP: 0	WP: 0 PA: 45 PB: 0 SB: 0 CS: 1

PITCHER		IP	WLS	BF	H	R	ER	SO	BB	IBB	HBP	BLK	WP	HR	S	P	ERA	WHIP
Harry Perkowski, L ERA: 2.56	(1, 1)	6.0	L	30	8	5	1	1	4	0	0	0	0	0	28	44	1.50	2.000
Herm Wehmeier, R ERA: 5.46	(7, 1)	1.0		4	0	0	0	0	1	0	0	0	0	0	3	7	0.00	1.000
Kent Peterson, L ERA: 4.7	(8, 1)	0.1		5	3	3	2	0	1	0	0	0	0	0	4	8	54.00	12.000
Bud Byerly, R ERA: 2.62	(8, 1)	1.2		6	0	0	0	0	1	0	0	0	0	0	5	9	0.00	0.600

PITCHER	IP	WLS	BF	H	R	ER	SO	BB	IBB	HBP	BLK	WP	HR	S	P	ERA	WHIP

BOTTOM

St. Louis Cardinals @ Cincinnati Reds

Crosley Field, Cincinnati, OH

Mon Jul 02 1951, 3:33 AM EDT

Att. 12,501 - Unknown

Batter	1	2	3	4	5	6	7	8	9	AB	R	H	RBI	BB	SO	LOB
Lloyd Merriman, L (1, 8) OBP: 0.306, SLG: 0.363	6-3		F8		F9			G3	3-1	5	0	0	0	0	0	4
Connie Ryan, R (1, 4) OBP: 0.393, SLG: 0.445	P3			1B 1B	K			F5		4	1	1	0	0	1	0
Johnny Wyrostek, L (1, 9) OBP: 0.378, SLG: 0.395	4-3			1B 1-2	1-3			F9		4	0	1	0	0	0	0
Joe Adcock, R (1, 7) OBP: 0.302, SLG: 0.471		6-3		1-2 2-H 1B	BB				F3	3	0	1	1	1	0	0
Grady Hatton, L (1, 5) OBP: 0.342, SLG: 0.356		3-1		F9	G3				1B 1B	4	1	1	0	0	0	3
Virgil Stallcup, R (1, 6) OBP: 0.281, SLG: 0.381		4-3		F8			4-0 FC4-6 BB		BB 1B 1-2	3	0	1	0	1	0	2
Ted Kluszewski, L (1, 3) OBP: 0.285, SLG: 0.370			4-3 2B	F9			FC4-6 1-2f		F4	4	0	1	0	0	0	5
Johnny Pramesa, R (1, 2) OBP: 0.221, SLG: 0.310 Bobby Adams, R (7, PH) OBP: 0.299, SLG: 0.333 Dixie Howell, R (8, 2) OBP: 0.308, SLG: 0.308			P5		K		F8		BB 1-2 2-H 1B	2 1 1	0 0 0	0 0 1	0 0 1	0 0 0	1 0 0	1 1 0
Harry Perkowski, L (1, 1) Herm Wehmeier, R (7, 1) OBP: 0.214, SLG: 0.214 Bob Usher, R (7, PH) OBP: 0.267, SLG: 0.317 Kent Peterson, R (8, 1) Bud Byerly, R (8, 1) Roy McMillan, R (9, PH) OBP: 0.342, SLG: 0.338			4-3 2-3		F6		P6		BB 1-2 2-3	2 0 1 0 0 0	0 0 0 0 0 0	0 0 0 0 0 0	0 0 0 0 0 1	0 0 0 0 0 0	0 0 0 0 0 0	1 0 1 0 0 0
Inning Stats	R: 0 H: 0 E: 0 LOB: 0 K: 0 BB: 0 S: 3 P: 3	R: 0 H: 0 E: 0 LOB: 0 K: 0 BB: 0 S: 3 P: 3	R: 0 H: 1 E: 0 LOB: 1 K: 0 BB: 0 S: 4 P: 4	R: 1 H: 3 E: 0 LOB: 2 K: 0 BB: 0 S: 6 P: 6	R: 0 H: 0 E: 0 LOB: 0 K: 1 BB: 0 S: 5 P: 5	R: 0 H: 0 E: 0 LOB: 1 K: 1 BB: 1 S: 5 P: 9	R: 0 H: 0 E: 0 LOB: 1 K: 0 BB: 1 S: 3 P: 7	R: 0 H: 0 E: 0 LOB: 0 K: 0 BB: 0 S: 3 P: 3	R: 1 H: 3 E: 0 LOB: 3 K: 0 BB: 1 S: 6 P: 10	1B: 6 SF: 0 2B: 1 SAC: 0 3B: 0 DP: 0 HR: 0 HBP: 0						WP: 0 PA: 37 PB: 0 SB: 0 CS: 0

livebaseballscorecards.com

AB	34
R	2
H	7
RBI	2
BB	3
SO	2
LOB	18

PITCHER		IP	WLS	BF	H	R	ER	SO	BB	IBB	HBP	BLK	WP	HR	S	P	ERA	WHIP
Max Lanier, L ERA: 3.5	(1, 1)	9.0	W	37	7	2	2	2	3	0	0	0	0	0	38	50	2.00	1.111

PITCHER	IP	WLS	BF	H	R	ER	SO	BB	IBB	HBP	BLK	WP	HR	S	P	ERA	WHIP

St. Louis Cardinals @ Cincinnati Reds

Crosley Field, Cincinnati, OH

Tue Jul 03 1951, 3:33 AM EDT

Att. 4,450 - Unknown

livebaseballscorecards.com

Batter	1	2	3	4	5	6	7	8	9	AB	R	H	RBI	BB	SO	LOB
Peanuts Lowrey, R (1, 8) OBP: 0.394, SLG: 0.468	F9		G6-4-3 1-2f		F2		1B			4	0	1	0	0	0	1
Red Schoendienst, S (1, 4) OBP: 0.343, SLG: 0.402	F9			5-3		HR 1B 1B	F9			4	1	1	0	0	0	1
Stan Musial, L (1, 3) OBP: 0.459, SLG: 0.660	F5			1B 2B		F3		4-3		4	1	1	0	0	0	1
Wally Westlake, R (1, 7) OBP: 0.332, SLG: 0.512		E6		S 2-H 1B		1-2 HR 1B		F8		4	1	2	1	0	0	0
Hal Rice, L (1, 9) OBP: 0.429, SLG: 0.200		F8		1-2 BB		F7		4-3		3	0	0	0	1	0	3
Billy Johnson, R (1, 5) OBP: 0.340, SLG: 0.403		F3		F4		1-H 2-H HR			4-3	4	1	1	3	0	0	3
Del Rice, R (1, 2) OBP: 0.330, SLG: 0.350		K		F7		F7			4-3	4	0	0	0	0	1	3
Solly Hemus, L (1, 6) OBP: 0.317, SLG: 0.297			6-3		F5		4-3		F7	4	0	0	0	0	0	0
Harry Brecheen, L (1, 1) OBP: 0.231, SLG: 0.423										2	0	1	0	0	0	0
Jack Crimian, R (6, 1)										0	0	0	0	0	0	0
Al Brazle, L (6, 1)			G6-4-3 1B		F9		1-3			1	0	0	0	0	0	0

Inning Stats	1	2	3	4	5	6	7	8	9		
	R: 0 H: 0 E: 0 LOB: 0 K: 0 BB: 0 S: 3 P: 3	R: 0 H: 0 E: 1 LOB: 1 K: 1 BB: 0 S: 6 P: 6	R: 0 H: 1 E: 0 LOB: 0 K: 0 BB: 0 S: 3 P: 3	R: 1 H: 2 E: 0 LOB: 2 K: 0 BB: 1 S: 5 P: 9	R: 0 H: 0 E: 0 LOB: 0 K: 0 BB: 0 S: 3 P: 3	R: 3 H: 3 E: 0 LOB: 0 K: 0 BB: 0 S: 6 P: 6	R: 0 H: 1 E: 0 LOB: 1 K: 0 BB: 0 S: 4 P: 4	R: 0 H: 0 E: 0 LOB: 0 K: 0 BB: 0 S: 3 P: 3	R: 0 H: 0 E: 0 LOB: 0 K: 0 BB: 0 S: 3 P: 3	1B: 5 SF: 0 2B: 1 SAC: 0 3B: 0 DP: 1 HR: 1 HBP: 0	WP: 0 PA: 35 PB: 0 SB: 1 CS: 0

PITCHER		IP	WLS	BF	H	R	ER	SO	BB	IBB	HBP	BLK	WP	HR	S	P	ERA	WHIP
Ken Raffensberger, L ERA: 3.88	(1, 1)	6.0	W	25	6	4	4	1	1	0	0	0	0	1	26	30	6.00	1.167
Howie Fox, R ERA: 3.64	(7, 1)	3.0	S	10	1	0	0	0	0	0	0	0	0	0	10	10	0.00	0.333

PITCHER	IP	WLS	BF	H	R	ER	SO	BB	IBB	HBP	BLK	WP	HR	S	P	ERA	WHIP

	AB	R	H	RBI	BB	SO	LOB
	4	0	1	0	0	0	1
	4	1	1	0	0	0	1
	4	1	1	0	0	0	1
	4	1	2	1	0	0	0
	3	0	0	0	1	0	3
	4	1	1	3	0	0	3
	4	0	0	0	0	1	3
	4	0	0	0	0	0	0
	2	0	1	0	0	0	0
	0	0	0	0	0	0	0
	1	0	0	0	0	0	0

AB	34
R	4
H	7
RBI	4
BB	1
SO	1
LOB	12

Batter	1	2	3	4	5	6	7	8	9	AB	R	H	RBI	BB	SO	LOB
Lloyd Merriman, L (1, 8) OBP: 0.309, SLG: 0.370	FC6-3 1B		F5			4-3 1-3		HR 2B 2-H		5	1	2	1	0	0	1
Connie Ryan, R (1, 4) OBP: 0.398, SLG: 0.480	FC6-3 1B 1-2		F9			BB 3B BB	HR	HR 2-H		4	3	2	3	1	0	1
Johnny Wyrostek, L (1, 9) OBP: 0.385, SLG: 0.400	1B 1-2			FC1-4 1B		F3	1B SH BB	1B		4	0	3	0	1	0	1
Joe Adcock, R (1, 7) OBP: 0.302, SLG: 0.466 Bob Usher, R (7, 7) OBP: 0.265, SLG: 0.314	F5			F2		3B BB 1-2	SH 1B 1-2	K		2 1	1 0	0 0	0 0	1 0	0 1	3 1
Grady Hatton, L (1, 5) OBP: 0.343, SLG: 0.366	F8			FC1-4 FC6-4 1-2f		1B 3B 1-H 2-H	G4-6-3 1B 1-2 2-3	4-3		5	1	2	2	0	0	4
Virgil Stallcup, R (1, 6) OBP: 0.280, SLG: 0.379		F2		FC6-4 1-2f		BB 1B 2B 1B 3-H	F6			4	1	1	1	0	0	4
Ted Kluszewski, L (1, 3) OBP: 0.284, SLG: 0.368		4-3		F9		BB 2B 1B 1-2	G4-6-3 1-2f			4	1	1	0	0	0	3
Dixie Howell, R (1, 2) OBP: 0.353, SLG: 0.313		4-3		G3		2B BB 1-2 2-3		SH1-4 1B 2B		3	2	1	0	1	0	0
Ken Raffensberger, R (1, 1) OBP: 0.093, SLG: 0.049 Barney McCosky, L (6, PH) OBP: 0.361, SLG: 0.461 Howie Fox, R (7, 1) OBP: 0.097, SLG: 0.100			K	6-3		2B 1-H 2-H 3-H		SH1-4 1-2		2 1 0	0 0 0	0 1 0	0 3 0	0 0 0	1 0 0	0 0 0
Inning Stats	R: 0 E: 0 K: 0 S: 5 H: 2 LOB: 2 BB: 0 P: 5	R: 0 E: 0 K: 0 S: 3 H: 0 LOB: 0 BB: 0 P: 3	R: 0 E: 0 K: 1 S: 5 H: 0 LOB: 0 BB: 0 P: 5	R: 0 E: 0 K: 0 S: 4 H: 1 LOB: 1 BB: 0 P: 4	R: 0 E: 0 K: 0 S: 3 H: 0 LOB: 0 BB: 0 P: 3	R: 6 E: 0 K: 0 S: 7 H: 4 LOB: 1 BB: 3 P: 19	R: 1 E: 1 K: 0 S: 5 H: 2 LOB: 2 BB: 1 P: 9	R: 3 E: 0 K: 1 S: 9 H: 4 LOB: 1 BB: 0 P: 9		1B: 8 2B: 2 3B: 1 HR: 2	SF: 0 SAC: 2 DP: 1 HBP: 0			WP: 0 PB: 0 SB: 0 CS: 0	PA: 41	

PITCHER		IP	WLS	BF	H	R	ER	SO	BB	IBB	HBP	BLK	WP	HR	S	P	ERA	WHIP
Harry Brecheen, L ERA: 2.92	(1, 1)	5.2	L	25	6	5	5	1	2	0	0	0	0	0	25	33	7.94	1.412
Jack Crimian, R ERA:	(6, 1)	0.0		2	1	1	1	0	1	0	0	0	0	0	1	5	∞	∞
Al Brazle, L ERA: 3.98	(6, 1)	2.1		14	6	4	4	1	1	0	0	0	0	2	15	19	15.43	3.000

PITCHER	IP	WLS	BF	H	R	ER	SO	BB	IBB	HBP	BLK	WP	HR	S	P	ERA	WHIP

BOTTOM

St. Louis Cardinals @ Cincinnati Reds

Crosley Field, Cincinnati, OH

Tue Jul 03 1951, 3:33 AM EDT

Att. 4,450 - Unknown

AB	35
R	10
H	13
RBI	10
BB	4
SO	2
LOB	18

livebaseballscorecards.com

Batter	1	2	3	4	5	6	7	8	9	AB	R	H	RBI	BB	SO	LOB
Lloyd Merriman, L (1, 8) OBP: 0.302, SLG: 0.361	S S S 0-3 ① K		x 0-0 ③ 4-3			x 0-0 ① 3-1		x 0-0 ② G3 1-2		4	0	0	0	0	1	1
Connie Ryan, R (1, 4) OBP: 0.395, SLG: 0.472	B B B B 4-0 5-3 PB BB			x 0-0 ① 5-3		x 0-0 ② F8		x 0-0 ③ FC6-5 2-3		3	0	0	0	1	0	1
Johnny Wyrostek, L (1, 9) OBP: 0.386, SLG: 0.401	x 0-0 ② ③ 5-3 1-3			x 0-0 E7 G3 1B		x 0-0 ③ G1			x 0-0 1B K 1B	4	0	2	0	0	0	1
Ted Kluszewski, L (1, 3) OBP: 0.280, SLG: 0.363		x 0-0 ① 4-1		x 0-0 ② G3 2-3			x 0-0 ① 4-3		x 0-0 ① F9	4	0	0	0	0	0	2
Grady Hatton, L (1, 5) OBP: 0.345, SLG: 0.373		x 0-0 ② F7		x 0-0 ③ 4-3			x 0-0 1B 2B		x 0-0 K 1-3 1B	4	0	2	0	0	0	1
Joe Adcock, R (1, 7) OBP: 0.301, SLG: 0.462		x 0-0 ③ 6-3			x 0-0 ① F5		x 0-0 G6-4-3 2-3 1B		S S S 0-3 ② ③ K 1-2 3-H	4	0	1	0	0	1	2
Virgil Stallcup, R (1, 6) OBP: 0.286, SLG: 0.398			x 0-0 HR		x 0-0 1B		x 0-0 ② ③ G6-4-3 1-2f			3	1	2	1	0	0	2
Dixie Howell, R (1, 2) OBP: 0.316, SLG: 0.278 Bobby Adams, R (8, PH) OBP: 0.298, SLG: 0.332 Bob Scheffing, R (8, 2) OBP: 0.346, SLG: 0.330			x 0-0 ① 5-3		x 0-0 ② F2			x 0-0 ① L6		2 1 0	0 0 0	0 0 0	0 0 0	0 0 0	0 0 0	1 0 0
Ewell Blackwell, R (1, 1) OBP: 0.395, SLG: 0.400 Herm Wehmeier, R (6, 1) OBP: 0.214, SLG: 0.214 Barney McCosky, L (8, PH) OBP: 0.369, SLG: 0.468 Bud Byerly, R (8, 1)			x 0-0 ② 6-3		x 0-0 ③ 6-3			x 0-0 FC6-5 G3 1B		2 0 1 0	0 0 0 0	0 0 1 0	0 0 0 0	0 0 0 0	0 0 0 0	1 0 0 0
Inning Stats	R: 0 E: 0 K: 1 S: 4 H: 0 LOB: 0 BB: 1 P: 8	R: 0 E: 0 K: 0 S: 3 H: 0 LOB: 0 BB: 0 P: 3	R: 1 E: 0 K: 0 S: 4 H: 1 LOB: 0 BB: 0 P: 4	R: 0 E: 1 K: 0 S: 4 H: 1 LOB: 1 BB: 0 P: 4	R: 0 E: 0 K: 0 S: 4 H: 1 LOB: 1 BB: 0 P: 4	R: 0 E: 0 K: 0 S: 3 H: 0 LOB: 0 BB: 0 P: 3	R: 0 E: 0 K: 0 S: 4 H: 2 LOB: 1 BB: 0 P: 4	R: 0 E: 0 K: 0 S: 4 H: 1 LOB: 1 BB: 0 P: 4	R: 0 E: 0 K: 1 S: 6 H: 2 LOB: 1 BB: 0 P: 6	1B: 6 2B: 1 3B: 0 HR: 1 SF: 0 SAC: 0 DP: 1 HBP: 0						

TOP

Cincinnati Reds @ Pittsburgh Pirates

Forbes Field, Pittsburgh, PA

Wed Jul 04 1951, 3:33 AM EDT

Cloudy - 78 F

livebaseballscorecards.com

AB	32
R	1
H	8
RBI	1
BB	1
SO	2
LOB	12

PITCHER		IP	WLS	BF	H	R	ER	SO	BB	IBB	HBP	BLK	WP	HR	S	P	ERA	WHIP
Bob Friend, R ERA: 3.42	(1, 1)	8.1	W	32	8	1	1	1	1	0	0	0	0	1	33	37	1.08	1.080
Ted Wilks, R ERA: 3.07	(9, 1)	0.2	S	1	0	0	0	1	0	0	0	0	0	0	3	3	0.00	0.000

PITCHER	IP	WLS	BF	H	R	ER	SO	BB	IBB	HBP	BLK	WP	HR	S	P	ERA	WHIP

BOTTOM

Cincinnati Reds @ Pittsburgh Pirates

Forbes Field, Pittsburgh, PA

Wed Jul 04 1951, 3:33 AM EDT

Cloudy - 78 F

livebaseballscorecards.com

Batter	1	2	3	4	5	6	7	8	9	AB	R	H	RBI	BB	SO	LOB
Pete Castiglione, R (1, 5) OBP: 0.341, SLG: 0.418	F5			6-3	1-3 2-3		1-H HR			4	1	1	2	0	0	1
Rocky Nelson, L (1, 3) OBP: 0.348, SLG: 0.417	6-3			WP 2B 1B	F5		F4			4	1	1	0	0	0	1
Gus Bell, L (1, 9) OBP: 0.330, SLG: 0.442	F8			F7		F2		K		4	0	0	0	0	1	1
Ralph Kiner, R (1, 7) OBP: 0.437, SLG: 0.585		6-3		BBBB 1-2 2B BB		BBBB BB		F8		2	1	0	0	2	0	0
Bill Howerton, L (1, 8) OBP: 0.394, SLG: 0.496		G4-6-3 1B		1-H 2-H 2B		SSS K		4-3		4	0	2	2	0	1	1
Joe Garagiola, L (1, 2) OBP: 0.293, SLG: 0.347		G4-6-3 1-2f		4-0 IBB		F9				2	0	0	0	1	0	2
Danny Murtaugh, R (1, 4) OBP: 0.246, SLG: 0.237			F9	F7			HR 1B			3	1	1	0	0	0	2
George Strickland, R (1, 6) OBP: 0.321, SLG: 0.327			SSS K		6-3		F2			3	0	0	0	0	1	1
Bob Friend, R (1, 1) OBP: 0.111, SLG: 0.118 Ted Wilks, R (9, 1)			SSS K		1-3 2B		SSS K			3 0	0 0	1 0	0 0	0 0	2 0	1 0
Inning Stats	R: 0 E: 0 K: 0 S: 3 H: 0 LOB: 0 BB: 0 P: 3	R: 0 E: 0 K: 0 S: 3 H: 1 LOB: 0 BB: 0 P: 3	R: 0 E: 0 K: 2 S: 7 H: 0 LOB: 0 BB: 0 P: 7	R: 2 E: 0 K: 0 S: 5 H: 2 LOB: 2 BB: 2 P: 13	R: 0 E: 0 K: 0 S: 4 H: 1 LOB: 1 BB: 0 P: 4	R: 0 E: 0 K: 1 S: 5 H: 0 LOB: 1 BB: 1 P: 9	R: 2 E: 0 K: 1 S: 7 H: 2 LOB: 0 BB: 0 P: 7	R: 0 E: 0 K: 1 S: 5 H: 0 LOB: 0 BB: 0 P: 5		1B: 3 2B: 2 3B: 0 HR: 1 SF: 0 SAC: 0 DP: 1 HBP: 0						

	AB	29
	R	4
	H	6
	RBI	4
	BB	3
	SO	5
	LOB	10

WP: 1 PA: 32
PB: 0
SB: 0
CS: 0

PITCHER		IP	WLS	BF	H	R	ER	SO	BB	IBB	HBP	BLK	WP	HR	S	P	ERA	WHIP
Ewell Blackwell, R ERA: 3.6	(1, 1)	5.0	L	20	4	2	2	2	1	1	0	0	1	0	22	30	3.60	1.000
Herm Wehmeier, R ERA: 5.58	(6, 1)	2.0		9	2	2	2	2	1	0	0	0	0	1	12	16	9.00	1.500
Bud Byerly, R ERA: 2.55	(8, 1)	1.0		3	0	0	0	1	0	0	0	0	0	0	5	5	0.00	0.000

PITCHER		IP	WLS	BF	H	R	ER	SO	BB	IBB	HBP	BLK	WP	HR	S	P	ERA	WHIP

Batter	1	2	3	4	5	6	7	8	9	AB	R	H	RBI	BB	SO	LOB
Bobby Adams, R (1, 5) OBP: 0.302, SLG: 0.340	SH1-3 1B 2B		F2 ①	FC6-4 ③ 1-2f		1-2 1B				4	1	2	0	0	0	2
Connie Ryan, R (1, 4) OBP: 0.397, SLG: 0.475	BBBB SH1-3 1B BB		F4 ②		1B G6-4-3 2B	F9 ②				3	2	1	0	1	0	2
Johnny Wyrostek, L (1, 9) OBP: 0.390, SLG: 0.404	SH1-3 ① 1-2 2-3		H FC6-4 HBP		G6-4-3 1B 2-3					1	0	1	0	0	0	0
Joe Adcock, R (1, 7) OBP: 0.301, SLG: 0.460 Lloyd Merriman, L (5, 7) OBP: 0.302, SLG: 0.361	2-H 3-H 1B		FC6-4 ③ 1-2f		①② G6-4-3 1-2f 3-H					3 0	0 0	1 0	2 0	0 0	0 0	2 0
Virgil Stallcup, R (1, 6) OBP: 0.286, SLG: 0.397 Roy McMillan, R (5, PR) (5, 6) OBP: 0.342, SLG: 0.338	F9 ②			F7 ①	1B 1B					3 0	0 0	1 0	0 0	0 0	0 0	1 0
Bob Usher, R (1, 8) OBP: 0.267, SLG: 0.315	L7 ③			5-3 ②	1-2 1B					3	0	1	0	0	0	1
Ted Kluszewski, L (1, 3) OBP: 0.281, SLG: 0.360		4-3 ①	BBBB 1B BB		F4 ③					2	1	0	0	1	0	2
Johnny Pramesa, R (1, 2) OBP: 0.230, SLG: 0.317		F6 ②		1B 1B 1-2		1B 1B				3	0	2	0	0	0	0
Willie Ramsdell, R (1, 1) OBP: 0.148, SLG: 0.115 Bud Byerly, R (3, 1) Sammy Meeks, R (4, PH) OBP: 0.200, SLG: 0.200 Eddie Erautt, R (4, 1) Kent Peterson, R (4, 1)		1-3 ③		FC6-4 1B 1-2 2-H		SSS K ①				1 0 1 0 1	0 0 0 0 0	0 0 1 0 0	0 0 1 0 1	0 0 0 0 0	0 0 0 0 1	0 0 0 0 1
Inning Stats	R: 2 E: 0 K: 0 S: 5 H: 2 LOB: 1 BB: 1 P: 9	R: 0 E: 0 K: 0 S: 3 H: 0 LOB: 0 BB: 0 P: 3	R: 0 E: 0 K: 0 S: 3 H: 0 LOB: 1 BB: 0 P: 4	R: 1 E: 0 K: 0 S: 5 H: 2 LOB: 2 BB: 1 P: 9	R: 1 E: 0 K: 0 S: 6 H: 4 LOB: 2 BB: 0 P: 6	R: 0 E: 0 K: 1 S: 6 H: 2 LOB: 2 BB: 0 P: 6				1B: 8 2B: 2 3B: 0 HR: 0 SF: 0 SAC: 1 DP: 1 HBP: 1						

Cincinnati Reds @ Pittsburgh Pirates

Forbes Field, Pittsburgh, PA

Wed Jul 04 1951, 3:38 AM EDT

Att. 16,061 - Cloudy

TOP

livebaseballscorecards.com

AB	25
R	4
H	10
RBI	3
BB	2
SO	1
LOB	11

WP: 0 PB: 0 SB: 0 CS: 0 PA: 29

PITCHER		IP	WLS	BF	H	R	ER	SO	BB	IBB	HBP	BLK	WP	HR	S	P	ERA	WHIP
Bill Werle, L ERA: 6.09	(1, 1)	5.2	W	29	10	4	4	1	2	0	1	0	0	0	28	37	6.35	2.118

PITCHER	IP	WLS	BF	H	R	ER	SO	BB	IBB	HBP	BLK	WP	HR	S	P	ERA	WHIP

BOTTOM

Cincinnati Reds @ Pittsburgh Pirates

Forbes Field, Pittsburgh, PA

Wed Jul 04 1951, 3:38 AM EDT

Att. 16,061 - Cloudy

livebaseballscorecards.com

Batter	1	2	3	4	5	6	7	8	9	AB	R	H	RBI	BB	SO	LOB
Pete Castiglione, R (1, 5) OBP: 0.342, SLG: 0.415	E5 FC5-4		E HR 1B F8	BBBB 1B 1B BB	E8 FC6 1-2 3-H					4	2	1	1	1	0	2
Jack Phillips, R (1, 3) OBP: 0.324, SLG: 0.294	F8 ①		SH HR 1-3 2-H	1B HR 1B 1B 1-3 2-H 1B	F7 ②					2	2	1	0	0	0	1
Rocky Nelson, L (4, PH) (5, 3) OBP: 0.350, SLG: 0.418										2	0	1	1	0	0	2
Gus Bell, L (1, 9) OBP: 0.334, SLG: 0.443	F4 ②		BBBB HR BB	1-3 HR 1B 1-3 3-H BB 1B	FC6 ③ 1-2f					4	2	2	1	1	0	3
Ralph Kiner, R (1, 7) OBP: 0.441, SLG: 0.609	FC5-4 ③ 1-2f		1-H 2-H 3-H HR	1-H 3-H HR 4-0 1-2 BB						3	2	2	7	1	0	1
Bill Howerton, L (1, 8) OBP: 0.390, SLG: 0.488		F8 ①	5-3 ①	HR 1B 0-3 K						4	1	1	0	0	1	3
Clyde McCullough, R (1, 2) OBP: 0.348, SLG: 0.380		1B	4-3 ②	1-H HR	BBBB 1B 1B FC4-6 BB					3	2	2	2	1	0	0
Monty Basgall, R (1, 4) OBP: 0.296, SLG: 0.270		F8 ②	1B 2B	1-3 1B 1B	FC4-6 1B E 1-2 1B					4	3	3	0	0	0	1
George Strickland, R (1, 6) OBP: 0.324, SLG: 0.330		F2 ③	2-H 2B 1B	F4 ①	FC4-6 1-2 2-3 1B					4	1	2	1	0	0	2
Bill Werle, L (1, 1) OBP: 0.300, SLG: 0.368			SH E 1B 1B 1-H 2B	1-3 ② 1-2	FC4-6 ① E 1-2f 2-3 3-H					4	1	2	2	0	0	3
Inning Stats	R: 0 E: 1 K: 0 S: 4 H: 0 LOB: 1 BB: 0 P: 4	R: 0 E: 0 K: 0 S: 4 H: 1 LOB: 1 BB: 0 P: 4	R: 7 E: 1 K: 0 S: 10 H: 6 LOB: 1 BB: 1 P: 14	R: 7 E: 0 K: 1 S: 13 H: 8 LOB: 3 BB: 2 P: 21	R: 2 E: 1 K: 0 S: 6 H: 2 LOB: 2 BB: 1 P: 10					1B: 12 2B: 2 3B: 0 HR: 3 SF: 0 SAC: 1 DP: 0 HBP: 0						

	AB	34
	R	16
	H	17
	RBI	15
	BB	4
	SO	1
	LOB	18

WP: 0 PB: 0 SB: 0 CS: 0 PA: 39

PITCHER		IP	WLS	BF	H	R	ER	SO	BB	IBB	HBP	BLK	WP	HR	S	P	ERA	WHIP
Willie Ramsdell, R ERA: 4.34	(1, 1)	2.2	L	16	5	6	5	0	1	0	0	0	0	1	15	19	16.88	2.250
Bud Byerly, R ERA: 2.78	(3, 1)	0.1		3	2	1	1	0	0	0	0	0	0	0	3	3	27.00	6.000
Eddie Erautt, R ERA: 8.31	(4, 1)	0.0		6	6	6	6	0	0	0	0	0	0	2	6	6	∞	∞
Kent Peterson, L ERA: 6.52	(4, 1)	2.0		14	4	3	3	1	3	0	0	0	0	0	13	25	13.50	3.500

PITCHER	IP	WLS	BF	H	R	ER	SO	BB	IBB	HBP	BLK	WP	HR	S	P	ERA	WHIP

Cincinnati Reds @ Pittsburgh Pirates

Forbes Field, Pittsburgh, PA

Thu Jul 05 1951, 3:33 AM EDT

Att. 2,212 - Unknown

TOP

livebaseballscorecards.com

Batter	1	2	3	4	5	6	7	8	9	AB	R	H	RBI	BB	SO	LOB
Lloyd Merriman, L (1, 8) OBP: 0.301, SLG: 0.376	F9		F9		1-H HR		F9			4	1	1	2	0	0	2
Connie Ryan, R (1, 4) OBP: 0.395, SLG: 0.468	5-3		F2		BBBB 4-0 CS BB		E4 1-3			3	0	0	0	1	0	2
Johnny Wyrostek, L (1, 9) OBP: 0.395, SLG: 0.410	2B			BBBB 4-0 G6-4-3 BB	1-2 CS	G5-4-3 1B	F7			3	0	2	0	1	0	2
Joe Adcock, R (1, 7) Bob Usher, R (6, 7) OBP: 0.272, SLG: 0.315	F8			1-2f G6-4-3		1-2f G5-4-3		BBBB 4-0 G5-3-6 BB		3 0	0 0	0 0	0 0	0 1	0 0	3 0
Grady Hatton, L (1, 5) OBP: 0.344, SLG: 0.368		F8		BBBB 4-0 BB		F9		SSS 0-3 K		3	0	0	0	1	1	1
Virgil Stallcup, R (1, 6) OBP: 0.286, SLG: 0.404		SSS 0-3 K		F6			F9 3B	G5-3-6 1-2f		4	1	1	0	0	1	2
Ted Kluszewski, L (1, 3) OBP: 0.277, SLG: 0.355		F8			G3		F9 3-H		SSS 0-3 K	4	0	0	1	0	1	0
Dixie Howell, R (1, 2) OBP: 0.391, SLG: 0.500			SH1-4 1B		HR 1B		HR		SSS 0-3 K	4	2	3	1	0	1	0
Howie Fox, R (1, 1) OBP: 0.118, SLG: 0.094			1-2 SH1-4		F2		BBBB 4-0 E BB		0-0 5-3	2	0	0	0	1	0	1

	AB	30
	R	4
	H	7
	RBI	4
	BB	5
	SO	4
	LOB	13

Inning Stats	1	2	3	4	5	6	7	8	9
	R: 0 E: 0 K: 0 S: 4 H: 1 LOB: 1 BB: 0 P: 4	R: 0 E: 0 K: 1 S: 5 H: 0 LOB: 0 BB: 0 P: 5	R: 0 E: 0 K: 0 S: 4 H: 1 LOB: 1 BB: 0 P: 4	R: 0 E: 0 K: 0 S: 2 H: 0 LOB: 1 BB: 2 P: 10	R: 2 E: 0 K: 0 S: 4 H: 2 LOB: 0 BB: 1 P: 8	R: 0 E: 0 K: 0 S: 3 H: 1 LOB: 0 BB: 0 P: 3	R: 2 E: 1 K: 0 S: 6 H: 2 LOB: 2 BB: 1 P: 10	R: 0 E: 0 K: 1 S: 4 H: 0 LOB: 0 BB: 1 P: 8	R: 0 E: 0 K: 2 S: 7 H: 0 LOB: 0 BB: 0 P: 7

1B: 3 SF: 0 WP: 0 PA: 37
2B: 1 SAC: 1 PB: 0
3B: 1 DP: 3 SB: 0
HR: 2 HBP: 0 CS: 1

PITCHER		IP	WLS	BF	H	R	ER	SO	BB	IBB	HBP	BLK	WP	HR	S	P	ERA	WHIP
Howie Pollet, L ERA: 3.98	(1, 1)	8.0	L	33	7	4	4	2	5	0	0	0	0	2	32	52	4.50	1.500
Mel Queen, R ERA: 5.66	(9, 1)	1.0		3	0	0	0	2	0	0	0	0	0	0	7	7	0.00	0.000

PITCHER	IP	WLS	BF	H	R	ER	SO	BB	IBB	HBP	BLK	WP	HR	S	P	ERA	WHIP

Batter	1	2	3	4	5	6	7	8	9	AB	R	H	RBI	BB	SO	LOB
Pete Castiglione, R (1, 5) OBP: 0.341, SLG: 0.411	G3		6-3		4-3			1B		4	0	1	0	0	0	0
Rocky Nelson, L (1, 3) OBP: 0.339, SLG: 0.404	1-3		F7			F9		F9		4	0	0	0	0	0	1
George Metkovich, L (1, 7) OBP: 0.326, SLG: 0.400	2B			3-1		G3		1-2 1B		4	0	2	0	0	0	0
Gus Bell, L (1, 9) OBP: 0.330, SLG: 0.436	P5			3-1		L9		F7		4	0	0	0	0	0	3
Bill Howerton, L (1, 8) OBP: 0.393, SLG: 0.496		6-3		2B			BB 1B		4-3	4	0	2	0	0	0	0
Joe Garagiola, L (1, 2) OBP: 0.307, SLG: 0.350		F7		IBB			B B B B 4-0 G6-4-3 1-2 BB		1B	2	0	1	0	2	0	0
Monty Basgall, R (1, 4) OBP: 0.301, SLG: 0.277 Pete Reiser, L (7, PH) OBP: 0.383, SLG: 0.386 Danny Murtaugh, R (8, 4) OBP: 0.244, SLG: 0.235		1B		F3			S S S 0-3 K		S S S 0-3 K	2	0	1	0	0	0	2
										1	0	0	0	0	1	2
										1	0	0	0	0	1	1
George Strickland, R (1, 6) OBP: 0.318, SLG: 0.324		S S S 0-3 K			S S S 0-3 K		G6-4-3 1-2f		F7	4	0	0	0	0	2	4
Howie Pollet, L (1, 1) OBP: 0.350, SLG: 0.133 Jack Phillips, R (8, PH) OBP: 0.316, SLG: 0.286 Mel Queen, R (9, 1) OBP: 0.091, SLG: 0.091			S S S 0-3 K		6-3			6-3		2	0	0	0	0	1	0
										1	0	0	0	0	0	0
										0	0	0	0	0	0	0
Inning Stats	R: 0 H: 1 E: 0 LOB: 1 K: 0 BB: 0 S: 4 P: 4	R: 0 H: 1 E: 0 LOB: 1 K: 1 BB: 0 S: 6 P: 6	R: 0 H: 0 E: 0 LOB: 0 K: 1 BB: 0 S: 5 P: 5	R: 0 H: 1 E: 0 LOB: 2 K: 0 BB: 1 S: 4 P: 8	R: 0 H: 0 E: 0 LOB: 0 K: 1 BB: 0 S: 5 P: 5	R: 0 H: 0 E: 0 LOB: 0 K: 0 BB: 0 S: 3 P: 3	R: 0 H: 1 E: 0 LOB: 1 K: 1 BB: 1 S: 5 P: 9	R: 0 H: 2 E: 0 LOB: 2 K: 0 BB: 0 S: 5 P: 5	R: 0 H: 1 E: 0 LOB: 1 K: 1 BB: 0 S: 6 P: 6	1B: 5 SF: 0 2B: 2 SAC: 0 3B: 0 DP: 1 HR: 0 HBP: 0							

PITCHER	IP	WLS	BF	H	R	ER	SO	BB	IBB	HBP	BLK	WP	HR	S	P	ERA	WHIP
Howie Fox, R (1, 1) ERA: 3.33	9.0	W	35	7	0	0	5	1	1	0	0	0	0	43	51	0.00	0.889

PITCHER	IP	WLS	BF	H	R	ER	SO	BB	IBB	HBP	BLK	WP	HR	S	P	ERA	WHIP

BOTTOM

Cincinnati Reds @ Pittsburgh Pirates

Forbes Field, Pittsburgh, PA

Thu Jul 05 1951, 3:33 AM EDT

Att. 2,212 - Unknown

livebaseballscorecards.com

AB	33
R	0
H	7
RBI	0
BB	2
SO	5
LOB	13

1B: 5 SF: 0
2B: 2 SAC: 0
3B: 0 DP: 1
HR: 0 HBP: 0

WP: 0 PA: 35
PB: 0
SB: 0
CS: 0

Batter	1	2	3	4	5	6	7	8	9	AB	R	H	RBI	BB	SO	LOB
Lloyd Merriman, L (1, 8) OBP: 0.304, SLG: 0.377	S S S 0-3 ① K		x 0-0 ③ S 1B		S S S 0-3 ③ K		x 0-0 2-H 1B		x 0-0 ③ 4-3 2-3	5	0	2	1	0	2	1
Connie Ryan, R (1, 4) OBP: 0.396, SLG: 0.466	B B B B 4-0 S 1-3 BB		x 0-0 ② L8			x 0-0 2B 2B 1B	S S S 0-3 ③ K			3	1	1	0	1	1	2
Johnny Wyrostek, L (1, 9) OBP: 0.396, SLG: 0.413	x 0-0 ② 1-3 1-2		B B B B 4-0 1-2 BB			x 0-0 1-3 2B 2B		x 0-0 ① F9		3	1	1	0	1	0	1
Joe Adcock, R (1, 7) OBP: 0.298, SLG: 0.456 Bob Usher, R (6, PR) (6, 7) OBP: 0.276, SLG: 0.315	x 0-0 ③ 5-3 2-3		x 0-0 ③ 1-3			x 0-0 6-3 8-2 2-H 3-H 2B		B B B B 4-0 E S F7 BB		3 0	0 1	1 0	2 0	0 1	0 0	3 0
Grady Hatton, L (1, 5) OBP: 0.338, SLG: 0.362		x 0-0 ① G3		x 0-0 ① F8		x 0-0 ① 6-3 2-3		x 0-0 ② F7 1-H		4	0	0	1	0	0	1
Virgil Stallcup, R (1, 6) OBP: 0.280, SLG: 0.396		x 0-0 ② F7		x 0-0 ② 1-3		x 0-0 ② ③ 8-2 3-Hf		x 0-0 ③ P6		4	0	0	0	0	0	2
Ted Kluszewski, L (1, 3) OBP: 0.280, SLG: 0.360		x 0-0 1B		x 0-0 ③ 6-3			S S S 0-3 ① K		x 0-0 WP 2B	4	0	2	0	0	1	0
Dixie Howell, R (1, 2) OBP: 0.370, SLG: 0.462		x 0-0 ③ L6			x 0-0 ① 6-3		x 0-0 SH1-4 1B 1B		x 0-0 ① F8	4	1	1	0	0	0	2
Harry Perkowski, L (1, 1) Frank Smith, R (9, 1) Ken Raffensberger, R (9, 1) OBP: 0.093, SLG: 0.049			x 0-0 ① 1-3		x 0-0 ② F8		x 0-0 ② SH1-4 1-2		S S S 0-3 ② K	3 0 0	0 0 0	0 0 0	0 0 0	0 0 0	1 0 0	1 0 0
Inning Stats	R: 0 E: 0 K: 1 S: 5 H: 0 LOB: 1 BB: 1 P: 9	R: 0 E: 0 K: 0 S: 4 H: 1 LOB: 1 BB: 0 P: 4	R: 0 E: 0 K: 0 S: 4 H: 1 LOB: 2 BB: 1 P: 8	R: 0 E: 0 K: 0 S: 3 H: 0 LOB: 0 BB: 0 P: 3	R: 0 E: 0 K: 1 S: 5 H: 0 LOB: 0 BB: 0 P: 5	R: 2 E: 0 K: 0 S: 5 H: 3 LOB: 1 BB: 0 P: 5	R: 1 E: 0 K: 2 S: 9 H: 2 LOB: 1 BB: 0 P: 9	R: 1 E: 0 K: 0 S: 3 H: 0 LOB: 0 BB: 1 P: 7	R: 0 E: 0 K: 1 S: 6 H: 1 LOB: 1 BB: 0 P: 6	1B: 5 2B: 4 3B: 0 HR: 0	SF: 0 SAC: 1 DP: 1 HBP: 0						

PITCHER	IP	WLS	BF	H	R	ER	SO	BB	IBB	HBP	BLK	WP	HR	S	P	ERA	WHIP
Paul Minner, L (1, 1) ERA: 3.28	9.0	L	37	8	4	3	5	3	0	0	0	1	0	44	56	3.00	1.222

PITCHER	IP	WLS	BF	H	R	ER	SO	BB	IBB	HBP	BLK	WP	HR	S	P	ERA	WHIP

TOP

Cincinnati Reds @ Chicago Cubs

Wrigley Field, Chicago, IL

Fri Jul 06 1951, 3:33 AM CDT

Att. 7,460 - Unknown

livebaseballscorecards.com

AB	33
R	4
H	8
RBI	4
BB	3
SO	5
LOB	13

1B: 5	SF: 0	WP: 1	PA: 37
2B: 4	SAC: 1	PB: 0	
3B: 0	DP: 1	SB: 3	
HR: 0	HBP: 0	CS: 0	

Batter	1	2	3	4	5	6	7	8	9	AB	R	H	RBI	BB	SO	LOB
Hal Jeffcoat, R (1, 8) OBP: 0.306, SLG: 0.391	1-3		5-3 1-2		K			BB FC4-6	1B 1-3 2-H	3	0	0	0	1	1	2
Smoky Burgess, L (9, PH) OBP: 0.351, SLG: 0.437										1	0	1	1	0	0	0
Bob Ramazzotti, R (9, PR) OBP: 0.289, SLG: 0.333										0	0	0	0	0	0	0
Frank Baumholtz, L (1, 7) OBP: 0.378, SLG: 0.421	L7		K		1B 2-3			FC4-6 F8 1B 1-2f	P5	5	0	1	0	0	1	4
Chuck Connors, L (1, 3) OBP: 0.750, SLG: 1.000	BB			L4-6 2B	F9			1B 1-2		3	0	2	0	1	0	2
Bruce Edwards, R (1, 2) OBP: 0.340, SLG: 0.448	5-3			L4-6 2-3		5-3		F8 2-3		4	0	0	0	0	0	4
Randy Jackson, R (1, 5) OBP: 0.327, SLG: 0.450		F7		BB FC6-4		F9		6-3		3	0	0	0	1	0	2
Roy Smalley, R (1, 6) OBP: 0.389, SLG: 0.447		5-3		FC6-4 1-2f		1B			FC4-6 1B	4	0	2	0	0	0	1
Jack Cusick, R (9, PR) OBP: 0.245, SLG: 0.248										0	0	0	0	0	0	0
Bob Borkowski, R (1, 9) OBP: 0.211, SLG: 0.192		F9			1-3		6-3		FC4-6 1B 1-2f 1B	4	1	0	0	0	0	1
Eddie Miksis, R (1, 4) OBP: 0.326, SLG: 0.358			L5		E S 2B 1B		F8		1B 1-2 1B	4	1	2	0	0	0	0
Paul Minner, L (1, 1) OBP: 0.306, SLG: 0.412			5-3 1B		1B 1-H 2B		P6		P4	3	0	2	1	0	0	0
Hank Sauer, R (9, PH) OBP: 0.308, SLG: 0.418										1	0	0	0	0	0	2
Inning Stats	R: 0 H: 0 E: 0 LOB: 1 K: 0 BB: 1 S: 3 P: 7	R: 0 H: 0 E: 0 LOB: 0 K: 0 BB: 0 S: 3 P: 3	R: 0 H: 1 E: 0 LOB: 1 K: 1 BB: 0 S: 6 P: 6	R: 0 H: 1 E: 0 LOB: 1 K: 0 BB: 1 S: 3 P: 7	R: 1 H: 3 E: 0 LOB: 2 K: 1 BB: 0 S: 8 P: 8	R: 0 H: 1 E: 0 LOB: 1 K: 0 BB: 0 S: 3 P: 3	R: 0 H: 1 E: 0 LOB: 0 K: 0 BB: 0 S: 3 P: 3	R: 0 H: 1 E: 0 LOB: 2 K: 0 BB: 1 S: 4 P: 8	R: 1 H: 3 E: 0 LOB: 2 K: 0 BB: 0 S: 6 P: 6	1B: 8 SF: 0 2B: 3 SAC: 0 3B: 0 DP: 1 HR: 0 HBP: 0						

PITCHER	IP	WLS	BF	H	R	ER	SO	BB	IBB	HBP	BLK	WP	HR	S	P	ERA	WHIP
Harry Perkowski, L (1, 1) ERA: 2.51	8.1	W	35	9	2	2	2	3	0	0	0	0	0	36	48	2.16	1.440
Frank Smith, R (9, 1) ERA: 1.63	0.1		2	1	0	0	0	0	0	0	0	0	0	2	2	0.00	3.000
Ken Raffensberger, L (9, 1) ERA: 3.87	0.1	S	1	0	0	0	0	0	0	0	0	0	0	1	1	0.00	0.000

PITCHER	IP	WLS	BF	H	R	ER	SO	BB	IBB	HBP	BLK	WP	HR	S	P	ERA	WHIP

BOTTOM

Cincinnati Reds @ Chicago Cubs

Wrigley Field, Chicago, IL

Fri Jul 06 1951, 3:33 AM CDT

Att. 7,460 - Unknown

livebaseballscorecards.com

AB	35
R	2
H	10
RBI	2
BB	3
SO	2
LOB	18

Batter	1	2	3	4	5	6	7	8	9	AB	R	H	RBI	BB	SO	LOB
Lloyd Merriman, L (1, 8) OBP: 0.306, SLG: 0.374	S S S 0-3 ① K		S S S 0-3 ③ K		x 0-0 ② 4-3 3-H	B B B 4-0 BB		x 0-0 G1-6-3 1-2 1B		4	0	1	1	1	2	0
Connie Ryan, R (1, 4) OBP: 0.392, SLG: 0.464	x 0-0 ② 5-3			x 0-0 ① 5-3	x 0-0 2B 2B	S S S 0-3 ③ K		x 0-0 ①② G1-6-3 1-2f 2-3		5	1	1	0	0	1	4
Johnny Wyrostek, L (1, 9) OBP: 0.399, SLG: 0.427	x 0-0 ③ 6-3			x 0-0 1B 3B	x 0-0 2-H 2B		x 0-0 1B 1B 1B	x 0-0 ③ 5-3		5	2	3	1	0	0	1
Ted Kluszewski, L (1, 3) OBP: 0.282, SLG: 0.361		x 0-0 ① 1-3		x 0-0 1B 3-H 1B	x 0-0 ③ G3		x 0-0 1B 1-2 F8 1B		x 0-0 ① 1-3	5	2	2	1	0	0	1
Grady Hatton, L (1, 5) OBP: 0.340, SLG: 0.363		x 0-0 1B		x 0-0 ② F9		x 0-0 S FC1 E 1B	x 0-0 ① F2		x 0-0 ② F8	5	1	2	0	0	0	3
Joe Adcock, R (1, 7) OBP: 0.298, SLG: 0.455 Bob Usher, R (6, 7) OBP: 0.279, SLG: 0.317		x 0-0 ② P2		x 0-0 1B 1-2 1B		x 0-0 FC1 S 1-2 2B	x 0-0 1-3 2-H 1B		x 0-0 ③ 6-3	3 2	1 0	1 1	0 1	0 0	0 0	2 0
Virgil Stallcup, R (1, 6) OBP: 0.280, SLG: 0.394		x 0-0 ③ P5		x 0-0 ③ 1-3 2-H 1B		x 0-0 ① F8	x 0-0 ② F8 3-H			4	0	1	2	0	0	4
Dixie Howell, R (1, 2) OBP: 0.355, SLG: 0.467			x 0-0 ① 6-3		x 0-0 WP 4-3 2B	S S S 0-3 ② K 1-3 2-H	S S S 0-3 ③ K			4	1	1	0	0	2	2
Ewell Blackwell, R (1, 1) OBP: 0.404, SLG: 0.432 Frank Smith, R (8, 1)			x 0-0 ② F3		S S S 0-3 ① K 2-3	x 0-0 3-H 2B		x 0-0 G1-6-3 1B 1B		4 0	0 0	2 0	1 0	0 0	1 0	1 0
Inning Stats	R: 0 E: 0 K: 1 S: 5 H: 0 LOB: 0 BB: 0 P: 5	R: 0 E: 0 K: 0 S: 4 H: 1 LOB: 1 BB: 0 P: 4	R: 0 E: 0 K: 1 S: 5 H: 0 LOB: 0 BB: 0 P: 5	R: 2 E: 0 K: 0 S: 6 H: 4 LOB: 2 BB: 0 P: 6	R: 2 E: 0 K: 1 S: 8 H: 3 LOB: 1 BB: 0 P: 8	R: 2 E: 1 K: 2 S: 10 H: 2 LOB: 2 BB: 1 P: 14	R: 2 E: 0 K: 1 S: 8 H: 3 LOB: 1 BB: 0 P: 8	R: 0 E: 0 K: 0 S: 4 H: 2 LOB: 1 BB: 0 P: 4	R: 0 E: 0 K: 0 S: 3 H: 0 LOB: 0 BB: 0 P: 3	1B: 10 2B: 4 3B: 1 HR: 0 SF: 0 SAC: 0 DP: 1 HBP: 0						

TOP

Cincinnati Reds @ Chicago Cubs

Wrigley Field, Chicago, IL

Sat Jul 07 1951, 3:33 AM CDT

Att. 11,626 - Unknown

livebaseballscorecards.com

AB	41
R	8
H	15
RBI	7
BB	1
SO	6
LOB	18

WP: 1 PA: 42
PB: 0
SB: 3
CS: 0

PITCHER		IP	WLS	BF	H	R	ER	SO	BB	IBB	HBP	BLK	WP	HR	S	P	ERA	WHIP
Dutch Leonard, R ERA: 2.09	(1, 1)	4.2	L	21	8	4	4	3	0	0	0	0	1	0	27	27	7.71	1.714
Johnny Klippstein, R ERA: 4.42	(5, 1)	1.2		12	5	4	4	2	1	0	0	0	0	0	15	19	21.60	3.600
Bob Kelly, R ERA: 3.94	(7, 1)	0.2		2	0	0	0	1	0	0	0	0	0	0	4	4	0.00	0.000
Cal McLish, R ERA: 5.44	(8, 1)	2.0		7	2	0	0	0	0	0	0	0	0	0	7	7	0.00	1.000

PITCHER		IP	WLS	BF	H	R	ER	SO	BB	IBB	HBP	BLK	WP	HR	S	P	ERA	WHIP

Cincinnati Reds @ Chicago Cubs

Wrigley Field, Chicago, IL

Sat Jul 07 1951, 3:33 AM CDT

Att. 11,626 - Unknown

livebaseballscorecards.com

BOTTOM

Batter	1	2	3	4	5	6	7	8	9	AB	R	H	RBI	BB	SO	LOB
Hal Jeffcoat, R (1, 8) OBP: 0.320, SLG: 0.412	3-3 1B		FC5-6 1B		F7		2-H 3-H 2B		F8 ①	5	0	3	2	0	0	2
Frank Baumholtz, L (1, 7) OBP: 0.371, SLG: 0.413	8-3 ①② 1-2f		FC5-6 ① S 1-2f		P4 ③		P2 ③		L6 ②	5	0	0	0	0	0	5
Chuck Connors, L (1, 3) OBP: 0.667, SLG: 0.714	6-3 ③		SSS K ② 1-2			G6-4-3 1B		BB 1B	BBBB 1-2 2-3 BB	4	0	2	0	1	1	1
Gene Hermanski, L (1, 9) OBP: 0.347, SLG: 0.356 Jack Cusick, R (9, PR) OBP: 0.245, SLG: 0.248		PB HR 1B	6-3 ③			F8 ①		BBBB 1-2 BB	FC5-4 1-2 2-H 3-H 1B	4 0	1 0	2 0	2 0	1 0	0 0	2 0
Randy Jackson, R (1, 5) OBP: 0.328, SLG: 0.459		1-H HR		BBBB BLK BB		G6-4-3 ②③ 1-2f		L7 ①	FC5-4 ③ 1-2f	4	1	1	2	1	0	5
Bruce Edwards, R (1, 2) OBP: 0.327, SLG: 0.429		4-3 ①		F4 ①			6-3 ①	F8 ②		4	0	0	0	0	0	3
Roy Smalley, R (1, 6) OBP: 0.379, SLG: 0.420		BBBB BB		SSS K ②			SSS K ②	P2 ③		3	0	0	0	1	2	3
Eddie Miksis, R (1, 4) OBP: 0.333, SLG: 0.365		F3 ②		6-3 ③ 1-2			2B 2B 1B		BB 1B 1B 1B	4	2	2	0	0	0	2
Dutch Leonard, R (1, 1) Johnny Klippstein, R (5, 1) OBP: 0.136, SLG: 0.136 Bob Kelly, R (7, 1) OBP: 0.500, SLG: 0.500 Phil Cavarretta, L (7, PH) OBP: 0.437, SLG: 0.443 Cal McLish, S (8, 1) OBP: 0.100, SLG: 0.100 Hank Sauer, R (9, PH) OBP: 0.311, SLG: 0.421		4-3 ③			F2 ①		1-3 2B 2B		BB 1-2 1B 1B	1 1 0 1 0 1	0 0 0 1 0 1	0 0 0 1 0 1	0 0 0 0 0 0	0 0 0 0 0 0	0 0 0 0 0 0	1 0 0 0 0 0
Inning Stats	R: 0 E: 0 K: 0 S: 3 H: 1 LOB: 0 BB: 0 P: 3	R: 2 E: 0 K: 0 S: 5 H: 2 LOB: 1 BB: 1 P: 9	R: 0 E: 0 K: 1 S: 6 H: 1 LOB: 1 BB: 0 P: 6	R: 0 E: 0 K: 1 S: 5 H: 0 LOB: 1 BB: 1 P: 9	R: 0 E: 0 K: 0 S: 3 H: 0 LOB: 0 BB: 0 P: 3	R: 0 E: 0 K: 0 S: 3 H: 1 LOB: 0 BB: 0 P: 3	R: 2 E: 0 K: 1 S: 8 H: 3 LOB: 1 BB: 0 P: 8	R: 0 E: 0 K: 0 S: 4 H: 1 LOB: 2 BB: 1 P: 8	R: 2 E: 0 K: 0 S: 6 H: 3 LOB: 2 BB: 1 P: 10	1B: 9 2B: 3 3B: 0 HR: 1	SF: 0 SAC: 0 DP: 2 HBP: 0						

	AB	37
	R	6
	H	12
	RBI	6
	BB	4
	SO	3
	LOB	24

WP: 0 PB: 1 SB: 1 CS: 0 PA: 41

PITCHER		IP	WLS	BF	H	R	ER	SO	BB	IBB	HBP	BLK	WP	HR	S	P	ERA	WHIP
Ewell Blackwell, R ERA: 3.69	(1, 1)	7.0	W	31	9	4	4	3	3	0	0	1	0	1	34	46	5.14	1.714
Frank Smith, R ERA: 1.99	(8, 1)	2.0	S	10	3	2	2	0	1	0	0	0	0	0	9	13	9.00	2.000

PITCHER	IP	WLS	BF	H	R	ER	SO	BB	IBB	HBP	BLK	WP	HR	S	P	ERA	WHIP

Batter	1	2	3	4	5	6	7	8	9	AB	R	H	RBI	BB	SO	LOB
Lloyd Merriman, L (1, 8) OBP: 0.300, SLG: 0.366	F3		F5		G3		4-3			4	0	0	0	0	0	1
Connie Ryan, R (1, 4) OBP: 0.394, SLG: 0.467	BB 4-3 1B		1-3 1B 2B		K			6-3		3	1	1	0	1	1	0
Johnny Wyrostek, L (1, 9) OBP: 0.401, SLG: 0.428	1-2 4-3 1B		2-H 3-H 1B		F5			K		4	0	2	2	0	1	0
Ted Kluszewski, L (1, 3) OBP: 0.282, SLG: 0.363	4-3 1-2 2-3		F9			F5		2B		4	0	1	0	0	0	3
Grady Hatton, L (1, 5) OBP: 0.335, SLG: 0.357	F9		4-3			G3		K		4	0	0	0	0	1	4
Joe Adcock, R (1, 7) OBP: 0.297, SLG: 0.451		6-3		F9		FC6-4 1B			F7	4	0	1	0	0	0	0
Virgil Stallcup, R (1, 6) OBP: 0.275, SLG: 0.386		F8		K		FC6-4 1-2f			F7	4	0	0	0	0	1	1
Dixie Howell, R (1, 2) OBP: 0.343, SLG: 0.424		K		FC6-4 BB			5-3		K	3	0	0	0	1	2	0
Howie Fox, R (1, 1) OBP: 0.135, SLG: 0.114			2B 1B 1B	FC6-4 1-2f			F9			3	1	1	0	0	0	1

TOP

Cincinnati Reds @ Boston Braves

Braves Field, Boston, MA

Fri Jul 13 1951, 3:33 AM EDT

Att. 6,987 - Unknown

livebaseballscorecards.com

AB	33
R	2
H	6
RBI	2
BB	2
SO	6
LOB	10

Inning Stats	1	2	3	4	5	6	7	8	9
R	0	0	2	0	0	0	0	0	0
E	0	0	0	0	0	0	0	0	0
K	0	1	0	1	1	0	0	2	1
S	4	5	6	5	5	4	3	8	5
H	1	0	3	0	0	1	0	1	0
LOB	2	0	1	1	0	1	0	1	0
BB	1	0	0	1	0	0	0	0	0
P	8	5	6	9	5	4	3	8	5

1B	4
2B	2
3B	0
HR	0
SF	0
SAC	0
DP	0
HBP	0

WP	0
PB	0
SB	0
CS	0
PA	35

PITCHER		IP	WLS	BF	H	R	ER	SO	BB	IBB	HBP	BLK	WP	HR	S	P	ERA	WHIP
Max Surkont, R ERA: 3.81	(1, 1)	7.0	L	28	5	2	2	3	2	0	0	0	0	0	32	40	2.57	1.000
Bob Chipman, L ERA: 2.25	(8, 1)	2.0		7	1	0	0	3	0	0	0	0	0	0	13	13	0.00	0.500

PITCHER	IP	WLS	BF	H	R	ER	SO	BB	IBB	HBP	BLK	WP	HR	S	P	ERA	WHIP

Cincinnati Reds @ Boston Braves

Braves Field, Boston, MA

Fri Jul 13 1951, 3:33 AM EDT

Att. 6,987 - Unknown

BOTTOM

Batter	1	2	3	4	5	6	7	8	9	AB	R	H	RBI	BB	SO	LOB
Johnny Logan, R (1, 6) OBP: 0.270, SLG: 0.156	BBBB 4-0 FC4-6 BB		x 0-0 1B		x 0-0 ② F9		x 0-0 ③ F5			3	0	1	0	1	0	1
Sam Jethroe, S (1, 8) OBP: 0.313, SLG: 0.369	x 0-0 ① FC4-6 4-3 S 1-2f		x 0-0 ③ F8		x 0-0 ③ F3			BBBB 4-0 BB		3	0	0	0	1	0	3
Earl Torgeson, L (1, 3) OBP: 0.386, SLG: 0.409	x 0-0 ② 4-3 1-3			x 0-0 ① F1		x 0-0 ① 3-1		x 0-0 ① F9		4	0	0	0	0	0	2
Bob Elliott, R (1, 5) OBP: 0.396, SLG: 0.504	x 0-0 ③ F4			BBBB 4-0 FC5 1B BB		x 0-0 1B 1B		x 0-0 ② F8		3	0	1	0	1	0	2
Willard Marshall, L (1, 9) OBP: 0.356, SLG: 0.432		x 0-0 ① 4-3		x 0-0 1-2 1B		x 0-0 ② F8		x 0-0 ③ F9		4	0	1	0	0	0	2
Ebba St. Claire, S (1, 2) OBP: 0.374, SLG: 0.429		x 0-0 7-3 1B		x 0-0 ② F7		x 0-0 FC4-6 1-2 1B		BBBB 4-0 FC6-4 BB		3	0	2	0	1	0	2
Luis Marquez, R (1, 7) OBP: 0.258, SLG: 0.247		x 0-0 ②③ 7-3 1-2f		x 0-0 ③ FC5 2-3f		x 0-0 ③ FC4-6 1-2f		x 0-0 ① FC6-4 G4-6-3 1-2f		4	0	0	0	0	0	6
Sibby Sisti, R (1, 4) OBP: 0.346, SLG: 0.330 Bob Addis, L (7, PH) OBP: 0.237, SLG: 0.248 Buddy Kerr, R (8, 4) OBP: 0.298, SLG: 0.217 Roy Hartsfield, R (9, PH) OBP: 0.329, SLG: 0.329			x 0-0 ① 6-3		x 0-0 ① 6-3		x 0-0 ① F7		x 0-0 ②③ G4-6-3 1-2f	2 1 0 1	0 0 0 0	0 0 0 0	0 0 0 0	0 0 0 0	0 0 0 0	0 0 0 1
Max Surkont, R (1, 1) OBP: 0.239, SLG: 0.190 Tommy Holmes, L (7, PH) OBP: 0.167, SLG: 0.333 Bob Chipman, L (8, 1)			x 0-0 ② F9		BBBB 4-0 BB		x 0-0 ② F4			1 1 0	0 0 0	0 0 0	0 0 0	1 0 0	0 0 0	0 0 0
Inning Stats	R: 0 H: 0 E: 0 LOB: 1 K: 0 BB: 1 S: 3 P: 7	R: 0 H: 1 E: 0 LOB: 0 K: 0 BB: 0 S: 3 P: 3	R: 0 H: 1 E: 0 LOB: 1 K: 0 BB: 0 S: 4 P: 4	R: 0 H: 1 E: 0 LOB: 2 K: 0 BB: 1 S: 4 P: 8	R: 0 H: 0 E: 0 LOB: 1 K: 0 BB: 1 S: 3 P: 7	R: 0 H: 2 E: 0 LOB: 2 K: 0 BB: 0 S: 5 P: 5	R: 0 H: 0 E: 0 LOB: 0 K: 0 BB: 0 S: 3 P: 3	R: 0 H: 0 E: 0 LOB: 1 K: 0 BB: 1 S: 3 P: 7	R: 0 H: 0 E: 0 LOB: 0 K: 0 BB: 1 S: 2 P: 6	1B: 5 SF: 0 2B: 1 SAC: 0 3B: 0 DP: 2 HR: 0 HBP: 0						

livebaseballscorecards.com

AB	30
R	0
H	5
RBI	0
BB	5
SO	0
LOB	19

WP: 0 PA: 35
PB: 0
SB: 1
CS: 0

PITCHER	IP	WLS	BF	H	R	ER	SO	BB	IBB	HBP	BLK	WP	HR	S	P	ERA	WHIP
Howie Fox, R (1, 1) ERA: 3.07	9.0	W	35	5	0	0	0	5	0	0	0	0	0	30	50	0.00	1.111

PITCHER	IP	WLS	BF	H	R	ER	SO	BB	IBB	HBP	BLK	WP	HR	S	P	ERA	WHIP

Cincinnati Reds @ Boston Braves

Braves Field, Boston, MA

Sat Jul 14 1951, 3:33 AM EDT

Att. 2,733 - Unknown

TOP

livebaseballscorecards.com

Batter	1	2	3	4	5	6	7	8	9	AB	R	H	RBI	BB	SO	LOB
Lloyd Merriman, L (1, 8) OBP: 0.302, SLG: 0.372	G3		1B 2B		F8	PO 1B (2-H)			K	5	1	2	1	0	1	0
Connie Ryan, R (1, 4) OBP: 0.394, SLG: 0.465	5-3		1B (2-H)		S 1B 2B	PO (1-2)	K		F9	5	1	2	1	0	1	0
Johnny Wyrostek, L (1, 9) OBP: 0.404, SLG: 0.434	1B		F7		1B (1-H) 2B		1B		K	5	1	3	1	0	1	1
Ted Kluszewski, L (1, 3) OBP: 0.281, SLG: 0.361	F9		1-3		1B (2-H)		F4			4	0	1	1	0	0	3
Grady Hatton, L (1, 5) OBP: 0.333, SLG: 0.355		1-3		F4	F7		1B (1-2)			4	0	1	0	0	0	1
Joe Adcock, R (1, 7) OBP: 0.301, SLG: 0.465		1B		F8		HR	K			4	1	2	1	0	1	2
Virgil Stallcup, R (1, 6) OBP: 0.279, SLG: 0.386		K	1B			S 1B BB		4-3		3	1	1	0	1	1	1
Dixie Howell, R (1, 2) OBP: 0.308, SLG: 0.378		F6		F7		K (1-2)		K		4	0	0	0	0	2	3
Ken Raffensberger, R (1, 1) OBP: 0.085, SLG: 0.044			K		F8	5-3		K		4	0	0	0	0	2	1

	AB	38
	R	5
	H	12
	RBI	5
	BB	1
	SO	9
	LOB	12

Inning Stats	1	2	3	4	5	6	7	8	9
	R: 0 E: 0 K: 0 S: 4	H: 1 LOB: 1 BB: 0 P: 4	R: 0 E: 0 K: 1 S: 6	H: 1 LOB: 1 BB: 0 P: 6	R: 1 E: 0 K: 1 S: 7	H: 2 LOB: 1 BB: 0 P: 7	R: 0 E: 0 K: 0 S: 4	H: 1 LOB: 1 BB: 0 P: 4	R: 2 E: 0 K: 0 S: 6	H: 3 LOB: 1 BB: 0 P: 6	R: 2 E: 0 K: 1 S: 6	H: 2 LOB: 0 BB: 1 P: 10	R: 0 E: 0 K: 2 S: 9	H: 2 LOB: 2 BB: 0 P: 9	R: 0 E: 0 K: 2 S: 7	H: 0 LOB: 0 BB: 0 P: 7	R: 0 E: 0 K: 2 S: 7	H: 0 LOB: 0 BB: 0 P: 7

	1B: 9	SF: 0	WP: 0	PA: 40
	2B: 2	SAC: 0	PB: 0	
	3B: 0	DP: 0	SB: 2	
	HR: 1	HBP: 0	CS: 0	

PITCHER		IP	WLS	BF	H	R	ER	SO	BB	IBB	HBP	BLK	WP	HR	S	P	ERA	WHIP
Johnny Sain, R ERA: 4.09	(1, 1)	6.0	L	28	10	5	5	3	1	0	0	0	0	1	33	37	7.50	1.833
Dave Cole, R ERA: 4.29	(7, 1)	1.0		5	2	0	0	2	0	0	0	0	0	0	9	9	0.00	2.000
Phil Paine, R ERA:	(8, 1)	2.0		6	0	0	0	4	0	0	0	0	0	0	14	14	0.00	0.000

PITCHER	IP	WLS	BF	H	R	ER	SO	BB	IBB	HBP	BLK	WP	HR	S	P	ERA	WHIP

Cincinnati Reds @ Boston Braves

Braves Field, Boston, MA

Sat Jul 14 1951, 3:33 AM EDT

Att. 2,733 - Unknown

livebaseballscorecards.com

BOTTOM

Batter	1	2	3	4	5	6	7	8	9	AB	R	H	RBI	BB	SO	LOB
Roy Hartsfield, R (1, 4) OBP: 0.324, SLG: 0.324	F7		F7		F8			K		4	0	0	0	0	1	1
Sam Jethroe, S (1, 8) OBP: 0.309, SLG: 0.363	K		K			K		K		4	0	0	0	0	4	1
Earl Torgeson, L (1, 3) OBP: 0.384, SLG: 0.407	1-3		G3			FC5-4 1B		4-3		4	0	1	0	0	0	1
Bob Elliott, R (1, 5) OBP: 0.397, SLG: 0.508		SH5-4 2B		1B		F8			F2	4	0	2	0	0	0	1
Walker Cooper, R (1, 2) OBP: 0.347, SLG: 0.497		BBBB SH5-4 BB		F4		FC5-4 1-2f			1B	3	0	1	0	1	0	2
Warren Spahn, L (9, PR) OBP: 0.193, SLG: 0.226										0	0	0	0	0	0	0
Willard Marshall, L (1, 9) OBP: 0.355, SLG: 0.431		SH5-4 1-2 2-3		F7			1B		F4	3	0	1	0	0	0	2
Luis Marquez, R (1, 7) OBP: 0.248, SLG: 0.237		F4		K			F7		F8	4	0	0	0	0	1	5
Johnny Logan, R (1, 6) OBP: 0.250, SLG: 0.143		5-3			F3		F8			3	0	0	0	0	0	3
Johnny Sain, R (1, 1) OBP: 0.225, SLG: 0.289			1B		F9		F9			2	0	1	0	0	0	0
Dave Cole, R (7, 1) OBP: 0.286, SLG: 0.571										0	0	0	0	0	0	0
Sibby Sisti, R (7, PH) OBP: 0.344, SLG: 0.328										1	0	0	0	0	0	1
Phil Paine, R (8, 1)										0	0	0	0	0	0	0
Inning Stats	R: 0 E: 0 K: 1 S: 5 H: 0 LOB: 0 BB: 0 P: 5	R: 0 E: 0 K: 0 S: 4 H: 1 LOB: 2 BB: 1 P: 8	R: 0 E: 0 K: 1 S: 6 H: 1 LOB: 1 BB: 0 P: 6	R: 0 E: 0 K: 1 S: 6 H: 1 LOB: 1 BB: 0 P: 6	R: 0 E: 0 K: 0 S: 3 H: 0 LOB: 0 BB: 0 P: 3	R: 0 E: 0 K: 1 S: 6 H: 1 LOB: 1 BB: 0 P: 6	R: 0 E: 0 K: 0 S: 4 H: 1 LOB: 1 BB: 0 P: 4	R: 0 E: 0 K: 2 S: 7 H: 0 LOB: 0 BB: 0 P: 7	R: 0 E: 0 K: 0 S: 4 H: 1 LOB: 1 BB: 0 P: 4	1B: 5 2B: 1 3B: 0 HR: 0 SF: 0 SAC: 1 DP: 0 HBP: 0	WP: 0 PB: 0 SB: 0 CS: 0 PA: 34					

PITCHER	IP	WLS	BF	H	R	ER	SO	BB	IBB	HBP	BLK	WP	HR	S	P	ERA	WHIP
Ken Raffensberger, L (1, 1) ERA: 3.6	9.0	W	34	6	0	0	6	1	0	0	0	0	0	45	49	0.00	0.778

PITCHER	IP	WLS	BF	H	R	ER	SO	BB	IBB	HBP	BLK	WP	HR	S	P	ERA	WHIP

AB	32
R	0
H	6
RBI	0
BB	1
SO	6
LOB	17

Batter	1	2	3	4	5	6	7	8	9	AB	R	H	RBI	BB	SO	LOB
Lloyd Merriman, L (1, 8) OBP: 0.295, SLG: 0.363	C F B B F B X 3-2 F6 ①		X 0-0 F8 ①		C B B F C 2-3 K ①		B B C X 2-1 E6 HR		F B B B X 3-1 F7 ②	5	1	0	0	0	1	1
Connie Ryan, R (1, 4) OBP: 0.394, SLG: 0.483	F B B B C X 2-2 1B 2B		B B B C C X 3-2 F8 ②		F B B C F F F B X 3-2 F6 ②		F B B B F X 2-2 1-H HR		B B X 2-0 6-3 ③	5	2	2	2	0	0	1
Johnny Wyrostek, L (1, 9) OBP: 0.408, SLG: 0.441	C B S B F X 2-2 2-H 1B		B C F F B F X 2-2 1B		B C F X 1-2 4-3 ③		X 0-0 2B			4	0	3	1	0	0	0
Joe Adcock, R (1, 7) OBP: 0.300, SLG: 0.466	X 0-0 L6 ②		S X 0-1 F8 ③			B X 1-0 4-3 F8 2B	X 0-0 5-3 ③			4	1	1	0	0	0	3
Grady Hatton, L (1, 5) OBP: 0.332, SLG: 0.351	B X 1-0 F8 ③			B X 1-0 F8 ①		C B X 1-1 4-3 2-3 ①		C B B C B B 4-2 G4-6-3 BB		3	0	0	0	1	0	2
Ted Kluszewski, L (1, 3) OBP: 0.278, SLG: 0.357		F X 0-1 4-3 ①		B X 1-0 4-3 ②		C B X 1-1 F8 3-H ②		B X 1-0 ①② G4-6-3 1-2f		4	0	0	1	0	0	1
Virgil Stallcup, R (1, 6) OBP: 0.278, SLG: 0.383		X 0-0 F6 ②		B X 1-0 FC6-4 1B		B F X 1-1 4-3 ③		B X 1-0 L7 ③		4	0	1	0	0	0	0
Dixie Howell, R (1, 2) OBP: 0.326, SLG: 0.375		C B B X 2-1 1B		B X 1-0 FC6-4 1-2f ③			F C X 0-2 F7 ①		B S B B F B 4-2 SH1-4 BB	3	0	1	0	1	0	1
Ewell Blackwell, R (1, 1) OBP: 0.400, SLG: 0.489		B B F X 2-1 F3 ③			X 0-0 HR		B C B X 2-1 4-3 ②		X 0-0 SH1-4 1-2 ①	3	1	1	1	0	0	1
Inning Stats	R: 1 E: 0 K: 0 S: 13 H: 2 LOB: 1 BB: 0 P: 21	R: 0 E: 0 K: 0 S: 7 H: 1 LOB: 1 BB: 0 P: 11	R: 0 E: 0 K: 0 S: 11 H: 1 LOB: 1 BB: 0 P: 16	R: 0 E: 0 K: 0 S: 4 H: 1 LOB: 1 BB: 0 P: 8	R: 1 E: 0 K: 1 S: 13 H: 1 LOB: 0 BB: 0 P: 19	R: 1 E: 0 K: 0 S: 7 H: 1 LOB: 0 BB: 0 P: 11	R: 2 E: 1 K: 0 S: 12 H: 2 LOB: 1 BB: 0 P: 18	R: 0 E: 0 K: 0 S: 4 H: 0 LOB: 0 BB: 1 P: 10	R: 0 E: 0 K: 0 S: 6 H: 0 LOB: 1 BB: 1 P: 15	1B: 4 2B: 3 3B: 0 HR: 2	SF: 0 SAC: 1 DP: 1 HBP: 0						

PITCHER		IP	WLS	BF	H	R	ER	SO	BB	IBB	HBP	BLK	WP	HR	S	P	ERA	WHIP
Preacher Roe, L ERA: 3.02	(1, 1)	8.0	L	34	9	5	3	1	1	0	0	0	0	2	71	114	3.38	1.250
Clyde King, R ERA: 3.92	(9, 1)	1.0		4	0	0	0	0	1	0	0	0	0	0	6	15	0.00	1.000

PITCHER	IP	WLS	BF	H	R	ER	SO	BB	IBB	HBP	BLK	WP	HR	S	P	ERA	WHIP

TOP

Cincinnati Reds @ Brooklyn Dodgers

Ebbets Field, Brooklyn, NY

Sun Jul 15 1951, 3:33 AM EDT

Unknown

livebaseballscorecards.com

AB	35
R	5
H	9
RBI	5
BB	2
SO	1
LOB	10

1B: 4	SF: 0	WP: 0	PA: 38
2B: 3	SAC: 1	PB: 0	
3B: 0	DP: 1	SB: 0	
HR: 2	HBP: 0	CS: 0	

Cincinnati Reds @ Brooklyn Dodgers

Ebbets Field, Brooklyn, NY

Sun Jul 15 1951, 3:33 AM EDT

Unknown

livebaseballscorecards.com

BOTTOM

Batter	1	2	3	4	5	6	7	8	9	AB	R	H	RBI	BB	SO	LOB
Don Thompson, L (1, 7) OBP: 0.342, SLG: 0.281	1-1 E 1B 1B		B L X 1-1 F7 ①			X 0-0 S 1B FC6-5 1B		X 0-0 1B		4	2	3	0	0	0	0
Pee Wee Reese, R (1, 6) OBP: 0.399, SLG: 0.413	B F S C 1-3 K ①		C F B B S 2-3 K ②			C F B X 1-2 FC6-5 S 1-2 1B		B F B X 2-1 F8 ②		4	0	1	0	0	2	2
Duke Snider, L (1, 8) OBP: 0.347, SLG: 0.552	B 1 SAFE X 1-0 2B 1-H FC5-2/5 1B		B C S S B S 2-3 K ③			F F B B B S 3-3 K ① 1-2 2-3		S B F F B S 2-3 K ③		4	0	1	1	0	3	3
Jackie Robinson, R (1, 4) OBP: 0.452, SLG: 0.567	X 0-0 FC5-2-3 1-3 2B			B B B B 4-0 CS BB		C F B B B X 3-2 FC6-5 ② 2-3 3-H			B C X 1-1 2B	3	0	2	1	1	0	1
Gil Hodges, R (1, 3) OBP: 0.385, SLG: 0.607	I I I I 4-0 IBB			B C S B B F S 3-3 K ① ② 1-2		F X 0-1 F7 ③			F C F X 0-2 6-3 ①	3	0	0	0	1	1	3
Carl Furillo, R (1, 9) OBP: 0.343, SLG: 0.470	C B X 1-1 FC5-2-5 ② ③ 2-3 3-H			F F B B B X 2-2 F7 ③			C X 0-1 5-3 ①		C F B X 1-2 1-3 ②	4	0	0	0	0	0	4
Rube Walker, L (1, 2) OBP: 0.301, SLG: 0.325		B X 1-0 4-3 ①			C B X 1-1 4-3 ①		S B C C 1-3 K ②		X 0-0 F7 ③	4	0	0	0	0	1	1
Billy Cox, R (1, 5) OBP: 0.333, SLG: 0.417		B X 1-0 4-3 ②			C B B B S B X 3-2 5-3 ②		B F X 1-1 F4 ③			3	0	0	0	0	0	0
Preacher Roe, R (1, 1) OBP: 0.145, SLG: 0.113		C X 0-1 1-3 ③			C B F C 1-3 K ③			B C C S 1-3 K ①		2	0	0	0	0	1	0
Cal Abrams, L (8, PH) OBP: 0.424, SLG: 0.422										1	0	0	0	0	1	0
Clyde King, S (9, 1) OBP: 0.125, SLG: 0.087										0	0	0	0	0	0	0
Inning Stats	R: 1 E: 1 K: 1 S: 9 H: 3 LOB: 1 BB: 1 P: 17	R: 0 E: 0 K: 0 S: 4 H: 0 LOB: 0 BB: 0 P: 6	R: 0 E: 0 K: 2 S: 8 H: 0 LOB: 0 BB: 0 P: 13	R: 0 E: 0 K: 1 S: 7 H: 0 LOB: 0 BB: 1 P: 16	R: 0 E: 0 K: 1 S: 8 H: 0 LOB: 0 BB: 0 P: 13	R: 1 E: 0 K: 1 S: 12 H: 2 LOB: 1 BB: 0 P: 19	R: 0 E: 0 K: 1 S: 7 H: 0 LOB: 0 BB: 0 P: 9	R: 0 E: 0 K: 2 S: 10 H: 1 LOB: 1 BB: 0 P: 15	R: 0 E: 0 K: 0 S: 10 H: 1 LOB: 1 BB: 0 P: 12							

	AB	32
	R	2
	H	7
	RBI	2
	BB	2
	SO	9
	LOB	14

PITCHER		IP	WLS	BF	H	R	ER	SO	BB	IBB	HBP	BLK	WP	HR	S	P	ERA	WHIP	1B: 5	SF: 0	WP: 0	PA: 34
Ewell Blackwell, R (1, 1) ERA: 3.57		9.0	W	34	7	2	2	9	1	1	0	0	0	0	75	120	2.00	0.889	2B: 4	SAC: 0	PB: 0	
																			3B: 0	DP: 2	SB: 2	
																			HR: 0	HBP: 0	CS: 1	

PITCHER	IP	WLS	BF	H	R	ER	SO	BB	IBB	HBP	BLK	WP	HR	S	P	ERA	WHIP

Batter	1	2	3	4	5	6	7	8	9	AB	R	H	RBI	BB	SO	LOB
Lloyd Merriman, L (1, 8) OBP: 0.291, SLG: 0.357	C B X 1-1 6-3 ①		C C X 0-2 4-3 ①		X 0-0 3-1 ①		X 0-0 2B 1B 2-H 1B	S F B S 1-3 K ②		3	0	0	0	0	0	0
Bobby Adams, R (7, PH) OBP: 0.305, SLG: 0.344										1	1	1	1	0	0	0
Herm Wehmeier, R (7, 1) OBP: 0.200, SLG: 0.200										1	0	0	0	0	1	1
Frank Smith, R (8, 1)										0	0	0	0	0	0	0
Connie Ryan, R (1, 4) OBP: 0.394, SLG: 0.486	B B X 2-0 F6 ②		X 0-0 5-3 ②		X 0-0 G1-6-3 1B		B F B B X 3-1 1B 1-3 2B	B X 1-0 B1-3 ③		5	1	2	0	0	0	1
Johnny Wyrostek, L (1, 9) OBP: 0.411, SLG: 0.440	B B X 2-0 1-3 ③		B F B B X 3-1 BB 1B		B X 1-0 G1-6-3 ② ③ 1-2f		F B B B S B 4-2 E4 1B BB		B C B B C B 4-2 B3 BB	3	0	1	0	2	0	1
Joe Adcock, R (1, 7) OBP: 0.306, SLG: 0.467		B B C X 2-1 E 1B G4-3 1B	B B B C B 4-1 1-2 BB			B X 1-0 6-3 ①	X 0-0 E 1-2 2-H 3-H FC4-6 1B		X 0-0 B3 ① ② 1-2f	4	2	2	2	1	0	1
Grady Hatton, L (1, 5) OBP: 0.330, SLG: 0.348		B X 1-0 G4-3 E 1-2 1B	C B C B X 2-2 4-3 ③			C B X 1-1 6-3 ②	B 2 X SAFE 1-0 E4 FC4-6 ① 1-3 2-3		X 0-0 4-3 ③	5	0	1	0	0	0	4
Ted Kluszewski, L (1, 3) OBP: 0.277, SLG: 0.355		X 0-0 E6 G4-3 1-2 2-3		C C B C 1-3 K ①		X 0-0 FC6-4 1B	S X 0-1 FC4-6 ② 1-2f 3-H			4	0	1	1	0	1	3
Virgil Stallcup, R (1, 6) OBP: 0.278, SLG: 0.381		B X 1-0 G4-3 ① ② 1-2f 2-3 3-H	B F B B X 2-1 5-3 1B			B B F S X 2-2 FC6-4 ③ 1-2f	B S B S S 2-3 K ③			4	0	1	0	0	1	4
Johnny Pramesa, R (1, 2) OBP: 0.238, SLG: 0.327	S B B B I 4-1 FC6-4 IBB		B B X 2-0 5-3 ② 1-2				X 0-0 2B 2B	B X 1-0 E 1B		2	1	1	0	1	0	1
Dixie Howell, R (7, 2) OBP: 0.341, SLG: 0.390										1	0	1	0	0	0	0
Willie Ramsdell, R (1, 1) OBP: 0.138, SLG: 0.107		X 0-0 FC6-4 ③ 1-2f	C X 0-1 F5 ③				C B B X 2-1 1B 2-H 2B	L B B 1 S T S SAFE 2-3 K ① 1-3		2	0	0	0	0	0	3
Bob Usher, R (7, PH) (7, 8) OBP: 0.282, SLG: 0.327										2	1	1	1	0	1	1
Inning Stats	R: 0 E: 0 K: 0 S: 4 H: 0 LOB: 0 BB: 0 P: 9	R: 1 E: 1 K: 0 S: 7 H: 2 LOB: 2 BB: 1 P: 15	R: 0 E: 0 K: 0 S: 10 H: 1 LOB: 2 BB: 1 P: 19	R: 0 E: 0 K: 1 S: 8 H: 1 LOB: 1 BB: 0 P: 13	R: 0 E: 0 K: 0 S: 3 H: 1 LOB: 0 BB: 0 P: 4	R: 0 E: 0 K: 0 S: 7 H: 1 LOB: 1 BB: 0 P: 11	R: 5 E: 1 K: 1 S: 15 H: 5 LOB: 1 BB: 1 P: 27	R: 0 E: 1 K: 2 S: 9 H: 1 LOB: 1 BB: 0 P: 14	R: 0 E: 0 K: 0 S: 4 H: 0 LOB: 0 BB: 1 P: 8	1B: 9 2B: 3 3B: 0 HR: 0 SF: 0 SAC: 0 DP: 3 HBP: 0						

TOP

Cincinnati Reds @ Brooklyn Dodgers

Ebbets Field, Brooklyn, NY

Sun Jul 15 1951, 3:38 AM EDT

Att. 25,686 - Unknown

livebaseballscorecards.com

AB	37
R	6
H	12
RBI	5
BB	4
SO	4
LOB	20

WP: 0 PB: 0 SB: 0 CS: 0 PA: 41

PITCHER		IP	WLS	BF	H	R	ER	SO	BB	IBB	HBP	BLK	WP	HR	S	P	ERA	WHIP
Johnny Schmitz, L ERA: 5.85	(1, 1)	6.0	L	29	10	5	4	1	1	1	0	0	0	0	45	82	6.00	1.833
Phil Haugstad, R ERA: 4.24	(7, 1)	2.0		9	2	1	0	3	1	0	0	0	0	0	18	30	0.00	1.500
Clyde King, R ERA: 3.87	(9, 1)	1.0		3	0	0	0	0	1	0	0	0	0	0	4	8	0.00	1.000

Batter	1	2	3	4	5	6	7	8	9	AB	R	H	RBI	BB	SO	LOB
Don Thompson, L (1, 7) OBP: 0.359, SLG: 0.294	B C X 1-1 4-3 ①		C H 1-1 CS HBP		F X 0-1 5-3 ②		C C B F F F X 1-2 F3 BB 1B	B F X 1-1 1B 1-2 3-H 1B		4	0	2	1	0	0	0
Pee Wee Reese, R (1, 6) OBP: 0.405, SLG: 0.425	L B F X 1-2 6-3 ②		S 0-1 CS ③ 1-2	B B B B 4-0 WP 1B 1B BB	B B X 2-0 HR		B B B C C B 4-2 S 1-2 BB	B B C F B X 3-2 ③ 1-2 2-H 1B		3	2	2	1	2	0	0
Duke Snider, L (1, 8) OBP: 0.348, SLG: 0.550	B B B C S S 3-3 K ③			S B B B X 3-1 F8 ①	X 0-0 S 1B		S X 0-1 F7 ①		C X 0-1 1B	5	0	2	0	0	1	3
Jackie Robinson, R (1, 4) OBP: 0.454, SLG: 0.567		B B F B C X 3-2 G4-3 BB 1B		X 0-0 WP 1-2 1B 1B	B F S B B B 4-2 1-2 BB		B B C B 2 S F X SAFE 3-2 ②③ 1-2 2-3 F3		F B M S 1-3 K ①	4	1	2	0	1	1	3
Gil Hodges, R (1, 3) OBP: 0.388, SLG: 0.603		B B C T B T T B 4-2 G4-3 1-2 BB		B I I I 4-0 1B 1-2 2-3 IBB	C F C 0-3 K ③			B H 2-0 BB 1B HBP	B X 1-0 F5 ②	2	1	0	0	2	1	3
Carl Furillo, R (1, 9) OBP: 0.343, SLG: 0.471	X 0-0 G4-3 ①② 1-2f 2-3		F B X 1-1 F7 ②			X 0-0 4-3 2B		B B B B 4-0 1B 1-2 1B BB	X 0-0 F9 ③	4	1	1	0	1	0	6
Rube Walker, L (1, 2) OBP: 0.300, SLG: 0.323	B C S T T C 1-3 K ③			X 0-0 1-2 2-H 3-H 1B		X 0-0 4-3 ① 2-3		S X 0-1 F7 ①		4	0	1	2	0	1	4
Rocky Bridges, R (1, 5) OBP: 0.323, SLG: 0.342			B F B F B B X 3-2 L6 ①	C B X 1-1 2-3 ③		B L F S 1-3 K ②		X 0-0 F8 ②		3	0	0	0	0	1	3
Hank Edwards, L (8, PH) OBP: 0.303, SLG: 0.276										1	0	0	0	0	0	2
Billy Cox, R (9, 5) OBP: 0.333, SLG: 0.417										0	0	0	0	0	0	0
Johnny Schmitz, R (1, 1) OBP: 0.214, SLG: 0.286			X 0-0 F7 ②		C X 0-1 F8 ①	F X 0-1 6-3 ③		C B F F B B B F F 3-2 X 1-3 1B 2-H 1B		3	0	0	0	0	0	1
Phil Haugstad, R (7, 1)										0	0	0	0	0	0	0
Dick Williams, R (8, PH) OBP: 0.306, SLG: 0.471										1	0	1	1	0	0	0
Clyde King, S (9, 1) OBP: 0.125, SLG: 0.087										0	0	0	0	0	0	0
Inning Stats	R: 0 E: 0 K: 1 S: 8 H: 0 LOB: 0 BB: 0 P: 13	R: 0 E: 0 K: 1 S: 13 H: 1 LOB: 1 BB: 1 P: 21	R: 0 E: 0 K: 0 S: 6 H: 0 LOB: 0 BB: 0 P: 10	R: 2 E: 0 K: 0 S: 8 H: 2 LOB: 2 BB: 2 P: 21	R: 1 E: 0 K: 1 S: 11 H: 2 LOB: 2 BB: 1 P: 17	R: 0 E: 0 K: 1 S: 7 H: 1 LOB: 1 BB: 0 P: 8	R: 0 E: 0 K: 0 S: 14 H: 1 LOB: 1 BB: 1 P: 22	R: 2 E: 0 K: 0 S: 15 H: 3 LOB: 2 BB: 1 P: 28	R: 0 E: 0 K: 1 S: 7 H: 1 LOB: 1 BB: 0 P: 9	1B: 9 2B: 1 3B: 0 HR: 1 SF: 0 SAC: 0 DP: 1 HBP: 2						

PITCHER		IP	WLS	BF	H	R	ER	SO	BB	IBB	HBP	BLK	WP	HR	S	P	ERA	WHIP
Willie Ramsdell, R ERA: 4.35	(1, 1)	6.0	W	27	6	3	3	4	3	1	1	0	1	1	53	90	4.50	1.500
Herm Wehmeier, R ERA: 5.79	(7, 1)	1.0		6	1	2	2	0	2	0	1	0	0	0	14	28	18.00	3.000
Frank Smith, R ERA: 1.9	(8, 1)	2.0	S	9	4	0	0	1	0	0	0	0	0	0	22	31	0.00	2.000

PITCHER	IP	WLS	BF	H	R	ER	SO	BB	IBB	HBP	BLK	WP	HR	S	P	ERA	WHIP

BOTTOM

Cincinnati Reds @ Brooklyn Dodgers

Ebbets Field, Brooklyn, NY

Sun Jul 15 1951, 3:38 AM EDT

Att. 25,686 - Unknown

livebaseballscorecards.com

AB	34
R	5
H	11
RBI	5
BB	6
SO	5
LOB	25

Batter	1	2	3	4	5	6	7	8	9	AB	R	H	RBI	BB	SO	LOB
Lloyd Merriman, L (1, 8) OBP: 0.286, SLG: 0.350	B B B C C F F X 3-2 ① F7			B X 1-0 ① F9			C C B X 1-2 ① 3-1		C B F C 1-3 ② K	4	0	0	0	0	1	0
Connie Ryan, R (1, 4) OBP: 0.390, SLG: 0.479	B B C X 2-1 ② 1-3			C B C B B X 3-2 ② F8			X 0-0 ② 5-3		S B X 1-1 ③ F9	3	0	0	0	0	0	0
Bobby Adams, R (8, 4) OBP: 0.304, SLG: 0.342										1	0	0	0	0	0	0
Johnny Wyrostek, L (1, 9) OBP: 0.407, SLG: 0.436	C B B C S 2-3 ③ K			B C B X 2-1 ③ F5			F X 0-1 ③ F9			3	0	0	0	0	1	0
Ted Kluszewski, L (1, 3) OBP: 0.278, SLG: 0.355		F X 0-1 ① 4-3			C X 0-1 ① F5			B B X 2-0 ① G6-4-3 BB HR 1B		3	1	1	0	0	0	0
Grady Hatton, L (1, 5) OBP: 0.330, SLG: 0.345		B B F F C 2-3 ② K			B F S B X 2-2 ② F7			B B B B 4-0 ② 1-2 G6-4-3 BB		2	0	0	0	1	1	0
Joe Adcock, R (1, 7) OBP: 0.303, SLG: 0.461		B C C B X 2-2 ③ 5-3			X 0-0 ③ 6-3			S B B C X 2-2 ① ② G6-4-3 1-2f 2-3		3	0	0	0	0	0	2
Virgil Stallcup, R (1, 6) OBP: 0.278, SLG: 0.393			F F F B F B B X 3-2 ① 4-3			B B C S S 2-3 ① K		X 0-0 3-H HR		3	1	1	2	0	1	0
Roy McMillan, R (8, 6) OBP: 0.342, SLG: 0.338										0	0	0	0	0	0	0
Dixie Howell, R (1, 2) OBP: 0.319, SLG: 0.364			C B X 1-1 ② 1-3			F X 0-1 ② 1-3		F S X 0-2 ③ 4-3		3	0	0	0	0	0	0
Harry Perkowski, L (1, 1)			S X 0-1 ③ 6-3			X 0-0 ③ F8			F S B F X 1-2 ① F7	1	0	0	0	0	0	0
Bud Byerly, R (4, 1)										1	0	0	0	0	0	0
Eddie Erautt, R (7, 1)										0	0	0	0	0	0	0
Bob Usher, R (9, PH) OBP: 0.280, SLG: 0.324										1	0	0	0	0	0	0
Inning Stats	R: 0 E: 0 K: 1 S: 10 H: 0 LOB: 0 BB: 0 P: 17	R: 0 E: 0 K: 1 S: 8 H: 0 LOB: 0 BB: 0 P: 12	R: 0 E: 0 K: 0 S: 9 H: 0 LOB: 0 BB: 0 P: 13	R: 0 E: 0 K: 0 S: 6 H: 0 LOB: 0 BB: 0 P: 12	R: 0 E: 0 K: 0 S: 6 H: 0 LOB: 0 BB: 0 P: 8	R: 0 E: 0 K: 1 S: 6 H: 0 LOB: 0 BB: 0 P: 8	R: 0 E: 0 K: 0 S: 6 H: 0 LOB: 0 BB: 0 P: 7	R: 2 E: 0 K: 0 S: 8 H: 2 LOB: 0 BB: 1 P: 16	R: 0 E: 0 K: 1 S: 9 H: 0 LOB: 0 BB: 0 P: 12	1B: 1 2B: 0 3B: 0 HR: 1 SF: 0 SAC: 0 DP: 1 HBP: 0						

PITCHER	IP	WLS	BF	H	R	ER	SO	BB	IBB	HBP	BLK	WP	HR	S	P	ERA	WHIP
Carl Erskine, R (1, 1) ERA: 4.64	9.0	W	29	2	2	2	4	1	0	0	0	0	1	68	105	2.00	0.333

PITCHER	IP	WLS	BF	H	R	ER	SO	BB	IBB	HBP	BLK	WP	HR	S	P	ERA	WHIP

TOP

Cincinnati Reds @ Brooklyn Dodgers

Ebbets Field, Brooklyn, NY

Mon Jul 16 1951, 3:33 AM EDT

Att. 6,371 - Unknown

livebaseballscorecards.com

AB	28
R	2
H	2
RBI	2
BB	1
SO	4
LOB	2

WP: 0	PA: 29		
PB: 0			
SB: 0			
CS: 0			

Cincinnati Reds @ Brooklyn Dodgers

Ebbets Field, Brooklyn, NY

Mon Jul 16 1951, 3:33 AM EDT

Att. 6,371 - Unknown

livebaseballscorecards.com

BOTTOM

Batter	1	2	3	4	5	6	7	8	9	AB	R	H	RBI	BB	SO	LOB
Carl Furillo, R (1, 9) OBP: 0.350, SLG: 0.476	5-3 1B	1-3 1B		F8		FC6-2 2B 1B	HR 1-2 2-H 3-H 1B			5	2	4	2	0	0	1
Pee Wee Reese, R (1, 6) OBP: 0.408, SLG: 0.438	F5 ①	6-3 ③		1B 1-2 1B BB		PB 1-3 2B	1-H 2-H HR			4	2	2	3	1	0	3
Duke Snider, L (1, 8) OBP: 0.352, SLG: 0.560	1-3 1B		G3 ①	1B E 1-3 2-H 1B		FC6-2 PB 3-H ②	HR			5	2	3	2	0	0	2
Jackie Robinson, R (1, 4) OBP: 0.453, SLG: 0.562	5-3 ② 3-H		F7 ②	E8 1-H 3-H 1B		B1-3 ③ 1-2 2-3	BB HBP			4	0	1	2	0	0	3
Gil Hodges, R (1, 3) OBP: 0.394, SLG: 0.604	IBB	1B	3-2	K ③		1-1 2B FC5-2 1B	4-2 1-2 BB			3	0	2	0	2	1	1
Dick Williams, R (1, 7) OBP: 0.289, SLG: 0.444 Don Thompson, L (5, PH) (6, 7) OBP: 0.346, SLG: 0.282	K ③	1-3 ③		3-1 ①		F6 ① 3-1				2 3	0 0	0 0	0 0	0 0	1 0	3 3
Billy Cox, R (1, 5) OBP: 0.335, SLG: 0.422		6-3 ①		1B FC4-6 1B 2-2 F8 ②			FC5-2 1-3 1B 2B 5-3			5	2	2	0	0	0	0
Rube Walker, L (1, 2) OBP: 0.310, SLG: 0.328		1B 1B		FC4-6 1-3 1B 4-3 ③			4-0 FC5-2 1B IBB F9 ②			4	1	2	0	1	0	0
Carl Erskine, R (1, 1) OBP: 0.267, SLG: 0.276		K ②		FC4-6 BB 1B 1-2f 3-H ①		K ①	FC5-2 1B HR 1-2 2-3 3-Hf ②			5	2	0	1	0	2	5
Inning Stats	R: 1 E: 0 K: 1 S: 10 H: 2 LOB: 2 BB: 1 P: 20	R: 0 E: 0 K: 1 S: 14 H: 2 LOB: 2 BB: 0 P: 20	R: 0 E: 0 K: 0 S: 8 H: 1 LOB: 1 BB: 0 P: 13	R: 4 E: 1 K: 1 S: 16 H: 4 LOB: 1 BB: 1 P: 23	R: 0 E: 0 K: 0 S: 7 H: 0 LOB: 0 BB: 0 P: 12	R: 0 E: 0 K: 1 S: 9 H: 2 LOB: 2 BB: 0 P: 12	R: 6 E: 0 K: 0 S: 14 H: 5 LOB: 2 BB: 2 P: 26	R: 0 E: 0 K: 0 S: 6 H: 0 LOB: 0 BB: 0 P: 9		1B: 12 2B: 2 3B: 0 HR: 2	SF: 0 SAC: 0 DP: 0 HBP: 1					

	AB	40
	R	11
	H	16
	RBI	10
	BB	4
	SO	4
	LOB	21

PITCHER		IP	WLS	BF	H	R	ER	SO	BB	IBB	HBP	BLK	WP	HR	S	P	ERA	WHIP
Harry Perkowski, L ERA: 2.89	(1, 1)	3.2	L	21	8	5	4	2	1	1	0	0	0	0	44	71	9.82	2.455
Bud Byerly, R ERA: 3.96	(4, 1)	3.0		18	8	6	6	2	0	1	0	0	0	2	31	47	18.00	2.667
Eddie Erautt, R ERA: 7.53	(7, 1)	1.1		6	0	0	0	0	1	0	1	0	0	0	9	17	0.00	0.750

PITCHER	IP	WLS	BF	H	R	ER	SO	BB	IBB	HBP	BLK	WP	HR	S	P	ERA	WHIP

WP: 0 PB: 1 SB: 0 CS: 0 PA: 45

Batter	1	2	3	4	5	6	7	8	9	AB	R	H	RBI	BB	SO	LOB
Bob Usher, R (1, 8) OBP: 0.284, SLG: 0.322	6-3	6-3		BB 1B 1B		4-3		2-3 G5-4-3 1B		4	1	1	0	1	0	1
Connie Ryan, R (1, 4) OBP: 0.394, SLG: 0.479	BB 1B F8 BB		1B	BB 1B 1-2 2-H 3-H 1B		5-3		1-2f G5-4-3		4	1	2	2	1	0	2
Johnny Wyrostek, L (1, 9) OBP: 0.407, SLG: 0.435	1-3 1B		F3	BB 1-2 2-H 1B		F6			5-3	5	0	2	1	0	0	1
Ted Kluszewski, L (1, 3) OBP: 0.280, SLG: 0.354	F8 3-H		P6	BB 1-2 2-3			4-3		2B 2B 1B	4	1	1	1	1	0	2
Grady Hatton, L (1, 5)	K	K		F9			F8		1-3 2B 2B	5	1	1	0	0	2	5
Joe Adcock, R (1, 7) OBP: 0.317, SLG: 0.491		1B 3B		SH2-4 1B 1B	HR		FC6-4 1B		BB 2B	4	4	4	1	1	0	0
Virgil Stallcup, R (1, 6) OBP: 0.277, SLG: 0.393		F2		F8	F5		FC6-4 1-2f		1-H 2-H 3-H 2B	5	0	1	3	0	0	3
Dixie Howell, R (1, 2) OBP: 0.346, SLG: 0.388		3-H SH1-3 1B		1-2 SH2-4 1B 1B	5-3			1B SH1-4 1B	K	5	1	3	1	0	1	1
Howie Fox, R (1, 1) OBP: 0.128, SLG: 0.108 Frank Smith, R (9, 1)		1-2 SH1-3		1-2 2-3 SH2-4	5-3			1-2 SH1-4	5-3	2 0	0 0	0 0	0 0	0 0	0 0	1 0
Inning Stats	R: 1 E: 0 K: 1 S: 6 H: 1 LOB: 1 BB: 1 P: 10	R: 1 E: 0 K: 0 S: 5 H: 2 LOB: 1 BB: 0 P: 5	R: 0 E: 0 K: 1 S: 6 H: 1 LOB: 1 BB: 0 P: 6	R: 3 E: 0 K: 0 S: 7 H: 4 LOB: 3 BB: 2 P: 15	R: 1 E: 0 K: 0 S: 4 H: 1 LOB: 0 BB: 0 P: 4	R: 0 E: 0 K: 0 S: 3 H: 0 LOB: 0 BB: 0 P: 3	R: 0 E: 0 K: 0 S: 4 H: 1 LOB: 1 BB: 0 P: 4	R: 0 E: 0 K: 0 S: 4 H: 2 LOB: 1 BB: 0 P: 4	R: 3 E: 0 K: 1 S: 8 H: 3 LOB: 1 BB: 1 P: 12	1B: 11 2B: 2 3B: 1 HR: 1 SF: 0 SAC: 3 DP: 1 HBP: 0						

PITCHER		IP	WLS	BF	H	R	ER	SO	BB	IBB	HBP	BLK	WP	HR	S	P	ERA	WHIP
Robin Roberts, R ERA: 3.43	(1, 1)	3.2	L	21	8	5	5	2	2	0	0	0	0	0	23	31	12.27	2.727
Milo Candini, R ERA: 6.11	(4, 1)	1.1		6	1	1	1	0	1	0	0	0	0	1	5	9	6.75	1.500
Andy Hansen, R ERA: 2.25	(6, 1)	2.0		7	1	0	0	0	0	0	0	0	0	0	7	7	0.00	0.500
Bob Miller, R ERA: 8.62	(8, 1)	2.0		11	5	3	3	1	1	0	0	0	0	0	12	16	13.50	3.000

PITCHER	IP	WLS	BF	H	R	ER	SO	BB	IBB	HBP	BLK	WP	HR	S	P	ERA	WHIP

TOP

Cincinnati Reds @ Philadelphia Phillies

Shibe Park, Philadelphia, PA

Tue Jul 17 1951, 3:33 AM EDT

Unknown

livebaseballscorecards.com

AB	38
R	9
H	15
RBI	9
BB	4
SO	3
LOB	16

WP: 0 PA: 45
PB: 0
SB: 0
CS: 0

Batter	1	2	3	4	5	6	7	8	9	AB	R	H	RBI	BB	SO	LOB
Eddie Waitkus, L (1, 3) OBP: 0.326, SLG: 0.346	FC5-4 1B		4-3		F5		BB		1B 1B 1-2	4	2	2	0	1	0	2
Richie Ashburn, L (1, 8) OBP: 0.405, SLG: 0.431	FC5-4 ① 1-2f			F2 ①		F8 ①	2B 1-3 2-H		BB 1B FC6-4 1-2 2-H 1B	5	2	2	2	0	0	1
Willie Jones, R (1, 5) OBP: 0.378, SLG: 0.521	F9 ②			BBB FC5-4 BB		FC5-4 1B 1B	2B 2-H 3-H		FC6-4 BB 2B 1-2 2-H 1B	4	1	3	3	1	0	1
Tommy Brown, R (1, 7) OBP: 0.259, SLG: 0.429	1-3 ③			F4 ②		FC5-4 1-2 1B	F4 ③		BBB FC6-4 1-2 2-3 BB	4	0	1	0	1	0	3
Del Ennis, R (1, 9) OBP: 0.371, SLG: 0.468		4-3 ①		FC5-4 ③ 1-2f		FC5-4 ② 1-2f 2-3		5-3 ①	FC6-4 ① 2B 1-2f 2-3 3-H 1B	5	1	0	1	0	0	5
Granny Hamner, R (1, 6) OBP: 0.307, SLG: 0.416		1-3 ②			G5-4-3 1B	4-3 ③		SSS 1B	K ②	5	0	2	0	0	1	4
Jimmy Bloodworth, R (1, 4) OBP: 0.162, SLG: 0.114 Dick Sisler, L (9, PH) OBP: 0.373, SLG: 0.465 Ken Johnson, L (9, PR) OBP: 0.333, SLG: 0.200		SSS K ③			G5-4-3 ①② 1-2f		5-3 ① SSS	K ② 1B	1-3 3-H 2B	4 1 0	0 0 0	0 1 0	0 1 0	0 0 0	2 0 0	2 0 0
Del Wilber, R (1, 2) OBP: 0.296, SLG: 0.373			F9 ①		CI 1B		2B 2B	F8 ③	2-H 3-H 1B	5	1	3	1	0	0	1
Robin Roberts, S (1, 1) OBP: 0.310, SLG: 0.224 Milo Candini, R (4, 1) OBP: 0.500, SLG: 0.333 Bill Nicholson, L (5, PH) OBP: 0.306, SLG: 0.419 Andy Hansen, R (6, 1) OBP: 0.382, SLG: 0.406 Andy Seminick, R (7, PH) OBP: 0.333, SLG: 0.333 Bob Miller, R (8, 1) OBP: 0.347, SLG: 0.371 Eddie Pellagrini, R (9, PH)			SSS K ②		CI 1-2		5-3 ②		1B 1B 1B	1 0 0 0 1 0 1	0 0 0 0 0 0 0	0 0 0 0 0 0 0	0 0 0 0 0 0 0	1 0 0 0 0 0 0	0 0 0 0 0 0 0	0 0 0 0 1 0 0
Inning Stats	R: 0 E: 0 K: 0 S: 4 H: 1 LOB: 1 BB: 0 P: 4	R: 0 E: 0 K: 1 S: 5 H: 0 LOB: 0 BB: 0 P: 5	R: 0 E: 0 K: 1 S: 5 H: 0 LOB: 0 BB: 0 P: 5	R: 0 E: 0 K: 0 S: 3 H: 0 LOB: 1 BB: 1 P: 7	R: 0 E: 1 K: 0 S: 5 H: 2 LOB: 2 BB: 0 P: 5	R: 0 E: 0 K: 0 S: 5 H: 2 LOB: 2 BB: 0 P: 5	R: 3 E: 0 K: 0 S: 6 H: 3 LOB: 1 BB: 1 P: 10	R: 0 E: 0 K: 1 S: 6 H: 1 LOB: 1 BB: 0 P: 6	R: 5 E: 0 K: 1 S: 10 H: 6 LOB: 2 BB: 1 P: 14	1B: 11 2B: 4 3B: 0 HR: 0 SF: 0 SAC: 0 DP: 1 HBP: 0						

PITCHER		IP	WLS	BF	H	R	ER	SO	BB	IBB	HBP	BLK	WP	HR	S	P	ERA	WHIP
Howie Fox, R ERA: 3.31	(1, 1)	8.0	W	38	12	6	6	3	2	0	0	0	0	0	42	50	6.75	1.750
Frank Smith, R ERA: 2.27	(9, 1)	1.0	S	6	3	2	2	1	1	0	0	0	0	0	7	11	18.00	4.000

PITCHER	IP	WLS	BF	H	R	ER	SO	BB	IBB	HBP	BLK	WP	HR	S	P	ERA	WHIP

BOTTOM

Cincinnati Reds @ Philadelphia Phillies

Shibe Park, Philadelphia, PA

Tue Jul 17 1951, 3:33 AM EDT

Unknown

livebaseballscorecards.com

AB	40
R	8
H	15
RBI	8
BB	3
SO	4
LOB	20

WP: 0 PA: 44
PB: 0
SB: 0
CS: 0

Cincinnati Reds @ Philadelphia Phillies

Shibe Park, Philadelphia, PA

Tue Jul 17 1951, 3:38 AM EDT

Att. 18,081 - Cloudy - 76 F

TOP

livebaseballscorecards.com

Batter	1	2	3	4	5	6	7	8	9	AB	R	H	RBI	BB	SO	LOB
Bob Usher, R (1, 8) OBP: 0.277, SLG: 0.314	F8		K			F3		F6		4	0	0	0	0	1	0
Connie Ryan, R (1, 4) OBP: 0.388, SLG: 0.471	K		6-3			L5		F7		4	0	0	0	0	1	0
Eddie Erautt, R (8, 1)										0	0	0	0	0	0	0
Johnny Wyrostek, L (1, 9) OBP: 0.408, SLG: 0.436	F8			1B		1B			F7	4	0	2	0	0	0	0
Joe Adcock, R (1, 7) OBP: 0.316, SLG: 0.487		5-3		K		F2			1B	4	0	1	0	0	1	2
Grady Hatton, L (1, 5) OBP: 0.330, SLG: 0.348		1B		K			1B		K	4	0	2	0	0	2	2
Ted Kluszewski, L (1, 3) OBP: 0.279, SLG: 0.352		1-2 1B		F8			F4		F2	4	0	1	0	0	0	3
Virgil Stallcup, R (1, 6) OBP: 0.273, SLG: 0.388		F2			F8		K			3	0	0	0	0	1	3
Roy McMillan, R (8, 6) OBP: 0.342, SLG: 0.338										0	0	0	0	0	0	0
Bob Scheffing, R (1, 2) OBP: 0.338, SLG: 0.322		K			K		F8			3	0	0	0	0	2	3
Ken Raffensberger, R (1, 1) OBP: 0.083, SLG: 0.043			K		4-3			F3		1	0	0	0	0	1	0
Bud Byerly, R (4, 1)										1	0	0	0	0	0	0
Bobby Adams, R (8, PH) OBP: 0.302, SLG: 0.340										1	0	0	0	0	0	0
(8, 4)																

	AB	33
	R	0
	H	6
	RBI	0
	BB	0
	SO	9
	LOB	13

Inning Stats	1	2	3	4	5	6	7	8	9
	R: 0 E: 0 K: 1 S: 5	H: 0 LOB: 0 BB: 0 P: 5	R: 0 E: 0 K: 1 S: 7	H: 2 LOB: 2 BB: 0 P: 7	R: 0 E: 0 K: 2 S: 7	H: 0 LOB: 0 BB: 0 P: 7	R: 0 E: 0 K: 2 S: 8	H: 1 LOB: 1 BB: 0 P: 8	R: 0 E: 0 K: 1 S: 5	H: 0 LOB: 0 BB: 0 P: 5	R: 0 E: 0 K: 0 S: 4	H: 1 LOB: 1 BB: 0 P: 4	R: 0 E: 0 K: 1 S: 6	H: 1 LOB: 1 BB: 0 P: 6	R: 0 E: 0 K: 0 S: 3	H: 0 LOB: 0 BB: 0 P: 3	R: 0 E: 0 K: 1 S: 6	H: 1 LOB: 1 BB: 0 P: 6

	1B: 6	SF: 0	WP: 0	PA: 33
	2B: 0	SAC: 0	PB: 0	
	3B: 0	DP: 0	SB: 0	
	HR: 0	HBP: 0	CS: 0	

PITCHER		IP	WLS	BF	H	R	ER	SO	BB	IBB	HBP	BLK	WP	HR	S	P	ERA	WHIP
Jocko Thompson, L ERA: 3.97	(1, 1)	9.0	W	33	6	0	0	9	0	0	0	0	0	0	51	51	0.00	0.667

PITCHER		IP	WLS	BF	H	R	ER	SO	BB	IBB	HBP	BLK	WP	HR	S	P	ERA	WHIP

Batter	1	2	3	4	5	6	7	8	9	AB	R	H	RBI	BB	SO	LOB
Eddie Waitkus, L (1, 3) OBP: 0.325, SLG: 0.342	F4		5-3	F9			BB	FC1 1-2f		4	1	0	0	1	0	1
Richie Ashburn, L (1, 8) OBP: 0.408, SLG: 0.437	E6 FC6-4		F7		5-3 F8 2B		1B E 2B 1-3	BB 1-2		4	2	2	0	1	0	0
Willie Jones, R (1, 5) OBP: 0.379, SLG: 0.517	K			PB 1B 2B HBP	5-3 2-3		E F7 1B 2-3 3-H	F5		4	2	1	1	0	1	4
Tommy Brown, R (1, 7) OBP: 0.259, SLG: 0.422	FC6-4 1-2f			PB 2B 1B 1-2	F8 3-H		F7			4	1	1	1	0	0	3
Del Ennis, R (1, 9) OBP: 0.373, SLG: 0.471		F3		1B 2B 2B 1-H 2-H	S 1B 1B		E6 1-3 3-H			4	1	2	3	0	0	1
Granny Hamner, R (1, 6) OBP: 0.309, SLG: 0.417		F2		2B 1B 2-3	1-H 1B		F7 3-H			4	1	2	1	0	0	1
Eddie Pellagrini, R (1, 4) OBP: 0.338, SLG: 0.375		F4		F8 2B 1-H 3-H	5-3		F7			4	1	1	2	0	0	1
Andy Seminick, R (1, 2) OBP: 0.380, SLG: 0.420			HR	F8 3-H	K			F7		4	1	1	2	0	1	0
Jocko Thompson, L (1, 1) OBP: 0.125, SLG: 0.250			G3	1-3	1-3			FC1 1B		4	0	1	0	0	0	0
Inning Stats	R: 0 H: 0 E: 1 LOB: 1 K: 1 BB: 0 S: 6 P: 6	R: 0 H: 0 E: 0 LOB: 0 K: 0 BB: 0 S: 3 P: 3	R: 1 H: 1 E: 0 LOB: 0 K: 0 BB: 0 S: 4 P: 4	R: 5 H: 4 E: 0 LOB: 0 K: 0 BB: 0 S: 7 P: 8	R: 1 H: 3 E: 0 LOB: 2 K: 0 BB: 0 S: 5 P: 5	R: 0 H: 0 E: 0 LOB: 0 K: 1 BB: 0 S: 5 P: 5	R: 3 H: 2 E: 1 LOB: 1 K: 0 BB: 1 S: 6 P: 10	R: 0 H: 1 E: 0 LOB: 2 K: 0 BB: 1 S: 4 P: 8		1B: 6 SF: 0 2B: 4 SAC: 0 3B: 0 DP: 0 HR: 1 HBP: 1				WP: 0 PA: 39 PB: 1 SB: 1 CS: 0		

PITCHER		IP	WLS	BF	H	R	ER	SO	BB	IBB	HBP	BLK	WP	HR	S	P	ERA	WHIP
Ken Raffensberger, L ERA: 3.93	(1, 1)	3.0	L	16	5	6	6	1	0	0	1	0	0	1	17	18	18.00	1.667
Bud Byerly, R ERA: 4.43	(4, 1)	4.0		18	5	4	4	1	1	0	0	0	0	0	19	23	9.00	1.500
Eddie Erautt, R ERA: 7.04	(8, 1)	1.0		5	1	0	0	0	1	0	0	0	0	0	4	8	0.00	2.000

PITCHER	IP	WLS	BF	H	R	ER	SO	BB	IBB	HBP	BLK	WP	HR	S	P	ERA	WHIP

BOTTOM

Cincinnati Reds @ Philadelphia Phillies

Shibe Park, Philadelphia, PA

Tue Jul 17 1951, 3:38 AM EDT
Att. 18,081 - Cloudy - 76 F

livebaseballscorecards.com

AB	36
R	10
H	11
RBI	10
BB	2
SO	2
LOB	11

Batter	1	2	3	4	5	6	7	8	9	AB	R	H	RBI	BB	SO	LOB
Lloyd Merriman, L (1, 8) OBP: 0.290, SLG: 0.353	F5	FC5-4 1B			4-3 1B		F8			4	0	2	0	0	0	0
Connie Ryan, R (1, 4) OBP: 0.386, SLG: 0.467	5-3	FC5-4 1-2f			1-2 4-3		F9			4	0	1	0	0	0	1
Johnny Wyrostek, L (1, 9) OBP: 0.406, SLG: 0.434	1B 1B		6-3		F2			F8		4	1	1	0	0	0	2
Ted Kluszewski, L (1, 3) OBP: 0.279, SLG: 0.351	1B 1B 1-3		F9		1-2 2-3 4-3			F6		4	1	1	0	0	0	2
Grady Hatton, L (1, 5) OBP: 0.329, SLG: 0.347	1B 1-3 3-H		F9		S S S K			4-3		4	0	1	1	0	1	2
Joe Adcock, R (1, 7) OBP: 0.323, SLG: 0.492	1-2 3-H			CS 1B		1-3			SH2-4 1B	4	0	3	1	0	0	0
Virgil Stallcup, R (1, 6) OBP: 0.275, SLG: 0.387	S S S K			B B B 4-0 E 1-2 BB		L8			SH2-4 1-2	1	0	0	0	1	1	2
Roy McMillan, R (6, PH) (6, 6) OBP: 0.338, SLG: 0.333										1	0	0	0	0	0	0
Johnny Pramesa, R (1, 2) OBP: 0.232, SLG: 0.318		F7		F4		F8			6-3	4	0	0	0	0	0	2
Willie Ramsdell, R (1, 1) OBP: 0.121, SLG: 0.094		S S S K		S S S K 1-2			L7		1-3	4	0	0	0	0	2	2

Inning Stats										
	R: 2 E: 0 K: 1 S: 9	H: 4 LOB: 2 BB: 0 P: 9	R: 0 E: 0 K: 1 S: 6	H: 1 LOB: 1 BB: 0 P: 6	R: 0 E: 0 K: 0 S: 3	H: 0 LOB: 0 BB: 0 P: 3	R: 0 E: 1 K: 1 S: 5	H: 1 LOB: 1 BB: 1 P: 9	R: 0 E: 0 K: 1 S: 7	H: 2 LOB: 2 BB: 0 P: 7
	R: 0 E: 0 K: 0 S: 3	H: 0 LOB: 0 BB: 0 P: 3	R: 0 E: 0 K: 0 S: 3	H: 0 LOB: 0 BB: 0 P: 3	R: 0 E: 0 K: 0 S: 3	H: 0 LOB: 0 BB: 0 P: 3	R: 0 E: 0 K: 0 S: 4	H: 1 LOB: 1 BB: 0 P: 4	1B: 9 2B: 0 3B: 0 HR: 0	SF: 0 SAC: 1 DP: 0 HBP: 0
									WP: 0 PB: 0 SB: 0 CS: 1	PA: 36

PITCHER		IP	WLS	BF	H	R	ER	SO	BB	IBB	HBP	BLK	WP	HR	S	P	ERA	WHIP
Bubba Church, R ERA: 3.18	(1, 1)	8.0	L	32	8	2	2	4	1	0	0	0	0	0	39	43	2.25	1.125
Jim Konstanty, R ERA: 3.95	(9, 1)	1.0		4	1	0	0	0	0	0	0	0	0	0	4	4	0.00	1.000

PITCHER	IP	WLS	BF	H	R	ER	SO	BB	IBB	HBP	BLK	WP	HR	S	P	ERA	WHIP

TOP

Cincinnati Reds @ Philadelphia Phillies

Shibe Park, Philadelphia, PA

Wed Jul 18 1951, 3:33 AM EDT

Cloudy - 75 F

livebaseballscorecards.com

AB	34
R	2
H	9
RBI	2
BB	1
SO	4
LOB	13

BOTTOM

Cincinnati Reds @ Philadelphia Phillies

Shibe Park, Philadelphia, PA

Wed Jul 18 1951, 3:33 AM EDT

Cloudy - 75 F

livebaseballscorecards.com

Batter	1	2	3	4	5	6	7	8	9	AB	R	H	RBI	BB	SO	LOB
Eddie Waitkus, L (1, 3) OBP: 0.329, SLG: 0.345	CS 1B			6-3 1B		G3		BB 1-2 BB		3	0	2	0	1	0	0
Richie Ashburn, L (1, 8) OBP: 0.406, SLG: 0.433	K 1-2			K		F7		BB 1-2 2-3 BB		3	0	0	0	1	2	2
Willie Jones, R (1, 5) OBP: 0.377, SLG: 0.513	F8			6-3 1-2			PB 1B	F7		4	0	1	0	0	0	4
Tommy Brown, R (1, 7) OBP: 0.267, SLG: 0.414		G4-6-3 BB		FC6-4 BB			F3		F5	2	0	0	0	2	0	1
Del Ennis, R (1, 9) OBP: 0.368, SLG: 0.465		G4-6-3 1-2f		FC6-4 1-2f			F5		F8	4	0	0	0	0	0	4
Granny Hamner, R (1, 6) OBP: 0.306, SLG: 0.412		K			4-3		L8 1-2		F7	4	0	0	0	0	1	1
Eddie Pellagrini, R (1, 4) OBP: 0.331, SLG: 0.366			F1		6-3			K		3	0	0	0	0	1	0
Andy Seminick, R (1, 2) OBP: 0.374, SLG: 0.413			F5		5-3			K		3	0	0	0	0	1	0
Bubba Church, R (1, 1) OBP: 0.216, SLG: 0.300			F2			6-3		BB BB 1B		2	0	0	0	0	0	0
Bill Nicholson, L (8, PH) OBP: 0.315, SLG: 0.429										1	0	1	0	0	0	0
Putsy Caballero, R (8, PR) OBP: 0.286, SLG: 0.316										0	0	0	0	0	0	0
Jim Konstanty, R (9, 1) OBP: 0.143, SLG: 0.214										0	0	0	0	0	0	0
Inning Stats	R: 0 E: 0 K: 1 S: 5 H: 1 LOB: 0 BB: 0 P: 5	R: 0 E: 0 K: 1 S: 4 H: 0 LOB: 0 BB: 1 P: 8	R: 0 E: 0 K: 0 S: 3 H: 0 LOB: 0 BB: 0 P: 3	R: 0 E: 0 K: 1 S: 6 H: 1 LOB: 2 BB: 1 P: 10	R: 0 E: 0 K: 0 S: 3 H: 0 LOB: 0 BB: 0 P: 3	R: 0 E: 0 K: 0 S: 3 H: 0 LOB: 0 BB: 0 P: 3	R: 0 E: 0 K: 0 S: 4 H: 1 LOB: 1 BB: 0 P: 4	R: 0 E: 0 K: 2 S: 8 H: 1 LOB: 3 BB: 2 P: 16	R: 0 E: 0 K: 0 S: 3 H: 0 LOB: 0 BB: 0 P: 3	1B: 4 2B: 1 3B: 0 HR: 0	SF: 0 SAC: 0 DP: 2 HBP: 0			WP: 0 PB: 1 SB: 0 CS: 1	PA: 33		

	AB	29
	R	0
	H	4
	RBI	0
	BB	4
	SO	5
	LOB	12

PITCHER	IP	WLS	BF	H	R	ER	SO	BB	IBB	HBP	BLK	WP	HR	S	P	ERA	WHIP
Willie Ramsdell, R (1, 1) ERA: 3.99	9.0	W	33	4	0	0	5	4	0	0	0	0	0	39	55	0.00	0.889

PITCHER	IP	WLS	BF	H	R	ER	SO	BB	IBB	HBP	BLK	WP	HR	S	P	ERA	WHIP

Cincinnati Reds @ Philadelphia Phillies

Shibe Park, Philadelphia, PA

Wed Jul 18 1951, 3:38 AM EDT

Att. 15,810 - Unknown - 75 F

TOP

livebaseballscorecards.com

Batter	1	2	3	4	5	6	7	8	9	AB	R	H	RBI	BB	SO	LOB
Bobby Adams, R (1, 5) OBP: 0.297, SLG: 0.333	5-3		6-3			1-3		F7		4	0	0	0	0	0	0
Connie Ryan, R (1, 4) OBP: 0.380, SLG: 0.459	F6			F7		F8		F8		4	0	0	0	0	0	0
Johnny Wyrostek, L (1, 9) OBP: 0.404, SLG: 0.432	4-3			1-5-3		BB 1B			6-3	4	0	1	0	0	0	0
Joe Adcock, R (1, 7) OBP: 0.325, SLG: 0.490		4-3		E4		BBBB 4-0 1-2 BB			FC4-6 1B	3	0	1	0	1	0	0
Ted Kluszewski, L (1, 3) OBP: 0.279, SLG: 0.350		5-3 1B		F8		F7			FC4-6 1B 1-2f	4	0	1	0	0	0	4
Bob Usher, R (1, 8) OBP: 0.276, SLG: 0.313		5-3 1-2			5-3		L7		1B 1-2	4	0	1	0	0	0	1
Roy McMillan, R (1, 6) OBP: 0.321, SLG: 0.315		4-3			6-3		F8		F3	4	0	0	0	0	0	3
Dixie Howell, R (1, 2) OBP: 0.345, SLG: 0.404			F8		2B		F9			3	0	1	0	0	0	0
Herm Wehmeier, R (1, 1) OBP: 0.176, SLG: 0.176			F4		6-3			SSS 0-3 K		2	0	0	0	0	0	1
Grady Hatton, L (8, PH) OBP: 0.328, SLG: 0.346										1	0	0	0	0	1	0
Frank Smith, R (8, 1)										0	0	0	0	0	0	0

	AB	R	H	RBI	BB	SO	LOB
	33	0	5	0	1	1	9

Inning Stats	1	2	3	4	5	6	7	8	9
R	0	0	0	0	0	0	0	0	0
E	0	0	0	1	0	0	0	0	0
K	0	0	0	0	0	0	0	1	0
S	3	4	3	4	4	4	3	5	5
H	0	1	0	0	1	1	0	0	2
LOB	0	1	0	1	1	2	0	0	2
BB	0	0	0	0	0	1	0	0	0
P	3	4	3	4	4	8	3	5	5

1B	4
2B	1
3B	0
HR	0
SF	0
SAC	0
DP	0
HBP	0
WP	0
PB	0
SB	0
CS	0
PA	34

PITCHER	IP	WLS	BF	H	R	ER	SO	BB	IBB	HBP	BLK	WP	HR	S	P	ERA	WHIP
Ken Johnson, L (1, 1) ERA: 4.66	9.0	W	34	5	0	0	1	1	0	0	0	0	0	35	39	0.00	0.667

PITCHER	IP	WLS	BF	H	R	ER	SO	BB	IBB	HBP	BLK	WP	HR	S	P	ERA	WHIP

Batter	1	2	3	4	5	6	7	8	9	AB	R	H	RBI	BB	SO	LOB
Eddie Waitkus, L (1, 3) OBP: 0.329, SLG: 0.345	F9		1-2 3-H 1B			F5				3	0	1	1	0	0	0
Richie Ashburn, L (1, 8) OBP: 0.406, SLG: 0.431	4-3		L4-6 2-3			BB				2	0	0	0	1	0	2
Willie Jones, R (1, 5) OBP: 0.377, SLG: 0.512	4-3			G6-4-3 1B		K				3	0	1	0	0	1	1
Tommy Brown, R (1, 7) OBP: 0.260, SLG: 0.404		4-3		G6-4-3 1-2f			F7			3	0	0	0	0	0	1
Del Ennis, R (1, 9) OBP: 0.365, SLG: 0.461		L4		F9			4-3			3	0	0	0	0	0	0
Granny Hamner, R (1, 6) OBP: 0.303, SLG: 0.409		F2			F8		4-3			3	0	0	0	0	0	0
Eddie Pellagrini, R (1, 4) OBP: 0.324, SLG: 0.357			E4 1B 1B		K			1-3		3	1	0	0	0	1	0
Del Wilber, R (1, 2) OBP: 0.297, SLG: 0.372			L4-6 1-3 1B 1B		F6			K		3	0	1	0	0	1	0
Ken Johnson, L (1, 1) OBP: 0.222, SLG: 0.125			K			4-3		4-3		3	0	0	0	0	1	2
Inning Stats	R: 0 E: 0 K: 0 S: 3 H: 0 LOB: 0 BB: 0 P: 3	R: 0 E: 0 K: 0 S: 3 H: 0 LOB: 0 BB: 0 P: 3	R: 1 E: 1 K: 1 S: 7 H: 2 LOB: 1 BB: 0 P: 7	R: 0 E: 0 K: 0 S: 3 H: 1 LOB: 0 BB: 0 P: 3	R: 0 E: 0 K: 1 S: 5 H: 0 LOB: 0 BB: 0 P: 5	R: 0 E: 0 K: 1 S: 5 H: 0 LOB: 1 BB: 1 P: 9	R: 0 E: 0 K: 0 S: 3 H: 0 LOB: 0 BB: 0 P: 3	R: 0 E: 0 K: 1 S: 5 H: 0 LOB: 0 BB: 0 P: 5		1B: 3 2B: 1 3B: 0 HR: 0 SF: 0 SAC: 0 DP: 2 HBP: 0						

PITCHER		IP	WLS	BF	H	R	ER	SO	BB	IBB	HBP	BLK	WP	HR	S	P	ERA	WHIP
Herm Wehmeier, R ERA: 5.19	(1, 1)	7.0	L	24	3	1	0	3	1	0	0	0	0	0	29	33	0.00	0.571
Frank Smith, R ERA: 2.22	(8, 1)	1.0		3	0	0	0	1	0	0	0	0	0	0	5	5	0.00	0.000

PITCHER	IP	WLS	BF	H	R	ER	SO	BB	IBB	HBP	BLK	WP	HR	S	P	ERA	WHIP

BOTTOM

Cincinnati Reds @ Philadelphia Phillies

Shibe Park, Philadelphia, PA

Wed Jul 18 1951, 3:38 AM EDT
Att. 15,810 - Unknown - 75 F

livebaseballscorecards.com

AB	26
R	1
H	3
RBI	1
BB	1
SO	4
LOB	6

WP: 0 PA: 27
PB: 0
SB: 0
CS: 0

Batter	1	2	3	4	5	6	7	8	9	AB	R	H	RBI	BB	SO	LOB
Lloyd Merriman, L (1, 8) OBP: 0.292, SLG: 0.356	F8		F8		BB		E 2-3 3-H 2B	G3		4	1	1	1	1	0	2
Connie Ryan, R (1, 4) OBP: 0.377, SLG: 0.453	F7		F9		F7		F5		3-1 HR 1B	5	1	1	0	0	0	6
Johnny Wyrostek, L (1, 9) OBP: 0.402, SLG: 0.431	2B			F8		F8	E3 1B 2-H 3-H		3-1 1-2	5	0	1	0	0	0	2
Ted Kluszewski, L (1, 3) OBP: 0.280, SLG: 0.360	4-3			K SSS		4-3	1-2 1B		2-H HR	5	1	2	2	0	1	1
Grady Hatton, L (1, 5) OBP: 0.329, SLG: 0.348		BB		4-3		2B SSS	K		4-3	4	0	1	0	1	1	2
Joe Adcock, R (1, 7) OBP: 0.323, SLG: 0.484		F2			SH1-3 6-3 1B	1-3		4-3	F4	5	0	1	0	0	0	2
Roy McMillan, R (1, 6) OBP: 0.306, SLG: 0.299		K SSS			6-3 1-2		5-3	4-3		4	0	0	0	0	1	2
Dixie Howell, R (1, 2) OBP: 0.362, SLG: 0.407 Herm Wehmeier, R (7, PR) OBP: 0.176, SLG: 0.176 Bob Scheffing, R (7, 2) OBP: 0.344, SLG: 0.328		K SSS			BB SH1-3		2B 2B 1B	1B 1B		2 0 1	0 1 0	1 0 1	0 0 0	1 0 0	1 0 0	1 0 0
Ewell Blackwell, R (1, 1) OBP: 0.400, SLG: 0.489 Harry Perkowski, L (1, 1) Bobby Adams, R (7, PH) OBP: 0.300, SLG: 0.342 Eddie Erautt, R (7, 1) Bob Usher, R (8, PH) OBP: 0.281, SLG: 0.317 Bud Byerly, R (8, 1)			4-3		SH1-3 1-2 2-3		2B E 1-3 2B	1B 1-2 1B		0 1 1 0 1 0	0 0 1 0 0 0	0 0 1 0 1 0	0 0 0 0 0 0	0 0 0 0 0 0	0 0 0 0 0 0	0 0 0 0 0 0
Inning Stats	R: 0 E: 0 K: 0 S: 4 H: 1 LOB: 1 BB: 0 P: 4	R: 0 E: 0 K: 2 S: 7 H: 0 LOB: 1 BB: 1 P: 11	R: 0 E: 0 K: 0 S: 3 H: 0 LOB: 0 BB: 0 P: 3	R: 0 E: 0 K: 1 S: 5 H: 0 LOB: 0 BB: 0 P: 5	R: 0 E: 0 K: 0 S: 4 H: 1 LOB: 3 BB: 2 P: 12	R: 0 E: 0 K: 0 S: 4 H: 1 LOB: 1 BB: 0 P: 4	R: 3 E: 1 K: 1 S: 10 H: 4 LOB: 2 BB: 0 P: 10	R: 0 E: 0 K: 0 S: 5 H: 2 LOB: 2 BB: 0 P: 5	R: 2 E: 0 K: 0 S: 5 H: 2 LOB: 0 BB: 0 P: 5	1B: 6 2B: 4 3B: 0 HR: 1	SF: 0 SAC: 1 DP: 0 HBP: 0						

PITCHER	IP	WLS	BF	H	R	ER	SO	BB	IBB	HBP	BLK	WP	HR	S	P	ERA	WHIP
Sal Maglie, R (1, 1) ERA: 3.21	9.0	W	42	11	5	3	4	3	0	0	0	0	1	47	59	3.00	1.556

PITCHER	IP	WLS	BF	H	R	ER	SO	BB	IBB	HBP	BLK	WP	HR	S	P	ERA	WHIP

TOP

Cincinnati Reds @ New York Giants

Polo Grounds, New York, NY

Fri Jul 20 1951, 3:33 AM EDT

Att. 14,205 - Unknown

livebaseballscorecards.com

AB	38
R	5
H	11
RBI	3
BB	3
SO	4
LOB	18

WP: 0 PA: 42
PB: 0
SB: 0
CS: 0

Batter	1	2	3	4	5	6	7	8	9	AB	R	H	RBI	BB	SO	LOB
Eddie Stanky, R (1, 4) OBP: 0.399, SLG: 0.404	BBBB 4-0 BB 1B BB	BBBB 4-0 2-3 1-2 BB		x 0-0 1-H 2B		BBBB 4-0 1B 1B BB		BBBB 4-0 1B HR BB		1	2	1	1	4	0	0
Davey Williams, R (8, PR) OBP: 0.333, SLG: 0.429 (9, 4)										0	1	0	0	0	0	0
Whitey Lockman, L (1, 3) OBP: 0.325, SLG: 0.385	BBBB 4-0 1B FC6 1-2 BB	SSS 0-3 ① K		x 0-0 ② F8		x 0-0 ② 1-H 1B		x 0-0 1-3 HR 1B		4	2	2	0	1	1	3
Don Mueller, L (1, 9) OBP: 0.346, SLG: 0.449	x 0-0 FC6 1-3 2-H 1B	x 0-0 ② 2-3 1-2 2-3		x 0-0 ③ 4-3		x 0-0 1B		x 0-0 ① F5		5	0	2	1	0	0	5
Monte Irvin, R (1, 7) OBP: 0.416, SLG: 0.467	x 0-0 ① F6	x 0-0 ③ F7			x 0-0 ① 5-3	x 0-0 ③ F8		x 0-0 ② F6		5	0	0	0	0	0	7
Willie Mays, R (1, 8) OBP: 0.368, SLG: 0.576	x 0-0 ② FC6 1B 1-2f 1B 3-H		x 0-0 ① F3		x 0-0 ② F7		x 0-0 ① F7	x 0-0 1-H HR 3-H		5	2	1	4	0	0	1
Alvin Dark, R (1, 6) OBP: 0.369, SLG: 0.474	x 0-0 1B 1-3 1B		x 0-0 ② F9	BBBB 4-0 E S 1B BB			x 0-0 ② F7	BBBB 4-0 BB		3	1	1	0	2	0	0
Bobby Thomson, R (1, 5) OBP: 0.341, SLG: 0.484	x 0-0 FC6-4 1-2 3-H 1B		x 0-0 ③ 5-3		x 0-0 1-H 1B		x 0-0 HR 1B	x 0-0 ③ F5		5	1	3	2	0	0	1
Sal Yvars, R (1, 2) OBP: 0.538, SLG: 1.000	x 0-0 ③ FC6-4 1-2f			BBBB 4-0 WP 2B BB	x 0-0 ③ 1-3		x 0-0 1-H HR			3	2	1	2	1	0	3
Sal Maglie, R (1, 1) OBP: 0.188, SLG: 0.238		x 0-0 2-3 BB 1B		SSS 0-3 ① K		SSS 0-3 ① K	x 0-0 ③ F7			4	0	1	0	0	2	1
Inning Stats	R: 3 H: 3 E: 0 LOB: 2 K: 0 BB: 2 S: 6 P: 14	R: 0 H: 1 E: 0 LOB: 2 K: 1 BB: 1 S: 6 P: 10	R: 0 H: 0 E: 0 LOB: 0 K: 0 BB: 0 S: 3 P: 3	R: 1 H: 1 E: 0 LOB: 1 K: 1 BB: 1 S: 6 P: 10	R: 1 H: 1 E: 0 LOB: 1 K: 0 BB: 1 S: 4 P: 8	R: 1 H: 2 E: 0 LOB: 1 K: 1 BB: 1 S: 6 P: 10	R: 2 H: 2 E: 0 LOB: 0 K: 0 BB: 0 S: 5 P: 5	R: 3 H: 2 E: 0 LOB: 1 K: 0 BB: 2 S: 5 P: 13		1B: 9 SF: 0 2B: 1 SAC: 0 3B: 0 DP: 0 HR: 2 HBP: 0						

PITCHER		IP	WLS	BF	H	R	ER	SO	BB	IBB	HBP	BLK	WP	HR	S	P	ERA	WHIP
Ewell Blackwell, R ERA: 3.77	(1, 1)	0.2	L	7	3	3	3	0	2	0	0	0	0	0	5	13	40.50	7.500
Harry Perkowski, L ERA: 2.92	(1, 1)	5.1		24	5	3	2	3	4	0	0	0	1	0	26	42	3.38	1.688
Eddie Erautt, R ERA: 7.71	(7, 1)	1.0		5	2	2	2	0	0	0	0	0	0	1	5	5	18.00	2.000
Bud Byerly, R ERA: 4.95	(8, 1)	1.0		7	2	3	3	0	2	0	0	0	0	1	5	13	27.00	4.000

PITCHER	IP	WLS	BF	H	R	ER	SO	BB	IBB	HBP	BLK	WP	HR	S	P	ERA	WHIP

BOTTOM

Cincinnati Reds @ New York Giants

Polo Grounds, New York, NY

Fri Jul 20 1951, 3:33 AM EDT

Att. 14,205 - Unknown

livebaseballscorecards.com

AB	35
R	11
H	12
RBI	10
BB	8
SO	3
LOB	21

Cincinnati Reds @ New York Giants

Polo Grounds, New York, NY

Sat Jul 21 1951, 3:33 AM EDT

Att. 7,489 - Unknown

livebaseballscorecards.com

Batter	1	2	3	4	5	6	7	8	9	AB	R	H	RBI	BB	SO	LOB
Lloyd Merriman, L (1, 8) OBP: 0.294, SLG: 0.354	E3		F9		BB, 1B		F5		BB	4	0	1	0	1	0	0
Connie Ryan, R (1, 4) OBP: 0.377, SLG: 0.448	BB		F8		BB		F7		F6	3	0	0	0	2	0	1
Johnny Wyrostek, L (1, 9) OBP: 0.403, SLG: 0.435	F7			1B	1-3			4-3		4	0	2	0	0	0	4
Ted Kluszewski, L (1, 3) OBP: 0.277, SLG: 0.355	E6, G4-6-3			K		F8		4-3		4	0	0	0	0	1	4
Grady Hatton, L (1, 5) OBP: 0.327, SLG: 0.345 Bobby Adams, R (4, 5) OBP: 0.302, SLG: 0.359	G4-6-3			F8		HR		E5, G5-4-3		2 2	0 1	0 1	0 1	0 0	0 0	4 1
Joe Adcock, R (1, 7) OBP: 0.330, SLG: 0.488		1B		1B	4-3, 1B			G5-4-3		4	0	3	0	0	0	2
Virgil Stallcup, R (1, 6) OBP: 0.275, SLG: 0.397		F9		F5	4-3			HR		4	1	1	1	0	0	3
Dixie Howell, R (1, 2) OBP: 0.344, SLG: 0.386 Bob Usher, R (9, PH) OBP: 0.279, SLG: 0.315		4-3			1-3	4-3			K	3 1	0 0	0 0	0 0	0 1	0 0	1 0
Howie Fox, R (1, 1) OBP: 0.119, SLG: 0.100 Roy McMillan, R (9, PH) OBP: 0.302, SLG: 0.295			F6		F8		F2		F7	3 1	0 0	0 0	0 0	0 0	0 0	0 0

Inning Stats	1	2	3	4	5	6	7	8	9
	R: 0 E: 2 K: 0 S: 4	H: 0 LOB: 2 BB: 1 P: 8	R: 0 E: 0 K: 0 S: 3	H: 1 LOB: 0 BB: 0 P: 3	R: 0 E: 0 K: 0 S: 3	H: 0 LOB: 0 BB: 0 P: 3	R: 0 E: 0 K: 1 S: 7	H: 2 LOB: 2 BB: 0 P: 7	R: 0 E: 0 K: 0 S: 4	H: 1 LOB: 2 BB: 1 P: 8	R: 1 E: 0 K: 0 S: 5	H: 2 LOB: 1 BB: 0 P: 5	R: 0 E: 0 K: 0 S: 3	H: 0 LOB: 0 BB: 0 P: 3	R: 0 E: 1 K: 0 S: 4	H: 1 LOB: 1 BB: 0 P: 4	R: 1 E: 0 K: 1 S: 6	H: 1 LOB: 1 BB: 1 P: 10

1B: 5 SF: 0
2B: 1 SAC: 0
3B: 0 DP: 2
HR: 2 HBP: 0

WP: 0 PA: 38
PB: 0
SB: 0
CS: 0

TOP

AB	35
R	2
H	8
RBI	2
BB	3
SO	2
LOB	20

PITCHER	IP	WLS	BF	H	R	ER	SO	BB	IBB	HBP	BLK	WP	HR	S	P	ERA	WHIP
Larry Jansen, R (1, 1) ERA: 3.59	9.0	W	38	8	2	2	2	3	0	0	0	0	2	39	51	2.00	1.222

PITCHER	IP	WLS	BF	H	R	ER	SO	BB	IBB	HBP	BLK	WP	HR	S	P	ERA	WHIP

Batter	1	2	3	4	5	6	7	8	9	AB	R	H	RBI	BB	SO	LOB
Eddie Stanky, R (1, 4) OBP: 0.403, SLG: 0.416	F5		E 1B		BBBB 4-0 BB		0-0 2-H IHR			3	1	2	2	1	0	0
Whitey Lockman, L (1, 3) OBP: 0.324, SLG: 0.382	BBBB 4-0 5-3 1B BB		0-0 F5 1-2		0-0 4-3		0-0 F3			3	1	0	0	1	0	3
Don Mueller, L (1, 9) OBP: 0.340, SLG: 0.440	0-0 5-3 1-2		0-0 4-3			0-0 F9		0-0 4-3		4	0	0	0	0	0	2
Monte Irvin, R (1, 7) OBP: 0.416, SLG: 0.467	0-0 2-H 1B			0-0 F8		0-0 FC6-4 1B		0-0 1-6-3		4	0	2	1	0	0	0
Willie Mays, R (1, 8) OBP: 0.361, SLG: 0.565	0-0 G3			0-0 5-3		0-0 FC6-4 FC5-4 1-2f		0-0 6-3		4	0	0	0	0	0	2
Alvin Dark, R (1, 6) OBP: 0.368, SLG: 0.472		0-0 F7 1B		0-0 1-3		0-0 FC5-4 1-2f				3	0	1	0	0	0	1
Bobby Thomson, R (1, 5) OBP: 0.337, SLG: 0.479		0-0 F7 1-2			0-0 5-3		0-0 F3			3	0	0	0	0	0	1
Sal Yvars, R (1, 2) OBP: 0.563, SLG: 0.909		SSS 0-3 K			0-0 SH2-4 1B		BBBB 4-0 SH5-4 IHR BB			2	1	1	0	1	1	0
Larry Jansen, R (1, 1) OBP: 0.150, SLG: 0.089			SSS 0-3 K		0-0 SH2-4 1-2		0-0 SH5-4 1-2			1	0	0	0	0	1	0
Inning Stats	R: 1 H: 1 E: 0 LOB: 1 K: 0 BB: 1 S: 4 P: 8	R: 0 H: 1 E: 0 LOB: 0 K: 1 BB: 0 S: 5 P: 5	R: 0 H: 1 E: 0 LOB: 1 K: 1 BB: 0 S: 6 P: 6	R: 0 H: 0 E: 0 LOB: 0 K: 0 BB: 0 S: 3 P: 3	R: 0 H: 1 E: 0 LOB: 2 K: 0 BB: 1 S: 4 P: 8	R: 0 H: 1 E: 0 LOB: 1 K: 0 BB: 0 S: 4 P: 4	R: 2 H: 1 E: 0 LOB: 0 K: 0 BB: 1 S: 4 P: 8	R: 0 H: 0 E: 0 LOB: 0 K: 0 BB: 0 S: 3 P: 3		1B: 5 SF: 0 2B: 0 SAC: 2 3B: 0 DP: 0 HR: 1 HBP: 0				WP: 0 PA: 32 PB: 0 SB: 0 CS: 0		

PITCHER		IP	WLS	BF	H	R	ER	SO	BB	IBB	HBP	BLK	WP	HR	S	P	ERA	WHIP
Howie Fox, R ERA: 3.31	(1, 1)	8.0	L	32	6	3	3	2	3	0	0	0	0	0	33	45	3.38	1.125

PITCHER	IP	WLS	BF	H	R	ER	SO	BB	IBB	HBP	BLK	WP	HR	S	P	ERA	WHIP

BOTTOM

Cincinnati Reds @ New York Giants

Polo Grounds, New York, NY

Sat Jul 21 1951, 3:33 AM EDT

Att. 7,489 - Unknown

livebaseballscorecards.com

AB	27
R	3
H	6
RBI	3
BB	3
SO	2
LOB	9

Cincinnati Reds @ New York Giants

Polo Grounds, New York, NY

Sun Jul 22 1951, 3:33 AM EDT

Unknown

livebaseballscorecards.com

Batter	1	2	3	4	5	6	7	8	9	AB	R	H	RBI	BB	SO	LOB
Bobby Adams, R (1, 5) OBP: 0.304, SLG: 0.353	5-3		BBBB 1B E BB	F7			F4		BBBB WP BB	3	1	0	0	2	0	2
Connie Ryan, R (1, 4) OBP: 0.381, SLG: 0.461	F5		1-3 1B E 1B		BBBB FC1-4 BB		1-H HR		1-2 5-3	4	2	2	2	1	0	1
Johnny Wyrostek, L (1, 9) OBP: 0.400, SLG: 0.432	HR 1B		1-2 3-H FC6 1B		SSS F9		SSS K		SSS K	5	1	1	1	0	2	3
Joe Adcock, R (1, 7) OBP: 0.332, SLG: 0.500	1-H HR		1-2 2-H		1-2f FC1-4 CS				6-3	4	1	2	3	0	0	1
Ted Kluszewski, L (1, 3) OBP: 0.277, SLG: 0.363	G3		F5		1-2 CS	F4			HR	4	1	1	1	0	0	2
Bob Usher, R (1, 8) OBP: 0.278, SLG: 0.309		SSS K	1-3			5-3		BBBB BB		3	0	0	0	1	1	2
Virgil Stallcup, R (1, 6) OBP: 0.271, SLG: 0.390		F4		SSS K		F6		F8		4	0	0	0	0	1	1
Dixie Howell, R (1, 2) OBP: 0.354, SLG: 0.373		F3		BBBB CS BB			BBBB FC5-6 BB	F5		2	0	0	0	2	0	1
Ken Raffensberger, R (1, 1) OBP: 0.115, SLG: 0.082			F8	BBBB 1-2 BB			1-2f FC5-6 HR		2B	3	1	1	0	1	0	1
Inning Stats	R: 2 E: 0 K: 0 S: 5 H: 2 LOB: 0 BB: 0 P: 5	R: 0 E: 0 K: 1 S: 5 H: 0 LOB: 0 BB: 0 P: 5	R: 2 E: 1 K: 0 S: 6 H: 2 LOB: 2 BB: 1 P: 10	R: 0 E: 0 K: 1 S: 4 H: 0 LOB: 1 BB: 2 P: 12	R: 0 E: 0 K: 0 S: 2 H: 0 LOB: 0 BB: 1 P: 6	R: 0 E: 0 K: 0 S: 3 H: 0 LOB: 0 BB: 0 P: 3	R: 2 E: 0 K: 1 S: 6 H: 1 LOB: 0 BB: 1 P: 10	R: 1 E: 0 K: 0 S: 4 H: 1 LOB: 1 BB: 1 P: 8	R: 0 E: 0 K: 1 S: 5 H: 1 LOB: 1 BB: 1 P: 9							

	AB	32
	R	7
	H	7
	RBI	7
	BB	7
	SO	4
	LOB	14

1B: 3 SF: 0 WP: 1 PA: 40
2B: 1 SAC: 0 PB: 0
3B: 0 DP: 0 SB: 0
HR: 3 HBP: 0 CS: 2

PITCHER		IP	WLS	BF	H	R	ER	SO	BB	IBB	HBP	BLK	WP	HR	S	P	ERA	WHIP
Dave Koslo, L ERA: 3.53	(1, 1)	3.0	L	15	4	4	3	1	1	0	0	0	0	1	16	20	9.00	1.667
George Spencer, R ERA: 3.49	(4, 1)	3.0		10	0	0	0	1	3	0	0	0	0	0	9	21	0.00	1.000
Al Gettel, R ERA: 4.87	(7, 1)	2.0		10	2	3	3	1	2	0	0	0	0	2	10	18	13.50	2.000
Monty Kennedy, L ERA: 3.02	(9, 1)	1.0		4	1	0	0	1	1	0	0	0	1	0	5	9	0.00	2.000

PITCHER		IP	WLS	BF	H	R	ER	SO	BB	IBB	HBP	BLK	WP	HR	S	P	ERA	WHIP

Cincinnati Reds @ New York Giants

Polo Grounds, New York, NY

Sun Jul 22 1951, 3:33 AM EDT

Unknown

BOTTOM

livebaseballscorecards.com

Batter	1	2	3	4	5	6	7	8	9	AB	R	H	RBI	BB	SO	LOB
Eddie Stanky, R (1, 4) OBP: 0.402, SLG: 0.417	5-3		2-3			2B		F4		4	0	1	0	0	0	0
Alvin Dark, R (1, 6) OBP: 0.370, SLG: 0.473	1B			K		5-3			HR, 1B	4	1	2	0	0	1	1
Willie Mays, R (1, 8) OBP: 0.364, SLG: 0.592	F7			F8			HR		1-H, HR	4	2	2	3	0	0	1
Monte Irvin, R (1, 7) OBP: 0.415, SLG: 0.464	K			F5			WP, 1B		F9	4	0	1	0	0	1	1
Whitey Lockman, L (1, 3) OBP: 0.323, SLG: 0.386		6-3			1-3		F7		3B	4	0	1	0	0	0	1
Bobby Thomson, R (1, 5) OBP: 0.333, SLG: 0.472		F8			F3		K, 1-2		5-3	4	0	0	0	0	1	2
Don Mueller, L (1, 9) OBP: 0.333, SLG: 0.431		F6			F9		F7		F5	4	0	0	0	0	0	2
Sal Yvars, R (1, 2) OBP: 0.526, SLG: 0.786			G5-4-3, 1B			G2		K		3	0	1	0	0	1	0
Dave Koslo, L (1, 1) OBP: 0.207, SLG: 0.042			G5-4-3, 1-2f			K		6-3		0	0	0	0	0	0	0
Jack Lohrke, R (3, PH) OBP: 0.360, SLG: 0.275										1	0	0	0	0	0	1
George Spencer, R (4, 1) OBP: 0.125, SLG: 0.045										0	0	0	0	0	0	0
Bill Rigney, R (6, PH) OBP: 0.288, SLG: 0.383										1	0	0	0	0	1	0
Al Gettel, R (7, 1) OBP: 0.083, SLG: 0.083										0	0	0	0	0	0	0
Wes Westrum, R (8, PH) OBP: 0.422, SLG: 0.500										1	0	0	0	0	0	0
Monty Kennedy, R (9, 1) OBP: 0.167, SLG: 0.167										0	0	0	0	0	0	0
Inning Stats	R: 0 E: 0 K: 1 S: 6 / H: 1 LOB: 1 BB: 0 P: 6	R: 0 E: 0 K: 0 S: 3 / H: 0 LOB: 0 BB: 0 P: 3	R: 0 E: 0 K: 0 S: 3 / H: 1 LOB: 0 BB: 0 P: 3	R: 0 E: 0 K: 1 S: 5 / H: 0 LOB: 0 BB: 0 P: 5	R: 0 E: 0 K: 0 S: 3 / H: 0 LOB: 0 BB: 0 P: 3	R: 0 E: 0 K: 1 S: 6 / H: 1 LOB: 1 BB: 0 P: 6	R: 1 E: 0 K: 1 S: 7 / H: 2 LOB: 1 BB: 0 P: 7	R: 0 E: 0 K: 1 S: 5 / H: 0 LOB: 0 BB: 0 P: 5	R: 2 E: 0 K: 0 S: 6 / H: 3 LOB: 1 BB: 0 P: 6	1B: 4 2B: 1 3B: 1 HR: 2	SF: 0 SAC: 0 DP: 1 HBP: 0						

	AB	34
	R	3
	H	8
	RBI	3
	BB	0
	SO	5
	LOB	9

WP: 1 PB: 0 SB: 0 CS: 0 PA: 34

PITCHER	IP	WLS	BF	H	R	ER	SO	BB	IBB	HBP	BLK	WP	HR	S	P	ERA	WHIP
Ken Raffensberger, L (1, 1) ERA: 3.87	9.0	W	34	8	3	3	5	0	0	0	0	1	2	44	44	3.00	0.889

PITCHER	IP	WLS	BF	H	R	ER	SO	BB	IBB	HBP	BLK	WP	HR	S	P	ERA	WHIP

Cincinnati Reds @ New York Giants

Polo Grounds, New York, NY

Sun Jul 22 1951, 3:38 AM EDT

Att. 15,843 - Unknown

TOP

Batter	1	2	3	4	5	6	7	8	9	AB	R	H	RBI	BB	SO	LOB
Bobby Adams, R (1, 5) OBP: 0.311, SLG: 0.359	SSS 0-3 ① K		x 0-0 ③ 5-3			x 0-0 1B 1-2 1B 1B	x 0-0 BB 1-2 1B		x 0-0 HR 1B	5	2	3	0	0	1	0
Connie Ryan, R (1, 4) OBP: 0.388, SLG: 0.476	BBBB 4-0 5-3 BB			x 0-0 ① F6		x 0-0 1B E 1-2 2-3 1B	BBBB 4-0 1-2 2-3 BB		x 0-0 1-H HR	3	2	2	2	2	0	0
Johnny Wyrostek, L (1, 9) OBP: 0.397, SLG: 0.428	x 0-0 ② 5-3 1-2			x 0-0 ② F5		x 0-0 E 1-3 2-H 3-H 1B	x 0-0 ② F7 3-H		x 0-0 ② F5	5	1	1	3	0	0	3
Joe Adcock, R (1, 7) OBP: 0.328, SLG: 0.494 Bud Byerly, R (6, PR) Bob Scheffing, R (6, 2) OBP: 0.338, SLG: 0.322	x 0-0 ③ F8			x 0-0 ③ F8		x 0-0 E1 1-H 3-H	x 0-0 ③ F6		x 0-0 ③ 6-3	3 0 2	0 0 0	0 0 0	0 0 0	0 0 0	0 0 0	1 0 2
Ted Kluszewski, L (1, 3) OBP: 0.274, SLG: 0.359		x 0-0 ① 1-3			x 0-0 ① 4-3	x 0-0 ② F8		SSS 0-3 ① K		4	0	0	0	0	1	2
Lloyd Merriman, L (1, 8) OBP: 0.294, SLG: 0.349		x 0-0 ② F9			x 0-0 ② F8	4-0 IBB		x 0-0 ② 4-3		3	0	0	0	1	0	0
Roy McMillan, R (1, 6) OBP: 0.295, SLG: 0.288 Virgil Stallcup, R (6, PH) OBP: 0.268, SLG: 0.387 (6, 6)		x 0-0 ③ 4-3			SSS 0-3 ③ K	x 0-0 ③ F4		x 0-0 ③ F8		2 2	0 0	0 0	0 0	0 0	1 0	0 2
Johnny Pramesa, R (1, 2) OBP: 0.236, SLG: 0.320 Herm Wehmeier, R (6, PR) OBP: 0.176, SLG: 0.176 (6, 1) Grady Hatton, L (7, PH) OBP: 0.326, SLG: 0.344 Frank Smith, R (7, 1) Sammy Meeks, R (9, PH) OBP: 0.182, SLG: 0.182 Ewell Blackwell, R (9, 1) OBP: 0.400, SLG: 0.489			x 0-0 ① 6-3			x 0-0 1B 1B 1B 1B	x 0-0 ① F9		x 0-0 ① F9	2 0 1 0 1 0	0 1 0 0 0 0	1 0 0 0 0 0	0 0 0 0 0 0	0 0 0 0 0 0	0 0 0 0 0 0	0 0 0 0 0 0
Willie Ramsdell, R (1, 1) OBP: 0.118, SLG: 0.091 Bob Usher, R (6, PH) OBP: 0.285, SLG: 0.333 (6, 7)			SSS 0-3 ② K			x 0-0 ① F7	x 0-0 BB 1B F7 1B		x 0-0 HR	1 3	0 2	0 2	0 1	0 0	1 0	0 1

	AB	37
	R	8
	H	9
	RBI	6
	BB	3
	SO	4
	LOB	11

livebaseballscorecards.com

Inning Stats	1	2	3	4	5	6	7	8	9	1B: 7	SF: 0	WP: 0	PA: 40
R:	0	0	0	0	0	4	1	0	3	2B: 0	SAC: 0	PB: 0	
E:	0	0	0	0	0	1	0	0	0	3B: 0	DP: 0	SB: 0	
K:	1	0	1	0	1	0	0	1	0	HR: 2	HBP: 0	CS: 0	
S:	5	3	5	3	5	8	5	5	6				
H:	0	0	0	0	0	4	2	0	3				
LOB:	1	0	0	0	0	2	2	0	0				
BB:	1	0	0	0	0	1	1	0	0				
P:	9	3	5	3	5	12	9	5	6				

PITCHER		IP	WLS	BF	H	R	ER	SO	BB	IBB	HBP	BLK	WP	HR	S	P	ERA	WHIP
Jim Hearn, R ERA: 4.65	(1, 1)	5.1		22	4	4	2	3	1	0	0	0	0	0	27	31	3.38	0.938
George Spencer, R ERA: 3.56	(6, 1)	1.0		7	2	1	1	0	1	1	0	0	0	0	5	13	9.00	3.000
Dave Koslo, L ERA: 3.72	(7, 1)	2.2	W	11	3	3	3	1	0	0	0	0	0	2	13	13	10.12	1.125

PITCHER	IP	WLS	BF	H	R	ER	SO	BB	IBB	HBP	BLK	WP	HR	S	P	ERA	WHIP

Cincinnati Reds @ New York Giants

Polo Grounds, New York, NY

Sun Jul 22 1951, 3:38 AM EDT

Att. 15,843 - Unknown

livebaseballscorecards.com

BOTTOM

Batter	1	2	3	4	5	6	7	8	9	AB	R	H	RBI	BB	SO	LOB
Eddie Stanky, R (1, 4) OBP: 0.404, SLG: 0.416	F5		HR, BB		1B		1B, HBP	F2		3	2	1	1	1	0	1
Whitey Lockman, L (1, 3) OBP: 0.327, SLG: 0.396	F8		1-H, 3-H, HR		G3		1B, F9, 1B		PB, 1B, BB	4	3	2	3	1	0	1
Don Mueller, L (1, 9) OBP: 0.335, SLG: 0.431	4-3		K			FC4-6, 1B, 1B	1-3, 2-H, 1B		F9	5	1	2	1	0	1	1
Monte Irvin, R (1, 7) OBP: 0.412, SLG: 0.460		F2	6-3			F3	F9, 3-H		1-H, 1B	5	0	1	2	0	0	2
Willie Mays, R (1, 8) OBP: 0.362, SLG: 0.585		6-3	F8			FC4-6, 1-2, 1B	F4			4	0	1	0	0	0	1
Alvin Dark, R (1, 6) OBP: 0.366, SLG: 0.468		F7	F7			FC4-6, 1B, 1-2f, 2-3		E7, S, E		4	1	0	0	0	0	2
Bobby Thomson, R (1, 5) OBP: 0.338, SLG: 0.486			HR, 3B		BLK, 1B, 2B	1-3, 3-H, 1B		F4, 2-H		4	2	3	1	0	0	0
Wes Westrum, R (1, 2) OBP: 0.416, SLG: 0.491			F4		F9, 2-3	F3		F4		4	0	0	0	0	0	4
Jim Hearn, R (1, 1) OBP: 0.244, SLG: 0.300			K		K		F2	2B		2	0	0	0	0	2	2
George Spencer, R (6, 1) OBP: 0.125, SLG: 0.045										0	0	0	0	0	0	0
Dave Koslo, L (7, 1) OBP: 0.226, SLG: 0.115										2	0	1	0	0	0	0
Inning Stats	R: 0 E: 0 K: 0 S: 3 H: 0 LOB: 0 BB: 0 P: 3	R: 0 E: 0 K: 0 S: 3 H: 0 LOB: 0 BB: 0 P: 3	R: 3 E: 0 K: 2 S: 9 H: 2 LOB: 0 BB: 1 P: 13	R: 0 E: 0 K: 0 S: 3 H: 0 LOB: 0 BB: 0 P: 3	R: 1 E: 0 K: 1 S: 7 H: 2 LOB: 1 BB: 0 P: 7	R: 1 E: 0 K: 0 S: 6 H: 3 LOB: 2 BB: 0 P: 6	R: 2 E: 0 K: 0 S: 5 H: 2 LOB: 1 BB: 0 P: 6	R: 1 E: 1 K: 0 S: 5 H: 1 LOB: 1 BB: 0 P: 5	R: 1 E: 0 K: 0 S: 2 H: 1 LOB: 1 BB: 1 P: 6	1B: 7 2B: 2 3B: 1 HR: 1 SF: 0 SAC: 0 DP: 0 HBP: 1						

	AB	37
	R	9
	H	11
	RBI	8
	BB	2
	SO	3
	LOB	14

WP: 0 PB: 1 SB: 1 CS: 0 PA: 40

PITCHER		IP	WLS	BF	H	R	ER	SO	BB	IBB	HBP	BLK	WP	HR	S	P	ERA	WHIP
Willie Ramsdell, R ERA: 4.13	(1, 1)	5.0		20	4	4	4	3	1	0	0	1	0	1	25	29	7.20	1.000
Herm Wehmeier, R ERA: 5.24	(6, 1)	1.0		6	3	1	1	0	0	0	0	0	0	0	6	6	9.00	3.000
Frank Smith, R ERA: 2.51	(7, 1)	2.0		11	3	3	2	0	0	0	1	0	0	0	10	11	9.00	1.500
Ewell Blackwell, R ERA: 3.76	(9, 1)	0.1	L	3	1	1	0	0	1	0	0	0	0	0	2	6	0.00	6.000

PITCHER	IP	WLS	BF	H	R	ER	SO	BB	IBB	HBP	BLK	WP	HR	S	P	ERA	WHIP

Boston Braves @ Cincinnati Reds

Crosley Field, Cincinnati, OH

Tue Jul 24 1951, 3:33 AM EDT

Att. 9,805 - Unknown

livebaseballscorecards.com

Batter	1	2	3	4	5	6	7	8	9	AB	R	H	RBI	BB	SO	LOB
Roy Hartsfield, R (1, 4) OBP: 0.328, SLG: 0.330	K		2B		5-3		SH5-3		K	4	0	1	1	0	2	0
Sam Jethroe, S (1, 8) OBP: 0.339, SLG: 0.434	6-3		F8			F8	1B 3B		S BB	4	1	1	1	1	0	1
Earl Torgeson, L (1, 3) OBP: 0.380, SLG: 0.428	F9			1B		BB	G6-4-3 1B		4-3	4	0	2	1	1	0	1
Bob Elliott, R (1, 5) OBP: 0.408, SLG: 0.513		6-3		F9		BB	G6-4-3			3	0	0	0	1	0	2
Sid Gordon, R (1, 7) OBP: 0.393, SLG: 0.495		F7		1B		F8		6-3		4	0	1	0	0	0	2
Willard Marshall, L (1, 9) OBP: 0.359, SLG: 0.489		4-3		F7		3-1		F8		4	0	0	0	0	0	4
Walker Cooper, R (1, 2) OBP: 0.363, SLG: 0.538			L6	F8			2B HBP	HR		3	2	1	1	0	0	2
Johnny Logan, R (1, 6) OBP: 0.322, SLG: 0.342			2B	F4			1B 2B	F4		4	2	2	1	0	0	0
Warren Spahn, L (1, 1) OBP: 0.191, SLG: 0.219			K		K		SH5-3 3B 1B		G3	4	1	1	1	0	2	1
Inning Stats	R: 0 E: 0 K: 1 S: 5 H: 0 LOB: 0 BB: 0 P: 5	R: 0 E: 0 K: 0 S: 3 H: 0 LOB: 0 BB: 0 P: 3	R: 1 E: 0 K: 1 S: 7 H: 2 LOB: 1 BB: 0 P: 7	R: 0 E: 0 K: 0 S: 5 H: 2 LOB: 2 BB: 0 P: 5	R: 0 E: 0 K: 1 S: 5 H: 0 LOB: 0 BB: 0 P: 5	R: 0 E: 0 K: 0 S: 3 H: 0 LOB: 2 BB: 2 P: 11	R: 4 E: 0 K: 0 S: 6 H: 4 LOB: 0 BB: 0 P: 7	R: 1 E: 0 K: 0 S: 4 H: 1 LOB: 0 BB: 0 P: 4	R: 0 E: 0 K: 1 S: 5 H: 0 LOB: 1 BB: 1 P: 9	1B: 4 2B: 3 3B: 1 HR: 1 SF: 0 SAC: 1 DP: 1 HBP: 1	WP: 0 PB: 0 SB: 1 CS: 0 PA: 39					

TOP	
AB	34
R	6
H	9
RBI	6
BB	3
SO	4
LOB	13

PITCHER		IP	WLS	BF	H	R	ER	SO	BB	IBB	HBP	BLK	WP	HR	S	P	ERA	WHIP
Herm Wehmeier, R ERA: 5.4	(1, 1)	6.1	L	29	7	5	5	3	2	0	1	0	0	0	32	41	7.11	1.421
Howie Fox, R ERA: 3.3	(7, 1)	0.2		2	1	0	0	0	0	0	0	0	0	0	2	2	0.00	1.500
Bud Byerly, R ERA: 4.93	(8, 1)	2.0		8	1	1	1	1	1	0	0	0	0	1	9	13	4.50	1.000

PITCHER	IP	WLS	BF	H	R	ER	SO	BB	IBB	HBP	BLK	WP	HR	S	P	ERA	WHIP

Boston Braves @ Cincinnati Reds

Crosley Field, Cincinnati, OH

Tue Jul 24 1951, 3:33 AM EDT

Att. 9,805 - Unknown

BOTTOM

Batter	1	2	3	4	5	6	7	8	9	AB	R	H	RBI	BB	SO	LOB
Bobby Adams, R (1, 5) OBP: 0.310, SLG: 0.357	F4		5-3 1B 1B		F8			5-3		4	1	1	0	0	0	0
Connie Ryan, R (1, 4) OBP: 0.390, SLG: 0.474	1B 1B		5-3 1-2		BBBB 4-0 CS BB			F8		3	0	1	0	1	0	1
Johnny Wyrostek, L (1, 9) OBP: 0.396, SLG: 0.426	SSS 0-3 K		1-3 2-H 1B		SSS 0-3 K 1-2			SSS 0-3 K		4	0	1	1	0	3	2
Joe Adcock, R (1, 7) OBP: 0.327, SLG: 0.490	1-2 1B		1-3 1-2			1-3			6-3	4	0	1	0	0	0	1
Ted Kluszewski, L (1, 3) OBP: 0.273, SLG: 0.360	F9		3-1			F7			2B	4	0	1	0	0	0	3
Virgil Stallcup, R (1, 6) OBP: 0.268, SLG: 0.393		6-3		3B		F8			6-3	4	0	1	0	0	0	1
Bob Usher, R (1, 8) OBP: 0.279, SLG: 0.326		6-3		F7			F7		5-3	4	0	0	0	0	0	2
Dixie Howell, R (1, 2) OBP: 0.353, SLG: 0.371		1B		5-3			SSS 0-3 K			3	0	1	0	0	1	1
Herm Wehmeier, R (1, 1) OBP: 0.158, SLG: 0.158		SSS 0-3 K		SSS 0-3 K			F7			2	0	0	0	0	2	2
Howie Fox, R (7, 1) OBP: 0.119, SLG: 0.100										0	0	0	0	0	0	0
Sammy Meeks, R (7, PH) OBP: 0.167, SLG: 0.167										1	0	0	0	0	0	0
Bud Byerly, R (8, 1)										0	0	0	0	0	0	0
Inning Stats	R: 0 E: 0 K: 1 S: 7 H: 2 LOB: 2 BB: 0 P: 7	R: 0 E: 0 K: 1 S: 6 H: 1 LOB: 1 BB: 0 P: 6	R: 1 E: 0 K: 0 S: 5 H: 2 LOB: 1 BB: 0 P: 5	R: 0 E: 0 K: 1 S: 6 H: 1 LOB: 1 BB: 0 P: 6	R: 0 E: 0 K: 1 S: 4 H: 0 LOB: 0 BB: 1 P: 8	R: 0 E: 0 K: 0 S: 3 H: 0 LOB: 0 BB: 0 P: 3	R: 0 E: 0 K: 1 S: 5 H: 0 LOB: 0 BB: 0 P: 5	R: 0 E: 0 K: 1 S: 5 H: 0 LOB: 0 BB: 0 P: 5	R: 0 E: 0 K: 0 S: 4 H: 1 LOB: 1 BB: 0 P: 4	1B: 5 2B: 1 3B: 1 HR: 0	SF: 0 SAC: 0 DP: 0 HBP: 0						

PITCHER	IP	WLS	BF	H	R	ER	SO	BB	IBB	HBP	BLK	WP	HR	S	P	ERA	WHIP
Warren Spahn, L (1, 1) ERA: 2.78	9.0	W	34	7	1	1	6	1	0	0	0	0	0	45	49	1.00	0.889

PITCHER	IP	WLS	BF	H	R	ER	SO	BB	IBB	HBP	BLK	WP	HR	S	P	ERA	WHIP

livebaseballscorecards.com

AB	33
R	1
H	7
RBI	1
BB	1
SO	6
LOB	13

WP: 0	PB: 0	SB: 0	CS: 1
PA: 34			

Batter	1	2	3	4	5	6	7	8	9	AB	R	H	RBI	BB	SO	LOB
Roy Hartsfield, R (1, 4) OBP: 0.328, SLG: 0.333	S S S 0-3 ① K		x 0-0 F8 2B ① 2B		x 0-0 ① F7	S S S 0-3 ② K			x 0-0 ① F4	3	1	1	0	0	1	0
Buddy Kerr, R (5, 4) OBP: 0.293, SLG: 0.213										2	0	0	0	0	1	3
Sam Jethroe, S (1, 8) OBP: 0.340, SLG: 0.430	x 0-0 ② F9		x 0-0 ① F8 2-3		B B B B 4-0 S S BB	x 0-0 ③ F7			B B B B 4-0 4-3 2B BB	3	1	0	0	2	0	4
Earl Torgeson, L (1, 3) OBP: 0.380, SLG: 0.429	x 0-0 ③ 4-3		x 0-0 S F9 3-H 2B		B B B B 4-0 S 1-2 BB		x 0-0 ① F9		x 0-0 ② 4-3 1-2	4	1	1	1	1	0	1
Bob Elliott, R (1, 5) OBP: 0.413, SLG: 0.528		x 0-0 HR	B B B B 4-0 2-3 BB		S S S 0-3 ② K 1-2 2-3		x 0-0 1B 2B		B B B B 4-0 2B BB	3	3	2	1	2	1	2
Sid Gordon, R (1, 7) OBP: 0.396, SLG: 0.498		B B B B 4-0 1B BB	x 0-0 ② F9 3-H		x 0-0 ③ 6-3		x 0-0 G1-6-3 2-H 1B		x 0-0 BB 1-H 2-H 2B	4	0	2	4	1	0	3
Willard Marshall, L (1, 9) OBP: 0.356, SLG: 0.481		x 0-0 ① F7	x 0-0 ③ L8			x 0-0 ① F6	x 0-0 ② ③ G1-6-3 1-2f		B B B B 4-0 BB BB	4	0	0	0	1	0	3
Walker Cooper, R (1, 2) OBP: 0.373, SLG: 0.540		x 0-0 1-3 1B		x 0-0 ① F6		B B B B 4-0 1B BB BB		x 0-0 FC1-6 1B	B B B B 4-0 FC6-4 1-2 2-3 BB	3	0	2	0	2	0	0
Johnny Logan, R (1, 6) OBP: 0.315, SLG: 0.325	S S S 0-3 ② K		x 0-0 ② 5-3		B B B B 4-0 1B 1-2 BB		x 0-0 ① FC1-6 G5-4-3 1-2f	x 0-0 ③ FC6-4 1-2f		4	0	0	0	1	1	6
Vern Bickford, R (1, 1) OBP: 0.146, SLG: 0.130	x 0-0 ③ 5-3		S S S 0-3 ③ K		x 0-0 1-2 2-3 1B		x 0-0 ② ③ G5-4-3 1-2f			4	0	1	0	0	1	3
Bob Chipman, L (9, 1) OBP: 0.333, SLG: 0.333										0	0	0	0	0	0	0
Inning Stats	R: 0 E: 0 K: 1 S: 5 H: 0 LOB: 0 BB: 0 P: 5	R: 1 E: 0 K: 1 S: 7 H: 2 LOB: 2 BB: 1 P: 11	R: 2 E: 0 K: 0 S: 5 H: 2 LOB: 1 BB: 1 P: 9	R: 0 E: 0 K: 1 S: 5 H: 0 LOB: 0 BB: 0 P: 5	R: 0 E: 0 K: 1 S: 5 H: 0 LOB: 2 BB: 2 P: 13	R: 0 E: 0 K: 1 S: 6 H: 1 LOB: 3 BB: 2 P: 14	R: 1 E: 0 K: 0 S: 4 H: 2 LOB: 0 BB: 0 P: 4	R: 0 E: 0 K: 0 S: 3 H: 1 LOB: 0 BB: 0 P: 3	R: 2 E: 0 K: 0 S: 4 H: 1 LOB: 3 BB: 4 P: 20	1B: 4 2B: 4 3B: 0 HR: 1	SF: 0 SAC: 0 DP: 2 HBP: 0						

PITCHER		IP	WLS	BF	H	R	ER	SO	BB	IBB	HBP	BLK	WP	HR	S	P	ERA	WHIP
Ewell Blackwell, R ERA: 3.82	(1, 1)	5.0	L	23	4	3	3	4	4	0	0	0	0	1	27	43	5.40	1.600
Harry Perkowski, L ERA: 2.93	(6, 1)	3.0		13	4	1	1	1	2	0	0	0	0	0	13	21	3.00	2.000
Eddie Erautt, R ERA: 8.31	(9, 1)	1.0		8	1	2	2	0	4	0	0	0	0	0	4	20	18.00	5.000

PITCHER	IP	WLS	BF	H	R	ER	SO	BB	IBB	HBP	BLK	WP	HR	S	P	ERA	WHIP

TOP

Boston Braves @ Cincinnati Reds

Crosley Field, Cincinnati, OH

Thu Jul 26 1951, 3:33 AM EDT

Att. 3,293 - Unknown

livebaseballscorecards.com

AB	34
R	6
H	9
RBI	6
BB	10
SO	5
LOB	25

1B: 4	SF: 0	WP: 0	PA: 44		
2B: 4	SAC: 0	PB: 0			
3B: 0	DP: 2	SB: 4			
HR: 1	HBP: 0	CS: 0			

Boston Braves @ Cincinnati Reds

Crosley Field, Cincinnati, OH

Thu Jul 26 1951, 3:33 AM EDT

Att. 3,293 - Unknown

BOTTOM

Batter	1	2	3	4	5	6	7	8	9	AB	R	H	RBI	BB	SO	LOB
Bobby Adams, R (1, 5) OBP: 0.313, SLG: 0.354	BBBB 4-0 F8-3 BB		x 0-0 ③ F7			x 0-0 ① F6		BBBB 4-0 BB		2	0	0	0	2	0	0
Connie Ryan, R (1, 4) OBP: 0.388, SLG: 0.468	x 0-0 ①② F8-3 1-2			SSS 0-3 ① K		BBBB 4-0 G6-4-3 BB		x 0-0 ③ 6-3		3	0	0	0	1	1	2
Johnny Wyrostek, L (1, 9) OBP: 0.394, SLG: 0.422	x 0-0 ③ 5-3			x 0-0 ② 4-3		x 0-0 ②③ G6-4-3 1-2f			BBBB 4-0 FC5-4 BB	3	0	0	0	1	0	1
Joe Adcock, R (1, 7) OBP: 0.326, SLG: 0.487		x 0-0 ① 6-3		SSS 0-3 ③ K			x 0-0 1B		x 0-0 ① FC5-4 1B 2B 1-2f	4	1	1	0	0	1	1
Ted Kluszewski, L (1, 3) OBP: 0.276, SLG: 0.362		x 0-0 ② 4-3			x 0-0 1-3 1B 1B		x 0-0 ① F6		x 0-0 2B 1-2 F7 1B	4	1	2	0	0	0	1
Lloyd Merriman, L (1, 8) OBP: 0.297, SLG: 0.356		x 0-0 1B			x 0-0 ① F3		x 0-0 ② F7		x 0-0 1-3 2-H 2B	4	0	2	1	0	0	2
Virgil Stallcup, R (1, 6) OBP: 0.268, SLG: 0.391		x 0-0 ③ F8			x 0-0 1-3 1-2 1B		x 0-0 ③ F8		x 0-0 ② F7 3-H	4	0	1	1	0	0	3
Dixie Howell, R (1, 2) OBP: 0.348, SLG: 0.365 Hank Edwards, L (5, PH) OBP: 0.306, SLG: 0.313 Bob Scheffing, R (6, 2) OBP: 0.341, SLG: 0.319			x 0-0 ① F7		x 0-0 ② 1-3 1-2 2-3			x 0-0 ① 5-3	BBBB 4-0 BB	1 1 1	0 0 0	0 0 0	0 0 1	0 0 0	0 0 1	0 2 0
Ewell Blackwell, R (1, 1) OBP: 0.392, SLG: 0.479 Grady Hatton, L (5, PH) OBP: 0.325, SLG: 0.343 Harry Perkowski, L (6, 1) Bob Usher, R (8, PH) OBP: 0.277, SLG: 0.324 Eddie Erautt, R (9, 1) Sammy Meeks, R (9, PH) OBP: 0.154, SLG: 0.154			x 0-0 ② 3-1		x 0-0 ③ 1-3			x 0-0 ② F8	x 0-0 ③ F5	1 1 0 1 0 1	0 0 0 0 0 0	0 0 0 0 0 0	0 0 0 0 0 0	0 0 0 0 0 0	0 0 0 0 0 0	0 2 0 0 0 2
Inning Stats	R: 0 E: 0 K: 0 S: 2 H: 0 LOB: 0 BB: 1 P: 6	R: 0 E: 0 K: 0 S: 4 H: 1 LOB: 1 BB: 0 P: 4	R: 0 E: 0 K: 0 S: 3 H: 0 LOB: 0 BB: 0 P: 3	R: 0 E: 0 K: 2 S: 7 H: 0 LOB: 0 BB: 0 P: 7	R: 0 E: 0 K: 0 S: 5 H: 2 LOB: 2 BB: 0 P: 5	R: 0 E: 0 K: 0 S: 2 H: 0 LOB: 0 BB: 1 P: 6	R: 0 E: 0 K: 0 S: 4 H: 1 LOB: 1 BB: 0 P: 4	R: 0 E: 0 K: 0 S: 3 H: 0 LOB: 1 BB: 1 P: 7	R: 2 E: 0 K: 0 S: 5 H: 2 LOB: 2 BB: 2 P: 13	1B: 5 2B: 2 3B: 0 HR: 0	SF: 0 SAC: 0 DP: 2 HBP: 0						

PITCHER	IP	WLS	BF	H	R	ER	SO	BB	IBB	HBP	BLK	WP	HR	S	P	ERA	WHIP
Vern Bickford, R (1, 1) ERA: 3.01	8.2	W	35	6	2	2	2	5	0	0	0	0	0	34	54	2.08	1.269
Bob Chipman, L (9, 1) ERA: 3.47	0.1	S	1	0	0	0	0	0	0	0	0	0	0	1	1	0.00	0.000

PITCHER	IP	WLS	BF	H	R	ER	SO	BB	IBB	HBP	BLK	WP	HR	S	P	ERA	WHIP

livebaseballscorecards.com

AB	31
R	2
H	6
RBI	2
BB	5
SO	2
LOB	16

1B: 5	SF: 0	WP: 0	PA: 36
2B: 2	SAC: 0	PB: 0	
3B: 0	DP: 2	SB: 0	
HR: 0	HBP: 0	CS: 0	

New York Giants @ Cincinnati Reds

Crosley Field, Cincinnati, OH

Fri Jul 27 1951, 3:33 AM EDT

Att. 11,874 - Unknown

livebaseballscorecards.com

Batter	1	2	3	4	5	6	7	8	9	AB	R	H	RBI	BB	SO	LOB
Eddie Stanky, R (1, 4) OBP: 0.402, SLG: 0.409	F4		F8		4-3 6-3 1B		6-3		6-3	5	0	1	0	0	0	0
Alvin Dark, R (1, 6) OBP: 0.373, SLG: 0.475	4-3 2B		3B 1B		6-3 1-2		6-3		1B 1B	5	1	3	0	0	0	1
Don Mueller, L (1, 9) OBP: 0.329, SLG: 0.450	4-3 2-3		1-H 1B 3B		4-3 2-3		1B 3B		F4	5	2	2	1	0	0	3
Monte Irvin, R (1, 7) OBP: 0.410, SLG: 0.465	G3		3-H 1B		K		S 1B 3-H 1B		1-3 1B	5	1	3	2	0	1	2
Whitey Lockman, L (1, 3) OBP: 0.328, SLG: 0.394		F6	G3			F7	FC6-4 1-H 1B			4	0	1	1	0	0	1
Willie Mays, R (1, 8) OBP: 0.359, SLG: 0.570		FC6-4 1B		F2		1B F8 1B	FC6-4 1-2f			4	1	2	0	0	0	1
Bobby Thomson, R (1, 5) OBP: 0.341, SLG: 0.492		FC6-4 1-2f		1B		1-3 1B		5-3		4	0	2	0	0	0	1
Wes Westrum, R (1, 2) OBP: 0.410, SLG: 0.476		5-3		F7		F8 3-H		K		4	0	0	1	0	1	3
Jim Hearn, R (1, 1) OBP: 0.227, SLG: 0.279			G3	4-3		6-3		G3		3	0	0	0	0	0	2
George Spencer, R (7, 1) OBP: 0.120, SLG: 0.043										1	0	0	0	0	0	0

Inning Stats	1	2	3	4	5	6	7	8	9	
	R: 0 H: 1 E: 0 LOB: 1 K: 0 BB: 0 S: 4 P: 4	R: 0 H: 1 E: 0 LOB: 1 K: 0 BB: 0 S: 4 P: 4	R: 2 H: 3 E: 0 LOB: 1 K: 0 BB: 0 S: 6 P: 6	R: 0 H: 1 E: 0 LOB: 1 K: 0 BB: 0 S: 4 P: 4	R: 0 H: 1 E: 0 LOB: 1 K: 1 BB: 0 S: 6 P: 6	R: 1 H: 2 E: 0 LOB: 1 K: 0 BB: 0 S: 5 P: 5	R: 2 H: 3 E: 0 LOB: 1 K: 0 BB: 0 S: 6 P: 6	R: 0 H: 0 E: 0 LOB: 0 K: 1 BB: 0 S: 5 P: 5	R: 0 H: 2 E: 0 LOB: 2 K: 0 BB: 0 S: 4 P: 4	1B: 11 SF: 0 2B: 1 SAC: 0 3B: 2 DP: 0 HR: 0 HBP: 0

WP: 0 PA: 40 PB: 0 SB: 1 CS: 0

PITCHER		IP	WLS	BF	H	R	ER	SO	BB	IBB	HBP	BLK	WP	HR	S	P	ERA	WHIP
Howie Fox, R ERA: 3.46	(1, 1)	7.0	L	33	12	5	5	1	0	0	0	0	0	0	35	35	6.43	1.714
Bud Byerly, R ERA: 4.72	(8, 1)	2.0		7	2	0	0	1	0	0	0	0	0	0	9	9	0.00	1.000

PITCHER	IP	WLS	BF	H	R	ER	SO	BB	IBB	HBP	BLK	WP	HR	S	P	ERA	WHIP

BOTTOM

New York Giants @ Cincinnati Reds

Crosley Field, Cincinnati, OH

Fri Jul 27 1951, 3:33 AM EDT

Att. 11,874 - Unknown

Batter	1	2	3	4	5	6	7	8	9	AB	R	H	RBI	BB	SO	LOB
Grady Hatton, L (1, 5) OBP: 0.327, SLG: 0.350	G3		1-H 3B		F5		BBBB 1-2 BB			3	0	1	1	1	0	0
Connie Ryan, R (1, 4) OBP: 0.386, SLG: 0.463	F4		BBBB BB			F8	FC5 2-3f			3	0	0	0	1	0	2
Johnny Wyrostek, L (1, 9) OBP: 0.395, SLG: 0.422	6-3		BBBB 1-2 BB			1-3		G5-4-3 1B		3	0	1	0	1	0	0
Joe Adcock, R (1, 7) OBP: 0.325, SLG: 0.483		F9	F9			HR 1B		G5-4-3 1-2f		4	1	1	0	0	0	4
Ted Kluszewski, L (1, 3) OBP: 0.278, SLG: 0.372		FC4-6 1B		3-1		1-H HR		F8		4	1	2	2	0	0	0
Lloyd Merriman, L (1, 8) OBP: 0.296, SLG: 0.354		FC4-6 PO 1-2f		G3		F9			1B 1B	4	0	1	0	0	0	1
Virgil Stallcup, R (1, 6) OBP: 0.264, SLG: 0.385		PO 1-2	F6	F2			F7		F2	4	0	0	0	0	0	1
Bob Scheffing, R (1, 2) OBP: 0.341, SLG: 0.320 Roy McMillan, R (7, PR) OBP: 0.295, SLG: 0.288 Dixie Howell, R (8, 2) OBP: 0.348, SLG: 0.365 Bobby Adams, R (9, PH) OBP: 0.316, SLG: 0.357			SSS K		SSS K		FC5 BB 1B		G4-3 1-2 1B	3 0 0 1	0 0 0 0	1 0 0 1	0 0 0 0	0 0 0 0	2 0 0 0	0 0 0 0
Howie Fox, R (1, 1) OBP: 0.136, SLG: 0.119 Hank Edwards, L (7, PH) OBP: 0.297, SLG: 0.303 Bud Byerly, R (8, 1) Bob Usher, R (9, PH) OBP: 0.276, SLG: 0.322			3B 1B		F8		F8		G4-3 1-2f	2 1 0 1	1 0 0 0	1 0 0 0	0 0 0 0	0 0 0 0	0 1 0 2	0 1 0 2
Inning Stats	R: 0 E: 0 K: 0 S: 3 H: 0 LOB: 0 BB: 0 P: 3	R: 0 E: 0 K: 0 S: 3 H: 1 LOB: 0 BB: 0 P: 3	R: 1 E: 0 K: 1 S: 7 H: 2 LOB: 3 BB: 2 P: 15	R: 0 E: 0 K: 0 S: 3 H: 0 LOB: 0 BB: 0 P: 3	R: 0 E: 0 K: 1 S: 5 H: 0 LOB: 0 BB: 0 P: 5	R: 2 E: 0 K: 0 S: 5 H: 2 LOB: 0 BB: 0 P: 5	R: 0 E: 0 K: 0 S: 4 H: 1 LOB: 2 BB: 1 P: 8	R: 0 E: 0 K: 0 S: 3 H: 1 LOB: 0 BB: 0 P: 3	R: 0 E: 0 K: 0 S: 4 H: 2 LOB: 1 BB: 0 P: 4	1B: 7 2B: 0 3B: 1 HR: 1 SF: 0 SAC: 0 DP: 2 HBP: 0						

livebaseballscorecards.com

AB	33
R	3
H	9
RBI	3
BB	3
SO	2
LOB	11

PITCHER		IP	WLS	BF	H	R	ER	SO	BB	IBB	HBP	BLK	WP	HR	S	P	ERA	WHIP
Jim Hearn, R ERA: 4.62	(1, 1)	6.2	W	28	6	3	3	2	3	0	0	0	0	1	29	41	4.05	1.350
George Spencer, R ERA: 3.48	(7, 1)	2.1	S	8	3	0	0	0	0	0	0	0	0	0	8	8	0.00	1.286

PITCHER	IP	WLS	BF	H	R	ER	SO	BB	IBB	HBP	BLK	WP	HR	S	P	ERA	WHIP

New York Giants @ Cincinnati Reds

Crosley Field, Cincinnati, OH

Sat Jul 28 1951, 3:33 AM EDT

Att. 4,881 - Unknown

TOP

Batter	1	2	3	4	5	6	7	8	9	AB	R	H	RBI	BB	SO	LOB
Eddie Stanky, R (1, 4) OBP: 0.401, SLG: 0.407	0-0 2B 1B 1B		0-0 F7 ①		0-0 F5 ③			0-0 F7 ①		4	1	1	0	0	0	1
Alvin Dark, R (1, 6) OBP: 0.372, SLG: 0.475	0-0 1-3 1B 2B		0-0 F7 ②			0-0 F3 ①		0-0 F6 ②		4	1	1	0	0	0	0
Willie Mays, R (1, 8) OBP: 0.357, SLG: 0.577	0-0 F6 ①		0-0 F8 ③			0-0 HR		0-0 F6 ③		4	1	1	1	0	0	2
Monte Irvin, R (1, 7) OBP: 0.411, SLG: 0.464	0-0 2-H 3-H 1B			0-0 F7 ①		0-0 F4 ②			B B B B 4-0 SH1-3 BB BB	3	0	1	2	1	0	0
Bobby Thomson, R (1, 5) OBP: 0.343, SLG: 0.493	0-0 F9 ②			0-0 F8 ②		0-0 2B			B B B B 4-0 1-2 SH1-3 BB	3	0	1	0	1	0	1
Whitey Lockman, L (1, 3) OBP: 0.326, SLG: 0.391	0-0 F5 ③			0-0 F9 ③		0-0 6-3 ③			0-0 SH1-3 ① 1-2 2-3	3	0	0	0	0	0	2
Wes Westrum, R (1, 2) OBP: 0.407, SLG: 0.470		S S S 0-3 K2-3 ①			0-0 F8 ①		0-0 6-3 ①		4-0 IBB	3	0	0	0	1	1	0
Clint Hartung, R (1, 9) OBP: 0.237, SLG: 0.263 Don Mueller, L (9, PH) (9, 9) OBP: 0.328, SLG: 0.448		0-0 F2 ②			0-0 SH5-4 1B		0-0 6-3 ②		0-0 F6 ②	3 1	0 0	1 0	0 0	0 0	0 0	0 3
Larry Jansen, R (1, 1) OBP: 0.143, SLG: 0.085 George Spencer, R (9, 1) OBP: 0.120, SLG: 0.043		0-0 F4 ③			0-0 SH5-4 ② 1-2		S S S 0-3 K ③		0-0 1-3 ③	3 0	0 0	0 0	0 0	0 0	1 0	3 0
Inning Stats	R: 2 E: 0 K: 0 S: 6 H: 3 LOB: 1 BB: 0 P: 6	R: 0 E: 0 K: 1 S: 5 H: 0 LOB: 0 BB: 0 P: 5	R: 0 E: 0 K: 0 S: 3 H: 0 LOB: 0 BB: 0 P: 3	R: 0 E: 0 K: 0 S: 3 H: 0 LOB: 0 BB: 0 P: 3	R: 0 E: 0 K: 0 S: 4 H: 1 LOB: 1 BB: 0 P: 4	R: 1 E: 0 K: 0 S: 5 H: 2 LOB: 1 BB: 0 P: 5	R: 0 E: 0 K: 1 S: 5 H: 0 LOB: 0 BB: 0 P: 5	R: 0 E: 0 K: 0 S: 3 H: 0 LOB: 0 BB: 0 P: 3	R: 0 E: 0 K: 0 S: 3 H: 0 LOB: 3 BB: 3 P: 15	1B: 3 2B: 2 3B: 0 HR: 1	SF: 0 SAC: 2 DP: 0 HBP: 0						

	AB	31
	R	3
	H	6
	RBI	3
	BB	3
	SO	2
	LOB	12

WP: 0 PB: 0 SB: 0 CS: 0 PA: 36

livebaseballscorecards.com

PITCHER		IP	WLS	BF	H	R	ER	SO	BB	IBB	HBP	BLK	WP	HR	S	P	ERA	WHIP
Ken Raffensberger, L ERA: 3.87	(1, 1)	7.0	L	27	6	3	3	2	0	0	0	0	0	1	31	31	3.86	0.857
Eddie Erautt, R ERA: 7.45	(8, 1)	2.0		9	0	0	0	0	2	1	0	0	0	0	6	18	0.00	1.000

PITCHER	IP	WLS	BF	H	R	ER	SO	BB	IBB	HBP	BLK	WP	HR	S	P	ERA	WHIP

New York Giants @ Cincinnati Reds

Crosley Field, Cincinnati, OH

Sat Jul 28 1951, 3:33 AM EDT

Att. 4,881 - Unknown

BOTTOM

Batter	1	2	3	4	5	6	7	8	9	AB	R	H	RBI	BB	SO	LOB
Roy McMillan, R (1, 6) OBP: 0.293, SLG: 0.286	F4		1B		F8		5-3		1-3	4	0	1	0	0	0	0
Virgil Stallcup, R (9, PH) OBP: 0.263, SLG: 0.383										1	0	0	0	0	0	1
Grady Hatton, L (1, 5) OBP: 0.326, SLG: 0.348	F8		F9		FC4-6 1B			K		4	0	1	0	0	1	1
Johnny Wyrostek, L (1, 9) OBP: 0.396, SLG: 0.421	1B		F5		FC4-6 1-2f			BB		3	0	1	0	1	0	2
Joe Adcock, R (1, 7) OBP: 0.324, SLG: 0.480	F7			E 1B		F3		F5		4	0	1	0	0	0	2
Ted Kluszewski, L (1, 3) OBP: 0.275, SLG: 0.368		4-3		F5		F2		3-1		4	0	0	0	0	0	2
Connie Ryan, R (1, 4) OBP: 0.388, SLG: 0.463		F8		K		1B			2B 1B	4	1	2	0	0	1	1
Lloyd Merriman, L (1, 8) OBP: 0.300, SLG: 0.361		1B		E4 1-2		F5			1-H 2B	4	0	2	1	0	0	2
Dixie Howell, R (1, 2) OBP: 0.338, SLG: 0.354		F8		4-3			F9			2	0	0	0	0	0	3
Bobby Adams, R (7, PH) OBP: 0.315, SLG: 0.355										1	0	0	0	0	0	0
Johnny Pramesa, R (8, 2) OBP: 0.234, SLG: 0.318									K	1	0	0	0	0	1	1
Ken Raffensberger, R (1, 1) OBP: 0.111, SLG: 0.078			K		K		3-1		F8	2	0	0	0	0	2	0
Hank Edwards, L (7, PH) OBP: 0.289, SLG: 0.294										1	0	0	0	0	0	0
Eddie Erautt, R (8, 1)										0	0	0	0	0	0	0
Bob Usher, R (9, PH) OBP: 0.274, SLG: 0.320										1	0	0	0	0	0	1
Inning Stats	R: 0 E: 0 K: 0 S: 4 H: 1 LOB: 1 BB: 0 P: 4	R: 0 E: 0 K: 0 S: 4 H: 1 LOB: 1 BB: 0 P: 4	R: 0 E: 0 K: 1 S: 6 H: 1 LOB: 1 BB: 0 P: 6	R: 0 E: 1 K: 1 S: 7 H: 1 LOB: 2 BB: 0 P: 7	R: 0 E: 0 K: 1 S: 6 H: 1 LOB: 1 BB: 0 P: 6	R: 0 E: 0 K: 0 S: 4 H: 1 LOB: 1 BB: 0 P: 4	R: 0 E: 0 K: 0 S: 3 H: 0 LOB: 0 BB: 0 P: 3	R: 0 E: 0 K: 1 S: 5 H: 0 LOB: 1 BB: 1 P: 9	R: 1 E: 0 K: 1 S: 7 H: 2 LOB: 1 BB: 0 P: 7							

PITCHER	IP	WLS	BF	H	R	ER	SO	BB	IBB	HBP	BLK	WP	HR	S	P	ERA	WHIP
Larry Jansen, R (1, 1) ERA: 3.48	8.0	W	34	8	1	1	4	1	0	0	0	0	0	41	45	1.12	1.125
George Spencer, R (9, 1) ERA: 3.44	1.0	S	3	0	0	0	1	0	0	0	0	0	0	5	5	0.00	0.000

PITCHER	IP	WLS	BF	H	R	ER	SO	BB	IBB	HBP	BLK	WP	HR	S	P	ERA	WHIP

AB	36
R	1
H	8
RBI	1
BB	1
SO	5
LOB	16

1B: 7 SF: 0
2B: 1 SAC: 0
3B: 0 DP: 0
HR: 0 HBP: 0

WP: 0 PA: 37
PB: 0
SB: 0
CS: 0

livebaseballscorecards.com

Batter	1	2	3	4	5	6	7	8	9	AB	R	H	RBI	BB	SO	LOB
Davey Williams, R (1, 4) OBP: 0.357, SLG: 0.440	5-3			F9 1B		SH1-4 1-2		1B 1-2 1B		3	1	2	0	0	0	0
Alvin Dark, R (1, 6) OBP: 0.371, SLG: 0.473	5-3			F6		6-5-3-4 2-3f		1-3 2-H 1B		4	0	1	1	0	0	2
Don Mueller, L (1, 9) OBP: 0.326, SLG: 0.445	3-1			1-3 1B			F9	F9		4	0	1	0	0	0	2
Monte Irvin, R (1, 7) OBP: 0.407, SLG: 0.458		F8		F9 3-H			F4		S S S K	4	0	0	1	0	1	1
Willie Mays, R (1, 8) OBP: 0.356, SLG: 0.571		F7		F9			F4		BB S 1B	4	0	1	0	0	0	1
Whitey Lockman, L (1, 3) OBP: 0.328, SLG: 0.393		F7			3-1			SH5-4 F9 2B	B B B B 4-0 1-3 BB	3	1	1	0	1	0	0
Bobby Thomson, R (1, 5) OBP: 0.343, SLG: 0.492			G5-4-3 1B		F7			SH5-4 2-3	F8	3	0	1	0	0	0	1
Wes Westrum, R (1, 2) OBP: 0.407, SLG: 0.466			G5-4-3 1-2f		F7			4-0 1B 1B IBB		2	1	0	0	1	0	1
Sal Maglie, R (1, 1) OBP: 0.183, SLG: 0.229			6-3			6-5-3-4 SH1-4 1B		F9 3-H		3	0	1	1	0	0	1
Inning Stats	R: 0 E: 0 K: 0 S: 3 H: 0 LOB: 0 BB: 0 P: 3	R: 0 E: 0 K: 0 S: 3 H: 0 LOB: 0 BB: 0 P: 3	R: 0 E: 0 K: 0 S: 3 H: 1 LOB: 0 BB: 0 P: 3	R: 1 E: 0 K: 0 S: 5 H: 2 LOB: 1 BB: 0 P: 5	R: 0 E: 0 K: 0 S: 3 H: 0 LOB: 0 BB: 0 P: 3	R: 0 E: 0 K: 0 S: 3 H: 1 LOB: 0 BB: 0 P: 3	R: 0 E: 0 K: 0 S: 3 H: 0 LOB: 0 BB: 0 P: 3	R: 2 E: 0 K: 0 S: 6 H: 3 LOB: 2 BB: 1 P: 10	R: 0 E: 0 K: 1 S: 5 H: 1 LOB: 1 BB: 1 P: 9	1B: 7 2B: 2 3B: 0 HR: 0 SF: 0 SAC: 2 DP: 2 HBP: 0							

PITCHER	IP	WLS	BF	H	R	ER	SO	BB	IBB	HBP	BLK	WP	HR	S	P	ERA	WHIP
Willie Ramsdell, R (1, 1) ERA: 4.05	9.0	L	34	8	3	3	1	1	1	0	0	0	0	34	42	3.00	1.000

PITCHER	IP	WLS	BF	H	R	ER	SO	BB	IBB	HBP	BLK	WP	HR	S	P	ERA	WHIP

New York Giants @ Cincinnati Reds

Crosley Field, Cincinnati, OH

Sun Jul 29 1951, 3:33 AM EDT

Unknown

TOP

livebaseballscorecards.com

AB	30
R	3
H	8
RBI	3
BB	2
SO	1
LOB	9

WP: 0 PA: 34
PB: 0
SB: 1
CS: 0

Batter	1	2	3	4	5	6	7	8	9	AB	R	H	RBI	BB	SO	LOB
Lloyd Merriman, L (1, 8) OBP: 0.299, SLG: 0.364	K		FC3-6 2B 1-2f		F7			2B 2B		4	1	1	0	0	1	2
Connie Ryan, R (1, 4) OBP: 0.386, SLG: 0.464	K		FC5 2B 1-3		G4-6-3 1-2f			F7		4	0	1	0	0	1	2
Johnny Wyrostek, L (1, 9) OBP: 0.400, SLG: 0.424	BB		IBB			F6		2B 2-H		2	0	1	1	2	0	0
Joe Adcock, R (1, 7) OBP: 0.320, SLG: 0.473	4-3		FC5 2-3f			K		F9		4	0	0	0	0	1	5
Ted Kluszewski, L (1, 3) OBP: 0.275, SLG: 0.369		F6		4-3 2B		4-3		4-3		4	0	1	0	0	0	1
Grady Hatton, L (1, 5) OBP: 0.325, SLG: 0.347		6-3		4-3 2-3			1B		F6	4	0	1	0	0	0	1
Virgil Stallcup, R (1, 6) OBP: 0.259, SLG: 0.378		5-3		F3			K		F7	4	0	0	0	0	1	2
Johnny Pramesa, R (1, 2) OBP: 0.231, SLG: 0.314			K	K						2	0	0	0	0	2	1
Bobby Adams, R (7, PH) OBP: 0.313, SLG: 0.353										1	0	0	0	0	0	1
Dixie Howell, R (8, 2) OBP: 0.338, SLG: 0.354							F3		F3	0	0	0	0	0	0	0
Hank Edwards, L (9, PH) OBP: 0.282, SLG: 0.286										1	0	0	0	0	0	0
Willie Ramsdell, R (1, 1) OBP: 0.162, SLG: 0.139			FC3-6 1B		G4-6-3 1B		F7			3	0	2	0	0	0	1
Inning Stats	R: 0 H: 0 E: 0 LOB: 1 K: 2 BB: 1 S: 7 P: 11	R: 0 H: 0 E: 0 LOB: 0 K: 0 BB: 0 S: 3 P: 3	R: 0 H: 2 E: 0 LOB: 3 K: 1 BB: 1 S: 7 P: 11	R: 0 H: 1 E: 0 LOB: 1 K: 1 BB: 0 S: 6 P: 6	R: 0 H: 1 E: 0 LOB: 0 K: 0 BB: 0 S: 3 P: 3	R: 0 H: 0 E: 0 LOB: 0 K: 1 BB: 0 S: 5 P: 5	R: 0 H: 1 E: 0 LOB: 1 K: 1 BB: 0 S: 6 P: 6	R: 1 H: 2 E: 0 LOB: 1 K: 0 BB: 0 S: 5 P: 5	R: 0 H: 0 E: 0 LOB: 0 K: 0 BB: 0 S: 3 P: 3	1B: 3 SF: 0 2B: 4 SAC: 0 3B: 0 DP: 1 HR: 0 HBP: 0						

PITCHER	IP	WLS	BF	H	R	ER	SO	BB	IBB	HBP	BLK	WP	HR	S	P	ERA	WHIP
Sal Maglie, R (1, 1) ERA: 2.98	9.0	W	35	7	1	1	6	1	1	0	0	0	0	45	53	1.00	0.889

PITCHER	IP	WLS	BF	H	R	ER	SO	BB	IBB	HBP	BLK	WP	HR	S	P	ERA	WHIP

BOTTOM

New York Giants @ Cincinnati Reds

Crosley Field, Cincinnati, OH

Sun Jul 29 1951, 3:33 AM EDT

Unknown

livebaseballscorecards.com

AB	33
R	1
H	7
RBI	1
BB	2
SO	6
LOB	16

Batter	1	2	3	4	5	6	7	8	9	AB	R	H	RBI	BB	SO	LOB
Eddie Stanky, R (1, 4) OBP: 0.396, SLG: 0.401	6-3		4-3	F5		6-3		4-3 1-3		5	0	0	0	0	0	5
Alvin Dark, R (1, 6) OBP: 0.366, SLG: 0.467	F9		F8		4-3		F6	E1 3-H		5	0	0	0	0	0	1
Don Mueller, L (1, 9) OBP: 0.328, SLG: 0.444	F9			1B 2B 1B	4-3		BB 1B	1-3		5	1	2	0	0	0	2
Monte Irvin, R (1, 7) OBP: 0.414, SLG: 0.461		S BB		2B S 1B 1-2	WP HBP		BB 1-2		CS 1B	2	1	2	0	2	0	0
Willie Mays, R (1, 8) OBP: 0.353, SLG: 0.568		K 1-2		S F7 2B 1-3 2-H	F8 1-2		K		K 1-2	5	1	1	1	0	3	5
Whitey Lockman, L (1, 3) OBP: 0.326, SLG: 0.389		F8		2B BB 2-3 3-H		3-1	K		F8	4	0	0	0	1	1	3
Bobby Thomson, R (1, 5) OBP: 0.342, SLG: 0.487		BB		F7 3-H		K		F8		3	0	0	1	1	1	1
Sal Yvars, R (1, 2) OBP: 0.542, SLG: 0.842 Davey Williams, R (8, PR) OBP: 0.357, SLG: 0.440 Sheldon Jones, R (8, 1) OBP: 0.125, SLG: 0.200		F8		2B 1-3		2B 1B		1B 2B		4 0 0	1 1 0	3 0 0	0 0 0	0 0 0	0 0 0	2 0 0
Al Corwin, R (1, 1) Monty Kennedy, R (2, 1) OBP: 0.200, SLG: 0.267 George Spencer, R (7, 1) OBP: 0.120, SLG: 0.043 Wes Westrum, R (8, PH) OBP: 0.409, SLG: 0.468 (8, 2)			K	6-3		1-H 2B		4-3 WP E 2-H		0 3 0 1	0 0 0 1	0 1 0 1	0 1 0 1	0 0 0 0	0 1 0 0	0 2 0 0
Inning Stats	R: 0 E: 0 K: 0 S: 3 H: 0 LOB: 0 BB: 0 P: 3	R: 0 E: 0 K: 1 S: 5 H: 0 LOB: 2 BB: 2 P: 13	R: 0 E: 0 K: 1 S: 5 H: 0 LOB: 0 BB: 0 P: 5	R: 3 E: 0 K: 0 S: 7 H: 4 LOB: 2 BB: 1 P: 11	R: 0 E: 0 K: 0 S: 3 H: 0 LOB: 1 BB: 0 P: 4	R: 1 E: 0 K: 1 S: 7 H: 2 LOB: 1 BB: 0 P: 7	R: 0 E: 0 K: 2 S: 8 H: 1 LOB: 2 BB: 1 P: 12	R: 2 E: 1 K: 0 S: 6 H: 2 LOB: 2 BB: 0 P: 6	R: 0 E: 0 K: 1 S: 5 H: 1 LOB: 0 BB: 0 P: 5	1B: 6 2B: 4 3B: 0 HR: 0 SF: 0 SAC: 0 DP: 0 HBP: 1						

TOP

New York Giants @ Cincinnati Reds

Crosley Field, Cincinnati, OH

Sun Jul 29 1951, 3:38 AM EDT

Att. 21,700 - Unknown

livebaseballscorecards.com

AB	37
R	6
H	10
RBI	4
BB	4
SO	6
LOB	21

PITCHER		IP	WLS	BF	H	R	ER	SO	BB	IBB	HBP	BLK	WP	HR	S	P	ERA	WHIP
Herm Wehmeier, R ERA: 5.51	(1, 1)	3.1		17	4	3	3	2	3	0	0	0	0	0	18	30	8.10	2.100
Frank Smith, R ERA: 2.55	(4, 1)	2.2		11	2	1	1	1	0	0	1	0	1	0	12	13	3.38	0.750
Harry Perkowski, L ERA: 2.99	(7, 1)	1.1	L	7	2	1	1	2	1	0	0	0	0	0	10	14	6.75	2.250
Howie Fox, R ERA: 3.42	(8, 1)	1.2		7	2	1	0	1	0	0	0	0	1	0	9	9	0.00	1.200

PITCHER	IP	WLS	BF	H	R	ER	SO	BB	IBB	HBP	BLK	WP	HR	S	P	ERA	WHIP

Batter	1	2	3	4	5	6	7	8	9	AB	R	H	RBI	BB	SO	LOB
Lloyd Merriman, L (1, 8) OBP: 0.301, SLG: 0.362	BB	F9 3-H		FC5-4 1B		F8 3-H		K		4	0	1	2	1	1	2
Connie Ryan, R (1, 4) OBP: 0.383, SLG: 0.457	F5 1-2	F7		FC5-4 G4-6-3 1-2f		BB		K		4	0	0	0	1	1	3
Johnny Wyrostek, L (1, 9) OBP: 0.400, SLG: 0.429	F7	1B 1-3		G4-6-3 1-2f		4-3		3B		5	0	2	0	0	0	4
Ted Kluszewski, L (1, 3) OBP: 0.277, SLG: 0.371	BB	F8			F8		E 1B 2B	F6		4	1	1	0	1	0	3
Grady Hatton, L (1, 5) OBP: 0.323, SLG: 0.342	BB 1-2 2-3		F8		F9		F4		F7	4	0	0	0	1	0	1
Joe Adcock, R (1, 7) OBP: 0.321, SLG: 0.470	F8		1B BB		F9		E6 5-3 1B 2-3		G6-4-3 1B	4	0	1	0	1	0	4
Dixie Howell, R (1, 2) OBP: 0.368, SLG: 0.400		SH 2B	1B 1-3 1B			SH3-4 F8 1B	5-3 1-2 3-H 1B		G6-4-3 1-2f	5	2	4	1	0	0	1
Roy McMillan, R (1, 6) OBP: 0.313, SLG: 0.299		SH F9 BB	1-2 1B			SH3-4 1-2 1B	5-3 1-2 2-3			3	1	2	0	1	0	2
Herm Wehmeier, R (1, 1) OBP: 0.150, SLG: 0.150		SH 1B 1-3 2-H	F9			SH3-4 1-2 2-3	5-3			1	0	0	0	0	0	2
Frank Smith, R (4, 1)										0	0	0	0	0	0	0
Bob Usher, R (6, PH) OBP: 0.274, SLG: 0.320										0	0	0	0	0	0	0
Harry Perkowski, L (7, 1)										1	0	0	0	0	0	2
Howie Fox, R (8, 1) OBP: 0.136, SLG: 0.119										0	0	0	0	0	0	0
Inning Stats	R: 0 E: 0 K: 0 S: 3 H: 0 LOB: 3 BB: 3 P: 15	R: 2 E: 1 K: 0 S: 6 H: 2 LOB: 2 BB: 1 P: 10	R: 0 E: 0 K: 0 S: 4 H: 2 LOB: 2 BB: 1 P: 8	R: 0 E: 0 K: 0 S: 3 H: 1 LOB: 0 BB: 0 P: 3	R: 0 E: 0 K: 0 S: 3 H: 0 LOB: 0 BB: 0 P: 3	R: 1 E: 0 K: 0 S: 5 H: 2 LOB: 2 BB: 1 P: 9	R: 1 E: 1 K: 0 S: 6 H: 2 LOB: 2 BB: 0 P: 6	R: 0 E: 0 K: 2 S: 8 H: 1 LOB: 1 BB: 0 P: 8	R: 0 E: 0 K: 0 S: 3 H: 1 LOB: 0 BB: 0 P: 3	1B: 8 2B: 2 3B: 1 HR: 0 SF: 0 SAC: 2 DP: 2 HBP: 0	WP: 0 PB: 1 SB: 0 CS: 0 PA: 43					

PITCHER		IP	WLS	BF	H	R	ER	SO	BB	IBB	HBP	BLK	WP	HR	S	P	ERA	WHIP
Al Corwin, R ERA: 6.43	(1, 1)	1.0		9	1	2	1	0	4	0	0	0	0	0	5	21	9.00	5.000
Monty Kennedy, L ERA: 3.05	(2, 1)	5.1		23	7	2	2	0	2	0	0	0	0	0	21	29	3.38	1.688
George Spencer, R ERA: 3.41	(7, 1)	0.2	W	4	1	0	0	0	0	0	0	0	0	0	4	4	0.00	1.500
Sheldon Jones, R ERA: 4.98	(8, 1)	2.0	S	7	2	0	0	2	0	0	0	0	0	0	11	11	0.00	1.000

PITCHER	IP	WLS	BF	H	R	ER	SO	BB	IBB	HBP	BLK	WP	HR	S	P	ERA	WHIP

BOTTOM

New York Giants @ Cincinnati Reds

Crosley Field, Cincinnati, OH

Sun Jul 29 1951, 3:38 AM EDT

Att. 21,700 - Unknown

livebaseballscorecards.com

AB	35
R	4
H	11
RBI	3
BB	6
SO	2
LOB	24

Philadelphia Phillies @ Cincinnati Reds

Crosley Field, Cincinnati, OH

Mon Jul 30 1951, 3:33 AM EDT

Att. 4,034 - Unknown

livebaseballscorecards.com

TOP

Batter	1	2	3	4	5	6	7	8	9	AB	R	H	RBI	BB	SO	LOB
Eddie Waitkus, L (1, 3) OBP: 0.325, SLG: 0.334	BBBB 4-0 BB	BBB 4-0 1B E 1-2 2-3 BB		x 0-0 ② F7			x 0-0 ① 3-1		x 0-0 ③ F7	3	1	0	0	2	0	1
Richie Ashburn, L (1, 8) OBP: 0.402, SLG: 0.429	x 0-0 ① F9	x 0-0 E8 1B 1-H 2-H 3-H 1B		x 0-0 ③ F9			SSS 0-3 ② K			4	1	1	2	0	1	1
Willie Jones, R (1, 5) OBP: 0.360, SLG: 0.464	SSS 0-3 ② K	x 0-0 1B 3-H 1B			x 0-0 ① 2B		SSS 0-3 ③ K			4	0	2	1	0	2	1
Del Ennis, R (1, 9) OBP: 0.365, SLG: 0.444	x 0-0 ③ 5-3	x 0-0 1-2 1B			x 0-0 ② F7			x 0-0 ① F8		4	0	1	0	0	0	1
Dick Sisler, L (1, 7) OBP: 0.375, SLG: 0.461		4-0 BB 1B E BB G3			x 0-0 ③ F8			x 0-0 ② 4-3		3	1	0	0	1	0	2
Granny Hamner, R (1, 6) OBP: 0.301, SLG: 0.395		x 0-0 ① F8 x 0-0 ① 6-3				x 0-0 ① F7		x 0-0 ③ 6-3		4	0	0	0	0	0	1
Eddie Pellagrini, R (1, 4) OBP: 0.332, SLG: 0.346 Putsy Caballero, R (8, 4) OBP: 0.269, SLG: 0.292		x 0-0 BB 1-2 E 1B x 0-0 ② 1-3				BBBB 4-0 6-3 BB			x 0-0 ① 1-3	2 1	0 0	1 0	0 0	1 0	0 0	0 0
Del Wilber, R (1, 2) OBP: 0.333, SLG: 0.407		BBBB 4-0 BB E 1B 1-2 2-3 BB x 0-0 ③ 6-3				x 0-0 ② 6-3 1-2			x 0-0 1B	3	1	1	0	1	0	1
Ken Johnson, L (1, 1) OBP: 0.111, SLG: 0.059 Andy Hansen, R (7, 1) Bill Nicholson, L (9, PH) OBP: 0.337, SLG: 0.427 Jim Konstanty, R (9, 1) OBP: 0.125, SLG: 0.188		x 0-0 ② FC6-2 BB 1B 1-2 2-H 3-H		x 0-0 ① 1-3		x 0-0 ③ F9			SSS 0-3 ② K	3 0 1 0	1 0 0 0	0 0 0 0	1 0 0 0	0 0 0 0	0 0 1 0	3 0 1 0
Inning Stats	R: 0 E: 0 K: 1 S: 5 H: 0 LOB: 1 BB: 1 P: 9	R: 5 E: 2 K: 0 S: 7 H: 4 LOB: 2 BB: 3 P: 19	R: 0 E: 0 K: 0 S: 3 H: 0 LOB: 0 BB: 0 P: 3	R: 0 E: 0 K: 0 S: 3 H: 0 LOB: 0 BB: 0 P: 3	R: 0 E: 0 K: 0 S: 3 H: 1 LOB: 0 BB: 0 P: 3	R: 0 E: 0 K: 0 S: 3 H: 0 LOB: 1 BB: 1 P: 7	R: 0 E: 0 K: 2 S: 7 H: 0 LOB: 0 BB: 0 P: 7	R: 0 E: 0 K: 0 S: 3 H: 0 LOB: 0 BB: 0 P: 3	R: 0 E: 0 K: 1 S: 6 H: 1 LOB: 1 BB: 0 P: 6	1B: 5 2B: 1 3B: 0 HR: 0 SF: 0 SAC: 0 DP: 0 HBP: 0						

	AB	32
	R	5
	H	6
	RBI	4
	BB	5
	SO	4
	LOB	12

WP: 0 PB: 0 SB: 0 CS: 0 PA: 37

PITCHER		IP	WLS	BF	H	R	ER	SO	BB	IBB	HBP	BLK	WP	HR	S	P	ERA	WHIP
Ewell Blackwell, R ERA: 4.11	(1, 1)	1.2		12	3	5	5	1	4	0	0	0	0	0	10	26	27.00	4.200
Eddie Erautt, R ERA: 6.35	(2, 1)	3.1		11	2	0	0	0	0	0	0	0	0	0	11	11	0.00	0.600
Bud Byerly, R ERA: 4.53	(6, 1)	2.0		7	0	0	0	2	1	0	0	0	0	0	10	14	0.00	0.500
Frank Smith, R ERA: 2.45	(8, 1)	2.0	W	7	1	0	0	1	0	0	0	0	0	0	9	9	0.00	0.500

PITCHER	IP	WLS	BF	H	R	ER	SO	BB	IBB	HBP	BLK	WP	HR	S	P	ERA	WHIP

BOTTOM

Philadelphia Phillies @ Cincinnati Reds

Crosley Field, Cincinnati, OH

Mon Jul 30 1951, 3:33 AM EDT

Att. 4,034 - Unknown

Batter	1	2	3	4	5	6	7	8	9	AB	R	H	RBI	BB	SO	LOB
Bobby Adams, R (1, 5) OBP: 0.324, SLG: 0.373	6-3		1B		PB, 1-2, 2-3, 1B		1B, 3B		3B, 1B	5	2	4	0	0	0	0
Connie Ryan, R (1, 4) OBP: 0.383, SLG: 0.461	5-3		K		BBBB, 1-2, 3-H, BB		1-3		1-H, 3B	4	0	1	1	1	1	2
Danny Litwhiler, R (1, 9) OBP: 0.333, SLG: 0.333 Johnny Wyrostek, L (7, PH) (8, 9) OBP: 0.401, SLG: 0.431	1B			5-3	P4		3-H, 1B			3 1	0 0	1 1	0 1	0 1	0 0	2 0
Joe Adcock, R (1, 7) OBP: 0.317, SLG: 0.463	F8			F2		5-3	F7			4	0	0	0	0	0	2
Ted Kluszewski, L (1, 3) OBP: 0.279, SLG: 0.371		G3		F8		BBBB, HR, BB		S, 1B		3	1	1	0	1	0	0
Bob Usher, R (1, 8) OBP: 0.279, SLG: 0.341		F7			2B, 1B	1-H, HR		F8		4	2	2	2	0	0	1
Dixie Howell, R (1, 2) OBP: 0.363, SLG: 0.405		5-3			1B, 1-H, PB, 2B	F9		6-3, 1-2		4	1	1	1	0	0	1
Roy McMillan, R (1, 6) OBP: 0.300, SLG: 0.286			F8		L5	6-3		L6		4	0	0	0	0	0	2
Ewell Blackwell, R (1, 1) OBP: 0.352, SLG: 0.479 Eddie Erautt, R (2, 1) Bob Scheffing, R (5, PH) OBP: 0.345, SLG: 0.320 Bud Byerly, R (6, 1) Sammy Meeks, R (7, PH) OBP: 0.143, SLG: 0.143 Frank Smith, R (8, 1)			F8		BBBB, 1B, BB		F8		F8	0 1 0 0 1 1	0 0 0 0 0 0	0 0 0 0 0 0	0 0 1 0 0 0	0 0 0 0 0 0	0 0 0 0 0 0	0 0 0 0 0 0
Inning Stats	R: 0 E: 0 K: 0 S: 4 H: 1 LOB: 1 BB: 0 P: 4	R: 0 E: 0 K: 0 S: 3 H: 0 LOB: 0 BB: 0 P: 3	R: 0 E: 0 K: 1 S: 6 H: 1 LOB: 1 BB: 0 P: 6	R: 0 E: 0 K: 0 S: 3 H: 0 LOB: 0 BB: 0 P: 3	R: 2 E: 0 K: 0 S: 5 H: 3 LOB: 2 BB: 2 P: 13	R: 2 E: 0 K: 0 S: 4 H: 1 LOB: 0 BB: 1 P: 8	R: 1 E: 0 K: 0 S: 5 H: 2 LOB: 1 BB: 0 P: 5	R: 0 E: 0 K: 0 S: 4 H: 1 LOB: 1 BB: 0 P: 4	R: 1 E: 0 K: 0 S: 3 H: 2 LOB: 1 BB: 0 P: 3	1B: 7 2B: 1 3B: 2 HR: 1 SF: 0 SAC: 0 DP: 0 HBP: 0						

livebaseballscorecards.com

AB	35
R	6
H	11
RBI	5
BB	3
SO	1
LOB	10

WP: 0 PB: 1 SB: 1 CS: 0 PA: 38

PITCHER		IP	WLS	BF	H	R	ER	SO	BB	IBB	HBP	BLK	WP	HR	S	P	ERA	WHIP
Ken Johnson, L ERA: 3.68	(1, 1)	6.1		28	7	5	5	1	3	0	0	0	0	1	27	39	7.11	1.579
Andy Hansen, R ERA: 2.35	(7, 1)	1.2		7	2	0	0	0	0	0	0	0	0	0	7	7	0.00	1.200
Jim Konstanty, R ERA: 3.99	(9, 1)	0.1	L	3	2	1	1	0	0	0	0	0	0	0	3	3	27.00	6.000

PITCHER	IP	WLS	BF	H	R	ER	SO	BB	IBB	HBP	BLK	WP	HR	S	P	ERA	WHIP

Philadelphia Phillies @ Cincinnati Reds

Crosley Field, Cincinnati, OH

Tue Jul 31 1951, 3:33 AM EDT

Att. 13,135 - Unknown

TOP

livebaseballscorecards.com

Batter	1	2	3	4	5	6	7	8	9	AB	R	H	RBI	BB	SO	LOB
Eddie Waitkus, L (1, 3) OBP: 0.323, SLG: 0.333	F7		G3			F9		G3	WP, 1-3, 2-H, 1B	5	0	1	1	0	0	0
Richie Ashburn, L (1, 8) OBP: 0.402, SLG: 0.426	6-3			1-3		F9			HR, BB; BB	3	1	0	0	2	0	0
Willie Jones, R (1, 5) OBP: 0.360, SLG: 0.463	FC6-4, 1B			4-3		5-3			HR; 4-3	5	1	2	0	0	0	2
Del Ennis, R (1, 9) OBP: 0.366, SLG: 0.452 (7, 7)	FC6-4, 1-2f			1B			4-3		1-H, 2-H, HR	4	1	2	3	0	0	1
Dick Sisler, L (1, 7) OBP: 0.378, SLG: 0.462		G4-6-3, 1B		F3			BBBB, 1B, BB		6-3	2	0	1	0	1	0	1
Ken Johnson, L (7, PR) OBP: 0.111, SLG: 0.059										0	0	0	0	0	0	0
Eddie Pellagrini, R (7, 4) OBP: 0.332, SLG: 0.346										0	0	0	0	0	0	0
Del Wilber, R (9, PH) OBP: 0.331, SLG: 0.404										1	0	0	0	0	0	0
Ken Heintzelman, R (9, 1) OBP: 0.120, SLG: 0.083										0	0	0	0	0	0	0
Granny Hamner, R (1, 6) OBP: 0.301, SLG: 0.393		G4-6-3, 1-2f			G3		1-3, 1B		SSS, K	4	0	1	0	0	1	1
Putsy Caballero, R (1, 4) OBP: 0.250, SLG: 0.269		1-3			G3		F8		BBBB, 2B, BB	2	0	0	0	0	0	0
Bill Nicholson, L (7, PH) OBP: 0.341, SLG: 0.421 (7, 9)										1	1	0	0	1	0	1
Andy Seminick, R (1, 2) OBP: 0.372, SLG: 0.424			SSS, K		HR			L4	1-H, 1B, 2B	4	2	2	2	0	1	0
Bubba Church, R (1, 1) OBP: 0.233, SLG: 0.305			6-3		5-3			L4	1B, WP, BB	2	0	0	0	0	0	0
Tommy Brown, R (8, PH) OBP: 0.271, SLG: 0.420										1	0	0	0	0	0	0
Andy Hansen, R (8, 1)										0	0	0	0	0	0	0
Ken Silvestri, S (9, PH) OBP: 0.417, SLG: 0.222 (9, 4)										0	1	0	0	1	0	0
Inning Stats	R: 0 E: 0 K: 0 S: 4 H: 1 LOB: 1 BB: 0 P: 4	R: 0 E: 0 K: 0 S: 3 H: 1 LOB: 0 BB: 0 P: 3	R: 0 E: 0 K: 1 S: 5 H: 0 LOB: 0 BB: 0 P: 5	R: 0 E: 0 K: 0 S: 4 H: 1 LOB: 1 BB: 0 P: 4	R: 1 E: 0 K: 0 S: 4 H: 1 LOB: 0 BB: 0 P: 4	R: 0 E: 0 K: 0 S: 3 H: 0 LOB: 0 BB: 0 P: 3	R: 0 E: 0 K: 0 S: 3 H: 1 LOB: 1 BB: 1 P: 7	R: 0 E: 0 K: 0 S: 3 H: 0 LOB: 0 BB: 0 P: 3	R: 6 E: 0 K: 1 S: 9 H: 4 LOB: 2 BB: 4 P: 25	1B: 6 2B: 1 3B: 0 HR: 2 SF: 0 SAC: 0 DP: 1 HBP: 0	WP: 1 PB: 0 SB: 0 CS: 0 PA: 39					

	AB	34
	R	7
	H	9
	RBI	6
	BB	5
	SO	2
	LOB	6

PITCHER	IP	WLS	BF	H	R	ER	SO	BB	IBB	HBP	BLK	WP	HR	S	P	ERA	WHIP
Howie Fox, R (1, 1) ERA: 3.47	8.0		31	7	4	4	1	2	0	0	0	0	2	31	39	4.50	1.125
Frank Smith, R (9, 1) ERA: 2.94	0.2	L	5	1	1	1	1	2	0	0	0	0	0	5	13	13.50	4.500
Harry Perkowski, L (9, 1) ERA: 2.99	0.0		2	1	2	2	0	1	0	0	0	1	0	1	5	∞	∞
Bud Byerly, R (9, 1) ERA: 4.5	0.1		1	0	0	0	0	0	0	0	0	0	0	1	1	0.00	0.000

PITCHER	IP	WLS	BF	H	R	ER	SO	BB	IBB	HBP	BLK	WP	HR	S	P	ERA	WHIP

BOTTOM

Philadelphia Phillies @ Cincinnati Reds

Crosley Field, Cincinnati, OH

Tue Jul 31 1951, 3:33 AM EDT

Att. 13,135 - Unknown

livebaseballscorecards.com

Batter	1	2	3	4	5	6	7	8	9	AB	R	H	RBI	BB	SO	LOB
Bobby Adams, R (1, 5) OBP: 0.325, SLG: 0.373	F8		E6 L5-3		1B		P5	1B 3-H		5	0	2	0	0	0	0
Connie Ryan, R (1, 4) OBP: 0.380, SLG: 0.457	K		L5-3 1-2		1-2 1B		K	4-3		5	0	1	0	0	2	2
Johnny Wyrostek, L (1, 9) OBP: 0.399, SLG: 0.428	P4		F8		F7		1B		K	5	0	1	0	0	1	2
Ted Kluszewski, L (1, 3) OBP: 0.278, SLG: 0.368		P5		F8	P6		1-2 1B		K	5	0	1	0	0	1	2
Hank Edwards, L (1, 7) OBP: 0.326, SLG: 0.436		1B 1B 1B		HR		E 2B	G3		P5	4	3	3	1	0	0	2
Bob Usher, R (8, 7) OBP: 0.277, SLG: 0.339										1	0	0	0	0	0	0
Lloyd Merriman, L (1, 8) OBP: 0.304, SLG: 0.368		F7		S 1B		E3 2-H		1B 2B		4	1	2	0	0	0	1
Dixie Howell, R (1, 2) OBP: 0.357, SLG: 0.397		1B 1-2 1B		K		6-3		1-3		4	0	1	0	0	1	3
Roy McMillan, R (1, 6) OBP: 0.308, SLG: 0.295		1-2 2-H 1B		5-3 1-2		6-3		6-3 WP 2-H 1B		4	1	2	2	0	0	2
Howie Fox, R (1, 1) OBP: 0.125, SLG: 0.109		K			P3	L1		6-3 2-3		4	0	0	0	0	1	4
Frank Smith, R (9, 1)										0	0	0	0	0	0	0
Harry Perkowski, L (9, 1)										0	0	0	0	0	0	0
Bud Byerly, R (9, 1)										0	0	0	0	0	0	0
Inning Stats	R: 0 E: 0 K: 1 S: 5 H: 0 LOB: 0 BB: 0 P: 5	R: 1 E: 0 K: 1 S: 8 H: 3 LOB: 2 BB: 0 P: 8	R: 0 E: 1 K: 0 S: 3 H: 0 LOB: 0 BB: 0 P: 3	R: 1 E: 0 K: 1 S: 7 H: 2 LOB: 1 BB: 0 P: 7	R: 0 E: 0 K: 0 S: 5 H: 2 LOB: 2 BB: 0 P: 5	R: 1 E: 1 K: 0 S: 5 H: 1 LOB: 1 BB: 0 P: 5	R: 0 E: 0 K: 1 S: 7 H: 2 LOB: 2 BB: 0 P: 7	R: 2 E: 0 K: 0 S: 6 H: 3 LOB: 1 BB: 0 P: 6	R: 0 E: 0 K: 2 S: 7 H: 0 LOB: 0 BB: 0 P: 7	1B: 10 2B: 3 3B: 0 HR: 1 SF: 0 SAC: 0 DP: 1 HBP: 0							

PITCHER	IP	WLS	BF	H	R	ER	SO	BB	IBB	HBP	BLK	WP	HR	S	P	ERA	WHIP
Bubba Church, R (1, 1) ERA: 3.23	7.0		32	10	3	2	4	0	0	0	0	0	1	40	40	2.57	1.429
Andy Hansen, R (8, 1) ERA: 4.15	1.0	W	6	3	2	2	0	0	0	0	0	1	0	6	6	18.00	3.000
Ken Heintzelman, L (9, 1) ERA: 4.02	1.0	S	3	0	0	0	2	0	0	0	0	0	0	7	7	0.00	0.000

PITCHER	IP	WLS	BF	H	R	ER	SO	BB	IBB	HBP	BLK	WP	HR	S	P	ERA	WHIP

AB	41
R	5
H	13
RBI	3
BB	0
SO	6
LOB	18

WP: 1 PB: 0 SB: 1 CS: 0 PA: 41

Batter	1	2	3	4	5	6	7	8	9	AB	R	H	RBI	BB	SO	LOB
Eddie Waitkus, L (1, 3) OBP: 0.323, SLG: 0.332	F9		4-3			4-3 1B		FC6 1-2f		4	0	1	0	0	0	1
Richie Ashburn, L (1, 8) OBP: 0.403, SLG: 0.427	1B			S S 1B		4-3 1-2			F8	4	0	2	0	0	0	1
Willie Jones, R (1, 5) OBP: 0.357, SLG: 0.458	F8			P6 1-2		F7			1-3	4	0	0	0	0	0	3
Del Ennis, R (1, 9) OBP: 0.363, SLG: 0.447	P5			5-3 2-3			F5		F3	4	0	0	0	0	0	2
Tommy Brown, R (1, 7) OBP: 0.266, SLG: 0.411		P3		F9			F9			3	0	0	0	0	0	1
Granny Hamner, R (1, 6) OBP: 0.299, SLG: 0.390		F7			F8		6-3			3	0	0	0	0	0	0
Putsy Caballero, R (1, 4) OBP: 0.258, SLG: 0.276		6-3			F2			FC6 1B		3	0	1	0	0	0	0
Andy Seminick, R (1, 2) OBP: 0.368, SLG: 0.418			P3		F8			S S S K		3	0	0	0	0	1	1
Russ Meyer, S (1, 1) OBP: 0.160, SLG: 0.106			F2			F8		P6		2	0	0	0	0	0	0
Del Wilber, R (8, PH) OBP: 0.329, SLG: 0.401										1	0	0	0	0	0	1
Ken Heintzelman, R (8, 1) OBP: 0.120, SLG: 0.083										0	0	0	0	0	0	0
Inning Stats	R: 0 E: 0 K: 0 S: 4 H: 1 LOB: 1 BB: 0 P: 4	R: 0 E: 0 K: 0 S: 3 H: 0 LOB: 0 BB: 0 P: 3	R: 0 E: 0 K: 0 S: 3 H: 0 LOB: 0 BB: 0 P: 3	R: 0 E: 0 K: 0 S: 4 H: 1 LOB: 1 BB: 0 P: 4	R: 0 E: 0 K: 0 S: 3 H: 0 LOB: 0 BB: 0 P: 3	R: 0 E: 0 K: 0 S: 4 H: 1 LOB: 1 BB: 0 P: 4	R: 0 E: 0 K: 0 S: 3 H: 0 LOB: 0 BB: 0 P: 3	R: 0 E: 0 K: 1 S: 6 H: 1 LOB: 1 BB: 0 P: 6	R: 0 E: 0 K: 0 S: 3 H: 0 LOB: 0 BB: 0 P: 3	1B: 4 2B: 0 3B: 0 HR: 0	SF: 0 SAC: 0 DP: 0 HBP: 0						

PITCHER	IP	WLS	BF	H	R	ER	SO	BB	IBB	HBP	BLK	WP	HR	S	P	ERA	WHIP
Ken Raffensberger, L (1, 1) ERA: 3.64	9.0	W	31	4	0	0	1	0	0	0	0	0	0	33	33	0.00	0.444

PITCHER	IP	WLS	BF	H	R	ER	SO	BB	IBB	HBP	BLK	WP	HR	S	P	ERA	WHIP

TOP

Philadelphia Phillies @ Cincinnati Reds

Crosley Field, Cincinnati, OH

Wed Aug 01 1951, 3:33 AM EDT

Att. 2,289 - Unknown

livebaseballscorecards.com

AB	31
R	0
H	4
RBI	0
BB	0
SO	1
LOB	10

PA: 31

WP: 0 PB: 0 SB: 2 CS: 0

Batter	1	2	3	4	5	6	7	8	9	AB	R	H	RBI	BB	SO	LOB
Bobby Adams, R (1, 5) OBP: 0.324, SLG: 0.368	F7		BB			5-3		FC3-6 CS 1B 1-2f		3	0	0	0	1	0	1
Connie Ryan, R (1, 4) OBP: 0.379, SLG: 0.454	B3		G1-2-3 3-Hf			L6		1-2 1B		4	0	1	0	0	0	3
Johnny Wyrostek, L (1, 9) OBP: 0.398, SLG: 0.426	P4			F7		2B 1B		K 2-3		4	1	1	0	0	1	2
Ted Kluszewski, L (1, 3) OBP: 0.278, SLG: 0.371		F8		F7		1-H 2B				3	0	1	1	0	0	0
Hank Edwards, L (1, 7) OBP: 0.304, SLG: 0.405		L7		P4		F2				3	0	0	0	0	0	1
Joe Adcock, R (9, 7) OBP: 0.317, SLG: 0.463										0	0	0	0	0	0	0
Lloyd Merriman, L (1, 8) OBP: 0.304, SLG: 0.368		4-3			FC4 1B		P6			3	0	1	0	0	0	0
Dixie Howell, R (1, 2) OBP: 0.356, SLG: 0.395			SH5-4 G1-2-3 1B		FC4 1-2f		F8			3	0	1	0	0	0	1
Roy McMillan, R (1, 6) OBP: 0.308, SLG: 0.296			SH5-4 1-2 1B		F3		K			3	0	1	0	0	1	1
Ken Raffensberger, R (1, 1) OBP: 0.125, SLG: 0.094			SH5-4 1-2 2-3		F5			FC3-6 1B		2	0	1	0	0	0	1
Inning Stats	R: 0 E: 0 K: 0 S: 3 H: 0 LOB: 0 BB: 0 P: 3	R: 0 E: 0 K: 0 S: 3 H: 0 LOB: 0 BB: 0 P: 3	R: 0 E: 0 K: 0 S: 4 H: 2 LOB: 2 BB: 1 P: 8	R: 0 E: 0 K: 0 S: 3 H: 0 LOB: 0 BB: 0 P: 3	R: 0 E: 0 K: 0 S: 4 H: 1 LOB: 1 BB: 0 P: 4	R: 1 E: 0 K: 0 S: 5 H: 2 LOB: 1 BB: 0 P: 5	R: 0 E: 0 K: 1 S: 5 H: 0 LOB: 0 BB: 0 P: 5	R: 0 E: 0 K: 1 S: 6 H: 2 LOB: 2 BB: 0 P: 6		1B: 6 2B: 2 3B: 0 HR: 0	SF: 0 SAC: 1 DP: 2 HBP: 0					

PITCHER		IP	WLS	BF	H	R	ER	SO	BB	IBB	HBP	BLK	WP	HR	S	P	ERA	WHIP
Russ Meyer, R ERA: 3.5	(1, 1)	7.0	L	26	5	1	1	1	1	0	0	0	0	0	27	31	1.29	0.857
Ken Heintzelman, L ERA: 3.98	(8, 1)	1.0		4	2	0	0	1	0	0	0	0	0	0	6	6	0.00	2.000

PITCHER		IP	WLS	BF	H	R	ER	SO	BB	IBB	HBP	BLK	WP	HR	S	P	ERA	WHIP

BOTTOM

Philadelphia Phillies @ Cincinnati Reds

Crosley Field, Cincinnati, OH

Wed Aug 01 1951, 3:33 AM EDT

Att. 2,289 - Unknown

livebaseballscorecards.com

AB	28
R	1
H	7
RBI	1
BB	1
SO	2
LOB	10

1B: 6	SF: 0	WP: 0	PA: 30
2B: 2	SAC: 1	PB: 0	
3B: 0	DP: 2	SB: 0	
HR: 0	HBP: 0	CS: 1	

Batter	1	2	3	4	5	6	7	8	9	AB	R	H	RBI	BB	SO	LOB
Eddie Waitkus, L (1, 3) OBP: 0.321, SLG: 0.329	F9			F9	BB		FC3-6 1B 1-2f	5-3 2-3		4	0	0	0	1	0	2
Richie Ashburn, L (1, 8) OBP: 0.405, SLG: 0.429	5-3			1B F9 1B	4-3		1-2 1B	FC5-4 1B 3-H		5	1	3	1	0	0	3
Willie Jones, R (1, 5) OBP: 0.355, SLG: 0.455	K			FC4-6 1B 1-3		5-3	F3	FC5-4 1-2f		5	0	1	0	0	1	3
Del Ennis, R (1, 9) OBP: 0.363, SLG: 0.453		F4		F9 3-H		1-3		1B BB 2B BB	HR	4	2	1	2	1	0	1
Dick Sisler, L (1, 7) OBP: 0.375, SLG: 0.458 Bob Miller, R (5, 1) OBP: 0.429, SLG: 0.429 Del Wilber, R (8, PH) OBP: 0.333, SLG: 0.401 Eddie Pellagrini, R (8, 4) OBP: 0.330, SLG: 0.344		F2		FC4-6 1-2f		2B 1B		1B 2B BB 1-2	1-3	2 1 0 1	0 0 1 0	0 1 0 0	0 0 1 0	0 0 1 0	0 0 0 0	1 0 0 0
Granny Hamner, R (1, 6) OBP: 0.302, SLG: 0.398		F8			1B 2B	1-3 2B		2B 1B 1B 1-2 2-3	F7	5	1	3	0	0	0	0
Putsy Caballero, R (1, 4) OBP: 0.235, SLG: 0.250 Bill Nicholson, L (8, PH) OBP: 0.348, SLG: 0.442 Jim Konstanty, R (8, 1) OBP: 0.176, SLG: 0.235 Ken Heintzelman, R (9, 1) OBP: 0.120, SLG: 0.083			F9	5-3	5-3			1B 2B 1-3 2-H 3-H	1B	3 1 1 0	0 1 0 0	0 1 1 0	0 2 0 0	0 0 0 0	0 0 0 0	3 0 0 0
Andy Seminick, R (1, 2) OBP: 0.368, SLG: 0.417			F9	S 2-3			F4	5-3 SH1-4 1B 2-H 3-H	F5	5	1	2	2	0	0	1
Jocko Thompson, L (1, 1) OBP: 0.107, SLG: 0.214 Tommy Brown, R (5, PH) OBP: 0.269, SLG: 0.412 (5, 7)			L7		K 1-2		FC3-6 1B	SH1-4 1-2		1 2	0 0	0 1	0 0	0 0	0 1	0 2
Inning Stats	R: 0 E: 0 K: 1 S: 5 H: 0 LOB: 0 BB: 0 P: 5	R: 0 E: 0 K: 0 S: 3 H: 0 LOB: 0 BB: 0 P: 3	R: 0 E: 0 K: 0 S: 3 H: 0 LOB: 0 BB: 0 P: 3	R: 1 E: 0 K: 0 S: 5 H: 2 LOB: 1 BB: 0 P: 5	R: 0 E: 0 K: 1 S: 7 H: 2 LOB: 3 BB: 1 P: 11	R: 0 E: 0 K: 0 S: 5 H: 2 LOB: 2 BB: 0 P: 5	R: 0 E: 0 K: 0 S: 5 H: 2 LOB: 2 BB: 0 P: 5	R: 5 E: 0 K: 0 S: 7 H: 4 LOB: 1 BB: 2 P: 15	R: 1 E: 0 K: 0 S: 5 H: 2 LOB: 1 BB: 0 P: 5	1B: 10 2B: 3 3B: 0 HR: 1	SF: 0 SAC: 1 DP: 0 HBP: 0					

PITCHER		IP	WLS	BF	H	R	ER	SO	BB	IBB	HBP	BLK	WP	HR	S	P	ERA	WHIP
Herm Wehmeier, R ERA: 5.48	(1, 1)	7.0		33	9	4	4	2	3	0	0	0	0	0	34	46	5.14	1.714
Ken Raffensberger, L ERA: 3.78	(8, 1)	1.2	L	10	5	3	3	0	0	0	0	0	0	1	10	10	16.20	3.000
Frank Smith, R ERA: 2.92	(9, 1)	0.1		1	0	0	0	0	0	0	0	0	0	0	1	1	0.00	0.000

PITCHER	IP	WLS	BF	H	R	ER	SO	BB	IBB	HBP	BLK	WP	HR	S	P	ERA	WHIP

TOP

Philadelphia Phillies @ Cincinnati Reds

Crosley Field, Cincinnati, OH

Thu Aug 02 1951, 3:33 AM EDT

Att. 2,428 - Sunny - 90 F

livebaseballscorecards.com

AB	40
R	7
H	14
RBI	7
BB	3
SO	2
LOB	16

WP: 0 PA: 44
PB: 0
SB: 1
CS: 0

Batter	1	2	3	4	5	6	7	8	9	AB	R	H	RBI	BB	SO	LOB
Bobby Adams, R (1, 5) OBP: 0.325, SLG: 0.364	F5		5-3	K			G3, SH3-4, BB		1B, BB	3	0	0	0	2	1	1
Connie Ryan, R (1, 4) OBP: 0.383, SLG: 0.466	HR		BB		5-3		SH3-4		F7, 1B	3	1	2	1	1	0	0
Johnny Wyrostek, L (1, 9) OBP: 0.393, SLG: 0.420	3-1		F7		K		G3		F7	5	0	0	0	0	1	4
Joe Adcock, R (1, 7) OBP: 0.315, SLG: 0.459	1B			L9	F4		F9		4-3	5	0	1	0	0	0	3
Ted Kluszewski, L (1, 3) OBP: 0.281, SLG: 0.370	K			L4		5-3, 2B, BB		SH1-4, 1B		3	1	1	0	1	1	1
Bob Usher, R (1, 8) OBP: 0.278, SLG: 0.335		F8		S, 1B, BB		F8		SH1-4		2	1	0	0	1	0	1
Dixie Howell, R (1, 2) OBP: 0.363, SLG: 0.400		G6-4-3, 1B		1B, E		5-3		F8		4	1	2	1	0	0	2
Roy McMillan, R (1, 6) OBP: 0.318, SLG: 0.317		G6-4-3		E7, 2B				3-1		3	1	2	1	0	0	1
Grady Hatton, L (8, PH) OBP: 0.322, SLG: 0.341										1	0	0	0	0	0	1
Virgil Stallcup, R (9, 6) OBP: 0.259, SLG: 0.378						2-H, 2B				0	0	0	0	0	0	0
Herm Wehmeier, R (1, 1) OBP: 0.174, SLG: 0.217			3-1	3-H, 2B		4-3			L3	3	0	1	1	0	0	1
Ken Raffensberger, R (8, 1) OBP: 0.125, SLG: 0.094										0	0	0	0	0	0	0
Frank Smith, R (9, 1)										0	0	0	0	0	0	0
Lloyd Merriman, L (9, PH) OBP: 0.303, SLG: 0.366										1	0	0	0	0	0	0
Inning Stats	R: 1 E: 0 K: 1 S: 7 H: 2 LOB: 1 BB: 0 P: 7	R: 0 E: 0 K: 0 S: 3 H: 1 LOB: 0 BB: 0 P: 3	R: 0 E: 0 K: 0 S: 3 H: 0 LOB: 1 BB: 1 P: 7	R: 3 E: 1 K: 1 S: 8 H: 3 LOB: 1 BB: 1 P: 12	R: 0 E: 0 K: 1 S: 5 H: 0 LOB: 0 BB: 0 P: 5	R: 1 E: 0 K: 0 S: 4 H: 1 LOB: 1 BB: 1 P: 8	R: 0 E: 0 K: 0 S: 3 H: 0 LOB: 1 BB: 1 P: 7	R: 0 E: 0 K: 0 S: 4 H: 1 LOB: 1 BB: 0 P: 4	R: 0 E: 0 K: 0 S: 4 H: 1 LOB: 2 BB: 1 P: 8	1B: 6 2B: 2 3B: 0 HR: 1 SF: 0 SAC: 2 DP: 1 HBP: 0						

PITCHER		IP	WLS	BF	H	R	ER	SO	BB	IBB	HBP	BLK	WP	HR	S	P	ERA	WHIP
Jocko Thompson, L ERA: 4.22	(1, 1)	4.0		19	6	4	3	2	2	0	0	0	0	1	21	29	6.75	2.000
Bob Miller, R ERA: 8.13	(5, 1)	3.0	W	12	1	1	1	1	2	0	0	0	0	0	12	20	3.00	1.000
Jim Konstanty, R ERA: 3.93	(8, 1)	1.1		7	2	0	0	0	1	0	0	0	0	0	6	10	0.00	2.250
Ken Heintzelman, L ERA: 3.95	(9, 1)	0.2	S	2	0	0	0	0	0	0	0	0	0	0	2	2	0.00	0.000

PITCHER	IP	WLS	BF	H	R	ER	SO	BB	IBB	HBP	BLK	WP	HR	S	P	ERA	WHIP

BOTTOM

Philadelphia Phillies @ Cincinnati Reds

Crosley Field, Cincinnati, OH

Thu Aug 02 1951, 3:33 AM EDT

Att. 2,428 - Sunny - 90 F

livebaseballscorecards.com

AB	33
R	5
H	9
RBI	4
BB	5
SO	3
LOB	15

WP: 0 PB: 0 SB: 1 CS: 0 PA: 40

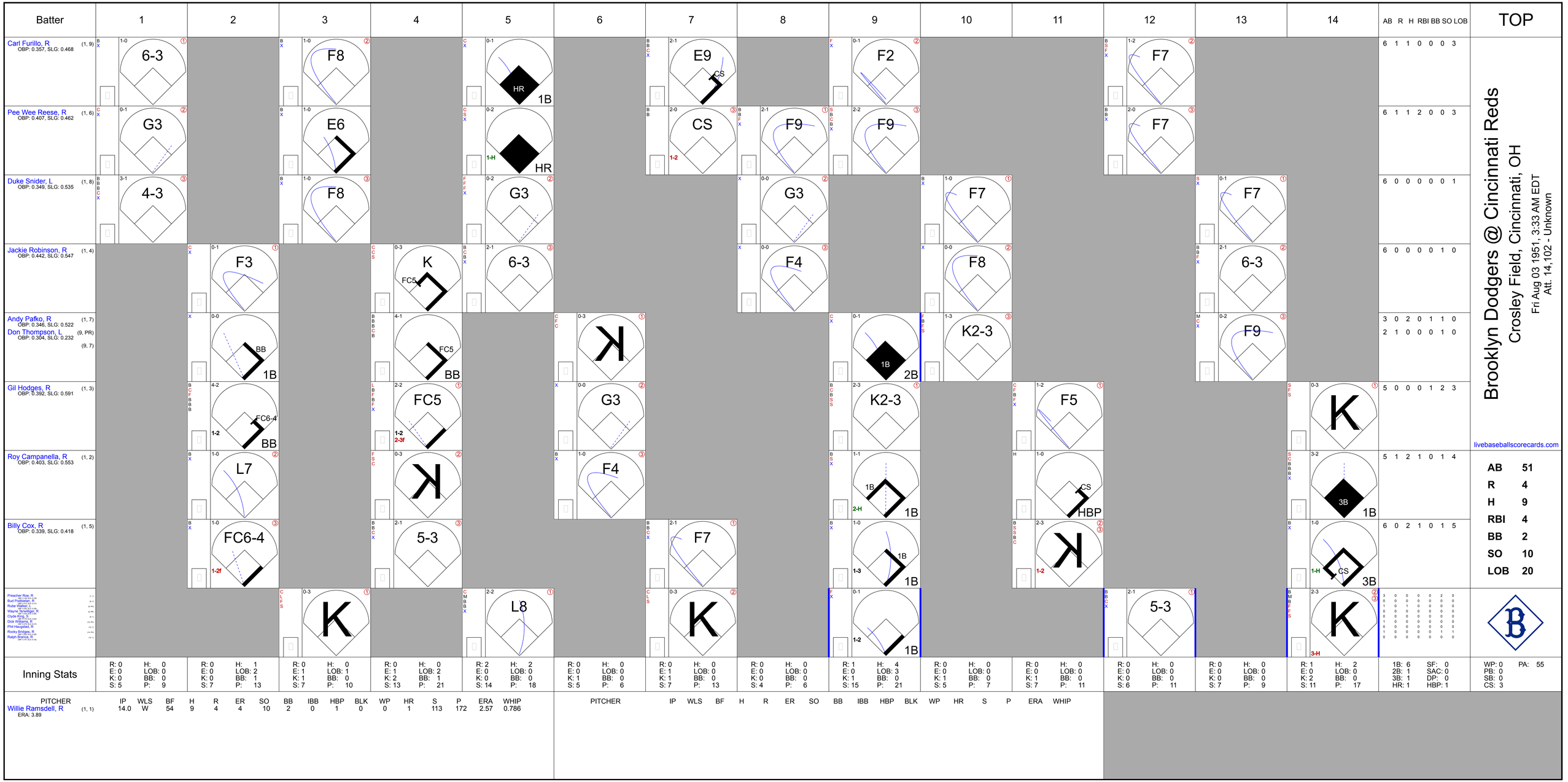

Brooklyn Dodgers @ Cincinnati Reds

Crosley Field, Cincinnati, OH

Fri Aug 03 1951, 3:33 AM EDT

Att. 14,102 - Unknown

Batter	1	2	3	4	5	6	7	8	9	10	11	12	13	14	AB	R	H	RBI	BB	SO	LOB
Carl Furillo, R (1, 9) OBP: 0.357, SLG: 0.468	6-3		F8		HR 1B		E9 CS		F2			F7			6	1	1	0	0	0	3
Pee Wee Reese, R (1, 6) OBP: 0.407, SLG: 0.462	G3		E6		1-H HR		CS 1-2	F9	F9			F7			6	1	1	2	0	0	3
Duke Snider, L (1, 8) OBP: 0.349, SLG: 0.535	4-3		F8		G3			G3		F7			F7		6	0	0	0	0	0	1
Jackie Robinson, R (1, 4) OBP: 0.442, SLG: 0.547		F3		K FC5	6-3			F4		F8			6-3		6	0	0	0	0	1	0
Andy Pafko, R (1, 7) OBP: 0.346, SLG: 0.522		BB 1B		FC5 BB		K			1B 2B	K2-3			F9		3	0	2	0	1	1	0
Don Thompson, L (9, PR) OBP: 0.304, SLG: 0.232 (9, 7)															2	1	0	0	0	1	0
Gil Hodges, R (1, 3) OBP: 0.392, SLG: 0.591		FC6-4 1-2 BB		FC5 1-2 2-3f		G3			K2-3		F5			K	5	0	0	0	1	2	3
Roy Campanella, R (1, 2) OBP: 0.403, SLG: 0.553		L7		K		F4			1B 2-H 1B		CS HBP			3B 1B	5	1	2	1	0	1	4
Billy Cox, R (1, 5) OBP: 0.339, SLG: 0.418		FC6-4 1-2f		5-3			F7		1B 1-3 1B		K 1-2			CS 3B	6	0	2	1	0	1	5
Preacher Roe, R; Bud Podbielan, R; Rube Walker, L; Wayne Terwilliger, R; Clyde King, S; Dick Williams, R; Phil Haugstad, R; Rocky Bridges, R; Ralph Branca, R			K		L8		K		1-2 1B			5-3		K 3-H	3	0	0	0	0	2	0
Inning Stats	R: 0 E: 0 K: 0 S: 5	H: 0 LOB: 0 BB: 0 P: 9	R: 0 E: 0 K: 0 S: 7	H: 1 LOB: 2 BB: 1 P: 13	R: 0 E: 1 K: 1 S: 7	H: 0 LOB: 1 BB: 0 P: 10	R: 0 E: 1 K: 2 S: 13	H: 0 LOB: 2 BB: 1 P: 21	R: 2 E: 0 K: 0 S: 14	H: 2 LOB: 0 BB: 0 P: 18	R: 0 E: 0 K: 1 S: 5	H: 0 LOB: 0 BB: 0 P: 6	R: 0 E: 1 K: 1 S: 7	H: 0 LOB: 0 BB: 0 P: 13	R: 0 E: 0 K: 0 S: 4	H: 0 LOB: 0 BB: 0 P: 6	R: 1 E: 0 K: 1 S: 15	H: 4 LOB: 3 BB: 0 P: 21	R: 0 E: 0 K: 1 S: 5	H: 0 LOB: 0 BB: 0 P: 7	R: 0 E: 0 K: 1 S: 7	H: 0 LOB: 0 BB: 0 P: 11	R: 0 E: 0 K: 0 S: 6	H: 0 LOB: 0 BB: 0 P: 11	R: 0 E: 0 K: 0 S: 7	H: 0 LOB: 0 BB: 0 P: 9	R: 1 E: 0 K: 2 S: 11	H: 2 LOB: 0 BB: 0 P: 17	1B: 6 2B: 1 3B: 1 HR: 1	SF: 0 SAC: 0 DP: 0 HBP: 1	WP: 0 PB: 0 SB: 0 CS: 3	PA: 55

PITCHER	IP	WLS	BF	H	R	ER	SO	BB	IBB	HBP	BLK	WP	HR	S	P	ERA	WHIP
Willie Ramsdell, R (1, 1) ERA: 3.89	14.0	W	54	9	4	4	10	2	0	1	0	0	1	113	172	2.57	0.786

PITCHER	IP	WLS	BF	H	R	ER	SO	BB	IBB	HBP	BLK	WP	HR	S	P	ERA	WHIP

TOP	
AB	51
R	4
H	9
RBI	4
BB	2
SO	10
LOB	20

livebaseballscorecards.com

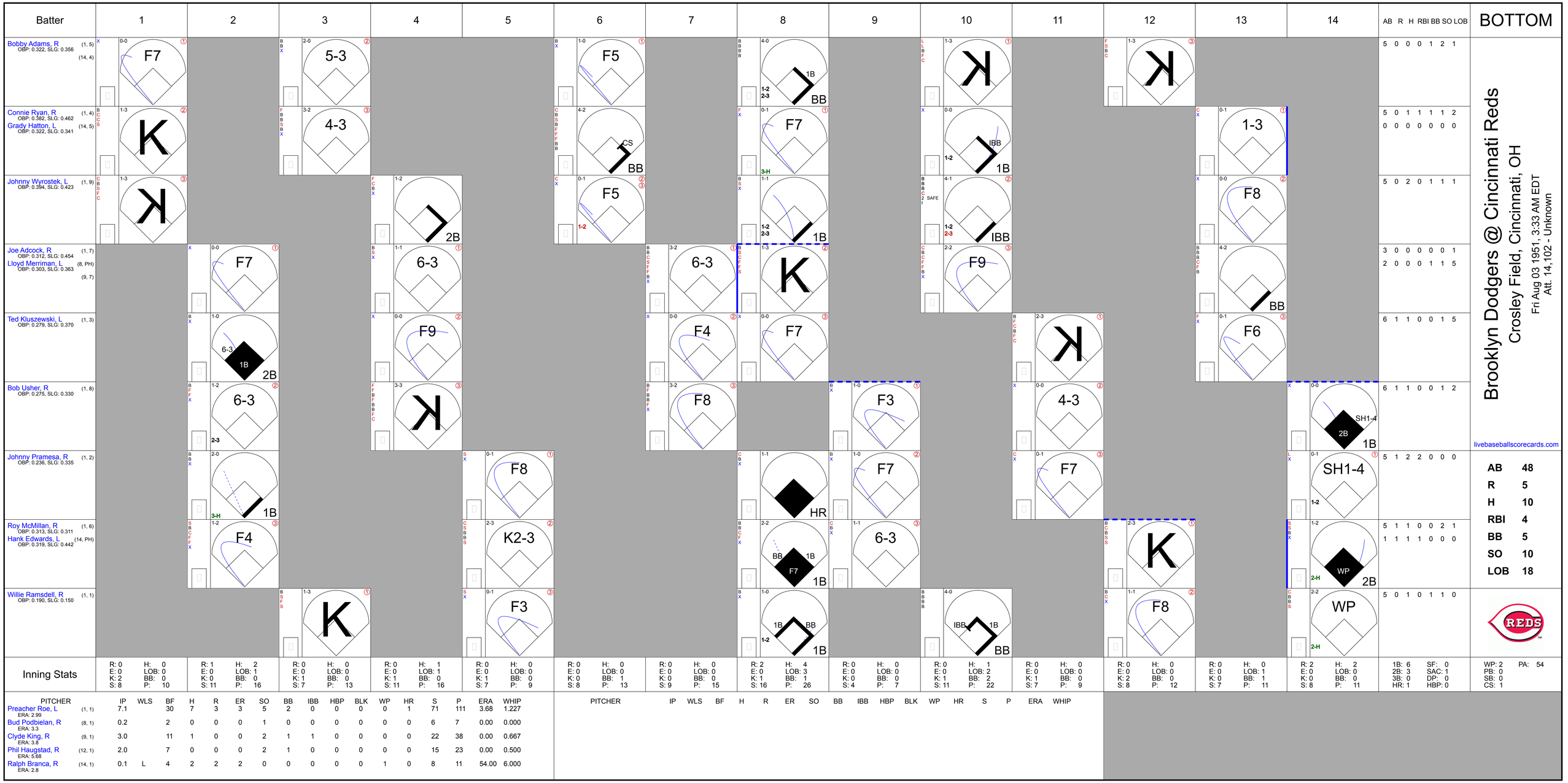
Batter
1
2
3
4
5
6
7
8
9
10
11
12
13
14
AB R H RBI BB SO LOB
BOTTOM
Bobby Adams, R (1, 5) (14, 4)
OBP: 0.322, SLG: 0.356
5 0 0 0 1 2 1
Connie Ryan, R (1, 4)
OBP: 0.382, SLG: 0.462
Grady Hatton, L (14, 5)
OBP: 0.322, SLG: 0.341
5 0 1 1 1 1 2
0 0 0 0 0 0 0
Johnny Wyrostek, L (1, 9)
OBP: 0.394, SLG: 0.423
5 0 2 0 1 1 1
Joe Adcock, R (1, 7)
OBP: 0.312, SLG: 0.454
Lloyd Merriman, L (8, PH) (9, 7)
OBP: 0.303, SLG: 0.363
3 0 0 0 0 0 1
2 0 0 0 1 1 5
Ted Kluszewski, L (1, 3)
OBP: 0.279, SLG: 0.370
6 1 1 0 0 1 5
Bob Usher, R (1, 8)
OBP: 0.275, SLG: 0.330
6 1 1 0 0 1 2
Johnny Pramesa, R (1, 2)
OBP: 0.236, SLG: 0.335
5 1 2 2 0 0 0
Roy McMillan, R (1, 6)
OBP: 0.313, SLG: 0.311
Hank Edwards, L (14, PH)
OBP: 0.319, SLG: 0.442
5 1 1 0 0 2 1
1 1 1 1 0 0 0
Willie Ramsdell, R (1, 1)
OBP: 0.190, SLG: 0.150
5 0 1 0 1 1 0
F7
5-3
1-3
4-3
1-2
2B
0-0
6-3
1B
2B
F9
F4
F8
3-H
F5
CS
BB
1-2
1-2 2-3
1B
F3
SH1-4
WP
2-H
K2-3
F3
HR
F7
IBB
IBB
SAFE
1-2 2-3
IBB
F6
Inning Stats
R: 0 E: 0 K: 2 S: 8
H: 0 LOB: 0 BB: 0 P: 10
R: 1 E: 0 K: 0 S: 11
H: 2 LOB: 1 BB: 0 P: 16
R: 0 E: 0 K: 1 S: 7
H: 0 LOB: 0 BB: 0 P: 13
R: 0 E: 0 K: 1 S: 11
H: 1 LOB: 1 BB: 0 P: 16
R: 0 E: 0 K: 1 S: 7
H: 0 LOB: 0 BB: 0 P: 9
R: 0 E: 0 K: 0 S: 8
H: 0 LOB: 0 BB: 1 P: 13
R: 0 E: 0 K: 0 S: 9
H: 0 LOB: 0 BB: 0 P: 15
R: 2 E: 0 K: 1 S: 16
H: 4 LOB: 3 BB: 1 P: 26
R: 0 E: 0 K: 0 S: 4
H: 0 LOB: 0 BB: 0 P: 7
R: 0 E: 0 K: 1 S: 11
H: 1 LOB: 2 BB: 2 P: 22
R: 0 E: 0 K: 1 S: 7
H: 0 LOB: 0 BB: 0 P: 9
R: 0 E: 0 K: 2 S: 8
H: 0 LOB: 0 BB: 0 P: 12
R: 0 E: 0 K: 0 S: 7
H: 0 LOB: 1 BB: 1 P: 11
R: 2 E: 0 K: 0 S: 8
H: 2 LOB: 0 BB: 0 P: 11
1B: 6 2B: 3 3B: 0 HR: 1
SF: 0 SAC: 1 DP: 0 HBP: 0
WP: 2 PB: 0 SB: 0 CS: 1
PA: 54
PITCHER IP WLS BF H R ER SO BB IBB HBP BLK WP HR S P ERA WHIP
Preacher Roe, L (1, 1) ERA: 2.99 7.1 30 7 3 3 5 2 0 0 0 0 1 71 111 3.68 1.227
Bud Podbielan, R (8, 1) ERA: 3.3 0.2 2 0 0 0 1 0 0 0 0 0 0 6 7 0.00 0.000
Clyde King, R (9, 1) ERA: 3.8 3.0 11 1 0 0 2 1 1 0 0 0 0 22 38 0.00 0.667
Phil Haugstad, R (12, 1) ERA: 5.68 2.0 7 0 0 0 2 1 0 0 0 0 0 15 23 0.00 0.500
Ralph Branca, R (14, 1) ERA: 2.8 0.1 L 4 2 2 2 0 0 0 0 0 1 0 8 11 54.00 6.000
PITCHER IP WLS BF H R ER SO BB IBB HBP BLK WP HR S P ERA WHIP
Brooklyn Dodgers @ Cincinnati Reds
Crosley Field, Cincinnati, OH
Fri Aug 03 1951, 3:33 AM EDT
Att. 14,102 - Unknown
livebaseballscorecards.com
AB 48
R 5
H 10
RBI 4
BB 5
SO 10
LOB 18
REDS

Batter	1	2	3	4	5	6	7	8	9	AB	R	H	RBI	BB	SO	LOB
Carl Furillo, R (1, 9) OBP: 0.353, SLG: 0.463	B C C B B X 3-2 ① F8		B F B B X 3-2 ② 4-3 1-2		C B C F B B C 3-3 ③ K		S C F B X 1-2 E3 G6-4-3 1-2 2-H			4	0	0	0	0	1	2
Pee Wee Reese, R (1, 6) OBP: 0.406, SLG: 0.460	F F B X 1-2 ② 6-3		C B B B S C 2-3 ③ K			X 0-0 1B 1B	B X 1-0 ②③ G6-4-3 1-2f			4	0	1	0	0	1	3
Duke Snider, L (1, 8) OBP: 0.351, SLG: 0.534	F B S S 1-3 ③ K			B X 1-0 ① F8		B B C B C X 3-2 G1-4-3 1-3 1B		X 0-0 E9 6-3 WP 1B		4	1	2	0	0	1	0
Jackie Robinson, R (1, 4) OBP: 0.444, SLG: 0.547 Wayne Terwilliger, R (7, 4) OBP: 0.333, SLG: 0.259		B B B B 4-0 5-3 BB		B B X 2-0 FC6-4 1B 1B		C X 0-1 ① F3		B B C S S S 2-3 ① K		2 1	0 0	1 0	0 0	1 0	0 0	2 1
Andy Pafko, R (1, 7) OBP: 0.345, SLG: 0.518		X 0-0 ① 5-3 1-2		C F X 0-2 FC6-4 1-2 1B		B X 1-0 ②③ G1-4-3 1-2f		B C X 1-1 ② 6-3 2-3		4	0	1	0	0	0	4
Gil Hodges, R (1, 3) OBP: 0.388, SLG: 0.585		F S C 0-3 ② K		F C X 0-2 ② FC6-4 FC5-4 1-2f 2-3			B C B S C 2-3 ① K	B X 1-0 ③ F7 3-H		4	0	0	0	0	2	3
Roy Campanella, R (1, 2) OBP: 0.402, SLG: 0.550		C F C 0-3 ③ K		X 0-0 ③ FC5-4 1-2f			B B F F B X 3-2 1B 1B 1B		B F C B X 2-2 ① F4	4	1	1	0	0	1	3
Billy Cox, R (1, 5) OBP: 0.342, SLG: 0.417			B C B B C B 4-2 4-3 BB		L B X 1-1 ① F5		X 0-0 1B E 1-2 1B		F X 0-1 ② F8	3	1	1	0	1	0	0
Don Newcombe, L (1, 1) OBP: 0.319, SLG: 0.354 Bud Podbielan, R (6, 1) OBP: 0.353, SLG: 0.353 Rube Walker, L (9, PH) OBP: 0.318, SLG: 0.326			C S B B X 2-2 ① F7		B F X 1-1 ② F7		C B B X 2-1 E 1-2 2-H 1B		X 0-0 ③ F8	2 1 1	0 0 0	0 1 0	0 1 0	0 0 0	0 0 0	1 0 0
Inning Stats	R: 0 H: 0 E: 0 LOB: 0 K: 1 BB: 0 S: 9 P: 14	R: 0 H: 0 E: 0 LOB: 1 K: 2 BB: 1 S: 7 P: 11	R: 0 H: 0 E: 0 LOB: 1 K: 1 BB: 1 S: 11 P: 22	R: 0 H: 2 E: 0 LOB: 2 K: 0 BB: 0 S: 9 P: 12	R: 0 H: 0 E: 0 LOB: 0 K: 1 BB: 0 S: 8 P: 13	R: 0 H: 2 E: 0 LOB: 1 K: 0 BB: 0 S: 7 P: 11	R: 2 H: 3 E: 1 LOB: 1 K: 1 BB: 0 S: 14 P: 23	R: 1 H: 1 E: 1 LOB: 0 K: 1 BB: 0 S: 7 P: 11	R: 0 H: 0 E: 0 LOB: 0 K: 0 BB: 0 S: 6 P: 8	1B: 8 SF: 0 2B: 0 SAC: 0 3B: 0 DP: 2 HR: 0 HBP: 0						

PITCHER	IP	WLS	BF	H	R	ER	SO	BB	IBB	HBP	BLK	WP	HR	S	P	ERA	WHIP
Ewell Blackwell, R (1, 1) ERA: 3.91	9.0	W	36	8	3	1	7	2	0	0	0	1	0	78	125	1.00	1.111

PITCHER	IP	WLS	BF	H	R	ER	SO	BB	IBB	HBP	BLK	WP	HR	S	P	ERA	WHIP

TOP

Brooklyn Dodgers @ Cincinnati Reds

Crosley Field, Cincinnati, OH

Sat Aug 04 1951, 3:33 AM EDT

Att. 9,243 - Unknown

livebaseballscorecards.com

AB	34
R	3
H	8
RBI	1
BB	2
SO	7
LOB	19

WP: 1 PA: 36
PB: 0
SB: 0
CS: 0

Batter	1	2	3	4	5	6	7	8	9	AB	R	H	RBI	BB	SO	LOB
Lloyd Merriman, L (1, 8) OBP: 0.299, SLG: 0.357	B F L C 1-3 ① K		B B X 2-0 ③ L8		C F B B F X 2-2 ① 4-3	X 0-0 ② F6				4	0	0	0	0	1	1
Connie Ryan, R (1, 4) OBP: 0.387, SLG: 0.464	B B B C X 3-1 ② F3			S F F B B X 2-2 4-3 1B 1B	B B B B 4-0 S 1B BB	F B S F B X 2-2 **1-2** 1B				3	2	2	0	1	0	0
Johnny Wyrostek, L (1, 9) OBP: 0.391, SLG: 0.418	X 0-0 ③ 1-3			B F X 1-1 ① 4-3 **1-2**	B B F F B X 3-2 ② F7	C B X 1-1 ③ 4-3				4	0	0	0	0	0	4
Ted Kluszewski, L (1, 3) OBP: 0.284, SLG: 0.374		B X 1-0 ① F7		F B B X 2-1 2B 4-3 **2-H** 1B	B F B F X 2-2 **1-H** 2B 1B		B B B C X 3-1 CS 1B			4	2	3	2	0	0	0
Hank Edwards, L (1, 7) OBP: 0.333, SLG: 0.489		C F B B B X 2-2 ② 6-3		B X 1-0 4-3 **1-3** 1B 2B	B X 1-0 **2-H** 2B 2B		C B C X 1-2 ① F7			4	2	2	1	0	0	1
Grady Hatton, L (1, 5) OBP: 0.327, SLG: 0.346		B F B C B B 4-2 BB		I I I 4-0 4-3 1B IBB	X 0-0 **2-H** 2B		B X 1-0 ② F2			2	1	1	1	2	0	1
Dixie Howell, R (1, 2) OBP: 0.347, SLG: 0.382	C F B B F S 1-3 ③ K			F X 0-1 ② 4-3 **1-2** **2-3** **3-H**	F F X 0-2 ③ F7		B B 2-0 ③ CS **1-2**	X 0-0 ① 6-3		4	0	0	1	0	1	4
Roy McMillan, R (1, 6) OBP: 0.311, SLG: 0.309			B C C X 1-2 ① 5-3	X 0-0 **2-H** **3-H** 1B		C B X 1-1 ① F4		B X 1-0 ② F4		4	0	1	2	0	0	0
Ewell Blackwell, R (1, 1) OBP: 0.382, SLG: 0.462			S C C 0-3 ② K	B C S S 1-3 ③ K		C B S X 1-2 1B 1B		C X 0-1 ③ 1-3		4	0	1	0	0	2	1
Inning Stats	R: 0 H: 0 E: 0 LOB: 0 K: 1 BB: 0 S: 6 P: 10	R: 0 H: 0 E: 0 LOB: 1 K: 1 BB: 1 S: 10 P: 18	R: 0 H: 0 E: 0 LOB: 0 K: 1 BB: 0 S: 7 P: 10	R: 4 H: 4 E: 0 LOB: 1 K: 1 BB: 1 S: 16 P: 27	R: 3 H: 3 E: 0 LOB: 1 K: 0 BB: 1 S: 15 P: 27	R: 0 H: 2 E: 0 LOB: 2 K: 0 BB: 0 S: 12 P: 17	R: 0 H: 1 E: 0 LOB: 0 K: 0 BB: 0 S: 6 P: 13	R: 0 H: 0 E: 0 LOB: 0 K: 0 BB: 0 S: 4 P: 5		1B: 7 SF: 0 2B: 3 SAC: 0 3B: 0 DP: 0 HR: 0 HBP: 0						

BOTTOM

Brooklyn Dodgers @ Cincinnati Reds

Crosley Field, Cincinnati, OH

Sat Aug 04 1951, 3:33 AM EDT

Att. 9,243 - Unknown

livebaseballscorecards.com

AB	33
R	7
H	10
RBI	7
BB	3
SO	4
LOB	12

PITCHER		IP	WLS	BF	H	R	ER	SO	BB	IBB	HBP	BLK	WP	HR	S	P	ERA	WHIP
Don Newcombe, R ERA: 3.26	(1, 1)	5.0	L	25	7	7	7	4	2	1	0	0	0	0	54	92	12.60	1.800
Bud Podbielan, R ERA: 3.09	(6, 1)	3.0		11	3	0	0	0	0	0	0	0	0	0	22	35	0.00	1.000

PITCHER	IP	WLS	BF	H	R	ER	SO	BB	IBB	HBP	BLK	WP	HR	S	P	ERA	WHIP

Brooklyn Dodgers @ Cincinnati Reds

Crosley Field, Cincinnati, OH

Sun Aug 05 1951, 3:33 AM EDT

Unknown

TOP

livebaseballscorecards.com

Batter	1	2	3	4	5	6	7	8	9	AB	R	H	RBI	BB	SO	LOB
Carl Furillo, R (1, 9) OBP: 0.358, SLG: 0.469	1-1 2B F7 1B		1-1 2B		2-0 S 1B 1-H	1-0 5-3			1-2 1-3 1B	5	1	4	1	0	0	0
Pee Wee Reese, R (1, 6) OBP: 0.404, SLG: 0.459	0-2 F7 L8 2B 1-3		1-0 F8		0-2 F4	2-1 E5 CS			1-0 1-3 1-2	5	1	1	0	0	0	3
Duke Snider, L (1, 8) OBP: 0.347, SLG: 0.528	0-0 F7 2-3 3-H		1-1 F4		3-2 L8 1-2	1-1 CS 1-2	2-1 L9		2-2 L8	5	0	0	1	0	0	4
Jackie Robinson, R (1, 4) OBP: 0.442, SLG: 0.546	1-0 L8 3-H			2-1 6-3		1-2 E HR 2B	0-1 6-3			4	1	1	1	0	0	0
Andy Pafko, R (1, 7) OBP: 0.340, SLG: 0.510	2-2 L9			0-1 F4		0-0 E6 E HR	2-2 1-3			4	1	0	0	0	0	1
Don Thompson, L (7, 7) OBP: 0.304, SLG: 0.232										0	0	0	0	0	0	0
Gil Hodges, R (1, 3) OBP: 0.385, SLG: 0.579		3-3 K		1-3 K		0-1 E4 HR 1-2 2-3		2-2 5-3		4	1	0	0	0	2	2
Roy Campanella, R (1, 2) OBP: 0.403, SLG: 0.567		3-3 K			0-0 HR	0-0 HR 1-H 2-H 3-H		1-2 L6		4	2	2	5	0	1	0
Billy Cox, R (1, 5) OBP: 0.341, SLG: 0.412		1-0 F4			1-0 S 1B HBP	0-0 F7		1-1 L8		3	1	0	0	0	0	0
Johnny Schmitz, R (1, 1) OBP: 0.200, SLG: 0.400			1-3 K		0-0 B3	0-2 HR			0-0 6-3	4	1	1	1	0	1	1
Carl Erskine, R (9, 1) OBP: 0.225, SLG: 0.231										0	0	0	0	0	0	0

	AB	38
	R	9
	H	9
	RBI	9
	BB	0
	SO	4
	LOB	11

Inning Stats	1	2	3	4	5	6	7	8	9
	R: 2 E: 0 K: 0 S: 11	H: 2 LOB: 0 BB: 0 P: 15	R: 0 E: 0 K: 2 S: 9	H: 0 LOB: 0 BB: 0 P: 16	R: 0 E: 0 K: 1 S: 8	H: 1 LOB: 1 BB: 0 P: 12	R: 0 E: 0 K: 1 S: 7	H: 0 LOB: 0 BB: 0 P: 10	R: 2 E: 0 K: 0 S: 11	H: 2 LOB: 1 BB: 0 P: 17	R: 5 E: 3 K: 0 S: 15	H: 3 LOB: 0 BB: 0 P: 20	R: 0 E: 0 K: 0 S: 7	H: 0 LOB: 0 BB: 0 P: 11	R: 0 E: 0 K: 0 S: 9	H: 0 LOB: 0 BB: 0 P: 13	R: 0 E: 0 K: 0 S: 8	H: 1 LOB: 1 BB: 0 P: 12

	1B: 3	SF: 0	WP: 0	PA: 40
	2B: 3	SAC: 0	PB: 0	
	3B: 0	DP: 0	SB: 2	
	HR: 3	HBP: 1	CS: 1	

PITCHER		IP	WLS	BF	H	R	ER	SO	BB	IBB	HBP	BLK	WP	HR	S	P	ERA	WHIP
Ken Raffensberger, L ERA: 3.98	(1, 1)	5.1	L	27	8	9	6	4	0	0	1	0	0	3	57	82	10.12	1.500
Eddie Erautt, R ERA: 5.68	(6, 1)	2.2		8	0	0	0	0	0	0	0	0	0	0	20	32	0.00	0.000
Bud Byerly, R ERA: 4.41	(9, 1)	1.0		4	1	0	0	0	0	0	0	0	0	0	8	12	0.00	1.000

PITCHER	IP	WLS	BF	H	R	ER	SO	BB	IBB	HBP	BLK	WP	HR	S	P	ERA	WHIP

Batter	1	2	3	4	5	6	7	8	9	AB	R	H	RBI	BB	SO	LOB
Bobby Adams, R (1, 5) (8, 4) OBP: 0.331, SLG: 0.378	HR		F8		CS 1B			1B	SH 1B 1-2 2-H 3-H	5	1	4	3	0	0	1
Connie Ryan, R (1, 4) OBP: 0.383, SLG: 0.459 Grady Hatton, L (8, 5) OBP: 0.326, SLG: 0.344	1-3		G6-4-3 1-2f		F6			F9	SH G6-4-3 1-2 2-3	3 1	0 0	0 0	0 0	0 0	0 0	2 1
Danny Litwhiler, R (1, 9) OBP: 0.286, SLG: 0.286 Lloyd Merriman, L (9, PH) OBP: 0.298, SLG: 0.356	SH5-3 1B			F8	CS 1-2	4-3		F2	F6	4 1	0 0	1 0	0 0	0 0	0 0	1 3
Joe Adcock, R (1, 7) OBP: 0.317, SLG: 0.455	SH5-3 1-2			FC4-6 BB 3B BB		G4-6-3 1B		BB	G6-4-3 1-2f	2	2	1	0	2	0	3
Ted Kluszewski, L (1, 3) OBP: 0.286, SLG: 0.373	3-1			FC4-6 1-2		G4-6-3 1-2f			1B 1B 1B 1-2 1B	3	1	1	0	1	0	2
Bob Usher, R (1, 8) OBP: 0.275, SLG: 0.328		L7		FC4-6 1-2f 2-3 3B			F8		1B 1-2 2-3 1B	4	2	1	0	0	0	2
Johnny Pramesa, R (1, 2) OBP: 0.243, SLG: 0.352		F9		1-H 3-H 3B			F4		BB 1B 1-2 2-3 3-H 1B	4	1	2	3	0	0	0
Roy McMillan, R (1, 6) OBP: 0.303, SLG: 0.301 Johnny Wyrostek, L (9, PH) OBP: 0.392, SLG: 0.420		6-3		5-3			F3		BB 1-2 2-H 3-H 1B	3 1	0 1	0 1	0 2	0 0	0 0	1 0
Ken Raffensberger, R (1, 1) OBP: 0.138, SLG: 0.109 Eddie Erautt, R (6, 1) Virgil Stallcup, R (8, PH) OBP: 0.258, SLG: 0.376 Bud Byerly, R (9, 1) Hank Edwards, L (9, PH) OBP: 0.346, SLG: 0.489 Herm Wehmeier, R (9, PR) OBP: 0.174, SLG: 0.217			G6-4-3 1B		F7			F4	SH 1B 1-2 2-3 BB	2 0 1 0 0 0	0 0 0 0 0 0	1 0 0 0 0 0	0 0 0 0 1 0	0 0 0 0 0 0	0 0 0 0 0 0	0 0 0 0 0 0
Inning Stats	R: 1 H: 2 E: 0 LOB: 1 K: 0 BB: 0 S: 11 P: 16	R: 0 H: 0 E: 0 LOB: 0 K: 0 BB: 0 S: 5 P: 6	R: 0 H: 1 E: 0 LOB: 0 K: 0 BB: 0 S: 5 P: 8	R: 2 H: 1 E: 0 LOB: 1 K: 0 BB: 2 S: 7 P: 18	R: 0 H: 1 E: 0 LOB: 0 K: 0 BB: 0 S: 3 P: 7	R: 0 H: 1 E: 0 LOB: 0 K: 0 BB: 0 S: 5 P: 8	R: 0 H: 0 E: 0 LOB: 0 K: 0 BB: 0 S: 3 P: 5	R: 0 H: 1 E: 0 LOB: 1 K: 0 BB: 0 S: 10 P: 15	R: 5 H: 5 E: 0 LOB: 3 K: 0 BB: 2 S: 18 P: 32	1B: 10 SF: 0 2B: 0 SAC: 2 3B: 1 DP: 3 HR: 1 HBP: 0						

PITCHER		IP	WLS	BF	H	R	ER	SO	BB	IBB	HBP	BLK	WP	HR	S	P	ERA	WHIP
Johnny Schmitz, L ERA: 5.73	(1, 1)	8.0	W	34	10	7	7	0	3	0	0	0	0	1	55	94	7.88	1.625
Carl Erskine, R ERA: 4.73	(9, 1)	1.0	S	6	2	1	1	0	1	0	0	0	0	0	12	21	9.00	3.000

PITCHER	IP	WLS	BF	H	R	ER	SO	BB	IBB	HBP	BLK	WP	HR	S	P	ERA	WHIP

BOTTOM

Brooklyn Dodgers @ Cincinnati Reds

Crosley Field, Cincinnati, OH

Sun Aug 05 1951, 3:33 AM EDT

Unknown

livebaseballscorecards.com

AB	34
R	8
H	12
RBI	8
BB	4
SO	0
LOB	16

Brooklyn Dodgers @ Cincinnati Reds

Crosley Field, Cincinnati, OH

Sun Aug 05 1951, 3:38 AM EDT

Att. 28,867 - Unknown

TOP

livebaseballscorecards.com

Batter	1	2	3	4	5	6	7	8	9	AB	R	H	RBI	BB	SO	LOB
Carl Furillo, R (1, 9) OBP: 0.355, SLG: 0.465	F6		FC1-6 FC5-4 1-2f			1-3		FC1-5 1-2 2-3f		4	0	0	0	0	0	3
Pee Wee Reese, R (1, 6) OBP: 0.402, SLG: 0.457	F9		FC5-4 1-2f			1B		F4		4	0	1	0	0	0	3
Duke Snider, L (1, 8) OBP: 0.344, SLG: 0.523	6-3			F6			4-3	F8		4	0	0	0	0	0	2
Jackie Robinson, R (1, 4) OBP: 0.438, SLG: 0.540		6-3		E6 6-3-5			4-3	4-3	K2-3	4	0	0	0	0	1	0
Andy Pafko, R (1, 7) OBP: 0.342, SLG: 0.506		CS BB		6-3-5 1-3f			BB		6-3	2	0	0	0	2	0	1
Gil Hodges, R (1, 3) OBP: 0.384, SLG: 0.574		L7			5-3		F9		BB	3	0	0	0	1	0	2
Rube Walker, L (1, 2) OBP: 0.325, SLG: 0.341		CS 1-2	4-3 1B 2B	F8	F8			1B 1B	F8	3	1	2	0	0	0	0
Don Thompson, L (8, PR) OBP: 0.304, SLG: 0.232										0	1	0	0	0	0	0
Rocky Bridges, R (8, 5) OBP: 0.321, SLG: 0.347										1	0	0	0	0	0	1
Billy Cox, R (1, 5) OBP: 0.338, SLG: 0.409			4-3 2-3		F8			FC1-5 1-3 1B		2	0	0	0	0	0	1
Roy Campanella, R (8, PH) OBP: 0.404, SLG: 0.568										1	0	1	0	0	0	0
(8, 2)																
Ralph Branca, R (1, 1) OBP: 0.189, SLG: 0.194			FC1-6 3-H			K		FC1-5 1-2 3-H		3	0	2	2	0	1	0

Inning Stats	1	2	3	4	5	6	7	8	9
	R: 0 E: 0 K: 0 S: 5 H: 0 LOB: 0 BB: 0 P: 8	R: 0 E: 0 K: 0 S: 8 H: 0 LOB: 0 BB: 1 P: 16	R: 1 E: 0 K: 0 S: 6 H: 2 LOB: 1 BB: 0 P: 8	R: 0 E: 1 K: 0 S: 5 H: 0 LOB: 0 BB: 0 P: 9	R: 0 E: 0 K: 0 S: 3 H: 0 LOB: 0 BB: 0 P: 5	R: 0 E: 0 K: 1 S: 7 H: 1 LOB: 1 BB: 0 P: 10	R: 0 E: 0 K: 0 S: 9 H: 0 LOB: 1 BB: 1 P: 15	R: 1 E: 0 K: 0 S: 10 H: 3 LOB: 2 BB: 0 P: 12	R: 0 E: 0 K: 1 S: 8 H: 0 LOB: 1 BB: 1 P: 14

1B: 5 SF: 0 WP: 0 PA: 35
2B: 2 SAC: 0 PB: 0
3B: 0 DP: 1 SB: 0
HR: 0 HBP: 0 CS: 1

	AB	31
	R	2
	H	6
	RBI	2
	BB	3
	SO	2
	LOB	13

PITCHER		IP	WLS	BF	H	R	ER	SO	BB	IBB	HBP	BLK	WP	HR	S	P	ERA	WHIP
Howie Fox, R ERA: 3.43	(1, 1)	7.0	L	27	6	2	2	1	2	0	0	0	0	0	47	76	2.57	1.143
Frank Smith, R ERA: 2.87	(8, 1)	1.0		3	0	0	0	0	0	0	0	0	0	0	6	7	0.00	0.000
Herm Wehmeier, R ERA: 5.42	(9, 1)	1.0		4	0	0	0	1	1	0	0	0	0	0	8	14	0.00	1.000

PITCHER		IP	WLS	BF	H	R	ER	SO	BB	IBB	HBP	BLK	WP	HR	S	P	ERA	WHIP

BOTTOM

Brooklyn Dodgers @ Cincinnati Reds

Crosley Field, Cincinnati, OH

Sun Aug 05 1951, 3:38 AM EDT

Att. 28,867 - Unknown

livebaseballscorecards.com

Batter	1	2	3	4	5	6	7	8	9	AB	R	H	RBI	BB	SO	LOB
Lloyd Merriman, L (1, 8) OBP: 0.293, SLG: 0.350	K		L9			F9		F2		4	0	0	0	0	1	2
Connie Ryan, R (1, 4) OBP: 0.379, SLG: 0.453	F7			6-3		F7		F8		4	0	0	0	0	0	2
Johnny Wyrostek, L (1, 9) OBP: 0.391, SLG: 0.418	1B			4-3		F7		G3		4	0	1	0	0	0	2
Ted Kluszewski, L (1, 3) OBP: 0.285, SLG: 0.372	F2			F4			F4		1B	4	0	1	0	0	0	1
Hank Edwards, L (1, 7) OBP: 0.345, SLG: 0.480		F2			F7		1B		F8	3	0	1	0	0	0	0
Bob Usher, R (7, PR) (8, 7) OBP: 0.273, SLG: 0.326										1	0	0	0	0	0	1
Grady Hatton, L (1, 5) OBP: 0.328, SLG: 0.347		F9			S 1B		1-2 1B		F7	4	0	2	0	0	0	1
Virgil Stallcup, R (1, 6) OBP: 0.258, SLG: 0.375		F3			1-3 1-2		L7		1-2 1B	4	0	1	0	0	0	3
Dixie Howell, R (1, 2) OBP: 0.333, SLG: 0.366			L7		F7		5-3		F7	4	0	0	0	0	0	5
Howie Fox, R (1, 1) OBP: 0.140, SLG: 0.125			K			1B		1B		2	0	1	0	0	1	0
Frank Smith, R (8, 1)										0	0	0	0	0	0	0
Bobby Adams, R (8, PH) OBP: 0.333, SLG: 0.380										1	0	1	0	0	0	0
Herm Wehmeier, R (9, 1) OBP: 0.174, SLG: 0.217										0	0	0	0	0	0	0
Inning Stats	R: 0 E: 0 K: 1 S: 11 H: 1 LOB: 1 BB: 0 P: 16	R: 0 E: 0 K: 0 S: 5 H: 0 LOB: 0 BB: 0 P: 9	R: 0 E: 0 K: 1 S: 11 H: 0 LOB: 0 BB: 0 P: 14	R: 0 E: 0 K: 0 S: 4 H: 0 LOB: 0 BB: 0 P: 6	R: 0 E: 0 K: 0 S: 11 H: 1 LOB: 1 BB: 0 P: 16	R: 0 E: 0 K: 0 S: 11 H: 1 LOB: 1 BB: 0 P: 14	R: 0 E: 0 K: 0 S: 7 H: 2 LOB: 2 BB: 0 P: 7	R: 0 E: 0 K: 0 S: 9 H: 1 LOB: 1 BB: 0 P: 13	R: 0 E: 0 K: 0 S: 14 H: 2 LOB: 2 BB: 0 P: 21	1B: 8 2B: 0 3B: 0 HR: 0	SF: 0 SAC: 0 DP: 0 HBP: 0						

	AB	35
	R	0
	H	8
	RBI	0
	BB	0
	SO	2
	LOB	17

PITCHER	IP	WLS	BF	H	R	ER	SO	BB	IBB	HBP	BLK	WP	HR	S	P	ERA	WHIP
Ralph Branca, R (1, 1) ERA: 2.6	9.0	W	35	8	0	0	2	0	0	0	0	0	0	83	116	0.00	0.889

PITCHER	IP	WLS	BF	H	R	ER	SO	BB	IBB	HBP	BLK	WP	HR	S	P	ERA	WHIP

Batter	1	2	3	4	5	6	7	8	9	AB	R	H	RBI	BB	SO	LOB
Lloyd Merriman, L (1, 8) OBP: 0.293, SLG: 0.346	B B B B 4-0 4-3 BB 4-3 BB		x 0-0 ② F9		x 0-0 ③ F8			x 0-0 ② P5		3	1	0	0	1	0	0
Connie Ryan, R (1, 4) OBP: 0.380, SLG: 0.452	B B B B 4-0 4-3 4-3 1-2 BB		x 0-0 ③ F7			x 0-0 G3-6-3 1B		x 0-0 ③ L6		3	0	1	0	1	0	0
Johnny Wyrostek, L (1, 9) OBP: 0.387, SLG: 0.414	x 0-0 ① 4-3 1-2 2-3			x 0-0 ① F7		x 0-0 ① ② G3-6-3 1-2f			x 0-0 ① 4-3	4	0	0	0	0	0	3
Ted Kluszewski, L (1, 3) OBP: 0.287, SLG: 0.372	x 0-0 ② 4-3 2-3 3-H			x 0-0 1B 1B		H 1-0 HBP			x 0-0 ② 4-3	3	0	1	1	0	0	1
Hank Edwards, L (1, 7) OBP: 0.339, SLG: 0.463 Bob Usher, R (9, PR) OBP: 0.273, SLG: 0.326	x 0-0 ③ 1-3			x 0-0 ② F9		x 0-0 ③ F7			x 0-0 1B	4 0	0 0	1 0	0 0	0 0	0 0	3 0
Grady Hatton, L (1, 5) OBP: 0.327, SLG: 0.345		S S S 0-3 ① K		x 0-0 1-2 1B			S S S 0-3 ① K		x 0-0 ③ G3	4	0	1	0	0	2	1
Virgil Stallcup, R (1, 6) OBP: 0.255, SLG: 0.371		S S S 0-3 ② K		x 0-0 ③ P4			x 0-0 ② 5-3			3	0	0	0	0	1	2
Johnny Pramesa, R (1, 2) OBP: 0.238, SLG: 0.345		x 0-0 ③ 3-1			x 0-0 ① P3		x 0-0 ③ G3			3	0	0	0	0	0	0
Willie Ramsdell, R (1, 1) OBP: 0.182, SLG: 0.143 Bobby Adams, R (8, PH) OBP: 0.332, SLG: 0.379 Eddie Erautt, R (8, 1)			S S S 0-3 ① K		S S S 0-3 ② K			x 0-0 ① 5-3		2 1 0	0 0 0	0 0 0	0 0 0	0 0 0	2 0 0	0 0 0
Inning Stats	R: 1 H: 0 E: 0 LOB: 1 K: 0 BB: 2 S: 3 P: 11	R: 0 H: 0 E: 0 LOB: 0 K: 2 BB: 0 S: 7 P: 7	R: 0 H: 0 E: 0 LOB: 0 K: 1 BB: 0 S: 5 P: 5	R: 0 H: 2 E: 0 LOB: 2 K: 0 BB: 0 S: 5 P: 5	R: 0 H: 0 E: 0 LOB: 0 K: 1 BB: 0 S: 5 P: 5	R: 0 H: 1 E: 0 LOB: 1 K: 0 BB: 0 S: 3 P: 4	R: 0 H: 0 E: 0 LOB: 0 K: 1 BB: 0 S: 5 P: 5	R: 0 H: 0 E: 0 LOB: 0 K: 0 BB: 0 S: 3 P: 3	R: 0 H: 1 E: 0 LOB: 1 K: 0 BB: 0 S: 4 P: 4	1B: 4 SF: 0 2B: 0 SAC: 0 3B: 0 DP: 1 HR: 0 HBP: 1						WP: 0 PA: 33 PB: 0 SB: 0 CS: 0	

PITCHER		IP	WLS	BF	H	R	ER	SO	BB	IBB	HBP	BLK	WP	HR	S	P	ERA	WHIP
Bob Rush, R ERA: 4.15	(1, 1)	9.0	W	33	4	1	1	5	2	0	1	0	0	0	40	49	1.00	0.667

PITCHER	IP	WLS	BF	H	R	ER	SO	BB	IBB	HBP	BLK	WP	HR	S	P	ERA	WHIP

TOP

Cincinnati Reds @ Chicago Cubs

Wrigley Field, Chicago, IL

Tue Aug 07 1951, 3:33 AM CDT

Att. 7,509 - Unknown

livebaseballscorecards.com

AB	30
R	1
H	4
RBI	1
BB	2
SO	5
LOB	10

Cincinnati Reds @ Chicago Cubs

Wrigley Field, Chicago, IL

Tue Aug 07 1951, 3:33 AM CDT

Att. 7,509 - Unknown

livebaseballscorecards.com

Batter	1	2	3	4	5	6	7	8	9	AB	R	H	RBI	BB	SO	LOB
Eddie Miksis, R (1, 4) OBP: 0.336, SLG: 0.384	0-0 3B 1B	4-0 1-2 BB		0-0 F8		0-0 1-3				3	1	1	0	1	0	2
Chuck Connors, L (1, 3) OBP: 0.356, SLG: 0.394	0-3 K	0-0 F9			0-0 4-3		0-0 F3			4	0	0	0	0	1	3
Frank Baumholtz, L (1, 8) OBP: 0.363, SLG: 0.425	0-0 1-H HR 3B	0-0 FC5 2-3f			0-0 6-3		0-0 5-3			4	1	1	1	0	0	2
Hank Sauer, R (1, 7) OBP: 0.318, SLG: 0.463	0-0 3-H HR		0-0 FC3-6 1B		0-0 5-3		0-0 F7			4	1	2	2	0	0	0
Randy Jackson, R (1, 5) OBP: 0.345, SLG: 0.451	0-0 1B		0-3 K			0-0 FC3-6 1B		0-3 K		4	0	2	0	0	2	1
Gene Hermanski, L (1, 9) OBP: 0.373, SLG: 0.335	0-0 F8		0-0 FC3-6 1-2f			0-0 P6		0-0 6-3		4	0	0	0	0	0	3
Smoky Burgess, L (1, 2) OBP: 0.316, SLG: 0.351	0-0 P4		0-3 K			0-0 FC3-6 1B 1-2f 1B		0-0 4-3		4	1	0	0	0	1	3
Roy Smalley, R (1, 6) OBP: 0.279, SLG: 0.376		0-0 6-3		0-0 F7		0-0 1B 1-2 1B				3	0	1	0	0	0	0
Bob Rush, R (1, 1) OBP: 0.239, SLG: 0.244		0-0 FC5 BB 1B		0-0 6-3		0-0 1-2 2-H 1B				3	0	2	1	0	0	0
Inning Stats	R: 3 H: 4 E: 0 LOB: 1 K: 1 BB: 0 S: 9 P: 9	R: 0 H: 1 E: 0 LOB: 2 K: 0 BB: 1 S: 4 P: 8	R: 0 H: 1 E: 0 LOB: 1 K: 2 BB: 0 S: 8 P: 8	R: 0 H: 0 E: 0 LOB: 0 K: 0 BB: 0 S: 3 P: 3	R: 0 H: 0 E: 0 LOB: 0 K: 0 BB: 0 S: 3 P: 3	R: 1 H: 3 E: 0 LOB: 2 K: 0 BB: 0 S: 6 P: 6	R: 0 H: 0 E: 0 LOB: 0 K: 0 BB: 0 S: 3 P: 3	R: 0 H: 0 E: 0 LOB: 0 K: 1 BB: 0 S: 5 P: 5		1B: 7 SF: 0 2B: 0 SAC: 0 3B: 1 DP: 0 HR: 1 HBP: 0				WP: 0 PA: 34 PB: 0 SB: 0 CS: 0		

BOTTOM	
AB	33
R	4
H	9
RBI	4
BB	1
SO	4
LOB	14

PITCHER		IP	WLS	BF	H	R	ER	SO	BB	IBB	HBP	BLK	WP	HR	S	P	ERA	WHIP
Willie Ramsdell, R ERA: 3.96	(1, 1)	7.0	L	31	9	4	4	3	1	0	0	0	0	1	36	40	5.14	1.429
Eddie Erautt, R ERA: 5.47	(8, 1)	1.0		3	0	0	0	1	0	0	0	0	0	0	5	5	0.00	0.000

PITCHER	IP	WLS	BF	H	R	ER	SO	BB	IBB	HBP	BLK	WP	HR	S	P	ERA	WHIP

Cincinnati Reds @ Chicago Cubs

Wrigley Field, Chicago, IL

Wed Aug 08 1951, 3:33 AM CDT

Unknown

TOP

livebaseballscorecards.com

Batter	1	2	3	4	5	6	7	8	9	AB	R	H	RBI	BB	SO	LOB
Bobby Adams, R (1, 5) OBP: 0.330, SLG: 0.375	F4	1-2 2-H 2B 1B		SSS K		5-3 1-2		F8		5	1	1	1	0	1	1
Connie Ryan, R (1, 4) OBP: 0.383, SLG: 0.456	BBBB 5-3 BB	CS 1-H 2-H 2B		BLK 1B 1B		SSS K			SSS K	4	1	2	2	1	2	1
Johnny Wyrostek, L (1, 9) OBP: 0.390, SLG: 0.421	5-3 1-2	CS 2-3	1B 3B	1-H 1B		1B 2-3 1B			F8	5	1	3	1	0	0	1
Joe Adcock, R (1, 7) OBP: 0.315, SLG: 0.450	1-3		F4	F2		1-3 3-H 1B			F9	5	0	1	1	0	0	3
Ted Kluszewski, L (1, 3) OBP: 0.287, SLG: 0.373		3-1	F4		4-3 2B		G3			4	0	1	0	0	0	1
Bob Usher, R (1, 8) OBP: 0.273, SLG: 0.325		F4	3-H 1B 1B		4-3 2-3		1-3			4	0	1	1	0	0	1
Virgil Stallcup, R (1, 6) OBP: 0.259, SLG: 0.376		1B 2B	1-2 1B		F8		6-3			4	1	2	0	0	0	1
Dixie Howell, R (1, 2) OBP: 0.330, SLG: 0.361		1B 2-H 1B 1B 1B	F5		F8			1-4-3		4	1	1	1	0	0	3
Ewell Blackwell, R (1, 1) OBP: 0.390, SLG: 0.464 Ken Raffensberger, R (8, 1) OBP: 0.138, SLG: 0.109		1-2 1B 2B 1B		1-3		1B 5-3 1B 1B		4-3		4 0	2 0	2 0	0 0	0 0	0 0	0 0

Inning Stats																		
	R: 0	H: 0	R: 4	H: 5	R: 1	H: 3	R: 1	H: 2	R: 0	H: 1	R: 1	H: 3	R: 0	H: 0	R: 0	H: 0	R: 0	H: 0
	E: 0	LOB: 1	E: 0	LOB: 0	E: 0	LOB: 2	E: 0	LOB: 1	E: 0	LOB: 1	E: 0	LOB: 0	E: 0	LOB: 0	E: 0	LOB: 0	E: 0	LOB: 0
	K: 0	BB: 1	K: 0	BB: 0	K: 0	BB: 0	K: 1	BB: 0	K: 0	BB: 0	K: 1	BB: 0	K: 0	BB: 0	K: 0	BB: 0	K: 1	BB: 0
	S: 3	P: 7	S: 7	P: 7	S: 6	P: 6	S: 7	P: 7	S: 4	P: 4	S: 7	P: 7	S: 3	P: 3	S: 3	P: 3	S: 5	P: 5

PITCHER		IP	WLS	BF	H	R	ER	SO	BB	IBB	HBP	BLK	WP	HR	S	P	ERA	WHIP	PITCHER	IP	WLS	BF	H	R	ER	SO	BB	IBB	HBP	BLK	WP	HR	S	P	ERA	WHIP
Paul Minner, L ERA: 3.89	(1, 1)	2.0	L	12	6	5	5	0	1	0	0	0	0	0	11	15	22.50	3.500																	
Monk Dubiel, R ERA: 2.59	(3, 1)	5.0		22	8	2	2	2	0	0	0	1	0	0	26	26	3.60	1.600																	
Bob Kelly, R ERA: 4.14	(8, 1)	2.0		6	0	0	0	1	0	0	0	0	0	0	8	8	0.00	0.000																	

AB	39
R	7
H	14
RBI	7
BB	1
SO	3
LOB	12

1B: 10	SF: 0	WP: 0	PA: 41
2B: 3	SAC: 0	PB: 0	
3B: 1	DP: 0	SB: 0	
HR: 0	HBP: 0	CS: 1	

Batter	1	2	3	4	5	6	7	8	9	AB	R	H	RBI	BB	SO	LOB
Eddie Miksis, R (1, 4) OBP: 0.338, SLG: 0.384	5-3		F8		1B			1B / 2B	F7	5	1	2	0	0	0	0
Chuck Connors, L (1, 3) OBP: 0.352, SLG: 0.388	4-3			F8	4-3			FC5-2-5 (1-2)		4	0	1	0	0	0	1
Frank Baumholtz, L (1, 8) OBP: 0.362, SLG: 0.426	1-3			F8		F4		FC5-2-5 / HR (1-3, 2-H)		4	1	1	1	0	0	0
Hank Sauer, R (1, 7) OBP: 0.320, SLG: 0.464		3-1 6-3 / 1B		BB / 1B		6-3		FC5-2-5 / FC6-4 (2-3, 3-H)		4	1	2	0	0	0	2
Randy Jackson, R (1, 5) OBP: 0.344, SLG: 0.447		6-3 (1-2)		BBBB / 1B / BB (1-2)		1-3		FC6-4 / HR (1-2f)		3	1	0	0	1	0	3
Gene Hermanski, L (1, 9) OBP: 0.379, SLG: 0.365		3-1 (2-3)		1B (1-2, 2-H)				2B	HR (1-H, 3-H)	4	1	3	4	0	0	1
Smoky Burgess, L (1, 2) OBP: 0.311, SLG: 0.344		4-3		1-3				F8	F4	3	0	0	0	0	0	4
Bob Ramazzotti, R (8, PH) OBP: 0.284, SLG: 0.325										1	0	0	0	0	0	0
Mickey Owen, R (9, 2) OBP: 0.311, SLG: 0.254										0	0	0	0	0	0	0
Roy Smalley, R (1, 6) OBP: 0.271, SLG: 0.364			K		K			5-3	F8	4	0	0	0	0	2	1
Paul Minner, L (1, 1) OBP: 0.280, SLG: 0.348			G3		5-3			5-3	6-3	0	0	0	0	0	0	0
Monk Dubiel, R (3, 1)										2	0	0	0	0	0	0
Bruce Edwards, R (7, PH) OBP: 0.345, SLG: 0.481										1	0	0	0	0	0	1
Bob Kelly, R (8, 1) OBP: 0.300, SLG: 0.300										0	0	0	0	0	0	0
Hal Jeffcoat, R (9, PH) OBP: 0.295, SLG: 0.359										1	0	0	0	0	0	0
Inning Stats	R: 0 E: 0 K: 0 S: 3 H: 0 LOB: 0 BB: 0 P: 3	R: 0 E: 0 K: 0 S: 4 H: 1 LOB: 1 BB: 0 P: 4	R: 0 E: 0 K: 1 S: 5 H: 0 LOB: 0 BB: 0 P: 5	R: 1 E: 0 K: 0 S: 5 H: 2 LOB: 2 BB: 1 P: 9	R: 0 E: 0 K: 1 S: 6 H: 1 LOB: 1 BB: 0 P: 6	R: 0 E: 0 K: 0 S: 3 H: 0 LOB: 0 BB: 0 P: 3	R: 0 E: 0 K: 0 S: 4 H: 1 LOB: 1 BB: 0 P: 4	R: 4 E: 0 K: 0 S: 7 H: 4 LOB: 0 BB: 0 P: 7	R: 0 E: 0 K: 0 S: 3 H: 0 LOB: 0 BB: 0 P: 3	1B: 6 2B: 2 3B: 0 HR: 1	SF: 0 SAC: 0 DP: 0 HBP: 0		WP: 0 PB: 0 SB: 0 CS: 0		PA: 37		

PITCHER		IP	WLS	BF	H	R	ER	SO	BB	IBB	HBP	BLK	WP	HR	S	P	ERA	WHIP
Ewell Blackwell, R ERA: 4.01	(1, 1)	7.2	W	33	9	5	5	2	1	0	0	0	0	1	36	40	5.87	1.304
Ken Raffensberger, L ERA: 3.95	(8, 1)	1.1	S	4	0	0	0	0	0	0	0	0	0	0	4	4	0.00	0.000

PITCHER	IP	WLS	BF	H	R	ER	SO	BB	IBB	HBP	BLK	WP	HR	S	P	ERA	WHIP

Cincinnati Reds @ Chicago Cubs

Wrigley Field, Chicago, IL

Wed Aug 08 1951, 3:33 AM CDT

Unknown

BOTTOM

AB	36
R	5
H	9
RBI	5
BB	1
SO	2
LOB	13

livebaseballscorecards.com

Batter	1	2	3	4	5	6	7	8	9	AB	R	H	RBI	BB	SO	LOB
Grady Hatton, L (1, 5) OBP: 0.324, SLG: 0.341	F9		K		F3			F9		4	0	0	0	0	1	0
Connie Ryan, R (1, 4) OBP: 0.382, SLG: 0.453	K			F6	K			CS 1B		4	0	1	0	0	2	0
Johnny Wyrostek, L (1, 9) OBP: 0.388, SLG: 0.419	1B			6-3		F8		K 1-2		4	0	1	0	0	1	1
Ted Kluszewski, L (1, 3) OBP: 0.287, SLG: 0.374	4-3			1B 2B		F8			4-3	4	1	1	0	0	0	1
Hank Edwards, L (1, 7) OBP: 0.365, SLG: 0.500		G5-4-3 1B		2-H HR 1B		2B			F7	4	1	3	1	0	0	0
Lloyd Merriman, L (1, 8) OBP: 0.292, SLG: 0.345		F4		1-2 HR 1B		F2			6-3	4	1	1	0	0	0	2
Virgil Stallcup, R (1, 6) OBP: 0.260, SLG: 0.386		G5-4-3 1-2f		1-H 2-H HR			F7			3	1	1	3	0	0	1
Dixie Howell, R (1, 2) OBP: 0.321, SLG: 0.350			6-3	F8			F2			3	0	0	0	0	0	0
Herm Wehmeier, R (1, 1) OBP: 0.154, SLG: 0.192			4-3		6-3		4-3			3	0	0	0	0	0	0
Inning Stats	R: 0 E: 0 K: 1 S: 6 H: 1 LOB: 1 BB: 0 P: 6	R: 0 E: 0 K: 0 S: 3 H: 1 LOB: 0 BB: 0 P: 3	R: 0 E: 0 K: 1 S: 5 H: 0 LOB: 0 BB: 0 P: 5	R: 4 E: 0 K: 0 S: 7 H: 4 LOB: 0 BB: 0 P: 7	R: 0 E: 0 K: 1 S: 5 H: 0 LOB: 0 BB: 0 P: 5	R: 0 E: 0 K: 0 S: 4 H: 1 LOB: 1 BB: 0 P: 4	R: 0 E: 0 K: 0 S: 3 H: 0 LOB: 0 BB: 0 P: 3	R: 0 E: 0 K: 1 S: 5 H: 1 LOB: 1 BB: 0 P: 5	R: 0 E: 0 K: 0 S: 3 H: 0 LOB: 0 BB: 0 P: 3	1B: 5 2B: 3 3B: 0 HR: 1 SF: 0 SAC: 0 DP: 2 HBP: 0	WP: 0 PB: 0 SB: 0 CS: 1 PA: 33					

TOP

Cincinnati Reds @ Chicago Cubs

Wrigley Field, Chicago, IL

Wed Aug 08 1951, 3:38 AM CDT

Att. 14,829 - Unknown

livebaseballscorecards.com

AB	33
R	4
H	8
RBI	4
BB	0
SO	4
LOB	5

PITCHER		IP	WLS	BF	H	R	ER	SO	BB	IBB	HBP	BLK	WP	HR	S	P	ERA	WHIP
Frank Hiller, R ERA: 4.79	(1, 1)	8.0	L	30	8	4	4	4	0	0	0	0	0	1	38	38	4.50	1.000
Joe Hatten, L ERA: 5.04	(9, 1)	1.0		3	0	0	0	0	0	0	0	0	0	0	3	3	0.00	0.000

PITCHER		IP	WLS	BF	H	R	ER	SO	BB	IBB	HBP	BLK	WP	HR	S	P	ERA	WHIP

Batter	1	2	3	4	5	6	7	8	9	AB	R	H	RBI	BB	SO	LOB
Eddie Miksis, R (1, 4) OBP: 0.332, SLG: 0.377	F7			5-3		5-3		F8 3-H		4	0	0	1	0	0	1
Chuck Connors, L (1, 3) OBP: 0.339, SLG: 0.373	F4			F3		4-3		FC4-6 1-2f		4	0	0	0	0	0	1
Frank Baumholtz, L (1, 8) OBP: 0.359, SLG: 0.421	3-1			4-3			6-3		K	4	0	0	0	0	1	0
Hank Sauer, R (1, 7) OBP: 0.320, SLG: 0.461		K			3B 1B		5-3		6-3	4	1	1	0	0	1	0
Randy Jackson, R (1, 5) OBP: 0.340, SLG: 0.442		F2			F7		F6		4-3	4	0	0	0	0	0	1
Gene Hermanski, L (1, 9) OBP: 0.379, SLG: 0.365		F9			K			1B 1B		3	1	1	0	0	1	1
Bob Ramazzotti, R (1, 6) OBP: 0.298, SLG: 0.363			K		1-H 3B			1B 1-2 F8		3	1	2	1	0	1	0
Mickey Owen, R (1, 2) OBP: 0.303, SLG: 0.246			F2		K			F7		2	0	0	0	0	1	1
Smoky Burgess, L (8, PH) (9, 2) OBP: 0.309, SLG: 0.342										1	0	0	0	0	0	2
Frank Hiller, R (1, 1) OBP: 0.133, SLG: 0.114			4-3			1-3		FC4-6 1-3 2-H		2	0	0	0	0	0	0
Phil Cavarretta, L (8, PH) OBP: 0.412, SLG: 0.431										1	0	1	1	0	0	0
Bob Borkowski, R (8, PR) OBP: 0.202, SLG: 0.185										0	0	0	0	0	0	0
Joe Hatten, R (9, 1) OBP: 0.167, SLG: 0.167										0	0	0	0	0	0	0
Inning Stats	R: 0 H: 0 E: 0 LOB: 0 K: 0 BB: 0 S: 3 P: 3	R: 0 H: 0 E: 0 LOB: 0 K: 1 BB: 0 S: 5 P: 5	R: 0 H: 0 E: 0 LOB: 0 K: 1 BB: 0 S: 5 P: 5	R: 0 H: 0 E: 0 LOB: 0 K: 0 BB: 0 S: 3 P: 3	R: 1 H: 2 E: 0 LOB: 1 K: 2 BB: 0 S: 9 P: 9	R: 0 H: 0 E: 0 LOB: 0 K: 0 BB: 0 S: 3 P: 3	R: 0 H: 0 E: 0 LOB: 0 K: 0 BB: 0 S: 3 P: 3	R: 2 H: 3 E: 0 LOB: 1 K: 0 BB: 0 S: 6 P: 6	R: 0 H: 0 E: 0 LOB: 0 K: 1 BB: 0 S: 5 P: 5	1B: 4 SF: 0 2B: 0 SAC: 0 3B: 1 DP: 0 HR: 0 HBP: 0						

PITCHER	IP	WLS	BF	H	R	ER	SO	BB	IBB	HBP	BLK	WP	HR	S	P	ERA	WHIP
Herm Wehmeier, R (1, 1) ERA: 5.19	9.0	W	32	5	3	3	5	0	0	0	0	0	0	42	42	3.00	0.556

PITCHER	IP	WLS	BF	H	R	ER	SO	BB	IBB	HBP	BLK	WP	HR	S	P	ERA	WHIP

BOTTOM

Cincinnati Reds @ Chicago Cubs

Wrigley Field, Chicago, IL

Wed Aug 08 1951, 3:38 AM CDT

Att. 14,829 - Unknown

livebaseballscorecards.com

AB	32
R	3
H	5
RBI	3
BB	0
SO	5
LOB	7

Batter	1	2	3	4	5	6	7	8	9	AB	R	H	RBI	BB	SO	LOB
Grady Hatton, L (1, 5) OBP: 0.325, SLG: 0.342	F5		F4		1B		BB 1B 1B		K	5	0	2	0	0	1	0
Connie Ryan, R (1, 4) OBP: 0.377, SLG: 0.446	K		6-3		6-3		F7		5-3	5	0	0	0	0	1	2
Johnny Wyrostek, L (1, 9) OBP: 0.391, SLG: 0.424	1-3		2B			BBBB G5-6-3 BB	1-2 BB 1B			3	0	2	0	1	0	0
Ted Kluszewski, L (1, 3) OBP: 0.286, SLG: 0.372		F4	1-3			G5-6-3 1-2f	1-2 2-3 L1-3 BB			3	0	0	0	1	0	2
Hank Edwards, L (1, 7) OBP: 0.394, SLG: 0.500 Joe Adcock, R (6, 7) OBP: 0.314, SLG: 0.449		BBBB 2B FC5-2 BB		BBBB G3-6-3 BB		BBBB 1B 1B BB	L1-3 1-2			0 1	1 0	0 0	0 0	3 0	0 0	0 3
Lloyd Merriman, L (1, 8) OBP: 0.295, SLG: 0.351		FC5-2 1-3 2B		G3-6-3 1-2f		1B 1-2 HR 1B		4-3		4	1	2	0	0	0	1
Virgil Stallcup, R (1, 6) OBP: 0.263, SLG: 0.385		BBBB FC5-2 BB		F7		1-2 2-H HR 1B		F5		3	1	1	1	1	0	0
Dixie Howell, R (1, 2) OBP: 0.318, SLG: 0.375		FC5-2 1-2 2-3 3-Hf			5-3	1-H 2-H HR		F7		4	1	1	3	0	0	3
Howie Fox, R (1, 1) OBP: 0.130, SLG: 0.115 Frank Smith, R (9, 1)		F8			F7	4-3			5-3	4 0	0 0	0 0	0 0	0 0	0 0	3 0
Inning Stats	R: 0 E: 0 K: 1 S: 5 H: 0 LOB: 0 BB: 0 P: 5	R: 0 E: 0 K: 0 S: 4 H: 1 LOB: 3 BB: 2 P: 12	R: 0 E: 0 K: 0 S: 4 H: 1 LOB: 1 BB: 0 P: 4	R: 0 E: 0 K: 0 S: 2 H: 0 LOB: 0 BB: 1 P: 6	R: 0 E: 0 K: 0 S: 4 H: 1 LOB: 1 BB: 0 P: 4	R: 4 E: 0 K: 0 S: 5 H: 3 LOB: 0 BB: 2 P: 13	R: 0 E: 0 K: 0 S: 4 H: 2 LOB: 2 BB: 1 P: 8	R: 0 E: 0 K: 0 S: 3 H: 0 LOB: 0 BB: 0 P: 3	R: 0 E: 0 K: 1 S: 5 H: 0 LOB: 0 BB: 0 P: 5	1B: 5 2B: 3 3B: 0 HR: 1	SF: 0 SAC: 0 DP: 3 HBP: 0					

PITCHER	IP	WLS	BF	H	R	ER	SO	BB	IBB	HBP	BLK	WP	HR	S	P	ERA	WHIP
Turk Lown, R (1, 1) ERA: 5.66	6.0		27	6	4	4	1	5	0	0	0	0	1	24	44	6.00	1.833
Joe Hatten, L (7, 1) ERA: 4.83	3.0	W	11	2	0	0	1	1	0	0	0	0	0	12	16	0.00	1.000

PITCHER	IP	WLS	BF	H	R	ER	SO	BB	IBB	HBP	BLK	WP	HR	S	P	ERA	WHIP

TOP

Cincinnati Reds @ Chicago Cubs

Wrigley Field, Chicago, IL

Thu Aug 09 1951, 3:33 AM CDT

Att. 5,089 - Unknown

livebaseballscorecards.com

AB	32
R	4
H	8
RBI	4
BB	6
SO	2
LOB	14

WP: 0 PA: 38
PB: 0
SB: 0
CS: 0

BOTTOM

Cincinnati Reds @ Chicago Cubs

Wrigley Field, Chicago, IL

Thu Aug 09 1951, 3:33 AM CDT

Att. 5,089 - Unknown

Batter	1	2	3	4	5	6	7	8	9	AB	R	H	RBI	BB	SO	LOB
Eddie Miksis, R (1, 4) OBP: 0.329, SLG: 0.371	4-0 5-3 BB		0-0 F2 ①		0-0 5-3 ②		0-0 6-3 ①		0-0 F8 ① 3-H	4	0	0	1	1	0	1
Chuck Connors, L (1, 3) OBP: 0.333, SLG: 0.364	0-0 5-3 ① 1-2		0-0 F5 ②		0-0 E 1B		0-0 4-3 ②		0-3 K ②	5	0	1	0	0	1	2
Frank Baumholtz, L (1, 8) OBP: 0.357, SLG: 0.418	0-0 5-3 ②		0-0 4-3 ③		0-0 E4 1-2		0-0 4-3 ③		0-0 BB 1-2 1B 1B	5	1	1	0	0	0	2
Hank Sauer, R (1, 7) OBP: 0.321, SLG: 0.457	0-0 4-3 ③			4-0 SH1-4 HBP BB	0-0 F7 ③			0-0 F3 ①	4-0 1B 1-2 2-3 BB	3	0	0	0	2	0	3
Randy Jackson, R (1, 5) OBP: 0.344, SLG: 0.443		0-0 1B FC5-4 1B		1-0 SH1-4 1-2 HBP		0-0 F8 ①		0-0 5-3 ②	0-0 1-2 2-H 3-H 1B	4	1	2	2	0	0	0
Gene Hermanski, L (1, 9) OBP: 0.378, SLG: 0.364		0-0 FC5-4 1-3 1B		0-0 SH1-4 ① 1-2 2-3		0-0 F9 ②		0-3 K ③		3	0	1	0	0	1	0
Smoky Burgess, L (1, 2) OBP: 0.319, SLG: 0.348		0-0 FC5-4 ① 1-2f 3-H		4-0 G6-4-3 BB		0-0 1B 1B			0-0 E 1B 1B 1B	3	1	2	1	1	0	1
Bob Ramazzotti, R (1, 6) OBP: 0.307, SLG: 0.369		0-0 F3 ②		0-0 G6-4-3 ② ③ 1-2f		0-0 1B 1-2 1B			0-0 E4 1B 1-3 F8 1B	4	1	2	0	0	0	4
Turk Lown, R (1, 1) OBP: 0.273, SLG: 0.226 Bruce Edwards, R (6, PH) OBP: 0.342, SLG: 0.476 Joe Hatten, R (7, 1) OBP: 0.167, SLG: 0.167 Phil Cavarretta, L (9, PH) OBP: 0.416, SLG: 0.435 Hal Jeffcoat, R (9, PR) OBP: 0.295, SLG: 0.359		0-3 K ③			0-0 1-3 ①	0-0 F9 ③			0-0 BB 1B 1-3 1B 3-H 1B	2 1 0 1 0	0 0 0 0 1	0 0 0 1 0	0 0 0 1 0	0 0 0 0 0	1 0 0 0 0	1 2 0 0 0
Inning Stats	R: 0 E: 0 K: 0 S: 3 H: 0 LOB: 1 BB: 1 P: 7	R: 1 E: 0 K: 1 S: 7 H: 2 LOB: 1 BB: 0 P: 7	R: 0 E: 0 K: 0 S: 3 H: 0 LOB: 0 BB: 0 P: 3	R: 0 E: 0 K: 0 S: 2 H: 0 LOB: 2 BB: 2 P: 11	R: 0 E: 1 K: 0 S: 5 H: 1 LOB: 2 BB: 0 P: 5	R: 0 E: 0 K: 0 S: 5 H: 2 LOB: 2 BB: 0 P: 5	R: 0 E: 0 K: 0 S: 3 H: 0 LOB: 0 BB: 0 P: 3	R: 0 E: 0 K: 1 S: 5 H: 0 LOB: 0 BB: 0 P: 5	R: 4 E: 1 K: 1 S: 9 H: 5 LOB: 2 BB: 1 P: 13	1B: 10 2B: 0 3B: 0 HR: 0	SF: 0 SAC: 1 DP: 1 HBP: 1						

PITCHER	IP	WLS	BF	H	R	ER	SO	BB	IBB	HBP	BLK	WP	HR	S	P	ERA	WHIP
Howie Fox, R (1, 1) ERA: 3.53	8.2	L	40	9	5	5	3	4	0	1	0	0	0	41	58	5.19	1.500
Frank Smith, R (9, 1) ERA: 2.87	0.0		1	1	0	0	0	0	0	0	0	0	0	1	1	∞	∞

PITCHER	IP	WLS	BF	H	R	ER	SO	BB	IBB	HBP	BLK	WP	HR	S	P	ERA	WHIP

AB	35
R	5
H	10
RBI	5
BB	4
SO	3
LOB	16

WP: 0 PB: 0 SB: 0 CS: 0 PA: 41

livebaseballscorecards.com

Batter	1	2	3	4	5	6	7	8	9	10	AB	R	H	RBI	BB	SO	LOB
Bobby Adams, R (1, 5) OBP: 0.339, SLG: 0.378	BBBB 4-0 G4-6-3 BB		BBBB 4-0 1B 1-2 BB		x 0-0 1B 1-3 6-3 1B		BBBB 4-0 SH1-4 BB		x 0-0 ② G3		1	1	1	0	3	0	0
Grady Hatton, L (9, PH) (9, 5) OBP: 0.324, SLG: 0.341											1	0	0	0	0	0	0
Connie Ryan, R (1, 4) OBP: 0.380, SLG: 0.447	x 0-0 ① F8		x 0-0 1-2 2-H 1B		x 0-0 6-3 1-3 3-H 1B		BBBB 4-0 SH1-4 1-2 BB		x 0-0 ③ F7		4	0	2	2	1	0	1
Johnny Wyrostek, L (1, 9) OBP: 0.388, SLG: 0.420	x 0-0 ②③ G4-6-3 1-2f		x 0-0 ③ 4-3		x 0-0 ② 6-3 1-2 3-H		x 0-0 ① SH1-4 1-2 2-3			x 0-0 ① G3	4	0	0	1	0	0	4
Joe Adcock, R (1, 7) OBP: 0.319, SLG: 0.448		x 0-0 ① F2		x 0-0 ① G3	BBBB 4-0 BB		BBBB 4-0 G5-4-3 BB			x 0-0 G6-4-3 1B	3	0	1	0	2	0	0
Lloyd Merriman, L (10, PR) (10, 7) OBP: 0.295, SLG: 0.351											0	0	0	0	0	0	0
Ted Kluszewski, L (1, 3) OBP: 0.283, SLG: 0.367		x 0-0 ② F3		x 0-0 ② F8	x 0-0 ③ 4-3		x 0-0 ②③ G5-4-3 1-2f			x 0-0 ②③ G6-4-3 1-2f	5	0	0	0	0	0	6
Bob Usher, R (1, 8) OBP: 0.282, SLG: 0.330		x 0-0 ③ 1B		BBBB 4-0 BB		x 0-0 G5-4-3 1B		SSS 0-3 ① K			3	0	2	0	1	1	0
Virgil Stallcup, R (1, 6) OBP: 0.266, SLG: 0.387			x 0-0 BB 1B 1B	x 0-0 ③ F7		x 0-0 ① ② G5-4-3 1-2f		x 0-0 G6-4-3 1B			4	1	2	0	0	0	2
Dixie Howell, R (1, 2) OBP: 0.316, SLG: 0.370			x 0-0 ① F8		x 0-0 ① 6-3	x 0-0 1B		x 0-0 ② ③ G6-4-3 1-2f			4	0	1	0	0	0	2
Ken Raffensberger, R (1, 1) OBP: 0.145, SLG: 0.119			SSS 0-3 ② K		x 0-0 1B 1B	SSS 0-3 ③ K			x 0-0 ① 5-3		4	1	1	0	0	2	2
Inning Stats	R: 0 E: 0 K: 0 S: 2 H: 0 LOB: 0 BB: 1 P: 6	R: 0 E: 0 K: 0 S: 3 H: 1 LOB: 1 BB: 0 P: 3	R: 1 E: 0 K: 1 S: 7 H: 2 LOB: 2 BB: 1 P: 11	R: 0 E: 0 K: 0 S: 3 H: 0 LOB: 1 BB: 1 P: 7	R: 2 E: 0 K: 0 S: 6 H: 3 LOB: 2 BB: 1 P: 10	R: 0 E: 0 K: 1 S: 6 H: 2 LOB: 1 BB: 0 P: 6	R: 0 E: 0 K: 0 S: 2 H: 0 LOB: 2 BB: 3 P: 14	R: 0 E: 0 K: 1 S: 5 H: 1 LOB: 0 BB: 0 P: 5	R: 0 E: 0 K: 0 S: 3 H: 0 LOB: 0 BB: 0 P: 3	R: 0 E: 0 K: 0 S: 3 H: 1 LOB: 1 BB: 0 P: 3	1B: 10 2B: 0 3B: 0 HR: 0	SF: 0 SAC: 1 DP: 5 HBP: 0						

PITCHER		IP	WLS	BF	H	R	ER	SO	BB	IBB	HBP	BLK	WP	HR	S	P	ERA	WHIP
Harry Brecheen, L ERA: 3.34	(1, 1)	6.0		27	8	3	3	2	4	0	0	0	0	0	27	43	4.50	2.000
Gerry Staley, R ERA: 3.8	(7, 1)	4.0	W	14	2	0	0	1	3	0	0	0	0	0	13	25	0.00	1.250

PITCHER	IP	WLS	BF	H	R	ER	SO	BB	IBB	HBP	BLK	WP	HR	S	P	ERA	WHIP

TOP

Cincinnati Reds @ St. Louis Cardinals

Sportsman's Park, St. Louis, MO

Fri Aug 10 1951, 4:33 AM EDT

Att. 7,571 - Unknown

livebaseballscorecards.com

AB	33
R	3
H	10
RBI	3
BB	7
SO	3
LOB	17

Batter	1	2	3	4	5	6	7	8	9	10	AB	R	H	RBI	BB	SO	LOB
Solly Hemus, L (1, 6) OBP: 0.375, SLG: 0.356	0-0 FC3-6 1B		0-0 6-3		B B B B 4-0 HR BB		0-0 1-3		0-0 G3		4	1	1	0	1	0	1
Red Schoendienst, S (1, 4) OBP: 0.332, SLG: 0.402	0-0 FC3-6 1B 1B 1-2f		0-0 F9		0-0 1-H HR		0-0 6-3			0-0 6-3	5	2	1	2	0	0	1
Stan Musial, L (1, 7) OBP: 0.462, SLG: 0.661	0-0 1B 1-3 1B		0-0 1B		0-0 G3		0-0 1-3			0-0 P4	5	0	2	0	0	0	0
Nippy Jones, R (1, 3) OBP: 0.300, SLG: 0.347	0-0 G5-4-3 1B 1-2 3-H		0-0 P4		0-0 6-3			0-0 P3		B B B B 4-0 2B 1B BB	4	1	1	1	1	0	1
Wally Westlake, R (1, 8) OBP: 0.331, SLG: 0.489	0-0 G5-4-3 1-2f			H 1-0 HBP		0-0 F8		0-0 F7		0-0 1B 1-3 2B	4	0	1	0	0	0	2
Hal Rice, L (1, 9) OBP: 0.372, SLG: 0.440		0-0 F5		0-0 F8		0-0 HBP 1B		0-0 4-3		I I I I 4-0 1B IBB	4	0	1	0	1	0	1
Billy Johnson, R (1, 5) OBP: 0.340, SLG: 0.394 Gerry Staley, R (7, 1) OBP: 0.238, SLG: 0.217		S S S 0-3 K		0-0 F5		H 1-0 1-2 HBP			0-0 F2	0-0 1-2 2-3 3-H 1B	2 2	0 0	0 1	0 1	1 0	1 0	1 0
Del Rice, R (1, 2) OBP: 0.323, SLG: 0.373 Peanuts Lowrey, R (6, PH) OBP: 0.378, SLG: 0.440 (7, 5)		B B B B 4-0 BB		0-0 P4		0-0 F8			0-0 1B		1 2	0 0	0 1	0 0	1 0	0 0	1 2
Harry Brecheen, L (1, 1) OBP: 0.214, SLG: 0.333 Bob Scheffing, R (6, PH) OBP: 0.322, SLG: 0.295 (7, 2)		0-0 P5			0-0 6-3	0-0 F9			0-0 F9		2 2	0 0	0 0	0 0	0 0	0 0	1 3
Inning Stats	R: 1 H: 3 E: 0 LOB: 1 K: 0 BB: 0 S: 5 P: 5	R: 0 H: 0 E: 0 LOB: 1 K: 1 BB: 1 S: 5 P: 9	R: 0 H: 1 E: 0 LOB: 1 K: 0 BB: 0 S: 4 P: 4	R: 0 H: 0 E: 0 LOB: 1 K: 0 BB: 0 S: 3 P: 4	R: 2 H: 1 E: 0 LOB: 0 K: 0 BB: 1 S: 4 P: 8	R: 0 H: 1 E: 0 LOB: 2 K: 0 BB: 0 S: 4 P: 5	R: 0 H: 0 E: 0 LOB: 0 K: 0 BB: 0 S: 3 P: 3	R: 0 H: 0 E: 0 LOB: 0 K: 0 BB: 0 S: 3 P: 3	R: 0 H: 1 E: 0 LOB: 1 K: 0 BB: 0 S: 4 P: 4	R: 1 H: 2 E: 0 LOB: 3 K: 0 BB: 2 S: 4 P: 12	1B: 7 SF: 0 2B: 1 SAC: 0 3B: 0 DP: 1 HR: 1 HBP: 2						

WP: 0 PA: 43
PB: 0
SB: 0
CS: 0

PITCHER	IP	WLS	BF	H	R	ER	SO	BB	IBB	HBP	BLK	WP	HR	S	P	ERA	WHIP
Ken Raffensberger, L (1, 1) ERA: 3.94	9.2	L	43	9	4	4	1	3	1	2	0	0	1	39	57	3.72	1.241

PITCHER	IP	WLS	BF	H	R	ER	SO	BB	IBB	HBP	BLK	WP	HR	S	P	ERA	WHIP

BOTTOM

Cincinnati Reds @ St. Louis Cardinals

Sportsman's Park, St. Louis, MO

Fri Aug 10 1951, 4:33 AM EDT
Att. 7,571 - Unknown

livebaseballscorecards.com

AB	37
R	4
H	9
RBI	4
BB	4
SO	1
LOB	14

Cincinnati Reds @ St. Louis Cardinals

Sportsman's Park, St. Louis, MO

Sat Aug 11 1951, 4:33 AM EDT
Att. 8,421 - Unknown

livebaseballscorecards.com

Batter	1	2	3	4	5	6	7	8	9	AB	R	H	RBI	BB	SO	LOB
Grady Hatton, L (1, 5) OBP: 0.321, SLG: 0.338	4-3			5-3			L8			3	0	0	0	0	0	0
Connie Ryan, R (1, 4) OBP: 0.377, SLG: 0.442	5-3			K			F7			3	0	0	0	0	1	0
Johnny Wyrostek, L (1, 9) OBP: 0.385, SLG: 0.416	4-3			F7			4-3			3	0	0	0	0	0	0
Joe Adcock, R (1, 7) OBP: 0.316, SLG: 0.443		E5 F9			L8			6-3		3	0	0	0	0	0	0
Bob Usher, R (1, 8) OBP: 0.278, SLG: 0.325		F9 1-2			F8			5-3		3	0	0	0	0	0	1
Virgil Stallcup, R (1, 6) OBP: 0.263, SLG: 0.383		L6			4-3			6-3		3	0	0	0	0	0	0
Ted Kluszewski, L (1, 3) OBP: 0.286, SLG: 0.369			G4-3 1B			E8 FC6-5 1B			4-3	3	0	2	0	0	0	0
Johnny Pramesa, R (1, 2) OBP: 0.234, SLG: 0.339			F8			FC6-5 B1-6-4 2-3			F8	3	0	0	0	0	0	2
Willie Ramsdell, R (1, 1) OBP: 0.174, SLG: 0.136			G4-3 1-2f			B1-6-4 1-2f			P6	2	0	0	0	0	0	2
Dixie Howell, R (9, PH) OBP: 0.313, SLG: 0.367										1	0	0	0	0	0	0

Inning Stats	1	2	3	4	5	6	7	8	9		
	R: 0 E: 0 K: 0 S: 3	H: 0 LOB: 0 BB: 0 P: 3	R: 0 E: 1 K: 0 S: 3	H: 0 LOB: 0 BB: 0 P: 3	R: 0 E: 0 K: 0 S: 3	H: 1 LOB: 0 BB: 0 P: 3	R: 0 E: 0 K: 1 S: 5	H: 0 LOB: 0 BB: 0 P: 5	R: 0 E: 0 K: 0 S: 3	H: 0 LOB: 0 BB: 0 P: 3	R: 0 E: 1 K: 0 S: 3	H: 1 LOB: 0 BB: 0 P: 3
	R: 0 E: 0 K: 0 S: 3	H: 0 LOB: 0 BB: 0 P: 3	R: 0 E: 0 K: 0 S: 3	H: 0 LOB: 0 BB: 0 P: 3	R: 0 E: 0 K: 0 S: 3	H: 0 LOB: 0 BB: 0 P: 3	R: 0 E: 0 K: 0 S: 3	H: 0 LOB: 0 BB: 0 P: 3	R: 0 E: 0 K: 0 S: 3	H: 0 LOB: 0 BB: 0 P: 3	1B: 2 2B: 0 3B: 0 HR: 0	SF: 0 SAC: 0 DP: 2 HBP: 0

WP: 0 PB: 0 SB: 0 CS: 0 PA: 27

PITCHER	IP	WLS	BF	H	R	ER	SO	BB	IBB	HBP	BLK	WP	HR	S	P	ERA	WHIP
Max Lanier, L (1, 1) ERA: 3.92	9.0	W	27	2	0	0	1	0	0	0	0	0	0	29	29	0.00	0.222

PITCHER	IP	WLS	BF	H	R	ER	SO	BB	IBB	HBP	BLK	WP	HR	S	P	ERA	WHIP

AB	27
R	0
H	2
RBI	0
BB	0
SO	1
LOB	5

Batter	1	2	3	4	5	6	7	8	9	AB	R	H	RBI	BB	SO	LOB
Solly Hemus, L (1, 6) OBP: 0.373, SLG: 0.354	6-3		F8			E3	4-3			4	1	1	0	0	0	1
Red Schoendienst, S (1, 4) OBP: 0.334, SLG: 0.406	G3		F9					PB		4	0	2	1	0	0	0
Stan Musial, L (1, 7) OBP: 0.460, SLG: 0.656	5-3			K		IBB		4-3		3	0	0	0	1	1	1
Nippy Jones, R (1, 3) OBP: 0.295, SLG: 0.341		1-3		5-3		F7		P6		4	0	0	1	0	0	3
Wally Westlake, R (1, 8) OBP: 0.330, SLG: 0.486		1B		P5		P4		5-3		4	0	1	0	0	0	3
Hal Rice, L (1, 9) OBP: 0.371, SLG: 0.438		FC6-4			K	6-3				3	0	1	0	0	1	2
Billy Johnson, R (1, 5) OBP: 0.338, SLG: 0.391		F5			P6		F7			3	0	0	0	0	0	2
Del Rice, R (1, 2) OBP: 0.320, SLG: 0.368		FC6-4			F3		1-3			3	0	0	0	0	0	2
Max Lanier, R (1, 1) OBP: 0.188, SLG: 0.161			K			E 1B	1B			3	1	2	0	0	1	0
Inning Stats	R: 0 E: 0 K: 0 S: 3 H: 0 LOB: 0 BB: 0 P: 3	R: 0 E: 0 K: 0 S: 5 H: 2 LOB: 2 BB: 0 P: 5	R: 0 E: 0 K: 1 S: 5 H: 0 LOB: 0 BB: 0 P: 5	R: 0 E: 0 K: 1 S: 5 H: 0 LOB: 0 BB: 0 P: 5	R: 0 E: 0 K: 1 S: 5 H: 0 LOB: 0 BB: 0 P: 5	R: 2 E: 1 K: 0 S: 6 H: 3 LOB: 2 BB: 1 P: 10	R: 0 E: 0 K: 0 S: 4 H: 1 LOB: 1 BB: 0 P: 4	R: 0 E: 0 K: 0 S: 4 H: 1 LOB: 1 BB: 0 P: 4		1B: 6 2B: 1 3B: 0 HR: 0 SF: 0 SAC: 0 DP: 0 HBP: 0						

PITCHER	IP	WLS	BF	H	R	ER	SO	BB	IBB	HBP	BLK	WP	HR	S	P	ERA	WHIP
Willie Ramsdell, R (1, 1) ERA: 3.87	8.0	L	32	7	2	2	3	0	1	0	0	0	0	37	41	2.25	0.875

PITCHER	IP	WLS	BF	H	R	ER	SO	BB	IBB	HBP	BLK	WP	HR	S	P	ERA	WHIP

BOTTOM

Cincinnati Reds @ St. Louis Cardinals

Sportsman's Park, St. Louis, MO

Sat Aug 11 1951, 4:33 AM EDT

Att. 8,421 - Unknown

livebaseballscorecards.com

AB	31
R	2
H	7
RBI	2
BB	1
SO	3
LOB	14

WP: 0	PA: 32		
PB: 1			
SB: 0			
CS: 0			

TOP

Cincinnati Reds @ St. Louis Cardinals

Sportsman's Park, St. Louis, MO

Sun Aug 12 1951, 4:33 AM EDT

Att. 11,550 - Sunny - 91 F

livebaseballscorecards.com

Batter	1	2	3	4	5	6	7	8	9	AB	R	H	RBI	BB	SO	LOB
Bobby Adams, R (1, 5) OBP: 0.342, SLG: 0.377	S S S 0-3 K ①		B B B B 4-0 1B HBP 1-2 2-3 3-H BB		X 0-0 E 1-2 1B		X 0-0 F9 ③			3	0	1	1	1	1	0
Connie Ryan, R (1, 4) OBP: 0.375, SLG: 0.438	X 0-0 F8 ②		H 1-0 1B 1-2 2-3 3-H HBP		X 0-0 F8 ① ② 1-2 2-3			X 0-0 F2 ①		3	0	0	1	0	0	2
Johnny Wyrostek, L (1, 9) OBP: 0.382, SLG: 0.412	X 0-0 F8 ③		X 0-0 F5 ①		X 0-0 F8 ③			S S S 0-3 K ②		4	0	0	0	0	1	4
Hank Edwards, L (1, 7) OBP: 0.400, SLG: 0.492		X 0-0 F2 ①	X 0-0 ② 1-3 2-3 3-H 1B			X 0-0 F6 ①		B B B B 4-0 1B BB		3	0	1	1	1	0	0
Ted Kluszewski, L (1, 3) OBP: 0.285, SLG: 0.368		X 0-0 F3 ②	X 0-0 F9 ③			X 0-0 F9 ②		X 0-0 1-2 1B		4	0	1	0	0	0	2
Lloyd Merriman, L (1, 8) OBP: 0.298, SLG: 0.353		X 0-0 F9 ③		X 0-0 CS 1B		X 0-0 FC6-4 1B		X 0-0 4-3 ③		4	0	2	0	0	0	2
Virgil Stallcup, R (1, 6) OBP: 0.263, SLG: 0.385			X 0-0 1B BB 2B	S S S 0-3 K ① ② 1-2		X 0-0 FC6-4 ③ 1-2f			X 0-0 F8 ①	4	1	1	0	0	1	2
Dixie Howell, R (1, 2) OBP: 0.311, SLG: 0.357			B B B B 4-0 BB 1B HBP BB	X 0-0 6-3 ③			X 0-0 5-3 ①		X 0-0 F2 ②	3	1	0	0	1	0	0
Herm Wehmeier, R (1, 1) OBP: 0.200, SLG: 0.233			X 0-0 HBP BB 1B 1-2 2-3 1B		X 0-0 F8 1B 1B		X 0-0 F9 ②		X 0-0 5-3 ③	4	1	2	0	0	0	0
Inning Stats	R: 0 E: 0 K: 1 S: 5 H: 0 LOB: 0 BB: 0 P: 5	R: 0 E: 0 K: 0 S: 3 H: 0 LOB: 0 BB: 0 P: 3	R: 3 E: 0 K: 0 S: 5 H: 3 LOB: 2 BB: 2 P: 14	R: 0 E: 0 K: 1 S: 5 H: 1 LOB: 0 BB: 0 P: 5	R: 0 E: 1 K: 0 S: 4 H: 2 LOB: 1 BB: 0 P: 4	R: 0 E: 0 K: 0 S: 4 H: 1 LOB: 1 BB: 0 P: 4	R: 0 E: 0 K: 0 S: 3 H: 0 LOB: 0 BB: 0 P: 3	R: 0 E: 0 K: 1 S: 6 H: 1 LOB: 2 BB: 1 P: 10	R: 0 E: 0 K: 0 S: 3 H: 0 LOB: 0 BB: 0 P: 3	1B: 7 2B: 1 3B: 0 HR: 0	SF: 0 SAC: 0 DP: 0 HBP: 1	WP: 0 PB: 0 SB: 0 CS: 1	PA: 36			

AB	32
R	3
H	8
RBI	3
BB	3
SO	3
LOB	12

PITCHER		IP	WLS	BF	H	R	ER	SO	BB	IBB	HBP	BLK	WP	HR	S	P	ERA	WHIP
Cloyd Boyer, R ERA: 5.26	(1, 1)	2.0		11	2	3	3	1	2	0	1	0	0	0	10	19	13.50	2.000
Al Brazle, L ERA: 3.58	(3, 1)	4.0		14	5	0	0	1	0	0	0	0	0	0	16	16	0.00	1.250
Tom Poholsky, R ERA: 5.17	(7, 1)	1.2		7	1	0	0	1	1	0	0	0	0	0	8	12	0.00	1.200
Harry Brecheen, L ERA: 3.3	(8, 1)	1.1	W	4	0	0	0	0	0	0	0	0	0	0	4	4	0.00	0.000

PITCHER	IP	WLS	BF	H	R	ER	SO	BB	IBB	HBP	BLK	WP	HR	S	P	ERA	WHIP

Batter	1	2	3	4	5	6	7	8	9	AB	R	H	RBI	BB	SO	LOB
Solly Hemus, L (1, 6) OBP: 0.368, SLG: 0.348	F8			4-3		F8		FC3-6 3B 1-2f		4	1	0	0	0	0	2
Red Schoendienst, S (1, 4) OBP: 0.336, SLG: 0.413	F9			6-3			BB 1B 1B	L1-5 3B 1-H		4	1	2	1	0	0	0
Stan Musial, L (1, 7) OBP: 0.461, SLG: 0.652	F9			F5			1B 1B BB 1-2	IBB		2	1	0	0	2	0	0
Nippy Jones, R (1, 3) OBP: 0.294, SLG: 0.339		G6-4-3 1B			K		K	L1-5 3-H		4	0	1	0	0	2	4
Wally Westlake, R (1, 8) OBP: 0.329, SLG: 0.489		F9			K		K		BB 3B	4	1	1	0	0	2	3
Hal Rice, L (1, 9) OBP: 0.375, SLG: 0.435		G6-4-3 1-2f			F8		1B 1B 1-3 2-H		BB IBB IBB	3	0	1	1	1	0	1
Billy Johnson, R (1, 5) OBP: 0.342, SLG: 0.396			F7			2B	1B 1-3 3-H		BB 1-2 IBB	3	0	2	1	1	0	0
Del Rice, R (1, 2) OBP: 0.318, SLG: 0.366 Peanuts Lowrey, R (7, PH) OBP: 0.377, SLG: 0.439 Bob Scheffing, R (8, 2) OBP: 0.327, SLG: 0.295			F9			F9	F8		BB 1-2 2-3 3-H	2 1 0	0 0 0	0 0 0	0 0 1	0 0 1	0 0 0	1 2 0
Cloyd Boyer, R (1, 1) OBP: 0.200, SLG: 0.250 Al Brazle, L (3, 1) OBP: 0.067, SLG: 0.067 Enos Slaughter, L (6, PH) OBP: 0.377, SLG: 0.372 Tom Poholsky, R (7, 1) OBP: 0.238, SLG: 0.244 Harry Brecheen, L (8, 1) OBP: 0.233, SLG: 0.349			F5			K		FC3-6 1B		0 1 1 0 1	0 0 0 0 0	0 0 0 0 0	0 0 0 0 0	0 0 1 0 0	0 0 0 0 0	0 0 1 0 0

Inning Stats	1	2	3	4	5	6	7	8	9
	R: 0 E: 0 K: 0 S: 3	H: 0 LOB: 0 BB: 0 P: 3	R: 0 E: 0 K: 0 S: 3	H: 1 LOB: 0 BB: 0 P: 3	R: 0 E: 0 K: 0 S: 3	H: 0 LOB: 0 BB: 0 P: 3	R: 0 E: 0 K: 0 S: 3	H: 0 LOB: 0 BB: 0 P: 3	R: 0 E: 0 K: 2 S: 7	H: 0 LOB: 0 BB: 0 P: 7	R: 0 E: 0 K: 1 S: 6	H: 1 LOB: 1 BB: 0 P: 6	R: 2 E: 0 K: 2 S: 10	H: 3 LOB: 2 BB: 1 P: 14	R: 1 E: 0 K: 0 S: 4	H: 2 LOB: 1 BB: 1 P: 8	R: 1 E: 0 K: 0 S: 1	H: 1 LOB: 3 BB: 3 P: 13

PITCHER	IP	WLS	BF	H	R	ER	SO	BB	IBB	HBP	BLK	WP	HR	S	P	ERA	WHIP
Herm Wehmeier, R (1, 1) ERA: 5.14	8.0	L	35	8	4	4	5	2	3	0	0	0	0	40	60	4.50	1.250

PITCHER	IP	WLS	BF	H	R	ER	SO	BB	IBB	HBP	BLK	WP	HR	S	P	ERA	WHIP

BOTTOM

Cincinnati Reds @ St. Louis Cardinals

Sportsman's Park, St. Louis, MO

Sun Aug 12 1951, 4:33 AM EDT
Att. 11,550 - Sunny - 91 F

livebaseballscorecards.com

AB	30
R	4
H	8
RBI	4
BB	5
SO	5
LOB	14

1B: 5	SF: 0	WP: 0	PA: 35
2B: 2	SAC: 0	PB: 0	
3B: 2	DP: 2	SB: 0	
HR: 0	HBP: 0	CS: 0	

Batter	1	2	3	4	5	6	7	8	9	AB	R	H	RBI	BB	SO	LOB
Pete Castiglione, R (1, 5) OBP: 0.313, SLG: 0.353	4-3		F9 1-2			1-3 2B		4-3		4	0	1	0	0	0	1
Rocky Nelson, L (1, 3) OBP: 0.299, SLG: 0.358	K		4-3			F4			L6-3 1B	3	0	0	0	0	1	2
George Metkovich, L (9, PH) OBP: 0.344, SLG: 0.399										1	0	1	0	0	0	0
Gus Bell, L (1, 9) OBP: 0.342, SLG: 0.477	F7			5-3		K			L6-3 1-2	4	0	0	0	0	1	3
Ralph Kiner, R (1, 7) OBP: 0.446, SLG: 0.643		F9		6-3			G4-6-3 1B		BB	3	0	1	0	1	0	0
Bill Howerton, L (1, 8) OBP: 0.361, SLG: 0.461		K			G3		G4-6-3 1-2f		F6	4	0	0	0	0	1	2
Joe Garagiola, L (1, 2) OBP: 0.336, SLG: 0.459		1B			K		BB			2	0	1	0	1	1	0
George Strickland, R (1, 6) OBP: 0.321, SLG: 0.359		F8			F8		F8			3	0	0	0	0	0	2
Dick Cole, R (1, 4) OBP: 0.346, SLG: 0.233			CS 1B			4-3		F8		3	0	1	0	0	0	0
Howie Pollet, L (1, 1) OBP: 0.303, SLG: 0.148			K			2B BB		K		1	0	0	0	1	1	1
Tom Saffell, L (8, PH) OBP: 0.270, SLG: 0.229										1	0	0	0	0	1	0
Ted Wilks, R (8, 1)										0	0	0	0	0	0	0
Inning Stats	R: 0 E: 0 K: 1 S: 5 H: 0 LOB: 0 BB: 0 P: 5	R: 0 E: 0 K: 1 S: 6 H: 1 LOB: 1 BB: 0 P: 6	R: 0 E: 0 K: 1 S: 5 H: 1 LOB: 0 BB: 0 P: 5	R: 0 E: 0 K: 0 S: 3 H: 0 LOB: 0 BB: 0 P: 3	R: 0 E: 0 K: 1 S: 5 H: 0 LOB: 0 BB: 0 P: 5	R: 0 E: 0 K: 1 S: 6 H: 1 LOB: 2 BB: 1 P: 10	R: 0 E: 0 K: 0 S: 3 H: 1 LOB: 1 BB: 1 P: 7	R: 0 E: 0 K: 1 S: 5 H: 0 LOB: 0 BB: 0 P: 5	R: 0 E: 0 K: 0 S: 3 H: 1 LOB: 1 BB: 1 P: 7	1B: 4 2B: 2 3B: 0 HR: 0 SF: 0 SAC: 0 DP: 2 HBP: 0						

PITCHER	IP	WLS	BF	H	R	ER	SO	BB	IBB	HBP	BLK	WP	HR	S	P	ERA	WHIP
Howie Fox, R (1, 1) ERA: 3.34	9.0	W	32	5	0	0	6	3	0	0	0	0	0	41	53	0.00	0.889

PITCHER	IP	WLS	BF	H	R	ER	SO	BB	IBB	HBP	BLK	WP	HR	S	P	ERA	WHIP

TOP

Pittsburgh Pirates @ Cincinnati Reds

Crosley Field, Cincinnati, OH

Mon Aug 13 1951, 3:33 AM EDT

Sunny - 93 F

livebaseballscorecards.com

AB	29
R	0
H	5
RBI	0
BB	3
SO	6
LOB	11

Pittsburgh Pirates @ Cincinnati Reds

Crosley Field, Cincinnati, OH

Mon Aug 13 1951, 3:33 AM EDT

Sunny - 93 F

livebaseballscorecards.com

BOTTOM

Batter	1	2	3	4	5	6	7	8	9	AB	R	H	RBI	BB	SO	LOB
Bobby Adams, R (1, 5) OBP: 0.337, SLG: 0.371	4-3		F9			5-3		F4		4	0	0	0	0	0	0
Connie Ryan, R (1, 4) OBP: 0.378, SLG: 0.440	2B 1B			G4-6-3 1B		5-3				3	0	2	0	0	0	0
Johnny Wyrostek, L (1, 9) OBP: 0.380, SLG: 0.410	F4			G4-6-3 1-2f		L6				3	0	0	0	0	0	2
Joe Adcock, R (1, 7) OBP: 0.316, SLG: 0.446	1-H 2B			F9			F6			3	0	1	0	0	0	0
Ted Kluszewski, L (1, 3) OBP: 0.286, SLG: 0.375		F7			K		HR			3	1	1	1	0	1	0
Virgil Stallcup, R (1, 6) OBP: 0.261, SLG: 0.381		F7			5-3		F2			3	0	0	0	0	0	0
Bob Usher, R (1, 8) OBP: 0.279, SLG: 0.325		F2			1B		F7			3	0	1	0	0	0	0
Dixie Howell, R (1, 2) OBP: 0.303, SLG: 0.348			F8		F7			K		3	0	0	0	0	1	1
Howie Fox, R (1, 1) OBP: 0.140, SLG: 0.182			F6			HR		6-3		3	1	1	1	0	0	0
Inning Stats	R: 0 E: 0 K: 0 S: 4 H: 2 LOB: 2 BB: 0 P: 4	R: 0 E: 0 K: 0 S: 3 H: 0 LOB: 0 BB: 0 P: 3	R: 0 E: 0 K: 0 S: 3 H: 0 LOB: 0 BB: 0 P: 3	R: 0 E: 0 K: 0 S: 3 H: 1 LOB: 0 BB: 0 P: 3	R: 0 E: 0 K: 1 S: 6 H: 1 LOB: 1 BB: 0 P: 6	R: 1 E: 0 K: 0 S: 4 H: 1 LOB: 0 BB: 0 P: 4	R: 1 E: 0 K: 0 S: 4 H: 1 LOB: 0 BB: 0 P: 4	R: 0 E: 0 K: 1 S: 5 H: 0 LOB: 0 BB: 0 P: 5		1B: 3 2B: 1 3B: 0 HR: 2 SF: 0 SAC: 0 DP: 1 HBP: 0						

PITCHER		IP	WLS	BF	H	R	ER	SO	BB	IBB	HBP	BLK	WP	HR	S	P	ERA	WHIP
Howie Pollet, L ERA: 4.27	(1, 1)	7.0	L	25	6	2	2	1	0	0	0	0	0	2	27	27	2.57	0.857
Ted Wilks, R ERA: 3.36	(8, 1)	1.0		3	0	0	0	1	0	0	0	0	0	0	5	5	0.00	0.000

PITCHER	IP	WLS	BF	H	R	ER	SO	BB	IBB	HBP	BLK	WP	HR	S	P	ERA	WHIP

AB	28
R	2
H	6
RBI	2
BB	0
SO	2
LOB	3

Pittsburgh Pirates @ Cincinnati Reds

Crosley Field, Cincinnati, OH

Mon Aug 13 1951, 3:38 AM EDT

Att. 9,992 - Unknown - 87 F

TOP

livebaseballscorecards.com

Batter	1	2	3	4	5	6	7	8	9	AB	R	H	RBI	BB	SO	LOB
Pete Castiglione, R (1, 5) OBP: 0.313, SLG: 0.352	F8			K	F5				1B, 1B, FC1-2, 1B	4	0	1	0	0	1	0
Tom Saffell, L (1, 8) OBP: 0.293, SLG: 0.333	6-3			HR			F8		FC1-2, 1B, 1-2, 1B	4	1	2	1	0	0	0
George Metkovich, L (1, 3) OBP: 0.343, SLG: 0.397	G3			F7			4-3		FC1-2, 1-2, 2-3, 1B	4	0	1	0	0	0	0
Ralph Kiner, R (1, 7) OBP: 0.444, SLG: 0.638		F9		F8			BB		FC1-2, 1-2, 2-3, 3-Hf	3	0	0	0	1	0	3
Gus Bell, L (1, 9) OBP: 0.339, SLG: 0.473		F7			F3		F8		4-3	4	0	0	0	0	0	4
Clyde McCullough, R (1, 2) OBP: 0.353, SLG: 0.404 Joe Garagiola, L (5, PH) OBP: 0.333, SLG: 0.455 (5, 2)		F5			F2			F8		1 2	0 0	0 0	0 0	0 0	0 0	0 0
George Strickland, R (1, 6) OBP: 0.318, SLG: 0.356			K		F8			F8		3	0	0	0	0	1	0
Dick Cole, R (1, 4) OBP: 0.327, SLG: 0.217			6-3			F9		F8		3	0	0	0	0	0	0
Junior Walsh, R (1, 1) OBP: 0.375, SLG: 0.167 Mel Queen, R (4, 1) OBP: 0.091, SLG: 0.063 Paul LaPalme, L (4, 1) OBP: 0.231, SLG: 0.091 Rocky Nelson, L (6, PH) OBP: 0.277, SLG: 0.356 Bill Werle, L (6, 1) OBP: 0.290, SLG: 0.367 Bill Howerton, L (9, PH) OBP: 0.359, SLG: 0.459			K			F8			K	1 0 0 1 0 1	0 0 0 0 0 0	0 0 0 0 0 0	0 0 0 0 0 0	1 0 0 0 0 1	0 0 0 0 0 0	0 0 0 0 0 0

Inning Stats	1	2	3	4	5	6	7	8	9
R	0	0	0	1	0	0	0	0	0
E	0	0	0	0	0	0	0	0	0
K	0	0	2	1	0	0	0	0	1
S	3	3	7	6	3	3	3	3	8
H	0	0	0	1	0	0	0	0	3
LOB	0	0	0	0	0	0	1	0	0
BB	0	0	0	0	0	0	1	0	0
P	3	3	7	6	3	3	7	3	8

1B	3
2B	0
3B	0
HR	1
SF	0
SAC	0
DP	0
HBP	0

WP	0
PB	0
SB	0
CS	0
PA	32

AB	31
R	1
H	4
RBI	1
BB	1
SO	4
LOB	7

PITCHER	IP	WLS	BF	H	R	ER	SO	BB	IBB	HBP	BLK	WP	HR	S	P	ERA	WHIP
Ewell Blackwell, R (1, 1) ERA: 3.84	9.0	W	32	4	1	1	4	1	0	0	0	0	1	39	43	1.00	0.556

Pittsburgh Pirates @ Cincinnati Reds

Crosley Field, Cincinnati, OH

Mon Aug 13 1951, 3:38 AM EDT

Att. 9,992 - Unknown - 87 F

BOTTOM

livebaseballscorecards.com

Batter	1	2	3	4	5	6	7	8	9	AB	R	H	RBI	BB	SO	LOB
Bobby Adams, R (1, 5) OBP: 0.334, SLG: 0.365	BBBB 4-0 E S 1B BB		SSS 0-3 ② K	SSS 0-3 ② K		X 0-0 ① 5-3		X 0-0 ③ FC5-4 1-2f		4	1	0	0	1	2	4
Connie Ryan, R (1, 4) OBP: 0.376, SLG: 0.436	X 0-0 ① F4 1-3		X 0-0 ③ 5-3	BBBB 4-0 1-2 2-3 3-H BB		X 0-0 ② 6-3				3	0	0	1	1	0	1
Johnny Wyrostek, L (1, 9) OBP: 0.381, SLG: 0.410	X 0-0 FC6-4 3-H 1B			x 0-0 BB 2B 1B 0-3 K		X 0-0 ③ 6-3				4	1	2	1	0	1	3
Hank Edwards, L (1, 7) OBP: 0.405, SLG: 0.500	X 0-0 ② FC6-4 1-2f			BBBB 4-0 2B 1-2 FC5-2 BB	X 0-0 3-1 1B 2B		SSS 0-3 ① K			3	1	1	0	1	1	1
Ted Kluszewski, L (1, 3) OBP: 0.285, SLG: 0.376	SSS 0-3 ③ K			X 0-0 FC5-2 1-3 2-H 1B 2B	X 0-0 ① 3-1 2-3		X 0-0 ② 4-3			4	1	1	1	0	1	2
Lloyd Merriman, L (1, 8) OBP: 0.297, SLG: 0.352		X 0-0 ① F5		X 0-0 ① FC5-2 1B 1B 2-3 3-H	X 0-0 1B F8 3-H 1B		X 0-0 ③ F9			4	2	1	1	0	0	2
Virgil Stallcup, R (1, 6) OBP: 0.264, SLG: 0.382		X 0-0 ② F4		X 0-0 BB 1B 1-2 BB 3-H 1B	X 0-0 1-3 1B			X 0-0 ① 5-3		4	1	2	1	0	0	0
Dixie Howell, R (1, 2) OBP: 0.302, SLG: 0.345		X 0-0 ③ 3-1		X 0-0 BB BB 1-2 2-H 1B	X 0-0 ② F8 3-H			X 0-0 ② 6-3		4	0	1	2	0	0	1
Ewell Blackwell, R (1, 1) OBP: 0.397, SLG: 0.458			X 0-0 ① 5-3	BBBB 4-0 BB 1-2 2-3 BB	X 0-0 ③ 4-3			X 0-0 FC5-4 1B		3	0	1	0	1	0	1
Inning Stats	R: 1 H: 1 E: 0 LOB: 1 K: 1 BB: 1 S: 6 P: 10	R: 0 H: 0 E: 0 LOB: 0 K: 0 BB: 0 S: 3 P: 3	R: 0 H: 0 E: 0 LOB: 0 K: 1 BB: 0 S: 5 P: 5	R: 4 H: 4 E: 0 LOB: 3 K: 2 BB: 3 S: 11 P: 23	R: 2 H: 3 E: 0 LOB: 1 K: 0 BB: 0 S: 6 P: 6	R: 0 H: 0 E: 0 LOB: 0 K: 0 BB: 0 S: 3 P: 3	R: 0 H: 0 E: 0 LOB: 0 K: 1 BB: 0 S: 5 P: 5	R: 0 H: 1 E: 0 LOB: 1 K: 0 BB: 0 S: 4 P: 4		1B: 7 SF: 0 2B: 2 SAC: 0 3B: 0 DP: 0 HR: 0 HBP: 0						

	AB	33
	R	7
	H	9
	RBI	7
	BB	4
	SO	5
	LOB	15

WP: 0 PA: 37
PB: 0
SB: 1
CS: 0

PITCHER		IP	WLS	BF	H	R	ER	SO	BB	IBB	HBP	BLK	WP	HR	S	P	ERA	WHIP
Junior Walsh, R ERA: 6.75	(1, 1)	3.1	L	16	4	5	5	2	2	0	0	0	0	0	18	26	13.50	1.800
Mel Queen, R ERA: 4.74	(4, 1)	0.1		4	1	0	0	1	2	0	0	0	0	0	4	12	0.00	9.000
Paul LaPalme, L ERA: 6.27	(4, 1)	1.1		7	3	2	2	1	0	0	0	0	0	0	9	9	13.50	2.250
Bill Werle, L ERA: 6.4	(6, 1)	3.0		10	1	0	0	1	0	0	0	0	0	0	12	12	0.00	0.333

PITCHER	IP	WLS	BF	H	R	ER	SO	BB	IBB	HBP	BLK	WP	HR	S	P	ERA	WHIP

Chicago Cubs @ Cincinnati Reds

Crosley Field, Cincinnati, OH

Wed Aug 15 1951, 3:33 AM EDT

Att. 5,907 - Unknown

TOP

Batter	1	2	3	4	5	6	7	8	9	AB	R	H	RBI	BB	SO	LOB
Eddie Miksis, R (1, 4) OBP: 0.340, SLG: 0.374	1B		1B			G6-4-3 1-2f		F8		4	0	2	0	0	0	3
Hal Jeffcoat, R (1, 9) OBP: 0.295, SLG: 0.370	P4		L4			6-3			K 2B	4	0	1	0	0	0	2
Frank Baumholtz, L (1, 8) OBP: 0.361, SLG: 0.412	F9			G3			F8		K 2-3	4	0	0	0	0	1	2
Hank Sauer, R (1, 7) OBP: 0.327, SLG: 0.481	K			F7			F9		3B	4	0	1	0	0	1	1
Randy Jackson, R (1, 5) OBP: 0.334, SLG: 0.429		5-3		5-3			F8		F8	4	0	0	0	0	0	1
Chuck Connors, L (1, 3) OBP: 0.309, SLG: 0.323		P4			5-3			F2		3	0	0	0	0	0	0
Jack Cusick, R (1, 6) OBP: 0.246, SLG: 0.252		5-3			F8			1B		3	0	1	0	0	0	0
Mickey Owen, R (1, 2) OBP: 0.293, SLG: 0.228 Bruce Edwards, R (8, PH) OBP: 0.342, SLG: 0.472 Smoky Burgess, L (8, 2) OBP: 0.311, SLG: 0.333			F8		5-3			P4		2 1 0	0 0 0	0 0 0	0 0 0	0 0 0	0 0 0	0 1 0
Cal McLish, S (1, 1) OBP: 0.156, SLG: 0.194 Roy Smalley, R (8, PH) OBP: 0.281, SLG: 0.366 Bob Borkowski, R (8, PR) OBP: 0.202, SLG: 0.185 Dutch Leonard, R (8, 1)			K			G6-4-3 1B		1-2 1B		2 1 0 0	0 0 0 0	1 1 0 0	0 0 0 0	0 0 0 0	1 0 0 0	0 0 0 0
Inning Stats	R: 0 E: 0 K: 1 S: 6 H: 1 LOB: 1 BB: 0 P: 6	R: 0 E: 0 K: 0 S: 3 H: 0 LOB: 0 BB: 0 P: 3	R: 0 E: 0 K: 1 S: 6 H: 1 LOB: 1 BB: 0 P: 6	R: 0 E: 0 K: 0 S: 3 H: 0 LOB: 0 BB: 0 P: 3	R: 0 E: 0 K: 0 S: 3 H: 0 LOB: 0 BB: 0 P: 3	R: 0 E: 0 K: 0 S: 3 H: 1 LOB: 0 BB: 0 P: 3	R: 0 E: 0 K: 0 S: 3 H: 0 LOB: 0 BB: 0 P: 3	R: 0 E: 0 K: 0 S: 5 H: 2 LOB: 2 BB: 0 P: 5	R: 0 E: 0 K: 1 S: 6 H: 2 LOB: 1 BB: 0 P: 6	1B: 5 2B: 1 3B: 1 HR: 0 SF: 0 SAC: 0 DP: 1 HBP: 0						

PITCHER	IP	WLS	BF	H	R	ER	SO	BB	IBB	HBP	BLK	WP	HR	S	P	ERA	WHIP
Ken Raffensberger, L (1, 1) ERA: 3.74	9.0	W	32	7	0	0	3	0	0	0	0	0	0	38	38	0.00	0.778

PITCHER	IP	WLS	BF	H	R	ER	SO	BB	IBB	HBP	BLK	WP	HR	S	P	ERA	WHIP

AB	32
R	0
H	7
RBI	0
BB	0
SO	3
LOB	10

WP: 0 PB: 0 SB: 0 CS: 0 PA: 32

livebaseballscorecards.com

Batter	1	2	3	4	5	6	7	8	9	AB	R	H	RBI	BB	SO	LOB
Bobby Adams, R (1, 5) OBP: 0.330, SLG: 0.360	6-3		FC5-4 (FC4-6) 1-2f		F8		FC5 2-3f			4	0	0	0	0	0	5
Connie Ryan, R (1, 4) OBP: 0.378, SLG: 0.435	FC4-6 1B		FC4-6 1-2f			4-3		BBBB 4-0 4-3 SH2-4 BB		3	0	1	0	1	0	1
Johnny Wyrostek, L (1, 9) OBP: 0.382, SLG: 0.412	FC4-6 1-2f 2B			1B		G4-6-3 1B		SH2-4 1-2		3	0	2	0	0	0	1
Hank Edwards, L (1, 7) OBP: 0.397, SLG: 0.500	1-H 2B			4-3		G4-6-3 1-2f		4-3 2-3		4	0	1	0	0	0	2
Ted Kluszewski, L (1, 3) OBP: 0.287, SLG: 0.384		F8		HR			2B 1B	1-3		4	1	2	1	0	0	1
Lloyd Merriman, L (1, 8) OBP: 0.294, SLG: 0.348		4-3		L6			F9			3	0	0	0	0	0	1
Virgil Stallcup, R (1, 6) OBP: 0.264, SLG: 0.385		5-3			6-3		FC5 1-3 2B			3	0	1	0	0	0	0
Dixie Howell, R (1, 2) OBP: 0.318, SLG: 0.355			FC5-4 1B		1B		IIII IBB			2	0	2	0	1	0	0
Ken Raffensberger, R (1, 1) OBP: 0.138, SLG: 0.113			SSS K		SSS K		SSS K			3	0	0	0	0	3	5
Inning Stats	R: 0 E: 0 K: 0 S: 4 H: 2 LOB: 2 BB: 0 P: 4	R: 0 E: 0 K: 0 S: 3 H: 0 LOB: 0 BB: 0 P: 3	R: 0 E: 0 K: 1 S: 6 H: 1 LOB: 1 BB: 0 P: 6	R: 1 E: 0 K: 0 S: 4 H: 2 LOB: 0 BB: 0 P: 4	R: 0 E: 0 K: 1 S: 6 H: 1 LOB: 1 BB: 0 P: 6	R: 0 E: 0 K: 0 S: 3 H: 1 LOB: 0 BB: 0 P: 3	R: 0 E: 0 K: 1 S: 7 H: 2 LOB: 3 BB: 1 P: 11	R: 0 E: 0 K: 0 S: 3 H: 0 LOB: 1 BB: 1 P: 7		1B: 6 2B: 2 3B: 0 HR: 1	SF: 0 SAC: 1 DP: 1 HBP: 0					

Chicago Cubs @ Cincinnati Reds

Crosley Field, Cincinnati, OH

Wed Aug 15 1951, 3:33 AM EDT

Att. 5,907 - Unknown

BOTTOM

livebaseballscorecards.com

AB	29
R	1
H	9
RBI	1
BB	2
SO	3
LOB	16

WP: 0 PB: 0 SB: 0 CS: 0 PA: 32

PITCHER		IP	WLS	BF	H	R	ER	SO	BB	IBB	HBP	BLK	WP	HR	S	P	ERA	WHIP
Cal McLish, R ERA: 3.66	(1, 1)	7.0	L	28	9	1	1	3	0	1	0	0	0	1	33	37	1.29	1.286
Dutch Leonard, R ERA: 1.98	(8, 1)	1.0		4	0	0	0	0	1	0	0	0	0	0	3	7	0.00	1.000

PITCHER		IP	WLS	BF	H	R	ER	SO	BB	IBB	HBP	BLK	WP	HR	S	P	ERA	WHIP

Chicago Cubs @ Cincinnati Reds

Crosley Field, Cincinnati, OH

Thu Aug 16 1951, 3:33 AM EDT

Att. 3,944 - Unknown

TOP

livebaseballscorecards.com

Batter	1	2	3	4	5	6	7	8	9	10	AB	R	H	RBI	BB	SO	LOB
Eddie Miksis, R (1, 4) OBP: 0.343, SLG: 0.375	F2	1-2 3-H 1B			6-3		5-3		4-3 2-3 1B	1B BB	5	0	2	1	1	0	0
Chuck Connors, L (1, 3) OBP: 0.303, SLG: 0.316	F2	PO 2-3	F1		F9		4-3		4-3 1-2	1-2 2-H 1B	6	0	1	1	0	0	2
Frank Baumholtz, L (1, 8) OBP: 0.361, SLG: 0.408	BB		4-3		F8		BB		G3	F5	4	0	0	0	2	0	4
Hank Sauer, R (1, 7) OBP: 0.328, SLG: 0.479	6-3		6-3			BB 1B 1B	F4			1B BB	4	2	1	0	1	0	2
Randy Jackson, R (1, 5) OBP: 0.335, SLG: 0.429		S WP 1B 1B		1B S S 1B		F5		6-3		K	5	2	2	0	0	1	2
Gene Hermanski, L (1, 9) OBP: 0.364, SLG: 0.343		1B S 1-2 1B BB		K 1-2		F8		F9		1B WP 1-2 1B	3	1	0	0	1	1	2
Hal Jeffcoat, R (8, 9) OBP: 0.298, SLG: 0.374											1	1	1	0	0	0	0
Jack Cusick, R (1, 6) OBP: 0.251, SLG: 0.253		K 1-2 2-3		S 2-3 1B		1B 1-2 BB		K		1B WP 1-3 2-H 1B	3	0	1	0	1	2	2
Phil Cavarretta, L (10, PH) OBP: 0.414, SLG: 0.432											1	1	1	1	0	0	0
Bob Ramazzotti, R (10, 6) OBP: 0.281, SLG: 0.321											0	0	0	0	0	0	0
Mickey Owen, R (1, 2) OBP: 0.309, SLG: 0.250		F2		K		1-2 2-H 1B			1B SH3-4 1B	S 1-H 3-H 1B 1B	5	1	3	2	0	1	4
Bob Rush, R (1, 1) OBP: 0.235, SLG: 0.240		PO 1B 2-3 3-H 1B		K 1-2 3-H		K			SH3-4 1-2	K 1-2	4	0	1	1	0	3	4
Inning Stats	R: 0 E: 0 K: 0 S: 3 H: 0 LOB: 1 BB: 1 P: 7	R: 2 E: 0 K: 1 S: 7 H: 3 LOB: 1 BB: 1 P: 11	R: 0 E: 0 K: 0 S: 3 H: 0 LOB: 0 BB: 0 P: 3	R: 1 E: 0 K: 3 S: 11 H: 2 LOB: 1 BB: 0 P: 11	R: 0 E: 0 K: 0 S: 3 H: 0 LOB: 0 BB: 0 P: 3	R: 1 E: 0 K: 1 S: 7 H: 2 LOB: 2 BB: 1 P: 11	R: 0 E: 0 K: 0 S: 3 H: 0 LOB: 1 BB: 1 P: 7	R: 0 E: 0 K: 1 S: 5 H: 0 LOB: 0 BB: 0 P: 5	R: 0 E: 0 K: 0 S: 5 H: 2 LOB: 2 BB: 0 P: 5	R: 4 E: 0 K: 2 S: 11 H: 4 LOB: 2 BB: 2 P: 19	1B: 13 2B: 0 3B: 0 HR: 0 SF: 0 SAC: 1 DP: 0 HBP: 0						

	AB	41
	R	8
	H	13
	RBI	6
	BB	6
	SO	8
	LOB	22

WP: 2 PB: 0 SB: 6 CS: 0 PA: 49

PITCHER		IP	WLS	BF	H	R	ER	SO	BB	IBB	HBP	BLK	WP	HR	S	P	ERA	WHIP
Willie Ramsdell, R ERA: 3.87	(1, 1)	9.0		39	9	4	4	6	4	0	0	0	1	0	47	63	4.00	1.444
Howie Fox, R ERA: 3.54	(10, 1)	0.1	L	5	3	4	4	1	1	0	0	0	1	0	6	10	108.00	12.000
Frank Smith, R ERA: 2.83	(10, 1)	0.2		4	1	0	0	1	1	0	0	0	0	0	5	9	0.00	3.000

PITCHER	IP	WLS	BF	H	R	ER	SO	BB	IBB	HBP	BLK	WP	HR	S	P	ERA	WHIP

Chicago Cubs @ Cincinnati Reds

Crosley Field, Cincinnati, OH

Thu Aug 16 1951, 3:33 AM EDT

Att. 3,944 - Unknown

livebaseballscorecards.com

Batter	1	2	3	4	5	6	7	8	9	10	AB	R	H	RBI	BB	SO	LOB
Bobby Adams, R (1, 5) OBP: 0.324, SLG: 0.353	1-3		E6 1B BB F7 1-2		K		6-3		F9		5	1	0	0	0	1	1
Connie Ryan, R (1, 4) OBP: 0.380, SLG: 0.451	E6		1B BB 1-2 2-3		F7 3B		K		HR		4	2	2	1	1	1	0
Hank Edwards, L (1, 9) OBP: 0.398, SLG: 0.493	K		1B 1-2 2-3 3-H		F7 3-H		1B		F8		5	0	2	2	0	1	1
Ted Kluszewski, L (1, 3) OBP: 0.289, SLG: 0.384	F8		F7 3-H		1B		1B 1-2			F8	5	0	2	1	0	0	3
Lloyd Merriman, L (1, 8) OBP: 0.293, SLG: 0.343		F8	F5		4-3		F7			BB	4	0	0	0	1	0	5
Joe Adcock, R (1, 7) OBP: 0.314, SLG: 0.442		1-3		F2	5-3 1B			F9		F7	5	0	1	0	0	0	1
Virgil Stallcup, R (1, 6) OBP: 0.260, SLG: 0.379		F8		K	5-3 1-2			5-3		F8	5	0	0	0	0	1	2
Johnny Pramesa, R (1, 2) OBP: 0.235, SLG: 0.337 Dixie Howell, R (10, 2) OBP: 0.318, SLG: 0.355			6-3	FC6-4 1B	F9			K			4 0	0 0	1 0	0 0	0 0	1 0	1 0
Willie Ramsdell, R (1, 1) OBP: 0.184, SLG: 0.149 Bob Usher, R (9, PH) OBP: 0.277, SLG: 0.324 Howie Fox, R (10, 1) OBP: 0.140, SLG: 0.182 Frank Smith, R (10, 1)			BB E 1B 1B	FC6-4 1-2f	F5				K		3 1 0 0	1 0 0 0	1 0 0 0	0 0 0 0	0 1 0 0	0 0 0 0	2 0 0 0
Inning Stats	R: 0 E: 1 K: 1 S: 6 H: 0 LOB: 1 BB: 0 P: 6	R: 0 E: 0 K: 0 S: 3 H: 0 LOB: 0 BB: 0 P: 3	R: 2 E: 1 K: 0 S: 6 H: 2 LOB: 2 BB: 1 P: 10	R: 0 E: 0 K: 1 S: 6 H: 1 LOB: 1 BB: 0 P: 6	R: 1 E: 0 K: 1 S: 7 H: 2 LOB: 1 BB: 0 P: 7	R: 0 E: 0 K: 0 S: 4 H: 1 LOB: 1 BB: 0 P: 4	R: 0 E: 0 K: 1 S: 7 H: 2 LOB: 2 BB: 0 P: 7	R: 0 E: 0 K: 1 S: 5 H: 0 LOB: 0 BB: 0 P: 5	R: 1 E: 0 K: 1 S: 6 H: 1 LOB: 0 BB: 0 P: 6	R: 0 E: 0 K: 0 S: 3 H: 0 LOB: 1 BB: 1 P: 7	1B: 7 2B: 0 3B: 1 HR: 1	SF: 0 SAC: 0 DP: 0 HBP: 0					

PITCHER	IP	WLS	BF	H	R	ER	SO	BB	IBB	HBP	BLK	WP	HR	S	P	ERA	WHIP
Bob Rush, R (1, 1) ERA: 3.89	10.0	W	43	9	4	3	6	2	0	0	0	0	1	53	61	2.70	1.100

PITCHER	IP	WLS	BF	H	R	ER	SO	BB	IBB	HBP	BLK	WP	HR	S	P	ERA	WHIP

BOTTOM

AB	41
R	4
H	9
RBI	4
BB	2
SO	6
LOB	16

WP: 0 PA: 43
PB: 0
SB: 0
CS: 0

Batter	1	2	3	4	5	6	7	8	9	AB	R	H	RBI	BB	SO	LOB
Solly Hemus, L (1, 6) OBP: 0.364, SLG: 0.339	F9		3-1		FC3-6 1-2f			4-3 2-3		4	0	0	0	0	0	3
Red Schoendienst, S (1, 4) OBP: 0.335, SLG: 0.409	F7		1B			BB FC3-6		4-3		3	0	1	0	1	0	2
Stan Musial, L (1, 7) OBP: 0.453, SLG: 0.656	4-3		G3-6-3-6-1 1-2f			FC3-6 G6-4-3 1-2f			HR	4	1	1	1	0	0	2
Hal Rice, L (1, 9) OBP: 0.362, SLG: 0.409		6-3		4-3		G6-4-3 1-2f			F7	4	0	0	0	0	0	1
Wally Westlake, R (1, 8) OBP: 0.329, SLG: 0.484		K		5-3			K		K	4	0	0	0	0	3	0
Nippy Jones, R (1, 3) OBP: 0.306, SLG: 0.345		E 2B 1B		F4			1B		FC6-4 1B	4	1	3	0	0	0	0
Billy Johnson, R (1, 5) OBP: 0.337, SLG: 0.388		E4 2B 1-2			F5		6-3		FC6-4 1-2f	4	0	0	0	0	0	2
Del Rice, R (1, 2) OBP: 0.316, SLG: 0.363 Chuck Diering, R (8, PR) OBP: 0.308, SLG: 0.257 Bob Scheffing, R (8, 2) OBP: 0.331, SLG: 0.301		1-3 2-H 2B			FC1-6 BB			4-3 SH3-4 1B		2 0 0	0 0 0	2 0 0	1 0 0	1 0 0	0 0 0	0 0 0
Max Lanier, R (1, 1) OBP: 0.176, SLG: 0.152		1-3			FC1-6 FC3-6 1-2f			SH3-4 1-2		2	0	0	0	0	0	3
Inning Stats	R: 0 E: 0 K: 0 S: 3 H: 0 LOB: 0 BB: 0 P: 3	R: 1 E: 1 K: 1 S: 8 H: 2 LOB: 2 BB: 0 P: 8	R: 0 E: 0 K: 0 S: 3 H: 1 LOB: 0 BB: 0 P: 3	R: 0 E: 0 K: 0 S: 3 H: 0 LOB: 0 BB: 0 P: 3	R: 0 E: 0 K: 0 S: 3 H: 0 LOB: 1 BB: 1 P: 7	R: 0 E: 0 K: 0 S: 2 H: 0 LOB: 0 BB: 1 P: 6	R: 0 E: 0 K: 1 S: 5 H: 1 LOB: 0 BB: 0 P: 5	R: 0 E: 0 K: 0 S: 4 H: 1 LOB: 2 BB: 0 P: 4	R: 1 E: 0 K: 1 S: 7 H: 2 LOB: 1 BB: 0 P: 7	1B: 5 2B: 1 3B: 0 HR: 1 SF: 0 SAC: 1 DP: 2 HBP: 0						

PITCHER	IP	WLS	BF	H	R	ER	SO	BB	IBB	HBP	BLK	WP	HR	S	P	ERA	WHIP
Herm Wehmeier, R (1, 1) ERA: 4.81	9.0	L	34	7	2	1	3	2	0	0	0	0	1	38	46	1.00	1.000

PITCHER	IP	WLS	BF	H	R	ER	SO	BB	IBB	HBP	BLK	WP	HR	S	P	ERA	WHIP

TOP

St. Louis Cardinals @ Cincinnati Reds

Crosley Field, Cincinnati, OH

Fri Aug 17 1951, 3:33 AM EDT

Att. 8,682 - Unknown

livebaseballscorecards.com

AB	31
R	2
H	7
RBI	2
BB	2
SO	3
LOB	13

WP: 0 PA: 34
PB: 0
SB: 0
CS: 0

Batter	1	2	3	4	5	6	7	8	9	AB	R	H	RBI	BB	SO	LOB
Bobby Adams, R (1, 5) OBP: 0.329, SLG: 0.358	FC4-6 1B	1-2 2-H 1B		6-3			6-3		1-2 1B	5	0	3	1	0	0	0
Connie Ryan, R (1, 4) OBP: 0.376, SLG: 0.444	F4	F8			6-3		F9		6-3	5	0	0	0	0	0	5
Ted Kluszewski, L (1, 3) OBP: 0.286, SLG: 0.381	FC4-6 1B 1-2f		5-3		4-3		F2			4	0	0	0	0	0	1
Joe Adcock, R (1, 7) OBP: 0.314, SLG: 0.439	1-2 1B		6-3		F6			F7		4	0	1	0	0	0	0
Hank Edwards, L (1, 9) OBP: 0.402, SLG: 0.480	K		FC5 1B BB			1B BB		4-3		2	0	0	0	2	1	2
Bob Usher, R (1, 8) OBP: 0.281, SLG: 0.324		FC5-4 BB	1-2 1B			F5		K		3	0	1	0	1	1	1
Virgil Stallcup, R (1, 6) OBP: 0.260, SLG: 0.377		F8	FC5 2-3f			1-2 1B			5-3	4	0	1	0	0	0	3
Dixie Howell, R (1, 2) OBP: 0.308, SLG: 0.344		FC5-4 1B 1-2f 1B		F7		F8			F7	4	1	0	0	0	0	3
Herm Wehmeier, R (1, 1) OBP: 0.212, SLG: 0.242 Danny Litwhiler, R (9, PH) OBP: 0.375, SLG: 0.375 Roy McMillan, R (9, PR) OBP: 0.303, SLG: 0.301		1-2 1B		F8		F9			1B	3 1 0	0 0 0	1 1 0	0 0 0	0 0 0	0 0 0	2 0 0
Inning Stats	R: 0 E: 0 K: 1 S: 7 H: 2 LOB: 2 BB: 0 P: 7	R: 1 E: 0 K: 0 S: 5 H: 2 LOB: 2 BB: 1 P: 9	R: 0 E: 0 K: 0 S: 4 H: 1 LOB: 2 BB: 1 P: 8	R: 0 E: 0 K: 0 S: 3 H: 0 LOB: 0 BB: 0 P: 3	R: 0 E: 0 K: 0 S: 3 H: 0 LOB: 0 BB: 0 P: 3	R: 0 E: 0 K: 0 S: 4 H: 1 LOB: 2 BB: 1 P: 8	R: 0 E: 0 K: 0 S: 3 H: 0 LOB: 0 BB: 0 P: 3	R: 0 E: 0 K: 1 S: 5 H: 0 LOB: 0 BB: 0 P: 5	R: 0 E: 0 K: 0 S: 5 H: 2 LOB: 2 BB: 0 P: 5	1B: 8 2B: 0 3B: 0 HR: 0 SF: 0 SAC: 0 DP: 0 HBP: 0							

PITCHER	IP	WLS	BF	H	R	ER	SO	BB	IBB	HBP	BLK	WP	HR	S	P	ERA	WHIP
Max Lanier, L (1, 1) ERA: 3.67	9.0	W	38	8	1	1	2	3	0	0	0	0	0	39	51	1.00	1.222

PITCHER	IP	WLS	BF	H	R	ER	SO	BB	IBB	HBP	BLK	WP	HR	S	P	ERA	WHIP

BOTTOM

St. Louis Cardinals @ Cincinnati Reds

Crosley Field, Cincinnati, OH

Fri Aug 17 1951, 3:33 AM EDT

Att. 8,682 - Unknown

livebaseballscorecards.com

AB	35
R	1
H	8
RBI	1
BB	3
SO	2
LOB	17

PA: 38

WP: 0 PB: 0 SB: 0 CS: 0

Batter	1	2	3	4	5	6	7	8	9	AB	R	H	RBI	BB	SO	LOB
Solly Hemus, L (1, 6) OBP: 0.366, SLG: 0.341	6-3		F5			1B		1-2 1B		4	0	2	0	0	0	1
Red Schoendienst, S (1, 4) OBP: 0.332, SLG: 0.404	K		5-3			F7		K		4	0	0	0	0	2	4
Stan Musial, L (1, 7) OBP: 0.453, SLG: 0.655	1B			G5-4-3 1B		F8		F5		4	0	2	0	0	0	3
Hal Rice, L (1, 9) OBP: 0.353, SLG: 0.397	5-3			F7			F8		4-3	4	0	0	0	0	0	2
Wally Westlake, R (1, 8) OBP: 0.326, SLG: 0.479		F3		G5-4-3 1-2f			G3		1-3	4	0	0	0	0	0	1
Nippy Jones, R (1, 3) OBP: 0.305, SLG: 0.344		L4			5-3		1B		F8	4	0	1	0	0	0	0
Billy Johnson, R (1, 5) OBP: 0.334, SLG: 0.385		F9			K		F6			3	0	0	0	0	1	1
Del Rice, R (1, 2) Enos Slaughter, L (8, PH) Bob Scheffing, R (8, 2)			E6		F2			1-3		2 1 0	0 0 0	0 0 0	0 0 0	0 0 0	0 0 0	0 0 0
Harry Brecheen, L (1, 1) OBP: 0.239, SLG: 0.348			F1			6-3		1B		3	0	1	0	0	0	1
Inning Stats	R: 0 H: 1 E: 0 LOB: 1 K: 1 BB: 0 S: 6 P: 6	R: 0 H: 0 E: 0 LOB: 0 K: 0 BB: 0 S: 3 P: 3	R: 0 H: 0 E: 1 LOB: 1 K: 0 BB: 0 S: 4 P: 4	R: 0 H: 1 E: 0 LOB: 0 K: 0 BB: 0 S: 3 P: 3	R: 0 H: 0 E: 0 LOB: 0 K: 1 BB: 0 S: 5 P: 5	R: 0 H: 1 E: 0 LOB: 1 K: 0 BB: 0 S: 4 P: 4	R: 0 H: 1 E: 0 LOB: 1 K: 0 BB: 0 S: 4 P: 4	R: 0 H: 2 E: 0 LOB: 2 K: 1 BB: 0 S: 7 P: 7	R: 0 H: 0 E: 0 LOB: 0 K: 0 BB: 0 S: 3 P: 3	1B: 6 SF: 0 2B: 0 SAC: 0 3B: 0 DP: 1 HR: 0 HBP: 0						

PITCHER	IP	WLS	BF	H	R	ER	SO	BB	IBB	HBP	BLK	WP	HR	S	P	ERA	WHIP
Ewell Blackwell, R (1, 1) ERA: 3.64	9.0	W	33	6	0	0	3	0	0	0	0	0	0	39	39	0.00	0.667

PITCHER	IP	WLS	BF	H	R	ER	SO	BB	IBB	HBP	BLK	WP	HR	S	P	ERA	WHIP

TOP

St. Louis Cardinals @ Cincinnati Reds

Crosley Field, Cincinnati, OH

Sat Aug 18 1951, 3:33 AM EDT

Att. 4,486 - Sunny - 84 F

livebaseballscorecards.com

AB	33
R	0
H	6
RBI	0
BB	0
SO	3
LOB	13

Batter	1	2	3	4	5	6	7	8	9	AB	R	H	RBI	BB	SO	LOB
Bobby Adams, R (1, 5) OBP: 0.334, SLG: 0.365	1-3 1B 1B		1-3 1-2			4-3 2B		BBBB 1-2 BB		3	1	2	0	1	0	1
Connie Ryan, R (1, 4) OBP: 0.374, SLG: 0.442	1-3 1-2		2-3 1B			1-3		F9		4	0	1	0	0	0	4
Ted Kluszewski, L (1, 3) OBP: 0.286, SLG: 0.380	2-H 1B		3-1			4-3 2-3		4-3		4	0	1	1	0	0	5
Joe Adcock, R (1, 7) OBP: 0.311, SLG: 0.435	F4			K		F7				3	0	0	0	0	1	1
Hank Edwards, L (1, 9) OBP: 0.389, SLG: 0.462		K		F4			K			3	0	0	0	0	2	0
Bob Usher, R (1, 8) OBP: 0.278, SLG: 0.319		5-3		5-3			5-3			3	0	0	0	0	0	0
Virgil Stallcup, R (1, 6) OBP: 0.261, SLG: 0.377		F7		CS 1B			F7			3	0	1	0	0	0	0
Dixie Howell, R (1, 2) OBP: 0.309, SLG: 0.344			FC5-4 1B	F7 1-2				F2		3	0	1	0	0	0	1
Ewell Blackwell, R (1, 1) OBP: 0.394, SLG: 0.452			FC5-4 1B 1-3 1-2f	K				BB 1B		3	0	1	0	0	1	1
Inning Stats	R: 1 E: 0 K: 0 S: 4 H: 2 LOB: 0 BB: 0 P: 4	R: 0 E: 0 K: 1 S: 5 H: 0 LOB: 0 BB: 0 P: 5	R: 0 E: 0 K: 0 S: 5 H: 2 LOB: 2 BB: 0 P: 5	R: 0 E: 0 K: 1 S: 5 H: 0 LOB: 0 BB: 0 P: 5	R: 0 E: 0 K: 1 S: 5 H: 1 LOB: 0 BB: 0 P: 5	R: 0 E: 0 K: 0 S: 4 H: 1 LOB: 1 BB: 0 P: 4	R: 0 E: 0 K: 1 S: 5 H: 0 LOB: 0 BB: 0 P: 5	R: 0 E: 0 K: 0 S: 4 H: 1 LOB: 2 BB: 1 P: 8		1B: 6 2B: 1 3B: 0 HR: 0	SF: 0 SAC: 0 DP: 0 HBP: 0						

PITCHER	IP	WLS	BF	H	R	ER	SO	BB	IBB	HBP	BLK	WP	HR	S	P	ERA	WHIP
Harry Brecheen, L (1, 1) ERA: 3.15	8.0	L	30	7	1	1	4	1	0	0	0	0	0	37	41	1.12	1.000

PITCHER	IP	WLS	BF	H	R	ER	SO	BB	IBB	HBP	BLK	WP	HR	S	P	ERA	WHIP

BOTTOM

St. Louis Cardinals @ Cincinnati Reds

Crosley Field, Cincinnati, OH

Sat Aug 18 1951, 3:33 AM EDT

Att. 4,486 - Sunny - 84 F

livebaseballscorecards.com

AB	29
R	1
H	7
RBI	1
BB	1
SO	4
LOB	13

WP: 0 PB: 0 SB: 0 CS: 1 PA: 30

Batter	1	2	3	4	5	6	7	8	9	AB	R	H	RBI	BB	SO	LOB
Solly Hemus, L (1, 6) OBP: 0.370, SLG: 0.347	6-3		1B 2B	BBB 1B CS BB		G6-3 1B			5-3	4	1	2	0	1	0	0
Red Schoendienst, S (1, 4) OBP: 0.335, SLG: 0.405	1B		1B 1B 2-3	SSS K		G6-3 1-2f			BBBB BB	4	1	2	0	1	1	2
Stan Musial, L (1, 7) OBP: 0.457, SLG: 0.656	1-2 1B		IIII 1B IBB	1-3 1B			G4-6-3 1B		F3	4	1	3	0	1	0	1
Peanuts Lowrey, R (1, 8) OBP: 0.376, SLG: 0.437	L7		1B 1B 1B 1-2 2-3 3-H	CS 3-H	F7		F8			4	1	1	1	0	0	3
Nippy Jones, R (1, 3) OBP: 0.308, SLG: 0.358	L8		1B 1B 1-2 2-H 3-H		HR		G4-6-3 1-2f			4	1	2	3	0	0	3
Enos Slaughter, L (1, 9) OBP: 0.374, SLG: 0.364		SSS K	F7		5-3			F4		4	0	0	0	0	1	2
Billy Johnson, R (1, 5) OBP: 0.336, SLG: 0.385		F8	1B 1-2 2-H	BBB BB				6-3		3	0	1	1	1	0	0
Del Rice, R (1, 2) OBP: 0.310, SLG: 0.356		F7	L6		F7			F4		4	0	0	0	0	0	3
Cliff Chambers, L (1, 1) OBP: 0.255, SLG: 0.320			SSS K	4-3		1-3			SSS K	4	0	0	0	0	2	0
Inning Stats	R: 0 E: 0 K: 0 S: 5 H: 2 LOB: 2 BB: 0 P: 5	R: 0 E: 0 K: 1 S: 5 H: 0 LOB: 0 BB: 0 P: 5	R: 4 E: 0 K: 1 S: 10 H: 5 LOB: 2 BB: 1 P: 14	R: 0 E: 0 K: 1 S: 5 H: 1 LOB: 1 BB: 1 P: 9	R: 1 E: 0 K: 0 S: 4 H: 1 LOB: 1 BB: 1 P: 8	R: 0 E: 0 K: 0 S: 3 H: 1 LOB: 0 BB: 0 P: 3	R: 0 E: 0 K: 0 S: 3 H: 1 LOB: 0 BB: 0 P: 3	R: 0 E: 0 K: 0 S: 3 H: 0 LOB: 0 BB: 0 P: 3	R: 0 E: 0 K: 1 S: 5 H: 0 LOB: 1 BB: 1 P: 9	1B: 9 2B: 1 3B: 0 HR: 1 SF: 0 SAC: 0 DP: 2 HBP: 0	WP: 0 PB: 0 SB: 0 CS: 1 PA: 40					

PITCHER		IP	WLS	BF	H	R	ER	SO	BB	IBB	HBP	BLK	WP	HR	S	P	ERA	WHIP
Ken Raffensberger, L ERA: 3.88	(1, 1)	3.0	L	17	7	4	4	2	0	1	0	0	0	0	20	24	12.00	2.333
Eddie Erautt, R ERA: 5.27	(4, 1)	1.0		4	1	0	0	1	1	0	0	0	0	0	5	9	0.00	2.000
Bud Byerly, R ERA: 4.33	(5, 1)	3.0		11	3	1	1	0	1	0	0	0	0	1	10	14	3.00	1.333
Harry Perkowski, L ERA: 2.92	(8, 1)	2.0		7	0	0	0	1	1	0	0	0	0	0	8	12	0.00	0.500

PITCHER	IP	WLS	BF	H	R	ER	SO	BB	IBB	HBP	BLK	WP	HR	S	P	ERA	WHIP

TOP

St. Louis Cardinals @ Cincinnati Reds

Crosley Field, Cincinnati, OH

Sun Aug 19 1951, 3:33 AM EDT

Sunny - 85 F

livebaseballscorecards.com

AB	35
R	5
H	11
RBI	5
BB	4
SO	4
LOB	14

Batter	1	2	3	4	5	6	7	8	9	AB	R	H	RBI	BB	SO	LOB
Bobby Adams, R (1, 5) OBP: 0.337, SLG: 0.362	BBBB 4-0 1B E BB		BBBB 4-0 1-2 BB	x 0-0 ③ F9			x 0-0 ③ F3			2	1	0	0	2	0	2
Connie Ryan, R (1, 4) OBP: 0.373, SLG: 0.438	x 0-0 ① F8		BBBB 4-0 1-2 2-3 BB		x 0-0 ① 5-3			x 0-0 ① F7		3	0	0	0	1	0	1
Ted Kluszewski, L (1, 3) OBP: 0.288, SLG: 0.381	x 0-0 E 1-3 1B		x 0-0 ① F4		x 0-0 G6-4-3 1B			x 0-0 ② F8		4	0	2	0	0	0	3
Joe Adcock, R (1, 7) OBP: 0.307, SLG: 0.430	SSS 0-3 ② K 1-2 3-H		x 0-0 ② F8 3-H		x 0-0 ② ③ G6-4-3 1-2f			x 0-0 ③ F7		4	0	0	1	0	1	4
Danny Litwhiler, R (1, 9) OBP: 0.333, SLG: 0.333	SSS 0-3 ③ K		x 0-0 ③ L7			x 0-0 ① 5-3			x 0-0 5-3 HR 1B	4	1	1	0	0	1	3
Bob Usher, R (1, 8) OBP: 0.277, SLG: 0.315		x 0-0 ① L5		BBBB 4-0 1B FC5-2 BB		x 0-0 ② F7			x 0-0 ① 5-3 1-2	3	0	0	0	1	0	1
Virgil Stallcup, R (1, 6) OBP: 0.264, SLG: 0.388		x 0-0 ② 4-3		x 0-0 FC5-2 1-3 1B		x 0-0 ③ F2			x 0-0 2-H HR	4	1	2	2	0	0	0
Dixie Howell, R (1, 2) OBP: 0.300, SLG: 0.333		SSS 0-3 ③ K		x 0-0 ① FC5-2 1-2 3-H			x 0-0 ① 6-3		x 0-0 ② F2	4	0	0	0	0	1	2
Ken Raffensberger, R (1, 1) OBP: 0.138, SLG: 0.113 Sammy Meeks, R (3, PH) OBP: 0.200, SLG: 0.200 Eddie Erautt, R (4, 1) Ewell Blackwell, R (4, PH) OBP: 0.388, SLG: 0.444 Bud Byerly, R (5, 1) Roy McMillan, R (7, PH) OBP: 0.301, SLG: 0.298 Harry Perkowski, L (8, 1) Johnny Pramesa, R (9, PH) OBP: 0.233, SLG: 0.335			x 0-0 BB BB F8 1B	SSS 0-3 ② K			x 0-0 ② F4		x 0-0 ③ 3-1	0 1 0 1 0 1 0 0 1	0 1 0 0 0 0 0 0 0	0 1 0 0 1 0 0 0 0	0 1 0 0 0 0 0 0 0	0 0 0 0 1 0 0 0 0	0 0 0 0 2 0 0 0 0	0 3 0 3 0 0 0 0 0
Inning Stats	R: 1 E: 1 K: 2 S: 8 H: 1 LOB: 1 BB: 1 P: 12	R: 0 E: 0 K: 1 S: 5 H: 0 LOB: 0 BB: 0 P: 5	R: 1 E: 0 K: 0 S: 4 H: 1 LOB: 2 BB: 2 P: 12	R: 0 E: 0 K: 1 S: 6 H: 1 LOB: 2 BB: 1 P: 10	R: 0 E: 0 K: 0 S: 3 H: 1 LOB: 0 BB: 0 P: 3	R: 0 E: 0 K: 0 S: 3 H: 0 LOB: 0 BB: 0 P: 3	R: 0 E: 0 K: 0 S: 3 H: 0 LOB: 0 BB: 0 P: 3	R: 0 E: 0 K: 0 S: 3 H: 0 LOB: 0 BB: 0 P: 3	R: 2 E: 0 K: 0 S: 5 H: 2 LOB: 0 BB: 0 P: 5	1B: 5 2B: 0 3B: 0 HR: 1	SF: 0 SAC: 0 DP: 1 HBP: 0			WP: 0 PB: 0 SB: 0 CS: 0	PA: 36	

PITCHER	IP	WLS	BF	H	R	ER	SO	BB	IBB	HBP	BLK	WP	HR	S	P	ERA	WHIP
Cliff Chambers, L (1, 1) ERA: 4.72	9.0	W	36	6	4	3	4	4	0	0	0	0	1	40	56	3.00	1.111

PITCHER	IP	WLS	BF	H	R	ER	SO	BB	IBB	HBP	BLK	WP	HR	S	P	ERA	WHIP

BOTTOM

St. Louis Cardinals @ Cincinnati Reds

Crosley Field, Cincinnati, OH

Sun Aug 19 1951, 3:33 AM EDT

Sunny - 85 F

livebaseballscorecards.com

AB	32
R	4
H	6
RBI	3
BB	4
SO	4
LOB	18

Cincinnati Reds @ New York Giants

Polo Grounds, New York, NY

Tue Aug 21 1951, 3:33 AM EDT

Att. 6,315 - Unknown

TOP

livebaseballscorecards.com

Batter	1	2	3	4	5	6	7	8	9	AB	R	H	RBI	BB	SO	LOB
Bobby Adams, R (1, 5) OBP: 0.338, SLG: 0.371	K			HR	K			F7		4	1	1	1	0	2	0
Connie Ryan, R (1, 4) OBP: 0.371, SLG: 0.443	F7			HR		G4-6-3 1B		F7		4	1	2	1	0	0	0
Hank Edwards, L (1, 9) OBP: 0.378, SLG: 0.500	G3			F2		G4-6-3 1-2f			3B	4	0	1	0	0	0	1
Ted Kluszewski, L (1, 3) OBP: 0.287, SLG: 0.377		F6		F7		F4			F7	4	0	0	0	0	0	0
Lloyd Merriman, L (1, 8) OBP: 0.292, SLG: 0.339		F6		F6			FC1-6 BB		F3	3	0	0	0	1	0	0
Joe Adcock, R (1, 7) OBP: 0.304, SLG: 0.422		5-3			4-3		FC1-6 1-2f			3	0	0	0	0	0	1
Virgil Stallcup, R (1, 6) OBP: 0.259, SLG: 0.381			K		E5 HR		F9			3	1	0	0	0	1	1
Johnny Pramesa, R (1, 2) OBP: 0.235, SLG: 0.352			F4		HR 2-H		K			3	1	1	2	0	1	1
Willie Ramsdell, R (1, 1) OBP: 0.173, SLG: 0.140			K		6-3			6-3		3	0	0	0	0	1	0
Frank Smith, R (8, 1)										0	0	0	0	0	0	0
Herm Wehmeier, R (8, 1) OBP: 0.212, SLG: 0.242										0	0	0	0	0	0	0

Inning Stats	1	2	3	4	5	6	7	8	9
	R: 0 E: 0 K: 1 S: 5	H: 0 LOB: 0 BB: 0 P: 5	R: 0 E: 0 K: 0 S: 3	H: 0 LOB: 0 BB: 0 P: 3	R: 0 E: 0 K: 2 S: 7	H: 0 LOB: 0 BB: 0 P: 7	R: 2 E: 0 K: 0 S: 5	H: 2 LOB: 0 BB: 0 P: 5	R: 2 E: 1 K: 1 S: 7	H: 1 LOB: 0 BB: 0 P: 7	R: 0 E: 0 K: 0 S: 3	H: 1 LOB: 0 BB: 0 P: 3	R: 0 E: 0 K: 1 S: 5	H: 0 LOB: 1 BB: 1 P: 9	R: 0 E: 0 K: 0 S: 3	H: 0 LOB: 0 BB: 0 P: 3	R: 0 E: 0 K: 0 S: 3	H: 1 LOB: 0 BB: 0 P: 3

	AB	31
	R	4
	H	5
	RBI	4
	BB	1
	SO	5
	LOB	4

	1B: 1	SF: 0	WP: 0	PA: 32
	2B: 0	SAC: 0	PB: 0	
	3B: 1	DP: 1	SB: 0	
	HR: 3	HBP: 0	CS: 0	

PITCHER		IP	WLS	BF	H	R	ER	SO	BB	IBB	HBP	BLK	WP	HR	S	P	ERA	WHIP
Sal Maglie, R ERA: 3.14	(1, 1)	5.0		19	3	4	3	4	0	0	0	0	0	3	27	27	5.40	0.600
Sheldon Jones, R ERA: 5.04	(6, 1)	2.0		7	1	0	0	1	1	0	0	0	0	0	8	12	0.00	1.000
George Spencer, R ERA: 3.4	(8, 1)	2.0	W	6	1	0	0	0	0	0	0	0	0	0	6	6	0.00	0.500

PITCHER	IP	WLS	BF	H	R	ER	SO	BB	IBB	HBP	BLK	WP	HR	S	P	ERA	WHIP

Cincinnati Reds @ New York Giants

Polo Grounds, New York, NY

Tue Aug 21 1951, 3:33 AM EDT

Att. 6,315 - Unknown

livebaseballscorecards.com

BOTTOM

Batter	1	2	3	4	5	6	7	8	9	AB	R	H	RBI	BB	SO	LOB
Eddie Stanky, R (1, 4) OBP: 0.401, SLG: 0.389	BBBB 4-0 FC6-4 BB		x 0-0 2B 1B		SSS 0-3 ① K			0-0 HR 1-2 HBP		3	1	2	1	1	1	1
Alvin Dark, R (1, 6) OBP: 0.364, SLG: 0.463	x 0-0 ① FC6-4 F8-3 1-2f		x 0-0 1-3 2B		x 0-0 ② F8			0-0 ② F8 4-3		5	0	1	0	0	0	4
Don Mueller, L (1, 9) OBP: 0.318, SLG: 0.414	x 0-0 ②③ F8-3 1-2		x 0-0 ① F4		x 0-0 ③ G3			x 0-0 ② F3		4	0	0	0	0	0	4
Monte Irvin, R (1, 7) OBP: 0.420, SLG: 0.476		BBBB 4-0 1B 6-3 BB	x 0-0 ② F6			x 0-0 ① 6-3		x 0-0 HR 1B		3	2	1	0	1	0	2
Whitey Lockman, L (1, 3) OBP: 0.332, SLG: 0.412		x 0-0 6-3 1-3 1B	x 0-0 ③ F4			x 0-0 ② 6-3		x 0-0 1-H HR		4	1	2	2	0	0	2
Willie Mays, R (1, 8) OBP: 0.357, SLG: 0.514		x 0-0 ① 6-3 1-2 3-H		x 0-0 ① 5-3		x 0-0 ③ 1-3		x 0-0 BB HR 1B		4	1	1	1	0	0	1
Bobby Thomson, R (1, 5) OBP: 0.345, SLG: 0.494		SSS 0-3 ② K		x 0-0 ② F3			x 0-0 ① F5	BBBB 4-0 1-2 HR BB		3	1	0	0	1	1	1
Wes Westrum, R (1, 2) OBP: 0.407, SLG: 0.454		IIII 4-0 IBB		x 0-0 ③ 5-3			SSS 0-3 ② K	x 0-0 1-H 2-H HR		3	1	1	3	1	1	0
Sal Maglie, R (1, 1) OBP: 0.167, SLG: 0.205		x 0-0 ③ 6-3			BBBB 4-0 BB		x 0-0 ③ F7	x 0-0 HBP 1B		1	0	0	0	0	0	2
Bill Rigney, R (5, PH) OBP: 0.304, SLG: 0.377										0	0	0	0	1	0	0
Sheldon Jones, R (6, 1) OBP: 0.158, SLG: 0.278										0	0	0	0	0	0	0
Davey Williams, R (7, PH) OBP: 0.338, SLG: 0.400										1	0	0	0	0	0	0
George Spencer, R (8, 1) OBP: 0.156, SLG: 0.069										1	0	1	0	0	0	0
Inning Stats	R: 0 E: 0 K: 0 S: 2 H: 0 LOB: 0 BB: 1 P: 6	R: 1 E: 0 K: 1 S: 6 H: 1 LOB: 2 BB: 2 P: 14	R: 0 E: 0 K: 0 S: 5 H: 2 LOB: 2 BB: 0 P: 5	R: 0 E: 0 K: 0 S: 3 H: 0 LOB: 0 BB: 0 P: 3	R: 0 E: 0 K: 1 S: 5 H: 0 LOB: 1 BB: 1 P: 9	R: 0 E: 0 K: 0 S: 3 H: 0 LOB: 0 BB: 0 P: 3	R: 0 E: 0 K: 1 S: 5 H: 0 LOB: 0 BB: 0 P: 5	R: 6 E: 0 K: 0 S: 9 H: 6 LOB: 2 BB: 1 P: 14		1B: 5 2B: 2 3B: 0 HR: 3	SF: 0 SAC: 0 DP: 1 HBP: 1						

	AB	32
	R	7
	H	9
	RBI	7
	BB	5
	SO	3
	LOB	17

WP: 0 PB: 0 SB: 0 CS: 0 PA: 38

PITCHER		IP	WLS	BF	H	R	ER	SO	BB	IBB	HBP	BLK	WP	HR	S	P	ERA	WHIP
Willie Ramsdell, R ERA: 3.91	(1, 1)	7.2		32	6	4	4	3	3	1	0	0	0	2	34	50	4.70	1.174
Frank Smith, R ERA: 3.33	(8, 1)	0.0	L	4	3	3	3	0	1	0	0	0	0	1	3	7	∞	∞
Herm Wehmeier, R ERA: 4.79	(8, 1)	0.1		2	0	0	0	0	0	0	1	0	0	0	1	2	0.00	0.000

PITCHER	IP	WLS	BF	H	R	ER	SO	BB	IBB	HBP	BLK	WP	HR	S	P	ERA	WHIP

Cincinnati Reds @ New York Giants

Polo Grounds, New York, NY

Wed Aug 22 1951, 3:33 AM EDT

Att. 7,034 - Unknown

livebaseballscorecards.com

TOP

Batter	1	2	3	4	5	6	7	8	9	AB	R	H	RBI	BB	SO	LOB
Bobby Adams, R (1, 5) OBP: 0.335, SLG: 0.366	E1 FC6-4 1B	F7		5-3			K		FC6-4 1-2 BB	4	0	0	0	1	1	3
Connie Ryan, R (1, 4) OBP: 0.366, SLG: 0.436	K	F8		6-3			F7		FC6-4 1-2f	5	0	0	0	0	1	3
Hank Edwards, L (1, 9) OBP: 0.382, SLG: 0.500	FC6-4 1-2 1B	G4-6-3 1B		F8				F4		4	0	2	0	0	0	0
Ted Kluszewski, L (1, 3) OBP: 0.289, SLG: 0.385	FC6-4 1-2f 2-3	G4-6-3 1-2f		HR				E 1B		4	1	2	1	0	0	3
Lloyd Merriman, L (1, 8) OBP: 0.289, SLG: 0.336	F8			F5	3-1			E6 G4-6-3 1-2		3	0	0	0	0	0	2
Bob Usher, R (8, PH) OBP: 0.275, SLG: 0.312 (8, 8)										1	0	0	0	0	0	1
Joe Adcock, R (1, 7) OBP: 0.303, SLG: 0.423		F8		1B FC6-4 2B		F3		G4-6-3 1-2f		4	1	1	0	0	0	2
Virgil Stallcup, R (1, 6) OBP: 0.259, SLG: 0.379		K		FC6-4 2-3 1B		F5			K	4	1	1	0	0	2	0
Dixie Howell, R (1, 2) OBP: 0.306, SLG: 0.333		1B 1B		FC6-4 IBB		K			K	3	0	1	0	1	2	0
Ewell Blackwell, R (1, 1) OBP: 0.386, SLG: 0.439		1-2 1B		FC6-4 1-2f 2-H 3-H			6-3		BB 1B	3	0	1	2	0	0	1
Johnny Wyrostek, L (9, PH) OBP: 0.384, SLG: 0.414										1	0	1	0	0	0	0

	AB	36
	R	3
	H	9
	RBI	3
	BB	2
	SO	6
	LOB	15

Inning Stats	1	2	3	4	5	6	7	8	9	1B: 7	SF: 0	WP: 0	PA: 38
R	0	0	0	2	1	0	0	0	0	2B: 1	SAC: 0	PB: 0	
E	1	0	0	0	0	0	0	1	0	3B: 0	DP: 2	SB: 0	
K	1	1	0	0	0	1	1	0	2	HR: 1	HBP: 0	CS: 0	
S	7	7	3	5	4	5	5	4	8				
H	1	2	1	2	1	0	0	1	1				
LOB	2	2	0	1	0	0	0	1	2				
BB	0	0	0	1	0	0	0	0	1				
P	7	7	3	9	4	5	5	4	12				

PITCHER		IP	WLS	BF	H	R	ER	SO	BB	IBB	HBP	BLK	WP	HR	S	P	ERA	WHIP
Larry Jansen, R	(1, 1)	7.0		29	7	3	3	4	0	1	0	0	0	1	36	40	3.86	1.000
ERA: 3.32																		
Dave Koslo, L	(8, 1)	0.1		3	1	0	0	0	0	0	0	0	0	0	3	3	0.00	3.000
ERA: 3.65																		
Sheldon Jones, R	(8, 1)	1.1	W	5	1	0	0	2	1	0	0	0	0	0	8	12	0.00	1.500
ERA: 4.96																		
Al Corwin, R	(9, 1)	0.1	S	1	0	0	0	0	0	0	0	0	0	0	1	1	0.00	0.000
ERA: 2.81																		

PITCHER	IP	WLS	BF	H	R	ER	SO	BB	IBB	HBP	BLK	WP	HR	S	P	ERA	WHIP

Batter	1	2	3	4	5	6	7	8	9	AB	R	H	RBI	BB	SO	LOB
Eddie Stanky, R (1, 4) OBP: 0.398, SLG: 0.385	K		5-3			K	6-3			4	0	0	0	0	2	0
Alvin Dark, R (1, 6) OBP: 0.365, SLG: 0.461	5-3		K			2B, BB		SH3-4, 2B, BB		2	1	0	0	2	1	0
Don Mueller, L (1, 9) OBP: 0.315, SLG: 0.410	F7		G3			F8		SH3-4, 1-2		3	0	0	0	0	0	1
Monte Irvin, R (1, 7) OBP: 0.421, SLG: 0.486		HR		F9		1-3, 2B		6-3		4	1	2	1	0	0	1
Whitey Lockman, L (1, 3) OBP: 0.331, SLG: 0.413		G3		6-3		F4		2-H, 2B		4	0	1	1	0	0	2
Willie Mays, R (1, 8) OBP: 0.356, SLG: 0.511		K		5-3			2B, E, 1B	K		4	1	1	0	0	2	1
Bobby Thomson, R (1, 5) OBP: 0.347, SLG: 0.497		BB, 1B			5-3		E4, SH1-4, 1-H, F8, 2B			3	1	2	0	0	0	0
Wes Westrum, R (1, 2) OBP: 0.408, SLG: 0.452		1-2, BB			F6		SH1-4, 2-3			1	0	0	0	1	0	0
Larry Jansen, R (1, 1) OBP: 0.167, SLG: 0.097		1-3			5-3		F8, 3-H			2	0	0	0	0	0	2
Earl Rapp, L (7, PH) OBP: 0.250, SLG: 0.100										1	0	0	1	0	0	0
Dave Koslo, L (8, 1) OBP: 0.231, SLG: 0.121										0	0	0	0	0	0	0
Sheldon Jones, R (8, 1) OBP: 0.158, SLG: 0.278										0	0	0	0	0	0	0
Al Corwin, R (9, 1)										0	0	0	0	0	0	0
Inning Stats	R: 0 E: 0 K: 1 S: 5 H: 0 LOB: 0 BB: 0 P: 5	R: 1 E: 0 K: 1 S: 7 H: 2 LOB: 2 BB: 1 P: 11	R: 0 E: 0 K: 1 S: 5 H: 0 LOB: 0 BB: 0 P: 5	R: 0 E: 0 K: 0 S: 3 H: 0 LOB: 0 BB: 0 P: 3	R: 0 E: 0 K: 0 S: 3 H: 0 LOB: 0 BB: 0 P: 3	R: 0 E: 0 K: 1 S: 6 H: 1 LOB: 2 BB: 1 P: 10	R: 2 E: 1 K: 0 S: 5 H: 2 LOB: 0 BB: 0 P: 5	R: 1 E: 0 K: 1 S: 6 H: 1 LOB: 1 BB: 1 P: 10		1B: 2 2B: 3 3B: 0 HR: 1 SF: 0 SAC: 2 DP: 0 HBP: 0						

PITCHER	IP	WLS	BF	H	R	ER	SO	BB	IBB	HBP	BLK	WP	HR	S	P	ERA	WHIP
Ewell Blackwell, R (1, 1) ERA: 3.67	8.0	L	33	6	4	4	5	3	0	0	0	0	1	40	52	4.50	1.125

PITCHER	IP	WLS	BF	H	R	ER	SO	BB	IBB	HBP	BLK	WP	HR	S	P	ERA	WHIP

BOTTOM

Cincinnati Reds @ New York Giants

Polo Grounds, New York, NY

Wed Aug 22 1951, 3:33 AM EDT

Att. 7,034 - Unknown

livebaseballscorecards.com

AB	28
R	4
H	6
RBI	3
BB	3
SO	5
LOB	7

WP: 0 PB: 0 SB: 0 CS: 0 PA: 33

Cincinnati Reds @ Boston Braves

Braves Field, Boston, MA

Fri Aug 24 1951, 3:33 AM EDT

Unknown

Batter	1	2	3	4	5	6	7	8	9	AB	R	H	RBI	BB	SO	LOB
Bobby Adams, R (1, 5) (6, 4) (8, 5) OBP: 0.331, SLG: 0.361	F5		FC6-4 1-2f			5-3		F9		4	0	0	0	0	0	2
Connie Ryan, R (1, 4) OBP: 0.366, SLG: 0.434	G4-6-3 BB		F8			K			1B F9 1B	2	0	0	0	1	1	1
Roy McMillan, R (6, 5) (8, 4) OBP: 0.306, SLG: 0.304										1	1	1	0	0	0	0
Johnny Wyrostek, L (1, 9) OBP: 0.385, SLG: 0.414	G4-6-3 1-2f			G6-4-3 1B		K			1B 1-2 1B	4	0	2	0	0	1	1
Ted Kluszewski, L (1, 3) OBP: 0.288, SLG: 0.384		4-3		G6-4-3 1-2f			1-3		1-2 2-3 1B	4	0	1	0	0	0	1
Joe Adcock, R (1, 7) OBP: 0.308, SLG: 0.424		BB		1B			CS BB		K	2	0	1	0	2	1	3
Bob Usher, R (1, 8) OBP: 0.271, SLG: 0.307		F7		F7			K 1-2		F9 3-H	4	0	0	1	0	1	5
Virgil Stallcup, R (1, 6) OBP: 0.259, SLG: 0.378		F3			F7			E1 1B	K	4	0	1	0	0	1	3
Dixie Howell, R (1, 2) OBP: 0.313, SLG: 0.340			CS 1B		F4 1B			F9		3	0	2	0	0	0	1
Ken Raffensberger, R (1, 1) OBP: 0.149, SLG: 0.125			FC6-4 1-2 1B		F4 1-2			K		2	0	1	0	0	0	1
Danny Litwhiler, R (8, PH) OBP: 0.308, SLG: 0.308										1	0	0	0	0	1	1
Eddie Erautt, R (8, 1)										0	0	0	0	0	0	0

Inning Stats	1	2	3	4	5	6	7	8	9	
	R: 0 H: 0	R: 0 H: 0	R: 0 H: 2	R: 0 H: 2	R: 0 H: 1	R: 0 H: 0	R: 0 H: 0	R: 0 H: 1	R: 1 H: 3	1B: 9 SF: 0
	E: 0 LOB: 0	E: 0 LOB: 1	E: 0 LOB: 1	E: 0 LOB: 1	E: 0 LOB: 0	E: 0 LOB: 0	E: 0 LOB: 1	E: 1 LOB: 1	E: 0 LOB: 2	2B: 1 SAC: 0
	K: 0 BB: 1	K: 0 BB: 1	K: 0 BB: 0	K: 0 BB: 0	K: 0 BB: 0	K: 2 BB: 0	K: 1 BB: 1	K: 1 BB: 0	K: 2 BB: 0	3B: 0 DP: 3
	S: 2 P: 6	S: 3 P: 7	S: 4 P: 4	S: 4 P: 4	S: 3 P: 3	S: 7 P: 7	S: 4 P: 8	S: 6 P: 6	S: 10 P: 10	HR: 0 HBP: 0

WP: 0 PA: 34
PB: 0
SB: 0
CS: 2

PITCHER	IP	WLS	BF	H	R	ER	SO	BB	IBB	HBP	BLK	WP	HR	S	P	ERA	WHIP
Warren Spahn, L (1, 1) ERA: 2.95	9.0	W	34	9	1	1	6	3	0	0	0	0	0	43	55	1.00	1.333

PITCHER	IP	WLS	BF	H	R	ER	SO	BB	IBB	HBP	BLK	WP	HR	S	P	ERA	WHIP

livebaseballscorecards.com

AB	31
R	1
H	9
RBI	1
BB	3
SO	6
LOB	19

Cincinnati Reds @ Boston Braves

Braves Field, Boston, MA

Fri Aug 24 1951, 3:33 AM EDT

Unknown

livebaseballscorecards.com

BOTTOM

Batter	1	2	3	4	5	6	7	8	9	AB	R	H	RBI	BB	SO	LOB
Sibby Sisti, R (1, 6) OBP: 0.382, SLG: 0.423	F7		4-3 1B		F7		F9 2-3			4	0	1	0	0	0	1
Sam Jethroe, S (1, 8) OBP: 0.349, SLG: 0.461	K		K		HR			BB S 2B		3	2	1	1	1	2	1
Earl Torgeson, L (1, 3) OBP: 0.368, SLG: 0.405	F5		4-3 1-2		G3			F7 1-2		4	0	0	0	0	0	2
Sid Gordon, R (1, 5) OBP: 0.393, SLG: 0.529		BB S 1B	6-3			F9		2B 2-H		3	2	1	1	1	0	1
Walker Cooper, R (1, 2) OBP: 0.359, SLG: 0.500		F8 1-2		6-3		G5-4-3 BB		6-3		3	0	0	0	1	0	2
Willard Marshall, L (1, 9) OBP: 0.356, SLG: 0.449		BB 1B		1B		G5-4-3 1-2f		2B 2-H		3	0	2	1	1	0	1
Roy Hartsfield, R (1, 4) OBP: 0.327, SLG: 0.348		1B 1-2 2-H		F9			2B 1B	K		4	1	2	1	0	1	2
Luis Marquez, R (1, 7) OBP: 0.252, SLG: 0.245		F7		F3			CS 2B 1-H			3	0	1	1	0	0	3
Warren Spahn, L (1, 1) OBP: 0.239, SLG: 0.291		F5			F5		1-4			3	0	0	0	0	0	3
Inning Stats	R: 0 E: 0 K: 1 S: 5 H: 0 LOB: 0 BB: 0 P: 5	R: 1 E: 0 K: 0 S: 4 H: 1 LOB: 2 BB: 2 P: 12	R: 0 E: 0 K: 1 S: 6 H: 1 LOB: 1 BB: 0 P: 6	R: 0 E: 0 K: 0 S: 4 H: 1 LOB: 1 BB: 0 P: 4	R: 1 E: 0 K: 0 S: 4 H: 1 LOB: 0 BB: 0 P: 4	R: 0 E: 0 K: 0 S: 2 H: 0 LOB: 0 BB: 1 P: 6	R: 1 E: 0 K: 0 S: 4 H: 2 LOB: 0 BB: 0 P: 4	R: 2 E: 0 K: 1 S: 7 H: 2 LOB: 1 BB: 1 P: 11		1B: 4 2B: 3 3B: 0 HR: 1	SF: 0 SAC: 0 DP: 1 HBP: 0						

	AB	30
	R	5
	H	8
	RBI	5
	BB	4
	SO	3
	LOB	16

PITCHER	IP	WLS	BF	H	R	ER	SO	BB	IBB	HBP	BLK	WP	HR	S	P	ERA	WHIP
Ken Raffensberger, L (1, 1) ERA: 3.88	7.0	L	28	6	3	3	2	3	0	0	0	0	1	29	41	3.86	1.286
Eddie Erautt, R (8, 1) ERA: 5.72	1.0		6	2	2	2	1	1	0	0	0	0	0	7	11	18.00	3.000

PITCHER	IP	WLS	BF	H	R	ER	SO	BB	IBB	HBP	BLK	WP	HR	S	P	ERA	WHIP

Batter	1	2	3	4	5	6	7	8	9	AB	R	H	RBI	BB	SO	LOB
Bobby Adams, R (1, 5) OBP: 0.328, SLG: 0.357	1-4-3		FC6-4 1-2f		L3			SH3-4 1-2		3	0	0	0	0	0	2
Connie Ryan, R (1, 4) OBP: 0.367, SLG: 0.433	5-3			BB 1B		BB		K		3	0	1	0	1	1	1
Danny Litwhiler, R (1, 9) OBP: 0.294, SLG: 0.250	F9			G5-4-3 1-2 BB		K		6-3		3	0	0	0	1	1	2
Ted Kluszewski, L (1, 3) OBP: 0.286, SLG: 0.380		4-3		K		F9			6-3	4	0	0	0	0	1	3
Joe Adcock, R (1, 7) OBP: 0.305, SLG: 0.419		6-3		G5-4-3 1-2f		5-3			F7	4	0	0	0	0	0	3
Bob Usher, R (1, 8) OBP: 0.266, SLG: 0.301		5-3			E3 6-3 WP 1B		6-3		5-3	4	1	0	0	0	0	0
Roy McMillan, R (1, 6) OBP: 0.299, SLG: 0.297			3-1		K 1-2		K			3	0	0	0	0	2	1
Dixie Howell, R (1, 2) OBP: 0.307, SLG: 0.333			K		6-3 2-3		F4			3	0	0	0	0	1	1
Herm Wehmeier, R (1, 1) OBP: 0.278, SLG: 0.306			FC6-4 1B		1B 3-H			SH3-4 1B		3	0	3	1	0	0	0
Inning Stats	R: 0 E: 0 K: 0 S: 3 H: 0 LOB: 0 BB: 0 P: 3	R: 0 E: 0 K: 0 S: 3 H: 0 LOB: 0 BB: 0 P: 3	R: 0 E: 0 K: 1 S: 6 H: 1 LOB: 1 BB: 0 P: 6	R: 0 E: 0 K: 1 S: 5 H: 1 LOB: 1 BB: 1 P: 9	R: 1 E: 1 K: 1 S: 7 H: 1 LOB: 1 BB: 0 P: 7	R: 0 E: 0 K: 1 S: 5 H: 0 LOB: 1 BB: 1 P: 9	R: 0 E: 0 K: 1 S: 5 H: 0 LOB: 0 BB: 0 P: 5	R: 0 E: 0 K: 1 S: 6 H: 1 LOB: 1 BB: 0 P: 6	R: 0 E: 0 K: 0 S: 3 H: 0 LOB: 0 BB: 0 P: 3	1B: 4 2B: 0 3B: 0 HR: 0	SF: 0 SAC: 1 DP: 1 HBP: 0					

PITCHER	IP	WLS	BF	H	R	ER	SO	BB	IBB	HBP	BLK	WP	HR	S	P	ERA	WHIP
Chet Nichols, L (1, 1) ERA: 2.74	9.0	W	33	4	1	0	6	2	0	0	0	1	0	43	51	0.00	0.667

PITCHER	IP	WLS	BF	H	R	ER	SO	BB	IBB	HBP	BLK	WP	HR	S	P	ERA	WHIP

Cincinnati Reds @ Boston Braves

Braves Field, Boston, MA

Fri Aug 24 1951, 3:38 AM EDT

Att. 8,807 - Unknown

TOP

livebaseballscorecards.com

AB	30
R	1
H	4
RBI	1
BB	2
SO	6
LOB	13

1B: 4	SF: 0	WP: 1	PA: 33
2B: 0	SAC: 1	PB: 0	
3B: 0	DP: 1	SB: 0	
HR: 0	HBP: 0	CS: 0	

Cincinnati Reds @ Boston Braves

Braves Field, Boston, MA

Fri Aug 24 1951, 3:38 AM EDT

Att. 8,807 - Unknown

livebaseballscorecards.com

BOTTOM

Batter	1	2	3	4	5	6	7	8	9	AB	R	H	RBI	BB	SO	LOB
Sibby Sisti, R (1, 6) OBP: 0.382, SLG: 0.436	F8		BB, F9, 2B		6-3		F9, 1-2		1-H, 3B	5	1	2	1	0	0	1
Sam Jethroe, S (1, 8) OBP: 0.350, SLG: 0.460	PB, S, 1B		BBBB, BB		F1		3-1			3	0	1	0	1	0	1
Earl Torgeson, L (1, 3) OBP: 0.371, SLG: 0.407	F8		BBBB, 1-2, 2-3, BB		1B			L6-4, SH1-4, 1B		3	0	2	0	1	0	1
Sid Gordon, R (1, 5) OBP: 0.390, SLG: 0.525	6-3, 1-3		F9, 3-H		F9			SH1-4, 1-2		3	0	0	1	0	0	4
Willard Marshall, L (1, 9) OBP: 0.355, SLG: 0.445		F8	1-3			F8		IBB		3	0	0	0	1	0	2
Ebba St. Claire, S (1, 2) OBP: 0.330, SLG: 0.396		K		F7		4-3		L6-4, 2-3		4	0	0	0	0	1	2
Bob Addis, L (1, 7) OBP: 0.269, SLG: 0.268		1B		1B		4-3			3-1	4	0	2	0	0	0	0
Roy Hartsfield, R (1, 4) OBP: 0.328, SLG: 0.350		K2-3		K			BLK, 1B		FC3-6, 1B	4	0	2	0	0	2	2
Chet Nichols, S (1, 1) OBP: 0.156, SLG: 0.156			K	K			K		1-2f, FC3-6, 3B	4	1	0	0	0	3	3
Inning Stats	R: 0 E: 0 K: 0 S: 4 H: 1 LOB: 1 BB: 0 P: 4	R: 0 E: 0 K: 2 S: 8 H: 1 LOB: 1 BB: 0 P: 8	R: 1 E: 0 K: 1 S: 6 H: 1 LOB: 2 BB: 2 P: 14	R: 0 E: 0 K: 2 S: 8 H: 1 LOB: 1 BB: 0 P: 8	R: 0 E: 0 K: 0 S: 4 H: 1 LOB: 1 BB: 0 P: 4	R: 0 E: 0 K: 0 S: 3 H: 0 LOB: 0 BB: 0 P: 3	R: 0 E: 0 K: 1 S: 6 H: 1 LOB: 1 BB: 0 P: 6	R: 0 E: 0 K: 0 S: 3 H: 1 LOB: 1 BB: 1 P: 7	R: 1 E: 0 K: 0 S: 4 H: 2 LOB: 1 BB: 0 P: 4	1B: 7 2B: 2 3B: 1 HR: 0	SF: 0 SAC: 1 DP: 1 HBP: 0						

	AB	33
	R	2
	H	9
	RBI	2
	BB	3
	SO	6
	LOB	16

WP: 0 PB: 1 SB: 1 CS: 0 PA: 37

PITCHER	IP	WLS	BF	H	R	ER	SO	BB	IBB	HBP	BLK	WP	HR	S	P	ERA	WHIP
Herm Wehmeier, R (1, 1) ERA: 4.6	8.2	L	37	9	2	2	6	2	1	0	1	0	0	46	58	2.08	1.269

PITCHER	IP	WLS	BF	H	R	ER	SO	BB	IBB	HBP	BLK	WP	HR	S	P	ERA	WHIP

Batter	1	2	3	4	5	6	7	8	9	AB	R	H	RBI	BB	SO	LOB
Roy McMillan, R (1, 5) OBP: 0.295, SLG: 0.287	SSS 0-3 ① K		x 0-0 ① F7		x 0-0 ① F7		BBBB 4-0 BB, 1-2 1B BB	x 0-0 ③ F8		4	1	0	0	1	1	0
Connie Ryan, R (1, 4) OBP: 0.366, SLG: 0.429	x 0-0 ② F7		x 0-0 ② 5-3		BBBB 4-0 FC4-6 BB		x 0-0 ② F7		SSS 0-3 ① K	4	0	0	0	1	1	2
Johnny Wyrostek, L (1, 9) OBP: 0.385, SLG: 0.413	x 0-0 ③ G3		x 0-0 E3, 1B 1B		SSS 0-3 ② K		BBBB 4-0 1B, E, 1-2 2-3 BB		SSS 0-3 ② K	4	2	1	0	1	2	1
Ted Kluszewski, L (1, 3) OBP: 0.287, SLG: 0.381		x 0-0 ① F5	x 0-0 1B, 2-H 1B		x 0-0 ③ FC4-6, 1-2f		x 0-0 E, 1B, 1-3 2-H 3-H 1B		x 0-0 ③ 6-3	5	1	2	3	0	0	1
Hank Edwards, L (1, 7) OBP: 0.387, SLG: 0.500		x 0-0 CS, 1B	x 0-0 1-2 1B			x 0-0 ① 4-3	x 0-0 E5, 1B, 1-2 3-H			4	0	2	0	0	0	1
Virgil Stallcup, R (1, 6) OBP: 0.261, SLG: 0.379		x 0-0 ② BB, 1B, 1-2 1B	SSS 0-3 ③ K			x 0-0 ② 5-3	x 0-0 1-2 2-H 1B			4	0	2	1	0	1	2
Lloyd Merriman, L (1, 8) OBP: 0.289, SLG: 0.334		x 0-0 BB, 1-2 1B		x 0-0 ① F4		x 0-0 ③ 1-3	x 0-0 ③ F3			4	0	1	0	0	0	2
Dixie Howell, R (1, 2) OBP: 0.312, SLG: 0.333		BBBB 4-0 1-2 2-3 BB		x 0-0 ② 6-3			x 0-0 BB, BB, 1B 1B	x 0-0 ① F6		3	1	1	0	1	0	0
Howie Fox, R (1, 1) OBP: 0.131, SLG: 0.169 Harry Perkowski, L (5, 1) Bob Usher, R (7, PH) OBP: 0.265, SLG: 0.300 Bud Byerly, R (7, 1) Bobby Adams, R (8, PH) OBP: 0.327, SLG: 0.356 Eddie Erautt, R (8, 1)		x 0-0 ③ F7		SSS 0-3 ③ K			x 0-0 ① F2	x 0-0 ② F5		2 0 1 0 1 0	0 0 0 0 0 0	0 0 0 0 0 0	0 0 0 0 0 0	1 0 0 0 0 0	3 0 1 0 0 0	0 0 1 0 0 0
Inning Stats	R: 0 E: 0 K: 1 S: 5 H: 0 LOB: 0 BB: 0 P: 5	R: 0 E: 0 K: 0 S: 5 H: 3 LOB: 3 BB: 1 P: 9	R: 1 E: 1 K: 1 S: 8 H: 3 LOB: 2 BB: 0 P: 8	R: 0 E: 0 K: 1 S: 5 H: 0 LOB: 0 BB: 0 P: 5	R: 0 E: 0 K: 1 S: 5 H: 0 LOB: 1 BB: 1 P: 9	R: 0 E: 0 K: 0 S: 3 H: 0 LOB: 0 BB: 0 P: 3	R: 4 E: 1 K: 0 S: 7 H: 3 LOB: 2 BB: 2 P: 15	R: 0 E: 0 K: 0 S: 3 H: 0 LOB: 0 BB: 0 P: 3	R: 0 E: 0 K: 2 S: 7 H: 0 LOB: 0 BB: 0 P: 7	1B: 9 2B: 0 3B: 0 HR: 0	SF: 0 SAC: 0 DP: 0 HBP: 0						

Cincinnati Reds @ Boston Braves

Braves Field, Boston, MA

Sat Aug 25 1951, 3:33 AM EDT

Att. 3,763 - Unknown

TOP

livebaseballscorecards.com

AB	36
R	5
H	9
RBI	4
BB	4
SO	6
LOB	13

WP: 0 PA: 40
PB: 0
SB: 0
CS: 1

PITCHER		IP	WLS	BF	H	R	ER	SO	BB	IBB	HBP	BLK	WP	HR	S	P	ERA	WHIP
Johnny Sain, R ERA: 4.32	(1, 1)	4.0		18	6	1	0	3	1	0	0	0	0	0	23	27	0.00	1.750
George Estock, R ERA: 3.78	(5, 1)	2.2		13	2	4	2	1	3	0	0	0	0	0	12	24	6.75	1.875
Bob Chipman, L ERA: 4.06	(7, 1)	2.1	W	9	1	0	0	2	0	0	0	0	0	0	13	13	0.00	0.429

PITCHER		IP	WLS	BF	H	R	ER	SO	BB	IBB	HBP	BLK	WP	HR	S	P	ERA	WHIP

Cincinnati Reds @ Boston Braves

Braves Field, Boston, MA

Sat Aug 25 1951, 3:33 AM EDT

Att. 3,763 - Unknown

livebaseballscorecards.com

Batter	1	2	3	4	5	6	7	8	9	AB	R	H	RBI	BB	SO	LOB
Sibby Sisti, R (1, 6) OBP: 0.384, SLG: 0.441	FC3-6 1B			4-3	4-3		1B F7 2B			4	1	2	0	0	0	0
Sam Jethroe, S (1, 8) OBP: 0.354, SLG: 0.462	F4			1B 2B	E5 1B 1B		S 2-3 1B			4	2	3	0	0	0	1
Earl Torgeson, L (1, 3) OBP: 0.372, SLG: 0.408	FC3-6 PO 1-2f			2B 1-2 1B	S 3-H 1B		F7 1-2			4	1	2	1	0	0	3
Sid Gordon, R (1, 5) OBP: 0.391, SLG: 0.526	PO 1-2	1-3		2B 1-H 2-H 2B	BBB BB 1-2		F7 3-H			3	1	1	3	1	0	1
Willard Marshall, L (1, 9) OBP: 0.354, SLG: 0.445		F7		1B 4-3 2-H 2B	F7		SSS K			4	1	1	1	0	1	3
Ebba St. Claire, S (1, 2) OBP: 0.322, SLG: 0.387		6-3		4-3 2-3		G3	SSS K			4	0	0	0	0	1	1
Bob Addis, L (1, 7) OBP: 0.282, SLG: 0.277 Luis Marquez, R (8, PR) OBP: 0.252, SLG: 0.245 (9, 7)		4-3		FC4-6 3-H 1B		BBB BB		WP 1B		3 0	0 0	2 0	1 0	1 0	0 0	0 0
Roy Hartsfield, R (1, 4) OBP: 0.325, SLG: 0.346		6-3		FC4-6 1-2f		F3		K 1-2		4	0	0	0	0	1	3
Johnny Sain, R (1, 1) OBP: 0.241, SLG: 0.308 George Estock, R (5, 1) OBP: 0.375, SLG: 0.286 Bob Chipman, L (7, 1) OBP: 0.125, SLG: 0.125		SSS K			6-3	F3		5-3		1 2 1	0 0 0	0 0 0	0 0 0	0 0 0	1 0 0	0 1 2
Inning Stats	R: 0 E: 0 K: 0 S: 3 H: 1 LOB: 0 BB: 0 P: 3	R: 0 E: 0 K: 0 S: 3 H: 0 LOB: 0 BB: 0 P: 3	R: 0 E: 0 K: 1 S: 5 H: 0 LOB: 0 BB: 0 P: 5	R: 4 E: 0 K: 0 S: 8 H: 5 LOB: 1 BB: 0 P: 8	R: 1 E: 1 K: 0 S: 5 H: 2 LOB: 2 BB: 1 P: 9	R: 0 E: 0 K: 0 S: 3 H: 0 LOB: 1 BB: 1 P: 7	R: 1 E: 0 K: 1 S: 7 H: 2 LOB: 1 BB: 0 P: 7	R: 0 E: 0 K: 2 S: 8 H: 1 LOB: 2 BB: 0 P: 8		1B: 8 2B: 3 3B: 0 HR: 0	SF: 0 SAC: 0 DP: 0 HBP: 0					

BOTTOM			
AB	34	WP: 1	PA: 37
R	6	PB: 0	
H	11	SB: 2	
RBI	6	CS: 0	
BB	2		
SO	4		
LOB	15		

PITCHER		IP	WLS	BF	H	R	ER	SO	BB	IBB	HBP	BLK	WP	HR	S	P	ERA	WHIP
Howie Fox, R ERA: 3.74	(1, 1)	4.2		22	8	5	4	1	1	0	0	0	0	0	23	27	7.71	1.929
Harry Perkowski, L ERA: 2.84	(5, 1)	1.1		5	0	0	0	0	1	0	0	0	0	0	4	8	0.00	0.750
Bud Byerly, R ERA: 4.42	(7, 1)	1.0	L	5	2	1	1	1	0	0	0	0	0	0	7	7	9.00	2.000
Eddie Erautt, R ERA: 5.52	(8, 1)	1.0		4	1	0	0	2	0	0	0	0	1	0	8	8	0.00	1.000

PITCHER	IP	WLS	BF	H	R	ER	SO	BB	IBB	HBP	BLK	WP	HR	S	P	ERA	WHIP

Cincinnati Reds @ Philadelphia Phillies

Shibe Park, Philadelphia, PA

Sun Aug 26 1951, 3:33 AM EDT

Unknown

TOP

livebaseballscorecards.com

Batter	1	2	3	4	5	6	7	8	9	AB	R	H	RBI	BB	SO	LOB
Bobby Adams, R (1, 5) OBP: 0.325, SLG: 0.353	G1-6-3 1B			4-3		F7	F9		E6 1-2 2-H	5	0	1	0	0	0	1
Connie Ryan, R (1, 4) OBP: 0.361, SLG: 0.423	G1-6-3 1-2f			K		L5		5-3	F7	5	0	0	0	0	1	3
Johnny Wyrostek, L (1, 9) OBP: 0.388, SLG: 0.418	4-3			1B 1B		2B		2B		4	2	3	0	0	0	0
Ted Kluszewski, L (1, 3) OBP: 0.289, SLG: 0.384		6-3		1B 1-3		1B 1-H		F8		4	1	2	1	0	0	1
Hank Edwards, L (1, 7) OBP: 0.391, SLG: 0.500		F9		1B 1-2 3-H		2B 2-H		K		4	0	2	2	0	1	1
Lloyd Merriman, L (1, 8) OBP: 0.292, SLG: 0.344		4-3		F9		2B 1-3			E 2B	4	1	2	0	0	0	2
Virgil Stallcup, R (1, 6) OBP: 0.261, SLG: 0.378			CS 1B		5-3	L8			6-3	4	0	1	0	0	0	3
Dixie Howell, R (1, 2) OBP: 0.304, SLG: 0.325			K 1-2		6-3		K		FC1	4	0	0	0	0	2	2
Ewell Blackwell, R (1, 1) OBP: 0.378, SLG: 0.420			K		1-3		4-3		E BB	3	0	0	0	1	1	0

	AB	37
	R	4
	H	11
	RBI	3
	BB	1
	SO	5
	LOB	13

Inning Stats	1	2	3	4	5	6	7	8	9
	R: 0 E: 0 K: 0 S: 3	R: 0 E: 0 K: 0 S: 3	R: 0 E: 0 K: 2 S: 7	R: 1 E: 0 K: 1 S: 8	R: 0 E: 0 K: 0 S: 3	R: 2 E: 0 K: 0 S: 7	R: 0 E: 0 K: 1 S: 5	R: 0 E: 0 K: 1 S: 6	R: 1 E: 1 K: 0 S: 5
	H: 1 LOB: 0 BB: 0 P: 3	H: 0 LOB: 0 BB: 0 P: 3	H: 1 LOB: 0 BB: 0 P: 7	H: 3 LOB: 2 BB: 0 P: 8	H: 0 LOB: 0 BB: 0 P: 3	H: 4 LOB: 2 BB: 0 P: 7	H: 0 LOB: 0 BB: 0 P: 5	H: 1 LOB: 1 BB: 0 P: 6	H: 1 LOB: 2 BB: 1 P: 9

	1B: 7	SF: 0	WP: 0	PA: 38
	2B: 5	SAC: 0	PB: 0	
	3B: 0	DP: 2	SB: 0	
	HR: 0	HBP: 0	CS: 1	

PITCHER		IP	WLS	BF	H	R	ER	SO	BB	IBB	HBP	BLK	WP	HR	S	P	ERA	WHIP
Robin Roberts, R ERA: 3.01	(1, 1)	8.0	L	32	10	3	3	5	0	0	0	0	0	0	42	42	3.38	1.250
Ken Heintzelman, L ERA: 3.76	(9, 1)	1.0		6	1	1	0	0	1	0	0	0	0	0	5	9	0.00	2.000

PITCHER	IP	WLS	BF	H	R	ER	SO	BB	IBB	HBP	BLK	WP	HR	S	P	ERA	WHIP

Batter	1	2	3	4	5	6	7	8	9	AB	R	H	RBI	BB	SO	LOB
Eddie Waitkus, L (1, 3) OBP: 0.326, SLG: 0.339	5-3		4-3 BB WP 1-2 1B		F2			F8		4	1	1	0	0	0	0
Richie Ashburn, L (1, 8) OBP: 0.392, SLG: 0.417	6-3		BBBB WP 4-3 1-2 2-3 BB			3-1		L5		3	0	0	0	1	0	0
Bill Nicholson, L (1, 9) OBP: 0.336, SLG: 0.459	F9		4-3 1-2 2-3 3-H			3-1			4-3	4	0	0	1	0	0	2
Del Ennis, R (1, 7) OBP: 0.353, SLG: 0.420		6-3	F2 2-3 3-H			1B			SSS K	4	0	1	0	0	1	1
Willie Jones, R (1, 5) OBP: 0.351, SLG: 0.434		FC5-4 1B		F7		F8			1B	4	0	2	0	0	0	1
Granny Hamner, R (1, 6) OBP: 0.293, SLG: 0.371		FC5-4 S 1-2f		F6			F8		F6	4	0	0	0	0	0	2
Putsy Caballero, R (1, 4) OBP: 0.254, SLG: 0.283		SSS K 1-2		F2			F7			3	0	0	0	0	1	1
Del Wilber, R (1, 2) OBP: 0.317, SLG: 0.397			BB 1B 4-3 1B		SSS K		6-3			3	1	1	0	0	1	0
Robin Roberts, S (1, 1) OBP: 0.329, SLG: 0.197 Dick Sisler, L (8, PH) OBP: 0.361, SLG: 0.436 Ken Heintzelman, R (9, 1) OBP: 0.111, SLG: 0.077			SSS K		F7			F4		2 1 0	0 0 0	0 0 0	0 0 0	0 0 0	1 0 0	1 0 0
Inning Stats	R: 0 E: 0 K: 0 S: 3 H: 0 LOB: 0 BB: 0 P: 3	R: 0 E: 0 K: 1 S: 6 H: 1 LOB: 1 BB: 0 P: 6	R: 2 E: 0 K: 1 S: 7 H: 2 LOB: 1 BB: 1 P: 11	R: 0 E: 0 K: 0 S: 3 H: 0 LOB: 0 BB: 0 P: 3	R: 0 E: 0 K: 1 S: 5 H: 0 LOB: 0 BB: 0 P: 5	R: 0 E: 0 K: 0 S: 4 H: 1 LOB: 1 BB: 0 P: 4	R: 0 E: 0 K: 0 S: 3 H: 0 LOB: 0 BB: 0 P: 3	R: 0 E: 0 K: 0 S: 3 H: 0 LOB: 0 BB: 0 P: 3	R: 0 E: 0 K: 1 S: 6 H: 1 LOB: 1 BB: 0 P: 6	1B: 5 2B: 0 3B: 0 HR: 0	SF: 0 SAC: 0 DP: 0 HBP: 0						

PITCHER	IP	WLS	BF	H	R	ER	SO	BB	IBB	HBP	BLK	WP	HR	S	P	ERA	WHIP
Ewell Blackwell, R (1, 1) ERA: 3.59	9.0	W	33	5	2	2	4	1	0	0	0	1	0	40	44	2.00	0.667

PITCHER	IP	WLS	BF	H	R	ER	SO	BB	IBB	HBP	BLK	WP	HR	S	P	ERA	WHIP

BOTTOM

Cincinnati Reds @ Philadelphia Phillies

Shibe Park, Philadelphia, PA

Sun Aug 26 1951, 3:33 AM EDT

Unknown

livebaseballscorecards.com

AB	32
R	2
H	5
RBI	1
BB	1
SO	4
LOB	8

WP: 1 PB: 0 SB: 1 CS: 0 PA: 33

Cincinnati Reds @ Philadelphia Phillies

Shibe Park, Philadelphia, PA

Sun Aug 26 1951, 3:38 AM EDT

Att. 13,899 - Unknown

livebaseballscorecards.com

Batter	1	2	3	4	5	6	7	8	9	AB	R	H	RBI	BB	SO	LOB
Roy McMillan, R (1, 5) OBP: 0.287, SLG: 0.278	F9		F9			F9		4-3		4	0	0	0	0	0	1
Lloyd Merriman, L (1, 8) OBP: 0.291, SLG: 0.340	F6			BBBB 4-0 CS BB		5-3		F9		3	0	0	0	1	0	0
Johnny Wyrostek, L (1, 9) OBP: 0.385, SLG: 0.414	F4			4-3 1-2		F4			4-3	4	0	0	0	0	0	1
Ted Kluszewski, L (1, 3) OBP: 0.287, SLG: 0.380		SSS 0-3 K		F7			F8		4-3	4	0	0	0	0	1	0
Connie Ryan, R (1, 4) OBP: 0.360, SLG: 0.421		3-1			1B 1B		E9		5-3	4	0	1	0	0	0	0
Hank Edwards, L (1, 7) OBP: 0.384, SLG: 0.490		SSS 0-3 K			SSS 0-3 K		BBBB 4-0 BB			2	0	0	0	0	2	1
Joe Adcock, R (7, PH) OBP: 0.307, SLG: 0.419 (7, 7)										0	0	0	0	1	0	0
Virgil Stallcup, R (1, 6) OBP: 0.265, SLG: 0.380			SH3-4 1B		1-2 1B		F5			3	0	2	0	0	0	2
Johnny Pramesa, R (1, 2) OBP: 0.231, SLG: 0.346			SSS 0-3 K		F2		F6			3	0	0	0	0	1	5
Willie Ramsdell, R (1, 1) OBP: 0.167, SLG: 0.135			SH3-4 1-2		F9			1-3		2	0	0	0	0	0	2

Inning Stats	1	2	3	4	5	6	7	8	9		
	R: 0 H: 0	R: 0 H: 0	R: 0 H: 1	R: 0 H: 0	R: 0 H: 2	R: 0 H: 0	R: 0 H: 0	R: 0 H: 0	R: 0 H: 0	1B: 3 SF: 0	WP: 0 PA: 32
	E: 0 LOB: 0	E: 0 LOB: 0	E: 0 LOB: 1	E: 0 LOB: 0	E: 0 LOB: 2	E: 0 LOB: 0	E: 1 LOB: 2	E: 0 LOB: 0	E: 0 LOB: 0	2B: 0 SAC: 1	PB: 0
	K: 0 BB: 0	K: 2 BB: 0	K: 1 BB: 0	K: 0 BB: 1	K: 1 BB: 0	K: 0 BB: 0	K: 0 BB: 1	K: 0 BB: 0	K: 0 BB: 0	3B: 0 DP: 0	SB: 0
	S: 3 P: 3	S: 7 P: 7	S: 6 P: 6	S: 2 P: 6	S: 7 P: 7	S: 3 P: 3	S: 4 P: 8	S: 3 P: 3	S: 3 P: 3	HR: 0 HBP: 0	CS: 1

PITCHER	IP	WLS	BF	H	R	ER	SO	BB	IBB	HBP	BLK	WP	HR	S	P	ERA	WHIP
Niles Jordan, L (1, 1) ERA:	9.0	W	32	3	0	0	4	2	0	0	0	0	0	38	46	0.00	0.556

PITCHER	IP	WLS	BF	H	R	ER	SO	BB	IBB	HBP	BLK	WP	HR	S	P	ERA	WHIP

Batter	1	2	3	4	5	6	7	8	9	AB	R	H	RBI	BB	SO	LOB
Eddie Waitkus, L (1, 3) OBP: 0.323, SLG: 0.336	F7		F7 3-H			F8		F8		4	0	0	1	0	0	1
Richie Ashburn, L (1, 8) OBP: 0.390, SLG: 0.414	K		F8			4-3				3	0	0	0	0	1	0
Bill Nicholson, L (1, 9) OBP: 0.328, SLG: 0.447	F8			4-3			F5			3	0	0	0	0	0	0
Del Ennis, R (1, 7) OBP: 0.351, SLG: 0.418		5-3		K			5-3			3	0	0	0	0	1	0
Willie Jones, R (1, 5) OBP: 0.351, SLG: 0.432		BBBB 4-0 FC5-4 BB		F8			F3			2	0	0	0	1	0	0
Granny Hamner, R (1, 6) OBP: 0.293, SLG: 0.373		FC5-4 1-2f			F8			1B L8 2B		3	1	1	0	0	0	1
Putsy Caballero, R (1, 4) OBP: 0.256, SLG: 0.284		4-3			3-1			F7 2-3 1B		3	0	1	0	0	0	1
Andy Seminick, R (1, 2) OBP: 0.364, SLG: 0.395			E F7 1B		6-3			F7 1-2		3	1	1	0	0	0	2
Niles Jordan, L (1, 1)			5-3 1-3			F9		L8 3-H		3	0	0	1	0	0	2
Inning Stats	R: 0 E: 0 K: 1 S: 5 H: 0 LOB: 0 BB: 0 P: 5	R: 0 E: 0 K: 0 S: 3 H: 0 LOB: 1 BB: 1 P: 7	R: 1 E: 1 K: 0 S: 4 H: 1 LOB: 0 BB: 0 P: 4	R: 0 E: 0 K: 1 S: 5 H: 0 LOB: 0 BB: 0 P: 5	R: 0 E: 0 K: 0 S: 3 H: 0 LOB: 0 BB: 0 P: 3	R: 0 E: 0 K: 0 S: 3 H: 0 LOB: 0 BB: 0 P: 3	R: 0 E: 0 K: 0 S: 3 H: 0 LOB: 0 BB: 0 P: 3	R: 1 E: 0 K: 0 S: 5 H: 2 LOB: 1 BB: 0 P: 5		1B: 2 2B: 1 3B: 0 HR: 0 SF: 0 SAC: 0 DP: 0 HBP: 0						

PITCHER	IP	WLS	BF	H	R	ER	SO	BB	IBB	HBP	BLK	WP	HR	S	P	ERA	WHIP
Willie Ramsdell, R (1, 1) ERA: 3.78	8.0	L	28	3	2	1	2	1	0	0	0	0	0	31	35	1.12	0.500

PITCHER	IP	WLS	BF	H	R	ER	SO	BB	IBB	HBP	BLK	WP	HR	S	P	ERA	WHIP

BOTTOM

Cincinnati Reds @ Philadelphia Phillies

Shibe Park, Philadelphia, PA

Sun Aug 26 1951, 3:38 AM EDT

Att. 13,899 - Unknown

livebaseballscorecards.com

AB	27
R	2
H	3
RBI	2
BB	1
SO	2
LOB	7

WP: 0	PA: 28		
PB: 0			
SB: 0			
CS: 0			

Batter	1	2	3	4	5	6	7	8	9	AB	R	H	RBI	BB	SO	LOB
Roy McMillan, R (1, 5) OBP: 0.279, SLG: 0.269	L4		6-3			L8		FC6-4 1-2f		4	0	0	0	0	0	1
Connie Ryan, R (1, 4) OBP: 0.357, SLG: 0.417	F4			F7		F8			F4	4	0	0	0	0	0	0
Johnny Wyrostek, L (1, 9) OBP: 0.382, SLG: 0.412	4-3			F8		4-3			F4	3	0	0	0	0	0	0
Bobby Adams, R (9, PH) OBP: 0.324, SLG: 0.352										1	0	0	0	0	0	0
Ted Kluszewski, L (1, 3) OBP: 0.286, SLG: 0.379		F4		1B			K		2-3	4	0	1	0	0	1	0
Joe Adcock, R (1, 7) OBP: 0.304, SLG: 0.415		F7		F3			F7			3	0	0	0	0	0	1
Virgil Stallcup, R (1, 6) OBP: 0.265, SLG: 0.382		2B			K		F3			3	0	1	0	0	1	0
Bob Usher, R (1, 8) OBP: 0.266, SLG: 0.297		F6			BB			F7		2	0	0	0	1	0	1
Dixie Howell, R (1, 2) OBP: 0.299, SLG: 0.318			F5		F9			6-3		3	0	0	0	0	0	1
Herm Wehmeier, R (1, 1) OBP: 0.282, SLG: 0.308			K		F9			FC6-4 1B		3	0	1	0	0	1	1
Inning Stats	R: 0 H: 0 E: 0 LOB: 0 K: 0 BB: 0 S: 3 P: 3	R: 0 H: 1 E: 0 LOB: 1 K: 0 BB: 0 S: 4 P: 4	R: 0 H: 0 E: 0 LOB: 0 K: 1 BB: 0 S: 5 P: 5	R: 0 H: 1 E: 0 LOB: 1 K: 0 BB: 0 S: 4 P: 4	R: 0 H: 0 E: 0 LOB: 1 K: 1 BB: 1 S: 5 P: 9	R: 0 H: 0 E: 0 LOB: 0 K: 0 BB: 0 S: 3 P: 3	R: 0 H: 0 E: 0 LOB: 0 K: 1 BB: 0 S: 5 P: 5	R: 0 H: 1 E: 0 LOB: 1 K: 0 BB: 0 S: 4 P: 4	R: 0 H: 0 E: 0 LOB: 0 K: 0 BB: 0 S: 3 P: 3	1B: 2 SF: 0 2B: 1 SAC: 0 3B: 0 DP: 0 HR: 0 HBP: 0						

TOP

Cincinnati Reds @ Philadelphia Phillies

Shibe Park, Philadelphia, PA

Mon Aug 27 1951, 3:33 AM EDT

Unknown

livebaseballscorecards.com

AB	30
R	0
H	3
RBI	0
BB	1
SO	3
LOB	5

PITCHER	IP	WLS	BF	H	R	ER	SO	BB	IBB	HBP	BLK	WP	HR	S	P	ERA	WHIP
Jocko Thompson, L (1, 1) ERA: 3.79	9.0	W	31	3	0	0	3	1	0	0	0	0	0	36	40	0.00	0.444

PITCHER	IP	WLS	BF	H	R	ER	SO	BB	IBB	HBP	BLK	WP	HR	S	P	ERA	WHIP

Cincinnati Reds @ Philadelphia Phillies

Shibe Park, Philadelphia, PA

Mon Aug 27 1951, 3:33 AM EDT

Unknown

livebaseballscorecards.com

BOTTOM

Batter	1	2	3	4	5	6	7	8	9	AB	R	H	RBI	BB	SO	LOB
Eddie Waitkus, L (1, 3) OBP: 0.321, SLG: 0.333	F6	FC5-4 1-2f			G3		6-3			4	0	0	0	0	0	2
Richie Ashburn, L (1, 8) OBP: 0.389, SLG: 0.413	E4 HR 1B		4-3		F3			B1-3		4	1	1	0	0	0	0
Bill Nicholson, L (1, 9) OBP: 0.341, SLG: 0.479	2-H HR		G3		FC6-4 1B			BBBB BB BB		3	1	2	2	1	0	0
Del Ennis, R (1, 7) OBP: 0.348, SLG: 0.414	F3		SSS K		FC6-4 1-2f			F8		4	0	0	0	0	1	2
Willie Jones, R (1, 5) OBP: 0.352, SLG: 0.431	F2			5-3 1B		L7		BBBB FC6 1-2 BB		3	0	1	0	1	0	0
Granny Hamner, R (1, 6) OBP: 0.291, SLG: 0.370		6-3		5-3 1-2		F7		FC6 1-2f		4	0	0	0	0	0	3
Putsy Caballero, R (1, 4) OBP: 0.250, SLG: 0.277		6-3		6-3		L4				3	0	0	0	0	0	1
Andy Seminick, R (1, 2) OBP: 0.367, SLG: 0.394		BBBB BB BB		I I I IBB			F5			1	0	0	0	2	0	0
Jocko Thompson, L (1, 1) OBP: 0.128, SLG: 0.184		BBBB FC5-4 1-2 BB		4-3			4-3			2	0	0	0	1	0	2
Inning Stats	R: 2 E: 1 K: 0 S: 5 H: 2 LOB: 0 BB: 0 P: 5	R: 0 E: 0 K: 0 S: 3 H: 0 LOB: 2 BB: 2 P: 11	R: 0 E: 0 K: 1 S: 5 H: 0 LOB: 0 BB: 0 P: 5	R: 0 E: 0 K: 0 S: 4 H: 1 LOB: 2 BB: 1 P: 8	R: 0 E: 0 K: 0 S: 4 H: 1 LOB: 1 BB: 0 P: 4	R: 0 E: 0 K: 0 S: 3 H: 0 LOB: 0 BB: 0 P: 3	R: 0 E: 0 K: 0 S: 3 H: 0 LOB: 0 BB: 0 P: 3	R: 0 E: 0 K: 0 S: 3 H: 0 LOB: 2 BB: 2 P: 11		1B: 3 2B: 0 3B: 0 HR: 1	SF: 0 SAC: 0 DP: 0 HBP: 0						

	AB	28
	R	2
	H	4
	RBI	2
	BB	5
	SO	1
	LOB	10

WP: 0 PB: 0 SB: 0 CS: 0 PA: 33

PITCHER	IP	WLS	BF	H	R	ER	SO	BB	IBB	HBP	BLK	WP	HR	S	P	ERA	WHIP
Herm Wehmeier, R (1, 1) ERA: 4.45	8.0	L	33	4	2	2	1	4	1	0	0	0	1	30	50	2.25	1.000

PITCHER	IP	WLS	BF	H	R	ER	SO	BB	IBB	HBP	BLK	WP	HR	S	P	ERA	WHIP

Batter	1	2	3	4	5	6	7	8	9	AB	R	H	RBI	BB	SO	LOB
Bobby Adams, R (1, 5) OBP: 0.324, SLG: 0.351	S S S 0-3 ① K		x 0-0 ② F4		x 0-0 BB 1B 1B		x 0-0 ② FC6-4 1-2f			4	0	1	0	0	1	2
Roy McMillan, R (7, PR) OBP: 0.279, SLG: 0.269										0	0	0	0	0	0	0
(7, 5)																
Connie Ryan, R (1, 4) OBP: 0.358, SLG: 0.416	B B B B 4-0 G6-4-3 BB		S S S 0-3 ③ K		x 0-0 BB 1-2 1B		x 0-0 ③ F9			3	0	1	0	1	1	2
Joe Adcock, R (1, 7) OBP: 0.304, SLG: 0.411	x 0-0 ② ③ G6-4-3 1-2f			x 0-0 ① 6-3	B B B B 4-0 1-2 2-3 BB			x 0-0 ① F9		3	0	0	0	1	0	1
Ted Kluszewski, L (1, 3) OBP: 0.286, SLG: 0.378		x 0-0 ① F6		x 0-0 1B 1B	x 0-0 ③ 6-3			S S S 0-3 ② K		4	0	1	0	0	1	3
Danny Litwhiler, R (1, 9) OBP: 0.286, SLG: 0.250		x 0-0 ② 4-3		x 0-0 1-2 1B		S S S 0-3 ① K		S S S 0-3 ③ K		4	0	1	0	0	2	0
Virgil Stallcup, R (1, 6) OBP: 0.265, SLG: 0.381		x 0-0 1B		S S S 0-3 ② K		x 0-0 ② F8			x 0-0 ① L7	4	0	1	0	0	1	2
Bob Usher, R (1, 8) OBP: 0.262, SLG: 0.292		S S S 0-3 ③ K		x 0-0 ③ 4-3		x 0-0 ③ F8			S S S 0-3 ② K	4	0	0	0	0	2	3
Johnny Pramesa, R (1, 2) OBP: 0.226, SLG: 0.339			x 0-0 ① F7		x 0-0 ① L9		x 0-0 ① F6		x 0-0 ③ L6	4	0	0	0	0	0	0
Ken Raffensberger, R (1, 1) OBP: 0.171, SLG: 0.164			x 0-0 2B		x 0-0 ② F3		x 0-0 FC6-4 1B			3	0	2	0	0	0	0
Frank Smith, R (8, 1)										0	0	0	0	0	0	0
Inning Stats	R: 0 E: 0 K: 1 S: 4 H: 0 LOB: 0 BB: 1 P: 8	R: 0 E: 0 K: 1 S: 6 H: 1 LOB: 1 BB: 0 P: 6	R: 0 E: 0 K: 1 S: 6 H: 1 LOB: 1 BB: 0 P: 6	R: 0 E: 0 K: 1 S: 7 H: 2 LOB: 2 BB: 0 P: 7	R: 0 E: 0 K: 0 S: 5 H: 2 LOB: 3 BB: 1 P: 9	R: 0 E: 0 K: 1 S: 5 H: 0 LOB: 0 BB: 0 P: 5	R: 0 E: 0 K: 0 S: 4 H: 1 LOB: 1 BB: 0 P: 4	R: 0 E: 0 K: 2 S: 7 H: 0 LOB: 0 BB: 0 P: 7	R: 0 E: 0 K: 1 S: 5 H: 0 LOB: 0 BB: 0 P: 5	1B: 6 2B: 1 3B: 0 HR: 0 SF: 0 SAC: 0 DP: 1 HBP: 0						

PITCHER	IP	WLS	BF	H	R	ER	SO	BB	IBB	HBP	BLK	WP	HR	S	P	ERA	WHIP
Ken Johnson, L (1, 1) ERA: 3.44	9.0	W	35	7	0	0	8	2	0	0	0	0	0	49	57	0.00	1.000

PITCHER	IP	WLS	BF	H	R	ER	SO	BB	IBB	HBP	BLK	WP	HR	S	P	ERA	WHIP

TOP

Cincinnati Reds @ Philadelphia Phillies

Shibe Park, Philadelphia, PA

Mon Aug 27 1951, 3:38 AM EDT

Att. 9,766 - Unknown

livebaseballscorecards.com

AB	33
R	0
H	7
RBI	0
BB	2
SO	8
LOB	13

WP: 0 PB: 0 SB: 0 CS: 0 PA: 35

Batter	1	2	3	4	5	6	7	8	9	AB	R	H	RBI	BB	SO	LOB
Eddie Waitkus, L (1, 3) OBP: 0.319, SLG: 0.331	L8		4-3		4-3		F7			4	0	0	0	0	0	0
Richie Ashburn, L (1, 8) OBP: 0.390, SLG: 0.414	F3		1B		4-3			1B		4	0	2	0	0	0	0
Tommy Brown, R (1, 7) OBP: 0.276, SLG: 0.380	BB		F7			F8		1-3 1B		3	0	1	0	1	0	1
Del Ennis, R (1, 9) OBP: 0.347, SLG: 0.413	K			1B		F8		F3		4	0	1	0	0	1	3
Willie Jones, R (1, 5) OBP: 0.353, SLG: 0.436		8-5 2B		K		2B		F9		4	0	2	0	0	1	3
Granny Hamner, R (1, 6) OBP: 0.289, SLG: 0.368		8-5 2-3f		F8		5-3		K		3	0	0	0	0	0	3
Eddie Pellagrini, R (7, 6) OBP: 0.323, SLG: 0.335										1	0	0	0	0	1	2
Putsy Caballero, R (1, 4) OBP: 0.244, SLG: 0.270		L8		F9			6-3			3	0	0	0	0	0	1
Del Wilber, R (1, 2) OBP: 0.327, SLG: 0.453			HR		HR		HR			3	3	3	3	0	0	0
Ken Johnson, L (1, 1) OBP: 0.133, SLG: 0.103			K		F6		6-3			3	0	0	0	0	1	0
Inning Stats	R: 0 E: 0 K: 1 S: 5 H: 0 LOB: 1 BB: 1 P: 9	R: 0 E: 0 K: 0 S: 3 H: 1 LOB: 0 BB: 0 P: 3	R: 1 E: 0 K: 1 S: 7 H: 2 LOB: 1 BB: 0 P: 7	R: 0 E: 0 K: 1 S: 6 H: 1 LOB: 1 BB: 0 P: 6	R: 1 E: 0 K: 0 S: 4 H: 1 LOB: 0 BB: 0 P: 4	R: 0 E: 0 K: 0 S: 4 H: 1 LOB: 1 BB: 0 P: 4	R: 1 E: 0 K: 0 S: 4 H: 1 LOB: 0 BB: 0 P: 4	R: 0 E: 0 K: 1 S: 7 H: 2 LOB: 2 BB: 0 P: 7		1B: 4 2B: 3 3B: 0 HR: 3 SF: 0 SAC: 0 DP: 1 HBP: 0						

PITCHER		IP	WLS	BF	H	R	ER	SO	BB	IBB	HBP	BLK	WP	HR	S	P	ERA	WHIP
Ken Raffensberger, L ERA: 3.88	(1, 1)	7.0	L	30	9	3	3	3	1	0	0	0	0	3	35	39	3.86	1.429
Frank Smith, R ERA: 3.27	(8, 1)	1.0		3	0	0	0	1	0	0	0	0	0	0	5	5	0.00	0.000

PITCHER	IP	WLS	BF	H	R	ER	SO	BB	IBB	HBP	BLK	WP	HR	S	P	ERA	WHIP

BOTTOM

Cincinnati Reds @ Philadelphia Phillies

Shibe Park, Philadelphia, PA

Mon Aug 27 1951, 3:38 AM EDT

Att. 9,766 - Unknown

livebaseballscorecards.com

AB	32
R	3
H	9
RBI	3
BB	1
SO	4
LOB	13

Batter	1	2	3	4	5	6	7	8	9	AB	R	H	RBI	BB	SO	LOB
Lloyd Merriman, L (1, 8) OBP: 0.294, SLG: 0.343	1-2 4-3		0-0 1B			1-0 CS 1B		0-0 SH1-4 1-2		3	0	2	0	0	0	0
Connie Ryan, R (1, 4) OBP: 0.357, SLG: 0.414	1-3 K		1-2 F8			3-1 1B 1-2 L7 1B		2-3 K		4	1	1	0	0	2	2
Johnny Wyrostek, L (1, 9) OBP: 0.381, SLG: 0.410	2-1 F8			1-3 K		0-1 FC6-4 1-3 1B		1-3 K		4	0	1	0	0	2	1
Ted Kluszewski, L (1, 3) OBP: 0.288, SLG: 0.381		0-0 4-3 2B		1-1 F6		1-1 L7 3-H			0-1 G6-4-3 1B	4	0	2	1	0	0	1
Joe Adcock, R (1, 7) OBP: 0.301, SLG: 0.407		2-2 6-3		0-3 K		1-1 FC6-4 1-2f			0-0 G6-4-3 1-2f	4	0	0	0	0	1	3
Virgil Stallcup, R (1, 6) OBP: 0.262, SLG: 0.377		0-1 4-3 2-3			0-1 E6 CS 1B		1-3 K		0-2 F2	4	0	0	0	0	1	1
Dixie Howell, R (1, 2) OBP: 0.293, SLG: 0.312		0-1 6-3			2-2 F2		1-2 5-3			3	0	0	0	0	0	2
Roy McMillan, R (1, 5) OBP: 0.280, SLG: 0.271			2-3 K		2-1 1-2 1B		2-3 K			3	0	1	0	0	2	0
Howie Fox, R (1, 1) OBP: 0.125, SLG: 0.161			1-2 F9		2-3 K 2-3			0-1 E6 SH1-4		3	0	0	0	0	1	2
Inning Stats	R: 0 E: 0 K: 1 S: 11 H: 0 LOB: 0 BB: 0 P: 15	R: 0 E: 0 K: 0 S: 8 H: 1 LOB: 1 BB: 0 P: 10	R: 0 E: 0 K: 1 S: 10 H: 1 LOB: 1 BB: 0 P: 14	R: 0 E: 0 K: 2 S: 8 H: 0 LOB: 0 BB: 0 P: 10	R: 0 E: 1 K: 1 S: 10 H: 1 LOB: 2 BB: 0 P: 16	R: 1 E: 0 K: 0 S: 9 H: 3 LOB: 1 BB: 0 P: 15	R: 0 E: 0 K: 2 S: 10 H: 0 LOB: 0 BB: 0 P: 14	R: 0 E: 1 K: 2 S: 12 H: 0 LOB: 1 BB: 0 P: 15	R: 0 E: 0 K: 0 S: 8 H: 1 LOB: 0 BB: 0 P: 8	1B: 6 2B: 2 3B: 0 HR: 0	SF: 0 SAC: 1 DP: 2 HBP: 0						

PITCHER	IP	WLS	BF	H	R	ER	SO	BB	IBB	HBP	BLK	WP	HR	S	P	ERA	WHIP
Clem Labine, R (1, 1) ERA: 2.33	9.0	W	33	7	1	1	9	0	0	0	0	0	0	86	117	1.00	0.778

PITCHER	IP	WLS	BF	H	R	ER	SO	BB	IBB	HBP	BLK	WP	HR	S	P	ERA	WHIP

TOP

Cincinnati Reds @ Brooklyn Dodgers

Ebbets Field, Brooklyn, NY

Tue Aug 28 1951, 3:33 AM EDT

Att. 15,567 - Unknown

livebaseballscorecards.com

AB	32
R	1
H	7
RBI	1
BB	0
SO	9
LOB	12

1B: 6	SF: 0	WP: 0	PA: 33
2B: 2	SAC: 1	PB: 0	
3B: 0	DP: 2	SB: 0	
HR: 0	HBP: 0	CS: 2	

Batter	1	2	3	4	5	6	7	8	9	AB	R	H	RBI	BB	SO	LOB
Carl Furillo, R (1, 9) OBP: 0.356, SLG: 0.451	5-3			6-3 1B		6-3 1B		F8		4	1	2	0	0	0	0
Pee Wee Reese, R (1, 6) OBP: 0.378, SLG: 0.417	K			6-3 1-2		6-3 1-2		HR S 1B		4	1	1	0	0	1	2
Duke Snider, L (1, 8) OBP: 0.354, SLG: 0.528	4-3			G4-6-3 1B 2-H		F5		1-H HR		4	1	2	3	0	0	1
Jackie Robinson, R (1, 4) OBP: 0.431, SLG: 0.538		F5		G4-6-3 1-2f		1-3		6-3		4	0	0	0	0	0	2
Gil Hodges, R (1, 3) OBP: 0.380, SLG: 0.545		5-3			K		L5			3	0	0	0	0	1	0
Roy Campanella, R (1, 2) OBP: 0.383, SLG: 0.563		F9			F8		L7			3	0	0	0	0	0	0
Andy Pafko, R (1, 7) OBP: 0.348, SLG: 0.478		F5			2B BB		1B			2	0	1	0	1	0	0
Billy Cox, R (1, 5) OBP: 0.338, SLG: 0.423		G5-4-3 BB			1-3 2B		5-3			2	0	1	0	1	0	1
Clem Labine, R (1, 1) OBP: 0.167, SLG: 0.167		G5-4-3 1-2f			F7			F2		3	0	0	0	0	0	3
Inning Stats	R: 0 E: 0 K: 1 S: 7 H: 0 LOB: 0 BB: 0 P: 8	R: 0 E: 0 K: 0 S: 9 H: 0 LOB: 0 BB: 0 P: 13	R: 0 E: 0 K: 0 S: 6 H: 0 LOB: 0 BB: 1 P: 12	R: 1 E: 0 K: 0 S: 5 H: 2 LOB: 0 BB: 0 P: 7	R: 0 E: 0 K: 1 S: 12 H: 1 LOB: 2 BB: 1 P: 21	R: 0 E: 0 K: 0 S: 5 H: 1 LOB: 1 BB: 0 P: 10	R: 0 E: 0 K: 0 S: 7 H: 1 LOB: 1 BB: 0 P: 10	R: 2 E: 0 K: 0 S: 10 H: 2 LOB: 0 BB: 0 P: 16		1B: 5 2B: 1 3B: 0 HR: 1	SF: 0 SAC: 0 DP: 2 HBP: 0					

PITCHER	IP	WLS	BF	H	R	ER	SO	BB	IBB	HBP	BLK	WP	HR	S	P	ERA	WHIP
Howie Fox, R (1, 1) ERA: 3.72	8.0	L	31	7	3	3	2	2	0	0	0	0	1	61	97	3.38	1.125

PITCHER	IP	WLS	BF	H	R	ER	SO	BB	IBB	HBP	BLK	WP	HR	S	P	ERA	WHIP

BOTTOM

Cincinnati Reds @ Brooklyn Dodgers

Ebbets Field, Brooklyn, NY

Tue Aug 28 1951, 3:33 AM EDT

Att. 15,567 - Unknown

livebaseballscorecards.com

AB	29
R	3
H	7
RBI	3
BB	2
SO	2
LOB	9

WP: 0 PA: 31
PB: 0
SB: 1
CS: 0

Batter	1	2	3	4	5	6	7	8	9	AB	R	H	RBI	BB	SO	LOB
Lloyd Merriman, L (1, 8) OBP: 0.290, SLG: 0.338	4-3		F8	5-3			L4		F7	5	0	0	0	0	0	4
Connie Ryan, R (1, 4) OBP: 0.357, SLG: 0.413	4-3		3-4-1 1B		F6		L7			4	0	1	0	0	0	0
Johnny Wyrostek, L (1, 9) OBP: 0.382, SLG: 0.413	1B		3-4-1		WP 2B			L1		4	0	2	1	0	0	1
Ted Kluszewski, L (1, 3) OBP: 0.289, SLG: 0.383	F7		IBB		L7			2B		3	0	1	0	1	0	2
Joe Adcock, R (1, 7) OBP: 0.297, SLG: 0.402		5-3	F8		F7			L7		4	0	0	0	0	0	4
Virgil Stallcup, R (1, 6) OBP: 0.262, SLG: 0.375		F4		FC5-6 1B		K		F7		4	0	1	0	0	1	1
Johnny Pramesa, R (1, 2) OBP: 0.237, SLG: 0.347		1B		FC5-6 1B		F7			1B	4	0	3	0	0	0	0
Roy McMillan, R (1, 5) OBP: 0.272, SLG: 0.263		F9		FC5-6		K			F4	4	0	0	0	0	1	4
Willie Ramsdell, R (1, 1) OBP: 0.179, SLG: 0.167 Frank Smith, R (4, 1) Bobby Adams, R (7, PH) OBP: 0.323, SLG: 0.350 Eddie Erautt, R (7, 1) Bud Byerly, R (8, 1) Bob Usher, R (9, PH) OBP: 0.261, SLG: 0.291			1B 3-4-1 2B	K		F6			K	2 0 1 0 0 1	1 0 0 0 0 0	1 0 0 0 0 0	0 0 0 0 0 0	0 0 0 0 0 0	1 0 0 0 0 1	2 0 0 0 0 1
Inning Stats	R: 0 E: 0 K: 0 S: 14 H: 1 LOB: 1 BB: 0 P: 19	R: 0 E: 0 K: 0 S: 6 H: 1 LOB: 1 BB: 0 P: 10	R: 1 E: 0 K: 0 S: 5 H: 2 LOB: 2 BB: 1 P: 11	R: 0 E: 0 K: 1 S: 9 H: 2 LOB: 2 BB: 0 P: 13	R: 0 E: 0 K: 0 S: 10 H: 1 LOB: 1 BB: 0 P: 14	R: 0 E: 0 K: 2 S: 8 H: 0 LOB: 0 BB: 0 P: 8	R: 0 E: 0 K: 0 S: 7 H: 0 LOB: 0 BB: 0 P: 10	R: 0 E: 0 K: 0 S: 5 H: 1 LOB: 1 BB: 0 P: 6	R: 0 E: 0 K: 1 S: 9 H: 1 LOB: 1 BB: 0 P: 11	1B: 6 2B: 3 3B: 0 HR: 0	SF: 0 SAC: 0 DP: 0 HBP: 0					

PITCHER	IP	WLS	BF	H	R	ER	SO	BB	IBB	HBP	BLK	WP	HR	S	P	ERA	WHIP
Don Newcombe, R (1, 1) ERA: 3.22	9.0	W	37	9	1	1	4	0	1	0	0	1	0	73	102	1.00	1.000

PITCHER	IP	WLS	BF	H	R	ER	SO	BB	IBB	HBP	BLK	WP	HR	S	P	ERA	WHIP

TOP

Cincinnati Reds @ Brooklyn Dodgers

Ebbets Field, Brooklyn, NY

Wed Aug 29 1951, 3:33 AM EDT

Att. 9,488 - Unknown

livebaseballscorecards.com

AB	36
R	1
H	9
RBI	1
BB	1
SO	4
LOB	19

WP: 1	PA: 37
PB: 0	
SB: 0	
CS: 0	

BOTTOM

Batter	1	2	3	4	5	6	7	8	9	AB	R	H	RBI	BB	SO	LOB
Carl Furillo, R (1, 9) OBP: 0.356, SLG: 0.454	K			2B; F4		6-3		1B; 2B		5	2	2	0	0	1	2
Pee Wee Reese, R (1, 6) OBP: 0.380, SLG: 0.419	K			2B; 1B; 1B	1-3		HR; G3; 1B	WP; WP; 1B		5	2	3	3	0	1	0
Duke Snider, L (1, 8) OBP: 0.355, SLG: 0.527	F8			2B; 1B	HR; S; 1B		G3	F8		5	2	2	0	0	0	2
Jim Russell, S (9, 7)										0	0	0	0	0	0	0
Jackie Robinson, R (1, 4) OBP: 0.432, SLG: 0.538		5-3		2B; HR; 1B	F8		HR; 1B	G5-4-3; BB		4	2	2	0	0	0	1
Wayne Terwilliger, R (8, 4) OBP: 0.338, SLG: 0.264										0	0	0	0	1	0	0
Gil Hodges, R (1, 3) OBP: 0.382, SLG: 0.561		6-3		HR; 2B	HR		HR	G5-4-3		5	3	3	7	0	0	2
Roy Campanella, R (1, 2) OBP: 0.384, SLG: 0.571		K		HR	2B		6-3			4	1	2	3	0	1	0
Andy Pafko, R (1, 7) OBP: 0.348, SLG: 0.477			K	FC6-4; HBP	F7		1B			1	0	0	0	0	1	0
Don Thompson, L (4, PR) OBP: 0.314, SLG: 0.259										2	0	1	0	0	0	1
(5, 7)																
(9, 8)																
Billy Cox, R (1, 5) OBP: 0.337, SLG: 0.419			WP; BB	FC6-4; S		5-3	L6			3	0	0	0	1	0	2
Don Newcombe, L (1, 1) OBP: 0.279, SLG: 0.296			F5	1-3		K		2B; 1B; 1B		4	1	1	0	0	1	2
Inning Stats	R: 0 E: 0 K: 2 S: 9 H: 0 LOB: 0 BB: 0 P: 9	R: 0 E: 0 K: 1 S: 10 H: 0 LOB: 0 BB: 0 P: 14	R: 0 E: 0 K: 1 S: 6 H: 0 LOB: 0 BB: 1 P: 14	R: 6 E: 0 K: 0 S: 18 H: 6 LOB: 2 BB: 0 P: 27	R: 2 E: 0 K: 0 S: 11 H: 3 LOB: 1 BB: 0 P: 19	R: 0 E: 0 K: 1 S: 8 H: 0 LOB: 0 BB: 0 P: 13	R: 3 E: 0 K: 0 S: 13 H: 4 LOB: 1 BB: 0 P: 19	R: 2 E: 0 K: 0 S: 14 H: 3 LOB: 1 BB: 1 P: 27		1B: 9 2B: 4 3B: 0 HR: 3 SF: 0 SAC: 0 DP: 1 HBP: 1	WP: 3 PB: 0 SB: 2 CS: 0 PA: 41					

PITCHER		IP	WLS	BF	H	R	ER	SO	BB	IBB	HBP	BLK	WP	HR	S	P	ERA	WHIP
Willie Ramsdell, R ERA: 3.97	(1, 1)	3.0	L	14	5	5	5	4	1	0	0	0	1	0	34	51	15.00	2.000
Frank Smith, R ERA: 3.57	(4, 1)	3.0		14	4	3	3	1	0	0	1	0	0	2	28	45	9.00	1.333
Eddie Erautt, R ERA: 6.82	(7, 1)	1.0		10	7	5	5	0	0	0	0	0	0	1	20	32	45.00	7.000
Bud Byerly, R ERA: 4.34	(8, 1)	1.0		3	0	0	0	0	1	0	0	0	2	0	7	14	0.00	1.000

PITCHER	IP	WLS	BF	H	R	ER	SO	BB	IBB	HBP	BLK	WP	HR	S	P	ERA	WHIP

Cincinnati Reds @ Brooklyn Dodgers

Ebbets Field, Brooklyn, NY

Wed Aug 29 1951, 3:33 AM EDT

Att. 9,488 - Unknown

livebaseballscorecards.com

AB	38
R	13
H	16
RBI	13
BB	2
SO	5
LOB	12

Batter	1	2	3	4	5	6	7	8	9	AB	R	H	RBI	BB	SO	LOB
Bobby Adams, R (1, 5) OBP: 0.322, SLG: 0.348	B B C B C X 3-2 ① F6		B X 1-0 ③ F8			X 0-0 G6-4-3 2-3 1B		C B X 1-1 ③ 6-3		4	0	1	0	0	0	0
Connie Ryan, R (1, 4) OBP: 0.358, SLG: 0.421	B S B C F B X 3-2 HR			C F B B X 2-2 ① 1B		X 0-0 ② ③ G6-4-3 1-2f			C X 0-1 ① F8	4	1	2	1	0	0	2
Johnny Wyrostek, L (1, 9) OBP: 0.381, SLG: 0.412	C B C X 1-2 ② L7			C B B C B S 3-3 ② K			B F B X 2-1 ① F8		C B B X 2-1 6-3 1B	4	0	1	0	0	1	0
Ted Kluszewski, L (1, 3) OBP: 0.287, SLG: 0.380	X 0-0 ③ F8			B X 1-0 ③ 4-3			B B C B C X 3-2 ② F7		X 0-0 ② 6-3 1-2	4	0	0	0	0	0	1
Virgil Stallcup, R (1, 6) OBP: 0.265, SLG: 0.377		B F F X 1-2 G1-4-3 1B			B B F X 2-1 ① F6		X 0-0 WP BB 1B		B X 1-0 ③ 6-3	4	0	2	0	0	0	1
Joe Adcock, R (1, 7) OBP: 0.298, SLG: 0.400		C F S 0-3 ① K			S X 0-1 ② L8		C B B B B 4-1 WP 1-2 BB			2	0	0	0	1	1	1
Bob Usher, R (1, 8) OBP: 0.258, SLG: 0.288		B B S F X 2-2 ② ③ G1-4-3 1-2f			F B X 1-1 ③ 6-3		C B B X 2-1 ③ F6 1-2 2-3			3	0	0	0	0	0	3
Dixie Howell, R (1, 2) OBP: 0.294, SLG: 0.319			C F F S 0-3 ① K			B X 1-0 1B 2B		B X 1-0 ① F9		3	0	1	0	0	1	0
Ewell Blackwell, R (1, 1) OBP: 0.368, SLG: 0.408			C X 0-1 ② L9			B X 1-0 ① 6-3		X 0-0 ② F7		2	0	0	0	0	0	1
Lloyd Merriman, L (8, PH) OBP: 0.289, SLG: 0.337										1	0	0	0	0	0	0
Herm Wehmeier, R (8, 1) OBP: 0.282, SLG: 0.308										0	0	0	0	0	0	0
Inning Stats	R: 1 E: 0 K: 0 S: 11 H: 1 LOB: 0 BB: 0 P: 18	R: 0 E: 0 K: 1 S: 9 H: 1 LOB: 0 BB: 0 P: 12	R: 0 E: 0 K: 1 S: 7 H: 0 LOB: 0 BB: 0 P: 8	R: 0 E: 0 K: 1 S: 7 H: 1 LOB: 0 BB: 0 P: 13	R: 0 E: 0 K: 0 S: 6 H: 0 LOB: 0 BB: 0 P: 9	R: 0 E: 0 K: 0 S: 4 H: 2 LOB: 1 BB: 0 P: 6	R: 0 E: 0 K: 0 S: 9 H: 1 LOB: 2 BB: 1 P: 20	R: 0 E: 0 K: 0 S: 4 H: 0 LOB: 0 BB: 0 P: 6	R: 0 E: 0 K: 0 S: 6 H: 1 LOB: 1 BB: 0 P: 9	1B: 5 2B: 1 3B: 0 HR: 1 SF: 0 SAC: 0 DP: 2 HBP: 0						

PITCHER	IP	WLS	BF	H	R	ER	SO	BB	IBB	HBP	BLK	WP	HR	S	P	ERA	WHIP
Preacher Roe, L (1, 1) ERA: 2.97	6.2	W	24	6	1	1	3	1	0	0	0	0	1	51	82	1.35	1.050
Clyde King, R (7, 1) ERA: 3.61	2.1	S	8	1	0	0	0	0	0	0	0	1	0	12	19	0.00	0.429

PITCHER	IP	WLS	BF	H	R	ER	SO	BB	IBB	HBP	BLK	WP	HR	S	P	ERA	WHIP

TOP

Cincinnati Reds @ Brooklyn Dodgers

Ebbets Field, Brooklyn, NY

Thu Aug 30 1951, 3:33 AM EDT

Att. 20,314 - Unknown

livebaseballscorecards.com

AB	31
R	1
H	7
RBI	1
BB	1
SO	3
LOB	9

WP: 1	PA: 32
PB: 0	
SB: 0	
CS: 0	

BOTTOM

Cincinnati Reds @ Brooklyn Dodgers

Ebbets Field, Brooklyn, NY

Thu Aug 30 1951, 3:33 AM EDT

Att. 20,314 - Unknown

Batter	1	2	3	4	5	6	7	8	9	AB	R	H	RBI	BB	SO	LOB
Carl Furillo, R (1, 9) OBP: 0.355, SLG: 0.453	C B B X 2-1 F3 ①		C F C 0-3 K ③		X 0-0 G3 ③		X 0-0 FC4-6 1B 2-H			4	0	1	1	0	1	1
Pee Wee Reese, R (1, 6) OBP: 0.377, SLG: 0.416	C X 0-1 4-3 ②			X 0-0 F4 ①		C X 0-1 L7 ①	C S C 0-3 K ②			4	0	0	0	0	1	1
Duke Snider, L (1, 8) OBP: 0.356, SLG: 0.525	B F B X 2-1 F6 ③			B B B C C B 4-2 5-3 BB		S B X 1-1 E 1B 1B	F S F X 0-2 FC4-6 1-2f ③			3	1	1	0	1	0	1
Jackie Robinson, R (1, 4) OBP: 0.432, SLG: 0.535		B B B B 4-0 S BB		F X 0-1 5-3 1-2 ②		B B 1 B C B SAFE 4-1 6-3 1B 1-3 BB		B B X 2-0 5-3 ①		2	0	0	0	2	0	1
Gil Hodges, R (1, 3) OBP: 0.381, SLG: 0.558		C B F B F F B S 3-3 K ① 1-2		S B C F C 1-3 K ③		X 0-0 6-3 1B 1-2 3-H		X 0-0 6-3 ②		4	0	1	1	0	2	2
Don Thompson, L (1, 7) OBP: 0.312, SLG: 0.259		B B X 2-0 F8 ②			C F X 0-2 1B E 1B	B B F X 2-1 6-3 ② 1-2 2-3		B C F F X 1-2 4-3 ③		4	1	1	0	0	0	3
Rube Walker, L (1, 2) OBP: 0.302, SLG: 0.309		F S S 0-3 K ③			X 0-0 F6 ①	B X 1-0 4-3 ③				3	0	0	0	0	1	4
Billy Cox, R (1, 5) OBP: 0.340, SLG: 0.421			X 0-0 F9 ①		X 0-0 E9 1B 1-H 1B		X 0-0 SH5-3 1B 1B			3	1	2	0	0	0	0
Preacher Roe, R (1, 1) OBP: 0.132, SLG: 0.108 Clyde King, S (7, 1) OBP: 0.219, SLG: 0.207			C C B S 1-3 K ②		X 0-0 F7 ②		X 0-0 SH5-3 ① 1-2			2 0	0 0	0 0	0 0	0 0	1 0	1 0
Inning Stats	R: 0 H: 0 E: 0 LOB: 0 K: 0 BB: 0 S: 6 P: 10	R: 0 H: 0 E: 0 LOB: 1 K: 2 BB: 1 S: 10 P: 19	R: 0 H: 0 E: 0 LOB: 0 K: 2 BB: 0 S: 7 P: 8	R: 0 H: 0 E: 0 LOB: 1 K: 1 BB: 1 S: 9 P: 14	R: 1 H: 2 E: 1 LOB: 1 K: 0 BB: 0 S: 7 P: 7	R: 1 H: 2 E: 1 LOB: 2 K: 0 BB: 1 S: 9 P: 17	R: 1 H: 2 E: 0 LOB: 1 K: 1 BB: 0 S: 10 P: 10	R: 0 H: 0 E: 0 LOB: 0 K: 0 BB: 0 S: 6 P: 9		1B: 6 SF: 0 2B: 0 SAC: 1 3B: 0 DP: 0 HR: 0 HBP: 0				WP: 0 PA: 33 PB: 0 SB: 1 CS: 0		

livebaseballscorecards.com

	AB	29
	R	3
	H	6
	RBI	2
	BB	3
	SO	6
	LOB	14

PITCHER		IP	WLS	BF	H	R	ER	SO	BB	IBB	HBP	BLK	WP	HR	S	P	ERA	WHIP
Ewell Blackwell, R ERA: 3.56	(1, 1)	7.0	L	30	6	3	2	6	3	0	0	0	0	0	58	85	2.57	1.286
Herm Wehmeier, R ERA: 4.42	(8, 1)	1.0		3	0	0	0	0	0	0	0	0	0	0	6	9	0.00	0.000

PITCHER	IP	WLS	BF	H	R	ER	SO	BB	IBB	HBP	BLK	WP	HR	S	P	ERA	WHIP

Batter	1	2	3	4	5	6	7	8	9	AB	R	H	RBI	BB	SO	LOB
Bobby Adams, R (1, 5) OBP: 0.324, SLG: 0.348	B B B B 4-0 CS BB		x 0-0 ① P4		x 0-0 1B BB 8-5 2-H 1B		x 0-0 ③ 6-3			3	1	1	1	1	0	0
Connie Ryan, R (1, 4) OBP: 0.357, SLG: 0.418	S S S 0-3 ① ② K 1-2		x 0-0 ② P5		B B B B 4-0 8-5 1B 1-2 BB			x 0-0 ① 4-3		3	0	0	0	1	1	1
Johnny Wyrostek, L (1, 9) OBP: 0.382, SLG: 0.411	x 0-0 ③ 6-3		B B B B 4-0 BLK BB		x 0-0 1-2 2-3 1B			x 0-0 ② F5		3	0	1	0	1	0	0
Ted Kluszewski, L (1, 3) OBP: 0.285, SLG: 0.377		x 0-0 ① 1-3	x 0-0 ③ F7 1-2		x 0-0 ② ③ 8-5 2-3f 3-H			x 0-0 ③ 4-3		4	0	0	1	0	0	3
Hank Edwards, L (1, 7) OBP: 0.383, SLG: 0.485 Bob Usher, R (9, PH) (9, 7) OBP: 0.257, SLG: 0.286		x 0-0 2B 1B 1B		x 0-0 ① F8		x 0-0 ① 4-3			S S S 0-3 ① K	3 1	1 0	1 0	0 0	0 0	0 1	0 0
Lloyd Merriman, L (1, 8) OBP: 0.289, SLG: 0.339		x 0-0 1-3 1B 2B		x 0-0 ② L8		x 0-0 ② 4-3			x 0-0 ② 4-3	4	1	1	0	0	0	0
Virgil Stallcup, R (1, 6) OBP: 0.267, SLG: 0.378		x 0-0 S 2-H 3-H 1B	S S S 0-3 ③ K			x 0-0 CS 1B			x 0-0 ③ P2	4	0	2	2	0	1	0
Dixie Howell, R (1, 2) OBP: 0.295, SLG: 0.319		S S S 0-3 ② K 1-2			x 0-0 SH3-4 1B 1B	0-0 ③ CS 1-2	x 0-0 ① 6-3			3	1	1	0	0	1	1
Herm Wehmeier, R (1, 1) OBP: 0.268, SLG: 0.293		x 0-0 ③ F3			x 0-0 ① SH3-4 1-2		x 0-0 ② F7			2	0	0	0	0	0	1
Inning Stats	R: 0 H: 0 E: 0 LOB: 0 K: 1 BB: 1 S: 4 P: 8	R: 2 H: 3 E: 0 LOB: 1 K: 1 BB: 0 S: 8 P: 8	R: 0 H: 0 E: 0 LOB: 1 K: 0 BB: 1 S: 3 P: 7	R: 0 H: 0 E: 0 LOB: 0 K: 1 BB: 0 S: 5 P: 5	R: 2 H: 3 E: 0 LOB: 1 K: 0 BB: 1 S: 5 P: 9	R: 0 H: 1 E: 0 LOB: 0 K: 0 BB: 0 S: 3 P: 3	R: 0 H: 0 E: 0 LOB: 0 K: 0 BB: 0 S: 3 P: 3	R: 0 H: 0 E: 0 LOB: 0 K: 0 BB: 0 S: 3 P: 3	R: 0 H: 0 E: 0 LOB: 0 K: 1 BB: 0 S: 5 P: 5	1B: 6 SF: 0 2B: 3 SAC: 1 3B: 0 DP: 2 HR: 0 HBP: 0						

PITCHER		IP	WLS	BF	H	R	ER	SO	BB	IBB	HBP	BLK	WP	HR	S	P	ERA	WHIP
Cal McLish, R ERA: 3.9	(1, 1)	7.0	L	28	7	4	4	3	3	0	0	1	0	0	31	43	5.14	1.429
Joe Hatten, L ERA: 4.94	(8, 1)	2.0		6	0	0	0	1	0	0	0	0	0	0	8	8	0.00	0.000

PITCHER	IP	WLS	BF	H	R	ER	SO	BB	IBB	HBP	BLK	WP	HR	S	P	ERA	WHIP

TOP

Cincinnati Reds @ Chicago Cubs

Wrigley Field, Chicago, IL

Sat Sep 01 1951, 3:33 AM CDT

Att. 6,535 - Unknown

livebaseballscorecards.com

AB	30
R	4
H	7
RBI	4
BB	3
SO	4
LOB	6

Cincinnati Reds @ Chicago Cubs

Wrigley Field, Chicago, IL

Sat Sep 01 1951, 3:33 AM CDT

Att. 6,535 - Unknown

livebaseballscorecards.com

BOTTOM

Batter	1	2	3	4	5	6	7	8	9	AB	R	H	RBI	BB	SO	LOB
Eddie Miksis, R (1, 4) OBP: 0.324, SLG: 0.343	BB: 2B F8		5-3		F8		6-3			3	1	0	0	1	0	3
Hal Jeffcoat, R (1, 8) OBP: 0.308, SLG: 0.393	1-3: 1B 2B		5-3			BB: 5-3 S		BB: FC5-6		2	1	1	0	2	0	0
Frank Baumholtz, L (1, 9) OBP: 0.355, SLG: 0.393	F8 3-H			BB: 1B G6-4-3		F8		FC5-6 G4-6-3 1-2f		3	1	0	1	1	0	3
Hank Sauer, R (1, 7) OBP: 0.324, SLG: 0.467	G6-4-3 2-H 1B			1-3: G6-4-3 1B		5-3 1-3		G4-6-3 1-2f		4	0	2	1	0	0	2
Randy Jackson, R (1, 5) OBP: 0.331, SLG: 0.427	G6-4-3 1-2f			1-2f: G6-4-3 3-H		6-3			5-3	4	0	0	0	0	0	3
Bruce Edwards, R (1, 2) OBP: 0.311, SLG: 0.397		SSS: K		SSS: K					BB: 1B 7-2	3	0	1	0	0	2	0
Bob Borkowski, R (7, PR) OBP: 0.200, SLG: 0.183										0	0	0	0	0	0	0
Bob Ramazzotti, R (8, 6) OBP: 0.281, SLG: 0.323							FC1-6 1B			0	0	0	0	1	0	0
Chuck Connors, L (1, 3) OBP: 0.299, SLG: 0.326		P4			F8		FC1-6 1B 1-2f		1-3: 1B	4	0	1	0	0	0	1
Roy Smalley, R (1, 6) OBP: 0.269, SLG: 0.345		SSS: K			5-3		1-2: 1B		7-2 3-Hf	2	0	0	0	0	1	0
Gene Hermanski, L (7, PH) OBP: 0.368, SLG: 0.352										1	0	1	0	0	0	0
Mickey Owen, R (8, 2) OBP: 0.310, SLG: 0.235										0	0	0	0	0	0	0
Smoky Burgess, L (9, PH) OBP: 0.314, SLG: 0.316										1	0	0	0	0	0	2
Cal McLish, S (1, 1) OBP: 0.179, SLG: 0.189			1-3		E6		SSS: K			2	0	0	0	0	0	0
Phil Cavarretta, L (7, PH) OBP: 0.406, SLG: 0.447										1	0	0	0	0	1	2
Joe Hatten, R (8, 1) OBP: 0.200, SLG: 0.200										0	0	0	0	0	0	0

	AB	R	H	RBI	BB	SO	LOB
	30	3	6	2	5	4	16

Inning Stats	1	2	3	4	5	6	7	8	9
	R: 2 E: 0 K: 0 S: 4	H: 2 LOB: 0 BB: 1 P: 8	R: 0 E: 0 K: 2 S: 7	H: 0 LOB: 0 BB: 0 P: 7	R: 0 E: 0 K: 0 S: 3	H: 0 LOB: 0 BB: 0 P: 3	R: 1 E: 0 K: 1 S: 5	H: 1 LOB: 0 BB: 1 P: 9	R: 0 E: 1 K: 0 S: 4	H: 0 LOB: 1 BB: 0 P: 4	R: 0 E: 0 K: 0 S: 3	H: 0 LOB: 1 BB: 1 P: 7	R: 0 E: 0 K: 1 S: 7	H: 2 LOB: 2 BB: 0 P: 7	R: 0 E: 0 K: 0 S: 2	H: 0 LOB: 0 BB: 1 P: 6	R: 0 E: 0 K: 0 S: 3	H: 1 LOB: 1 BB: 1 P: 7

	1B	SF	WP	PA
	5	0	0	35
	2	0	0	
	3B	SAC	PB	
	0	0	0	
	HR	DP	SB	
	0	4	1	
		HBP	CS	
		0	0	

PITCHER		IP	WLS	BF	H	R	ER	SO	BB	IBB	HBP	BLK	WP	HR	S	P	ERA	WHIP
Herm Wehmeier, R ERA: 4.33	(1, 1)	9.0	W	35	6	3	3	4	5	0	0	0	0	0	38	58	3.00	1.222

PITCHER	IP	WLS	BF	H	R	ER	SO	BB	IBB	HBP	BLK	WP	HR	S	P	ERA	WHIP

Batter	1	2	3	4	5	6	7	8	9	AB	R	H	RBI	BB	SO	LOB
Bobby Adams, R (1, 5) OBP: 0.327, SLG: 0.351	PB 6-3 E 1B	F8		1B		6-3 FC1-5 1-2 1B		6-3		3	1	2	0	0	0	1
Roy McMillan, R (4, PR) (4, 5) OBP: 0.275, SLG: 0.266										2	0	1	0	0	0	0
Connie Ryan, R (1, 4) OBP: 0.357, SLG: 0.416	6-3 1-2	1B 2-3		F9		FC1-5 6-3 1-2 2-3f		BBBB S 1B BB		4	1	1	0	1	0	5
Johnny Wyrostek, L (1, 9) OBP: 0.382, SLG: 0.409	E3 3B 2-H	F5			H 6-3 S 1B HBP	6-3 1-2 2-3		BBBB 1B 1B 1-2 BB		3	3	0	0	1	0	4
Ted Kluszewski, L (1, 3) OBP: 0.286, SLG: 0.381	BLK 1-H 3B		G3		6-3 1-3	6-3		1B 1B 1-2 2-H 1B		5	2	2	2	0	0	3
Hank Edwards, L (1, 7) OBP: 0.392, SLG: 0.486	G3 3-H		L6		1B 3-H 1B		BBBB FC3-6 BB	1B 1-3 2-H 1B		4	0	2	2	1	0	0
Bob Usher, R (8, 7) OBP: 0.257, SLG: 0.286										0	0	0	0	0	0	0
Lloyd Merriman, L (1, 8) OBP: 0.293, SLG: 0.341	BBBB S BB		4-3		1-2 1B		FC3-6 S 1-2f	1-3 3-H 1B		4	0	2	1	1	0	1
Virgil Stallcup, R (1, 6) OBP: 0.264, SLG: 0.373	SSS K 1-2			F9	SSS K		F5		F7	5	0	0	0	0	2	4
Johnny Pramesa, R (1, 2) OBP: 0.241, SLG: 0.349		1B SH1-4 1B		1-3 1B	1-3		3-1 1-2		F5	5	0	2	0	0	0	3
Ken Raffensberger, R (1, 1) OBP: 0.176, SLG: 0.157		SH1-4 1-2		1-3 1-2		BBBB FC1-5 1B BB		F9	5-3	3	0	0	0	1	0	1
Inning Stats	R: 3 E: 1 K: 1 S: 8 H: 2 LOB: 1 BB: 1 P: 12	R: 0 E: 0 K: 0 S: 5 H: 2 LOB: 2 BB: 0 P: 5	R: 0 E: 0 K: 0 S: 3 H: 0 LOB: 0 BB: 0 P: 3	R: 0 E: 0 K: 0 S: 5 H: 2 LOB: 2 BB: 0 P: 5	R: 1 E: 0 K: 1 S: 7 H: 2 LOB: 2 BB: 0 P: 8	R: 0 E: 0 K: 0 S: 4 H: 1 LOB: 2 BB: 1 P: 8	R: 0 E: 0 K: 0 S: 3 H: 0 LOB: 1 BB: 1 P: 7	R: 3 E: 0 K: 0 S: 5 H: 3 LOB: 2 BB: 2 P: 13	R: 0 E: 0 K: 0 S: 3 H: 0 LOB: 0 BB: 0 P: 3	1B: 11 2B: 0 3B: 1 HR: 0	SF: 0 SAC: 1 DP: 0 HBP: 1						

Cincinnati Reds @ Chicago Cubs

Wrigley Field, Chicago, IL

Sun Sep 02 1951, 3:33 AM CDT

Cloudy - 66 F

TOP

livebaseballscorecards.com

AB	38
R	7
H	12
RBI	5
BB	5
SO	2
LOB	22

PITCHER		IP	WLS	BF	H	R	ER	SO	BB	IBB	HBP	BLK	WP	HR	S	P	ERA	WHIP
Johnny Klippstein, R ERA: 4.53	(1, 1)	5.0	L	27	8	4	2	2	2	0	1	1	0	0	28	37	3.60	2.000
Bob Kelly, R ERA: 4.43	(6, 1)	4.0		18	4	3	3	0	3	0	0	0	0	0	15	27	6.75	1.750

PITCHER	IP	WLS	BF	H	R	ER	SO	BB	IBB	HBP	BLK	WP	HR	S	P	ERA	WHIP

WP: 0 PB: 1 SB: 4 CS: 0 PA: 45

Batter	1	2	3	4	5	6	7	8	9	AB	R	H	RBI	BB	SO	LOB
Hal Jeffcoat, R (1, 8) OBP: 0.303, SLG: 0.385	F7			F2		1-3			F9	4	0	0	0	0	0	0
Frank Baumholtz, L (1, 9) OBP: 0.353, SLG: 0.390	F6			F7			F9			3	0	0	0	0	0	0
Randy Jackson, R (1, 5) OBP: 0.329, SLG: 0.424	4-3			F9			F6			3	0	0	0	0	0	0
Hank Sauer, R (1, 7) OBP: 0.322, SLG: 0.463		F5			E4 FC6-4		F9			3	0	0	0	0	0	0
Bruce Edwards, R (1, 2) OBP: 0.305, SLG: 0.388		F9			F8			5-3		3	0	0	0	0	0	1
Phil Cavarretta, L (1, 3) OBP: 0.400, SLG: 0.440 Chuck Connors, L (9, 3) OBP: 0.299, SLG: 0.326		4-3			F9			F1		3 0 0 0 0 0 1 0 0 0 0 0 0 0						
Eddie Miksis, R (1, 4) OBP: 0.325, SLG: 0.343			L5-3 1B		FC6-4 1-2f			5-3		3	0	1	0	0	0	1
Roy Smalley, R (1, 6) OBP: 0.265, SLG: 0.339			L5-3 1-2			6-3			5-3	3	0	0	0	0	0	1
Johnny Klippstein, R (1, 1) OBP: 0.129, SLG: 0.226 Bob Kelly, R (6, 1) OBP: 0.238, SLG: 0.238 Bob Borkowski, R (9, PH) OBP: 0.198, SLG: 0.181			S S S K			F8			F8	1 0 0 0 0 1 0 1 0 0 0 0 0 0 1 0 0 0 0 0 0						
Inning Stats	R: 0 H: 0 E: 0 LOB: 0 K: 0 BB: 0 S: 3 P: 3	R: 0 H: 0 E: 0 LOB: 0 K: 0 BB: 0 S: 3 P: 3	R: 0 H: 1 E: 0 LOB: 0 K: 1 BB: 0 S: 5 P: 5	R: 0 H: 0 E: 0 LOB: 0 K: 0 BB: 0 S: 3 P: 3	R: 0 H: 0 E: 1 LOB: 1 K: 0 BB: 0 S: 4 P: 4	R: 0 H: 0 E: 0 LOB: 0 K: 0 BB: 0 S: 3 P: 3	R: 0 H: 0 E: 0 LOB: 0 K: 0 BB: 0 S: 3 P: 3	R: 0 H: 0 E: 0 LOB: 0 K: 0 BB: 0 S: 3 P: 3	R: 0 H: 0 E: 0 LOB: 0 K: 0 BB: 0 S: 3 P: 3	1B: 1 SF: 0 2B: 1 SAC: 0 3B: 0 DP: 1 HR: 0 HBP: 0						

PITCHER	IP	WLS	BF	H	R	ER	SO	BB	IBB	HBP	BLK	WP	HR	S	P	ERA	WHIP
Ken Raffensberger, L (1, 1) ERA: 3.71	9.0	W	28	1	0	0	1	0	0	0	0	0	0	30	30	0.00	0.111

PITCHER	IP	WLS	BF	H	R	ER	SO	BB	IBB	HBP	BLK	WP	HR	S	P	ERA	WHIP

BOTTOM

Cincinnati Reds @ Chicago Cubs

Wrigley Field, Chicago, IL

Sun Sep 02 1951, 3:33 AM CDT

Cloudy - 66 F

livebaseballscorecards.com

AB	28
R	0
H	1
RBI	0
BB	0
SO	1
LOB	4

WP: 0 PA: 28
PB: 0
SB: 0
CS: 0

Batter	1	2	3	4	5	6	7	8	9	AB	R	H	RBI	BB	SO	LOB
Roy McMillan, R (1, 5) OBP: 0.272, SLG: 0.262	S S S 0-3 ① K		S S S 0-3 ② K			x 0-0 ① SH2-4 1-2		S S S 0-3 ② K		2	0	0	0	0	2	1
Johnny Pramesa, R (8, PH) OBP: 0.240, SLG: 0.347										1	0	0	0	0	1	1
Bud Byerly, R (8, 1)										0	0	0	0	0	0	0
Connie Ryan, R (1, 4) OBP: 0.354, SLG: 0.412	S S S 0-3 ② K		S S S 0-3 ③ K			x 0-0 ② F7		x 0-0 ③ 6-3		4	0	0	0	0	2	3
Johnny Wyrostek, L (1, 9) OBP: 0.379, SLG: 0.405	x 0-0 ③ 3-1			x 0-0 ① F7		x 0-0 ③ F8			x 0-0 ① F9	4	0	0	0	0	0	1
Ted Kluszewski, L (1, 3) OBP: 0.286, SLG: 0.379		x 0-0 ① 4-3		x 0-0 ② F4			B B B 4-0 BB		S S S 0-3 ② K	3	0	0	0	1	1	0
Hank Edwards, L (1, 7) OBP: 0.395, SLG: 0.486		x 0-0 1B		x 0-0 ③ F6			S S S 0-3 ① K		x 0-0 1B	4	0	2	0	0	1	1
Lloyd Merriman, L (1, 8) OBP: 0.290, SLG: 0.336		S S S 0-3 ② K			x 0-0 ① 4-3		x 0-0 ② F9		x 0-0 ③ F6	4	0	0	0	0	1	3
Virgil Stallcup, R (1, 6) OBP: 0.262, SLG: 0.370		x 0-0 ③ F5			x 0-0 ② 6-3		x 0-0 ③ 1-3			3	0	0	0	0	0	2
Dixie Howell, R (1, 2) OBP: 0.301, SLG: 0.321			B B B 4-0 SH1-3 BB		S S S 0-3 ③ K			x 0-0 4-3 1B		2	0	1	0	1	1	0
Howie Fox, R (1, 1) OBP: 0.138, SLG: 0.175			x 0-0 ① SH1-3 1-2			x 0-0 SH2-4 1B		x 0-0 ① 4-3 1-2		1	0	1	0	0	0	0
Eddie Erautt, R (6, 1)										0	0	0	0	0	0	0
Bobby Adams, R (8, PH) OBP: 0.326, SLG: 0.350 (8, 5)										1	0	0	0	0	0	1
Inning Stats	R: 0 E: 0 K: 2 S: 7 H: 0 LOB: 0 BB: 0 P: 7	R: 0 E: 0 K: 1 S: 6 H: 1 LOB: 1 BB: 0 P: 6	R: 0 E: 0 K: 2 S: 7 H: 0 LOB: 1 BB: 1 P: 11	R: 0 E: 0 K: 0 S: 3 H: 0 LOB: 0 BB: 0 P: 3	R: 0 E: 0 K: 1 S: 5 H: 0 LOB: 0 BB: 0 P: 5	R: 0 E: 0 K: 0 S: 4 H: 1 LOB: 1 BB: 0 P: 4	R: 0 E: 0 K: 1 S: 5 H: 0 LOB: 1 BB: 1 P: 9	R: 0 E: 0 K: 1 S: 6 H: 1 LOB: 1 BB: 0 P: 6	R: 0 E: 0 K: 1 S: 6 H: 1 LOB: 1 BB: 0 P: 6	1B: 4 2B: 0 3B: 0 HR: 0	SF: 0 SAC: 2 DP: 0 HBP: 0					

TOP

Cincinnati Reds @ Chicago Cubs

Wrigley Field, Chicago, IL

Sun Sep 02 1951, 3:38 AM CDT

Att. 15,215 - Unknown

livebaseballscorecards.com

AB	29
R	0
H	4
RBI	0
BB	2
SO	9
LOB	13

PITCHER		IP	WLS	BF	H	R	ER	SO	BB	IBB	HBP	BLK	WP	HR	S	P	ERA	WHIP
Bob Rush, R ERA: 3.82	(1, 1)	9.0	W	33	4	0	0	9	2	0	0	0	0	0	49	57	0.00	0.667

PITCHER	IP	WLS	BF	H	R	ER	SO	BB	IBB	HBP	BLK	WP	HR	S	P	ERA	WHIP

Batter	1	2	3	4	5	6	7	8	9	AB	R	H	RBI	BB	SO	LOB
Eddie Miksis, R (1, 4) OBP: 0.321, SLG: 0.339	F4		K			K	G3			4	0	0	0	0	2	0
Hal Jeffcoat, R (1, 8) OBP: 0.311, SLG: 0.401	1B 2B		6-3			2B 2B	2-6 1B			4	2	3	0	0	0	0
Gene Hermanski, L (1, 9) OBP: 0.373, SLG: 0.360	1B BB			FC3-6 1B		1B 2B	2-6	K 5-3		3	1	2	1	1	1	0
Hank Sauer, R (1, 7) OBP: 0.324, SLG: 0.464	G5-4-3 1B			FC3-6 FC5-4		2B 1B		5-3		4	0	2	2	0	0	2
Randy Jackson, R (1, 5) OBP: 0.328, SLG: 0.425	G5-4-3			FC5-4				F4		4	0	1	0	0	0	4
Chuck Connors, L (1, 3) OBP: 0.293, SLG: 0.318		F6		F8		K		K		4	0	0	0	0	2	4
Roy Smalley, R (1, 6) OBP: 0.266, SLG: 0.335		6-3			F7	IBB				2	0	0	0	1	0	0
Mickey Owen, R (1, 2) OBP: 0.303, SLG: 0.228		F7			G3	K				3	0	0	0	0	1	3
Bob Rush, R (1, 1) OBP: 0.220, SLG: 0.241			4-3		6-3		1-3			3	0	0	0	0	0	0
Inning Stats	R: 1 H: 2 E: 0 LOB: 1 K: 0 BB: 1 S: 4 P: 8	R: 0 H: 0 E: 0 LOB: 0 K: 0 BB: 0 S: 3 P: 3	R: 0 H: 0 E: 0 LOB: 0 K: 1 BB: 0 S: 5 P: 5	R: 0 H: 1 E: 0 LOB: 1 K: 0 BB: 0 S: 4 P: 4	R: 0 H: 0 E: 0 LOB: 0 K: 0 BB: 0 S: 3 P: 3	R: 2 H: 4 E: 0 LOB: 3 K: 3 BB: 1 S: 13 P: 17	R: 0 H: 1 E: 0 LOB: 1 K: 0 BB: 0 S: 3 P: 3	R: 0 H: 0 E: 1 LOB: 1 K: 2 BB: 0 S: 8 P: 8		1B: 4 SF: 0 2B: 4 SAC: 0 3B: 0 DP: 1 HR: 0 HBP: 0						

PITCHER		IP	WLS	BF	H	R	ER	SO	BB	IBB	HBP	BLK	WP	HR	S	P	ERA	WHIP
Howie Fox, R ERA: 3.76	(1, 1)	5.1	L	23	7	3	3	2	1	0	0	0	0	0	26	30	5.06	1.500
Eddie Erautt, R ERA: 6.47	(6, 1)	1.2		7	1	0	0	2	0	1	0	0	0	0	9	13	0.00	0.600
Bud Byerly, R ERA: 4.26	(8, 1)	1.0		4	0	0	0	2	0	0	0	0	0	0	8	8	0.00	0.000

PITCHER	IP	WLS	BF	H	R	ER	SO	BB	IBB	HBP	BLK	WP	HR	S	P	ERA	WHIP

BOTTOM

Cincinnati Reds @ Chicago Cubs

Wrigley Field, Chicago, IL

Sun Sep 02 1951, 3:38 AM CDT

Att. 15,215 - Unknown

livebaseballscorecards.com

AB	31
R	3
H	8
RBI	3
BB	2
SO	6
LOB	13

TOP

Cincinnati Reds @ St. Louis Cardinals
Sportsman's Park, St. Louis, MO
Mon Sep 03 1951, 4:33 AM EDT
Unknown

Batter	1	2	3	4	5	6	7	8	9	AB	R	H	RBI	BB	SO	LOB
Roy McMillan, R (1, 5) OBP: 0.269, SLG: 0.255	0-0 1-3 ①		0-0 F8 ②		0-0 F6 ①		0-0 F8 ③		BBBB 4-0 1-2 BB	4	0	0	0	1	0	0
Connie Ryan, R (1, 4) OBP: 0.353, SLG: 0.410	0-0 F9 ②		0-0 F9 ③		0-0 1-3 1B			0-0 4-3 ①	0-0 5-3 ③	5	0	1	0	0	0	2
Johnny Wyrostek, L (1, 9) OBP: 0.382, SLG: 0.408	0-0 1B 1B			0-0 FC4-6 1B	0-0 1-3 ② 1-2			0-0 1B 1B		4	0	3	0	0	0	1
Ted Kluszewski, L (1, 3) OBP: 0.287, SLG: 0.380	0-0 1-2 1B			0-0 FC4-6 ① 1B 1B 1-2f	0-0 4-3 ③			0-0 1-2 1B		4	1	2	0	0	0	2
Joe Adcock, R (1, 7) OBP: 0.297, SLG: 0.398	0-0 P1 ③			0-0 BB 1B 1-2 1B		0-0 4-3 ①		0-0 F7 ②		4	0	1	0	0	0	4
Virgil Stallcup, R (1, 6) OBP: 0.262, SLG: 0.369		0-0 5-3 ①		0-0 BB 1-2 2-H 1B		0-0 4-3 ②		SSS 0-3 K ③		4	0	1	1	0	1	2
Bob Usher, R (1, 8) OBP: 0.261, SLG: 0.284		BBBB 4-0 G1-4-3 BB		BBBB 4-0 1-2 2-3 BB		0-0 F2 ③			0-0 4-3 ①	2	0	0	0	2	0	0
Dixie Howell, R (1, 2) OBP: 0.294, SLG: 0.314		0-0 G1-4-3 ② ③ 1-2f		0-0 P2 ②			SSS 0-3 K ①		SSS 0-3 K ②	4	0	0	0	0	2	4
Ewell Blackwell, R (1, 1) OBP: 0.359, SLG: 0.397			SSS 0-3 K ①	SSS 0-3 K ③			SSS 0-3 K ②		0-0 BB 1B	2	0	0	0	0	2	3
Bobby Adams, R (7, PH) OBP: 0.325, SLG: 0.349										1	0	0	0	0	1	0
Harry Perkowski, L (7, 1)										0	0	0	0	0	0	0
Lloyd Merriman, L (9, PH) OBP: 0.292, SLG: 0.339										1	0	1	0	0	0	0
Inning Stats	R: 0 E: 0 K: 0 S: 5 H: 2 LOB: 2 BB: 0 P: 5	R: 0 E: 0 K: 0 S: 2 H: 0 LOB: 0 BB: 1 P: 6	R: 0 E: 0 K: 1 S: 5 H: 0 LOB: 0 BB: 0 P: 5	R: 1 E: 0 K: 1 S: 8 H: 3 LOB: 3 BB: 1 P: 12	R: 0 E: 0 K: 0 S: 4 H: 1 LOB: 1 BB: 0 P: 4	R: 0 E: 0 K: 0 S: 3 H: 0 LOB: 0 BB: 0 P: 3	R: 0 E: 0 K: 2 S: 7 H: 0 LOB: 0 BB: 0 P: 7	R: 0 E: 0 K: 1 S: 7 H: 2 LOB: 2 BB: 0 P: 7	R: 0 E: 0 K: 1 S: 6 H: 1 LOB: 2 BB: 1 P: 10	1B: 9 2B: 0 3B: 0 HR: 0	SF: 0 SAC: 0 DP: 1 HBP: 0					

livebaseballscorecards.com

AB	35
R	1
H	9
RBI	1
BB	3
SO	6
LOB	18

WP: 0 PB: 0 SB: 0 CS: 0 PA: 38

PITCHER	IP	WLS	BF	H	R	ER	SO	BB	IBB	HBP	BLK	WP	HR	S	P	ERA	WHIP
Max Lanier, L (1, 1) ERA: 3.13	9.0	W	38	9	1	1	6	3	0	0	0	0	0	47	59	1.00	1.333

PITCHER	IP	WLS	BF	H	R	ER	SO	BB	IBB	HBP	BLK	WP	HR	S	P	ERA	WHIP

BOTTOM

Cincinnati Reds @ St. Louis Cardinals

Sportsman's Park, St. Louis, MO

Mon Sep 03 1951, 4:33 AM EDT

Unknown

livebaseballscorecards.com

Batter	1	2	3	4	5	6	7	8	9	AB	R	H	RBI	BB	SO	LOB
Solly Hemus, L (1, 6) OBP: 0.380, SLG: 0.356	BBBB 4-0 BB 1B BB		x 0-0 ① 4-3	x 0-0 ③ F6			BBBB 4-0 B4-3 BB			2	1	0	0	2	0	2
Red Schoendienst, S (1, 4) OBP: 0.338, SLG: 0.412	BBBB 4-0 1B 1-2 FC6-4 BB		BBBB 4-0 L4-6 1B BB		x 0-0 1-3 F8 2B		x 0-0 ②③ B4-3 1-2f			2	2	1	0	2	0	1
Stan Musial, L (1, 3) OBP: 0.458, SLG: 0.654	x 0-0 FC6-4 1-3 2-H 1B		x 0-0 1-2 1B		x 0-0 ① 1-3 2-3			x 0-0 ① L9		4	0	2	1	0	0	1
Enos Slaughter, L (1, 9) OBP: 0.376, SLG: 0.375	x 0-0 ① FC6-4 1-2f 3-H		x 0-0 ②③ L4-6 2-3		x 0-0 ② F8 3-H			x 0-0 1B		4	0	1	2	0	0	3
Hal Rice, L (1, 7) Chuck Diering, R (8, 8) OBP: 0.338, SLG: 0.364 OBP: 0.286, SLG: 0.267	x 0-0 ② F8			x 0-0 ① F6	x 0-0 ③ F8			x 0-0 ② F7		3 1	0 0	0 0	0 0	0 0	0 0	1 1
Peanuts Lowrey, R (1, 8) (8, 7) OBP: 0.370, SLG: 0.429	x 0-0 ③ 1-3			x 0-0 BB 2B 1B		x 0-0 ① 5-3		x 0-0 ③ F9		4	1	1	0	0	0	2
Billy Johnson, R (1, 5) OBP: 0.341, SLG: 0.400		x 0-0 ① F9		BBBB 4-0 2B 1-2 BB		x 0-0 ② G3				2	0	0	0	1	0	0
Bill Sarni, R (1, 2) OBP: 0.333, SLG: 0.255		x 0-0 ② 6-3		x 0-0 1-3 2-H 2B		x 0-0 ③ P4				3	0	1	1	0	0	0
Max Lanier, R (1, 1) OBP: 0.133, SLG: 0.114		x 0-0 ③ F9		x 0-0 ② 1-3			x 0-0 ① F9			3	0	0	0	0	0	2
Inning Stats	R: 2 H: 1 E: 0 LOB: 1 K: 0 BB: 2 S: 4 P: 12	R: 0 H: 0 E: 0 LOB: 0 K: 0 BB: 0 S: 3 P: 3	R: 0 H: 1 E: 0 LOB: 1 K: 0 BB: 1 S: 3 P: 7	R: 1 H: 2 E: 0 LOB: 2 K: 0 BB: 1 S: 5 P: 9	R: 1 H: 1 E: 0 LOB: 0 K: 0 BB: 0 S: 4 P: 4	R: 0 H: 0 E: 0 LOB: 0 K: 0 BB: 0 S: 3 P: 3	R: 0 H: 0 E: 0 LOB: 0 K: 0 BB: 1 S: 2 P: 6	R: 0 H: 1 E: 0 LOB: 1 K: 0 BB: 0 S: 4 P: 4		1B: 4 SF: 0 2B: 4 SAC: 0 3B: 0 DP: 2 HR: 0 HBP: 0						

AB	28
R	4
H	6
RBI	4
BB	5
SO	0
LOB	13

WP: 0 PA: 33
PB: 0
SB: 0
CS: 0

PITCHER		IP	WLS	BF	H	R	ER	SO	BB	IBB	HBP	BLK	WP	HR	S	P	ERA	WHIP
Ewell Blackwell, R ERA: 3.63	(1, 1)	6.0	L	26	5	4	4	0	4	0	0	0	0	0	22	38	6.00	1.500
Harry Perkowski, L ERA: 2.77	(7, 1)	2.0		7	1	0	0	0	1	0	0	0	0	0	6	10	0.00	1.000

PITCHER	IP	WLS	BF	H	R	ER	SO	BB	IBB	HBP	BLK	WP	HR	S	P	ERA	WHIP

Cincinnati Reds @ St. Louis Cardinals

Sportsman's Park, St. Louis, MO

Mon Sep 03 1951, 4:38 AM EDT
Att. 18,086 - Unknown

livebaseballscorecards.com

TOP

Batter	1	2	3	4	5	6	7	8	9	AB	R	H	RBI	BB	SO	LOB
Bobby Adams, R (1, 5) OBP: 0.324, SLG: 0.348	0-0 F9 (1)			0-0 6-3 (1)		0-0 1B; FC4-6; BB; 1-2		0-0 6-3 (2)		4	0	1	0	0	0	0
Connie Ryan, R (1, 4) OBP: 0.352, SLG: 0.407	0-0 F8 (2)			S S S 0-3 K (2)		B B B B 4-0 BB; FC4-6; 1-2; 2-3		0-0 F7 (3)		3	0	0	0	1	1	0
Johnny Wyrostek, L (1, 9) OBP: 0.381, SLG: 0.407	0-0 4-3 (3)			0-0 1B		0-0 FC4-6 (2); 1-2f; 2-3; 3-H			S S S 0-3 K (1)	4	0	1	1	0	1	2
Ted Kluszewski, L (1, 3) OBP: 0.285, SLG: 0.377		S S S 0-3 K (1)		0-0 F9 (3)		0-0 F6 (3)			0-0 F7 (2)	4	0	0	0	0	1	3
Joe Adcock, R (1, 7) OBP: 0.294, SLG: 0.394		0-0 4-3 (2)			0-0 F7 (1)		0-0 F7 (1)		0-0 1-3 (3)	4	0	0	0	0	0	0
Virgil Stallcup, R (1, 6) OBP: 0.260, SLG: 0.366		0-0 F9 (3)			0-0 F8 (2)		0-0 F7 (2)			3	0	0	0	0	0	0
Bob Usher, R (1, 8) OBP: 0.261, SLG: 0.289			0-0 F7 (1)		0-0 1-3 (3)		0-0 2B			3	0	1	0	0	0	0
Johnny Pramesa, R (1, 2) OBP: 0.236, SLG: 0.342			S S S 0-3 K (2)			0-0 6-3 (1)	0-0 F5 (3)			3	0	0	0	0	1	1
Willie Ramsdell, R (1, 1) OBP: 0.175, SLG: 0.164			0-0 6-3 (3)			0-0 E6; BB; 1B; FC4-6		0-0 F7 (1)		1	0	0	0	0	0	0
Eddie Erautt, R (5, 1)										0	0	0	0	0	0	0
Sammy Meeks, R (6, PH) OBP: 0.176, SLG: 0.176										1	1	0	0	0	0	0
Harry Perkowski, L (6, 1)										0	0	0	0	0	0	0
Roy McMillan, R (8, PH) OBP: 0.268, SLG: 0.253										1	0	0	0	0	0	0
Bud Byerly, R (8, 1)										0	0	0	0	0	0	0

Inning Stats	1	2	3	4	5	6	7	8	9
R	0	0	0	0	0	1	0	0	0
E	0	0	0	0	0	1	0	0	0
K	0	1	1	1	0	0	0	0	1
S	3	5	5	6	3	5	4	3	5
H	0	0	0	1	0	1	1	0	0
LOB	0	0	0	1	0	2	1	0	0
BB	0	0	0	0	0	1	0	0	0
P	3	5	5	6	3	9	4	3	5

1B: 2 SF: 0
2B: 1 SAC: 0
3B: 0 DP: 0
HR: 0 HBP: 0

WP: 0 PA: 32
PB: 0
SB: 0
CS: 0

AB	31
R	1
H	3
RBI	1
BB	1
SO	4
LOB	6

PITCHER	IP	WLS	BF	H	R	ER	SO	BB	IBB	HBP	BLK	WP	HR	S	P	ERA	WHIP
Al Brazle, L (1, 1) ERA: 3.26	9.0	W	32	3	1	0	4	1	0	0	0	0	0	39	43	0.00	0.444

PITCHER	IP	WLS	BF	H	R	ER	SO	BB	IBB	HBP	BLK	WP	HR	S	P	ERA	WHIP

Batter	1	2	3	4	5	6	7	8	9	AB	R	H	RBI	BB	SO	LOB
Solly Hemus, L (1, 6) OBP: 0.376, SLG: 0.351	5-3			G3	SH5-4 1-2 2-3	F5		4-3		4	0	0	0	0	0	0
Red Schoendienst, S (1, 4) OBP: 0.339, SLG: 0.412	4-3			BB 1B	FC4-2-5-2 2-3 3-H	1B				3	1	1	0	1	0	2
Stan Musial, L (1, 3) OBP: 0.460, SLG: 0.655	1-3			1-2 1B	1-2 3-H	1-H				4	1	3	1	0	0	0
Enos Slaughter, L (1, 9) OBP: 0.376, SLG: 0.381 Chuck Diering, R (7, 8) OBP: 0.300, SLG: 0.283		F9		F8	WP 1-H 2-H		FC3-6			3 1	1 0	1 1	2 0	0 0	0 0	2 0
Hal Rice, L (1, 7) (7, 9) OBP: 0.337, SLG: 0.362		G3		F8	1B 3-H		FC3-6 1-2f			4	1	1	0	0	0	3
Peanuts Lowrey, R (1, 8) (7, 7) OBP: 0.369, SLG: 0.426		F9			E5 1B		F6			4	1	1	0	0	0	1
Billy Johnson, R (1, 5) OBP: 0.343, SLG: 0.400			E5 L3		1B 1-3		F9			4	1	2	1	0	0	1
Del Rice, R (1, 2) OBP: 0.304, SLG: 0.354			L3 1-1		SH5-4 1-2 3-H	F8		K		4	0	1	1	0	1	3
Al Brazle, L (1, 1) OBP: 0.100, SLG: 0.100			F9		FC4-2-5-2 SH5-4 1-2 2-H	5-3		F6		4	1	1	1	0	0	0
Inning Stats	R: 0 E: 0 K: 0 S: 3 H: 0 LOB: 0 BB: 0 P: 3	R: 0 E: 0 K: 0 S: 3 H: 0 LOB: 0 BB: 0 P: 3	R: 0 E: 1 K: 0 S: 3 H: 0 LOB: 0 BB: 0 P: 3	R: 0 E: 0 K: 0 S: 4 H: 1 LOB: 2 BB: 1 P: 8	R: 7 E: 1 K: 0 S: 12 H: 8 LOB: 2 BB: 0 P: 12	R: 0 E: 0 K: 0 S: 4 H: 2 LOB: 2 BB: 0 P: 4	R: 0 E: 0 K: 0 S: 4 H: 1 LOB: 1 BB: 0 P: 4	R: 0 E: 0 K: 1 S: 5 H: 0 LOB: 0 BB: 0 P: 5		1B: 11 2B: 1 3B: 1 HR: 0 SF: 0 SAC: 1 DP: 1 HBP: 0					

PITCHER		IP	WLS	BF	H	R	ER	SO	BB	IBB	HBP	BLK	WP	HR	S	P	ERA	WHIP
Willie Ramsdell, R ERA: 3.92	(1, 1)	4.2	L	22	6	6	1	0	1	0	0	0	0	0	21	25	1.93	1.500
Eddie Erautt, R ERA: 6.4	(5, 1)	0.1		4	3	1	0	0	0	0	0	0	1	0	4	4	0.00	9.000
Harry Perkowski, L ERA: 2.71	(6, 1)	2.0		8	3	0	0	0	0	0	0	0	0	0	8	8	0.00	1.500
Bud Byerly, R ERA: 4.19	(8, 1)	1.0		3	0	0	0	1	0	0	0	0	0	0	5	5	0.00	0.000

PITCHER	IP	WLS	BF	H	R	ER	SO	BB	IBB	HBP	BLK	WP	HR	S	P	ERA	WHIP

BOTTOM

Cincinnati Reds @ St. Louis Cardinals

Sportsman's Park, St. Louis, MO

Mon Sep 03 1951, 4:38 AM EDT

Att. 18,086 - Unknown

livebaseballscorecards.com

AB	35
R	7
H	12
RBI	6
BB	1
SO	1
LOB	12

WP: 1 PA: 37
PB: 0
SB: 0
CS: 0

Batter	1	2	3	4	5	6	7	8	9	AB	R	H	RBI	BB	SO	LOB
Bobby Adams, R (1, 5) OBP: 0.328, SLG: 0.351	0-0 ① 5-3		0-0 4-3 1B 2B	0-0 ② FC5-4 1-2f 3-H		BBBB 4-0 BB BB		BBBB 4-0 BB BB		3	1	1	1	2	0	1
Connie Ryan, R (1, 4) OBP: 0.354, SLG: 0.405	SSS 0-3 ② K		BBBB 4-0 4-3 1B BB	SSS 0-3 ③ K		BBBB 4-0 1-2 BB		BBBB 4-0 1-2 2-3 BB		2	1	0	0	3	2	1
Johnny Wyrostek, L (1, 9) OBP: 0.378, SLG: 0.402	0-0 ③ 4-3		0-0 ② 4-3 1-2 2-3		0-0 ① G3	SSS 0-3 ② K		SSS 0-3 ② K		5	0	0	0	0	2	8
Ted Kluszewski, L (1, 3) OBP: 0.288, SLG: 0.379		0-0 1B 1B	0-0 2-H 3-H 1B		0-0 G5-4-3 1B	0-0 ③ 1-3		0-0 ③ F5		5	0	3	2	0	0	6
Joe Adcock, R (1, 7) OBP: 0.292, SLG: 0.391 Lloyd Merriman, L (6, 7) OBP: 0.290, SLG: 0.336	SSS 0-3 ① K	SSS 0-3 ③ K		0-0 ②③ G5-4-3 1-2f		SSS 0-3 ① K	SSS 0-3 ① K		3 2	0 0	0 0	0 0	0 0	2 2	3 0
Virgil Stallcup, R (1, 6) OBP: 0.261, SLG: 0.366	0-0 ② F6		0-0 1B WP 1B 1B			0-0 BB 1B 1B	SSS 0-3 ② K		0-0 ② F6	5	2	2	0	0	1	1
Bob Usher, R (1, 8) OBP: 0.260, SLG: 0.287	0-0 FC4 1-2 1B		0-0 ① F9 1-2			0-0 ① F9	0-0 ③ P3	SSS 0-3 ③ K		5	0	1	0	0	1	2
Dixie Howell, R (1, 2) OBP: 0.304, SLG: 0.316	0-0 ③ FC4 1-2f		0-0 1B FC5-4 2-3 1B			BBBB 4-0 1B E 1-2 BB		BBBB 4-0 BB WP BB		2	2	1	0	2	0	2
Herm Wehmeier, R (1, 1) OBP: 0.289, SLG: 0.311 Ken Raffensberger, R (9, 1) OBP: 0.176, SLG: 0.157			0-0 ① F9	0-0 FC5-4 1-3 3-H 1B		0-0 E5 1-H 2-H 1B		SSS 0-3 ① K 1-2		4 0	0 0	2 0	2 0	0 0	1 0	1 0
Inning Stats	R: 0 H: 0 E: 0 LOB: 0 K: 1 BB: 0 S: 5 P: 5	R: 0 H: 2 E: 0 LOB: 2 K: 1 BB: 0 S: 7 P: 7	R: 2 H: 2 E: 0 LOB: 1 K: 1 BB: 1 S: 7 P: 11	R: 2 H: 3 E: 0 LOB: 1 K: 1 BB: 0 S: 8 P: 8	R: 0 H: 1 E: 0 LOB: 0 K: 0 BB: 0 S: 3 P: 3	R: 2 H: 2 E: 1 LOB: 3 K: 1 BB: 3 S: 7 P: 19	R: 0 H: 0 E: 0 LOB: 0 K: 2 BB: 0 S: 7 P: 7	R: 0 H: 0 E: 0 LOB: 3 K: 2 BB: 3 S: 7 P: 19	R: 0 H: 0 E: 0 LOB: 0 K: 2 BB: 0 S: 7 P: 7	1B: 9 SF: 0 2B: 1 SAC: 0 3B: 0 DP: 1 HR: 0 HBP: 0					WP: 2 PA: 43 PB: 0 SB: 0 CS: 0	

PITCHER		IP	WLS	BF	H	R	ER	SO	BB	IBB	HBP	BLK	WP	HR	S	P	ERA	WHIP
Bill Werle, L ERA: 6.4	(1, 1)	5.1	L	27	10	6	6	4	2	0	0	0	1	0	33	41	10.12	2.250
Mel Queen, R ERA: 4.4	(6, 1)	3.2		16	0	0	0	7	5	0	0	0	1	0	25	45	0.00	1.364

PITCHER	IP	WLS	BF	H	R	ER	SO	BB	IBB	HBP	BLK	WP	HR	S	P	ERA	WHIP

TOP

Cincinnati Reds @ Pittsburgh Pirates

Forbes Field, Pittsburgh, PA

Wed Sep 05 1951, 3:33 AM EDT

Att. 9,086 - Unknown

livebaseballscorecards.com

AB	36
R	6
H	10
RBI	5
BB	7
SO	11
LOB	25

BOTTOM

Cincinnati Reds @ Pittsburgh Pirates

Forbes Field, Pittsburgh, PA

Wed Sep 05 1951, 3:33 AM EDT

Att. 9,086 - Unknown

livebaseballscorecards.com

Batter	1	2	3	4	5	6	7	8	9	AB	R	H	RBI	BB	SO	LOB
Pete Castiglione, R (1, 6) OBP: 0.311, SLG: 0.357	BBBB 4-0 BB		BBBB 4-0 1-3 1B BB BB	x 0-0 ② F5			x 0-0 ① F7		x 0-0 FC6 1-3 1B	3	1	1	0	2	0	1
George Metkovich, L (1, 3) OBP: 0.350, SLG: 0.394	x 0-0 ① F2		x 0-0 BB 1-3 1-2 1B	x 0-0 ③ G3			x 0-0 ② F6		0-0 0-0 0-3 ② K	4	0	1	0	0	0	2
Ed Fitz Gerald, R (9, PH) OBP: 0.288, SLG: 0.292										1	0	0	0	0	1	2
Gus Bell, L (1, 9) OBP: 0.330, SLG: 0.450	x 0-0 ② F5		x 0-0 ① 1-3 1-2 2-3		x 0-0 ① 3-1		x 0-0 ③ 4-3		x 0-0 ③ FC6 1-2f	5	0	0	0	0	0	5
Ralph Kiner, R (1, 7) OBP: 0.452, SLG: 0.644	x 0-0 ③ F8		IIII 4-0 BB IBB		x 0-0 HR			BBBB 4-0 FC3-6 BB		2	1	1	1	2	0	1
Frank Thomas, R (1, 8) OBP: 0.333, SLG: 0.423		x 0-0 ① F4	x 0-0 ② F6		x 0-0 G6-4-3 1B			x 0-0 ① FC3-6 FC6-4 1-2f		4	0	1	0	0	0	4
Clyde McCullough, R (1, 2) OBP: 0.366, SLG: 0.453		x 0-0 HR	BBBB 4-0 1-2 2-3 3-H BB		x 0-0 ②③ G6-4-3 1-2f			x 0-0 ② FC6-4 1-2f		3	1	1	2	1	0	2
Jack Phillips, R (1, 5) OBP: 0.291, SLG: 0.289		x 0-0 ② F2	SSS 0-3 ③ K			x 0-0 ① F4		x 0-0 ③ F7		3	0	0	0	0	1	3
Bill Howerton, L (8, PH) OBP: 0.365, SLG: 0.488										1	0	0	0	0	0	1
(9, 5)																
Dick Cole, R (1, 4) OBP: 0.304, SLG: 0.188		x 0-0 2B		x 0-0 ① F9		x 0-0 ② 6-3			x 0-0 ① F6	3	0	1	0	0	0	0
Tom Saffell, L (9, PH) OBP: 0.279, SLG: 0.281										1	0	0	0	0	0	0
Bill Werle, L (1, 1) OBP: 0.316, SLG: 0.405		x 0-0 ③ F2		x 0-0 1B		x 0-0 ③ 1-3			BBBB 4-0 1B PB BB	2	0	1	0	0	0	1
Mel Queen, R (6, 1) OBP: 0.116, SLG: 0.095										1	0	0	0	0	0	0
Joe Garagiola, L (9, PH) OBP: 0.342, SLG: 0.434										0	0	0	0	1	0	0
Inning Stats	R: 0 E: 0 K: 0 S: 3 H: 0 LOB: 1 BB: 1 P: 7	R: 1 E: 0 K: 0 S: 5 H: 2 LOB: 1 BB: 0 P: 5	R: 1 E: 0 K: 1 S: 6 H: 1 LOB: 3 BB: 3 P: 18	R: 0 E: 0 K: 0 S: 4 H: 1 LOB: 1 BB: 0 P: 4	R: 1 E: 0 K: 0 S: 4 H: 2 LOB: 0 BB: 0 P: 4	R: 0 E: 0 K: 0 S: 3 H: 0 LOB: 0 BB: 0 P: 3	R: 0 E: 0 K: 0 S: 3 H: 0 LOB: 0 BB: 0 P: 3	R: 0 E: 0 K: 0 S: 3 H: 0 LOB: 1 BB: 1 P: 7	R: 0 E: 0 K: 1 S: 6 H: 1 LOB: 2 BB: 1 P: 10	1B: 4 2B: 1 3B: 0 HR: 2 SF: 0 SAC: 0 DP: 1 HBP: 0							

	AB	33
	R	3
	H	7
	RBI	3
	BB	6
	SO	2
	LOB	22

PITCHER		IP	WLS	BF	H	R	ER	SO	BB	IBB	HBP	BLK	WP	HR	S	P	ERA	WHIP
Herm Wehmeier, R ERA: 4.27	(1, 1)	8.1	W	37	7	3	3	1	5	1	0	0	0	2	33	57	3.24	1.440
Ken Raffensberger, L ERA: 3.7	(9, 1)	0.2	S	2	0	0	0	1	0	0	0	0	0	0	4	4	0.00	0.000

PITCHER	IP	WLS	BF	H	R	ER	SO	BB	IBB	HBP	BLK	WP	HR	S	P	ERA	WHIP

Cincinnati Reds @ Pittsburgh Pirates

Forbes Field, Pittsburgh, PA

Thu Sep 06 1951, 3:33 AM EDT

Att. 4,222 - Unknown - 73 F

TOP

livebaseballscorecards.com

Batter	1	2	3	4	5	6	7	8	9	AB	R	H	RBI	BB	SO	LOB
Roy McMillan, R (1, 5) OBP: 0.278, SLG: 0.267	S 1B	6-3	L8	1B 2B	FC6-4 BB					4	1	2	0	1	0	3
Connie Ryan, R (1, 4) OBP: 0.353, SLG: 0.402	K	K	F8 2-3	BB 2B 1B 2-H	FC6-4 1-2f					5	1	1	1	0	2	6
Johnny Wyrostek, L (1, 9) OBP: 0.376, SLG: 0.399	K 1-2	G3	F8	2B 1B BB 1-2	F4					4	1	0	0	1	1	4
Ted Kluszewski, L (1, 3) OBP: 0.291, SLG: 0.384	F6	2B	FC3-6 BB	1B 2B 1-3 2-H	G3					4	1	2	1	1	0	1
Joe Adcock, R (1, 7) OBP: 0.290, SLG: 0.388	5-3	5-3	F7	1B 2-H 3-H	4-3					3	0	0	0	0	0	2
Hank Edwards, L (7, PH) OBP: 0.397, SLG: 0.487 (7, 7)										2	0	1	2	0	0	0
Virgil Stallcup, R (1, 6) OBP: 0.259, SLG: 0.363	F8	F9	FC3-6 1-2f	F7						4	0	0	0	0	0	3
Bob Usher, R (1, 8) OBP: 0.261, SLG: 0.287	1B	5-3	F9	K						3	0	1	0	0	0	2
Bud Byerly, R (7, 1)										0	0	0	0	0	0	0
Sammy Meeks, R (8, PH) OBP: 0.167, SLG: 0.167										1	0	0	0	0	1	0
Ewell Blackwell, R (8, 1) OBP: 0.359, SLG: 0.397										0	0	0	0	0	0	0
Dixie Howell, R (1, 2) OBP: 0.298, SLG: 0.309	K			E5 F8 1B			K	K		4	0	0	0	0	3	1
Howie Fox, R (1, 1) OBP: 0.152, SLG: 0.203		2B	1B 1-2			F8	BB			1	0	1	0	0	0	0
Bobby Adams, R (5, PH) OBP: 0.330, SLG: 0.353										1	0	1	0	0	0	0
Harry Perkowski, L (5, 1)										0	0	0	0	0	0	0
Lloyd Merriman, L (7, PH) OBP: 0.291, SLG: 0.335										1	0	0	0	1	0	0
(7, 8)																

	AB	37
	R	4
	H	9
	RBI	4
	BB	4
	SO	7
	LOB	22

Inning Stats	1	2	3	4	5	6	7	8	9
	R: 0 E: 0 K: 2 S: 8	H: 1 LOB: 1 BB: 0 P: 8	R: 0 E: 0 K: 1 S: 6	H: 1 LOB: 1 BB: 0 P: 6	R: 0 E: 0 K: 1 S: 6	H: 1 LOB: 1 BB: 0 P: 6	R: 0 E: 0 K: 0 S: 4	H: 1 LOB: 1 BB: 0 P: 4	R: 0 E: 1 K: 0 S: 5	H: 1 LOB: 2 BB: 0 P: 5	R: 0 E: 0 K: 0 S: 3	H: 0 LOB: 1 BB: 1 P: 7	R: 4 E: 0 K: 1 S: 9	H: 4 LOB: 1 BB: 1 P: 13	R: 0 E: 0 K: 2 S: 7	H: 0 LOB: 2 BB: 2 P: 15	R: 0 E: 0 K: 0 S: 3	H: 0 LOB: 0 BB: 0 P: 3

	1B: 5	SF: 0	WP: 0	PA: 41
	2B: 4	SAC: 0	PB: 0	
	3B: 0	DP: 0	SB: 1	
	HR: 0	HBP: 0	CS: 0	

PITCHER		IP	WLS	BF	H	R	ER	SO	BB	IBB	HBP	BLK	WP	HR	S	P	ERA	WHIP
Howie Pollet, L	(1, 1)	6.2	W	31	8	4	4	5	2	0	0	0	0	0	39	47	5.40	1.500
ERA: 4.78																		
Ted Wilks, R	(7, 1)	2.1	S	10	1	0	0	2	2	0	0	0	0	0	12	20	0.00	1.286
ERA: 3.39																		

PITCHER	IP	WLS	BF	H	R	ER	SO	BB	IBB	HBP	BLK	WP	HR	S	P	ERA	WHIP

Batter	1	2	3	4	5	6	7	8	9	AB	R	H	RBI	BB	SO	LOB
Pete Castiglione, R (1, 6) OBP: 0.312, SLG: 0.360	3B 1B		K		K		F8 2B	FC6-4 1-2f		5	1	2	0	0	2	2
George Metkovich, L (1, 3) OBP: 0.346, SLG: 0.390	F8		G3		4-3		F8			4	0	0	0	0	0	2
Gus Bell, L (1, 9) OBP: 0.331, SLG: 0.454	1-H K2-6-5 3B			F8		1B WP 1B	F8 2-3			4	1	2	1	0	0	1
Ralph Kiner, R (1, 7) OBP: 0.456, SLG: 0.645	IBB			BB HR 1B		1-3 WP 2B 1B	IBB			2	2	2	0	2	0	0
Frank Thomas, R (1, 8) OBP: 0.341, SLG: 0.413	3-Hf K2-6-5			1-2 HR BB		1-2 3-H 2B BB	G3			2	2	0	0	2	1	4
Bill Howerton, L (1, 5) OBP: 0.364, SLG: 0.496		F9		1-H 2-H HR		K		4-3		4	1	1	3	0	1	2
Danny Murtaugh, R (9, 5) OBP: 0.284, SLG: 0.265										0	0	0	0	0	0	0
Joe Garagiola, L (1, 2) OBP: 0.341, SLG: 0.431		G3-6 1B		F9		F3		F7		4	0	1	0	0	0	2
Dick Cole, R (1, 4) OBP: 0.311, SLG: 0.210		1-2f G3-6		F7		1-H 2-H 2B		BB 1B		4	0	2	2	0	0	1
Howie Pollet, L (1, 1) OBP: 0.293, SLG: 0.121			F8		F6	K2-3		1-2 FC6-4 BB		3	0	0	0	0	1	1
Ted Wilks, R (7, 1)										0	0	0	0	1	0	0
Inning Stats	R: 1 E: 0 K: 1 S: 6 H: 2 LOB: 2 BB: 1 P: 10	R: 0 E: 0 K: 0 S: 3 H: 1 LOB: 0 BB: 0 P: 3	R: 0 E: 0 K: 1 S: 5 H: 0 LOB: 0 BB: 0 P: 5	R: 3 E: 0 K: 0 S: 5 H: 2 LOB: 0 BB: 1 P: 9	R: 0 E: 0 K: 1 S: 5 H: 0 LOB: 0 BB: 0 P: 5	R: 3 E: 0 K: 2 S: 10 H: 3 LOB: 1 BB: 1 P: 14	R: 0 E: 0 K: 0 S: 4 H: 1 LOB: 2 BB: 1 P: 8	R: 0 E: 0 K: 0 S: 4 H: 1 LOB: 2 BB: 1 P: 8		1B: 6 2B: 3 3B: 1 HR: 1	SF: 0 SAC: 0 DP: 2 HBP: 0					

PITCHER		IP	WLS	BF	H	R	ER	SO	BB	IBB	HBP	BLK	WP	HR	S	P	ERA	WHIP
Howie Fox, R ERA: 3.86	(1, 1)	4.0	L	17	5	4	4	2	1	1	0	0	0	1	19	27	9.00	1.500
Harry Perkowski, L ERA: 2.95	(5, 1)	2.0		10	3	3	3	3	1	0	0	0	1	0	15	19	13.50	2.000
Bud Byerly, R ERA: 4.12	(7, 1)	1.0		5	1	0	0	0	0	1	0	0	0	0	4	8	0.00	1.000
Ewell Blackwell, R ERA: 3.61	(8, 1)	1.0		5	1	0	0	0	1	0	0	0	0	0	4	8	0.00	2.000

PITCHER	IP	WLS	BF	H	R	ER	SO	BB	IBB	HBP	BLK	WP	HR	S	P	ERA	WHIP

BOTTOM

Cincinnati Reds @ Pittsburgh Pirates

Forbes Field, Pittsburgh, PA

Thu Sep 06 1951, 3:33 AM EDT

Att. 4,222 - Unknown - 73 F

livebaseballscorecards.com

AB	32
R	7
H	10
RBI	6
BB	5
SO	5
LOB	15

WP: 1	PA: 37		
PB: 0			
SB: 0			
CS: 0			

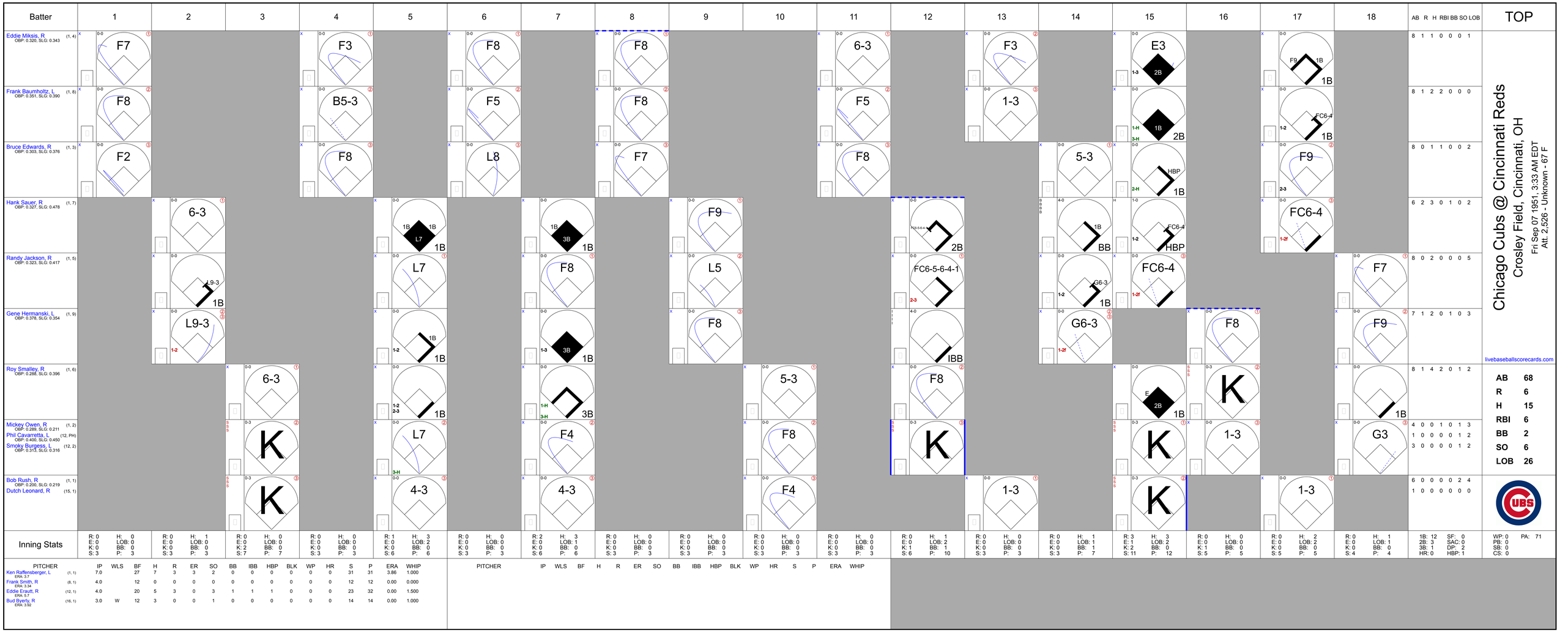

Chicago Cubs @ Cincinnati Reds

Crosley Field, Cincinnati, OH

Fri Sep 07 1951, 3:33 AM EDT
Att. 2,526 - Unknown - 67 F

livebaseballscorecards.com

Batter	1	2	3	4	5	6	7	8	9	10	11	12	13	14	15	16	17	18	AB	R	H	RBI	BB	SO	LOB
Eddie Miksis, R (1, 4) OBP: 0.320, SLG: 0.343	F7			F3		F8		F8			6-3		F3		E3 1-3 2B		F9 1B 1B		8	1	1	0	0	0	1
Frank Baumholtz, L (1, 8) OBP: 0.351, SLG: 0.390	F8			B5-3		F5		F8			F5		1-3		1-H 3-H 1B 2B		FC6-4 1-2 1B		8	1	2	2	0	0	0
Bruce Edwards, R (1, 3) OBP: 0.303, SLG: 0.376	F2			F8		L8		F7			F8			5-3	HBP 2-H 1B		F9 2-3		8	0	1	1	0	0	2
Hank Sauer, R (1, 7) OBP: 0.327, SLG: 0.478		6-3			1B 1B L7 1B		1B 3B 1B		F9			FC6-5-6-4-1 2B		1B BB	FC6-4 1-2 HBP		FC6-4 1-2f		6	2	3	0	1	0	2
Randy Jackson, R (1, 5) OBP: 0.323, SLG: 0.417		L9-3 1B			L7		F8		L5			FC6-5-6-4-1 2-3		G6-3 1-2 1B	FC6-4 1-2f			F7	8	0	2	0	0	0	5
Gene Hermanski, L (1, 9) OBP: 0.378, SLG: 0.354		L9-3 1-2			1B 1-2 1B		1-3 3B 1B		F8			IBB		G6-3 1-2f		F8		F9	7	1	2	0	1	0	3
Roy Smalley, R (1, 6) OBP: 0.288, SLG: 0.396			6-3		1-2 2-3 1B		1-H 3-H 3B			5-3		F8			E 2B 1B	K		1B	8	1	4	2	0	1	2
Mickey Owen, R (1, 2) OBP: 0.289, SLG: 0.211			K		L7 3-H		F4			F8		K			K	1-3		G3	4	0	0	1	0	1	3
Phil Cavarretta, L (12, PH) OBP: 0.400, SLG: 0.450																			1	0	0	0	0	1	2
Smoky Burgess, L (12, 2) OBP: 0.313, SLG: 0.316																			3	0	0	0	0	1	2
Bob Rush, R (1, 1) OBP: 0.200, SLG: 0.219			K		4-3		4-3			F4			1-3		K		1-3		6	0	0	0	0	2	4
Dutch Leonard, R (15, 1)																			1	0	0	0	0	0	0

Inning Stats	1	2	3	4	5	6	7	8	9	10	11	12	13	14	15	16	17	18
	R: 0 E: 0 K: 0 S: 3	H: 0 LOB: 0 BB: 0 P: 3	R: 0 E: 0 K: 0 S: 3	H: 1 LOB: 0 BB: 0 P: 3	R: 0 E: 0 K: 2 S: 7	H: 0 LOB: 0 BB: 0 P: 7	R: 0 E: 0 K: 0 S: 3	H: 0 LOB: 0 BB: 0 P: 3	R: 1 E: 0 K: 0 S: 6	H: 3 LOB: 2 BB: 0 P: 6	R: 0 E: 0 K: 0 S: 3	H: 0 LOB: 0 BB: 0 P: 3	R: 2 E: 0 K: 0 S: 6	H: 3 LOB: 1 BB: 0 P: 6	R: 0 E: 0 K: 0 S: 3	H: 0 LOB: 0 BB: 0 P: 3	R: 0 E: 0 K: 0 S: 3	H: 0 LOB: 0 BB: 0 P: 3	R: 0 E: 0 K: 0 S: 3	H: 0 LOB: 0 BB: 0 P: 3
	R: 0 E: 0 K: 0 S: 3	H: 0 LOB: 0 BB: 0 P: 3	R: 0 E: 0 K: 0 S: 3	H: 0 LOB: 0 BB: 0 P: 3	R: 0 E: 0 K: 0 S: 3	H: 0 LOB: 0 BB: 0 P: 3	R: 0 E: 0 K: 0 S: 3	H: 0 LOB: 0 BB: 0 P: 3	R: 0 E: 0 K: 0 S: 3	H: 0 LOB: 0 BB: 0 P: 3	R: 0 E: 0 K: 0 S: 3	H: 0 LOB: 0 BB: 0 P: 3	R: 0 E: 0 K: 1 S: 6	H: 1 LOB: 2 BB: 1 P: 10	R: 0 E: 0 K: 0 S: 3	H: 0 LOB: 0 BB: 0 P: 3	R: 0 E: 0 K: 0 S: 3	H: 1 LOB: 1 BB: 1 P: 7	R: 3 E: 1 K: 2 S: 11	H: 3 LOB: 2 BB: 0 P: 12
	R: 0 E: 0 K: 1 S: 5	H: 0 LOB: 0 BB: 0 P: 5	R: 0 E: 0 K: 0 S: 5	H: 2 LOB: 2 BB: 0 P: 5	R: 0 E: 0 K: 0 S: 4	H: 1 LOB: 1 BB: 0 P: 4	1B: 12 2B: 3 3B: 1 HR: 0	SF: 0 SAC: 0 DP: 2 HBP: 1	WP: 0 PB: 0 SB: 0 CS: 0	PA: 71									

PITCHER		IP	WLS	BF	H	R	ER	SO	BB	IBB	HBP	BLK	WP	HR	S	P	ERA	WHIP
Ken Raffensberger, L ERA: 3.7	(1, 1)	7.0		27	7	3	3	2	0	0	0	0	0	0	31	31	3.86	1.000
Frank Smith, R ERA: 3.34	(8, 1)	4.0		12	0	0	0	0	0	0	0	0	0	0	12	12	0.00	0.000
Eddie Erault, R ERA: 5.7	(12, 1)	4.0		20	5	3	0	3	1	1	1	0	0	0	23	32	0.00	1.500
Bud Byerly, R ERA: 3.92	(16, 1)	3.0	W	12	3	0	0	1	0	0	0	0	0	0	14	14	0.00	1.000

PITCHER	IP	WLS	BF	H	R	ER	SO	BB	IBB	HBP	BLK	WP	HR	S	P	ERA	WHIP

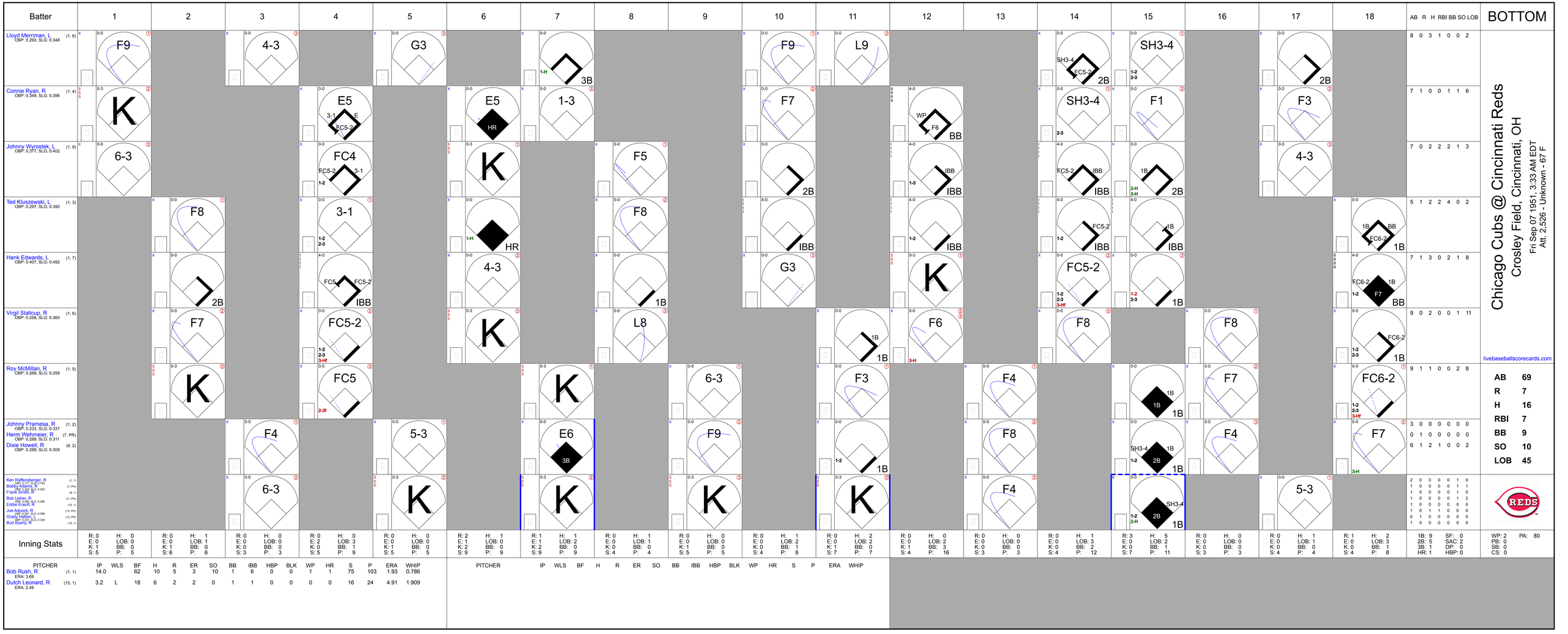
Batter
1
2
3
4
5
6
7
8
9
10
11
12
13
14
15
16
17
18
AB R H RBI BB SO LOB
BOTTOM
Lloyd Merriman, L (1, 8) OBP: 0.293, SLG: 0.348
F9
4-3
G3
3B
F9
L9
SH3-4 FC5-2 2B
SH3-4
2B
8 0 3 1 0 0 2
Connie Ryan, R (1, 4) OBP: 0.349, SLG: 0.396
K
E5 3-1 E FC5-2
E5 HR
1-3
F7
WP F6 BB
SH3-4
F1
F3
7 1 0 0 1 1 6
Johnny Wyrostek, L (1, 9) OBP: 0.377, SLG: 0.402
6-3
FC4 FC5-2 3-1 1-2
F5
2B
IBB 1-3 IBB
FC5-2 IBB IBB
1B 2B 2-H 3-H
4-3
7 0 2 2 2 1 3
Ted Kluszewski, L (1, 3) OBP: 0.297, SLG: 0.390
F8
3-1 1-2 2-3
HR 1-H
F8
IBB 1-2 IBB
FC5-2 1-2 IBB
1B BB FC6-2 1B
5 1 2 2 4 0 2
Hank Edwards, L (1, 7) OBP: 0.407, SLG: 0.492
2B
FC5 FC5-2 IBB
4-3
1B
G3
K
FC5-2 1-2 2-3 3-H-f
1B 1-2 2-3
FC6-2 1B F7 BB
7 1 3 0 2 1 8
Virgil Stallcup, R (1, 6) OBP: 0.258, SLG: 0.360
F7
FC5-2 1-2 2-3 3-H-f
K
1B
F6 3-H
F8
F8
FC6-2 1-2 2-3
9 0 2 0 0 1 11
Roy McMillan, R (1, 5) OBP: 0.269, SLG: 0.258
K
FC5 2-3f
K
6-3
F3
F4
1B 1B
FC6-2 1-2 2-3 3-H-f
9 1 1 0 0 2 8
Johnny Pramesa, R (1, 2) OBP: 0.233, SLG: 0.337
Herm Wehmeier, R (7, PR) OBP: 0.289, SLG: 0.311
Dixie Howell, R (8, 2) OBP: 0.299, SLG: 0.309
F4
5-3
E6 3B
F9
1-2 1B
F8
SH3-4 1B 1-2 2B 1B
F4
F7 3-H
3 0 0 0 0 0 0
0 1 0 0 0 0 0
6 1 2 1 0 0 2
6-3
K
K
K
F4
SH3-4 1-2 2-H 2B 1B
5-3
Ken Raffensberger, R (1, 1) ERA: 3.11, WHIP: 0.783
Bobby Adams, R (7, PH) OBP: 0.333, SLG: 0.352
Frank Smith, R (8, 1)
Bob Usher, R (11, PH) OBP: 0.286, SLG: 0.286
Eddie Erautt, R (12, 1)
Joe Adcock, R (15, PH) OBP: 0.391, SLG: 0.389
Grady Hatton (15, PR) OBP: 0.308, SLG: 0.338
Bud Byerly, R (16, 1)
2 0 0 0 0 1 0
1 0 0 0 0 1 1
1 0 0 0 0 1 0
1 0 0 0 0 1 2
1 0 0 0 0 0 0
1 0 1 1 0 0 0
0 1 0 0 0 0 0
1 0 0 0 0 0 0
Inning Stats
R: 0 E: 0 K: 1 S: 5
H: 0 LOB: 0 BB: 0 P: 5
R: 0 E: 0 K: 1 S: 6
H: 1 LOB: 1 BB: 0 P: 6
R: 0 E: 0 K: 0 S: 3
H: 0 LOB: 0 BB: 0 P: 3
R: 0 E: 2 K: 0 S: 5
H: 0 LOB: 3 BB: 1 P: 9
R: 0 E: 0 K: 1 S: 5
H: 0 LOB: 0 BB: 0 P: 5
R: 2 E: 1 K: 2 S: 9
H: 1 LOB: 0 BB: 0 P: 9
R: 1 E: 1 K: 2 S: 9
H: 1 LOB: 2 BB: 0 P: 9
R: 0 E: 0 K: 0 S: 4
H: 1 LOB: 1 BB: 0 P: 4
R: 0 E: 0 K: 1 S: 5
H: 0 LOB: 0 BB: 0 P: 5
R: 0 E: 0 K: 0 S: 4
H: 1 LOB: 2 BB: 1 P: 8
R: 0 E: 0 K: 1 S: 7
H: 2 LOB: 2 BB: 0 P: 7
R: 0 E: 0 K: 1 S: 4
H: 0 LOB: 2 BB: 3 P: 16
R: 0 E: 0 K: 0 S: 3
H: 0 LOB: 0 BB: 0 P: 3
R: 0 E: 0 K: 0 S: 4
H: 1 LOB: 3 BB: 2 P: 12
R: 3 E: 0 K: 0 S: 7
H: 5 LOB: 2 BB: 1 P: 11
R: 0 E: 0 K: 0 S: 3
H: 0 LOB: 0 BB: 0 P: 3
R: 0 E: 0 K: 0 S: 4
H: 1 LOB: 1 BB: 0 P: 4
R: 1 E: 0 K: 0 S: 4
H: 2 LOB: 3 BB: 1 P: 8
1B: 9 2B: 5 3B: 1 HR: 1
SF: 0 SAC: 2 DP: 0 HBP: 0
WP: 2 PB: 0 SB: 0 CS: 0
PA: 80
PITCHER
IP WLS BF H R ER SO BB IBB HBP BLK WP HR S P ERA WHIP
Bob Rush, R (1, 1) ERA: 3.69
14.0 62 10 5 3 10 1 6 0 0 1 1 75 103 1.93 0.786
Dutch Leonard, R (15, 1) ERA: 2.49
3.2 L 18 6 2 2 0 1 1 0 0 0 0 16 24 4.91 1.909
PITCHER
IP WLS BF H R ER SO BB IBB HBP BLK WP HR S P ERA WHIP
Chicago Cubs @ Cincinnati Reds
Crosley Field, Cincinnati, OH
Fri Sep 07 1951, 3:33 AM EDT
Att. 2,526 - Unknown - 67 F
livebaseballscorecards.com
AB 69
R 7
H 16
RBI 7
BB 9
SO 10
LOB 45

Batter	1	2	3	4	5	6	7	8	9	10	11	12	AB	R	H	RBI	BB	SO	LOB
Eddie Miksis, R (1, 4) OBP: 0.320, SLG: 0.341	F7		BB 1-2		E9 F7-2-5 1B 2-H		F9			6-3		1-4-3	5	0	1	1	1	0	1
Frank Baumholtz, L (1, 8) OBP: 0.347, SLG: 0.385	F9		F5		F7-2-5 3-3			F8		6-3		L8	6	0	0	0	0	0	3
Gene Hermanski, L (1, 9) OBP: 0.375, SLG: 0.351	F9		F5		K			G6-4-3 1B		4-3			5	0	1	0	0	1	2
Hank Sauer, R (1, 7) OBP: 0.328, SLG: 0.483		F8		HR		F9		G6-4-3 1-2f			SH1-4 1B		5	1	2	1	0	0	1
Randy Jackson, R (1, 5) OBP: 0.328, SLG: 0.420		S 1B		SH1-3 S 1B 1B		K			BB 1B		1-2 SH1-4 1B		4	1	3	0	1	1	0
Phil Cavarretta, L (1, 3) OBP: 0.395, SLG: 0.444		F6		SH1-3 1-3		F7			F3		SH1-4 1-2 2-3		3	0	0	0	0	0	2
Roy Smalley, R (1, 6) OBP: 0.286, SLG: 0.391		6-3 1-2		G1-6-3 1B 3-H			K		F2		4-3		5	0	1	1	0	1	4
Mickey Owen, R (1, 2) OBP: 0.301, SLG: 0.228			FC5-6 1B	G1-6-3 1-2f				SH1-4 1B		F4			5	0	3	0	0	0	3
Paul Minner, L (1, 1) OBP: 0.319, SLG: 0.375			FC5-6 BB 1-2f		E 2B			SH1-4 1-2	K			4-3	4	1	1	0	0	1	3
Inning Stats	R: 0 E: 0 K: 0 S: 3 / H: 0 LOB: 0 BB: 0 P: 3	R: 0 E: 0 K: 0 S: 4 / H: 1 LOB: 1 BB: 0 P: 4	R: 0 E: 0 K: 0 S: 4 / H: 1 LOB: 2 BB: 1 P: 8	R: 2 E: 0 K: 0 S: 5 / H: 3 LOB: 0 BB: 0 P: 5	R: 1 E: 1 K: 1 S: 6 / H: 2 LOB: 0 BB: 0 P: 6	R: 0 E: 0 K: 1 S: 5 / H: 0 LOB: 0 BB: 0 P: 5	R: 0 E: 0 K: 1 S: 6 / H: 1 LOB: 1 BB: 0 P: 6	R: 0 E: 0 K: 0 S: 3 / H: 1 LOB: 0 BB: 0 P: 3	R: 0 E: 0 K: 1 S: 6 / H: 1 LOB: 2 BB: 1 P: 10	R: 0 E: 0 K: 0 S: 3 / H: 0 LOB: 0 BB: 0 P: 3	R: 0 E: 0 K: 0 S: 5 / H: 2 LOB: 2 BB: 0 P: 5	R: 0 E: 0 K: 0 S: 3 / H: 0 LOB: 0 BB: 0 P: 3	1B: 10 2B: 2 3B: 0 HR: 1	SF: 0 SAC: 3 DP: 3 HBP: 0	WP: 0 PB: 0 SB: 2 CS: 0	PA: 47			

PITCHER		IP	WLS	BF	H	R	ER	SO	BB	IBB	HBP	BLK	WP	HR	S	P	ERA	WHIP
Willie Ramsdell, R ERA: 3.98	(1, 1)	4.0		19	7	3	3	0	1	0	0	0	0	1	18	22	6.75	2.000
Harry Perkowski, L ERA: 2.79	(5, 1)	5.0		17	3	0	0	4	1	0	0	0	0	0	24	28	0.00	0.800
Howie Fox, R ERA: 3.81	(10, 1)	3.0	W	11	2	0	0	0	0	0	0	0	0	0	11	11	0.00	0.667

PITCHER	IP	WLS	BF	H	R	ER	SO	BB	IBB	HBP	BLK	WP	HR	S	P	ERA	WHIP

TOP

Chicago Cubs @ Cincinnati Reds

Crosley Field, Cincinnati, OH

Sat Sep 08 1951, 3:33 AM EDT

Att. 1,943 - Sunny - 75 F

livebaseballscorecards.com

AB	42
R	3
H	12
RBI	3
BB	2
SO	4
LOB	19

Batter	1	2	3	4	5	6	7	8	9	10	11	12	AB	R	H	RBI	BB	SO	LOB
Bobby Adams, R (1, 4) (10, 5) OBP: 0.329, SLG: 0.349	BBB 4-0 G6-4-3 BB			x 0-0 ① F7	x 0-0 ③ F5		x 0-0 1-2 1B		x 0-0 ③ FC5-4 1-2f		x 0-0 ③ F3		5	0	1	0	1	0	6
Bob Usher, R (1, 8) OBP: 0.262, SLG: 0.299	x 0-0 ① ② G6-4-3 1-2f			x 0-0 ② 6-3		x 0-0 ① 5-3	x 0-0 ③ F9			x 0-0 CS 1B		x 0-0 HR	6	1	2	1	0	0	3
Danny Litwhiler, R (1, 9) OBP: 0.308, SLG: 0.440	x 0-0 ③ F9			x 0-0 2B		x 0-0 HR		x 0-0 ① F7		x 0-0 ① ② F8 1-2			5	1	2	1	0	0	1
Ted Kluszewski, L (1, 3) OBP: 0.296, SLG: 0.388		x 0-0 ① 6-3		x 0-0 ③ F8		x 0-0 1-3 1B		x 0-0 ② F4		x 0-0 ③ F8			5	0	1	0	0	0	1
Joe Adcock, R (1, 7) OBP: 0.293, SLG: 0.390 Lloyd Merriman, L (5, PR) OBP: 0.291, SLG: 0.345 (6, 7)		x 0-0 ② 6-3		x 0-0 S 1B 1B	x 0-0 ② 1-3 1-2			x 0-0 ③ 4-3			x 0-0 ① F9		2 3	0 1	1 0	0 0	0 0	0 0	0 1
Sammy Meeks, R (1, 5) OBP: 0.227, SLG: 0.227 Herm Wehmeier, R (9, PR) OBP: 0.289, SLG: 0.311 Dixie Howell, R (10, 2) OBP: 0.303, SLG: 0.319	SSS 0-3 ③ K			x 0-0 S 1-2 1B	x 0-0 ③ 4-3				x 0-0 SH1-4 1B		x 0-0 BB 2B		4 0 1	1 0 0	2 0 1	0 0 0	0 0 0	1 0 0	1 0 0
Roy McMillan, R (1, 6) OBP: 0.274, SLG: 0.255	BBBB 4-0 G5-4-3 BB			SSS 0-3 ① K 1-2 2-3			x 0-0 ① F7		x 0-0 ① SH1-4 1-2		4-0 BB IBB		2	0	0	0	2	1	2
Johnny Pramesa, R (1, 2) OBP: 0.238, SLG: 0.337 Grady Hatton, L (9, PR) OBP: 0.321, SLG: 0.338 Howie Fox, R (10, 1) OBP: 0.149, SLG: 0.200	x 0-0 ① ② G5-4-3 1-2f			x 0-0 2-H 3-H 1B			SSS 0-3 ② K		4-0 FC5-4 IBB		x 0-0 ② F8		3 0 1	0 0 0	1 0 0	2 0 0	1 0 0	1 0 0	1 0 2
Willie Ramsdell, R (1, 1) OBP: 0.172, SLG: 0.161 Harry Perkowski, L (5, 1) OBP: 0.042, SLG: 0.042 Connie Ryan, R (9, PH) OBP: 0.350, SLG: 0.395 (10, 4)	x 0-0 ③ G3			SSS 0-3 ② K			x 0-0 1B 1B		x 0-0 ② F2		BBBB 4-0 1-2 2-3 BB		1 2 1	0 0 0	0 1 0	0 0 0	0 1 1	0 1 0	0 1 2
Inning Stats	R: 0 H: 0 E: 0 LOB: 0 K: 0 BB: 1 S: 2 P: 6	R: 0 H: 0 E: 0 LOB: 0 K: 1 BB: 0 S: 5 P: 5	R: 0 H: 0 E: 0 LOB: 0 K: 0 BB: 1 S: 2 P: 6	R: 0 H: 1 E: 0 LOB: 1 K: 0 BB: 0 S: 4 P: 4	R: 2 H: 3 E: 0 LOB: 1 K: 2 BB: 0 S: 10 P: 10	R: 1 H: 2 E: 0 LOB: 1 K: 0 BB: 0 S: 5 P: 5	R: 0 H: 2 E: 0 LOB: 2 K: 1 BB: 0 S: 7 P: 7	R: 0 H: 0 E: 0 LOB: 0 K: 0 BB: 0 S: 3 P: 3	R: 0 H: 1 E: 0 LOB: 2 K: 0 BB: 1 S: 4 P: 8	R: 0 H: 1 E: 0 LOB: 0 K: 0 BB: 0 S: 3 P: 3	R: 0 H: 1 E: 0 LOB: 3 K: 0 BB: 2 S: 4 P: 12	R: 1 H: 1 E: 0 LOB: 0 K: 0 BB: 0 S: 1 P: 1	1B: 8 SF: 0 2B: 2 SAC: 1 3B: 0 DP: 2 HR: 2 HBP: 0				WP: 0 PA: 47 PB: 0 SB: 2 CS: 1		

PITCHER	IP	WLS	BF	H	R	ER	SO	BB	IBB	HBP	BLK	WP	HR	S	P	ERA	WHIP
Paul Minner, L (1, 1) ERA: 3.75	11.0	L	47	12	4	4	4	3	2	0	0	0	2	50	70	3.27	1.364

PITCHER	IP	WLS	BF	H	R	ER	SO	BB	IBB	HBP	BLK	WP	HR	S	P	ERA	WHIP

BOTTOM

Chicago Cubs @ Cincinnati Reds

Crosley Field, Cincinnati, OH

Sat Sep 08 1951, 3:33 AM EDT

Att. 1,943 - Sunny - 75 F

livebaseballscorecards.com

AB	41
R	4
H	12
RBI	4
BB	5
SO	4
LOB	21

Batter	1	2	3	4	5	6	7	8	9	AB	R	H	RBI	BB	SO	LOB
Eddie Miksis, R (1, 4) OBP: 0.321, SLG: 0.340	SSS 0-3 ① K		x 0-0 ③ F8			BBBB 4-0 1B BB		x 0-0 FC4-6 1B	x 0-0 ② 5-3	4	0	1	0	1	1	0
Frank Baumholtz, L (1, 8) OBP: 0.346, SLG: 0.383	x 0-0 ② F9			x 0-0 ① 4-3		x 0-0 1-2 1B		x 0-0 ① FC4-6 1B 1-2f 3B	x 0-0 ③ 4-3	5	1	1	0	0	0	1
Gene Hermanski, L (1, 9) OBP: 0.373, SLG: 0.350	x 0-0 ③ F5			x 0-0 ② F7		SSS 0-3 ③ K		x 0-0 1-3 3B 1B		4	1	1	0	0	1	2
Hank Sauer, R (1, 7) OBP: 0.328, SLG: 0.480		BBBB 4-0 BB		x 0-0 ③ 6-3			SSS 0-3 ① K	SSS 0-3 ② K		3	0	0	0	1	2	2
Randy Jackson, R (1, 5) OBP: 0.327, SLG: 0.422		SSS 0-3 ① K			x 0-0 ① F8		x 0-0 E6 1B F8	x 0-0 1-H 3-H E 3B		4	2	1	2	0	1	1
Smoky Burgess, L (1, 2) OBP: 0.316, SLG: 0.316		x 0-0 ② F7			SSS 0-3 ② K		x 0-0 1-3 HR 1B	4-0 S 3B IBB		3	2	1	0	1	1	1
Bruce Edwards, R (1, 3) OBP: 0.302, SLG: 0.386		x 0-0 ③ 1-3			x 0-0 ③ 4-3		x 0-0 ② F8 3-H	x 0-0 1-H 3-H 3B		4	0	1	2	0	0	2
Roy Smalley, R (1, 6) OBP: 0.285, SLG: 0.403			x 0-0 ① L9			SSS 0-3 ① K	x 0-0 1-H HR	SSS 0-3 ③ K		4	1	1	2	0	2	1
Bob Kelly, R (1, 1) OBP: 0.172, SLG: 0.172			x 0-0 ② F3			x 0-0 ② 5-3	x 0-0 ③ 4-3		x 0-0 ① 5-3	4	0	0	0	0	0	0
Inning Stats	R: 0 E: 0 K: 1 S: 5 H: 0 LOB: 0 BB: 0 P: 5	R: 0 E: 0 K: 1 S: 5 H: 0 LOB: 1 BB: 1 P: 9	R: 0 E: 0 K: 0 S: 3 H: 0 LOB: 0 BB: 0 P: 3	R: 0 E: 0 K: 0 S: 3 H: 0 LOB: 0 BB: 0 P: 3	R: 0 E: 0 K: 1 S: 5 H: 0 LOB: 0 BB: 0 P: 5	R: 0 E: 0 K: 2 S: 8 H: 1 LOB: 2 BB: 1 P: 12	R: 3 E: 1 K: 1 S: 8 H: 2 LOB: 0 BB: 0 P: 8	R: 4 E: 0 K: 2 S: 11 H: 4 LOB: 1 BB: 1 P: 15	R: 0 E: 0 K: 0 S: 3 H: 0 LOB: 0 BB: 0 P: 3	1B: 4 2B: 0 3B: 2 HR: 1 SF: 0 SAC: 0 DP: 0 HBP: 0						

TOP

Chicago Cubs @ Cincinnati Reds

Crosley Field, Cincinnati, OH

Sun Sep 09 1951, 3:33 AM EDT

Sunny - 82 F

livebaseballscorecards.com

AB	35
R	7
H	7
RBI	6
BB	3
SO	8
LOB	10

PITCHER		IP	WLS	BF	H	R	ER	SO	BB	IBB	HBP	BLK	WP	HR	S	P	ERA	WHIP
Ewell Blackwell, R ERA: 3.57	(1, 1)	7.2	L	34	7	7	2	7	2	1	0	0	0	1	45	57	2.35	1.174
Bud Byerly, R ERA: 3.9	(8, 1)	0.1		1	0	0	0	1	0	0	0	0	0	0	3	3	0.00	0.000
Eddie Erautt, R ERA: 5.54	(9, 1)	1.0		3	0	0	0	0	0	0	0	0	0	0	3	3	0.00	0.000

PITCHER	IP	WLS	BF	H	R	ER	SO	BB	IBB	HBP	BLK	WP	HR	S	P	ERA	WHIP

Batter	1	2	3	4	5	6	7	8	9	AB	R	H	RBI	BB	SO	LOB
Bobby Adams, R (1, 5) OBP: 0.325, SLG: 0.345	F8			F7		F9		F3		4	0	0	0	0	0	0
Connie Ryan, R (1, 4) OBP: 0.351, SLG: 0.393	K			F8		E, 1B, BB			1B, BB	2	2	0	0	2	1	0
Lloyd Merriman, L (1, 7) OBP: 0.296, SLG: 0.350	4-3			1B, 1B		G4-6-3, 1-H			1B, 1-2	4	1	3	1	0	0	0
Ted Kluszewski, L (1, 3) OBP: 0.297, SLG: 0.389		G3		1B, 1-3		G4-6-3, 1-2f			S, 1-3, 2-H	4	0	2	1	0	0	1
Hank Edwards, L (1, 9) OBP: 0.403, SLG: 0.484		6-3		FC6-4, 1-2, 3-H			F7		K, 1-2	4	0	1	1	0	1	2
Bob Usher, R (1, 8) OBP: 0.258, SLG: 0.294		5-3		FC6-4, 1-2f			6-3		F7	4	0	0	0	0	0	4
Roy McMillan, R (1, 6) OBP: 0.270, SLG: 0.250			6-3		5-3		F8		F8	3	0	0	0	0	0	0
Johnny Wyrostek, L (9, PH) OBP: 0.376, SLG: 0.401										1	0	0	0	0	0	2
Johnny Pramesa, R (1, 2) OBP: 0.239, SLG: 0.337			F3		CS, 1B			L8		3	0	1	0	0	0	0
Ewell Blackwell, R (1, 1) OBP: 0.350, SLG: 0.387			4-3		K, 1-2			F6		2	0	0	0	0	1	1
Bud Byerly, R (8, 1)										0	0	0	0	0	0	0
Ted Tappe, L (8, PH)										1	0	0	0	0	0	0
Eddie Erautt, R (9, 1)										0	0	0	0	0	0	0
Inning Stats	R: 0, H: 0, E: 0, LOB: 0, K: 1, BB: 0, S: 5, P: 5	R: 0, H: 0, E: 0, LOB: 0, K: 0, BB: 0, S: 3, P: 3	R: 0, H: 0, E: 0, LOB: 0, K: 0, BB: 0, S: 3, P: 3	R: 1, H: 3, E: 0, LOB: 2, K: 0, BB: 0, S: 6, P: 6	R: 0, H: 1, E: 0, LOB: 1, K: 1, BB: 0, S: 5, P: 5	R: 1, H: 1, E: 1, LOB: 0, K: 0, BB: 1, S: 3, P: 7	R: 0, H: 0, E: 0, LOB: 0, K: 0, BB: 0, S: 3, P: 3	R: 0, H: 0, E: 0, LOB: 0, K: 0, BB: 0, S: 3, P: 3	R: 1, H: 2, E: 0, LOB: 2, K: 1, BB: 1, S: 7, P: 11	1B: 7, 2B: 1, 3B: 0, HR: 0	SF: 0, SAC: 0, DP: 2, HBP: 0					

PITCHER	IP	WLS	BF	H	R	ER	SO	BB	IBB	HBP	BLK	WP	HR	S	P	ERA	WHIP
Bob Kelly, R (1, 1) ERA: 3.93	9.0	W	34	7	3	2	3	2	0	0	0	0	0	38	46	2.00	1.000

PITCHER	IP	WLS	BF	H	R	ER	SO	BB	IBB	HBP	BLK	WP	HR	S	P	ERA	WHIP

BOTTOM

Chicago Cubs @ Cincinnati Reds

Crosley Field, Cincinnati, OH

Sun Sep 09 1951, 3:33 AM EDT

Sunny - 82 F

livebaseballscorecards.com

AB	32
R	3
H	7
RBI	3
BB	2
SO	3
LOB	10

1B: 7	SF: 0	WP: 0	PA: 34		
2B: 1	SAC: 0	PB: 0			
3B: 0	DP: 2	SB: 1			
HR: 0	HBP: 0	CS: 1			

Batter	1	2	3	4	5	6	7	8	9	AB	R	H	RBI	BB	SO	LOB
Eddie Miksis, R (1, 4) OBP: 0.322, SLG: 0.339	BBBB 4-0 BB	x 0-0 F8 ③		x 0-0 1-2 1B			x 0-0 6-3 ①		x 0-0 F9 ②	4	0	1	0	1	0	4
Frank Baumholtz, L (1, 8) OBP: 0.342, SLG: 0.379	x 0-0 F8 ①		x 0-0 F2 ①	x 0-0 3-1 ③			x 0-0 G3 ②		x 0-0 F7 ③	5	0	0	0	0	0	4
Gene Hermanski, L (1, 9) OBP: 0.372, SLG: 0.352	x 0-0 F7 ②		x 0-0 FC6-5 2B		x 0-0 F8 ①		x 0-0 G3 ③			4	0	1	0	0	0	1
Hank Sauer, R (1, 7) OBP: 0.327, SLG: 0.478	x 0-0 F4 ③		x 0-0 F8 ②		x 0-0 1B			x 0-0 F7 ①		4	0	1	0	0	0	2
Randy Jackson, R (1, 5) OBP: 0.327, SLG: 0.420		SSS 0-3 K ①	BBBB 4-0 BB		x 0-0 F8 ②			x 0-0 G3 ②		3	0	0	0	1	1	1
Bruce Edwards, R (1, 3) OBP: 0.295, SLG: 0.376		x 0-0 F8 ②	x 0-0 FC6-5 ③ 2-3f		x 0-0 F7 ③			x 0-0 E5 FC5-4		4	0	0	0	0	0	3
Roy Smalley, R (1, 6) OBP: 0.284, SLG: 0.397		BBBB 4-0 BB 1B BB		SSS 0-3 K ①		SSS 0-3 K ①		x 0-0 FC5-4 ③ 1-2f		3	0	0	0	1	2	1
Mickey Owen, R (1, 2) OBP: 0.301, SLG: 0.231 Smoky Burgess, L (9, PH) OBP: 0.319, SLG: 0.320		x 0-0 BB 1-2 1B		x 0-0 6-3 ②		SSS 0-3 K ②			x 0-0 1B	3 1	0 0	1 1	0 0	0 0	1 0	0 0
Turk Lown, R (1, 1) OBP: 0.300, SLG: 0.250 Jack Cusick, R (4, PH) OBP: 0.254, SLG: 0.256 Johnny Klippstein, R (4, 1) OBP: 0.118, SLG: 0.206 Bob Borkowski, R (9, PH) OBP: 0.193, SLG: 0.176		BBBB 4-0 1-2 2-3 BB		x 0-0 1B 1B		x 0-0 1-3 ③			SSS 0-3 K ①	0 1 1 1	0 0 0 0	0 1 0 0	0 0 0 0	1 0 0 0	0 0 0 0	0 0 0 1
Inning Stats	R: 0 E: 0 K: 0 S: 3 H: 0 LOB: 1 BB: 1 P: 7	R: 0 E: 0 K: 1 S: 6 H: 1 LOB: 3 BB: 2 P: 14	R: 0 E: 0 K: 0 S: 4 H: 1 LOB: 2 BB: 1 P: 8	R: 0 E: 0 K: 1 S: 7 H: 2 LOB: 2 BB: 0 P: 7	R: 0 E: 0 K: 0 S: 4 H: 1 LOB: 1 BB: 0 P: 4	R: 0 E: 0 K: 2 S: 7 H: 0 LOB: 0 BB: 0 P: 7	R: 0 E: 0 K: 0 S: 3 H: 0 LOB: 0 BB: 0 P: 3	R: 0 E: 1 K: 0 S: 4 H: 0 LOB: 1 BB: 0 P: 4	R: 0 E: 0 K: 1 S: 6 H: 1 LOB: 1 BB: 0 P: 6	1B: 5 2B: 1 3B: 0 HR: 0	SF: 0 SAC: 0 DP: 0 HBP: 0					

TOP

Chicago Cubs @ Cincinnati Reds

Crosley Field, Cincinnati, OH

Sun Sep 09 1951, 3:38 AM EDT

Att. 7,144 - Sunny - 89 F

livebaseballscorecards.com

AB	34
R	0
H	6
RBI	0
BB	4
SO	5
LOB	17

WP: 0 PB: 0 SB: 0 CS: 0 PA: 38

PITCHER	IP	WLS	BF	H	R	ER	SO	BB	IBB	HBP	BLK	WP	HR	S	P	ERA	WHIP
Herm Wehmeier, R (1, 1) ERA: 4.02	9.0	W	38	6	0	0	5	4	0	0	0	0	0	44	60	0.00	1.111

PITCHER	IP	WLS	BF	H	R	ER	SO	BB	IBB	HBP	BLK	WP	HR	S	P	ERA	WHIP

Batter	1	2	3	4	5	6	7	8	9	AB	R	H	RBI	BB	SO	LOB
Bobby Adams, R (1, 5) OBP: 0.324, SLG: 0.343	F7	F3		1B F6 1B		F9		4-3		5	1	1	0	0	0	3
Connie Ryan, R (1, 4) OBP: 0.352, SLG: 0.393	1B BB	6-3		1-3 HR 1B		K				3	1	1	0	1	1	2
Lloyd Merriman, L (1, 7) OBP: 0.295, SLG: 0.349	K		FC6-4 1B	F6 3-H			K			4	0	1	1	0	2	2
Ted Kluszewski, L (1, 3) OBP: 0.301, SLG: 0.397	1-3 1B		FC6-4 BB 1-2f HR	1-H HR			FC5-4 1B			4	2	3	2	0	0	1
Hank Edwards, L (1, 9) OBP: 0.399, SLG: 0.472	F8		1-2 HR BB	1-3			F8			3	1	0	0	1	0	3
Virgil Stallcup, R (1, 6) OBP: 0.258, SLG: 0.357		FC5-4 BB	F8		G3		FC5-4 1-2f			3	0	0	0	1	0	3
Bob Usher, R (1, 8) OBP: 0.258, SLG: 0.305		FC5-4 BB 1-2f 1B	1-H 2-H HR		K			F3		4	2	1	3	0	1	1
Dixie Howell, R (1, 2) OBP: 0.302, SLG: 0.314		1B 1-2 BB	5-3		F5			K		3	0	0	0	1	1	0
Herm Wehmeier, R (1, 1) OBP: 0.306, SLG: 0.327		1-2 2-H 1B		6-3		5-3		E3 1B		4	0	2	1	0	0	0
Inning Stats	R: 0 E: 0 K: 1 S: 6 H: 1 LOB: 2 BB: 1 P: 10	R: 1 E: 0 K: 0 S: 4 H: 1 LOB: 2 BB: 2 P: 12	R: 3 E: 0 K: 0 S: 5 H: 2 LOB: 0 BB: 1 P: 9	R: 3 E: 0 K: 0 S: 6 H: 3 LOB: 0 BB: 0 P: 6	R: 0 E: 0 K: 1 S: 5 H: 0 LOB: 0 BB: 0 P: 5	R: 0 E: 0 K: 1 S: 5 H: 0 LOB: 0 BB: 0 P: 5	R: 0 E: 0 K: 1 S: 6 H: 1 LOB: 1 BB: 0 P: 6	R: 0 E: 1 K: 1 S: 6 H: 1 LOB: 1 BB: 0 P: 6		1B: 7 2B: 0 3B: 0 HR: 2	SF: 0 SAC: 0 DP: 0 HBP: 0						

PITCHER		IP	WLS	BF	H	R	ER	SO	BB	IBB	HBP	BLK	WP	HR	S	P	ERA	WHIP
Turk Lown, R ERA: 5.62	(1, 1)	3.0	L	17	4	4	4	1	4	0	0	0	0	1	15	31	12.00	2.667
Johnny Klippstein, R ERA: 4.61	(4, 1)	5.0		20	5	3	3	4	0	0	0	0	0	1	28	28	5.40	1.000

PITCHER	IP	WLS	BF	H	R	ER	SO	BB	IBB	HBP	BLK	WP	HR	S	P	ERA	WHIP

BOTTOM

Chicago Cubs @ Cincinnati Reds

Crosley Field, Cincinnati, OH

Sun Sep 09 1951, 3:38 AM EDT

Att. 7,144 - Sunny - 89 F

livebaseballscorecards.com

AB	33
R	7
H	9
RBI	7
BB	4
SO	5
LOB	15

Batter	1	2	3	4	5	6	7	8	9	AB	R	H	RBI	BB	SO	LOB
Carl Furillo, R (1, 9) OBP: 0.352, SLG: 0.451	4-3	F2	K		6-3			4-3		5	0	0	0	0	1	6
Pee Wee Reese, R (1, 6) OBP: 0.377, SLG: 0.406	L6, 1B		BB, 1B	K		BB		L7		3	1	1	0	2	1	0
Duke Snider, L (1, 8) OBP: 0.353, SLG: 0.511	L6, 1-2		BB, 1B, 3B, 1-2	G3		K		6-3		4	1	0	0	1	1	2
Jackie Robinson, R (1, 4) OBP: 0.426, SLG: 0.526		3B, 1B	F2	F5		F9			5-3	5	1	1	0	0	0	3
Andy Pafko, R (1, 7) OBP: 0.363, SLG: 0.493		SH5-3, BB, 1B, 3-H	3B, 1B, 1-2, 2-H		1B, 1B	F3			F9	5	2	3	2	0	0	1
Gil Hodges, R (1, 3) OBP: 0.375, SLG: 0.544		SH5-3, BB, 1-2	SH3-4, 3B, 1-H, 2-H		G1-2-3, 1B, 1-2, 1B		K		K	4	1	2	2	1	2	0
Rube Walker, L (1, 2) OBP: 0.309, SLG: 0.312		SH5-3, 1-2, 2-3	SH3-4, BB, 1B		G1-2-3, BB, 1-3, 2-H, 1B		F5			2	1	1	1	1	0	0
Billy Cox, R (1, 5) OBP: 0.341, SLG: 0.432		IBB	SH3-4, 1-2, 3-H		G1-2-3, BB, 1-2		1B			1	0	1	1	2	0	0
Clem Labine, R (1, 1) OBP: 0.214, SLG: 0.214		F4	1B, 2-H		G1-2-3, 1-2, 2-3, 3-Hf		K			4	0	1	1	0	1	7
Inning Stats	R: 0 E: 0 K: 0 S: 3 H: 1 LOB: 0 BB: 0 P: 3	R: 1 E: 0 K: 0 S: 5 H: 2 LOB: 3 BB: 2 P: 13	R: 5 E: 0 K: 1 S: 8 H: 3 LOB: 1 BB: 3 P: 20	R: 0 E: 0 K: 1 S: 5 H: 0 LOB: 0 BB: 0 P: 5	R: 1 E: 0 K: 0 S: 5 H: 3 LOB: 2 BB: 1 P: 9	R: 0 E: 0 K: 1 S: 5 H: 0 LOB: 1 BB: 1 P: 9	R: 0 E: 0 K: 2 S: 8 H: 1 LOB: 1 BB: 0 P: 8	R: 0 E: 0 K: 0 S: 3 H: 0 LOB: 0 BB: 0 P: 3	R: 0 E: 0 K: 1 S: 5 H: 0 LOB: 0 BB: 0 P: 5	1B: 8 2B: 0 3B: 2 HR: 0 SF: 0 SAC: 2 DP: 1 HBP: 0						

PITCHER	IP	WLS	BF	H	R	ER	SO	BB	IBB	HBP	BLK	WP	HR	S	P	ERA	WHIP
Howie Fox, R (1, 1) ERA: 3.98	2.1	L	15	5	5	5	0	3	1	0	0	0	0	11	27	19.29	3.429
Frank Smith, R (3, 1) ERA: 3.53	1.2		9	3	2	2	2	1	0	0	0	0	0	12	16	10.80	2.400
Eddie Erautt, R (5, 1) ERA: 5.4	1.0		4	1	0	0	0	1	0	0	0	0	0	3	7	0.00	2.000
Harry Perkowski, L (6, 1) ERA: 2.74	2.0		8	1	0	0	3	1	0	0	0	0	0	13	17	0.00	1.000
Bud Byerly, R (8, 1) ERA: 3.78	2.0		6	0	0	0	1	0	0	0	0	0	0	8	8	0.00	0.000

PITCHER	IP	WLS	BF	H	R	ER	SO	BB	IBB	HBP	BLK	WP	HR	S	P	ERA	WHIP

TOP

Brooklyn Dodgers @ Cincinnati Reds

Crosley Field, Cincinnati, OH

Tue Sep 11 1951, 3:33 AM EDT

Att. 10,259 - Unknown

livebaseballscorecards.com

AB	33
R	7
H	10
RBI	7
BB	7
SO	6
LOB	19

PA: 42

WP: 0
PB: 0
SB: 0
CS: 0

Batter	1	2	3	4	5	6	7	8	9	AB	R	H	RBI	BB	SO	LOB
Bobby Adams, R (1, 5) OBP: 0.326, SLG: 0.343	FC5 BB 1B		BBBB 4-0 FC4-6 BB		L5-3 1-2		FC5 2-3f			3	0	1	0	1	0	3
Connie Ryan, R (1, 4) OBP: 0.351, SLG: 0.390	BBBB 4-0 E 1-2 BB		F9			K		5-3		3	0	0	0	1	1	1
Johnny Wyrostek, L (1, 9) OBP: 0.374, SLG: 0.398	SSS 0-3 K		FC4-6 1-2f			F7		F5		4	0	0	0	0	1	3
Ted Kluszewski, L (1, 3) OBP: 0.300, SLG: 0.396	0-0 FC5 1-3 2-3f		0-0 4-3			0-0 1B		SSS 0-3 K		4	0	1	0	0	1	3
Hank Edwards, L (1, 7) OBP: 0.395, SLG: 0.466	0-0 F7			0-0 6-3		0-0 F8			0-0 G5-4-3 1B	4	0	1	0	0	0	3
Virgil Stallcup, R (1, 6) OBP: 0.255, SLG: 0.354		0-0 6-3		0-0 F4			0-0 6-3		0-0 G5-4-3 1-2f	4	0	0	0	0	0	1
Bob Usher, R (1, 8) OBP: 0.261, SLG: 0.305		BBBB 4-0 CS BB		0-0 F7			0-0 FC5 BB 1B		0-0 F7	3	0	1	0	1	0	0
Dixie Howell, R (1, 2) OBP: 0.302, SLG: 0.314		0-0 FC5-4 1-2 1B			SSS 0-3 K		0-0 F6			3	0	1	0	0	1	1
Howie Fox, R (1, 1) OBP: 0.147, SLG: 0.197		0-0 FC5-4 1-2f			0-0 L5-3 1B		BBBB 4-0 1-2 BB			1	0	0	0	0	0	1
Frank Smith, R (3, 1)										0	0	0	0	0	0	0
Eddie Erautt, R (5, 1)										0	0	0	0	0	0	0
Joe Adcock, R (5, PH) OBP: 0.294, SLG: 0.392										1	0	1	0	0	0	0
Harry Perkowski, L (6, 1) OBP: 0.042, SLG: 0.042										0	0	0	0	0	0	0
Lloyd Merriman, L (7, PH) OBP: 0.297, SLG: 0.349										0	0	0	0	1	0	0
Bud Byerly, R (8, 1)										0	0	0	0	0	0	0
Inning Stats	R: 0 E: 1 K: 1 S: 6 H: 1 LOB: 2 BB: 1 P: 10	R: 0 E: 0 K: 0 S: 3 H: 1 LOB: 1 BB: 1 P: 7	R: 0 E: 0 K: 0 S: 3 H: 0 LOB: 1 BB: 1 P: 7	R: 0 E: 0 K: 0 S: 3 H: 0 LOB: 0 BB: 0 P: 3	R: 0 E: 0 K: 1 S: 5 H: 1 LOB: 0 BB: 0 P: 5	R: 0 E: 0 K: 1 S: 6 H: 1 LOB: 1 BB: 0 P: 6	R: 0 E: 0 K: 0 S: 4 H: 1 LOB: 2 BB: 1 P: 8	R: 0 E: 0 K: 1 S: 5 H: 0 LOB: 0 BB: 0 P: 5	R: 0 E: 0 K: 0 S: 3 H: 1 LOB: 0 BB: 0 P: 3	1B: 6 2B: 1 3B: 0 HR: 0	SF: 0 SAC: 0 DP: 2 HBP: 0						

PITCHER	IP	WLS	BF	H	R	ER	SO	BB	IBB	HBP	BLK	WP	HR	S	P	ERA	WHIP
Clem Labine, R (1, 1) ERA: 1.8	9.0	W	34	6	0	0	4	4	0	0	0	0	0	38	54	0.00	1.111

PITCHER	IP	WLS	BF	H	R	ER	SO	BB	IBB	HBP	BLK	WP	HR	S	P	ERA	WHIP

BOTTOM

Brooklyn Dodgers @ Cincinnati Reds

Crosley Field, Cincinnati, OH

Tue Sep 11 1951, 3:33 AM EDT

Att. 10,259 - Unknown

livebaseballscorecards.com

AB	30
R	0
H	6
RBI	0
BB	4
SO	4
LOB	16

WP: 0 PB: 0 SB: 0 CS: 1 PA: 34

Batter	1	2	3	4	5	6	7	8	9	AB	R	H	RBI	BB	SO	LOB
Carl Furillo, R (1, 9) OBP: 0.351, SLG: 0.448	B X 1-0 ① F9	B X 1-0 ③ 2-3			B B B 4-0 BB 1B BB		X 0-0 E6 BB BB		F B B F C 2-3 ② K	4	1	0	0	1	1	2
Pee Wee Reese, R (1, 6) OBP: 0.376, SLG: 0.406	X 0-0 ② B1		B C B X 2-1 2B		C S S 0-3 ② K		B B X 2-0 ② F9		B C B X 2-1 ③ 6-3	5	0	1	0	0	1	2
Duke Snider, L (1, 8) OBP: 0.354, SLG: 0.509	B B S X 2-1 ③ F5		B B F X 2-1 ① F8		B B B C F F B B 4-2 1B 1-2 BB		B B B C B 4-1 BB 1-2 BB			2	0	0	0	2	0	1
Jackie Robinson, R (1, 4) OBP: 0.428, SLG: 0.529		C X 0-1 HR 2B	S X 0-1 ② 6-3		X 0-0 FC5-4 1-3 2-H 1B		B C B B B 4-1 1-2 2-3 BB			3	1	2	1	1	0	1
Roy Campanella, R (1, 2) OBP: 0.396, SLG: 0.595		B S B X 2-1 ① F3	S F S 0-3 ③ K		X 0-0 ③ FC5-4 1-2f		B X 1-0 ③ F5			4	0	0	0	0	1	7
Andy Pafko, R (1, 7) OBP: 0.362, SLG: 0.499		F C B F B F B F X 3-2 2-H HR		X 0-0 ① F4		C F B F X 1-2 ① F4		C X 0-1 ① L6		4	1	1	2	0	0	0
Gil Hodges, R (1, 3) OBP: 0.375, SLG: 0.541		B B B B 4-0 BB BB		B B B C X 3-1 ② L8		B C F B X 2-2 ② 6-3		C F B B C 2-3 ② K		3	0	0	0	1	1	0
Billy Cox, R (1, 5) OBP: 0.338, SLG: 0.427		B F B X 2-1 ② F7		X 0-0 ③ 6-3		B C X 1-1 ③ F9		X 0-0 ③ F2		4	0	0	0	0	0	1
Don Newcombe, L (1, 1) OBP: 0.293, SLG: 0.294		C F B B B B F B 4-2 1-2 BB			L X 0-1 ① F8		C X 0-1 ① F8		F C X 0-2 ① G3	0	0	0	0	0	0	0
Cal Abrams, L (2, PH) OBP: 0.424, SLG: 0.399										0	0	0	0	1	0	0
Carl Erskine, R (2, 1) OBP: 0.158, SLG: 0.161										2	0	0	0	0	0	0
Jim Russell, S (9, PH)										1	0	0	0	0	0	0
Inning Stats	R: 0 E: 0 K: 0 S: 4 H: 0 LOB: 0 BB: 0 P: 7	R: 2 E: 0 K: 0 S: 16 H: 2 LOB: 2 BB: 2 P: 32	R: 0 E: 0 K: 1 S: 9 H: 1 LOB: 1 BB: 0 P: 13	R: 0 E: 0 K: 0 S: 4 H: 0 LOB: 0 BB: 0 P: 7	R: 1 E: 0 K: 1 S: 10 H: 1 LOB: 2 BB: 2 P: 18	R: 0 E: 0 K: 0 S: 9 H: 0 LOB: 0 BB: 0 P: 13	R: 0 E: 1 K: 0 S: 7 H: 0 LOB: 3 BB: 2 P: 18	R: 0 E: 0 K: 1 S: 6 H: 0 LOB: 0 BB: 0 P: 8	R: 0 E: 0 K: 1 S: 8 H: 0 LOB: 0 BB: 0 P: 12	1B: 1 2B: 2 3B: 0 HR: 1 SF: 0 SAC: 0 DP: 0 HBP: 0						

TOP

Brooklyn Dodgers @ Cincinnati Reds

Crosley Field, Cincinnati, OH

Wed Sep 12 1951, 3:33 AM EDT

Att. 8,067 - Unknown

livebaseballscorecards.com

AB	32
R	3
H	4
RBI	3
BB	6
SO	4
LOB	14

WP: 0 PB: 0 SB: 0 CS: 0 PA: 38

PITCHER		IP	WLS	BF	H	R	ER	SO	BB	IBB	HBP	BLK	WP	HR	S	P	ERA	WHIP
Ken Raffensberger, L ERA: 3.76	(1, 1)	1.1		7	2	2	2	0	1	0	0	0	0	1	14	26	13.50	2.250
Ewell Blackwell, R ERA: 3.51	(2, 1)	5.2	W	25	2	1	1	2	5	0	0	0	0	0	45	82	1.59	1.235
Herm Wehmeier, R ERA: 3.97	(8, 1)	2.0	S	6	0	0	0	2	0	0	0	0	0	0	14	20	0.00	0.000

PITCHER	IP	WLS	BF	H	R	ER	SO	BB	IBB	HBP	BLK	WP	HR	S	P	ERA	WHIP

Brooklyn Dodgers @ Cincinnati Reds

Crosley Field, Cincinnati, OH

Wed Sep 12 1951, 3:33 AM EDT

Att. 8,067 - Unknown

livebaseballscorecards.com

BOTTOM

Batter	1	2	3	4	5	6	7	8	9	AB	R	H	RBI	BB	SO	LOB
Bobby Adams, R (1, 5) OBP: 0.329, SLG: 0.345	4-2 BBCBCB 1-3 2B BB	0-1 CX F4 ①		1-2 BCFX 4-3 1B			2-2 BBCCX SH1-4 BB 3B 1B	F X 0-1 F9 ③		4	2	2	0	1	0	0
Connie Ryan, R (1, 4) OBP: 0.352, SLG: 0.390	2-1 BSBX 1-3 ① 1-2	3-2 BCCBFBX G4-6-3 1B		0-1 FX 4-3 ② 1-2			4-0 BBBB SH1-4 1-2 3B BB			3	1	1	0	1	0	2
Johnny Wyrostek, L (1, 9) OBP: 0.373, SLG: 0.396	4-0 BBBB 2B E BB	X 0-0 G4-6-3 ② ③ 1-2f		3-1 BFBBX F2 ③			0-1 LX SH1-4 ① 1-2 2-3			2	1	0	0	1	0	2
Ted Kluszewski, L (1, 3) OBP: 0.303, SLG: 0.398	1-2 BFFFFX E 1B 1-3 2-H 2B		X 0-0 E1 1B		4-0 BBBB CS BB		4-0 IIII 3B IBB			2	2	1	1	2	0	0
Hank Edwards, L (1, 7) OBP: 0.396, SLG: 0.466 Bob Usher, R (3, PR) OBP: 0.259, SLG: 0.303 (4, 8)	X 0-0 FC1 1B 2-3 3-H		X 0-0 1-3 1B		CLBBFBC 3-3 ① ② K 1-2		X 0-0 F2 ②			2 2	0 0	1 0	0 0	0 0	0 1	1 4
Lloyd Merriman, L (1, 8) OBP: 0.299, SLG: 0.355 (4, 7)	I 4-0 III 1B IBB		F F S 0-3 ① K		BBCBFX 3-2 ③ G3		C X 0-1 1-H 2-H 3-H 3B			3	0	1	3	1	1	2
Virgil Stallcup, R (1, 6) OBP: 0.255, SLG: 0.353	S X 0-1 1-2 2-3 3-H 1B		S S B F S 1-3 ② K			F B X 1-1 ① F9	S B B B X 3-1 ③ L8			4	0	1	1	0	1	3
Dixie Howell, R (1, 2) OBP: 0.296, SLG: 0.307	B B F F B F X 3-2 ② F2		B X 1-0 ③ F7			F C B S 1-3 ② K		F X 0-1 ① F7		4	0	0	0	0	1	5
Ken Raffensberger, R (1, 1) OBP: 0.169, SLG: 0.151 Ewell Blackwell, R (2, 1) OBP: 0.341, SLG: 0.377 Herm Wehmeier, R (8, 1) OBP: 0.300, SLG: 0.320	F S F B F F S 1-3 ③ K			C S B B C 2-3 ① K		F B S X 1-2 ③ 3-1		S X 0-1 ② F9		1 2 1	0 0 0	0 0 0	0 0 0	0 0 0	1 1 0	3 0 0
Inning Stats	R: 3 E: 1 K: 1 S: 22 / H: 2 LOB: 3 BB: 3 P: 41	R: 0 E: 0 K: 0 S: 7 / H: 1 LOB: 0 BB: 0 P: 10	R: 0 E: 1 K: 2 S: 10 / H: 1 LOB: 2 BB: 0 P: 12	R: 0 E: 0 K: 1 S: 10 / H: 1 LOB: 1 BB: 0 P: 16	R: 0 E: 0 K: 1 S: 7 / H: 0 LOB: 0 BB: 1 P: 17	R: 0 E: 0 K: 1 S: 8 / H: 0 LOB: 0 BB: 0 P: 11	R: 3 E: 0 K: 0 S: 10 / H: 2 LOB: 1 BB: 2 P: 23	R: 0 E: 0 K: 0 S: 6 / H: 0 LOB: 0 BB: 0 P: 6		1B: 5 2B: 2 3B: 1 HR: 0	SF: 0 SAC: 1 DP: 2 HBP: 0			WP: 0 PB: 0 SB: 0 CS: 1	PA: 37	

	AB	30
	R	6
	H	7
	RBI	5
	BB	6
	SO	6
	LOB	22

PITCHER		IP	WLS	BF	H	R	ER	SO	BB	IBB	HBP	BLK	WP	HR	S	P	ERA	WHIP
Don Newcombe, R ERA: 3.23	(1, 1)	1.0		9	2	3	3	1	2	1	0	0	0	0	22	41	27.00	4.000
Carl Erskine, R ERA: 4.41	(2, 1)	7.0	L	28	5	3	3	5	2	1	0	0	0	0	58	95	3.86	1.000

PITCHER	IP	WLS	BF	H	R	ER	SO	BB	IBB	HBP	BLK	WP	HR	S	P	ERA	WHIP

Batter	1	2	3	4	5	6	7	8	9	AB	R	H	RBI	BB	SO	LOB
Dick Young, L (1, 4) OBP: 0.333, SLG: 0.533	4-3		F8	F6 1-2 2-3		1B 2-H 2B		4-3 2B	F8	6	2	2	1	0	0	3
Richie Ashburn, L (1, 8) OBP: 0.391, SLG: 0.425	4-3 1B		1-6-3	2-H 3-H 2B		2-H 1B		4-3 2-3		5	0	3	3	0	0	1
Willie Jones, R (1, 5) OBP: 0.352, SLG: 0.447	4-3 1-2		1B	L7			5-3	3-H 2B		5	0	2	1	0	0	2
Del Ennis, R (1, 7) OBP: 0.356, SLG: 0.411	IBB		F5		5-3		1B 1B	1-3		4	1	1	0	1	0	2
Mel Clark, R (1, 9) OBP: 0.500, SLG: 0.714	K			E5 1B E FC1-2	F7		1B 1-3 1B		2B 1B	5	1	2	0	0	1	2
Granny Hamner, R (1, 6) OBP: 0.284, SLG: 0.359		F8		FC1 1B 1-2 E	F7		FC6-4 1-3 3-H 1B		G3 1-H 1B 2B	5	2	2	2	0	0	1
Eddie Waitkus, L (1, 3) OBP: 0.317, SLG: 0.323		F9		E 1-2 2-3 1B		F8 1B	L7 2B		F7 1B	5	1	1	0	0	0	3
Del Wilber, R (1, 2) OBP: 0.319, SLG: 0.426		FC5-4 1B		FC1-2 PB 1B 1-3 2-H 3-Hf 2B		E6 2B 1B	FC6-4 1-2f		G3 2-3	5	2	2	0	0	0	5
Bubba Church, R (1, 1) OBP: 0.250, SLG: 0.316		FC5-4 1-2f		PB 1-2 2B 3-H 1B		K		6-3	3-H 1B	5	1	2	2	0	1	2
Inning Stats	R: 0 E: 0 K: 1 S: 6 H: 1 LOB: 2 BB: 1 P: 10	R: 0 E: 0 K: 0 S: 4 H: 1 LOB: 1 BB: 0 P: 4	R: 0 E: 0 K: 0 S: 4 H: 1 LOB: 1 BB: 0 P: 4	R: 4 E: 3 K: 0 S: 8 H: 3 LOB: 1 BB: 0 P: 8	R: 0 E: 0 K: 0 S: 3 H: 0 LOB: 0 BB: 0 P: 3	R: 2 E: 1 K: 1 S: 7 H: 3 LOB: 1 BB: 0 P: 7	R: 1 E: 0 K: 0 S: 6 H: 3 LOB: 2 BB: 0 P: 6	R: 1 E: 0 K: 0 S: 5 H: 2 LOB: 1 BB: 0 P: 5	R: 2 E: 0 K: 0 S: 6 H: 3 LOB: 1 BB: 0 P: 6	1B: 12 2B: 5 3B: 0 HR: 0 SF: 0 SAC: 0 DP: 0 HBP: 0	WP: 0 PB: 1 SB: 0 CS: 0 PA: 46					

TOP

Philadelphia Phillies @ Cincinnati Reds

Crosley Field, Cincinnati, OH

Fri Sep 14 1951, 3:33 AM EDT
Att. 3,588 - Unknown - 73 F

livebaseballscorecards.com

AB	45
R	10
H	17
RBI	9
BB	1
SO	2
LOB	21

PITCHER		IP	WLS	BF	H	R	ER	SO	BB	IBB	HBP	BLK	WP	HR	S	P	ERA	WHIP
Willie Ramsdell, R ERA: 3.99	(1, 1)	6.1	L	33	12	7	3	2	0	1	0	0	0	0	36	40	4.26	1.895
Eddie Erautt, R ERA: 5.31	(7, 1)	0.2		2	0	0	0	0	0	0	0	0	0	0	2	2	0.00	0.000
Bud Byerly, R ERA: 3.86	(8, 1)	1.0		5	2	1	1	0	0	0	0	0	0	0	5	5	9.00	2.000
Frank Smith, R ERA: 3.76	(9, 1)	1.0		6	3	2	2	0	0	0	0	0	0	0	6	6	18.00	3.000

PITCHER	IP	WLS	BF	H	R	ER	SO	BB	IBB	HBP	BLK	WP	HR	S	P	ERA	WHIP

BOTTOM

Philadelphia Phillies @ Cincinnati Reds

Crosley Field, Cincinnati, OH

Fri Sep 14 1951, 3:33 AM EDT

Att. 3,588 - Unknown - 73 F

livebaseballscorecards.com

Batter	1	2	3	4	5	6	7	8	9	AB	R	H	RBI	BB	SO	LOB
Bobby Adams, R (1, 5) OBP: 0.327, SLG: 0.343	6-3		F9		L7		K		G4-6-3, 1B	5	0	1	0	0	1	2
Connie Ryan, R (1, 4) OBP: 0.353, SLG: 0.388	BBBB, S, 2B, BB		PB, 1-2, 1B		5-3		F8		G4-6-3, 1-2f	4	1	1	0	1	0	2
Johnny Wyrostek, L (1, 9) OBP: 0.372, SLG: 0.396	F7		F4		2B		5-3		F7	5	1	1	0	0	0	4
Ted Kluszewski, L (1, 3) OBP: 0.306, SLG: 0.403	1-H, 2B		1-2, 2-3, IBB		2-H, 2B			F8		3	0	2	2	1	0	0
Hank Edwards, L (1, 7) OBP: 0.386, SLG: 0.453	F6		L7		3-1			4-3		4	0	0	0	0	0	5
Lloyd Merriman, L (1, 8) OBP: 0.302, SLG: 0.359		F7		E, 6-3, 2B		F8		1B, 1B		4	2	2	0	0	0	0
Virgil Stallcup, R (1, 6) OBP: 0.255, SLG: 0.352		F7		E6, CS, 6-3, 2-3		F3		1B, 1-2, 1B		4	0	1	0	0	0	1
Johnny Pramesa, R (1, 2) OBP: 0.240, SLG: 0.335		F9		6-3, 1-2, 3-H		F6		1-2, 2-H, 1B		4	0	1	2	0	0	1
Jim Bolger, R (8, PR)										0	0	0	0	0	0	0
Dixie Howell, R (9, 2) OBP: 0.296, SLG: 0.307										0	0	0	0	0	0	0
Willie Ramsdell, R (1, 1) OBP: 0.183, SLG: 0.172			PB, 1B, 1B	K, 2-3			1B	F2		2	0	1	0	0	1	1
Eddie Erautt, R (7, 1)										0	0	0	0	0	0	0
Ted Tappe, L (7, PH) OBP: 0.500, SLG: 0.500										1	0	1	0	0	0	0
Bud Byerly, R (8, 1)										0	0	0	0	0	0	0
Joe Adcock, R (8, PH) OBP: 0.294, SLG: 0.391										1	0	0	0	0	0	2
Frank Smith, R (9, 1)										0	0	0	0	0	0	0
Inning Stats	R: 1 E: 0 K: 0 S: 4 H: 1 LOB: 1 BB: 1 P: 8	R: 0 E: 0 K: 0 S: 3 H: 0 LOB: 0 BB: 0 P: 3	R: 0 E: 0 K: 0 S: 5 H: 2 LOB: 3 BB: 1 P: 9	R: 1 E: 1 K: 1 S: 6 H: 1 LOB: 0 BB: 0 P: 6	R: 1 E: 0 K: 0 S: 5 H: 2 LOB: 1 BB: 0 P: 5	R: 0 E: 0 K: 0 S: 3 H: 0 LOB: 0 BB: 0 P: 3	R: 0 E: 0 K: 1 S: 6 H: 1 LOB: 1 BB: 0 P: 6	R: 1 E: 0 K: 0 S: 6 H: 3 LOB: 2 BB: 0 P: 6	R: 0 E: 0 K: 0 S: 3 H: 1 LOB: 0 BB: 0 P: 3	1B: 7 2B: 4 3B: 0 HR: 0 SF: 0 SAC: 0 DP: 1 HBP: 0						

	AB	37
	R	4
	H	11
	RBI	4
	BB	2
	SO	2
	LOB	18

WP: 0 PB: 1 SB: 1 CS: 1 PA: 39

PITCHER		IP	WLS	BF	H	R	ER	SO	BB	IBB	HBP	BLK	WP	HR	S	P	ERA	WHIP
Bubba Church, R ERA: 3.45	(1, 1)	9.0	W	39	11	4	3	2	1	1	0	0	0	0	41	49	3.00	1.333

PITCHER		IP	WLS	BF	H	R	ER	SO	BB	IBB	HBP	BLK	WP	HR	S	P	ERA	WHIP

Batter	1	2	3	4	5	6	7	8	9	AB	R	H	RBI	BB	SO	LOB
Dick Young, L (1, 4) OBP: 0.350, SLG: 0.474	F2		G4-6-3 1-2f		F7		1-2 1B		BB E BB 1-2 2-3 BB	4	1	1	0	1	0	1
Richie Ashburn, L (1, 8) OBP: 0.391, SLG: 0.425	F7			1B E 1B	1B		F9		E6 BB BB 1-2 2-H 3-H	5	1	2	0	0	0	3
Willie Jones, R (1, 5) OBP: 0.354, SLG: 0.449	K			E 1-3 1B	6-3			2B	BB 1-2 2-3 BB	4	0	2	0	1	1	1
Del Ennis, R (1, 7) OBP: 0.358, SLG: 0.419 Jackie Mayo, L (9, 7)		HR		F3		FC5 2B		F4	G6-4-3 1-2 2-3 3-H BB	4 0	1 0	2 0	2 0	1 0	0 0	3 0
Mel Clark, R (1, 9) OBP: 0.368, SLG: 0.526		F3		F4	FC5 CS 2-3			F4	G6-4-3 1-2f	5	0	0	0	0	0	7
Granny Hamner, R (1, 6) OBP: 0.284, SLG: 0.358		F7		E1 1-3 3-H 1B	F7			F8		4	0	1	1	0	0	2
Eddie Waitkus, L (1, 3) OBP: 0.319, SLG: 0.325		F9		BB	CS 1-2		K BB 1B		FC2-5 1B 1B	3	0	2	0	1	0	0
Andy Seminick, R (1, 2) OBP: 0.361, SLG: 0.371			G4-6-3 BB	K			1B 1-2 BB		BB FC2-5 1-2 E 1B	2	1	1	0	2	1	3
Niles Jordan, L (1, 1) OBP: 0.143, SLG: 0.077 Robin Roberts, S (9, 1) OBP: 0.298, SLG: 0.169			F1		K		K 2-3		FC2-5 BB 1-2 2-3f E	4 0	1 0	0 0	0 0	0 0	2 0	5 0
Inning Stats	R: 0 E: 0 K: 1 S: 5 H: 0 LOB: 0 BB: 0 P: 5	R: 1 E: 0 K: 0 S: 4 H: 1 LOB: 0 BB: 0 P: 4	R: 0 E: 0 K: 0 S: 2 H: 0 LOB: 0 BB: 1 P: 6	R: 1 E: 1 K: 1 S: 8 H: 3 LOB: 3 BB: 1 P: 12	R: 0 E: 0 K: 1 S: 6 H: 1 LOB: 1 BB: 0 P: 6	R: 0 E: 0 K: 0 S: 3 H: 1 LOB: 0 BB: 0 P: 3	R: 0 E: 0 K: 1 S: 6 H: 2 LOB: 2 BB: 1 P: 10	R: 0 E: 0 K: 0 S: 4 H: 1 LOB: 1 BB: 0 P: 4	R: 3 E: 1 K: 0 S: 5 H: 2 LOB: 2 BB: 3 P: 17	1B: 8 2B: 2 3B: 0 HR: 1	SF: 0 SAC: 0 DP: 2 HBP: 0						

PITCHER		IP	WLS	BF	H	R	ER	SO	BB	IBB	HBP	BLK	WP	HR	S	P	ERA	WHIP
Herm Wehmeier, R ERA: 3.89	(1, 1)	8.0	L	33	9	2	2	4	3	0	0	0	0	1	38	50	2.25	1.500
Eddie Erautt, R ERA: 5.72	(9, 1)	0.1		6	2	3	2	0	2	0	0	0	0	0	4	12	54.00	12.000
Bud Byerly, R ERA: 3.82	(9, 1)	0.2		2	0	0	0	0	1	0	0	0	0	0	1	5	0.00	1.500

PITCHER	IP	WLS	BF	H	R	ER	SO	BB	IBB	HBP	BLK	WP	HR	S	P	ERA	WHIP

TOP

Philadelphia Phillies @ Cincinnati Reds

Crosley Field, Cincinnati, OH

Sat Sep 15 1951, 3:33 AM EDT

Att. 1,795 - Sunny - 82 F

livebaseballscorecards.com

AB	35
R	5
H	11
RBI	3
BB	6
SO	4
LOB	25

WP: 0	PB: 0	SB: 0	CS: 1
PA: 42			

BOTTOM

Philadelphia Phillies @ Cincinnati Reds

Crosley Field, Cincinnati, OH

Sat Sep 15 1951, 3:33 AM EDT

Att. 1,795 - Sunny - 82 F

livebaseballscorecards.com

Batter	1	2	3	4	5	6	7	8	9	AB	R	H	RBI	BB	SO	LOB
Bobby Adams, R (1, 5) OBP: 0.324, SLG: 0.339	F7		L8			5-3		5-3		4	0	0	0	0	0	0
Connie Ryan, R (1, 4) OBP: 0.352, SLG: 0.389	6-3			5-3		5-3			1B 2B	4	1	1	0	0	0	0
Johnny Wyrostek, L (1, 9) OBP: 0.373, SLG: 0.396	E4			F9			1B		BBB 1B BB	3	0	1	0	1	0	0
Ted Kluszewski, L (1, 3) OBP: 0.306, SLG: 0.402	4-3			SSS K			F8		G6-4-3 1B 1-3 2-H	4	0	1	1	0	1	2
Joe Adcock, R (1, 7) OBP: 0.291, SLG: 0.387		6-3			6-3		F4		SSS K	3	0	0	0	0	0	1
Lloyd Merriman, L (9, PH) OBP: 0.301, SLG: 0.358										1	0	0	0	0	1	2
Bob Usher, R (1, 8) OBP: 0.259, SLG: 0.302		F3			FC6-4 1B		F6		G6-4-3 1-2f	4	0	1	0	0	0	3
Virgil Stallcup, R (1, 6) OBP: 0.253, SLG: 0.349		L7		SSS K				F2		3	0	0	0	0	1	1
Dixie Howell, R (1, 2) OBP: 0.292, SLG: 0.303			F2		FC6-4 1-2f			SSS K		3	0	0	0	0	1	1
Herm Wehmeier, R (1, 1) OBP: 0.288, SLG: 0.308			F9			F7		HR		2	0	0	0	0	0	0
Danny Litwhiler, R (8, PH) OBP: 0.333, SLG: 0.577										1	1	1	1	0	0	0
Eddie Erautt, R (9, 1)										0	0	0	0	0	0	0
Bud Byerly, R (9, 1)										0	0	0	0	0	0	0
Inning Stats	R: 0 E: 1 K: 0 S: 4 H: 0 LOB: 1 BB: 0 P: 4	R: 0 E: 0 K: 0 S: 3 H: 0 LOB: 0 BB: 0 P: 3	R: 0 E: 0 K: 0 S: 3 H: 0 LOB: 0 BB: 0 P: 3	R: 0 E: 0 K: 1 S: 5 H: 0 LOB: 0 BB: 0 P: 5	R: 0 E: 0 K: 1 S: 6 H: 1 LOB: 1 BB: 0 P: 6	R: 0 E: 0 K: 0 S: 3 H: 0 LOB: 0 BB: 0 P: 3	R: 0 E: 0 K: 0 S: 4 H: 1 LOB: 1 BB: 0 P: 4	R: 1 E: 0 K: 1 S: 6 H: 1 LOB: 0 BB: 0 P: 6	R: 1 E: 0 K: 1 S: 6 H: 2 LOB: 1 BB: 1 P: 10	1B: 3 2B: 1 3B: 0 HR: 1	SF: 0 SAC: 0 DP: 1 HBP: 0						

	AB	32
	R	2
	H	5
	RBI	2
	BB	1
	SO	4
	LOB	10

WP: 0 PB: 0 SB: 0 CS: 0 PA: 33

PITCHER		IP	WLS	BF	H	R	ER	SO	BB	IBB	HBP	BLK	WP	HR	S	P	ERA	WHIP
Niles Jordan, L ERA: 3.19	(1, 1)	8.0	W	31	5	2	2	3	1	0	0	0	0	1	36	40	2.25	0.750
Robin Roberts, R ERA: 3.02	(9, 1)	1.0	S	2	0	0	0	1	0	0	0	0	0	0	4	4	0.00	0.000

PITCHER	IP	WLS	BF	H	R	ER	SO	BB	IBB	HBP	BLK	WP	HR	S	P	ERA	WHIP

Boston Braves @ Cincinnati Reds

Crosley Field, Cincinnati, OH

Sun Sep 16 1951, 3:33 AM EDT

Unknown

TOP

livebaseballscorecards.com

Batter	1	2	3	4	5	6	7	8	9	AB	R	H	RBI	BB	SO	LOB
Sibby Sisti, R (1, 6) OBP: 0.340, SLG: 0.375	6-3		6-3			1B 2B BB	K		F4	4	1	0	0	1	1	2
Sam Jethroe, S (1, 8) OBP: 0.362, SLG: 0.466	1B 2B		BB			F6	K2-3		F7	4	1	1	0	1	1	2
Earl Torgeson, L (1, 3) OBP: 0.380, SLG: 0.433	G6-4-3 2-H 1B		4-3			1-2 2B 1B		F9	1B	5	1	3	1	0	0	2
Sid Gordon, R (1, 5) OBP: 0.383, SLG: 0.514	G6-4-3 1-2f			F8		1-H 2-H 1B 2B		3B BB	F9	4	2	1	2	1	0	2
Willard Marshall, L (1, 9) OBP: 0.362, SLG: 0.456		3-1		1-3		2-H 1B		1-H 1B 3B		4	1	2	2	0	0	0
Bob Addis, L (1, 7) OBP: 0.292, SLG: 0.284 Walker Cooper, R (8, PH) OBP: 0.366, SLG: 0.541 Luis Marquez, R (8, PR) OBP: 0.275, SLG: 0.261 (8, 7)		4-3		6-3		1B		BB		3 0 0	0 0 0	1 0 0	0 0 0	0 1 0	0 0 0	0 0 0
Ebba St. Claire, S (1, 2) OBP: 0.326, SLG: 0.385		6-3			F8	F7		1-2 FC4-6 1B 3-H		4	0	1	1	0	0	1
Roy Hartsfield, R (1, 4) OBP: 0.336, SLG: 0.349			2B		K		SH3-4 1B	F9		4	0	2	0	0	1	2
Warren Spahn, L (1, 1) OBP: 0.230, SLG: 0.290			F7		5-3		1-2 SH3-4	1-2f FC4-6		3	0	0	0	0	0	3
Inning Stats	R: 1 E: 0 K: 0 S: 4 H: 2 LOB: 0 BB: 0 P: 4	R: 0 E: 0 K: 0 S: 3 H: 0 LOB: 0 BB: 0 P: 3	R: 0 E: 0 K: 0 S: 4 H: 1 LOB: 2 BB: 1 P: 8	R: 0 E: 0 K: 0 S: 3 H: 0 LOB: 0 BB: 0 P: 3	R: 0 E: 0 K: 1 S: 5 H: 0 LOB: 0 BB: 0 P: 5	R: 3 E: 0 K: 0 S: 6 H: 4 LOB: 1 BB: 1 P: 10	R: 0 E: 0 K: 2 S: 8 H: 1 LOB: 1 BB: 0 P: 8	R: 2 E: 0 K: 0 S: 5 H: 2 LOB: 2 BB: 2 P: 13	R: 0 E: 0 K: 0 S: 4 H: 1 LOB: 1 BB: 0 P: 4	1B: 7 2B: 3 3B: 1 HR: 0 SF: 0 SAC: 1 DP: 1 HBP: 0						

	AB	35
	R	6
	H	11
	RBI	6
	BB	4
	SO	3
	LOB	14

		WP: 0	PA: 40
		PB: 0	
		SB: 0	
		CS: 0	

PITCHER		IP	WLS	BF	H	R	ER	SO	BB	IBB	HBP	BLK	WP	HR	S	P	ERA	WHIP
Ewell Blackwell, R ERA: 3.58	(1, 1)	6.0		25	7	4	4	1	2	0	0	0	0	0	25	33	6.00	1.500
Harry Perkowski, L ERA: 2.88	(7, 1)	1.1	L	7	2	2	2	2	1	0	0	0	0	0	10	14	13.50	2.250
Howie Fox, R ERA: 3.95	(8, 1)	1.2		8	2	0	0	0	1	0	0	0	0	0	7	11	0.00	1.800

PITCHER	IP	WLS	BF	H	R	ER	SO	BB	IBB	HBP	BLK	WP	HR	S	P	ERA	WHIP

Boston Braves @ Cincinnati Reds

Crosley Field, Cincinnati, OH

Sun Sep 16 1951, 3:33 AM EDT

Unknown

BOTTOM

Batter	1	2	3	4	5	6	7	8	9	AB	R	H	RBI	BB	SO	LOB
Bobby Adams, R (1, 4) OBP: 0.323, SLG: 0.336	5-3		G4-6-3 1-2f			BB 1-2 4-3	F6			3	1	0	0	1	0	2
Bob Usher, R (1, 8) OBP: 0.259, SLG: 0.301	F2			5-3		1B 1-2 2-H 4-3 BB 2B		F9		4	1	1	1	0	0	0
Johnny Wyrostek, L (1, 9) OBP: 0.372, SLG: 0.393	6-3			4-3		BB 1-2 2-3 4-3 2B		K		3	1	0	0	1	1	0
Ted Kluszewski, L (1, 3) OBP: 0.304, SLG: 0.399		F3		F4		4-3 1-2 2-3 3-H		F7		4	0	0	1	0	0	2
Joe Adcock, R (1, 7) OBP: 0.292, SLG: 0.390 Lloyd Merriman, L (8, 7) OBP: 0.300, SLG: 0.357		F3			5-3	1B 2-H 3-H 2B			F5	3 1	1 0	1 0	2 0	0 0	0 0	0 0
Sammy Meeks, R (1, 5) OBP: 0.231, SLG: 0.231		6-3			F7	1B 2-H			F7	4	0	1	1	0	0	0
Roy McMillan, R (1, 6) OBP: 0.269, SLG: 0.250			BB 1B		F7	F7			K	4	0	1	0	0	1	1
Dixie Howell, R (1, 2) OBP: 0.297, SLG: 0.305			G4-6-3 1-2 BB			BB 1B	6-3			2	1	1	0	1	0	0
Ewell Blackwell, R (1, 1) OBP: 0.337, SLG: 0.372 Connie Ryan, R (6, PH) OBP: 0.352, SLG: 0.389 Harry Perkowski, L (7, 1) OBP: 0.040, SLG: 0.040 Howie Fox, R (8, 1) OBP: 0.147, SLG: 0.197			F1			F2	K			1 1 1 0	0 0 0 0	0 0 0 0	0 0 0 0	0 0 1 0	0 0 0 0	2 1 0 0
Inning Stats	R: 0 E: 0 K: 0 S: 3 H: 0 LOB: 0 BB: 0 P: 3	R: 0 E: 0 K: 0 S: 3 H: 0 LOB: 0 BB: 0 P: 3	R: 0 E: 0 K: 0 S: 3 H: 1 LOB: 1 BB: 1 P: 7	R: 0 E: 0 K: 0 S: 3 H: 0 LOB: 0 BB: 0 P: 3	R: 0 E: 0 K: 0 S: 3 H: 0 LOB: 0 BB: 0 P: 3	R: 5 E: 0 K: 0 S: 7 H: 4 LOB: 1 BB: 2 P: 15	R: 0 E: 0 K: 1 S: 5 H: 0 LOB: 0 BB: 0 P: 5	R: 0 E: 0 K: 1 S: 5 H: 0 LOB: 0 BB: 0 P: 5	R: 0 E: 0 K: 1 S: 5 H: 0 LOB: 0 BB: 0 P: 5	1B: 4 2B: 1 3B: 0 HR: 0	SF: 0 SAC: 0 DP: 1 HBP: 0		WP: 0 PB: 0 SB: 0 CS: 0	PA: 34			

livebaseballscorecards.com

	AB	31
	R	5
	H	5
	RBI	5
	BB	3
	SO	3
	LOB	8

PITCHER	IP	WLS	BF	H	R	ER	SO	BB	IBB	HBP	BLK	WP	HR	S	P	ERA	WHIP
Warren Spahn, L (1, 1) ERA: 2.96	9.0	W	34	5	5	5	3	3	0	0	0	0	0	37	49	5.00	0.889

PITCHER	IP	WLS	BF	H	R	ER	SO	BB	IBB	HBP	BLK	WP	HR	S	P	ERA	WHIP

Batter	1	2	3	4	5	6	7	8	9	AB	R	H	RBI	BB	SO	LOB
Sibby Sisti, R (1, 6) OBP: 0.339, SLG: 0.373	F9			6-3		1B		5-3		4	0	1	0	0	0	1
Sam Jethroe, S (1, 8) OBP: 0.359, SLG: 0.462	F3			F9		F5			F5	4	0	0	0	0	0	1
Earl Torgeson, L (1, 3) OBP: 0.379, SLG: 0.431	K			5-3		4-3			E 1B	4	0	1	0	0	1	1
Sid Gordon, R (1, 5) OBP: 0.382, SLG: 0.511		6-3			6-3		BB 4-3		FC6 G6-4-3 1-2	3	0	0	0	1	0	1
Walker Cooper, R (1, 2) OBP: 0.364, SLG: 0.537		4-3			2B 1B		4-3 1-2f		G6-4-3 1-2f	4	0	1	0	0	0	3
Willard Marshall, L (1, 9) OBP: 0.362, SLG: 0.458		F7			1-3 2B		F8			3	0	1	0	0	0	0
Bob Addis, L (1, 7) OBP: 0.293, SLG: 0.285			F8		K			FC6-4 1B		3	0	1	0	0	1	2
Roy Hartsfield, R (1, 4) OBP: 0.334, SLG: 0.347			F2		5-3			FC6-4 1-2f		3	0	0	0	0	0	3
Max Surkont, R (1, 1) OBP: 0.234, SLG: 0.171			F2			F9		F7		2	0	0	0	0	0	0
Bob Elliott, R (8, PH) OBP: 0.374, SLG: 0.456										1	0	0	0	0	0	1
Phil Paine, R (8, 1)										0	0	0	0	0	0	0
Inning Stats	R: 0 E: 0 K: 1 S: 5 H: 0 LOB: 0 BB: 0 P: 5	R: 0 E: 0 K: 0 S: 3 H: 0 LOB: 0 BB: 0 P: 3	R: 0 E: 0 K: 0 S: 3 H: 0 LOB: 0 BB: 0 P: 3	R: 0 E: 0 K: 0 S: 3 H: 0 LOB: 0 BB: 0 P: 3	R: 0 E: 0 K: 1 S: 7 H: 2 LOB: 2 BB: 0 P: 7	R: 0 E: 0 K: 0 S: 4 H: 1 LOB: 1 BB: 0 P: 4	R: 0 E: 0 K: 0 S: 2 H: 0 LOB: 0 BB: 1 P: 6	R: 0 E: 0 K: 0 S: 4 H: 1 LOB: 1 BB: 0 P: 4	R: 0 E: 1 K: 0 S: 4 H: 1 LOB: 1 BB: 0 P: 4	1B: 4 2B: 2 3B: 0 HR: 0	SF: 0 SAC: 0 DP: 2 HBP: 0					

TOP

Boston Braves @ Cincinnati Reds

Crosley Field, Cincinnati, OH

Sun Sep 16 1951, 3:38 AM EDT

Att. 6,881 - Unknown

livebaseballscorecards.com

AB	31
R	0
H	5
RBI	0
BB	1
SO	2
LOB	13

WP: 0 PB: 0 SB: 0 CS: 0 PA: 32

PITCHER	IP	WLS	BF	H	R	ER	SO	BB	IBB	HBP	BLK	WP	HR	S	P	ERA	WHIP
Ken Raffensberger, L (1, 1) ERA: 3.61	9.0	W	32	5	0	0	2	1	0	0	0	0	0	35	39	0.00	0.667

PITCHER	IP	WLS	BF	H	R	ER	SO	BB	IBB	HBP	BLK	WP	HR	S	P	ERA	WHIP

Boston Braves @ Cincinnati Reds

Crosley Field, Cincinnati, OH

Sun Sep 16 1951, 3:38 AM EDT

Att. 6,881 - Unknown

BOTTOM

Batter	1	2	3	4	5	6	7	8	9	AB	R	H	RBI	BB	SO	LOB
Bobby Adams, R (1, 5) OBP: 0.323, SLG: 0.341	1B 3B	F4		F9			F6			4	1	1	0	0	0	2
Lloyd Merriman, L (1, 8) (9, 7) OBP: 0.302, SLG: 0.357	BBBB 1B E BB		1B 1B	4-3			F8			3	2	1	0	1	0	1
Johnny Wyrostek, L (1, 9) OBP: 0.375, SLG: 0.396	F5		G3 1B F9 1-3 1B		1B		CS 1B			4	1	3	0	0	0	2
Ted Kluszewski, L (1, 3) OBP: 0.305, SLG: 0.400	S 1-3 3-H 1B		G3 1-2 3-H 1B		F2		CS 1-2	3-1		4	0	2	2	0	0	1
Hank Edwards, L (1, 7) OBP: 0.376, SLG: 0.440 Bob Usher, R (9, 8) OBP: 0.259, SLG: 0.301	SSS K 1-2 3-H		G3 1-2 2-3		F6			F4		4 0	0 0	0 0	0 0	0 0	1 0	4 0
Connie Ryan, R (1, 4) OBP: 0.351, SLG: 0.387	6-3		F9 3-H		F8			1B 1B		4	0	1	1	0	0	3
Virgil Stallcup, R (1, 6) OBP: 0.252, SLG: 0.347 Roy McMillan, R (8, PH) (9, 6) OBP: 0.273, SLG: 0.254		5-3	F3			F3		1-2 1B		3 1	0 0	0 1	0 0	0 0	0 0	1 0
Johnny Pramesa, R (1, 2) OBP: 0.240, SLG: 0.333		SH1-3 1B		E6		F9		F2		4	0	1	0	0	0	2
Ken Raffensberger, R (1, 1) OBP: 0.165, SLG: 0.147		SH1-3 1-2		SSS K		F7				2	0	0	0	0	1	1
Inning Stats	R: 2 H: 2 E: 0 LOB: 1 K: 1 BB: 1 S: 7 P: 11	R: 0 H: 1 E: 0 LOB: 1 K: 0 BB: 0 S: 4 P: 4	R: 2 H: 3 E: 0 LOB: 1 K: 0 BB: 0 S: 6 P: 6	R: 0 H: 0 E: 1 LOB: 1 K: 1 BB: 0 S: 6 P: 6	R: 0 H: 1 E: 0 LOB: 1 K: 0 BB: 0 S: 4 P: 4	R: 0 H: 0 E: 0 LOB: 0 K: 0 BB: 0 S: 3 P: 3	R: 0 H: 1 E: 0 LOB: 0 K: 0 BB: 0 S: 3 P: 3	R: 0 H: 2 E: 0 LOB: 2 K: 0 BB: 0 S: 5 P: 5		1B: 9 SF: 0 2B: 0 SAC: 1 3B: 1 DP: 0 HR: 0 HBP: 0						

livebaseballscorecards.com

AB	33
R	4
H	10
RBI	3
BB	1
SO	2
LOB	17

WP: 0 PA: 36
PB: 0
SB: 1
CS: 1

PITCHER		IP	WLS	BF	H	R	ER	SO	BB	IBB	HBP	BLK	WP	HR	S	P	ERA	WHIP
Max Surkont, R ERA: 3.81	(1, 1)	7.0	L	30	8	4	3	2	1	0	0	0	0	0	33	37	3.86	1.286
Phil Paine, R ERA: 2.7	(8, 1)	1.0		5	2	0	0	0	0	0	0	0	0	0	5	5	0.00	2.000

PITCHER	IP	WLS	BF	H	R	ER	SO	BB	IBB	HBP	BLK	WP	HR	S	P	ERA	WHIP

Batter	1	2	3	4	5	6	7	8	9	AB	R	H	RBI	BB	SO	LOB
Eddie Stanky, R (1, 4) OBP: 0.410, SLG: 0.378	B1-3 1B	BBB 1-2 BB		6-3	F7			BBB 1B BB		3	0	1	0	2	0	1
Alvin Dark, R (1, 6) OBP: 0.358, SLG: 0.460	B1-3 1-2	F5		6-3		F2		1-3 1B		5	0	1	0	0	0	3
Don Mueller, L (1, 9) OBP: 0.312, SLG: 0.453	F5		SSS K	HR 2B		F5		3-1		5	1	1	0	0	1	3
Monte Irvin, R (1, 7) OBP: 0.421, SLG: 0.508	F3		5-3 1B 1B	2-H HR		F3			F9	5	2	2	2	0	0	1
Whitey Lockman, L (1, 3) OBP: 0.340, SLG: 0.411		S 3B 1B	5-3 1-2	1B			F8		BBBB 1B BB	4	1	2	0	1	0	1
Bobby Thomson, R (1, 5) OBP: 0.371, SLG: 0.537		1-H 1B 3B	BBBB 1B 1B BB	SSS K			F7		F3	4	2	1	1	1	1	2
Willie Mays, R (1, 8) OBP: 0.364, SLG: 0.495		SSS K	1B 1-3 2-H 1B		F4		5-3		1-2 1B	5	0	2	1	0	1	1
Wes Westrum, R (1, 2) OBP: 0.401, SLG: 0.438		F4	1-3 3-H 1B		2B			4-3	SSS K	5	0	2	1	0	1	3
Dave Koslo, L (1, 1) OBP: 0.200, SLG: 0.122 George Spencer, R (9, 1) OBP: 0.176, SLG: 0.097		BB 3-H 1B	F4		SSS K			F6		4 0	0 0	1 0	1 0	0 0	1 0	3 0
Inning Stats	R: 0 E: 0 K: 0 S: 4 H: 1 LOB: 1 BB: 0 P: 4	R: 2 E: 0 K: 1 S: 8 H: 3 LOB: 2 BB: 1 P: 12	R: 2 E: 0 K: 1 S: 8 H: 3 LOB: 2 BB: 1 P: 12	R: 2 E: 0 K: 1 S: 8 H: 3 LOB: 1 BB: 0 P: 8	R: 0 E: 0 K: 1 S: 6 H: 1 LOB: 1 BB: 0 P: 6	R: 0 E: 0 K: 0 S: 3 H: 0 LOB: 0 BB: 0 P: 3	R: 0 E: 0 K: 0 S: 3 H: 0 LOB: 0 BB: 0 P: 3	R: 0 E: 0 K: 0 S: 4 H: 1 LOB: 2 BB: 1 P: 8	R: 0 E: 0 K: 1 S: 6 H: 1 LOB: 2 BB: 1 P: 10	1B: 9 2B: 2 3B: 1 HR: 1 SF: 0 SAC: 0 DP: 0 HBP: 0						

TOP

New York Giants @ Cincinnati Reds

Crosley Field, Cincinnati, OH

Tue Sep 18 1951, 3:33 AM EDT

Att. 5,448 - Unknown

livebaseballscorecards.com

AB	40
R	6
H	13
RBI	6
BB	4
SO	5
LOB	18

PITCHER		IP	WLS	BF	H	R	ER	SO	BB	IBB	HBP	BLK	WP	HR	S	P	ERA	WHIP
Willie Ramsdell, R ERA: 4.04	(1, 1)	2.0	L	11	4	2	2	1	1	0	0	0	0	0	12	16	9.00	2.500
Howie Fox, R ERA: 4.08	(3, 1)	2.0		13	6	4	4	2	1	0	0	0	0	1	16	20	18.00	3.500
Harry Perkowski, L ERA: 2.82	(5, 1)	2.0		7	1	0	0	1	0	0	0	0	0	0	9	9	0.00	0.500
Frank Smith, R ERA: 3.59	(7, 1)	3.0		13	2	0	0	1	2	0	0	0	0	0	13	21	0.00	1.333

PITCHER	IP	WLS	BF	H	R	ER	SO	BB	IBB	HBP	BLK	WP	HR	S	P	ERA	WHIP

New York Giants @ Cincinnati Reds

Crosley Field, Cincinnati, OH

Tue Sep 18 1951, 3:33 AM EDT

Att. 5,448 - Unknown

livebaseballscorecards.com

BOTTOM

Batter	1	2	3	4	5	6	7	8	9	AB	R	H	RBI	BB	SO	LOB
Bobby Adams, R (1, 4) OBP: 0.324, SLG: 0.344	5-3		FC5-4, 1B; 1B	2B			F8		FC4-6, 1B; 1-2f E	5	2	2	0	0	0	1
Johnny Wyrostek, L (1, 9) OBP: 0.375, SLG: 0.396	F5		1-2 FC5-4 1B	F8			F7		E; 1-3 1B	5	1	2	0	0	0	2
Wally Post, R (1, 8) OBP: 0.286, SLG: 0.286	1B		FC5-4, 1B; 1-2f 2-3		F7		6-3		E5, 1B; 1-3 3-H	5	0	1	0	0	0	3
Ted Kluszewski, L (1, 3) OBP: 0.304, SLG: 0.398	F2		F3		F6			1-4-3	FC6-4, 1B; 1-2 3-H	5	0	1	1	0	0	3
Bob Usher, R (1, 7) OBP: 0.259, SLG: 0.301		6-3	1-2 1B; 3-H		5-3			F7	FC6-4; 1-2f	4	0	1	1	0	0	0
Hank Edwards, L (9, PH) OBP: 0.373, SLG: 0.437										1	0	0	0	0	0	2
Sammy Meeks, R (1, 5) OBP: 0.233, SLG: 0.233		1B; 1B	4-3			F5		5-3		4	0	1	0	0	0	2
Roy McMillan, R (1, 6) OBP: 0.278, SLG: 0.260		1-2 1B		6-3		6-3			E; FC6-4-5-4, 1B	4	1	2	0	0	0	0
Johnny Pramesa, R (1, 2) OBP: 0.242, SLG: 0.335		F9		S; E, 1B		1B			E8, FC6-4-5-4; 1-3 1B	2	0	1	0	0	0	2
Jim Bolger, R (4, PR)										0	1	0	0	0	0	0
Dixie Howell, R (5, 2) OBP: 0.304, SLG: 0.312										2	0	2	0	0	0	0
Willie Ramsdell, R (1, 1) OBP: 0.143, SLG: 0.172		F6		1-H F8		F7			2-3 3-H FC6-4-5-4; FC4-6	0	0	0	0	0	0	0
Joe Adcock, R (2, PH) OBP: 0.333, SLG: 0.389										1	0	0	0	0	0	2
Howie Fox, R (1, 1) OBP: 0.167, SLG: 0.167										0	0	0	0	0	0	0
Connie Ryan, R (4, PH) OBP: 0.000, SLG: 0.000										1	0	0	0	0	0	0
Harry Perkowski, L (5, 1) OBP: 0.000, SLG: 0.000										0	0	0	0	0	0	0
Virgil Stallcup, R (6, PH) OBP: 0.267, SLG: 0.346										1	0	0	0	0	0	1
Frank Smith, R (7, 1)										0	0	0	0	0	0	0
Danny Litwhiler, R (9, PH) OBP: 0.167, SLG: 0.208										1	0	0	1	0	0	1
Ted Tappe, L (9, PR) OBP: 0.500, SLG: 0.500										0	0	0	0	0	0	0
Inning Stats	R: 0 E: 0 K: 0 S: 4 H: 1 LOB: 1 BB: 0 P: 4	R: 0 E: 0 K: 0 S: 5 H: 2 LOB: 2 BB: 0 P: 5	R: 1 E: 0 K: 0 S: 6 H: 3 LOB: 2 BB: 0 P: 6	R: 1 E: 1 K: 0 S: 5 H: 2 LOB: 2 BB: 0 P: 5	R: 0 E: 0 K: 0 S: 3 H: 0 LOB: 0 BB: 0 P: 3	R: 0 E: 0 K: 0 S: 4 H: 1 LOB: 1 BB: 0 P: 4	R: 0 E: 0 K: 0 S: 3 H: 0 LOB: 0 BB: 0 P: 3	R: 0 E: 0 K: 0 S: 3 H: 0 LOB: 0 BB: 0 P: 3	R: 3 E: 2 K: 0 S: 8 H: 4 LOB: 2 BB: 0 P: 8	1B: 12 2B: 1 3B: 0 HR: 0 SF: 0 SAC: 0 DP: 0 HBP: 0						

PITCHER	IP	WLS	BF	H	R	ER	SO	BB	IBB	HBP	BLK	WP	HR	S	P	ERA	WHIP
Dave Koslo, L (1, 1) ERA: 3.38	8.2	W	40	13	5	3	0	0	0	0	0	0	0	40	40	3.12	1.500
George Spencer, R (9, 1) ERA: 3.74	0.1	S	1	0	0	0	0	0	0	0	0	0	0	1	1	0.00	0.000

PITCHER	IP	WLS	BF	H	R	ER	SO	BB	IBB	HBP	BLK	WP	HR	S	P	ERA	WHIP

AB	41
R	5
H	13
RBI	3
BB	0
SO	0
LOB	19

WP: 0 PA: 41
PB: 0
SB: 1
CS: 0

Batter	1	2	3	4	5	6	7	8	9	AB	R	H	RBI	BB	SO	LOB
Eddie Stanky, R (1, 4) OBP: 0.408, SLG: 0.376	F7		F6			F6		SH1-4 1-2		3	0	0	0	0	0	1
Alvin Dark, R (1, 6) OBP: 0.355, SLG: 0.457	6-3			4-3		F8		6-3 2-3		4	0	0	0	0	0	1
Bobby Thomson, R (1, 5) OBP: 0.371, SLG: 0.535	F5			F5		F6		FC4 3-H 1B		4	0	1	0	0	0	0
Monte Irvin, R (1, 7) OBP: 0.418, SLG: 0.504		6-3		F9			F8	FC4 1-2f		4	0	0	0	0	0	1
Whitey Lockman, L (1, 3) OBP: 0.339, SLG: 0.409		G3			F7		E6 E		BBBB 1B BB	3	0	0	0	1	0	0
Willie Mays, R (1, 8) OBP: 0.365, SLG: 0.498		F6			2B		F9		1-2 1B	4	0	2	0	0	0	1
Don Mueller, L (1, 9) OBP: 0.309, SLG: 0.449			4-3		F7		E5 1-2		F9	4	0	0	0	0	0	4
Wes Westrum, R (1, 2) OBP: 0.400, SLG: 0.434			F4		IBB		F7		SSS K	3	0	0	0	1	1	4
Jim Hearn, R (1, 1) OBP: 0.222, SLG: 0.221			1B		SSS K			BBBB 6-3 SH1-4 PB BB	SSS K	2	1	1	0	1	1	2
Monty Kennedy, R (8, 1) OBP: 0.200, SLG: 0.267										0	0	0	0	0	0	0
George Spencer, R (8, 1) OBP: 0.176, SLG: 0.097										0	0	0	0	0	0	0
Hank Thompson, L (9, PH) OBP: 0.344, SLG: 0.389										1	0	0	0	0	1	2
Inning Stats	R: 0 E: 0 K: 0 S: 3 H: 0 LOB: 0 BB: 0 P: 3	R: 0 E: 0 K: 0 S: 3 H: 0 LOB: 0 BB: 0 P: 3	R: 0 E: 0 K: 0 S: 4 H: 1 LOB: 1 BB: 0 P: 4	R: 0 E: 0 K: 0 S: 3 H: 0 LOB: 0 BB: 0 P: 3	R: 0 E: 0 K: 1 S: 6 H: 1 LOB: 2 BB: 1 P: 10	R: 0 E: 0 K: 0 S: 3 H: 0 LOB: 0 BB: 0 P: 3	R: 0 E: 2 K: 0 S: 5 H: 0 LOB: 2 BB: 0 P: 5	R: 1 E: 0 K: 0 S: 4 H: 1 LOB: 1 BB: 1 P: 8	R: 0 E: 0 K: 2 S: 8 H: 1 LOB: 2 BB: 1 P: 12	1B: 3 2B: 1 3B: 0 HR: 0 SF: 0 SAC: 1 DP: 0 HBP: 0	WP: 0 PB: 1 SB: 0 CS: 0 PA: 36					

PITCHER	IP	WLS	BF	H	R	ER	SO	BB	IBB	HBP	BLK	WP	HR	S	P	ERA	WHIP
Ken Raffensberger, L (1, 1) ERA: 3.53	8.0	W	31	3	1	1	1	1	1	0	0	0	0	31	39	1.12	0.500
Ewell Blackwell, R (9, 1) ERA: 3.56	1.0	S	5	1	0	0	2	1	0	0	0	0	0	8	12	0.00	2.000

PITCHER	IP	WLS	BF	H	R	ER	SO	BB	IBB	HBP	BLK	WP	HR	S	P	ERA	WHIP

TOP

New York Giants @ Cincinnati Reds

Crosley Field, Cincinnati, OH

Thu Sep 20 1951, 3:33 AM EDT

Att. 2,194 - Unknown

livebaseballscorecards.com

AB	32
R	1
H	4
RBI	0
BB	3
SO	3
LOB	16

BOTTOM

New York Giants @ Cincinnati Reds

Crosley Field, Cincinnati, OH

Thu Sep 20 1951, 3:33 AM EDT

Att. 2,194 - Unknown

livebaseballscorecards.com

Batter	1	2	3	4	5	6	7	8	9	AB	R	H	RBI	BB	SO	LOB
Bobby Adams, R (1, 4) OBP: 0.329, SLG: 0.355	1B		2B		CS 1B	F9		1B 2B 2B 1-3 3-H		5	1	4	1	0	0	2
Johnny Wyrostek, L (1, 9) OBP: 0.378, SLG: 0.397	F8		BB		4-3 1B BB 1-2	BB 1-2 2-3		2B 1B 2-3 3-H		2	0	1	1	3	0	1
Wally Post, R (1, 8) OBP: 0.333, SLG: 0.417	F8		F8		4-3 1-2	F7		2B 1-3 3-H		5	0	2	1	0	0	6
Ted Kluszewski, L (1, 3) OBP: 0.303, SLG: 0.395	G3		4-3		4-3 1-2 2-3		F8	IBB		4	0	0	0	1	0	5
Hank Edwards, L (1, 7) OBP: 0.374, SLG: 0.438 Bob Usher, R (9, 7) OBP: 0.259, SLG: 0.301		2B		4-3	IBB		F8	K		4 0	0 0	1 0	0 0	1 0	1 0	3 0
Sammy Meeks, R (1, 5) OBP: 0.229, SLG: 0.229	6-3			1B 1B	F6		1-3	F4		5	0	1	0	0	0	7
Roy McMillan, R (1, 6) OBP: 0.283, SLG: 0.261	F7			F8		BB 1B BB		SH5-4 E 2B 1B		3	1	1	0	1	0	2
Johnny Pramesa, R (1, 2) OBP: 0.243, SLG: 0.335 Dixie Howell, R (9, 2) OBP: 0.304, SLG: 0.312	F8			1-3 1B	F5			SH5-4 1-3		3 0	0 0	1 0	0 0	0 0	0 0	2 0
Ken Raffensberger, R (1, 1) OBP: 0.171, SLG: 0.154 Joe Adcock, R (8, PH) OBP: 0.293, SLG: 0.389 Herm Wehmeier, R (8, PR) OBP: 0.288, SLG: 0.308 Ewell Blackwell, R (9, 1) OBP: 0.337, SLG: 0.372			1-3	3-1		BB 1-2		2B 1B BB		3 0 0 0	0 0 1 0	1 0 0 0	0 0 0 0	0 1 0 0	0 0 0 0	2 0 0 0
Inning Stats	R: 0 H: 1 E: 0 LOB: 1 K: 0 BB: 0 S: 4 P: 4	R: 0 H: 1 E: 0 LOB: 1 K: 0 BB: 0 S: 4 P: 4	R: 0 H: 1 E: 0 LOB: 2 K: 0 BB: 1 S: 4 P: 8	R: 0 H: 2 E: 0 LOB: 2 K: 0 BB: 0 S: 5 P: 5	R: 0 H: 2 E: 0 LOB: 3 K: 0 BB: 2 S: 4 P: 12	R: 0 H: 1 E: 0 LOB: 3 K: 0 BB: 2 S: 4 P: 12	R: 0 H: 0 E: 0 LOB: 0 K: 0 BB: 0 S: 3 P: 3	R: 3 H: 4 E: 1 LOB: 3 K: 1 BB: 2 S: 9 P: 17		1B: 8 SF: 0 2B: 4 SAC: 1 3B: 0 DP: 0 HR: 0 HBP: 0						

PITCHER		IP	WLS	BF	H	R	ER	SO	BB	IBB	HBP	BLK	WP	HR	S	P	ERA	WHIP
Jim Hearn, R ERA: 3.81	(1, 1)	7.1	L	37	10	3	3	0	5	1	0	0	0	0	31	55	3.68	2.045
Monty Kennedy, L ERA: 2.78	(8, 1)	0.0		1	1	0	0	0	0	0	0	0	0	0	1	1	∞	∞
George Spencer, R ERA: 3.72	(8, 1)	0.2		4	1	0	0	1	0	1	0	0	0	0	5	9	0.00	1.500

PITCHER	IP	WLS	BF	H	R	ER	SO	BB	IBB	HBP	BLK	WP	HR	S	P	ERA	WHIP

AB	34
R	3
H	12
RBI	3
BB	7
SO	1
LOB	30

WP: 0 PA: 42
PB: 0
SB: 0
CS: 1

Batter	1	2	3	4	5	6	7	8	9	AB	R	H	RBI	BB	SO	LOB
Dick Smith, R (1, 5) OBP: 0.323, SLG: 0.222	B B B B 4-0 BB		S S S 0-3 ② K			x 0-0 ① F7		x 0-0 ① F7		3	0	0	0	1	1	2
George Metkovich, L (1, 3) OBP: 0.338, SLG: 0.383	x 0-0 ① F2		B B B B 4-0 BB			x 0-0 1B		x 0-0 ② F8 2-3		3	0	1	0	1	0	3
Frank Thomas, R (1, 8) OBP: 0.310, SLG: 0.406	x 0-0 ② F8		S S S 0-3 ③ K			x 0-0 ② F6		x 0-0 ③ F9		4	0	0	0	0	1	5
Ralph Kiner, R (1, 7) OBP: 0.455, SLG: 0.635	S S S 0-3 ③ K			x 0-0 ① F6		x 0-0 ③ F5			B B B B 4-0 1B BB	3	0	0	0	1	1	2
Gus Bell, L (1, 9) OBP: 0.333, SLG: 0.451		x 0-0 ① 5-3		x 0-0 ② F3			x 0-0 ① 3-1		x 0-0 ① F4	4	0	0	0	0	0	1
Clyde McCullough, R (1, 2) OBP: 0.362, SLG: 0.439 Bill Howerton, L (9, PH) OBP: 0.354, SLG: 0.469		x 0-0 ② F7		x 0-0 ③ 6-3			x 0-0 ② F7		S S S 0-3 ② K	3 1	0 0	0 0	0 0	0 0	0 1	0 1
Jack Merson, R (1, 4) OBP: 0.556, SLG: 0.769		x 0-0 FC6-4 1B			x 0-0 ① F8		x 0-0 ③ 5-3		x 0-0 1-2 1B	4	0	2	0	0	0	0
Dick Cole, R (1, 6) OBP: 0.318, SLG: 0.252 Pete Castiglione, R (8, PH) OBP: 0.313, SLG: 0.363 George Strickland, R (8, 6) OBP: 0.320, SLG: 0.333		x 0-0 ③ FC6-4 1-2f			x 0-0 ② F9			x 0-0 F8 BB 1B	x 0-0 ③ F3	2 1 1	0 0 0	0 1 0	0 0 0	0 0 0	0 0 0	1 0 2
Bob Friend, R (1, 1) OBP: 0.130, SLG: 0.136 Paul LaPalme, L (7, 1) OBP: 0.231, SLG: 0.091 Joe Garagiola, L (8, PH) OBP: 0.335, SLG: 0.415 Bill Koski, R (8, 1)			x 0-0 ① 6-3		S S S 0-3 ③ K			B B B B 4-0 1-2 BB		2 0 0 0	0 0 0 0	0 0 0 0	0 0 0 0	1 0 1 0	0 0 0 0	0 0 0 0
Inning Stats	R: 0 E: 0 K: 1 S: 5 H: 0 LOB: 1 BB: 1 P: 9	R: 0 E: 0 K: 0 S: 4 H: 1 LOB: 1 BB: 0 P: 4	R: 0 E: 0 K: 2 S: 7 H: 0 LOB: 1 BB: 1 P: 11	R: 0 E: 0 K: 0 S: 3 H: 0 LOB: 0 BB: 0 P: 3	R: 0 E: 0 K: 1 S: 5 H: 0 LOB: 0 BB: 0 P: 5	R: 0 E: 0 K: 0 S: 4 H: 1 LOB: 1 BB: 0 P: 4	R: 0 E: 0 K: 0 S: 3 H: 0 LOB: 0 BB: 0 P: 3	R: 0 E: 0 K: 0 S: 4 H: 1 LOB: 2 BB: 1 P: 8	R: 0 E: 0 K: 1 S: 6 H: 1 LOB: 2 BB: 1 P: 10	1B: 4 2B: 0 3B: 0 HR: 0 SF: 0 SAC: 0 DP: 0 HBP: 0						

PITCHER	IP	WLS	BF	H	R	ER	SO	BB	IBB	HBP	BLK	WP	HR	S	P	ERA	WHIP
Herm Wehmeier, R (1, 1) ERA: 3.69	9.0	W	35	4	0	0	5	4	0	0	0	0	0	41	57	0.00	0.889

PITCHER	IP	WLS	BF	H	R	ER	SO	BB	IBB	HBP	BLK	WP	HR	S	P	ERA	WHIP

TOP

Pittsburgh Pirates @ Cincinnati Reds

Crosley Field, Cincinnati, OH

Sat Sep 22 1951, 3:33 AM EDT

Att. 1,093 - Cloudy - 75 F

livebaseballscorecards.com

AB	31
R	0
H	4
RBI	0
BB	4
SO	5
LOB	17

WP: 0	PA: 35		
PB: 0			
SB: 0			
CS: 0			

BOTTOM

Pittsburgh Pirates @ Cincinnati Reds

Crosley Field, Cincinnati, OH

Sat Sep 22 1951, 3:33 AM EDT

Att. 1,093 - Cloudy - 75 F

livebaseballscorecards.com

Batter	1	2	3	4	5	6	7	8	9	AB	R	H	RBI	BB	SO	LOB
Bobby Adams, R (1, 4) OBP: 0.333, SLG: 0.357	4-3		F3		E		6-3	BB		4	2	2	0	1	0	0
Johnny Wyrostek, L (1, 9) OBP: 0.377, SLG: 0.395	4-3 1-2		G3		E3 1-2 3-H		1B BB 1B	K		5	2	1	0	0	1	3
Wally Post, R (1, 8) OBP: 0.412, SLG: 0.563	2-H		F8		1-3 2-H		1B 1-2	G6-4-3 1-2f		4	2	2	2	1	0	1
Ted Kluszewski, L (1, 3) OBP: 0.305, SLG: 0.396	L9			4-3 S	4-3		BB 1B 1-2 2-3			4	1	2	0	0	0	3
Hank Edwards, L (1, 7) OBP: 0.377, SLG: 0.440	F9			F8	2-H 3-H		1B BB 1-2 2-H 3-H			4	0	2	4	0	0	2
Grady Hatton, L (1, 5) OBP: 0.320, SLG: 0.336		E F8		4-3 1-3	4-3		K			4	1	1	0	0	1	4
Roy McMillan, R (1, 6) OBP: 0.282, SLG: 0.257		F9		F8		5-3	FC5 1B 1-2 2-3			3	0	0	0	1	0	2
Dixie Howell, R (1, 2) OBP: 0.303, SLG: 0.310		F8 1-H			6-3	L6	1-2 2-3 3-H			4	0	1	2	0	0	0
Herm Wehmeier, R (1, 1) OBP: 0.286, SLG: 0.321		3-1			1B E	5-3	FC5 2-3f			4	1	1	0	0	0	3
Inning Stats	R: 1 H: 2 E: 0 LOB: 1 K: 0 BB: 0 S: 5 P: 5	R: 1 H: 1 E: 1 LOB: 0 K: 0 BB: 0 S: 4 P: 4	R: 0 H: 0 E: 0 LOB: 0 K: 0 BB: 0 S: 3 P: 3	R: 0 H: 1 E: 0 LOB: 1 K: 0 BB: 0 S: 4 P: 4	R: 4 H: 4 E: 1 LOB: 1 K: 0 BB: 0 S: 8 P: 8	R: 0 H: 0 E: 0 LOB: 0 K: 0 BB: 0 S: 3 P: 3	R: 3 H: 4 E: 0 LOB: 3 K: 1 BB: 2 S: 9 P: 17	R: 0 H: 0 E: 0 LOB: 0 K: 1 BB: 1 S: 4 P: 8		1B: 9 SF: 0 2B: 3 SAC: 0 3B: 0 DP: 1 HR: 0 HBP: 0						

	AB	36
	R	9
	H	12
	RBI	8
	BB	3
	SO	2
	LOB	18

WP: 0 PA: 39
PB: 0
SB: 1
CS: 0

PITCHER		IP	WLS	BF	H	R	ER	SO	BB	IBB	HBP	BLK	WP	HR	S	P	ERA	WHIP
Bob Friend, R ERA: 4.27	(1, 1)	6.1	L	31	10	9	6	0	1	0	0	0	0	0	30	34	8.53	1.737
Paul LaPalme, L ERA: 6.24	(7, 1)	0.2		5	2	0	0	1	1	0	0	0	0	0	6	10	0.00	4.500
Bill Koski, R ERA: 6.67	(8, 1)	1.0		3	0	0	0	1	1	0	0	0	0	0	4	8	0.00	1.000

PITCHER	IP	WLS	BF	H	R	ER	SO	BB	IBB	HBP	BLK	WP	HR	S	P	ERA	WHIP

Pittsburgh Pirates @ Cincinnati Reds

Crosley Field, Cincinnati, OH

Sun Sep 23 1951, 3:33 AM EDT

Sunny - 70 F

TOP

livebaseballscorecards.com

Batter	1	2	3	4	5	6	7	8	9	AB	R	H	RBI	BB	SO	LOB
Pete Castiglione, R (1, 5) OBP: 0.313, SLG: 0.363	6-3		S 1B		E4 BB 1B 2-H		SH3-4 1-2		SH1-4 1-2	3	1	1	0	0	0	0
George Metkovich, L (1, 3) OBP: 0.340, SLG: 0.382	F8		BBBB 1-2 BB		BBBB 1B 1-2 BB		L5		F7	2	0	0	0	2	0	1
Jack Phillips, R (7, 3) OBP: 0.304, SLG: 0.314										1	0	0	0	0	0	1
Gus Bell, L (1, 9) OBP: 0.334, SLG: 0.451	F8		SSS K		1-3 2-H 1B		2-H 1B		F9	5	0	2	2	0	1	3
Ralph Kiner, R (1, 7) OBP: 0.452, SLG: 0.630		E8 1B		F5	SSS K		F4			4	0	0	0	0	1	3
Bill Howerton, L (1, 8) OBP: 0.350, SLG: 0.464		SSS K		F7		5-3		F7		3	0	0	0	0	1	1
Frank Thomas, R (7, 8) OBP: 0.308, SLG: 0.403										1	0	0	0	0	0	0
Jack Merson, R (1, 4) OBP: 0.516, SLG: 0.700		1-3 1B		G3		L7		SSS K		4	0	1	0	0	1	0
Clyde McCullough, R (1, 2) OBP: 0.364, SLG: 0.440		SSS K			SSS K	FC6-4 1B		1B		4	0	2	0	0	2	1
George Strickland, R (1, 6) OBP: 0.319, SLG: 0.334			1-3		E 2B	1-2f		SSS K		4	1	1	0	0	1	2
Murry Dickson, R (1, 1) OBP: 0.287, SLG: 0.346			6-3		SSS K		SH3-4 1B		SH1-4 1B	4	1	2	0	0	1	1
Inning Stats	R: 0 E: 0 K: 0 S: 3 H: 0 LOB: 0 BB: 0 P: 3	R: 0 E: 1 K: 2 S: 8 H: 1 LOB: 1 BB: 0 P: 8	R: 0 E: 0 K: 1 S: 6 H: 1 LOB: 2 BB: 1 P: 10	R: 0 E: 0 K: 0 S: 3 H: 0 LOB: 0 BB: 0 P: 3	R: 2 E: 1 K: 3 S: 12 H: 2 LOB: 2 BB: 1 P: 16	R: 0 E: 0 K: 0 S: 4 H: 1 LOB: 1 BB: 0 P: 4	R: 1 E: 0 K: 0 S: 5 H: 2 LOB: 1 BB: 0 P: 5	R: 0 E: 0 K: 2 S: 8 H: 1 LOB: 1 BB: 0 P: 8	R: 0 E: 0 K: 0 S: 4 H: 1 LOB: 1 BB: 0 P: 4	1B: 8 2B: 1 3B: 0 HR: 0	SF: 0 SAC: 2 DP: 0 HBP: 0						

	AB	35
	R	3
	H	9
	RBI	2
	BB	2
	SO	8
	LOB	13

WP: 0 PB: 0 SB: 1 CS: 0 PA: 39

PITCHER		IP	WLS	BF	H	R	ER	SO	BB	IBB	HBP	BLK	WP	HR	S	P	ERA	WHIP
Ewell Blackwell, R ERA: 3.49	(1, 1)	7.0	L	31	7	3	1	6	2	0	0	0	0	0	41	49	1.29	1.286
Frank Smith, R ERA: 3.49	(8, 1)	2.0		8	2	0	0	2	0	0	0	0	0	0	12	12	0.00	1.000

PITCHER	IP	WLS	BF	H	R	ER	SO	BB	IBB	HBP	BLK	WP	HR	S	P	ERA	WHIP

BOTTOM

Pittsburgh Pirates @ Cincinnati Reds

Crosley Field, Cincinnati, OH

Sun Sep 23 1951, 3:33 AM EDT

Sunny - 70 F

livebaseballscorecards.com

Batter	1	2	3	4	5	6	7	8	9	AB	R	H	RBI	BB	SO	LOB
Bobby Adams, R (1, 4) OBP: 0.332, SLG: 0.356	K		6-3			1-3 4-3 1B		K		4	0	1	0	0	2	0
Johnny Wyrostek, L (1, 9) OBP: 0.376, SLG: 0.394	4-3		1B			4-3 1-2		K		4	0	1	0	0	1	1
Wally Post, R (1, 8) OBP: 0.333, SLG: 0.450	1-3		F4			1-3 2-3		K		4	0	0	0	0	1	2
Ted Kluszewski, L (1, 3) OBP: 0.304, SLG: 0.395		1B 1B		F5		F9			L6	4	0	1	0	0	0	1
Hank Edwards, L (1, 7) OBP: 0.368, SLG: 0.429		F7		4-3			F1		4-3	4	0	0	0	0	0	1
Grady Hatton, L (1, 5) OBP: 0.322, SLG: 0.336		1-2 1B		1-3			BBBB 4-0 1B BB		F8	3	0	1	0	1	0	0
Roy McMillan, R (1, 6) OBP: 0.279, SLG: 0.254 Lloyd Merriman, L (7, PH) OBP: 0.301, SLG: 0.356 Virgil Stallcup, R (8, 6) OBP: 0.251, SLG: 0.346		K	6-3				F7			2 1 0	0 0 0	0 0 0	0 0 0	0 0 0	1 0 0	2 1 0
Hobie Landrith, L (1, 2) OBP: 0.333, SLG: 0.333		G3	6-3				1-2 1B			3	0	1	0	0	0	2
Ewell Blackwell, R (1, 1) OBP: 0.329, SLG: 0.363 Joe Adcock, R (7, PH) OBP: 0.292, SLG: 0.388 Frank Smith, R (8, 1)			1-3		K		K			2 1 0	0 0 0	0 0 0	0 0 0	0 0 0	1 1 0	0 2 0

	AB	32
	R	0
	H	5
	RBI	0
	BB	1
	SO	7
	LOB	12

Inning Stats	1	2	3	4	5	6	7	8	9
	R: 0 E: 0 K: 1 S: 5	H: 0 LOB: 0 BB: 0 P: 5	R: 0 E: 0 K: 1 S: 7	H: 2 LOB: 2 BB: 0 P: 7	R: 0 E: 0 K: 0 S: 4	H: 1 LOB: 1 BB: 0 P: 4	R: 0 E: 0 K: 0 S: 3	H: 0 LOB: 0 BB: 0 P: 3	R: 0 E: 0 K: 1 S: 5	H: 0 LOB: 0 BB: 0 P: 5	R: 0 E: 0 K: 0 S: 4	H: 1 LOB: 1 BB: 0 P: 4	R: 0 E: 0 K: 1 S: 6	H: 1 LOB: 2 BB: 1 P: 10	R: 0 E: 0 K: 3 S: 9	H: 0 LOB: 0 BB: 0 P: 9	R: 0 E: 0 K: 0 S: 3	H: 0 LOB: 0 BB: 0 P: 3

	1B: 5	SF: 0	WP: 0	PA: 33
	2B: 0	SAC: 0	PB: 0	
	3B: 0	DP: 0	SB: 0	
	HR: 0	HBP: 0	CS: 0	

PITCHER		IP	WLS	BF	H	R	ER	SO	BB	IBB	HBP	BLK	WP	HR	S	P	ERA	WHIP
Murry Dickson, R ERA: 4.02	(1, 1)	9.0	W	33	5	0	0	7	1	0	0	0	0	0	46	50	0.00	0.667

PITCHER		IP	WLS	BF	H	R	ER	SO	BB	IBB	HBP	BLK	WP	HR	S	P	ERA	WHIP

Batter	1	2	3	4	5	6	7	8	9	AB	R	H	RBI	BB	SO	LOB
Dick Smith, R (1, 5) OBP: 0.294, SLG: 0.200	F6		4-3		F8			1-3	FC6-4 1-2f	3	0	0	0	0	0	1
Tom Saffell, L (8, PH) OBP: 0.265, SLG: 0.254										1	0	0	0	0	0	0
Dick Cole, R (8, 6) OBP: 0.315, SLG: 0.250										1	0	0	0	0	0	2
George Metkovich, L (1, 3) OBP: 0.341, SLG: 0.383	1B		F6			5-3		BB 1B		4	0	2	0	0	0	0
Gus Bell, L (1, 9) OBP: 0.333, SLG: 0.449	F5			1B		F7		F7		4	0	1	0	0	0	2
Ralph Kiner, R (1, 7) OBP: 0.452, SLG: 0.628	F7			F9		1B		BBB 1-2 BB		3	0	1	0	1	0	2
Frank Thomas, R (1, 8) OBP: 0.299, SLG: 0.391		5-3		F4		5-3		P3		4	0	0	0	0	0	4
Joe Garagiola, L (1, 2) OBP: 0.338, SLG: 0.414		BBBB FC4-6 BB		F9			F4		1B	3	0	1	0	1	0	1
Jack Merson, R (1, 4) OBP: 0.486, SLG: 0.647		F4			4-3		FC6-4		F3	4	0	1	0	0	0	2
George Strickland, R (1, 6) OBP: 0.318, SLG: 0.333		FC4-6 1-2f			F8		SSS K		SSS K	2	0	0	0	0	0	1
Bill Howerton, L (7, PH) OBP: 0.349, SLG: 0.462										1	0	0	0	0	1	1
Pete Castiglione, R (7, 6) OBP: 0.312, SLG: 0.362										1	0	0	0	0	1	1
(8, 5)																
Howie Pollet, L (1, 1) OBP: 0.289, SLG: 0.135			6-3		1B		FC6-4 1-2f		FC6-4 1-2 1B	2	0	1	0	0	0	0
Harry Fisher, L (7, PH)										1	0	0	0	0	0	1
Ted Wilks, R (7, 1)										0	0	0	0	0	0	0
Clyde McCullough, R (9, PH) OBP: 0.366, SLG: 0.442										1	0	1	0	0	0	0
Ed Fitz Gerald, R (9, PR) OBP: 0.286, SLG: 0.289										0	0	0	0	0	0	0
Inning Stats	R: 0 E: 0 K: 0 S: 4 H: 1 LOB: 1 BB: 0 P: 4	R: 0 E: 0 K: 0 S: 3 H: 0 LOB: 1 BB: 1 P: 7	R: 0 E: 0 K: 0 S: 3 H: 0 LOB: 0 BB: 0 P: 3	R: 0 E: 0 K: 0 S: 4 H: 1 LOB: 1 BB: 0 P: 4	R: 0 E: 0 K: 0 S: 4 H: 1 LOB: 1 BB: 0 P: 4	R: 0 E: 0 K: 0 S: 4 H: 1 LOB: 1 BB: 0 P: 4	R: 0 E: 0 K: 1 S: 6 H: 1 LOB: 1 BB: 0 P: 6	R: 0 E: 0 K: 0 S: 4 H: 1 LOB: 2 BB: 1 P: 8	R: 0 E: 0 K: 1 S: 7 H: 2 LOB: 2 BB: 0 P: 7	1B: 8 2B: 0 3B: 0 HR: 0 SF: 0 SAC: 0 DP: 0 HBP: 0	WP: 0 PB: 0 SB: 0 CS: 0 PA: 37					

TOP

Pittsburgh Pirates @ Cincinnati Reds

Crosley Field, Cincinnati, OH

Sun Sep 23 1951, 3:38 AM EDT

Att. 6,152 - Unknown

livebaseballscorecards.com

AB	35
R	0
H	8
RBI	0
BB	2
SO	2
LOB	18

PITCHER		IP	WLS	BF	H	R	ER	SO	BB	IBB	HBP	BLK	WP	HR	S	P	ERA	WHIP
Howie Fox, R ERA: 3.92	(1, 1)	9.0	W	37	8	0	0	2	2	0	0	0	0	0	39	47	0.00	1.111

PITCHER		IP	WLS	BF	H	R	ER	SO	BB	IBB	HBP	BLK	WP	HR	S	P	ERA	WHIP

Batter	1	2	3	4	5	6	7	8	9	AB	R	H	RBI	BB	SO	LOB
Bobby Adams, R (1, 5) OBP: 0.332, SLG: 0.358	F8		G5-3 2B		6-3		SH3-4 3-H			3	0	1	1	0	0	0
Johnny Wyrostek, L (1, 9) OBP: 0.378, SLG: 0.394	BB		BB		5-3		1-3			0	0	0	0	2	0	0
Danny Litwhiler, R (5, PH) (6, 9) OBP: 0.300, SLG: 0.517										2	0	0	0	0	0	0
Wally Post, R (1, 8) OBP: 0.280, SLG: 0.375	F7		G5-3 2-3f			K		K		4	0	0	0	0	2	3
Ted Kluszewski, L (1, 3) OBP: 0.304, SLG: 0.394	4-3			2B 1B		4-3		F9		4	1	1	0	0	0	1
Bob Usher, R (1, 7) OBP: 0.262, SLG: 0.304		F7		CS 2B 1-H		BB 1B		6-3		3	0	1	1	1	0	0
Connie Ryan, R (1, 4) OBP: 0.352, SLG: 0.387		BB		F7 2-3		FC6-4 1-2				2	0	1	0	1	0	1
Roy McMillan, R (1, 6) OBP: 0.280, SLG: 0.251		F7		BB		FC6-4 1-2f				2	0	0	0	1	0	3
Hobie Landrith, L (1, 2) OBP: 0.333, SLG: 0.500		K		F9			SH1-4 SH3-4 2B			3	1	1	0	0	1	2
Howie Fox, R (1, 1) OBP: 0.143, SLG: 0.191			1-3		5-3		SH1-4 2-3			2	0	0	0	0	0	0
Inning Stats	R: 0 H: 0 E: 0 LOB: 1 K: 0 BB: 1 S: 3 P: 7	R: 0 H: 0 E: 0 LOB: 1 K: 1 BB: 1 S: 5 P: 9	R: 0 H: 1 E: 0 LOB: 1 K: 0 BB: 1 S: 3 P: 7	R: 1 H: 2 E: 0 LOB: 1 K: 0 BB: 1 S: 4 P: 8	R: 0 H: 0 E: 0 LOB: 0 K: 0 BB: 0 S: 3 P: 3	R: 0 H: 1 E: 0 LOB: 2 K: 1 BB: 1 S: 6 P: 10	R: 1 H: 1 E: 0 LOB: 0 K: 0 BB: 0 S: 4 P: 4	R: 0 H: 0 E: 0 LOB: 0 K: 1 BB: 0 S: 5 P: 5		1B: 2 SF: 0 2B: 3 SAC: 2 3B: 0 DP: 1 HR: 0 HBP: 0						

BOTTOM

Pittsburgh Pirates @ Cincinnati Reds

Crosley Field, Cincinnati, OH

Sun Sep 23 1951, 3:38 AM EDT

Att. 6,152 - Unknown

livebaseballscorecards.com

AB	25
R	2
H	5
RBI	2
BB	5
SO	3
LOB	10

WP: 0 PA: 32
PB: 0
SB: 0
CS: 1

PITCHER		IP	WLS	BF	H	R	ER	SO	BB	IBB	HBP	BLK	WP	HR	S	P	ERA	WHIP
Howie Pollet, L ERA: 4.89	(1, 1)	6.0	L	25	4	1	1	2	5	0	0	0	0	0	24	44	1.50	1.500
Ted Wilks, R ERA: 3.12	(7, 1)	2.0		7	1	1	1	1	0	0	0	0	0	0	9	9	4.50	0.500

PITCHER	IP	WLS	BF	H	R	ER	SO	BB	IBB	HBP	BLK	WP	HR	S	P	ERA	WHIP

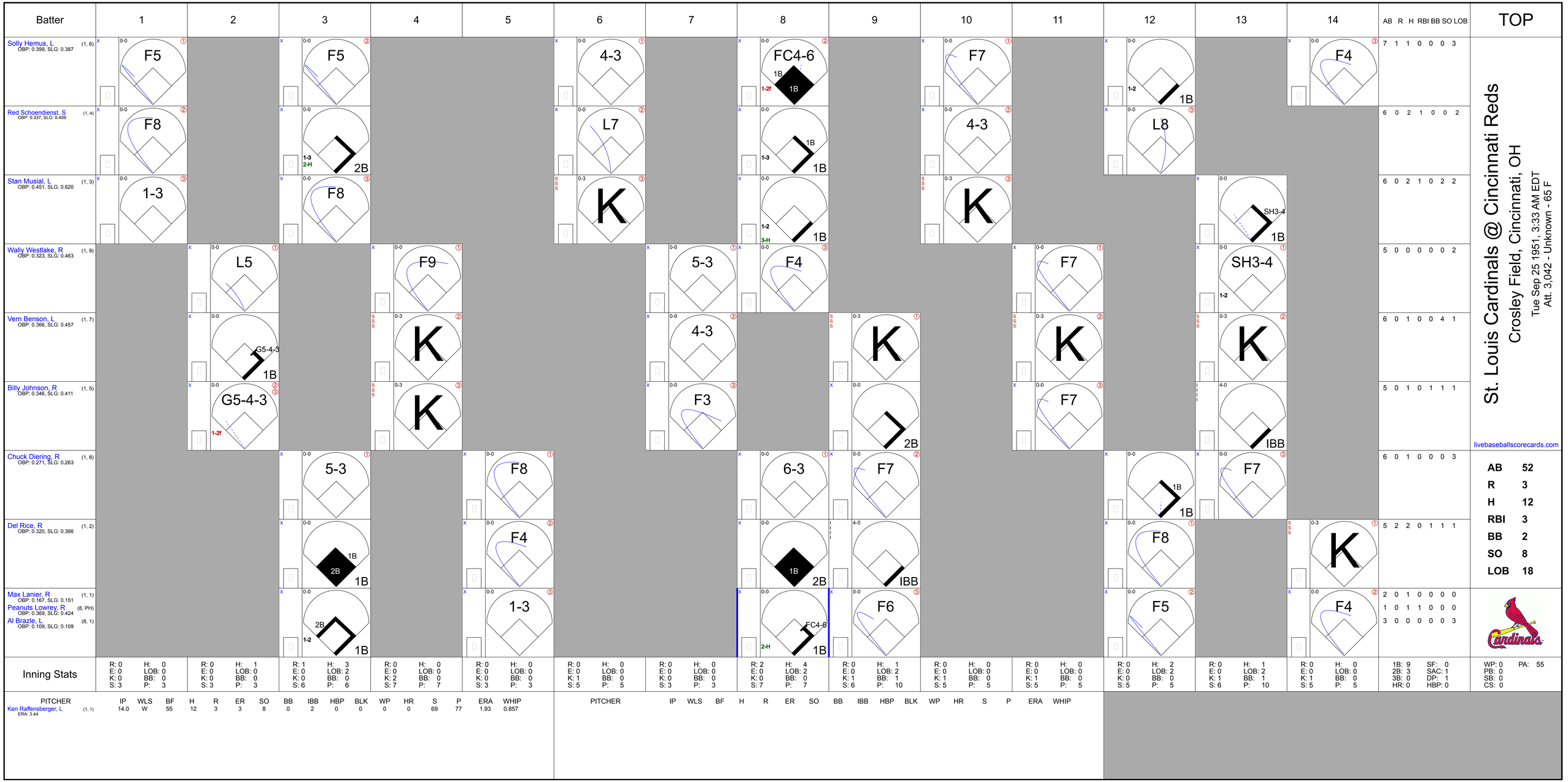
Batter
1
2
3
4
5
6
7
8
9
10
11
12
13
14
AB R H RBI BB SO LOB
TOP
Solly Hemus, L (1, 6) OBP: 0.399, SLG: 0.387
F5
F8
1-3
F5
1-3 2-H
2B
F8
4-3
L7
K
FC4-6
1B
1-2f
1B
1-3
1B
1-2
3-H
1B
F7
4-3
K
1-2
1B
F4
7 1 1 0 0 0 3
Red Schoendienst, S (1, 4) OBP: 0.337, SLG: 0.409
6 0 2 1 0 0 2
Stan Musial, L (1, 3) OBP: 0.451, SLG: 0.620
SH3-4
1B
6 0 2 1 0 2 2
Wally Westlake, R (1, 9) OBP: 0.323, SLG: 0.463
L5
F9
5-3
F4
F7
SH3-4
1-2
5 0 0 0 0 0 2
Vern Benson, L (1, 7) OBP: 0.366, SLG: 0.457
G5-4-3
1B
K
4-3
K
K
K
6 0 1 0 0 4 1
Billy Johnson, R (1, 5) OBP: 0.346, SLG: 0.411
G5-4-3
1-2f
K
F3
2B
F7
IBB
5 0 1 0 1 1 1
Chuck Diering, R (1, 8) OBP: 0.271, SLG: 0.263
5-3
F8
6-3
F7
1B
F7
6 0 1 0 0 0 3
Del Rice, R (1, 2) OBP: 0.320, SLG: 0.366
1B
2B
1B
F4
1B
2B
IBB
F8
K
5 2 2 0 1 1 1
Max Lanier, R (1, 1) OBP: 0.167, SLG: 0.151
Peanuts Lowrey, R (6, PH) OBP: 0.369, SLG: 0.424
Al Brazle, L (8, 1) OBP: 0.109, SLG: 0.109
2B
1-2
1B
1-3
FC4-6
2-H
1B
F6
F5
F4
2 0 1 0 0 0 0
1 0 1 1 0 0 0
3 0 0 0 0 0 3
St. Louis Cardinals @ Cincinnati Reds
Crosley Field, Cincinnati, OH
Tue Sep 25 1951, 3:33 AM EDT
Att. 3,042 - Unknown - 65 F
livebaseballscorecards.com
AB 52
R 3
H 12
RBI 3
BB 2
SO 8
LOB 18
Inning Stats
R: 0 E: 0 K: 0 S: 3
H: 0 LOB: 0 BB: 0 P: 3
R: 0 E: 0 K: 0 S: 3
H: 1 LOB: 0 BB: 0 P: 3
R: 1 E: 0 K: 0 S: 6
H: 3 LOB: 2 BB: 0 P: 6
R: 0 E: 0 K: 2 S: 7
H: 0 LOB: 0 BB: 0 P: 7
R: 0 E: 0 K: 0 S: 3
H: 0 LOB: 0 BB: 0 P: 3
R: 0 E: 0 K: 1 S: 5
H: 0 LOB: 0 BB: 0 P: 5
R: 0 E: 0 K: 0 S: 3
H: 0 LOB: 0 BB: 0 P: 3
R: 2 E: 0 K: 0 S: 7
H: 4 LOB: 2 BB: 0 P: 7
R: 0 E: 0 K: 1 S: 6
H: 1 LOB: 2 BB: 1 P: 10
R: 0 E: 0 K: 1 S: 5
H: 0 LOB: 0 BB: 0 P: 5
R: 0 E: 0 K: 1 S: 5
H: 0 LOB: 0 BB: 0 P: 5
R: 0 E: 0 K: 0 S: 5
H: 2 LOB: 2 BB: 0 P: 5
R: 0 E: 0 K: 1 S: 6
H: 1 LOB: 2 BB: 1 P: 10
R: 0 E: 0 K: 1 S: 5
H: 0 LOB: 0 BB: 0 P: 5
1B: 9 2B: 3 3B: 0 HR: 0
SF: 0 SAC: 1 DP: 1 HBP: 0
WP: 0 PB: 0 SB: 0 CS: 0
PA: 55
PITCHER
IP WLS BF H R ER SO BB IBB HBP BLK WP HR S P ERA WHIP
Ken Raffensberger, L (1, 1) ERA: 3.44
14.0 W 55 12 3 3 8 0 2 0 0 0 0 0 69 77 1.93 0.857
PITCHER
IP WLS BF H R ER SO BB IBB HBP BLK WP HR S P ERA WHIP

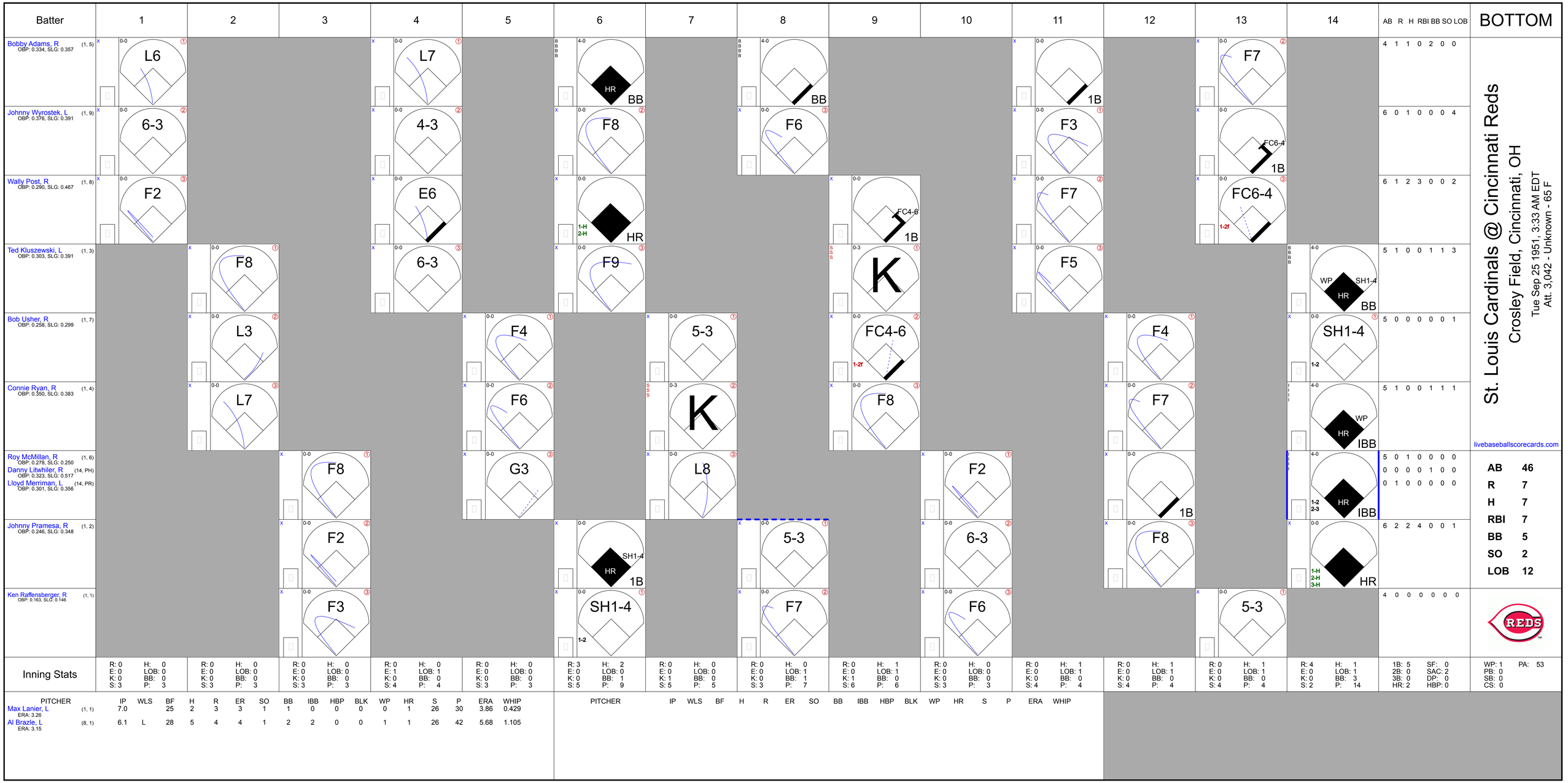

St. Louis Cardinals @ Cincinnati Reds

Crosley Field, Cincinnati, OH

Tue Sep 25 1951, 3:33 AM EDT
Att. 3,042 - Unknown - 65 F

livebaseballscorecards.com

Batter	1	2	3	4	5	6	7	8	9	10	11	12	13	14	AB R H RBI BB SO LOB
Bobby Adams, R (1, 5) OBP: 0.334, SLG: 0.357	L6			L7		HR BB		BB			1B		F7		4 1 1 0 2 0 0
Johnny Wyrostek, L (1, 9) OBP: 0.376, SLG: 0.391	6-3			4-3		F8		F6			F3		FC6-4 1B		6 0 1 0 0 0 4
Wally Post, R (1, 8) OBP: 0.290, SLG: 0.467	F2			E6		1-H 2-H HR			FC4-6 1B		F7		FC6-4 1-2f		6 1 2 3 0 0 2
Ted Kluszewski, L (1, 3) OBP: 0.303, SLG: 0.391		F8		6-3		F9			K		F5			WP SH1-4 HR BB	5 1 0 0 1 1 3
Bob Usher, R (1, 7) OBP: 0.258, SLG: 0.299		L3			F4		5-3		FC4-6 1-2f			F4		SH1-4 1-2	5 0 0 0 0 0 1
Connie Ryan, R (1, 4) OBP: 0.350, SLG: 0.383		L7			F6		K		F8			F7		WP HR IBB	5 1 0 0 1 1 1
Roy McMillan, R (1, 6) OBP: 0.278, SLG: 0.250			F8		G3		L8			F2		1B		1-2 2-3 HR IBB	5 0 1 0 0 0 0
Danny Litwhiler, R (14, PH) OBP: 0.323, SLG: 0.517															0 0 0 0 1 0 0
Lloyd Merriman, L (14, PR) OBP: 0.301, SLG: 0.356															0 1 0 0 0 0 0
Johnny Pramesa, R (1, 2) OBP: 0.246, SLG: 0.348			F2			SH1-4 HR 1B		5-3		6-3		F8		1-H 2-H 3-H HR	6 2 2 4 0 0 1
Ken Raffensberger, R (1, 1) OBP: 0.163, SLG: 0.146			F3			SH1-4 1-2		F7		F6			5-3		4 0 0 0 0 0 0

Inning Stats	1	2	3	4	5	6	7	8	9	10	11	12	13	14
	R: 0 E: 0 K: 0 S: 3	H: 0 LOB: 0 BB: 0 P: 3	R: 0 E: 0 K: 0 S: 3	H: 0 LOB: 0 BB: 0 P: 3	R: 0 E: 0 K: 0 S: 3	H: 0 LOB: 0 BB: 0 P: 3	R: 0 E: 1 K: 0 S: 4	H: 0 LOB: 1 BB: 0 P: 4	R: 0 E: 0 K: 0 S: 3	H: 0 LOB: 0 BB: 0 P: 3	R: 3 E: 0 K: 0 S: 5	H: 2 LOB: 0 BB: 1 P: 9	R: 0 E: 0 K: 1 S: 5	H: 0 LOB: 0 BB: 0 P: 5
									R: 0 E: 0 K: 0 S: 3	H: 0 LOB: 1 BB: 1 P: 7	R: 0 E: 0 K: 1 S: 6	H: 1 LOB: 1 BB: 0 P: 6	R: 0 E: 0 K: 0 S: 3	H: 0 LOB: 0 BB: 0 P: 3
											R: 0 E: 0 K: 0 S: 4	H: 1 LOB: 1 BB: 0 P: 4	R: 0 E: 0 K: 0 S: 4	H: 1 LOB: 1 BB: 0 P: 4
													R: 0 E: 0 K: 0 S: 4	H: 1 LOB: 1 BB: 0 P: 4
													R: 4 E: 0 K: 0 S: 2	H: 1 LOB: 1 BB: 3 P: 14

PITCHER		IP	WLS	BF	H	R	ER	SO	BB	IBB	HBP	BLK	WP	HR	S	P	ERA	WHIP
Max Lanier, L ERA: 3.26	(1, 1)	7.0		25	2	3	3	1	1	0	0	0	0	1	26	30	3.86	0.429
Al Brazle, L ERA: 3.15	(8, 1)	6.1	L	28	5	4	4	1	2	2	0	0	1	1	26	42	5.68	1.105

PITCHER	IP	WLS	BF	H	R	ER	SO	BB	IBB	HBP	BLK	WP	HR	S	P	ERA	WHIP

AB	R	H	RBI	BB	SO	LOB
4	1	1	0	2	0	0
6	0	1	0	0	0	4
6	1	2	3	0	0	2
5	1	0	0	1	1	3
5	0	0	0	0	0	1
5	1	0	0	1	1	1
5	0	1	0	0	0	0
0	0	0	0	1	0	0
0	1	0	0	0	0	0
6	2	2	4	0	0	1
4	0	0	0	0	0	0

AB	46
R	7
H	7
RBI	7
BB	5
SO	2
LOB	12

1B: 5	SF: 0	WP: 1	PA: 53
2B: 0	SAC: 2	PB: 0	
3B: 0	DP: 0	SB: 0	
HR: 2	HBP: 0	CS: 0	

Batter	1	2	3	4	5	6	7	8	9	AB	R	H	RBI	BB	SO	LOB
Bobby Adams, R (1, 5) OBP: 0.338, SLG: 0.358	4-1	1-2 3B 1B 3-H			BBBB 4-0 G3 BB		BBBB 4-0 1-2 BB			2	1	1	1	2	0	0
Connie Ryan, R (1, 4) OBP: 0.351, SLG: 0.387	BBBB 4-0 G5-3 BB BB	0-0 1-H 2-H 3B			0-0 G3 1-2		0-0 G5-3 2-3f			3	0	1	2	1	0	3
Wally Post, R (1, 8) OBP: 0.314, SLG: 0.455	BBBB 4-0 1-2 BB	0-0 6-3			0-0 F5			0-0 FC1-6 1B		3	0	1	0	1	0	2
Ted Kluszewski, L (1, 3) OBP: 0.301, SLG: 0.388	0-0 G5-3 2-3f		0-0 F9		0-0 F8			0-0 FC1-6 CS 1-2f		4	0	0	0	0	0	4
Joe Adcock, R (1, 7) OBP: 0.292, SLG: 0.385 Lloyd Merriman, L (9, 7) OBP: 0.301, SLG: 0.356		0-0 4-3	0-0 1-3			BBBB 4-0 G5-4-3 BB		0-0 F8 1-2		3 0	0 0	0 0	0 0	1 0	0 0	1 0
Bob Usher, R (1, 9) OBP: 0.258, SLG: 0.302		0-0 3B 2B	0-0 F7			0-0 G5-4-3 1-2f			0-0 1-3	4	1	1	0	0	0	1
Roy McMillan, R (1, 6) OBP: 0.273, SLG: 0.245		0-0 F7		SSS 0-3 K		0-0 5-3			SSS 0-3 K	4	0	0	0	0	2	1
Dixie Howell, R (1, 2) OBP: 0.302, SLG: 0.319		0-0 1B 2-H 3B		0-0 6-3			0-0 5-3		0-0 F2	4	1	1	1	0	0	0
Herm Wehmeier, R (1, 1) OBP: 0.305, SLG: 0.328		BBBB 4-0 1B 3B BB		0-0 1-4-3			0-0 G5-3 BB 1B			2	1	1	0	1	0	0
Inning Stats	R: 0 E: 0 K: 0 S: 2 H: 0 LOB: 1 BB: 2 P: 10	R: 4 E: 0 K: 0 S: 7 H: 4 LOB: 1 BB: 1 P: 11	R: 0 E: 0 K: 0 S: 3 H: 0 LOB: 0 BB: 0 P: 3	R: 0 E: 0 K: 1 S: 5 H: 0 LOB: 0 BB: 0 P: 5	R: 0 E: 0 K: 0 S: 3 H: 0 LOB: 1 BB: 1 P: 7	R: 0 E: 0 K: 0 S: 2 H: 0 LOB: 0 BB: 1 P: 6	R: 0 E: 0 K: 0 S: 3 H: 1 LOB: 1 BB: 1 P: 7	R: 0 E: 0 K: 0 S: 3 H: 1 LOB: 0 BB: 0 P: 3	R: 0 E: 0 K: 1 S: 5 H: 0 LOB: 0 BB: 0 P: 5	1B: 3 2B: 1 3B: 2 HR: 0 SF: 0 SAC: 0 DP: 3 HBP: 0						

TOP

Cincinnati Reds @ Pittsburgh Pirates

Forbes Field, Pittsburgh, PA

Fri Sep 28 1951, 3:33 AM EDT

Att. 4,250 - Unknown - 47 F

livebaseballscorecards.com

AB	29
R	4
H	6
RBI	4
BB	6
SO	2
LOB	12

WP: 0 PB: 0 SB: 0 CS: 1

PA: 35

PITCHER		IP	WLS	BF	H	R	ER	SO	BB	IBB	HBP	BLK	WP	HR	S	P	ERA	WHIP
Len Yochim, L ERA: 8.31	(1, 1)	1.2	L	11	4	4	4	0	3	0	0	0	0	0	8	20	21.60	4.200
Bill Werle, L ERA: 6.04	(2, 1)	6.1		21	2	0	0	1	3	0	0	0	0	0	20	32	0.00	0.789
Ted Wilks, R ERA: 2.99	(9, 1)	1.0		3	0	0	0	1	0	0	0	0	0	0	5	5	0.00	0.000

PITCHER	IP	WLS	BF	H	R	ER	SO	BB	IBB	HBP	BLK	WP	HR	S	P	ERA	WHIP

Cincinnati Reds @ Pittsburgh Pirates

Forbes Field, Pittsburgh, PA

Fri Sep 28 1951, 3:33 AM EDT

Att. 4,250 - Unknown - 47 F

livebaseballscorecards.com

BOTTOM

Batter	1	2	3	4	5	6	7	8	9	AB	R	H	RBI	BB	SO	LOB
Dick Smith, R (1, 5) OBP: 0.341, SLG: 0.194	BBBB 4-0 E 1B BB	x 0-0 ③ FC6-4 1-2f		BBBB 4-0 BB		x 0-0 ② 5-3			x 0-0 ① 4-3	3	1	0	0	2	0	1
George Metkovich, L (1, 3) OBP: 0.341, SLG: 0.382	x 0-0 ① F8 1-2		x 0-0 FC6-4 1B	x 0-0 ③ G3		x 0-0 ③ 4-3			x 0-0 ② F7	5	0	1	0	0	0	3
Gus Bell, L (1, 9) OBP: 0.332, SLG: 0.448	SSS 0-3 ② K		x 0-0 ① F4		x 0-0 ① F4		x 0-0 3B		x 0-0 ③ F5	5	0	1	0	0	1	2
Ralph Kiner, R (1, 7) OBP: 0.452, SLG: 0.625	IIII 4-0 1B IBB		x 0-0 ② FC6-4 1B 1-2f		x 0-0 ② F7		x 0-0 ① F9			3	0	0	0	1	0	2
Frank Thomas, R (1, 8) OBP: 0.310, SLG: 0.397	x 0-0 FC6-4 1-2 2-H 1B		x 0-0 1-2 1B		x 0-0 HR 1B		x 0-0 ② 1-3			4	1	3	1	0	0	1
Jack Merson, R (1, 4) OBP: 0.429, SLG: 0.634	x 0-0 ③ FC6-4 1-2f		x 0-0 ③ F8		x 0-0 1-H HR		SSS 0-3 ③ K			4	1	1	2	0	1	5
Clyde McCullough, R (1, 2) OBP: 0.366, SLG: 0.441		SSS 0-3 ① K		SSS 0-3 ① K	x 0-0 2B			x 0-0 ① 6-3		4	0	1	0	0	2	0
Dick Cole, R (1, 6) OBP: 0.327, SLG: 0.274 Joe Garagiola, L (8, PH) OBP: 0.336, SLG: 0.412 Pete Castiglione, R (9, 6) OBP: 0.312, SLG: 0.362		x 0-0 ② F8		x 0-0 1-3 2B	x 0-0 ③ F4			x 0-0 ② F8		3 1 0	0 0 0	1 0 0	0 0 0	0 0 0	0 0 0	1 0 0
Len Yochim, L (1, 1) Bill Werle, L (2, 1) OBP: 0.317, SLG: 0.385 Bill Howerton, L (8, PH) OBP: 0.348, SLG: 0.460 Ted Wilks, R (9, 1)		BBBB 4-0 FC6-4 BB		x 0-0 ② 1-3 2-3		SSS 0-3 ① K		x 0-0 ③ F8		0 2 1 0	0 0 0 0	0 0 0 0	0 1 0 0	0 1 0 0	0 1 0 0	0 1 0 0
Inning Stats	R: 1 E: 1 K: 1 S: 6 H: 1 LOB: 2 BB: 2 P: 14	R: 0 E: 0 K: 1 S: 5 H: 0 LOB: 1 BB: 1 P: 9	R: 0 E: 0 K: 0 S: 5 H: 2 LOB: 2 BB: 0 P: 5	R: 0 E: 0 K: 1 S: 6 H: 1 LOB: 2 BB: 1 P: 10	R: 2 E: 0 K: 0 S: 6 H: 3 LOB: 1 BB: 0 P: 6	R: 0 E: 0 K: 1 S: 5 H: 0 LOB: 0 BB: 0 P: 5	R: 0 E: 0 K: 1 S: 6 H: 1 LOB: 1 BB: 0 P: 6	R: 0 E: 0 K: 0 S: 3 H: 0 LOB: 0 BB: 0 P: 3	R: 0 E: 0 K: 0 S: 3 H: 0 LOB: 0 BB: 0 P: 3	1B: 4 2B: 2 3B: 1 HR: 1		SF: 0 SAC: 0 DP: 0 HBP: 0				

	AB	35
	R	3
	H	8
	RBI	3
	BB	4
	SO	5
	LOB	16

WP: 0 PB: 0 SB: 0 CS: 0 PA: 39

PITCHER	IP	WLS	BF	H	R	ER	SO	BB	IBB	HBP	BLK	WP	HR	S	P	ERA	WHIP
Herm Wehmeier, R (1, 1) ERA: 3.66	9.0	W	39	8	3	3	5	3	1	0	0	0	1	45	61	3.00	1.222

PITCHER	IP	WLS	BF	H	R	ER	SO	BB	IBB	HBP	BLK	WP	HR	S	P	ERA	WHIP

Cincinnati Reds @ Pittsburgh Pirates

Forbes Field, Pittsburgh, PA

Sat Sep 29 1951, 3:33 AM EDT

Att. 13,843 - Unknown - 60 F

TOP

livebaseballscorecards.com

Batter	1	2	3	4	5	6	7	8	9	AB	R	H	RBI	BB	SO	LOB
Bobby Adams, R (1, 4) OBP: 0.337, SLG: 0.357	F7		5-3		5-3		1B			4	0	1	0	0	0	1
Lloyd Merriman, L (1, 7) OBP: 0.301, SLG: 0.358	K		F8		3-H 2B		F5			4	0	1	1	0	1	1
Wally Post, R (1, 8) OBP: 0.282, SLG: 0.405	5-3			5-3	F8			4-3		4	0	0	0	0	0	1
Ted Kluszewski, L (1, 3) OBP: 0.302, SLG: 0.389		4-3 S 1B 1B		4-3		K2-3		G6-4-3 1B		4	1	2	0	0	1	0
Hank Edwards, L (1, 9) OBP: 0.366, SLG: 0.443		K 1-2		HR		K		G6-4-3 1-2f		4	1	1	1	0	2	2
Grady Hatton, L (1, 5) OBP: 0.321, SLG: 0.335		4-3 2-3		F8		S 1B 1B			K	4	0	1	0	0	1	1
Roy McMillan, R (1, 6) OBP: 0.277, SLG: 0.250		3-H 1B			K	1-H 1B			6-3	4	0	2	1	0	1	0
Hobie Landrith, L (1, 2) OBP: 0.400, SLG: 0.500		4-3			3B 1B	F9			1B	4	1	2	0	0	0	1
Ewell Blackwell, R (1, 1) OBP: 0.333, SLG: 0.390 Ted Tappe, L (7, PH) OBP: 0.333, SLG: 0.333 Frank Smith, R (7, 1)			K		1-H 2B 3B	4-3			K	2	1	1	1	0	1	0
										1	0	0	0	0	0	0
										1	0	0	0	0	1	1
Inning Stats	R: 0 E: 0 K: 1 S: 5 H: 0 LOB: 0 BB: 0 P: 5	R: 1 E: 0 K: 1 S: 7 H: 2 LOB: 1 BB: 0 P: 7	R: 0 E: 0 K: 1 S: 5 H: 0 LOB: 0 BB: 0 P: 5	R: 1 E: 0 K: 0 S: 4 H: 1 LOB: 0 BB: 0 P: 4	R: 2 E: 0 K: 1 S: 8 H: 3 LOB: 1 BB: 0 P: 8	R: 0 E: 0 K: 2 S: 8 H: 2 LOB: 2 BB: 0 P: 8	R: 0 E: 0 K: 0 S: 4 H: 1 LOB: 1 BB: 0 P: 4	R: 0 E: 0 K: 0 S: 3 H: 1 LOB: 0 BB: 0 P: 3	R: 0 E: 0 K: 2 S: 8 H: 1 LOB: 1 BB: 0 P: 8	1B: 8 2B: 1 3B: 1 HR: 1 SF: 0 SAC: 0 DP: 1 HBP: 0						

AB	36
R	4
H	11
RBI	4
BB	0
SO	8
LOB	8

WP: 0 PB: 0 SB: 2 CS: 0 PA: 36

PITCHER	IP	WLS	BF	H	R	ER	SO	BB	IBB	HBP	BLK	WP	HR	S	P	ERA	WHIP
Murry Dickson, R (1, 1) ERA: 4.02	9.0	L	36	11	4	4	8	0	0	0	0	0	1	52	52	4.00	1.222

PITCHER	IP	WLS	BF	H	R	ER	SO	BB	IBB	HBP	BLK	WP	HR	S	P	ERA	WHIP

BOTTOM

Cincinnati Reds @ Pittsburgh Pirates

Forbes Field, Pittsburgh, PA

Sat Sep 29 1951, 3:33 AM EDT

Att. 13,843 - Unknown - 60 F

Batter	1	2	3	4	5	6	7	8	9	AB	R	H	RBI	BB	SO	LOB
Dick Smith, R (1, 5) OBP: 0.313, SLG: 0.175	6-3		E4 CS			4-3	K			4	0	0	0	0	1	0
George Metkovich, L (1, 3) OBP: 0.342, SLG: 0.383	S 1B 1B		F8			BB 1B F7 1B		4-3		4	1	2	0	0	0	1
Gus Bell, L (1, 9) OBP: 0.331, SLG: 0.447	K 1-2		CS 1-2	F7		BB E 1-2 1B		4-3		4	1	1	0	0	1	1
Ralph Kiner, R (1, 7) OBP: 0.452, SLG: 0.624	2-H 1B			K		E 1-2 2-3 BB		K		3	0	1	0	1	2	0
Bill Howerton, L (1, 8) OBP: 0.350, SLG: 0.475		3B		K		F7 3-H			3B	4	0	2	1	0	1	2
Jack Merson, R (1, 4) OBP: 0.391, SLG: 0.578		K			F6	E4 1-2 2-H			1-3	4	0	0	0	0	1	3
Clyde McCullough, R (1, 2) OBP: 0.366, SLG: 0.440 Joe Garagiola, L (9, PH) OBP: 0.335, SLG: 0.411		5-3			1B	K			F4	3 1	0 0	1 0	0 0	0 0	1 0	3 1
Dick Cole, R (1, 6) OBP: 0.323, SLG: 0.270 Tom Saffell, L (7, PH) OBP: 0.261, SLG: 0.250 Pete Castiglione, R (8, 6) OBP: 0.311, SLG: 0.361		F3			L7		4-3		F2	2 1 1	0 0 0	0 0 0	0 0 0	0 0 0	0 0 0	2 0 1
Murry Dickson, R (1, 1) OBP: 0.279, SLG: 0.336			F7		1-3		F8			3	0	0	0	0	0	1
Inning Stats	R: 0 H: 2 E: 0 LOB: 2 K: 1 BB: 0 S: 6 P: 6	R: 0 H: 1 E: 0 LOB: 1 K: 1 BB: 0 S: 6 P: 6	R: 0 H: 0 E: 1 LOB: 0 K: 0 BB: 0 S: 3 P: 3	R: 0 H: 0 E: 0 LOB: 0 K: 2 BB: 0 S: 7 P: 7	R: 0 H: 1 E: 0 LOB: 1 K: 0 BB: 0 S: 4 P: 4	R: 2 H: 2 E: 1 LOB: 2 K: 1 BB: 1 S: 8 P: 12	R: 0 H: 0 E: 0 LOB: 0 K: 1 BB: 0 S: 5 P: 5	R: 0 H: 0 E: 0 LOB: 0 K: 1 BB: 0 S: 5 P: 5	R: 0 H: 1 E: 0 LOB: 1 K: 0 BB: 0 S: 4 P: 4	1B: 5 SF: 0 2B: 0 SAC: 0 3B: 2 DP: 0 HR: 0 HBP: 0						

livebaseballscorecards.com

AB	34
R	2
H	7
RBI	1
BB	1
SO	7
LOB	15

WP: 0 PA: 36
PB: 0
SB: 1
CS: 1

PITCHER		IP	WLS	BF	H	R	ER	SO	BB	IBB	HBP	BLK	WP	HR	S	P	ERA	WHIP
Ewell Blackwell, R ERA: 3.44	(1, 1)	6.0	W	25	6	2	1	5	1	0	0	0	0	0	34	38	1.50	1.167
Frank Smith, R ERA: 3.34	(7, 1)	3.0	S	10	1	0	0	2	0	0	0	0	0	0	14	14	0.00	0.333

PITCHER	IP	WLS	BF	H	R	ER	SO	BB	IBB	HBP	BLK	WP	HR	S	P	ERA	WHIP

Cincinnati Reds @ Pittsburgh Pirates

Forbes Field, Pittsburgh, PA

Sun Sep 30 1951, 3:33 AM EST

Att. 9,068 - Cloudy - 70 F

livebaseballscorecards.com

Batter	1	2	3	4	5	6	7	8	9	10	11	AB	R	H	RBI	BB	SO	LOB
Bobby Adams, R (1, 5) OBP: 0.338, SLG: 0.357	F6		HR 1B			F9		FC3-2 BB 1-2 2-3 1B		6-3		5	1	2	0	0	0	0
Connie Ryan, R (1, 4) OBP: 0.350, SLG: 0.391	F6		1-H HR			K		K		F9		5	1	1	2	0	2	3
Wally Post, R (1, 8) OBP: 0.273, SLG: 0.366	F2		F9			1-3		BBBB FC3-2 BB 1-2 2-3 3-H		K		4	0	0	1	1	1	0
Ted Kluszewski, L (1, 3) OBP: 0.301, SLG: 0.387		F9		F8			1-3 1B	FC3-2 1-2 2-3 3-Hf			6-3	5	0	1	0	0	0	3
Joe Adcock, R (1, 7) OBP: 0.288, SLG: 0.380		L8		K			L7	4-3			F9	5	0	0	0	0	1	4
Bob Usher, R (1, 9) OBP: 0.257, SLG: 0.310		HR		F8			1-3 1-2		4-3		K	5	1	1	1	0	1	1
Roy McMillan, R (1, 6) OBP: 0.272, SLG: 0.245		F6			L5		F2		L9			4	0	0	0	0	0	1
Hobie Landrith, L (1, 2) OBP: 0.429, SLG: 0.462			6-3		F8			BBBB 1B 1B BB BB	FC6-4 1B			3	1	1	0	1	0	0
Howie Fox, R (1, 1) OBP: 0.139, SLG: 0.186 Lloyd Merriman, L (8, PH) OBP: 0.303, SLG: 0.359 Frank Smith, R (8, 1)			K		F8			BB 1B 1-2 FC3-2 1B	FC6-4 1-2f			2 1 1	0 0 0	0 1 0	0 0 0	0 0 0	1 0 0	0 0 1
Inning Stats	R: 0 H: 0 E: 0 LOB: 0 K: 0 BB: 0 S: 3 P: 3	R: 1 H: 1 E: 0 LOB: 0 K: 0 BB: 0 S: 4 P: 4	R: 2 H: 2 E: 0 LOB: 0 K: 1 BB: 0 S: 7 P: 7	R: 0 H: 0 E: 0 LOB: 0 K: 1 BB: 0 S: 5 P: 5	R: 0 H: 0 E: 0 LOB: 0 K: 0 BB: 0 S: 3 P: 3	R: 0 H: 0 E: 0 LOB: 0 K: 1 BB: 0 S: 5 P: 5	R: 0 H: 1 E: 0 LOB: 1 K: 0 BB: 0 S: 4 P: 4	R: 1 H: 2 E: 0 LOB: 3 K: 1 BB: 2 S: 7 P: 15	R: 0 H: 1 E: 0 LOB: 1 K: 0 BB: 0 S: 4 P: 4	R: 0 H: 0 E: 0 LOB: 0 K: 1 BB: 0 S: 5 P: 5	R: 0 H: 0 E: 0 LOB: 0 K: 1 BB: 0 S: 5 P: 5	1B: 5 SF: 0 2B: 0 SAC: 0 3B: 0 DP: 0 HR: 2 HBP: 0						WP: 0 PA: 42 PB: 0 SB: 0 CS: 0

TOP	
AB	40
R	4
H	7
RBI	4
BB	2
SO	6
LOB	13

PITCHER		IP	WLS	BF	H	R	ER	SO	BB	IBB	HBP	BLK	WP	HR	S	P	ERA	WHIP
Howie Pollet, L ERA: 4.98	(1, 1)	3.0		12	3	3	3	1	0	0	0	0	0	2	14	14	9.00	1.000
Ted Wilks, R ERA: 2.95	(4, 1)	4.1		18	3	1	1	3	2	0	0	0	0	0	22	30	2.08	1.154
Bill Werle, L ERA: 5.89	(8, 1)	3.2	W	12	1	0	0	2	0	0	0	0	0	0	16	16	0.00	0.273

PITCHER	IP	WLS	BF	H	R	ER	SO	BB	IBB	HBP	BLK	WP	HR	S	P	ERA	WHIP

Batter	1	2	3	4	5	6	7	8	9	10	11	AB	R	H	RBI	BB	SO	LOB
Dick Smith, R (1, 5) OBP: 0.296, SLG: 0.174	K		4-3		FC6-4 1-2f		1B 1-2 2-H		4-3		K	6	0	1	1	0	2	4
George Metkovich, L (1, 3) OBP: 0.339, SLG: 0.379 Jack Phillips, R (8, 3) OBP: 0.304, SLG: 0.321	1-3			F9		G3	FC5-4-2-5 1-2 2-H			5-3 2B	F3	4 2	0 0	0 1	0 0	0 0	0 0	2 2
Gus Bell, L (1, 9) OBP: 0.330, SLG: 0.443	F7			5-3		4-3	F8			F4	HR 1-2	5	1	0	0	1	0	3
Ralph Kiner, R (1, 7) OBP: 0.452, SLG: 0.627		F9		1B		F9		F8		5-3 IBB	1-H 2-H 3-H HR	5	1	2	4	1	0	0
Bill Howerton, L (1, 8) OBP: 0.353, SLG: 0.475 Frank Thomas, R (8, PH) OBP: 0.306, SLG: 0.392 (9, 8)		BB		5-3			2B 1B	5-3		5-3 1-2 2-3		2 2	1 0	1 0	0 0	1 0	0 0	1 2
Joe Garagiola, L (1, 2) OBP: 0.339, SLG: 0.423		F8			4-3		1B 1-3 2B	F9		IBB		4	2	2	0	1	0	1
Jack Merson, R (1, 4) OBP: 0.373, SLG: 0.540		5-3			4-3 3-H		1B 2-3 3-H 1B		F8	K		5	1	1	2	0	1	4
Dick Cole, R (1, 6) OBP: 0.325, SLG: 0.282			L5		5-3		1B 1-2 3-H FC5-4-2-5 1B		5-3		SH HR 2B	5	1	2	1	0	0	0
Howie Pollet, L (1, 1) OBP: 0.289, SLG: 0.135 Tom Saffell, L (3, PH) OBP: 0.257, SLG: 0.246 Ted Wilks, R (4, 1) OBP: 0.143, SLG: 0.077 Bill Werle, L (8, 1) OBP: 0.333, SLG: 0.400			F7		FC6-4 1B		K		1B		SH BB HR 2-3	0 1 2 1	0 0 0 1	0 0 1 1	0 0 0 0	0 0 0 0	0 0 1 0	0 0 2 0
Inning Stats	R: 0 H: 0 E: 0 LOB: 0 K: 1 BB: 0 S: 5 P: 5	R: 0 H: 0 E: 0 LOB: 1 K: 0 BB: 1 S: 3 P: 7	R: 0 H: 0 E: 0 LOB: 0 K: 0 BB: 0 S: 3 P: 3	R: 0 H: 1 E: 0 LOB: 1 K: 0 BB: 0 S: 4 P: 4	R: 1 H: 2 E: 0 LOB: 1 K: 0 BB: 0 S: 5 P: 5	R: 0 H: 0 E: 0 LOB: 0 K: 0 BB: 0 S: 3 P: 3	R: 3 H: 5 E: 0 LOB: 2 K: 1 BB: 0 S: 10 P: 10	R: 0 H: 0 E: 0 LOB: 0 K: 0 BB: 0 S: 3 P: 3	R: 0 H: 1 E: 0 LOB: 1 K: 0 BB: 0 S: 4 P: 4	R: 0 H: 1 E: 0 LOB: 3 K: 1 BB: 2 S: 6 P: 14	R: 4 H: 2 E: 1 LOB: 0 K: 1 BB: 1 S: 7 P: 11	1B: 7 SF: 0 2B: 3 SAC: 1 3B: 1 DP: 0 HR: 1 HBP: 0						WP: 0 PA: 49 PB: 0 SB: 0 CS: 0

PITCHER		IP	WLS	BF	H	R	ER	SO	BB	IBB	HBP	BLK	WP	HR	S	P	ERA	WHIP
Howie Fox, R ERA: 3.95	(1, 1)	7.0		30	8	4	4	2	1	0	0	0	0	0	33	37	5.14	1.286
Frank Smith, R ERA: 3.18	(8, 1)	3.2	L	19	4	4	0	2	1	2	0	0	0	1	20	32	0.00	1.364

PITCHER	IP	WLS	BF	H	R	ER	SO	BB	IBB	HBP	BLK	WP	HR	S	P	ERA	WHIP

BOTTOM

Cincinnati Reds @ Pittsburgh Pirates

Forbes Field, Pittsburgh, PA

Sun Sep 30 1951, 3:33 AM EST

Att. 9,068 - Cloudy - 70 F

livebaseballscorecards.com

AB	44
R	8
H	12
RBI	8
BB	4
SO	4
LOB	21