Cincinnati Reds - 1952

Batter	1	2	3	4	5	6	7	8	9	10	AB	R	H	RBI	BB	SO	LOB
Eddie Miksis, R (1, 4) OBP: 0.500, SLG: 1.000	F8		1B HR 2B	4-3		1-3			F8	6-3	2	0	1	0	0	0	0
Bob Ramazzotti, R (3, PR) (3, 4)											0	1	0	0	0	0	0
Bud Hardin, R (4, PH) (4, 4)											4	0	0	0	0	0	4
Dee Fondy, L (1, 3) OBP: 0.400, SLG: 0.250	1B		BBB 1B HR BB	F8			F1		F8		4	1	1	0	1	0	0
Frank Baumholtz, L (1, 9) OBP: 0.600, SLG: 0.750	F3		1-2 2-3 HR 1B		1-3		2B		BBB BB		4	1	2	0	1	0	1
Hank Sauer, R (1, 7) OBP: 0.200, SLG: 0.800	4-3		1-H 2-H 3-H HR		F8		F7		SSS K		5	1	1	4	0	1	3
Randy Jackson, R (1, 5) OBP: 0.600, SLG: 1.250		HR	F6		1-3		IBB			BLK 1B 1B	4	2	2	1	1	0	1
Toby Atwell, L (1, 2) OBP: 0.600, SLG: 0.500		2-3 1B	1B 1B			BBB 2B BB	F5			4-3 1-2	4	0	2	0	1	0	3
Hal Jeffcoat, R (1, 8) OBP: 0.200, SLG: 0.200		2-3 1-2	1-3 1B			F7		F6		F4	5	0	1	0	0	0	3
Roy Smalley, R (1, 6) OBP: 0.400, SLG: 0.500		SSS K	F7			1-3 2B		F5		1B IBB	4	0	1	0	1	1	3
Paul Minner, L (1, 1)		SSS K		5-3		SSS K		F8		1-2 2-H 1B	2	0	0	0	0	1	1
Johnny Klippstein, R (5, 1)											2	0	0	0	0	1	2
Joe Hatten, R (9, 1)											0	0	0	0	0	0	0
Gene Hermanski, L (10, PH) OBP: 1.000, SLG: 1.000											1	0	1	1	0	0	0
Dutch Leonard, R (10, 1)											0	0	0	0	0	0	0
Inning Stats	R: 0 E: 0 K: 0 S: 4 H: 1 LOB: 1 BB: 0 P: 4	R: 1 E: 0 K: 2 S: 9 H: 2 LOB: 1 BB: 0 P: 9	R: 4 E: 0 K: 0 S: 7 H: 5 LOB: 2 BB: 1 P: 11	R: 0 E: 0 K: 0 S: 3 H: 0 LOB: 0 BB: 0 P: 3	R: 0 E: 0 K: 0 S: 3 H: 0 LOB: 0 BB: 0 P: 3	R: 0 E: 0 K: 1 S: 6 H: 1 LOB: 2 BB: 1 P: 10	R: 0 E: 0 K: 0 S: 4 H: 1 LOB: 2 BB: 1 P: 8	R: 0 E: 0 K: 0 S: 3 H: 0 LOB: 0 BB: 0 P: 3	R: 0 E: 0 K: 1 S: 5 H: 0 LOB: 1 BB: 1 P: 9	R: 1 E: 0 K: 0 S: 5 H: 2 LOB: 2 BB: 1 P: 9	1B: 7 2B: 3 3B: 0 HR: 2 SF: 0 SAC: 0 DP: 0 HBP: 0	WP: 0 PB: 0 SB: 0 CS: 0 PA: 46					

PITCHER	IP	WLS	BF	H	R	ER	SO	BB	IBB	HBP	BLK	WP	HR	S	P	ERA	WHIP
Herm Wehmeier, R (1, 1) ERA: 15.0	3.0		17	8	5	5	2	1	0	0	0	0	2	20	24	15.00	3.000
Harry Perkowski, L (4, 1) ERA:	3.0		11	1	0	0	1	1	0	0	0	0	0	12	16	0.00	0.667
Frank Hiller, R (7, 1) ERA: 2.25	4.0	L	18	3	1	1	1	1	2	0	1	0	0	17	29	2.25	1.000

PITCHER	IP	WLS	BF	H	R	ER	SO	BB	IBB	HBP	BLK	WP	HR	S	P	ERA	WHIP

TOP

Chicago Cubs @ Cincinnati Reds

Crosley Field, Cincinnati, OH

Tue Apr 15 1952, 3:33 AM EST
Att. 28,517 - Unknown

livebaseballscorecards.com

AB	41
R	6
H	12
RBI	6
BB	5
SO	4
LOB	21

Chicago Cubs @ Cincinnati Reds

Crosley Field, Cincinnati, OH

Tue Apr 15 1952, 3:33 AM EST

Att. 28,517 - Unknown

livebaseballscorecards.com

Batter	1	2	3	4	5	6	7	8	9	10	AB	R	H	RBI	BB	SO	LOB
Grady Hatton, L (1, 4) OBP: 0.500, SLG: 0.667	G3		BB FC5-4 1B / 1B		1B FC6-4 6-3 / 1B	L3 1-2		K		PB / 2B	6	2	3	0	0	1	1
Bobby Adams, R (1, 5) OBP: 0.667, SLG: 0.800	F8		E BB 1-2 / 1B		6-3 1-2		FC6-4 G3 / 2B		1B SH5-4 / 1B	PB / BB	5	2	3	0	1	0	1
Johnny Wyrostek, L (1, 9) OBP: 0.800, SLG: 0.500	F5		FC5-4 1-2 2-3 / BB		FC6-4 2-3 / 1B		FC6-4 / BB		SH5-4 1-2	FC6-4 1-2 2-3 / IBB	2	0	1	0	3	0	0
Joe Adcock, R (1, 7) OBP: 0.333, SLG: 0.500		2B	FC5-4 1B 1-2f 2-H 3-H		FC6-4 BB 1B 1-2f 3-H		FC6-4 G3 1-2f 2-3		1B 2-3	FC6-4 1-2f	6	0	2	2	0	0	7
Ted Kluszewski, L (1, 3) OBP: 0.600, SLG: 0.500		F5	FC6-4 2-3 / 1B		BB 1-2 / 1B		G3 1-2 3-H		IBB		4	0	2	1	1	0	2
Bob Borkowski, R (1, 8) Hank Edwards, L (9, PH) Wally Post, R (9, PH) (10, 8)		FC5-4 BB	FC6-4 1-2f		1-2 2-3 BB		K		K		2 0 1	0 0 0	0 0 0	0 0 0	2 0 1	1 0 3	3 0 3
Andy Seminick, R (1, 2) OBP: 0.200, SLG: 0.800	F3			K2-3	5-3			HR	F7		5	1	1	1	0	1	8
Roy McMillan, R (1, 6)	FC5-4 1-2f			F6		1-3		4-3		5-3	5	0	0	0	0	0	2
Herm Wehmeier, R (1, 1) Johnny Temple, R (3, PH) Harry Perkowski, L (4, 1) Dick Sisler, L (6, PH) Frank Hiller, R (7, 1) Eddie Pellagrini, R (10, PH)			F8	F3		L3 BB		K		F7	0 1 1 0 1 1	0 0 0 0 0 0	0 0 0 0 0 0	0 0 0 1 0 0	0 0 0 0 1 0	0 0 0 0 0 0	0 0 0 0 0 0
Inning Stats	R: 0 H: 0 E: 0 LOB: 0 K: 0 BB: 0 S: 3 P: 3	R: 0 H: 1 E: 0 LOB: 2 K: 0 BB: 1 S: 4 P: 8	R: 2 H: 3 E: 1 LOB: 2 K: 0 BB: 1 S: 6 P: 10	R: 0 H: 0 E: 0 LOB: 0 K: 1 BB: 0 S: 5 P: 5	R: 1 H: 3 E: 0 LOB: 3 K: 0 BB: 1 S: 6 P: 10	R: 0 H: 0 E: 0 LOB: 0 K: 0 BB: 1 S: 2 P: 6	R: 1 H: 1 E: 0 LOB: 1 K: 1 BB: 1 S: 6 P: 10	R: 1 H: 1 E: 0 LOB: 0 K: 2 BB: 0 S: 8 P: 8	R: 0 H: 2 E: 0 LOB: 3 K: 1 BB: 1 S: 7 P: 11	R: 0 H: 1 E: 0 LOB: 3 K: 0 BB: 2 S: 4 P: 12	1B: 8 2B: 4 3B: 0 HR: 1	SF: 0 SAC: 1 DP: 1 HBP: 0						

PITCHER		IP	WLS	BF	H	R	ER	SO	BB	IBB	HBP	BLK	WP	HR	S	P	ERA	WHIP
Paul Minner, L ERA: 5.79	(1, 1)	4.2		23	7	3	3	1	2	0	0	0	0	0	23	31	5.79	1.929
Johnny Klippstein, R ERA: 4.91	(5, 1)	3.2		18	4	2	2	3	3	1	0	0	0	1	20	36	4.91	1.909
Joe Hatten, L ERA:	(9, 1)	0.2	W	2	0	0	0	1	0	0	0	0	0	0	4	4	0.00	0.000
Dutch Leonard, R ERA:	(10, 1)	1.0	S	6	1	0	0	0	1	1	0	0	0	0	4	12	0.00	2.000

PITCHER		IP	WLS	BF	H	R	ER	SO	BB	IBB	HBP	BLK	WP	HR	S	P	ERA	WHIP

BOTTOM

AB	40
R	5
H	12
RBI	4
BB	8
SO	5
LOB	27

WP: 0 PA: 49
PB: 1
SB: 0
CS: 0

Chicago Cubs @ Cincinnati Reds

Crosley Field, Cincinnati, OH

Thu Apr 17 1952, 3:33 AM EST

Att. 1,973 - Unknown

livebaseballscorecards.com

Batter	1	2	3	4	5	6	7	8	9	AB	R	H	RBI	BB	SO	LOB
Bob Ramazzotti, R (1, 4) OBP: 0.250, SLG: 0.250	L6		4-3			G6-4-3 1-2 1B			6-3	4	0	1	0	0	0	1
Hal Jeffcoat, R (1, 8) OBP: 0.111, SLG: 0.111	L3			F8		G6-4-3 1-2f			K	4	0	0	0	0	1	2
Frank Baumholtz, L (1, 9) OBP: 0.444, SLG: 0.500	6-3			F5			G4-6-3 1B		4-3	4	0	1	0	0	0	0
Hank Sauer, R (1, 7) OBP: 0.125, SLG: 0.500		G3		F8			G4-6-3 1-2f			3	0	0	0	0	0	1
Randy Jackson, R (1, 5) OBP: 0.375, SLG: 0.714		1-4-3			6-3		6-3			3	0	0	0	0	0	0
Roy Smalley, R (1, 6) OBP: 0.375, SLG: 0.429		F8			F8			1-3 1B		3	0	1	0	0	0	0
Dee Fondy, L (1, 3) OBP: 0.250, SLG: 0.143			K		K			F7		3	0	0	0	0	2	1
Johnny Pramesa, R (1, 2)			F8			5-3		1-3 1-2		3	0	0	0	0	0	1
Bob Kelly, R (1, 1) OBP: 1.000, SLG: 1.000										2	0	2	0	0	0	0
Bill Serena, R (8, PH)										1	0	0	0	0	0	1
Bob Schultz, R (8, 1)			1B			1B		F8		0	0	0	0	0	0	0

TOP	
AB	30
R	0
H	5
RBI	0
BB	0
SO	3
LOB	7

Inning Stats	1	2	3	4	5	6	7	8	9	
	R: 0 E: 0 K: 0 S: 3	R: 0 E: 0 K: 0 S: 3	R: 0 E: 0 K: 1 S: 6	R: 0 E: 0 K: 0 S: 3	R: 0 E: 0 K: 1 S: 5	R: 0 E: 0 K: 0 S: 4	R: 0 E: 0 K: 0 S: 3	R: 0 E: 0 K: 0 S: 4	R: 0 E: 0 K: 1 S: 5	
	H: 0 LOB: 0 BB: 0 P: 3	H: 0 LOB: 0 BB: 0 P: 3	H: 1 LOB: 1 BB: 0 P: 6	H: 0 LOB: 0 BB: 0 P: 3	H: 0 LOB: 0 BB: 0 P: 5	H: 2 LOB: 1 BB: 0 P: 4	H: 1 LOB: 0 BB: 0 P: 3	H: 1 LOB: 1 BB: 0 P: 4	H: 0 LOB: 0 BB: 0 P: 5	
										1B: 5 2B: 0 3B: 0 HR: 0
										SF: 0 SAC: 0 DP: 2 HBP: 0
										WP: 0 PB: 0 SB: 0 CS: 0
										PA: 30

PITCHER		IP	WLS	BF	H	R	ER	SO	BB	IBB	HBP	BLK	WP	HR	S	P	ERA	WHIP
Ken Raffensberger, L ERA:	(1, 1)	9.0	W	30	5	0	0	3	0	0	0	0	0	0	36	36	0.00	0.556

PITCHER	IP	WLS	BF	H	R	ER	SO	BB	IBB	HBP	BLK	WP	HR	S	P	ERA	WHIP

Batter	1	2	3	4	5	6	7	8	9	AB	R	H	RBI	BB	SO	LOB
Grady Hatton, L (1, 4) OBP: 0.500, SLG: 0.900	S S S 0-3 K ①		x 0-0 HR	x 0-0 F8 ③			x 0-0 S 1B			4	1	2	1	0	1	1
Bobby Adams, R (1, 5) OBP: 0.500, SLG: 0.889	x 0-0 HR		x 0-0 F8 ①		S S S 0-3 K ①		x 0-0 F8 ③ 1-2			4	1	1	1	0	1	1
Johnny Wyrostek, L (1, 9) OBP: 0.667, SLG: 0.250	B B B B 4-0 1B BB		B B B B 4-0 1B F8 BB		x 0-0 4-3 ②			x 0-0 F2 ①		2	1	0	0	2	0	0
Ted Kluszewski, L (1, 3) OBP: 0.556, SLG: 0.500	x 0-0 1-2 1B		x 0-0 PB 1-3 1B		x 0-0 F7 ③			x 0-0 P6 ②		4	0	2	0	0	0	0
Joe Adcock, R (1, 7) OBP: 0.200, SLG: 0.300	x 0-0 F6 ②		x 0-0 F8 ② 3-H			S S S 0-3 K ①		x 0-0 F8 ③		4	0	0	1	0	1	3
Bob Borkowski, R (1, 8)	x 0-0 F8 ③		x 0-0 F9 ③ 1-2			S S S 0-3 K ②				3	0	0	0	0	1	3
Andy Seminick, R (1, 2) OBP: 0.250, SLG: 0.571		x 0-0 F5 ①		B B B B 4-0 4-1 BB		x 0-0 5-3 ③				2	0	0	0	1	0	0
Roy McMillan, R (1, 6)		x 0-0 5-3 ②		x 0-0 4-1 ① 1-2			x 0-0 F7 ①			3	0	0	0	0	0	1
Ken Raffensberger, R (1, 1)		S S S 0-3 K ③		x 0-0 F9 ②			x 0-0 F8 ②			3	0	0	0	0	1	1
Inning Stats	R: 1 H: 2 E: 0 LOB: 2 K: 1 BB: 1 S: 7 P: 11	R: 0 H: 0 E: 0 LOB: 0 K: 1 BB: 0 S: 5 P: 5	R: 2 H: 2 E: 0 LOB: 1 K: 0 BB: 1 S: 5 P: 9	R: 0 H: 0 E: 0 LOB: 1 K: 0 BB: 1 S: 3 P: 7	R: 0 H: 0 E: 0 LOB: 0 K: 1 BB: 0 S: 5 P: 5	R: 0 H: 0 E: 0 LOB: 0 K: 2 BB: 0 S: 7 P: 7	R: 0 H: 1 E: 0 LOB: 1 K: 0 BB: 0 S: 4 P: 4	R: 0 H: 0 E: 0 LOB: 0 K: 0 BB: 0 S: 3 P: 3		1B: 3 SF: 0 2B: 0 SAC: 0 3B: 0 DP: 0 HR: 2 HBP: 0				WP: 0 PA: 32 PB: 1 SB: 1 CS: 0		

PITCHER		IP	WLS	BF	H	R	ER	SO	BB	IBB	HBP	BLK	WP	HR	S	P	ERA	WHIP
Bob Kelly, R ERA: 3.86	(1, 1)	7.0	L	29	5	3	3	5	3	0	0	0	0	2	36	48	3.86	1.143
Bob Schultz, L ERA:	(8, 1)	1.0		3	0	0	0	0	0	0	0	0	0	0	3	3	0.00	0.000

PITCHER	IP	WLS	BF	H	R	ER	SO	BB	IBB	HBP	BLK	WP	HR	S	P	ERA	WHIP

BOTTOM

Chicago Cubs @ Cincinnati Reds

Crosley Field, Cincinnati, OH

Thu Apr 17 1952, 3:33 AM EST

Att. 1,973 - Unknown

livebaseballscorecards.com

AB	29
R	3
H	5
RBI	3
BB	3
SO	5
LOB	10

Cincinnati Reds @ Pittsburgh Pirates

Forbes Field, Pittsburgh, PA

Fri Apr 18 1952, 3:33 AM EST

Att. 29,874 - Unknown

TOP

livebaseballscorecards.com

Batter	1	2	3	4	5	6	7	8	9	AB	R	H	RBI	BB	SO	LOB
Grady Hatton, L (1, 4) OBP: 0.500, SLG: 0.786	WP 1B		G3 2-3		F9		FC6-4 1-2 1B			4	0	2	0	0	0	3
Bobby Adams, R (1, 5) OBP: 0.357, SLG: 0.615	F7 1-2		K		FC5-6 1-2f		FC6-4 1-2f			4	0	0	0	0	1	6
Johnny Wyrostek, L (1, 9) (6, 8) OBP: 0.615, SLG: 0.167	F8			4-3		BBBB 4-0 G3 BB		BBBB 4-0 3-1 BB		2	0	0	0	2	0	1
Ted Kluszewski, L (1, 3) OBP: 0.385, SLG: 0.333	4-3			1-3		G3 1-2		3-1 1-2		4	0	0	0	0	0	3
Joe Adcock, R (1, 7) OBP: 0.214, SLG: 0.231		F8		BBBB 4-0 FC6-4 BB		5-3		SSS K		3	0	0	0	1	1	2
Bob Borkowski, R (1, 8) Dick Sisler, L (6, PH) (6, 9)		6-3		FC6-4 1-2f		G3		SSS K		2 2	0 0	0 0	0 0	0 0	0 1	1 2
Andy Seminick, R (1, 2) OBP: 0.250, SLG: 0.455		5-3			FC3-6 1B		5-3		SSS K	4	0	1	0	0	1	0
Roy McMillan, R (1, 6) OBP: 0.083, SLG: 0.083			G3 E 1B		FC3-6 1B 1-2f		SSS K		SSS K	4	0	1	0	0	2	1
Ewell Blackwell, R (1, 1) OBP: 0.500, SLG: 0.500 Wally Post, R (7, PH) Frank Smith, R (7, 1) Hank Edwards, L (9, PH)			1-3 1-2		FC5-6 1-2 1B		BBB 4-0 1B BB		4-3	2 0 0 1	0 0 0 0	1 0 0 0	0 1 0 0	0 0 0 0	0 0 0 0	1 0 0 0

	AB	32
	R	0
	H	5
	RBI	0
	BB	4
	SO	6
	LOB	20

Inning Stats	1	2	3	4	5	6	7	8	9	1B: 5	SF: 0	WP: 1	PA: 36
R:	0	0	0	0	0	0	0	0	0	2B: 0	SAC: 0	PB: 0	
E:	0	0	1	0	0	0	0	0	0	3B: 0	DP: 0	SB: 0	
K:	0	0	1	0	0	0	1	2	2	HR: 0	HBP: 0	CS: 0	
S:	4	3	6	3	5	3	6	7	7				
H:	1	0	1	0	2	0	1	0	0				
LOB:	1	0	0	1	2	1	2	1	1				
BB:	0	0	0	1	0	1	1	1	0				
P:	4	3	6	7	5	7	10	11	7				

PITCHER		IP	WLS	BF	H	R	ER	SO	BB	IBB	HBP	BLK	WP	HR	S	P	ERA	WHIP
Bob Friend, R	(1, 1)	9.0	W	36	5	0	0	6	4	0	0	0	1	0	44	60	0.00	1.000
ERA:																		

PITCHER	IP	WLS	BF	H	R	ER	SO	BB	IBB	HBP	BLK	WP	HR	S	P	ERA	WHIP

Batter	1	2	3	4	5	6	7	8	9	AB	R	H	RBI	BB	SO	LOB
Bobby Del Greco, R (1, 8) OBP: 0.571, SLG: 0.833	6-3 1B		F8			3B 3B		FC3-6 1B		4	1	3	0	0	0	0
Dick Hall, R (1, 5) OBP: 0.176, SLG: 0.176	P3		K			K		FC3-6 BB 1-2f		4	0	0	0	0	2	3
George Metkovich, L (1, 3) OBP: 0.118, SLG: 0.235	6-3 1-2			K		2B 3B 3-H		F7		4	1	1	1	0	1	2
Ralph Kiner, R (1, 7) OBP: 0.556, SLG: 0.867	K			6-3		2B 3-H		BB 1-2		3	0	1	1	1	1	1
Gus Bell, L (1, 9)		F8		F7		IBB		F9		3	0	0	0	1	0	2
Jack Merson, R (1, 4) OBP: 0.429, SLG: 0.692		E6 3B			G6-4-3 BB	P3				2	1	1	0	1	0	2
Clem Koshorek, R (1, 6) OBP: 0.429, SLG: 0.273		CS BB			G6-4-3 1-2f		F9 BB			1	0	0	0	2	0	1
Clyde McCullough, R (1, 2) OBP: 0.167, SLG: 0.167		K 1-2			K		F9 1-2			3	0	0	0	0	2	2
Bob Friend, R (1, 1)			6-3			6-3	K2-3			3	0	0	0	0	1	0
Inning Stats	R: 0 E: 0 K: 1 S: 6 H: 1 LOB: 1 BB: 0 P: 6	R: 1 E: 1 K: 1 S: 5 H: 1 LOB: 1 BB: 1 P: 9	R: 0 E: 0 K: 1 S: 5 H: 0 LOB: 0 BB: 0 P: 5	R: 0 E: 0 K: 1 S: 5 H: 0 LOB: 0 BB: 0 P: 5	R: 0 E: 0 K: 1 S: 4 H: 0 LOB: 0 BB: 1 P: 8	R: 2 E: 0 K: 1 S: 8 H: 3 LOB: 2 BB: 1 P: 12	R: 0 E: 0 K: 1 S: 4 H: 0 LOB: 0 BB: 1 P: 8	R: 0 E: 0 K: 0 S: 4 H: 1 LOB: 2 BB: 1 P: 8		1B: 2 2B: 2 3B: 3 HR: 0	SF: 0 SAC: 0 DP: 2 HBP: 0					

PITCHER		IP	WLS	BF	H	R	ER	SO	BB	IBB	HBP	BLK	WP	HR	S	P	ERA	WHIP
Ewell Blackwell, R ERA: 3.0	(1, 1)	6.0	L	24	5	3	2	6	2	1	0	0	0	0	33	45	3.00	1.167
Frank Smith, R ERA:	(7, 1)	2.0		8	1	0	0	1	2	0	0	0	0	0	8	16	0.00	1.500

PITCHER	IP	WLS	BF	H	R	ER	SO	BB	IBB	HBP	BLK	WP	HR	S	P	ERA	WHIP

BOTTOM

Cincinnati Reds @ Pittsburgh Pirates

Forbes Field, Pittsburgh, PA

Fri Apr 18 1952, 3:33 AM EST

Att. 29,874 - Unknown

livebaseballscorecards.com

AB	27
R	3
H	6
RBI	2
BB	5
SO	7
LOB	13

1B: 2	SF: 0	WP: 0	PA: 32
2B: 2	SAC: 0	PB: 0	
3B: 3	DP: 2	SB: 0	
HR: 0	HBP: 0	CS: 1	

Cincinnati Reds @ Pittsburgh Pirates

Forbes Field, Pittsburgh, PA

Sat Apr 19 1952, 3:33 AM EST

Att. 10,271 - Unknown

TOP

livebaseballscorecards.com

Batter	1	2	3	4	5	6	7	8	9	AB	R	H	RBI	BB	SO	LOB
Grady Hatton, L (1, 4) OBP: 0.526, SLG: 0.882	HR	BB 1B 2B 1-2 BB	K		BB 1-2			1-3		3	2	1	1	2	1	1
Bobby Adams, R (1, 5) OBP: 0.421, SLG: 0.778	HR	BB 2B 1-2 2-H 1B	F9		F7			BB 1B 1B		5	3	3	2	0	0	3
Johnny Wyrostek, L (1, 8) (8, 9) OBP: 0.611, SLG: 0.222	FC4-6 1B	2B BB 1-2 2-3 BB	4-3		P3			1B 1-2 BB		3	1	1	0	2	0	3
Ted Kluszewski, L (1, 3) OBP: 0.444, SLG: 0.471	F9	BB 1-3 2-H 3-H 2B		G1-6-3 1B		3-1		G6-4-3 1-2 2-H 1B		5	0	3	3	0	0	1
Dick Sisler, L (1, 9) Bob Borkowski, R (8, 8)	FC4-6 WP 1-2f	4-3		G1-6-3 1-2f		F8		G6-4-3 1-2f		5 0	0 0	0 0	0 0	0 0	0 0	6 0
Joe Adcock, R (1, 7) OBP: 0.263, SLG: 0.353	K 1-2	BB HBP		G3		F8			3B	4	0	1	0	0	1	1
Andy Seminick, R (1, 2) OBP: 0.353, SLG: 0.667		1B BB			HR		K		K	4	2	2	2	1	2	1
Roy McMillan, R (1, 6) OBP: 0.059, SLG: 0.059		FC6 BB 1-H 1B F2			F7		6-3		6-3	5	1	0	0	0	0	4
Herm Wehmeier, R (1, 1) OBP: 0.400, SLG: 0.400		K		1B	BB 1B		F1		5-3	5	0	2	0	0	1	2

	AB	39
	R	9
	H	13
	RBI	8
	BB	5
	SO	5
	LOB	22

Inning Stats																												
	R: 2	H: 3	R: 5	H: 3	R: 0	H: 1	R: 0	H: 1	R: 1	H: 2	R: 0	H: 0	R: 0	H: 0	R: 1	H: 2	R: 0	H: 1	1B: 8	SF: 0	WP: 1	PA: 45
	E: 0	LOB: 1	E: 1	LOB: 3	E: 0	LOB: 1	E: 0	LOB: 0	E: 0	LOB: 2	E: 0	LOB: 0	E: 0	LOB: 0	E: 0	LOB: 1	E: 0	LOB: 1	2B: 1	SAC: 0	PB: 0	
	K: 1	BB: 0	K: 1	BB: 3	K: 1	BB: 0	K: 0	BB: 0	K: 0	BB: 1	K: 0	BB: 0	K: 1	BB: 0	K: 0	BB: 1	K: 1	BB: 0	3B: 1	DP: 2	SB: 1	
	S: 8	P: 8	S: 9	P: 22	S: 6	P: 6	S: 3	P: 3	S: 5	P: 9	S: 3	P: 3	S: 5	P: 5	S: 4	P: 8	S: 6	P: 6	HR: 3	HBP: 1	CS: 0	

PITCHER		IP	WLS	BF	H	R	ER	SO	BB	IBB	HBP	BLK	WP	HR	S	P	ERA	WHIP
Mel Queen, R ERA: 33.75	(1, 1)	1.1	L	10	4	5	5	2	1	0	0	0	1	2	13	17	33.75	3.750
Ed Wolfe, R ERA: 27.0	(2, 1)	0.2		7	2	2	2	0	2	0	1	0	0	0	4	13	27.00	6.000
Paul LaPalme, L ERA: 3.0	(3, 1)	3.0		13	4	1	1	1	1	0	0	0	0	1	14	18	3.00	1.667
Woody Main, R ERA:	(6, 1)	2.0		6	0	0	0	1	0	0	0	0	0	0	8	8	0.00	0.000
Jim Waugh, R ERA: 4.5	(8, 1)	2.0		9	3	1	1	1	1	0	0	0	0	0	10	14	4.50	2.000

PITCHER	IP	WLS	BF	H	R	ER	SO	BB	IBB	HBP	BLK	WP	HR	S	P	ERA	WHIP

BOTTOM

Cincinnati Reds @ Pittsburgh Pirates

Forbes Field, Pittsburgh, PA

Sat Apr 19 1952, 3:33 AM EST

Att. 10,271 - Unknown

Batter	1	2	3	4	5	6	7	8	9	AB	R	H	RBI	BB	SO	LOB
Bobby Del Greco, R (1, 8) OBP: 0.579, SLG: 0.733	F9		BB		1B		F8		HBP	3	0	1	0	1	0	0
Ted Beard, L (1, 9) OBP: 0.222, SLG: 0.375	F8		F5		F8			3B	K	5	1	1	1	0	1	3
George Metkovich, L (1, 3) OBP: 0.200, SLG: 0.263	1B		BB		F6			F2	F7	2	0	1	0	1	0	1
Tony Bartirome, L (6, 3)										2	0	0	0	0	0	2
Ralph Kiner, R (1, 7) OBP: 0.500, SLG: 0.737	F8		FC5-4			K		1B		4	0	1	1	0	1	3
Joe Garagiola, L (1, 2) OBP: 0.500, SLG: 0.571		K		F8		2B		1B		4	0	2	0	0	1	0
Dick Hall, R (1, 5) OBP: 0.150, SLG: 0.150		K		6-3		5-3		K		3	0	0	0	0	1	1
Gus Bell, L (8, PH)										1	0	0	0	0	1	2
Dick Smith, R (9, 5)										0	0	0	0	0	0	0
Jack Merson, R (1, 4) OBP: 0.444, SLG: 0.813		HR		K		F8		BB		3	1	1	1	1	1	1
Clem Koshorek, R (1, 6) OBP: 0.389, SLG: 0.267		CS 1B			5-3		F9	F5		4	0	1	0	0	0	3
Mel Queen, R (1, 1)										0	0	0	0	0	0	0
Ed Wolfe, R (2, 1)										0	0	0	0	0	0	0
Bill Howerton, L (2, PH) OBP: 0.500, SLG: 1.000										0	0	0	0	0	0	0
Paul LaPalme, L (3, 1)										1	0	0	0	0	0	0
Brandy Davis, R (5, PH) OBP: 0.000, SLG: 0.000		CS	6-3		BB		F8		6-3	0	1	0	0	1	0	0
Woody Main, R (6, 1)										0	0	0	0	0	0	0
Jim Mangan, R (7, PH) OBP: 0.250, SLG: 0.250										1	0	0	0	0	0	0
Jim Waugh, R (8, 1)										0	0	0	0	0	0	0
Pete Castiglione, R (9, PH)										1	0	0	0	0	0	0
Inning Stats	R: 0 E: 0 K: 0 S: 4 H: 1 LOB: 1 BB: 0 P: 4	R: 1 E: 0 K: 2 S: 8 H: 2 LOB: 0 BB: 0 P: 8	R: 0 E: 0 K: 0 S: 3 H: 0 LOB: 2 BB: 2 P: 11	R: 0 E: 0 K: 1 S: 5 H: 0 LOB: 0 BB: 0 P: 5	R: 1 E: 0 K: 0 S: 4 H: 1 LOB: 1 BB: 1 P: 8	R: 0 E: 0 K: 1 S: 6 H: 1 LOB: 1 BB: 0 P: 6	R: 0 E: 0 K: 0 S: 3 H: 0 LOB: 0 BB: 0 P: 3	R: 1 E: 0 K: 1 S: 8 H: 3 LOB: 3 BB: 1 P: 12	R: 0 E: 0 K: 1 S: 5 H: 0 LOB: 1 BB: 0 P: 6	1B: 4 2B: 2 3B: 1 HR: 1 SF: 0 SAC: 0 DP: 0 HBP: 1						

livebaseballscorecards.com

AB	34
R	3
H	8
RBI	3
BB	4
SO	6
LOB	16

WP: 0 PB: 0 SB: 0 CS: 1 PA: 40

PITCHER		IP	WLS	BF	H	R	ER	SO	BB	IBB	HBP	BLK	WP	HR	S	P	ERA	WHIP
Herm Wehmeier, R ERA: 6.0	(1, 1)	9.0	W	39	8	3	3	6	4	0	1	0	0	1	46	63	3.00	1.333

PITCHER	IP	WLS	BF	H	R	ER	SO	BB	IBB	HBP	BLK	WP	HR	S	P	ERA	WHIP

Cincinnati Reds @ Pittsburgh Pirates

Forbes Field, Pittsburgh, PA

Sun Apr 20 1952, 3:33 AM EST

Unknown

TOP

livebaseballscorecards.com

Batter	1	2	3	4	5	6	7	8	9	AB	R	H	RBI	BB	SO	LOB
Grady Hatton, L (1, 4) OBP: 0.500, SLG: 0.762	G3		F9 S F8 1B 3-H		BBB 4-0 HR BB		G4-6-3 1-2f		F7	4	2	1	1	1	0	2
Bobby Adams, R (1, 5) OBP: 0.375, SLG: 0.696	5-3		F9 1-3		F8		F7		2B 2-H	5	0	1	1	0	0	2
Johnny Wyrostek, L (1, 8) OBP: 0.609, SLG: 0.538	F9		F8 3-H		HR 1-H			HR 1B	BB	4	2	2	3	1	0	0
Ted Kluszewski, L (1, 3) OBP: 0.435, SLG: 0.571		4-3	BBB 4-0 BB		G3			HR 1-H	F8	4	1	1	2	1	0	2
Hank Edwards, L (1, 7) OBP: 0.250, SLG: 0.500 Joe Adcock, R (6, 7) OBP: 0.250, SLG: 0.333		G3 2B	F2			F8		6-3		3 1	0 0	1 0	0 0	0 0	0 0	1 0
Dick Sisler, L (1, 9) OBP: 0.182, SLG: 0.300 Bob Borkowski, R (6, 9)	G3 2-3			3-1		E9 3B		6-3		3 1	1 0	1 0	0 0	0 0	0 0	1 0
Andy Seminick, R (1, 2) OBP: 0.333, SLG: 0.556	BBB 4-0 BB			F2		F8		5-3		3	0	0	0	1	0	0
Roy McMillan, R (1, 6) OBP: 0.048, SLG: 0.048	F2			5-3		5-3			6-3	4	0	0	0	0	0	2
Harry Perkowski, L (1, 1) OBP: 0.500, SLG: 1.000 Frank Smith, R (8, 1) OBP: 1.000, SLG: 2.000 Bud Byerly, R (9, 1)			1B 3B		1-3		G4-6-3 1B		2B 2B	3 1 0	1 1 0	2 1 0	0 0 0	0 0 0	0 0 0	0 0 0

	AB	36
	R	8
	H	10
	RBI	7
	BB	4
	SO	0
	LOB	10

Inning Stats										
	R: 0 E: 0 K: 0 S: 3	H: 0 LOB: 0 BB: 0 P: 3	R: 0 E: 0 K: 0 S: 4	H: 1 LOB: 2 BB: 1 P: 8	R: 2 E: 0 K: 0 S: 5	H: 2 LOB: 1 BB: 1 P: 9	R: 0 E: 0 K: 0 S: 3	H: 0 LOB: 0 BB: 0 P: 3	R: 2 E: 0 K: 0 S: 4	H: 1 LOB: 0 BB: 1 P: 8
	R: 1 E: 1 K: 0 S: 4	H: 1 LOB: 0 BB: 0 P: 4	R: 0 E: 0 K: 0 S: 3	H: 1 LOB: 0 BB: 0 P: 3	R: 2 E: 0 K: 0 S: 5	H: 2 LOB: 0 BB: 0 P: 5	R: 1 E: 0 K: 0 S: 5	H: 2 LOB: 2 BB: 1 P: 9	1B: 3 2B: 3 3B: 2 HR: 2	SF: 0 SAC: 0 DP: 1 HBP: 0
	WP: 0 PB: 0 SB: 1 CS: 0	PA: 40								

PITCHER		IP	WLS	BF	H	R	ER	SO	BB	IBB	HBP	BLK	WP	HR	S	P	ERA	WHIP
Murry Dickson, R ERA: 6.43	(1, 1)	7.0	L	31	8	7	7	0	3	0	0	0	0	2	28	40	9.00	1.571
Bill Werle, L ERA:	(8, 1)	1.0		3	0	0	0	0	0	0	0	0	0	0	3	3	0.00	0.000
Jim Suchecki, R ERA: 6.75	(9, 1)	1.0		6	2	1	1	0	1	0	0	0	0	0	5	9	9.00	3.000

PITCHER	IP	WLS	BF	H	R	ER	SO	BB	IBB	HBP	BLK	WP	HR	S	P	ERA	WHIP

Cincinnati Reds @ Pittsburgh Pirates

Forbes Field, Pittsburgh, PA

Sun Apr 20 1952, 3:33 AM EST

Unknown

BOTTOM

livebaseballscorecards.com

Batter	1	2	3	4	5	6	7	8	9	AB	R	H	RBI	BB	SO	LOB
Brandy Davis, R (1, 9) OBP: 0.600, SLG: 0.429	1-3		BB			1-3		2B F7 1B 1-2	2B BB	3	1	1	0	1	0	0
Joe Garagiola, L (9, PH) OBP: 0.545, SLG: 0.571										0	1	0	0	1	0	0
George Metkovich, L (1, 3) OBP: 0.240, SLG: 0.375	6-3		K			F5		F7 1B 2B 1-3 2-H	1-H 1B 2B	5	2	2	2	0	1	2
Bobby Del Greco, R (1, 8) OBP: 0.542, SLG: 0.632	K			K		BB		F7 2-3 3-H	1B 1B 2-H	4	1	1	2	1	2	1
Ralph Kiner, R (1, 7) OBP: 0.556, SLG: 0.727		G4-6-3 BB		F3		FC5-4 BB 1-2		1B 1B 3-H	1B 1B 1-2	3	0	2	1	2	0	0
Jack Merson, R (1, 4) OBP: 0.435, SLG: 0.714	G4-6-3 1-2f			1B		FC5-4 1-2f		P5	1-2 1B 2-H	5	0	2	1	0	0	4
Dick Hall, R (9, PR) OBP: 0.150, SLG: 0.150										0	0	0	0	0	0	0
Pete Castiglione, R (1, 5) OBP: 0.167, SLG: 0.167	6-3			1-3			F9	1B	6-3	5	0	1	0	0	0	3
Clem Koshorek, R (1, 6) OBP: 0.381, SLG: 0.235		6-3	G1-6-3 BB				L6	F2		2	0	0	0	1	0	0
Gus Bell, L (8, PH)										1	0	0	0	0	0	2
George Strickland, R (9, 6)										0	0	0	0	0	0	0
Clyde McCullough, R (1, 2) OBP: 0.111, SLG: 0.111		F8	G1-6-3 1-2f				F3		P6	3	0	0	0	0	0	1
Jim Suchecki, R (9, 1)										0	0	0	0	0	0	0
Bill Howerton, L (9, PH) OBP: 0.333, SLG: 0.667										1	0	0	0	0	0	0
Murry Dickson, R (1, 1) OBP: 0.500, SLG: 0.750										2	0	1	0	0	0	0
Bill Werle, L (8, 1)										0	0	0	0	0	0	0
Jim Mangan, R (8, PH) OBP: 0.400, SLG: 0.250										0	1	0	0	1	0	0
(9, 2)																
Ted Beard, L (9, PH) OBP: 0.200, SLG: 0.333		2B	1-3					1B 2B BB	K	1	0	0	0	0	1	0

Inning Stats	1	2	3	4	5	6	7	8	9
	R: 0 E: 0 K: 1 S: 5 H: 0 LOB: 0 BB: 0 P: 5	R: 0 E: 0 K: 0 S: 2 H: 0 LOB: 0 BB: 1 P: 6	R: 0 E: 0 K: 1 S: 6 H: 1 LOB: 2 BB: 1 P: 10	R: 0 E: 0 K: 1 S: 6 H: 1 LOB: 1 BB: 0 P: 6	R: 0 E: 0 K: 0 S: 2 H: 0 LOB: 0 BB: 1 P: 6	R: 0 E: 0 K: 0 S: 3 H: 0 LOB: 2 BB: 2 P: 11	R: 0 E: 0 K: 0 S: 3 H: 0 LOB: 0 BB: 0 P: 3	R: 3 E: 0 K: 0 S: 7 H: 4 LOB: 2 BB: 1 P: 11	R: 3 E: 0 K: 1 S: 9 H: 4 LOB: 2 BB: 1 P: 13

1B: 7	SF: 0
2B: 3	SAC: 0
3B: 0	DP: 2
HR: 0	HBP: 0
WP: 0	PA: 42
PB: 0	
SB: 0	
CS: 0	

AB	35
R	6
H	10
RBI	6
BB	7
SO	4
LOB	13

PITCHER	IP	WLS	BF	H	R	ER	SO	BB	IBB	HBP	BLK	WP	HR	S	P	ERA	WHIP
Harry Perkowski, L (1, 1) ERA: 2.61	7.1	W	31	5	3	3	3	6	0	0	0	0	0	31	55	3.68	1.500
Frank Smith, R (8, 1) ERA: 8.1	1.1		10	5	3	3	1	1	0	0	0	0	0	11	15	20.25	4.500
Bud Byerly, R (9, 1) ERA:	0.1	S	1	0	0	0	0	0	0	0	0	0	0	1	1	0.00	0.000

PITCHER	IP	WLS	BF	H	R	ER	SO	BB	IBB	HBP	BLK	WP	HR	S	P	ERA	WHIP

Cincinnati Reds @ Pittsburgh Pirates

Forbes Field, Pittsburgh, PA

Sun Apr 20 1952, 3:38 AM EST

Att. 23,732 - Unknown

TOP

livebaseballscorecards.com

Batter	1	2	3	4	5	6	7	8	9	AB	R	H	RBI	BB	SO	LOB
Grady Hatton, L (1, 4) OBP: 0.517, SLG: 0.731	1B		4-3		BB 1B HR 1B	1-3		FC5 1-2 1B		5	2	3	0	0	0	1
Bobby Adams, R (1, 5) OBP: 0.379, SLG: 0.643	F8		E6 6-3 HR		BB 1-2 HR 1B		2B 1B	FC5 G1-6-3 1-2 2-3f		5	3	2	0	0	0	3
Johnny Wyrostek, L (1, 8) OBP: 0.536, SLG: 0.500	F2		6-3 1-2		F3		1-H 3B 2B	G1-6-3 1-2f		5	1	1	1	0	0	6
Joe Adcock, R (1, 7) OBP: 0.360, SLG: 0.682	1-2 3B 1B		2-H HR		B B B 4-0 1-2 2-3 HR BB		F6		HR	4	4	3	3	1	0	1
Ted Kluszewski, L (1, 3) OBP: 0.500, SLG: 0.880	1-H 2-H 3B		F8		1-H 2-H 3-H HR		2-H F7 3B		B B B B G6-4-3 1B BB	4	2	3	7	1	0	0
Bob Borkowski, R (1, 9) OBP: 0.267, SLG: 0.083	5-3			S S S 0-3 K	1-3		B B B 4-0 BB		G6-4-3 1-2 1B	4	0	1	0	1	1	1
Joe Rossi, R (1, 2)		6-3		F4		6-3	F7 3-H		G6-4-3 1-2f 2-3	5	0	0	1	0	0	3
Roy McMillan, R (1, 6) OBP: 0.038, SLG: 0.038		L4		5-3		F4	F5		F1	5	0	0	0	0	0	2
Frank Hiller, R (1, 1) OBP: 0.400, SLG: 0.400		1-3			S S S 0-3 K	1B		FC5 1B 1B		4	0	2	0	0	1	0
Inning Stats	R: 2 E: 0 K: 0 S: 6 / H: 3 LOB: 1 BB: 0 P: 6	R: 0 E: 0 K: 0 S: 3 / H: 0 LOB: 0 BB: 0 P: 3	R: 2 E: 1 K: 0 S: 5 / H: 1 LOB: 0 BB: 0 P: 5	R: 0 E: 0 K: 1 S: 5 / H: 0 LOB: 0 BB: 0 P: 5	R: 4 E: 0 K: 1 S: 8 / H: 3 LOB: 0 BB: 1 P: 12	R: 0 E: 0 K: 0 S: 4 / H: 1 LOB: 1 BB: 0 P: 4	R: 3 E: 0 K: 0 S: 6 / H: 3 LOB: 1 BB: 1 P: 10	R: 0 E: 0 K: 0 S: 4 / H: 2 LOB: 1 BB: 0 P: 4	R: 1 E: 0 K: 0 S: 4 / H: 2 LOB: 1 BB: 1 P: 8	1B: 9 2B: 1 3B: 2 HR: 3 / SF: 0 SAC: 0 DP: 2 HBP: 0							WP: 0 PB: 0 SB: 0 CS: 0 / PA: 44

	AB	41
	R	12
	H	15
	RBI	12
	BB	3
	SO	2
	LOB	17

PITCHER		IP	WLS	BF	H	R	ER	SO	BB	IBB	HBP	BLK	WP	HR	S	P	ERA	WHIP
Howie Pollet, L ERA: 9.26	(1, 1)	5.0	L	24	7	8	6	2	1	0	0	0	0	2	27	31	10.80	1.600
Don Carlsen, R ERA: 13.5	(6, 1)	2.0		11	4	3	3	0	1	0	0	0	0	0	10	14	13.50	2.500
Ed Wolfe, R ERA: 10.13	(8, 1)	2.0		9	4	1	1	0	1	0	0	0	0	1	8	12	4.50	2.500

PITCHER	IP	WLS	BF	H	R	ER	SO	BB	IBB	HBP	BLK	WP	HR	S	P	ERA	WHIP

Batter	1	2	3	4	5	6	7	8	9	AB	R	H	RBI	BB	SO	LOB
Bobby Del Greco, R (1, 8) OBP: 0.500, SLG: 0.545	1-3		FC8-5 1-2 2-3f			BB 1B 1B	G6-4-3 1-2f			3	1	0	0	1	0	3
George Metkovich, L (1, 3) OBP: 0.222, SLG: 0.346 Tony Bartirome, L (6, 3) OBP: 0.500, SLG: 0.500	F5		F9 2-3			BB 1B F7 1-2 1B		FC1-6 1B		2	0	0	0	0	0	2
										2	1	2	0	0	0	0
Gus Bell, L (1, 9) OBP: 0.105, SLG: 0.056	F9			5-3		BB 1-2 2-H 1B		FC1-6 FC6-4 1-2f		4	0	1	1	0	0	1
Ralph Kiner, R (1, 7) OBP: 0.548, SLG: 0.667		6-3		FC6-4 BB		FC6 1-2 2-3 BB		F7		2	0	0	0	2	0	1
Joe Garagiola, L (1, 2) OBP: 0.538, SLG: 0.556 Jim Mangan, R (6, 2) OBP: 0.286, SLG: 0.167		1B		F9		F7 3-H		FC6-4 1-2f		2	0	1	0	0	0	1
										2	0	0	1	0	0	3
Jack Merson, R (1, 4) OBP: 0.370, SLG: 0.600		K		FC6-4 1-2f		F1			6-3	4	0	0	0	0	1	4
Pete Castiglione, R (1, 5) OBP: 0.100, SLG: 0.100		F4			1-3	FC6 1-2f			F9	4	0	0	0	0	0	3
Clem Koshorek, R (1, 6) OBP: 0.360, SLG: 0.238			FC8-5 1B 1B		F8		F8		6-3	4	0	1	0	0	0	0
Howie Pollet, L (1, 1) OBP: 0.250, SLG: 0.250			F9 FC8-5 1-2 1B		K		G6-4-3 1B			1	0	1	0	0	0	0
Dick Hall, R (5, PH) OBP: 0.143, SLG: 0.143										1	0	0	0	0	1	0
Don Carlsen, R (6, 1)										0	0	0	0	0	0	0
Bill Howerton, L (7, PH) OBP: 0.500, SLG: 0.750										1	0	1	0	0	0	0
Ed Wolfe, R (8, 1)										0	0	0	0	0	0	0
Inning Stats	R: 0 E: 0 K: 0 S: 3 H: 0 LOB: 0 BB: 0 P: 3	R: 0 E: 0 K: 1 S: 6 H: 1 LOB: 1 BB: 0 P: 6	R: 0 E: 0 K: 0 S: 4 H: 2 LOB: 1 BB: 0 P: 4	R: 0 E: 0 K: 0 S: 3 H: 0 LOB: 1 BB: 1 P: 7	R: 0 E: 0 K: 1 S: 5 H: 0 LOB: 0 BB: 0 P: 5	R: 2 E: 0 K: 0 S: 5 H: 2 LOB: 2 BB: 2 P: 13	R: 0 E: 0 K: 0 S: 3 H: 1 LOB: 0 BB: 0 P: 3	R: 0 E: 0 K: 0 S: 4 H: 1 LOB: 1 BB: 0 P: 4	R: 0 E: 0 K: 0 S: 3 H: 0 LOB: 0 BB: 0 P: 3	1B: 7 2B: 0 3B: 0 HR: 0 SF: 0 SAC: 0 DP: 1 HBP: 0						

PITCHER	IP	WLS	BF	H	R	ER	SO	BB	IBB	HBP	BLK	WP	HR	S	P	ERA	WHIP
Frank Hiller, R (1, 1) ERA: 2.08	9.0	W	35	7	2	2	2	3	0	0	0	0	0	36	48	2.00	1.111

PITCHER	IP	WLS	BF	H	R	ER	SO	BB	IBB	HBP	BLK	WP	HR	S	P	ERA	WHIP

Cincinnati Reds @ Pittsburgh Pirates

Forbes Field, Pittsburgh, PA

Sun Apr 20 1952, 3:38 AM EST

Att. 23,732 - Unknown

BOTTOM

livebaseballscorecards.com

AB	32
R	2
H	7
RBI	2
BB	3
SO	2
LOB	18

PA: 35

WP: 0
PB: 0
SB: 0
CS: 0

St. Louis Cardinals @ Cincinnati Reds

Crosley Field, Cincinnati, OH

Tue Apr 22 1952, 3:33 AM EST

Att. 15,533 - Unknown

TOP

livebaseballscorecards.com

Batter	1	2	3	4	5	6	7	8	9	AB	R	H	RBI	BB	SO	LOB
Solly Hemus, L (1, 6) OBP: 0.321, SLG: 0.182	S S S 0-3 ① K		S S S 0-3 ② K		S S S 0-3 ③ K		x 0-0 ② 5-3		B B B B 4-0 1-2 BB	2	0	0	0	0	2	0
Gene Mauch, R (3, 6)										2	0	0	0	1	1	1
Red Schoendienst, S (1, 4) OBP: 0.517, SLG: 0.778	x 0-0 ② F8		x 0-0 ③ F7			x 0-0 1B 1B 1B	x 0-0 E7 1B		x 0-0 ② F8	5	1	2	0	0	0	2
Stan Musial, L (1, 7) OBP: 0.400, SLG: 0.480	x 0-0 1B			x 0-0 ① F3		x 0-0 SH3-4 1B 1-2 1B	x 0-0 ③ G3		x 0-0 ③ F8	5	0	2	0	0	0	3
Wally Westlake, R (1, 8) OBP: 0.321, SLG: 0.208	x 0-0 ③ 5-3			B B B B 4-0 BB		x 0-0 SH3-4 1-2 2-H 1B		B B B B 4-0 SH1-4 BB		2	0	1	1	2	0	1
Enos Slaughter, L (1, 9) OBP: 0.296, SLG: 0.346		x 0-0 ① F2		S S S 0-3 ② K		x 0-0 ① SH3-4 1-2 2-3		x 0-0 ① SH1-4 1-2		2	0	0	0	0	1	1
Steve Bilko, R (1, 3) OBP: 0.269, SLG: 0.440		x 0-0 2B		S S S 0-3 ③ K		x 0-0 ② 5-3		x 0-0 ② F7		4	0	1	0	0	1	4
Billy Johnson, R (1, 5) OBP: 0.370, SLG: 0.238		x 0-0 ② F8		B B B B 4-0 BB		B B B B 4-0 FC5-4 BB		x 0-0 ③ F9		2	0	0	0	2	0	2
Del Rice, R (1, 2) OBP: 0.346, SLG: 0.583		x 0-0 ③ 6-3		x 0-0 ① F8		x 0-0 ③ FC5-4 1-2f			x 0-0 ① F9	4	0	0	0	0	0	5
Vinegar Bend Mizell, R (1, 1)			x 0-0 ① 4-3		S S S 0-3 ② K		x 0-0 ① F8		x 0-0 BB 1B	3	0	0	0	0	1	1
Peanuts Lowrey, R (9, PH) OBP: 0.667, SLG: 0.667										1	0	1	0	0	0	0

	AB	32
	R	1
	H	7
	RBI	1
	BB	5
	SO	6
	LOB	20

Inning Stats										
	R: 0	H: 1	R: 0	H: 1	R: 0	H: 0	R: 0	H: 0	R: 0	H: 0
	E: 0	LOB: 1	E: 0	LOB: 1	E: 0	LOB: 0	E: 0	LOB: 1	E: 0	LOB: 1
	K: 1	BB: 0	K: 0	BB: 0	K: 1	BB: 0	K: 2	BB: 1	K: 2	BB: 1
	S: 6	P: 6	S: 4	P: 4	S: 5	P: 5	S: 7	P: 11	S: 7	P: 11

Inning Stats										
	R: 1	H: 3	R: 0	H: 1	R: 0	H: 0	R: 0	H: 1	1B: 6	SF: 0
	E: 0	LOB: 3	E: 1	LOB: 1	E: 0	LOB: 1	E: 0	LOB: 2	2B: 1	SAC: 2
	K: 0	BB: 1	K: 0	BB: 0	K: 0	BB: 1	K: 0	BB: 1	3B: 0	DP: 0
	S: 6	P: 10	S: 4	P: 4	S: 3	P: 7	S: 4	P: 8	HR: 0	HBP: 0

	WP: 0	PA: 39
	PB: 0	
	SB: 0	
	CS: 0	

PITCHER	IP	WLS	BF	H	R	ER	SO	BB	IBB	HBP	BLK	WP	HR	S	P	ERA	WHIP
Ken Raffensberger, L (1, 1) ERA: 0.5	9.0	W	39	7	1	1	6	5	0	0	0	0	0	46	66	1.00	1.333

PITCHER	IP	WLS	BF	H	R	ER	SO	BB	IBB	HBP	BLK	WP	HR	S	P	ERA	WHIP

BOTTOM

St. Louis Cardinals @ Cincinnati Reds

Crosley Field, Cincinnati, OH

Tue Apr 22 1952, 3:33 AM EST

Att. 15,533 - Unknown

livebaseballscorecards.com

Batter	1	2	3	4	5	6	7	8	9	AB	R	H	RBI	BB	SO	LOB
Grady Hatton, L (1, 4) OBP: 0.515, SLG: 0.679	BBBB 4-0 FC5-4 BB	BBBB 4-0 BB			x 0-0 ① G3		x 0-0 ② L4			2	0	0	0	2	0	0
Bobby Adams, R (1, 5)	x 0-0 ① FC5-4 BB 1-2f 3B	x 0-0 ③ F9			x 0-0 ② 5-3		x 0-0 ③ F8			4	1	0	0	0	0	2
Johnny Wyrostek, L (1, 8) OBP: 0.563, SLG: 0.524	BBBB 4-0 1-2 3B BB		x 0-0 ① F8		x 0-0 CS 1B			x 0-0 SH1-4 1B		3	1	2	0	1	0	0
Joe Adcock, R (1, 7) OBP: 0.429, SLG: 0.800	x 0-0 1-H 2-H 3B		x 0-0 CS 1B		0-0 ③ CS 1-2	x 0-0 BB 1B		x 0-0 ① SH1-4 1-2		3	0	3	2	0	0	0
Ted Kluszewski, L (1, 3) OBP: 0.438, SLG: 0.759	x 0-0 ② F5		x 0-0 ② ③ F4 1-2			x 0-0 ① F3		x 0-0 ② F5		4	0	0	0	0	0	4
Bob Borkowski, R (1, 9) OBP: 0.316, SLG: 0.071	BBBB 4-0 BB			x 0-0 ① F8		SSS 0-3 ② K		BBBB 4-0 BB		2	0	0	0	2	1	1
Andy Seminick, R (1, 2) OBP: 0.320, SLG: 0.476	x 0-0 ③ F7			x 0-0 E6 FC4-6		BBBB 4-0 1-2 BB		x 0-0 ③ 1-3		3	0	0	0	1	0	4
Roy McMillan, R (1, 6) OBP: 0.034, SLG: 0.034		SSS 0-3 ① K		x 0-0 ② FC4-6 1-2f		x 0-0 ③ F7				3	0	0	0	0	1	3
Ken Raffensberger, R (1, 1)		SSS 0-3 ② K		SSS 0-3 ③ K			x 0-0 ① F9			3	0	0	0	0	2	1

	AB	27
	R	2
	H	5
	RBI	2
	BB	6
	SO	4
	LOB	15

Inning Stats	1	2	3	4	5	6	7	8	9
	R: 2 E: 0 K: 0 S: 4	H: 1 LOB: 2 BB: 3 P: 16	R: 0 E: 0 K: 2 S: 7	H: 0 LOB: 1 BB: 1 P: 11	R: 0 E: 0 K: 0 S: 3	H: 1 LOB: 0 BB: 0 P: 3	R: 0 E: 1 K: 1 S: 6	H: 0 LOB: 1 BB: 0 P: 6	R: 0 E: 0 K: 0 S: 3	H: 1 LOB: 0 BB: 0 P: 3	R: 0 E: 0 K: 1 S: 6	H: 1 LOB: 2 BB: 1 P: 10	R: 0 E: 0 K: 0 S: 3	H: 0 LOB: 0 BB: 0 P: 3	R: 0 E: 0 K: 0 S: 4	H: 1 LOB: 2 BB: 1 P: 8

	1B: 4	SF: 0	WP: 0	PA: 35
	2B: 0	SAC: 1	PB: 0	
	3B: 1	DP: 0	SB: 0	
	HR: 0	HBP: 0	CS: 2	

PITCHER	IP	WLS	BF	H	R	ER	SO	BB	IBB	HBP	BLK	WP	HR	S	P	ERA	WHIP
Vinegar Bend Mizell, L (1, 1) ERA: 2.25	8.0	L	34	5	2	2	4	6	0	0	0	0	0	36	60	2.25	1.375

PITCHER	IP	WLS	BF	H	R	ER	SO	BB	IBB	HBP	BLK	WP	HR	S	P	ERA	WHIP

Batter	1	2	3	4	5	6	7	8	9	AB	R	H	RBI	BB	SO	LOB
Grady Hatton, L (1, 4) OBP: 0.447, SLG: 0.576	S S S 0-3 ① K	x 0-0 ③ G3			x 0-0 ② P6		x 0-0 ③ 4-3		x 0-0 ③ F9	5	0	0	0	0	1	0
Bobby Adams, R (1, 5) OBP: 0.351, SLG: 0.529	B B B B 4-0 5-3 2B BB		x 0-0 ① L9		x 0-0 ③ F8			B B B B 4-0 1B E BB		2	2	0	0	2	0	0
Johnny Wyrostek, L (1, 8) OBP: 0.556, SLG: 0.500	x 0-0 ② 5-3 1-2		B B B B 4-0 FC6 BB			x 0-0 ① 1-3		x 0-0 E 1-2 1B		3	0	1	0	1	0	1
Ted Kluszewski, L (1, 3) OBP: 0.444, SLG: 0.758	x 0-0 1B 2-H 2B		x 0-0 ② F8			x 0-0 1B 1B		x 0-0 ① P6		4	1	2	1	0	0	3
Hank Edwards, L (1, 7) OBP: 0.375, SLG: 0.429	B B B B 4-0 1B BB		x 0-0 ③ FC6 1-2f			x 0-0 1-2 1B		S S S 0-3 ② K		3	0	1	0	1	1	3
Dick Sisler, L (1, 9) OBP: 0.200, SLG: 0.286	x 0-0 1-3 2-H 1B			x 0-0 ① F9		x 0-0 ② L7		x 0-0 E3 1-3 2-H		4	0	1	1	0	0	3
Andy Seminick, R (1, 2) OBP: 0.276, SLG: 0.400	x 0-0 ③ 5-3			x 0-0 ② 6-3		x 0-0 ③ F7		x 0-0 ③ 1-3		4	0	0	0	0	0	6
Roy McMillan, R (1, 6) OBP: 0.031, SLG: 0.031 Virgil Stallcup, R (9, PH)		x 0-0 ① F7		x 0-0 ③ F8			S S S 0-3 ① K		x 0-0 ① F9	3 1	0 0	0 0	0 0	0 0	1 0	0 0
Ewell Blackwell, R (1, 1) OBP: 0.250, SLG: 0.250 Bob Borkowski, R (7, PH) OBP: 0.300, SLG: 0.067 Niles Jordan, L (7, 1) Bud Byerly, R (7, 1) Joe Adcock, R (9, PH) OBP: 0.414, SLG: 0.769		x 0-0 ② F9			S S S 0-3 ① K		x 0-0 ② 1-3		x 0-0 ② F6	2 1 0 0 1	0 0 0 0 0	0 0 0 0 0	0 0 0 0 0	1 0 0 0 0	0 0 0 0 0	0 0 0 0 0
Inning Stats	R: 2 H: 2 E: 0 LOB: 2 K: 1 BB: 2 S: 7 P: 15	R: 0 H: 0 E: 0 LOB: 0 K: 0 BB: 0 S: 3 P: 3	R: 0 H: 0 E: 0 LOB: 1 K: 0 BB: 1 S: 3 P: 7	R: 0 H: 0 E: 0 LOB: 0 K: 0 BB: 0 S: 3 P: 3	R: 0 H: 0 E: 0 LOB: 0 K: 1 BB: 0 S: 5 P: 5	R: 0 H: 2 E: 0 LOB: 2 K: 0 BB: 0 S: 5 P: 5	R: 0 H: 0 E: 0 LOB: 0 K: 1 BB: 0 S: 5 P: 5	R: 1 H: 1 E: 1 LOB: 2 K: 1 BB: 1 S: 7 P: 11	R: 0 H: 0 E: 0 LOB: 0 K: 0 BB: 0 S: 3 P: 3	1B: 4 2B: 1 3B: 0 HR: 0	SF: 0 SAC: 0 DP: 0 HBP: 0					

PITCHER	IP	WLS	BF	H	R	ER	SO	BB	IBB	HBP	BLK	WP	HR	S	P	ERA	WHIP
Bob Kelly, R (1, 1) ERA: 2.81	9.0	W	37	5	3	2	4	4	0	0	0	0	0	41	57	2.00	1.000

PITCHER	IP	WLS	BF	H	R	ER	SO	BB	IBB	HBP	BLK	WP	HR	S	P	ERA	WHIP

Cincinnati Reds @ Chicago Cubs

Wrigley Field, Chicago, IL

Fri Apr 25 1952, 3:33 AM CST

Att. 8,274 - Unknown

TOP

livebaseballscorecards.com

AB	33
R	3
H	5
RBI	2
BB	4
SO	4
LOB	16

1B: 4	SF: 0	WP: 0	PA: 37
2B: 1	SAC: 0	PB: 0	
3B: 0	DP: 0	SB: 0	
HR: 0	HBP: 0	CS: 0	

Batter	1	2	3	4	5	6	7	8	9	AB	R	H	RBI	BB	SO	LOB
Eddie Miksis, R (1, 6) OBP: 0.429, SLG: 0.500	P6		6-3		4-3 BB	F3		FC6-4		4	1	1	0	1	0	0
Dee Fondy, L (1, 3) OBP: 0.371, SLG: 0.387	BB		3B BB		4-3	4-3		FC6-4		3	1	0	0	2	0	2
Frank Baumholtz, L (1, 9) OBP: 0.514, SLG: 0.667	F7		3B		FC6-4		HR	1-3		5	1	3	2	0	0	2
Hank Sauer, R (1, 7) OBP: 0.333, SLG: 0.618	K		K		FC6-4 BB		HR	K		5	2	1	2	0	3	4
Randy Jackson, R (1, 5) OBP: 0.394, SLG: 0.567		L7	K		2B BB		G3			3	2	1	0	1	1	1
Toby Atwell, L (1, 2) OBP: 0.556, SLG: 0.450		FC4-6 BB		1B	2B		G3			3	0	2	2	1	0	1
Bob Addis, L (1, 8) OBP: 0.444, SLG: 0.875		FC4-6 FC5 BB		F5	FC6-4 IBB		FC6-4			3	0	1	1	1	0	2
Bob Ramazzotti, R (1, 4) OBP: 0.355, SLG: 0.393		BB		P3	FC6-4		F9			3	0	0	0	1	0	4
Bob Kelly, R (1, 1) OBP: 0.333, SLG: 0.333		FC5		1-3		5-3	FC6-4			4	0	0	0	0	0	4
Inning Stats	R: 0 H: 0 E: 0 LOB: 1 K: 1 BB: 1 S: 5 P: 9	R: 0 H: 0 E: 0 LOB: 2 K: 0 BB: 2 S: 3 P: 11	R: 1 H: 1 E: 0 LOB: 1 K: 2 BB: 1 S: 8 P: 12	R: 0 H: 1 E: 0 LOB: 1 K: 0 BB: 0 S: 4 P: 4	R: 3 H: 2 E: 0 LOB: 2 K: 0 BB: 3 S: 5 P: 17	R: 0 H: 0 E: 0 LOB: 0 K: 0 BB: 0 S: 3 P: 3	R: 3 H: 4 E: 0 LOB: 1 K: 0 BB: 0 S: 7 P: 7	R: 0 H: 1 E: 0 LOB: 1 K: 1 BB: 0 S: 6 P: 6		1B: 5 SF: 0 2B: 2 SAC: 0 3B: 1 DP: 0 HR: 1 HBP: 0						

PITCHER		IP	WLS	BF	H	R	ER	SO	BB	IBB	HBP	BLK	WP	HR	S	P	ERA	WHIP
Ewell Blackwell, R ERA: 4.5	(1, 1)	6.0	L	29	4	4	4	3	6	1	0	0	0	0	28	56	6.00	1.667
Niles Jordan, L ERA:	(7, 1)	0.0		3	3	3	3	0	0	0	0	0	0	1	3	3	∞	∞
Bud Byerly, R ERA:	(7, 1)	2.0		8	2	0	0	1	0	0	0	0	0	0	10	10	0.00	1.000

PITCHER		IP	WLS	BF	H	R	ER	SO	BB	IBB	HBP	BLK	WP	HR	S	P	ERA	WHIP

BOTTOM

Cincinnati Reds @ Chicago Cubs

Wrigley Field, Chicago, IL

Fri Apr 25 1952, 3:33 AM CST

Att. 8,274 - Unknown

livebaseballscorecards.com

AB	33
R	7
H	9
RBI	7
BB	7
SO	4
LOB	20

WP: 0 PA: 40
PB: 0
SB: 0
CS: 0

Batter	1	2	3	4	5	6	7	8	9	AB	R	H	RBI	BB	SO	LOB
Dick Smith, R (1, 5) OBP: 0.167, SLG: 0.182	2-3		F8 3-H			1B BB		F7		3	0	0	1	1	0	1
Ted Beard, L (1, 9) OBP: 0.304, SLG: 0.381	K		F4			F4		G4-3 1-2f		4	0	0	0	0	1	2
George Metkovich, L (1, 3) OBP: 0.317, SLG: 0.361	E 2B			G6-4-3 BB		1-2 1B			BB BB BB BB	2	1	2	0	2	0	0
Ralph Kiner, R (1, 7) OBP: 0.447, SLG: 0.459	F3 2-3			G6-4-3 1-2f		F4			F8	4	0	0	0	0	0	5
Bill Howerton, L (1, 8) OBP: 0.500, SLG: 0.533		4-3		BB		F8			F9	3	0	0	0	1	0	3
Joe Garagiola, L (1, 2) OBP: 0.476, SLG: 0.438		F3		L3			L9		BB BB 1-2 BB	3	0	0	0	1	0	1
Jack Merson, R (1, 4) OBP: 0.333, SLG: 0.564		F8			K 1B		4-3		BB 1-2 2-3 BB	3	0	1	0	1	0	0
Clem Koshorek, R (1, 6) OBP: 0.316, SLG: 0.265 Bobby Del Greco, R (9, PH) OBP: 0.410, SLG: 0.387		1-3 F8 2B			K 1-2		5-3		BB 1-2 2-3 3-H BB	3	1	1	0	0	1	1
										0	0	0	1	1	0	0
Murry Dickson, R (1, 1) OBP: 0.333, SLG: 0.500 Paul LaPalme, L (6, 1) Brandy Davis, R (8, PH) OBP: 0.467, SLG: 0.273 Jim Waugh, R (8, 1) Lee Walls, R (9, PH)		1-3 2-3			1-3			G4-3 BB	K	2	0	0	0	0	0	1
										0	0	0	0	0	0	0
										0	0	0	0	1	0	0
										0	0	0	0	0	0	0
										1	0	0	0	0	1	3
Inning Stats	R: 0 E: 1 K: 1 S: 6 H: 1 LOB: 1 BB: 0 P: 6	R: 0 E: 0 K: 0 S: 3 H: 0 LOB: 0 BB: 0 P: 3	R: 1 E: 0 K: 0 S: 4 H: 1 LOB: 0 BB: 0 P: 4	R: 0 E: 0 K: 0 S: 2 H: 0 LOB: 1 BB: 2 P: 10	R: 0 E: 0 K: 1 S: 5 H: 1 LOB: 0 BB: 0 P: 5	R: 0 E: 0 K: 0 S: 4 H: 1 LOB: 2 BB: 1 P: 8	R: 0 E: 0 K: 0 S: 3 H: 0 LOB: 0 BB: 0 P: 3	R: 0 E: 0 K: 0 S: 2 H: 0 LOB: 0 BB: 1 P: 6	R: 1 E: 0 K: 1 S: 5 H: 0 LOB: 3 BB: 4 P: 21	1B: 2 2B: 2 3B: 0 HR: 0 SF: 0 SAC: 0 DP: 2 HBP: 0						

PITCHER	IP	WLS	BF	H	R	ER	SO	BB	IBB	HBP	BLK	WP	HR	S	P	ERA	WHIP
Herm Wehmeier, R (1, 1) ERA: 4.35	8.2	W	35	4	2	2	2	8	0	0	0	0	0	31	63	2.08	1.385
Frank Smith, R (9, 1) ERA: 7.36	0.1	S	1	0	0	0	1	0	0	0	0	0	0	3	3	0.00	0.000

PITCHER	IP	WLS	BF	H	R	ER	SO	BB	IBB	HBP	BLK	WP	HR	S	P	ERA	WHIP

Pittsburgh Pirates @ Cincinnati Reds

Crosley Field, Cincinnati, OH

Sat Apr 26 1952, 3:33 AM EST

Att. 4,239 - Sunny - 66 F

TOP

livebaseballscorecards.com

AB	28
R	2
H	4
RBI	2
BB	8
SO	3
LOB	17

WP: 0 PB: 0 SB: 0 CS: 0 PA: 36

BOTTOM

Pittsburgh Pirates @ Cincinnati Reds

Crosley Field, Cincinnati, OH

Sat Apr 26 1952, 3:33 AM EST

Att. 4,239 - Sunny - 66 F

livebaseballscorecards.com

Batter	1	2	3	4	5	6	7	8	9	AB	R	H	RBI	BB	SO	LOB
Grady Hatton, L (1, 4) OBP: 0.442, SLG: 0.553	F9		4-3		2B E 1B	L9		FC6 2-H 1B		5	1	2	1	0	0	0
Bobby Adams, R (1, 5) OBP: 0.357, SLG: 0.538	4-3		2-3 1B		E 1-3 2B 2B	L8		FC6 1-2f		5	1	2	0	0	0	1
Johnny Wyrostek, L (1, 8) OBP: 0.488, SLG: 0.414	F5		2-3 1-2		E4 2-3 3-H 2B	5-3		G3		5	1	0	0	0	0	3
Ted Kluszewski, L (1, 3) OBP: 0.450, SLG: 0.757		6-3	4-3		1-H 3-H 2B 2B		G6-4-3 1B			4	1	2	2	0	0	1
Joe Adcock, R (1, 7) OBP: 0.364, SLG: 0.667		6-3		F3	5-3		G6-4-3 1-2f			4	0	0	0	0	0	2
Hank Edwards, L (1, 9) OBP: 0.417, SLG: 0.545		E 2B		FC5-4 1B	F8		F2			4	1	2	0	0	0	1
Andy Seminick, R (1, 2) OBP: 0.333, SLG: 0.385		E IBB		FC5-4 1-2f BB	2B IBB			FC5-4 BB		1	2	0	0	3	0	1
Roy McMillan, R (1, 6) OBP: 0.083, SLG: 0.086		E7 1-H 2-H		1-2 BB	1-H 2-H 2B			FC5-4 1-2f E		3	1	1	2	1	0	1
Herm Wehmeier, R (1, 1) OBP: 0.222, SLG: 0.222		F3		5-3	G3			E6 2-H 1B		4	1	0	0	0	0	4
Frank Smith, R (9, 1) OBP: 1.000, SLG: 2.000										0	0	0	0	0	0	0
Inning Stats	R: 0 E: 0 K: 0 S: 3 H: 0 LOB: 0 BB: 0 P: 3	R: 2 E: 1 K: 0 S: 5 H: 1 LOB: 1 BB: 1 P: 9	R: 0 E: 0 K: 0 S: 4 H: 1 LOB: 1 BB: 0 P: 4	R: 0 E: 0 K: 0 S: 4 H: 1 LOB: 2 BB: 1 P: 8	R: 5 E: 1 K: 0 S: 8 H: 4 LOB: 1 BB: 1 P: 12	R: 0 E: 0 K: 0 S: 3 H: 0 LOB: 0 BB: 0 P: 3	R: 0 E: 0 K: 0 S: 3 H: 1 LOB: 0 BB: 0 P: 3	R: 2 E: 2 K: 0 S: 5 H: 1 LOB: 1 BB: 1 P: 9		1B: 5 2B: 4 3B: 0 HR: 0	SF: 0 SAC: 0 DP: 1 HBP: 0						

	AB	35
	R	9
	H	9
	RBI	5
	BB	4
	SO	0
	LOB	14

WP: 0 PB: 0 SB: 0 CS: 0 PA: 39

PITCHER		IP	WLS	BF	H	R	ER	SO	BB	IBB	HBP	BLK	WP	HR	S	P	ERA	WHIP
Murry Dickson, R ERA: 5.68	(1, 1)	5.0	L	27	7	7	2	0	1	2	0	0	0	0	24	36	3.60	1.600
Paul LaPalme, L ERA: 1.8	(6, 1)	2.0		6	1	0	0	0	0	0	0	0	0	0	6	6	0.00	0.500
Jim Waugh, R ERA: 1.8	(8, 1)	1.0		6	1	2	0	0	1	0	0	0	0	0	5	9	0.00	2.000

PITCHER	IP	WLS	BF	H	R	ER	SO	BB	IBB	HBP	BLK	WP	HR	S	P	ERA	WHIP

Batter	1	2	3	4	5	6	7	8	9	AB	R	H	RBI	BB	SO	LOB
Dick Smith, R (1, 5) OBP: 0.235, SLG: 0.200	S S S 0-3 ① K		x 0-0 ① F7	x 0-0 ③ 1-2 2-H 1B			x 0-0 ② 4-3		B B B B 4-0 BB	4	0	1	1	1	1	0
George Metkovich, L (1, 3) OBP: 0.283, SLG: 0.317	S S S 0-3 ② K		x 0-0 ② F8		x 0-0 ① F8		x 0-0 ③ F8		x 0-0 ③ 4-3	5	0	0	0	0	1	2
Bobby Del Greco, R (1, 8) OBP: 0.419, SLG: 0.412	x 0-0 ③ F4		x 0-0 2B		x 0-0 ② F9			B B B B 4-0 F8-4 1B BB		3	0	1	0	1	0	0
Ralph Kiner, R (1, 7) OBP: 0.471, SLG: 0.475		x 0-0 1B F8 1B	B B B B 4-0 BB		x 0-0 ③ F8			x 0-0 1-2 1B		3	1	2	0	1	0	0
Erv Dusak, R (1, 9) OBP: 0.167, SLG: 0.167		x 0-0 1-3 SH5-3 1B	x 0-0 ③ F2			x 0-0 ① F4		S S S 0-3 ① K		4	0	1	0	0	1	4
George Strickland, R (1, 4) OBP: 0.167, SLG: 0.167		x 0-0 ① 3-H F8		x 0-0 1B 1B 1B		x 0-0 ② 5-3		x 0-0 ② ③ 2-2 F8-4		4	1	1	1	0	0	3
Clem Koshorek, R (1, 6) OBP: 0.317, SLG: 0.297		x 0-0 ② 1-2 SH5-3		S S S 0-3 ① K		x 0-0 2B			x 0-0 ① F6	3	0	1	0	0	1	1
Clyde McCullough, R (1, 2) OBP: 0.267, SLG: 0.286		B B B B 4-0 BB		x 0-0 1-2 1B 1B		S S S 0-3 ③ K			x 0-0 2B	3	0	2	0	1	1	1
Bob Friend, R (1, 1)		x 0-0 ③ F6		S S S 0-3 ② K			S S S 0-3 ① K		x 0-0 ② F2	1	0	0	0	0	0	2
Bill Werle, L (3, 1)										0	0	0	0	0	0	0
Lee Walls, R (4, PH)										1	0	0	0	0	1	2
Ron Kline, R (4, 1)										0	0	0	0	0	0	0
Brandy Davis, R (7, PH) OBP: 0.438, SLG: 0.250										1	0	0	0	0	1	0
Jim Suchecki, R (7, 1)										0	0	0	0	0	0	0
Jim Mangan, R (9, PH) OBP: 0.200, SLG: 0.111										1	0	0	0	0	0	1
Inning Stats	R: 0 E: 0 K: 2 S: 7 H: 0 LOB: 0 BB: 0 P: 7	R: 1 E: 0 K: 0 S: 5 H: 2 LOB: 2 BB: 1 P: 9	R: 0 E: 0 K: 0 S: 4 H: 1 LOB: 2 BB: 1 P: 8	R: 1 E: 0 K: 2 S: 9 H: 3 LOB: 1 BB: 0 P: 9	R: 0 E: 0 K: 0 S: 3 H: 0 LOB: 0 BB: 0 P: 3	R: 0 E: 0 K: 1 S: 6 H: 1 LOB: 1 BB: 0 P: 6	R: 0 E: 0 K: 1 S: 5 H: 0 LOB: 0 BB: 0 P: 5	R: 0 E: 0 K: 1 S: 5 H: 1 LOB: 1 BB: 1 P: 9	R: 0 E: 0 K: 0 S: 4 H: 1 LOB: 2 BB: 1 P: 8	1B: 6 2B: 4 3B: 0 HR: 0 SF: 0 SAC: 1 DP: 1 HBP: 0						

PITCHER	IP	WLS	BF	H	R	ER	SO	BB	IBB	HBP	BLK	WP	HR	S	P	ERA	WHIP
Ken Raffensberger, L (1, 1) ERA: 1.0	9.0	W	38	9	2	2	7	4	0	0	0	0	0	48	64	2.00	1.444

PITCHER	IP	WLS	BF	H	R	ER	SO	BB	IBB	HBP	BLK	WP	HR	S	P	ERA	WHIP

TOP

Pittsburgh Pirates @ Cincinnati Reds

Crosley Field, Cincinnati, OH

Sun Apr 27 1952, 3:33 AM EDT

Unknown

livebaseballscorecards.com

AB	33
R	2
H	9
RBI	2
BB	4
SO	7
LOB	16

WP: 0 PB: 0 SB: 0 CS: 0 PA: 38

BOTTOM

Pittsburgh Pirates @ Cincinnati Reds

Crosley Field, Cincinnati, OH

Sun Apr 27 1952, 3:33 AM EDT

Unknown

livebaseballscorecards.com

Batter	1	2	3	4	5	6	7	8	9	AB	R	H	RBI	BB	SO	LOB
Grady Hatton, L (1, 4) OBP: 0.417, SLG: 0.500	3-1		FC1-5 1-2 2-3f	1-0 1B 4-3 HBP		G3 2-3		6-3 2-3		4	1	0	0	0	0	4
Bobby Adams, R (1, 5) OBP: 0.362, SLG: 0.512	F9		4-0 1-2 2-3 BB	4-3 1-2		F9		1B 3-H		4	1	1	1	1	0	2
Johnny Wyrostek, L (1, 8) OBP: 0.500, SLG: 0.485	5-3		1B 1-H 2-H 3-H 3B	BLK 2-3 1B			4-0 1B 1B BB	L3		4	2	2	3	1	0	1
Ted Kluszewski, L (1, 3) OBP: 0.455, SLG: 0.732		K	BB 1B 1B 3-H 1B	G3 1-2			K2-5-2 1B 1-2 1B			4	1	2	1	0	1	1
Joe Adcock, R (1, 7) OBP: 0.378, SLG: 0.647		K	BB 1-2 1B		F8		K2-5-2 1-2 2-H 1B			4	1	2	1	0	1	0
Hank Edwards, L (1, 9) OBP: 0.438, SLG: 0.500		FC4-6 1B	1B 1-2 2-3 BB		G3		K2-5-2 1-2 2-3f			3	0	1	0	1	1	2
Andy Seminick, R (1, 2) OBP: 0.324, SLG: 0.367		FC4-6 1-2f	1-2 2-H 3-H 1B		5-3		5-3			4	0	1	2	0	0	2
Roy McMillan, R (1, 6) OBP: 0.125, SLG: 0.081			FC1-5 1B BB F7			E3 G3 SH1-3		6-3 SH1-3 1B BB		2	1	0	0	2	0	2
Ken Raffensberger, R (1, 1) OBP: 0.125, SLG: 0.125			BB FC1-3 1-2 3B 1B K			SH1-3 1-2		SH1-3 1-2		2	1	1	0	0	1	2

Inning Stats	R: 0 E: 0 K: 0 S: 3	H: 0 LOB: 0 BB: 0 P: 3	R: 0 E: 0 K: 2 S: 8	H: 1 LOB: 1 BB: 0 P: 8	R: 6 E: 0 K: 1 S: 10	H: 5 LOB: 2 BB: 3 P: 22	R: 0 E: 0 K: 0 S: 3	H: 1 LOB: 1 BB: 0 P: 4	R: 0 E: 0 K: 0 S: 3	H: 0 LOB: 0 BB: 0 P: 3	R: 0 E: 1 K: 0 S: 4	H: 0 LOB: 1 BB: 0 P: 4	R: 1 E: 0 K: 1 S: 6	H: 2 LOB: 1 BB: 1 P: 10	R: 1 E: 0 K: 0 S: 4	H: 1 LOB: 1 BB: 1 P: 8	1B: 9 2B: 1 3B: 1 HR: 0	SF: 0 SAC: 2 DP: 1 HBP: 1	WP: 0 PB: 0 SB: 0 CS: 0	PA: 39

PITCHER		IP	WLS	BF	H	R	ER	SO	BB	IBB	HBP	BLK	WP	HR	S	P	ERA	WHIP
Bob Friend, R ERA: 6.75	(1, 1)	2.1	L	14	5	6	6	2	2	0	0	0	0	0	16	24	23.14	3.000
Bill Werle, L ERA: 9.0	(3, 1)	0.2		4	1	0	0	1	1	0	0	0	0	0	5	9	0.00	3.000
Ron Kline, R ERA: 6.0	(4, 1)	3.0		11	1	0	0	0	0	0	1	1	0	0	10	11	0.00	0.333
Jim Suchecki, R ERA: 4.0	(7, 1)	2.0		10	3	2	2	1	2	0	0	0	0	0	10	18	9.00	2.500

PITCHER	IP	WLS	BF	H	R	ER	SO	BB	IBB	HBP	BLK	WP	HR	S	P	ERA	WHIP

Batter	1	2	3	4	5	6	7	8	9	AB	R	H	RBI	BB	SO	LOB
Bobby Del Greco, R (1, 8) OBP: 0.383, SLG: 0.368	F3		6-3		1-3			6-3		4	0	0	0	0	0	2
Tony Bartirome, L (1, 3) OBP: 0.455, SLG: 0.700	2B			4-3		BBBB 4-3 SH		G3		3	0	1	0	1	0	0
Ted Beard, L (1, 9) OBP: 0.308, SLG: 0.375	K			6-3 1B		SH 4-3 (1-2)		F2		3	0	1	0	0	1	1
Ralph Kiner, R (1, 7) OBP: 0.436, SLG: 0.432	5-3			6-3 (1-2)		F7			6-3	4	0	0	0	0	0	4
Joe Garagiola, L (1, 2) OBP: 0.440, SLG: 0.400		4-3		F4		4-3 (1-2, 2-3)			4-3 1B	4	0	1	0	0	0	3
Jack Merson, R (1, 5) OBP: 0.326, SLG: 0.535		5-3			1B 1B	F3			4-3 (1-2)	4	0	1	0	0	0	3
George Strickland, R (1, 4) OBP: 0.100, SLG: 0.100		6-3			F9		F3		F3	4	0	0	0	0	0	2
Clem Koshorek, R (1, 6) OBP: 0.318, SLG: 0.300			K		1B (1-2)		F8			3	0	1	0	0	1	0
Howie Pollet, L (1, 1) OBP: 0.143, SLG: 0.143			K	K			6-3			3	0	0	0	0	2	2
Inning Stats	R: 0 H: 1 E: 0 LOB: 1 K: 1 BB: 0 S: 6 P: 6	R: 0 H: 0 E: 0 LOB: 0 K: 0 BB: 0 S: 3 P: 3	R: 0 H: 0 E: 0 LOB: 0 K: 2 BB: 0 S: 7 P: 7	R: 0 H: 1 E: 0 LOB: 1 K: 0 BB: 0 S: 4 P: 4	R: 0 H: 2 E: 0 LOB: 2 K: 1 BB: 0 S: 7 P: 7	R: 0 H: 0 E: 1 LOB: 2 K: 0 BB: 1 S: 4 P: 8	R: 0 H: 0 E: 0 LOB: 0 K: 0 BB: 0 S: 3 P: 3	R: 0 H: 0 E: 0 LOB: 0 K: 0 BB: 0 S: 3 P: 3	R: 0 H: 1 E: 0 LOB: 1 K: 0 BB: 0 S: 4 P: 4	1B: 4 SF: 0 2B: 1 SAC: 1 3B: 0 DP: 0 HR: 0 HBP: 0						

PITCHER	IP	WLS	BF	H	R	ER	SO	BB	IBB	HBP	BLK	WP	HR	S	P	ERA	WHIP
Frank Hiller, R (1, 1) ERA: 1.23	9.0	W	34	5	0	0	4	1	0	0	0	0	0	41	45	0.00	0.667

PITCHER	IP	WLS	BF	H	R	ER	SO	BB	IBB	HBP	BLK	WP	HR	S	P	ERA	WHIP

TOP

Pittsburgh Pirates @ Cincinnati Reds

Crosley Field, Cincinnati, OH

Sun Apr 27 1952, 3:38 AM EDT

Att. 16,427 - Unknown

livebaseballscorecards.com

AB	32
R	0
H	5
RBI	0
BB	1
SO	4
LOB	17

Batter	1	2	3	4	5	6	7	8	9	AB	R	H	RBI	BB	SO	LOB
Grady Hatton, L (1, 4) OBP: 0.404, SLG: 0.467	4-3		F7			K	CS 1-2	FC3-6 BB		3	0	0	0	1	1	0
Bobby Adams, R (1, 5) OBP: 0.353, SLG: 0.489	F4		E4 PO			1B		FC3-6 1-3-4-5 1-2f		4	0	1	0	0	0	1
Johnny Wyrostek, L (1, 8) OBP: 0.520, SLG: 0.500	BB		PO 1-2	K		1-2 1B		1-2 1B		3	0	2	0	1	1	0
Joe Adcock, R (1, 7) OBP: 0.366, SLG: 0.595	1-2 BB			F8		F4		1-3-4-5 2-3f		3	0	0	0	1	0	4
Ted Kluszewski, L (1, 3) OBP: 0.438, SLG: 0.689	F6			F9		4-3			E 1B 1B	4	0	1	0	0	0	4
Bob Borkowski, R (1, 9) OBP: 0.333, SLG: 0.158		5-3			K		1B 1B		E7 1-H F7 1B	4	1	2	0	0	1	0
Joe Rossi, R (1, 2) OBP: 0.222, SLG: 0.125		F8			FC4-6 1B		F2		IBB	3	0	1	0	1	0	1
Roy McMillan, R (1, 6) OBP: 0.114, SLG: 0.073		F6			FC4-6 1-2f		F4		F7 3-H	4	0	0	1	0	0	3
Frank Hiller, R (1, 1) OBP: 0.375, SLG: 0.375			1-3		1-3		CS 1-3 1B			3	0	1	0	0	0	1
Inning Stats	R: 0 H: 0 E: 0 LOB: 2 K: 0 BB: 2 S: 3 P: 11	R: 0 H: 0 E: 0 LOB: 0 K: 0 BB: 0 S: 3 P: 3	R: 0 H: 0 E: 1 LOB: 0 K: 0 BB: 0 S: 3 P: 3	R: 0 H: 0 E: 0 LOB: 0 K: 1 BB: 0 S: 5 P: 5	R: 0 H: 1 E: 0 LOB: 1 K: 1 BB: 0 S: 6 P: 6	R: 0 H: 2 E: 0 LOB: 2 K: 1 BB: 0 S: 7 P: 7	R: 0 H: 2 E: 0 LOB: 1 K: 0 BB: 0 S: 4 P: 4	R: 0 H: 1 E: 0 LOB: 1 K: 0 BB: 1 S: 3 P: 7	R: 1 H: 2 E: 1 LOB: 2 K: 0 BB: 1 S: 3 P: 7	1B: 8 SF: 0 2B: 1 SAC: 0 3B: 0 DP: 1 HR: 0 HBP: 0						

PITCHER	IP	WLS	BF	H	R	ER	SO	BB	IBB	HBP	BLK	WP	HR	S	P	ERA	WHIP
Howie Pollet, L (1, 1) ERA: 5.31	8.2	L	35	8	1	0	3	3	1	0	0	0	0	37	53	0.00	1.269

PITCHER	IP	WLS	BF	H	R	ER	SO	BB	IBB	HBP	BLK	WP	HR	S	P	ERA	WHIP

BOTTOM

Pittsburgh Pirates @ Cincinnati Reds

Crosley Field, Cincinnati, OH

Sun Apr 27 1952, 3:38 AM EDT

Att. 16,427 - Unknown

livebaseballscorecards.com

AB	31
R	1
H	8
RBI	1
BB	4
SO	3
LOB	14

WP: 0 PA: 37
PB: 0
SB: 0
CS: 1

Batter	1	2	3	4	5	6	7	8	9	AB	R	H	RBI	BB	SO	LOB
Davey Williams, R (1, 4) OBP: 0.304, SLG: 0.349	F2		SH, BB 3-H		K		F5		F3	4	0	0	1	0	1	1
Whitey Lockman, L (1, 3) OBP: 0.391, SLG: 0.488	1-3		BB 1-2		6-3			FC5, SH1-4 1B		3	0	1	0	1	0	0
Bobby Thomson, R (1, 5) OBP: 0.447, SLG: 0.528	BB		K			6-3		SH1-4 1-2		2	0	0	0	1	1	2
Hank Thompson, L (1, 7) OBP: 0.345, SLG: 0.440	F4		F2			K		BB		3	0	0	0	1	1	3
Willie Mays, R (1, 8) OBP: 0.400, SLG: 0.389		G6-4-3, HBP		K		BB		K		2	0	0	0	1	2	2
Don Mueller, L (1, 9) OBP: 0.279, SLG: 0.488		F5		F8		6-3		FC5 2-3f		4	0	0	0	0	0	4
Alvin Dark, R (1, 6) OBP: 0.356, SLG: 0.350		G6-4-3 1-2f		1B			SH3-4, BB		1-4-3, 1B, BB	2	1	1	0	2	0	1
Wes Westrum, R (1, 2) OBP: 0.368, SLG: 0.500			SH3-4, SH, 2B	4-3			F4		1-4-3 1-2	4	1	1	0	0	0	3
Sal Maglie, R (1, 1) OBP: 0.250, SLG: 0.143			SH3-4 2-3		F3		SH3-4 1-2		1B 2-H	2	0	1	1	0	0	0
Inning Stats	R: 0 E: 0 K: 0 S: 3 H: 0 LOB: 1 BB: 1 P: 7	R: 0 E: 0 K: 0 S: 2 H: 0 LOB: 0 BB: 0 P: 3	R: 1 E: 0 K: 1 S: 7 H: 1 LOB: 2 BB: 1 P: 11	R: 0 E: 0 K: 1 S: 6 H: 1 LOB: 1 BB: 0 P: 6	R: 0 E: 0 K: 1 S: 5 H: 0 LOB: 0 BB: 0 P: 5	R: 0 E: 0 K: 1 S: 5 H: 0 LOB: 1 BB: 1 P: 9	R: 0 E: 0 K: 0 S: 3 H: 0 LOB: 1 BB: 1 P: 7	R: 0 E: 0 K: 1 S: 6 H: 1 LOB: 2 BB: 1 P: 10	R: 1 E: 0 K: 0 S: 3 H: 1 LOB: 0 BB: 1 P: 7	1B: 3 2B: 1 3B: 0 HR: 0 SF: 0 SAC: 4 DP: 1 HBP: 1	WP: 0 PB: 0 SB: 0 CS: 0 PA: 37					

PITCHER	IP	WLS	BF	H	R	ER	SO	BB	IBB	HBP	BLK	WP	HR	S	P	ERA	WHIP
Ewell Blackwell, R (1, 1) ERA: 3.43	9.0	L	37	4	2	2	5	6	0	1	0	0	0	40	65	2.00	1.111

PITCHER	IP	WLS	BF	H	R	ER	SO	BB	IBB	HBP	BLK	WP	HR	S	P	ERA	WHIP

TOP

New York Giants @ Cincinnati Reds

Crosley Field, Cincinnati, OH

Tue Apr 29 1952, 3:33 AM EDT

Att. 19,531 - Unknown

livebaseballscorecards.com

AB	26
R	2
H	4
RBI	2
BB	6
SO	5
LOB	16

BOTTOM

New York Giants @ Cincinnati Reds

Crosley Field, Cincinnati, OH

Tue Apr 29 1952, 3:33 AM EDT

Att. 19,531 - Unknown

livebaseballscorecards.com

Batter	1	2	3	4	5	6	7	8	9	AB	R	H	RBI	BB	SO	LOB
Grady Hatton, L (1, 4) OBP: 0.393, SLG: 0.449	CS 1B			G3		6-3			F6	4	0	1	0	0	0	0
Bobby Adams, R (1, 5) OBP: 0.345, SLG: 0.471	G6-3 1B 1-2			1-3		F7			F8	4	0	1	0	0	0	0
Johnny Wyrostek, L (1, 8) OBP: 0.509, SLG: 0.474	G6-3 1-2f			BB B B B B			K S S S			2	0	0	0	1	1	1
Ted Kluszewski, L (1, 3) OBP: 0.412, SLG: 0.646		4-3		3-4-1			F4			3	0	0	0	0	0	1
Joe Adcock, R (1, 7) OBP: 0.341, SLG: 0.550		F8			F3		K S S S			3	0	0	0	0	1	0
Hank Edwards, L (1, 9) OBP: 0.421, SLG: 0.647		F7			HR			F7		3	1	1	1	0	0	0
Andy Seminick, R (1, 2) OBP: 0.300, SLG: 0.333			K S S S		K S S S			5-3		3	0	0	0	0	2	0
Roy McMillan, R (1, 6) OBP: 0.106, SLG: 0.068			F2		F9			F7		3	0	0	0	0	0	0
Ewell Blackwell, R (1, 1) OBP: 0.167, SLG: 0.167 Dick Sisler, L (9, PH) OBP: 0.188, SLG: 0.267			K S S S			K S S S			K S S S	2 1	0 0	0 0	0 0	0 0	2 1	0 0

Inning Stats	1	2	3	4	5	6	7	8	9
	R: 0 H: 2 E: 0 LOB: 0 K: 0 BB: 0 S: 3 P: 3	R: 0 H: 0 E: 0 LOB: 0 K: 0 BB: 0 S: 3 P: 3	R: 0 H: 0 E: 0 LOB: 0 K: 2 BB: 0 S: 7 P: 7	R: 0 H: 0 E: 0 LOB: 1 K: 0 BB: 1 S: 3 P: 7	R: 1 H: 1 E: 0 LOB: 0 K: 1 BB: 0 S: 6 P: 6	R: 0 H: 0 E: 0 LOB: 0 K: 1 BB: 0 S: 5 P: 5	R: 0 H: 0 E: 0 LOB: 0 K: 2 BB: 0 S: 7 P: 7	R: 0 H: 0 E: 0 LOB: 0 K: 0 BB: 0 S: 3 P: 3	R: 0 H: 0 E: 0 LOB: 0 K: 1 BB: 0 S: 5 P: 5

	AB	28
	R	1
	H	3
	RBI	1
	BB	1
	SO	7
	LOB	2

	1B: 2	SF: 0	WP: 0	PA: 29
	2B: 0	SAC: 0	PB: 0	
	3B: 0	DP: 1	SB: 0	
	HR: 1	HBP: 0	CS: 1	

PITCHER	IP	WLS	BF	H	R	ER	SO	BB	IBB	HBP	BLK	WP	HR	S	P	ERA	WHIP
Sal Maglie, R (1, 1) ERA: 0.67	9.0	W	29	3	1	1	7	1	0	0	0	0	1	42	46	1.00	0.444

PITCHER	IP	WLS	BF	H	R	ER	SO	BB	IBB	HBP	BLK	WP	HR	S	P	ERA	WHIP

Batter	1	2	3	4	5	6	7	8	9	AB	R	H	RBI	BB	SO	LOB
Davey Williams, R (1, 4) OBP: 0.353, SLG: 0.438	F9		SH1-4 F7 2B		1B 1-3 FC5 2B	E 1-2 2-H 1B		FC5-4 1B		5	2	4	1	0	0	0
Whitey Lockman, L (1, 3) OBP: 0.360, SLG: 0.444	K		SH1-4 2-3		F7	E1 1-2 2-3		F7		4	0	0	0	0	1	5
Bobby Thomson, R (1, 5) OBP: 0.442, SLG: 0.500	BB 1B		F7 3-H		FC5 1B BB	F3		FC5-4 1-2f BB		4	0	1	1	1	0	4
Bob Elliott, R (1, 7) OBP: 0.375, SLG: 0.550	1-2 BB		G1		FC5 1-2 2-3 3-H 1B	F7		1-2 BB		3	0	1	1	2	0	3
Willie Mays, R (1, 8) OBP: 0.380, SLG: 0.366	F8			G2-6-4 1B	FC5 1-2 2-3f 3-H		F7	F2		5	0	1	1	0	0	6
Don Mueller, L (1, 9) OBP: 0.292, SLG: 0.467		BB		G2-6-4 1-2f	3-1		6-3 1B		4-3	4	0	1	0	1	0	3
Alvin Dark, R (1, 6) OBP: 0.360, SLG: 0.356		F8		1B		F7	6-3 1-2		1B	5	0	2	0	0	0	2
Wes Westrum, R (1, 2) OBP: 0.372, SLG: 0.459		F7		K		BB 1B BB	BB		F7	3	1	0	0	2	1	3
Larry Jansen, R (1, 1)		K			2B 1B BB	E 1-2 1B BB	K		1-3	3	1	0	0	2	2	4
Inning Stats	R: 0 E: 0 K: 1 S: 6 H: 1 LOB: 2 BB: 1 P: 10	R: 0 E: 0 K: 1 S: 5 H: 0 LOB: 1 BB: 1 P: 9	R: 1 E: 0 K: 0 S: 4 H: 1 LOB: 0 BB: 0 P: 4	R: 0 E: 0 K: 1 S: 6 H: 2 LOB: 1 BB: 0 P: 6	R: 2 E: 0 K: 0 S: 5 H: 2 LOB: 2 BB: 2 P: 13	R: 1 E: 1 K: 0 S: 5 H: 1 LOB: 3 BB: 2 P: 13	R: 0 E: 0 K: 1 S: 6 H: 1 LOB: 2 BB: 1 P: 10	R: 0 E: 0 K: 0 S: 4 H: 1 LOB: 2 BB: 1 P: 8	R: 0 E: 0 K: 0 S: 4 H: 1 LOB: 1 BB: 0 P: 4	1B: 8 2B: 2 3B: 0 HR: 0 SF: 0 SAC: 1 DP: 1 HBP: 0						

PITCHER	IP	WLS	BF	H	R	ER	SO	BB	IBB	HBP	BLK	WP	HR	S	P	ERA	WHIP
Harry Perkowski, L (1, 1) ERA: 4.02	5.1	L	27	6	4	4	3	6	0	0	0	0	0	27	51	6.75	2.250
Frank Smith, R (6, 1) ERA: 4.26	2.2		14	3	0	0	1	2	0	0	0	0	0	14	22	0.00	1.875
Ed Blake, R (9, 1) ERA:	1.0		4	1	0	0	0	0	0	0	0	0	0	4	4	0.00	1.000

PITCHER	IP	WLS	BF	H	R	ER	SO	BB	IBB	HBP	BLK	WP	HR	S	P	ERA	WHIP

TOP

New York Giants @ Cincinnati Reds

Crosley Field, Cincinnati, OH

Wed Apr 30 1952, 3:33 AM EDT

Att. 4,001 - Unknown

livebaseballscorecards.com

AB	36
R	4
H	10
RBI	4
BB	8
SO	4
LOB	30

Batter	1	2	3	4	5	6	7	8	9	AB	R	H	RBI	BB	SO	LOB
Grady Hatton, L (1, 4) OBP: 0.367, SLG: 0.415	K			F8		5-3			F7	4	0	0	0	0	1	0
Bobby Adams, R (1, 5) OBP: 0.339, SLG: 0.455	6-3			FC5 BB 1B		F9			F9	4	0	1	0	0	0	0
Johnny Wyrostek, L (1, 8) OBP: 0.474, SLG: 0.429	1-3			F8		5-3			F8	4	0	0	0	0	0	1
Ted Kluszewski, L (1, 3) OBP: 0.407, SLG: 0.620		L6		BBBB 1-2 BB			4-3			2	0	0	0	1	0	0
Joe Adcock, R (1, 7) OBP: 0.340, SLG: 0.535		1B		FC5 2-3f			6-3			3	0	1	0	0	0	2
Hank Edwards, L (1, 9) OBP: 0.409, SLG: 0.750		F6			HR		K			3	1	1	1	0	1	0
Andy Seminick, R (1, 2) OBP: 0.279, SLG: 0.306			F7		K			5-3		3	0	0	0	0	1	0
Roy McMillan, R (1, 6) OBP: 0.102, SLG: 0.065			F7		5-3			1-3		2	0	0	0	0	0	0
Bob Borkowski, R (8, PH) OBP: 0.320, SLG: 0.150										1	0	0	0	0	0	0
Virgil Stallcup, R (9, 6)										0	0	0	0	0	0	0
Harry Perkowski, L (1, 1) OBP: 0.333, SLG: 0.667			K		K			F6		2	0	0	0	0	2	0
Frank Smith, R (6, 1) OBP: 1.000, SLG: 2.000										0	0	0	0	0	0	0
Johnny Temple, R (8, PH)										1	0	0	0	0	0	0
Ed Blake, R (9, 1)										0	0	0	0	0	0	0
Inning Stats	R: 0 E: 0 K: 1 S: 5 H: 0 LOB: 0 BB: 0 P: 5	R: 0 E: 0 K: 0 S: 3 H: 1 LOB: 0 BB: 0 P: 3	R: 0 E: 0 K: 1 S: 5 H: 0 LOB: 0 BB: 0 P: 5	R: 0 E: 0 K: 0 S: 4 H: 1 LOB: 2 BB: 1 P: 8	R: 1 E: 0 K: 2 S: 8 H: 1 LOB: 0 BB: 0 P: 8	R: 0 E: 0 K: 0 S: 3 H: 0 LOB: 0 BB: 0 P: 3	R: 0 E: 0 K: 1 S: 5 H: 0 LOB: 0 BB: 0 P: 5	R: 0 E: 0 K: 0 S: 3 H: 0 LOB: 0 BB: 0 P: 3	R: 0 E: 0 K: 0 S: 3 H: 0 LOB: 0 BB: 0 P: 3	1B: 2 2B: 0 3B: 0 HR: 1	SF: 0 SAC: 0 DP: 0 HBP: 0						

PITCHER	IP	WLS	BF	H	R	ER	SO	BB	IBB	HBP	BLK	WP	HR	S	P	ERA	WHIP
Larry Jansen, R (1, 1) ERA: 1.67	9.0	W	30	3	1	1	5	1	0	0	0	0	1	39	43	1.00	0.444

PITCHER	IP	WLS	BF	H	R	ER	SO	BB	IBB	HBP	BLK	WP	HR	S	P	ERA	WHIP

BOTTOM

New York Giants @ Cincinnati Reds

Crosley Field, Cincinnati, OH

Wed Apr 30 1952, 3:33 AM EDT

Att. 4,001 - Unknown

livebaseballscorecards.com

AB	29
R	1
H	3
RBI	1
BB	1
SO	5
LOB	3

Boston Braves @ Cincinnati Reds

Crosley Field, Cincinnati, OH

Thu May 01 1952, 3:33 AM EDT

Att. 2,497 - Unknown

TOP

livebaseballscorecards.com

Batter	1	2	3	4	5	6	7	8	9	AB	R	H	RBI	BB	SO	LOB
Sibby Sisti, R (1, 4) (6, 6) OBP: 0.182, SLG: 0.273	F8		F4		F7		F8		F3	5	0	0	0	0	0	0
Sam Jethroe, S (1, 8) OBP: 0.288, SLG: 0.350	6-3		F2		CS 1B		BBBB 4-0 FC5-4 BB		2B 2B	4	1	2	0	1	0	0
Earl Torgeson, L (1, 3) OBP: 0.446, SLG: 0.469	BBBB 4-0 1B BB			1-3	F9 1-2		F5		2-H 2B	4	0	1	1	1	0	2
Sid Gordon, R (1, 7) OBP: 0.359, SLG: 0.456	FC5-4 1-2 1B			2B 1B		HR	FC5-4 1-2f		F8	5	2	3	1	0	0	2
Walker Cooper, R (1, 2) OBP: 0.452, SLG: 0.486	FC5-4 1-2f			1-H 3B 2B		E 1B 1B		1B		4	2	3	1	0	0	2
Roy Hartsfield, R (8, PR) OBP: 0.308, SLG: 0.182										0	0	0	0	0	0	0
Ebba St. Claire, S (8, 2) OBP: 0.353, SLG: 0.533										0	0	0	0	0	0	0
Eddie Mathews, L (1, 5) OBP: 0.263, SLG: 0.407		SSS K		F7		E 1-2 G4-6-3 1B		F7		4	1	1	0	0	1	2
Bob Thorpe, R (1, 9) OBP: 0.333, SLG: 0.467		G3		2-H 3B		E6 G4-6-3 1-3 2-H		F9		4	0	1	1	0	0	2
Jack Cusick, R (1, 6) OBP: 0.244, SLG: 0.171		6-3		BBBB 4-0 BB		G4-6-3 1-2f 3-H		F3		1	0	0	0	1	0	0
George Crowe, L (6, PH) OBP: 0.167, SLG: 0.167										1	0	0	0	0	0	1
Billy Reed, L (6, 4) OBP: 0.265, SLG: 0.250										1	0	0	0	0	0	1
Vern Bickford, R (1, 1) OBP: 0.222, SLG: 0.333			F3	F4		SSS K			F1	3	0	0	0	0	1	2
Lew Burdette, R (7, 1)										0	0	0	0	0	0	0
Jack Daniels, L (9, PH) OBP: 0.500, SLG: 0.500										1	0	0	0	0	0	0

Inning Stats									
	R: 0 E: 0 K: 0 S: 4	H: 1 LOB: 2 BB: 1 P: 8	R: 0 E: 0 K: 1 S: 5	H: 0 LOB: 0 BB: 0 P: 5	R: 0 E: 0 K: 0 S: 3	H: 0 LOB: 0 BB: 0 P: 3	R: 2 E: 0 K: 0 S: 6	H: 3 LOB: 2 BB: 1 P: 10	R: 0 E: 0 K: 0 S: 3	H: 1 LOB: 0 BB: 0 P: 3
	R: 3 E: 1 K: 1 S: 8	H: 3 LOB: 0 BB: 0 P: 8	R: 0 E: 0 K: 0 S: 3	H: 0 LOB: 1 BB: 1 P: 7	R: 0 E: 0 K: 0 S: 4	H: 1 LOB: 1 BB: 0 P: 4	R: 1 E: 0 K: 0 S: 5	H: 2 LOB: 1 BB: 0 P: 5		

	1B: 6	SF: 0	WP: 0	PA: 40
	2B: 3	SAC: 0	PB: 0	
	3B: 1	DP: 1	SB: 0	
	HR: 1	HBP: 0	CS: 1	

	AB	37
	R	6
	H	11
	RBI	4
	BB	3
	SO	2
	LOB	14

PITCHER	IP	WLS	BF	H	R	ER	SO	BB	IBB	HBP	BLK	WP	HR	S	P	ERA	WHIP
Herm Wehmeier, R (1, 1) ERA: 4.6	8.2	W	39	11	6	5	2	3	0	0	0	0	1	40	52	5.19	1.615
Frank Smith, R (9, 1) ERA: 4.05	0.1	S	1	0	0	0	0	0	0	0	0	0	0	1	1	0.00	0.000

PITCHER	IP	WLS	BF	H	R	ER	SO	BB	IBB	HBP	BLK	WP	HR	S	P	ERA	WHIP

Boston Braves @ Cincinnati Reds

Crosley Field, Cincinnati, OH

Thu May 01 1952, 3:33 AM EDT

Att. 2,497 - Unknown

BOTTOM

Batter	1	2	3	4	5	6	7	8	9	AB	R	H	RBI	BB	SO	LOB
Grady Hatton, L (1, 4) OBP: 0.369, SLG: 0.414	0-0 BB E F7 1B		0-0 F9 ①	0-0 1-3 ③		0-0 1B		0-0 6-3 ①		5	1	2	0	0	0	2
Bobby Adams, R (1, 5) OBP: 0.344, SLG: 0.450	0-0 E5 BB 1-2		0-3 K ②		0-0 1-3 1B 1B	0-0 F8 ③		0-0 CS 1B		5	1	2	0	0	1	2
Johnny Wyrostek, L (1, 8) OBP: 0.452, SLG: 0.391	4-0 1-2 2-3 BB		0-0 F9 ③		0-0 1-3 ① 1-2		0-0 F9 ①	0-0 F7 ② ③ 1-2		4	0	0	0	1	0	2
Ted Kluszewski, L (1, 3) OBP: 0.414, SLG: 0.630	0-0 F7 ① 3-H			0-0 4-3 ①	0-0 2B 1B 2-H		0-0 1B 2B			4	2	2	2	0	0	2
Hank Edwards, L (1, 9) OBP: 0.423, SLG: 0.783 Joe Adcock, R (8, 7) OBP: 0.340, SLG: 0.535	0-0 F3 ②			0-0 1B 3B	0-3 K ②		4-0 BB 1B WP BB			3 0	2 0	1 0	0 0	1 0	1 0	3 0
Dick Sisler, L (1, 7) OBP: 0.300, SLG: 0.421 Bob Borkowski, R (8, 9) OBP: 0.320, SLG: 0.150	0-0 4-3 ③			0-0 E F8 E 1B 3-H	0-0 2B 1-H		0-0 WP BB FC1-2 1B 1-2 2-H			4 0	1 0	3 0	3 0	0 0	0 0	2 0
Andy Seminick, R (1, 2) OBP: 0.277, SLG: 0.282		0-0 5-3 ①		0-0 E8 E 1-2	0-0 F2 ③		4-0 FC1-2 WP 1-2 2-3 BB			3	0	0	0	1	0	2
Roy McMillan, R (1, 6) OBP: 0.094, SLG: 0.060		0-0 3-1 ②		0-0 E3 1-2 2-3		0-0 6-3 ①	0-0 FC1-2 ② 1-3 2-H 3-H			4	0	0	0	0	0	4
Herm Wehmeier, R (1, 1) OBP: 0.154, SLG: 0.154 Frank Smith, R (9, 1) OBP: 1.000, SLG: 2.000		0-3 K ③		0-0 F8 ② 3-H		0-0 4-3 ②	0-0 4-3 ③			4 0	0 0	0 0	1 0	0 0	1 0	4 0
Inning Stats	R: 1 E: 1 K: 0 S: 5 H: 1 LOB: 2 BB: 1 P: 9	R: 0 E: 0 K: 1 S: 5 H: 0 LOB: 0 BB: 0 P: 5	R: 0 E: 0 K: 1 S: 5 H: 0 LOB: 0 BB: 0 P: 5	R: 2 E: 2 K: 0 S: 7 H: 2 LOB: 2 BB: 0 P: 7	R: 2 E: 0 K: 1 S: 8 H: 3 LOB: 1 BB: 0 P: 8	R: 0 E: 0 K: 0 S: 4 H: 1 LOB: 1 BB: 0 P: 4	R: 2 E: 0 K: 0 S: 5 H: 2 LOB: 2 BB: 2 P: 13	R: 0 E: 0 K: 0 S: 3 H: 1 LOB: 0 BB: 0 P: 3		1B: 7 2B: 2 3B: 1 HR: 0	SF: 0 SAC: 0 DP: 0 HBP: 0					

livebaseballscorecards.com

AB	36
R	7
H	10
RBI	6
BB	3
SO	3
LOB	23

WP: 1 PB: 0 SB: 0 CS: 1 PA: 39

PITCHER		IP	WLS	BF	H	R	ER	SO	BB	IBB	HBP	BLK	WP	HR	S	P	ERA	WHIP
Vern Bickford, R ERA: 6.33	(1, 1)	6.1	L	33	9	7	5	3	2	0	0	0	0	0	37	45	7.11	1.737
Lew Burdette, R ERA: 0.77	(7, 1)	1.2		6	1	0	0	0	1	0	0	0	1	0	5	9	0.00	1.200

PITCHER	IP	WLS	BF	H	R	ER	SO	BB	IBB	HBP	BLK	WP	HR	S	P	ERA	WHIP

Batter	1	2	3	4	5	6	7	8	9	AB	R	H	RBI	BB	SO	LOB
Sibby Sisti, R (1, 4) OBP: 0.267, SLG: 0.467	F7	F8			2B			2B		4	0	2	0	0	0	2
Bob Thorpe, R (1, 9) OBP: 0.316, SLG: 0.421	F4		FC4-6, 1B		F9			F2		4	0	1	0	0	0	2
Earl Torgeson, L (1, 3) OBP: 0.420, SLG: 0.434	F2		F7		K			F2		4	0	0	0	0	1	3
Sid Gordon, R (1, 7) OBP: 0.338, SLG: 0.426		F9	FC4-6 1-2f			6-3		F9		4	0	0	0	0	0	2
Walker Cooper, R (1, 2) OBP: 0.435, SLG: 0.450 Roy Hartsfield, R (9, PR) OBP: 0.308, SLG: 0.182 Ebba St. Claire, S (9, 2) OBP: 0.353, SLG: 0.533		5-3	L6			F8			BB, WP	3 0 0	0 0 0	0 0 0	0 0 0	1 0 0	0 0 0	1 0 0
Pete Whisenant, R (1, 8) OBP: 0.250, SLG: 0.250		BB, 1B, 1B, 1B		F7		6-3			K2-3 1-2	4	1	1	0	0	1	1
Eddie Mathews, L (1, 5) OBP: 0.262, SLG: 0.397		BB, 1B 1-2		F3			K		F8	4	1	1	0	0	1	2
Buzz Clarkson, R (1, 6) OBP: 0.333, SLG: 0.200 Jack Cusick, R (9, 6) OBP: 0.244, SLG: 0.171		BBBB, 1B 1-2 2-3		6-3			6-3		1-3	3 0	0 0	0 0	0 0	1 0	0 0	2 0
Jim Wilson, R (1, 1) OBP: 0.250, SLG: 0.375		1-2 2-H 3-H			6-3		K			3	0	1	2	0	1	0
Inning Stats	R: 0 E: 0 K: 0 S: 3 H: 0 LOB: 0 BB: 0 P: 3	R: 2 E: 0 K: 0 S: 6 H: 3 LOB: 2 BB: 1 P: 10	R: 0 E: 0 K: 0 S: 4 H: 1 LOB: 1 BB: 0 P: 4	R: 0 E: 0 K: 0 S: 3 H: 0 LOB: 0 BB: 0 P: 3	R: 0 E: 0 K: 1 S: 6 H: 1 LOB: 1 BB: 0 P: 6	R: 0 E: 0 K: 0 S: 3 H: 0 LOB: 0 BB: 0 P: 3	R: 0 E: 0 K: 2 S: 7 H: 0 LOB: 0 BB: 0 P: 7	R: 0 E: 0 K: 0 S: 4 H: 1 LOB: 1 BB: 0 P: 4	R: 0 E: 0 K: 1 S: 5 H: 0 LOB: 2 BB: 1 P: 9	1B: 4 2B: 2 3B: 0 HR: 0 SF: 0 SAC: 0 DP: 0 HBP: 0						

PITCHER		IP	WLS	BF	H	R	ER	SO	BB	IBB	HBP	BLK	WP	HR	S	P	ERA	WHIP
Ken Raffensberger, L ERA: 1.32	(1, 1)	7.0	L	27	5	2	2	3	1	0	0	0	0	0	32	36	2.57	0.857
Frank Smith, R ERA: 3.12	(8, 1)	2.0		8	1	0	0	1	1	0	0	0	1	0	9	13	0.00	1.000

PITCHER	IP	WLS	BF	H	R	ER	SO	BB	IBB	HBP	BLK	WP	HR	S	P	ERA	WHIP

TOP

Boston Braves @ Cincinnati Reds

Crosley Field, Cincinnati, OH

Fri May 02 1952, 3:33 AM EDT

Att. 11,050 - Unknown

livebaseballscorecards.com

AB	33
R	2
H	6
RBI	2
BB	2
SO	4
LOB	15

WP: 1	PA: 35
PB: 0	
SB: 0	
CS: 0	

Batter	1	2	3	4	5	6	7	8	9	AB	R	H	RBI	BB	SO	LOB
Grady Hatton, L (1, 4) OBP: 0.348, SLG: 0.387	S S S 0-3 ① K		x 0-0 ③ G3		x 0-0 ③ F6			x 0-0 ① F5		4	0	0	0	0	1	2
Bobby Adams, R (1, 5) OBP: 0.353, SLG: 0.453	x 0-0 ② 6-3			x 0-0 S 1B		S S S 0-3 ① K		x 0-0 4-3 1B		4	0	2	0	0	1	0
Johnny Wyrostek, L (1, 8) OBP: 0.455, SLG: 0.388	B B B B 4-0 1B E BB			x 0-0 ① F8 1-2		x 0-0 1B		x 0-0 ② 4-3 1-2		3	1	1	0	1	0	2
Ted Kluszewski, L (1, 3) OBP: 0.403, SLG: 0.603	x 0-0 ③ E4 1-H 1B			x 0-0 ② F7		x 0-0 ② F6		x 0-0 ③ F4		4	0	1	0	0	0	3
Hank Edwards, L (1, 9) OBP: 0.367, SLG: 0.667		x 0-0 ① F6		S S S 0-3 ③ K		x 0-0 ③ F8			x 0-0 ① G3	4	0	0	0	0	1	2
Dick Sisler, L (1, 7) OBP: 0.250, SLG: 0.348		x 0-0 ② F7			S S S 0-3 ① K		x 0-0 ① F7		x 0-0 ② F5	4	0	0	0	0	1	0
Andy Seminick, R (1, 2) OBP: 0.294, SLG: 0.286 Johnny Temple, R (9, PR)		x 0-0 ③ F2			x 0-0 FC1-6 1B		x 0-0 ② F8		B B B B 4-0 1B BB	3	0	1	0	1	0	0
										0	0	0	0	0	0	0
Roy McMillan, R (1, 6) OBP: 0.107, SLG: 0.058 Bob Borkowski, R (9, PH) OBP: 0.346, SLG: 0.190			x 0-0 ① 5-3		x 0-0 ② FC1-6 1B 1-2f		B B B B 4-0 BB		x 0-0 FC5-4 1-2 1B	2	0	0	0	1	0	1
										1	0	1	0	0	0	0
Ken Raffensberger, R (1, 1) OBP: 0.200, SLG: 0.200 Joe Adcock, R (7, PH) OBP: 0.333, SLG: 0.523 Frank Smith, R (8, 1) OBP: 1.000, SLG: 2.000 Joe Rossi, R (9, PH) OBP: 0.200, SLG: 0.111			S S S 0-3 ② K		x 0-0 1-2 1B		S S S 0-3 ③ K		x 0-0 ③ FC5-4 1-2f	2	0	1	0	0	1	0
										1	0	0	0	0	1	1
										0	0	0	0	0	0	0
										1	0	0	0	0	0	2
Inning Stats	R: 1 E: 1 K: 1 S: 5 H: 1 LOB: 1 BB: 1 P: 9	R: 0 E: 0 K: 0 S: 3 H: 0 LOB: 0 BB: 0 P: 3	R: 0 E: 0 K: 1 S: 5 H: 0 LOB: 0 BB: 0 P: 5	R: 0 E: 0 K: 1 S: 6 H: 1 LOB: 1 BB: 0 P: 6	R: 0 E: 0 K: 1 S: 7 H: 2 LOB: 2 BB: 0 P: 7	R: 0 E: 0 K: 1 S: 6 H: 1 LOB: 1 BB: 0 P: 6	R: 0 E: 0 K: 1 S: 5 H: 0 LOB: 1 BB: 1 P: 9	R: 0 E: 0 K: 0 S: 4 H: 1 LOB: 1 BB: 0 P: 4	R: 0 E: 0 K: 0 S: 4 H: 1 LOB: 2 BB: 1 P: 8	1B: 7 2B: 0 3B: 0 HR: 0	SF: 0 SAC: 0 DP: 0 HBP: 0						

PITCHER	IP	WLS	BF	H	R	ER	SO	BB	IBB	HBP	BLK	WP	HR	S	P	ERA	WHIP
Jim Wilson, R (1, 1) ERA: 1.88	9.0	W	36	7	1	0	6	3	0	0	0	0	0	45	57	0.00	1.111

PITCHER	IP	WLS	BF	H	R	ER	SO	BB	IBB	HBP	BLK	WP	HR	S	P	ERA	WHIP

Boston Braves @ Cincinnati Reds

Crosley Field, Cincinnati, OH

Fri May 02 1952, 3:33 AM EDT

Att. 11,050 - Unknown

BOTTOM

livebaseballscorecards.com

AB	33
R	1
H	7
RBI	0
BB	3
SO	6
LOB	13

1B: 7	SF: 0	WP: 0	PA: 36
2B: 0	SAC: 0	PB: 0	
3B: 0	DP: 0	SB: 1	
HR: 0	HBP: 0	CS: 0	

Boston Braves @ Cincinnati Reds

Crosley Field, Cincinnati, OH

Sat May 03 1952, 3:33 AM EDT

Att. 3,682 - Unknown

TOP

livebaseballscorecards.com

Batter	1	2	3	4	5	6	7	8	9	AB	R	H	RBI	BB	SO	LOB
Sibby Sisti, R (1, 4) OBP: 0.211, SLG: 0.368	F8		K		F4			4-3		4	0	0	0	0	1	2
Bob Thorpe, R (1, 9) OBP: 0.261, SLG: 0.348	K		K			K			F8	4	0	0	0	0	3	2
Earl Torgeson, L (1, 3) OBP: 0.425, SLG: 0.456	F9			BB, 1B		F4			1B, 2B	4	1	2	0	0	0	0
Sid Gordon, R (1, 7) OBP: 0.333, SLG: 0.406		1-3		K		K			BB, 1B	3	0	0	0	1	2	1
Eddie Mathews, L (1, 5) OBP: 0.277, SLG: 0.393		3-1		BB, 1-2			4-3		1B, 1-2, 2-H	3	0	1	1	1	0	0
Pete Whisenant, R (1, 8) OBP: 0.188, SLG: 0.188		K		F5			3-1		F7	4	0	0	0	0	1	4
Ebba St. Claire, S (1, 2) OBP: 0.333, SLG: 0.474			1B, 1B	K			F8		F8	4	0	1	0	0	1	4
Buzz Clarkson, R (1, 6) OBP: 0.333, SLG: 0.250			1-2, 1B		F9			6-3		3	0	1	0	0	0	0
Gene Conley, R (1, 1) OBP: 0.400, SLG: 0.400			F8		F2			K		2	0	0	0	0	0	2
Dick Donovan, L (5, 1)										0	0	0	0	0	0	0
Jack Daniels, L (8, PH) OBP: 0.444, SLG: 0.429										1	0	0	0	0	1	0
Bob Chipman, L (8, 1)										0	0	0	0	0	0	0

	AB	32
	R	1
	H	5
	RBI	1
	BB	2
	SO	9
	LOB	15

Inning Stats										
	R: 0 E: 0 K: 1 S: 5	H: 0 LOB: 0 BB: 0 P: 5	R: 0 E: 0 K: 1 S: 5	H: 0 LOB: 0 BB: 0 P: 5	R: 0 E: 0 K: 2 S: 9	H: 2 LOB: 2 BB: 0 P: 9	R: 0 E: 0 K: 2 S: 8	H: 1 LOB: 2 BB: 1 P: 12	R: 0 E: 0 K: 0 S: 3	H: 0 LOB: 0 BB: 0 P: 3
	R: 0 E: 0 K: 2 S: 7	H: 0 LOB: 0 BB: 0 P: 7	R: 0 E: 0 K: 0 S: 3	H: 0 LOB: 0 BB: 0 P: 3	R: 0 E: 0 K: 1 S: 5	H: 0 LOB: 0 BB: 0 P: 5	R: 1 E: 0 K: 0 S: 5	H: 2 LOB: 2 BB: 1 P: 9	1B: 4 2B: 1 3B: 0 HR: 0	SF: 0 SAC: 0 DP: 0 HBP: 0
	WP: 0 PB: 0 SB: 0 CS: 0	PA: 34								

PITCHER		IP	WLS	BF	H	R	ER	SO	BB	IBB	HBP	BLK	WP	HR	S	P	ERA	WHIP
Frank Hiller, R ERA: 1.16	(1, 1)	9.0	W	34	5	1	1	9	2	0	0	0	0	0	50	58	1.00	0.778

PITCHER	IP	WLS	BF	H	R	ER	SO	BB	IBB	HBP	BLK	WP	HR	S	P	ERA	WHIP

Batter	1	2	3	4	5	6	7	8	9	AB	R	H	RBI	BB	SO	LOB
Grady Hatton, L (1, 4) OBP: 0.351, SLG: 0.379	F4	BB		1-3	1-3		FC6-4 1B 1-2 2-H 1B			4	0	1	1	1	0	2
Bobby Adams, R (1, 5) OBP: 0.356, SLG: 0.449	F9	4-3			E 1B 1B	F9	FC6-4 1-2 2-H 1B			5	1	2	1	0	0	2
Johnny Wyrostek, L (1, 8) OBP: 0.437, SLG: 0.407	1B 3B		4-3		F7	G3	FC6-4 1-2f 2-3			5	1	1	0	0	0	3
Ted Kluszewski, L (1, 3) OBP: 0.403, SLG: 0.587	BB 3-H 1B		F8		E6 BB 1B 1-3 1B	1B 1B	4-3			5	1	2	1	0	0	3
Hank Edwards, L (1, 9) OBP: 0.441, SLG: 0.700 Joe Adcock, R (7, 7) OBP: 0.327, SLG: 0.511	FC4-6 1-2 BB		1B		BB 1-2 3-H 1B	1-2 1B		6-3		3 1	1 0	3 0	1 0	1 0	0 0	0 0
Dick Sisler, L (1, 7) OBP: 0.250, SLG: 0.308 Bob Borkowski, R (7, 9) OBP: 0.333, SLG: 0.182	FC4-6 1-2f	F8			4-0 1B 1-2 2-3 1B BB	0-3 K		F8		3 1	1 0	0 0	0 0	1 0	1 0	5 0
Joe Rossi, R (1, 2) OBP: 0.267, SLG: 0.214		5-3		3-1 SH1-4 1B	1B SH2-3-4 1-2 2-H 3-H 1B		F9	F7		5	1	2	2	0	0	0
Roy McMillan, R (1, 6) OBP: 0.153, SLG: 0.093		S BB		SH1-4 1-2	SH2-3-4 1-3 2-H 1B		SH 1B 1B			2	1	2	1	1	0	0
Frank Hiller, R (1, 1) OBP: 0.300, SLG: 0.300		F4 1-2		3-1 2-3	SH2-3-4 1-2 3-H		SH 1B 1-2 1B			2	1	0	1	0	0	2
Inning Stats	R: 1 H: 2 E: 0 LOB: 2 K: 0 BB: 1 S: 5 P: 9	R: 0 H: 0 E: 0 LOB: 2 K: 0 BB: 2 S: 3 P: 11	R: 0 H: 1 E: 0 LOB: 1 K: 0 BB: 0 S: 4 P: 4	R: 0 H: 1 E: 0 LOB: 1 K: 0 BB: 0 S: 4 P: 4	R: 5 H: 4 E: 1 LOB: 1 K: 0 BB: 1 S: 8 P: 12	R: 0 H: 2 E: 0 LOB: 2 K: 1 BB: 0 S: 7 P: 7	R: 2 H: 3 E: 1 LOB: 2 K: 0 BB: 0 S: 7 P: 7	R: 0 H: 0 E: 0 LOB: 0 K: 0 BB: 0 S: 3 P: 3		1B: 12 SF: 0 2B: 0 SAC: 3 3B: 1 DP: 0 HR: 0 HBP: 0						WP: 0 PA: 43 PB: 0 SB: 1 CS: 0

PITCHER		IP	WLS	BF	H	R	ER	SO	BB	IBB	HBP	BLK	WP	HR	S	P	ERA	WHIP
Gene Conley, R ERA: 7.82	(1, 1)	4.1	L	26	8	6	1	0	4	0	0	0	0	0	22	38	2.08	2.769
Dick Donovan, R ERA: 1.29	(5, 1)	2.2		14	5	2	1	1	0	0	0	0	0	0	16	16	3.38	1.875
Bob Chipman, L ERA: 4.5	(8, 1)	1.0		3	0	0	0	0	0	0	0	0	0	0	3	3	0.00	0.000

PITCHER	IP	WLS	BF	H	R	ER	SO	BB	IBB	HBP	BLK	WP	HR	S	P	ERA	WHIP

Boston Braves @ Cincinnati Reds

Crosley Field, Cincinnati, OH

Sat May 03 1952, 3:33 AM EDT

Att. 3,682 - Unknown

BOTTOM

livebaseballscorecards.com

AB	36
R	8
H	13
RBI	8
BB	4
SO	1
LOB	17

Batter	1	2	3	4	5	6	7	8	9	AB	R	H	RBI	BB	SO	LOB
Richie Ashburn, L (1, 8) OBP: 0.203, SLG: 0.172	BBBB WP BB F9 BB	F9			4-3		4-3		6-3	4	1	0	0	1	0	1
Granny Hamner, R (1, 6) OBP: 0.329, SLG: 0.441	BBBB 1-2 WP BB		6-3		2B		F7		2B	4	0	2	0	1	0	0
Smoky Burgess, L (1, 2) OBP: 0.362, SLG: 0.415	BBBB 1-2 2-3 BB		F8		1-3			F7	BB	3	0	0	0	2	0	1
Putsy Caballero, R (9, PR)										0	0	0	0	0	0	0
Del Ennis, R (1, 9) OBP: 0.333, SLG: 0.381	SSS K		F4			1B 2B		BBBB BB	SSS K	4	1	1	0	1	2	5
Willie Jones, R (1, 5) OBP: 0.379, SLG: 0.404	F9 3-H			FC4-6 1B		G3		F4		4	0	1	1	0	0	4
Connie Ryan, R (1, 4) OBP: 0.375, SLG: 0.517	F7			F9		2-H 1B		F8		4	0	1	1	0	0	4
Jackie Mayo, L (1, 7) OBP: 0.316, SLG: 0.257		G4-6-3 1B		FC4-6 1-2f		F9			HR 1B	4	1	2	0	0	0	2
Nippy Jones, R (1, 3) OBP: 0.192, SLG: 0.308		G4-6-3 1-2f		6-3		SSS K			SSS K	4	0	0	0	0	2	4
Curt Simmons, L (1, 1) OBP: 0.600, SLG: 0.600					F4		F6		1-H HR	1	0	1	0	0	0	0
Steve Ridzik, R (3, 1)										1	0	0	0	0	0	0
Eddie Waitkus, L (7, PH) OBP: 0.278, SLG: 0.219										1	0	0	0	0	0	0
Ken Heintzelman, R (7, 1)										0	0	0	0	0	0	0
Bill Nicholson, L (9, PH) OBP: 0.222, SLG: 0.412		1B							HR	1	1	1	2	0	0	0
Inning Stats	R: 1 E: 0 K: 1 S: 5 H: 0 LOB: 2 BB: 3 P: 17	R: 0 E: 0 K: 0 S: 4 H: 2 LOB: 1 BB: 0 P: 4	R: 0 E: 0 K: 0 S: 3 H: 0 LOB: 0 BB: 0 P: 3	R: 0 E: 0 K: 0 S: 4 H: 1 LOB: 1 BB: 0 P: 4	R: 0 E: 0 K: 0 S: 4 H: 1 LOB: 1 BB: 0 P: 4	R: 1 E: 0 K: 1 S: 7 H: 2 LOB: 1 BB: 0 P: 7	R: 0 E: 0 K: 0 S: 3 H: 0 LOB: 0 BB: 0 P: 3	R: 0 E: 0 K: 0 S: 3 H: 0 LOB: 1 BB: 1 P: 7	R: 2 E: 0 K: 2 S: 10 H: 3 LOB: 2 BB: 1 P: 14	1B: 5 2B: 3 3B: 0 HR: 1	SF: 0 SAC: 0 DP: 1 HBP: 0					

PITCHER	IP	WLS	BF	H	R	ER	SO	BB	IBB	HBP	BLK	WP	HR	S	P	ERA	WHIP
Ewell Blackwell, R (1, 1) ERA: 3.21	7.0	W	29	6	2	2	2	3	0	0	0	1	0	30	42	2.57	1.286
Herm Wehmeier, R (8, 1) ERA: 4.94	1.2		10	3	2	2	1	2	0	0	0	0	1	10	18	10.80	3.000
Frank Smith, R (9, 1) ERA: 3.0	0.1	S	1	0	0	0	1	0	0	0	0	0	0	3	3	0.00	0.000

PITCHER	IP	WLS	BF	H	R	ER	SO	BB	IBB	HBP	BLK	WP	HR	S	P	ERA	WHIP

TOP

Philadelphia Phillies @ Cincinnati Reds

Crosley Field, Cincinnati, OH

Sun May 04 1952, 3:33 AM EDT

Unknown - 89 F

livebaseballscorecards.com

AB	35
R	4
H	9
RBI	4
BB	5
SO	4
LOB	21

1B: 5	SF: 0	WP: 1	PA: 40
2B: 3	SAC: 0	PB: 0	
3B: 0	DP: 1	SB: 0	
HR: 1	HBP: 0	CS: 0	

Batter	1	2	3	4	5	6	7	8	9	AB	R	H	RBI	BB	SO	LOB
Grady Hatton, L (1, 4) OBP: 0.342, SLG: 0.357	F7	K		F7		BB		4-3		4	0	0	0	1	1	2
Bobby Adams, R (1, 5) OBP: 0.364, SLG: 0.444	BB	F8 3-H		CS 1B		F4				3	0	1	1	1	0	2
Johnny Wyrostek, L (1, 8) OBP: 0.440, SLG: 0.404	BB 1-2	F4		CS 1-2	1B		6-3			3	0	1	0	1	0	1
Joe Adcock, R (1, 7) OBP: 0.340, SLG: 0.551	F8		CS 1B		5-3 1-2		1B 3B			4	1	2	0	0	0	3
Ted Kluszewski, L (1, 3) OBP: 0.408, SLG: 0.582	1-3		F8 1-2		CS 2-H 1B		1B 3-H 1B			4	0	2	2	0	0	3
Bob Borkowski, R (1, 9) OBP: 0.355, SLG: 0.280		E6 1B BB 2B	BB 1B BB		3B 1-2		F9			3	1	1	0	1	0	1
Joe Rossi, R (1, 2) OBP: 0.316, SLG: 0.235 Herm Wehmeier, R (8, 1) OBP: 0.154, SLG: 0.154 Frank Smith, R (9, 1) OBP: 1.000, SLG: 2.000	BB 1B 2B 1-2	1B 1-2	6-3			F8				3 0 0	1 0 0	1 0 0	0 0 0	1 0 0	0 0 0	2 0 0
Roy McMillan, R (1, 6) OBP: 0.159, SLG: 0.103	F8 2B 1-2 2-3 1B	K				F7		6-3		4	1	1	0	0	1	2
Ewell Blackwell, R (1, 1) OBP: 0.222, SLG: 0.333 Andy Seminick, R (8, 2) OBP: 0.288, SLG: 0.279	1-3 2-H 3-H 2B		K			1-3		F4		3 1	0 0	1 0	2 0	0 0	1 0	0 0
Inning Stats	R: 0 E: 0 K: 0 S: 3 H: 0 LOB: 2 BB: 2 P: 11	R: 3 E: 1 K: 1 S: 8 H: 2 LOB: 1 BB: 1 P: 12	R: 0 E: 0 K: 1 S: 6 H: 2 LOB: 2 BB: 1 P: 10	R: 0 E: 0 K: 1 S: 5 H: 1 LOB: 0 BB: 0 P: 5	R: 1 E: 0 K: 0 S: 5 H: 3 LOB: 1 BB: 0 P: 5	R: 0 E: 0 K: 0 S: 3 H: 0 LOB: 1 BB: 1 P: 7	R: 1 E: 0 K: 0 S: 5 H: 2 LOB: 1 BB: 0 P: 5	R: 0 E: 0 K: 0 S: 3 H: 0 LOB: 0 BB: 0 P: 3		1B: 7 2B: 1 3B: 2 HR: 0 SF: 0 SAC: 0 DP: 0 HBP: 0						

PITCHER		IP	WLS	BF	H	R	ER	SO	BB	IBB	HBP	BLK	WP	HR	S	P	ERA	WHIP
Curt Simmons, L ERA: 2.45	(1, 1)	2.0	L	12	2	3	1	1	3	0	0	0	0	0	11	23	4.50	2.500
Steve Ridzik, R ERA: 5.4	(3, 1)	4.0		17	6	1	1	2	2	0	0	0	0	0	19	27	2.25	2.000
Ken Heintzelman, L ERA: 4.7	(7, 1)	2.0		8	2	1	1	0	0	0	0	0	0	0	8	8	4.50	1.000

PITCHER	IP	WLS	BF	H	R	ER	SO	BB	IBB	HBP	BLK	WP	HR	S	P	ERA	WHIP

BOTTOM

Philadelphia Phillies @ Cincinnati Reds

Crosley Field, Cincinnati, OH

Sun May 04 1952, 3:33 AM EDT

Unknown - 89 F

livebaseballscorecards.com

AB	32
R	4
H	10
RBI	5
BB	5
SO	3
LOB	16

WP: 0 PB: 0 SB: 1 CS: 3 PA: 38

Batter	1	2	3	4	5	6	7	8	9	AB	R	H	RBI	BB	SO	LOB
Granny Hamner, R (1, 6) OBP: 0.333, SLG: 0.431	F8		6-3		L5-4 1B BB	E4 FC4-6 1-3 2-H		HR 1B		4	1	1	0	1	0	2
Richie Ashburn, L (1, 8) OBP: 0.243, SLG: 0.206	CS 1B		BB		1B 1-2 1B	FC4-6 1-2f		HR 1-2 1B		4	1	3	0	1	0	2
Willie Jones, R (1, 5) OBP: 0.366, SLG: 0.435	F4		L1		L5-4 2-3		F7	1-H 2-H HR		5	1	1	3	0	0	5
Del Ennis, R (1, 9) OBP: 0.366, SLG: 0.403	CS 1-2	G5-4-3 1B BB		FC8-6 1B	1-3 1B		3B 1B	F8		4	1	3	0	1	0	0
Mel Clark, R (1, 7) OBP: 0.600, SLG: 1.000		G5-4-3 1-2 1B		FC8-6 E 1-3 1-2f 1B	5-3		1-H 3B		K	5	1	2	1	0	1	3
Connie Ryan, R (1, 4) OBP: 0.362, SLG: 0.492		G5-4-3 1-2f 2-3		1-3 1-2		BB E 1B	5-3		6-3	5	1	1	0	0	0	4
Nippy Jones, R (1, 3) OBP: 0.167, SLG: 0.267 Bill Nicholson, L (9, PH) OBP: 0.263, SLG: 0.412 Putsy Caballero, R (9, PR)		K		E5 1B 2-3		F8	5-3		BB	4 0 0	1 0 0	0 0 0	0 0 0	0 1 0	1 0 0	4 0 0
Stan Lopata, R (1, 2) OBP: 0.526, SLG: 0.667		6-3 SH5-4 1B		2-H 3-H 1B		E 1-2 BB		K	F7	4	0	2	2	1	1	1
Howie Fox, R (1, 1) Andy Hansen, R (3, 1) Tommy Brown, R (4, PH) OBP: 0.091, SLG: 0.182 Jim Konstanty, R (4, 1) Del Wilber, R (6, PH) Lou Possehl, R (6, 1) Jack Lohrke, R (8, PH) OBP: 0.333, SLG: 0.333 Ken Heintzelman, R (8, 1)		SH5-4 1-2		5-3		K		L8		0 0 1 0 1 0 1 0	0 0 0 0 0 0 0 0	0 0 0 0 0 0 0 0	0 0 0 0 0 0 0 0	0 0 0 0 0 0 0 0	0 0 0 0 1 0 0 0	0 0 1 0 0 0 0 0
Inning Stats	R: 0 E: 0 K: 0 S: 3 H: 1 LOB: 0 BB: 0 P: 3	R: 0 E: 0 K: 1 S: 5 H: 1 LOB: 1 BB: 1 P: 9	R: 0 E: 0 K: 0 S: 4 H: 1 LOB: 2 BB: 1 P: 8	R: 2 E: 1 K: 0 S: 6 H: 2 LOB: 1 BB: 0 P: 6	R: 0 E: 0 K: 0 S: 4 H: 2 LOB: 2 BB: 1 P: 8	R: 1 E: 1 K: 1 S: 7 H: 1 LOB: 2 BB: 1 P: 11	R: 1 E: 0 K: 0 S: 5 H: 2 LOB: 1 BB: 0 P: 5	R: 3 E: 0 K: 1 S: 8 H: 3 LOB: 0 BB: 0 P: 8	R: 0 E: 0 K: 1 S: 5 H: 0 LOB: 1 BB: 1 P: 9	1B: 11 2B: 1 3B: 1 HR: 1	SF: 0 SAC: 1 DP: 2 HBP: 0						

TOP

Philadelphia Phillies @ Cincinnati Reds

Crosley Field, Cincinnati, OH

Sun May 04 1952, 3:38 AM EDT

Att. 19,780 - Sunny - 89 F

livebaseballscorecards.com

AB	38
R	7
H	13
RBI	6
BB	5
SO	4
LOB	24

WP: 0 PB: 0 SB: 0 CS: 1 PA: 45

PITCHER		IP	WLS	BF	H	R	ER	SO	BB	IBB	HBP	BLK	WP	HR	S	P	ERA	WHIP
Harry Perkowski, L ERA: 4.24	(1, 1)	7.2	W	39	13	7	4	3	4	0	0	0	0	1	41	57	4.70	2.217
Frank Smith, R ERA: 2.61	(8, 1)	1.1	S	5	0	0	0	1	1	0	0	0	0	0	6	10	0.00	0.750

BOTTOM

Philadelphia Phillies @ Cincinnati Reds

Crosley Field, Cincinnati, OH

Sun May 04 1952, 3:38 AM EDT

Att. 19,780 - Sunny - 89 F

livebaseballscorecards.com

Batter	1	2	3	4	5	6	7	8	9	AB	R	H	RBI	BB	SO	LOB
Grady Hatton, L (1, 4) OBP: 0.333, SLG: 0.347	F4		F6	FC6-4 1B	4-3		G3			5	0	1	0	0	0	2
Bobby Adams, R (1, 5) OBP: 0.378, SLG: 0.461	1-3		E4 4-3 HR 2B 1-H	FC6-4 3B 1-2f		BBBB 4-0 FC5-6 BB		G1-6-3 1B		4	2	2	0	1	0	1
Johnny Wyrostek, L (1, 8) OBP: 0.438, SLG: 0.435	1B		4-3 2-3	3B 1-H		F6		L8		5	0	2	1	0	0	3
Ted Kluszewski, L (1, 3) OBP: 0.395, SLG: 0.597	F8		HR 3-H	1-3		FC5-6 BB 1-2f		G1-6-3 1-2f		5	1	1	2	0	0	4
Joe Adcock, R (1, 7) OBP: 0.368, SLG: 0.549		G6-4-3 BB 1B	BBBB 4-0 HR BB	L7		BBBB 4-0 1-2 BB				2	1	1	0	2	0	1
Hank Edwards, L (1, 9) OBP: 0.474, SLG: 0.788 Bob Borkowski, R (8, 9) OBP: 0.355, SLG: 0.280		BBBB 4-0 G6-4-3 1-2 BB	0-0 HR 1-H	1B E 1B	F7					3 0	2 0	2 0	2 0	1 0	0 0	2 0
Andy Seminick, R (1, 2) OBP: 0.304, SLG: 0.298		G6-4-3 1-2f 2-3	1B	FC3-6 1-2			F5			4	0	2	0	0	0	2
Roy McMillan, R (1, 6) OBP: 0.179, SLG: 0.177		K	FC4-6 1-2	K			HR			4	1	2	1	0	2	3
Harry Perkowski, L (1, 1) OBP: 0.300, SLG: 0.500 Frank Smith, R (8, 1) OBP: 1.000, SLG: 2.000			2B E 1B FC4-6	FC3-6 1-2f 2-H			K			4 0	1 0	1 0	0 0	0 0	1 0	3 0
Inning Stats	R: 0 H: 1 E: 0 LOB: 1 K: 0 BB: 0 S: 4 P: 4	R: 0 H: 1 E: 0 LOB: 1 K: 1 BB: 1 S: 5 P: 9	R: 5 H: 6 E: 1 LOB: 2 K: 0 BB: 1 S: 9 P: 13	R: 1 H: 2 E: 0 LOB: 1 K: 0 BB: 0 S: 5 P: 5	R: 1 H: 2 E: 1 LOB: 1 K: 1 BB: 0 S: 7 P: 7	R: 0 H: 0 E: 0 LOB: 2 K: 0 BB: 2 S: 3 P: 11	R: 1 H: 1 E: 0 LOB: 0 K: 1 BB: 0 S: 6 P: 6	R: 0 H: 1 E: 0 LOB: 0 K: 0 BB: 0 S: 3 P: 3		1B: 9 SF: 0 2B: 1 SAC: 0 3B: 1 DP: 2 HR: 3 HBP: 0						

	AB	36
	R	8
	H	14
	RBI	6
	BB	4
	SO	3
	LOB	21

WP: 0 PA: 40
PB: 0
SB: 0
CS: 0

PITCHER		IP	WLS	BF	H	R	ER	SO	BB	IBB	HBP	BLK	WP	HR	S	P	ERA	WHIP
Howie Fox, R ERA: 5.94	(1, 1)	2.2	L	16	7	5	1	1	2	0	0	0	0	2	16	24	3.38	3.375
Andy Hansen, R ERA: 10.13	(3, 1)	0.1		2	1	0	0	0	0	0	0	0	0	0	2	2	0.00	3.000
Jim Konstanty, R ERA: 2.0	(4, 1)	2.0		10	4	2	1	1	0	0	0	0	0	0	12	12	4.50	2.000
Lou Possehl, R ERA: 7.2	(6, 1)	2.0		9	1	1	1	1	2	0	0	0	0	1	9	17	4.50	1.500
Ken Heintzelman, L ERA: 4.15	(8, 1)	1.0		3	1	0	0	0	0	0	0	0	0	0	3	3	0.00	1.000

PITCHER	IP	WLS	BF	H	R	ER	SO	BB	IBB	HBP	BLK	WP	HR	S	P	ERA	WHIP

Batter	1	2	3	4	5	6	7	8	9	10	AB	R	H	RBI	BB	SO	LOB
Pee Wee Reese, R (1, 6) OBP: 0.307, SLG: 0.269	C B B X 2-1 F4 ①		B X 1-0 1B 1B 1B		X 0-0 L7 ②		B B B C C B 4-2 HR BB		B F B B F B 4-2 S BB		3	2	1	0	2	0	0
Billy Cox, R (1, 4) (8, 5) OBP: 0.346, SLG: 0.453	B F B B B F X 3-2 F8 ②		B X 1-0 1B 1-3 1B		F F B C 1-3 K ③		B B C B X 3-1 F9 ②		B F F X 1-2 F7 ③ 1-2		5	0	1	0	0	1	2
Duke Snider, L (1, 8) OBP: 0.403, SLG: 0.469	B B B B C S B 4-2 BB		F X 0-1 1-3 3-H 1B			C F B B X 2-2 F3 ①	F B B X 2-1 1-H HR			B X 1-0 4-3 ①	4	1	2	3	1	0	0
Andy Pafko, R (1, 7) OBP: 0.443, SLG: 0.772	C X 0-1 6-3 ③		B F B X 2-1 F3 ②			B B B C C B 4-1 BB BB BB	C X 0-1 F9 ③			C X 0-1 F9 3B	4	1	1	0	1	0	3
Carl Furillo, R (1, 9) OBP: 0.353, SLG: 0.361		B C B X 2-1 6-3 ①	X 0-0 F7 ③			B B B B 4-0 BB 1-2 BB		F X 0-1 F7 ①		B B X 2-0 F9 ② 3-H	4	0	0	1	1	0	2
Gil Hodges, R (1, 3) OBP: 0.261, SLG: 0.300		B X 1-0 HR		X 0-0 5-3 ①		C C C 0-3 K ②		F B C F F X 1-2 6-3 ②		B X 1-0 F9 ③	5	1	1	1	0	1	2
Bobby Morgan, R (1, 5) Rocky Bridges, R (8, 4) OBP: 0.261, SLG: 0.300	F C C 0-3 K ②		B B C F S 2-3 K ②			B B C B B 4-1 1-2 2-3 BB		S S C 0-3 K ③			3	0	0	0	1	3	0
											0	0	0	0	0	0	0
Rube Walker, L (1, 2) OBP: 0.261, SLG: 0.300	X 0-0 5-3 ③		B B X 2-0 F6 ③			F F C 0-3 K ③			X 0-0 F5 ①		4	0	0	0	0	1	3
Preacher Roe, R (1, 1) Billy Loes, R (5, 1) OBP: 0.443, SLG: 0.772			B B C C F C 2-3 K ①		C B X 1-1 F7 ①		B B C X 2-1 L9 ①		C C B X 1-2 G3 ②		2	0	0	0	0	1	0
											2	0	0	0	0	0	0
Inning Stats	R: 0 E: 0 K: 0 S: 9 H: 0 LOB: 1 BB: 1 P: 18	R: 1 E: 0 K: 1 S: 7 H: 1 LOB: 0 BB: 0 P: 10	R: 1 E: 0 K: 1 S: 11 H: 3 LOB: 2 BB: 0 P: 17	R: 0 E: 0 K: 1 S: 5 H: 0 LOB: 0 BB: 0 P: 9	R: 0 E: 0 K: 1 S: 6 H: 0 LOB: 0 BB: 0 P: 8	R: 0 E: 0 K: 2 S: 11 H: 0 LOB: 3 BB: 3 P: 25	R: 2 E: 0 K: 0 S: 10 H: 1 LOB: 0 BB: 1 P: 21	R: 0 E: 0 K: 1 S: 10 H: 0 LOB: 0 BB: 0 P: 11	R: 0 E: 0 K: 0 S: 9 H: 0 LOB: 1 BB: 1 P: 15	R: 1 E: 0 K: 0 S: 5 H: 1 LOB: 0 BB: 0 P: 9	1B: 3 2B: 0 3B: 1 HR: 2	SF: 0 SAC: 0 DP: 0 HBP: 0						

PITCHER		IP	WLS	BF	H	R	ER	SO	BB	IBB	HBP	BLK	WP	HR	S	P	ERA	WHIP
Herm Wehmeier, R ERA: 4.97	(1, 1)	7.0		31	5	4	4	6	5	0	0	0	0	2	59	108	5.14	1.429
Frank Smith, R ERA: 2.19	(8, 1)	2.0		7	0	0	0	1	1	0	0	0	0	0	19	26	0.00	0.500
Ken Raffensberger, L ERA: 1.54	(10, 1)	1.0	L	4	1	1	1	0	0	0	0	0	0	0	5	9	9.00	1.000

PITCHER	IP	WLS	BF	H	R	ER	SO	BB	IBB	HBP	BLK	WP	HR	S	P	ERA	WHIP

TOP

Brooklyn Dodgers @ Cincinnati Reds

Crosley Field, Cincinnati, OH

Tue May 06 1952, 3:33 AM EDT

Att. 19,162 - Unknown

livebaseballscorecards.com

AB	36
R	5
H	6
RBI	5
BB	6
SO	7
LOB	12

1B: 3	SF: 0	WP: 0	PA: 42
2B: 0	SAC: 0	PB: 0	
3B: 1	DP: 0	SB: 1	
HR: 2	HBP: 0	CS: 0	

Brooklyn Dodgers @ Cincinnati Reds

Crosley Field, Cincinnati, OH

Tue May 06 1952, 3:33 AM EDT

Att. 19,162 - Unknown

livebaseballscorecards.com

Batter	1	2	3	4	5	6	7	8	9	10	AB	R	H	RBI	BB	SO	LOB
Grady Hatton, L (1, 4) OBP: 0.348, SLG: 0.363	3-1		4-3 BB 1-2 2-H 1B		G4-3 1-3 1B		BB 1-3 1B		K		5	0	3	1	0	1	0
Bobby Adams, R (1, 5) OBP: 0.391, SLG: 0.456	G4-6-3 1B		4-3 1-2 2-3 BB		G4-3 1-2f 3-H		BB 1-2			6-3	3	0	1	0	2	0	1
Johnny Wyrostek, L (1, 8) OBP: 0.424, SLG: 0.418	G4-6-3 1-2f		4-3 1-2 2-3 3-H		CS 1B		F7			6-3	5	0	1	0	0	0	7
Joe Adcock, R (1, 7) OBP: 0.339, SLG: 0.500		F9		F9	CS 1-2	F9		F6		F5	5	0	0	0	0	0	0
Ted Kluszewski, L (1, 3) OBP: 0.388, SLG: 0.573		F7		1B 1B BB		F9		F8			3	1	0	0	1	0	0
Bob Borkowski, R (1, 9) OBP: 0.343, SLG: 0.276		G3		1B 1-2 1B		K		K			4	0	1	0	0	2	0
Andy Seminick, R (1, 2) OBP: 0.322, SLG: 0.320 Joe Rossi, R (8, 2) OBP: 0.350, SLG: 0.278			1B 1B 1B	F3			FC3-6 1B		PB BLK F7 1B		3 1	1 1	2 1	0 0	0 0	0 0	2 0
Roy McMillan, R (1, 6) OBP: 0.183, SLG: 0.182			F9	1-3 2-H 1B			FC3-6 1B 1-2f		B1 1-2		4	0	1	1	0	0	3
Herm Wehmeier, R (1, 1) OBP: 0.200, SLG: 0.200 Dick Sisler, L (7, PH) OBP: 0.241, SLG: 0.296 Frank Smith, R (8, 1) OBP: 1.000, SLG: 2.000 Hank Edwards, L (9, PH) OBP: 0.462, SLG: 0.765 Ken Raffensberger, R (10, 1) OBP: 0.200, SLG: 0.200			BB 1-2 4-3 1B 1B		E2 1B G4-3		K		F7 2-H		2 1 0 1 0	1 0 0 0 0	1 0 0 0 0	0 1 0 0 0	0 1 0 0 0	0 1 0 0 0	0 1 0 0 0

Inning Stats	1	2	3	4	5	6	7	8	9	10
	R: 0 E: 0 K: 0 S: 6	H: 1 LOB: 0 BB: 0 P: 8	R: 0 E: 0 K: 0 S: 6	H: 0 LOB: 0 BB: 0 P: 10	R: 1 E: 0 K: 0 S: 12	H: 3 LOB: 2 BB: 1 P: 24	R: 1 E: 0 K: 0 S: 14	H: 2 LOB: 2 BB: 1 P: 24	R: 1 E: 1 K: 0 S: 16	H: 2 LOB: 0 BB: 0 P: 28
	R: 0 E: 0 K: 1 S: 7	H: 0 LOB: 0 BB: 0 P: 12	R: 0 E: 0 K: 1 S: 13	H: 2 LOB: 3 BB: 1 P: 19	R: 0 E: 0 K: 1 S: 9	H: 0 LOB: 0 BB: 0 P: 15	R: 1 E: 0 K: 1 S: 9	H: 1 LOB: 0 BB: 0 P: 14	R: 0 E: 0 K: 0 S: 7	H: 0 LOB: 0 BB: 0 P: 9

1B: 11 SF: 0 WP: 0 PA: 41
2B: 0 SAC: 0 PB: 1
3B: 0 DP: 2 SB: 0
HR: 0 HBP: 0 CS: 1

PITCHER		IP	WLS	BF	H	R	ER	SO	BB	IBB	HBP	BLK	WP	HR	S	P	ERA	WHIP
Preacher Roe, L ERA: 1.74	(1, 1)	4.0		19	7	3	2	0	2	0	0	0	0	0	44	77	4.50	2.250
Billy Loes, R ERA:	(5, 1)	6.0	W	21	4	1	0	4	1	0	0	1	0	0	55	86	0.00	0.833

PITCHER		IP	WLS	BF	H	R	ER	SO	BB	IBB	HBP	BLK	WP	HR	S	P	ERA	WHIP

AB	37
R	4
H	11
RBI	3
BB	3
SO	4
LOB	14

Batter	1	2	3	4	5	6	7	8	9	AB	R	H	RBI	BB	SO	LOB
Pee Wee Reese, R (1, 6) OBP: 0.313, SLG: 0.268	C C B B B B 4-2 6-3 1B BB		X 0-0 ① 5-3	B B F X 2-1 4-3 1B 1-2 1B		B B C F F F X 2-2 ③ F8			B C X 1-1 ① F9	4	1	1	0	1	0	0
Billy Cox, R (1, 5) OBP: 0.349, SLG: 0.475	X 0-0 ① 6-3 1-2		F X 0-1 ② F8	C X 0-1 4-3 1-2 2-H 1B			F F X 0-2 ① F3		S X 0-1 3B	5	0	2	1	0	0	1
Duke Snider, L (1, 8) OBP: 0.403, SLG: 0.464	C X 0-1 2-H 1B		F S X 0-2 S 1B 1B	S B X 1-1 ② 4-3 1-2 2-3			S X 0-1 ② 4-3		B S S S 1-3 ② K	5	1	2	1	0	1	3
Roy Campanella, R (1, 2) OBP: 0.375, SLG: 0.468	B C X 1-1 ② F7		B B X 2-0 1B 1-H 1B 1B	B C S B B X 3-2 ③ 1-3			B B F B X 3-1 ③ F9		X 0-0 ③ F9	5	1	1	1	0	0	4
Andy Pafko, R (1, 7) OBP: 0.432, SLG: 0.738	S X 0-1 ③ 5-3		B X 1-0 1B 1-2 1B 1B		B C S B S 2-3 ① K			B B B C X 3-1 ① F4		4	1	1	0	0	1	1
Gil Hodges, R (1, 3) OBP: 0.288, SLG: 0.344		B C B F X 2-2 FC6-4 1B	C B F X 1-2 1B 1-2 2-H 1B		C F B B C 2-3 ② K			B X 1-0 2B		4	0	3	1	0	1	0
Carl Furillo, R (1, 9) OBP: 0.347, SLG: 0.354		B X 1-0 ① FC6-4 FC6 1-2f	B B B X 3-0 ③ 1-3 2-H 1B		S C B X 1-2 ③ F5			F F B B B X 3-2 ② F5		4	0	1	1	0	0	2
Rocky Bridges, R (1, 4)		X 0-0 ② F5		X 0-0 ① B3		C F S 0-3 ① K		I I I I 4-0 IBB		3	0	0	0	1	1	1
Chris Van Cuyk, L (1, 1) Johnny Rutherford, L (3, 1) OBP: 0.200, SLG: 0.200		X 0-0 ③ FC6 1-2f		B F X 1-1 1B 1B 1B		S S S 0-3 ② K		C C F S 0-3 ③ K		1 3	0 1	0 1	0 1	0 0	0 2	1 2
Inning Stats	R: 1 H: 1 E: 0 LOB: 1 K: 0 BB: 1 S: 9 P: 14	R: 0 H: 1 E: 0 LOB: 1 K: 0 BB: 0 S: 6 P: 9	R: 3 H: 5 E: 0 LOB: 2 K: 0 BB: 0 S: 12 P: 19	R: 1 H: 3 E: 0 LOB: 2 K: 0 BB: 0 S: 12 P: 19	R: 0 H: 0 E: 0 LOB: 0 K: 2 BB: 0 S: 9 P: 14	R: 0 H: 0 E: 0 LOB: 0 K: 2 BB: 0 S: 11 P: 13	R: 0 H: 0 E: 0 LOB: 0 K: 0 BB: 0 S: 7 P: 10	R: 0 H: 1 E: 0 LOB: 2 K: 1 BB: 1 S: 11 P: 22	R: 0 H: 1 E: 0 LOB: 1 K: 1 BB: 0 S: 8 P: 10	1B: 10 SF: 0 2B: 1 SAC: 0 3B: 1 DP: 0 HR: 0 HBP: 0						

TOP

Brooklyn Dodgers @ Cincinnati Reds

Crosley Field, Cincinnati, OH

Wed May 07 1952, 3:33 AM EDT

Att. 14,609 - Unknown

livebaseballscorecards.com

AB	38
R	5
H	12
RBI	5
BB	2
SO	6
LOB	15

PITCHER		IP	WLS	BF	H	R	ER	SO	BB	IBB	HBP	BLK	WP	HR	S	P	ERA	WHIP
Frank Hiller, R ERA: 2.12	(1, 1)	3.0	L	16	7	4	4	0	1	0	0	0	0	0	27	42	12.00	2.667
Bud Byerly, R ERA: 2.08	(4, 1)	2.0		9	3	1	1	2	0	0	0	0	0	0	21	33	4.50	1.500
Harry Perkowski, L ERA: 3.62	(6, 1)	4.0		15	2	0	0	4	0	1	0	0	0	0	37	55	0.00	0.500

PITCHER		IP	WLS	BF	H	R	ER	SO	BB	IBB	HBP	BLK	WP	HR	S	P	ERA	WHIP

WP: 0 PA: 40
PB: 0
SB: 1
CS: 0

BOTTOM

Brooklyn Dodgers @ Cincinnati Reds

Crosley Field, Cincinnati, OH

Wed May 07 1952, 3:33 AM EDT

Att. 14,609 - Unknown

livebaseballscorecards.com

Batter	1	2	3	4	5	6	7	8	9	AB	R	H	RBI	BB	SO	LOB
Grady Hatton, L (1, 4) OBP: 0.340, SLG: 0.345	B C X 1-1 4-3 ①		C B B B B 4-1 1B 1B 1-2 BB		B C B F B F X 3-2 F8 ①		B X 1-0 L8 ①		C X 0-1 F5 ②	4	1	0	0	1	0	1
Bobby Adams, R (1, 5) OBP: 0.380, SLG: 0.440	S S X 0-2 F9 ②		X 0-0 1B 1-2 2-H 3-H 1B		S B B C C 2-3 K ②		F F B X 1-2 6-3 ②		F B B X 2-1 F9 ③	5	0	1	2	0	1	1
Johnny Wyrostek, L (1, 8) OBP: 0.427, SLG: 0.423	B X 1-0 6-3 ③		F B S B F X 2-2 1-3 2-H 1B		B C S B F B X 3-2 4-3 ③ 1-2		S X 0-1 1B			4	0	2	1	0	0	1
Joe Adcock, R (1, 7) OBP: 0.333, SLG: 0.500		S B F B B X 3-2 6-3 ①	C B X 1-1 F6 ②			X 0-0 4-3 WP 2B	X 0-0 5-3 ③			4	1	1	0	0	0	3
Ted Kluszewski, L (1, 3) OBP: 0.381, SLG: 0.557		X 0-0 6-3 ②	B X 1-0 F4 ③			B B B C F X 3-2 4-3 ① 2-3		S B B X 2-1 FC5-4 1B		4	0	1	0	0	0	3
Bob Borkowski, R (1, 9) OBP: 0.351, SLG: 0.267 Hank Edwards, L (6, PH) OBP: 0.463, SLG: 0.743 (7, 9)		C B X 1-1 5-3 ③		B B B C C F B 4-2 G6-4-3 BB		B C F B B B B 4-2 WP BB		B X 1-0 F5 ①		1 1	0 0	0 0	0 0	1 1	0 0	0 1
Joe Rossi, R (1, 2) OBP: 0.292, SLG: 0.227			C F B B B X 2-2 F7 ①	B F X 1-1 G6-4-3 ① ② 1-2f		B F B X 2-1 F8 ② 1-2 3-H		B C X 1-1 FC5-4 ② 1-2f		4	0	0	0	0	0	3
Roy McMillan, R (1, 6) OBP: 0.187, SLG: 0.174			B F S B B B X 3-2 E6 1B 1B	C F B B X 2-2 F9 ③		B B B C B 4-1 FC4-6 BB		X 0-0 F6 ③		3	1	0	0	1	0	1
Frank Hiller, R (1, 1) OBP: 0.300, SLG: 0.300 Johnny Temple, R (3, PH) OBP: 0.333, SLG: 0.333 Bud Byerly, R (4, 1) Dick Sisler, L (5, PH) OBP: 0.267, SLG: 0.296 Harry Perkowski, L (6, 1) OBP: 0.250, SLG: 0.417			X 0-0 BB 1B 2-3 1B		B B C B B 4-1 WP BB	C X 0-1 FC4-6 ③ 1-2f			S F B S 1-3 K ①	0 1 0 0 2	0 1 0 0 0	0 1 0 0 1	0 0 0 0 0	0 0 0 0 0	0 0 0 1 1	0 0 0 0 2
Inning Stats	R: 0 E: 0 K: 0 S: 6 H: 0 LOB: 0 BB: 0 P: 8	R: 0 E: 0 K: 0 S: 6 H: 0 LOB: 0 BB: 0 P: 10	R: 3 E: 1 K: 0 S: 16 H: 3 LOB: 2 BB: 1 P: 29	R: 0 E: 0 K: 0 S: 9 H: 0 LOB: 0 BB: 1 P: 16	R: 0 E: 0 K: 1 S: 12 H: 0 LOB: 1 BB: 1 P: 24	R: 1 E: 0 K: 0 S: 12 H: 1 LOB: 2 BB: 2 P: 25	R: 0 E: 0 K: 0 S: 7 H: 1 LOB: 1 BB: 0 P: 9	R: 0 E: 0 K: 0 S: 6 H: 1 LOB: 1 BB: 0 P: 10	R: 0 E: 0 K: 1 S: 7 H: 0 LOB: 0 BB: 0 P: 10	1B: 5 2B: 1 3B: 0 HR: 0	SF: 0 SAC: 0 DP: 1 HBP: 0			WP: 2 PB: 0 SB: 0 CS: 0	PA: 38		

	AB	33
	R	4
	H	6
	RBI	3
	BB	5
	SO	2
	LOB	16

PITCHER		IP	WLS	BF	H	R	ER	SO	BB	IBB	HBP	BLK	WP	HR	S	P	ERA	WHIP
Chris Van Cuyk, L ERA: 8.1	(1, 1)	2.1		12	3	3	2	0	1	0	0	0	0	0	25	42	7.71	1.714
Johnny Rutherford, R ERA: 1.38	(3, 1)	6.2	W	26	3	1	1	2	4	0	0	0	2	0	56	99	1.35	1.050

PITCHER	IP	WLS	BF	H	R	ER	SO	BB	IBB	HBP	BLK	WP	HR	S	P	ERA	WHIP

Batter	1	2	3	4	5	6	7	8	9	AB	R	H	RBI	BB	SO	LOB
Grady Hatton, L (1, 4) OBP: 0.354, SLG: 0.364	B B B B 4-0 CS BB		x 0-0 6-3 1B 1-2		S S S 0-3 ② K		x 0-0 HR 2B 1-3 2-H 3-H	x 0-0 ② 6-3 2-3		4	1	2	2	1	1	1
Bobby Adams, R (1, 5) OBP: 0.371, SLG: 0.420	S S S 0-3 ① ② K 1-2		x 0-0 ② 6-3 1-2 2-3		x 0-0 ③ 5-3		B B B B 4-0 HR BB	x 0-0 ③ F4 3-H		4	1	0	0	1	1	3
Johnny Wyrostek, L (1, 8) OBP: 0.415, SLG: 0.408	x 0-0 ③ 6-3		x 0-0 ③ 1B 3-H			x 0-0 ① 4-3	x 0-0 ① F7 3-H		x 0-0 ① 4-3	5	0	1	1	0	0	2
Joe Adcock, R (1, 7) OBP: 0.366, SLG: 0.571		x 0-0 ① F2		B B B B 4-0 BB BB		x 0-0 2B	x 0-0 1-H 2-H HR		B B B B 4-0 FC4-6 1B BB	3	1	2	3	2	0	0
Ted Kluszewski, L (1, 3) OBP: 0.393, SLG: 0.571		x 0-0 1B	x 0-0 ① F6			x 0-0 ② F8	x 0-0 S F8 2B		x 0-0 FC4-6 1-2 1B	5	1	3	0	0	0	2
Bob Borkowski, R (1, 9) OBP: 0.310, SLG: 0.229		S S S 0-3 ② K	S S S 0-3 ② K			x 0-0 ③ F8	x 0-0 ② F8 2-H		x 0-0 ② FC4-6 1-2f 2-3	5	0	0	1	0	2	5
Joe Rossi, R (1, 2) OBP: 0.310, SLG: 0.231		x 0-0 ③ 1-3	B B B B 4-0 1-2 BB			x 0-0 SH BB 2B 1B	x 0-0 F8		x 0-0 ③ 6-3	4	1	1	0	1	0	3
Roy McMillan, R (1, 6) OBP: 0.203, SLG: 0.181		x 0-0 ① F2	x 0-0 ③ F5			B B B B 4-0 SH 1-2 2B BB	x 0-0 6-3 SH1-4 PB 1B			3	2	1	0	1	0	2
Ken Raffensberger, R (1, 1) OBP: 0.250, SLG: 0.182		B B B B 4-0 6-3 1B 1B BB			x 0-0 ① 5-3		x 0-0 SH 2B F7 1-2 2-3	x 0-0 ① SH1-4 1-2		1	1	0	0	1	0	0
Inning Stats	R: 0 E: 0 K: 1 S: 4 H: 0 LOB: 0 BB: 1 P: 8	R: 0 E: 0 K: 1 S: 6 H: 1 LOB: 1 BB: 0 P: 6	R: 0 E: 0 K: 0 S: 4 H: 2 LOB: 3 BB: 1 P: 8	R: 0 E: 0 K: 1 S: 5 H: 0 LOB: 2 BB: 2 P: 13	R: 0 E: 0 K: 1 S: 5 H: 0 LOB: 0 BB: 0 P: 5	R: 0 E: 0 K: 0 S: 4 H: 1 LOB: 1 BB: 0 P: 4	R: 7 E: 1 K: 0 S: 8 H: 4 LOB: 0 BB: 2 P: 16	R: 1 E: 0 K: 0 S: 4 H: 1 LOB: 0 BB: 0 P: 4	R: 0 E: 0 K: 0 S: 4 H: 1 LOB: 2 BB: 1 P: 8	1B: 6 2B: 3 3B: 0 HR: 1 SF: 0 SAC: 2 DP: 0 HBP: 0						

PITCHER		IP	WLS	BF	H	R	ER	SO	BB	IBB	HBP	BLK	WP	HR	S	P	ERA	WHIP
Vinegar Bend Mizell, L ERA: 3.73	(1, 1)	7.0	L	34	8	7	5	4	6	0	0	0	0	1	36	60	6.43	2.000
Jackie Collum, L ERA:	(8, 1)	2.0		9	2	1	0	0	1	0	0	0	0	0	8	12	0.00	1.500

PITCHER	IP	WLS	BF	H	R	ER	SO	BB	IBB	HBP	BLK	WP	HR	S	P	ERA	WHIP

TOP

Cincinnati Reds @ St. Louis Cardinals

Sportsman's Park, St. Louis, MO

Fri May 09 1952, 4:33 AM EDT

Att. 6,954 - Unknown

livebaseballscorecards.com

AB	34
R	8
H	10
RBI	7
BB	7
SO	4
LOB	18

WP: 0 PA: 43
PB: 1
SB: 1
CS: 1

BOTTOM

Cincinnati Reds @ St. Louis Cardinals

Sportsman's Park, St. Louis, MO

Fri May 09 1952, 4:33 AM EDT

Att. 6,954 - Unknown

livebaseballscorecards.com

Batter	1	2	3	4	5	6	7	8	9	AB	R	H	RBI	BB	SO	LOB
Eddie Stanky, R (1, 4) OBP: 0.325, SLG: 0.219	F8		F9		F5		F4			4	0	0	0	0	0	2
Solly Hemus, L (1, 6) OBP: 0.436, SLG: 0.475	4-3		5-3			1B 1B 2B	F7			4	1	1	0	0	0	1
Peanuts Lowrey, R (1, 8) OBP: 0.426, SLG: 0.469	6-3			3-1		1B 2-3 1B		6-3		4	0	1	0	0	0	0
Stan Musial, L (1, 3) OBP: 0.394, SLG: 0.463		F9		F6		1-3 3-H 1B		S S S K		4	0	1	1	0	1	0
Larry Miggins, R (1, 7) OBP: 0.200, SLG: 0.200		5-3		1B		L3		5-3		4	0	1	0	0	0	1
Red Schoendienst, S (1, 5) OBP: 0.333, SLG: 0.425		F8		5-3		B B B B BB			F7	3	0	0	0	1	0	1
Hal Rice, L (1, 9) OBP: 0.200, SLG: 0.200			6-3		SH3-4 1B				F2	4	0	1	0	0	0	2
Les Fusselman, R (1, 2) OBP: 0.273, SLG: 0.636			2B 2B		F6		HR		3-1	4	2	2	1	0	0	1
Vinegar Bend Mizell, R (1, 1) OBP: 0.100, SLG: 0.200			2-H 2B		SH3-4 1-2		6-3			1	0	1	1	0	0	0
Tommy Glaviano, R (7, PH) OBP: 0.333, SLG: 0.333										1	0	0	0	0	0	0
Jackie Collum, L (8, 1)										0	0	0	0	0	0	0

Inning Stats	1	2	3	4	5	6	7	8	9
	R: 0 H: 0 E: 0 LOB: 0 K: 0 BB: 0 S: 3 P: 3	R: 0 H: 0 E: 0 LOB: 0 K: 0 BB: 0 S: 3 P: 3	R: 1 H: 2 E: 0 LOB: 1 K: 0 BB: 0 S: 5 P: 5	R: 0 H: 1 E: 0 LOB: 1 K: 0 BB: 0 S: 4 P: 4	R: 0 H: 1 E: 0 LOB: 1 K: 0 BB: 0 S: 4 P: 4	R: 1 H: 3 E: 0 LOB: 2 K: 0 BB: 1 S: 5 P: 9	R: 1 H: 1 E: 0 LOB: 0 K: 0 BB: 0 S: 4 P: 4	R: 0 H: 0 E: 0 LOB: 0 K: 1 BB: 0 S: 5 P: 5	R: 0 H: 0 E: 0 LOB: 0 K: 0 BB: 0 S: 3 P: 3

	AB	33
	R	3
	H	8
	RBI	3
	BB	1
	SO	1
	LOB	8

	1B: 4	SF: 0	WP: 0	PA: 35
	2B: 3	SAC: 1	PB: 0	
	3B: 0	DP: 0	SB: 0	
	HR: 1	HBP: 0	CS: 0	

PITCHER	IP	WLS	BF	H	R	ER	SO	BB	IBB	HBP	BLK	WP	HR	S	P	ERA	WHIP
Ken Raffensberger, L (1, 1) ERA: 1.84	9.0	W	35	8	3	3	1	1	0	0	0	0	1	36	40	3.00	1.000

PITCHER	IP	WLS	BF	H	R	ER	SO	BB	IBB	HBP	BLK	WP	HR	S	P	ERA	WHIP

Cincinnati Reds @ St. Louis Cardinals

Sportsman's Park, St. Louis, MO

Sat May 10 1952, 4:33 AM EDT

Att. 4,763 - Unknown

TOP

livebaseballscorecards.com

Batter	1	2	3	4	5	6	7	8	9	AB	R	H	RBI	BB	SO	LOB
Grady Hatton, L (1, 4) OBP: 0.337, SLG: 0.344	S S S 0-3 ① K		x 0-0 ① F9		x 0-0 ② F8		S S S 0-3 ① K		S S S 0-3 ② K	5	0	0	0	0	3	1
Bobby Adams, R (1, 5) OBP: 0.373, SLG: 0.413	B B B B 4-0 S 1B BB		x 0-0 ② 6-3		x 0-0 ③ FC4 1-2f		x 0-0 ② F2		x 0-0 1B	4	1	1	0	1	0	1
Johnny Wyrostek, L (1, 8) OBP: 0.394, SLG: 0.383	S S S 0-3 ② K 1-2		x 0-0 ③ 4-3			S S S 0-3 ① K	x 0-0 E3		x 0-0 ③ 3-1	5	0	0	0	0	2	2
Joe Adcock, R (1, 7) OBP: 0.373, SLG: 0.561	x 0-0 HBP 2-H 1B			x 0-0 ① F6		B B B B 4-0 1B 1-3 2B BB	x 0-0 ③ 6-3			3	1	1	1	1	0	1
Ted Kluszewski, L (1, 3) OBP: 0.398, SLG: 0.563	H 1-0 FC6-4 1-2 HBP			x 0-0 ② 1-3		x 0-0 ② 1-3 1-2		x 0-0 1B		3	0	1	0	0	0	1
Bob Borkowski, R (1, 9) OBP: 0.348, SLG: 0.282	x 0-0 ③ FC6-4 1-2f			x 0-0 1B		x 0-0 1B 2B 1B		x 0-0 G6-4-3 1-2 1B		4	1	3	0	0	0	2
Joe Rossi, R (1, 2) OBP: 0.333, SLG: 0.267		x 0-0 G4-6-3 1B		x 0-0 ③ F7		x 0-0 2B 1-2 2-3 1B		S S S 0-3 ① K		4	0	2	0	0	1	3
Roy McMillan, R (1, 6) OBP: 0.205, SLG: 0.197		x 0-0 ① ② G4-6-3 1-2f			x 0-0 ① F5	x 0-0 1-3 2-H 3-H 2B		x 0-0 ② ③ G6-4-3 1-2f		4	0	1	2	0	0	3
Ewell Blackwell, R (1, 1) OBP: 0.250, SLG: 0.333		x 0-0 ③ F8			x 0-0 FC4 1B	x 0-0 ③ 4-3			x 0-0 ① F3	3	0	1	0	0	0	2
Johnny Temple, R (9, PH) OBP: 0.250, SLG: 0.250										1	0	0	0	0	0	0

	AB	36
	R	3
	H	10
	RBI	3
	BB	2
	SO	6
	LOB	16

Inning Stats										
	R: 1 E: 0 K: 2 S: 8	H: 1 LOB: 2 BB: 1 P: 13	R: 0 E: 0 K: 0 S: 3	H: 1 LOB: 0 BB: 0 P: 3	R: 0 E: 0 K: 0 S: 3	H: 0 LOB: 0 BB: 0 P: 3	R: 0 E: 0 K: 0 S: 4	H: 1 LOB: 1 BB: 0 P: 4	R: 0 E: 0 K: 0 S: 4	H: 1 LOB: 1 BB: 0 P: 4
	R: 2 E: 0 K: 1 S: 8	H: 3 LOB: 2 BB: 1 P: 12	R: 0 E: 1 K: 1 S: 6	H: 0 LOB: 1 BB: 0 P: 6	R: 0 E: 0 K: 1 S: 6	H: 2 LOB: 1 BB: 0 P: 6	R: 0 E: 0 K: 1 S: 6	H: 1 LOB: 1 BB: 0 P: 6	1B: 9 2B: 1 3B: 0 HR: 0	SF: 0 SAC: 0 DP: 2 HBP: 1
	WP: 0 PB: 0 SB: 1 CS: 0	PA: 39								

PITCHER	IP	WLS	BF	H	R	ER	SO	BB	IBB	HBP	BLK	WP	HR	S	P	ERA	WHIP
Cliff Chambers, L (1, 1) ERA: 4.17	9.0	W	39	10	3	3	6	2	0	1	0	0	0	48	57	3.00	1.333

PITCHER	IP	WLS	BF	H	R	ER	SO	BB	IBB	HBP	BLK	WP	HR	S	P	ERA	WHIP

Batter	1	2	3	4	5	6	7	8	9	AB	R	H	RBI	BB	SO	LOB
Tommy Glaviano, R (1, 5) OBP: 0.429, SLG: 0.200	H 1-0 FC4-6 HBP	x 0-0 ③ F6			S S S 0-3 ① K	B B B B 4-0 FC6-4 1-2 BB				2	0	0	0	1	1	0
Solly Hemus, L (1, 6) OBP: 0.418, SLG: 0.452	x 0-0 ① F9		x 0-0 ① 4-3		S S S 0-3 ② K	S S S 0-3 ② K				4	0	0	0	0	2	3
Enos Slaughter, L (1, 9) OBP: 0.375, SLG: 0.327	x 0-0 ② FC4-6 1-2f 1B		x 0-0 S 1B		B B B B 4-0 BB	x 0-0 ③ FC6-4 1-2f				3	1	1	0	1	0	3
Stan Musial, L (1, 3) OBP: 0.398, SLG: 0.458	x 0-0 1B 2-H 1B		B B B B 4-0 1-2 BB		x 0-0 ③ 1-3		S S S 0-3 ① K			3	0	1	1	1	1	1
Peanuts Lowrey, R (1, 8) OBP: 0.431, SLG: 0.472	x 0-0 1-2 1B		x 0-0 ② F8			x 0-0 1B 2B 1B	x 0-0 ② 6-3			4	1	2	0	0	0	2
Red Schoendienst, S (1, 4) OBP: 0.330, SLG: 0.418	x 0-0 ③ F9		x 0-0 ③ F8			x 0-0 2B 1-2 1B 1B	S S S 0-3 ③ K			4	1	1	0	0	1	4
Hal Rice, L (1, 7) OBP: 0.286, SLG: 0.357		x 0-0 E7 2B		x 0-0 G1-4-3 1B		x 0-0 1-3 2-H 1B 2B		x 0-0 ① F7		4	2	2	1	0	0	0
Del Rice, R (1, 2) OBP: 0.368, SLG: 0.441		x 0-0 ① 2-H 2B		x 0-0 ① ② G1-4-3 1-2f		x 0-0 FC4-6 2-H 3-H 1B		x 0-0 ② 6-3		4	0	2	3	0	0	1
Cliff Chambers, L (1, 1) OBP: 0.286, SLG: 0.308		S S S 0-3 ② K		x 0-0 ③ F5		x 0-0 ① FC4-6 BB 1-2f		x 0-0 ③ 1-3		4	0	0	0	0	1	1
Inning Stats	R: 1 H: 2 E: 1 LOB: 2 K: 0 BB: 0 S: 5 P: 6	R: 1 H: 1 E: 1 LOB: 0 K: 1 BB: 0 S: 6 P: 6	R: 0 H: 1 E: 0 LOB: 2 K: 0 BB: 1 S: 4 P: 8	R: 0 H: 1 E: 0 LOB: 0 K: 0 BB: 0 S: 3 P: 3	R: 0 H: 0 E: 0 LOB: 1 K: 2 BB: 1 S: 7 P: 11	R: 3 H: 4 E: 0 LOB: 2 K: 1 BB: 1 S: 9 P: 13	R: 0 H: 0 E: 0 LOB: 0 K: 2 BB: 0 S: 7 P: 7	R: 0 H: 0 E: 0 LOB: 0 K: 0 BB: 0 S: 3 P: 3		1B: 7 SF: 0 2B: 2 SAC: 0 3B: 0 DP: 1 HR: 0 HBP: 1						

PITCHER	IP	WLS	BF	H	R	ER	SO	BB	IBB	HBP	BLK	WP	HR	S	P	ERA	WHIP
Ewell Blackwell, R (1, 1) ERA: 3.5	8.0	L	36	9	5	4	6	3	0	1	0	0	0	44	57	4.50	1.500

PITCHER	IP	WLS	BF	H	R	ER	SO	BB	IBB	HBP	BLK	WP	HR	S	P	ERA	WHIP

BOTTOM

Cincinnati Reds @ St. Louis Cardinals

Sportsman's Park, St. Louis, MO

Sat May 10 1952, 4:33 AM EDT

Att. 4,763 - Unknown

livebaseballscorecards.com

AB	32
R	5
H	9
RBI	5
BB	3
SO	6
LOB	15

Batter	1	2	3	4	5	6	7	8	9	AB	R	H	RBI	BB	SO	LOB
Grady Hatton, L (1, 4) OBP: 0.330, SLG: 0.347	F5		K		1B 2B 1-H		4-3	6-3		5	1	1	1	0	1	2
Bobby Adams, R (1, 5) OBP: 0.374, SLG: 0.412	F2		FC5-4 1-2f		1B 2-H		1-3 S 1B		F9	5	0	2	1	0	0	1
Johnny Wyrostek, L (1, 8) OBP: 0.375, SLG: 0.360	E4			F8	K		1-3 1-3		4-3	5	0	0	0	0	1	2
Ted Kluszewski, L (1, 3) OBP: 0.378, SLG: 0.533		F5		F4	K		F4		4-3	5	0	0	0	0	1	1
Joe Adcock, R (1, 7) OBP: 0.392, SLG: 0.657		HR		HR	F7			1B FC1-6 1B		4	3	3	2	0	0	0
Hank Edwards, L (1, 9) OBP: 0.442, SLG: 0.703		G3		F7	1B 2B			1-2 E 1B		2	0	0	0	0	0	0
Bob Borkowski, R (6, PH) OBP: 0.375, SLG: 0.341 (6, 9)										2	2	2	0	0	0	0
Joe Rossi, R (1, 2) OBP: 0.324, SLG: 0.265		5-3			F6	PB 1B 2-3		K		4	1	1	0	0	1	2
Roy McMillan, R (1, 6) OBP: 0.230, SLG: 0.215			F7		2B BB	1-H 1B 3-H		FC1-6 1-2 1B 2-3		3	1	2	2	1	0	0
Harry Perkowski, L (1, 1) OBP: 0.250, SLG: 0.375			FC5-4 1B		F8	K		FC1-6 1-2f 2-H 3-H		4	0	1	1	0	1	3
Inning Stats	R: 0 E: 1 K: 0 S: 3 H: 0 LOB: 1 BB: 0 P: 3	R: 1 E: 0 K: 0 S: 4 H: 1 LOB: 0 BB: 0 P: 4	R: 0 E: 0 K: 1 S: 6 H: 1 LOB: 1 BB: 0 P: 6	R: 1 E: 0 K: 0 S: 4 H: 1 LOB: 0 BB: 0 P: 4	R: 2 E: 0 K: 1 S: 7 H: 2 LOB: 1 BB: 1 P: 11	R: 2 E: 0 K: 2 S: 10 H: 3 LOB: 1 BB: 0 P: 10	R: 0 E: 0 K: 0 S: 4 H: 1 LOB: 1 BB: 0 P: 4	R: 2 E: 1 K: 1 S: 8 H: 3 LOB: 1 BB: 0 P: 8	R: 0 E: 0 K: 0 S: 3 H: 0 LOB: 0 BB: 0 P: 3	1B: 8 2B: 2 3B: 0 HR: 2	SF: 0 SAC: 0 DP: 0 HBP: 0						

TOP

Cincinnati Reds @ St. Louis Cardinals

Sportsman's Park, St. Louis, MO

Sun May 11 1952, 4:33 AM EDT

Att. 5,469 - Unknown

livebaseballscorecards.com

AB	39
R	8
H	12
RBI	7
BB	1
SO	5
LOB	11

WP: 0 PB: 1 SB: 1 CS: 0 PA: 40

PITCHER		IP	WLS	BF	H	R	ER	SO	BB	IBB	HBP	BLK	WP	HR	S	P	ERA	WHIP
Cloyd Boyer, R ERA: 2.25	(1, 1)	5.0	L	21	5	4	4	2	1	0	0	0	0	2	24	28	7.20	1.200
Bill Werle, L ERA: 7.5	(6, 1)	2.0		10	4	2	1	2	0	0	0	0	0	0	14	14	4.50	2.000
Eddie Yuhas, R ERA: 2.45	(8, 1)	2.0		9	3	2	1	1	0	0	0	0	0	0	11	11	4.50	1.500

PITCHER	IP	WLS	BF	H	R	ER	SO	BB	IBB	HBP	BLK	WP	HR	S	P	ERA	WHIP

BOTTOM

Cincinnati Reds @ St. Louis Cardinals

Sportsman's Park, St. Louis, MO

Sun May 11 1952, 4:33 AM EDT

Att. 5,469 - Unknown

livebaseballscorecards.com

Batter	1	2	3	4	5	6	7	8	9	AB	R	H	RBI	BB	SO	LOB
Tommy Glaviano, R (1, 5) OBP: 0.333, SLG: 0.200	F7		F2		F8		1B		F8	5	0	1	0	0	0	0
Solly Hemus, L (1, 6) OBP: 0.402, SLG: 0.432	K		K2-3			F8	F3			4	0	0	0	0	2	1
Peanuts Lowrey, R (1, 8) OBP: 0.435, SLG: 0.474	F7		1B			BB 1B 1B		F6		4	1	2	0	0	0	0
Stan Musial, L (1, 3) OBP: 0.412, SLG: 0.471		2B 2B	G3			1B F9 1-2 BB		FC6-4 BB		2	2	1	0	2	0	1
Larry Miggins, R (1, 7) OBP: 0.214, SLG: 0.214		F7		K		1-3 2-H 1B		FC6-4 1-2f 2B		4	1	1	1	0	1	2
Red Schoendienst, S (1, 4) OBP: 0.337, SLG: 0.442		1B 2-H 2B		F7		F9 3-H		1-H 2B		4	1	2	3	0	0	1
Hal Rice, L (1, 9) OBP: 0.278, SLG: 0.294		CS BB		K		F9		K		3	0	0	0	1	2	2
Del Rice, R (1, 2) OBP: 0.377, SLG: 0.441		1B 1-2 IBB			F8		F9		6-3	0	0	0	0	1	0	0
Les Fusselman, R (5, PH) OBP: 0.214, SLG: 0.500 (6, 2)										3	0	0	0	0	0	0
Cloyd Boyer, R (1, 1) OBP: 0.500, SLG: 0.750										1	0	1	1	0	0	0
Gene Mauch, R (5, PH)										1	0	0	0	0	1	0
Bill Werle, L (6, 1)										0	0	0	0	0	0	0
Eddie Stanky, R (7, PH) OBP: 0.317, SLG: 0.212										1	0	0	0	0	0	0
Eddie Yuhas, R (8, 1)										0	0	0	0	0	0	0
Billy Johnson, R (9, PH) OBP: 0.288, SLG: 0.182										1	0	0	0	0	0	0
Inning Stats	R: 0 E: 0 K: 1 S: 5 H: 0 LOB: 0 BB: 0 P: 5	R: 2 E: 0 K: 0 S: 4 H: 3 LOB: 2 BB: 2 P: 12	R: 0 E: 0 K: 1 S: 6 H: 1 LOB: 1 BB: 0 P: 6	R: 0 E: 0 K: 2 S: 7 H: 0 LOB: 0 BB: 0 P: 7	R: 0 E: 0 K: 1 S: 5 H: 0 LOB: 0 BB: 0 P: 5	R: 2 E: 0 K: 0 S: 5 H: 2 LOB: 1 BB: 1 P: 9	R: 0 E: 0 K: 0 S: 4 H: 1 LOB: 1 BB: 0 P: 4	R: 1 E: 0 K: 1 S: 6 H: 1 LOB: 1 BB: 1 P: 10	R: 0 E: 0 K: 0 S: 3 H: 0 LOB: 0 BB: 0 P: 3	1B: 5 2B: 3 3B: 0 HR: 0	SF: 0 SAC: 0 DP: 0 HBP: 0						

AB	33
R	5
H	8
RBI	5
BB	4
SO	6
LOB	7

WP: 0 PB: 0 SB: 0 CS: 1 PA: 37

PITCHER	IP	WLS	BF	H	R	ER	SO	BB	IBB	HBP	BLK	WP	HR	S	P	ERA	WHIP
Harry Perkowski, L (1, 1) ERA: 3.96	9.0	W	37	8	5	5	6	3	1	0	0	0	0	45	61	5.00	1.222

PITCHER	IP	WLS	BF	H	R	ER	SO	BB	IBB	HBP	BLK	WP	HR	S	P	ERA	WHIP

Batter	1	2	3	4	5	6	7	8	9	AB	R	H	RBI	BB	SO	LOB
Grady Hatton, L (1, 4) OBP: 0.319, SLG: 0.333	4-3	1-3			F9			F2		4	0	0	0	0	0	2
Bobby Adams, R (1, 5) OBP: 0.369, SLG: 0.406	6-3		G1-6-3, 1B			F8		P4		4	0	1	0	0	0	0
Johnny Wyrostek, L (1, 8) OBP: 0.370, SLG: 0.356	F9		G1-6-3 1-2f			P6			HR, 1B	4	1	1	0	0	0	1
Ted Kluszewski, L (1, 3) OBP: 0.373, SLG: 0.552		S S S, K	F3			P4			1-H, HR	4	1	1	2	0	1	0
Joe Adcock, R (1, 7) OBP: 0.410, SLG: 0.689		F8, 3B		CS, 1B			P4		G1-6-3, 1B	4	1	3	0	0	0	0
Hank Edwards, L (1, 9) OBP: 0.404, SLG: 0.634		F8 3-H		F6 1-2			F8		G1-6-3 1-2f	4	0	0	1	0	0	2
Joe Rossi, R (1, 2) OBP: 0.341, SLG: 0.289		2B, 1B, 1B		F8			1B		P6	4	1	2	0	0	0	0
Roy McMillan, R (1, 6) OBP: 0.233, SLG: 0.232		1B 1-3, 2B			F9		S S S, K			3	0	1	0	0	1	1
Herm Wehmeier, R (1, 1) OBP: 0.250, SLG: 0.250					4-3			F8		1	0	1	1	0	0	0
Bud Byerly, R (4, 1)										1	0	0	0	0	0	0
Johnny Temple, R (8, PH) OBP: 0.200, SLG: 0.200										1	0	0	0	0	0	0
Frank Smith, R (8, 1) OBP: 1.000, SLG: 2.000		2-3 3-H, 1B								0	0	0	0	0	0	0
Inning Stats	R: 0 E: 0 K: 0 S: 3 H: 0 LOB: 0 BB: 0 P: 3	R: 2 E: 0 K: 1 S: 9 H: 4 LOB: 2 BB: 0 P: 9	R: 0 E: 0 K: 0 S: 3 H: 1 LOB: 0 BB: 0 P: 3	R: 0 E: 0 K: 0 S: 3 H: 1 LOB: 0 BB: 0 P: 3	R: 0 E: 0 K: 0 S: 3 H: 0 LOB: 0 BB: 0 P: 3	R: 0 E: 0 K: 0 S: 3 H: 0 LOB: 0 BB: 0 P: 3	R: 0 E: 0 K: 1 S: 6 H: 1 LOB: 1 BB: 0 P: 6	R: 0 E: 0 K: 0 S: 3 H: 0 LOB: 0 BB: 0 P: 3	R: 2 E: 0 K: 0 S: 5 H: 3 LOB: 0 BB: 0 P: 5	1B: 7 2B: 1 3B: 1 HR: 1 SF: 0 SAC: 0 DP: 2 HBP: 0	WP: 0 PB: 0 SB: 0 CS: 1 PA: 34					

TOP

Cincinnati Reds @ New York Giants

Polo Grounds, New York, NY

Tue May 13 1952, 3:33 AM EDT

Att. 13,357 - Unknown

livebaseballscorecards.com

AB	34
R	4
H	10
RBI	4
BB	0
SO	2
LOB	6

PITCHER		IP	WLS	BF	H	R	ER	SO	BB	IBB	HBP	BLK	WP	HR	S	P	ERA	WHIP
Larry Jansen, R ERA: 2.53	(1, 1)	9.0	W	34	10	4	4	2	0	0	0	0	0	1	38	38	4.00	1.111

PITCHER	IP	WLS	BF	H	R	ER	SO	BB	IBB	HBP	BLK	WP	HR	S	P	ERA	WHIP

Cincinnati Reds @ New York Giants

Polo Grounds, New York, NY

Tue May 13 1952, 3:33 AM EDT

Att. 13,357 - Unknown

BOTTOM

livebaseballscorecards.com

Batter	1	2	3	4	5	6	7	8	9	AB	R	H	RBI	BB	SO	LOB
Davey Williams, R (1, 4) OBP: 0.343, SLG: 0.367	0-0 1B P4-2 1B		0-0 F9 ②	0-0 1-2 BB 2B 1B		BBBB 4-0 1B BB		0-0 F8 ③		4	1	2	0	1	0	0
Whitey Lockman, L (1, 3) OBP: 0.398, SLG: 0.448	0-0 1-3 ① 1-2		0-0 HR 1B	BBB 4-0 1-2 2-3 2B BB		0-0 1-3 1B				3	2	2	0	1	0	1
Bobby Thomson, R (1, 5) OBP: 0.414, SLG: 0.566	BBBB 4-0 1B BB		0-0 1-H HR	0-0 1-H 2-H 3-H 2B		0-0 1-3 ③				3	1	2	5	1	0	2
Bob Elliott, R (1, 7) OBP: 0.357, SLG: 0.449	0-0 1-2 2-3 1B		0-0 HR	0-0 F8 ③			0-0 5-3 ①			4	1	2	1	0	0	1
Chuck Diering, R (8, 7)										0	0	0	0	0	0	0
Don Mueller, L (1, 9) OBP: 0.300, SLG: 0.442	0-0 P4-2 ② ③ 3-Hf		0-0 4-3 ③		0-0 1-3 ①		0-0 G3 ②			4	0	0	0	0	0	3
Alvin Dark, R (1, 6) OBP: 0.330, SLG: 0.313		0-0 F7 ①		0-0 F7 ①	SSS 0-3 K ②		0-0 1B			4	0	1	0	0	1	0
Willie Mays, R (1, 8) OBP: 0.330, SLG: 0.313		0-0 6-3 ②		0-0 HR	0-0 F2 ③		SSS 0-3 K ③			4	1	1	1	0	1	1
Wes Westrum, R (1, 2) OBP: 0.446, SLG: 0.567		0-0 F6 ③		0-0 6-3 ②		0-0 5-3 ①		0-0 6-3 ①		4	0	0	0	0	0	0
Larry Jansen, R (1, 1) OBP: 0.250, SLG: 0.077			0-0 6-3 ①	BBBB 4-0 BB 1B 2B BB		SSS 0-3 K ②		SSS 0-3 K ②		3	1	0	0	1	2	0
Inning Stats	R: 0 E: 0 K: 0 S: 4 H: 2 LOB: 2 BB: 1 P: 8	R: 0 E: 0 K: 0 S: 3 H: 0 LOB: 0 BB: 0 P: 3	R: 3 E: 0 K: 0 S: 6 H: 3 LOB: 0 BB: 0 P: 6	R: 4 E: 0 K: 0 S: 6 H: 3 LOB: 1 BB: 2 P: 14	R: 0 E: 0 K: 1 S: 5 H: 0 LOB: 0 BB: 0 P: 5	R: 0 E: 0 K: 1 S: 6 H: 1 LOB: 2 BB: 1 P: 10	R: 0 E: 0 K: 1 S: 6 H: 1 LOB: 1 BB: 0 P: 6	R: 0 E: 0 K: 1 S: 5 H: 0 LOB: 0 BB: 0 P: 5		1B: 6 2B: 2 3B: 0 HR: 3	SF: 0 SAC: 0 DP: 1 HBP: 0			WP: 0 PB: 0 SB: 0 CS: 0	PA: 37		

PITCHER		IP	WLS	BF	H	R	ER	SO	BB	IBB	HBP	BLK	WP	HR	S	P	ERA	WHIP
Herm Wehmeier, R ERA: 6.05	(1, 1)	3.2	L	20	7	7	7	0	3	0	0	0	0	3	17	29	17.18	2.727
Bud Byerly, R ERA: 1.17	(4, 1)	3.1		14	3	0	0	3	1	0	0	0	0	0	19	23	0.00	1.200
Frank Smith, R ERA: 2.03	(8, 1)	1.0		3	0	0	0	1	0	0	0	0	0	0	5	5	0.00	0.000

PITCHER	IP	WLS	BF	H	R	ER	SO	BB	IBB	HBP	BLK	WP	HR	S	P	ERA	WHIP

AB	33
R	7
H	10
RBI	7
BB	4
SO	4
LOB	8

Batter	1	2	3	4	5	6	7	8	9	AB	R	H	RBI	BB	SO	LOB
Grady Hatton, L (1, 4) OBP: 0.322, SLG: 0.330	F9		F7 3-H		FC3-6 FC6 1-2f		1B 2-3		BB	4	0	1	1	1	0	3
Bobby Adams, R (1, 5) OBP: 0.353, SLG: 0.387	F8		F7		F2		F7 3-H		F1	5	0	0	1	0	0	5
Johnny Wyrostek, L (1, 9) OBP: 0.357, SLG: 0.340	1-3		1-3		FC6 1-2f		F3			4	0	0	0	0	0	4
Ted Kluszewski, L (1, 3) OBP: 0.368, SLG: 0.540		F6		1B 1-3		F8		4-3		4	0	1	0	0	0	0
Joe Adcock, R (1, 7) OBP: 0.402, SLG: 0.667		5-3		1-3 1-2		6-3		1B FC6-4		4	0	1	0	0	0	1
Wally Westlake, R (1, 8) OBP: 0.291, SLG: 0.256		F6		F8		1B		FC6-4 1-2f		4	0	1	0	0	0	2
Joe Rossi, R (1, 2) OBP: 0.333, SLG: 0.333			3B F7	6-3		F9		F7		4	1	1	0	0	0	3
Roy McMillan, R (1, 6) OBP: 0.245, SLG: 0.271			BB		HR		F5		6-3	3	1	1	1	1	0	0
Ken Raffensberger, R (1, 1) OBP: 0.250, SLG: 0.182 Johnny Temple, R (3, PH) OBP: 0.333, SLG: 0.200 Frank Hiller, R (3, 1) OBP: 0.364, SLG: 0.300 Bob Borkowski, R (7, PH) OBP: 0.367, SLG: 0.333 Harry Perkowski, L (7, 1) OBP: 0.250, SLG: 0.375 Frank Smith, R (8, 1) OBP: 1.000, SLG: 2.000 Hank Edwards, L (9, PH) OBP: 0.396, SLG: 0.619			BB 1-2		FC3-6 BB		E6 1B F7		F3	0 0 0 1 0 0 1	0 0 0 1 0 0 0	0 0 0 0 0 0 0	0 1 1 0 0 0 0	0 0 0 0 0 0 0	0 0 0 0 0 0 0	0 0 0 0 0 0 0
Inning Stats	R: 0 E: 0 K: 0 S: 3 H: 0 LOB: 0 BB: 0 P: 3	R: 0 E: 0 K: 0 S: 3 H: 0 LOB: 0 BB: 0 P: 3	R: 1 E: 0 K: 0 S: 4 H: 1 LOB: 2 BB: 2 P: 12	R: 0 E: 0 K: 0 S: 4 H: 1 LOB: 1 BB: 0 P: 4	R: 1 E: 0 K: 0 S: 4 H: 1 LOB: 1 BB: 1 P: 8	R: 0 E: 0 K: 0 S: 4 H: 1 LOB: 1 BB: 0 P: 4	R: 1 E: 1 K: 0 S: 5 H: 1 LOB: 1 BB: 0 P: 5	R: 0 E: 0 K: 0 S: 4 H: 1 LOB: 1 BB: 0 P: 4	R: 0 E: 0 K: 0 S: 3 H: 0 LOB: 1 BB: 1 P: 7	1B: 4 2B: 0 3B: 1 HR: 1 SF: 0 SAC: 0 DP: 0 HBP: 0	WP: 0 PB: 0 SB: 0 CS: 0 PA: 38					

PITCHER	IP	WLS	BF	H	R	ER	SO	BB	IBB	HBP	BLK	WP	HR	S	P	ERA	WHIP
Sal Maglie, R (1, 1) ERA: 1.18	9.0	W	38	6	3	2	0	4	0	0	0	0	1	34	50	2.00	1.111

PITCHER	IP	WLS	BF	H	R	ER	SO	BB	IBB	HBP	BLK	WP	HR	S	P	ERA	WHIP

TOP

Cincinnati Reds @ New York Giants

Polo Grounds, New York, NY

Wed May 14 1952, 3:33 AM EDT

Att. 6,366 - Unknown

livebaseballscorecards.com

AB	34
R	3
H	6
RBI	3
BB	4
SO	0
LOB	18

BOTTOM

Cincinnati Reds @ New York Giants

Polo Grounds, New York, NY

Wed May 14 1952, 3:33 AM EDT

Att. 6,366 - Unknown

livebaseballscorecards.com

Batter	1	2	3	4	5	6	7	8	9	AB	R	H	RBI	BB	SO	LOB
Davey Williams, R (1, 4) OBP: 0.346, SLG: 0.368	0-0 ① 5-3	0-0 ② F4		0-0 ③ 6-3		1-2 1B		1-2 1B 1B		5	1	2	0	0	0	0
Whitey Lockman, L (1, 3) OBP: 0.398, SLG: 0.446	0-0 ② F9	0-0 ③ 4-3			0-0 1B 1B	SSS 0-3 ② K		1-2 2-3 1B		5	1	2	0	0	1	2
Bobby Thomson, R (1, 5) OBP: 0.413, SLG: 0.580	0-0 S 3B		0-0 ① 5-3		SSS 0-3 ① K	0-0 ③ F7		0-0 K2-4-3-2 1-2 2-H 3-H 1B		5	1	2	2	0	1	3
Bob Elliott, R (1, 7) OBP: 0.383, SLG: 0.451 Chuck Diering, R (8, 7)	BBBB 4-0 FC6-4 3-H BB		BBBB 4-0 1B BB		0-0 1B FC1-6 1-2 1B		0-0 ① 4-3	SSS 0-3 ② ③ K2-4-3-2 1-2f		2 1	1 0	1 0	0 0	2 0	0 1	0 2
Don Mueller, L (1, 9) OBP: 0.298, SLG: 0.433	0-0 ③ FC6-4 1-2f		0-0 ② F9		0-0 FC1-6 1-3 2-H 1B		0-0 ② F9			4	0	1	1	0	0	2
Alvin Dark, R (1, 6) OBP: 0.347, SLG: 0.337		BBBB 4-0 HR BB	0-0 1-2 1B		0-0 ② FC1-6 1-2f 3-H		0-0 2B			3	1	2	1	1	0	1
Willie Mays, R (1, 8) OBP: 0.327, SLG: 0.345		0-0 1-H HR	0-0 ③ 1-3		0-0 ③ F8		0-0 ③ 5-3			4	1	1	2	0	0	4
Wes Westrum, R (1, 2) OBP: 0.437, SLG: 0.592		0-0 HR		SSS 0-3 ① K		0-0 E5 FC1-6		SSS 0-3 ① K		4	1	1	1	0	2	0
Sal Maglie, R (1, 1) OBP: 0.222, SLG: 0.125		SSS 0-3 ① K		SSS 0-3 ② K		0-0 ① FC1-6 1-2f 1B		BBBB 4-0 1B 1B 1B BB		3	1	0	0	1	2	1
Inning Stats	R: 1 E: 0 K: 0 S: 4 H: 1 LOB: 1 BB: 1 P: 8	R: 3 E: 0 K: 1 S: 7 H: 2 LOB: 0 BB: 1 P: 11	R: 0 E: 0 K: 0 S: 4 H: 1 LOB: 2 BB: 1 P: 8	R: 0 E: 0 K: 2 S: 7 H: 0 LOB: 0 BB: 0 P: 7	R: 2 E: 0 K: 1 S: 8 H: 3 LOB: 1 BB: 0 P: 8	R: 0 E: 1 K: 1 S: 7 H: 1 LOB: 2 BB: 0 P: 7	R: 0 E: 0 K: 0 S: 4 H: 1 LOB: 1 BB: 0 P: 4	R: 2 E: 0 K: 2 S: 9 H: 3 LOB: 2 BB: 1 P: 13		1B: 8 2B: 2 3B: 1 HR: 2	SF: 0 SAC: 0 DP: 1 HBP: 0						

	AB	36
	R	8
	H	12
	RBI	7
	BB	4
	SO	7
	LOB	15

WP: 0 PB: 0 SB: 1 CS: 0 PA: 40

PITCHER		IP	WLS	BF	H	R	ER	SO	BB	IBB	HBP	BLK	WP	HR	S	P	ERA	WHIP
Ken Raffensberger, L ERA: 2.54	(1, 1)	2.0	L	11	3	4	4	1	2	0	0	0	0	2	11	19	18.00	2.500
Frank Hiller, R ERA: 2.37	(3, 1)	4.0		19	5	2	2	4	1	0	0	0	0	0	26	30	4.50	1.500
Harry Perkowski, L ERA: 4.3	(7, 1)	1.1		8	3	2	2	1	1	0	0	0	0	0	9	13	13.50	3.000
Frank Smith, R ERA: 1.93	(8, 1)	0.2		2	1	0	0	1	0	0	0	0	0	0	4	4	0.00	1.500

PITCHER	IP	WLS	BF	H	R	ER	SO	BB	IBB	HBP	BLK	WP	HR	S	P	ERA	WHIP

Batter	1	2	3	4	5	6	7	8	9	10	AB	R	H	RBI	BB	SO	LOB
Bobby Adams, R (1, 5) OBP: 0.355, SLG: 0.386	4-3		1-3			4-3		1B			4	0	1	1	0	0	0
Johnny Wyrostek, L (1, 9) OBP: 0.342, SLG: 0.324	4-3			K			4-3	5-3			0	0	0	0	0	0	0
Ted Kluszewski, L (1, 3) OBP: 0.342, SLG: 0.500	4-3			P5			P6		6-3		4	0	0	0	0	0	0
Joe Adcock, R (1, 7) OBP: 0.400, SLG: 0.686		6-3		F7			1B 2B		G6-4-3 1B		4	1	2	0	0	0	0
Wally Westlake, R (1, 8) OBP: 0.277, SLG: 0.244		F7			F9		FC4-6 2-H 1B		G6-4-3 1-2f		4	0	1	1	0	0	1
Grady Hatton, L (1, 4) OBP: 0.325, SLG: 0.327		1B			K		FC4-6 1-2f			SH3-4 BB	3	0	1	0	1	1	1
Dixie Howell, R (1, 2)		L9			K			4-3		SH3-4 1-2	2	0	0	0	0	1	1
Bob Borkowski, R (8, PH) OBP: 0.353, SLG: 0.318											1	0	0	0	0	0	0
Herm Wehmeier, R (8, 1) OBP: 0.250, SLG: 0.250											0	0	0	0	0	0	0
Roy McMillan, R (1, 6) OBP: 0.235, SLG: 0.250			F5			K		BB 1B BB		P4	3	1	0	0	1	1	1
Bud Byerly, R (1, 1)			5-3			4-3		1B BB		P4	2	0	0	0	0	0	0
Hank Edwards, L (8, PH) OBP: 0.408, SLG: 0.619											0	0	0	0	1	0	0
Joe Rossi, R (8, PR) OBP: 0.360, SLG: 0.318											1	0	0	0	0	0	1
(8, 2)																	

Inning Stats										
	R: 0 H: 0 E: 0 LOB: 0 K: 0 BB: 0 S: 3 P: 3	R: 0 H: 1 E: 0 LOB: 1 K: 0 BB: 0 S: 4 P: 4	R: 0 H: 0 E: 0 LOB: 0 K: 0 BB: 0 S: 3 P: 3	R: 0 H: 0 E: 0 LOB: 0 K: 1 BB: 0 S: 5 P: 5	R: 0 H: 0 E: 0 LOB: 0 K: 2 BB: 0 S: 7 P: 7	R: 0 H: 0 E: 0 LOB: 0 K: 1 BB: 0 S: 5 P: 5	R: 1 H: 2 E: 0 LOB: 1 K: 0 BB: 0 S: 5 P: 5	R: 1 H: 1 E: 0 LOB: 2 K: 0 BB: 2 S: 3 P: 11	R: 0 H: 1 E: 0 LOB: 0 K: 0 BB: 0 S: 3 P: 3	R: 0 H: 0 E: 0 LOB: 1 K: 0 BB: 1 S: 3 P: 7	1B: 4 SF: 0 2B: 1 SAC: 1 3B: 0 DP: 1 HR: 0 HBP: 0	WP: 0 PA: 36 PB: 0 SB: 0 CS: 0

PITCHER		IP	WLS	BF	H	R	ER	SO	BB	IBB	HBP	BLK	WP	HR	S	P	ERA	WHIP
Karl Drews, R ERA: 1.65	(1, 1)	7.0		24	3	1	1	4	0	0	0	0	0	0	32	32	1.29	0.429
Andy Hansen, R ERA: 8.31	(8, 1)	0.2		4	1	1	1	0	2	0	0	0	0	0	2	10	13.50	4.500
Ken Heintzelman, L ERA: 3.27	(8, 1)	2.1	W	8	1	0	0	0	1	0	0	0	0	0	7	11	0.00	0.857

PITCHER	IP	WLS	BF	H	R	ER	SO	BB	IBB	HBP	BLK	WP	HR	S	P	ERA	WHIP

TOP

Cincinnati Reds @ Philadelphia Phillies

Shibe Park, Philadelphia, PA

Fri May 16 1952, 3:33 AM EDT
Att. 19,313 - Unknown

livebaseballscorecards.com

AB	28
R	2
H	5
RBI	2
BB	3
SO	3
LOB	5

Batter	1	2	3	4	5	6	7	8	9	10	AB	R	H	RBI	BB	SO	LOB
Richie Ashburn, L (1, 8) OBP: 0.322, SLG: 0.283	1-3		5-3			F9	1-3			1B 1-2 2-3 1B	5	0	1	0	0	0	1
Granny Hamner, R (1, 6) OBP: 0.319, SLG: 0.464	K			F9		6-3		K		1-2 2-3 3-H 1B	5	0	1	1	0	2	0
Smoky Burgess, L (1, 2) OBP: 0.333, SLG: 0.386	2B			5-3		2B		K			4	1	2	0	0	1	0
Del Ennis, R (1, 9) OBP: 0.387, SLG: 0.533	5-3			L7		2-H 2B		6-3			4	0	1	1	0	0	1
Willie Jones, R (1, 5) OBP: 0.367, SLG: 0.463		6-3			SH3-4 1B	L9			F8		4	0	1	0	0	0	1
Connie Ryan, R (1, 4) OBP: 0.371, SLG: 0.468		5-3			SH3-4 1-2		5-3		BB K		2	0	0	0	1	0	0
Jackie Mayo, L (1, 7) OBP: 0.367, SLG: 0.400		4-3			4-3		E S F9 1B		K 1-2		4	1	1	0	0	1	2
Eddie Waitkus, L (1, 3) OBP: 0.384, SLG: 0.328			L8		IBB		BB 1-3			1B SH 1B BB	1	1	0	0	3	0	0
Karl Drews, R (1, 1)			4-3		F5		F9 3-H			SH 1-2	2	0	0	0	0	0	2
Bill Nicholson, L (7, PH) OBP: 0.250, SLG: 0.389											1	0	0	1	0	0	1
Andy Hansen, R (8, 1)											0	0	0	0	0	0	0
Ken Heintzelman, R (8, 1)											0	0	0	0	0	0	0
Putsy Caballero, R (10, PR)											0	0	0	0	0	0	0
Inning Stats	R: 0 E: 0 K: 1 S: 6 H: 1 LOB: 1 BB: 0 P: 6	R: 0 E: 0 K: 0 S: 3 H: 0 LOB: 0 BB: 0 P: 3	R: 0 E: 0 K: 0 S: 3 H: 0 LOB: 0 BB: 0 P: 3	R: 0 E: 0 K: 0 S: 3 H: 0 LOB: 0 BB: 0 P: 3	R: 0 E: 0 K: 0 S: 4 H: 1 LOB: 2 BB: 1 P: 8	R: 1 E: 0 K: 0 S: 5 H: 2 LOB: 1 BB: 0 P: 5	R: 1 E: 0 K: 0 S: 4 H: 1 LOB: 1 BB: 1 P: 8	R: 0 E: 0 K: 2 S: 7 H: 0 LOB: 0 BB: 0 P: 7	R: 0 E: 0 K: 1 S: 4 H: 0 LOB: 0 BB: 1 P: 8	R: 1 E: 0 K: 0 S: 3 H: 2 LOB: 3 BB: 1 P: 7	1B: 4 2B: 3 3B: 0 HR: 0	SF: 0 SAC: 2 DP: 0 HBP: 0						

PITCHER	IP	WLS	BF	H	R	ER	SO	BB	IBB	HBP	BLK	WP	HR	S	P	ERA	WHIP
Bud Byerly, R (1, 1) ERA: 1.23	7.0		28	5	2	1	1	1	1	0	0	0	0	28	36	1.29	0.857
Herm Wehmeier, R (8, 1) ERA: 5.98	2.0	L	10	2	1	1	3	2	0	0	0	0	0	14	22	4.50	2.000

PITCHER	IP	WLS	BF	H	R	ER	SO	BB	IBB	HBP	BLK	WP	HR	S	P	ERA	WHIP

BOTTOM

Cincinnati Reds @ Philadelphia Phillies

Shibe Park, Philadelphia, PA

Fri May 16 1952, 3:33 AM EDT
Att. 19,313 - Unknown

livebaseballscorecards.com

AB	32
R	3
H	7
RBI	3
BB	4
SO	4
LOB	8

WP: 0 PB: 0 SB: 1 CS: 0 PA: 38

Batter	1	2	3	4	5	6	7	8	9	AB	R	H	RBI	BB	SO	LOB
Grady Hatton, L (1, 4) OBP: 0.328, SLG: 0.331	4-3	F7		2-H 3-H 1B		2-H 1B		4-3		5	0	2	3	0	0	0
Bobby Adams, R (1, 5) OBP: 0.349, SLG: 0.378	1B 2B 1B		1-3	F9		S S S K		F9		5	1	1	0	0	1	2
Ted Kluszewski, L (1, 3) OBP: 0.345, SLG: 0.496	2B 1-2 1B		G4-3 1B		F5		3-1	4-3		5	0	2	0	0	0	0
Joe Adcock, R (1, 7) OBP: 0.400, SLG: 0.670	F7		G4-3 1-2f		P6		2B 1B		3B 1B	5	2	2	0	0	0	3
Hank Edwards, L (1, 9) Herm Wehmeier, R (9, PR) Johnny Wyrostek, L (9, 9) OBP: 0.463, SLG: 0.745 OBP: 0.250, SLG: 0.250 OBP: 0.342, SLG: 0.324	1-3 2-H 2B			FC1-5 1B 1B	FC5-4 1B		BB 1-H 2B		1-H FC6-2-5-3-4 3B	5 0 0	0 0 0	5 0 0	3 0 0	0 0 0	0 0 0	0 0 0
Wally Westlake, R (1, 8) OBP: 0.293, SLG: 0.247	B B B B BB			FC1-5 1-2 1B 1B	FC5-4 1-2f	B B B B BB			F3	3	1	1	0	2	0	2
Dixie Howell, R (1, 2)	1-3			FC1-5 1B 1-2 2-3f 1B		F5	F5		FC6-2-5-3-4 3-H	5	1	0	0	0	0	8
Roy McMillan, R (1, 6) OBP: 0.255, SLG: 0.255		5-3		1-3 2-H 1B 1B		H 1-0 SH3 1B HBP	B B B B 4-0 1-2 2-3 BB			2	2	1	1	1	0	0
Frank Hiller, R (1, 1) OBP: 0.286, SLG: 0.231		1-3		1-3		S S S 1-2 SH3	1-3 K			3	0	0	0	0	1	5
Inning Stats	R: 1 E: 0 K: 0 S: 6 H: 3 LOB: 3 BB: 1 P: 10	R: 0 E: 0 K: 0 S: 3 H: 0 LOB: 0 BB: 0 P: 3	R: 0 E: 0 K: 0 S: 3 H: 1 LOB: 0 BB: 0 P: 3	R: 3 E: 0 K: 0 S: 7 H: 4 LOB: 1 BB: 0 P: 7	R: 0 E: 0 K: 0 S: 4 H: 1 LOB: 1 BB: 0 P: 4	R: 1 E: 0 K: 1 S: 6 H: 1 LOB: 1 BB: 0 P: 7	R: 1 E: 0 K: 1 S: 7 H: 2 LOB: 3 BB: 2 P: 15	R: 0 E: 0 K: 0 S: 3 H: 0 LOB: 0 BB: 0 P: 3	R: 1 E: 0 K: 0 S: 4 H: 2 LOB: 1 BB: 0 P: 4	1B: 11 2B: 3 3B: 1 HR: 0	SF: 0 SAC: 1 DP: 2 HBP: 1						

PITCHER		IP	WLS	BF	H	R	ER	SO	BB	IBB	HBP	BLK	WP	HR	S	P	ERA	WHIP
Howie Fox, R ERA: 5.1	(1, 1)	3.2	L	19	8	4	4	0	1	0	0	0	0	0	18	22	9.82	2.455
Steve Ridzik, R ERA: 5.25	(4, 1)	0.1		1	0	0	0	0	0	0	0	0	0	0	1	1	0.00	0.000
Bubba Church, R ERA: 10.8	(5, 1)	3.0		16	4	2	2	2	2	0	1	0	0	0	17	26	6.00	2.000
Jim Konstanty, R ERA: 2.45	(8, 1)	2.0		7	2	1	1	0	0	0	0	0	0	0	7	7	4.50	1.000

PITCHER	IP	WLS	BF	H	R	ER	SO	BB	IBB	HBP	BLK	WP	HR	S	P	ERA	WHIP

Cincinnati Reds @ Philadelphia Phillies

Shibe Park, Philadelphia, PA

Sat May 17 1952, 3:33 AM EDT

Att. 5,285 - Unknown

TOP

livebaseballscorecards.com

AB	38
R	7
H	14
RBI	7
BB	3
SO	2
LOB	20

1B: 11	SF: 0	WP: 0	PA: 43
2B: 3	SAC: 1	PB: 0	
3B: 1	DP: 2	SB: 0	
HR: 0	HBP: 1	CS: 0	

Cincinnati Reds @ Philadelphia Phillies

Shibe Park, Philadelphia, PA

Sat May 17 1952, 3:33 AM EDT

Att. 5,285 - Unknown

BOTTOM

livebaseballscorecards.com

Batter	1	2	3	4	5	6	7	8	9	AB	R	H	RBI	BB	SO	LOB
Richie Ashburn, L (1, 8) OBP: 0.325, SLG: 0.297	5-3 1B		4-3 F9 2B	1-3			G3		F9	5	1	2	0	0	0	2
Granny Hamner, R (1, 6) OBP: 0.308, SLG: 0.447	5-3 1-2		4-3 2-3		1-3		K			4	0	0	0	0	1	2
Willie Jones, R (1, 5) OBP: 0.372, SLG: 0.459	F9		HBP		5-3			HR 1B		3	1	1	0	0	0	1
Del Ennis, R (1, 9) OBP: 0.383, SLG: 0.550	6-3		F9 3-H		K			1-H HR		4	1	1	3	0	1	2
Stan Lopata, R (1, 2) OBP: 0.516, SLG: 0.600		4-3 HBP 1B	4-3			K		F3		4	0	1	0	0	1	1
Connie Ryan, R (1, 4) OBP: 0.367, SLG: 0.454		4-3 1-2 HBP		5-3		P6		F7		3	0	0	0	0	0	0
Jackie Mayo, L (1, 7) OBP: 0.359, SLG: 0.390		4-3 1-2 2-3		B1-3		1B		F8		4	0	1	0	0	0	2
Eddie Waitkus, L (1, 3) OBP: 0.390, SLG: 0.344		G5-4-3 IBB		2B		4-3			L9	3	0	1	0	1	0	1
Howie Fox, R (1, 1) Steve Ridzik, R (4, 1) Tommy Brown, R (4, PH) OBP: 0.167, SLG: 0.182 Bubba Church, R (5, 1) Jack Lohrke, R (7, PH) OBP: 0.200, SLG: 0.200 Jim Konstanty, R (8, 1) Smoky Burgess, L (9, PH) OBP: 0.329, SLG: 0.380		G5-4-3 1-2f		BB			4-3		F7	1 0 0 0 1 0 1	0 0 0 0 0 0 0	0 0 0 0 0 0 0	0 0 0 0 0 0 0	0 0 0 1 0 0 0	0 0 0 0 0 0 0	3 0 0 0 0 0 0
Inning Stats	R: 0 E: 0 K: 0 S: 4 H: 1 LOB: 1 BB: 0 P: 4	R: 0 E: 0 K: 0 S: 3 H: 1 LOB: 2 BB: 1 P: 8	R: 1 E: 0 K: 0 S: 4 H: 1 LOB: 1 BB: 0 P: 5	R: 0 E: 0 K: 0 S: 4 H: 1 LOB: 2 BB: 1 P: 8	R: 0 E: 0 K: 0 S: 5 H: 0 LOB: 0 BB: 0 P: 5	R: 0 E: 0 K: 1 S: 6 H: 1 LOB: 1 BB: 0 P: 6	R: 0 E: 0 K: 1 S: 5 H: 0 LOB: 0 BB: 0 P: 5	R: 2 E: 0 K: 0 S: 5 H: 2 LOB: 0 BB: 0 P: 5	R: 0 E: 0 K: 0 S: 3 H: 0 LOB: 0 BB: 0 P: 3	1B: 4 2B: 2 3B: 0 HR: 1	SF: 0 SAC: 0 DP: 1 HBP: 2						

	AB	33
	R	3
	H	7
	RBI	3
	BB	2
	SO	3
	LOB	14

WP: 0 PB: 0 SB: 0 CS: 0 PA: 37

PITCHER		IP	WLS	BF	H	R	ER	SO	BB	IBB	HBP	BLK	WP	HR	S	P	ERA	WHIP
Frank Hiller, R ERA: 2.49	(1, 1)	9.0	W	37	7	3	3	3	1	1	2	0	0	1	39	49	3.00	0.889

PITCHER	IP	WLS	BF	H	R	ER	SO	BB	IBB	HBP	BLK	WP	HR	S	P	ERA	WHIP

Cincinnati Reds @ Brooklyn Dodgers

Ebbets Field, Brooklyn, NY

Wed May 21 1952, 3:33 AM EDT

Att. 11,850 - Unknown

TOP

livebaseballscorecards.com

Batter	1	2	3	4	5	6	7	8	9	AB	R	H	RBI	BB	SO	LOB
Grady Hatton, L (1, 4) OBP: 0.326, SLG: 0.328	C B F F B S 2-3 ① K		F F X 0-2 ②③ G6-4-3 1-2f			C X 0-1 ② F8			C X 0-1 ① 5-3	1	0	0	0	0	1	0
Johnny Temple, R (2, 4) OBP: 0.222, SLG: 0.125										3	0	0	0	0	0	1
Bobby Adams, R (1, 5) OBP: 0.346, SLG: 0.375	B F B X 2-1 ② F7			B C F X 1-2 ① 6-3		B B X 2-0 ③ 6-3			C B B X 2-1 ② F7	1	0	0	0	0	0	0
Eddie Kazak, R (3, 5)										3	0	0	0	0	0	0
Ted Kluszewski, L (1, 3) OBP: 0.342, SLG: 0.491	B F S S 1-3 ③ K			F B F F S 1-3 ② K			X 0-0 ① 1-3		X 0-0 1B	1	0	0	0	0	1	0
Johnny Wyrostek, L (3, 3) OBP: 0.341, SLG: 0.324										3	0	1	0	0	1	0
Joe Adcock, R (1, 7) OBP: 0.385, SLG: 0.642		F X 0-1 ① F2		C S B X 1-2 ③ F4			C X 0-1 ② F5		B X 1-0 ③ F8	4	0	0	0	0	0	1
Wally Westlake, R (1, 8) OBP: 0.294, SLG: 0.250		B B X 2-0 ② F7			F F X 0-2 ① 5-3		X 0-0 1B			3	0	1	0	0	0	0
Bob Borkowski, R (1, 9) OBP: 0.333, SLG: 0.298		C B B B X 2-1 E9			B B X 2-0 ② F9		F X 0-1 ③ 4-3			3	0	0	0	0	0	1
Dixie Howell, R (1, 2) OBP: 0.200, SLG: 0.500		X 0-0 ③ L8			C X 0-1 HR			B X 1-0 G5-4-3 1B		3	1	2	1	0	0	1
Roy McMillan, R (1, 6) OBP: 0.262, SLG: 0.263			B B F C F F F B F 3-2 F X G6-4-3 1B		F B S X 1-2 ③ F7			C X 0-1 ①② G5-4-3 1-2f		1	0	1	0	0	0	0
Eddie Pellagrini, R (3, 6)										2	0	0	0	0	0	1
Ewell Blackwell, R (1, 1) OBP: 0.214, SLG: 0.286			S S B S 1-3 ① K			C B B B S S 3-3 ① K		C C X 0-2 ③ 1-3		0	0	0	0	0	0	0
Bud Byerly, R (1, 1)										0	0	0	0	0	0	0
Herm Wehmeier, R (1, 1) OBP: 0.250, SLG: 0.250										0	0	0	0	0	0	0
Frank Smith, R (1, 1) OBP: 0.500, SLG: 1.000										1	0	0	0	0	1	1
Wally Post, R (6, PH)										1	0	0	0	0	1	0
Joe Nuxhall, L (6, 1)										1	0	0	0	0	0	0

	AB	31
	R	1
	H	5
	RBI	1
	BB	0
	SO	5
	LOB	6

Inning Stats																		
	R: 0	H: 0	R: 0	H: 0	R: 0	H: 1	R: 0	H: 0	R: 1	H: 1	R: 0	H: 0	R: 0	H: 1	R: 0	H: 1	1B: 4	SF: 0	WP: 0	PA: 31
	E: 0	LOB: 0	E: 1	LOB: 1	E: 0	LOB: 0	E: 0	LOB: 0	E: 0	LOB: 0	E: 0	LOB: 0	E: 0	LOB: 1	E: 0	LOB: 1	2B: 0	SAC: 0	PB: 0	
	K: 2	BB: 0	K: 0	BB: 0	K: 1	BB: 0	K: 1	BB: 0	K: 0	BB: 0	K: 1	BB: 0	K: 0	BB: 0	K: 0	BB: 0	3B: 0	DP: 2	SB: 0	
	S: 8	P: 13	S: 6	P: 10	S: 14	P: 18	S: 10	P: 13	S: 9	P: 12	S: 6	P: 11	S: 6	P: 6	S: 6	P: 7	HR: 1	HBP: 0	CS: 0	

PITCHER		IP	WLS	BF	H	R	ER	SO	BB	IBB	HBP	BLK	WP	HR	S	P	ERA	WHIP
Chris Van Cuyk, L ERA: 5.35	(1, 1)	9.0	W	31	5	1	1	5	0	0	0	0	0	1	71	99	1.00	0.556

PITCHER	IP	WLS	BF	H	R	ER	SO	BB	IBB	HBP	BLK	WP	HR	S	P	ERA	WHIP

BOTTOM

Cincinnati Reds @ Brooklyn Dodgers

Ebbets Field, Brooklyn, NY

Wed May 21 1952, 3:33 AM EDT

Att. 11,850 - Unknown

livebaseballscorecards.com

Batter	1	2	3	4	5	6	7	8	9	AB	R	H	RBI	BB	SO	LOB
Billy Cox, R (1, 5) OBP: 0.341, SLG: 0.397	5-3		1-H HR		1-H HR		F9			2	1	1	1	0	0	0
Bobby Morgan, R (2, 5) OBP: 0.364, SLG: 0.900	HBP 1B									3	2	2	4	0	0	0
Pee Wee Reese, R (1, 6) OBP: 0.383, SLG: 0.305	BB BB 1B		K		G6-4-3 1B BB		2B			3	2	2	2	3	1	0
Duke Snider, L (1, 8) OBP: 0.392, SLG: 0.491	HR BB HBP 1B BB K		4-3		G6-4-3 1B		K			4	2	2	2	1	1	3
Dick Williams, R (7, 8) OBP: 0.250, SLG: 0.364										1	0	0	0	0	1	1
Jackie Robinson, R (1, 4) OBP: 0.536, SLG: 0.481	1B 2B BB HBP	2B BB	4-3		G6-4-3 1-2f 2-3			F6		1	2	1	1	1	0	0
Rocky Bridges, R (2, PR) (3, 4)										3	0	0	0	0	0	2
Andy Pafko, R (1, 9) OBP: 0.392, SLG: 0.546	CS 1B BB BB 1B	F8		1-3	6-3			K		4	1	1	2	1	0	2
Carl Furillo, R (6, 9) OBP: 0.274, SLG: 0.264										1	0	0	0	0	1	0
George Shuba, L (1, 7) OBP: 0.357, SLG: 0.333	CS 1B BB BB 1B	1-3 2B	F3			F7		L9		5	2	2	1	1	0	0
Gil Hodges, R (1, 3) OBP: 0.339, SLG: 0.347	BB BB	F5	BB			K				2	2	0	1	3	1	3
Rube Walker, L (1, 2) OBP: 0.350, SLG: 0.444	1B BB	F8	F6			1-3				5	2	2	3	0	0	4
Chris Van Cuyk, L (1, 1) OBP: 0.357, SLG: 0.308	1B 1B		HR 1B		HR 1B		F6			5	3	4	2	0	0	0
Inning Stats	R: 15 H: 10 E: 0 LOB: 3 K: 1 BB: 7 S: 39 P: 83	R: 0 H: 1 E: 0 LOB: 3 K: 0 BB: 1 S: 10 P: 18	R: 2 H: 2 E: 0 LOB: 0 K: 1 BB: 0 S: 8 P: 14	R: 0 H: 0 E: 0 LOB: 1 K: 0 BB: 1 S: 7 P: 15	R: 2 H: 3 E: 0 LOB: 1 K: 0 BB: 1 S: 10 P: 17	R: 0 H: 0 E: 0 LOB: 0 K: 1 BB: 0 S: 9 P: 14	R: 0 H: 1 E: 0 LOB: 1 K: 1 BB: 0 S: 10 P: 14	R: 0 H: 0 E: 0 LOB: 0 K: 1 BB: 0 S: 7 P: 12		1B: 11 SF: 0 2B: 3 SAC: 0 3B: 0 DP: 1 HR: 3 HBP: 2						

	AB	39
	R	19
	H	17
	RBI	19
	BB	10
	SO	5
	LOB	15

WP: 0 PA: 51
PB: 0
SB: 0
CS: 2

PITCHER		IP	WLS	BF	H	R	ER	SO	BB	IBB	HBP	BLK	WP	HR	S	P	ERA	WHIP
Ewell Blackwell, R ERA: 4.89	(1, 1)	0.1	L	6	3	5	5	0	2	0	0	0	0	1	10	25	135.00	15.000
Bud Byerly, R ERA: 4.2	(1, 1)	0.1		5	4	2	2	0	1	0	0	0	0	0	9	17	54.00	15.000
Herm Wehmeier, R ERA: 6.6	(1, 1)	0.0		3	1	3	3	0	1	0	1	0	0	0	4	10	∞	∞
Frank Smith, R ERA: 4.91	(1, 1)	4.1		27	8	9	9	2	6	0	1	0	0	2	51	95	18.69	3.231
Joe Nuxhall, L ERA:	(6, 1)	3.0		10	1	0	0	3	0	0	0	0	0	0	26	40	0.00	0.333

PITCHER	IP	WLS	BF	H	R	ER	SO	BB	IBB	HBP	BLK	WP	HR	S	P	ERA	WHIP

Cincinnati Reds @ Brooklyn Dodgers

Ebbets Field, Brooklyn, NY

Thu May 22 1952, 3:33 AM EDT

Att. 5,631 - Unknown

livebaseballscorecards.com

Batter	1	2	3	4	5	6	7	8	9	AB	R	H	RBI	BB	SO	LOB
Grady Hatton, L (1, 4) OBP: 0.328, SLG: 0.350	K		2B HR BB	4-3			1-H HR	K		4	2	1	2	1	2	1
Bobby Adams, R (1, 5) OBP: 0.348, SLG: 0.384	4-3 1B		1-3 HR 2B		K		F7		K	5	1	2	0	0	2	0
Ted Kluszewski, L (1, 3) OBP: 0.352, SLG: 0.492	4-3 1-2		HR IBB		E 1B		FC4-6 1B 1B		F8	4	2	2	0	1	0	1
Joe Adcock, R (1, 7) OBP: 0.389, SLG: 0.667 Johnny Wyrostek, L (7, 9) OBP: 0.347, SLG: 0.330	6-3		1-H 2-H 3-H HR		6-3 1-2		FC4-6 1-2 1B		1B	4 1	1 0	2 1	4 0	0 0	0 0	2 0
Hank Edwards, L (1, 9) OBP: 0.448, SLG: 0.700 Bob Borkowski, R (7, PR) OBP: 0.327, SLG: 0.292 (7, 7)		FC5 1-4-3 BB	4-3		L4		FC4-6 1B 1-2f 2-3		F3	3 1	0 0	0 0	0 0	1 0	0 0	3 1
Wally Westlake, R (1, 8) OBP: 0.292, SLG: 0.250		1-4-3 1-2	K			5-3	1-2 3-H 1B			4	0	1	1	0	1	1
Andy Seminick, R (1, 2) OBP: 0.302, SLG: 0.296		FC5 2-3		F7		6-3	5-3			4	0	0	0	0	0	3
Roy McMillan, R (1, 6) OBP: 0.261, SLG: 0.263		F6		SH1-4 1B		F8		K		4	0	1	0	0	1	1
Frank Hiller, R (1, 1) OBP: 0.294, SLG: 0.250 Frank Smith, R (8, 1) OBP: 0.500, SLG: 1.000		K	SH1-4 1-2				HR 1B	6-3		3 0	1 0	1 0	0 0	0 0	1 0	0 0

TOP	
AB	37
R	7
H	11
RBI	7
BB	3
SO	7
LOB	13

Inning Stats	1	2	3	4	5	6	7	8	9	1B: 8	SF: 0	WP: 0	PA: 41
	R: 0 E: 0 K: 1 S: 7 H: 1 LOB: 1 BB: 0 P: 10	R: 0 E: 0 K: 0 S: 5 H: 0 LOB: 1 BB: 1 P: 10	R: 4 E: 0 K: 2 S: 16 H: 2 LOB: 2 BB: 2 P: 29	R: 0 E: 0 K: 0 S: 5 H: 1 LOB: 1 BB: 0 P: 8	R: 0 E: 0 K: 1 S: 8 H: 1 LOB: 1 BB: 0 P: 11	R: 0 E: 0 K: 0 S: 3 H: 0 LOB: 0 BB: 0 P: 5	R: 3 E: 0 K: 0 S: 15 H: 5 LOB: 2 BB: 0 P: 21	R: 0 E: 0 K: 2 S: 9 H: 0 LOB: 0 BB: 0 P: 12	R: 0 E: 0 K: 1 S: 8 H: 1 LOB: 1 BB: 0 P: 11	2B: 1 3B: 0 HR: 2	SAC: 1 DP: 0 HBP: 0	PB: 0 SB: 0 CS: 0	

PITCHER		IP	WLS	BF	H	R	ER	SO	BB	IBB	HBP	BLK	WP	HR	S	P	ERA	WHIP
Clem Labine, R ERA: 5.49	(1, 1)	5.0		23	5	4	4	4	2	1	0	0	0	1	41	68	7.20	1.400
Johnny Rutherford, R ERA: 5.06	(6, 1)	1.1		8	4	3	3	0	0	0	0	0	0	1	14	20	20.25	3.000
Carl Erskine, R ERA: 2.84	(7, 1)	0.2		3	1	0	0	0	0	0	0	0	0	0	4	6	0.00	1.500
Joe Black, R ERA:	(8, 1)	2.0	W	7	1	0	0	3	0	0	0	0	0	0	17	23	0.00	0.500

PITCHER	IP	WLS	BF	H	R	ER	SO	BB	IBB	HBP	BLK	WP	HR	S	P	ERA	WHIP

BOTTOM

Cincinnati Reds @ Brooklyn Dodgers

Ebbets Field, Brooklyn, NY

Thu May 22 1952, 3:33 AM EDT

Att. 5,631 - Unknown

livebaseballscorecards.com

Batter	1	2	3	4	5	6	7	8	9	AB	R	H	RBI	BB	SO	LOB
Bobby Morgan, R (1, 5) OBP: 0.400, SLG: 0.786	C C B F B F F B F 3-2 X FC4-6 1B		B F F B X 2-2 5-3 ③		C B B X 2-1 G6-4-3 1-2 2-H 1B		X 0-0 6-3 ③			4	0	2	1	0	0	1
Pee Wee Reese, R (1, 6) OBP: 0.386, SLG: 0.306	C C C F F B F X 2-2 F9 ①			C B B C B B 4-2 G3-6-3 BB	C B C B X 2-2 G6-4-3 ② ③ 1-2f			C F X 0-2 1B HR 1B		3	1	1	0	1	0	3
Jackie Robinson, R (1, 4) OBP: 0.526, SLG: 0.471	X 0-0 FC4-6 ② S 1-2f			B X 1-0 G3-6-3 ① ② 1-2f		B B B C C C 3-3 K ①		F X 0-1 1-2 HR 1B		4	1	1	0	0	1	2
Roy Campanella, R (1, 2) OBP: 0.358, SLG: 0.421	B C B C S 2-3 K ③ 1-2			C X 0-1 F9 ③		B B X 2-0 6-3 ②		B S X 1-1 1-H 2-H HR		4	1	1	3	0	1	1
Andy Pafko, R (1, 9) (9, 7) OBP: 0.403, SLG: 0.560		B B C B B 4-1 G4-6-3 BB			B C X 1-1 BB 1B 1B	C B B B F F X 3-2 F8 ③		X 0-0 SH2-4 F7 2B		3	2	2	0	1	0	0
Duke Snider, L (1, 8) OBP: 0.390, SLG: 0.482		B B X 2-0 G4-6-3 ① ② 1-2f			B B B C S B 4-2 1B E 1-2 BB		X 0-0 L8 ① 2B 1B	F X 0-1 SH2-4 ① 2-3		2	1	0	0	1	0	1
George Shuba, L (1, 7) OBP: 0.444, SLG: 0.400 Carl Furillo, R (9, 9) OBP: 0.274, SLG: 0.264	S F B B X 2-2 L9 ③				F B F F B B X 3-2 E 1-3 2-H 1B 1B		C C B B X 2-2 2B 1B	I I I 4-0 F7 IBB		3 0	2 0	2 0	1 0	1 0	0 0	0 0
Gil Hodges, R (1, 3) OBP: 0.336, SLG: 0.354			B C X 1-1 F6 ①		C X 0-1 FC6 1B 1-2 3-H		B B F X 2-1 1-H 2B	C X 0-1 F7 ② 1-2 3-H		4	0	1	3	0	0	2
Clem Labine, R (1, 1) Cal Abrams, L (5, PH) OBP: 0.400, SLG: 0.250 Johnny Rutherford, L (6, 1) OBP: 0.200, SLG: 0.200 Carl Erskine, R (7, 1) OBP: 0.200, SLG: 0.111 Rube Walker, L (7, PH) OBP: 0.333, SLG: 0.421 Joe Black, R (8, 1)			F B X 1-1 F7 ②		L L X 0-2 F7 ①		B C B X 2-1 F4 ②	F S C 0-3 K ③		1 1 0 0 1 1	0 0 0 0 0 0	0 0 0 0 0 0	0 0 0 0 0 1	0 0 0 0 0 1	0 2 0 0 0 1	0 0 0 0 1 1
Inning Stats	R: 0 E: 0 K: 1 S: 17 H: 1 LOB: 1 BB: 0 P: 24	R: 0 E: 0 K: 0 S: 5 H: 0 LOB: 0 BB: 1 P: 13	R: 0 E: 0 K: 0 S: 7 H: 0 LOB: 0 BB: 0 P: 11	R: 0 E: 0 K: 0 S: 5 H: 0 LOB: 0 BB: 1 P: 10	R: 3 E: 1 K: 0 S: 18 H: 3 LOB: 1 BB: 1 P: 30	R: 0 E: 0 K: 1 S: 8 H: 0 LOB: 0 BB: 0 P: 16	R: 1 E: 0 K: 0 S: 9 H: 2 LOB: 1 BB: 0 P: 15	R: 4 E: 0 K: 1 S: 15 H: 4 LOB: 1 BB: 1 P: 20		1B: 7 2B: 2 3B: 0 HR: 1	SF: 0 SAC: 1 DP: 3 HBP: 0			WP: 0 PB: 0 SB: 1 CS: 0	PA: 36	

	AB	31
	R	8
	H	10
	RBI	8
	BB	4
	SO	3
	LOB	14

PITCHER		IP	WLS	BF	H	R	ER	SO	BB	IBB	HBP	BLK	WP	HR	S	P	ERA	WHIP
Frank Hiller, R ERA: 3.17	(1, 1)	7.0		31	9	7	6	2	3	0	0	0	0	1	76	127	7.71	1.714
Frank Smith, R ERA: 5.12	(8, 1)	1.0	L	5	1	1	1	1	0	1	0	0	0	0	8	12	9.00	1.000

PITCHER	IP	WLS	BF	H	R	ER	SO	BB	IBB	HBP	BLK	WP	HR	S	P	ERA	WHIP

Batter	1	2	3	4	5	6	7	8	9	AB	R	H	RBI	BB	SO	LOB
Tommy Glaviano, R (1, 5) OBP: 0.278, SLG: 0.161	S S S 0-3 ① K		x 0-0 FC4-6 1B		x 0-0 ② F8			x 0-0 ① F7		4	0	1	0	0	1	0
Peanuts Lowrey, R (1, 8) OBP: 0.366, SLG: 0.352	x 0-0 1B		x 0-0 ① FC4-6 1B F8 1-2f		x 0-0 ③ 4-3			x 0-0 ② 6-3		4	1	1	0	0	0	1
Red Schoendienst, S (1, 4) OBP: 0.317, SLG: 0.394	S S S 0-3 ② K		x 0-0 1-3 1B			x 0-0 ① F4		x 0-0 ③ F6		4	0	1	0	0	1	1
Stan Musial, L (1, 3) OBP: 0.435, SLG: 0.517	x 0-0 ③ F8		x 0-0 ② F8 3-H			x 0-0 ② F6			x 0-0 ① F4	4	0	0	1	0	0	2
Larry Miggins, R (1, 7) OBP: 0.257, SLG: 0.382		x 0-0 FC5-4 1B	S S S 0-3 ③ K			x 0-0 ③ F5			x 0-0 ② F6	4	0	1	0	0	1	1
Enos Slaughter, L (1, 9) OBP: 0.355, SLG: 0.299		x 0-0 ① FC5-4 FC5-4 1-2f		x 0-0 ① F7			x 0-0 ① F8		x 0-0 1B	4	0	1	0	0	0	1
Del Rice, R (1, 2) OBP: 0.369, SLG: 0.424		x 0-0 ② FC5-4 1-2f		x 0-0 ② F6			B B B B 4-0 BB		x 0-0 ③ F7	3	0	0	0	1	0	2
Virgil Stallcup, R (1, 6)		B B B B 4-0 BB		x 0-0 ③ F7			x 0-0 ② F4			0	0	0	0	0	0	0
Harry Brecheen, L (1, 1)		x 0-0 ③ F7			x 0-0 ① 5-3		x 0-0 ③ F9			2	0	0	0	0	0	2
Eddie Stanky, R (7, PH) OBP: 0.292, SLG: 0.200										1	0	0	0	0	0	1
Eddie Yuhas, R (7, 1)										0	0	0	0	0	0	0
Inning Stats	R: 0 H: 1 E: 0 LOB: 1 K: 2 BB: 0 S: 8 P: 8	R: 0 H: 1 E: 1 LOB: 2 K: 0 BB: 1 S: 4 P: 8	R: 1 H: 2 E: 0 LOB: 1 K: 1 BB: 0 S: 7 P: 7	R: 0 H: 0 E: 0 LOB: 0 K: 0 BB: 0 S: 3 P: 3	R: 0 H: 0 E: 0 LOB: 0 K: 0 BB: 0 S: 3 P: 3	R: 0 H: 0 E: 0 LOB: 0 K: 0 BB: 0 S: 3 P: 3	R: 0 H: 0 E: 0 LOB: 1 K: 0 BB: 1 S: 3 P: 7	R: 0 H: 0 E: 0 LOB: 0 K: 0 BB: 0 S: 3 P: 3	R: 0 H: 1 E: 0 LOB: 1 K: 0 BB: 0 S: 4 P: 4	1B: 5 SF: 0 2B: 0 SAC: 0 3B: 0 DP: 0 HR: 0 HBP: 0						WP: 0 PA: 34 PB: 0 SB: 0 CS: 0

TOP

St. Louis Cardinals @ Cincinnati Reds

Crosley Field, Cincinnati, OH

Fri May 23 1952, 3:33 AM EDT

Att. 12,235 - Unknown

livebaseballscorecards.com

AB	30
R	1
H	5
RBI	1
BB	1
SO	3
LOB	11

PITCHER	IP	WLS	BF	H	R	ER	SO	BB	IBB	HBP	BLK	WP	HR	S	P	ERA	WHIP
Ken Raffensberger, L (1, 1) ERA: 2.29	9.0	W	34	5	1	1	3	2	0	0	0	0	0	38	46	1.00	0.778

PITCHER	IP	WLS	BF	H	R	ER	SO	BB	IBB	HBP	BLK	WP	HR	S	P	ERA	WHIP

Batter	1	2	3	4	5	6	7	8	9	AB	R	H	RBI	BB	SO	LOB
Johnny Temple, R (1, 4) OBP: 0.154, SLG: 0.083	F6		F7		F4			F9		4	0	0	0	0	0	0
Bobby Adams, R (1, 5) OBP: 0.338, SLG: 0.372	F3		4-3			4-3		6-3		4	0	0	0	0	0	0
Ted Kluszewski, L (1, 3) OBP: 0.357, SLG: 0.492	1B 1B			F5		FC6-4 1B		3-1		4	0	2	0	0	0	0
Wally Westlake, R (1, 8) OBP: 0.294, SLG: 0.253	1-2 1B			1-3		FC6-4 HBP 1-2f				3	0	1	0	0	0	1
Wally Post, R (1, 7) OBP: 0.500, SLG: 1.000	F8			HR		1-2 HBP				2	1	1	1	0	0	2
Bob Borkowski, R (1, 9) OBP: 0.310, SLG: 0.275		6-3		F8		F4				3	0	0	0	0	0	2
Andy Seminick, R (1, 2) OBP: 0.288, SLG: 0.281		6-3			F9		SSS K			3	0	0	0	0	1	0
Roy McMillan, R (1, 6) OBP: 0.263, SLG: 0.294		SSS K			HR		F8			3	1	1	1	0	1	0
Ken Raffensberger, R (1, 1) OBP: 0.200, SLG: 0.143			1-4-3		6-3		SSS K			3	0	0	0	0	1	0
Inning Stats	R: 0 E: 0 K: 0 S: 5 H: 2 LOB: 2 BB: 0 P: 5	R: 0 E: 0 K: 1 S: 5 H: 0 LOB: 0 BB: 0 P: 5	R: 0 E: 0 K: 0 S: 3 H: 0 LOB: 0 BB: 0 P: 3	R: 1 E: 0 K: 0 S: 4 H: 1 LOB: 0 BB: 0 P: 4	R: 1 E: 0 K: 0 S: 4 H: 1 LOB: 0 BB: 0 P: 4	R: 0 E: 0 K: 0 S: 4 H: 1 LOB: 2 BB: 0 P: 5	R: 0 E: 0 K: 2 S: 7 H: 0 LOB: 0 BB: 0 P: 7	R: 0 E: 0 K: 0 S: 3 H: 0 LOB: 0 BB: 0 P: 3		1B: 3 2B: 0 3B: 0 HR: 2 SF: 0 SAC: 0 DP: 0 HBP: 1			WP: 0 PB: 0 SB: 0 CS: 0 PA: 30		

PITCHER	IP	WLS	BF	H	R	ER	SO	BB	IBB	HBP	BLK	WP	HR	S	P	ERA	WHIP
Harry Brecheen, L (1, 1) ERA: 4.26	6.0	L	24	5	2	2	1	0	0	1	0	0	2	25	26	3.00	0.833
Eddie Yuhas, R (7, 1) ERA: 4.5	2.0		6	0	0	0	2	0	0	0	0	0	0	10	10	0.00	0.000

PITCHER	IP	WLS	BF	H	R	ER	SO	BB	IBB	HBP	BLK	WP	HR	S	P	ERA	WHIP

BOTTOM

St. Louis Cardinals @ Cincinnati Reds

Crosley Field, Cincinnati, OH

Fri May 23 1952, 3:33 AM EDT
Att. 12,235 - Unknown

livebaseballscorecards.com

AB	29
R	2
H	5
RBI	2
BB	0
SO	3
LOB	5

St. Louis Cardinals @ Cincinnati Reds

Crosley Field, Cincinnati, OH

Sun May 25 1952, 3:33 AM EDT

Att. 15,440 - Unknown

TOP

Batter	1	2	3	4	5	6	7	8	9	AB	R	H	RBI	BB	SO	LOB
Tommy Glaviano, R (1, 5) OBP: 0.370, SLG: 0.308	5-3	CS 1-2	6-3	BB, 1B BB		4-3 1B 2B	2-H 2B			4	1	2	1	1	0	0
Solly Hemus, L (1, 6) OBP: 0.378, SLG: 0.418	HR 1B		1B HBP	1-2 2-H BB 1B		4-3 2-3	F5			4	1	2	1	0	0	2
Stan Musial, L (1, 7) OBP: 0.439, SLG: 0.508	F8		F9	1-2 2-3 BB		1-3 3-H 1B		4-3		4	0	1	1	1	0	2
Enos Slaughter, L (1, 9) OBP: 0.372, SLG: 0.355	1-H HR		1-2 1B	F3		1-3 1-2		K		5	1	2	2	0	1	4
Red Schoendienst, S (1, 4) OBP: 0.322, SLG: 0.390	F6		F9		1-3	BB		F6		4	0	0	0	1	0	2
Dick Sisler, L (1, 3) OBP: 0.222, SLG: 0.300		4-3 F8 2B		HR	F5	K			K	5	2	2	1	0	2	2
Peanuts Lowrey, R (1, 8) OBP: 0.351, SLG: 0.337		4-3 2-3		SH1-4 1B 1B	FC5-4 1B 1B		4-3		F3	5	1	2	0	0	0	1
Del Rice, R (1, 2) OBP: 0.387, SLG: 0.429		CS BB		F9	FC5-4 1-2 1B		SH2-4 2B HBP		F7	3	1	1	0	1	0	1
Cliff Chambers, L (1, 1) OBP: 0.286, SLG: 0.300		F8 3-H		SH1-4 1-2	FC5-4 1-2f 2-3		SH2-4 1-2			0	0	0	0	0	0	0
Joe Presko, R (1, 1) OBP: 0.231, SLG: 0.167										1	0	0	1	0	0	1
Eddie Yuhas, R (4, 1)										1	0	0	0	0	0	2
Al Brazle, L (8, 1)										0	0	0	0	0	0	0
Inning Stats	R: 2 E: 0 K: 0 S: 5 H: 2 LOB: 0 BB: 0 P: 5	R: 1 E: 0 K: 0 S: 3 H: 1 LOB: 0 BB: 1 P: 7	R: 0 E: 0 K: 0 S: 4 H: 1 LOB: 2 BB: 0 P: 5	R: 2 E: 0 K: 0 S: 6 H: 3 LOB: 3 BB: 2 P: 14	R: 0 E: 0 K: 0 S: 5 H: 2 LOB: 2 BB: 0 P: 5	R: 1 E: 0 K: 1 S: 7 H: 2 LOB: 2 BB: 1 P: 11	R: 1 E: 0 K: 0 S: 4 H: 1 LOB: 1 BB: 0 P: 5	R: 0 E: 0 K: 1 S: 5 H: 0 LOB: 0 BB: 0 P: 5	R: 0 E: 0 K: 1 S: 5 H: 0 LOB: 0 BB: 0 P: 5	1B: 7 2B: 3 3B: 0 HR: 2 SF: 0 SAC: 2 DP: 0 HBP: 2							WP: 0 PB: 0 SB: 0 CS: 1 PA: 45

	AB	36
	R	7
	H	12
	RBI	7
	BB	4
	SO	3
	LOB	17

livebaseballscorecards.com

PITCHER		IP	WLS	BF	H	R	ER	SO	BB	IBB	HBP	BLK	WP	HR	S	P	ERA	WHIP
Herm Wehmeier, R ERA: 7.14	(1, 1)	3.0		16	6	5	5	0	1	0	1	0	0	2	14	19	15.00	2.333
Joe Nuxhall, L ERA: 2.25	(4, 1)	5.0	L	25	6	2	2	2	3	0	1	0	0	0	25	38	3.60	1.800
Bud Byerly, R ERA: 3.94	(9, 1)	1.0		3	0	0	0	1	0	0	0	0	0	0	5	5	0.00	0.000

PITCHER	IP	WLS	BF	H	R	ER	SO	BB	IBB	HBP	BLK	WP	HR	S	P	ERA	WHIP

St. Louis Cardinals @ Cincinnati Reds

Crosley Field, Cincinnati, OH

Sun May 25 1952, 3:33 AM EDT

Att. 15,440 - Unknown

BOTTOM

Batter	1	2	3	4	5	6	7	8	9	AB	R	H	RBI	BB	SO	LOB
Bob Borkowski, R (1, 3) OBP: 0.317, SLG: 0.339	BB, 1B, BB 1B	F5		2-H HR		6-3		FC1-6 1B 1-2f		5	2	2	2	0	0	1
Bobby Adams, R (1, 5) OBP: 0.342, SLG: 0.370	BB, BB 1-2 1B		HR 1B	F8		BB		1-2 1B		4	1	3	0	1	0	0
Grady Hatton, L (1, 4) OBP: 0.333, SLG: 0.374	BB 1-2 2-3 BB		1-H HR	BB BB		F8		K		3	1	1	2	2	1	3
Wally Westlake, R (1, 8) OBP: 0.305, SLG: 0.255	F9		F9	1-2 BB		K		K		4	0	0	0	1	2	6
Wally Post, R (1, 7) OBP: 0.467, SLG: 0.545	K		FC1-6 BB	K			F8		F6	4	0	0	0	1	2	5
Hank Edwards, L (1, 9) OBP: 0.439, SLG: 0.649 Andy Seminick, R (9, PH) OBP: 0.324, SLG: 0.410 Eddie Kazak, R (9, PR)	1-2 2-3 3-H BB	FC1-6 1-2f			F3	F4			G6-4-3 BB	3 0 0	0 0 0	0 0 0	1 0 0	1 1 0	0 0 0	1 0 0
Dixie Howell, R (1, 2) OBP: 0.267, SLG: 0.600	K	K			F7 3B	1B			G6-4-3 1-2f	5	1	2	0	0	2	5
Roy McMillan, R (1, 6) OBP: 0.270, SLG: 0.309		F5		HR 2B	F7 3-H	F8				4	1	1	1	0	0	1
Herm Wehmeier, R (1, 1) OBP: 0.235, SLG: 0.235 Joe Nuxhall, L (4, 1) Eddie Pellagrini, R (8, PH) OBP: 0.250, SLG: 0.250 Bud Byerly, R (9, 1)		F9		6-3	4-3			FC1-6 1B		1 2 1 0	0 0 0 0	0 0 1 0	0 0 0 0	0 0 0 0	0 0 0 0	0 1 0 0
Inning Stats	R: 1 E: 0 K: 2 S: 9 H: 2 LOB: 3 BB: 2 P: 17	R: 0 E: 0 K: 0 S: 3 H: 0 LOB: 0 BB: 0 P: 3	R: 2 E: 0 K: 1 S: 7 H: 2 LOB: 1 BB: 1 P: 11	R: 2 E: 0 K: 1 S: 7 H: 2 LOB: 2 BB: 2 P: 15	R: 1 E: 0 K: 0 S: 4 H: 1 LOB: 0 BB: 0 P: 4	R: 0 E: 0 K: 1 S: 5 H: 0 LOB: 1 BB: 1 P: 9	R: 0 E: 0 K: 0 S: 4 H: 1 LOB: 1 BB: 0 P: 4	R: 0 E: 0 K: 2 S: 9 H: 2 LOB: 2 BB: 0 P: 9	R: 0 E: 0 K: 0 S: 2 H: 0 LOB: 1 BB: 1 P: 6	1B: 6 2B: 1 3B: 1 HR: 2 SF: 0 SAC: 0 DP: 1 HBP: 0						

livebaseballscorecards.com

AB	36
R	6
H	10
RBI	6
BB	7
SO	7
LOB	23

WP: 0 PA: 43
PB: 0
SB: 0
CS: 0

PITCHER		IP	WLS	BF	H	R	ER	SO	BB	IBB	HBP	BLK	WP	HR	S	P	ERA	WHIP
Cliff Chambers, L ERA: 3.66	(1, 1)	0.0		1	1	1	1	0	0	0	0	0	0	0	1	1	∞	∞
Joe Presko, R ERA: 6.4	(1, 1)	3.1		18	5	4	4	3	3	0	0	0	0	2	21	33	10.80	2.400
Eddie Yuhas, R ERA: 3.94	(4, 1)	4.0	W	19	4	1	1	2	3	0	0	0	0	0	20	32	2.25	1.750
Al Brazle, L ERA:	(8, 1)	1.2	S	5	0	0	0	2	1	0	0	0	0	0	8	12	0.00	0.600

PITCHER		IP	WLS	BF	H	R	ER	SO	BB	IBB	HBP	BLK	WP	HR	S	P	ERA	WHIP

Batter	1	2	3	4	5	6	7	8	9	AB	R	H	RBI	BB	SO	LOB
Bob Borkowski, R (1, 3) OBP: 0.294, SLG: 0.311	SSS 0-3 ① K		x 0-0 ② FC6-4 1-2f 2B		SSS 0-3 ③ K		x 0-0 ② 1-3		x 0-0 ③ 1-3	5	0	0	0	0	2	3
Bobby Adams, R (1, 5) OBP: 0.346, SLG: 0.376	x 0-0 ② 4-3		x 0-0 ③ 1-H 2B			BBBB 4-0 1B 3B BB	x 0-0 E3 S			3	1	1	0	1	0	0
Grady Hatton, L (1, 4) OBP: 0.344, SLG: 0.376	BBBB 4-0 BB			BBBB 4-0 4-3 WP BB		x 0-0 1-2 3B 1B	x 0-0 ③ 1-2 F7			2	1	1	0	2	0	1
Wally Westlake, R (1, 8) OBP: 0.295, SLG: 0.245	x 0-0 ③ 5-3			SSS 0-3 ① K 1-2		x 0-0 ① F4		x 0-0 ① 6-3		4	0	0	0	0	1	4
Hank Edwards, L (1, 9) OBP: 0.443, SLG: 0.672		x 0-0 G6-4-3 1B		x 0-0 ② 4-3 2-3		x 0-0 1-H 2-H 1B 3B		x 0-0 ② F6		4	1	2	2	0	0	1
Wally Post, R (1, 7) OBP: 0.421, SLG: 0.467		x 0-0 ① ② G6-4-3 1-2f		x 0-0 ③ F9		x 0-0 3-H 1B		SSS 0-3 ③ K		4	0	1	1	0	1	2
Andy Seminick, R (1, 2) OBP: 0.319, SLG: 0.403		SSS 0-3 ③ K			x 0-0 ① F3	x 0-0 ② F9			x 0-0 1B	1	0	0	0	0	1	0
Dixie Howell, R (3, 2) OBP: 0.278, SLG: 0.556										3	0	1	0	0	0	1
Roy McMillan, R (1, 6) OBP: 0.262, SLG: 0.298			x 0-0 ① 5-3		x 0-0 ② F4	x 0-0 ③ F9			SSS 0-3 ① K	4	0	0	0	0	1	2
Frank Hiller, R (1, 1) OBP: 0.350, SLG: 0.235			BBBB 4-0 FC6-4 BB		BBBB 4-0 BB		x 0-0 ① 1-3		x 0-0 ② F8	1	0	0	0	2	0	0
Eddie Kazak, R (9, PH)										1	0	0	0	0	0	1
Inning Stats	R: 0 E: 0 K: 1 S: 5 H: 0 LOB: 1 BB: 1 P: 9	R: 0 E: 0 K: 1 S: 5 H: 1 LOB: 0 BB: 0 P: 5	R: 0 E: 0 K: 0 S: 3 H: 1 LOB: 2 BB: 1 P: 7	R: 0 E: 0 K: 1 S: 5 H: 0 LOB: 1 BB: 1 P: 9	R: 0 E: 0 K: 1 S: 5 H: 0 LOB: 1 BB: 1 P: 9	R: 3 E: 0 K: 0 S: 6 H: 3 LOB: 1 BB: 1 P: 10	R: 0 E: 1 K: 0 S: 4 H: 0 LOB: 1 BB: 0 P: 4	R: 0 E: 0 K: 1 S: 5 H: 0 LOB: 0 BB: 0 P: 5	R: 0 E: 0 K: 1 S: 6 H: 1 LOB: 1 BB: 0 P: 6	1B: 4 2B: 1 3B: 1 HR: 0 SF: 0 SAC: 0 DP: 1 HBP: 0						

PITCHER		IP	WLS	BF	H	R	ER	SO	BB	IBB	HBP	BLK	WP	HR	S	P	ERA	WHIP
Ron Kline, R ERA: 7.39	(1, 1)	5.1		23	4	3	3	4	5	0	0	0	1	0	26	46	5.06	1.688
Bob Friend, R ERA: 5.33	(6, 1)	3.2	W	14	2	0	0	2	0	0	0	0	0	0	18	18	0.00	0.545

PITCHER	IP	WLS	BF	H	R	ER	SO	BB	IBB	HBP	BLK	WP	HR	S	P	ERA	WHIP

Cincinnati Reds @ Pittsburgh Pirates

Forbes Field, Pittsburgh, PA

Mon May 26 1952, 3:33 AM EDT

Att. 6,171 - Unknown

TOP

livebaseballscorecards.com

AB	32
R	3
H	6
RBI	3
BB	5
SO	6
LOB	15

WP: 1	PA: 37		
PB: 0			
SB: 1			
CS: 0			

Batter	1	2	3	4	5	6	7	8	9	AB	R	H	RBI	BB	SO	LOB
Pete Castiglione, R (1, 5) OBP: 0.363, SLG: 0.410	0-0 HR 1B 1B		0-0 6-3 ①		0-0 6-3 ①		0-0 SH1-4 ① 1-2	0-0 F9 ③		4	1	1	0	0	0	0
Bobby Del Greco, R (1, 8) OBP: 0.328, SLG: 0.303	0-0 1-2 HR 1B		0-0 BB HBP 1B		0-0 6-3 ②		B B B B 4-0 FC HBP 2B BB			3	2	2	0	1	0	0
Ralph Kiner, R (1, 7) OBP: 0.414, SLG: 0.406	0-0 1-H 2-H HR		H 1-0 BB 1-2 HBP		B B B B 4-0 BB BB		H 1-0 FC 2B 1-2 2-3 HBP			1	2	1	3	1	0	0
Gus Bell, L (1, 9) OBP: 0.308, SLG: 0.439	0-0 F9 ①		B B B B 4-0 L6-3 1-2 2-3 BB		B B B B 4-0 1-2 BB		0-0 FC 2B 1-2 2-3 3-H			2	0	0	1	2	0	2
Joe Garagiola, L (1, 2) OBP: 0.381, SLG: 0.325	0-0 1-3 ②		0-0 L6-3 ② ③ 1-2		0-0 F8 ③		0-0 1-3 2-H 3-H 2B			4	0	1	2	0	0	5
Jack Merson, R (1, 4) OBP: 0.322, SLG: 0.443	0-0 6-3 ③			0-0 5-3 ①		0-0 5-3 ①	S S S 0-3 K ②			4	0	0	0	0	1	2
George Strickland, R (1, 6) OBP: 0.290, SLG: 0.279		0-0 5-3 ①		B B B B 4-0 BB		S S S 0-3 K ②	0-0 F8 ③			3	0	0	0	1	1	2
Tony Bartirome, L (1, 3) OBP: 0.216, SLG: 0.229		0-0 1-3 ②		0-0 F5 ②		0-0 F7 ③		0-0 4-3 ①		4	0	0	0	0	0	1
Ron Kline, R (1, 1) Bob Friend, R (6, 1) OBP: 0.176, SLG: 0.125		S S S 0-3 K ③		S S S 0-3 K ③			0-0 HBP SH1-4 FC 1B	0-0 F8 ②		2 2	0 1	0 1	0 0	2 0	1 0	1 0
Inning Stats	R: 3 H: 3 E: 0 LOB: 0 K: 0 BB: 0 S: 6 P: 6	R: 0 H: 0 E: 0 LOB: 0 K: 1 BB: 0 S: 5 P: 5	R: 0 H: 1 E: 0 LOB: 2 K: 0 BB: 1 S: 3 P: 8	R: 0 H: 0 E: 0 LOB: 1 K: 1 BB: 1 S: 5 P: 9	R: 0 H: 0 E: 0 LOB: 2 K: 0 BB: 2 S: 3 P: 11	R: 0 H: 0 E: 0 LOB: 0 K: 1 BB: 0 S: 5 P: 5	R: 3 H: 2 E: 0 LOB: 2 K: 1 BB: 1 S: 8 P: 13	R: 0 H: 0 E: 0 LOB: 0 K: 0 BB: 0 S: 3 P: 3		1B: 4 SF: 0 2B: 2 SAC: 1 3B: 0 DP: 1 HR: 1 HBP: 2						

PITCHER		IP	WLS	BF	H	R	ER	SO	BB	IBB	HBP	BLK	WP	HR	S	P	ERA	WHIP
Frank Hiller, R ERA: 3.63	(1, 1)	8.0	L	37	6	6	6	4	5	0	2	0	0	1	38	60	6.75	1.375

PITCHER		IP	WLS	BF	H	R	ER	SO	BB	IBB	HBP	BLK	WP	HR	S	P	ERA	WHIP

BOTTOM

Cincinnati Reds @ Pittsburgh Pirates

Forbes Field, Pittsburgh, PA

Mon May 26 1952, 3:33 AM EDT

Att. 6,171 - Unknown

livebaseballscorecards.com

AB	29
R	6
H	6
RBI	6
BB	5
SO	4
LOB	13

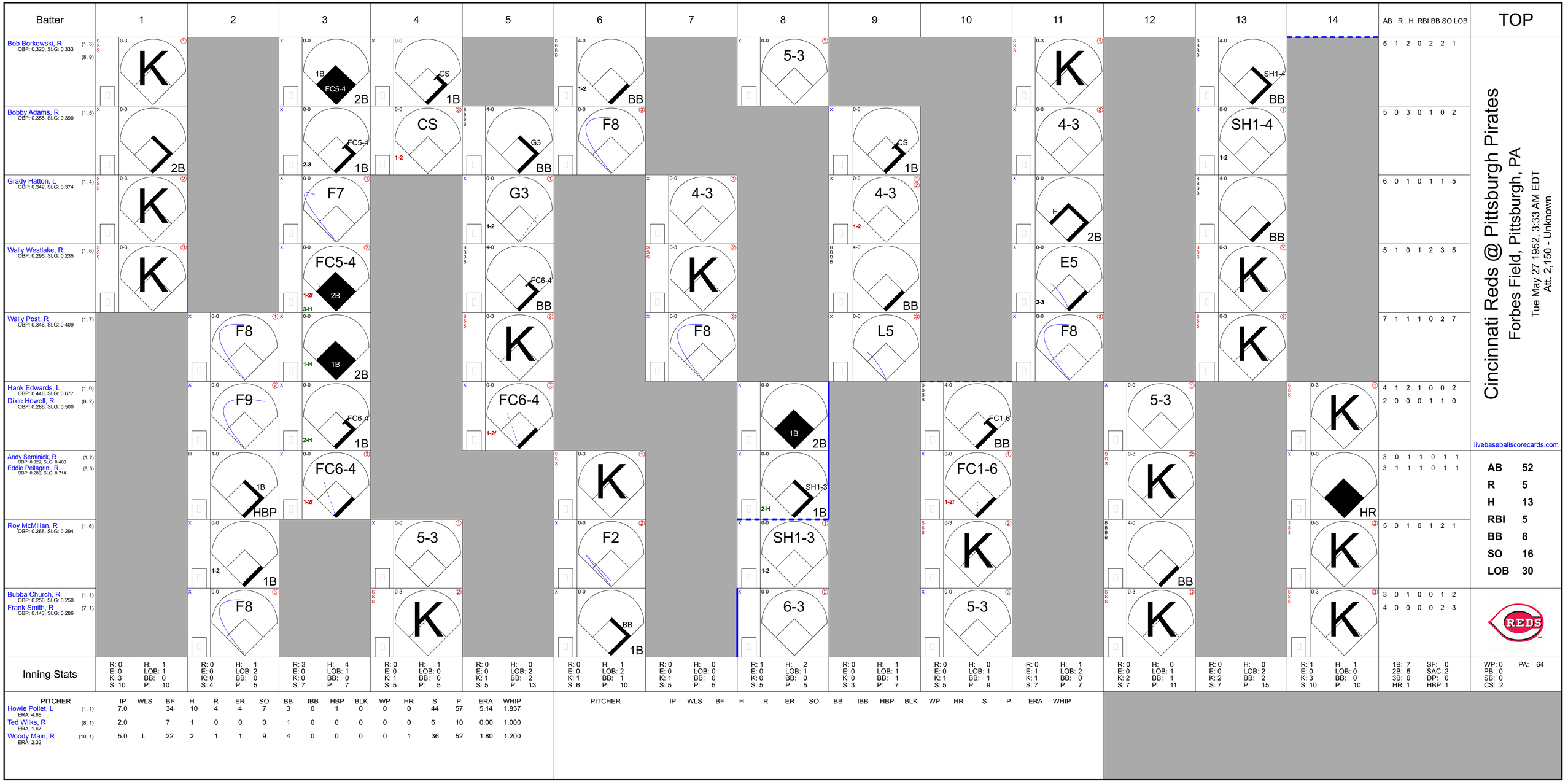
Batter
1
2
3
4
5
6
7
8
9
10
11
12
13
14
AB R H RBI BB SO LOB
TOP
Bob Borkowski, R (1, 3) (8, 9)
OBP: 0.320, SLG: 0.333
5 1 2 0 2 2 1
Bobby Adams, R (1, 5)
OBP: 0.358, SLG: 0.390
5 0 3 0 1 0 2
Grady Hatton, L (1, 4)
OBP: 0.342, SLG: 0.374
6 0 1 0 1 1 5
Wally Westlake, R (1, 8)
OBP: 0.295, SLG: 0.235
5 1 0 1 2 3 5
Wally Post, R (1, 7)
OBP: 0.346, SLG: 0.409
7 1 1 1 0 2 7
Hank Edwards, L (1, 9)
OBP: 0.446, SLG: 0.677
4 1 2 1 0 0 2
Dixie Howell, R (8, 2)
OBP: 0.286, SLG: 0.500
2 0 0 0 1 1 0
Andy Seminick, R (1, 2)
OBP: 0.329, SLG: 0.400
3 0 1 1 0 1 1
Eddie Pellagrini, R (8, 3)
OBP: 0.286, SLG: 0.714
3 1 1 1 0 1 1
Roy McMillan, R (1, 6)
OBP: 0.265, SLG: 0.294
5 0 1 0 1 2 1
Bubba Church, R (1, 1)
OBP: 0.250, SLG: 0.250
3 0 1 0 0 1 2
Frank Smith, R (7, 1)
OBP: 0.143, SLG: 0.286
4 0 0 0 0 2 3
Cincinnati Reds @ Pittsburgh Pirates
Forbes Field, Pittsburgh, PA
Tue May 27 1952, 3:33 AM EDT
Att. 2,150 - Unknown
livebaseballscorecards.com
AB 52
R 5
H 13
RBI 5
BB 8
SO 16
LOB 30
Inning Stats
R: 0 E: 0 K: 3 S: 10 H: 1 LOB: 1 BB: 0 P: 10
R: 0 E: 0 K: 0 S: 4 H: 1 LOB: 2 BB: 0 P: 5
R: 3 E: 0 K: 0 S: 7 H: 4 LOB: 1 BB: 0 P: 7
R: 0 E: 0 K: 1 S: 5 H: 1 LOB: 0 BB: 0 P: 5
R: 0 E: 0 K: 1 S: 5 H: 0 LOB: 2 BB: 2 P: 13
R: 0 E: 0 K: 1 S: 6 H: 1 LOB: 2 BB: 1 P: 10
R: 0 E: 0 K: 1 S: 5 H: 0 LOB: 0 BB: 0 P: 5
R: 1 E: 0 K: 0 S: 5 H: 2 LOB: 1 BB: 0 P: 5
R: 0 E: 0 K: 0 S: 3 H: 1 LOB: 1 BB: 1 P: 7
R: 0 E: 0 K: 1 S: 5 H: 0 LOB: 1 BB: 1 P: 9
R: 0 E: 1 K: 1 S: 7 H: 1 LOB: 2 BB: 0 P: 7
R: 0 E: 0 K: 2 S: 7 H: 0 LOB: 1 BB: 1 P: 11
R: 0 E: 0 K: 2 S: 7 H: 0 LOB: 2 BB: 2 P: 15
R: 1 E: 0 K: 3 S: 10 H: 1 LOB: 0 BB: 0 P: 10
1B: 7 2B: 5 3B: 0 HR: 1 SF: 0 SAC: 2 DP: 0 HBP: 1
WP: 0 PB: 0 SB: 0 CS: 2 PA: 64
PITCHER IP WLS BF H R ER SO BB IBB HBP BLK WP HR S P ERA WHIP
Howie Pollet, L (1, 1) ERA: 4.68 7.0 34 10 4 4 7 3 0 1 0 0 0 0 44 57 5.14 1.857
Ted Wilks, R (8, 1) ERA: 1.67 2.0 7 1 0 0 0 1 0 0 0 0 0 6 10 0.00 1.000
Woody Main, R (10, 1) ERA: 2.32 5.0 L 22 2 1 1 9 4 0 0 0 0 1 36 52 1.80 1.200
PITCHER IP WLS BF H R ER SO BB IBB HBP BLK WP HR S P ERA WHIP

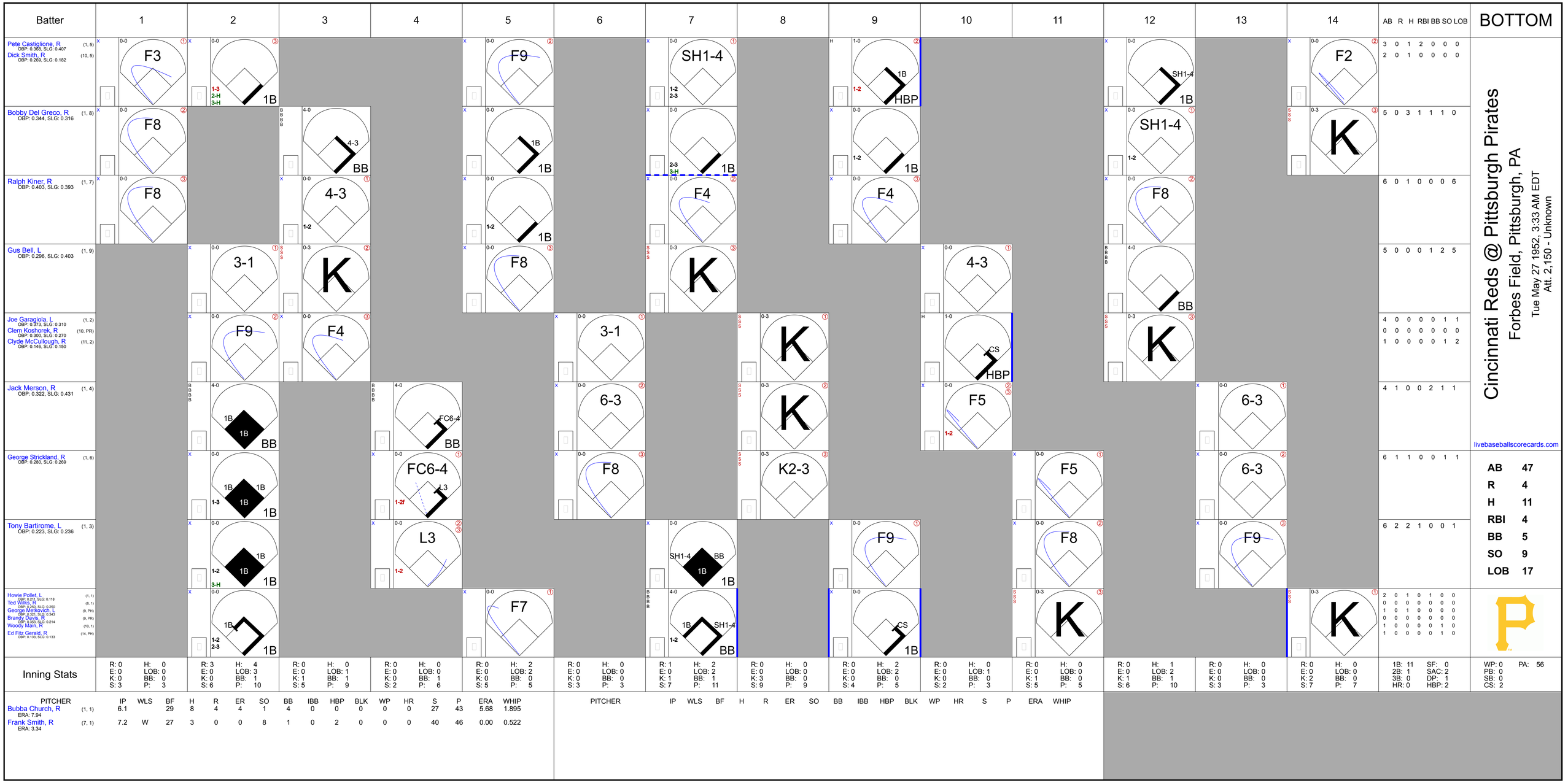
Batter
1
2
3
4
5
6
7
8
9
10
11
12
13
14
AB R H RBI BB SO LOB
BOTTOM
Pete Castiglione, R (1, 5) OBP: 0.368, SLG: 0.407
Dick Smith, R (10, 5) OBP: 0.269, SLG: 0.182
Bobby Del Greco, R (1, 8) OBP: 0.344, SLG: 0.316
Ralph Kiner, R (1, 7) OBP: 0.403, SLG: 0.393
Gus Bell, L (1, 9) OBP: 0.296, SLG: 0.403
Joe Garagiola, L (1, 2) OBP: 0.373, SLG: 0.310
Clem Koshorek, R (10, PR) OBP: 0.300, SLG: 0.270
Clyde McCullough, R (11, 2) OBP: 0.146, SLG: 0.150
Jack Merson, R (1, 4) OBP: 0.322, SLG: 0.431
George Strickland, R (1, 6) OBP: 0.280, SLG: 0.269
Tony Bartirome, L (1, 3) OBP: 0.223, SLG: 0.236
Howie Pollet, L (1, 1) OBP: 0.211, SLG: 0.118
Ted Wilks, R (8, 1) OBP: 0.000, SLG: 0.250
George Metkovich, L (9, PH) OBP: 0.333, SLG: 0.343
Brandy Davis, R (9, PR) OBP: 0.393, SLG: 0.214
Woody Main, R (10, 1)
Ed Fitz Gerald, R (14, PH) OBP: 0.133, SLG: 0.133
F3
F8
F8
3-1
F9
F4
4-3
F9
1B
4-3
BB
1B
1B
F8
K
F8
3-1
6-3
F8
L3
F7
SH1-4
1B
1B
F4
K
3-1
K
K2-3
F5
F8
K
1B
HBP
4-3
CS
HBP
F5
F9
CS
1B
SH1-4
1B
F8
BB
1B
F2
K
6-3
6-3
F9
K
Inning Stats
R: 0 E: 0 K: 0 S: 3 H: 0 LOB: 0 BB: 0 P: 3
R: 3 E: 0 K: 0 S: 6 H: 4 LOB: 3 BB: 1 P: 10
R: 0 E: 0 K: 1 S: 5 H: 0 LOB: 1 BB: 1 P: 9
R: 0 E: 0 K: 0 S: 2 H: 0 LOB: 0 BB: 1 P: 6
R: 0 E: 0 K: 0 S: 5 H: 2 LOB: 2 BB: 0 P: 5
R: 0 E: 0 K: 0 S: 3 H: 0 LOB: 0 BB: 0 P: 3
R: 1 E: 0 K: 1 S: 7 H: 2 LOB: 2 BB: 1 P: 11
R: 0 E: 0 K: 3 S: 9 H: 0 LOB: 0 BB: 0 P: 9
R: 0 E: 0 K: 0 S: 4 H: 2 LOB: 2 BB: 0 P: 5
R: 0 E: 0 K: 0 S: 2 H: 0 LOB: 1 BB: 0 P: 3
R: 0 E: 0 K: 1 S: 5 H: 0 LOB: 0 BB: 0 P: 5
R: 0 E: 0 K: 1 S: 6 H: 1 LOB: 2 BB: 1 P: 10
R: 0 E: 0 K: 0 S: 3 H: 0 LOB: 0 BB: 0 P: 3
R: 0 E: 0 K: 2 S: 7 H: 0 LOB: 0 BB: 0 P: 7
1B: 11 2B: 1 3B: 0 HR: 0 SF: 0 SAC: 2 DP: 1 HBP: 2
PITCHER IP WLS BF H R ER SO BB IBB HBP BLK WP HR S P ERA WHIP
Bubba Church, R (1, 1) ERA: 7.94 6.1 29 8 4 4 1 4 0 0 0 0 0 27 43 5.68 1.895
Frank Smith, R (7, 1) ERA: 3.34 7.2 W 27 3 0 0 8 1 0 2 0 0 0 40 46 0.00 0.522
PITCHER IP WLS BF H R ER SO BB IBB HBP BLK WP HR S P ERA WHIP
Cincinnati Reds @ Pittsburgh Pirates
Forbes Field, Pittsburgh, PA
Tue May 27 1952, 3:33 AM EDT
Att. 2,150 - Unknown
livebaseballscorecards.com
AB 47
R 4
H 11
RBI 4
BB 5
SO 9
LOB 17
WP: 0 PB: 0 SB: 0 CS: 2
PA: 56

Cincinnati Reds @ Pittsburgh Pirates

Forbes Field, Pittsburgh, PA

Wed May 28 1952, 3:33 AM EDT

Att. 6,186 - Unknown

TOP

livebaseballscorecards.com

Batter	1	2	3	4	5	6	7	8	9	AB	R	H	RBI	BB	SO	LOB
Bob Borkowski, R (1, 9) OBP: 0.325, SLG: 0.357	F9		BB, 1B		1-3		F7, 3B		K	4	2	1	0	1	1	0
Bobby Adams, R (1, 5) OBP: 0.356, SLG: 0.407	F8		K		HR		6-3			4	1	1	1	0	1	3
Grady Hatton, L (1, 4) OBP: 0.346, SLG: 0.369	FC6-4, BB		1B, BB 1-2 2-3		G3		F7 3-H			2	0	0	1	2	0	0
Wally Post, R (1, 7) OBP: 0.333, SLG: 0.385	FC6-4 1-2f		1B 1-2 2-H 3-H		K		K			4	0	1	2	0	2	1
Andy Seminick, R (1, 2) OBP: 0.325, SLG: 0.391		6-3	F8			3-1, 5-3, 1B		F8		4	0	1	0	0	0	2
Wally Westlake, R (1, 8) OBP: 0.286, SLG: 0.227		6-3		1-3		5-3 1-2		F9		4	0	0	0	0	0	1
Eddie Pellagrini, R (1, 3) OBP: 0.182, SLG: 0.455		F3		5-3		3-1 2-3		F9		4	0	0	0	0	0	1
Roy McMillan, R (1, 6) OBP: 0.279, SLG: 0.336			BB, 1B, 2B	HR		FC6-4, BB			1-3	3	2	2	1	1	0	0
Ken Raffensberger, R (1, 1) OBP: 0.158, SLG: 0.111			F2	5-3		FC6-4 1-2f			F3	4	0	0	0	0	0	3

	AB	33
	R	5
	H	6
	RBI	5
	BB	4
	SO	4
	LOB	11

Inning Stats	1	2	3	4	5	6	7	8	9	1B: 2	SF: 0	WP: 0	PA: 37
R:	0	0	2	1	1	0	1	0	0	2B: 1	SAC: 0	PB: 0	
E:	0	0	0	0	0	0	0	0	0	3B: 1	DP: 0	SB: 0	
K:	0	0	1	0	0	0	1	0	1	HR: 2	HBP: 0	CS: 0	
S:	3	3	7	4	6	4	6	3	5				
H:	0	0	2	1	1	1	1	0	0				
LOB:	1	0	2	0	0	2	0	0	0				
BB:	1	0	2	0	0	1	0	0	0				
P:	7	3	15	4	6	8	6	3	5				

PITCHER		IP	WLS	BF	H	R	ER	SO	BB	IBB	HBP	BLK	WP	HR	S	P	ERA	WHIP
Red Munger, R ERA: 7.23	(1, 1)	8.0	L	34	6	5	5	3	4	0	0	0	0	2	36	52	5.62	1.250
Paul LaPalme, L ERA: 2.35	(9, 1)	1.0		3	0	0	0	1	0	0	0	0	0	0	5	5	0.00	0.000

PITCHER	IP	WLS	BF	H	R	ER	SO	BB	IBB	HBP	BLK	WP	HR	S	P	ERA	WHIP

Batter	1	2	3	4	5	6	7	8	9	AB	R	H	RBI	BB	SO	LOB
Clem Koshorek, R (1, 6) OBP: 0.308, SLG: 0.280	G5-4-3 1B			F4		1B		6-3 1-3		4	0	2	0	0	0	1
Bobby Del Greco, R (1, 8) OBP: 0.333, SLG: 0.305	G5-4-3 1-2f			F8		F9		6-3		4	0	0	0	0	0	3
Ralph Kiner, R (1, 7) OBP: 0.399, SLG: 0.387	1-3			1B		5-3			F2	4	0	1	0	0	0	1
Gus Bell, L (1, 9) OBP: 0.280, SLG: 0.379		K		F8			G3		F8	4	0	0	0	0	1	1
Jack Merson, R (1, 5) OBP: 0.333, SLG: 0.480		F7			HR		2B		E 3B	4	2	3	1	0	0	0
Clyde McCullough, R (1, 2) OBP: 0.133, SLG: 0.136 Dick Smith, R (9, PR) OBP: 0.269, SLG: 0.182	F4				L4		F9		E5 1B 3-H	4 0	0 0	0 0	0 0	0 0	0 0	1 0
George Strickland, R (1, 4) OBP: 0.278, SLG: 0.268		K			F8		1-3		FC6-4 1-2 1B	4	0	1	0	0	1	1
Tony Bartirome, L (1, 3) OBP: 0.216, SLG: 0.228 Ed Fitz Gerald, R (9, PH) OBP: 0.125, SLG: 0.125		6-3			4-3			1-3	FC6-4 1-2f	3 1	0 0	0 0	0 0	0 0	0 0	0 2
Red Munger, R (1, 1) Erv Dusak, R (8, PH) OBP: 0.348, SLG: 0.429 Paul LaPalme, L (9, 1)		K				6-3		6-3 WP 1B		2 1 0	0 0 0	0 1 0	0 0 0	0 0 0	1 0 0	0 0 0
Inning Stats	R: 0 E: 0 K: 0 S: 3 H: 1 LOB: 0 BB: 0 P: 3	R: 0 E: 0 K: 1 S: 5 H: 0 LOB: 0 BB: 0 P: 5	R: 0 E: 0 K: 2 S: 7 H: 0 LOB: 0 BB: 0 P: 7	R: 0 E: 0 K: 0 S: 4 H: 1 LOB: 1 BB: 0 P: 4	R: 1 E: 0 K: 0 S: 4 H: 1 LOB: 0 BB: 0 P: 4	R: 0 E: 0 K: 0 S: 4 H: 1 LOB: 1 BB: 0 P: 4	R: 0 E: 0 K: 0 S: 4 H: 1 LOB: 1 BB: 0 P: 4	R: 0 E: 0 K: 0 S: 4 H: 1 LOB: 1 BB: 0 P: 4	R: 1 E: 1 K: 0 S: 6 H: 2 LOB: 2 BB: 0 P: 6	1B: 5 2B: 1 3B: 1 HR: 1 SF: 0 SAC: 0 DP: 1 HBP: 0						

PITCHER	IP	WLS	BF	H	R	ER	SO	BB	IBB	HBP	BLK	WP	HR	S	P	ERA	WHIP
Ken Raffensberger, L (1, 1) ERA: 2.11	9.0	W	35	8	2	1	3	0	0	0	0	1	1	41	41	1.00	0.889

PITCHER	IP	WLS	BF	H	R	ER	SO	BB	IBB	HBP	BLK	WP	HR	S	P	ERA	WHIP

Cincinnati Reds @ Pittsburgh Pirates

Forbes Field, Pittsburgh, PA

Wed May 28 1952, 3:33 AM EDT

Att. 6,186 - Unknown

BOTTOM

livebaseballscorecards.com

AB	35
R	2
H	8
RBI	1
BB	0
SO	3
LOB	10

WP: 1 PA: 35
PB: 0
SB: 0
CS: 0

Batter	1	2	3	4	5	6	7	8	9	AB	R	H	RBI	BB	SO	LOB
Bob Borkowski, R (1, 9) OBP: 0.321, SLG: 0.351	F3			F3		K		2B 1B		4	1	1	0	0	1	0
Bobby Adams, R (1, 5) OBP: 0.365, SLG: 0.414	1-3			BB		FC6-4 BB		1-H 2B		2	0	1	1	2	0	0
Grady Hatton, L (1, 4) OBP: 0.341, SLG: 0.364	L1			F2		FC6-4 1-2f		4-3		2	0	0	0	0	0	1
Johnny Temple, R (4, 4) OBP: 0.133, SLG: 0.071										2	0	0	0	0	0	2
Wally Post, R (1, 7) OBP: 0.294, SLG: 0.333		5-3		F8			F4		5-3	4	0	0	0	0	0	1
Wally Westlake, R (1, 8) OBP: 0.277, SLG: 0.220		5-3			F2		5-3		5-3	4	0	0	0	0	0	0
Eddie Pellagrini, R (1, 3) OBP: 0.200, SLG: 0.400		F7			5-3 1B		2-3		4-3	4	0	1	0	0	0	0
Dixie Howell, R (1, 2) OBP: 0.250, SLG: 0.435			E3 G6-4-3		5-3 1-2			K		3	0	0	0	0	1	1
Roy McMillan, R (1, 6) OBP: 0.281, SLG: 0.360			G6-4-3 1-2f		F4			HR		3	1	1	1	0	0	2
Harry Perkowski, L (1, 1) OBP: 0.227, SLG: 0.318			G3			F4		4-3		3	0	0	0	0	0	0
Inning Stats	R: 0 E: 0 K: 0 S: 3 H: 0 LOB: 0 BB: 0 P: 3	R: 0 E: 0 K: 0 S: 3 H: 0 LOB: 0 BB: 0 P: 3	R: 0 E: 1 K: 0 S: 3 H: 0 LOB: 0 BB: 0 P: 3	R: 0 E: 0 K: 0 S: 3 H: 0 LOB: 1 BB: 1 P: 7	R: 0 E: 0 K: 0 S: 4 H: 1 LOB: 1 BB: 0 P: 4	R: 0 E: 0 K: 1 S: 5 H: 0 LOB: 1 BB: 1 P: 9	R: 0 E: 0 K: 0 S: 3 H: 0 LOB: 0 BB: 0 P: 3	R: 2 E: 0 K: 1 S: 8 H: 3 LOB: 1 BB: 0 P: 8	R: 0 E: 0 K: 0 S: 3 H: 0 LOB: 0 BB: 0 P: 3	1B: 2 2B: 1 3B: 0 HR: 1	SF: 0 SAC: 0 DP: 1 HBP: 0						

TOP

Cincinnati Reds @ Pittsburgh Pirates

Forbes Field, Pittsburgh, PA

Thu May 29 1952, 3:33 AM EDT

Att. 1,070 - Unknown

livebaseballscorecards.com

AB	31
R	2
H	4
RBI	2
BB	2
SO	2
LOB	7

PITCHER	IP	WLS	BF	H	R	ER	SO	BB	IBB	HBP	BLK	WP	HR	S	P	ERA	WHIP
Murry Dickson, R (1, 1) ERA: 4.57	9.0	W	33	4	2	2	2	2	0	0	0	0	1	35	43	2.00	0.667

PITCHER	IP	WLS	BF	H	R	ER	SO	BB	IBB	HBP	BLK	WP	HR	S	P	ERA	WHIP

Cincinnati Reds @ Pittsburgh Pirates

Forbes Field, Pittsburgh, PA

Thu May 29 1952, 3:33 AM EDT

Att. 1,070 - Unknown

livebaseballscorecards.com

BOTTOM

Batter	1	2	3	4	5	6	7	8	9	AB	R	H	RBI	BB	SO	LOB
Clem Koshorek, R (1, 6) OBP: 0.318, SLG: 0.302	0-0 1-3 2B		0-0 SH1-4 1-2 ①		0-0 S E 3-H 1B		0-0 F4 ②			3	1	2	1	0	0	0
Bobby Del Greco, R (1, 8) OBP: 0.338, SLG: 0.311	0-0 1-3 2-3 ①		0-0 5-3 2-3 ②		0-0 E8 1-H 1B		0-0 HR 1B			4	1	2	1	0	0	2
Ralph Kiner, R (1, 7) OBP: 0.415, SLG: 0.420	BBBB 4-0 FC4-6 BB		BBBB 4-0 BB		BBBB 4-0 G6-4-3 BB		0-0 1-H HR			1	1	1	2	3	0	0
Gus Bell, L (1, 9) OBP: 0.266, SLG: 0.357	SSS 0-3 K ②		SSS 0-3 K ③		0-0 G6-4-3 1-2f ②③		0-0 F8 ③			4	0	0	0	0	2	6
Jack Merson, R (1, 5) OBP: 0.331, SLG: 0.474	0-0 FC4-6 1-2f ③			0-0 L4 ①		0-0 5-3 ①		0-0 CS 1B		4	0	1	0	0	0	2
Clyde McCullough, R (1, 2) OBP: 0.122, SLG: 0.125		0-0 F8 ①		0-0 F9 ②		0-0 F8 ②		0-0 F9 1-2 ①②		4	0	0	0	0	0	1
George Strickland, R (1, 4) OBP: 0.289, SLG: 0.270		0-0 6-3 ②		0-0 5-3 ③		BBBB 4-0 FC6 BB		0-0 1B		3	0	1	0	1	0	0
Tony Bartirome, L (1, 3) OBP: 0.218, SLG: 0.229		SSS 0-3 K ③			0-0 5-3 S 1B 1B	0-0 FC6 1-2f ③		0-0 F7 ③		4	1	1	0	0	1	2
Murry Dickson, R (1, 1) OBP: 0.360, SLG: 0.480			0-0 5-3 SH1-4 1B		0-0 5-3 1-3 ①		0-0 F6 ①			3	0	1	0	0	0	1

	AB	30
	R	4
	H	9
	RBI	4
	BB	4
	SO	3
	LOB	14

Inning Stats	1	2	3	4	5	6	7	8	9
	R: 0 H: 1 E: 0 LOB: 2 K: 1 BB: 1 S: 6 P: 10	R: 0 H: 0 E: 0 LOB: 0 K: 1 BB: 0 S: 5 P: 5	R: 0 H: 1 E: 0 LOB: 2 K: 1 BB: 1 S: 6 P: 10	R: 0 H: 0 E: 0 LOB: 0 K: 0 BB: 0 S: 3 P: 3	R: 2 H: 3 E: 1 LOB: 1 K: 0 BB: 1 S: 5 P: 9	R: 0 H: 0 E: 0 LOB: 1 K: 0 BB: 1 S: 3 P: 7	R: 2 H: 2 E: 0 LOB: 0 K: 0 BB: 0 S: 5 P: 5	R: 0 H: 2 E: 0 LOB: 1 K: 0 BB: 0 S: 4 P: 4	

1B: 7	SF: 0	WP: 0	PA: 35
2B: 1	SAC: 1	PB: 0	
3B: 0	DP: 1	SB: 2	
HR: 1	HBP: 0	CS: 1	

PITCHER	IP	WLS	BF	H	R	ER	SO	BB	IBB	HBP	BLK	WP	HR	S	P	ERA	WHIP
Harry Perkowski, L (1, 1) ERA: 4.5	8.0	L	35	9	4	4	3	4	0	0	0	0	1	37	53	4.50	1.625

PITCHER	IP	WLS	BF	H	R	ER	SO	BB	IBB	HBP	BLK	WP	HR	S	P	ERA	WHIP

Batter	1	2	3	4	5	6	7	8	9	AB	R	H	RBI	BB	SO	LOB
Bob Borkowski, R (1, 9) OBP: 0.326, SLG: 0.338	BBBB 4-0 FC6-4 BB		BBBB 4-0 G1-6-3 BB		SSS 0-3 ② K		x 0-0 ② F8		x 0-0 ① F5	3	0	0	0	2	1	0
Bobby Adams, R (1, 5) OBP: 0.372, SLG: 0.439	x 0-0 ① FC6-4 FC4-6 1-2f		x 0-0 ① ② G1-6-3 1-2f		x 0-0 HR		x 0-0 BB 1B		x 0-0 2B 1B	5	2	3	1	0	0	2
Grady Hatton, L (1, 4) OBP: 0.349, SLG: 0.381	x 0-0 ② FC4-6 1-2f		x 0-0 2B		x 0-0 ③ F6		BBBB 4-0 1-2 BB		x 0-0 1-H 2B	4	0	2	1	1	0	1
Wally Post, R (1, 7) OBP: 0.256, SLG: 0.286	SSS 0-3 ③ K		x 0-0 ③ F7			x 0-0 ① F7	x 0-0 ③ F7		SSS 0-3 ② K	5	0	0	0	0	2	5
Wally Westlake, R (1, 8) OBP: 0.296, SLG: 0.262		x 0-0 5-3 2B 2B		x 0-0 HR		BBBB 4-0 FC6-4 BB		x 0-0 ① F5	BBBB 4-0 BB	3	2	2	1	2	0	0
Eddie Pellagrini, R (1, 3) OBP: 0.200, SLG: 0.316		SSS 0-3 ① K		x 0-0 ① 2-3		x 0-0 ② FC6-4 BB 1-2f		BBBB 4-0 HR BB	SSS 0-3 ③ K	4	1	0	0	1	2	4
Dixie Howell, R (1, 2) OBP: 0.286, SLG: 0.538		x 0-0 ② 5-3 2-3		x 0-0 ② F7		BBBB 4-0 1-2 BB		x 0-0 1-H HR		3	1	1	2	1	0	1
Roy McMillan, R (1, 6) OBP: 0.280, SLG: 0.364		x 0-0 3-H 2B		x 0-0 ③ 5-3		x 0-0 ③ F5		x 0-0 ② F8		4	0	1	1	0	0	2
Ewell Blackwell, R (1, 1) OBP: 0.167, SLG: 0.222		x 0-0 ③ F4			x 0-0 ① F3		SSS 0-3 ① K	x 0-0 ③ 1-3		4	0	0	0	0	1	1
Inning Stats	R: 0 H: 0 E: 0 LOB: 1 K: 1 BB: 1 S: 5 P: 9	R: 1 H: 2 E: 0 LOB: 1 K: 1 BB: 0 S: 7 P: 7	R: 0 H: 1 E: 0 LOB: 1 K: 0 BB: 1 S: 3 P: 7	R: 1 H: 1 E: 0 LOB: 0 K: 0 BB: 0 S: 4 P: 4	R: 1 H: 1 E: 0 LOB: 0 K: 1 BB: 0 S: 6 P: 6	R: 0 H: 0 E: 0 LOB: 2 K: 0 BB: 2 S: 3 P: 11	R: 0 H: 1 E: 0 LOB: 2 K: 1 BB: 1 S: 6 P: 10	R: 2 H: 1 E: 0 LOB: 0 K: 0 BB: 1 S: 4 P: 8	R: 1 H: 2 E: 0 LOB: 2 K: 2 BB: 1 S: 9 P: 13	1B: 2 SF: 0 2B: 4 SAC: 0 3B: 0 DP: 1 HR: 3 HBP: 0						WP: 0 PA: 42 PB: 0 SB: 0 CS: 0	

PITCHER		IP	WLS	BF	H	R	ER	SO	BB	IBB	HBP	BLK	WP	HR	S	P	ERA	WHIP
Turk Lown, R ERA: 4.94	(1, 1)	7.1		34	7	5	5	4	6	0	0	0	0	3	36	60	6.14	1.773
Warren Hacker, R ERA: 4.67	(8, 1)	1.2	W	8	2	1	1	2	1	0	0	0	0	0	11	15	5.40	1.800

PITCHER		IP	WLS	BF	H	R	ER	SO	BB	IBB	HBP	BLK	WP	HR	S	P	ERA	WHIP

TOP

Cincinnati Reds @ Chicago Cubs

Wrigley Field, Chicago, IL

Fri May 30 1952, 3:33 AM CDT

Unknown

livebaseballscorecards.com

AB	35
R	6
H	9
RBI	6
BB	7
SO	6
LOB	16

Batter	1	2	3	4	5	6	7	8	9	AB	R	H	RBI	BB	SO	LOB
Eddie Miksis, R (1, 6) OBP: 0.331, SLG: 0.379	0-0 WP P6 2B		0-0 F4 ①	0-0 1B		0-0 6-3 ②			0-0 6-3 ① 1-2	5	1	2	0	0	0	1
Bob Ramazzotti, R (1, 4) OBP: 0.348, SLG: 0.367	BBBB 4-0 WP 1B BB		SSS 0-3 K ②	0-0 F4 ③		BBBB 4-0 PO BB			0-0 1B 2-3 1B	3	1	1	0	2	1	1
Gene Hermanski, L (1, 9) OBP: 0.462, SLG: 0.467	0-0 P4 ① 1-2 2-3		0-0 2B 1B		0-0 F7 ①	0-0 PO ③ 1-2	0-0 F4 ①		BBBB 4-0 1B BB	4	0	1	0	1	0	2
Hank Sauer, R (1, 7) OBP: 0.396, SLG: 0.618	0-0 P6 ② 3-H		0-0 1-3 2B		0-0 2B 1B		SSS 0-3 K ②		0-0 1-2 2-3 3-H 1B	5	1	3	2	0	1	1
Toby Atwell, L (1, 2) OBP: 0.421, SLG: 0.411	0-0 2-H 1B		0-0 F7 ③		0-0 1B 1-H 1B 2B		0-0 F6 ③			4	1	2	2	0	0	2
Dee Fondy, L (1, 3) OBP: 0.331, SLG: 0.379	0-0 F8 ③			0-0 HR 1B	0-0 1B 2-3 1B			0-0 6-3 ①		4	1	2	0	0	0	1
Bill Serena, R (1, 5) OBP: 0.362, SLG: 0.773		SSS 0-3 K ①		0-0 1-H HR	SSS 0-3 K ②			0-0 F2 ②		4	1	1	2	0	2	2
Hal Jeffcoat, R (1, 8) OBP: 0.216, SLG: 0.241		0-0 G3 ②		0-0 F8 ①	0-0 1-3 3-H 1B			SSS 0-3 K ③		4	0	1	1	0	1	0
Turk Lown, R (1, 1) Warren Hacker, R (8, 1) OBP: 0.333, SLG: 0.333 Bob Addis, L (9, PH) OBP: 0.375, SLG: 0.380		0-0 F4 ③		SSS 0-3 K ②		0-0 6-3 ①			0-0 1B 6-3 1B 1B	3 0 1	0 0 1	0 0 1	0 0 0	0 0 0	1 0 0	0 0 0
Inning Stats	R: 2 E: 0 K: 0 S: 5 H: 2 LOB: 1 BB: 1 P: 9	R: 0 E: 0 K: 1 S: 5 H: 0 LOB: 0 BB: 0 P: 5	R: 0 E: 0 K: 1 S: 7 H: 2 LOB: 2 BB: 0 P: 7	R: 2 E: 0 K: 1 S: 8 H: 3 LOB: 1 BB: 0 P: 8	R: 2 E: 0 K: 1 S: 8 H: 4 LOB: 3 BB: 0 P: 8	R: 0 E: 0 K: 0 S: 2 H: 0 LOB: 0 BB: 1 P: 6	R: 0 E: 0 K: 1 S: 5 H: 0 LOB: 0 BB: 0 P: 5	R: 0 E: 0 K: 1 S: 5 H: 0 LOB: 0 BB: 0 P: 5	R: 1 E: 0 K: 0 S: 4 H: 3 LOB: 3 BB: 1 P: 8	1B: 10 2B: 3 3B: 0 HR: 1 SF: 0 SAC: 0 DP: 0 HBP: 0						

PITCHER	IP	WLS	BF	H	R	ER	SO	BB	IBB	HBP	BLK	WP	HR	S	P	ERA	WHIP
Ewell Blackwell, R (1, 1) ERA: 5.33	8.1	L	40	14	7	7	6	3	0	0	0	1	1	49	61	7.56	2.040

PITCHER	IP	WLS	BF	H	R	ER	SO	BB	IBB	HBP	BLK	WP	HR	S	P	ERA	WHIP

Cincinnati Reds @ Chicago Cubs

Wrigley Field, Chicago, IL

Fri May 30 1952, 3:33 AM CDT

Unknown

BOTTOM

livebaseballscorecards.com

AB	37
R	7
H	14
RBI	7
BB	3
SO	6
LOB	10

WP: 1 PA: 41
PB: 0
SB: 0
CS: 0

Batter	1	2	3	4	5	6	7	8	9	AB	R	H	RBI	BB	SO	LOB
Bob Borkowski, R (1, 9) OBP: 0.312, SLG: 0.321	4-3			K			4-3		K	4	0	0	0	0	2	0
Bobby Adams, R (1, 5) OBP: 0.366, SLG: 0.431	4-3			4-3			F9			3	0	0	0	0	0	0
Eddie Kazak, R (7, 5)										0	0	0	0	0	0	0
Grady Hatton, L (1, 4) OBP: 0.349, SLG: 0.387	F7			F6			2B			3	0	1	0	0	0	0
Johnny Temple, R (7, 4) OBP: 0.133, SLG: 0.071										0	0	0	0	0	0	0
Wally Post, R (1, 7) OBP: 0.238, SLG: 0.263		F8			5-3		K			3	0	0	0	0	1	1
Wally Westlake, R (1, 8) OBP: 0.290, SLG: 0.256		K			1-3			K		3	0	0	0	0	2	0
Eddie Pellagrini, R (1, 3) OBP: 0.217, SLG: 0.318		K			6-3			G4-6-3 1B		3	0	1	0	0	1	0
Dixie Howell, R (1, 2) OBP: 0.258, SLG: 0.483			K			K		G4-6-3 1-2f		3	0	0	0	0	2	1
Roy McMillan, R (1, 6) OBP: 0.274, SLG: 0.356			6-3			F7			F5	3	0	0	0	0	0	0
Bud Byerly, R (1, 1)			5-3			K			K	0	0	0	0	0	0	0
Joe Nuxhall, L (3, PH) (3, 1)										3	0	0	0	0	2	0
Inning Stats	R: 0 E: 0 K: 0 S: 3 H: 0 LOB: 0 BB: 0 P: 3	R: 0 E: 0 K: 2 S: 7 H: 0 LOB: 0 BB: 0 P: 7	R: 0 E: 0 K: 1 S: 5 H: 0 LOB: 0 BB: 0 P: 5	R: 0 E: 0 K: 1 S: 5 H: 0 LOB: 0 BB: 0 P: 5	R: 0 E: 0 K: 0 S: 3 H: 0 LOB: 0 BB: 0 P: 3	R: 0 E: 0 K: 2 S: 7 H: 0 LOB: 0 BB: 0 P: 7	R: 0 E: 0 K: 1 S: 6 H: 1 LOB: 1 BB: 0 P: 6	R: 0 E: 0 K: 1 S: 5 H: 1 LOB: 0 BB: 0 P: 5	R: 0 E: 0 K: 2 S: 7 H: 0 LOB: 0 BB: 0 P: 7	1B: 1 2B: 1 3B: 0 HR: 0	SF: 0 SAC: 0 DP: 1 HBP: 0						

PITCHER	IP	WLS	BF	H	R	ER	SO	BB	IBB	HBP	BLK	WP	HR	S	P	ERA	WHIP
Bob Rush, R (1, 1) ERA: 1.75	9.0	W	28	2	0	0	10	0	0	0	0	0	0	48	48	0.00	0.222

PITCHER	IP	WLS	BF	H	R	ER	SO	BB	IBB	HBP	BLK	WP	HR	S	P	ERA	WHIP

TOP

Cincinnati Reds @ Chicago Cubs

Wrigley Field, Chicago, IL

Fri May 30 1952, 3:38 AM CDT

Att. 35,999 - Unknown

livebaseballscorecards.com

AB	28
R	0
H	2
RBI	0
BB	0
SO	10
LOB	2

WP: 0 PB: 0 SB: 0 CS: 0 PA: 28

Batter	1	2	3	4	5	6	7	8	9	AB	R	H	RBI	BB	SO	LOB
Eddie Miksis, R (1, 6) OBP: 0.326, SLG: 0.372	SSS 0-3 ① K	x 0-0 ② F8		x 0-0 FC6-4 1B	x 0-0 ③ 6-3		x 0-0 ① F7			5	0	1	0	0	1	2
Bob Ramazzotti, R (1, 4) OBP: 0.355, SLG: 0.382	x 0-0 S 3B 2B	x 0-0 1B 1B 1B		x 0-0 ② FC6-4 1B 1-2f		x 0-0 S 2B 1B	x 0-0 ②③ G6-4-3 1-2f			5	4	3	0	0	0	2
Gene Hermanski, L (1, 9) OBP: 0.463, SLG: 0.468 Bob Addis, L (3, 9) OBP: 0.373, SLG: 0.378	x 0-0 ② F7	x 0-0 1B 1-2 1B		x 0-0 1B 1-2 1B		SSS 0-3 ① K 1-2		x 0-0 ① 1-3		2 3	0 0	1 1	0 0	0 0	0 1	1 1
Hank Sauer, R (1, 7) OBP: 0.414, SLG: 0.623	BBBB 4-0 S 3B BB	x 0-0 FC6-4 1-3 2-H 1B		x 0-0 1-2 2-H 1B		BBBB 4-0 2B BB		BBBB 4-0 BB		2	2	2	2	3	0	0
Bill Serena, R (1, 5) OBP: 0.365, SLG: 0.750	BBBB 4-0 3B 1-2 2-3 BB	x 0-0 ③ FC6-4 1-2f		x 0-0 ③ F8		x 0-0 1-H 2-H 2B		x 0-0 ② F7		4	1	1	2	1	0	5
Dee Fondy, L (1, 3) OBP: 0.333, SLG: 0.399	x 0-0 1B 1-H 2-H 3-H 3B	x 0-0 ① F9		x 0-0 WP 1B 2B		x 0-0 ② 5-3		SSS 0-3 ③ K		5	2	2	3	0	1	2
Bruce Edwards, R (1, 2) OBP: 0.263, SLG: 0.229	x 0-0 2B 3-H 1B	SSS 0-3 ② K		x 0-0 FC5-4 2-H 1B		x 0-0 ③ 5-3				4	1	2	2	0	1	1
Hal Jeffcoat, R (1, 8) OBP: 0.228, SLG: 0.256	x 0-0 ③ 1-H 2B	x 0-0 ③ F8		x 0-0 ① FC5-4 1-3 1-2f			BBBB 4-0 E 1B BB			3	1	1	1	1	0	1
Bob Rush, R (1, 1) OBP: 0.367, SLG: 0.400		x 0-0 ① 1-3		SSS 0-3 ① K	x 0-0 ② 1-3 1-2		x 0-0 G6-4-3 1-H 1B			4	0	1	1	0	1	1
Inning Stats	R: 5 H: 4 E: 0 LOB: 1 K: 1 BB: 2 S: 8 P: 16	R: 1 H: 3 E: 0 LOB: 2 K: 0 BB: 0 S: 6 P: 6	R: 0 H: 0 E: 0 LOB: 0 K: 1 BB: 0 S: 5 P: 5	R: 1 H: 3 E: 0 LOB: 2 K: 1 BB: 0 S: 8 P: 8	R: 1 H: 2 E: 0 LOB: 1 K: 0 BB: 0 S: 5 P: 5	R: 2 H: 2 E: 0 LOB: 1 K: 1 BB: 1 S: 7 P: 11	R: 1 H: 1 E: 1 LOB: 0 K: 0 BB: 1 S: 3 P: 7	R: 0 H: 0 E: 0 LOB: 1 K: 1 BB: 1 S: 5 P: 9		1B: 10 SF: 0 2B: 4 SAC: 0 3B: 1 DP: 1 HR: 0 HBP: 0						

PITCHER		IP	WLS	BF	H	R	ER	SO	BB	IBB	HBP	BLK	WP	HR	S	P	ERA	WHIP
Bud Byerly, R ERA: 6.5	(1, 1)	2.0	L	14	7	6	6	1	2	0	0	0	0	0	14	22	27.00	4.500
Joe Nuxhall, L ERA: 4.5	(3, 1)	6.0		28	8	5	5	4	3	0	0	0	1	0	33	45	7.50	1.833

PITCHER	IP	WLS	BF	H	R	ER	SO	BB	IBB	HBP	BLK	WP	HR	S	P	ERA	WHIP

BOTTOM

Cincinnati Reds @ Chicago Cubs

Wrigley Field, Chicago, IL

Fri May 30 1952, 3:38 AM CDT

Att. 35,999 - Unknown

livebaseballscorecards.com

AB	37
R	11
H	15
RBI	11
BB	5
SO	5
LOB	16

WP: 1 PA: 42
PB: 0
SB: 3
CS: 0

Batter	1	2	3	4	5	6	7	8	9	AB	R	H	RBI	BB	SO	LOB
Roy Hartsfield, R (1, 4) OBP: 0.299, SLG: 0.306	F7		F8			SH3-4 1-2		G3		3	0	0	0	0	0	0
Bob Thorpe, R (1, 9) OBP: 0.275, SLG: 0.413	F3			L1		BB 2-3 1B		F3		4	0	1	0	0	0	0
Sam Jethroe, S (1, 8) OBP: 0.272, SLG: 0.405	F5			F7		K			F4	4	0	0	0	0	1	2
Sid Gordon, R (1, 7) OBP: 0.386, SLG: 0.505		BBBB FC6-4 BB		1B		FC6-4 1-2 BB			1B 1B	2	0	2	0	2	0	0
Walker Cooper, R (1, 2) OBP: 0.354, SLG: 0.389		F7		1-3		FC6-4 1-2f			F9	4	0	0	0	0	0	6
George Crowe, L (1, 3) OBP: 0.315, SLG: 0.319		F7			6-3		4-3		1B 1-2 1B	4	0	1	0	0	0	1
Sibby Sisti, R (1, 6) OBP: 0.258, SLG: 0.339		FC6-4 1-2f			F4		4-3		F3	4	0	0	0	0	0	3
Eddie Mathews, L (1, 5) OBP: 0.287, SLG: 0.443			SSS K		F6		SSS K			3	0	0	0	0	2	0
Vern Bickford, R (1, 1) OBP: 0.190, SLG: 0.238			F8			1B SH3-4 1B		F3		3	0	1	0	0	0	0
Inning Stats	R: 0 E: 0 K: 0 S: 3 H: 0 LOB: 0 BB: 0 P: 3	R: 0 E: 0 K: 0 S: 3 H: 0 LOB: 1 BB: 1 P: 7	R: 0 E: 0 K: 1 S: 5 H: 0 LOB: 0 BB: 0 P: 5	R: 0 E: 0 K: 0 S: 4 H: 1 LOB: 1 BB: 0 P: 4	R: 0 E: 0 K: 0 S: 3 H: 0 LOB: 0 BB: 0 P: 3	R: 0 E: 0 K: 1 S: 7 H: 2 LOB: 3 BB: 1 P: 11	R: 0 E: 0 K: 1 S: 5 H: 0 LOB: 0 BB: 0 P: 5	R: 0 E: 0 K: 0 S: 3 H: 0 LOB: 0 BB: 0 P: 3	R: 0 E: 0 K: 0 S: 5 H: 2 LOB: 2 BB: 0 P: 5	1B: 5 2B: 0 3B: 0 HR: 0 SF: 0 SAC: 1 DP: 0 HBP: 0						

TOP

Boston Braves @ Cincinnati Reds

Crosley Field, Cincinnati, OH

Sun Jun 01 1952, 3:33 AM EDT

Unknown

livebaseballscorecards.com

AB	31
R	0
H	5
RBI	0
BB	2
SO	3
LOB	12

WP: 0 PA: 34
PB: 0
SB: 0
CS: 0

PITCHER	IP	WLS	BF	H	R	ER	SO	BB	IBB	HBP	BLK	WP	HR	S	P	ERA	WHIP
Ken Raffensberger, L (1, 1) ERA: 1.85	9.0	W	34	5	0	0	3	2	0	0	0	0	0	38	46	0.00	0.778

PITCHER	IP	WLS	BF	H	R	ER	SO	BB	IBB	HBP	BLK	WP	HR	S	P	ERA	WHIP

Batter	1	2	3	4	5	6	7	8	9	AB	R	H	RBI	BB	SO	LOB
Bob Borkowski, R (1, 9) OBP: 0.320, SLG: 0.329	K			1B		6-3			SH1-3	4	1	2	0	0	1	0
Bobby Adams, R (1, 5) OBP: 0.365, SLG: 0.429	F8			1-2		F8			SH1-3	3	0	1	0	0	0	0
Grady Hatton, L (1, 4) OBP: 0.347, SLG: 0.379	G3			F7			F9		1B	3	0	0	0	1	0	2
Andy Seminick, R (1, 2) OBP: 0.333, SLG: 0.397		F7		K			1B		1-2 2-H	4	0	2	1	0	1	2
Wally Westlake, R (1, 8) OBP: 0.284, SLG: 0.250		L7		F8			F9			3	0	0	0	0	0	3
Wally Post, R (1, 7) OBP: 0.222, SLG: 0.244		5-3			6-3		K			3	0	0	0	0	1	1
Eddie Pellagrini, R (1, 3) OBP: 0.192, SLG: 0.280			5-3		F7			F8		3	0	0	0	0	0	0
Roy McMillan, R (1, 6) OBP: 0.268, SLG: 0.348			L7		F8			5-3		3	0	0	0	0	0	0
Ken Raffensberger, R (1, 1) OBP: 0.136, SLG: 0.095			K			F2		K		3	0	0	0	0	2	0
Inning Stats	R: 0 E: 0 K: 1 S: 5 H: 0 LOB: 0 BB: 0 P: 5	R: 0 E: 0 K: 0 S: 3 H: 0 LOB: 0 BB: 0 P: 3	R: 0 E: 0 K: 1 S: 5 H: 0 LOB: 0 BB: 0 P: 5	R: 0 E: 0 K: 1 S: 7 H: 2 LOB: 2 BB: 0 P: 7	R: 0 E: 0 K: 0 S: 3 H: 0 LOB: 0 BB: 0 P: 3	R: 0 E: 0 K: 0 S: 3 H: 0 LOB: 0 BB: 0 P: 3	R: 0 E: 0 K: 1 S: 6 H: 1 LOB: 1 BB: 0 P: 6	R: 0 E: 0 K: 1 S: 5 H: 0 LOB: 0 BB: 0 P: 5	R: 1 E: 0 K: 0 S: 3 H: 2 LOB: 2 BB: 1 P: 7	1B: 5 2B: 0 3B: 0 HR: 0 SF: 0 SAC: 1 DP: 0 HBP: 0				WP: 0 PB: 0 SB: 0 CS: 0	PA: 31	

PITCHER	IP	WLS	BF	H	R	ER	SO	BB	IBB	HBP	BLK	WP	HR	S	P	ERA	WHIP
Vern Bickford, R (1, 1) ERA: 3.48	8.1	L	31	5	1	1	5	0	1	0	0	0	0	40	44	1.08	0.600

PITCHER	IP	WLS	BF	H	R	ER	SO	BB	IBB	HBP	BLK	WP	HR	S	P	ERA	WHIP

BOTTOM

Boston Braves @ Cincinnati Reds

Crosley Field, Cincinnati, OH

Sun Jun 01 1952, 3:33 AM EDT

Unknown

livebaseballscorecards.com

AB	29
R	1
H	5
RBI	1
BB	1
SO	5
LOB	8

Boston Braves @ Cincinnati Reds

Crosley Field, Cincinnati, OH

Sun Jun 01 1952, 3:38 AM EDT

Att. 10,614 - Unknown

livebaseballscorecards.com

TOP

Batter	1	2	3	4	5	6	7	8	9	AB	R	H	RBI	BB	SO	LOB
Sam Jethroe, S (1, 8) OBP: 0.289, SLG: 0.417	0-0 1B G3-6-3 1B	0-0 2B 1-2 2-H 1B	0-0 WP 1-2 1B		0-0 G6-3 1-2 1B		0-0 ③ F2		0-0 ① F2	6	2	4	1	0	0	2
Bob Thorpe, R (1, 9) OBP: 0.291, SLG: 0.430	0-0 G3-6-3 1-3 1B	0-0 ③ SH5-3 1-H 2-H 2B	0-0 ③ FC1-2 1-2 2-H		0-0 ② ③ G6-3 1-2f			0-0 BB 2B 1B	0-0 ② F7	6	1	3	2	0	0	4
Eddie Mathews, L (1, 5) OBP: 0.297, SLG: 0.474	0-0 ① ② G3-6-3 1-2f 3-H	0-0 ① SH5-3 2-3		0-0 HR		S S S 0-3 ① K		B B B B 4-0 2B 1-2 1B BB	0-0 2B	4	2	2	1	1	1	1
Sid Gordon, R (1, 7) OBP: 0.394, SLG: 0.509 Jack Daniels, L (8, PR) OBP: 0.286, SLG: 0.176 (8, 7)	B B B B 4-0 1B 1B BB	B B B 4-0 BB		0-0 ① F9		0-0 ② 6-3		0-0 1-3 2-H 1B 2B	0-0 ③ F6	3 1	1 1	1 0	1 0	2 0	0 0	0 1
Ebba St. Claire, S (1, 2) OBP: 0.314, SLG: 0.378	0-0 1B 1-2 1B	0-0 ② F4		S S S 0-3 ② K		0-0 ③ F5		B B B B 4-0 1B BB		4	0	1	0	1	1	2
George Crowe, L (1, 3) OBP: 0.322, SLG: 0.327	0-0 1-2 2-H 1B	0-0 ③ F7		0-0 1B			0-0 ① F7	0-0 ① F6		5	0	2	1	0	0	5
Roy Hartsfield, R (1, 4) OBP: 0.293, SLG: 0.299	0-0 ③ 5-3		0-0 ① 5-3	0-0 ③ 6-3			0-0 1B 1B	0-0 ② F4		5	0	1	0	0	0	6
Sibby Sisti, R (1, 6) OBP: 0.284, SLG: 0.349		0-0 1B 1B 1B	0-0 ② F8		B B B B 4-0 FC6-4 BB		0-0 ② F5	0-0 1-2 2-H 3-H 1B		4	1	2	2	1	0	1
Warren Spahn, L (1, 1) OBP: 0.250, SLG: 0.323		0-0 1B 1-2 2B 1B	B B B 4-0 WP 1B FC1-2 BB		0-0 ① FC6-4 1B 1-2f		0-0 1-2 1B	0-0 ③ F8		4	1	2	0	1	0	3
Inning Stats	R: 2 E: 0 K: 0 S: 6 H: 4 LOB: 2 BB: 1 P: 10	R: 3 E: 0 K: 0 S: 7 H: 4 LOB: 2 BB: 1 P: 11	R: 0 E: 0 K: 0 S: 4 H: 1 LOB: 2 BB: 1 P: 8	R: 1 E: 0 K: 1 S: 7 H: 2 LOB: 1 BB: 0 P: 7	R: 0 E: 0 K: 0 S: 3 H: 1 LOB: 1 BB: 1 P: 7	R: 0 E: 0 K: 1 S: 5 H: 0 LOB: 0 BB: 0 P: 5	R: 0 E: 0 K: 0 S: 5 H: 2 LOB: 2 BB: 0 P: 5	R: 3 E: 0 K: 0 S: 6 H: 3 LOB: 2 BB: 2 P: 14	R: 0 E: 0 K: 0 S: 4 H: 1 LOB: 1 BB: 0 P: 4	1B: 14 2B: 3 3B: 0 HR: 1	SF: 0 SAC: 1 DP: 2 HBP: 0						

AB	42
R	9
H	18
RBI	8
BB	6
SO	2
LOB	25

WP: 1 PB: 0 SB: 0 CS: 0 PA: 49

PITCHER		IP	WLS	BF	H	R	ER	SO	BB	IBB	HBP	BLK	WP	HR	S	P	ERA	WHIP
Frank Hiller, R ERA: 4.14	(1, 1)	1.0	L	9	6	4	4	0	1	0	0	0	0	0	8	12	36.00	7.000
Harry Perkowski, L ERA: 4.42	(2, 1)	5.0		23	6	2	2	2	3	0	0	0	1	1	24	36	3.60	1.800
Herm Wehmeier, R ERA: 7.55	(7, 1)	1.0		9	4	3	3	0	2	0	0	0	0	0	7	15	27.00	6.000
Joe Nuxhall, L ERA: 4.2	(8, 1)	1.0		4	1	0	0	0	0	0	0	0	0	0	4	4	0.00	1.000
Frank Smith, R ERA: 3.23	(9, 1)	1.0		4	1	0	0	0	0	0	0	0	0	0	4	4	0.00	1.000

PITCHER	IP	WLS	BF	H	R	ER	SO	BB	IBB	HBP	BLK	WP	HR	S	P	ERA	WHIP

Boston Braves @ Cincinnati Reds

Crosley Field, Cincinnati, OH

Sun Jun 01 1952, 3:38 AM EDT

Att. 10,614 - Unknown

livebaseballscorecards.com

BOTTOM

Batter	1	2	3	4	5	6	7	8	9	AB	R	H	RBI	BB	SO	LOB
Bob Borkowski, R (1, 9) OBP: 0.314, SLG: 0.322	6-3		4-3			F8		1B 1-2 1B	K	5	0	1	0	0	1	3
Bobby Adams, R (1, 5) OBP: 0.368, SLG: 0.443	4-3 3B			5-3		5-3		1-2 2-H 1B		4	1	2	1	0	0	1
Grady Hatton, L (1, 4) OBP: 0.339, SLG: 0.369	4-3 3-H			F2			4-3	4-3		4	0	0	1	0	0	2
Andy Seminick, R (1, 2) OBP: 0.341, SLG: 0.416	F7			1-3			1B		FC1-6 1B 2B	4	1	2	0	0	0	0
Wally Westlake, R (1, 8) OBP: 0.283, SLG: 0.250		F9			K		F8		FC1-6 2-3 1B	4	0	1	0	0	1	1
Wally Post, R (1, 7) OBP: 0.204, SLG: 0.222		1-3			K		5-3		K	4	0	0	0	0	2	3
Eddie Pellagrini, R (1, 3) OBP: 0.200, SLG: 0.276		F6			K			1B 1B 1B	FC1-6 1B 1-2f 3-H 1B	4	2	1	1	0	1	1
Roy McMillan, R (1, 6) OBP: 0.268, SLG: 0.345			F8			4-3		F5	1B 1-2 1B	4	0	1	0	0	0	1
Frank Hiller, R (1, 1) OBP: 0.350, SLG: 0.235 Harry Perkowski, L (2, 1) OBP: 0.217, SLG: 0.304 Johnny Temple, R (6, PH) OBP: 0.188, SLG: 0.133 Herm Wehmeier, R (7, 1) OBP: 0.235, SLG: 0.235 Joe Nuxhall, L (8, 1) Eddie Kazak, R (8, PH) Frank Smith, R (9, 1) OBP: 0.143, SLG: 0.286 Joe Rossi, R (9, PH) OBP: 0.373, SLG: 0.333			K			1B		F7	1-2 2-H 1B	0 1 1 0 0 0 1 0 1	0 0 0 0 0 0 0 0 0	0 0 1 0 0 0 0 0 0	0 0 0 0 0 0 0 0 0	0 1 0 0 0 0 0 0 0	0 0 0 0 0 0 0 1 0	0 1 0 0 0 0 0 0 0
Inning Stats	R: 1 E: 0 K: 0 S: 4 H: 1 LOB: 0 BB: 0 P: 4	R: 0 E: 0 K: 0 S: 3 H: 0 LOB: 0 BB: 0 P: 3	R: 0 E: 0 K: 1 S: 5 H: 0 LOB: 0 BB: 0 P: 5	R: 0 E: 0 K: 0 S: 3 H: 0 LOB: 0 BB: 0 P: 3	R: 0 E: 0 K: 3 S: 9 H: 0 LOB: 0 BB: 0 P: 9	R: 0 E: 0 K: 0 S: 4 H: 1 LOB: 1 BB: 0 P: 4	R: 0 E: 0 K: 0 S: 4 H: 1 LOB: 1 BB: 0 P: 4	R: 1 E: 0 K: 0 S: 6 H: 3 LOB: 2 BB: 0 P: 6	R: 2 E: 0 K: 2 S: 11 H: 4 LOB: 2 BB: 0 P: 11	1B: 8 2B: 1 3B: 1 HR: 0 SF: 0 SAC: 0 DP: 0 HBP: 0						

	AB	37
	R	4
	H	10
	RBI	4
	BB	0
	SO	6
	LOB	13

PITCHER		IP	WLS	BF	H	R	ER	SO	BB	IBB	HBP	BLK	WP	HR	S	P	ERA	WHIP
Warren Spahn, L ERA: 2.24	(1, 1)	9.0	W	37	10	4	4	6	0	0	0	0	0	0	49	49	4.00	1.111

PITCHER	IP	WLS	BF	H	R	ER	SO	BB	IBB	HBP	BLK	WP	HR	S	P	ERA	WHIP

Boston Braves @ Cincinnati Reds

Crosley Field, Cincinnati, OH

Mon Jun 02 1952, 3:33 AM EDT

Att. 4,919 - Unknown

TOP

Batter	1	2	3	4	5	6	7	8	9	AB	R	H	RBI	BB	SO	LOB
Sam Jethroe, S (1, 8) OBP: 0.293, SLG: 0.426	F9		2-H 3B	F7			S BB		F8	4	0	1	1	1	0	2
Bob Thorpe, R (1, 9) OBP: 0.275, SLG: 0.407	F9		F2		5-3		F3 1-2		1-3	5	0	0	0	0	0	2
Eddie Mathews, L (1, 5) OBP: 0.289, SLG: 0.460	K			K	K		F4			4	0	0	0	0	3	1
Sid Gordon, R (1, 7) OBP: 0.390, SLG: 0.500		6-3		E5 2B 1B	6-3			6-3		4	1	1	0	0	0	0
Jack Daniels, L (8, 7) OBP: 0.286, SLG: 0.176										0	0	0	0	0	0	0
Walker Cooper, R (1, 2) OBP: 0.361, SLG: 0.400		6-3		2-H HR 2B		F9		BB WP		3	1	1	1	1	0	0
George Crowe, L (1, 3) OBP: 0.333, SLG: 0.382		F7		2-H HR		F6		1-2 BB FC6-4		3	1	1	2	1	0	0
Roy Hartsfield, R (1, 4) OBP: 0.302, SLG: 0.333			5-3 3B 1B	K		3B		F8		4	1	2	0	0	1	2
Sibby Sisti, R (1, 6) OBP: 0.282, SLG: 0.343			1-2 5-3	1B 1B		F4		1-2f FC6-4		4	0	1	0	0	0	4
Max Surkont, R (1, 1) OBP: 0.200, SLG: 0.267			1-2 6-3	1B			F7		F9	4	0	1	0	0	0	1

AB	35
R	4
H	8
RBI	4
BB	3
SO	4
LOB	12

livebaseballscorecards.com

Inning Stats	1	2	3	4	5	6	7	8	9
R	0	0	1	3	0	0	0	0	0
E	0	0	0	1	0	0	0	0	0
K	1	0	0	2	1	0	0	0	0
S	5	3	5	12	5	4	3	3	3
H	0	0	2	5	0	1	0	0	0
LOB	0	0	1	2	0	1	1	2	0
BB	0	0	0	0	0	0	1	2	0
P	5	3	5	12	5	4	7	11	3

1B	4	
2B	1	
3B	2	
HR	1	
SF	0	
SAC	0	
DP	0	
HBP	0	
WP	1	
PB	0	
SB	1	
CS	0	
PA	38	

PITCHER		IP	WLS	BF	H	R	ER	SO	BB	IBB	HBP	BLK	WP	HR	S	P	ERA	WHIP
Bubba Church, R ERA: 8.4	(1, 1)	3.2	L	18	7	4	4	3	0	0	0	0	0	1	24	24	9.82	1.909
Phil Haugstad, R ERA:	(4, 1)	4.1		17	1	0	0	1	3	0	0	0	1	0	16	28	0.00	0.923
Joe Nuxhall, L ERA: 3.94	(9, 1)	1.0		3	0	0	0	0	0	0	0	0	0	0	3	3	0.00	0.000

PITCHER	IP	WLS	BF	H	R	ER	SO	BB	IBB	HBP	BLK	WP	HR	S	P	ERA	WHIP

Batter	1	2	3	4	5	6	7	8	9	AB	R	H	RBI	BB	SO	LOB
Bob Borkowski, R (1, 9) OBP: 0.321, SLG: 0.330	BB 1B 1B		6-3 ①		K ③			1B		4	0	2	0	0	1	0
Bobby Adams, R (1, 5) OBP: 0.360, SLG: 0.433	K ①		E3			5-3 ①		F9 ③		4	0	0	0	0	1	2
Grady Hatton, L (1, 4) OBP: 0.348, SLG: 0.394	BB 1-2 1B		K ②			K2-4-2 BB			HR	3	1	2	1	1	1	1
Andy Seminick, R (1, 2) OBP: 0.326, SLG: 0.395	K ②		K ③			K2-4-2 ②③ 1-2f			F4 ①	4	0	0	0	0	3	4
Wally Westlake, R (1, 8) OBP: 0.282, SLG: 0.245	BB 1-2 2-3			F3 ①			F4 ①		F8 ②	3	0	0	0	1	0	0
Wally Post, R (1, 7) OBP: 0.189, SLG: 0.204	K ③			F2 ②			6-3 ②		K ③	4	0	0	0	0	2	3
Eddie Pellagrini, R (1, 3) OBP: 0.182, SLG: 0.250		1-3 ①		K ③			3-1 ③			3	0	0	0	0	1	0
Roy McMillan, R (1, 6) OBP: 0.263, SLG: 0.338		5-3 ②			F4 ①			K ①		3	0	0	0	0	1	0
Bubba Church, R (1, 1) OBP: 0.200, SLG: 0.200		K ③			F3 ②			F3 ②		1	0	0	0	0	1	0
Phil Haugstad, R (4, 1)										1	0	0	0	0	0	0
Eddie Kazak, R (8, PH)										1	0	0	0	0	0	0
Joe Nuxhall, L (9, 1)										0	0	0	0	0	0	0
Inning Stats	R: 0 H: 2 E: 0 LOB: 3 K: 3 BB: 1 S: 11 P: 15	R: 0 H: 0 E: 0 LOB: 0 K: 1 BB: 0 S: 5 P: 5	R: 0 H: 0 E: 1 LOB: 1 K: 2 BB: 0 S: 8 P: 8	R: 0 H: 0 E: 0 LOB: 0 K: 1 BB: 0 S: 5 P: 5	R: 0 H: 0 E: 0 LOB: 0 K: 1 BB: 0 S: 5 P: 5	R: 0 H: 0 E: 0 LOB: 1 K: 1 BB: 1 S: 4 P: 8	R: 0 H: 0 E: 0 LOB: 0 K: 0 BB: 0 S: 3 P: 3	R: 0 H: 1 E: 0 LOB: 1 K: 1 BB: 0 S: 6 P: 6	R: 1 H: 1 E: 0 LOB: 0 K: 1 BB: 0 S: 6 P: 6	1B: 3 SF: 0 2B: 1 SAC: 0 3B: 0 DP: 1 HR: 1 HBP: 0						

PITCHER	IP	WLS	BF	H	R	ER	SO	BB	IBB	HBP	BLK	WP	HR	S	P	ERA	WHIP
Max Surkont, R (1, 1) ERA: 4.22	9.0	W	33	4	1	1	11	2	0	0	0	0	1	53	61	1.00	0.667

PITCHER	IP	WLS	BF	H	R	ER	SO	BB	IBB	HBP	BLK	WP	HR	S	P	ERA	WHIP

BOTTOM

Boston Braves @ Cincinnati Reds

Crosley Field, Cincinnati, OH

Mon Jun 02 1952, 3:33 AM EDT

Att. 4,919 - Unknown

livebaseballscorecards.com

AB	31
R	1
H	4
RBI	1
BB	2
SO	11
LOB	10

Brooklyn Dodgers @ Cincinnati Reds

Crosley Field, Cincinnati, OH

Fri Jun 06 1952, 3:33 AM EDT

Att. 14,476 - Unknown

livebaseballscorecards.com

Batter	1	2	3	4	5	6	7	8	9	AB	R	H	RBI	BB	SO	LOB
Bobby Morgan, R (1, 5) OBP: 0.418, SLG: 0.417	2-2 F7		4-2 FC5-4 BB		2-2 FC6-5 3B 2-3		1-1 FC1-6 G4-6-3 1-2f		1-2 3B HBP 1-2	3	2	0	0	1	0	2
Pee Wee Reese, R (1, 6) OBP: 0.381, SLG: 0.331	0-1 F5		2-1 FC5-4 1-2f		3-1 1B 3B 1-H		1-2 G4-6-3 1-2f		2-0 1B 3B 1-H 2-H	5	2	2	3	0	0	2
Jackie Robinson, R (1, 4) OBP: 0.503, SLG: 0.504	4-2 BB			2-2 BB 1B	1-0 FC6-4 1B 3-H			3-2 E5 BB	0-1 FC6-4 1B 3-H	4	0	3	2	1	0	0
Roy Campanella, R (1, 2) OBP: 0.359, SLG: 0.450	3-2 6-3			0-0 F7	2-2 FC6-4 1-2f			0-2 L9	3-2 L9	5	0	0	0	0	0	5
Andy Pafko, R (1, 7) OBP: 0.389, SLG: 0.483		2-2 F7		4-2 FC6-4 BB 1-2		0-1 SH5-4 F8 2B		0-0 F7	1-0 FC6-4 1-2f	4	1	1	0	1	0	2
Duke Snider, L (1, 8) OBP: 0.383, SLG: 0.463		0-1 G3		2-3 K		1-0 SH5-4 2-3		4-1 BB 1-2		2	0	0	0	1	1	2
Gil Hodges, R (1, 3) OBP: 0.348, SLG: 0.444		2-3 K		2-1 FC6-4 1-2f		2-2 F8 3-H		1-1 L5		4	0	0	1	0	1	4
Carl Furillo, R (1, 9) OBP: 0.297, SLG: 0.304			1-0 F8		0-0 FC6-5 SH1-4 1B	1-0 F8			1-0 F4	4	0	1	0	0	0	0
Preacher Roe, R (1, 1) OBP: 0.167, SLG: 0.091			0-1 6-3		1-2 SH1-4 1-2		1-2 E6 FC1-6		4-1 HBP 3B BB	2	1	0	0	1	0	0
Joe Black, R (9, 1) OBP: 0.333, SLG: 0.333										0	0	0	0	0	0	0

Inning Stats	1	2	3	4	5	6	7	8	9	
	R: 0 H: 0 E: 0 LOB: 1 K: 0 BB: 1 S: 12 P: 21	R: 0 H: 0 E: 0 LOB: 0 K: 1 BB: 0 S: 8 P: 12	R: 0 H: 0 E: 0 LOB: 1 K: 0 BB: 1 S: 7 P: 14	R: 0 H: 1 E: 0 LOB: 2 K: 1 BB: 1 S: 12 P: 22	R: 2 H: 3 E: 0 LOB: 1 K: 0 BB: 0 S: 13 P: 22	R: 1 H: 1 E: 0 LOB: 0 K: 0 BB: 0 S: 9 P: 13	R: 0 H: 0 E: 1 LOB: 0 K: 0 BB: 0 S: 8 P: 11	R: 0 H: 0 E: 1 LOB: 2 K: 0 BB: 1 S: 10 P: 18	R: 3 H: 2 E: 0 LOB: 1 K: 0 BB: 1 S: 11 P: 23	1B: 4 SF: 0 2B: 1 SAC: 2 3B: 2 DP: 1 HR: 0 HBP: 1	WP: 0 PA: 41 PB: 0 SB: 0 CS: 0

PITCHER		IP	WLS	BF	H	R	ER	SO	BB	IBB	HBP	BLK	WP	HR	S	P	ERA	WHIP
Ken Raffensberger, L ERA: 2.03	(1, 1)	7.0	L	29	5	3	3	2	3	0	0	0	0	0	69	115	3.86	1.143
Phil Haugstad, R ERA: 7.94	(8, 1)	1.1		10	2	3	3	0	2	0	1	0	0	0	17	33	20.25	3.000
Bud Byerly, R ERA: 6.05	(9, 1)	0.2		2	0	0	0	0	0	0	0	0	0	0	4	8	0.00	0.000

PITCHER	IP	WLS	BF	H	R	ER	SO	BB	IBB	HBP	BLK	WP	HR	S	P	ERA	WHIP

Brooklyn Dodgers @ Cincinnati Reds

Crosley Field, Cincinnati, OH

Fri Jun 06 1952, 3:33 AM EDT

Att. 14,476 - Unknown

livebaseballscorecards.com

Batter	1	2	3	4	5	6	7	8	9	AB	R	H	RBI	BB	SO	LOB
Bob Borkowski, R (1, 7) OBP: 0.312, SLG: 0.319	1-3		F3		F8		F9		3B 1B (1-2, 2-H)	5	1	1	1	0	0	0
Bobby Adams, R (1, 5) OBP: 0.380, SLG: 0.449	1B BB		1-3		5-3		BB		F8 3B (1-H, 2-H)	3	1	1	2	2	0	0
Grady Hatton, L (1, 4) OBP: 0.351, SLG: 0.418	F2		1B		1B		G3		F8	5	0	2	1	0	0	3
Ted Kluszewski, L (1, 3) OBP: 0.349, SLG: 0.486	FC6-4 1B (1-2)		K		G3			F3	F6	5	0	1	0	0	1	3
Wally Westlake, R (1, 8) OBP: 0.295, SLG: 0.250	FC6-4 (1-2f)			FC6-4 1B		5-3		G3		4	0	1	0	0	0	2
Willard Marshall, L (1, 9) OBP: 0.277, SLG: 0.443		F7		FC6-4 (1-2)		F3		F8		4	0	1	0	0	0	0
Joe Rossi, R (1, 2) OBP: 0.379, SLG: 0.328		F9		F8		1B			F8	4	0	1	0	0	0	2
Roy McMillan, R (1, 6) OBP: 0.269, SLG: 0.350		2B		FC6-4 (1-2f, 2-3)		4-3			1B 2B	4	1	2	0	0	0	3
Ken Raffensberger, R (1, 1) OBP: 0.125, SLG: 0.087 Wally Post, R (7, PH) OBP: 0.211, SLG: 0.283 Phil Haugstad, R (8, 1) Bud Byerly, R (9, 1) Andy Seminick, R (9, PH) OBP: 0.333, SLG: 0.395 Eddie Pellagrini, R (9, PR) OBP: 0.182, SLG: 0.250		5-3		K			K		1B 3B BB	2 1 0 0 0 0	0 0 0 0 0 1	0 0 0 0 0 0	0 0 0 0 1 0	0 1 0 0 0 0	1 0 0 0 0 0	3 0 0 0 0 0
Inning Stats	R: 0 E: 0 K: 0 S: 10 H: 1 LOB: 2 BB: 1 P: 17	R: 0 E: 0 K: 0 S: 9 H: 1 LOB: 1 BB: 0 P: 13	R: 0 E: 0 K: 1 S: 13 H: 1 LOB: 1 BB: 0 P: 20	R: 0 E: 0 K: 1 S: 9 H: 2 LOB: 2 BB: 0 P: 12	R: 0 E: 0 K: 0 S: 9 H: 1 LOB: 1 BB: 0 P: 14	R: 0 E: 0 K: 0 S: 6 H: 1 LOB: 1 BB: 0 P: 9	R: 0 E: 0 K: 1 S: 10 H: 0 LOB: 1 BB: 1 P: 17	R: 0 E: 0 K: 0 S: 7 H: 0 LOB: 0 BB: 0 P: 11	R: 4 E: 0 K: 0 S: 13 H: 3 LOB: 1 BB: 1 P: 21	1B: 7 2B: 2 3B: 1 HR: 0	SF: 0 SAC: 0 DP: 0 HBP: 0						

	AB	37
	R	4
	H	10
	RBI	4
	BB	3
	SO	3
	LOB	16

WP: 0 PB: 0 SB: 0 CS: 0 PA: 40

PITCHER		IP	WLS	BF	H	R	ER	SO	BB	IBB	HBP	BLK	WP	HR	S	P	ERA	WHIP
Preacher Roe, L ERA: 3.19	(1, 1)	8.1	W	38	10	4	4	3	3	0	0	0	0	0	82	129	4.32	1.560
Joe Black, R ERA:	(9, 1)	0.2	S	2	0	0	0	0	0	0	0	0	0	0	4	5	0.00	0.000

Brooklyn Dodgers @ Cincinnati Reds

Crosley Field, Cincinnati, OH

Sat Jun 07 1952, 3:33 AM EDT

Att. 11,071 - Unknown

livebaseballscorecards.com

Batter	1	2	3	4	5	6	7	8	9	AB	R	H	RBI	BB	SO	LOB
Bobby Morgan, R (1, 5) OBP: 0.400, SLG: 0.385	BBBB 4-2 1B L9 BB BBX 2-0 1-2I FC6-4			BX 1-0 ① F7	BFBBX 3-1 ② 6-3	BBCBCX 3-2 ① F2	BX 1-0 ③ F5	5	1	0	0	1	0	2
Pee Wee Reese, R (1, 6) OBP: 0.387, SLG: 0.335	BFBX 2-1 S S 1-3 2B 1B	CBX 1-1 ① F8		CX 0-1 ② F7	BBBCCX 3-2 1B	CBCBFBB 4-2 2B 1B BB		4	2	2	0	1	0	0
Rocky Bridges, R (8, 6)								0	0	0	0	0	0	0
Duke Snider, L (1, 8) OBP: 0.378, SLG: 0.461	BFFBS 2-3 ① K	BBBCX 3-1 ② F7		X 0-0 ③ 4-3		FX 0-1 ③ F8		BX 1-0 1-3 1B 2B		5	1	1	0	0	1	3
Jackie Robinson, R (1, 4) OBP: 0.500, SLG: 0.493	BBX 2-0 ② L9 3-H	BBBCB 4-1 CS BB			BBX 2-0 ① L8		CBFFFFBB 4-2 1B F8 BB	BFCBC 2-3 ② K		3	1	0	1	2	1	3
Roy Campanella, R (1, 2) OBP: 0.368, SLG: 0.452	BBBB 4-0 BB 1-2 2B BB	CSBBB 3-2 ③ CS 1-2	CX 0-1 ① 4-3		LSBX 1-2 ② 5-3		X 0-0 1-3 HR 1B	X 0-0 1B 2-H 3-H 1B		4	2	2	2	1	0	0
Andy Pafko, R (1, 7) OBP: 0.400, SLG: 0.490	BCBFBB 4-2 1-2 2-3 2B BB	X 0-0 2B 1B			X 0-0 WP E 1B		CBX 1-1 ① F8 3-H	BX 1-0 1-2 1B		4	2	3	1	1	0	1
Carl Furillo, R (1, 9) OBP: 0.301, SLG: 0.336	CX 0-1 1-H 2-H 3-H 1B 2B	FX 0-1 ② F2			BBFX 2-1 E3 WP 1-2		BBX 2-0 1-H HR	X 0-0 ③ F7		5	2	2	5	0	0	4
Dick Williams, R (1, 3) OBP: 0.263, SLG: 0.389	FBBFX 2-2 1B 2-H 1B	BSX 1-1 1-H 2B			CSS 0-3 ③ K 1-2 2-3		BX 1-0 ② B2-3		FBSFX 1-2 ① L8	5	0	2	2	0	1	2
Chris Van Cuyk, L (1, 1) OBP: 0.412, SLG: 0.438 Johnny Rutherford, L (4, 1) OBP: 0.125, SLG: 0.125	X 0-0 FC6-4 1-2 1B	FX 0-1 ③ F8				CX 0-1 ① F8	X 0-0 ③ F7		X 0-0 ② L7	2	0	1	0	0	0	1
										3	0	0	0	0	0	0
Inning Stats	R: 5 E: 0 K: 1 S: 18 H: 4 LOB: 2 BB: 3 P: 40	R: 0 E: 0 K: 0 S: 7 H: 0 LOB: 0 BB: 1 P: 18	R: 1 E: 0 K: 0 S: 9 H: 2 LOB: 1 BB: 0 P: 10	R: 0 E: 0 K: 0 S: 4 H: 0 LOB: 0 BB: 0 P: 5	R: 0 E: 1 K: 1 S: 10 H: 1 LOB: 2 BB: 0 P: 15	R: 0 E: 0 K: 0 S: 9 H: 1 LOB: 1 BB: 0 P: 15	R: 3 E: 0 K: 0 S: 11 H: 2 LOB: 0 BB: 1 P: 19	R: 2 E: 0 K: 1 S: 13 H: 3 LOB: 2 BB: 1 P: 24	R: 0 E: 0 K: 0 S: 6 H: 0 LOB: 0 BB: 0 P: 8	1B: 9 2B: 3 3B: 0 HR: 1	SF: 0 SAC: 0 DP: 0 HBP: 0					

TOP	
AB	40
R	11
H	13
RBI	11
BB	6
SO	3
LOB	16

PITCHER		IP	WLS	BF	H	R	ER	SO	BB	IBB	HBP	BLK	WP	HR	S	P	ERA	WHIP
Bubba Church, R ERA: 10.91	(1, 1)	0.2	L	7	2	5	5	1	3	0	0	0	0	0	13	31	67.50	7.500
Herm Wehmeier, R ERA: 7.33	(1, 1)	6.1		29	8	4	4	1	2	0	0	0	1	1	55	91	5.68	1.579
Joe Nuxhall, L ERA: 4.5	(8, 1)	2.0		10	3	2	2	1	1	0	0	0	0	0	19	32	9.00	2.000

PITCHER	IP	WLS	BF	H	R	ER	SO	BB	IBB	HBP	BLK	WP	HR	S	P	ERA	WHIP

WP: 1	PA: 47
PB: 0	
SB: 2	
CS: 1	

Batter	1	2	3	4	5	6	7	8	9	AB	R	H	RBI	BB	SO	LOB
Bob Borkowski, R (1, 3) OBP: 0.302, SLG: 0.308	5-3		F8		6-3		1-3			4	0	0	0	0	0	0
Bobby Adams, R (1, 5) OBP: 0.378, SLG: 0.445	F8		G3-6 1B		F6			K		4	0	1	0	0	1	0
Grady Hatton, L (1, 4) OBP: 0.354, SLG: 0.420	1B		G3-6 1-2f		FC6-4 1B			L9		4	0	2	0	0	0	1
Wally Westlake, R (1, 8) OBP: 0.294, SLG: 0.245	F9			2B 1B BB	FC6-4 1-2f			F8		3	1	0	0	1	0	2
Willard Marshall, L (1, 9) OBP: 0.287, SLG: 0.470		1B 2B		1-3 1B 2B	G3				F8	4	2	2	0	0	0	0
Joe Rossi, R (1, 2) OBP: 0.386, SLG: 0.317		G5-3 1B BB		1B FC6-2 BB	F9				F3	2	0	0	0	2	0	0
Roy McMillan, R (1, 6) OBP: 0.274, SLG: 0.354		G5-3 1-2 2-H 1B		1-3 2-H 3-H 1B	F9				F8	4	0	2	2	0	0	0
Wally Post, R (1, 7) OBP: 0.200, SLG: 0.268		G5-3 1-2 2-3f		FC6-2 3-H		6-3				3	0	0	0	0	0	3
Bubba Church, R (1, 1) OBP: 0.200, SLG: 0.200		5-3		6-3		K				0	0	0	0	0	0	0
Herm Wehmeier, R (1, 1) OBP: 0.211, SLG: 0.211										2	0	0	0	0	0	2
Eddie Kazak, R (7, PH)										1	0	0	0	0	1	0
Joe Nuxhall, L (8, 1)										0	0	0	0	0	0	0
Inning Stats	R: 0 E: 0 K: 0 S: 7 H: 1 LOB: 1 BB: 0 P: 10	R: 1 E: 0 K: 0 S: 13 H: 2 LOB: 1 BB: 1 P: 20	R: 0 E: 0 K: 0 S: 5 H: 1 LOB: 0 BB: 0 P: 6	R: 2 E: 0 K: 0 S: 11 H: 2 LOB: 1 BB: 2 P: 24	R: 0 E: 0 K: 0 S: 9 H: 1 LOB: 1 BB: 0 P: 12	R: 0 E: 0 K: 0 S: 4 H: 0 LOB: 0 BB: 0 P: 5	R: 0 E: 0 K: 1 S: 7 H: 0 LOB: 0 BB: 0 P: 10	R: 0 E: 0 K: 1 S: 7 H: 0 LOB: 0 BB: 0 P: 9	R: 0 E: 0 K: 0 S: 5 H: 0 LOB: 0 BB: 0 P: 6							

PITCHER		IP	WLS	BF	H	R	ER	SO	BB	IBB	HBP	BLK	WP	HR	S	P	ERA	WHIP
Chris Van Cuyk, L ERA: 5.56	(1, 1)	3.0		15	5	3	3	0	3	0	0	0	0	0	29	49	9.00	2.667
Johnny Rutherford, R ERA: 3.42	(4, 1)	6.0	W	19	2	0	0	2	0	0	0	0	0	0	39	53	0.00	0.333

PITCHER	IP	WLS	BF	H	R	ER	SO	BB	IBB	HBP	BLK	WP	HR	S	P	ERA	WHIP

BOTTOM

Brooklyn Dodgers @ Cincinnati Reds

Crosley Field, Cincinnati, OH

Sat Jun 07 1952, 3:33 AM EDT

Att. 11,071 - Unknown

livebaseballscorecards.com

AB	31
R	3
H	7
RBI	2
BB	3
SO	2
LOB	8

1B: 5	SF: 0	WP: 0	PA: 34
2B: 2	SAC: 0	PB: 0	
3B: 0	DP: 2	SB: 0	
HR: 0	HBP: 0	CS: 0	

Batter	1	2	3	4	5	6	7	8	9	AB	R	H	RBI	BB	SO	LOB
Bobby Morgan, R (1, 5) OBP: 0.400, SLG: 0.391	C B B F B B 4-2 1B 1B BB	B X 1-0 6-3 ①			X 0-0 6-3 ①	B S B X 2-1 2-H 2B			B C B B C S 3-3 K ①	4	1	1	1	1	1	0
Pee Wee Reese, R (1, 6) OBP: 0.392, SLG: 0.339	B X 1-0 1B 1-3 1B 1B	C F C 0-3 K ②			C C B B B B 4-2 S HR BB	B B C C B F X 3-2 F6 ②			X 0-0 1B 1B 1B	4	3	2	0	1	1	1
Duke Snider, L (1, 8) OBP: 0.383, SLG: 0.482	X 0-0 1B HBP 1-3 3-H 1B 1B	B C X 1-1 F5 ③			B B C S F X 2-2 1-H HR	X 0-0 G3 ③			B F F B X 2-2 1B 1-2 L8 1B	5	3	3	3	0	0	1
Jackie Robinson, R (1, 4) OBP: 0.503, SLG: 0.496	F F C 0-3 K ①	B C X 1-1 5-3 ①			B B X 2-0 HR 1B		B C B F F F X 2-2 G6-4-3 1B		C B B X 2-1 1-3 2-H FC5-4 1B	5	1	3	1	0	1	2
Roy Campanella, R (1, 2) OBP: 0.370, SLG: 0.471	H 1-0 1B 1-2 1B HBP	B X 1-0 F7 ②			X 0-0 1-H HR		B B X 2-0 ①② G6-4-3 1-2f		B F C B F X 2-2 3-H L8 ②	4	2	1	3	0	0	2
Andy Pafko, R (1, 7) OBP: 0.395, SLG: 0.481	F B B X 2-1 1B 1B 1-2 2-3 3-H 1B	F B B C B S 3-3 K ③			S X 0-1 5-3 ②		F B B F S 2-3 K ③		B X 1-0 1-2f FC5-4 ③	5	0	1	1	0	2	1
Gil Hodges, R (1, 3) OBP: 0.352, SLG: 0.445	C X 0-1 1B 1-2 2-H 3-H 1B		C F B X 1-2 FC5-4 1B		B C C B B C 3-3 K ③			X 0-0 5-3 ①		4	0	2	2	0	1	0
Carl Furillo, R (1, 9) OBP: 0.299, SLG: 0.333	C B F X 1-2 L7 ②		S F B B X 2-2 FC5-4 CS 1-2f ①			X 0-0 SH3-4 2B 1B		B X 1-0 F8 ②		4	1	1	0	0	0	3
Ralph Branca, R (1, 1) OBP: 0.077, SLG: 0.077 Joe Black, R (4, 1) OBP: 0.333, SLG: 0.333 Clem Labine, R (5, 1)	B X 1-0 1-2 2-H 1B ③		B S B X 2-1 F6 1-2 ②③			X 0-0 SH3-4 1-2 ①		C B C F F B F F C 2-3 K ③		2 0 1	0 0 0	1 0 0	0 0 0	0 0 0	0 0 1	1 0 0
Inning Stats	R: 4 E: 0 K: 1 S: 16 H: 5 LOB: 2 BB: 1 P: 26	R: 0 E: 0 K: 1 S: 6 H: 0 LOB: 0 BB: 0 P: 8	R: 0 E: 0 K: 1 S: 6 H: 0 LOB: 0 BB: 0 P: 11	R: 0 E: 0 K: 0 S: 8 H: 1 LOB: 0 BB: 0 P: 13	R: 4 E: 0 K: 1 S: 14 H: 3 LOB: 0 BB: 1 P: 25	R: 1 E: 0 K: 0 S: 9 H: 2 LOB: 1 BB: 0 P: 14	R: 0 E: 0 K: 1 S: 9 H: 1 LOB: 0 BB: 0 P: 15	R: 0 E: 0 K: 1 S: 9 H: 0 LOB: 0 BB: 0 P: 12	R: 2 E: 0 K: 1 S: 14 H: 3 LOB: 1 BB: 0 P: 24	1B: 12 2B: 1 3B: 0 HR: 2 SF: 0 SAC: 1 DP: 1 HBP: 1						

TOP

Brooklyn Dodgers @ Cincinnati Reds

Crosley Field, Cincinnati, OH

Sun Jun 08 1952, 3:33 AM EDT

Unknown

livebaseballscorecards.com

AB	38
R	11
H	15
RBI	11
BB	2
SO	7
LOB	11

WP: 0 PB: 0 SB: 1 CS: 1 PA: 42

PITCHER		IP	WLS	BF	H	R	ER	SO	BB	IBB	HBP	BLK	WP	HR	S	P	ERA	WHIP
Frank Hiller, R ERA: 5.35	(1, 1)	4.1	L	23	9	8	8	3	2	0	1	0	0	2	45	75	16.61	2.538
Bud Byerly, R ERA: 5.48	(5, 1)	3.2		13	3	1	1	3	0	0	0	0	0	0	32	49	2.46	0.818
Bubba Church, R ERA: 11.34	(9, 1)	1.0		6	3	2	2	1	0	0	0	0	0	0	14	24	18.00	3.000

PITCHER	IP	WLS	BF	H	R	ER	SO	BB	IBB	HBP	BLK	WP	HR	S	P	ERA	WHIP

BOTTOM

Brooklyn Dodgers @ Cincinnati Reds

Crosley Field, Cincinnati, OH

Sun Jun 08 1952, 3:33 AM EDT

Unknown

livebaseballscorecards.com

Batter	1	2	3	4	5	6	7	8	9	AB	R	H	RBI	BB	SO	LOB
Bob Borkowski, R (1, 7) OBP: 0.321, SLG: 0.328	G4-3			1B; 2B	1B; 1B		FC3-6		6-3	5	2	4	0	0	0	0
Bobby Adams, R (1, 5) OBP: 0.379, SLG: 0.444	G4-3			2B	K		FC3-6; G3; 1B			5	1	2	0	0	1	4
Grady Hatton, L (1, 4) OBP: 0.360, SLG: 0.430	1-3			F9; 1B	FC5; 1B		G3		F9	5	1	3	3	0	0	1
Ted Kluszewski, L (1, 3) OBP: 0.338, SLG: 0.469		F4		F9	F5		G3		F8	5	0	0	0	0	0	6
Willard Marshall, L (1, 9) OBP: 0.297, SLG: 0.471		F3		2B; 1B			K			4	1	2	2	0	1	2
Wally Westlake, R (1, 8) OBP: 0.293, SLG: 0.252		5-3		2B	FC5			6-3		4	1	1	0	0	0	2
Roy McMillan, R (1, 6) OBP: 0.274, SLG: 0.352			F5	CS; 1B		F8		1-3		4	0	1	2	0	0	0
Joe Rossi, R (1, 2) OBP: 0.378, SLG: 0.302			F7	F2		6-3		BB		3	0	0	0	1	0	1
Frank Hiller, R (1, 1) OBP: 0.292, SLG: 0.190			6-3		1B; 1B	F9		5-3		1	0	0	0	0	0	0
Bud Byerly, R (5, 1) OBP: 0.200, SLG: 0.200										2	1	1	0	0	0	0
Andy Seminick, R (8, PH) OBP: 0.330, SLG: 0.390										1	0	0	0	0	0	1
Bubba Church, R (9, 1) OBP: 0.200, SLG: 0.200										0	0	0	0	0	0	0

Inning Stats	1	2	3	4	5	6	7	8	9
R	0	0	0	5	2	0	0	0	0
E	0	0	0	0	0	0	0	0	0
H	1	0	0	6	4	0	2	1	1
K	0	0	0	0	2	0	1	0	0
LOB	0	0	0	0	2	0	2	1	1
BB	0	0	0	0	0	0	0	0	0
S	5	6	10	14	16	3	7	9	9
P	8	10	13	22	26	3	11	16	13

1B	12
2B	2
3B	0
HR	0
SF	0
SAC	0
DP	1
HBP	0

WP	0
PB	0
SB	0
CS	1
PA	40

PITCHER		IP	WLS	BF	H	R	ER	SO	BB	IBB	HBP	BLK	WP	HR	S	P	ERA	WHIP
Ralph Branca, R (1, 1) ERA: 5.56		3.1		14	5	4	4	0	0	0	0	0	0	0	29	46	10.80	1.500
Joe Black, R (4, 1) ERA: 1.13		0.2		4	3	2	2	0	0	0	0	0	0	0	8	9	27.00	4.500
Clem Labine, R (5, 1) ERA: 4.6		5.0	W	22	6	1	1	2	1	0	0	0	0	0	42	67	1.80	1.400

PITCHER	IP	WLS	BF	H	R	ER	SO	BB	IBB	HBP	BLK	WP	HR	S	P	ERA	WHIP

Brooklyn Dodgers @ Cincinnati Reds

Crosley Field, Cincinnati, OH

Sun Jun 08 1952, 3:38 AM EDT

Att. 29,211 - Unknown

livebaseballscorecards.com

Batter	1	2	3	4	5	6	7	8	9	AB	R	H	RBI	BB	SO	LOB
Bobby Morgan, R (1, 5) OBP: 0.406, SLG: 0.384	C S C 0-3 ① K		B B C B C S 3-3 ① K		F B B C B B 4-2 1B BB		C B B X 2-1 ① F7	H 1-0 1B 2B HBP	X 0-0 1-3 2-H 1B	4	1	1	1	1	2	0
Pee Wee Reese, R (1, 6) OBP: 0.400, SLG: 0.347	B B B B 4-0 E S 1B BB		C L X 0-2 ② F3		C B X 1-1 1-3 2-H 1B		B X 1-0 G4-6-3 1B	B B C X 2-1 1-2 2B 1B	S B B X 2-1 ② 1-3 1-2	5	2	3	1	1	0	1
Duke Snider, L (1, 8) OBP: 0.377, SLG: 0.477	C X 0-1 ② F5		F B S B C 2-3 ③ K		F F B S X 2-2 ② F5		X 0-0 ② ③ G4-6-3 1-2f	F X 0-1 1B 1-H 2-H 1B 2B	B X 1-0 ③ 4-3	6	1	1	2	0	1	5
Jackie Robinson, R (1, 4) OBP: 0.511, SLG: 0.500	B B F B F B 4-2 1B 1-3 BB			B C B B B 4-1 FC6-4 BB	X 0-0 ③ F9			F B S X 2-2 1B HR 1B X 0-0 BB 1B 2-3 1B		3	1	2	0	2	0	2
Andy Pafko, R (1, 7) OBP: 0.400, SLG: 0.485	S B X 1-1 1-2 3-H 1B			F C X 0-2 ① FC6-4 FC5-4 1-2f		B B C X 2-1 E6 1B		X 1-0 1B HR 1B X 0-0 1-2 BB 3-H 1B		5	1	3	2	0	0	1
Gil Hodges, R (1, 3) OBP: 0.358, SLG: 0.447	X 0-0 ③ F2			C X 0-1 ② FC5-4 1-2f		X 0-0 1-2 1B		X 0-0 1-2 2-3 HR 1B C B B B B B B 4-2 1-2 2-3 BB		4	1	2	0	1	0	3
Carl Furillo, R (1, 9) OBP: 0.296, SLG: 0.349		F X 0-1 ① F2		B B F F F F F X 2-2 ③ F8		C B X 1-1 ① F9		B B C X 2-1 1-H 2-H 3-H HR B B B B B B 3-3 ③ K		5	1	1	4	0	1	6
Rube Walker, L (1, 2) OBP: 0.311, SLG: 0.397 Clyde King, S (6, 1) George Shuba, L (8, PH) OBP: 0.379, SLG: 0.346 Ben Wade, R (8, 1) OBP: 0.231, SLG: 0.440		F E S 0-3 ② K			X 0-0 SH1-4 1B 1B	X 0-0 ② L7		B C F X 1-2 ① F6 B X 1-0 1B 2B		3 1 1 0 0 1 2 0 0 0 0 0 0 0 1 0 0 0 0 0 0 1 1 1 0 0 0 0						
Billy Loes, R (1, 1) OBP: 0.067, SLG: 0.067 Bud Podbielan, R (5, 1) Roy Campanella, R (6, PH) OBP: 0.362, SLG: 0.459 (6, 2)		C B S X 1-2 ③ 4-3			X 0-0 ① SH1-4 1-2 C B X	 1-1 ③ F7		F X 0-1 ② 5-3 F C X 0-2 ① 5-3		1 0 0 0 0 0 0 0 0 0 0 0 0 0 3 0 0 0 0 0 3						
Inning Stats	R: 1 H: 1 E: 0 LOB: 2 K: 1 BB: 2 S: 10 P: 19	R: 0 H: 0 E: 0 LOB: 0 K: 1 BB: 0 S: 8 P: 9	R: 0 H: 0 E: 0 LOB: 0 K: 2 BB: 0 S: 9 P: 14	R: 0 H: 0 E: 0 LOB: 1 K: 0 BB: 1 S: 12 P: 18	R: 1 H: 2 E: 0 LOB: 2 K: 0 BB: 1 S: 10 P: 17	R: 0 H: 1 E: 1 LOB: 0 K: 0 BB: 0 S: 8 P: 12	R: 0 H: 1 E: 0 LOB: 0 K: 0 BB: 0 S: 4 P: 7	R: 7 H: 8 E: 0 LOB: 3 K: 1 BB: 1 S: 24 P: 40	R: 1 H: 2 E: 0 LOB: 1 K: 0 BB: 0 S: 8 P: 12	1B: 12 SF: 0 2B: 2 SAC: 1 3B: 0 DP: 1 HR: 1 HBP: 1						

TOP	
AB	41
R	10
H	15
RBI	10
BB	5
SO	5
LOB	23

PITCHER		IP	WLS	BF	H	R	ER	SO	BB	IBB	HBP	BLK	WP	HR	S	P	ERA	WHIP
Frank Smith, R ERA: 3.59	(1, 1)	7.2	L	38	10	8	8	4	4	0	1	0	0	1	75	119	9.39	1.826
Harry Perkowski, L ERA: 4.36	(8, 1)	0.0		3	3	1	1	0	0	0	0	0	0	0	4	4	∞	∞
Phil Haugstad, R ERA: 7.5	(8, 1)	0.1		2	0	0	0	1	1	0	0	0	0	0	6	13	0.00	3.000
Bubba Church, R ERA: 11.21	(9, 1)	1.0		5	2	1	1	0	0	0	0	0	0	0	8	12	9.00	2.000

PITCHER	IP	WLS	BF	H	R	ER	SO	BB	IBB	HBP	BLK	WP	HR	S	P	ERA	WHIP

BOTTOM

Brooklyn Dodgers @ Cincinnati Reds

Crosley Field, Cincinnati, OH

Sun Jun 08 1952, 3:38 AM EDT

Att. 29,211 - Unknown

Batter	1	2	3	4	5	6	7	8	9	AB	R	H	RBI	BB	SO	LOB
Bob Borkowski, R (1, 3) OBP: 0.309, SLG: 0.315	B B C X 2-1 ① F6	B C X 1-1 ③ FC1-2 3-H		X 0-0 ③ L8		F C X 0-2 ② F8		B B B C C X 3-2 ② F6		5	0	0	0	0	0	5
Bobby Adams, R (1, 5) OBP: 0.370, SLG: 0.433	X 0-0 ② 6-3		B M X 1-1 ① F9		F B X 1-1 ① F9	B B X 2-0 ③ FC1-6 1-2f		C B B S X 2-2 ③ 3-1		5	0	0	0	0	0	2
Grady Hatton, L (1, 4) OBP: 0.366, SLG: 0.444	B C B X 2-1 ③ F8		B C X 1-1 HR		B B C B B 4-1 1B 1B BB		B X 1-0 ① F6		B B B C C B 4-2 G4-6-3 BB	3	2	1	1	2	0	0
Willard Marshall, L (1, 9) OBP: 0.313, SLG: 0.489		B X 1-0 1B 2B	B B F C X 2-2 WP 1B		B F X 1-1 1B BB 1-3 1B		F B X 1-1 ② F9		B B C X 2-1 ①② G4-6-3 1-2f	5	1	3	0	0	0	1
Wally Westlake, R (1, 8) OBP: 0.296, SLG: 0.252		F B B B X 2-1 ① L6	B B X 2-0 ② F4 1-2		B B B C B 4-1 1B 1-2 BB		X 0-0 1B 1B		B F B F B X 3-2 ③ 6-3	4	0	1	0	1	0	2
Andy Seminick, R (1, 2) OBP: 0.347, SLG: 0.407		S X 0-1 2B PB 1B 2-H	C S B B S 2-3 ③ K		B B F C X 2-2 G6-4-3 1-2 2-3 3-H 1B		S X 0-1 1-2 1B			4	1	3	2	0	1	1
Roy McMillan, R (1, 6) OBP: 0.273, SLG: 0.355		B X 1-0 PB 1-3 FC1-2 2B		B B C B F F F C 3-3 ① K	C X 0-1 ②③ G6-4-3 1-2f		B X 1-0 ③ L8			4	0	1	0	0	1	5
Wally Post, R (1, 7) OBP: 0.222, SLG: 0.276 Hank Edwards, L (8, PH) (9, 7) OBP: 0.440, SLG: 0.667		I I I I 4-0 PB IBB		C B C S 1-3 ② K	B S X 1-1 FC1-6 1B			B F X 1-1 ① F8		2 1	0 0	1 0	0 0	1 0	1 0	0 0
Frank Smith, R (1, 1) OBP: 0.231, SLG: 0.308 Harry Perkowski, L (8, 1) OBP: 0.222, SLG: 0.296 Phil Haugstad, R (8, 1) Ted Kluszewski, L (8, PH) OBP: 0.342, SLG: 0.473 Eddie Pellagrini, R (8, PR) OBP: 0.182, SLG: 0.250 Bubba Church, R (9, 1) OBP: 0.200, SLG: 0.200		B L S S 1-3 ② K 1-2 2-3 3-H		S B X 1-1 1B		L S B B L 2-3 ① K		X 0-0 1B		3 0 0 1 0 0 0	0 0 0 0 0 0 0	1 0 0 0 0 0 0	0 0 0 0 0 0 0	0 0 0 0 0 0 0	2 0 0 0 0 0 0	3 0 0 0 0 0 0
Inning Stats	R: 0 E: 0 K: 0 S: 5 H: 0 LOB: 0 BB: 0 P: 9	R: 2 E: 0 K: 1 S: 11 H: 3 LOB: 2 BB: 1 P: 21	R: 1 E: 0 K: 1 S: 11 H: 2 LOB: 1 BB: 0 P: 19	R: 0 E: 0 K: 2 S: 11 H: 1 LOB: 1 BB: 0 P: 16	R: 1 E: 0 K: 0 S: 11 H: 2 LOB: 2 BB: 2 P: 23	R: 0 E: 0 K: 1 S: 9 H: 1 LOB: 1 BB: 0 P: 14	R: 0 E: 0 K: 0 S: 7 H: 2 LOB: 2 BB: 0 P: 10	R: 0 E: 0 K: 0 S: 9 H: 1 LOB: 1 BB: 0 P: 15	R: 0 E: 0 K: 0 S: 7 H: 0 LOB: 0 BB: 1 P: 16	1B: 9 2B: 2 3B: 0 HR: 1	SF: 0 SAC: 0 DP: 2 HBP: 0					

livebaseballscorecards.com

AB	37
R	4
H	12
RBI	3
BB	4
SO	5
LOB	19

WP: 1 PB: 1 SB: 0 CS: 0 PA: 41

PITCHER		IP	WLS	BF	H	R	ER	SO	BB	IBB	HBP	BLK	WP	HR	S	P	ERA	WHIP
Billy Loes, R ERA: 2.37	(1, 1)	4.1		23	7	4	3	4	2	1	0	0	1	1	44	81	6.23	2.077
Bud Podbielan, R ERA: 21.6	(5, 1)	0.2		2	1	0	0	0	0	0	0	0	0	0	5	7	0.00	1.500
Clyde King, R ERA: 1.5	(6, 1)	2.0	W	9	3	0	0	1	0	0	0	0	0	0	16	24	0.00	1.500
Ben Wade, R ERA: 2.84	(8, 1)	2.0	S	7	1	0	0	0	1	0	0	0	0	0	16	31	0.00	1.000

PITCHER	IP	WLS	BF	H	R	ER	SO	BB	IBB	HBP	BLK	WP	HR	S	P	ERA	WHIP

New York Giants @ Cincinnati Reds

Crosley Field, Cincinnati, OH

Tue Jun 10 1952, 3:33 AM EDT

Att. 13,803 - Unknown

livebaseballscorecards.com

TOP

Batter	1	2	3	4	5	6	7	8	9	10	11	12	13	14	AB	R	H	RBI	BB	SO	LOB
Davey Williams, R (1, 4) OBP: 0.359, SLG: 0.470	2B		1B		E 2B	2-H 3-H 2B		BBBB BB		F3			PB 1B		6	1	5	2	1	0	1
Alvin Dark, R (1, 6) OBP: 0.312, SLG: 0.361	F9		L8		F9	F8		FC5 2-3f			K		G4-3 1-2		7	0	0	0	0	1	7
Whitey Lockman, L (1, 3) OBP: 0.414, SLG: 0.495	L6		1-2 1B		E1 2-H 1B 1B	4-3			F7		G6-3			6-3	7	1	2	0	0	0	2
Bobby Thomson, R (1, 8) OBP: 0.389, SLG: 0.511	F7		F9		FC5-4 3-H 1B		5-3		1B		K			F7	7	0	2	1	0	1	2
Bob Elliott, R (1, 7) OBP: 0.325, SLG: 0.378		5-3		HR	FC5-4 1-2f		BBBB CS BB		K			4-3		1B	3	1	1	1	1	0	1
Chuck Diering, R (7, PR) OBP: 0.318, SLG: 0.368 (7, 7)															0	0	0	0	0	0	0
Hank Thompson, L (9, PH) OBP: 0.337, SLG: 0.451 (9, 7)		BBBB 1B BB		F8	K		F8		F7			F7		F9	3	0	1	0	0	1	1
Wes Westrum, R (1, 2) OBP: 0.400, SLG: 0.473		K		P3		BBBB SH5-4 1B 2B BB	CS 1-2	B1-5-4 2B		4-3		4-3			6	0	0	0	1	1	4
Don Mueller, L (1, 9) OBP: 0.306, SLG: 0.423		1-2 1B		2B		1-2 SH5-4 2B 1B		BBBB FC5 B1-5-4 BB		BBBB S BB			L8		5	1	1	0	1	1	1
Bill Rigney, R (1, 5) OBP: 0.381, SLG: 0.294		K		6-3		SH5-4 1-2 2-3		B1-5-4 1-2 2-3f		F8 1-2			F3		4	1	3	0	2	0	0
Sal Maglie, R (1, 1) OBP: 0.118, SLG: 0.063 Max Lanier, R (8, 1) OBP: 0.375, SLG: 0.500 George Spencer, R (8, 1) OBP: 0.167, SLG: 0.167 Dave Koslo, L (9, 1) George Wilson, L (10, PH) OBP: 0.190, SLG: 0.200 Hoyt Wilhelm, R (10, 1) OBP: 0.222, SLG: 0.556															3 0 0 0 1 1	0 0 0 0 0 0	0 0 0 0 0 0	0 0 0 0 0 0	0 0 0 0 0 0	1 0 0 0 0 1	5 0 0 0 0 0
Inning Stats	R: 0 E: 0 K: 0 S: 4 H: 1 LOB: 1 BB: 0 P: 4	R: 0 E: 0 K: 2 S: 8 H: 1 LOB: 2 BB: 1 P: 12	R: 0 E: 0 K: 0 S: 4 H: 2 LOB: 1 BB: 0 P: 4	R: 1 E: 0 K: 0 S: 5 H: 2 LOB: 1 BB: 0 P: 5	R: 2 E: 1 K: 1 S: 8 H: 3 LOB: 1 BB: 0 P: 8	R: 2 E: 0 K: 0 S: 5 H: 2 LOB: 1 BB: 1 P: 9	R: 0 E: 0 K: 0 S: 2 H: 0 LOB: 1 BB: 1 P: 6	R: 0 E: 0 K: 0 S: 3 H: 1 LOB: 2 BB: 2 P: 11	R: 0 E: 0 K: 1 S: 6 H: 1 LOB: 1 BB: 0 P: 6	R: 0 E: 0 K: 0 S: 3 H: 1 LOB: 1 BB: 1 P: 7	R: 0 E: 0 K: 2 S: 7 H: 0 LOB: 0 BB: 0 P: 7	R: 0 E: 0 K: 0 S: 3 H: 0 LOB: 0 BB: 0 P: 3	R: 0 E: 0 K: 0 S: 4 H: 1 LOB: 1 BB: 0 P: 4	R: 0 E: 0 K: 0 S: 4 H: 1 LOB: 0 BB: 0 P: 4	1B: 9 2B: 5 3B: 0 HR: 1	SF: 0 SAC: 1 DP: 1 HBP: 0	PA: 61				

PITCHER		IP	WLS	BF	H	R	ER	SO	BB	IBB	HBP	BLK	WP	HR	S	P	ERA	WHIP
Ken Raffensberger, L ERA: 2.32	(1, 1)	5.1		28	11	5	4	3	2	0	0	0	0	1	32	40	6.75	2.438
Bud Byerly, R ERA: 5.11	(6, 1)	1.2		5	0	0	0	0	1	0	0	0	0	0	4	8	0.00	0.600
Joe Nuxhall, L ERA: 4.26	(8, 1)	1.0		5	1	0	0	0	2	0	0	0	0	0	3	11	0.00	3.000
Frank Smith, R ERA: 3.19	(9, 1)	6.0	W	22	3	0	0	3	1	0	0	0	0	0	27	31	0.00	0.667

PITCHER	IP	WLS	BF	H	R	ER	SO	BB	IBB	HBP	BLK	WP	HR	S	P	ERA	WHIP

AB	53
R	5
H	15
RBI	4
BB	6
SO	6
LOB	25

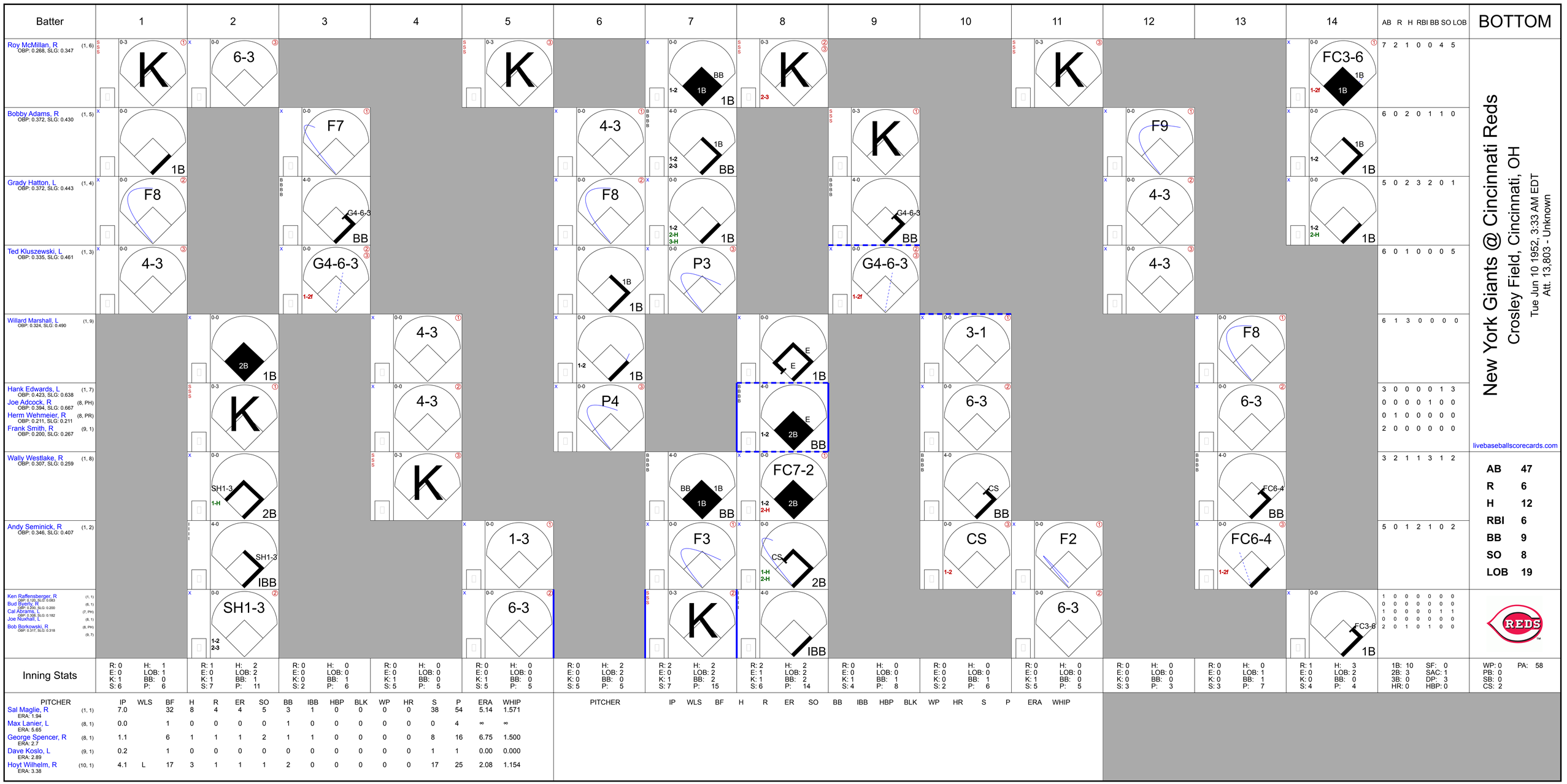
Batter
1
2
3
4
5
6
7
8
9
10
11
12
13
14
AB R H RBI BB SO LOB
BOTTOM
Roy McMillan, R (1, 6)
OBP: 0.268, SLG: 0.347
K
6-3
K
FC3-6
7 2 1 0 0 4 5
Bobby Adams, R (1, 5)
OBP: 0.372, SLG: 0.430
1B
F7
4-3
BB
F9
1B
6 0 2 0 1 1 0
Grady Hatton, L (1, 4)
OBP: 0.372, SLG: 0.443
F8
G4-6-3
F8
4-3
5 0 2 3 2 0 1
Ted Kluszewski, L (1, 3)
OBP: 0.335, SLG: 0.461
4-3
G4-6-3
P3
4-3
6 0 1 0 0 0 5
Willard Marshall, L (1, 9)
OBP: 0.324, SLG: 0.490
2B
4-3
E
3-1
F8
6 1 3 0 0 0 0
Hank Edwards, L (1, 7)
OBP: 0.423, SLG: 0.638
Joe Adcock, R (8, PH)
OBP: 0.394, SLG: 0.667
Herm Wehmeier, R (8, PR)
OBP: 0.211, SLG: 0.211
Frank Smith, R (9, 1)
OBP: 0.200, SLG: 0.267
K
4-3
P4
E
2B
BB
6-3
6-3
3 0 0 0 0 1 3
0 0 0 0 1 0 0
0 1 0 0 0 0 0
2 0 0 0 0 0 0
Wally Westlake, R (1, 8)
OBP: 0.307, SLG: 0.259
SH1-3
2B
K
BB
FC7-2
CS
BB
FC6-4
BB
3 2 1 1 3 1 2
Andy Seminick, R (1, 2)
OBP: 0.346, SLG: 0.407
SH1-3
IBB
1-3
F3
CS
2B
CS
F2
FC6-4
5 0 1 2 1 0 2
Ken Raffensberger, R (1, 1)
OBP: 0.120, SLG: 0.083
Bud Byerly, R (6, 1)
OBP: 0.500, SLG: 0.200
Cal Abrams, L (7, PH)
OBP: 0.438, SLG: 0.182
Joe Nuxhall, L (8, 1)
Bob Borkowski, R (8, PH)
OBP: 0.317, SLG: 0.318
(9, 7)
SH1-3
6-3
K
IBB
6-3
FC3-6
1 0 0 0 0 0 0
0 0 0 0 0 0 0
1 0 0 0 0 1 1
0 0 0 0 0 0 0
2 0 1 0 1 0 0
New York Giants @ Cincinnati Reds
Crosley Field, Cincinnati, OH
Tue Jun 10 1952, 3:33 AM EDT
Att. 13,803 - Unknown
livebaseballscorecards.com
AB 47
R 6
H 12
RBI 6
BB 9
SO 8
LOB 19
Inning Stats
1: R: 0 E: 0 K: 1 S: 6 | H: 1 LOB: 1 BB: 0 P: 6
2: R: 1 E: 0 K: 1 S: 7 | H: 2 LOB: 2 BB: 1 P: 11
3: R: 0 E: 0 K: 0 S: 2 | H: 0 LOB: 0 BB: 1 P: 6
4: R: 0 E: 0 K: 1 S: 5 | H: 0 LOB: 0 BB: 0 P: 5
5: R: 0 E: 0 K: 1 S: 5 | H: 0 LOB: 0 BB: 0 P: 5
6: R: 0 E: 0 K: 0 S: 5 | H: 2 LOB: 2 BB: 0 P: 5
7: R: 2 E: 0 K: 1 S: 7 | H: 2 LOB: 2 BB: 2 P: 15
8: R: 2 E: 1 K: 1 S: 6 | H: 2 LOB: 2 BB: 2 P: 14
9: R: 0 E: 0 K: 1 S: 4 | H: 0 LOB: 0 BB: 1 P: 8
10: R: 0 E: 0 K: 0 S: 2 | H: 0 LOB: 0 BB: 1 P: 6
11: R: 0 E: 0 K: 1 S: 5 | H: 0 LOB: 0 BB: 0 P: 5
12: R: 0 E: 0 K: 0 S: 3 | H: 0 LOB: 0 BB: 0 P: 3
13: R: 0 E: 0 K: 0 S: 3 | H: 0 LOB: 1 BB: 1 P: 7
14: R: 1 E: 0 K: 0 S: 4 | H: 3 LOB: 2 BB: 0 P: 4
1B: 10 2B: 3 3B: 0 HR: 0
SF: 0 SAC: 1 DP: 3 HBP: 0
WP: 0 PB: 0 SB: 0 CS: 2
PA: 58
PITCHER IP WLS BF H R ER SO BB IBB HBP BLK WP HR S P ERA WHIP
Sal Maglie, R (1, 1) ERA: 1.94 7.0 32 8 4 4 5 3 1 0 0 0 0 38 54 5.14 1.571
Max Lanier, L (8, 1) ERA: 5.65 0.0 1 0 0 0 0 1 0 0 0 0 0 4 ∞ ∞
George Spencer, R (8, 1) ERA: 2.7 1.1 6 1 1 1 2 1 1 0 0 0 0 8 16 6.75 1.500
Dave Koslo, L (9, 1) ERA: 2.89 0.2 1 0 0 0 0 0 0 0 0 0 0 1 1 0.00 0.000
Hoyt Wilhelm, R (10, 1) ERA: 3.38 4.1 L 17 3 1 1 1 2 0 0 0 0 0 17 25 2.08 1.154
PITCHER IP WLS BF H R ER SO BB IBB HBP BLK WP HR S P ERA WHIP

Batter	1	2	3	4	5	6	7	8	9	AB	R	H	RBI	BB	SO	LOB
Davey Williams, R (1, 4) OBP: 0.357, SLG: 0.465	x 0-0 ① 5-3		x 0-0 ② 4-3		x 0-0 FC1-6-4 1B	x 0-0 ① SH5-4 1-2 2-3		x 0-0 ③ P6		4	0	1	0	0	0	1
Alvin Dark, R (1, 6) OBP: 0.314, SLG: 0.358	x 0-0 ② F9		B B B B 4-0 BB		x 0-0 ① F8	x 0-0 ② 6-3			x 0-0 F8 SH1-4 1B	4	0	1	0	1	0	3
Whitey Lockman, L (1, 3) OBP: 0.406, SLG: 0.485	x 0-0 ③ 4-3		S S S 0-3 ③ K		x 0-0 ② FC1-6-4 1-2f HR	x 0-0 ③ F7			x 0-0 ① SH1-4 1-2	4	1	0	0	0	1	4
Bobby Thomson, R (1, 5) OBP: 0.398, SLG: 0.529		x 0-0 ① F8		x 0-0 BB BB 1B	x 0-0 1-H HR		B B B B 4-0 F9-6 SH1-3 BB		I I I I 4-0 F8 IBB	3	1	2	2	2	0	0
Bob Elliott, R (1, 7) OBP: 0.331, SLG: 0.386 Chuck Diering, R (9, 7) OBP: 0.318, SLG: 0.368		B B B B 4-0 BB BB		x 0-0 ① F2	x 0-0 2B 2B		x 0-0 ① SH1-3 1-2		x 0-0 ② F8 1-2 2-3	3 0	1 0	1 0	0 0	1 0	0 0	3 0
Don Mueller, L (1, 9) OBP: 0.304, SLG: 0.422		x 0-0 ② F9		x 0-0 ② F9	x 0-0 2-H 2B		x 0-0 ② ③ F9-6 2-2		x 0-0 ③ 6-3	5	0	1	1	0	0	5
Wes Westrum, R (1, 2) OBP: 0.408, SLG: 0.469		B B B B 4-0 1-2 BB		B B B B 4-0 1-2 BB	x 0-0 ③ F2			B B B B 4-0 FC1-6 BB		1	0	0	0	3	0	1
Hank Thompson, L (1, 8) OBP: 0.343, SLG: 0.447		x 0-0 ③ F8		B B B B 4-0 1-2 2-3 BB		x 0-0 SH5-4 BB 1B		x 0-0 ① FC1-6 1-2f		3	0	1	0	1	0	3
Jim Hearn, R (1, 1) OBP: 0.194, SLG: 0.300			S S S 0-3 ① K	x 0-0 ③ F4		B B B B 4-0 1-2 SH5-4 BB		x 0-0 ② P5		3	0	0	0	1	1	4
Inning Stats	R: 0 E: 0 K: 0 S: 3 H: 0 LOB: 0 BB: 0 P: 3	R: 0 E: 0 K: 0 S: 3 H: 0 LOB: 2 BB: 2 P: 11	R: 0 E: 0 K: 2 S: 7 H: 0 LOB: 1 BB: 1 P: 11	R: 0 E: 0 K: 0 S: 4 H: 1 LOB: 3 BB: 2 P: 12	R: 3 E: 0 K: 0 S: 7 H: 4 LOB: 1 BB: 0 P: 7	R: 0 E: 0 K: 0 S: 4 H: 1 LOB: 2 BB: 1 P: 8	R: 0 E: 0 K: 0 S: 2 H: 0 LOB: 0 BB: 1 P: 6	R: 0 E: 1 K: 0 S: 3 H: 0 LOB: 1 BB: 1 P: 7	R: 0 E: 0 K: 0 S: 4 H: 1 LOB: 2 BB: 1 P: 8	1B: 4 2B: 3 3B: 0 HR: 1 SF: 0 SAC: 3 DP: 1 HBP: 0						

PITCHER		IP	WLS	BF	H	R	ER	SO	BB	IBB	HBP	BLK	WP	HR	S	P	ERA	WHIP
Harry Perkowski, L ERA: 4.44	(1, 1)	5.0	L	27	6	3	3	2	6	0	0	0	0	1	25	49	5.40	2.400
Bubba Church, R ERA: 9.58	(6, 1)	3.0		10	0	0	0	0	2	0	0	0	0	0	8	16	0.00	0.667
Joe Nuxhall, L ERA: 4.05	(9, 1)	1.0		5	1	0	0	0	0	1	0	0	0	0	4	8	0.00	1.000

PITCHER	IP	WLS	BF	H	R	ER	SO	BB	IBB	HBP	BLK	WP	HR	S	P	ERA	WHIP

TOP

New York Giants @ Cincinnati Reds

Crosley Field, Cincinnati, OH

Wed Jun 11 1952, 3:33 AM EDT

Att. 10,044 - Unknown

livebaseballscorecards.com

AB	30
R	3
H	7
RBI	3
BB	9
SO	2
LOB	24

WP: 0	PB: 0	SB: 0	CS: 0	PA:	42

New York Giants @ Cincinnati Reds

Crosley Field, Cincinnati, OH

Wed Jun 11 1952, 3:33 AM EDT

Att. 10,044 - Unknown

BOTTOM

livebaseballscorecards.com

Batter	1	2	3	4	5	6	7	8	9	AB	R	H	RBI	BB	SO	LOB
Roy McMillan, R (1, 6) OBP: 0.263, SLG: 0.339	K		5-3		K			K2-3		4	0	0	0	0	3	0
Bobby Adams, R (1, 5) OBP: 0.365, SLG: 0.422	6-3		4-3			F8			F9	4	0	0	0	0	0	0
Grady Hatton, L (1, 4) OBP: 0.366, SLG: 0.434	G3			6-3		F6			F7	4	0	0	0	0	0	0
Joe Adcock, R (1, 3) OBP: 0.407, SLG: 0.676		1B		HR		K			2B	3	1	2	0	1	1	0
Bob Borkowski, R (9, PR) OBP: 0.317, SLG: 0.318		1B		BB						0	0	0	0	0	0	0
Willard Marshall, L (1, 9) OBP: 0.330, SLG: 0.520		6-3 1-3 1B		1-H HR			4-3		G3	4	1	2	2	0	0	1
Hank Edwards, L (1, 7) OBP: 0.420, SLG: 0.620		6-3 2-3		CS BB			F8			2	0	0	0	1	0	1
Wally Westlake, R (1, 8) OBP: 0.308, SLG: 0.256		BB		F8			G3			2	0	0	0	1	0	1
Andy Seminick, R (1, 2) OBP: 0.343, SLG: 0.402		K		CS 1-2		L6			5-3	1	0	0	0	0	1	2
Dixie Howell, R (5, PH) OBP: 0.250, SLG: 0.467										1	0	0	0	0	0	0
(6, 2)																
Cal Abrams, L (8, PH) OBP: 0.286, SLG: 0.167										1	0	0	0	0	0	0
Joe Rossi, R (9, 2) OBP: 0.378, SLG: 0.302										0	0	0	0	0	0	0
Harry Perkowski, L (1, 1) OBP: 0.207, SLG: 0.276			5-3		1-3			P6		2	0	0	0	0	0	0
Bubba Church, R (6, 1) OBP: 0.200, SLG: 0.200										0	0	0	0	0	0	0
Ted Kluszewski, L (8, PH) OBP: 0.333, SLG: 0.458										1	0	0	0	0	0	0
Joe Nuxhall, L (9, 1)										0	0	0	0	0	0	0

	AB	29
	R	2
	H	4
	RBI	2
	BB	3
	SO	5
	LOB	5

Inning Stats	1	2	3	4	5	6	7	8	9
	R: 0 E: 0 K: 1 S: 5	H: 0 LOB: 0 BB: 0 P: 5	R: 0 E: 0 K: 1 S: 6	H: 2 LOB: 2 BB: 1 P: 10	R: 0 E: 0 K: 0 S: 3	H: 0 LOB: 0 BB: 0 P: 3	R: 2 E: 0 K: 0 S: 3	H: 1 LOB: 0 BB: 2 P: 11	R: 0 E: 0 K: 1 S: 5	H: 0 LOB: 0 BB: 0 P: 5	R: 0 E: 0 K: 1 S: 5	H: 0 LOB: 0 BB: 0 P: 5	R: 0 E: 0 K: 0 S: 3	H: 0 LOB: 0 BB: 0 P: 3	R: 0 E: 0 K: 1 S: 5	H: 0 LOB: 0 BB: 0 P: 5	R: 0 E: 0 K: 0 S: 4	H: 1 LOB: 1 BB: 0 P: 4

| | | | | | | | | | | | | | | | |

Cincinnati Reds @ Brooklyn Dodgers

Ebbets Field, Brooklyn, NY

Sat Jun 14 1952, 3:33 AM EDT

Unknown

TOP

livebaseballscorecards.com

Batter	1	2	3	4	5	6	7	8	9	AB	R	H	RBI	BB	SO	LOB
Bob Borkowski, R (1, 7) OBP: 0.322, SLG: 0.323	K		K		1-2 1B		3-H 1B			4	0	2	1	0	2	1
Bobby Adams, R (1, 5) OBP: 0.359, SLG: 0.414	K		1-2f FC6-4		K		L8			4	0	0	0	0	2	4
Grady Hatton, L (1, 4) OBP: 0.364, SLG: 0.428	BB		K		K			F6		3	0	0	0	1	2	3
Joe Adcock, R (1, 3) OBP: 0.393, SLG: 0.651	F6			6-3		F9		L5		4	0	0	0	0	0	1
Willard Marshall, L (1, 9) OBP: 0.327, SLG: 0.509		F6		1B 1B		4-3		4-3		4	0	1	0	0	0	0
Wally Westlake, R (1, 8) OBP: 0.302, SLG: 0.250		F8		L9		K			5-3	4	0	0	0	0	1	1
Andy Seminick, R (1, 2) OBP: 0.358, SLG: 0.442		HR	1-3 1B				F2		FC5-4 BB	3	1	2	1	1	0	0
Roy McMillan, R (1, 6) OBP: 0.263, SLG: 0.337		6-3			1B 1B		K		1-2f FC5-4	4	0	1	0	0	1	1
Herm Wehmeier, R (1, 1) OBP: 0.238, SLG: 0.238			FC6-4 1B		F6		1B 3B		F4	2	0	1	0	0	0	1
Eddie Kazak, R (7, PH) OBP: 0.077, SLG: 0.231										1	1	1	0	0	0	0
Bubba Church, R (7, 1) OBP: 0.200, SLG: 0.200										0	0	0	0	0	0	0
Phil Haugstad, R (7, 1)										0	0	0	0	0	0	0
Joe Rossi, R (9, PH) OBP: 0.373, SLG: 0.297										1	0	0	0	0	0	1
Inning Stats	R: 0 E: 0 K: 2 S: 7 H: 0 LOB: 1 BB: 1 P: 15	R: 1 E: 0 K: 0 S: 7 H: 1 LOB: 0 BB: 0 P: 16	R: 0 E: 0 K: 2 S: 11 H: 1 LOB: 1 BB: 0 P: 14	R: 0 E: 0 K: 0 S: 8 H: 2 LOB: 2 BB: 0 P: 12	R: 0 E: 0 K: 2 S: 12 H: 2 LOB: 2 BB: 0 P: 18	R: 0 E: 0 K: 1 S: 12 H: 0 LOB: 0 BB: 0 P: 16	R: 1 E: 0 K: 1 S: 13 H: 2 LOB: 1 BB: 0 P: 19	R: 0 E: 0 K: 0 S: 6 H: 0 LOB: 0 BB: 0 P: 8	R: 0 E: 0 K: 0 S: 8 H: 0 LOB: 1 BB: 1 P: 14	1B: 6 2B: 0 3B: 1 HR: 1 SF: 0 SAC: 0 DP: 0 HBP: 0	WP: 0 PB: 0 SB: 0 CS: 0 PA: 36					

	AB	34
	R	2
	H	8
	RBI	2
	BB	2
	SO	8
	LOB	13

PITCHER	IP	WLS	BF	H	R	ER	SO	BB	IBB	HBP	BLK	WP	HR	S	P	ERA	WHIP
Chris Van Cuyk, L (1, 1) ERA: 4.35	9.0	W	36	8	2	2	8	2	0	0	0	0	1	84	132	2.00	1.111

PITCHER	IP	WLS	BF	H	R	ER	SO	BB	IBB	HBP	BLK	WP	HR	S	P	ERA	WHIP

Batter	1	2	3	4	5	6	7	8	9	AB	R	H	RBI	BB	SO	LOB
Bobby Morgan, R (1, 5) OBP: 0.433, SLG: 0.440	B B B C X 3-1 L7 ①	C S S 0-3 K ③		C B B X 2-1 4-3 ③		C B B X 2-1 1B	B B S B C X 3-2 1-3 ③			5	0	1	0	0	1	6
Pee Wee Reese, R (1, 6) OBP: 0.397, SLG: 0.335	C B B B F B 4-2 FC5-4 BB	B C B F F B F B 4-2 BB 1-3 BB			B B C B B B 4-1 1B 1B BB	C B X 1-1 4-3 ③		C B C X 1-2 5-3 ①		2	1	0	0	3	0	1
Jackie Robinson, R (1, 4) OBP: 0.502, SLG: 0.481	C F X 0-2 FC5-4 ② 1-2f	C X 0-1 1-3 ① 1-2			C B X 1-1 1B F8 1B 1-3		B B C B C B 4-2 WP 1B BB	B S B F B F B 4-2 S 1B BB		3	3	1	0	2	0	2
Roy Campanella, R (1, 2) OBP: 0.366, SLG: 0.462	B X 1-0 F7 ③	B B C F B B 4-2 L6-4 BB BB			C F F B B B X 3-2 1-3 1B 1-3 3-H		B F F S 1-3 K ①	B F B X 2-1 CS 1B 1-H		4	0	2	2	1	1	2
Duke Snider, L (1, 8) OBP: 0.374, SLG: 0.464		B B X 2-0 WP 3B	B B B B 4-0 1-2 2-3 BB		S F X 0-2 1-3 ① 1-2		F B B B C X 3-2 1B BB 1B 1-H	C B B B S B 4-2 BB 1-2		3	2	2	1	2	0	2
Carl Furillo, R (1, 9) OBP: 0.290, SLG: 0.349		S B B B S S 3-3 K ① 3-H	B F B S X 2-2 L6-4 ② ③ 2-3		B F B X 2-1 F8 ② 3-H		B F B F F X 2-2 BB BB FC1-2 1B 1-3	S X 0-1 L7 ③		5	0	1	1	0	1	5
Gil Hodges, R (1, 3) OBP: 0.362, SLG: 0.466	B B C B B 4-1 3-1 BB BB			X 0-0 5-3 ① C B X 1-1 5-3 ③			B B F S B B 4-2 FC1-2 BB 1-2			2	0	0	0	2	0	1
Andy Pafko, R (1, 7) OBP: 0.407, SLG: 0.475		B B B B 4-0 3-1 1-2 BB		C F X 0-2 SH5-4 1B		X 0-0 5-3 ①	B F S B F B B 4-2 FC1-2 1-2 2-3 3-H BB			2	0	1	1	2	0	0
Chris Van Cuyk, L (1, 1) OBP: 0.304, SLG: 0.318		C B B F X 2-2 3-1 ② 1-2 2-3		B S B X 2-1 SH5-4 ② 1-2		B S F F X 1-2 F7 ②	F B F F B F B F X 3-2 FC1-2 ② 1-2 2-3 3-Hf			3	0	0	0	0	0	5
Inning Stats	R: 0 E: 0 K: 0 S: 8 H: 0 LOB: 1 BB: 1 P: 16	R: 1 E: 0 K: 2 S: 11 H: 1 LOB: 2 BB: 2 P: 26	R: 0 E: 0 K: 0 S: 11 H: 0 LOB: 2 BB: 3 P: 25	R: 0 E: 0 K: 0 S: 8 H: 1 LOB: 1 BB: 0 P: 12	R: 2 E: 0 K: 0 S: 14 H: 2 LOB: 1 BB: 1 P: 25	R: 0 E: 0 K: 0 S: 9 H: 1 LOB: 1 BB: 0 P: 13	R: 2 E: 0 K: 1 S: 26 H: 2 LOB: 3 BB: 3 P: 50	R: 1 E: 0 K: 0 S: 13 H: 1 LOB: 1 BB: 2 P: 24		1B: 7 2B: 1 3B: 1 HR: 0 SF: 0 SAC: 1 DP: 1 HBP: 0						

PITCHER		IP	WLS	BF	H	R	ER	SO	BB	IBB	HBP	BLK	WP	HR	S	P	ERA	WHIP
Herm Wehmeier, R ERA: 7.05	(1, 1)	6.0	L	29	5	3	3	2	7	0	0	0	1	0	61	117	4.50	2.000
Bubba Church, R ERA: 10.29	(7, 1)	0.1		6	2	2	2	1	3	0	0	0	1	0	17	35	54.00	15.000
Phil Haugstad, R ERA: 7.04	(7, 1)	1.2		7	1	1	1	0	2	0	0	0	0	0	22	39	5.40	1.800

PITCHER	IP	WLS	BF	H	R	ER	SO	BB	IBB	HBP	BLK	WP	HR	S	P	ERA	WHIP

BOTTOM

Cincinnati Reds @ Brooklyn Dodgers

Ebbets Field, Brooklyn, NY

Sat Jun 14 1952, 3:33 AM EDT

Unknown

livebaseballscorecards.com

AB	29
R	6
H	8
RBI	5
BB	12
SO	3
LOB	24

WP: 2 PA: 42
PB: 0
SB: 2
CS: 1

Cincinnati Reds @ Brooklyn Dodgers

Ebbets Field, Brooklyn, NY

Sat Jun 14 1952, 3:38 AM EDT

Att. 29,619 - Unknown

TOP

Batter	1	2	3	4	5	6	7	8	9	AB	R	H	RBI	BB	SO	LOB
Roy McMillan, R (1, 6) OBP: 0.267, SLG: 0.337	S C S 0-3 ① K		C X 0-1 2B 1B			B B B C B 4-1 BB 1B BB	F S S 0-3 ③ K			3	2	1	0	1	2	1
Bobby Adams, R (1, 5) OBP: 0.366, SLG: 0.422	F B F F F F B B S 3-3 ② K		B C B B F X 3-2 1-H 2B			B B C B B 4-1 1-2 1B 1B BB		B B C B X 3-1 FC5 E 1B		3	1	2	1	1	1	0
Grady Hatton, L (1, 4) OBP: 0.362, SLG: 0.422	S C B X 1-2 ③ 1-3		C X 0-1 ③ F8			C F X 0-2 ① L9		B F F B F B F 1 B SAFE 4-2 1-2 BB		3	0	0	0	1	0	3
Willard Marshall, L (1, 9) OBP: 0.325, SLG: 0.500		C F B B B F C 3-3 ① K		C B X 1-1 ① 4-3		X 0-0 1-2 2-H 1B 1B		L L B F F S 1-3 ① K		4	0	1	1	0	2	2
Ted Kluszewski, L (1, 3) OBP: 0.337, SLG: 0.459		B S X 1-1 BB 1B		B X 1-0 ② 6-3		X 0-0 1-2 2-H L4-3 1B		C X 0-1 ② F2		4	0	2	1	0	0	2
Hank Edwards, L (1, 7) OBP: 0.412, SLG: 0.595		B C B B C F B 4-2 1-2 L4-3 BB		S B B S S 2-3 ③ K		B F B B B F F X 3-2 ② ③ 1-2 L4-3		X 0-0 ③ 2-3f FC5		3	0	0	0	1	1	4
Wally Westlake, R (1, 8) OBP: 0.296, SLG: 0.244		C B S B B X 3-2 ② ③ 1-2 L4-3			F C B C 1-3 ① K		B C S X 1-2 ① F7		B B B C X 3-1 ① 5-3	4	0	0	0	0	1	2
Joe Rossi, R (1, 2) OBP: 0.364, SLG: 0.288 Andy Seminick, R (7, PH) OBP: 0.360, SLG: 0.438 (7, 2)			X 0-0 ① F2		B X 1-0 ② F8		B B B C F B 4-2 FC5-6 BB		S B C X 1-2 ② 5-3	2	0	0	0	0	0	0
										1	0	0	0	1	0	0
Frank Smith, R (1, 1) OBP: 0.167, SLG: 0.222 Cal Abrams, L (9, PH) OBP: 0.267, SLG: 0.154			B C F S 1-3 ② K		B B C C B C 3-3 ③ K		L X 0-1 ② 1-2f FC5-6		C B B C F F S 2-3 ③ K	3	0	0	0	0	2	1
										1	0	0	0	0	1	0
Inning Stats	R: 0 E: 0 K: 2 S: 12 H: 0 LOB: 0 BB: 0 P: 16	R: 0 E: 0 K: 1 S: 12 H: 1 LOB: 1 BB: 1 P: 23	R: 1 E: 0 K: 1 S: 11 H: 2 LOB: 1 BB: 0 P: 15	R: 0 E: 0 K: 1 S: 6 H: 0 LOB: 0 BB: 0 P: 10	R: 0 E: 0 K: 2 S: 7 H: 0 LOB: 0 BB: 0 P: 12	R: 2 E: 0 K: 0 S: 11 H: 2 LOB: 1 BB: 2 P: 22	R: 0 E: 0 K: 1 S: 10 H: 0 LOB: 1 BB: 1 P: 15	R: 0 E: 1 K: 1 S: 14 H: 1 LOB: 2 BB: 1 P: 22	R: 0 E: 0 K: 1 S: 10 H: 0 LOB: 0 BB: 0 P: 16	1B: 5 2B: 3 3B: 0 HR: 0 SF: 0 SAC: 0 DP: 2 HBP: 0						

livebaseballscorecards.com

	AB	31
	R	3
	H	6
	RBI	3
	BB	5
	SO	10
	LOB	15

WP: 0 PA: 36
PB: 0
SB: 0
CS: 0

PITCHER		IP	WLS	BF	H	R	ER	SO	BB	IBB	HBP	BLK	WP	HR	S	P	ERA	WHIP
Carl Erskine, R ERA: 3.0	(1, 1)	5.1	W	23	5	3	3	7	3	0	0	0	0	0	55	91	5.06	1.500
Joe Black, R ERA: 1.13	(6, 1)	3.2	S	13	1	0	0	3	2	0	0	0	0	0	38	60	0.00	0.818

PITCHER	IP	WLS	BF	H	R	ER	SO	BB	IBB	HBP	BLK	WP	HR	S	P	ERA	WHIP

Cincinnati Reds @ Brooklyn Dodgers

Ebbets Field, Brooklyn, NY

Sat Jun 14 1952, 3:38 AM EDT

Att. 29,619 - Unknown

BOTTOM

Batter	1	2	3	4	5	6	7	8	9	AB	R	H	RBI	BB	SO	LOB
Bobby Morgan, R (1, 5) OBP: 0.427, SLG: 0.432	C B S X 1-2 S 1B 1B 1B	S F 2 B S SAFE 1-3 ② K 2-3		C B S S 1-3 ② K			C S B B X 2-2 ① 6-3			4	1	1	0	0	2	1
Pee Wee Reese, R (1, 6) OBP: 0.394, SLG: 0.333	B X 1-0 S 1B 1-2 1B	B B C B X 3-1 ③ F6		C X 0-1 ③ F5			B C B B X 3-1 ② F9			4	1	1	0	0	0	1
Jackie Robinson, R (1, 4) OBP: 0.502, SLG: 0.475	L B F B B F F S 3-3 ① K 1-2 2-3		F B B F F B F B 4-2 1B FC5-4 BB		S F X 0-2 ① 5-3		C B B F F B B 4-2 BB			2	1	0	0	2	1	2
Roy Campanella, R (1, 2) OBP: 0.363, SLG: 0.456	C B X 1-1 2-H 3-H 1B		B S B F S 2-3 ① K		B B S S S 2-3 ② K		F X 0-1 ③ F7			4	0	1	2	0	2	2
Duke Snider, L (1, 8) OBP: 0.372, SLG: 0.460	F B F B B S 2-3 ② K		X 0-0 FC5-4 HBP 1-3 1B		F S S 0-3 ③ K			B F B F F F X 2-2 ① F7		4	0	1	0	0	2	1
Carl Furillo, R (1, 9) OBP: 0.294, SLG: 0.349	X 0-0 ③ 1-3		B H 2-0 FC5-4 1-2 HBP			B B S F X 2-2 1B		F B X 1-1 ② 5-3		3	0	1	0	0	0	1
Gil Hodges, R (1, 3) OBP: 0.365, SLG: 0.480		B S B X 2-1 HR	C B X 1-1 ② FC5-4 1-2f 2-3 3-H			X 0-0 ① F2		B B B B 4-0 BB		3	1	1	2	1	0	3
Andy Pafko, R (1, 7) OBP: 0.404, SLG: 0.470		S X 0-1 E SH3-4 1B	S B X 1-1 ③ F6			B B F X 2-1 ② F5		F X 0-1 ③ F6		4	0	1	0	0	0	4
Carl Erskine, R (1, 1) OBP: 0.091, SLG: 0.048 Joe Black, R (6, 1) OBP: 0.200, SLG: 0.200		X 0-0 ① SH3-4 1-2		X 0-0 ① 5-3		F S S 0-3 ③ K				1 1	0 0	0 0	0 0	0 0	0 1	0 1
Inning Stats	R: 2 H: 3 E: 0 LOB: 1 K: 2 BB: 0 S: 15 P: 23	R: 1 H: 2 E: 1 LOB: 1 K: 1 BB: 0 S: 10 P: 16	R: 1 H: 1 E: 0 LOB: 2 K: 1 BB: 1 S: 12 P: 22	R: 0 H: 0 E: 0 LOB: 0 K: 1 BB: 0 S: 6 P: 7	R: 0 H: 0 E: 0 LOB: 0 K: 2 BB: 0 S: 9 P: 11	R: 0 H: 1 E: 0 LOB: 1 K: 1 BB: 0 S: 9 P: 13	R: 0 H: 0 E: 0 LOB: 1 K: 0 BB: 1 S: 10 P: 19	R: 0 H: 0 E: 0 LOB: 1 K: 0 BB: 1 S: 9 P: 16		1B: 6 SF: 0 2B: 0 SAC: 1 3B: 0 DP: 0 HR: 1 HBP: 1						

livebaseballscorecards.com

AB	30
R	4
H	7
RBI	4
BB	3
SO	8
LOB	16

PITCHER	IP	WLS	BF	H	R	ER	SO	BB	IBB	HBP	BLK	WP	HR	S	P	ERA	WHIP
Frank Smith, R (1, 1) ERA: 3.36	8.0	L	35	7	4	4	8	3	0	1	0	0	1	80	127	4.50	1.250

PITCHER	IP	WLS	BF	H	R	ER	SO	BB	IBB	HBP	BLK	WP	HR	S	P	ERA	WHIP

Cincinnati Reds @ Brooklyn Dodgers

Ebbets Field, Brooklyn, NY

Sun Jun 15 1952, 3:33 AM EDT

Att. 17,133 - Unknown

TOP

livebaseballscorecards.com

Batter	1	2	3	4	5	6	7	8	9	AB	R	H	RBI	BB	SO	LOB
Bobby Adams, R (1, 5) OBP: 0.362, SLG: 0.417	K		6-3		4-3		HR	K		5	1	1	2	0	2	0
Grady Hatton, L (1, 4) OBP: 0.367, SLG: 0.438	2B BB		4-3		1B		HR		4-3	4	2	2	3	1	0	0
Willard Marshall, L (1, 9) OBP: 0.336, SLG: 0.522	2B		1B		F7		2B		F8	5	1	3	1	0	0	0
Ted Kluszewski, L (1, 3) OBP: 0.339, SLG: 0.457	6-3		FC4-6 1B			F7	1B		G3	5	0	2	1	0	0	1
Hank Edwards, L (1, 7) OBP: 0.416, SLG: 0.590	K		FC4-6			G4-6-3 1B	G5-4-3 1B			4	0	2	0	0	1	3
Andy Seminick, R (1, 2) OBP: 0.348, SLG: 0.420		K	6-3			G4-6-3	F7			4	0	0	0	0	1	3
Wally Westlake, R (1, 8) OBP: 0.304, SLG: 0.247		FC6-4 BB	BB			WP 1B	G5-4-3			2	1	1	0	2	0	2
Roy McMillan, R (1, 6) OBP: 0.267, SLG: 0.335		K	F7				WP 1B	F8		4	1	1	0	0	1	2
Ewell Blackwell, R (1, 1) OBP: 0.143, SLG: 0.190		FC6-4	K				BB	K		2	0	0	0	0	1	2
Joe Adcock, R (7, PH) OBP: 0.398, SLG: 0.651										0	0	0	0	1	0	0
Herm Wehmeier, R (7, PR) OBP: 0.238, SLG: 0.238										0	1	0	0	0	0	0
Joe Nuxhall, L (7, 1)										0	0	0	0	0	0	0
Ken Raffensberger, R (7, 1) OBP: 0.115, SLG: 0.080										1	0	0	0	0	1	0

Inning Stats	1	2	3	4	5	6	7	8	9
	R: 1 E: 0 K: 2 S: 10	H: 1 LOB: 1 BB: 1 P: 17	R: 0 E: 0 K: 2 S: 14	H: 0 LOB: 1 BB: 1 P: 23	R: 0 E: 0 K: 0 S: 10	H: 2 LOB: 2 BB: 0 P: 15	R: 0 E: 0 K: 1 S: 10	H: 0 LOB: 1 BB: 1 P: 18	R: 0 E: 0 K: 0 S: 8	H: 1 LOB: 0 BB: 0 P: 14	R: 0 E: 0 K: 0 S: 5	H: 1 LOB: 0 BB: 0 P: 6	R: 6 E: 0 K: 0 S: 18	H: 7 LOB: 2 BB: 1 P: 30	R: 0 E: 0 K: 2 S: 8	H: 0 LOB: 0 BB: 0 P: 13	R: 0 E: 0 K: 0 S: 7	H: 0 LOB: 0 BB: 0 P: 10

PITCHER		IP	WLS	BF	H	R	ER	SO	BB	IBB	HBP	BLK	WP	HR	S	P	ERA	WHIP	PITCHER	IP	WLS	BF	H	R	ER	SO	BB	IBB	HBP	BLK	WP	HR	S	P	ERA	WHIP
Ben Wade, R ERA: 3.22	(1, 1)	6.0	L	28	8	5	5	5	4	0	0	0	1	0	63	105	7.50	2.000																	
Johnny Rutherford, R ERA: 4.18	(7, 1)	0.0		2	2	1	1	0	0	0	0	0	0	1	4	8	∞	∞																	
Billy Loes, R ERA: 2.34	(7, 1)	1.0		4	2	1	1	0	0	0	0	0	0	0	8	10	9.00	2.000																	
Clem Labine, R ERA: 5.51	(8, 1)	2.0		6	0	0	0	2	0	0	0	0	0	0	15	23	0.00	0.000																	

AB	36
R	7
H	12
RBI	7
BB	4
SO	7
LOB	13

1B: 9	SF: 0	WP: 1	PA: 40
2B: 2	SAC: 0	PB: 0	
3B: 0	DP: 2	SB: 0	
HR: 1	HBP: 0	CS: 0	

BOTTOM

Cincinnati Reds @ Brooklyn Dodgers

Ebbets Field, Brooklyn, NY

Sun Jun 15 1952, 3:33 AM EDT

Att. 17,133 - Unknown

livebaseballscorecards.com

Batter	1	2	3	4	5	6	7	8	9	AB	R	H	RBI	BB	SO	LOB
Bobby Morgan, R (1, 5) OBP: 0.434, SLG: 0.429	BBBB 4-0 1B S 2B BB		C X 0-1 ① F9		B X 1-0 FC1-5-6 6-3 1B		B F B F B B 4-2 1-2 BB		C B B F X 2-2 ③ F8	3	1	1	0	2	0	1
Pee Wee Reese, R (1, 6) OBP: 0.392, SLG: 0.332	B C X 1-1 1-3 2B 1B		C B B B X 3-1 ② F7		B B B C F X 3-2 ① 6-3 1-2		C X 0-1 ① ② L6-4 2-3			4	1	1	0	0	0	3
Duke Snider, L (1, 8) OBP: 0.374, SLG: 0.466	B B X 2-0 4-3 1-H 3-H 2B		X 0-0 FC6-4 1B		F F B F X 1-2 ② FC1-5-6 CS 2-3		M S B B F S 2-3 ③ K			4	0	2	2	0	1	2
Jackie Robinson, R (1, 4) OBP: 0.498, SLG: 0.467	C F F B X 1-2 ① 4-3 2-3		X 0-0 ③ FC6-4 1-2f		B B 2-0 ③ CS 1-2	B B C B B 4-1 1B F8 BB		X 0-0 ① F4		3	1	0	0	1	0	2
Andy Pafko, R (1, 7) OBP: 0.402, SLG: 0.466	B C B S B C 3-3 ② K			B X 1-0 ① 5-3		S X 0-1 1-3 3B 1B		B X 1-0 ② F8		4	1	1	0	0	1	1
Gil Hodges, R (1, 3) OBP: 0.363, SLG: 0.472	B B C C S C 2-3 ③ K			B B S B B 4-1 4-3 1B BB		B X 1-0 ① F8 3-H		L X 0-1 ③ F4		3	0	0	1	1	1	2
Carl Furillo, R (1, 9) OBP: 0.298, SLG: 0.364		X 0-0 ① F6		B B F X 2-1 4-3 1-2 1B		X 0-0 1-H L9-2 3B			X 0-0 ① 6-3	4	0	2	1	0	0	0
Rube Walker, L (1, 2) OBP: 0.297, SLG: 0.377 Roy Campanella, R (9, PH) OBP: 0.367, SLG: 0.466		B B X 2-0 ② 4-3		C B B B X 2-1 ② 4-3 1-2 2-3		X 0-0 ② ③ L9-2 3-H			C X 0-1 2B	3 1	0 0	0 1	0 0	0 0	0 0	3 0
Ben Wade, R (1, 1) OBP: 0.200, SLG: 0.379 Johnny Rutherford, L (7, 1) OBP: 0.125, SLG: 0.125 Billy Loes, R (7, 1) OBP: 0.059, SLG: 0.059 Dick Williams, R (7, PH) OBP: 0.286, SLG: 0.400 Billy Cox, R (7, PR) OBP: 0.341, SLG: 0.397 Clem Labine, R (8, 1) George Shuba, L (9, PH) OBP: 0.355, SLG: 0.321	B S S S 1-3 ③ K		S S B S 1-3 ③ K		B B X 2-0 L6-4 PB 1B		S B C X 1-2 ② P4	2 0 0 1 0 0 1	0 0 0 0 0 0 0	0 0 0 0 0 0 0	0 0 0 0 0 0 0	0 0 0 0 0 0 0	2 0 0 0 0 0 0	2 0 0 0 0 0 1
Inning Stats	R: 2 H: 2 E: 0 LOB: 1 K: 2 BB: 1 S: 13 P: 26	R: 0 H: 0 E: 0 LOB: 0 K: 1 BB: 0 S: 5 P: 8	R: 0 H: 1 E: 0 LOB: 1 K: 0 BB: 0 S: 6 P: 9	R: 0 H: 1 E: 0 LOB: 2 K: 1 BB: 1 S: 9 P: 19	R: 0 H: 1 E: 0 LOB: 0 K: 0 BB: 1 S: 8 P: 15	R: 2 H: 2 E: 0 LOB: 0 K: 0 BB: 1 S: 6 P: 11	R: 0 H: 1 E: 0 LOB: 1 K: 1 BB: 1 S: 9 P: 17	R: 0 H: 0 E: 0 LOB: 0 K: 0 BB: 0 S: 4 P: 5	R: 0 H: 1 E: 0 LOB: 1 K: 0 BB: 0 S: 9 P: 12	1B: 6 SF: 0 2B: 4 SAC: 0 3B: 1 DP: 2 HR: 0 HBP: 0						

| | | | | | |

Batter	1	2	3	4	5	6	7	8	9	AB	R	H	RBI	BB	SO	LOB
Bobby Adams, R (1, 5) OBP: 0.364, SLG: 0.419	1B		F7		4-3			2-H 1B		4	0	2	1	0	0	2
Grady Hatton, L (1, 4) OBP: 0.365, SLG: 0.431	F8			3-4-3 BB		K		F8		3	0	0	0	1	1	2
Willard Marshall, L (1, 9) OBP: 0.333, SLG: 0.513	1-2 1B			F8		4-3		F7		0	0	0	0	0	0	0
Ted Kluszewski, L (1, 3) OBP: 0.331, SLG: 0.446	L3 1-2			3-4-3 1-2		F7			4-3	4	0	0	0	0	0	3
Hank Edwards, L (1, 7) OBP: 0.398, SLG: 0.561		G3		6-3			4-3		F5	4	0	0	0	0	0	1
Andy Seminick, R (1, 2) OBP: 0.353, SLG: 0.417		K			G5-4-3 1B		CS BB		F5	3	0	1	0	1	1	0
Wally Westlake, R (1, 8) OBP: 0.300, SLG: 0.243		F2			G5-4-3 1-2f		K 1-2			3	0	0	0	0	1	2
Roy McMillan, R (1, 6) OBP: 0.273, SLG: 0.340			K		1B			E6 1B		3	1	2	0	0	1	0
Harry Perkowski, L (1, 1) OBP: 0.226, SLG: 0.290			G3		1-2 1B			L5		2	0	1	0	0	0	0
Bubba Church, R (6, 1) OBP: 0.200, SLG: 0.200										0	0	0	0	0	0	0
Cal Abrams, L (8, PH) OBP: 0.250, SLG: 0.143										1	0	0	0	0	0	1
Phil Haugstad, R (8, 1)										0	0	0	0	0	0	0

TOP

Cincinnati Reds @ Boston Braves

Braves Field, Boston, MA

Tue Jun 17 1952, 3:33 AM EDT

Att. 6,455 - Unknown

livebaseballscorecards.com

AB	27
R	1
H	6
RBI	1
BB	2
SO	4
LOB	11

Inning Stats	1	2	3	4	5	6	7	8	9
	R: 0 E: 0 K: 0 S: 4	H: 2 LOB: 1 BB: 0 P: 4	R: 0 E: 0 K: 1 S: 5	H: 0 LOB: 0 BB: 0 P: 5	R: 0 E: 0 K: 1 S: 5	H: 0 LOB: 0 BB: 0 P: 5	R: 0 E: 0 K: 0 S: 3	H: 0 LOB: 1 BB: 1 P: 7	R: 0 E: 0 K: 0 S: 5	H: 3 LOB: 2 BB: 0 P: 5	R: 0 E: 0 K: 1 S: 5	H: 0 LOB: 0 BB: 0 P: 5	R: 0 E: 0 K: 1 S: 4	H: 0 LOB: 1 BB: 1 P: 8	R: 1 E: 1 K: 0 S: 5	H: 2 LOB: 1 BB: 0 P: 5	R: 0 E: 0 K: 0 S: 3	H: 0 LOB: 0 BB: 0 P: 3

| | | | | | | | | | |

Cincinnati Reds @ Boston Braves

Braves Field, Boston, MA

Tue Jun 17 1952, 3:33 AM EDT

Att. 6,455 - Unknown

livebaseballscorecards.com

BOTTOM

Batter	1	2	3	4	5	6	7	8	9	AB	R	H	RBI	BB	SO	LOB
Sam Jethroe, S (1, 8) OBP: 0.321, SLG: 0.442	0-0 1B 2B	0-3 K			BBBB 4-0 BB	0-0 1-2 1B		0-0 4-3 2-3		4	1	2	0	1	1	2
Bob Thorpe, R (1, 9) OBP: 0.269, SLG: 0.382	0-3 K		0-0 1-3		0-0 F9	0-3 K		0-0 F8		5	0	0	0	0	2	6
Jack Dittmer, L (1, 4)	0-3 K		0-0 F5		0-3 K		0-0 4-3			4	0	0	0	0	2	3
Sid Gordon, R (1, 7) OBP: 0.401, SLG: 0.509	0-0 1B 2-H 1B		0-3 K			0-0 FC1-6 HBP 2B 1B	0-0 HR			4	2	3	2	0	1	0
Jack Daniels, L (8, 7) OBP: 0.222, SLG: 0.188										0	0	0	0	0	0	0
Walker Cooper, R (1, 2) OBP: 0.330, SLG: 0.357	0-0 1-2 1B			0-0 F4		0-0 F7	0-0 6-3			4	0	1	0	0	0	1
George Crowe, L (1, 3) OBP: 0.311, SLG: 0.372	0-0 F7			0-0 1-3		H 1-0 1-2 FC1-6 HBP	BBBB 4-0 BB			2	0	0	0	1	0	2
Eddie Mathews, L (1, 5) OBP: 0.287, SLG: 0.432		0-0 E3 SH5-4		0-0 G3		0-0 FC1-6 1-2f 2-3 2B	0-0 F9			4	1	0	0	0	0	3
Johnny Logan, R (1, 6) OBP: 0.288, SLG: 0.357		0-3 K			0-0 SH2-4 1B	0-0 1-H 3-H 1B 2B		0-0 E1 4-3 SH1-4		4	1	2	2	0	1	1
Vern Bickford, R (1, 1) OBP: 0.208, SLG: 0.250		0-0 SH5-4 1-2			0-0 SH2-4 1-2	0-0 2-H 1B 1B		0-0 SH1-4 1-2		1	0	1	1	0	0	0
Inning Stats	R: 1 H: 3 E: 0 LOB: 2 K: 2 BB: 0 S: 10 P: 10	R: 0 H: 0 E: 1 LOB: 1 K: 2 BB: 0 S: 8 P: 8	R: 0 H: 0 E: 0 LOB: 0 K: 1 BB: 0 S: 5 P: 5	R: 0 H: 0 E: 0 LOB: 0 K: 0 BB: 0 S: 3 P: 3	R: 0 H: 1 E: 0 LOB: 2 K: 1 BB: 1 S: 6 P: 10	R: 3 H: 4 E: 0 LOB: 2 K: 1 BB: 0 S: 9 P: 10	R: 1 H: 1 E: 0 LOB: 1 K: 0 BB: 1 S: 4 P: 8	R: 0 H: 0 E: 1 LOB: 1 K: 0 BB: 0 S: 4 P: 4		1B: 6 SF: 0 2B: 2 SAC: 3 3B: 0 DP: 0 HR: 1 HBP: 1						

	AB	32
	R	5
	H	9
	RBI	5
	BB	2
	SO	7
	LOB	18

WP: 0 PA: 38
PB: 0
SB: 0
CS: 0

PITCHER		IP	WLS	BF	H	R	ER	SO	BB	IBB	HBP	BLK	WP	HR	S	P	ERA	WHIP
Harry Perkowski, L ERA: 4.58	(1, 1)	5.2	L	28	8	4	4	6	1	0	1	0	0	0	38	43	6.35	1.588
Bubba Church, R ERA: 10.07	(6, 1)	1.1		6	1	1	1	1	1	0	0	0	0	1	7	11	6.75	1.500
Phil Haugstad, R ERA: 6.23	(8, 1)	1.0		4	0	0	0	0	0	0	0	0	0	0	4	4	0.00	0.000

PITCHER	IP	WLS	BF	H	R	ER	SO	BB	IBB	HBP	BLK	WP	HR	S	P	ERA	WHIP

Batter	1	2	3	4	5	6	7	8	9	AB	R	H	RBI	BB	SO	LOB
Bobby Adams, R (1, 5) OBP: 0.373, SLG: 0.426	0-0 1B 1-3 2B	0-3 ① K		x 0-0 ② 1-3 1B		BBBB 4-0 CS BB		BBBB 4-0 SH1-4 2B BB		3	2	2	0	2	1	0
Grady Hatton, L (1, 4) OBP: 0.367, SLG: 0.430	BBBB 4-0 1-3 1B 1B BB	SSS 0-3 ② K		SSS 0-3 ③ K		x 0-0 ② 1-2 E 1B		x 0-0 ① SH1-4 1-2		3	1	1	0	1	2	1
Willard Marshall, L (1, 9) OBP: 0.344, SLG: 0.524	0-0 1-2 2-3 1B	x 0-0 ③ F8			x 0-0 1B	x 0-0 E4 1-2		x 0-0 2-H 2B		0	2	0	0	0	0	0
Ted Kluszewski, L (1, 3) OBP: 0.328, SLG: 0.456	0-0 ① 1-3 1-2 2-3 3-H		0-0 HR		x 0-0 E1 SH5-4 1B 1-H G1-2-3	x 0-0 ③ FC6-4 1-2f		x 0-0 ② F8		5	1	1	2	0	0	5
Hank Edwards, L (1, 7) OBP: 0.400, SLG: 0.554 Bob Borkowski, R (5, PH) OBP: 0.322, SLG: 0.323 Cal Abrams, L (5, PH) OBP: 0.263, SLG: 0.176 (5, 7)	BBBB 4-0 BB 1B BB	x 0-0 ① F6			x 0-0 SH5-4 1-2 1B		SSS 0-3 ① K	x 0-0 ③ F7		1 0 3	0 0 0	0 0 1	0 0 0	1 0 0	0 0 1	0 0 1
Andy Seminick, R (1, 2) OBP: 0.350, SLG: 0.439	SSS 0-3 ② K	x 0-0 ② 6-3			x 0-0 ① SH5-4 1-2 2-3		x 0-0 HR		SSS 0-3 ① K	4	1	1	1	0	2	3
Wally Westlake, R (1, 8) OBP: 0.307, SLG: 0.245	x 0-0 BB 1-2 2-H 3-H 1B	SSS 0-3 ③ K			BBBB 4-0 BB		BBBB 4-0 BB		x 0-0 ② F8	3	0	1	2	2	1	0
Roy McMillan, R (1, 6) OBP: 0.280, SLG: 0.343	BBBB 4-0 1-2 2-3 BB			x 0-0 1B 1B	x 0-0 ②③ G1-2-3 3-Hf		SSS 0-3 ② K		x 0-0 1B	4	0	2	0	1	1	4
Herm Wehmeier, R (1, 1) OBP: 0.200, SLG: 0.200 Frank Smith, R (8, 1) OBP: 0.158, SLG: 0.211	SSS 0-3 ③ K			SSS 0-3 ① K		x 0-0 ① F9	SSS 0-3 ③ K		x 0-0 ③ 4-3	4 1	0 0	0 0	0 0	0 0	3 0	5 1
Inning Stats	R: 3 E: 0 K: 2 S: 10 H: 3 LOB: 3 BB: 3 P: 22	R: 0 E: 0 K: 2 S: 7 H: 0 LOB: 0 BB: 0 P: 7	R: 1 E: 0 K: 1 S: 6 H: 1 LOB: 0 BB: 0 P: 6	R: 0 E: 0 K: 2 S: 8 H: 2 LOB: 1 BB: 0 P: 8	R: 1 E: 1 K: 0 S: 5 H: 2 LOB: 2 BB: 1 P: 9	R: 0 E: 1 K: 0 S: 4 H: 1 LOB: 2 BB: 1 P: 8	R: 1 E: 0 K: 3 S: 10 H: 1 LOB: 1 BB: 1 P: 14	R: 1 E: 0 K: 0 S: 4 H: 1 LOB: 1 BB: 1 P: 8	R: 0 E: 0 K: 1 S: 6 H: 1 LOB: 1 BB: 0 P: 6	1B: 8 2B: 2 3B: 0 HR: 2 SF: 0 SAC: 2 DP: 1 HBP: 0						

TOP

Cincinnati Reds @ Boston Braves

Braves Field, Boston, MA

Wed Jun 18 1952, 3:33 AM EDT

Unknown

livebaseballscorecards.com

AB	31
R	7
H	9
RBI	5
BB	7
SO	11
LOB	20

WP: 0 PB: 1 SB: 0 CS: 1 PA: 45

PITCHER		IP	WLS	BF	H	R	ER	SO	BB	IBB	HBP	BLK	WP	HR	S	P	ERA	WHIP
Lew Burdette, R ERA: 2.67	(1, 1)	0.2		7	3	3	3	1	2	0	0	0	0	0	7	15	40.50	7.500
Sheldon Jones, R ERA: 2.76	(1, 1)	3.1		13	3	1	1	6	1	0	0	0	0	1	24	28	2.70	1.200
Bob Chipman, L ERA: 3.48	(5, 1)	0.0		2	1	1	0	0	0	0	0	0	0	0	2	2	∞	∞
Dave Cole, R ERA: 3.74	(5, 1)	2.0		9	2	0	0	0	2	0	0	0	0	0	7	15	0.00	2.000
Virgil Jester, R ERA: 9.0	(7, 1)	2.0	L	10	2	2	2	3	2	0	0	0	0	1	14	22	9.00	2.000

PITCHER		IP	WLS	BF	H	R	ER	SO	BB	IBB	HBP	BLK	WP	HR	S	P	ERA	WHIP
Vern Bickford, R ERA: 3.73	(9, 1)	1.0		4	1	0	0	1	0	0	0	0	0	0	6	6	0.00	1.000

Batter	1	2	3	4	5	6	7	8	9	AB	R	H	RBI	BB	SO	LOB
Sam Jethroe, S (1, 8) OBP: 0.329, SLG: 0.448	0-0 1B 6-3 1B	0-3 K		0-0 2-H 3-H 1B		0-0 S 1-3 2-H 1B		0-0 SH5-4 1-2 2-3		4	1	3	3	0	1	1
Bob Thorpe, R (1, 9) OBP: 0.267, SLG: 0.377	0-0 6-3 1-3 1B		0-0 1-4-3	0-0 4-3		0-3 K 1-2		0-0 4-3 2-3 3-H		5	0	1	1	0	1	5
Jack Dittmer, L (1, 4)	0-0 F7		0-0 6-3		0-0 F7		0-0 F7	0-0 5-3		5	0	0	0	0	0	4
Sid Gordon, R (1, 7) OBP: 0.396, SLG: 0.497	0-0 6-3 1-2 3-H		4-0 BB		0-0 F8		0-0 F3		0-0 6-3	4	0	0	1	1	0	1
Ebba St. Claire, S (1, 2) OBP: 0.276, SLG: 0.300 Jack Cusick, R (7, PR) OBP: 0.217, SLG: 0.172 Paul Burris, R (8, 2) OBP: 0.286, SLG: 0.471	0-0 F5		0-0 4-3		0-0 F6		0-0 1B 1B		0-0 F9	4 0 1	0 0 0	1 0 0	0 0 0	0 0 0	0 0 0	2 0 0
George Crowe, L (1, 3) OBP: 0.333, SLG: 0.429		0-0 HR		0-0 SH5-4 1B 2B		1-0 BB 1B HBP	0-0 1-2 1B		0-0 F4	4	3	3	1	0	0	0
Eddie Mathews, L (1, 5) OBP: 0.286, SLG: 0.425		0-3 K		4-0 SH5-4 1B BB		0-3 K	0-3 K			3	1	0	0	1	3	3
Johnny Logan, R (1, 6) OBP: 0.323, SLG: 0.368		0-0 PB 1B		0-0 SH5-4 1-2 2-3		4-0 1B 1-2 BB		4-0 SH5-4 1B 4-3 BB		1	1	1	0	2	0	0
Lew Burdette, R (1, 1) Sheldon Jones, R (1, 1) Earl Torgeson, L (4, PH) OBP: 0.360, SLG: 0.330 Bob Chipman, L (0, 1) Dave Cole, R (0, 1) Buzz Clarkson, R (0, PH) OBP: 0.256, SLG: 0.208 Virgil Jester, R (7, 1) Walker Cooper, R (0, PH) OBP: 0.308, SLG: 0.308 Pete Whisenant, R (0, PR) OBP: 0.000, SLG: 0.231 Vern Bickford, R (0, 1) OBP: 0.000, SLG: 0.250		0-3 K 1-2		0-3 K		0-3 K		0-0 4-3 SH5-4 1-2 1B		0 1 1 0 0 1 0 0 1 0 0	0 0 0 0 0 0 0 0 0 0 0	0 1 0 0 0 0 0 0 1 0 0	0 0 0 0 0 0 0 0 0 0 0	0 1 1 0 0 0 1 0 0 0 0	0 1 2 0 0 0 2 0 0 0 0	0 0 0 0 0 0 0 0 0 0 0
Inning Stats	R: 1 E: 0 K: 0 S: 5 H: 2 LOB: 1 BB: 0 P: 5	R: 1 E: 0 K: 3 S: 11 H: 2 LOB: 1 BB: 0 P: 11	R: 0 E: 0 K: 0 S: 3 H: 0 LOB: 1 BB: 1 P: 7	R: 2 E: 0 K: 1 S: 7 H: 2 LOB: 1 BB: 1 P: 11	R: 0 E: 0 K: 0 S: 3 H: 0 LOB: 0 BB: 0 P: 3	R: 1 E: 0 K: 3 S: 10 H: 1 LOB: 2 BB: 1 P: 15	R: 0 E: 0 K: 1 S: 7 H: 2 LOB: 2 BB: 0 P: 7	R: 1 E: 0 K: 0 S: 4 H: 1 LOB: 2 BB: 1 P: 8	R: 0 E: 0 K: 0 S: 3 H: 0 LOB: 0 BB: 0 P: 3	1B: 8 2B: 1 3B: 0 HR: 1	SF: 0 SAC: 2 DP: 0 HBP: 1			WP: 0 PB: 1 SB: 1 CS: 0		PA: 42	

PITCHER		IP	WLS	BF	H	R	ER	SO	BB	IBB	HBP	BLK	WP	HR	S	P	ERA	WHIP
Herm Wehmeier, R ERA: 7.12	(1, 1)	7.0	W	35	9	6	6	8	4	0	1	0	0	1	46	63	7.71	1.857
Frank Smith, R ERA: 3.25	(8, 1)	2.0	S	7	1	0	0	0	0	0	0	0	0	0	7	7	0.00	0.500

PITCHER	IP	WLS	BF	H	R	ER	SO	BB	IBB	HBP	BLK	WP	HR	S	P	ERA	WHIP

Cincinnati Reds @ Boston Braves

Braves Field, Boston, MA

Wed Jun 18 1952, 3:33 AM EDT

Unknown

BOTTOM

livebaseballscorecards.com

AB	35
R	6
H	10
RBI	6
BB	4
SO	8
LOB	21

Batter	1	2	3	4	5	6	7	8	9	AB	R	H	RBI	BB	SO	LOB
Bob Borkowski, R (1, 7) OBP: 0.320, SLG: 0.321	F4			1B	K			K		4	1	1	0	0	2	0
Bobby Adams, R (1, 5) OBP: 0.367, SLG: 0.419	K			F8		F9		F8		4	0	0	0	0	1	1
Grady Hatton, L (1, 4) OBP: 0.365, SLG: 0.427	1-3			1B 1-2		3-1		G1		4	1	1	0	0	0	0
Joe Adcock, R (1, 3) OBP: 0.402, SLG: 0.655 Cal Abrams, L (9, PR) OBP: 0.263, SLG: 0.176 Ted Kluszewski, L (9, 3) OBP: 0.328, SLG: 0.456		6-3		1B 1-2 2-H		F9			1B 2B	4 0 0	0 1 0	2 0 0	1 0 0	0 0 0	0 0 0	0 0 0
Andy Seminick, R (1, 2) OBP: 0.354, SLG: 0.441		K		1B 1-2 2-H			SH		6-3	4	0	2	1	0	1	1
Willard Marshall, L (1, 9) OBP: 0.336, SLG: 0.512		F8		F7			SH 1-2		F5	0	0	0	0	0	0	0
Wally Westlake, R (1, 8) OBP: 0.306, SLG: 0.245			K	F3			K		2-H 1B	4	0	1	1	0	2	4
Roy McMillan, R (1, 6) OBP: 0.275, SLG: 0.337			K		K		K		F8	4	0	0	0	0	3	4
Ken Raffensberger, R (1, 1) OBP: 0.103, SLG: 0.071			K		K		F9			3	0	0	0	0	2	2
Inning Stats	R: 0 E: 0 K: 1 S: 5 H: 0 LOB: 0 BB: 0 P: 5	R: 0 E: 0 K: 1 S: 5 H: 0 LOB: 0 BB: 0 P: 5	R: 0 E: 0 K: 3 S: 9 H: 0 LOB: 0 BB: 0 P: 9	R: 2 E: 0 K: 0 S: 7 H: 4 LOB: 2 BB: 0 P: 7	R: 0 E: 0 K: 3 S: 9 H: 0 LOB: 0 BB: 0 P: 9	R: 0 E: 0 K: 0 S: 3 H: 0 LOB: 0 BB: 0 P: 3	R: 0 E: 1 K: 2 S: 9 H: 1 LOB: 2 BB: 0 P: 9	R: 0 E: 0 K: 1 S: 5 H: 0 LOB: 0 BB: 0 P: 5	R: 1 E: 0 K: 0 S: 5 H: 2 LOB: 2 BB: 0 P: 5	1B: 6 2B: 1 3B: 0 HR: 0 SF: 0 SAC: 1 DP: 0 HBP: 0						

PITCHER	IP	WLS	BF	H	R	ER	SO	BB	IBB	HBP	BLK	WP	HR	S	P	ERA	WHIP
Warren Spahn, L (1, 1) ERA: 2.75	9.0	L	35	7	3	3	11	0	0	0	0	0	0	57	57	3.00	0.778

PITCHER	IP	WLS	BF	H	R	ER	SO	BB	IBB	HBP	BLK	WP	HR	S	P	ERA	WHIP

TOP

Cincinnati Reds @ Boston Braves

Braves Field, Boston, MA

Wed Jun 18 1952, 3:38 AM EDT

Att. 6,197 - Unknown

livebaseballscorecards.com

AB	31
R	3
H	7
RBI	3
BB	0
SO	11
LOB	12

WP: 0 PA: 35
PB: 0
SB: 0
CS: 0

Batter	1	2	3	4	5	6	7	8	9	AB	R	H	RBI	BB	SO	LOB
Sam Jethroe, S (1, 8) OBP: 0.323, SLG: 0.440	F4		5-3		F5			F2		4	0	0	0	0	0	3
Bob Thorpe, R (1, 9) OBP: 0.266, SLG: 0.373	6-3			F9		4-3		1B		4	0	1	0	0	0	0
Jack Dittmer, L (1, 4) OBP: 0.077, SLG: 0.077	F4			1-3		4-3 1B		F5		4	0	1	0	0	0	1
Sid Gordon, R (1, 7) OBP: 0.398, SLG: 0.514		HR		5-3		4-3 1-2		1-2 1B		4	1	2	1	0	0	1
Walker Cooper, R (1, 2) OBP: 0.324, SLG: 0.350		F4			F8	6-3		F4		4	0	0	0	0	0	3
George Crowe, L (1, 3) OBP: 0.348, SLG: 0.436		6-3			1B 1B 1B		BBB 5-3 SH1-3 BB		FC6-4 1B	3	0	2	0	1	0	0
Eddie Mathews, L (1, 5) OBP: 0.287, SLG: 0.423		SSS K			1B 1-2		SH1-3 1-2		F8	3	0	1	0	0	1	1
Johnny Logan, R (1, 6) OBP: 0.303, SLG: 0.344			F8		F3		5-3 2-3		F7	4	0	0	0	0	0	4
Warren Spahn, L (1, 1) OBP: 0.239, SLG: 0.356			SSS K		1-2 2-3 1B		F5		FC6-4 1-2f	3	0	1	0	0	1	1
Sibby Sisti, R (9, PH) OBP: 0.284, SLG: 0.354										1	0	0	0	0	0	1
Inning Stats	R: 0 E: 0 K: 0 S: 3 H: 0 LOB: 0 BB: 0 P: 3	R: 1 E: 0 K: 1 S: 6 H: 1 LOB: 0 BB: 0 P: 6	R: 0 E: 0 K: 1 S: 5 H: 0 LOB: 0 BB: 0 P: 5	R: 0 E: 0 K: 0 S: 3 H: 0 LOB: 0 BB: 0 P: 3	R: 0 E: 0 K: 0 S: 6 H: 3 LOB: 3 BB: 0 P: 6	R: 0 E: 0 K: 0 S: 4 H: 1 LOB: 1 BB: 0 P: 4	R: 0 E: 0 K: 0 S: 3 H: 0 LOB: 1 BB: 1 P: 7	R: 0 E: 0 K: 0 S: 5 H: 2 LOB: 2 BB: 0 P: 5	R: 0 E: 0 K: 0 S: 4 H: 1 LOB: 1 BB: 0 P: 4	1B: 7 2B: 0 3B: 0 HR: 1	SF: 0 SAC: 1 DP: 0 HBP: 0						

PITCHER	IP	WLS	BF	H	R	ER	SO	BB	IBB	HBP	BLK	WP	HR	S	P	ERA	WHIP
Ken Raffensberger, L (1, 1) ERA: 2.13	9.0	W	36	8	1	1	2	1	0	0	0	0	1	39	43	1.00	1.000

PITCHER	IP	WLS	BF	H	R	ER	SO	BB	IBB	HBP	BLK	WP	HR	S	P	ERA	WHIP

Cincinnati Reds @ Boston Braves

Braves Field, Boston, MA

Wed Jun 18 1952, 3:38 AM EDT

Att. 6,197 - Unknown

BOTTOM

livebaseballscorecards.com

AB	34
R	1
H	8
RBI	1
BB	1
SO	2
LOB	15

PA: 36

WP: 0 PB: 0 SB: 0 CS: 0

Batter	1	2	3	4	5	6	7	8	9	AB	R	H	RBI	BB	SO	LOB
Bobby Adams, R (1, 5) OBP: 0.364, SLG: 0.414	5-3		1B 1-3		5-3		F8	F4		5	0	1	0	0	0	2
Grady Hatton, L (1, 4) OBP: 0.362, SLG: 0.419	K		F7 3-H		F8		K		HR SH1-4 BB	4	1	0	1	1	2	1
Willard Marshall, L (1, 9) OBP: 0.333, SLG: 0.504	4-3		4-3		1B		4-3		SH1-4 1-2	0	0	0	0	0	0	0
Ted Kluszewski, L (1, 3) OBP: 0.341, SLG: 0.460 Eddie Pellagrini, R (9, PR) OBP: 0.182, SLG: 0.250 Joe Adcock, R (9, 3) OBP: 0.402, SLG: 0.655		E 1B		F4	BB 1-2			CS 1B	HR IBB	3 0 0	0 1 0	2 0 0	0 0 0	2 0 0	0 0 0	0 0 0
Hank Edwards, L (1, 7) OBP: 0.400, SLG: 0.580 Bob Borkowski, R (9, 7) OBP: 0.320, SLG: 0.321		E4 G1-4-3 1-2		BB 1B 1B	1-3			K 1-2	HR 1-H 2-H	5 0	2 0	2 0	3 0	0 0	1 0	4 0
Andy Seminick, R (1, 2) OBP: 0.356, SLG: 0.430		F8		1B BB 1-2		5-3		1B 1B 1B BB	K	3	1	0	0	2	1	3
Wally Westlake, R (1, 8) OBP: 0.308, SLG: 0.249		G1-4-3 1-2f		1-2 2-H 1B		1-3		1B 1-2 1B 1B	5-3	5	1	2	1	0	0	3
Roy McMillan, R (1, 6) OBP: 0.279, SLG: 0.340			FC6 1B	F7		E5		1B 1-2 2-3 1B		4	0	2	0	0	0	2
Bubba Church, R (1, 1) OBP: 0.125, SLG: 0.125 Cal Abrams, L (8, PH) OBP: 0.300, SLG: 0.222 Frank Smith, R (8, 1) OBP: 0.158, SLG: 0.211			FC6 1B 1-2f F7	1-3		5-3		1-2 2-H 3-H 1B		3 1 0	1 0 0	0 1 0	0 2 0	0 0 0	0 0 0	4 0 0
Inning Stats	R: 0 E: 0 K: 1 S: 5 H: 0 LOB: 0 BB: 0 P: 5	R: 0 E: 1 K: 0 S: 4 H: 1 LOB: 1 BB: 0 P: 4	R: 1 E: 0 K: 0 S: 5 H: 2 LOB: 1 BB: 0 P: 5	R: 1 E: 0 K: 0 S: 5 H: 2 LOB: 2 BB: 1 P: 9	R: 0 E: 0 K: 0 S: 4 H: 1 LOB: 2 BB: 1 P: 8	R: 0 E: 1 K: 0 S: 4 H: 0 LOB: 1 BB: 0 P: 4	R: 0 E: 0 K: 1 S: 5 H: 0 LOB: 0 BB: 0 P: 5	R: 2 E: 0 K: 1 S: 8 H: 4 LOB: 2 BB: 1 P: 12	R: 3 E: 0 K: 1 S: 6 H: 1 LOB: 1 BB: 2 P: 14	1B: 10 2B: 1 3B: 0 HR: 1 SF: 0 SAC: 1 DP: 2 HBP: 0							

PITCHER	IP	WLS	BF	H	R	ER	SO	BB	IBB	HBP	BLK	WP	HR	S	P	ERA	WHIP
Ernie Johnson, R (1, 1) ERA: 4.71	7.2		36	10	4	4	3	3	0	0	0	0	0	39	51	4.70	1.696
Sheldon Jones, R (8, 1) ERA: 3.52	1.1	L	7	1	3	3	1	1	1	0	0	0	1	7	15	20.25	1.500

PITCHER	IP	WLS	BF	H	R	ER	SO	BB	IBB	HBP	BLK	WP	HR	S	P	ERA	WHIP

TOP

Cincinnati Reds @ Boston Braves

Braves Field, Boston, MA

Thu Jun 19 1952, 3:33 AM EDT

Att. 2,198 - Unknown - 73 F

livebaseballscorecards.com

AB	33
R	7
H	10
RBI	7
BB	5
SO	4
LOB	19

REDS

1B: 10	SF: 0	WP: 0	PA: 43
2B: 1	SAC: 1	PB: 0	
3B: 0	DP: 2	SB: 0	
HR: 1	HBP: 0	CS: 1	

Cincinnati Reds @ Boston Braves

Braves Field, Boston, MA

Thu Jun 19 1952, 3:33 AM EDT

Att. 2,198 - Unknown - 73 F

livebaseballscorecards.com

BOTTOM

Batter	1	2	3	4	5	6	7	8	9	AB	R	H	RBI	BB	SO	LOB
Sam Jethroe, S (1, 8) OBP: 0.326, SLG: 0.445	FC6-5 S 1B		1B 2B		F5		G3			4	1	2	0	0	0	0
Bob Thorpe, R (1, 9) OBP: 0.260, SLG: 0.365	K		F9		G3		F6			4	0	0	0	0	1	2
George Crowe, L (1, 3) OBP: 0.336, SLG: 0.419	F5 1-2		4-3		F4			F7		4	0	0	0	0	0	2
Sid Gordon, R (1, 7) OBP: 0.402, SLG: 0.511	BB		1B HBP			5-3		F5		1	0	0	0	1	0	0
Jack Daniels, L (8, 7) OBP: 0.216, SLG: 0.182										1	0	0	0	0	0	0
Walker Cooper, R (1, 2) OBP: 0.322, SLG: 0.346	FC6-5 2-3f		1-2 2-H 1B			F8		6-3		4	0	1	1	0	0	2
Jack Dittmer, L (1, 4) OBP: 0.118, SLG: 0.176		3-1	F7			2B 2B			6-3	4	1	1	0	0	0	2
Eddie Mathews, L (1, 5) OBP: 0.291, SLG: 0.437		HR	K			2B IBB			4-3	3	2	1	1	1	1	0
Johnny Logan, R (1, 6) OBP: 0.329, SLG: 0.391		L8	5-3 BB			1-H 2-H 2B			2B	3	0	2	2	1	0	0
Ernie Johnson, R (1, 1)		1-3	5-3 1-2				F8		3-1	3	0	0	0	0	0	1
Sheldon Jones, R (8, 1)										0	0	0	0	0	0	0
Ebba St. Claire, S (9, PH) OBP: 0.273, SLG: 0.296										1	0	0	0	0	0	1
Inning Stats	R: 0 E: 0 K: 1 S: 6 H: 1 LOB: 2 BB: 1 P: 10	R: 1 E: 0 K: 0 S: 4 H: 1 LOB: 0 BB: 0 P: 4	R: 1 E: 0 K: 0 S: 5 H: 2 LOB: 2 BB: 0 P: 6	R: 0 E: 0 K: 1 S: 4 H: 0 LOB: 0 BB: 1 P: 8	R: 0 E: 0 K: 0 S: 3 H: 0 LOB: 0 BB: 0 P: 3	R: 2 E: 0 K: 0 S: 4 H: 2 LOB: 1 BB: 1 P: 8	R: 0 E: 0 K: 0 S: 3 H: 0 LOB: 0 BB: 0 P: 3	R: 0 E: 0 K: 0 S: 3 H: 0 LOB: 0 BB: 0 P: 3	R: 0 E: 0 K: 0 S: 4 H: 1 LOB: 1 BB: 0 P: 4	1B: 2 2B: 4 3B: 0 HR: 1 SF: 0 SAC: 0 DP: 0 HBP: 1							

	AB	32
	R	4
	H	7
	RBI	4
	BB	3
	SO	2
	LOB	10

WP: 0 PB: 0 SB: 1 CS: 0 PA: 36

PITCHER		IP	WLS	BF	H	R	ER	SO	BB	IBB	HBP	BLK	WP	HR	S	P	ERA	WHIP
Bubba Church, R ERA: 8.9	(1, 1)	7.0		29	6	4	4	2	2	1	1	0	0	1	29	42	5.14	1.143
Frank Smith, R ERA: 3.15	(8, 1)	2.0	W	7	1	0	0	0	0	0	0	0	0	0	7	7	0.00	0.500

PITCHER	IP	WLS	BF	H	R	ER	SO	BB	IBB	HBP	BLK	WP	HR	S	P	ERA	WHIP

Batter	1	2	3	4	5	6	7	8	9	AB	R	H	RBI	BB	SO	LOB
Bobby Adams, R (1, 5) OBP: 0.358, SLG: 0.407	L9		F5			K			K	4	0	0	0	0	2	0
Grady Hatton, L (1, 4) OBP: 0.360, SLG: 0.416	FC6, 1B			F8		F7			F8	4	0	1	0	0	0	0
Willard Marshall, L (1, 9) OBP: 0.324, SLG: 0.489	F9			F9			4-3		P5	4	0	0	0	0	0	1
Ted Kluszewski, L (1, 3) OBP: 0.340, SLG: 0.458	FC6 1-2f			1B			F9			3	0	1	0	0	0	1
Hank Edwards, L (1, 7) OBP: 0.398, SLG: 0.604		P5		F7			HR			3	1	1	1	0	0	1
Andy Seminick, R (1, 2) OBP: 0.348, SLG: 0.419		5-3			K		5-3			3	0	0	0	0	1	0
Wally Westlake, R (1, 8) OBP: 0.304, SLG: 0.245		P3			K			5-3		3	0	0	0	0	1	0
Roy McMillan, R (1, 6) OBP: 0.276, SLG: 0.335			P6		K			F5		3	0	0	0	0	1	0
Ewell Blackwell, R (1, 1) OBP: 0.136, SLG: 0.182 Bob Borkowski, R (6, PH) OBP: 0.316, SLG: 0.319 Bud Podbielan, R (6, 1) Joe Nuxhall, L (7, 1) Cal Abrams, L (8, PH) OBP: 0.286, SLG: 0.211 Phil Haugstad, R (8, 1)			4-3			F7		6-3		1 1 0 0 1 0	0 0 0 0 0 0	0 0 0 0 0 0	0 0 0 0 0 0	0 0 0 0 0 0	0 0 0 0 0 0	0 0 0 0 0 0
Inning Stats	R: 0 E: 0 K: 0 S: 4 H: 1 LOB: 1 BB: 0 P: 4	R: 0 E: 0 K: 0 S: 3 H: 0 LOB: 0 BB: 0 P: 3	R: 0 E: 0 K: 0 S: 3 H: 0 LOB: 0 BB: 0 P: 3	R: 0 E: 0 K: 0 S: 4 H: 1 LOB: 1 BB: 0 P: 4	R: 0 E: 0 K: 3 S: 9 H: 0 LOB: 0 BB: 0 P: 9	R: 0 E: 0 K: 1 S: 5 H: 0 LOB: 0 BB: 0 P: 5	R: 1 E: 0 K: 0 S: 4 H: 1 LOB: 0 BB: 0 P: 4	R: 0 E: 0 K: 0 S: 3 H: 0 LOB: 0 BB: 0 P: 3	R: 0 E: 0 K: 1 S: 5 H: 0 LOB: 0 BB: 0 P: 5	1B: 2 2B: 0 3B: 0 HR: 1 SF: 0 SAC: 0 DP: 0 HBP: 0	WP: 0 PB: 0 SB: 0 CS: 0 PA: 30					

PITCHER	IP	WLS	BF	H	R	ER	SO	BB	IBB	HBP	BLK	WP	HR	S	P	ERA	WHIP
Robin Roberts, R (1, 1) ERA: 2.33	9.0	W	30	3	1	1	5	0	0	0	0	0	1	40	40	1.00	0.333

PITCHER	IP	WLS	BF	H	R	ER	SO	BB	IBB	HBP	BLK	WP	HR	S	P	ERA	WHIP

TOP

Cincinnati Reds @ Philadelphia Phillies

Shibe Park, Philadelphia, PA

Fri Jun 20 1952, 3:33 AM EDT

Att. 6,367 - Unknown

livebaseballscorecards.com

AB	30
R	1
H	3
RBI	1
BB	0
SO	5
LOB	3

Cincinnati Reds @ Philadelphia Phillies

Shibe Park, Philadelphia, PA

Fri Jun 20 1952, 3:33 AM EDT

Att. 6,367 - Unknown

livebaseballscorecards.com

BOTTOM

Batter	1	2	3	4	5	6	7	8	9	AB	R	H	RBI	BB	SO	LOB
Eddie Waitkus, L (1, 3) OBP: 0.360, SLG: 0.362	0-0 FC6-4 1B		0-0 ① L8	0-0 ③ 4-3			BBBB 4-0 BB			3	0	1	0	1	0	1
Richie Ashburn, L (1, 8) OBP: 0.327, SLG: 0.311	0-0 ① FC6-4 G3 S 1-2f		0-0 FC6-5 S 1B		0-0 SH1-3 1B 1B		0-0 ① F2			4	1	2	0	0	0	3
Granny Hamner, R (1, 6) OBP: 0.297, SLG: 0.403	BBBB 4-0 G3 1-2 BB		0-0 ② FC6-5 1-3		0-0 ① SH1-3 1-2		0-0 ②③ G6-3 2-3f			2	0	0	0	1	0	3
Smoky Burgess, L (1, 2) OBP: 0.359, SLG: 0.427	0-0 ② G3 1-2 2-3		0-0 ③ 4-3		0-0 ② P6			0-0 ① F9		4	0	0	0	0	0	4
Johnny Wyrostek, L (1, 9) OBP: 0.336, SLG: 0.306	0-0 ③ P6			BBBB 4-0 BB	0-0 2-H 1B			0-0 ② F7		3	0	1	1	1	0	2
Del Ennis, R (1, 7) OBP: 0.330, SLG: 0.461		0-0 ① 6-3		0-0 1-H HR	0-0 ③ 2-6 1-	0-0 ① 6-3		0-0 2B		4	1	2	2	0	0	0
Connie Ryan, R (1, 4) OBP: 0.344, SLG: 0.388		0-0 S 2B		BBBB 4-0 SH1 BB		0-0 ② F7		0-0 ③ 4-3		3	0	1	0	1	0	1
Willie Jones, R (1, 5) OBP: 0.321, SLG: 0.387		0-0 ② 5-3 2-3		0-0 ① F8		0-0 ③ 4-3				3	0	0	0	0	0	2
Robin Roberts, S (1, 1) OBP: 0.128, SLG: 0.162		0-0 ③ P5		0-0 ② SH1 1-2			0-0 G6-3 2B			2	0	1	0	0	0	1
Inning Stats	R: 0 E: 0 K: 0 S: 4 H: 1 LOB: 2 BB: 1 P: 8	R: 0 E: 0 K: 0 S: 4 H: 1 LOB: 1 BB: 0 P: 4	R: 0 E: 0 K: 0 S: 4 H: 1 LOB: 1 BB: 0 P: 4	R: 2 E: 0 K: 0 S: 4 H: 1 LOB: 1 BB: 2 P: 12	R: 1 E: 0 K: 0 S: 4 H: 2 LOB: 1 BB: 0 P: 4	R: 0 E: 0 K: 0 S: 3 H: 0 LOB: 0 BB: 0 P: 3	R: 0 E: 0 K: 0 S: 3 H: 1 LOB: 1 BB: 1 P: 7	R: 0 E: 0 K: 0 S: 4 H: 1 LOB: 1 BB: 0 P: 4		1B: 4 2B: 3 3B: 0 HR: 1 SF: 0 SAC: 2 DP: 1 HBP: 0						

	AB	28
	R	2
	H	8
	RBI	3
	BB	4
	SO	0
	LOB	17

WP: 0 PB: 0 SB: 3 CS: 0 PA: 34

PITCHER		IP	WLS	BF	H	R	ER	SO	BB	IBB	HBP	BLK	WP	HR	S	P	ERA	WHIP
Ewell Blackwell, R ERA: 5.29	(1, 1)	5.0	L	24	6	3	3	0	3	0	0	0	0	1	20	32	5.40	1.800
Bud Podbielan, R ERA: 12.0	(6, 1)	1.0		5	1	0	0	0	1	0	0	0	0	0	4	8	0.00	2.000
Joe Nuxhall, L ERA: 3.86	(7, 1)	1.0		2	0	0	0	0	0	0	0	0	0	0	2	2	0.00	0.000
Phil Haugstad, R ERA: 5.59	(8, 1)	1.0		4	1	0	0	0	0	0	0	0	0	0	4	4	0.00	1.000

PITCHER	IP	WLS	BF	H	R	ER	SO	BB	IBB	HBP	BLK	WP	HR	S	P	ERA	WHIP

Batter	1	2	3	4	5	6	7	8	9	AB	R	H	RBI	BB	SO	LOB
Bob Borkowski, R (1, 7) OBP: 0.316, SLG: 0.312	K2-3		E6 1B	G6-4-3 BB		F9			BB SH3-4 2B 1B	3	0	0	0	1	1	0
Cal Abrams, L (9, PH) OBP: 0.318, SLG: 0.250										1	1	1	0	0	0	0
(9, 7)																
Bobby Adams, R (1, 5) OBP: 0.361, SLG: 0.409	6-3		1-2 1B	G6-4-3 1-2f		S 1B			SH3-4 1-2	4	0	2	0	0	0	2
Grady Hatton, L (1, 4) OBP: 0.357, SLG: 0.409	K		F2		K	4-3 1-2			BB 2B BB	4	1	0	0	1	2	3
Joe Adcock, R (1, 3) OBP: 0.400, SLG: 0.646		P3	K		2B 1B		F9		2B 1-2 2-3 BB	3	0	1	0	0	1	2
Ted Kluszewski, L (7, PH) OBP: 0.342, SLG: 0.455										1	0	0	0	1	0	0
(7, 3)																
Andy Seminick, R (1, 2) OBP: 0.350, SLG: 0.434		K	K		1-3 2B		6-3		1-3 2-H 3-H 2B	5	0	2	2	0	2	2
Willard Marshall, L (1, 9) OBP: 0.326, SLG: 0.489		BB BB BB		2B 2B	5-3		L6		P3	4	1	1	0	1	0	4
Wally Westlake, R (1, 8) OBP: 0.306, SLG: 0.241		1-2 BB BB		2B WP BB	F3			K	F7	3	1	0	0	2	1	4
Roy McMillan, R (1, 6) OBP: 0.284, SLG: 0.358		1-2 2-3 BB		1-3 2-H WP 2B		HR		K		3	1	2	2	1	1	0
Ken Raffensberger, R (1, 1) OBP: 0.091, SLG: 0.063		K		2-3 3-H F3		K			F8	4	0	0	0	0	2	4
Frank Smith, R (8, 1) OBP: 0.158, SLG: 0.211										0	0	0	0	0	0	0

TOP

Cincinnati Reds @ Philadelphia Phillies

Shibe Park, Philadelphia, PA

Sun Jun 22 1952, 3:33 AM EDT

Unknown

livebaseballscorecards.com

AB	35
R	5
H	9
RBI	4
BB	7
SO	10
LOB	21

Inning Stats	1	2	3	4	5	6	7	8	9
	R: 0 E: 0 K: 2 S: 7 H: 0 LOB: 0 BB: 0 P: 7	R: 0 E: 0 K: 2 S: 7 H: 0 LOB: 3 BB: 3 P: 19	R: 0 E: 1 K: 2 S: 9 H: 1 LOB: 2 BB: 0 P: 9	R: 2 E: 0 K: 0 S: 4 H: 2 LOB: 1 BB: 2 P: 12	R: 0 E: 0 K: 1 S: 7 H: 2 LOB: 2 BB: 0 P: 7	R: 1 E: 0 K: 1 S: 7 H: 2 LOB: 1 BB: 0 P: 7	R: 0 E: 0 K: 0 S: 3 H: 0 LOB: 0 BB: 0 P: 3	R: 0 E: 0 K: 2 S: 7 H: 0 LOB: 0 BB: 0 P: 7	R: 2 E: 0 K: 0 S: 5 H: 2 LOB: 2 BB: 2 P: 13

PITCHER		IP	WLS	BF	H	R	ER	SO	BB	IBB	HBP	BLK	WP	HR	S	P	ERA	WHIP	PITCHER	IP	WLS	BF	H	R	ER	SO	BB	IBB	HBP	BLK	WP	HR	S	P	ERA	WHIP
Curt Simmons, L ERA: 2.16	(1, 1)	6.0		30	7	3	3	8	5	0	0	0	1	1	41	61	4.50	2.000																	
Andy Hansen, R ERA: 3.13	(7, 1)	2.1	L	10	1	2	2	2	2	0	0	0	0	0	12	20	7.71	1.286																	
Jim Konstanty, R ERA: 2.29	(9, 1)	0.2		3	1	0	0	0	0	0	0	0	0	0	3	3	0.00	1.500																	

1B: 4	SF: 0	WP: 1	PA: 43
2B: 4	SAC: 1	PB: 0	
3B: 0	DP: 1	SB: 1	
HR: 1	HBP: 0	CS: 0	

Cincinnati Reds @ Philadelphia Phillies

Shibe Park, Philadelphia, PA

Sun Jun 22 1952, 3:33 AM EDT

Unknown

BOTTOM

livebaseballscorecards.com

Batter	1	2	3	4	5	6	7	8	9	AB	R	H	RBI	BB	SO	LOB
Eddie Waitkus, L (1, 3) OBP: 0.361, SLG: 0.381	4-3		K			1B 3B		SH5-4 2B	F8	5	1	2	0	0	1	1
Richie Ashburn, L (1, 8) OBP: 0.337, SLG: 0.329	FC5-4 4-3 1B			1B 3B		3-H 1B		BBBB SH5-4 BB		3	0	3	1	1	0	0
Granny Hamner, R (1, 6) OBP: 0.297, SLG: 0.402	4-3 1-2			3-H 1B		F5		SH5-4 1-2 2-3		3	0	1	0	0	0	2
Del Ennis, R (1, 7) OBP: 0.325, SLG: 0.453	FC5-4 2-3			L8		5-3		SSS K		4	0	0	0	0	1	5
Johnny Wyrostek, L (1, 9) OBP: 0.339, SLG: 0.306		6-3		SSS K			1B	IIII IBB		3	0	1	0	1	1	1
Connie Ryan, R (1, 4) OBP: 0.339, SLG: 0.382 Smoky Burgess, L (8, PH) OBP: 0.357, SLG: 0.424 (9, 2)	F8	6-3			SSS K 1-		P5			3	0	0	0	0	1	1
										1	0	0	0	0	0	3
Willie Jones, R (1, 5) OBP: 0.324, SLG: 0.387	F7	1-3				E 1B		BBBB FC4-6 BB		3	1	1	0	1	0	0
Stan Lopata, R (1, 2) OBP: 0.381, SLG: 0.500 Putsy Caballero, R (9, 4) OBP: 0.278, SLG: 0.294 Jackie Mayo, L (9, PH) OBP: 0.347, SLG: 0.348		P3			6-3	E9 1-H 3B			SSS K	3	1	1	1	0	0	0
										0	0	0	0	0	0	0
										1	0	0	0	0	1	1
Curt Simmons, L (1, 1) OBP: 0.280, SLG: 0.391 Mel Clark, R (6, PH) OBP: 0.273, SLG: 0.317 Andy Hansen, R (7, 1) Jim Konstanty, R (9, 1) Bill Nicholson, L (9, PH) OBP: 0.323, SLG: 0.346 Jack Lohrke, R (9, PR) OBP: 0.222, SLG: 0.176			SSS K			6-3	5-3		FC4-6 1-2f	1	0	0	0	0	1	0
										1	0	0	0	0	0	0
										1	0	0	0	0	0	0
										0	0	0	0	0	0	0
										1	0	0	0	0	0	1
										0	0	0	0	0	0	0
Inning Stats	R: 0 E: 0 K: 0 S: 4 H: 1 LOB: 1 BB: 0 P: 4	R: 0 E: 0 K: 0 S: 3 H: 0 LOB: 0 BB: 0 P: 3	R: 0 E: 0 K: 2 S: 7 H: 0 LOB: 0 BB: 0 P: 7	R: 0 E: 0 K: 1 S: 6 H: 2 LOB: 1 BB: 0 P: 6	R: 0 E: 0 K: 0 S: 3 H: 0 LOB: 0 BB: 0 P: 3	R: 1 E: 0 K: 0 S: 5 H: 2 LOB: 1 BB: 0 P: 5	R: 2 E: 1 K: 1 S: 7 H: 3 LOB: 0 BB: 0 P: 7	R: 0 E: 0 K: 1 S: 6 H: 1 LOB: 3 BB: 2 P: 14	R: 0 E: 0 K: 1 S: 5 H: 0 LOB: 1 BB: 1 P: 9	1B: 5 2B: 1 3B: 3 HR: 0	SF: 0 SAC: 1 DP: 0 HBP: 0						

PITCHER	IP	WLS	BF	H	R	ER	SO	BB	IBB	HBP	BLK	WP	HR	S	P	ERA	WHIP
Ken Raffensberger, L (1, 1) ERA: 2.16	7.0		29	9	3	2	4	1	0	0	0	0	0	36	40	2.57	1.429
Frank Smith, R (8, 1) ERA: 3.06	2.0	W	8	0	0	0	2	1	1	0	0	0	0	10	18	0.00	0.500

PITCHER	IP	WLS	BF	H	R	ER	SO	BB	IBB	HBP	BLK	WP	HR	S	P	ERA	WHIP

AB	33
R	3
H	9
RBI	2
BB	3
SO	6
LOB	15

WP: 0 PB: 0 SB: 0 CS: 1 PA: 37

Batter	1	2	3	4	5	6	7	8	9	AB	R	H	RBI	BB	SO	LOB
Bobby Adams, R (1, 5) OBP: 0.359, SLG: 0.406	4-3 1-3 1B		L5 ①		P3 ②		L7 ③			4	0	1	0	0	0	2
Grady Hatton, L (1, 4) OBP: 0.353, SLG: 0.403	1-3 ① 1-2		L9 ②		4-3 ③					3	0	0	0	0	0	1
Willard Marshall, L (1, 9) OBP: 0.320, SLG: 0.479	4-3 ② 2-3		3-1 ③			P5 ①				3	0	0	0	0	0	1
Ted Kluszewski, L (1, 3) OBP: 0.337, SLG: 0.448	6-3 ③			3-1 ①		F7 ②				3	0	0	0	0	0	1
Hank Edwards, L (1, 7) OBP: 0.387, SLG: 0.585		K ①		1-3 ②		F5 ③				3	0	0	0	0	1	0
Andy Seminick, R (1, 2) OBP: 0.357, SLG: 0.435		K ②		FC5 BB 1B			BBB 4-0 1B SH3 BB			2	0	1	0	1	1	0
Wally Westlake, R (1, 8) OBP: 0.312, SLG: 0.241		H 1-0 1B HBP		BBB 4-0 1-2 BB			SH3 ① 1-2			0	0	0	0	1	0	0
Roy McMillan, R (1, 6) OBP: 0.289, SLG: 0.363		1-2 1B		FC5 ③ 2-3f			1B 2-3 1B			3	0	2	0	0	0	2
Herm Wehmeier, R (1, 1) OBP: 0.214, SLG: 0.214 Joe Nuxhall, L (7, 1)		K ③			K ①		1-2 3-H 1B ②			3	0	1	0	0	2	2
										0	0	0	0	0	0	0

TOP

Cincinnati Reds @ Philadelphia Phillies

Shibe Park, Philadelphia, PA

Sun Jun 22 1952, 3:38 AM EDT

Att. 6,891 - Unknown

livebaseballscorecards.com

AB	24
R	0
H	5
RBI	0
BB	2
SO	4
LOB	9

Inning Stats	1	2	3	4	5	6	7	8	9
	R: 0 H: 1 E: 0 LOB: 1 K: 0 BB: 0 S: 4 P: 4	R: 0 H: 1 E: 0 LOB: 2 K: 3 BB: 0 S: 10 P: 11	R: 0 H: 0 E: 0 LOB: 0 K: 0 BB: 0 S: 3 P: 3	R: 0 H: 1 E: 0 LOB: 2 K: 0 BB: 1 S: 4 P: 8	R: 0 H: 0 E: 0 LOB: 0 K: 1 BB: 0 S: 5 P: 5	R: 0 H: 0 E: 0 LOB: 0 K: 0 BB: 0 S: 3 P: 3	R: 0 H: 2 E: 0 LOB: 2 K: 0 BB: 1 S: 4 P: 8		

| | | | | | | | | | |

Batter	1	2	3	4	5	6	7	8	9	AB	R	H	RBI	BB	SO	LOB
Eddie Waitkus, L (1, 3) OBP: 0.374, SLG: 0.401	FC4-6 1B		1B			2B	E2 1B 1-2 2-H			4	0	4	0	0	0	0
Richie Ashburn, L (1, 8) OBP: 0.336, SLG: 0.328	FC4-6 FC6-4 1-2f		4-3			K	1B 1-2 2-3			4	0	1	0	0	1	3
Granny Hamner, R (1, 6) OBP: 0.292, SLG: 0.395	FC6-4 S 1-2f			6-3		4-3	F9			4	0	0	0	0	0	5
Smoky Burgess, L (1, 2) OBP: 0.356, SLG: 0.422	K 1-2			4-3			1B 1B E 1B			3	1	1	0	0	1	1
Johnny Wyrostek, L (1, 9) OBP: 0.343, SLG: 0.312		F8		1B			1B			3	0	2	0	0	0	0
Del Ennis, R (1, 7) OBP: 0.325, SLG: 0.451		K		CS 1-	6-3		E1 1B FC1 1-3 2-H			3	0	1	0	0	1	0
Connie Ryan, R (1, 4) OBP: 0.339, SLG: 0.382		4-3			F2		1B 2-3 3-H			3	0	1	1	0	0	0
Willie Jones, R (1, 5) OBP: 0.324, SLG: 0.383			F9		F2		1B FC1 E IBB			2	1	0	0	1	0	0
Karl Drews, R (1, 1) OBP: 0.115, SLG: 0.115			6-3			K	FC1 1B E 1-2 3-H			3	0	0	0	0	1	2
Inning Stats	R: 0 H: 1 E: 0 LOB: 1 K: 1 BB: 0 S: 6 P: 6	R: 0 H: 0 E: 0 LOB: 0 K: 1 BB: 0 S: 5 P: 5	R: 0 H: 1 E: 0 LOB: 1 K: 0 BB: 0 S: 4 P: 4	R: 0 H: 1 E: 0 LOB: 0 K: 0 BB: 0 S: 3 P: 3	R: 0 H: 0 E: 0 LOB: 0 K: 0 BB: 0 S: 3 P: 3	R: 0 H: 1 E: 0 LOB: 1 K: 2 BB: 0 S: 8 P: 8	R: 3 H: 6 E: 2 LOB: 3 K: 0 BB: 1 S: 8 P: 12			1B: 9 SF: 0 2B: 1 SAC: 0 3B: 0 DP: 0 HR: 0 HBP: 0						WP: 0 PA: 31 PB: 0 SB: 1 CS: 1	

PITCHER		IP	WLS	BF	H	R	ER	SO	BB	IBB	HBP	BLK	WP	HR	S	P	ERA	WHIP
Herm Wehmeier, R ERA: 6.84	(1, 1)	6.2	L	28	9	3	3	4	0	1	0	0	0	0	35	39	4.05	1.350
Joe Nuxhall, L ERA: 3.8	(7, 1)	0.1		2	1	0	0	0	0	0	0	0	0	0	2	2	0.00	3.000

PITCHER	IP	WLS	BF	H	R	ER	SO	BB	IBB	HBP	BLK	WP	HR	S	P	ERA	WHIP

BOTTOM

Cincinnati Reds @ Philadelphia Phillies

Shibe Park, Philadelphia, PA

Sun Jun 22 1952, 3:38 AM EDT

Att. 6,891 - Unknown

livebaseballscorecards.com

AB	29
R	2
H	10
RBI	1
BB	1
SO	4
LOB	11

Batter	1	2	3	4	5	6	7	8	9	AB	R	H	RBI	BB	SO	LOB
Bobby Adams, R (1, 5) OBP: 0.354, SLG: 0.400	F8		FC5-4 FC3-6 1-2f		1-3			F7		4	0	0	0	0	0	1
Grady Hatton, L (1, 4) OBP: 0.355, SLG: 0.403	E7		FC3-6 1B E 1-2f		CS BB			HBP 1B		3	1	1	0	1	0	1
Willard Marshall, L (1, 9) OBP: 0.331, SLG: 0.479	FC1-4-6 BB		E 1-2 1B		CS 1-2	G3		1-0 1-2 HBP		2	0	1	0	1	0	0
Ted Kluszewski, L (1, 3) OBP: 0.340, SLG: 0.459	FC1-4-6 1-2f		E8 1-3 2-H 1B			F8 3B		P6		4	0	2	1	0	0	4
Hank Edwards, L (1, 7) OBP: 0.376, SLG: 0.567	K		6-3			F8 3-H		F9		3	0	0	0	0	1	5
Eddie Kazak, R (8, PH) OBP: 0.071, SLG: 0.214										1	0	0	0	0	0	2
Cal Abrams, L (8, 7) OBP: 0.318, SLG: 0.250										0	0	0	0	0	0	0
Andy Seminick, R (1, 2) OBP: 0.347, SLG: 0.422		K		F8			5-3		L6	4	0	0	0	0	1	0
Wally Westlake, R (1, 8) OBP: 0.311, SLG: 0.241		CS 1B		6-3			F8		E6 FC4-6	4	0	1	0	0	0	0
Roy McMillan, R (1, 6) OBP: 0.288, SLG: 0.358		K 1-2		F8			1B BB		FC4-6 FC4-6 1-2f	3	0	0	0	1	1	2
Harry Perkowski, L (1, 1) OBP: 0.212, SLG: 0.273			E6 FC5-4		G3		1-3 1B		FC4-6 1-2f	2	0	0	0	0	0	0
Joe Adcock, R (7, PH) OBP: 0.405, SLG: 0.649										1	0	1	0	0	0	0
Phil Haugstad, R (7, 1)										0	0	0	0	0	0	0
Bob Borkowski, R (9, PH) OBP: 0.314, SLG: 0.310										1	0	0	0	0	0	1

Cincinnati Reds @ New York Giants

Polo Grounds, New York, NY

Tue Jun 24 1952, 3:33 AM EDT

Unknown

TOP

livebaseballscorecards.com

AB	32
R	1
H	6
RBI	1
BB	3
SO	3
LOB	16

Inning Stats	1	2	3	4	5	6	7	8	9
	R: 0 E: 1 K: 1 S: 6	H: 0 LOB: 2 BB: 1 P: 10	R: 0 E: 0 K: 2 S: 7	H: 1 LOB: 1 BB: 0 P: 7	R: 1 E: 2 K: 0 S: 6	H: 2 LOB: 2 BB: 0 P: 6	R: 0 E: 0 K: 0 S: 3	H: 0 LOB: 0 BB: 0 P: 3	R: 0 E: 0 K: 0 S: 2	H: 0 LOB: 0 BB: 1 P: 6
	R: 0 E: 0 K: 0 S: 3	H: 1 LOB: 0 BB: 0 P: 3	R: 0 E: 0 K: 0 S: 3	H: 1 LOB: 2 BB: 1 P: 7	R: 0 E: 0 K: 0 S: 4	H: 1 LOB: 2 BB: 0 P: 5	R: 0 E: 1 K: 0 S: 4	H: 0 LOB: 1 BB: 0 P: 4	1B: 5 2B: 1 3B: 1 HR: 0	SF: 0 SAC: 0 DP: 1 HBP: 1	WP: 0 PB: 0 SB: 0 CS: 2	PA: 37

PITCHER		IP	WLS	BF	H	R	ER	SO	BB	IBB	HBP	BLK	WP	HR	S	P	ERA	WHIP
Jim Hearn, R ERA: 3.86	(1, 1)	7.1	W	30	6	1	0	3	3	0	1	0	0	0	32	45	0.00	1.227
Max Lanier, L ERA: 4.59	(8, 1)	1.2	S	6	0	0	0	0	0	0	0	0	0	0	6	6	0.00	0.000

PITCHER	IP	WLS	BF	H	R	ER	SO	BB	IBB	HBP	BLK	WP	HR	S	P	ERA	WHIP

Cincinnati Reds @ New York Giants

Polo Grounds, New York, NY

Tue Jun 24 1952, 3:33 AM EDT

Unknown

BOTTOM

livebaseballscorecards.com

Batter	1	2	3	4	5	6	7	8	9	AB	R	H	RBI	BB	SO	LOB
Davey Williams, R (1, 4) OBP: 0.358, SLG: 0.449	FC1-6 1B	E5 2B 2-3 3-H		G4-6-3 1-2f		F7		1B		5	0	2	0	0	0	2
Whitey Lockman, L (1, 3) OBP: 0.403, SLG: 0.466	FC1-6 1B 1-2f	2B 1-3 3-H			6-3	BB		P5		4	0	1	1	1	0	2
Bobby Thomson, R (1, 5) OBP: 0.371, SLG: 0.537	F3	5-3			BB F8 BB	F8				3	0	0	0	1	0	4
Bob Elliott, R (1, 7) OBP: 0.345, SLG: 0.367 Chuck Diering, R (7, PR) (8, 7) OBP: 0.308, SLG: 0.318	1-3 1B		BB		F8 1-2		G3 SH3-4 BB			2 0	0 0	1 0	0 0	2 0	0 0	1 0
Alvin Dark, R (1, 6) OBP: 0.325, SLG: 0.387	F9		F9		BB IBB		SH3-4 1-2			2	0	0	0	1	0	3
Don Mueller, L (1, 9) OBP: 0.306, SLG: 0.411		P6	F9		1-2 2-3 BB		G3 2-3			3	0	0	0	1	0	3
Sal Yvars, R (1, 2) OBP: 0.280, SLG: 0.292		SH5-4 1B E 1B	P6		4-3		5-3			4	1	1	0	0	0	6
Hank Thompson, L (1, 8) OBP: 0.331, SLG: 0.470		E SH5-4 2B 1-2 1B	P6			HR		F9		4	2	2	1	0	0	0
Jim Hearn, R (1, 1) OBP: 0.270, SLG: 0.371 Max Lanier, R (8, 1) OBP: 0.333, SLG: 0.417		SH5-4 1-2 2-3		G4-6-3 BB		4-3		F7		1 1	0 0	0 0	0 0	1 0	0 0	0 0
Inning Stats	R: 0 E: 0 K: 0 S: 5 H: 2 LOB: 2 BB: 0 P: 5	R: 2 E: 1 K: 0 S: 7 H: 3 LOB: 2 BB: 0 P: 7	R: 0 E: 0 K: 0 S: 3 H: 0 LOB: 1 BB: 1 P: 7	R: 0 E: 0 K: 0 S: 2 H: 0 LOB: 0 BB: 1 P: 6	R: 0 E: 0 K: 0 S: 3 H: 0 LOB: 3 BB: 3 P: 15	R: 1 E: 0 K: 0 S: 4 H: 1 LOB: 1 BB: 1 P: 8	R: 0 E: 0 K: 0 S: 3 H: 0 LOB: 2 BB: 1 P: 7	R: 0 E: 0 K: 0 S: 4 H: 1 LOB: 1 BB: 0 P: 4		1B: 5 2B: 1 3B: 0 HR: 1	SF: 0 SAC: 2 DP: 1 HBP: 0					

	AB	29
	R	3
	H	7
	RBI	2
	BB	7
	SO	0
	LOB	21

PITCHER		IP	WLS	BF	H	R	ER	SO	BB	IBB	HBP	BLK	WP	HR	S	P	ERA	WHIP
Harry Perkowski, L ERA: 4.35	(1, 1)	6.0	L	30	6	3	1	0	5	1	0	0	0	1	24	48	1.50	1.833
Phil Haugstad, R ERA: 4.63	(7, 1)	2.0		8	1	0	0	0	1	0	0	0	0	0	7	11	0.00	1.000

PITCHER	IP	WLS	BF	H	R	ER	SO	BB	IBB	HBP	BLK	WP	HR	S	P	ERA	WHIP

WP: 0 PB: 0 SB: 0 CS: 0 PA: 38

Cincinnati Reds @ New York Giants

Polo Grounds, New York, NY

Tue Jun 24 1952, 3:38 AM EDT

Att. 18,998 - Unknown

livebaseballscorecards.com

Batter	1	2	3	4	5	6	7	8	9	AB	R	H	RBI	BB	SO	LOB
Bobby Adams, R (1, 5) OBP: 0.356, SLG: 0.413	HR	1-3 3-H 1B		1-3			K			4	1	2	2	0	1	1
Grady Hatton, L (1, 4) OBP: 0.357, SLG: 0.402	G1-6-3 BB	F9			1-3		1B			3	0	1	0	1	0	2
Willard Marshall, L (1, 9) OBP: 0.323, SLG: 0.466	G1-6-3 1-2f		P4		G3		F3			4	0	0	0	0	0	2
Ted Kluszewski, L (1, 3) OBP: 0.333, SLG: 0.450	P6		F8		K			F7		4	0	0	0	0	1	0
Hank Edwards, L (1, 7) OBP: 0.381, SLG: 0.584		HBP 1B 1B	1-3			FC6-2 3B		F2		4	1	2	0	0	0	0
Andy Seminick, R (1, 2) OBP: 0.344, SLG: 0.432		F9		1B 3B		K		F8		4	1	1	0	0	1	2
Wally Westlake, R (1, 8) OBP: 0.314, SLG: 0.243		FC4-6 1B 1-2 1B HBP		SH1-4 3-H 1B		FC6-2 FC6-4 3-H			K	3	1	1	1	0	1	1
Roy McMillan, R (1, 6) OBP: 0.288, SLG: 0.356		FC4-6 1-2 2-H 1B		F9		FC6-4 1-2f			P3	4	0	1	1	0	0	2
Ewell Blackwell, R (1, 1) OBP: 0.130, SLG: 0.174		FC4-6 1B 1-2f 2-3		SH1-4 1-2			2-3		K	1	0	0	0	0	0	2
Frank Smith, R (3, 1) OBP: 0.158, SLG: 0.211										0	0	0	0	0	0	0
Cal Abrams, L (7, PH) OBP: 0.304, SLG: 0.238										1	0	0	0	0	0	0
Herm Wehmeier, R (7, 1) OBP: 0.214, SLG: 0.214										0	0	0	0	0	0	0
Bob Borkowski, R (9, PH) OBP: 0.312, SLG: 0.308										1	0	0	0	0	1	0
Inning Stats	R: 1 E: 0 K: 0 S: 3 H: 1 LOB: 0 BB: 1 P: 7	R: 2 E: 0 K: 0 S: 6 H: 3 LOB: 2 BB: 0 P: 7	R: 0 E: 0 K: 0 S: 3 H: 0 LOB: 0 BB: 0 P: 3	R: 1 E: 0 K: 0 S: 5 H: 2 LOB: 1 BB: 0 P: 5	R: 0 E: 0 K: 1 S: 5 H: 0 LOB: 0 BB: 0 P: 5	R: 0 E: 0 K: 1 S: 6 H: 1 LOB: 1 BB: 0 P: 6	R: 0 E: 0 K: 1 S: 6 H: 1 LOB: 1 BB: 0 P: 6	R: 0 E: 0 K: 0 S: 3 H: 0 LOB: 0 BB: 0 P: 3	R: 0 E: 0 K: 2 S: 7 H: 0 LOB: 0 BB: 0 P: 7	1B: 5 2B: 0 3B: 2 HR: 1 SF: 0 SAC: 1 DP: 1 HBP: 1						

TOP	
AB	33
R	4
H	8
RBI	4
BB	1
SO	5
LOB	12

WP: 0 PB: 0 SB: 0 CS: 0 PA: 36

PITCHER	IP	WLS	BF	H	R	ER	SO	BB	IBB	HBP	BLK	WP	HR	S	P	ERA	WHIP
Larry Jansen, R (1, 1) ERA: 3.68	3.0		16	6	4	4	0	1	0	1	0	0	1	14	19	12.00	2.333
Hoyt Wilhelm, R (4, 1) ERA: 2.82	6.0	W	20	2	0	0	5	0	0	0	0	0	0	30	30	0.00	0.333

PITCHER	IP	WLS	BF	H	R	ER	SO	BB	IBB	HBP	BLK	WP	HR	S	P	ERA	WHIP

Batter	1	2	3	4	5	6	7	8	9	AB	R	H	RBI	BB	SO	LOB
Davey Williams, R (1, 4) OBP: 0.356, SLG: 0.450	P6		FC5-6, 4-3 1-2f 2-3		5-3		HR, 2B			4	2	1	0	0	0	2
Whitey Lockman, L (1, 3) OBP: 0.397, SLG: 0.458	F8		4-3 1-2 3-H		4-3		F9			4	0	0	1	0	0	2
Bobby Thomson, R (1, 5) OBP: 0.373, SLG: 0.554	1-6-3		1B, 2B 2-H		F3		2-H HR			4	2	2	3	0	0	0
Hank Thompson, L (1, 8) OBP: 0.336, SLG: 0.467		BBBB BB	3B, 1B 2-H			F7	4-3			3	1	1	1	1	0	0
Bob Elliott, R (1, 7) OBP: 0.351, SLG: 0.394 Chuck Diering, R (7, PH) (8, 7) OBP: 0.296, SLG: 0.304		F7	1-H 3B			1B, 2B	6-3			3 1	1 0	2 0	1 0	0 0	0 0	1 0
Don Mueller, L (1, 9) OBP: 0.301, SLG: 0.404		F8	F9			L3		P5		4	0	0	0	0	0	3
Alvin Dark, R (1, 6) OBP: 0.324, SLG: 0.382		1-3		4-3		1B, IBB		P4		3	0	0	0	1	0	1
Sal Yvars, R (1, 2) OBP: 0.310, SLG: 0.296			BBBB FC5-6, BB 4-3 BB	F8		1-3 2-H 1B		4-3		3	1	1	1	1	0	0
Larry Jansen, R (1, 1) OBP: 0.281, SLG: 0.179 Hoyt Wilhelm, R (4, 1) OBP: 0.154, SLG: 0.385			BBBB 1-2 FC5-6 BB	G3	SSS K					0 2	0 0	0 0	0 0	1 0	0 1	0 2
Inning Stats	R: 0 H: 0 E: 0 LOB: 0 K: 0 BB: 0 S: 3 P: 3	R: 0 H: 0 E: 0 LOB: 1 K: 0 BB: 1 S: 3 P: 7	R: 4 H: 3 E: 0 LOB: 1 K: 0 BB: 2 S: 6 P: 14	R: 0 H: 0 E: 0 LOB: 0 K: 0 BB: 0 S: 3 P: 3	R: 0 H: 0 E: 0 LOB: 0 K: 0 BB: 0 S: 3 P: 3	R: 1 H: 2 E: 0 LOB: 2 K: 1 BB: 1 S: 7 P: 11	R: 2 H: 2 E: 0 LOB: 0 K: 0 BB: 0 S: 5 P: 5	R: 0 H: 0 E: 0 LOB: 0 K: 0 BB: 0 S: 3 P: 3		1B: 2 SF: 0 2B: 3 SAC: 0 3B: 1 DP: 0 HR: 1 HBP: 0						

PITCHER		IP	WLS	BF	H	R	ER	SO	BB	IBB	HBP	BLK	WP	HR	S	P	ERA	WHIP
Ewell Blackwell, R ERA: 5.61	(1, 1)	2.2		13	2	4	4	0	3	0	0	0	0	0	10	22	13.50	1.875
Frank Smith, R ERA: 3.04	(3, 1)	3.1	L	14	3	1	1	1	0	1	0	0	0	0	15	19	2.70	0.900
Herm Wehmeier, R ERA: 6.9	(7, 1)	2.0		8	2	2	2	0	0	0	0	0	0	1	8	8	9.00	1.000

PITCHER	IP	WLS	BF	H	R	ER	SO	BB	IBB	HBP	BLK	WP	HR	S	P	ERA	WHIP

BOTTOM

Cincinnati Reds @ New York Giants

Polo Grounds, New York, NY

Tue Jun 24 1952, 3:38 AM EDT

Att. 18,998 - Unknown

livebaseballscorecards.com

AB	31
R	7
H	7
RBI	7
BB	4
SO	1
LOB	11

WP: 0 PA: 35
PB: 0
SB: 0
CS: 0

Cincinnati Reds @ New York Giants

Polo Grounds, New York, NY

Wed Jun 25 1952, 3:33 AM EDT

Att. 4,651 - Unknown

TOP

livebaseballscorecards.com

Batter	1	2	3	4	5	6	7	8	9	AB	R	H	RBI	BB	SO	LOB
Cal Abrams, L (1, 7) OBP: 0.370, SLG: 0.417	0-0 SH5-3 E 1B		0-0 HR	0-3 K		4-0 BB 1-2		0-0 G6-4-3 1-2f		3	1	2	1	1	1	1
Joe Adcock, R (8, PH) OBP: 0.402, SLG: 0.643										1	0	0	0	0	0	1
Frank Smith, R (8, 1) OBP: 0.158, SLG: 0.211										0	0	0	0	0	0	0
Bobby Adams, R (1, 5) OBP: 0.350, SLG: 0.405	0-0 E4 SH5-3 1-2		0-0 P6		0-0 F9	0-0 F8			0-0 3-1	5	0	0	0	0	0	3
Grady Hatton, L (1, 4) OBP: 0.359, SLG: 0.401	0-0 SH5-3 1-2 2-3		4-0 1B 1B BB		0-0 3-1		0-0 1B		0-0 F5	3	1	1	0	1	0	0
Ted Kluszewski, L (1, 3) OBP: 0.345, SLG: 0.456	4-0 IBB		0-0 1B 1-2 1B		0-0 1B 1B		0-0 E 1B		0-0 1-3	4	0	3	0	1	0	0
Willard Marshall, L (1, 9) OBP: 0.327, SLG: 0.467	0-0 F9		0-0 G4-6-3 1-3 2-H 1B		0-0 1-2 1B		0-0 P4			4	0	2	1	0	0	4
Andy Seminick, R (1, 2) OBP: 0.335, SLG: 0.419	0-0 5-3		0-0 G4-6-3 1-2f		0-0 F9		0-0 E6 1-2			4	0	0	0	0	0	8
Wally Westlake, R (1, 8) OBP: 0.309, SLG: 0.238		0-0 F7		0-3 K		0-0 5-3	0-0 F8			4	0	0	0	0	1	2
Roy McMillan, R (1, 6) OBP: 0.287, SLG: 0.358		0-3 K		0-0 2B		0-0 F8		0-0 F5		4	0	1	0	0	1	0
Bubba Church, R (1, 1) OBP: 0.250, SLG: 0.250		0-0 F7		0-0 1-3		0-0 BB 1B		0-0 G6-4-3 1B		4	0	2	0	0	0	1
Eddie Pellagrini, R (8, PR) OBP: 0.182, SLG: 0.250										0	0	0	0	0	0	0
Bob Borkowski, R (8, 7) OBP: 0.312, SLG: 0.308										0	0	0	0	0	0	0

Inning Stats										
	R: 0	H: 1	R: 0	H: 0	R: 2	H: 3	R: 0	H: 1	R: 0	H: 2
	E: 1	LOB: 3	E: 0	LOB: 0	E: 0	LOB: 1	E: 0	LOB: 1	E: 0	LOB: 2
	K: 0	BB: 1	K: 1	BB: 0	K: 0	BB: 1	K: 2	BB: 0	K: 0	BB: 0
	S: 5	P: 9	S: 5	P: 5	S: 5	P: 9	S: 8	P: 8	S: 5	P: 5

Inning Stats										
	R: 0	H: 1	R: 0	H: 2	R: 0	H: 1	R: 0	H: 0	1B: 9	SF: 0
	E: 0	LOB: 2	E: 1	LOB: 2	E: 0	LOB: 1	E: 0	LOB: 0	2B: 1	SAC: 1
	K: 0	BB: 1	K: 0	BB: 0	K: 0	BB: 0	K: 0	BB: 0	3B: 0	DP: 2
	S: 4	P: 8	S: 5	P: 5	S: 3	P: 3	S: 3	P: 3	HR: 1	HBP: 0

	AB	36
	R	2
	H	11
	RBI	2
	BB	3
	SO	3
	LOB	20

PITCHER		IP	WLS	BF	H	R	ER	SO	BB	IBB	HBP	BLK	WP	HR	S	P	ERA	WHIP	PITCHER	IP	WLS	BF	H	R	ER	SO	BB	IBB	HBP	BLK	WP	HR	S	P	ERA	WHIP
Hal Gregg, R ERA: 5.54	(1, 1)	4.0		19	5	2	2	3	1	1	0	0	0	1	23	31	4.50	1.500																	
Dave Koslo, L ERA: 2.4	(5, 1)	4.0	W	18	6	0	0	0	1	0	0	0	0	0	17	21	0.00	1.750																	
Max Lanier, L ERA: 4.5	(9, 1)	1.0	S	3	0	0	0	0	0	0	0	0	0	0	3	3	0.00	0.000																	

WP: 0	PA: 40
PB: 0	
SB: 0	
CS: 0	

Batter	1	2	3	4	5	6	7	8	9	AB	R	H	RBI	BB	SO	LOB
Davey Williams, R (1, 4) OBP: 0.355, SLG: 0.447	P6		1B		5-3			G3 2-3		4	0	1	0	0	0	1
Whitey Lockman, L (1, 3) OBP: 0.395, SLG: 0.454	P5		P4			4-3		3-H 1B		4	0	1	1	0	0	1
Bobby Thomson, R (1, 5) OBP: 0.369, SLG: 0.547	F9		K			F7				3	0	0	0	0	1	1
Hank Thompson, L (1, 8) OBP: 0.329, SLG: 0.457		6-3		K		F8				3	0	0	0	0	1	0
Bob Elliott, R (1, 7) OBP: 0.351, SLG: 0.414		HR		K			P5			3	1	1	1	0	1	0
Don Mueller, L (1, 9) OBP: 0.306, SLG: 0.421		1B 1B		HR			F9			3	1	2	1	0	0	0
Alvin Dark, R (1, 6) OBP: 0.324, SLG: 0.382		G1-6-3 1-2 1B		4-3			6-3			3	0	1	0	0	0	0
Sal Yvars, R (1, 2) OBP: 0.313, SLG: 0.300		G1-6-3 1-2f			4-3			G3 SH3-4 1B 1B		3	1	1	0	0	0	2
Hal Gregg, R (1, 1) OBP: 0.250, SLG: 0.250			5-3		K			SH3-4 1-2		1	0	0	0	0	0	0
Dave Koslo, L (5, 1)										1	0	0	0	0	1	0
George Wilson, L (8, PH) OBP: 0.219, SLG: 0.226										0	0	0	0	0	0	0
Max Lanier, R (9, 1) OBP: 0.333, SLG: 0.417										0	0	0	0	0	0	0
Inning Stats	R: 0 E: 0 K: 0 S: 3 H: 0 LOB: 0 BB: 0 P: 3	R: 1 E: 0 K: 0 S: 5 H: 3 LOB: 1 BB: 0 P: 5	R: 0 E: 0 K: 1 S: 6 H: 1 LOB: 1 BB: 0 P: 6	R: 1 E: 0 K: 2 S: 8 H: 1 LOB: 0 BB: 0 P: 8	R: 0 E: 0 K: 1 S: 5 H: 0 LOB: 0 BB: 0 P: 5	R: 0 E: 0 K: 0 S: 3 H: 0 LOB: 0 BB: 0 P: 3	R: 0 E: 0 K: 0 S: 3 H: 0 LOB: 0 BB: 0 P: 3	R: 1 E: 0 K: 0 S: 4 H: 2 LOB: 1 BB: 0 P: 4		1B: 5 2B: 0 3B: 0 HR: 2 SF: 0 SAC: 1 DP: 1 HBP: 0						

PITCHER	IP	WLS	BF	H	R	ER	SO	BB	IBB	HBP	BLK	WP	HR	S	P	ERA	WHIP
Bubba Church, R (1, 1) ERA: 7.68	7.0		25	5	2	2	4	0	0	0	0	0	2	33	33	2.57	0.714
Frank Smith, R (8, 1) ERA: 3.13	1.0	L	4	2	1	1	0	0	0	0	0	0	0	4	4	9.00	2.000

PITCHER	IP	WLS	BF	H	R	ER	SO	BB	IBB	HBP	BLK	WP	HR	S	P	ERA	WHIP

BOTTOM

Cincinnati Reds @ New York Giants

Polo Grounds, New York, NY

Wed Jun 25 1952, 3:33 AM EDT

Att. 4,651 - Unknown

livebaseballscorecards.com

AB	28
R	3
H	7
RBI	3
BB	0
SO	4
LOB	5

WP: 0 PA: 29
PB: 0
SB: 0
CS: 0

Batter	1	2	3	4	5	6	7	8	9	AB	R	H	RBI	BB	SO	LOB
Eddie Miksis, R (1, 4) OBP: 0.299, SLG: 0.348	0-0 1B 2B	0-0 6-3			0-0 F9			0-0 1B 2-H	0-0 FC6-4 1-2 1B	5	1	3	1	0	0	1
Hal Jeffcoat, R (1, 8) OBP: 0.235, SLG: 0.328	0-0 1B 2-H 1B		0-0 1-3		0-0 6-3			0-0 F8	0-0 FC6-4 1-2f	5	0	1	1	0	0	2
Bill Serena, R (1, 5) OBP: 0.341, SLG: 0.504	0-0 F4		0-0 G5-4-3 1B			0-0 6-3 2B		0-0 F6		4	0	2	0	0	0	1
Hank Sauer, R (1, 7) OBP: 0.386, SLG: 0.618	0-0 1B 1-3		0-0 G5-4-3 1-2f			B B B 4-0 6-3 BB			0-0 SH1-3 HR 1B	3	1	2	0	1	0	1
Bruce Edwards, R (1, 2) OBP: 0.183, SLG: 0.158	0-0 4-3			0-0 F9		0-0 6-3 1-1f 2-2f			0-0 SH1-3 1-2	3	0	0	0	0	0	3
Phil Cavarretta, L (1, 3) OBP: 0.222, SLG: 0.250		0-0 F9		0-0 G1			0-0 F4		B B B 4-0 HR BB	3	1	0	0	1	0	0
Roy Smalley, R (1, 6) OBP: 0.273, SLG: 0.341		B B B 4-0 2B BB		H 1-0 HBP			0-0 F7		0-0 1-H 2-H HR	2	2	1	3	1	0	0
Gene Hermanski, L (1, 9) OBP: 0.331, SLG: 0.317		0-0 F8		0-0 F2			S S S 0-3 K		S S S 0-3 K	4	0	0	0	0	2	2
Paul Minner, L (1, 1) OBP: 0.289, SLG: 0.429		0-0 1-H 2B			S S S 0-3 K			0-0 1B 2B	0-0 1B 1B	4	1	3	1	0	1	0
Inning Stats	R: 1 E: 0 K: 0 S: 5 H: 3 LOB: 1 BB: 0 P: 5	R: 1 E: 0 K: 0 S: 4 H: 1 LOB: 1 BB: 1 P: 8	R: 0 E: 0 K: 0 S: 3 H: 1 LOB: 0 BB: 0 P: 3	R: 0 E: 0 K: 0 S: 3 H: 0 LOB: 1 BB: 0 P: 4	R: 0 E: 0 K: 1 S: 5 H: 0 LOB: 0 BB: 0 P: 5	R: 0 E: 0 K: 0 S: 2 H: 1 LOB: 0 BB: 1 P: 6	R: 0 E: 0 K: 1 S: 5 H: 0 LOB: 0 BB: 0 P: 5	R: 1 E: 0 K: 0 S: 4 H: 2 LOB: 0 BB: 0 P: 4	R: 3 E: 0 K: 1 S: 9 H: 4 LOB: 2 BB: 1 P: 13	1B: 7 2B: 4 3B: 1 HR: 1 SF: 0 SAC: 1 DP: 1 HBP: 1						

TOP

Chicago Cubs @ Cincinnati Reds

Crosley Field, Cincinnati, OH

Fri Jun 27 1952, 3:33 AM EDT

Att. 12,675 - Unknown

livebaseballscorecards.com

AB	33
R	6
H	12
RBI	6
BB	3
SO	3
LOB	10

WP: 0 PB: 0 SB: 0 CS: 0 PA: 38

PITCHER		IP	WLS	BF	H	R	ER	SO	BB	IBB	HBP	BLK	WP	HR	S	P	ERA	WHIP
Ken Raffensberger, L ERA: 2.24	(1, 1)	8.0	L	30	8	3	3	2	2	0	1	0	0	0	31	40	3.38	1.250
Bud Podbielan, R ERA: 15.75	(9, 1)	1.0		8	4	3	3	1	1	0	0	0	0	1	9	13	27.00	5.000

PITCHER	IP	WLS	BF	H	R	ER	SO	BB	IBB	HBP	BLK	WP	HR	S	P	ERA	WHIP

Batter	1	2	3	4	5	6	7	8	9	AB	R	H	RBI	BB	SO	LOB
Bob Borkowski, R (1, 7) OBP: 0.317, SLG: 0.313	5-3		1B			BB 1B		F7		4	0	2	0	0	0	0
Bobby Adams, R (1, 5) OBP: 0.345, SLG: 0.399	6-3		K			F8			F7	4	0	0	0	0	1	2
Grady Hatton, L (1, 4) OBP: 0.358, SLG: 0.396	4-3			F9		BBBB 4-0 G3-6-3 1-2 BB			F3	3	0	0	0	1	0	0
Joe Adcock, R (1, 3) OBP: 0.397, SLG: 0.630		F8		1B		G3-6-3 1-2f			SSS K	4	0	1	0	0	1	2
Andy Seminick, R (1, 2) OBP: 0.335, SLG: 0.417		1B F9-2 1B		F5			F4			3	0	1	0	0	0	1
Willard Marshall, L (1, 9) OBP: 0.333, SLG: 0.471		1-3 1B		4-3			G6-4-3 1B			3	0	2	0	0	0	1
Wally Westlake, R (1, 8) OBP: 0.305, SLG: 0.235		~~F9-2~~ 3-H			F6		G6-4-3 1-2f			3	0	0	0	0	0	3
Roy McMillan, R (1, 6) OBP: 0.283, SLG: 0.354			6-3		F5			F5		3	0	0	0	0	0	0
Ken Raffensberger, R (1, 1) OBP: 0.086, SLG: 0.059			F8		6-3			F6		2	0	0	0	0	0	0
Eddie Kazak, R (8, PH) OBP: 0.067, SLG: 0.200										1	0	0	0	0	0	0
Bud Podbielan, R (9, 1)										0	0	0	0	0	0	0
Inning Stats	R: 0 E: 0 K: 0 S: 3 H: 0 LOB: 0 BB: 0 P: 3	R: 0 E: 0 K: 0 S: 4 H: 2 LOB: 1 BB: 0 P: 4	R: 0 E: 0 K: 1 S: 6 H: 1 LOB: 1 BB: 0 P: 6	R: 0 E: 0 K: 0 S: 4 H: 1 LOB: 1 BB: 0 P: 4	R: 0 E: 0 K: 0 S: 3 H: 0 LOB: 0 BB: 0 P: 3	R: 0 E: 0 K: 0 S: 3 H: 1 LOB: 1 BB: 1 P: 7	R: 0 E: 0 K: 0 S: 3 H: 1 LOB: 0 BB: 0 P: 3	R: 0 E: 0 K: 0 S: 3 H: 0 LOB: 0 BB: 0 P: 3	R: 0 E: 0 K: 1 S: 5 H: 0 LOB: 0 BB: 0 P: 5	1B: 6 2B: 1 3B: 0 HR: 0	SF: 0 SAC: 0 DP: 3 HBP: 0					

PITCHER	IP	WLS	BF	H	R	ER	SO	BB	IBB	HBP	BLK	WP	HR	S	P	ERA	WHIP
Paul Minner, L (1, 1) ERA: 3.16	9.0	W	31	6	0	0	2	1	0	0	0	0	0	34	38	0.00	0.778

PITCHER	IP	WLS	BF	H	R	ER	SO	BB	IBB	HBP	BLK	WP	HR	S	P	ERA	WHIP

BOTTOM

Chicago Cubs @ Cincinnati Reds

Crosley Field, Cincinnati, OH

Fri Jun 27 1952, 3:33 AM EDT

Att. 12,675 - Unknown

livebaseballscorecards.com

AB	30
R	0
H	6
RBI	0
BB	1
SO	2
LOB	9

WP: 0 PA: 31
PB: 0
SB: 0
CS: 0

Chicago Cubs @ Cincinnati Reds

Crosley Field, Cincinnati, OH

Sat Jun 28 1952, 3:33 AM EDT

Att. 3,229 - Unknown

livebaseballscorecards.com

Batter	1	2	3	4	5	6	7	8	9	AB	R	H	RBI	BB	SO	LOB
Eddie Miksis, R (1, 4) OBP: 0.294, SLG: 0.342	F8		6-3		F8			5-3		4	0	0	0	0	0	0
Hal Jeffcoat, R (1, 8) OBP: 0.236, SLG: 0.341	K			1-3 3B		L6		F2		4	1	1	0	0	1	0
Gene Hermanski, L (1, 9) OBP: 0.329, SLG: 0.315	4-3			1-3 3-H		7-6-3 1B			4-3	4	0	1	1	0	0	0
Hank Sauer, R (1, 7) OBP: 0.387, SLG: 0.627		HR		BBB 1B BB		7-6-3 1-2f			5-3	3	1	1	1	1	0	1
Toby Atwell, L (1, 2) OBP: 0.406, SLG: 0.392		6-3		1-3 1B			F7		F5	4	0	1	0	0	0	0
Phil Cavarretta, L (1, 3) OBP: 0.190, SLG: 0.211		F8		P2			F7			3	0	0	0	0	0	2
Dee Fondy, L (7, 3) OBP: 0.330, SLG: 0.407										0	0	0	0	0	0	0
Bill Serena, R (1, 5) OBP: 0.340, SLG: 0.500		K		K			1B			3	0	1	0	0	2	2
Roy Smalley, R (1, 6) OBP: 0.265, SLG: 0.330			F8		5-3		F6			3	0	0	0	0	0	1
Bob Rush, R (1, 1) OBP: 0.340, SLG: 0.383			K		K			6-3		3	0	0	0	0	2	0
Inning Stats	R: 0 E: 0 K: 1 S: 5 H: 0 LOB: 0 BB: 0 P: 5	R: 1 E: 0 K: 1 S: 6 H: 1 LOB: 0 BB: 0 P: 6	R: 0 E: 0 K: 1 S: 5 H: 0 LOB: 0 BB: 0 P: 5	R: 1 E: 0 K: 1 S: 7 H: 2 LOB: 2 BB: 1 P: 11	R: 0 E: 0 K: 1 S: 5 H: 0 LOB: 0 BB: 0 P: 5	R: 0 E: 0 K: 0 S: 3 H: 1 LOB: 0 BB: 0 P: 3	R: 0 E: 0 K: 0 S: 4 H: 1 LOB: 1 BB: 0 P: 4	R: 0 E: 0 K: 0 S: 3 H: 0 LOB: 0 BB: 0 P: 3	R: 0 E: 0 K: 0 S: 3 H: 0 LOB: 0 BB: 0 P: 3	1B: 3 2B: 1 3B: 1 HR: 1	SF: 0 SAC: 0 DP: 1 HBP: 0						

TOP

AB	31
R	2
H	5
RBI	2
BB	1
SO	5
LOB	6

WP: 0 PB: 0 SB: 0 CS: 0 PA: 32

PITCHER		IP	WLS	BF	H	R	ER	SO	BB	IBB	HBP	BLK	WP	HR	S	P	ERA	WHIP
Herm Wehmeier, R ERA: 6.45	(1, 1)	8.0		29	5	2	2	5	1	0	0	0	0	1	38	42	2.25	0.750
Frank Smith, R ERA: 3.08	(9, 1)	1.0	W	3	0	0	0	0	0	0	0	0	0	0	3	3	0.00	0.000

PITCHER		IP	WLS	BF	H	R	ER	SO	BB	IBB	HBP	BLK	WP	HR	S	P	ERA	WHIP

Chicago Cubs @ Cincinnati Reds

Crosley Field, Cincinnati, OH

Sat Jun 28 1952, 3:33 AM EDT

Att. 3,229 - Unknown

BOTTOM

Batter	1	2	3	4	5	6	7	8	9	AB	R	H	RBI	BB	SO	LOB
Cal Abrams, L (1, 8) OBP: 0.323, SLG: 0.357	6-3		F8		2-3			K		4	0	0	0	0	1	1
Bobby Adams, R (1, 5) OBP: 0.340, SLG: 0.393	6-3		F7			6-3			K	4	0	0	0	0	1	0
Grady Hatton, L (1, 4) OBP: 0.356, SLG: 0.394	P4			4-3		F7			1B, E, 1B	4	1	1	0	0	0	0
Ted Kluszewski, L (1, 3) OBP: 0.348, SLG: 0.457		WP, E, F8, 1B		P3		G3			E9, 1-H, 1B	4	1	2	0	0	0	0
Bob Borkowski, R (9, PR) OBP: 0.317, SLG: 0.313										0	1	0	0	0	0	0
Willard Marshall, L (1, 9) OBP: 0.343, SLG: 0.481		E4, WP, 1-2		2B			G1-6-4, 1B		1B, IBB	3	0	2	0	1	0	1
Joe Adcock, R (1, 7) OBP: 0.385, SLG: 0.610		F8, 1-2, 2-H		P5			G1-6-4, 1-2f		F8	4	0	0	1	0	0	5
Andy Seminick, R (1, 2) OBP: 0.333, SLG: 0.413		K			F6		5-3		1-2, 2-H, 1B	4	0	1	1	0	1	1
Roy McMillan, R (1, 6) OBP: 0.280, SLG: 0.349		5-3			5-3			F9		3	0	0	0	0	0	1
Herm Wehmeier, R (1, 1) OBP: 0.233, SLG: 0.207			K		BB			K		1	0	0	0	1	1	0
Hank Edwards, L (8, PH) OBP: 0.377, SLG: 0.578										1	0	0	0	0	1	0
Frank Smith, R (9, 1) OBP: 0.158, SLG: 0.211										0	0	0	0	0	0	0
Inning Stats	R: 0 E: 0 K: 0 S: 3 H: 0 LOB: 0 BB: 0 P: 3	R: 1 E: 1 K: 1 S: 7 H: 1 LOB: 1 BB: 0 P: 7	R: 0 E: 0 K: 1 S: 5 H: 0 LOB: 0 BB: 0 P: 5	R: 0 E: 0 K: 0 S: 4 H: 1 LOB: 1 BB: 0 P: 4	R: 0 E: 0 K: 0 S: 3 H: 0 LOB: 1 BB: 1 P: 7	R: 0 E: 0 K: 0 S: 3 H: 0 LOB: 0 BB: 0 P: 3	R: 0 E: 0 K: 0 S: 3 H: 1 LOB: 0 BB: 0 P: 3	R: 0 E: 0 K: 2 S: 7 H: 0 LOB: 0 BB: 0 P: 7	R: 2 E: 1 K: 1 S: 7 H: 3 LOB: 2 BB: 1 P: 11	1B: 5 2B: 1 3B: 0 HR: 0	SF: 0 SAC: 0 DP: 1 HBP: 0						

livebaseballscorecards.com

AB	32
R	3
H	6
RBI	2
BB	2
SO	5
LOB	9

WP: 1 PB: 0 SB: 0 CS: 0 PA: 34

PITCHER	IP	WLS	BF	H	R	ER	SO	BB	IBB	HBP	BLK	WP	HR	S	P	ERA	WHIP
Bob Rush, R (1, 1) ERA: 2.6	8.2	L	34	6	3	2	5	1	1	0	0	1	0	42	50	2.08	0.808

PITCHER	IP	WLS	BF	H	R	ER	SO	BB	IBB	HBP	BLK	WP	HR	S	P	ERA	WHIP

Batter	1	2	3	4	5	6	7	8	9	AB	R	H	RBI	BB	SO	LOB
Eddie Miksis, R (1, 4) OBP: 0.292, SLG: 0.339	F7		G6-4-3 1B		P3		F8		E5 HBP 1B 1-2 3-H	5	1	1	0	0	0	2
Hal Jeffcoat, R (1, 8) OBP: 0.234, SLG: 0.331	L5		G6-4-3 1-2f		FC5-4 1-2f			5-3	1B 2B HBP 1-2 2-3	4	1	0	0	0	0	2
Dee Fondy, L (1, 3) OBP: 0.335, SLG: 0.427 Randy Jackson, R (9, PR) OBP: 0.276, SLG: 0.361 Phil Cavarretta, L (9, 3) OBP: 0.190, SLG: 0.211	HR			1B 2B		F8		1-3	2B 1B 1-2 2-H 3-H	5 0 0	2 1 0	3 0 0	3 0 0	0 0 0	0 0 0	0 0 0
Hank Sauer, R (1, 7) OBP: 0.384, SLG: 0.623	K			6-3		F7		F7	1B 2B 1-3 2-H	5	1	1	1	0	1	1
Toby Atwell, L (1, 2) OBP: 0.408, SLG: 0.395 Bruce Edwards, R (9, PH) OBP: 0.197, SLG: 0.158 (9, 2)		6-3		FC5-4 1B 2-H		1B			4-3 1B IBB	4 0 0	0 0 0	2 0 0	1 0 0	0 1 0	0 0 0	0 0 0
Bob Addis, L (1, 9) OBP: 0.371, SLG: 0.387 Johnny Pramesa, R (9, PH) OBP: 0.286, SLG: 0.382 Dutch Leonard, R (9, 1)		F7		P2		1B 1-2			K 1B	4 1 0	0 0 0	1 1 0	0 2 0	0 0 0	1 0 0	1 0 0
Bill Serena, R (1, 5) OBP: 0.342, SLG: 0.511		2B		FC5-4 1-2f		K			2B P5	5	1	2	0	0	1	5
Roy Smalley, R (1, 6) OBP: 0.274, SLG: 0.330		P5				FC5-4 1B		F8	1B E BB	3	1	1	0	1	0	1
Johnny Klippstein, R (1, 1) OBP: 0.296, SLG: 0.308 Willie Ramsdell, R (5, 1) OBP: 0.133, SLG: 0.143 Tommy Brown, R (7, PH) OBP: 0.242, SLG: 0.276 Bob Schultz, R (7, 1) OBP: 0.333, SLG: 0.333 Joe Hatten, R (8, 1) OBP: 0.067, SLG: 0.067 Gene Hermanski, L (9, PH) OBP: 0.333, SLG: 0.320 (9, 9)			P2		K			6-3	HBP E 1B 1-3 2-H	2 0 1 0 0 1	0 0 0 0 0 1	0 0 0 0 0 1	0 0 0 0 0 1	1 0 0 0 0 0	0 0 0 0 0 0	1 0 0 0 0 0
Inning Stats	R: 1 E: 0 K: 1 S: 6 H: 1 LOB: 0 BB: 0 P: 6	R: 0 E: 0 K: 0 S: 4 H: 1 LOB: 1 BB: 0 P: 4	R: 0 E: 0 K: 0 S: 3 H: 1 LOB: 0 BB: 0 P: 3	R: 1 E: 0 K: 0 S: 5 H: 2 LOB: 1 BB: 0 P: 5	R: 0 E: 0 K: 1 S: 6 H: 1 LOB: 1 BB: 0 P: 6	R: 0 E: 0 K: 1 S: 7 H: 2 LOB: 2 BB: 0 P: 7	R: 0 E: 0 K: 0 S: 3 H: 0 LOB: 0 BB: 0 P: 3	R: 0 E: 0 K: 0 S: 3 H: 0 LOB: 0 BB: 0 P: 3	R: 7 E: 1 K: 1 S: 11 H: 5 LOB: 2 BB: 2 P: 20	1B: 8 2B: 4 3B: 0 HR: 1 SF: 0 SAC: 0 DP: 1 HBP: 1						

PITCHER		IP	WLS	BF	H	R	ER	SO	BB	IBB	HBP	BLK	WP	HR	S	P	ERA	WHIP
Bubba Church, R ERA: 6.8	(1, 1)	8.2		37	10	6	3	4	1	0	0	0	0	1	44	48	3.12	1.269
Frank Smith, R ERA: 3.08	(9, 1)	0.0	L	3	2	1	0	0	0	0	1	0	0	0	2	3	∞	∞
Ken Raffensberger, L ERA: 2.24	(9, 1)	0.1		3	1	2	0	0	0	1	0	0	0	0	2	6	0.00	3.000

PITCHER	IP	WLS	BF	H	R	ER	SO	BB	IBB	HBP	BLK	WP	HR	S	P	ERA	WHIP

TOP

Chicago Cubs @ Cincinnati Reds

Crosley Field, Cincinnati, OH

Sun Jun 29 1952, 3:33 AM EDT

Unknown - 97 F

AB	40
R	9
H	13
RBI	8
BB	2
SO	4
LOB	13

WP: 0	PB: 0	SB: 0	CS: 0	PA: 43		

livebaseballscorecards.com

Chicago Cubs @ Cincinnati Reds

Crosley Field, Cincinnati, OH

Sun Jun 29 1952, 3:33 AM EDT

Unknown - 97 F

livebaseballscorecards.com

BOTTOM

Batter	1	2	3	4	5	6	7	8	9	AB	R	H	RBI	BB	SO	LOB
Cal Abrams, L (1, 8) OBP: 0.364, SLG: 0.379	BBBB 4-0 2B BB	0-0 1B 1B			0-0 1B 1B	0-0 ③ F8		0-0 ① F9		1	1	1	0	1	0	0
Bob Borkowski, R (5, 8) OBP: 0.317, SLG: 0.313 (6, 7)										3	1	1	0	0	0	2
Bobby Adams, R (1, 5) OBP: 0.349, SLG: 0.404	0-0 ① 1-H 1B 2B	0-0 1-H 1B			0-0 1B 1-3 4-3 1B		BBBB 4-0 SH5-4 1B BB	0-0 ② P4		3	3	3	1	1	0	0
Eddie Kazak, R (8, 5) OBP: 0.063, SLG: 0.188										1	0	0	0	0	0	2
Grady Hatton, L (1, 4) OBP: 0.355, SLG: 0.391	0-0 1B 1B 2-H 1B	0-0 ③ F6			0-0 ① P5		0-0 ① SH5-4 1-2	0-0 ③ P6		4	1	1	1	0	0	5
Ted Kluszewski, L (1, 3) OBP: 0.347, SLG: 0.455	0-0 ② F8		0-0 ① 4-3		0-0 4-3 1B 1-3 3-H 1B		SSS 0-3 ② K		BBBB 4-0 FC1-6-5 SH5-4 BB	3	0	1	1	0	0	1
Wally Westlake, R (5, PR) OBP: 0.307, SLG: 0.234 (6, 8)										1	1	0	0	1	1	1
Willard Marshall, L (1, 9) OBP: 0.347, SLG: 0.481	0-0 1B 1-2 1B		0-0 ② P5		0-0 ② 4-3 1-2 3-H		0-0 2-H 1B		0-0 ① SH5-4 1-2	4	0	2	2	0	0	1
Joe Adcock, R (1, 7) OBP: 0.386, SLG: 0.602 (6, 3)	0-0 1-2 2-H 1B		0-0 ③ F7		0-0 2-H 1B		0-0 ③ F7		0-0 ② FC1-6-5 2-3	5	0	2	2	0	0	2
Andy Seminick, R (1, 2) OBP: 0.329, SLG: 0.405	0-0 ③ F9			0-0 ① F8	0-0 ③ 6-3			0-0 E 1B 1B	0-0 ③ F7	5	1	1	0	0	0	4
Roy McMillan, R (1, 6) OBP: 0.283, SLG: 0.352		0-0 ① 5-3		0-0 ② F7		0-0 L5-4 1B		0-0 E6 1B 1-3 1B		4	0	2	0	0	0	0
Bubba Church, R (1, 1) OBP: 0.250, SLG: 0.250		0-0 ② F8		0-0 ③ 5-3		0-0 ①② L5-4 1-2		0-0 2-3 3-H 1B		4	0	1	1	0	0	1
Frank Smith, R (9, 1) OBP: 0.158, SLG: 0.211										0	0	0	0	0	0	0
Ken Raffensberger, R (9, 1) OBP: 0.086, SLG: 0.059										0	0	0	0	0	0	0
Inning Stats	R: 2 E: 0 K: 0 S: 6 H: 4 LOB: 2 BB: 1 P: 10	R: 1 E: 0 K: 0 S: 5 H: 2 LOB: 1 BB: 0 P: 5	R: 0 E: 0 K: 0 S: 3 H: 0 LOB: 0 BB: 0 P: 3	R: 0 E: 0 K: 0 S: 3 H: 0 LOB: 0 BB: 0 P: 3	R: 3 E: 0 K: 0 S: 7 H: 4 LOB: 1 BB: 0 P: 7	R: 0 E: 0 K: 0 S: 3 H: 1 LOB: 0 BB: 0 P: 3	R: 1 E: 0 K: 1 S: 6 H: 1 LOB: 1 BB: 1 P: 10	R: 1 E: 1 K: 0 S: 6 H: 3 LOB: 2 BB: 0 P: 6	R: 0 E: 0 K: 0 S: 3 H: 0 LOB: 1 BB: 1 P: 7	1B: 14 2B: 2 3B: 0 HR: 0 SF: 0 SAC: 2 DP: 1 HBP: 0						

AB	38
R	8
H	15
RBI	8
BB	3
SO	1
LOB	19

WP: 0 PA: 43
PB: 0
SB: 0
CS: 0

PITCHER		IP	WLS	BF	H	R	ER	SO	BB	IBB	HBP	BLK	WP	HR	S	P	ERA	WHIP
Johnny Klippstein, R ERA: 5.33	(1, 1)	4.1		22	9	6	6	0	1	0	0	0	0	0	21	25	12.46	2.308
Willie Ramsdell, R ERA: 1.98	(5, 1)	1.2		6	2	0	0	0	0	0	0	0	0	0	6	6	0.00	1.200
Bob Schultz, L ERA: 3.65	(7, 1)	1.0		8	4	2	2	1	1	0	0	0	0	0	9	13	18.00	5.000
Joe Hatten, L ERA: 5.58	(8, 1)	1.0	W	3	0	0	0	0	0	0	0	0	0	0	3	3	0.00	0.000
Dutch Leonard, R ERA: 2.05	(9, 1)	1.0	S	4	0	0	0	0	1	0	0	0	0	0	3	7	0.00	1.000

PITCHER	IP	WLS	BF	H	R	ER	SO	BB	IBB	HBP	BLK	WP	HR	S	P	ERA	WHIP

Batter	1	2	3	4	5	6	7	8	9	AB	R	H	RBI	BB	SO	LOB
Eddie Miksis, R (1, 4) OBP: 0.292, SLG: 0.338	F4		G5-4-3 1B		F4			6-3		4	0	1	0	0	0	0
Tommy Brown, R (1, 3) OBP: 0.216, SLG: 0.242	F9		G5-4-3 1-2f			F4		F8		4	0	0	0	0	0	1
Bill Serena, R (1, 5) OBP: 0.353, SLG: 0.507	BB		K			BB			1B BB	1	0	0	0	3	1	0
Randy Jackson, R (1, 7) OBP: 0.268, SLG: 0.350	4-3			F9		K			F8	4	0	0	0	0	1	3
Bruce Edwards, R (1, 2) OBP: 0.206, SLG: 0.155		SH1-4 1B BB		6-3		F8			1B 1-2	1	0	0	0	1	0	0
Johnny Pramesa, R (4, 2) OBP: 0.297, SLG: 0.389										2	0	1	0	0	0	1
Hal Jeffcoat, R (1, 8) OBP: 0.235, SLG: 0.329		SH1-4 1B 1-2		K			5-3		F8	4	0	1	0	0	1	2
Gene Hermanski, L (1, 9) OBP: 0.327, SLG: 0.313		SH1-4 1-2 2-3			G3		F8		F9	3	0	0	0	0	0	2
Roy Smalley, R (1, 6) OBP: 0.275, SLG: 0.360		F2			HR		F8			3	1	1	1	0	0	2
Turk Lown, R (1, 1) OBP: 0.115, SLG: 0.080		F8			3-1			4-3		1	0	0	0	0	0	2
Warren Hacker, R (4, 1) OBP: 0.143, SLG: 0.143										2	0	0	0	0	0	0
Willie Ramsdell, R (8, 1) OBP: 0.133, SLG: 0.143										0	0	0	0	0	0	0

TOP

Chicago Cubs @ Cincinnati Reds

Crosley Field, Cincinnati, OH

Sun Jun 29 1952, 3:38 AM EDT

Att. 13,622 - Sunny - 104 F

livebaseballscorecards.com

AB	29
R	1
H	4
RBI	1
BB	4
SO	3
LOB	13

Inning Stats	1	2	3	4	5	6	7	8	9
R	0	0	0	0	1	0	0	0	0
E	0	0	0	0	0	0	0	0	0
K	0	0	1	1	0	1	0	0	0
S	3	4	5	5	4	5	3	3	4
H	0	1	1	0	1	0	0	0	1
LOB	1	2	0	0	0	1	0	0	2
BB	1	1	0	0	0	1	0	0	1
P	7	8	5	5	4	9	3	3	8

1B	3	SF	0	WP	0	PA	34
2B	0	SAC	1	PB	0		
3B	0	DP	1	SB	0		
HR	1	HBP	0	CS	0		

PITCHER	IP	WLS	BF	H	R	ER	SO	BB	IBB	HBP	BLK	WP	HR	S	P	ERA	WHIP
Harry Perkowski, L (1, 1) ERA: 4.03	9.0	W	34	4	1	1	3	4	0	0	0	0	1	36	52	1.00	0.889

PITCHER	IP	WLS	BF	H	R	ER	SO	BB	IBB	HBP	BLK	WP	HR	S	P	ERA	WHIP

BOTTOM

Chicago Cubs @ Cincinnati Reds

Crosley Field, Cincinnati, OH

Sun Jun 29 1952, 3:38 AM EDT

Att. 13,622 - Sunny - 104 F

livebaseballscorecards.com

Batter	1	2	3	4	5	6	7	8	9	AB	R	H	RBI	BB	SO	LOB
Bob Borkowski, R (1, 8) OBP: 0.320, SLG: 0.329	6-3	G4-6-3 1-2f		2B 2-H			F3	FC5 2B 1-H		5	0	2	2	0	0	2
Bobby Adams, R (1, 5) OBP: 0.350, SLG: 0.399	BB E FC4 1B		F9	F7			5-3	BB		3	1	0	0	2	0	1
Grady Hatton, L (1, 4) OBP: 0.354, SLG: 0.390 Eddie Pellagrini, R (2, 4) OBP: 0.216, SLG: 0.306	FC4 1B F8 1-3		G6-3 1B		2B		F8	FC5 2-3f		1 4	1 0	0 2	0 0	0 0	0 0	1 2
Ted Kluszewski, L (1, 3) OBP: 0.350, SLG: 0.471	1B 1-3 3-H		G6-3 1-2f		L3			HR		4	1	2	2	0	0	2
Willard Marshall, L (1, 9) OBP: 0.351, SLG: 0.479	F8 3-H			BB 2B	F8			HR 1B		3	2	1	1	1	0	2
Joe Adcock, R (1, 7) OBP: 0.389, SLG: 0.629	F2			2B 1-H	F7			HR 1-H		4	2	2	3	0	0	2
Joe Rossi, R (1, 2) OBP: 0.370, SLG: 0.290		BB FC1-5 1B		F4	5-3			1B 2B		3	1	1	0	1	0	1
Roy McMillan, R (1, 6) OBP: 0.287, SLG: 0.358		1B FC1-5 1-2		2B 2-H	1-3			F2		4	1	2	1	0	0	1
Harry Perkowski, L (1, 1) OBP: 0.189, SLG: 0.243		FC1-5 G4-6-3 1-2 2-3f		K	K			F6		4	0	0	0	0	2	4
Inning Stats	R: 2 H: 1 E: 1 LOB: 1 K: 0 BB: 1 S: 5 P: 9	R: 0 H: 1 E: 0 LOB: 1 K: 0 BB: 1 S: 3 P: 7	R: 0 H: 1 E: 0 LOB: 0 K: 0 BB: 0 S: 3 P: 3	R: 3 H: 3 E: 0 LOB: 1 K: 1 BB: 1 S: 8 P: 12	R: 0 H: 1 E: 0 LOB: 1 K: 0 BB: 0 S: 4 P: 4	R: 0 H: 0 E: 0 LOB: 0 K: 1 BB: 0 S: 5 P: 5	R: 0 H: 0 E: 0 LOB: 0 K: 0 BB: 0 S: 3 P: 3	R: 4 H: 5 E: 0 LOB: 2 K: 0 BB: 1 S: 8 P: 12		1B: 5 SF: 0 2B: 5 SAC: 0 3B: 0 DP: 2 HR: 2 HBP: 0						WP: 0 PA: 39 PB: 0 SB: 0 CS: 0	

PITCHER		IP	WLS	BF	H	R	ER	SO	BB	IBB	HBP	BLK	WP	HR	S	P	ERA	WHIP
Turk Lown, R ERA: 4.96	(1, 1)	3.1	L	17	5	5	5	0	3	0	0	0	0	0	14	26	13.50	2.400
Warren Hacker, R ERA: 3.83	(4, 1)	4.1		21	7	4	4	2	1	0	0	0	0	2	24	28	8.31	1.846
Willie Ramsdell, R ERA: 1.97	(8, 1)	0.1		1	0	0	0	0	0	0	0	0	0	0	1	1	0.00	0.000

PITCHER	IP	WLS	BF	H	R	ER	SO	BB	IBB	HBP	BLK	WP	HR	S	P	ERA	WHIP

Batter	1	2	3	4	5	6	7	8	9	AB	R	H	RBI	BB	SO	LOB
Bob Borkowski, R (1, 8) OBP: 0.324, SLG: 0.333	G1-6-3 1B		F8		4-3			G3 1B 1-2 2-H		4	0	2	1	0	0	1
Bobby Adams, R (1, 5) OBP: 0.349, SLG: 0.397	G1-6-3 1-2f			6-3		6-3		1B 1-2 2-3		4	0	1	0	0	0	1
Grady Hatton, L (1, 4) OBP: 0.349, SLG: 0.384	K			2-3		F8		G3 2-3 3-H		4	0	0	1	0	1	2
Ted Kluszewski, L (1, 3) OBP: 0.348, SLG: 0.466		K2-3		BB 1B		F8		G3		4	0	1	0	0	1	2
Willard Marshall, L (1, 9) OBP: 0.360, SLG: 0.506		CS 2B		BB 1-2			6-3		HR	3	1	2	1	1	0	0
Joe Adcock, R (1, 7) OBP: 0.378, SLG: 0.610		E6		K			5-3		F3	4	0	0	0	0	1	3
Andy Seminick, R (1, 2) OBP: 0.322, SLG: 0.395		K 2-3			6-3		F7		5-3	4	0	0	0	0	1	2
Roy McMillan, R (1, 6) OBP: 0.286, SLG: 0.357			K	K	K			1B 1B	6-3	4	1	1	0	0	2	0
Ewell Blackwell, R (1, 1) OBP: 0.130, SLG: 0.174			K		1B			1B 1B 1-2 G3 1B		0	0	0	0	0	0	0
Joe Nuxhall, L (2, 1) OBP: 0.125, SLG: 0.125										2	0	1	0	0	1	0
Cal Abrams, L (8, PH) OBP: 0.382, SLG: 0.400										1	0	1	0	0	0	0
Herm Wehmeier, R (8, PR) OBP: 0.233, SLG: 0.207										0	1	0	0	0	0	0
Bud Podbielan, R (8, 1)										0	0	0	0	0	0	0
Inning Stats	R: 0 E: 0 K: 1 S: 5 H: 1 LOB: 0 BB: 0 P: 5	R: 0 E: 1 K: 2 S: 8 H: 1 LOB: 2 BB: 0 P: 8	R: 0 E: 0 K: 2 S: 7 H: 0 LOB: 0 BB: 0 P: 7	R: 0 E: 0 K: 1 S: 6 H: 1 LOB: 2 BB: 1 P: 10	R: 0 E: 0 K: 1 S: 6 H: 1 LOB: 1 BB: 0 P: 6	R: 0 E: 0 K: 0 S: 3 H: 0 LOB: 0 BB: 0 P: 3	R: 0 E: 0 K: 0 S: 3 H: 0 LOB: 0 BB: 0 P: 3	R: 2 E: 0 K: 0 S: 6 H: 4 LOB: 2 BB: 0 P: 6	R: 1 E: 0 K: 0 S: 4 H: 1 LOB: 0 BB: 0 P: 4	1B: 7 2B: 2 3B: 0 HR: 1 SF: 0 SAC: 0 DP: 2 HBP: 0						

PITCHER		IP	WLS	BF	H	R	ER	SO	BB	IBB	HBP	BLK	WP	HR	S	P	ERA	WHIP
Gerry Staley, R ERA: 3.44	(1, 1)	9.0	W	35	9	3	3	7	1	0	0	0	0	1	48	52	3.00	1.111

PITCHER	IP	WLS	BF	H	R	ER	SO	BB	IBB	HBP	BLK	WP	HR	S	P	ERA	WHIP

TOP

Cincinnati Reds @ St. Louis Cardinals

Sportsman's Park, St. Louis, MO

Mon Jun 30 1952, 4:33 AM EDT

Att. 6,727 - Unknown - 90 F

livebaseballscorecards.com

AB	34
R	3
H	9
RBI	3
BB	1
SO	7
LOB	11

Bud Podbielan, R	(8, 1)	0.0		0	0	0	0	0	0	0	0	0	0	0	0	0	0.00	0.000
Frank Smith	(2, 1)	1.0		4	1	0	0	0	0	0	0	0	0	0	0	0	0.00	1.000
Ellis Kinder, R	(8, 1)	1.0		3	0	0	0	0	0	0	0	0	0	0	0	0	0.00	0.000
Harry Dorish, R	(8, 1)	1.0		3	0	0	0	0	0	0	0	0	0	0	0	0	0.00	0.000
Al Brazle, L	(8, 1)	3.0		11	3	0	0	2	0	0	0	0	0	0	0	0	0.00	1.000
Ted Wilks, R	(8, 1)	1.0		4	1	0	0	0	0	0	0	0	0	0	0	0	0.00	1.000
Ken Raffensberger, L	(8, 1)	1.0		4	1	0	0	0	0	0	0	0	0	0	0	0	0.00	1.000
Howie Pollet, L	(8, 1)	1.0		3	0	0	0	1	0	0	0	0	0	0	0	0	0.00	0.000
Inning Stats		R: 0 E: 0 K: 0 S: 3	H: 0 LOB: 0 BB: 0 P: 3	R: 0 E: 0 K: 0 S: 3	H: 0 LOB: 0 BB: 0 P: 3	R: 2 E: 0 K: 0 S: 6	H: 4 LOB: 2 BB: 0 P: 6	R: 1 E: 0 K: 0 S: 4	H: 1 LOB: 0 BB: 0 P: 4	1B: 7 2B: 2 3B: 0 HR: 1	SF: 0 SAC: 0 DP: 2 HBP: 0	WP: 0 PB: 0 SB: 0 CS: 1	PA: 35					

Batter	1	2	3	4	5	6	7	8	9	AB	R	H	RBI	BB	SO	LOB
Solly Hemus, L (1, 6) OBP: 0.386, SLG: 0.411	G3	G4-6-3 1-2 BB		F8 1B FC4-6 1-2 BB		1B BB		2B BB		1	2	0	0	4	0	0
Red Schoendienst, S (1, 4) OBP: 0.307, SLG: 0.372	HR BB	G4-6-3 1-2f		FC4-6 1-2 2-3 1B		1-3 1B		1-H F7 2B		4	2	3	1	1	0	3
Stan Musial, L (1, 8) OBP: 0.453, SLG: 0.539	1-H HR		F8	F8 2-3 3-H		F6		3-H F7		5	1	1	4	0	0	4
Enos Slaughter, L (1, 9) OBP: 0.386, SLG: 0.419	4-3 2B		1B F9 1B	FC4-6 1-2f 3-H		4-3		1-3		5	1	2	1	0	0	3
Dick Sisler, L (1, 3) OBP: 0.324, SLG: 0.337	4-3 2-3		F9 BB 1-3 1B	G3			4-3			4	0	1	0	0	0	2
Hal Rice, L (1, 7) OBP: 0.356, SLG: 0.417	6-3		1-2 BB		K		5-3			3	0	0	0	1	1	1
Del Rice, R (1, 2) OBP: 0.353, SLG: 0.445		G3	F9 2-3 3-H		F3		2B			4	0	1	1	0	0	2
Billy Johnson, R (1, 5) OBP: 0.315, SLG: 0.261		E SH BB	F9		L7		F5			3	0	0	0	1	0	3
Gerry Staley, R (1, 1) OBP: 0.217, SLG: 0.200		SH BB 1-3		1B BB F8 1B		F4		4-3		3	1	1	0	0	0	0
Inning Stats	R: 2 E: 0 K: 0 S: 5 H: 2 LOB: 1 BB: 1 P: 9	R: 0 E: 1 K: 0 S: 3 H: 0 LOB: 2 BB: 2 P: 11	R: 1 E: 0 K: 0 S: 5 H: 2 LOB: 2 BB: 1 P: 9	R: 2 E: 0 K: 0 S: 5 H: 2 LOB: 1 BB: 1 P: 9	R: 0 E: 0 K: 1 S: 5 H: 0 LOB: 0 BB: 0 P: 5	R: 0 E: 0 K: 0 S: 4 H: 1 LOB: 2 BB: 1 P: 8	R: 0 E: 0 K: 0 S: 4 H: 1 LOB: 1 BB: 0 P: 4	R: 2 E: 0 K: 0 S: 4 H: 1 LOB: 0 BB: 1 P: 8		1B: 5 2B: 3 3B: 0 HR: 1 SF: 0 SAC: 1 DP: 1 HBP: 0				WP: 0 PB: 0 SB: 0 CS: 0 PA: 40	

PITCHER		IP	WLS	BF	H	R	ER	SO	BB	IBB	HBP	BLK	WP	HR	S	P	ERA	WHIP
Ewell Blackwell, R ERA: 5.77	(1, 1)	1.1	L	10	2	2	2	0	3	0	0	0	0	1	7	19	13.50	3.750
Joe Nuxhall, L ERA: 4.0	(2, 1)	5.2		25	6	3	3	1	3	0	0	0	0	0	24	36	4.76	1.588
Bud Podbielan, R ERA: 16.2	(8, 1)	1.0		5	1	2	2	0	1	0	0	0	0	0	4	8	18.00	2.000

PITCHER	IP	WLS	BF	H	R	ER	SO	BB	IBB	HBP	BLK	WP	HR	S	P	ERA	WHIP

BOTTOM

Cincinnati Reds @ St. Louis Cardinals

Sportsman's Park, St. Louis, MO

Mon Jun 30 1952, 4:33 AM EDT

Att. 6,727 - Unknown - 90 F

livebaseballscorecards.com

AB	32
R	7
H	9
RBI	7
BB	7
SO	1
LOB	18

Cincinnati Reds @ St. Louis Cardinals

Sportsman's Park, St. Louis, MO

Tue Jul 01 1952, 4:33 AM EDT

Att. 9,620 - Unknown - 94 F

TOP

livebaseballscorecards.com

Batter	1	2	3	4	5	6	7	8	9	AB	R	H	RBI	BB	SO	LOB
Bob Borkowski, R (1, 8) OBP: 0.326, SLG: 0.331	0-0 ① 6-3		0-3 ③ K			0-0 ① F9		4-0 BBB FC1-6-4 BB	0-0 2-H 3-H 1B	4	0	1	2	1	1	1
Bobby Adams, R (1, 5) OBP: 0.346, SLG: 0.397	0-3 ② K			0-0 2B		0-0 ② 5-3		0-0 ① FC1-6-4 1-2f	0-0 ③ 5-3	5	0	1	0	0	1	2
Grady Hatton, L (1, 4) OBP: 0.348, SLG: 0.379	0-0 ③ 4-3			0-3 ① K		4-0 BBB BB		0-0 ② F6		3	0	0	0	1	1	2
Joe Adcock, R (1, 7) OBP: 0.368, SLG: 0.593		0-0 ① 6-3		0-0 ② F9		0-0 ③ F8		0-3 ③ K		4	0	0	0	0	1	3
Ted Kluszewski, L (1, 3) OBP: 0.347, SLG: 0.462 Eddie Pellagrini, R (9, PR) OBP: 0.216, SLG: 0.306		0-0 ② 4-3		0-0 ③ G3			0-0 ① 4-3		0-0 BB E 1B	4 0	0 1	1 0	0 0	0 0	0 0	1 0
Andy Seminick, R (1, 2) OBP: 0.331, SLG: 0.400		0-0 ③ F9			0-0 1B		0-0 1B 1B		4-0 E 1-2 1B BB	3	1	2	0	1	0	0
Willard Marshall, L (1, 9) OBP: 0.363, SLG: 0.503			4-0 BBB FC5-4 BB		0-0 ① F6		0-0 1-2 1B		0-0 ① F7	3	0	1	0	1	0	3
Roy McMillan, R (1, 6) OBP: 0.282, SLG: 0.351			0-0 ① FC5-4 1-2f		0-0 ② F9		0-0 ② F9		0-0 1-3 2-H 1B E1	4	1	0	0	0	0	5
Ken Raffensberger, R (1, 1) OBP: 0.081, SLG: 0.056 Wally Westlake, R (7, PH) OBP: 0.306, SLG: 0.233 Phil Haugstad, R (7, 1) Bud Podbielan, R (7, 1) Eddie Kazak, R (9, PH) OBP: 0.059, SLG: 0.176			0-3 ② K		0-3 ③ K		0-0 ③ 6-3		0-0 ② F8	2 1 0 0 1	0 0 0 0 0	0 0 0 0 0	0 0 0 0 0	0 0 0 0 0	2 0 0 0 0	2 2 0 0 3

Inning Stats																								
	R: 0	H: 0	R: 0	H: 0	R: 0	H: 0	R: 0	H: 1	R: 0	H: 1	R: 0	H: 0	R: 0	H: 2	R: 0	H: 0	R: 3	H: 2	1B: 5	SF: 0	WP: 0	PA: 38		
	E: 0	LOB: 0	E: 0	LOB: 0	E: 0	LOB: 1	E: 0	LOB: 1	E: 0	LOB: 1	E: 0	LOB: 1	E: 0	LOB: 2	E: 0	LOB: 1	E: 1	LOB: 1	2B: 1	SAC: 0	PB: 0			
	K: 1	BB: 0	K: 0	BB: 0	K: 2	BB: 1	K: 1	BB: 0	K: 1	BB: 0	K: 0	BB: 1	K: 0	BB: 0	K: 1	BB: 1	K: 0	BB: 1	3B: 0	DP: 0	SB: 0			
	S: 5	P: 5	S: 3	P: 3	S: 7	P: 11	S: 6	P: 6	S: 6	P: 6	S: 3	P: 7	S: 5	P: 5	S: 5	P: 9	S: 6	P: 10	HR: 0	HBP: 0	CS: 0			

PITCHER		IP	WLS	BF	H	R	ER	SO	BB	IBB	HBP	BLK	WP	HR	S	P	ERA	WHIP
Vinegar Bend Mizell, L ERA: 3.47	(1, 1)	9.0	W	38	6	3	0	6	4	0	0	0	0	0	46	62	0.00	1.111

PITCHER	IP	WLS	BF	H	R	ER	SO	BB	IBB	HBP	BLK	WP	HR	S	P	ERA	WHIP

AB	34
R	3
H	6
RBI	2
BB	4
SO	6
LOB	24

BOTTOM

Cincinnati Reds @ St. Louis Cardinals

Sportsman's Park, St. Louis, MO

Tue Jul 01 1952, 4:33 AM EDT

Att. 9,620 - Unknown - 94 F

livebaseballscorecards.com

Batter	1	2	3	4	5	6	7	8	9	AB	R	H	RBI	BB	SO	LOB
Solly Hemus, L (1, 6) OBP: 0.391, SLG: 0.416	0-0: 1B, 2B	4-0: 1B, BB		0-0: G3-6-3; 1-2f			4-0: SH1-3, HR, BB			2	2	1	0	2	0	1
Red Schoendienst, S (1, 4) OBP: 0.311, SLG: 0.375	0-0: HR; 2-H; 1B	0-0: 1-3; 1B			0-0: F8		0-0: SH1-3; 1-2			3	1	2	1	0	0	0
Stan Musial, L (1, 8) OBP: 0.451, SLG: 0.533	0-0: F8	0-0: L4			0-0: 6-3		4-0: HR, IBB			3	1	0	0	1	0	3
Enos Slaughter, L (1, 9) OBP: 0.388, SLG: 0.448	0-0: 1-H; HR	0-0: 1-3			0-0: F8		0-0: 1-H; 2-H; HR			4	2	2	5	0	0	2
Peanuts Lowrey, R (1, 7) OBP: 0.358, SLG: 0.384	0-0: 1B, F9, 1B		0-0: L5-3, 1B			0-0: 6-3, 1B, 1B	0-0: G6-4-3, 1B			4	2	4	0	0	0	0
Billy Johnson, R (1, 5) OBP: 0.313, SLG: 0.261	0-0: 1-3, 1B		0-0: L5-3; 1-2			0-0: 6-3; 1-2	0-0: G6-4-3; 1-2f			4	0	1	0	0	0	3
Del Rice, R (1, 2) OBP: 0.347, SLG: 0.437	0-0: F9; 3-H		0-0: 5-3			0-0: F6	0-3: K			4	0	0	1	0	1	2
Dick Sisler, L (1, 3) OBP: 0.323, SLG: 0.335	0-0: F7			0-0: 1-3		0-0: FC6-4; 2-H; 1B	0-2: 4-3			4	0	1	1	0	0	1
Vinegar Bend Mizell, R (1, 1) OBP: 0.069, SLG: 0.103		0-3: K		0-0: E6; G3-6-3		0-0: FC6-4; 1-2f	0-3: K			4	0	0	0	0	2	1
Inning Stats	R: 4 E: 0 K: 0 S: 8 H: 5 LOB: 1 BB: 0 P: 8	R: 0 E: 0 K: 1 S: 6 H: 1 LOB: 2 BB: 1 P: 10	R: 0 E: 0 K: 0 S: 3 H: 1 LOB: 0 BB: 0 P: 3	R: 0 E: 1 K: 0 S: 3 H: 0 LOB: 0 BB: 0 P: 3	R: 0 E: 0 K: 0 S: 3 H: 0 LOB: 0 BB: 0 P: 3	R: 1 E: 0 K: 0 S: 5 H: 2 LOB: 1 BB: 0 P: 5	R: 3 E: 0 K: 0 S: 4 H: 2 LOB: 0 BB: 2 P: 12	R: 0 E: 0 K: 2 S: 7 H: 0 LOB: 0 BB: 0 P: 7		1B: 8 2B: 2 3B: 0 HR: 2	SF: 0 SAC: 1 DP: 3 HBP: 0						

	AB	32
	R	8
	H	11
	RBI	8
	BB	3
	SO	3
	LOB	13

WP: 0 PB: 0 SB: 0 CS: 0 PA: 36

PITCHER		IP	WLS	BF	H	R	ER	SO	BB	IBB	HBP	BLK	WP	HR	S	P	ERA	WHIP
Ken Raffensberger, L (1, 1) ERA: 2.5		6.0	L	27	9	5	5	1	1	0	0	0	0	1	28	32	7.50	1.667
Phil Haugstad, R (7, 1) ERA: 6.75		0.1		5	2	3	3	0	1	1	0	0	0	1	3	11	81.00	9.000
Bud Podbielan, R (7, 1) ERA: 12.15		1.2		4	0	0	0	2	0	0	0	0	0	0	8	8	0.00	0.000

PITCHER		IP	WLS	BF	H	R	ER	SO	BB	IBB	HBP	BLK	WP	HR	S	P	ERA	WHIP

Batter	1	2	3	4	5	6	7	8	9	AB	R	H	RBI	BB	SO	LOB
Bob Borkowski, R (1, 8) OBP: 0.324, SLG: 0.325	BBBB 4-0 BB		x 0-0 5-3 ②		S S S 0-3 K ③			x 0-0 F4 ②		3	0	0	0	1	1	2
Bobby Adams, R (1, 5) OBP: 0.345, SLG: 0.393	x 0-0 F4 ①		BBBB 4-0 BB			S S S 0-3 K ①		x 0-0 F7 ③		3	0	0	0	1	1	2
Grady Hatton, L (1, 4) OBP: 0.343, SLG: 0.374	S S S 0-3 K ②		S S S 0-3 K ③			x 0-0 F4 ②			x 0-0 F3 ①	4	0	0	0	0	2	2
Joe Adcock, R (1, 7) OBP: 0.359, SLG: 0.576	x 0-0 1-3 ③			x 0-0 6-3 ①		x 0-0 1-3 ③			x 0-0 F5 ②	4	0	0	0	0	0	1
Ted Kluszewski, L (1, 3) OBP: 0.345, SLG: 0.458		x 0-0 4-3 ①		x 0-0 2-3 ②			x 0-0 G4-6-3 1B		x 0-0 1-3 ③	4	0	1	0	0	0	0
Andy Seminick, R (1, 2) OBP: 0.326, SLG: 0.392		x 0-0 6-3 ②		x 0-0 6-3 ③			x 0-0 F9 ①			3	0	0	0	0	0	1
Willard Marshall, L (1, 9) OBP: 0.362, SLG: 0.497		BBBB 4-0 BB			x 0-0 4-3 ①		x 0-0 G4-6-3 ② ③ 1-2f			2	0	0	0	1	0	1
Roy McMillan, R (1, 6) OBP: 0.286, SLG: 0.359		x 0-0 F7 ③			x 0-0 2B			x 0-0 SH2-4 1B		3	0	2	0	0	0	1
Herm Wehmeier, R (1, 1) OBP: 0.219, SLG: 0.194			x 0-0 F8 ①		x 0-0 6-3 ②			x 0-0 SH2-4 ① 1-2		2	0	0	0	0	0	1
Inning Stats	R: 0 H: 0 E: 0 LOB: 1 K: 1 BB: 1 S: 5 P: 9	R: 0 H: 0 E: 0 LOB: 1 K: 0 BB: 1 S: 3 P: 7	R: 0 H: 0 E: 0 LOB: 1 K: 1 BB: 1 S: 5 P: 9	R: 0 H: 0 E: 0 LOB: 0 K: 0 BB: 0 S: 3 P: 3	R: 0 H: 1 E: 0 LOB: 1 K: 1 BB: 0 S: 6 P: 6	R: 0 H: 0 E: 0 LOB: 0 K: 1 BB: 0 S: 5 P: 5	R: 0 H: 1 E: 0 LOB: 0 K: 0 BB: 0 S: 3 P: 3	R: 0 H: 1 E: 0 LOB: 1 K: 0 BB: 0 S: 4 P: 4	R: 0 H: 0 E: 0 LOB: 0 K: 0 BB: 0 S: 3 P: 3	1B: 2 SF: 0 2B: 1 SAC: 1 3B: 0 DP: 1 HR: 0 HBP: 0						

TOP

Cincinnati Reds @ St. Louis Cardinals

Sportsman's Park, St. Louis, MO

Wed Jul 02 1952, 4:33 AM EDT

Att. 4,933 - Unknown

livebaseballscorecards.com

AB	28
R	0
H	3
RBI	0
BB	3
SO	4
LOB	11

PITCHER		IP	WLS	BF	H	R	ER	SO	BB	IBB	HBP	BLK	WP	HR	S	P	ERA	WHIP
Harry Brecheen, L ERA: 3.63	(1, 1)	9.0	W	32	3	0	0	4	3	0	0	0	0	0	37	49	0.00	0.667

PITCHER	IP	WLS	BF	H	R	ER	SO	BB	IBB	HBP	BLK	WP	HR	S	P	ERA	WHIP

Batter	1	2	3	4	5	6	7	8	9	AB	R	H	RBI	BB	SO	LOB
Solly Hemus, L (1, 6) OBP: 0.389, SLG: 0.413	F7		F7			F9		1B		4	1	1	0	0	0	0
Red Schoendienst, S (1, 4) OBP: 0.310, SLG: 0.377	F7		3-1			F9		2B		4	1	1	0	0	0	0
Stan Musial, L (1, 8) OBP: 0.455, SLG: 0.533	BB			F3		1B		IBB		2	1	1	0	2	0	0
Enos Slaughter, L (1, 9) OBP: 0.390, SLG: 0.453	1B			F7		5-3		2B		4	0	2	3	0	0	1
Dick Sisler, L (1, 3) OBP: 0.321, SLG: 0.330		F7		F5			F8	BB		3	0	0	0	1	0	0
Peanuts Lowrey, R (1, 7) OBP: 0.352, SLG: 0.376		F3			5-3		F9	FC5-4		4	0	0	0	0	0	2
Billy Johnson, R (1, 5) OBP: 0.321, SLG: 0.265		BB			E 1B		F5			2	0	1	0	1	0	0
Del Rice, R (1, 2) OBP: 0.343, SLG: 0.431		K			F8			F3		3	0	0	0	0	1	2
Harry Brecheen, L (1, 1) OBP: 0.167, SLG: 0.118			F7		F6			K		3	0	0	0	0	1	1
Inning Stats	R: 0 H: 1 E: 0 LOB: 2 K: 0 BB: 1 S: 3 P: 7	R: 0 H: 0 E: 0 LOB: 1 K: 1 BB: 1 S: 5 P: 9	R: 0 H: 0 E: 0 LOB: 0 K: 0 BB: 0 S: 3 P: 3	R: 0 H: 0 E: 0 LOB: 0 K: 0 BB: 0 S: 3 P: 3	R: 0 H: 1 E: 1 LOB: 1 K: 0 BB: 0 S: 4 P: 4	R: 0 H: 1 E: 0 LOB: 1 K: 0 BB: 0 S: 4 P: 4	R: 0 H: 0 E: 0 LOB: 0 K: 0 BB: 0 S: 3 P: 3	R: 3 H: 3 E: 0 LOB: 2 K: 1 BB: 2 S: 8 P: 16		1B: 4 SF: 0 2B: 2 SAC: 0 3B: 0 DP: 0 HR: 0 HBP: 0						

PITCHER		IP	WLS	BF	H	R	ER	SO	BB	IBB	HBP	BLK	WP	HR	S	P	ERA	WHIP
Herm Wehmeier, R ERA: 6.19	(1, 1)	8.0	L	33	6	3	3	2	3	1	0	0	0	0	33	49	3.38	1.125

PITCHER	IP	WLS	BF	H	R	ER	SO	BB	IBB	HBP	BLK	WP	HR	S	P	ERA	WHIP

BOTTOM

Cincinnati Reds @ St. Louis Cardinals

Sportsman's Park, St. Louis, MO

Wed Jul 02 1952, 4:33 AM EDT

Att. 4,933 - Unknown

livebaseballscorecards.com

AB	29
R	3
H	6
RBI	3
BB	4
SO	2
LOB	6

Batter	1	2	3	4	5	6	7	8	9	AB	R	H	RBI	BB	SO	LOB
Pete Castiglione, R (1, 5) OBP: 0.325, SLG: 0.376	F8		6-3			G4-6-3, 1B			F9	4	0	1	0	0	0	0
Dick Groat, R (1, 6) OBP: 0.259, SLG: 0.189	4-3			F9		G4-6-3 1-2f			BB, 1B	4	0	1	0	0	0	1
George Metkovich, L (1, 8) OBP: 0.354, SLG: 0.393	1B			1-3			4-3		BBBB 1-2 BB	3	0	1	0	1	0	0
Ralph Kiner, R (1, 7) OBP: 0.422, SLG: 0.464	F5			F3			F7		F8	4	0	0	0	0	0	3
Gus Bell, L (1, 9) OBP: 0.303, SLG: 0.440		G3			F3		HR		3-1	4	1	1	1	0	0	2
Joe Garagiola, L (1, 2) OBP: 0.355, SLG: 0.349		F9			BBBB FC5-4 BB		F2			2	0	0	0	1	0	0
George Strickland, R (1, 4) OBP: 0.254, SLG: 0.286		F8			FC5-4 FC6-4 1-2f			F8		3	0	0	0	0	0	1
Tony Bartirome, L (1, 3) OBP: 0.231, SLG: 0.232			F3		FC6-4 1-2f			4-3		3	0	0	0	0	0	1
Howie Pollet, L (1, 1) OBP: 0.189, SLG: 0.118			6-3			1-4-3		SSS K		3	0	0	0	0	1	0

Pittsburgh Pirates @ Cincinnati Reds

Crosley Field, Cincinnati, OH

Thu Jul 03 1952, 3:33 AM EDT

Att. 1,807 - Overcast - 92 F

TOP

livebaseballscorecards.com

	AB	R	H	RBI	BB	SO	LOB
	30	1	4	1	2	1	8

Inning Stats	1	2	3	4	5	6	7	8	9
R	0	0	0	0	0	0	1	0	0
E	0	0	0	0	0	0	0	0	0
K	0	0	0	0	0	0	0	1	0
S	4	3	3	3	3	3	4	5	4
H	1	0	0	0	0	1	1	0	1
LOB	1	0	0	0	1	0	0	0	2
BB	0	0	0	0	1	0	0	0	1
P	4	3	3	3	7	3	4	5	8

	1B	2B	3B	HR	SF	SAC	DP	HBP	WP	PB	SB	CS	PA
	3	0	0	1	0	0	1	0	0	0	0	0	32

PITCHER	IP	WLS	BF	H	R	ER	SO	BB	IBB	HBP	BLK	WP	HR	S	P	ERA	WHIP
Bubba Church, R (1, 1) ERA: 5.83	9.0	W	32	4	1	1	1	2	0	0	0	0	1	32	40	1.00	0.667

PITCHER	IP	WLS	BF	H	R	ER	SO	BB	IBB	HBP	BLK	WP	HR	S	P	ERA	WHIP

Batter	1	2	3	4	5	6	7	8	9	AB	R	H	RBI	BB	SO	LOB
Bob Borkowski, R (1, 8) OBP: 0.323, SLG: 0.324	F8		5-3		5-3		L5-3, 1B			4	0	1	0	0	0	1
Bobby Adams, R (1, 5) OBP: 0.344, SLG: 0.391	5-3			SH1-4, HR, 1B	F9		L5-3 1-2			4	1	1	0	0	0	1
Grady Hatton, L (1, 4) OBP: 0.340, SLG: 0.369	4-3			SH1-4 1-2	F7		F6			3	0	0	0	0	0	0
Joe Adcock, R (1, 7) OBP: 0.363, SLG: 0.595		F9		2-H, HR		FC4-6, 1B		5-3		4	1	2	2	0	0	0
Ted Kluszewski, L (1, 3) OBP: 0.339, SLG: 0.450		F6		4-3		FC4-6, BB 1-2f, 1B		L9		4	1	0	0	0	0	1
Andy Seminick, R (1, 2) OBP: 0.330, SLG: 0.398		SSS, K		2B		BBBB, 1B 1-2, BB		5-3		3	1	1	0	1	1	0
Willard Marshall, L (1, 9) OBP: 0.362, SLG: 0.491			4-3	BBBB, 2B, BB		F9				2	1	0	0	1	0	2
Roy McMillan, R (1, 6) OBP: 0.294, SLG: 0.374			2B	1-H 2-H, 2B		FC5-4 1-3 2-H, 1B				3	0	3	3	0	0	0
Bubba Church, R (1, 1) OBP: 0.211, SLG: 0.211			6-3	SSS, K		FC5-4 1-2f				3	0	0	0	0	1	4
Inning Stats	R: 0 E: 0 K: 0 S: 3 H: 0 LOB: 0 BB: 0 P: 3	R: 0 E: 0 K: 1 S: 5 H: 0 LOB: 0 BB: 0 P: 5	R: 0 E: 0 K: 0 S: 4 H: 1 LOB: 1 BB: 0 P: 4	R: 4 E: 0 K: 1 S: 9 H: 4 LOB: 1 BB: 1 P: 13	R: 0 E: 0 K: 0 S: 3 H: 0 LOB: 0 BB: 0 P: 3	R: 1 E: 0 K: 0 S: 5 H: 2 LOB: 2 BB: 1 P: 9	R: 0 E: 0 K: 0 S: 3 H: 1 LOB: 0 BB: 0 P: 3	R: 0 E: 0 K: 0 S: 3 H: 0 LOB: 0 BB: 0 P: 3		1B: 4 2B: 4 3B: 0 HR: 1 SF: 0 SAC: 1 DP: 1 HBP: 0				WP: 0 PB: 0 SB: 0 CS: 0 PA: 33		

PITCHER		IP	WLS	BF	H	R	ER	SO	BB	IBB	HBP	BLK	WP	HR	S	P	ERA	WHIP
Howie Pollet, L ERA: 4.07	(1, 1)	8.0	L	33	8	5	5	2	2	0	0	0	0	1	35	43	5.62	1.250

PITCHER	IP	WLS	BF	H	R	ER	SO	BB	IBB	HBP	BLK	WP	HR	S	P	ERA	WHIP

BOTTOM

Pittsburgh Pirates @ Cincinnati Reds

Crosley Field, Cincinnati, OH

Thu Jul 03 1952, 3:33 AM EDT

Att. 1,807 - Overcast - 92 F

livebaseballscorecards.com

AB	30
R	5
H	8
RBI	5
BB	2
SO	2
LOB	9

Batter	1	2	3	4	5	6	7	8	9	AB	R	H	RBI	BB	SO	LOB
Tony Bartirome, L (1, 3) OBP: 0.232, SLG: 0.233 Ed Fitz Gerald, R (9, PH) OBP: 0.300, SLG: 0.324 Pete Castiglione, R (9, 3) OBP: 0.325, SLG: 0.376	6-3	F8		1-2 2-H 1B			1-3		S S S K	4 1 0	0 0 0	1 0 0	0 0 0	0 0 0	0 1 0	1 2 0
Dick Groat, R (1, 6) OBP: 0.270, SLG: 0.207	1B F8 1B		F9		F8		1-3		2-H 3-H 1B	5	1	2	2	0	0	0
George Metkovich, L (1, 8) OBP: 0.355, SLG: 0.393	F8 1-3 1B		S 1B		F8		F8		4-3	5	0	2	0	0	0	1
Ralph Kiner, R (1, 7) OBP: 0.416, SLG: 0.456	F8 1-2 3-H		F9		F4			5-3		4	0	0	1	0	0	2
Gus Bell, L (1, 9) OBP: 0.297, SLG: 0.431	S S S K		4-3 1-2			F9		F9		4	0	0	0	0	1	2
Jack Merson, R (1, 5) OBP: 0.294, SLG: 0.385		2B 2B		1B 1B 1B		1B 1B		F7		4	1	3	0	0	0	0
George Strickland, R (1, 4) OBP: 0.264, SLG: 0.298		2-H 2B		F9		1-2 1B			B B B B SH1-4 SH 1B BB	3	1	2	1	1	0	1
Clyde McCullough, R (1, 2) OBP: 0.177, SLG: 0.147		1-3		1B 1-2 1B		F3			SH SH1-4 1-2 1B	3	1	1	0	0	0	3
Bob Friend, R (1, 1) OBP: 0.133, SLG: 0.103		S S S K		S S S K		S S S K			SH1-4 1-2 2-3	3	0	0	0	0	3	5
Inning Stats	R: 1 E: 0 K: 1 S: 7 H: 2 LOB: 1 BB: 0 P: 7	R: 1 E: 0 K: 1 S: 7 H: 2 LOB: 1 BB: 0 P: 7	R: 0 E: 0 K: 0 S: 4 H: 1 LOB: 1 BB: 0 P: 4	R: 0 E: 0 K: 1 S: 7 H: 3 LOB: 2 BB: 0 P: 7	R: 0 E: 0 K: 0 S: 3 H: 0 LOB: 0 BB: 0 P: 3	R: 0 E: 0 K: 1 S: 7 H: 2 LOB: 2 BB: 0 P: 7	R: 0 E: 0 K: 0 S: 3 H: 0 LOB: 0 BB: 0 P: 3	R: 0 E: 0 K: 0 S: 3 H: 0 LOB: 0 BB: 0 P: 3	R: 2 E: 0 K: 1 S: 7 H: 1 LOB: 1 BB: 1 P: 11	1B: 9 2B: 2 3B: 0 HR: 0 SF: 0 SAC: 2 DP: 0 HBP: 0						

PITCHER	IP	WLS	BF	H	R	ER	SO	BB	IBB	HBP	BLK	WP	HR	S	P	ERA	WHIP
Harry Perkowski, L (1, 1) ERA: 4.02	9.0	L	39	11	4	4	5	1	0	0	0	0	0	48	52	4.00	1.333

PITCHER	IP	WLS	BF	H	R	ER	SO	BB	IBB	HBP	BLK	WP	HR	S	P	ERA	WHIP

TOP

Pittsburgh Pirates @ Cincinnati Reds

Crosley Field, Cincinnati, OH

Fri Jul 04 1952, 3:33 AM EDT

Overcast - 87 F

livebaseballscorecards.com

AB	36
R	4
H	11
RBI	4
BB	1
SO	5
LOB	17

WP: 0 PA: 39
PB: 0
SB: 1
CS: 0

BOTTOM

Pittsburgh Pirates @ Cincinnati Reds

Crosley Field, Cincinnati, OH

Fri Jul 04 1952, 3:33 AM EDT

Overcast - 87 F

livebaseballscorecards.com

Batter	1	2	3	4	5	6	7	8	9	AB	R	H	RBI	BB	SO	LOB
Bob Borkowski, R (1, 8) OBP: 0.326, SLG: 0.329	BBBB 4-0 FC5-6 BB		x 0-0 ② 1-3		x 0-0 F9 2B	x 0-0 ③ FC6-4 1-2f			SSS 0-3 ① K	3	0	1	0	1	0	2
Cal Abrams, L (9, PH) OBP: 0.371, SLG: 0.387										1	0	0	0	0	1	0
Bobby Adams, R (1, 5) OBP: 0.338, SLG: 0.385	x 0-0 ① FC5-6 BB 1-2f		x 0-0 ③ 6-3		x 0-0 ① F9 2-3		x 0-0 ① 6-3		x 0-0 ② 1-3	5	0	0	0	0	0	2
Willard Marshall, L (1, 9) OBP: 0.368, SLG: 0.494	BBBB 4-0 G4-6-3 BB 1-2			x 0-0 1B L9 2B	BBB 4-0 BB		SSS 0-3 ② K		x 0-0 ③ 4-3	3	1	1	0	2	1	0
Ted Kluszewski, L (1, 3) OBP: 0.338, SLG: 0.444	x 0-0 ②③ G4-6-3 1-2f			BBBB 4-0 L9 1B BB	x 0-0 ② F2		x 0-0 ③ 4-3			3	0	0	0	1	0	4
Joe Adcock, R (1, 7) OBP: 0.366, SLG: 0.612		x 0-0 ① F8		x 0-0 BB 1-2 2-3 1B	x 0-0 ③ F5			x 0-0 HR		4	1	2	1	0	0	2
Grady Hatton, L (1, 4) OBP: 0.335, SLG: 0.364		x 0-0 ② F4		x 0-0 ① L9 2-3 3-H		SSS 0-3 ① K		x 0-0 ① 4-3		4	0	0	1	0	1	2
Andy Seminick, R (1, 2) OBP: 0.339, SLG: 0.399		BBBB 4-0 BB		SSS 0-3 ② K		BBBB 4-0 1B BB		x 0-0 1B		2	0	1	0	2	1	2
Roy McMillan, R (1, 6) OBP: 0.293, SLG: 0.370		x 0-0 ③ F3		BBBB 4-0 1-2 BB		x 0-0 ② F8		x 0-0 ② F8		3	0	0	0	1	0	3
Harry Perkowski, L (1, 1) OBP: 0.195, SLG: 0.244			x 0-0 ① F2	SSS 0-3 ③ K		x 0-0 FC6-4 1-3 1B		SSS 0-3 ③ K		4	0	1	0	0	2	4
Inning Stats	R: 0 H: 0 E: 0 LOB: 1 K: 0 BB: 2 S: 2 P: 10	R: 0 H: 0 E: 0 LOB: 1 K: 0 BB: 1 S: 3 P: 7	R: 0 H: 0 E: 0 LOB: 0 K: 0 BB: 0 S: 3 P: 3	R: 1 H: 2 E: 0 LOB: 3 K: 2 BB: 2 S: 9 P: 17	R: 0 H: 1 E: 0 LOB: 2 K: 0 BB: 1 S: 4 P: 8	R: 0 H: 1 E: 0 LOB: 2 K: 1 BB: 1 S: 6 P: 10	R: 0 H: 0 E: 0 LOB: 0 K: 1 BB: 0 S: 5 P: 5	R: 1 H: 2 E: 0 LOB: 1 K: 1 BB: 0 S: 7 P: 7	R: 0 H: 0 E: 0 LOB: 0 K: 1 BB: 0 S: 5 P: 5	1B: 3 SF: 0 2B: 2 SAC: 0 3B: 0 DP: 1 HR: 1 HBP: 0						

	AB	32
	R	2
	H	6
	RBI	2
	BB	7
	SO	6
	LOB	21

WP: 0 PA: 39
PB: 0
SB: 0
CS: 0

PITCHER	IP	WLS	BF	H	R	ER	SO	BB	IBB	HBP	BLK	WP	HR	S	P	ERA	WHIP
Bob Friend, R (1, 1) ERA: 4.73	9.0	W	39	6	2	2	6	7	0	0	0	0	1	44	72	2.00	1.444

PITCHER	IP	WLS	BF	H	R	ER	SO	BB	IBB	HBP	BLK	WP	HR	S	P	ERA	WHIP

Batter	1	2	3	4	5	6	7	8	9	AB	R	H	RBI	BB	SO	LOB
Tony Bartirome, L (1, 3) OBP: 0.237, SLG: 0.238	F4			SH1-3 1B		4-3		E 1B 1B		4	1	2	0	0	0	0
Dick Groat, R (1, 6) OBP: 0.288, SLG: 0.217	F7			SH1-3 1-2		1B F8 1B		BBBB 1B 1-3 F8-4-6-3-4 BB		2	2	1	0	1	0	0
George Metkovich, L (1, 8) OBP: 0.358, SLG: 0.396	F7			F7		F8 1-3 1B		F8-4-6-3-4 1-3 3-H 1B		4	0	2	1	0	0	1
Ralph Kiner, R (1, 7) OBP: 0.411, SLG: 0.448		F2		5-3		F8 1-2 3-H		SSS K		4	0	0	1	0	1	4
Gus Bell, L (1, 9) OBP: 0.296, SLG: 0.427		F9			1B 2B 1B	SSS K		F8-4-6-3-4 1-2 3-H		4	1	1	1	0	1	2
Joe Garagiola, L (1, 2) OBP: 0.353, SLG: 0.347		F2			1-3 2B 1B	SSS K			F9	4	1	1	0	0	1	0
Jack Merson, R (1, 5) OBP: 0.294, SLG: 0.387			F7		FC1-6-5-4 1-H 3-H 2B		E5		SSS K	4	0	1	2	0	1	0
George Strickland, R (1, 4) OBP: 0.259, SLG: 0.291			F4		SSS K		L6		6-3	4	0	0	0	0	1	2
Harry Fisher, L (1, 1) OBP: 0.286, SLG: 0.286			SSS K		FC1-6-5-4 2-3		5-3			3	0	0	0	0	1	2
Ted Wilks, R (7, 1) OBP: 0.143, SLG: 0.143										0	0	0	0	0	0	0

Pittsburgh Pirates @ Cincinnati Reds

Crosley Field, Cincinnati, OH

Fri Jul 04 1952, 3:38 AM EDT

Att. 8,253 - Overcast - 88 F

TOP

livebaseballscorecards.com

AB	33								
R	5								
H	8								
RBI	5								
BB	1								
SO	6								
LOB	11								

Inning Stats	1	2	3	4	5	6	7	8	9			
	R: 0 E: 0 K: 0 S: 3	H: 0 LOB: 0 BB: 0 P: 3	R: 0 E: 0 K: 0 S: 3	H: 0 LOB: 0 BB: 0 P: 3	R: 0 E: 0 K: 1 S: 5	H: 0 LOB: 0 BB: 0 P: 5	R: 0 E: 0 K: 0 S: 4	H: 1 LOB: 1 BB: 0 P: 4	R: 2 E: 0 K: 1 S: 7	H: 3 LOB: 0 BB: 0 P: 7	R: 1 E: 0 K: 1 S: 7	H: 2 LOB: 1 BB: 0 P: 7
	R: 0 E: 1 K: 1 S: 6	H: 0 LOB: 1 BB: 0 P: 6	R: 2 E: 1 K: 1 S: 6	H: 2 LOB: 0 BB: 1 P: 10	R: 0 E: 0 K: 1 S: 5	H: 0 LOB: 0 BB: 0 P: 5	1B: 7 2B: 3 3B: 0 HR: 0	SF: 0 SAC: 1 DP: 2 HBP: 0	WP: 0 PB: 0 SB: 0 CS: 0	PA: 35		

PITCHER		IP	WLS	BF	H	R	ER	SO	BB	IBB	HBP	BLK	WP	HR	S	P	ERA	WHIP
Frank Hiller, R ERA: 5.31	(1, 1)	4.0		16	4	2	2	1	0	0	0	0	0	0	18	18	4.50	1.000
Joe Nuxhall, L ERA: 3.9	(5, 1)	3.0	L	11	2	1	1	3	0	0	0	0	0	0	17	17	3.00	0.667
Frank Smith, R ERA: 3.24	(8, 1)	2.0		8	2	2	2	2	1	0	0	0	0	0	11	15	9.00	1.500

PITCHER	IP	WLS	BF	H	R	ER	SO	BB	IBB	HBP	BLK	WP	HR	S	P	ERA	WHIP

Batter	1	2	3	4	5	6	7	8	9	AB	R	H	RBI	BB	SO	LOB
Bob Borkowski, R (1, 8) OBP: 0.330, SLG: 0.339	0-0 1B 2B		0-0 ① F8			0-0 FC6-4 1B	0-0 ③ F8			4	1	2	0	0	0	2
Bobby Adams, R (1, 5) OBP: 0.334, SLG: 0.380	0-0 ① F8		0-0 ② F7			0-0 ① FC6-4 (4-3) 1B; 1-2f		0-0 ① F5		4	0	0	0	0	0	2
Willard Marshall, L (1, 9) OBP: 0.365, SLG: 0.489	0-0 ② F6		0-0 ③ F3			0-0 4-3 1B; 1-2		0-0 ② F2		4	0	1	0	0	0	1
Ted Kluszewski, L (1, 3) OBP: 0.336, SLG: 0.441	0-0 FC6-4 1B; 2-H			SSS 0-3 ① K		0-0 ② 4-3; 1-2 2-3		0-0 ③ G3		4	0	1	1	0	1	2
Joe Adcock, R (1, 7) OBP: 0.357, SLG: 0.596	0-0 ③ FC6-4; 1-2f			0-0 ② L5		0-0 ③ F9			0-0 ① F7	4	0	0	0	0	0	3
Grady Hatton, L (1, 4) OBP: 0.338, SLG: 0.364		0-0 ① 4-3		0-0 ③ F5		BBBB 4-0 FC1-5 1B BB			0-0 ② G6-4-3 1B	3	0	1	0	1	0	0
Joe Rossi, R (1, 2) OBP: 0.376, SLG: 0.342		0-0 HR			0-0 ① F7	0-0 FC1-5 1B; 1-2			0-0 ② ③ G6-4-3; 1-2f	4	1	2	1	0	0	1
Roy McMillan, R (1, 6) OBP: 0.290, SLG: 0.365		0-0 ② F7			0-0 ② F7	0-0 ① FC1-5; 1-2 2-3f				3	0	0	0	0	0	2
Frank Hiller, R (1, 1) OBP: 0.280, SLG: 0.182		0-0 ③ L6			0-0 ③ F9	0-0 ② F5				1	0	0	0	0	0	0
Joe Nuxhall, L (5, 1) OBP: 0.111, SLG: 0.111										1	0	0	0	0	0	0
Hank Edwards, L (7, PH) OBP: 0.374, SLG: 0.573										1	0	0	0	0	0	2
Frank Smith, R (8, 1) OBP: 0.158, SLG: 0.211										0	0	0	0	0	0	0
Inning Stats	R: 1 H: 2 E: 0 LOB: 1 K: 0 BB: 0 S: 5 P: 5	R: 1 H: 1 E: 0 LOB: 0 K: 0 BB: 0 S: 4 P: 4	R: 0 H: 0 E: 0 LOB: 0 K: 0 BB: 0 S: 3 P: 3	R: 0 H: 0 E: 0 LOB: 0 K: 1 BB: 0 S: 5 P: 5	R: 0 H: 0 E: 0 LOB: 0 K: 0 BB: 0 S: 3 P: 3	R: 0 H: 2 E: 0 LOB: 2 K: 0 BB: 0 S: 5 P: 5	R: 0 H: 1 E: 0 LOB: 2 K: 0 BB: 1 S: 4 P: 8	R: 0 H: 0 E: 0 LOB: 0 K: 0 BB: 0 S: 3 P: 3	R: 0 H: 1 E: 0 LOB: 0 K: 0 BB: 0 S: 3 P: 3	1B: 5 SF: 0 2B: 1 SAC: 0 3B: 0 DP: 1 HR: 1 HBP: 0						

PITCHER	IP	WLS	BF	H	R	ER	SO	BB	IBB	HBP	BLK	WP	HR	S	P	ERA	WHIP
Harry Fisher, R (1, 1) ERA: 2.25	6.0	W	24	5	2	2	1	1	0	0	0	0	1	25	29	3.00	1.000
Ted Wilks, R (7, 1) ERA: 2.21	3.0	S	10	2	0	0	0	0	0	0	0	0	0	10	10	0.00	0.667

PITCHER	IP	WLS	BF	H	R	ER	SO	BB	IBB	HBP	BLK	WP	HR	S	P	ERA	WHIP

BOTTOM

Pittsburgh Pirates @ Cincinnati Reds

Crosley Field, Cincinnati, OH

Fri Jul 04 1952, 3:38 AM EDT

Att. 8,253 - Overcast - 88 F

livebaseballscorecards.com

AB	33
R	2
H	7
RBI	2
BB	1
SO	1
LOB	15

Cincinnati Reds @ Chicago Cubs

Wrigley Field, Chicago, IL

Sat Jul 05 1952, 3:33 AM CDT

Att. 15,319 - Unknown

livebaseballscorecards.com

Batter	1	2	3	4	5	6	7	8	9	AB	R	H	RBI	BB	SO	LOB
Bob Borkowski, R (1, 8) OBP: 0.340, SLG: 0.348	BBBB 4-0 E 1B FC4-6 BB	x 0-0 1-3 1B		x 0-0 ① 1-3		x 0-0 ① 5-3		x 0-0 1-3 1B 2B	BBBB 4-0 CS BB	4	2	2	0	2	0	0
Bobby Adams, R (1, 5) OBP: 0.341, SLG: 0.384	x 0-0 FC4-6 E 1-2 1B	x 0-0 ③ F7		x 0-0 4-3 1B		BBBB 4-0 4-3 BB		x 0-0 S HR 2-H 3-H 1B	0-0 ③ CS 1-2	4	1	3	2	1	0	2
Willard Marshall, L (1, 9) OBP: 0.361, SLG: 0.481	x 0-0 FC4 FC4-6 1-2 2-3		x 0-0 5-3 2B 1B	x 0-0 ② 4-3 1-2		x 0-0 ② 4-3 1-2		x 0-0 ① P6 1-2		5	1	1	0	0	0	5
Joe Adcock, R (1, 7) OBP: 0.347, SLG: 0.578	x 0-0 ① P4	x 0-0 ① 5-3 1-2	SSS 0-3 ③ K			x 0-0 ③ 5-3		x 0-0 ② F7		5	0	0	0	0	1	7
Ted Kluszewski, L (1, 3) OBP: 0.341, SLG: 0.466	x 0-0 ② FC4-6 1-2f 2-3 3-H	x 0-0 1B 2-H 2B		x 0-0 E 2B			x 0-0 ① F8	x 0-0 2-H HR		5	2	3	4	0	0	2
Grady Hatton, L (1, 4) OBP: 0.342, SLG: 0.366	x 0-0 ③ P6	x 0-0 S 2-3 1B		x 0-0 ① F7		BBBB 4-0 E S BB		x 0-0 S 1B		4	0	2	0	1	0	3
Andy Seminick, R (1, 2) OBP: 0.335, SLG: 0.393		x 0-0 ① F3	SSS 0-3 ② K	x 0-0 E4 FC6-4 2-H 1B		SSS 0-3 ② K 1-3	SSS 0-3 ③ K 1-2		5	0	1	0	0	3	4
Roy McMillan, R (1, 6) OBP: 0.292, SLG: 0.364		x 0-0 ② P8	BBBB 4-0 1-2 BB	x 0-0 ② FC6-4 1-2f		x 0-0 ③ 1-3		x 0-0 K2-3 1B	4	0	1	0	1	0	2	
Ken Raffensberger, R (1, 1) OBP: 0.119, SLG: 0.098		x 0-0 1B 1B	SSS 0-3 ③ K	SSS 0-3 ③ K			x 0-0 2B 1B 1B	SSS 0-3 ①② K2-3 1-2	5	1	2	0	0	3	5	
Inning Stats	R: 1 H: 1 E: 1 LOB: 2 K: 0 BB: 1 S: 5 P: 9	R: 0 H: 2 E: 0 LOB: 2 K: 0 BB: 0 S: 5 P: 5	R: 1 H: 3 E: 0 LOB: 3 K: 2 BB: 1 S: 10 P: 14	R: 0 H: 1 E: 0 LOB: 1 K: 1 BB: 0 S: 6 P: 6	R: 1 H: 2 E: 1 LOB: 1 K: 1 BB: 0 S: 7 P: 7	R: 0 H: 0 E: 0 LOB: 1 K: 0 BB: 1 S: 3 P: 7	R: 0 H: 0 E: 0 LOB: 1 K: 1 BB: 1 S: 5 P: 9	R: 4 H: 5 E: 0 LOB: 1 K: 1 BB: 0 S: 10 P: 10	R: 0 H: 1 E: 0 LOB: 0 K: 1 BB: 1 S: 4 P: 8	1B: 11 SF: 0 2B: 3 SAC: 0 3B: 0 DP: 0 HR: 1 HBP: 0						

	AB	41
	R	7
	H	15
	RBI	6
	BB	5
	SO	7
	LOB	30

WP: 0 PA: 47
PB: 0
SB: 4
CS: 1

PITCHER		IP	WLS	BF	H	R	ER	SO	BB	IBB	HBP	BLK	WP	HR	S	P	ERA	WHIP
Bob Kelly, R ERA: 4.47	(1, 1)	2.1	L	15	6	2	1	0	1	0	0	0	0	0	14	18	3.86	3.000
Turk Lown, R ERA: 5.29	(3, 1)	5.2		28	8	5	5	6	3	0	0	0	0	1	37	49	7.94	1.941
Johnny Klippstein, R ERA: 5.44	(9, 1)	1.0		3	1	0	0	1	1	0	0	0	0	0	4	8	0.00	2.000

PITCHER	IP	WLS	BF	H	R	ER	SO	BB	IBB	HBP	BLK	WP	HR	S	P	ERA	WHIP

Batter	1	2	3	4	5	6	7	8	9	AB	R	H	RBI	BB	SO	LOB
Tommy Brown, R (1, 4) OBP: 0.241, SLG: 0.229	G5-4-3		6-3			G6-4-3 1-2f		F7		4	0	1	0	0	0	1
Hal Jeffcoat, R (1, 8) OBP: 0.236, SLG: 0.325	G5-4-3 1-2f			1B P6-2-4					P5	4	1	2	0	0	0	1
Gene Hermanski, L (1, 9) OBP: 0.326, SLG: 0.327	K			P6-2-4 1-3		4-3			K	4	0	1	0	0	2	1
Hank Sauer, R (1, 7) OBP: 0.364, SLG: 0.585		F7		P6-2-4 1-2f 3-H			P3		F7	4	0	0	1	0	0	1
Randy Jackson, R (1, 5) OBP: 0.277, SLG: 0.361		E6 S		F8			6-3			3	0	0	0	0	0	0
Dee Fondy, L (1, 3) OBP: 0.330, SLG: 0.423		F8	6-3				1B			3	0	1	0	0	0	1
Bruce Edwards, R (1, 2) OBP: 0.243, SLG: 0.191		5-3 1-2	P3				F3			3	0	0	0	0	0	2
Roy Smalley, R (1, 6) OBP: 0.289, SLG: 0.379			K	P4				P4		3	0	0	0	0	1	0
Bob Kelly, R (1, 1) OBP: 0.353, SLG: 0.353 Turk Lown, R (3, 1) OBP: 0.143, SLG: 0.111 Bill Serena, R (8, PH) OBP: 0.344, SLG: 0.500 Johnny Klippstein, R (9, 1) OBP: 0.276, SLG: 0.286			1-3			G6-4-3		K		0 2 1 0	0 0 0 0	0 1 0 0	0 0 0 0	0 0 1 0	0 0 0 0	0 0 0 0
Inning Stats	R: 0 E: 0 K: 1 S: 5 H: 1 LOB: 0 BB: 0 P: 5	R: 0 E: 1 K: 0 S: 4 H: 0 LOB: 1 BB: 0 P: 4	R: 0 E: 0 K: 1 S: 5 H: 0 LOB: 0 BB: 0 P: 5	R: 1 E: 0 K: 0 S: 4 H: 2 LOB: 0 BB: 0 P: 4	R: 0 E: 0 K: 0 S: 3 H: 0 LOB: 0 BB: 0 P: 3	R: 0 E: 0 K: 0 S: 4 H: 2 LOB: 1 BB: 0 P: 4	R: 0 E: 0 K: 0 S: 4 H: 1 LOB: 1 BB: 0 P: 4	R: 0 E: 0 K: 1 S: 5 H: 0 LOB: 0 BB: 0 P: 5	R: 0 E: 0 K: 1 S: 5 H: 0 LOB: 0 BB: 0 P: 5	1B: 6 2B: 1 3B: 0 HR: 0	SF: 0 SAC: 0 DP: 3 HBP: 0			WP: 0 PB: 0 SB: 1 CS: 0	PA: 31		

PITCHER	IP	WLS	BF	H	R	ER	SO	BB	IBB	HBP	BLK	WP	HR	S	P	ERA	WHIP
Ken Raffensberger, L (1, 1) ERA: 2.4	9.0	W	31	6	1	1	4	0	0	0	0	0	0	39	39	1.00	0.667

PITCHER	IP	WLS	BF	H	R	ER	SO	BB	IBB	HBP	BLK	WP	HR	S	P	ERA	WHIP

Cincinnati Reds @ Chicago Cubs

Wrigley Field, Chicago, IL

Sat Jul 05 1952, 3:33 AM CDT

Att. 15,319 - Unknown

BOTTOM

livebaseballscorecards.com

AB	31
R	1
H	6
RBI	1
BB	0
SO	4
LOB	7

Cincinnati Reds @ Chicago Cubs

Wrigley Field, Chicago, IL

Sun Jul 06 1952, 3:33 AM CDT

Unknown

TOP

livebaseballscorecards.com

Batter	1	2	3	4	5	6	7	8	9	AB	R	H	RBI	BB	SO	LOB
Bob Borkowski, R (1, 8) OBP: 0.338, SLG: 0.362	5-3		HR			6-3		K		4	1	1	1	0	1	1
Bobby Adams, R (1, 5) OBP: 0.340, SLG: 0.381	BB		F7			K		L3		3	0	0	0	1	1	1
Willard Marshall, L (1, 9) OBP: 0.354, SLG: 0.471	F8			E3 WP		1-3			6-3	4	0	0	0	0	0	1
Joe Adcock, R (1, 7) OBP: 0.339, SLG: 0.564	L9			F8 2-3			F3		F6	4	0	0	0	0	0	2
Ted Kluszewski, L (1, 3) OBP: 0.340, SLG: 0.462		P2		6-3			1B		K	4	0	1	0	0	1	1
Andy Seminick, R (1, 2) OBP: 0.332, SLG: 0.388 Joe Rossi, R (4, 2) OBP: 0.372, SLG: 0.338		F9		6-3			F8			2 1	0 0	0 0	0 0	0 0	0 0	1 1
Grady Hatton, L (1, 4) OBP: 0.338, SLG: 0.362		4-3			L6		3-1			3	0	0	0	0	0	1
Roy McMillan, R (1, 6) OBP: 0.289, SLG: 0.360			K		F7			F6		3	0	0	0	0	1	0
Herm Wehmeier, R (1, 1) OBP: 0.212, SLG: 0.188 Joe Nuxhall, L (3, 1) OBP: 0.100, SLG: 0.100 Eddie Pellagrini, R (8, PH) OBP: 0.237, SLG: 0.306 Bud Podbielan, R (8, 1)			F8		L1			BB		1 1 0 0	0 0 0 0	0 0 0 0	0 0 1 0	0 0 0 0	0 0 0 0	0 0 0 0

	AB	30
	R	1
	H	2
	RBI	1
	BB	2
	SO	4
	LOB	9

Inning Stats																		
	R: 0	H: 0	R: 0	H: 0	R: 1	H: 1	R: 0	H: 0	R: 0	H: 0	R: 0	H: 1	R: 0	H: 0	R: 0	H: 0	1B: 1	SF: 0	WP: 1	PA: 32
	E: 0	LOB: 1	E: 0	LOB: 0	E: 0	LOB: 0	E: 1	LOB: 1	E: 0	LOB: 0	E: 0	LOB: 0	E: 0	LOB: 1	E: 0	LOB: 0	2B: 0	SAC: 0	PB: 0	
	K: 0	BB: 1	K: 0	BB: 0	K: 1	BB: 0	K: 0	BB: 0	K: 0	BB: 0	K: 1	BB: 0	K: 0	BB: 1	K: 1	BB: 0	3B: 0	DP: 0	SB: 0	
	S: 3	P: 7	S: 3	P: 3	S: 6	P: 6	S: 4	P: 4	S: 3	P: 3	S: 5	P: 5	S: 4	P: 4	S: 5	P: 5	HR: 1	HBP: 0	CS: 0	

PITCHER	IP	WLS	BF	H	R	ER	SO	BB	IBB	HBP	BLK	WP	HR	S	P	ERA	WHIP
Paul Minner, L (1, 1) ERA: 2.89	9.0	W	32	2	1	1	4	2	0	0	0	1	1	38	46	1.00	0.444

PITCHER	IP	WLS	BF	H	R	ER	SO	BB	IBB	HBP	BLK	WP	HR	S	P	ERA	WHIP

Batter	1	2	3	4	5	6	7	8	9	AB	R	H	RBI	BB	SO	LOB
Eddie Miksis, R (1, 4) OBP: 0.279, SLG: 0.319	F9	6-3		6-3		G4-6-3 1-2f				4	0	0	0	0	0	1
Bob Addis, L (1, 8) OBP: 0.392, SLG: 0.431	HR 1B		HR 2B		F3		4-3			4	2	2	0	0	0	0
Gene Hermanski, L (1, 9) OBP: 0.330, SLG: 0.345	K		2-H HR		1B BB		K			3	1	1	2	1	2	1
Hank Sauer, R (1, 7) OBP: 0.369, SLG: 0.595	1-H HR		1B BB		1-2 1B BB		K			2	1	1	2	2	1	0
Toby Atwell, L (1, 2) OBP: 0.420, SLG: 0.445	BB		K		1-2 2-3 1B			4-3		3	0	1	0	1	1	1
Dee Fondy, L (1, 3) OBP: 0.329, SLG: 0.421	K		1-2 G1-4-3 1B		K			F8		4	0	1	0	0	2	4
Randy Jackson, R (1, 5) OBP: 0.277, SLG: 0.377		HR	1-2f G1-4-3		1-3			5-3		4	1	1	1	0	0	5
Roy Smalley, R (1, 6) OBP: 0.290, SLG: 0.378		K		F8		G4-6-3 1B				3	0	1	0	0	1	0
Paul Minner, L (1, 1) OBP: 0.273, SLG: 0.439		4-3		K		K				3	0	0	0	0	2	1
Inning Stats	R: 2 E: 0 K: 2 S: 9 H: 2 LOB: 1 BB: 1 P: 13	R: 1 E: 0 K: 1 S: 6 H: 1 LOB: 0 BB: 0 P: 6	R: 2 E: 0 K: 1 S: 7 H: 3 LOB: 1 BB: 1 P: 11	R: 0 E: 0 K: 1 S: 5 H: 0 LOB: 0 BB: 0 P: 5	R: 0 E: 0 K: 1 S: 6 H: 1 LOB: 3 BB: 2 P: 14	R: 0 E: 0 K: 1 S: 5 H: 1 LOB: 0 BB: 0 P: 5	R: 0 E: 0 K: 2 S: 7 H: 0 LOB: 0 BB: 0 P: 7	R: 0 E: 0 K: 0 S: 3 H: 0 LOB: 0 BB: 0 P: 3		1B: 4 2B: 1 3B: 0 HR: 3 SF: 0 SAC: 0 DP: 2 HBP: 0				WP: 0 PB: 0 SB: 0 CS: 0 PA: 34		

PITCHER		IP	WLS	BF	H	R	ER	SO	BB	IBB	HBP	BLK	WP	HR	S	P	ERA	WHIP
Herm Wehmeier, R ERA: 6.53	(1, 1)	2.0	L	13	5	5	5	3	2	0	0	0	0	3	17	25	22.50	3.500
Joe Nuxhall, L ERA: 3.34	(3, 1)	5.0		18	3	0	0	6	2	0	0	0	0	0	28	36	0.00	1.000
Bud Podbielan, R ERA: 10.57	(8, 1)	1.0		3	0	0	0	0	0	0	0	0	0	0	3	3	0.00	0.000

PITCHER	IP	WLS	BF	H	R	ER	SO	BB	IBB	HBP	BLK	WP	HR	S	P	ERA	WHIP

BOTTOM

Cincinnati Reds @ Chicago Cubs

Wrigley Field, Chicago, IL

Sun Jul 06 1952, 3:33 AM CDT

Unknown

livebaseballscorecards.com

AB	30
R	5
H	8
RBI	5
BB	4
SO	9
LOB	13

Cincinnati Reds @ Chicago Cubs

Wrigley Field, Chicago, IL

Sun Jul 06 1952, 3:38 AM CDT

Att. 22,525 - Unknown

TOP

livebaseballscorecards.com

Batter	1	2	3	4	5	6	7	8	9	AB	R	H	RBI	BB	SO	LOB
Bob Borkowski, R (1, 8) OBP: 0.341, SLG: 0.365	F3			4-3 SH1-3 1B		1B		F8		4	0	2	0	0	0	1
Bobby Adams, R (1, 5) OBP: 0.337, SLG: 0.377	F4			SH1-3 1-2		1-3			F8	3	0	0	0	0	0	1
Willard Marshall, L (1, 9) OBP: 0.348, SLG: 0.462	F7			4-3 2-3			4-3		F7	4	0	0	0	0	0	1
Joe Adcock, R (1, 7) OBP: 0.337, SLG: 0.556		K		F8			1B		B1-3	4	0	1	0	0	1	1
Ted Kluszewski, L (1, 3) OBP: 0.336, SLG: 0.456		F6			L1		F9			3	0	0	0	0	0	1
Grady Hatton, L (1, 4) OBP: 0.335, SLG: 0.358		F8			F9		4-3			3	0	0	0	0	0	1
Andy Seminick, R (1, 2) OBP: 0.328, SLG: 0.384			F8		K			2B		2	0	0	0	0	1	0
Cal Abrams, L (8, PH) OBP: 0.389, SLG: 0.438										1	0	1	0	0	0	0
Herm Wehmeier, R (8, PR) OBP: 0.212, SLG: 0.188										0	0	0	0	0	0	0
Joe Rossi, R (8, 2) OBP: 0.372, SLG: 0.338										0	0	0	0	0	0	0
Roy McMillan, R (1, 6) OBP: 0.286, SLG: 0.356		F3				K		F2		3	0	0	0	0	1	1
Bubba Church, R (1, 1) OBP: 0.190, SLG: 0.190		4-3				6-3		6-3		2	0	0	0	0	0	0
Hank Edwards, L (8, PH) OBP: 0.371, SLG: 0.567										1	0	0	0	0	0	1
Ewell Blackwell, R (8, 1) OBP: 0.130, SLG: 0.174										0	0	0	0	0	0	0

Inning Stats	1	2	3	4	5	6	7	8	9
R	0	0	0	0	0	0	0	0	0
H	0	0	0	1	0	1	1	1	0
E	0	0	0	0	0	0	0	0	0
LOB	0	0	0	1	0	1	1	1	0
K	0	1	0	0	1	1	0	0	0
BB	0	0	0	0	0	0	0	0	0
S	3	5	3	4	5	6	4	4	3
P	3	5	3	4	5	6	4	4	3

1B	3
2B	1
3B	0
HR	0
SF	0
SAC	1
DP	0
HBP	0
WP	0
PB	0
SB	0
CS	0
PA	31

AB	30
R	0
H	4
RBI	0
BB	0
SO	3
LOB	8

PITCHER	IP	WLS	BF	H	R	ER	SO	BB	IBB	HBP	BLK	WP	HR	S	P	ERA	WHIP
Warren Hacker, R (1, 1) ERA: 2.85	9.0	W	31	4	0	0	3	0	0	0	0	0	0	37	37	0.00	0.444

PITCHER	IP	WLS	BF	H	R	ER	SO	BB	IBB	HBP	BLK	WP	HR	S	P	ERA	WHIP

Cincinnati Reds @ Chicago Cubs

Wrigley Field, Chicago, IL

Sun Jul 06 1952, 3:38 AM CDT

Att. 22,525 - Unknown

livebaseballscorecards.com

BOTTOM

Batter	1	2	3	4	5	6	7	8	9	AB	R	H	RBI	BB	SO	LOB
Eddie Miksis, R (1, 4) OBP: 0.278, SLG: 0.318	0-0 L6-3 1B		0-0 6-3 ③		0-0 F4 ②			0-0 5-3 ①		4	0	1	0	0	0	2
Bob Addis, L (1, 8) OBP: 0.389, SLG: 0.422	0-0 L6-3 ①② 1-2			0-0 4-3 ①	BBBB 4-0 1-2 2-3 BB			0-0 4-3 ②		3	0	0	0	1	0	1
Gene Hermanski, L (1, 9) OBP: 0.323, SLG: 0.337	0-0 4-3 ③			SSS 0-3 K ②	0-0 2-1 ③ 3-H	0-0 L9 ①		0-0 G3 ③		4	0	0	0	0	1	0
Hank Sauer, R (1, 7) OBP: 0.372, SLG: 0.604		BBBB 4-0 FC1-6 BB		0-0 HR		0-0 F8 ②				2	1	1	1	1	0	0
Toby Atwell, L (1, 2) OBP: 0.414, SLG: 0.438		0-0 F7 ①		0-0 1-3 ③		0-0 4-3 ③				3	0	0	0	0	0	1
Dee Fondy, L (1, 3) OBP: 0.325, SLG: 0.416		0-0 FC1-6 ② 1-2f			0-0 1-3 ①		0-0 B1-3 ①			3	0	0	0	0	0	1
Randy Jackson, R (1, 5) OBP: 0.278, SLG: 0.376		SSS 0-3 K ③			0-0 1B 1B 1B		0-0 F7 ②			3	1	1	0	0	1	1
Roy Smalley, R (1, 6) OBP: 0.291, SLG: 0.377			0-0 4-3 ①		0-0 BB 1B 1-3 2-1 1B		0-0 E5 FC6-4			3	0	1	0	0	0	0
Warren Hacker, R (1, 1) OBP: 0.150, SLG: 0.150			0-0 F7 ②		0-0 BB 1-2 3-H 1B		0-0 FC6-4 ③ 1-2f			3	0	1	1	0	0	1
Inning Stats	R: 0 E: 0 K: 0 S: 3 H: 1 LOB: 0 BB: 0 P: 3	R: 0 E: 0 K: 1 S: 5 H: 0 LOB: 1 BB: 1 P: 9	R: 0 E: 0 K: 0 S: 3 H: 0 LOB: 0 BB: 0 P: 3	R: 1 E: 0 K: 1 S: 6 H: 1 LOB: 0 BB: 0 P: 6	R: 1 E: 0 K: 0 S: 5 H: 3 LOB: 3 BB: 1 P: 9	R: 0 E: 0 K: 0 S: 3 H: 0 LOB: 0 BB: 0 P: 3	R: 0 E: 1 K: 0 S: 4 H: 0 LOB: 1 BB: 0 P: 4	R: 0 E: 0 K: 0 S: 3 H: 0 LOB: 0 BB: 0 P: 3		1B: 4 2B: 1 3B: 0 HR: 1 SF: 0 SAC: 0 DP: 1 HBP: 0						

PITCHER		IP	WLS	BF	H	R	ER	SO	BB	IBB	HBP	BLK	WP	HR	S	P	ERA	WHIP
Bubba Church, R ERA: 5.46	(1, 1)	7.0	L	28	5	2	2	2	2	0	0	0	0	1	29	37	2.57	1.000
Ewell Blackwell, R ERA: 5.68	(8, 1)	1.0		3	0	0	0	0	0	0	0	0	0	0	3	3	0.00	0.000

PITCHER	IP	WLS	BF	H	R	ER	SO	BB	IBB	HBP	BLK	WP	HR	S	P	ERA	WHIP

AB	28
R	2
H	5
RBI	2
BB	2
SO	2
LOB	7

WP: 0 PA: 30
PB: 0
SB: 0
CS: 0

Batter	1	2	3	4	5	6	7	8	9	AB	R	H	RBI	BB	SO	LOB
Sam Jethroe, S (1, 8) OBP: 0.341, SLG: 0.438	5-3		F4			2B		FC5-4 1B		4	0	2	0	0	0	1
Sibby Sisti, R (1, 9) (7, 4) OBP: 0.275, SLG: 0.315	F7			6-3		F8		FC5-4 1-2f		4	0	0	0	0	0	2
Earl Torgeson, L (1, 3) OBP: 0.368, SLG: 0.293	G3			SSS K		F7		SSS K		4	0	0	0	0	2	2
Sid Gordon, R (1, 7) OBP: 0.404, SLG: 0.515		4-3		SSS K			F8		3B 1B	4	1	1	0	0	1	0
Walker Cooper, R (1, 2) OBP: 0.306, SLG: 0.377		F5			5-3		6-3		1-H 1B 3B	4	1	1	1	0	0	0
Johnny Logan, R (1, 6) OBP: 0.345, SLG: 0.367		F8			F7		E 3B		G6-4-3 3-H 1B	4	1	2	1	0	0	0
Jack Cusick, R (1, 5) OBP: 0.230, SLG: 0.188			1-6-3 1B		1B		E6 3-H		G6-4-3 1-2f	4	0	2	0	0	0	1
Jack Dittmer, L (1, 4) Paul Burris, R (7, PH) OBP: 0.262, SLG: 0.345 Jack Daniels, L (7, 9) OBP: 0.227, SLG: 0.213			F8		4-3		F8		F7	2 1 1	0 0 0	0 0 0	0 0 0	0 0 0	0 0 0	2 1 0
Jim Wilson, R (1, 1) OBP: 0.133, SLG: 0.136			1-6-3 1-2			L7		F7		3	0	0	0	0	0	1
Inning Stats	R: 0 E: 0 K: 0 S: 3 H: 0 LOB: 0 BB: 0 P: 3	R: 0 E: 0 K: 0 S: 3 H: 0 LOB: 0 BB: 0 P: 3	R: 0 E: 0 K: 0 S: 4 H: 1 LOB: 1 BB: 0 P: 4	R: 0 E: 0 K: 2 S: 7 H: 0 LOB: 0 BB: 0 P: 7	R: 0 E: 0 K: 0 S: 4 H: 1 LOB: 1 BB: 0 P: 4	R: 0 E: 0 K: 0 S: 4 H: 1 LOB: 1 BB: 0 P: 4	R: 1 E: 1 K: 0 S: 5 H: 1 LOB: 1 BB: 0 P: 5	R: 0 E: 0 K: 1 S: 6 H: 1 LOB: 1 BB: 0 P: 6	R: 2 E: 0 K: 0 S: 5 H: 3 LOB: 0 BB: 0 P: 5	1B: 5 2B: 1 3B: 2 HR: 0 SF: 0 SAC: 0 DP: 1 HBP: 0							

PITCHER	IP	WLS	BF	H	R	ER	SO	BB	IBB	HBP	BLK	WP	HR	S	P	ERA	WHIP
Ken Raffensberger, L (1, 1) ERA: 2.37	9.0	W	35	8	3	2	3	0	0	0	0	0	0	41	41	2.00	0.889

PITCHER	IP	WLS	BF	H	R	ER	SO	BB	IBB	HBP	BLK	WP	HR	S	P	ERA	WHIP

TOP

Boston Braves @ Cincinnati Reds

Crosley Field, Cincinnati, OH

Thu Jul 10 1952, 3:33 AM EDT

Att. 9,530 - Unknown

livebaseballscorecards.com

AB	35
R	3
H	8
RBI	2
BB	0
SO	3
LOB	10

WP: 0 PB: 0 SB: 0 CS: 0 PA: 35

Boston Braves @ Cincinnati Reds

Crosley Field, Cincinnati, OH

Thu Jul 10 1952, 3:33 AM EDT

Att. 9,530 - Unknown

BOTTOM

Batter	1	2	3	4	5	6	7	8	9	AB	R	H	RBI	BB	SO	LOB
Bob Borkowski, R (1, 8) OBP: 0.335, SLG: 0.358	6-3		4-3 1-2		F4		F8			4	0	0	0	0	0	3
Bobby Adams, R (1, 5) OBP: 0.333, SLG: 0.372	K		K			F9	L6			4	0	0	0	0	2	2
Willard Marshall, L (1, 9) OBP: 0.346, SLG: 0.457	F6		F6			1B		K		4	0	1	0	0	1	1
Ted Kluszewski, L (1, 3) OBP: 0.335, SLG: 0.453		L3		L9		F7		FC4 E 1B 1B		4	1	1	0	0	0	1
Joe Adcock, R (1, 7) OBP: 0.341, SLG: 0.561		F2		5-3		1-3 2B		E 1-2 E 1B		4	1	2	0	0	0	0
Grady Hatton, L (1, 4) OBP: 0.334, SLG: 0.354		4-3		F6		B B B 4-0 BB		FC4 1-H 2-H 1B		3	1	0	0	1	0	0
Joe Rossi, R (1, 2) OBP: 0.378, SLG: 0.338			2B 1B		E4 SH1-4	6-3		B B B 4-0 1B BB		3	1	1	0	1	0	3
Roy McMillan, R (1, 6) OBP: 0.289, SLG: 0.361			1-H E 2B		S S S 0-3 K		F2	FC5-4 1-3 2-H 1B		4	1	2	2	0	1	1
Ken Raffensberger, R (1, 1) OBP: 0.136, SLG: 0.095			SH 4-3 2-H		SH1-4 1-2		B B B 4-0 BB	FC5-4 1-2f		1	0	0	0	1	0	1
Inning Stats	R: 0 H: 0 E: 0 LOB: 0 K: 1 BB: 0 S: 5 P: 5	R: 0 H: 0 E: 0 LOB: 0 K: 0 BB: 0 S: 3 P: 3	R: 2 H: 2 E: 1 LOB: 1 K: 1 BB: 0 S: 8 P: 8	R: 0 H: 0 E: 0 LOB: 0 K: 0 BB: 0 S: 3 P: 3	R: 0 H: 0 E: 1 LOB: 1 K: 1 BB: 0 S: 6 P: 6	R: 0 H: 2 E: 0 LOB: 3 K: 0 BB: 1 S: 5 P: 9	R: 0 H: 0 E: 0 LOB: 1 K: 0 BB: 1 S: 3 P: 7	R: 3 H: 3 E: 1 LOB: 1 K: 1 BB: 1 S: 8 P: 12		1B: 5 SF: 0 2B: 2 SAC: 2 3B: 0 DP: 0 HR: 0 HBP: 0						

livebaseballscorecards.com

AB	31
R	5
H	7
RBI	2
BB	3
SO	4
LOB	12

WP: 0 PA: 36
PB: 0
SB: 0
CS: 0

PITCHER	IP	WLS	BF	H	R	ER	SO	BB	IBB	HBP	BLK	WP	HR	S	P	ERA	WHIP
Jim Wilson, R (1, 1) ERA: 3.66	8.0	L	36	7	5	3	4	3	0	0	0	0	0	41	53	3.38	1.250

Boston Braves @ Cincinnati Reds

Crosley Field, Cincinnati, OH

Fri Jul 11 1952, 3:33 AM EDT

Att. 1,771 - Sunny - 90 F

TOP

Batter	1	2	3	4	5	6	7	8	9	AB	R	H	RBI	BB	SO	LOB
Sam Jethroe, S (1, 8) OBP: 0.348, SLG: 0.447	H 1-0 2B HBP	B B B 4-0 S 1B BB		x 0-0 G5-4-3 1B			x 0-0 1B 2-H 3B	x 0-0 4-3		3	3	2	1	1	0	1
Johnny Logan, R (1, 6) OBP: 0.354, SLG: 0.383	x 0-0 1B 1-H 2B	x 0-0 2B 1-H 1B		x 0-0 ② ③ G5-4-3 1-2f			x 0-0 ① F4		x 0-0 CS 1B	5	0	3	2	0	0	2
Earl Torgeson, L (1, 3) OBP: 0.374, SLG: 0.325	x 0-0 BB 2-3 1B	x 0-0 1-3 2B			x 0-0 ① F8		x 0-0 ② F5		x 0-0 ① 1-2 HR	5	1	3	1	0	0	1
Sid Gordon, R (1, 7) OBP: 0.408, SLG: 0.514	B B B B 4-0 1-2 BB	x 0-0 ③ 6-3			x 0-0 ② 6-3		x 0-0 3-H 1B		x 0-0 1B 1B	4	0	2	1	1	0	2
Walker Cooper, R (1, 2) OBP: 0.303, SLG: 0.372	S S S 0-3 ① K		x 0-0 ① 5-3		x 0-0 ③ F4		x 0-0 ③ F8		x 0-0 G4-6-3 1-2 1B	5	0	1	0	0	1	4
Eddie Mathews, L (1, 5) OBP: 0.307, SLG: 0.449	x 0-0 ② F4		x 0-0 1B			x 0-0 G3-6-3 1B		x 0-0 ① F9	x 0-0 ② ③ G4-6-3 1-2f	5	0	2	0	0	0	5
Jack Dittmer, L (1, 4) OBP: 0.143, SLG: 0.193	x 0-0 ③ 4-3		x 0-0 ② F6			x 0-0 ① ② G3-6-3 1-2f		x 0-0 ② 4-3		4	0	0	0	0	0	5
Jack Daniels, L (1, 9) OBP: 0.229, SLG: 0.215		S S S 0-3 ① K	x 0-0 ③ F6			x 0-0 ③ 3-1		x 0-0 S 1B 1B		4	1	1	0	0	1	1
Warren Spahn, L (1, 1) OBP: 0.262, SLG: 0.417		x 0-0 ② 4-3		x 0-0 ① 3-1			x 0-0 3B 2B	x 0-0 1-H 1B		4	1	2	1	0	0	0
Inning Stats	R: 1 H: 2 E: 0 LOB: 3 K: 1 BB: 1 S: 7 P: 12	R: 1 H: 2 E: 0 LOB: 2 K: 1 BB: 1 S: 7 P: 11	R: 0 H: 1 E: 0 LOB: 1 K: 0 BB: 0 S: 4 P: 4	R: 0 H: 1 E: 0 LOB: 0 K: 0 BB: 0 S: 3 P: 3	R: 0 H: 0 E: 0 LOB: 0 K: 0 BB: 0 S: 3 P: 3	R: 0 H: 1 E: 0 LOB: 0 K: 0 BB: 0 S: 3 P: 3	R: 2 H: 3 E: 0 LOB: 1 K: 0 BB: 0 S: 6 P: 6	R: 1 H: 2 E: 0 LOB: 1 K: 0 BB: 0 S: 5 P: 5	R: 1 H: 4 E: 0 LOB: 1 K: 0 BB: 0 S: 5 P: 5	1B: 11 SF: 0 2B: 3 SAC: 0 3B: 1 DP: 3 HR: 1 HBP: 1							

livebaseballscorecards.com

AB	39
R	6
H	16
RBI	6
BB	2
SO	2
LOB	21

WP: 0 PB: 0 SB: 2 CS: 1 PA: 42

PITCHER		IP	WLS	BF	H	R	ER	SO	BB	IBB	HBP	BLK	WP	HR	S	P	ERA	WHIP
Herm Wehmeier, R ERA: 6.46	(1, 1)	8.0	L	37	12	5	5	2	2	0	1	0	0	0	38	47	5.62	1.750
Bud Podbielan, R ERA: 11.25	(9, 1)	0.1		4	4	1	1	0	0	0	0	0	0	1	4	4	27.00	12.000
Joe Nuxhall, L ERA: 3.28	(9, 1)	0.2		1	0	0	0	0	0	0	0	0	0	0	1	1	0.00	0.000

PITCHER		IP	WLS	BF	H	R	ER	SO	BB	IBB	HBP	BLK	WP	HR	S	P	ERA	WHIP

BOTTOM

Boston Braves @ Cincinnati Reds

Crosley Field, Cincinnati, OH

Fri Jul 11 1952, 3:33 AM EDT

Att. 1,771 - Sunny - 90 F

Batter	1	2	3	4	5	6	7	8	9	AB	R	H	RBI	BB	SO	LOB
Bob Borkowski, R (1, 8) OBP: 0.333, SLG: 0.355	1-3			F3		K		2B 1-3 1B		4	0	1	0	0	1	0
Bobby Adams, R (1, 5) OBP: 0.332, SLG: 0.374	F9			6-3		K		1-3 3-H 2B		4	0	1	1	0	1	0
Wally Westlake, R (1, 9) OBP: 0.305, SLG: 0.233	F8			E 1B		F4		F3		4	0	1	0	0	0	2
Joe Adcock, R (1, 7) OBP: 0.339, SLG: 0.554		F8		E6 1-3			F3		FC1-6 1B	4	0	1	0	0	0	1
Ted Kluszewski, L (1, 3) OBP: 0.330, SLG: 0.445		F6		4-3			F4		FC1-6 1-2f	4	0	0	0	0	0	3
Joe Rossi, R (1, 2) OBP: 0.372, SLG: 0.333		L6			F3 1B 1B		F8		F5	4	0	1	0	0	0	1
Grady Hatton, L (1, 4) OBP: 0.333, SLG: 0.353			4-3		1-2 1B			F7	F5	4	0	1	0	0	0	1
Roy McMillan, R (1, 6) OBP: 0.290, SLG: 0.361			6-3		F3 2-3			1B 2B 1B		3	1	1	0	0	0	2
Herm Wehmeier, R (1, 1) OBP: 0.200, SLG: 0.176			K		F8			F9		2	0	0	0	0	1	1
Andy Seminick, R (8, PH) OBP: 0.327, SLG: 0.382										1	0	0	0	0	0	1
Bud Podbielan, R (9, 1)										0	0	0	0	0	0	0
Joe Nuxhall, L (9, 1) OBP: 0.100, SLG: 0.100										0	0	0	0	0	0	0
Inning Stats	R: 0 E: 0 K: 0 S: 3 H: 0 LOB: 0 BB: 0 P: 3	R: 0 E: 0 K: 0 S: 3 H: 0 LOB: 0 BB: 0 P: 3	R: 0 E: 0 K: 1 S: 5 H: 0 LOB: 0 BB: 0 P: 5	R: 0 E: 1 K: 0 S: 5 H: 1 LOB: 2 BB: 0 P: 5	R: 0 E: 0 K: 0 S: 4 H: 2 LOB: 1 BB: 0 P: 4	R: 0 E: 0 K: 2 S: 7 H: 0 LOB: 0 BB: 0 P: 7	R: 0 E: 0 K: 0 S: 3 H: 0 LOB: 0 BB: 0 P: 3	R: 1 E: 0 K: 0 S: 6 H: 3 LOB: 2 BB: 0 P: 6	R: 0 E: 0 K: 0 S: 4 H: 1 LOB: 1 BB: 0 P: 4	1B: 6 2B: 1 3B: 0 HR: 0	SF: 0 SAC: 0 DP: 0 HBP: 0						

livebaseballscorecards.com

AB	34
R	1
H	7
RBI	1
BB	0
SO	3
LOB	12

WP: 0 PB: 0 SB: 0 CS: 0 PA: 34

PITCHER		IP	WLS	BF	H	R	ER	SO	BB	IBB	HBP	BLK	WP	HR	S	P	ERA	WHIP
Warren Spahn, L ERA: 3.03	(1, 1)	9.0	W	34	7	1	1	3	0	0	0	0	0	0	40	40	1.00	0.778

PITCHER	IP	WLS	BF	H	R	ER	SO	BB	IBB	HBP	BLK	WP	HR	S	P	ERA	WHIP

Batter	1	2	3	4	5	6	7	8	9	AB	R	H	RBI	BB	SO	LOB
Bill Rigney, R (1, 6) OBP: 0.400, SLG: 0.345	H 1-0 CS HBP		x 0-0 1B 2B		x 0-0 ③ F2		x 0-0 BB 1B 1-2 2-H		H 1-0 FC3-6 HBP	3	1	2	1	0	0	0
Whitey Lockman, L (1, 3) OBP: 0.384, SLG: 0.413	S S S 0-3 ①② K 1-2		x 0-0 1B 1B 2-H			x 0-0 SH BB G5-4-3 1B	B B B B 4-0 1-2 2-3 BB		x 0-0 ② FC3-6 1-2f	4	1	2	1	1	1	2
Don Mueller, L (1, 9) OBP: 0.318, SLG: 0.426	S S S 0-3 ③ K		x 0-0 1B 1-2			B B B B 4-0 G5-4-3 SH BB 1-2	x 0-0 ② F7 3-H		x 0-0 ③ 4-3	4	0	1	1	1	1	3
Hank Thompson, L (1, 8) OBP: 0.338, SLG: 0.477		x 0-0 ① F5	x 0-0 ③ 3-1			x 0-0 SH G5-4-3 1-2 2-3	x 0-0 ③ F9			3	0	0	0	0	0	4
Bob Elliott, R (1, 7) OBP: 0.342, SLG: 0.420 Chuck Diering, R (8, 7) OBP: 0.296, SLG: 0.304		B B B B 4-0 FC6-4 BB		x 0-0 ① F6		x 0-0 ①② G5-4-3 1-2f 2-3 3-H		x 0-0 HR		3	1	1	1	1	0	2
										0	0	0	0	0	0	0
Bobby Thomson, R (1, 5) OBP: 0.341, SLG: 0.495		x 0-0 ② F9		x 0-0 ② L5		x 0-0 ③ F4		x 0-0 ① F8		4	0	0	0	0	0	2
Wes Westrum, R (1, 2) OBP: 0.393, SLG: 0.508		x 0-0 ③ FC6-4 1-2f		x 0-0 ③ F9			x 0-0 FC1-6 1B	x 0-0 ② F7		4	0	1	0	0	0	1
Bobby Hofman, R (1, 4) OBP: 0.100, SLG: 0.100			x 0-0 ① F4		x 0-0 ① F8		x 0-0 ① FC1-6 1B 1B 1-2f	x 0-0 ③ 5-3		4	1	0	0	0	0	1
Max Lanier, R (1, 1) OBP: 0.368, SLG: 0.421 Hoyt Wilhelm, R (9, 1) OBP: 0.133, SLG: 0.333			x 0-0 ② 5-3		x 0-0 ② 6-3		x 0-0 BB 1B F7 1-2		x 0-0 ① F7	4	1	1	0	0	0	0
										0	0	0	0	0	0	0
Inning Stats	R: 0 H: 0 E: 0 LOB: 0 K: 2 BB: 0 S: 6 P: 7	R: 0 H: 0 E: 0 LOB: 1 K: 0 BB: 1 S: 3 P: 7	R: 1 H: 3 E: 0 LOB: 2 K: 0 BB: 0 S: 6 P: 6	R: 0 H: 0 E: 0 LOB: 0 K: 0 BB: 0 S: 3 P: 3	R: 0 H: 0 E: 0 LOB: 0 K: 0 BB: 0 S: 3 P: 3	R: 1 H: 1 E: 1 LOB: 1 K: 0 BB: 1 S: 4 P: 8	R: 2 H: 3 E: 0 LOB: 2 K: 0 BB: 1 S: 6 P: 10	R: 1 H: 1 E: 0 LOB: 0 K: 0 BB: 0 S: 4 P: 4	R: 0 H: 0 E: 0 LOB: 1 K: 0 BB: 0 S: 3 P: 4	1B: 6 SF: 0 2B: 1 SAC: 1 3B: 0 DP: 1 HR: 1 HBP: 2						

TOP

New York Giants @ Cincinnati Reds

Crosley Field, Cincinnati, OH

Sat Jul 12 1952, 3:33 AM EDT

Att. 3,943 - Sunny - 88 F

livebaseballscorecards.com

AB	33
R	5
H	8
RBI	4
BB	3
SO	2
LOB	15

PITCHER		IP	WLS	BF	H	R	ER	SO	BB	IBB	HBP	BLK	WP	HR	S	P	ERA	WHIP
Bubba Church, R ERA: 5.48	(1, 1)	8.0	L	35	8	5	5	2	3	0	1	0	0	1	35	48	5.62	1.375
Ewell Blackwell, R ERA: 5.6	(9, 1)	1.0		4	0	0	0	0	0	0	1	0	0	0	3	4	0.00	0.000

PITCHER	IP	WLS	BF	H	R	ER	SO	BB	IBB	HBP	BLK	WP	HR	S	P	ERA	WHIP

New York Giants @ Cincinnati Reds

Crosley Field, Cincinnati, OH

Sat Jul 12 1952, 3:33 AM EDT

Att. 3,943 - Sunny - 88 F

livebaseballscorecards.com

Batter	1	2	3	4	5	6	7	8	9	AB	R	H	RBI	BB	SO	LOB
Bob Borkowski, R (1, 8) OBP: 0.332, SLG: 0.353	FC6-4 1B	F9			G6-3 1-2f			G6-4-3 1-2f		4	0	1	0	0	0	3
Bobby Adams, R (1, 5) OBP: 0.331, SLG: 0.372	FC6-4 1B 1-2f		5-3			L4			FC4-6 1B	4	0	1	0	0	0	1
Willard Marshall, L (1, 9) OBP: 0.339, SLG: 0.448	F9		F7			F8			FC4-6 HR 1-2f	4	1	0	0	0	0	2
Joe Adcock, R (1, 7) OBP: 0.342, SLG: 0.569	1B 1-2		F8			F4			HR 1-H	4	1	2	2	0	0	0
Ted Kluszewski, L (1, 3) OBP: 0.328, SLG: 0.442	F9			F7			L9		PB 1B	4	0	1	0	0	0	2
Andy Seminick, R (1, 2) OBP: 0.330, SLG: 0.398		HR		BB CS			F2		K	3	1	1	1	1	1	1
Grady Hatton, L (1, 4) OBP: 0.329, SLG: 0.348		F9		F4 1-2			3-1		G3 1-2	4	0	0	0	0	0	2
Roy McMillan, R (1, 6) OBP: 0.288, SLG: 0.358		K			F8			CI FC6-4		2	0	0	0	0	1	0
Bubba Church, R (1, 1) OBP: 0.261, SLG: 0.261		1B			G6-3 1B			FC6-4 G6-4-3 1-2f		2	0	2	0	0	0	0
Wally Westlake, R (8, PH) OBP: 0.304, SLG: 0.232										1	0	0	0	0	0	1
Ewell Blackwell, R (9, 1) OBP: 0.130, SLG: 0.174										0	0	0	0	0	0	0

Inning Stats	1	2	3	4	5	6	7	8	9	1B	SF	WP	PA
	R: 0 H: 2	R: 1 H: 2	R: 0 H: 0	R: 0 H: 0	R: 0 H: 1	R: 0 H: 0	R: 0 H: 0	R: 0 H: 0	R: 2 H: 3	1B: 6	SF: 0	WP: 0	PA: 34
	E: 0 LOB: 2	E: 0 LOB: 1	E: 0 LOB: 0	E: 0 LOB: 0	E: 0 LOB: 0	E: 0 LOB: 0	E: 0 LOB: 0	E: 1 LOB: 0	E: 0 LOB: 1	2B: 0	SAC: 0	PB: 1	
	K: 0 BB: 0	K: 1 BB: 0	K: 0 BB: 0	K: 0 BB: 1	K: 0 BB: 0	K: 0 BB: 0	K: 0 BB: 0	K: 0 BB: 0	K: 1 BB: 0	3B: 0	DP: 2	SB: 0	
	S: 5 P: 5	S: 7 P: 7	S: 3 P: 3	S: 2 P: 6	S: 3 P: 3	S: 3 P: 3	S: 3 P: 3	S: 3 P: 3	S: 8 P: 8	HR: 2	HBP: 0	CS: 1	

PITCHER		IP	WLS	BF	H	R	ER	SO	BB	IBB	HBP	BLK	WP	HR	S	P	ERA	WHIP
Max Lanier, L ERA: 3.58	(1, 1)	8.1	W	32	8	3	3	1	1	0	0	0	0	2	33	37	3.24	1.080
Hoyt Wilhelm, R ERA: 2.69	(9, 1)	0.2	S	2	0	0	0	1	0	0	0	0	0	0	4	4	0.00	0.000

PITCHER	IP	WLS	BF	H	R	ER	SO	BB	IBB	HBP	BLK	WP	HR	S	P	ERA	WHIP

AB	32
R	3
H	8
RBI	3
BB	1
SO	2
LOB	12

Batter	1	2	3	4	5	6	7	8	9	AB	R	H	RBI	BB	SO	LOB
Bill Rigney, R (1, 6) OBP: 0.359, SLG: 0.303	S S S 0-3 ① K		x 0-0 ① 5-3		x 0-0 ② 6-3		x 0-0 ② 6-3 3-H			4	0	0	1	0	1	0
Whitey Lockman, L (1, 3) OBP: 0.383, SLG: 0.411	x 0-0 G6-4-3 1B		x 0-0 ② 1-3		x 0-0 ③ 6-3		x 0-0 ③ F7			4	0	1	0	0	0	0
Bobby Thomson, R (1, 5) OBP: 0.340, SLG: 0.492	x 0-0 ② ③ G6-4-3 1-2f		x 0-0 1B 1B			x 0-0 ① F7		x 0-0 ① F4		4	0	1	0	0	0	1
Bob Elliott, R (1, 7) OBP: 0.345, SLG: 0.421		x 0-0 FC3-6 1B	x 0-0 1-2 1B			x 0-0 ② F5		x 0-0 ② F3		4	0	2	0	0	0	0
Hank Thompson, L (1, 8) OBP: 0.336, SLG: 0.472		x 0-0 ① FC3-6 4-3 BB 1-2f	x 0-0 ③ F4			x 0-0 FC5-4 1B		x 0-0 ③ 4-3		4	0	1	0	0	0	3
Wes Westrum, R (1, 2) OBP: 0.398, SLG: 0.508 Sal Yvars, R (5, 2) OBP: 0.293, SLG: 0.275	B B B B 4-0 4-3 1-2 BB	B B B B 4-0 G4-6-3 BB			x 0-0 ③ FC5-4 1-2f			x 0-0 ① F8		0 2	0 0	0 0	0 0	2 0	0 0	0 1
Don Mueller, L (1, 9) OBP: 0.318, SLG: 0.422	x 0-0 ② 4-3 1-2 2-3	x 0-0 ① ② G4-6-3 1-2f				B B B B 4-0 3B BB		x 0-0 ② 4-3		3	1	0	0	1	0	3
Bobby Hofman, R (1, 4) OBP: 0.214, SLG: 0.308	I I I I 4-0 IBB	x 0-0 ③ F8				x 0-0 1-H 6-3 3B		S S S 0-3 ③ K		3	1	1	1	1	0	0
Monty Kennedy, R (1, 1) OBP: 0.063, SLG: 0.063 George Spencer, R (4, 1) OBP: 0.125, SLG: 0.125 Alvin Dark, R (7, PH) OBP: 0.329, SLG: 0.385 Hal Gregg, R (7, 1) OBP: 0.143, SLG: 0.143	S S S 0-3 ③ K	S S S 0-3 ① K			x 0-0 ① F2					1 1 1 0	0 0 0 0	0 0 0 0	0 0 0 0	0 0 0 0	1 1 0 0	3 0 1 0
Inning Stats	R: 0 E: 0 K: 1 S: 5 H: 1 LOB: 0 BB: 0 P: 5	R: 0 E: 0 K: 1 S: 6 H: 1 LOB: 3 BB: 2 P: 14	R: 0 E: 0 K: 0 S: 5 H: 2 LOB: 2 BB: 0 P: 5	R: 0 E: 0 K: 0 S: 2 H: 0 LOB: 0 BB: 1 P: 6	R: 0 E: 0 K: 1 S: 5 H: 0 LOB: 0 BB: 0 P: 5	R: 0 E: 0 K: 0 S: 4 H: 1 LOB: 1 BB: 0 P: 4	R: 2 E: 0 K: 0 S: 4 H: 1 LOB: 0 BB: 1 P: 8	R: 0 E: 0 K: 0 S: 3 H: 0 LOB: 0 BB: 0 P: 3	R: 0 E: 0 K: 1 S: 5 H: 0 LOB: 0 BB: 0 P: 5	1B: 5 2B: 0 3B: 1 HR: 0	SF: 0 SAC: 0 DP: 2 HBP: 0			WP: 0 PB: 0 SB: 0 CS: 0		PA: 35	

PITCHER	IP	WLS	BF	H	R	ER	SO	BB	IBB	HBP	BLK	WP	HR	S	P	ERA	WHIP
Harry Perkowski, L (1, 1) ERA: 3.86	9.0	W	35	6	2	2	4	3	1	0	0	0	0	39	55	2.00	1.000

PITCHER	IP	WLS	BF	H	R	ER	SO	BB	IBB	HBP	BLK	WP	HR	S	P	ERA	WHIP

TOP

New York Giants @ Cincinnati Reds

Crosley Field, Cincinnati, OH

Sun Jul 13 1952, 3:33 AM EDT

Sunny - 98 F

livebaseballscorecards.com

AB	31
R	2
H	6
RBI	2
BB	4
SO	4
LOB	12

BOTTOM

New York Giants @ Cincinnati Reds

Crosley Field, Cincinnati, OH

Sun Jul 13 1952, 3:33 AM EDT

Sunny - 98 F

livebaseballscorecards.com

Batter	1	2	3	4	5	6	7	8	9	AB	R	H	RBI	BB	SO	LOB
Bob Borkowski, R (1, 8) OBP: 0.338, SLG: 0.374	1-6-3		E 1B 1-3 2-H 1B	2-H 2B		F6		HR 3B		5	2	3	2	0	0	1
Bobby Adams, R (1, 5) OBP: 0.332, SLG: 0.373	L3 1B		E6 G6-3 1-H 3-H 1B	5-3			F6	F3		5	0	2	1	0	0	2
Willard Marshall, L (1, 9) OBP: 0.335, SLG: 0.442 Wally Westlake, R (6, 9) OBP: 0.309, SLG: 0.252	L3 1-2		G6-3 1-2f		F8		1B 1B 1B	3-H HR		3 2	0 2	0 2	0 2	0 0	0 0	2 0
Joe Adcock, R (1, 7) OBP: 0.343, SLG: 0.581		F7		HR	K		1B 1-3 1B	3-1		5	1	2	1	0	1	0
Ted Kluszewski, L (1, 3) OBP: 0.331, SLG: 0.443		G4-6-3 1B		E1 BB 2B	1B		F4			4	1	2	0	0	0	2
Andy Seminick, R (1, 2) OBP: 0.328, SLG: 0.394		G4-6-3 1-2f		F5	K		BB 1-3 3-H 1B			4	0	1	1	0	1	3
Grady Hatton, L (1, 4) OBP: 0.334, SLG: 0.347			BBBB FC1-5 E BB	BBBB 2B 1-2 F7 BB		BBBB F7	1-2 BB			1	1	0	0	3	0	0
Roy McMillan, R (1, 6) OBP: 0.287, SLG: 0.360			E6 FC1-5 1-2 1B	1-3 2-H 2B		SSS K	F8			4	2	1	1	0	1	4
Harry Perkowski, L (1, 1) OBP: 0.200, SLG: 0.267			FC1-5 1B 1-2 2-3f 1B	F7 3-H		2B		F6		4	1	1	1	0	0	3
Inning Stats	R: 0 E: 0 K: 0 S: 3 H: 1 LOB: 0 BB: 0 P: 3	R: 0 E: 0 K: 0 S: 3 H: 1 LOB: 0 BB: 0 P: 3	R: 3 E: 2 K: 0 S: 5 H: 2 LOB: 0 BB: 1 P: 9	R: 4 E: 1 K: 0 S: 7 H: 3 LOB: 1 BB: 1 P: 11	R: 0 E: 0 K: 2 S: 8 H: 1 LOB: 1 BB: 0 P: 8	R: 0 E: 0 K: 1 S: 6 H: 1 LOB: 1 BB: 0 P: 6	R: 1 E: 0 K: 0 S: 6 H: 3 LOB: 3 BB: 1 P: 10	R: 2 E: 0 K: 0 S: 5 H: 2 LOB: 0 BB: 0 P: 5		1B: 8 2B: 4 3B: 1 HR: 2 SF: 0 SAC: 0 DP: 3 HBP: 0						

	AB	37
	R	10
	H	14
	RBI	9
	BB	3
	SO	3
	LOB	17

WP: 0 PB: 0 SB: 0 CS: 0 PA: 40

PITCHER		IP	WLS	BF	H	R	ER	SO	BB	IBB	HBP	BLK	WP	HR	S	P	ERA	WHIP
Monty Kennedy, L ERA: 3.52	(1, 1)	3.0	L	14	5	5	2	0	1	0	0	0	0	1	13	17	6.00	2.000
George Spencer, R ERA: 3.19	(4, 1)	3.0		14	4	2	0	3	1	0	0	0	0	0	19	23	0.00	1.667
Hal Gregg, R ERA: 5.4	(7, 1)	2.0		12	5	3	3	0	1	0	0	0	0	1	11	15	13.50	3.000

PITCHER	IP	WLS	BF	H	R	ER	SO	BB	IBB	HBP	BLK	WP	HR	S	P	ERA	WHIP

New York Giants @ Cincinnati Reds

Crosley Field, Cincinnati, OH

Sun Jul 13 1952, 3:38 AM EDT

Att. 16,135 - Sunny - 97 F

livebaseballscorecards.com

Batter	1	2	3	4	5	6	7	8	9	AB	R	H	RBI	BB	SO	LOB
Davey Williams, R (1, 4) OBP: 0.337, SLG: 0.422	x 0-0 WP 1B 1B	4-0 WP IBB			x 0-0 5-3 ①		x 0-0 L5 ②		x 0-0 1-H 2-H 3B	4	1	2	2	1	0	0
Whitey Lockman, L (1, 3) OBP: 0.386, SLG: 0.412	x 0-0 WP 1-H 2B 1B	B B B B 4-0 1-2 2-3 BB			x 0-0 1B 1B		x 0-0 F8 ③		x 0-0 3-1 ③	4	1	2	1	1	0	1
Dusty Rhodes, L (1, 7) OBP: 0.250, SLG: 0.250	S S S 0-3 K ①	x 0-0 F7 ③			x 0-0 1-3 1B ②			x 0-0 2-3 ①		4	0	1	0	0	1	4
Bob Elliott, R (1, 9) OBP: 0.343, SLG: 0.414	x 0-0 F2 1-2 ②		x 0-0 F8 ①		B B B B 4-0 FC6-4 BB			x 0-0 1-3 ②		3	0	0	0	1	0	1
Chuck Diering, R (8, 9) OBP: 0.296, SLG: 0.304										0	0	0	0	0	0	0
Bobby Thomson, R (1, 5) OBP: 0.339, SLG: 0.492	x 0-0 2-H 2B		x 0-0 F8 ②		x 0-0 FC6-4 1-2f ③			x 0-0 F7 ③		4	0	1	1	0	0	2
Alvin Dark, R (1, 6) OBP: 0.325, SLG: 0.380	x 0-0 5-3 ③		x 0-0 F9 ③			x 0-0 1-3 ①			x 0-0 L3 ①	4	0	0	0	0	0	1
Wes Westrum, R (1, 2) OBP: 0.391, SLG: 0.497		x 0-0 F9 ①		x 0-0 F7 ①		x 0-0 F8 ②			x 0-0 G3 ②	4	0	0	0	0	0	0
Hank Thompson, L (1, 8) OBP: 0.339, SLG: 0.478		x 0-0 WP 2B		x 0-0 4-3 ②		x 0-0 4-3 ③			x 0-0 1B 3B 1B	4	1	2	0	0	0	0
Larry Jansen, R (1, 1) OBP: 0.275, SLG: 0.171		x 0-0 F4 ②		S S S 0-3 K ③			x 0-0 F2 ①		x 0-0 1-2 3B 1B	3	0	0	0	0	1	1
Bill Rigney, R (9, PH) OBP: 0.375, SLG: 0.324										1	1	1	0	0	0	0
Hoyt Wilhelm, R (9, 1) OBP: 0.133, SLG: 0.333										0	0	0	0	0	0	0

Inning Stats	1	2	3	4	5	6	7	8	9	AB	R	H	RBI	BB	SO	LOB
	R: 2 E: 0 K: 1 S: 8	R: 0 E: 0 K: 0 S: 4	R: 0 E: 0 K: 0 S: 3	R: 0 E: 0 K: 1 S: 5	R: 0 E: 0 K: 0 S: 4	R: 0 E: 0 K: 0 S: 3	R: 0 E: 0 K: 0 S: 3	R: 0 E: 0 K: 0 S: 3	R: 2 E: 0 K: 0 S: 6	1B: 6 2B: 2 3B: 1 HR: 0	SF: 0 SAC: 0 DP: 0 HBP: 0	WP: 3 PB: 0 SB: 0 CS: 0	PA: 38			

PITCHER	IP	WLS	BF	H	R	ER	SO	BB	IBB	HBP	BLK	WP	HR	S	P	ERA	WHIP
Joe Nuxhall, L (1, 1) ERA: 3.43	9.0	L	38	9	4	4	2	2	1	0	0	3	0	39	51	4.00	1.222

PITCHER	IP	WLS	BF	H	R	ER	SO	BB	IBB	HBP	BLK	WP	HR	S	P	ERA	WHIP

AB	35
R	4
H	9
RBI	4
BB	3
SO	2
LOB	10

Batter	1	2	3	4	5	6	7	8	9	AB	R	H	RBI	BB	SO	LOB
Bob Borkowski, R (1, 8) OBP: 0.339, SLG: 0.374	E5 1B		G6-4-3 1B		F8		6-3		3-1	5	1	2	0	0	0	0
Bobby Adams, R (1, 5) OBP: 0.336, SLG: 0.376	G5-4-3 2-H 1B		G6-4-3 1-2f		K		1B		1B	5	0	3	1	0	1	1
Wally Westlake, R (1, 9) OBP: 0.311, SLG: 0.256	G5-4-3 1-2f		FC5-4 1B			1B FC5-4 1B	5-3		F7	5	1	2	0	0	0	3
Joe Adcock, R (1, 7) OBP: 0.345, SLG: 0.576	K		FC5-4 1-2f			FC5-4 1-3 1B		1B	L6	5	0	2	0	0	1	2
Ted Kluszewski, L (1, 3) OBP: 0.333, SLG: 0.452		G3 2B		F7		FC5-4 1B 1-2f 3-H		1-3 2B		4	0	2	1	0	0	1
Grady Hatton, L (1, 4) OBP: 0.336, SLG: 0.347		G3 2-3		K		1-3 1B		1-3 IBB		3	0	1	0	1	1	1
Joe Rossi, R (1, 2) OBP: 0.371, SLG: 0.325 Willard Marshall, L (8, PH) OBP: 0.333, SLG: 0.440 Andy Seminick, R (9, 2) OBP: 0.328, SLG: 0.394		6-3		BB		K		1-3 1-2 2-3		2 1 0	0 0 0	0 0 0	0 0 0	1 0 0	1 0 0	3 2 0
Roy McMillan, R (1, 6) OBP: 0.290, SLG: 0.358		IBB		K		F7		BB		2	0	0	0	2	1	3
Joe Nuxhall, L (1, 1) OBP: 0.071, SLG: 0.071		K	K				1-3	F8		4	0	0	0	0	2	5
Inning Stats	R: 1 H: 2 E: 1 LOB: 0 K: 1 BB: 0 S: 6 P: 6	R: 0 H: 1 E: 0 LOB: 2 K: 1 BB: 1 S: 6 P: 10	R: 0 H: 2 E: 0 LOB: 1 K: 0 BB: 0 S: 4 P: 4	R: 0 H: 0 E: 0 LOB: 1 K: 2 BB: 1 S: 7 P: 11	R: 0 H: 0 E: 0 LOB: 0 K: 2 BB: 0 S: 7 P: 7	R: 1 H: 3 E: 0 LOB: 2 K: 1 BB: 0 S: 8 P: 8	R: 0 H: 1 E: 0 LOB: 1 K: 0 BB: 0 S: 4 P: 4	R: 0 H: 2 E: 0 LOB: 3 K: 0 BB: 2 S: 4 P: 12	R: 0 H: 1 E: 0 LOB: 1 K: 0 BB: 0 S: 4 P: 4							

PITCHER		IP	WLS	BF	H	R	ER	SO	BB	IBB	HBP	BLK	WP	HR	S	P	ERA	WHIP
Larry Jansen, R ERA: 3.56	(1, 1)	8.0	W	36	11	2	1	7	2	2	0	0	0	0	46	62	1.12	1.625
Hoyt Wilhelm, R ERA: 2.65	(9, 1)	1.0	S	4	1	0	0	0	0	0	0	0	0	0	4	4	0.00	1.000

PITCHER		IP	WLS	BF	H	R	ER	SO	BB	IBB	HBP	BLK	WP	HR	S	P	ERA	WHIP

BOTTOM

New York Giants @ Cincinnati Reds

Crosley Field, Cincinnati, OH

Sun Jul 13 1952, 3:38 AM EDT
Att. 16,135 - Sunny - 97 F

livebaseballscorecards.com

AB	36
R	2
H	12
RBI	2
BB	4
SO	7
LOB	21

1B: 10	SF: 0	WP: 0	PA: 40
2B: 2	SAC: 0	PB: 0	
3B: 0	DP: 2	SB: 0	
HR: 0	HBP: 0	CS: 0	

Batter	1	2	3	4	5	6	7	8	9	AB	R	H	RBI	BB	SO	LOB
Davey Williams, R (1, 4) OBP: 0.335, SLG: 0.418	F7	F3 1B			L5	F4		F4		5	0	1	0	0	0	0
Alvin Dark, R (1, 6) OBP: 0.326, SLG: 0.380	1B CS 1B	F3 1-2			1B 2B 1B		4-3		1-3	5	2	2	0	0	0	1
Whitey Lockman, L (1, 3) OBP: 0.392, SLG: 0.419	CS 1-3 1B		G1-6-3 1B		2B 1-3 1B		BB 2B 1B		F8	5	2	4	0	0	0	0
Bob Elliott, R (1, 9) OBP: 0.353, SLG: 0.424 Chuck Diering, R (9, PR) OBP: 0.296, SLG: 0.304 (9, 9)	1B 1B BB 1-2 3-H 1B		G1-6-3 1-2f		2B 1-H 3-H 2B		BBB 4-0 2B 1-2 BB		BBB 4-0 2B BB	3 0	2 0	2 0	2 0	2 0	0 0	1 0
Bobby Thomson, R (1, 5) OBP: 0.346, SLG: 0.506	BB 1B 1-2 1B		F4		2-H 2B		1-3 2-H 2B		1-3 2B	5	0	4	2	0	0	0
Dusty Rhodes, L (1, 7) OBP: 0.222, SLG: 0.222	BB 1-2 2-3 1B			SSS K	F5		SSS K		F9	5	0	1	0	0	2	6
Wes Westrum, R (1, 2) OBP: 0.389, SLG: 0.489	BBBB 4-0 1-2 2-3 3-H BB			F7	6-3		5-3			3	0	0	1	1	0	3
Hank Thompson, L (1, 8) OBP: 0.338, SLG: 0.473	F9			FC6-4 1B		4-3		F9		4	0	1	0	0	0	3
Jim Hearn, R (1, 1) OBP: 0.245, SLG: 0.319		L1		FC6-4 1-2f		SSS K		1-3		4	0	0	0	0	1	1
Inning Stats	R: 2 E: 0 K: 0 S: 7 H: 5 LOB: 3 BB: 1 P: 11	R: 0 E: 0 K: 0 S: 3 H: 1 LOB: 0 BB: 0 P: 3	R: 0 E: 0 K: 0 S: 3 H: 1 LOB: 0 BB: 0 P: 3	R: 0 E: 0 K: 1 S: 6 H: 1 LOB: 1 BB: 0 P: 6	R: 3 E: 0 K: 0 S: 7 H: 4 LOB: 1 BB: 0 P: 7	R: 0 E: 0 K: 1 S: 5 H: 0 LOB: 0 BB: 0 P: 5	R: 1 E: 0 K: 1 S: 7 H: 2 LOB: 2 BB: 1 P: 11	R: 0 E: 0 K: 0 S: 3 H: 0 LOB: 0 BB: 0 P: 3	R: 0 E: 0 K: 0 S: 4 H: 1 LOB: 3 BB: 1 P: 8	1B: 11 2B: 4 3B: 0 HR: 0 SF: 0 SAC: 0 DP: 1 HBP: 0	WP: 0 PB: 0 SB: 0 CS: 2 PA: 42					

PITCHER		IP	WLS	BF	H	R	ER	SO	BB	IBB	HBP	BLK	WP	HR	S	P	ERA	WHIP
Ken Raffensberger, L ERA: 2.62	(1, 1)	4.1	L	23	12	5	5	1	1	0	0	0	0	0	24	28	10.38	3.000
Bud Podbielan, R ERA: 10.38	(5, 1)	0.2		2	0	0	0	0	0	0	0	0	0	0	2	2	0.00	0.000
Frank Hiller, R ERA: 5.29	(6, 1)	2.0		9	2	1	1	2	1	0	0	0	0	0	12	16	4.50	1.500
Ewell Blackwell, R ERA: 5.45	(8, 1)	2.0		8	1	0	0	0	1	0	0	0	0	0	7	11	0.00	1.000

PITCHER	IP	WLS	BF	H	R	ER	SO	BB	IBB	HBP	BLK	WP	HR	S	P	ERA	WHIP

TOP

New York Giants @ Cincinnati Reds

Crosley Field, Cincinnati, OH

Mon Jul 14 1952, 3:33 AM EDT

Att. 2,247 - Cloudy - 92 F

livebaseballscorecards.com

AB	39
R	6
H	15
RBI	5
BB	3
SO	3
LOB	15

New York Giants @ Cincinnati Reds

Crosley Field, Cincinnati, OH

Mon Jul 14 1952, 3:33 AM EDT

Att. 2,247 - Cloudy - 92 F

BOTTOM

livebaseballscorecards.com

Batter	1	2	3	4	5	6	7	8	9	AB	R	H	RBI	BB	SO	LOB
Bob Borkowski, R (1, 8) OBP: 0.345, SLG: 0.380	FC6-4 1B		1-3 1B		1-2 2-3 1B		K		F9	5	0	3	0	0	1	3
Bobby Adams, R (1, 5) OBP: 0.334, SLG: 0.376	FC6-4 G4-3 1-2f		F9		F8 3-H		F4		1-H 2B	5	0	1	2	0	0	7
Wally Westlake, R (1, 9) OBP: 0.308, SLG: 0.253 Willard Marshall, L (5, PH) (6, 9) OBP: 0.329, SLG: 0.433	G4-3 1-2f			6-3	F8			F9	F7	2 3	0 0	0 0	0 0	0 0	0 0	1 3
Ted Kluszewski, L (1, 3) OBP: 0.339, SLG: 0.454		G5-4-3 1B		BB		L5		1B 1B		3	0	2	0	1	0	0
Joe Adcock, R (1, 7) OBP: 0.338, SLG: 0.564		G5-4-3 1-2f		F7		1-3		F7		4	0	0	0	0	0	3
Grady Hatton, L (1, 4) OBP: 0.335, SLG: 0.345		F8		F7		4-3		1-2 1B		4	0	1	0	0	0	1
Andy Seminick, R (1, 2) OBP: 0.332, SLG: 0.402			F8		1B F8 2B			BB 1B	1-3	4	1	2	0	0	0	2
Roy McMillan, R (1, 6) OBP: 0.296, SLG: 0.359			1B 1B		5-3			1-2 BB	2B BB	2	1	1	0	2	0	1
Ken Raffensberger, R (1, 1) Bud Podbielan, R (5, 1) Hank Edwards, L (5, PH) Herm Wehmeier, R (5, PR) Frank Hiller, R (6, 1) Cal Abrams, L (7, PH) Ewell Blackwell, R (8, 1) Joe Rossi, R (9, PH)		F8			1B BB		K		K	1 0 0 0 0 1 0 1	0 0 0 0 0 0 0 0	0 0 0 0 0 1 0 1	0 0 0 0 0 0 0 0	0 0 0 1 0 0 0 0	0 0 0 0 0 0 0 0	1 0 0 0 0 2 0 1
Inning Stats	R: 0 E: 0 K: 0 S: 3 H: 1 LOB: 0 BB: 0 P: 3	R: 0 E: 0 K: 0 S: 3 H: 1 LOB: 0 BB: 0 P: 3	R: 0 E: 0 K: 0 S: 5 H: 2 LOB: 2 BB: 0 P: 5	R: 0 E: 0 K: 0 S: 3 H: 0 LOB: 1 BB: 1 P: 7	R: 1 E: 0 K: 0 S: 5 H: 2 LOB: 2 BB: 1 P: 9	R: 0 E: 0 K: 0 S: 3 H: 0 LOB: 0 BB: 0 P: 3	R: 0 E: 0 K: 2 S: 8 H: 1 LOB: 2 BB: 1 P: 12	R: 0 E: 0 K: 0 S: 5 H: 2 LOB: 2 BB: 0 P: 5	R: 1 E: 0 K: 1 S: 6 H: 1 LOB: 1 BB: 1 P: 10	1B: 8 2B: 2 3B: 0 HR: 0	SF: 0 SAC: 0 DP: 2 HBP: 0					

	AB	35
	R	2
	H	10
	RBI	2
	BB	4
	SO	3
	LOB	25

WP: 0 PB: 0 SB: 0 CS: 0 PA: 39

PITCHER		IP	WLS	BF	H	R	ER	SO	BB	IBB	HBP	BLK	WP	HR	S	P	ERA	WHIP
Jim Hearn, R ERA: 3.7	(1, 1)	9.0	W	39	10	2	2	3	4	0	0	0	0	0	41	57	2.00	1.556

PITCHER	IP	WLS	BF	H	R	ER	SO	BB	IBB	HBP	BLK	WP	HR	S	P	ERA	WHIP

Brooklyn Dodgers @ Cincinnati Reds

Crosley Field, Cincinnati, OH

Wed Jul 16 1952, 3:33 AM EDT

Att. 10,652 - Unknown

TOP

livebaseballscorecards.com

Batter	1	2	3	4	5	6	7	8	9	AB	R	H	RBI	BB	SO	LOB
Billy Cox, R (1, 5) (3, 4) OBP: 0.348, SLG: 0.371	3-2 BBBCCFX E S F8 1B	0-0 X F5		1-2 CFBX 5-3		0-0 X FC6-5-4 E 2-3			0-2 CCX 1B 1B	5	1	2	0	0	0	2
Pee Wee Reese, R (1, 6) OBP: 0.401, SLG: 0.415	1-1 ① CBX F8 1-H	0-1 CX S 1B 3-H		1-1 CBX 3B		2-2 ③ CBBSX F8 1-2			1-0 ① BX F9	5	0	2	2	0	0	2
Jackie Robinson, R (1, 4) OBP: 0.469, SLG: 0.484 Bobby Morgan, R (3, 5) OBP: 0.400, SLG: 0.391	4-1 FBBBB 1B BB	2-2 ③ BCFBBFFX F6 1-2		2-3 ② CBCBS K			1-0 ① BX 1-3		3-2 BCFBX G6-4-3 1B 1-2	1	0	0	0	1	0	1
										3	0	1	0	0	1	1
Roy Campanella, R (1, 2) OBP: 0.380, SLG: 0.438	3-2 ② FBSBFFBX E S 1B 1B 1-2		0-1 CX G3 1B	2-1 ③ CBBX L7			2-1 ③ CBBBX 4-1 1B		2-1 ②③ BBCX G6-4-3 1-2f	5	2	3	0	0	0	3
George Shuba, L (1, 7) OBP: 0.449, SLG: 0.521 Carl Furillo, R (7, 9) OBP: 0.291, SLG: 0.337	4-1 BCBBB 1B BB 1-3	2-3 ① BBBFS K			1-3 ① CCBS K		3-2 ② BBBCFX 4-1 1-2			3	0	0	0	1	2	2
										0	0	0	0	0	0	0
Duke Snider, L (1, 8) OBP: 0.372, SLG: 0.477	1-1 BCX FC5-4 1-3 1B 3-H	0-1 ② SX G3 1-2			0-0 ② X F8		1-0 ③ BX F6			4	0	1	1	0	0	2
Andy Pafko, R (1, 9) (7, 7) OBP: 0.409, SLG: 0.472	2-2 ③ FBFBX FC5-4 1-2f		1-2 BCSSX 2B 1B 2-H		1-1 ③ BFX 6-3			2-2 CBFBX G6-4-3 1B		4	1	2	1	0	0	2
Gil Hodges, R (1, 3) OBP: 0.377, SLG: 0.515		2-1 BBSX 1B 3B	1-1 FBX 1-H 2B			4-2 CCBBBB FC6-5 SH3-4 BB		1-0 ①② BX G6-4-3 1-2f		3	1	2	1	1	0	1
Ben Wade, R (1, 1) OBP: 0.186, SLG: 0.452 Joe Black, R (9, 1) OBP: 0.200, SLG: 0.200		1-1 ① BFX 5-3	1-3 ③ SSBC K			0-0 ① X SH3-4 1-2		1-3 ③ SBSC K		3	0	0	0	0	2	2
										0	0	0	0	0	0	0
Inning Stats	R: 2 E: 0 K: 0 S: 18 H: 3 LOB: 2 BB: 2 P: 36	R: 1 E: 0 K: 0 S: 13 H: 2 LOB: 1 BB: 0 P: 18	R: 2 E: 0 K: 2 S: 15 H: 3 LOB: 1 BB: 0 P: 20	R: 0 E: 0 K: 1 S: 10 H: 1 LOB: 1 BB: 0 P: 16	R: 0 E: 0 K: 1 S: 6 H: 0 LOB: 0 BB: 0 P: 8	R: 0 E: 0 K: 0 S: 7 H: 0 LOB: 1 BB: 1 P: 13	R: 0 E: 0 K: 0 S: 7 H: 1 LOB: 1 BB: 0 P: 14	R: 0 E: 0 K: 1 S: 7 H: 1 LOB: 0 BB: 0 P: 11	R: 0 E: 0 K: 0 S: 9 H: 2 LOB: 1 BB: 0 P: 15	1B: 10 2B: 1 3B: 2 HR: 0		SF: 0 SAC: 1 DP: 2 HBP: 0			WP: 0 PB: 0 SB: 3 CS: 0		PA: 40

	AB	36
	R	5
	H	13
	RBI	5
	BB	3
	SO	5
	LOB	18

PITCHER		IP	WLS	BF	H	R	ER	SO	BB	IBB	HBP	BLK	WP	HR	S	P	ERA	WHIP
Bubba Church, R ERA: 5.45	(1, 1)	2.0	L	12	5	3	1	0	2	0	0	0	0	0	31	54	4.50	3.500
Frank Hiller, R ERA: 5.31	(3, 1)	3.0		13	4	2	2	4	0	0	0	0	0	0	31	44	6.00	1.333
Bud Podbielan, R ERA: 8.44	(6, 1)	0.0		0	0	0	0	0	0	0	0	0	0	0	0	0	∞	∞
Ewell Blackwell, R ERA: 5.3	(8, 1)	2.0		7	3	0	0	1	0	0	0	0	0	0	16	26	0.00	1.500

PITCHER	IP	WLS	BF	H	R	ER	SO	BB	IBB	HBP	BLK	WP	HR	S	P	ERA	WHIP

Batter	1	2	3	4	5	6	7	8	9	AB	R	H	RBI	BB	SO	LOB
Bob Borkowski, R (1, 8) OBP: 0.350, SLG: 0.385	B B F B X 3-1 FC6-4 1B		C X 0-1 1-3 ①		B X 1-0 F4 ③		B C B X 2-1 1B		X 0-0 1-2 3-H 1B	5	0	3	1	0	0	1
Bobby Adams, R (1, 5) OBP: 0.332, SLG: 0.374	B S X 1-1 FC6-4 ① 1-2f		B C F F F X 1-2 4-3 ②			C B X 1-1 2B F8 1B	F F F F B S 1-3 K ③		B F C F S 1-3 K ③	5	1	1	0	0	2	4
Willard Marshall, L (1, 9) OBP: 0.332, SLG: 0.437	B X 1-0 F5 ②		X 0-0 4-3 ③			X 0-0 F8 1-3 1B 2B		B B B B 4-0 G4-6-3 BB		3	1	1	0	1	0	1
Ted Kluszewski, L (1, 3) OBP: 0.335, SLG: 0.447	C S X 0-2 F6 ③			B X 1-0 F7 ①		B X 1-0 F9 ①		F F F X 0-2 G4-6-3 ① ② 1-2f		4	0	0	0	0	0	4
Joe Adcock, R (1, 7) OBP: 0.336, SLG: 0.558		F B X 1-1 FC6-4 BB 1B		B F B B B F X 3-2 6-3 ②		F B S X 1-2 F8 ② 2-3 3-H		B B X 2-0 6-3 ③		4	0	1	1	0	0	1
Grady Hatton, L (1, 4) OBP: 0.337, SLG: 0.345		B B B C B 4-1 FC6-4 1-2 BB		B X 1-0 F5 ③		C B X 1-1 3-H 1B			B C C B X 2-2 G3 ①	3	0	1	1	1	0	0
Andy Seminick, R (1, 2) OBP: 0.335, SLG: 0.406		S S B S 1-3 K ①			B F B F B B 4-2 BB	S F X 0-2 F9 ③			S X 0-1 1B 1B 2B	3	1	1	0	1	1	3
Roy McMillan, R (1, 6) OBP: 0.295, SLG: 0.357		B C F B F X 2-2 FC6-4 FC6-4 ② 1-2f 2-3			F S B F F F X 1-2 F8 ①		C X 0-1 5-3 ①		X 0-0 1B 2-3 1B	4	0	1	0	0	0	3
Bubba Church, R (1, 1) OBP: 0.261, SLG: 0.261 Cal Abrams, L (2, PH) OBP: 0.366, SLG: 0.412 Frank Hiller, R (3, 1) OBP: 0.280, SLG: 0.182 Wally Westlake, R (5, PH) OBP: 0.307, SLG: 0.252 Bud Podbielan, R (6, 1) Joe Rossi, R (7, PH) OBP: 0.364, SLG: 0.318 Ewell Blackwell, R (8, 1) OBP: 0.130, SLG: 0.174 Hank Edwards, L (9, PH) OBP: 0.373, SLG: 0.562		F X 0-1 FC6-4 ③ 1-2f			X 0-0 F5 ②		X 0-0 F3 ②		S S B B B S 2-3 K ②	0 1 0 1 0 1 0 0 0	0 0 0 0 0 0 0 0 0	0 0 0 0 0 0 0 0 0	0 0 0 0 0 0 0 0 0	0 0 0 0 0 0 0 0 0	0 2 0 1 0 0 0 0 1	0 0 0 0 0 0 0 0 0
Inning Stats	R: 0 H: 1 E: 0 LOB: 1 K: 0 BB: 0 S: 8 P: 13	R: 0 H: 1 E: 0 LOB: 2 K: 1 BB: 1 S: 12 P: 20	R: 0 H: 0 E: 0 LOB: 0 K: 0 BB: 0 S: 8 P: 9	R: 0 H: 0 E: 0 LOB: 0 K: 0 BB: 0 S: 5 P: 10	R: 0 H: 0 E: 0 LOB: 1 K: 0 BB: 1 S: 10 P: 16	R: 2 H: 3 E: 0 LOB: 1 K: 0 BB: 0 S: 12 P: 16	R: 0 H: 1 E: 0 LOB: 1 K: 1 BB: 0 S: 10 P: 13	R: 0 H: 0 E: 0 LOB: 0 K: 0 BB: 1 S: 5 P: 11	R: 1 H: 3 E: 0 LOB: 2 K: 2 BB: 0 S: 15 P: 20	1B: 7 2B: 2 3B: 0 HR: 0	SF: 0 SAC: 0 DP: 1 HBP: 0			WP: 0 PB: 0 SB: 0 CS: 0	PA: 38		

PITCHER	IP	WLS	BF	H	R	ER	SO	BB	IBB	HBP	BLK	WP	HR	S	P	ERA	WHIP
Ben Wade, R (1, 1) ERA: 3.37	8.2	W	37	9	3	3	3	3	0	0	0	0	0	80	122	3.12	1.385
Joe Black, R (9, 1) ERA: 2.05	0.1	S	1	0	0	0	1	0	0	0	0	0	0	5	6	0.00	0.000

PITCHER	IP	WLS	BF	H	R	ER	SO	BB	IBB	HBP	BLK	WP	HR	S	P	ERA	WHIP

BOTTOM

Brooklyn Dodgers @ Cincinnati Reds

Crosley Field, Cincinnati, OH

Wed Jul 16 1952, 3:33 AM EDT

Att. 10,652 - Unknown

livebaseballscorecards.com

AB	35
R	3
H	9
RBI	3
BB	3
SO	4
LOB	22

Brooklyn Dodgers @ Cincinnati Reds

Crosley Field, Cincinnati, OH

Thu Jul 17 1952, 3:33 AM EDT

Att. 3,453 - Unknown

livebaseballscorecards.com

TOP

Batter	1	2	3	4	5	6	7	8	9	10	11	AB	R	H	RBI	BB	SO	LOB
Billy Cox, R (1, 5)	C X 0-1 4-3 ①		B X 1-0 L5 ②			X 0-0 F7 ②		X 0-0 F2 ②		X 0-0 4-3 ②		4	0	0	0	0	0	0
George Shuba, L (9, 7) OBP: 0.444, SLG: 0.514												1	0	0	0	0	0	1
Pee Wee Reese, R (1, 6) OBP: 0.401, SLG: 0.412	F C X 0-2 L9 ②		X 0-0 F8 ③			F B B B B 4-1 CS BB		B C X 1-1 1B		C F B S 1-3 K ③		4	0	1	0	1	1	1
Jackie Robinson, R (1, 4) OBP: 0.466, SLG: 0.478	B B B B 4-0 FC4-6 BB			F C X 0-2 6-3 ①		B B 2-0 CS 1-2 ③	B B C F X 2-2 F6 ①	B X 1-0 F7 ③			B C B S S 2-3 K ①	3	0	0	0	1	0	1
Bobby Morgan, R (9, 5) OBP: 0.398, SLG: 0.388	(9, 4)											1	0	0	0	0	1	0
Roy Campanella, R (1, 2) OBP: 0.387, SLG: 0.447	B S X 1-1 FC4-6 1-2f ③			B X 1-0 G5-4-3 1B			B B C B C B 4-2 E 1B BB		B X 1-0 G3-6-1 2B		B S T B X 2-2 FC1-6 1B	4	1	3	0	1	0	1
Andy Pafko, R (1, 7) OBP: 0.407, SLG: 0.469		X 0-0 F7 ①		B B C X 2-1 G5-4-3 1-2f ② ③			B B X 2-0 E6 1B 1-2		X 0-0 G3-6-1 1B		X 0-0 FC1-6 1B 1B 1-2f ②	4	0	1	0	0	0	2
Dick Williams, R (9, PR) OBP: 0.257, SLG: 0.324	(9, 7)											1	1	0	0	0	0	1
	(9, 5)																	
Duke Snider, L (1, 8) OBP: 0.372, SLG: 0.474		B B B B 4-0 BB			S S B B B B X 3-2 F5 ①		B X 1-0 L9 ②		B B B C F F X 3-2 G3-6-1 1-2f 2-3 ① ②		X 0-0 1B 1-3 1B	4	0	1	0	1	0	4
Carl Furillo, R (1, 9) OBP: 0.293, SLG: 0.338		X 0-0 L9 ②			B X 1-0 F2 ②		X 0-0 1-2 2-H 1B		B B B C X 3-1 L4 ③		B B X 2-0 1-2 3-H 1B	5	0	2	2	0	0	3
Gil Hodges, R (1, 3) OBP: 0.374, SLG: 0.513		C S B S 1-3 K ③			F X 0-1 F3 ③		B C B X 2-1 4-3 ③			B B X 2-0 SH1-4 2B	F F S 0-3 K ③	5	0	1	0	0	2	5
Preacher Roe, R (1, 1) OBP: 0.171, SLG: 0.094			B B C B B C C 3-3 K ①			C B S X 1-2 F8 ①		B C X 1-1 4-3 ①		X 0-0 SH1-4 2-3 ①		3	0	0	0	0	1	0
Joe Black, R (9, 1) OBP: 0.200, SLG: 0.200												0	0	0	0	0	0	0
Inning Stats	R: 0 E: 0 K: 0 S: 7 H: 0 LOB: 1 BB: 1 P: 12	R: 0 E: 0 K: 1 S: 5 H: 0 LOB: 1 BB: 1 P: 10	R: 0 E: 0 K: 1 S: 5 H: 0 LOB: 0 BB: 0 P: 9	R: 0 E: 0 K: 0 S: 6 H: 1 LOB: 0 BB: 0 P: 9	R: 0 E: 0 K: 0 S: 6 H: 0 LOB: 0 BB: 0 P: 10	R: 0 E: 0 K: 0 S: 5 H: 0 LOB: 0 BB: 1 P: 12	R: 1 E: 1 K: 0 S: 10 H: 1 LOB: 2 BB: 1 P: 21	R: 0 E: 0 K: 0 S: 6 H: 1 LOB: 1 BB: 0 P: 9	R: 0 E: 0 K: 0 S: 8 H: 2 LOB: 2 BB: 0 P: 15	R: 0 E: 0 K: 1 S: 6 H: 1 LOB: 1 BB: 0 P: 9	R: 1 E: 0 K: 2 S: 12 H: 3 LOB: 2 BB: 0 P: 18	1B: 7 2B: 2 3B: 0 HR: 0 SF: 0 SAC: 1 DP: 2 HBP: 0							

PITCHER		IP	WLS	BF	H	R	ER	SO	BB	IBB	HBP	BLK	WP	HR	S	P	ERA	WHIP
Herm Wehmeier, R ERA: 5.94	(1, 1)	9.0		34	5	1	0	2	4	0	0	0	0	0	58	107	0.00	1.000
Frank Smith, R ERA: 3.27	(10, 1)	2.0	L	10	4	1	1	3	0	0	0	0	0	0	18	27	4.50	2.000

AB	39
R	2
H	9
RBI	2
BB	4
SO	5
LOB	19

WP: 0 PB: 0 SB: 0 CS: 1 PA: 45

Brooklyn Dodgers @ Cincinnati Reds

Crosley Field, Cincinnati, OH

Thu Jul 17 1952, 3:33 AM EDT

Att. 3,453 - Unknown

livebaseballscorecards.com

BOTTOM

Batter	1	2	3	4	5	6	7	8	9	10	11	AB	R	H	RBI	BB	SO	LOB
Bob Borkowski, R (1, 8) OBP: 0.343, SLG: 0.376	6-3		5-3		F3		6-3		F9			5	0	0	0	0	0	3
Bobby Adams, R (1, 5) OBP: 0.331, SLG: 0.370	F7		G5-4-3 BB		F7			6-3		F4		4	0	0	0	1	0	1
Wally Westlake, R (1, 9) (10, 7) OBP: 0.309, SLG: 0.255	1B		G5-4-3 1-2f		1-2 1B			K		1-3		5	0	2	0	0	1	1
Joe Adcock, R (1, 7) (10, 3) OBP: 0.329, SLG: 0.544	F6			F7	F6			K		5-3		5	0	0	0	0	1	3
Ted Kluszewski, L (1, 3) OBP: 0.340, SLG: 0.452		1B 1B		1B 1B		L9			1B S L7 1B		L1	4	0	3	0	0	0	0
Eddie Pellagrini, R (9, PR) OBP: 0.231, SLG: 0.297 (10, 4)												1	1	0	0	0	0	0
Andy Seminick, R (1, 2) OBP: 0.336, SLG: 0.406		K		1-3 1B		F7			1-3 1B		F7	5	0	2	0	0	1	1
Grady Hatton, L (1, 4) OBP: 0.334, SLG: 0.342		K		F5		G3			3-H		BB	3	0	0	0	0	1	3
Willard Marshall, L (9, PH) OBP: 0.333, SLG: 0.435 (10, 9)									L7			1	0	0	1	1	0	1
Roy McMillan, R (1, 6) OBP: 0.297, SLG: 0.358		1-3 1B		K			F7		1-2 1B		F7	5	0	2	0	0	1	3
Herm Wehmeier, R (1, 1) OBP: 0.211, SLG: 0.189		5-3			1B		K		F6			3	0	1	0	0	1	2
Joe Rossi, R (9, PH) OBP: 0.364, SLG: 0.318												0	0	0	0	0	0	0
Hank Edwards, L (9, PH) OBP: 0.370, SLG: 0.557												1	0	0	0	0	0	2
Frank Smith, R (10, 1) OBP: 0.158, SLG: 0.211												0	0	0	0	0	0	0
Inning Stats	R: 0 H: 1 E: 0 LOB: 1 K: 0 BB: 0 S: 10 P: 16	R: 0 H: 2 E: 0 LOB: 2 K: 2 BB: 0 S: 15 P: 21	R: 0 H: 0 E: 0 LOB: 0 K: 0 BB: 1 S: 6 P: 12	R: 0 H: 2 E: 0 LOB: 2 K: 1 BB: 0 S: 12 P: 19	R: 0 H: 2 E: 0 LOB: 2 K: 0 BB: 0 S: 10 P: 13	R: 0 H: 0 E: 0 LOB: 0 K: 0 BB: 0 S: 10 P: 16	R: 0 H: 0 E: 0 LOB: 0 K: 1 BB: 0 S: 11 P: 15	R: 0 H: 0 E: 0 LOB: 0 K: 2 BB: 0 S: 9 P: 13	R: 1 H: 3 E: 0 LOB: 2 K: 0 BB: 0 S: 12 P: 21	R: 0 H: 0 E: 0 LOB: 0 K: 0 BB: 0 S: 11 P: 18	R: 0 H: 0 E: 0 LOB: 1 K: 0 BB: 1 S: 5 P: 12	1B: 10 2B: 0 3B: 0 HR: 0	SF: 0 SAC: 0 DP: 1 HBP: 0	WP: 0 PB: 0 SB: 1 CS: 0	PA: 44			

	AB	42
	R	1
	H	10
	RBI	1
	BB	2
	SO	6
	LOB	20

PITCHER	IP	WLS	BF	H	R	ER	SO	BB	IBB	HBP	BLK	WP	HR	S	P	ERA	WHIP
Preacher Roe, L (1, 1) ERA: 3.16	8.1		35	10	1	1	6	1	0	0	0	0	0	90	138	1.08	1.320
Joe Black, R (9, 1) ERA: 1.93	2.2	W	9	0	0	0	0	1	0	0	0	0	0	21	38	0.00	0.375

PITCHER	IP	WLS	BF	H	R	ER	SO	BB	IBB	HBP	BLK	WP	HR	S	P	ERA	WHIP

Batter	1	2	3	4	5	6	7	8	9	AB	R	H	RBI	BB	SO	LOB
Connie Ryan, R (1, 4) OBP: 0.349, SLG: 0.389	B B B B 4-0 1B 3B BB	x 0-0 ① 5-3		S S S 0-3 ③ K			x 0-0 ③ F8		S S S 0-3 ② K	4	1	0	0	1	2	2
Richie Ashburn, L (1, 8) OBP: 0.340, SLG: 0.330	x 0-0 1-3 3B 1B	S S S 0-3 ② K			x 0-0 FC3-6 1B			x 0-0 SH1-4 1B	4-0 1B 1B IBB	4	2	3	0	1	1	0
Mel Clark, R (1, 9) OBP: 0.313, SLG: 0.422 Smoky Burgess, L (9, PH) OBP: 0.352, SLG: 0.434 Jackie Mayo, L (9, PR) OBP: 0.358, SLG: 0.351 (9, 9)	S S S 0-3 ① K	x 0-0 FC6-4 1B			x 0-0 ① FC3-6 L4-3 1-2f			x 0-0 ① SH1-4 1-2	x 0-0 1B 1-2 2-3 3-H 1B	3 1 0	0 0 0	1 1 0	0 1 0	0 0 0	1 0 0	3 0 0
Del Ennis, R (1, 7) OBP: 0.328, SLG: 0.448	x 0-0 1-H 3-H 1B 3B	x 0-0 ③ FC6-4 1-2f			x 0-0 ②③ L4-3 1-2			x 4-0 IBB	x 0-0 FC6-4 1-3 2-H 3-H 1B	4	1	2	4	1	0	2
Granny Hamner, R (1, 6) OBP: 0.293, SLG: 0.382 Johnny Wyrostek, L (8, PH) OBP: 0.358, SLG: 0.359 Putsy Caballero, R (8, 6) OBP: 0.269, SLG: 0.320	x 0-0 1B BB F9 3-H 1B		x 0-0 ① 1-3			S S S 0-3 ① K		x 0-0 ② F7	x 0-0 ③ FC6-4 1-2f	3 0 1	1 0 0	1 0 0	1 0 0	0 0 0	1 0 0	0 0 2
Willie Jones, R (1, 5) OBP: 0.358, SLG: 0.407	B B B B 4-0 F9 1B 1-2 BB		x 0-0 ② F7			x 0-0 ② F6		x 0-0 ③ F3		3	0	0	0	1	0	2
Stan Lopata, R (1, 2) OBP: 0.379, SLG: 0.427	x 0-0 1-2 2-3 1B		x 0-0 ③ F7			x 0-0 ③ 1-3			x 0-0 SH5-4 1B 1B 1B	4	1	2	0	0	0	0
Eddie Waitkus, L (1, 3) OBP: 0.340, SLG: 0.353	x 0-0 ② F9 2-3 3-H			x 0-0 ① F7			x 0-0 ① F9		x 0-0 1B SH5-4 1-2 1B 1B	4	1	1	1	0	0	2
Howie Fox, R (1, 1) OBP: 0.091, SLG: 0.048 Andy Hansen, R (1, 1) Bill Nicholson, L (7, PH) OBP: 0.310, SLG: 0.389 Jim Konstanty, R (7, 1) Russ Meyer, S (9, 1) OBP: 0.093, SLG: 0.095	x 0-0 ③ 6-3			x 0-0 ② 4-3			x 0-0 ② F9		x 0-0 ① SH5-4 1-2 2-3	1 1 1 0 0	0 0 0 0 0	0 0 0 0 0	0 0 0 0 0	0 0 0 0 0	0 0 0 0 0	2 0 0 0 0
Inning Stats	R: 4 H: 4 E: 0 LOB: 2 K: 1 BB: 2 S: 9 P: 17	R: 0 H: 1 E: 0 LOB: 1 K: 1 BB: 0 S: 6 P: 6	R: 0 H: 0 E: 0 LOB: 0 K: 0 BB: 0 S: 3 P: 3	R: 0 H: 0 E: 0 LOB: 0 K: 1 BB: 0 S: 5 P: 5	R: 0 H: 1 E: 0 LOB: 0 K: 0 BB: 0 S: 3 P: 3	R: 0 H: 0 E: 0 LOB: 0 K: 1 BB: 0 S: 5 P: 5	R: 0 H: 0 E: 0 LOB: 0 K: 0 BB: 0 S: 3 P: 3	R: 0 H: 1 E: 0 LOB: 2 K: 0 BB: 1 S: 4 P: 8	R: 3 H: 4 E: 0 LOB: 2 K: 1 BB: 1 S: 9 P: 13	1B: 10 SF: 0 2B: 1 SAC: 2 3B: 1 DP: 1 HR: 0 HBP: 0						WP: 0 PA: 41 PB: 0 SB: 0 CS: 0	

TOP

Philadelphia Phillies @ Cincinnati Reds

Crosley Field, Cincinnati, OH

Fri Jul 18 1952, 3:33 AM EDT

Att. 6,424 - Unknown - 88 F

livebaseballscorecards.com

AB	34
R	7
H	11
RBI	7
BB	4
SO	5
LOB	15

PITCHER		IP	WLS	BF	H	R	ER	SO	BB	IBB	HBP	BLK	WP	HR	S	P	ERA	WHIP
Harry Perkowski, L ERA: 4.17	(1, 1)	0.1		5	3	4	4	1	1	0	0	0	0	0	6	10	108.00	12.000
Frank Hiller, R ERA: 5.12	(1, 1)	8.1	L	34	7	3	3	4	1	2	0	0	0	0	39	51	3.24	0.960
Frank Smith, R ERA: 3.26	(9, 1)	0.1		2	1	0	0	0	0	0	0	0	0	0	2	2	0.00	3.000

PITCHER	IP	WLS	BF	H	R	ER	SO	BB	IBB	HBP	BLK	WP	HR	S	P	ERA	WHIP

BOTTOM

Philadelphia Phillies @ Cincinnati Reds

Crosley Field, Cincinnati, OH

Fri Jul 18 1952, 3:33 AM EDT

Att. 6,424 - Unknown - 88 F

livebaseballscorecards.com

Batter	1	2	3	4	5	6	7	8	9	AB	R	H	RBI	BB	SO	LOB
Bob Borkowski, R (1, 8) OBP: 0.344, SLG: 0.377	G3	2-H 1B		4-3			1-3		G5-4-3 1-2 2-H 1B	5	0	2	1	0	0	0
Bobby Adams, R (1, 5) OBP: 0.332, SLG: 0.373	1B 2B	5-3			CS 1B		5-3		G5-4-3 1-2f	5	1	2	0	0	0	3
Willard Marshall, L (1, 9) OBP: 0.336, SLG: 0.436	1B 1B 2-H 1B		F8		3-1 WP 1-2 1B 1B		F9			4	2	2	1	0	0	0
Ted Kluszewski, L (1, 3) OBP: 0.343, SLG: 0.453	1B 2B 1-3 1B		BB 1B		3-1 1-3			4-3		4	1	2	0	0	0	1
Joe Adcock, R (1, 7) OBP: 0.332, SLG: 0.543	F4		F8		3-H 1B			CS 1B		4	0	2	1	0	0	3
Grady Hatton, L (1, 4) OBP: 0.336, SLG: 0.342	2B 1-2 3-H 1B		B B B 4-0 FC5-4 1-2 BB		1-3			G3 1-2		3	0	1	1	1	0	2
Andy Seminick, R (1, 2) OBP: 0.339, SLG: 0.413	1-H 2-H 2B		FC5-4 1-2f			6-3-6-3 1B			E1 BB 1B	4	1	2	1	0	0	2
Roy McMillan, R (1, 6) OBP: 0.296, SLG: 0.357		SH3-4 1B 1B		6-3		1-3-6-3 1-2f			F5	4	0	1	0	0	0	2
Harry Perkowski, L (1, 1) OBP: 0.200, SLG: 0.267		SH3-4 1-2	S S S	K		6-3			B B B B 1B 1-2 BB	0	0	0	0	0	0	0
Frank Hiller, R (1, 1) OBP: 0.259, SLG: 0.167										2	0	0	0	0	1	0
Frank Smith, R (9, 1) OBP: 0.158, SLG: 0.211										0	0	0	0	0	0	0
Cal Abrams, L (9, PH) OBP: 0.385, SLG: 0.412										0	0	0	0	1	0	0
Inning Stats	R: 3 E: 0 K: 0 S: 7 H: 5 LOB: 2 BB: 0 P: 7	R: 0 E: 0 K: 0 S: 4 H: 2 LOB: 1 BB: 0 P: 4	R: 0 E: 0 K: 0 S: 4 H: 1 LOB: 2 BB: 1 P: 8	R: 0 E: 0 K: 1 S: 5 H: 0 LOB: 0 BB: 0 P: 5	R: 1 E: 0 K: 0 S: 5 H: 3 LOB: 1 BB: 0 P: 5	R: 0 E: 0 K: 0 S: 3 H: 1 LOB: 0 BB: 0 P: 3	R: 0 E: 0 K: 0 S: 3 H: 0 LOB: 0 BB: 0 P: 3	R: 0 E: 0 K: 0 S: 3 H: 1 LOB: 0 BB: 0 P: 3	R: 1 E: 1 K: 0 S: 4 H: 1 LOB: 1 BB: 1 P: 8	1B: 12 2B: 3 3B: 0 HR: 0	SF: 0 SAC: 1 DP: 2 HBP: 0						

AB	35
R	5
H	14
RBI	5
BB	2
SO	1
LOB	13

WP: 1 PB: 0 SB: 0 CS: 2 PA: 38

PITCHER		IP	WLS	BF	H	R	ER	SO	BB	IBB	HBP	BLK	WP	HR	S	P	ERA	WHIP
Howie Fox, R ERA: 4.55	(1, 1)	0.2		6	4	3	3	0	0	0	0	0	0	0	6	6	40.50	6.000
Andy Hansen, R ERA: 2.58	(1, 1)	5.1		21	8	1	1	1	1	0	0	0	1	0	22	26	1.69	1.688
Jim Konstanty, R ERA: 2.94	(7, 1)	2.1	W	10	2	1	0	0	1	0	0	0	0	0	9	13	0.00	1.286
Russ Meyer, R ERA: 3.26	(9, 1)	0.2	S	1	0	0	0	0	0	0	0	0	0	0	1	1	0.00	0.000

PITCHER	IP	WLS	BF	H	R	ER	SO	BB	IBB	HBP	BLK	WP	HR	S	P	ERA	WHIP

Batter	1	2	3	4	5	6	7	8	9	AB	R	H	RBI	BB	SO	LOB
Connie Ryan, R (1, 4) OBP: 0.350, SLG: 0.387	6-3		G3-6-3 1-3 1B		F6		F9 1-2		1B L7 BB	4	1	1	0	1	0	2
Richie Ashburn, L (1, 8) OBP: 0.344, SLG: 0.334	4-3		G3-6-3 1-2f		FC6-4 1B		PB 2-3 3-H 1B		FC4 1-3 2-H 1B	5	0	3	2	0	0	2
Mel Clark, R (1, 9) OBP: 0.314, SLG: 0.418 Johnny Wyrostek, L (7, PH) OBP: 0.356, SLG: 0.356 (7, 9)	K			HR 1B	FC6-4 1-2f		F3		FC4 1-2	3 0	1 0	1 0	0 0	0 0	1 0	1 0
Del Ennis, R (1, 7) OBP: 0.326, SLG: 0.442		F3		L8		G5-4-3 BB	F8 1-2 3-H		L7 3-H	4	0	0	1	1	0	4
Granny Hamner, R (1, 6) OBP: 0.294, SLG: 0.391		1B		1-H HR		F9		F8	F6	5	1	2	2	0	0	3
Willie Jones, R (1, 5) OBP: 0.353, SLG: 0.401		F2		5-3		G5-4-3 1-2f		F5		4	0	0	0	0	0	2
Stan Lopata, R (1, 2) OBP: 0.383, SLG: 0.418		F9		BB			1B 1B BB	K		2	1	0	0	2	1	1
Eddie Waitkus, L (1, 3) OBP: 0.342, SLG: 0.355		1B		4-3			1B 1B 1-3 1B		F8	4	1	2	0	0	0	1
Steve Ridzik, R (1, 1) OBP: 0.375, SLG: 0.167 Jack Lohrke, R (7, PH) OBP: 0.250, SLG: 0.211 Jim Konstanty, R (7, 1) Karl Drews, R (8, 1) OBP: 0.114, SLG: 0.116		K		4-3			1B F9 PB 2-3 3-H 1B		1B 2B	2 1 0 1	0 1 0 1	0 1 0 1	0 1 0 0	1 0 0 0	1 0 0 0	1 0 0 0
Inning Stats	R: 0 E: 0 K: 1 S: 5 H: 0 LOB: 0 BB: 0 P: 5	R: 0 E: 0 K: 0 S: 4 H: 1 LOB: 1 BB: 0 P: 4	R: 0 E: 0 K: 1 S: 6 H: 2 LOB: 1 BB: 0 P: 6	R: 2 E: 0 K: 0 S: 5 H: 2 LOB: 1 BB: 1 P: 9	R: 0 E: 0 K: 0 S: 4 H: 1 LOB: 1 BB: 0 P: 4	R: 0 E: 0 K: 0 S: 2 H: 0 LOB: 0 BB: 1 P: 6	R: 3 E: 0 K: 0 S: 6 H: 3 LOB: 1 BB: 1 P: 10	R: 0 E: 0 K: 1 S: 5 H: 0 LOB: 0 BB: 0 P: 5	R: 2 E: 0 K: 0 S: 6 H: 2 LOB: 2 BB: 1 P: 10	1B: 9 2B: 1 3B: 0 HR: 1 SF: 0 SAC: 0 DP: 2 HBP: 0						

TOP

Philadelphia Phillies @ Cincinnati Reds

Crosley Field, Cincinnati, OH

Sat Jul 19 1952, 3:33 AM EDT

Att. 2,215 - Sunny - 88 F

livebaseballscorecards.com

AB	35
R	7
H	11
RBI	6
BB	4
SO	3
LOB	17

WP: 0 PB: 1 SB: 0 CS: 0 PA: 41

PITCHER		IP	WLS	BF	H	R	ER	SO	BB	IBB	HBP	BLK	WP	HR	S	P	ERA	WHIP
Joe Nuxhall, L ERA: 3.73	(1, 1)	6.0		27	8	5	4	2	3	0	0	0	0	1	28	40	6.00	1.833
Frank Smith, R ERA: 3.22	(7, 1)	1.0		4	1	0	0	0	0	0	0	0	0	0	4	4	0.00	1.000
Bud Podbielan, R ERA: 9.0	(8, 1)	1.1	L	7	2	2	2	1	1	0	0	0	0	0	8	12	13.50	2.250
Harry Perkowski, L ERA: 4.17	(9, 1)	0.0		1	0	0	0	0	0	0	0	0	0	0	1	1	∞	∞
Ewell Blackwell, R ERA: 5.26	(9, 1)	0.2		2	0	0	0	0	0	0	0	0	0	0	2	2	0.00	0.000

PITCHER	IP	WLS	BF	H	R	ER	SO	BB	IBB	HBP	BLK	WP	HR	S	P	ERA	WHIP

Batter	1	2	3	4	5	6	7	8	9	AB	R	H	RBI	BB	SO	LOB
Bob Borkowski, R (1, 8) OBP: 0.341, SLG: 0.373	6-3		F9		5-3		6-3		1B	5	0	1	0	0	0	1
Bobby Adams, R (1, 5) OBP: 0.332, SLG: 0.373	F6			6-3		F8		1B	G4-6-3	5	1	2	0	0	0	0
Willard Marshall, L (1, 9) OBP: 0.333, SLG: 0.428	4-3			HR BB		F9		F9	G4-6-3	4	1	0	0	1	0	3
Ted Kluszewski, L (1, 3) OBP: 0.352, SLG: 0.469		L6-3 HBP		1-H HR		FC6-4 1B		1B WP 1B		3	2	3	2	0	0	0
Joe Adcock, R (1, 7) OBP: 0.335, SLG: 0.540		L6-3		FC4-6 BB		FC6-4		4-3 WP 1B		3	0	1	1	1	0	2
Grady Hatton, L (1, 4) OBP: 0.335, SLG: 0.341		FC5-4 1B		FC4-6			L6	4-3		4	0	1	0	0	0	2
Andy Seminick, R (1, 2) OBP: 0.342, SLG: 0.412		FC5-4		K			1B G3 1B	FC6-4 BB		3	1	1	0	1	1	2
Roy McMillan, R (1, 6) OBP: 0.296, SLG: 0.355			K		K		G3 1B	FC6-4		4	0	1	0	0	2	2
Joe Nuxhall, L (1, 1) OBP: 0.063, SLG: 0.063 Frank Smith, R (7, 1) OBP: 0.158, SLG: 0.211 Hank Edwards, L (7, PH) OBP: 0.367, SLG: 0.551 Bud Podbielan, R (8, 1) Harry Perkowski, L (9, 1) OBP: 0.200, SLG: 0.267 Ewell Blackwell, R (9, 1) OBP: 0.130, SLG: 0.174 Cal Abrams, L (9, PH) OBP: 0.375, SLG: 0.400			F7		F6		G3		F7	2 0 1 0 0 0 1	0 0 0 0 0 0 0	0 0 0 0 0 0 0	0 0 1 0 0 0 0	0 0 0 0 0 0 0	0 0 0 0 0 0 0	0 0 1 0 0 0 0
Inning Stats	R: 0 E: 0 K: 0 S: 3 H: 0 LOB: 0 BB: 0 P: 3	R: 0 E: 0 K: 0 S: 3 H: 1 LOB: 1 BB: 0 P: 4	R: 0 E: 0 K: 1 S: 5 H: 0 LOB: 0 BB: 0 P: 5	R: 2 E: 0 K: 1 S: 6 H: 1 LOB: 1 BB: 2 P: 14	R: 0 E: 0 K: 1 S: 5 H: 0 LOB: 0 BB: 0 P: 5	R: 0 E: 0 K: 0 S: 4 H: 1 LOB: 1 BB: 0 P: 4	R: 1 E: 0 K: 0 S: 5 H: 2 LOB: 1 BB: 0 P: 5	R: 2 E: 0 K: 0 S: 6 H: 3 LOB: 2 BB: 1 P: 10	R: 0 E: 0 K: 0 S: 4 H: 2 LOB: 1 BB: 0 P: 4	1B: 9 2B: 1 3B: 0 HR: 1	SF: 0 SAC: 0 DP: 2 HBP: 1		WP: 1 PB: 0 SB: 0 CS: 0	PA: 39			

PITCHER		IP	WLS	BF	H	R	ER	SO	BB	IBB	HBP	BLK	WP	HR	S	P	ERA	WHIP
Steve Ridzik, R ERA: 4.91	(1, 1)	6.0		23	3	2	2	3	2	0	1	0	0	1	26	35	3.00	0.833
Jim Konstanty, R ERA: 3.4	(7, 1)	1.1		9	5	3	3	0	0	0	0	0	0	0	9	9	20.25	3.750
Karl Drews, R ERA: 3.1	(8, 1)	1.2	W	7	2	0	0	0	1	0	0	0	1	0	6	10	0.00	1.800

PITCHER	IP	WLS	BF	H	R	ER	SO	BB	IBB	HBP	BLK	WP	HR	S	P	ERA	WHIP

BOTTOM

Philadelphia Phillies @ Cincinnati Reds

Crosley Field, Cincinnati, OH

Sat Jul 19 1952, 3:33 AM EDT

Att. 2,215 - Sunny - 88 F

livebaseballscorecards.com

AB	35
R	5
H	10
RBI	4
BB	3
SO	3
LOB	13

Batter	1	2	3	4	5	6	7	8	9	10	AB	R	H	RBI	BB	SO	LOB
Connie Ryan, R (1, 4) OBP: 0.347, SLG: 0.386	5-3	F7			S 1B 2B		F9		SSS 0-3 K	F4	6	1	1	0	0	1	4
Richie Ashburn, L (1, 8) OBP: 0.345, SLG: 0.335	F3		F4		1B G6-4-3 2-H 1B		6-3		2B 1B		5	2	2	1	0	0	0
Mel Clark, R (1, 9) OBP: 0.338, SLG: 0.429	1B	F3	F3		G6-4-3 1-3 1B		BBB 4-0 1B BB		F8		3	0	2	0	1	0	0
Bill Nicholson, L (9, PH) OBP: 0.302, SLG: 0.378											1	0	0	0	0	0	1
(9, 9)																	
Del Ennis, R (1, 7) OBP: 0.330, SLG: 0.446	F4		BBB 4-0 BB		G6-4-3 1-2f 3-H		1-2 1B		1-H 2B		4	0	2	1	1	0	2
Granny Hamner, R (1, 6) OBP: 0.293, SLG: 0.391		G3 1-3 2B	F8		SSS 0-3 K		F8		F9		5	1	1	0	0	1	4
Willie Jones, R (1, 5) OBP: 0.348, SLG: 0.395		G3 2-3		F7		F4		F6		F2	5	0	0	0	0	0	1
Stan Lopata, R (1, 2) OBP: 0.393, SLG: 0.453		1-3 3-H		HR		BBB 4-0 FC6-4 BB		F8		BB 1B	4	1	2	2	1	0	0
Eddie Waitkus, L (1, 3) OBP: 0.346, SLG: 0.360		BB 1B		L6		F8		2B		BBB 1-2 BB	4	0	2	0	1	0	1
Curt Simmons, L (1, 1) OBP: 0.211, SLG: 0.257		BBB 4-0 1-2 BB		6-3		FC6-4 1-2f		F8		F8	2	0	0	0	1	0	1
Johnny Wyrostek, L (8, PH) OBP: 0.355, SLG: 0.355											0	0	0	0	0	0	0
Andy Hansen, R (8, 1)											0	0	0	0	0	0	0
Russ Meyer, S (9, 1) OBP: 0.091, SLG: 0.093											1	0	0	0	0	0	2
Inning Stats	R: 0 E: 0 K: 0 S: 4 H: 1 LOB: 1 BB: 0 P: 4	R: 1 E: 0 K: 0 S: 5 H: 2 LOB: 2 BB: 1 P: 9	R: 0 E: 0 K: 0 S: 3 H: 0 LOB: 1 BB: 1 P: 7	R: 1 E: 0 K: 0 S: 4 H: 1 LOB: 0 BB: 0 P: 4	R: 2 E: 0 K: 1 S: 7 H: 3 LOB: 0 BB: 0 P: 7	R: 0 E: 0 K: 0 S: 3 H: 0 LOB: 1 BB: 1 P: 7	R: 0 E: 0 K: 0 S: 4 H: 1 LOB: 2 BB: 1 P: 8	R: 0 E: 0 K: 0 S: 4 H: 1 LOB: 1 BB: 0 P: 4	R: 1 E: 0 K: 1 S: 7 H: 2 LOB: 1 BB: 0 P: 7	R: 0 E: 0 K: 0 S: 4 H: 1 LOB: 2 BB: 1 P: 8	1B: 7 2B: 4 3B: 0 HR: 1 SF: 0 SAC: 0 DP: 1 HBP: 0	WP: 0 PB: 0 SB: 1 CS: 0 PA: 46						

PITCHER	IP	WLS	BF	H	R	ER	SO	BB	IBB	HBP	BLK	WP	HR	S	P	ERA	WHIP
Ken Raffensberger, L (1, 1) ERA: 2.77	5.0		23	7	4	4	1	2	0	0	0	0	1	23	31	7.20	1.800
Bud Podbielan, R (6, 1) ERA: 7.31	4.0		18	4	1	1	1	2	0	0	0	0	0	18	26	2.25	1.500
Frank Smith, R (10, 1) ERA: 3.18	1.0	W	5	1	0	0	0	1	0	0	0	0	0	4	8	0.00	2.000

PITCHER	IP	WLS	BF	H	R	ER	SO	BB	IBB	HBP	BLK	WP	HR	S	P	ERA	WHIP

TOP

Philadelphia Phillies @ Cincinnati Reds

Crosley Field, Cincinnati, OH

Sun Jul 20 1952, 3:33 AM EDT

Sunny - 96 F

livebaseballscorecards.com

AB	40
R	5
H	12
RBI	4
BB	5
SO	2
LOB	16

Philadelphia Phillies @ Cincinnati Reds

Crosley Field, Cincinnati, OH

Sun Jul 20 1952, 3:33 AM EDT

Sunny - 96 F

livebaseballscorecards.com

BOTTOM

Batter	1	2	3	4	5	6	7	8	9	10	AB	R	H	RBI	BB	SO	LOB
Bob Borkowski, R (1, 8) OBP: 0.346, SLG: 0.378	G5-4-3 1B			5-3 ①	1B			6-3 ①		E4 2-H 1B	5	0	3	0	0	0	0
Bobby Adams, R (1, 5) OBP: 0.332, SLG: 0.372	G5-4-3 ①② 1-2f			G4-6-3 1B	F6 ③			F7 ②			4	0	1	0	0	0	2
Wally Westlake, R (1, 9) (10, 7) OBP: 0.308, SLG: 0.268	K ③			G4-6-3 ②③ 1-2f		HR		F7 ③			4	1	1	1	0	1	1
Joe Adcock, R (1, 7) OBP: 0.338, SLG: 0.540 Herm Wehmeier, R (9, PR) OBP: 0.211, SLG: 0.189 Frank Smith, R (10, 1) OBP: 0.158, SLG: 0.211		F7 ①			WP 1B HR 1B	6-3 ①			FC4-6 1B		4 0 0	1 0 0	2 0 0	0 0 0	0 0 0	0 0 0	0 0 0
Ted Kluszewski, L (1, 3) OBP: 0.350, SLG: 0.466		L1 ②			WP HR 1-2 1B	F2 ②			FC4-6 ① BB 1-2f		4	1	1	0	0	0	1
Joe Rossi, R (1, 2) OBP: 0.356, SLG: 0.310 Bud Podbielan, R (6, 1) Hank Edwards, L (9, PH) OBP: 0.372, SLG: 0.551 Grady Hatton, L (9, PR) OBP: 0.335, SLG: 0.341 (10, 4)		F9 ③			K ①	4-3 ③			G6-3 1-2 BB		2 1 0 0	0 0 0 0	0 0 0 0	0 0 0 0	1 0 1 0	0 0 0 0	2 0 0 0
Eddie Pellagrini, R (1, 4) OBP: 0.214, SLG: 0.275 Willard Marshall, L (9, PH) OBP: 0.332, SLG: 0.426 (10, 9)	K ①				K ②		F2 ①		G6-3 ②③ 1-2f		3 1	0 0	0 0	0 0	0 0	2 0	2 2
Roy McMillan, R (1, 6) OBP: 0.295, SLG: 0.352	F4 ②				HR 1-2 2-3 BB		F4 ②			L6 ①	3	1	0	0	1	0	0
Ken Raffensberger, R (1, 1) OBP: 0.130, SLG: 0.091 Andy Seminick, R (5, PH) OBP: 0.346, SLG: 0.436 (6, 2)	G3 ③				HR 1-H 2-H 3-H		K ③			E 2B	1 3	0 2	0 2	0 4	0 0	0 1	0 0

	AB	35
	R	6
	H	10
	RBI	5
	BB	2
	SO	5
	LOB	10

Inning Stats	1	2	3	4	5	6	7	8	9	10
	R: 0 H: 1 E: 0 LOB: 0 K: 1 BB: 0 S: 5 P: 5	R: 0 H: 0 E: 0 LOB: 0 K: 0 BB: 0 S: 3 P: 3	R: 0 H: 0 E: 0 LOB: 0 K: 1 BB: 0 S: 5 P: 5	R: 0 H: 1 E: 0 LOB: 0 K: 0 BB: 0 S: 3 P: 3	R: 4 H: 4 E: 0 LOB: 1 K: 2 BB: 1 S: 11 P: 15	R: 1 H: 1 E: 0 LOB: 0 K: 0 BB: 0 S: 4 P: 4	R: 0 H: 0 E: 0 LOB: 0 K: 1 BB: 0 S: 5 P: 5	R: 0 H: 0 E: 0 LOB: 0 K: 0 BB: 0 S: 3 P: 3	R: 0 H: 1 E: 0 LOB: 2 K: 0 BB: 1 S: 3 P: 7	R: 1 H: 2 E: 1 LOB: 1 K: 0 BB: 0 S: 3 P: 3

	1B: 7	SF: 0
	2B: 1	SAC: 0
	3B: 0	DP: 3
	HR: 2	HBP: 0

	WP: 1	PA: 37
	PB: 0	
	SB: 0	
	CS: 0	

PITCHER		IP	WLS	BF	H	R	ER	SO	BB	IBB	HBP	BLK	WP	HR	S	P	ERA	WHIP
Curt Simmons, L ERA: 2.39	(1, 1)	7.0		27	7	5	5	5	1	0	0	0	1	2	36	40	6.43	1.143
Andy Hansen, R ERA: 2.5	(8, 1)	1.1		6	1	0	0	0	1	0	0	0	0	0	5	9	0.00	1.500
Russ Meyer, R ERA: 3.23	(9, 1)	1.0	L	4	2	1	0	0	0	0	0	0	0	0	4	4	0.00	2.000

PITCHER	IP	WLS	BF	H	R	ER	SO	BB	IBB	HBP	BLK	WP	HR	S	P	ERA	WHIP

Batter	1	2	3	4	5	6	7	8	9	10	AB	R	H	RBI	BB	SO	LOB
Bob Borkowski, R (1, 8) OBP: 0.342, SLG: 0.372	C B C B X 2-2 ① F5		B B C F B X 3-2 ③ 3-1		F F X 0-2 ②③ G6-4-3 1-2f			B C X 1-1 ③ 5-3		X 0-0 1B 1B	5	1	1	0	0	0	3
Bobby Adams, R (1, 5) OBP: 0.337, SLG: 0.382	B X 1-0 2B			B C X 1-1 ① F9		F F B S 1-3 ① K			C X 0-1 3B 1B	S X 0-1 1-3 1B 1B	5	2	3	0	0	1	0
Wally Westlake, R (1, 9) OBP: 0.311, SLG: 0.272 Willard Marshall, L (10, PH) OBP: 0.329, SLG: 0.419 (10, 9)	B F B S B S 3-3 ② K			S B X 1-1 1B		X 0-0 ② 5-3			B F X 1-1 1-2 3B 1B	I I I 4-0 1B 2B IBB	4 0	1 1	2 0	0 0	0 1	1 0	1 0
Joe Adcock, R (1, 7) OBP: 0.335, SLG: 0.529 Hank Edwards, L (10, PH) OBP: 0.369, SLG: 0.546 Cal Abrams, L (10, 7) OBP: 0.366, SLG: 0.389	C F X 0-2 ③ 1-3			F X 0-1 ② F7		C X 0-1 ③ 1-3			L B X 1-1 ① L7	B C F S 1-3 ② K	4 1 0	0 0 0	0 0 0	0 0 0	0 0 0	0 1 0	4 3 0
Ted Kluszewski, L (1, 3) OBP: 0.356, SLG: 0.476		F X 0-1 G6-4-3 1B		B X 1-0 ③ F9			B C X 1-1 CS 1B		C B B B C X 3-2 1-H 2-H 3B	X 0-0 2B 1B 1-3 2-H 3-H	5	1	4	4	0	0	1
Andy Seminick, R (1, 2) OBP: 0.343, SLG: 0.433		S B X 1-1 ①② G6-4-3 1-2f			S B X 1-1 HBP 1B FC5-2 1B		B B F B S F S 3-3 ①② K 1-2		B B S F F B X 3-2 ② 1-3	B X 1-0 1B 2B 1-3 3-H	5	0	2	1	0	1	3
Eddie Pellagrini, R (1, 4) OBP: 0.222, SLG: 0.279 Grady Hatton, L (9, PH) OBP: 0.335, SLG: 0.336 (9, 4)		X 0-0 ③ F6			X 0-0 FC5-2 HBP 1-2 1B		F B X 1-1 ③ 5-3		I I I 4-0 IBB	I I I 4-0 1B IBB	3 0	0 0	1 0	0 0	0 2	0 0	0 0
Roy McMillan, R (1, 6) OBP: 0.297, SLG: 0.354			B S B F B F F F F 3-3 ① S K		L H 1-1 FC5-2 1-2 2-3 HBP			B C B C X 2-2 ① F3	B C B X 2-1 ③ 6-3	S X 0-1 1-2 2-3 3-H 1B	4	0	1	1	0	1	2
Herm Wehmeier, R (1, 1) OBP: 0.200, SLG: 0.179 Joe Rossi, R (8, PH) OBP: 0.353, SLG: 0.307 Frank Smith, R (8, 1) OBP: 0.143, SLG: 0.190 Ewell Blackwell, R (10, 1) OBP: 0.130, SLG: 0.174 Ken Raffensberger, R (10, 1) OBP: 0.130, SLG: 0.091			B S X 1-1 ② 5-3		B B X 2-0 ① FC5-2 G6-4-3 1-2 2-3 3-Hf			B B C F X 2-2 ② F9		B B F S 1-2 ③ K C F 0-1 5-3	2 1 2 0 0	0 0 0 0 0	0 0 0 0 0	0 0 0 0 0	0 0 1 0 0	0 0 0 0 0	3 0 3 0 0
Inning Stats	R: 0 H: 1 E: 0 LOB: 1 K: 1 BB: 0 S: 10 P: 16	R: 0 H: 1 E: 0 LOB: 0 K: 0 BB: 0 S: 5 P: 6	R: 0 H: 0 E: 0 LOB: 0 K: 1 BB: 0 S: 12 P: 19	R: 0 H: 1 E: 0 LOB: 1 K: 0 BB: 0 S: 7 P: 10	R: 0 H: 2 E: 0 LOB: 2 K: 0 BB: 0 S: 8 P: 12	R: 0 H: 0 E: 0 LOB: 0 K: 1 BB: 0 S: 6 P: 7	R: 0 H: 1 E: 0 LOB: 0 K: 1 BB: 0 S: 8 P: 13	R: 0 H: 0 E: 0 LOB: 0 K: 0 BB: 0 S: 8 P: 13	R: 2 H: 3 E: 0 LOB: 2 K: 0 BB: 1 S: 15 P: 29	R: 4 H: 5 E: 0 LOB: 3 K: 2 BB: 2 S: 15 P: 26	1B: 11 2B: 3 3B: 1 HR: 0	SF: 0 SAC: 0 DP: 3 HBP: 1					

PITCHER		IP	WLS	BF	H	R	ER	SO	BB	IBB	HBP	BLK	WP	HR	S	P	ERA	WHIP
Preacher Roe, L ERA: 3.08	(1, 1)	8.1		32	9	2	2	4	0	0	1	0	0	0	73	110	2.16	1.080
Joe Black, R ERA: 2.82	(9, 1)	1.1		10	4	4	4	2	0	2	0	0	0	0	17	33	27.00	3.000
Billy Loes, R ERA: 2.38	(10, 1)	0.1	W	3	1	0	0	0	0	1	0	0	0	0	4	8	0.00	3.000

PITCHER	IP	WLS	BF	H	R	ER	SO	BB	IBB	HBP	BLK	WP	HR	S	P	ERA	WHIP

TOP

Cincinnati Reds @ Brooklyn Dodgers

Ebbets Field, Brooklyn, NY

Tue Jul 22 1952, 3:33 AM EDT

Att. 17,607 - Unknown

livebaseballscorecards.com

AB	41
R	6
H	14
RBI	6
BB	3
SO	6
LOB	23

WP: 0	PA: 45		
PB: 0			
SB: 0			
CS: 1			

Cincinnati Reds @ Brooklyn Dodgers

Ebbets Field, Brooklyn, NY

Tue Jul 22 1952, 3:33 AM EDT

Att. 17,607 - Unknown

livebaseballscorecards.com

Batter	1	2	3	4	5	6	7	8	9	10	AB	R	H	RBI	BB	SO	LOB
Billy Cox, R (1, 5) OBP: 0.336, SLG: 0.370	F6		K		F8		5-3			E1	5	1	0	0	0	1	1
Pee Wee Reese, R (1, 6) OBP: 0.405, SLG: 0.428	1B		F7		2B		F8			1B	5	1	3	1	0	0	0
Jackie Robinson, R (1, 4) OBP: 0.454, SLG: 0.467	F2			K	FC5-4			5-3		1B	3	1	1	0	1	1	0
Andy Pafko, R (1, 7) OBP: 0.415, SLG: 0.507	F2			E S 2B	FC5-4			G1-6-3		1B HBP	5	2	3	1	0	0	4
Duke Snider, L (1, 8) OBP: 0.372, SLG: 0.482		4-3 L7 2B		K		F2		G1-6-3		K	5	1	1	0	0	2	5
Carl Furillo, R (1, 9) OBP: 0.291, SLG: 0.338		4-3		2B		L8			4-3	HBP IBB	5	0	2	3	0	0	1
Gil Hodges, R (1, 3) OBP: 0.381, SLG: 0.502		L7		IBB		BB			F6	HBP IBB	2	0	0	1	3	0	0
Rube Walker, L (1, 2) OBP: 0.295, SLG: 0.365		4-3		K		K			F3	HBP	4	0	0	1	0	2	3
Preacher Roe, R (1, 1) OBP: 0.158, SLG: 0.086			6-3		6-3		K			E 2B	3	0	0	0	0	1	0
Joe Black, R (9, 1) OBP: 0.273, SLG: 0.273											0	0	0	0	0	0	0
Billy Loes, R (10, 1) OBP: 0.125, SLG: 0.125											0	0	0	0	0	0	0
George Shuba, L (10, PH) OBP: 0.442, SLG: 0.544											1	1	1	0	0	0	0

BOTTOM

AB	38
R	7
H	11
RBI	7
BB	4
SO	7
LOB	14

Inning Stats	1	2	3	4	5	6	7	8	9	10
	R: 0 E: 0 K: 0 S: 11	H: 2 LOB: 1 BB: 0 P: 18	R: 1 E: 0 K: 0 S: 8	H: 1 LOB: 0 BB: 0 P: 13	R: 0 E: 0 K: 1 S: 9	H: 0 LOB: 0 BB: 0 P: 11	R: 1 E: 1 K: 3 S: 15	H: 2 LOB: 2 BB: 1 P: 26	R: 0 E: 0 K: 0 S: 8	H: 1 LOB: 2 BB: 0 P: 14
	R: 0 E: 0 K: 1 S: 11	H: 0 LOB: 1 BB: 1 P: 18	R: 0 E: 0 K: 1 S: 9	H: 0 LOB: 0 BB: 0 P: 14	R: 0 E: 0 K: 0 S: 5	H: 1 LOB: 0 BB: 0 P: 8	R: 0 E: 0 K: 0 S: 9	H: 0 LOB: 0 BB: 0 P: 11	R: 5 E: 1 K: 1 S: 17	H: 4 LOB: 3 BB: 2 P: 27

1B: 7 SF: 0 WP: 0 PA: 44
2B: 4 SAC: 0 PB: 0
3B: 0 DP: 1 SB: 1
HR: 0 HBP: 2 CS: 0

PITCHER	IP	WLS	BF	H	R	ER	SO	BB	IBB	HBP	BLK	WP	HR	S	P	ERA	WHIP
Herm Wehmeier, R (1, 1) ERA: 5.74	7.0		29	6	2	2	6	1	1	1	0	0	0	71	114	2.57	1.000
Frank Smith, R (8, 1) ERA: 3.32	2.0		9	3	3	3	0	0	0	0	0	0	0	19	25	13.50	1.500
Ewell Blackwell, R (10, 1) ERA: 5.5	0.0	L	2	1	0	0	0	1	0	0	0	0	0	6	10	∞	∞
Ken Raffensberger, L (10, 1) ERA: 2.77	0.1		4	1	2	1	1	0	1	1	0	0	0	6	11	27.00	3.000

PITCHER	IP	WLS	BF	H	R	ER	SO	BB	IBB	HBP	BLK	WP	HR	S	P	ERA	WHIP

Batter	1	2	3	4	5	6	7	8	9	AB	R	H	RBI	BB	SO	LOB
Bob Borkowski, R (1, 8) OBP: 0.339, SLG: 0.380	F7		K		HR		K		6-3	5	1	1	1	0	2	1
Bobby Adams, R (1, 5) OBP: 0.333, SLG: 0.377	1-3		G5-4-3 1-2f		F8		K		5-3	5	0	0	0	0	1	1
Willard Marshall, L (1, 9) OBP: 0.328, SLG: 0.413	4-3			F2	F8		BB			3	0	0	0	1	0	0
Ted Kluszewski, L (1, 3) OBP: 0.358, SLG: 0.483		2B 2B		WP HR 2B		3-1	L9			4	2	2	0	0	0	1
Joe Adcock, R (1, 7) OBP: 0.346, SLG: 0.553		2-H 2B		2-H HR		1B 1B		FC5-4 BB		3	2	3	3	1	0	0
Grady Hatton, L (1, 4) OBP: 0.334, SLG: 0.335		F2		F9		1B 1-2 1B		K		4	0	1	0	0	1	2
Andy Seminick, R (1, 2) OBP: 0.350, SLG: 0.451		G6-4-3 BB		HR		FC6 1-2 2-H 1B		FC5-4 1-2f		3	1	2	2	1	0	1
Roy McMillan, R (1, 6) OBP: 0.294, SLG: 0.349		G6-4-3 1-2f		F2		F9		L3		4	0	0	0	0	0	5
Harry Perkowski, L (1, 1) OBP: 0.204, SLG: 0.265			G5-4-3 1B		K	FC6 1-2f			K	4	0	1	0	0	2	2
Inning Stats	R: 0 E: 0 K: 0 S: 7 H: 0 LOB: 0 BB: 0 P: 11	R: 1 E: 0 K: 0 S: 16 H: 2 LOB: 1 BB: 1 P: 25	R: 0 E: 0 K: 1 S: 9 H: 1 LOB: 0 BB: 0 P: 13	R: 3 E: 0 K: 0 S: 12 H: 3 LOB: 0 BB: 0 P: 19	R: 1 E: 0 K: 1 S: 11 H: 1 LOB: 0 BB: 0 P: 14	R: 1 E: 0 K: 0 S: 7 H: 3 LOB: 2 BB: 0 P: 10	R: 0 E: 0 K: 2 S: 8 H: 0 LOB: 1 BB: 1 P: 13	R: 0 E: 0 K: 1 S: 9 H: 0 LOB: 1 BB: 1 P: 13	R: 0 E: 0 K: 1 S: 7 H: 0 LOB: 0 BB: 0 P: 9	1B: 4 2B: 3 3B: 0 HR: 3 SF: 0 SAC: 0 DP: 2 HBP: 0						

PITCHER		IP	WLS	BF	H	R	ER	SO	BB	IBB	HBP	BLK	WP	HR	S	P	ERA	WHIP
Carl Erskine, R ERA: 2.76	(1, 1)	5.0	L	21	7	5	5	2	1	0	0	0	1	3	55	82	9.00	1.600
Clyde King, R ERA: 4.0	(6, 1)	2.0		10	3	1	1	2	1	0	0	0	0	0	15	23	4.50	2.000
Johnny Schmitz, L ERA: 4.38	(8, 1)	2.0		7	0	0	0	2	1	0	0	0	0	0	16	22	0.00	0.500

PITCHER	IP	WLS	BF	H	R	ER	SO	BB	IBB	HBP	BLK	WP	HR	S	P	ERA	WHIP

TOP

Cincinnati Reds @ Brooklyn Dodgers

Ebbets Field, Brooklyn, NY

Wed Jul 23 1952, 3:33 AM EDT

Att. 5,956 - Unknown

livebaseballscorecards.com

AB	35
R	6
H	10
RBI	6
BB	3
SO	6
LOB	13

WP: 1 PA: 38
PB: 0
SB: 0
CS: 0

Batter	1	2	3	4	5	6	7	8	9	AB	R	H	RBI	BB	SO	LOB
Billy Cox, R (1, 5) OBP: 0.333, SLG: 0.371	B C X 1-2 ① 5-3		B C X 1-1 ③ F9		B F X 1-2 E 1-H 3-H 2B		B C X 1-2 ① F2		X 0-0 ③ F6	5	0	1	2	0	0	2
Pee Wee Reese, R (1, 6) OBP: 0.403, SLG: 0.425	C C C 0-3 ② K			B B B C C F X 3-2 ① F4	C X 0-1 E5 2-3		B B X 2-0 1-3 1B			4	0	1	0	0	1	1
Jackie Robinson, R (1, 4) OBP: 0.449, SLG: 0.460	B C X 1-1 ③ 6-3			C B B F F X 2-2 ② F8	X 0-0 ③ F7		X 0-0 ② F5			4	0	0	0	0	0	4
Andy Pafko, R (1, 7) OBP: 0.413, SLG: 0.504		B X 1-0 ① 6-3		C B X 1-1 FC4-6 1B		B B B C X 3-1 ① L7	X 0-0 ③ F9			4	0	1	0	0	0	2
Carl Furillo, R (1, 9) OBP: 0.294, SLG: 0.344		C X 0-1 ② 6-3		X 0-0 ③ FC4-6 1-2f		X 0-0 HR 2B		X 0-0 G1-4-3 1B		4	1	2	0	0	0	1
Gil Hodges, R (1, 3) OBP: 0.379, SLG: 0.509		C C X 0-2 ③ 5-3			B F B B X 3-1 ① F2	X 0-0 2-H HR		C B B F B X 3-2 ① ② G1-4-3 1-2f		4	1	1	2	0	0	1
Dick Williams, R (1, 8) OBP: 0.295, SLG: 0.333			B S S C 1-3 ① K		X 0-0 FC3-6 1B 2B 1B	B X 1-0 ② F3		X 0-0 ③ 4-3		4	1	1	0	0	1	0
Rube Walker, L (1, 2) OBP: 0.293, SLG: 0.359			C X 0-1 ② 4-3		X 0-0 FC3-6 1-2 1B	S B B B C S 2-3 ③ K			B C C C X 1-2 ① 4-3	4	0	1	0	0	1	0
Carl Erskine, R (1, 1) OBP: 0.209, SLG: 0.175 Bobby Morgan, R (5, PH) OBP: 0.308, SLG: 0.385 Clyde King, S (6, 1) Rocky Bridges, R (7, PH) OBP: 0.161, SLG: 0.167 Johnny Schmitz, R (8, 1) George Shuba, L (9, PH) OBP: 0.438, SLG: 0.538			X 0-0 1B		C C X 0-2 ② FC3-6 1-2f 2-3 2B		B B C X 2-1 1B 1B		C C B B B B S 3-3 ② K	1 1 0 1 0 1	0 1 0 0 0 0	1 0 0 1 0 0	0 0 0 0 0 0	0 0 0 0 0 0	0 2 0 0 0 0	0 0 0 0 0 0
Inning Stats	R: 0 E: 0 K: 1 S: 8 H: 0 LOB: 0 BB: 0 P: 10	R: 0 E: 0 K: 0 S: 6 H: 0 LOB: 0 BB: 0 P: 7	R: 0 E: 0 K: 1 S: 8 H: 1 LOB: 1 BB: 0 P: 10	R: 0 E: 0 K: 0 S: 11 H: 1 LOB: 1 BB: 0 P: 17	R: 2 E: 1 K: 0 S: 13 H: 3 LOB: 2 BB: 0 P: 17	R: 2 E: 0 K: 1 S: 8 H: 2 LOB: 0 BB: 0 P: 14	R: 0 E: 0 K: 0 S: 8 H: 2 LOB: 2 BB: 0 P: 13	R: 0 E: 0 K: 0 S: 5 H: 1 LOB: 0 BB: 0 P: 8	R: 0 E: 0 K: 1 S: 7 H: 0 LOB: 0 BB: 0 P: 11	1B: 7 2B: 2 3B: 0 HR: 1	SF: 0 SAC: 0 DP: 1 HBP: 0			WP: 0 PB: 0 SB: 0 CS: 0	PA: 37		

PITCHER	IP	WLS	BF	H	R	ER	SO	BB	IBB	HBP	BLK	WP	HR	S	P	ERA	WHIP
Harry Perkowski, L (1, 1) ERA: 4.13	9.0	W	37	10	4	4	4	0	0	0	0	0	1	74	107	4.00	1.111

PITCHER	IP	WLS	BF	H	R	ER	SO	BB	IBB	HBP	BLK	WP	HR	S	P	ERA	WHIP

BOTTOM

Cincinnati Reds @ Brooklyn Dodgers

Ebbets Field, Brooklyn, NY

Wed Jul 23 1952, 3:33 AM EDT

Att. 5,956 - Unknown

livebaseballscorecards.com

AB	37
R	4
H	10
RBI	4
BB	0
SO	4
LOB	13

Batter	1	2	3	4	5	6	7	8	9	AB	R	H	RBI	BB	SO	LOB
Bob Borkowski, R (1, 8) OBP: 0.335, SLG: 0.375	C F B X 1-2 1-3 ①		B B C F X 2-2 6-3 ② 2-3		C X 0-1 6-3 ②		X 0-0 SH3-4 ① 1-2		B B C X 2-1 1-3 ②	4	0	0	0	0	0	1
Bobby Adams, R (1, 5) OBP: 0.336, SLG: 0.381	C B X 1-1 4-3 ②		C F B B F F B B 4-2 BB S BB		B C C X 1-2 1B		F X 0-1 E6 3-1		B F X 1-1 2B	4	0	2	0	1	0	1
Willard Marshall, L (1, 9) OBP: 0.329, SLG: 0.410	B F B B X 3-1 1B		B B B B 4-0 BB 1-2 BB		B F X 1-1 L7 ③		X 0-0 3-1 ② 1-2 2-3		F B B F X 2-2 F9 ③	4	0	1	0	1	0	4
Ted Kluszewski, L (1, 3) OBP: 0.363, SLG: 0.481	B C B C S 2-3 K ③		B F B B C B 4-2 FC5-4 1-2 2-3 3-H BB			B C F B B F B 4-2 FC5-4 BB	I 4-0 IBB			1	0	0	1	3	1	1
Joe Adcock, R (1, 7) OBP: 0.340, SLG: 0.543		B X 1-0 F8 ① B S X 1-1 FC5-4 ③ 1-2f				X 0-0 FC5-4 ① 1-2f HR	B C F C 1-3 K ③			4	1	0	0	0	1	7
Grady Hatton, L (1, 4) OBP: 0.331, SLG: 0.331 Eddie Pellagrini, R (8, PH) OBP: 0.222, SLG: 0.279 (8, 4)		B B C B X 3-1 G3 ②		B C C X 1-2 F6 ①		B C X 1-1 F8 ②		B F C F F S 1-3 K ①		3 1	0 0	0 0	0 0	0 0	0 1	1 0
Andy Seminick, R (1, 2) OBP: 0.348, SLG: 0.461		F F B X 1-2 6-3 ③		B S B X 2-1 L7 ②		B B X 2-0 1-H HR		B X 1-0 1-3 ②		4	1	1	2	0	0	0
Roy McMillan, R (1, 6) OBP: 0.293, SLG: 0.346			C B F B B F B 4-2 6-3 SH3-4 BB BB	X 0-0 F6 ③		S B B X 2-1 F7 ③		B C B X 2-1 2-3 ③		3	1	0	0	1	0	0
Bubba Church, R (1, 1) OBP: 0.286, SLG: 0.321			M B X 1-1 SH3-4 ① 1-2		B L X 1-1 6-3 ①		X 0-0 3-1 SH3-4 1B		S S F X 0-2 F8 ①	3	0	1	0	0	0	0
Inning Stats	R: 0 H: 1 E: 0 LOB: 1 K: 1 BB: 0 S: 10 P: 17	R: 0 H: 0 E: 0 LOB: 0 K: 0 BB: 0 S: 6 P: 11	R: 1 H: 0 E: 0 LOB: 3 K: 0 BB: 4 S: 17 P: 37	R: 0 H: 0 E: 0 LOB: 0 K: 0 BB: 0 S: 6 P: 9	R: 0 H: 1 E: 0 LOB: 1 K: 0 BB: 0 S: 9 P: 12	R: 2 H: 1 E: 0 LOB: 0 K: 0 BB: 1 S: 9 P: 18	R: 0 H: 1 E: 1 LOB: 3 K: 1 BB: 1 S: 8 P: 13	R: 0 H: 0 E: 0 LOB: 0 K: 1 BB: 0 S: 8 P: 12	R: 0 H: 1 E: 0 LOB: 1 K: 0 BB: 0 S: 11 P: 16	1B: 3 SF: 0 2B: 1 SAC: 2 3B: 0 DP: 0 HR: 1 HBP: 0						WP: 0 PA: 39 PB: 0 SB: 1 CS: 0

PITCHER		IP	WLS	BF	H	R	ER	SO	BB	IBB	HBP	BLK	WP	HR	S	P	ERA	WHIP
Clem Labine, R ERA: 4.17	(1, 1)	2.2	L	13	1	1	1	1	4	0	0	0	0	0	31	62	3.38	1.875
Billy Loes, R ERA: 2.45	(3, 1)	4.1		19	3	2	2	1	1	1	0	0	0	1	34	55	4.15	0.923
Joe Black, R ERA: 2.72	(8, 1)	2.0		7	1	0	0	1	0	0	0	0	0	0	19	28	0.00	0.500

PITCHER	IP	WLS	BF	H	R	ER	SO	BB	IBB	HBP	BLK	WP	HR	S	P	ERA	WHIP

Cincinnati Reds @ Brooklyn Dodgers

Ebbets Field, Brooklyn, NY

Thu Jul 24 1952, 3:33 AM EDT

Unknown

TOP

livebaseballscorecards.com

AB	31
R	3
H	5
RBI	3
BB	6
SO	3
LOB	15

Batter	1	2	3	4	5	6	7	8	9	AB	R	H	RBI	BB	SO	LOB
Billy Cox, R (1, 5) OBP: 0.328, SLG: 0.364	B C C B X 2-2 ① F7		B X 1-0 E5 CS		B B B C C X 3-2 ②③ G5-3 2-3f		B C X 1-1 ③ F7			4	0	0	0	0	0	3
Pee Wee Reese, R (1, 6) OBP: 0.398, SLG: 0.419	L B C C F X 1-2 ② F7		B B 2-0 ③ CS 1-2	C F C 0-3 ① K		X 0-0 ① F9		B X 1-0 ① F8		4	0	0	0	0	1	0
Jackie Robinson, R (1, 4) OBP: 0.452, SLG: 0.473	C B X 1-1 ③ F5			C B B F F B B 4-2 1B BB		F C B X 1-2 1B		B B X 2-0 HR		3	1	2	1	1	0	0
Andy Pafko, R (1, 7) OBP: 0.417, SLG: 0.507		X 0-0 L4-3 1B		X 0-0 1-2 1B		B C X 1-1 ② F9		X 0-0 E5 G3 1B		4	0	3	0	0	0	1
Duke Snider, L (1, 8) OBP: 0.367, SLG: 0.476		B X 1-0 ①② L4-3 1-2		S B C B F X 2-2 ② F6		C F B F B X 2-2 ③ 4-3		X 0-0 ② G3 2-3		4	0	0	0	0	0	5
Carl Furillo, R (1, 9) OBP: 0.297, SLG: 0.346		B C F F F X 1-2 1B		F B X 1-1 ③ L6			C B X 1-1 2B 1B	X 0-0 ③ 6-3		4	1	2	0	0	0	3
Gil Hodges, R (1, 3) OBP: 0.375, SLG: 0.502		X 0-0 ③ F8			B C C X 1-2 ① 5-3		F B C F C 1-3 ① K	X 0-0 ① 5-3		4	0	0	0	0	1	2
Rube Walker, L (1, 2) OBP: 0.291, SLG: 0.366			B B B F X 2-1 ① F7		B C X 1-1 E3 G5-3 BB		B S X 1-1 4-3 1-H 2B	S B B B C X 2-2 ② 4-3		4	0	1	1	0	0	0
Clem Labine, R (1, 1) OBP: 0.059, SLG: 0.118 Billy Loes, R (3, 1) OBP: 0.154, SLG: 0.120 George Shuba, L (7, PH) OBP: 0.433, SLG: 0.531 Joe Black, R (8, 1) OBP: 0.273, SLG: 0.273 Tommy Holmes, L (9, PH) OBP: 0.077, SLG: 0.077			X 0-0 ② L8		B B B B 4-0 1-2 BB		C B B F X 2-2 ② 4-3 2-3	C F B X 1-2 ③ 4-3		0 1 1 0 1	0 0 0 0 0	0 0 0 0 0	0 1 0 0 0	0 0 0 0 0	0 0 0 0 0	0 0 1 0 0
Inning Stats	R: 0 E: 0 K: 0 S: 9 H: 0 LOB: 0 BB: 0 P: 13	R: 0 E: 0 K: 0 S: 7 H: 2 LOB: 1 BB: 0 P: 9	R: 0 E: 1 K: 0 S: 4 H: 0 LOB: 0 BB: 0 P: 9	R: 0 E: 0 K: 1 S: 13 H: 1 LOB: 2 BB: 1 P: 20	R: 0 E: 1 K: 0 S: 8 H: 0 LOB: 1 BB: 1 P: 17	R: 0 E: 0 K: 0 S: 10 H: 1 LOB: 1 BB: 0 P: 14	R: 1 E: 0 K: 1 S: 13 H: 2 LOB: 1 BB: 0 P: 19	R: 1 E: 1 K: 0 S: 5 H: 2 LOB: 1 BB: 0 P: 8	R: 0 E: 0 K: 0 S: 7 H: 0 LOB: 0 BB: 0 P: 10	1B: 6 2B: 2 3B: 0 HR: 1	SF: 0 SAC: 0 DP: 2 HBP: 0						

PITCHER	IP	WLS	BF	H	R	ER	SO	BB	IBB	HBP	BLK	WP	HR	S	P	ERA	WHIP
Bubba Church, R (1, 1) ERA: 5.01	9.0	W	36	8	2	2	2	2	0	0	0	0	1	76	119	2.00	1.111

PITCHER	IP	WLS	BF	H	R	ER	SO	BB	IBB	HBP	BLK	WP	HR	S	P	ERA	WHIP

BOTTOM

Cincinnati Reds @ Brooklyn Dodgers

Ebbets Field, Brooklyn, NY

Thu Jul 24 1952, 3:33 AM EDT

Unknown

livebaseballscorecards.com

AB	34
R	2
H	8
RBI	2
BB	2
SO	2
LOB	15

1B: 6	SF: 0	WP: 0	PA: 37
2B: 2	SAC: 0	PB: 0	
3B: 0	DP: 2	SB: 0	
HR: 1	HBP: 0	CS: 1	

Cincinnati Reds @ Brooklyn Dodgers

Ebbets Field, Brooklyn, NY

Thu Jul 24 1952, 3:38 AM EDT

Att. 11,063 - Unknown

TOP

livebaseballscorecards.com

Batter	1	2	3	4	5	6	7	8	9	10	11	AB	R	H	RBI	BB	SO	LOB
Bob Borkowski, R (1, 8) OBP: 0.329, SLG: 0.367	B S B F B X 3-2 ① F4	X 0-0 ③ 1-3			C X 0-1 ③ G3			F B C X 1-2 ② F8		B S X 1-1 ③ FC5 2-3		5	0	0	0	0	0	4
Bobby Adams, R (1, 5) OBP: 0.334, SLG: 0.378	X 0-0 ② F8		B C C S 1-3 ① K			F B F C 1-3 ① K		B B X 2-0 ③ F7			B C B F F F X 2-2 SH1-4 1B	5	0	1	0	0	2	0
Willard Marshall, L (1, 9) OBP: 0.336, SLG: 0.422	B C B S B S 3-3 ③ K		X 0-0 ② 2B			X 0-0 2B			B B B B 4-0 FC3-6 BB		L X 0-1 ① SH1-4 1-2	3	0	2	0	1	1	0
Ted Kluszewski, L (1, 3) OBP: 0.361, SLG: 0.475		C B F X 1-2 E1 BB BB BB	B C X 1-1 F2			C X 0-1 ② P6			B B C B X 3-1 ① L9		I I I I 4-0 IBB	4	1	0	0	1	0	2
Joe Adcock, R (1, 7) OBP: 0.340, SLG: 0.539 Cal Abrams, L (9, PH) (9, 7) OBP: 0.349, SLG: 0.368		B B B F B 4-1 BB BB 1-2 BB		S C B B X 2-2 ① 6-3		S X 0-1 ③ L6			F B S B X 2-2 ② FC3-6 S 1-2f		X 0-0 ② L9	2	0	0	0	1	0	1
												2	0	0	0	0	0	3
Grady Hatton, L (1, 4) OBP: 0.329, SLG: 0.327		C B C B B B 4-2 BB 1-2 2-3 BB		F B B X 2-1 ② 3-1			C B B F X 2-2 ① 3-1		S B S B F X 2-2 ③ 3-1 1-2		B C B F B X 3-2 ③ F2	4	0	0	0	1	0	3
Andy Seminick, R (1, 2) OBP: 0.347, SLG: 0.462	C F S 0-3 ① K		B F B B X 3-1 ③ 5-3				B X 1-0 ② 5-3			X 0-0 FC5 2B		4	0	1	0	0	1	3
Roy McMillan, R (1, 6) OBP: 0.293, SLG: 0.343	C B S B F B B 4-2 1-2 2-3 3-H BB		C C S 0-3 ① K				B B F X 2-1 ③ L7			L S B X 1-2 ① F9		3	0	0	1	1	1	1
Ewell Blackwell, R (1, 1) OBP: 0.115, SLG: 0.154 Hank Edwards, L (10, PH) OBP: 0.366, SLG: 0.541 Frank Smith, R (10, 1) OBP: 0.143, SLG: 0.190	B S S S 1-3 ② K		B X 1-0 ② F8					F B F S 1-3 ① K		F B B F F X 2-2 ② F2		3	0	0	0	0	2	3
												1	0	0	0	0	0	1
												0	0	0	0	0	0	0
Inning Stats	R: 0 E: 0 K: 1 S: 7 H: 0 LOB: 0 BB: 0 P: 13	R: 1 E: 1 K: 2 S: 16 H: 0 LOB: 3 BB: 3 P: 30	R: 0 E: 0 K: 1 S: 6 H: 1 LOB: 0 BB: 0 P: 8	R: 0 E: 0 K: 0 S: 7 H: 0 LOB: 0 BB: 0 P: 14	R: 0 E: 0 K: 1 S: 6 H: 0 LOB: 0 BB: 0 P: 7	R: 0 E: 0 K: 1 S: 8 H: 1 LOB: 1 BB: 0 P: 9	R: 0 E: 0 K: 0 S: 6 H: 0 LOB: 0 BB: 0 P: 11	R: 0 E: 0 K: 1 S: 7 H: 0 LOB: 0 BB: 0 P: 11	R: 0 E: 0 K: 0 S: 9 H: 0 LOB: 1 BB: 1 P: 20	R: 0 E: 0 K: 0 S: 9 H: 1 LOB: 1 BB: 0 P: 13	R: 0 E: 0 K: 0 S: 11 H: 1 LOB: 2 BB: 1 P: 20	1B: 1 2B: 3 3B: 0 HR: 0 SF: 0 SAC: 1 DP: 0 HBP: 0						
PITCHER	IP	WLS	BF	H	R	ER	SO	BB	IBB	HBP	BLK	WP	HR	S	P	ERA	WHIP	
Ben Wade, R (1, 1) ERA: 3.13	11.0	W	42	4	1	0	7	4	1	0	0	0	0	92	156	0.00	0.727	

AB	36
R	1
H	4
RBI	1
BB	5
SO	7
LOB	21

WP: 0 PA: 42
PB: 0
SB: 1
CS: 0

Batter	1	2	3	4	5	6	7	8	9	10	11	AB	R	H	RBI	BB	SO	LOB
Billy Cox, R (1, 5) OBP: 0.325, SLG: 0.361	C X 0-1 6-3 ①		B C X 1-1 CS 1B		B X 1-0 F8 ①		F X 0-1 1-3 ②			L S B B F F F X 2-2 6-3 ①		5	0	1	0	0	0	0
Pee Wee Reese, R (1, 6) OBP: 0.404, SLG: 0.427	B B C B B 4-1 CS BB		B B S C F F X 2-2 ② 1-2 1B		C C B B S 2-3 ② K		C C F X 0-2 2B			X 0-0 G1-6-3 1B		4	0	3	0	1	1	0
Jackie Robinson, R (1, 4) OBP: 0.446, SLG: 0.465	B B B C X 3-1 ② ③ 5-3 1-2		B C B B X 3-1 ③ G3		X 0-0 ③ F4		X 0-0 ③ L7			X 0-0 ② ③ G1-6-3 1-2f		5	0	0	0	0	0	4
Andy Pafko, R (1, 7) OBP: 0.411, SLG: 0.498		B X 1-0 F7 ①		X 0-0 6-3 ①		B C F B B F X 3-2 F8 ①		X 0-0 L8 ①			F X 0-1 F9 ①	5	0	0	0	0	0	0
Duke Snider, L (1, 8) OBP: 0.371, SLG: 0.489		F B B B B 4-1 FC5-4 1B BB		C B X 1-1 1B 2B		X 0-0 ② L9		B B X 2-0 ② F7			X 0-0 HR	4	2	2	1	1	0	0
Carl Furillo, R (1, 9) OBP: 0.302, SLG: 0.349		F B X 1-1 FC5-4 1-2 1B		B B B 4-0 1B BB		C B B X 2-1 BB 1B		F C B C 1-3 ③ K				3	0	2	0	1	1	0
Gil Hodges, R (1, 3) OBP: 0.374, SLG: 0.497	F X 0-1 ② FC5-4 1-2f 2-3			C B C B B S 3-3 ② K		C S B B F B B 4-2 1-2 BB			C B B B C S 2-3 ① K			3	0	0	0	1	2	4
Rube Walker, L (1, 2) OBP: 0.289, SLG: 0.360	X 0-0 ③ 6-3			S B X 1-1 FC5-4 1-3 2-H 1B		C B B F S 2-3 ③ K			B X 1-0 ② F9			4	0	1	1	0	1	4
Ben Wade, R (1, 1) OBP: 0.160, SLG: 0.388			F B S B B C 3-3 ① K	S X 0-1 ③ FC5-4 1-2f			S X 0-1 ① G2		F B S S 1-3 ③ K			4	0	0	0	0	2	2
Inning Stats	R: 0 H: 0 E: 0 LOB: 0 K: 0 BB: 1 S: 5 P: 12	R: 0 H: 1 E: 0 LOB: 2 K: 0 BB: 1 S: 7 P: 13	R: 0 H: 2 E: 0 LOB: 1 K: 1 BB: 0 S: 12 P: 21	R: 1 H: 2 E: 0 LOB: 2 K: 1 BB: 1 S: 10 P: 19	R: 0 H: 0 E: 0 LOB: 0 K: 1 BB: 0 S: 5 P: 8	R: 0 H: 1 E: 0 LOB: 2 K: 1 BB: 1 S: 13 P: 24	R: 0 H: 1 E: 0 LOB: 1 K: 0 BB: 0 S: 9 P: 9	R: 0 H: 0 E: 0 LOB: 0 K: 1 BB: 0 S: 5 P: 8	R: 0 H: 0 E: 0 LOB: 0 K: 2 BB: 0 S: 7 P: 11	R: 0 H: 1 E: 0 LOB: 0 K: 0 BB: 0 S: 8 P: 10	R: 1 H: 1 E: 0 LOB: 0 K: 0 BB: 0 S: 3 P: 3	1B: 6 SF: 0 2B: 2 SAC: 0 3B: 0 DP: 1 HR: 1 HBP: 0						

PITCHER		IP	WLS	BF	H	R	ER	SO	BB	IBB	HBP	BLK	WP	HR	S	P	ERA	WHIP
Ewell Blackwell, R ERA: 5.02	(1, 1)	9.0		36	7	1	1	7	4	0	0	0	0	0	73	125	1.00	1.222
Frank Smith, R ERA: 3.38	(10, 1)	1.1	L	5	2	1	1	0	0	0	0	0	0	1	11	13	6.75	1.500

PITCHER	IP	WLS	BF	H	R	ER	SO	BB	IBB	HBP	BLK	WP	HR	S	P	ERA	WHIP

BOTTOM

Cincinnati Reds @ Brooklyn Dodgers

Ebbets Field, Brooklyn, NY

Thu Jul 24 1952, 3:38 AM EDT

Att. 11,063 - Unknown

livebaseballscorecards.com

AB	37
R	2
H	9
RBI	2
BB	4
SO	7
LOB	14

Cincinnati Reds @ New York Giants

Polo Grounds, New York, NY

Fri Jul 25 1952, 3:33 AM EDT

Att. 3,955 - Sunny - 83 F

TOP

livebaseballscorecards.com

Batter	1	2	3	4	5	6	7	8	9	AB	R	H	RBI	BB	SO	LOB
Bob Borkowski, R (1, 8) OBP: 0.324, SLG: 0.362	4-3			F9		F8 2-3		K		4	0	0	0	0	1	2
Bobby Adams, R (1, 5) OBP: 0.333, SLG: 0.377	1-3			G4-6-3 1B		1-3			F9	4	0	1	0	0	0	1
Willard Marshall, L (1, 9) OBP: 0.331, SLG: 0.415	L4			G4-6-3 1-2f			F8		L5	4	0	0	0	0	0	1
Ted Kluszewski, L (1, 3) OBP: 0.359, SLG: 0.472		3-1			FC6-4 1B		F7		F4	4	0	1	0	0	0	0
Joe Adcock, R (1, 7) OBP: 0.336, SLG: 0.532		F7			F8		K			3	0	0	0	0	1	1
Andy Seminick, R (1, 2) OBP: 0.343, SLG: 0.455		5-3			F3			F2		3	0	0	0	0	0	1
Eddie Pellagrini, R (1, 4) OBP: 0.229, SLG: 0.283			F8		FC6-4 1-2f			1B F8 1B		3	1	1	0	0	0	1
Roy McMillan, R (1, 6) OBP: 0.296, SLG: 0.344			5-3			BBBB F8 3-1 BB		1-3 1B		2	0	1	0	1	0	0
Ken Raffensberger, R (1, 1) OBP: 0.128, SLG: 0.089			F8			3-1 1-2		F8 3-H		1	0	0	0	0	0	0
Cal Abrams, L (6, PH) OBP: 0.341, SLG: 0.359										1	0	0	0	0	0	1
Bud Podbielan, R (6, 1)										0	0	0	0	0	0	0
Hank Edwards, L (8, PH) OBP: 0.363, SLG: 0.536										1	0	0	1	0	0	1
Frank Hiller, R (8, 1) OBP: 0.259, SLG: 0.167										0	0	0	0	0	0	0
Inning Stats	R: 0 H: 0 E: 0 LOB: 0 K: 0 BB: 0 S: 3 P: 3	R: 0 H: 0 E: 0 LOB: 0 K: 0 BB: 0 S: 3 P: 3	R: 0 H: 0 E: 0 LOB: 0 K: 0 BB: 0 S: 3 P: 3	R: 0 H: 1 E: 0 LOB: 0 K: 0 BB: 0 S: 3 P: 3	R: 0 H: 1 E: 0 LOB: 1 K: 0 BB: 0 S: 4 P: 4	R: 0 H: 0 E: 0 LOB: 1 K: 0 BB: 1 S: 3 P: 7	R: 0 H: 0 E: 0 LOB: 0 K: 1 BB: 0 S: 5 P: 5	R: 1 H: 2 E: 0 LOB: 1 K: 1 BB: 0 S: 7 P: 7	R: 0 H: 0 E: 0 LOB: 0 K: 0 BB: 0 S: 3 P: 3	1B: 4 SF: 0 2B: 0 SAC: 0 3B: 0 DP: 1 HR: 0 HBP: 0						

	AB	30
	R	1
	H	4
	RBI	1
	BB	1
	SO	2
	LOB	9

WP: 0 PA: 31
PB: 0
SB: 0
CS: 0

PITCHER		IP	WLS	BF	H	R	ER	SO	BB	IBB	HBP	BLK	WP	HR	S	P	ERA	WHIP
Jim Hearn, R ERA: 3.31	(1, 1)	9.0	W	31	4	1	1	2	1	0	0	0	0	0	34	38	1.00	0.556

PITCHER	IP	WLS	BF	H	R	ER	SO	BB	IBB	HBP	BLK	WP	HR	S	P	ERA	WHIP

Batter	1	2	3	4	5	6	7	8	9	AB	R	H	RBI	BB	SO	LOB
Davey Williams, R (1, 4) OBP: 0.337, SLG: 0.422	S S S 0-3 ① K		x 0-0 ③ F4		x 0-0 2B 1B		H 1-0 HBP			3	1	1	0	0	1	0
Alvin Dark, R (1, 6) OBP: 0.348, SLG: 0.394	B B B B 4-0 BB			x 0-0 1B	x 0-0 1-H 2B		S S S 0-3 ③ K			3	0	2	1	1	1	1
Whitey Lockman, L (1, 3) OBP: 0.390, SLG: 0.410	x 0-0 ② F9			x 0-0 ① F8	x 0-0 ③ F8			x 0-0 K2-4-3-6 1B		4	0	1	0	0	0	3
Bobby Thomson, R (1, 5) OBP: 0.339, SLG: 0.494	x 0-0 ③ F6			x 0-0 ② F7		x 0-0 ① F9		S S S 0-3 ① ② K2-4-3-6 1-2f		4	0	0	0	0	1	3
Hank Thompson, L (1, 8) OBP: 0.348, SLG: 0.496		x 0-0 ① 4-3		x 0-0 ③ 4-3		x 0-0 2B		x 0-0 ③ F8		4	0	1	0	0	0	1
Bob Elliott, R (1, 9) OBP: 0.342, SLG: 0.402		x 0-0 ② F7			x 0-0 ① 6-3	x 0-0 ② 6-3				3	0	0	0	0	0	1
Dusty Rhodes, L (1, 7) OBP: 0.366, SLG: 0.538		x 0-0 ③ F4			S S S 0-3 ② K	x 0-0 ③ G3				3	0	0	0	0	1	1
Sal Yvars, R (1, 2) OBP: 0.305, SLG: 0.352			x 0-0 ① F7		x 0-0 HR 1B		x 0-0 ① 5-3			3	1	1	0	0	0	0
Jim Hearn, R (1, 1) OBP: 0.236, SLG: 0.358			x 0-0 ② 5-3		x 0-0 1-H HR		S S S 0-3 ② K			3	1	1	2	0	1	0
Inning Stats	R: 0 E: 0 K: 1 S: 5 H: 0 LOB: 1 BB: 1 P: 9	R: 0 E: 0 K: 0 S: 3 H: 0 LOB: 0 BB: 0 P: 3	R: 0 E: 0 K: 0 S: 3 H: 0 LOB: 0 BB: 0 P: 3	R: 0 E: 0 K: 0 S: 4 H: 1 LOB: 1 BB: 0 P: 4	R: 3 E: 0 K: 1 S: 9 H: 4 LOB: 1 BB: 0 P: 9	R: 0 E: 0 K: 0 S: 4 H: 1 LOB: 1 BB: 0 P: 4	R: 0 E: 0 K: 2 S: 7 H: 0 LOB: 1 BB: 0 P: 8	R: 0 E: 0 K: 1 S: 5 H: 1 LOB: 0 BB: 0 P: 5		1B: 4 2B: 3 3B: 0 HR: 1	SF: 0 SAC: 0 DP: 1 HBP: 1						

PITCHER		IP	WLS	BF	H	R	ER	SO	BB	IBB	HBP	BLK	WP	HR	S	P	ERA	WHIP
Ken Raffensberger, L ERA: 2.85	(1, 1)	5.0	L	21	5	3	3	2	1	0	0	0	0	1	24	28	5.40	1.200
Bud Podbielan, R ERA: 6.5	(6, 1)	2.0		8	1	0	0	2	0	0	1	0	0	0	11	12	0.00	0.500
Frank Hiller, R ERA: 5.06	(8, 1)	1.0		3	1	0	0	1	0	0	0	0	0	0	5	5	0.00	1.000

PITCHER	IP	WLS	BF	H	R	ER	SO	BB	IBB	HBP	BLK	WP	HR	S	P	ERA	WHIP

BOTTOM

Cincinnati Reds @ New York Giants

Polo Grounds, New York, NY

Fri Jul 25 1952, 3:33 AM EDT

Att. 3,955 - Sunny - 83 F

livebaseballscorecards.com

AB	30
R	3
H	7
RBI	3
BB	1
SO	5
LOB	10

1B: 4 2B: 3 3B: 0 HR: 1 SF: 0 SAC: 0 DP: 1 HBP: 1

WP: 0 PB: 0 SB: 0 CS: 0 PA: 32

Batter	1	2	3	4	5	6	7	8	9	AB	R	H	RBI	BB	SO	LOB
Cal Abrams, L (1, 8) OBP: 0.306, SLG: 0.318	S S S 0-3 ① K		x 0-0 ① F7		x 0-0 ① F6	x 0-0 ③ F8			x 0-0 ① 1-3	5	0	0	0	0	1	2
Bobby Adams, R (1, 5) OBP: 0.334, SLG: 0.377	x 0-0 1B		x 0-0 ② F7		x 0-0 1B FC6-4 1-2 1B		x 0-0 ① L6		x 0-0 ② F2	5	1	2	0	0	0	0
Willard Marshall, L (1, 9) OBP: 0.332, SLG: 0.415	x 0-0 ② F8		x 0-0 ③ F3		x 0-0 FC6-4 1-3 2-H 1B		x 0-0 ② F8		x 0-0 ③ 1B	5	0	2	1	0	0	1
Ted Kluszewski, L (1, 3) OBP: 0.358, SLG: 0.467	x 0-0 ③ F5			x 0-0 ① 4-3	B B B B 4-0 FC6-4 BB		S S S 0-3 ③ K			3	0	0	0	1	1	1
Joe Adcock, R (1, 7) OBP: 0.335, SLG: 0.525		x 0-0 ① F8		B B B B 4-0 1-3 BB	x 0-0 ② FC6-4 1-2f 2-3 3-H			x 0-0 ① 6-3		3	0	0	1	1	0	2
Andy Seminick, R (1, 2) OBP: 0.345, SLG: 0.456		x 0-0 FC5-4 1B 1B		x 0-0 ② 1-3 1-2	x 0-0 ③ F3			x 0-0 1B 1B		4	0	2	0	0	0	3
Eddie Pellagrini, R (1, 4) OBP: 0.269, SLG: 0.327		x 0-0 FC5-4 1-2 1B		B B B B 4-0 BB		x 0-0 2B		x 0-0 ② F9		3	0	2	0	1	0	1
Roy McMillan, R (1, 6) OBP: 0.295, SLG: 0.342		x 0-0 ② FC5-4 1-2f 2-3		x 0-0 ③ F7		x 0-0 ① F9		x 0-0 1-2 1B		4	0	1	0	0	0	5
Herm Wehmeier, R (1, 1) OBP: 0.190, SLG: 0.171 Bud Podbielan, R (5, 1) Bob Borkowski, R (6, PH) OBP: 0.323, SLG: 0.361 Frank Hiller, R (6, 1) OBP: 0.259, SLG: 0.167 Hank Edwards, L (8, PH) OBP: 0.360, SLG: 0.532 Frank Smith, R (8, 1) OBP: 0.143, SLG: 0.190		x 0-0 ③ F9			x 0-0 E6 1B 1B	x 0-0 ② 6-3		x 0-0 ③ F8		2 0 1 0 1 0	1 0 0 0 0 0	0 0 0 0 0 0	0 0 0 0 0 0	0 0 1 0 0 0	0 0 0 0 0 0	2 0 1 0 2 0
Inning Stats	R: 0 E: 0 K: 1 S: 6 H: 1 LOB: 1 BB: 0 P: 6	R: 0 E: 0 K: 0 S: 5 H: 2 LOB: 2 BB: 0 P: 5	R: 0 E: 0 K: 0 S: 3 H: 0 LOB: 0 BB: 0 P: 3	R: 0 E: 0 K: 0 S: 3 H: 0 LOB: 2 BB: 2 P: 11	R: 2 E: 1 K: 0 S: 6 H: 2 LOB: 2 BB: 1 P: 10	R: 0 E: 0 K: 0 S: 4 H: 1 LOB: 1 BB: 0 P: 4	R: 0 E: 0 K: 1 S: 5 H: 0 LOB: 0 BB: 0 P: 5	R: 0 E: 0 K: 0 S: 5 H: 2 LOB: 2 BB: 0 P: 5	R: 0 E: 0 K: 0 S: 3 H: 1 LOB: 1 BB: 0 P: 3	1B: 8 2B: 1 3B: 0 HR: 0		SF: 0 SAC: 0 DP: 0 HBP: 0				WP: 0 PB: 0 SB: 0 CS: 0	PA: 39

PITCHER	IP	WLS	BF	H	R	ER	SO	BB	IBB	HBP	BLK	WP	HR	S	P	ERA	WHIP
Larry Jansen, R (1, 1) ERA: 3.51	9.0	W	39	9	2	0	2	3	0	0	0	0	0	40	52	0.00	1.333

PITCHER	IP	WLS	BF	H	R	ER	SO	BB	IBB	HBP	BLK	WP	HR	S	P	ERA	WHIP

TOP

Cincinnati Reds @ New York Giants

Polo Grounds, New York, NY

Sat Jul 26 1952, 3:33 AM EDT

Att. 7,097 - Unknown

livebaseballscorecards.com

AB	36
R	2
H	9
RBI	2
BB	3
SO	2
LOB	20

Cincinnati Reds @ New York Giants

Polo Grounds, New York, NY

Sat Jul 26 1952, 3:33 AM EDT

Att. 7,097 - Unknown

livebaseballscorecards.com

BOTTOM

Batter	1	2	3	4	5	6	7	8	9	AB	R	H	RBI	BB	SO	LOB
Davey Williams, R (1, 4) OBP: 0.338, SLG: 0.418	5-3	BB 1-2 2-3			F7	5-3		BB FC6-4		3	0	0	0	2	0	1
Alvin Dark, R (1, 6) OBP: 0.349, SLG: 0.394	1B	F4			HR 1B 1-2	4-3		FC6-4 1-2f 2-3		5	1	2	0	0	0	5
Whitey Lockman, L (1, 3) OBP: 0.390, SLG: 0.410	1B 1-3		K		HR 1-2 2-3	6-3		1-3		5	1	2	0	0	1	2
Hank Thompson, L (1, 8) OBP: 0.347, SLG: 0.504	F3		F9		HR 1-H 2-H 3-H		F3			4	1	1	4	0	0	1
Bobby Thomson, R (1, 5) OBP: 0.338, SLG: 0.490		F5	F7		HBP S 1B		L5			3	1	0	0	0	0	0
Dusty Rhodes, L (1, 7) OBP: 0.378, SLG: 0.605		1B 1B 1B		F9	K 1-2		HR			4	2	2	1	0	1	1
Don Mueller, L (1, 9) OBP: 0.321, SLG: 0.415		BB 1B 1-2 1B		F8	IBB 1B		L3			3	0	1	0	1	0	0
Sal Yvars, R (1, 2) OBP: 0.313, SLG: 0.359		F4		4-3	1-2 2-H 1B			FC6-4 SH2 1B		4	0	2	1	0	0	2
Larry Jansen, R (1, 1) OBP: 0.348, SLG: 0.189		BB 1-2 2-H 1B			HR 1B BB F9			SH2 1-2		2	1	1	1	1	0	2
Inning Stats	R: 0 E: 0 K: 0 S: 4 H: 2 LOB: 1 BB: 0 P: 4	R: 1 E: 0 K: 0 S: 6 H: 3 LOB: 3 BB: 1 P: 10	R: 0 E: 0 K: 1 S: 5 H: 0 LOB: 0 BB: 0 P: 5	R: 0 E: 0 K: 0 S: 3 H: 0 LOB: 0 BB: 0 P: 3	R: 5 E: 0 K: 1 S: 9 H: 4 LOB: 2 BB: 2 P: 18	R: 0 E: 0 K: 0 S: 3 H: 0 LOB: 0 BB: 0 P: 3	R: 1 E: 0 K: 0 S: 4 H: 1 LOB: 0 BB: 0 P: 4	R: 0 E: 0 K: 0 S: 4 H: 1 LOB: 2 BB: 1 P: 8		1B: 9 2B: 0 3B: 0 HR: 2 SF: 0 SAC: 1 DP: 0 HBP: 1							

AB	33	
R	7	
H	11	
RBI	7	
BB	4	
SO	2	
LOB	14	

WP: 0 PB: 0 SB: 1 CS: 0 PA: 39

PITCHER		IP	WLS	BF	H	R	ER	SO	BB	IBB	HBP	BLK	WP	HR	S	P	ERA	WHIP
Herm Wehmeier, R (1, 1) ERA: 5.96		4.2	L	26	9	6	6	2	2	1	1	0	0	1	26	39	11.57	2.357
Bud Podbielan, R (5, 1) ERA: 6.38		0.1		1	0	0	0	0	0	0	0	0	0	0	1	1	0.00	0.000
Frank Hiller, R (6, 1) ERA: 5.05		2.0		7	1	1	1	0	0	0	0	0	0	1	7	7	4.50	0.500
Frank Smith, R (8, 1) ERA: 3.33		1.0		5	1	0	0	0	1	0	0	0	0	0	4	8	0.00	2.000

PITCHER	IP	WLS	BF	H	R	ER	SO	BB	IBB	HBP	BLK	WP	HR	S	P	ERA	WHIP

Cincinnati Reds @ New York Giants

Polo Grounds, New York, NY

Sun Jul 27 1952, 3:33 AM EDT

Att. 13,560 - Unknown

TOP

livebaseballscorecards.com

Batter	1	2	3	4	5	6	7	8	9	AB	R	H	RBI	BB	SO	LOB
Bob Borkowski, R (1, 8) OBP: 0.330, SLG: 0.383	4-3 BB 2B 1B	4-3		1-H 2-H IHR	B B B B 1-2 BB		F3		3B	5	2	3	3	1	0	0
Bobby Adams, R (1, 5) OBP: 0.334, SLG: 0.378	F8	1B 2B	5-3	P6	B B B BB		F8	5	1	1	0	1	0	4
Wally Westlake, R (1, 9) OBP: 0.316, SLG: 0.272	B B B 4-3 1-2 2B BB	FC4-6 2-H 1B	B B B BB 1B BB	P3		F8				3	2	1	1	2	0	3
Ted Kluszewski, L (1, 3) OBP: 0.355, SLG: 0.461	4-3 1-2 2-3	FC4-6 G6-4-3 1-2f	B B B 1B HR 1-2 BB	S S S K	G3					4	1	0	0	1	1	3
Joe Adcock, R (1, 7) OBP: 0.340, SLG: 0.529	2-H 3-H 2B	G6-4-3 1-2f	HR 1-3 2-H 1B	B B B B HBP BB	E5					4	1	2	3	1	0	1
Andy Seminick, R (1, 2) OBP: 0.350, SLG: 0.468	B B B B FC6-4 BB	K	HR	H 1-2 HBP	F7					3	1	1	3	1	1	1
Eddie Pellagrini, R (1, 4) OBP: 0.263, SLG: 0.302	FC6-4 1-2f	1B 1B BB	K	F9	1-3					4	1	0	0	1	1	5
Roy McMillan, R (1, 6) OBP: 0.294, SLG: 0.340		F7	1B 1-3 IHR 1B	S S S K	F7				F2	5	1	1	0	0	1	2
Harry Perkowski, L (1, 1) OBP: 0.204, SLG: 0.259		F8	1B 1-2 3-H IHR 1B	E5 BB		F2			S S S K	5	1	1	1	0	1	0
Inning Stats	R: 2 E: 0 K: 0 S: 5 H: 2 LOB: 2 BB: 2 P: 13	R: 0 E: 0 K: 0 S: 3 H: 0 LOB: 0 BB: 0 P: 3	R: 1 E: 0 K: 0 S: 4 H: 2 LOB: 0 BB: 0 P: 4	R: 8 E: 0 K: 2 S: 12 H: 5 LOB: 0 BB: 3 P: 24	R: 0 E: 1 K: 1 S: 6 H: 0 LOB: 2 BB: 1 P: 10	R: 0 E: 0 K: 1 S: 5 H: 0 LOB: 2 BB: 1 P: 10	R: 0 E: 0 K: 0 S: 3 H: 0 LOB: 1 BB: 1 P: 7	R: 0 E: 1 K: 0 S: 4 H: 0 LOB: 1 BB: 0 P: 4	R: 0 E: 0 K: 1 S: 6 H: 1 LOB: 1 BB: 0 P: 6	1B: 5 2B: 2 3B: 1 HR: 2 SF: 0 SAC: 0 DP: 1 HBP: 1						

AB	38
R	11
H	10
RBI	11
BB	8
SO	5
LOB	19

WP: 0 PB: 0 SB: 0 CS: 0 PA: 47

PITCHER		IP	WLS	BF	H	R	ER	SO	BB	IBB	HBP	BLK	WP	HR	S	P	ERA	WHIP
Dave Koslo, L ERA: 3.05	(1, 1)	3.1	L	18	6	6	6	1	3	0	0	0	0	0	17	29	16.20	2.700
Hoyt Wilhelm, R ERA: 3.47	(4, 1)	0.2		7	3	5	5	1	2	0	0	0	0	1	7	15	67.50	7.500
Monty Kennedy, L ERA: 3.58	(5, 1)	3.0		14	0	0	0	2	3	0	1	0	0	0	14	27	0.00	1.000
Jim Hearn, R ERA: 3.26	(8, 1)	2.0		8	1	0	0	1	0	0	0	0	0	0	10	10	0.00	0.500

PITCHER	IP	WLS	BF	H	R	ER	SO	BB	IBB	HBP	BLK	WP	HR	S	P	ERA	WHIP

Batter	1	2	3	4	5	6	7	8	9	AB	R	H	RBI	BB	SO	LOB
Davey Williams, R (1, 4) OBP: 0.338, SLG: 0.416	P4		F7		F5		BBBB WP BB 1-2 2-3		1B 1B 1-2	4	0	1	0	1	0	0
Alvin Dark, R (1, 6) OBP: 0.350, SLG: 0.395	FC1-6 1B		1B F9 1B		5-3		F9 3-H		F7	5	1	2	1	0	0	4
Whitey Lockman, L (1, 3) OBP: 0.391, SLG: 0.410	FC1-6 1-2f		1-3 1B		4-3		F8 1-2 2-3		L5-3 1-3 2-H 1B	5	0	2	1	0	0	3
Bobby Thomson, R (1, 5) OBP: 0.337, SLG: 0.486	F7		F9 3-H			4-3		E2 1B FC5-4 1B	L5-3 1-2	5	1	1	1	0	0	4
Hank Thompson, L (1, 8) OBP: 0.345, SLG: 0.500		P4	F8			K		FC5-4 2-3 1B		4	0	1	0	0	1	1
Bob Elliott, R (1, 9) OBP: 0.336, SLG: 0.394		F7		F9		6-3		FC5-4 3-4-3 1-2f 3-H		4	0	0	1	0	0	1
Dusty Rhodes, L (1, 7) OBP: 0.388, SLG: 0.578		BBBB BB BB		L4			BBBB BB BB F9 BB		3-4-3 1-2	2	1	0	0	2	0	1
Sal Yvars, R (1, 2) OBP: 0.320, SLG: 0.359 Wes Westrum, R (3, 2) OBP: 0.382, SLG: 0.470		BBBB 1-2 BB		BBBB FC6-4 BB			BBBB WP BB 1-2 BB		F8	0 1	0 0	0 0	0 0	1 2	0 0	0 1
Dave Koslo, L (1, 1) OBP: 0.083, SLG: 0.086 Hoyt Wilhelm, R (4, 1) OBP: 0.211, SLG: 0.368 Bill Rigney, R (4, PH) OBP: 0.366, SLG: 0.314 Monty Kennedy, R (5, 1) OBP: 0.059, SLG: 0.059 Bobby Hofman, R (7, PH) OBP: 0.200, SLG: 0.286 Jim Hearn, R (8, 1) OBP: 0.236, SLG: 0.358 Monte Irvin, R (9, PH) OBP: 1.000, SLG: 1.000 Max Lanier, R (9, PR) OBP: 0.308, SLG: 0.385		F9	FC6-4 1-2f				F7		1B 1B 1B	1 0 1 0 1 0 1 0 1 0 1	0 0 0 0 0 0 0 1 0 0 0	0 0 0 0 0 0 0 0 0 1 0	0 0 0 0 0 0 0 0 0 0 0	0 0 0 0 0 0 0 0 0 0 0	0 0 0 0 0 0 0 0 0 0 0	2 0 1 0 0 0 2 0 0 0 0
Inning Stats	R: 0 H: 1 E: 0 LOB: 1 K: 0 BB: 0 S: 4 P: 4	R: 0 H: 0 E: 0 LOB: 2 K: 0 BB: 2 S: 3 P: 11	R: 1 H: 2 E: 0 LOB: 1 K: 0 BB: 0 S: 5 P: 5	R: 0 H: 0 E: 0 LOB: 1 K: 0 BB: 1 S: 3 P: 7	R: 0 H: 0 E: 0 LOB: 0 K: 0 BB: 0 S: 3 P: 3	R: 0 H: 0 E: 0 LOB: 0 K: 1 BB: 0 S: 5 P: 5	R: 1 H: 0 E: 0 LOB: 2 K: 0 BB: 3 S: 3 P: 15	R: 1 H: 2 E: 1 LOB: 1 K: 0 BB: 0 S: 5 P: 5	R: 1 H: 3 E: 0 LOB: 2 K: 0 BB: 0 S: 5 P: 5	1B: 8 2B: 1 3B: 0 HR: 0	SF: 0 SAC: 0 DP: 1 HBP: 0						

PITCHER		IP	WLS	BF	H	R	ER	SO	BB	IBB	HBP	BLK	WP	HR	S	P	ERA	WHIP
Harry Perkowski, L ERA: 4.12	(1, 1)	9.0	W	40	8	4	4	1	6	0	0	0	1	0	36	60	4.00	1.556

PITCHER	IP	WLS	BF	H	R	ER	SO	BB	IBB	HBP	BLK	WP	HR	S	P	ERA	WHIP

BOTTOM

Cincinnati Reds @ New York Giants

Polo Grounds, New York, NY

Sun Jul 27 1952, 3:33 AM EDT

Att. 13,560 - Unknown

livebaseballscorecards.com

AB	34
R	4
H	8
RBI	4
BB	6
SO	1
LOB	20
PA:	40
WP:	1
PB:	0
SB:	0
CS:	0

Batter	1	2	3	4	5	6	7	8	9	AB	R	H	RBI	BB	SO	LOB
Bob Borkowski, R (1, 8) OBP: 0.329, SLG: 0.381	CS 1B	4-3			F8		G4-6-3 1-2f			4	0	1	0	0	0	4
Bobby Adams, R (1, 5) OBP: 0.336, SLG: 0.381	1B F8 1-2 2B		5-3		F7			G6-4-3 1B		4	1	2	0	0	0	0
Wally Westlake, R (1, 9) OBP: 0.315, SLG: 0.269	BBBB 1B BB		F8			F8		G6-4-3 1-2f		3	0	0	0	1	0	1
Ted Kluszewski, L (1, 3) OBP: 0.354, SLG: 0.459	1-2 2-3 1B		G3			F8		G3		4	0	1	0	0	0	0
Joe Adcock, R (1, 7) OBP: 0.335, SLG: 0.520	F8 3-H			F3		5-3			6-3	4	0	0	1	0	0	2
Joe Rossi, R (1, 2) OBP: 0.349, SLG: 0.297	F3			SSS K			BBBB BB 1B BB		6-3	3	0	0	0	1	1	2
Eddie Pellagrini, R (1, 4) OBP: 0.279, SLG: 0.316		F9		1B			1-2 BB 1B		6-3	4	0	2	0	0	0	0
Roy McMillan, R (1, 6) OBP: 0.294, SLG: 0.338		SSS K		F9			BBBB 1-2 2-3 G4-6-3 BB			2	0	0	0	1	1	1
Ewell Blackwell, R (1, 1) OBP: 0.143, SLG: 0.214		2B	SSS K				SSS K			2	0	1	0	0	1	0
Andy Seminick, R (7, PH) OBP: 0.349, SLG: 0.466										1	0	0	0	0	1	3
Joe Nuxhall, L (7, 1) OBP: 0.063, SLG: 0.063										0	0	0	0	0	0	0
Inning Stats	R: 1 E: 0 K: 0 S: 5 H: 3 LOB: 2 BB: 1 P: 9	R: 0 E: 0 K: 1 S: 6 H: 1 LOB: 1 BB: 0 P: 6	R: 0 E: 0 K: 0 S: 3 H: 0 LOB: 0 BB: 0 P: 3	R: 0 E: 0 K: 1 S: 6 H: 1 LOB: 1 BB: 0 P: 6	R: 0 E: 0 K: 1 S: 5 H: 0 LOB: 0 BB: 0 P: 5	R: 0 E: 0 K: 0 S: 3 H: 0 LOB: 0 BB: 0 P: 3	R: 0 E: 0 K: 1 S: 5 H: 1 LOB: 2 BB: 2 P: 13	R: 0 E: 0 K: 0 S: 3 H: 1 LOB: 0 BB: 0 P: 3	R: 0 E: 0 K: 0 S: 3 H: 0 LOB: 0 BB: 0 P: 3	1B: 5 2B: 2 3B: 0 HR: 0	SF: 0 SAC: 0 DP: 2 HBP: 0					

PITCHER	IP	WLS	BF	H	R	ER	SO	BB	IBB	HBP	BLK	WP	HR	S	P	ERA	WHIP
Curt Simmons, L (1, 1) ERA: 2.69	9.0	W	34	7	1	1	4	3	0	0	0	0	0	39	51	1.00	1.111

PITCHER	IP	WLS	BF	H	R	ER	SO	BB	IBB	HBP	BLK	WP	HR	S	P	ERA	WHIP

Cincinnati Reds @ Philadelphia Phillies

Shibe Park, Philadelphia, PA

Tue Jul 29 1952, 3:33 AM EDT

Unknown

TOP

livebaseballscorecards.com

AB	31
R	1
H	7
RBI	1
BB	3
SO	4
LOB	13

WP: 0 PB: 0 SB: 0 CS: 1 PA: 34

Cincinnati Reds @ Philadelphia Phillies

Shibe Park, Philadelphia, PA

Tue Jul 29 1952, 3:33 AM EDT

Unknown

livebaseballscorecards.com

BOTTOM

Batter	1	2	3	4	5	6	7	8	9	AB	R	H	RBI	BB	SO	LOB
Connie Ryan, R (1, 4) OBP: 0.350, SLG: 0.378	BBBB 4-0 G4-6-3 BB BB	x 0-0 2-H 3-H 2B			BBBB 4-0 SH5-4 1B 1B BB	x 0-0 ③ F8				2	1	1	2	2	0	1
Richie Ashburn, L (1, 8) OBP: 0.349, SLG: 0.338	BBBB 4-0 1-2 G4-6-3 BB	x 0-0 ③ G3			x 0-0 1-2 SH5-4 1B 1B		x 0-0 ① 6-3			3	1	1	0	1	0	1
Johnny Wyrostek, L (1, 9) OBP: 0.358, SLG: 0.364	x 0-0 ① ② G4-6-3 1-2f 2-3		x 0-0 ① 4-3		x 0-0 ① SH5-4 1-2 2-3		x 0-0 ② F8			3	0	0	0	0	0	2
Del Ennis, R (1, 7) OBP: 0.345, SLG: 0.490	x 0-0 ③ F7		x 0-0 ② 6-3		x 0-0 2-H 3-H FC4 1B		x 0-0 HR			4	1	2	3	0	0	1
Granny Hamner, R (1, 6) OBP: 0.295, SLG: 0.410		x 0-0 ① F3	SSS 0-3 ③ K		SSS 0-3 ② K		x 0-0 ③ 6-3			4	0	0	0	0	2	1
Willie Jones, R (1, 5) OBP: 0.337, SLG: 0.369		BBBB 4-0 1B 2B BB		x 0-0 ① 6-3	x 0-0 ③ FC4 1-2f			x 0-0 ① F8		3	1	0	0	1	0	1
Smoky Burgess, L (1, 2) OBP: 0.353, SLG: 0.418		x 0-0 2B 1-2 2B 1B		H 1-0 FC6-4 HBP		x 0-0 ① 4-3		SSS 0-3 ② K		3	1	1	0	0	1	0
Eddie Waitkus, L (1, 3) OBP: 0.356, SLG: 0.365		x 0-0 1-3 2-H 2B		x 0-0 ② F9		x 0-0 ② 3-1		x 0-0 ③ 1-3		4	1	1	1	0	0	1
Curt Simmons, L (1, 1) OBP: 0.214, SLG: 0.256		x 0-0 ② F6		x 0-0 ③ FC6-4 1-2f		x 0-0 1B				3	0	1	0	0	0	3
Inning Stats	R: 0 H: 0 E: 0 LOB: 1 K: 0 BB: 2 S: 2 P: 10	R: 3 H: 3 E: 0 LOB: 1 K: 0 BB: 1 S: 6 P: 10	R: 0 H: 0 E: 0 LOB: 0 K: 1 BB: 0 S: 5 P: 5	R: 0 H: 0 E: 0 LOB: 1 K: 0 BB: 0 S: 3 P: 4	R: 2 H: 2 E: 0 LOB: 1 K: 1 BB: 1 S: 7 P: 11	R: 0 H: 1 E: 0 LOB: 1 K: 0 BB: 0 S: 4 P: 4	R: 1 H: 1 E: 0 LOB: 0 K: 0 BB: 0 S: 4 P: 4	R: 0 H: 0 E: 0 LOB: 0 K: 1 BB: 0 S: 5 P: 5		1B: 4 SF: 0 2B: 2 SAC: 1 3B: 0 DP: 1 HR: 1 HBP: 1						

	AB	29
	R	6
	H	7
	RBI	6
	BB	4
	SO	3
	LOB	11

WP: 0 PA: 35
PB: 0
SB: 0
CS: 0

PITCHER		IP	WLS	BF	H	R	ER	SO	BB	IBB	HBP	BLK	WP	HR	S	P	ERA	WHIP
Ewell Blackwell, R ERA: 5.18	(1, 1)	6.0	L	28	6	5	5	2	4	0	1	0	0	0	27	44	7.50	1.667
Joe Nuxhall, L ERA: 3.76	(7, 1)	2.0		7	1	1	1	1	0	0	0	0	0	1	9	9	4.50	0.500

PITCHER	IP	WLS	BF	H	R	ER	SO	BB	IBB	HBP	BLK	WP	HR	S	P	ERA	WHIP

Batter	1	2	3	4	5	6	7	8	9	AB	R	H	RBI	BB	SO	LOB
Bob Borkowski, R (1, 8) OBP: 0.325, SLG: 0.376	6-3		5-3		4-3			6-3		4	0	0	0	0	0	0
Bobby Adams, R (1, 5) OBP: 0.333, SLG: 0.377	F7		F8			P4		F8		4	0	0	0	0	0	0
Willard Marshall, L (1, 9) OBP: 0.327, SLG: 0.408	F2			4-3		F6			6-3	4	0	0	0	0	0	0
Ted Kluszewski, L (1, 3) OBP: 0.356, SLG: 0.456		BBBB 4-0 1B BB		SSS 0-3 K		3-1			BBBB 4-0 1B HR BB	2	1	0	0	2	1	0
Hank Edwards, L (1, 7) OBP: 0.364, SLG: 0.530 Eddie Pellagrini, R (9, PR) OBP: 0.279, SLG: 0.316 (9, 4)		F4		1B			F7		1-2 HR 1B	4 0	0 1	2 0	0 0	0 0	0 0	1 0
Andy Seminick, R (1, 2) OBP: 0.358, SLG: 0.485		1-2 1B		1-2 1B			BBBB 4-0 BB		1-H 2-H HR	3	1	3	3	1	0	0
Grady Hatton, L (1, 4) OBP: 0.326, SLG: 0.323 Wally Westlake, R (9, 7) OBP: 0.315, SLG: 0.269		F5		4-3			F8		4-3	4 0	0 0	0 0	0 0	0 0	0 0	6 0
Roy McMillan, R (1, 6) OBP: 0.291, SLG: 0.334		F7			L5		F8		3-1	4	0	0	0	0	0	4
Bubba Church, R (1, 1) OBP: 0.267, SLG: 0.300 Cal Abrams, L (8, PH) OBP: 0.300, SLG: 0.311 Frank Hiller, R (8, 1) OBP: 0.259, SLG: 0.167 Ken Raffensberger, R (9, 1) OBP: 0.128, SLG: 0.089			5-3		5-3			SSS 0-3 K		2 1 0 0	0 0 0 0	0 0 0 0	0 0 0 0	0 0 0 0	0 1 0 0	0 0 0 0
Inning Stats	R: 0 E: 0 K: 0 S: 3 H: 0 LOB: 0 BB: 0 P: 3	R: 0 E: 0 K: 0 S: 4 H: 1 LOB: 2 BB: 1 P: 8	R: 0 E: 0 K: 0 S: 3 H: 0 LOB: 0 BB: 0 P: 3	R: 0 E: 0 K: 1 S: 7 H: 2 LOB: 2 BB: 0 P: 7	R: 0 E: 0 K: 0 S: 3 H: 0 LOB: 0 BB: 0 P: 3	R: 0 E: 0 K: 0 S: 3 H: 0 LOB: 0 BB: 0 P: 3	R: 0 E: 0 K: 0 S: 3 H: 0 LOB: 1 BB: 1 P: 7	R: 0 E: 0 K: 1 S: 5 H: 0 LOB: 0 BB: 0 P: 5	R: 3 E: 0 K: 0 S: 5 H: 2 LOB: 1 BB: 1 P: 9	1B: 4 2B: 0 3B: 0 HR: 1 SF: 0 SAC: 0 DP: 0 HBP: 0						

PITCHER	IP	WLS	BF	H	R	ER	SO	BB	IBB	HBP	BLK	WP	HR	S	P	ERA	WHIP
Steve Ridzik, R (1, 1) ERA: 4.1	8.1		33	5	3	3	2	3	0	0	0	0	1	34	46	3.24	0.960
Andy Hansen, R (9, 1) ERA: 2.61	0.2	W	2	0	0	0	0	0	0	0	0	0	0	2	2	0.00	0.000

PITCHER	IP	WLS	BF	H	R	ER	SO	BB	IBB	HBP	BLK	WP	HR	S	P	ERA	WHIP

Cincinnati Reds @ Philadelphia Phillies

Shibe Park, Philadelphia, PA

Tue Jul 29 1952, 3:38 AM EDT

Att. 19,055 - Unknown

TOP

livebaseballscorecards.com

AB	32
R	3
H	5
RBI	3
BB	3
SO	2
LOB	11

WP: 0	PA: 35		
PB: 0			
SB: 0			
CS: 0			

Batter	1	2	3	4	5	6	7	8	9	AB	R	H	RBI	BB	SO	LOB
Connie Ryan, R (1, 4) OBP: 0.348, SLG: 0.376	FC1-6 1B		6-3		F8		6-3		F5	5	0	1	0	0	0	2
Richie Ashburn, L (1, 8) OBP: 0.347, SLG: 0.344	FC1-6 S 1-2f		F8		IHR			F7	E6 1B 1-2 2-3	5	1	1	1	0	0	3
Johnny Wyrostek, L (1, 9) OBP: 0.362, SLG: 0.366	F9 1-2		BBB BB		L3			1B	1B 1-2 2-3 3-H	4	0	2	1	1	0	1
Del Ennis, R (1, 7) OBP: 0.344, SLG: 0.486	IBB		F8		F5			F2		3	0	0	0	1	0	2
Granny Hamner, R (1, 6) OBP: 0.294, SLG: 0.411	4-3			E 2B		F9		FC5-4 1-		4	1	1	0	0	0	3
Willie Jones, R (1, 5) OBP: 0.337, SLG: 0.372		1-3		SH1 2-H		5-3			SH5-4 1B 2B	3	1	1	0	0	0	0
Stan Lopata, R (1, 2) OBP: 0.411, SLG: 0.476		6-3		6-3	SSS K				SH5-4 2-3	3	0	0	0	0	1	0
Eddie Waitkus, L (1, 3) OBP: 0.363, SLG: 0.376		2B		1B		B2-6 1B			E 1B 1B 3-H	4	1	4	1	0	0	0
Steve Ridzik, R (1, 1) OBP: 0.308, SLG: 0.182 Andy Hansen, R (9, 1) OBP: 0.286, SLG: 0.167 Mel Clark, R (9, PH) OBP: 0.338, SLG: 0.425		SSS K		4-3		B2-6 1-3f			1B E 1-2	3 0 1	0 0 0	0 0 1	0 0 0	0 0 0	1 0 0	3 0 0
Inning Stats	R: 0 H: 1 E: 0 LOB: 2 K: 0 BB: 1 S: 4 P: 8	R: 0 H: 1 E: 0 LOB: 1 K: 1 BB: 0 S: 6 P: 6	R: 0 H: 0 E: 0 LOB: 1 K: 0 BB: 1 S: 3 P: 7	R: 1 H: 2 E: 1 LOB: 1 K: 0 BB: 0 S: 5 P: 5	R: 1 H: 1 E: 0 LOB: 0 K: 0 BB: 0 S: 4 P: 4	R: 0 H: 0 E: 0 LOB: 0 K: 1 BB: 0 S: 5 P: 5	R: 0 H: 1 E: 0 LOB: 0 K: 0 BB: 0 S: 3 P: 3	R: 0 H: 1 E: 0 LOB: 1 K: 0 BB: 0 S: 4 P: 4	R: 2 H: 4 E: 1 LOB: 3 K: 0 BB: 0 S: 7 P: 7	1B: 7 SF: 0 2B: 4 SAC: 2 3B: 0 DP: 1 HR: 1 HBP: 0						

PITCHER		IP	WLS	BF	H	R	ER	SO	BB	IBB	HBP	BLK	WP	HR	S	P	ERA	WHIP
Bubba Church, R ERA: 4.74	(1, 1)	7.0		28	6	2	1	2	1	1	0	0	0	0	30	38	1.29	1.000
Frank Hiller, R ERA: 5.07	(8, 1)	1.1		6	2	1	1	0	0	0	0	0	0	0	6	6	6.75	1.500
Ken Raffensberger, L ERA: 2.85	(9, 1)	0.1	L	5	3	1	0	0	0	0	0	0	0	0	5	5	0.00	9.000

PITCHER	IP	WLS	BF	H	R	ER	SO	BB	IBB	HBP	BLK	WP	HR	S	P	ERA	WHIP

BOTTOM

Cincinnati Reds @ Philadelphia Phillies

Shibe Park, Philadelphia, PA

Tue Jul 29 1952, 3:38 AM EDT

Att. 19,055 - Unknown

livebaseballscorecards.com

AB	35
R	4
H	11
RBI	3
BB	2
SO	2
LOB	14

WP: 0	PA: 39																	
PB: 0																		
SB: 1																		
CS: 0																		

Batter	1	2	3	4	5	6	7	8	9	AB	R	H	RBI	BB	SO	LOB
Bob Borkowski, R (1, 8) OBP: 0.322, SLG: 0.373	6-3		F8		1B 1-3 3-H		6-3		K	5	0	1	1	0	1	1
Bobby Adams, R (1, 5) OBP: 0.332, SLG: 0.376	K		P6		F9 3-H			1B F9 1B		4	1	1	1	0	1	1
Willard Marshall, L (1, 9) OBP: 0.330, SLG: 0.413	2B			F5	F3			1B 1-3 1B		4	0	2	0	0	0	1
Ted Kluszewski, L (1, 3) OBP: 0.358, SLG: 0.455	BB			FC6-4 1B		F9		F9 3-H		3	0	1	1	1	0	1
Hank Edwards, L (1, 7) OBP: 0.361, SLG: 0.521	F8			F7		4-3		1B 1-2		4	0	1	0	0	0	3
Andy Seminick, R (1, 2) OBP: 0.353, SLG: 0.477		F9		FC6-4 1-2f		5-3		L4		4	0	0	0	0	0	3
Eddie Pellagrini, R (1, 4) OBP: 0.262, SLG: 0.295		6-3			4-3		P5	K		4	0	0	0	0	1	2
Roy McMillan, R (1, 6) OBP: 0.293, SLG: 0.339		K			1B S 1B 1B		2B		F7	4	1	2	0	0	1	0
Herm Wehmeier, R (1, 1) OBP: 0.200, SLG: 0.182 Frank Smith, R (8, 1) OBP: 0.143, SLG: 0.190 Joe Nuxhall, L (8, 1) OBP: 0.063, SLG: 0.063 Cal Abrams, L (9, PH) OBP: 0.294, SLG: 0.304			F8		1B 1-3 F9 1B		K		F7	3 0 0 1	1 0 0 0	1 0 0 0	0 0 0 0	0 0 0 0	1 0 0 0	1 0 0 0
Inning Stats	R: 0 E: 0 K: 1 S: 6 H: 1 LOB: 2 BB: 1 P: 10	R: 0 E: 0 K: 1 S: 5 H: 0 LOB: 0 BB: 0 P: 5	R: 0 E: 0 K: 0 S: 3 H: 0 LOB: 0 BB: 0 P: 3	R: 0 E: 0 K: 0 S: 4 H: 1 LOB: 1 BB: 0 P: 4	R: 2 E: 0 K: 0 S: 6 H: 3 LOB: 1 BB: 0 P: 6	R: 0 E: 0 K: 0 S: 3 H: 0 LOB: 0 BB: 0 P: 3	R: 0 E: 0 K: 1 S: 6 H: 1 LOB: 1 BB: 0 P: 6	R: 1 E: 0 K: 1 S: 8 H: 3 LOB: 2 BB: 0 P: 8	R: 0 E: 0 K: 1 S: 5 H: 0 LOB: 0 BB: 0 P: 5	1B: 7 2B: 2 3B: 0 HR: 0	SF: 0 SAC: 0 DP: 0 HBP: 0					

PITCHER	IP	WLS	BF	H	R	ER	SO	BB	IBB	HBP	BLK	WP	HR	S	P	ERA	WHIP
Robin Roberts, R (1, 1) ERA: 2.49	9.0	W	37	9	3	3	5	1	0	0	0	0	0	46	50	3.00	1.111

PITCHER	IP	WLS	BF	H	R	ER	SO	BB	IBB	HBP	BLK	WP	HR	S	P	ERA	WHIP

Cincinnati Reds @ Philadelphia Phillies

Shibe Park, Philadelphia, PA

Wed Jul 30 1952, 3:33 AM EDT

Att. 7,505 - Unknown

TOP

livebaseballscorecards.com

AB	36
R	3
H	9
RBI	3
BB	1
SO	5
LOB	13

WP	0
PB	0
SB	1
CS	0
PA	37

Batter	1	2	3	4	5	6	7	8	9	AB	R	H	RBI	BB	SO	LOB
Connie Ryan, R (1, 4) OBP: 0.352, SLG: 0.375	F8		5-3		BB			1B; BB		3	1	1	0	2	0	0
Richie Ashburn, L (1, 8) OBP: 0.350, SLG: 0.348	BB, 1B		F7		P3			SH, FC; 2B; BB		4	1	2	1	1	0	2
Johnny Wyrostek, L (1, 9) OBP: 0.361, SLG: 0.362	BB		6-3			1-3		SH; 4-3		3	0	0	0	1	0	3
Del Ennis, R (1, 7) OBP: 0.341, SLG: 0.481	L7			F2		K		FC, HR		4	1	0	1	0	1	3
Granny Hamner, R (1, 6) OBP: 0.294, SLG: 0.409	P6			G5-4-3		K		F3		4	0	1	0	0	1	4
Willie Jones, R (1, 5) OBP: 0.339, SLG: 0.392		P5		G5-4-3			HR	HR		4	2	2	4	0	0	1
Smoky Burgess, L (1, 2) OBP: 0.358, SLG: 0.421		1B, 1B			BB, 1B		4-3	BB		3	0	2	0	1	0	0
Eddie Waitkus, L (1, 3) OBP: 0.365, SLG: 0.378		G4-6-3, 1B			F9		F8	2B, 1B		4	1	2	0	0	0	1
Robin Roberts, S (1, 1) OBP: 0.149, SLG: 0.174		G4-6-3			F8		G3	BB, 2B		4	0	1	1	0	0	3
Inning Stats	R: 0 E: 0 K: 0 S: 4 H: 1 LOB: 2 BB: 1 P: 8	R: 0 E: 0 K: 0 S: 4 H: 2 LOB: 1 BB: 0 P: 4	R: 0 E: 0 K: 0 S: 3 H: 0 LOB: 0 BB: 0 P: 3	R: 0 E: 0 K: 0 S: 3 H: 1 LOB: 0 BB: 0 P: 3	R: 0 E: 0 K: 0 S: 4 H: 1 LOB: 2 BB: 1 P: 8	R: 0 E: 0 K: 2 S: 7 H: 0 LOB: 0 BB: 0 P: 7	R: 1 E: 0 K: 0 S: 4 H: 1 LOB: 0 BB: 0 P: 4	R: 6 E: 0 K: 0 S: 9 H: 5 LOB: 3 BB: 3 P: 21		1B: 7 2B: 2 3B: 0 HR: 2 SF: 0 SAC: 1 DP: 2 HBP: 0						

PITCHER		IP	WLS	BF	H	R	ER	SO	BB	IBB	HBP	BLK	WP	HR	S	P	ERA	WHIP
Herm Wehmeier, R ERA: 5.85	(1, 1)	7.0		29	8	3	3	2	2	0	0	0	0	1	31	39	3.86	1.429
Frank Smith, R ERA: 3.74	(8, 1)	0.2	L	8	3	4	4	0	2	0	0	0	0	1	6	14	54.00	7.500
Joe Nuxhall, L ERA: 3.74	(8, 1)	0.1		2	0	0	0	0	1	0	0	0	0	0	1	5	0.00	3.000

PITCHER	IP	WLS	BF	H	R	ER	SO	BB	IBB	HBP	BLK	WP	HR	S	P	ERA	WHIP

BOTTOM

Cincinnati Reds @ Philadelphia Phillies

Shibe Park, Philadelphia, PA

Wed Jul 30 1952, 3:33 AM EDT

Att. 7,505 - Unknown

livebaseballscorecards.com

AB	33
R	6
H	11
RBI	7
BB	5
SO	2
LOB	17

Batter	1	2	3	4	5	6	7	8	9	AB	R	H	RBI	BB	SO	LOB
Bob Borkowski, R (1, 8) OBP: 0.318, SLG: 0.368	4-3		F9			6-3		K		4	0	0	0	0	1	0
Bobby Adams, R (1, 5) OBP: 0.333, SLG: 0.377	1B			S 1B		4-3		K		4	0	2	0	0	1	0
Willard Marshall, L (1, 9) OBP: 0.325, SLG: 0.407	F5			K 1-2		1-3			F8	0	0	0	0	0	0	0
Ted Kluszewski, L (1, 3) OBP: 0.356, SLG: 0.455	F6			4-3			4-3		WP PB 2B	4	0	1	0	0	0	2
Wally Westlake, R (9, PR) (9, 7) OBP: 0.315, SLG: 0.269										0	1	0	0	0	0	0
Hank Edwards, L (1, 7) OBP: 0.365, SLG: 0.516		G3		1-3			FC4 1B		PB WP 1B IBB	3	1	1	0	1	0	1
Joe Adcock, R (9, 3) OBP: 0.335, SLG: 0.520										0	0	0	0	0	0	0
Andy Seminick, R (1, 2) OBP: 0.352, SLG: 0.473		K			E1 E		FC4 1B		6-3 1-3 2-H	4	0	1	0	0	1	1
Eddie Pellagrini, R (1, 4) OBP: 0.261, SLG: 0.292		L6			F8 1-2		FC4 1-2f 2-3		2B 1B 3-H	4	0	1	1	0	0	3
Roy McMillan, R (1, 6) OBP: 0.293, SLG: 0.341			F7		6-3		K		1-3 2B	4	0	1	0	0	1	3
Ken Raffensberger, R (1, 1) OBP: 0.118, SLG: 0.082			F6		F8			K	P4	4	0	0	0	0	1	3
Inning Stats	R: 0 H: 1 E: 0 LOB: 1 K: 0 BB: 0 S: 4 P: 4	R: 0 H: 0 E: 0 LOB: 0 K: 1 BB: 0 S: 5 P: 5	R: 0 H: 0 E: 0 LOB: 0 K: 0 BB: 0 S: 3 P: 3	R: 0 H: 1 E: 0 LOB: 1 K: 1 BB: 0 S: 6 P: 6	R: 0 H: 0 E: 2 LOB: 1 K: 0 BB: 0 S: 4 P: 4	R: 0 H: 0 E: 0 LOB: 0 K: 0 BB: 0 S: 3 P: 3	R: 0 H: 2 E: 0 LOB: 2 K: 1 BB: 0 S: 7 P: 7	R: 0 H: 0 E: 0 LOB: 0 K: 3 BB: 0 S: 9 P: 9	R: 2 H: 3 E: 0 LOB: 2 K: 0 BB: 1 S: 6 P: 10	1B: 5 SF: 0 2B: 2 SAC: 0 3B: 0 DP: 0 HR: 0 HBP: 0						

PITCHER	IP	WLS	BF	H	R	ER	SO	BB	IBB	HBP	BLK	WP	HR	S	P	ERA	WHIP
Max Surkont, R (1, 1) ERA: 4.37	9.0	L	36	7	2	2	6	0	1	0	0	1	0	47	51	2.00	0.778

PITCHER	IP	WLS	BF	H	R	ER	SO	BB	IBB	HBP	BLK	WP	HR	S	P	ERA	WHIP

TOP

Cincinnati Reds @ Boston Braves

Braves Field, Boston, MA

Fri Aug 01 1952, 3:33 AM EDT

Att. 4,081 - Unknown - 74 F

livebaseballscorecards.com

AB	31
R	2
H	7
RBI	1
BB	1
SO	5
LOB	13

WP: 1	PA: 36		
PB: 1			
SB: 1			
CS: 0			

Cincinnati Reds @ Boston Braves

Braves Field, Boston, MA

Fri Aug 01 1952, 3:33 AM EDT

Att. 4,081 - Unknown - 74 F

BOTTOM

Batter	1	2	3	4	5	6	7	8	9	AB	R	H	RBI	BB	SO	LOB
Sam Jethroe, S (1, 8) OBP: 0.336, SLG: 0.398	0-0 6-3 1B		0-0 1B 1-2 1B		0-0 ① 6-3		0-0 ② 6-3			4	0	2	0	0	0	1
Johnny Logan, R (1, 6) OBP: 0.347, SLG: 0.367	0-0 ① 6-3 1-2		0-0 1-2 2-3 1B		0-0 ② L7		0-0 ③ P1			4	0	1	0	0	0	2
Eddie Mathews, L (1, 5) OBP: 0.310, SLG: 0.442	0-0 ② 6-3		S S S 0-3 ② K		0-0 ③ F9			S S S 0-3 ① K		4	0	0	0	0	2	4
Sid Gordon, R (1, 7) OBP: 0.397, SLG: 0.492	0-0 ③ F8		0-0 ③ F7			0-0 ① L7		S S S 0-3 ② K		4	0	0	0	0	1	4
Bob Thorpe, R (1, 9) OBP: 0.270, SLG: 0.347		0-0 ① 6-3		0-0 FC6-4 1B		0-0 FC1-6 1B		0-0 ③ F3		4	0	2	0	0	0	0
George Crowe, L (1, 3) OBP: 0.330, SLG: 0.387		0-0 ② F7		0-0 ① FC6-4 1B 1-2f		0-0 ② FC1-6 1-2f			0-0 ① 4-3	4	0	0	0	0	0	2
Paul Burris, R (1, 2) OBP: 0.250, SLG: 0.323		0-0 ③ 6-3		S S S 0-3 ② K		0-0 ③ F9			0-0 ② F7	4	0	0	0	0	1	2
Jack Dittmer, L (1, 4) OBP: 0.236, SLG: 0.274			0-0 ① 4-3	0-0 1-2 1B			0-0 SH5-4 1B		0-0 ③ 5-3	4	0	2	0	0	0	0
Max Surkont, R (1, 1) OBP: 0.158, SLG: 0.189			0-0 1B 1B 1B	S S S 0-3 ③ K			0-0 ① SH5-4 1-2			2	0	1	0	0	1	2
Inning Stats	R: 0 H: 1 E: 0 LOB: 1 K: 0 BB: 0 S: 4 P: 4	R: 0 H: 0 E: 0 LOB: 0 K: 0 BB: 0 S: 3 P: 3	R: 0 H: 3 E: 0 LOB: 3 K: 1 BB: 0 S: 8 P: 8	R: 0 H: 2 E: 0 LOB: 2 K: 2 BB: 0 S: 9 P: 9	R: 0 H: 0 E: 0 LOB: 0 K: 0 BB: 0 S: 3 P: 3	R: 0 H: 1 E: 0 LOB: 1 K: 0 BB: 0 S: 4 P: 4	R: 0 H: 1 E: 0 LOB: 1 K: 0 BB: 0 S: 4 P: 4	R: 0 H: 0 E: 0 LOB: 0 K: 2 BB: 0 S: 7 P: 7	R: 0 H: 0 E: 0 LOB: 0 K: 0 BB: 0 S: 3 P: 3	1B: 8 2B: 0 3B: 0 HR: 0	SF: 0 SAC: 1 DP: 0 HBP: 0						

PITCHER	IP	WLS	BF	H	R	ER	SO	BB	IBB	HBP	BLK	WP	HR	S	P	ERA	WHIP
Ken Raffensberger, L (1, 1) ERA: 2.69	9.0	W	35	8	0	0	5	0	0	0	0	0	0	45	45	0.00	0.889

PITCHER	IP	WLS	BF	H	R	ER	SO	BB	IBB	HBP	BLK	WP	HR	S	P	ERA	WHIP

AB	34
R	0
H	8
RBI	0
BB	0
SO	5
LOB	17

WP: 0 PA: 35
PB: 0
SB: 0
CS: 0

livebaseballscorecards.com

Cincinnati Reds @ Boston Braves

Braves Field, Boston, MA

Sat Aug 02 1952, 3:33 AM EDT

Att. 1,567 - Unknown

TOP

livebaseballscorecards.com

Batter	1	2	3	4	5	6	7	8	9	AB	R	H	RBI	BB	SO	LOB
Bob Borkowski, R (1, 8) OBP: 0.316, SLG: 0.363	BBBB 4-0 4-3 1B BB	0-0 FC6-4 1-2f		0-0 F9		0-0 F9	0-0 F3			4	1	0	0	1	0	3
Bobby Adams, R (1, 5) OBP: 0.334, SLG: 0.380	0-0 4-3 1-2		0-0 5-3	0-0 HR 1-2 1B		0-0 4-3		0-0 2B		5	1	2	0	0	0	1
Willard Marshall, L (1, 9) OBP: 0.326, SLG: 0.416	0-0 F9		BBBB 4-0 BB	0-0 1-H 2-H HR		0-0 6-3		0-0 1-3		0	2	0	0	0	0	0
Ted Kluszewski, L (1, 3) OBP: 0.361, SLG: 0.462 Wally Westlake, R (7, PR) OBP: 0.314, SLG: 0.268 (7, 7)	0-0 1B 2-H 1B		0-0 1B 1-3 1B	0-0 6-3			0-0 2B 2B	0-0 F4		4 1	0 1	3 0	1 0	0 0	0 0	0 1
Hank Edwards, L (1, 7) OBP: 0.369, SLG: 0.516 Joe Adcock, R (7, 3) OBP: 0.333, SLG: 0.518	0-0 1-2 1B		0-0 1-2 3-H 1B		0-0 3-1		SSS 0-3 K	0-0 F9		4 1	0 0	2 0	1 0	0 0	1 0	1 1
Andy Seminick, R (1, 2) OBP: 0.350, SLG: 0.471 Joe Rossi, R (1, 2) OBP: 0.355, SLG: 0.298	0-0 F6		0-0 F8		0-0 FC6-4 1B		BBBB 4-0 2B BB		0-0 6-3	1 3	0 1	0 1	0 1	0 0	0 1	2 2
Eddie Pellagrini, R (1, 4) OBP: 0.243, SLG: 0.271		0-0 F3	0-0 F5		0-0 FC6-4 1B 1-2f		0-0 F8		0-0 F6	5	0	0	0	0	0	5
Roy McMillan, R (1, 6) OBP: 0.297, SLG: 0.347		0-0 F7		0-0 FC5-4 1B	0-0 1-3 1B		0-0 1-H 2-H 2B 2B		0-0 F6	5	1	3	2	0	0	0
Harry Perkowski, L (1, 1) OBP: 0.224, SLG: 0.281		BBBB 4-0 FC6-4 BB		0-0 FC5-4 1B 1-2f HR	0-0 1-3		0-0 2-H 2B			3	1	1	1	1	0	3

	AB	36
	R	8
	H	12
	RBI	5
	BB	3
	SO	1
	LOB	19

Inning Stats	1	2	3	4	5	6	7	8	9
	R: 1 E: 0 K: 0 S: 5	R: 0 E: 0 K: 0 S: 3	R: 1 E: 0 K: 0 S: 5	R: 3 E: 0 K: 0 S: 6	R: 0 E: 0 K: 0 S: 5	R: 0 E: 0 K: 0 S: 3	R: 3 E: 0 K: 1 S: 8	R: 0 E: 0 K: 0 S: 4	R: 0 E: 0 K: 0 S: 3
	H: 2 LOB: 2 BB: 1 P: 9	H: 0 LOB: 1 BB: 1 P: 7	H: 2 LOB: 2 BB: 1 P: 9	H: 3 LOB: 0 BB: 0 P: 6	H: 2 LOB: 2 BB: 0 P: 5	H: 0 LOB: 0 BB: 0 P: 3	H: 3 LOB: 1 BB: 1 P: 12	H: 1 LOB: 1 BB: 0 P: 4	H: 0 LOB: 0 BB: 0 P: 3

	1B: 8	SF: 0
	2B: 4	SAC: 0
	3B: 0	DP: 0
	HR: 1	HBP: 0

	WP: 0	PA: 44
	PB: 0	
	SB: 0	
	CS: 0	

PITCHER		IP	WLS	BF	H	R	ER	SO	BB	IBB	HBP	BLK	WP	HR	S	P	ERA	WHIP
Jim Wilson, R ERA: 3.67	(1, 1)	3.2	L	21	7	5	5	0	3	0	0	0	0	1	18	30	12.27	2.727
Lew Burdette, R ERA: 3.38	(4, 1)	3.0		15	5	3	3	1	1	0	0	0	0	0	16	20	9.00	2.000
Sheldon Jones, R ERA: 4.11	(7, 1)	1.1		5	1	0	0	0	0	0	0	0	0	0	5	5	0.00	0.750
Ernie Johnson, R ERA: 5.17	(9, 1)	1.0		3	0	0	0	0	0	0	0	0	0	0	3	3	0.00	0.000

PITCHER	IP	WLS	BF	H	R	ER	SO	BB	IBB	HBP	BLK	WP	HR	S	P	ERA	WHIP

Cincinnati Reds @ Boston Braves

Braves Field, Boston, MA

Sat Aug 02 1952, 3:33 AM EDT

Att. 1,567 - Unknown

livebaseballscorecards.com

BOTTOM

Batter	1	2	3	4	5	6	7	8	9	AB	R	H	RBI	BB	SO	LOB
Sam Jethroe, S (1, 8) OBP: 0.339, SLG: 0.397	4-0 SH5-3 E 1B BB	0-3 ② K		4-0 BB BB		0-0 ① ② G5-2-3 1-2 2-3 3-Hf			0-0 G4-3 1B	3	1	1	0	2	1	4
Johnny Logan, R (1, 6) OBP: 0.357, SLG: 0.372	0-0 E SH5-3 1-2 1B	0-0 1-2 1B		4-0 1-2 2-3 BB		4-0 BB			0-0 ① ② G4-3 1-2f	3	0	2	0	2	0	1
Eddie Mathews, L (1, 5) OBP: 0.306, SLG: 0.437	0-0 ① SH5-3 1-2 2-3	0-0 ③ F8		0-0 ③ F9		0-0 ③ 4-3			0-0 ③ 4-3	4	0	0	0	0	0	8
Sid Gordon, R (1, 7) OBP: 0.395, SLG: 0.489	0-0 FC6 G5-4-3 2-3 3-H		0-0 CS 1B		0-0 ① F3		0-0 ① F9			4	0	1	0	0	0	1
Bob Thorpe, R (1, 9) OBP: 0.265, SLG: 0.341	0-0 ② ③ G5-4-3 1-2f		0-0 ① F9		0-0 ② F8		0-0 ② L9			4	0	0	0	0	0	3
George Crowe, L (1, 3) OBP: 0.329, SLG: 0.381		4-0 2B BB	0-3 ② K		0-3 ③ K		0-0 ③ 3-1			3	1	0	0	1	2	1
Paul Burris, R (1, 2) OBP: 0.264, SLG: 0.348	0-0 SH1-3 1B 1-H 2B	0-0 ③ CS 1-2	0-0 ① F8			0-0 HBP E G5-2-3 1B		0-0 ① F7		4	1	2	1	0	0	0
Jack Dittmer, L (1, 4) OBP: 0.238, SLG: 0.275	0-0 ① SH1-3 2-3		0-0 BB SH3-4 1B			0-0 FC1 G5-2-3 HBP 1-2		0-0 ② F3		3	0	1	0	0	0	1
Jim Wilson, R (1, 1) OBP: 0.153, SLG: 0.155	0-0 1B 3-H 1B		0-0 ② SH3-4 1-2			1-0 G5-2-3 1-2 2-3 HBP		0-0 ③ F7		1	0	1	1	0	0	0
Lew Burdette, R (4, 1) OBP: 0.167, SLG: 0.063										0	0	0	0	0	0	0
Sheldon Jones, R (7, 1)										0	0	0	0	0	0	0
Sibby Sisti, R (8, PH) OBP: 0.282, SLG: 0.327										1	0	0	0	0	0	0
Ernie Johnson, R (9, 1)										0	0	0	0	0	0	0
Inning Stats	R: 1 H: 1 E: 1 LOB: 1 K: 0 BB: 1 S: 4 P: 8	R: 2 H: 3 E: 0 LOB: 2 K: 1 BB: 1 S: 8 P: 12	R: 0 H: 1 E: 0 LOB: 0 K: 1 BB: 0 S: 5 P: 5	R: 0 H: 1 E: 0 LOB: 3 K: 0 BB: 2 S: 4 P: 12	R: 0 H: 0 E: 0 LOB: 0 K: 1 BB: 0 S: 5 P: 5	R: 0 H: 1 E: 1 LOB: 3 K: 0 BB: 1 S: 4 P: 9	R: 0 H: 0 E: 0 LOB: 0 K: 0 BB: 0 S: 3 P: 3	R: 0 H: 0 E: 0 LOB: 0 K: 0 BB: 0 S: 3 P: 3	R: 0 H: 1 E: 0 LOB: 0 K: 0 BB: 0 S: 3 P: 3							

	AB	30
	R	3
	H	8
	RBI	2
	BB	5
	SO	3
	LOB	19

| | | | | | | | | | |

Batter	1	2	3	4	5	6	7	8	9	AB	R	H	RBI	BB	SO	LOB
Bob Borkowski, R (1, 8) OBP: 0.312, SLG: 0.357	6-3		F4		F9	F9			F4	5	0	0	0	0	0	2
Bobby Adams, R (1, 5) OBP: 0.337, SLG: 0.383	1B		1B		WP BB 1B		F7		F3	5	1	3	0	0	0	1
Wally Westlake, R (1, 9) OBP: 0.313, SLG: 0.265	F8		F6		BBBB 4-0 WP 1B 1-2		SSS 0-3 K			3	1	0	0	1	1	2
Joe Adcock, R (1, 7) OBP: 0.336, SLG: 0.518	F8			HR 1B	HBP 1B 1-H 2-H		F3			4	1	2	2	0	0	1
Ted Kluszewski, L (1, 3) OBP: 0.362, SLG: 0.470		3-1		1-H HR	H 1-0 HBP 1-2			3-1		3	1	1	2	0	0	0
Joe Rossi, R (1, 2) OBP: 0.351, SLG: 0.289		H 1-0 FC6-4 HBP		F3	F6			F5		3	0	0	0	0	0	2
Eddie Pellagrini, R (1, 4) OBP: 0.231, SLG: 0.257		FC6-4 1-2f		SSS 0-3 K	SSS 0-3 K			B3		4	0	0	0	0	2	1
Roy McMillan, R (1, 6) OBP: 0.294, SLG: 0.344		G3		F8	5-3				SSS 0-3 K	4	0	0	0	0	1	1
Ewell Blackwell, R (1, 1) OBP: 0.133, SLG: 0.200			SSS 0-3 K		G3				2B	2	0	0	0	0	1	0
Joe Nuxhall, L (5, 1) OBP: 0.118, SLG: 0.118										1	0	1	0	0	0	0
Cal Abrams, L (9, PH) OBP: 0.308, SLG: 0.340						1B				1	0	1	0	0	0	0
Inning Stats	R: 0 E: 0 K: 0 S: 4 H: 1 LOB: 1 BB: 0 P: 4	R: 0 E: 0 K: 0 S: 3 H: 0 LOB: 1 BB: 0 P: 4	R: 0 E: 0 K: 1 S: 6 H: 1 LOB: 1 BB: 0 P: 6	R: 2 E: 0 K: 1 S: 7 H: 2 LOB: 0 BB: 0 P: 7	R: 2 E: 0 K: 0 S: 5 H: 2 LOB: 2 BB: 1 P: 10	R: 0 E: 0 K: 1 S: 6 H: 1 LOB: 1 BB: 0 P: 6	R: 0 E: 0 K: 1 S: 5 H: 0 LOB: 0 BB: 0 P: 5	R: 0 E: 0 K: 0 S: 3 H: 0 LOB: 0 BB: 0 P: 3	R: 0 E: 0 K: 1 S: 6 H: 1 LOB: 1 BB: 0 P: 6	1B: 6 2B: 1 3B: 0 HR: 1	SF: 0 SAC: 0 DP: 0 HBP: 2						

TOP

Cincinnati Reds @ Boston Braves

Braves Field, Boston, MA

Sun Aug 03 1952, 3:33 AM EDT

Cloudy - 84 F

livebaseballscorecards.com

AB	35
R	4
H	8
RBI	4
BB	1
SO	5
LOB	10

WP: 1 PA: 38
PB: 0
SB: 0
CS: 0

PITCHER	IP	WLS	BF	H	R	ER	SO	BB	IBB	HBP	BLK	WP	HR	S	P	ERA	WHIP
Warren Spahn, L (1, 1) ERA: 3.04	9.0	W	38	8	4	4	5	1	0	2	0	1	1	45	51	4.00	1.000

PITCHER	IP	WLS	BF	H	R	ER	SO	BB	IBB	HBP	BLK	WP	HR	S	P	ERA	WHIP

Cincinnati Reds @ Boston Braves

Braves Field, Boston, MA

Sun Aug 03 1952, 3:33 AM EDT

Cloudy - 84 F

livebaseballscorecards.com

BOTTOM

Batter	1	2	3	4	5	6	7	8	9	AB	R	H	RBI	BB	SO	LOB
Sam Jethroe, S (1, 8) OBP: 0.340, SLG: 0.396	0-0 G3 ①	0-0 G3-6-3 ②③ 1-2f		0-0 F3 ③		4-0 CS BB		0-0 1B 1-2		4	0	1	0	1	0	1
Johnny Logan, R (1, 6) OBP: 0.354, SLG: 0.368	0-0 F6 ②		0-0 F9 ①		0-0 1B BB 2B	0-3 K ①② 1-2		0-0 F9 ③		5	1	1	0	0	1	3
Eddie Mathews, L (1, 5) OBP: 0.308, SLG: 0.434	4-0 BB 1B 1B		0-3 K ②		4-0 BB 2B 1-2	0-3 K ③				2	2	0	0	2	2	0
Walker Cooper, R (1, 2) OBP: 0.305, SLG: 0.379	0-0 1B E 1-2 1B		0-0 BB 2B 1B		0-0 BB 2B 1-3 2-H		0-0 6-3 ①			4	2	3	1	0	0	0
Sid Gordon, R (1, 7) OBP: 0.396, SLG: 0.488	0-0 E8 1-H 2-H 1B		4-0 BB 2B 1-2		0-3 K ①		0-3 K ②			3	1	1	1	1	2	2
George Crowe, L (1, 3) OBP: 0.332, SLG: 0.385	0-0 1-3 ③		0-0 2B 1-H 2-H		4-0 BB BB		0-0 4-3 ③			3	0	1	2	1	0	1
Jack Daniels, L (1, 9) OBP: 0.286, SLG: 0.267		0-0 1B 6-3	0-0 F6 ③		0-3 K ②			0-0 F9 ①		2	1	1	0	0	0	1
Bob Thorpe, R (5, PH) OBP: 0.263, SLG: 0.338 (6, 9)		1B								2	0	0	0	0	1	3
Jack Dittmer, L (1, 4) OBP: 0.238, SLG: 0.270		0-0 6-3 ① 1-2		0-0 F8 ①	4-0 BB 1-2 2-3 3-H			0-0 F2 ②		3	0	0	1	1	0	1
Warren Spahn, L (1, 1) OBP: 0.260, SLG: 0.373		0-0 G3-6-3 2-H 1B		0-0 F2 ②	0-0 4-3 ③			0-0 1B 1B		4	0	2	1	0	0	3
Inning Stats	R: 2 E: 1 K: 0 S: 5 H: 2 LOB: 1 BB: 1 P: 9	R: 1 E: 0 K: 0 S: 4 H: 2 LOB: 0 BB: 0 P: 4	R: 2 E: 0 K: 1 S: 7 H: 2 LOB: 1 BB: 1 P: 11	R: 0 E: 0 K: 0 S: 3 H: 0 LOB: 0 BB: 0 P: 3	R: 2 E: 0 K: 2 S: 9 H: 2 LOB: 3 BB: 3 P: 21	R: 0 E: 0 K: 2 S: 6 H: 0 LOB: 0 BB: 1 P: 10	R: 0 E: 0 K: 1 S: 5 H: 0 LOB: 0 BB: 0 P: 5	R: 0 E: 0 K: 0 S: 5 H: 2 LOB: 2 BB: 0 P: 5		1B: 8 2B: 2 3B: 0 HR: 0 SF: 0 SAC: 0 DP: 1 HBP: 0						

PITCHER		IP	WLS	BF	H	R	ER	SO	BB	IBB	HBP	BLK	WP	HR	S	P	ERA	WHIP
Ewell Blackwell, R ERA: 5.51	(1, 1)	4.1	L	24	8	7	6	2	4	0	0	0	0	0	24	40	12.46	2.769
Joe Nuxhall, L ERA: 3.49	(5, 1)	3.2		14	2	0	0	4	2	0	0	0	0	0	20	28	0.00	1.091

PITCHER	IP	WLS	BF	H	R	ER	SO	BB	IBB	HBP	BLK	WP	HR	S	P	ERA	WHIP

AB	32
R	7
H	10
RBI	6
BB	6
SO	6
LOB	15

WP: 0 PB: 0 SB: 0 CS: 1 PA: 38

Batter	1	2	3	4	5	6	7	8	9	AB	R	H	RBI	BB	SO	LOB
Hal Jeffcoat, R (1, 8) OBP: 0.265, SLG: 0.338	1-3		6-3		F5			FC4-6 1B 1-2		4	0	1	0	0	0	0
Dee Fondy, L (1, 3) OBP: 0.332, SLG: 0.422	F7		K S S S			K S S S		FC4-6 1-2f 2-3		4	0	0	0	0	2	2
Frank Baumholtz, L (1, 9) OBP: 0.350, SLG: 0.405	S 1B		BB 1B			6-3		F5		4	0	2	0	0	0	2
Hank Sauer, R (1, 7) OBP: 0.358, SLG: 0.561	F8 1-2		B B B B PO BB 1-2			6-3			F9	3	0	0	0	1	0	1
Bill Serena, R (1, 4) OBP: 0.349, SLG: 0.496		F8	PO 1-2	F9			F8		5-3	4	0	0	0	0	0	0
Randy Jackson, R (1, 5) OBP: 0.258, SLG: 0.345		6-3		F9			6-3		1B 1B	4	0	1	0	0	0	0
Harry Chiti, R (1, 2) OBP: 0.293, SLG: 0.463		2B		F8			F8		1-3 1B	4	0	2	0	0	0	0
Roy Smalley, R (1, 6) OBP: 0.297, SLG: 0.327		B B B B BB			F8			F9	F9	3	0	0	0	1	0	2
Warren Hacker, R (1, 1) OBP: 0.094, SLG: 0.094		4-3			6-3					2	0	0	0	0	0	2
Bruce Edwards, R (8, PH) OBP: 0.287, SLG: 0.288										1	0	1	0	0	0	0
Bob Schultz, R (8, 1) OBP: 0.400, SLG: 0.400								FC4-6 1B		0	0	0	0	0	0	0
Inning Stats	R: 0 H: 1 E: 0 LOB: 1 K: 0 BB: 0 S: 4 P: 4	R: 0 H: 1 E: 0 LOB: 2 K: 0 BB: 1 S: 4 P: 8	R: 0 H: 1 E: 0 LOB: 1 K: 1 BB: 1 S: 5 P: 9	R: 0 H: 0 E: 0 LOB: 0 K: 0 BB: 0 S: 3 P: 3	R: 0 H: 0 E: 0 LOB: 0 K: 0 BB: 0 S: 3 P: 3	R: 0 H: 0 E: 0 LOB: 0 K: 1 BB: 0 S: 5 P: 5	R: 0 H: 0 E: 0 LOB: 0 K: 0 BB: 0 S: 3 P: 3	R: 0 H: 2 E: 0 LOB: 2 K: 0 BB: 0 S: 5 P: 5	R: 0 H: 2 E: 0 LOB: 2 K: 0 BB: 0 S: 5 P: 5	1B: 6 SF: 0 2B: 1 SAC: 0 3B: 0 DP: 0 HR: 0 HBP: 0						

TOP

Chicago Cubs @ Cincinnati Reds

Crosley Field, Cincinnati, OH

Tue Aug 05 1952, 3:33 AM EDT

Att. 12,651 - Unknown - 84 F

livebaseballscorecards.com

AB	33
R	0
H	7
RBI	0
BB	2
SO	2
LOB	9

WP: 0 PA: 36
PB: 0
SB: 1
CS: 0

PITCHER	IP	WLS	BF	H	R	ER	SO	BB	IBB	HBP	BLK	WP	HR	S	P	ERA	WHIP
Ken Raffensberger, L (1, 1) ERA: 2.55	9.0	W	35	7	0	0	2	2	0	0	0	0	0	37	45	0.00	1.000

PITCHER	IP	WLS	BF	H	R	ER	SO	BB	IBB	HBP	BLK	WP	HR	S	P	ERA	WHIP

Batter	1	2	3	4	5	6	7	8	9	AB	R	H	RBI	BB	SO	LOB
Cal Abrams, L (1, 8) OBP: 0.328, SLG: 0.411	1-3			1B 3B 2B	4-3			5-3		4	1	1	0	0	0	0
Bobby Adams, R (1, 5) OBP: 0.337, SLG: 0.382	K			3B 1B 2-3		F9		5-3		4	1	1	0	0	1	0
Willard Marshall, L (1, 9) OBP: 0.330, SLG: 0.415	F4			L8		3-1		BB		3	0	0	0	1	0	2
Ted Kluszewski, L (1, 3) OBP: 0.363, SLG: 0.472		F2		2B 3B 1-H 3-H		L3		BB 1-2		3	1	1	2	1	0	0
Joe Adcock, R (1, 7) OBP: 0.335, SLG: 0.518		F8		F3			E 2B	F2		4	1	1	0	0	0	3
Grady Hatton, L (1, 4) OBP: 0.328, SLG: 0.329		F5		2B 3-H			E9 1B 2-H			3	0	2	1	0	0	0
Andy Seminick, R (1, 2) OBP: 0.347, SLG: 0.466		F5		L8			F9			3	0	0	0	0	0	2
Roy McMillan, R (1, 6) OBP: 0.294, SLG: 0.342		F2-4 1B			F2		F5			3	0	1	0	0	0	1
Ken Raffensberger, R (1, 1) OBP: 0.111, SLG: 0.077		F2-4 1-2			K		K			3	0	0	0	0	2	2
Inning Stats	R: 0 E: 0 K: 1 S: 5 H: 0 LOB: 0 BB: 0 P: 5	R: 0 E: 0 K: 0 S: 3 H: 0 LOB: 0 BB: 0 P: 3	R: 0 E: 0 K: 0 S: 3 H: 1 LOB: 0 BB: 0 P: 3	R: 3 E: 0 K: 0 S: 7 H: 4 LOB: 1 BB: 0 P: 7	R: 0 E: 0 K: 1 S: 5 H: 0 LOB: 0 BB: 0 P: 5	R: 0 E: 0 K: 0 S: 3 H: 0 LOB: 0 BB: 0 P: 3	R: 1 E: 1 K: 1 S: 7 H: 2 LOB: 1 BB: 0 P: 7	R: 0 E: 0 K: 0 S: 3 H: 0 LOB: 2 BB: 2 P: 11		1B: 3 2B: 4 3B: 1 HR: 0	SF: 0 SAC: 0 DP: 1 HBP: 0					

BOTTOM

Chicago Cubs @ Cincinnati Reds

Crosley Field, Cincinnati, OH

Tue Aug 05 1952, 3:33 AM EDT

Att. 12,651 - Unknown - 84 F

livebaseballscorecards.com

AB	30
R	4
H	7
RBI	3
BB	2
SO	3
LOB	10

WP: 0 PB: 0 SB: 0 CS: 0 PA: 32

PITCHER		IP	WLS	BF	H	R	ER	SO	BB	IBB	HBP	BLK	WP	HR	S	P	ERA	WHIP
Warren Hacker, R ERA: 2.86	(1, 1)	7.0	L	27	7	4	3	3	0	0	0	0	0	0	33	33	3.86	1.000
Bob Schultz, L ERA: 4.41	(8, 1)	1.0		5	0	0	0	0	2	0	0	0	0	0	3	11	0.00	2.000

PITCHER		IP	WLS	BF	H	R	ER	SO	BB	IBB	HBP	BLK	WP	HR	S	P	ERA	WHIP

Chicago Cubs @ Cincinnati Reds

Crosley Field, Cincinnati, OH

Wed Aug 06 1952, 3:33 AM EDT

Att. 3,469 - Unknown

livebaseballscorecards.com

Batter	1	2	3	4	5	6	7	8	9	AB	R	H	RBI	BB	SO	LOB
Bob Addis, L (1, 9) OBP: 0.367, SLG: 0.387	E3 SH5-1 BB		P6		K	S 3-H 1B			6-3 SH5-4 1B 1B	4	0	1	1	0	1	0
Hal Jeffcoat, R (6, PR) OBP: 0.268, SLG: 0.341 (6, 8)										1	1	1	0	0	0	0
Dee Fondy, L (1, 3) OBP: 0.333, SLG: 0.429	BB 1-2 SH5-1 BB		K		HR	K 1-2			SH5-4 1-2	3	1	1	1	1	2	1
Frank Baumholtz, L (1, 8) OBP: 0.353, SLG: 0.417 (6, 9)	SH5-1 1-2 2-3		1B		3B		B1-3		6-3 2-3	4	0	2	0	0	0	1
Hank Sauer, R (1, 7) OBP: 0.359, SLG: 0.558	IBB		F7		P6		4-3		FC6-4 3-H 1B	4	0	1	1	1	0	2
Toby Atwell, L (1, 2) OBP: 0.396, SLG: 0.410	P6			3-1		P5	K		FC6-4 1-2f	5	0	0	0	0	1	4
Bill Serena, R (1, 4) OBP: 0.348, SLG: 0.496	L7			5-3		1B 2B		K		4	1	1	0	0	1	3
Randy Jackson, R (1, 5) OBP: 0.258, SLG: 0.340		E5 G6-4-3		BB FC6-4		P3		L5		3	0	0	0	1	0	1
Roy Smalley, R (1, 6) OBP: 0.302, SLG: 0.327		G6-4-3 1-2f		FC6-4 1-2f		3B 2-H 1B		BB		3	1	1	1	1	0	2
Paul Minner, L (1, 1) OBP: 0.278, SLG: 0.400		B1-3	6-3			1B 1-H 3B		4-3		0	0	0	0	0	0	0
Turk Lown, R (1, 1) OBP: 0.158, SLG: 0.189										4	1	1	1	0	0	1

TOP

AB	35
R	5
H	9
RBI	5
BB	4
SO	5
LOB	15

Inning Stats	1	2	3	4	5	6	7	8	9
	R: 0 E: 1 K: 0 S: 4	H: 0 LOB: 3 BB: 2 P: 12	R: 0 E: 1 K: 0 S: 3	H: 0 LOB: 0 BB: 0 P: 3	R: 0 E: 0 K: 1 S: 6	H: 1 LOB: 1 BB: 0 P: 6	R: 0 E: 0 K: 0 S: 3	H: 0 LOB: 1 BB: 1 P: 7	R: 1 E: 0 K: 1 S: 7	H: 2 LOB: 1 BB: 0 P: 7	R: 3 E: 0 K: 1 S: 9	H: 4 LOB: 2 BB: 0 P: 9	R: 0 E: 0 K: 1 S: 5	H: 0 LOB: 0 BB: 0 P: 5	R: 0 E: 0 K: 1 S: 5	H: 0 LOB: 1 BB: 1 P: 9	R: 1 E: 0 K: 0 S: 5	H: 2 LOB: 1 BB: 0 P: 5

1B: 5	SF: 0	WP: 0	PA: 41
2B: 1	SAC: 2	PB: 0	
3B: 2	DP: 1	SB: 1	
HR: 1	HBP: 0	CS: 0	

PITCHER		IP	WLS	BF	H	R	ER	SO	BB	IBB	HBP	BLK	WP	HR	S	P	ERA	WHIP
Herm Wehmeier, R ERA: 5.87	(1, 1)	5.2	L	28	7	4	4	2	2	1	0	0	0	1	29	41	6.35	1.588
Joe Nuxhall, L ERA: 3.41	(6, 1)	1.1		4	0	0	0	2	0	0	0	0	0	0	8	8	0.00	0.000
Bud Podbielan, R ERA: 6.2	(8, 1)	2.0		9	2	1	1	1	1	0	0	0	0	0	10	14	4.50	1.500

PITCHER	IP	WLS	BF	H	R	ER	SO	BB	IBB	HBP	BLK	WP	HR	S	P	ERA	WHIP

Chicago Cubs @ Cincinnati Reds

Crosley Field, Cincinnati, OH

Wed Aug 06 1952, 3:33 AM EDT

Att. 3,469 - Unknown

BOTTOM

Batter	1	2	3	4	5	6	7	8	9	AB	R	H	RBI	BB	SO	LOB
Bob Borkowski, R (1, 9) OBP: 0.312, SLG: 0.356	1B	F8		6-3			F9		K	3	1	1	0	0	0	1
Hank Edwards, L (7, PH) (8, 9) OBP: 0.367, SLG: 0.523										2	1	1	0	0	1	0
Bobby Adams, R (1, 5) OBP: 0.335, SLG: 0.380	F7	CS 1B			F9		F9		5-3	5	0	1	1	0	0	1
Wally Westlake, R (1, 8) OBP: 0.315, SLG: 0.268	1B 1-2	CS 1-2	F8		F8		1B			4	1	2	0	0	0	0
Ted Kluszewski, L (1, 3) OBP: 0.364, SLG: 0.472	1B 1-3 2-H		L9		1B		4-3			4	0	2	1	0	0	1
Joe Adcock, R (1, 7) OBP: 0.337, SLG: 0.521	2B 1-3 3-H		1B		K			6-3		4	0	2	1	0	1	1
Eddie Pellagrini, R (1, 4) OBP: 0.233, SLG: 0.247	IBB		F7			1-3		K		3	0	0	0	1	1	1
Joe Rossi, R (1, 2) OBP: 0.344, SLG: 0.279	K			F8		K		FC6-4 BB		3	0	0	0	1	2	3
Bubba Church, R (8, PR) OBP: 0.265, SLG: 0.324										0	0	0	0	0	0	0
Andy Seminick, R (9, 2) OBP: 0.347, SLG: 0.466										0	0	0	0	0	0	0
Roy McMillan, R (1, 6) OBP: 0.291, SLG: 0.339	P6			F3		F7		FC6-4 1-2f		4	0	0	0	0	0	4
Herm Wehmeier, R (1, 1) OBP: 0.213, SLG: 0.217		F9		2B			K		F8	2	0	1	0	0	0	0
Joe Nuxhall, L (6, 1) OBP: 0.118, SLG: 0.118										0	0	0	0	0	0	0
Cal Abrams, L (7, PH) OBP: 0.323, SLG: 0.404										1	0	0	0	0	1	0
Bud Podbielan, R (8, 1)										0	0	0	0	0	0	0
Willard Marshall, L (9, PH) OBP: 0.329, SLG: 0.413										1	0	0	0	0	0	0
Inning Stats	R: 2 E: 0 K: 1 S: 9 H: 4 LOB: 3 BB: 1 P: 13	R: 0 E: 0 K: 0 S: 3 H: 1 LOB: 0 BB: 0 P: 3	R: 0 E: 0 K: 0 S: 4 H: 1 LOB: 1 BB: 0 P: 4	R: 0 E: 0 K: 0 S: 4 H: 1 LOB: 1 BB: 0 P: 4	R: 0 E: 0 K: 1 S: 6 H: 1 LOB: 1 BB: 0 P: 6	R: 0 E: 0 K: 1 S: 5 H: 0 LOB: 0 BB: 0 P: 5	R: 1 E: 0 K: 1 S: 7 H: 2 LOB: 1 BB: 0 P: 7	R: 0 E: 0 K: 1 S: 5 H: 0 LOB: 1 BB: 1 P: 9	R: 0 E: 0 K: 1 S: 5 H: 0 LOB: 0 BB: 0 P: 5	1B: 7 2B: 2 3B: 1 HR: 0	SF: 0 SAC: 0 DP: 0 HBP: 0						

	AB	36
	R	3
	H	10
	RBI	3
	BB	2
	SO	6
	LOB	12

WP: 0 PB: 0 SB: 0 CS: 1 PA: 39

livebaseballscorecards.com

PITCHER		IP	WLS	BF	H	R	ER	SO	BB	IBB	HBP	BLK	WP	HR	S	P	ERA	WHIP
Paul Minner, L ERA: 4.0	(1, 1)	0.1		5	4	2	2	0	0	0	0	0	0	0	5	5	54.00	12.000
Turk Lown, R ERA: 4.78	(1, 1)	8.2	W	33	6	1	1	6	1	1	0	0	0	0	43	51	1.04	0.808

PITCHER	IP	WLS	BF	H	R	ER	SO	BB	IBB	HBP	BLK	WP	HR	S	P	ERA	WHIP

Batter	1	2	3	4	5	6	7	8	9	AB	R	H	RBI	BB	SO	LOB
Solly Hemus, L (1, 6) OBP: 0.397, SLG: 0.409	K		G3		2B 1B	1B			BB	4	1	2	0	1	1	0
Red Schoendienst, S (1, 4) OBP: 0.333, SLG: 0.407	3B 1B 1B		CS 1B		1-H 2B 2B	F8			F9	5	2	3	1	0	0	2
Stan Musial, L (1, 8) OBP: 0.437, SLG: 0.518	1-2 3B 1B		F6		6-3 3-H 1B 2B		F5		F8	5	2	2	1	0	0	2
Enos Slaughter, L (1, 9) OBP: 0.388, SLG: 0.441	1-H 2-H F7 3B		1-2 CS	1B 1B	2-3 6-3		L4			4	1	2	2	0	0	1
Peanuts Lowrey, R (1, 7) OBP: 0.341, SLG: 0.348	3-H F7			F8	3-H 1B		L4			4	0	1	2	0	0	1
Del Rice, R (1, 2) OBP: 0.348, SLG: 0.445	F8			K	F8			4-3		4	0	0	0	0	1	2
Billy Johnson, R (1, 5) OBP: 0.346, SLG: 0.336		F9		1-2 1B		F7		1-3		4	0	1	0	0	0	0
Dick Sisler, L (1, 3) OBP: 0.317, SLG: 0.389		6-3		F5		HR		K		4	1	1	1	0	1	2
Harry Brecheen, L (1, 1) OBP: 0.276, SLG: 0.192		6-3			1-3	F8			K	1	0	0	0	0	0	0
Mike Clark, R (3, 1)										3	0	0	0	0	1	0
Inning Stats	R: 3 E: 0 K: 1 S: 8 H: 3 LOB: 0 BB: 0 P: 8	R: 0 E: 0 K: 0 S: 3 H: 0 LOB: 0 BB: 0 P: 3	R: 0 E: 0 K: 0 S: 3 H: 1 LOB: 0 BB: 0 P: 3	R: 0 E: 0 K: 1 S: 7 H: 2 LOB: 2 BB: 0 P: 7	R: 3 E: 0 K: 0 S: 7 H: 4 LOB: 1 BB: 0 P: 7	R: 1 E: 0 K: 0 S: 5 H: 2 LOB: 1 BB: 0 P: 5	R: 0 E: 0 K: 0 S: 3 H: 0 LOB: 0 BB: 0 P: 3	R: 0 E: 0 K: 1 S: 5 H: 0 LOB: 0 BB: 0 P: 5	R: 0 E: 0 K: 1 S: 5 H: 0 LOB: 1 BB: 1 P: 9	1B: 8 2B: 2 3B: 1 HR: 1	SF: 0 SAC: 0 DP: 0 HBP: 0					

TOP

St. Louis Cardinals @ Cincinnati Reds

Crosley Field, Cincinnati, OH

Thu Aug 07 1952, 3:33 AM EDT
Att. 7,166 - Unknown - 82 F

livebaseballscorecards.com

AB	38
R	7
H	12
RBI	7
BB	1
SO	4
LOB	10

WP: 0 PB: 0 SB: 0 CS: 1 PA: 40

PITCHER		IP	WLS	BF	H	R	ER	SO	BB	IBB	HBP	BLK	WP	HR	S	P	ERA	WHIP
Harry Perkowski, L ERA: 4.24	(1, 1)	4.1	L	21	9	6	6	2	0	0	0	0	0	0	25	25	12.46	2.077
Frank Smith, R ERA: 3.72	(5, 1)	2.2		11	3	1	1	0	0	0	0	0	0	1	11	11	3.38	1.125
Joe Nuxhall, L ERA: 3.3	(8, 1)	2.0		7	0	0	0	2	1	0	0	0	0	0	10	14	0.00	0.500

PITCHER	IP	WLS	BF	H	R	ER	SO	BB	IBB	HBP	BLK	WP	HR	S	P	ERA	WHIP

Batter	1	2	3	4	5	6	7	8	9	AB	R	H	RBI	BB	SO	LOB
Bob Borkowski, R (1, 8) OBP: 0.311, SLG: 0.355	F4		4-3 1B 1-2 2-H 3-H 1B		K		K			4	1	1	2	0	2	0
Bobby Adams, R (1, 5) OBP: 0.337, SLG: 0.379	L8		4-3 1-2 2-3		FC4-6 1B		BB			3	0	1	0	1	0	2
Willard Marshall, L (1, 9) OBP: 0.328, SLG: 0.411	3-1		4-3 2-H 3-H 1B		FC4-6 1-2f		G3			4	0	1	2	0	0	2
Ted Kluszewski, L (1, 3) OBP: 0.360, SLG: 0.467		K	4-3 2-3		F8			4-3		4	0	0	0	0	1	2
Joe Adcock, R (1, 7) OBP: 0.339, SLG: 0.521		G6-4-3 1B	F8			2B 1B		F9		4	0	2	0	0	0	1
Andy Seminick, R (1, 2) OBP: 0.342, SLG: 0.458		G6-4-3 1-2f		F1		F6		F8		4	0	0	0	0	0	2
Grady Hatton, L (1, 4) OBP: 0.330, SLG: 0.329			SH BB 1B BB	1B 1B		F8			F5	3	1	1	0	1	0	1
Roy McMillan, R (1, 6) OBP: 0.295, SLG: 0.344			SH 1B 1-2 BB	G1-6-3 1-2 1B		1-H 2B			E6 G6-3	3	1	2	0	1	0	0
Harry Perkowski, L (1, 1) OBP: 0.220, SLG: 0.276 Frank Smith, R (5, 1) OBP: 0.143, SLG: 0.190 Cal Abrams, L (7, PH) OBP: 0.317, SLG: 0.397 Joe Nuxhall, L (8, 1) OBP: 0.118, SLG: 0.118 Hank Edwards, L (9, PH) OBP: 0.365, SLG: 0.519			SH 4-3 1B 1B 1-2 2-3	G1-6-3 1-2f			K		G6-3 1-2f	1 0 1 0 1	1 0 0 0 0	0 0 0 0 0	0 0 0 0 0	0 0 0 0 0	0 0 1 0 0	2 0 0 0 1
Inning Stats	R: 0 E: 0 K: 0 S: 3 H: 0 LOB: 0 BB: 0 P: 3	R: 0 E: 0 K: 1 S: 5 H: 1 LOB: 0 BB: 0 P: 5	R: 4 E: 0 K: 0 S: 6 H: 2 LOB: 1 BB: 2 P: 14	R: 0 E: 0 K: 0 S: 4 H: 2 LOB: 1 BB: 0 P: 4	R: 0 E: 0 K: 1 S: 6 H: 1 LOB: 1 BB: 0 P: 6	R: 0 E: 0 K: 0 S: 4 H: 2 LOB: 2 BB: 0 P: 4	R: 0 E: 0 K: 2 S: 7 H: 0 LOB: 1 BB: 1 P: 11	R: 0 E: 0 K: 0 S: 3 H: 0 LOB: 0 BB: 0 P: 3	R: 0 E: 1 K: 0 S: 3 H: 0 LOB: 0 BB: 0 P: 3	1B: 7 2B: 1 3B: 0 HR: 0 SF: 0 SAC: 1 DP: 3 HBP: 0				WP: 0 PB: 0 SB: 0 CS: 0		PA: 36

PITCHER	IP	WLS	BF	H	R	ER	SO	BB	IBB	HBP	BLK	WP	HR	S	P	ERA	WHIP
Harry Brecheen, L (1, 1) ERA: 3.76	2.1		12	3	4	4	1	2	0	0	0	0	0	12	20	15.43	2.143
Mike Clark, R (3, 1) ERA: 2.92	6.2	W	24	5	0	0	3	1	0	0	0	0	0	29	33	0.00	0.900

PITCHER	IP	WLS	BF	H	R	ER	SO	BB	IBB	HBP	BLK	WP	HR	S	P	ERA	WHIP

BOTTOM

St. Louis Cardinals @ Cincinnati Reds

Crosley Field, Cincinnati, OH

Thu Aug 07 1952, 3:33 AM EDT

Att. 7,166 - Unknown - 82 F

livebaseballscorecards.com

AB	32
R	4
H	8
RBI	4
BB	3
SO	4
LOB	13

St. Louis Cardinals @ Cincinnati Reds

Crosley Field, Cincinnati, OH

Fri Aug 08 1952, 3:33 AM EDT
Att. 15,094 - Unknown - 86 F

TOP

livebaseballscorecards.com

Batter	1	2	3	4	5	6	7	8	9	AB	R	H	RBI	BB	SO	LOB
Solly Hemus, L (1, 6) OBP: 0.393, SLG: 0.405	S S S 0-3 ① K		x 0-0 ③ 4-3		x 0-0 ③ 4-3		x 0-0 ③ 5-3		S S S 0-3 ③ K	4	0	0	0	0	1	3
Al Brazle, L (7, 1) OBP: 0.167, SLG: 0.208										0	0	0	0	0	0	0
Eddie Yuhas, R (8, 1) OBP: 0.222, SLG: 0.235										0	0	0	0	0	0	0
Tommy Glaviano, R (9, PH) OBP: 0.369, SLG: 0.339										1	0	0	0	0	1	0
Red Schoendienst, S (1, 4) OBP: 0.334, SLG: 0.407	x 0-0 ② 4-3			x 0-0 E S F8 1B		x 0-0 ① F8		B B B B 4-0 1B F9 BB		3	2	1	0	1	0	0
Stan Musial, L (1, 8) OBP: 0.436, SLG: 0.515	x 0-0 ③ G3			x 0-0 ① F9		x 0-0 ② 6-3		x 0-0 2B 1-3 1B		4	0	1	0	0	0	1
Enos Slaughter, L (1, 9) OBP: 0.387, SLG: 0.447		x 0-0 ① 4-3		x 0-0 ② F8 1-H		x 0-0 HR		x 0-0 ① F9 3-H		4	1	1	3	0	0	1
Hal Rice, L (1, 7) OBP: 0.335, SLG: 0.451		x 0-0 ② 2B		x 0-0 ③ F5		x 0-0 ③ F8		x 0-0 1-3 2B		4	0	2	0	0	0	0
Del Rice, R (1, 2) OBP: 0.347, SLG: 0.443		x 0-0 ③ F7			x 0-0 G6-4-3 1B 1B 1B		x 0-0 ① F7	x 0-0 ② F3		4	1	1	0	0	0	2
Dick Sisler, L (1, 3) OBP: 0.317, SLG: 0.387			x 0-0 ① F7		x 0-0 G6-4-3 1-2 1B		x 0-0 ② 6-3	x 0-0 ③ G3		4	0	1	0	0	0	2
Billy Johnson, R (1, 5) OBP: 0.344, SLG: 0.335		x 0-0 ② F7			x 0-0 ① ② G6-4-3 1-2f 2-3		x 0-0 PB 1B 1B		S S S 0-3 ① K	4	1	1	0	0	1	2
Cliff Chambers, L (1, 1) OBP: 0.346, SLG: 0.375 Bobby Tiefenauer, R (4, 1) Vern Benson, L (5, PH) OBP: 0.500, SLG: 0.500 Harry Brecheen, L (5, 1) OBP: 0.276, SLG: 0.192 Peanuts Lowrey, R (7, PH) OBP: 0.343, SLG: 0.350 Virgil Stallcup, R (7, 6) OBP: 0.227, SLG: 0.238			B B B B 4-0 BB		x 0-0 3-H 1B		x 0-0 1-H 1B		x 0-0 ② F2	0	0	0	0	1	0	0
										0	0	0	0	0	0	0
										1	0	1	1	0	0	0
										0	0	0	0	0	0	0
										1	0	1	1	0	0	0
										0	0	0	0	0	0	0

	AB	34
	R	5
	H	10
	RBI	5
	BB	2
	SO	3
	LOB	11

Inning Stats	1	2	3	4	5	6	7	8	9
	R: 0 E: 0 K: 1 S: 5	H: 0 LOB: 0 BB: 0 P: 5	R: 0 E: 0 K: 0 S: 3	H: 1 LOB: 0 BB: 0 P: 3	R: 0 E: 0 K: 0 S: 3	H: 0 LOB: 1 BB: 1 P: 7	R: 1 E: 0 K: 0 S: 4	H: 1 LOB: 0 BB: 0 P: 4	R: 1 E: 0 K: 0 S: 5	H: 3 LOB: 1 BB: 0 P: 5	R: 1 E: 0 K: 0 S: 4	H: 1 LOB: 0 BB: 0 P: 4	R: 1 E: 0 K: 0 S: 5	H: 2 LOB: 1 BB: 0 P: 5	R: 1 E: 0 K: 0 S: 5	H: 2 LOB: 2 BB: 1 P: 9	R: 0 E: 0 K: 2 S: 7	H: 0 LOB: 0 BB: 0 P: 7

	1B: 7	SF: 0	WP: 0	PA: 37
	2B: 2	SAC: 0	PB: 1	
	3B: 0	DP: 1	SB: 1	
	HR: 1	HBP: 0	CS: 0	

PITCHER		IP	WLS	BF	H	R	ER	SO	BB	IBB	HBP	BLK	WP	HR	S	P	ERA	WHIP
Ewell Blackwell, R ERA: 5.38	(1, 1)	7.1	W	32	10	5	3	1	2	0	0	0	0	1	32	40	3.68	1.636
Bud Podbielan, R ERA: 5.73	(8, 1)	1.2	S	5	0	0	0	2	0	0	0	0	0	0	9	9	0.00	0.000

PITCHER	IP	WLS	BF	H	R	ER	SO	BB	IBB	HBP	BLK	WP	HR	S	P	ERA	WHIP

BOTTOM

Batter	1	2	3	4	5	6	7	8	9	AB	R	H	RBI	BB	SO	LOB
Bob Borkowski, R (1, 8) OBP: 0.312, SLG: 0.354	S S S 0-3 ① K		x 0-0 ② 1B 1B	B B B B 4-0 FC4-6 1-2 BB		x 0-0 ② 1-3 2-3		x 0-0 ② 6-3		4	0	1	0	1	1	1
Bobby Adams, R (1, 5) OBP: 0.335, SLG: 0.377	x 0-0 1B 1B		x 0-0 ② F4	x 0-0 ① FC4-6 S 1-2f 2-3 3-H		x 0-0 ③ 1-3		x 0-0 ③ F9		5	0	1	1	0	0	4
Willard Marshall, L (1, 9) OBP: 0.333, SLG: 0.416	x 0-0 G4-6-3 1-2 1B		x 0-0 1-3 1B	x 0-0 ② F8 3-H			x 0-0 BB HR 1B			4	1	3	1	0	0	1
Ted Kluszewski, L (1, 3) OBP: 0.356, SLG: 0.461	x 0-0 ② ③ G4-6-3 1-2f		x 0-0 ③ F8	x 0-0 ③ 4-3 1-2			S S S 0-3 ① K			4	0	0	0	0	1	6
Joe Adcock, R (1, 7) OBP: 0.342, SLG: 0.521 Cal Abrams, L (8, 7) OBP: 0.317, SLG: 0.397		x 0-0 1B 1B		x 0-0 FC4 1B 2B 1B	x 0-0 ① F4		S S S 0-3 ② K			4 0	1 0	2 0	0 0	0 0	1 0	1 0
Grady Hatton, L (1, 4) OBP: 0.334, SLG: 0.332	S S S 0-3 ① K			x 0-0 E 2B 1-2 1B	x 0-0 G1-4-3 1B		B B B B 4-0 HR 1-2 BB			3	2	2	0	1	1	1
Andy Seminick, R (1, 2) OBP: 0.340, SLG: 0.467	S S S 0-3 ② K			x 0-0 FC4 2B 1B 1-2 2-3	x 0-0 ② ③ G1-4-3 1-2f		x 0-0 1-H 2-H HR			4	2	1	3	0	1	4
Roy McMillan, R (1, 6) OBP: 0.300, SLG: 0.349	x 0-0 ③ 1-3 1B			x 0-0 1B FC4-6 2B 1-3 2-H 3-H		B B B B 4-0 1-3 SH3-4 BB	x 0-0 ③ 2-3			3	1	2	2	1	0	0
Ewell Blackwell, R (1, 1) OBP: 0.156, SLG: 0.219 Bud Podbielan, R (8, 1)			x 0-0 ① F8	x 0-0 FC4-6 BB F8 2-3 3-H 1B		x 0-0 ① SH3-4 1-2		S S S 0-3 ① K		2 1	1 0	1 0	1 0	0 0	0 1	0 0
Inning Stats	R: 0 E: 0 K: 1 S: 6 H: 2 LOB: 1 BB: 0 P: 6	R: 0 E: 0 K: 2 S: 8 H: 2 LOB: 2 BB: 0 P: 8	R: 0 E: 0 K: 0 S: 5 H: 2 LOB: 2 BB: 0 P: 5	R: 5 E: 1 K: 0 S: 8 H: 4 LOB: 1 BB: 1 P: 12	R: 0 E: 0 K: 0 S: 3 H: 1 LOB: 0 BB: 0 P: 3	R: 0 E: 0 K: 0 S: 3 H: 0 LOB: 1 BB: 1 P: 7	R: 3 E: 0 K: 2 S: 9 H: 2 LOB: 0 BB: 1 P: 13	R: 0 E: 0 K: 1 S: 5 H: 0 LOB: 0 BB: 0 P: 5		1B: 11 2B: 1 3B: 0 HR: 1	SF: 0 SAC: 1 DP: 2 HBP: 0			WP: 0 PB: 0 SB: 1 CS: 0	PA: 38		

PITCHER	IP	WLS	BF	H	R	ER	SO	BB	IBB	HBP	BLK	WP	HR	S	P	ERA	WHIP
Cliff Chambers, L (1, 1) ERA: 4.19	3.0	L	18	10	5	3	3	0	0	0	0	0	0	24	24	9.00	3.333
Bobby Tiefenauer, R (4, 1) ERA: 7.88	1.0		4	0	0	0	0	1	0	0	0	0	0	3	7	0.00	1.000
Harry Brecheen, L (5, 1) ERA: 3.67	2.0		7	1	0	0	0	1	0	0	0	0	0	6	10	0.00	1.000
Al Brazle, L (7, 1) ERA: 2.09	1.0		6	2	3	3	2	1	0	0	0	0	1	9	13	27.00	3.000
Eddie Yuhas, R (8, 1) ERA: 2.52	1.0		3	0	0	0	1	0	0	0	0	0	0	5	5	0.00	0.000

PITCHER	IP	WLS	BF	H	R	ER	SO	BB	IBB	HBP	BLK	WP	HR	S	P	ERA	WHIP

St. Louis Cardinals @ Cincinnati Reds

Crosley Field, Cincinnati, OH

Fri Aug 08 1952, 3:33 AM EDT

Att. 15,094 - Unknown - 86 F

livebaseballscorecards.com

AB	34
R	8
H	13
RBI	8
BB	3
SO	6
LOB	18

Batter	1	2	3	4	5	6	7	8	9	AB	R	H	RBI	BB	SO	LOB
Solly Hemus, L (1, 6) OBP: 0.395, SLG: 0.411	0-0 FC9-6 1B		0-0 F5 ②		0-0 1B 3B		B B B 4-0 E 1B BB		0-0 F5 ②	4	2	2	0	1	0	1
Red Schoendienst, S (1, 4) OBP: 0.341, SLG: 0.414	0-0 FC9-6 1-3 1B		0-0 1B		0-0 FC3-6 3-H 1B		0-0 E7 G6-3 1-3 1B		0-0 1-2 1B	5	0	5	1	0	0	0
Stan Musial, L (1, 8) OBP: 0.431, SLG: 0.509	0-0 FC9-6 ① 1B 1-2f 3-H		0-0 F8 ③		0-0 L9 ①		0-0 G6-3 ②③ 1-2f		0-0 L6 ③	5	0	0	1	0	0	7
Enos Slaughter, L (1, 9) OBP: 0.388, SLG: 0.448	0-0 G1-6-3 1-2 1B			0-0 1B 1B	0-0 FC3-6 ② 1-2f			0-0 F8 ①		4	1	2	0	0	0	1
Hal Rice, L (1, 7) OBP: 0.333, SLG: 0.447	0-0 G1-6-3 ②③ 1-2f			0-0 ① 1-3 1B	0-0 G3 ③			0-0 F5 ②		4	0	1	0	0	0	3
Del Rice, R (1, 2) OBP: 0.348, SLG: 0.442		0-0 5-3 ①		0-0 1B 3-H 1B		0-0 6-3 ①		B B B B 4-0 BB		3	0	1	1	1	0	0
Dick Sisler, L (1, 3) OBP: 0.313, SLG: 0.383		S S S 0-3 K ②		x 0-0 L9 ②		x 0-0 4-3 ②		S S S 0-3 K ③		4	0	0	0	0	2	2
Billy Johnson, R (1, 5) OBP: 0.347, SLG: 0.337		x 0-0 F8 ③		x 0-0 1-2 1B		x 0-0 F7 ③			x 0-0 1B 1B	4	0	2	0	0	0	0
Joe Presko, R (1, 1) OBP: 0.125, SLG: 0.079 Al Brazle, L (6, 1) OBP: 0.167, SLG: 0.208 Eddie Yuhas, R (6, 1) OBP: 0.222, SLG: 0.235 Tommy Glaviano, R (7, PH) OBP: 0.366, SLG: 0.336 Cliff Chambers, L (7, 1) OBP: 0.346, SLG: 0.375 Peanuts Lowrey, R (9, PH) OBP: 0.342, SLG: 0.349			S S S 0-3 K ①	x 0-0 4-3 ③			x 0-0 F7 ①		x 0-0 F8 ①	2 0 0 1 0 1	0 0 0 0 0 0	0 0 0 0 0 0	0 0 0 0 0 0	0 0 0 0 0 0	1 0 0 0 0 0	2 0 0 0 0 1

| Inning Stats | | |

BOTTOM

St. Louis Cardinals @ Cincinnati Reds

Crosley Field, Cincinnati, OH

Sat Aug 09 1952, 3:33 AM EDT

Att. 10,456 - Unknown

Batter	1	2	3	4	5	6	7	8	9	AB	R	H	RBI	BB	SO	LOB
Cal Abrams, L (1, 8) (9, 7) OBP: 0.338, SLG: 0.403	PB 1-3 1B		BBBB 4-0 1B 1B BB	L9		1-2 2-H BB 1B 1B	G3			4	2	2	1	1	0	3
Bobby Adams, R (1, 5) OBP: 0.338, SLG: 0.377	F9		1-2 1B 1B		B1-3	BBBB 1B 1B 1-2 2-3 BB		BBBB 1B 1B BB		3	2	1	0	2	0	1
Willard Marshall, L (1, 9) OBP: 0.338, SLG: 0.419	1-3 1-2		1-3 2-H 1B		4-3	E 1B E 1-3 2-H 3-H 1B		HBP 1B E 1-2 1B		5	2	3	3	0	0	1
Ted Kluszewski, L (1, 3) OBP: 0.360, SLG: 0.463	6-3 2-3		F8		1B	E3 BB E 1-3 3-H 1B		HBP E 1-2 2-H 1B		5	2	3	2	0	0	3
Hank Edwards, L (1, 7) Bob Borkowski, R (8, PH) (9, 8) OBP: 0.311, SLG: 0.353		4-3		FC6 2B	F7	BBBB E 1-2 BB		F5		3 1	1 0	1 0	0 0	1 0	0 0	1 2
Grady Hatton, L (1, 4) OBP: 0.335, SLG: 0.331		4-3		F5		FC4-6 1B E7 1-H 2-H 3-H		E 1B HBP 1-2 2-3		4	1	1	0	0	0	1
Andy Seminick, R (1, 2) OBP: 0.338, SLG: 0.459		F9		BBBB 4-0 FC6 BB		SSS 0-3 K L5		E5 1B 1-2 2-H 3-H		4	0	0	1	1	1	4
Roy McMillan, R (1, 6) OBP: 0.299, SLG: 0.347			F2	SSS 0-3 K		FC4-6 1B 1-2f	F8	G6-4-3 1B 1-2 2-H		5	1	1	1	0	1	3
Bubba Church, R (1, 1) OBP: 0.250, SLG: 0.306 Joe Adcock, K (6, PH) OBP: 0.344, SLG: 0.522 Frank Hiller, R (6, PR) OBP: 0.259, SLG: 0.167 Joe Nuxhall, L (7, 1) OBP: 0.105, SLG: 0.105			SSS 0-3 K	FC6 1-2 2-3		BB 1B 1B 1-2 1B	F9	G6-4-3 1-2f		2 1 0 2	0 0 1 0	0 1 0 0	0 0 0 0	1 0 0 0	2 0 0 0	2 0 0 2
Inning Stats	R: 0 E: 0 K: 0 S: 4 H: 1 LOB: 1 BB: 0 P: 4	R: 0 E: 0 K: 0 S: 3 H: 0 LOB: 0 BB: 0 P: 3	R: 1 E: 0 K: 1 S: 7 H: 2 LOB: 2 BB: 1 P: 11	R: 0 E: 0 K: 1 S: 7 H: 1 LOB: 3 BB: 1 P: 11	R: 0 E: 0 K: 0 S: 4 H: 1 LOB: 1 BB: 0 P: 4	R: 7 E: 2 K: 1 S: 11 H: 5 LOB: 2 BB: 2 P: 19	R: 0 E: 0 K: 0 S: 3 H: 0 LOB: 0 BB: 0 P: 3	R: 4 E: 1 K: 0 S: 6 H: 3 LOB: 1 BB: 1 P: 11		1B: 12 2B: 1 3B: 0 HR: 0	SF: 0 SAC: 0 DP: 1 HBP: 1					

PITCHER		IP	WLS	BF	H	R	ER	SO	BB	IBB	HBP	BLK	WP	HR	S	P	ERA	WHIP
Joe Presko, R ERA: 4.05	(1, 1)	5.2	L	28	8	4	4	3	2	0	0	0	0	0	32	40	6.35	1.765
Al Brazle, L ERA: 2.2	(6, 1)	0.0		3	2	1	1	0	1	0	0	0	0	0	2	6	∞	∞
Eddie Yuhas, R ERA: 2.51	(6, 1)	0.1		3	0	3	0	0	1	0	0	0	0	0	2	6	0.00	3.000
Cliff Chambers, L ERA: 4.46	(7, 1)	2.0		11	3	4	3	0	1	0	1	0	0	0	9	14	13.50	2.000

PITCHER	IP	WLS	BF	H	R	ER	SO	BB	IBB	HBP	BLK	WP	HR	S	P	ERA	WHIP

AB	39
R	12
H	13
RBI	8
BB	5
SO	3
LOB	23

WP: 0 PB: 1 SB: 0 CS: 0 PA: 45

livebaseballscorecards.com

St. Louis Cardinals @ Cincinnati Reds

Crosley Field, Cincinnati, OH

Sun Aug 10 1952, 3:33 AM EDT

Unknown

TOP

livebaseballscorecards.com

Batter	1	2	3	4	5	6	7	8	9	AB	R	H	RBI	BB	SO	LOB
Solly Hemus, L (1, 6) OBP: 0.394, SLG: 0.409	1-3		F2			FC5-4 1B		K		4	0	1	0	0	1	1
Red Schoendienst, S (1, 4) OBP: 0.343, SLG: 0.417	1B 1B		F8			FC5-4 FC4-6 1-2f			1B 2B	4	1	2	0	0	0	1
Stan Musial, L (1, 8) OBP: 0.429, SLG: 0.506	G1-6-3 1-2 1B			4-3		F9			F9	4	0	1	0	0	0	2
Enos Slaughter, L (1, 9) OBP: 0.389, SLG: 0.448	G1-6-3 1-2f			1B		FC4-6 1-2f			2B 1B 2-H 1B	4	1	2	1	0	0	3
Peanuts Lowrey, R (1, 7) OBP: 0.340, SLG: 0.351		6-3		F7			F8		1B 2B 1-3	4	1	1	0	0	0	1
Billy Johnson, R (1, 5) OBP: 0.345, SLG: 0.333		F4		F7			5-3		1B IBB FC1-2	3	0	0	0	1	0	1
Dick Sisler, L (1, 3) OBP: 0.315, SLG: 0.384		1B			P3		1-3		FC5 FC1-2 1B 1-3 2-H 3-H	4	0	2	2	0	0	0
Les Fusselman, R (1, 2) OBP: 0.158, SLG: 0.246 Eddie Stanky, R (8, PH) OBP: 0.348, SLG: 0.253 Tommy Glaviano, R (8, PR) OBP: 0.366, SLG: 0.336 Mike Clark, R (8, 1)	F3				F6			G5-4-3 1B	FC1-2 1-2 3-H	2 1 0 1	0 0 0 0	0 1 0 0	0 0 0 0	0 0 0 0	0 0 0 0	1 0 0 2
Vinegar Bend Mizell, R (1, 1) OBP: 0.063, SLG: 0.125 Del Rice, R (8, PH) OBP: 0.347, SLG: 0.439 (8, 2)			K		4-3			G5-4-3 1-2f	FC5 2-3f	2 2	0 0	0 0	0 0	0 0	1 0	0 3

Inning Stats																								
	R: 0	H: 2		R: 0	H: 1		R: 0	H: 0		R: 0	H: 1		R: 0	H: 0		R: 0	H: 1		R: 0	H: 0		R: 3	H: 4	
	E: 0	LOB: 1		E: 0	LOB: 1		E: 0	LOB: 0		E: 0	LOB: 1		E: 0	LOB: 0		E: 0	LOB: 1		E: 0	LOB: 0		E: 0	LOB: 2	
	K: 0	BB: 0		K: 0	BB: 0		K: 1	BB: 0		K: 0	BB: 0		K: 0	BB: 0		K: 1	BB: 0		K: 0	BB: 0		K: 0	BB: 1	
	S: 4	P: 4		S: 4	P: 4		S: 5	P: 5		S: 4	P: 4		S: 3	P: 3		S: 4	P: 4		S: 3	P: 3		S: 7	P: 11	

1B: 8	SF: 0		WP: 0	PA: 36																																
2B: 2	SAC: 0		PB: 0																																	
3B: 0	DP: 2		SB: 0																																	
HR: 0	HBP: 0		CS: 0																																	

PITCHER		IP	WLS	BF	H	R	ER	SO	BB	IBB	HBP	BLK	WP	HR	S	P	ERA	WHIP
Ken Raffensberger, L ERA: 2.57	(1, 1)	9.0	L	36	10	3	3	2	0	1	0	0	0	0	39	43	3.00	1.111

PITCHER		IP	WLS	BF	H	R	ER	SO	BB	IBB	HBP	BLK	WP	HR	S	P	ERA	WHIP

AB	35
R	3
H	10
RBI	3
BB	1
SO	2
LOB	15

Batter	1	2	3	4	5	6	7	8	9	AB	R	H	RBI	BB	SO	LOB
Bob Borkowski, R (1, 8) OBP: 0.311, SLG: 0.354	S S S 0-3 ① **K**		x 0-0 ① **6-3**		x 0-0 **1B** **2B**		x 0-0 ③ **F9**			4	1	1	0	0	1	0
Bobby Adams, R (1, 5) OBP: 0.342, SLG: 0.380	x 0-0 ② **5-3**		x 0-0 **1B**		x 0-0 **FC5-6** **1B** 2-H			x 0-0 **SH1-4** **1B**		4	0	3	1	0	0	0
Willard Marshall, L (1, 9) OBP: 0.334, SLG: 0.415	x 0-0 ③ **4-3**		x 0-0 ② **F8**		x 0-0 ① **FC5-6** **G4-6-3** 1-2f			x 0-0 ① **SH1-4** 1-2		3	0	0	0	0	0	2
Ted Kluszewski, L (1, 3) OBP: 0.358, SLG: 0.459		x 0-0 ① **4-3**	x 0-0 ③ **F2**		x 0-0 ② ③ **G4-6-3** 1-2f			4-0 **IBB**		3	0	0	0	1	0	2
Joe Adcock, R (1, 7) OBP: 0.343, SLG: 0.522 Cal Abrams, L (9, 7) OBP: 0.338, SLG: 0.403		x 0-0 **BB** **2B**		x 0-0 ① **F3**		x 0-0 ① **6-3**		S S S 0-3 ② **K**		4 0	0 0	1 0	0 0	0 0	1 0	2 0
Grady Hatton, L (1, 4) OBP: 0.334, SLG: 0.329		B B B B 4-0 **BB** **BB**		x 0-0 ② **F9**		x 0-0 ② **4-3**		x 0-0 ③ **3-1**		3	0	0	0	1	0	2
Andy Seminick, R (1, 2) OBP: 0.337, SLG: 0.468		S S S 0-3 ② **K**		x 0-0 **HR**		x 0-0 ③ **F8**			x 0-0 ① **F9**	4	1	1	1	0	1	2
Roy McMillan, R (1, 6) OBP: 0.300, SLG: 0.347		B B B B 4-0 **1-2** **2-3** **BB**		x 0-0 **1B**			x 0-0 ① **6-3**		x 0-0 ② **F4**	3	0	1	0	1	0	0
Ken Raffensberger, R (1, 1) OBP: 0.105, SLG: 0.073 Hank Edwards, L (9, PH) OBP: 0.366, SLG: 0.518		x 0-0 ③ **5-3**		x 0-0 ③ **6-3**			S S S 0-3 ② **K**		x 0-0 ③ **F6**	3 1	0 0	0 0	0 0	0 0	1 0	4 0
Inning Stats	R: 0 H: 0 E: 0 LOB: 0 K: 1 BB: 0 S: 5 P: 5	R: 0 H: 1 E: 0 LOB: 3 K: 1 BB: 2 S: 6 P: 14	R: 0 H: 1 E: 0 LOB: 1 K: 0 BB: 0 S: 4 P: 4	R: 1 H: 2 E: 0 LOB: 1 K: 0 BB: 0 S: 5 P: 5	R: 1 H: 2 E: 0 LOB: 0 K: 0 BB: 0 S: 4 P: 4	R: 0 H: 0 E: 0 LOB: 0 K: 0 BB: 0 S: 3 P: 3	R: 0 H: 0 E: 0 LOB: 0 K: 1 BB: 0 S: 5 P: 5	R: 0 H: 1 E: 0 LOB: 2 K: 1 BB: 1 S: 6 P: 10	R: 0 H: 0 E: 0 LOB: 0 K: 0 BB: 0 S: 3 P: 3	1B: 4 SF: 0 2B: 2 SAC: 1 3B: 0 DP: 1 HR: 1 HBP: 0						WP: 0 PA: 36 PB: 0 SB: 0 CS: 0	

PITCHER	IP	WLS	BF	H	R	ER	SO	BB	IBB	HBP	BLK	WP	HR	S	P	ERA	WHIP
Vinegar Bend Mizell, L (1, 1) ERA: 3.71	7.0		28	6	2	2	3	2	0	0	0	0	1	32	40	2.57	1.143
Mike Clark, R (8, 1) ERA: 2.51	2.0	W	8	1	0	0	1	0	1	0	0	0	0	9	13	0.00	0.500

PITCHER	IP	WLS	BF	H	R	ER	SO	BB	IBB	HBP	BLK	WP	HR	S	P	ERA	WHIP

BOTTOM

St. Louis Cardinals @ Cincinnati Reds

Crosley Field, Cincinnati, OH

Sun Aug 10 1952, 3:33 AM EDT

Unknown

livebaseballscorecards.com

AB	32
R	2
H	7
RBI	2
BB	3
SO	4
LOB	14

Batter	1	2	3	4	5	6	7	8	9	AB	R	H	RBI	BB	SO	LOB
Solly Hemus, L (1, 6) OBP: 0.391, SLG: 0.405	F9		6-3			F8		F9		4	0	0	0	0	0	2
Red Schoendienst, S (1, 4) OBP: 0.344, SLG: 0.422	1B			4-3		F8			6-3 3B	4	1	2	0	0	0	1
Stan Musial, L (1, 8) OBP: 0.428, SLG: 0.502	K			F7			BB 1B G4-6-3		6-3 3-H	3	1	0	1	1	1	1
Hal Rice, L (1, 7) OBP: 0.332, SLG: 0.443	4-3			F9			1-3 G4-6-3 1B		4-3	4	0	1	0	0	0	1
Peanuts Lowrey, R (1, 9) OBP: 0.336, SLG: 0.346		L4			F9		G4-6-3 1-2f 3-H		L7	4	0	0	0	0	0	1
Dick Sisler, L (1, 3) OBP: 0.313, SLG: 0.381		F8			G3		5-3			3	0	0	0	0	0	0
Del Rice, R (1, 2) OBP: 0.344, SLG: 0.436		4-3			6-3			5-3		3	0	0	0	0	0	0
Billy Johnson, R (1, 5) OBP: 0.342, SLG: 0.329			F7			F8		F7		3	0	0	0	0	0	0
Cloyd Boyer, R (1, 1) OBP: 0.278, SLG: 0.353			6-3			1B		2B		1	0	0	0	0	0	0
Harry Brecheen, L (5, 1) OBP: 0.300, SLG: 0.222										1	0	1	0	0	0	0
Enos Slaughter, L (8, PH) OBP: 0.390, SLG: 0.453										1	0	1	0	0	0	0
Eddie Yuhas, R (8, 1) OBP: 0.222, SLG: 0.235										0	0	0	0	0	0	0
Inning Stats	R: 0 E: 0 K: 1 S: 6 H: 1 LOB: 1 BB: 0 P: 6	R: 0 E: 0 K: 0 S: 3 H: 0 LOB: 0 BB: 0 P: 3	R: 0 E: 0 K: 0 S: 3 H: 0 LOB: 0 BB: 0 P: 3	R: 0 E: 0 K: 0 S: 3 H: 0 LOB: 0 BB: 0 P: 3	R: 0 E: 0 K: 0 S: 3 H: 0 LOB: 0 BB: 0 P: 3	R: 0 E: 0 K: 0 S: 4 H: 1 LOB: 1 BB: 0 P: 4	R: 1 E: 0 K: 0 S: 3 H: 1 LOB: 0 BB: 1 P: 7	R: 0 E: 0 K: 0 S: 4 H: 1 LOB: 1 BB: 0 P: 4	R: 1 E: 0 K: 0 S: 4 H: 1 LOB: 0 BB: 0 P: 4	1B: 3 2B: 1 3B: 1 HR: 0 SF: 0 SAC: 0 DP: 1 HBP: 0	WP: 0 PB: 0 SB: 0 CS: 0 PA: 32					

PITCHER	IP	WLS	BF	H	R	ER	SO	BB	IBB	HBP	BLK	WP	HR	S	P	ERA	WHIP
Frank Hiller, R (1, 1) ERA: 4.81	9.0	W	32	5	2	2	1	1	0	0	0	0	0	33	37	2.00	0.667

PITCHER	IP	WLS	BF	H	R	ER	SO	BB	IBB	HBP	BLK	WP	HR	S	P	ERA	WHIP

TOP

St. Louis Cardinals @ Cincinnati Reds

Crosley Field, Cincinnati, OH

Sun Aug 10 1952, 3:38 AM EDT

Att. 16,551 - Overcast - 87 F

livebaseballscorecards.com

AB	31
R	2
H	5
RBI	1
BB	1
SO	1
LOB	6

Batter	1	2	3	4	5	6	7	8	9	AB	R	H	RBI	BB	SO	LOB
Cal Abrams, L (1, 8) (6, 7) OBP: 0.347, SLG: 0.391	S S S 0-3 ① K	B B B B 4-0 1-2 BB			B B B 4-0 2B 1B BB	x 0-0 ③ 4-3				2	1	0	0	2	1	1
Bobby Adams, R (1, 5) OBP: 0.341, SLG: 0.379	x 0-0 ② F9	x 0-0 ③ F7			x 0-0 2B 1-2 F7 1B		x 0-0 ① F9			4	1	1	0	0	0	2
Willard Marshall, L (1, 9) OBP: 0.340, SLG: 0.426	x 0-0 WP 1B 1B		x 0-0 F9 2B		x 0-0 1-3 2-H 2B		x 0-0 ② 4-3			4	1	3	1	0	0	0
Ted Kluszewski, L (1, 3) OBP: 0.360, SLG: 0.458	x 0-0 1-H 1B		x 0-0 ① F9		4-0 IBB		x 0-0 ③ F5			3	0	1	1	1	0	1
Hank Edwards, L (1, 7) Joe Adcock, R (5, PH) Bob Borkowski, R (6, 8) OBP: 0.361, SLG: 0.511 OBP: 0.341, SLG: 0.520 OBP: 0.310, SLG: 0.353	x 0-0 ③ F9		x 0-0 ② ③ F9 2-3		x 0-0 ② F7 3-H			x 0-0 ① 6-3		2 1 1	0 0 0	0 0 0	0 1 0	0 0 0	0 0 0	2 2 0
Grady Hatton, L (1, 4) OBP: 0.331, SLG: 0.325		x 0-0 E3 1B G6-4-3		x 0-0 ① 3-1	x 0-0 ③ G3			x 0-0 ② F4		4	1	0	0	0	0	2
Joe Rossi, R (1, 2) OBP: 0.341, SLG: 0.278		x 0-0 G6-4-3 1-3 1B		x 0-0 ② F9		x 0-0 ① 6-3		x 0-0 ③ F8		4	0	1	0	0	0	0
Roy McMillan, R (1, 6) OBP: 0.301, SLG: 0.347		x 0-0 ① ② G6-4-3 1-2f 3-H		x 0-0 ③ F7		x 0-0 SH1-4 1B				3	0	1	0	0	0	1
Frank Hiller, R (1, 1) OBP: 0.276, SLG: 0.160		B B B B 4-0 BB BB			x 0-0 ① F3	x 0-0 ② SH1-4 1-2				1	0	0	0	1	0	0
Inning Stats	R: 1 E: 0 K: 1 S: 7 H: 2 LOB: 1 BB: 0 P: 7	R: 1 E: 1 K: 0 S: 4 H: 1 LOB: 2 BB: 2 P: 12	R: 0 E: 0 K: 0 S: 3 H: 1 LOB: 0 BB: 0 P: 3	R: 0 E: 0 K: 0 S: 3 H: 0 LOB: 0 BB: 0 P: 3	R: 2 E: 0 K: 0 S: 5 H: 2 LOB: 2 BB: 2 P: 13	R: 0 E: 0 K: 0 S: 4 H: 1 LOB: 1 BB: 0 P: 4	R: 0 E: 0 K: 0 S: 3 H: 0 LOB: 0 BB: 0 P: 3	R: 0 E: 0 K: 0 S: 3 H: 0 LOB: 0 BB: 0 P: 3		1B: 5 2B: 2 3B: 0 HR: 0	SF: 0 SAC: 1 DP: 1 HBP: 0					

PITCHER		IP	WLS	BF	H	R	ER	SO	BB	IBB	HBP	BLK	WP	HR	S	P	ERA	WHIP
Cloyd Boyer, R ERA: 4.24	(1, 1)	4.1	L	21	6	4	3	1	3	0	0	0	1	0	20	32	6.23	2.077
Harry Brecheen, L ERA: 3.56	(5, 1)	2.2		10	1	0	0	0	0	1	0	0	0	0	9	13	0.00	0.375
Eddie Yuhas, R ERA: 2.48	(8, 1)	1.0		3	0	0	0	0	0	0	0	0	0	0	3	3	0.00	0.000

PITCHER	IP	WLS	BF	H	R	ER	SO	BB	IBB	HBP	BLK	WP	HR	S	P	ERA	WHIP

BOTTOM

St. Louis Cardinals @ Cincinnati Reds

Crosley Field, Cincinnati, OH

Sun Aug 10 1952, 3:38 AM EDT
Att. 16,551 - Overcast - 87 F

livebaseballscorecards.com

AB	29
R	4
H	7
RBI	3
BB	4
SO	1
LOB	11

1B: 5 2B: 2 3B: 0 HR: 0 SF: 0 SAC: 1 DP: 1 HBP: 0

WP: 2 PB: 0 SB: 0 CS: 0 PA: 34

Batter	1	2	3	4	5	6	7	8	9	AB	R	H	RBI	BB	SO	LOB
Cal Abrams, L (1, 8) OBP: 0.364, SLG: 0.388	BBBB 4-0 1B BB 1B BB	BBBB 4-0 FC4-3-6 BB		x 0-0 ① 6-3		x 0-0 3-1 HR 1-2 2-H 1B		SSS 0-3 ② K		3	2	1	1	2	1	0
Bobby Adams, R (1, 5) OBP: 0.339, SLG: 0.376	BBBBB 4-0 1B 1-2 1B BB	x 0-0 ② FC4-3-6 1-2 3B		x 0-0 ② 4-3		SSS 0-3 ① K		x 0-0 ③ F8		4	2	0	0	1	1	3
Willard Marshall, L (1, 9) OBP: 0.341, SLG: 0.432	x 0-0 1B 1-2 2-3 1B 1B	x 0-0 2-H 3B		x 0-0 ③ F5		x 0-0 ② 3-1 1-2 2-3			x 0-0 ① F7	5	1	2	1	0	0	2
Ted Kluszewski, L (1, 3) OBP: 0.360, SLG: 0.468	SSS 0-3 ① K	x 0-0 ③ 6-3			x 0-0 2B	x 0-0 2-H 3-H HR			SSS 0-3 K S	5	1	2	3	0	2	4
Hank Edwards, L (1, 7) OBP: 0.363, SLG: 0.521	x 0-0 1B 1-3 2-H 3-H 1B		x 0-0 F8 3B		x 0-0 ① F8	x 0-0 ③ G3			x 0-0 ② F8 1-2	5	1	2	2	0	0	2
Grady Hatton, L (1, 4) OBP: 0.329, SLG: 0.323	x 0-0 1-2 3-H 1B		x 0-0 ① F8 3-H		x 0-0 ② F7		SSS 0-3 ① K		SSS 0-3 ③ K	5	0	1	2	0	2	2
Andy Seminick, R (1, 2) OBP: 0.332, SLG: 0.461	x 0-0 ② F8		SSS 0-3 ② K		x 0-0 ③ F6		SSS 0-3 ② K			4	0	0	0	0	2	3
Roy McMillan, R (1, 6) OBP: 0.300, SLG: 0.346	x 0-0 ③ 5-3		SSS 0-3 ③ K			x 0-0 S BB 1B 1B	x 0-0 ③ F8			4	1	1	0	0	1	2
Herm Wehmeier, R (1, 1) OBP: 0.240, SLG: 0.292 Frank Smith, R (7, 1) OBP: 0.136, SLG: 0.182		x 0-0 ① 5-3		x 0-0 HR		BBBB 4-0 3-1 1B 1-2 HR BB		x 0-0 ① 4-3		2 1	2 0	1 0	1 0	1 0	0 0	0 0
Inning Stats	R: 3 E: 0 K: 1 S: 8 H: 3 LOB: 2 BB: 2 P: 16	R: 1 E: 1 K: 0 S: 4 H: 1 LOB: 1 BB: 1 P: 8	R: 1 E: 0 K: 2 S: 8 H: 1 LOB: 0 BB: 0 P: 8	R: 1 E: 0 K: 0 S: 4 H: 1 LOB: 0 BB: 0 P: 4	R: 0 E: 0 K: 0 S: 4 H: 1 LOB: 1 BB: 0 P: 4	R: 4 E: 0 K: 1 S: 8 H: 3 LOB: 0 BB: 1 P: 12	R: 0 E: 0 K: 2 S: 7 H: 0 LOB: 0 BB: 0 P: 7	R: 0 E: 0 K: 1 S: 5 H: 0 LOB: 0 BB: 0 P: 5	R: 0 E: 1 K: 2 S: 8 H: 0 LOB: 1 BB: 0 P: 8	1B: 5 2B: 1 3B: 2 HR: 2	SF: 0 SAC: 0 DP: 0 HBP: 0						

PITCHER		IP	WLS	BF	H	R	ER	SO	BB	IBB	HBP	BLK	WP	HR	S	P	ERA	WHIP
Cal Hogue, R ERA: 5.4	(1, 1)	0.1	L	6	3	3	3	1	2	0	0	0	0	0	6	14	81.00	15.000
Bob Friend, R ERA: 4.57	(1, 1)	1.2		7	1	1	1	0	1	0	0	0	0	0	6	10	5.40	1.200
Woody Main, R ERA: 3.97	(3, 1)	4.0		19	6	6	6	3	1	0	0	0	0	2	24	28	13.50	1.750
Ron Necciai, R ERA: 7.0	(7, 1)	3.0		10	0	0	0	5	0	0	0	0	0	0	20	20	0.00	0.000

PITCHER	IP	WLS	BF	H	R	ER	SO	BB	IBB	HBP	BLK	WP	HR	S	P	ERA	WHIP

TOP

Cincinnati Reds @ Pittsburgh Pirates

Forbes Field, Pittsburgh, PA

Mon Aug 11 1952, 3:33 AM EDT

Att. 9,304 - Unknown - 85 F

livebaseballscorecards.com

AB	38
R	10
H	10
RBI	10
BB	4
SO	9
LOB	18

1B: 5	SF: 0	WP: 0	PA: 42
2B: 1	SAC: 0	PB: 0	
3B: 2	DP: 0	SB: 2	
HR: 2	HBP: 0	CS: 0	

Cincinnati Reds @ Pittsburgh Pirates

Forbes Field, Pittsburgh, PA

Mon Aug 11 1952, 3:33 AM EDT

Att. 9,304 - Unknown - 85 F

BOTTOM

Batter	1	2	3	4	5	6	7	8	9	AB	R	H	RBI	BB	SO	LOB
Clem Koshorek, R (1, 5) OBP: 0.321, SLG: 0.320	F6	6-3			G3, 1B	5-3		F8		5	1	1	0	0	0	4
Dick Groat, R (1, 6) OBP: 0.320, SLG: 0.301	F8		6-3		G3, 1-2		BB, 1B	1-3, 1B		5	1	2	0	0	0	1
Gus Bell, L (1, 9) OBP: 0.312, SLG: 0.431	F8		F9		1B, 2-H		F8	F8		5	0	1	1	0	0	3
Ralph Kiner, R (1, 7) OBP: 0.398, SLG: 0.460		BBBB, FC6, BB, F9, BB	2B		FC6-4, 1-2		BBBB, 1B, 1-2, BB		F7	3	1	2	0	2	0	0
Joe Garagiola, L (1, 2) OBP: 0.352, SLG: 0.395		BBBB, F9, E, 1-2, 1B, BB	F8		F9		1-3, 2-H, 1B		F8	4	1	1	1	1	0	3
Jack Merson, R (1, 4) OBP: 0.287, SLG: 0.347		F9	SSS, K		FC6-4, 1-2f		SSS, K		6-3	5	0	0	0	0	2	6
Bobby Del Greco, R (1, 8) OBP: 0.292, SLG: 0.266		FC6, 1B, 1-2, 2-3		FC5-4, 1B		2B	4-3			4	0	2	0	0	0	4
Tony Bartirome, L (1, 3) OBP: 0.247, SLG: 0.242		F9, 2-3, 3-H		FC5-4, 1-2f		F6		1B, 1B		4	0	1	1	0	0	4
Cal Hogue, R (1, 1) OBP: 0.357, SLG: 0.308 Bob Friend, R (1, 1) OBP: 0.114, SLG: 0.071 George Metkovich, L (2, PH) OBP: 0.341, SLG: 0.397 Woody Main, R (3, 1) OBP: 0.061, SLG: 0.061 Brandy Davis, R (6, PH) OBP: 0.350, SLG: 0.294 Ron Necciai, R (7, 1)		1-3, 3-H, 1B		F3		SSS, K		SSS, K		0 0 1 1 1 1	0 0 0 0 0 0	0 0 1 0 0 0	0 0 0 0 1 1	0 0 0 0 1 1	0 0 0 0 0 0	0 0 0 1 1 1
Inning Stats	R: 0 E: 0 K: 0 S: 3 H: 0 LOB: 0 BB: 0 P: 3	R: 2 E: 1 K: 0 S: 5 H: 1 LOB: 2 BB: 2 P: 13	R: 0 E: 0 K: 0 S: 4 H: 1 LOB: 1 BB: 0 P: 4	R: 0 E: 0 K: 1 S: 6 H: 1 LOB: 1 BB: 0 P: 6	R: 1 E: 0 K: 0 S: 6 H: 3 LOB: 2 BB: 0 P: 6	R: 0 E: 0 K: 1 S: 6 H: 1 LOB: 1 BB: 0 P: 6	R: 1 E: 0 K: 1 S: 7 H: 2 LOB: 2 BB: 1 P: 11	R: 0 E: 0 K: 1 S: 7 H: 2 LOB: 2 BB: 0 P: 7	R: 0 E: 0 K: 0 S: 3 H: 0 LOB: 0 BB: 0 P: 3	1B: 9 2B: 2 3B: 0 HR: 0 SF: 0 SAC: 0 DP: 0 HBP: 0						

livebaseballscorecards.com

AB	39
R	4
H	11
RBI	4
BB	3
SO	4
LOB	28

WP: 0 PA: 42
PB: 0
SB: 0
CS: 0

PITCHER		IP	WLS	BF	H	R	ER	SO	BB	IBB	HBP	BLK	WP	HR	S	P	ERA	WHIP
Herm Wehmeier, R ERA: 5.73	(1, 1)	6.1	W	32	9	4	2	2	3	0	0	0	0	0	33	45	2.84	1.895
Frank Smith, R ERA: 3.61	(7, 1)	2.2	S	10	2	0	0	2	0	0	0	0	0	0	14	14	0.00	0.750

PITCHER	IP	WLS	BF	H	R	ER	SO	BB	IBB	HBP	BLK	WP	HR	S	P	ERA	WHIP

Batter	1	2	3	4	5	6	7	8	9	AB	R	H	RBI	BB	SO	LOB
Cal Abrams, L (1, 8) OBP: 0.390, SLG: 0.423	G3 1B	F9 1B 2-3		BBBB FC6 BB			SH1-3 1B 2B 1B 1-3			4	2	3	0	1	0	0
Bobby Adams, R (1, 5) OBP: 0.341, SLG: 0.377	E 1B 1B	F9 1-2 3-H		F3			SH1-3 2-3	L5-3 1B		4	1	2	1	0	0	2
Willard Marshall, L (1, 9) OBP: 0.342, SLG: 0.430	E4 1B 1-2	 2-H 1B		FC6 1-2f			BBBB BB 1B BB	L5-3 1-2		4	1	1	1	1	0	3
Ted Kluszewski, L (1, 3) OBP: 0.361, SLG: 0.466	 1-3 2-H 1B	L8			F7		BBBB 1B F9 1-2 BB	6-3		4	1	1	1	1	0	1
Hank Edwards, L (1, 7) OBP: 0.360, SLG: 0.517 Joe Adcock, R (1, 7) OBP: 0.340, SLG: 0.516	6-3		F8		F8		1B 3B 1-3 2-H 3-H 1B		E5 2B PB	1 4	0 2	0 1	0 2	0 0	0 0	2 0
Grady Hatton, L (1, 4) OBP: 0.333, SLG: 0.328	IBB		 1B		F8		F9 3-H		BB G4-3 1-3 2B	4	1	2	1	1	0	1
Andy Seminick, R (1, 2) OBP: 0.337, SLG: 0.461	K		F7			G3-6 1B	3B 1-2 1B		BBBB G4-3 2-3 3-H BB	4	1	2	0	1	1	4
Roy McMillan, R (1, 6) OBP: 0.301, SLG: 0.354		1B F9 2B	F2			G3-6 1-2f	E 1-H 2-H 3B		G4-3 1-2f 3-H	5	2	2	2	0	0	3
Bubba Church, R (1, 1) OBP: 0.220, SLG: 0.268		B1		1-3		6-3	E6 1B 3-H		4-3	5	0	0	0	0	0	1
Inning Stats	R: 1 E: 1 K: 1 S: 8 H: 2 LOB: 3 BB: 1 P: 12	R: 2 E: 0 K: 0 S: 6 H: 3 LOB: 1 BB: 0 P: 6	R: 0 E: 0 K: 0 S: 4 H: 1 LOB: 1 BB: 0 P: 4	R: 0 E: 0 K: 0 S: 3 H: 0 LOB: 1 BB: 1 P: 7	R: 0 E: 0 K: 0 S: 3 H: 0 LOB: 0 BB: 0 P: 3	R: 0 E: 0 K: 0 S: 3 H: 1 LOB: 0 BB: 0 P: 3	R: 6 E: 1 K: 0 S: 8 H: 5 LOB: 2 BB: 2 P: 16	R: 0 E: 0 K: 0 S: 3 H: 1 LOB: 0 BB: 0 P: 3	R: 2 E: 1 K: 0 S: 4 H: 1 LOB: 0 BB: 1 P: 8	1B: 10 2B: 4 3B: 1 HR: 0 SF: 0 SAC: 1 DP: 3 HBP: 0						

PITCHER		IP	WLS	BF	H	R	ER	SO	BB	IBB	HBP	BLK	WP	HR	S	P	ERA	WHIP
Johnny Klippstein, R ERA: 5.02	(1, 1)	7.0	L	37	12	9	7	1	3	1	0	0	0	0	35	51	9.00	2.143
Dick Manville, R ERA: 9.28	(8, 1)	2.0		8	2	2	0	0	1	0	0	0	0	0	7	11	0.00	1.500

PITCHER	IP	WLS	BF	H	R	ER	SO	BB	IBB	HBP	BLK	WP	HR	S	P	ERA	WHIP

Cincinnati Reds @ Chicago Cubs

Wrigley Field, Chicago, IL

Wed Aug 13 1952, 3:33 AM CDT

Unknown

TOP

livebaseballscorecards.com

AB	39
R	11
H	14
RBI	8
BB	5
SO	1
LOB	17

WP: 0 PA: 45
PB: 1
SB: 0
CS: 0

Cincinnati Reds @ Chicago Cubs

Wrigley Field, Chicago, IL

Wed Aug 13 1952, 3:33 AM CDT

Unknown

BOTTOM

livebaseballscorecards.com

Batter	1	2	3	4	5	6	7	8	9	AB	R	H	RBI	BB	SO	LOB
Tommy Brown, R (1, 6) OBP: 0.370, SLG: 0.438	3-1 F8 2B		FC6 BB		6-3		1-3 1B		1-H 1B	4	1	3	1	1	0	1
Bob Addis, L (1, 9) OBP: 0.351, SLG: 0.368	3-1 2-3		FC6 1B 1-2f		3-1		F2		4-3	5	0	0	0	0	0	6
Frank Baumholtz, L (1, 8) OBP: 0.357, SLG: 0.419	F8 3-H		G3-6-1 1B 1-2			F4		1B F8 1B		4	1	2	1	0	0	0
Gene Hermanski, L (1, 7) OBP: 0.343, SLG: 0.360	1B BB		G3-6-1 1-2f			1-3 1B		G6-3 1-3 1B		3	0	2	0	1	0	2
Toby Atwell, L (1, 2) OBP: 0.381, SLG: 0.390	1-2 1B			F9		1-3 1-2		F8 3-H		4	0	1	1	0	0	2
Dee Fondy, L (1, 3) OBP: 0.332, SLG: 0.424	K			F5		G3		G6-3 1-2f		4	0	0	0	0	1	4
Bill Serena, R (1, 4) OBP: 0.356, SLG: 0.502		K		F7			1B 1B		F8	4	0	1	0	0	1	0
Randy Jackson, R (1, 5) OBP: 0.266, SLG: 0.342		F8			SH3-4 1B		K		6-3	4	0	1	0	0	1	1
Johnny Klippstein, R (1, 1) OBP: 0.188, SLG: 0.191		F7			SH3-4 1-2		P4		1B 1B	1	0	0	0	0	0	0
Bruce Edwards, R (7, PH) OBP: 0.284, SLG: 0.284										1	0	0	0	0	0	1
Dick Manville, R (8, 1)										0	0	0	0	0	0	0
Phil Cavarretta, L (9, PH) OBP: 0.339, SLG: 0.309										1	1	1	0	0	0	0
Inning Stats	R: 1 E: 0 K: 1 S: 7 H: 2 LOB: 2 BB: 1 P: 11		R: 0 E: 0 K: 1 S: 5 H: 0 LOB: 0 BB: 0 P: 5	R: 0 E: 0 K: 0 S: 3 H: 1 LOB: 1 BB: 1 P: 7	R: 0 E: 0 K: 0 S: 3 H: 0 LOB: 0 BB: 0 P: 3	R: 0 E: 0 K: 0 S: 4 H: 1 LOB: 1 BB: 0 P: 4	R: 0 E: 0 K: 1 S: 7 H: 1 LOB: 2 BB: 0 P: 7	R: 1 E: 0 K: 0 S: 4 H: 2 LOB: 0 BB: 0 P: 4	R: 1 E: 0 K: 0 S: 5 H: 2 LOB: 1 BB: 0 P: 5	1B: 10 2B: 1 3B: 0 HR: 0	SF: 0 SAC: 1 DP: 2 HBP: 0						

PITCHER	IP	WLS	BF	H	R	ER	SO	BB	IBB	HBP	BLK	WP	HR	S	P	ERA	WHIP
Bubba Church, R (1, 1) ERA: 4.24	9.0	W	38	11	3	3	3	2	0	0	0	0	0	42	50	3.00	1.444

PITCHER	IP	WLS	BF	H	R	ER	SO	BB	IBB	HBP	BLK	WP	HR	S	P	ERA	WHIP

AB	35
R	3
H	11
RBI	3
BB	2
SO	3
LOB	17

WP: 0 PB: 0 SB: 0 CS: 0 PA: 38

Batter	1	2	3	4	5	6	7	8	9	AB	R	H	RBI	BB	SO	LOB
Cal Abrams, L (1, 8) OBP: 0.384, SLG: 0.413	4-3		FC6-4 1B		F7			F7		4	0	1	0	0	0	0
Bobby Adams, R (1, 5) OBP: 0.340, SLG: 0.376	F9		FC6-4 HBP 1-2f		CS 1B			F4		4	0	1	0	0	0	1
Willard Marshall, L (1, 9) OBP: 0.343, SLG: 0.429	WP WP 1B		1-2 HBP		CS 1-2	F9		3-1		3	0	1	0	0	0	0
Ted Kluszewski, L (1, 3) OBP: 0.360, SLG: 0.462	B B B WP 1-2 BB		F9			E1 FC4			F9	3	0	0	0	1	0	2
Joe Adcock, R (1, 7) OBP: 0.339, SLG: 0.512	F7 1-2 2-3		4-3			FC4 1-2f			1B 1B	4	0	1	0	0	0	5
Grady Hatton, L (1, 4) OBP: 0.329, SLG: 0.324		4-3		F4		G3			F9	4	0	0	0	0	0	2
Joe Rossi, R (1, 2) OBP: 0.338, SLG: 0.277		G3		F2			S S S K		FC6-4 1-2 1B	4	0	1	0	0	1	0
Roy McMillan, R (1, 6) OBP: 0.301, SLG: 0.356		2B		4-3			F9		FC6-4 1-2f	4	0	1	0	0	0	2
Bud Podbielan, R (1, 1)		4-3			F8		P3			2	0	0	0	0	0	1
Bob Borkowski, R (7, PH) OBP: 0.309, SLG: 0.352										1	0	0	0	0	0	0
Frank Smith, R (7, 1) OBP: 0.136, SLG: 0.182										0	0	0	0	0	0	0
Inning Stats	R: 0 E: 0 K: 0 S: 4 H: 1 LOB: 2 BB: 1 P: 8	R: 0 E: 0 K: 0 S: 4 H: 1 LOB: 1 BB: 0 P: 4	R: 0 E: 0 K: 0 S: 4 H: 1 LOB: 2 BB: 0 P: 5	R: 0 E: 0 K: 0 S: 3 H: 0 LOB: 0 BB: 0 P: 3	R: 0 E: 0 K: 0 S: 3 H: 1 LOB: 0 BB: 0 P: 3	R: 0 E: 1 K: 0 S: 4 H: 0 LOB: 1 BB: 0 P: 4	R: 0 E: 0 K: 1 S: 5 H: 0 LOB: 0 BB: 0 P: 5	R: 0 E: 0 K: 0 S: 3 H: 0 LOB: 0 BB: 0 P: 3	R: 0 E: 0 K: 0 S: 5 H: 2 LOB: 2 BB: 0 P: 5	1B: 5 2B: 1 3B: 0 HR: 0	SF: 0 SAC: 0 DP: 0 HBP: 1						

PITCHER	IP	WLS	BF	H	R	ER	SO	BB	IBB	HBP	BLK	WP	HR	S	P	ERA	WHIP
Bob Kelly, R (1, 1) ERA: 3.68	9.0	W	35	6	0	0	1	1	0	1	0	2	0	35	40	0.00	0.778

PITCHER	IP	WLS	BF	H	R	ER	SO	BB	IBB	HBP	BLK	WP	HR	S	P	ERA	WHIP

TOP

Cincinnati Reds @ Chicago Cubs

Wrigley Field, Chicago, IL

Wed Aug 13 1952, 3:38 AM CDT

Att. 16,456 - Unknown

livebaseballscorecards.com

AB	33
R	0
H	6
RBI	0
BB	1
SO	1
LOB	13

Batter	1	2	3	4	5	6	7	8	9	AB	R	H	RBI	BB	SO	LOB
Tommy Brown, R (1, 6) OBP: 0.364, SLG: 0.429	G4-6-3 1B		5-3		6-3		K	4-3		5	0	1	0	0	1	4
Bob Addis, L (1, 9) OBP: 0.353, SLG: 0.370	G4-6-3 1-2f			SH1-3 1B 1B	1B		FC4-6 S 1B 1-2f 3-H			4	1	2	0	0	0	3
Toby Atwell, L (8, 2) OBP: 0.381, SLG: 0.390										0	0	0	0	0	0	0
Frank Baumholtz, L (1, 8) OBP: 0.359, SLG: 0.420	F9			FC5 SH1-3 1-2 1B	4-3		BB HR 1-H 1B			4	1	2	1	0	0	1
(8, 9)																
Gene Hermanski, L (1, 7) OBP: 0.343, SLG: 0.356		F2		SH1-3 1-2 2-3		5-3 B B B B	HR 1-2 BB			2	1	0	0	1	0	0
Dee Fondy, L (1, 3) OBP: 0.336, SLG: 0.434		G3		B B B B BB		E6 1B	1-H 2-H HR			3	1	2	3	1	0	0
Bill Serena, R (1, 4) OBP: 0.351, SLG: 0.494		F4		S S S K		F8	F3			4	0	0	0	0	1	5
Randy Jackson, R (1, 5) OBP: 0.262, SLG: 0.336			6-3	FC5 2-3f		F7		F7		4	0	0	0	0	0	4
Harry Chiti, R (1, 2) OBP: 0.313, SLG: 0.542			1B		HR		1B E 2B	HR		3	1	3	1	0	0	0
Hal Jeffcoat, R (7, PR) OBP: 0.264, SLG: 0.349										1	2	1	1	0	0	0
(8, 8)																
Bob Kelly, R (1, 1) OBP: 0.286, SLG: 0.286			F1		6-3		FC4-6 2-3 1B	5-3		4	0	1	0	0	0	1
Inning Stats	R: 0 H: 1 E: 0 LOB: 0 K: 0 BB: 0 S: 3 P: 3	R: 0 H: 0 E: 0 LOB: 0 K: 0 BB: 0 S: 3 P: 3	R: 0 H: 1 E: 0 LOB: 1 K: 0 BB: 0 S: 4 P: 4	R: 0 H: 2 E: 0 LOB: 3 K: 1 BB: 1 S: 7 P: 11	R: 1 H: 2 E: 0 LOB: 1 K: 0 BB: 0 S: 5 P: 5	R: 0 H: 1 E: 1 LOB: 1 K: 0 BB: 0 S: 4 P: 4	R: 5 H: 4 E: 1 LOB: 1 K: 1 BB: 1 S: 9 P: 13	R: 1 H: 1 E: 0 LOB: 0 K: 0 BB: 0 S: 4 P: 4		1B: 8 SF: 0 2B: 1 SAC: 1 3B: 0 DP: 1 HR: 3 HBP: 0						

PITCHER		IP	WLS	BF	H	R	ER	SO	BB	IBB	HBP	BLK	WP	HR	S	P	ERA	WHIP
Bud Podbielan, R ERA: 4.82	(1, 1)	6.0	L	25	7	1	1	1	1	0	0	0	0	1	26	30	1.50	1.333
Frank Smith, R ERA: 4.12	(7, 1)	2.0		12	5	6	6	1	1	0	0	0	0	2	13	17	27.00	3.000

PITCHER	IP	WLS	BF	H	R	ER	SO	BB	IBB	HBP	BLK	WP	HR	S	P	ERA	WHIP

BOTTOM

Cincinnati Reds @ Chicago Cubs

Wrigley Field, Chicago, IL

Wed Aug 13 1952, 3:38 AM CDT

Att. 16,456 - Unknown

livebaseballscorecards.com

AB	34
R	7
H	12
RBI	6
BB	2
SO	2
LOB	18

Batter	1	2	3	4	5	6	7	8	9	AB	R	H	RBI	BB	SO	LOB
Cal Abrams, L (1, 8) (8, 7) OBP: 0.396, SLG: 0.418	F7	WP IBB		4-3			1B		1B PB 1-2 F8 1B	4	1	2	0	1	0	1
Bobby Adams, R (1, 5) OBP: 0.341, SLG: 0.376	F8	F9 1-2 2-3 3-H			1B		F8		1-3 2-H 1B	5	0	2	1	0	0	3
Willard Marshall, L (1, 9) OBP: 0.341, SLG: 0.425	1B 1B		F9		F7			4-3	F8 3-H	5	0	1	1	0	0	1
Ted Kluszewski, L (1, 3) OBP: 0.363, SLG: 0.472	1-3 1B		HR		K			BB 1B	F8	5	1	3	1	0	1	1
Joe Adcock, R (1, 7) OBP: 0.334, SLG: 0.505 Bob Borkowski, R (8, 8) OBP: 0.309, SLG: 0.352	K	K				K		F9		4 0	0 0	0 0	0 0	0 0	3 0	3 0
Grady Hatton, L (1, 4) OBP: 0.329, SLG: 0.322		F8	F4			F8		1-2 BB		3	0	0	0	1	0	0
Andy Seminick, R (1, 2) OBP: 0.336, SLG: 0.458		SH1-4 E WP 1B		K		K		F6		4	1	1	0	0	2	2
Roy McMillan, R (1, 6) OBP: 0.298, SLG: 0.352		E6 WP SH1-4 1-2		K			K		F3	4	0	0	0	0	2	1
Ken Raffensberger, R (1, 1) OBP: 0.133, SLG: 0.121		SH1-4 1-2 2-3		2B			K		PB 1B 1B 1B	3	1	2	0	0	1	0
Inning Stats	R: 0 E: 0 K: 1 S: 7 H: 2 LOB: 2 BB: 0 P: 7	R: 1 E: 1 K: 0 S: 5 H: 1 LOB: 2 BB: 1 P: 9	R: 1 E: 0 K: 1 S: 6 H: 1 LOB: 0 BB: 0 P: 6	R: 0 E: 0 K: 2 S: 8 H: 1 LOB: 1 BB: 0 P: 8	R: 0 E: 0 K: 2 S: 5 H: 1 LOB: 0 BB: 0 P: 5	R: 0 E: 0 K: 2 S: 7 H: 0 LOB: 0 BB: 0 P: 7	R: 0 E: 0 K: 2 S: 8 H: 1 LOB: 1 BB: 0 P: 8	R: 0 E: 0 K: 0 S: 4 H: 1 LOB: 2 BB: 1 P: 8	R: 2 E: 0 K: 0 S: 6 H: 3 LOB: 1 BB: 0 P: 6	1B: 9 2B: 1 3B: 0 HR: 1 SF: 0 SAC: 1 DP: 0 HBP: 0						

PITCHER		IP	WLS	BF	H	R	ER	SO	BB	IBB	HBP	BLK	WP	HR	S	P	ERA	WHIP
Warren Hacker, R ERA: 2.92	(1, 1)	8.0	L	34	8	2	1	9	1	1	0	0	1	1	50	58	1.12	1.125
Dutch Leonard, R ERA: 2.4	(9, 1)	0.1		4	3	2	2	0	0	0	0	0	0	0	4	4	54.00	9.000
Bob Schultz, L ERA: 4.08	(9, 1)	0.2		2	0	0	0	0	0	0	0	0	0	0	2	2	0.00	0.000

PITCHER	IP	WLS	BF	H	R	ER	SO	BB	IBB	HBP	BLK	WP	HR	S	P	ERA	WHIP

TOP

Cincinnati Reds @ Chicago Cubs

Wrigley Field, Chicago, IL

Thu Aug 14 1952, 3:33 AM CDT

Att. 6,965 - Cloudy - 85 F

AB	37
R	4
H	11
RBI	3
BB	2
SO	9
LOB	12

WP: 1	PA: 40			
PB: 1				
SB: 0				
CS: 0				

livebaseballscorecards.com

Batter	1	2	3	4	5	6	7	8	9	AB	R	H	RBI	BB	SO	LOB
Tommy Brown, R (1, 6) OBP: 0.354, SLG: 0.415	F9		1-6-3		K			G6-4-3 1-2f		4	0	0	0	0	1	1
Hal Jeffcoat, R (1, 8) OBP: 0.268, SLG: 0.352	1B		1B			F9			F9	4	0	2	0	0	0	0
Frank Baumholtz, L (1, 9) OBP: 0.358, SLG: 0.417	F2		1-3 1B			1-3			F7	4	0	1	0	0	0	1
Bill Serena, R (1, 4) OBP: 0.346, SLG: 0.487	K		F7			F8			F4	4	0	0	0	0	1	3
Randy Jackson, R (1, 5) OBP: 0.263, SLG: 0.349		HR	1-3				4-3			3	1	1	1	0	0	0
Harry Chiti, R (1, 2) OBP: 0.314, SLG: 0.529		G4-6-3 1B	F7				F8			3	0	1	0	0	0	0
Dee Fondy, L (1, 3) OBP: 0.333, SLG: 0.430		G4-6-3 1-2f	1-3				K			3	0	0	0	0	1	1
Gene Hermanski, L (1, 7) OBP: 0.340, SLG: 0.353		1-3			K			5-3		2	0	0	0	0	1	0
Roy Smalley, R (8, PH) OBP: 0.293, SLG: 0.316										1	0	0	0	0	0	0
Bob Addis, L (9, 7) OBP: 0.353, SLG: 0.370										0	0	0	0	0	0	0
Warren Hacker, R (1, 1) OBP: 0.079, SLG: 0.079			4-3		K			E5 G6-4-3		2	0	0	0	0	1	0
Bruce Edwards, R (8, PH) OBP: 0.281, SLG: 0.280										1	0	0	0	0	0	0
Dutch Leonard, R (9, 1)										0	0	0	0	0	0	0
Bob Schultz, R (9, 1) OBP: 0.286, SLG: 0.286										0	0	0	0	0	0	0
Inning Stats	R: 0 E: 0 K: 1 S: 6 H: 1 LOB: 1 BB: 0 P: 6	R: 1 E: 0 K: 0 S: 4 H: 2 LOB: 0 BB: 0 P: 4	R: 0 E: 0 K: 0 S: 5 H: 2 LOB: 2 BB: 0 P: 5	R: 0 E: 0 K: 0 S: 3 H: 0 LOB: 0 BB: 0 P: 3	R: 0 E: 0 K: 3 S: 9 H: 0 LOB: 0 BB: 0 P: 9	R: 0 E: 0 K: 0 S: 3 H: 0 LOB: 0 BB: 0 P: 3	R: 0 E: 0 K: 1 S: 5 H: 0 LOB: 0 BB: 0 P: 5	R: 0 E: 1 K: 0 S: 3 H: 0 LOB: 0 BB: 0 P: 3	R: 0 E: 0 K: 0 S: 3 H: 0 LOB: 0 BB: 0 P: 3	1B: 4 2B: 0 3B: 0 HR: 1 SF: 0 SAC: 0 DP: 2 HBP: 0						

PITCHER	IP	WLS	BF	H	R	ER	SO	BB	IBB	HBP	BLK	WP	HR	S	P	ERA	WHIP
Ken Raffensberger, L (1, 1) ERA: 2.49	9.0	W	31	5	1	1	5	0	0	0	0	0	1	41	41	1.00	0.556

PITCHER	IP	WLS	BF	H	R	ER	SO	BB	IBB	HBP	BLK	WP	HR	S	P	ERA	WHIP

BOTTOM

Cincinnati Reds @ Chicago Cubs

Wrigley Field, Chicago, IL

Thu Aug 14 1952, 3:33 AM CDT

Att. 6,965 - Cloudy - 85 F

livebaseballscorecards.com

AB	31
R	1
H	5
RBI	1
BB	0
SO	5
LOB	6

WP: 0 PA: 31
PB: 0
SB: 0
CS: 0

Cincinnati Reds @ St. Louis Cardinals

Sportsman's Park, St. Louis, MO

Sat Aug 16 1952, 4:33 AM EDT

Att. 12,338 - Unknown

TOP

livebaseballscorecards.com

Batter	1	2	3	4	5	6	7	8	9	AB	R	H	RBI	BB	SO	LOB
Bob Borkowski, R (1, 8) OBP: 0.310, SLG: 0.351	5-3		BBBB 4-0 E S BB		P5		FC6 1-2f		E6 1B	4	0	1	0	1	0	3
Bobby Adams, R (1, 5) OBP: 0.341, SLG: 0.378	2B		6-3 1-3			P6		E 1B 1B	1-3	5	1	2	0	0	0	2
Willard Marshall, L (1, 9) OBP: 0.340, SLG: 0.421	L5		6-3			BBBB 4-0 BB		E3 1B 1-2		3	0	0	0	1	0	3
Ted Kluszewski, L (1, 3) OBP: 0.364, SLG: 0.472	F8			G6-4-3 1B		F8		1-2 2-H		4	0	2	1	0	0	2
Joe Adcock, R (1, 7) OBP: 0.330, SLG: 0.498		P4		G6-4-3 1-2f		1-3		P6		4	0	0	0	0	0	4
Grady Hatton, L (1, 4) OBP: 0.328, SLG: 0.324		4-3		L5			1B 2B	SSS K		4	0	1	0	0	1	2
Andy Seminick, R (1, 2) OBP: 0.334, SLG: 0.455		E5			FC4 1B		SSS K	5-3		4	0	1	0	0	1	3
Roy McMillan, R (1, 6) OBP: 0.298, SLG: 0.351		SSS K			FC4 1-2f		FC6 2-3 1B		4-3	4	0	1	0	0	1	2
Harry Perkowski, L (1, 1) OBP: 0.213, SLG: 0.267			6-3		SSS K		SSS K		F9	2	0	0	0	0	1	1
Herm Wehmeier, R (7, PH) OBP: 0.235, SLG: 0.286										1	0	0	0	0	1	2
Joe Nuxhall, L (7, 1) OBP: 0.105, SLG: 0.105										0	0	0	0	0	0	0
Dixie Howell, R (9, PH) OBP: 0.242, SLG: 0.452										1	0	0	0	0	0	0

	AB	36
	R	1
	H	8
	RBI	1
	BB	2
	SO	5
	LOB	24

Inning Stats	1	2	3	4	5	6	7	8	9
	R: 0 E: 0 K: 0 S: 4	H: 1 LOB: 1 BB: 0 P: 4	R: 0 E: 1 K: 1 S: 6	H: 0 LOB: 1 BB: 0 P: 6	R: 0 E: 0 K: 0 S: 3	H: 0 LOB: 1 BB: 1 P: 7	R: 0 E: 0 K: 0 S: 3	H: 1 LOB: 0 BB: 0 P: 3	R: 0 E: 0 K: 1 S: 6	H: 1 LOB: 1 BB: 0 P: 6	R: 0 E: 0 K: 0 S: 3	H: 0 LOB: 1 BB: 1 P: 7	R: 0 E: 0 K: 2 S: 9	H: 2 LOB: 2 BB: 0 P: 9	R: 1 E: 1 K: 1 S: 8	H: 2 LOB: 2 BB: 0 P: 8	R: 0 E: 1 K: 0 S: 4	H: 1 LOB: 1 BB: 0 P: 4

1B: 6	SF: 0	WP: 0	PA: 38
2B: 2	SAC: 0	PB: 0	
3B: 0	DP: 1	SB: 1	
HR: 0	HBP: 0	CS: 0	

PITCHER		IP	WLS	BF	H	R	ER	SO	BB	IBB	HBP	BLK	WP	HR	S	P	ERA	WHIP
Vinegar Bend Mizell, L ERA: 3.59	(1, 1)	7.0	W	31	7	1	1	4	2	0	0	0	0	0	37	45	1.29	1.286
Harry Brecheen, L ERA: 3.48	(8, 1)	2.0	S	7	1	0	0	1	0	0	0	0	0	0	9	9	0.00	0.500

PITCHER		IP	WLS	BF	H	R	ER	SO	BB	IBB	HBP	BLK	WP	HR	S	P	ERA	WHIP

Batter	1	2	3	4	5	6	7	8	9	AB	R	H	RBI	BB	SO	LOB
Solly Hemus, L (1, 6) OBP: 0.390, SLG: 0.421	HR		G3 ①		HR		K ②			4	2	2	2	0	1	0
Red Schoendienst, S (1, 4) OBP: 0.341, SLG: 0.413	L1 ①		6-3 ②		F7 ①		BB			3	0	0	0	1	0	0
Stan Musial, L (1, 8) OBP: 0.427, SLG: 0.495	F7 ②		F8 ③		1-3 ②		K ③			4	0	0	0	0	1	1
Enos Slaughter, L (1, 9) OBP: 0.390, SLG: 0.447	P6 ③			1B 1B 1B	6-3 ③			L1 ①		4	1	1	0	0	0	0
Peanuts Lowrey, R (1, 7) OBP: 0.334, SLG: 0.339		SH1-3 1B		F7 ①		F7 ①		F7 ②		4	0	1	0	0	0	1
Del Rice, R (1, 2) OBP: 0.342, SLG: 0.425		SH1-3 ① 1-2		G3 1B 1B 1-2		BB		5-3 ③		2	0	1	0	1	0	0
Tommy Glaviano, R (1, 5) OBP: 0.372, SLG: 0.339		1B		G3 1B 1-2 2-H		K ②				3	0	2	1	0	1	1
Dick Sisler, L (1, 3) OBP: 0.309, SLG: 0.380		L3 ②		G3 ② 1-2 2-3		G3 ③				3	0	0	0	0	0	5
Vinegar Bend Mizell, R (1, 1) OBP: 0.059, SLG: 0.118 Harry Brecheen, L (8, 1) OBP: 0.300, SLG: 0.222		G3 ③		F9 ③			K ①			3 0	0 0	0 0	0 0	0 0	1 0	4 0
Inning Stats	R: 1 H: 1 E: 0 LOB: 0 K: 0 BB: 0 S: 4 P: 4	R: 0 H: 2 E: 0 LOB: 2 K: 0 BB: 0 S: 5 P: 5	R: 0 H: 0 E: 0 LOB: 0 K: 0 BB: 0 S: 3 P: 3	R: 1 H: 3 E: 0 LOB: 2 K: 0 BB: 0 S: 6 P: 6	R: 1 H: 1 E: 0 LOB: 0 K: 0 BB: 0 S: 4 P: 4	R: 0 H: 0 E: 0 LOB: 1 K: 1 BB: 1 S: 5 P: 9	R: 0 H: 0 E: 0 LOB: 1 K: 3 BB: 1 S: 9 P: 13	R: 0 H: 0 E: 0 LOB: 0 K: 0 BB: 0 S: 3 P: 3		1B: 5 SF: 0 2B: 0 SAC: 1 3B: 0 DP: 0 HR: 2 HBP: 0						

PITCHER		IP	WLS	BF	H	R	ER	SO	BB	IBB	HBP	BLK	WP	HR	S	P	ERA	WHIP
Harry Perkowski, L ERA: 4.25	(1, 1)	6.0	L	26	7	3	3	1	1	0	0	0	0	2	27	31	4.50	1.333
Joe Nuxhall, L ERA: 3.05	(7, 1)	2.0		7	0	0	0	3	1	0	0	0	0	0	12	16	0.00	0.500

PITCHER	IP	WLS	BF	H	R	ER	SO	BB	IBB	HBP	BLK	WP	HR	S	P	ERA	WHIP

BOTTOM

Cincinnati Reds @ St. Louis Cardinals

Sportsman's Park, St. Louis, MO

Sat Aug 16 1952, 4:33 AM EDT

Att. 12,338 - Unknown

livebaseballscorecards.com

AB	30
R	3
H	7
RBI	3
BB	2
SO	4
LOB	12

WP: 0 PA: 33
PB: 0
SB: 0
CS: 0

Batter	1	2	3	4	5	6	7	8	9	AB	R	H	RBI	BB	SO	LOB
Cal Abrams, L (1, 8) OBP: 0.400, SLG: 0.415	BBBB 4-0 L4-3 BB		x 0-0 1B 1B		x 0-0 ③ 4-3			x 0-0 ② 4-3		3	0	1	0	1	0	0
Bobby Adams, R (1, 5) OBP: 0.342, SLG: 0.379	x 0-0 ①② L4-3 1-2		x 0-0 L3 1-2 1B			x 0-0 E4 SH1-3		x 0-0 1B		4	0	2	0	0	0	1
Willard Marshall, L (1, 9) OBP: 0.337, SLG: 0.417	x 0-0 ③ 3-1		x 0-0 ②③ L3 1-2			x 0-0 ① SH1-3 1-2		x 0-0 ③ G3		3	0	0	0	0	0	3
Ted Kluszewski, L (1, 3) OBP: 0.368, SLG: 0.474		x 0-0 1B 1B		BBBB 4-0 4-1 BB		SSS 0-3 ② K			x 0-0 ① 1B	3	0	2	0	1	1	1
Joe Adcock, R (1, 7) OBP: 0.332, SLG: 0.498		x 0-0 1-2 1B		SSS 0-3 ① K		SSS 0-3 ③ K			x 0-0 E BB E 1B	4	1	2	0	0	2	2
Grady Hatton, L (1, 4) OBP: 0.325, SLG: 0.320		x 0-0 ① F8		x 0-0 ② 4-1 1-2			x 0-0 ① 4-3		x 0-0 ② L9	4	0	0	0	0	0	4
Andy Seminick, R (1, 2) OBP: 0.333, SLG: 0.450		SSS 0-3 ② K		x 0-0 ③ 6-3			x 0-0 ② 4-3		BBBB 4-0 E 1-2 BB	3	0	0	0	1	1	3
Roy McMillan, R (1, 6) OBP: 0.295, SLG: 0.348		x 0-0 ③ 3-1			x 0-0 ① F7		x 0-0 ③ F7		x 0-0 E6 1-3 2-H	4	0	0	0	0	0	3
Frank Hiller, R (1, 1) OBP: 0.258, SLG: 0.148			SSS 0-3 ① K		x 0-0 ② 6-3			x 0-0 ① F8	SSS 0-3 ③ K	2	0	0	0	0	1	0
Hank Edwards, L (8, PH) OBP: 0.358, SLG: 0.514										1	0	0	0	0	0	0
Bud Podbielan, R (8, 1)										0	0	0	0	0	0	0
Bob Borkowski, R (9, PH) OBP: 0.309, SLG: 0.350										1	0	0	0	0	1	2
Inning Stats	R: 0 H: 0 E: 0 LOB: 0 K: 0 BB: 1 S: 2 P: 6	R: 0 H: 2 E: 0 LOB: 2 K: 1 BB: 0 S: 7 P: 7	R: 0 H: 2 E: 0 LOB: 1 K: 1 BB: 0 S: 6 P: 6	R: 0 H: 0 E: 0 LOB: 1 K: 1 BB: 1 S: 5 P: 9	R: 0 H: 0 E: 0 LOB: 0 K: 0 BB: 0 S: 3 P: 3	R: 0 H: 0 E: 1 LOB: 1 K: 2 BB: 0 S: 8 P: 8	R: 0 H: 0 E: 0 LOB: 0 K: 0 BB: 0 S: 3 P: 3	R: 0 H: 1 E: 0 LOB: 1 K: 0 BB: 0 S: 4 P: 4	R: 1 H: 2 E: 1 LOB: 2 K: 1 BB: 1 S: 7 P: 11	1B: 7 SF: 0 2B: 2 SAC: 1 3B: 0 DP: 2 HR: 0 HBP: 0						

PITCHER	IP	WLS	BF	H	R	ER	SO	BB	IBB	HBP	BLK	WP	HR	S	P	ERA	WHIP
Stu Miller, R (1, 1) ERA:	9.0	W	36	7	1	0	6	3	0	0	0	0	0	45	57	0.00	1.111

PITCHER	IP	WLS	BF	H	R	ER	SO	BB	IBB	HBP	BLK	WP	HR	S	P	ERA	WHIP

TOP

Cincinnati Reds @ St. Louis Cardinals

Sportsman's Park, St. Louis, MO

Sun Aug 17 1952, 4:33 AM EDT
Att. 19,737 - Overcast - 95 F

livebaseballscorecards.com

AB	32
R	1
H	7
RBI	0
BB	3
SO	6
LOB	19

WP: 0 PA: 36
PB: 0
SB: 0
CS: 0

Batter	1	2	3	4	5	6	7	8	9	AB	R	H	RBI	BB	SO	LOB
Solly Hemus, L (1, 6) OBP: 0.393, SLG: 0.433	BBBB 4-0 1B FC1-2 BB		x 0-0 ② F7		x 0-0 1B 3B		x 0-0 2B 3B			3	2	2	0	1	0	0
Red Schoendienst, S (1, 4) OBP: 0.342, SLG: 0.416	x 0-0 ① F2		x 0-0 ③ F3		x 0-0 3-H 1B		x 0-0 3-H 2B			4	0	2	2	0	0	1
Stan Musial, L (1, 8) OBP: 0.430, SLG: 0.497	x 0-0 FC1-2 1-3 1B			x 0-0 1B 1B	x 0-0 ③ F3		4-0 IBB			3	0	2	0	1	0	1
Enos Slaughter, L (1, 9) OBP: 0.388, SLG: 0.444	x 0-0 ② FC1-2 1-2 3-H			x 0-0 1-3 1B		x 0-0 ① 4-3	x 0-0 ③ 4-3			4	0	1	0	0	0	4
Hal Rice, L (1, 7) OBP: 0.344, SLG: 0.434 Peanuts Lowrey, R (9, 7) OBP: 0.334, SLG: 0.339	x 0-0 ③ F4			x 0-0 ① F2		x 0-0 CS 1B 1B		x 0-0 FC2-6 1B		4 0	0 0	2 0	0 0	0 0	0 0	4 0
Vern Benson, L (1, 5) OBP: 0.294, SLG: 0.400		x 0-0 ① L3		x 0-0 ② L6		x 0-0 1-2 2B 1B		x 0-0 ① FC2-6 BB 1-2f		4	0	1	0	0	0	3
Dick Sisler, L (1, 3) OBP: 0.311, SLG: 0.382		x 0-0 ② F5		x 0-0 ③ 1-3		x 0-0 ②③ 1-H 2-3 2B	BBBB 4-0 FC5-4 1-2 BB			3	0	1	0	1	0	2
Del Rice, R (1, 2) OBP: 0.338, SLG: 0.420		x 0-0 ③ 5-3			x 0-0 ① 6-3		x 0-0 ① F5	x 0-0 ② F3		4	0	0	0	0	0	2
Stu Miller, R (1, 1) OBP: 0.143, SLG: 0.143			x 0-0 ① F9		x 0-0 ② F9		x 0-0 ② F8	x 0-0 ③ FC5-4 1-2f		4	0	0	0	0	0	2
Inning Stats	R: 0 E: 0 K: 0 S: 4 H: 1 LOB: 2 BB: 1 P: 8	R: 0 E: 0 K: 0 S: 3 H: 0 LOB: 0 BB: 0 P: 3	R: 0 E: 0 K: 0 S: 3 H: 0 LOB: 0 BB: 0 P: 3	R: 0 E: 0 K: 0 S: 5 H: 2 LOB: 2 BB: 0 P: 5	R: 1 E: 0 K: 0 S: 5 H: 2 LOB: 1 BB: 0 P: 5	R: 0 E: 0 K: 0 S: 4 H: 3 LOB: 2 BB: 0 P: 4	R: 1 E: 0 K: 0 S: 5 H: 2 LOB: 2 BB: 1 P: 9	R: 0 E: 0 K: 0 S: 4 H: 1 LOB: 2 BB: 1 P: 8		1B: 7 2B: 2 3B: 2 HR: 0	SF: 0 SAC: 0 DP: 0 HBP: 0			WP: 0 PB: 0 SB: 0 CS: 1	PA: 36	

PITCHER		IP	WLS	BF	H	R	ER	SO	BB	IBB	HBP	BLK	WP	HR	S	P	ERA	WHIP
Frank Hiller, R ERA: 4.66	(1, 1)	7.0	L	31	10	2	2	0	1	1	0	0	0	0	29	37	2.57	1.571
Bud Podbielan, R ERA: 4.66	(8, 1)	1.0		5	1	0	0	0	1	0	0	0	0	0	4	8	0.00	2.000

PITCHER	IP	WLS	BF	H	R	ER	SO	BB	IBB	HBP	BLK	WP	HR	S	P	ERA	WHIP

BOTTOM

Cincinnati Reds @ St. Louis Cardinals

Sportsman's Park, St. Louis, MO

Sun Aug 17 1952, 4:33 AM EDT
Att. 19,737 - Overcast - 95 F

livebaseballscorecards.com

AB	33
R	2
H	11
RBI	2
BB	3
SO	0
LOB	19

Batter	1	2	3	4	5	6	7	8	9	AB	R	H	RBI	BB	SO	LOB
Billy Cox, R (1, 5) OBP: 0.321, SLG: 0.370	F X 0-1 FC1-5 1B 1B		B C X 1-1 ② L7	B F B C X 2-2 1-2 3-H 1B		F X 0-1 1B 1B		C S B B S 2-3 ③ K		5	0	3	1	0	1	0
Pee Wee Reese, R (1, 6) OBP: 0.371, SLG: 0.376	B X 1-0 1-2 FC1-5 1B		X 0-0 S 1B	C X 0-1 ③ F8		X 0-0 1-2 1B			C S B S 1-3 ① K	5	0	3	0	0	1	2
Jackie Robinson, R (1, 4) OBP: 0.444, SLG: 0.479	B C X 1-1 ① FC1-5 A4 1-2 2-3f		C X 0-1 ③ F3 1-2		X 0-0 ① L7	X 0-0 ③ 1-3			B C X 1-1 ② 1-3	5	0	0	0	0	0	5
Roy Campanella, R (1, 2) OBP: 0.372, SLG: 0.456	C F B B B 1 SAFE C 3-3 ② ③ K 1-2			X 0-0 ① 5-3	X 0-0 1B 1B		B C X 1-1 ① F7		B S X 1-1 ③ F6	5	0	1	0	0	1	2
George Shuba, L (1, 7) OBP: 0.460, SLG: 0.541 Duke Snider, L (8, 8) OBP: 0.368, SLG: 0.459		C X 0-1 ① F7		B B B C F F X 3-2 BB 1B 1B	B X 1-0 FC6-4 1-3 1B		F F F F X 0-2 1B 1B			4 0	1 0	3 0	0 0	0 0	0 0	0 0
Andy Pafko, R (1, 8) (8, 7) OBP: 0.386, SLG: 0.466		C F S 0-3 ② K		F X 0-1 ② F2	F F B S 1-3 ② K		F X 0-1 G5-4-3 1-2 1B			4	0	1	0	0	2	3
Gil Hodges, R (1, 3) OBP: 0.382, SLG: 0.509		B B B B 4-0 BB	B B F B B 4-1 1B 1-2 1B BB	B X 1-0 ③ FC6-4 1-2f		B F S X 1-2 ② ③ G5-4-3 1-2f				2	1	0	0	2	0	4
Carl Furillo, R (1, 9) OBP: 0.292, SLG: 0.332		B C F X 1-2 ③ G3	S C B B B X 3-2 1B 1-3 2-H 1B			B X 1-0 ① 5-3		B C B X 2-1 ① 6-3		4	1	1	1	0	0	1
Preacher Roe, R (1, 1) OBP: 0.152, SLG: 0.093			X 0-0 ① 6-3	C X 0-1 1B 1-3 3-H 1B		C B F X 1-2 ② 5-3		C S C 0-3 ② K		4	0	1	1	0	1	0
Inning Stats	R: 0 H: 2 E: 0 LOB: 1 K: 1 BB: 0 S: 8 P: 13	R: 0 H: 0 E: 0 LOB: 1 K: 1 BB: 1 S: 8 P: 13	R: 0 H: 1 E: 0 LOB: 1 K: 0 BB: 0 S: 6 P: 7	R: 3 H: 4 E: 0 LOB: 2 K: 0 BB: 1 S: 18 P: 30	R: 0 H: 2 E: 0 LOB: 2 K: 1 BB: 0 S: 7 P: 10	R: 0 H: 2 E: 0 LOB: 1 K: 0 BB: 0 S: 8 P: 10	R: 0 H: 2 E: 0 LOB: 2 K: 0 BB: 0 S: 12 P: 14	R: 0 H: 0 E: 0 LOB: 0 K: 2 BB: 0 S: 8 P: 12	R: 0 H: 0 E: 0 LOB: 0 K: 1 BB: 0 S: 7 P: 10	1B: 13 SF: 0 2B: 0 SAC: 0 3B: 0 DP: 1 HR: 0 HBP: 0						

PITCHER		IP	WLS	BF	H	R	ER	SO	BB	IBB	HBP	BLK	WP	HR	S	P	ERA	WHIP
Bubba Church, R ERA: 4.25	(1, 1)	6.0	L	30	11	3	3	3	2	0	0	0	0	0	55	83	4.50	2.167
Frank Smith, R ERA: 3.99	(7, 1)	3.0		10	2	0	0	3	0	0	0	0	0	0	27	36	0.00	0.667

PITCHER	IP	WLS	BF	H	R	ER	SO	BB	IBB	HBP	BLK	WP	HR	S	P	ERA	WHIP

TOP

Brooklyn Dodgers @ Cincinnati Reds

Crosley Field, Cincinnati, OH

Tue Aug 19 1952, 3:33 AM EDT

Unknown

livebaseballscorecards.com

AB	38
R	3
H	13
RBI	3
BB	2
SO	6
LOB	17

WP: 0	PA: 40		
PB: 0			
SB: 1			
CS: 0			

Brooklyn Dodgers @ Cincinnati Reds

Crosley Field, Cincinnati, OH

Tue Aug 19 1952, 3:33 AM EDT

Unknown

livebaseballscorecards.com

BOTTOM

Batter	1	2	3	4	5	6	7	8	9	AB	R	H	RBI	BB	SO	LOB
Bob Borkowski, R (1, 8) OBP: 0.311, SLG: 0.352	G5-4-3 1B			F4			K		BB 1B FC1-2 1B	4	0	2	0	0	1	0
Bobby Adams, R (1, 5) OBP: 0.344, SLG: 0.379	G5-4-3 1-2f			4-3			BB		BB 1-2 1B	3	0	1	0	1	0	1
Willard Marshall, L (1, 9) OBP: 0.336, SLG: 0.413	F8			1-3			F5		1-2 2-3 BB	3	0	0	0	1	0	1
Ted Kluszewski, L (1, 3) OBP: 0.364, SLG: 0.469		F7			P4		K		K	4	0	0	0	0	2	4
Joe Adcock, R (1, 7) OBP: 0.334, SLG: 0.498		F8-3 1B			K			G3 1B	FC1-2 3-Hf	4	0	2	0	0	1	3
Grady Hatton, L (1, 4) OBP: 0.323, SLG: 0.318		F8-3 1-2			4-3			K		3	0	0	0	0	1	2
Andy Seminick, R (1, 2) OBP: 0.330, SLG: 0.446			B1-3			F3		G3 1-2		3	0	0	0	0	0	1
Roy McMillan, R (1, 6) OBP: 0.293, SLG: 0.345			5-3			F7		F4		3	0	0	0	0	0	1
Bubba Church, R (1, 1) OBP: 0.214, SLG: 0.262 Dixie Howell, R (6, PH) OBP: 0.235, SLG: 0.438 Frank Smith, R (7, 1) OBP: 0.136, SLG: 0.182 Joe Rossi, R (9, PH) OBP: 0.336, SLG: 0.274			L5			K			K	1 1 0 1	0 0 0 0	0 0 0 0	0 0 0 0	0 1 0 0	0 0 0 1	0 0 0 0

	AB	30
	R	0
	H	5
	RBI	0
	BB	2
	SO	7
	LOB	13

Inning Stats	1	2	3	4	5	6	7	8	9	1B: 5	SF: 0	WP: 0	PA: 32
	R: 0 H: 1 E: 0 LOB: 0 K: 0 BB: 0 S: 6 P: 11	R: 0 H: 1 E: 0 LOB: 0 K: 0 BB: 0 S: 5 P: 8	R: 0 H: 0 E: 0 LOB: 0 K: 0 BB: 0 S: 5 P: 7	R: 0 H: 0 E: 0 LOB: 0 K: 0 BB: 0 S: 8 P: 11	R: 0 H: 0 E: 0 LOB: 0 K: 1 BB: 0 S: 9 P: 13	R: 0 H: 0 E: 0 LOB: 0 K: 1 BB: 1 S: 9 P: 12	R: 0 H: 0 E: 0 LOB: 1 K: 2 BB: 1 S: 12 P: 20	R: 0 H: 1 E: 0 LOB: 1 K: 1 BB: 0 S: 9 P: 11	R: 0 H: 2 E: 0 LOB: 3 K: 2 BB: 1 S: 18 P: 30	2B: 1 3B: 0 HR: 0	SAC: 0 DP: 2 HBP: 0	PB: 0 SB: 0 CS: 0	

PITCHER		IP	WLS	BF	H	R	ER	SO	BB	IBB	HBP	BLK	WP	HR	S	P	ERA	WHIP
Preacher Roe, L ERA: 2.77	(1, 1)	9.0	W	32	5	0	0	7	2	0	0	0	0	0	81	123	0.00	0.778

PITCHER	IP	WLS	BF	H	R	ER	SO	BB	IBB	HBP	BLK	WP	HR	S	P	ERA	WHIP

Brooklyn Dodgers @ Cincinnati Reds

Crosley Field, Cincinnati, OH

Tue Aug 19 1952, 3:38 AM EDT

Att. 25,542 - Unknown

TOP

livebaseballscorecards.com

Batter	1	2	3	4	5	6	7	8	9	AB	R	H	RBI	BB	SO	LOB
Billy Cox, R (1, 5) OBP: 0.319, SLG: 0.367	C B S C 1-3 K ①		C B F X 1-2 L8-4-3 1-2 ②③			S X 0-1 SH5-4 3B 1-2 1B	B F B F X 2-2 F8 ③		F X 0-1 F8 ③	5	1	1	0	0	1	5
Pee Wee Reese, R (1, 6) OBP: 0.373, SLG: 0.375	X 0-0 L6 ②			C B B B C B 4-2 SH1-3 S BB		C X 0-1 SH5-4 1-2 2-3 ①		B B B B 4-0 SH3-4 BB		1	0	0	0	2	0	0
Jackie Robinson, R (1, 4) OBP: 0.444, SLG: 0.478	B F B C B F X 3-2 F6 ③			B C X 1-1 SH1-3 1-3 ①		I 4-0 3B IBB		X 0-0 SH3-4 1-2 ①		1	1	0	0	1	0	0
Roy Campanella, R (1, 2) OBP: 0.373, SLG: 0.461		S F X 0-2 F7 ①		F X 0-1 F4 ②		F B X 1-1 1-H 2-H 3-H 3B ②		I 4-0 G1-6-3 IBB		3	0	1	3	1	0	1
George Shuba, L (1, 7) OBP: 0.449, SLG: 0.527		S B B B X 3-1 F9 ②		B B S F F C 2-3 K ③		S F X 0-2 F7 ②		X 0-0 G1-6-3 1-2f ②③		4	0	0	0	0	1	4
Andy Pafko, R (1, 8) OBP: 0.382, SLG: 0.461		B X 1-0 1-3 ③			X 0-0 6-3 ①	X 0-0 L8 ③			X 0-0 F2 ①	4	0	0	0	0	0	1
Gil Hodges, R (1, 3) OBP: 0.381, SLG: 0.505			B F B F B B 4-2 1B BB		C B X 1-1 6-3 ②		B C S B F X 2-2 5-3 ①		B C B S B X 3-2 F5 ②	3	0	0	0	1	0	0
Carl Furillo, R (1, 9) OBP: 0.289, SLG: 0.330 Duke Snider, L (9, PH) OBP: 0.369, SLG: 0.460			B C X 1-1 F8 ①		B F X 1-1 L8 ③		B B C B X 3-1 5-3 ②		L X 0-1 1B 1B	3 1	0 0	0 1	0 0	0 0	0 0	1 0
Johnny Rutherford, L (1, 1) OBP: 0.364, SLG: 0.381 Joe Black, R (8, 1) OBP: 0.158, SLG: 0.158 Rocky Nelson, L (9, PH) OBP: 0.316, SLG: 0.294 Rocky Bridges, R (9, PR) OBP: 0.255, SLG: 0.233			X 0-0 L8-4-3 1-2 1B			B B C C B F B 4-2 SH5-4 1B 3B BB	B B C X 2-1 1B		B F C X 1-2 1B	2 0 1 0	1 0 0 0	2 0 1 0	0 0 0 0	1 0 0 0	0 0 0 0	0 0 0 0
Inning Stats	R: 0 H: 0 E: 0 LOB: 0 K: 1 BB: 0 S: 8 P: 12	R: 0 H: 0 E: 0 LOB: 0 K: 0 BB: 0 S: 6 P: 10	R: 0 H: 1 E: 0 LOB: 1 K: 0 BB: 1 S: 8 P: 14	R: 0 H: 0 E: 0 LOB: 1 K: 1 BB: 1 S: 10 P: 17	R: 0 H: 0 E: 0 LOB: 0 K: 0 BB: 0 S: 5 P: 7	R: 3 H: 2 E: 0 LOB: 1 K: 0 BB: 2 S: 13 P: 22	R: 0 H: 1 E: 0 LOB: 1 K: 0 BB: 0 S: 11 P: 20	R: 0 H: 0 E: 0 LOB: 1 K: 0 BB: 2 S: 2 P: 10	R: 0 H: 2 E: 0 LOB: 2 K: 0 BB: 0 S: 11 P: 15	1B: 5 SF: 0 2B: 1 SAC: 3 3B: 1 DP: 2 HR: 0 HBP: 0						WP: 0 PA: 37 PB: 0 SB: 1 CS: 0	

PITCHER	IP	WLS	BF	H	R	ER	SO	BB	IBB	HBP	BLK	WP	HR	S	P	ERA	WHIP
Herm Wehmeier, R (1, 1) ERA: 5.57	9.0	W	37	6	3	3	2	4	2	0	0	0	0	74	127	3.00	1.111

PITCHER	IP	WLS	BF	H	R	ER	SO	BB	IBB	HBP	BLK	WP	HR	S	P	ERA	WHIP

AB	28
R	3
H	6
RBI	3
BB	6
SO	2
LOB	12

Batter	1	2	3	4	5	6	7	8	9	AB	R	H	RBI	BB	SO	LOB
Cal Abrams, L (1, 8) OBP: 0.394, SLG: 0.407	F L B B B X 3-2 FC1-4 1B	X 0-0 ③ F2			X 0-0 ① L8		B X 1-0 ② 4-3		4	0	1	0	0	0	0
Bob Borkowski, R (9, 8) OBP: 0.311, SLG: 0.352									0	0	0	0	0	0	0
Bobby Adams, R (1, 5) OBP: 0.345, SLG: 0.380	B B C X 2-1 ① FC1-4 G5-4-3 1-2f			C B F X 1-2 ① 6-3		C F X 0-2 HR 1B		F B F B B F X 3-2 1B 3B 1B		4	2	2	0	0	0	1
Willard Marshall, L (1, 9) OBP: 0.338, SLG: 0.424	B X 1-0 ② ③ G5-4-3 1-2f			B X 1-0 ② F9		X 0-0 1-H HR		B B B C X 3-1 1-3 3B 1B		4	2	2	2	0	0	1
Ted Kluszewski, L (1, 3) OBP: 0.366, SLG: 0.474		B X 1-0 G4-6-3 1B 1B		B C F X 1-2 ③ F2		X 0-0 ② 4-3		B F X 1-1 1-H 3-H 3B		4	0	2	2	0	0	0
Hank Edwards, L (1, 7) OBP: 0.361, SLG: 0.513		B B F X 2-1 G4-6-3 1-2 1B			X 0-0 SH1-4 1B 1B	B X 1-0 ③ 4-3		S S X 0-2 ③ F7		4	1	2	0	0	0	1
Grady Hatton, L (1, 4) OBP: 0.321, SLG: 0.316		L X 0-1 ① ② G4-6-3 1-2f 2-3			X 0-0 ① SH1-4 1-2		X 0-0 ① 4-3			2	0	0	0	0	0	2
Joe Rossi, R (1, 2) OBP: 0.336, SLG: 0.276		X 0-0 ③ F8			F X 0-1 E 2-H 1B		B X 1-0 ② F3			3	0	1	1	0	0	1
Roy McMillan, R (1, 6) OBP: 0.291, SLG: 0.343			X 0-0 ① F5		F B C B S 2-3 ② K		C B F X 1-2 ③ 5-3			3	0	0	0	0	1	1
Herm Wehmeier, R (1, 1) OBP: 0.222, SLG: 0.269			B X 1-0 ② 6-3		S B X 1-1 ③ F7 1-2			C B F X 1-2 ① 1-3		3	0	0	0	0	0	1
Inning Stats	R: 0 E: 0 K: 0 S: 6 H: 1 LOB: 0 BB: 0 P: 12	R: 0 E: 0 K: 0 S: 6 H: 2 LOB: 1 BB: 0 P: 9	R: 0 E: 0 K: 0 S: 3 H: 0 LOB: 0 BB: 0 P: 4	R: 0 E: 0 K: 0 S: 7 H: 0 LOB: 0 BB: 0 P: 10	R: 1 E: 0 K: 1 S: 9 H: 2 LOB: 1 BB: 0 P: 12	R: 2 E: 0 K: 0 S: 7 H: 2 LOB: 0 BB: 0 P: 8	R: 0 E: 0 K: 0 S: 5 H: 0 LOB: 0 BB: 0 P: 7	R: 2 E: 0 K: 0 S: 15 H: 3 LOB: 1 BB: 0 P: 24		1B: 8 2B: 0 3B: 1 HR: 1 SF: 0 SAC: 1 DP: 2 HBP: 0						

PITCHER		IP	WLS	BF	H	R	ER	SO	BB	IBB	HBP	BLK	WP	HR	S	P	ERA	WHIP
Johnny Rutherford, R ERA: 4.1	(1, 1)	7.2	L	30	9	5	5	1	0	0	0	0	0	1	53	80	5.87	1.174
Joe Black, R ERA: 2.32	(8, 1)	0.1		2	1	0	0	0	0	0	0	0	0	0	5	6	0.00	3.000

PITCHER	IP	WLS	BF	H	R	ER	SO	BB	IBB	HBP	BLK	WP	HR	S	P	ERA	WHIP

BOTTOM

Brooklyn Dodgers @ Cincinnati Reds

Crosley Field, Cincinnati, OH

Tue Aug 19 1952, 3:38 AM EDT

Att. 25,542 - Unknown

livebaseballscorecards.com

AB	31
R	5
H	10
RBI	5
BB	0
SO	1
LOB	8

Batter	1	2	3	4	5	6	7	8	9	AB	R	H	RBI	BB	SO	LOB
Billy Cox, R (1, 5) OBP: 0.317, SLG: 0.364	C F F F B X 1-2 FC6-4 1B	X 0-0 ② L8 3-H	X 0-0 ③ F7		B B C C B F X 3-2 ② 5-3 2-3		C F X 0-2 ② F3			5	0	1	1	0	0	5
Pee Wee Reese, R (1, 6) OBP: 0.376, SLG: 0.374	X 0-0 ① FC6-4 1B 1B 1-2f	B C B B B C F B 4-2 BB 1-2		C X 0-1 1B HR 1B	C B B B C F B 4-2 FC6-4 BB		B F B X 2-1 ③ 4-3			3	1	1	0	2	0	2
Jackie Robinson, R (1, 4) OBP: 0.442, SLG: 0.474	F C X 0-2 1B 1-2 1B	B S X 1-1 ③ F5		B B X 2-0 ① F9	F C X 0-2 ③ FC6-4 1-2f			S B B X 2-1 ① F2		5	0	1	0	0	0	5
Roy Campanella, R (1, 2) OBP: 0.371, SLG: 0.466	S X 0-1 ② F5		B B B C F X 3-2 HR	X 0-0 ② F8		B X 1-0 ① F8		C F B B S 2-3 ② K		5	1	1	1	0	1	3
Andy Pafko, R (1, 8) OBP: 0.385, SLG: 0.465	C X 0-1 1-2 2-3 1B		C B B B X 2-1 F9 1B 2B	B B X 2-0 1-2 HR 1B		F B X 1-1 ② 5-3		X 0-0 ③ 5-3		5	2	3	0	0	0	0
Gil Hodges, R (1, 3) OBP: 0.381, SLG: 0.510	B B X 2-0 ③ F3		F X 0-1 E4 SH3-4 1B	X 0-0 1-H 2-H HR		F C B B B B 4-2 BB			B F B X 2-1 ① F5	4	1	1	3	1	0	4
Carl Furillo, R (1, 9) OBP: 0.293, SLG: 0.336		B X 1-0 1B L8 2B	B F C X 1-2 ① F9 2-3	B S X 1-1 CS 1B		X 0-0 ③ F7			F B B X 2-1 G6-4-3 1B	5	1	3	0	0	0	3
Dick Williams, R (1, 7) OBP: 0.338, SLG: 0.397		F L B F F F X 1-2 ① 5-3	X 0-0 SH3-4 1-2 3-H 1B	B C B 2-1 ③ CS 1-2	B B B C C X 3-2 5-3 SH1-4 1B		B B F X 2-1 FC3-6 1B		S B X 1-1 ②③ G6-4-3 1-2f	5	0	3	1	0	0	2
Billy Loes, R (1, 1) OBP: 0.128, SLG: 0.105		X 0-0 BB 2-3 1B	X 0-0 ② SH3-4 1-2 2-3		X 0-0 ① SH1-4 1-2		L F X 0-2 ① FC3-6 1-2f			2	0	1	0	0	0	1
Inning Stats	R: 0 E: 0 K: 0 S: 14 H: 3 LOB: 3 BB: 0 P: 17	R: 1 E: 0 K: 0 S: 14 H: 2 LOB: 2 BB: 1 P: 21	R: 2 E: 1 K: 0 S: 13 H: 3 LOB: 2 BB: 0 P: 19	R: 3 E: 0 K: 0 S: 9 H: 4 LOB: 0 BB: 0 P: 16	R: 0 E: 0 K: 0 S: 14 H: 1 LOB: 2 BB: 1 P: 24	R: 0 E: 0 K: 0 S: 6 H: 0 LOB: 1 BB: 1 P: 12	R: 0 E: 0 K: 0 S: 10 H: 1 LOB: 1 BB: 0 P: 14	R: 0 E: 0 K: 1 S: 6 H: 0 LOB: 0 BB: 0 P: 10	R: 0 E: 0 K: 0 S: 6 H: 1 LOB: 0 BB: 0 P: 11	1B: 11 2B: 2 3B: 0 HR: 2 SF: 0 SAC: 2 DP: 1 HBP: 0						

TOP

Brooklyn Dodgers @ Cincinnati Reds

Crosley Field, Cincinnati, OH

Wed Aug 20 1952, 3:33 AM EDT

Att. 5,788 - Unknown

livebaseballscorecards.com

AB	39
R	6
H	15
RBI	6
BB	3
SO	1
LOB	25

WP: 0 PB: 0 SB: 0 CS: 1 PA: 45

PITCHER		IP	WLS	BF	H	R	ER	SO	BB	IBB	HBP	BLK	WP	HR	S	P	ERA	WHIP
Ken Raffensberger, L ERA: 2.73	(1, 1)	3.2	L	24	11	6	6	0	1	0	0	0	0	2	47	67	14.73	3.273
Bud Podbielan, R ERA: 4.18	(4, 1)	0.0		0	0	0	0	0	0	0	0	0	0	0	0	0	∞	∞
Frank Smith, R ERA: 3.91	(8, 1)	2.0		6	1	0	0	1	0	0	0	0	0	0	12	21	0.00	0.500

PITCHER		IP	WLS	BF	H	R	ER	SO	BB	IBB	HBP	BLK	WP	HR	S	P	ERA	WHIP

Batter	1	2	3	4	5	6	7	8	9	AB	R	H	RBI	BB	SO	LOB
Cal Abrams, L (1, 8) OBP: 0.388, SLG: 0.433	C B B C X 2-2 HR		B B B C X 3-1 ① 4-3		C F B B B S 3-3 ③ K			C B X 1-1 ① F5		4	1	1	1	0	1	0
Bobby Adams, R (1, 5)	X 0-0 ① F8		C B F X 1-2 ② F6			B C B B C X 3-2 FC4-6 1B		B C X 1-1 ② F6		4	0	1	0	0	0	0
Willard Marshall, L (1, 9) OBP: 0.337, SLG: 0.422	B B B C X 3-1 G4-6-3 1B		S B X 1-1 ③ F9			B B B C C X 3-2 ① FC4-6 1B 1-2f		B C X 1-1 ③ F2		4	0	1	0	0	0	1
Ted Kluszewski, L (1, 3) OBP: 0.367, SLG: 0.477	C B X 1-1 ② ③ G4-6-3 1-2f			B C B X 2-1 ① F5		C X 0-1 1-3 1B			C B X 1-1 F9 2B 2B	4	1	2	0	0	0	1
Hank Edwards, L (1, 7) OBP: 0.359, SLG: 0.503		C X 0-1 ① 3-1		S B B B C B 4-2 BB		F B F B S 2-3 ② K			C F F X 0-2 ① F9 2-3	3	0	0	0	1	1	3
Grady Hatton, L (1, 4) OBP: 0.321, SLG: 0.315 Eddie Pellagrini, R (2, PH) OBP: 0.227, SLG: 0.241 (3, 4) Joe Adcock, R (9, PH) OBP: 0.333, SLG: 0.497		C B F B F S 2-3 ② K		B C B F C 2-3 ② K		X 0-0 ③ L7			F X 0-1 ② 5-3	0 3 1	0 0 0	0 0 0	0 0 0	0 0 0	0 2 0	0 3 1
Andy Seminick, R (1, 2) OBP: 0.332, SLG: 0.453	B S F B F F X 2-2 2B		B X 1-0 ③ L8				C S S 0-3 ① K		B B C F B X 3-2 3-H 2B	4	0	2	1	0	1	1
Roy McMillan, R (1, 6) OBP: 0.289, SLG: 0.340	B C S S 1-3 ③ K				F B X 1-1 ① F6		C B B F B C 3-3 ② K		B C X 1-1 ③ 5-3	4	0	0	0	0	2	2
Ken Raffensberger, R (1, 1) OBP: 0.148, SLG: 0.186 Bud Podbielan, R (4, 1) Bob Borkowski, R (7, PH) OBP: 0.311, SLG: 0.351 Frank Smith, R (8, 1) OBP: 0.136, SLG: 0.182			B C X 1-1 HR		C X 0-1 ② F4		C B B C X 2-2 ③ 6-3			1 1 1 0	1 0 0 0	1 0 0 0	1 0 0 0	0 0 0 0	0 0 0 0	0 0 0 0
Inning Stats	R: 1 H: 2 E: 0 LOB: 0 K: 0 BB: 0 S: 8 P: 14	R: 0 H: 1 E: 0 LOB: 1 K: 2 BB: 0 S: 14 P: 19	R: 1 H: 1 E: 0 LOB: 0 K: 0 BB: 0 S: 9 P: 15	R: 0 H: 0 E: 0 LOB: 1 K: 1 BB: 1 S: 8 P: 17	R: 0 H: 0 E: 0 LOB: 0 K: 1 BB: 0 S: 7 P: 11	R: 0 H: 2 E: 0 LOB: 2 K: 1 BB: 0 S: 12 P: 20	R: 0 H: 0 E: 0 LOB: 0 K: 2 BB: 0 S: 9 P: 14	R: 0 H: 0 E: 0 LOB: 0 K: 0 BB: 0 S: 6 P: 9	R: 1 H: 2 E: 0 LOB: 1 K: 0 BB: 0 S: 13 P: 18	1B: 3 SF: 0 2B: 3 SAC: 0 3B: 0 DP: 1 HR: 2 HBP: 0						

PITCHER		IP	WLS	BF	H	R	ER	SO	BB	IBB	HBP	BLK	WP	HR	S	P	ERA	WHIP
Billy Loes, R ERA: 2.4	(1, 1)	9.0	W	35	8	3	3	7	1	0	0	0	0	2	86	137	3.00	1.000

PITCHER	IP	WLS	BF	H	R	ER	SO	BB	IBB	HBP	BLK	WP	HR	S	P	ERA	WHIP

BOTTOM

Brooklyn Dodgers @ Cincinnati Reds

Crosley Field, Cincinnati, OH

Wed Aug 20 1952, 3:33 AM EDT

Att. 5,788 - Unknown

livebaseballscorecards.com

AB	34
R	3
H	8
RBI	3
BB	1
SO	7
LOB	12

Batter	1	2	3	4	5	6	7	8	9	AB	R	H	RBI	BB	SO	LOB
Connie Ryan, R (1, 4) OBP: 0.360, SLG: 0.412	K		G6-4-3 1-2f		1-3 2B		FC6-4 1-2 1B			4	0	2	0	0	1	1
Richie Ashburn, L (1, 8) OBP: 0.358, SLG: 0.359	FC5-4 1B			1B E 1B	G3		FC6-4 1-2f			4	1	2	0	0	0	4
Johnny Wyrostek, L (1, 9) OBP: 0.362, SLG: 0.354	F2			1-2 1-3 1B	G3			K		0	1	0	0	0	0	0
Del Ennis, R (1, 7) OBP: 0.331, SLG: 0.476	FC5-4 1-2f			F4		F8		5-3		4	0	0	0	0	0	3
Granny Hamner, R (1, 6) OBP: 0.308, SLG: 0.427		F7		E3 1B 2-3 3-H		F2		K		4	0	0	1	0	1	1
Willie Jones, R (1, 5) OBP: 0.327, SLG: 0.367		F8		1-3 3-H 1B		F9			CS BB	3	0	1	1	1	0	0
Smoky Burgess, L (1, 2) OBP: 0.375, SLG: 0.421		4-3		K			1B BB		K 1-2	3	0	0	0	1	2	2
Eddie Waitkus, L (1, 3) OBP: 0.359, SLG: 0.367			6-3		4-3		F9		K	4	0	0	0	0	1	1
Karl Drews, R (1, 1) OBP: 0.172, SLG: 0.133			G6-4-3 BB		2B BB		K			1	0	0	0	2	1	1
Inning Stats	R: 0 E: 0 K: 1 S: 6 H: 1 LOB: 1 BB: 0 P: 6	R: 0 E: 0 K: 0 S: 3 H: 0 LOB: 0 BB: 0 P: 3	R: 0 E: 0 K: 0 S: 2 H: 0 LOB: 0 BB: 1 P: 6	R: 2 E: 1 K: 1 S: 8 H: 3 LOB: 1 BB: 0 P: 8	R: 0 E: 0 K: 0 S: 4 H: 1 LOB: 2 BB: 1 P: 8	R: 0 E: 0 K: 0 S: 3 H: 0 LOB: 0 BB: 0 P: 3	R: 0 E: 0 K: 1 S: 6 H: 1 LOB: 2 BB: 1 P: 10	R: 0 E: 0 K: 2 S: 7 H: 0 LOB: 0 BB: 0 P: 7	R: 0 E: 0 K: 2 S: 6 H: 0 LOB: 0 BB: 1 P: 10	1B: 5 2B: 2 3B: 0 HR: 0 SF: 0 SAC: 0 DP: 2 HBP: 0	WP: 0 PB: 0 SB: 0 CS: 1 PA: 35					

PITCHER		IP	WLS	BF	H	R	ER	SO	BB	IBB	HBP	BLK	WP	HR	S	P	ERA	WHIP
Bubba Church, R ERA: 4.19	(1, 1)	6.0		24	5	2	2	2	2	0	0	0	0	0	26	34	3.00	1.167
Frank Smith, R ERA: 3.79	(7, 1)	3.0	W	11	1	0	0	5	2	0	0	0	0	0	19	27	0.00	1.000

PITCHER	IP	WLS	BF	H	R	ER	SO	BB	IBB	HBP	BLK	WP	HR	S	P	ERA	WHIP

TOP

Philadelphia Phillies @ Cincinnati Reds

Crosley Field, Cincinnati, OH

Sat Aug 23 1952, 3:33 AM EDT

Att. 3,617 - Unknown

livebaseballscorecards.com

AB	27
R	2
H	5
RBI	2
BB	4
SO	6
LOB	13

Philadelphia Phillies @ Cincinnati Reds

Crosley Field, Cincinnati, OH

Sat Aug 23 1952, 3:33 AM EDT

Att. 3,617 - Unknown

livebaseballscorecards.com

BOTTOM

Batter	1	2	3	4	5	6	7	8	9	AB	R	H	RBI	BB	SO	LOB
Cal Abrams, L (1, 8) OBP: 0.382, SLG: 0.423	5-3		6-3			SH5-4	FC6-4			4	1	1	0	0	0	3
Bobby Adams, R (1, 5) OBP: 0.343, SLG: 0.376	K			6-3		SH5-4		F8		3	0	0	0	0	1	0
Willard Marshall, L (1, 9) OBP: 0.343, SLG: 0.447	4-3			5-3		G3		HR		4	1	2	3	0	0	0
Ted Kluszewski, L (1, 3) OBP: 0.369, SLG: 0.475		FC5-4		4-3		G3		E4		4	0	1	0	0	0	1
Hank Edwards, L (1, 7) OBP: 0.356, SLG: 0.497		FC5-4			FC4-6	4-3		FC6-4		4	0	1	0	0	0	3
Grady Hatton, L (1, 4) OBP: 0.318, SLG: 0.312		K			F7		4-3	F7		4	0	0	0	0	1	3
Andy Seminick, R (1, 2) OBP: 0.331, SLG: 0.447					F3					2	0	1	0	1	0	1
Roy McMillan, R (1, 6) OBP: 0.286, SLG: 0.336			FC1-6		FC4-6		6-3			3	0	1	0	0	0	2
Bubba Church, R (1, 1) OBP: 0.209, SLG: 0.256			FC1-6			SH5-4	FC6-4			1	0	0	0	0	0	1
Bob Borkowski, R (6, PH) OBP: 0.309, SLG: 0.348										1	1	1	0	0	0	0
Frank Smith, R (7, 1) OBP: 0.174, SLG: 0.217										1	0	1	0	0	0	0
Inning Stats	R: 0 E: 0 K: 1 S: 5 H: 0 LOB: 0 BB: 0 P: 5	R: 0 E: 0 K: 1 S: 5 H: 1 LOB: 1 BB: 0 P: 5	R: 0 E: 0 K: 0 S: 4 H: 2 LOB: 1 BB: 0 P: 4	R: 0 E: 0 K: 0 S: 3 H: 0 LOB: 0 BB: 0 P: 3	R: 0 E: 0 K: 0 S: 4 H: 1 LOB: 1 BB: 0 P: 4	R: 2 E: 0 K: 0 S: 6 H: 3 LOB: 1 BB: 0 P: 6	R: 0 E: 0 K: 0 S: 4 H: 1 LOB: 2 BB: 1 P: 8	R: 1 E: 1 K: 0 S: 5 H: 1 LOB: 1 BB: 0 P: 5		1B: 7 2B: 2 3B: 0 HR: 1 SF: 0 SAC: 1 DP: 1 HBP: 0					

	AB	31
	R	3
	H	9
	RBI	3
	BB	1
	SO	2
	LOB	14

PITCHER	IP	WLS	BF	H	R	ER	SO	BB	IBB	HBP	BLK	WP	HR	S	P	ERA	WHIP
Karl Drews, R (1, 1) ERA: 2.59	8.0	L	33	9	3	3	2	1	0	0	0	0	1	36	40	3.38	1.250

PITCHER	IP	WLS	BF	H	R	ER	SO	BB	IBB	HBP	BLK	WP	HR	S	P	ERA	WHIP

New York Giants @ Cincinnati Reds

Crosley Field, Cincinnati, OH

Sun Aug 24 1952, 3:33 AM EDT

Sunny - 78 F

TOP

livebaseballscorecards.com

Batter	1	2	3	4	5	6	7	8	9	AB	R	H	RBI	BB	SO	LOB
Davey Williams, R (1, 4) OBP: 0.331, SLG: 0.392	F2	K		4-3		1B		FC3-6		5	0	1	1	0	1	4
Alvin Dark, R (1, 6) OBP: 0.348, SLG: 0.392	BB		1B		F6	F7		FC6		4	2	1	0	1	0	4
Whitey Lockman, L (1, 3) OBP: 0.386, SLG: 0.418	BB		BB		F7		K		F8	3	1	1	0	2	1	0
Monte Irvin, R (1, 7) OBP: 0.333, SLG: 0.300	FC5-4		F3		1B		BB		BB	3	0	2	1	1	0	2
Dusty Rhodes, L (7, PR) OBP: 0.340, SLG: 0.538										0	0	0	0	0	0	0
(7, 7)																
Bob Elliott, R (9, PH) OBP: 0.335, SLG: 0.407	1B									0	0	0	0	1	0	0
(9, 7)																
Bobby Thomson, R (1, 8) OBP: 0.339, SLG: 0.481	F7		2B		F9		K		F8	5	0	1	2	0	1	5
Clint Hartung, R (1, 9) OBP: 0.293, SLG: 0.404	FC5-4		6-3			BB	F2		F2	4	1	0	0	1	0	6
Hank Thompson, L (1, 5) OBP: 0.348, SLG: 0.470		K		K		SH1-4		HBP		3	0	0	0	0	2	1
Wes Westrum, R (1, 2) OBP: 0.365, SLG: 0.412		F3		F7		F6		FC3-6		4	0	1	0	0	0	1
Sal Maglie, R (1, 1) OBP: 0.169, SLG: 0.093		BB		1B		BB		F3		1	0	1	0	2	0	0
Monty Kennedy, R (6, 1) OBP: 0.059, SLG: 0.059										0	0	0	0	0	0	0
Bill Rigney, R (8, PH) OBP: 0.366, SLG: 0.361										1	0	0	0	0	0	2
Hoyt Wilhelm, R (8, 1) OBP: 0.200, SLG: 0.276										0	0	0	0	0	0	0
Dave Koslo, L (9, 1) OBP: 0.070, SLG: 0.071										0	0	0	0	0	0	0

	AB	33
	R	4
	H	8
	RBI	4
	BB	8
	SO	5
	LOB	25

Inning Stats	1	2	3	4	5	6	7	8	9
	R: 1 E: 0 K: 0 S: 4	H: 1 LOB: 2 BB: 2 P: 12	R: 0 E: 0 K: 2 S: 7	H: 0 LOB: 1 BB: 1 P: 11	R: 1 E: 0 K: 0 S: 4	H: 2 LOB: 1 BB: 1 P: 8	R: 0 E: 0 K: 1 S: 6	H: 1 LOB: 1 BB: 0 P: 6	R: 0 E: 0 K: 0 S: 4	H: 1 LOB: 1 BB: 0 P: 4
	R: 1 E: 0 K: 0 S: 4	H: 1 LOB: 2 BB: 2 P: 12	R: 0 E: 0 K: 2 S: 7	H: 0 LOB: 1 BB: 1 P: 11	R: 0 E: 0 K: 0 S: 4	H: 1 LOB: 2 BB: 0 P: 5	R: 1 E: 0 K: 0 S: 4	H: 1 LOB: 1 BB: 1 P: 8		

	1B: 6	SF: 0	WP: 0	PA: 43
	2B: 2	SAC: 1	PB: 0	
	3B: 1	DP: 1	SB: 0	
	HR: 0	HBP: 1	CS: 0	

PITCHER		IP	WLS	BF	H	R	ER	SO	BB	IBB	HBP	BLK	WP	HR	S	P	ERA	WHIP
Harry Perkowski, L ERA: 4.26	(1, 1)	6.0		29	6	3	3	3	6	0	0	0	0	0	29	53	4.50	2.000
Joe Nuxhall, L ERA: 3.04	(7, 1)	3.0	W	14	2	1	1	2	2	0	1	0	0	0	15	24	3.00	1.333

PITCHER	IP	WLS	BF	H	R	ER	SO	BB	IBB	HBP	BLK	WP	HR	S	P	ERA	WHIP

BOTTOM

New York Giants @ Cincinnati Reds

Crosley Field, Cincinnati, OH

Sun Aug 24 1952, 3:33 AM EDT

Sunny - 78 F

livebaseballscorecards.com

Batter	1	2	3	4	5	6	7	8	9	AB	R	H	RBI	BB	SO	LOB
Cal Abrams, L (1, 8) OBP: 0.372, SLG: 0.410	F9	G4-6-3 1-2f			F9	K			E 2B 1-3	3	0	0	0	0	0	3
Bob Borkowski, R (6, PH) (7, 8) OBP: 0.310, SLG: 0.352										2	1	1	0	0	1	1
Bobby Adams, R (1, 5) OBP: 0.347, SLG: 0.381	2B		4-3 BB 1B		1B		6-3		BBBB E BB 4-0	4	0	3	0	1	0	0
Willard Marshall, L (1, 9) OBP: 0.339, SLG: 0.441	F9		F4		F6		F9		E4 1-2 2-H 3-H	5	0	0	0	0	0	4
Ted Kluszewski, L (1, 3) OBP: 0.370, SLG: 0.474	4-3		BBB 4-3 BB 4-0 1-2		F9		1B			3	0	1	0	1	0	2
Hank Edwards, L (1, 7) OBP: 0.348, SLG: 0.484		E6 1B BB 1B	4-3 1-2 2-3			3-1	K			4	1	0	0	0	1	3
Grady Hatton, L (1, 4) OBP: 0.317, SLG: 0.310		BBB 1B 1B BB 4-0 1-2	F9			4-3		F7		3	0	0	0	1	0	2
Andy Seminick, R (1, 2) OBP: 0.336, SLG: 0.452		1B 1B 1-2 2-3		G3		1B 2B 1B		G4-6-3 1B		4	1	3	0	0	0	0
Roy McMillan, R (1, 6) OBP: 0.288, SLG: 0.338		G4-6-3 1B 1-2 2-3 3-H		F6		1-2 2B 1B		G4-6-3 1-2f		4	1	2	1	0	0	1
Harry Perkowski, L (1, 1) OBP: 0.206, SLG: 0.258 Joe Adcock, R (6, PH) OBP: 0.334, SLG: 0.500 Bubba Church, R (6, PR) OBP: 0.209, SLG: 0.256 Joe Nuxhall, L (7, 1) OBP: 0.105, SLG: 0.105 Dixie Howell, R (9, PH) OBP: 0.229, SLG: 0.424 Eddie Pellagrini, R (9, PR) OBP: 0.228, SLG: 0.241		K		F9		1-H 2-H 2B			K 2B E	2 1 0 0 1	0 0 0 0 0	0 1 0 0 0	0 2 0 0 0	0 0 0 0 1	1 0 0 0 0	3 0 0 0 0
Inning Stats	R: 0 E: 0 K: 0 S: 4 H: 1 LOB: 1 BB: 0 P: 4	R: 1 E: 1 K: 1 S: 7 H: 2 LOB: 2 BB: 1 P: 11	R: 0 E: 0 K: 0 S: 4 H: 1 LOB: 2 BB: 1 P: 8	R: 0 E: 0 K: 0 S: 3 H: 0 LOB: 0 BB: 0 P: 3	R: 0 E: 0 K: 0 S: 4 H: 1 LOB: 1 BB: 0 P: 4	R: 2 E: 0 K: 1 S: 8 H: 3 LOB: 1 BB: 0 P: 8	R: 0 E: 0 K: 1 S: 6 H: 1 LOB: 1 BB: 0 P: 6	R: 0 E: 0 K: 0 S: 3 H: 1 LOB: 0 BB: 0 P: 3	R: 2 E: 2 K: 1 S: 5 H: 1 LOB: 2 BB: 1 P: 9	1B: 8 2B: 3 3B: 0 HR: 0	SF: 0 SAC: 0 DP: 2 HBP: 0						

	AB	36
	R	5
	H	11
	RBI	3
	BB	3
	SO	4
	LOB	19

WP: 0 PB: 0 SB: 0 CS: 0 PA: 39

PITCHER		IP	WLS	BF	H	R	ER	SO	BB	IBB	HBP	BLK	WP	HR	S	P	ERA	WHIP
Sal Maglie, R ERA: 3.07	(1, 1)	5.2		27	8	3	2	1	2	0	0	0	0	0	27	35	3.18	1.765
Monty Kennedy, L ERA: 3.11	(6, 1)	1.1		5	1	0	0	2	0	0	0	0	0	0	9	9	0.00	0.750
Hoyt Wilhelm, R ERA: 2.65	(8, 1)	1.0	L	6	2	2	0	1	1	0	0	0	0	0	7	11	0.00	3.000
Dave Koslo, L ERA: 2.89	(9, 1)	0.0		1	0	0	0	0	0	0	0	0	0	0	1	1	∞	∞

PITCHER	IP	WLS	BF	H	R	ER	SO	BB	IBB	HBP	BLK	WP	HR	S	P	ERA	WHIP

Batter	1	2	3	4	5	6	7	8	9	AB	R	H	RBI	BB	SO	LOB
Davey Williams, R (1, 4) OBP: 0.332, SLG: 0.391	BBBB 4-0 G4-6-3 BB	x 0-0 ③ F6		x 0-0 ① 5-3		BBBB 4-0 SH3-4 BB				2	0	0	0	2	0	2
Alvin Dark, R (1, 6) OBP: 0.350, SLG: 0.391	x 0-0 ①② G4-6-3 1-2f		BBBB 4-0 SH5-4 1B F8 BB	BBBB 4-0 5-3 BB		x 0-0 ① SH3-4 1-2				1	1	0	0	2	0	1
Whitey Lockman, L (1, 3) OBP: 0.385, SLG: 0.416	x 0-0 ③ 4-3		x 0-0 F8 SH5-4 1-2 1B 1B	x 0-0 ② 5-3 1-2		x 0-0 ② F7				4	1	1	0	0	0	2
Hank Thompson, L (1, 5) OBP: 0.348, SLG: 0.467		BBBB 4-0 BB E 1B BB	x 0-0 ① SH5-4 1-2 2-3	x 0-0 ③ 4-3		x 0-0 ③ F2				2	1	0	0	1	0	2
Bobby Thomson, R (1, 8) OBP: 0.342, SLG: 0.482		x 0-0 E5 BB 1-2 1B	IIII 4-0 F8 1B IBB		x 0-0 WP BB F8 1B		x 0-0 1-3 1B			3	3	2	0	1	0	1
Dusty Rhodes, L (1, 7) OBP: 0.344, SLG: 0.531		BBBB 4-0 FC5-4 1B 1-2 2-3 BB	x 0-0 ② F8 1-2 2-3 3-H		BBBB 4-0 F8 WP 1-2 BB		x 0-0 ①② 1-3 1-2			2	0	0	1	2	0	3
Don Mueller, L (1, 9) OBP: 0.313, SLG: 0.395		x 0-0 FC5-4 1-2 2-H 3-H 1B	IIII 4-0 1B IBB	x 0-0 ① F8 1-3 2-H			SSS 0-3 ③ K			3	0	1	3	1	1	1
Sal Yvars, R (1, 2) OBP: 0.308, SLG: 0.321		x 0-0 ① FC5-4 1-2f 2-3	x 0-0 1-3 2-H 3-H 1B	SSS 0-3 ② K						3	0	1	2	0	1	3
Al Corwin, R (1, 1)		SSS 0-3 ② K	SSS 0-3 ③ K	SSS 0-3 ③ K						3	0	0	0	0	3	5
Inning Stats	R: 0 H: 0 E: 0 LOB: 0 K: 0 BB: 1 S: 2 P: 6	R: 2 H: 1 E: 1 LOB: 2 K: 1 BB: 2 S: 7 P: 15	R: 3 H: 2 E: 0 LOB: 2 K: 1 BB: 3 S: 7 P: 19	R: 0 H: 0 E: 0 LOB: 1 K: 0 BB: 1 S: 3 P: 7	R: 1 H: 1 E: 0 LOB: 1 K: 2 BB: 1 S: 8 P: 12	R: 0 H: 0 E: 0 LOB: 1 K: 0 BB: 1 S: 3 P: 7	R: 0 H: 1 E: 0 LOB: 0 K: 1 BB: 0 S: 5 P: 5			1B: 5 SF: 0 2B: 0 SAC: 2 3B: 0 DP: 1 HR: 0 HBP: 0				WP: 1 PA: 34 PB: 0 SB: 0 CS: 0		

TOP

New York Giants @ Cincinnati Reds

Crosley Field, Cincinnati, OH

Sun Aug 24 1952, 3:38 AM EDT

Att. 23,207 - Sunny - 80 F

livebaseballscorecards.com

AB	23
R	6
H	5
RBI	6
BB	9
SO	5
LOB	20

PITCHER		IP	WLS	BF	H	R	ER	SO	BB	IBB	HBP	BLK	WP	HR	S	P	ERA	WHIP
Herm Wehmeier, R ERA: 5.64	(1, 1)	6.0	L	31	4	6	5	4	7	2	0	0	1	0	30	66	7.50	1.833
Joe Nuxhall, L ERA: 3.0	(7, 1)	1.0		3	1	0	0	1	0	0	0	0	0	0	5	5	0.00	1.000

PITCHER		IP	WLS	BF	H	R	ER	SO	BB	IBB	HBP	BLK	WP	HR	S	P	ERA	WHIP

Batter	1	2	3	4	5	6	7	8	9	AB	R	H	RBI	BB	SO	LOB
Cal Abrams, L (1, 8) OBP: 0.368, SLG: 0.413	6-3 2B 2B	F8			1-3		E4 G6-4-3			4	1	1	0	0	0	1
Bobby Adams, R (1, 5) OBP: 0.345, SLG: 0.378	K	5-3			K		G6-4-3 1-2f			4	0	0	0	0	2	2
Willard Marshall, L (1, 9) OBP: 0.341, SLG: 0.440	6-3 2-3	F9			BB		2B 1B			3	1	1	0	1	0	1
Ted Kluszewski, L (1, 3) OBP: 0.372, SLG: 0.479	3-H 2B	F6			F9		1-H 2B			4	0	2	2	0	0	1
Hank Edwards, L (1, 7) OBP: 0.352, SLG: 0.479	F6			FC1-6 BB		BB BB	F7			2	0	0	0	2	0	2
Grady Hatton, L (1, 4) OBP: 0.315, SLG: 0.307		F8		F8		F8				3	0	0	0	0	0	2
Joe Rossi, R (1, 2) OBP: 0.343, SLG: 0.280		2B 1B 1B		FC1-6 BB 1-2f		FC6-4 1-2 BB				2	1	1	0	1	0	1
Roy McMillan, R (1, 6) OBP: 0.291, SLG: 0.341		1-3 1B 2B		1-2 BB		F2				2	0	1	0	1	0	2
Herm Wehmeier, R (1, 1) OBP: 0.232, SLG: 0.278 Joe Adcock, R (6, PH) OBP: 0.333, SLG: 0.498 Joe Nuxhall, L (7, 1) OBP: 0.105, SLG: 0.105		2-H 3-H 1B		K		FC6-4 1-2f				2 1 0	0 0 0	1 0 0	1 0 0	0 0 0	1 0 0	2 2 0
Inning Stats	R: 1 E: 0 K: 1 S: 7 H: 2 LOB: 1 BB: 0 P: 7	R: 1 E: 0 K: 0 S: 5 H: 3 LOB: 1 BB: 0 P: 5	R: 0 E: 0 K: 0 S: 3 H: 0 LOB: 0 BB: 0 P: 3	R: 0 E: 0 K: 1 S: 5 H: 0 LOB: 2 BB: 2 P: 13	R: 0 E: 0 K: 1 S: 5 H: 0 LOB: 1 BB: 1 P: 9	R: 0 E: 0 K: 0 S: 3 H: 0 LOB: 2 BB: 2 P: 11	R: 1 E: 1 K: 0 S: 5 H: 2 LOB: 1 BB: 0 P: 5			1B: 3 2B: 4 3B: 0 HR: 0 SF: 0 SAC: 0 DP: 1 HBP: 0						

PITCHER	IP	WLS	BF	H	R	ER	SO	BB	IBB	HBP	BLK	WP	HR	S	P	ERA	WHIP
Al Corwin, R (1, 1) ERA: 2.08	7.0	W	32	7	3	3	3	5	0	0	0	0	0	33	53	3.86	1.714

PITCHER	IP	WLS	BF	H	R	ER	SO	BB	IBB	HBP	BLK	WP	HR	S	P	ERA	WHIP

BOTTOM

New York Giants @ Cincinnati Reds

Crosley Field, Cincinnati, OH

Sun Aug 24 1952, 3:38 AM EDT
Att. 23,207 - Sunny - 80 F

livebaseballscorecards.com

AB	27
R	3
H	7
RBI	3
BB	5
SO	3
LOB	16

WP: 0 PA: 32
PB: 0
SB: 0
CS: 0

Batter	1	2	3	4	5	6	7	8	9	AB	R	H	RBI	BB	SO	LOB
Davey Williams, R (1, 4) OBP: 0.331, SLG: 0.392	F2			F8		2B		6-3		4	0	1	0	0	0	0
Alvin Dark, R (1, 6) OBP: 0.351, SLG: 0.390	6-3			P5		BB		FC4-6 1B		3	0	1	0	1	0	0
Whitey Lockman, L (1, 3) OBP: 0.384, SLG: 0.415	K			1B		F7		FC4-6 1-2f		4	0	1	0	0	1	3
Monte Irvin, R (1, 7) OBP: 0.360, SLG: 0.333		K 1B		F9			1B 1B		F7	4	0	2	0	0	0	1
Bobby Thomson, R (1, 8) OBP: 0.339, SLG: 0.478		F8			L5		K		5-3	4	0	0	0	0	1	2
Wes Westrum, R (1, 2) OBP: 0.361, SLG: 0.406		K 1-2			P3		F8		5-3	4	0	0	0	0	1	2
Hank Thompson, L (1, 5) OBP: 0.346, SLG: 0.464			K		F8		1-2 1B			2	0	0	0	0	1	0
Bill Rigney, R (7, PH) OBP: 0.375, SLG: 0.371 (7, 5)										1	0	1	0	0	0	0
Clint Hartung, R (1, 9) OBP: 0.279, SLG: 0.382			5-3			F9	4-3			3	0	0	0	0	0	2
Larry Jansen, R (1, 1) OBP: 0.339, SLG: 0.200			K			K		F7		1	0	0	0	0	1	0
Dave Koslo, L (5, 1) OBP: 0.068, SLG: 0.070										1	0	0	0	0	1	0
Bob Elliott, R (8, PH) OBP: 0.333, SLG: 0.405										1	0	0	0	0	0	0
Monty Kennedy, R (8, 1) OBP: 0.059, SLG: 0.059										0	0	0	0	0	0	0
Inning Stats	R: 0 E: 0 K: 1 S: 5 H: 0 LOB: 0 BB: 0 P: 5	R: 0 E: 0 K: 1 S: 5 H: 1 LOB: 0 BB: 0 P: 5	R: 0 E: 0 K: 2 S: 7 H: 0 LOB: 0 BB: 0 P: 7	R: 0 E: 0 K: 0 S: 4 H: 1 LOB: 1 BB: 0 P: 4	R: 0 E: 0 K: 0 S: 3 H: 0 LOB: 0 BB: 0 P: 3	R: 0 E: 0 K: 1 S: 6 H: 1 LOB: 2 BB: 1 P: 10	R: 0 E: 0 K: 1 S: 7 H: 2 LOB: 2 BB: 0 P: 7	R: 0 E: 0 K: 0 S: 4 H: 1 LOB: 1 BB: 0 P: 4	R: 0 E: 0 K: 0 S: 3 H: 0 LOB: 0 BB: 0 P: 3	1B: 5 2B: 1 3B: 0 HR: 0	SF: 0 SAC: 0 DP: 0 HBP: 0						

TOP

New York Giants @ Cincinnati Reds

Crosley Field, Cincinnati, OH

Mon Aug 25 1952, 3:33 AM EDT

Att. 5,878 - Unknown

livebaseballscorecards.com

AB	32
R	0
H	6
RBI	0
BB	1
SO	6
LOB	10

WP: 0 PB: 0 SB: 0 CS: 0 PA: 33

PITCHER	IP	WLS	BF	H	R	ER	SO	BB	IBB	HBP	BLK	WP	HR	S	P	ERA	WHIP
Ken Raffensberger, L (1, 1) ERA: 2.61	9.0	W	33	6	0	0	6	1	0	0	0	0	0	44	48	0.00	0.778

PITCHER	IP	WLS	BF	H	R	ER	SO	BB	IBB	HBP	BLK	WP	HR	S	P	ERA	WHIP

Batter	1	2	3	4	5	6	7	8	9	AB	R	H	RBI	BB	SO	LOB
Cal Abrams, L (1, 8) (6, 7) OBP: 0.372, SLG: 0.417	x 0-0 G5-6-3 1B		x 0-0 ③ 4-3		x 0-0 2-H 3B 1B		S S S 0-3 ② K			4	1	2	1	0	1	0
Bobby Adams, R (1, 5) OBP: 0.348, SLG: 0.385	x 0-0 ① ② G5-6-3 1-2f			x 0-0 4-3 1-3 1B 1B	x 0-0 1-H 3B		x 0-0 1B			4	1	3	1	0	0	1
Willard Marshall, L (1, 9) OBP: 0.337, SLG: 0.435	x 0-0 ③ 4-3			x 0-0 ① 1-3 1-2	x 0-0 ② F2		x 0-0 ③ 4-3			4	0	0	0	0	0	3
Ted Kluszewski, L (1, 3) OBP: 0.371, SLG: 0.477		x 0-0 1B		x 0-0 ② 4-3 2-3	x 0-0 ③ 6-3			x 0-0 ① F8		4	0	1	0	0	0	2
Hank Edwards, L (1, 7) OBP: 0.353, SLG: 0.479 Bob Borkowski, R (6, 8) OBP: 0.308, SLG: 0.350		x 0-0 ① P6		x 0-0 BB 3-H 1B		S S S 0-3 ① K		x 0-0 ② 6-3		2 2	0 0	1 0	1 0	0 0	0 1	1 0
Grady Hatton, L (1, 4) OBP: 0.315, SLG: 0.305	S S S 0-3 ② K			B B B 4-0 1-2 BB	x 0-0 ② G3			S S S 0-3 ③ K		3	0	0	0	1	2	1
Andy Seminick, R (1, 2) OBP: 0.336, SLG: 0.449	S S S 0-3 ③ K			x 0-0 ③ P4		B B B 4-0 BB				2	0	0	0	1	1	3
Roy McMillan, R (1, 6) OBP: 0.291, SLG: 0.341			S S S 0-3 ① K		x 0-0 SH1-3 1B 1B	x 0-0 ③ 5-3				3	1	1	0	0	1	1
Ken Raffensberger, R (1, 1) OBP: 0.143, SLG: 0.180			S S S 0-3 ② K		x 0-0 ① SH1-3 1-2		x 0-0 ① 1-3			2	0	0	0	0	1	0
Inning Stats	R: 0 E: 0 K: 0 S: 3 H: 1 LOB: 0 BB: 0 P: 3	R: 0 E: 0 K: 2 S: 8 H: 1 LOB: 1 BB: 0 P: 8	R: 0 E: 0 K: 2 S: 7 H: 0 LOB: 0 BB: 0 P: 7	R: 1 E: 0 K: 0 S: 5 H: 2 LOB: 2 BB: 1 P: 9	R: 2 E: 0 K: 0 S: 6 H: 3 LOB: 1 BB: 0 P: 6	R: 0 E: 0 K: 1 S: 5 H: 0 LOB: 1 BB: 1 P: 9	R: 0 E: 0 K: 1 S: 6 H: 1 LOB: 1 BB: 0 P: 6	R: 0 E: 0 K: 1 S: 5 H: 0 LOB: 0 BB: 0 P: 5		1B: 7 2B: 0 3B: 1 HR: 0	SF: 0 SAC: 1 DP: 1 HBP: 0				WP: 0 PB: 0 SB: 0 CS: 0	PA: 33	

PITCHER		IP	WLS	BF	H	R	ER	SO	BB	IBB	HBP	BLK	WP	HR	S	P	ERA	WHIP
Larry Jansen, R ERA: 4.0	(1, 1)	4.1	L	20	7	3	3	4	1	0	0	0	0	0	27	31	6.23	1.846
Dave Koslo, L ERA: 2.84	(5, 1)	2.2		10	1	0	0	2	1	0	0	0	0	0	13	17	0.00	0.750
Monty Kennedy, L ERA: 3.06	(8, 1)	1.0		3	0	0	0	1	0	0	0	0	0	0	5	5	0.00	0.000

PITCHER	IP	WLS	BF	H	R	ER	SO	BB	IBB	HBP	BLK	WP	HR	S	P	ERA	WHIP

New York Giants @ Cincinnati Reds

Crosley Field, Cincinnati, OH

Mon Aug 25 1952, 3:33 AM EDT

Att. 5,878 - Unknown

BOTTOM

AB	30
R	3
H	8
RBI	3
BB	2
SO	7
LOB	12

livebaseballscorecards.com

Batter	1	2	3	4	5	6	7	8	9	AB	R	H	RBI	BB	SO	LOB
Sam Jethroe, S (1, 8) OBP: 0.333, SLG: 0.404	BBBB 4-0 CS BB		x 0-0 5-3 ③			x 0-0 S 1B 1B		x 0-0 4-3 ②		3	1	1	0	1	0	1
Johnny Logan, R (1, 6) OBP: 0.333, SLG: 0.363	x 0-0 F9 ①			x 0-0 F7 ①		x 0-0 5-3 ② 1-2		x 0-0 F5 ③		4	0	0	0	0	0	2
Earl Torgeson, L (1, 3) OBP: 0.363, SLG: 0.326	x 0-0 F9 ②			x 0-0 F8 ②		x 0-0 FC6-4 2-H 1B			x 0-0 P1 ①	4	0	1	1	0	0	1
Walker Cooper, R (1, 2) OBP: 0.277, SLG: 0.330	0-0 CS ③ 1-2	x 0-0 5-3 ①		x 0-0 L8 ③		x 0-0 FC6-4 ③ 1-2f			x 0-0 PO WP 1B	4	0	1	0	0	0	1
Sid Gordon, R (1, 7) OBP: 0.391, SLG: 0.504		x 0-0 F7 ②			x 0-0 HR		BBBB 4-0 G4-6-3 BB		x 0-0 F8 ②	3	1	1	1	1	0	1
Eddie Mathews, L (1, 5) OBP: 0.308, SLG: 0.411		x 0-0 F7 ③			x 0-0 4-3 ①		x 0-0 ①② G4-6-3 1-2f		BBBB 4-0 1-2 BB	3	0	0	0	1	0	1
Bob Thorpe, R (1, 9) OBP: 0.272, SLG: 0.330			x 0-0 F7 ①		x 0-0 F7 ②		x 0-0 1B		0-0 PO ③ 2-3	3	0	1	0	0	0	0
Sibby Sisti, R (1, 4) OBP: 0.278, SLG: 0.320			x 0-0 F4 ②		x 0-0 L1 ③		x 0-0 F8 ③			3	0	0	0	0	0	1
Warren Spahn, L (1, 1) OBP: 0.226, SLG: 0.311			BBBB 4-0 BB			SSS 0-3 K ①		x 0-0 F7 ①		2	0	0	0	1	1	0
Inning Stats	R: 0 E: 0 K: 0 S: 2 H: 0 LOB: 0 BB: 1 P: 6	R: 0 E: 0 K: 0 S: 3 H: 0 LOB: 0 BB: 0 P: 3	R: 0 E: 0 K: 0 S: 3 H: 0 LOB: 1 BB: 1 P: 7	R: 0 E: 0 K: 0 S: 3 H: 0 LOB: 0 BB: 0 P: 3	R: 1 E: 0 K: 0 S: 4 H: 1 LOB: 0 BB: 0 P: 4	R: 1 E: 0 K: 1 S: 7 H: 2 LOB: 1 BB: 0 P: 7	R: 0 E: 0 K: 0 S: 3 H: 1 LOB: 1 BB: 1 P: 7	R: 0 E: 0 K: 0 S: 3 H: 0 LOB: 0 BB: 0 P: 3	R: 0 E: 0 K: 0 S: 3 H: 1 LOB: 1 BB: 1 P: 7	1B: 4 2B: 0 3B: 0 HR: 1	SF: 0 SAC: 0 DP: 1 HBP: 0						

PITCHER		IP	WLS	BF	H	R	ER	SO	BB	IBB	HBP	BLK	WP	HR	S	P	ERA	WHIP
Bud Podbielan, R ERA: 3.33	(1, 1)	8.0	L	29	4	2	2	1	3	0	0	0	0	1	28	40	2.25	0.875
Joe Nuxhall, L ERA: 2.96	(9, 1)	1.0		4	1	0	0	0	1	0	0	0	1	0	3	7	0.00	2.000

PITCHER	IP	WLS	BF	H	R	ER	SO	BB	IBB	HBP	BLK	WP	HR	S	P	ERA	WHIP

TOP

Boston Braves @ Cincinnati Reds

Crosley Field, Cincinnati, OH

Tue Aug 26 1952, 3:33 AM EDT

Att. 4,779 - Unknown

livebaseballscorecards.com

AB	29
R	2
H	5
RBI	2
BB	4
SO	1
LOB	8

WP: 1 PA: 35
PB: 0
SB: 1
CS: 1

BOTTOM

Boston Braves @ Cincinnati Reds

Crosley Field, Cincinnati, OH

Tue Aug 26 1952, 3:33 AM EDT

Att. 4,779 - Unknown

livebaseballscorecards.com

Batter	1	2	3	4	5	6	7	8	9	AB	R	H	RBI	BB	SO	LOB
Bob Borkowski, R (1, 8) OBP: 0.308, SLG: 0.347	F9		K			K			F5 1B BB	3	0	0	0	1	2	0
Bobby Adams, R (1, 5) OBP: 0.349, SLG: 0.390	E5 BB			3B		K			1B	4	0	2	0	0	1	0
Willard Marshall, L (1, 9) OBP: 0.336, SLG: 0.431	BB			G3			F8		F5	3	0	0	0	1	0	3
Ted Kluszewski, L (1, 3) OBP: 0.369, SLG: 0.475	5-3			6-3			1-3		1B	4	0	1	0	0	0	2
Joe Adcock, R (1, 7) OBP: 0.329, SLG: 0.492		K2-3		6-3			6-3		K	4	0	0	0	0	2	3
Andy Seminick, R (1, 2) OBP: 0.336, SLG: 0.447		F9			6-3			G4-6-3 1B		3	0	1	0	0	0	0
Roy McMillan, R (1, 6) OBP: 0.289, SLG: 0.339		5-3			K			G4-6-3		3	0	0	0	0	1	1
Eddie Pellagrini, R (1, 4) OBP: 0.232, SLG: 0.244			1-3		F9			1B		3	0	1	0	0	0	0
Bud Podbielan, R (1, 1) OBP: 0.182, SLG: 0.182			1-3			4-3		F8		2	0	0	0	0	0	0
Dixie Howell, R (8, PH) OBP: 0.222, SLG: 0.412										1	0	0	0	0	0	1
Joe Nuxhall, L (9, 1) OBP: 0.105, SLG: 0.105										0	0	0	0	0	0	0

	AB	30
	R	0
	H	5
	RBI	0
	BB	2
	SO	6
	LOB	10

Inning Stats	1	2	3	4	5	6	7	8	9
	R: 0 H: 0 E: 1 LOB: 1 K: 0 BB: 1 S: 3 P: 7	R: 0 H: 0 E: 0 LOB: 0 K: 1 BB: 0 S: 5 P: 5	R: 0 H: 0 E: 0 LOB: 0 K: 1 BB: 0 S: 5 P: 5	R: 0 H: 1 E: 0 LOB: 1 K: 0 BB: 0 S: 4 P: 4	R: 0 H: 0 E: 0 LOB: 0 K: 1 BB: 0 S: 5 P: 5	R: 0 H: 0 E: 0 LOB: 0 K: 2 BB: 0 S: 7 P: 7	R: 0 H: 0 E: 0 LOB: 0 K: 0 BB: 0 S: 3 P: 3	R: 0 H: 2 E: 0 LOB: 1 K: 0 BB: 0 S: 4 P: 4	R: 0 H: 2 E: 0 LOB: 2 K: 1 BB: 1 S: 6 P: 10

1B: 4 SF: 0 WP: 0 PA: 32
2B: 0 SAC: 0 PB: 0
3B: 1 DP: 1 SB: 0
HR: 0 HBP: 0 CS: 0

PITCHER	IP	WLS	BF	H	R	ER	SO	BB	IBB	HBP	BLK	WP	HR	S	P	ERA	WHIP
Warren Spahn, L (1, 1) ERA: 2.87	9.0	W	32	5	0	0	6	2	0	0	0	0	0	42	50	0.00	0.778

PITCHER	IP	WLS	BF	H	R	ER	SO	BB	IBB	HBP	BLK	WP	HR	S	P	ERA	WHIP

Batter	1	2	3	4	5	6	7	8	9	10	AB	R	H	RBI	BB	SO	LOB
Sam Jethroe, S (1, 8) OBP: 0.331, SLG: 0.401	F6		4-3	F3			F6		FC5-2 1B 1-2 2-3	F5	6	1	1	0	0	0	2
Johnny Logan, R (1, 6) OBP: 0.330, SLG: 0.359	5-3		E6 HR	F7			F5		FC5-2 1B 1-2 2-3 3-Hf	2B 1B 1-2	6	2	1	0	0	0	4
Earl Torgeson, L (1, 3) OBP: 0.365, SLG: 0.333	1B 1B		F7		6-3		K S S S		1-3 2-H 3-H 1B	1-H 2-H 2B	6	0	3	4	0	1	1
Walker Cooper, R (1, 2) OBP: 0.278, SLG: 0.340	1-2 1B		1-H HR		K S S S			F6	F7	6-3	6	1	2	2	0	1	2
Sid Gordon, R (1, 7) OBP: 0.395, SLG: 0.507	F9		HR 1B		1B			1B		2B 1B	5	2	4	0	0	0	2
Eddie Mathews, L (1, 5) OBP: 0.309, SLG: 0.421		F8	1-H HR		F7			F9		F9 2B 1-H 2B	5	2	2	3	0	0	2
Jack Daniels, L (1, 9) OBP: 0.279, SLG: 0.254		F2 S S S	K			1-3		K S S S		F9 2-3	5	0	0	0	0	2	2
Sibby Sisti, R (1, 4) OBP: 0.290, SLG: 0.357		HR		SH1-4 2B		K S S S			1B BB FC5-2 1B	1B 2B 3-H	5	2	4	2	0	1	0
Max Surkont, R (1, 1) OBP: 0.118, SLG: 0.140 Bob Chipman, L (8, 1) OBP: 0.500, SLG: 0.333 Sheldon Jones, R (9, 1) OBP: 0.200, SLG: 0.200		F6		SH1-4 2-3		F6			B B B B FC5-2 1B 1-2 1B BB	1B 2-H 2B 1B	2 0 1	0 1 1	0 0 1	0 1 1	0 0 0	0 0 0	0 0 0
Inning Stats	R: 0 E: 0 K: 0 S: 5 H: 2 LOB: 2 BB: 0 P: 5	R: 1 E: 0 K: 0 S: 4 H: 1 LOB: 0 BB: 0 P: 4	R: 4 E: 1 K: 1 S: 9 H: 3 LOB: 0 BB: 0 P: 9	R: 0 E: 0 K: 0 S: 4 H: 1 LOB: 1 BB: 0 P: 4	R: 0 E: 0 K: 1 S: 6 H: 1 LOB: 1 BB: 0 P: 6	R: 0 E: 0 K: 1 S: 5 H: 0 LOB: 0 BB: 0 P: 5	R: 0 E: 0 K: 1 S: 5 H: 0 LOB: 0 BB: 0 P: 5	R: 0 E: 0 K: 1 S: 6 H: 1 LOB: 1 BB: 0 P: 6	R: 2 E: 0 K: 0 S: 5 H: 3 LOB: 1 BB: 1 P: 9	R: 5 E: 0 K: 0 S: 9 H: 6 LOB: 1 BB: 0 P: 9	1B: 11 2B: 4 3B: 0 HR: 3	SF: 0 SAC: 1 DP: 0 HBP: 0						

PITCHER		IP	WLS	BF	H	R	ER	SO	BB	IBB	HBP	BLK	WP	HR	S	P	ERA	WHIP
Bubba Church, R ERA: 4.16	(1, 1)	3.0		17	7	5	1	1	0	0	0	0	0	3	19	19	3.00	2.333
Frank Smith, R ERA: 3.65	(4, 1)	4.0		13	1	0	0	3	0	0	0	0	0	0	19	19	0.00	0.250
Joe Nuxhall, L ERA: 2.92	(8, 1)	1.0		4	1	0	0	1	0	0	0	0	0	0	6	6	0.00	1.000
Herm Wehmeier, R ERA: 5.83	(9, 1)	1.0	L	8	5	4	4	0	1	0	0	0	0	0	7	11	36.00	6.000
Frank Hiller, R ERA: 4.84	(10, 1)	1.0		7	4	3	3	0	0	0	0	0	0	0	7	7	27.00	4.000

PITCHER	IP	WLS	BF	H	R	ER	SO	BB	IBB	HBP	BLK	WP	HR	S	P	ERA	WHIP

TOP

Boston Braves @ Cincinnati Reds

Crosley Field, Cincinnati, OH

Wed Aug 27 1952, 3:33 AM EDT

Att. 6,066 - Unknown

livebaseballscorecards.com

AB	47
R	12
H	18
RBI	12
BB	1
SO	5
LOB	15

1B: 11	SF: 0	PA: 49
2B: 4	SAC: 1	
3B: 0	DP: 0	
HR: 3	HBP: 0	
WP: 0		
PB: 0		
SB: 0		
CS: 0		

Batter	1	2	3	4	5	6	7	8	9	10	AB	R	H	RBI	BB	SO	LOB
Cal Abrams, L (1, 8) OBP: 0.362, SLG: 0.404	1-3	4-3			F7		F8		SH1-4, F9, 1B	FC6-4, 1-2f	6	1	1	0	0	0	1
Bobby Adams, R (1, 5) OBP: 0.349, SLG: 0.389	F3		F8		4-3		1B		F9, SH1-4, 1-2, 1B	F9	6	1	2	0	0	0	1
Willard Marshall, L (1, 9) OBP: 0.338, SLG: 0.440	1B		F7			HR	4-3		SH1-4, 1-2, 2-3		4	0	2	1	0	0	1
Ted Kluszewski, L (1, 3) OBP: 0.370, SLG: 0.474	4-3		1B			BB, 1B		E3, BB, 1B	F9, 2-3, 3-H		5	1	2	1	0	0	2
Hank Edwards, L (1, 7) OBP: 0.354, SLG: 0.476		2B, HR, 1B	F7			F7		F9	BB, 1B, 3-H		5	1	2	1	0	0	3
Grady Hatton, L (1, 4) OBP: 0.315, SLG: 0.303		K		F8		BB, 1-2		F9	BB, 1-2		3	0	0	0	2	1	2
Andy Seminick, R (1, 2) OBP: 0.337, SLG: 0.448		HR, 1-3, 2B		6-3		F7		1B, BB, 1-2	F9		4	1	1	0	1	0	4
Roy McMillan, R (1, 6) OBP: 0.290, SLG: 0.346		HR, 2-H, 3-H		K		F9		1B, 1-2, 2-H		E4, FC6-4	5	1	2	4	0	1	2
Bubba Church, R (1, 1) OBP: 0.205, SLG: 0.250 Frank Smith, R (4, 1) OBP: 0.167, SLG: 0.208 Bob Borkowski, R (7, PH) OBP: 0.307, SLG: 0.346 Joe Nuxhall, L (8, 1) OBP: 0.105, SLG: 0.105 Joe Adcock, R (8, PH) OBP: 0.328, SLG: 0.490 Herm Wehmeier, R (9, 1) OBP: 0.232, SLG: 0.278 Frank Hiller, R (10, 1) OBP: 0.258, SLG: 0.148 Eddie Pellagrini, R (10, PH) OBP: 0.225, SLG: 0.242		K			G3		F7	F8		K	1 1 1 0 1 0 0 0 1	0 0 0 0 0 0 0 0 0	0 0 0 0 0 0 0 0 0	0 0 0 0 0 0 0 0 0	1 0 0 0 0 0 0 0 1	0 0 0 0 0 0 0 0 1	0 0 0 0 2 0 0 0 1
Inning Stats	R: 0 E: 0 K: 0 S: 4 H: 1 LOB: 1 BB: 0 P: 4	R: 3 E: 0 K: 2 S: 10 H: 3 LOB: 0 BB: 0 P: 10	R: 0 E: 0 K: 0 S: 4 H: 1 LOB: 1 BB: 0 P: 4	R: 0 E: 0 K: 1 S: 5 H: 0 LOB: 0 BB: 0 P: 5	R: 0 E: 0 K: 0 S: 3 H: 0 LOB: 0 BB: 0 P: 3	R: 1 E: 0 K: 0 S: 5 H: 2 LOB: 2 BB: 1 P: 9	R: 0 E: 0 K: 0 S: 4 H: 1 LOB: 1 BB: 0 P: 4	R: 1 E: 1 K: 0 S: 5 H: 1 LOB: 2 BB: 1 P: 9	R: 2 E: 0 K: 0 S: 6 H: 3 LOB: 2 BB: 1 P: 10	R: 0 E: 1 K: 1 S: 6 H: 0 LOB: 1 BB: 0 P: 6	1B: 9 2B: 1 3B: 0 HR: 2	SF: 0 SAC: 1 DP: 0 HBP: 0		WP: 0 PB: 0 SB: 0 CS: 0		PA: 47	

PITCHER		IP	WLS	BF	H	R	ER	SO	BB	IBB	HBP	BLK	WP	HR	S	P	ERA	WHIP
Max Surkont, R ERA: 3.96	(1, 1)	7.2		35	9	5	4	3	2	0	0	0	0	2	39	47	4.70	1.435
Bob Chipman, L ERA: 3.38	(8, 1)	1.0		7	3	2	2	0	1	0	0	0	0	0	6	10	18.00	4.000
Sheldon Jones, R ERA: 5.04	(9, 1)	1.1	W	5	0	0	0	1	0	0	0	0	0	0	7	7	0.00	0.000

PITCHER	IP	WLS	BF	H	R	ER	SO	BB	IBB	HBP	BLK	WP	HR	S	P	ERA	WHIP

BOTTOM

Boston Braves @ Cincinnati Reds

Crosley Field, Cincinnati, OH

Wed Aug 27 1952, 3:33 AM EDT

Att. 6,066 - Unknown

livebaseballscorecards.com

AB	43
R	6
H	12
RBI	7
BB	3
SO	4
LOB	19

Batter	1	2	3	4	5	6	7	8	9	10	11	AB	R	H	RBI	BB	SO	LOB
Sam Jethroe, S (1, 8) OBP: 0.331, SLG: 0.403	K	E9 1-3 2-H 1B		F7			1B FC4-2 2B		F5		K	6	0	2	1	0	2	3
Johnny Logan, R (1, 6) OBP: 0.333, SLG: 0.362	F8	F8			F8		FC4-2 2-3 1B		1B 1-2 1B 1B		1B	6	1	3	0	0	0	2
Earl Torgeson, L (1, 3) OBP: 0.364, SLG: 0.333	2B 1B		F5		4-3		FC4-2 1-2 3-H		1B 1-2 2-3 1B		F7	6	1	2	0	0	0	3
Walker Cooper, R (1, 2) OBP: 0.280, SLG: 0.345	1-H 2B		K		6-3		F7		1-2 2-H 3-H 1B			5	0	2	3	0	1	2
Sid Gordon, R (1, 7) OBP: 0.391, SLG: 0.501	1-3		5-3			4-3		F7	5-3			5	0	0	0	0	0	3
Eddie Mathews, L (1, 5) OBP: 0.312, SLG: 0.424		K		1B 2B		BB		4-3		1B		4	0	2	0	1	1	0
Bob Thorpe, R (1, 9) OBP: 0.276, SLG: 0.333		1B 1B 1B				F9		K		4-3		3	1	2	0	0	0	1
Jack Daniels, L (8, PH) OBP: 0.276, SLG: 0.250 (8, 9)				SH1-4 2-3 1B								2	0	0	0	0	1	0
Sibby Sisti, R (1, 4) OBP: 0.289, SLG: 0.355		F7		SH1-4 1-2		F9 1-2			1B 1B 1B 1B	1-3		4	1	1	0	0	0	2
Jim Wilson, R (1, 1) OBP: 0.153, SLG: 0.169		E 1B 1-2 1B		5-3			F9		K		F3	3	0	1	0	0	0	2
Bob Chipman, L (8, 1) OBP: 0.500, SLG: 0.333												0	0	0	0	0	0	0
Jack Dittmer, L (9, PH) OBP: 0.216, SLG: 0.234												1	0	0	0	0	1	1
Sheldon Jones, R (9, 1) OBP: 0.167, SLG: 0.167												1	0	0	0	0	0	0
Inning Stats	R: 1 E: 0 K: 1 S: 7 H: 2 LOB: 1 BB: 0 P: 7	R: 1 E: 1 K: 1 S: 8 H: 3 LOB: 2 BB: 0 P: 8	R: 0 E: 0 K: 1 S: 5 H: 0 LOB: 0 BB: 0 P: 5	R: 0 E: 0 K: 0 S: 5 H: 2 LOB: 2 BB: 0 P: 5	R: 0 E: 0 K: 0 S: 3 H: 0 LOB: 0 BB: 0 P: 3	R: 0 E: 0 K: 0 S: 3 H: 0 LOB: 1 BB: 1 P: 7	R: 0 E: 0 K: 0 S: 5 H: 2 LOB: 2 BB: 0 P: 5	R: 0 E: 0 K: 1 S: 5 H: 0 LOB: 0 BB: 0 P: 5	R: 2 E: 0 K: 1 S: 9 H: 4 LOB: 2 BB: 0 P: 9	R: 0 E: 0 K: 0 S: 3 H: 1 LOB: 0 BB: 0 P: 3	R: 0 E: 0 K: 1 S: 6 H: 1 LOB: 1 BB: 0 P: 6	1B: 12 2B: 3 3B: 0 HR: 0 SF: 0 SAC: 1 DP: 0 HBP: 0						

PITCHER		IP	WLS	BF	H	R	ER	SO	BB	IBB	HBP	BLK	WP	HR	S	P	ERA	WHIP
Harry Perkowski, L ERA: 4.16	(1, 1)	8.0		34	9	2	2	4	1	0	0	0	0	0	41	45	2.25	1.250
Frank Smith, R ERA: 3.71	(9, 1)	3.0	W	14	6	2	2	2	0	0	0	0	0	0	18	18	6.00	2.000

PITCHER	IP	WLS	BF	H	R	ER	SO	BB	IBB	HBP	BLK	WP	HR	S	P	ERA	WHIP

TOP

Boston Braves @ Cincinnati Reds

Crosley Field, Cincinnati, OH

Thu Aug 28 1952, 3:33 AM EDT

Att. 2,346 - Overcast - 83 F

livebaseballscorecards.com

AB	46
R	4
H	15
RBI	4
BB	1
SO	6
LOB	19

WP: 0 PB: 0 SB: 1 CS: 0 PA: 48

Batter	1	2	3	4	5	6	7	8	9	10	11	AB	R	H	RBI	BB	SO	LOB
Cal Abrams, L (1, 8) OBP: 0.357, SLG: 0.397	K		1-3			F4		F3		1-3		2	0	0	0	0	1	0
Bob Borkowski, R (4, 8) OBP: 0.304, SLG: 0.343												3	0	0	0	0	0	1
Bobby Adams, R (1, 5) OBP: 0.350, SLG: 0.390	5-3		5-3			1B		E 1B 2-3 1B		4-3		4	1	2	0	0	0	0
Frank Smith, R (9, 1) OBP: 0.160, SLG: 0.200												1	0	0	0	0	0	0
Willard Marshall, L (1, 9) OBP: 0.339, SLG: 0.440	F9			1B		F8		E8 1-3 1-H 3-H 1B		4-3		5	0	2	1	0	0	1
Ted Kluszewski, L (1, 3) OBP: 0.370, SLG: 0.480		2B 2B		G4-6-3 1-		K		3-H 3B			L6	5	1	2	1	0	1	2
Hank Edwards, L (1, 7) OBP: 0.356, SLG: 0.480		F2		2B			F6	L4			1B 1B	5	1	2	0	0	0	3
Grady Hatton, L (1, 4) OBP: 0.316, SLG: 0.306		2-H 2B		K			4-3	F9			1-2 1B	5	0	2	1	0	1	3
Andy Seminick, R (1, 2) OBP: 0.332, SLG: 0.441		6-3			F6		E5		6-3		K	5	0	0	0	0	1	3
Roy McMillan, R (1, 6) OBP: 0.289, SLG: 0.344		K			F8		1-3		F5		1-2 2-H 1B	5	0	1	1	0	1	2
Harry Perkowski, L (1, 1) OBP: 0.200, SLG: 0.250			F5		F7			1B 1B 2B	F4			2	0	0	0	0	0	0
Joe Adcock, R (8, PH) OBP: 0.330, SLG: 0.495												1	0	1	0	0	0	0
Eddie Pellagrini, R (8, PR) OBP: 0.227, SLG: 0.239												1	1	0	0	0	0	0
(9, 5)																		
Inning Stats	R: 0 H: 0 E: 0 LOB: 0 K: 1 BB: 0 S: 5 P: 5	R: 1 H: 2 E: 0 LOB: 1 K: 1 BB: 0 S: 7 P: 7	R: 0 H: 0 E: 0 LOB: 0 K: 0 BB: 0 S: 3 P: 3	R: 0 H: 2 E: 0 LOB: 1 K: 1 BB: 0 S: 6 P: 6	R: 0 H: 0 E: 0 LOB: 0 K: 0 BB: 0 S: 3 P: 3	R: 0 H: 1 E: 0 LOB: 1 K: 1 BB: 0 S: 6 P: 6	R: 0 H: 0 E: 1 LOB: 1 K: 0 BB: 0 S: 4 P: 4	R: 3 H: 4 E: 1 LOB: 2 K: 0 BB: 0 S: 7 P: 7	R: 0 H: 0 E: 0 LOB: 0 K: 0 BB: 0 S: 3 P: 3	R: 0 H: 0 E: 0 LOB: 0 K: 0 BB: 0 S: 3 P: 3	R: 1 H: 3 E: 0 LOB: 2 K: 1 BB: 0 S: 7 P: 7	1B: 7 SF: 0 2B: 4 SAC: 0 3B: 1 DP: 1 HR: 0 HBP: 0						

PITCHER		IP	WLS	BF	H	R	ER	SO	BB	IBB	HBP	BLK	WP	HR	S	P	ERA	WHIP
Jim Wilson, R ERA: 4.1	(1, 1)	7.1		30	8	4	4	4	0	0	0	0	0	0	38	38	4.91	1.091
Bob Chipman, L ERA: 3.29	(8, 1)	0.2		3	1	0	0	0	0	0	0	0	0	0	3	3	0.00	1.500
Sheldon Jones, R ERA: 4.97	(9, 1)	2.2	L	11	3	1	1	1	0	0	0	0	0	0	13	13	3.38	1.125

PITCHER	IP	WLS	BF	H	R	ER	SO	BB	IBB	HBP	BLK	WP	HR	S	P	ERA	WHIP

BOTTOM

Boston Braves @ Cincinnati Reds

Crosley Field, Cincinnati, OH

Thu Aug 28 1952, 3:33 AM EDT

Att. 2,346 - Overcast - 83 F

livebaseballscorecards.com

AB	44
R	4
H	12
RBI	4
BB	0
SO	5
LOB	15

Chicago Cubs @ Cincinnati Reds

Crosley Field, Cincinnati, OH

Sat Aug 30 1952, 3:33 AM EDT

Att. 3,606 - Unknown

livebaseballscorecards.com

Batter	1	2	3	4	5	6	7	8	9	AB	R	H	RBI	BB	SO	LOB
Hal Jeffcoat, R (1, 8) OBP: 0.256, SLG: 0.335	6-3		SH2-4		F7	6-3		F3		4	0	0	0	0	0	0
Frank Baumholtz, L (1, 9) OBP: 0.365, SLG: 0.399	1B		2B BB		1B 1B	F9		F2		4	1	2	0	1	0	0
Bill Serena, R (1, 4) OBP: 0.339, SLG: 0.458	F8		2B		1B 1B	4-3			K	5	1	2	1	0	1	1
Hank Sauer, R (1, 7) OBP: 0.359, SLG: 0.563	F8		IBB		P6		K		F7	4	0	0	0	1	1	3
Randy Jackson, R (1, 5) OBP: 0.276, SLG: 0.346		CS 1B	P4		1B 1B		E7 G3 1B		F2	5	1	3	1	0	0	3
Dee Fondy, L (1, 3) OBP: 0.335, SLG: 0.425		E8	F8		1B		G3			4	1	1	1	0	0	5
Harry Chiti, R (1, 2) OBP: 0.297, SLG: 0.431		K	6-3		1B IBB		BB			2	0	0	0	2	1	1
Roy Smalley, R (1, 6) OBP: 0.308, SLG: 0.350		F7	F8		1B		5-3			4	0	1	2	0	0	3
Bob Schultz, R (1, 1) OBP: 0.214, SLG: 0.214			SH2-4 2B 1B		F9	6-3		6-3		4	1	1	0	0	0	2
Johnny Klippstein, R (8, 1) OBP: 0.208, SLG: 0.196										0	0	0	0	0	0	0

	AB	36
	R	5
	H	10
	RBI	5
	BB	4
	SO	3
	LOB	18

Inning Stats																																		
	R: 0	H: 1	R: 0	H: 1	R: 1	H: 2	R: 0	H: 0	R: 4	H: 5	R: 0	H: 0	R: 0	H: 1	R: 0	H: 0	R: 0	H: 0	1B: 9	SF: 0	WP: 0	PA: 41
	E: 0	LOB: 1	E: 1	LOB: 1	E: 0	LOB: 3	E: 0	LOB: 0	E: 0	LOB: 2	E: 0	LOB: 0	E: 1	LOB: 2	E: 0	LOB: 0	E: 0	LOB: 0	2B: 1	SAC: 1	PB: 0	
	K: 0	BB: 0	K: 1	BB: 0	K: 0	BB: 2	K: 0	BB: 0	K: 0	BB: 1	K: 0	BB: 0	K: 1	BB: 1	K: 0	BB: 0	K: 1	BB: 0	3B: 0	DP: 0	SB: 0	
	S: 4	P: 4	S: 6	P: 6	S: 5	P: 13	S: 3	P: 3	S: 8	P: 12	S: 3	P: 3	S: 6	P: 10	S: 3	P: 3	S: 5	P: 5	HR: 0	HBP: 0	CS: 1	

PITCHER		IP	WLS	BF	H	R	ER	SO	BB	IBB	HBP	BLK	WP	HR	S	P	ERA	WHIP
Ken Raffensberger, L ERA: 2.75	(1, 1)	6.0	L	30	9	5	5	1	1	2	0	0	0	0	29	41	7.50	1.667
Johnny Schmitz, L ERA: 4.01	(7, 1)	1.0		5	1	0	0	1	1	0	0	0	0	0	6	10	0.00	2.000
Frank Smith, R ERA: 3.64	(8, 1)	2.0		6	0	0	0	1	0	0	0	0	0	0	8	8	0.00	0.000

PITCHER	IP	WLS	BF	H	R	ER	SO	BB	IBB	HBP	BLK	WP	HR	S	P	ERA	WHIP

Chicago Cubs @ Cincinnati Reds

Crosley Field, Cincinnati, OH

Sat Aug 30 1952, 3:33 AM EDT

Att. 3,606 - Unknown

BOTTOM

Batter	1	2	3	4	5	6	7	8	9	AB	R	H	RBI	BB	SO	LOB
Bob Borkowski, R (1, 8) OBP: 0.301, SLG: 0.339 Cal Abrams, L (9, PH) OBP: 0.354, SLG: 0.393	5-3		F9			5-3	F7 3-H		F8	4 1	0 0	0 0	1 0	0 0	0 0	2 0
Bobby Adams, R (1, 5) OBP: 0.349, SLG: 0.387	F9			L8		BB 1B BB	K		F3	4	1	0	0	1	1	2
Willard Marshall, L (1, 9) OBP: 0.340, SLG: 0.437	K			L8		1B 1-2 BB		BB 1B BB		2	1	0	0	2	1	0
Ted Kluszewski, L (1, 3) OBP: 0.373, SLG: 0.480		S BB		FC6-4 BB		1B 1-3 2-H		K		2	0	1	1	2	1	1
Joe Adcock, R (1, 7) OBP: 0.326, SLG: 0.489		K 1-2		FC6-4 1-2f		L6		K		4	0	0	0	0	2	5
Grady Hatton, L (1, 4) OBP: 0.316, SLG: 0.304		K			K		K	1B 1-2 BB		3	0	0	0	1	3	1
Andy Seminick, R (1, 2) OBP: 0.334, SLG: 0.445		2-3			K	1B F7 2B		1-3 2-H 1B		4	1	2	1	0	1	1
Roy McMillan, R (1, 6) OBP: 0.289, SLG: 0.342			F9		F4		1B BB		F9	3	0	0	0	1	0	2
Ken Raffensberger, R (1, 1) OBP: 0.141, SLG: 0.177 Eddie Pellagrini, R (6, PH) OBP: 0.224, SLG: 0.237 Johnny Schmitz, R (7, 1) OBP: 0.308, SLG: 0.462 Joe Rossi, R (7, PH) OBP: 0.348, SLG: 0.286 Bubba Church, R (7, PR) OBP: 0.205, SLG: 0.250 Frank Smith, R (8, 1) OBP: 0.160, SLG: 0.200 Hank Edwards, L (9, PH) OBP: 0.354, SLG: 0.477		6-3				P4	1-2 2-3 1B		L7	1 1 0 1 0 0 1	0 0 0 0 0 0 0	0 0 0 1 0 0 0	0 0 0 0 0 0 0	0 0 0 0 0 0 0	0 0 0 0 0 0 0	0 0 0 0 0 0 0

livebaseballscorecards.com

Inning Stats	R: 0 E: 0 K: 1 S: 5	H: 0 LOB: 0 BB: 0 P: 5	R: 0 E: 0 K: 2 S: 7	H: 0 LOB: 1 BB: 1 P: 11	R: 0 E: 0 K: 0 S: 3	H: 0 LOB: 0 BB: 0 P: 3	R: 0 E: 0 K: 0 S: 3	H: 0 LOB: 1 BB: 1 P: 7	R: 0 E: 0 K: 2 S: 7	H: 0 LOB: 0 BB: 0 P: 7
	R: 1 E: 0 K: 0 S: 4	H: 1 LOB: 2 BB: 2 P: 12	R: 1 E: 0 K: 2 S: 9	H: 2 LOB: 2 BB: 1 P: 13	R: 1 E: 0 K: 2 S: 8	H: 1 LOB: 2 BB: 2 P: 16	R: 0 E: 0 K: 0 S: 3	H: 0 LOB: 0 BB: 0 P: 3	1B: 3 2B: 1 3B: 0 HR: 0	SF: 0 SAC: 0 DP: 0 HBP: 0	WP: 0 PB: 0 SB: 1 CS: 0	PA: 38

	AB	31
	R	3
	H	4
	RBI	3
	BB	7
	SO	9
	LOB	14

PITCHER		IP	WLS	BF	H	R	ER	SO	BB	IBB	HBP	BLK	WP	HR	S	P	ERA	WHIP
Bob Schultz, L ERA: 3.36	(1, 1)	7.0	W	30	3	3	3	7	6	0	0	0	0	0	38	62	3.86	1.286
Johnny Klippstein, R ERA: 4.87	(8, 1)	2.0	S	8	1	0	0	2	1	0	0	0	0	0	11	15	0.00	1.000

PITCHER	IP	WLS	BF	H	R	ER	SO	BB	IBB	HBP	BLK	WP	HR	S	P	ERA	WHIP

Batter	1	2	3	4	5	6	7	8	9	AB	R	H	RBI	BB	SO	LOB
Bob Addis, L (1, 9) OBP: 0.343, SLG: 0.360 Hal Jeffcoat, R (7, 8) OBP: 0.259, SLG: 0.338	F7			K2-3	FC6-4 1-2f		1-H 2B		FC6-4 1B	4 1	0 0	1 1	1 0	0 0	1 0	1 0
Frank Baumholtz, L (1, 8) OBP: 0.360, SLG: 0.393 (7, 9)	4-3			F8		F8	1-3		FC6-4 1-2f	5	0	0	0	0	0	1
Dee Fondy, L (1, 3) OBP: 0.337, SLG: 0.425	4-3			1B BB E 1B		1B 1B		4-3		4	1	2	0	0	0	0
Hank Sauer, R (1, 7) OBP: 0.361, SLG: 0.561		5-3		E 1-2 BB		L4-3 1-3 1B		L7		3	0	1	0	1	0	0
Toby Atwell, L (1, 2) OBP: 0.368, SLG: 0.385		K		E1 1-3 2-H 1B		L4-3 1-2		1B 1B		4	0	2	0	0	1	2
Randy Jackson, R (1, 5) OBP: 0.278, SLG: 0.348		6-3		F4			SH1-4 BB 1B 1B	1-3 1B		4	1	2	0	0	0	2
Bill Serena, R (1, 4) OBP: 0.341, SLG: 0.455			F8		G1-6-3 BB		SH1-4 1-2 1B BB	5-3		2	1	0	0	2	0	2
Roy Smalley, R (1, 6) OBP: 0.304, SLG: 0.345			F9		G1-6-3 1-2f		SH1-4 1-2 2-3		F6	3	0	0	0	0	0	1
Paul Minner, L (1, 1) OBP: 0.279, SLG: 0.393 Gene Hermanski, L (7, PH) OBP: 0.341, SLG: 0.332 Dutch Leonard, R (7, 1)			F7		FC6-4 BB		2-H 3-H 2B 1B		6-3	1 1 1	0 1 0	0 1 0	0 2 0	1 0 0	0 0 0	0 0 0
Inning Stats	R: 0 E: 0 K: 0 S: 3 H: 0 LOB: 0 BB: 0 P: 3	R: 0 E: 0 K: 1 S: 5 H: 0 LOB: 0 BB: 0 P: 5	R: 0 E: 0 K: 0 S: 3 H: 0 LOB: 0 BB: 0 P: 3	R: 1 E: 1 K: 1 S: 7 H: 2 LOB: 2 BB: 1 P: 11	R: 0 E: 0 K: 0 S: 2 H: 0 LOB: 1 BB: 2 P: 10	R: 0 E: 0 K: 0 S: 4 H: 2 LOB: 1 BB: 0 P: 4	R: 3 E: 0 K: 0 S: 5 H: 3 LOB: 0 BB: 1 P: 9	R: 0 E: 0 K: 0 S: 5 H: 2 LOB: 2 BB: 0 P: 5	R: 0 E: 0 K: 0 S: 4 H: 1 LOB: 1 BB: 0 P: 4	1B: 9 2B: 2 3B: 0 HR: 0 SF: 0 SAC: 1 DP: 2 HBP: 0	WP: 0 PB: 0 SB: 0 CS: 0 PA: 38					

PITCHER	IP	WLS	BF	H	R	ER	SO	BB	IBB	HBP	BLK	WP	HR	S	P	ERA	WHIP
Bud Podbielan, R (1, 1) ERA: 3.28	9.0	L	38	10	4	3	2	4	0	0	0	0	0	38	54	3.00	1.556

PITCHER	IP	WLS	BF	H	R	ER	SO	BB	IBB	HBP	BLK	WP	HR	S	P	ERA	WHIP

TOP

Chicago Cubs @ Cincinnati Reds

Crosley Field, Cincinnati, OH

Sun Aug 31 1952, 3:33 AM EDT

Overcast - 84 F

livebaseballscorecards.com

AB	33
R	4
H	10
RBI	3
BB	4
SO	2
LOB	9

Batter	1	2	3	4	5	6	7	8	9	AB	R	H	RBI	BB	SO	LOB
Bob Borkowski, R (1, 8) OBP: 0.298, SLG: 0.335	F9		5-3	1-3			F3		F4	4	0	0	0	0	0	1
Grady Hatton, L (9, PH) OBP: 0.315, SLG: 0.303										1	0	0	0	0	0	1
Bobby Adams, R (1, 5) OBP: 0.346, SLG: 0.384	F9		F8		F7		6-3			4	0	0	0	0	0	0
Willard Marshall, L (1, 9) OBP: 0.342, SLG: 0.441	2B		1B		4-3		K			4	0	2	0	0	1	0
Ted Kluszewski, L (1, 3) OBP: 0.370, SLG: 0.476	4-3		1-3		F9			F9		4	0	0	0	0	0	2
Joe Adcock, R (1, 7) OBP: 0.328, SLG: 0.495		F8		1B 2B		2B		1-3		4	1	2	0	0	0	0
Andy Seminick, R (1, 2) OBP: 0.333, SLG: 0.442		1B 1B		F9		6-3		1-3		4	0	1	0	0	0	2
Roy McMillan, R (1, 6) OBP: 0.293, SLG: 0.344		1-2 1B		S 1B 2-H		K			1-3 HBP	3	1	2	1	0	1	1
Eddie Pellagrini, R (1, 4) OBP: 0.238, SLG: 0.234		F3		BBBB 1B 1-2 BB		BBI IBB			F8	1	0	0	0	2	0	2
Hank Edwards, L (9, PH) OBP: 0.352, SLG: 0.475										1	0	0	0	0	0	1
Bud Podbielan, R (1, 1) OBP: 0.214, SLG: 0.214		4-3		1-3 2-H 1B		4-1			1-3 1-2	3	0	1	1	0	0	4
Cal Abrams, L (9, PH) OBP: 0.351, SLG: 0.390										1	0	0	0	0	0	1
Inning Stats	R: 0 H: 1 E: 0 LOB: 1 K: 0 BB: 0 S: 4 P: 4	R: 0 H: 2 E: 0 LOB: 2 K: 0 BB: 0 S: 5 P: 5	R: 0 H: 1 E: 0 LOB: 1 K: 0 BB: 0 S: 4 P: 4	R: 2 H: 3 E: 0 LOB: 1 K: 0 BB: 1 S: 5 P: 9	R: 0 H: 0 E: 0 LOB: 0 K: 0 BB: 0 S: 3 P: 3	R: 0 H: 1 E: 0 LOB: 2 K: 1 BB: 1 S: 6 P: 10	R: 0 H: 0 E: 0 LOB: 0 K: 1 BB: 0 S: 5 P: 5	R: 0 H: 0 E: 0 LOB: 0 K: 0 BB: 0 S: 3 P: 3	R: 0 H: 0 E: 0 LOB: 1 K: 0 BB: 0 S: 3 P: 4	1B: 5 SF: 0 2B: 3 SAC: 0 3B: 0 DP: 0 HR: 0 HBP: 1						WP: 0 PA: 37 PB: 0 SB: 1 CS: 0

PITCHER	IP	WLS	BF	H	R	ER	SO	BB	IBB	HBP	BLK	WP	HR	S	P	ERA	WHIP
Paul Minner, L (1, 1) ERA: 4.12	6.0	W	27	8	2	2	1	1	1	0	0	0	0	27	35	3.00	1.500
Dutch Leonard, R (7, 1) ERA: 2.45	3.0	S	10	0	0	0	1	0	0	1	0	0	0	11	12	0.00	0.000

PITCHER	IP	WLS	BF	H	R	ER	SO	BB	IBB	HBP	BLK	WP	HR	S	P	ERA	WHIP

Chicago Cubs @ Cincinnati Reds

Crosley Field, Cincinnati, OH

Sun Aug 31 1952, 3:33 AM EDT

Overcast - 84 F

BOTTOM

livebaseballscorecards.com

AB	34
R	2
H	8
RBI	2
BB	2
SO	2
LOB	15

Batter	1	2	3	4	5	6	7	8	9	AB	R	H	RBI	BB	SO	LOB
Hal Jeffcoat, R (1, 8) OBP: 0.263, SLG: 0.340	0-0 SH1-5-6 1B		0-0 F9 ②		0-0 G3 1B 2-H 3-H 1B		0-0 L6 ②		0-0 FC5 ② 1-2 3-3	4	1	2	2	0	0	0
Phil Cavarretta, L (9, PH) OBP: 0.324, SLG: 0.333										1	0	0	0	0	0	2
Frank Baumholtz, L (1, 9) OBP: 0.358, SLG: 0.391	0-0 SH1-5-6 ① ② 1-3f		0-0 1B		0-0 G3 ② 1-2		0-0 1-3 ③		0-3 K ③	4	0	1	0	0	1	3
Randy Jackson, R (1, 5) OBP: 0.281, SLG: 0.350	0-0 6-3 ③		0-0 F8 ③		0-0 1B 2-H			0-0 BB 1B		4	0	2	1	0	0	1
Hank Sauer, R (1, 7) OBP: 0.362, SLG: 0.559		0-3 K ①		0-0 F8 ①		4-0 HR BB BBBB		4-0 L3 BB 1-2 BBBB		2	1	0	0	2	1	0
Bill Serena, R (1, 4) OBP: 0.340, SLG: 0.462		0-3 K2-3 ② SSS		0-0 F4 ②		0-0 HR 1-H		0-0 L5 ①		4	1	1	2	0	1	2
Dee Fondy, L (1, 3) OBP: 0.336, SLG: 0.424		0-0 1B 1B		0-0 F7 ③		0-0 6-3 ①		0-0 L3 ② ③ 1-2		4	0	1	0	0	0	2
Harry Chiti, R (1, 2) OBP: 0.321, SLG: 0.447	0-0 FC6-4 1B 1-3				0-0 2B 1B	0-0 F5 ②			0-0 1B FC5 1B	4	1	3	0	0	0	0
Roy Smalley, R (1, 6) OBP: 0.305, SLG: 0.349	0-0 FC6-4 ③ 1-2f				0-0 1B 2B 1-3	0-0 F7 ③			0-0 F7 ①	3	1	1	0	0	0	2
Toby Atwell, L (9, PH) OBP: 0.367, SLG: 0.384										1	0	0	0	0	0	1
Bob Rush, R (1, 1) OBP: 0.266, SLG: 0.316			0-3 K ① SSS		0-3 K ① SSS		0-0 5-3 ①		0-0 FC5 1B 1-3	3	0	0	0	0	2	2
Warren Hacker, R (8, 1) OBP: 0.091, SLG: 0.070										0	0	0	0	0	0	0
Gene Hermanski, L (9, PH) OBP: 0.344, SLG: 0.335										1	0	1	0	0	0	0
Inning Stats	R: 0 E: 0 K: 0 S: 3 H: 1 LOB: 0 BB: 0 P: 3	R: 0 E: 0 K: 2 S: 9 H: 2 LOB: 2 BB: 0 P: 9	R: 0 E: 0 K: 1 S: 6 H: 1 LOB: 1 BB: 0 P: 6	R: 0 E: 0 K: 0 S: 3 H: 0 LOB: 0 BB: 0 P: 3	R: 3 E: 0 K: 1 S: 8 H: 4 LOB: 1 BB: 0 P: 8	R: 2 E: 0 K: 0 S: 4 H: 1 LOB: 0 BB: 1 P: 8	R: 0 E: 0 K: 0 S: 3 H: 0 LOB: 0 BB: 0 P: 3	R: 0 E: 0 K: 0 S: 3 H: 1 LOB: 1 BB: 1 P: 7	R: 0 E: 0 K: 1 S: 7 H: 2 LOB: 2 BB: 0 P: 7	1B: 10 2B: 3 3B: 0 HR: 1		SF: 0 SAC: 1 DP: 2 HBP: 0		WP: 0 PB: 0 SB: 0 CS: 0	PA: 38		

PITCHER	IP	WLS	BF	H	R	ER	SO	BB	IBB	HBP	BLK	WP	HR	S	P	ERA	WHIP
Joe Nuxhall, L (1, 1) ERA: 3.2	5.0		22	8	4	4	4	1	0	0	0	0	1	29	33	7.20	1.800
Frank Smith, R (6, 1) ERA: 3.69	1.0		4	1	1	1	0	0	0	0	0	0	0	4	4	9.00	1.000
Johnny Schmitz, L (7, 1) ERA: 3.86	2.0	W	7	1	0	0	0	1	0	0	0	0	0	6	10	0.00	1.000
Frank Hiller, R (9, 1) ERA: 4.79	1.0	S	5	2	0	0	1	0	0	0	0	0	0	7	7	0.00	2.000

PITCHER	IP	WLS	BF	H	R	ER	SO	BB	IBB	HBP	BLK	WP	HR	S	P	ERA	WHIP

TOP

Chicago Cubs @ Cincinnati Reds

Crosley Field, Cincinnati, OH

Sun Aug 31 1952, 3:38 AM EDT

Att. 12,810 - Sunny - 90 F

livebaseballscorecards.com

AB	35
R	5
H	12
RBI	5
BB	2
SO	5
LOB	15

Batter	1	2	3	4	5	6	7	8	9	AB	R	H	RBI	BB	SO	LOB
Bob Borkowski, R (1, 8) OBP: 0.299, SLG: 0.336	0-0 E 2B BB 1B	0-0 1-3 1B		0-0 ② F7		0-0 ③ F7		0-0 ③ 6-3		5	1	2	0	0	0	0
Bobby Adams, R (1, 5) OBP: 0.345, SLG: 0.383	0-0 ① F9	0-0 ② 1-3 1-2		0-0 ③ F9			0-0 FC6-4 1B			4	0	1	0	0	0	2
Willard Marshall, L (1, 9) OBP: 0.341, SLG: 0.437	B B B B 4-0 E 1-2 2B BB	0-0 ③ 1-4-3			0-0 ① F3		0-0 ① L6			3	1	0	0	1	0	2
Cal Abrams, L (1, 7) OBP: 0.348, SLG: 0.393	0-0 E1 1-2 2-3 2B		0-0 2B		0-0 ② F7		0-0 ② L7			4	1	1	0	0	0	3
Joe Adcock, R (1, 3) OBP: 0.330, SLG: 0.494	0-0 ② F8		B B B B 4-0 BB		0-0 BB 1B		0-0 ③ FC6-4 1-2f			3	0	1	0	1	0	4
Grady Hatton, L (1, 4) OBP: 0.319, SLG: 0.308	0-0 1-H 2-H 3-H 2B 2B		0-0 ① F8		B B B 4-0 FC6-4 1-2 BB			0-0 HR 1B		3	2	2	3	1	0	2
Roy McMillan, R (1, 6) OBP: 0.292, SLG: 0.346	0-0 2-H 2B		S S S 0-3 ② K		0-0 ③ FC6-4 1-2f			0-0 ① F9		4	0	1	1	0	1	5
Joe Rossi, R (1, 2) OBP: 0.338, SLG: 0.276	S S S 0-3 ③ K		0-0 ③ 5-3			0-0 ① F3		0-0 ② F8		4	0	0	0	0	1	4
Joe Nuxhall, L (1, 1) OBP: 0.095, SLG: 0.095 Frank Smith, R (6, 1) OBP: 0.160, SLG: 0.200 Andy Seminick, R (6, PH) OBP: 0.332, SLG: 0.441 Johnny Schmitz, R (7, 1) OBP: 0.308, SLG: 0.462 Hank Edwards, L (8, PH) OBP: 0.355, SLG: 0.494 Frank Hiller, R (9, 1) OBP: 0.258, SLG: 0.148		S S S 0-3 ① K		S S S 0-3 ① K		S S S 0-3 ② K		0-0 1-H HR		2 0 1 0 1	0 0 0 0 1	0 0 0 0 1	0 0 0 0 1	2 0 0 0 0	0 0 0 0 0	0 0 0 0 0
Inning Stats	R: 4 E: 1 K: 1 S: 9 H: 3 LOB: 1 BB: 1 P: 13	R: 0 E: 0 K: 1 S: 6 H: 1 LOB: 1 BB: 0 P: 6	R: 0 E: 0 K: 1 S: 6 H: 1 LOB: 2 BB: 1 P: 10	R: 0 E: 0 K: 1 S: 5 H: 0 LOB: 0 BB: 0 P: 5	R: 0 E: 0 K: 0 S: 4 H: 1 LOB: 2 BB: 1 P: 8	R: 0 E: 0 K: 1 S: 5 H: 0 LOB: 0 BB: 0 P: 5	R: 0 E: 0 K: 0 S: 4 H: 1 LOB: 1 BB: 0 P: 4	R: 2 E: 0 K: 0 S: 5 H: 2 LOB: 0 BB: 0 P: 5		1B: 5 2B: 3 3B: 0 HR: 1 SF: 0 SAC: 0 DP: 0 HBP: 0						

PITCHER		IP	WLS	BF	H	R	ER	SO	BB	IBB	HBP	BLK	WP	HR	S	P	ERA	WHIP
Bob Rush, R ERA: 2.98	(1, 1)	7.0		33	8	5	1	5	3	0	0	0	0	0	40	52	1.29	1.571
Warren Hacker, R ERA: 2.67	(8, 1)	1.0	L	4	1	1	1	0	0	0	0	0	0	1	4	4	9.00	1.000

PITCHER	IP	WLS	BF	H	R	ER	SO	BB	IBB	HBP	BLK	WP	HR	S	P	ERA	WHIP

BOTTOM

Chicago Cubs @ Cincinnati Reds

Crosley Field, Cincinnati, OH

Sun Aug 31 1952, 3:38 AM EDT
Att. 12,810 - Sunny - 90 F

livebaseballscorecards.com

AB	34
R	6
H	9
RBI	6
BB	3
SO	5
LOB	22

WP: 0 PA: 37
PB: 0
SB: 0
CS: 0

TOP

St. Louis Cardinals @ Cincinnati Reds

Crosley Field, Cincinnati, OH

Mon Sep 01 1952, 3:33 AM EDT

Unknown

livebaseballscorecards.com

Batter	1	2	3	4	5	6	7	8	9	AB	R	H	RBI	BB	SO	LOB
Solly Hemus, L (1, 6) OBP: 0.393, SLG: 0.418	F9	F4		F8			1B FC1-2 2B		P3	5	0	1	0	0	0	1
Red Schoendienst, S (1, 4) OBP: 0.349, SLG: 0.433	BBBB 2B HR BB	G3		BBBB 1-2 2B BB			F3		F2	3	1	0	0	2	0	1
Stan Musial, L (1, 8) OBP: 0.435, SLG: 0.511	1-3 HR 2B	F8		1-H 2-H 2B			BBBB FC1-2 1B BB		F8	4	1	2	1	1	0	0
Enos Slaughter, L (1, 9) OBP: 0.378, SLG: 0.426	IIII HR IBB	F6			G3		1-2 2-3 FC1-2 1B			3	1	1	0	1	0	0
Hal Rice, L (1, 7) OBP: 0.343, SLG: 0.468	1-H 2-H 3-H HR	F7			P3		1-2 2-3 3-Hf FC1-2			4	1	1	4	0	0	3
Dick Sisler, L (1, 3) OBP: 0.313, SLG: 0.396	F8	1B			G3		F2			4	0	1	0	0	0	3
Del Rice, R (1, 2) OBP: 0.333, SLG: 0.426	HR	F8				F8		F5		4	1	1	1	0	0	1
Billy Johnson, R (1, 5) OBP: 0.343, SLG: 0.332	1B			FC4-5 2B		6-3		SSS K		4	0	2	0	0	1	0
Vinegar Bend Mizell, R (1, 1) OBP: 0.052, SLG: 0.103 Al Brazle, L (7, 1) OBP: 0.143, SLG: 0.179	6-3			2-3 FC4-5 BB 2B		4-3		F6		3 1	1 0	0 0	0 0	0 0	0 0	2 0
Inning Stats	R: 5 E: 0 K: 0 S: 7 H: 4 LOB: 1 BB: 2 P: 15	R: 0 E: 0 K: 0 S: 3 H: 0 LOB: 0 BB: 0 P: 3	R: 0 E: 0 K: 0 S: 4 H: 1 LOB: 1 BB: 0 P: 4	R: 1 E: 0 K: 0 S: 4 H: 2 LOB: 2 BB: 1 P: 8	R: 0 E: 0 K: 0 S: 3 H: 0 LOB: 0 BB: 0 P: 3	R: 0 E: 0 K: 0 S: 3 H: 0 LOB: 0 BB: 0 P: 3	R: 0 E: 0 K: 0 S: 5 H: 2 LOB: 3 BB: 1 P: 9	R: 0 E: 0 K: 1 S: 5 H: 0 LOB: 0 BB: 0 P: 5	R: 0 E: 0 K: 0 S: 3 H: 0 LOB: 0 BB: 0 P: 3	1B: 3 2B: 4 3B: 0 HR: 2	SF: 0 SAC: 0 DP: 0 HBP: 0						

	AB	35
	R	6
	H	9
	RBI	6
	BB	4
	SO	1
	LOB	11

WP: 0 PB: 0 SB: 0 CS: 0 PA: 39

PITCHER	IP	WLS	BF	H	R	ER	SO	BB	IBB	HBP	BLK	WP	HR	S	P	ERA	WHIP
Bubba Church, R (1, 1) ERA: 4.28	9.0	L	39	9	6	6	1	3	1	0	0	0	2	37	53	6.00	1.333

PITCHER	IP	WLS	BF	H	R	ER	SO	BB	IBB	HBP	BLK	WP	HR	S	P	ERA	WHIP

Batter	1	2	3	4	5	6	7	8	9	AB	R	H	RBI	BB	SO	LOB
Bob Borkowski, R (1, 8) OBP: 0.301, SLG: 0.336	0-0 1B		4-0 G6-4-3 BB		0-0 F9 ②			0-3 K ①		3	0	1	0	1	1	0
Bobby Adams, R (1, 5) OBP: 0.343, SLG: 0.381	0-0 P2 ①		0-0 ① ② G6-4-3 1-2f		0-0 ③ F4			0-0 ② F5		4	0	0	0	0	0	2
Willard Marshall, L (1, 9) OBP: 0.337, SLG: 0.432	0-0 F8 ②		0-0 ③ F9			0-0 ① F8		0-0 ③ F8		4	0	0	0	0	0	1
Joe Adcock, R (1, 3) OBP: 0.332, SLG: 0.491	0-0 F9 ③			4-0 2B BB		4-0 FC5-4 BB			0-0 ① 6-3	2	0	0	0	2	0	1
Hank Edwards, L (1, 7) OBP: 0.353, SLG: 0.489		0-3 K ①		0-3 K ①		0-0 ② FC5-4 1-2f			0-0 G6-4-3 1B	4	0	1	0	0	2	2
Roy McMillan, R (1, 6) OBP: 0.292, SLG: 0.347		0-0 ② F8		0-0 1-3 2B		0-0 ③ F8			0-0 ② ③ G6-4-3 1-2f	4	0	1	0	0	0	2
Joe Rossi, R (1, 2) OBP: 0.338, SLG: 0.278		0-0 BB 1B		0-0 ② 5-3			0-0 ① F4			3	0	1	0	0	0	2
Eddie Pellagrini, R (1, 4) OBP: 0.240, SLG: 0.229		4-0 1-2 BB		0-0 ③ F8			0-0 ② 1-3			2	0	0	0	1	0	2
Bubba Church, R (1, 1) OBP: 0.191, SLG: 0.234		0-3 K ③			0-0 ① 1-3		0-3 K ③			3	0	0	0	0	2	2
Inning Stats	R: 0 H: 1 E: 0 LOB: 1 K: 0 BB: 0 S: 4 P: 4	R: 0 H: 1 E: 0 LOB: 2 K: 2 BB: 1 S: 8 P: 12	R: 0 H: 0 E: 0 LOB: 0 K: 0 BB: 1 S: 2 P: 6	R: 0 H: 1 E: 0 LOB: 2 K: 1 BB: 1 S: 6 P: 10	R: 0 H: 0 E: 0 LOB: 0 K: 0 BB: 0 S: 3 P: 3	R: 0 H: 0 E: 0 LOB: 1 K: 0 BB: 1 S: 3 P: 7	R: 0 H: 0 E: 0 LOB: 0 K: 1 BB: 0 S: 5 P: 5	R: 0 H: 0 E: 0 LOB: 0 K: 1 BB: 0 S: 5 P: 5	R: 0 H: 1 E: 0 LOB: 0 K: 0 BB: 0 S: 3 P: 3	1B: 3 SF: 0 2B: 1 SAC: 0 3B: 0 DP: 2 HR: 0 HBP: 0						WP: 0 PA: 33 PB: 0 SB: 0 CS: 0

PITCHER	IP	WLS	BF	H	R	ER	SO	BB	IBB	HBP	BLK	WP	HR	S	P	ERA	WHIP
Vinegar Bend Mizell, L (1, 1) ERA: 3.55	6.0	W	24	3	0	0	3	4	0	0	0	0	0	26	42	0.00	1.167
Al Brazle, L (7, 1) ERA: 2.3	3.0	S	9	1	0	0	2	0	0	0	0	0	0	13	13	0.00	0.333

PITCHER	IP	WLS	BF	H	R	ER	SO	BB	IBB	HBP	BLK	WP	HR	S	P	ERA	WHIP

BOTTOM

St. Louis Cardinals @ Cincinnati Reds

Crosley Field, Cincinnati, OH

Mon Sep 01 1952, 3:33 AM EDT

Unknown

livebaseballscorecards.com

AB	29
R	0
H	4
RBI	0
BB	4
SO	5
LOB	14

St. Louis Cardinals @ Cincinnati Reds

Crosley Field, Cincinnati, OH

Mon Sep 01 1952, 3:38 AM EDT

Att. 13,729 - Unknown

livebaseballscorecards.com

Batter	1	2	3	4	5	6	7	8	9	AB	R	H	RBI	BB	SO	LOB
Solly Hemus, L (1, 6) OBP: 0.394, SLG: 0.420	4-3		4-3		WP BB			2B		3	0	1	0	1	0	0
Peanuts Lowrey, R (1, 9) OBP: 0.345, SLG: 0.354	E 2B 1B		CS BB		F9 1-2			4-3		3	1	1	0	1	0	1
Red Schoendienst, S (1, 4) OBP: 0.348, SLG: 0.432	E6 2B F7 1-2		F8 1-2			FC1-6 1B		E6 1B		4	1	1	0	0	0	2
Stan Musial, L (1, 8) OBP: 0.438, SLG: 0.515	1-3 2-H 2B			4-3 1B		FC1-6 1-2f		1-2 1B		4	0	3	1	0	0	1
Larry Miggins, R (1, 7) OBP: 0.234, SLG: 0.279	F7 3-H			K		F5		F9		4	0	0	1	0	1	5
Del Rice, R (1, 2) OBP: 0.332, SLG: 0.424	5-3			4-3 1-2		F6			FC4-6 1B	4	0	1	0	0	0	3
Virgil Stallcup, R (9, PR) OBP: 0.208, SLG: 0.217										0	0	0	0	0	0	0
Billy Johnson, R (1, 5) OBP: 0.338, SLG: 0.327		K		4-3			1-3		F6	4	0	0	0	0	1	2
Dick Sisler, L (1, 3) OBP: 0.311, SLG: 0.393		K			F2		F6		P2	3	0	0	0	0	1	0
Tommy Glaviano, R (9, PH) OBP: 0.363, SLG: 0.336										1	0	0	0	0	0	1
Harvey Haddix, L (1, 1) OBP: 0.167, SLG: 0.167		K			5-3		6-3		FC4-6 1-2f	3	0	0	0	0	1	0
Enos Slaughter, L (9, PH) OBP: 0.378, SLG: 0.425										1	0	0	0	0	0	1

Inning Stats	1	2	3	4	5	6	7	8	9	AB	R	H	RBI	BB	SO	LOB
	R: 2 E: 1 K: 0 S: 6	R: 0 E: 0 K: 3 S: 9	R: 0 E: 0 K: 0 S: 2	R: 0 E: 0 K: 1 S: 6	R: 0 E: 0 K: 0 S: 3	R: 0 E: 0 K: 0 S: 4	R: 0 E: 0 K: 0 S: 3	R: 0 E: 1 K: 0 S: 5	R: 0 E: 0 K: 0 S: 4	1B: 5 2B: 2 3B: 0 HR: 0	SF: 0 SAC: 0 DP: 0 HBP: 0	WP: 1 PB: 0 SB: 0 CS: 1	PA: 36			

PITCHER	IP	WLS	BF	H	R	ER	SO	BB	IBB	HBP	BLK	WP	HR	S	P	ERA	WHIP
Harry Perkowski, L (1, 1) ERA: 3.94	9.0	W	36	7	2	0	4	2	0	0	0	1	0	42	50	0.00	1.000

PITCHER	IP	WLS	BF	H	R	ER	SO	BB	IBB	HBP	BLK	WP	HR	S	P	ERA	WHIP

Batter	1	2	3	4	5	6	7	8	9	AB	R	H	RBI	BB	SO	LOB
Bob Borkowski, R (1, 8) OBP: 0.303, SLG: 0.341	E S 1B 1B	1-3			6-3		2B			4	1	2	0	0	0	1
Bobby Adams, R (1, 5) OBP: 0.341, SLG: 0.378	E3 1B 1-3		F6			E5 1B 1B	5-3			4	2	0	0	0	0	2
Willard Marshall, L (1, 9) OBP: 0.337, SLG: 0.430	FC4-6 1B 2-H 3-H		F8			F8		6-3		4	0	1	2	0	0	1
Joe Adcock, R (1, 3) OBP: 0.331, SLG: 0.488	FC4-6 FC6-4 1-2f		K			1B 1B 1-2		K		4	0	1	0	0	2	1
Hank Edwards, L (1, 7) OBP: 0.350, SLG: 0.484 Andy Seminick, R (6, PH) OBP: 0.331, SLG: 0.440 Cal Abrams, L (7, 7) OBP: 0.346, SLG: 0.390	K			4-3		F9		6-3		2 1 1	0 0 0	0 0 0	0 0 0	0 0 0	1 0 0	1 2 0
Roy McMillan, R (1, 6) OBP: 0.292, SLG: 0.347	FC6-4 1-2f			F4		1B 1-2 2-H				3	0	1	1	0	0	1
Joe Rossi, R (1, 2) OBP: 0.338, SLG: 0.279		S 1B		F3		5-3				3	0	1	0	0	0	2
Eddie Pellagrini, R (1, 4) OBP: 0.234, SLG: 0.222		6-3 1-2			4-3		F8			3	0	0	0	0	0	1
Harry Perkowski, L (1, 1) OBP: 0.191, SLG: 0.239		F8			K		K			3	0	0	0	0	2	1
Inning Stats	R: 2 E: 1 K: 1 S: 8 H: 2 LOB: 1 BB: 0 P: 8	R: 0 E: 0 K: 0 S: 4 H: 1 LOB: 1 BB: 0 P: 4	R: 0 E: 0 K: 1 S: 5 H: 0 LOB: 0 BB: 0 P: 5	R: 0 E: 0 K: 0 S: 3 H: 0 LOB: 0 BB: 0 P: 3	R: 0 E: 0 K: 1 S: 5 H: 0 LOB: 0 BB: 0 P: 5	R: 1 E: 1 K: 0 S: 6 H: 2 LOB: 2 BB: 0 P: 6	R: 0 E: 0 K: 1 S: 6 H: 1 LOB: 1 BB: 0 P: 6	R: 0 E: 0 K: 1 S: 5 H: 0 LOB: 0 BB: 0 P: 5		1B: 5 2B: 1 3B: 0 HR: 0 SF: 0 SAC: 0 DP: 0 HBP: 0						

PITCHER	IP	WLS	BF	H	R	ER	SO	BB	IBB	HBP	BLK	WP	HR	S	P	ERA	WHIP
Harvey Haddix, L (1, 1) ERA: 2.12	8.0	L	32	6	3	1	5	0	0	0	0	0	0	42	42	1.12	0.750

PITCHER	IP	WLS	BF	H	R	ER	SO	BB	IBB	HBP	BLK	WP	HR	S	P	ERA	WHIP

BOTTOM

St. Louis Cardinals @ Cincinnati Reds

Crosley Field, Cincinnati, OH

Mon Sep 01 1952, 3:38 AM EDT

Att. 13,729 - Unknown

livebaseballscorecards.com

AB	32
R	3
H	6
RBI	3
BB	0
SO	5
LOB	13

PA: 32

Batter	1	2	3	4	5	6	7	8	9	AB	R	H	RBI	BB	SO	LOB
Brandy Davis, R (1, 9) OBP: 0.286, SLG: 0.244	F3		F8			K			F8	4	0	0	0	0	1	0
Dick Groat, R (1, 6) OBP: 0.310, SLG: 0.297	L1			5-3		1B			F8	4	0	1	0	0	0	0
Lee Walls, R (1, 8) OBP: 0.259, SLG: 0.307	5-3			G6-4-3 1B		F4			6-3	4	0	1	0	0	0	1
Ralph Kiner, R (1, 7) OBP: 0.388, SLG: 0.490		FC5-4 BB		G6-4-3 1-2f			K			2	0	0	0	1	1	1
Clyde McCullough, R (1, 2) OBP: 0.287, SLG: 0.270		F5			F3		F8			3	0	0	0	0	0	1
Sonny Senerchia, R (1, 5) OBP: 0.298, SLG: 0.370		FC5-4 1-2f			FC5-4 1B		F2			3	0	1	0	0	0	1
Johnny Berardino, R (1, 4) OBP: 0.293, SLG: 0.206		F2			FC5-4 1-2f			F6		3	0	0	0	0	0	2
Tony Bartirome, L (1, 3) OBP: 0.257, SLG: 0.260 Clem Koshorek, R (8, PH) OBP: 0.315, SLG: 0.304 George Metkovich, L (8, 3) OBP: 0.335, SLG: 0.381			L1		F3			2-3		2 1 0	0 0 0	0 0 0	0 0 0	0 0 0	0 0 0	1 0 0
Ron Necciai, R (1, 1) OBP: 0.077, SLG: 0.077 Ed Fitz Gerald, R (8, PH) OBP: 0.296, SLG: 0.303 Woody Main, R (8, 1) OBP: 0.059, SLG: 0.059			K			F3		5-3		2 1 0	0 0 0	0 0 0	0 0 0	1 0 0	0 0 0	0 0 0
Inning Stats	R: 0 H: 0 E: 0 LOB: 0 K: 0 BB: 0 S: 3 P: 3	R: 0 H: 0 E: 0 LOB: 1 K: 0 BB: 1 S: 3 P: 7	R: 0 H: 0 E: 0 LOB: 0 K: 1 BB: 0 S: 5 P: 5	R: 0 H: 1 E: 0 LOB: 0 K: 0 BB: 0 S: 3 P: 3	R: 0 H: 1 E: 0 LOB: 1 K: 0 BB: 0 S: 4 P: 4	R: 0 H: 1 E: 0 LOB: 1 K: 1 BB: 0 S: 6 P: 6	R: 0 H: 0 E: 0 LOB: 0 K: 1 BB: 0 S: 5 P: 5	R: 0 H: 0 E: 0 LOB: 0 K: 0 BB: 0 S: 3 P: 3	R: 0 H: 0 E: 0 LOB: 0 K: 0 BB: 0 S: 3 P: 3	1B: 3 SF: 0 2B: 0 SAC: 0 3B: 0 DP: 1 HR: 0 HBP: 0						

PITCHER		IP	WLS	BF	H	R	ER	SO	BB	IBB	HBP	BLK	WP	HR	S	P	ERA	WHIP
Ken Raffensberger, L ERA: 2.63	(1, 1)	9.0	W	30	3	0	0	3	1	0	0	0	0	0	35	39	0.00	0.444

PITCHER	IP	WLS	BF	H	R	ER	SO	BB	IBB	HBP	BLK	WP	HR	S	P	ERA	WHIP

TOP

Pittsburgh Pirates @ Cincinnati Reds

Crosley Field, Cincinnati, OH

Wed Sep 03 1952, 3:33 AM EDT

Att. 4,230 - Unknown - 64 F

livebaseballscorecards.com

AB	29
R	0
H	3
RBI	0
BB	1
SO	3
LOB	7

WP: 0 PA: 30
PB: 0
SB: 0
CS: 0

Batter	1	2	3	4	5	6	7	8	9	AB	R	H	RBI	BB	SO	LOB
Bob Borkowski, R (1, 8) OBP: 0.300, SLG: 0.337	L6		2-3		K		F8			4	0	0	0	0	1	1
Bobby Adams, R (1, 5) OBP: 0.342, SLG: 0.377	6-3		BB			4-3		G6-3 1B		3	0	1	0	1	0	0
Willard Marshall, L (1, 9) OBP: 0.338, SLG: 0.431	1B		F7			1B		F9		4	0	2	0	0	0	2
Joe Adcock, R (1, 3) OBP: 0.333, SLG: 0.488	F3			FC4-6 1B		1-3 1B 1B		G6-3 1-2f		4	1	2	0	0	0	2
Cal Abrams, L (1, 7) OBP: 0.345, SLG: 0.389		K		FC4-6 G3-6-3 1-2f		1B 1-2 1B				3	0	1	0	0	1	1
Grady Hatton, L (1, 4) OBP: 0.319, SLG: 0.309		K		G3-6-3 1-2f		FC4-6 1-3 2-H 1B				3	0	1	1	0	1	1
Roy McMillan, R (1, 6) OBP: 0.294, SLG: 0.346		FC6-4 BB			WP S BB	FC4-6 1-2f				1	0	0	0	2	0	2
Joe Rossi, R (1, 2) OBP: 0.331, SLG: 0.273		FC6-4 1-2f			6-3 1-2		F8			3	0	0	0	0	0	2
Ken Raffensberger, R (1, 1) OBP: 0.134, SLG: 0.169			K		1-3 2-3		F8			3	0	0	0	0	1	1
Inning Stats	R: 0 E: 0 K: 0 S: 4 H: 1 LOB: 1 BB: 0 P: 4	R: 0 E: 0 K: 2 S: 7 H: 0 LOB: 1 BB: 1 P: 11	R: 0 E: 0 K: 1 S: 5 H: 0 LOB: 1 BB: 1 P: 9	R: 0 E: 0 K: 0 S: 3 H: 1 LOB: 0 BB: 0 P: 3	R: 0 E: 0 K: 1 S: 5 H: 0 LOB: 1 BB: 1 P: 9	R: 1 E: 0 K: 0 S: 6 H: 4 LOB: 2 BB: 0 P: 6	R: 0 E: 0 K: 0 S: 3 H: 0 LOB: 0 BB: 0 P: 3	R: 0 E: 0 K: 0 S: 3 H: 1 LOB: 0 BB: 0 P: 3		1B: 7 2B: 0 3B: 0 HR: 0 SF: 0 SAC: 0 DP: 2 HBP: 0						

PITCHER		IP	WLS	BF	H	R	ER	SO	BB	IBB	HBP	BLK	WP	HR	S	P	ERA	WHIP
Ron Necciai, R ERA: 6.63	(1, 1)	7.0	L	28	6	1	1	4	3	0	0	0	1	0	33	45	1.29	1.286
Woody Main, R ERA: 4.25	(8, 1)	1.0		3	1	0	0	0	0	0	0	0	0	0	3	3	0.00	1.000

PITCHER	IP	WLS	BF	H	R	ER	SO	BB	IBB	HBP	BLK	WP	HR	S	P	ERA	WHIP

BOTTOM

Pittsburgh Pirates @ Cincinnati Reds

Crosley Field, Cincinnati, OH

Wed Sep 03 1952, 3:33 AM EDT

Att. 4,230 - Unknown - 64 F

livebaseballscorecards.com

AB	28
R	1
H	7
RBI	1
BB	3
SO	4
LOB	12

WP: 1 PA: 31
PB: 0
SB: 1
CS: 0

Batter	1	2	3	4	5	6	7	8	9	AB	R	H	RBI	BB	SO	LOB
Brandy Davis, R (1, 9) OBP: 0.284, SLG: 0.235	BBBB 4-0 FC5-4 BB		x 0-0 ② F3			S S S 0-3 ① K			x 0-0 ① 4-3	3	0	0	0	1	1	1
Dick Groat, R (1, 6) OBP: 0.309, SLG: 0.294	x 0-0 ① F4		x 0-0 ③ 4-3			x 0-0 ② L9			BBBB 4-0 2B BB	3	1	0	0	1	0	2
Dick Hall, R (1, 8) OBP: 0.143, SLG: 0.171	x 0-0 ② FC5-4 1-2f			x 0-0 ① 4-3		x 0-0 ③ F8			x 0-0 1-H 1B 2B	4	1	1	1	0	0	1
Ralph Kiner, R (1, 7) OBP: 0.385, SLG: 0.486	x 0-0 ③ 4-3			x 0-0 ② 6-3			x 0-0 ① 5-3		x 0-0 E5 1B	4	0	0	0	0	0	2
Joe Garagiola, L (1, 2) OBP: 0.361, SLG: 0.407		x 0-0 ① F9		S S S 0-3 ③ K			x 0-0 ② F9		x 0-0 1-2 2-H 1B	4	0	1	1	0	1	0
Sonny Senerchia, R (1, 5) OBP: 0.283, SLG: 0.351 Gus Bell, L (9, PH) OBP: 0.300, SLG: 0.400		S S S 0-3 ② K			S S S 0-3 ① K		S S S 0-3 ③ K		x 0-0 ② F2	3 1	0 0	0 0	0 0	0 0	3 0	0 2
Johnny Berardino, R (1, 4) OBP: 0.291, SLG: 0.197		x 0-0 ③ 5-3			BBBB 4-0 BB			x 0-0 ① 4-3	S S S 0-3 ③ K	3	0	0	0	1	1	2
Tony Bartirome, L (1, 3) OBP: 0.261, SLG: 0.262			x 0-0 1B		x 0-0 ② F2			BBBB 4-0 G6-3 BB		2	0	1	0	1	0	1
Jim Waugh, R (1, 1) OBP: 0.300, SLG: 0.125 Ron Kline, R (2, 1) George Metkovich, L (8, PH) OBP: 0.334, SLG: 0.380 Woody Main, R (8, 1) OBP: 0.059, SLG: 0.059			S S S 0-3 ① K		S S S 0-3 ③ K			x 0-0 ②③ G6-3 1-2f		0 2 1 0	0 0 0 0	0 0 0 0	0 0 0 0	0 0 0 0	0 2 0 0	0 2 1 0
Inning Stats	R: 0 H: 0 E: 0 LOB: 1 K: 0 BB: 1 S: 3 P: 7	R: 0 H: 0 E: 0 LOB: 0 K: 1 BB: 0 S: 5 P: 5	R: 0 H: 1 E: 0 LOB: 1 K: 1 BB: 0 S: 6 P: 6	R: 0 H: 0 E: 0 LOB: 0 K: 1 BB: 0 S: 5 P: 5	R: 0 H: 0 E: 0 LOB: 1 K: 2 BB: 1 S: 7 P: 11	R: 0 H: 0 E: 0 LOB: 0 K: 1 BB: 0 S: 5 P: 5	R: 0 H: 0 E: 0 LOB: 0 K: 1 BB: 0 S: 5 P: 5	R: 0 H: 0 E: 0 LOB: 0 K: 0 BB: 1 S: 2 P: 6	R: 2 H: 2 E: 1 LOB: 2 K: 1 BB: 1 S: 8 P: 12	1B: 2 SF: 0 2B: 1 SAC: 0 3B: 0 DP: 1 HR: 0 HBP: 0						

PITCHER	IP	WLS	BF	H	R	ER	SO	BB	IBB	HBP	BLK	WP	HR	S	P	ERA	WHIP
Herm Wehmeier, R (1, 1) ERA: 5.63	9.0	W	34	3	2	2	8	4	0	0	0	0	0	46	62	2.00	0.778

PITCHER	IP	WLS	BF	H	R	ER	SO	BB	IBB	HBP	BLK	WP	HR	S	P	ERA	WHIP

TOP

Pittsburgh Pirates @ Cincinnati Reds

Crosley Field, Cincinnati, OH

Thu Sep 04 1952, 3:33 AM EDT

Att. 1,519 - Sunny - 74 F

livebaseballscorecards.com

AB	30
R	2
H	3
RBI	2
BB	4
SO	8
LOB	14

Pittsburgh Pirates @ Cincinnati Reds

Crosley Field, Cincinnati, OH

Thu Sep 04 1952, 3:33 AM EDT

Att. 1,519 - Sunny - 74 F

livebaseballscorecards.com

Batter	1	2	3	4	5	6	7	8	9	AB	R	H	RBI	BB	SO	LOB
Bob Borkowski, R (1, 8) OBP: 0.300, SLG: 0.336	6-3	BB 1B 2B 1B 1-2	FC6-4 1-2f			K2-3-2 1-1				4	1	1	0	0	1	2
Bobby Adams, R (1, 5) OBP: 0.341, SLG: 0.377	F3	BB 2B 1B 1-2 2-H		K		5-3				4	1	1	1	0	1	0
Willard Marshall, L (1, 9) OBP: 0.337, SLG: 0.432	E 2B	F2		F2			L8			4	1	1	0	0	0	2
Joe Adcock, R (1, 3) OBP: 0.332, SLG: 0.483	E5 2-H	2B BB 1-2 2-3		F3			4-3			3	1	0	0	1	0	0
Cal Abrams, L (1, 7) OBP: 0.343, SLG: 0.392	1-3	2B 1-H 2-H 3-H			F5		4-3			4	0	1	3	0	0	1
Grady Hatton, L (1, 4) OBP: 0.318, SLG: 0.308		3B 1B L1-3			F7			F2		4	1	1	0	0	0	1
Roy McMillan, R (1, 6) OBP: 0.300, SLG: 0.353		3B 1-H	BB CS		BB			1B CS		2	1	2	1	2	0	0
Joe Rossi, R (1, 2) OBP: 0.323, SLG: 0.265		F3	F8		4-3			K 1-2		4	0	0	0	0	1	4
Herm Wehmeier, R (1, 1) OBP: 0.271, SLG: 0.291		1B 1B 3-H	FC6-4 1-2		BB	K2-3-2	BB			1	1	1	1	2	0	0
Inning Stats	R: 1 H: 1 E: 1 LOB: 1 K: 0 BB: 0 S: 5 P: 5	R: 6 H: 6 E: 0 LOB: 1 K: 0 BB: 1 S: 9 P: 13	R: 0 H: 0 E: 0 LOB: 1 K: 0 BB: 2 S: 2 P: 10	R: 0 H: 0 E: 0 LOB: 0 K: 1 BB: 0 S: 5 P: 5	R: 0 H: 0 E: 0 LOB: 1 K: 0 BB: 1 S: 3 P: 7	R: 0 H: 0 E: 0 LOB: 0 K: 1 BB: 1 S: 4 P: 8	R: 0 H: 0 E: 0 LOB: 0 K: 0 BB: 0 S: 3 P: 3	R: 0 H: 1 E: 0 LOB: 1 K: 1 BB: 0 S: 5 P: 5		1B: 5 SF: 0 2B: 4 SAC: 0 3B: 1 DP: 2 HR: 0 HBP: 0						

BOTTOM	
AB	30
R	7
H	8
RBI	6
BB	5
SO	3
LOB	10

PITCHER		IP	WLS	BF	H	R	ER	SO	BB	IBB	HBP	BLK	WP	HR	S	P	ERA	WHIP
Jim Waugh, R ERA: 6.14	(1, 1)	1.2	L	14	7	7	6	0	1	0	0	0	0	0	13	17	32.40	4.800
Ron Kline, R ERA: 5.58	(2, 1)	5.1		18	0	0	0	2	4	0	0	0	0	0	18	34	0.00	0.750
Woody Main, R ERA: 4.22	(8, 1)	1.0		3	1	0	0	1	0	0	0	0	0	0	5	5	0.00	1.000

PITCHER	IP	WLS	BF	H	R	ER	SO	BB	IBB	HBP	BLK	WP	HR	S	P	ERA	WHIP

WP: 0	PA: 35
PB: 0	
SB: 0	
CS: 2	

Batter	1	2	3	4	5	6	7	8	9	AB	R	H	RBI	BB	SO	LOB
Cal Abrams, L (1, 8) (8, 7) OBP: 0.345, SLG: 0.383	G3		WP, 2B, BB		K		B3, BB		K	3	1	0	0	2	2	0
Bobby Adams, R (1, 5) OBP: 0.340, SLG: 0.374	F8		2B, BB		K		B3		F7	4	1	0	0	1	1	1
Willard Marshall, L (1, 9) OBP: 0.338, SLG: 0.433	4-3		2B		WP, BB		F8		F4	4	0	1	2	1	0	1
Ted Kluszewski, L (1, 3) OBP: 0.376, SLG: 0.478		F8, WP, 1B	IBB		IBB			2B, F8, 1B		2	1	2	0	2	0	0
Joe Adcock, R (1, 7) OBP: 0.331, SLG: 0.484		F8	4-3		F7			1B, 2B		4	0	1	0	0	0	5
Bob Borkowski, R (8, 8) OBP: 0.300, SLG: 0.336										0	0	0	0	0	0	0
Grady Hatton, L (1, 4) OBP: 0.320, SLG: 0.307		K		CS, BB		L4-3, BB		F8		2	0	0	1	2	1	2
Roy McMillan, R (1, 6) OBP: 0.300, SLG: 0.352		F9		K		K		1B		4	0	1	0	0	2	3
Joe Rossi, R (1, 2) OBP: 0.327, SLG: 0.266			BB, BB	1B		L4-3		K		3	0	1	0	1	1	3
Bud Podbielan, R (1, 1) OBP: 0.167, SLG: 0.167			F3	1-3			K	F4		4	0	0	0	0	1	4
Inning Stats	R: 0 E: 0 K: 0 S: 3 H: 0 LOB: 0 BB: 0 P: 3	R: 0 E: 0 K: 1 S: 6 H: 1 LOB: 1 BB: 0 P: 6	R: 2 E: 0 K: 0 S: 3 H: 1 LOB: 2 BB: 4 P: 19	R: 0 E: 0 K: 1 S: 5 H: 1 LOB: 1 BB: 1 P: 9	R: 0 E: 0 K: 2 S: 7 H: 0 LOB: 2 BB: 2 P: 15	R: 0 E: 0 K: 1 S: 4 H: 0 LOB: 0 BB: 1 P: 8	R: 0 E: 0 K: 1 S: 5 H: 0 LOB: 1 BB: 1 P: 9	R: 1 E: 0 K: 1 S: 8 H: 3 LOB: 2 BB: 0 P: 8	R: 0 E: 0 K: 1 S: 5 H: 0 LOB: 0 BB: 0 P: 5	1B: 4 2B: 3 3B: 0 HR: 0 SF: 0 SAC: 0 DP: 1 HBP: 0						

PITCHER		IP	WLS	BF	H	R	ER	SO	BB	IBB	HBP	BLK	WP	HR	S	P	ERA	WHIP
Johnny Klippstein, R ERA: 4.57	(1, 1)	8.0	L	36	6	3	3	7	7	2	0	0	3	0	41	77	3.38	1.625
Paul Minner, L ERA: 4.09	(9, 1)	1.0		3	0	0	0	1	0	0	0	0	0	0	5	5	0.00	0.000

PITCHER		IP	WLS	BF	H	R	ER	SO	BB	IBB	HBP	BLK	WP	HR	S	P	ERA	WHIP

TOP

Cincinnati Reds @ Chicago Cubs

Wrigley Field, Chicago, IL

Sat Sep 06 1952, 3:33 AM CDT

Att. 10,360 - Unknown

livebaseballscorecards.com

AB	30
R	3
H	6
RBI	3
BB	9
SO	8
LOB	19

WP: 3	PA: 39		
PB: 0			
SB: 0			
CS: 1			

Cincinnati Reds @ Chicago Cubs

Wrigley Field, Chicago, IL

Sat Sep 06 1952, 3:33 AM CDT

Att. 10,360 - Unknown

BOTTOM

Batter	1	2	3	4	5	6	7	8	9	AB	R	H	RBI	BB	SO	LOB
Bob Addis, L (1, 9) OBP: 0.346, SLG: 0.363	1-3		L6-3 1B			F7		1B		4	0	2	0	0	0	0
Frank Baumholtz, L (1, 8) OBP: 0.356, SLG: 0.388	2B		L6-3 1-2			4-3		P4		4	0	1	0	0	0	2
Dee Fondy, L (1, 3) OBP: 0.335, SLG: 0.420	G3		4-3			B5			FC4-6 BB 1B 1B	4	1	1	0	0	0	1
Hank Sauer, R (1, 7) OBP: 0.366, SLG: 0.557	5-3			F8			F3		F7	4	0	0	0	0	0	2
Toby Atwell, L (1, 2) OBP: 0.367, SLG: 0.378 Hal Jeffcoat, R (9, PR) OBP: 0.265, SLG: 0.342		6-3		P4			S 1B		BBBBB 4-0 FC4-6 1-2 BB	3 0	0 0	1 0	0 0	1 0	0 0	0 0
Randy Jackson, R (1, 5) OBP: 0.287, SLG: 0.361		2B 3B		F9			SSS 0-3 K 1-2		1-2f FC4-6 1B 2-3	4	1	1	0	0	1	3
Bill Serena, R (1, 4) OBP: 0.341, SLG: 0.462		3-H 2B			F3		L5		1-2 3-H 1B	4	0	2	2	0	0	1
Roy Smalley, R (1, 6) OBP: 0.297, SLG: 0.329 Bruce Edwards, R (8, PH) OBP: 0.297, SLG: 0.340 Tommy Brown, R (9, 6) OBP: 0.349, SLG: 0.407 Gene Hermanski, L (9, PH) OBP: 0.332, SLG: 0.322		6-3			L5			5-3	F9	2 1 0 1	0 0 0 0	0 0 0 0	0 0 0 0	0 0 0 0	0 0 0 0	1 0 0 2
Johnny Klippstein, R (1, 1) OBP: 0.220, SLG: 0.298 Phil Cavarretta, L (8, PH) OBP: 0.319, SLG: 0.328 Paul Minner, L (9, 1) OBP: 0.279, SLG: 0.393		6-3			4-3			4-3		2 1 0	0 0 0	0 0 0	0 0 0	0 0 0	0 0 0	1 0 0
Inning Stats	R: 0 H: 1 E: 0 LOB: 1 K: 0 BB: 0 S: 4 P: 4	R: 1 H: 2 E: 0 LOB: 1 K: 0 BB: 0 S: 5 P: 5	R: 0 H: 1 E: 0 LOB: 0 K: 0 BB: 0 S: 3 P: 3	R: 0 H: 0 E: 0 LOB: 0 K: 0 BB: 0 S: 3 P: 3	R: 0 H: 0 E: 0 LOB: 0 K: 0 BB: 0 S: 3 P: 3	R: 0 H: 0 E: 0 LOB: 0 K: 0 BB: 0 S: 3 P: 3	R: 0 H: 1 E: 0 LOB: 1 K: 1 BB: 0 S: 6 P: 6	R: 0 H: 1 E: 0 LOB: 1 K: 0 BB: 0 S: 4 P: 4	R: 1 H: 2 E: 0 LOB: 2 K: 0 BB: 1 S: 5 P: 9	1B: 5 SF: 0 2B: 3 SAC: 0 3B: 1 DP: 1 HR: 0 HBP: 0						

livebaseballscorecards.com

AB	34
R	2
H	8
RBI	2
BB	1
SO	1
LOB	13

PITCHER		IP	WLS	BF	H	R	ER	SO	BB	IBB	HBP	BLK	WP	HR	S	P	ERA	WHIP
Bud Podbielan, R ERA: 3.11	(1, 1)	9.0	W	35	8	2	2	1	1	0	0	0	0	0	36	40	2.00	1.000

PITCHER	IP	WLS	BF	H	R	ER	SO	BB	IBB	HBP	BLK	WP	HR	S	P	ERA	WHIP

Batter	1	2	3	4	5	6	7	8	9	AB	R	H	RBI	BB	SO	LOB
Cal Abrams, L (1, 8) OBP: 0.342, SLG: 0.380	E1 1B		1-3			5-3			G4-6-3 1B	4	0	1	0	0	0	0
Bobby Adams, R (1, 5) OBP: 0.339, SLG: 0.373	1-3 G1-6-4-3 1B		K			4-3			G4-6-3 1-2f	4	0	1	0	0	1	1
Willard Marshall, L (1, 9) OBP: 0.335, SLG: 0.428	G1-6-4-3 1-2f			F8			F7		F8	4	0	0	0	0	0	2
Ted Kluszewski, L (1, 3) OBP: 0.375, SLG: 0.482	K			4-3			FC5-2 3B			3	0	1	0	0	1	1
Joe Adcock, R (1, 7) OBP: 0.329, SLG: 0.479		P4		K			FC5-2 3-H			3	0	0	0	0	1	1
Grady Hatton, L (1, 4) OBP: 0.320, SLG: 0.314		HR			F7		K			3	1	1	1	0	1	1
Roy McMillan, R (1, 6) OBP: 0.298, SLG: 0.350		3-1			K			P6		3	0	0	0	0	1	0
Joe Rossi, R (1, 2) OBP: 0.321, SLG: 0.261		3-1			K			K		3	0	0	0	0	2	0
Ken Raffensberger, R (1, 1) OBP: 0.132, SLG: 0.167			K			P5		K		1	0	0	0	0	1	0
Dixie Howell, R (6, PH) OBP: 0.216, SLG: 0.400										1	0	0	0	0	0	0
Frank Smith, R (6, 1) OBP: 0.160, SLG: 0.200										0	0	0	0	0	0	0
Andy Seminick, R (8, PH) OBP: 0.331, SLG: 0.438										1	0	0	0	0	1	0
Joe Nuxhall, L (8, 1) OBP: 0.095, SLG: 0.095										0	0	0	0	0	0	0
Inning Stats	R: 0 E: 1 K: 1 S: 6 H: 1 LOB: 1 BB: 0 P: 6	R: 1 E: 0 K: 0 S: 4 H: 1 LOB: 0 BB: 0 P: 4	R: 0 E: 0 K: 2 S: 7 H: 0 LOB: 0 BB: 0 P: 7	R: 0 E: 0 K: 1 S: 5 H: 0 LOB: 0 BB: 0 P: 5	R: 0 E: 0 K: 2 S: 7 H: 0 LOB: 0 BB: 0 P: 7	R: 0 E: 0 K: 0 S: 3 H: 0 LOB: 0 BB: 0 P: 3	R: 0 E: 0 K: 1 S: 6 H: 1 LOB: 1 BB: 0 P: 6	R: 0 E: 0 K: 2 S: 7 H: 0 LOB: 0 BB: 0 P: 7	R: 0 E: 0 K: 0 S: 3 H: 1 LOB: 0 BB: 0 P: 3	1B: 2 2B: 0 3B: 1 HR: 1 SF: 0 SAC: 0 DP: 2 HBP: 0						

PITCHER	IP	WLS	BF	H	R	ER	SO	BB	IBB	HBP	BLK	WP	HR	S	P	ERA	WHIP
Bob Rush, R (1, 1) ERA: 2.89	9.0	W	30	4	1	1	9	0	0	0	0	0	1	48	48	1.00	0.444

PITCHER	IP	WLS	BF	H	R	ER	SO	BB	IBB	HBP	BLK	WP	HR	S	P	ERA	WHIP

TOP

Cincinnati Reds @ Chicago Cubs

Wrigley Field, Chicago, IL

Sun Sep 07 1952, 3:33 AM CDT

Att. 12,975 - Unknown

livebaseballscorecards.com

AB	30
R	1
H	4
RBI	1
BB	0
SO	9
LOB	6

REDS™

Batter	1	2	3	4	5	6	7	8	9	AB	R	H	RBI	BB	SO	LOB
Hal Jeffcoat, R (1, 8) OBP: 0.272, SLG: 0.357	SH5-3 1B 2B		2B 2B	F9 ②		G5-6-3 1B				4	2	3	0	0	0	1
Frank Baumholtz, L (1, 9) OBP: 0.358, SLG: 0.396	SH5-3 ① 2-3		4-3 2-H 2B	1B 2-H 2B		G5-6-3 ②③ 1-2f				3	1	2	2	0	0	1
Bill Serena, R (1, 4) OBP: 0.340, SLG: 0.459	5-3 ②		5-3 ①	1B 2-H			S S S K ① 0-3			4	0	1	1	0	1	2
Hank Sauer, R (1, 7) OBP: 0.367, SLG: 0.557	1B 3-H 1B		4-3 ② 2-3	5-3 ③			FC6-4 1B			4	0	2	1	0	0	2
Randy Jackson, R (1, 5) OBP: 0.287, SLG: 0.359	1-3 1B		6-3 ③		5-3 ①		FC6-4 ② 1-2f CS			4	0	1	0	0	0	2
Dee Fondy, L (1, 3) OBP: 0.337, SLG: 0.421	1-5-3 ③			S 2B 1B	FC6-4 1B		CS ③ 1-2	6-3 ①		4	1	2	0	0	0	2
Harry Chiti, R (1, 2) OBP: 0.291, SLG: 0.405		P6 ①		S S S K ① 1-2	L7 ②			6-3 ②		4	0	0	0	0	1	2
Roy Smalley, R (1, 6) OBP: 0.300, SLG: 0.333		P4 ②		2B 2-H 2B	FC6-4 ③ 1-2f			B B B B 4-0 BB		3	1	1	1	1	0	1
Bob Rush, R (1, 1) OBP: 0.265, SLG: 0.325		6-3 ③		2B 2-H 2B		5-3 ①		5-3 ③		4	1	1	1	0	0	1
Inning Stats	R: 1 H: 3 E: 0 LOB: 2 K: 0 BB: 0 S: 6 P: 6	R: 0 H: 0 E: 0 LOB: 0 K: 0 BB: 0 S: 3 P: 3	R: 1 H: 2 E: 0 LOB: 1 K: 0 BB: 0 S: 5 P: 5	R: 4 H: 5 E: 0 LOB: 1 K: 1 BB: 0 S: 10 P: 10	R: 0 H: 1 E: 0 LOB: 1 K: 0 BB: 0 S: 4 P: 4	R: 0 H: 1 E: 0 LOB: 0 K: 0 BB: 0 S: 3 P: 3	R: 0 H: 1 E: 0 LOB: 0 K: 1 BB: 0 S: 5 P: 5	R: 0 H: 0 E: 0 LOB: 1 K: 0 BB: 1 S: 3 P: 7		1B: 7 SF: 0 2B: 6 SAC: 1 3B: 0 DP: 1 HR: 0 HBP: 0						

PITCHER		IP	WLS	BF	H	R	ER	SO	BB	IBB	HBP	BLK	WP	HR	S	P	ERA	WHIP
Ken Raffensberger, L ERA: 2.82	(1, 1)	5.0	L	26	11	6	6	1	0	0	0	0	0	0	28	28	10.80	2.200
Frank Smith, R ERA: 3.63	(6, 1)	2.0		6	2	0	0	1	0	0	0	0	0	0	8	8	0.00	1.000
Joe Nuxhall, L ERA: 3.16	(8, 1)	1.0		4	0	0	0	0	1	0	0	0	0	0	3	7	0.00	1.000

PITCHER	IP	WLS	BF	H	R	ER	SO	BB	IBB	HBP	BLK	WP	HR	S	P	ERA	WHIP

BOTTOM

Cincinnati Reds @ Chicago Cubs

Wrigley Field, Chicago, IL

Sun Sep 07 1952, 3:33 AM CDT

Att. 12,975 - Unknown

livebaseballscorecards.com

AB	34
R	6
H	13
RBI	6
BB	1
SO	2
LOB	14

Batter	1	2	3	4	5	6	7	8	9	AB	R	H	RBI	BB	SO	LOB
Johnny Temple, R (1, 4) OBP: 0.120, SLG: 0.083	6-3		6-3		5-3		F8		1-3	5	0	0	0	0	0	0
Bobby Adams, R (1, 5) OBP: 0.343, SLG: 0.375	1B		G3		PO			BBBB SH5-4 1B		3	1	3	0	1	0	0
Willard Marshall, L (1, 9) OBP: 0.332, SLG: 0.423	K		G3 1-2		F4					0	1	0	0	0	0	0
Ted Kluszewski, L (1, 3) OBP: 0.373, SLG: 0.477	1-2		F4		PO 1-2	F8		SH5-4 1-2 2-3		3	0	1	0	0	0	1
Jim Greengrass, R (1, 7) OBP: 0.600, SLG: 0.600	4-3			FC1-6		E		2-H 3-H		4	0	3	2	0	0	2
Cal Abrams, L (1, 8) OBP: 0.333, SLG: 0.369		G1		FC1-6 1-2f		4-3 1-2		F6		4	0	0	0	0	0	3
Roy McMillan, R (1, 6) OBP: 0.300, SLG: 0.353		2B		1-2		F7		F3		4	0	2	0	0	0	2
Hobie Landrith, L (1, 2)		6-3		K			3-1		B3-1	4	0	0	0	0	1	3
Harry Perkowski, L (1, 1) OBP: 0.181, SLG: 0.225		1-3		K			6-3		K	4	0	0	0	0	2	3
Inning Stats	R: 0 H: 2 E: 0 LOB: 2 K: 1 BB: 0 S: 7 P: 7	R: 0 H: 1 E: 0 LOB: 1 K: 0 BB: 0 S: 4 P: 4	R: 0 H: 1 E: 0 LOB: 1 K: 0 BB: 0 S: 4 P: 4	R: 0 H: 2 E: 0 LOB: 2 K: 2 BB: 0 S: 9 P: 9	R: 0 H: 1 E: 0 LOB: 0 K: 0 BB: 0 S: 3 P: 3	R: 0 H: 1 E: 1 LOB: 1 K: 0 BB: 0 S: 4 P: 4	R: 0 H: 0 E: 0 LOB: 0 K: 0 BB: 0 S: 3 P: 3	R: 2 H: 2 E: 0 LOB: 1 K: 0 BB: 1 S: 5 P: 9	R: 0 H: 0 E: 0 LOB: 0 K: 1 BB: 0 S: 5 P: 5	1B: 9 SF: 0 2B: 1 SAC: 1 3B: 0 DP: 0 HR: 0 HBP: 0						WP: 0 PA: 38 PB: 0 SB: 0 CS: 0	

PITCHER		IP	WLS	BF	H	R	ER	SO	BB	IBB	HBP	BLK	WP	HR	S	P	ERA	WHIP
Max Surkont, R ERA: 3.9	(1, 1)	8.0	L	34	10	2	2	3	1	0	0	0	0	0	39	43	2.25	1.375
Bob Chipman, L ERA: 2.8	(9, 1)	1.0		3	0	0	0	1	0	0	0	0	0	0	5	5	0.00	0.000

PITCHER	IP	WLS	BF	H	R	ER	SO	BB	IBB	HBP	BLK	WP	HR	S	P	ERA	WHIP

TOP

Cincinnati Reds @ Boston Braves

Braves Field, Boston, MA

Tue Sep 09 1952, 3:38 AM EDT

Att. 3,175 - Unknown - 63 F

livebaseballscorecards.com

AB	31
R	2
H	9
RBI	2
BB	1
SO	3
LOB	14

Batter	1	2	3	4	5	6	7	8	9	AB	R	H	RBI	BB	SO	LOB
Sam Jethroe, S (1, 8) OBP: 0.327, SLG: 0.383	S S S 0-3 K ①		x 0-0 1-2 1B		S S S 0-3 K ③			x 0-0 F8 ②		4	0	1	0	0	2	0
Johnny Logan, R (1, 6) OBP: 0.326, SLG: 0.353	x 0-0 F8 ②		x 0-0 F7 ③			x 0-0 5-3 ①		x 0-0 E7 1B		4	0	1	0	0	0	2
Earl Torgeson, L (1, 3) OBP: 0.362, SLG: 0.324	B B B B 4-0 CS BB			x 0-0 1B 1B		B B B B 4-0 BB		x 0-0 4-3 ③		2	0	1	0	2	0	1
Sid Gordon, R (1, 7) OBP: 0.391, SLG: 0.490	0-0 CS ③ 1-2	x 0-0 6-3 ①		x 0-0 F9 ①		x 0-0 F9 ②			x 0-0 F9 ①	4	0	0	0	0	0	2
Eddie Mathews, L (1, 5) OBP: 0.321, SLG: 0.435		x 0-0 F8 ②		S S S 0-3 K ②		x 0-0 6-3 ③			x 0-0 E3	4	0	0	0	0	1	2
Paul Burris, R (1, 2) OBP: 0.242, SLG: 0.278		S S S 0-3 K ③		x 0-0 1-2 1B			x 0-0 F9 ①		x 0-0 F7 ②	4	0	1	0	0	1	1
Sibby Sisti, R (1, 9) OBP: 0.269, SLG: 0.323			B B B B 4-0 FC1-6 BB	S S S 0-3 K ③			S S S 0-3 K ②		x 0-0 L9 ③	3	0	0	0	1	2	3
Jack Dittmer, L (1, 4) OBP: 0.228, SLG: 0.236			x 0-0 FC1-6 1B 1-2f ①		x 0-0 F9 ①		x 0-0 F2 ③			3	0	0	0	0	0	1
Max Surkont, R (1, 1) OBP: 0.148, SLG: 0.169 Walker Cooper, R (8, PH) OBP: 0.282, SLG: 0.346 Bob Chipman, L (9, 1) OBP: 0.500, SLG: 0.400			x 0-0 F9 ②		S S S 0-3 K ②			x 0-0 6-3 ①		2 1 0	0 0 0	0 0 0	0 0 0	0 0 0	1 0 0	1 0 0
Inning Stats	R: 0 H: 0 E: 0 LOB: 0 K: 1 BB: 1 S: 4 P: 8	R: 0 H: 0 E: 0 LOB: 0 K: 1 BB: 0 S: 5 P: 5	R: 0 H: 1 E: 0 LOB: 2 K: 0 BB: 1 S: 4 P: 8	R: 0 H: 2 E: 0 LOB: 2 K: 2 BB: 0 S: 9 P: 9	R: 0 H: 0 E: 0 LOB: 0 K: 2 BB: 0 S: 7 P: 7	R: 0 H: 0 E: 0 LOB: 1 K: 0 BB: 1 S: 3 P: 7	R: 0 H: 0 E: 0 LOB: 0 K: 1 BB: 0 S: 5 P: 5	R: 0 H: 1 E: 1 LOB: 1 K: 0 BB: 0 S: 4 P: 4	R: 0 H: 0 E: 1 LOB: 1 K: 0 BB: 0 S: 4 P: 4	1B: 4 SF: 0 2B: 0 SAC: 0 3B: 0 DP: 0 HR: 0 HBP: 0						WP: 0 PA: 35 PB: 0 SB: 0 CS: 1	

PITCHER		IP	WLS	BF	H	R	ER	SO	BB	IBB	HBP	BLK	WP	HR	S	P	ERA	WHIP
Harry Perkowski, L ERA: 3.74	(1, 1)	9.0	W	34	4	0	0	7	3	0	0	0	0	0	45	57	0.00	0.778

PITCHER	IP	WLS	BF	H	R	ER	SO	BB	IBB	HBP	BLK	WP	HR	S	P	ERA	WHIP

BOTTOM

Cincinnati Reds @ Boston Braves

Braves Field, Boston, MA

Tue Sep 09 1952, 3:38 AM EDT

Att. 3,175 - Unknown - 63 F

livebaseballscorecards.com

AB	31
R	0
H	4
RBI	0
BB	3
SO	7
LOB	13

Batter	1	2	3	4	5	6	7	8	9	10	AB	R	H	RBI	BB	SO	LOB
Johnny Temple, R (1, 4) OBP: 0.161, SLG: 0.103	BBBB 4-0 1B BB	0-0 F7 ②			0-0 4-3 ①	0-0 FC4-6 ① 1-2f FC4-6		0-0 4-3 ②		0-0 1B 2B 1B	5	1	1	0	1	0	4
Bobby Adams, R (1, 5) OBP: 0.343, SLG: 0.374	0-0 F7 ①	0-0 FC5 ③ 2-3f			BBBB 4-0 BB 1B BB	0-0 FC4-6 ② 1-2f 1B		0-0 3-1 ③		1-2 2B 1B	5	2	1	0	1	0	5
Willard Marshall, L (1, 9) OBP: 0.332, SLG: 0.422	0-0 1-3 1-2 1B	SSS 0-3 K ①			0-0 F4 ②	1-2 1B			0-0 4-3 ①	0-0 F8 ②	0	0	0	0	0	0	0
Ted Kluszewski, L (1, 3) OBP: 0.376, SLG: 0.487	4-0 G6-4-3 IBB	0-0 3-1 ②			BBBB 4-0 BB 1B 1-2 BB	0-0 L3 ③			0-0 HR	0-0 1-H 2-H 2B	4	1	2	3	2	0	2
Jim Greengrass, R (1, 7) OBP: 0.364, SLG: 0.364	0-0 G6-4-3 ②③ 1-2f	0-0 6-3 ③			0-0 BB 1-2 2-H 1B		0-0 6-3 ①		0-0 6-3 ②	0-0 F9 ③	6	0	1	1	0	0	4
Cal Abrams, L (1, 8) OBP: 0.348, SLG: 0.400 Bob Borkowski, R (9, PR) OBP: 0.298, SLG: 0.333 (9, 8)		0-0 1B 3B		SSS 0-3 K ①	BBBB 4-0 1-2 2-3 BB		0-0 G4-6-3 1B		0-0 2B		4	1	3	0	1	1	0
											0	0	0	0	0	0	0
Roy McMillan, R (1, 6) OBP: 0.299, SLG: 0.350		0-0 F4 ①		0-0 L1 ②	0-0 F8 ③		0-0 G4-6-3 ②③ 1-2f		IIII 4-0 IBB		4	0	0	0	1	0	5
Hobie Landrith, L (1, 2) OBP: 0.444, SLG: 0.556		0-0 FC5 BB 3-H 1B		0-0 1B		0-0 1B 2B		0-0 SH3-4 1B	0-0 F5 ③		5	1	4	1	0	0	2
Frank Hiller, R (1, 1) OBP: 0.294, SLG: 0.172 Frank Smith, R (9, 1) OBP: 0.154, SLG: 0.192		BBBB 4-0 1-2 BB		SSS 0-3 K ③		0-0 FC4-6 2-H 1B		0-0 SH3-4 ① 1-2		0-0 L4 ①	2	0	1	1	1	1	1
											1	0	0	0	0	0	0
Inning Stats	R: 0 E: 0 K: 0 S: 3 H: 1 LOB: 2 BB: 2 P: 11	R: 1 E: 0 K: 0 S: 5 H: 2 LOB: 2 BB: 1 P: 9	R: 0 E: 0 K: 1 S: 5 H: 0 LOB: 0 BB: 0 P: 5	R: 0 E: 0 K: 2 S: 8 H: 1 LOB: 1 BB: 0 P: 8	R: 1 E: 0 K: 0 S: 4 H: 1 LOB: 3 BB: 3 P: 16	R: 1 E: 0 K: 0 S: 6 H: 3 LOB: 2 BB: 0 P: 6	R: 0 E: 0 K: 0 S: 3 H: 1 LOB: 0 BB: 0 P: 3	R: 0 E: 0 K: 0 S: 4 H: 1 LOB: 1 BB: 0 P: 4	R: 1 E: 0 K: 0 S: 5 H: 2 LOB: 2 BB: 1 P: 9	R: 2 E: 0 K: 0 S: 6 H: 3 LOB: 1 BB: 0 P: 6	1B: 10 2B: 3 3B: 1 HR: 1 SF: 0 SAC: 1 DP: 2 HBP: 0						

PITCHER		IP	WLS	BF	H	R	ER	SO	BB	IBB	HBP	BLK	WP	HR	S	P	ERA	WHIP
Jim Wilson, R ERA: 3.93	(1, 1)	6.0		31	8	3	3	3	5	1	0	0	0	0	31	55	4.50	2.167
Sheldon Jones, R ERA: 4.71	(7, 1)	2.0		7	2	0	0	0	0	0	0	0	0	0	7	7	0.00	1.000
Bob Chipman, L ERA: 2.97	(9, 1)	1.0		6	2	1	1	0	0	1	0	0	0	1	5	9	9.00	2.000
Lew Burdette, R ERA: 3.76	(10, 1)	1.0	L	6	3	2	2	0	0	0	0	0	0	0	6	6	18.00	3.000

PITCHER	IP	WLS	BF	H	R	ER	SO	BB	IBB	HBP	BLK	WP	HR	S	P	ERA	WHIP

TOP

Cincinnati Reds @ Boston Braves

Braves Field, Boston, MA

Wed Sep 10 1952, 3:33 AM EDT

Att. 2,147 - Unknown - 77 F

livebaseballscorecards.com

AB	36
R	6
H	13
RBI	6
BB	7
SO	2
LOB	23

WP: 0	PB: 0	SB: 0	CS: 0
PA: 50			

Batter	1	2	3	4	5	6	7	8	9	10	AB	R	H	RBI	BB	SO	LOB
Sam Jethroe, S (1, 8) OBP: 0.327, SLG: 0.382	G4-6-3 1B		P1			BB		G3		4-3	4	0	1	0	1	0	1
Johnny Logan, R (1, 6) OBP: 0.325, SLG: 0.349	F8			5-3		F4			3B HBP	K	4	1	0	0	0	1	2
Eddie Mathews, L (1, 5) OBP: 0.322, SLG: 0.440	G4-6-3 1-2f			G4-6-3 1B		G3			HR 3B		4	1	2	1	0	0	2
Walker Cooper, R (1, 2) OBP: 0.281, SLG: 0.354		K		G4-6-3 1-2f			HR		K		4	1	1	1	0	2	2
Sid Gordon, R (1, 7) OBP: 0.390, SLG: 0.495		K			6-3		F9		HR		4	1	1	2	0	1	0
Earl Torgeson, L (1, 3) OBP: 0.361, SLG: 0.323		4-3			G3		G6-3 1B		F7		4	0	1	0	0	0	0
Jack Daniels, L (1, 9) OBP: 0.274, SLG: 0.243			3-1		1B		G6-3 1-2f		K		4	0	1	0	0	1	1
Jack Dittmer, L (1, 4) OBP: 0.232, SLG: 0.251			E 1B		F4			4-3		HR	4	1	2	1	0	0	1
Jim Wilson, R (1, 1) OBP: 0.163, SLG: 0.177			1-3 1-2			F4		6-3		K	1	0	0	0	0	0	1
Warren Spahn, L (6, PH) OBP: 0.206, SLG: 0.283											1	0	0	0	0	0	0
Sheldon Jones, R (7, 1) OBP: 0.143, SLG: 0.143											0	0	0	0	0	0	0
Sibby Sisti, R (8, PH) OBP: 0.267, SLG: 0.322											1	0	0	0	0	0	0
Bob Chipman, L (9, 1) OBP: 0.500, SLG: 0.400											0	0	0	0	0	0	0
Lew Burdette, R (10, 1) OBP: 0.206, SLG: 0.100											0	0	0	0	0	0	0
Jack Cusick, R (10, PH) OBP: 0.228, SLG: 0.189											1	0	0	0	0	1	0
Inning Stats	R: 0 H: 1 E: 0 LOB: 0 K: 0 BB: 0 S: 3 P: 3	R: 0 H: 0 E: 0 LOB: 0 K: 2 BB: 0 S: 7 P: 7	R: 0 H: 1 E: 1 LOB: 1 K: 0 BB: 0 S: 4 P: 4	R: 0 H: 1 E: 0 LOB: 0 K: 0 BB: 0 S: 3 P: 3	R: 0 H: 1 E: 0 LOB: 1 K: 0 BB: 0 S: 4 P: 4	R: 0 H: 0 E: 0 LOB: 1 K: 0 BB: 1 S: 3 P: 7	R: 1 H: 2 E: 0 LOB: 0 K: 0 BB: 0 S: 4 P: 4	R: 0 H: 0 E: 0 LOB: 0 K: 0 BB: 0 S: 3 P: 3	R: 3 H: 2 E: 0 LOB: 0 K: 2 BB: 0 S: 9 P: 10	R: 1 H: 1 E: 0 LOB: 0 K: 2 BB: 0 S: 8 P: 8	1B: 5 SF: 0 2B: 0 SAC: 0 3B: 1 DP: 3 HR: 3 HBP: 1						

PITCHER	IP	WLS	BF	H	R	ER	SO	BB	IBB	HBP	BLK	WP	HR	S	P	ERA	WHIP
Frank Hiller, R (1, 1) ERA: 4.7	8.0		30	7	3	3	2	1	0	1	0	0	1	32	37	3.38	1.000
Frank Smith, R (9, 1) ERA: 3.72	2.0	W	8	2	2	2	4	0	0	0	0	0	2	16	16	9.00	1.000

PITCHER	IP	WLS	BF	H	R	ER	SO	BB	IBB	HBP	BLK	WP	HR	S	P	ERA	WHIP

BOTTOM

Cincinnati Reds @ Boston Braves

Braves Field, Boston, MA

Wed Sep 10 1952, 3:33 AM EDT

Att. 2,147 - Unknown - 77 F

livebaseballscorecards.com

AB	36
R	5
H	9
RBI	5
BB	1
SO	6
LOB	10

WP: 0 PA: 38
PB: 0
SB: 0
CS: 0

Batter	1	2	3	4	5	6	7	8	9	AB	R	H	RBI	BB	SO	LOB
Johnny Temple, R (1, 4) OBP: 0.139, SLG: 0.088	F7		F2		F8		5-3		5-3	5	0	0	0	0	0	1
Bobby Adams, R (1, 5) OBP: 0.342, SLG: 0.372	F8		F2		K		1B		5-3	5	0	1	0	0	1	1
Willard Marshall, L (1, 9) OBP: 0.330, SLG: 0.419	4-3		4-3			L6	1-2 1B		K	5	0	1	0	0	1	0
Ted Kluszewski, L (1, 3) OBP: 0.375, SLG: 0.491		F8		F9		HR	L4			4	1	1	1	0	0	2
Jim Greengrass, R (1, 7) OBP: 0.333, SLG: 0.333		F2		K		6-3		FC6-4 1B		4	0	1	0	0	1	0
Cal Abrams, L (1, 8) OBP: 0.352, SLG: 0.404		1B		1B		2B BB			F9	1	0	1	0	0	0	0
Bob Borkowski, R (2, PR) (2, 8) OBP: 0.300, SLG: 0.334										2	0	1	0	1	0	1
Roy McMillan, R (1, 6) OBP: 0.302, SLG: 0.356		1-2 1B		G3		1-3 2B		1-2 FC6-4 1B		4	0	3	0	0	0	1
Hobie Landrith, L (1, 2) OBP: 0.333, SLG: 0.417		4-3			F5	F8		1-2f 2-3 FC6-4		3	0	0	0	0	0	4
Joe Adcock, R (8, PH) OBP: 0.325, SLG: 0.474										1	0	0	0	0	0	2
Eddie Pellagrini, R (8, PR) OBP: 0.234, SLG: 0.222										0	0	0	0	0	0	0
Joe Nuxhall, L (8, 1) OBP: 0.087, SLG: 0.087										0	0	0	0	0	0	0
Bubba Church, R (1, 1) OBP: 0.224, SLG: 0.327			HR		1B		F8	K		2	1	2	1	0	0	0
Grady Hatton, L (7, PH) OBP: 0.319, SLG: 0.313										1	0	0	0	0	0	0
Niles Jordan, L (7, 1)										0	0	0	0	0	0	0
Andy Seminick, R (8, PH) OBP: 0.330, SLG: 0.436										1	0	0	0	0	1	2
(8, 2)																
Inning Stats	R: 0 E: 0 K: 0 S: 3 H: 0 LOB: 0 BB: 0 P: 3	R: 0 E: 0 K: 0 S: 5 H: 2 LOB: 2 BB: 0 P: 5	R: 1 E: 0 K: 0 S: 4 H: 1 LOB: 0 BB: 0 P: 4	R: 0 E: 0 K: 1 S: 6 H: 1 LOB: 1 BB: 0 P: 6	R: 0 E: 0 K: 1 S: 6 H: 1 LOB: 1 BB: 0 P: 6	R: 1 E: 0 K: 0 S: 5 H: 2 LOB: 2 BB: 1 P: 9	R: 0 E: 0 K: 0 S: 5 H: 2 LOB: 2 BB: 0 P: 5	R: 0 E: 0 K: 1 S: 7 H: 2 LOB: 2 BB: 0 P: 7	R: 0 E: 0 K: 1 S: 5 H: 0 LOB: 0 BB: 0 P: 5	1B: 8 2B: 1 3B: 0 HR: 2 SF: 0 SAC: 0 DP: 0 HBP: 0						

PITCHER		IP	WLS	BF	H	R	ER	SO	BB	IBB	HBP	BLK	WP	HR	S	P	ERA	WHIP
Al Corwin, R ERA: 2.47	(1, 1)	6.2	W	29	8	2	2	2	1	0	0	0	0	2	32	36	2.70	1.350
Max Lanier, L ERA: 3.93	(7, 1)	0.2		5	3	0	0	0	0	0	0	0	0	0	5	5	0.00	4.500
Hoyt Wilhelm, R ERA: 2.47	(8, 1)	1.2	S	5	0	0	0	2	0	0	0	0	0	0	9	9	0.00	0.000

PITCHER		IP	WLS	BF	H	R	ER	SO	BB	IBB	HBP	BLK	WP	HR	S	P	ERA	WHIP

Cincinnati Reds @ New York Giants

Polo Grounds, New York, NY

Fri Sep 12 1952, 3:33 AM EDT

Unknown

TOP

livebaseballscorecards.com

AB	38
R	2
H	11
RBI	2
BB	1
SO	4
LOB	14

WP: 0 PA: 39
PB: 0
SB: 0
CS: 0

Cincinnati Reds @ New York Giants

Polo Grounds, New York, NY

Fri Sep 12 1952, 3:33 AM EDT

Unknown

livebaseballscorecards.com

BOTTOM

Batter	1	2	3	4	5	6	7	8	9	AB	R	H	RBI	BB	SO	LOB
Don Mueller, L (1, 9) OBP: 0.330, SLG: 0.417	3-1	5-3		1-2 1B			6-3			4	0	1	0	0	0	1
Alvin Dark, R (1, 6) OBP: 0.358, SLG: 0.412	F4		F7	F4			1B 1B 1B			4	0	1	0	0	0	2
Whitey Lockman, L (1, 3) OBP: 0.374, SLG: 0.398	FC6-4 1B		F9		4-3		1-2 1B			4	0	2	0	0	0	0
Monte Irvin, R (1, 7) OBP: 0.384, SLG: 0.521	FC6-4 1-2f		HR		FC5-4 1B		G6-4-3 1-2 2-3 1B			4	1	3	1	0	0	1
Bobby Thomson, R (1, 8) OBP: 0.329, SLG: 0.466		3B 3B	5-3		F7		G6-4-3 1-2f			4	1	1	0	0	0	4
Hank Thompson, L (1, 5) OBP: 0.343, SLG: 0.442				3-1	FC5-4 1-2f			4-3		2	1	1	1	0	0	0
Bob Elliott, R (5, 5) OBP: 0.327, SLG: 0.395		F7 3-H 3B								2	0	0	0	0	0	1
Sal Yvars, R (1, 2) OBP: 0.306, SLG: 0.338		F7 3-H		1B F7 1B		F2		F6		4	1	1	1	0	0	0
Bobby Hofman, R (1, 4) OBP: 0.354, SLG: 0.372		F2		1B 1-3 1B		G5-4-3 1B		K		4	0	2	0	0	1	0
Al Corwin, R (1, 1) OBP: 0.158, SLG: 0.111				F7 3-H		G5-4-3 1-2f				3	0	1	1	0	0	2
Max Lanier, R (7, 1) OBP: 0.275, SLG: 0.325		1B								0	0	0	0	0	0	0
Hoyt Wilhelm, R (8, 1) OBP: 0.162, SLG: 0.222										0	0	0	0	0	0	0
Inning Stats	R: 0 E: 0 K: 0 S: 4 H: 1 LOB: 1 BB: 0 P: 4	R: 2 E: 0 K: 0 S: 6 H: 3 LOB: 1 BB: 0 P: 6	R: 1 E: 0 K: 0 S: 4 H: 1 LOB: 0 BB: 0 P: 4	R: 1 E: 0 K: 0 S: 6 H: 3 LOB: 2 BB: 0 P: 6	R: 0 E: 0 K: 0 S: 4 H: 1 LOB: 1 BB: 0 P: 4	R: 0 E: 0 K: 0 S: 3 H: 1 LOB: 0 BB: 0 P: 3	R: 0 E: 0 K: 0 S: 5 H: 3 LOB: 2 BB: 0 P: 5	R: 0 E: 0 K: 1 S: 5 H: 0 LOB: 0 BB: 0 P: 5		1B: 10 2B: 0 3B: 2 HR: 1 SF: 0 SAC: 0 DP: 2 HBP: 0						

	AB	35
	R	4
	H	13
	RBI	4
	BB	0
	SO	1
	LOB	11

WP: 0 PB: 0 SB: 0 CS: 0 PA: 35

PITCHER		IP	WLS	BF	H	R	ER	SO	BB	IBB	HBP	BLK	WP	HR	S	P	ERA	WHIP
Bubba Church, R ERA: 4.35	(1, 1)	6.0	L	27	10	4	4	0	0	0	0	0	0	1	27	27	6.00	1.667
Niles Jordan, L ERA: 27.0	(7, 1)	1.0		5	3	0	0	0	0	0	0	0	0	0	5	5	0.00	3.000
Joe Nuxhall, L ERA: 2.93	(8, 1)	1.0		3	0	0	0	1	0	0	0	0	0	0	5	5	0.00	0.000

PITCHER	IP	WLS	BF	H	R	ER	SO	BB	IBB	HBP	BLK	WP	HR	S	P	ERA	WHIP

Cincinnati Reds @ New York Giants

Polo Grounds, New York, NY

Fri Sep 12 1952, 3:38 AM EDT

Att. 8,706 - Unknown

TOP

livebaseballscorecards.com

Batter	1	2	3	4	5	6	7	8	9	AB	R	H	RBI	BB	SO	LOB
Johnny Temple, R (1, 4) OBP: 0.146, SLG: 0.179	F8	1-H 2-H 3-H HR			B3		L9		F9	5	1	1	4	0	0	1
Bobby Adams, R (1, 5) OBP: 0.344, SLG: 0.376	6-3	6-3			S 3B 1B		2B 1B		2-H 2B	5	1	3	1	0	0	0
Willard Marshall, L (1, 9) OBP: 0.333, SLG: 0.422	F8		FC6-4 1B		B B B B 1-2 3B BB		1-3 2B		F8	4	1	2	0	1	0	1
Ted Kluszewski, L (1, 3) OBP: 0.380, SLG: 0.503		HR	FC6-4 L4-3 1-2f		1-H 2-H 3B		B B B B FC6-4 BB		I I I I IBB	3	1	2	3	2	0	1
Jim Greengrass, R (1, 8) OBP: 0.250, SLG: 0.250		F6	L4-3 1-2		1-3		FC6-4 1-2f		F8	5	0	0	0	0	0	7
Joe Adcock, R (1, 7) OBP: 0.324, SLG: 0.474		1B HR 2B		S S S K		F4		F8		4	1	1	0	0	1	0
Roy McMillan, R (1, 6) OBP: 0.302, SLG: 0.355		BB HR 2-3 1B		F7		F7		S S S K		4	1	1	0	0	1	0
Joe Rossi, R (1, 2) OBP: 0.319, SLG: 0.255		B B B B 1-2 HR BB		F8		F2		F9		3	1	0	0	1	0	0
Ken Raffensberger, R (1, 1) OBP: 0.129, SLG: 0.162 Frank Smith, R (6, 1) OBP: 0.179, SLG: 0.250		S S S K			F5		S S S K		2B 2B	2	0	0	0	0	1	3
										2	1	1	0	0	1	0

	AB	37
	R	8
	H	11
	RBI	8
	BB	4
	SO	4
	LOB	13

Inning Stats																				
	R: 0	H: 0	R: 5	H: 4	R: 0	H: 1	R: 0	H: 0	R: 2	H: 2	R: 0	H: 0	R: 0	H: 2	R: 0	H: 0	R: 1	H: 2	1B: 4	SF: 0	WP: 0	PA: 41
	E: 0	LOB: 0	E: 0	LOB: 0	E: 0	LOB: 0	E: 0	LOB: 0	E: 0	LOB: 1	E: 0	LOB: 0	E: 0	LOB: 3	E: 0	LOB: 0	E: 0	LOB: 2	2B: 5	SAC: 0	PB: 0	
	K: 0	BB: 0	K: 1	BB: 1	K: 0	BB: 0	K: 1	BB: 0	K: 0	BB: 1	K: 0	BB: 0	K: 1	BB: 1	K: 1	BB: 0	K: 0	BB: 1	3B: 1	DP: 1	SB: 1	
	S: 3	P: 3	S: 9	P: 13	S: 3	P: 3	S: 5	P: 5	S: 5	P: 9	S: 3	P: 3	S: 7	P: 11	S: 5	P: 5	S: 5	P: 9	HR: 2	HBP: 0	CS: 0	

PITCHER		IP	WLS	BF	H	R	ER	SO	BB	IBB	HBP	BLK	WP	HR	S	P	ERA	WHIP
George Spencer, R ERA: 5.55	(1, 1)	1.1		8	3	4	4	0	1	0	0	0	0	1	7	11	27.00	3.000
Jim Hearn, R ERA: 4.04	(2, 1)	5.2		24	6	3	3	3	2	0	0	0	0	1	28	36	4.76	1.412
Sal Maglie, R ERA: 3.08	(8, 1)	2.0	L	9	2	1	1	1	0	1	0	0	0	0	10	14	4.50	1.000

PITCHER	IP	WLS	BF	H	R	ER	SO	BB	IBB	HBP	BLK	WP	HR	S	P	ERA	WHIP

Cincinnati Reds @ New York Giants

Polo Grounds, New York, NY

Fri Sep 12 1952, 3:38 AM EDT

Att. 8,706 - Unknown

livebaseballscorecards.com

BOTTOM

Batter	1	2	3	4	5	6	7	8	9	AB	R	H	RBI	BB	SO	LOB
Don Mueller, L (1, 9) OBP: 0.328, SLG: 0.422	F3	FC4-6 1-2f			1-3		HR 2-H		F9	5	1	1	2	0	0	2
Alvin Dark, R (1, 6) OBP: 0.356, SLG: 0.410	E 1B 1B	F5			L4		F2		5-3 1-2	5	1	1	0	0	0	2
Whitey Lockman, L (1, 3) OBP: 0.371, SLG: 0.394	K 1-2		F7		4-3		F9		F5	5	0	0	0	0	1	3
Monte Irvin, R (1, 7) OBP: 0.398, SLG: 0.531	HR 2-H 1B		F7			FC2-5 1B	FC6-4 1B			4	1	3	1	0	0	0
Bobby Thomson, R (1, 8) (7, 5) OBP: 0.330, SLG: 0.471	HR 1-H		F7			FC2-5 1-2 1B	FC6-4 1-2f			4	1	2	2	0	0	1
Bob Elliott, R (1, 5) OBP: 0.325, SLG: 0.392 George Wilson, L (6, PH) OBP: 0.265, SLG: 0.337 (7, 8)	F7			F6		FC2-5 1-2 2-3f		4-3		2 2	0 0	0 0	0 0	0 0	0 0	0 2
Sal Yvars, R (1, 2) OBP: 0.304, SLG: 0.358		F9		HR		F9		5-3		4	1	1	1	0	0	2
Bobby Hofman, R (1, 4) OBP: 0.360, SLG: 0.444 Dusty Rhodes, L (6, PH) OBP: 0.328, SLG: 0.488 Davey Williams, R (7, 4) OBP: 0.327, SLG: 0.390		HR		F9		K		F4		2 1 1	1 0 0	1 0 0	1 0 0	0 0 0	0 1 0	0 2 0
George Spencer, R (1, 1) OBP: 0.200, SLG: 0.200 Jim Hearn, R (2, 1) OBP: 0.211, SLG: 0.329 Bill Rigney, R (7, PH) OBP: 0.361, SLG: 0.361 Sal Maglie, R (8, 1) OBP: 0.147, SLG: 0.079 Hank Thompson, L (9, PH) OBP: 0.344, SLG: 0.444 Al Corwin, R (9, PR) OBP: 0.158, SLG: 0.111	FC4-6 1B			K			HR 2B		5-3 1B	0 2 1 0 1 0	0 0 1 0 0 0	0 1 1 0 0 0	0 0 0 0 0 0	0 1 0 0 0 0	0 0 0 0 0 0	0 0 0 0 0 0
Inning Stats	R: 3 E: 1 K: 1 S: 8 H: 3 LOB: 0 BB: 0 P: 8	R: 1 E: 0 K: 0 S: 5 H: 2 LOB: 1 BB: 0 P: 5	R: 0 E: 0 K: 0 S: 3 H: 0 LOB: 0 BB: 0 P: 3	R: 1 E: 0 K: 1 S: 6 H: 1 LOB: 0 BB: 0 P: 6	R: 0 E: 0 K: 0 S: 3 H: 0 LOB: 0 BB: 0 P: 3	R: 0 E: 0 K: 1 S: 7 H: 2 LOB: 2 BB: 0 P: 7	R: 2 E: 0 K: 0 S: 6 H: 3 LOB: 1 BB: 0 P: 6	R: 0 E: 0 K: 0 S: 3 H: 0 LOB: 0 BB: 0 P: 3	R: 0 E: 0 K: 0 S: 4 H: 1 LOB: 2 BB: 0 P: 4	1B: 7 2B: 1 3B: 0 HR: 4	SF: 0 SAC: 0 DP: 0 HBP: 0		WP: 0 PB: 0 SB: 0 CS: 0	PA: 39			

	AB	39
	R	7
	H	12
	RBI	7
	BB	0
	SO	3
	LOB	14

PITCHER		IP	WLS	BF	H	R	ER	SO	BB	IBB	HBP	BLK	WP	HR	S	P	ERA	WHIP
Ken Raffensberger, L ERA: 2.84	(1, 1)	5.0		23	8	5	2	2	0	0	0	0	0	3	27	27	3.60	1.600
Frank Smith, R ERA: 3.75	(6, 1)	4.0	W	16	4	2	2	1	0	0	0	0	0	1	18	18	4.50	1.000

PITCHER		IP	WLS	BF	H	R	ER	SO	BB	IBB	HBP	BLK	WP	HR	S	P	ERA	WHIP

Batter	1	2	3	4	5	6	7	8	9	AB	R	H	RBI	BB	SO	LOB
Johnny Temple, R (1, 4) OBP: 0.152, SLG: 0.182	6-3	F7			6-3		3-4 1B		F2	5	0	1	0	0	0	2
Bobby Adams, R (1, 5) OBP: 0.343, SLG: 0.374	BBBB 4-0 WP 1B BB		6-3		L3		3-4 1-2			3	1	0	0	1	0	1
Willard Marshall, L (1, 9) OBP: 0.337, SLG: 0.424	0-0 PB 1-H 5-3 1B		BBBB 4-0 FC6-4 BB		0-0 BB 1B		SSS 0-3 K			3	1	2	1	1	1	1
Ted Kluszewski, L (1, 3) OBP: 0.380, SLG: 0.501	IIII 4-0 5-3 2-3 IBB		0-0 F2		BBBB 4-0 1-2 BB			0-0 G3		2	0	0	0	2	0	1
Jim Greengrass, R (1, 8) OBP: 0.208, SLG: 0.208	0-0 5-3 1-2 3-H		0-0 FC6-4 1-2f		0-0 F8			0-0 6-3		4	0	0	1	0	0	4
Joe Adcock, R (1, 7) OBP: 0.323, SLG: 0.470	0-0 F2			BBBB 4-0 G1-5-3 1B BB		0-0 3-1		0-0 F7		3	0	0	0	1	0	1
Roy McMillan, R (1, 6) OBP: 0.305, SLG: 0.355		BBBB 4-0 BB		0-0 G1-5-3 1-2 1B		0-0 F9			BBBB 4-0 BB	2	0	1	0	2	0	0
Hobie Landrith, L (1, 2) OBP: 0.250, SLG: 0.313		0-0 F8		0-0 G1-5-3 1-2 2-3f		0-0 3-1			0-0 F7	4	0	0	0	0	0	4
Joe Nuxhall, L (1, 1) OBP: 0.087, SLG: 0.087 Harry Perkowski, L (1, 1) OBP: 0.176, SLG: 0.219 Eddie Pellagrini, R (7, PH) OBP: 0.231, SLG: 0.220 Johnny Schmitz, R (7, 1) OBP: 0.308, SLG: 0.462 Grady Hatton, L (9, PH) OBP: 0.319, SLG: 0.312		SSS 0-3 K		SSS 0-3 K			SSS 0-3 K		0-0 F7	0 2 1 0 1	0 0 0 0 0	0 0 0 0 0	0 0 0 0 0	0 2 1 0 0	0 0 0 0 0	0 2 0 0 1
Inning Stats	R: 2 E: 0 K: 0 S: 4 H: 1 LOB: 1 BB: 2 P: 12	R: 0 E: 0 K: 1 S: 5 H: 0 LOB: 1 BB: 1 P: 9	R: 0 E: 0 K: 0 S: 3 H: 0 LOB: 1 BB: 1 P: 7	R: 0 E: 0 K: 1 S: 5 H: 1 LOB: 1 BB: 1 P: 9	R: 0 E: 0 K: 0 S: 4 H: 1 LOB: 2 BB: 1 P: 8	R: 0 E: 0 K: 0 S: 3 H: 0 LOB: 0 BB: 0 P: 3	R: 0 E: 0 K: 2 S: 8 H: 1 LOB: 1 BB: 0 P: 8	R: 0 E: 0 K: 0 S: 3 H: 0 LOB: 0 BB: 0 P: 3	R: 0 E: 0 K: 0 S: 3 H: 0 LOB: 1 BB: 1 P: 7	1B: 4 2B: 0 3B: 0 HR: 0 SF: 0 SAC: 0 DP: 1 HBP: 0					WP: 1 PB: 1 SB: 0 CS: 0	PA: 37	

TOP

Cincinnati Reds @ New York Giants

Polo Grounds, New York, NY

Sat Sep 13 1952, 3:33 AM EDT

Att. 8,843 - Unknown

livebaseballscorecards.com

AB	30
R	2
H	4
RBI	2
BB	7
SO	4
LOB	17

PITCHER		IP	WLS	BF	H	R	ER	SO	BB	IBB	HBP	BLK	WP	HR	S	P	ERA	WHIP
Bill Connelly, R ERA: 3.49	(1, 1)	1.0		7	1	2	1	0	2	1	0	0	1	0	4	16	9.00	3.000
Monty Kennedy, L ERA: 2.95	(2, 1)	5.1	W	21	3	0	0	3	3	0	0	0	0	0	24	36	0.00	1.125
Hoyt Wilhelm, R ERA: 2.43	(7, 1)	2.2	S	9	0	0	0	1	1	0	0	0	0	0	10	14	0.00	0.375

PITCHER	IP	WLS	BF	H	R	ER	SO	BB	IBB	HBP	BLK	WP	HR	S	P	ERA	WHIP

Batter	1	2	3	4	5	6	7	8	9	AB	R	H	RBI	BB	SO	LOB
Bobby Hofman, R (1, 4) OBP: 0.333, SLG: 0.408	F8	FC5-4 1-2f			P5		K			4	0	0	0	0	1	2
Alvin Dark, R (1, 6) OBP: 0.359, SLG: 0.411	BB BB 1B 1B		L5			SH1-4 1B 1B	IBB			3	2	2	0	1	0	0
Whitey Lockman, L (1, 3) OBP: 0.370, SLG: 0.393	BB 1B 1-2 BB		G3			SH1-4 1-2	P5			2	1	0	0	1	0	2
Monte Irvin, R (1, 7) OBP: 0.393, SLG: 0.515	1B 1-2 2-3 BB		6-3			F8		6-3		3	0	0	0	1	0	1
Bobby Thomson, R (1, 8) OBP: 0.331, SLG: 0.471	G4-6-3 1-2 2-H 3-H 1B			F7		1B IBB		5-3		3	0	1	2	1	0	0
Bob Elliott, R (1, 5) OBP: 0.324, SLG: 0.390	G4-6-3 1-2f			L5		1-2 2-H 1B		K		4	0	1	1	0	1	2
Clint Hartung, R (1, 9) OBP: 0.320, SLG: 0.441		K		F8		K				3	0	0	0	0	2	2
Sal Yvars, R (1, 2) OBP: 0.305, SLG: 0.357 Wes Westrum, R (9, 2) OBP: 0.376, SLG: 0.389		E3 FC1-4			5-3		SH3-4 1B			3 0	0 0	1 0	0 0	0 0	0 0	0 0
Bill Connelly, L (1, 1) OBP: 0.364, SLG: 0.800 Monty Kennedy, R (2, 1) OBP: 0.053, SLG: 0.053 Hoyt Wilhelm, R (7, 1) OBP: 0.162, SLG: 0.222		FC1-4 FC5-4 1-2f			F8		SH3-4 1-2			0 2 0	0 0 0	0 0 0	0 0 0	0 0 0	0 0 0	0 1 0
Inning Stats	R: 2 H: 2 E: 0 LOB: 1 K: 0 BB: 2 S: 4 P: 12	R: 0 H: 0 E: 1 LOB: 1 K: 1 BB: 0 S: 6 P: 6	R: 0 H: 0 E: 0 LOB: 0 K: 0 BB: 0 S: 3 P: 3	R: 0 H: 0 E: 0 LOB: 0 K: 0 BB: 0 S: 3 P: 3	R: 0 H: 0 E: 0 LOB: 0 K: 0 BB: 0 S: 3 P: 3	R: 1 H: 2 E: 0 LOB: 2 K: 1 BB: 1 S: 7 P: 11	R: 0 H: 1 E: 0 LOB: 2 K: 1 BB: 1 S: 6 P: 10	R: 0 H: 0 E: 0 LOB: 0 K: 1 BB: 0 S: 5 P: 5		1B: 5 SF: 0 2B: 0 SAC: 2 3B: 0 DP: 1 HR: 0 HBP: 0						

PITCHER		IP	WLS	BF	H	R	ER	SO	BB	IBB	HBP	BLK	WP	HR	S	P	ERA	WHIP
Joe Nuxhall, L ERA: 3.13	(1, 1)	0.1		5	2	2	2	0	2	0	0	0	0	0	3	11	54.00	12.000
Harry Perkowski, L ERA: 3.68	(1, 1)	5.2	L	20	2	1	1	2	0	1	0	0	0	0	23	27	1.59	0.353
Johnny Schmitz, L ERA: 3.71	(7, 1)	2.0		8	1	0	0	2	0	1	0	0	0	0	11	15	0.00	0.500

PITCHER	IP	WLS	BF	H	R	ER	SO	BB	IBB	HBP	BLK	WP	HR	S	P	ERA	WHIP

BOTTOM

Cincinnati Reds @ New York Giants

Polo Grounds, New York, NY

Sat Sep 13 1952, 3:33 AM EDT

Att. 8,843 - Unknown

livebaseballscorecards.com

AB	27
R	3
H	5
RBI	3
BB	4
SO	4
LOB	10

WP: 0 PA: 33
PB: 0
SB: 0
CS: 0

Batter	1	2	3	4	5	6	7	8	9	AB	R	H	RBI	BB	SO	LOB
Johnny Temple, R (1, 4) OBP: 0.196, SLG: 0.208	C F B X 1-2 F4 ①		X 0-0 FC6-4 1B	B B B C C F B 4-2 FC6-4 1-2 BB		B X 1-0 1B 1-2 1B		C X 0-1 E6 CS		4	0	2	0	1	0	0
Bobby Adams, R (1, 5) OBP: 0.342, SLG: 0.373	S F X 0-2 L9 ②		X 0-0 FC6-4 ② 2B 1-2f HR	B F L F F X 1-2 FC6-4 ② 1-2f		F X 0-1 1-2 2-3 1B		C 0-1 CS ③ 1-2	F X 0-1 F9 ①	5	1	1	0	0	0	3
Willard Marshall, L (1, 9) OBP: 0.336, SLG: 0.424	B C B X 2-1 G3 ③		B B X 2-0 1-3 HR 2B	C B X 1-1 L8 ③		B F X 1-1 G3 ③			X 0-0 F8 ②	5	1	1	0	0	0	5
Ted Kluszewski, L (1, 3) OBP: 0.383, SLG: 0.500		C X 0-1 1-3 ①	I I I I 4-0 HR IBB		B X 1-0 F9 ①		C X 0-1 1B 1B		B B B B 4-0 BB	3	1	1	0	2	0	0
Jim Greengrass, R (1, 8) OBP: 0.276, SLG: 0.379		B B C F X 2-2 1B 1B	B X 1-0 1-H 2-H 3-H HR		B B C B C F S 3-3 K ②		B X 1-0 L4-3 1-2 1B		C B X 1-1 4-3 ③	5	1	3	4	0	1	1
Joe Adcock, R (1, 7) OBP: 0.323, SLG: 0.467		X 0-0 F7 ②	S B X 1-1 FC6-4 1B		B X 1-0 F7 ③		X 0-0 ① ② L4-3 1-2			4	0	1	0	0	0	3
Roy McMillan, R (1, 6) OBP: 0.305, SLG: 0.355		C F X 0-2 1-2 1B	X 0-0 ③ FC6-4 1-2f			B C X 1-1 ① 5-3	C F X 0-2 L8 ③			4	0	1	0	0	0	2
Hobie Landrith, L (1, 2) OBP: 0.300, SLG: 0.350		C F B X 1-2 F9 ③		X 0-0 FC6-4 1B		B B X 2-0 1B 1B 1B		B X 1-0 G3 ①		4	0	2	0	0	0	2
Herm Wehmeier, R (1, 1) OBP: 0.254, SLG: 0.271			S C C 0-3 K ①	X 0-0 FC6-4 FC6-4 BB 1-2f		X 0-0 ② F3		B C S S 1-3 K ②		4	0	0	0	0	2	2
Inning Stats	R: 0 E: 0 K: 0 S: 8 H: 0 LOB: 0 BB: 0 P: 11	R: 0 E: 0 K: 0 S: 12 H: 2 LOB: 2 BB: 0 P: 15	R: 4 E: 0 K: 1 S: 10 H: 4 LOB: 1 BB: 1 P: 18	R: 0 E: 0 K: 0 S: 12 H: 1 LOB: 2 BB: 1 P: 18	R: 0 E: 0 K: 1 S: 6 H: 0 LOB: 0 BB: 0 P: 11	R: 0 E: 0 K: 0 S: 9 H: 3 LOB: 3 BB: 0 P: 14	R: 0 E: 0 K: 0 S: 7 H: 2 LOB: 1 BB: 0 P: 8	R: 0 E: 1 K: 1 S: 7 H: 0 LOB: 0 BB: 0 P: 9	R: 0 E: 0 K: 0 S: 5 H: 0 LOB: 1 BB: 1 P: 10	1B: 10 2B: 2 3B: 0 HR: 1 SF: 0 SAC: 0 DP: 1 HBP: 0						

TOP

Cincinnati Reds @ Brooklyn Dodgers

Ebbets Field, Brooklyn, NY

Sun Sep 14 1952, 3:33 AM EDT

Att. 14,553 - Unknown

livebaseballscorecards.com

AB	38
R	4
H	12
RBI	4
BB	3
SO	3
LOB	18

WP: 0 PB: 0 SB: 0 CS: 1 PA: 42

PITCHER		IP	WLS	BF	H	R	ER	SO	BB	IBB	HBP	BLK	WP	HR	S	P	ERA	WHIP
Johnny Rutherford, R ERA: 4.38	(1, 1)	3.0	L	16	6	4	4	1	0	1	0	0	0	1	30	44	12.00	2.000
Ron Negray, R ERA:	(4, 1)	3.0		14	4	0	0	1	1	0	0	0	0	0	27	43	0.00	1.667
Jim Hughes, R ERA: 1.5	(7, 1)	2.0		7	2	0	0	1	0	0	0	0	0	0	14	17	0.00	1.000
Ray Moore, R ERA: 4.94	(9, 1)	1.0		4	0	0	0	0	1	0	0	0	0	0	5	10	0.00	1.000

PITCHER	IP	WLS	BF	H	R	ER	SO	BB	IBB	HBP	BLK	WP	HR	S	P	ERA	WHIP

Batter	1	2	3	4	5	6	7	8	9	AB	R	H	RBI	BB	SO	LOB
Carl Furillo, R (1, 9) OBP: 0.293, SLG: 0.342	C B X 1-1 6-3 ①		C B B X 2-1 G6-4-3 ②③ 1-2f			C B F X 1-2 1B		B X 1-0 F8 ③		4	0	1	0	0	0	1
Pee Wee Reese, R (1, 6) OBP: 0.377, SLG: 0.380	X 0-0 1-3 ②			B C F B B B 4-2 1B BB		B B F X 2-1 F8 ②			B C B B C X 3-2 G5-4-3 1B	3	0	1	0	1	0	1
Duke Snider, L (1, 8) OBP: 0.367, SLG: 0.475	F F B X 1-2 F7 ③			X 0-0 G5-4-3 1-3 1B		B X 1-0 4-3 ③			B B B C C X 3-2 F6 ①	4	0	1	0	0	0	2
Jackie Robinson, R (1, 4) OBP: 0.430, SLG: 0.448		C B X 1-1 6-3 ①		X 0-0 F8 ①			B C X 1-1 BB 1B		B C C X 1-2 G5-4-3 1-2f ②③	4	0	1	0	0	0	3
Andy Pafko, R (1, 7) OBP: 0.375, SLG: 0.451		C X 0-1 6-3 ②		X 0-0 G5-4-3 1-2f ②③			S B B B B 4-1 G6-4-3 1-2 BB			2	0	0	0	1	0	2
Gil Hodges, R (1, 3) OBP: 0.391, SLG: 0.502		F B B B F X 3-2 2B			X 0-0 L5 ①		B B C S B X 3-2 F6 ①			3	0	1	0	0	0	2
Rube Walker, L (1, 2) OBP: 0.296, SLG: 0.339 Roy Campanella, R (7, PH) OBP: 0.356, SLG: 0.456 (8, 2)		B S X 1-1 6-3 ③			C X 0-1 F8 ②		B X 1-0 G6-4-3 1-2f ②③			2 1	0 0	0 0	0 0	0 0	0 0	1 2
Billy Cox, R (1, 5) OBP: 0.299, SLG: 0.337			B X 1-0 6-3 ①		C B F C 1-3 ③			C B X 1-1 F8 ①		3	0	0	0	0	1	0
Johnny Rutherford, L (1, 1) OBP: 0.267, SLG: 0.276 Tommy Holmes, L (3, PH) OBP: 0.148, SLG: 0.080 Ron Negray, R (4, 1) Sandy Amoros, L (6, PH) OBP: 0.296, SLG: 0.174 Jim Hughes, R (7, 1) George Shuba, L (8, PH) OBP: 0.409, SLG: 0.474 Ray Moore, R (9, 1)			B X 1-0 G6-4-3 1B			X 0-0 B1-3 ①		C S X 0-2 F4 ②		0 1 0 1 0 0 1 0	0 0 0 0 0 0 0 0	0 1 0 0 0 0 0 0	0 0 0 0 0 0 0 0	0 0 0 0 0 0 0 0	0 0 0 0 0 0 0 0	0 0 0 0 0 0 0 0
Inning Stats	R: 0 E: 0 K: 0 S: 6 H: 0 LOB: 0 BB: 0 P: 8	R: 0 E: 0 K: 0 S: 9 H: 1 LOB: 1 BB: 0 P: 14	R: 0 E: 0 K: 0 S: 4 H: 1 LOB: 0 BB: 0 P: 8	R: 0 E: 0 K: 0 S: 5 H: 1 LOB: 1 BB: 1 P: 9	R: 0 E: 0 K: 1 S: 6 H: 0 LOB: 0 BB: 0 P: 7	R: 0 E: 0 K: 0 S: 7 H: 1 LOB: 1 BB: 0 P: 11	R: 0 E: 0 K: 0 S: 7 H: 1 LOB: 1 BB: 1 P: 16	R: 0 E: 0 K: 0 S: 6 H: 0 LOB: 0 BB: 0 P: 8	R: 0 E: 0 K: 0 S: 9 H: 1 LOB: 0 BB: 0 P: 16	1B: 5 2B: 1 3B: 0 HR: 0	SF: 0 SAC: 0 DP: 4 HBP: 0					

PITCHER	IP	WLS	BF	H	R	ER	SO	BB	IBB	HBP	BLK	WP	HR	S	P	ERA	WHIP
Herm Wehmeier, R (1, 1) ERA: 5.34	9.0	W	31	6	0	0	1	2	0	0	0	0	0	59	97	0.00	0.889

PITCHER	IP	WLS	BF	H	R	ER	SO	BB	IBB	HBP	BLK	WP	HR	S	P	ERA	WHIP

BOTTOM

Cincinnati Reds @ Brooklyn Dodgers

Ebbets Field, Brooklyn, NY

Sun Sep 14 1952, 3:33 AM EDT

Att. 14,553 - Unknown

livebaseballscorecards.com

AB	29
R	0
H	6
RBI	0
BB	2
SO	1
LOB	14

WP: 0	PA: 31		
PB: 0			
SB: 0			
CS: 0			

Batter	1	2	3	4	5	6	7	8	9	AB	R	H	RBI	BB	SO	LOB
Johnny Temple, R (1, 4) OBP: 0.196, SLG: 0.208	1-1 ① 5-3	0-3 ② K		0-1 ③ F8			1-1 FC4-6 1B		1-2 ① 6-3	5	0	1	0	0	1	2
Bobby Adams, R (1, 5) OBP: 0.343, SLG: 0.377	4-2 BB 1B BB BB	0-1 ③ F4			1-2 HR		1-2 ① FC4-6 4-3 BB 1-2f HR		0-3 ② K	4	3	1	1	1	1	2
Willard Marshall, L (1, 9) OBP: 0.338, SLG: 0.423	2-1 BB BB 1-2 1B	1-2 ① F9			4-2 G4-6-3 BB		4-1 4-3 1-2 HR BB		1-2 ③ F8	3	1	1	0	2	0	0
Ted Kluszewski, L (1, 3) OBP: 0.382, SLG: 0.497	4-0 BB 1-2 2-3 BB	1-2 ② F9			2-1 ① ② G4-6-3 1-2f		1-2 ② 4-3 1-2 2-3			3	0	0	0	1	0	3
Jim Greengrass, R (1, 8) OBP: 0.333, SLG: 0.500	4-1 1-2 2-3 3-H BB	0-0 FC6-4 1B			3-3 ③ K		0-2 2-H 3-H HR			3	1	2	4	1	1	0
Joe Adcock, R (1, 7) OBP: 0.319, SLG: 0.462	0-3 ② K	0-1 ③ FC6-4 1-2f				3-2 ① F7	0-1 ③ F7			4	0	0	0	0	1	4
Roy McMillan, R (1, 6) OBP: 0.304, SLG: 0.354	1-3 ③ K			3-2 ① F8		0-1 1B		1-2 ① 6-3		4	0	1	0	0	1	3
Hobie Landrith, L (1, 2) OBP: 0.250, SLG: 0.292		1-2 ① 4-3		0-0 ② F8		2-2 ② F6		0-0 ② G3		4	0	0	0	0	0	1
Bud Podbielan, R (1, 1) OBP: 0.250, SLG: 0.211 Frank Hiller, R (5, 1) OBP: 0.294, SLG: 0.172 Cal Abrams, L (6, PH) OBP: 0.350, SLG: 0.401 Bubba Church, R (6, 1) OBP: 0.224, SLG: 0.327 Frank Smith, R (7, 1) OBP: 0.179, SLG: 0.250 Grady Hatton, L (8, PH) OBP: 0.318, SLG: 0.312 Joe Nuxhall, L (8, 1) OBP: 0.087, SLG: 0.087		4-0 BB		0-1 1B		3-3 ③ K		0-1 ③ 4-3		0 0 1 0 0 0 1 0	0 0 0 0 0 0 0 0	0 0 0 0 0 0 0 0	0 0 0 0 0 0 0 0	0 0 0 0 0 0 0 0	0 0 1 0 0 0 0 0	0 0 1 0 0 0 0 0
Inning Stats	R: 1 E: 0 K: 2 S: 14 H: 1 LOB: 3 BB: 3 P: 30	R: 0 E: 0 K: 1 S: 8 H: 0 LOB: 1 BB: 1 P: 13	R: 0 E: 0 K: 0 S: 9 H: 1 LOB: 1 BB: 0 P: 11	R: 0 E: 0 K: 0 S: 9 H: 1 LOB: 1 BB: 0 P: 12	R: 1 E: 0 K: 1 S: 10 H: 1 LOB: 0 BB: 1 P: 20	R: 0 E: 0 K: 1 S: 15 H: 1 LOB: 1 BB: 0 P: 23	R: 3 E: 0 K: 0 S: 14 H: 2 LOB: 0 BB: 1 P: 21	R: 0 E: 0 K: 0 S: 6 H: 0 LOB: 0 BB: 0 P: 7	R: 0 E: 0 K: 1 S: 9 H: 0 LOB: 0 BB: 0 P: 11	1B: 5 2B: 0 3B: 0 HR: 2	SF: 0 SAC: 0 DP: 1 HBP: 0					

PITCHER		IP	WLS	BF	H	R	ER	SO	BB	IBB	HBP	BLK	WP	HR	S	P	ERA	WHIP
Carl Erskine, R ERA: 2.91	(1, 1)	7.0	W	33	7	5	5	5	6	0	0	0	0	2	79	130	6.43	1.857
Joe Black, R ERA: 1.94	(8, 1)	2.0	S	6	0	0	0	1	0	0	0	0	0	0	15	18	0.00	0.000

PITCHER	IP	WLS	BF	H	R	ER	SO	BB	IBB	HBP	BLK	WP	HR	S	P	ERA	WHIP

TOP

Cincinnati Reds @ Brooklyn Dodgers

Ebbets Field, Brooklyn, NY

Mon Sep 15 1952, 3:33 AM EDT

Att. 2,612 - Unknown

livebaseballscorecards.com

AB	32
R	5
H	6
RBI	5
BB	5
SO	6
LOB	16

1B: 5	SF: 0	WP: 0	PA: 39
2B: 0	SAC: 0	PB: 0	
3B: 0	DP: 1	SB: 0	
HR: 2	HBP: 0	CS: 0	

Batter	1	2	3	4	5	6	7	8	9	AB	R	H	RBI	BB	SO	LOB
Carl Furillo, R (1, 9) OBP: 0.299, SLG: 0.349	B F B F X 2-2 HR 1B	F F B B F B 4-2 BB		X 0-0 2B		X 0-0 BB 1B 1-3	S F B X 1-2 ② FC5-4 1-2f 3-H			4	1	3	1	1	0	1
Pee Wee Reese, R (1, 6) OBP: 0.375, SLG: 0.377	B C L B X 2-2 ① F9	C B F C 1-3 ③ K		B X 2-0 ③ F8		F B B B B 4-1 BB 1-2	C C S 1-3 ③ K			4	0	0	0	1	2	4
Duke Snider, L (1, 8) OBP: 0.369, SLG: 0.488	F B X 1-1 HR 1B 1-2	F F B X 1-2 HR		B X 1-0 HR		B C F B S 2-3 ③ K		X 0-0 ① 4-3		5	3	3	2	0	1	3
Jackie Robinson, R (1, 4) OBP: 0.433, SLG: 0.462	B F F B X 2-2 HR 1-H 2-H	B B X 2-0 ① P1		B B B C B 4-1 3-1 SH3 BB			C C B F B B B 4-2 1B 2B BB	B B X 2-0 HR		3	3	2	4	2	0	0
Andy Pafko, R (1, 7) OBP: 0.377, SLG: 0.452	C B F B B B 4-2 BB	B F B X 2-1 ② F8			X 0-0 ① SH3 1-2		L C X 0-2 2B E 1B 1-3	C B C F B X 2-2 1B		3	1	2	0	1	0	0
Roy Campanella, R (1, 2) OBP: 0.354, SLG: 0.455	F X 0-1 ② F4	X 0-0 ③ F5			B 2 SAFE B C X 2-1 ② ③ 3-1 2-3		X 0-0 E F8 2B 1-3 3-H	B C X 1-1 ② L8		5	1	1	1	0	0	3
Gil Hodges, R (1, 3) OBP: 0.391, SLG: 0.506	C F B B B C 3-3 ③ K			B B B C X 3-1 HR		C B F B C 2-3 ① K I I I I	4-0 F8 E FC5-4 IBB	F B X 1-1 ③ F8		4	2	1	1	1	2	2
Billy Cox, R (1, 5) OBP: 0.298, SLG: 0.336		C B B F F X 2-2 ① L4		B X 1-0 ① F2		X 0-0 1B 1B	C B B C B X 3-2 E6 FC5-4 1-2 2-3 3-H			4	0	1	0	0	0	2
Carl Erskine, R (1, 1) OBP: 0.200, SLG: 0.164 George Shuba, L (7, PH) OBP: 0.407, SLG: 0.472 Joe Black, R (8, 1) OBP: 0.129, SLG: 0.129		C B X 1-1 ② F5		X 0-0 ② B3-1		C C L 0-3 ② K	X 0-0 ① F8 2-3 3-H			3 1 0	0 0 0	0 0 0	0 1 0	0 0 0	1 0 0	1 2 0
Inning Stats	R: 3 H: 3 E: 0 LOB: 1 K: 1 BB: 1 S: 18 P: 32	R: 0 H: 0 E: 0 LOB: 1 K: 1 BB: 1 S: 12 P: 20	R: 1 H: 1 E: 0 LOB: 0 K: 0 BB: 0 S: 7 P: 12	R: 1 H: 2 E: 0 LOB: 1 K: 0 BB: 0 S: 6 P: 12	R: 1 H: 1 E: 0 LOB: 0 K: 0 BB: 1 S: 5 P: 12	R: 0 H: 2 E: 0 LOB: 3 K: 3 BB: 1 S: 12 P: 20	R: 4 H: 2 E: 1 LOB: 1 K: 1 BB: 2 S: 17 P: 30	R: 1 H: 2 E: 0 LOB: 1 K: 0 BB: 0 S: 10 P: 16		1B: 6 SF: 0 2B: 2 SAC: 1 3B: 0 DP: 0 HR: 5 HBP: 0						

PITCHER		IP	WLS	BF	H	R	ER	SO	BB	IBB	HBP	BLK	WP	HR	S	P	ERA	WHIP
Bud Podbielan, R ERA: 3.69	(1, 1)	4.0	L	22	7	6	6	2	3	0	0	0	0	4	45	83	13.50	2.500
Frank Hiller, R ERA: 4.66	(5, 1)	1.0		2	0	0	0	0	0	0	0	0	0	0	3	5	0.00	0.000
Bubba Church, R ERA: 4.44	(6, 1)	1.0		9	4	3	2	3	2	0	0	0	0	0	19	31	18.00	6.000
Frank Smith, R ERA: 3.72	(7, 1)	1.0		5	0	1	0	1	0	1	0	0	0	0	10	19	0.00	0.000
Joe Nuxhall, L ERA: 3.19	(8, 1)	1.0		5	2	1	1	0	0	0	0	0	0	1	10	16	9.00	2.000

PITCHER	IP	WLS	BF	H	R	ER	SO	BB	IBB	HBP	BLK	WP	HR	S	P	ERA	WHIP

BOTTOM

Cincinnati Reds @ Brooklyn Dodgers

Ebbets Field, Brooklyn, NY

Mon Sep 15 1952, 3:33 AM EDT

Att. 2,612 - Unknown

livebaseballscorecards.com

AB	36
R	11
H	13
RBI	10
BB	6
SO	6
LOB	18

WP: 0 PA: 43
PB: 0
SB: 0
CS: 0

Batter	1	2	3	4	5	6	7	8	9	AB	R	H	RBI	BB	SO	LOB
Johnny Temple, R (1, 4) OBP: 0.200, SLG: 0.228	1B 2B		4-3		FC1-2 2-3 3-H			F3		4	1	1	0	0	0	2
Bobby Adams, R (1, 5) OBP: 0.342, SLG: 0.376	E G3 F8 2-H 1B		K		L8			P6		4	1	1	1	0	1	2
Willard Marshall, L (1, 9) OBP: 0.335, SLG: 0.419	G3 1-3		P4			F7			L7	4	0	0	0	0	0	1
Ted Kluszewski, L (1, 3) OBP: 0.379, SLG: 0.493	F8 3-H			P4		G3			K	4	0	0	1	0	1	0
Jim Greengrass, R (1, 8) OBP: 0.297, SLG: 0.444	F9			F9		K			K	4	0	0	0	0	2	0
Joe Adcock, R (1, 7) OBP: 0.319, SLG: 0.461		3-1 1B		F2			P2			3	0	1	0	0	0	0
Roy McMillan, R (1, 6) OBP: 0.304, SLG: 0.354		K			SH5-3 1B FC1-2 1B		5-3			3	0	1	0	0	1	1
Hobie Landrith, L (1, 2) OBP: 0.259, SLG: 0.296		3-1 1-2			FC1-2 SH5-3 1-2 1B		L5			3	0	1	0	0	0	1
Niles Jordan, L (1, 1)		K			SH5-3 1-2 2-3			K		1	0	0	0	0	1	1
Bubba Church, R (6, 1) OBP: 0.224, SLG: 0.327										0	0	0	0	0	0	0
Cal Abrams, L (8, PH) OBP: 0.348, SLG: 0.399										1	0	0	0	0	1	0
Joe Nuxhall, L (8, 1) OBP: 0.087, SLG: 0.087										0	0	0	0	0	0	0
Inning Stats	R: 2 E: 1 K: 0 S: 5 H: 2 LOB: 0 BB: 0 P: 5	R: 0 E: 0 K: 2 S: 8 H: 1 LOB: 1 BB: 0 P: 8	R: 0 E: 0 K: 1 S: 5 H: 0 LOB: 0 BB: 0 P: 5	R: 0 E: 0 K: 0 S: 3 H: 0 LOB: 0 BB: 0 P: 3	R: 0 E: 0 K: 0 S: 5 H: 2 LOB: 2 BB: 0 P: 5	R: 0 E: 0 K: 1 S: 5 H: 0 LOB: 0 BB: 0 P: 5	R: 0 E: 0 K: 0 S: 3 H: 0 LOB: 0 BB: 0 P: 3	R: 0 E: 0 K: 1 S: 5 H: 0 LOB: 0 BB: 0 P: 5	R: 0 E: 0 K: 2 S: 7 H: 0 LOB: 0 BB: 0 P: 7	1B: 4 2B: 1 3B: 0 HR: 0 SF: 0 SAC: 1 DP: 0 HBP: 0						

PITCHER	IP	WLS	BF	H	R	ER	SO	BB	IBB	HBP	BLK	WP	HR	S	P	ERA	WHIP
Robin Roberts, R (1, 1) ERA: 2.55	9.0	W	32	5	2	1	7	0	0	0	0	0	0	46	46	1.00	0.556

PITCHER	IP	WLS	BF	H	R	ER	SO	BB	IBB	HBP	BLK	WP	HR	S	P	ERA	WHIP

Cincinnati Reds @ Philadelphia Phillies

Shibe Park, Philadelphia, PA

Tue Sep 16 1952, 3:33 AM EDT

Att. 8,690 - Unknown

TOP

livebaseballscorecards.com

AB	31
R	2
H	5
RBI	2
BB	0
SO	7
LOB	8

PA: 32

WP: 0
PB: 0
SB: 0
CS: 0

Cincinnati Reds @ Philadelphia Phillies

Shibe Park, Philadelphia, PA

Tue Sep 16 1952, 3:33 AM EDT

Att. 8,690 - Unknown

BOTTOM

Batter	1	2	3	4	5	6	7	8	9	AB	R	H	RBI	BB	SO	LOB
Connie Ryan, R (1, 4) OBP: 0.332, SLG: 0.378	F7		P4		F7		F2			4	0	0	0	0	0	1
Richie Ashburn, L (1, 8) OBP: 0.363, SLG: 0.361	1B		G3		1B		4-3			4	0	2	0	0	0	1
Johnny Wyrostek, L (1, 9) OBP: 0.358, SLG: 0.341	F9			4-3	F9		1B			4	0	1	0	0	0	2
Del Ennis, R (1, 7) OBP: 0.336, SLG: 0.477	K			F8 3B	F3		FC6-4 1-			4	1	1	0	0	1	3
Granny Hamner, R (1, 6) OBP: 0.312, SLG: 0.433		BB G1-6-3		F8 3-H	F7			1-3		3	0	0	1	1	0	0
Stan Lopata, R (1, 2) OBP: 0.407, SLG: 0.394		G1-6-3 1-2f		BB 1B 1B	1B 3B 1B			4-3		3	2	1	0	1	0	1
Willie Jones, R (1, 5) OBP: 0.321, SLG: 0.368		6-3		1B 1-2 1B	1-3 3B 1B			F5		4	1	2	0	0	0	0
Eddie Waitkus, L (1, 3) OBP: 0.374, SLG: 0.377			F7	1B 1-2 2-H	CS 1-H 3-H 3B					3	0	2	3	0	0	0
Robin Roberts, S (1, 1) OBP: 0.186, SLG: 0.184			BB	K	K 3-H					2	0	0	0	1	2	3
Inning Stats	R: 0 E: 0 K: 1 S: 6 H: 1 LOB: 1 BB: 0 P: 6	R: 0 E: 0 K: 0 S: 2 H: 0 LOB: 0 BB: 1 P: 6	R: 0 E: 0 K: 0 S: 3 H: 0 LOB: 1 BB: 1 P: 7	R: 2 E: 0 K: 1 S: 8 H: 3 LOB: 2 BB: 1 P: 12	R: 0 E: 0 K: 0 S: 4 H: 1 LOB: 1 BB: 0 P: 4	R: 2 E: 0 K: 1 S: 7 H: 3 LOB: 0 BB: 0 P: 7	R: 0 E: 0 K: 0 S: 4 H: 1 LOB: 1 BB: 0 P: 4	R: 0 E: 0 K: 0 S: 3 H: 0 LOB: 0 BB: 0 P: 3		1B: 7 2B: 0 3B: 2 HR: 0 SF: 0 SAC: 0 DP: 1 HBP: 0						

livebaseballscorecards.com

AB	31
R	4
H	9
RBI	4
BB	3
SO	3
LOB	11

WP: 0 PB: 0 SB: 0 CS: 1 PA: 34

PITCHER		IP	WLS	BF	H	R	ER	SO	BB	IBB	HBP	BLK	WP	HR	S	P	ERA	WHIP
Niles Jordan, L ERA: 9.95	(1, 1)	5.1	L	26	8	4	4	2	3	0	0	0	0	0	27	39	6.75	2.062
Bubba Church, R ERA: 4.39	(6, 1)	1.2		5	1	0	0	1	0	0	0	0	0	0	7	7	0.00	0.600
Joe Nuxhall, L ERA: 3.16	(8, 1)	1.0		3	0	0	0	0	0	0	0	0	0	0	3	3	0.00	0.000

PITCHER	IP	WLS	BF	H	R	ER	SO	BB	IBB	HBP	BLK	WP	HR	S	P	ERA	WHIP

Batter	1	2	3	4	5	6	7	8	9	AB	R	H	RBI	BB	SO	LOB
Johnny Temple, R (1, 4) OBP: 0.185, SLG: 0.210	P4		E1 2-3		6-3		G6-4-3 1-2f		F8	5	0	0	0	0	0	5
Bobby Adams, R (1, 5) OBP: 0.341, SLG: 0.375	F9		K		1B			6-3	E5 2-3 3-H	5	0	1	0	0	1	3
Willard Marshall, L (1, 9) OBP: 0.334, SLG: 0.415	F7			2B 3B BB	L8			F8	F9	4	1	0	0	1	0	3
Ted Kluszewski, L (1, 3) OBP: 0.380, SLG: 0.497		F8		3B 1-3 2B		L3		2B		4	1	2	0	0	0	0
Jim Greengrass, R (1, 8) OBP: 0.317, SLG: 0.487		4-3		F9 2-H 3-H 3B		K		BB		3	1	1	2	1	1	0
Joe Adcock, R (1, 7) OBP: 0.316, SLG: 0.456		K		5-3		P3		K		4	0	0	0	0	2	3
Roy McMillan, R (1, 6) OBP: 0.306, SLG: 0.354			E SH1-3 1B	F9 3-H			1B BB		5-3	3	0	1	1	1	0	0
Andy Seminick, R (1, 2) OBP: 0.329, SLG: 0.434			P6	F7			P4		2B E 1B	4	1	1	0	0	0	2
Ken Raffensberger, R (1, 1) OBP: 0.129, SLG: 0.162 Frank Hiller, R (4, 1) OBP: 0.286, SLG: 0.167 Grady Hatton, L (7, PH) OBP: 0.319, SLG: 0.313 Joe Nuxhall, L (7, 1) OBP: 0.087, SLG: 0.087 Hobie Landrith, L (9, PH) OBP: 0.286, SLG: 0.357			SH1-3 1-2		K		G6-4-3 1-2 1B		E 1-3 2B	0 1 1 0 1	0 0 0 0 0	0 0 1 0 0	0 0 0 0 0	0 1 0 0 0	0 0 0 0 0	0 0 0 0 0
Inning Stats	R: 0 E: 0 K: 0 S: 3 H: 0 LOB: 0 BB: 0 P: 3	R: 0 E: 0 K: 1 S: 5 H: 0 LOB: 0 BB: 0 P: 5	R: 0 E: 1 K: 1 S: 7 H: 1 LOB: 2 BB: 0 P: 7	R: 3 E: 0 K: 0 S: 5 H: 2 LOB: 0 BB: 1 P: 9	R: 0 E: 0 K: 1 S: 6 H: 1 LOB: 1 BB: 0 P: 6	R: 0 E: 0 K: 1 S: 5 H: 0 LOB: 0 BB: 0 P: 5	R: 0 E: 0 K: 0 S: 3 H: 1 LOB: 1 BB: 1 P: 7	R: 0 E: 0 K: 1 S: 6 H: 1 LOB: 2 BB: 1 P: 10	R: 1 E: 1 K: 0 S: 6 H: 2 LOB: 2 BB: 0 P: 6	1B: 4 2B: 3 3B: 1 HR: 0 SF: 0 SAC: 1 DP: 1 HBP: 0						WP: 0 PB: 0 SB: 0 CS: 0 PA: 39	

PITCHER	IP	WLS	BF	H	R	ER	SO	BB	IBB	HBP	BLK	WP	HR	S	P	ERA	WHIP
Karl Drews, R (1, 1) ERA: 2.65	9.0	W	39	8	4	3	5	3	0	0	0	0	0	46	58	3.00	1.222

PITCHER	IP	WLS	BF	H	R	ER	SO	BB	IBB	HBP	BLK	WP	HR	S	P	ERA	WHIP

TOP

Cincinnati Reds @ Philadelphia Phillies

Shibe Park, Philadelphia, PA

Wed Sep 17 1952, 3:33 AM EDT

Att. 3,089 - Unknown

livebaseballscorecards.com

AB	35
R	4
H	8
RBI	3
BB	3
SO	5
LOB	16

Batter	1	2	3	4	5	6	7	8	9	AB	R	H	RBI	BB	SO	LOB
Connie Ryan, R (1, 4) OBP: 0.334, SLG: 0.379	6-3		CS, 1B		FC5-6, 1B	BB		P4		4	0	2	0	1	0	2
Richie Ashburn, L (1, 8) OBP: 0.364, SLG: 0.361	PB, 1B		CS 1-2	2B, 1B	FC5-6, 1B 1-2f	F9		F3		5	2	2	0	0	0	4
Johnny Wyrostek, L (1, 9) OBP: 0.359, SLG: 0.345	L5			1-H 2B	1-2 1B		L4			4	0	2	1	0	0	1
Del Ennis, R (1, 7) OBP: 0.337, SLG: 0.476	P3 1-2			BBBB G6-4-3 BB	E2, E 1-H 2-H 1B		6-3			3	1	1	1	1	0	1
Granny Hamner, R (1, 6) OBP: 0.310, SLG: 0.430		6-3		G6-4-3 1-2f 2-3	F7		F8			4	0	0	0	0	0	3
Stan Lopata, R (1, 2) OBP: 0.415, SLG: 0.418		F3		HR 3-H	E9 2-H 1B			BBBB CS BB		3	1	2	3	1	0	0
Willie Jones, R (1, 5) OBP: 0.323, SLG: 0.375		F7		1B 1B	P4			1-2 HR		4	1	2	1	0	0	1
Eddie Waitkus, L (1, 3) OBP: 0.375, SLG: 0.380			L8	1-2 1B		P3		2B		4	0	2	0	0	0	0
Karl Drews, R (1, 1) OBP: 0.167, SLG: 0.127			F8	L7		F9		BBBB BB		3	0	0	0	1	0	2
Inning Stats	R: 0 E: 0 K: 0 S: 4 H: 1 LOB: 1 BB: 0 P: 4	R: 0 E: 0 K: 0 S: 3 H: 0 LOB: 0 BB: 0 P: 3	R: 0 E: 0 K: 0 S: 3 H: 1 LOB: 0 BB: 0 P: 3	R: 3 E: 0 K: 0 S: 7 H: 5 LOB: 2 BB: 1 P: 11	R: 3 E: 2 K: 0 S: 7 H: 4 LOB: 1 BB: 0 P: 7	R: 0 E: 0 K: 0 S: 3 H: 0 LOB: 1 BB: 1 P: 7	R: 0 E: 0 K: 0 S: 3 H: 0 LOB: 0 BB: 0 P: 3	R: 1 E: 0 K: 0 S: 4 H: 2 LOB: 2 BB: 2 P: 12		1B: 9 2B: 2 3B: 0 HR: 2 SF: 0 SAC: 0 DP: 1 HBP: 0						

PITCHER		IP	WLS	BF	H	R	ER	SO	BB	IBB	HBP	BLK	WP	HR	S	P	ERA	WHIP
Ken Raffensberger, L ERA: 2.91	(1, 1)	3.2		17	7	3	3	0	1	0	0	0	0	1	16	20	7.36	2.182
Frank Hiller, R ERA: 4.72	(4, 1)	2.1	L	12	4	3	2	0	1	0	0	0	0	0	11	15	7.71	2.143
Joe Nuxhall, L ERA: 3.19	(7, 1)	2.0		9	2	1	1	0	2	0	0	0	0	1	7	15	4.50	2.000

PITCHER	IP	WLS	BF	H	R	ER	SO	BB	IBB	HBP	BLK	WP	HR	S	P	ERA	WHIP

BOTTOM

Cincinnati Reds @ Philadelphia Phillies

Shibe Park, Philadelphia, PA

Wed Sep 17 1952, 3:33 AM EDT

Att. 3,089 - Unknown

livebaseballscorecards.com

AB	34
R	5
H	13
RBI	6
BB	4
SO	0
LOB	14

WP: 0 PA: 39
PB: 1
SB: 0
CS: 2

Cincinnati Reds @ Pittsburgh Pirates

Forbes Field, Pittsburgh, PA

Fri Sep 19 1952, 3:33 AM EDT

Att. 5,435 - Unknown

TOP

livebaseballscorecards.com

Batter	1	2	3	4	5	6	7	8	9	AB	R	H	RBI	BB	SO	LOB
Johnny Temple, R (1, 4) OBP: 0.188, SLG: 0.212	G6-3 1B		5-3			4-3		5-3		4	0	1	0	0	0	1
Bobby Adams, R (1, 5) OBP: 0.339, SLG: 0.372	G6-3 1-2f		6-3			6-3			K	4	0	0	0	0	1	1
Willard Marshall, L (1, 9) OBP: 0.335, SLG: 0.416	WP 1B 1B		K			5-3			1B 1B	4	2	2	0	0	1	0
Ted Kluszewski, L (1, 3) OBP: 0.380, SLG: 0.497	HR 1-H 1B			3-1			L4		1B 1-3	4	1	2	1	0	0	0
Jim Greengrass, R (1, 8) OBP: 0.311, SLG: 0.535	HR 1-H			6-3			4-3		K	4	1	1	2	0	1	2
Cal Abrams, L (1, 7) OBP: 0.345, SLG: 0.395	K			6-3			3-1		1B 1-2 3-H	4	0	1	1	0	1	0
Roy McMillan, R (1, 6) OBP: 0.304, SLG: 0.351		5-3			F8			F8	F9	4	0	0	0	0	0	2
Hobie Landrith, L (1, 2) OBP: 0.258, SLG: 0.323		F8			3-1			F9		3	0	0	0	0	0	0
Herm Wehmeier, R (1, 1) OBP: 0.242, SLG: 0.258		1-3			L6			E4		3	0	0	0	0	0	0
Inning Stats	R: 3 E: 0 K: 1 S: 8 H: 4 LOB: 0 BB: 0 P: 8	R: 0 E: 0 K: 0 S: 3 H: 0 LOB: 0 BB: 0 P: 3	R: 0 E: 0 K: 1 S: 5 H: 0 LOB: 0 BB: 0 P: 5	R: 0 E: 0 K: 0 S: 3 H: 0 LOB: 0 BB: 0 P: 3	R: 0 E: 0 K: 0 S: 3 H: 0 LOB: 0 BB: 0 P: 3	R: 0 E: 0 K: 0 S: 3 H: 0 LOB: 0 BB: 0 P: 3	R: 0 E: 0 K: 0 S: 3 H: 0 LOB: 0 BB: 0 P: 3	R: 0 E: 1 K: 0 S: 4 H: 0 LOB: 1 BB: 0 P: 4	R: 1 E: 0 K: 2 S: 10 H: 3 LOB: 2 BB: 0 P: 10	1B: 6 2B: 0 3B: 0 HR: 1 SF: 0 SAC: 0 DP: 1 HBP: 0	WP: 1 PB: 0 SB: 0 CS: 0 PA: 34					

	AB	34
	R	4
	H	7
	RBI	4
	BB	0
	SO	4
	LOB	6

PITCHER	IP	WLS	BF	H	R	ER	SO	BB	IBB	HBP	BLK	WP	HR	S	P	ERA	WHIP
Bob Friend, R (1, 1) ERA: 4.25	8.1	L	31	6	4	4	3	0	0	0	0	1	1	37	37	4.32	0.720
Murry Dickson, R (9, 1) ERA: 3.57	0.2		3	1	0	0	1	0	0	0	0	0	0	5	5	0.00	1.500

PITCHER	IP	WLS	BF	H	R	ER	SO	BB	IBB	HBP	BLK	WP	HR	S	P	ERA	WHIP

Batter	1	2	3	4	5	6	7	8	9	AB	R	H	RBI	BB	SO	LOB
Dick Smith, R (1, 5) (9, 4) OBP: 0.220, SLG: 0.118	F7		F2		E4 E 1-2 3-H		F6		4-3	5	0	0	1	0	0	2
Tony Bartirome, L (1, 3) OBP: 0.279, SLG: 0.271	BB FC6-4 BB		F9		FC4-6 1-2 2-H		F6		F7	4	0	0	0	1	0	2
Gus Bell, L (1, 9) OBP: 0.307, SLG: 0.407	FC6-4 BB 1-2f		F8			BB 1-3 BB		3B		3	0	1	0	1	0	1
Ralph Kiner, R (1, 7) OBP: 0.389, SLG: 0.502	BB FC6-4 BB 1-2			F9		1-3 1-2		BB 6-3 BB		2	0	0	0	2	0	1
Frank Thomas, R (1, 8) OBP: 0.154, SLG: 0.154	FC6-4 1-2f			6-3		F8		6-3 1-2		4	0	0	0	0	0	5
Joe Garagiola, L (1, 2) OBP: 0.371, SLG: 0.407		HR		F9		IBB		IBB		2	1	1	1	2	0	0
Dick Groat, R (1, 6) OBP: 0.317, SLG: 0.307		6-3			S 1B E 1B	K		F9		4	1	1	0	0	1	5
Clem Koshorek, R (1, 4) OBP: 0.320, SLG: 0.313 George Metkovich, L (8, PH) OBP: 0.337, SLG: 0.391 Johnny Berardino, R (9, 4) OBP: 0.245, SLG: 0.170 Sonny Senerchia, R (9, 5) OBP: 0.263, SLG: 0.385		F7			E 1-2 E 1B		SH5-4 2B	F7		3 1 0 0	1 0 0 0	2 0 0 0	0 0 0 0	0 0 0 0	0 0 0 0	0 3 0 0
Bob Friend, R (1, 1) OBP: 0.094, SLG: 0.059 Murry Dickson, R (9, 1) OBP: 0.231, SLG: 0.262 Dick Hall, R (9, PH) OBP: 0.160, SLG: 0.152		K			K 2-3		SH5-4 2-3		K	2 0 1	0 0 0	0 0 0	0 0 0	0 0 1	2 0 0	2 0 0
Inning Stats	R: 0 H: 0 E: 0 LOB: 2 K: 0 BB: 2 S: 3 P: 11	R: 1 H: 1 E: 0 LOB: 0 K: 1 BB: 0 S: 6 P: 6	R: 0 H: 0 E: 0 LOB: 0 K: 0 BB: 0 S: 3 P: 3	R: 0 H: 0 E: 0 LOB: 0 K: 0 BB: 0 S: 3 P: 3	R: 2 H: 2 E: 2 LOB: 0 K: 1 BB: 0 S: 7 P: 7	R: 0 H: 0 E: 0 LOB: 2 K: 1 BB: 2 S: 5 P: 13	R: 0 H: 1 E: 0 LOB: 1 K: 0 BB: 0 S: 4 P: 4	R: 0 H: 1 E: 0 LOB: 3 K: 0 BB: 2 S: 4 P: 12	R: 0 H: 0 E: 0 LOB: 0 K: 1 BB: 0 S: 5 P: 5	1B: 2 2B: 1 3B: 1 HR: 1	SF: 0 SAC: 1 DP: 0 HBP: 0					

PITCHER		IP	WLS	BF	H	R	ER	SO	BB	IBB	HBP	BLK	WP	HR	S	P	ERA	WHIP
Herm Wehmeier, R ERA: 5.18	(1, 1)	9.0	W	38	5	3	2	4	4	2	0	0	0	1	40	64	2.00	1.000

PITCHER	IP	WLS	BF	H	R	ER	SO	BB	IBB	HBP	BLK	WP	HR	S	P	ERA	WHIP

BOTTOM

Cincinnati Reds @ Pittsburgh Pirates

Forbes Field, Pittsburgh, PA

Fri Sep 19 1952, 3:33 AM EDT

Att. 5,435 - Unknown

livebaseballscorecards.com

AB	31
R	3
H	5
RBI	2
BB	6
SO	4
LOB	21

WP: 0	PA: 38		
PB: 0			
SB: 1			
CS: 0			

Batter	1	2	3	4	5	6	7	8	9	AB	R	H	RBI	BB	SO	LOB
Johnny Temple, R (1, 4) OBP: 0.192, SLG: 0.214	F6		F9			F9		G4-6-3 1B		4	0	1	0	0	0	0
Bobby Adams, R (1, 5) OBP: 0.338, SLG: 0.373	K			F4			HR 2B	G4-6-3		4	1	1	0	0	1	2
Willard Marshall, L (1, 9) OBP: 0.333, SLG: 0.412	3-1			G3			F3		K	4	0	0	0	0	1	1
Ted Kluszewski, L (1, 3) OBP: 0.381, SLG: 0.502		HR		F8			HR IBB		F6	3	2	1	1	1	0	0
Jim Greengrass, R (1, 8) OBP: 0.306, SLG: 0.574		5-3			K		HR		F9	4	1	1	3	0	1	0
Cal Abrams, L (1, 7) OBP: 0.339, SLG: 0.387		L5			K		F6			3	0	0	0	0	1	0
Roy McMillan, R (1, 6) OBP: 0.304, SLG: 0.351		F2			CS 1B		F2			3	0	1	0	0	0	0
Hobie Landrith, L (1, 2) OBP: 0.265, SLG: 0.324			F9		CS	G3		1B		3	0	1	0	0	0	0
Bud Podbielan, R (1, 1) OBP: 0.217, SLG: 0.182			4-3			K		F5		3	0	0	0	0	1	1
Inning Stats	R: 0 E: 0 K: 1 S: 5 / H: 0 LOB: 0 BB: 0 P: 5	R: 1 E: 0 K: 0 S: 4 / H: 1 LOB: 0 BB: 0 P: 4	R: 0 E: 0 K: 0 S: 3 / H: 0 LOB: 0 BB: 0 P: 3	R: 0 E: 0 K: 0 S: 3 / H: 0 LOB: 0 BB: 0 P: 3	R: 0 E: 0 K: 2 S: 7 / H: 1 LOB: 0 BB: 0 P: 7	R: 0 E: 0 K: 1 S: 5 / H: 0 LOB: 0 BB: 0 P: 5	R: 3 E: 0 K: 0 S: 5 / H: 2 LOB: 0 BB: 1 P: 9	R: 0 E: 0 K: 0 S: 4 / H: 2 LOB: 1 BB: 0 P: 4	R: 0 E: 0 K: 1 S: 5 / H: 0 LOB: 0 BB: 0 P: 5	1B: 3 2B: 1 3B: 0 HR: 2	SF: 0 SAC: 0 DP: 1 HBP: 0						

TOP

Cincinnati Reds @ Pittsburgh Pirates

Forbes Field, Pittsburgh, PA

Sun Sep 21 1952, 3:33 AM EDT

Att. 22,398 - Sunny - 70 F

livebaseballscorecards.com

AB	31
R	4
H	6
RBI	4
BB	1
SO	5
LOB	4

PITCHER		IP	WLS	BF	H	R	ER	SO	BB	IBB	HBP	BLK	WP	HR	S	P	ERA	WHIP
Ron Necciai, R ERA: 7.74	(1, 1)	7.1	L	28	6	4	4	4	0	1	0	0	0	2	35	39	4.91	0.818
Murry Dickson, R ERA: 3.57	(8, 1)	0.2		1	0	0	0	0	0	0	0	0	0	0	1	1	0.00	0.000
Howie Pollet, L ERA: 4.12	(9, 1)	1.0		3	0	0	0	1	0	0	0	0	0	0	5	5	0.00	0.000

PITCHER	IP	WLS	BF	H	R	ER	SO	BB	IBB	HBP	BLK	WP	HR	S	P	ERA	WHIP

Cincinnati Reds @ Pittsburgh Pirates

Forbes Field, Pittsburgh, PA

Sun Sep 21 1952, 3:33 AM EDT

Att. 22,398 - Sunny - 70 F

livebaseballscorecards.com

BOTTOM

Batter	1	2	3	4	5	6	7	8	9	AB	R	H	RBI	BB	SO	LOB
Bobby Del Greco, R (1, 9) OBP: 0.289, SLG: 0.263	5-3		F6			6-3			K	4	0	0	0	0	1	1
Tony Bartirome, L (1, 3) OBP: 0.279, SLG: 0.271	5-3		F4			6-3			E 2B 1B	4	1	1	0	0	0	1
Frank Thomas, R (1, 8) OBP: 0.118, SLG: 0.118	F5			6-3		1-3			E5 1-2 2B	4	1	0	0	0	0	1
Ralph Kiner, R (1, 7) OBP: 0.390, SLG: 0.504		L5		F4			FC6-4 1B		1-H 2-H 1B 2B	4	1	2	2	0	0	0
Joe Garagiola, L (1, 2) OBP: 0.370, SLG: 0.405		F8		3-1			FC6-4 1-2f G4-6-3		4-3 CS 2-H 1B 1B	4	0	1	1	0	0	1
Brandy Davis, R (9, PR) OBP: 0.267, SLG: 0.213										0	0	0	0	0	0	0
Dick Groat, R (1, 6) OBP: 0.319, SLG: 0.309		FC6-4 1B			F8		G4-6-3 1-2f		4-3 1-2 1B	4	0	2	0	0	0	1
Dick Smith, R (1, 5) OBP: 0.210, SLG: 0.111		FC6-4 1-2f			F1			F5	4-3 1-2 2-3	3	0	0	0	0	0	1
Gus Bell, L (9, PH) OBP: 0.306, SLG: 0.406										1	0	0	0	0	0	2
Clem Koshorek, R (1, 4) OBP: 0.320, SLG: 0.313			F6		FC6 1B			F2	CS 3-H	3	0	1	0	0	0	0
Ron Necciai, R (1, 1) OBP: 0.125, SLG: 0.067			BB		FC6 1-2f			6-3		1	0	0	0	1	0	1
Murry Dickson, R (8, 1) OBP: 0.231, SLG: 0.262										0	0	0	0	0	0	0
Dick Hall, R (8, PH) OBP: 0.159, SLG: 0.150										1	0	0	0	0	0	0
Howie Pollet, L (9, 1) OBP: 0.276, SLG: 0.191										0	0	0	0	0	0	0
Inning Stats	R: 0 E: 0 K: 0 S: 3 H: 0 LOB: 0 BB: 0 P: 3	R: 0 E: 0 K: 0 S: 4 H: 1 LOB: 1 BB: 0 P: 4	R: 0 E: 0 K: 0 S: 3 H: 0 LOB: 1 BB: 1 P: 7	R: 0 E: 0 K: 0 S: 3 H: 0 LOB: 0 BB: 0 P: 3	R: 0 E: 0 K: 0 S: 4 H: 1 LOB: 1 BB: 0 P: 4	R: 0 E: 0 K: 0 S: 3 H: 0 LOB: 0 BB: 0 P: 3	R: 0 E: 0 K: 0 S: 3 H: 1 LOB: 0 BB: 0 P: 3	R: 0 E: 0 K: 0 S: 3 H: 0 LOB: 0 BB: 0 P: 3	R: 3 E: 1 K: 1 S: 9 H: 4 LOB: 2 BB: 0 P: 9	1B: 6 2B: 1 3B: 0 HR: 0	SF: 0 SAC: 0 DP: 1 HBP: 0						

	AB	33
	R	3
	H	7
	RBI	3
	BB	1
	SO	1
	LOB	9

WP: 0 PB: 0 SB: 0 CS: 1 PA: 35

PITCHER		IP	WLS	BF	H	R	ER	SO	BB	IBB	HBP	BLK	WP	HR	S	P	ERA	WHIP
Bud Podbielan, R ERA: 3.5	(1, 1)	9.0	W	34	7	3	2	1	1	0	0	0	0	0	35	39	2.00	0.889

PITCHER	IP	WLS	BF	H	R	ER	SO	BB	IBB	HBP	BLK	WP	HR	S	P	ERA	WHIP

Batter	1	2	3	4	5	6	7	8	9	10	AB	R	H	RBI	BB	SO	LOB
Johnny Temple, R (1, 4) OBP: 0.205, SLG: 0.216	F1		1-4-3		BB			SH1-4 1B	F8		4	1	1	0	1	0	0
Bobby Adams, R (1, 5) OBP: 0.336, SLG: 0.371	1-3		1-3		F9			SH1-4 1-2		3-1	4	0	0	0	0	0	1
Willard Marshall, L (1, 9) OBP: 0.331, SLG: 0.409	4-3			4-3		F9		F8		BB 4-3	4	0	0	0	1	0	1
Ted Kluszewski, L (1, 3) OBP: 0.383, SLG: 0.502		BB 1B		HR 1B		F9		2B 1B 2-H		4-3 1-2	4	1	2	1	1	0	1
Jim Greengrass, R (1, 8) OBP: 0.333, SLG: 0.647		K		HR 1-H		5-3		2B 1-3		IBB	4	1	2	2	1	1	1
Cal Abrams, L (1, 7) OBP: 0.349, SLG: 0.392		1B 1-2		3-1			4-3 5-3 1B	IBB		6-3	3	0	2	0	1	0	0
Joe Adcock, R (10, PH) OBP: 0.315, SLG: 0.455											1	0	0	0	0	0	2
Bob Borkowski, R (10, 7) OBP: 0.300, SLG: 0.334											0	0	0	0	0	0	0
Roy McMillan, R (1, 6) OBP: 0.302, SLG: 0.348		F7		K			5-3 1-2	G3			4	0	0	0	0	1	6
Hobie Landrith, L (1, 2) OBP: 0.237, SLG: 0.289		K			4-3		4-3 2-3		K		4	0	0	0	0	2	3
Harry Perkowski, L (1, 1) OBP: 0.171, SLG: 0.213			K		3-1		4-3		5-3		2	0	0	0	0	1	0
Grady Hatton, L (7, PH) OBP: 0.319, SLG: 0.313											1	0	0	0	0	0	1
Frank Smith, R (7, 1) OBP: 0.172, SLG: 0.241											1	0	0	0	0	0	0
Inning Stats	R: 0 E: 0 K: 0 S: 3 H: 0 LOB: 0 BB: 0 P: 3	R: 0 E: 0 K: 2 S: 8 H: 1 LOB: 2 BB: 1 P: 12	R: 0 E: 0 K: 1 S: 5 H: 0 LOB: 0 BB: 0 P: 5	R: 2 E: 0 K: 1 S: 7 H: 2 LOB: 0 BB: 0 P: 7	R: 0 E: 0 K: 0 S: 3 H: 0 LOB: 1 BB: 1 P: 7	R: 0 E: 0 K: 0 S: 3 H: 0 LOB: 0 BB: 0 P: 3	R: 0 E: 0 K: 0 S: 4 H: 1 LOB: 1 BB: 0 P: 4	R: 1 E: 0 K: 0 S: 6 H: 3 LOB: 3 BB: 1 P: 10	R: 0 E: 0 K: 1 S: 5 H: 0 LOB: 0 BB: 0 P: 5	R: 0 E: 0 K: 0 S: 3 H: 0 LOB: 2 BB: 2 P: 11	1B: 5 2B: 1 3B: 0 HR: 1 SF: 0 SAC: 1 DP: 0 HBP: 0						

PITCHER	IP	WLS	BF	H	R	ER	SO	BB	IBB	HBP	BLK	WP	HR	S	P	ERA	WHIP
Stu Miller, R (1, 1) ERA: 1.87	9.0		37	7	3	3	5	2	1	0	0	0	1	44	56	3.00	1.000
Harry Brecheen, L (10, 1) ERA: 3.31	0.2		4	0	0	0	0	1	1	0	0	0	0	2	10	0.00	1.500
Eddie Yuhas, R (10, 1) ERA: 2.56	0.1	W	1	0	0	0	0	0	0	0	0	0	0	1	1	0.00	0.000

PITCHER	IP	WLS	BF	H	R	ER	SO	BB	IBB	HBP	BLK	WP	HR	S	P	ERA	WHIP

TOP

Cincinnati Reds @ St. Louis Cardinals

Sportsman's Park, St. Louis, MO

Tue Sep 23 1952, 4:33 AM EDT
Att. 5,198 - Unknown - 70 F

livebaseballscorecards.com

AB	36
R	3
H	7
RBI	3
BB	5
SO	5
LOB	16

WP: 0	PA: 42		
PB: 0			
SB: 0			
CS: 0			

Batter	1	2	3	4	5	6	7	8	9	10	AB	R	H	RBI	BB	SO	LOB
Solly Hemus, L (1, 6) OBP: 0.389, SLG: 0.417	G6-4-3 1B	G3			F8		CS 2-3	F8		F8	5	0	1	0	0	0	1
Red Schoendienst, S (1, 4) OBP: 0.353, SLG: 0.430	G6-4-3 1-2f		F8			5-3		6-3		2B 1B	5	1	1	0	0	0	1
Stan Musial, L (1, 3) OBP: 0.435, SLG: 0.535	F9		L5			FC1-5-2 3B		S 1B		1-H 2B	5	0	3	1	0	0	0
Enos Slaughter, L (1, 9) OBP: 0.381, SLG: 0.443		BBBB HBP 3B BB	F5			FC1-5-2 3-H		BBBB 1-2 BB			2	1	0	0	2	0	1
Peanuts Lowrey, R (1, 8) OBP: 0.354, SLG: 0.355		H 1-2 3B HBP		F6		L4		F2			3	1	0	0	0	0	3
Larry Miggins, R (1, 7) OBP: 0.264, SLG: 0.393		F8 1-H 2-H 3B		SSS K			CS 5-3 1B		F3		4	1	2	2	0	1	0
Del Rice, R (1, 2) OBP: 0.315, SLG: 0.390		F8 3-H		6-3			5-3 1-2		SSS K		4	0	0	1	0	1	1
Billy Johnson, R (1, 5) OBP: 0.338, SLG: 0.322		SH1-4 1B			F8				1B		3	0	2	0	1	0	0
Tommy Glaviano, R (9, PR) OBP: 0.373, SLG: 0.344 (10, 5)							IBB				0	0	0	0	0	0	0
Stu Miller, R (1, 1) OBP: 0.120, SLG: 0.083											2	0	0	0	0	0	2
Hal Rice, L (9, PH) OBP: 0.330, SLG: 0.450											1	0	0	0	0	0	1
Harry Brecheen, L (10, 1) OBP: 0.303, SLG: 0.207											0	0	0	0	0	0	0
Eddie Yuhas, R (10, 1) OBP: 0.261, SLG: 0.238		SH1-4 1-2			4-3		F3		F3		0	0	0	0	0	0	0
Inning Stats	R: 0 H: 1 E: 0 LOB: 0 K: 0 BB: 0 S: 3 P: 3	R: 3 H: 2 E: 0 LOB: 1 K: 0 BB: 1 S: 5 P: 10	R: 0 H: 0 E: 0 LOB: 0 K: 0 BB: 0 S: 3 P: 3	R: 0 H: 0 E: 0 LOB: 0 K: 1 BB: 0 S: 5 P: 5	R: 0 H: 0 E: 0 LOB: 0 K: 0 BB: 0 S: 3 P: 3	R: 0 H: 1 E: 0 LOB: 1 K: 0 BB: 0 S: 4 P: 4	R: 0 H: 1 E: 0 LOB: 1 K: 0 BB: 1 S: 3 P: 7	R: 0 H: 1 E: 0 LOB: 2 K: 0 BB: 1 S: 4 P: 8	R: 0 H: 1 E: 0 LOB: 1 K: 1 BB: 0 S: 6 P: 6	R: 1 H: 2 E: 0 LOB: 1 K: 0 BB: 0 S: 3 P: 3	1B: 6 SF: 0 2B: 1 SAC: 1 3B: 2 DP: 1 HR: 0 HBP: 1						

PITCHER	IP	WLS	BF	H	R	ER	SO	BB	IBB	HBP	BLK	WP	HR	S	P	ERA	WHIP
Harry Perkowski, L (1, 1) ERA: 3.7	6.0		23	4	3	3	1	1	0	1	0	0	0	23	28	4.50	0.833
Frank Smith, R (7, 1) ERA: 3.69	3.1	L	16	5	1	1	1	1	1	0	0	0	0	16	24	2.70	1.800

PITCHER IP WLS BF H R ER SO BB IBB HBP BLK WP HR S P ERA WHIP

Cincinnati Reds @ St. Louis Cardinals

Sportsman's Park, St. Louis, MO

Tue Sep 23 1952, 4:33 AM EDT
Att. 5,198 - Unknown - 70 F

livebaseballscorecards.com

BOTTOM

AB	34
R	4
H	9
RBI	4
BB	3
SO	2
LOB	10

WP: 0 PA: 40
PB: 0
SB: 1
CS: 1

Batter	1	2	3	4	5	6	7	8	9	AB	R	H	RBI	BB	SO	LOB
Johnny Temple, R (1, 4) OBP: 0.193, SLG: 0.203	F6		G6-4-3 1-2f 2-3 3-H		F7		F7	6-3		5	0	0	0	0	0	5
Bobby Adams, R (1, 5) OBP: 0.335, SLG: 0.368	F6		E6 3-H		3B BB		5-3		K	4	1	0	0	1	1	0
Willard Marshall, L (1, 9) OBP: 0.328, SLG: 0.404	K		K		F4			6-3	4-3	5	0	0	0	0	2	2
Ted Kluszewski, L (1, 3) OBP: 0.385, SLG: 0.509		4-3		1B FC6-2 1B	1-H 3B			2B 2B	F8	5	1	3	1	0	0	0
Jim Greengrass, R (1, 8) OBP: 0.345, SLG: 0.636		4-3		2B FC6-2 1-3 1B	5-3			2B E 1B		4	2	2	0	0	0	1
Joe Adcock, R (1, 7) OBP: 0.315, SLG: 0.455	F7			FC6-2 2B 1-2 3-H		4-3		E 1-3 2-H 2B		4	0	1	1	0	0	2
Bob Borkowski, R (8, PR) OBP: 0.300, SLG: 0.334 (8, 7)										0	0	0	0	0	0	0
Roy McMillan, R (1, 6) OBP: 0.303, SLG: 0.347			1B BB G6-4-3 BB	K		6-3		E IBB		2	1	0	0	2	1	2
Andy Seminick, R (1, 2) OBP: 0.331, SLG: 0.436			G6-4-3 1B 1-2 E BB	1-3 2-H 2B		6-3		E5 1-2 2-3 3-H		3	1	1	2	1	0	2
Ken Raffensberger, R (1, 1) OBP: 0.135, SLG: 0.167			G6-4-3 1-2 2-3 1B	F3			K	K		4	0	1	0	0	2	5

Inning Stats	1	2	3	4	5	6	7	8	9
R:	0	0	2	1	1	0	0	2	0
E:	0	0	1	0	0	0	0	1	0
K:	1	0	1	1	0	0	1	1	1
S:	5	3	6	8	4	3	5	9	5
H:	0	0	1	3	1	0	0	3	0
LOB:	0	0	1	2	1	0	0	1	0
BB:	0	0	2	0	1	0	0	1	0
P:	5	3	14	8	8	3	5	13	5

1B:	4	SF:	0
2B:	3	SAC:	0
3B:	1	DP:	1
HR:	0	HBP:	0

WP:	0	PA:	40
PB:	0		
SB:	0		
CS:	0		

PITCHER		IP	WLS	BF	H	R	ER	SO	BB	IBB	HBP	BLK	WP	HR	S	P	ERA	WHIP
Vinegar Bend Mizell, L ERA: 3.6	(1, 1)	4.2	L	22	5	4	3	3	3	0	0	0	0	0	25	37	5.79	1.714
Cloyd Boyer, R ERA: 4.25	(5, 1)	0.1		1	0	0	0	0	0	0	0	0	0	0	1	1	0.00	0.000
Mike Clark, R ERA: 6.56	(6, 1)	3.0		14	3	2	2	2	0	1	0	0	0	0	17	21	6.00	1.000
Harvey Haddix, L ERA: 2.91	(9, 1)	1.0		3	0	0	0	1	0	0	0	0	0	0	5	5	0.00	0.000

PITCHER		IP	WLS	BF	H	R	ER	SO	BB	IBB	HBP	BLK	WP	HR	S	P	ERA	WHIP

TOP

Cincinnati Reds @ St. Louis Cardinals

Sportsman's Park, St. Louis, MO

Wed Sep 24 1952, 4:33 AM EDT
Att. 3,941 - Unknown - 70 F

livebaseballscorecards.com

AB	36
R	6
H	8
RBI	4
BB	4
SO	6
LOB	19

Batter	1	2	3	4	5	6	7	8	9	AB	R	H	RBI	BB	SO	LOB
Solly Hemus, L (1, 6) OBP: 0.389, SLG: 0.418	6-3		L4		1B			1B		4	0	2	0	0	0	0
Red Schoendienst, S (1, 4) OBP: 0.351, SLG: 0.427	K		F8		4-3			F8		4	0	0	0	0	1	2
Stan Musial, L (1, 3) OBP: 0.436, SLG: 0.540	1B		HR			F8		F2		4	1	2	1	0	0	1
Enos Slaughter, L (1, 9) OBP: 0.380, SLG: 0.442	1-3		F8			K			G4-3 1B	4	0	1	0	0	1	1
Peanuts Lowrey, R (1, 8) OBP: 0.350, SLG: 0.351		F7		5-3		4-3			G4-3 1-2f	4	0	0	0	0	0	1
Larry Miggins, R (1, 7) OBP: 0.253, SLG: 0.375		6-3		1-3			F6		F6	4	0	0	0	0	0	0
Del Rice, R (1, 2) OBP: 0.316, SLG: 0.392		2B		6-3			F8			3	0	1	0	0	0	0
Billy Johnson, R (1, 5) OBP: 0.338, SLG: 0.320		FC6 IBB			F7		F7			2	0	0	0	1	0	0
Vinegar Bend Mizell, R (1, 1) OBP: 0.044, SLG: 0.088		FC6 1-2f			K			4-3		1	0	0	0	0	0	2
Cloyd Boyer, R (5, 1) OBP: 0.250, SLG: 0.316										0	0	0	0	0	0	0
Virgil Stallcup, R (5, PH) OBP: 0.200, SLG: 0.208										1	0	0	0	0	1	0
Mike Clark, R (6, 1)										0	0	0	0	0	0	0
Eddie Stanky, R (8, PH) OBP: 0.380, SLG: 0.284										1	0	0	0	0	0	0
Harvey Haddix, L (9, 1) OBP: 0.154, SLG: 0.083										0	0	0	0	0	0	0
Inning Stats	R: 0 E: 0 K: 1 S: 6 H: 1 LOB: 1 BB: 0 P: 6	R: 0 E: 0 K: 0 S: 4 H: 1 LOB: 2 BB: 1 P: 8	R: 1 E: 0 K: 0 S: 4 H: 1 LOB: 0 BB: 0 P: 4	R: 0 E: 0 K: 0 S: 3 H: 0 LOB: 0 BB: 0 P: 3	R: 0 E: 0 K: 1 S: 6 H: 1 LOB: 1 BB: 0 P: 6	R: 0 E: 0 K: 1 S: 5 H: 0 LOB: 0 BB: 0 P: 5	R: 0 E: 0 K: 0 S: 3 H: 0 LOB: 0 BB: 0 P: 3	R: 0 E: 0 K: 0 S: 4 H: 1 LOB: 1 BB: 0 P: 4	R: 0 E: 0 K: 0 S: 3 H: 1 LOB: 0 BB: 0 P: 3	1B: 4 2B: 1 3B: 0 HR: 1	SF: 0 SAC: 0 DP: 1 HBP: 0						

PITCHER	IP	WLS	BF	H	R	ER	SO	BB	IBB	HBP	BLK	WP	HR	S	P	ERA	WHIP
Ken Raffensberger, L (1, 1) ERA: 2.84	9.0	W	33	6	1	1	3	0	1	0	0	0	1	38	42	1.00	0.667

PITCHER	IP	WLS	BF	H	R	ER	SO	BB	IBB	HBP	BLK	WP	HR	S	P	ERA	WHIP

BOTTOM

Cincinnati Reds @ St. Louis Cardinals

Sportsman's Park, St. Louis, MO

Wed Sep 24 1952, 4:33 AM EDT
Att. 3,941 - Unknown - 70 F

livebaseballscorecards.com

AB	32
R	1
H	6
RBI	1
BB	1
SO	3
LOB	7

Cincinnati Reds @ St. Louis Cardinals

Sportsman's Park, St. Louis, MO

Thu Sep 25 1952, 4:33 AM EDT

Att. 3,593 - Unknown

livebaseballscorecards.com

TOP

Batter	1	2	3	4	5	6	7	8	9	AB	R	H	RBI	BB	SO	LOB
Johnny Temple, R (1, 4) OBP: 0.205, SLG: 0.214	F3		F8		1-2 1B		F7		3-H 1B	5	0	2	1	0	0	2
Bobby Adams, R (1, 5) OBP: 0.334, SLG: 0.366	F9		BBBB 4-0 BB		F7			F8	SSS 0-3 K	4	0	0	0	1	1	4
Willard Marshall, L (1, 9) OBP: 0.325, SLG: 0.400	F2		F6			6-3		L4		4	0	0	0	0	0	2
Ted Kluszewski, L (1, 3) OBP: 0.383, SLG: 0.505		F4		F6		4-3		E7		4	0	0	0	0	0	0
Jim Greengrass, R (1, 8) OBP: 0.355, SLG: 0.621		SSS 0-3 K2-3		BBBB 4-0 G6-4-3 BB		1B		F4		3	0	1	0	1	1	1
Joe Adcock, R (1, 7) OBP: 0.314, SLG: 0.456 Eddie Pellagrini, R (9, PR) OBP: 0.231, SLG: 0.220 Hobie Landrith, L (9, 2) OBP: 0.237, SLG: 0.289		6-3		G6-4-3 1-2f		F4			1B G3-6-3 2B	4 0 0	0 1 0	1 0 0	0 0 0	0 0 0	0 0 0	2 0 0
Roy McMillan, R (1, 6) OBP: 0.306, SLG: 0.348			2B 1B	L4		BBBB 4-0 FC5-4 BB			G3-6-3 BB 1B 2-3 1B	3	2	2	0	1	0	0
Dixie Howell, R (1, 2) OBP: 0.250, SLG: 0.432 Cal Abrams, L (9, PH) OBP: 0.352, SLG: 0.392 (9, 7)			1-H 2B	BBBB 4-0 1B BB		F3			BBBB 4-0 G3-6-3 1-2 BB	2 0	0 0	1 0	1 0	1 1	0 0	1 0
Herm Wehmeier, R (1, 1) OBP: 0.235, SLG: 0.250 Andy Seminick, R (7, PH) OBP: 0.330, SLG: 0.435 Joe Nuxhall, L (7, 1) OBP: 0.087, SLG: 0.087 Grady Hatton, L (9, PH) OBP: 0.318, SLG: 0.312 Frank Smith, R (9, 1) OBP: 0.172, SLG: 0.241			SSS 0-3 K	SSS 0-3 K		FC5-4 1-2f			G3-6-3 1-2f 2-3 3-H	2 1 0 1 0	0 0 0 0 0	0 0 0 0 0	0 0 0 0 0	0 0 0 0 0	2 0 0 0 0	2 1 0 2 0
Inning Stats	R: 0 E: 0 K: 0 S: 3 H: 0 LOB: 0 BB: 0 P: 3	R: 0 E: 0 K: 1 S: 5 H: 0 LOB: 0 BB: 0 P: 5	R: 1 E: 0 K: 1 S: 7 H: 2 LOB: 2 BB: 1 P: 11	R: 0 E: 0 K: 0 S: 2 H: 0 LOB: 0 BB: 1 P: 6	R: 0 E: 0 K: 1 S: 6 H: 1 LOB: 2 BB: 1 P: 10	R: 0 E: 0 K: 0 S: 4 H: 1 LOB: 1 BB: 0 P: 4	R: 0 E: 0 K: 0 S: 3 H: 0 LOB: 1 BB: 1 P: 7	R: 0 E: 1 K: 0 S: 4 H: 0 LOB: 1 BB: 0 P: 4	R: 2 E: 0 K: 1 S: 7 H: 3 LOB: 2 BB: 1 P: 11	1B: 5 2B: 2 3B: 0 HR: 0 SF: 0 SAC: 0 DP: 2 HBP: 0						WP: 0 PB: 0 SB: 0 CS: 0 PA: 38

	AB	33
	R	3
	H	7
	RBI	2
	BB	5
	SO	4
	LOB	17

PITCHER		IP	WLS	BF	H	R	ER	SO	BB	IBB	HBP	BLK	WP	HR	S	P	ERA	WHIP
Cliff Chambers, L ERA: 4.12	(1, 1)	8.0		33	5	2	2	3	4	0	0	0	0	0	35	51	2.25	1.125
Eddie Yuhas, R ERA: 2.63	(9, 1)	1.0	W	5	2	1	1	1	1	0	0	0	0	0	6	10	9.00	3.000

PITCHER		IP	WLS	BF	H	R	ER	SO	BB	IBB	HBP	BLK	WP	HR	S	P	ERA	WHIP

Batter	1	2	3	4	5	6	7	8	9	AB	R	H	RBI	BB	SO	LOB
Solly Hemus, L (1, 6) OBP: 0.391, SLG: 0.419	4-3			2B, BB, 1B	F8		BBB, 1-2, BB		3-H, 1B	4	1	2	1	1	0	0
Red Schoendienst, S (1, 4) OBP: 0.351, SLG: 0.427	F9			BB, 1-3, FC6, 2B	4-3		4-3			4	1	1	0	0	0	2
Stan Musial, L (1, 8) OBP: 0.435, SLG: 0.537	F3			FC6, BB, FC4-6, IBB	F9			F2		3	1	0	0	1	0	0
Enos Slaughter, L (1, 9) OBP: 0.383, SLG: 0.442		SSS, K		BBB, FC6, 1-2, 2-3, 3-H, BB		CS, 1B		BBB, FC6-4, BB		2	0	1	1	2	1	0
Hal Rice, L (1, 7) OBP: 0.328, SLG: 0.447		F2		FC6, FC4-6, 1-2f, 2-3, 3-H		F3		FC6-4, 1B, 1-2f		2	0	0	1	0	0	2
Peanuts Lowrey, R (6, PH) (7, 7) OBP: 0.349, SLG: 0.349										2	0	0	0	0	0	2
Dick Sisler, L (1, 3) OBP: 0.308, SLG: 0.398		F7		FC4-6, E, 1-2f, 3-H		F7		1-2, 1B		4	0	1	1	0	0	2
Del Rice, R (1, 2) OBP: 0.315, SLG: 0.391			F8	E6, 1-3, 1B		CS, 1-2		F7		4	0	1	0	0	0	2
Billy Johnson, R (1, 5) OBP: 0.340, SLG: 0.324			4-3	IBB			F9		SH2-4, 1B, 2B	3	0	1	0	1	0	0
Tommy Glaviano, R (9, PR) OBP: 0.373, SLG: 0.344										0	1	0	0	0	0	0
Cliff Chambers, L (1, 1) OBP: 0.353, SLG: 0.387			L6	F6			BBB, BB, BB		SH2-4, 2-3	2	0	0	0	1	0	3
Eddie Yuhas, R (9, 1) OBP: 0.261, SLG: 0.238										0	0	0	0	0	0	0
Eddie Stanky, R (9, PH) OBP: 0.380, SLG: 0.284										0	0	0	0	0	0	0
Inning Stats	R: 0 E: 0 K: 0 S: 3 / H: 0 LOB: 0 BB: 0 P: 3	R: 0 E: 0 K: 1 S: 5 / H: 0 LOB: 0 BB: 0 P: 5	R: 0 E: 0 K: 0 S: 3 / H: 0 LOB: 0 BB: 0 P: 3	R: 3 E: 1 K: 0 S: 6 / H: 3 LOB: 3 BB: 3 P: 18	R: 0 E: 0 K: 0 S: 3 / H: 0 LOB: 0 BB: 0 P: 3	R: 0 E: 0 K: 0 S: 3 / H: 1 LOB: 0 BB: 0 P: 3	R: 0 E: 0 K: 0 S: 3 / H: 0 LOB: 2 BB: 2 P: 11	R: 0 E: 0 K: 0 S: 4 / H: 1 LOB: 2 BB: 1 P: 8	R: 1 E: 0 K: 0 S: 3 / H: 2 LOB: 2 BB: 0 P: 3	1B: 5 2B: 2 3B: 0 HR: 0 / SF: 0 SAC: 1 DP: 0 HBP: 0						

PITCHER		IP	WLS	BF	H	R	ER	SO	BB	IBB	HBP	BLK	WP	HR	S	P	ERA	WHIP
Herm Wehmeier, R ERA: 5.15	(1, 1)	6.0		24	4	3	3	1	1	2	0	0	0	0	23	35	4.50	0.833
Joe Nuxhall, L ERA: 3.12	(7, 1)	2.0		10	1	0	0	0	3	0	0	0	0	0	7	19	0.00	2.000
Frank Smith, R ERA: 3.75	(9, 1)	0.1	L	3	2	1	1	0	0	0	0	0	0	0	3	3	27.00	6.000

PITCHER	IP	WLS	BF	H	R	ER	SO	BB	IBB	HBP	BLK	WP	HR	S	P	ERA	WHIP

BOTTOM

Cincinnati Reds @ St. Louis Cardinals

Sportsman's Park, St. Louis, MO

Thu Sep 25 1952, 4:33 AM EDT

Att. 3,593 - Unknown

livebaseballscorecards.com

AB	30
R	4
H	7
RBI	4
BB	6
SO	1
LOB	13

1B: 5	SF: 0	WP: 0	PA: 38
2B: 2	SAC: 1	PB: 0	
3B: 0	DP: 0	SB: 0	
HR: 0	HBP: 0	CS: 1	

Batter	1	2	3	4	5	6	7	8	9	AB	R	H	RBI	BB	SO	LOB
Dick Smith, R (1, 5) (8, 4) OBP: 0.197, SLG: 0.103	F7		F8			G3			G3	4	0	0	0	0	0	1
Tony Bartirome, L (1, 3) OBP: 0.279, SLG: 0.271	5-3			L6			F3		G5-4-3 1B	4	0	1	0	0	0	0
Frank Thomas, R (1, 8) OBP: 0.095, SLG: 0.095	F7			5-3			F8		G5-4-3 1-2f	4	0	0	0	0	0	1
Ralph Kiner, R (1, 7) OBP: 0.388, SLG: 0.501		5-3		F3			K			3	0	0	0	0	1	0
Joe Garagiola, L (1, 2) OBP: 0.367, SLG: 0.402		F8			F8			G3		3	0	0	0	0	0	0
Bobby Del Greco, R (1, 9) OBP: 0.290, SLG: 0.263		5-3			F2			1B 1B		3	0	1	0	0	0	0
Dick Groat, R (1, 6) OBP: 0.319, SLG: 0.309			F9		6-3			1-2 1B		3	0	1	0	0	0	0
Clem Koshorek, R (1, 4) OBP: 0.318, SLG: 0.312			F7			5-3		F7		2	0	0	0	0	0	0
Gus Bell, L (8, PH) OBP: 0.306, SLG: 0.405										1	0	0	0	0	0	2
Ron Kline, R (8, 1)										0	0	0	0	0	0	0
Cal Hogue, R (1, 1) OBP: 0.280, SLG: 0.292			1B			6-3		F2		2	0	1	0	0	0	0
Sonny Senerchia, R (8, PH) OBP: 0.260, SLG: 0.380 (8, 5)										1	0	0	0	0	0	2
Inning Stats	R: 0 E: 0 K: 0 S: 3 H: 0 LOB: 0 BB: 0 P: 3	R: 0 E: 0 K: 0 S: 3 H: 0 LOB: 0 BB: 0 P: 3	R: 0 E: 0 K: 0 S: 4 H: 1 LOB: 1 BB: 0 P: 4	R: 0 E: 0 K: 0 S: 3 H: 0 LOB: 0 BB: 0 P: 3	R: 0 E: 0 K: 0 S: 3 H: 0 LOB: 0 BB: 0 P: 3	R: 0 E: 0 K: 0 S: 3 H: 0 LOB: 0 BB: 0 P: 3	R: 0 E: 0 K: 1 S: 5 H: 0 LOB: 0 BB: 0 P: 5	R: 0 E: 0 K: 0 S: 5 H: 2 LOB: 2 BB: 0 P: 5	R: 0 E: 0 K: 0 S: 3 H: 1 LOB: 0 BB: 0 P: 3	1B: 4 2B: 0 3B: 0 HR: 0	SF: 0 SAC: 0 DP: 1 HBP: 0						

TOP

Pittsburgh Pirates @ Cincinnati Reds

Crosley Field, Cincinnati, OH

Fri Sep 26 1952, 3:33 AM EDT

Att. 3,893 - Unknown - 72 F

livebaseballscorecards.com

AB	30
R	0
H	4
RBI	0
BB	0
SO	1
LOB	6

WP: 0 PB: 0 SB: 0 CS: 0 PA: 30

PITCHER	IP	WLS	BF	H	R	ER	SO	BB	IBB	HBP	BLK	WP	HR	S	P	ERA	WHIP
Bud Podbielan, R (1, 1) ERA: 3.15	9.0	W	30	4	0	0	1	0	0	0	0	0	0	32	32	0.00	0.444

BOTTOM

Pittsburgh Pirates @ Cincinnati Reds

Crosley Field, Cincinnati, OH

Fri Sep 26 1952, 3:33 AM EDT

Att. 3,893 - Unknown - 72 F

livebaseballscorecards.com

Batter	1	2	3	4	5	6	7	8	9	AB	R	H	RBI	BB	SO	LOB
Johnny Temple, R (1, 4) OBP: 0.207, SLG: 0.227	5-3	F6		2B			5-3			4	0	1	0	0	0	2
Bobby Adams, R (1, 5) OBP: 0.334, SLG: 0.364	F8		BB, CS	4-3			F9			3	0	0	0	1	0	1
Willard Marshall, L (1, 9) OBP: 0.329, SLG: 0.401	BB		1B, F9 1-2		3-1		HR, BB			2	2	1	0	2	0	0
Ted Kluszewski, L (1, 3) OBP: 0.383, SLG: 0.511	4-3		FC4-6, 1B 1-3		4-3		1-H, HR			4	1	2	2	0	0	1
Jim Greengrass, R (1, 8) OBP: 0.364, SLG: 0.623		FC4-6, 4-3, BB	F9 3-H		2B		5-3			3	1	1	1	1	0	1
Cal Abrams, L (1, 7) OBP: 0.356, SLG: 0.398		FC4-6, BB 1-2	FC4-6 1-2f		4-3			4-3, 2B		3	0	1	0	1	0	2
Roy McMillan, R (1, 6) OBP: 0.306, SLG: 0.350		FC4-6, 4-3 1-2f, 2-3		F9, 2B	F7			4-3 2-3		4	1	1	0	0	0	3
Hobie Landrith, L (1, 2) OBP: 0.214, SLG: 0.262		4-3 1-2, 3-H		F9 2-3	F6			4-3		4	0	0	1	0	0	3
Bud Podbielan, R (1, 1) OBP: 0.222, SLG: 0.160		BB		F9 3-H	4-3			K		3	0	0	1	1	1	1
Inning Stats	R: 0 E: 0 K: 0 S: 3 H: 0 LOB: 1 BB: 1 P: 7	R: 1 E: 0 K: 0 S: 3 H: 0 LOB: 2 BB: 3 P: 15	R: 1 E: 0 K: 0 S: 4 H: 2 LOB: 1 BB: 1 P: 8	R: 1 E: 0 K: 0 S: 5 H: 2 LOB: 1 BB: 0 P: 5	R: 0 E: 0 K: 0 S: 4 H: 1 LOB: 1 BB: 0 P: 4	R: 0 E: 0 K: 0 S: 3 H: 0 LOB: 0 BB: 0 P: 3	R: 2 E: 0 K: 0 S: 4 H: 1 LOB: 0 BB: 1 P: 8	R: 0 E: 0 K: 1 S: 6 H: 1 LOB: 1 BB: 0 P: 6		1B: 2 2B: 4 3B: 0 HR: 1 SF: 0 SAC: 0 DP: 0 HBP: 0						

	AB	30
	R	5
	H	7
	RBI	5
	BB	6
	SO	1
	LOB	14

WP: 0 PA: 36
PB: 0
SB: 0
CS: 1

PITCHER		IP	WLS	BF	H	R	ER	SO	BB	IBB	HBP	BLK	WP	HR	S	P	ERA	WHIP
Cal Hogue, R ERA: 4.84	(1, 1)	7.0	L	32	6	5	5	0	6	0	0	0	0	1	26	50	6.43	1.714
Ron Kline, R ERA: 5.62	(8, 1)	1.0		4	1	0	0	1	0	0	0	0	0	0	6	6	0.00	1.000

PITCHER	IP	WLS	BF	H	R	ER	SO	BB	IBB	HBP	BLK	WP	HR	S	P	ERA	WHIP

Batter	1	2	3	4	5	6	7	8	9	AB	R	H	RBI	BB	SO	LOB
Tony Bartirome, L (1, 3) OBP: 0.275, SLG: 0.267	F8		F4		4-3		FC6-4 HR 1-2f 2-3	F6		5	1	0	0	0	0	3
Ralph Kiner, R (1, 7) OBP: 0.386, SLG: 0.504	F2		5-3		6-3		HR 1-H 3-H	F4		5	1	1	3	0	0	1
Joe Garagiola, L (1, 2) OBP: 0.370, SLG: 0.412	K S S S		1B			G3	HR		BB B B B B 2B 1B	4	2	2	1	1	1	0
Gus Bell, L (1, 9) OBP: 0.305, SLG: 0.409		F7	4-3			L3	HR		K S S S	5	1	1	1	0	1	2
Bobby Del Greco, R (1, 8) OBP: 0.299, SLG: 0.276		BB B B B B 1B 1B		HBP H		2B	1B S		FC6 1B 1-3 2B	3	2	3	0	1	0	0
Dick Groat, R (1, 6) OBP: 0.320, SLG: 0.311		1B 1-2 1B		K S S S		6-3	G1 1-2		FC6 2-3 3-H 1B	5	0	2	1	0	1	3
Dick Smith, R (1, 4) OBP: 0.211, SLG: 0.127		1-3 2-H 1B	F3				FC6-4 HR 1B	E8 1B	FC6 1-2f 3-H	5	2	2	2	0	0	2
Sonny Senerchia, R (1, 5) OBP: 0.257, SLG: 0.371		F6	F9				F3	FC1-5 2-H 1B	K2-3 S S S	5	0	1	1	0	1	5
Jim Waugh, R (1, 1) OBP: 0.250, SLG: 0.100 Woody Main, R (1, 1) OBP: 0.054, SLG: 0.054 Brandy Davis, R (2, PH) OBP: 0.264, SLG: 0.211 Ron Kline, R (2, 1) Clem Koshorek, R (7, PH) OBP: 0.320, SLG: 0.314 Bob Friend, R (7, 1) OBP: 0.093, SLG: 0.058		4-3			L4-3		FC6-4 1-2 1B	FC1-5 2-3		0 0 1 1 1 1	0 0 0 0 0 0	0 0 0 0 1 0	0 0 0 0 0 0	0 0 0 0 0 0	0 0 0 0 0 0	0 0 2 0 0 1

| Inning Stats | | | |

Batter	1	2	3	4	5	6	7	8	9	AB	R	H	RBI	BB	SO	LOB
Johnny Temple, R (1, 4) OBP: 0.216, SLG: 0.228	BBB 4-0 4-3 1B BB x 5-0 6-3			x 0-0 ② 4-3		x 0-0 S 1-3 1B	x 0-0 ③ 4-3			4	1	1	0	1	0	5
Bobby Adams, R (1, 5) OBP: 0.334, SLG: 0.363	SSS 0-3 ① K	BBBB 4-0 G4-6-3 BB		x 0-0 1B		x 0-0 ① F9 3-H		x 0-0 F8		4	0	1	1	1	1	2
Willard Marshall, L (1, 9) OBP: 0.325, SLG: 0.397	x 0-0 ② 4-3 1-2	x 0-0 ① F7		x 0-0 ③ F9		x 0-0 ② F8		x 0-0 ② F9		5	0	0	0	0	0	4
Ted Kluszewski, L (1, 3) OBP: 0.385, SLG: 0.510 Joe Adcock, R (6, 3) OBP: 0.315, SLG: 0.455	BBBB 4-0 BB 1B BB BB	x 0-0 ②③ G4-6-3 1-2f			BBBB 4-0 1B F9 BB BBBB	4-0 1-2 BB		x 0-0 ③ F7		1 1	2 0	0 0	0 0	2 1	0 0	1 0
Jim Greengrass, R (1, 8) OBP: 0.352, SLG: 0.591	x 0-0 BB BB 1-2 2-H 2B 1B		x 0-0 ① F9		x 0-0 ① F8	x 0-0 ③ F8			x 0-0 ① F9	5	1	1	1	0	0	3
Cal Abrams, L (1, 7) OBP: 0.357, SLG: 0.394	BBBB 4-0 BB 1-2 2-3 2B BB		x 0-0 ② F7		x 0-0 1-3 1B		x 0-0 ① 1-3		x 0-0 ② 1-3	4	1	1	0	1	0	0
Roy McMillan, R (1, 6) OBP: 0.308, SLG: 0.353	BBBB 4-0 2B 1-2 2-3 3-H BB		x 0-0 FC6 1B		x 0-0 ② F9 3-H		x 0-0 2B		x 0-0 ③ 6-3	4	0	2	2	1	0	1
Hobie Landrith, L (1, 2) OBP: 0.217, SLG: 0.283	x 0-0 1-3 2-H 3-H 2B		x 0-0 ③ FC6 1-2f		x 0-0 ③ F7		x 0-0 ② F7			4	0	1	2	0	0	3
Bubba Church, R (1, 1) OBP: 0.250, SLG: 0.333 Frank Hiller, R (7, 1) OBP: 0.286, SLG: 0.167 Grady Hatton, L (7, PH) OBP: 0.319, SLG: 0.312 Harry Perkowski, L (8, 1) OBP: 0.171, SLG: 0.213	BBBB 4-0 BB			x 0-0 ① 5-3		x 0-0 1B PB F9 1B	4-0 IBB			2 0 0 0	1 0 0 0	1 0 0 0	0 0 0 0	1 0 1 0	0 0 0 0	0 0 0 0
Inning Stats	R: 4 E: 0 K: 1 S: 7 H: 2 LOB: 3 BB: 5 P: 27	R: 0 E: 0 K: 0 S: 2 H: 0 LOB: 0 BB: 1 P: 6	R: 0 E: 0 K: 0 S: 4 H: 1 LOB: 1 BB: 1 P: 4	R: 0 E: 0 K: 0 S: 4 H: 1 LOB: 1 BB: 0 P: 4	R: 1 E: 0 K: 0 S: 4 H: 1 LOB: 1 BB: 1 P: 8	R: 1 E: 0 K: 0 S: 5 H: 2 LOB: 2 BB: 1 P: 9	R: 0 E: 0 K: 0 S: 4 H: 1 LOB: 2 BB: 1 P: 8	R: 0 E: 0 K: 0 S: 3 H: 0 LOB: 0 BB: 0 P: 3	R: 0 E: 0 K: 0 S: 3 H: 0 LOB: 0 BB: 0 P: 3	1B: 6 2B: 2 3B: 0 HR: 0 SF: 0 SAC: 0 DP: 1 HBP: 0						

PITCHER		IP	WLS	BF	H	R	ER	SO	BB	IBB	HBP	BLK	WP	HR	S	P	ERA	WHIP
Jim Waugh, R ERA: 6.36	(1, 1)	0.2		9	2	4	4	1	5	0	0	0	0	0	6	26	54.00	10.500
Woody Main, R ERA: 4.39	(1, 1)	0.1		1	0	0	0	0	0	0	0	0	0	0	1	1	0.00	0.000
Ron Kline, R ERA: 5.49	(2, 1)	5.0		22	5	2	2	0	3	0	0	0	0	0	19	31	3.60	1.600
Bob Friend, R ERA: 4.18	(7, 1)	3.0	W	11	1	0	0	0	0	1	0	0	0	0	10	14	0.00	0.333

PITCHER	IP	WLS	BF	H	R	ER	SO	BB	IBB	HBP	BLK	WP	HR	S	P	ERA	WHIP

BOTTOM

Pittsburgh Pirates @ Cincinnati Reds

Crosley Field, Cincinnati, OH

Sat Sep 27 1952, 3:33 AM EDT

Att. 2,084 - Unknown - 73 F

livebaseballscorecards.com

AB	34
R	6
H	8
RBI	6
BB	9
SO	1
LOB	19

Batter	1	2	3	4	5	6	7	8	9	AB	R	H	RBI	BB	SO	LOB
Tony Bartirome, L (1, 3) OBP: 0.273, SLG: 0.265	SSS 0-3 ① K			x 0-0 ① F3		x 0-0 ③ 1-3		x 0-0 ③ F7		3	0	0	0	0	1	0
Clyde McCullough, R (8, PH) OBP: 0.283, SLG: 0.291 (8, 3)										1	0	0	0	0	0	3
Ralph Kiner, R (1, 7) OBP: 0.384, SLG: 0.500	x 0-0 ② F4			SSS 0-3 ② K			x 0-0 ① 6-3		x 0-0 ① F7	4	0	0	0	0	1	0
Joe Garagiola, L (1, 2) OBP: 0.369, SLG: 0.410	x 0-0 ③ F7			x 0-0 ③ 6-3			x 0-0 ② 1-3		x 0-0 HR 1B	4	1	1	0	0	0	0
Gus Bell, L (1, 9) OBP: 0.306, SLG: 0.417		x 0-0 G5-4-3 1B			x 0-0 ① F8		SSS 0-3 ③ K		x 0-0 1-H HR	4	1	2	2	0	1	0
Bobby Del Greco, R (1, 8) OBP: 0.301, SLG: 0.279		x 0-0 ① ② G5-4-3 1-2f			x 0-0 1B			x 0-0 2B 1B	SSS 0-3 ② K	4	0	2	0	0	1	1
Dick Groat, R (1, 6) OBP: 0.319, SLG: 0.313		x 0-0 ③ F3			SSS 0-3 ② K			x 0-0 1-3 2B	x 0-0 ③ 6-3	4	0	1	0	0	1	1
Dick Smith, R (1, 4) OBP: 0.203, SLG: 0.121			x 0-0 ① F8		x 0-0 ③ G3			x 0-0 ① F8		3	0	0	0	0	0	3
Sonny Senerchia, R (1, 5) OBP: 0.250, SLG: 0.360			x 0-0 ② 6-3			x 0-0 ① 1-3		x 0-0 ② 5-3		3	0	0	0	0	0	2
Ron Necciai, R (1, 1) OBP: 0.111, SLG: 0.059			x 0-0 ③ 4-3			SSS 0-3 ② K		III 4-0 IBB		2	0	0	0	0	1	0
Frank Thomas, R (8, PH) OBP: 0.136, SLG: 0.095										0	0	0	0	1	0	0
Woody Main, R (8, 1) OBP: 0.054, SLG: 0.054										0	0	0	0	0	0	0
Inning Stats	R: 0 E: 0 K: 1 S: 5 H: 0 LOB: 0 BB: 0 P: 5	R: 0 E: 0 K: 0 S: 3 H: 1 LOB: 0 BB: 0 P: 3	R: 0 E: 0 K: 0 S: 3 H: 0 LOB: 0 BB: 0 P: 3	R: 0 E: 0 K: 1 S: 5 H: 0 LOB: 0 BB: 0 P: 5	R: 0 E: 0 K: 1 S: 6 H: 1 LOB: 1 BB: 0 P: 6	R: 0 E: 0 K: 1 S: 5 H: 0 LOB: 0 BB: 0 P: 5	R: 0 E: 0 K: 1 S: 5 H: 0 LOB: 0 BB: 0 P: 5	R: 0 E: 0 K: 0 S: 5 H: 2 LOB: 3 BB: 1 P: 9	R: 2 E: 0 K: 1 S: 7 H: 2 LOB: 0 BB: 0 P: 7	1B: 4 2B: 1 3B: 0 HR: 1	SF: 0 SAC: 0 DP: 1 HBP: 0						

PITCHER	IP	WLS	BF	H	R	ER	SO	BB	IBB	HBP	BLK	WP	HR	S	P	ERA	WHIP
Ken Raffensberger, L (1, 1) ERA: 2.81	9.0	W	33	6	2	2	6	0	1	0	0	0	1	44	48	2.00	0.667

PITCHER	IP	WLS	BF	H	R	ER	SO	BB	IBB	HBP	BLK	WP	HR	S	P	ERA	WHIP

TOP

Pittsburgh Pirates @ Cincinnati Reds

Crosley Field, Cincinnati, OH

Sun Sep 28 1952, 3:33 AM EST

Att. 7,354 - Sunny - 87 F

livebaseballscorecards.com

AB	32
R	2
H	6
RBI	2
BB	1
SO	6
LOB	10

WP: 0	PA: 33	1B: 4	SF: 0	R: 2	H: 2	R: 0	H: 6	R: 0	H: 1	R: 0	H: 0	R: 0	H: 0	R: 0	H: 1	R: 0	H: 0
PB: 0		2B: 1	SAC: 0	E: 0	LOB: 0	E: 0	LOB: 0	E: 0	LOB: 0	E: 0	LOB: 0	E: 0	LOB: 0	E: 0	LOB: 0	E: 0	LOB: 0
SB: 0		3B: 0	DP: 1	K: 1	BB: 0	K: 0	BB: 0	K: 0	BB: 0	K: 1	BB: 0	K: 1	BB: 0	K: 0	BB: 1	K: 1	BB: 0
CS: 0		HR: 1	HBP: 0	S: 7	P: 7	S: 0	P: 3	S: 3	P: 3	S: 5	P: 5	S: 5	P: 5	S: 5	P: 9	S: 6	P: 6

Batter	1	2	3	4	5	6	7	8	9	AB	R	H	RBI	BB	SO	LOB
Johnny Temple, R (1, 4) OBP: 0.235, SLG: 0.258	S E SH1-3 1B	F5 1-2		FC6-4 2-3 1B		L5			1B F9 2B	5	2	3	0	0	0	1
Bobby Adams, R (1, 5) OBP: 0.334, SLG: 0.363	SH1-3 1-2		F7	FC6-4 1-2f			F8		IBB 2-3 1B	4	0	1	0	0	0	2
Willard Marshall, L (1, 9) OBP: 0.324, SLG: 0.393	K	L8			F8		F4		 1-2 IBB	4	0	0	0	1	1	1
Joe Adcock, R (1, 3) OBP: 0.321, SLG: 0.460	BB S WP BB		E 1B 1B		BB 1B		2B		F4	4	1	3	0	1	0	3
Jim Greengrass, R (1, 8) OBP: 0.368, SLG: 0.580	WP BB 1-2 2-H BB		E8 1-3 1B		 1-2 BB		K		F9 3-H	3	0	1	1	2	1	3
Cal Abrams, L (1, 7) OBP: 0.354, SLG: 0.387	WP 1-2 2-3 BB	K			F6			F7		3	0	0	0	1	1	4
Roy McMillan, R (1, 6) OBP: 0.306, SLG: 0.350	K 1-2 2-3 3-H			K2-3	K			F8		4	0	0	0	0	3	4
Hobie Landrith, L (1, 2) OBP: 0.260, SLG: 0.340		CS 1B		1B SH1-3 1B		K2-3		2B		4	0	3	0	0	1	0
Ken Raffensberger, R (1, 1) OBP: 0.130, SLG: 0.160		K		SH1-3 1-2		F3		K		3	0	0	0	0	2	2
Inning Stats	R: 2 E: 0 K: 2 S: 8 / H: 1 LOB: 2 BB: 3 P: 20	R: 0 E: 0 K: 1 S: 5 / H: 1 LOB: 0 BB: 0 P: 5	R: 0 E: 1 K: 1 S: 7 / H: 2 LOB: 2 BB: 0 P: 7	R: 0 E: 0 K: 1 S: 7 / H: 2 LOB: 2 BB: 0 P: 7	R: 0 E: 0 K: 1 S: 6 / H: 1 LOB: 2 BB: 1 P: 10	R: 0 E: 0 K: 1 S: 5 / H: 0 LOB: 0 BB: 0 P: 5	R: 0 E: 0 K: 1 S: 6 / H: 1 LOB: 1 BB: 0 P: 6	R: 0 E: 0 K: 1 S: 6 / H: 1 LOB: 1 BB: 0 P: 6	R: 1 E: 0 K: 0 S: 4 / H: 2 LOB: 3 BB: 1 P: 8	1B: 8 2B: 3 3B: 0 HR: 0 / SF: 0 SAC: 2 DP: 0 HBP: 0							

PITCHER		IP	WLS	BF	H	R	ER	SO	BB	IBB	HBP	BLK	WP	HR	S	P	ERA	WHIP
Ron Necciai, R ERA: 7.08	(1, 1)	7.0		32	8	2	2	8	4	0	0	0	1	0	44	60	2.57	1.714
Woody Main, R ERA: 4.4	(8, 1)	1.2	L	9	3	1	1	1	0	1	0	0	0	0	10	14	5.40	1.800

PITCHER	IP	WLS	BF	H	R	ER	SO	BB	IBB	HBP	BLK	WP	HR	S	P	ERA	WHIP

BOTTOM

Pittsburgh Pirates @ Cincinnati Reds

Crosley Field, Cincinnati, OH

Sun Sep 28 1952, 3:33 AM EST

Att. 7,354 - Sunny - 87 F

livebaseballscorecards.com

AB	34
R	3
H	11
RBI	1
BB	5
SO	9
LOB	20

1B: 8	SF: 0	WP: 1	PA: 41
2B: 3	SAC: 2	PB: 0	
3B: 0	DP: 0	SB: 2	
HR: 0	HBP: 0	CS: 1	