

Cincinnati Reds - 1952

Batter	1	2	3	4	5	6	7	8	9	AB	R	H	RBI	BB	SO	LOB	TOP					
Bob Ramazzotti, R (1.4) OBP: 0.250, SLG: 0.250	L6		4-3			G6-4-3 1B			6-3	4	0	1	0	0	0	1						
Hal Jeffcoat, R (1.8) OBP: 0.111, SLG: 0.111	L3			F8		G6-4-3			K	4	0	0	0	0	1	2						
Frank Baumholtz, L (1.9) OBP: 0.444, SLG: 0.500	6-3			F5			G4-6-3 1B		4-3	4	0	1	0	0	0	0						
Hank Sauer, R (1.7) OBP: 0.125, SLG: 0.500		G3		F8			G4-6-3 1B			3	0	0	0	0	0	1						
Randy Jackson, R (1.5) OBP: 0.375, SLG: 0.714		1-4-3			6-3				6-3	3	0	0	0	0	0	0						
Roy Smalley, R (1.6) OBP: 0.375, SLG: 0.429		F8			F8					3	0	1	0	0	0	0						
Dee Fondy, L (1.3) OBP: 0.250, SLG: 0.143			K		K				F7	3	0	0	0	0	2	1						
Johnny Pramesa, R (1.2)			F8			5-3			1-3	3	0	0	0	0	0	1						
Bob Kelly, R (1.1) OBP: 1.000, SLG: 1.000									F8	2	0	2	0	0	0	0						
Bill Serena, R (8, PH)										1	0	0	0	0	0	1						
Bob Schultz, R (8, 1)										0	0	0	0	0	0	0						
Inning Stats	R: 0 E: 0 K: 0 S: 3	H: 0 LOB: 0 BB: 0 P: 3	R: 0 E: 0 K: 0 S: 3	H: 0 LOB: 0 BB: 0 P: 3	R: 0 E: 0 K: 1 S: 6	H: 1 LOB: 1 BB: 0 P: 6	R: 0 E: 0 K: 0 S: 3	H: 0 LOB: 0 BB: 0 P: 3	R: 0 E: 0 K: 1 S: 5	H: 0 LOB: 0 BB: 0 P: 5	R: 0 E: 0 K: 0 S: 4	H: 2 LOB: 1 BB: 0 P: 4	R: 0 E: 0 K: 0 S: 3	H: 1 LOB: 0 BB: 0 P: 3	R: 0 E: 0 K: 0 S: 4	H: 1 LOB: 1 BB: 0 P: 4	R: 0 E: 0 K: 1 S: 5	H: 0 LOB: 0 BB: 0 P: 5	1B: 5 2B: 0 3B: 0 HR: 0	SF: 0 SAC: 0 DP: 2 HBP: 0	WP: 0 PB: 0 SB: 0 CS: 0	PA: 30
PITCHER Ken Raffensberger, L (1.1) ERA:	IP: 9.0 WLS: W BF: 30 H: 5 R: 0 ER: 0 SO: 3 BB: 0 IBB: 0 HBP: 0 BLK: 0 WP: 0 HR: 0 S: 36 P: 36 ERA: 0.00 WHIP: 0.556															PITCHER						

Chicago Cubs @ Cincinnati Reds
Crosley Field, Cincinnati, OH
Thu Apr 17 1952, 3:33 AM EST
Att: 1,973 - Unknown

AB	30
R	0
H	5
RBI	0
BB	0
SO	3
LOB	7



Batter	1	2	3	4	5	6	7	8	9	AB	R	H	RBI	BB	SO	LOB	BOTTOM			
Grady Hatton, L (1.4) OBP: 0.500, SLG: 0.900	K			F8			S 1B			4	1	2	1	0	1	1				
Bobby Adams, R (1.5) OBP: 0.500, SLG: 0.889	HR		F8		K		F8			4	1	1	1	0	1	1				
Johnny Wyrostek, L (1.9) OBP: 0.667, SLG: 0.250	1B BB		1B F8 BB		4-3			F2		2	1	0	0	2	0	0				
Ted Kluszewski, L (1.3) OBP: 0.556, SLG: 0.500	1B		PB 1B		F7			P6		4	0	2	0	0	0	0				
Joe Adcock, R (1.7) OBP: 0.200, SLG: 0.300	F6		F8			K		F8		4	0	0	1	0	1	3				
Bob Borkowski, R (1.8)	F8		F9			K				3	0	0	0	0	1	3				
Andy Seminick, R (1.2) OBP: 0.250, SLG: 0.571		F5		4-1 BB		5-3				2	0	0	0	1	0	0				
Roy McMillan, R (1.6)		5-3		4-1			F7			3	0	0	0	0	0	1				
Ken Raffensberger, R (1.1)		K		F9			F8			3	0	0	0	0	1	1				
Inning Stats	R: 1 E: 0 K: 1 S: 7	H: 2 LOB: 2 BB: 1 P: 11	R: 0 E: 0 K: 1 S: 5	H: 0 LOB: 0 BB: 0 P: 5	R: 2 E: 0 K: 0 S: 5	H: 2 LOB: 1 BB: 1 P: 9	R: 0 E: 0 K: 0 S: 3	H: 0 LOB: 1 BB: 1 P: 7	R: 0 E: 0 K: 2 S: 7	H: 0 LOB: 0 BB: 0 P: 7	R: 0 E: 0 K: 0 S: 4	H: 1 LOB: 1 BB: 0 P: 4	R: 0 E: 0 K: 0 S: 3	H: 0 LOB: 0 BB: 0 P: 3	R: 0 E: 0 K: 0 S: 3	H: 0 LOB: 0 BB: 0 P: 3	1B: 3 2B: 0 3B: 0 HR: 2	SF: 0 SAC: 0 DP: 0 HBP: 0	WP: 0 PB: 1 SB: 1 CS: 0	PA: 32
PITCHER Bob Kelly, R (1.1) ERA: 3.86	IP: 7.0 WLS: L BF: 29 H: 5 R: 3 ER: 3 SO: 5 BB: 3 IBB: 0 HBP: 0 BLK: 0 WP: 0 HR: 2 S: 36 P: 48 ERA: 3.86 WHIP: 1.143															PITCHER				
Bob Schultz, L (8, 1) ERA:	IP: 1.0 WLS: L BF: 3 H: 0 R: 0 ER: 0 SO: 0 BB: 0 IBB: 0 HBP: 0 BLK: 0 WP: 0 HR: 0 S: 3 P: 3 ERA: 0.00 WHIP: 0.000															PITCHER				

Chicago Cubs @ Cincinnati Reds
Crosley Field, Cincinnati, OH
Thu Apr 17 1952, 3:33 AM EST
Att: 1,973 - Unknown

AB	29
R	3
H	5
RBI	3
BB	3
SO	5
LOB	10



Batter	1	2	3	4	5	6	7	8	9	AB	R	H	RBI	BB	SO	LOB	TOP			
Grady Hatton, L (1,4) OBP: 0.500, SLG: 0.786	WP 1B		G3		F9		FC6-4 1B			4	0	2	0	0	0	3	Cincinnati Reds @ Pittsburgh Pirates Forbes Field, Pittsburgh, PA Fri Apr 18 1952, 3:33 AM EST Att: 29,874 - Unknown			
Bobby Adams, R (1,5) OBP: 0.397, SLG: 0.615	F7		K		FC5-6		FC6-4			4	0	0	0	0	1	6				
Johnny Wyrostek, L (1,9) OBP: 0.615, SLG: 0.167 (6,8)	F8			4-3		G3 BB		3-1 BB		2	0	0	0	2	0	1				
Ted Kluszewski, L (1,3) OBP: 0.385, SLG: 0.333	4-3			1-3		G3		3-1		4	0	0	0	0	3					
Joe Adcock, R (1,7) OBP: 0.214, SLG: 0.231	F8			FC6-4 BB		5-3		K		3	0	0	0	1	1	2				
Bob Borkowski, R (1,8) Dick Sisler, L (6,9)	6-3			FC6-4		G3		K		2	0	0	0	0	0	1				
Andy Seminick, R (1,2) OBP: 0.250, SLG: 0.455	5-3					5-3		K		2	0	0	0	0	1	2				
Roy McMillan, R (1,6) OBP: 0.083, SLG: 0.083			G3 E 1B		FC3-6 1B		K		K	4	0	1	0	0	2	1				
Ewell Blackwell, R (1,1) Wally Post, R (7,PH) Frank Smith, R (7,1) Hank Edwards, L (9,PH)	1-3		1-3		FC5-6 1B		1B BB		4-3	2	0	1	0	0	0	1				
Inning Stats	R: 0 E: 0 K: 0 S: 4	H: 1 LOB: 1 BB: 0 P: 4	R: 0 E: 0 K: 0 S: 3	H: 0 LOB: 0 BB: 0 P: 3	R: 0 E: 1 K: 1 S: 6	H: 1 LOB: 1 BB: 0 P: 6	R: 0 E: 0 K: 0 S: 3	H: 0 LOB: 1 BB: 1 P: 7	R: 0 E: 0 K: 0 S: 5	H: 2 LOB: 2 BB: 0 P: 5	R: 0 E: 0 K: 1 S: 6	H: 1 LOB: 2 BB: 1 P: 10	R: 0 E: 0 K: 2 S: 7	H: 0 LOB: 1 BB: 0 P: 11	R: 0 E: 0 K: 2 S: 7	H: 0 LOB: 0 BB: 0 P: 7		1B: 5 2B: 0 3B: 0 HR: 0	SF: 0 SAC: 0 DP: 0 HBP: 0	WP: 1 PB: 0 SB: 0 CS: 0
PITCHER Bob Friend, R (1,1) ERA:	IP: 9.0 WLS: W BF: 36 H: 5 R: 0 ER: 0 SO: 6 BB: 4 IBB: 0 HBP: 0 BLK: 0 WP: 1 HR: 0 S: 44 P: 60 ERA: 0.00 WHIP: 1.000															PITCHER IP: 9.0 WLS: W BF: 36 H: 5 R: 0 ER: 0 SO: 6 BB: 4 IBB: 0 HBP: 0 BLK: 0 WP: 1 HR: 0 S: 44 P: 60 ERA: 0.00 WHIP: 1.000				

AB	32
R	0
H	5
RBI	0
BB	4
SO	6
LOB	20



Batter	1	2	3	4	5	6	7	8	9	AB	R	H	RBI	BB	SO	LOB	BOTTOM			
Bobby Del Greco, R (1,8) OBP: 0.571, SLG: 0.833	6-3 1B		F8			3B		FC3-6 1B		4	1	3	0	0	0	0	Cincinnati Reds @ Pittsburgh Pirates Forbes Field, Pittsburgh, PA Fri Apr 18 1952, 3:33 AM EST Att: 29,874 - Unknown			
Dick Hall, R (1,5) OBP: 0.176, SLG: 0.176	P3		K			K		FC3-6 BB		4	0	0	0	0	2	3				
George Metkovich, L (1,3) OBP: 0.116, SLG: 0.235	6-3			K		2B 3B		F7		4	1	1	1	0	1	2				
Ralph Kiner, R (1,7) OBP: 0.556, SLG: 0.867	K			6-3		2B		BB		3	0	1	1	1	1	1				
Gus Bell, L (1,9)		F8		F7		IBB		F9		3	0	0	0	1	0	2				
Jack Merson, R (1,4) OBP: 0.429, SLG: 0.692		E6 3B			G6-4-3 BB	P3				2	1	1	0	1	0	2				
Clem Koshorek, R (1,6) OBP: 0.429, SLG: 0.273					G6-4-3		F9 BB			1	0	0	0	2	0	1				
Clyde McCullough, R (1,2) OBP: 0.167, SLG: 0.167					K		F9			3	0	0	0	0	2	2				
Bob Friend, R (1,1)				6-3		6-3	K2-3			3	0	0	0	0	1	0				
Inning Stats	R: 0 E: 0 K: 1 S: 6	H: 1 LOB: 1 BB: 0 P: 6	R: 1 E: 1 K: 1 S: 5	H: 1 LOB: 1 BB: 1 P: 9	R: 0 E: 0 K: 1 S: 5	H: 0 LOB: 0 BB: 0 P: 5	R: 0 E: 0 K: 1 S: 5	H: 0 LOB: 0 BB: 0 P: 5	R: 0 E: 0 K: 1 S: 4	H: 0 LOB: 1 BB: 1 P: 8	R: 2 E: 0 K: 1 S: 8	H: 3 LOB: 2 BB: 1 P: 12	R: 0 E: 0 K: 1 S: 4	H: 0 LOB: 0 BB: 1 P: 8	R: 0 E: 0 K: 0 S: 4	H: 1 LOB: 2 BB: 1 P: 8		1B: 2 2B: 2 3B: 3 HR: 0	SF: 0 SAC: 0 DP: 2 HBP: 0	WP: 0 PB: 0 SB: 0 CS: 1
PITCHER Ewell Blackwell, R (1,1) ERA: 3.0 Frank Smith, R (7,1) ERA:	IP: 6.0 WLS: L BF: 24 H: 5 R: 3 ER: 2 SO: 6 BB: 2 IBB: 1 HBP: 0 BLK: 0 WP: 0 HR: 0 S: 33 P: 45 ERA: 3.00 WHIP: 1.167															PITCHER IP: 2.0 WLS: L BF: 8 H: 1 R: 0 ER: 0 SO: 1 BB: 2 IBB: 0 HBP: 0 BLK: 0 WP: 0 HR: 0 S: 8 P: 16 ERA: 0.00 WHIP: 1.500				



Batter	1	2	3	4	5	6	7	8	9	AB	R	H	RBI	BB	SO	LOB	TOP					
Grady Hatton, L (1.4) OBP: 0.526, SLG: 0.882	0-0 HR	4-0 BB 1B 2B BB	0-3 K		4-0 BB			0-0 1-3		3	2	1	1	2	1	1						
Bobby Adams, R (1.5) OBP: 0.421, SLG: 0.778	0-0 HR	0-0 BB 1-2 2B 1B	0-0 F9		0-0 F7			0-0 BB 1B		5	3	3	2	0	0	3						
Johnny Wyrostek, L (1.8) OBP: 0.611, SLG: 0.222	0-0 FC4-6 1B	4-0 2B BB 1-2 2-3	0-0 4-3		0-0 P3			4-0 1B 1-2 BB		3	1	1	0	2	0	3						
Ted Kluszewski, L (1.3) OBP: 0.444, SLG: 0.471	0-0 F9	0-0 BB 1-3 2-H 3-H		0-0 G1-6-3 1B				0-0 BB 1-2 2-H G6-4-3 1B		5	0	3	3	0	0	1						
Dick Sisler, L (1.9) Bob Borkowski, R (8.8)	0-0 FC4-6 WP 1-2	0-0 4-3		0-0 G1-6-3 1-2				0-0 F8 1-2		5	0	0	0	0	0	6						
Joe Adcock, R (1.7) OBP: 0.263, SLG: 0.353	0-3 K 1-2	1-0 BB HBP		0-0 G3				0-0 F8		4	0	1	0	0	1	1						
Andy Seminick, R (1.2) OBP: 0.353, SLG: 0.667		0-0 1B			0-0 HR			0-3 K		4	2	2	2	1	2	1						
Roy McMillan, R (1.6) OBP: 0.059, SLG: 0.059		0-0 FC6 1B F2			0-0 F7			0-0 6-3		5	1	0	0	0	0	4						
Herm Wehmeier, R (1.1) OBP: 0.400, SLG: 0.400		0-3 K		0-0 1B				0-0 F1		5	0	2	0	0	1	2						
Inning Stats	R: 2 E: 0 K: 1 S: 8	H: 3 LOB: 1 BB: 0 P: 8	R: 5 E: 1 K: 1 S: 9	H: 3 LOB: 3 BB: 3 P: 22	R: 0 E: 0 K: 1 S: 6	H: 1 LOB: 0 BB: 0 P: 6	R: 0 E: 0 K: 0 S: 3	H: 1 LOB: 0 BB: 0 P: 3	R: 1 E: 0 K: 0 S: 5	H: 2 LOB: 2 BB: 1 P: 9	R: 0 E: 0 K: 0 S: 3	H: 0 LOB: 0 BB: 0 P: 3	R: 0 E: 0 K: 1 S: 5	H: 0 LOB: 0 BB: 0 P: 5	R: 1 E: 0 K: 0 S: 4	H: 2 LOB: 1 BB: 1 P: 8	R: 0 E: 0 K: 1 S: 6	H: 1 LOB: 0 BB: 0 P: 6	1B: 8 2B: 1 3B: 1 HR: 3	SF: 0 SAC: 0 DP: 2 HBP: 1	WP: 1 PB: 0 SB: 1 CS: 0	PA: 45
PITCHER	IP WLS BF H R ER SO BB IBB HBP BLK WP HR S P ERA WHIP																					
Mel Queen, R (1.1) ERA: 33.75	1.1 L 10 4 5 5 2 1 0 0 0 0 1 2 13 17 33.75 3.750																					
Ed Wolfe, R (2.1) ERA: 27.0	0.2 7 2 2 2 0 2 0 1 0 0 0 0 4 13 27.00 6.000																					
Paul LaPalme, L (3.1) ERA: 3.0	3.0 13 4 1 1 1 1 0 0 0 0 0 1 14 18 3.00 1.667																					
Woody Main, R (6.1) ERA: 4.5	2.0 6 0 0 0 1 0 0 0 0 0 0 0 8 8 0.00 0.000																					
Jim Waugh, R (8.1) ERA: 4.5	2.0 9 3 1 1 1 1 0 0 0 0 0 0 10 14 4.50 2.000																					
Batter	1	2	3	4	5	6	7	8	9	AB	R	H	RBI	BB	SO	LOB	BOTTOM					
Bobby Del Greco, R (1.8) OBP: 0.579, SLG: 0.733	0-0 F9		4-0 BB BB		0-0 1-3 1B			0-0 F8		3	0	1	0	1	0	0						
Ted Beard, L (1.9) OBP: 0.222, SLG: 0.375	0-0 F8		0-0 F5		0-0 F8			0-0 BB 3B		5	1	1	1	0	1	3						
George Metkovich, L (1.3) OBP: 0.230, SLG: 0.253			4-0 BB 1-2 FC5-4 BB		0-0 3-H F6			0-0 F2		2	0	1	0	1	0	1						
Tony Bartrome, L (6.3)			1-2 FC5-4 BB					0-0 F7		2	0	0	0	0	0	2						
Ralph Kiner, R (1.7) OBP: 0.500, SLG: 0.737	0-0 F8		0-0 FC5-4 1-2					0-0 K		4	0	1	1	0	1	3						
Joe Garagiola, L (1.2) OBP: 0.500, SLG: 0.571		0-3 K		0-0 F8				0-0 5-3 2B		4	0	2	0	0	1	0						
Dick Hall, R (1.5) OBP: 0.150, SLG: 0.150		0-3 K		0-0 6-3				0-3 K		3	0	0	0	0	1	1						
Gus Bell, L (8. PH)								0-3 K		1	0	0	0	0	1	2						
Dick Smith, R (9.5)								2-3 K		0	0	0	0	0	0	0						
Jack Merson, R (1.4) OBP: 0.444, SLG: 0.813		0-0 HR		0-3 K				0-0 F8		3	1	1	1	1	1	1						
Clem Koshorek, R (1.6) OBP: 0.389, SLG: 0.267		0-0 CS 1B		0-0 5-3				0-0 F9		4	0	1	0	0	0	3						
Mel Queen, R (1.1) Ed Wolfe, R (2.1) Paul LaPalme, L (3.1) Woody Main, R (6.1) Jim Waugh, R (8.1)		0-0 CS 1-2		0-0 6-3				0-0 F8		0	0	0	0	0	0	0						
1-2 F8 BB				4-0 1B F8 BB				0-0 F9		0	0	0	0	0	0	0						
Inning Stats	R: 0 E: 0 K: 0 S: 4	H: 1 LOB: 1 BB: 0 P: 4	R: 1 E: 0 K: 2 S: 8	H: 2 LOB: 0 BB: 0 P: 8	R: 0 E: 0 K: 0 S: 3	H: 0 LOB: 2 BB: 2 P: 11	R: 0 E: 0 K: 1 S: 5	H: 0 LOB: 0 BB: 0 P: 5	R: 1 E: 0 K: 0 S: 4	H: 1 LOB: 1 BB: 1 P: 8	R: 0 E: 0 K: 1 S: 6	H: 1 LOB: 0 BB: 0 P: 6	R: 0 E: 0 K: 0 S: 3	H: 0 LOB: 0 BB: 0 P: 3	R: 1 E: 0 K: 1 S: 8	H: 3 LOB: 3 BB: 1 P: 12	R: 0 E: 0 K: 1 S: 5	H: 0 LOB: 1 BB: 0 P: 6	1B: 4 2B: 2 3B: 1 HR: 1	SF: 0 SAC: 0 DP: 0 HBP: 1	WP: 0 PB: 0 SB: 0 CS: 1	PA: 40
PITCHER	IP WLS BF H R ER SO BB IBB HBP BLK WP HR S P ERA WHIP																					
Herm Wehmeier, R (1.1) ERA: 6.0	9.0 W 39 8 3 3 6 4 0 0 1 0 0 1 46 63 3.00 1.333																					

Cincinnati Reds @ Pittsburgh Pirates
 Forbes Field, Pittsburgh, PA
 Sat Apr 19 1952, 3:33 AM EST
 Att: 10,271 - Unknown

AB 39
 R 9
 H 13
 RBI 8
 BB 5
 SO 5
 LOB 22



Cincinnati Reds @ Pittsburgh Pirates
 Forbes Field, Pittsburgh, PA
 Sat Apr 19 1952, 3:33 AM EST
 Att: 10,271 - Unknown

AB 34
 R 3
 H 8
 RBI 3
 BB 4
 SO 6
 LOB 16



Batter	1	2	3	4	5	6	7	8	9	AB	R	H	RBI	BB	SO	LOB	TOP				
Grady Hatton, L (1.4) OBP: 0.500, SLG: 0.762	G3		F9 F8 1B				G4-6-3		F7	4	2	1	1	1	0	2					
Bobby Adams, R (1.5) OBP: 0.375, SLG: 0.696	5-3		F9 1-3				F7			5	0	1	1	0	0	2					
Johnny Wyrostek, L (1.8) OBP: 0.609, SLG: 0.538	F9		F8							4	2	2	3	1	0	0					
Ted Kluszewski, L (1.3) OBP: 0.435, SLG: 0.571		4-3								4	1	1	2	1	0	2					
Hank Edwards, L (1.7) OBP: 0.250, SLG: 0.500										3	0	1	0	0	0	1					
Joe Adcock, R (6.7) OBP: 0.250, SLG: 0.333										1	0	0	0	0	0	0					
Dick Sisti, L (1.9) OBP: 0.182, SLG: 0.300										3	1	1	0	0	0	1					
Bob Borkowski, R (6.9)										1	0	0	0	0	0	0					
Andy Seminick, R (1.2) OBP: 0.333, SLG: 0.556										3	0	0	0	1	0	0					
Roy McMillan, R (1.6) OBP: 0.048, SLG: 0.048										4	0	0	0	0	0	2					
Harry Perkowski, L (1.1) OBP: 0.500, SLG: 1.000										3	1	2	0	0	0	0					
Frank Smith, R (8.1) OBP: 1.000, SLG: 2.000										1	1	1	0	0	0	0					
Bud Byerly, R (9.1)										0	0	0	0	0	0	0					
Inning Stats	R: 0 E: 0 K: 0 S: 3	H: 0 LOB: 0 BB: 0 P: 3	R: 0 E: 0 K: 0 S: 4	H: 1 LOB: 2 BB: 1 P: 8	R: 2 E: 0 K: 0 S: 5	H: 2 LOB: 1 BB: 1 P: 9	R: 0 E: 0 K: 0 S: 3	H: 0 LOB: 0 BB: 0 P: 3	R: 2 E: 0 K: 0 S: 4	H: 1 LOB: 0 BB: 1 P: 8	R: 1 E: 1 K: 0 S: 4	H: 1 LOB: 0 BB: 0 P: 4	R: 0 E: 0 K: 0 S: 3	H: 1 LOB: 0 BB: 0 P: 3	R: 2 E: 0 K: 0 S: 5	H: 2 LOB: 2 BB: 1 P: 9	1B: 3 2B: 3 3B: 2 HR: 2	SF: 0 SAC: 0 DP: 1 HBP: 0	WP: 0 PB: 0 SB: 1 CS: 0	PA: 40	
PITCHER	IP	WLS	BF	H	R	ER	SO	BB	IBB	HBP	BLK	WP	HR	S	P	ERA	WHIP				
Murry Dickson, R (1.1) ERA: 6.43	7.0	L	31	8	7	7	0	3	0	0	0	0	2	28	40	9.00	1.571				
Bill Werle, L (8.1) ERA:	1.0		3	0	0	0	0	0	0	0	0	0	0	3	3	0.00	0.000				
Jim Suchecki, R (9.1) ERA: 6.75	1.0	S	6	2	1	1	0	1	0	0	0	0	0	5	9	9.00	3.000				

Cincinnati Reds @ Pittsburgh Pirates
Forbes Field, Pittsburgh, PA
Sun Apr 20 1952, 3:33 AM EST
Unknown

AB	36
R	8
H	10
RBI	7
BB	4
SO	0
LOB	10



Batter	1	2	3	4	5	6	7	8	9	AB	R	H	RBI	BB	SO	LOB	BOTTOM				
Brandy Davis, R (1.9) OBP: 0.600, SLG: 0.429	1-3									3	1	1	0	1	0	0					
Joe Garagiola, L (9. PH) OBP: 0.545, SLG: 0.571										0	1	0	0	1	0	0					
George Metkovich, L (1.3) OBP: 0.240, SLG: 0.375	6-3									5	2	2	2	0	1	2					
Bobby Del Greco, R (1.8) OBP: 0.542, SLG: 0.632	K									4	1	1	2	1	2	1					
Ralph Kiner, R (1.7) OBP: 0.556, SLG: 0.727										3	0	2	1	2	0	0					
Jack Merson, R (1.4) OBP: 0.435, SLG: 0.714										5	0	2	1	0	0	4					
Dick Hall, R (9. PR) OBP: 0.150, SLG: 0.150										0	0	0	0	0	0	0					
Pete Castiglione, R (1.5) OBP: 0.187, SLG: 0.187	6-3									5	0	1	0	0	0	3					
Clem Koshorek, R (1.6) OBP: 0.351, SLG: 0.235										2	0	0	0	1	0	0					
Gus Bell, L (8. PH)										1	0	0	0	0	0	2					
George Strickland, R (9. 6)										0	0	0	0	0	0	0					
Clyde McCullough, R (1.2) OBP: 0.111, SLG: 0.111										3	0	0	0	0	0	1					
Jim Suchecki, R (9.1) ERA: 8.1										0	0	0	0	0	0	0					
Bill Howerton, L (9. PH) OBP: 0.333, SLG: 0.667										1	0	0	0	0	0	0					
Murry Dickson, R (1.1) OBP: 0.500, SLG: 0.750										2	0	1	0	0	0	0					
Bill Werle, L (8.1)										0	0	0	0	0	0	0					
Jim Mangan, R (8. PH) OBP: 0.400, SLG: 0.250										0	1	0	0	1	0	0					
Ted Beard, L (9. PH) OBP: 0.200, SLG: 0.333										1	0	0	0	0	1	0					
Inning Stats	R: 0 E: 0 K: 1 S: 5	H: 0 LOB: 0 BB: 0 P: 5	R: 0 E: 0 K: 0 S: 2	H: 0 LOB: 0 BB: 1 P: 6	R: 0 E: 0 K: 1 S: 6	H: 1 LOB: 1 BB: 1 P: 10	R: 0 E: 0 K: 1 S: 6	H: 1 LOB: 0 BB: 0 P: 6	R: 0 E: 0 K: 0 S: 2	H: 0 LOB: 2 BB: 2 P: 6	R: 0 E: 0 K: 0 S: 3	H: 0 LOB: 0 BB: 0 P: 3	R: 3 E: 0 K: 0 S: 7	H: 4 LOB: 2 BB: 1 P: 11	R: 3 E: 0 K: 1 S: 9	H: 4 LOB: 2 BB: 1 P: 13	1B: 7 2B: 3 3B: 0 HR: 0	SF: 0 SAC: 0 DP: 2 HBP: 0	WP: 0 PB: 0 SB: 0 CS: 0	PA: 42	
PITCHER	IP	WLS	BF	H	R	ER	SO	BB	IBB	HBP	BLK	WP	HR	S	P	ERA	WHIP				
Harry Perkowski, L (1.1) ERA: 2.61	7.1	W	31	5	3	3	3	6	0	0	0	0	0	11	15	20.25	4.500				
Frank Smith, R (8.1) ERA: 8.1	1.1		10	5	3	3	1	1	0	0	0	0	0	1	1	0.00	0.000				
Bud Byerly, R (9.1) ERA:	0.1	S	1	0	0	0	0	0	0	0	0	0	0	1	1	0.00	0.000				

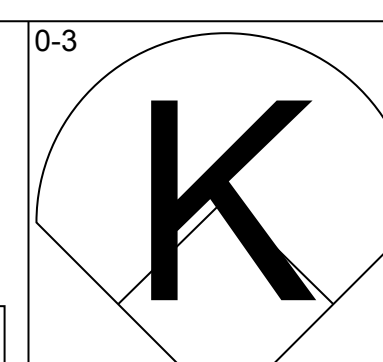
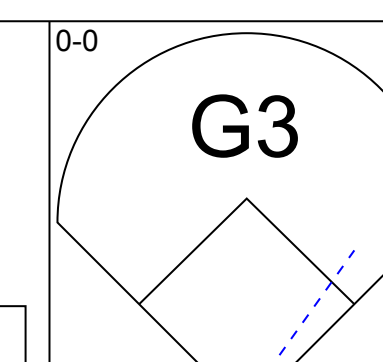
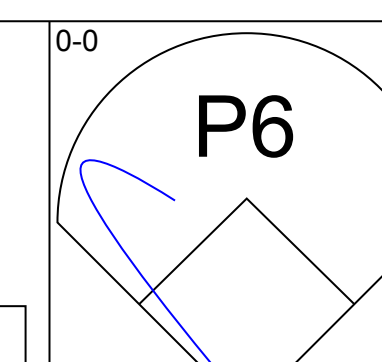
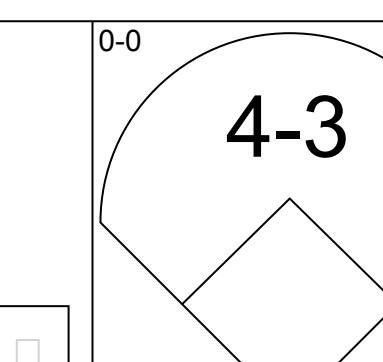
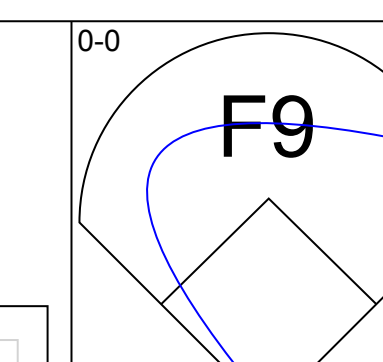
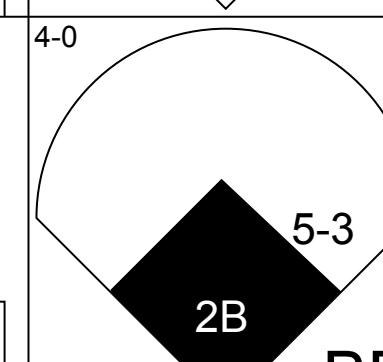
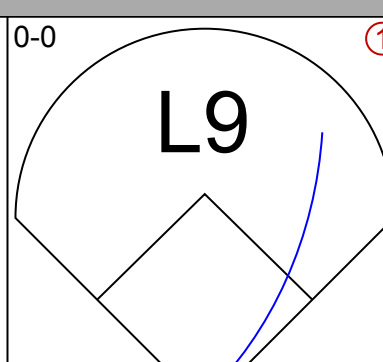
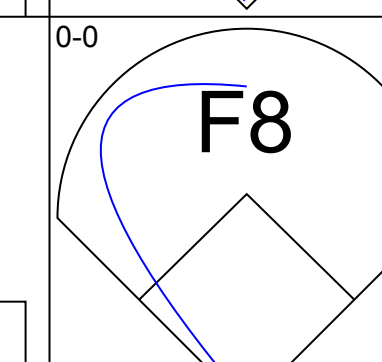
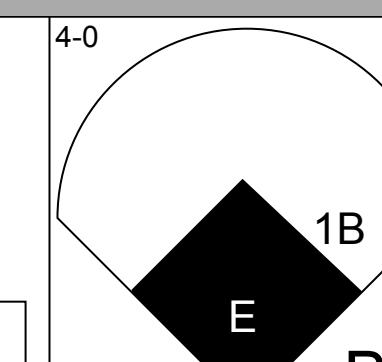
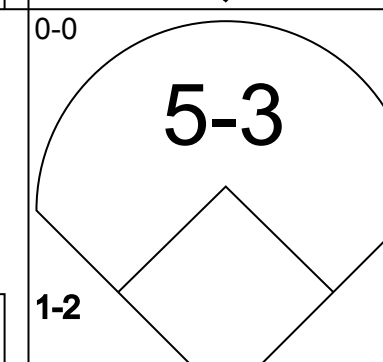
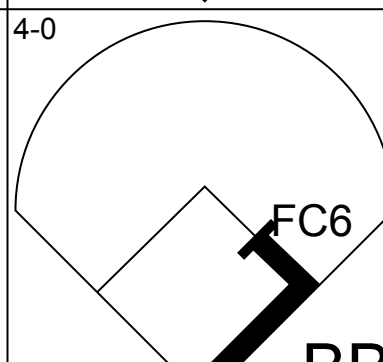
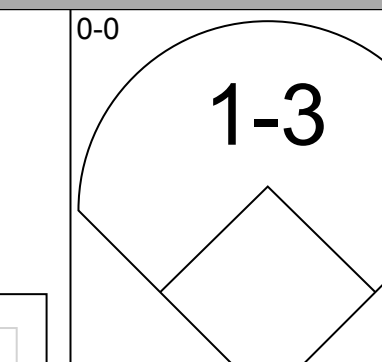
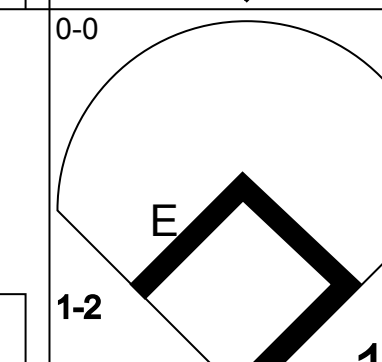
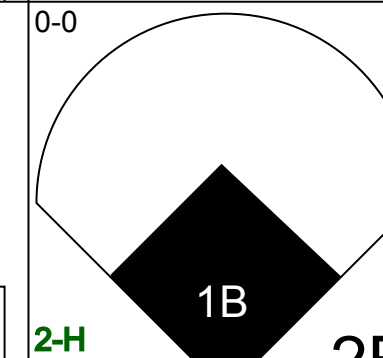
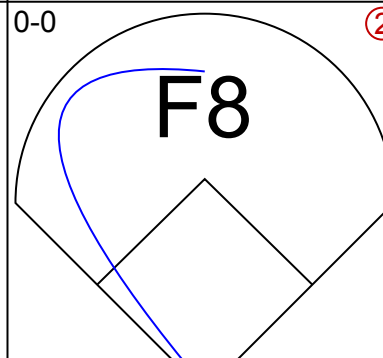
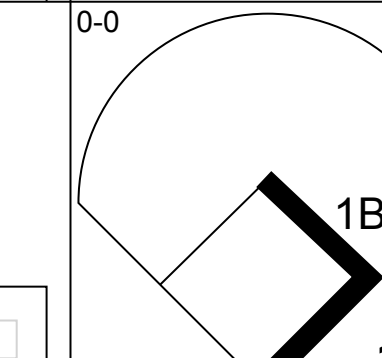
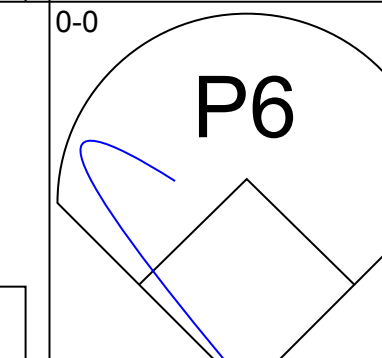
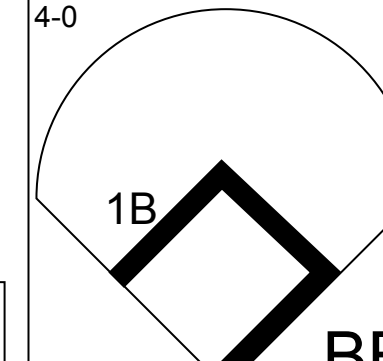
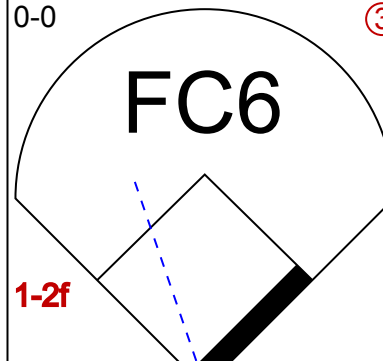
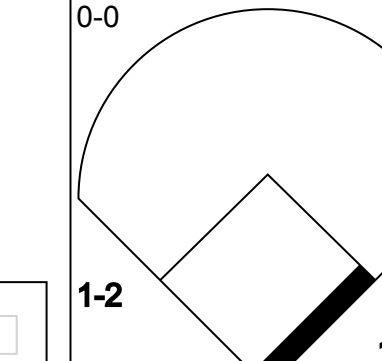
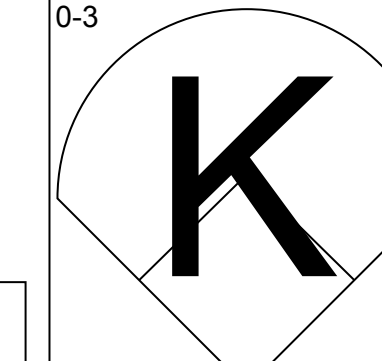
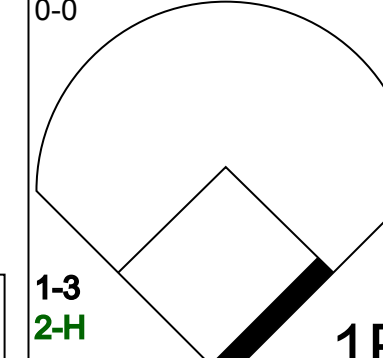
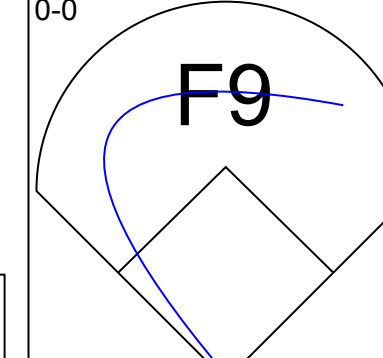
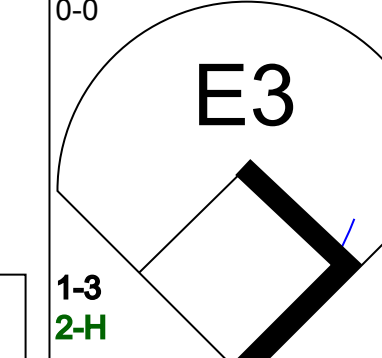
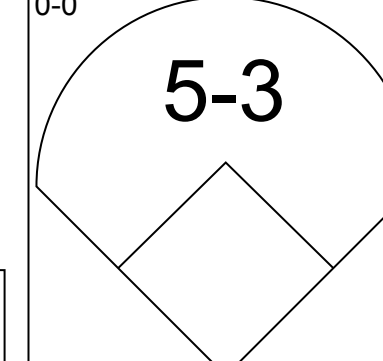
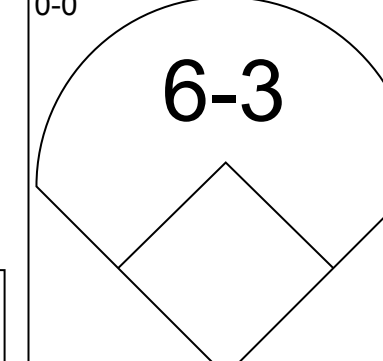
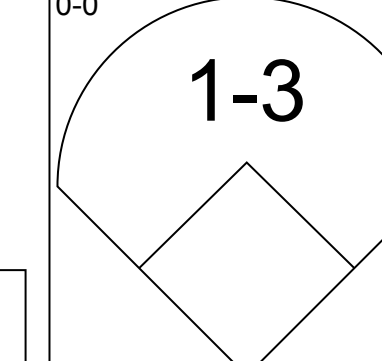
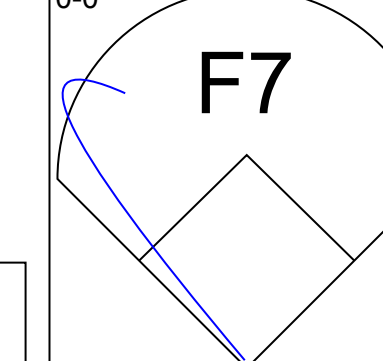
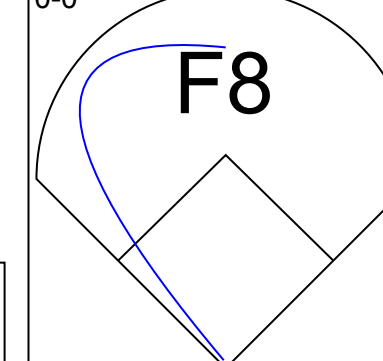
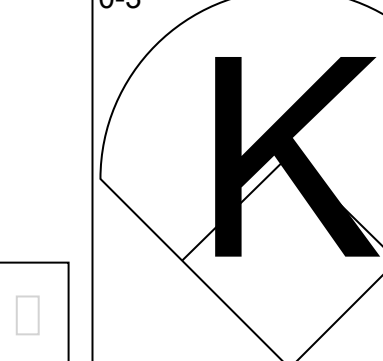
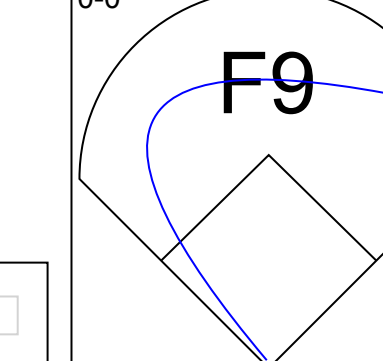
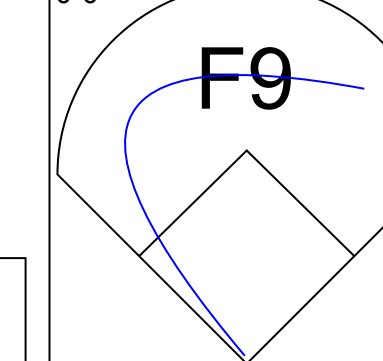
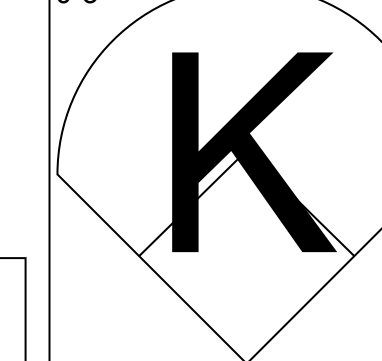
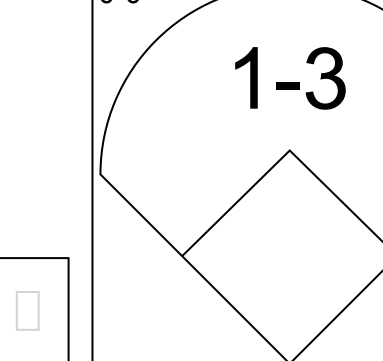
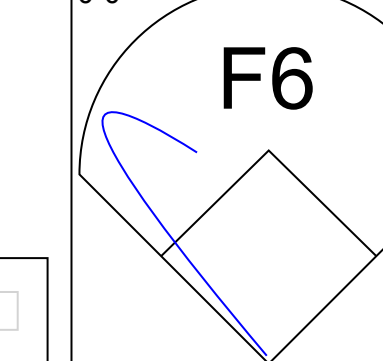
Cincinnati Reds @ Pittsburgh Pirates
Forbes Field, Pittsburgh, PA
Sun Apr 20 1952, 3:33 AM EST
Unknown

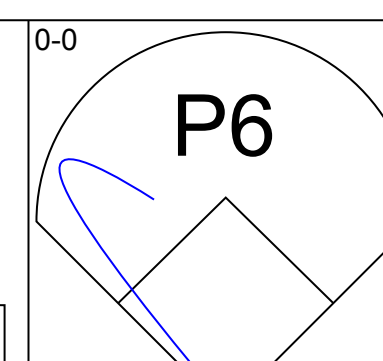
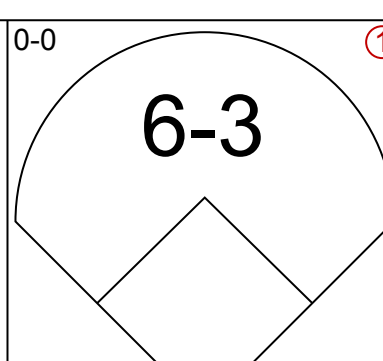
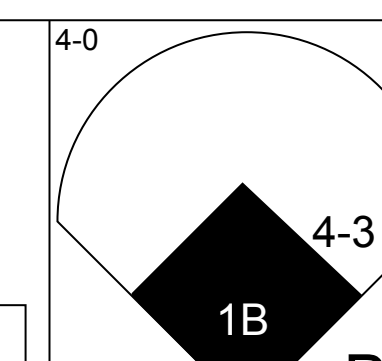
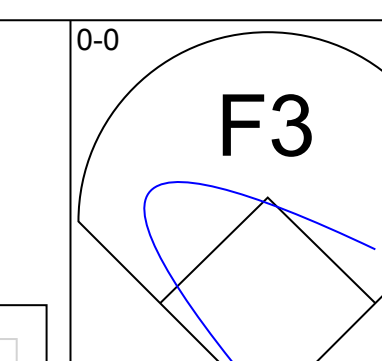
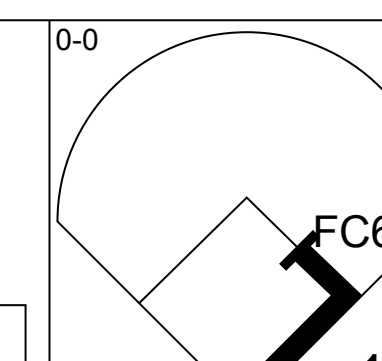
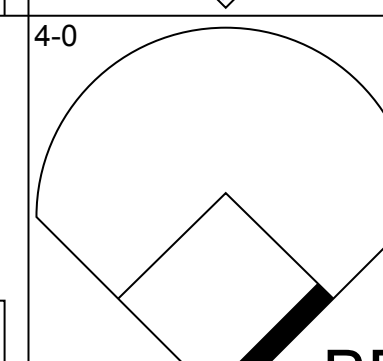
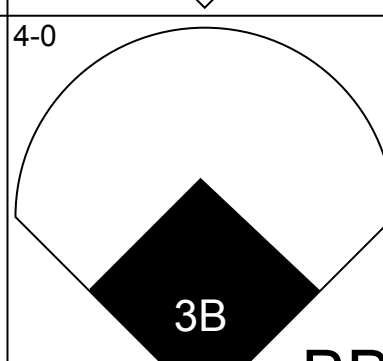
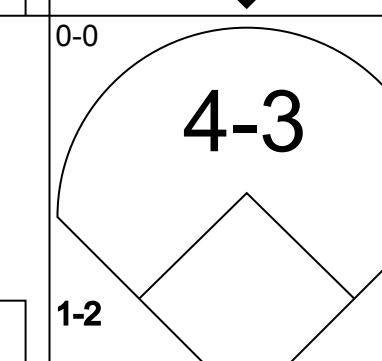
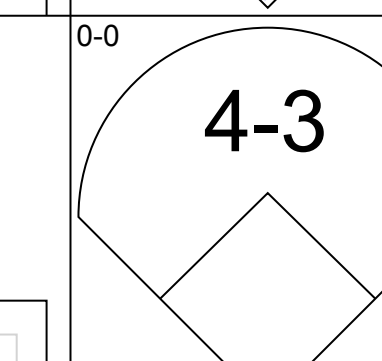
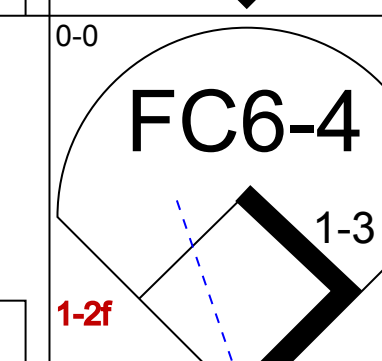
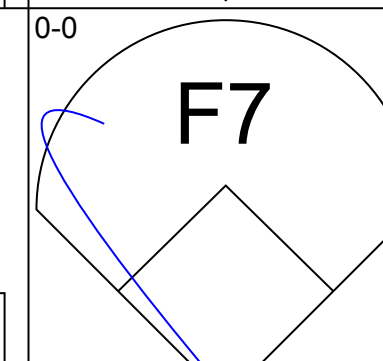
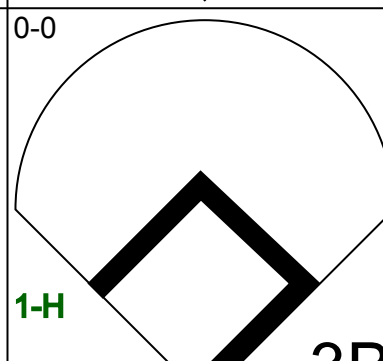
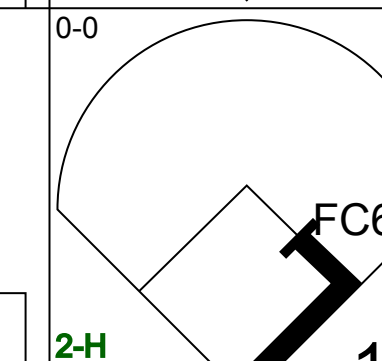
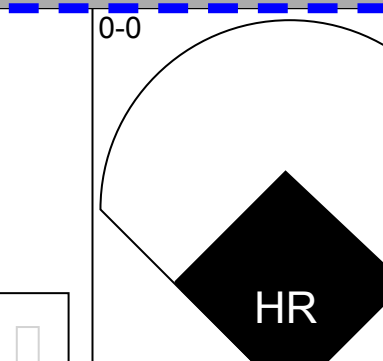

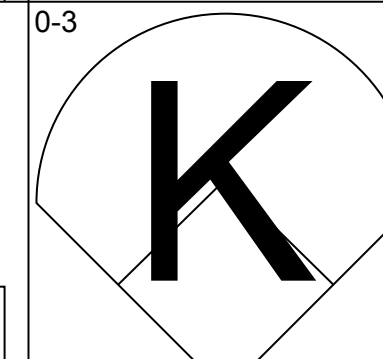
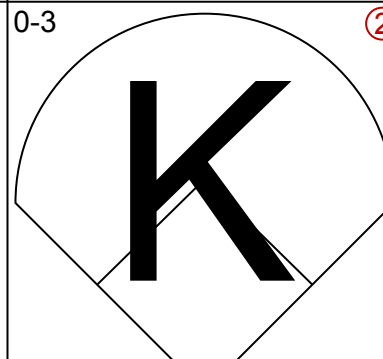
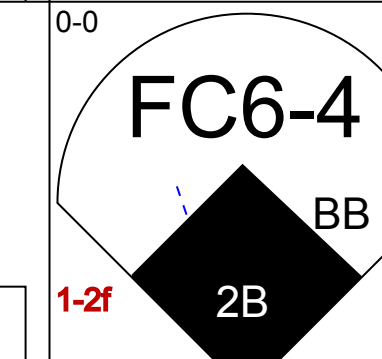
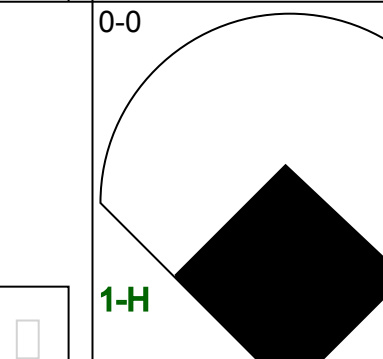

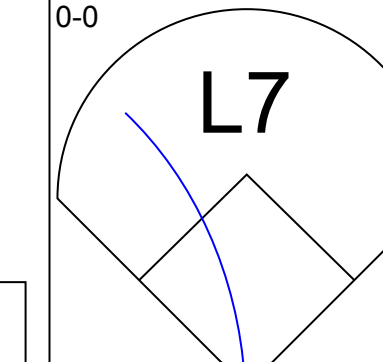
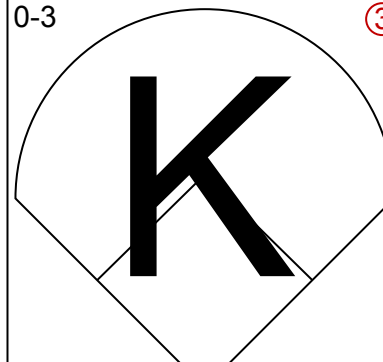
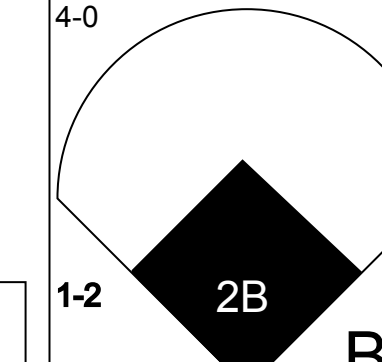
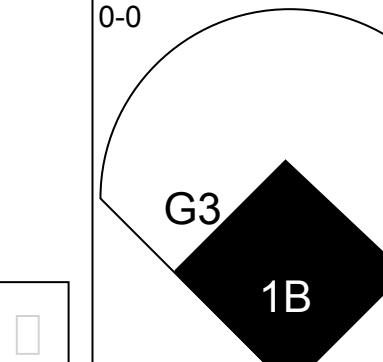
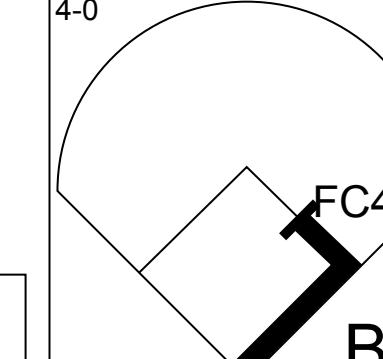
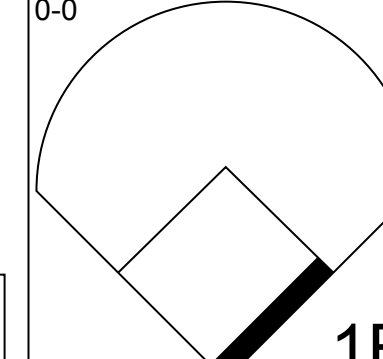
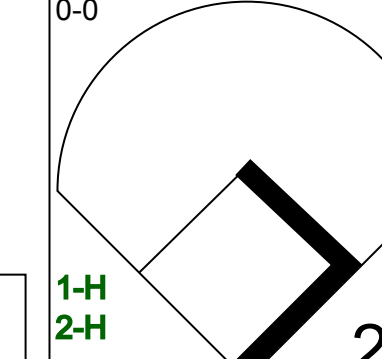
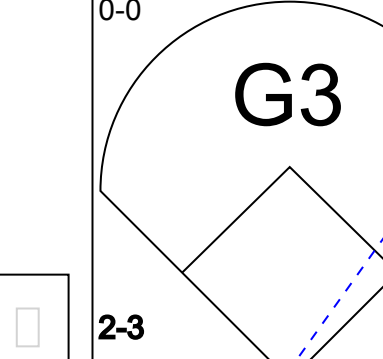
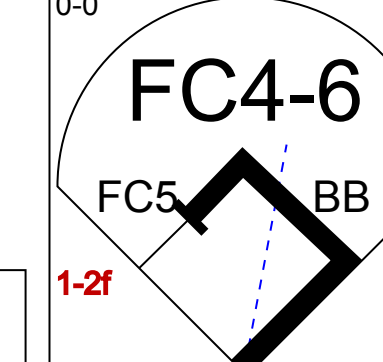
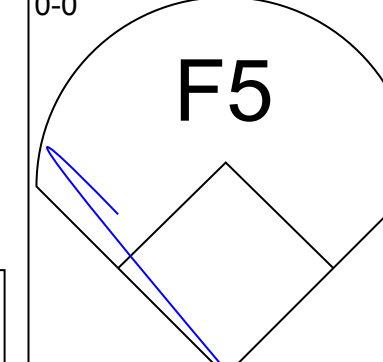
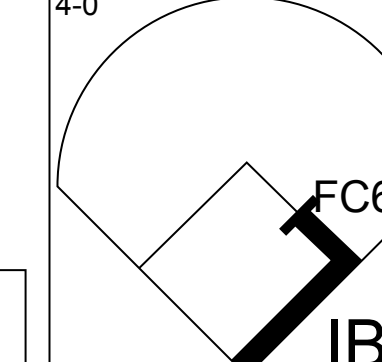
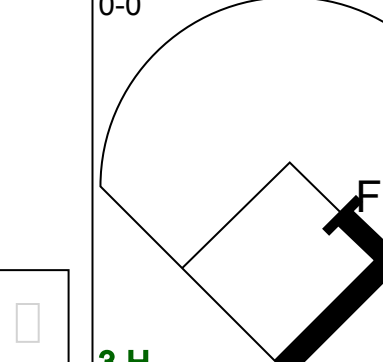
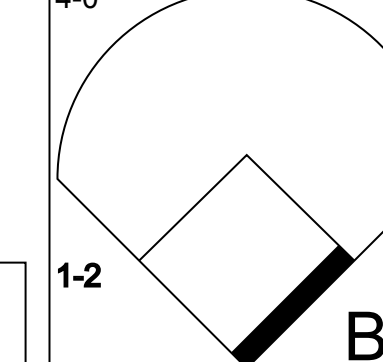
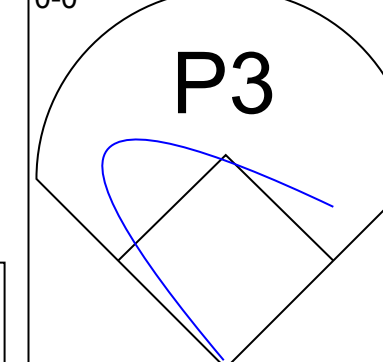
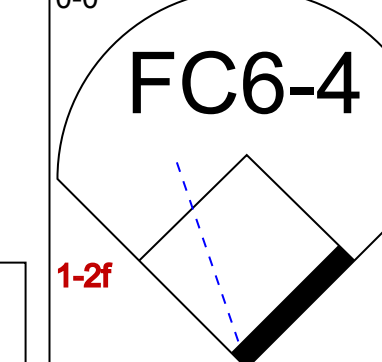
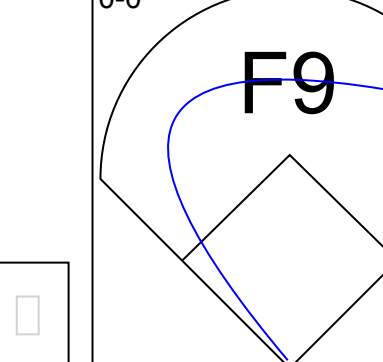
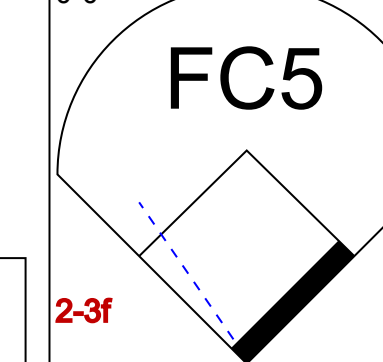
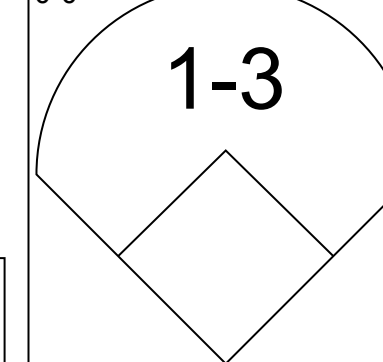
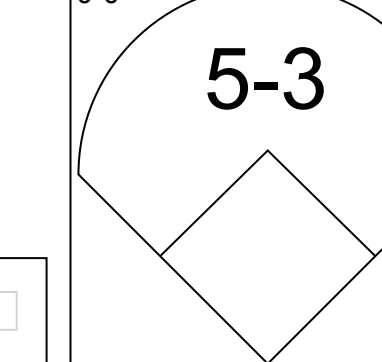

AB	35
R	6
H	10
RBI	6
BB	7
SO	4
LOB	13



Batter	1	2	3	4	5	6	7	8	9	AB	R	H	RBI	BB	SO	LOB	TOP					
Solly Hemus, L OBP: 0.321, SLG: 0.182 Gene Mauch, R	0-3 K		0-3 K		0-3 K		5-3		4-0 BB	2	0	0	0	0	2	0	St. Louis Cardinals @ Cincinnati Reds Crosley Field, Cincinnati, OH Tue Apr 22 1952, 3:33 AM EST Att: 15,533 - Unknown livebaseballscorecards.com					
Red Schoendienst, S OBP: 0.517, SLG: 0.778	0-0 F8		0-0 F7			0-0 1B 1B	0-0 E7 1B		0-0 F8	5	1	2	0	0	0	2						
Stan Musial, L OBP: 0.400, SLG: 0.480	0-0 1B			0-0 F3		0-0 SH3-4 1B 1-2	0-0 G3		0-0 F8	5	0	2	0	0	0	3						
Wally Westlake, R OBP: 0.321, SLG: 0.208	0-0 5-3			4-0 BB		0-0 SH3-4 1B 1-2 2H		4-0 SH1-4 BB		2	0	1	1	2	0	1						
Enos Slaughter, L OBP: 0.296, SLG: 0.346		0-0 F2		0-3 K		0-0 SH3-4		0-0 SH1-4		2	0	0	0	0	1	1						
Steve Bilko, R OBP: 0.269, SLG: 0.440		0-0 2B		0-3 K		0-0 5-3		0-0 F7		4	0	1	0	0	1	4						
Billy Johnson, R OBP: 0.370, SLG: 0.238		0-0 F8			4-0 BB	4-0 FC5-4 BB		0-0 F9		2	0	0	0	2	0	2						
Del Rice, R OBP: 0.346, SLG: 0.583		0-0 6-3			0-0 F8	0-0 FC5-4 1-2		0-0 F9		4	0	0	0	0	0	5						
Vinegar Bend Mizell, R Peanuts Lowrey, R OBP: 0.667, SLG: 0.667			0-0 4-3		0-3 K		0-0 F8		0-0 BB 1B	3	0	0	0	0	1	1						
Inning Stats	R: 0 E: 0 K: 1 S: 6	H: 1 LOB: 1 BB: 0 P: 6	R: 0 E: 0 K: 0 S: 4	H: 1 LOB: 1 BB: 0 P: 4	R: 0 E: 0 K: 1 S: 5	H: 0 LOB: 0 BB: 0 P: 5	R: 0 E: 0 K: 2 S: 7	H: 0 LOB: 1 BB: 1 P: 11	R: 0 E: 0 K: 0 S: 7	H: 0 LOB: 1 BB: 1 P: 11	R: 1 E: 0 K: 0 S: 6	H: 3 LOB: 3 BB: 1 P: 10	R: 0 E: 1 K: 0 S: 4	H: 1 LOB: 1 BB: 0 P: 4	R: 0 E: 0 K: 0 S: 3	H: 0 LOB: 1 BB: 1 P: 7	R: 0 E: 0 K: 0 S: 4	H: 1 LOB: 2 BB: 1 P: 8	1B: 6 2B: 1 3B: 0 HR: 0	SF: 0 SAC: 2 DP: 0 HBP: 0	WP: 0 PB: 0 SB: 0 CS: 0	PA: 39
PITCHER Ken Raffensberger, L ERA: 0.5	IP: 9.0 WLS: W BF: 39 H: 7 R: 1 ER: 1 SO: 6 BB: 5 IBB: 0 HBP: 0 BLK: 0 WP: 0 HR: 0 S: 46 P: 66 ERA: 1.00 WHIP: 1.333															PITCHER						

Batter	1	2	3	4	5	6	7	8	9	AB	R	H	RBI	BB	SO	LOB	BOTTOM					
Grady Hatton, L OBP: 0.515, SLG: 0.679	4-0 FC5-4 BB	4-0 BB			0-0 G3		0-0 L4			2	0	0	0	2	0	0	St. Louis Cardinals @ Cincinnati Reds Crosley Field, Cincinnati, OH Tue Apr 22 1952, 3:33 AM EST Att: 15,533 - Unknown livebaseballscorecards.com					
Bobby Adams, R OBP: 0.333, SLG: 0.563	0-0 FC5-4 BB 1-2 3B	0-0 F9			0-0 5-3		0-0 F8			4	1	0	0	0	0	2						
Johnny Wyrostek, L OBP: 0.563, SLG: 0.524	4-0 1-2 3B BB		0-0 F8		0-0 CS 1B		0-0 SH1-4 1B			3	1	2	0	1	0	0						
Joe Adcock, R OBP: 0.429, SLG: 0.800	0-0 1-2 2H 3B		0-0 CS 1B		0-0 CS 1B	0-0 BB 1B		0-0 SH1-4		3	0	3	2	0	0	0						
Ted Kluszewski, L OBP: 0.438, SLG: 0.759	0-0 F5		0-0 F4		0-0 F3		0-0 F5			4	0	0	0	0	0	4						
Bob Borkowski, R OBP: 0.316, SLG: 0.071	4-0 BB		0-0 F8		0-3 K		4-0 BB			2	0	0	0	2	1	1						
Andy Seminick, R OBP: 0.320, SLG: 0.476	0-0 F7		0-0 E6 FC4-6		0-0 E6 BB		0-0 1-3			3	0	0	0	1	0	4						
Roy McMillan, R OBP: 0.034, SLG: 0.034		0-3 K		0-0 FC4-6 1-2		0-0 F7				3	0	0	0	0	1	3						
Ken Raffensberger, R		0-3 K		0-3 K			0-0 F9			3	0	0	0	0	2	1						
Inning Stats	R: 2 E: 0 K: 0 S: 4	H: 1 LOB: 2 BB: 3 P: 16	R: 0 E: 0 K: 2 S: 7	H: 0 LOB: 1 BB: 1 P: 11	R: 0 E: 0 K: 1 S: 3	H: 1 LOB: 0 BB: 0 P: 3	R: 0 E: 1 K: 1 S: 6	H: 0 LOB: 1 BB: 0 P: 6	R: 0 E: 0 K: 0 S: 3	H: 1 LOB: 2 BB: 1 P: 3	R: 0 E: 0 K: 1 S: 6	H: 1 LOB: 2 BB: 1 P: 10	R: 0 E: 0 K: 0 S: 3	H: 0 LOB: 0 BB: 0 P: 3	R: 0 E: 0 K: 0 S: 4	H: 1 LOB: 2 BB: 1 P: 8	R: 0 E: 0 K: 0 S: 4	H: 1 LOB: 2 BB: 1 P: 8	1B: 4 2B: 0 3B: 1 HR: 0	SF: 0 SAC: 1 DP: 0 HBP: 0	WP: 0 PB: 0 SB: 0 CS: 2	PA: 35
PITCHER Vinegar Bend Mizell, L ERA: 2.25	IP: 8.0 WLS: L BF: 34 H: 5 R: 2 ER: 2 SO: 4 BB: 6 IBB: 0 HBP: 0 BLK: 0 WP: 0 HR: 0 S: 36 P: 60 ERA: 2.25 WHIP: 1.375															PITCHER						

Batter	1	2	3	4	5	6	7	8	9	AB	R	H	RBI	BB	SO	LOB	TOP			
Grady Hatton, L (1,4) OBP: 0.447, SLG: 0.576										5	0	0	0	0	1	0	Cincinnati Reds @ Chicago Cubs Wrigley Field, Chicago, IL Fri Apr 25 1952, 3:33 AM CST Att: 8,274 - Unknown livebaseballscorecards.com			
Bobby Adams, R (1,5) OBP: 0.351, SLG: 0.529										2	2	0	0	2	0	0				
Johnny Wyrostek, L (1,8) OBP: 0.556, SLG: 0.500										3	0	1	0	1	0	1				
Ted Kluszewski, L (1,3) OBP: 0.444, SLG: 0.758										4	1	2	1	0	0	3				
Hank Edwards, L (1,7) OBP: 0.375, SLG: 0.429										3	0	1	0	1	1	3				
Dick Sizer, L (1,9) OBP: 0.200, SLG: 0.286										4	0	1	1	0	0	3				
Andy Seminick, R (1,2) OBP: 0.276, SLG: 0.400										4	0	0	0	0	0	6				
Roy McMillan, R (1,6) OBP: 0.031, SLG: 0.031										3	0	0	0	0	1	0				
Virgil Stallcup, R (9,PH)										1	0	0	0	0	0	0				
Ewell Blackwell, R (1,1) OBP: 0.250, SLG: 0.250										2	0	0	0	0	1	0				
Bob Borkowski, R (7,PH) OBP: 0.300, SLG: 0.067										1	0	0	0	0	0	0				
Niles Jordan, L (7,1)										0	0	0	0	0	0	0				
Bud Byerly, R (7,1)										0	0	0	0	0	0	0				
Joe Adcock, R (9,PH) OBP: 0.414, SLG: 0.769										1	0	0	0	0	0	0				
Inning Stats	R: 2 E: 0 K: 1 S: 7	H: 2 LOB: 2 BB: 2 P: 15	R: 0 E: 0 K: 0 S: 3	H: 0 LOB: 0 BB: 0 P: 3	R: 0 E: 0 K: 0 S: 3	H: 0 LOB: 1 BB: 1 P: 7	R: 0 E: 0 K: 0 S: 3	H: 0 LOB: 0 BB: 0 P: 3	R: 0 E: 0 K: 1 S: 5	H: 2 LOB: 2 BB: 0 P: 5	R: 0 E: 0 K: 1 S: 5	H: 0 LOB: 0 BB: 0 P: 5	R: 1 E: 1 K: 1 S: 7	H: 1 LOB: 2 BB: 1 P: 11	R: 0 E: 0 K: 0 S: 3	H: 0 LOB: 0 BB: 0 P: 3	1B: 4 2B: 1 3B: 0 HR: 0	SF: 0 SAC: 0 DP: 0 HBP: 0	WP: 0 PB: 0 SB: 0 CS: 0	PA: 37
PITCHER Bob Kelly, R (1,1) ERA: 2.81	IP: 9.0 WLS: W BF: 37 H: 5 R: 3 ER: 2 SO: 4 BB: 4 IBB: 0 HBP: 0 BLK: 0 WP: 0 HR: 0 S: 41 P: 57 ERA: 2.00 WHIP: 1.000															PITCHER				

Batter	1	2	3	4	5	6	7	8	9	AB	R	H	RBI	BB	SO	LOB	BOTTOM			
Eddie Miksis, R (1,6) OBP: 0.429, SLG: 0.500										4	1	1	0	1	0	0	Cincinnati Reds @ Chicago Cubs Wrigley Field, Chicago, IL Fri Apr 25 1952, 3:33 AM CST Att: 8,274 - Unknown livebaseballscorecards.com			
Dee Fondy, L (1,3) OBP: 0.371, SLG: 0.387										3	1	0	0	2	0	2				
Frank Baumholtz, L (1,9) OBP: 0.514, SLG: 0.667										5	1	3	2	0	0	2				
Hank Sauer, R (1,7) OBP: 0.333, SLG: 0.618										5	2	1	2	0	3	4				
Randy Jackson, R (1,5) OBP: 0.394, SLG: 0.567										3	2	1	0	1	1	1				
Toby Atwell, L (1,2) OBP: 0.556, SLG: 0.450										3	0	2	2	1	0	1				
Bob Addis, L (1,8) OBP: 0.444, SLG: 0.875										3	0	1	1	1	0	2				
Bob Ramazzotti, R (1,4) OBP: 0.355, SLG: 0.393										3	0	0	0	1	0	4				
Bob Kelly, R (1,1) OBP: 0.333, SLG: 0.333										4	0	0	0	0	0	4				
Inning Stats	R: 0 E: 0 K: 1 S: 5	H: 0 LOB: 1 BB: 1 P: 9	R: 0 E: 0 K: 0 S: 3	H: 0 LOB: 2 BB: 2 P: 11	R: 1 E: 0 K: 2 S: 8	H: 1 LOB: 1 BB: 1 P: 12	R: 0 E: 0 K: 0 S: 4	H: 1 LOB: 0 BB: 0 P: 4	R: 3 E: 0 K: 0 S: 5	H: 2 LOB: 2 BB: 3 P: 17	R: 0 E: 0 K: 0 S: 3	H: 0 LOB: 0 BB: 0 P: 3	R: 3 E: 0 K: 0 S: 7	H: 4 LOB: 1 BB: 0 P: 7	R: 0 E: 0 K: 1 S: 6	H: 1 LOB: 1 BB: 0 P: 6		1B: 5 2B: 2 3B: 1 HR: 1	SF: 0 SAC: 0 DP: 0 HBP: 0	WP: 0 PB: 0 SB: 0 CS: 0
PITCHER Ewell Blackwell, R (1,1) ERA: 4.5	IP: 6.0 WLS: L BF: 29 H: 4 R: 4 ER: 4 SO: 3 BB: 6 IBB: 1 HBP: 0 BLK: 0 WP: 0 HR: 0 S: 28 P: 56 ERA: 6.00 WHIP: 1.667															PITCHER				
Niles Jordan, L (7,1) ERA	0.0 WLS: L BF: 3 H: 3 R: 3 ER: 3 SO: 0 BB: 0 IBB: 0 HBP: 0 BLK: 0 WP: 0 HR: 1 S: 3 P: 3 ERA: ∞ WHIP: ∞																			
Bud Byerly, R (7,1) ERA	2.0 WLS: L BF: 8 H: 2 R: 0 ER: 0 SO: 1 BB: 0 IBB: 0 HBP: 0 BLK: 0 WP: 0 HR: 0 S: 10 P: 10 ERA: 0.00 WHIP: 1.000																			

Batter	1	2	3	4	5	6	7	8	9	AB	R	H	RBI	BB	SO	LOB	TOP										
Dick Smith, R OBP: 0.167, SLG: 0.182 (1, 5)	2-3		F8			F8		F7		3	0	0	1	1	0	1	Pittsburgh Pirates @ Cincinnati Reds Crosley Field, Cincinnati, OH Sat Apr 26 1952, 3:33 AM EST Attr: 4,239 - Sunny - 66 F										
Ted Beard, L OBP: 0.304, SLG: 0.381 (1, 9)	K		F4			F4		G4-3		4	0	0	0	0	1	2											
George Metkovich, L OBP: 0.317, SLG: 0.361 (1, 3)	E									2	1	2	0	2	0	0											
Ralph Kiner, R OBP: 0.447, SLG: 0.459 (1, 7)	F3					F4		F8		4	0	0	0	0	5												
Bill Howerton, L OBP: 0.500, SLG: 0.533 (1, 8)		4-3				F8		F9		3	0	0	0	1	0	3											
Joe Garagiola, L OBP: 0.476, SLG: 0.438 (1, 2)	F3					L3				3	0	0	0	1	0	1											
Jack Merson, R OBP: 0.333, SLG: 0.564 (1, 4)	F8									3	0	1	0	1	0	0											
Clem Koshorek, R OBP: 0.316, SLG: 0.265 (1, 6)										3	1	1	0	0	1	1											
Bobby Del Greco, R OBP: 0.410, SLG: 0.387 (9, PH)			1-3			K				0	0	0	1	1	0	0											
Murry Dickson, R OBP: 0.333, SLG: 0.500 (1, 1)			1-3			1-3				2	0	0	0	0	0	1											
Paul LaPalme, L (6, 1)										0	0	0	0	0	0	0											
Brandy Davis, R OBP: 0.467, SLG: 0.273 (8, PH)										0	0	0	0	1	0	0											
Jim Waugh, R (8, 1)										0	0	0	0	0	0	0											
Lee Walls, R (9, PH)			2-3							1	0	0	0	0	1	3											
Inning Stats	R: 0 E: 1 K: 1 S: 6	H: 1 LOB: 1 BB: 0 P: 6	R: 0 E: 0 K: 0 S: 3	H: 0 LOB: 0 BB: 0 P: 3	R: 1 E: 0 K: 0 S: 4	H: 1 LOB: 0 BB: 0 P: 4	R: 0 E: 0 K: 0 S: 2	H: 0 LOB: 1 BB: 2 P: 10	R: 0 E: 0 K: 1 S: 5	H: 1 LOB: 0 BB: 0 P: 5	R: 0 E: 0 K: 0 S: 4	H: 1 LOB: 2 BB: 1 P: 8	R: 0 E: 0 K: 0 S: 3	H: 0 LOB: 0 BB: 0 P: 3	R: 0 E: 0 K: 0 S: 2	H: 0 LOB: 3 BB: 4 P: 21	R: 1 E: 0 K: 1 S: 5	H: 0 LOB: 3 BB: 4 P: 21	1B: 2 2B: 2 3B: 0 HR: 0	SF: 0 SAC: 0 DP: 2 HBP: 0	WP: 0 PB: 0 SB: 0 CS: 0	PA: 36					
PITCHER	IP	WLS	BF	H	R	ER	SO	BB	IBB	HBP	BLK	WP	HR	S	P	ERA	WHIP										
Herm Wehmeier, R ERA: 4.35 (1, 1)	8.2	W	35	4	2	2	2	8	0	0	0	0	0	31	63	2.08	1.385										
Frank Smith, R ERA: 7.36 (9, 1)	0.1	S	1	0	0	0	1	0	0	0	0	0	0	3	3	0.00	0.000										

AB 28
R 2
H 4
RBI 2
BB 8
SO 3
LOB 17



Batter	1	2	3	4	5	6	7	8	9	AB	R	H	RBI	BB	SO	LOB	BOTTOM										
Grady Hatton, L OBP: 0.442, SLG: 0.553 (1, 4)	F9		4-3			L9				5	1	2	1	0	0	0	Pittsburgh Pirates @ Cincinnati Reds Crosley Field, Cincinnati, OH Sat Apr 26 1952, 3:33 AM EST Attr: 4,239 - Sunny - 66 F										
Bobby Adams, R OBP: 0.357, SLG: 0.538 (1, 5)	4-3		2-3			L8		FC6		5	1	2	0	0	0	1											
Johnny Wyrostek, L OBP: 0.488, SLG: 0.414 (1, 8)	F5		2-3			E4		G3		5	1	0	0	0	0	3											
Ted Kluszewski, L OBP: 0.450, SLG: 0.757 (1, 3)		6-3	4-3			2B				4	1	2	2	0	0	1											
Joe Adcock, R OBP: 0.364, SLG: 0.667 (1, 7)		6-3				5-3		G6-4-3		4	0	0	0	0	0	2											
Hank Edwards, L OBP: 0.417, SLG: 0.545 (1, 9)						F8		F2		4	1	2	0	0	0	1											
Andy Seminick, R OBP: 0.333, SLG: 0.385 (1, 2)						FC5-4		FC5-4		1	2	0	0	3	0	1											
Roy McMillan, R OBP: 0.083, SLG: 0.086 (1, 6)						E7		FC5-4		3	1	1	2	1	0	1											
Herm Wehmeier, R OBP: 0.222, SLG: 0.222 (1, 1)						F3		E6		4	1	0	0	0	0	4											
Frank Smith, R OBP: 1.000, SLG: 2.000 (9, 1)						5-3		G3		0	0	0	0	0	0	0											
Inning Stats	R: 0 E: 0 K: 0 S: 3	H: 0 LOB: 0 BB: 0 P: 3	R: 2 E: 1 K: 0 S: 5	H: 1 LOB: 1 BB: 1 P: 9	R: 0 E: 0 K: 0 S: 4	H: 1 LOB: 1 BB: 0 P: 4	R: 0 E: 0 K: 0 S: 4	H: 1 LOB: 2 BB: 1 P: 8	R: 5 E: 1 K: 0 S: 8	H: 4 LOB: 1 BB: 1 P: 12	R: 0 E: 0 K: 0 S: 3	H: 0 LOB: 0 BB: 0 P: 3	R: 0 E: 0 K: 0 S: 3	H: 1 LOB: 0 BB: 0 P: 3	R: 2 E: 2 K: 0 S: 5	H: 1 LOB: 1 BB: 1 P: 9	R: 2 E: 2 K: 0 S: 5	H: 1 LOB: 1 BB: 1 P: 9	1B: 5 2B: 4 3B: 0 HR: 0	SF: 0 SAC: 0 DP: 1 HBP: 0	WP: 0 PB: 0 SB: 0 CS: 0	PA: 39					
PITCHER	IP	WLS	BF	H	R	ER	SO	BB	IBB	HBP	BLK	WP	HR	S	P	ERA	WHIP										
Murry Dickson, R ERA: 5.68 (1, 1)	5.0	L	27	7	7	2	0	0	0	0	0	0	0	24	36	3.60	1.600										
Paul LaPalme, L ERA: 1.8 (6, 1)	2.0		6	1	0	0	0	0	0	0	0	0	0	6	6	0.00	0.500										
Jim Waugh, R ERA: 1.8 (8, 1)	1.0		6	1	2	0	0	1	0	0	0	0	0	5	9	0.00	2.000										

AB 35
R 9
H 9
RBI 5
BB 4
SO 0
LOB 14



Batter	1	2	3	4	5	6	7	8	9	AB	R	H	RBI	BB	SO	LOB	TOP		
Dick Smith, R OBP: 0.235, SLG: 0.200 (1, 5)										4	0	1	1	1	1	0	Pittsburgh Pirates @ Cincinnati Reds Crosley Field, Cincinnati, OH Sun Apr 27 1952, 3:33 AM EDT Unknown		
George Metkovich, L OBP: 0.263, SLG: 0.317 (1, 3)										5	0	0	0	0	1	2			
Bobby Del Greco, R OBP: 0.419, SLG: 0.412 (1, 8)										3	0	1	0	1	0	0			
Ralph Kiner, R OBP: 0.471, SLG: 0.475 (1, 7)										3	1	2	0	1	0	0			
Erv Dusak, R OBP: 0.167, SLG: 0.167 (1, 9)										4	0	1	0	0	1	4			
George Strickland, R OBP: 0.167, SLG: 0.167 (1, 4)										4	1	1	1	0	0	3			
Clem Koshorek, R OBP: 0.317, SLG: 0.297 (1, 6)										3	0	1	0	0	1	1			
Clyde McCullough, R OBP: 0.267, SLG: 0.286 (1, 2)										3	0	2	0	1	1	1			
Bob Friend, R Bill Werle, L Lee Walls, R Ron Kline, R Brandy Davis, R Jim Sucecki, R Jim Mangano, R (1, 1) (3, 1) (4, PH) (4, 1) (7, PH) (7, 1) (9, PH)										1	0	0	0	0	0	2			
Inning Stats	R: 0 E: 0 K: 2 S: 7	H: 0 LOB: 0 BB: 0 P: 7	R: 1 E: 0 K: 0 S: 5	H: 2 LOB: 2 BB: 1 P: 9	R: 0 E: 0 K: 0 S: 4	H: 1 LOB: 1 BB: 1 P: 8	R: 1 E: 0 K: 2 S: 9	H: 3 LOB: 1 BB: 0 P: 9	R: 0 E: 0 K: 0 S: 3	H: 1 LOB: 0 BB: 0 P: 3	R: 0 E: 0 K: 1 S: 5	H: 0 LOB: 0 BB: 0 P: 5	R: 0 E: 0 K: 1 S: 5	H: 1 LOB: 1 BB: 1 P: 9	R: 0 E: 0 K: 0 S: 4	H: 1 LOB: 2 BB: 1 P: 8		1B: 6 2B: 4 3B: 0 HR: 0	SF: 0 SAC: 1 DP: 1 HBP: 0
PITCHER Ken Raffensberger, L ERA: 1.0 (1, 1)	IP: 9.0 WLS: W BF: 38 H: 9 R: 2 ER: 2 SO: 7 BB: 4 IBB: 0 HBP: 0 BLK: 0 WP: 0 HR: 0 S: 48 P: 64 ERA: 2.00 WHIP: 1.444																		

Batter	1	2	3	4	5	6	7	8	9	AB	R	H	RBI	BB	SO	LOB	BOTTOM		
Grady Hatton, L OBP: 0.417, SLG: 0.500 (1, 4)										4	1	0	0	0	0	4	Pittsburgh Pirates @ Cincinnati Reds Crosley Field, Cincinnati, OH Sun Apr 27 1952, 3:33 AM EDT Unknown		
Bobby Adams, R OBP: 0.382, SLG: 0.512 (1, 5)										4	1	1	1	1	0	2			
Johnny Wyrostek, L OBP: 0.500, SLG: 0.485 (1, 8)										4	2	2	3	1	0	1			
Ted Kluszewski, L OBP: 0.455, SLG: 0.732 (1, 3)										4	1	2	1	0	1	1			
Joe Adcock, R OBP: 0.378, SLG: 0.647 (1, 7)										4	1	2	1	0	1	0			
Hank Edwards, L OBP: 0.438, SLG: 0.500 (1, 9)										3	0	1	0	1	1	2			
Andy Seminick, R OBP: 0.324, SLG: 0.367 (1, 2)										4	0	1	2	0	0	2			
Roy McMillan, R OBP: 0.125, SLG: 0.081 (1, 6)										2	1	0	0	2	0	2			
Ken Raffensberger, R OBP: 0.125, SLG: 0.125 (1, 1)										2	1	1	0	0	1	2			
Inning Stats	R: 0 E: 0 K: 0 S: 3	H: 0 LOB: 0 BB: 0 P: 3	R: 0 E: 0 K: 2 S: 8	H: 1 LOB: 1 BB: 0 P: 8	R: 6 E: 0 K: 1 S: 10	H: 5 LOB: 2 BB: 3 P: 22	R: 0 E: 0 K: 0 S: 3	H: 1 LOB: 1 BB: 0 P: 4	R: 0 E: 0 K: 0 S: 3	H: 0 LOB: 0 BB: 0 P: 3	R: 0 E: 1 K: 0 S: 4	H: 0 LOB: 1 BB: 0 P: 4	R: 1 E: 0 K: 1 S: 6	H: 2 LOB: 1 BB: 1 P: 10	R: 1 E: 0 K: 0 S: 4	H: 1 LOB: 1 BB: 1 P: 8		1B: 9 2B: 1 3B: 1 HR: 0	SF: 0 SAC: 2 DP: 1 HBP: 1
PITCHER Bob Friend, R ERA: 6.75 Bill Werle, L ERA: 9.0 Ron Kline, R ERA: 6.0 Jim Sucecki, R ERA: 4.0 (1, 1) (3, 1) (4, 1) (7, 1)	IP: 2.1 WLS: L BF: 14 H: 5 R: 6 ER: 6 SO: 2 BB: 1 IBB: 0 HBP: 0 BLK: 0 WP: 0 HR: 0 S: 16 P: 24 ERA: 23.14 WHIP: 3.000																		

Batter	1	2	3	4	5	6	7	8	9	AB	R	H	RBI	BB	SO	LOB	TOP		
Bobby Del Greco, R OBP: 0.383, SLG: 0.368 (1, 8)	F3		6-3		1-3			6-3		4	0	0	0	0	0	2	Pittsburgh Pirates @ Cincinnati Reds Crosley Field, Cincinnati, OH Sun Apr 27 1952, 3:38 AM EDT Att: 16,427 - Unknown		
Tony Bartomeo, L OBP: 0.455, SLG: 0.700 (1, 3)	2B			4-3		4-3 SH BB		G3		3	0	1	0	1	0	0			
Ted Beard, L OBP: 0.308, SLG: 0.375 (1, 9)	K			6-3 1B		SH 4-3 1-2		F2		3	0	1	0	0	1	1			
Ralph Kiner, R OBP: 0.436, SLG: 0.432 (1, 7)	5-3			6-3 1-2		F7			6-3	4	0	0	0	0	0	4			
Joe Garagiola, L OBP: 0.340, SLG: 0.400 (1, 2)		4-3		F4		4-3			4-3 1B	4	0	1	0	0	0	3			
Jack Merson, R OBP: 0.326, SLG: 0.535 (1, 5)	5-3				1B 1B	F3			4-3 1-2	4	0	1	0	0	0	3			
George Strickland, R OBP: 0.100, SLG: 0.100 (1, 4)	6-3				F9			F3		4	0	0	0	0	0	2			
Clem Koshorek, R OBP: 0.318, SLG: 0.300 (1, 6)			K			1-2 1B		F8		3	0	1	0	0	1	0			
Howie Pollet, L OBP: 0.143, SLG: 0.143 (1, 1)			K		K			6-3		3	0	0	0	0	2	2			
Inning Stats	R: 0 E: 0 K: 1 S: 6	H: 1 LOB: 1 BB: 0 P: 6	R: 0 E: 0 K: 0 S: 3	H: 0 LOB: 0 BB: 0 P: 3	R: 0 E: 0 K: 2 S: 7	H: 0 LOB: 0 BB: 0 P: 7	R: 0 E: 0 K: 0 S: 4	H: 1 LOB: 1 BB: 0 P: 4	R: 0 E: 0 K: 1 S: 7	H: 2 LOB: 2 BB: 0 P: 7	R: 0 E: 1 K: 0 S: 4	H: 0 LOB: 0 BB: 0 P: 8	R: 0 E: 0 K: 0 S: 3	H: 0 LOB: 0 BB: 0 P: 3	R: 0 E: 0 K: 0 S: 3	H: 1 LOB: 1 BB: 0 P: 4		1B: 4 2B: 1 3B: 0 HR: 0	SF: 0 SAC: 1 DP: 0 HBP: 0
PITCHER Frank Hiller, R ERA: 1.23 (1, 1)	IP: 9.0 WLS: W BF: 34 H: 5 R: 0 ER: 0 SO: 4 BB: 1 IBB: 0 HBP: 0 BLK: 0 WP: 0 HR: 0 S: 41 P: 45 ERA: 0.00 WHIP: 0.667															PITCHER			


AB 32
R 0
H 5
RBI 0
BB 1
SO 4
LOB 17





Batter	1	2	3	4	5	6	7	8	9	AB	R	H	RBI	BB	SO	LOB	BOTTOM				
Grady Hatton, L OBP: 0.404, SLG: 0.467 (1, 4)	4-3		F7			K	CS	FC3-6 BB		3	0	0	0	1	1	0	Pittsburgh Pirates @ Cincinnati Reds Crosley Field, Cincinnati, OH Sun Apr 27 1952, 3:38 AM EDT Att: 16,427 - Unknown				
Bobby Adams, R OBP: 0.353, SLG: 0.489 (1, 5)	F4		E4 PO			1B 1B		FC3-6 1B 1-2		4	0	1	0	0	0	1					
Johnny Wyrostek, L OBP: 0.520, SLG: 0.500 (1, 8)	BB BB		PO 1-2		K	1-2 1B		1B 1-2		3	0	2	0	1	1	0					
Joe Adcock, R OBP: 0.366, SLG: 0.595 (1, 7)	4-0 1-2 BB				F8	F4		1-3-4-5 2-3		3	0	0	0	1	0	4					
Ted Kluszewski, L OBP: 0.438, SLG: 0.689 (1, 3)	F6				F9	4-3			E 1B 1B	4	0	1	0	0	0	4					
Bob Borkowski, R OBP: 0.333, SLG: 0.158 (1, 9)	5-3				K	1B 1B			E7 F7 1B	4	1	2	0	0	1	0					
Joe Rossi, R OBP: 0.222, SLG: 0.125 (1, 2)	F8					FC4-6 1B			F2	3	0	1	0	1	0	1					
Roy McMillan, R OBP: 0.114, SLG: 0.073 (1, 6)	F6				FC4-6 1-2			F4		4	0	0	1	0	0	3					
Frank Hiller, R OBP: 0.375, SLG: 0.375 (1, 1)			1-3		1-3			CS 1-3 1B		3	0	1	0	0	0	1					
Inning Stats	R: 0 E: 0 K: 0 S: 3	H: 0 LOB: 2 BB: 2 P: 11	R: 0 E: 0 K: 0 S: 3	H: 0 LOB: 0 BB: 0 P: 3	R: 0 E: 1 K: 0 S: 3	H: 0 LOB: 0 BB: 0 P: 3	R: 0 E: 0 K: 1 S: 5	H: 0 LOB: 0 BB: 0 P: 5	R: 0 E: 0 K: 1 S: 6	H: 1 LOB: 1 BB: 0 P: 6	R: 0 E: 0 K: 1 S: 7	H: 2 LOB: 2 BB: 0 P: 7	R: 0 E: 0 K: 0 S: 4	H: 2 LOB: 1 BB: 0 P: 4	R: 0 E: 0 K: 0 S: 3	H: 1 LOB: 1 BB: 1 P: 7		R: 1 E: 1 K: 0 S: 3	H: 2 LOB: 2 BB: 1 P: 7	1B: 8 2B: 1 3B: 0 HR: 0	SF: 0 SAC: 0 DP: 1 HBP: 0
PITCHER Howie Pollet, L ERA: 5.31 (1, 1)	IP: 8.2 WLS: L BF: 35 H: 8 R: 1 ER: 0 SO: 3 BB: 3 IBB: 1 HBP: 0 BLK: 0 WP: 0 HR: 0 S: 37 P: 53 ERA: 0.00 WHIP: 1.269															PITCHER					

AB 31
R 1
H 8
RBI 1
BB 4
SO 3
LOB 14



Batter	1	2	3	4	5	6	7	8	9	AB	R	H	RBI	BB	SO	LOB	TOP			
Davey Williams, R OBP: 0.304, SLG: 0.349 (1, 4)	F2		SH		K		F5		F3	4	0	0	1	0	1	1	New York Giants @ Cincinnati Reds Crosley Field, Cincinnati, OH Tue Apr 29 1952, 3:33 AM EDT Att: 19,531 - Unknown			
Whitey Lockman, L OBP: 0.391, SLG: 0.488 (1, 3)	1-3				6-3				FC5 SH1-4 1B	3	0	1	0	1	0	0				
Bobby Thomson, R OBP: 0.447, SLG: 0.528 (1, 5)					K				SH1-4	2	0	0	0	1	1	2				
Hank Thompson, L OBP: 0.345, SLG: 0.440 (1, 7)	F4		F2		K				BB	3	0	0	0	1	1	3				
Willie Mays, R OBP: 0.400, SLG: 0.389 (1, 8)					K				K	2	0	0	0	1	2	2				
Don Mueller, L OBP: 0.279, SLG: 0.488 (1, 9)	F5				F8				FC5	4	0	0	0	0	0	4				
Alvin Dark, R OBP: 0.356, SLG: 0.350 (1, 6)	G6-4-3								SH3-4 BB	2	1	1	0	2	0	1				
Wes Westrum, R OBP: 0.368, SLG: 0.500 (1, 2)					4-3				F4	4	1	1	0	0	0	3				
Sal Maglie, R OBP: 0.250, SLG: 0.143 (1, 1)			SH3-4						SH3-4	2	0	1	1	0	0	0				
Inning Stats	R: 0 E: 0 K: 0 S: 3	H: 0 LOB: 1 BB: 1 P: 7	R: 0 E: 0 K: 0 S: 2	H: 0 LOB: 0 BB: 0 P: 3	R: 1 E: 0 K: 1 S: 7	H: 1 LOB: 2 BB: 1 P: 11	R: 0 E: 0 K: 1 S: 6	H: 1 LOB: 1 BB: 0 P: 6	R: 0 E: 0 K: 1 S: 5	H: 0 LOB: 0 BB: 1 P: 9	R: 0 E: 0 K: 0 S: 3	H: 0 LOB: 1 BB: 1 P: 7	R: 0 E: 0 K: 1 S: 6	H: 1 LOB: 2 BB: 1 P: 10	R: 1 E: 0 K: 0 S: 3	H: 1 LOB: 0 BB: 1 P: 7		1B: 3 2B: 1 3B: 0 HR: 0	SF: 0 SAC: 4 DP: 1 HBP: 1	WP: 0 PB: 0 SB: 0 CS: 0
PITCHER Ewell Blackwell, R ERA: 3.43 (1, 1)	IP: 9.0 WLS: L BF: 37 H: 4 R: 2 ER: 2 SO: 5 BB: 6 IBB: 0 HBP: 1 BLK: 0 WP: 0 HR: 0 S: 40 P: 65 ERA: 2.00 WHIP: 1.11															PITCHER				

Batter	1	2	3	4	5	6	7	8	9	AB	R	H	RBI	BB	SO	LOB	BOTTOM					
Grady Hatton, L OBP: 0.393, SLG: 0.449 (1, 4)	CS 1B				G3				F6	4	0	1	0	0	0	0	New York Giants @ Cincinnati Reds Crosley Field, Cincinnati, OH Tue Apr 29 1952, 3:33 AM EDT Att: 19,531 - Unknown					
Bobby Adams, R OBP: 0.345, SLG: 0.471 (1, 5)					1-3				F8	4	0	1	0	0	0	0						
Johnny Wyrostek, L OBP: 0.509, SLG: 0.474 (1, 8)					G6-3					2	0	0	0	1	1	1						
Ted Kluszewski, L OBP: 0.412, SLG: 0.646 (1, 3)					4-3					3	0	0	0	0	0	1						
Joe Adcock, R OBP: 0.341, SLG: 0.550 (1, 7)					3-4-1				F4	3	0	0	0	0	1	0						
Hank Edwards, L OBP: 0.421, SLG: 0.647 (1, 9)					F8				K	3	0	0	0	0	1	0						
Andy Seminick, R OBP: 0.300, SLG: 0.333 (1, 2)					F3				K	3	0	0	0	0	1	0						
Hank Edwards, L OBP: 0.421, SLG: 0.647 (1, 9)					F7				F7	3	1	1	1	0	0	0						
Andy Seminick, R OBP: 0.300, SLG: 0.333 (1, 2)					K				5-3	3	0	0	0	0	2	0						
Roy McMillan, R OBP: 0.106, SLG: 0.068 (1, 6)					F2				F7	3	0	0	0	0	0	0						
Ewell Blackwell, R OBP: 0.167, SLG: 0.167 Dick Sisler, L OBP: 0.188, SLG: 0.267 (9, PH)					K				K	2	0	0	0	0	2	0						
Inning Stats	R: 0 E: 0 K: 0 S: 3	H: 2 LOB: 0 BB: 0 P: 3	R: 0 E: 0 K: 0 S: 3	H: 0 LOB: 0 BB: 0 P: 3	R: 0 E: 0 K: 2 S: 7	H: 0 LOB: 0 BB: 0 P: 7	R: 0 E: 0 K: 0 S: 3	H: 0 LOB: 1 BB: 1 P: 7	R: 1 E: 0 K: 1 S: 6	H: 1 LOB: 0 BB: 0 P: 6	R: 0 E: 0 K: 1 S: 5	H: 0 LOB: 0 BB: 0 P: 5	R: 0 E: 0 K: 2 S: 7	H: 0 LOB: 0 BB: 0 P: 7	R: 0 E: 0 K: 0 S: 3	H: 0 LOB: 0 BB: 0 P: 3		R: 0 E: 0 K: 1 S: 5	H: 0 LOB: 0 BB: 0 P: 5	1B: 2 2B: 0 3B: 0 HR: 1	SF: 0 SAC: 0 DP: 1 HBP: 0	WP: 0 PB: 0 SB: 0 CS: 1
PITCHER Sal Maglie, R ERA: 0.67 (1, 1)	IP: 9.0 WLS: W BF: 29 H: 3 R: 1 ER: 1 SO: 7 BB: 1 IBB: 0 HBP: 0 BLK: 0 WP: 0 HR: 1 S: 42 P: 46 ERA: 1.00 WHIP: 0.444															PITCHER						

Batter	1	2	3	4	5	6	7	8	9	AB	R	H	RBI	BB	SO	LOB	TOP																			
Davey Williams, R OBP: 0.353, SLG: 0.438 (1, 4)	F9		SH1-4 F7 2B		1B FC5 2B	E 1B		FC5-4 1B		5	2	4	1	0	0	0	New York Giants @ Cincinnati Reds Crosley Field, Cincinnati, OH Wed Apr 30 1952, 3:33 AM EDT Att: 4,001 - Unknown																			
Whitey Lockman, L OBP: 0.350, SLG: 0.444 (1, 3)	K		SH1-4		F7	E1		F7		4	0	0	0	0	1	5																				
Bobby Thomson, R OBP: 0.442, SLG: 0.500 (1, 5)	BB 1B		F7		FC5 1B BB	F3		FC5-4 BB		4	0	1	1	1	0	4																				
Bob Elliott, R OBP: 0.375, SLG: 0.550 (1, 7)	BB		G1		FC5 1B	F7		BB		3	0	1	1	2	0	3																				
Willie Mays, R OBP: 0.380, SLG: 0.366 (1, 8)	F8				FC5 1B			F7		5	0	1	1	0	0	6																				
Don Mueller, L OBP: 0.282, SLG: 0.467 (1, 9)					G2-6-4 1B	3-1				4	0	1	0	1	0	3																				
Alvin Dark, R OBP: 0.350, SLG: 0.356 (1, 6)								F7		5	0	2	0	0	0	2																				
Wes Westrum, R OBP: 0.372, SLG: 0.459 (1, 2)					K			F7		3	1	0	0	2	1	3																				
Larry Jansen, R (1, 1)					2B 1B BB	E 1B BB		K		3	1	0	0	2	2	4																				
Inning Stats	R: 0 E: 0 K: 1 S: 6	H: 1 LOB: 2 BB: 1 P: 10	R: 0 E: 0 K: 1 S: 5	H: 0 LOB: 1 BB: 1 P: 9	R: 1 E: 0 K: 0 S: 4	H: 1 LOB: 0 BB: 0 P: 4	R: 0 E: 0 K: 1 S: 6	H: 2 LOB: 1 BB: 0 P: 6	R: 2 E: 0 K: 0 S: 5	H: 2 LOB: 2 BB: 2 P: 13	R: 1 E: 1 K: 0 S: 5	H: 1 LOB: 3 BB: 2 P: 13	R: 0 E: 0 K: 1 S: 6	H: 1 LOB: 2 BB: 1 P: 10	R: 0 E: 0 K: 0 S: 4	H: 1 LOB: 1 BB: 0 P: 4	1B: 8 2B: 2 3B: 0 HR: 0	SF: 0 SAC: 1 DP: 1 HBP: 0	WP: 0 PB: 0 SB: 0 CS: 0	PA: 45																
PITCHER	IP	WLS	BF	H	R	ER	SO	BB	IBB	HBP	BLK	WP	HR	S	P	ERA	WHIP	PITCHER		IP	WLS	BF	H	R	ER	SO	BB	IBB	HBP	BLK	WP	HR	S	P	ERA	WHIP
Harry Perkowski, L ERA: 4.02 (1, 1)	5.1	L	27	6	4	4	3	6	0	0	0	0	0	0	27	51	6.75	2.250																		
Frank Smith, R ERA: 4.25 (6, 1)	2.2		14	3	0	0	1	2	0	0	0	0	0	14	22	0.00	1.875																			
Ed Blake, R ERA: (9, 1)	1.0		4	1	0	0	0	0	0	0	0	0	0	4	4	0.00	1.000																			

AB	36
R	4
H	10
RBI	4
BB	8
SO	4
LOB	30



Batter	1	2	3	4	5	6	7	8	9	AB	R	H	RBI	BB	SO	LOB	BOTTOM																				
Grady Hatton, L OBP: 0.367, SLG: 0.415 (1, 4)	K				F8	5-3			F7	4	0	0	0	0	1	0	New York Giants @ Cincinnati Reds Crosley Field, Cincinnati, OH Wed Apr 30 1952, 3:33 AM EDT Att: 4,001 - Unknown																				
Bobby Adams, R OBP: 0.335, SLG: 0.455 (1, 5)	6-3				FC5 BB 1B	F9			F9	4	0	1	0	0	0	0																					
Johnny Wyrostek, L OBP: 0.474, SLG: 0.429 (1, 8)	1-3				F8	5-3			F8	4	0	0	0	0	0	1																					
Ted Kluszewski, L OBP: 0.407, SLG: 0.620 (1, 3)					L6	4-3				2	0	0	0	1	0	0																					
Joe Adcock, R OBP: 0.340, SLG: 0.535 (1, 7)					BB FC5	6-3				3	0	1	0	0	0	2																					
Hank Edwards, L OBP: 0.409, SLG: 0.750 (1, 9)					F6	K				3	1	1	1	0	1	0																					
Andy Seminick, R OBP: 0.279, SLG: 0.306 (1, 2)					F7	K			5-3	3	0	0	0	0	1	0																					
Roy McMillan, R OBP: 0.102, SLG: 0.065 (8, PH)					F7	5-3			1-3	2	0	0	0	0	0	0																					
Bob Borkowski, R OBP: 0.320, SLG: 0.150 (8, PH)					F7	5-3			1-3	1	0	0	0	0	0	0																					
Virgil Stallcup, R (9, 6)					K				F6	0	0	0	0	0	0	0																					
Harry Perkowski, L OBP: 0.333, SLG: 0.667 (1, 1)					K				F6	2	0	0	0	0	2	0																					
Frank Smith, R OBP: 1.000, SLG: 2.000 (8, PH)					K					0	0	0	0	0	0	0																					
Johnny Temple, R (8, PH)					K					1	0	0	0	0	0	0																					
Ed Blake, R (9, 1)										0	0	0	0	0	0	0																					
Inning Stats	R: 0 E: 0 K: 1 S: 5	H: 0 LOB: 0 BB: 0 P: 5	R: 0 E: 0 K: 0 S: 3	H: 1 LOB: 0 BB: 0 P: 3	R: 0 E: 0 K: 1 S: 5	H: 0 LOB: 0 BB: 0 P: 5	R: 0 E: 0 K: 0 S: 4	H: 1 LOB: 2 BB: 1 P: 8	R: 1 E: 0 K: 2 S: 8	H: 1 LOB: 0 BB: 0 P: 8	R: 0 E: 0 K: 0 S: 3	H: 0 LOB: 0 BB: 0 P: 3	R: 0 E: 0 K: 1 S: 5	H: 0 LOB: 0 BB: 0 P: 5	R: 0 E: 0 K: 0 S: 3	H: 0 LOB: 0 BB: 0 P: 3	R: 0 E: 0 K: 0 S: 3	H: 0 LOB: 0 BB: 0 P: 3	1B: 2 2B: 0 3B: 0 HR: 1	SF: 0 SAC: 0 DP: 0 HBP: 0	WP: 0 PB: 0 SB: 0 CS: 0	PA: 30															
PITCHER	IP	WLS	BF	H	R	ER	SO	BB	IBB	HBP	BLK	WP	HR	S	P	ERA	WHIP	PITCHER		IP	WLS	BF	H	R	ER	SO	BB	IBB	HBP	BLK	WP	HR	S	P	ERA	WHIP	
Larry Jansen, R ERA: 1.67 (1, 1)	9.0	W	30	3	1	1	5	1	0	0	0	0	1	39	43	1.00	0.444																				



Batter	1	2	3	4	5	6	7	8	9	AB	R	H	RBI	BB	SO	LOB	TOP						
Sibby Sisti, R OBP: 0.182, SLG: 0.273 (1, 4)	F8		F4		F7		F8		F3	5	0	0	0	0	0	0	Boston Braves @ Cincinnati Reds Crosley Field, Cincinnati, OH Thu May 01 1952, 3:33 AM EDT Att: 2,497 - Unknown						
Sam Jethroe, S OBP: 0.286, SLG: 0.350 (1, 8)	6-3		F2		CS		FC5-4		2B	4	1	2	0	1	0	0							
Earl Torgeson, L OBP: 0.446, SLG: 0.469 (1, 3)	1B			1-3	F9		F5		2B	4	0	1	1	1	0	2							
Sid Gordon, R OBP: 0.359, SLG: 0.456 (1, 7)	FC5-4			2B	1B		HR		F8	5	2	3	1	0	0	2							
Walker Cooper, R OBP: 0.452, SLG: 0.486 Roy Hartsfield, R OBP: 0.308, SLG: 0.182 Ebba St. Claire, S OBP: 0.353, SLG: 0.533 (1, 2)	FC5-4			3B	2B		1B		1B	4	2	3	1	0	0	2							
Eddie Mathews, L OBP: 0.283, SLG: 0.407 (1, 5)	K			F7			E		F7	4	1	1	0	0	1	2							
Bob Thorpe, R OBP: 0.333, SLG: 0.467 (1, 9)	G3				3B		E6		F9	4	0	1	1	0	0	2							
Jack Cusick, R OBP: 0.244, SLG: 0.171 George Crowe, L OBP: 0.167, SLG: 0.167 Billy Reed, L OBP: 0.265, SLG: 0.250 (1, 6)	6-3				BB		G4-6-3		F3	1	0	0	0	1	0	0							
Vern Bickford, R OBP: 0.222, SLG: 0.333 Lew Burdette, R (7, 1)				F3	F4		K		F1	3	0	0	0	0	1	2							
Jack Daniels, L OBP: 0.500, SLG: 0.500 (9, PH)										0	0	0	0	0	0	0							
Inning Stats	R: 0 E: 0 K: 0 S: 4	H: 1 LOB: 2 BB: 1 P: 8	R: 0 E: 0 K: 1 S: 5	H: 0 LOB: 0 BB: 0 P: 5	R: 0 E: 0 K: 0 S: 3	H: 0 LOB: 0 BB: 0 P: 3	R: 2 E: 0 K: 0 S: 6	H: 3 LOB: 2 BB: 1 P: 10	R: 0 E: 0 K: 0 S: 3	H: 1 LOB: 0 BB: 0 P: 3	R: 3 E: 1 K: 1 S: 8	H: 3 LOB: 0 BB: 0 P: 8	R: 0 E: 0 K: 0 S: 3	H: 0 LOB: 1 BB: 1 P: 7	R: 0 E: 0 K: 0 S: 4	H: 1 LOB: 1 BB: 0 P: 4		R: 1 E: 0 K: 0 S: 5	H: 2 LOB: 1 BB: 0 P: 5	1B: 6 2B: 3 3B: 1 HR: 1	SF: 0 SAC: 0 DP: 1 HBP: 0	WP: 0 PB: 0 SB: 0 CS: 1	PA: 40
PITCHER	IP WLS BF H R ER SO BB IBB HBP BLK WP HR S P ERA WHIP	8.2 W 39 11 6 5 2 3 0 0 0 0 1 40 52 5.19 1.615	0.1 S 1 0 0 0 0 0 0 0 0 0 0 0 1 1 0.00 0.000	PITCHER																			
Herm Wehmeier, R ERA: 4.6 Frank Smith, R ERA: 4.05 (1, 1) (9, 1)																							

Batter	1	2	3	4	5	6	7	8	9	AB	R	H	RBI	BB	SO	LOB	BOTTOM				
Grady Hatton, L OBP: 0.369, SLG: 0.414 (1, 4)	BB		F9	1-3				6-3		5	1	2	0	0	0	2	Boston Braves @ Cincinnati Reds Crosley Field, Cincinnati, OH Thu May 01 1952, 3:33 AM EDT Att: 2,497 - Unknown				
Bobby Adams, R OBP: 0.344, SLG: 0.450 (1, 5)	E5		K		1-3		F8		CS	5	1	2	0	0	1	2					
Johnny Wyrostek, L OBP: 0.452, SLG: 0.391 (1, 8)			F9		1-3		F9		F7	4	0	0	0	1	0	2					
Ted Kluszewski, L OBP: 0.414, SLG: 0.630 (1, 3)	F7			4-3	2B				1B	4	2	2	2	0	0	2					
Hank Edwards, L OBP: 0.423, SLG: 0.783 Joe Adcock, R OBP: 0.340, SLG: 0.535 (1, 9) (8, 7)	F3			1B	K		BB		1B	3	2	1	0	1	1	3					
Dick Sisti, L OBP: 0.300, SLG: 0.421 Bob Borkowski, R OBP: 0.320, SLG: 0.150 (1, 7) (8, 9)	4-3			1B	3B		WP		BB	4	1	3	3	0	0	2					
Andy Seminick, R OBP: 0.277, SLG: 0.282 (1, 2)				E	F2		WP		BB	3	0	0	0	1	0	2					
Roy McMillan, R OBP: 0.094, SLG: 0.060 (1, 6)	3-1			E3			FC1-2		BB	4	0	0	0	0	0	4					
Herm Wehmeier, R OBP: 0.154, SLG: 0.154 Frank Smith, R OBP: 1.000, SLG: 2.000 (1, 1) (9, 1)	K			F8			4-3		4-3	4	0	0	1	0	1	4					
Inning Stats	R: 1 E: 1 K: 0 S: 5	H: 1 LOB: 2 BB: 1 P: 9	R: 0 E: 0 K: 1 S: 5	H: 0 LOB: 0 BB: 0 P: 5	R: 0 E: 0 K: 1 S: 5	H: 0 LOB: 0 BB: 0 P: 5	R: 2 E: 2 K: 0 S: 7	H: 2 LOB: 2 BB: 0 P: 7	R: 2 E: 0 K: 0 S: 8	H: 3 LOB: 1 BB: 0 P: 8	R: 0 E: 0 K: 0 S: 4	H: 1 LOB: 0 BB: 0 P: 4	R: 2 E: 0 K: 0 S: 5	H: 2 LOB: 2 BB: 2 P: 13	R: 0 E: 0 K: 0 S: 3	H: 1 LOB: 0 BB: 0 P: 3		1B: 7 2B: 2 3B: 1 HR: 0	SF: 0 SAC: 0 DP: 0 HBP: 0	WP: 1 PB: 0 SB: 0 CS: 1	PA: 39
PITCHER	IP WLS BF H R ER SO BB IBB HBP BLK WP HR S P ERA WHIP	6.1 L 33 9 7 5 3 2 0 0 0 0 0 37 45 7.11 1.737	1.2 6 1 0 0 0 1 0 0 0 0 1 0 5 9 0.00 1.200	PITCHER																	
Vern Bickford, R ERA: 6.33 Lew Burdette, R ERA: 0.77 (1, 1) (7, 1)																					



Batter	1	2	3	4	5	6	7	8	9	AB	R	H	RBI	BB	SO	LOB	TOP				
Sibby Sisti, R OBP: 0.267, SLG: 0.467 (1, 4)	F7	F8						2B		4	0	2	0	0	0	2	Boston Braves @ Cincinnati Reds Crosley Field, Cincinnati, OH Fri May 02 1952, 3:33 AM EDT Att: 11,050 - Unknown				
Bob Thorpe, R OBP: 0.316, SLG: 0.421 (1, 9)	F4		FC4-6 1B				F9	F2		4	0	1	0	0	0	2					
Earl Torgeson, L OBP: 0.420, SLG: 0.434 (1, 3)	F2		F7				K	F2		4	0	0	0	0	1	3					
Sid Gordon, R OBP: 0.338, SLG: 0.426 (1, 7)		F9	FC4-6 1-2				6-3	F9		4	0	0	0	0	0	2					
Walker Cooper, R OBP: 0.435, SLG: 0.450 (9, PR)		5-3					F8			3	0	0	0	1	0	1					
Roy Hartsfield, R OBP: 0.308, SLG: 0.182 (9, PR)			L6							0	0	0	0	0	0	0					
Ebba St. Claire, S OBP: 0.353, SLG: 0.533 (9, 2)										0	0	0	0	0	0	0					
Pete Whisenant, R OBP: 0.250, SLG: 0.250 (1, 8)					F7		6-3			4	1	1	0	0	1	1					
Eddie Mathews, L OBP: 0.262, SLG: 0.397 (1, 5)		1B			F3		K			4	1	1	0	0	1	2					
Buzz Clarkson, R OBP: 0.333, SLG: 0.200 (9, 6)		1B			6-3		6-3			3	0	0	0	1	0	2					
Jack Cusick, R OBP: 0.244, SLG: 0.171 (9, 6)		1B						1-3		0	0	0	0	0	0	0					
Jim Wilson, R OBP: 0.250, SLG: 0.375 (1, 1)					6-3		K			3	0	1	2	0	1	0					
Inning Stats	R: 0 E: 0 K: 0 S: 3	H: 0 LOB: 0 BB: 0 P: 3	R: 2 E: 0 K: 0 S: 6	H: 3 LOB: 2 BB: 1 P: 10	R: 0 E: 0 K: 0 S: 4	H: 1 LOB: 1 BB: 0 P: 4	R: 0 E: 0 K: 0 S: 3	H: 0 LOB: 0 BB: 0 P: 3	R: 0 E: 0 K: 1 S: 6	H: 1 LOB: 1 BB: 0 P: 6	R: 0 E: 0 K: 0 S: 7	H: 0 LOB: 0 BB: 0 P: 7	R: 0 E: 0 K: 0 S: 4	H: 1 LOB: 1 BB: 1 P: 4	R: 0 E: 0 K: 1 S: 5	H: 0 LOB: 2 BB: 1 P: 9	1B: 4 2B: 2 3B: 0 HR: 0	SF: 0 SAC: 0 DP: 0 HBP: 0	WP: 1 PB: 0 SB: 0 CS: 0	PA: 35	
PITCHER	IP WLS BF H R ER SO BB IBB HBP BLK WP HR S P ERA WHIP	IP WLS BF H R ER SO BB IBB HBP BLK WP HR S P ERA WHIP	IP WLS BF H R ER SO BB IBB HBP BLK WP HR S P ERA WHIP	IP WLS BF H R ER SO BB IBB HBP BLK WP HR S P ERA WHIP	IP WLS BF H R ER SO BB IBB HBP BLK WP HR S P ERA WHIP	IP WLS BF H R ER SO BB IBB HBP BLK WP HR S P ERA WHIP	IP WLS BF H R ER SO BB IBB HBP BLK WP HR S P ERA WHIP	IP WLS BF H R ER SO BB IBB HBP BLK WP HR S P ERA WHIP	IP WLS BF H R ER SO BB IBB HBP BLK WP HR S P ERA WHIP	IP WLS BF H R ER SO BB IBB HBP BLK WP HR S P ERA WHIP	IP WLS BF H R ER SO BB IBB HBP BLK WP HR S P ERA WHIP	IP WLS BF H R ER SO BB IBB HBP BLK WP HR S P ERA WHIP	IP WLS BF H R ER SO BB IBB HBP BLK WP HR S P ERA WHIP	IP WLS BF H R ER SO BB IBB HBP BLK WP HR S P ERA WHIP	IP WLS BF H R ER SO BB IBB HBP BLK WP HR S P ERA WHIP	IP WLS BF H R ER SO BB IBB HBP BLK WP HR S P ERA WHIP	IP WLS BF H R ER SO BB IBB HBP BLK WP HR S P ERA WHIP	IP WLS BF H R ER SO BB IBB HBP BLK WP HR S P ERA WHIP	IP WLS BF H R ER SO BB IBB HBP BLK WP HR S P ERA WHIP	IP WLS BF H R ER SO BB IBB HBP BLK WP HR S P ERA WHIP	IP WLS BF H R ER SO BB IBB HBP BLK WP HR S P ERA WHIP

AB 33
R 2
H 6
RBI 2
BB 2
SO 4
LOB 15




Batter	1	2	3	4	5	6	7	8	9	AB	R	H	RBI	BB	SO	LOB	BOTTOM				
Grady Hatton, L OBP: 0.348, SLG: 0.387 (1, 4)	K		G3		F6			F5		4	0	0	0	0	1	2	Boston Braves @ Cincinnati Reds Crosley Field, Cincinnati, OH Fri May 02 1952, 3:33 AM EDT Att: 11,050 - Unknown				
Bobby Adams, R OBP: 0.353, SLG: 0.453 (1, 5)	6-3				S 1B		K	4-3 1B		4	0	2	0	0	1	0					
Johnny Wyrostek, L OBP: 0.455, SLG: 0.388 (1, 8)	4-0 BB				F8			4-3 1B		3	1	1	0	1	0	2					
Ted Kluszewski, L OBP: 0.403, SLG: 0.603 (1, 3)	E4 1-H 1B				F7		F6	F4		4	0	1	0	0	0	3					
Hank Edwards, L OBP: 0.367, SLG: 0.667 (1, 9)		F6			K		F8			4	0	0	0	0	1	2					
Dick Sisti, L OBP: 0.250, SLG: 0.348 (1, 7)		F7			K			F5		4	0	0	0	0	1	0					
Andy Seminick, R OBP: 0.294, SLG: 0.286 (9, PR)		F2			FC1-6 1B		F8			3	0	1	0	1	0	0					
Roy McMillan, R OBP: 0.107, SLG: 0.058 (9, PH)			5-3		FC1-6 1B					2	0	0	0	1	0	1					
Bob Borkowski, R OBP: 0.346, SLG: 0.190 (9, PH)					1-2			FC5-4 1B		1	0	1	0	0	0	0					
Ken Raffensberger, R OBP: 0.200, SLG: 0.200 (7, PH)					K			FC5-4		2	0	1	0	0	1	0					
Joe Adcock, R OBP: 0.333, SLG: 0.523 (8, 1)										1	0	0	0	0	1	1					
Frank Smith, R OBP: 1.000, SLG: 2.000 (9, PH)										0	0	0	0	0	0	0					
Joe Rossi, R OBP: 0.200, SLG: 0.111 (9, PH)					1-2					1	0	0	0	0	0	2					
Inning Stats	R: 1 E: 1 K: 1 S: 5	H: 1 LOB: 1 BB: 1 P: 9	R: 0 E: 0 K: 0 S: 3	H: 0 LOB: 0 BB: 0 P: 3	R: 0 E: 0 K: 1 S: 5	H: 0 LOB: 0 BB: 0 P: 5	R: 0 E: 0 K: 1 S: 6	H: 1 LOB: 1 BB: 0 P: 6	R: 0 E: 0 K: 1 S: 7	H: 2 LOB: 2 BB: 0 P: 7	R: 0 E: 0 K: 1 S: 6	H: 1 LOB: 1 BB: 0 P: 6	R: 0 E: 0 K: 1 S: 5	H: 0 LOB: 1 BB: 1 P: 9	R: 0 E: 0 K: 0 S: 4	H: 1 LOB: 2 BB: 1 P: 8	1B: 7 2B: 0 3B: 0 HR: 0	SF: 0 SAC: 0 DP: 0 HBP: 0	WP: 0 PB: 0 SB: 1 CS: 0	PA: 36	
PITCHER	IP WLS BF H R ER SO BB IBB HBP BLK WP HR S P ERA WHIP	IP WLS BF H R ER SO BB IBB HBP BLK WP HR S P ERA WHIP	IP WLS BF H R ER SO BB IBB HBP BLK WP HR S P ERA WHIP	IP WLS BF H R ER SO BB IBB HBP BLK WP HR S P ERA WHIP	IP WLS BF H R ER SO BB IBB HBP BLK WP HR S P ERA WHIP	IP WLS BF H R ER SO BB IBB HBP BLK WP HR S P ERA WHIP	IP WLS BF H R ER SO BB IBB HBP BLK WP HR S P ERA WHIP	IP WLS BF H R ER SO BB IBB HBP BLK WP HR S P ERA WHIP	IP WLS BF H R ER SO BB IBB HBP BLK WP HR S P ERA WHIP	IP WLS BF H R ER SO BB IBB HBP BLK WP HR S P ERA WHIP	IP WLS BF H R ER SO BB IBB HBP BLK WP HR S P ERA WHIP	IP WLS BF H R ER SO BB IBB HBP BLK WP HR S P ERA WHIP	IP WLS BF H R ER SO BB IBB HBP BLK WP HR S P ERA WHIP	IP WLS BF H R ER SO BB IBB HBP BLK WP HR S P ERA WHIP	IP WLS BF H R ER SO BB IBB HBP BLK WP HR S P ERA WHIP	IP WLS BF H R ER SO BB IBB HBP BLK WP HR S P ERA WHIP	IP WLS BF H R ER SO BB IBB HBP BLK WP HR S P ERA WHIP	IP WLS BF H R ER SO BB IBB HBP BLK WP HR S P ERA WHIP	IP WLS BF H R ER SO BB IBB HBP BLK WP HR S P ERA WHIP	IP WLS BF H R ER SO BB IBB HBP BLK WP HR S P ERA WHIP	IP WLS BF H R ER SO BB IBB HBP BLK WP HR S P ERA WHIP

AB 33
R 1
H 7
RBI 0
BB 3
SO 6
LOB 13



Batter	1	2	3	4	5	6	7	8	9	AB	R	H	RBI	BB	SO	LOB	TOP											
Richie Ashburn, L (1, 8) OBP: 0.203, SLG: 0.172	4-0 WP F9 BB	0-0 F9			0-0 4-3		0-0 4-3		0-0 6-3	4	1	0	0	1	0	1	Philadelphia Phillies @ Cincinnati Reds Crosley Field, Cincinnati, OH Sun May 04 1952, 3:33 AM EDT Unknown - 89 F											
Granny Hamner, R (1, 6) OBP: 0.329, SLG: 0.441	4-0 WP BB		0-0 6-3		0-0 2B		0-0 F7		0-0 2B	4	0	2	0	1	0	0												
Smoky Burgess, L (1, 2) Putsy Caballero, R (9, PR)	4-0 BB		0-0 F8		0-0 1-3		0-0 F7	4-0 BB	0-0 BB	3	0	0	0	2	0	1												
Del Ennis, R (1, 9) OBP: 0.333, SLG: 0.381	0-3 K		0-0 F4		0-0 1B 2B		4-0 BB	0-3 K		4	1	1	0	1	2	5												
Willie Jones, R (1, 5) OBP: 0.379, SLG: 0.404	0-0 F9			0-0 FC4-6 1B		0-0 G3		0-0 F4		4	0	1	1	0	0	4												
Connie Ryan, R (1, 4) OBP: 0.375, SLG: 0.517	0-0 F7			0-0 F9		0-0 1B		0-0 F8		4	0	1	1	0	0	4												
Jackie Mayo, L (1, 7) OBP: 0.316, SLG: 0.257				0-0 FC4-6 1B		0-0 F9			0-0 HR 1B	4	1	2	0	0	0	2												
Nippy Jones, R (1, 3) OBP: 0.192, SLG: 0.308			0-0 G4-6-3 1B		0-0 6-3		0-3 K		0-3 K	4	0	0	0	0	2	4												
Curt Simmons, L (1, 1) OBP: 0.600, SLG: 0.600 Steve Ritzik, R (3, 1) Eddie Waitkus, L (7, PH) OBP: 0.278, SLG: 0.219 Ken Heintzelman, R (7, 1) Bill Nicholson, L (9, PH) OBP: 0.222, SLG: 0.412					0-0 F4		0-0 F6		0-0 HR	1	0	1	0	0	0	0												
Inning Stats	R: 1 E: 0 K: 1 S: 5	H: 0 LOB: 2 BB: 3 P: 17	R: 0 E: 0 K: 0 S: 4	H: 2 LOB: 1 BB: 0 P: 4	R: 0 E: 0 K: 0 S: 3	H: 0 LOB: 0 BB: 0 P: 3	R: 0 E: 0 K: 0 S: 4	H: 1 LOB: 1 BB: 0 P: 4	R: 0 E: 0 K: 1 S: 7	H: 2 LOB: 1 BB: 0 P: 7	R: 0 E: 0 K: 0 S: 3	H: 0 LOB: 1 BB: 1 P: 7	R: 0 E: 0 K: 2 S: 10	H: 0 LOB: 2 BB: 1 P: 14	R: 2 E: 0 K: 2 S: 10	H: 3 LOB: 2 BB: 1 P: 14		1B: 5 2B: 3 3B: 0 HR: 1	SF: 0 SAC: 0 DP: 1 HBP: 0	WP: 1 PB: 0 SB: 0 CS: 0	PA: 40							
PITCHER	IP	WLS	BF	H	R	ER	SO	BB	IBB	HBP	BLK	WP	HR	S	P	ERA		WHIP										
Ewell Blackwell, R (1, 1) ERA: 3.21	7.0	W	29	6	2	2	2	3	0	0	0	1	0	30	42	2.57		1.286										
Herm Wehmeier, R (8, 1) ERA: 4.94	1.2		10	3	2	2	1	2	0	0	0	0	1	10	18	10.80		3.000										
Frank Smith, R (9, 1) ERA: 3.0	0.1	S	1	0	0	0	1	0	0	0	0	0	0	3	3	0.00	0.000											
Batter	1	2	3	4	5	6	7	8	9	AB	R	H	RBI	BB	SO	LOB	BOTTOM											
Grady Hatton, L (1, 4) OBP: 0.342, SLG: 0.357	0-0 F7			0-0 F7		4-0 BB		0-0 4-3		4	0	0	0	1	1	2	Philadelphia Phillies @ Cincinnati Reds Crosley Field, Cincinnati, OH Sun May 04 1952, 3:33 AM EDT Unknown - 89 F											
Bobby Adams, R (1, 5) OBP: 0.394, SLG: 0.444	4-0 BB		0-0 F8		0-0 CS 1B		0-0 F4			3	0	1	1	1	0	2												
Johnny Wyrostek, L (1, 8) OBP: 0.440, SLG: 0.404	4-0 BB		0-0 F4		0-0 CS 1B		0-0 6-3			3	0	1	0	1	0	1												
Joe Adcock, R (1, 7) OBP: 0.340, SLG: 0.551	0-0 F8			0-0 CS 1B		0-0 5-3		0-0 1B 3B		4	1	2	0	0	0	3												
Ted Kluszewski, L (1, 3) OBP: 0.408, SLG: 0.582	0-0 1-3			0-0 F8		0-0 CS 1B		0-0 1B		4	0	2	2	0	0	3												
Bob Borkowski, R (1, 9) OBP: 0.395, SLG: 0.280			0-0 E6 1B 2B BB		4-0 1B BB		0-0 F9			3	1	1	0	1	0	1												
Joe Rossi, R (1, 2) OBP: 0.316, SLG: 0.235 Herm Wehmeier, R (8, 1) OBP: 0.154, SLG: 0.154 Frank Smith, R (9, 1) OBP: 1.000, SLG: 2.000			4-0 1B 2B BB		0-0 1B		0-0 6-3		0-0 F8	3	1	1	0	1	0	2												
Roy McMillan, R (1, 6) OBP: 0.159, SLG: 0.103			0-0 2B F8 1B		0-3 K		0-0 F7		0-0 6-3	4	1	1	0	0	1	2												
Ewell Blackwell, R (1, 1) OBP: 0.222, SLG: 0.333 Andy Seminick, R (8, 2) OBP: 0.288, SLG: 0.279			0-0 1-3 2-H 3-H 2B		0-3 K		0-0 1-3		0-0 F4	3	0	1	2	0	1	0												
Inning Stats	R: 0 E: 0 K: 0 S: 3	H: 0 LOB: 2 BB: 2 P: 11	R: 3 E: 1 K: 1 S: 8	H: 2 LOB: 1 BB: 1 P: 12	R: 0 E: 0 K: 1 S: 6	H: 2 LOB: 2 BB: 1 P: 10	R: 0 E: 0 K: 1 S: 5	H: 1 LOB: 0 BB: 0 P: 5	R: 1 E: 0 K: 0 S: 5	H: 3 LOB: 1 BB: 0 P: 5	R: 0 E: 0 K: 0 S: 3	H: 0 LOB: 1 BB: 1 P: 7	R: 1 E: 0 K: 0 S: 5	H: 2 LOB: 1 BB: 0 P: 5	R: 0 E: 0 K: 0 S: 3	H: 0 LOB: 0 BB: 0 P: 3		1B: 7 2B: 1 3B: 2 HR: 0	SF: 0 SAC: 0 DP: 0 HBP: 0	WP: 0 PB: 0 SB: 1 CS: 3	PA: 38							
PITCHER	IP	WLS	BF	H	R	ER	SO	BB	IBB	HBP	BLK	WP	HR	S	P	ERA		WHIP										
Curt Simmons, L (1, 1) ERA: 2.45	2.0	L	12	2	3	1	1	3	0	0	0	0	0	11	23	4.50		2.500										
Steve Ritzik, R (3, 1) ERA: 5.4	4.0		17	6	1	1	2	2	0	0	0	0	0	19	27	2.25		2.000										
Ken Heintzelman, L (7, 1) ERA: 4.7	2.0		8	2	1	1	0	0	0	0	0	0	0	8	8	4.50	1.000											

Batter	1	2	3	4	5	6	7	8	9	AB	R	H	RBI	BB	SO	LOB	TOP					
Granny Hamner, R (1, 6) OBP: 0.333, SLG: 0.431	F8		6-3		L5-4	E4		1B		4	1	1	0	1	0	2	Philadelphia Phillies @ Cincinnati Reds Crosley Field, Cincinnati, OH Sun May 04 1952, 3:38 AM EDT Att: 19,780 - Sunny - 89 F					
Richie Ashburn, L (1, 8) OBP: 0.243, SLG: 0.206	CS		BB		1B	FC4-6		HR		4	1	3	0	1	0	2						
Willie Jones, R (1, 5) OBP: 0.366, SLG: 0.435	F4		L1		L5-4			HR		5	1	1	3	0	0	5						
Del Ennis, R (1, 9) OBP: 0.366, SLG: 0.403	CS	G5-4-3		FC8-6				F8		4	1	3	0	1	0	0						
Mel Clark, R (1, 7) OBP: 0.600, SLG: 1.000		G5-4-3		FC8-6	5-3					5	1	2	1	0	1	3						
Connie Ryan, R (1, 4) OBP: 0.362, SLG: 0.492		G5-4-3		1-3				3B		5	1	1	0	0	0	4						
Nippy Jones, R (1, 3) OBP: 0.167, SLG: 0.267										4	1	0	0	0	1	4						
Bill Nicholson, L (9, PH) OBP: 0.263, SLG: 0.412	K									0	0	0	0	1	0	0						
Putsy Caballero, R (9, PR)										0	0	0	0	0	0	0						
Stan Lopata, R (1, 2) OBP: 0.526, SLG: 0.667										4	0	2	2	1	1	1						
Howie Fox, R (1, 1) Andy Hansen, R (3, 1) Tommy Brown, R (4, PH) Jim Konstanty, R (4, 1) Del Wilber, R (6, PH) Lou Possehl, R (6, 1) Jack Lohrke, R (8, PH) Ken Heintzelman, R (8, 1)										0	0	0	0	0	0	0						
Inning Stats	R: 0 E: 0 K: 0 S: 3	H: 1 LOB: 0 BB: 0 P: 3	R: 0 E: 0 K: 1 S: 5	H: 1 LOB: 1 BB: 1 P: 9	R: 0 E: 0 K: 0 S: 4	H: 1 LOB: 2 BB: 1 P: 8	R: 2 E: 1 K: 0 S: 6	H: 2 LOB: 1 BB: 0 P: 6	R: 0 E: 0 K: 0 S: 4	H: 2 LOB: 2 BB: 1 P: 8	R: 1 E: 1 K: 1 S: 7	H: 1 LOB: 2 BB: 1 P: 11	R: 1 E: 0 K: 0 S: 5	H: 2 LOB: 1 BB: 0 P: 5	R: 3 E: 0 K: 1 S: 8	H: 3 LOB: 0 BB: 0 P: 8		R: 0 E: 0 K: 1 S: 5	H: 0 LOB: 1 BB: 1 P: 9	1B: 11 2B: 1 3B: 1 HR: 1	SF: 0 SAC: 1 DP: 2 HBP: 0	WP: 0 PB: 0 SB: 0 CS: 1
PITCHER	IP WLS BF H R ER SO BB IBB HBP BLK WP HR S P ERA WHIP																					
Harry Perkowski, L (1, 1) ERA: 4.24	7.2 W 39 13 7 4 3 4 0 0 0 0 1 41 57 4.70 2.217																					
Frank Smith, R (8, 1) ERA: 2.61	1.1 S 5 0 0 0 1 1 0 0 0 0 0 6 10 0.00 0.750																					

Batter	1	2	3	4	5	6	7	8	9	AB	R	H	RBI	BB	SO	LOB	BOTTOM			
Grady Hatton, L (1, 4) OBP: 0.333, SLG: 0.347	F4		F6	FC6-4	4-3		G3			5	0	1	0	0	0	2	Philadelphia Phillies @ Cincinnati Reds Crosley Field, Cincinnati, OH Sun May 04 1952, 3:38 AM EDT Att: 19,780 - Sunny - 89 F			
Bobby Adams, R (1, 5) OBP: 0.376, SLG: 0.461	1-3		E4	FC6-4		FC5-6		G1-6-3		4	2	2	0	1	0	1				
Johnny Wyrostek, L (1, 8) OBP: 0.438, SLG: 0.435			4-3			F6		L8		5	0	2	1	0	0	3				
Ted Kluszewski, L (1, 3) OBP: 0.395, SLG: 0.597	F8		HR	1-3		FC5-6		G1-6-3		5	1	1	2	0	0	4				
Joe Adcock, R (1, 7) OBP: 0.368, SLG: 0.549		G6-4-3	HR	L7						2	1	1	0	2	0	1				
Hank Edwards, L (1, 9) OBP: 0.474, SLG: 0.788		G6-4-3				F7				3	2	2	2	1	0	2				
Bob Borkowski, R (8, 9) OBP: 0.355, SLG: 0.280			HR							0	0	0	0	0	0	0				
Andy Seminick, R (1, 2) OBP: 0.304, SLG: 0.298		G6-4-3								4	0	2	0	0	0	2				
Roy McMillan, R (1, 6) OBP: 0.179, SLG: 0.177	K									4	1	2	1	0	2	3				
Harry Perkowski, L (1, 1) OBP: 0.300, SLG: 0.500										4	1	1	0	0	1	3				
Frank Smith, R (8, 1) OBP: 1.000, SLG: 2.000										0	0	0	0	0	0	0				
Inning Stats	R: 0 E: 0 K: 0 S: 4	H: 1 LOB: 1 BB: 0 P: 4	R: 0 E: 0 K: 1 S: 5	H: 1 LOB: 1 BB: 1 P: 9	R: 5 E: 1 K: 0 S: 9	H: 6 LOB: 2 BB: 1 P: 13	R: 1 E: 0 K: 0 S: 5	H: 2 LOB: 1 BB: 0 P: 5	R: 1 E: 1 K: 1 S: 7	H: 2 LOB: 1 BB: 0 P: 7	R: 0 E: 0 K: 0 S: 3	H: 0 LOB: 2 BB: 2 P: 11	R: 1 E: 0 K: 1 S: 6	H: 1 LOB: 0 BB: 0 P: 6	R: 0 E: 0 K: 0 S: 3	H: 1 LOB: 0 BB: 0 P: 3	1B: 9 2B: 1 3B: 1 HR: 3	SF: 0 SAC: 0 DP: 2 HBP: 0	WP: 0 PB: 0 SB: 0 CS: 0	PA: 40
PITCHER	IP WLS BF H R ER SO BB IBB HBP BLK WP HR S P ERA WHIP																			
Howie Fox, R (1, 1) ERA: 5.94	2.2 L 16 7 5 1 1 2 0 0 0 0 0 2 16 24 3.38 3.375																			
Andy Hansen, R (3, 1) ERA: 10.13	0.1 2 1 0 0 0 0 0 0 0 0 0 2 2 0.00 3.000																			
Jim Konstanty, R (4, 1) ERA: 2.0	2.0 10 4 2 1 1 0 0 0 0 0 0 12 12 4.50 2.000																			
Lou Possehl, R (6, 1) ERA: 7.2	2.0 9 1 1 1 1 2 0 0 0 0 0 1 9 17 4.50 1.500																			
Ken Heintzelman, L (8, 1) ERA: 4.15	1.0 3 1 0 0 0 0 0 0 0 0 0 3 3 0.00 1.000																			

Batter	1	2	3	4	5	6	7	8	9	10	AB	R	H	RBI	BB	SO	LOB							
Pee Wee Reese, R OBP: 0.307, SLG: 0.269	F4		1B		L7		HR				3	2	1	0	2	0	0							
Billy Cox, R OBP: 0.346, SLG: 0.453	F8		1B		K		F9				5	0	1	0	0	1	2							
Duke Snider, L OBP: 0.403, SLG: 0.469							F3				4	1	2	3	1	0	0							
Andy Pafko, R OBP: 0.443, SLG: 0.772	6-3		F3				F9				4	1	1	0	1	0	3							
Carl Furillo, R OBP: 0.353, SLG: 0.361		6-3	F7								4	0	0	1	1	0	2							
Gil Hodges, R OBP: 0.281, SLG: 0.300		HR			5-3						5	1	1	1	0	1	2							
Bobby Morgan, R Rocky Bridges, R					K						3	0	0	0	1	3	0							
Rube Walker, L											4	0	0	0	0	1	3							
Preacher Roe, R Billy Loes, R											2	0	0	0	0	1	0							
Inning Stats	R: 0 E: 0 K: 0 S: 9	H: 0 LOB: 1 BB: 1 P: 18	R: 1 E: 0 K: 1 S: 7	H: 1 LOB: 0 BB: 0 P: 10	R: 1 E: 0 K: 1 S: 11	H: 3 LOB: 2 BB: 0 P: 17	R: 0 E: 0 K: 1 S: 5	H: 0 LOB: 0 BB: 0 P: 9	R: 0 E: 0 K: 1 S: 6	H: 0 LOB: 0 BB: 0 P: 8	R: 0 E: 0 K: 2 S: 11	H: 0 LOB: 3 BB: 3 P: 25	R: 2 E: 0 K: 0 S: 10	H: 1 LOB: 0 BB: 1 P: 21	R: 0 E: 0 K: 1 S: 10	H: 0 LOB: 0 BB: 0 P: 11	R: 0 E: 0 K: 0 S: 9	H: 0 LOB: 1 BB: 1 P: 15	R: 1 E: 0 K: 0 S: 5	H: 1 LOB: 0 BB: 0 P: 9	1B: 3 2B: 0 3B: 1 HR: 2	SF: 0 SAC: 0 DP: 0 HBP: 0	WP: 0 PB: 0 SB: 1 CS: 0	PA: 42
PITCHER	IP	WLS	BF	H	R	ER	SO	BB	IBB	HBP	BLK	WP	HR	S	P	ERA	WHIP							
Herm Wehmeier, R ERA: 4.97	(1.1)	7.0	31	5	4	4	6	5	0	0	0	0	2	59	108	5.14	1.429							
Frank Smith, R ERA: 2.19	(8.1)	2.0	7	0	0	0	1	1	0	0	0	0	0	19	26	0.00	0.500							
Ken Raffensberger, L ERA: 1.54	(10.1)	1.0	L	4	1	1	1	0	0	0	0	0	0	5	9	9.00	1.000							


TOP

Brooklyn Dodgers @ Cincinnati Reds
Crosley Field, Cincinnati, OH
Tue May 06 1952, 3:33 AM EDT
Att. 19,162 - Unknown

AB	R	H	RBI	BB	SO	LOB
3	2	1	0	2	0	0
5	0	1	0	0	1	2
4	1	2	3	1	0	0
4	1	1	0	1	0	3
4	0	0	1	1	0	2
5	1	1	1	0	1	2
3	0	0	0	1	3	0
0	0	0	0	0	0	0
4	0	0	0	0	1	3
2	0	0	0	0	1	0
2	0	0	0	0	0	0

livebaseballscorecards.com

AB	R	H	RBI	BB	SO	LOB
36	5	6	5	6	7	12



Batter	1	2	3	4	5	6	7	8	9	10	AB	R	H	RBI	BB	SO	LOB								
Grady Hatton, L OBP: 0.348, SLG: 0.363	3-1		4-3								5	0	3	1	0	1	0								
Bobby Adams, R OBP: 0.391, SLG: 0.456											3	0	1	0	2	0	1								
Johnny Wyrostek, L OBP: 0.424, SLG: 0.416											5	0	1	0	0	0	7								
Joe Adcock, R OBP: 0.339, SLG: 0.500											5	0	0	0	0	0	0								
Ted Kluszewski, L OBP: 0.368, SLG: 0.573											3	1	0	0	1	0	0								
Bob Borkowski, R OBP: 0.343, SLG: 0.276											4	0	1	0	0	2	0								
Andy Seminick, R OBP: 0.322, SLG: 0.320											3	1	2	0	0	0	2								
Joe Rossi, R OBP: 0.350, SLG: 0.278											1	1	1	0	0	0	0								
Roy McMillan, R OBP: 0.183, SLG: 0.182											4	0	1	1	0	0	3								
Herm Wehmeier, R OBP: 0.200, SLG: 0.200											2	1	1	0	0	0	0								
Dick Sisler, L OBP: 0.241, SLG: 0.296											1	0	0	0	0	1	1								
Frank Smith, R OBP: 1.000, SLG: 2.000											0	0	0	0	0	0	0								
Hank Edwards, L OBP: 0.482, SLG: 0.705											1	0	0	1	0	0	0								
Ken Raffensberger, R OBP: 0.200, SLG: 0.200											0	0	0	0	0	0	0								
Inning Stats	R: 0 E: 0 K: 0 S: 6	H: 1 LOB: 0 BB: 0 P: 8	R: 0 E: 0 K: 0 S: 6	H: 0 LOB: 0 BB: 0 P: 10	R: 1 E: 0 K: 0 S: 12	H: 3 LOB: 2 BB: 1 P: 24	R: 1 E: 0 K: 0 S: 14	H: 2 LOB: 2 BB: 1 P: 24	R: 1 E: 1 K: 0 S: 16	H: 2 LOB: 0 BB: 0 P: 28	R: 0 E: 0 K: 1 S: 7	H: 0 LOB: 0 BB: 0 P: 12	R: 0 E: 0 K: 1 S: 13	H: 2 LOB: 3 BB: 1 P: 19	R: 0 E: 0 K: 1 S: 9	H: 0 LOB: 0 BB: 0 P: 15	R: 1 E: 0 K: 1 S: 9	H: 1 LOB: 0 BB: 0 P: 14	R: 0 E: 0 K: 0 S: 7	H: 0 LOB: 0 BB: 0 P: 9	1B: 11 2B: 0 3B: 0 HR: 0	SF: 0 SAC: 0 DP: 2 HBP: 0	WP: 0 PB: 1 SB: 0 CS: 1	PA: 41	
PITCHER	IP	WLS	BF	H	R	ER	SO	BB	IBB	HBP	BLK	WP	HR	S	P	ERA	WHIP								
Preacher Roe, L ERA: 1.74	(1.1)	4.0	19	7	3	2	0	2	0	0	0	0	0	44	77	4.50	2.250								
Billy Loes, R ERA:	(5.1)	6.0	W	21	4	1	0	4	1	0	0	1	0	0	55	86	0.00	0.833							


BOTTOM

Brooklyn Dodgers @ Cincinnati Reds
Crosley Field, Cincinnati, OH
Tue May 06 1952, 3:33 AM EDT
Att. 19,162 - Unknown

AB	R	H	RBI	BB	SO	LOB
5	0	3	1	0	1	0
3	0	1	0	2	0	1
5	0	1	0	0	0	7
5	0	0	0	0	0	0
3	1	0	0	1	0	0
4	0	1	0	0	2	0
3	1	2	0	0	0	2
1	1	1	0	0	0	0
4	0	1	1	0	0	3
2	1	1	0	0	0	0
1	0	0	0	0	1	1
0	0	0	0	0	0	0
1	0	0	1	0	0	0
0	0	0	0	0	0	0

livebaseballscorecards.com

AB	R	H	RBI	BB	SO	LOB
37	4	11	3	3	4	14



Batter	1	2	3	4	5	6	7	8	9	AB	R	H	RBI	BB	SO	LOB	TOP				
Pee Wee Reese, R OBP: 0.313, SLG: 0.268 (1, 6)	4-2 6-3 1B BB		0-0 5-3	2-1 4-3 1B		2-2 F8			1-1 F9	4	1	1	0	1	0	0	Brooklyn Dodgers @ Cincinnati Reds Crosley Field, Cincinnati, OH Wed May 07 1952, 3:33 AM EDT Att: 14,609 - Unknown				
Billy Cox, R OBP: 0.349, SLG: 0.475 (1, 5)	0-0 6-3		0-1 F8	0-1 4-3 1B			0-2 F3	0-1	5	0	2	1	0	0	1						
Duke Snider, L OBP: 0.403, SLG: 0.464 (1, 8)	0-1 2H 1B		0-2 1B	1-1 4-3 1B			0-1 4-3	1-3	5	1	2	1	0	1	3						
Roy Campanella, R OBP: 0.375, SLG: 0.468 (1, 2)	1-1 F7		2-0 1B	3-2 1-3 1B			3-1 F9	0-0	5	1	1	1	0	0	4						
Andy Patko, R OBP: 0.432, SLG: 0.738 (1, 7)	0-1 5-3		1-0 1B	2-3 K				3-1 F4	4	1	1	0	0	1	1						
Gil Hodges, R OBP: 0.288, SLG: 0.344 (1, 3)		2-2 FC6-4 1B	1-2 1B	2-3 K				1-0 2B	4	0	3	1	0	1	0						
Carl Furillo, R OBP: 0.347, SLG: 0.354 (1, 9)		1-0 FC6-4 1B	3-0 1B	1-2 F5				3-2 F5	4	0	1	1	0	0	2						
Rocky Bridges, R (1, 4)		0-0 F5		0-0 B3				0-3 K	3	0	0	0	1	1	1						
Chris Van Cuyk, L Johnny Rutherford, L OBP: 0.250, SLG: 0.250 (1, 1) (3, 1)	0-0 FC6			1-1 1B				0-3 K	1	0	0	0	0	0	1						
Inning Stats	R: 1 E: 0 K: 0 S: 9	H: 1 LOB: 1 BB: 1 P: 14	R: 0 E: 0 K: 0 S: 6	H: 1 LOB: 1 BB: 0 P: 9	R: 3 E: 0 K: 0 S: 12	H: 5 LOB: 2 BB: 0 P: 19	R: 1 E: 0 K: 0 S: 12	H: 3 LOB: 2 BB: 0 P: 19	R: 0 E: 0 K: 2 S: 11	H: 0 LOB: 0 BB: 0 P: 13	R: 0 E: 0 K: 0 S: 7	H: 0 LOB: 0 BB: 0 P: 10	R: 0 E: 0 K: 1 S: 11	H: 1 LOB: 2 BB: 1 P: 22	R: 0 E: 0 K: 1 S: 8	H: 1 LOB: 1 BB: 0 P: 10	1B: 10 2B: 1 3B: 1 HR: 0	SF: 0 SAC: 0 DP: 0 HBP: 0	WP: 0 PB: 0 SB: 1 CS: 0	PA: 40	
PITCHER	IP	WLS	BF	H	R	ER	SO	BB	IBB	HBP	BLK	WP	HR	S	P	ERA	WHIP				
Frank Hiller, R ERA: 2.12 (1, 1)	3.0	L	16	7	4	4	0	1	0	0	0	0	0	27	42	12.00	2.667				
Bud Byerly, R ERA: 2.08 (4, 1)	2.0		9	3	1	1	2	0	0	0	0	0	0	21	33	4.50	1.500				
Harry Perkowski, L ERA: 3.62 (6, 1)	4.0		15	2	0	0	4	0	1	0	0	0	0	37	55	0.00	0.500				

Batter	1	2	3	4	5	6	7	8	9	AB	R	H	RBI	BB	SO	LOB	BOTTOM					
Grady Hatton, L OBP: 0.340, SLG: 0.345 (1, 4)	1-1 4-3		4-1 1B		3-2 F8		1-0 L8		0-1 F5	4	1	0	0	1	0	1	Brooklyn Dodgers @ Cincinnati Reds Crosley Field, Cincinnati, OH Wed May 07 1952, 3:33 AM EDT Att: 14,609 - Unknown					
Bobby Adams, R OBP: 0.380, SLG: 0.440 (1, 5)	0-2 F9		0-0 1B		2-3 K		1-2 6-3	2-1	5	0	1	2	0	1	1							
Johnny Wyrostek, L OBP: 0.427, SLG: 0.423 (1, 8)	1-0 6-3		1-3 2H 1B		3-2 4-3		0-1 1B		4	0	2	1	0	0	1							
Joe Adcock, R OBP: 0.333, SLG: 0.500 (1, 7)		3-2 6-3	1-1 F6		0-0 4-3 WP		0-0 5-3		4	1	1	0	0	0	3							
Ted Kluszewski, L OBP: 0.381, SLG: 0.557 (1, 3)		0-0 6-3	1-0 F4		3-2 4-3		2-1 FC5-4 1B		4	0	1	0	0	0	3							
Bob Borkowski, R OBP: 0.351, SLG: 0.267 Hank Edwards, L OBP: 0.463, SLG: 0.743 (1, 9) (6, FH) (7, 9)		1-1 5-3		4-2 G6-4-3 BB		4-2 WP BB		1-0 F5	1	0	0	0	1	0	0							
Joe Rossi, R OBP: 0.292, SLG: 0.227 (1, 2)			2-2 F7		1-1 G6-4-3		2-1 F8	1-1	4	0	0	0	0	0	3							
Roy McMillan, R OBP: 0.187, SLG: 0.174 (1, 6)			3-2 E6 1B		2-2 F9		4-1 FC4-6 BB	0-0	3	1	0	0	1	0	1							
Frank Hiller, R OBP: 0.300, SLG: 0.300 Johnny Temple, R OBP: 0.333, SLG: 0.333 Bud Byerly, R (1, 1) (3, FH) (4, 1)			0-0 1B		4-1 WP		0-1 FC4-6	1-3	0	0	0	0	0	0	0							
Dick Sisler, L OBP: 0.267, SLG: 0.296 Harry Perkowski, L OBP: 0.250, SLG: 0.417 (5, FH) (6, 1)			2-3 1B				1-2 1B		2	0	0	0	1	0	2							
Inning Stats	R: 0 E: 0 K: 0 S: 6	H: 0 LOB: 0 BB: 0 P: 8	R: 0 E: 0 K: 0 S: 6	H: 0 LOB: 0 BB: 0 P: 10	R: 3 E: 1 K: 0 S: 16	H: 3 LOB: 2 BB: 1 P: 29	R: 0 E: 0 K: 0 S: 9	H: 0 LOB: 0 BB: 1 P: 16	R: 0 E: 0 K: 1 S: 12	H: 0 LOB: 1 BB: 1 P: 24	R: 1 E: 0 K: 0 S: 7	H: 1 LOB: 2 BB: 2 P: 25	R: 0 E: 0 K: 0 S: 6	H: 1 LOB: 1 BB: 0 P: 9	R: 0 E: 0 K: 0 S: 7	H: 1 LOB: 1 BB: 0 P: 10	R: 0 E: 0 K: 1 S: 7	H: 0 LOB: 0 BB: 0 P: 10	1B: 5 2B: 1 3B: 0 HR: 0	SF: 0 SAC: 0 DP: 1 HBP: 0	WP: 2 PB: 0 SB: 0 CS: 0	PA: 38
PITCHER	IP	WLS	BF	H	R	ER	SO	BB	IBB	HBP	BLK	WP	HR	S	P	ERA	WHIP					
Chris Van Cuyk, L ERA: 1.38 (1, 1)	2.1		12	3	3	2	0	1	0	0	0	2	0	25	42	7.71	1.714					
Johnny Rutherford, R ERA: 1.38 (3, 1)	6.2	W	26	3	1	1	2	4	0	0	0	2	0	56	99	1.35	1.050					



Batter	1	2	3	4	5	6	7	8	9	AB	R	H	RBI	BB	SO	LOB	TOP					
Grady Hatton, L (1.4) OBP: 0.354, SLG: 0.364	4-0 CS BB		0-0 1-2 1B		0-3 K		0-0 HR 2B	0-0 6-3		4	1	2	2	1	1	1	Cincinnati Reds @ St. Louis Cardinals Sportsman's Park, St. Louis, MO Fri May 09 1952, 4:33 AM EDT Att: 6,954 - Unknown					
Bobby Adams, R (1.5) OBP: 0.371, SLG: 0.420	0-3 K		0-0 6-3		0-0 5-3		1-3 2-H 3-H 4-0 HR BB	0-0 F4		4	1	0	0	1	1	3						
Johnny Wyrostek, L (1.8) OBP: 0.415, SLG: 0.498	0-0 6-3		0-0 1B		0-0 4-3		0-0 F7	0-0 4-3		5	0	1	1	0	0	2						
Joe Adcock, R (1.7) OBP: 0.366, SLG: 0.571		0-0 F2		4-0 BB BB		0-0 2B	0-0 HR	4-0 FC4-6 1B BB		3	1	2	3	2	0	0						
Ted Kluszewski, L (1.3) OBP: 0.393, SLG: 0.571		0-0 1B		0-0 F6		0-0 F8	0-0 S F8 2B	0-0 FC4-6 1B		5	1	3	0	0	0	2						
Bob Borkowski, R (1.9) OBP: 0.310, SLG: 0.229	0-3 K		0-3 K		0-0 F8		0-0 F8	0-0 FC4-6		5	0	0	1	0	2	5						
Joe Rossi, R (1.2) OBP: 0.310, SLG: 0.231	0-0 1-3		0-0 1B		4-0 1-2 BB		0-0 SH 2B 1B	0-0 6-3		4	1	1	0	1	0	3						
Roy McMillan, R (1.6) OBP: 0.203, SLG: 0.181			0-0 F2		0-0 F5		4-0 2B BB	0-0 6-3 SH1-4 PB 1B		3	2	1	0	1	0	2						
Ken Raffensberger, R (1.1) OBP: 0.250, SLG: 0.182			4-0 6-3 1B BB		0-0 5-3		0-0 SH 2B F7	0-0 SH1-4		1	1	0	0	1	0	0						
Inning Stats	R: 0 E: 0 K: 1 S: 4	H: 0 LOB: 0 BB: 1 P: 8	R: 0 E: 0 K: 1 S: 6	H: 1 LOB: 1 BB: 0 P: 6	R: 0 E: 0 K: 0 S: 4	H: 2 LOB: 3 BB: 1 P: 8	R: 0 E: 0 K: 1 S: 5	H: 0 LOB: 2 BB: 2 P: 13	R: 0 E: 0 K: 1 S: 5	H: 0 LOB: 0 BB: 0 P: 5	R: 0 E: 0 K: 0 S: 4	H: 1 LOB: 1 BB: 0 P: 4	R: 7 E: 1 K: 0 S: 8	H: 4 LOB: 0 BB: 2 P: 16	R: 1 E: 0 K: 0 S: 4	H: 1 LOB: 2 BB: 1 P: 8	1B: 6 2B: 3 3B: 0 HR: 1	SF: 0 SAC: 2 DP: 0 HBP: 0	WP: 0 PB: 1 SB: 1 CS: 1	PA: 43		
PITCHER	IP WLS BF H R ER SO BB IBB HBP BLK WP HR S P ERA WHIP	IP WLS BF H R ER SO BB IBB HBP BLK WP HR S P ERA WHIP	IP WLS BF H R ER SO BB IBB HBP BLK WP HR S P ERA WHIP	IP WLS BF H R ER SO BB IBB HBP BLK WP HR S P ERA WHIP	IP WLS BF H R ER SO BB IBB HBP BLK WP HR S P ERA WHIP	IP WLS BF H R ER SO BB IBB HBP BLK WP HR S P ERA WHIP	IP WLS BF H R ER SO BB IBB HBP BLK WP HR S P ERA WHIP	IP WLS BF H R ER SO BB IBB HBP BLK WP HR S P ERA WHIP	IP WLS BF H R ER SO BB IBB HBP BLK WP HR S P ERA WHIP	IP WLS BF H R ER SO BB IBB HBP BLK WP HR S P ERA WHIP	IP WLS BF H R ER SO BB IBB HBP BLK WP HR S P ERA WHIP	IP WLS BF H R ER SO BB IBB HBP BLK WP HR S P ERA WHIP	IP WLS BF H R ER SO BB IBB HBP BLK WP HR S P ERA WHIP	IP WLS BF H R ER SO BB IBB HBP BLK WP HR S P ERA WHIP	IP WLS BF H R ER SO BB IBB HBP BLK WP HR S P ERA WHIP	IP WLS BF H R ER SO BB IBB HBP BLK WP HR S P ERA WHIP	IP WLS BF H R ER SO BB IBB HBP BLK WP HR S P ERA WHIP	IP WLS BF H R ER SO BB IBB HBP BLK WP HR S P ERA WHIP	IP WLS BF H R ER SO BB IBB HBP BLK WP HR S P ERA WHIP	IP WLS BF H R ER SO BB IBB HBP BLK WP HR S P ERA WHIP	IP WLS BF H R ER SO BB IBB HBP BLK WP HR S P ERA WHIP	IP WLS BF H R ER SO BB IBB HBP BLK WP HR S P ERA WHIP

AB	34
R	8
H	10
RBI	7
BB	7
SO	4
LOB	18



Batter	1	2	3	4	5	6	7	8	9	AB	R	H	RBI	BB	SO	LOB	BOTTOM					
Eddie Stanky, R (1.4) OBP: 0.325, SLG: 0.219	0-0 F8		0-0 F9		0-0 F5		0-0 F4			4	0	0	0	0	0	2	Cincinnati Reds @ St. Louis Cardinals Sportsman's Park, St. Louis, MO Fri May 09 1952, 4:33 AM EDT Att: 6,954 - Unknown					
Solly Hemus, L (1.6) OBP: 0.436, SLG: 0.475	0-0 4-3		0-0 5-3		0-0 1B 2B		0-0 F7			4	1	1	0	0	0	1						
Peanuts Lowrey, R (1.8) OBP: 0.426, SLG: 0.469	0-0 6-3				0-0 3-1		0-0 1B 2B 1B			4	0	1	0	0	0	0						
Stan Musial, L (1.3) OBP: 0.394, SLG: 0.463		0-0 F9		0-0 F6		0-0 1-3 3-H 1B		0-3 K		4	0	1	1	0	1	0						
Larry Miggins, R (1.7) OBP: 0.200, SLG: 0.200		0-0 5-3		0-0 1B		0-0 L3		0-0 5-3		4	0	1	0	0	0	1						
Red Schoendienst, S (1.5) OBP: 0.333, SLG: 0.425		0-0 F8		0-0 5-3		4-0 BB				3	0	0	0	1	0	1						
Hal Rice, L (1.9) OBP: 0.200, SLG: 0.200			0-0 6-3		0-0 SH3-4 1B		0-0 F4			4	0	1	0	0	0	2						
Les Fusselman, R (1.2) OBP: 0.273, SLG: 0.636			0-0 2B 2B		0-0 F6		0-0 HR			4	2	2	1	0	0	1						
Vinegar Bend Mizell, R (1.1) OBP: 0.100, SLG: 0.200			0-0 2B		0-0 SH3-4		0-0 6-3			1	0	1	1	0	0	0						
Tommy Glaviano, R (7. PH) OBP: 0.333, SLG: 0.333			0-0 2B		0-0 1-2					1	0	0	0	0	0	0						
Jackie Collum, L (8.1)			2-H 2B							0	0	0	0	0	0	0						
Inning Stats	R: 0 E: 0 K: 0 S: 3	H: 0 LOB: 0 BB: 0 P: 3	R: 0 E: 0 K: 0 S: 3	H: 0 LOB: 0 BB: 0 P: 3	R: 1 E: 0 K: 0 S: 5	H: 2 LOB: 1 BB: 0 P: 5	R: 0 E: 0 K: 0 S: 4	H: 1 LOB: 1 BB: 0 P: 4	R: 0 E: 0 K: 0 S: 4	H: 1 LOB: 1 BB: 0 P: 4	R: 1 E: 0 K: 0 S: 5	H: 3 LOB: 2 BB: 1 P: 9	R: 1 E: 0 K: 0 S: 4	H: 1 LOB: 0 BB: 0 P: 4	R: 0 E: 0 K: 1 S: 5	H: 0 LOB: 0 BB: 0 P: 5	R: 0 E: 0 K: 0 S: 3	H: 0 LOB: 0 BB: 0 P: 3	1B: 4 2B: 3 3B: 0 HR: 1	SF: 0 SAC: 1 DP: 0 HBP: 0	WP: 0 PB: 0 SB: 0 CS: 0	PA: 35
PITCHER	IP WLS BF H R ER SO BB IBB HBP BLK WP HR S P ERA WHIP	IP WLS BF H R ER SO BB IBB HBP BLK WP HR S P ERA WHIP	IP WLS BF H R ER SO BB IBB HBP BLK WP HR S P ERA WHIP	IP WLS BF H R ER SO BB IBB HBP BLK WP HR S P ERA WHIP	IP WLS BF H R ER SO BB IBB HBP BLK WP HR S P ERA WHIP	IP WLS BF H R ER SO BB IBB HBP BLK WP HR S P ERA WHIP	IP WLS BF H R ER SO BB IBB HBP BLK WP HR S P ERA WHIP	IP WLS BF H R ER SO BB IBB HBP BLK WP HR S P ERA WHIP	IP WLS BF H R ER SO BB IBB HBP BLK WP HR S P ERA WHIP	IP WLS BF H R ER SO BB IBB HBP BLK WP HR S P ERA WHIP	IP WLS BF H R ER SO BB IBB HBP BLK WP HR S P ERA WHIP	IP WLS BF H R ER SO BB IBB HBP BLK WP HR S P ERA WHIP	IP WLS BF H R ER SO BB IBB HBP BLK WP HR S P ERA WHIP	IP WLS BF H R ER SO BB IBB HBP BLK WP HR S P ERA WHIP	IP WLS BF H R ER SO BB IBB HBP BLK WP HR S P ERA WHIP	IP WLS BF H R ER SO BB IBB HBP BLK WP HR S P ERA WHIP	IP WLS BF H R ER SO BB IBB HBP BLK WP HR S P ERA WHIP	IP WLS BF H R ER SO BB IBB HBP BLK WP HR S P ERA WHIP	IP WLS BF H R ER SO BB IBB HBP BLK WP HR S P ERA WHIP	IP WLS BF H R ER SO BB IBB HBP BLK WP HR S P ERA WHIP	IP WLS BF H R ER SO BB IBB HBP BLK WP HR S P ERA WHIP	IP WLS BF H R ER SO BB IBB HBP BLK WP HR S P ERA WHIP



Batter	1	2	3	4	5	6	7	8	9	AB	R	H	RBI	BB	SO	LOB	TOP			
Grady Hatton, L (1,4) OBP: 0.337, SLG: 0.344	0-3 K		0-0 F9		0-0 F8		0-3 K		0-3 K	5	0	0	0	0	3	1	<p>Cincinnati Reds @ St. Louis Cardinals</p> <p>Sportsman's Park, St. Louis, MO</p> <p>Sat May 10 1952, 4:33 AM EDT</p> <p>Att. 4,763 - Unknown</p>			
Bobby Adams, R (1,5) OBP: 0.373, SLG: 0.413	4-0 S 1B BB		0-0 6-3		0-0 FC4		0-0 F2		0-0 1B	4	1	1	0	1	0	1				
Johnny Wyrostek, L (1,8) OBP: 0.394, SLG: 0.393	0-3 K		0-0 4-3				0-3 K		0-0 E3	5	0	0	0	0	2	2				
Joe Adcock, R (1,7) OBP: 0.373, SLG: 0.561	0-0 HBP 2H 1B				0-0 F6		4-0 1B 2B BB		0-0 6-3	3	1	1	1	1	0	1				
Ted Kluszewski, L (1,3) OBP: 0.398, SLG: 0.563	1-0 FC6-4 1-2 HBP				0-0 1-3		0-0 1-3		0-0 1B 1B	3	0	1	0	0	0	1				
Bob Borkowski, R (1,9) OBP: 0.348, SLG: 0.282	0-0 FC6-4 1-2				0-0 1B		0-0 1B 2B 1B		0-0 1B 1B G6-4-3	4	1	3	0	0	0	2				
Joe Rossi, R (1,2) OBP: 0.333, SLG: 0.267					0-0 F7		0-0 2B 1B 1-2 2-3		0-3 K	4	0	2	0	0	1	3				
Roy McMillan, R (1,6) OBP: 0.205, SLG: 0.197	0-0 G4-6-3 1-2				0-0 F5		0-0 2B		0-0 G6-4-3 1-2	4	0	1	2	0	0	3				
Ewell Blackwell, R (1,1) OBP: 0.250, SLG: 0.333	0-0 F8				0-0 FC4 1B		0-0 4-3		0-0 F3	3	0	1	0	0	0	2				
Johnny Temple, R (9,PH) OBP: 0.250, SLG: 0.250										1	0	0	0	0	0	0				
Inning Stats	R: 1 E: 0 K: 2 S: 8	H: 1 LOB: 2 BB: 1 P: 13	R: 0 E: 0 K: 0 S: 3	H: 1 LOB: 0 BB: 0 P: 3	R: 0 E: 0 K: 0 S: 3	H: 0 LOB: 0 BB: 0 P: 3	R: 0 E: 0 K: 0 S: 4	H: 1 LOB: 1 BB: 0 P: 4	R: 0 E: 0 K: 1 S: 8	H: 3 LOB: 2 BB: 1 P: 12	R: 0 E: 1 K: 1 S: 6	H: 0 LOB: 1 BB: 0 P: 6	R: 0 E: 0 K: 1 S: 6	H: 2 LOB: 1 BB: 0 P: 6	R: 0 E: 0 K: 1 S: 6	H: 1 LOB: 1 BB: 0 P: 6	1B: 9 2B: 1 3B: 0 HR: 0	SF: 0 SAC: 0 DP: 2 HBP: 1	WP: 0 PB: 0 SB: 1 CS: 0	PA: 39
PITCHER Cliff Chambers, L (1,1) ERA: 4.17	IP: 9.0 WLS: W BF: 39 H: 10 R: 3 ER: 3 SO: 6 BB: 2 IBB: 0 HBP: 1 BLK: 0 WP: 0 HR: 0 S: 48 P: 57 ERA: 3.00 WHIP: 1.333															PITCHER				

AB	36
R	3
H	10
RBI	3
BB	2
SO	6
LOB	16



Batter	1	2	3	4	5	6	7	8	9	AB	R	H	RBI	BB	SO	LOB	BOTTOM	
Tommy Giaviano, R (1,5) OBP: 0.429, SLG: 0.200	1-0 FC4-6 HBP				0-3 K		4-0 FC6-4 BB			2	0	0	0	1	1	0	<p>Cincinnati Reds @ St. Louis Cardinals</p> <p>Sportsman's Park, St. Louis, MO</p> <p>Sat May 10 1952, 4:33 AM EDT</p> <p>Att. 4,763 - Unknown</p>	
Solly Hemus, L (1,6) OBP: 0.418, SLG: 0.452	0-0 F9		0-0 4-3		0-3 K		0-3 K			4	0	0	0	0	2	3		
Enos Slaughter, L (1,9) OBP: 0.375, SLG: 0.327	0-0 FC4-6 1-2 S 1B		0-0 1B		4-0 BB		0-0 FC6-4 1-2			3	1	1	0	1	0	3		
Stan Musial, L (1,3) OBP: 0.398, SLG: 0.458	0-0 1B 2H 1B		4-0 BB		0-0 1-3		0-3 K			3	0	1	1	1	1	1		
Peanuts Lowrey, R (1,8) OBP: 0.431, SLG: 0.472	0-0 1-2 1B		0-0 F8		0-0 1B 2B 1B		0-0 6-3			4	1	2	0	0	0	2		
Red Schoendienst, S (1,4) OBP: 0.330, SLG: 0.418	0-0 F9		0-0 F8		0-0 2B 1B		0-3 K			4	1	1	0	0	1	4		
Hal Rice, L (1,7) OBP: 0.286, SLG: 0.357			0-0 E7 2B		0-0 G1-4-3 1B		0-0 1B 2B		0-0 F7	4	2	2	1	0	0	0		
Del Rice, R (1,2) OBP: 0.368, SLG: 0.441			0-0 2H 2B		0-0 G1-4-3 1-2		0-0 FC4-6 2H 3H 1B		0-0 6-3	4	0	2	3	0	0	1		
Cliff Chambers, L (1,1) OBP: 0.286, SLG: 0.308	0-3 K		0-3 F5		0-0 FC4-6 BB		0-0 1-3			4	0	0	0	0	1	1		
Inning Stats	R: 1 E: 1 K: 0 S: 5	H: 2 LOB: 2 BB: 0 P: 6	R: 1 E: 1 K: 1 S: 6	H: 1 LOB: 0 BB: 0 P: 6	R: 0 E: 0 K: 0 S: 4	H: 1 LOB: 2 BB: 1 P: 8	R: 0 E: 0 K: 0 S: 3	H: 1 LOB: 0 BB: 0 P: 3	R: 0 E: 0 K: 2 S: 7	H: 0 LOB: 0 BB: 0 P: 7	R: 0 E: 0 K: 0 S: 3	H: 0 LOB: 0 BB: 0 P: 3	R: 0 E: 0 K: 0 S: 3	H: 0 LOB: 0 BB: 0 P: 3	1B: 7 2B: 2 3B: 0 HR: 0	SF: 0 SAC: 0 DP: 1 HBP: 1	WP: 0 PB: 0 SB: 1 CS: 0	PA: 36
PITCHER Ewell Blackwell, R (1,1) ERA: 3.5	IP: 8.0 WLS: L BF: 36 H: 9 R: 5 ER: 4 SO: 6 BB: 3 IBB: 0 HBP: 1 BLK: 0 WP: 0 HR: 0 S: 44 P: 57 ERA: 4.50 WHIP: 1.500															PITCHER		

AB	32
R	5
H	9
RBI	5
BB	3
SO	6
LOB	15



Batter	1	2	3	4	5	6	7	8	9	AB	R	H	RBI	BB	SO	LOB	TOP								
Grady Hatton, L (1,4) OBP: 0.330, SLG: 0.347	F5		K				4-3	6-3		5	1	1	1	0	1	2									
Bobby Adams, R (1,5) OBP: 0.374, SLG: 0.412	F2		FC5-4				1-3	F9		5	0	2	1	0	0	1									
Johnny Wyrostek, L (1,8) OBP: 0.375, SLG: 0.360	E4				F8		1-3	4-3		5	0	0	0	0	1	2									
Ted Kluszewski, L (1,3) OBP: 0.378, SLG: 0.533		F5			F4		K	F4		5	0	0	0	0	1	1									
Joe Adcock, R (1,7) OBP: 0.392, SLG: 0.657							F7			4	3	3	2	0	0	0									
Hank Edwards, L (1,9) OBP: 0.442, SLG: 0.703										2	0	0	0	0	0	0									
Bob Borkowski, R (6, PH) OBP: 0.375, SLG: 0.341		G3			F7		1B	1B		2	2	2	0	0	0	0									
Joe Rossi, R (1,2) OBP: 0.324, SLG: 0.265										4	1	1	0	0	1	2									
Roy McMillan, R (1,6) OBP: 0.230, SLG: 0.215					F7					3	1	2	2	1	0	0									
Harry Perkowski, L (1,1) OBP: 0.250, SLG: 0.375										4	0	1	1	0	1	3									
Inning Stats	R: 0 E: 1 K: 0 S: 3	H: 0 LOB: 1 BB: 0 P: 3	R: 1 E: 0 K: 0 S: 4	H: 1 LOB: 0 BB: 0 P: 4	R: 0 E: 0 K: 1 S: 6	H: 1 LOB: 1 BB: 0 P: 6	R: 1 E: 0 K: 0 S: 4	H: 1 LOB: 0 BB: 0 P: 4	R: 2 E: 0 K: 1 S: 7	H: 2 LOB: 1 BB: 1 P: 11	R: 2 E: 0 K: 2 S: 10	H: 3 LOB: 1 BB: 0 P: 10	R: 0 E: 0 K: 0 S: 4	H: 1 LOB: 1 BB: 0 P: 4	R: 2 E: 1 K: 1 S: 8	H: 3 LOB: 1 BB: 0 P: 8	R: 0 E: 0 K: 0 S: 3	H: 0 LOB: 0 BB: 0 P: 3	1B: 8 2B: 2 3B: 0 HR: 2	SF: 0 SAC: 0 DP: 0 HBP: 0	WP: 0 PB: 1 SB: 1 CS: 0	PA: 40			
PITCHER	IP	WLS	BF	H	R	ER	SO	BB	IBB	HBP	BLK	WP	HR	S	P	ERA	WHIP								
Cloyd Boyer, R (1,1) ERA: 2.25	5.0	L	21	5	4	4	2	1	0	0	0	0	2	24	28	7.20	1.200								
Bill Werle, L (6,1) ERA: 7.5	2.0		10	4	2	1	2	0	0	0	0	0	0	14	14	4.50	2.000								
Eddie Yuhas, R (8,1) ERA: 2.45	2.0		9	3	2	1	1	0	0	0	0	0	0	11	11	4.50	1.500								

Cincinnati Reds @ St. Louis Cardinals
Sportsman's Park, St. Louis, MO
Sun May 11 1952, 4:33 AM EDT
Att: 5,469 - Unknown

AB	39
R	8
H	12
RBI	7
BB	1
SO	5
LOB	11



Batter	1	2	3	4	5	6	7	8	9	AB	R	H	RBI	BB	SO	LOB	BOTTOM								
Tommy Giaviano, R (1,5) OBP: 0.333, SLG: 0.200	F7		F2						F8	5	0	1	0	0	0	0									
Solly Hemus, L (1,6) OBP: 0.402, SLG: 0.432	K		K2-3							4	0	0	0	0	2	1									
Peanuts Lowrey, R (1,8) OBP: 0.435, SLG: 0.474	F7									4	1	2	0	0	0	0									
Stan Musial, L (1,3) OBP: 0.412, SLG: 0.471										2	2	1	0	2	0	1									
Larry Miggins, R (1,7) OBP: 0.214, SLG: 0.214										4	1	1	1	0	1	2									
Red Schoendienst, S (1,4) OBP: 0.337, SLG: 0.442										4	1	2	3	0	0	1									
Hal Rice, L (1,9) OBP: 0.278, SLG: 0.294										3	0	0	0	1	2	2									
Del Rice, R (1,2) OBP: 0.377, SLG: 0.441										0	0	0	0	1	0	0									
Les Fusseiman, R (5, PH) OBP: 0.214, SLG: 0.500										3	0	0	0	0	0	0									
Cloyd Boyer, R (1,1) Gene Muech, R (5, PH) Bill Werle, L (5,1) Eddie Stanky, R (7, PH) Eddie Yuhas, R (8,1) Billy Johnson, R (9, PH)										1	0	1	1	0	0	0									
Inning Stats	R: 0 E: 0 K: 1 S: 5	H: 0 LOB: 0 BB: 0 P: 5	R: 2 E: 0 K: 0 S: 4	H: 3 LOB: 2 BB: 2 P: 12	R: 0 E: 0 K: 1 S: 6	H: 1 LOB: 1 BB: 0 P: 6	R: 0 E: 0 K: 2 S: 7	H: 0 LOB: 0 BB: 0 P: 7	R: 0 E: 0 K: 1 S: 5	H: 0 LOB: 0 BB: 0 P: 5	R: 2 E: 0 K: 0 S: 5	H: 2 LOB: 1 BB: 1 P: 9	R: 0 E: 0 K: 0 S: 4	H: 1 LOB: 1 BB: 0 P: 4	R: 1 E: 0 K: 1 S: 6	H: 1 LOB: 1 BB: 1 P: 10	R: 0 E: 0 K: 0 S: 3	H: 0 LOB: 0 BB: 0 P: 3	1B: 5 2B: 3 3B: 0 HR: 0	SF: 0 SAC: 0 DP: 0 HBP: 0	WP: 0 PB: 0 SB: 0 CS: 1	PA: 37			
PITCHER	IP	WLS	BF	H	R	ER	SO	BB	IBB	HBP	BLK	WP	HR	S	P	ERA	WHIP								
Harry Perkowski, L (1,1) ERA: 3.96	9.0	W	37	8	5	5	6	3	1	0	0	0	0	45	61	5.00	1.222								

Cincinnati Reds @ St. Louis Cardinals
Sportsman's Park, St. Louis, MO
Sun May 11 1952, 4:33 AM EDT
Att: 5,469 - Unknown

AB	33
R	5
H	8
RBI	5
BB	4
SO	6
LOB	7



Batter	1	2	3	4	5	6	7	8	9	AB	R	H	RBI	BB	SO	LOB	TOP	
Grady Hatton, L OBP: 0.319, SLG: 0.333	4-3	1-3			F9			F2		4	0	0	0	0	0	2	Cincinnati Reds @ New York Giants Polo Grounds, New York, NY Tue May 13 1952, 3:33 AM EDT Att: 13,357 - Unknown	
Bobby Adams, R OBP: 0.369, SLG: 0.406	6-3		G1-6-3 1B			F8		P4		4	0	1	0	0	0	0		
Johnny Wyrostek, L OBP: 0.370, SLG: 0.356	F9		G1-6-3 1-2			P6			HR 1B	4	1	1	0	0	0	1		
Ted Kluszewski, L OBP: 0.373, SLG: 0.552		K	F3			P4			HR 1B	4	1	1	2	0	1	0		
Joe Adcock, R OBP: 0.410, SLG: 0.689		F8 3B		CS 1B				P4	G1-6-3 1B	4	1	3	0	0	0	0		
Hank Edwards, L OBP: 0.494, SLG: 0.634	F8			F6 1-2			F8		G1-6-3 1B 1-2	4	0	0	1	0	0	2		
Joe Rossi, R OBP: 0.341, SLG: 0.289		2B 1B		F8						4	1	2	0	0	0	0		
Roy McMillan, R OBP: 0.233, SLG: 0.232		1B 1-3 2B			F9		K			3	0	1	0	0	1	1		
Herm Wehmeier, R OBP: 0.250, SLG: 0.250								F8		1	0	1	1	0	0	0		
Bud Byerly, R OBP: 0.200, SLG: 0.200					4-3					1	0	0	0	0	0	0		
Frank Smith, R OBP: 1.000, SLG: 2.000		2-3 3H 1B								0	0	0	0	0	0	0		
Inning Stats	R: 0 E: 0 K: 0 S: 3	H: 0 LOB: 0 BB: 0 P: 3	R: 2 E: 0 K: 1 S: 9	H: 4 LOB: 2 BB: 0 P: 9	R: 0 E: 0 K: 0 S: 3	H: 1 LOB: 0 BB: 0 P: 3	R: 0 E: 0 K: 0 S: 3	H: 1 LOB: 0 BB: 0 P: 3	R: 0 E: 0 K: 1 S: 6	H: 1 LOB: 1 BB: 0 P: 6	R: 0 E: 0 K: 0 S: 3	H: 0 LOB: 0 BB: 0 P: 3	R: 2 E: 0 K: 0 S: 5	H: 3 LOB: 0 BB: 0 P: 5	1B: 7 2B: 1 3B: 1 HR: 1	SF: 0 SAC: 0 DP: 2 HBP: 0	WP: 0 PB: 0 SB: 0 CS: 1	PA: 34
PITCHER Larry Jansen, R ERA: 2.53	IP: 9.0 WLS: W BF: 34 H: 10 R: 4 ER: 4 SO: 2 BB: 0 IBB: 0 HBP: 0 BLK: 0 WP: 0 HR: 1 S: 38 P: 38 ERA: 4.00 WHIP: 1.111																	

Batter	1	2	3	4	5	6	7	8	9	AB	R	H	RBI	BB	SO	LOB	BOTTOM	
Davey Williams, R OBP: 0.343, SLG: 0.367	1B P4-2 1-3 1B		F9	BB 2B 1B		1B BB		F8		4	1	2	0	1	0	0	Cincinnati Reds @ New York Giants Polo Grounds, New York, NY Tue May 13 1952, 3:33 AM EDT Att: 13,357 - Unknown	
Whitey Lockman, L OBP: 0.398, SLG: 0.448	1-3 1-2		HR 1B	2B BB		1B				3	2	2	0	1	0	1		
Bobby Thomson, R OBP: 0.414, SLG: 0.566	BB 1B		1H HR	1H 2H 3H 2B		1-3				3	1	2	5	1	0	2		
Bob Elliott, R OBP: 0.357, SLG: 0.449				F8				5-3		4	1	2	1	0	0	1		
Chuck Diering, R	1-2 2-3 1B		HR							0	0	0	0	0	0	0		
Don Mueller, L OBP: 0.300, SLG: 0.442	P4-2 3H		4-3		1-3		G3			4	0	0	0	0	0	3		
Alvin Dark, R OBP: 0.330, SLG: 0.313	F7			F7	K					4	0	1	0	0	1	0		
Willie Mays, R OBP: 0.330, SLG: 0.313	6-3			HR	F2			K		4	1	1	1	0	1	1		
Wes Westrum, R OBP: 0.446, SLG: 0.567	F6			6-3		5-3		6-3		4	0	0	0	0	0	0		
Larry Jansen, R OBP: 0.250, SLG: 0.077			6-3	BB 1B 2B BB		K		K		3	1	0	0	1	2	0		
Inning Stats	R: 0 E: 0 K: 0 S: 4	H: 2 LOB: 2 BB: 1 P: 8	R: 0 E: 0 K: 0 S: 3	H: 0 LOB: 0 BB: 0 P: 3	R: 3 E: 0 K: 0 S: 6	H: 3 LOB: 1 BB: 2 P: 14	R: 0 E: 0 K: 1 S: 5	H: 0 LOB: 0 BB: 0 P: 5	R: 0 E: 0 K: 1 S: 6	H: 1 LOB: 2 BB: 1 P: 10	R: 0 E: 0 K: 1 S: 6	H: 1 LOB: 1 BB: 0 P: 6	R: 0 E: 0 K: 1 S: 5	H: 0 LOB: 0 BB: 0 P: 5	1B: 6 2B: 2 3B: 0 HR: 3	SF: 0 SAC: 0 DP: 1 HBP: 0	WP: 0 PB: 0 SB: 0 CS: 0	PA: 37
PITCHER Herm Wehmeier, R ERA: 6.05 Bud Byerly, R ERA: 1.17 Frank Smith, R ERA: 2.03	IP: 3.2 WLS: L BF: 20 H: 7 R: 7 ER: 7 SO: 0 BB: 3 IBB: 0 HBP: 0 BLK: 0 WP: 0 HR: 3 S: 17 P: 29 ERA: 17.18 WHIP: 2.727																	

AB	34
R	4
H	10
RBI	4
BB	0
SO	2
LOB	6



Batter	1	2	3	4	5	6	7	8	9	AB	R	H	RBI	BB	SO	LOB	TOP		
Grady Hatton, L OBP: 0.322, SLG: 0.330 (1, 4)	F9		F7		FC3-6					4	0	1	1	1	0	3	Cincinnati Reds @ New York Giants Polo Grounds, New York, NY Wed May 14 1952, 3:33 AM EDT Att: 6,366 - Unknown		
Bobby Adams, R OBP: 0.353, SLG: 0.387 (1, 5)	F8		F7		F2		F7		F1	5	0	0	1	0	5				
Johnny Wyrostek, L OBP: 0.357, SLG: 0.340 (1, 9)	1-3		1-3		FC6		F3			4	0	0	0	0	4				
Ted Kluszewski, L OBP: 0.368, SLG: 0.540 (1, 3)		F6				F8			4-3	4	0	1	0	0	0				
Joe Adcock, R OBP: 0.402, SLG: 0.667 (1, 7)		5-3		1-3		6-3			FC6-4	4	0	1	0	0	1				
Wally Westlake, R OBP: 0.291, SLG: 0.256 (1, 8)		F6		F8					FC6-4	4	0	1	0	0	2				
Joe Rossi, R OBP: 0.333, SLG: 0.333 (1, 2)			F7	6-3		F9			F7	4	1	1	0	0	3				
Roy McMillan, R OBP: 0.245, SLG: 0.271 (1, 6)			BB			F5			6-3	3	1	1	1	1	0				
Ken Raffensberger, R OBP: 0.286, SLG: 0.162 (3, PH)			BB			HR				0	0	0	0	0	0				
Johnny Ferris, R OBP: 0.337, SLG: 0.200 (3, PH)			BB			FC3-6			F3	0	0	0	0	0	0				
Frank Hiller, R OBP: 0.337, SLG: 0.200 (3, PH)			BB			BB				0	0	0	0	0	0				
Bob Berkowski, L OBP: 0.346, SLG: 0.300 (7, PH)			BB			BB				0	0	0	0	0	0				
Harry Perkowski, L OBP: 0.292, SLG: 0.235 (7, PH)			BB			BB				0	0	0	0	0	0				
Frank Smith, R OBP: 0.292, SLG: 0.235 (8, PH)			BB			BB				0	0	0	0	0	0				
Hank Edwards, L OBP: 0.289, SLG: 0.189 (9, PH)			BB			BB				1	0	0	0	0	0				
Inning Stats	R: 0 E: 0 K: 0 S: 3	H: 0 LOB: 0 BB: 0 P: 3	R: 0 E: 0 K: 0 S: 3	H: 0 LOB: 0 BB: 0 P: 3	R: 1 E: 0 K: 0 S: 4	H: 1 LOB: 2 BB: 2 P: 12	R: 0 E: 0 K: 0 S: 4	H: 1 LOB: 1 BB: 0 P: 4	R: 1 E: 0 K: 0 S: 4	H: 1 LOB: 1 BB: 0 P: 4	R: 1 E: 1 K: 0 S: 5	H: 1 LOB: 1 BB: 0 P: 5	R: 0 E: 0 K: 0 S: 4	H: 1 LOB: 1 BB: 0 P: 4	R: 0 E: 0 K: 0 S: 3	H: 0 LOB: 1 BB: 1 P: 7	1B: 4 2B: 0 3B: 1 HR: 1	SF: 0 SAC: 0 DP: 0 HBP: 0	WP: 0 PA: 38 PB: 0 SB: 0 CS: 0
PITCHER Sal Maglie, R ERA: 1.18 (1, 1)	IP: 9.0 WLS: W BF: 38 H: 6 R: 3 ER: 2 SO: 0 BB: 4 IBB: 0 HBP: 0 BLK: 0 WP: 0 HR: 1 S: 34 P: 50 ERA: 2.00 WHIP: 1.11															PITCHER			

AB 34
R 3
H 6
RBI 3
BB 4
SO 0
LOB 18



Batter	1	2	3	4	5	6	7	8	9	AB	R	H	RBI	BB	SO	LOB	BOTTOM		
Davey Williams, R OBP: 0.346, SLG: 0.368 (1, 4)	5-3	F4		6-3						5	1	2	0	0	0	0	Cincinnati Reds @ New York Giants Polo Grounds, New York, NY Wed May 14 1952, 3:33 AM EDT Att: 6,366 - Unknown		
Whitey Lockman, L OBP: 0.398, SLG: 0.446 (1, 3)	F9	4-3								5	1	2	0	0	1	2			
Bobby Thomson, R OBP: 0.413, SLG: 0.580 (1, 5)	S		5-3		K		F7			5	1	2	2	0	1	3			
Bob Elliott, R OBP: 0.383, SLG: 0.451 (1, 7)					K					2	1	1	0	2	0	0			
Chuck Diering, R (8, 7)	FC6-4				1B	FC1-6		4-3	K2-4-3-2	1	0	0	0	0	1	2			
Don Mueller, L OBP: 0.298, SLG: 0.433 (1, 9)	FC6-4		F9		FC1-6		F9			4	0	1	1	0	0	2			
Alvin Dark, R OBP: 0.347, SLG: 0.337 (1, 6)		HR			FC1-6					3	1	2	1	1	0	1			
Willie Mays, R OBP: 0.327, SLG: 0.345 (1, 8)		HR		1-3		F8		5-3		4	1	1	2	0	0	4			
Wes Westrum, R OBP: 0.437, SLG: 0.592 (1, 2)					K					4	1	1	1	0	2	0			
Sal Maglie, R OBP: 0.222, SLG: 0.125 (1, 1)					K		FC1-6			3	1	0	0	1	2	1			
Inning Stats	R: 1 E: 0 K: 0 S: 4	H: 1 LOB: 1 BB: 1 P: 8	R: 3 E: 0 K: 1 S: 7	H: 2 LOB: 1 BB: 1 P: 11	R: 0 E: 0 K: 0 S: 4	H: 1 LOB: 2 BB: 1 P: 8	R: 0 E: 0 K: 2 S: 7	H: 0 LOB: 0 BB: 0 P: 7	R: 2 E: 1 K: 1 S: 8	H: 3 LOB: 1 BB: 0 P: 8	R: 0 E: 1 K: 1 S: 7	H: 1 LOB: 2 BB: 0 P: 7	R: 0 E: 0 K: 0 S: 4	H: 1 LOB: 1 BB: 0 P: 4	R: 2 E: 0 K: 2 S: 9	H: 3 LOB: 2 BB: 1 P: 13	1B: 8 2B: 2 3B: 1 HR: 2	SF: 0 SAC: 0 DP: 1 HBP: 0	WP: 0 PA: 40 PB: 0 SB: 1 CS: 0
PITCHER Ken Raffensberger, L ERA: 2.54 (1, 1)	IP: 2.0 WLS: L BF: 11 H: 3 R: 4 ER: 4 SO: 4 BB: 2 IBB: 0 HBP: 0 BLK: 0 WP: 0 HR: 2 S: 11 P: 19 ERA: 4.50 WHIP: 1.500															PITCHER			
Frank Hiller, R ERA: 2.37 (3, 1)	4.0	19	5	2	2	4	1	0	0	0	0	26	30	4.50	1.500				
Harry Perkowski, L ERA: 4.3 (7, 1)	1.1	8	3	2	2	1	1	0	0	0	0	9	13	13.50	3.000				
Frank Smith, R ERA: 1.93 (8, 1)	0.2	2	1	0	0	1	0	0	0	0	0	4	4	0.00	1.500				

AB 36
R 8
H 12
RBI 7
BB 4
SO 7
LOB 15



Batter	1	2	3	4	5	6	7	8	9	10	AB	R	H	RBI	BB	SO	LOB	TOP	
Bobby Adams, R (1.5) OBP: 0.355, SLG: 0.386	4-3		1-3			4-3		1-3 2-H 1B			4	0	1	1	0	0	0	Cincinnati Reds @ Philadelphia Phillies Shibe Park, Philadelphia, PA Fri May 16 1952, 3:33 AM EDT Att: 19,313 - Unknown AB 28 R 2 H 5 RBI 2 BB 3 SO 3 LOB 5	
Johnny Wyrostek, L (1.9) OBP: 0.342, SLG: 0.324	4-3		K			4-3		5-3			0	0	0	0	0	0			
Ted Kluszewski, L (1.3) OBP: 0.342, SLG: 0.500	4-3		P5			P6				6-3	4	0	0	0	0	0			
Joe Adcock, R (1.7) OBP: 0.400, SLG: 0.686		6-3				F7		1B 2B		G6-4-3 1B	4	1	2	0	0	0			
Wally Westlake, R (1.8) OBP: 0.277, SLG: 0.244		F7				F9		FC4-6 1B		G6-4-3 1-2	4	0	1	1	0	0	1		
Grady Hatton, L (1.4) OBP: 0.325, SLG: 0.327						K		FC4-6 1-2		SH3-4 BB	3	0	1	0	1	1	1		
Dixie Howell, R (1.2) Bob Borkowski, R (8. PH) Herm Wehmeier, R (8. 1) OBP: 0.250, SLG: 0.250						K		4-3		SH3-4 1-2	2	0	0	0	0	0	1		
Roy McMillan, R (1.6) OBP: 0.235, SLG: 0.250			F5			K		BB 1B		P4	3	1	0	0	1	1	1		
Bud Byerly, R (1.1) Hank Edwards, L (8. PH) Joe Rossi, R (8. PR) (8. 2) OBP: 0.360, SLG: 0.318			5-3			4-3		BB 1B 1-2		P4	2	0	0	0	0	0	0		
Inning Stats	R: 0 E: 0 K: 1 S: 3	H: 0 LOB: 0 BB: 0 P: 3	R: 0 E: 0 K: 0 S: 4	H: 1 LOB: 1 BB: 0 P: 4	R: 0 E: 0 K: 0 S: 3	H: 0 LOB: 0 BB: 0 P: 3	R: 0 E: 0 K: 1 S: 5	H: 0 LOB: 0 BB: 0 P: 5	R: 1 E: 0 K: 0 S: 5	H: 2 LOB: 1 BB: 0 P: 5	R: 1 E: 0 K: 0 S: 3	H: 1 LOB: 2 BB: 2 P: 11	R: 0 E: 0 K: 0 S: 3	H: 1 LOB: 0 BB: 0 P: 3	R: 0 E: 0 K: 0 S: 3	H: 0 LOB: 1 BB: 1 P: 7	1B: 4 2B: 1 3B: 0 HR: 0		SF: 0 SAC: 1 DP: 1 HBP: 0
PITCHER	IP 7.0	WLS 24	H 3	R 1	ER 1	SO 4	BB 0	IBB 0	HBP 0	BLK 0	WP 0	HR 0	S 32	P 32	ERA 1.29	WHIP 0.429			
Karl Drews, R (1.1) ERA: 1.65																			
Andy Hansen, R (8. 1) ERA: 8.31	0.2	4	1	1	1	0	2	0	0	0	0	0	2	10	13.50	4.500			
Ken Heintzelman, L (8. 1) ERA: 3.27	2.1	W 8	1	0	0	0	1	0	0	0	0	0	7	11	0.00	0.857			


Batter	1	2	3	4	5	6	7	8	9	10	AB	R	H	RBI	BB	SO	LOB	BOTTOM			
Richie Ashburn, L (1.8) OBP: 0.322, SLG: 0.283	1-3		5-3			F9		1-3		1B 1B	5	0	1	0	0	0	1	Cincinnati Reds @ Philadelphia Phillies Shibe Park, Philadelphia, PA Fri May 16 1952, 3:33 AM EDT Att: 19,313 - Unknown AB 32 R 3 H 7 RBI 3 BB 4 SO 4 LOB 8			
Granny Hamner, R (1.6) OBP: 0.319, SLG: 0.464	K					F9		6-3		1-2 2-3 1B	5	0	1	1	0	2	0				
Smoky Burgess, L (1.2) OBP: 0.333, SLG: 0.386						5-3		2B 2B		1-2 2-3 3-H 1B	4	1	2	0	0	1	0				
Del Ennis, R (1.9) OBP: 0.367, SLG: 0.533	5-3					L7		2B 2B		6-3	4	0	1	1	0	0	1				
Willie Jones, R (1.5) OBP: 0.367, SLG: 0.463						SH3-4 1B		L9		F8	4	0	1	0	0	0	1				
Connie Ryan, R (1.4) OBP: 0.371, SLG: 0.466						SH3-4 1-2		5-3		BB BB	2	0	0	0	1	0	0				
Jackie Mayo, L (1.7) OBP: 0.367, SLG: 0.400						4-3		E S F9 1B		K 1-2	4	1	1	0	0	1	2				
Eddie Waitkus, L (1.3) OBP: 0.384, SLG: 0.328						L8		BB BB BB BB		1B SH 1B BB	1	1	0	0	3	0	0				
Karl Drews, R (1.1) Bill Nicholson, L (7. PH) Andy Hansen, R (8. 1) Ken Heintzelman, R (8. 1) Putsy Caballero, R (10. PR)						4-3		1-3 BB		SH 1B 1B	2	0	0	0	0	0	2				
Inning Stats	R: 0 E: 0 K: 1 S: 6	H: 1 LOB: 1 BB: 0 P: 6	R: 0 E: 0 K: 0 S: 3	H: 0 LOB: 0 BB: 0 P: 3	R: 0 E: 0 K: 0 S: 3	H: 0 LOB: 0 BB: 0 P: 3	R: 0 E: 0 K: 0 S: 3	H: 0 LOB: 0 BB: 0 P: 3	R: 0 E: 0 K: 0 S: 4	H: 1 LOB: 1 BB: 1 P: 8	R: 1 E: 0 K: 0 S: 5	H: 1 LOB: 1 BB: 1 P: 8	R: 0 E: 0 K: 1 S: 7	H: 0 LOB: 0 BB: 0 P: 7	R: 0 E: 0 K: 1 S: 4	H: 0 LOB: 0 BB: 1 P: 8	R: 1 E: 0 K: 0 S: 3		H: 2 LOB: 3 BB: 1 P: 7	1B: 4 2B: 3 3B: 0 HR: 0	SF: 0 SAC: 2 DP: 0 HBP: 0
PITCHER	IP 7.0	WLS 28	H 5	R 2	ER 1	SO 1	BB 1	IBB 1	HBP 0	BLK 0	WP 0	HR 0	S 28	P 36	ERA 1.29	WHIP 0.857					
Bud Byerly, R (1.1) ERA: 1.23																					
Herm Wehmeier, R (8. 1) ERA: 5.98	2.0	L 10	2	1	1	3	2	0	0	0	0	0	14	22	4.50	2.000					

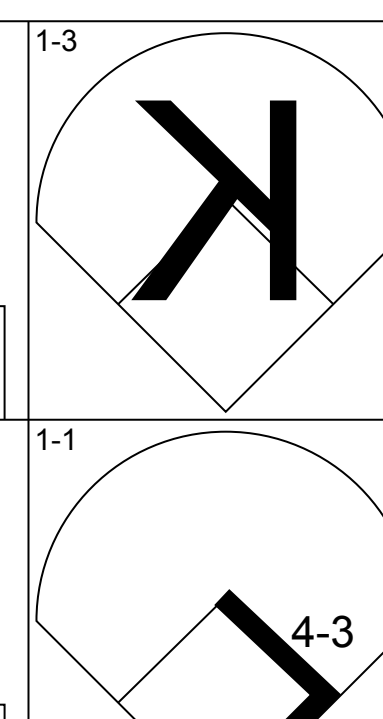
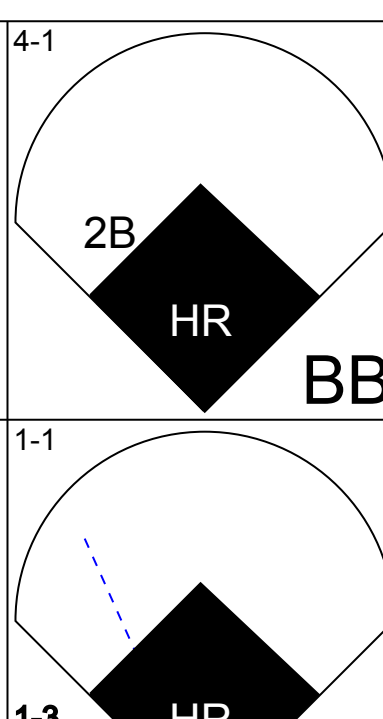
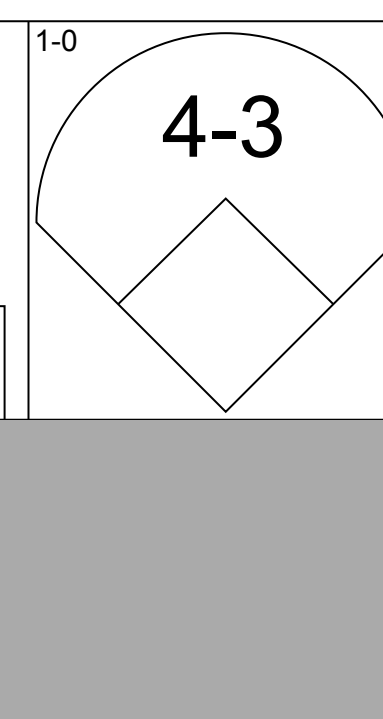
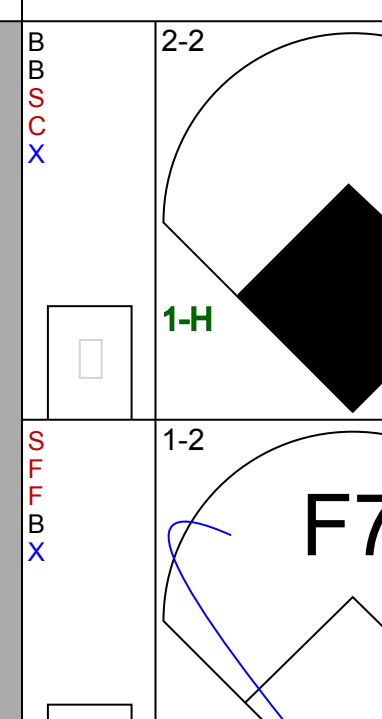
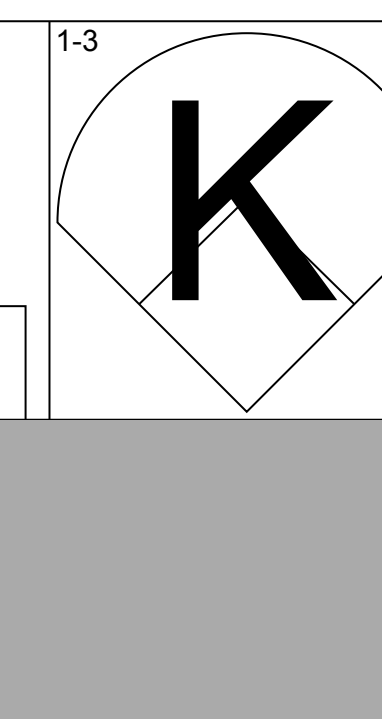
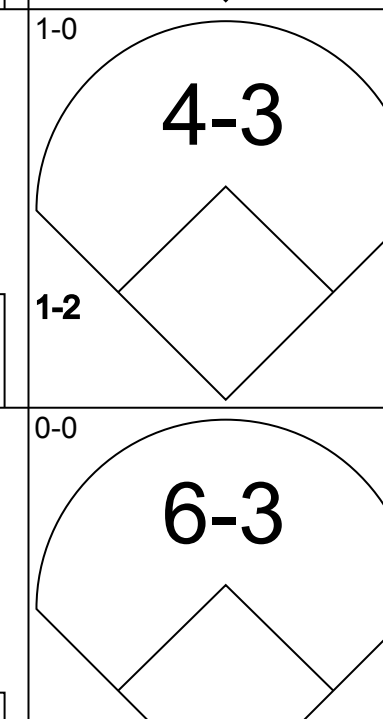
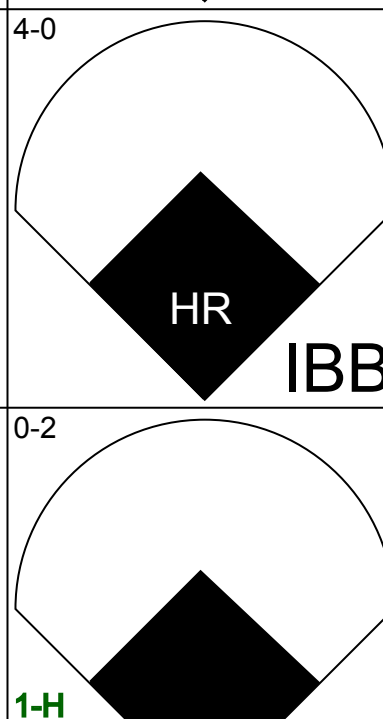
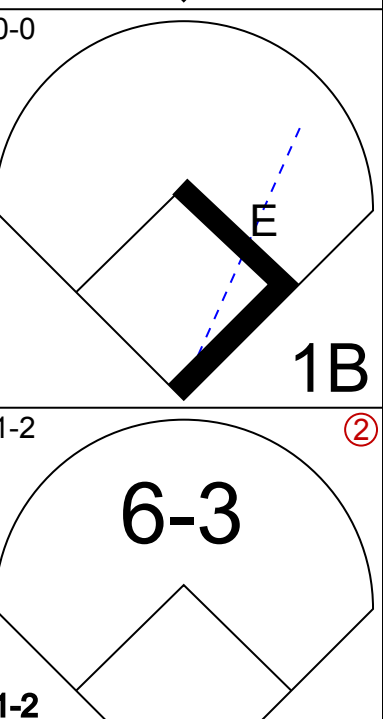
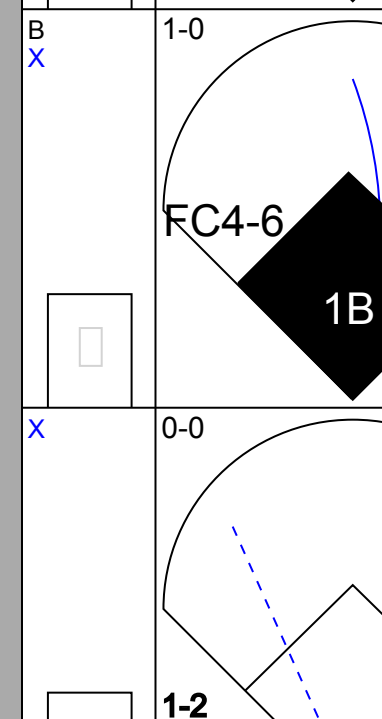
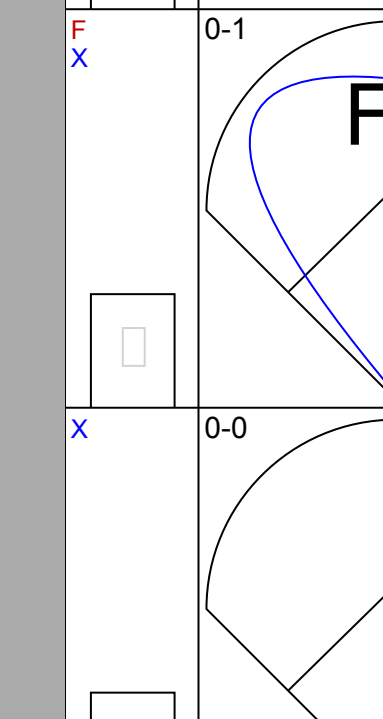

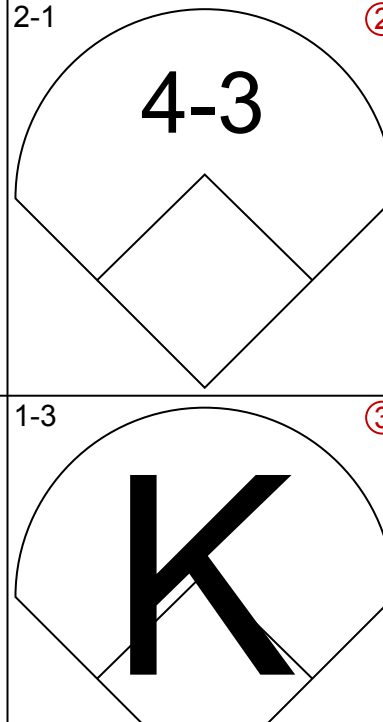
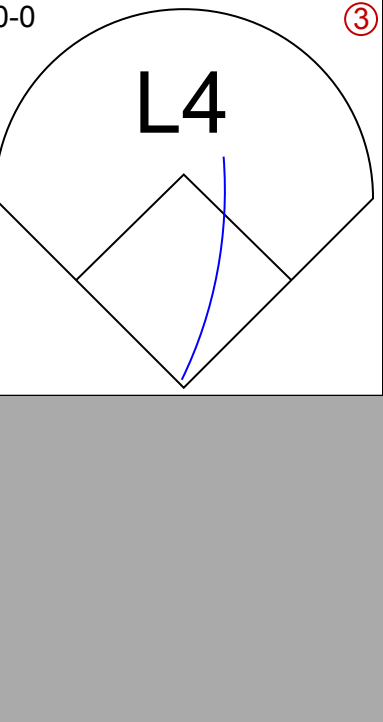
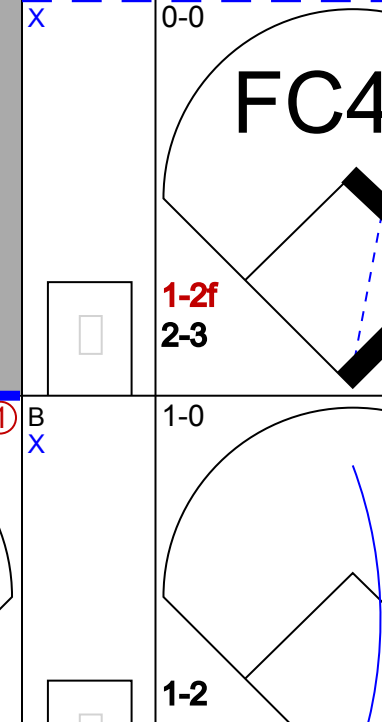
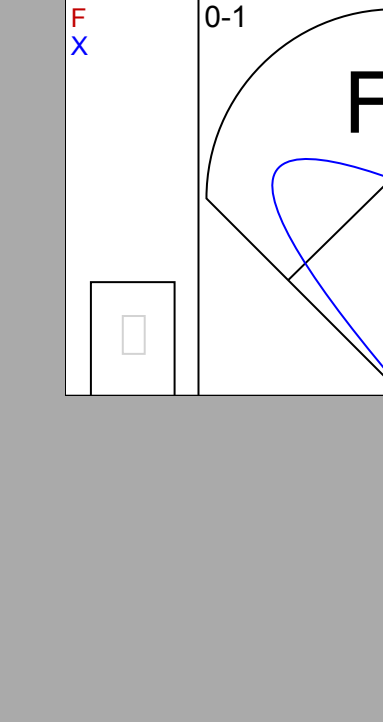



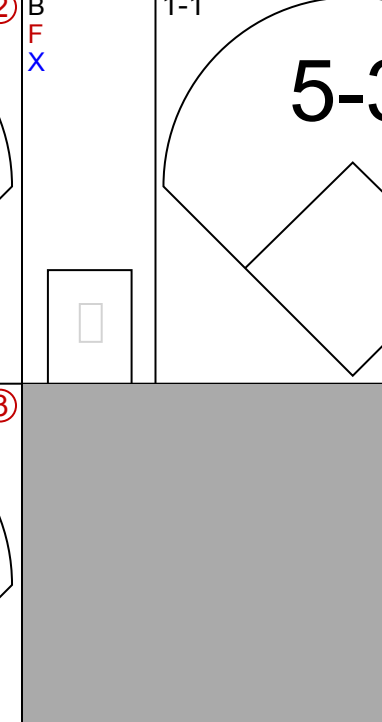
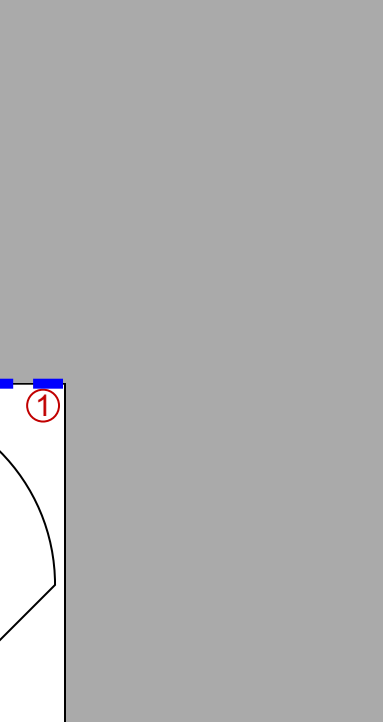
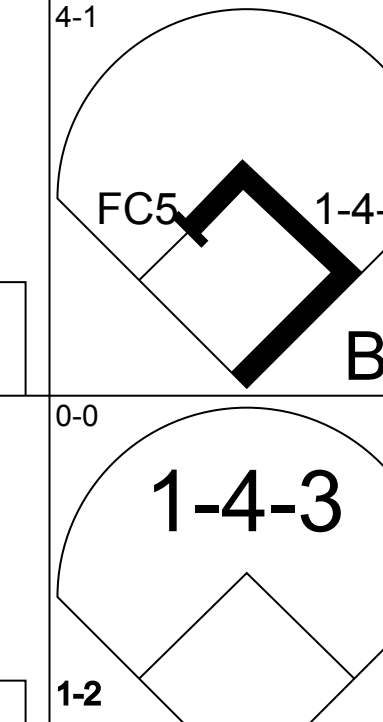
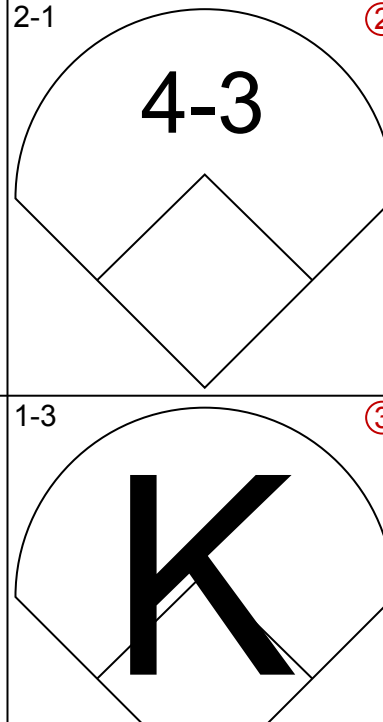
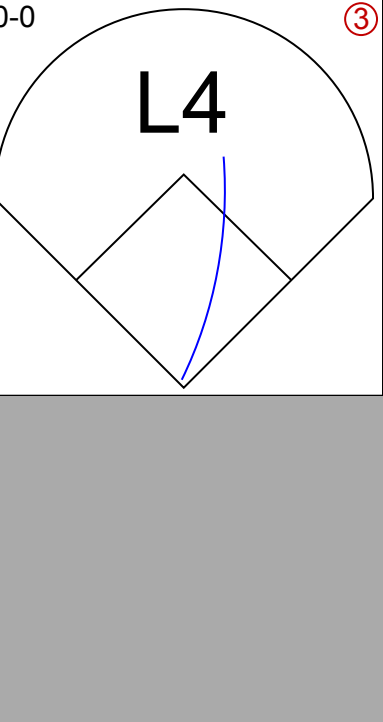
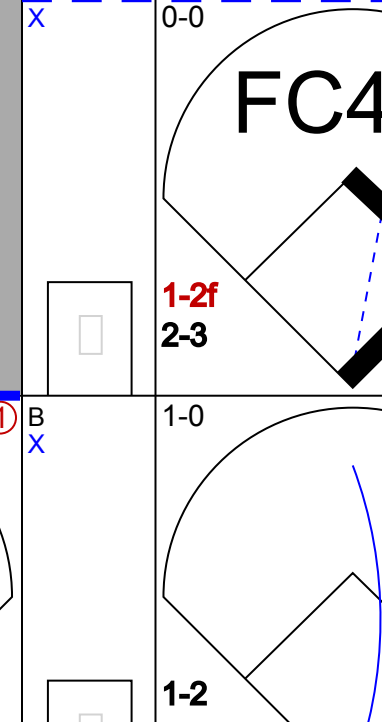
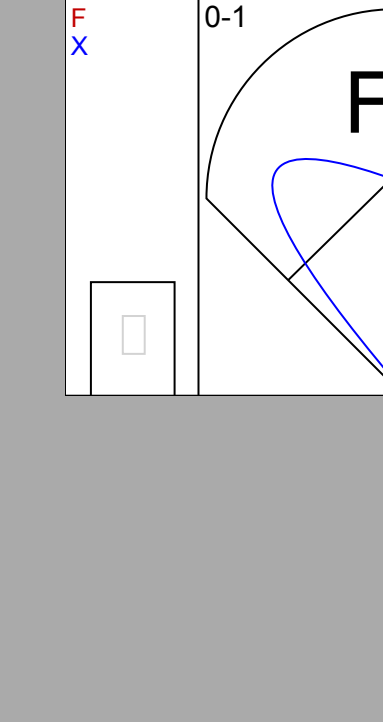
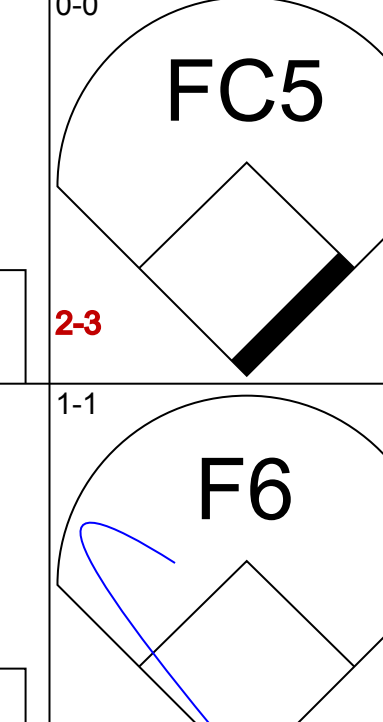

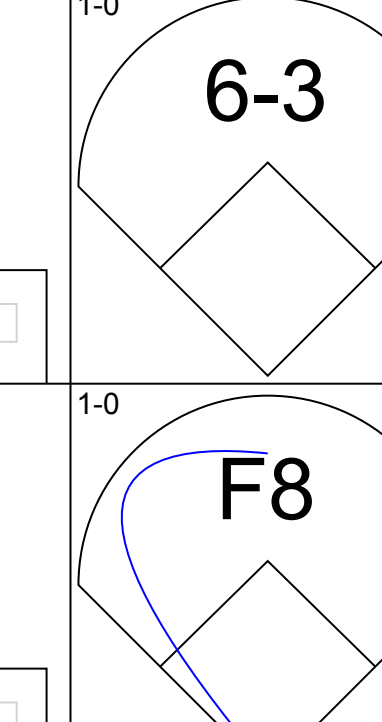
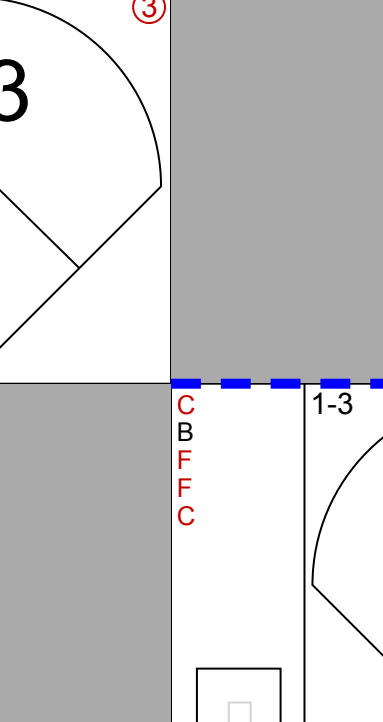

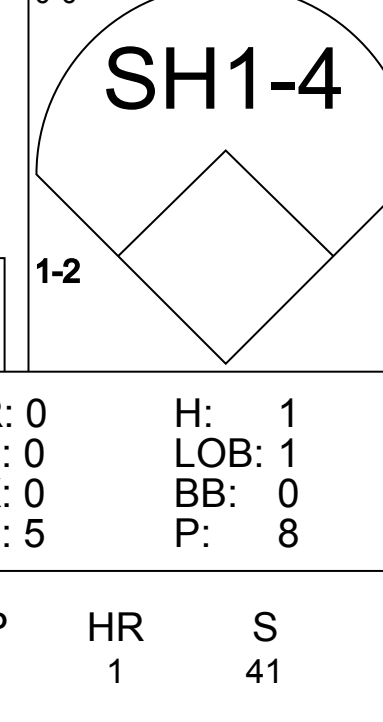
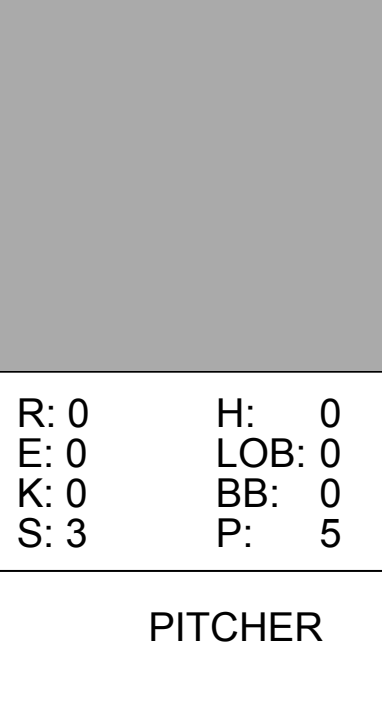
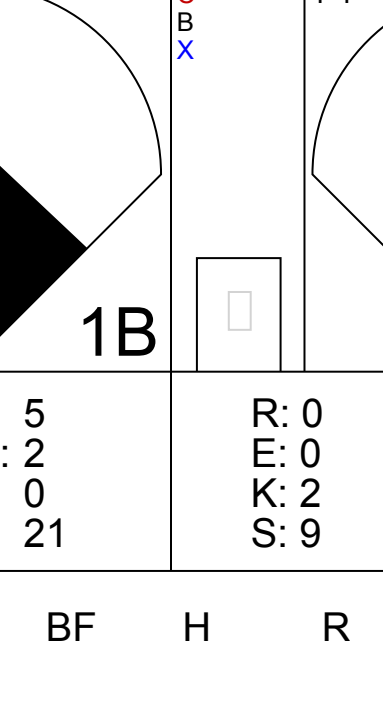
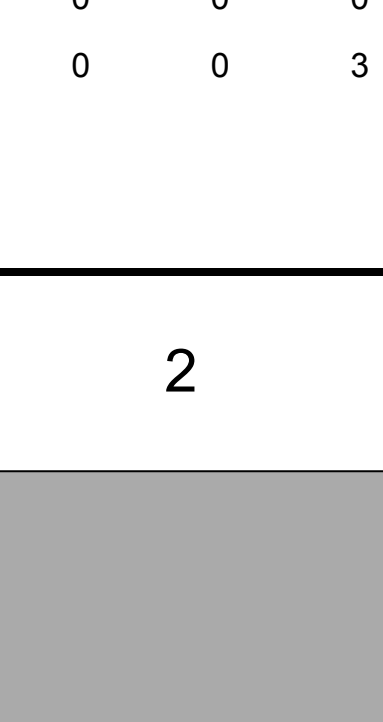
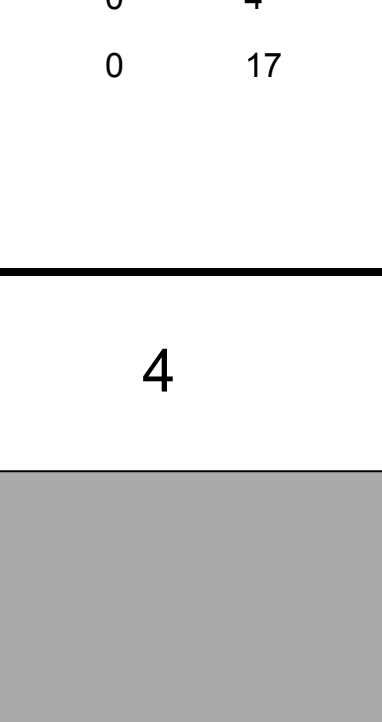
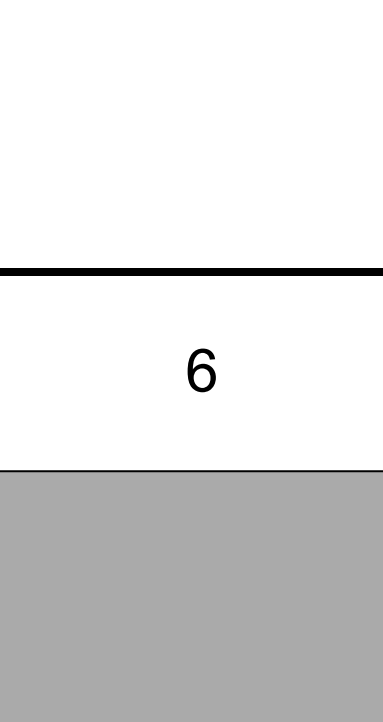
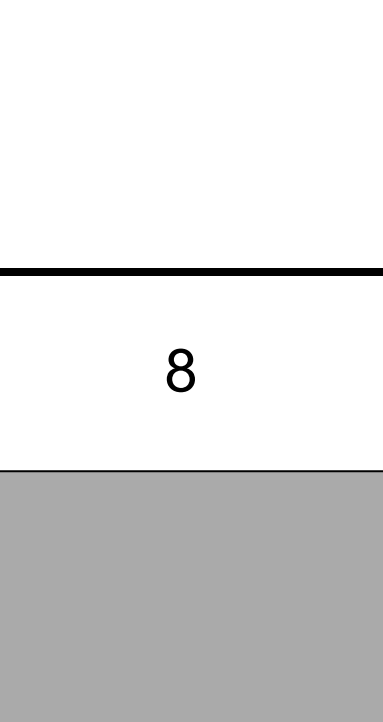
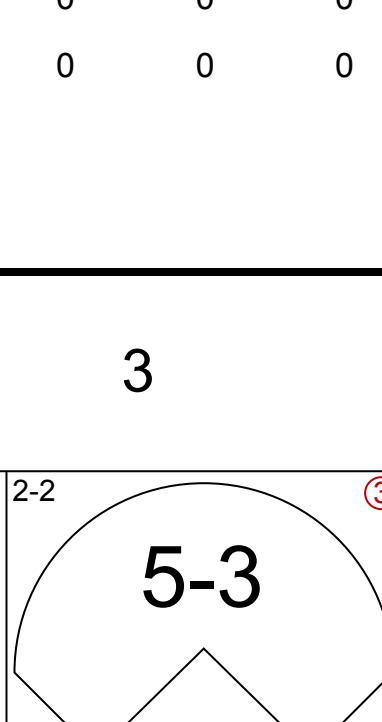
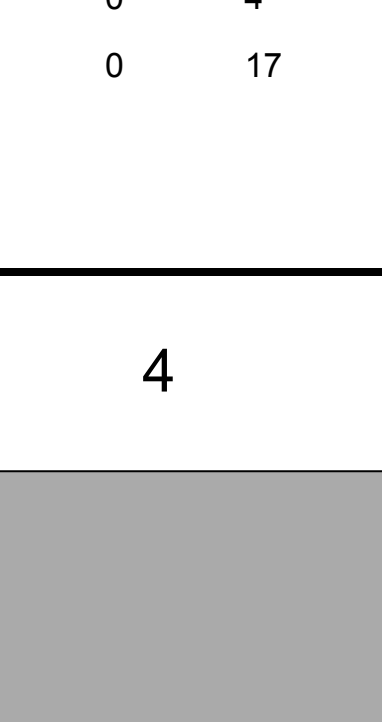
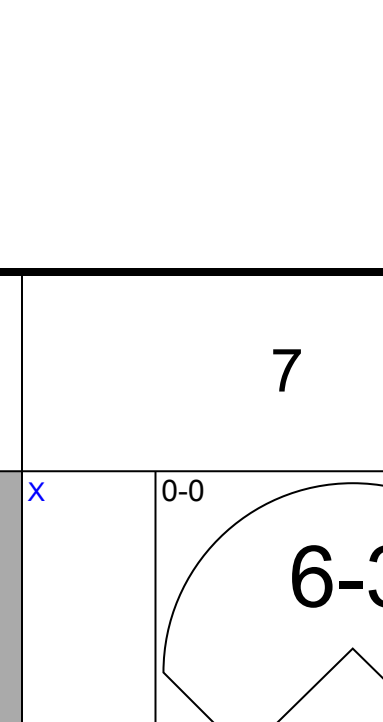
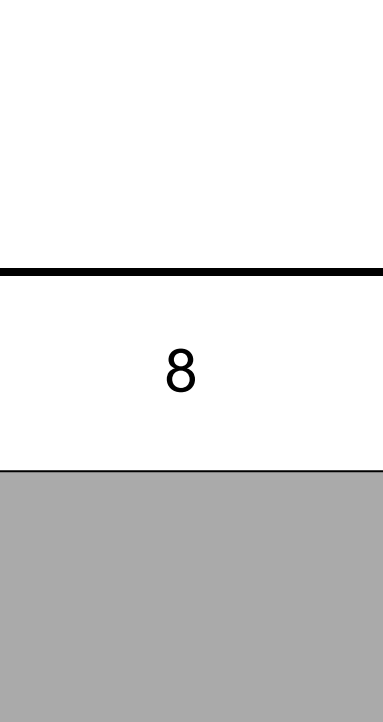
Batter	1	2	3	4	5	6	7	8	9	AB	R	H	RBI	BB	SO	LOB	TOP		
Grady Hatton, L OBP: 0.326, SLG: 0.328 Johnny Temple, R OBP: 0.222, SLG: 0.125	(1,4) K		(2,3) G6-4-3						(1,1) 5-3	1	0	0	0	0	1	0	Cincinnati Reds @ Brooklyn Dodgers Ebbets Field, Brooklyn, NY Wed May 21 1952, 3:33 AM EDT Att: 11,850 - Unknown		
Bobby Adams, R OBP: 0.346, SLG: 0.375 Eddie Kazak, R	(1,5) F7			(1,2) 6-3					(2,1) F7	1	0	0	0	0	0	0			
Ted Kluszewski, L OBP: 0.342, SLG: 0.491 Johnny Wyrostek, L OBP: 0.341, SLG: 0.324	(1,3) K			(1,3) K					(0,0) 1B	1	0	0	0	0	1	0			
Joe Adcock, R OBP: 0.385, SLG: 0.642		(1,7) F2		(1,2) F4					(0,1) F5	4	0	0	0	0	0	1			
Wally Westlake, R OBP: 0.294, SLG: 0.250		(1,8) F7			(1,2) 5-3				(0,0) 1B	3	0	1	0	0	0	0			
Bob Borkowski, R OBP: 0.333, SLG: 0.298		(1,9) E9			(2,0) F9				(0,1) 4-3	3	0	0	0	0	0	1			
Dixie Howell, R OBP: 0.200, SLG: 0.500		(1,2) L8			(0,1) HR				(1,0) 1B	3	1	2	1	0	0	1			
Roy McMillan, R OBP: 0.262, SLG: 0.263 Eddie Pellagrini, R	(1,6) K		(3,2) G6-4-3		(1,2) F7				(0,1) G5-4-3	1	0	1	0	0	0	0			
Ewell Blackwell, R OBP: 0.274, SLG: 0.286 Bud Byerly, R Herm Wehmeier, R Frank Smith, R Wally Post, R Joe Nuxhall, L	(1,1) K		(1,3) K		(3,3) K				(0,2) 1-3	0	0	0	0	0	0	0			
Inning Stats	R: 0 E: 0 K: 2 S: 8	H: 0 LOB: 0 BB: 0 P: 13	R: 0 E: 1 K: 0 S: 6	H: 0 LOB: 1 BB: 0 P: 10	R: 0 E: 0 K: 1 S: 14	H: 1 LOB: 0 BB: 0 P: 18	R: 0 E: 0 K: 1 S: 10	H: 0 LOB: 0 BB: 0 P: 13	R: 1 E: 0 K: 0 S: 9	H: 1 LOB: 0 BB: 0 P: 12	R: 0 E: 0 K: 1 S: 6	H: 1 LOB: 0 BB: 0 P: 6	R: 0 E: 0 K: 0 S: 6	H: 1 LOB: 0 BB: 0 P: 7	R: 0 E: 0 K: 0 S: 6	H: 1 LOB: 1 BB: 0 P: 9		1B: 4 2B: 0 3B: 0 HR: 1	SF: 0 SAC: 0 DP: 2 HBP: 0
PITCHER Chris Van Cuyk, L ERA: 5.35	IP: 9.0 WLS: W BF: 31 H: 5 R: 1 ER: 1 SO: 5 BB: 0 IBB: 0 HBP: 0 BLK: 0 WP: 0 HR: 1 S: 71 P: 99 ERA: 1.00 WHIP: 0.556															PITCHER			

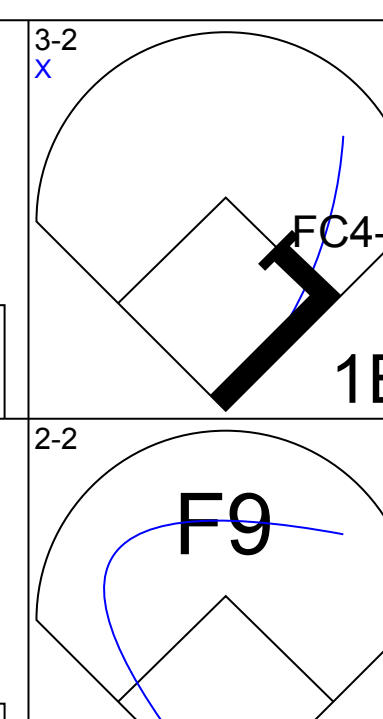
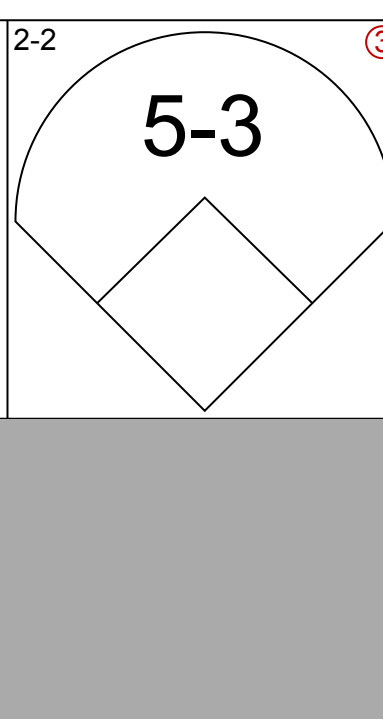
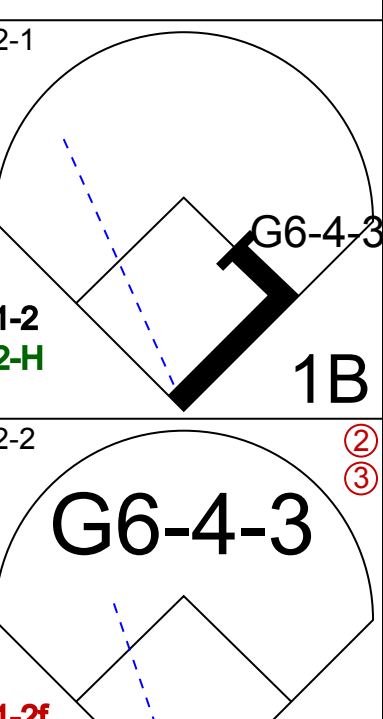
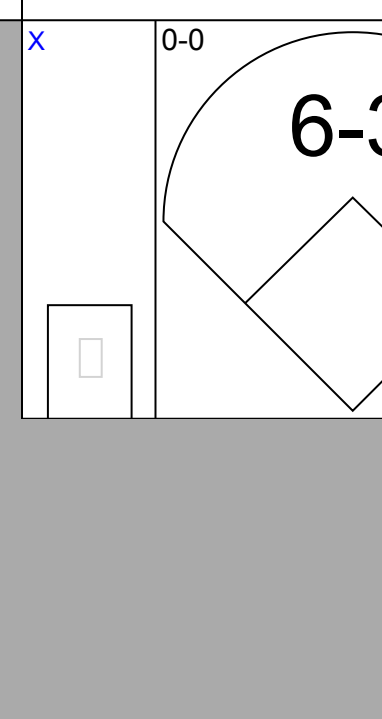
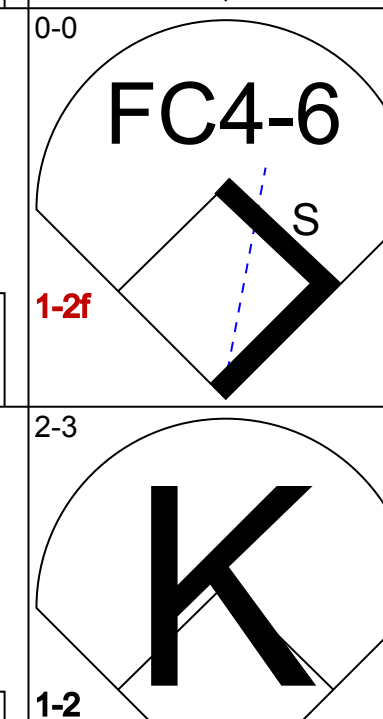
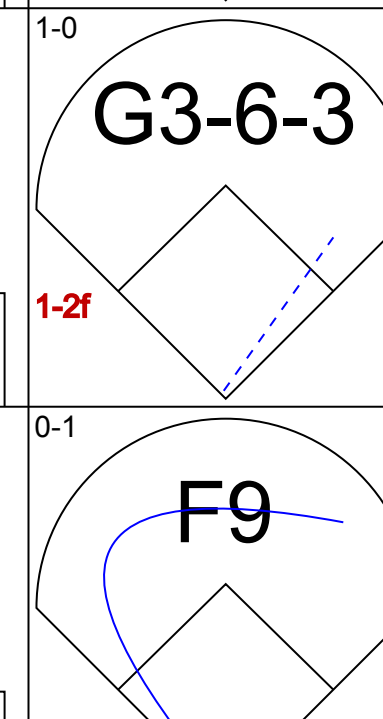

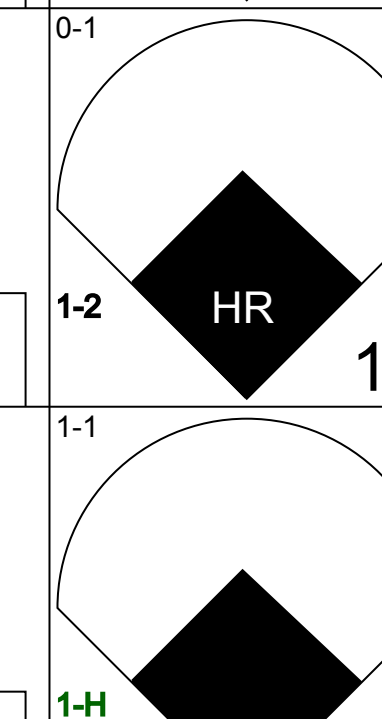


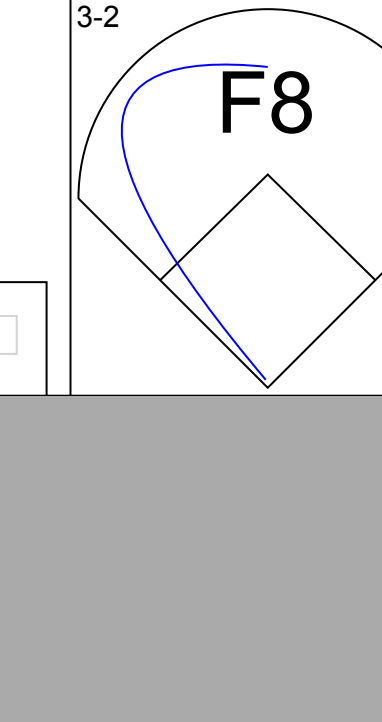
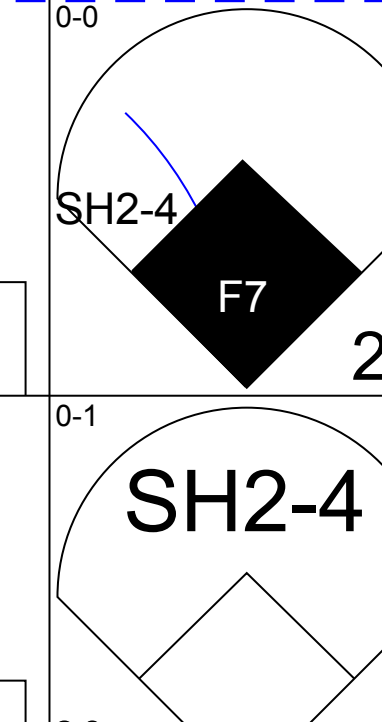



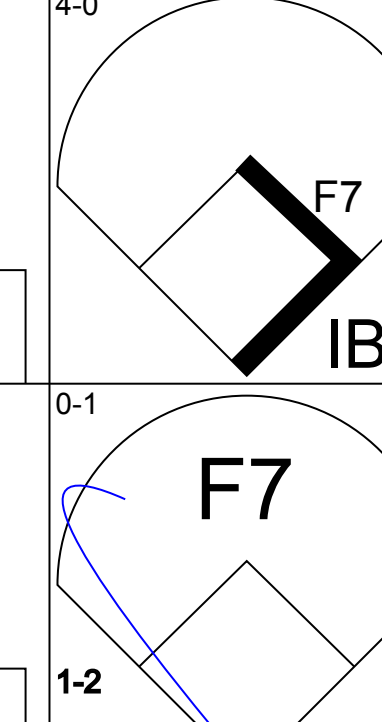
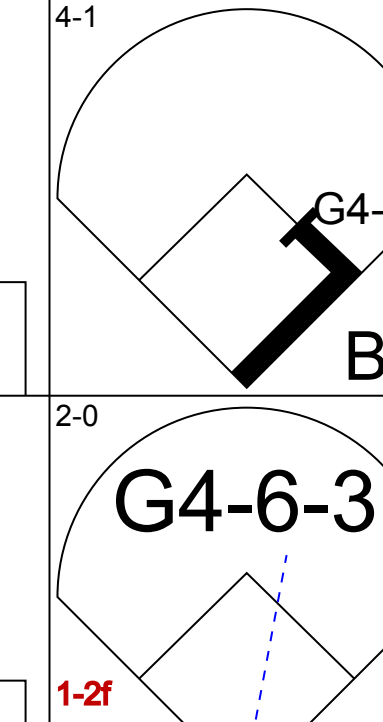
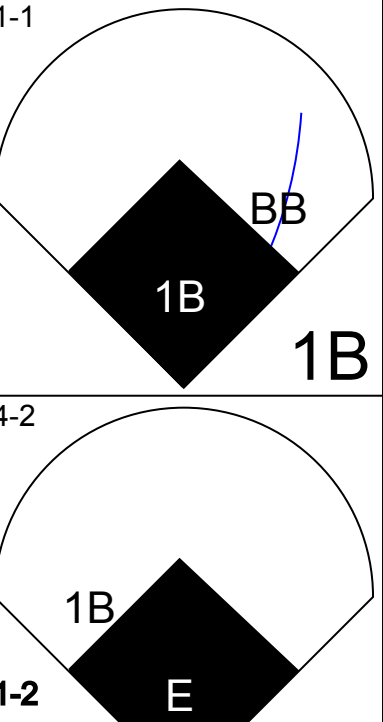
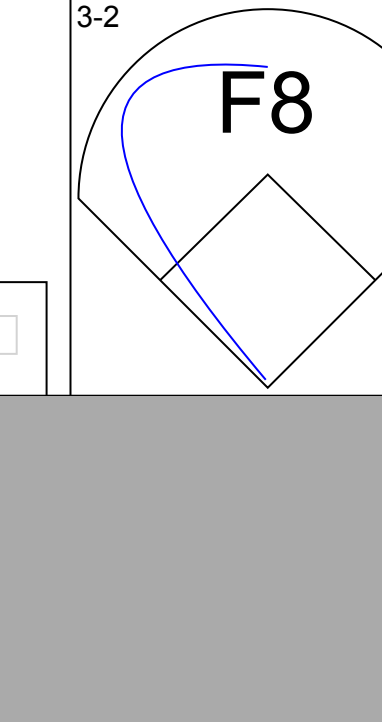
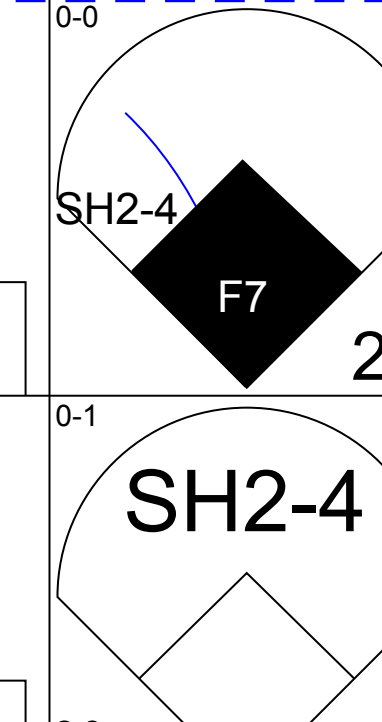
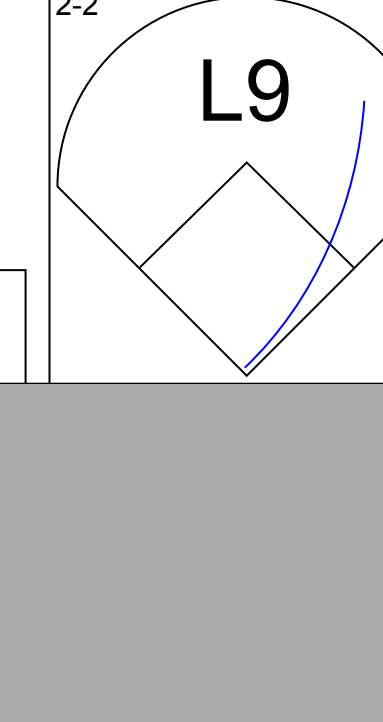
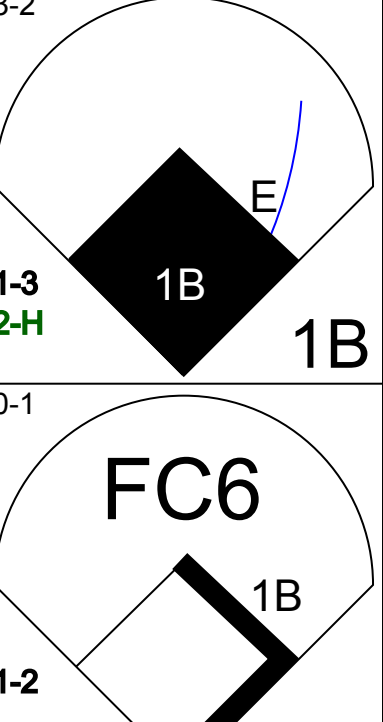
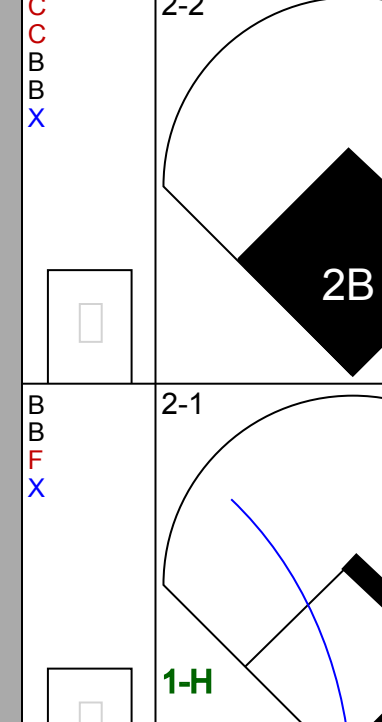
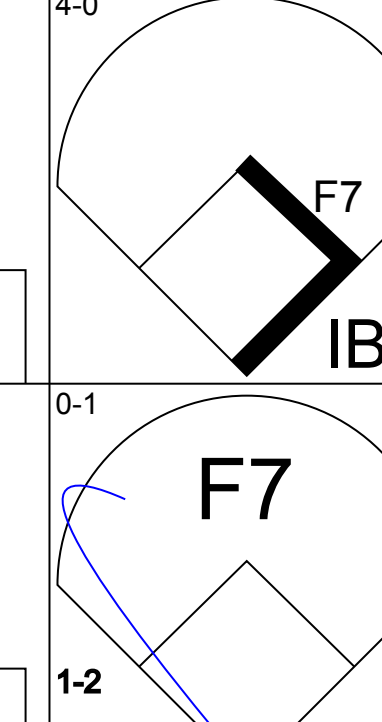

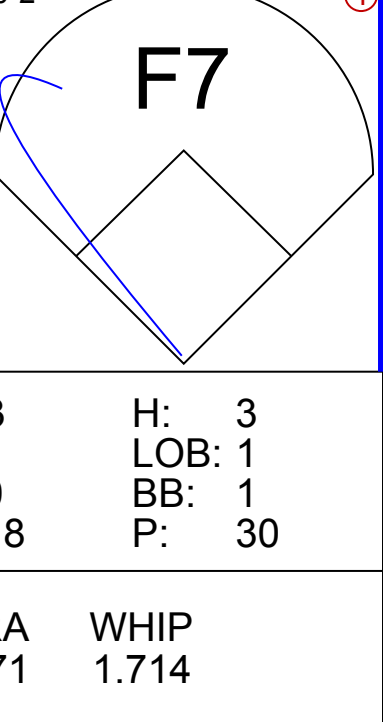
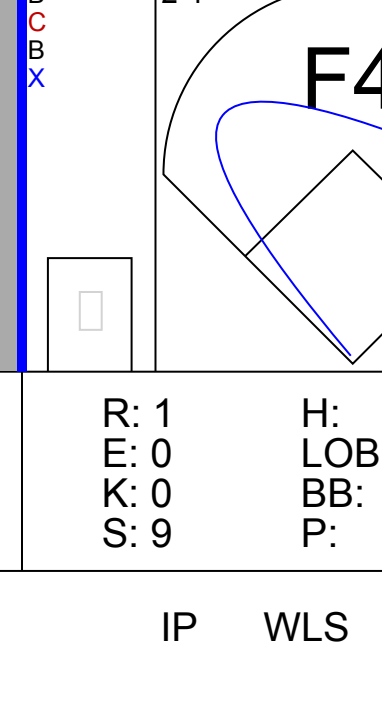
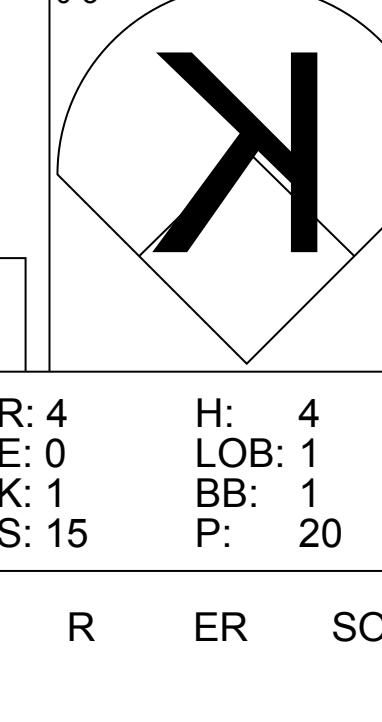
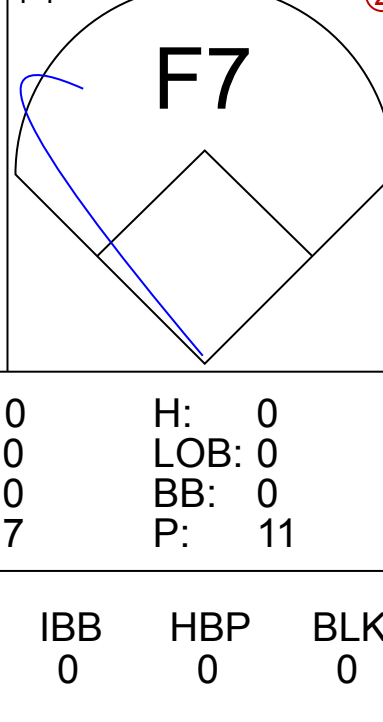
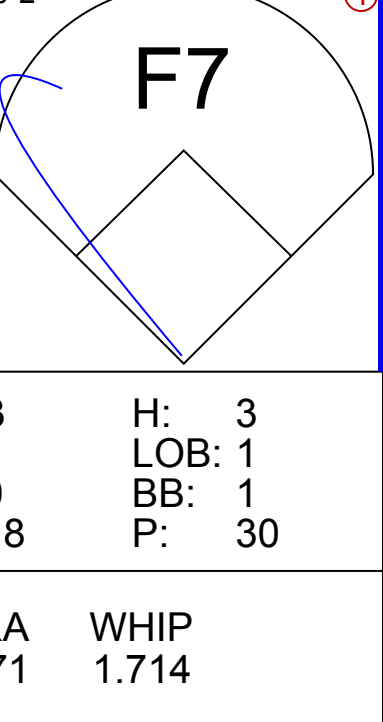
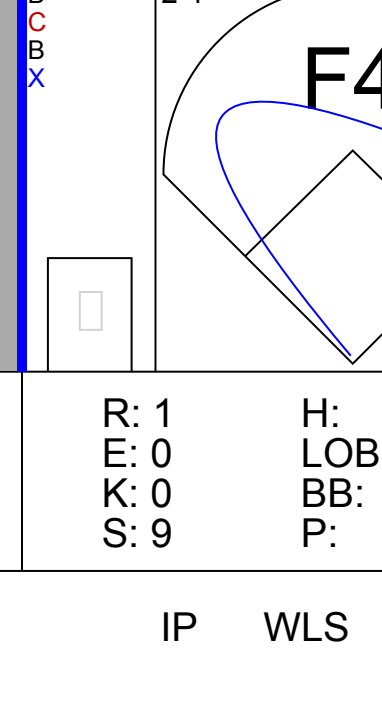
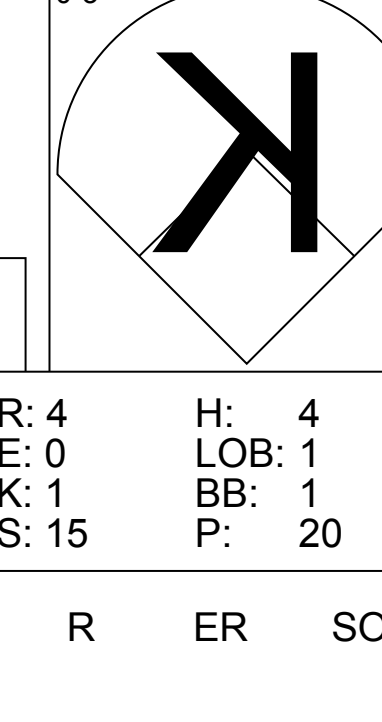




AB	31
R	1
H	5
RBI	1
BB	0
SO	5
LOB	6

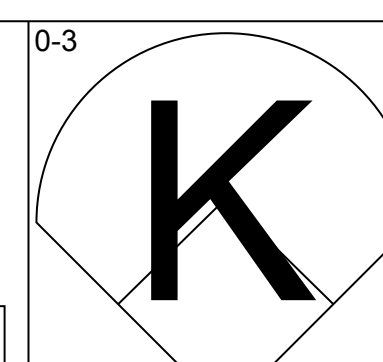
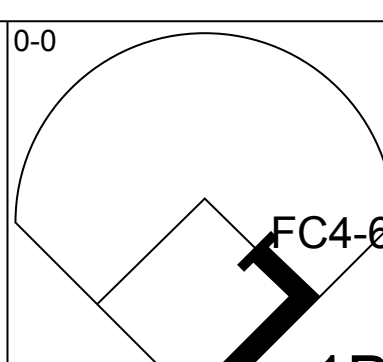
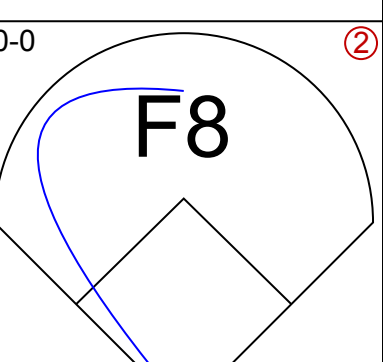
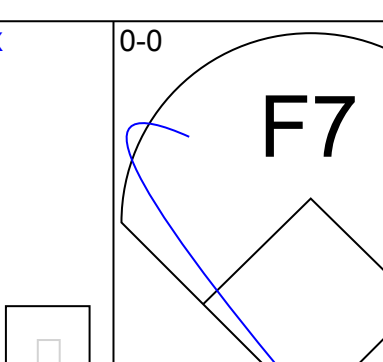
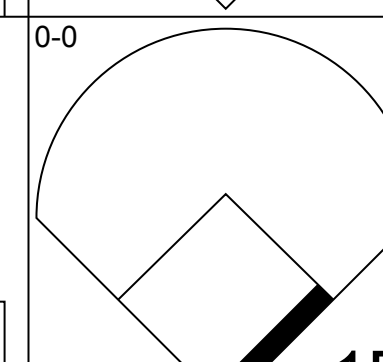
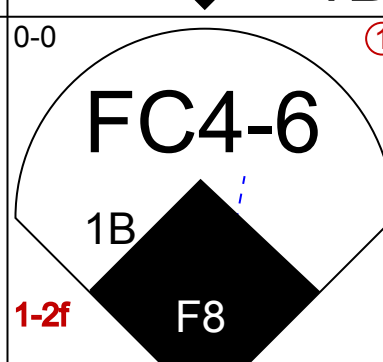
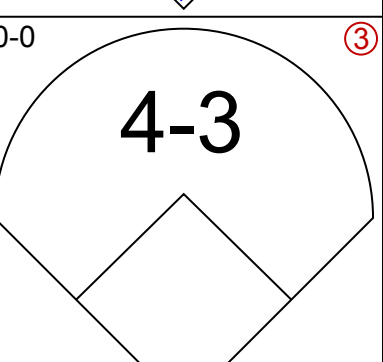
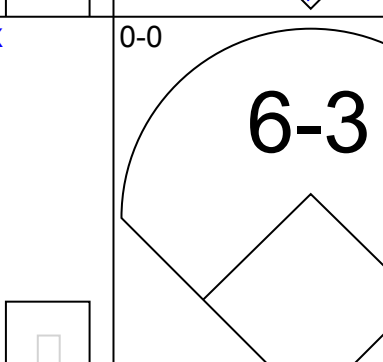
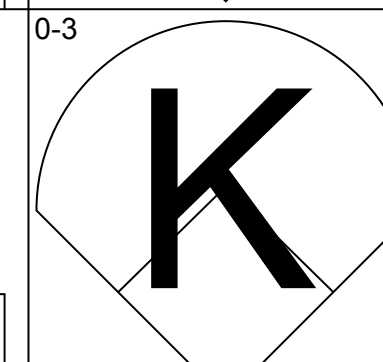
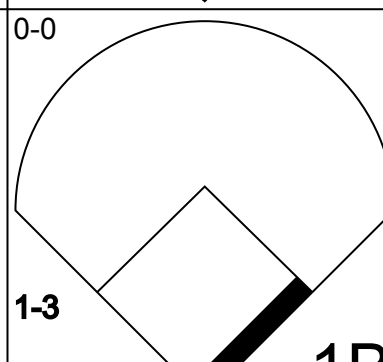
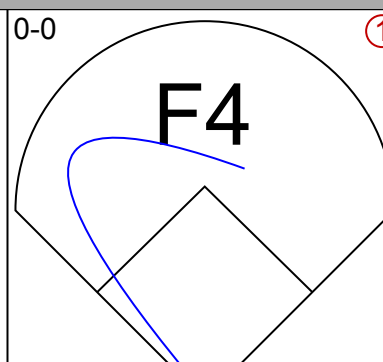
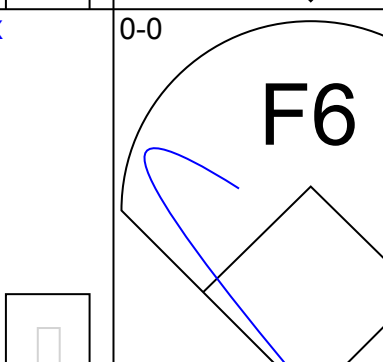
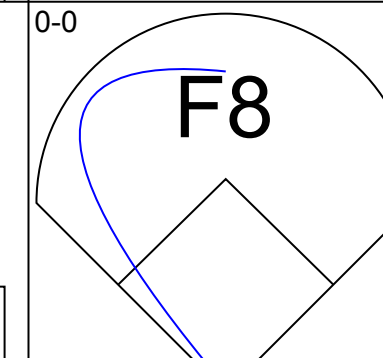
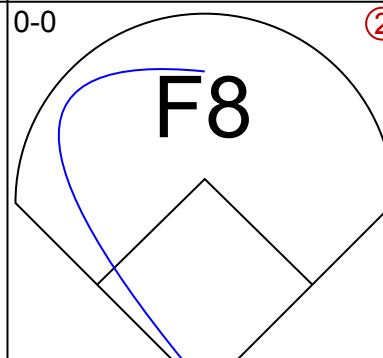
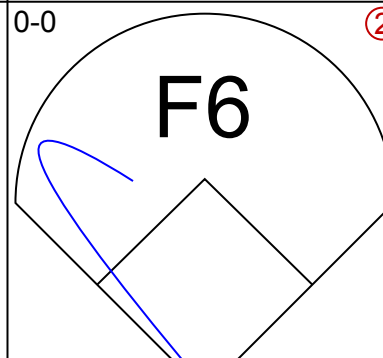
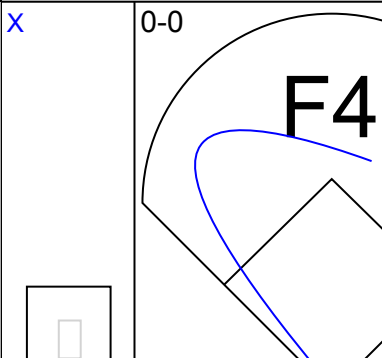
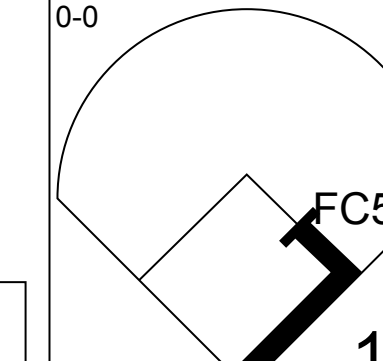
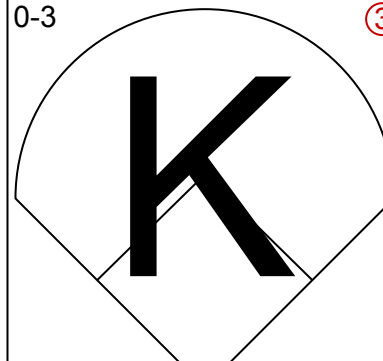
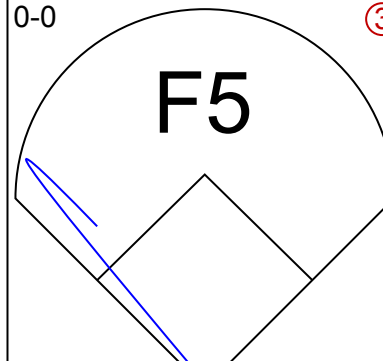
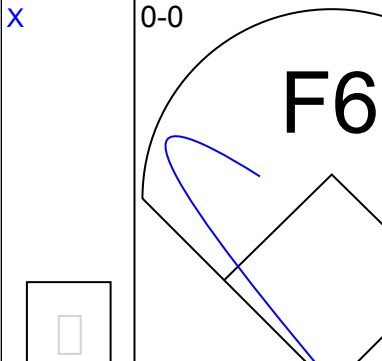
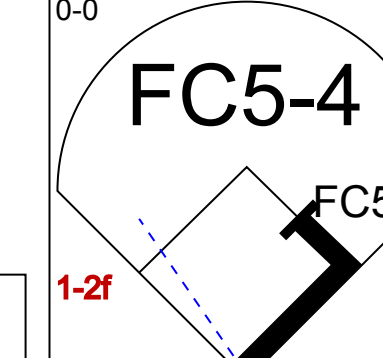
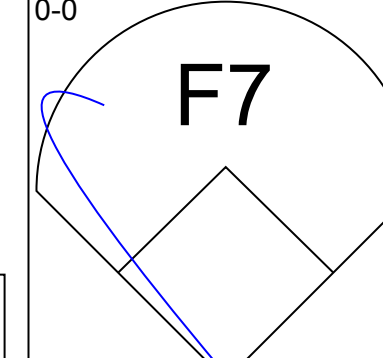
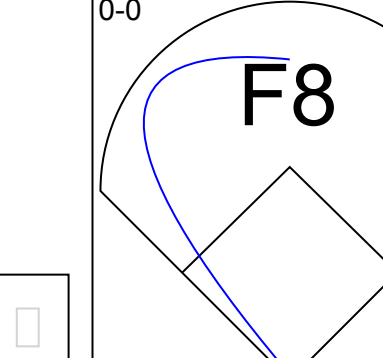
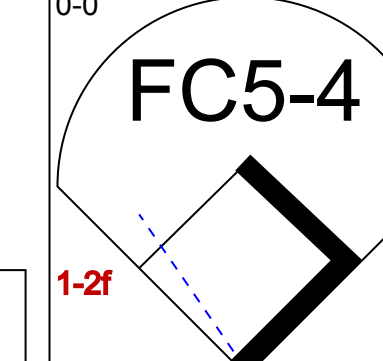
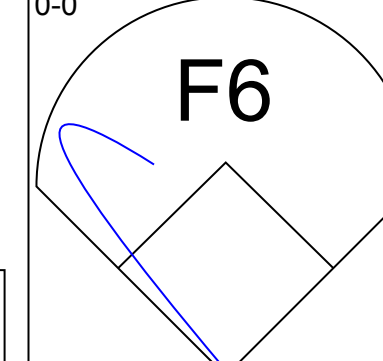
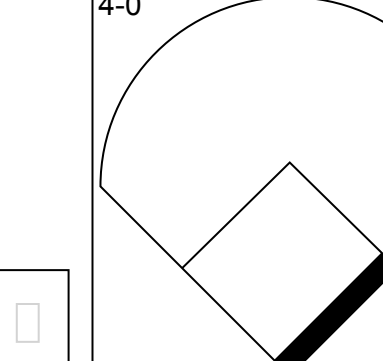
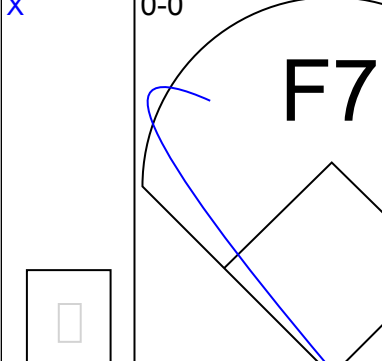
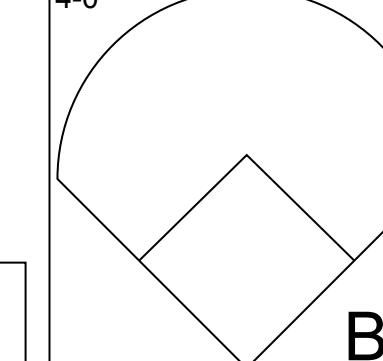
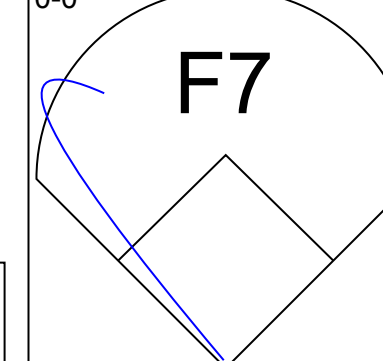
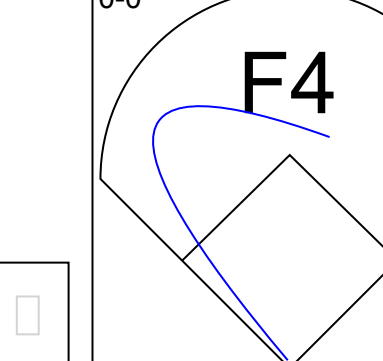
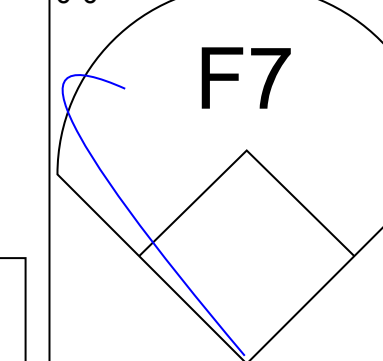
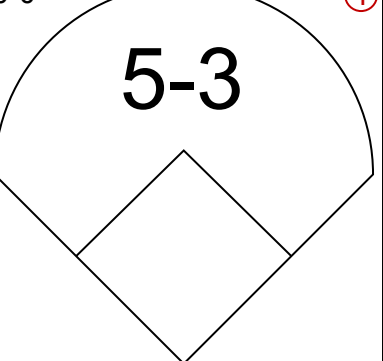
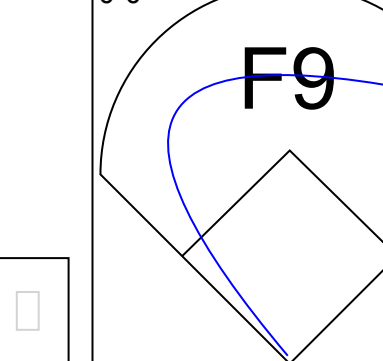


Batter	1	2	3	4	5	6	7	8	9	AB	R	H	RBI	BB	SO	LOB	BOTTOM
Billy Cox, R OBP: 0.341, SLG: 0.397 Bobby Morgan, R OBP: 0.364, SLG: 0.900	(1,5) 5-3		(2,0) HR		(1,1) HR				(1,1) F9	2	1	1	1	0	0	0	Cincinnati Reds @ Brooklyn Dodgers Ebbets Field, Brooklyn, NY Wed May 21 1952, 3:33 AM EDT Att: 11,850 - Unknown
Pee Wee Reese, R OBP: 0.383, SLG: 0.305	(1,6) HBP		(1,3) K		(4,2) 1B				(2,1) 2B	3	2	2	2	3	1	0	
Duke Snider, L OBP: 0.392, SLG: 0.491 Dick Williams, R OBP: 0.250, SLG: 0.364	(1,8) K		(1,0) 4-3		(2,1) 1B				(1,3) K	4	2	2	2	1	1	3	
Jackie Robinson, R OBP: 0.536, SLG: 0.481 Rocky Bridges, R	(1,4) K		(1,0) 4-3		(0,0) G6-4-3				(3,2) F6	1	2	1	1	1	0	0	
Andy Pafko, R OBP: 0.392, SLG: 0.546 Carl Furillo, R OBP: 0.274, SLG: 0.264	(1,9) K		(0,1) F8		(2,1) 1-3				(2,3) K	4	1	1	2	1	0	2	
George Shuba, L OBP: 0.357, SLG: 0.333	(1,7) K		(2,1) 2B		(1,1) F3				(1,2) F7	5	2	2	1	1	0	0	
Gil Hodges, R OBP: 0.339, SLG: 0.347	(1,3) K		(2,2) F5		(4,1) BB				(2,3) K	2	2	0	1	3	1	3	
Rube Walker, L OBP: 0.350, SLG: 0.444	(1,2) K		(0,0) F8		(1,1) F6				(2,1) 1-3	5	2	2	3	0	0	4	
Chris Van Cuyk, L OBP: 0.357, SLG: 0.308	(1,1) K		(1,1) HR		(0,0) HR				(0,2) F6	5	3	4	2	0	0	0	
Inning Stats	R: 15 E: 0 K: 1 S: 39	H: 10 LOB: 3 BB: 7 P: 83	R: 0 E: 0 K: 0 S: 10	H: 1 LOB: 3 BB: 1 P: 18	R: 2 E: 0 K: 1 S: 8	H: 2 LOB: 0 BB: 0 P: 14	R: 0 E: 0 K: 0 S: 7	H: 0 LOB: 1 BB: 1 P: 15	R: 2 E: 0 K: 0 S: 10	H: 3 LOB: 1 BB: 1 P: 17	R: 0 E: 0 K: 1 S: 9	H: 1 LOB: 1 BB: 0 P: 14	R: 0 E: 0 K: 1 S: 10	H: 0 LOB: 0 BB: 0 P: 12	1B: 11 2B: 3 3B: 0 HR: 3	SF: 0 SAC: 0 DP: 1 HBP: 2	
PITCHER Ewell Blackwell, R ERA: 4.89 Bud Byerly, R ERA: 4.2 Herm Wehmeier, R ERA: 6.6 Frank Smith, R ERA: 4.91 Joe Nuxhall, L ERA:	IP: 0.1 WLS: L BF: 5 H: 4 R: 2 ER: 2 SO: 0 BB: 1 IBB: 0 HBP: 0 BLK: 0 WP: 0 HR: 1 S: 10 P: 25 ERA: 54.00 WHIP: 15.000															PITCHER	



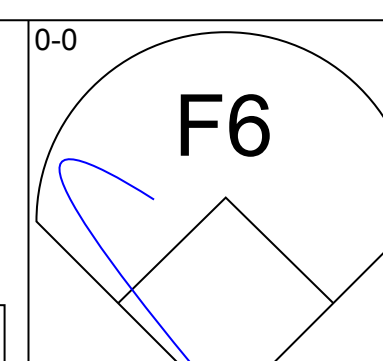
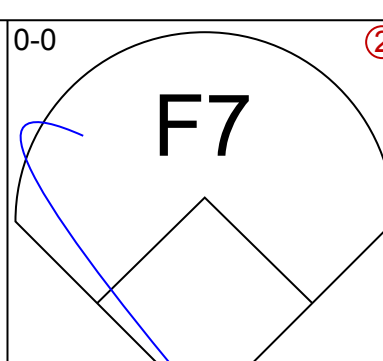
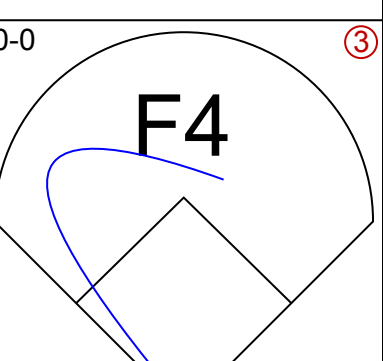
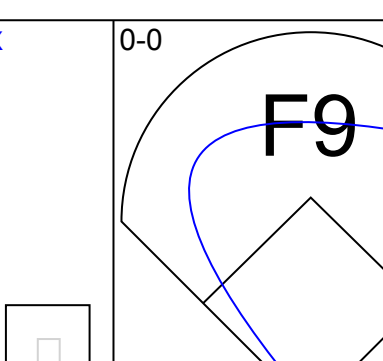
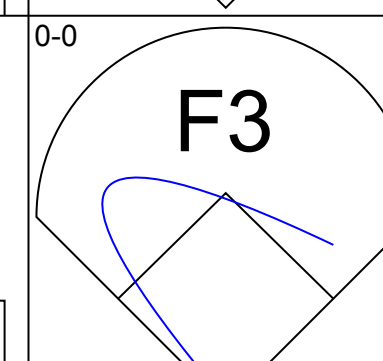
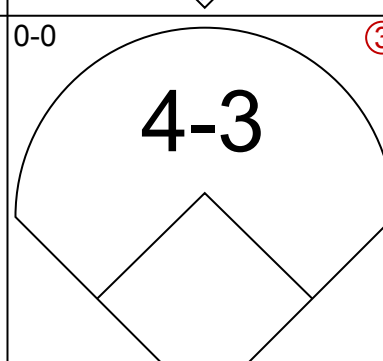
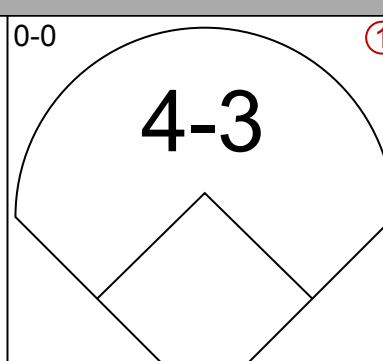
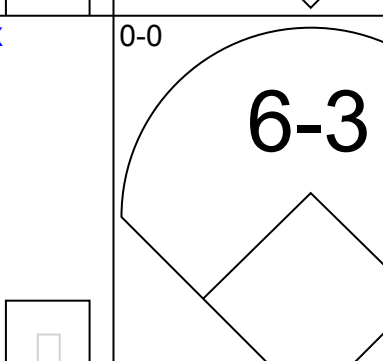
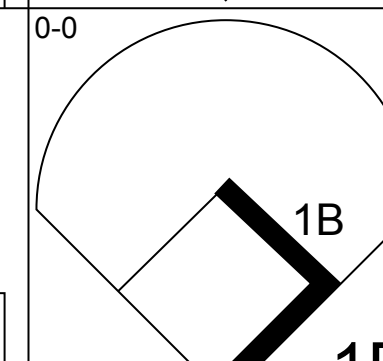
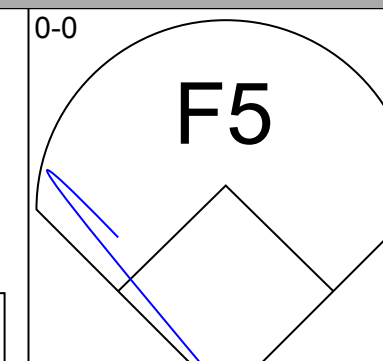
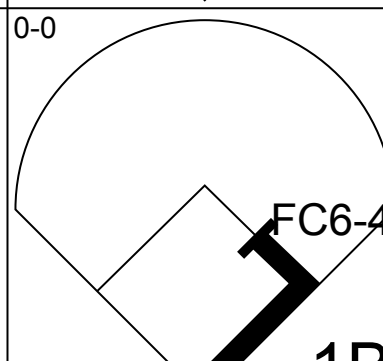
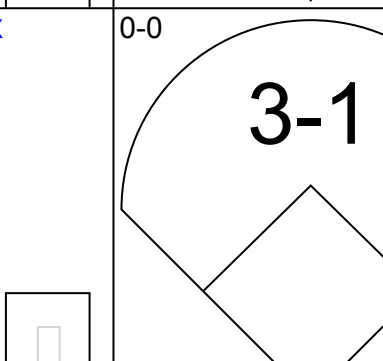
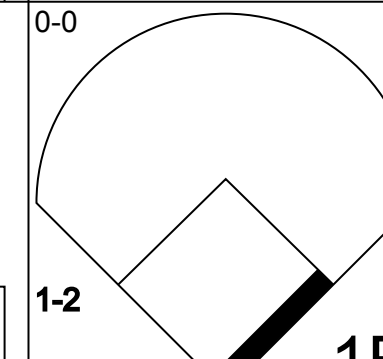
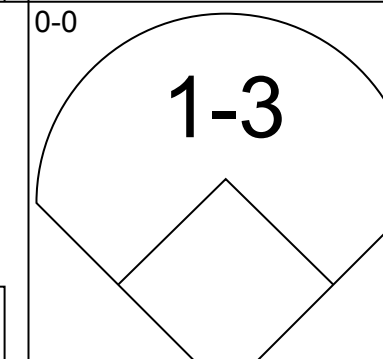
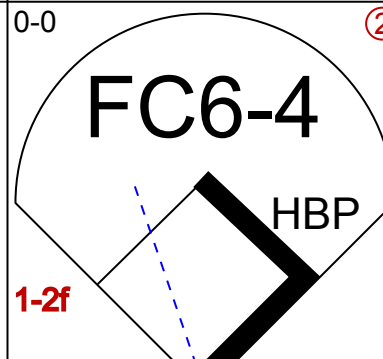
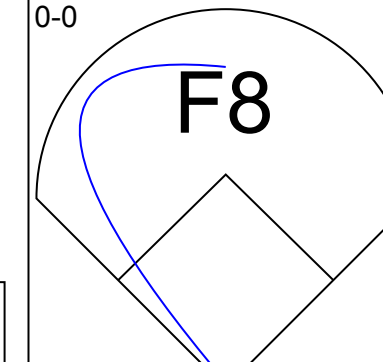
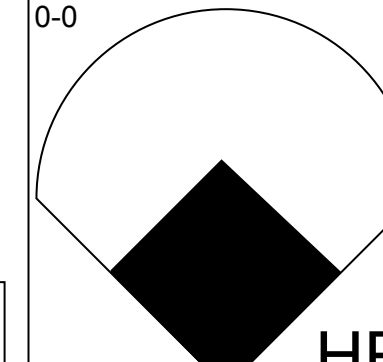
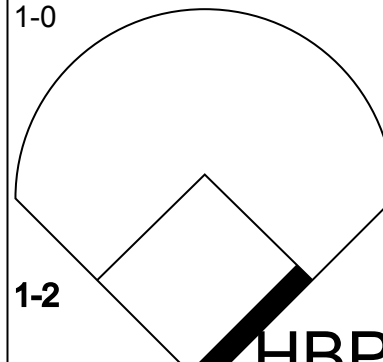
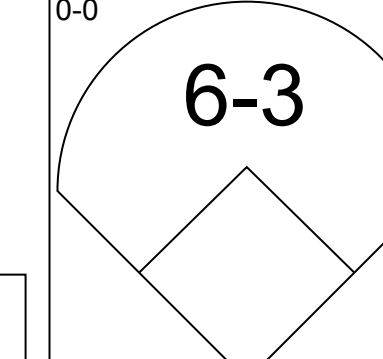
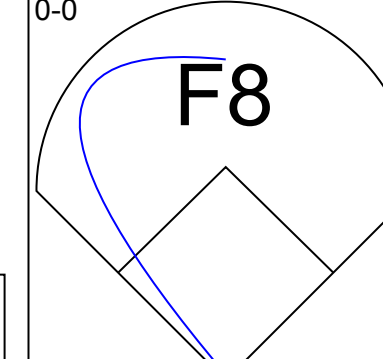
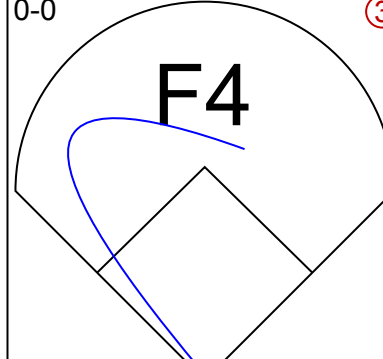
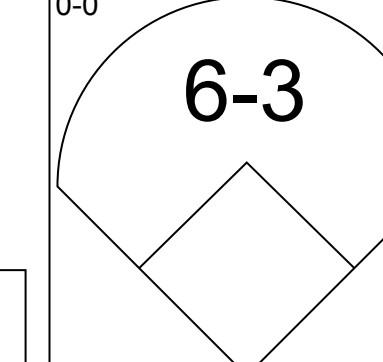
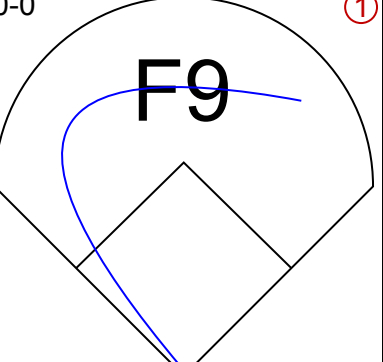
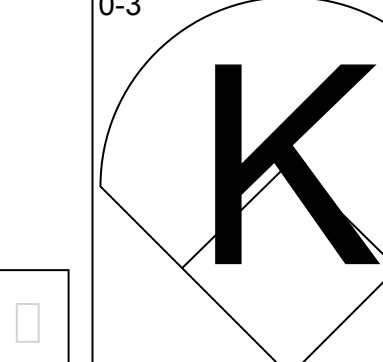
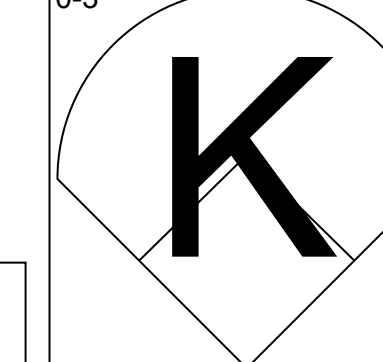
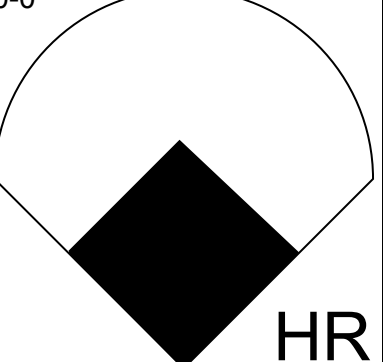
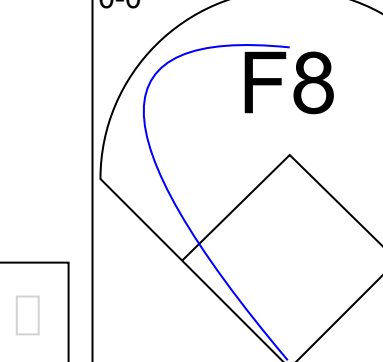
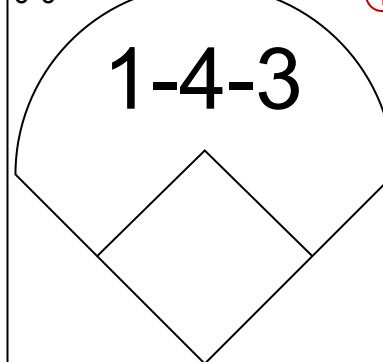
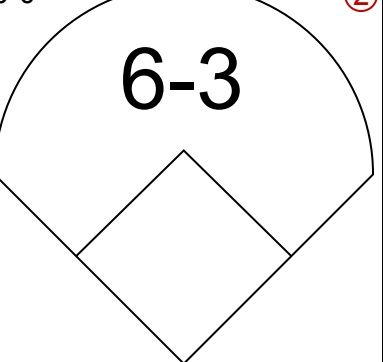
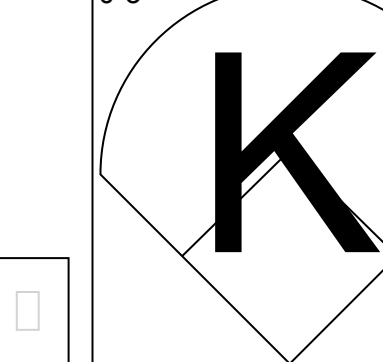
Batter	1	2	3	4	5	6	7	8	9	AB	R	H	RBI	BB	SO	LOB	TOP					
Grady Hatton, L (1,4) OBP: 0.328, SLG: 0.350										4	2	1	2	1	2	1	<p>Cincinnati Reds @ Brooklyn Dodgers Ebbets Field, Brooklyn, NY</p> <p>Thu May 22 1952, 3:33 AM EDT Att: 5,631 - Unknown</p>					
Bobby Adams, R (1,5) OBP: 0.348, SLG: 0.384										5	1	2	0	0	2	0						
Ted Kluszewski, L (1,3) OBP: 0.352, SLG: 0.492										4	2	2	0	1	0	1						
Joe Adcock, R (1,7) OBP: 0.389, SLG: 0.667 Johnny Wyrostek, L (7,9) OBP: 0.347, SLG: 0.330										4	1	2	4	0	0	2						
Hank Edwards, L (1,9) OBP: 0.448, SLG: 0.700 Bob Borkowski, R (7, PR) OBP: 0.327, SLG: 0.292										3	0	0	0	1	0	3						
Wally Westlake, R (1,8) OBP: 0.292, SLG: 0.250										4	0	1	1	0	1	1						
Andy Seminick, R (1,2) OBP: 0.302, SLG: 0.296										4	0	0	0	0	0	3						
Roy McMillan, R (1,6) OBP: 0.261, SLG: 0.263										4	0	1	0	0	1	1						
Frank Hiller, R (1,1) OBP: 0.294, SLG: 0.250 Frank Smith, R (8,1) OBP: 0.500, SLG: 1.000										3	1	1	0	0	1	0						
										0	0	0	0	0	0	0						
Inning Stats	R: 0 E: 0 K: 1 S: 7	H: 1 LOB: 1 BB: 0 P: 10	R: 0 E: 0 K: 0 S: 5	H: 0 LOB: 1 BB: 1 P: 10	R: 4 E: 0 K: 2 S: 16	H: 2 LOB: 0 BB: 2 P: 29	R: 0 E: 0 K: 0 S: 5	H: 1 LOB: 1 BB: 0 P: 8	R: 0 E: 0 K: 0 S: 8	H: 0 LOB: 0 BB: 0 P: 5	R: 0 E: 0 K: 0 S: 3	H: 0 LOB: 0 BB: 0 P: 5	R: 3 E: 0 K: 0 S: 15	H: 5 LOB: 2 BB: 0 P: 21	R: 0 E: 0 K: 2 S: 9	H: 0 LOB: 0 BB: 0 P: 12	R: 0 E: 0 K: 1 S: 8	H: 1 LOB: 1 BB: 0 P: 11	1B: 8 2B: 1 3B: 0 HR: 2	SF: 0 SAC: 1 DP: 0 HBP: 0	WP: 0 PB: 0 SB: 0 CS: 0	PA: 41
PITCHER	IP WLS BF H R ER SO BB IBB HBP BLK WP HR S P ERA WHIP																					
Clem Labine, R (1,1) ERA: 5.48	5.0 23 5 4 4 4 2 1 0 0 0 1 41 68 7.20 1.400																					
Johnny Rutherford, R (6,1) ERA: 5.06	1.1 8 4 3 3 0 0 0 0 0 0 1 14 20 20.25 3.000																					
Carl Erskine, R (7,1) ERA: 2.84	0.2 3 1 0 0 0 0 0 0 0 0 0 4 6 0.00 1.500																					
Joe Black, R (8,1) ERA:	2.0 W 7 1 0 0 3 0 0 0 0 0 0 0 17 23 0.00 0.500																					

Batter	1	2	3	4	5	6	7	8	9	AB	R	H	RBI	BB	SO	LOB	BOTTOM					
Bobby Morgan, R (1,5) OBP: 0.400, SLG: 0.786										4	0	2	1	0	0	1	<p>Cincinnati Reds @ Brooklyn Dodgers Ebbets Field, Brooklyn, NY</p> <p>Thu May 22 1952, 3:33 AM EDT Att: 5,631 - Unknown</p>					
Pee Wee Reese, R (1,6) OBP: 0.386, SLG: 0.306										3	1	1	0	1	0	3						
Jackie Robinson, R (1,4) OBP: 0.526, SLG: 0.471										4	1	1	0	0	1	2						
Roy Campanella, R (1,2) OBP: 0.358, SLG: 0.421										4	1	1	3	0	1	1						
Andy Pafko, R (1,9) OBP: 0.403, SLG: 0.560										3	2	2	0	1	0	0						
Duke Snider, L (1,8) OBP: 0.390, SLG: 0.482										2	1	0	0	1	0	1						
George Shuba, L (1,7) OBP: 0.400, SLG: 0.490 Carl Furillo, R (9,9) OBP: 0.274, SLG: 0.264										3	2	2	1	1	0	0						
Gil Hodges, R (1,3) OBP: 0.336, SLG: 0.354										4	0	1	3	0	0	2						
Clem Labine, R (1,1) Cal Abrams, L (5, PR) OBP: 0.400, SLG: 0.290 Johnny Rutherford, L (6,1) OBP: 0.200, SLG: 0.250 Carl Erskine, R (7,1) OBP: 0.330, SLG: 0.310 Rube Walker, L (7, PR) OBP: 0.330, SLG: 0.420 Joe Black, R (8,1)										1	0	0	0	0	0	0						
										1	0	0	0	0	0	0						
										1	0	0	0	0	0	0						
										1	0	0	0	0	0	0						
										1	0	0	0	0	0	0						
										1	0	0	0	0	0	0						
Inning Stats	R: 0 E: 0 K: 1 S: 17	H: 1 LOB: 1 BB: 0 P: 24	R: 0 E: 0 K: 0 S: 5	H: 0 LOB: 0 BB: 1 P: 13	R: 0 E: 0 K: 0 S: 7	H: 0 LOB: 0 BB: 0 P: 11	R: 0 E: 0 K: 0 S: 5	H: 0 LOB: 0 BB: 1 P: 10	R: 3 E: 1 K: 0 S: 18	H: 3 LOB: 1 BB: 1 P: 30	R: 0 E: 0 K: 1 S: 8	H: 0 LOB: 0 BB: 0 P: 16	R: 1 E: 0 K: 0 S: 9	H: 2 LOB: 1 BB: 0 P: 15	R: 4 E: 0 K: 1 S: 15	H: 4 LOB: 1 BB: 1 P: 20	R: 4 E: 0 K: 1 S: 8	H: 4 LOB: 1 BB: 1 P: 11	1B: 7 2B: 2 3B: 0 HR: 1	SF: 0 SAC: 1 DP: 3 HBP: 0	WP: 0 PB: 0 SB: 1 CS: 0	PA: 36
PITCHER	IP WLS BF H R ER SO BB IBB HBP BLK WP HR S P ERA WHIP																					
Frank Hiller, R (1,1) ERA: 3.17	7.0 31 9 7 6 2 3 0 0 0 0 0 0 8 12 9.00 1.000																					
Frank Smith, R (8,1) ERA: 5.12	1.0 L 5 1 1 1 1 0 1 0 0 0 0 0 8 12 9.00 1.000																					

Batter	1	2	3	4	5	6	7	8	9	AB	R	H	RBI	BB	SO	LOB	TOP		
Tommy Glaviano, R OBP: 0.278, SLG: 0.161 (1, 5)										4	0	1	0	0	1	0	St. Louis Cardinals @ Cincinnati Reds Crosley Field, Cincinnati, OH Fri May 23 1952, 3:33 AM EDT Att: 12,235 - Unknown		
Peanuts Lowrey, R OBP: 0.366, SLG: 0.352 (1, 8)										4	1	1	0	0	0	1			
Red Schoendienst, S OBP: 0.317, SLG: 0.394 (1, 4)										4	0	1	0	0	1	1			
Stan Musial, L OBP: 0.435, SLG: 0.517 (1, 3)										4	0	0	1	0	0	2			
Larry Miggins, R OBP: 0.257, SLG: 0.382 (1, 7)										4	0	1	0	0	1	1			
Enos Slaughter, L OBP: 0.395, SLG: 0.299 (1, 9)										4	0	1	0	0	0	1			
Del Rice, R OBP: 0.369, SLG: 0.424 (1, 2)										3	0	0	0	1	0	2			
Virgil Stallcup, R (1, 6)										0	0	0	0	0	0	0			
Harry Brecheen, L (7, 1)										2	0	0	0	0	0	2			
Eddie Stanky, R OBP: 0.292, SLG: 0.200 (7, PH)										1	0	0	0	0	0	1			
Eddie Yuzas, R (7, 1)										0	0	0	0	0	0	0			
Inning Stats	R: 0 E: 0 K: 2 S: 8	H: 1 LOB: 1 BB: 0 P: 8	R: 0 E: 1 K: 0 S: 4	H: 1 LOB: 2 BB: 1 P: 8	R: 1 E: 0 K: 1 S: 7	H: 2 LOB: 1 BB: 0 P: 7	R: 0 E: 0 K: 0 S: 3	H: 0 LOB: 0 BB: 0 P: 3	R: 0 E: 0 K: 0 S: 3	H: 0 LOB: 0 BB: 0 P: 3	R: 0 E: 0 K: 0 S: 3	H: 0 LOB: 1 BB: 1 P: 7	R: 0 E: 0 K: 0 S: 3	H: 0 LOB: 0 BB: 0 P: 3	R: 0 E: 0 K: 0 S: 4	H: 1 LOB: 1 BB: 0 P: 4	1B: 5 2B: 0 3B: 0 HR: 0	SF: 0 SAC: 0 DP: 0 HBP: 0	WP: 0 PA: 34 PB: 0 SB: 0 CS: 0
PITCHER Ken Raffensberger, L ERA: 2.29 (1, 1)	IP: 9.0 WLS: W BF: 34	H: 5 R: 1 ER: 1 SO: 3	BB: 2 IBB: 0 HBP: 0 BLK: 0	WP: 0 HR: 0 S: 38 P: 46	ERA: 1.00 WHIP: 0.778	PITCHER										IP: WLS: BF: H: R: ER: SO: BB: IBB: HBP: BLK: WP: HR: S: P: ERA: WHIP			

AB	30
R	1
H	5
RBI	1
BB	1
SO	3
LOB	11



Batter	1	2	3	4	5	6	7	8	9	AB	R	H	RBI	BB	SO	LOB	BOTTOM		
Johnny Temple, R OBP: 0.154, SLG: 0.083 (1, 4)										4	0	0	0	0	0	0	St. Louis Cardinals @ Cincinnati Reds Crosley Field, Cincinnati, OH Fri May 23 1952, 3:33 AM EDT Att: 12,235 - Unknown		
Bobby Adams, R OBP: 0.338, SLG: 0.372 (1, 5)										4	0	0	0	0	0	0			
Ted Kluszewski, L OBP: 0.357, SLG: 0.492 (1, 3)										4	0	2	0	0	0	0			
Wally Westlake, R OBP: 0.294, SLG: 0.253 (1, 8)										3	0	1	0	0	0	1			
Wally Post, R OBP: 0.500, SLG: 1.000 (1, 7)										2	1	1	1	0	0	2			
Bob Borkowski, R OBP: 0.310, SLG: 0.275 (1, 9)										3	0	0	0	0	0	2			
Andy Seminick, R OBP: 0.288, SLG: 0.281 (1, 2)										3	0	0	0	0	1	0			
Roy McMillan, R OBP: 0.263, SLG: 0.294 (1, 6)										3	1	1	1	0	1	0			
Ken Raffensberger, R OBP: 0.200, SLG: 0.143 (1, 1)										3	0	0	0	0	1	0			
Inning Stats	R: 0 E: 0 K: 0 S: 5	H: 2 LOB: 2 BB: 0 P: 5	R: 0 E: 0 K: 1 S: 5	H: 0 LOB: 0 BB: 0 P: 5	R: 0 E: 0 K: 0 S: 3	H: 0 LOB: 0 BB: 0 P: 3	R: 1 E: 0 K: 0 S: 4	H: 1 LOB: 0 BB: 0 P: 4	R: 1 E: 0 K: 0 S: 4	H: 1 LOB: 0 BB: 0 P: 4	R: 0 E: 0 K: 2 S: 7	H: 0 LOB: 2 BB: 0 P: 7	R: 0 E: 0 K: 0 S: 3	H: 0 LOB: 0 BB: 0 P: 3	R: 0 E: 0 K: 0 S: 5	H: 0 LOB: 0 BB: 0 P: 5		1B: 3 2B: 0 3B: 0 HR: 2	SF: 0 SAC: 0 DP: 0 HBP: 1
PITCHER Harry Brecheen, L ERA: 4.26 Eddie Yuzas, R ERA: 4.5 (7, 1)	IP: 6.0 WLS: L BF: 24	H: 5 R: 2 ER: 2 SO: 1	BB: 0 IBB: 0 HBP: 1 BLK: 0	WP: 0 HR: 2 S: 25 P: 26	ERA: 3.00 WHIP: 0.833	PITCHER										IP: WLS: BF: H: R: ER: SO: BB: IBB: HBP: BLK: WP: HR: S: P: ERA: WHIP			



Batter	1	2	3	4	5	6	7	8	9	AB	R	H	RBI	BB	SO	LOB	TOP																	
Tommy Giaviano, R OBP: 0.370, SLG: 0.308	5-3	CS	6-3	BB 1B		4-3 1B 2B				4	1	2	1	1	0	0	St. Louis Cardinals @ Cincinnati Reds Crosley Field, Cincinnati, OH Sun May 25 1952, 3:33 AM EDT Att: 15,440 - Unknown																	
Solly Hemus, L OBP: 0.376, SLG: 0.418	HR 1B		1B HBP	1B		4-3 2B	F5			4	1	2	1	0	0	2																		
Stan Musial, L OBP: 0.439, SLG: 0.508	F8		F9	BB		1-3 1B		4-3		4	0	1	1	1	0	2																		
Enos Slaughter, L OBP: 0.372, SLG: 0.355	HR		1B	F3		1-3		K		5	1	2	2	0	1	4																		
Red Schoendienst, S OBP: 0.322, SLG: 0.390	F6		F9		1-3			F6		4	0	0	0	1	0	2																		
Dick Sisti, L OBP: 0.222, SLG: 0.300		4-3 F8 2B		HR		F5		K		5	2	2	1	0	2	2																		
Peanuts Lowrey, R OBP: 0.351, SLG: 0.337		4-3		SH1-4 1B		FC5-4 1B		4-3		5	1	2	0	0	0	1																		
Del Rice, R OBP: 0.387, SLG: 0.429			F9			FC5-4 1B		F7		3	1	1	0	1	0	1																		
Cliff Chambers, L OBP: 0.286, SLG: 0.300			F8	SH1-4		FC5-4		SH2-4		0	0	0	0	0	0	0																		
Joe Presko, R OBP: 0.231, SLG: 0.167										1	0	0	1	0	0	1																		
Eddie Yuhas, R OBP: 0.250, SLG: 0.250										1	0	0	0	0	0	2																		
Al Brazie, L OBP: 0.287, SLG: 0.600										0	0	0	0	0	0	0																		
Inning Stats	R: 2 E: 0 K: 0 S: 5	H: 2 LOB: 0 BB: 0 P: 5	R: 1 E: 0 K: 0 S: 3	H: 1 LOB: 0 BB: 1 P: 7	R: 0 E: 0 K: 0 S: 4	H: 1 LOB: 2 BB: 0 P: 5	R: 2 E: 0 K: 0 S: 6	H: 3 LOB: 3 BB: 2 P: 14	R: 0 E: 0 K: 0 S: 5	H: 2 LOB: 2 BB: 0 P: 5	R: 1 E: 0 K: 1 S: 7	H: 1 LOB: 1 BB: 1 P: 11	R: 0 E: 0 K: 1 S: 4	H: 0 LOB: 0 BB: 0 P: 5	R: 0 E: 0 K: 1 S: 5	H: 0 LOB: 0 BB: 0 P: 5	1B: 7 2B: 3 3B: 0 HR: 2	SF: 0 SAC: 2 DP: 0 HBP: 2	WP: 0 PB: 0 SB: 0 CS: 1	PA: 45														
PITCHER	IP WLS BF H R ER SO BB IBB HBP BLK WP HR S P ERA WHIP																																	
Herm Wehmeier, R ERA: 7.14	3.0	L	16	6	5	5	0	1	0	1	0	0	0	2	14	19	15.00	2.333																
Joe Nuxhall, L ERA: 2.25	5.0	L	25	6	2	2	2	3	0	1	0	0	0	0	25	38	3.60	1.800																
Bud Byerly, R ERA: 3.94	1.0	S	3	0	0	0	1	0	0	0	0	0	0	0	5	5	0.00	0.000																

Batter	1	2	3	4	5	6	7	8	9	AB	R	H	RBI	BB	SO	LOB	BOTTOM																
Bob Borkowski, R OBP: 0.317, SLG: 0.339	BB 1B	F5		HR		6-3		FC1-6 1B		5	2	2	2	0	0	1	St. Louis Cardinals @ Cincinnati Reds Crosley Field, Cincinnati, OH Sun May 25 1952, 3:33 AM EDT Att: 15,440 - Unknown																
Bobby Adams, R OBP: 0.342, SLG: 0.370	BB 1B		HR 1B	F8		BB		1B		4	1	3	0	1	0	0																	
Grady Hatton, L OBP: 0.333, SLG: 0.374	BB 1B		HR 1B	BB		F8		K		3	1	1	2	2	1	3																	
Wally Westlake, R OBP: 0.305, SLG: 0.255	F9		F9	BB		K		K		4	0	0	0	1	2	6																	
Wally Post, R OBP: 0.467, SLG: 0.545	K		FC1-6 BB	K		F8		F6		4	0	0	0	1	2	5																	
Hank Edwards, L OBP: 0.438, SLG: 0.649			FC1-6			F3		F4		3	0	0	1	1	0	1																	
Andy Seminick, R OBP: 0.324, SLG: 0.410			1-2 2-3 3-H					G6-4-3 BB		0	0	0	0	1	0	0																	
Eddie Kazak, R										0	0	0	0	0	0	0																	
Dixie Howell, R OBP: 0.287, SLG: 0.600	K		K			F7 3B		G6-4-3		5	1	2	0	0	2	5																	
Roy McMillan, R OBP: 0.270, SLG: 0.309		F5		HR 2B		F7		F8		4	1	1	1	0	0	1																	
Herm Wehmeier, R OBP: 0.235, SLG: 0.235										1	0	0	0	0	0	0																	
Joe Nuxhall, L										2	0	0	0	0	0	1																	
Eddie Pellagrini, R OBP: 0.250, SLG: 0.250										1	0	1	0	0	0	0																	
Bud Byerly, R										0	0	0	0	0	0	0																	
Inning Stats	R: 1 E: 0 K: 2 S: 9	H: 2 LOB: 3 BB: 2 P: 17	R: 0 E: 0 K: 0 S: 3	H: 0 LOB: 0 BB: 0 P: 3	R: 2 E: 0 K: 1 S: 7	H: 2 LOB: 1 BB: 1 P: 11	R: 2 E: 0 K: 1 S: 7	H: 2 LOB: 2 BB: 2 P: 15	R: 1 E: 0 K: 0 S: 4	H: 1 LOB: 0 BB: 0 P: 4	R: 0 E: 0 K: 1 S: 5	H: 0 LOB: 1 BB: 1 P: 9	R: 0 E: 0 K: 2 S: 9	H: 2 LOB: 2 BB: 0 P: 9	R: 0 E: 0 K: 0 S: 2	H: 0 LOB: 1 BB: 1 P: 6	1B: 6 2B: 1 3B: 1 HR: 2	SF: 0 SAC: 0 DP: 1 HBP: 0	WP: 0 PB: 0 SB: 0 CS: 0	PA: 43													
PITCHER	IP WLS BF H R ER SO BB IBB HBP BLK WP HR S P ERA WHIP																																
Cliff Chambers, L ERA: 3.66	0.0		5	4	4	3	3	0	0	0	0	0	2	21	33	10.80	2.400																
Joe Presko, R ERA: 6.5	3.1	W	19	4	1	1	2	3	0	0	0	0	0	20	32	2.25	1.750																
Eddie Yuhas, R ERA: 3.94	4.0	S	5	0	0	0	2	1	0	0	0	0	0	8	12	0.00	0.600																
Al Brazie, L ERA:	1.2	S	5	0	0	0	2	1	0	0	0	0	0	8	12	0.00	0.600																

Batter	1	2	3	4	5	6	7	8	9	AB	R	H	RBI	BB	SO	LOB	TOP		
Bob Borkowski, R OBP: 0.294, SLG: 0.311 (1, 3)	0-3 K		0-0 FC6-4 1-2 2B		0-3 K		0-0 1-3		0-0 1-3	5	0	0	0	0	2	3	Cincinnati Reds @ Pittsburgh Pirates Forbes Field, Pittsburgh, PA Mon May 26 1952, 3:33 AM EDT Att: 6,171 - Unknown		
Bobby Adams, R OBP: 0.346, SLG: 0.376 (1, 5)	0-0 4-3		0-0 1-H 2B			4-0 1B 3B BB	0-0 E3			3	1	1	0	1	0	0			
Grady Hatton, L OBP: 0.344, SLG: 0.376 (1, 4)	4-0 BB			4-0 4-3 WP BB		0-0 1-2 3B 1B	0-0 F7			2	1	1	0	2	0	1			
Wally Westlake, R OBP: 0.295, SLG: 0.245 (1, 8)	0-0 5-3			0-3 1-2 K		0-0 F4		0-0 6-3		4	0	0	0	0	1	4			
Hank Edwards, L OBP: 0.443, SLG: 0.672 (1, 9)		0-0 G6-4-3 1B		0-0 4-3		0-0 1-H 2-H 1B 3B	0-0 F6			4	1	2	2	0	0	1			
Wally Post, R OBP: 0.421, SLG: 0.467 (1, 7)		0-0 G6-4-3 1-2		0-0 F9		0-0 3-H 1B	0-3 K			4	0	1	1	0	1	2			
Andy Seminick, R OBP: 0.319, SLG: 0.403 Dixie Howell, R OBP: 0.278, SLG: 0.556 (3, 2)	0-3 K			0-0 F3		0-0 F9	0-0 1B			1	0	0	0	0	1	0			
Roy McMillan, R OBP: 0.262, SLG: 0.298 (1, 6)			0-0 5-3		0-0 F4	0-0 F9	0-3 K			4	0	0	0	0	1	2			
Frank Hiller, R OBP: 0.350, SLG: 0.235 Eddie Kazak, R (9, PH)			4-0 FC6-4 BB		4-0 BB		0-0 1-3		0-0 F8	1	0	0	0	2	0	0			
Inning Stats	R: 0 E: 0 K: 1 S: 5	H: 0 LOB: 1 BB: 1 P: 9	R: 0 E: 0 K: 1 S: 5	H: 1 LOB: 0 BB: 0 P: 5	R: 0 E: 0 K: 0 S: 3	H: 1 LOB: 2 BB: 1 P: 7	R: 0 E: 0 K: 1 S: 5	H: 0 LOB: 1 BB: 1 P: 9	R: 0 E: 0 K: 0 S: 4	H: 0 LOB: 0 BB: 0 P: 4	R: 0 E: 0 K: 1 S: 5	H: 0 LOB: 0 BB: 0 P: 5	R: 0 E: 0 K: 1 S: 6	H: 1 LOB: 1 BB: 0 P: 6	1B: 4 2B: 1 3B: 1 HR: 0	SF: 0 SAC: 0 DP: 1 HBP: 0	WP: 1 PA: 37 PB: 0 SB: 1 CS: 0		
PITCHER	IP	WLS	BF	H	R	ER	SO	BB	IBB	HBP	BLK	WP	HR	S	P	ERA	WHIP		
Ron Kline, R ERA: 7.39 Bob Friend, R ERA: 5.33	(1, 1)	5.1	23	4	3	3	4	5	0	0	0	1	0	26	46	5.06	1.688		
	(6, 1)	3.2	W	14	2	0	0	2	0	0	0	0	0	18	18	0.00	0.545		

AB	32
R	3
H	6
RBI	3
BB	5
SO	6
LOB	15



Batter	1	2	3	4	5	6	7	8	9	AB	R	H	RBI	BB	SO	LOB	BOTTOM		
Pete Castiglione, R OBP: 0.383, SLG: 0.410 (1, 5)	0-0 1B HR		0-0 6-3		0-0 6-3		0-0 SH1-4	0-0 F9		4	1	1	0	0	0	0	Cincinnati Reds @ Pittsburgh Pirates Forbes Field, Pittsburgh, PA Mon May 26 1952, 3:33 AM EDT Att: 6,171 - Unknown		
Bobby Del Greco, R OBP: 0.328, SLG: 0.303 (1, 8)	0-0 1B HR		0-0 BB HBP 1B		0-0 6-3		4-0 FC 2B BB			3	2	2	0	1	0	0			
Ralph Kiner, R OBP: 0.414, SLG: 0.406 (1, 7)	0-0 1-H 2-H HR		1-0 1-2 HBP		4-0 BB		1-0 1-2 2-3 FC 2B HBP			1	2	1	3	1	0	0			
Gus Bell, L OBP: 0.308, SLG: 0.439 (1, 9)	0-0 F9		4-0 1-2 2-3 L6-3 BB		4-0 1-2 BB		0-0 FC 2B			2	0	0	1	2	0	2			
Joe Garagiola, L OBP: 0.381, SLG: 0.325 (1, 2)	0-0 1-3		0-0 L6-3		0-0 F8		0-0 1-3 2-H 3-H 2B			4	0	1	2	0	0	5			
Jack Merson, R OBP: 0.322, SLG: 0.443 (1, 4)	0-0 6-3			0-0 5-3		0-0 5-3	0-3 K			4	0	0	0	0	1	2			
George Strickland, R OBP: 0.290, SLG: 0.279 (1, 6)		0-0 5-3		4-0 BB		0-3 K	0-0 F8			3	0	0	0	1	1	2			
Tony Bartolome, L OBP: 0.216, SLG: 0.229 (1, 3)		0-0 1-3		0-0 F5		0-0 F7		0-0 4-3		4	0	0	0	0	0	1			
Ron Kline, R Bob Friend, R OBP: 0.176, SLG: 0.125 (6, 1)	0-3 K			0-3 K			0-0 HBP FC SH1-4 1B	0-0 F8		2	0	0	0	0	2	1			
Inning Stats	R: 3 E: 0 K: 0 S: 6	H: 3 LOB: 0 BB: 0 P: 6	R: 0 E: 0 K: 1 S: 5	H: 0 LOB: 0 BB: 0 P: 5	R: 0 E: 0 K: 0 S: 3	H: 1 LOB: 2 BB: 1 P: 8	R: 0 E: 0 K: 1 S: 5	H: 0 LOB: 2 BB: 1 P: 11	R: 0 E: 0 K: 1 S: 5	H: 0 LOB: 0 BB: 0 P: 5	R: 3 E: 0 K: 1 S: 8	H: 2 LOB: 1 BB: 1 P: 13	R: 0 E: 0 K: 0 S: 3	H: 0 LOB: 0 BB: 0 P: 3	1B: 4 2B: 2 3B: 0 HR: 1	SF: 0 SAC: 1 DP: 1 HBP: 2	WP: 0 PA: 37 PB: 0 SB: 0 CS: 0		
PITCHER	IP	WLS	BF	H	R	ER	SO	BB	IBB	HBP	BLK	WP	HR	S	P	ERA	WHIP		
Frank Hiller, R ERA: 3.83	(1, 1)	8.0	L	37	6	6	6	4	5	0	2	0	1	38	60	6.75	1.375		



Batter	1	2	3	4	5	6	7	8	9	10	11	12	13	14	AB	R	H	RBI	BB	SO	LOB	TOP						
Bob Borkowski, R OBP: 0.320, SLG: 0.333 (8.9)	K		1B FC5-4 2B	CS 1B		BB		5-3			K		SH1-4 BB		5	1	2	0	2	2	1							
Bobby Adams, R OBP: 0.358, SLG: 0.390 (1.5)	2B		FC5-4 1B	CS		G3 BB		F8			4-3		SH1-4		5	0	3	0	1	0	2							
Grady Hatton, L OBP: 0.342, SLG: 0.374 (1.4)	K		F7			G3 BB		4-3			4-3		E 2B		6	0	1	0	1	1	5							
Wally Westlake, R OBP: 0.295, SLG: 0.235 (1.8)	K		FC5-4 2B			FC6-4 BB		K			E5		K		5	1	0	1	2	3	5							
Wally Post, R OBP: 0.346, SLG: 0.409 (1.7)			F8			K		F8			L5		F8		7	1	1	1	0	2	7							
Hank Edwards, L OBP: 0.446, SLG: 0.677 (8.2)	F9		FC6-4 1B			FC6-4		1B 2B			FC1-6 BB		5-3		4	1	2	1	0	0	2							
Dixie Howell, R OBP: 0.286, SLG: 0.500 (8.2)			FC6-4 1B			FC6-4		1B 2B			FC1-6 BB		5-3		2	0	0	0	1	1	0							
Andy Seminick, R OBP: 0.329, SLG: 0.440 (1.2)			FC6-4			K		SH1-3 1B			FC1-6 BB		K		3	0	1	1	0	1	1							
Eddie Pellagrini, R OBP: 0.286, SLG: 0.714 (8.3)	1B HBP		FC6-4			K		SH1-3 1B			FC1-6 BB		K		3	1	1	1	0	1	1							
Roy McMillan, R OBP: 0.265, SLG: 0.294 (1.6)			1B			5-3		SH1-3			K				5	0	1	0	1	2	1							
Bubba Church, R OBP: 0.250, SLG: 0.250 (1.1)			1B			K		6-3			5-3		K		3	0	1	0	0	1	2							
Frank Smith, R OBP: 0.143, SLG: 0.286 (7.1)	F8					BB 1B					5-3		K		4	0	0	0	0	2	3							
Inning Stats	R: 0 E: 0 K: 3 S: 10	H: 1 LOB: 1 BB: 0 P: 10	R: 3 E: 0 K: 0 S: 4	H: 4 LOB: 2 BB: 0 P: 5	R: 0 E: 0 K: 1 S: 5	H: 1 LOB: 0 BB: 2 P: 5	R: 0 E: 0 K: 1 S: 6	H: 1 LOB: 0 BB: 1 P: 10	R: 0 E: 0 K: 1 S: 5	H: 0 LOB: 0 BB: 0 P: 5	R: 1 E: 0 K: 0 S: 5	H: 2 LOB: 1 BB: 0 P: 5	R: 0 E: 0 K: 1 S: 3	H: 1 LOB: 1 BB: 1 P: 7	R: 0 E: 0 K: 1 S: 5	H: 0 LOB: 1 BB: 0 P: 9	R: 0 E: 0 K: 1 S: 7	H: 1 LOB: 2 BB: 0 P: 7	R: 0 E: 0 K: 2 S: 7	H: 0 LOB: 1 BB: 1 P: 11	R: 0 E: 0 K: 2 S: 7	H: 0 LOB: 2 BB: 2 P: 15	R: 1 E: 0 K: 3 S: 10	H: 1 LOB: 0 BB: 0 P: 10	1B: 7 2B: 5 3B: 0 HR: 1	SF: 0 SAC: 2 DP: 0 HBP: 1	WP: 0 PB: 0 SB: 0 CS: 2	PA: 64
PITCHER	IP 7.0	WLS 34	H 10	R 4	ER 4	SO 7	BB 3	IBB 0	HBP 0	BLK 0	WP 0	HR 0	S 44	P 57	ERA 5.14	WHIP 1.657												
Howie Pollet, L ERA: 4.68 (8.1)	2.0	7	1	0	0	0	1	0	0	0	0	0	6	10	0.00	1.000												
Ted Wilks, R ERA: 1.87 (10.1)	5.0	L	22	2	1	1	9	4	0	0	0	0	1	36	52	1.80	1.200											

Cincinnati Reds @ Pittsburgh Pirates
Forbes Field, Pittsburgh, PA
Tue May 27 1952, 3:33 AM EDT
Att. 2,150 - Unknown

AB 52
R 5
H 13
RBI 5
BB 8
SO 16
LOB 30



Batter	1	2	3	4	5	6	7	8	9	10	11	12	13	14	AB	R	H	RBI	BB	SO	LOB	BOTTOM					
Pete Castiglione, R OBP: 0.386, SLG: 0.407 (10.5)	F3				F9			SH1-4			1B HBP		SH1-4 1B		3	0	1	2	0	0	0						
Dick Smith, R OBP: 0.266, SLG: 0.182 (10.5)															2	0	1	0	0	0	0						
Bobby Del Graco, R OBP: 0.344, SLG: 0.316 (1.8)	F8		4-3 BB		1B			1B			1B		SH1-4		5	0	3	1	1	1	0						
Ralph Kiner, R OBP: 0.403, SLG: 0.393 (1.7)	F8		4-3		1B			1B			1B		F8		6	0	1	0	0	0	6						
Gus Bell, L OBP: 0.296, SLG: 0.403 (1.9)			3-1		K			F8			4-3				5	0	0	0	1	2	5						
Joe Garagiola, L OBP: 0.373, SLG: 0.310 (10. PR)	F9		F4		3-1			K			CS HBP		K		4	0	0	0	0	1	1						
Clint Koschok, R OBP: 0.300, SLG: 0.270 (11.2)			F4		3-1			K			CS HBP		K		0	0	0	0	0	0	0						
Clyde McCullough, R OBP: 0.146, SLG: 0.150 (11.2)													K		1	0	0	0	0	1	2						
Jack Merson, R OBP: 0.322, SLG: 0.431 (1.4)	1B BB		3-1		6-3			K			F5		6-3		4	1	0	0	2	1	1						
George Strickland, R OBP: 0.280, SLG: 0.269 (1.6)	1B BB		FC6-4 BB		6-3			K			F5		6-3		6	1	1	0	0	1	1						
Tony Bartolome, L OBP: 0.223, SLG: 0.236 (1.3)	1B BB		FC6-4 BB		L3			SH1-4 BB 1B			F9		F9		6	2	2	1	0	0	1						
Howie Pollet, L OBP: 0.315, SLG: 0.198 (8.1)	1B BB		FC6-4 BB		L3			SH1-4 BB 1B			F9		F9		2	0	1	0	1	0	0						
Ed Fitz Gerald, R OBP: 0.135, SLG: 0.133 (14. PR)	1B BB		FC6-4 BB		F7			SH1-4 BB			CS 1B		K		0	0	0	0	0	0	0						
Inning Stats	R: 0 E: 0 K: 0 S: 3	H: 0 LOB: 0 BB: 0 P: 3	R: 3 E: 0 K: 0 S: 6	H: 4 LOB: 3 BB: 1 P: 10	R: 0 E: 0 K: 1 S: 5	H: 0 LOB: 1 BB: 1 P: 9	R: 0 E: 0 K: 0 S: 3	H: 0 LOB: 0 BB: 0 P: 3	R: 0 E: 0 K: 1 S: 7	H: 2 LOB: 2 BB: 1 P: 11	R: 0 E: 0 K: 0 S: 4	H: 2 LOB: 2 BB: 0 P: 5	R: 0 E: 0 K: 1 S: 5	H: 0 LOB: 1 BB: 0 P: 5	R: 0 E: 0 K: 1 S: 6	H: 1 LOB: 1 BB: 1 P: 10	R: 0 E: 0 K: 3 S: 3	H: 0 LOB: 0 BB: 0 P: 3	R: 0 E: 0 K: 2 S: 7	H: 0 LOB: 0 BB: 0 P: 7	1B: 11 2B: 4 3B: 0 HR: 0	SF: 0 SAC: 2 DP: 1 HBP: 2	WP: 0 PB: 0 SB: 0 CS: 2	PA: 56			
PITCHER	IP 6.1	WLS 29	H 8	R 4	ER 4	SO 1	BB 4	IBB 0	HBP 0	BLK 0	WP 0	HR 0	S 27	P 43	ERA 5.68	WHIP 1.895											
Bubba Church, R ERA: 7.94 (7.1)	7.2	W	27	3	0	0	8	1	0	2	0	0	0	40	46	0.00	0.522										

Cincinnati Reds @ Pittsburgh Pirates
Forbes Field, Pittsburgh, PA
Tue May 27 1952, 3:33 AM EDT
Att. 2,150 - Unknown

AB 47
R 4
H 11
RBI 4
BB 5
SO 9
LOB 17



Batter	1	2	3	4	5	6	7	8	9	AB	R	H	RBI	BB	SO	LOB	TOP
Bob Borkowski, R (1, 9) OBP: 0.325, SLG: 0.357	F9		BB 1B BB		1-3		F7 3B		K	4	2	1	0	1	1	0	Cincinnati Reds @ Pittsburgh Pirates Forbes Field, Pittsburgh, PA Wed May 28 1952, 3:33 AM EDT Att: 6,186 - Unknown
Bobby Adams, R (1, 5) OBP: 0.356, SLG: 0.407	F8		K		HR		6-3			4	1	1	1	0	1	3	
Grady Hatton, L (1, 4) OBP: 0.346, SLG: 0.369	FC6-4 BB		1B 1-2 2-3 BB		G3		F7			2	0	0	1	2	0	0	
Wally Post, R (1, 7) OBP: 0.333, SLG: 0.385	FC6-4 1-2		1-2 2-3 3-H 1B		K		K			4	0	1	2	0	2	1	
Andy Seminick, R (1, 2) OBP: 0.325, SLG: 0.391		6-3	F8			3-1 5-3 1B		F8		4	0	1	0	0	0	2	
Wally Westlake, R (1, 8) OBP: 0.286, SLG: 0.227		6-3		1-3		5-3 1-2		F9		4	0	0	0	0	0	1	
Eddie Pellagrini, R (1, 3) OBP: 0.182, SLG: 0.455			F3	5-3		3-1 2-3		F9		4	0	0	0	0	0	1	
Roy McMillan, R (1, 6) OBP: 0.279, SLG: 0.336			BB 1B 2B	HR		4-0 FC6-4 BB		1-3		3	2	2	1	1	0	0	
Ken Raffensberger, R (1, 1) OBP: 0.158, SLG: 0.111			F2	5-3		FC6-4 1-2		F3		4	0	0	0	0	0	3	
Inning Stats	R: 0 E: 0 K: 0 S: 3	H: 0 LOB: 1 BB: 1 P: 7	R: 0 E: 0 K: 0 S: 3	H: 0 LOB: 0 BB: 0 P: 3	R: 2 E: 0 K: 1 S: 7	H: 2 LOB: 2 BB: 2 P: 15	R: 1 E: 0 K: 0 S: 4	H: 1 LOB: 0 BB: 0 P: 4	R: 1 E: 0 K: 1 S: 6	H: 1 LOB: 0 BB: 0 P: 6	R: 0 E: 0 K: 0 S: 3	H: 0 LOB: 0 BB: 0 P: 3	R: 0 E: 0 K: 1 S: 5	H: 0 LOB: 0 BB: 0 P: 5	1B: 2 2B: 1 3B: 1 HR: 2	SF: 0 SAC: 0 DP: 0 HBP: 0	
PITCHER	IP WLS BF H R ER SO BB IBB HBP BLK WP HR S P ERA WHIP	8.0 L 34 6 5 5 3 4 0 0 0 0 2 36 52 5.62 1.250	1.0 3 0 0 0 1 0 0 0 0 0 0 5 5 0.00 0.000														

AB	33
R	5
H	6
RBI	5
BB	4
SO	4
LOB	11



Batter	1	2	3	4	5	6	7	8	9	AB	R	H	RBI	BB	SO	LOB	BOTTOM		
Clem Koshorek, R (1, 6) OBP: 0.308, SLG: 0.280	G5-4-3 1B			F4		1B		6-3		4	0	2	0	0	0	1	Cincinnati Reds @ Pittsburgh Pirates Forbes Field, Pittsburgh, PA Wed May 28 1952, 3:33 AM EDT Att: 6,186 - Unknown		
Bobby Del Greco, R (1, 8) OBP: 0.333, SLG: 0.305	G5-4-3 1-2			F8		F9		6-3		4	0	0	0	0	0	3			
Ralph Kiner, R (1, 7) OBP: 0.399, SLG: 0.387	1-3			1B		5-3		F2		4	0	1	0	0	0	1			
Gus Bell, L (1, 9) OBP: 0.280, SLG: 0.379		K		F8		G3		F8		4	0	0	0	0	1	1			
Jack Merson, R (1, 5) OBP: 0.333, SLG: 0.480		F7		HR		2B		E 3B		4	2	3	1	0	0	0			
Clyde McCullough, R (1, 2) OBP: 0.133, SLG: 0.136		F4		L4		F9		E5 1B		4	0	0	0	0	0	1			
Dick Smith, R (9, PR) OBP: 0.289, SLG: 0.182										0	0	0	0	0	0	0			
George Strickland, R (1, 4) OBP: 0.279, SLG: 0.268			K		F8		1-3	FC6-4 1B		4	0	1	0	0	1	1			
Tony Bartrome, L (1, 3) OBP: 0.216, SLG: 0.228			6-3		4-3			1-3		3	0	0	0	0	0	0			
Ed Fitz Gerald, R (9, PH) OBP: 0.125, SLG: 0.125								FC6-4 1-2		1	0	0	0	0	0	2			
Red Munger, R (1, 1) OBP: 0.349, SLG: 0.429			K			6-3		6-3 WP 1B		2	0	0	0	0	1	0			
Erv Dusak, R (8, PH) OBP: 0.349, SLG: 0.429										1	0	1	0	0	0	0			
Paul LaPalme, L (9, 1) OBP: 0.125, SLG: 0.125										0	0	0	0	0	0	0			
Inning Stats	R: 0 E: 0 K: 0 S: 3	H: 1 LOB: 0 BB: 0 P: 3	R: 0 E: 0 K: 1 S: 5	H: 0 LOB: 0 BB: 0 P: 5	R: 0 E: 0 K: 2 S: 7	H: 0 LOB: 0 BB: 0 P: 7	R: 0 E: 0 K: 0 S: 4	H: 1 LOB: 1 BB: 0 P: 4	R: 1 E: 0 K: 0 S: 4	H: 1 LOB: 1 BB: 0 P: 4	R: 0 E: 0 K: 0 S: 4	H: 1 LOB: 1 BB: 0 P: 4	R: 0 E: 0 K: 0 S: 4	H: 1 LOB: 1 BB: 0 P: 4	R: 1 E: 1 K: 0 S: 6	H: 2 LOB: 2 BB: 0 P: 6	1B: 5 2B: 1 3B: 1 HR: 1	SF: 0 SAC: 0 DP: 1 HBP: 0	WP: 1 PA: 35 PB: 0 SB: 0 CS: 0
PITCHER	IP WLS BF H R ER SO BB IBB HBP BLK WP HR S P ERA WHIP	9.0 W 35 8 2 1 3 0 0 0 0 1 1 41 41 1.00 0.889																	



Batter	1	2	3	4	5	6	7	8	9	AB	R	H	RBI	BB	SO	LOB	TOP			
Bob Borkowski, R OBP: 0.321, SLG: 0.351	F3			F3		K		2B		4	1	1	0	0	1	0	Cincinnati Reds @ Pittsburgh Pirates Forbes Field, Pittsburgh, PA Thu May 29 1952, 3:33 AM EDT Att: 1,070 - Unknown			
Bobby Adams, R OBP: 0.365, SLG: 0.414	1-3			BB		FC6-4		1B		2	0	1	1	2	0	0				
Grady Hatton, L OBP: 0.341, SLG: 0.364 Johnny Temple, R OBP: 0.133, SLG: 0.071	L1			F2		FC6-4		4-3		2	0	0	0	0	1	2				
Wally Post, R OBP: 0.294, SLG: 0.333		5-3		F8				F4		4	0	0	0	0	1	0				
Wally Westlake, R OBP: 0.277, SLG: 0.220		5-3			F2			5-3		4	0	0	0	0	0	0				
Eddie Pelligrini, R OBP: 0.200, SLG: 0.400										4	0	1	0	0	0	0				
Dixie Howell, R OBP: 0.250, SLG: 0.435				E3				K		3	0	0	0	0	1	1				
Roy McMillan, R OBP: 0.281, SLG: 0.360				G6-4-3		F4		HR		3	1	1	1	0	0	2				
Harry Perkowski, L OBP: 0.227, SLG: 0.318				G3		F4		4-3		3	0	0	0	0	0	0				
Inning Stats	R: 0 E: 0 K: 0 S: 3	H: 0 LOB: 0 BB: 0 P: 3	R: 0 E: 0 K: 0 S: 3	H: 0 LOB: 0 BB: 0 P: 3	R: 0 E: 1 K: 0 S: 3	H: 0 LOB: 0 BB: 0 P: 3	R: 0 E: 0 K: 0 S: 3	H: 1 LOB: 1 BB: 1 P: 7	R: 0 E: 0 K: 1 S: 5	H: 0 LOB: 1 BB: 1 P: 9	R: 0 E: 0 K: 0 S: 3	H: 0 LOB: 0 BB: 0 P: 3	R: 2 E: 0 K: 1 S: 8	H: 3 LOB: 1 BB: 0 P: 8	R: 0 E: 0 K: 0 S: 3	H: 0 LOB: 0 BB: 0 P: 3	1B: 2 2B: 1 3B: 0 HR: 1	SF: 0 SAC: 0 DP: 1 HBP: 0	WP: 0 PB: 0 SB: 0 CS: 0	PA: 33
PITCHER Murry Dickson, R ERA: 4.57	IP: 9.0 WLS: W BF: 33	H: 4 R: 2 ER: 2 SO: 2	BB: 2 IBB: 0 HBP: 0 BLK: 0	WP: 0 HR: 1 S: 35 P: 43	ERA: 2.00 WHIP: 0.667											ERA: 2.00 WHIP: 0.667				


AB	31
R	2
H	4
RBI	2
BB	2
SO	2
LOB	7




Batter	1	2	3	4	5	6	7	8	9	AB	R	H	RBI	BB	SO	LOB	BOTTOM			
Clem Koshorek, R OBP: 0.318, SLG: 0.302	1-3		SH1-4					F4		3	1	2	1	0	0	0	Cincinnati Reds @ Pittsburgh Pirates Forbes Field, Pittsburgh, PA Thu May 29 1952, 3:33 AM EDT Att: 1,070 - Unknown			
Bobby Del Greco, R OBP: 0.338, SLG: 0.311	2B		1-2					1B		4	1	2	1	0	0	2				
Ralph Kiner, R OBP: 0.415, SLG: 0.420	1-3		5-3					1B		1	1	1	2	3	0	0				
Gus Bell, L OBP: 0.266, SLG: 0.357	2-3		2-3					1B		1	1	1	2	3	0	0				
Jack Merson, R OBP: 0.331, SLG: 0.474	FC4-6		BB					HR		4	0	1	0	0	0	2				
Clyde McCullough, R OBP: 0.122, SLG: 0.125	K		K					1B		4	0	0	0	0	2	6				
George Strickland, R OBP: 0.289, SLG: 0.270	FC4-6		1-2					F8		4	0	0	0	0	1	1				
Tony Bartrome, L OBP: 0.218, SLG: 0.229	L4		F8					F9		3	0	1	0	1	0	0				
Murry Dickson, R OBP: 0.360, SLG: 0.480	F9		F9					1B		4	1	1	0	0	1	2				
Inning Stats	R: 0 E: 0 K: 1 S: 6	H: 1 LOB: 2 BB: 1 P: 10	R: 0 E: 0 K: 1 S: 5	H: 0 LOB: 0 BB: 0 P: 5	R: 0 E: 0 K: 1 S: 6	H: 1 LOB: 2 BB: 1 P: 10	R: 0 E: 0 K: 0 S: 3	H: 0 LOB: 0 BB: 0 P: 3	R: 2 E: 1 K: 0 S: 5	H: 3 LOB: 1 BB: 1 P: 9	R: 0 E: 0 K: 0 S: 3	H: 0 LOB: 0 BB: 0 P: 7	R: 2 E: 0 K: 0 S: 5	H: 2 LOB: 0 BB: 0 P: 5	R: 0 E: 0 K: 0 S: 4	H: 2 LOB: 1 BB: 0 P: 4	1B: 7 2B: 1 3B: 0 HR: 1	SF: 0 SAC: 1 DP: 1 HBP: 0	WP: 0 PB: 0 SB: 2 CS: 1	PA: 35
PITCHER Harry Perkowski, L ERA: 4.5	IP: 8.0 WLS: L BF: 35	H: 9 R: 4 ER: 4 SO: 3	BB: 4 IBB: 0 HBP: 0 BLK: 0	WP: 0 HR: 1 S: 37 P: 53	ERA: 4.50 WHIP: 1.625											ERA: 4.50 WHIP: 1.625				

AB	30
R	4
H	9
RBI	4
BB	4
SO	3
LOB	14



Batter	1	2	3	4	5	6	7	8	9	AB	R	H	RBI	BB	SO	LOB	TOP										
Bob Borkowski, R OBP: 0.326, SLG: 0.338 (1, 9)	4-0 FC6-4 BB		4-0 G1-6-3 BB		0-3 K		0-0 F8		0-0 F5	3	0	0	0	2	1	0	Cincinnati Reds @ Chicago Cubs Wrigley Field, Chicago, IL Fri May 30 1952, 3:33 AM CDT Unknown										
Bobby Adams, R OBP: 0.372, SLG: 0.439 (1, 5)	0-0 FC6-4 FC4-6 1-2		0-0 G1-6-3 1-2		0-0 HR		0-0 BB		0-0 2B	5	2	3	1	0	0	2											
Grady Hatton, L OBP: 0.349, SLG: 0.381 (1, 4)	0-0 FC4-6 1-2		0-0 2B		0-0 F6		4-0 BB		0-0 1-H 2B	4	0	2	1	1	0	1											
Wally Post, R OBP: 0.256, SLG: 0.286 (1, 7)	0-3 K		0-0 F7		0-0 F7		0-0 F7		0-3 K	5	0	0	0	0	2	5											
Wally Westlake, R OBP: 0.296, SLG: 0.262 (1, 8)		0-0 5-3 2B		0-0 HR		4-0 FC6-4 BB		0-0 F5	4-0 BB	3	2	2	1	2	0	0											
Eddie Pelligrini, R OBP: 0.292, SLG: 0.316 (1, 3)		0-3 K		0-0 2-3		0-0 FC6-4 BB		4-0 HR	0-3 K	4	1	0	0	1	2	4											
Dixie Howell, R OBP: 0.286, SLG: 0.538 (1, 2)		0-0 5-3		0-0 F7		4-0 BB		0-0 HR		3	1	1	2	1	0	1											
Roy McMillan, R OBP: 0.280, SLG: 0.364 (1, 6)		0-0 2B		0-0 5-3		0-0 F5		0-0 F8		4	0	1	1	0	0	2											
Ewell Blackwell, R OBP: 0.167, SLG: 0.222 (1, 1)		0-0 F4		0-0 F3		0-3 K		0-0 1-3		4	0	0	0	0	1	1											
Inning Stats	R: 0 E: 0 K: 1 S: 5	H: 0 LOB: 1 BB: 1 P: 9	R: 1 E: 0 K: 1 S: 7	H: 2 LOB: 1 BB: 0 P: 7	R: 0 E: 0 K: 0 S: 3	H: 1 LOB: 1 BB: 1 P: 7	R: 1 E: 0 K: 0 S: 4	H: 1 LOB: 0 BB: 0 P: 4	R: 1 E: 0 K: 1 S: 6	H: 1 LOB: 0 BB: 0 P: 6	R: 0 E: 0 K: 0 S: 3	H: 0 LOB: 2 BB: 1 P: 11	R: 0 E: 0 K: 1 S: 6	H: 1 LOB: 2 BB: 1 P: 10	R: 2 E: 0 K: 0 S: 4	H: 1 LOB: 0 BB: 1 P: 8	R: 1 E: 0 K: 2 S: 9	H: 2 LOB: 2 BB: 1 P: 13	1B: 2 2B: 4 3B: 0 HR: 3	SF: 0 SAC: 0 DP: 1 HBP: 0	WP: 0 PB: 0 SB: 0 CS: 0	PA: 42					
PITCHER	IP	WLS	BF	H	R	ER	SO	BB	IBB	HBP	BLK	WP	HR	S	P	ERA	WHIP										
Turk Lown, R ERA: 4.94 (1, 1)	7.1		34	7	5	5	4	6	0	0	0	0	3	36	60	6.14	1.773										
Warren Hacker, R ERA: 4.67 (8, 1)	1.2	W	8	2	1	1	2	1	0	0	0	0	0	11	15	5.40	1.800										

Batter	1	2	3	4	5	6	7	8	9	AB	R	H	RBI	BB	SO	LOB	BOTTOM										
Eddie Miksis, R OBP: 0.331, SLG: 0.379 (1, 6)	0-0 WP P6 2B		0-0 F4		0-0 1B		0-0 6-3		0-0 6-3	5	1	2	0	0	0	1	Cincinnati Reds @ Chicago Cubs Wrigley Field, Chicago, IL Fri May 30 1952, 3:33 AM CDT Unknown										
Bob Ramazzotti, R OBP: 0.346, SLG: 0.367 (1, 4)	4-0 WP 1B BB		0-3 K		0-0 F4		4-0 PO BB		0-0 1B	3	1	1	0	2	1	1											
Gene Hermanski, L OBP: 0.462, SLG: 0.467 (1, 9)	0-0 P4 1-2 2-3		0-0 2B		0-0 1B		0-0 PO		4-0 1B	4	0	1	0	1	0	2											
Hank Sauer, R OBP: 0.396, SLG: 0.618 (1, 7)	0-0 P6 3-H		0-0 1-3 2B		0-0 2B		0-3 K		0-0 1B	5	1	3	2	0	1	1											
Toby Atwell, L OBP: 0.421, SLG: 0.411 (1, 2)	0-0 2-H 1B		0-0 F7		0-0 1B		0-0 F6		0-0 1B	4	1	2	2	0	0	2											
Dee Fondy, L OBP: 0.331, SLG: 0.379 (1, 3)	0-0 F8		0-0 HR		0-0 1B		0-0 6-3		0-0 6-3	4	1	2	0	0	0	1											
Bill Serena, R OBP: 0.362, SLG: 0.773 (1, 5)		0-3 K		0-0 1-H HR		0-3 K		0-0 F2		4	1	1	2	0	2	2											
Hal Jeffcoat, R OBP: 0.216, SLG: 0.241 (1, 8)		0-0 G3		0-0 F8		0-0 1B		0-3 K		4	0	1	1	0	1	0											
Turk Lown, R OBP: 0.333, SLG: 0.333 (1, 1)		0-0 F4		0-0 K		0-0 6-3		0-0 1B		3	0	0	0	0	1	0											
Warren Hacker, R OBP: 0.375, SLG: 0.380 (8, PH)									0-0 1B	0	0	0	0	0	0	0											
Inning Stats	R: 2 E: 0 K: 0 S: 5	H: 2 LOB: 1 BB: 1 P: 9	R: 0 E: 0 K: 1 S: 5	H: 0 LOB: 0 BB: 0 P: 5	R: 0 E: 0 K: 1 S: 7	H: 2 LOB: 0 BB: 0 P: 7	R: 2 E: 0 K: 1 S: 8	H: 3 LOB: 1 BB: 0 P: 8	R: 2 E: 0 K: 1 S: 8	H: 4 LOB: 3 BB: 0 P: 8	R: 0 E: 0 K: 0 S: 2	H: 0 LOB: 0 BB: 1 P: 6	R: 0 E: 0 K: 1 S: 5	H: 0 LOB: 0 BB: 0 P: 5	R: 0 E: 0 K: 1 S: 5	R: 1 E: 0 K: 0 S: 4	H: 3 LOB: 3 BB: 1 P: 8	1B: 10 2B: 3 3B: 0 HR: 1	SF: 0 SAC: 0 DP: 0 HBP: 0	WP: 1 PB: 0 SB: 0 CS: 0	PA: 41						
PITCHER	IP	WLS	BF	H	R	ER	SO	BB	IBB	HBP	BLK	WP	HR	S	P	ERA	WHIP										
Ewell Blackwell, R ERA: 5.33 (1, 1)	8.1	L	40	14	7	7	6	3	0	0	0	1	1	49	61	7.56	2.040										

Batter	1	2	3	4	5	6	7	8	9	AB	R	H	RBI	BB	SO	LOB	TOP				
Bob Borkowski, R OBP: 0.312, SLG: 0.321	0-0 4-3			0-3 K			0-0 4-3		0-3 K	4	0	0	0	0	2	0	Cincinnati Reds @ Chicago Cubs Wrigley Field, Chicago, IL Fri May 30 1952, 3:38 AM CDT Att: 35,999 - Unknown				
Bobby Adams, R Eddie Kazak, R OBP: 0.396, SLG: 0.431	0-0 4-3			0-0 4-3			0-0 F9			3	0	0	0	0	0	0					
Grady Hatton, L Johnny Temple, R OBP: 0.349, SLG: 0.387	0-0 F7			0-0 F6			0-0 2B			3	0	1	0	0	0	0					
Wally Post, R OBP: 0.238, SLG: 0.263		0-0 F8			0-0 5-3				0-3 K	3	0	0	0	0	1	1					
Wally Westlake, R OBP: 0.290, SLG: 0.256		0-3 K			0-0 1-3				0-3 K	3	0	0	0	0	2	0					
Eddie Pellagrini, R OBP: 0.217, SLG: 0.318		0-3 K			0-0 6-3				0-0 G4-6-3 1B	3	0	1	0	0	1	0					
Dixie Howell, R OBP: 0.258, SLG: 0.483			0-3 K			0-3 K			0-0 G4-6-3 1-2	3	0	0	0	0	2	1					
Roy McMillan, R OBP: 0.274, SLG: 0.356			0-0 6-3			0-0 F7			0-0 F5	3	0	0	0	0	0	0					
Bud Byerly, R Joe Nuxhall, L (3, PH)			0-0 5-3			0-3 K			0-3 K	0	0	0	0	0	0	0					
										3	0	0	0	0	2	0	REDS				
Inning Stats	R: 0 E: 0 K: 0 S: 3	H: 0 LOB: 0 BB: 0 P: 3	R: 0 E: 0 K: 2 S: 7	H: 0 LOB: 0 BB: 0 P: 7	R: 0 E: 0 K: 1 S: 5	H: 0 LOB: 0 BB: 0 P: 5	R: 0 E: 0 K: 0 S: 5	H: 0 LOB: 0 BB: 0 P: 5	R: 0 E: 0 K: 2 S: 7	H: 0 LOB: 0 BB: 0 P: 7	R: 0 E: 0 K: 1 S: 6	H: 1 LOB: 1 BB: 0 P: 6	R: 0 E: 0 K: 1 S: 5	H: 1 LOB: 0 BB: 0 P: 5	R: 0 E: 0 K: 2 S: 7	H: 0 LOB: 0 BB: 0 P: 7		1B: 1 2B: 1 3B: 0 HR: 0	SF: 0 SAC: 0 DP: 1 HBP: 0	WP: 0 PA: 28 PB: 0 SB: 0 CS: 0	
PITCHER	IP: 9.0 WLS: W BF: 28 ERA: 1.75	H: 2 R: 0 ER: 0 SO: 10	BB: 0 IBB: 0 HBP: 0 BLK: 0	WP: 0 HR: 0 S: 48 P: 48	ERA: 0.00 WHIP: 0.222	PITCHER											IP: 9.0 WLS: W BF: 28 ERA: 1.75	H: 2 R: 0 ER: 0 SO: 10	BB: 0 IBB: 0 HBP: 0 BLK: 0	WP: 0 HR: 0 S: 48 P: 48	ERA: 0.00 WHIP: 0.222

Batter	1	2	3	4	5	6	7	8	9	AB	R	H	RBI	BB	SO	LOB	BOTTOM			
Eddie Miksis, R OBP: 0.326, SLG: 0.372	0-3 K	0-0 F8		0-0 FC6-4 1B	0-0 6-3		0-0 F7			5	0	1	0	0	1	2	Cincinnati Reds @ Chicago Cubs Wrigley Field, Chicago, IL Fri May 30 1952, 3:38 AM CDT Att: 35,999 - Unknown			
Bob Ramazzotti, R OBP: 0.355, SLG: 0.382	0-0 S 3B 2B	0-0 1B		0-0 FC6-4 1B 1-2		0-0 S 2B 1B	0-0 G6-4-3 1-2			5	4	3	0	0	0	2				
Gene Hermanski, L Bob Addis, L OBP: 0.463, SLG: 0.468	0-0 F7	0-0 1B		0-0 1B		0-3 K		0-0 1-3		2	0	1	0	0	0	1				
Hank Sauer, R OBP: 0.414, SLG: 0.623	4-0 S 3B	0-0 FC6-4 1B		0-0 1B		4-0 2B		4-0 BB		2	2	2	2	3	0	0				
Bill Serena, R OBP: 0.365, SLG: 0.750	4-0 S 3B	0-0 FC6-4		0-0 F8		0-0 2B		0-0 F7		4	1	1	2	1	0	5				
Dee Fondy, L OBP: 0.333, SLG: 0.399	0-0 1B 3B		0-0 F9		0-0 WP 1B 2B	0-0 5-3		0-3 K		5	2	2	3	0	1	2				
Bruce Edwards, R OBP: 0.283, SLG: 0.229	0-0 2B 1B		0-3 K		0-0 FC5-4 1B	0-0 5-3				4	1	2	2	0	1	1				
Hal Jeffcoat, R OBP: 0.228, SLG: 0.256	0-0 2B		0-0 F8		0-0 FC5-4 1-3		4-0 E 1B BB			3	1	1	1	1	0	1				
Bob Rush, R OBP: 0.367, SLG: 0.400		0-0 1-3		0-3 K	0-0 1-3		0-0 G6-4-3 1B			4	0	1	1	0	1	1				
										1B: 10 2B: 4 3B: 1 HR: 0	SF: 0 SAC: 0 DP: 1 HBP: 0	WP: 1 PA: 42 PB: 0 SB: 3 CS: 0								
Inning Stats	R: 5 E: 0 K: 1 S: 8	H: 4 LOB: 1 BB: 2 P: 16	R: 1 E: 0 K: 0 S: 6	H: 3 LOB: 2 BB: 0 P: 6	R: 0 E: 0 K: 1 S: 5	H: 0 LOB: 0 BB: 0 P: 5	R: 1 E: 0 K: 1 S: 8	H: 3 LOB: 2 BB: 0 P: 8	R: 1 E: 0 K: 0 S: 5	H: 2 LOB: 1 BB: 0 P: 5	R: 2 E: 0 K: 1 S: 7	H: 2 LOB: 1 BB: 1 P: 11	R: 1 E: 1 K: 0 S: 3	H: 1 LOB: 0 BB: 1 P: 7	R: 0 E: 0 K: 1 S: 5	H: 0 LOB: 1 BB: 1 P: 9		1B: 10 2B: 4 3B: 1 HR: 0	SF: 0 SAC: 0 DP: 1 HBP: 0	WP: 1 PA: 42 PB: 0 SB: 3 CS: 0
PITCHER	IP: 2.0 WLS: L BF: 14 ERA: 6.5	H: 7 R: 6 ER: 6 SO: 1	BB: 2 IBB: 0 HBP: 0 BLK: 0	WP: 0 HR: 0 S: 14 P: 22	ERA: 27.00 WHIP: 4.500	PITCHER												IP: 6.0 WLS: L BF: 28 ERA: 4.5	H: 8 R: 5 ER: 5 SO: 4	BB: 3 IBB: 0 HBP: 0 BLK: 0

Batter	1	2	3	4	5	6	7	8	9	AB	R	H	RBI	BB	SO	LOB	TOP					
Roy Hartsfield, R OBP: 0.299, SLG: 0.306 (1, 4)	F7		F8			SH3-4		G3		3	0	0	0	0	0	0	Boston Braves @ Cincinnati Reds Crosley Field, Cincinnati, OH Sun Jun 01 1952, 3:33 AM EDT Unknown					
Bob Thorne, R OBP: 0.275, SLG: 0.413 (1, 9)	F3			L1		BB 1B		F3		4	0	1	0	0	0	0						
Sam Jethroe, S OBP: 0.272, SLG: 0.405 (1, 8)	F5			F7		K			F4	4	0	0	0	0	1	2						
Sid Gordon, R OBP: 0.386, SLG: 0.505 (1, 7)		FC6-4 BB			1B	FC6-4			1B 1B	2	0	2	0	2	0	0						
Walker Cooper, R OBP: 0.354, SLG: 0.389 (1, 2)	F7			1-3		FC6-4		F9		4	0	0	0	0	0	6						
George Crowe, L OBP: 0.315, SLG: 0.319 (1, 3)	F7				6-3			1-2 1B		4	0	1	0	0	0	1						
Sibby Sisti, R OBP: 0.258, SLG: 0.339 (1, 6)	FC6-4				F4			F3		4	0	0	0	0	0	3						
Eddie Mathews, L OBP: 0.287, SLG: 0.443 (1, 5)			K		F6					3	0	0	0	0	2	0						
Vern Bickford, R OBP: 0.190, SLG: 0.238 (1, 1)			F8			1B SH3-4 1B		F3		3	0	1	0	0	0	0						
Inning Stats	R: 0 E: 0 K: 0 S: 3	H: 0 LOB: 0 BB: 0 P: 3	R: 0 E: 0 K: 0 S: 3	H: 0 LOB: 1 BB: 1 P: 7	R: 0 E: 0 K: 1 S: 5	H: 0 LOB: 0 BB: 0 P: 5	R: 0 E: 0 K: 0 S: 4	H: 1 LOB: 1 BB: 0 P: 4	R: 0 E: 0 K: 0 S: 3	H: 0 LOB: 0 BB: 0 P: 3	R: 0 E: 0 K: 1 S: 7	H: 2 LOB: 3 BB: 1 P: 11	R: 0 E: 0 K: 1 S: 5	H: 0 LOB: 0 BB: 0 P: 5	R: 0 E: 0 K: 0 S: 3	H: 0 LOB: 0 BB: 0 P: 3		R: 0 E: 0 K: 0 S: 5	H: 2 LOB: 2 BB: 0 P: 5	1B: 5 2B: 0 3B: 0 HR: 0	SF: 0 SAC: 1 DP: 0 HBP: 0	WP: 0 PB: 0 SB: 0 CS: 0
PITCHER Ken Raffensberger, L ERA: 1.85 (1, 1)	IP: 9.0 WLS: W BF: 34 H: 5 R: 0 ER: 0 SO: 3 BB: 2 IBB: 0 HBP: 0 BLK: 0 WP: 0 HR: 0 S: 38 P: 46 ERA: 0.00 WHIP: 0.778															PITCHER Ken Raffensberger, L ERA: 1.85 (1, 1)	IP: 9.0 WLS: W BF: 34 H: 5 R: 0 ER: 0 SO: 3 BB: 2 IBB: 0 HBP: 0 BLK: 0 WP: 0 HR: 0 S: 38 P: 46 ERA: 0.00 WHIP: 0.778					

Batter	1	2	3	4	5	6	7	8	9	AB	R	H	RBI	BB	SO	LOB	BOTTOM			
Bob Borkowski, R OBP: 0.320, SLG: 0.329 (1, 9)	K			1B 1B		6-3			SH1-3 1B 1B	4	1	2	0	0	1	0	Boston Braves @ Cincinnati Reds Crosley Field, Cincinnati, OH Sun Jun 01 1952, 3:33 AM EDT Unknown			
Bobby Adams, R OBP: 0.385, SLG: 0.429 (1, 5)	F8			1-2 1B		F8		SH1-3	3	0	1	0	0	0	0	0				
Grady Hatton, L OBP: 0.347, SLG: 0.379 (1, 4)	G3			F7				1B IBB	3	0	0	0	1	0	2	0				
Andy Seminick, R OBP: 0.333, SLG: 0.397 (1, 2)		F7		K				1-2 2H 1B	4	0	2	1	0	1	2	0				
Wally Westlake, R OBP: 0.284, SLG: 0.250 (1, 8)	L7			F8		F9			3	0	0	0	0	0	0	3				
Wally Post, R OBP: 0.222, SLG: 0.244 (1, 7)	5-3				6-3				3	0	0	0	0	1	1	0				
Eddie Pellagrini, R OBP: 0.192, SLG: 0.280 (1, 3)			5-3		F7			F8	3	0	0	0	0	0	0	0				
Roy McMillan, R OBP: 0.268, SLG: 0.348 (1, 6)			L7		F8			5-3	3	0	0	0	0	0	0	0				
Ken Raffensberger, R OBP: 0.136, SLG: 0.095 (1, 1)			K			F2		K	3	0	0	0	0	2	0	0				
Inning Stats	R: 0 E: 0 K: 1 S: 5	H: 0 LOB: 0 BB: 0 P: 5	R: 0 E: 0 K: 0 S: 3	H: 0 LOB: 0 BB: 0 P: 3	R: 0 E: 0 K: 1 S: 5	H: 0 LOB: 0 BB: 0 P: 5	R: 0 E: 0 K: 1 S: 7	H: 2 LOB: 2 BB: 0 P: 7	R: 0 E: 0 K: 0 S: 3	H: 0 LOB: 0 BB: 0 P: 3	R: 0 E: 0 K: 0 S: 6	H: 1 LOB: 1 BB: 0 P: 6	R: 0 E: 0 K: 1 S: 5	H: 0 LOB: 0 BB: 0 P: 5	R: 1 E: 0 K: 0 S: 3	H: 2 LOB: 2 BB: 1 P: 7		1B: 5 2B: 0 3B: 0 HR: 0	SF: 0 SAC: 1 DP: 0 HBP: 0	WP: 0 PB: 0 SB: 0 CS: 0
PITCHER Vern Bickford, R ERA: 3.48 (1, 1)	IP: 8.1 WLS: L BF: 31 H: 5 R: 1 ER: 1 SO: 5 BB: 0 IBB: 1 HBP: 0 BLK: 0 WP: 0 HR: 0 S: 40 P: 44 ERA: 1.08 WHIP: 0.600															PITCHER Vern Bickford, R ERA: 3.48 (1, 1)	IP: 8.1 WLS: L BF: 31 H: 5 R: 1 ER: 1 SO: 5 BB: 0 IBB: 1 HBP: 0 BLK: 0 WP: 0 HR: 0 S: 40 P: 44 ERA: 1.08 WHIP: 0.600			



Batter	1	2	3	4	5	6	7	8	9	AB	R	H	RBI	BB	SO	LOB	TOP					
Sam Jethroe, S OBP: 0.289, SLG: 0.417 (1, 8)										6	2	4	1	0	0	2	Boston Braves @ Cincinnati Reds Crosley Field, Cincinnati, OH Sun Jun 01 1952, 3:38 AM EDT Att: 10,614 - Unknown					
Bob Thorpe, R OBP: 0.291, SLG: 0.430 (1, 9)										6	1	3	2	0	0	4						
Eddie Mathews, L OBP: 0.297, SLG: 0.474 (1, 5)										4	2	2	1	1	1	1						
Sid Gordon, R OBP: 0.394, SLG: 0.509 Jack Daniels, L OBP: 0.296, SLG: 0.176 (8, PR) (8, 7)										3	1	1	1	2	0	0						
Ebba St. Claire, S OBP: 0.314, SLG: 0.378 (1, 2)										4	0	1	0	1	1	2						
George Crowe, L OBP: 0.322, SLG: 0.327 (1, 3)										5	0	2	1	0	0	5						
Roy Hartsfield, R OBP: 0.293, SLG: 0.299 (1, 4)										5	0	1	0	0	0	6						
Sibby Sisti, R OBP: 0.284, SLG: 0.349 (1, 6)										4	1	2	2	1	0	1						
Warren Spahn, L OBP: 0.250, SLG: 0.323 (1, 1)										4	1	2	0	1	0	3						
Inning Stats	R: 2 E: 0 K: 0 S: 6	H: 4 LOB: 2 BB: 1 P: 10	R: 3 E: 0 K: 0 S: 7	H: 4 LOB: 2 BB: 1 P: 11	R: 0 E: 0 K: 0 S: 4	H: 1 LOB: 2 BB: 1 P: 8	R: 1 E: 0 K: 1 S: 7	H: 2 LOB: 1 BB: 0 P: 7	R: 0 E: 0 K: 0 S: 3	H: 0 LOB: 0 BB: 0 P: 5	R: 0 E: 0 K: 0 S: 5	H: 2 LOB: 2 BB: 0 P: 5	R: 3 E: 0 K: 0 S: 6	H: 3 LOB: 2 BB: 2 P: 14	R: 0 E: 0 K: 0 S: 4	H: 1 LOB: 1 BB: 0 P: 4		1B: 14 2B: 3 3B: 0 HR: 1	SF: 0 SAC: 1 DP: 2 HBP: 0	WP: 1 PB: 0 SB: 0 CS: 0	PA: 49	
PITCHER	IP WLS BF H R ER SO BB IBB HBP BLK WP HR S P ERA WHIP																					
Frank Hiller, R ERA: 4.14 (1, 1)	1.0 L 9 6 4 4 0 0 1 0 0 0 0 0 0 8 12 36.00 7.000																					
Harry Perkowski, L ERA: 4.42 (2, 1)	5.0 23 6 2 2 2 3 0 0 0 0 1 1 24 36 3.60 1.800																					
Herm Wehmeier, R ERA: 7.55 (7, 1)	1.0 9 4 3 3 0 0 2 0 0 0 0 0 0 7 15 27.00 6.000																					
Joe Nuxhall, L ERA: 4.2 (8, 1)	1.0 4 1 0 0 0 0 0 0 0 0 0 0 0 4 4 0.00 1.000																					
Frank Smith, R ERA: 3.23 (9, 1)	1.0 4 1 0 0 0 0 0 0 0 0 0 0 0 4 4 0.00 1.000																					
Batter	1	2	3	4	5	6	7	8	9	AB	R	H	RBI	BB	SO	LOB	BOTTOM					
Bob Borkowski, R OBP: 0.314, SLG: 0.322 (1, 9)										5	0	1	0	0	1	3	Boston Braves @ Cincinnati Reds Crosley Field, Cincinnati, OH Sun Jun 01 1952, 3:38 AM EDT Att: 10,614 - Unknown					
Bobby Adams, R OBP: 0.368, SLG: 0.443 (1, 5)										4	1	2	1	0	0	1						
Grady Hatton, L OBP: 0.339, SLG: 0.369 (1, 4)										4	0	0	1	0	0	2						
Andy Seminick, R OBP: 0.341, SLG: 0.416 (1, 2)										4	1	2	0	0	0	0						
Wally Westlake, R OBP: 0.283, SLG: 0.250 (1, 8)										4	0	1	0	0	1	1						
Wally Post, R OBP: 0.204, SLG: 0.222 (1, 7)										4	0	0	0	0	2	3						
Eddie Pellagrini, R OBP: 0.200, SLG: 0.276 (1, 3)										4	2	1	1	0	1	1						
Roy McMillan, R OBP: 0.268, SLG: 0.345 (1, 6)										4	0	1	0	0	0	1						
Frank Hiller, R OBP: 0.350, SLG: 0.235 Harry Perkowski, L OBP: 0.317, SLG: 0.304 Johnny Sampsel, R OBP: 0.186, SLG: 0.135 Herm Wehmeier, R OBP: 0.286, SLG: 0.235 Joe Nuxhall, L OBP: 0.284, SLG: 0.349 Eddie Kazak, R OBP: 0.145, SLG: 0.286 Frank Smith, R OBP: 0.293, SLG: 0.299 Joe Rossi, R OBP: 0.370, SLG: 0.333 (1, 1) (2, 1) (7, 1) (8, 1) (9, 1) (9, PR)										0	0	0	0	0	0	0						
Inning Stats	R: 1 E: 0 K: 0 S: 4	H: 1 LOB: 0 BB: 0 P: 4	R: 0 E: 0 K: 0 S: 3	H: 0 LOB: 0 BB: 0 P: 3	R: 0 E: 0 K: 1 S: 5	H: 0 LOB: 0 BB: 0 P: 5	R: 0 E: 0 K: 0 S: 3	H: 0 LOB: 0 BB: 0 P: 3	R: 0 E: 0 K: 3 S: 9	H: 0 LOB: 0 BB: 0 P: 9	R: 0 E: 0 K: 0 S: 4	H: 1 LOB: 1 BB: 0 P: 4	R: 0 E: 0 K: 0 S: 4	H: 1 LOB: 1 BB: 0 P: 4	R: 1 E: 0 K: 0 S: 6	H: 3 LOB: 2 BB: 0 P: 6		R: 2 E: 0 K: 2 S: 11	H: 4 LOB: 2 BB: 0 P: 11	1B: 8 2B: 1 3B: 1 HR: 0	SF: 0 SAC: 0 DP: 0 HBP: 0	WP: 0 PB: 0 SB: 0 CS: 0
PITCHER	IP WLS BF H R ER SO BB IBB HBP BLK WP HR S P ERA WHIP																					
Warren Spahn, L ERA: 2.24 (1, 1)	9.0 W 37 10 4 4 6 0 0 0 0 0 0 0 49 49 4.00 1.111																					

AB	42
R	9
H	18
RBI	8
BB	6
SO	2
LOB	25



AB	37
R	4
H	10
RBI	4
BB	0
SO	6
LOB	13



Batter	1	2	3	4	5	6	7	8	9	AB	R	H	RBI	BB	SO	LOB	TOP										
Sam Jethroe, S OBP: 0.293, SLG: 0.426 (1, 8)	F9		F7					F8		4	0	1	1	1	0	2	Boston Braves @ Cincinnati Reds Crosley Field, Cincinnati, OH Mon Jun 02 1952, 3:33 AM EDT Att: 4,919 - Unknown										
Bob Thorpe, R OBP: 0.275, SLG: 0.407 (1, 9)	F9		F2		5-3		F3	1-3		5	0	0	0	0	0	2											
Eddie Mathews, L OBP: 0.289, SLG: 0.460 (1, 5)	K		K		K		F4			4	0	0	0	0	3	1											
Sid Gordon, R OBP: 0.390, SLG: 0.500 Jack Daniels, L OBP: 0.296, SLG: 0.176 (8, 7)	6-3		E5		6-3		6-3			4	1	1	0	0	0	0											
Walker Cooper, R OBP: 0.361, SLG: 0.400 (1, 2)	6-3		2B		1B		F9			3	1	1	1	1	0	0											
George Crowe, L OBP: 0.333, SLG: 0.382 (1, 3)	F7		2B		HR		F6			3	1	1	2	1	0	0											
Roy Hartsfield, R OBP: 0.302, SLG: 0.333 (1, 4)			5-3		K					4	1	2	0	0	1	2											
Sibby Sisti, R OBP: 0.282, SLG: 0.343 (1, 6)			5-3		1B		F4		FC6-4	4	0	1	0	0	0	4											
Max Surkont, R OBP: 0.200, SLG: 0.267 (1, 1)	6-3		1B				F7		F9	4	0	1	0	0	0	1											
Inning Stats	R: 0 E: 0 K: 1 S: 5	H: 0 LOB: 0 BB: 0 P: 5	R: 0 E: 0 K: 0 S: 3	H: 0 LOB: 0 BB: 0 P: 3	R: 1 E: 0 K: 0 S: 5	H: 2 LOB: 1 BB: 0 P: 5	R: 3 E: 1 K: 2 S: 12	H: 5 LOB: 2 BB: 0 P: 12	R: 0 E: 0 K: 1 S: 5	H: 0 LOB: 0 BB: 0 P: 5	R: 0 E: 0 K: 0 S: 4	H: 1 LOB: 1 BB: 0 P: 4	R: 0 E: 0 K: 0 S: 3	H: 0 LOB: 1 BB: 1 P: 7	R: 0 E: 0 K: 0 S: 3	H: 0 LOB: 2 BB: 2 P: 11	R: 0 E: 0 K: 0 S: 3	H: 0 LOB: 0 BB: 0 P: 3	1B: 4 2B: 1 3B: 2 HR: 1	SF: 0 SAC: 0 DP: 0 HBP: 0	WP: 1 PB: 0 SB: 1 CS: 0	PA: 38					
PITCHER	IP	WLS	BF	H	R	ER	SO	BB	IBB	HBP	BLK	WP	HR	S	P	ERA	WHIP										
Bubba Church, R ERA: 8.4 (1, 1)	3.2	L	18	7	4	4	3	0	0	0	0	0	1	24	24	9.82	1.909										
Phil Haugstad, R ERA: (4, 1)	4.1		17	1	0	0	1	3	0	0	0	1	0	16	28	0.00	0.923										
Joe Nuxhall, L ERA: 3.94 (9, 1)	1.0		3	0	0	0	0	0	0	0	0	0	0	3	3	0.00	0.000										

Batter	1	2	3	4	5	6	7	8	9	AB	R	H	RBI	BB	SO	LOB	BOTTOM										
Bob Borkowski, R OBP: 0.321, SLG: 0.330 (1, 9)	1B		6-3		K			1B		4	0	2	0	0	1	0	Boston Braves @ Cincinnati Reds Crosley Field, Cincinnati, OH Mon Jun 02 1952, 3:33 AM EDT Att: 4,919 - Unknown										
Bobby Adams, R OBP: 0.360, SLG: 0.433 (1, 5)	K		E3			5-3		F9		4	0	0	0	0	1	2											
Grady Hatton, L OBP: 0.348, SLG: 0.394 (1, 4)	1B		K			K2-4-2		HR		3	1	2	1	1	1	1											
Andy Seminick, R OBP: 0.326, SLG: 0.395 (1, 2)	K		K			K2-4-2		F4		4	0	0	0	0	3	4											
Wally Westlake, R OBP: 0.282, SLG: 0.245 (1, 8)	BB		F3			F4		F8		3	0	0	0	1	0	0											
Wally Post, R OBP: 0.189, SLG: 0.204 (1, 7)	K		F2			6-3		K		4	0	0	0	0	2	3											
Eddie Pellagrini, R OBP: 0.182, SLG: 0.250 (1, 3)			1-3			3-1				3	0	0	0	0	1	0											
Roy McMillan, R OBP: 0.263, SLG: 0.338 (1, 6)			5-3			F4		K		3	0	0	0	0	1	0											
Bubba Church, R OBP: 0.200, SLG: 0.200 Phil Haugstad, R Eddie Kazak, R Joe Nuxhall, L (8, PH) (9, 1)	K					F3		F3		1	0	0	0	0	1	0											
Inning Stats	R: 0 E: 0 K: 3 S: 11	H: 2 LOB: 3 BB: 1 P: 15	R: 0 E: 0 K: 1 S: 5	H: 0 LOB: 0 BB: 0 P: 5	R: 0 E: 1 K: 2 S: 8	H: 0 LOB: 1 BB: 0 P: 8	R: 0 E: 0 K: 1 S: 5	H: 0 LOB: 0 BB: 0 P: 5	R: 0 E: 0 K: 1 S: 5	H: 0 LOB: 0 BB: 0 P: 5	R: 0 E: 0 K: 1 S: 4	H: 0 LOB: 1 BB: 1 P: 8	R: 0 E: 0 K: 0 S: 3	H: 0 LOB: 0 BB: 0 P: 3	R: 0 E: 0 K: 1 S: 6	H: 1 LOB: 1 BB: 0 P: 6	R: 1 E: 0 K: 1 S: 6	H: 1 LOB: 0 BB: 0 P: 6	1B: 3 2B: 1 3B: 0 HR: 1	SF: 0 SAC: 0 DP: 1 HBP: 0	WP: 0 PB: 0 SB: 0 CS: 0	PA: 33					
PITCHER	IP	WLS	BF	H	R	ER	SO	BB	IBB	HBP	BLK	WP	HR	S	P	ERA	WHIP										
Max Surkont, R ERA: 4.22 (1, 1)	9.0	W	33	4	1	1	11	2	0	0	0	0	1	53	61	1.00	0.667										

AB	35
R	4
H	8
RBI	4
BB	3
SO	4
LOB	12



AB	31
R	1
H	4
RBI	1
BB	2
SO	11
LOB	10



Batter	1	2	3	4	5	6	7	8	9	AB	R	H	RBI	BB	SO	LOB	TOP				
Bobby Morgan, R OBP: 0.400, SLG: 0.385										5	1	0	0	1	0	2					
Pee Wee Reese, R OBP: 0.387, SLG: 0.335 Rocky Bridges, R (8, 6)										4	2	2	0	1	0	0					
Duke Snider, L OBP: 0.378, SLG: 0.461										5	1	1	0	0	1	3					
Jackie Robinson, R OBP: 0.500, SLG: 0.493										3	1	0	1	2	1	3					
Roy Campanella, R OBP: 0.368, SLG: 0.452										4	2	2	2	1	0	0					
Andy Paiko, R OBP: 0.400, SLG: 0.490										4	2	3	1	1	0	1					
Carl Furillo, R OBP: 0.301, SLG: 0.336										5	2	2	5	0	0	4					
Dick Williams, R OBP: 0.263, SLG: 0.389										5	0	2	2	0	1	2					
Chris Van Cuyk, L OBP: 0.412, SLG: 0.438 Johnny Rutherford, L OBP: 0.125, SLG: 0.125										2	0	1	0	0	0	1					
Inning Stats	R: 5 E: 0 K: 1 S: 18	H: 4 LOB: 2 BB: 3 P: 40	R: 1 E: 0 K: 0 S: 9	H: 2 LOB: 1 BB: 0 P: 10	R: 0 E: 0 K: 0 S: 4	H: 0 LOB: 0 BB: 0 P: 5	R: 0 E: 1 K: 1 S: 10	H: 1 LOB: 2 BB: 0 P: 15	R: 0 E: 0 K: 0 S: 9	H: 1 LOB: 1 BB: 0 P: 15	R: 3 E: 0 K: 0 S: 11	H: 2 LOB: 0 BB: 1 P: 19	R: 2 E: 0 K: 1 S: 13	H: 3 LOB: 2 BB: 1 P: 24	R: 0 E: 0 K: 0 S: 6	H: 0 LOB: 0 BB: 0 P: 8	1B: 9 2B: 3 HR: 1	SF: 0 SAC: 0 DP: 0 HBP: 0	WP: 1 PB: 0 SB: 2 CS: 1	PA: 47	
PITCHER	IP WLS BF H R ER SO BB IBB HBP BLK WP HR S P ERA WHIP	0.2 L 7 2 5 5 1 3 0 0 0 0 0 13 31 67.50 7.500	6.1 29 8 4 4 1 2 0 0 0 1 1 55 91 5.68 1.579	2.0 10 3 2 2 1 1 0 0 0 0 0 19 32 9.00 2.000																	
Bubba Church, R ERA: 10.91																					
Herm Wehmeier, R ERA: 7.33																					
Joe Nuxhall, L ERA: 4.5																					

Brooklyn Dodgers @ Cincinnati Reds
Crosley Field, Cincinnati, OH
Sat Jun 07 1952, 3:33 AM EDT
Att: 11,071 - Unknown

AB 40
R 11
H 13
RBI 11
BB 6
SO 3
LOB 16

Batter	1	2	3	4	5	6	7	8	9	AB	R	H	RBI	BB	SO	LOB	BOTTOM			
Bob Borkowski, R OBP: 0.302, SLG: 0.308										4	0	0	0	0	0	0				
Bobby Adams, R OBP: 0.378, SLG: 0.445										4	0	1	0	0	1	0				
Grady Hatton, L OBP: 0.354, SLG: 0.420										4	0	2	0	0	0	1				
Wally Westlake, R OBP: 0.294, SLG: 0.245										3	1	0	0	1	0	2				
Willard Marshall, L OBP: 0.287, SLG: 0.470										4	2	2	0	0	0	0				
Joe Rossi, R OBP: 0.386, SLG: 0.317										2	0	0	0	2	0	0				
Roy McMillan, R OBP: 0.274, SLG: 0.354										4	0	2	2	0	0	0				
Wally Post, R OBP: 0.200, SLG: 0.268										3	0	0	0	0	0	3				
Bubba Church, R OBP: 0.200, SLG: 0.200 Herm Wehmeier, R OBP: 0.211, SLG: 0.211 Eddie Kazak, R (7, PH) Joe Nuxhall, L (8, 1)										0	0	0	0	0	0	0				
Inning Stats	R: 0 E: 0 K: 0 S: 7	H: 1 LOB: 1 BB: 0 P: 10	R: 1 E: 0 K: 0 S: 13	H: 2 LOB: 1 BB: 1 P: 20	R: 0 E: 0 K: 0 S: 5	H: 1 LOB: 0 BB: 0 P: 6	R: 2 E: 0 K: 0 S: 11	H: 2 LOB: 1 BB: 2 P: 24	R: 0 E: 0 K: 0 S: 9	H: 0 LOB: 0 BB: 0 P: 12	R: 0 E: 0 K: 1 S: 7	H: 0 LOB: 0 BB: 0 P: 10	R: 0 E: 0 K: 1 S: 7	H: 0 LOB: 0 BB: 0 P: 9	R: 0 E: 0 K: 0 S: 5	H: 0 LOB: 0 BB: 0 P: 6	1B: 5 2B: 2 HR: 0	SF: 0 SAC: 0 DP: 2 HBP: 0	WP: 0 PB: 0 SB: 0 CS: 0	PA: 34
PITCHER	IP WLS BF H R ER SO BB IBB HBP BLK WP HR S P ERA WHIP	3.0 15 5 3 3 0 3 0 0 0 0 0 29 49 0.00 0.333	6.0 W 19 2 0 0 0 2 0 0 0 0 0 39 53 0.00 0.333																	
Chris Van Cuyk, L ERA: 3.58																				
Johnny Rutherford, R ERA: 3.42																				

Brooklyn Dodgers @ Cincinnati Reds
Crosley Field, Cincinnati, OH
Sat Jun 07 1952, 3:33 AM EDT
Att: 11,071 - Unknown

AB 31
R 3
H 7
RBI 2
BB 3
SO 2
LOB 8

Batter	1	2	3	4	5	6	7	8	9	AB R H RBI BB SO LOB	TOP											
Bobby Morgan, R OBP: 0.400, SLG: 0.391	4-2 1B 1B BB	1-0 6-3			0-0 6-3	2-1 2B			3-3 K	4 1 1 1 1 1 0	Brooklyn Dodgers @ Cincinnati Reds Crosley Field, Cincinnati, OH Sun Jun 08 1952, 3:33 AM EDT Unknown											
Pee Wee Reese, R OBP: 0.392, SLG: 0.339	1-0 1B 1B	0-3 K			4-2 HR BB	3-2 F6		0-0 1B 1B	4 3 2 0 1 1 1													
Duke Snider, L OBP: 0.383, SLG: 0.482	0-0 1B 1B	1-1 F5			2-2 HR	0-0 G3		2-2 1B 1B	5 3 3 3 0 0 1													
Jackie Robinson, R OBP: 0.503, SLG: 0.496	0-3 K		1-1 5-3		2-0 HR 1B		2-2 G6-4-3 1B	2-1 FC5-4 1B	5 1 3 1 0 1 2													
Roy Campanella, R OBP: 0.370, SLG: 0.471	1-0 1B HBP		1-0 F7		0-0 HR		2-0 G6-4-3	2-2 L8	4 2 1 3 0 0 2													
Andy Pafo, R OBP: 0.395, SLG: 0.481	2-1 1B 1B		3-3 K		0-1 5-3		2-3 K	3-3 FC5-4	5 0 1 1 0 2 1													
Gil Hodges, R OBP: 0.352, SLG: 0.445	0-1 1B 1B			1-2 FC5-4 1B	3-3 K		0-0 5-3		4 0 2 2 0 1 0													
Carl Furillo, R OBP: 0.299, SLG: 0.333	1-2 L7			2-2 FC5-4 CS	0-0 SH3-4 1B		1-0 F8		4 1 1 0 0 0 3													
Ralph Branca, R OBP: 0.077, SLG: 0.077	1-0 1B			2-1 F6	0-0 SH3-4		2-3 K		2 0 1 0 0 0 1													
Joe Black, R OBP: 0.333, SLG: 0.333				1-2 1B					0 0 0 0 0 0 0													
Clem Labine, R OBP: 0.333, SLG: 0.333									1 0 0 0 0 1 0													
Inning Stats	R: 4 E: 0 K: 1 S: 16	H: 5 LOB: 2 BB: 1 P: 26	R: 0 E: 0 K: 1 S: 6	H: 0 LOB: 0 BB: 0 P: 8	R: 0 E: 0 K: 1 S: 6	H: 0 LOB: 0 BB: 0 P: 11	R: 0 E: 0 K: 0 S: 8	H: 1 LOB: 0 BB: 0 P: 13	R: 4 E: 0 K: 1 S: 14	H: 3 LOB: 1 BB: 1 P: 25	R: 1 E: 0 K: 0 S: 9	H: 2 LOB: 1 BB: 0 P: 14	R: 0 E: 0 K: 1 S: 9	H: 1 LOB: 0 BB: 0 P: 15	R: 0 E: 0 K: 1 S: 9	H: 0 LOB: 0 BB: 0 P: 12	R: 2 E: 0 K: 1 S: 14	H: 3 LOB: 1 BB: 0 P: 24	1B: 12 2B: 1 3B: 0 HR: 2	SF: 0 SAC: 1 DP: 1 HBP: 1	WP: 0 PB: 0 SB: 1 CS: 1	PA: 42
PITCHER	IP WLS BF H R ER SO BB IBB HBP BLK WP HR S P ERA WHIP											PITCHER	IP WLS BF H R ER SO BB IBB HBP BLK WP HR S P ERA WHIP									
Frank Hiller, R ERA: 5.35	(1, 1) 4.1 L 23 9 8 8 3 2 0 0 1 0 0 2 45 75 16.61 2.538																					
Bud Byerly, R ERA: 5.48	(5, 1) 3.2 13 3 1 1 3 0 0 0 0 0 0 32 49 2.46 0.818																					
Bubba Church, R ERA: 11.34	(9, 1) 1.0 6 3 2 2 1 0 0 0 0 0 0 14 24 18.00 3.000																					

Batter	1	2	3	4	5	6	7	8	9	AB R H RBI BB SO LOB	BOTTOM											
Bob Borkowski, R OBP: 0.321, SLG: 0.328	0-0 G4-3 1B			2-1 1B 2B	1-2 1B 1B		0-0 FC3-6 1B		0-0 6-3	5 2 4 0 0 0 0	Brooklyn Dodgers @ Cincinnati Reds Crosley Field, Cincinnati, OH Sun Jun 08 1952, 3:33 AM EDT Unknown											
Bobby Adams, R OBP: 0.379, SLG: 0.444	2-2 G4-3 1-2			0-1 2B 1B	1-3 K		0-0 FC3-6 G3 1B	2-2 1B	5 1 2 0 0 1 4													
Grady Hatton, L OBP: 0.360, SLG: 0.430	1-0 1-3			2-0 F9 1B 2B	3-1 FC5 1B		0-0 G3 1B	1-0 F9	5 1 3 3 0 0 1													
Ted Kluszewski, L OBP: 0.338, SLG: 0.469		0-1 F4		0-1 F9	1-1 F5		1-0 G3	1-2 F8	5 0 0 0 0 0 6													
Willard Marshall, L OBP: 0.297, SLG: 0.471		2-1 F3		3-0 2B 1B	2-2 1B		3-3 K		4 1 2 2 0 1 2													
Wally Westlake, R OBP: 0.293, SLG: 0.252		2-1 5-3		3-3 1B 2B	1-2 1B				4 1 1 0 0 0 2													
Roy McMillan, R OBP: 0.274, SLG: 0.352			1-2 F5	0-0 CS 1B		0-0 F8		2-2 1-3	4 0 1 2 0 0 0													
Joe Rossi, R OBP: 0.378, SLG: 0.302			2-2 F7	2-2 F2		0-0 6-3		4-1 BB	3 0 0 0 1 0 1													
Frank Hiller, R OBP: 0.292, SLG: 0.190			0-2 6-3		0-1 1B		0-0 F9		1 0 0 0 0 0 0													
Bud Byerly, R OBP: 0.200, SLG: 0.200									2 1 1 0 0 0 0													
Andy Seminick, R OBP: 0.330, SLG: 0.390									1 0 0 0 0 0 1													
Bubba Church, R OBP: 0.200, SLG: 0.200					1-1 1B 1B				0 0 0 0 0 0 0													
Inning Stats	R: 0 E: 0 K: 0 S: 5	H: 1 LOB: 0 BB: 0 P: 8	R: 0 E: 0 K: 0 S: 6	H: 0 LOB: 0 BB: 0 P: 10	R: 0 E: 0 K: 0 S: 10	H: 0 LOB: 0 BB: 0 P: 13	R: 5 E: 0 K: 0 S: 14	H: 6 LOB: 0 BB: 0 P: 22	R: 2 E: 0 K: 1 S: 16	H: 4 LOB: 2 BB: 0 P: 26	R: 0 E: 0 K: 0 S: 3	H: 0 LOB: 0 BB: 0 P: 3	R: 0 E: 0 K: 1 S: 7	H: 2 LOB: 2 BB: 0 P: 11	R: 0 E: 0 K: 0 S: 9	H: 0 LOB: 1 BB: 1 P: 16	R: 0 E: 0 K: 0 S: 9	H: 1 LOB: 1 BB: 0 P: 13	1B: 12 2B: 2 3B: 0 HR: 0	SF: 0 SAC: 0 DP: 1 HBP: 0	WP: 0 PB: 0 SB: 0 CS: 1	PA: 40
PITCHER	IP WLS BF H R ER SO BB IBB HBP BLK WP HR S P ERA WHIP											PITCHER	IP WLS BF H R ER SO BB IBB HBP BLK WP HR S P ERA WHIP									
Ralph Branca, R ERA: 5.56	(1, 1) 3.1 14 5 4 4 0 0 0 0 0 0 0 29 46 10.80 1.500																					
Joe Black, R ERA: 1.13	(4, 1) 0.2 4 3 2 2 0 0 0 0 0 0 0 8 9 27.00 4.500																					
Clem Labine, R ERA: 4.6	(5, 1) 5.0 W 22 6 1 1 2 1 0 0 0 0 0 42 67 1.80 1.400																					

Batter	1	2	3	4	5	6	7	8	9	10	11	12	13	14	AB	R	H	RBI	BB	SO	LOB	TOP					
Davey Williams, R OBP: 0.359, SLG: 0.470 (1.4)															6	1	5	2	1	0	1						
Alvin Dark, R OBP: 0.312, SLG: 0.361 (1.6)															7	0	0	0	0	1	7						
Whitey Lockman, L OBP: 0.414, SLG: 0.495 (1.3)															7	1	2	0	0	0	2						
Bobby Thomson, R OBP: 0.389, SLG: 0.511 (1.8)															7	0	2	1	0	1	2						
Bob Elliott, R OBP: 0.325, SLG: 0.378 (7. PR)															3	1	1	1	1	0	1						
Chuck Dietzen, R OBP: 0.318, SLG: 0.368 (7.7)															0	0	0	0	0	0	0						
Hank Thompson, L OBP: 0.337, SLG: 0.451 (9. PH)															3	0	1	0	0	1	1						
Wes Westrum, R OBP: 0.400, SLG: 0.473 (1.2)															6	0	0	0	1	1	4						
Don Mueller, L OBP: 0.306, SLG: 0.423 (1.9)															5	1	1	0	1	1	1						
Bill Rigney, R OBP: 0.381, SLG: 0.294 (1.5)															4	1	3	0	2	0	0						
Sal Maglie, R OBP: 0.393, SLG: 0.500 (8.1)															3	0	0	0	0	1	5						
Max Lanier, L OBP: 0.320, SLG: 0.400 (8.1)															0	0	0	0	0	0	0						
George Spencer, R OBP: 0.307, SLG: 0.387 (8.1)															0	0	0	0	0	0	0						
Dave Koslo, L OBP: 0.312, SLG: 0.350 (8.1)															1	0	0	0	0	0	1						
George Wilson, L OBP: 0.312, SLG: 0.350 (8.1)															1	0	0	0	0	0	1						
Hoyt Wilhelm, R OBP: 0.312, SLG: 0.350 (8.1)															1	0	0	0	0	0	0						
Inning Stats	R: 0 E: 0 K: 0 S: 4	H: 1 LOB: 2 BB: 1 P: 12	R: 0 E: 0 K: 2 S: 4	H: 2 LOB: 1 BB: 0 P: 4	R: 1 E: 0 K: 1 S: 5	H: 2 LOB: 1 BB: 0 P: 5	R: 2 E: 0 K: 0 S: 5	H: 3 LOB: 1 BB: 0 P: 8	R: 0 E: 0 K: 0 S: 2	H: 0 LOB: 1 BB: 1 P: 6	R: 0 E: 0 K: 1 S: 3	H: 1 LOB: 1 BB: 2 P: 11	R: 0 E: 0 K: 0 S: 6	H: 0 LOB: 0 BB: 0 P: 7	R: 0 E: 0 K: 2 S: 7	H: 0 LOB: 0 BB: 0 P: 7	R: 0 E: 0 K: 0 S: 3	H: 1 LOB: 1 BB: 0 P: 4	R: 0 E: 0 K: 0 S: 4	H: 1 LOB: 1 BB: 0 P: 4	R: 0 E: 0 K: 0 S: 4	H: 3 LOB: 2 BB: 0 P: 4	1B: 9 2B: 5 3B: 0 HR: 1	SF: 0 SAC: 1 DP: 1 HBP: 0	WP: 0 PA: 61 CS: 1		
PITCHER	IP WLS BF H R ER SO BB IBB HBP BLK WP HR S P ERA WHIP	5.1 2 28 11 5 4 3 2 0 0 0 0 1 32 40 6.75 2.438	1.2 5 5 0 0 0 0 1 0 0 0 0 0 4 8 0.00 0.600	1.0 5 1 0 0 0 2 0 0 0 0 0 0 3 11 0.00 3.000	6.0 W 22 3 0 0 3 1 0 0 0 0 0 27 31 0.00 0.667																						

New York Giants @ Cincinnati Reds
Crosley Field, Cincinnati, OH
Tue Jun 10 1952, 3:33 AM EDT
Att: 13,803 - Unknown

AB 53
R 5
H 15
RBI 4
BB 6
SO 6
LOB 25

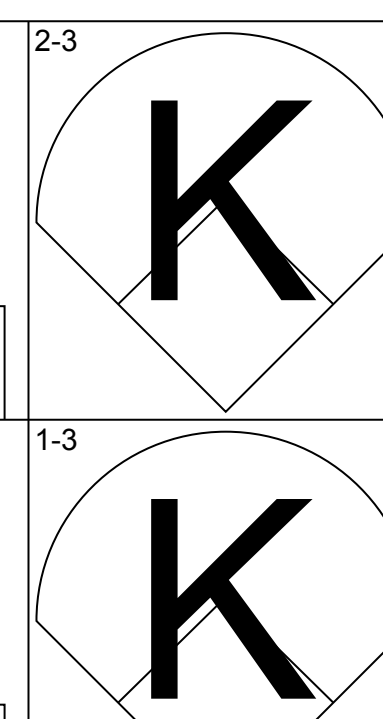
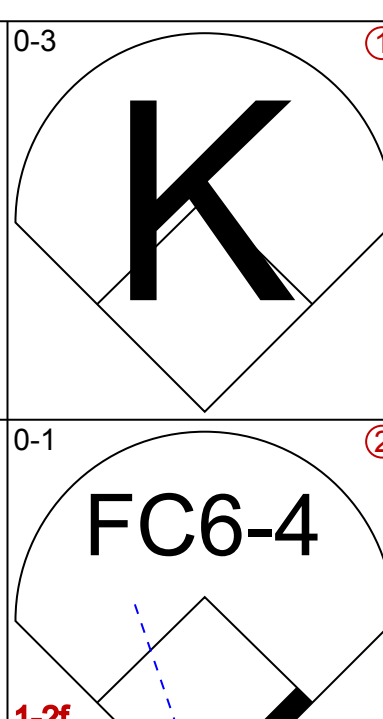
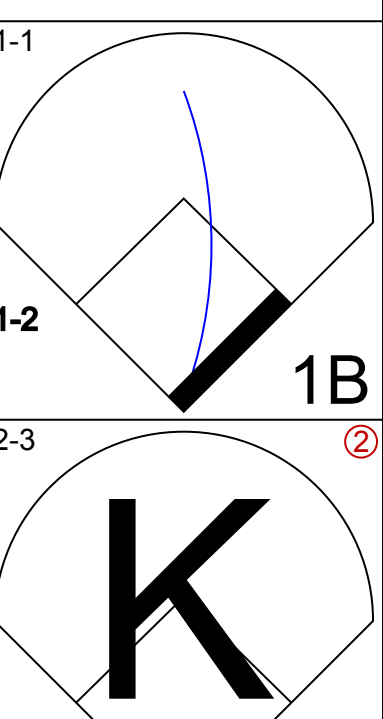
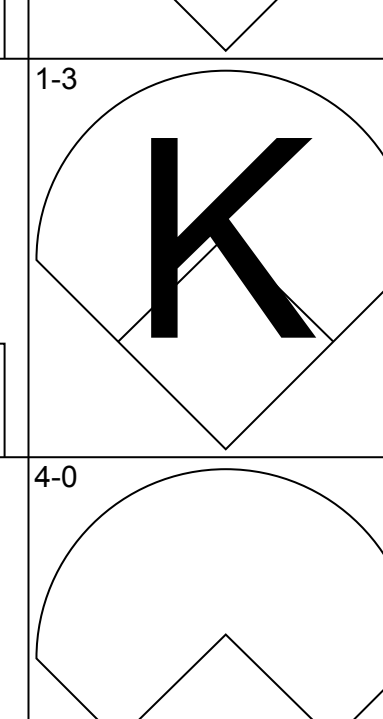
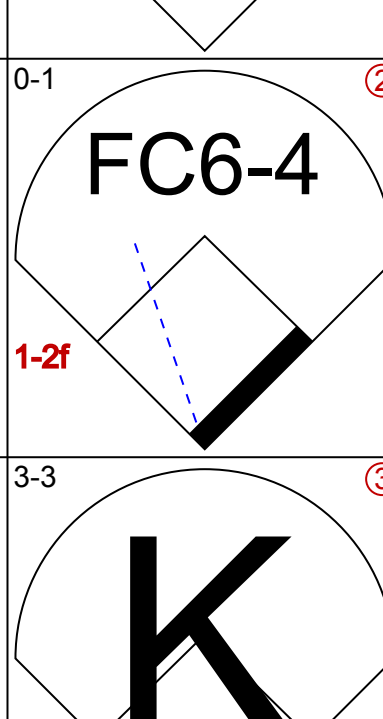
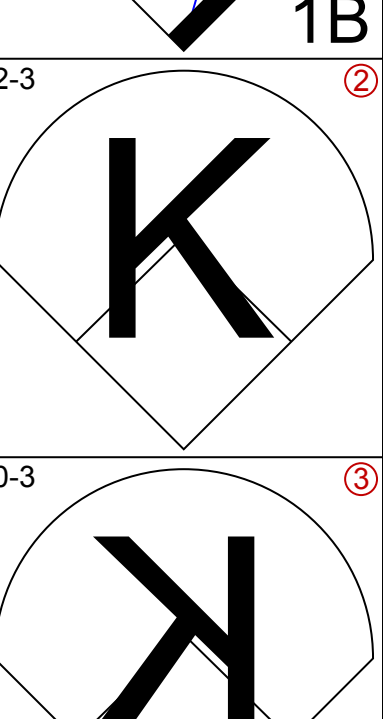
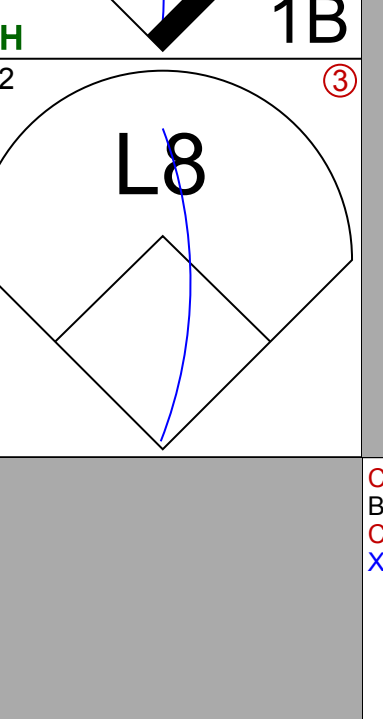
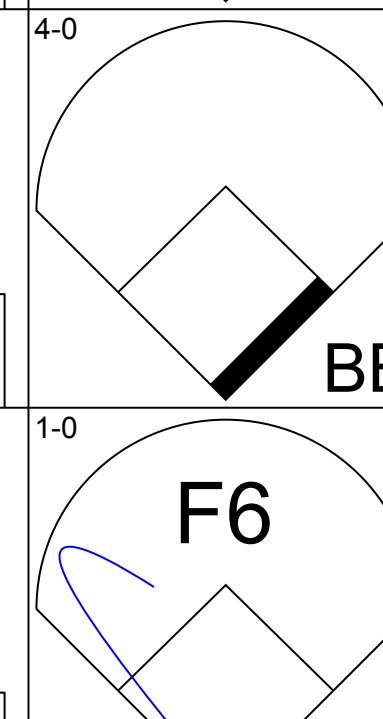


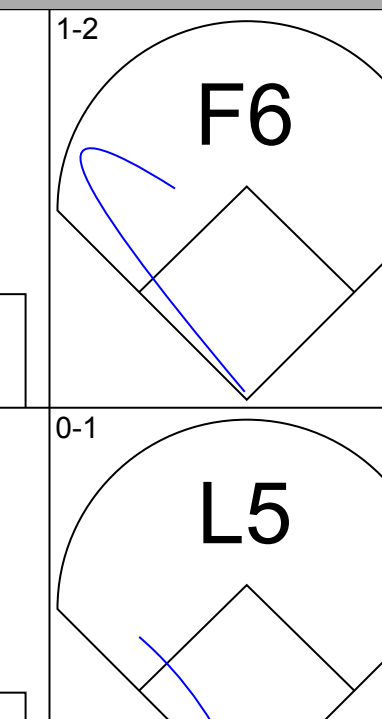
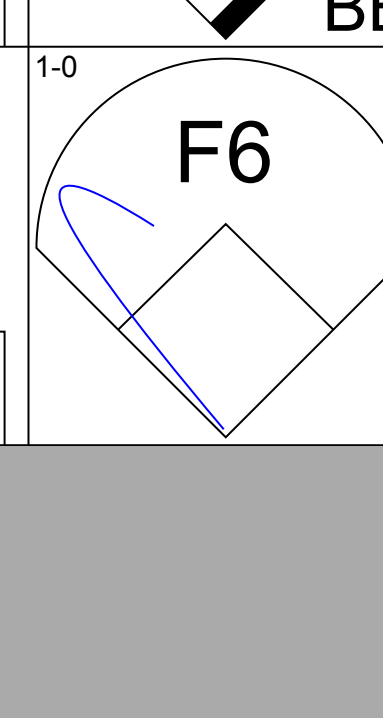
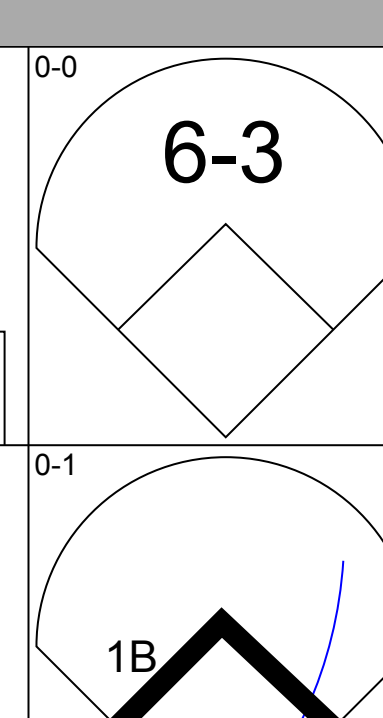
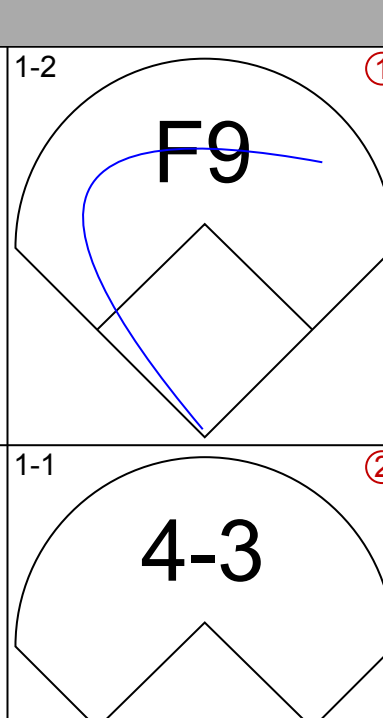
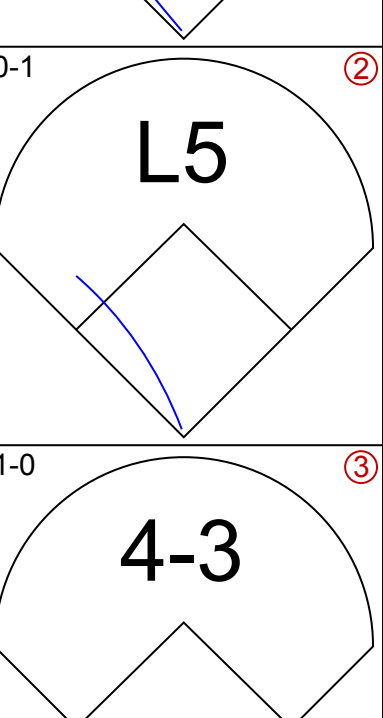
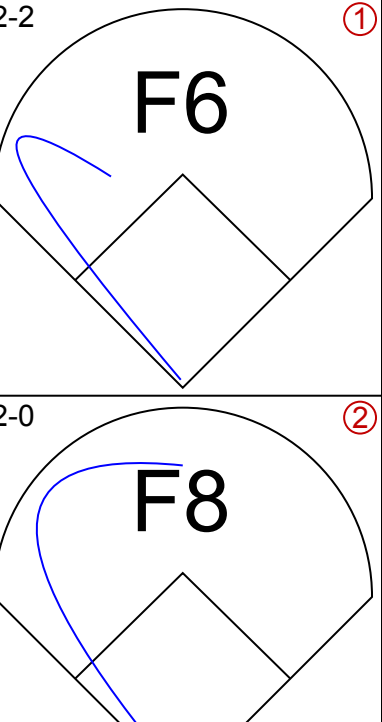
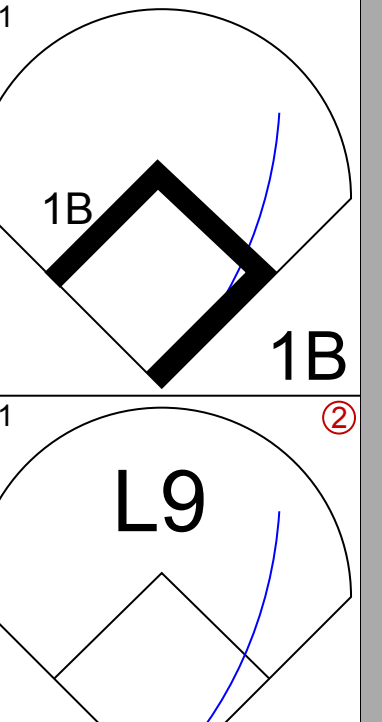
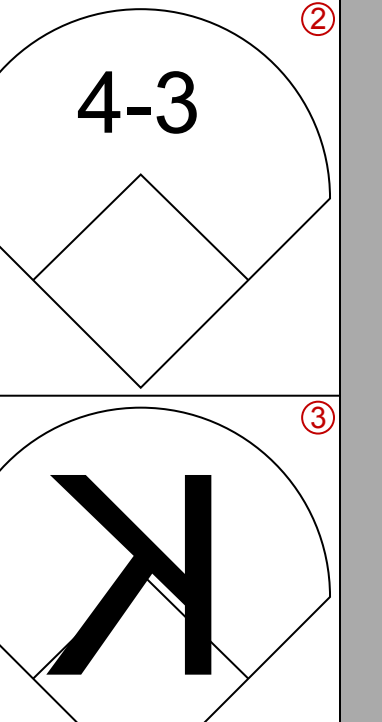
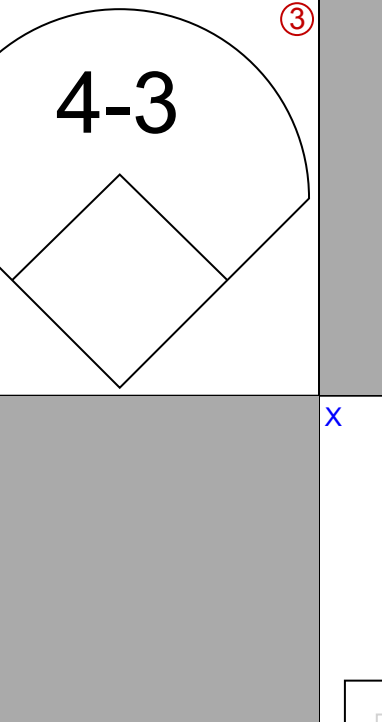
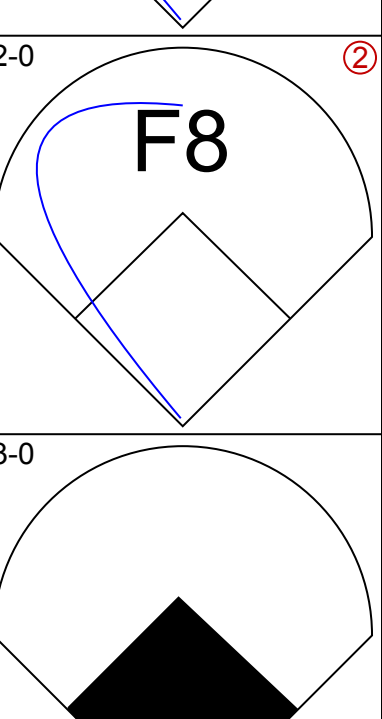
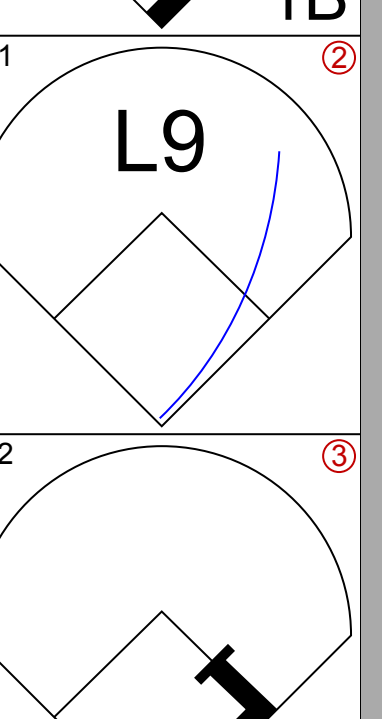
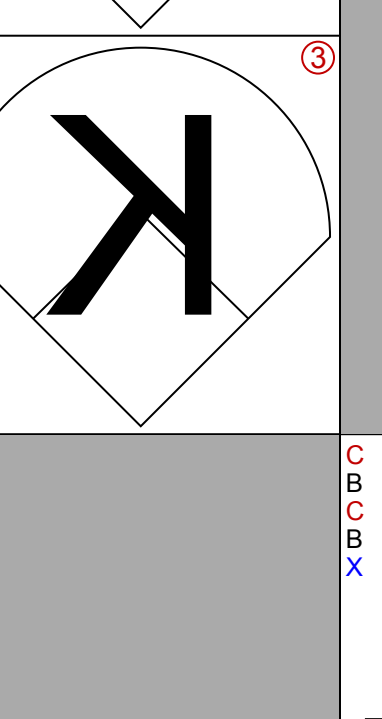
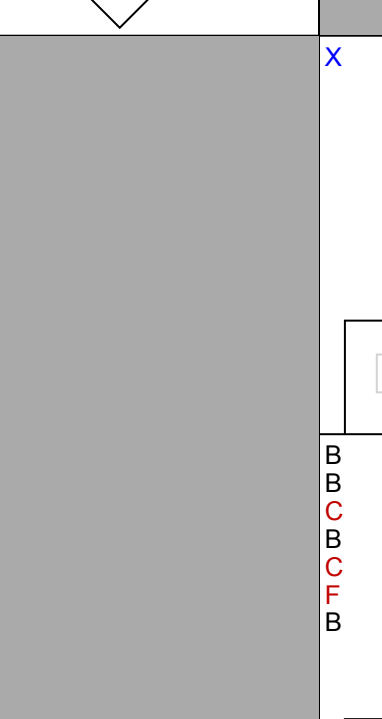
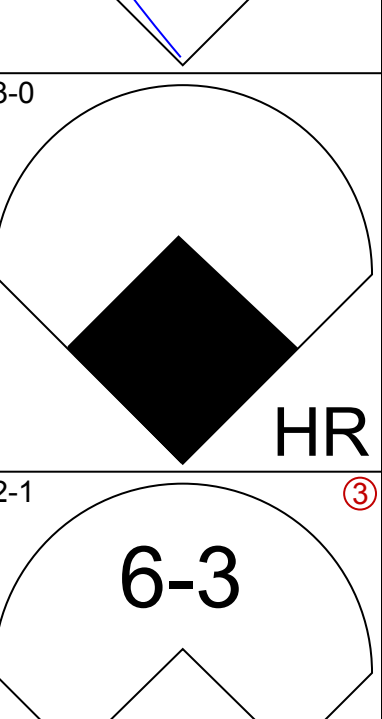
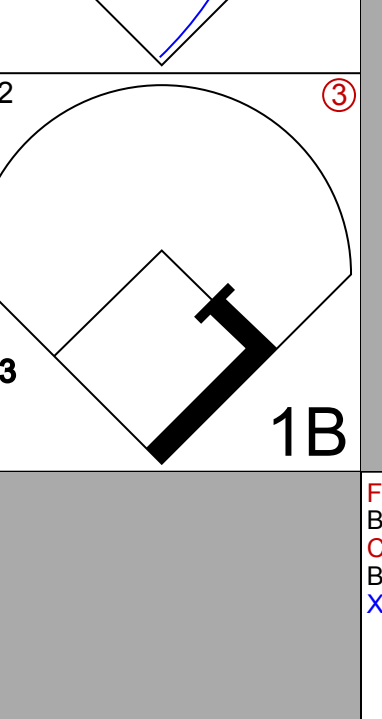
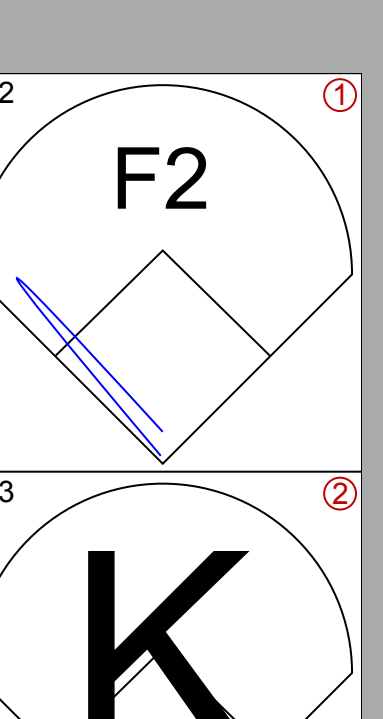
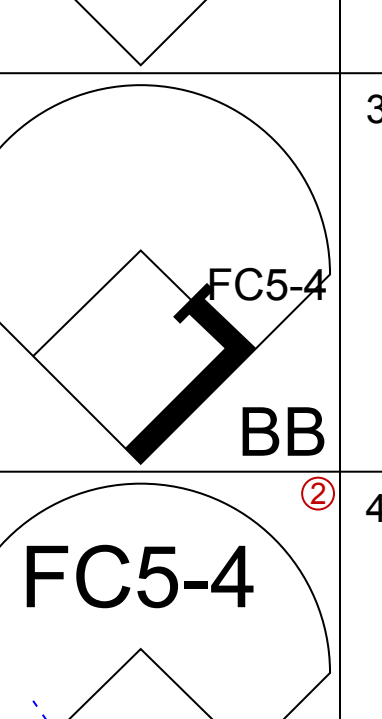
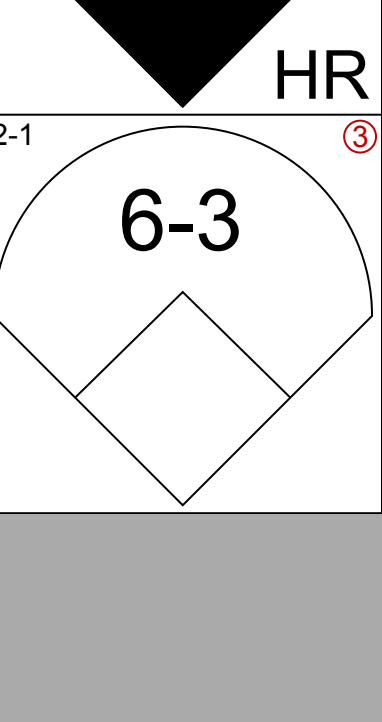
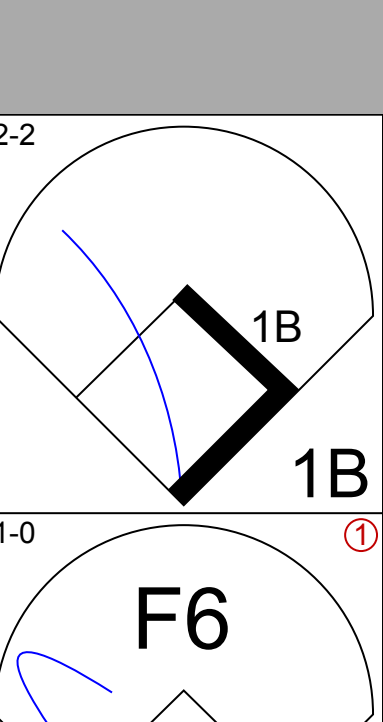
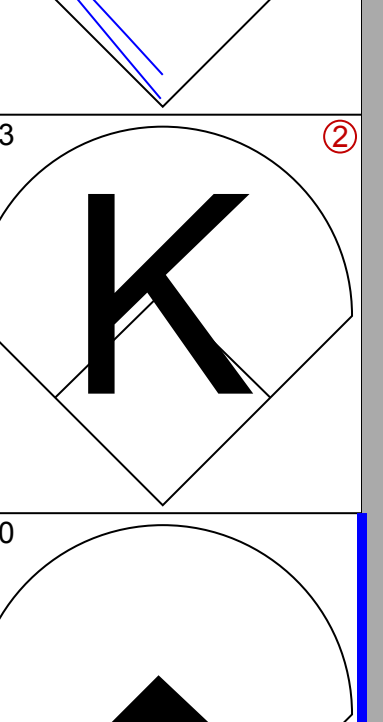
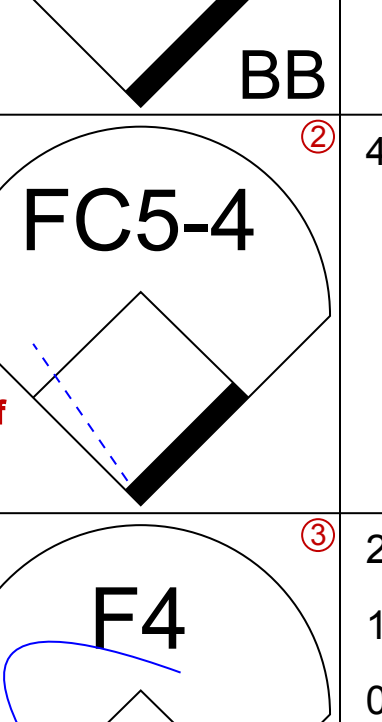
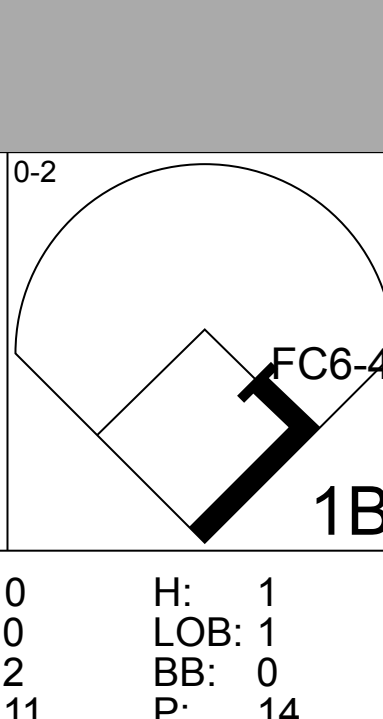
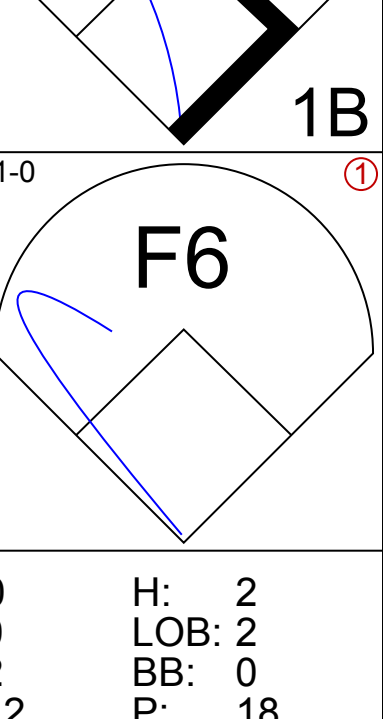
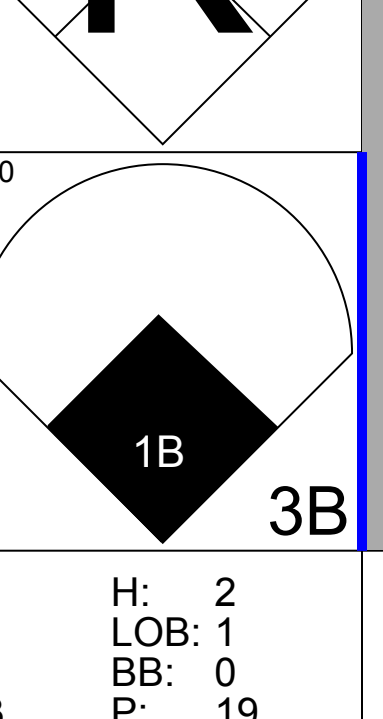
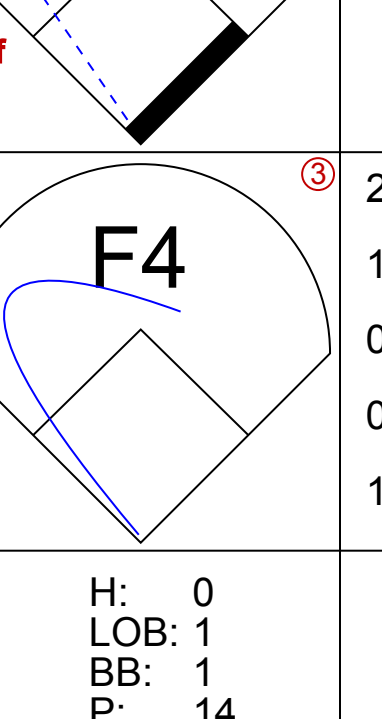
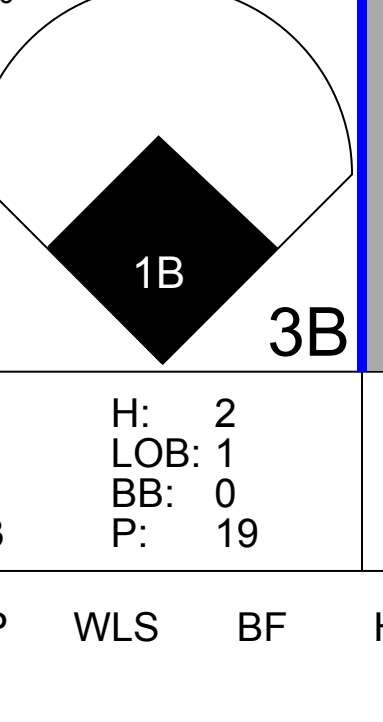
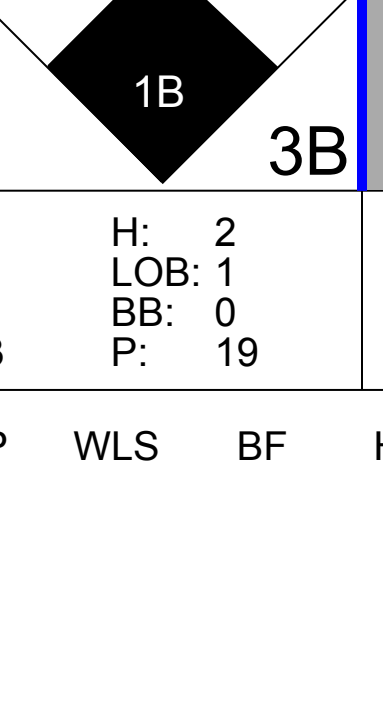


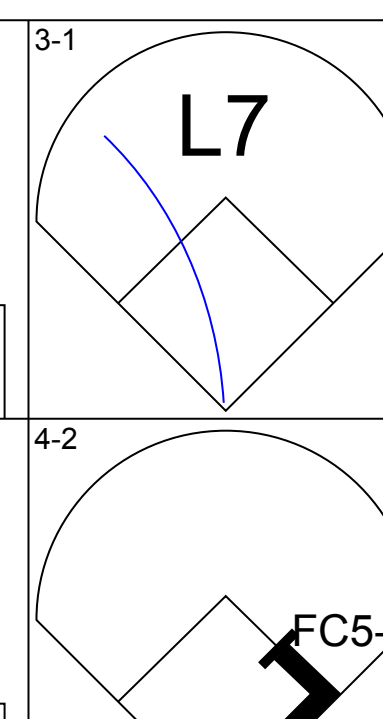
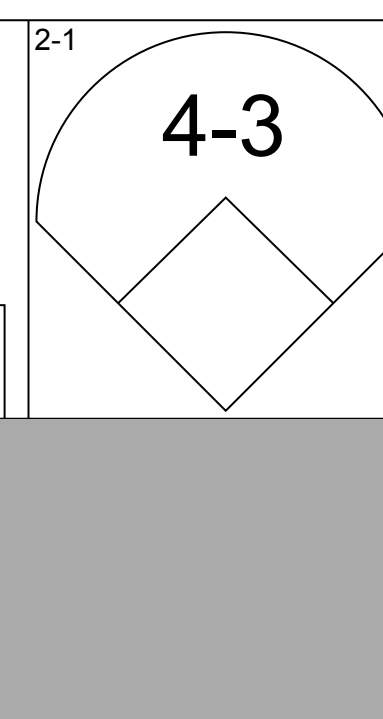
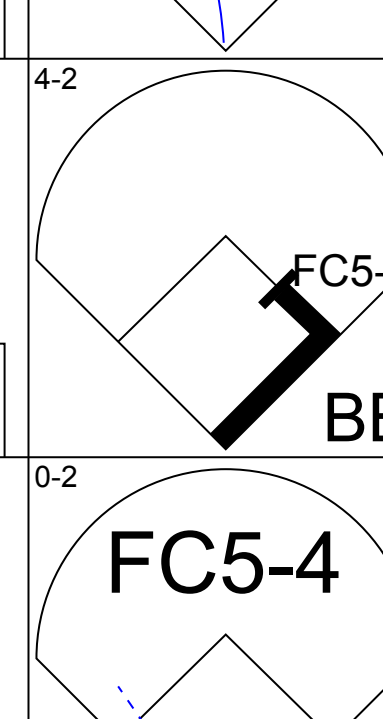
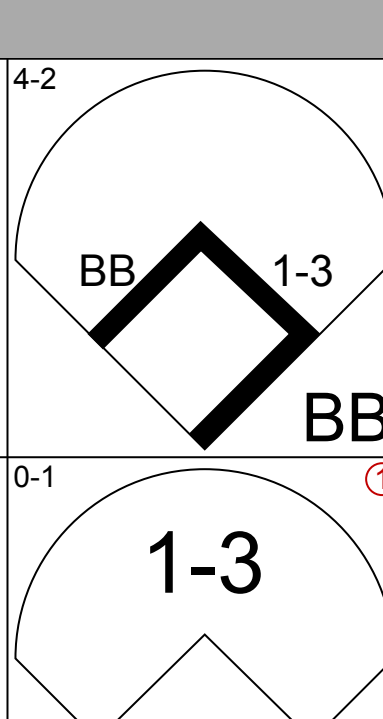
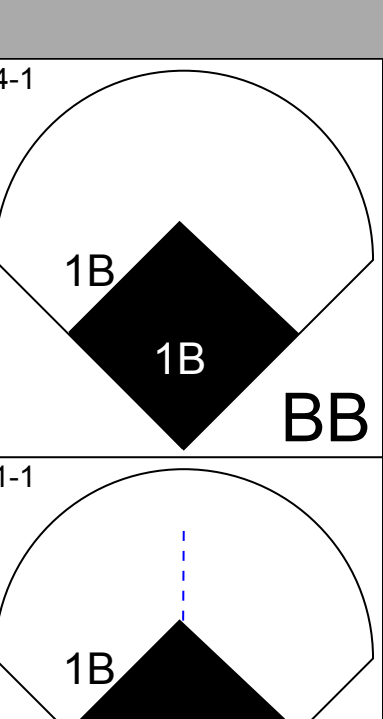
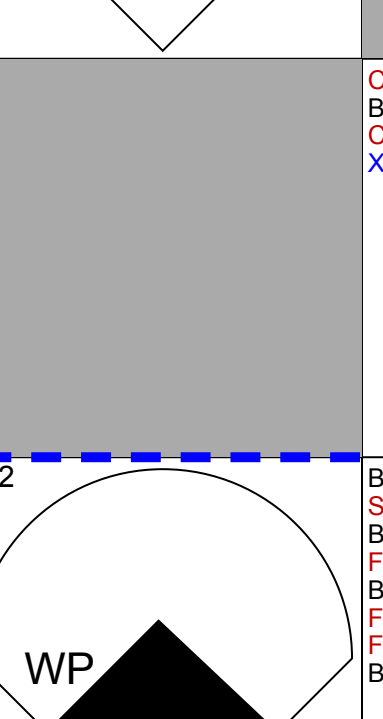

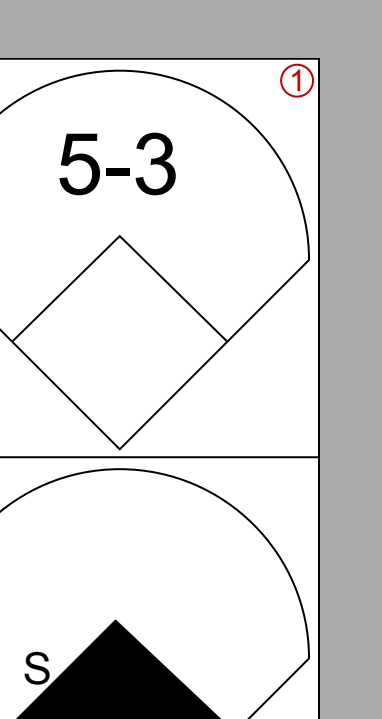
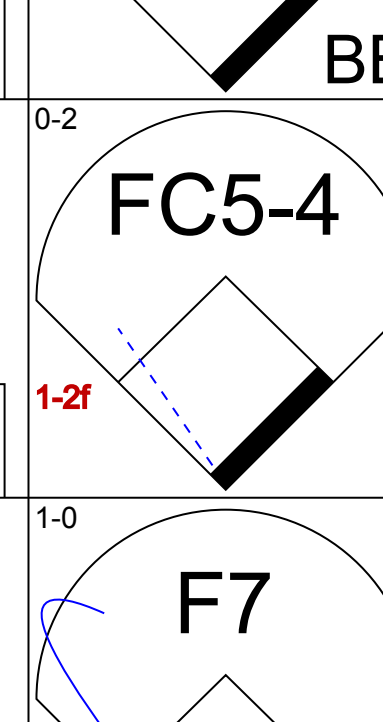
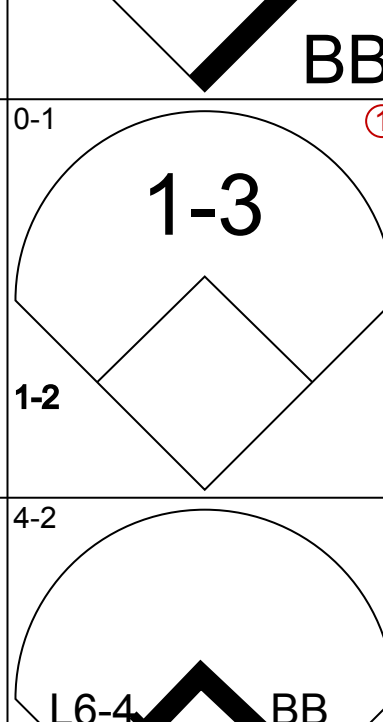
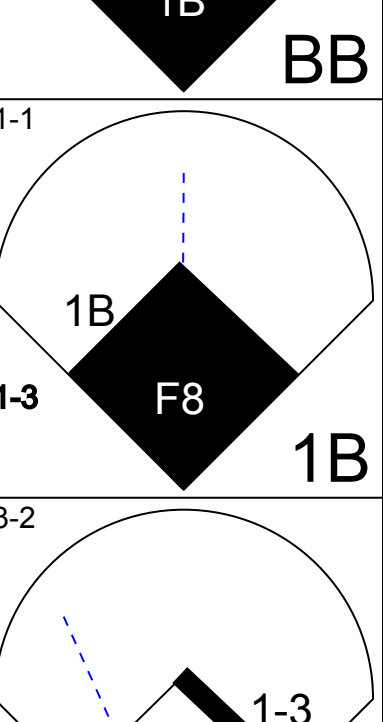
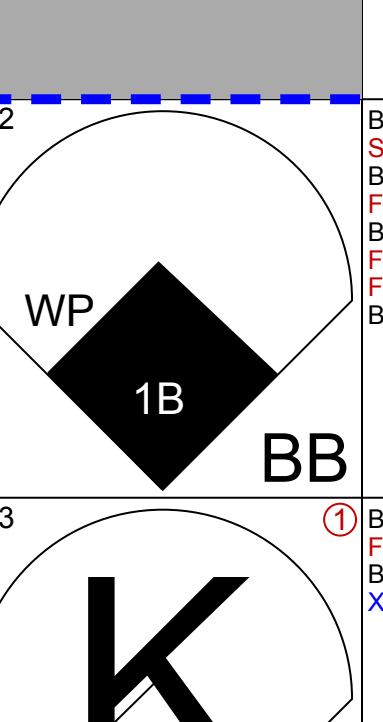

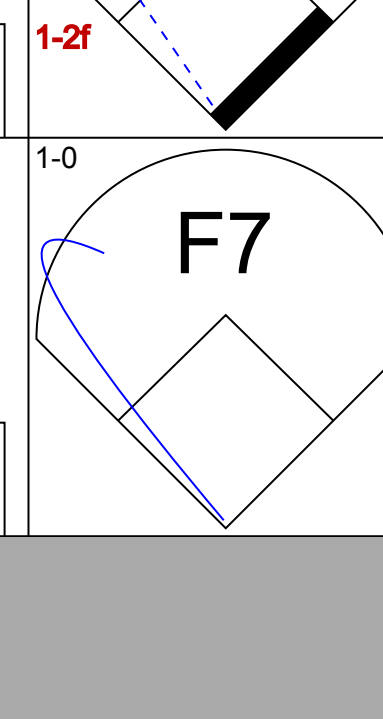
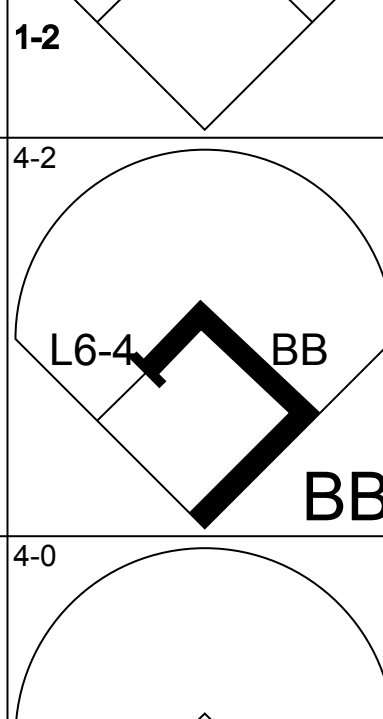
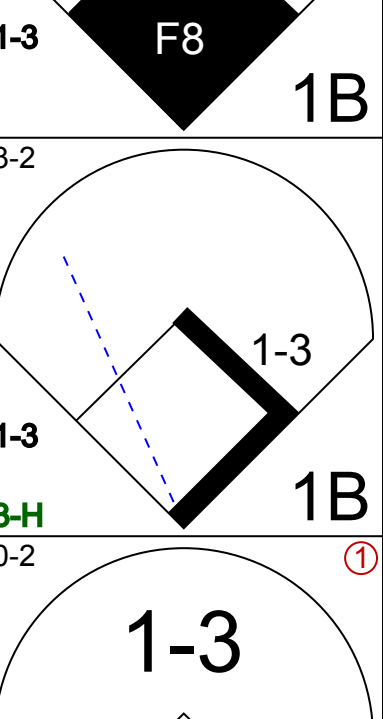
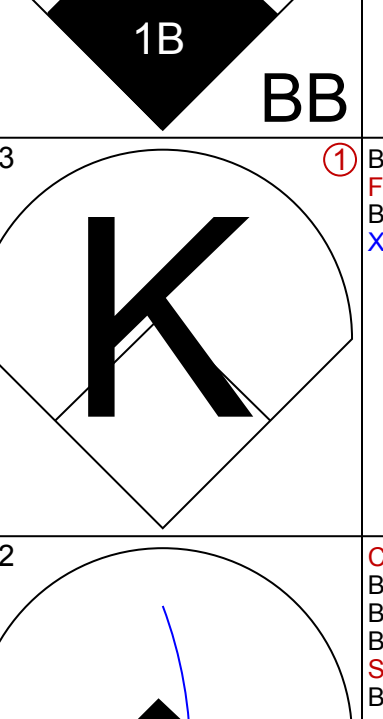

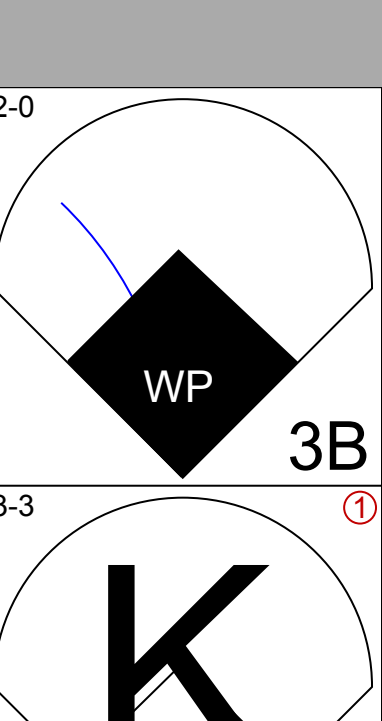

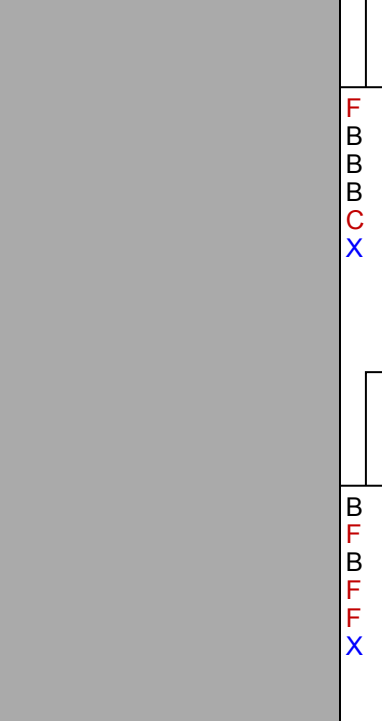
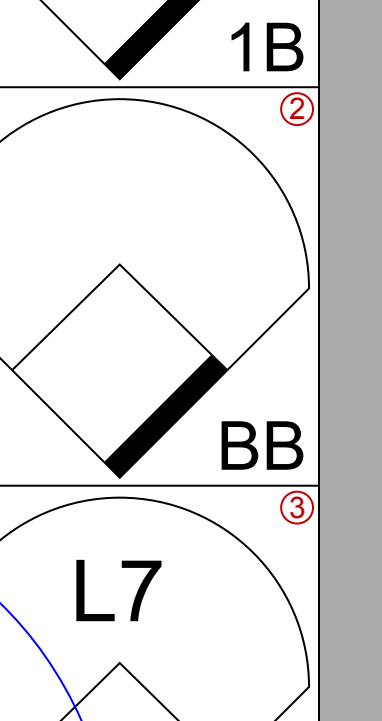
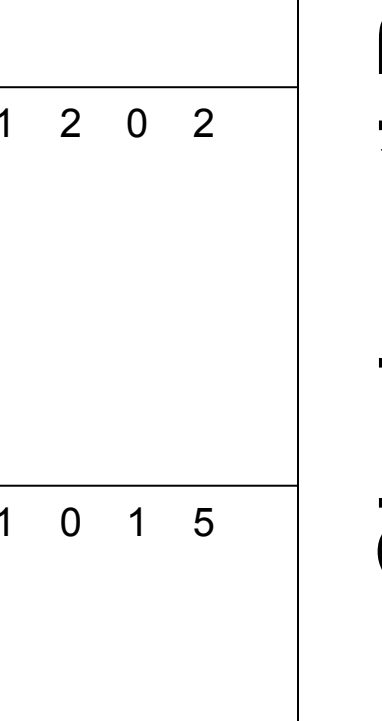

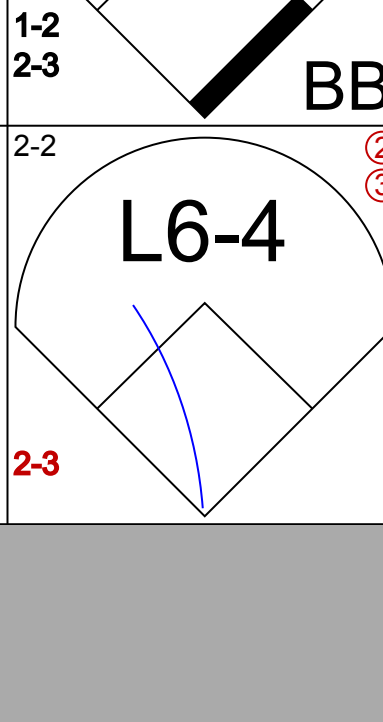
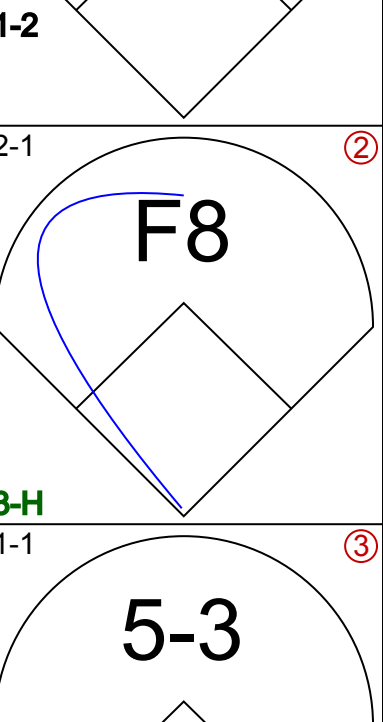
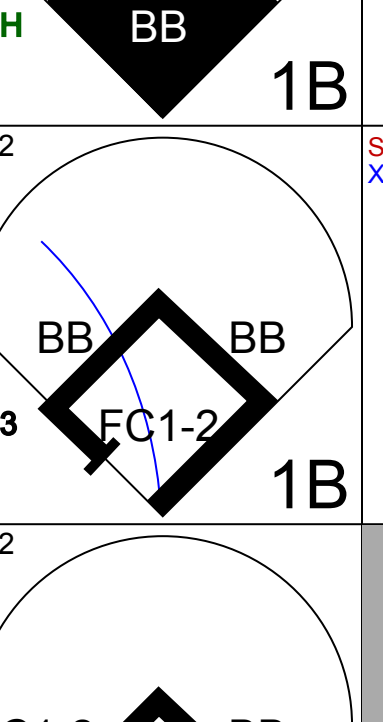


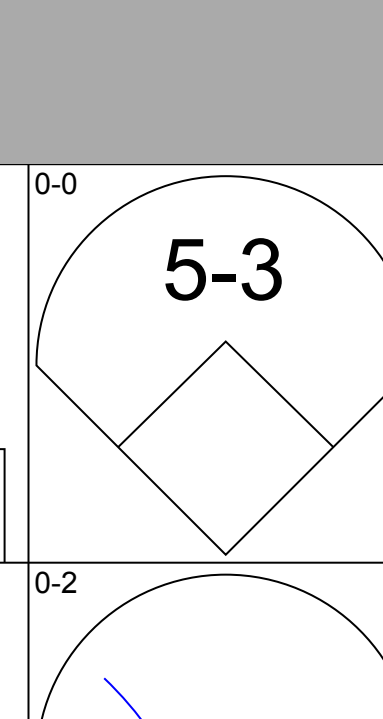





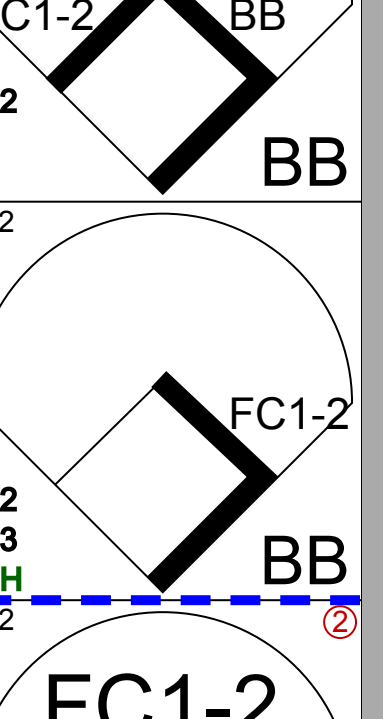

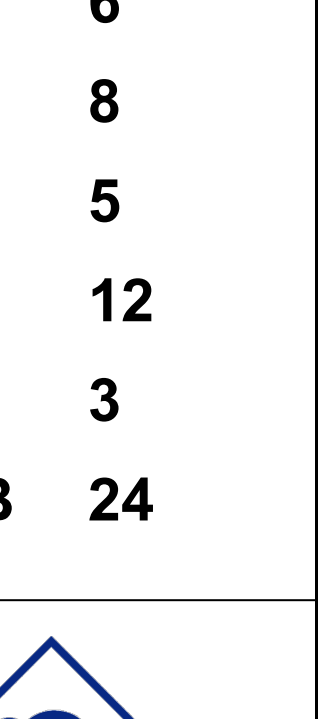



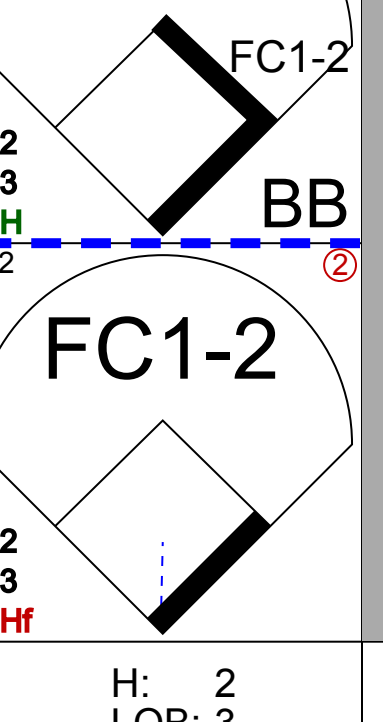


Batter	1	2	3	4	5	6	7	8	9	10	11	12	13	14	AB	R	H	RBI	BB	SO	LOB	BOTTOM					
Roy McMillan, R OBP: 0.288, SLG: 0.347 (1.6)															7	2	1	0	0	4	5						
Bobby Adams, R OBP: 0.372, SLG: 0.430 (1.5)															6	0	2	0	1	1	0						
Grady Hatton, L OBP: 0.372, SLG: 0.443 (1.4)															5	0	2	3	2	0	1						
Ted Kluszewski, L OBP: 0.335, SLG: 0.461 (1.3)															6	0	1	0	0	0	5						
Willard Marshall, L OBP: 0.324, SLG: 0.490 (1.9)															6	1	3	0	0	0	0						
Hank Edwards, L OBP: 0.423, SLG: 0.638 (8. PH)															3	0	0	0	0	1	3						
Joe Adcock, R OBP: 0.384, SLG: 0.667 (8. PR)															0	0	0	0	1	0	0						
Herm Wehmeier, R OBP: 0.211, SLG: 0.211 (8. PR)															0	1	0	0	0	0	0						
Frank Smith, R OBP: 0.200, SLG: 0.267 (8.1)															2	0	0	0	0	0	0						
Wally Westlake, R OBP: 0.307, SLG: 0.259 (1.8)															3	2	1	1	3	1	2						
Andy Seminick, R OBP: 0.346, SLG: 0.407 (1.2)															5	0	1	2	1	0	2						
Ken Raffensberger, R OBP: 0.312, SLG: 0.361 (8.1)															1	0	0	0	0	0	0						
Max Lanier, L OBP: 0.320, SLG: 0.400 (8.1)															0	0	0	0	0	0	0						
George Spencer, R OBP: 0.307, SLG: 0.387 (8.1)															0	0	0	0	0	0	0						
Dave Koslo, L OBP: 0.312, SLG: 0.350 (8.1)															0	0	0	0	0	0	0						
Bob Borkowski, R OBP: 0.312, SLG: 0.350 (8.1)															2	0	1	0	1	0	0						
Inning Stats	R: 0 E: 0 K: 1 S: 6	H: 1 LOB: 1 BB: 0 P: 6	R: 1 E: 0 K: 1 S: 7	H: 2 LOB: 1 BB: 1 P: 11	R: 0 E: 0 K: 0 S: 2	H: 0 LOB: 0 BB: 0 P: 6	R: 0 E: 0 K: 1 S: 5	H: 0 LOB: 0 BB: 0 P: 5	R: 0 E: 0 K: 1 S: 5	H: 2 LOB: 2 BB: 2 P: 15	R: 2 E: 0 K: 1 S: 7	H: 2 LOB: 2 BB: 2 P: 14	R: 0 E: 0 K: 0 S: 4	H: 0 LOB: 0 BB: 0 P: 8	R: 0 E: 0 K: 1 S: 5	H: 0 LOB: 0 BB: 0 P: 5	R: 0 E: 0 K: 0 S: 3	H: 0 LOB: 0 BB: 0 P: 3	R: 0 E: 0 K: 0 S: 3	H: 0 LOB: 0 BB: 0 P: 7	R: 1 E: 0 K: 0 S: 4	H: 3 LOB: 2 BB: 0 P: 4	1B: 10 2B: 3 3B: 0 HR: 0	SF: 0 SAC: 1 DP: 3 HBP: 0	WP: 0 PA: 58 CS: 2		
PITCHER	IP WLS BF H R ER SO BB IBB HBP BLK WP HR S P ERA WHIP	7.0 2 32 8 4 4 5 3 0 0 0 0 1 38 54 5.14 1.571	0.0 1 0 0 0 0 1 0 0 0 0 0 0 4 16 ∞ ∞	1.1 6 1 1 1 2 1 1 0 0 0 0 0 8 16 6.75 1.500	0.2 1 0 0 0 0 0 0 0 0 0 0 1 1 0.00 0.000	4.1 L 17 3 1 1 1 2 0 0 0 0 0 0 17 25 2.08 1.154																					

New York Giants @ Cincinnati Reds
Crosley Field, Cincinnati, OH
Tue Jun 10 1952, 3:33 AM EDT
Att: 13,803 - Unknown

AB 47
R 6
H 12
RBI 6
BB 9
SO 8
LOB 19



Batter	1	2	3	4	5	6	7	8	9	AB	R	H	RBI	BB	SO	LOB	TOP			
Bob Borkowski, R (1, 7) OBP: 0.322, SLG: 0.323										4	0	2	1	0	2	1	Cincinnati Reds @ Brooklyn Dodgers Ebbets Field, Brooklyn, NY Sat Jun 14 1952, 3:33 AM EDT Unknown			
Bobby Adams, R (1, 5) OBP: 0.359, SLG: 0.414										4	0	0	0	0	2	4				
Grady Hatton, L (1, 4) OBP: 0.364, SLG: 0.428										3	0	0	0	1	2	3				
Joe Adcock, R (1, 3) OBP: 0.393, SLG: 0.651										4	0	0	0	0	0	1				
Willard Marshall, L (1, 9) OBP: 0.327, SLG: 0.509										4	0	1	0	0	0	0				
Wally Westlake, R (1, 8) OBP: 0.302, SLG: 0.250										4	0	0	0	0	1	1				
Andy Seminick, R (1, 2) OBP: 0.358, SLG: 0.442										3	1	2	1	1	0	0				
Roy McMillan, R (1, 6) OBP: 0.263, SLG: 0.337										4	0	1	0	0	1	1				
Herm Wehmeier, R (1, 1) OBP: 0.238, SLG: 0.238										2	0	1	0	0	0	1				
Eddie Kazak, R (7, PH) OBP: 0.077, SLG: 0.231										1	1	1	0	0	0	0				
Bubba Church, R (7, 1) OBP: 0.200, SLG: 0.200										0	0	0	0	0	0	0				
Phil Haugstad, R (7, 1) OBP: 0.373, SLG: 0.297										1	0	0	0	0	0	1				
Joe Rossi, R (9, PH) OBP: 0.373, SLG: 0.297										1	0	0	0	0	0	1				
Inning Stats	R: 0 E: 0 K: 2 S: 7	H: 0 LOB: 1 BB: 1 P: 15	R: 1 E: 0 K: 0 S: 7	H: 1 LOB: 0 BB: 0 P: 16	R: 0 E: 0 K: 2 S: 11	H: 1 LOB: 1 BB: 0 P: 14	R: 0 E: 0 K: 0 S: 8	H: 2 LOB: 2 BB: 0 P: 12	R: 0 E: 0 K: 1 S: 12	H: 0 LOB: 0 BB: 0 P: 16	R: 1 E: 0 K: 1 S: 13	H: 2 LOB: 1 BB: 0 P: 19	R: 0 E: 0 K: 0 S: 6	H: 0 LOB: 0 BB: 0 P: 8	R: 0 E: 0 K: 0 S: 8	H: 0 LOB: 1 BB: 1 P: 14	1B: 6 2B: 0 3B: 1 HR: 1	SF: 0 SAC: 0 DP: 0 HBP: 0	WP: 0 PB: 0 SB: 0 CS: 0	PA: 36
PITCHER Chris Van Cuyk, L (1, 1) ERA: 4.35	IP: 9.0 WLS: W BF: 36 H: 8 R: 2 ER: 2 SO: 8 BB: 2 IBB: 0 HBP: 0 BLK: 0 WP: 0 HR: 1 S: 84 P: 132 ERA: 2.00 WHIP: 1.111															PITCHER				

Batter	1	2	3	4	5	6	7	8	9	AB	R	H	RBI	BB	SO	LOB	BOTTOM			
Bobby Morgan, R (1, 5) OBP: 0.433, SLG: 0.440										5	0	1	0	0	1	6	Cincinnati Reds @ Brooklyn Dodgers Ebbets Field, Brooklyn, NY Sat Jun 14 1952, 3:33 AM EDT Unknown			
Pee Wee Reese, R (1, 6) OBP: 0.397, SLG: 0.335										2	1	0	0	3	0	1				
Jackie Robinson, R (1, 4) OBP: 0.502, SLG: 0.481										3	3	1	0	2	0	2				
Roy Campanella, R (1, 2) OBP: 0.366, SLG: 0.462										4	0	2	2	1	1	2				
Duke Snider, L (1, 8) OBP: 0.374, SLG: 0.464										3	2	2	1	2	0	2				
Carl Furillo, R (1, 9) OBP: 0.290, SLG: 0.349										5	0	1	1	0	1	5				
Gil Hodges, R (1, 3) OBP: 0.362, SLG: 0.466										2	0	0	0	2	0	1				
Andy Pafko, R (1, 7) OBP: 0.407, SLG: 0.475									2	0	1	1	2	0	0	0				
Chris Van Cuyk, L (1, 1) OBP: 0.304, SLG: 0.318									3	0	0	0	0	0	5					
Inning Stats	R: 0 E: 0 K: 0 S: 8	H: 0 LOB: 1 BB: 1 P: 16	R: 1 E: 0 K: 2 S: 11	H: 1 LOB: 2 BB: 2 P: 26	R: 0 E: 0 K: 0 S: 11	H: 0 LOB: 3 BB: 3 P: 25	R: 0 E: 0 K: 0 S: 8	H: 1 LOB: 1 BB: 0 P: 12	R: 2 E: 0 K: 0 S: 14	H: 2 LOB: 1 BB: 1 P: 25	R: 0 E: 0 K: 0 S: 9	H: 1 LOB: 0 BB: 0 P: 13	R: 2 E: 0 K: 1 S: 26	H: 2 LOB: 3 BB: 3 P: 50	R: 1 E: 0 K: 0 S: 13	H: 1 LOB: 1 BB: 2 P: 24		1B: 7 2B: 1 3B: 1 HR: 0	SF: 0 SAC: 1 DP: 1 HBP: 0	WP: 2 PB: 0 SB: 2 CS: 1
PITCHER Herm Wehmeier, R (1, 1) ERA: 7.05	IP: 6.0 WLS: L BF: 29 H: 5 R: 3 ER: 3 SO: 2 BB: 7 IBB: 0 HBP: 0 BLK: 0 WP: 1 HR: 0 S: 61 P: 117 ERA: 4.50 WHIP: 2.000															PITCHER				
Bubba Church, R (7, 1) ERA: 10.29	0.1 6 2 2 2 1 3 0 0 0 0 1 0 17 35 54.00 15.000																			
Phil Haugstad, R (7, 1) ERA: 7.04	1.2 7 1 1 1 0 2 0 0 0 0 0 0 22 39 5.40 1.800																			

Batter	1	2	3	4	5	6	7	8	9	AB	R	H	RBI	BB	SO	LOB	TOP								
Bobby Adams, R OBP: 0.362, SLG: 0.417 (1, 5)			6-3		4-3		1-0 HR			5	1	1	2	0	2	0	Cincinnati Reds @ Brooklyn Dodgers Ebbets Field, Brooklyn, NY Sun Jun 15 1952, 3:33 AM EDT Att: 17,133 - Unknown								
Grady Hatton, L OBP: 0.367, SLG: 0.438 (1, 4)			4-3		2-2		1-3 HR		4-3	4	2	2	3	1	0	0									
Willard Marshall, L OBP: 0.336, SLG: 0.522 (1, 9)			1-1		1-0		F7		F8	5	1	3	1	0	0	0									
Ted Kluszewski, L OBP: 0.339, SLG: 0.457 (1, 3)	6-3		0-1		1-2		F7		G3	5	0	2	1	0	0	1									
Hank Edwards, L OBP: 0.416, SLG: 0.590 (1, 7)			3-0		0-0		G4-6-3			4	0	2	0	0	1	3									
Andy Seminick, R OBP: 0.348, SLG: 0.420 (1, 2)			1-3		0-0		G4-6-3			4	0	0	0	0	1	3									
Wally Westlake, R OBP: 0.304, SLG: 0.247 (1, 8)			4-2		4-2					2	1	1	0	2	0	2									
Roy McMillan, R OBP: 0.267, SLG: 0.335 (1, 6)			2-3		3-2		F7		F8	4	1	1	0	0	1	2									
Ewell Blackwell, R OBP: 0.143, SLG: 0.190 (7, PH)			2-2		1-3					2	0	0	0	0	1	2									
Joe Adcock, R OBP: 0.236, SLG: 0.651 (7, PH)			1-2		0-0					0	0	0	0	1	0	0									
Herm Wehmeier, R OBP: 0.238, SLG: 0.238 (7, PH)			1-2		0-0					0	1	0	0	0	0	0									
Joe Nuxhall, L OBP: 0.115, SLG: 0.080 (7, PH)			1-2		0-0					0	0	0	0	0	0	0									
Ken Raffensberger, R OBP: 0.115, SLG: 0.080 (7, PH)			1-2		1-2					1	0	0	0	0	1	0									
Inning Stats	R: 1 E: 0 K: 2 S: 10	H: 1 LOB: 1 BB: 1 P: 17	R: 0 E: 0 K: 2 S: 14	H: 0 LOB: 1 BB: 1 P: 23	R: 0 E: 0 K: 0 S: 10	H: 2 LOB: 2 BB: 0 P: 15	R: 0 E: 0 K: 1 S: 10	H: 0 LOB: 1 BB: 1 P: 18	R: 0 E: 0 K: 0 S: 8	H: 1 LOB: 0 BB: 0 P: 14	R: 0 E: 0 K: 0 S: 5	H: 1 LOB: 0 BB: 0 P: 6	R: 6 E: 0 K: 0 S: 18	H: 7 LOB: 2 BB: 1 P: 30	R: 0 E: 0 K: 2 S: 8	H: 0 LOB: 0 BB: 0 P: 13	R: 0 E: 0 K: 0 S: 7	H: 0 LOB: 0 BB: 0 P: 10	1B: 9 2B: 2 3B: 0 HR: 1	SF: 0 SAC: 0 DP: 2 HBP: 0	WP: 1 PB: 0 SB: 0 CS: 0	PA: 40			
PITCHER	IP	WLS	BF	H	R	ER	SO	BB	IBB	HBP	BLK	WP	HR	S	P	ERA	WHIP								
Ben Wade, R ERA: 3.22 (1, 1)	6.0	L	28	8	5	5	5	4	0	0	0	1	0	63	105	7.50	2.000								
Johnny Rutherford, R ERA: 4.18 (7, 1)	0.0		2	2	1	1	0	0	0	0	0	0	1	4	8	∞	∞								
Billy Loes, R ERA: 2.24 (7, 1)	1.0		4	2	1	1	0	0	0	0	0	0	0	8	10	9.00	2.000								
Clem Labine, R ERA: 5.51 (8, 1)	2.0		6	0	0	0	2	0	0	0	0	0	0	15	23	0.00	0.000								

AB	36
R	7
H	12
RBI	7
BB	4
SO	7
LOB	13



Batter	1	2	3	4	5	6	7	8	9	AB	R	H	RBI	BB	SO	LOB	BOTTOM								
Bobby Morgan, R OBP: 0.424, SLG: 0.429 (1, 5)			F9		1-0		4-2		F8	3	1	1	0	2	0	1	Cincinnati Reds @ Brooklyn Dodgers Ebbets Field, Brooklyn, NY Sun Jun 15 1952, 3:33 AM EDT Att: 17,133 - Unknown								
Pee Wee Reese, R OBP: 0.392, SLG: 0.332 (1, 6)			F7		3-2		0-1		L6-4	4	1	1	0	0	0	3									
Duke Snider, L OBP: 0.374, SLG: 0.466 (1, 8)			0-0		1-2		2-3		K	4	0	2	2	0	1	2									
Jackie Robinson, R OBP: 0.498, SLG: 0.467 (1, 4)	4-3		0-0		2-0		4-1		F4	3	1	0	0	1	0	2									
Andy Patko, R OBP: 0.402, SLG: 0.466 (1, 7)			3-3		1-0		0-1		F8	4	1	1	0	0	1	1									
Gil Hodges, R OBP: 0.363, SLG: 0.472 (1, 3)			2-3		4-1		1-0		F4	3	0	0	1	1	1	2									
Carl Furillo, R OBP: 0.298, SLG: 0.364 (1, 9)			0-0		2-1		0-0		6-3	4	0	2	1	0	0	0									
Rube Walker, L OBP: 0.297, SLG: 0.377 (1, 2)			2-0		2-1		0-0			3	0	0	0	0	0	3									
Roy Campanella, R OBP: 0.367, SLG: 0.466 (9, PH)			4-3		1-2		3-1			1	0	1	0	0	0	0									
Ben Wade, R OBP: 0.236, SLG: 0.370 (7, PH)			1-3		1-3		2-0			2	0	0	0	0	2	2									
Johnny Rutherford, L OBP: 0.120, SLG: 0.125 (7, PH)			0-0		0-0		0-0			0	0	0	0	0	0	0									
Billy Loes, R OBP: 0.238, SLG: 0.400 (7, PH)			0-0		0-0		0-0			0	0	0	0	0	0	0									
Dick Williams, R OBP: 0.238, SLG: 0.400 (7, PH)			0-0		0-0		0-0			0	0	0	0	0	0	0									
Billy Cox, R OBP: 0.238, SLG: 0.397 (7, PH)			0-0		0-0		0-0			0	0	0	0	0	0	0									
Billy Cox, R OBP: 0.238, SLG: 0.397 (8, PH)			0-0		0-0		0-0			0	0	0	0	0	0	0									
Clem Labine, R OBP: 0.238, SLG: 0.321 (8, PH)			0-0		0-0		0-0			0	0	0	0	0	0	1									
Inning Stats	R: 2 E: 0 K: 2 S: 13	H: 2 LOB: 1 BB: 1 P: 26	R: 0 E: 0 K: 1 S: 5	H: 0 LOB: 0 BB: 0 P: 8	R: 0 E: 0 K: 0 S: 6	H: 1 LOB: 1 BB: 0 P: 9	R: 0 E: 0 K: 1 S: 9	H: 1 LOB: 2 BB: 1 P: 19	R: 0 E: 0 K: 0 S: 8	H: 1 LOB: 0 BB: 0 P: 15	R: 2 E: 0 K: 0 S: 6	H: 2 LOB: 0 BB: 1 P: 11	R: 0 E: 0 K: 1 S: 9	H: 1 LOB: 1 BB: 1 P: 17	R: 0 E: 0 K: 0 S: 4	H: 0 LOB: 0 BB: 0 P: 5	R: 0 E: 0 K: 0 S: 9	H: 1 LOB: 1 BB: 0 P: 12	1B: 6 2B: 4 3B: 1 HR: 0	SF: 0 SAC: 0 DP: 2 HBP: 0	WP: 0 PB: 1 SB: 1 CS: 1	PA: 38			
PITCHER	IP	WLS	BF	H	R	ER	SO	BB	IBB	HBP	BLK	WP	HR	S	P	ERA	WHIP								
Ewell Blackwell, R ERA: 5.28 (7, 1)	6.0	W	26	7	4	4	4	3	0	0	0	0	0	47	88	6.00	1.667								
Joe Nuxhall, L ERA: 4.05 (7, 1)	0.0		2	1	0	0	0	1	0	0	0	0	0	3	9	∞	∞								
Ken Raffensberger, L ERA: 2.24 (7, 1)	3.0	S	9	1	0	0	1	0	0	0	0	0	0	19	25	0.00	0.333								



Batter	1	2	3	4	5	6	7	8	9	AB	R	H	RBI	BB	SO	LOB	TOP	
Bobby Adams, R OBP: 0.364, SLG: 0.419										4	0	2	1	0	0	2	Cincinnati Reds @ Boston Braves Braves Field, Boston, MA Tue Jun 17 1952, 3:33 AM EDT Att: 6,455 - Unknown	
Grady Hatton, L OBP: 0.365, SLG: 0.431										3	0	0	0	1	1	2		
Willard Marshall, L OBP: 0.333, SLG: 0.513										0	0	0	0	0	0	0		
Ted Kluszewski, L OBP: 0.331, SLG: 0.446										4	0	0	0	0	0	3		
Hank Edwards, L OBP: 0.398, SLG: 0.561										4	0	0	0	0	0	1		
Andy Seminick, R OBP: 0.353, SLG: 0.417										3	0	1	0	1	1	0		
Wally Westlake, R OBP: 0.300, SLG: 0.243										3	0	0	0	0	1	2		
Roy McMillan, R OBP: 0.273, SLG: 0.340										3	1	2	0	0	1	0		
Harry Perkowski, L OBP: 0.226, SLG: 0.290										2	0	1	0	0	0	0		
Bubba Church, R OBP: 0.200, SLG: 0.200										0	0	0	0	0	0	0		
Cal Abrams, L OBP: 0.250, SLG: 0.143										1	0	0	0	0	0	1		
Phil Haugstad, R OBP: 0.250, SLG: 0.143										0	0	0	0	0	0	0		
Inning Stats	R: 0 E: 0 K: 0 S: 4	H: 2 LOB: 1 BB: 0 P: 4	R: 0 E: 0 K: 1 S: 5	H: 0 LOB: 0 BB: 0 P: 5	R: 0 E: 0 K: 1 S: 5	H: 0 LOB: 1 BB: 0 P: 7	R: 0 E: 0 K: 0 S: 3	H: 3 LOB: 2 BB: 0 P: 5	R: 0 E: 0 K: 1 S: 5	H: 0 LOB: 1 BB: 1 P: 8	R: 1 E: 1 K: 0 S: 5	H: 2 LOB: 1 BB: 0 P: 5	R: 0 E: 0 K: 0 S: 3	H: 0 LOB: 0 BB: 0 P: 3	1B: 7 2B: 2 3B: 0 HR: 0	SF: 0 SAC: 0 DP: 3 HBP: 0	WP: 0 PB: 0 SB: 0 CS: 1	PA: 33
PITCHER Vern Bickford, R ERA: 3.78	IP: 9.0 WLS: W BF: 33 H: 7 R: 1 ER: 0 SO: 4 BB: 2 IBB: 0 HBP: 0 BLK: 0 WP: 0 HR: 0 S: 39 P: 47 ERA: 0.00 WHIP: 1.000																	

Batter	1	2	3	4	5	6	7	8	9	AB	R	H	RBI	BB	SO	LOB	BOTTOM			
Sam Jethroe, S OBP: 0.321, SLG: 0.442										4	1	2	0	1	1	2	Cincinnati Reds @ Boston Braves Braves Field, Boston, MA Tue Jun 17 1952, 3:33 AM EDT Att: 6,455 - Unknown			
Bob Thorne, R OBP: 0.269, SLG: 0.382										5	0	0	0	0	2	6				
Jack Dittmer, L OBP: 0.222, SLG: 0.188										4	0	0	0	0	2	3				
Sid Gordon, R OBP: 0.401, SLG: 0.509										4	2	3	2	0	1	0				
Jack Daniels, L OBP: 0.222, SLG: 0.188										0	0	0	0	0	0	0				
Walker Cooper, R OBP: 0.330, SLG: 0.357										4	0	1	0	0	0	1				
George Crowe, L OBP: 0.311, SLG: 0.372										2	0	0	0	1	0	2				
Eddie Mathews, L OBP: 0.287, SLG: 0.432										4	1	0	0	0	0	3				
Johnny Logan, R OBP: 0.288, SLG: 0.357										4	1	2	2	0	1	1				
Vern Bickford, R OBP: 0.208, SLG: 0.250										1	0	1	1	0	0	0				
Inning Stats	R: 1 E: 0 K: 2 S: 10	H: 3 LOB: 2 BB: 0 P: 10	R: 0 E: 1 K: 2 S: 8	H: 0 LOB: 1 BB: 0 P: 8	R: 0 E: 0 K: 1 S: 5	H: 0 LOB: 0 BB: 0 P: 5	R: 0 E: 0 K: 0 S: 3	H: 0 LOB: 0 BB: 0 P: 3	R: 0 E: 0 K: 1 S: 6	H: 1 LOB: 2 BB: 1 P: 10	R: 3 E: 0 K: 0 S: 9	H: 4 LOB: 2 BB: 0 P: 10	R: 1 E: 0 K: 0 S: 4	H: 1 LOB: 1 BB: 1 P: 8	R: 0 E: 1 K: 0 S: 4	H: 0 LOB: 1 BB: 0 P: 4	1B: 6 2B: 2 3B: 0 HR: 1	SF: 0 SAC: 3 DP: 0 HBP: 1	WP: 0 PB: 0 SB: 0 CS: 0	PA: 38
PITCHER Harry Perkowski, L ERA: 4.58	IP: 5.2 WLS: L BF: 28 H: 8 R: 4 ER: 4 SO: 6 BB: 1 IBB: 0 HBP: 1 BLK: 0 WP: 0 HR: 0 S: 38 P: 43 ERA: 6.35 WHIP: 1.588																			
Bubba Church, R ERA: 10.07	IP: 1.1 WLS: 6 BF: 1 H: 1 R: 1 ER: 1 SO: 1 BB: 0 IBB: 0 HBP: 0 BLK: 0 WP: 0 HR: 1 S: 7 P: 11 ERA: 6.75 WHIP: 1.500																			
Phil Haugstad, R ERA: 6.23	IP: 1.0 WLS: 4 BF: 0 H: 0 R: 0 ER: 0 SO: 0 BB: 0 IBB: 0 HBP: 0 BLK: 0 WP: 0 HR: 0 S: 4 P: 4 ERA: 0.00 WHIP: 0.000																			

AB 27
R 1
H 6
RBI 1
BB 2
SO 4
LOB 11

AB 32
R 5
H 9
RBI 5
BB 2
SO 7
LOB 18

Batter	1	2	3	4	5	6	7	8	9	AB	R	H	RBI	BB	SO	LOB	TOP					
Bobby Adams, R OBP: 0.373, SLG: 0.426 (1, 5)										3	2	2	0	2	1	0	Cincinnati Reds @ Boston Braves Braves Field, Boston, MA Wed Jun 18 1952, 3:33 AM EDT Unknown					
Grady Hatton, L OBP: 0.387, SLG: 0.430 (1, 4)										3	1	1	0	1	2	1						
Willard Marshall, L OBP: 0.344, SLG: 0.524 (1, 9)										0	2	0	0	0	0	0						
Ted Kluszewski, L OBP: 0.328, SLG: 0.456 (1, 3)										5	1	1	2	0	0	5						
Hank Edwards, L OBP: 0.400, SLG: 0.554 (1, 7)										1	0	0	0	1	0	0						
Bob Borkowski, R OBP: 0.322, SLG: 0.323 (5, PH)										0	0	0	0	0	0	0						
Cal Abrams, L OBP: 0.263, SLG: 0.176 (5, PH)										0	0	0	0	0	0	0						
Andy Seminick, R OBP: 0.350, SLG: 0.439 (1, 2)										4	1	1	1	0	2	3						
Wally Westlake, R OBP: 0.307, SLG: 0.245 (1, 8)										3	0	1	2	2	1	0						
Roy McMillan, R OBP: 0.280, SLG: 0.343 (1, 6)										4	0	2	0	1	1	4						
Herm Wehmeier, R OBP: 0.200, SLG: 0.200 (1, 1)										4	0	0	0	0	3	5						
Frank Smith, R OBP: 0.158, SLG: 0.211 (8, 1)										1	0	0	0	0	0	1						
Inning Stats	R: 3 E: 0 K: 2 S: 10	H: 3 LOB: 3 BB: 3 P: 22	R: 0 E: 0 K: 2 S: 7	H: 0 LOB: 0 BB: 0 P: 7	R: 1 E: 0 K: 1 S: 6	H: 1 LOB: 0 BB: 0 P: 6	R: 0 E: 0 K: 2 S: 8	H: 2 LOB: 1 BB: 0 P: 8	R: 1 E: 1 K: 0 S: 5	H: 2 LOB: 2 BB: 1 P: 9	R: 0 E: 1 K: 3 S: 4	H: 1 LOB: 1 BB: 1 P: 8	R: 1 E: 0 K: 3 S: 10	H: 1 LOB: 1 BB: 1 P: 14	R: 1 E: 0 K: 0 S: 4	H: 1 LOB: 1 BB: 1 P: 8	R: 0 E: 0 K: 1 S: 6	H: 1 LOB: 1 BB: 0 P: 6	1B: 8 2B: 2 3B: 0 HR: 2	SF: 0 SAC: 2 DP: 1 HBP: 0	WP: 0 PB: 1 SB: 0 CS: 1	PA: 45
PITCHER	IP WLS BF H R ER SO BB IBB HBP BLK WP HR S P ERA WHIP																					
Lew Burdette, R ERA: 2.67 (1, 1)	0.2	7	3	3	3	1	2	0	0	0	0	0	0	0	7	15	40.50	7.500				
Sheldon Jones, R ERA: 2.75 (1, 1)	3.1	13	3	1	1	6	1	0	0	0	0	0	1	24	28	2.70	1.200					
Bob Chipman, L ERA: 3.48 (5, 1)	0.0	2	1	1	0	0	0	0	0	0	0	0	0	2	2	∞	∞					
Dave Cole, R ERA: 3.74 (5, 1)	2.0	9	2	0	0	0	2	0	0	0	0	0	0	7	15	0.00	2.000					
Virgil Jester, R ERA: 9.0 (7, 1)	2.0	L	10	2	2	2	2	0	0	0	0	0	1	14	22	9.00	2.000					

Batter	1	2	3	4	5	6	7	8	9	AB	R	H	RBI	BB	SO	LOB	BOTTOM					
Sam Jethroe, S OBP: 0.329, SLG: 0.448 (1, 8)										4	1	3	3	0	1	1	Cincinnati Reds @ Boston Braves Braves Field, Boston, MA Wed Jun 18 1952, 3:33 AM EDT Unknown					
Bob Thorne, R OBP: 0.287, SLG: 0.377 (1, 9)										5	0	1	1	0	1	5						
Jack Dittmer, L (1, 4)										5	0	0	0	0	0	4						
Sid Gordon, R OBP: 0.396, SLG: 0.497 (1, 7)										4	0	0	1	1	0	1						
Ebba St. Claire, S OBP: 0.276, SLG: 0.300 (1, 2)										4	0	1	0	0	0	2						
Jack Cusick, R OBP: 0.217, SLG: 0.172 (7, PR)										0	0	0	0	0	0	0						
Paul Burris, R OBP: 0.286, SLG: 0.471 (8, 2)										1	0	0	0	0	0	0						
George Crowe, L OBP: 0.333, SLG: 0.429 (1, 3)										4	3	3	1	0	0	0						
Eddie Mathews, L OBP: 0.286, SLG: 0.425 (1, 5)										3	1	0	0	1	3	3						
Johnny Logan, R OBP: 0.323, SLG: 0.368 (1, 6)										1	1	1	0	2	0	0						
Lew Burdette, R Sheldon Jones, R Earl Seggest, L Bob Chipman, L Dave Cole, R Hank Edwards, L Virgil Jester, R Walker Cooper, R Pete Vermon, R Vern Bickford, R										0	0	0	0	0	0	0						
Inning Stats	R: 1 E: 0 K: 0 S: 5	H: 2 LOB: 1 BB: 0 P: 5	R: 1 E: 0 K: 3 S: 11	H: 2 LOB: 1 BB: 0 P: 11	R: 0 E: 0 K: 0 S: 3	H: 0 LOB: 1 BB: 1 P: 7	R: 2 E: 0 K: 1 S: 7	H: 2 LOB: 1 BB: 1 P: 11	R: 0 E: 0 K: 0 S: 3	H: 0 LOB: 0 BB: 0 P: 3	R: 1 E: 0 K: 3 S: 10	H: 1 LOB: 2 BB: 1 P: 15	R: 0 E: 0 K: 1 S: 7	H: 2 LOB: 2 BB: 0 P: 7	R: 1 E: 0 K: 0 S: 4	H: 1 LOB: 2 BB: 1 P: 8	R: 0 E: 0 K: 0 S: 3	H: 0 LOB: 0 BB: 0 P: 3	1B: 8 2B: 1 3B: 0 HR: 1	SF: 0 SAC: 2 DP: 0 HBP: 1	WP: 0 PB: 1 SB: 1 CS: 0	PA: 42
PITCHER	IP WLS BF H R ER SO BB IBB HBP BLK WP HR S P ERA WHIP																					
Herm Wehmeier, R ERA: 7.12 (1, 1)	7.0	W	35	9	6	8	4	0	0	0	0	0	0	46	63	7.71	1.857					
Frank Smith, R ERA: 3.25 (8, 1)	2.0	S	7	1	0	0	0	0	0	0	0	0	0	7	7	0.00	0.500					



Batter	1	2	3	4	5	6	7	8	9	AB	R	H	RBI	BB	SO	LOB	TOP	
Bob Borkowski, R (1, 7) OBP: 0.320, SLG: 0.321	F4			1B	K			K		4	1	1	0	0	2	0	Cincinnati Reds @ Boston Braves Braves Field, Boston, MA Wed Jun 18 1952, 3:38 AM EDT Att: 6,197 - Unknown	
Bobby Adams, R (1, 5) OBP: 0.367, SLG: 0.419	K			F8			F9	F8		4	0	0	0	0	1	1		
Grady Hatton, L (1, 4) OBP: 0.365, SLG: 0.427	1-3			1B	3-1			G1		4	1	1	0	0	0	0		
Joe Adcock, R (1, 3) OBP: 0.402, SLG: 0.655		6-3		1B			F9		4	0	2	1	0	0	0	0		
Cal Abrams, L (9, PR) OBP: 0.263, SLG: 0.176				1-2 2H				1B	0	1	0	0	0	0	0	0		
Ted Kluszewski, L (9, 3) OBP: 0.328, SLG: 0.456				1-2 2H				2B	0	0	0	0	0	0	0	0		
Andy Seminick, R (1, 2) OBP: 0.354, SLG: 0.441	K			1-2 2H			SH	6-3	4	0	2	1	0	1	1			
Willard Marshall, L (1, 9) OBP: 0.336, SLG: 0.512	F8			1-2 2H	F7		SH	F5	0	0	0	0	0	0	0	0		
Wally Westlake, R (1, 8) OBP: 0.306, SLG: 0.245			K	F3			K	2H	4	0	1	1	0	2	4			
Roy McMillan, R (1, 6) OBP: 0.275, SLG: 0.337			K		K		K	F8	4	0	0	0	0	3	4			
Ken Raffensberger, R (1, 1) OBP: 0.103, SLG: 0.071			K		K		F9		3	0	0	0	0	2	2			
Inning Stats	R: 0 E: 0 X: 1 S: 5	H: 0 LOB: 0 BB: 0 P: 5	R: 0 E: 0 X: 1 S: 5	H: 0 LOB: 0 BB: 0 P: 5	R: 0 E: 0 X: 3 S: 9	H: 4 LOB: 2 BB: 0 P: 7	R: 0 E: 0 X: 0 S: 3	H: 0 LOB: 0 BB: 0 P: 3	R: 0 E: 1 X: 2 S: 9	H: 1 LOB: 2 BB: 0 P: 9	R: 0 E: 0 X: 1 S: 5	H: 0 LOB: 0 BB: 0 P: 5	R: 1 E: 0 X: 0 S: 5	H: 2 LOB: 2 BB: 0 P: 5	1B: 6 2B: 1 3B: 0 HR: 0	SF: 0 SAC: 1 DP: 0 HBP: 0	WP: 0 PB: 0 SB: 0 CS: 0	PA: 35
PITCHER Warren Spahn, L (1, 1) ERA: 2.75	IP: 9.0 WLS: L BF: 35 H: 7 R: 3 ER: 3 SO: 11 BB: 0 IBB: 0 HBP: 0 BLK: 0 WP: 0 HR: 0 S: 57 P: 57 ERA: 3.00 WHIP: 0.778															PITCHER		

Batter	1	2	3	4	5	6	7	8	9	AB	R	H	RBI	BB	SO	LOB	BOTTOM					
Sam Jethroe, S (1, 8) OBP: 0.323, SLG: 0.440	F4		5-3		F5			F2		4	0	0	0	0	0	3	Cincinnati Reds @ Boston Braves Braves Field, Boston, MA Wed Jun 18 1952, 3:38 AM EDT Att: 6,197 - Unknown					
Bob Thorne, R (1, 9) OBP: 0.266, SLG: 0.373	6-3			F9		4-3		1B		4	0	1	0	0	0	0						
Jack Dittmer, L (1, 4) OBP: 0.077, SLG: 0.077	F4			1-3		4-3		F5		4	0	1	0	0	0	1						
Sid Gordon, R (1, 7) OBP: 0.398, SLG: 0.514		HR		5-3		4-3		1B		4	1	2	1	0	0	1						
Walker Cooper, R (1, 2) OBP: 0.324, SLG: 0.350	F4				F8	6-3		F4		4	0	0	0	0	0	3						
George Crowe, L (1, 3) OBP: 0.348, SLG: 0.436	6-3				1B	1B		5-3	SH1-3	3	0	2	0	1	0	0						
Eddie Mathews, L (1, 5) OBP: 0.287, SLG: 0.423	K				1B			SH1-3		3	0	1	0	0	1	1						
Johnny Logan, R (1, 6) OBP: 0.303, SLG: 0.344			F8		F3			F7		4	0	0	0	0	0	4						
Warren Spahn, L (1, 1) OBP: 0.239, SLG: 0.356			K					F5		3	0	1	0	0	1	1						
Sibby Sisti, R (9, PH) OBP: 0.284, SLG: 0.354					1-2 2-3			1-2	FC6-4	1	0	0	0	0	0	1						
Inning Stats	R: 0 E: 0 X: 0 S: 3	H: 0 LOB: 0 BB: 0 P: 3	R: 1 E: 0 X: 1 S: 6	H: 1 LOB: 0 BB: 0 P: 6	R: 0 E: 0 X: 1 S: 5	H: 0 LOB: 0 BB: 0 P: 5	R: 0 E: 0 X: 0 S: 3	H: 0 LOB: 0 BB: 0 P: 3	R: 0 E: 0 X: 0 S: 6	H: 3 LOB: 3 BB: 0 P: 6	R: 0 E: 0 X: 0 S: 4	H: 1 LOB: 1 BB: 0 P: 4	R: 0 E: 0 X: 0 S: 3	H: 0 LOB: 1 BB: 1 P: 7	R: 0 E: 0 X: 0 S: 5	H: 2 LOB: 2 BB: 0 P: 5	R: 0 E: 0 X: 0 S: 4	H: 1 LOB: 1 BB: 0 P: 4	1B: 7 2B: 0 3B: 0 HR: 1	SF: 0 SAC: 1 DP: 0 HBP: 0	WP: 0 PB: 0 SB: 0 CS: 0	PA: 36
PITCHER Ken Raffensberger, L (1, 1) ERA: 2.13	IP: 9.0 WLS: W BF: 36 H: 8 R: 1 ER: 1 SO: 2 BB: 1 IBB: 0 HBP: 0 BLK: 0 WP: 0 HR: 1 S: 39 P: 43 ERA: 1.00 WHIP: 1.000															PITCHER						

Batter	1	2	3	4	5	6	7	8	9	AB	R	H	RBI	BB	SO	LOB	TOP				
Bobby Adams, R OBP: 0.364, SLG: 0.414 (1, 5)	0-0 5-3		0-0 1B		0-0 5-3		0-0 F8	0-0 F4		5	0	1	0	0	0	2	Cincinnati Reds @ Boston Braves Braves Field, Boston, MA Thu Jun 19 1952, 3:33 AM EDT Att. 2,198 - Unknown - 73 F				
Grady Hatton, L OBP: 0.382, SLG: 0.419 (1, 4)	0-3 K		0-0 F7		0-0 F8		0-3 K		4-0 SH1-4 HR BB	4	1	0	1	1	2	1					
Willard Marshall, L OBP: 0.333, SLG: 0.504 (1, 9)	0-0 4-3		0-0 4-3				0-0 4-3		0-0 SH1-4 1-2	0	0	0	0	0	0	0					
Ted Kluszewski, L OBP: 0.341, SLG: 0.460 (9, PR)		0-0 E 1B		0-0 F4	4-0 1-2 BB				4-0 CS 1B HR IBB	3	0	2	0	2	0	0					
Hank Edwards, L OBP: 0.400, SLG: 0.580 (9, 7)		0-0 E4 G1-4-3 1-2		0-0 BB 1B	0-0 1-3				0-0 1B HR	5	2	2	3	0	1	4					
Andy Seminick, R OBP: 0.356, SLG: 0.430 (1, 2)		0-0 F8		4-0 1B BB		0-0 5-3			4-0 1B BB K	3	1	0	0	2	1	3					
Wally Westlake, R OBP: 0.308, SLG: 0.249 (1, 8)		0-0 G1-4-3 1-2		0-0 1B		0-0 1-3			0-0 1B 1B 5-3	5	1	2	1	0	0	3					
Roy McMillan, R OBP: 0.279, SLG: 0.340 (1, 6)			0-0 FC6 1B	0-0 F7		0-0 E5			0-0 1B 1B 1-2 2-3	4	0	2	0	0	0	2					
Bubba Church, R OBP: 0.125, SLG: 0.125 (8, PH)			0-0 FC6 1B F7	0-0 1-3		0-0 5-3			0-0 1B 1-2 2-H 3-H	3	1	0	0	0	0	4					
Frank Smith, R OBP: 0.158, SLG: 0.211 (8, 1)										1	0	1	2	0	0	0					
Inning Stats	R: 0 E: 0 K: 1 S: 5	H: 0 LOB: 0 BB: 0 P: 5	R: 0 E: 1 K: 0 S: 4	H: 1 LOB: 1 BB: 0 P: 4	R: 1 E: 0 K: 0 S: 5	H: 2 LOB: 1 BB: 0 P: 5	R: 1 E: 0 K: 0 S: 5	H: 2 LOB: 2 BB: 1 P: 9	R: 0 E: 0 K: 0 S: 4	H: 0 LOB: 1 BB: 0 P: 4	R: 0 E: 0 K: 1 S: 5	H: 0 LOB: 0 BB: 0 P: 5	R: 2 E: 0 K: 1 S: 8	H: 4 LOB: 2 BB: 1 P: 12	R: 3 E: 0 K: 1 S: 6	H: 1 LOB: 1 BB: 2 P: 14	1B: 10 2B: 1 3B: 0 HR: 1	SF: 0 SAC: 1 DP: 2 HBP: 0	WP: 0 PB: 0 SB: 0 CS: 1	PA: 43	
PITCHER	IP	WLS	BF	H	R	ER	SO	BB	IBB	HBP	BLK	WP	HR	S	P	ERA	WHIP				
Ernie Johnson, R ERA: 4.71	(1, 1)	7.2	36	10	4	4	3	3	0	0	0	0	0	39	51	4.70	1.696				
Sheldon Jones, R ERA: 3.52	(8, 1)	1.1	L 7	1	3	3	1	1	1	0	0	0	1	7	15	20.25	1.500				

AB	33
R	7
H	10
RBI	7
BB	5
SO	4
LOB	19



Batter	1	2	3	4	5	6	7	8	9	AB	R	H	RBI	BB	SO	LOB	BOTTOM					
Sam Jethroe, S OBP: 0.326, SLG: 0.445 (1, 8)	0-0 FC6-5 S 1B		0-0 1B 2B		0-0 F5		0-0 G3			4	1	2	0	0	0	0	Cincinnati Reds @ Boston Braves Braves Field, Boston, MA Thu Jun 19 1952, 3:33 AM EDT Att. 2,198 - Unknown - 73 F					
Bob Thorne, R OBP: 0.280, SLG: 0.365 (1, 9)	0-3 K		0-0 F9		0-0 G3		0-0 F6			4	0	0	0	0	1	2						
George Crowe, L OBP: 0.336, SLG: 0.419 (1, 3)	0-0 F5 1-2		0-0 4-3		0-0 F4			0-0 F7		4	0	0	0	0	0	2						
Sid Gordon, R OBP: 0.402, SLG: 0.511 (8, 7)	4-0 BB BB		1-0 1B HBP		0-0 5-3			0-0 F5		1	0	0	0	1	0	0						
Jack Daniels, L OBP: 0.216, SLG: 0.182 (1, 2)	0-0 BB		0-0 HBP		0-0 5-3			0-0 F5		1	0	0	0	0	0	0						
Walker Cooper, R OBP: 0.322, SLG: 0.346 (1, 2)	0-0 FC6-5 2-3f		0-0 1B		0-0 F8			0-0 6-3		4	0	1	1	0	0	2						
Jack Dittmer, L OBP: 0.118, SLG: 0.176 (1, 4)		0-0 3-1	0-0 F7		0-0 2B 2B			0-0 6-3		4	1	1	0	0	0	2						
Eddie Mathews, L OBP: 0.291, SLG: 0.437 (1, 5)		0-0 HR		0-3 K		4-0 2B IBB		0-0 4-3		3	2	1	1	1	1	0						
Johnny Logan, R OBP: 0.329, SLG: 0.391 (1, 6)		0-0 L8		4-0 5-3 BB		0-0 2B		0-0 2B		3	0	2	2	1	0	0						
Ernie Johnson, R (1, 1)		0-0 1-3		0-0 5-3			0-0 F8		0-0 3-1	3	0	0	0	0	0	1						
Sheldon Jones, R (8, 1)										0	0	0	0	0	0	0						
Ebba St. Claire, S OBP: 0.273, SLG: 0.296 (9, PH)										1	0	0	0	0	0	1						
Inning Stats	R: 0 E: 0 K: 1 S: 6	H: 1 LOB: 2 BB: 1 P: 10	R: 1 E: 0 K: 0 S: 4	H: 1 LOB: 0 BB: 0 P: 4	R: 1 E: 0 K: 0 S: 5	H: 2 LOB: 0 BB: 0 P: 6	R: 0 E: 0 K: 1 S: 4	H: 0 LOB: 0 BB: 1 P: 8	R: 0 E: 0 K: 0 S: 3	H: 0 LOB: 0 BB: 1 P: 3	R: 2 E: 0 K: 0 S: 4	H: 2 LOB: 0 BB: 1 P: 8	R: 0 E: 0 K: 0 S: 3	H: 0 LOB: 0 BB: 0 P: 3	R: 0 E: 0 K: 0 S: 3	H: 0 LOB: 0 BB: 0 P: 3	R: 0 E: 0 K: 0 S: 4	H: 1 LOB: 1 BB: 0 P: 4	1B: 2 2B: 4 3B: 0 HR: 1	SF: 0 SAC: 0 DP: 0 HBP: 1	WP: 0 PB: 0 SB: 1 CS: 0	PA: 36
PITCHER	IP	WLS	BF	H	R	ER	SO	BB	IBB	HBP	BLK	WP	HR	S	P	ERA	WHIP					
Bubba Church, R ERA: 8.9	(1, 1)	7.0	29	6	4	4	2	2	1	0	0	0	0	29	42	5.14	1.143					
Frank Smith, R ERA: 3.15	(8, 1)	2.0	W 7	1	0	0	0	0	0	0	0	0	0	7	7	0.00	0.500					

AB	32
R	4
H	7
RBI	4
BB	3
SO	2
LOB	10



Batter	1	2	3	4	5	6	7	8	9	AB	R	H	RBI	BB	SO	LOB	TOP			
Bobby Adams, R OBP: 0.358, SLG: 0.407 (1, 5)	L9		F5			K			K	4	0	0	0	0	2	0	Cincinnati Reds @ Philadelphia Phillies Shibe Park, Philadelphia, PA Fri Jun 20 1952, 3:33 AM EDT Att: 6,367 - Unknown livebaseballscores.com AB 30 R 1 H 3 RBI 1 BB 0 SO 5 LOB 3			
Grady Hatton, L OBP: 0.360, SLG: 0.416 (1, 4)	FC6 1B			F8		F7			F8	4	0	1	0	0	0	0				
Willard Marshall, L OBP: 0.324, SLG: 0.489 (1, 9)	F9			F9			4-3		P5	4	0	0	0	0	0	1				
Ted Kluszewski, L OBP: 0.340, SLG: 0.458 (1, 3)	FC6 1-2						F9			3	0	1	0	0	0	1				
Hank Edwards, L OBP: 0.398, SLG: 0.604 (1, 7)		P5		F7				HR		3	1	1	1	0	0	1				
Andy Seminick, R OBP: 0.348, SLG: 0.419 (1, 2)	5-3					K			5-3	3	0	0	0	0	1	0				
Wally Westlake, R OBP: 0.304, SLG: 0.245 (1, 8)	P3					K			5-3	3	0	0	0	0	1	0				
Roy McMillan, R OBP: 0.276, SLG: 0.335 (1, 6)			P6			K			F5	3	0	0	0	0	1	0				
Ewell Blackwell, R OBP: 0.136, SLG: 0.182 (5, PH) Bob Borkowski, R OBP: 0.318, SLG: 0.319 (6, 1) Bud Podbielan, R (7, 1) Joe Nuxhall, L (8, PH) Cal Abrams, L OBP: 0.286, SLG: 0.211 (8, 1) Phil Haugstad, R (8, 1)	4-3					F7			6-3	1	0	0	0	0	0	0				
Inning Stats	R: 0 E: 0 K: 0 S: 4	H: 1 LOB: 1 BB: 0 P: 4	R: 0 E: 0 K: 0 S: 3	H: 0 LOB: 0 BB: 0 P: 3	R: 0 E: 0 K: 0 S: 3	H: 0 LOB: 0 BB: 0 P: 3	R: 0 E: 0 K: 0 S: 4	H: 1 LOB: 1 BB: 0 P: 4	R: 0 E: 0 K: 3 S: 9	H: 0 LOB: 0 BB: 0 P: 9	R: 1 E: 0 K: 0 S: 4	H: 1 LOB: 0 BB: 0 P: 4	R: 0 E: 0 K: 0 S: 3	H: 0 LOB: 0 BB: 0 P: 3	R: 0 E: 0 K: 1 S: 5	H: 0 LOB: 0 BB: 0 P: 5	1B: 2 2B: 0 3B: 0 HR: 1	SF: 0 SAC: 0 DP: 0 HBP: 0	WP: 0 PB: 0 SB: 0 CS: 0	PA: 30
PITCHER Robin Roberts, R ERA: 2.33 (1, 1)	IP: 9.0 WLS: W BF: 30 H: 3 R: 1 ER: 1 SO: 5 BB: 0 IBB: 0 HBP: 0 BLK: 0 WP: 0 HR: 1 S: 40 P: 40 ERA: 1.00 WHIP: 0.333															PITCHER Robin Roberts, R ERA: 2.33 (1, 1)	IP: 9.0 WLS: W BF: 30 H: 3 R: 1 ER: 1 SO: 5 BB: 0 IBB: 0 HBP: 0 BLK: 0 WP: 0 HR: 1 S: 40 P: 40 ERA: 1.00 WHIP: 0.333			

Batter	1	2	3	4	5	6	7	8	9	AB	R	H	RBI	BB	SO	LOB	BOTTOM			
Eddie Waitkus, L OBP: 0.360, SLG: 0.362 (1, 3)	FC6-4 1B		L8	4-3						3	0	1	0	1	0	1	Cincinnati Reds @ Philadelphia Phillies Shibe Park, Philadelphia, PA Fri Jun 20 1952, 3:33 AM EDT Att: 6,367 - Unknown livebaseballscores.com AB 28 R 2 H 8 RBI 3 BB 4 SO 0 LOB 17			
Richie Ashburn, L OBP: 0.327, SLG: 0.311 (1, 8)	FC6-4 G3 1-2		FC6-5 S 1B			SH1-3 1B			F2	4	1	2	0	0	0	3				
Granny Hamner, R OBP: 0.297, SLG: 0.403 (1, 6)	G3 1-2 BB		FC6-5 1-3 1B			SH1-3 1-2 1B			G6-3 2-3f	2	0	0	0	1	0	3				
Smoky Burgess, L OBP: 0.359, SLG: 0.427 (1, 2)	G3 1-2 2-3		4-3			P6			F9	4	0	0	0	0	0	4				
Johnny Wyrostek, L OBP: 0.336, SLG: 0.306 (1, 9)	P6								F7	3	0	1	1	1	0	2				
Del Ennis, R OBP: 0.330, SLG: 0.461 (1, 7)		6-3				2-6			6-3	4	1	2	2	0	0	0				
Connie Ryan, R OBP: 0.344, SLG: 0.388 (1, 4)		S 2B				F7			4-3	3	0	1	0	1	0	1				
Willie Jones, R OBP: 0.321, SLG: 0.387 (1, 5)		5-3				4-3				3	0	0	0	0	0	2				
Robin Roberts, S OBP: 0.128, SLG: 0.162 (1, 1)		P5				SH1 1-2			G6-3 2B	2	0	1	0	0	0	1				
Inning Stats	R: 0 E: 0 K: 0 S: 4	H: 1 LOB: 2 BB: 1 P: 8	R: 0 E: 0 K: 0 S: 4	H: 1 LOB: 1 BB: 0 P: 4	R: 0 E: 0 K: 0 S: 4	H: 1 LOB: 1 BB: 0 P: 4	R: 2 E: 0 K: 0 S: 4	H: 1 LOB: 1 BB: 2 P: 12	R: 1 E: 0 K: 0 S: 4	H: 2 LOB: 1 BB: 0 P: 4	R: 0 E: 0 K: 0 S: 3	H: 0 LOB: 0 BB: 0 P: 3	R: 0 E: 0 K: 0 S: 3	H: 1 LOB: 1 BB: 1 P: 7	R: 0 E: 0 K: 0 S: 4	H: 1 LOB: 1 BB: 0 P: 4	1B: 4 2B: 3 3B: 0 HR: 1	SF: 0 SAC: 2 DP: 1 HBP: 0	WP: 0 PB: 0 SB: 3 CS: 0	PA: 34
PITCHER Ewell Blackwell, R ERA: 5.29 Bud Podbielan, R ERA: 12.0 Joe Nuxhall, L ERA: 3.86 Phil Haugstad, R ERA: 5.59 (6, 1) (7, 1) (8, 1)	IP: 5.0 WLS: L BF: 24 H: 6 R: 3 ER: 3 SO: 3 BB: 3 IBB: 0 HBP: 0 BLK: 0 WP: 0 HR: 1 S: 20 P: 32 ERA: 5.40 WHIP: 1.800															PITCHER Ewell Blackwell, R ERA: 5.29 Bud Podbielan, R ERA: 12.0 Joe Nuxhall, L ERA: 3.86 Phil Haugstad, R ERA: 5.59 (6, 1) (7, 1) (8, 1)	IP: 5.0 WLS: L BF: 24 H: 6 R: 3 ER: 3 SO: 3 BB: 3 IBB: 0 HBP: 0 BLK: 0 WP: 0 HR: 1 S: 20 P: 32 ERA: 5.40 WHIP: 1.800			

Batter	1	2	3	4	5	6	7	8	9	AB	R	H	RBI	BB	SO	LOB	TOP								
Bobby Adams, R OBP: 0.354, SLG: 0.400 (1.5)										4	0	0	0	0	0	1	Cincinnati Reds @ New York Giants Polo Grounds, New York, NY Tue Jun 24 1952, 3:33 AM EDT Unknown								
Grady Hatton, L OBP: 0.355, SLG: 0.403 (1.4)										3	1	1	0	1	0	1									
Willard Marshall, L OBP: 0.331, SLG: 0.479 (1.9)										2	0	1	0	1	0	0									
Ted Kluszewski, L OBP: 0.340, SLG: 0.459 (1.3)										4	0	2	1	0	0	4									
Hank Edwards, L OBP: 0.376, SLG: 0.567 (1.7)										3	0	0	0	0	1	5									
Eddie Kazak, R OBP: 0.071, SLG: 0.214 (8, PH)										1	0	0	0	0	0	2									
Cal Abrams, L OBP: 0.318, SLG: 0.250 (8.7)										0	0	0	0	0	0	0									
Andy Seminick, R OBP: 0.347, SLG: 0.422 (1.2)										4	0	0	0	0	1	0									
Wally Westlake, R OBP: 0.311, SLG: 0.241 (1.8)										4	0	1	0	0	0	0									
Roy McMillan, R OBP: 0.288, SLG: 0.358 (1.6)										3	0	0	0	1	1	2									
Harry Perkowski, L OBP: 0.212, SLG: 0.273 (1.1)										2	0	0	0	0	0	0									
Joe Adcock, R OBP: 0.405, SLG: 0.649 (7, PH)										1	0	1	0	0	0	0									
Phil Haugstad, R OBP: 0.314, SLG: 0.310 (9, PH)										0	0	0	0	0	0	0									
Bob Borkowski, R OBP: 0.314, SLG: 0.310 (9, PH)										1	0	0	0	0	0	1									
Inning Stats	R: 0 E: 1 K: 1 S: 6	H: 0 LOB: 2 BB: 1 P: 10	R: 0 E: 0 K: 2 S: 7	H: 1 LOB: 1 BB: 0 P: 7	R: 1 E: 2 K: 0 S: 6	H: 2 LOB: 2 BB: 0 P: 6	R: 0 E: 0 K: 0 S: 3	H: 0 LOB: 0 BB: 0 P: 3	R: 0 E: 0 K: 0 S: 2	H: 0 LOB: 0 BB: 1 P: 6	R: 0 E: 0 K: 0 S: 3	H: 1 LOB: 2 BB: 1 P: 3	R: 0 E: 0 K: 0 S: 3	H: 1 LOB: 2 BB: 1 P: 7	R: 0 E: 0 K: 0 S: 4	H: 1 LOB: 2 BB: 0 P: 5	R: 0 E: 1 K: 0 S: 4	H: 0 LOB: 1 BB: 0 P: 4	1B: 5 2B: 1 3B: 1 HR: 0	SF: 0 SAC: 0 DP: 1 HBP: 1	WP: 0 PB: 0 SB: 0 CS: 2	PA: 37			
PITCHER	IP	WLS	BF	H	R	ER	SO	BB	IBB	HBP	BLK	WP	HR	S	P	ERA	WHIP								
Jim Hearn, R ERA: 3.86 (1.1)	7.1	W	30	6	1	0	3	3	0	1	0	0	0	32	45	0.00	1.227								
Max Lanier, L ERA: 4.59 (8.1)	1.2	S	6	0	0	0	0	0	0	0	0	0	0	6	6	0.00	0.000								

Batter	1	2	3	4	5	6	7	8	9	AB	R	H	RBI	BB	SO	LOB	BOTTOM								
Davey Williams, R OBP: 0.358, SLG: 0.449 (1.4)										5	0	2	0	0	0	2	Cincinnati Reds @ New York Giants Polo Grounds, New York, NY Tue Jun 24 1952, 3:33 AM EDT Unknown								
Whitey Lockman, L OBP: 0.303, SLG: 0.466 (1.3)										4	0	1	1	1	0	2									
Bobby Thomson, R OBP: 0.371, SLG: 0.537 (1.5)										3	0	0	0	1	0	4									
Bob Elliott, R OBP: 0.345, SLG: 0.367 (1.7)										2	0	1	0	2	0	1									
Chuck Diering, R OBP: 0.308, SLG: 0.318 (7, PR) (8.7)										0	0	0	0	0	0	0									
Alvin Dark, R OBP: 0.325, SLG: 0.387 (1.6)										2	0	0	0	1	0	3									
Don Mueller, L OBP: 0.306, SLG: 0.411 (1.9)										3	0	0	0	1	0	3									
Sal Yvars, R OBP: 0.280, SLG: 0.292 (1.2)										4	1	1	0	0	0	6									
Hank Thompson, L OBP: 0.331, SLG: 0.470 (1.8)										4	2	2	1	0	0	0									
Jim Hearn, R OBP: 0.270, SLG: 0.371 (1.1)										1	0	0	0	1	0	0									
Max Lanier, R OBP: 0.333, SLG: 0.417 (8.1)										1	0	0	0	0	0	0									
Inning Stats	R: 0 E: 0 K: 0 S: 5	H: 2 LOB: 2 BB: 0 P: 5	R: 2 E: 1 K: 0 S: 7	H: 3 LOB: 3 BB: 0 P: 7	R: 0 E: 0 K: 0 S: 3	H: 0 LOB: 1 BB: 1 P: 7	R: 0 E: 0 K: 0 S: 2	H: 0 LOB: 0 BB: 1 P: 6	R: 0 E: 0 K: 0 S: 3	H: 0 LOB: 3 BB: 3 P: 15	R: 1 E: 0 K: 0 S: 4	H: 1 LOB: 1 BB: 1 P: 8	R: 0 E: 0 K: 0 S: 3	H: 0 LOB: 2 BB: 1 P: 7	R: 0 E: 0 K: 0 S: 4	H: 1 LOB: 1 BB: 0 P: 4	1B: 5 2B: 1 3B: 0 HR: 1	SF: 0 SAC: 2 DP: 1 HBP: 0	WP: 0 PB: 0 SB: 0 CS: 0	PA: 38					
PITCHER	IP	WLS	BF	H	R	ER	SO	BB	IBB	HBP	BLK	WP	HR	S	P	ERA	WHIP								
Harry Perkowski, L ERA: 4.35 (1.1)	6.0	L	30	6	3	1	0	5	1	0	0	0	0	24	48	1.50	1.833								
Phil Haugstad, R ERA: 4.63 (7.1)	2.0		8	1	0	0	0	1	0	0	0	0	0	7	11	0.00	1.000								

Batter	1	2	3	4	5	6	7	8	9	AB	R	H	RBI	BB	SO	LOB	TOP																	
Bobby Adams, R OBP: 0.356, SLG: 0.413 (1, 5)										4	1	2	2	0	1	1	Cincinnati Reds @ New York Giants Polo Grounds, New York, NY Tue Jun 24 1952, 3:38 AM EDT Att: 18,998 - Unknown																	
Grady Hatton, L OBP: 0.357, SLG: 0.402 (1, 4)										3	0	1	0	1	0	2																		
Willard Marshall, L OBP: 0.323, SLG: 0.466 (1, 9)										4	0	0	0	0	0	2																		
Ted Kluszewski, L OBP: 0.333, SLG: 0.450 (1, 3)										4	0	0	0	0	1	0																		
Hank Edwards, L OBP: 0.381, SLG: 0.584 (1, 7)										4	1	2	0	0	0	0																		
Andy Seminick, R OBP: 0.344, SLG: 0.432 (1, 2)										4	1	1	0	0	1	2																		
Wally Westlake, R OBP: 0.314, SLG: 0.243 (1, 8)										3	1	1	1	0	1	1																		
Roy McMillan, R OBP: 0.288, SLG: 0.356 (1, 6)										4	0	1	1	0	0	2																		
Ewell Blackwell, R OBP: 0.130, SLG: 0.174 (1, 1)										1	0	0	0	0	0	2																		
Frank Smith, R OBP: 0.158, SLG: 0.211 (3, 1)										0	0	0	0	0	0	0																		
Cal Abrams, L OBP: 0.304, SLG: 0.238 (7, PH)										1	0	0	0	0	0	0																		
Herm Wehmeier, R OBP: 0.214, SLG: 0.214 (7, 1)										0	0	0	0	0	0	0																		
Bob Borkowski, R OBP: 0.312, SLG: 0.308 (9, PH)										1	0	0	0	0	1	0																		
Inning Stats	R: 1 E: 0 K: 0 S: 3	H: 1 LOB: 0 BB: 1 P: 7	R: 2 E: 0 K: 0 S: 6	H: 3 LOB: 2 BB: 0 P: 7	R: 0 E: 0 K: 0 S: 3	H: 0 LOB: 0 BB: 0 P: 3	R: 1 E: 0 K: 0 S: 5	H: 2 LOB: 1 BB: 0 P: 5	R: 0 E: 0 K: 1 S: 6	H: 1 LOB: 1 BB: 0 P: 6	R: 0 E: 0 K: 1 S: 6	H: 1 LOB: 0 BB: 0 P: 6	R: 0 E: 0 K: 0 S: 3	H: 0 LOB: 0 BB: 0 P: 3	R: 0 E: 0 K: 2 S: 7	H: 0 LOB: 0 BB: 0 P: 7	1B: 5 2B: 0 3B: 2 HR: 1	SF: 0 SAC: 1 DP: 1 HBP: 1	WP: 0 PB: 0 SB: 0 CS: 0	PA: 36														
PITCHER	IP WLS BF H R ER SO BB IBB HBP BLK WP HR S P ERA WHIP																																	
Larry Jansen, R ERA: 3.68 (1, 1)	3.0	16	6	4	4	0	0	1	0	0	0	0	0	1	14	19	12.00	2.333																
Hoyt Wilhelm, R ERA: 2.82 (4, 1)	6.0	W	20	2	0	0	5	0	0	0	0	0	0	0	30	30	0.00	0.333																

AB	33
R	4
H	8
RBI	4
BB	1
SO	5
LOB	12



Batter	1	2	3	4	5	6	7	8	9	AB	R	H	RBI	BB	SO	LOB	BOTTOM																	
Davey Williams, R OBP: 0.356, SLG: 0.450 (1, 4)										4	2	1	0	0	0	2	Cincinnati Reds @ New York Giants Polo Grounds, New York, NY Tue Jun 24 1952, 3:38 AM EDT Att: 18,998 - Unknown																	
Whitey Lockman, L OBP: 0.397, SLG: 0.458 (1, 3)										4	0	0	1	0	0	2																		
Bobby Thomson, R OBP: 0.373, SLG: 0.554 (1, 5)										4	2	2	3	0	0	0																		
Hank Thompson, L OBP: 0.336, SLG: 0.467 (1, 8)										3	1	1	1	1	0	0																		
Bob Elliott, R OBP: 0.351, SLG: 0.394 (1, 7)										3	1	2	1	0	0	1																		
Chuck Diering, R OBP: 0.296, SLG: 0.304 (7, PH) (8, 7)										1	0	0	0	0	0	0																		
Don Mueller, L OBP: 0.301, SLG: 0.404 (1, 9)										4	0	0	0	0	0	3																		
Alvin Dark, R OBP: 0.324, SLG: 0.382 (1, 6)										3	0	0	0	1	0	1																		
Sal Yvars, R OBP: 0.310, SLG: 0.296 (1, 2)										3	1	1	1	1	0	0																		
Larry Jansen, R OBP: 0.281, SLG: 0.179 (1, 1)										0	0	0	0	1	0	0																		
Hoyt Wilhelm, R OBP: 0.154, SLG: 0.385 (4, 1)										2	0	0	0	0	1	2																		
Inning Stats	R: 0 E: 0 K: 0 S: 3	H: 0 LOB: 0 BB: 0 P: 3	R: 0 E: 0 K: 0 S: 3	H: 0 LOB: 1 BB: 1 P: 7	R: 4 E: 0 K: 0 S: 6	H: 3 LOB: 2 BB: 2 P: 14	R: 0 E: 0 K: 0 S: 3	H: 0 LOB: 0 BB: 0 P: 3	R: 0 E: 0 K: 1 S: 7	H: 2 LOB: 2 BB: 1 P: 11	R: 2 E: 0 K: 0 S: 5	H: 2 LOB: 0 BB: 0 P: 5	R: 0 E: 0 K: 0 S: 3	H: 0 LOB: 0 BB: 0 P: 3	R: 0 E: 0 K: 1 S: 3	H: 0 LOB: 0 BB: 0 P: 3	1B: 2 2B: 3 3B: 1 HR: 1	SF: 0 SAC: 0 DP: 0 HBP: 0	WP: 0 PB: 0 SB: 0 CS: 0	PA: 35														
PITCHER	IP WLS BF H R ER SO BB IBB HBP BLK WP HR S P ERA WHIP																																	
Ewell Blackwell, R ERA: 5.61 (1, 1)	2.2	13	2	4	4	0	0	3	0	0	0	0	0	0	10	22	13.50	1.875																
Frank Smith, R ERA: 3.04 (3, 1)	3.1	L	14	3	1	1	1	0	1	0	0	0	0	0	15	19	2.70	0.900																
Herm Wehmeier, R ERA: 6.9 (7, 1)	2.0	8	2	2	2	0	0	0	0	0	0	0	0	1	8	8	9.00	1.000																

AB	31
R	7
H	7
RBI	7
BB	4
SO	1
LOB	11



Batter	1	2	3	4	5	6	7	8	9	AB	R	H	RBI	BB	SO	LOB	TOP			
Cal Abrams, L (1, 7) OBP: 0.370, SLG: 0.417	0-0 SH5-3 E 1B		0-0 HR	0-3 K		4-0 BB		0-0 G6-4-3 1-2		3	1	2	1	1	1	1	Cincinnati Reds @ New York Giants Polo Grounds, New York, NY Wed Jun 25 1952, 3:33 AM EDT Att.: 4,651 - Unknown			
Joe Adcock, R (8, PH) OBP: 0.402, SLG: 0.643										1	0	0	0	0	0	1				
Frank Smith, R (8, 1) OBP: 0.198, SLG: 0.211										0	0	0	0	0	0	0				
Bobby Adams, R (1, 5) OBP: 0.350, SLG: 0.405	0-0 E4 SH5-3 1-2		0-0 P6		0-0 F9	0-0 F8			0-0 3-1	5	0	0	0	0	0	3				
Grady Hatton, L (1, 4) OBP: 0.359, SLG: 0.401	0-0 SH5-3 1-2 2-3		4-0 1B 1B		0-0 3-1		0-0 1B		0-0 F5	3	1	1	0	1	0	0				
Ted Kluszewski, L (1, 3) OBP: 0.345, SLG: 0.456	4-0 IBB		0-0 1B 1-2 1B		0-0 1B		0-0 1B		0-0 1-3	4	0	3	0	1	0	0				
Willard Marshall, L (1, 9) OBP: 0.327, SLG: 0.467	0-0 F9		0-0 1B G4-6-3 1-3 2-H 1B		0-0 1B		0-0 P4			4	0	2	1	0	0	4				
Andy Seminick, R (1, 2) OBP: 0.335, SLG: 0.419	0-0 5-3		0-0 G4-6-3 1-2		0-0 F9		0-0 E6 1-2			4	0	0	0	0	0	8				
Wally Westlake, R (1, 8) OBP: 0.309, SLG: 0.238		0-0 F7		0-3 K		0-0 5-3		0-0 F8		4	0	0	0	0	1	2				
Roy McMillan, R (1, 6) OBP: 0.287, SLG: 0.358		0-3 K		0-0 2B		0-0 F8		0-0 F5		4	0	1	0	0	1	0				
Bubba Church, R (1, 1) OBP: 0.250, SLG: 0.250		0-0 F7		0-0 1-3		0-0 BB 1B		0-0 G6-4-3 1B		4	0	2	0	0	0	1				
Eddie Pellagrini, R (8, PR) OBP: 0.152, SLG: 0.250										0	0	0	0	0	0	0				
Bob Borkowski, R (8, 7) OBP: 0.312, SLG: 0.308										0	0	0	0	0	0	0				
Inning Stats	R: 0 E: 1 K: 0 S: 5	H: 1 LOB: 3 BB: 1 P: 9	R: 0 E: 0 K: 1 S: 5	H: 0 LOB: 0 BB: 0 P: 5	R: 2 E: 0 K: 0 S: 5	H: 3 LOB: 1 BB: 1 P: 9	R: 0 E: 0 K: 2 S: 8	H: 1 LOB: 1 BB: 0 P: 8	R: 0 E: 0 K: 0 S: 4	H: 2 LOB: 2 BB: 0 P: 8	R: 0 E: 1 K: 0 S: 5	H: 2 LOB: 2 BB: 0 P: 5	R: 0 E: 0 K: 0 S: 3	H: 1 LOB: 1 BB: 0 P: 3	R: 0 E: 0 K: 0 S: 3	H: 0 LOB: 0 BB: 0 P: 3	1B: 9 2B: 1 3B: 0 HR: 1	SF: 0 SAC: 1 DP: 2 HBP: 0	WP: 0 PB: 0 SB: 0 CS: 0	PA: 40
PITCHER	IP WLS BF H R ER SO BB IBB HBP BLK WP HR S P ERA WHIP																			
Hal Gregg, R (1, 1) ERA: 5.54	4.0	W	19	5	2	2	3	1	1	0	0	0	0	0	1	23	31	4.50	1.500	
Dave Koslo, L (5, 1) ERA: 2.4	4.0	W	18	6	0	0	0	1	0	0	0	0	0	0	0	17	21	0.00	1.750	
Max Lanier, L (9, 1) ERA: 4.5	1.0	S	3	0	0	0	0	0	0	0	0	0	0	0	3	3	0.00	0.000		

AB	36
R	2
H	11
RBI	2
BB	3
SO	3
LOB	20



Batter	1	2	3	4	5	6	7	8	9	AB	R	H	RBI	BB	SO	LOB	BOTTOM			
Davey Williams, R (1, 4) OBP: 0.355, SLG: 0.447	0-0 P6		0-0 1B		0-0 5-3			0-0 G3 2-3		4	0	1	0	0	0	1	Cincinnati Reds @ New York Giants Polo Grounds, New York, NY Wed Jun 25 1952, 3:33 AM EDT Att.: 4,651 - Unknown			
Whitey Lockman, L (1, 3) OBP: 0.395, SLG: 0.454	0-0 P5		0-0 P4		0-0 4-3		0-0 F7 3-H		0-0 1B	4	0	1	1	0	0	1				
Bobby Thomson, R (1, 5) OBP: 0.369, SLG: 0.547	0-0 F9		0-3 K		0-0 F7		0-0 F8			3	0	0	0	0	1	1				
Hank Thompson, L (1, 8) OBP: 0.329, SLG: 0.457		0-0 6-3		0-3 K		0-0 F8				3	0	0	0	0	1	0				
Bob Elliott, R (1, 7) OBP: 0.351, SLG: 0.414		0-0 HR		0-3 K		0-0 P5				3	1	1	1	0	1	0				
Don Mueller, L (1, 9) OBP: 0.306, SLG: 0.421		0-0 1B 1B		0-0 HR		0-0 F9				3	1	2	1	0	0	0				
Alvin Dark, R (1, 6) OBP: 0.324, SLG: 0.382		0-0 1B G1-6-3 1-2 1B		0-0 4-3		0-0 6-3				3	0	1	0	0	0	0				
Sal Yvars, R (1, 2) OBP: 0.313, SLG: 0.300		0-0 G1-6-3 1-2		0-0 4-3		0-0 G3 SH3-4 1B 1B				3	1	1	0	0	0	2				
Hal Gregg, R (1, 1) OBP: 0.250, SLG: 0.250			0-0 5-3		0-3 K		0-0 SH3-4 1-2			1	0	0	0	0	0	0				
Dave Koslo, L (5, 1) ERA: 2.4										1	0	0	0	0	1	0				
George Wilson, L (8, PH) OBP: 0.219, SLG: 0.226										0	0	0	0	0	0	0				
Max Lanier, R (9, 1) OBP: 0.333, SLG: 0.417										0	0	0	0	0	0	0				
Inning Stats	R: 0 E: 0 K: 0 S: 3	H: 0 LOB: 0 BB: 0 P: 3	R: 1 E: 0 K: 0 S: 5	H: 3 LOB: 1 BB: 0 P: 5	R: 0 E: 0 K: 1 S: 6	H: 1 LOB: 1 BB: 0 P: 6	R: 1 E: 0 K: 2 S: 8	H: 1 LOB: 0 BB: 0 P: 8	R: 0 E: 0 K: 1 S: 5	H: 0 LOB: 0 BB: 0 P: 5	R: 0 E: 0 K: 0 S: 3	H: 0 LOB: 0 BB: 0 P: 3	R: 0 E: 0 K: 0 S: 3	H: 0 LOB: 0 BB: 0 P: 3	R: 1 E: 0 K: 0 S: 4	H: 2 LOB: 1 BB: 0 P: 4	1B: 5 2B: 0 3B: 0 HR: 2	SF: 0 SAC: 1 DP: 1 HBP: 0	WP: 0 PB: 0 SB: 0 CS: 0	PA: 29
PITCHER	IP WLS BF H R ER SO BB IBB HBP BLK WP HR S P ERA WHIP																			
Bubba Church, R (1, 1) ERA: 7.68	7.0	R	25	5	2	2	4	0	0	0	0	0	0	0	2	33	33	2.57	0.714	
Frank Smith, R (8, 1) ERA: 3.13	1.0	L	4	2	1	1	0	0	0	0	0	0	0	0	4	4	9.00	2.000		



Batter	1	2	3	4	5	6	7	8	9	AB	R	H	RBI	BB	SO	LOB	TOP								
Eddie Miksis, R OBP: 0.299, SLG: 0.348 (1, 4)										5	1	3	1	0	0	1	Chicago Cubs @ Cincinnati Reds Crosley Field, Cincinnati, OH Fri Jun 27 1952, 3:33 AM EDT Att: 12,675 - Unknown								
Hal Jeffcoat, R OBP: 0.235, SLG: 0.328 (1, 8)										5	0	1	1	0	0	2									
Bill Serena, R OBP: 0.341, SLG: 0.504 (1, 5)										4	0	2	0	0	0	1									
Hank Sauer, R OBP: 0.386, SLG: 0.618 (1, 7)										3	1	2	0	1	0	1									
Bruce Edwards, R OBP: 0.183, SLG: 0.158 (1, 2)										3	0	0	0	0	0	3									
Phil Cavarretta, L OBP: 0.222, SLG: 0.250 (1, 3)										3	1	0	0	1	0	0									
Roy Smalley, R OBP: 0.273, SLG: 0.341 (1, 6)										2	2	1	3	1	0	0									
Gene Hermanski, L OBP: 0.331, SLG: 0.317 (1, 9)										4	0	0	0	0	2	2									
Paul Minner, L OBP: 0.289, SLG: 0.429 (1, 1)										4	1	3	1	0	1	0									
Inning Stats	R: 1 E: 0 K: 0 S: 5	H: 3 LOB: 1 BB: 0 P: 5	R: 1 E: 0 K: 0 S: 4	H: 1 LOB: 1 BB: 1 P: 8	R: 0 E: 0 K: 0 S: 3	H: 1 LOB: 0 BB: 0 P: 3	R: 0 E: 0 K: 0 S: 3	H: 0 LOB: 1 BB: 0 P: 4	R: 0 E: 0 K: 1 S: 5	H: 0 LOB: 0 BB: 0 P: 5	R: 0 E: 0 K: 1 S: 2	H: 1 LOB: 0 BB: 1 P: 6	R: 0 E: 0 K: 1 S: 5	H: 0 LOB: 0 BB: 0 P: 5	R: 1 E: 0 K: 0 S: 4	H: 2 LOB: 0 BB: 0 P: 4	R: 3 E: 0 K: 1 S: 9	H: 4 LOB: 2 BB: 1 P: 13	1B: 7 2B: 4 3B: 1 HR: 1	SF: 0 SAC: 1 DP: 1 HBP: 1	WP: 0 PB: 0 SB: 0 CS: 0	PA: 38			
PITCHER	IP	WLS	BF	H	R	ER	SO	BB	IBB	HBP	BLK	WP	HR	S	P	ERA	WHIP								
Ken Raffensberger, L ERA: 2.24 (1, 1)	8.0	L	30	8	3	3	2	2	0	1	0	0	0	31	40	3.38	1.250								
Bud Podbielan, R ERA: 15.75 (9, 1)	1.0		8	4	3	3	1	1	0	0	0	0	1	9	13	27.00	5.000								

AB	33
R	6
H	12
RBI	6
BB	3
SO	3
LOB	10



Batter	1	2	3	4	5	6	7	8	9	AB	R	H	RBI	BB	SO	LOB	BOTTOM								
Bob Borkowski, R OBP: 0.317, SLG: 0.313 (1, 7)										4	0	2	0	0	0	0	Chicago Cubs @ Cincinnati Reds Crosley Field, Cincinnati, OH Fri Jun 27 1952, 3:33 AM EDT Att: 12,675 - Unknown								
Bobby Adams, R OBP: 0.345, SLG: 0.399 (1, 5)										4	0	0	0	0	1	2									
Grady Hatton, L OBP: 0.358, SLG: 0.396 (1, 4)										3	0	0	0	1	0	0									
Joe Adcock, R OBP: 0.397, SLG: 0.630 (1, 3)										4	0	1	0	0	1	2									
Andy Seminick, R OBP: 0.335, SLG: 0.417 (1, 2)										3	0	1	0	0	0	1									
Willard Marshall, L OBP: 0.333, SLG: 0.471 (1, 9)										3	0	2	0	0	0	1									
Wally Westlake, R OBP: 0.305, SLG: 0.235 (1, 8)										3	0	0	0	0	0	3									
Roy McMillan, R OBP: 0.283, SLG: 0.354 (1, 6)										3	0	0	0	0	0	0									
Ken Raffensberger, R OBP: 0.086, SLG: 0.059 (1, 1)										2	0	0	0	0	0	0									
Eddie Kazak, R OBP: 0.057, SLG: 0.200 (8, PH)										1	0	0	0	0	0	0									
Bud Podbielan, R (9, 1)										0	0	0	0	0	0	0									
Inning Stats	R: 0 E: 0 K: 0 S: 3	H: 0 LOB: 0 BB: 0 P: 3	R: 0 E: 0 K: 0 S: 4	H: 2 LOB: 1 BB: 0 P: 4	R: 0 E: 0 K: 1 S: 6	H: 1 LOB: 1 BB: 0 P: 6	R: 0 E: 0 K: 0 S: 4	H: 1 LOB: 1 BB: 0 P: 4	R: 0 E: 0 K: 0 S: 3	H: 0 LOB: 0 BB: 0 P: 3	R: 0 E: 0 K: 0 S: 3	H: 1 LOB: 1 BB: 1 P: 7	R: 0 E: 0 K: 0 S: 3	H: 1 LOB: 0 BB: 0 P: 3	R: 0 E: 0 K: 0 S: 3	H: 0 LOB: 0 BB: 0 P: 3	R: 0 E: 0 K: 1 S: 5	H: 0 LOB: 0 BB: 0 P: 5	1B: 6 2B: 1 3B: 0 HR: 0	SF: 0 SAC: 0 DP: 3 HBP: 0	WP: 0 PB: 0 SB: 0 CS: 0	PA: 31			
PITCHER	IP	WLS	BF	H	R	ER	SO	BB	IBB	HBP	BLK	WP	HR	S	P	ERA	WHIP								
Paul Minner, L ERA: 3.16 (1, 1)	9.0	W	31	6	0	0	2	1	0	0	0	0	0	34	38	0.00	0.778								



Batter	1	2	3	4	5	6	7	8	9	AB	R	H	RBI	BB	SO	LOB	TOP								
Eddie Miksis, R OBP: 0.294, SLG: 0.342 (1,4)	F8		6-3		F8			5-3		4	0	0	0	0	0	0									
Hal Jeffcoat, R OBP: 0.296, SLG: 0.341 (1,8)	K			1-3 3B		L6		F2		4	1	1	0	0	1	0									
Gene Hermanski, L OBP: 0.329, SLG: 0.315 (1,9)	4-3			1-3		7-6-3 1B			4-3	4	0	1	1	0	0	0									
Hank Sauer, R OBP: 0.387, SLG: 0.627 (1,7)		HR		1B BB		7-6-3 1-2			5-3	3	1	1	1	1	0	1									
Toby Atwell, L OBP: 0.406, SLG: 0.392 (1,2)	6-3			1B			F7		F5	4	0	1	0	0	0	0									
Phil Cavarretta, L OBP: 0.190, SLG: 0.211 (1,3)	F8			P2			F7			3	0	0	0	0	0	2									
Dee Fondy, L OBP: 0.330, SLG: 0.407 (7,3)	F8			K			1B			0	0	0	0	0	0	0									
Bill Serena, R OBP: 0.340, SLG: 0.500 (1,5)	K			K			1B			3	0	1	0	0	2	2									
Roy Smalley, R OBP: 0.265, SLG: 0.330 (1,6)			F8		5-3		F6			3	0	0	0	0	0	1									
Bob Rush, R OBP: 0.340, SLG: 0.383 (1,1)			K		K			6-3		3	0	0	0	0	2	0									
Inning Stats	R: 0 E: 0 K: 1 S: 5	H: 0 LOB: 0 BB: 0 P: 5	R: 1 E: 0 K: 1 S: 6	H: 1 LOB: 0 BB: 0 P: 6	R: 0 E: 0 K: 1 S: 5	H: 0 LOB: 0 BB: 0 P: 5	R: 1 E: 0 K: 1 S: 7	H: 2 LOB: 2 BB: 1 P: 11	R: 0 E: 0 K: 1 S: 5	H: 0 LOB: 0 BB: 0 P: 5	R: 0 E: 0 K: 0 S: 3	H: 1 LOB: 1 BB: 0 P: 3	R: 0 E: 0 K: 0 S: 4	H: 1 LOB: 1 BB: 0 P: 4	R: 0 E: 0 K: 0 S: 3	H: 0 LOB: 0 BB: 0 P: 3	R: 0 E: 0 K: 0 S: 3	H: 0 LOB: 0 BB: 0 P: 3	1B: 3 2B: 1 3B: 1 HR: 1	SF: 0 SAC: 0 DP: 1 HBP: 0	WP: 0 PB: 0 SB: 0 CS: 0	PA: 32			
PITCHER	IP	WLS	BF	H	R	ER	SO	BB	IBB	HBP	BLK	WP	HR	S	P	ERA	WHIP								
Herm Wehmeier, R ERA: 6.45 (1,1)	8.0		29	5	2	2	5	1	0	0	0	0	1	38	42	2.25	0.750								
Frank Smith, R ERA: 3.08 (9,1)	1.0	W	3	0	0	0	0	0	0	0	0	0	0	3	3	0.00	0.000								

Chicago Cubs @ Cincinnati Reds
Crosley Field, Cincinnati, OH
Sat Jun 28 1952, 3:33 AM EDT
Att: 3,229 - Unknown

AB	31
R	2
H	5
RBI	2
BB	1
SO	5
LOB	6



Batter	1	2	3	4	5	6	7	8	9	AB	R	H	RBI	BB	SO	LOB	BOTTOM								
Cal Abrams, L OBP: 0.323, SLG: 0.357 (1,8)	6-3		F8		2-3			K		4	0	0	0	0	1	1									
Bobby Adams, R OBP: 0.340, SLG: 0.393 (1,5)	6-3		F7			6-3			K	4	0	0	0	0	1	0									
Grady Hatton, L OBP: 0.356, SLG: 0.394 (1,4)	P4			4-3		F7			1B E 1B	4	1	1	0	0	0	0									
Ted Kluszewski, L OBP: 0.348, SLG: 0.457 (1,3)		WP E 1B		P3		G3			E9 1B 1B	4	1	2	0	0	0	0									
Bob Borkowski, R OBP: 0.317, SLG: 0.313 (9, PR)									1B 1B	0	1	0	0	0	0	0									
Willard Marshall, L OBP: 0.343, SLG: 0.481 (1,9)	E4 WP			2B		G1-6-4 1B			1B IBB	3	0	2	0	1	0	1									
Joe Adcock, R OBP: 0.385, SLG: 0.610 (1,7)	F8			P5		G1-6-4 1-2			F8	4	0	0	1	0	0	5									
Andy Seminick, R OBP: 0.333, SLG: 0.413 (1,2)	K				F6		5-3		1B 1-2 2-H	4	0	1	1	0	1	1									
Roy McMillan, R OBP: 0.280, SLG: 0.349 (1,6)	5-3				5-3			F9		3	0	0	0	0	0	1									
Herm Wehmeier, R OBP: 0.233, SLG: 0.207 (1,1)									K	1	0	0	0	1	1	0									
Hank Edwards, L OBP: 0.377, SLG: 0.578 (8, PH)			K							1	0	0	0	0	1	0									
Frank Smith, R OBP: 0.158, SLG: 0.211 (9,1)					BB					0	0	0	0	0	0	0									
Inning Stats	R: 0 E: 0 K: 0 S: 3	H: 0 LOB: 0 BB: 0 P: 3	R: 1 E: 1 K: 1 S: 7	H: 1 LOB: 1 BB: 0 P: 7	R: 0 E: 0 K: 1 S: 5	H: 0 LOB: 0 BB: 0 P: 5	R: 0 E: 0 K: 0 S: 4	H: 1 LOB: 1 BB: 0 P: 4	R: 0 E: 0 K: 0 S: 3	H: 0 LOB: 0 BB: 0 P: 3	R: 0 E: 0 K: 0 S: 3	H: 1 LOB: 0 BB: 0 P: 3	R: 0 E: 0 K: 2 S: 7	H: 0 LOB: 0 BB: 0 P: 7	R: 0 E: 1 K: 1 S: 7	H: 3 LOB: 2 BB: 1 P: 11	1B: 5 2B: 1 3B: 0 HR: 0	SF: 0 SAC: 0 DP: 1 HBP: 0	WP: 1 PB: 0 SB: 0 CS: 0	PA: 34					
PITCHER	IP	WLS	BF	H	R	ER	SO	BB	IBB	HBP	BLK	WP	HR	S	P	ERA	WHIP								
Bob Rush, R ERA: 2.6 (1,1)	8.2	L	34	6	3	2	5	1	1	0	0	1	0	42	50	2.08	0.808								

Chicago Cubs @ Cincinnati Reds
Crosley Field, Cincinnati, OH
Sat Jun 28 1952, 3:33 AM EDT
Att: 3,229 - Unknown

AB	32
R	3
H	6
RBI	2
BB	2
SO	5
LOB	9



Batter	1	2	3	4	5	6	7	8	9	AB	R	H	RBI	BB	SO	LOB	TOP				
Eddie Miksis, R OBP: 0.292, SLG: 0.339	F7		G6-4-3 1B		P3		F8		E5 HBP 1B	5	1	1	0	0	0	2	Chicago Cubs @ Cincinnati Reds Crosley Field, Cincinnati, OH Sun Jun 29 1952, 3:33 AM EDT Unknown - 97 F livebaseballscores.com				
Hal Jeffcoat, R OBP: 0.234, SLG: 0.331	L5		G6-4-3		FC5-4			5-3	1B HBP	4	1	0	0	0	0	2					
Dee Fondy, L OBP: 0.335, SLG: 0.427							F8	1-3	2B 1B HBP	5	2	3	3	0	0	0					
Randy Jackson, R OBP: 0.276, SLG: 0.361										0	1	0	0	0	0	0					
Phil Cavarretta, L OBP: 0.190, SLG: 0.211	HR				1B 2B				1B 1B	0	0	0	0	0	0	0					
Hank Sauer, R OBP: 0.384, SLG: 0.623	K				6-3		F7	F7	1B 2B	5	1	1	1	0	1	1					
Toby Atwell, L OBP: 0.408, SLG: 0.395		6-3							4-3	4	0	2	1	0	0	0					
Bruce Edwards, R OBP: 0.197, SLG: 0.158					FC5-4 1B		1B			0	0	0	0	1	0	0					
Bob Addis, L OBP: 0.371, SLG: 0.387										4	0	1	0	0	0	1					
Johnny Pramesa, R OBP: 0.286, SLG: 0.382	F7				P2				K	1	0	1	2	0	0	0					
Dutch Leonard, R										0	0	0	0	0	0	0					
Bill Serena, R OBP: 0.342, SLG: 0.511					FC5-4					5	1	2	0	0	1	5					
Roy Smalley, R OBP: 0.274, SLG: 0.330										3	1	1	0	1	0	1					
Johnny Klippstein, R OBP: 0.256, SLG: 0.306										2	0	0	0	0	0	1					
Willie Ramsdell, R OBP: 0.133, SLG: 0.143										0	0	0	0	0	0	0					
Tommy Brantley, R OBP: 0.242, SLG: 0.276										1	0	0	0	0	0	0					
Bob Schultz, L OBP: 0.362, SLG: 0.533										0	0	0	0	0	0	0					
Joe Hatten, R OBP: 0.167, SLG: 0.167										0	0	0	0	0	0	0					
Gene Hermanski, L OBP: 0.133, SLG: 0.133										1	1	1	1	0	0	0					
Inning Stats	R: 1 E: 0 K: 1 S: 6	H: 1 LOB: 0 BB: 0 P: 6	R: 0 E: 0 K: 0 S: 4	H: 1 LOB: 1 BB: 0 P: 4	R: 0 E: 0 K: 0 S: 3	H: 1 LOB: 0 BB: 0 P: 3	R: 1 E: 0 K: 0 S: 5	H: 2 LOB: 1 BB: 0 P: 5	R: 0 E: 0 K: 1 S: 6	H: 1 LOB: 1 BB: 0 P: 6	R: 0 E: 0 K: 1 S: 7	H: 2 LOB: 2 BB: 0 P: 7	R: 0 E: 0 K: 0 S: 3	H: 0 LOB: 0 BB: 0 P: 3	R: 0 E: 0 K: 0 S: 3	H: 0 LOB: 0 BB: 0 P: 3	R: 7 E: 1 K: 1 S: 11	H: 5 LOB: 2 BB: 2 P: 20	1B: 8 2B: 4 3B: 0 HR: 1	SF: 0 SAC: 0 DP: 1 HBP: 1	WP: 0 PA: 43 PB: 0 SB: 0 CS: 0
PITCHER	IP WLS BF H R ER SO BB IBB HBP BLK WP HR S P ERA WHIP																				
Bubba Church, R ERA: 6.8	(1, 1) 8.2 37 10 6 3 4 1 0 0 0 0 1 44 48 3.12 1.269																				
Frank Smith, R ERA: 3.08	(9, 1) 0.0 L 3 2 1 0 0 0 0 0 1 0 0 0 0 2 3 = =																				
Ken Raffensberger, L ERA: 2.24	(9, 1) 0.1 3 1 2 0 0 0 0 1 0 0 0 0 0 2 6 0.00 3.000																				

Batter	1	2	3	4	5	6	7	8	9	AB	R	H	RBI	BB	SO	LOB	BOTTOM					
Cal Abrams, L OBP: 0.364, SLG: 0.379	2B BB									1	1	1	0	1	0	0	Chicago Cubs @ Cincinnati Reds Crosley Field, Cincinnati, OH Sun Jun 29 1952, 3:33 AM EDT Unknown - 97 F livebaseballscores.com					
Bob Borkowski, R OBP: 0.317, SLG: 0.313		1B 1B								3	1	1	0	0	0	2						
Bobby Adams, R OBP: 0.348, SLG: 0.404										3	3	3	1	1	0	0						
Eddie Kazak, R OBP: 0.063, SLG: 0.188	1B 2B									1	0	0	0	0	0	2						
Grady Hatton, L OBP: 0.355, SLG: 0.391										4	1	1	1	0	0	5						
Ted Kluszewski, L OBP: 0.347, SLG: 0.455										3	0	1	1	0	0	1						
Wally Westlake, R OBP: 0.307, SLG: 0.234	F8									1	1	0	0	1	1	1						
Willard Marshall, L OBP: 0.347, SLG: 0.481										4	0	2	2	0	0	1						
Joe Adcock, R OBP: 0.386, SLG: 0.602										5	0	2	2	0	0	2						
Andy Seminick, R OBP: 0.329, SLG: 0.405										5	1	1	0	0	0	4						
Roy McMillan, R OBP: 0.283, SLG: 0.352										4	0	2	0	0	0	0						
Bubba Church, R OBP: 0.250, SLG: 0.250										4	0	1	1	0	0	1						
Frank Smith, R OBP: 0.158, SLG: 0.211										0	0	0	0	0	0	0						
Ken Raffensberger, R OBP: 0.068, SLG: 0.059										0	0	0	0	0	0	0						
Inning Stats	R: 2 E: 0 K: 0 S: 6	H: 4 LOB: 2 BB: 1 P: 10	R: 1 E: 0 K: 0 S: 5	H: 2 LOB: 0 BB: 0 P: 5	R: 0 E: 0 K: 0 S: 3	H: 0 LOB: 0 BB: 0 P: 3	R: 0 E: 0 K: 0 S: 3	H: 0 LOB: 0 BB: 0 P: 3	R: 3 E: 0 K: 0 S: 7	H: 4 LOB: 1 BB: 0 P: 7	R: 0 E: 0 K: 0 S: 3	H: 1 LOB: 0 BB: 0 P: 3	R: 1 E: 0 K: 1 S: 6	H: 1 LOB: 1 BB: 1 P: 10	R: 1 E: 1 K: 0 S: 6	H: 3 LOB: 2 BB: 0 P: 6		R: 0 E: 0 K: 0 S: 3	H: 0 LOB: 1 BB: 1 P: 7	1B: 14 2B: 2 3B: 0 HR: 0	SF: 0 SAC: 2 DP: 1 HBP: 0	WP: 0 PA: 43 PB: 0 SB: 0 CS: 0
PITCHER	IP WLS BF H R ER SO BB IBB HBP BLK WP HR S P ERA WHIP																					
Johnny Klippstein, R ERA: 5.35	(1, 1) 4.1 22 9 6 6 6 0 1 0 0 0 0 0 0 6 6 0.00 1.200																					
Willie Ramsdell, R ERA: 1.98	(5, 1) 1.2 6 2 0 0 0 0 0 0 0 0 0 0 0 6 6 0.00 1.200																					
Bob Schultz, L ERA: 3.65	(7, 1) 1.0 8 4 2 2 1 1 0 0 0 0 0 0 9 13 18.00 5.000																					
Joe Hatten, L ERA: 5.58	(8, 1) 1.0 W 3 0 0 0 0 0 0 0 0 0 0 0 3 3 0.00 0.000																					
Dutch Leonard, R ERA: 2.05	(9, 1) 1.0 S 4 0 0 0 0 0 1 0 0 0 0 0 0 3 7 0.00 1.000																					

Batter	1	2	3	4	5	6	7	8	9	AB	R	H	RBI	BB	SO	LOB	TOP		
Eddie Miksis, R OBP: 0.292, SLG: 0.338 (1, 4)	F4		G5-4-3 1B		F4			6-3		4	0	1	0	0	0	0	Chicago Cubs @ Cincinnati Reds Crosley Field, Cincinnati, OH Sun Jun 29 1952, 3:38 AM EDT Att: 13,622 - Sunny - 104 F		
Tommy Brown, R OBP: 0.216, SLG: 0.242 (1, 3)	F9		G5-4-3 1-2		F4			F8		4	0	0	0	0	0	1			
Bill Serena, R OBP: 0.353, SLG: 0.507 (1, 5)	BB		K		BB			BB	1B BB	1	0	0	0	3	1	0			
Randy Jackson, R OBP: 0.268, SLG: 0.350 (1, 7)	4-3			F9	K			F8		4	0	0	0	0	1	3			
Bruce Edwards, R OBP: 0.206, SLG: 0.155 Johnny Pramesa, R OBP: 0.297, SLG: 0.389 (4, 2)		SH1-4 BB		6-3				F8		1	0	0	0	1	0	0			
Hal Jeffcoat, R OBP: 0.235, SLG: 0.329 (1, 8)		SH1-4 1B		K				1-2 1B		2	0	1	0	0	0	1			
Gene Hermanski, L OBP: 0.327, SLG: 0.313 (1, 9)		SH1-4			G3			F8		3	0	0	0	0	0	2			
Roy Smalley, R OBP: 0.275, SLG: 0.360 (1, 6)		F2						F8		3	1	1	1	0	0	2			
Turk Lown, R OBP: 0.115, SLG: 0.080 Warren Hacker, R OBP: 0.143, SLG: 0.143 Willie Ramsdell, R OBP: 0.133, SLG: 0.143 (8, 1)		F8				HR				1	0	0	0	0	0	2			
					3-1			4-3		2	0	0	0	0	0	0			
										0	0	0	0	0	0	0			
Inning Stats	R: 0 E: 0 K: 0 S: 3	H: 0 LOB: 1 BB: 1 P: 7	R: 0 E: 0 K: 0 S: 4	H: 1 LOB: 2 BB: 1 P: 8	R: 0 E: 0 K: 1 S: 5	H: 1 LOB: 0 BB: 0 P: 5	R: 0 E: 0 K: 1 S: 5	H: 0 LOB: 0 BB: 0 P: 5	R: 1 E: 0 K: 0 S: 4	H: 1 LOB: 0 BB: 0 P: 4	R: 0 E: 0 K: 0 S: 5	H: 0 LOB: 1 BB: 1 P: 9	R: 0 E: 0 K: 0 S: 3	H: 0 LOB: 0 BB: 0 P: 3	R: 0 E: 0 K: 0 S: 3	H: 1 LOB: 2 BB: 1 P: 8	1B: 3 2B: 0 3B: 0 HR: 1	SF: 0 SAC: 1 DP: 1 HBP: 0	WP: 0 PA: 34 PB: 0 SB: 0 CS: 0
PITCHER Harry Perkowski, L ERA: 4.03 (1, 1)	IP: 9.0 WLS: W BF: 34 H: 4 R: 1 ER: 1 SO: 3 BB: 4 IBB: 0 HBP: 0 BLK: 0 WP: 0 HR: 1 S: 36 P: 52 ERA: 1.00 WHIP: 0.889																		

AB	29
R	1
H	4
RBI	1
BB	4
SO	3
LOB	13



Batter	1	2	3	4	5	6	7	8	9	AB	R	H	RBI	BB	SO	LOB	BOTTOM		
Bob Borkowski, R OBP: 0.320, SLG: 0.329 (1, 8)	6-3	G4-6-3 1-2		2H 2B			F3	FC5 1H 2B		5	0	2	2	0	0	2	Chicago Cubs @ Cincinnati Reds Crosley Field, Cincinnati, OH Sun Jun 29 1952, 3:38 AM EDT Att: 13,622 - Sunny - 104 F		
Bobby Adams, R OBP: 0.350, SLG: 0.399 (1, 5)	E FC4 1B BB		F9	F7			5-3	BB		3	1	0	0	2	0	1			
Grady Hatton, L OBP: 0.354, SLG: 0.390 Eddie Pellagrini, R OBP: 0.216, SLG: 0.306 (2, 4)	FC4 1B F8		G6-3 1B		2B		F8	FC5 2-3		1	1	0	0	0	0	1			
Ted Kluszewski, L OBP: 0.350, SLG: 0.471 (1, 3)	1-3 3H 1B		G6-3 1-2		L3			HR		4	1	2	2	0	0	2			
Willard Marshall, L OBP: 0.351, SLG: 0.479 (1, 9)	F8			2B BB			F8	HR 1B		3	2	1	1	1	0	2			
Joe Adcock, R OBP: 0.389, SLG: 0.629 (1, 7)	F2			1H 2B 2B			F7	1H HR		4	2	2	3	0	0	2			
Joe Rossi, R OBP: 0.370, SLG: 0.290 (1, 2)		FC1-5 BB		F4			5-3	2B 1B		3	1	1	0	1	0	1			
Roy McMillan, R OBP: 0.287, SLG: 0.358 (1, 6)		FC1-5 1B		2B 2B			1-3	F2		4	1	2	1	0	0	1			
Harry Perkowski, L OBP: 0.189, SLG: 0.243 (1, 1)		FC1-5 1-2 2-3		K			K	F6		4	0	0	0	0	2	4			
Inning Stats	R: 2 E: 1 K: 0 S: 5	H: 1 LOB: 1 BB: 1 P: 9	R: 0 E: 0 K: 0 S: 3	H: 1 LOB: 1 BB: 1 P: 7	R: 0 E: 0 K: 0 S: 3	H: 1 LOB: 0 BB: 0 P: 3	R: 3 E: 0 K: 1 S: 8	H: 3 LOB: 1 BB: 1 P: 12	R: 0 E: 0 K: 0 S: 4	H: 1 LOB: 1 BB: 0 P: 4	R: 0 E: 0 K: 1 S: 5	H: 0 LOB: 0 BB: 0 P: 5	R: 0 E: 0 K: 0 S: 3	H: 0 LOB: 0 BB: 0 P: 3	R: 4 E: 0 K: 0 S: 8	H: 5 LOB: 2 BB: 1 P: 12	1B: 5 2B: 5 3B: 0 HR: 2	SF: 0 SAC: 0 DP: 2 HBP: 0	WP: 0 PA: 39 PB: 0 SB: 0 CS: 0
PITCHER Turk Lown, R ERA: 4.96 Warren Hacker, R ERA: 3.93 Willie Ramsdell, R ERA: 1.97	IP: 3.1 WLS: L BF: 17 H: 7 R: 4 ER: 4 SO: 2 BB: 1 IBB: 0 HBP: 0 BLK: 0 WP: 0 HR: 2 S: 14 P: 26 ERA: 13.50 WHIP: 2.400																		

AB	35
R	9
H	12
RBI	9
BB	4
SO	2
LOB	18



Batter	1	2	3	4	5	6	7	8	9	AB	R	H	RBI	BB	SO	LOB	TOP					
Bob Borkowski, R (1, 8) OBP: 0.324, SLG: 0.333										4	0	2	1	0	0	1	Cincinnati Reds @ St. Louis Cardinals Sportsman's Park, St. Louis, MO Mon Jun 30 1952, 4:33 AM EDT Alt: 6,727 - Unknown - 90 F					
Bobby Adams, R (1, 5) OBP: 0.349, SLG: 0.397										4	0	1	0	0	0	1						
Grady Hatton, L (1, 4) OBP: 0.349, SLG: 0.384										4	0	0	1	0	1	2						
Ted Kluszewski, L (1, 3) OBP: 0.348, SLG: 0.466										4	0	1	0	0	1	2						
Willard Marshall, L (1, 9) OBP: 0.360, SLG: 0.506										3	1	2	1	1	0	0						
Joe Adcock, R (1, 7) OBP: 0.376, SLG: 0.610										4	0	0	0	0	1	3						
Andy Seminick, R (1, 2) OBP: 0.322, SLG: 0.395										4	0	0	0	0	1	2						
Roy McMillan, R (1, 6) OBP: 0.286, SLG: 0.357										4	1	1	0	0	2	0						
Ewell Blackwell, R (1, 1) OBP: 0.130, SLG: 0.174										0	0	0	0	0	0	0						
Joe Nuxhall, L (2, 1) OBP: 0.125, SLG: 0.125										2	0	1	0	0	1	0						
Cal Abrams, L (6, PH) OBP: 0.382, SLG: 0.400										1	0	1	0	0	0	0						
Herm Wehmer, R (8, PR) OBP: 0.233, SLG: 0.207										0	1	0	0	0	0	0						
Bud Podbielan, R (8, 1) OBP: 0.233, SLG: 0.207										0	0	0	0	0	0	0						
Inning Stats	R: 0 E: 0 K: 1 S: 5	H: 1 LOB: 0 BB: 0 P: 5	R: 0 E: 1 K: 2 S: 8	H: 1 LOB: 2 BB: 0 P: 8	R: 0 E: 0 K: 2 S: 7	H: 0 LOB: 0 BB: 0 P: 7	R: 0 E: 0 K: 1 S: 6	H: 1 LOB: 2 BB: 1 P: 10	R: 0 E: 0 K: 1 S: 6	H: 1 LOB: 1 BB: 0 P: 6	R: 0 E: 0 K: 0 S: 3	H: 0 LOB: 0 BB: 0 P: 3	R: 0 E: 0 K: 0 S: 3	H: 0 LOB: 0 BB: 0 P: 3	R: 2 E: 0 K: 0 S: 6	H: 4 LOB: 2 BB: 0 P: 6	R: 1 E: 0 K: 0 S: 4	H: 1 LOB: 0 BB: 0 P: 4	1B: 7 2B: 2 3B: 0 HR: 1	SF: 0 SAC: 0 DP: 2 HBP: 0	WP: 0 PB: 0 SB: 0 CS: 1	PA: 35
PITCHER Gerry Staley, R (1, 1) ERA: 3.44	IP: 9.0 WLS: W BF: 35 H: 9 R: 3 ER: 3 SO: 7 BB: 1 IBB: 0 HBP: 0 BLK: 0 WP: 0 HR: 1 S: 48 P: 52 ERA: 3.00 WHIP: 1.111															PITCHER						

Batter	1	2	3	4	5	6	7	8	9	AB	R	H	RBI	BB	SO	LOB	BOTTOM			
Solly Hemus, L (1, 6) OBP: 0.386, SLG: 0.411										1	2	0	0	4	0	0	Cincinnati Reds @ St. Louis Cardinals Sportsman's Park, St. Louis, MO Mon Jun 30 1952, 4:33 AM EDT Alt: 6,727 - Unknown - 90 F			
Red Schoendienst, S (1, 4) OBP: 0.397, SLG: 0.372										4	2	3	1	1	0	3				
Stan Musial, L (1, 8) OBP: 0.453, SLG: 0.539										5	1	1	4	0	0	4				
Enos Slaughter, L (1, 9) OBP: 0.386, SLG: 0.419										5	1	2	1	0	0	3				
Dick Sister, L (1, 3) OBP: 0.324, SLG: 0.337										4	0	1	0	0	0	2				
Hal Rice, L (1, 7) OBP: 0.356, SLG: 0.417										3	0	0	0	1	1	1				
Del Rice, R (1, 2) OBP: 0.353, SLG: 0.445										4	0	1	1	0	0	2				
Billy Johnson, R (1, 5) OBP: 0.315, SLG: 0.261										3	0	0	0	1	0	3				
Gerry Staley, R (1, 1) OBP: 0.217, SLG: 0.200										3	1	1	0	0	0	0				
Inning Stats	R: 2 E: 0 K: 0 S: 5	H: 2 LOB: 1 BB: 1 P: 9	R: 0 E: 1 K: 0 S: 3	H: 0 LOB: 2 BB: 2 P: 11	R: 1 E: 0 K: 0 S: 5	H: 2 LOB: 1 BB: 1 P: 9	R: 2 E: 0 K: 0 S: 5	H: 2 LOB: 1 BB: 1 P: 9	R: 0 E: 0 K: 1 S: 5	H: 0 LOB: 0 BB: 0 P: 5	R: 0 E: 0 K: 0 S: 4	H: 1 LOB: 2 BB: 1 P: 8	R: 0 E: 0 K: 0 S: 4	H: 1 LOB: 1 BB: 0 P: 4	R: 2 E: 0 K: 0 S: 4	H: 1 LOB: 0 BB: 1 P: 8		1B: 5 2B: 3 3B: 0 HR: 1	SF: 0 SAC: 1 DP: 1 HBP: 0	WP: 0 PB: 0 SB: 0 CS: 0
PITCHER Ewell Blackwell, R (1, 1) ERA: 5.77	IP: 1.1 WLS: L BF: 10 H: 2 R: 2 ER: 2 SO: 2 BB: 3 IBB: 0 HBP: 0 BLK: 0 WP: 0 HR: 1 S: 7 P: 19 ERA: 13.50 WHIP: 3.750															PITCHER				
PITCHER Joe Nuxhall, L (2, 1) ERA: 4.0	IP: 5.2 WLS: L BF: 25 H: 6 R: 3 ER: 3 SO: 3 BB: 3 IBB: 0 HBP: 0 BLK: 0 WP: 0 HR: 0 S: 24 P: 36 ERA: 4.76 WHIP: 1.588															PITCHER				
PITCHER Bud Podbielan, R (8, 1) ERA: 16.2	IP: 1.0 WLS: L BF: 5 H: 1 R: 2 ER: 2 SO: 0 BB: 1 IBB: 0 HBP: 0 BLK: 0 WP: 0 HR: 0 S: 4 P: 8 ERA: 18.00 WHIP: 2.000															PITCHER				



Batter	1	2	3	4	5	6	7	8	9	AB	R	H	RBI	BB	SO	LOB	TOP		
Bob Borkowski, R (1.8) OBP: 0.326, SLG: 0.331	6-3		K			F9		BB		4	0	1	2	1	1	1	Cincinnati Reds @ St. Louis Cardinals Sportsman's Park, St. Louis, MO Tue Jul 01 1952, 4:33 AM EDT Alt. 9,620 - Unknown - 94 F		
Bobby Adams, R (1.5) OBP: 0.346, SLG: 0.397	K			2B		5-3		FC1-6-4	5-3	5	0	1	0	0	1	2			
Grady Hatton, L (1.4) OBP: 0.348, SLG: 0.379	4-3			K				F6		3	0	0	0	1	1	2			
Joe Adcock, R (1.7) OBP: 0.368, SLG: 0.593		6-3		F9		F8		K		4	0	0	0	0	1	3			
Ted Kluszewski, L (1.3) OBP: 0.347, SLG: 0.462	4-3			G3				4-3		4	0	1	0	0	0	1			
Eddie Pellagrini, R (9. PR) OBP: 0.216, SLG: 0.306								BB	1B	0	1	0	0	0	0	0			
Andy Seminick, R (1.2) OBP: 0.331, SLG: 0.400	F9							1B	1B	3	1	2	0	1	0	0			
Willard Marshall, L (1.9) OBP: 0.363, SLG: 0.503						F6		1B	1B	3	0	1	0	1	0	3			
Roy McMillan, R (1.6) OBP: 0.282, SLG: 0.351			FC5-4			F9		F9	E1	4	1	0	0	0	0	5			
Ken Raffensberger, R (1.1) OBP: 0.081, SLG: 0.056			K			K		6-3	F8	2	0	0	0	0	2	2			
Wally Westlake, R (7. PH) OBP: 0.306, SLG: 0.233										1	0	0	0	0	0	2			
Phil Haugstad, R (7.1) OBP: 0.306, SLG: 0.233										0	0	0	0	0	0	0			
Bud Podbielan, R (7.1) OBP: 0.306, SLG: 0.233										0	0	0	0	0	0	0			
Eddie Kazak, R (9. PH) OBP: 0.059, SLG: 0.176										1	0	0	0	0	0	3			
Inning Stats	R: 0 E: 0 K: 1 S: 5	H: 0 LOB: 0 BB: 0 P: 5	R: 0 E: 0 K: 0 S: 3	H: 0 LOB: 0 BB: 0 P: 3	R: 0 E: 0 K: 2 S: 7	H: 0 LOB: 1 BB: 1 P: 11	R: 0 E: 0 K: 1 S: 6	H: 1 LOB: 1 BB: 0 P: 6	R: 0 E: 0 K: 0 S: 3	H: 0 LOB: 1 BB: 1 P: 7	R: 0 E: 0 K: 0 S: 5	H: 2 LOB: 2 BB: 0 P: 5	R: 0 E: 0 K: 1 S: 5	H: 0 LOB: 1 BB: 1 P: 9	R: 3 E: 1 K: 0 S: 6	H: 2 LOB: 1 BB: 1 P: 10	1B: 5 2B: 1 3B: 0 HR: 0	SF: 0 SAC: 0 DP: 0 HBP: 0	WP: 0 PA: 38 PB: 0 SB: 0 CS: 0
PITCHER Vinegar Bend Mizell, L (1.1) ERA: 3.47	IP: 9.0 WLS: W BF: 38 H: 6 R: 3 ER: 0 SO: 6 BB: 4 IBB: 0 HBP: 0 BLK: 0 WP: 0 HR: 0 S: 46 P: 62 ERA: 0.00 WHIP: 1.11																		


AB	34
R	3
H	6
RBI	2
BB	4
SO	6
LOB	24





Batter	1	2	3	4	5	6	7	8	9	AB	R	H	RBI	BB	SO	LOB	BOTTOM
Solly Hemus, L (1.6) OBP: 0.391, SLG: 0.416	1B	1B		G3-6-3			HR			2	2	1	0	2	0	1	Cincinnati Reds @ St. Louis Cardinals Sportsman's Park, St. Louis, MO Tue Jul 01 1952, 4:33 AM EDT Alt. 9,620 - Unknown - 94 F
Red Schoendienst, S (1.4) OBP: 0.311, SLG: 0.375	HR					F8	SH1-3			3	1	2	1	0	0	0	
Stan Musial, L (1.8) OBP: 0.451, SLG: 0.533	2B	1B					6-3			3	1	0	0	1	0	3	
Enos Slaughter, L (1.9) OBP: 0.388, SLG: 0.448	HR					F8				4	2	2	5	0	0	2	
Peanuts Lowrey, R (1.7) OBP: 0.358, SLG: 0.384	1B			L5-3		6-3	6-3			4	2	4	0	0	0	0	
Billy Johnson, R (1.5) OBP: 0.313, SLG: 0.261	1B			L5-3		6-3	G6-4-3			4	0	1	0	0	0	3	
Del Rice, R (1.2) OBP: 0.347, SLG: 0.437	1B					F9				4	0	0	1	0	1	2	
Dick Sisler, L (1.3) OBP: 0.323, SLG: 0.335	F7									4	0	1	1	0	0	1	
Vinegar Bend Mizell, R (1.1) OBP: 0.069, SLG: 0.103										4	0	0	0	0	2	1	
Inning Stats	R: 4 E: 0 K: 0 S: 8	H: 5 LOB: 1 BB: 0 P: 8	R: 0 E: 0 K: 1 S: 6	H: 1 LOB: 2 BB: 1 P: 10	R: 0 E: 0 K: 0 S: 3	H: 1 LOB: 0 BB: 0 P: 3	R: 0 E: 1 K: 0 S: 3	H: 0 LOB: 0 BB: 0 P: 3	R: 0 E: 0 K: 0 S: 5	H: 2 LOB: 1 BB: 0 P: 5	R: 3 E: 0 K: 0 S: 4	H: 2 LOB: 0 BB: 2 P: 12	R: 0 E: 0 K: 2 S: 7	H: 0 LOB: 0 BB: 0 P: 7	1B: 8 2B: 2 3B: 0 HR: 2	SF: 0 SAC: 1 DP: 3 HBP: 0	
PITCHER Ken Raffensberger, L (1.1) ERA: 2.5	IP: 6.0 WLS: L BF: 27 H: 9 R: 5 ER: 5 SO: 1 BB: 1 IBB: 0 HBP: 0 BLK: 0 WP: 0 HR: 1 S: 28 P: 32 ERA: 7.50 WHIP: 1.667																
Phil Haugstad, R (7.1) ERA: 6.75	IP: 0.1 WLS: 0 BF: 5 H: 2 R: 3 ER: 3 SO: 0 BB: 1 IBB: 1 HBP: 0 BLK: 0 WP: 0 HR: 1 S: 3 P: 11 ERA: 81.00 WHIP: 9.000																
Bud Podbielan, R (7.1) ERA: 12.15	IP: 1.2 WLS: 0 BF: 4 H: 0 R: 0 ER: 0 SO: 2 BB: 0 IBB: 0 HBP: 0 BLK: 0 WP: 0 HR: 0 S: 8 P: 8 ERA: 0.00 WHIP: 0.000																

AB	32
R	8
H	11
RBI	8
BB	3
SO	3
LOB	13



Batter	1	2	3	4	5	6	7	8	9	AB	R	H	RBI	BB	SO	LOB	TOP					
Bob Borkowski, R (1, 8) OBP: 0.324, SLG: 0.325	4-0 BB		5-3		0-3 K			0-0 F4		3	0	0	0	1	1	2	Cincinnati Reds @ St. Louis Cardinals Sportsman's Park, St. Louis, MO Wed Jul 02 1952, 4:33 AM EDT Att: 4,933 - Unknown AB 28 R 0 H 3 RBI 0 BB 3 SO 4 LOB 11 					
Bobby Adams, R (1, 5) OBP: 0.345, SLG: 0.393	0-0 F4		4-0 BB		0-3 K			0-0 F7		3	0	0	0	1	1	2						
Grady Hatton, L (1, 4) OBP: 0.343, SLG: 0.374	0-3 K		0-3 K		0-0 F4			0-0 F3		4	0	0	0	0	2	2						
Joe Adcock, R (1, 7) OBP: 0.359, SLG: 0.576	0-0 1-3			0-0 6-3		0-0 1-3		0-0 F5		4	0	0	0	0	0	1						
Ted Kluszewski, L (1, 3) OBP: 0.345, SLG: 0.458		0-0 4-3		0-0 2-3			0-0 G4-6-3 1B		0-0 1-3		4	0	1	0	0	0						
Andy Seminick, R (1, 2) OBP: 0.326, SLG: 0.392		0-0 6-3		0-0 6-3			0-0 F9				3	0	0	0	0	1						
Willard Marshall, L (1, 9) OBP: 0.362, SLG: 0.497		4-0 BB		0-0 4-3			0-0 G4-6-3 1-2				2	0	0	0	1	0						
Roy McMillan, R (1, 6) OBP: 0.286, SLG: 0.359		0-0 F7			0-0 2B			0-0 SH2-4 1B		3	0	2	0	0	0	1						
Herm Wehmeier, R (1, 1) OBP: 0.219, SLG: 0.194			0-0 F8		0-0 6-3			0-0 SH2-4 1-2		2	0	0	0	0	0	1						
Inning Stats	R: 0 E: 0 K: 1 S: 5	H: 0 LOB: 1 BB: 1 P: 9	R: 0 E: 0 K: 0 S: 3	H: 0 LOB: 1 BB: 1 P: 7	R: 0 E: 0 K: 1 S: 5	H: 0 LOB: 0 BB: 1 P: 9	R: 0 E: 0 K: 0 S: 3	H: 0 LOB: 0 BB: 0 P: 3	R: 0 E: 0 K: 1 S: 6	H: 1 LOB: 1 BB: 0 P: 6	R: 0 E: 0 K: 0 S: 5	H: 0 LOB: 0 BB: 0 P: 5	R: 0 E: 0 K: 0 S: 3	H: 1 LOB: 0 BB: 0 P: 3	R: 0 E: 0 K: 0 S: 4	H: 1 LOB: 1 BB: 0 P: 4	R: 0 E: 0 K: 0 S: 3	H: 0 LOB: 0 BB: 0 P: 3	1B: 2 2B: 1 3B: 0 HR: 0	SF: 0 SAC: 1 DP: 1 HBP: 0	WP: 0 PB: 0 SB: 0 CS: 0	PA: 32
PITCHER Harry Brecheen, L (1, 1) ERA: 3.63	IP: 9.0 WLS: W BF: 32 H: 3 R: 0 ER: 0 SO: 4 BB: 3 IBB: 0 HBP: 0 BLK: 0 WP: 0 HR: 0 S: 37 P: 49 ERA: 0.00 WHIP: 0.667															PITCHER						


Batter	1	2	3	4	5	6	7	8	9	AB	R	H	RBI	BB	SO	LOB	BOTTOM					
Solly Hemus, L (1, 6) OBP: 0.389, SLG: 0.413	0-0 F7		0-0 F7			0-0 F9		0-0 2B 2B 1B		4	1	1	0	0	0	0	Cincinnati Reds @ St. Louis Cardinals Sportsman's Park, St. Louis, MO Wed Jul 02 1952, 4:33 AM EDT Att: 4,933 - Unknown AB 29 R 3 H 6 RBI 3 BB 4 SO 2 LOB 6 					
Red Schoendienst, S (1, 4) OBP: 0.310, SLG: 0.377	0-0 F7		0-0 3-1			0-0 F9		0-0 1-3 2B		4	1	1	0	0	0	0						
Stan Musial, L (1, 8) OBP: 0.456, SLG: 0.533	4-0 1B BB			0-0 F3				4-0 2B IBB		2	1	1	0	2	0	0						
Enos Slaughter, L (1, 9) OBP: 0.390, SLG: 0.453	0-0 1-3 1B			0-0 F7		0-0 5-3		0-0 2B		4	0	2	3	0	0	1						
Dick Sisti, L (1, 3) OBP: 0.321, SLG: 0.330		0-0 F7		0-0 F5			0-0 F8	4-0 FC5-4 BB		3	0	0	0	1	0	0						
Peanuts Lowrey, R (1, 7) OBP: 0.352, SLG: 0.376		0-0 F3			0-0 5-3		0-0 F9	0-0 FC5-4 1-2		4	0	0	0	0	0	2						
Billy Johnson, R (1, 5) OBP: 0.321, SLG: 0.265		4-0 BB			0-0 E 1B		0-0 F5			2	0	1	0	1	0	0						
Del Rice, R (1, 2) OBP: 0.343, SLG: 0.431		0-3 K			0-0 F8 1-2			0-0 F3		3	0	0	0	0	1	2						
Harry Brecheen, L (1, 1) OBP: 0.167, SLG: 0.118			0-0 F7		0-0 F6			0-3 K		3	0	0	0	0	1	1						
Inning Stats	R: 0 E: 0 K: 0 S: 3	H: 1 LOB: 2 BB: 1 P: 7	R: 0 E: 0 K: 1 S: 5	H: 0 LOB: 1 BB: 1 P: 9	R: 0 E: 0 K: 0 S: 3	H: 0 LOB: 0 BB: 0 P: 3	R: 0 E: 0 K: 0 S: 3	H: 0 LOB: 0 BB: 0 P: 3	R: 0 E: 1 K: 0 S: 4	H: 1 LOB: 1 BB: 0 P: 4	R: 0 E: 0 K: 0 S: 4	H: 1 LOB: 1 BB: 0 P: 4	R: 0 E: 0 K: 0 S: 3	H: 0 LOB: 0 BB: 0 P: 3	R: 3 E: 0 K: 1 S: 8	H: 3 LOB: 2 BB: 2 P: 16	R: 0 E: 0 K: 0 S: 8	H: 0 LOB: 0 BB: 0 P: 3	1B: 4 2B: 2 3B: 0 HR: 0	SF: 0 SAC: 0 DP: 0 HBP: 0	WP: 0 PB: 0 SB: 0 CS: 0	PA: 33
PITCHER Herm Wehmeier, R (1, 1) ERA: 6.19	IP: 8.0 WLS: L BF: 33 H: 6 R: 3 ER: 3 SO: 2 BB: 3 IBB: 1 HBP: 0 BLK: 0 WP: 0 HR: 0 S: 33 P: 49 ERA: 3.38 WHIP: 1.125															PITCHER						

Batter	1	2	3	4	5	6	7	8	9	AB	R	H	RBI	BB	SO	LOB	TOP		
Tony Bartolome, L (1, 3) OBP: 0.232, SLG: 0.233 Ed Fitz Gerald, R (9, PH) OBP: 0.350, SLG: 0.324 Pete Castiglione, R (9, 3) OBP: 0.325, SLG: 0.376	0-0 6-3	0-0 F8		0-0 1-2 2-H 1B			0-0 1-3		0-3 K	4	0	1	0	0	0	1			
Dick Groat, R (1, 6) OBP: 0.270, SLG: 0.207	0-0 1B F8 1B		0-0 F9		0-0 F8		0-0 1-3		0-0 1B 2-H 3-H 0-0	5	1	2	2	0	0	0			
George Metkovich, L (1, 8) OBP: 0.355, SLG: 0.353	0-0 1-3 F8 1B		0-0 S 1B		0-0 F8		0-0 F8		0-0 4-3	5	0	2	0	0	0	1			
Ralph Kiner, R (1, 7) OBP: 0.416, SLG: 0.456	0-0 F8		0-0 F9		0-0 F4			0-0 5-3		4	0	0	1	0	0	2			
Gus Bell, L (1, 9) OBP: 0.297, SLG: 0.431	0-3 K		0-3 4-3			0-0 F9		0-0 F9		4	0	0	0	0	1	2			
Jack Merson, R (1, 5) OBP: 0.294, SLG: 0.385		0-0 2B		0-0 1B 1B		0-0 1B 1B		0-0 F7		4	1	3	0	0	0	0			
George Strickland, R (1, 4) OBP: 0.264, SLG: 0.298		0-0 2B		0-0 F9		0-0 1B		0-0 SH1-4 1B SH BB		3	1	2	1	1	0	1	AB 36 R 4 H 11 RBI 4 BB 1 SO 5 LOB 17		
Clyde McCullough, R (1, 2) OBP: 0.177, SLG: 0.147	0-0 1-3		0-0 1B 1B		0-0 F3			0-0 SH SH1-4 1B		3	1	1	0	0	0	3			
Bob Friend, R (1, 1) OBP: 0.133, SLG: 0.103	0-3 K		0-3 K		0-3 K			0-0 SH1-4		3	0	0	0	0	3	5			
Inning Stats	R: 1 E: 0 K: 1 S: 7	H: 2 LOB: 1 BB: 0 P: 7	R: 1 E: 0 K: 1 S: 7	H: 2 LOB: 1 BB: 0 P: 7	R: 0 E: 0 K: 0 S: 4	H: 1 LOB: 1 BB: 0 P: 4	R: 0 E: 0 K: 1 S: 7	H: 3 LOB: 2 BB: 0 P: 7	R: 0 E: 0 K: 0 S: 3	H: 0 LOB: 0 BB: 0 P: 3	R: 0 E: 0 K: 0 S: 3	H: 0 LOB: 0 BB: 0 P: 3	R: 0 E: 0 K: 0 S: 3	H: 0 LOB: 0 BB: 0 P: 3	R: 2 E: 0 K: 1 S: 7	H: 1 LOB: 1 BB: 1 P: 11	1B: 9 2B: 2 3B: 0 HR: 0	SF: 0 SAC: 2 DP: 0 HBP: 0	WP: 0 PA: 39 PB: 0 SB: 1 CS: 0
PITCHER Harry Perkowski, L (1, 1) ERA: 4.02	IP: 9.0 WLS: L BF: 39 H: 11 R: 4 ER: 4 SO: 5 BB: 1 IBB: 0 HBP: 0 BLK: 0 WP: 0 HR: 0 S: 48 P: 52 ERA: 4.00 WHIP: 1.333															PITCHER			

Pittsburgh Pirates @ Cincinnati Reds
Crosley Field, Cincinnati, OH
Fri Jul 04 1952, 3:33 AM EDT
Overcast - 87 F

AB 36
R 4
H 11
RBI 4
BB 1
SO 5
LOB 17



Batter	1	2	3	4	5	6	7	8	9	AB	R	H	RBI	BB	SO	LOB	BOTTOM				
Bob Borkowski, R (1, 8) OBP: 0.326, SLG: 0.329 Cal Abrams, L (9, PH) OBP: 0.371, SLG: 0.387	4-0 FC5-6 BB		0-0 1-3		0-0 F9 2B	0-0 FC6-4			0-3 K	3	0	1	0	1	0	2					
Bobby Adams, R (1, 5) OBP: 0.338, SLG: 0.385	0-0 FC5-6 BB		0-0 6-3		0-0 F9		0-0 6-3		0-0 1-3	5	0	0	0	0	0	2					
Willard Marshall, L (1, 9) OBP: 0.369, SLG: 0.494	4-0 G4-6-3 BB			0-0 1B L9 2B	4-0 BB		0-3 K		0-0 4-3	3	1	1	0	2	1	0					
Ted Kluszewski, L (1, 3) OBP: 0.338, SLG: 0.444	0-0 G4-6-3			4-0 L9 1B BB	0-0 F2		0-0 4-3			3	0	0	0	1	0	4					
Joe Adcock, R (1, 7) OBP: 0.366, SLG: 0.612		0-0 F8		0-0 BB 1B	0-0 F5			0-0 HR		4	1	2	1	0	0	2					
Grady Hatton, L (1, 4) OBP: 0.335, SLG: 0.364		0-0 F4		0-0 L9		0-3 K		0-0 4-3		4	0	0	1	0	1	2					
Andy Seminick, R (1, 2) OBP: 0.339, SLG: 0.399		4-0 BB		0-0 K		4-0 1B BB		0-0 1B		2	0	1	0	2	1	2	AB 32 R 2 H 6 RBI 2 BB 7 SO 6 LOB 21				
Roy McMillan, R (1, 6) OBP: 0.293, SLG: 0.370		0-0 F3		4-0 1B BB		0-0 F8		0-0 F8		3	0	0	0	1	0	3					
Harry Perkowski, L (1, 1) OBP: 0.195, SLG: 0.244			0-0 F2		0-3 K		0-0 FC6-4 1B		0-3 K	4	0	1	0	0	2	4					
Inning Stats	R: 0 E: 0 K: 0 S: 2	H: 0 LOB: 1 BB: 2 P: 10	R: 0 E: 0 K: 0 S: 3	H: 0 LOB: 1 BB: 1 P: 7	R: 0 E: 0 K: 0 S: 3	H: 0 LOB: 0 BB: 0 P: 3	R: 1 E: 0 K: 2 S: 9	H: 2 LOB: 3 BB: 2 P: 17	R: 0 E: 0 K: 0 S: 4	H: 1 LOB: 2 BB: 1 P: 8	R: 0 E: 0 K: 1 S: 6	H: 1 LOB: 2 BB: 1 P: 10	R: 0 E: 0 K: 1 S: 5	H: 0 LOB: 0 BB: 0 P: 5	R: 1 E: 0 K: 1 S: 7	H: 2 LOB: 1 BB: 0 P: 7	R: 0 E: 0 K: 1 S: 5	H: 0 LOB: 0 BB: 0 P: 5	1B: 3 2B: 2 3B: 0 HR: 1	SF: 0 SAC: 0 DP: 1 HBP: 0	WP: 0 PA: 39 PB: 0 SB: 0 CS: 0
PITCHER Bob Friend, R (1, 1) ERA: 4.73	IP: 9.0 WLS: W BF: 39 H: 6 R: 2 ER: 2 SO: 6 BB: 7 IBB: 0 HBP: 0 BLK: 0 WP: 0 HR: 1 S: 44 P: 72 ERA: 2.00 WHIP: 1.444															PITCHER					

Pittsburgh Pirates @ Cincinnati Reds
Crosley Field, Cincinnati, OH
Fri Jul 04 1952, 3:33 AM EDT
Overcast - 87 F

AB 32
R 2
H 6
RBI 2
BB 7
SO 6
LOB 21



Batter	1	2	3	4	5	6	7	8	9	AB	R	H	RBI	BB	SO	LOB	TOP				
Tony Bartolome, L (1, 3) OBP: 0.237, SLG: 0.238	F4			SH1-3 1B		4-3		E 1B 1B		4	1	2	0	0	0	0					
Dick Groat, R (1, 6) OBP: 0.286, SLG: 0.217	F7			SH1-3 1-2		1B F8 1B		1B F8-4-3-4 BB		2	2	1	0	1	0	0					
George Metkovich, L (1, 8) OBP: 0.359, SLG: 0.396	F7			F7		F8 1B		F8-4-3-4 1B		4	0	2	1	0	0	1					
Ralph Kiner, R (1, 7) OBP: 0.411, SLG: 0.448		F2		5-3		F8		K		4	0	0	1	0	1	4					
Gus Bell, L (1, 9) OBP: 0.296, SLG: 0.427	F9				1B 2B 1B	K		F8-4-6-3-4		4	1	1	1	0	1	2					
Joe Garagiola, L (1, 2) OBP: 0.353, SLG: 0.347	F2				1B 2B 1B	K				4	1	1	0	0	1	0					
Jack Merson, R (1, 5) OBP: 0.294, SLG: 0.387			F7		1-3 2B 1B	E5		K		4	0	1	2	0	1	0					
George Strickland, R (1, 4) OBP: 0.259, SLG: 0.291	F4				FC1-6-5-4 1H 3H 2B	L6		6-3		4	0	0	0	0	1	2					
Harry Fisher, L (1, 1) OBP: 0.286, SLG: 0.286						5-3				3	0	0	0	0	1	2					
Ted Wilks, R (7, 1) OBP: 0.143, SLG: 0.143			K		FC1-6-5-4 2-3					0	0	0	0	0	0	0					
Inning Stats	R: 0 E: 0 K: 0 S: 3	H: 0 LOB: 0 BB: 0 P: 3	R: 0 E: 0 K: 0 S: 3	H: 0 LOB: 0 BB: 0 P: 3	R: 0 E: 0 K: 1 S: 5	H: 0 LOB: 0 BB: 0 P: 5	R: 0 E: 0 K: 0 S: 4	H: 1 LOB: 1 BB: 0 P: 4	R: 2 E: 0 K: 1 S: 7	H: 3 LOB: 0 BB: 0 P: 7	R: 1 E: 0 K: 1 S: 7	H: 2 LOB: 1 BB: 0 P: 7	R: 0 E: 1 K: 1 S: 6	H: 0 LOB: 1 BB: 0 P: 6	R: 2 E: 1 K: 1 S: 6	H: 2 LOB: 0 BB: 1 P: 10	R: 0 E: 0 K: 1 S: 5	H: 0 LOB: 0 BB: 0 P: 5	1B: 7 2B: 3 3B: 0 HR: 0	SF: 0 SAC: 1 DP: 2 HBP: 0	WP: 0 PA: 35 PB: 0 SB: 0 CS: 0
PITCHER	IP WLS BF H R ER SO BB IBB HBP BLK WP HR S P ERA WHIP																				
Frank Hiller, R (1, 1) ERA: 5.31	4.0	16	4	2	2	1	0	0	0	0	0	0	0	18	18	4.50	1.000				
Joe Nuxhall, L (5, 1) ERA: 3.9	3.0	L 11	2	1	1	3	0	0	0	0	0	0	0	17	17	3.00	0.667				
Frank Smith, R (8, 1) ERA: 3.24	2.0	8	2	2	2	2	1	0	0	0	0	0	0	11	15	9.00	1.500				

Pittsburgh Pirates @ Cincinnati Reds
Crosley Field, Cincinnati, OH
Fri Jul 04 1952, 3:38 AM EDT
Att. 8,253 - Overcast - 88 F

AB 33
R 5
H 8
RBI 5
BB 1
SO 6
LOB 11



Batter	1	2	3	4	5	6	7	8	9	AB	R	H	RBI	BB	SO	LOB	BOTTOM				
Bob Borkowski, R (1, 8) OBP: 0.330, SLG: 0.339	1B 2B		F8			FC6-4 1B	F8			4	1	2	0	0	0	2					
Bobby Adams, R (1, 5) OBP: 0.334, SLG: 0.380	F8		F7			FC6-4 4-3 1B 1-2		F5		4	0	0	0	0	0	2					
Willard Marshall, L (1, 9) OBP: 0.365, SLG: 0.489	F6		F3			4-3 1B 1-2		F2		4	0	1	0	0	0	1					
Ted Kluszewski, L (1, 3) OBP: 0.336, SLG: 0.441	FC6-4 2H 1B			K		4-3 1B 1-2 2-3		G3		4	0	1	1	0	1	2					
Joe Adcock, R (1, 7) OBP: 0.357, SLG: 0.596	FC6-4 1-2			L5		F9				4	0	0	0	0	0	3					
Grady Hatton, L (1, 4) OBP: 0.338, SLG: 0.364		4-3		F5		FC1-5 1B BB		G6-4-3 1B		3	0	1	0	1	0	0					
Joe Rossi, R (1, 2) OBP: 0.376, SLG: 0.342					F7			G6-4-3 1B 1-2		4	1	2	1	0	0	1					
Roy McMillan, R (1, 6) OBP: 0.290, SLG: 0.365		F7			F7		FC1-5			3	0	0	0	0	0	2					
Frank Hiller, R (1, 1) OBP: 0.280, SLG: 0.182										1	0	0	0	0	0	0					
Joe Nuxhall, L (5, 1) OBP: 0.111, SLG: 0.111										1	0	0	0	0	0	0					
Hank Edwards, L (7, PH) OBP: 0.374, SLG: 0.573										1	0	0	0	0	0	2					
Frank Smith, R (8, 1) OBP: 0.158, SLG: 0.211										0	0	0	0	0	0	0					
Inning Stats	R: 1 E: 0 K: 0 S: 5	H: 2 LOB: 1 BB: 0 P: 5	R: 1 E: 0 K: 0 S: 4	H: 1 LOB: 0 BB: 0 P: 4	R: 0 E: 0 K: 0 S: 3	H: 0 LOB: 0 BB: 0 P: 3	R: 0 E: 0 K: 1 S: 5	H: 0 LOB: 0 BB: 0 P: 5	R: 0 E: 0 K: 0 S: 4	H: 1 LOB: 2 BB: 1 P: 8	R: 0 E: 0 K: 0 S: 3	H: 0 LOB: 0 BB: 0 P: 3	R: 0 E: 0 K: 0 S: 3	H: 1 LOB: 0 BB: 0 P: 3	1B: 5 2B: 1 3B: 0 HR: 1	SF: 0 SAC: 0 DP: 1 HBP: 0	WP: 0 PA: 34 PB: 0 SB: 0 CS: 0				
PITCHER	IP WLS BF H R ER SO BB IBB HBP BLK WP HR S P ERA WHIP																				
Harry Fisher, R (1, 1) ERA: 2.25	6.0	W 24	5	2	2	1	0	0	0	0	0	0	0	25	29	3.00	1.000				
Ted Wilks, R (7, 1) ERA: 2.21	3.0	S 10	2	0	0	0	0	0	0	0	0	0	0	10	10	0.00	0.667				

Pittsburgh Pirates @ Cincinnati Reds
Crosley Field, Cincinnati, OH
Fri Jul 04 1952, 3:38 AM EDT
Att. 8,253 - Overcast - 88 F

AB 33
R 2
H 7
RBI 2
BB 1
SO 1
LOB 15



Batter	1	2	3	4	5	6	7	8	9	AB	R	H	RBI	BB	SO	LOB	TOP										
Bob Borkowski, R OBP: 0.340, SLG: 0.348 (1, 8)										4	2	2	0	2	0	0											
Bobby Adams, R OBP: 0.341, SLG: 0.384 (1, 5)										4	1	3	2	1	0	2											
Willard Marshall, L OBP: 0.361, SLG: 0.481 (1, 9)										5	1	1	0	0	0	5											
Joe Adcock, R OBP: 0.347, SLG: 0.578 (1, 7)										5	0	0	0	0	1	7											
Ted Kluszewski, L OBP: 0.341, SLG: 0.466 (1, 3)										5	2	3	4	0	0	2											
Grady Hatton, L OBP: 0.342, SLG: 0.366 (1, 4)										4	0	2	0	1	0	3											
Andy Seminick, R OBP: 0.335, SLG: 0.393 (1, 2)										5	0	1	0	0	3	4											
Roy McMillan, R OBP: 0.292, SLG: 0.364 (1, 6)										4	0	1	0	1	0	2											
Ken Raffensberger, R OBP: 0.119, SLG: 0.098 (1, 1)										5	1	2	0	0	3	5											
Inning Stats	R: 1 E: 1 K: 0 S: 5	H: 1 LOB: 2 BB: 1 P: 9	R: 0 E: 0 K: 0 S: 5	H: 2 LOB: 2 BB: 0 P: 5	R: 1 E: 0 K: 2 S: 10	H: 3 LOB: 3 BB: 1 P: 14	R: 0 E: 0 K: 1 S: 6	H: 1 LOB: 1 BB: 0 P: 6	R: 1 E: 1 K: 1 S: 7	H: 2 LOB: 1 BB: 0 P: 7	R: 0 E: 0 K: 0 S: 3	H: 0 LOB: 1 BB: 1 P: 7	R: 0 E: 0 K: 1 S: 5	H: 0 LOB: 1 BB: 1 P: 9	R: 4 E: 0 K: 1 S: 10	H: 5 LOB: 1 BB: 0 P: 10	R: 0 E: 0 K: 1 S: 4	H: 1 LOB: 0 BB: 1 P: 8	1B: 11 2B: 3 3B: 0 HR: 1	SF: 0 SAC: 0 DP: 0 HBP: 0	WP: 0 PA: 47 PB: 0 SB: 4 CS: 1						
PITCHER	IP	WLS	BF	H	R	ER	SO	BB	IBB	HBP	BLK	WP	HR	S	P	ERA	WHIP										
Bob Kelly, R ERA: 4.47 (1, 1)	2.1	L	15	6	2	1	0	1	0	0	0	0	0	14	18	3.86	3.000										
Turk Lowm, R ERA: 5.29 (3, 1)	5.2		28	8	5	5	6	3	0	0	0	0	1	37	49	7.94	1.941										
Johnny Klippstein, R ERA: 5.44 (9, 1)	1.0		3	1	0	0	1	1	0	0	0	0	0	4	8	0.00	2.000										

Cincinnati Reds @ Chicago Cubs
Wrigley Field, Chicago, IL
Sat Jul 05 1952, 3:33 AM CDT
Att: 15,319 - Unknown

AB 41
R 7
H 15
RBI 6
BB 5
SO 7
LOB 30





Batter	1	2	3	4	5	6	7	8	9	AB	R	H	RBI	BB	SO	LOB	BOTTOM										
Tommy Brown, R OBP: 0.241, SLG: 0.229 (1, 4)										4	0	1	0	0	0	1											
Hal Jeffcoat, R OBP: 0.236, SLG: 0.325 (1, 8)										4	1	2	0	0	0	1											
Gene Hermanski, L OBP: 0.326, SLG: 0.327 (1, 9)										4	0	1	0	0	2	1											
Hank Sauer, R OBP: 0.364, SLG: 0.585 (1, 7)										4	0	0	1	0	0	1											
Randy Jackson, R OBP: 0.277, SLG: 0.361 (1, 5)										3	0	0	0	0	0	0											
Dee Fondy, L OBP: 0.330, SLG: 0.423 (1, 3)										3	0	1	0	0	0	1											
Bruce Edwards, R OBP: 0.243, SLG: 0.191 (1, 2)										3	0	0	0	0	0	2											
Roy Smalley, R OBP: 0.289, SLG: 0.379 (1, 6)										3	0	0	0	0	1	0											
Bob Kelly, R OBP: 0.353, SLG: 0.353 (1, 1)										0	0	0	0	0	0	0											
Turk Lowm, R OBP: 0.143, SLG: 0.111 (3, 1)										2	0	1	0	0	0	0											
Bill Serena, R OBP: 0.344, SLG: 0.500 (8, PH)										1	0	0	0	0	1	0											
Johnny Klippstein, R OBP: 0.276, SLG: 0.286 (9, 1)										0	0	0	0	0	0	0											
Inning Stats	R: 0 E: 0 K: 1 S: 5	H: 1 LOB: 0 BB: 0 P: 5	R: 0 E: 1 K: 0 S: 4	H: 0 LOB: 1 BB: 0 P: 4	R: 0 E: 0 K: 1 S: 5	H: 0 LOB: 0 BB: 0 P: 5	R: 1 E: 0 K: 0 S: 4	H: 2 LOB: 0 BB: 0 P: 4	R: 0 E: 0 K: 0 S: 3	H: 0 LOB: 0 BB: 0 P: 3	R: 0 E: 0 K: 0 S: 4	H: 2 LOB: 1 BB: 0 P: 4	R: 0 E: 0 K: 1 S: 5	H: 1 LOB: 1 BB: 0 P: 4	R: 0 E: 0 K: 1 S: 5	H: 0 LOB: 0 BB: 0 P: 5	R: 0 E: 0 K: 1 S: 5	H: 0 LOB: 0 BB: 0 P: 5	1B: 6 2B: 1 3B: 0 HR: 0	SF: 0 SAC: 0 DP: 3 HBP: 0	WP: 0 PA: 31 PB: 0 SB: 1 CS: 0						
PITCHER	IP	WLS	BF	H	R	ER	SO	BB	IBB	HBP	BLK	WP	HR	S	P	ERA	WHIP										
Ken Raffensberger, L ERA: 2.4 (1, 1)	9.0	W	31	6	1	1	4	0	0	0	0	0	0	39	39	1.00	0.667										

Cincinnati Reds @ Chicago Cubs
Wrigley Field, Chicago, IL
Sat Jul 05 1952, 3:33 AM CDT
Att: 15,319 - Unknown

AB 31
R 1
H 6
RBI 1
BB 0
SO 4
LOB 7



Batter	1	2	3	4	5	6	7	8	9	AB	R	H	RBI	BB	SO	LOB	TOP			
Bob Borkowski, R OBP: 0.338, SLG: 0.362 (1, 8)	0-0 5-3		0-0 HR			0-0 6-3		0-3 K		4	1	1	1	0	1	1	Cincinnati Reds @ Chicago Cubs Wrigley Field, Chicago, IL Sun Jul 06 1952, 3:33 AM CDT Unknown AB 30 R 1 H 2 RBI 1 BB 2 SO 4 LOB 9 			
Bobby Adams, R OBP: 0.340, SLG: 0.381 (1, 5)	4-0 BB		0-0 F7			0-3 K		0-0 L3		3	0	0	0	1	1	1				
Willard Marshall, L OBP: 0.354, SLG: 0.471 (1, 9)	0-0 F8			0-0 E3 WP		0-0 1-3			0-0 6-3	4	0	0	0	0	0	1				
Joe Adcock, R OBP: 0.339, SLG: 0.564 (1, 7)	0-0 L9			0-0 F8 2-3			0-0 F3		0-0 F6	4	0	0	0	0	0	2				
Ted Kluszewski, L OBP: 0.340, SLG: 0.462 (1, 3)		0-0 P2		0-0 6-3			0-0 1B		0-3 K	4	0	1	0	0	1	1				
Andy Seminick, R OBP: 0.332, SLG: 0.388 (1, 2)		0-0 F9		0-0 6-3			0-0 F8			2	0	0	0	0	0	1				
Joe Rossi, R OBP: 0.372, SLG: 0.338 (4, 2)										1	0	0	0	0	0	1				
Grady Hatton, L OBP: 0.338, SLG: 0.362 (1, 4)		0-0 4-3				0-0 L6		0-0 3-1		3	0	0	0	0	0	1				
Roy McMillan, R OBP: 0.289, SLG: 0.360 (1, 6)			0-3 K		0-0 F7			0-0 F6		3	0	0	0	0	1	0				
Herm Wehmeier, R OBP: 0.212, SLG: 0.188 (1, 1)			0-0 F8			0-0 L1		4-0 BB		1	0	0	0	0	0	0				
Joe Nuxhall, L OBP: 0.100, SLG: 0.100 (3, 1)										1	0	0	0	0	0	0				
Eddie Pellagrini, R OBP: 0.237, SLG: 0.306 (8, PH)										0	0	0	0	1	0	0				
Bud Podbielan, R (8, 1)										0	0	0	0	0	0	0				
Inning Stats	R: 0 E: 0 K: 0 S: 3	H: 0 LOB: 1 BB: 1 P: 7	R: 0 E: 0 K: 0 S: 3	H: 0 LOB: 0 BB: 0 P: 3	R: 1 E: 0 K: 1 S: 6	H: 1 LOB: 0 BB: 0 P: 6	R: 0 E: 1 K: 0 S: 4	H: 0 LOB: 1 BB: 0 P: 4	R: 0 E: 0 K: 0 S: 3	H: 0 LOB: 0 BB: 0 P: 3	R: 0 E: 0 K: 1 S: 5	H: 1 LOB: 0 BB: 0 P: 4	R: 0 E: 0 K: 1 S: 5	H: 0 LOB: 1 BB: 1 P: 9	R: 0 E: 0 K: 1 S: 5	H: 0 LOB: 0 BB: 0 P: 5	1B: 1 2B: 0 3B: 0 HR: 1	SF: 0 SAC: 0 DP: 0 HBP: 0	WP: 1 PB: 0 SB: 0 CS: 0	PA: 32
PITCHER Paul Minner, L ERA: 2.89 (1, 1)	IP: 9.0 WLS: W BF: 32 H: 2 R: 1 ER: 1 SO: 4 BB: 2 IBB: 0 HBP: 0 BLK: 0 WP: 1 HR: 1 S: 38 P: 46 ERA: 1.00 WHIP: 0.444																			

Batter	1	2	3	4	5	6	7	8	9	AB	R	H	RBI	BB	SO	LOB	BOTTOM			
Eddie Miksis, R OBP: 0.279, SLG: 0.319 (1, 4)	0-0 F9	0-0 6-3		0-0 6-3		0-0 G4-6-3				4	0	0	0	0	0	1	Cincinnati Reds @ Chicago Cubs Wrigley Field, Chicago, IL Sun Jul 06 1952, 3:33 AM CDT Unknown AB 30 R 5 H 8 RBI 5 BB 4 SO 9 LOB 13 			
Bob Addis, L OBP: 0.392, SLG: 0.431 (1, 8)	0-0 HR		0-0 HR		0-0 F3		0-0 4-3			4	2	2	0	0	0	0				
Gene Hermanski, L OBP: 0.330, SLG: 0.345 (1, 9)	0-3 K		0-0 HR		4-0 1B BB		0-3 K			3	1	1	2	1	2	1				
Hank Sauer, R OBP: 0.369, SLG: 0.595 (1, 7)	0-0 HR		4-0 1B BB		4-0 1B BB		0-3 K			2	1	1	2	2	1	0				
Toby Atwell, L OBP: 0.420, SLG: 0.445 (1, 2)	4-0 BB		0-3 K		0-0 1B		0-0 4-3			3	0	1	0	1	1	1				
Dee Fondy, L OBP: 0.329, SLG: 0.421 (1, 3)	0-3 K		0-0 1B		0-3 K		0-0 F8			4	0	1	0	0	2	4				
Randy Jackson, R OBP: 0.277, SLG: 0.377 (1, 5)		0-0 HR	0-0 G1-4-3		0-0 1-3		0-0 5-3			4	1	1	1	0	0	5				
Roy Smalley, R OBP: 0.290, SLG: 0.378 (1, 6)		0-3 K		0-0 F8		0-0 G4-6-3				3	0	1	0	0	1	0				
Paul Minner, L OBP: 0.273, SLG: 0.439 (1, 1)		0-0 4-3		0-3 K		0-3 K				3	0	0	0	0	2	1				
Inning Stats	R: 2 E: 0 K: 2 S: 9	H: 2 LOB: 1 BB: 1 P: 13	R: 1 E: 0 K: 1 S: 6	H: 1 LOB: 0 BB: 0 P: 6	R: 2 E: 0 K: 1 S: 7	H: 3 LOB: 1 BB: 1 P: 11	R: 0 E: 0 K: 1 S: 5	H: 0 LOB: 0 BB: 0 P: 5	R: 0 E: 0 K: 1 S: 6	H: 1 LOB: 3 BB: 2 P: 14	R: 0 E: 0 K: 1 S: 5	H: 1 LOB: 0 BB: 0 P: 5	R: 0 E: 0 K: 2 S: 7	H: 0 LOB: 0 BB: 0 P: 7	R: 0 E: 0 K: 0 S: 3	H: 0 LOB: 0 BB: 0 P: 3		1B: 4 2B: 1 3B: 0 HR: 3	SF: 0 SAC: 0 DP: 2 HBP: 0	WP: 0 PB: 0 SB: 0 CS: 0
PITCHER Herm Wehmeier, R ERA: 6.53 (1, 1)	IP: 2.0 WLS: L BF: 13 H: 5 R: 5 ER: 5 SO: 3 BB: 2 IBB: 0 HBP: 0 BLK: 0 WP: 0 HR: 3 S: 17 P: 25 ERA: 22.50 WHIP: 3.500																			
Joe Nuxhall, L ERA: 3.34 (3, 1)	5.0 BF: 18 H: 3 R: 0 ER: 0 SO: 6 BB: 2 IBB: 0 HBP: 0 BLK: 0 WP: 0 HR: 0 S: 28 P: 36 ERA: 0.00 WHIP: 1.000																			
Bud Podbielan, R ERA: 10.57 (8, 1)	1.0 BF: 3 H: 0 R: 0 ER: 0 SO: 0 BB: 0 IBB: 0 HBP: 0 BLK: 0 WP: 0 HR: 0 S: 3 P: 3 ERA: 0.00 WHIP: 0.000																			

Batter	1	2	3	4	5	6	7	8	9	AB	R	H	RBI	BB	SO	LOB	TOP			
Bob Borkowski, R (1, 8) OBP: 0.341, SLG: 0.365	F3			4-3 SH1-3 1B		1B		F8		4	0	2	0	0	0	1				
Bobby Adams, R (1, 5) OBP: 0.337, SLG: 0.377	F4			SH1-3 1-2		1-3		F8		3	0	0	0	0	0	1				
Willard Marshall, L (1, 9) OBP: 0.349, SLG: 0.462	F7			4-3 2-3		4-3		F7		4	0	0	0	0	0	1				
Joe Adcock, R (1, 7) OBP: 0.337, SLG: 0.556		K		F8		1B		B1-3		4	0	1	0	0	1	1				
Ted Kluszewski, L (1, 3) OBP: 0.336, SLG: 0.456	F6				L1			F9		3	0	0	0	0	0	1				
Grady Hatton, L (1, 4) OBP: 0.335, SLG: 0.358	F8				F9			4-3		3	0	0	0	0	0	1				
Andy Seminick, R (1, 2) OBP: 0.328, SLG: 0.384				F8						2	0	0	0	0	1	0				
Cal Abrams, L (8, PH) OBP: 0.389, SLG: 0.438					K					1	0	1	0	0	0	0				
Herm Wehmeier, R (8, FR) OBP: 0.212, SLG: 0.188										0	0	0	0	0	0	0				
Joe Rossi, R (8, 2) OBP: 0.372, SLG: 0.338								2B		0	0	0	0	0	0	0				
Roy McMillan, R (1, 6) OBP: 0.286, SLG: 0.356		F3				K		F2		3	0	0	0	0	1	1				
Bubba Church, R (1, 1) OBP: 0.190, SLG: 0.190				4-3						2	0	0	0	0	0	0				
Hank Edwards, L (8, PH) OBP: 0.371, SLG: 0.567						6-3				1	0	0	0	0	0	1				
Ewell Blackwell, R (8, 1) OBP: 0.130, SLG: 0.174								6-3		0	0	0	0	0	0	0				
Inning Stats	R: 0 E: 0 K: 0 S: 3	H: 0 LOB: 0 BB: 0 P: 3	R: 0 E: 0 K: 1 S: 5	H: 0 LOB: 0 BB: 0 P: 5	R: 0 E: 0 K: 0 S: 3	H: 0 LOB: 0 BB: 0 P: 3	R: 0 E: 0 K: 0 S: 4	H: 1 LOB: 1 BB: 0 P: 4	R: 0 E: 0 K: 1 S: 5	H: 0 LOB: 3 BB: 0 P: 5	R: 0 E: 0 K: 0 S: 6	H: 1 LOB: 1 BB: 0 P: 6	R: 0 E: 0 K: 0 S: 4	H: 1 LOB: 1 BB: 0 P: 4	R: 0 E: 0 K: 0 S: 4	H: 0 LOB: 0 BB: 0 P: 3	1B: 3 2B: 1 3B: 0 HR: 0	SF: 0 SAC: 1 DP: 0 HBP: 0	WP: 0 PB: 0 SB: 0 CS: 0	PA: 31
PITCHER Warren Hacker, R (1, 1) ERA: 2.85	IP: 9.0 WLS: W BF: 31 H: 4 R: 0 ER: 0 SO: 3 BB: 0 IBB: 0 HBP: 0 BLK: 0 WP: 0 HR: 0 S: 37 P: 37 ERA: 0.00 WHIP: 0.444															PITCHER				

Cincinnati Reds @ Chicago Cubs
Wrigley Field, Chicago, IL
Sun Jul 06 1952, 3:38 AM CDT
Att: 22,525 - Unknown

AB	30
R	0
H	4
RBI	0
BB	0
SO	3
LOB	8



Batter	1	2	3	4	5	6	7	8	9	AB	R	H	RBI	BB	SO	LOB	BOTTOM			
Eddie Miksis, R (1, 4) OBP: 0.278, SLG: 0.318	L6-3 1B		6-3		F4			5-3		4	0	1	0	0	0	2				
Bob Addis, L (1, 8) OBP: 0.389, SLG: 0.422	L6-3 1-2			4-3	4-0 1-2 2-3 BB			4-3		3	0	0	0	1	0	1				
Gene Hermanski, L (1, 9) OBP: 0.323, SLG: 0.337	4-3			K	2-1 3H		L9	G3		4	0	0	0	0	1	0				
Hank Sauer, R (1, 7) OBP: 0.372, SLG: 0.604		FC1-6 BB				HR		F8		2	1	1	1	1	0	0				
Toby Atwell, L (1, 2) OBP: 0.414, SLG: 0.438		F7		1-3				4-3		3	0	0	0	0	0	1				
Dee Fondy, L (1, 3) OBP: 0.325, SLG: 0.416		FC1-6 1-2			1-3			B1-3		3	0	0	0	0	0	1				
Randy Jackson, R (1, 5) OBP: 0.278, SLG: 0.376		K			1B 1B			F7		3	1	1	0	0	1	1				
Roy Smalley, R (1, 6) OBP: 0.291, SLG: 0.377				4-3	BB 2-1 1B			E5 FC6-4		3	0	1	0	0	0	0				
Warren Hacker, R (1, 1) OBP: 0.150, SLG: 0.150		F7			1-2 3H 1B			FC6-4		3	0	1	1	0	0	1				
Inning Stats	R: 0 E: 0 K: 0 S: 3	H: 1 LOB: 0 BB: 0 P: 3	R: 0 E: 0 K: 1 S: 5	H: 0 LOB: 1 BB: 1 P: 9	R: 0 E: 0 K: 0 S: 3	H: 0 LOB: 0 BB: 0 P: 3	R: 1 E: 0 K: 1 S: 6	H: 1 LOB: 0 BB: 0 P: 6	R: 1 E: 0 K: 0 S: 5	H: 3 LOB: 3 BB: 1 P: 9	R: 0 E: 0 K: 0 S: 3	H: 0 LOB: 0 BB: 0 P: 3	R: 0 E: 1 K: 0 S: 4	H: 0 LOB: 1 BB: 0 P: 4	R: 0 E: 0 K: 0 S: 3	H: 0 LOB: 0 BB: 0 P: 3	1B: 4 2B: 1 3B: 0 HR: 1	SF: 0 SAC: 0 DP: 1 HBP: 0	WP: 0 PB: 0 SB: 0 CS: 0	PA: 30
PITCHER Bubba Church, R (1, 1) ERA: 5.46	IP: 7.0 WLS: L BF: 28 H: 5 R: 2 ER: 2 SO: 2 BB: 2 IBB: 0 HBP: 0 BLK: 0 WP: 0 HR: 1 S: 29 P: 37 ERA: 2.57 WHIP: 1.000															PITCHER				
PITCHER Ewell Blackwell, R (8, 1) ERA: 5.68	IP: 1.0 WLS: L BF: 3 H: 0 R: 0 ER: 0 SO: 0 BB: 0 IBB: 0 HBP: 0 BLK: 0 WP: 0 HR: 0 S: 3 P: 3 ERA: 0.00 WHIP: 0.000															PITCHER				

Cincinnati Reds @ Chicago Cubs
Wrigley Field, Chicago, IL
Sun Jul 06 1952, 3:38 AM CDT
Att: 22,525 - Unknown

AB	28
R	2
H	5
RBI	2
BB	2
SO	2
LOB	7



Batter	1	2	3	4	5	6	7	8	9	AB	R	H	RBI	BB	SO	LOB	TOP			
Sam Jethroe, S OBP: 0.341, SLG: 0.438 (1, 8)	5-3		F4			2B		FC5-4 1B		4	0	2	0	0	0	1	Boston Braves @ Cincinnati Reds Crosley Field, Cincinnati, OH Thu Jul 10 1952, 3:33 AM EDT Att: 9,530 - Unknown livebaseballscores.com			
Sibby Sisti, R OBP: 0.275, SLG: 0.315 (1, 9) (7, 4)	F7			6-3		F8		FC5-4 1-2		4	0	0	0	0	0	2				
Earl Torgeson, L OBP: 0.368, SLG: 0.293 (1, 3)	G3			K		F7		K		4	0	0	0	0	2	2				
Sid Gordon, R OBP: 0.404, SLG: 0.515 (1, 7)		4-3		K			F8		3B 1B	4	1	1	0	0	1	0				
Walker Cooper, R OBP: 0.306, SLG: 0.377 (1, 2)		F5			5-3		6-3		1B 3B	4	1	1	1	0	0	0				
Johnny Logan, R OBP: 0.345, SLG: 0.367 (1, 6)		F8			F7		E 3B		G6-4-3 1B	4	1	2	1	0	0	0				
Jack Cusick, R OBP: 0.230, SLG: 0.188 (1, 5)			1-6-3 1B				E6		G6-4-3 1B	4	0	2	0	0	0	1				
Jack Dittmer, L OBP: 0.150, SLG: 0.203 Paul Burnis, R OBP: 0.262, SLG: 0.345 Jack Daniels, L OBP: 0.227, SLG: 0.213 (1, 4) (7, PH) (7, 9)			F8		4-3		F8		F7	2	0	0	0	0	0	2				
Jim Wilson, R OBP: 0.133, SLG: 0.136 (1, 1)			1-6-3			L7		F7		3	0	0	0	0	0	1				
Inning Stats	R: 0 E: 0 K: 0 S: 3	H: 0 LOB: 0 BB: 0 P: 3	R: 0 E: 0 K: 0 S: 3	H: 0 LOB: 0 BB: 0 P: 3	R: 0 E: 0 K: 2 S: 4	H: 1 LOB: 0 BB: 0 P: 4	R: 0 E: 0 K: 2 S: 7	H: 0 LOB: 0 BB: 0 P: 7	R: 0 E: 0 K: 0 S: 4	H: 1 LOB: 1 BB: 0 P: 4	R: 1 E: 1 K: 0 S: 5	H: 1 LOB: 1 BB: 0 P: 5	R: 0 E: 0 K: 1 S: 6	H: 1 LOB: 1 BB: 0 P: 6	R: 2 E: 0 K: 0 S: 5	H: 3 LOB: 0 BB: 0 P: 5		1B: 5 2B: 1 3B: 2 HR: 0	SF: 0 SAC: 0 DP: 1 HBP: 0	WP: 0 PB: 0 SB: 0 CS: 0
PITCHER Ken Raffensberger, L ERA: 2.37 (1, 1)	IP: 9.0 WLS: W BF: 35 H: 8 R: 3 ER: 2 SO: 3 BB: 0 IBB: 0 HBP: 0 BLK: 0 WP: 0 HR: 0 S: 41 P: 41 ERA: 2.00 WHIP: 0.889															PITCHER				

Batter	1	2	3	4	5	6	7	8	9	AB	R	H	RBI	BB	SO	LOB	BOTTOM			
Bob Borkowski, R OBP: 0.335, SLG: 0.358 (1, 8)	6-3		4-3		F4		F8			4	0	0	0	0	0	3	Boston Braves @ Cincinnati Reds Crosley Field, Cincinnati, OH Thu Jul 10 1952, 3:33 AM EDT Att: 9,530 - Unknown livebaseballscores.com			
Bobby Adams, R OBP: 0.333, SLG: 0.372 (1, 5)	K		K			F9	L6			4	0	0	0	0	2	2				
Willard Marshall, L OBP: 0.346, SLG: 0.457 (1, 9)	F6		F6					K		4	0	1	0	0	1	1				
Ted Kluszewski, L OBP: 0.335, SLG: 0.453 (1, 3)		L3		L9		F7		FC4 1B E 1B		4	1	1	0	0	0	1				
Joe Adcock, R OBP: 0.341, SLG: 0.561 (1, 7)		F2		5-3				E 1B		4	1	2	0	0	0	0				
Grady Hatton, L OBP: 0.334, SLG: 0.354 (1, 4)		4-3		F6		2B		E 1B		3	1	0	0	1	0	0				
Joe Rossi, R OBP: 0.376, SLG: 0.338 (1, 2)			2B 1B		E4 SH1-4	6-3		1B BB		3	1	1	0	1	0	3				
Roy McMillan, R OBP: 0.289, SLG: 0.361 (1, 6)			E 2B		K		F2	FC5-4 1B		4	1	2	2	0	1	1				
Ken Raffensberger, R OBP: 0.136, SLG: 0.095 (1, 1)			SH 4-3		SH1-4			FC5-4		1	0	0	0	1	0	1				
Inning Stats	R: 0 E: 0 K: 1 S: 5	H: 0 LOB: 0 BB: 0 P: 5	R: 0 E: 0 K: 0 S: 3	H: 0 LOB: 0 BB: 0 P: 3	R: 2 E: 1 K: 1 S: 8	H: 2 LOB: 1 BB: 0 P: 8	R: 0 E: 0 K: 0 S: 3	H: 0 LOB: 0 BB: 0 P: 3	R: 0 E: 0 K: 0 S: 6	H: 0 LOB: 1 BB: 0 P: 6	R: 0 E: 0 K: 0 S: 5	H: 2 LOB: 3 BB: 1 P: 9	R: 0 E: 0 K: 0 S: 3	H: 0 LOB: 1 BB: 1 P: 7	R: 3 E: 1 K: 1 S: 8	H: 3 LOB: 1 BB: 1 P: 12		1B: 5 2B: 2 3B: 0 HR: 0	SF: 0 SAC: 2 DP: 0 HBP: 0	WP: 0 PB: 0 SB: 0 CS: 0
PITCHER Jim Wilson, R ERA: 3.66 (1, 1)	IP: 8.0 WLS: L BF: 36 H: 7 R: 5 ER: 3 SO: 4 BB: 3 IBB: 0 HBP: 0 BLK: 0 WP: 0 HR: 0 S: 41 P: 53 ERA: 3.38 WHIP: 1.250															PITCHER				

Batter	1	2	3	4	5	6	7	8	9	AB	R	H	RBI	BB	SO	LOB	TOP										
Sam Jethroe, S (1, 8) OBP: 0.348, SLG: 0.447	1-0 2B HBP	4-0 1B BB		0-0 1B G5-4-3			0-0 1B 3B	0-0 4-3		3	3	2	1	1	0	1											
Johnny Logan, R (1, 6) OBP: 0.354, SLG: 0.383	0-0 1B 1-H	0-0 2B 1-H		0-0 1B G5-4-3			0-0 F4		0-0 CS 1B	5	0	3	2	0	0	2											
Earl Torgeson, L (1, 3) OBP: 0.374, SLG: 0.325	0-0 2B 2-3	0-0 1B 1-3			0-0 F8		0-0 F5		0-0 HR 1-2	5	1	3	1	0	0	1											
Sid Gordon, R (1, 7) OBP: 0.408, SLG: 0.514	4-0 1B 1-2	0-0 6-3			0-0 6-3		0-0 1B		0-0 1B	4	0	2	1	1	0	2											
Walker Cooper, R (1, 2) OBP: 0.303, SLG: 0.372	0-3 K			0-0 5-3			0-0 F4		0-0 1B G4-6-3	5	0	1	0	0	1	4											
Eddie Mathews, L (1, 5) OBP: 0.307, SLG: 0.449	0-0 F4			0-0 1B		0-0 1B G3-6-3		0-0 F9	0-0 G4-6-3	5	0	2	0	0	0	5											
Jack Dittmer, L (1, 4) OBP: 0.143, SLG: 0.193	0-0 4-3			0-0 F6		0-0 G3-6-3		0-0 4-3		4	0	0	0	0	0	5											
Jack Daniels, L (1, 9) OBP: 0.229, SLG: 0.215		0-3 K		0-0 F6		0-0 3-1		0-0 1B S		4	1	1	0	0	1	1											
Warren Spahn, L (1, 1) OBP: 0.262, SLG: 0.417		0-0 4-3		0-0 3-1			0-0 3B 2B	0-0 1B 1-H		4	1	2	1	0	0	0											
Inning Stats	R: 1 E: 0 K: 1 S: 7	H: 2 LOB: 3 BB: 1 P: 12	R: 1 E: 0 K: 1 S: 7	H: 2 LOB: 2 BB: 1 P: 11	R: 0 E: 0 K: 0 S: 4	H: 1 LOB: 1 BB: 0 P: 4	R: 0 E: 0 K: 0 S: 3	H: 1 LOB: 0 BB: 0 P: 3	R: 0 E: 0 K: 0 S: 3	H: 1 LOB: 0 BB: 0 P: 3	R: 2 E: 0 K: 0 S: 6	H: 3 LOB: 1 BB: 0 P: 6	R: 1 E: 0 K: 0 S: 5	H: 2 LOB: 1 BB: 0 P: 5	R: 1 E: 0 K: 0 S: 5	H: 4 LOB: 1 BB: 0 P: 5	1B: 11 2B: 3 3B: 1 HR: 1	SF: 0 SAC: 0 DP: 3 HBP: 1	WP: 0 PB: 0 CS: 1	PA: 42							
PITCHER	IP	WLS	BF	H	R	ER	SO	BB	IBB	HBP	BLK	WP	HR	S	P	ERA	WHIP	PITCHER									
Herm Wehmeier, R (1, 1) ERA: 6.46	8.0	L	37	12	5	5	2	2	0	1	0	0	0	38	47	5.62	1.750										
Bud Podbielan, R (9, 1) ERA: 11.25	0.1		4	4	1	1	0	0	0	0	0	0	1	4	4	27.00	12.000										
Joe Nuxhall, L (9, 1) ERA: 3.28	0.2		1	0	0	0	0	0	0	0	0	0	0	1	1	0.00	0.000										

Boston Braves @ Cincinnati Reds
Crosley Field, Cincinnati, OH
Fri Jul 11 1952, 3:33 AM EDT
Att: 1,771 - Sunny - 90 F

AB	39
R	6
H	16
RBI	6
BB	2
SO	2
LOB	21



Batter	1	2	3	4	5	6	7	8	9	AB	R	H	RBI	BB	SO	LOB	BOTTOM										
Bob Borkowski, R (1, 8) OBP: 0.333, SLG: 0.355	0-0 1-3			0-0 F3		0-3 K		0-0 2B 1B 1-3		4	0	1	0	0	1	0											
Bobby Adams, R (1, 5) OBP: 0.332, SLG: 0.374	0-0 F9			0-0 6-3		0-3 K		0-0 1B 1-3		4	0	1	1	0	1	0											
Wally Westlake, R (1, 9) OBP: 0.305, SLG: 0.233	0-0 F8			0-0 1B E		0-0 F4		0-0 F3		4	0	1	0	0	0	2											
Joe Adcock, R (1, 7) OBP: 0.339, SLG: 0.554		0-0 F8		0-0 E6 1-3		0-0 F3		0-0 FC1-6 1B		4	0	1	0	0	0	1											
Ted Kluszewski, L (1, 3) OBP: 0.330, SLG: 0.445		0-0 F6		0-0 4-3		0-0 F4		0-0 FC1-6 1-2		4	0	0	0	0	0	3											
Joe Rossi, R (1, 2) OBP: 0.372, SLG: 0.333		0-0 L6			0-0 F3 1B		0-0 F8		0-0 F5	4	0	1	0	0	0	1											
Grady Hatton, L (1, 4) OBP: 0.333, SLG: 0.353				0-0 4-3		0-0 1B 1-2		0-0 F7	0-0 F5	4	0	1	0	0	0	1											
Roy McMillan, R (1, 6) OBP: 0.290, SLG: 0.361				0-0 6-3		0-0 F3 2-3		0-0 1B 2B 1B		3	1	1	0	0	0	2											
Herm Wehmeier, R (1, 1) OBP: 0.200, SLG: 0.176				0-3 K		0-0 F8		0-0 F9		2	0	0	0	0	1	1											
Andy Seminick, R (8, PH) OBP: 0.327, SLG: 0.382										1	0	0	0	0	0	1											
Bud Podbielan, R (9, 1) OBP: 0.327, SLG: 0.382										0	0	0	0	0	0	0											
Joe Nuxhall, L (9, 1) OBP: 0.100, SLG: 0.100										0	0	0	0	0	0	0											
Inning Stats	R: 0 E: 0 K: 0 S: 3	H: 0 LOB: 0 BB: 0 P: 3	R: 0 E: 0 K: 0 S: 3	H: 0 LOB: 0 BB: 0 P: 3	R: 0 E: 0 K: 1 S: 5	H: 0 LOB: 0 BB: 0 P: 5	R: 0 E: 0 K: 0 S: 5	H: 1 LOB: 2 BB: 0 P: 5	R: 0 E: 0 K: 0 S: 4	H: 2 LOB: 1 BB: 0 P: 4	R: 0 E: 0 K: 2 S: 7	H: 0 LOB: 0 BB: 0 P: 7	R: 0 E: 0 K: 0 S: 3	H: 0 LOB: 0 BB: 0 P: 3	R: 1 E: 0 K: 0 S: 6	H: 3 LOB: 2 BB: 0 P: 6	R: 0 E: 0 K: 0 S: 4	H: 1 LOB: 1 BB: 0 P: 4	1B: 6 2B: 1 3B: 1 HR: 0	SF: 0 SAC: 0 DP: 0 HBP: 0	WP: 0 PB: 0 CS: 0	PA: 34					
PITCHER	IP	WLS	BF	H	R	ER	SO	BB	IBB	HBP	BLK	WP	HR	S	P	ERA	WHIP	PITCHER									
Warren Spahn, L (1, 1) ERA: 3.03	9.0	W	34	7	1	1	3	0	0	0	0	0	0	40	40	1.00	0.778										

Boston Braves @ Cincinnati Reds
Crosley Field, Cincinnati, OH
Fri Jul 11 1952, 3:33 AM EDT
Att: 1,771 - Sunny - 90 F

AB	34
R	1
H	7
RBI	1
BB	0
SO	3
LOB	12



Batter	1	2	3	4	5	6	7	8	9	AB	R	H	RBI	BB	SO	LOB	TOP				
Bill Rigney, R (1, 6) OBP: 0.400, SLG: 0.345										3	1	2	1	0	0	0	New York Giants @ Cincinnati Reds Crosley Field, Cincinnati, OH Sat Jul 12 1952, 3:33 AM EDT Attr: 3,943 - Sunny - 88 F				
Whitey Lockman, L (1, 3) OBP: 0.394, SLG: 0.413										4	1	2	1	1	1	2					
Don Mueller, L (1, 9) OBP: 0.318, SLG: 0.426										4	0	1	1	1	1	3					
Hank Thompson, L (1, 8) OBP: 0.338, SLG: 0.477										3	0	0	0	0	0	4					
Bob Elliott, R (1, 7) OBP: 0.342, SLG: 0.420										3	1	1	1	1	0	2					
Chuck Diering, R (8, 7) OBP: 0.296, SLG: 0.304										4	0	0	0	0	0	2					
Bobby Thomson, R (1, 5) OBP: 0.341, SLG: 0.495										4	0	1	0	0	0	1					
Wes Westrum, R (1, 2) OBP: 0.393, SLG: 0.508										4	1	0	0	0	0	1					
Bobby Hofman, R (1, 4) OBP: 0.100, SLG: 0.100										4	1	1	0	0	0	0					
Max Lanier, R (1, 1) OBP: 0.368, SLG: 0.421										0	0	0	0	0	0	0					
Hoyt Wilhelm, R (9, 1) OBP: 0.133, SLG: 0.333										0	0	0	0	0	0	0					
Inning Stats	R: 0 E: 0 K: 2 S: 6	H: 0 LOB: 0 BB: 0 P: 7	R: 0 E: 0 K: 0 S: 3	H: 0 LOB: 1 BB: 1 P: 7	R: 1 E: 0 K: 0 S: 6	H: 3 LOB: 2 BB: 0 P: 6	R: 0 E: 0 K: 0 S: 3	H: 0 LOB: 0 BB: 0 P: 3	R: 0 E: 0 K: 0 S: 3	H: 0 LOB: 0 BB: 0 P: 3	R: 1 E: 1 K: 0 S: 4	H: 1 LOB: 1 BB: 1 P: 8	R: 2 E: 0 K: 0 S: 6	H: 3 LOB: 2 BB: 1 P: 10	R: 1 E: 0 K: 0 S: 4	H: 1 LOB: 0 BB: 0 P: 4	R: 0 E: 0 K: 0 S: 3	H: 0 LOB: 0 BB: 0 P: 4	1B: 6 2B: 1 3B: 0 HR: 1	SF: 0 SAC: 1 DP: 1 HBP: 2	WP: 0 PA: 39 PB: 0 SB: 0 CS: 1
PITCHER	IP WLS BF H R ER SO BB IBB HBP BLK WP HR S P ERA WHIP																				
Bubba Church, R (1, 1) ERA: 5.48	8.0 L 35 8 5 5 2 3 0 1 0 0 1 35 48 5.62 1.375																				
Ewell Blackwell, R (9, 1) ERA: 5.6	1.0 4 0 0 0 0 0 0 0 1 0 0 0 3 4 0.00 0.000																				

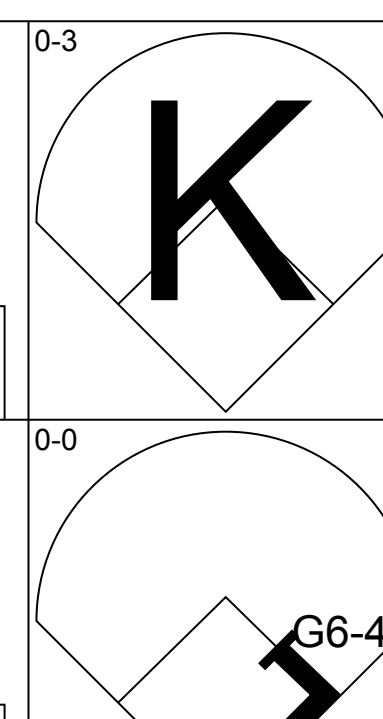
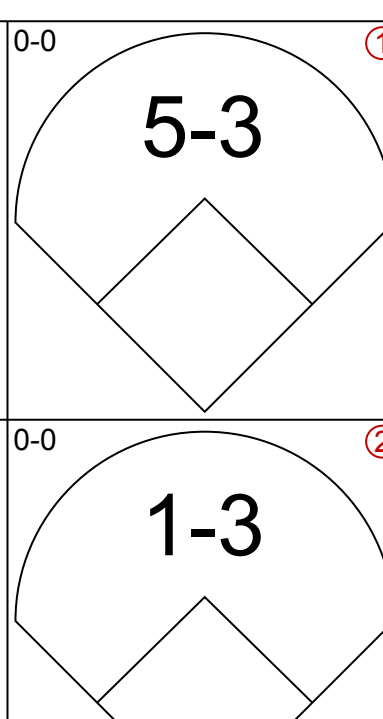
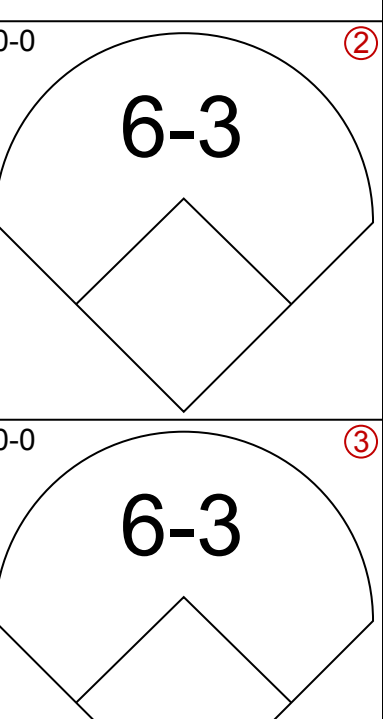
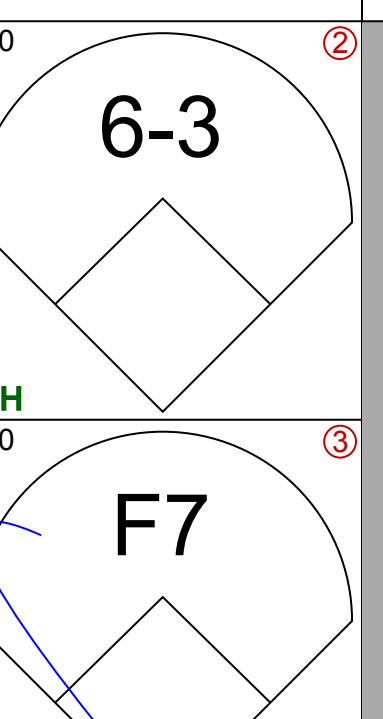

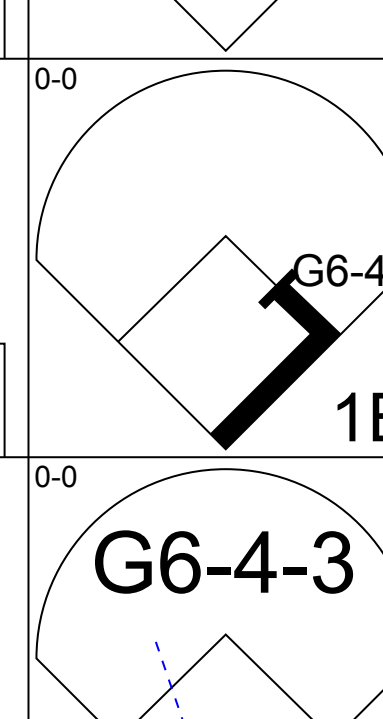
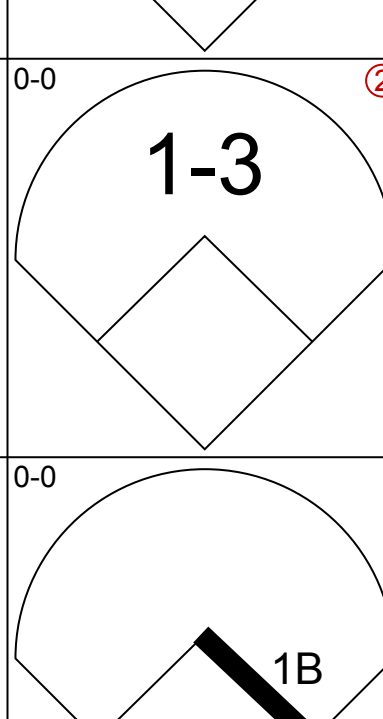
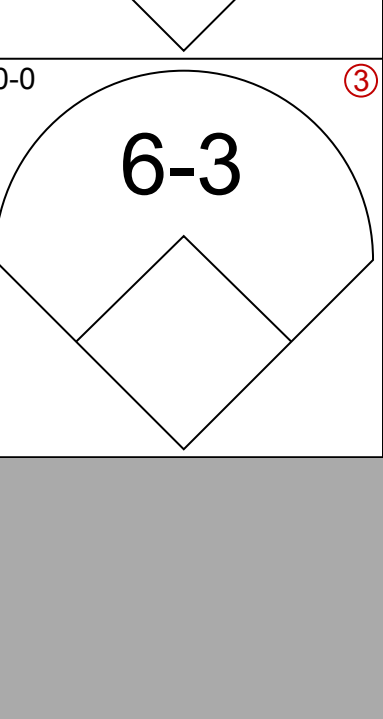
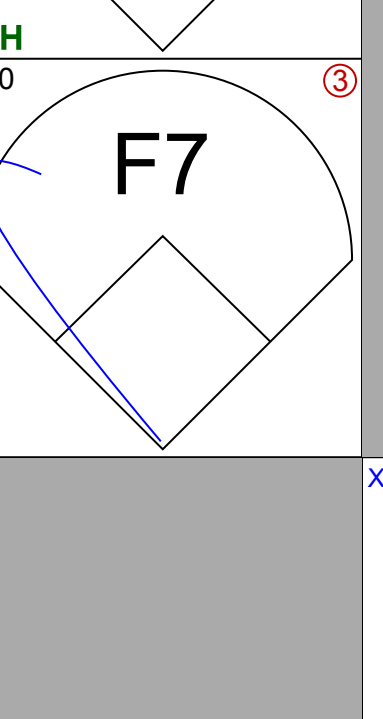
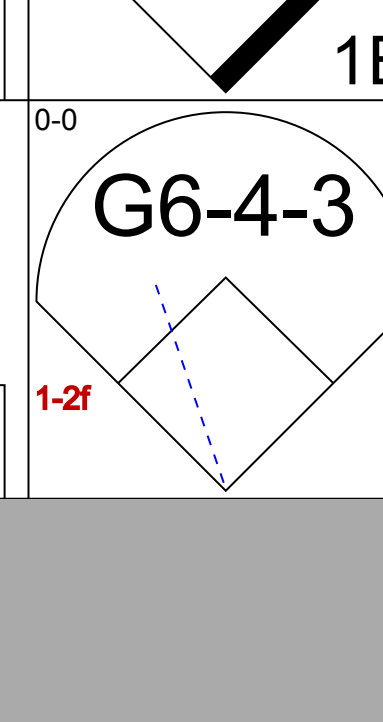
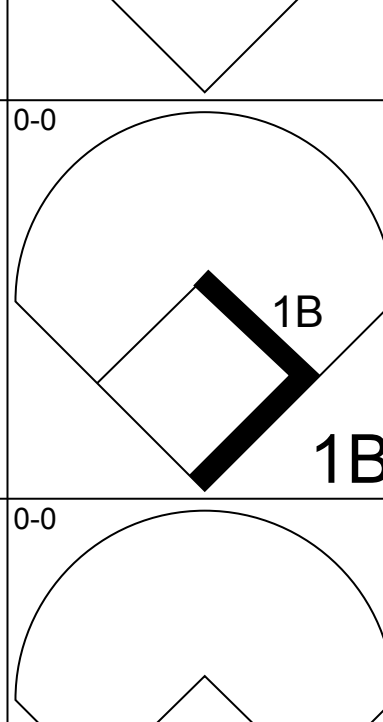


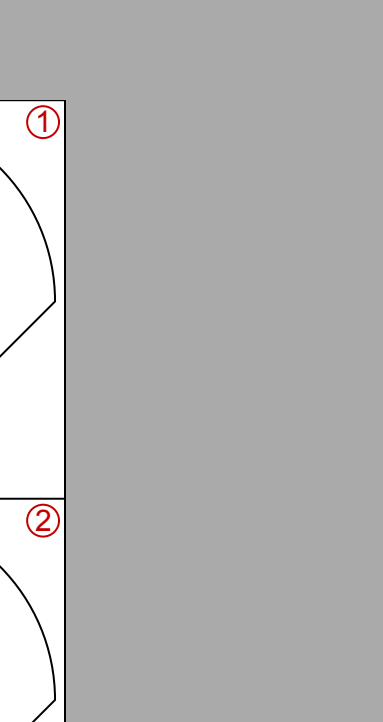
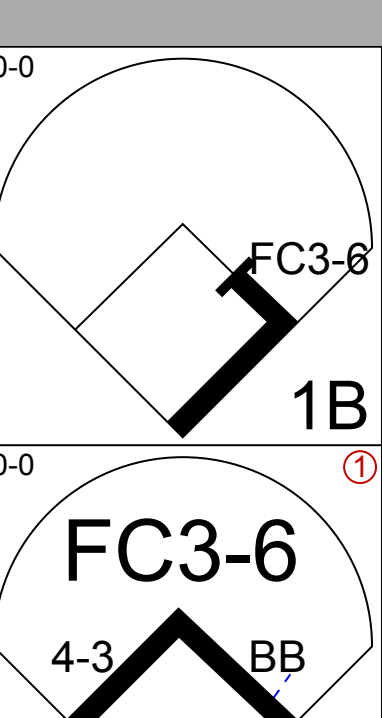
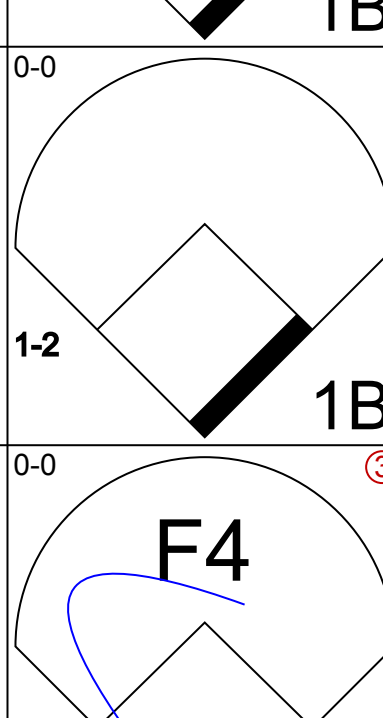


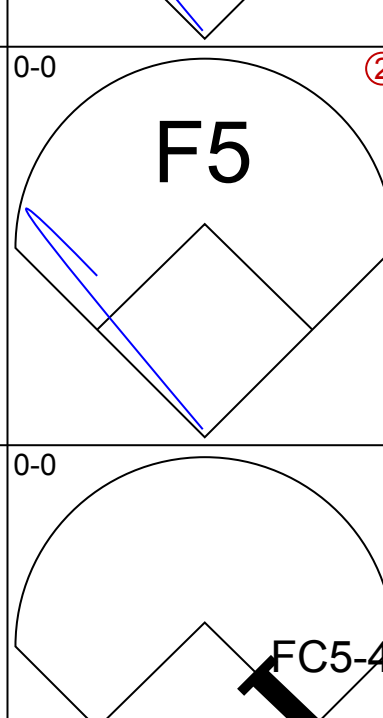
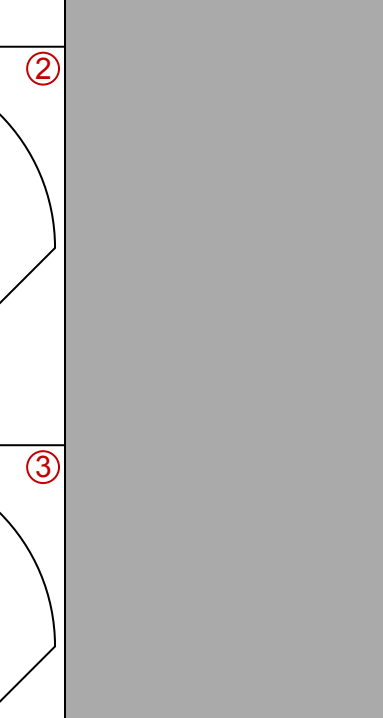
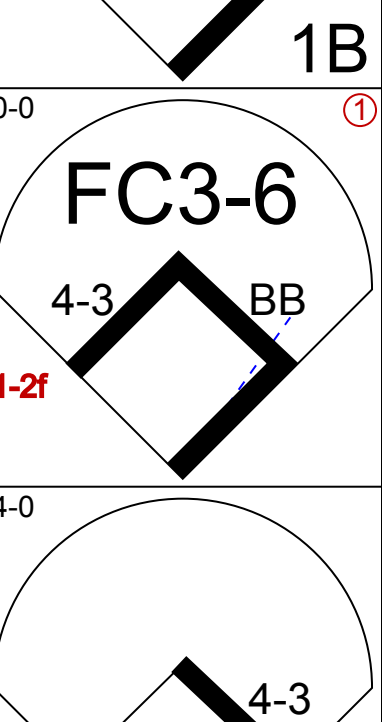
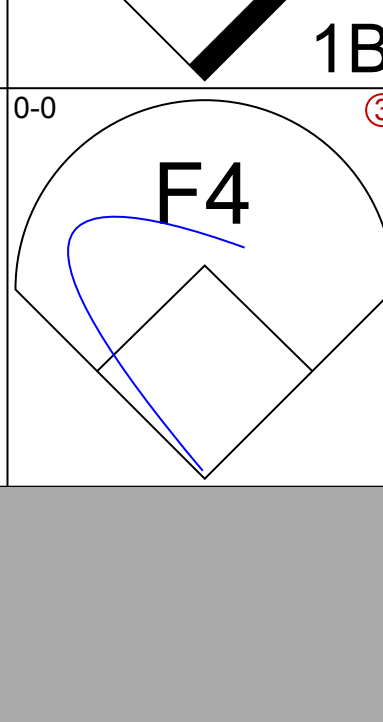
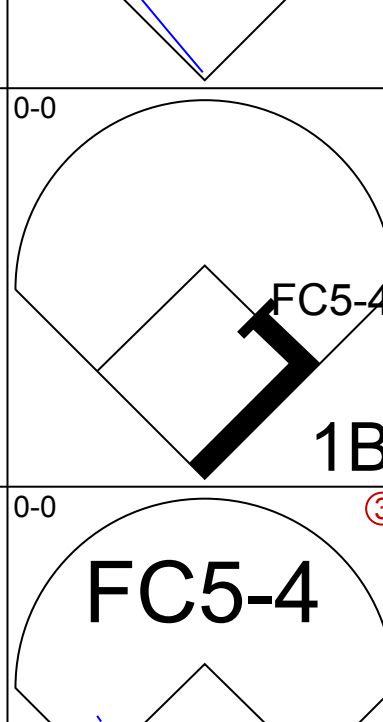
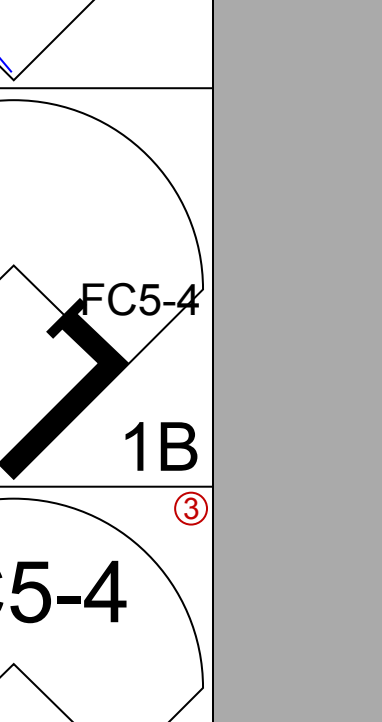
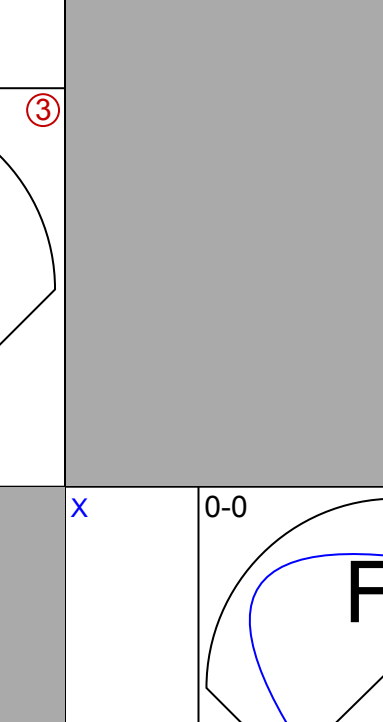
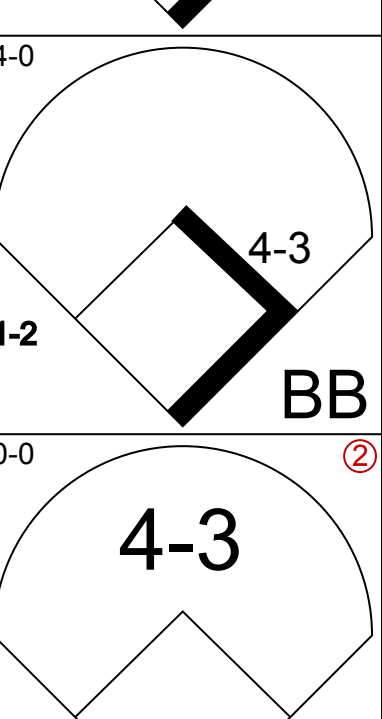
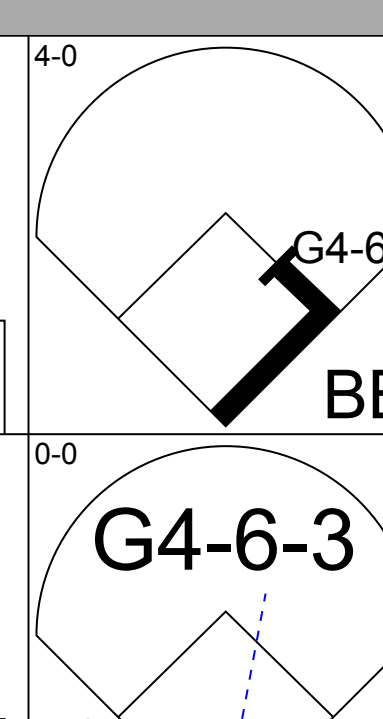

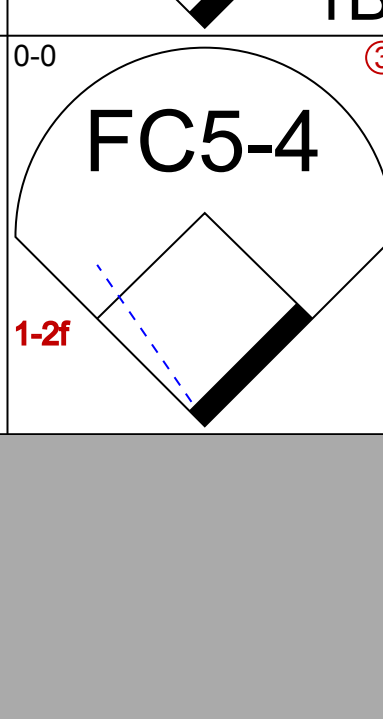
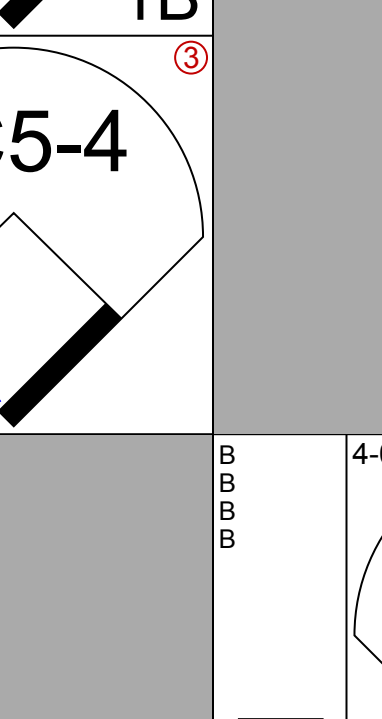
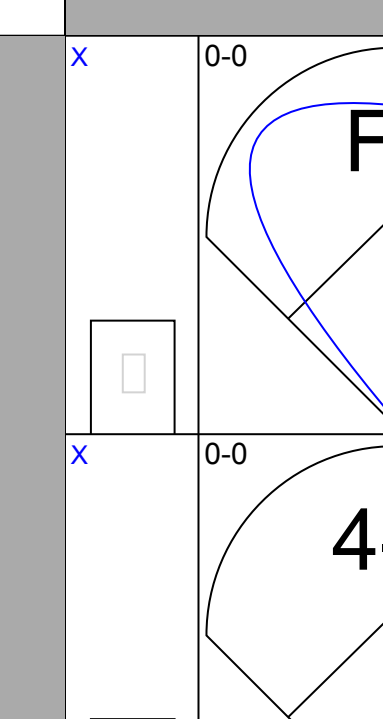
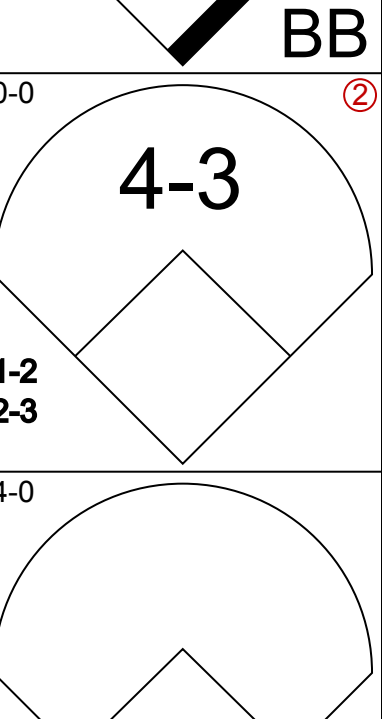
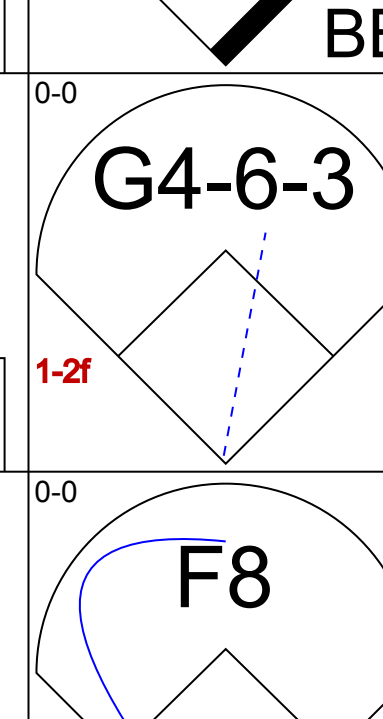
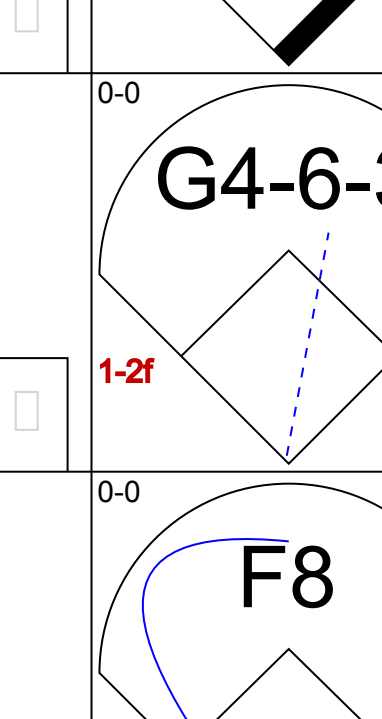

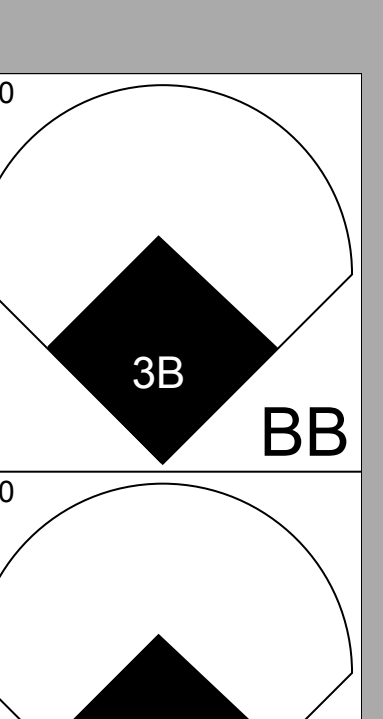
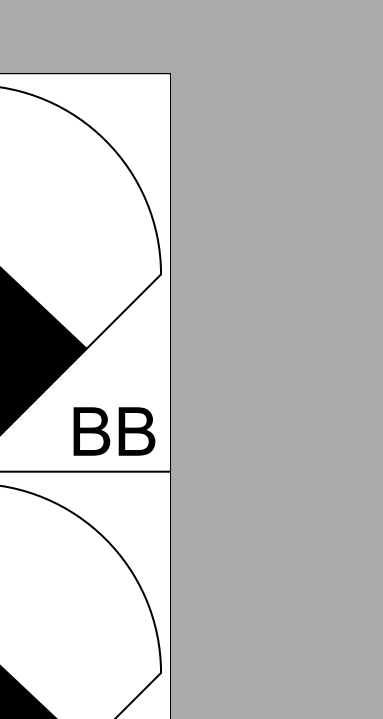
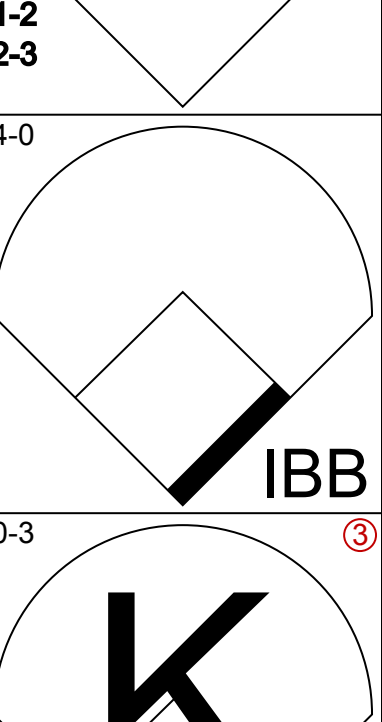
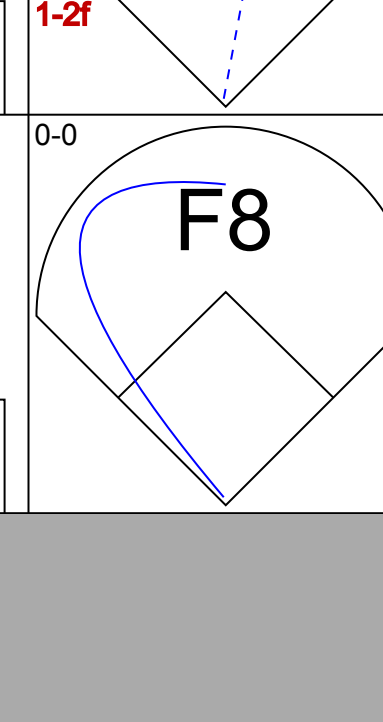

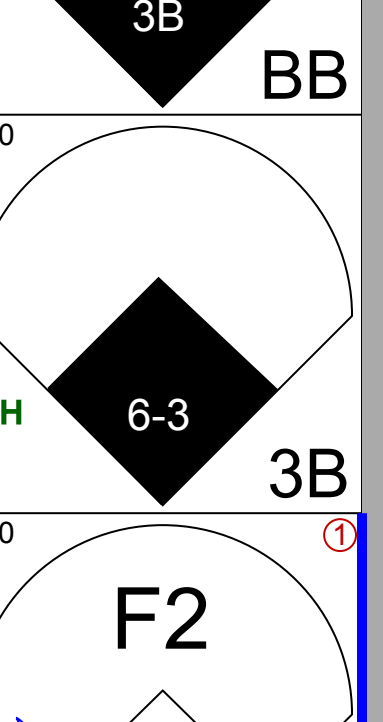
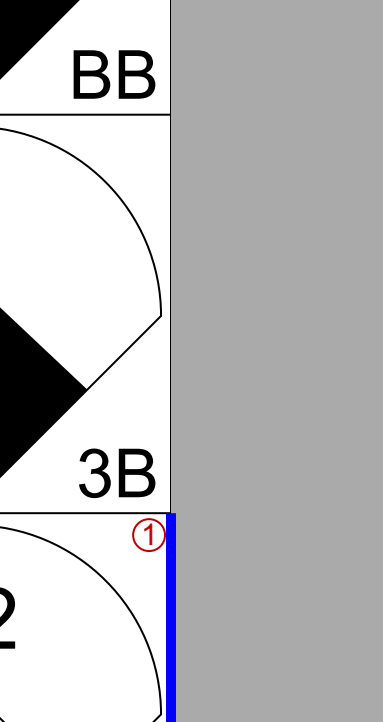
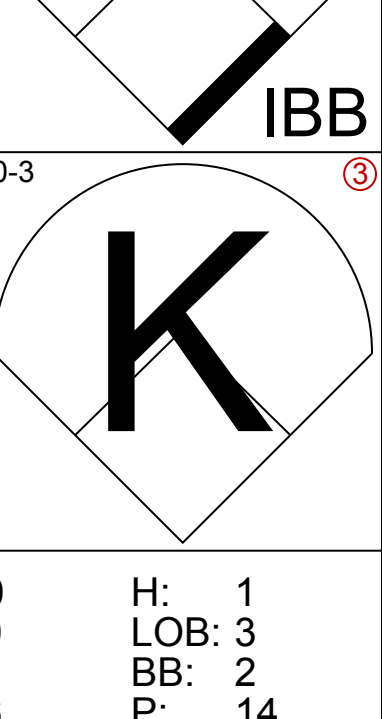
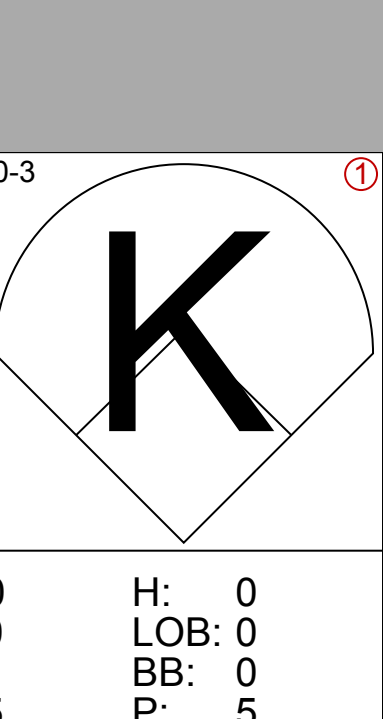
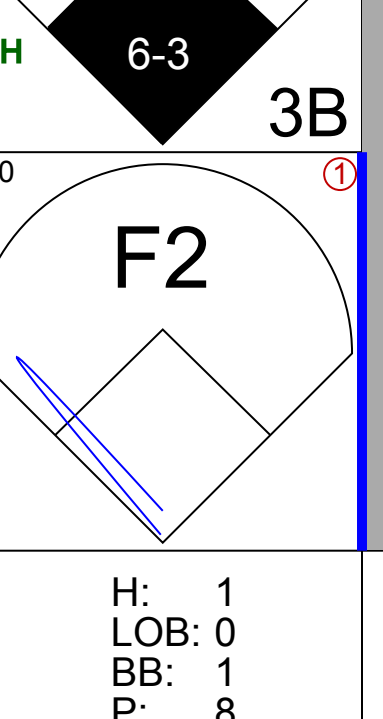
AB	33
R	5
H	8
RBI	4
BB	3
SO	2
LOB	15

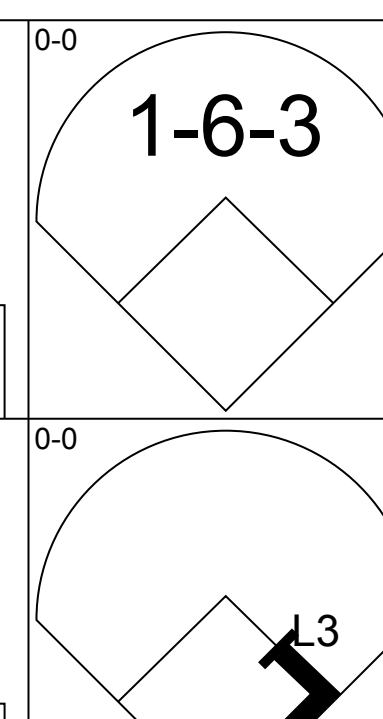
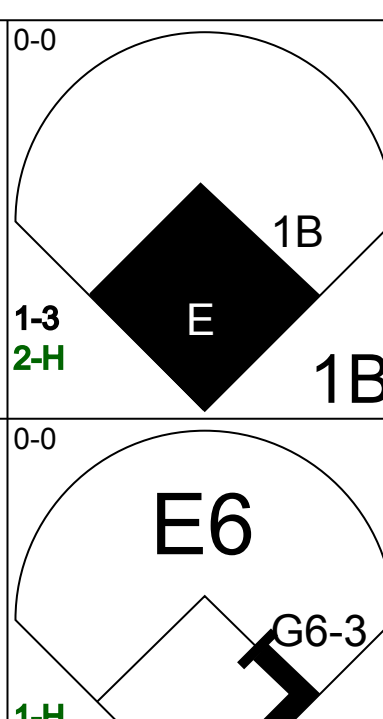
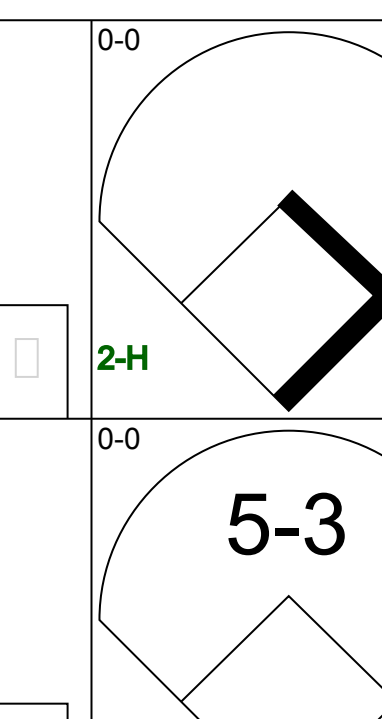

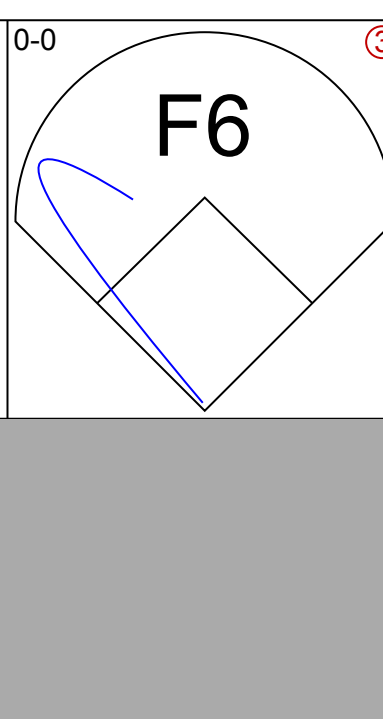
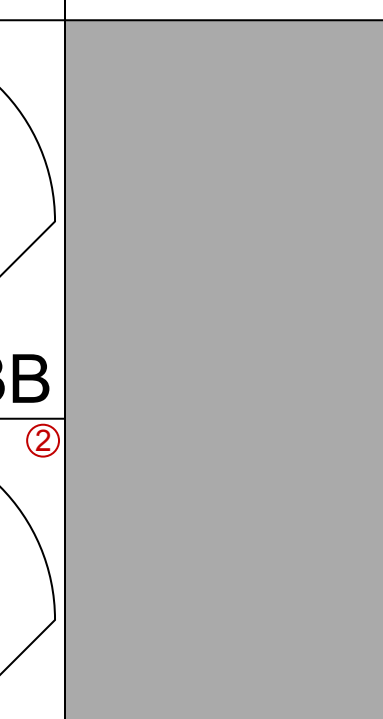
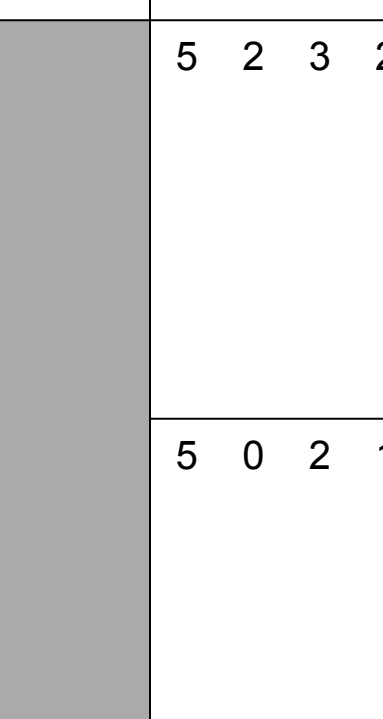

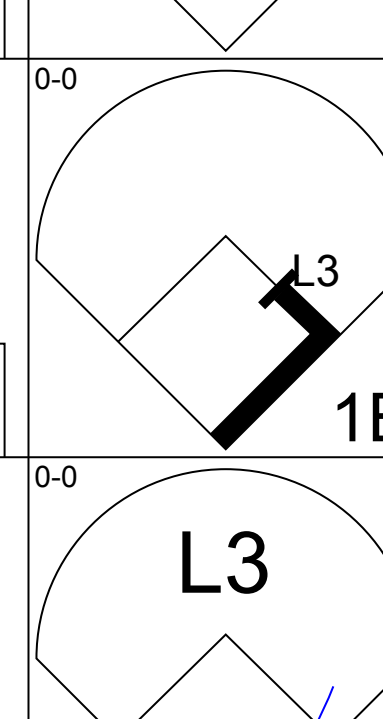
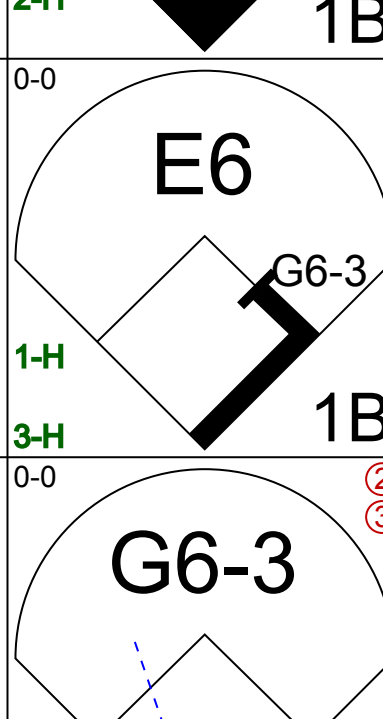
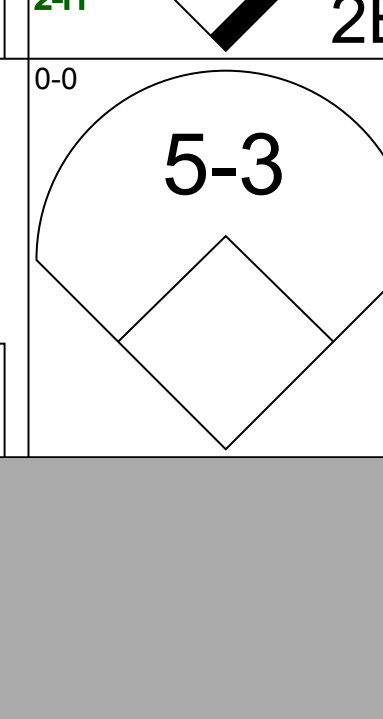
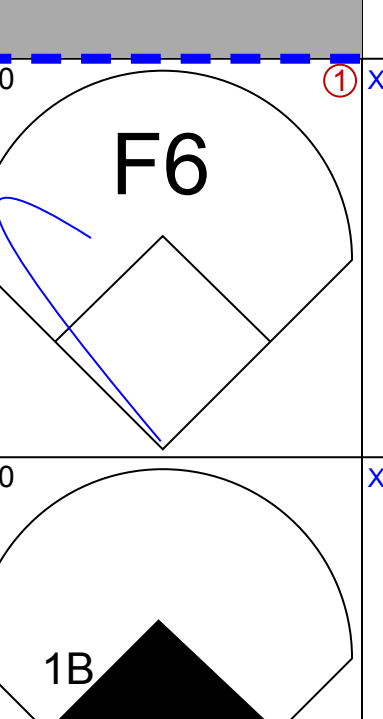
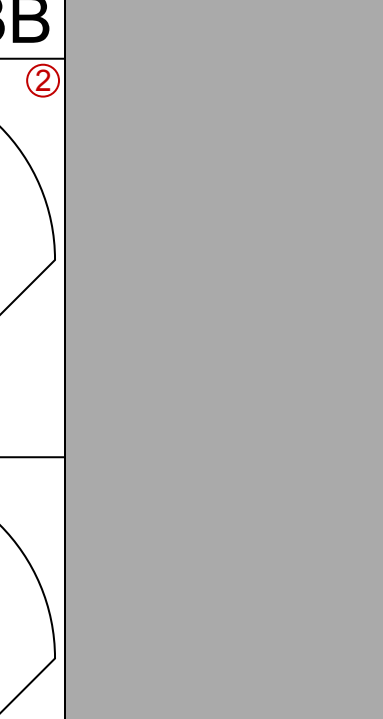
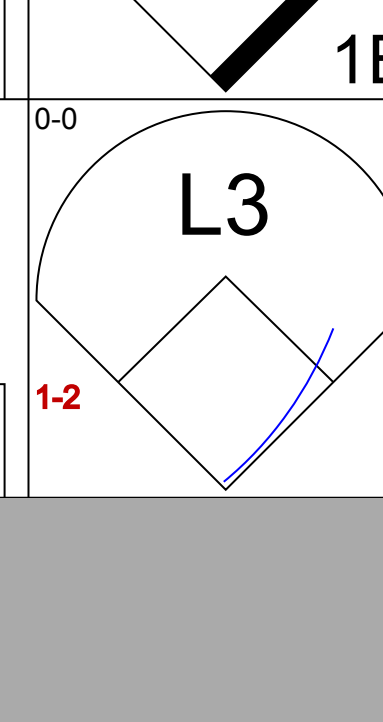
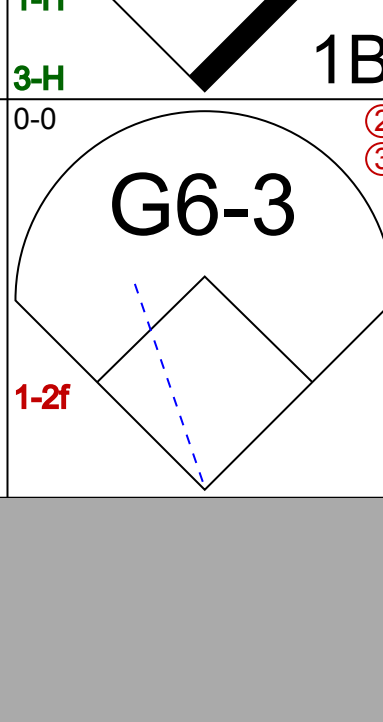
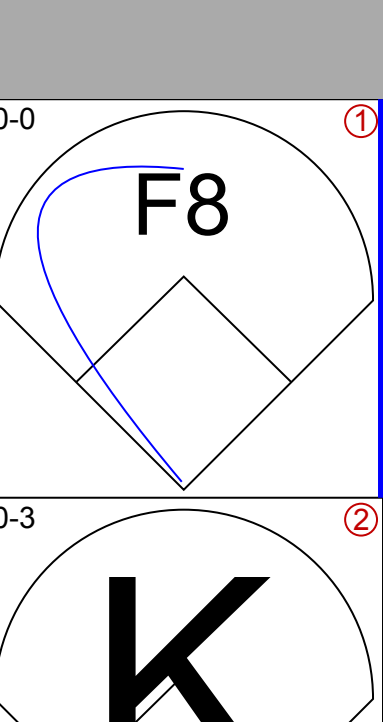
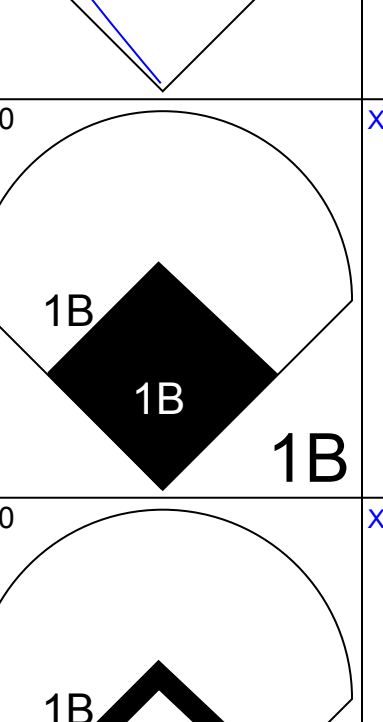

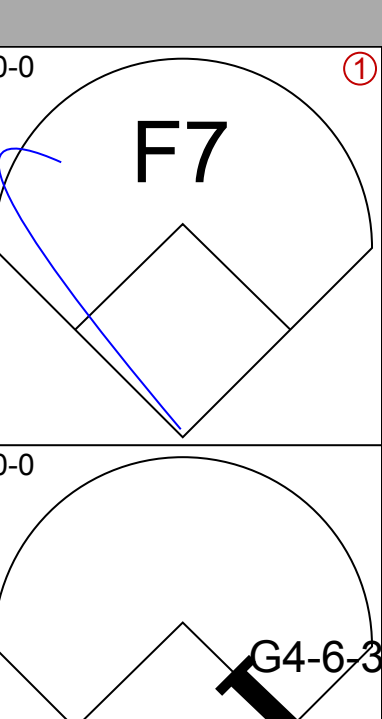
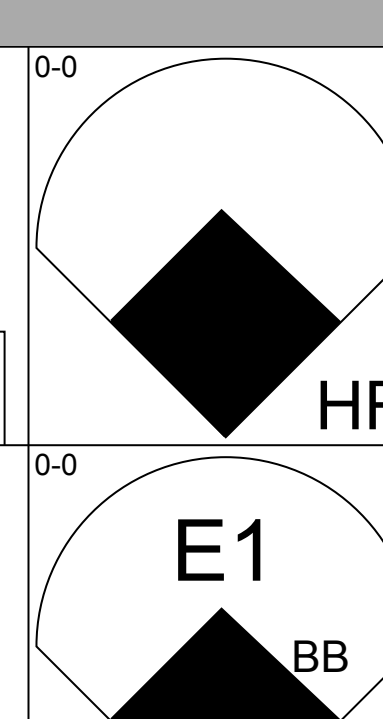
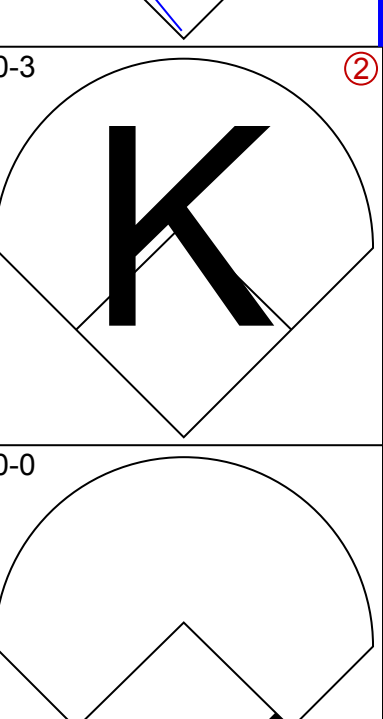
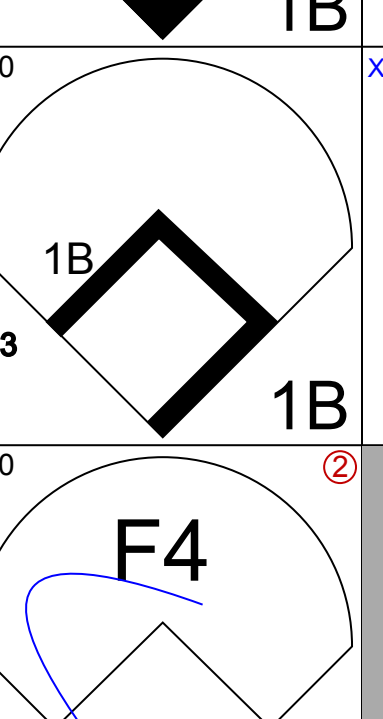
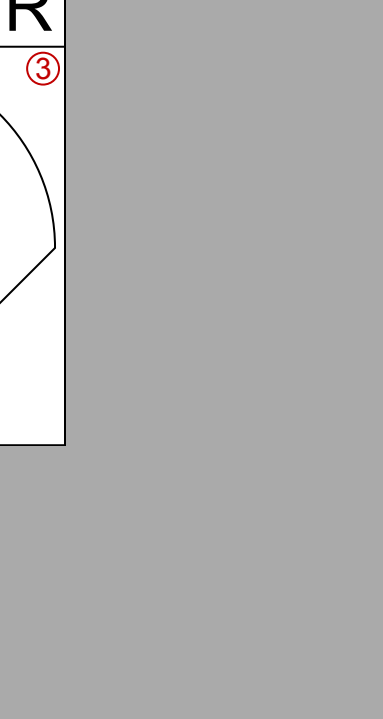
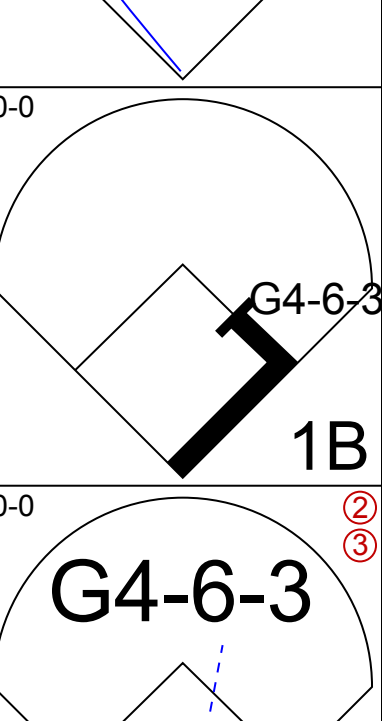

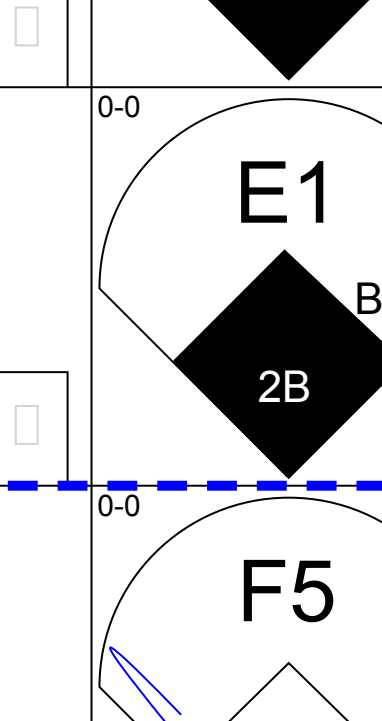
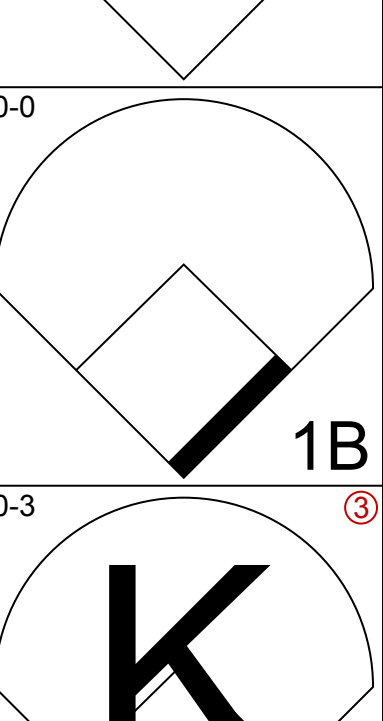
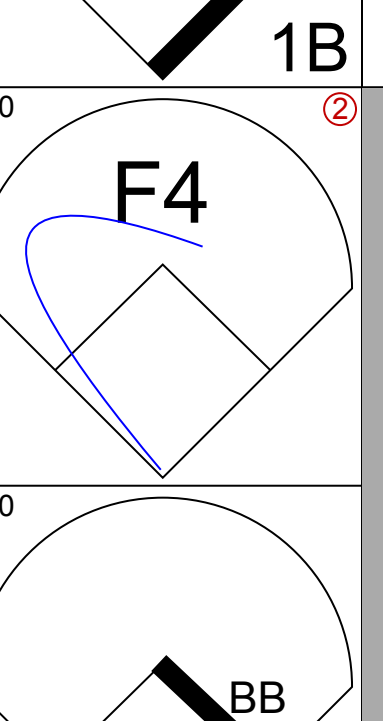

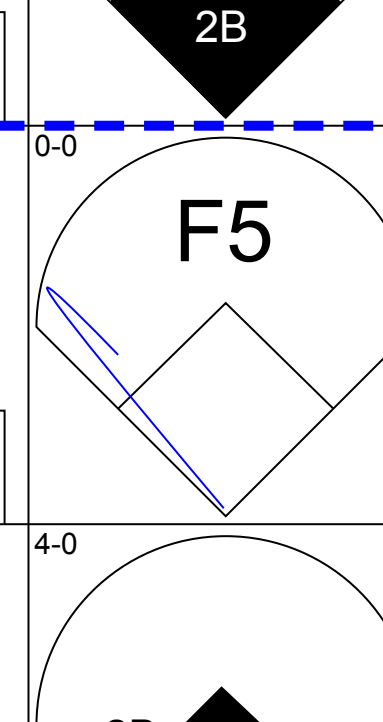
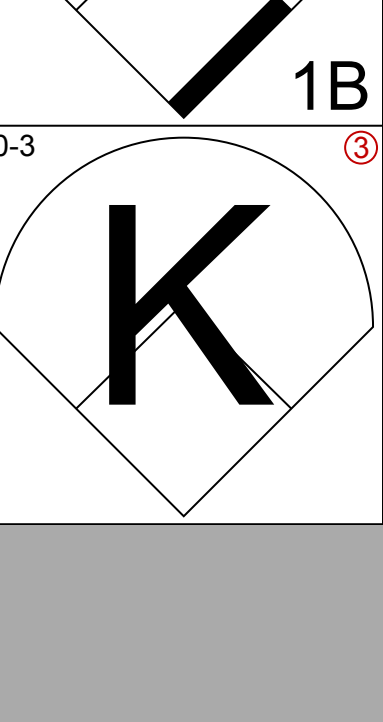
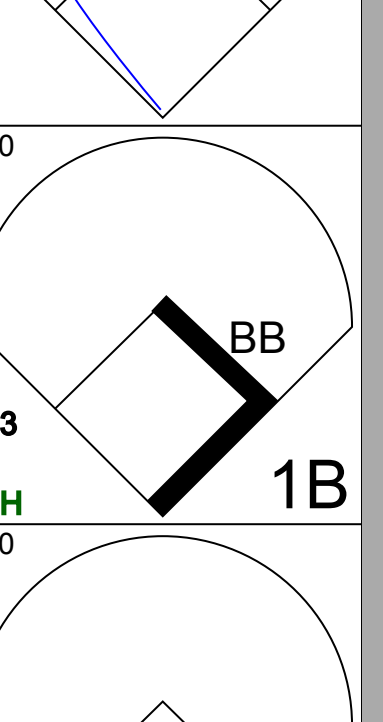

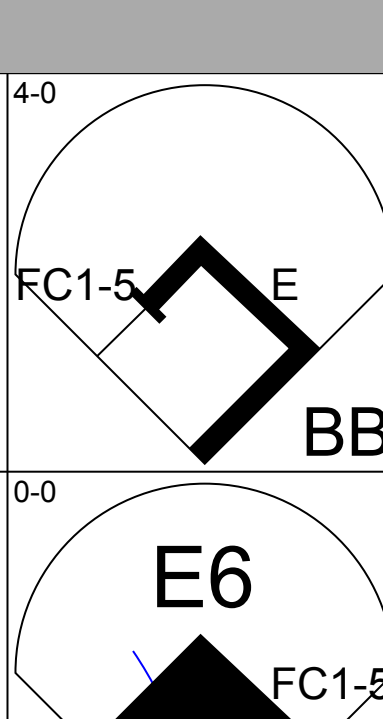
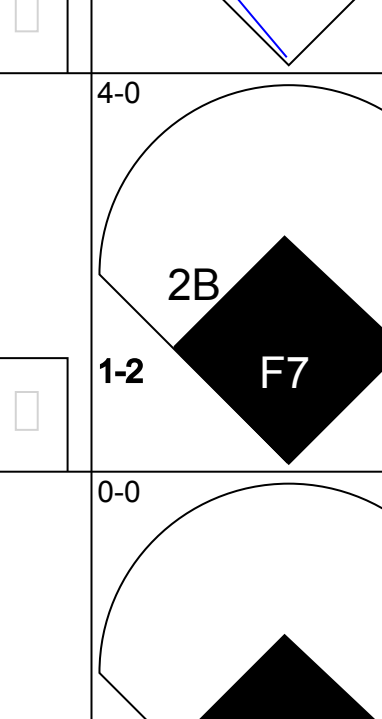

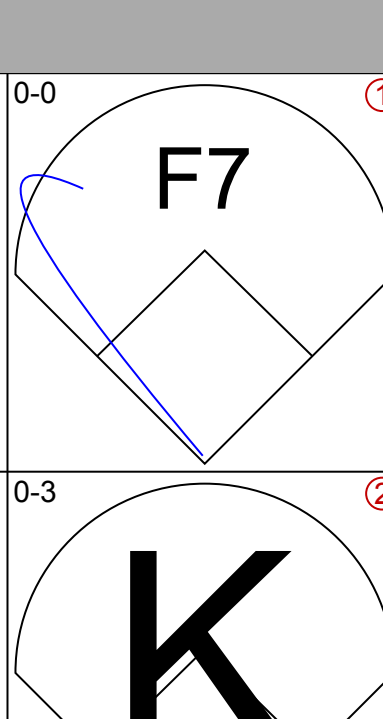
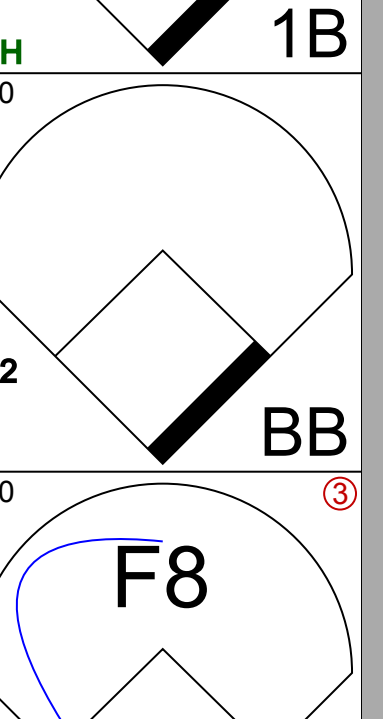

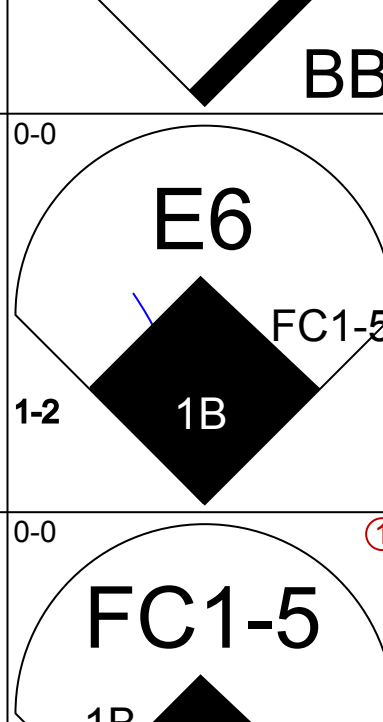
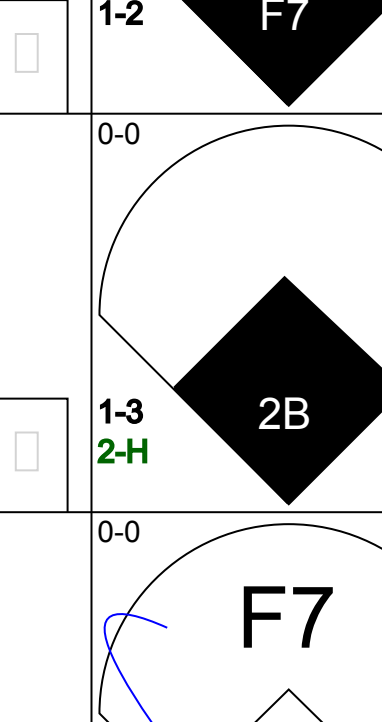

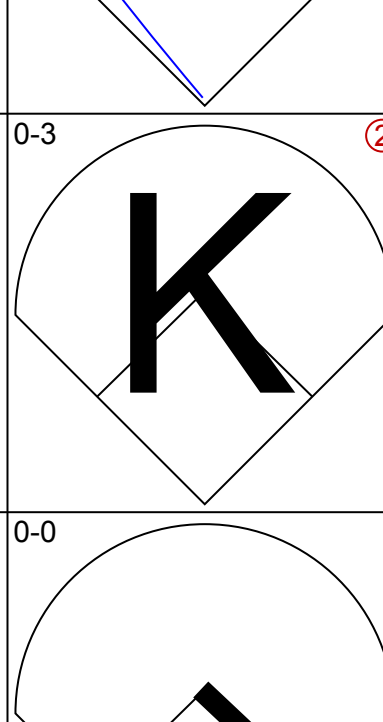
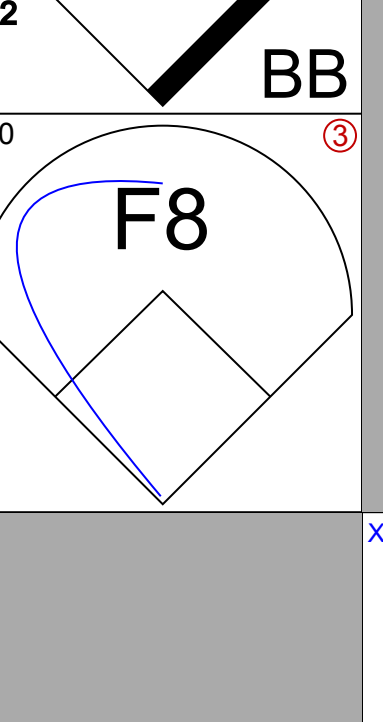

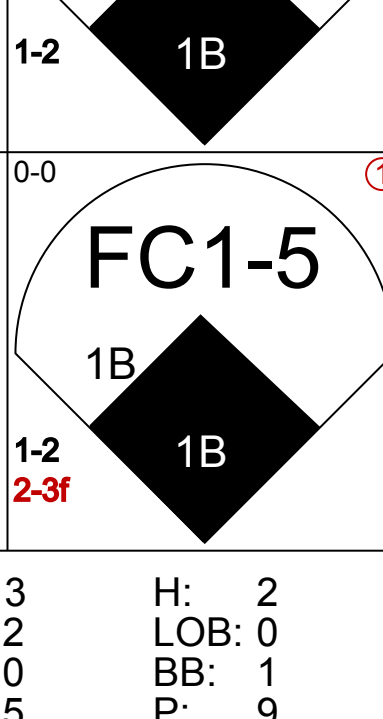
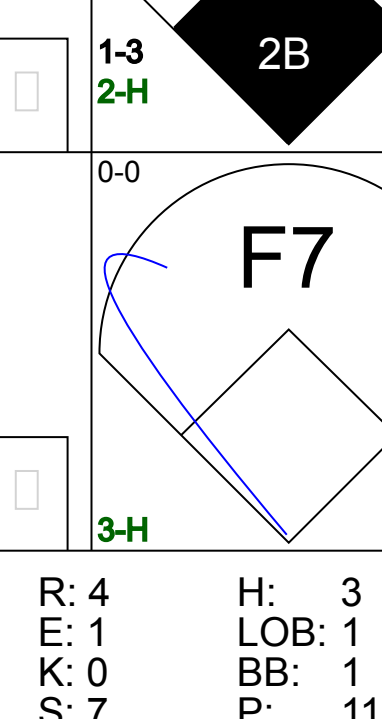


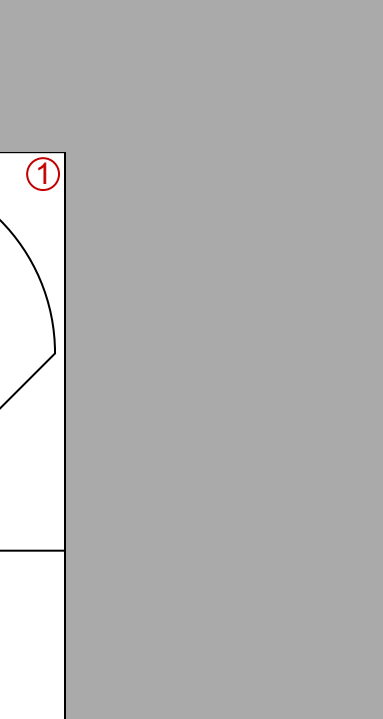


Batter	1	2	3	4	5	6	7	8	9	AB	R	H	RBI	BB	SO	LOB	BOTTOM				
Bob Borkowski, R (1, 8) OBP: 0.332, SLG: 0.353										4	0	1	0	0	0	3	New York Giants @ Cincinnati Reds Crosley Field, Cincinnati, OH Sat Jul 12 1952, 3:33 AM EDT Attr: 3,943 - Sunny - 88 F				
Bobby Adams, R (1, 5) OBP: 0.331, SLG: 0.372										4	0	1	0	0	0	1					
Willard Marshall, L (1, 9) OBP: 0.339, SLG: 0.448										4	1	0	0	0	0	2					
Joe Adcock, R (1, 7) OBP: 0.342, SLG: 0.569										4	1	2	2	0	0	0					
Ted Kluszewski, L (1, 3) OBP: 0.328, SLG: 0.442										4	0	1	0	0	0	2					
Andy Seminick, R (1, 2) OBP: 0.330, SLG: 0.398										3	1	1	1	1	1	1					
Grady Hatton, L (1, 4) OBP: 0.329, SLG: 0.348										4	0	0	0	0	0	2					
Roy McMillan, R (1, 6) OBP: 0.288, SLG: 0.358										2	0	0	0	0	1	0					
Bubba Church, R (1, 1) OBP: 0.261, SLG: 0.261										2	0	2	0	0	0	0					
Wally Westlake, R (8, PH) OBP: 0.304, SLG: 0.232										1	0	0	0	0	0	1					
Ewell Blackwell, R (9, 1) OBP: 0.130, SLG: 0.174										0	0	0	0	0	0	0					
Inning Stats	R: 0 E: 0 K: 0 S: 5	H: 2 LOB: 2 BB: 0 P: 5	R: 1 E: 0 K: 1 S: 7	H: 2 LOB: 1 BB: 0 P: 7	R: 0 E: 0 K: 0 S: 3	H: 0 LOB: 0 BB: 0 P: 3	R: 0 E: 0 K: 0 S: 2	H: 0 LOB: 0 BB: 1 P: 6	R: 0 E: 0 K: 0 S: 3	H: 0 LOB: 0 BB: 0 P: 3	R: 0 E: 0 K: 0 S: 3	H: 0 LOB: 0 BB: 0 P: 3	R: 0 E: 1 K: 0 S: 3	H: 0 LOB: 0 BB: 0 P: 3	R: 0 E: 0 K: 1 S: 8	H: 3 LOB: 1 BB: 0 P: 8	R: 2 E: 0 K: 1 S: 8	H: 3 LOB: 1 BB: 0 P: 8	1B: 6 2B: 0 3B: 0 HR: 2	SF: 0 SAC: 0 DP: 2 HBP: 0	WP: 0 PA: 34 PB: 1 SB: 0 CS: 1
PITCHER	IP WLS BF H R ER SO BB IBB HBP BLK WP HR S P ERA WHIP																				
Max Lanier, L (1, 1) ERA: 3.58	8.1 W 32 8 3 3 1 1 0 0 0 0 0 2 33 37 3.24 1.080																				
Hoyt Wilhelm, R (9, 1) ERA: 2.69	0.2 S 2 0 0 0 0 1 0 0 0 0 0 0 4 4 0.00 0.000																				

AB	32
R	3
H	8
RBI	3
BB	1
SO	2
LOB	12



Batter	1	2	3	4	5	6	7	8	9	AB	R	H	RBI	BB	SO	LOB	TOP		
Bill Rigney, R OBP: 0.359, SLG: 0.303 (1, 6)										4	0	0	1	0	1	0	<p>New York Giants @ Cincinnati Reds Crosley Field, Cincinnati, OH</p> <p>Sun Jul 13 1952, 3:33 AM EDT Sunny - 98 F</p> <p>livebaseballscores.com</p> <p>AB 31 R 2 H 6 RBI 2 BB 4 SO 4 LOB 12</p> 		
Whitey Lockman, L OBP: 0.383, SLG: 0.411 (1, 3)										4	0	1	0	0	0	0			
Bobby Thomson, R OBP: 0.340, SLG: 0.492 (1, 5)										4	0	1	0	0	0	1			
Bob Elliott, R OBP: 0.345, SLG: 0.421 (1, 7)									4	0	2	0	0	0	0	0			
Hank Thompson, L OBP: 0.336, SLG: 0.472 (1, 8)									4	0	1	0	0	0	0	3			
Wes Westrum, R OBP: 0.398, SLG: 0.508 Sal Yvars, R OBP: 0.293, SLG: 0.275 (1, 2) (5, 2)									0	0	0	0	2	0	0	0			
Don Mueller, L OBP: 0.318, SLG: 0.422 (1, 9)									3	1	0	0	1	0	3				
Bobby Hofman, R OBP: 0.214, SLG: 0.308 (1, 4)									3	1	1	1	1	1	0				
Monty Kennedy, R OBP: 0.063, SLG: 0.063 George Spencer, R OBP: 0.125, SLG: 0.125 Alvin Dark, R OBP: 0.326, SLG: 0.385 Hal Gregg, R OBP: 0.143, SLG: 0.143 (1, 1) (4, 1) (7, PH) (7, 1)									1	0	0	0	0	1	3				
Inning Stats	R: 0 E: 0 K: 1 S: 5	H: 1 LOB: 0 BB: 0 P: 5	R: 0 E: 0 K: 1 S: 6	H: 1 LOB: 3 BB: 2 P: 14	R: 0 E: 0 K: 0 S: 5	H: 2 LOB: 2 BB: 0 P: 5	R: 0 E: 0 K: 0 S: 2	H: 0 LOB: 0 BB: 1 P: 6	R: 0 E: 0 K: 1 S: 4	H: 1 LOB: 1 BB: 0 P: 4	R: 2 E: 0 K: 0 S: 4	H: 1 LOB: 0 BB: 1 P: 8	R: 0 E: 0 K: 1 S: 3	H: 0 LOB: 0 BB: 0 P: 3	R: 0 E: 0 K: 1 S: 5	H: 0 LOB: 0 BB: 0 P: 5		1B: 5 2B: 0 3B: 1 HR: 0	SF: 0 SAC: 0 DP: 2 HBP: 0
PITCHER Harry Perkowski, L ERA: 3.86 (1, 1)	IP: 9.0 WLS: W BF: 35 H: 6 R: 2 ER: 2 SO: 4 BB: 3 IBB: 1 HBP: 0 BLK: 0 WP: 0 HR: 0 S: 39 P: 55 ERA: 2.00 WHIP: 1.000															PITCHER			

Batter	1	2	3	4	5	6	7	8	9	AB	R	H	RBI	BB	SO	LOB	BOTTOM
Bob Borkowski, R OBP: 0.338, SLG: 0.374 (1, 8)										5	2	3	2	0	0	1	<p>New York Giants @ Cincinnati Reds Crosley Field, Cincinnati, OH</p> <p>Sun Jul 13 1952, 3:33 AM EDT Sunny - 98 F</p> <p>livebaseballscores.com</p> <p>AB 37 R 10 H 14 RBI 9 BB 3 SO 3 LOB 17</p> 
Bobby Adams, R OBP: 0.332, SLG: 0.373 (1, 5)										5	0	2	1	0	0	2	
Willard Marshall, L OBP: 0.335, SLG: 0.442 Wally Westlake, R OBP: 0.309, SLG: 0.252 (1, 9) (6, 9)										3	0	0	0	0	0	2	
Joe Adcock, R OBP: 0.343, SLG: 0.581 (1, 7)										5	1	2	1	0	1	0	
Ted Kluszewski, L OBP: 0.331, SLG: 0.443 (1, 3)										4	1	2	0	0	0	2	
Andy Seminick, R OBP: 0.328, SLG: 0.394 (1, 2)										4	0	1	1	0	1	3	
Grady Hatton, L OBP: 0.334, SLG: 0.347 (1, 4)										1	1	0	0	3	0	0	
Roy McMillan, R OBP: 0.287, SLG: 0.360 (1, 6)										4	2	1	1	0	1	4	
Harry Perkowski, L OBP: 0.200, SLG: 0.267 (1, 1)										4	1	1	1	0	0	3	
Inning Stats	R: 0 E: 0 K: 0 S: 3	H: 1 LOB: 0 BB: 0 P: 3	R: 3 E: 2 K: 0 S: 5	H: 2 LOB: 0 BB: 1 P: 9	R: 4 E: 1 K: 0 S: 7	H: 3 LOB: 1 BB: 1 P: 11	R: 0 E: 0 K: 2 S: 8	H: 1 LOB: 1 BB: 0 P: 8	R: 0 E: 0 K: 1 S: 6	H: 1 LOB: 0 BB: 0 P: 6	R: 1 E: 0 K: 0 S: 6	H: 3 LOB: 3 BB: 1 P: 10	R: 2 E: 0 K: 0 S: 5	H: 2 LOB: 0 BB: 0 P: 5	1B: 8 2B: 4 3B: 1 HR: 2	SF: 0 SAC: 0 DP: 3 HBP: 0	
PITCHER Monty Kennedy, L ERA: 3.52 George Spencer, R ERA: 3.19 Hal Gregg, R ERA: 5.4 (1, 1) (4, 1) (7, 1)	IP: 3.0 WLS: L BF: 14 H: 5 R: 5 ER: 2 SO: 3 BB: 1 IBB: 0 HBP: 0 BLK: 0 WP: 0 HR: 1 S: 13 P: 17 ERA: 6.00 WHIP: 2.000															PITCHER	

Batter	1	2	3	4	5	6	7	8	9	AB	R	H	RBI	BB	SO	LOB	TOP										
Davey Williams, R OBP: 0.337, SLG: 0.422 (1, 4)	0-0 WP 1B	4-0 WP IBB			0-0 5-3		0-0 L5		0-0 3B	4	1	2	2	1	0	0											
Whitey Lockman, L OBP: 0.396, SLG: 0.412 (1, 3)	0-0 WP 2B	4-0 1-2 2-3 BB			0-0 1B		0-0 F8		0-0 3-1	4	1	2	1	1	0	1											
Dusty Rhodes, L OBP: 0.250, SLG: 0.250 (1, 7)	0-3 K	0-0 F7			0-0 1B		0-0 1B		0-0 2-3	4	0	1	0	0	1	4											
Bob Elliott, R OBP: 0.343, SLG: 0.414 (1, 9)	0-0 F2				0-0 F8		0-0 1B		0-0 1-3	3	0	0	0	1	0	1											
Chuck Diering, R OBP: 0.296, SLG: 0.304 (8, 9)	1-2				4-0 FC6-4 BB		0-0 BB		0-0 1-3	0	0	0	0	0	0	0											
Bobby Thomson, R OBP: 0.339, SLG: 0.492 (1, 5)	0-0 2H 2B				0-0 F8		0-0 FC6-4		0-0 F7	4	0	1	1	0	0	2											
Alvin Dark, R OBP: 0.325, SLG: 0.380 (1, 6)	0-0 5-3				0-0 F9		0-0 1-3		0-0 L3	4	0	0	0	0	0	1											
Wes Westrum, R OBP: 0.391, SLG: 0.497 (1, 2)		0-0 F9			0-0 F7		0-0 F8		0-0 G3	4	0	0	0	0	0	0											
Hank Thompson, L OBP: 0.336, SLG: 0.478 (1, 8)		0-0 WP 2B			0-0 4-3		0-0 4-3		0-0 1B 3B 1B	4	1	2	0	0	0	0											
Larry Jansen, R OBP: 0.275, SLG: 0.171 (1, 1)		0-0 F4			0-3 K		0-0 F2		0-0 1-2 3B 1B	3	0	0	0	0	1	1											
Bill Rigney, R OBP: 0.375, SLG: 0.324 (9, PH)										1	1	1	0	0	0	0											
Hoyt Wilhelm, R OBP: 0.133, SLG: 0.333 (9, 1)										0	0	0	0	0	0	0											
Inning Stats	R: 2 E: 0 K: 1 S: 8	H: 3 LOB: 1 BB: 0 P: 8	R: 0 E: 0 K: 0 S: 4	H: 1 LOB: 3 BB: 2 P: 12	R: 0 E: 0 K: 0 S: 3	H: 0 LOB: 0 BB: 0 P: 3	R: 0 E: 0 K: 1 S: 5	H: 2 LOB: 2 BB: 1 P: 8	R: 0 E: 0 K: 0 S: 3	H: 0 LOB: 0 BB: 0 P: 3	R: 0 E: 0 K: 0 S: 3	H: 0 LOB: 0 BB: 0 P: 3	R: 0 E: 0 K: 0 S: 3	H: 0 LOB: 0 BB: 0 P: 3	R: 2 E: 0 K: 0 S: 6	H: 3 LOB: 1 BB: 0 P: 6	1B: 6 2B: 2 3B: 1 HR: 0	SF: 0 SAC: 0 DP: 0 HBP: 0	WP: 3 PB: 0 SB: 0 CS: 0	PA: 38							
PITCHER Joe Nuxhall, L ERA: 3.43 (1, 1)	IP 9.0	WLS L	BF 38	H 9	R 4	ER 4	SO 2	BB 2	IBB 1	HBP 0	BLK 0	WP 3	HR 0	S 39	P 51	ERA 4.00	WHIP 1.222										

New York Giants @ Cincinnati Reds
Crosley Field, Cincinnati, OH
Sun Jul 13 1952, 3:38 AM EDT
Att: 16,135 - Sunny - 97 F

AB 35
R 4
H 9
RBI 4
BB 3
SO 2
LOB 10



Batter	1	2	3	4	5	6	7	8	9	AB	R	H	RBI	BB	SO	LOB	BOTTOM										
Bob Borkowski, R OBP: 0.339, SLG: 0.374 (1, 8)	0-0 E5 1B		0-0 G6-4-3 1B		0-0 F8		0-0 6-3		0-0 3-1	5	1	2	0	0	0	0											
Bobby Adams, R OBP: 0.336, SLG: 0.376 (1, 5)	0-0 G5-4-3 1B		0-0 G6-4-3 1-2		0-3 K		0-0 1B		0-0 1B	5	0	3	1	0	1	1											
Wally Westlake, R OBP: 0.311, SLG: 0.256 (1, 9)	0-0 G5-4-3 1-2		0-0 FC5-4 1B		0-0 1B		0-0 5-3		0-0 F7	5	1	2	0	0	0	3											
Joe Adcock, R OBP: 0.345, SLG: 0.576 (1, 7)	0-3 K		0-0 FC5-4 1-2		0-0 FC5-4 1B		0-0 FC5-4 1B		0-0 L6	5	0	2	0	0	1	2											
Ted Kluszewski, L OBP: 0.333, SLG: 0.452 (1, 3)		0-0 G3 2B			0-0 F7		0-0 FC5-4 1B		0-0 1-3 2B	4	0	2	1	0	0	1											
Grady Hatton, L OBP: 0.336, SLG: 0.347 (1, 4)		0-0 G3 2-3			0-3 K		0-0 1-3 1B		0-0 1-3 IBB	3	0	1	0	1	1	1											
Joe Rossi, R OBP: 0.371, SLG: 0.325 (1, 2)										2	0	0	0	1	1	3											
Willard Marshall, L OBP: 0.333, SLG: 0.440 (8, PH)										1	0	0	0	0	0	2											
Andy Semick, R OBP: 0.328, SLG: 0.394 (9, 2)										0	0	0	0	0	0	0											
Roy McMillan, R OBP: 0.290, SLG: 0.358 (1, 6)		4-0 IBB			0-3 K		0-0 F7		4-0 BB	2	0	0	0	2	1	3											
Joe Nuxhall, L OBP: 0.071, SLG: 0.071 (1, 1)		0-3 K			0-3 K		0-0 1-3		0-0 F8	4	0	0	0	0	2	5											
Inning Stats	R: 1 E: 1 K: 1 S: 6	H: 2 LOB: 0 BB: 0 P: 6	R: 0 E: 0 K: 1 S: 6	H: 1 LOB: 2 BB: 1 P: 10	R: 0 E: 0 K: 0 S: 4	H: 2 LOB: 1 BB: 0 P: 4	R: 0 E: 0 K: 2 S: 7	H: 0 LOB: 1 BB: 1 P: 11	R: 0 E: 0 K: 2 S: 7	H: 0 LOB: 0 BB: 0 P: 7	R: 1 E: 0 K: 1 S: 8	H: 3 LOB: 2 BB: 0 P: 8	R: 0 E: 0 K: 0 S: 4	H: 1 LOB: 1 BB: 0 P: 4	R: 0 E: 0 K: 0 S: 4	H: 2 LOB: 2 BB: 2 P: 12	R: 0 E: 0 K: 0 S: 4	H: 1 LOB: 1 BB: 0 P: 4	1B: 10 2B: 2 3B: 0 HR: 0	SF: 0 SAC: 0 DP: 2 HBP: 0	WP: 0 PB: 0 SB: 0 CS: 0	PA: 40					
PITCHER Larry Jansen, R ERA: 3.56 (1, 1)	IP 8.0	WLS W	BF 36	H 11	R 2	ER 1	SO 7	BB 2	IBB 2	HBP 0	BLK 0	WP 0	HR 0	S 46	P 62	ERA 1.12	WHIP 1.625										
Hoyt Wilhelm, R ERA: 2.65 (9, 1)	IP 1.0	WLS S	BF 4	H 1	R 0	ER 0	SO 0	BB 0	IBB 0	HBP 0	BLK 0	WP 0	HR 0	S 4	P 4	ERA 0.00	WHIP 1.000										

New York Giants @ Cincinnati Reds
Crosley Field, Cincinnati, OH
Sun Jul 13 1952, 3:38 AM EDT
Att: 16,135 - Sunny - 97 F

AB 36
R 2
H 12
RBI 2
BB 4
SO 7
LOB 21



Batter	1	2	3	4	5	6	7	8	9	AB	R	H	RBI	BB	SO	LOB	TOP	
Davey Williams, R OBP: 0.335, SLG: 0.418 (1, 4)	F7	F3			L5	F4		F4		5	0	1	0	0	0	0	New York Giants @ Cincinnati Reds Crosley Field, Cincinnati, OH Mon Jul 14 1952, 3:33 AM EDT Att: 2,247 - Cloudy - 92 F	
Alvin Dark, R OBP: 0.326, SLG: 0.380 (1, 6)	1B	F3			1B		4-3		1-3	5	2	2	0	0	0	1		
Whitey Lockman, L OBP: 0.392, SLG: 0.419 (1, 3)	CS			G1-6-3	2B		BB		F8	5	2	4	0	0	0	0		
Bob Elliott, R OBP: 0.353, SLG: 0.424 Chuck Diering, R OBP: 0.296, SLG: 0.304 (9, PR)	1B			G1-6-3	2B		2B		2B	3	2	2	2	2	0	1		
Bobby Thomson, R OBP: 0.346, SLG: 0.506 (1, 5)	BB			F4	2B					0	0	0	0	0	0	0		
Dusty Rhodes, L OBP: 0.222, SLG: 0.222 (1, 7)	BB				2B					5	0	4	2	0	0	0		
Wes Westrum, R OBP: 0.389, SLG: 0.489 (1, 2)	BB									5	0	4	2	0	0	0		
Hank Thompson, L OBP: 0.338, SLG: 0.473 (1, 8)	F9									5	0	1	0	0	2	6		
Jim Hearn, R OBP: 0.245, SLG: 0.319 (1, 1)		L1								3	0	0	1	1	0	3		
Inning Stats	R: 2 E: 0 K: 0 S: 7	H: 5 LOB: 3 BB: 1 P: 11	R: 0 E: 0 K: 0 S: 3	H: 1 LOB: 0 BB: 0 P: 3	R: 0 E: 0 K: 1 S: 6	H: 1 LOB: 1 BB: 0 P: 6	R: 3 E: 0 K: 1 S: 5	H: 4 LOB: 1 BB: 0 P: 7	R: 1 E: 0 K: 1 S: 7	H: 2 LOB: 2 BB: 1 P: 11	R: 0 E: 0 K: 0 S: 4	H: 1 LOB: 3 BB: 1 P: 8	1B: 11 2B: 4 3B: 0 HR: 0	SF: 0 SAC: 0 DP: 1 HBP: 0	WP: 0 PB: 0 SB: 0 CS: 2	PA: 42		
PITCHER	IP WLS BF H R ER SO BB IBB HBP BLK WP HR S P ERA WHIP																	
Ken Raffensberger, L ERA: 2.62 (1, 1)	4.1 L 23 12 5 5 1 1 0 0 0 0 0 0 24 28 10.38 3.000																	
Bud Podbielan, R ERA: 10.38 (5, 1)	0.2 2 0 0 0 0 0 0 0 0 0 0 0 2 2 0.00 0.000																	
Frank Hiller, R ERA: 5.29 (6, 1)	2.0 9 2 1 1 2 1 0 0 0 0 0 0 12 16 4.50 1.500																	
Ewell Blackwell, R ERA: 5.45 (8, 1)	2.0 8 1 0 0 0 1 0 0 0 0 0 0 7 11 0.00 1.000																	
Batter	1	2	3	4	5	6	7	8	9	AB	R	H	RBI	BB	SO	LOB	BOTTOM	
Bob Borkowski, R OBP: 0.345, SLG: 0.380 (1, 8)	FC6-4				1-2		K		F9	5	0	3	0	0	1	3	New York Giants @ Cincinnati Reds Crosley Field, Cincinnati, OH Mon Jul 14 1952, 3:33 AM EDT Att: 2,247 - Cloudy - 92 F	
Bobby Adams, R OBP: 0.334, SLG: 0.376 (1, 5)	FC6-4				F8		F4			5	0	1	2	0	0	7		
Wally Westlake, R OBP: 0.358, SLG: 0.253 Willard Marshall, L OBP: 0.329, SLG: 0.433 (5, PH)	G4-3				F8				F9	2	0	0	0	0	0	1		
Ted Kluszewski, L OBP: 0.339, SLG: 0.454 (1, 3)									F7	3	0	2	0	1	0	0		
Joe Adcock, R OBP: 0.338, SLG: 0.564 (1, 7)										4	0	0	0	0	0	3		
Grady Hatton, L OBP: 0.335, SLG: 0.345 (1, 4)										4	0	1	0	0	0	1		
Andy Seminick, R OBP: 0.332, SLG: 0.402 (1, 2)										4	1	2	0	0	0	2		
Roy McMillan, R OBP: 0.296, SLG: 0.359 (1, 6)										2	1	1	0	2	0	1		
Ken Raffensberger, R OBP: 0.133, SLG: 0.093 Bud Podbielan, R OBP: 0.276, SLG: 0.497 Hank Edwards, L OBP: 0.300, SLG: 0.176 Herm Wehmeiser, R OBP: 0.290, SLG: 0.112 Frank Hiller, R OBP: 0.326, SLG: 0.424 Cal Abrams, R OBP: 0.120, SLG: 0.174 Ewell Blackwell, R OBP: 0.320, SLG: 0.321 (9, PH)										1	0	0	0	0	0	1		
Inning Stats	R: 0 E: 0 K: 0 S: 3	H: 1 LOB: 0 BB: 0 P: 3	R: 0 E: 0 K: 0 S: 5	H: 2 LOB: 2 BB: 0 P: 5	R: 0 E: 0 K: 0 S: 3	H: 0 LOB: 1 BB: 1 P: 7	R: 1 E: 0 K: 0 S: 5	H: 2 LOB: 2 BB: 1 P: 9	R: 0 E: 0 K: 2 S: 8	H: 1 LOB: 2 BB: 1 P: 12	R: 0 E: 0 K: 0 S: 5	H: 2 LOB: 2 BB: 0 P: 5	R: 1 E: 0 K: 1 S: 6	H: 1 LOB: 1 BB: 1 P: 10	1B: 8 2B: 2 3B: 0 HR: 0	SF: 0 SAC: 0 DP: 2 HBP: 0		WP: 0 PB: 0 SB: 0 CS: 0
PITCHER	IP WLS BF H R ER SO BB IBB HBP BLK WP HR S P ERA WHIP																	
Jim Hearn, R ERA: 3.7 (1, 1)	9.0 W 39 10 2 2 3 4 0 0 0 0 0 0 41 57 2.00 1.556																	

AB 39
R 6
H 15
RBI 5
BB 3
SO 3
LOB 15



AB 35
R 2
H 10
RBI 2
BB 4
SO 3
LOB 25



Batter	1	2	3	4	5	6	7	8	9	AB	R	H	RBI	BB	SO	LOB	TOP										
Billy Cox, R OBP: 0.348, SLG: 0.371 (1, 5)										5	1	2	0	0	0	2	Brooklyn Dodgers @ Cincinnati Reds Crosley Field, Cincinnati, OH Wed Jul 16 1952, 3:33 AM EDT Att: 10,652 - Unknown										
Pee Wee Reese, R OBP: 0.401, SLG: 0.415 (1, 6)										5	0	2	2	0	0	2											
Jackie Robinson, R OBP: 0.469, SLG: 0.484 Bobby Morgan, R OBP: 0.408, SLG: 0.391 (1, 4) (3, 5)										1	0	0	0	1	0	1											
Roy Campanella, R OBP: 0.380, SLG: 0.438 (1, 2)										5	2	3	0	0	0	3											
George Shuba, L OBP: 0.449, SLG: 0.521 Carl Furillo, R OBP: 0.291, SLG: 0.337 (1, 7) (7, 9)										3	0	0	0	1	2	2											
Duke Snider, L OBP: 0.372, SLG: 0.477 (1, 8)										4	0	1	1	0	0	2											
Andy Pafko, R OBP: 0.408, SLG: 0.472 (1, 9) (7, 7)										4	1	2	1	0	0	2											
Gil Hodges, R OBP: 0.377, SLG: 0.515 (1, 3)										3	1	2	1	1	0	1											
Ben Wade, R OBP: 0.186, SLG: 0.452 Joe Black, R OBP: 0.200, SLG: 0.200 (1, 1) (9, 1)										3	0	0	0	0	2	2											
Inning Stats	R: 2 E: 0 K: 0 S: 18	H: 3 LOB: 2 BB: 2 P: 36	R: 1 E: 0 K: 0 S: 13	H: 2 LOB: 1 BB: 0 P: 18	R: 2 E: 0 K: 2 S: 15	H: 3 LOB: 1 BB: 0 P: 20	R: 0 E: 0 K: 1 S: 10	H: 1 LOB: 1 BB: 0 P: 16	R: 0 E: 0 K: 1 S: 6	H: 0 LOB: 0 BB: 0 P: 8	R: 0 E: 0 K: 0 S: 7	H: 1 LOB: 1 BB: 0 P: 14	R: 0 E: 0 K: 1 S: 7	H: 1 LOB: 0 BB: 0 P: 11	R: 0 E: 0 K: 0 S: 9	H: 2 LOB: 1 BB: 0 P: 15	1B: 10 2B: 1 3B: 2 HR: 0	SF: 0 SAC: 1 DP: 2 HBP: 0	WP: 0 PB: 0 SB: 3 CS: 0	PA: 40							
PITCHER	IP	WLS	BF	H	R	ER	SO	BB	IBB	HBP	BLK	WP	HR	S	P	ERA	WHIP										
Bubba Church, R ERA: 5.45 (1, 1)	2.0	L	12	5	3	1	0	2	0	0	0	0	0	31	54	4.50	3.500										
Frank Hiller, R ERA: 5.31 (3, 1)	3.0		13	4	2	2	4	0	0	0	0	0	0	31	44	6.00	1.333										
Bud Podbielan, R ERA: 8.44 (6, 1)	0.0		0	0	0	0	0	0	0	0	0	0	0	0	0	∞	∞										
Ewell Blackwell, R ERA: 5.3 (8, 1)	2.0		7	3	0	0	1	0	0	0	0	0	0	16	26	0.00	1.500										

Batter	1	2	3	4	5	6	7	8	9	AB	R	H	RBI	BB	SO	LOB	BOTTOM										
Bob Borkowski, R OBP: 0.350, SLG: 0.385 (1, 8)										5	0	3	1	0	0	1	Brooklyn Dodgers @ Cincinnati Reds Crosley Field, Cincinnati, OH Wed Jul 16 1952, 3:33 AM EDT Att: 10,652 - Unknown										
Bobby Adams, R OBP: 0.332, SLG: 0.374 (1, 5)										5	1	1	0	0	2	4											
Willard Marshall, L OBP: 0.332, SLG: 0.437 (1, 9)										3	1	1	0	1	0	1											
Ted Kluszewski, L OBP: 0.335, SLG: 0.447 (1, 3)										4	0	0	0	0	0	4											
Joe Adcock, R OBP: 0.336, SLG: 0.558 (1, 7)										4	0	1	1	0	0	1											
Grady Hatton, L OBP: 0.337, SLG: 0.345 (1, 4)										3	0	1	1	1	0	0											
Andy Seminick, R OBP: 0.335, SLG: 0.406 (1, 2)										3	1	1	0	1	1	3											
Roy McMillan, R OBP: 0.295, SLG: 0.357 (1, 6)										4	0	1	0	0	0	3											
Bubba Church, R OBP: 0.281, SLG: 0.281 (2, PH) Cal Abrams, L OBP: 0.268, SLG: 0.412 (3, 1) Frank Hiller, R OBP: 0.296, SLG: 0.352 (5, PH) Wally Westlake, R OBP: 0.287, SLG: 0.352 (6, 1) Bud Podbielan, R OBP: 0.287, SLG: 0.352 (8, 1) Joe Rossi, R OBP: 0.304, SLG: 0.318 (9, 1) Ewell Blackwell, R OBP: 0.186, SLG: 0.452 (9, PH) Hank Edwards, L OBP: 0.275, SLG: 0.562 (9, PH)										0	0	0	0	0	0	0											
Inning Stats	R: 0 E: 0 K: 0 S: 8	H: 1 LOB: 1 BB: 0 P: 13	R: 0 E: 0 K: 1 S: 12	H: 1 LOB: 2 BB: 1 P: 20	R: 0 E: 0 K: 0 S: 8	H: 0 LOB: 0 BB: 0 P: 9	R: 0 E: 0 K: 0 S: 5	H: 0 LOB: 0 BB: 0 P: 10	R: 0 E: 0 K: 0 S: 10	H: 0 LOB: 1 BB: 1 P: 16	R: 2 E: 0 K: 0 S: 12	H: 3 LOB: 1 BB: 0 P: 16	R: 0 E: 0 K: 1 S: 10	H: 1 LOB: 1 BB: 0 P: 13	R: 0 E: 0 K: 0 S: 5	H: 0 LOB: 0 BB: 1 P: 11	R: 1 E: 0 K: 2 S: 15	H: 3 LOB: 2 BB: 0 P: 20	1B: 7 2B: 2 3B: 0 HR: 0	SF: 0 SAC: 0 DP: 1 HBP: 0	WP: 0 PB: 0 SB: 0 CS: 0	PA: 38					
PITCHER	IP	WLS	BF	H	R	ER	SO	BB	IBB	HBP	BLK	WP	HR	S	P	ERA	WHIP										
Ben Wade, R ERA: 3.37 (1, 1)	8.2	W	37	9	3	3	3	3	0	0	0	0	0	80	122	3.12	1.385										
Joe Black, R ERA: 2.05 (9, 1)	0.1	S	1	0	0	0	1	0	0	0	0	0	0	5	6	0.00	0.000										



Batter	1	2	3	4	5	6	7	8	9	AB	R	H	RBI	BB	SO	LOB	TOP										
Connie Ryan, R OBP: 0.349, SLG: 0.389	4-0 1B 3B BB	0-0 5-3		0-3 K			0-0 F8		0-3 K	4	1	0	0	1	2	2											
Richie Ashburn, L OBP: 0.340, SLG: 0.330	0-0 3B	0-3 K			0-0 FC3-6 1B			0-0 SH1-4 1B	4-0 1B IBB	4	2	3	0	1	1	0											
Mel Clark, R OBP: 0.313, SLG: 0.422	0-3 K	0-0			0-0 FC3-6 1B			0-0 SH1-4	0-0 1B IBB	3	0	1	0	0	1	3											
Smoky Burgess, L OBP: 0.352, SLG: 0.434					0-0 FC3-6 1B			0-0 SH1-4	0-0 1B IBB	1	0	1	1	0	0	0											
Jackie Mayo, L OBP: 0.358, SLG: 0.351					0-0 FC6-4 1B			0-0 SH1-4	0-0 1B IBB	0	0	0	0	0	0	0											
Del Ennis, R OBP: 0.328, SLG: 0.448	0-0 1B 3B	0-0 FC6-4			0-0 L4-3			4-0 IBB	0-0 FC6-4 1B	4	1	2	4	1	0	2											
Granny Hamner, R OBP: 0.293, SLG: 0.382	0-0		0-0 1-3		0-3 K			0-0 IBB	0-0 FC6-4 1B	3	1	1	1	0	1	0											
Johnny Wyrostek, L OBP: 0.358, SLG: 0.359	0-0		0-0		0-0			0-0 F7	0-0 FC6-4 1B	0	0	0	0	0	0	0											
Patsy Caballero, R OBP: 0.269, SLG: 0.320	0-0		0-0		0-0			0-0 F7	0-0 FC6-4 1B	1	0	0	0	0	0	2											
Willie Jones, R OBP: 0.358, SLG: 0.407	0-0		0-0		0-0			0-0 F3		3	0	0	0	1	0	2											
Stan Lopata, R OBP: 0.379, SLG: 0.427	0-0		0-0		0-0				0-0 SH5-4 1B 1B	4	1	2	0	0	0	0											
Eddie Waitkus, L OBP: 0.340, SLG: 0.353	0-0		0-0		0-0			0-0	0-0 1B SH5-4 1B	4	1	1	1	0	0	2											
Howie Fox, R OBP: 0.091, SLG: 0.048	0-0		0-0		0-0			0-0	0-0 SH5-4	1	0	0	0	0	0	2											
Andy Hansen, R	0-0		0-0		0-0			0-0	0-0	1	0	0	0	0	0	0											
Bill Nicholson, L OBP: 0.310, SLG: 0.389	0-0		0-0		0-0			0-0	0-0	1	0	0	0	0	0	0											
Jim Konstanty, R	0-0		0-0		0-0			0-0	0-0	0	0	0	0	0	0	0											
Russ Meyer, S OBP: 0.093, SLG: 0.095	0-0		0-0		0-0			0-0	0-0	0	0	0	0	0	0	0											
Inning Stats	R: 4 E: 0 K: 1 S: 9	H: 4 LOB: 2 BB: 2 P: 17	R: 0 E: 0 K: 1 S: 6	H: 1 LOB: 1 BB: 0 P: 6	R: 0 E: 0 K: 0 S: 3	H: 0 LOB: 0 BB: 0 P: 3	R: 0 E: 0 K: 1 S: 5	H: 0 LOB: 0 BB: 0 P: 5	R: 0 E: 0 K: 0 S: 3	H: 0 LOB: 0 BB: 0 P: 3	R: 0 E: 0 K: 0 S: 3	H: 0 LOB: 0 BB: 0 P: 3	R: 0 E: 0 K: 0 S: 4	H: 1 LOB: 2 BB: 1 P: 8	R: 3 E: 0 K: 1 S: 9	H: 4 LOB: 2 BB: 1 P: 13	1B: 10 2B: 1 3B: 1 HR: 0	SF: 0 SAC: 2 DP: 1 HBP: 0	WP: 0 PB: 0 SB: 0 CS: 0	PA: 41							
PITCHER	IP	WLS	BF	H	R	ER	SO	BB	IBB	HBP	BLK	WP	HR	S	P	ERA	WHIP										
Harry Perkowski, L ERA: 4.17	(1, 1)	0.1	5	3	4	4	1	1	0	0	0	0	0	6	10	108.00	12.000										
Frank Hiller, R ERA: 5.12	(1, 1)	8.1	L	34	7	3	3	4	1	2	0	0	0	39	51	3.24	0.960										
Frank Smith, R ERA: 3.26	(9, 1)	0.1	2	1	0	0	0	0	0	0	0	0	0	2	2	0.00	3.000										

Philadelphia Phillies @ Cincinnati Reds
Crosley Field, Cincinnati, OH

AB 34
R 7
H 11
RBI 7
BB 4
SO 5
LOB 15



WP: 0 PA: 41
PB: 0
SB: 0
CS: 0

Fri Jul 18 1952, 3:33 AM EDT
Att. 6,424 - Unknown - 88 F

Batter	1	2	3	4	5	6	7	8	9	AB	R	H	RBI	BB	SO	LOB	BOTTOM										
Bob Borkowski, R OBP: 0.344, SLG: 0.377	0-0 G3	0-0		0-0 4-3			0-0 1-3		0-0 G5-4-3 1B	5	0	2	1	0	0	0											
Bobby Adams, R OBP: 0.332, SLG: 0.373	0-0 1B	0-0 5-3			0-0 CS 1B		0-0 5-3		0-0 G5-4-3 1B	5	1	2	0	0	0	3											
Willard Marshall, L OBP: 0.336, SLG: 0.436	0-0 1B			0-0 F8		0-0 3-1 WP 1B	0-0 F9			4	2	2	1	0	0	0											
Ted Kluszewski, L OBP: 0.343, SLG: 0.453	0-0 1B			0-0 BB		0-0 3-1		0-0 4-3		4	1	2	0	0	0	1											
Joe Adcock, R OBP: 0.332, SLG: 0.543	0-0 F4			0-0 F8		0-0	0-0	0-0 CS 1B		4	0	2	1	0	0	3											
Grady Hatton, L OBP: 0.336, SLG: 0.342	0-0 2B			0-0 FC5-4 BB		0-0 1-3		0-0 G3		3	0	1	1	1	0	2											
Andy Seminick, R OBP: 0.339, SLG: 0.413	0-0			0-0 FC5-4			0-0		0-0 E1 BB 1B	4	1	2	1	0	0	2											
Roy McMillan, R OBP: 0.296, SLG: 0.357		0-0 SH3-4 1B 1B		0-0 6-3		0-0 1-3-6-3		0-0 F5		4	0	1	0	0	0	2											
Harry Perkowski, L OBP: 0.200, SLG: 0.267		0-0 SH3-4		0-0		0-0 6-3		0-0	0-0 1B BB	0	0	0	0	0	0	0											
Frank Hiller, R OBP: 0.259, SLG: 0.167		0-0		0-0		0-0		0-0	0-0	2	0	0	0	0	1	0											
Frank Smith, R OBP: 0.158, SLG: 0.211		0-0		0-0		0-0		0-0	0-0	0	0	0	0	0	0	0											
Cal Abrams, L OBP: 0.385, SLG: 0.412		0-0		0-0		0-0		0-0	0-0	0	0	0	1	0	0	0											
Inning Stats	R: 3 E: 0 K: 0 S: 7	H: 5 LOB: 2 BB: 0 P: 7	R: 0 E: 0 K: 0 S: 4	H: 2 LOB: 1 BB: 0 P: 4	R: 0 E: 0 K: 0 S: 4	H: 1 LOB: 2 BB: 1 P: 8	R: 0 E: 0 K: 1 S: 5	H: 0 LOB: 0 BB: 0 P: 5	R: 1 E: 0 K: 0 S: 5	H: 3 LOB: 1 BB: 0 P: 5	R: 0 E: 0 K: 0 S: 3	H: 1 LOB: 0 BB: 0 P: 3	R: 0 E: 0 K: 0 S: 3	H: 1 LOB: 0 BB: 0 P: 3	R: 1 E: 1 K: 0 S: 4	H: 1 LOB: 1 BB: 1 P: 8	1B: 12 2B: 3 3B: 0 HR: 0	SF: 0 SAC: 1 DP: 2 HBP: 0	WP: 1 PB: 0 SB: 0 CS: 2	PA: 38							
PITCHER	IP	WLS	BF	H	R	ER	SO	BB	IBB	HBP	BLK	WP	HR	S	P	ERA	WHIP										
Howie Fox, R ERA: 4.55	(1, 1)	0.2	6	4	3	3	0	0	0	0	0	0	0	6	6	40.50	6.000										
Andy Hansen, R ERA: 2.58	(1, 1)	5.1	21	8	1	1	1	1	0	0	0	1	0	22	26	1.69	1.688										
Jim Konstanty, R ERA: 2.94	(7, 1)	2.1	W	10	2	1	0	0	1	0	0	0	0	9	13	0.00	1.286										
Russ Meyer, R ERA: 3.26	(9, 1)	0.2	S	1	0	0	0	0	0	0	0	0	0	1	1	0.00	0.000										

Philadelphia Phillies @ Cincinnati Reds
Crosley Field, Cincinnati, OH

AB 35
R 5
H 14
RBI 5
BB 2
SO 1
LOB 13



WP: 1 PA: 38
PB: 0
SB: 0
CS: 2

Fri Jul 18 1952, 3:33 AM EDT
Att. 6,424 - Unknown - 88 F

Batter	1	2	3	4	5	6	7	8	9	10	AB	R	H	RBI	BB	SO	LOB	TOP						
Connie Ryan, R OBP: 0.347, SLG: 0.386 (1, 4)	5-3	F7			S 1B 2B		F9		K	F4	6	1	1	0	0	1	4	Philadelphia Phillies @ Cincinnati Reds Crosley Field, Cincinnati, OH Sun Jul 20 1952, 3:33 AM EDT Sunny - 96 F livebaseballscorecards.com						
Richie Ashburn, L OBP: 0.345, SLG: 0.335 (1, 8)	F3		F4		1B 2H G6-4-3 1B		6-3		2B 1B		5	2	2	1	0	0	0							
Mel Clark, R OBP: 0.338, SLG: 0.429 Bill Nicholson, L OBP: 0.302, SLG: 0.378 (9, PH) (9, 9)			F3		G6-4-3 1B				F8		3	0	2	0	1	0	0							
Del Ennis, R OBP: 0.330, SLG: 0.446 (1, 7)	F4				G6-4-3 1B						4	0	2	1	1	0	2							
Granny Hamner, R OBP: 0.293, SLG: 0.391 (1, 6)		G3 1-3 2B	F8		K				F8		5	1	1	0	0	1	4							
Willie Jones, R OBP: 0.348, SLG: 0.395 (1, 5)		G3 2-3			F7		F4			F2	5	0	0	0	0	0	1							
Stan Lopata, R OBP: 0.393, SLG: 0.453 (1, 2)		1-3			HR		FC6-4 BB		F8	BB 1B	4	1	2	2	1	0	0							
Eddie Waitkus, L OBP: 0.346, SLG: 0.360 (1, 3)		3-H BB 1B	L6				F8			BB 1-2 BB	4	0	2	0	1	0	1							
Curt Simmons, L OBP: 0.211, SLG: 0.257 Johnny Wyrostek, L OBP: 0.355, SLG: 0.355 Andy Hansen, R (8, 1) Russ Meyer, S OBP: 0.091, SLG: 0.093 (9, 1)					6-3		FC6-4 1-2		F8		2	0	0	0	1	0	1							
		1-2 BB								F8	0	0	0	0	0	0	0							
											1	0	0	0	0	0	2							
Inning Stats	R: 0 E: 0 K: 0 S: 4	H: 1 LOB: 1 BB: 0 P: 4	R: 1 E: 0 K: 0 S: 5	H: 2 LOB: 2 BB: 1 P: 9	R: 0 E: 0 K: 0 S: 3	H: 0 LOB: 1 BB: 1 P: 7	R: 1 E: 0 K: 0 S: 4	H: 1 LOB: 0 BB: 0 P: 4	R: 2 E: 0 K: 1 S: 7	H: 3 LOB: 0 BB: 0 P: 7	R: 0 E: 0 K: 0 S: 3	H: 0 LOB: 1 BB: 1 P: 7	R: 0 E: 0 K: 0 S: 4	H: 1 LOB: 2 BB: 1 P: 8	R: 0 E: 0 K: 0 S: 4	H: 1 LOB: 1 BB: 0 P: 4	R: 1 E: 0 K: 1 S: 7	H: 2 LOB: 1 BB: 0 P: 7	R: 0 E: 0 K: 0 S: 4	H: 1 LOB: 2 BB: 1 P: 8	1B: 7 2B: 4 3B: 0 HR: 1	SF: 0 SAC: 0 DP: 1 HBP: 0	WP: 0 PB: 0 SB: 1 CS: 0	PA: 46
PITCHER	IP WLS BF H R ER SO BB IBB HBP BLK WP HR S P ERA WHIP	5.0 23 7 4 4 1 2 0 0 0 0 0 1 23 31 7.20 1.800	4.0 18 4 1 1 1 2 0 0 0 0 0 0 18 26 2.25 1.500	1.0 5 1 0 0 0 1 0 0 0 0 0 0 4 8 0.00 2.000	PITCHER																			
Ken Raffensberger, L ERA: 2.77 Bud Podbielan, R ERA: 7.31 Frank Smith, R ERA: 3.18	(1, 1)	(6, 1)	(10, 1)																					

Batter	1	2	3	4	5	6	7	8	9	10	AB	R	H	RBI	BB	SO	LOB	BOTTOM				
Bob Borkowski, R OBP: 0.346, SLG: 0.378 (1, 8)	G5-4-3 1B			5-3	1B			6-3		E4 2-H 1B	5	0	3	0	0	0	0	Philadelphia Phillies @ Cincinnati Reds Crosley Field, Cincinnati, OH Sun Jul 20 1952, 3:33 AM EDT Sunny - 96 F livebaseballscorecards.com				
Bobby Adams, R OBP: 0.332, SLG: 0.372 (1, 5)	G5-4-3 1-2			G4-6-3 1B	F6			F7			4	0	1	0	0	0	2					
Wally Westlake, R OBP: 0.308, SLG: 0.268 (10, 7)	K			G4-6-3 1-2				F7			4	1	1	1	0	1	1					
Joe Adcock, R OBP: 0.338, SLG: 0.540 Herm Wehmeier, R OBP: 0.211, SLG: 0.189 Frank Smith, R OBP: 0.158, SLG: 0.211 (10, 1)		F7			WP 1B HR 1B			6-3		FC4-6 1B	4	1	2	0	0	0	0					
Ted Kluszewski, L OBP: 0.350, SLG: 0.466 (1, 3)		L1			WP 1-2 HR 1B			F2		FC4-6 BB 1-2	4	1	1	0	0	0	1					
Joe Rossi, R OBP: 0.356, SLG: 0.310 Bud Podbielan, R (6, 1) Hank Edwards, L OBP: 0.372, SLG: 0.551 Grady Hatton, L OBP: 0.335, SLG: 0.341 (10, 4)		F9			K			4-3		G6-3 1-2 BB	2	0	0	0	0	1	2					
Eddie Pelligrini, R OBP: 0.214, SLG: 0.275 Willard Marshall, L OBP: 0.332, SLG: 0.426 (10, 9)				K				K		G6-3 1-2	3	0	0	0	0	2	2					
Roy McMillan, R OBP: 0.295, SLG: 0.352 (1, 6)					F4			F4		L6	3	1	0	0	1	0	0					
Ken Raffensberger, R OBP: 0.130, SLG: 0.091 Andy Semnick, R OBP: 0.348, SLG: 0.436 (6, 2)				G3				K		E 2B	1	0	0	0	0	0	0					
											3	2	2	4	0	1	0					
Inning Stats	R: 0 E: 0 K: 1 S: 5	H: 1 LOB: 0 BB: 0 P: 5	R: 0 E: 0 K: 0 S: 3	H: 0 LOB: 0 BB: 0 P: 3	R: 0 E: 0 K: 1 S: 5	H: 0 LOB: 0 BB: 0 P: 5	R: 0 E: 0 K: 0 S: 3	H: 1 LOB: 0 BB: 0 P: 3	R: 4 E: 0 K: 2 S: 11	H: 4 LOB: 1 BB: 1 P: 15	R: 1 E: 0 K: 0 S: 4	H: 1 LOB: 0 BB: 0 P: 4	R: 0 E: 0 K: 0 S: 3	H: 0 LOB: 0 BB: 0 P: 3	R: 0 E: 0 K: 0 S: 3	H: 1 LOB: 2 BB: 0 P: 7	R: 1 E: 1 K: 0 S: 3	H: 2 LOB: 1 BB: 0 P: 3	1B: 7 2B: 1 3B: 0 HR: 2	SF: 0 SAC: 0 DP: 3 HBP: 0	WP: 1 PB: 0 SB: 0 CS: 0	PA: 37
PITCHER	IP WLS BF H R ER SO BB IBB HBP BLK WP HR S P ERA WHIP	7.0 27 7 5 5 5 1 0 0 0 0 1 0 5 9 6.43 1.143	1.1 6 1 0 0 0 1 0 0 0 0 0 0 5 9 0.00 1.500	1.0 4 2 1 0 0 0 0 0 0 0 0 0 4 4 0.00 2.000	PITCHER																	
Curt Simmons, L ERA: 2.39 Andy Hansen, R ERA: 2.5 Russ Meyer, R ERA: 3.23	(1, 1)	(8, 1)	(9, 1)																			

Batter	1	2	3	4	5	6	7	8	9	10	AB	R	H	RBI	BB	SO	LOB	TOP									
Bob Borkowski, R OBP: 0.342, SLG: 0.372 (1, 8)	F5		3-1		G6-4-3			5-3		1B	5	1	1	0	0	0	3	Cincinnati Reds @ Brooklyn Dodgers Ebbets Field, Brooklyn, NY Tue Jul 22 1952, 3:33 AM EDT Att: 17,607 - Unknown									
Bobby Adams, R OBP: 0.337, SLG: 0.382 (1, 5)	2B			F9		K			1B	1B	5	2	3	0	0	1	0										
Wally Westlake, R OBP: 0.311, SLG: 0.272 Willard Marshall, L OBP: 0.329, SLG: 0.419 (10, PH) (10, 9)	K			1B		5-3			1B	1B	4	1	2	0	0	1	1										
Joe Adcock, R OBP: 0.305, SLG: 0.529 Hank Edwards, L OBP: 0.369, SLG: 0.546 Cal Abrams, L OBP: 0.366, SLG: 0.389 (1, 7) (10, PH) (10, 7)	1-3			F7		1-3			L7	K	4	0	0	0	0	0	4										
Ted Kluszewski, L OBP: 0.356, SLG: 0.476 (1, 3)				F9						1B	5	1	4	4	0	0	1										
Andy Seminick, R OBP: 0.343, SLG: 0.433 (1, 2)	G6-4-3				HBP	1B		K		1B	5	0	2	1	0	1	3										
Eddie Pellagrini, R OBP: 0.222, SLG: 0.279 Grady Hatton, L OBP: 0.335, SLG: 0.336 (9, PH) (9, 4)	F6				FC5-2	HBP		5-3		1B	3	0	1	0	0	0	0										
Roy McMillan, R OBP: 0.297, SLG: 0.354 (1, 6)			K		FC5-2	HBP		F3	6-3	1B	4	0	1	1	0	1	2										
Herm Wehmeier, R OBP: 0.200, SLG: 0.179 Joe Rossi, R OBP: 0.353, SLG: 0.307 Frank Smith, R OBP: 0.141, SLG: 0.190 Ewell Blackwell, R OBP: 0.130, SLG: 0.174 Ken Raffensberger, R OBP: 0.130, SLG: 0.091 (8, PH) (8, 1) (10, 1) (10, 1)	5-3				FC5-2	HBP		F9		K	2	0	0	0	0	0	3										
Inning Stats	R: 0 E: 0 K: 1 S: 10	H: 1 LOB: 1 BB: 0 P: 16	R: 0 E: 0 K: 0 S: 5	H: 1 LOB: 0 BB: 0 P: 6	R: 0 E: 0 K: 1 S: 12	H: 0 LOB: 0 BB: 0 P: 19	R: 0 E: 0 K: 0 S: 7	H: 1 LOB: 1 BB: 0 P: 10	R: 0 E: 0 K: 0 S: 8	H: 2 LOB: 2 BB: 0 P: 12	R: 0 E: 0 K: 1 S: 6	H: 0 LOB: 0 BB: 0 P: 7	R: 0 E: 0 K: 1 S: 8	H: 1 LOB: 0 BB: 0 P: 13	R: 0 E: 0 K: 0 S: 8	H: 0 LOB: 0 BB: 0 P: 13	R: 2 E: 0 K: 0 S: 15		H: 3 LOB: 2 BB: 1 P: 29	R: 4 E: 0 K: 2 S: 15	H: 5 LOB: 3 BB: 2 P: 26	1B: 11 2B: 3 3B: 1 HR: 0	SF: 0 SAC: 0 DP: 3 HBP: 1	WP: 0 PB: 0 SB: 0 CS: 1	PA: 45		
PITCHER	IP	WLS	BF	H	R	ER	SO	BB	IBB	HBP	BLK	WP	HR	S	P	ERA	WHIP										
Preacher Roe, L ERA: 3.08 (1, 1)	8.1		32	9	2	2	4	0	0	0	0	0	0	73	110	2.16	1.080										
Joe Black, R ERA: 2.82 (9, 1)	1.1		10	4	4	4	2	0	2	0	0	0	0	17	33	27.00	3.000										
Billy Loes, R ERA: 2.38 (10, 1)	0.1	W	3	1	0	0	0	0	1	0	0	0	0	4	8	0.00	3.000										

AB	41
R	6
H	14
RBI	6
BB	3
SO	6
LOB	23



Batter	1	2	3	4	5	6	7	8	9	10	AB	R	H	RBI	BB	SO	LOB	BOTTOM									
Billy Cox, R OBP: 0.336, SLG: 0.370 (1, 5)	F6		K		F8		5-3			E1	5	1	0	0	0	1	1	Cincinnati Reds @ Brooklyn Dodgers Ebbets Field, Brooklyn, NY Tue Jul 22 1952, 3:33 AM EDT Att: 17,607 - Unknown									
Pee Wee Reese, R OBP: 0.405, SLG: 0.428 (1, 6)	1B		F7		2B		F8			1B	5	1	3	1	0	0	0										
Jackie Robinson, R OBP: 0.454, SLG: 0.467 (1, 4)	1B			K	FC5-4	HBP		5-3		1B	3	1	1	0	1	1	0										
Andy Pafko, R OBP: 0.415, SLG: 0.507 (1, 7)	F2			2B	FC5-4	HBP				1B	5	2	3	1	0	0	4										
Duke Snider, L OBP: 0.372, SLG: 0.482 (1, 8)	L7	2B		K		F2		G1-6-3		K	5	1	1	0	0	2	5										
Carl Furillo, R OBP: 0.291, SLG: 0.338 (1, 9)	4-3			2B		L8				HBP	5	0	2	3	0	0	1										
Gil Hodges, R OBP: 0.381, SLG: 0.502 (1, 3)	L7			2B						HBP	2	0	0	1	3	0	0										
Rube Walker, L OBP: 0.285, SLG: 0.365 (1, 2)	4-3			K		K				HBP	4	0	0	1	0	2	3										
Preacher Roe, R OBP: 0.158, SLG: 0.086 Joe Black, R OBP: 0.273, SLG: 0.273 Billy Loes, R OBP: 0.125, SLG: 0.125 George Shuba, L OBP: 0.442, SLG: 0.544 (1, 1) (9, 1) (10, 1) (10, PH)	6-3				6-3		K			1B	3	0	0	0	0	1	0										
Inning Stats	R: 0 E: 0 K: 0 S: 11	H: 2 LOB: 1 BB: 0 P: 18	R: 1 E: 0 K: 0 S: 8	H: 1 LOB: 0 BB: 0 P: 13	R: 0 E: 0 K: 1 S: 9	H: 0 LOB: 0 BB: 0 P: 11	R: 1 E: 1 K: 3 S: 15	H: 2 LOB: 2 BB: 1 P: 26	R: 0 E: 0 K: 0 S: 8	H: 1 LOB: 2 BB: 0 P: 14	R: 0 E: 0 K: 1 S: 11	H: 0 LOB: 1 BB: 0 P: 18	R: 0 E: 0 K: 0 S: 5	H: 1 LOB: 0 BB: 0 P: 8	R: 0 E: 0 K: 0 S: 9	H: 0 LOB: 0 BB: 0 P: 11	R: 5 E: 1 K: 1 S: 17		H: 4 LOB: 3 BB: 2 P: 27	1B: 7 2B: 4 3B: 0 HR: 0	SF: 0 SAC: 0 DP: 1 HBP: 2	WP: 0 PB: 0 SB: 1 CS: 0	PA: 44				
PITCHER	IP	WLS	BF	H	R	ER	SO	BB	IBB	HBP	BLK	WP	HR	S	P	ERA	WHIP										
Herm Wehmeier, R ERA: 5.74 (1, 1)	7.0		29	6	2	2	6	1	1	1	0	0	0	71	114	2.57	1.000										
Frank Smith, R ERA: 3.32 (8, 1)	2.0		9	3	3	3	0	0	0	0	0	0	0	19	25	13.50	1.500										
Ewell Blackwell, R ERA: 5.9 (10, 1)	0.0	L	2	1	0	0	0	1	0	0	0	0	0	6	10												
Ken Raffensberger, L ERA: 2.77 (10, 1)	0.1		4	1	2	1	1	0	1	1	0	0	0	6	11	27.00	3.000										

AB	38
R	7
H	11
RBI	7
BB	4
SO	7
LOB	14



Batter	1	2	3	4	5	6	7	8	9	AB	R	H	RBI	BB	SO	LOB	TOP					
Bob Borkowski, R OBP: 0.339, SLG: 0.380 (1, 8)	F7		K		HR		K		6-3	5	1	1	1	0	2	1	Cincinnati Reds @ Brooklyn Dodgers Ebbets Field, Brooklyn, NY Wed Jul 23 1952, 3:33 AM EDT Att: 5,956 - Unknown					
Bobby Adams, R OBP: 0.333, SLG: 0.377 (1, 5)	1-3		G5-4-3		F8		K		5-3	5	0	0	0	0	1	1						
Willard Marshall, L OBP: 0.329, SLG: 0.413 (1, 9)	4-3			F2	F8					3	0	0	0	1	0	0						
Ted Kluszewski, L OBP: 0.358, SLG: 0.483 (1, 3)		2B		WP	HR					4	2	2	0	0	0	1						
Joe Adcock, R OBP: 0.346, SLG: 0.553 (1, 7)		2H		2H	HR					3	2	3	3	1	0	0						
Grady Hatton, L OBP: 0.334, SLG: 0.335 (1, 4)	F2			F9						4	0	1	0	0	1	2						
Andy Seminick, R OBP: 0.350, SLG: 0.451 (1, 2)					HR					3	1	2	2	1	0	1						
Roy McMillan, R OBP: 0.294, SLG: 0.349 (1, 6)	G6-4-3			F2						4	0	0	0	0	0	5						
Harry Perkowski, L OBP: 0.204, SLG: 0.265 (1, 1)			G5-4-3		K				K	4	0	1	0	0	2	2						
Inning Stats	R: 0 E: 0 K: 0 S: 7	H: 0 LOB: 0 BB: 0 P: 11	R: 1 E: 0 K: 0 S: 16	H: 2 LOB: 1 BB: 1 P: 25	R: 0 E: 0 K: 1 S: 9	H: 1 LOB: 0 BB: 0 P: 13	R: 3 E: 0 K: 0 S: 12	H: 3 LOB: 0 BB: 0 P: 19	R: 1 E: 0 K: 1 S: 11	H: 1 LOB: 0 BB: 0 P: 14	R: 1 E: 0 K: 0 S: 7	H: 3 LOB: 2 BB: 0 P: 10	R: 0 E: 0 K: 2 S: 8	H: 0 LOB: 1 BB: 1 P: 13	R: 0 E: 0 K: 1 S: 9	H: 0 LOB: 0 BB: 0 P: 13	R: 0 E: 0 K: 1 S: 7	H: 0 LOB: 0 BB: 0 P: 9	1B: 4 2B: 3 3B: 0 HR: 3	SF: 0 SAC: 0 DP: 2 HBP: 0	WP: 1 PB: 0 SB: 0 CS: 0	PA: 38
PITCHER	IP	WLS	BF	H	R	ER	SO	BB	IBB	HBP	BLK	WP	HR	S	P	ERA	WHIP					
Carl Erskine, R ERA: 2.76 (1, 1)	5.0	L	21	7	5	5	2	1	0	0	0	1	3	55	82	9.00	1.600					
Clyde King, R ERA: 4.0 (6, 1)	2.0		10	3	1	1	2	1	0	0	0	0	0	15	23	4.50	2.000					
Johnny Schmitz, L ERA: 4.38 (8, 1)	2.0		7	0	0	0	2	1	0	0	0	0	0	16	22	0.00	0.500					

Batter	1	2	3	4	5	6	7	8	9	AB	R	H	RBI	BB	SO	LOB	BOTTOM					
Billy Cox, R OBP: 0.333, SLG: 0.371 (1, 5)	5-3		F9		E		F2		F6	5	0	1	2	0	0	2	Cincinnati Reds @ Brooklyn Dodgers Ebbets Field, Brooklyn, NY Wed Jul 23 1952, 3:33 AM EDT Att: 5,956 - Unknown					
Pee Wee Reese, R OBP: 0.403, SLG: 0.425 (1, 6)	K			F4	E5					4	0	1	0	0	1	1						
Jackie Robinson, R OBP: 0.449, SLG: 0.460 (1, 4)	6-3			F8	F7		F5			4	0	0	0	0	0	4						
Andy Pafko, R OBP: 0.413, SLG: 0.504 (1, 7)		6-3		FC4-6		L7	F9			4	0	1	0	0	0	2						
Carl Furillo, R OBP: 0.294, SLG: 0.344 (1, 9)		6-3		FC4-6						4	1	2	0	0	0	1						
Gil Hodges, R OBP: 0.379, SLG: 0.509 (1, 3)					F2				G1-4-3	4	1	1	2	0	0	1						
Dick Williams, R OBP: 0.295, SLG: 0.333 (1, 8)			K		FC3-6		F3		4-3	4	1	1	0	0	1	0						
Rube Walker, L OBP: 0.293, SLG: 0.359 (1, 2)			4-3				K		4-3	4	0	1	0	0	1	0						
Carl Erskine, R OBP: 0.206, SLG: 0.175 (5, PH) Bobby Morgan, R OBP: 0.299, SLG: 0.395 (8, 1) Clyde King, L (8, 1) Rocky Bridges, R (7, PH) Johnny Schmitz, R (8, 1) George Shuba, L (8, PH)					FC3-6				K	1	0	1	0	0	0	0	B					
Inning Stats	R: 0 E: 0 K: 1 S: 8	H: 0 LOB: 0 BB: 0 P: 10	R: 0 E: 0 K: 0 S: 6	H: 0 LOB: 0 BB: 0 P: 7	R: 0 E: 0 K: 1 S: 8	H: 1 LOB: 1 BB: 0 P: 10	R: 0 E: 0 K: 0 S: 11	H: 1 LOB: 1 BB: 0 P: 17	R: 2 E: 1 K: 1 S: 13	H: 2 LOB: 2 BB: 0 P: 17	R: 2 E: 0 K: 1 S: 8	H: 2 LOB: 0 BB: 0 P: 14	R: 0 E: 0 K: 0 S: 8	H: 2 LOB: 2 BB: 0 P: 13	R: 0 E: 0 K: 0 S: 5	H: 1 LOB: 0 BB: 0 P: 8		R: 0 E: 0 K: 1 S: 7	H: 0 LOB: 0 BB: 0 P: 11	1B: 7 2B: 2 3B: 0 HR: 1	SF: 0 SAC: 0 DP: 1 HBP: 0	WP: 0 PB: 0 SB: 0 CS: 0
PITCHER	IP	WLS	BF	H	R	ER	SO	BB	IBB	HBP	BLK	WP	HR	S	P	ERA	WHIP					
Harry Perkowski, L ERA: 4.13 (1, 1)	9.0	W	37	10	4	4	4	0	0	0	0	0	1	74	107	4.00	1.111					

Batter	1	2	3	4	5	6	7	8	9	10	11	AB	R	H	RBI	BB	SO	LOB	TOP					
Bob Borkowski, R OBP: 0.329, SLG: 0.367	F4	1-3			G3			F8		FC5		5	0	0	0	0	0	4						
Bobby Adams, R OBP: 0.334, SLG: 0.378	F8							F7			SH1-4 1B	5	0	1	0	0	2	0						
Willard Marshall, L OBP: 0.338, SLG: 0.422	K										SH1-4	3	0	2	0	1	1	0						
Ted Kluszewski, L OBP: 0.361, SLG: 0.475		E1	F2					P6		L9		4	1	0	0	1	0	2						
Joe Adcock, R OBP: 0.340, SLG: 0.539																								
Cal Abrams, L OBP: 0.349, SLG: 0.368																								
Grady Hatton, L OBP: 0.329, SLG: 0.327																								
Andy Seminick, R OBP: 0.347, SLG: 0.462																								
Roy McMillan, R OBP: 0.293, SLG: 0.343																								
Ewell Blackwell, R OBP: 0.113, SLG: 0.154																								
Hank Edwards, L OBP: 0.366, SLG: 0.541																								
Frank Smith, R OBP: 0.143, SLG: 0.190																								
Inning Stats	R: 0 E: 0 K: 1 S: 7	H: 0 LOB: 0 BB: 0 P: 13	R: 1 E: 1 K: 2 S: 16	H: 0 LOB: 3 BB: 3 P: 30	R: 0 E: 0 K: 1 S: 6	H: 1 LOB: 0 BB: 0 P: 8	R: 0 E: 0 K: 0 S: 7	H: 0 LOB: 0 BB: 0 P: 14	R: 0 E: 0 K: 1 S: 6	H: 1 LOB: 1 BB: 0 P: 9	R: 0 E: 0 K: 0 S: 6	H: 0 LOB: 0 BB: 0 P: 11	R: 0 E: 0 K: 1 S: 7	H: 0 LOB: 0 BB: 0 P: 11	R: 0 E: 0 K: 0 S: 9	H: 0 LOB: 1 BB: 1 P: 20	R: 0 E: 0 K: 0 S: 9	H: 1 LOB: 1 BB: 0 P: 13	R: 0 E: 0 K: 0 S: 11	H: 1 LOB: 2 BB: 1 P: 20	1B: 1 2B: 3 3B: 0 HR: 0	SF: 0 SAC: 1 DP: 0 HBP: 0	WP: 0 PB: 0 SB: 1 CS: 0	PA: 42
PITCHER Ben Wade, R ERA: 3.13	IP: 11.0 WLS: 4 BF: 42 H: 4 R: 1 ER: 0 SO: 7 BB: 4 IBB: 1 HBP: 0 BLK: 0 WP: 0 HR: 0 S: 92 P: 156 ERA: 3.13 WHIP: 0.727																							

Cincinnati Reds @ Brooklyn Dodgers
Ebbets Field, Brooklyn, NY
Thu Jul 24 1952, 3:38 AM EDT
Att: 11,063 - Unknown

livebaseballscorecards.com

AB 36
R 1
H 4
RBI 1
BB 5
SO 7
LOB 21



Batter	1	2	3	4	5	6	7	8	9	10	11	AB	R	H	RBI	BB	SO	LOB	BOTTOM					
Billy Cox, R OBP: 0.325, SLG: 0.361	6-3											5	0	1	0	0	0	0						
Pee Wee Reese, R OBP: 0.404, SLG: 0.427												4	0	3	0	1	1	0						
Jackie Robinson, R OBP: 0.446, SLG: 0.465												5	0	0	0	0	0	4						
Andy Pafko, R OBP: 0.411, SLG: 0.498												5	0	0	0	0	0	0						
Duke Shider, L OBP: 0.371, SLG: 0.489												4	2	2	1	1	0	0						
Carl Furillo, R OBP: 0.302, SLG: 0.349												3	0	2	0	1	1	0						
Gil Hodges, R OBP: 0.374, SLG: 0.497												3	0	0	0	1	2	4						
Rube Walker, L OBP: 0.289, SLG: 0.360												4	0	1	1	0	1	4						
Ben Wade, R OBP: 0.100, SLG: 0.388												4	0	0	0	0	2	2						
Inning Stats	R: 0 E: 0 K: 0 S: 5	H: 0 LOB: 0 BB: 1 P: 12	R: 0 E: 0 K: 0 S: 7	H: 1 LOB: 2 BB: 1 P: 13	R: 0 E: 0 K: 1 S: 12	H: 2 LOB: 1 BB: 0 P: 21	R: 1 E: 0 K: 1 S: 10	H: 2 LOB: 2 BB: 1 P: 19	R: 0 E: 0 K: 1 S: 13	H: 1 LOB: 2 BB: 1 P: 24	R: 0 E: 0 K: 0 S: 9	H: 1 LOB: 1 BB: 0 P: 9	R: 0 E: 0 K: 1 S: 5	H: 0 LOB: 0 BB: 0 P: 8	R: 0 E: 0 K: 2 S: 7	H: 0 LOB: 0 BB: 0 P: 11	R: 0 E: 0 K: 0 S: 8	H: 1 LOB: 0 BB: 0 P: 10	R: 1 E: 0 K: 0 S: 3	H: 1 LOB: 0 BB: 0 P: 3	1B: 6 2B: 2 3B: 0 HR: 1	SF: 0 SAC: 0 DP: 1 HBP: 0	WP: 0 PB: 0 SB: 0 CS: 2	PA: 41
PITCHER Ewell Blackwell, R ERA: 5.02	IP: 9.0 WLS: 1 BF: 36 H: 7 R: 1 ER: 1 SO: 7 BB: 4 IBB: 0 HBP: 0 BLK: 0 WP: 0 HR: 0 S: 73 P: 125 ERA: 5.02 WHIP: 1.222																							
Frank Smith, R ERA: 3.38	IP: 1.1 WLS: 0 BF: 5 H: 2 R: 1 ER: 1 SO: 0 BB: 0 IBB: 0 HBP: 0 BLK: 0 WP: 0 HR: 1 S: 11 P: 13 ERA: 6.75 WHIP: 1.500																							

Cincinnati Reds @ Brooklyn Dodgers
Ebbets Field, Brooklyn, NY
Thu Jul 24 1952, 3:38 AM EDT
Att: 11,063 - Unknown

livebaseballscorecards.com


AB 37
R 2
H 9
RBI 2
BB 4
SO 7
LOB 14



Batter	1	2	3	4	5	6	7	8	9	AB	R	H	RBI	BB	SO	LOB	TOP			
Bob Borkowski, R OBP: 0.324, SLG: 0.362 (1, 8)	0-0 4-3			0-0 F9		0-0 F8		0-3 K		4	0	0	0	0	1	2				
Bobby Adams, R OBP: 0.333, SLG: 0.377 (1, 5)	0-0 1-3			0-0 G4-6-3 1B		0-0 1-3			0-0 F9	4	0	1	0	0	0	1				
Willard Marshall, L OBP: 0.331, SLG: 0.415 (1, 9)	0-0 L4			0-0 G4-6-3 1-2			0-0 F8		0-0 L5	4	0	0	0	0	0	1				
Ted Kluszewski, L OBP: 0.359, SLG: 0.472 (1, 3)		0-0 3-1			0-0 FC6-4 1B		0-0 F7		0-0 F4	4	0	1	0	0	0	0				
Joe Adcock, R OBP: 0.336, SLG: 0.532 (1, 7)		0-0 F7			0-0 F8		0-3 K			3	0	0	0	0	1	1				
Andy Seminick, R OBP: 0.343, SLG: 0.455 (1, 2)		0-0 5-3			0-0 F3				0-0 F2	3	0	0	0	0	0	1				
Eddie Pellagrini, R OBP: 0.229, SLG: 0.283 (1, 4)			0-0 F8		0-0 FC6-4 1-2				0-0 1B F8 1B	3	1	1	0	0	0	1				
Roy McMillan, R OBP: 0.296, SLG: 0.344 (1, 6)			0-0 5-3			4-0 F8 3-1 BB			0-0 1-3 1B	2	0	1	0	1	0	0				
Ken Raffensberger, R OBP: 0.128, SLG: 0.089 (1, 1)				0-0 F8		0-0 3-1			0-0 F8	1	0	0	0	0	0	0				
Cal Abrams, L OBP: 0.341, SLG: 0.359 (6, PH)						0-0 3-1				1	0	0	0	0	0	1				
Bud Podbielan, R OBP: 0.259, SLG: 0.167 (6, PH)						1-2			3-H	0	0	0	0	0	0	0				
Hank Edwards, L OBP: 0.363, SLG: 0.536 (8, PH)										1	0	0	1	0	0	1				
Frank Hiller, R OBP: 0.259, SLG: 0.167 (8, 1)										0	0	0	0	0	0	0				
Inning Stats	R: 0 E: 0 K: 0 S: 3	H: 0 LOB: 0 BB: 0 P: 3	R: 0 E: 0 K: 0 S: 3	H: 0 LOB: 0 BB: 0 P: 3	R: 0 E: 0 K: 0 S: 3	H: 1 LOB: 0 BB: 0 P: 3	R: 0 E: 0 K: 0 S: 4	H: 1 LOB: 1 BB: 0 P: 4	R: 0 E: 0 K: 1 S: 5	H: 0 LOB: 1 BB: 1 P: 7	R: 0 E: 0 K: 1 S: 5	H: 0 LOB: 0 BB: 0 P: 5	R: 1 E: 0 K: 1 S: 7	H: 2 LOB: 1 BB: 0 P: 7	R: 0 E: 0 K: 0 S: 3	H: 0 LOB: 0 BB: 0 P: 3	1B: 4 2B: 0 3B: 0 HR: 0	SF: 0 SAC: 0 DP: 1 HBP: 0	WP: 0 PB: 0 SB: 0 CS: 0	PA: 31
PITCHER Jim Hearn, R ERA: 3.31 (1, 1)	IP: 9.0 WLS: W BF: 31 H: 4 R: 1 ER: 1 SO: 2 BB: 1 IBB: 0 HBP: 0 BLK: 0 WP: 0 HR: 0 S: 34 P: 38 ERA: 1.00 WHIP: 0.556															PITCHER				

Cincinnati Reds @ New York Giants
Polo Grounds, New York, NY
Fri Jul 25 1952, 3:33 AM EDT
Att: 3,955 - Sunny - 83 F

AB	30
R	1
H	4
RBI	1
BB	1
SO	2
LOB	9

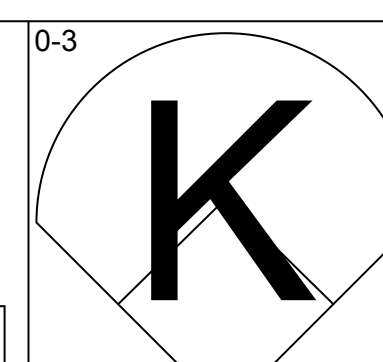
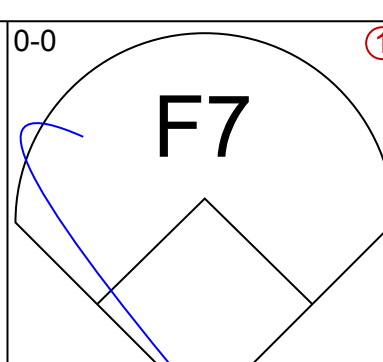
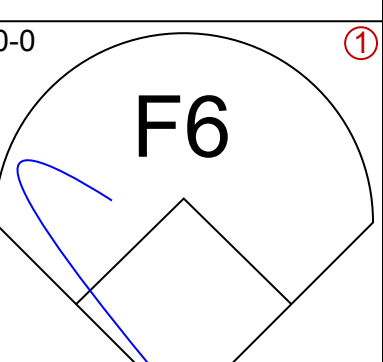
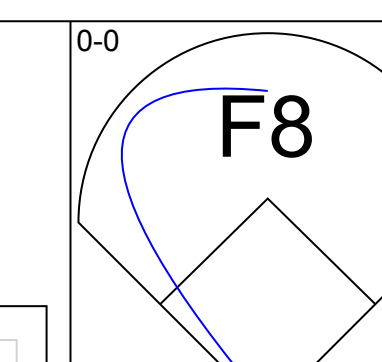
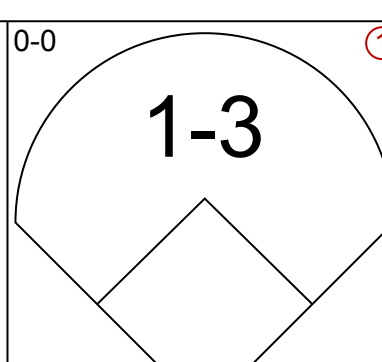
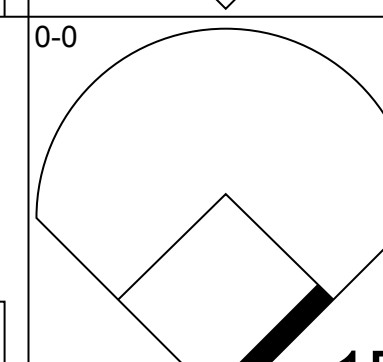
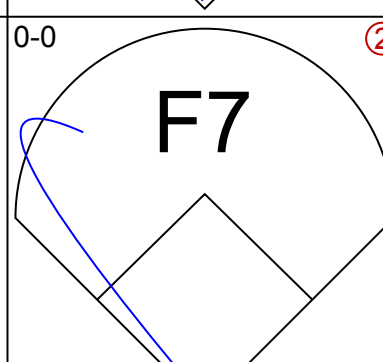
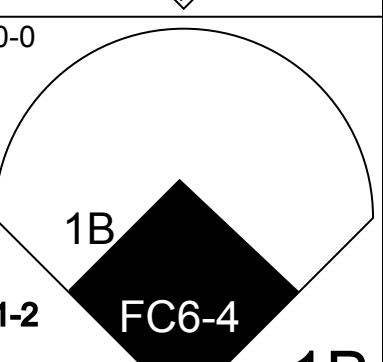
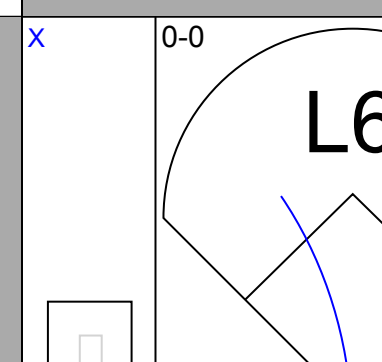
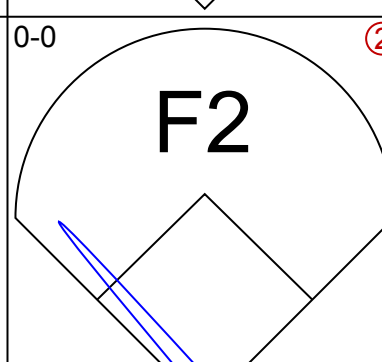
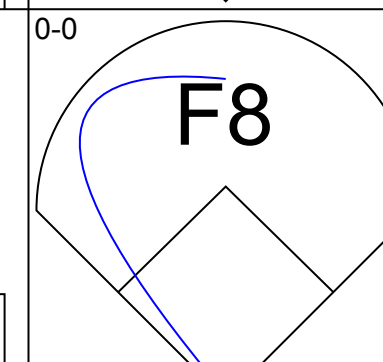
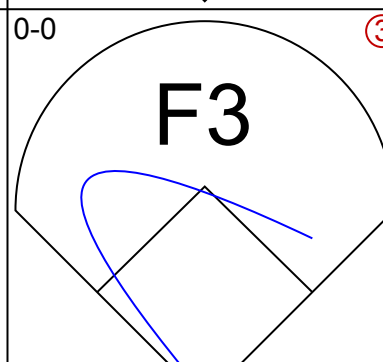
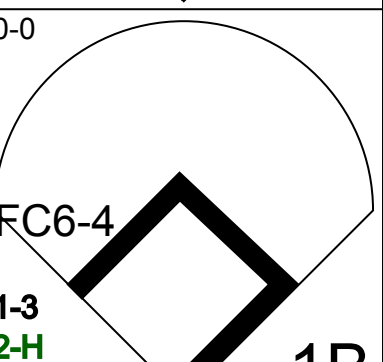
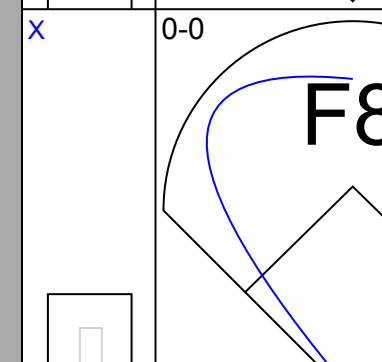
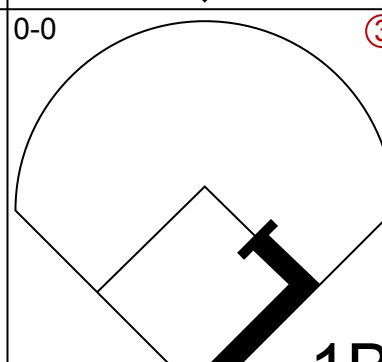
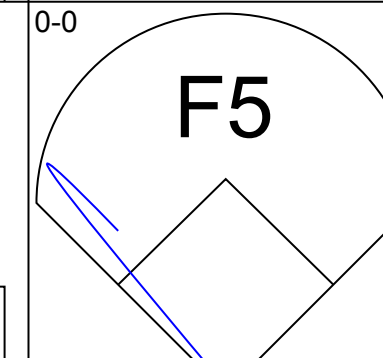
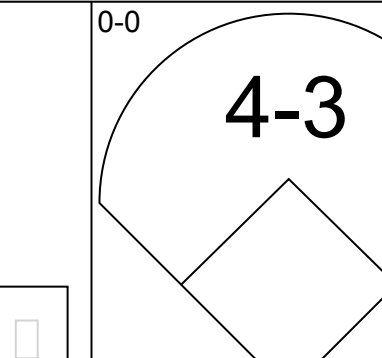
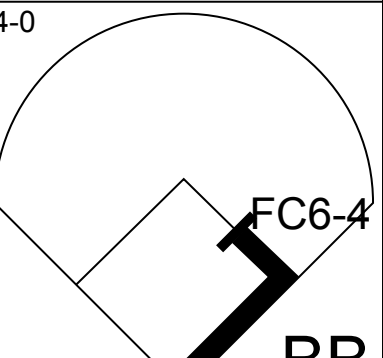
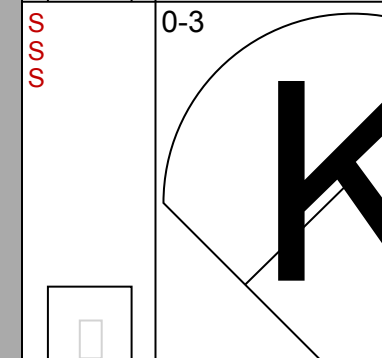
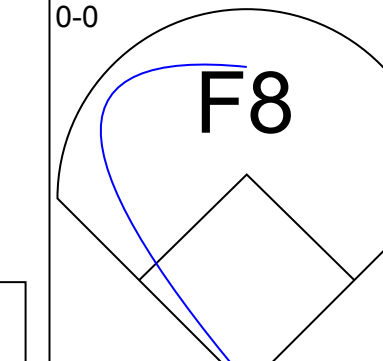
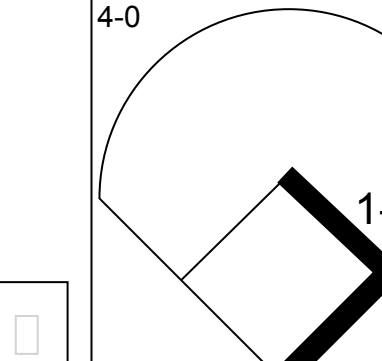
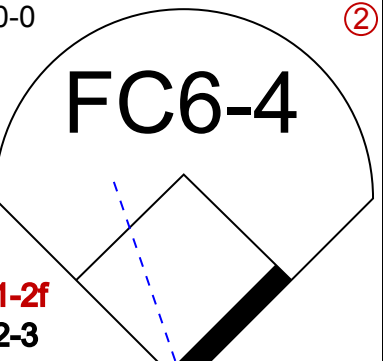
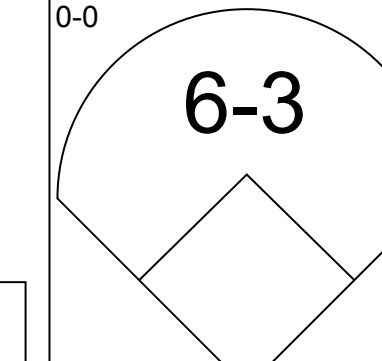
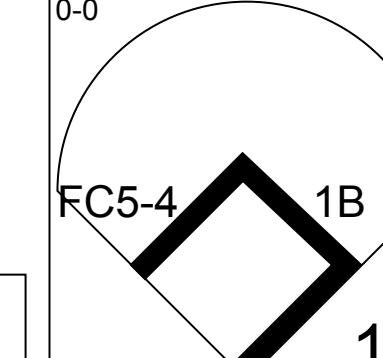
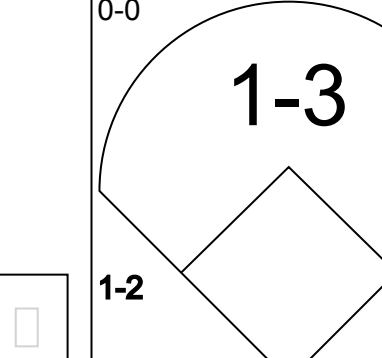
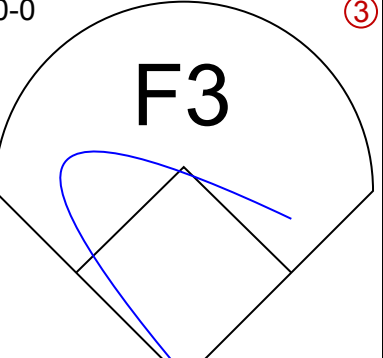
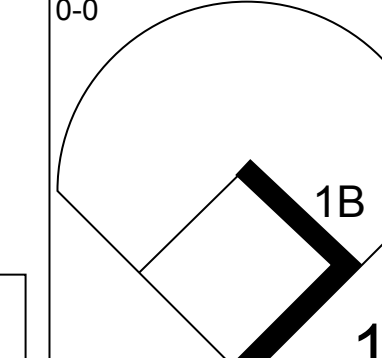
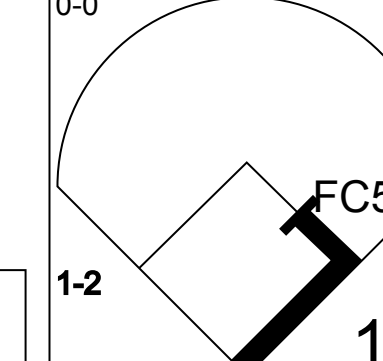
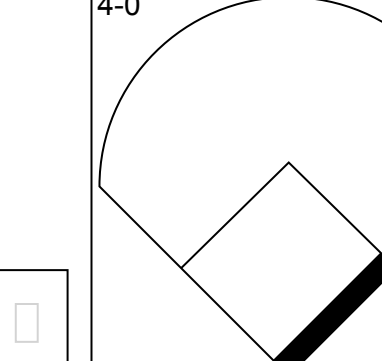
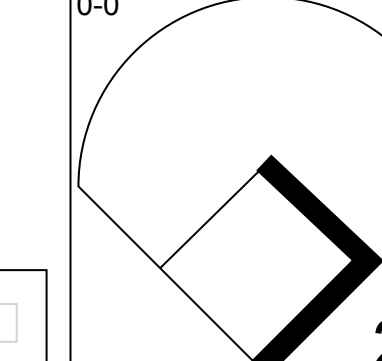
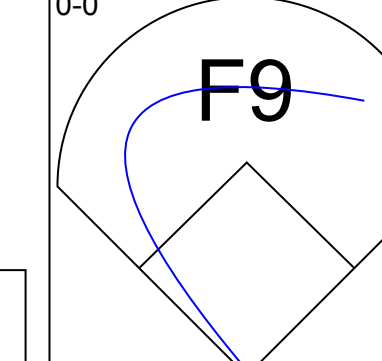
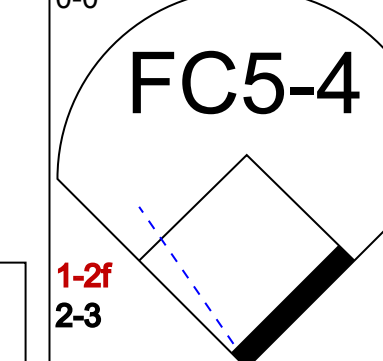
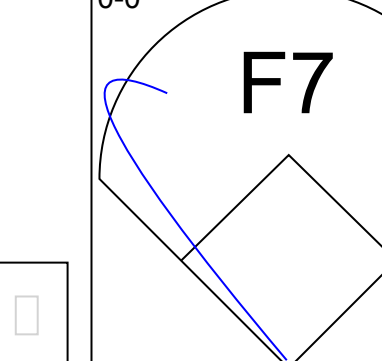
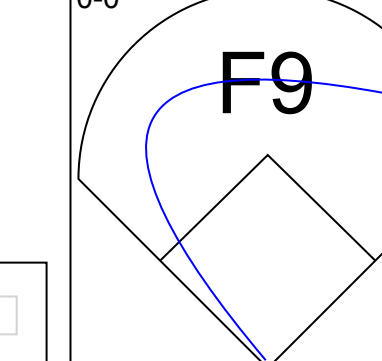
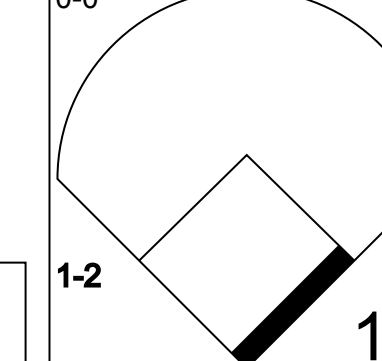
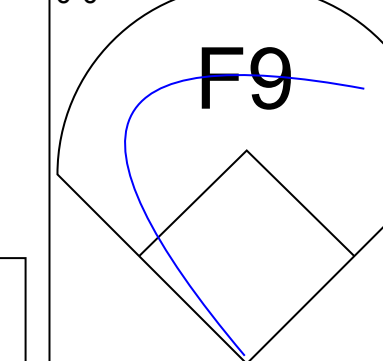
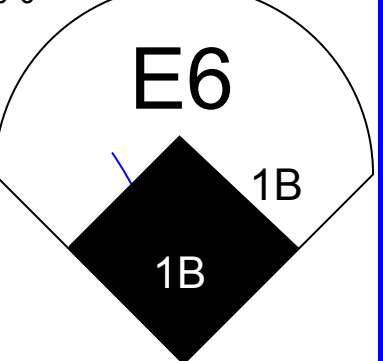
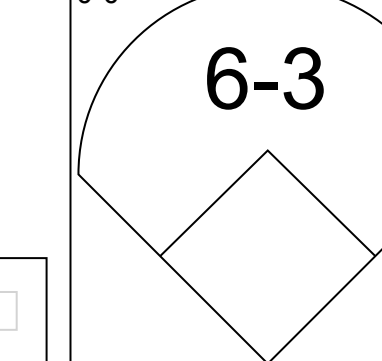
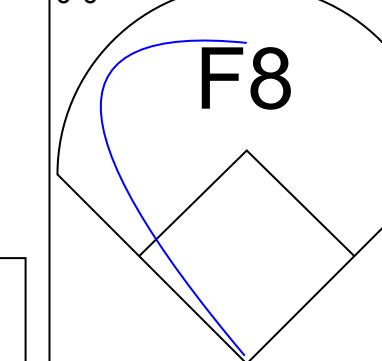


Batter	1	2	3	4	5	6	7	8	9	AB	R	H	RBI	BB	SO	LOB	BOTTOM			
Davey Williams, R OBP: 0.337, SLG: 0.422 (1, 4)	0-3 K		0-0 F4		0-0 2B 1B		1-0 HBP			3	1	1	0	0	1	0				
Alvin Dark, R OBP: 0.346, SLG: 0.394 (1, 6)	4-0 BB			0-0 1B	0-0 1-H 2B		0-3 K			3	0	2	1	1	1	1				
Whitey Lockman, L OBP: 0.390, SLG: 0.410 (1, 3)	0-0 F9			0-0 F8	0-0 F8			0-0 G4-6-3 1B		4	0	1	0	0	0	3				
Bobby Thomson, R OBP: 0.339, SLG: 0.494 (1, 5)	0-0 F6			0-0 F7		0-0 F9		0-3 K2-4-3-6 1-2	0-0 F8	4	0	0	0	0	1	3				
Hank Thompson, L OBP: 0.348, SLG: 0.496 (1, 8)		0-0 4-3		0-0 4-3		0-0 2B			0-0 F8	4	0	1	0	0	0	1				
Bob Elliott, R OBP: 0.342, SLG: 0.402 (1, 9)		0-0 F7			0-0 6-3	0-0 6-3				3	0	0	0	0	0	1				
Dusty Rhodes, L OBP: 0.366, SLG: 0.538 (1, 7)		0-0 F4			0-3 K	0-0 G3				3	0	0	0	0	1	1				
Sal Yvars, R OBP: 0.305, SLG: 0.352 (1, 2)			0-0 F7		0-0 HR 1B		0-0 5-3			3	1	1	0	0	0	0				
Jim Hearn, R OBP: 0.236, SLG: 0.358 (1, 1)			0-0 5-3		0-0 HR		0-3 K			3	1	1	2	0	1	0				
Inning Stats	R: 0 E: 0 K: 1 S: 5	H: 0 LOB: 1 BB: 1 P: 9	R: 0 E: 0 K: 0 S: 3	H: 0 LOB: 0 BB: 0 P: 3	R: 0 E: 0 K: 0 S: 3	H: 0 LOB: 0 BB: 0 P: 3	R: 0 E: 0 K: 0 S: 4	H: 1 LOB: 1 BB: 0 P: 4	R: 3 E: 0 K: 1 S: 9	H: 4 LOB: 1 BB: 0 P: 9	R: 0 E: 0 K: 2 S: 7	H: 0 LOB: 1 BB: 0 P: 8	R: 0 E: 0 K: 1 S: 5	H: 1 LOB: 0 BB: 0 P: 5	R: 0 E: 0 K: 0 S: 3	H: 0 LOB: 0 BB: 0 P: 3	1B: 4 2B: 3 3B: 0 HR: 1	SF: 0 SAC: 0 DP: 1 HBP: 1	WP: 0 PB: 0 SB: 0 CS: 0	PA: 32
PITCHER Ken Raffensberger, L ERA: 2.85 (1, 1)	IP: 5.0 WLS: L BF: 21 H: 5 R: 3 ER: 3 SO: 2 BB: 1 IBB: 0 HBP: 0 BLK: 0 WP: 0 HR: 1 S: 24 P: 28 ERA: 5.40 WHIP: 1.200															PITCHER				
Bud Podbielan, R ERA: 6.5 (6, 1)	2.0 8 1 0 0 2																			
Frank Hiller, R ERA: 5.0 (8, 1)	1.0 3 1 0 0 1																			

Cincinnati Reds @ New York Giants
Polo Grounds, New York, NY
Fri Jul 25 1952, 3:33 AM EDT
Att: 3,955 - Sunny - 83 F

AB	30
R	3
H	7
RBI	3
BB	1
SO	5
LOB	10

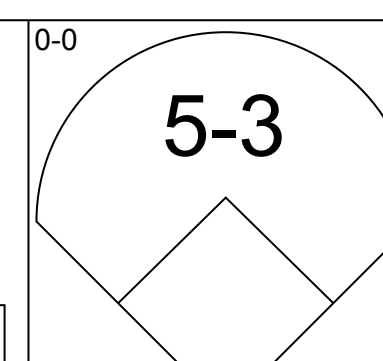
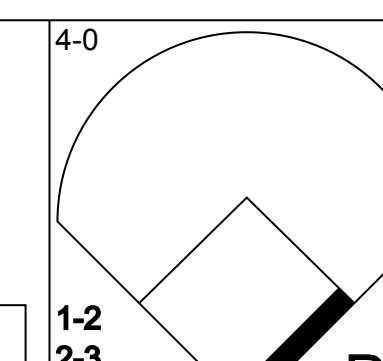
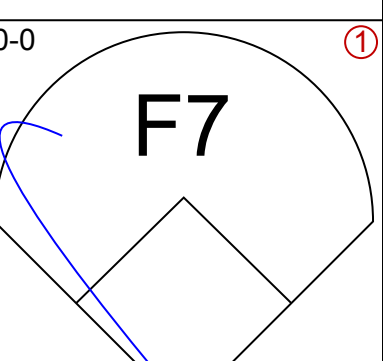
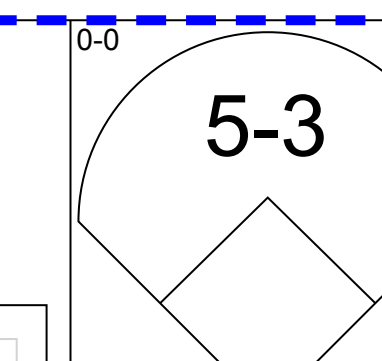
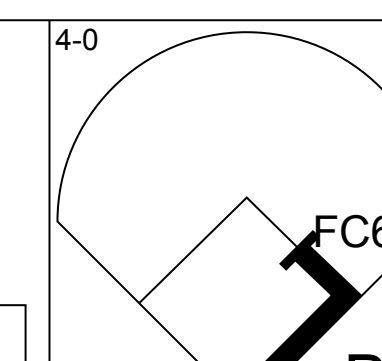
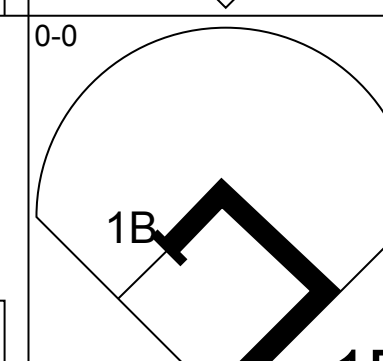
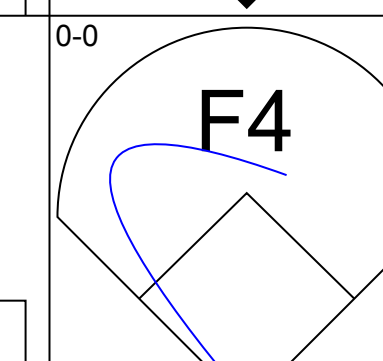
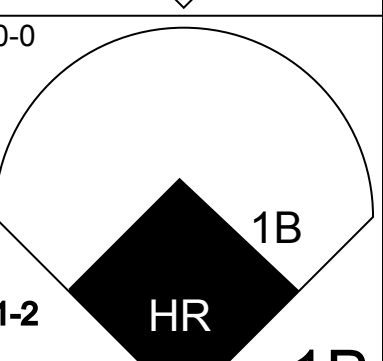
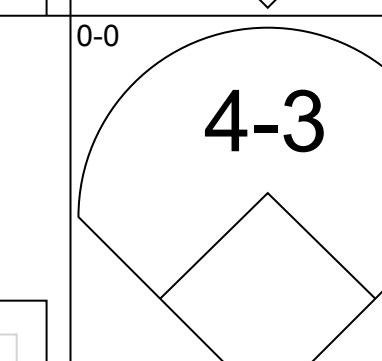
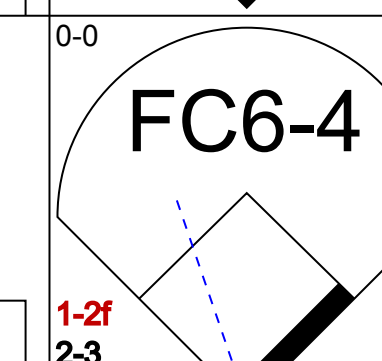
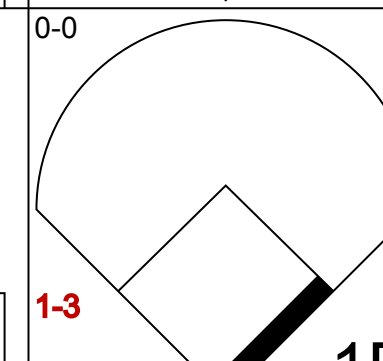
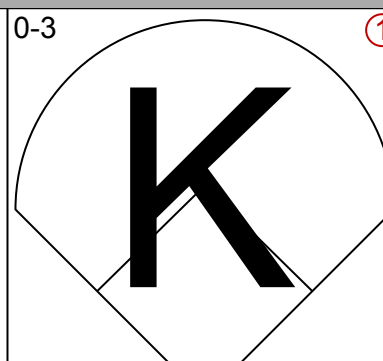
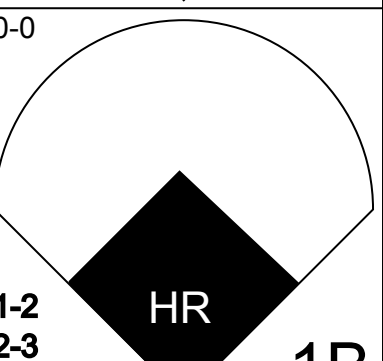
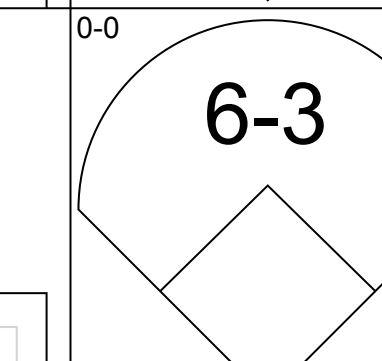
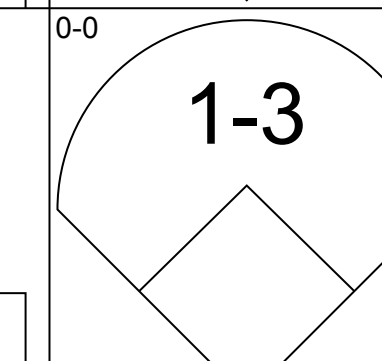
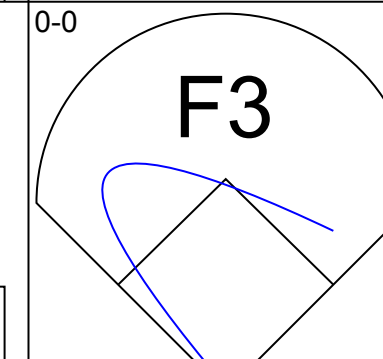
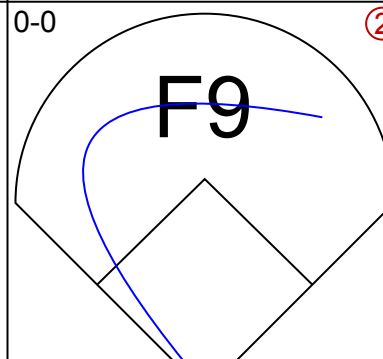
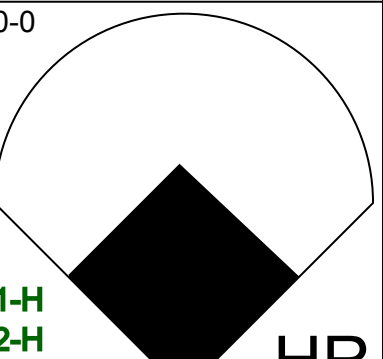
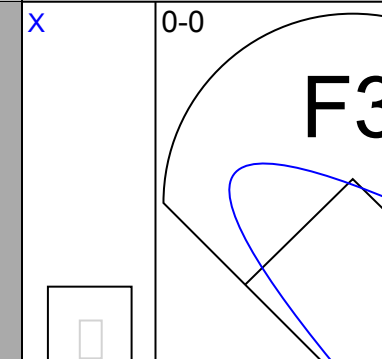
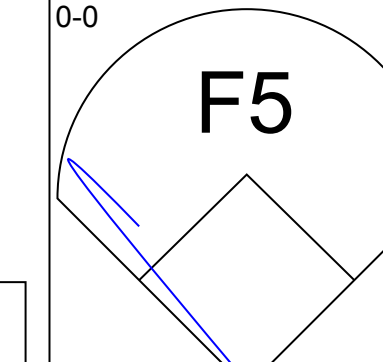
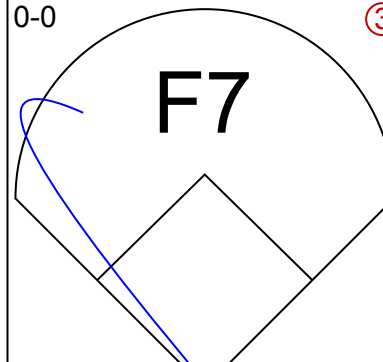
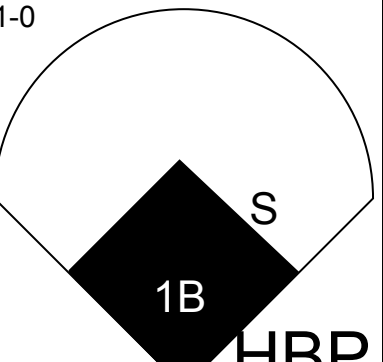
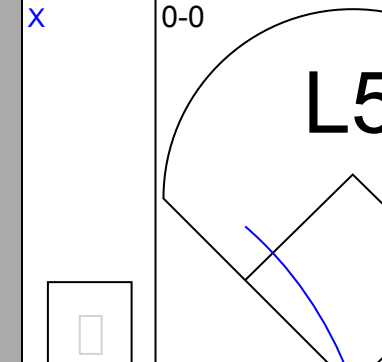
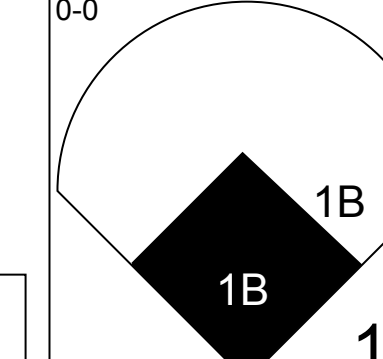
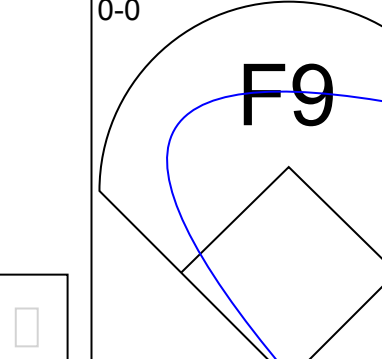
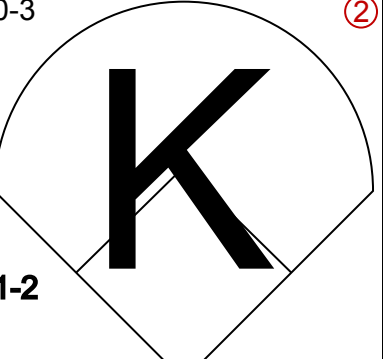
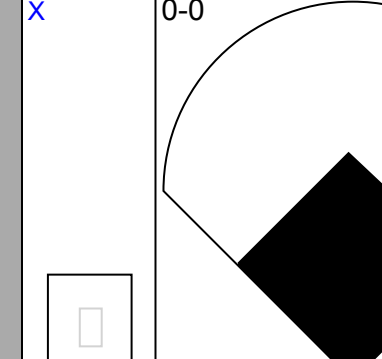
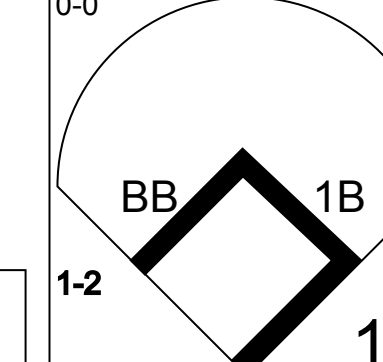
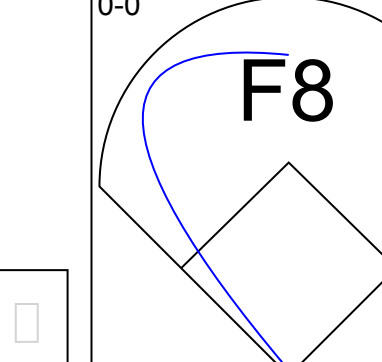
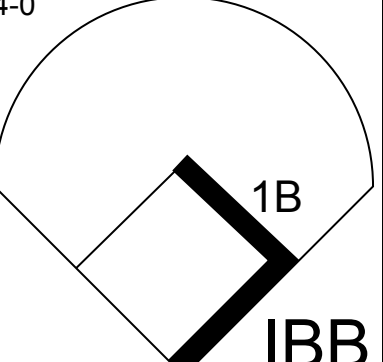
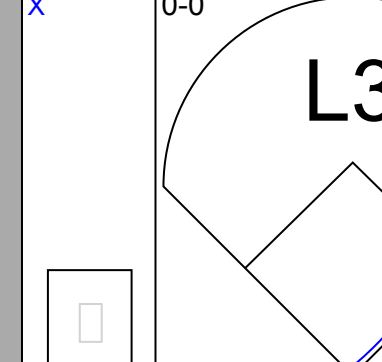
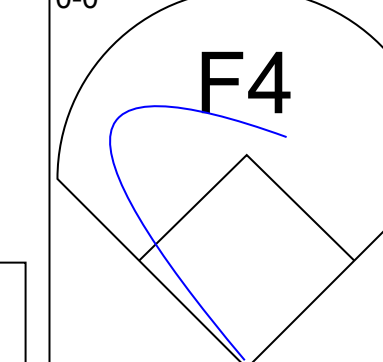
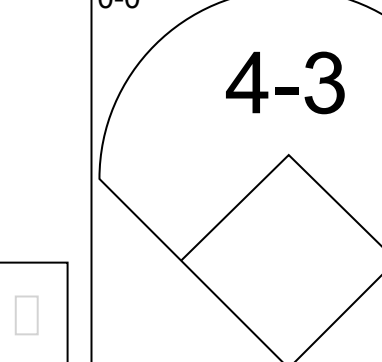
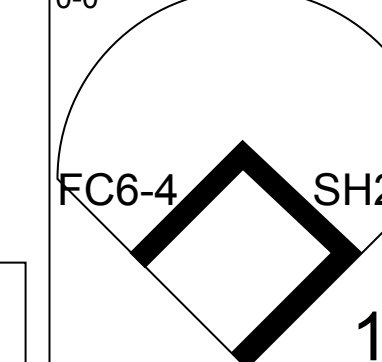

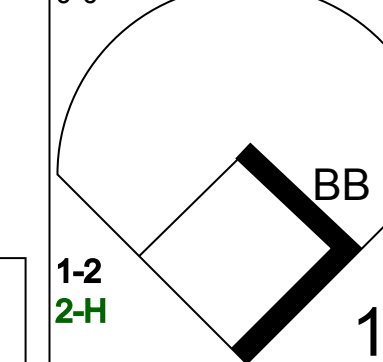
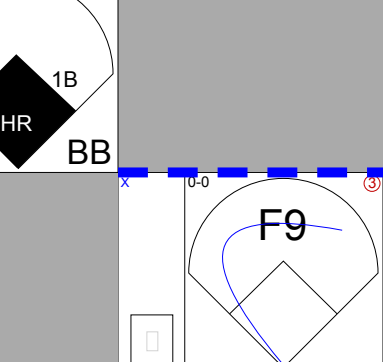
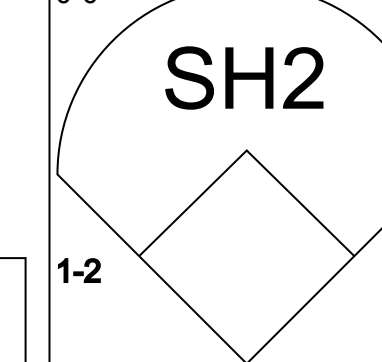


Batter	1	2	3	4	5	6	7	8	9	AB	R	H	RBI	BB	SO	LOB	TOP					
Cal Abrams, L OBP: 0.306, SLG: 0.318 (1, 8)										5	0	0	0	0	1	2						
Bobby Adams, R OBP: 0.334, SLG: 0.377 (1, 5)										5	1	2	0	0	0	0						
Willard Marshall, L OBP: 0.332, SLG: 0.415 (1, 9)										5	0	2	1	0	0	1						
Ted Kluszewski, L OBP: 0.358, SLG: 0.467 (1, 3)										3	0	0	0	1	1	1						
Joe Adcock, R OBP: 0.335, SLG: 0.525 (1, 7)										3	0	0	1	1	0	2						
Andy Seminick, R OBP: 0.345, SLG: 0.456 (1, 2)										4	0	2	0	0	0	3						
Eddie Pellagrini, R OBP: 0.269, SLG: 0.327 (1, 4)										3	0	2	0	1	0	1						
Roy McMillan, R OBP: 0.295, SLG: 0.342 (1, 6)										4	0	1	0	0	0	5						
Herm Wehmeier, R OBP: 0.196, SLG: 0.171 (5, 1) Bud Podbielan, R OBP: 0.322, SLG: 0.361 (6, 1) Bob Borkowski, R OBP: 0.256, SLG: 0.167 (8, 1) Frank Hiller, R OBP: 0.300, SLG: 0.522 (8, 1) Frank Smith, R OBP: 0.142, SLG: 0.190 (8, 1)										2	1	0	0	0	0	2						
Inning Stats	R: 0 E: 0 K: 1 S: 6	H: 1 LOB: 1 BB: 0 P: 6	R: 0 E: 0 K: 0 S: 5	H: 2 LOB: 2 BB: 0 P: 5	R: 0 E: 0 K: 0 S: 3	H: 0 LOB: 0 BB: 0 P: 3	R: 0 E: 0 K: 0 S: 3	H: 0 LOB: 2 BB: 2 P: 11	R: 2 E: 1 K: 0 S: 6	H: 2 LOB: 2 BB: 1 P: 10	R: 0 E: 0 K: 0 S: 4	H: 1 LOB: 1 BB: 0 P: 4	R: 0 E: 0 K: 1 S: 5	H: 0 LOB: 0 BB: 0 P: 5	R: 0 E: 0 K: 0 S: 5	H: 2 LOB: 2 BB: 0 P: 5	R: 0 E: 0 K: 0 S: 3	H: 1 LOB: 1 BB: 0 P: 3	1B: 8 2B: 1 3B: 0 HR: 0	SF: 0 SAC: 0 DP: 0 HBP: 0	WP: 0 PB: 0 SB: 0 CS: 0	PA: 39
PITCHER Larry Jansen, R ERA: 3.51 (1, 1)	IP: 9.0 WLS: W BF: 39 H: 9 R: 2 ER: 0 SO: 2 BB: 3 IBB: 0 HBP: 0 BLK: 0 WP: 0 HR: 0 S: 40 P: 52 ERA: 0.00 WHIP: 1.333															PITCHER						

Cincinnati Reds @ New York Giants
Polo Grounds, New York, NY
Sat Jul 26 1952, 3:33 AM EDT
Att: 7,097 - Unknown

AB	36
R	2
H	9
RBI	2
BB	3
SO	2
LOB	20



Batter	1	2	3	4	5	6	7	8	9	AB	R	H	RBI	BB	SO	LOB	BOTTOM			
Davey Williams, R OBP: 0.338, SLG: 0.418 (1, 4)										3	0	0	0	2	0	1				
Alvin Dark, R OBP: 0.349, SLG: 0.394 (1, 6)										5	1	2	0	0	0	5				
Whitey Lockman, L OBP: 0.390, SLG: 0.410 (1, 3)										5	1	2	0	0	1	2				
Hank Thompson, L OBP: 0.347, SLG: 0.504 (1, 8)										4	1	1	4	0	0	1				
Bobby Thomson, R OBP: 0.338, SLG: 0.490 (1, 5)										3	1	0	0	0	0	0				
Dusty Rhodes, L OBP: 0.376, SLG: 0.605 (1, 7)										4	2	2	1	0	1	1				
Don Mueller, L OBP: 0.321, SLG: 0.415 (1, 9)										3	0	1	0	1	0	0				
Sal Yvars, R OBP: 0.313, SLG: 0.359 (1, 2)										4	0	2	1	0	0	2				
Larry Jansen, R OBP: 0.348, SLG: 0.189 (1, 1)										2	1	1	1	1	0	2				
Inning Stats	R: 0 E: 0 K: 0 S: 4	H: 2 LOB: 1 BB: 0 P: 4	R: 1 E: 0 K: 0 S: 6	H: 3 LOB: 3 BB: 1 P: 10	R: 0 E: 0 K: 1 S: 5	H: 0 LOB: 0 BB: 0 P: 5	R: 0 E: 0 K: 0 S: 3	H: 0 LOB: 0 BB: 0 P: 3	R: 5 E: 0 K: 1 S: 9	H: 4 LOB: 2 BB: 2 P: 18	R: 0 E: 0 K: 0 S: 3	H: 0 LOB: 0 BB: 0 P: 3	R: 1 E: 0 K: 0 S: 4	H: 1 LOB: 0 BB: 0 P: 4	R: 0 E: 0 K: 0 S: 4	H: 1 LOB: 2 BB: 1 P: 8	1B: 9 2B: 0 3B: 0 HR: 2	SF: 0 SAC: 1 DP: 0 HBP: 1	WP: 0 PB: 0 SB: 1 CS: 0	PA: 39
PITCHER Herm Wehmeier, R ERA: 5.96 (5, 1) Bud Podbielan, R ERA: 6.38 (6, 1) Frank Hiller, R ERA: 5.05 (8, 1) Frank Smith, R ERA: 3.33 (8, 1)	IP: 4.2 WLS: L BF: 26 H: 9 R: 6 ER: 6 SO: 2 BB: 2 IBB: 1 HBP: 1 BLK: 0 WP: 0 HR: 1 S: 26 P: 39 ERA: 11.57 WHIP: 2.357															PITCHER				

Cincinnati Reds @ New York Giants
Polo Grounds, New York, NY
Sat Jul 26 1952, 3:33 AM EDT
Att: 7,097 - Unknown

AB	33
R	7
H	11
RBI	7
BB	4
SO	2
LOB	14



Batter	1	2	3	4	5	6	7	8	9	AB	R	H	RBI	BB	SO	LOB	TOP			
Bob Borkowski, R OBP: 0.329, SLG: 0.381 (1, 8)										4	0	1	0	0	0	4	Cincinnati Reds @ Philadelphia Phillies Shibe Park, Philadelphia, PA Tue Jul 29 1952, 3:33 AM EDT Unknown livebaseballscores.com			
Bobby Adams, R OBP: 0.336, SLG: 0.381 (1, 5)										4	1	2	0	0	0	0				
Wally Westlake, R OBP: 0.315, SLG: 0.269 (1, 9)										3	0	0	0	1	0	1				
Ted Kluszewski, L OBP: 0.354, SLG: 0.459 (1, 3)										4	0	1	0	0	0	0				
Joe Adcock, R OBP: 0.335, SLG: 0.520 (1, 7)										4	0	0	1	0	0	2				
Joe Rossi, R OBP: 0.349, SLG: 0.297 (1, 2)										3	0	0	0	1	1	2				
Eddie Pellagrini, R OBP: 0.279, SLG: 0.316 (1, 4)										4	0	2	0	0	0	0				
Roy McMillan, R OBP: 0.294, SLG: 0.338 (1, 6)										2	0	0	0	1	1	1				
Ewell Blackwell, R OBP: 0.143, SLG: 0.214 (1, 1)										2	0	1	0	0	1	0				
Andy Seminick, R OBP: 0.349, SLG: 0.466 (7, PH)										1	0	0	0	0	1	3				
Joe Nuxhall, L OBP: 0.063, SLG: 0.063 (7, 1)										0	0	0	0	0	0	0				
Inning Stats	R: 1 E: 0 K: 0 S: 5	H: 3 LOB: 2 BB: 1 P: 9	R: 0 E: 0 K: 1 S: 6	H: 1 LOB: 0 BB: 0 P: 6	R: 0 E: 0 K: 1 S: 3	H: 0 LOB: 0 BB: 0 P: 3	R: 0 E: 0 K: 1 S: 6	H: 1 LOB: 1 BB: 0 P: 6	R: 0 E: 0 K: 1 S: 5	H: 0 LOB: 0 BB: 0 P: 5	R: 0 E: 0 K: 0 S: 3	H: 0 LOB: 0 BB: 0 P: 3	R: 0 E: 0 K: 0 S: 3	H: 1 LOB: 2 BB: 2 P: 13	R: 0 E: 0 K: 0 S: 3	H: 0 LOB: 0 BB: 0 P: 3	1B: 5 2B: 2 3B: 0 HR: 0	SF: 0 SAC: 0 DP: 2 HBP: 0	WP: 0 PB: 0 SB: 0 CS: 1	PA: 34
PITCHER Curt Simmons, L ERA: 2.69 (1, 1)	IP: 9.0 WLS: W BF: 34 H: 7 R: 1 ER: 1 SO: 4 BB: 3 IBB: 0 HBP: 0 BLK: 0 WP: 0 HR: 0 S: 39 P: 51 ERA: 1.00 WHIP: 1.111															PITCHER				

Batter	1	2	3	4	5	6	7	8	9	AB	R	H	RBI	BB	SO	LOB	BOTTOM			
Connie Ryan, R OBP: 0.350, SLG: 0.378 (1, 4)										2	1	1	2	2	0	1	Cincinnati Reds @ Philadelphia Phillies Shibe Park, Philadelphia, PA Tue Jul 29 1952, 3:33 AM EDT Unknown livebaseballscores.com			
Richie Ashburn, L OBP: 0.349, SLG: 0.338 (1, 8)										3	1	1	0	1	0	1				
Johnny Wyrostek, L OBP: 0.358, SLG: 0.364 (1, 9)										3	0	0	0	0	0	2				
Del Ennis, R OBP: 0.345, SLG: 0.490 (1, 7)										4	1	2	3	0	0	1				
Granny Hamner, R OBP: 0.295, SLG: 0.410 (1, 6)										4	0	0	0	0	2	1				
Willie Jones, R OBP: 0.337, SLG: 0.369 (1, 5)										3	1	0	0	1	0	1				
Smoky Burgess, L OBP: 0.353, SLG: 0.418 (1, 2)										3	1	1	0	0	1	0				
Eddie Waitkus, L OBP: 0.356, SLG: 0.365 (1, 3)										4	1	1	1	0	0	1				
Curt Simmons, L OBP: 0.214, SLG: 0.256 (1, 1)										3	0	1	0	0	0	3				
Inning Stats	R: 0 E: 0 K: 0 S: 2	H: 0 LOB: 1 BB: 2 P: 10	R: 3 E: 0 K: 0 S: 6	H: 3 LOB: 1 BB: 1 P: 10	R: 0 E: 0 K: 1 S: 5	H: 0 LOB: 0 BB: 0 P: 5	R: 0 E: 0 K: 0 S: 3	H: 0 LOB: 1 BB: 0 P: 4	R: 2 E: 0 K: 1 S: 7	H: 2 LOB: 1 BB: 1 P: 11	R: 0 E: 0 K: 0 S: 4	H: 1 LOB: 0 BB: 0 P: 4	R: 1 E: 0 K: 0 S: 4	H: 1 LOB: 0 BB: 0 P: 4	R: 0 E: 0 K: 1 S: 5	H: 0 LOB: 0 BB: 0 P: 5		1B: 4 2B: 2 3B: 0 HR: 1	SF: 0 SAC: 1 DP: 1 HBP: 1	WP: 0 PB: 0 SB: 0 CS: 0
PITCHER Ewell Blackwell, R ERA: 5.18 (1, 1)	IP: 6.0 WLS: L BF: 28 H: 6 R: 5 ER: 5 SO: 2 BB: 4 IBB: 0 HBP: 1 BLK: 0 WP: 0 HR: 0 S: 27 P: 44 ERA: 7.50 WHIP: 1.667															PITCHER				
Joe Nuxhall, L ERA: 3.76 (7, 1)	IP: 2.0 WLS: 7 BF: 7 H: 1 R: 1 ER: 1 SO: 1 BB: 0 IBB: 0 HBP: 0 BLK: 0 WP: 0 HR: 1 S: 9 P: 9 ERA: 4.50 WHIP: 0.500															PITCHER				

Batter	1	2	3	4	5	6	7	8	9	AB	R	H	RBI	BB	SO	LOB	TOP																	
Bob Borkowski, R (1, 8) OBP: 0.325, SLG: 0.376	6-3		5-3		4-3			6-3		4	0	0	0	0	0	0	Cincinnati Reds @ Philadelphia Phillies Shibe Park, Philadelphia, PA Tue Jul 29 1952, 3:38 AM EDT Att: 19,055 - Unknown																	
Bobby Adams, R (1, 5) OBP: 0.333, SLG: 0.377	F7		F8			P4		F8		4	0	0	0	0	0																			
Willard Marshall, L (1, 9) OBP: 0.327, SLG: 0.408	F2			4-3		F6			6-3	4	0	0	0	0	0																			
Ted Kluszewski, L (1, 3) OBP: 0.356, SLG: 0.456		1B BB		K		3-1			1B HR BB	2	1	0	0	2	1	0																		
Hank Edwards, L (1, 7) OBP: 0.384, SLG: 0.530 Eddie Pellagrini, R (9, PR) OBP: 0.279, SLG: 0.316	F4			1B			F7		1-2 HR 1B	4	0	2	0	0	0	1																		
Andy Seminick, R (1, 2) OBP: 0.358, SLG: 0.485		1-2 1B		1-2 1B					1-2 HR	3	1	3	3	1	0	0																		
Grady Hatton, L (1, 4) Wally Westlake, R (9, 7) OBP: 0.315, SLG: 0.269	F5			4-3			F8		4-3	4	0	0	0	0	0	6																		
Roy McMillan, R (1, 6) OBP: 0.291, SLG: 0.334	F7				L5		F8		3-1	4	0	0	0	0	0	4																		
Bubba Church, R (1, 1) Cal Abrams, L (8, PH) OBP: 0.300, SLG: 0.311 Frank Hiller, R (8, 1) OBP: 0.259, SLG: 0.167 Ken Raffensberger, R (9, 1) OBP: 0.128, SLG: 0.089			5-3		5-3			K		2	0	0	0	0	0	0																		
Inning Stats	R: 0 E: 0 K: 0 S: 3	H: 0 LOB: 0 BB: 0 P: 3	R: 0 E: 0 K: 0 S: 4	H: 1 LOB: 2 BB: 1 P: 8	R: 0 E: 0 K: 0 S: 3	H: 0 LOB: 0 BB: 0 P: 3	R: 0 E: 0 K: 1 S: 7	H: 2 LOB: 2 BB: 0 P: 7	R: 0 E: 0 K: 0 S: 3	H: 0 LOB: 0 BB: 0 P: 3	R: 0 E: 0 K: 0 S: 3	H: 0 LOB: 1 BB: 1 P: 7	R: 0 E: 0 K: 1 S: 5	H: 0 LOB: 0 BB: 0 P: 5	R: 3 E: 0 K: 0 S: 5	H: 2 LOB: 1 BB: 1 P: 9		1B: 4 2B: 0 3B: 0 HR: 1	SF: 0 SAC: 0 DP: 0 HBP: 0	WP: 0 PA: 35 PB: 0 SB: 0 CS: 0														
PITCHER	IP WLS BF H R ER SO BB IBB HBP BLK WP HR S P ERA WHIP																																	
Steve Ridzik, R (1, 1) ERA: 4.1	8.1	33	5	3	3	2	3	0	0	0	0	0	0	1	34	46	3.24	0.960																
Andy Hansen, R (9, 1) ERA: 2.61	0.2	W	2	0	0	0	0	0	0	0	0	0	0	0	2	2	0.00	0.000																

AB	32
R	3
H	5
RBI	3
BB	3
SO	2
LOB	11



Batter	1	2	3	4	5	6	7	8	9	AB	R	H	RBI	BB	SO	LOB	BOTTOM																	
Connie Ryan, R (1, 4) OBP: 0.348, SLG: 0.376	FC1-6 1B		6-3		F8		6-3		F5	5	0	1	0	0	0	2	Cincinnati Reds @ Philadelphia Phillies Shibe Park, Philadelphia, PA Tue Jul 29 1952, 3:38 AM EDT Att: 19,055 - Unknown																	
Richie Ashburn, L (1, 8) OBP: 0.347, SLG: 0.344	FC1-6 1-2 S		F8		IHR			F7	E6 1B	5	1	1	1	0	0	3																		
Johnny Wyrostek, L (1, 9) OBP: 0.362, SLG: 0.366	F9 1-2			4-0 BB	L3				1-2 2-3 3-H 1B	4	0	2	1	1	0	1																		
Del Ennis, R (1, 7) OBP: 0.344, SLG: 0.486			F8		F5			F2		3	0	0	0	1	0	2																		
Granny Hamner, R (1, 6) OBP: 0.294, SLG: 0.411	4-3			E 2B		F9		FC5-4		4	1	1	0	0	0	3																		
Willie Jones, R (1, 5) OBP: 0.337, SLG: 0.372		1-3		SH1 2-H		5-3			SH5-4 1B 2B	3	1	1	0	0	0	0																		
Stan Lopata, R (1, 2) OBP: 0.411, SLG: 0.476		6-3		6-3		K			SH5-4	3	0	0	0	0	1	0																		
Eddie Waitkus, L (1, 3) OBP: 0.363, SLG: 0.376									E 1B 1B	4	1	4	1	0	0	0																		
Steve Ridzik, R (1, 1) OBP: 0.308, SLG: 0.182 Andy Hansen, R (9, 1) OBP: 0.296, SLG: 0.167 Mel Clark, R (9, PH) OBP: 0.338, SLG: 0.425					4-3		B2-6 1B		3-H 1B 1B	3	0	0	0	0	1	3																		
Inning Stats	R: 0 E: 0 K: 0 S: 4	H: 1 LOB: 2 BB: 1 P: 8	R: 0 E: 0 K: 1 S: 6	H: 1 LOB: 0 BB: 0 P: 6	R: 0 E: 0 K: 0 S: 3	H: 0 LOB: 1 BB: 1 P: 7	R: 1 E: 1 K: 0 S: 5	H: 2 LOB: 1 BB: 0 P: 5	R: 1 E: 0 K: 0 S: 4	H: 1 LOB: 0 BB: 0 P: 4	R: 0 E: 0 K: 1 S: 5	H: 0 LOB: 0 BB: 0 P: 5	R: 0 E: 0 K: 0 S: 4	H: 1 LOB: 1 BB: 0 P: 4	R: 2 E: 1 K: 0 S: 7	H: 4 LOB: 3 BB: 0 P: 7		1B: 7 2B: 4 3B: 0 HR: 1	SF: 0 SAC: 2 DP: 1 HBP: 0	WP: 0 PA: 39 PB: 0 SB: 1 CS: 0														
PITCHER	IP WLS BF H R ER SO BB IBB HBP BLK WP HR S P ERA WHIP																																	
Bubba Church, R (1, 1) ERA: 4.74	7.0	28	6	2	1	2	1	1	0	0	0	0	0	0	30	38	1.29	1.000																
Frank Hiller, R (8, 1) ERA: 5.07	1.1	6	2	1	1	0	0	0	0	0	0	0	0	6	6	6.75	1.500																	
Ken Raffensberger, L (9, 1) ERA: 2.85	0.1	L	5	3	1	0	0	0	0	0	0	0	0	5	5	0.00	9.000																	

AB	35
R	4
H	11
RBI	3
BB	2
SO	2
LOB	14



Batter	1	2	3	4	5	6	7	8	9	AB	R	H	RBI	BB	SO	LOB	TOP					
Bob Borkowski, R (1, 8) OBP: 0.322, SLG: 0.373	0-0 6-3		0-0 F8		0-0 1B		0-0 6-3		0-3 K	5	0	1	1	0	1	1	Cincinnati Reds @ Philadelphia Phillies Shibe Park, Philadelphia, PA Wed Jul 30 1952, 3:33 AM EDT Att: 7,505 - Unknown					
Bobby Adams, R (1, 5) OBP: 0.332, SLG: 0.376	0-3 K		0-0 P6		0-0 F9			0-0 1B F9	4	1	1	1	0	1	1							
Willard Marshall, L (1, 9) OBP: 0.330, SLG: 0.413	0-0 2B			0-0 F5	0-0 F3			0-0 1B 1B	4	0	2	0	0	0	1							
Ted Kluszewski, L (1, 3) OBP: 0.358, SLG: 0.455	4-0 BB			0-0 FC6-4 1B		0-0 F9		0-0 F9	3	0	1	1	1	0	1							
Hank Edwards, L (1, 7) OBP: 0.361, SLG: 0.521	0-0 F8			0-0 F7		0-0 4-3		0-0 1B	4	0	1	0	0	0	3							
Andy Seminick, R (1, 2) OBP: 0.353, SLG: 0.477		0-0 F9		0-0 FC6-4		0-0 5-3		0-0 L4	4	0	0	0	0	0	3							
Eddie Pellagrini, R (1, 4) OBP: 0.262, SLG: 0.295		0-0 6-3			0-0 4-3		0-0 P5	0-3 K	4	0	0	0	0	1	2							
Roy McMillan, R (1, 6) OBP: 0.293, SLG: 0.339		0-3 K			0-0 1B S 1B		0-0 2B		0-0 F7	4	1	2	0	0	1	0						
Herm Wehmeier, R (1, 1) OBP: 0.200, SLG: 0.182			0-0 F8				0-3 K		0-0 F7	3	1	1	0	0	1	1						
Frank Smith, R (8, 1) OBP: 0.143, SLG: 0.190					0-0 1B F9				0	0	0	0	0	0	0	0						
Joe Nuxhall, L (8, 1) OBP: 0.063, SLG: 0.063									0	0	0	0	0	0	0	0						
Cal Abrams, L (9, FH) OBP: 0.294, SLG: 0.304									1	0	0	0	0	0	0	0						
Inning Stats	R: 0 E: 0 K: 1 S: 6	H: 1 LOB: 2 BB: 1 P: 10	R: 0 E: 0 K: 1 S: 5	H: 0 LOB: 0 BB: 0 P: 5	R: 0 E: 0 K: 0 S: 3	H: 0 LOB: 0 BB: 0 P: 3	R: 0 E: 0 K: 0 S: 4	H: 1 LOB: 1 BB: 0 P: 4	R: 2 E: 0 K: 0 S: 6	H: 3 LOB: 1 BB: 0 P: 6	R: 0 E: 0 K: 0 S: 3	H: 0 LOB: 0 BB: 0 P: 3	R: 0 E: 0 K: 1 S: 6	H: 1 LOB: 1 BB: 0 P: 6	R: 1 E: 0 K: 1 S: 8	H: 3 LOB: 2 BB: 0 P: 8	R: 0 E: 0 K: 1 S: 5	H: 0 LOB: 0 BB: 0 P: 5	1B: 7 2B: 2 3B: 0 HR: 0	SF: 0 SAC: 0 DP: 0 HBP: 0	WP: 0 PB: 0 SB: 1 CS: 0	PA: 37
PITCHER Robin Roberts, R (1, 1) ERA: 2.49	IP: 9.0 WLS: W BF: 37 H: 9 R: 3 ER: 3 SO: 5 BB: 1 IBB: 0 HBP: 0 BLK: 0 WP: 0 HR: 0 S: 46 P: 50 ERA: 3.00 WHIP: 1.111															PITCHER						

Batter	1	2	3	4	5	6	7	8	9	AB	R	H	RBI	BB	SO	LOB	BOTTOM			
Connie Ryan, R (1, 4) OBP: 0.352, SLG: 0.375	0-0 F8		0-0 5-3		4-0 BB			0-0 1B		3	1	1	0	2	0	0	Cincinnati Reds @ Philadelphia Phillies Shibe Park, Philadelphia, PA Wed Jul 30 1952, 3:33 AM EDT Att: 7,505 - Unknown			
Richie Ashburn, L (1, 8) OBP: 0.350, SLG: 0.348	0-0 BB 1B		0-0 F7		0-0 P3			0-0 BB	4	1	2	1	1	0	2					
Johnny Wyrostek, L (1, 9) OBP: 0.361, SLG: 0.362	4-0 1-2 BB		0-0 6-3			0-0 1-3		0-0 SH	3	0	0	0	1	0	3					
Del Ennis, R (1, 7) OBP: 0.341, SLG: 0.481	0-0 L7			0-0 F2		0-3 K		0-0 FC HR	4	1	0	1	0	1	3					
Granny Hamner, R (1, 6) OBP: 0.294, SLG: 0.409	0-0 P6			0-0 G5-4-3 1B		0-3 K		0-0 F3	4	0	1	0	0	1	4					
Willie Jones, R (1, 5) OBP: 0.339, SLG: 0.392		0-0 P5		0-0 G5-4-3			0-0 HR	0-0 HR	4	2	2	4	0	0	1					
Smoky Burgess, L (1, 2) OBP: 0.358, SLG: 0.421		0-0 1B 1B			0-0 BB 1B		0-0 4-3	4-0 1B BB	3	0	2	0	1	0	0					
Eddie Waitkus, L (1, 3) OBP: 0.365, SLG: 0.378		0-0 G4-6-3 1B			0-0 F9		0-0 F8	0-0 2B 1B	4	1	2	0	0	0	1					
Robin Roberts, S (1, 1) OBP: 0.149, SLG: 0.174		0-0 G4-6-3			0-0 F8		0-0 G3	0-0 BB 2B	4	0	1	1	0	0	3					
Inning Stats	R: 0 E: 0 K: 0 S: 4	H: 1 LOB: 2 BB: 1 P: 8	R: 0 E: 0 K: 0 S: 4	H: 2 LOB: 1 BB: 0 P: 4	R: 0 E: 0 K: 0 S: 3	H: 0 LOB: 0 BB: 0 P: 3	R: 0 E: 0 K: 0 S: 3	H: 1 LOB: 0 BB: 0 P: 3	R: 0 E: 0 K: 0 S: 4	H: 1 LOB: 2 BB: 1 P: 8	R: 0 E: 0 K: 2 S: 7	H: 0 LOB: 0 BB: 0 P: 7	R: 1 E: 0 K: 0 S: 4	H: 1 LOB: 0 BB: 0 P: 4	R: 6 E: 0 K: 0 S: 9	H: 5 LOB: 3 BB: 3 P: 21		1B: 7 2B: 2 3B: 0 HR: 2	SF: 0 SAC: 1 DP: 2 HBP: 0	WP: 0 PB: 0 SB: 0 CS: 0
PITCHER Herm Wehmeier, R (1, 1) ERA: 5.85	IP: 7.0 WLS: L BF: 29 H: 8 R: 3 ER: 3 SO: 2 BB: 2 IBB: 0 HBP: 0 BLK: 0 WP: 0 HR: 1 S: 31 P: 39 ERA: 3.86 WHIP: 1.429															PITCHER				
Frank Smith, R (8, 1) ERA: 3.74	0.2 L 8 3 4 4 0 2 0 0 0 0 0 1 6 14 54.00 7.500																			
Joe Nuxhall, L (8, 1) ERA: 3.74	0.1 2 0 0 0 0 1 0 0 0 0 0 0 1 5 0.00 3.000																			

Batter	1	2	3	4	5	6	7	8	9	AB	R	H	RBI	BB	SO	LOB	TOP			
Bob Borkowski, R (1, 8) OBP: 0.318, SLG: 0.368	0-0 4-3		0-0 F9			0-0 6-3		0-3 K		4	0	0	0	0	1	0	Cincinnati Reds @ Boston Braves Braves Field, Boston, MA Fri Aug 01 1952, 3:33 AM EDT Att. 4,081 - Unknown - 74 F			
Bobby Adams, R (1, 5) OBP: 0.333, SLG: 0.377	0-0 1B			0-0 1B		0-0 4-3		0-3 K		4	0	2	0	0	1	0				
Willard Marshall, L (1, 9) OBP: 0.323, SLG: 0.407	0-0 F5			0-3 K		0-0 1-3			0-0 F8	0	0	0	0	0	0	0				
Ted Kluszewski, L (1, 3) OBP: 0.356, SLG: 0.455 Wally Westlake, R (9, PR) OBP: 0.315, SLG: 0.269	0-0 F6			0-0 4-3			0-0 4-3		0-0 WP PB 2B	4	0	1	0	0	0	2				
Hank Edwards, L (1, 7) OBP: 0.365, SLG: 0.516 Joe Adcock, R (9, 3) OBP: 0.335, SLG: 0.520		0-0 G3		0-0 1-3			0-0 FC4 1B		4-0 PB WP 1B IBB	3	1	1	0	1	0	1				
Andy Seminick, R (1, 2) OBP: 0.352, SLG: 0.473		0-3 K			0-0 E1 E		0-0 FC4 1B		0-0 6-3	4	0	1	0	0	1	1				
Eddie Pellagrini, R (1, 4) OBP: 0.291, SLG: 0.292		0-0 L6			0-0 F8		0-0 FC4 1-2 2-3		0-0 2B 1B	4	0	1	1	0	0	3				
Roy McMillan, R (1, 6) OBP: 0.293, SLG: 0.341			0-0 F7		0-0 6-3		0-3 K		0-0 1-3 2B	4	0	1	0	0	1	3				
Ken Raffensberger, R (1, 1) OBP: 0.118, SLG: 0.082			0-0 F6		0-0 F8			0-3 K	0-0 P4	4	0	0	0	0	1	3				
Inning Stats	R: 0 E: 0 K: 0 S: 4	H: 1 LOB: 1 BB: 0 P: 4	R: 0 E: 0 K: 1 S: 5	H: 0 LOB: 0 BB: 0 P: 5	R: 0 E: 0 K: 1 S: 3	H: 0 LOB: 0 BB: 0 P: 3	R: 0 E: 0 K: 1 S: 6	H: 1 LOB: 1 BB: 0 P: 6	R: 0 E: 2 K: 0 S: 4	H: 0 LOB: 1 BB: 0 P: 4	R: 0 E: 0 K: 0 S: 3	H: 2 LOB: 2 BB: 0 P: 7	R: 0 E: 0 K: 3 S: 9	H: 0 LOB: 0 BB: 0 P: 9	R: 2 E: 0 K: 0 S: 6	H: 3 LOB: 2 BB: 1 P: 10		1B: 5 2B: 2 3B: 0 HR: 0	SF: 0 SAC: 0 DP: 0 HBP: 0	WP: 1 PB: 1 CS: 0
PITCHER Max Surkont, R (1, 1) ERA: 4.37	IP: 9.0 WLS: L BF: 36	H: 7 R: 2 ER: 2 SO: 6	BB: 0 IBB: 1 HBP: 0 BLK: 0	WP: 1 HR: 0 S: 47 P: 51	ERA: 2.00 WHIP: 0.778											ERA: 2.00 WHIP: 0.778				

AB	31
R	2
H	7
RBI	1
BB	1
SO	5
LOB	13



Batter	1	2	3	4	5	6	7	8	9	AB	R	H	RBI	BB	SO	LOB	BOTTOM			
Sam Jethroe, S (1, 8) OBP: 0.336, SLG: 0.398	0-0 6-3 1B		0-0 1-2 1B		0-0 6-3		0-0 6-3			4	0	2	0	0	0	1	Cincinnati Reds @ Boston Braves Braves Field, Boston, MA Fri Aug 01 1952, 3:33 AM EDT Att. 4,081 - Unknown - 74 F			
Johnny Logan, R (1, 6) OBP: 0.347, SLG: 0.367	0-0 6-3		0-0 1-2 2-3 1B		0-0 L7		0-0 P1			4	0	1	0	0	0	2				
Eddie Mathews, L (1, 5) OBP: 0.310, SLG: 0.442	0-0 6-3		0-3 K		0-0 F9			0-3 K		4	0	0	0	0	2	4				
Sid Gordon, R (1, 7) OBP: 0.397, SLG: 0.492	0-0 F8		0-0 F7			0-0 L7		0-3 K		4	0	0	0	0	1	4				
Bob Thorpe, R (1, 9) OBP: 0.270, SLG: 0.347		0-0 6-3		0-0 FC6-4 1B		0-0 FC1-6 1B		0-0 F3		4	0	2	0	0	0	0				
George Crowe, L (1, 3) OBP: 0.330, SLG: 0.387		0-0 F7		0-0 FC6-4 1B		0-0 FC1-6			0-0 4-3	4	0	0	0	0	0	2				
Paul Burris, R (1, 2) OBP: 0.250, SLG: 0.323		0-0 6-3		0-3 K		0-0 F9			0-0 F7	4	0	0	0	0	1	2				
Jack Dittmer, L (1, 4) OBP: 0.236, SLG: 0.274			0-0 4-3		0-0 1-2 1B		0-0 SH5-4 1B		0-0 5-3	4	0	2	0	0	0	0				
Max Surkont, R (1, 1) OBP: 0.158, SLG: 0.189			0-0 1B 1B 1B		0-3 K		0-0 SH5-4			2	0	1	0	0	1	2				
Inning Stats	R: 0 E: 0 K: 0 S: 4	H: 1 LOB: 1 BB: 0 P: 4	R: 0 E: 0 K: 0 S: 3	H: 0 LOB: 0 BB: 0 P: 3	R: 0 E: 0 K: 1 S: 8	H: 3 LOB: 3 BB: 0 P: 8	R: 0 E: 0 K: 2 S: 9	H: 2 LOB: 2 BB: 0 P: 9	R: 0 E: 0 K: 0 S: 3	H: 0 LOB: 0 BB: 0 P: 3	R: 0 E: 0 K: 0 S: 4	H: 1 LOB: 1 BB: 0 P: 4	R: 0 E: 0 K: 2 S: 7	H: 0 LOB: 0 BB: 0 P: 7	R: 0 E: 0 K: 0 S: 3	H: 0 LOB: 0 BB: 0 P: 3		1B: 8 2B: 0 3B: 0 HR: 0	SF: 0 SAC: 1 DP: 0 HBP: 0	WP: 0 PB: 0 CS: 0
PITCHER Ken Raffensberger, L (1, 1) ERA: 2.69	IP: 9.0 WLS: W BF: 35	H: 8 R: 0 ER: 0 SO: 5	BB: 0 IBB: 0 HBP: 0 BLK: 0	WP: 0 HR: 0 S: 45 P: 45	ERA: 0.00 WHIP: 0.889											ERA: 0.00 WHIP: 0.889				



Batter	1	2	3	4	5	6	7	8	9	AB	R	H	RBI	BB	SO	LOB	TOP					
Bob Borkowski, R OBP: 0.316, SLG: 0.363 (1, 8)	4-0 1B BB	FC6-4		F9		F9	F3			4	1	0	0	1	0	3	Cincinnati Reds @ Boston Braves Braves Field, Boston, MA Sat Aug 02 1952, 3:33 AM EDT Att: 1,567 - Unknown					
Bobby Adams, R OBP: 0.334, SLG: 0.380 (1, 5)	4-3		5-3	HR 1B		4-3		2B		5	1	2	0	0	0	1						
Willard Marshall, L OBP: 0.326, SLG: 0.416 (1, 9)	F9					6-3		1-3		0	2	0	0	0	0	0						
Ted Kluszewski, L OBP: 0.361, SLG: 0.462 Wally Westlake, R OBP: 0.314, SLG: 0.268 (7, PR) (7, 7)	1B 2H		1B	6-3			2B	F4		4	0	3	1	0	0	0						
Hank Edwards, L OBP: 0.369, SLG: 0.516 Joe Adcock, R OBP: 0.333, SLG: 0.518 (1, 7) (7, 3)	1-2 1B		1B		3-1		K	F9		4	0	2	1	0	1	1						
Andy Seminick, R OBP: 0.350, SLG: 0.471 Joe Rossi, R OBP: 0.355, SLG: 0.298 (1, 2) (1, 2)	F6		F8	FC6-4 1B			2B BB		6-3	1	0	0	0	0	0	2						
Eddie Pellagrini, R OBP: 0.243, SLG: 0.271 (1, 4)		F3	F5	FC6-4 1B		F8		F6		5	0	0	0	0	0	5						
Roy McMillan, R OBP: 0.297, SLG: 0.347 (1, 6)		F7		FC5-4 1B			2B	F6		5	1	3	2	0	0	0						
Harry Perkowski, L OBP: 0.224, SLG: 0.281 (1, 1)			FC5-4 1B	1-3 1B			2B			3	1	1	1	1	0	3						
Inning Stats	R: 1 E: 0 K: 0 S: 5	H: 2 LOB: 2 BB: 1 P: 9	R: 0 E: 0 K: 0 S: 3	H: 0 LOB: 1 BB: 1 P: 7	R: 1 E: 0 K: 0 S: 5	H: 2 LOB: 2 BB: 1 P: 9	R: 3 E: 0 K: 0 S: 6	H: 3 LOB: 0 BB: 0 P: 6	R: 0 E: 0 K: 0 S: 5	H: 2 LOB: 2 BB: 0 P: 5	R: 0 E: 0 K: 0 S: 3	H: 0 LOB: 1 BB: 0 P: 3	R: 3 E: 0 K: 1 S: 8	H: 3 LOB: 1 BB: 1 P: 12	R: 0 E: 0 K: 0 S: 4	H: 1 LOB: 1 BB: 0 P: 4		R: 0 E: 0 K: 0 S: 3	H: 0 LOB: 0 BB: 0 P: 3	1B: 8 2B: 4 3B: 0 HR: 1	SF: 0 SAC: 0 DP: 0 HBP: 0	WP: 0 PB: 0 CS: 0
PITCHER	IP	WLS	BF	H	R	ER	SO	BB	IBB	HBP	BLK	WP	HR	S	P	ERA	WHIP					
Jim Wilson, R ERA: 3.67 (1, 1)	3.2	L	21	7	5	5	0	3	0	0	0	0	1	18	30	12.27	2.727					
Lew Burdette, R ERA: 3.39 (4, 1)	3.0		15	5	3	3	1	1	0	0	0	0	0	16	20	9.00	2.000					
Sheldon Jones, R ERA: 4.11 (7, 1)	1.1		5	1	0	0	0	0	0	0	0	0	0	5	5	0.00	0.750					
Ernie Johnson, R ERA: 5.17 (9, 1)	1.0		3	0	0	0	0	0	0	0	0	0	0	3	3	0.00	0.000					

Batter	1	2	3	4	5	6	7	8	9	AB	R	H	RBI	BB	SO	LOB	BOTTOM				
Sam Jethroe, S OBP: 0.339, SLG: 0.397 (1, 8)	SH5-3 1B E BB	K		BB BB		G5-2-3			G4-3 1B	3	1	1	0	2	1	4	Cincinnati Reds @ Boston Braves Braves Field, Boston, MA Sat Aug 02 1952, 3:33 AM EDT Att: 1,567 - Unknown				
Johnny Logan, R OBP: 0.397, SLG: 0.372 (1, 6)	E SH5-3 1B			1-2 2-3 BB					G4-3	3	0	2	0	2	0	1					
Eddie Mathews, L OBP: 0.306, SLG: 0.437 (1, 5)	SH5-3 1-2 2-3	F8		F9		4-3			4-3	4	0	0	0	0	0	8					
Sid Gordon, R OBP: 0.395, SLG: 0.489 (1, 7)	FC6 G5-4-3			CS 1B		F3		F9		4	0	1	0	0	0	1					
Bob Thorpe, R OBP: 0.265, SLG: 0.341 (1, 9)	G5-4-3			F9		F8		L9		4	0	0	0	0	0	3					
George Crowe, L OBP: 0.329, SLG: 0.381 (1, 3)		2B BB		K		K		3-1		3	1	0	0	1	2	1					
Paul Burris, R OBP: 0.264, SLG: 0.348 (1, 2)		SH1-3 1H 1B 2B	CS	F8		HBP E G5-2-3 1B		F7		4	1	2	1	0	0	0					
Jack Dittmer, L OBP: 0.238, SLG: 0.275 (1, 4)		SH1-3		BB SH3-4 1B		FC1 G5-2-3 HBP		F3		3	0	1	0	0	0	1					
Jim Wilson, R OBP: 0.153, SLG: 0.155 Lew Burdette, R OBP: 0.167, SLG: 0.063 Sheldon Jones, R (8, PH) Sibby Sisti, R OBP: 0.282, SLG: 0.327 Ernie Johnson, R (9, 1)				SH3-4 1B		G5-2-3 HBP		F7		1	0	1	1	0	0	0					
Inning Stats	R: 1 E: 1 K: 0 S: 4	H: 1 LOB: 1 BB: 1 P: 8	R: 2 E: 0 K: 1 S: 8	H: 3 LOB: 2 BB: 1 P: 12	R: 0 E: 0 K: 1 S: 5	H: 1 LOB: 0 BB: 0 P: 5	R: 0 E: 0 K: 0 S: 4	H: 1 LOB: 3 BB: 1 P: 12	R: 0 E: 1 K: 0 S: 4	H: 0 LOB: 0 BB: 0 P: 9	R: 0 E: 0 K: 0 S: 3	H: 0 LOB: 0 BB: 0 P: 3	R: 0 E: 0 K: 0 S: 3	H: 0 LOB: 0 BB: 0 P: 3	R: 0 E: 0 K: 0 S: 3	H: 1 LOB: 0 BB: 0 P: 3		1B: 7 2B: 1 3B: 0 HR: 0	SF: 0 SAC: 3 DP: 3 HBP: 1	WP: 0 PB: 0 CS: 1	PA: 40
PITCHER	IP	WLS	BF	H	R	ER	SO	BB	IBB	HBP	BLK	WP	HR	S	P	ERA	WHIP				
Harry Perkowski, L ERA: 3.98 (1, 1)	9.0	W	39	8	3	2	3	5	0	1	0	0	0	39	60	2.00	1.444				

AB	36
R	8
H	12
RBI	5
BB	3
SO	1
LOB	19



Batter	1	2	3	4	5	6	7	8	9	AB	R	H	RBI	BB	SO	LOB	TOP					
Bob Borkowski, R OBP: 0.312, SLG: 0.357 (1, 8)	0-0 6-3		0-0 F4		0-0 F9	0-0 F9			0-0 F4	5	0	0	0	0	0	2	Cincinnati Reds @ Boston Braves Braves Field, Boston, MA Sun Aug 03 1952, 3:33 AM EDT Cloudy - 84 F					
Bobby Adams, R OBP: 0.337, SLG: 0.383 (1, 5)	0-0 1B		0-0 1B		WP 1B		0-0 F7		0-0 F3	5	1	3	0	0	1							
Wally Westlake, R OBP: 0.313, SLG: 0.265 (1, 9)	0-0 F8		0-0 F6		WP 1B		0-3 K			3	1	0	0	1	2							
Joe Adcock, R OBP: 0.336, SLG: 0.518 (1, 7)	0-0 F8			0-0 HR	1-2 HBP		0-0 F3			4	1	2	2	0	1							
Ted Kluszewski, L OBP: 0.362, SLG: 0.470 (1, 3)		0-0 3-1		0-0 HR	1-2 HBP			0-0 3-1		3	1	1	2	0	0							
Joe Rossi, R OBP: 0.351, SLG: 0.289 (1, 2)		1-0 FC6-4 HBP		0-0 F3	0-0 F6			0-0 F5		3	0	0	0	0	2							
Eddie Pellagrini, R OBP: 0.231, SLG: 0.257 (1, 4)		0-0 FC6-4 1-2		0-3 K		0-3 K		0-0 B3		4	0	0	0	2	1							
Roy McMillan, R OBP: 0.294, SLG: 0.344 (1, 6)		0-0 G3		0-0 F8		0-0 5-3		0-3 K		4	0	0	0	1	1							
Ewell Blackwell, R OBP: 0.133, SLG: 0.200 (1, 1)			0-3 K		0-0 G3		0-0 1B		0-0 2B	2	0	0	0	1	0							
Joe Nuxhall, L OBP: 0.116, SLG: 0.118 (5, 1)										1	0	1	0	0	0							
Cal Abrams, L OBP: 0.308, SLG: 0.340 (9, PH)										1	0	1	0	0	0							
Inning Stats	R: 0 E: 0 K: 0 S: 4	H: 1 LOB: 1 BB: 0 P: 4	R: 0 E: 0 K: 0 S: 3	H: 0 LOB: 1 BB: 0 P: 4	R: 0 E: 0 K: 1 S: 6	H: 1 LOB: 1 BB: 0 P: 6	R: 2 E: 0 K: 1 S: 7	H: 2 LOB: 0 BB: 0 P: 7	R: 2 E: 0 K: 0 S: 5	H: 2 LOB: 2 BB: 1 P: 10	R: 0 E: 0 K: 1 S: 6	H: 1 LOB: 1 BB: 0 P: 6	R: 0 E: 0 K: 0 S: 5	H: 0 LOB: 0 BB: 0 P: 5	R: 0 E: 0 K: 0 S: 3	H: 0 LOB: 0 BB: 0 P: 3	R: 0 E: 0 K: 1 S: 6	H: 1 LOB: 1 BB: 0 P: 6	1B: 6 2B: 1 3B: 0 HR: 1	SF: 0 SAC: 0 DP: 0 HBP: 2	WP: 1 PB: 0 CS: 0	PA: 38
PITCHER Warren Spahn, L ERA: 3.04 (1, 1)	IP: 9.0 WLS: W BF: 38 H: 8 R: 4 ER: 4 SO: 5 BB: 1 IBB: 0 HBP: 2 BLK: 0 WP: 1 HR: 1 S: 45 P: 51 ERA: 4.00 WHIP: 1.000															PITCHER	IP: WLS: BF: H: R: ER: SO: BB: IBB: HBP: BLK: WP: HR: S: P: ERA: WHIP:					

AB	35
R	4
H	8
RBI	4
BB	1
SO	5
LOB	10




Batter	1	2	3	4	5	6	7	8	9	AB	R	H	RBI	BB	SO	LOB	BOTTOM					
Sam Jethroe, S OBP: 0.340, SLG: 0.396 (1, 8)	0-0 G3	0-0 G3-6-3		0-0 F3		4-0 CS BB		0-0 1B		4	0	1	0	1	0	1	Cincinnati Reds @ Boston Braves Braves Field, Boston, MA Sun Aug 03 1952, 3:33 AM EDT Cloudy - 84 F					
Johnny Logan, R OBP: 0.354, SLG: 0.368 (1, 6)	0-0 F6		0-0 F9		0-0 2B	0-3 K		0-0 F9		5	1	1	0	0	1	3						
Eddie Mathews, L OBP: 0.308, SLG: 0.434 (1, 5)	4-0 1B		0-3 K		4-0 2B	0-3 K				2	2	0	0	2	2	0						
Walker Cooper, R OBP: 0.305, SLG: 0.379 (1, 2)	0-0 1B		0-0 2B		0-0 BB	0-0 6-3				4	2	3	1	0	0	0						
Sid Gordon, R OBP: 0.396, SLG: 0.488 (1, 7)	0-0 E		4-0 2B		0-3 K	0-3 K				3	1	1	1	1	2	2						
George Crowe, L OBP: 0.332, SLG: 0.385 (1, 3)	0-0 1-3		0-0 2B		4-0 BB	0-0 4-3				3	0	1	2	1	0	1						
Jack Daniels, L OBP: 0.286, SLG: 0.267 (1, 9)		0-0 6-3		0-0 F6		0-3 K		0-0 F9		2	1	1	0	0	0	1						
Bob Thorpe, R OBP: 0.263, SLG: 0.338 (5, PH)										2	0	0	0	0	1	3						
Jack Dittmer, L OBP: 0.238, SLG: 0.270 (1, 4)		0-0 6-3		0-0 F8		4-0 BB		0-0 F2		3	0	0	1	1	0	1						
Warren Spahn, L OBP: 0.260, SLG: 0.373 (1, 1)		0-0 G3-6-3		0-0 F2		4-3 1B		0-0 1B		4	0	2	1	0	0	3						
Inning Stats	R: 2 E: 1 K: 0 S: 5	H: 2 LOB: 1 BB: 1 P: 9	R: 1 E: 0 K: 0 S: 4	H: 2 LOB: 0 BB: 0 P: 4	R: 2 E: 0 K: 1 S: 7	H: 2 LOB: 1 BB: 1 P: 11	R: 0 E: 0 K: 0 S: 3	H: 0 LOB: 0 BB: 0 P: 3	R: 2 E: 0 K: 2 S: 9	H: 2 LOB: 3 BB: 3 P: 21	R: 0 E: 0 K: 2 S: 6	H: 0 LOB: 0 BB: 1 P: 10	R: 0 E: 0 K: 1 S: 5	H: 0 LOB: 0 BB: 0 P: 5	R: 0 E: 0 K: 0 S: 5	H: 2 LOB: 2 BB: 0 P: 5	R: 0 E: 0 K: 0 S: 5	H: 2 LOB: 2 BB: 0 P: 5	1B: 8 2B: 2 3B: 0 HR: 0	SF: 0 SAC: 0 DP: 1 HBP: 0	WP: 0 PB: 0 CS: 1	PA: 38
PITCHER Ewell Blackwell, R ERA: 5.51 (1, 1)	IP: 4.1 WLS: L BF: 24 H: 8 R: 7 ER: 6 SO: 2 BB: 4 IBB: 0 HBP: 0 BLK: 0 WP: 0 HR: 0 S: 24 P: 40 ERA: 12.46 WHIP: 2.769															PITCHER	IP: WLS: BF: H: R: ER: SO: BB: IBB: HBP: BLK: WP: HR: S: P: ERA: WHIP:					
Joe Nuxhall, L ERA: 3.49 (5, 1)	3.2 14 2 0 0 4 2 0 0 0 0 0 20 28 0.00 1.091																					




Batter	1	2	3	4	5	6	7	8	9	AB	R	H	RBI	BB	SO	LOB	TOP			
Hal Jeffcoat, R (1, 8) OBP: 0.265, SLG: 0.338	1-3		6-3		F5			FC4-6 1B		4	0	1	0	0	0	0	Chicago Cubs @ Cincinnati Reds Crosley Field, Cincinnati, OH Tue Aug 05 1952, 3:33 AM EDT Att: 12,651 - Unknown - 84 F			
Dee Fondy, L (1, 3) OBP: 0.332, SLG: 0.422	F7		K			K		FC4-6		4	0	0	0	0	2	2				
Frank Baumholtz, L (1, 9) OBP: 0.350, SLG: 0.405	1B		1B			6-3		F5		4	0	2	0	0	0	2				
Hank Sauer, R (1, 7) OBP: 0.358, SLG: 0.561	F8		PO BB			6-3			F9	3	0	0	0	1	0	1				
Bill Serena, R (1, 4) OBP: 0.349, SLG: 0.496		F8	PO		F9			F8		4	0	0	0	0	0	0				
Randy Jackson, R (1, 5) OBP: 0.238, SLG: 0.345		6-3			F9			6-3		4	0	1	0	0	0	0				
Harry Chiti, R (1, 2) OBP: 0.293, SLG: 0.463					F8			F8		4	0	2	0	0	0	0				
Roy Smalley, R (1, 6) OBP: 0.297, SLG: 0.327					F8			F9	F9	3	0	0	0	1	0	2				
Warren Hacker, R (1, 1) OBP: 0.094, SLG: 0.094					6-3					2	0	0	0	0	0	2				
Bruce Edwards, R (8, PH) OBP: 0.287, SLG: 0.288		4-3								1	0	1	0	0	0	0				
Bob Schultz, R (8, 1) OBP: 0.400, SLG: 0.400								FC4-6 1B		0	0	0	0	0	0	0				
Inning Stats	R: 0 E: 0 K: 0 S: 4	H: 1 LOB: 1 BB: 0 P: 4	R: 0 E: 0 K: 0 S: 4	H: 1 LOB: 2 BB: 1 P: 8	R: 0 E: 0 K: 1 S: 5	H: 1 LOB: 1 BB: 1 P: 9	R: 0 E: 0 K: 0 S: 3	H: 0 LOB: 0 BB: 0 P: 3	R: 0 E: 0 K: 1 S: 5	H: 0 LOB: 0 BB: 0 P: 5	R: 0 E: 0 K: 0 S: 3	H: 0 LOB: 0 BB: 0 P: 3	R: 0 E: 0 K: 0 S: 5	H: 2 LOB: 2 BB: 0 P: 5	R: 0 E: 0 K: 0 S: 5	H: 2 LOB: 2 BB: 0 P: 5	1B: 6 2B: 1 3B: 0 HR: 0	SF: 0 SAC: 0 DP: 0 HBP: 0	WP: 0 PB: 0 SB: 1 CS: 0	PA: 36
PITCHER Ken Raffensberger, L (1, 1) ERA: 2.55	IP: 9.0 WLS: W BF: 35 H: 7 R: 0 ER: 0 SO: 2 BB: 2 IBB: 0 HBP: 0 BLK: 0 WP: 0 HR: 0 S: 37 P: 45 ERA: 0.00 WHIP: 1.000																			

Batter	1	2	3	4	5	6	7	8	9	AB	R	H	RBI	BB	SO	LOB	BOTTOM			
Cal Abrams, L (1, 8) OBP: 0.328, SLG: 0.411	1-3			1B 3B 2B	4-3			5-3		4	1	1	0	0	0	0	Chicago Cubs @ Cincinnati Reds Crosley Field, Cincinnati, OH Tue Aug 05 1952, 3:33 AM EDT Att: 12,651 - Unknown - 84 F			
Bobby Adams, R (1, 5) OBP: 0.337, SLG: 0.382	K			3B 1B			F9	5-3		4	1	1	0	0	1	0				
Willard Marshall, L (1, 9) OBP: 0.330, SLG: 0.415	F4			L8			3-1	BB BB		3	0	0	0	1	0	2				
Ted Kluszewski, L (1, 3) OBP: 0.363, SLG: 0.472		F2		2B 3B			L3	BB BB		3	1	1	2	1	0	0				
Joe Adcock, R (1, 7) OBP: 0.335, SLG: 0.518		F8		F3			E 2B	F2		4	1	1	0	0	0	3				
Grady Hatton, L (1, 4) OBP: 0.328, SLG: 0.329		F5		2B			E9 1B			3	0	2	1	0	0	0				
Andy Seminick, R (1, 2) OBP: 0.347, SLG: 0.466			F5	L8			F9			3	0	0	0	0	0	2				
Roy McMillan, R (1, 6) OBP: 0.294, SLG: 0.342				F2-4 1B			F5			3	0	1	0	0	0	1				
Ken Raffensberger, R (1, 1) OBP: 0.111, SLG: 0.077			F2-4		K		K			3	0	0	0	0	2	2				
Inning Stats	R: 0 E: 0 K: 1 S: 5	H: 0 LOB: 0 BB: 0 P: 5	R: 0 E: 0 K: 0 S: 3	H: 0 LOB: 0 BB: 0 P: 3	R: 0 E: 0 K: 0 S: 3	H: 1 LOB: 1 BB: 0 P: 3	R: 3 E: 0 K: 0 S: 7	H: 4 LOB: 1 BB: 0 P: 7	R: 0 E: 0 K: 1 S: 5	H: 0 LOB: 0 BB: 0 P: 5	R: 0 E: 0 K: 0 S: 3	H: 0 LOB: 0 BB: 0 P: 3	R: 1 E: 1 K: 1 S: 7	H: 2 LOB: 1 BB: 0 P: 7	R: 0 E: 0 K: 0 S: 3	H: 0 LOB: 2 BB: 2 P: 11	1B: 3 2B: 4 3B: 1 HR: 0	SF: 0 SAC: 0 DP: 1 HBP: 0	WP: 0 PB: 0 SB: 0 CS: 0	PA: 32
PITCHER Warren Hacker, R (1, 1) ERA: 2.86	IP: 7.0 WLS: L BF: 27 H: 7 R: 4 ER: 3 SO: 3 BB: 0 IBB: 0 HBP: 0 BLK: 0 WP: 0 HR: 0 S: 33 P: 33 ERA: 3.86 WHIP: 1.000																			
PITCHER Bob Schultz, L (8, 1) ERA: 4.41	IP: 1.0 WLS: L BF: 5 H: 0 R: 0 ER: 0 SO: 0 BB: 2 IBB: 0 HBP: 0 BLK: 0 WP: 0 HR: 0 S: 3 P: 11 ERA: 0.00 WHIP: 2.000																			

AB 33
R 0
H 7
RBI 0
BB 2
SO 2
LOB 9



AB 30
R 4
H 7
RBI 3
BB 2
SO 3
LOB 10



Batter	1	2	3	4	5	6	7	8	9	AB	R	H	RBI	BB	SO	LOB	TOP				
Bob Addis, L (1,9) Hal Jeffcoat, R (6,FR) OBP: 0.367, SLG: 0.387 OBP: 0.268, SLG: 0.341	E3 SH5-1 BB		P6		K	K			6-3 SH5-4 1B	4	0	1	1	0	1	0					
Dee Fondy, L (1,3) OBP: 0.333, SLG: 0.429			K		K	K			SH5-4	3	1	1	1	1	2	1					
Frank Baumholtz, L (1,8) OBP: 0.353, SLG: 0.417	SH5-1								6-3	4	0	2	0	0	0	1					
Hank Sauer, R (1,7) OBP: 0.359, SLG: 0.558										4	0	1	1	1	0	2					
Toby Atwell, L (1,2) OBP: 0.396, SLG: 0.410	P6								FC6-4 1B	5	0	0	0	0	1	4					
Bill Serena, R (1,4) OBP: 0.348, SLG: 0.496	L7									4	1	1	0	0	1	3					
Randy Jackson, R (1,5) OBP: 0.258, SLG: 0.340										3	0	0	0	1	0	1					
Roy Smalley, R (1,6) OBP: 0.302, SLG: 0.327										3	1	1	1	1	0	2					
Paul Minner, L (1,1) Turk Lown, R (1,1) OBP: 0.278, SLG: 0.400 OBP: 0.158, SLG: 0.189										0	0	0	0	0	0	0					
Inning Stats	R: 0 E: 1 K: 0 S: 4	H: 0 LOB: 3 BB: 2 P: 12	R: 0 E: 1 K: 0 S: 3	H: 0 LOB: 0 BB: 0 P: 3	R: 0 E: 0 K: 1 S: 6	H: 1 LOB: 1 BB: 0 P: 6	R: 0 E: 0 K: 0 S: 3	H: 0 LOB: 1 BB: 1 P: 7	R: 1 E: 0 K: 1 S: 7	H: 2 LOB: 1 BB: 0 P: 7	R: 3 E: 0 K: 1 S: 9	H: 4 LOB: 2 BB: 0 P: 9	R: 0 E: 0 K: 1 S: 5	H: 0 LOB: 1 BB: 1 P: 9	R: 0 E: 0 K: 1 S: 5	H: 0 LOB: 1 BB: 1 P: 9	R: 1 E: 0 K: 0 S: 5	H: 2 LOB: 1 BB: 0 P: 5	1B: 5 2B: 1 3B: 2 HR: 1	SF: 0 SAC: 2 DP: 1 HBP: 0	WP: 0 PA: 41 PB: 0 SB: 1 CS: 0
PITCHER	IP WLS BF H R ER SO BB IBB HBP BLK WP HR S P ERA WHIP																				
Herm Wehmeier, R (1,1) ERA: 5.87	5.2 L 28 7 4 4 2 2 2 1 0 0 0 1 29 41 6.35 1.588																				
Joe Nuxhall, L (6,1) ERA: 3.41	1.1 4 0 0 0 2 0 0 0 0 0 0 8 8 0.00 0.000																				
Bud Podbielan, R (8,1) ERA: 6.2	2.0 9 2 1 1 1 1 0 0 0 0 0 10 14 4.50 1.500																				

Chicago Cubs @ Cincinnati Reds
Crosley Field, Cincinnati, OH
Wed Aug 06 1952, 3:33 AM EDT
Att: 3,469 - Unknown

AB	35
R	5
H	9
RBI	5
BB	4
SO	5
LOB	15



Batter	1	2	3	4	5	6	7	8	9	AB	R	H	RBI	BB	SO	LOB	BOTTOM				
Bob Borkowski, R (1,9) Hank Edwards, L (7,PH) OBP: 0.312, SLG: 0.356 OBP: 0.367, SLG: 0.523										3	1	1	0	0	0	1					
Bobby Adams, R (1,5) OBP: 0.335, SLG: 0.380										5	0	1	1	0	0	1					
Wally Westlake, R (1,8) OBP: 0.315, SLG: 0.268										4	1	2	0	0	0	0					
Ted Kluszewski, L (1,3) OBP: 0.364, SLG: 0.472										4	0	2	1	0	0	1					
Joe Adcock, R (1,7) OBP: 0.337, SLG: 0.521										4	0	2	1	0	1	1					
Eddie Pellagrini, R (1,4) OBP: 0.233, SLG: 0.247										3	0	0	0	1	1	1					
Joe Rossi, R (1,2) Bubba Church, R (6,FR) Andy Seminick, R (9,2) OBP: 0.344, SLG: 0.279 OBP: 0.285, SLG: 0.324 OBP: 0.347, SLG: 0.466										3	0	0	0	1	2	3					
Roy McMillan, R (1,6) OBP: 0.291, SLG: 0.339										4	0	0	0	0	0	4					
Herm Wehmeier, R (1,1) Joe Nuxhall, L (6,1) Cal Abrams, L (7,PH) Bud Podbielan, R (8,1) Willard Marshall, L (9,PH) OBP: 0.213, SLG: 0.217 OBP: 0.118, SLG: 0.118 OBP: 0.333, SLG: 0.404 OBP: 0.329, SLG: 0.413										2	0	1	0	0	0	0					
Inning Stats	R: 2 E: 0 K: 1 S: 9	H: 4 LOB: 3 BB: 1 P: 13	R: 0 E: 0 K: 0 S: 3	H: 1 LOB: 0 BB: 0 P: 3	R: 0 E: 0 K: 0 S: 4	H: 1 LOB: 1 BB: 0 P: 4	R: 0 E: 0 K: 0 S: 4	H: 1 LOB: 1 BB: 0 P: 4	R: 0 E: 0 K: 1 S: 6	H: 1 LOB: 1 BB: 0 P: 6	R: 0 E: 0 K: 1 S: 5	H: 0 LOB: 0 BB: 0 P: 5	R: 1 E: 0 K: 1 S: 7	H: 2 LOB: 1 BB: 0 P: 7	R: 0 E: 0 K: 1 S: 5	H: 0 LOB: 1 BB: 1 P: 9	R: 0 E: 0 K: 1 S: 5	H: 0 LOB: 0 BB: 0 P: 5	1B: 7 2B: 2 3B: 1 HR: 0	SF: 0 SAC: 0 DP: 0 HBP: 0	WP: 0 PA: 39 PB: 0 SB: 0 CS: 1
PITCHER	IP WLS BF H R ER SO BB IBB HBP BLK WP HR S P ERA WHIP																				
Paul Minner, L (1,1) ERA: 4.0	0.1 4 2 2 2 0 0 0 0 0 0 0 5 5 54.00 12.000																				
Turk Lown, R (1,1) ERA: 4.75	8.2 W 33 6 1 1 6 1 1 0 0 0 0 43 51 1.04 0.808																				

Chicago Cubs @ Cincinnati Reds
Crosley Field, Cincinnati, OH
Wed Aug 06 1952, 3:33 AM EDT
Att: 3,469 - Unknown

AB	36
R	3
H	10
RBI	3
BB	2
SO	6
LOB	12



Batter	1	2	3	4	5	6	7	8	9	AB	R	H	RBI	BB	SO	LOB	TOP										
Solly Hemus, L OBP: 0.397, SLG: 0.409 (1, 6)										4	1	2	0	1	1	0	St. Louis Cardinals @ Cincinnati Reds Crosley Field, Cincinnati, OH Thu Aug 07 1952, 3:33 AM EDT Alt. 7,166 - Unknown - 82 F										
Red Schoendienst, S OBP: 0.333, SLG: 0.407 (1, 4)										5	2	3	1	0	0	2											
Stan Musial, L OBP: 0.437, SLG: 0.518 (1, 8)										5	2	2	1	0	0	2											
Enos Slaughter, L OBP: 0.388, SLG: 0.441 (1, 9)										4	1	2	2	0	0	1											
Peanuts Lowrey, R OBP: 0.341, SLG: 0.348 (1, 7)										4	0	1	2	0	0	1											
Del Rice, R OBP: 0.348, SLG: 0.445 (1, 2)										4	0	0	0	0	1	2											
Billy Johnson, R OBP: 0.346, SLG: 0.336 (1, 5)										4	0	1	0	0	0	0											
Dick Sisler, L OBP: 0.317, SLG: 0.389 (1, 3)										4	1	1	1	0	1	2											
Harry Brecheen, L OBP: 0.276, SLG: 0.192 Mike Clark, R (3, 1)										1	0	0	0	0	0	0											
Inning Stats	R: 3 E: 0 K: 1 S: 8	H: 3 LOB: 0 BB: 0 P: 8	R: 0 E: 0 K: 0 S: 3	H: 0 LOB: 0 BB: 0 P: 3	R: 0 E: 0 K: 0 S: 3	H: 1 LOB: 0 BB: 0 P: 3	R: 0 E: 0 K: 1 S: 7	H: 2 LOB: 2 BB: 0 P: 7	R: 0 E: 0 K: 0 S: 5	H: 4 LOB: 1 BB: 0 P: 5	R: 0 E: 0 K: 0 S: 3	H: 0 LOB: 0 BB: 0 P: 3	R: 0 E: 0 K: 1 S: 5	H: 0 LOB: 0 BB: 0 P: 5	R: 0 E: 0 K: 1 S: 5	H: 0 LOB: 1 BB: 1 P: 9	1B: 8 2B: 2 3B: 1 HR: 1	SF: 0 SAC: 0 DP: 0 HBP: 0	WP: 0 PA: 40 PB: 0 SB: 0 CS: 1								
PITCHER	IP	WLS	BF	H	R	ER	SO	BB	IBB	HBP	BLK	WP	HR	S	P	ERA	WHIP										
Harry Perkowski, L ERA: 4.24 (1, 1)	4.1	L	21	9	6	6	2	0	0	0	0	0	0	25	25	12.46	2.077										
Frank Smith, R ERA: 3.72 (5, 1)	2.2		11	3	1	1	0	0	0	0	0	0	1	11	11	3.38	1.125										
Joe Nuxhall, L ERA: 3.3 (8, 1)	2.0		7	0	0	0	2	1	0	0	0	0	0	10	14	0.00	0.500										

AB	38
R	7
H	12
RBI	7
BB	1
SO	4
LOB	10



Batter	1	2	3	4	5	6	7	8	9	AB	R	H	RBI	BB	SO	LOB	BOTTOM										
Bob Borkowski, R OBP: 0.311, SLG: 0.355 (1, 8)										4	1	1	2	0	2	0	St. Louis Cardinals @ Cincinnati Reds Crosley Field, Cincinnati, OH Thu Aug 07 1952, 3:33 AM EDT Alt. 7,166 - Unknown - 82 F										
Bobby Adams, R OBP: 0.337, SLG: 0.379 (1, 5)										3	0	1	0	1	0	2											
Willard Marshall, L OBP: 0.329, SLG: 0.411 (1, 9)										4	0	1	2	0	0	2											
Ted Kluszewski, L OBP: 0.360, SLG: 0.467 (1, 3)										4	0	0	0	0	1	2											
Joe Adcock, R OBP: 0.339, SLG: 0.521 (1, 7)										4	0	2	0	0	0	1											
Andy Seminick, R OBP: 0.342, SLG: 0.458 (1, 2)										4	0	0	0	0	0	2											
Grady Hatton, L OBP: 0.330, SLG: 0.329 (1, 4)										3	1	1	0	1	0	1											
Roy McMillan, R OBP: 0.295, SLG: 0.344 (1, 6)										3	1	2	0	1	0	0											
Harry Perkowski, L OBP: 0.220, SLG: 0.276 (1, 1)										1	1	0	0	0	0	2											
Frank Smith, R OBP: 0.143, SLG: 0.190 (5, 1)										0	0	0	0	0	0	0											
Cal Abrams, L OBP: 0.317, SLG: 0.397 (7, PH)										1	0	0	0	0	1	0											
Joe Nuxhall, L OBP: 0.118, SLG: 0.118 (8, 1)										0	0	0	0	0	0	0											
Hank Edwards, L OBP: 0.395, SLG: 0.519 (9, PH)										1	0	0	0	0	0	1											
Inning Stats	R: 0 E: 0 K: 0 S: 3	H: 0 LOB: 0 BB: 0 P: 3	R: 0 E: 0 K: 1 S: 5	H: 1 LOB: 0 BB: 0 P: 5	R: 4 E: 0 K: 0 S: 6	H: 2 LOB: 1 BB: 2 P: 14	R: 0 E: 0 K: 0 S: 4	H: 2 LOB: 1 BB: 0 P: 4	R: 0 E: 0 K: 0 S: 6	H: 1 LOB: 1 BB: 0 P: 6	R: 0 E: 0 K: 0 S: 4	H: 2 LOB: 2 BB: 0 P: 4	R: 0 E: 0 K: 2 S: 7	H: 0 LOB: 1 BB: 1 P: 11	R: 0 E: 0 K: 0 S: 3	H: 0 LOB: 0 BB: 0 P: 3	R: 0 E: 1 K: 0 S: 3	H: 0 LOB: 0 BB: 0 P: 3	1B: 7 2B: 1 3B: 0 HR: 0	SF: 0 SAC: 1 DP: 3 HBP: 0	WP: 0 PA: 36 PB: 0 SB: 0 CS: 0						
PITCHER	IP	WLS	BF	H	R	ER	SO	BB	IBB	HBP	BLK	WP	HR	S	P	ERA	WHIP										
Harry Brecheen, L ERA: 3.76 (1, 1)	2.1		12	3	4	4	1	2	0	0	0	0	0	12	20	15.43	2.143										
Mike Clark, R ERA: 2.92 (3, 1)	6.2	W	24	5	0	0	3	1	0	0	0	0	0	29	33	0.00	0.900										


AB	32
R	4
H	8
RBI	4
BB	3
SO	4
LOB	13



Batter	1	2	3	4	5	6	7	8	9	AB	R	H	RBI	BB	SO	LOB	TOP				
Solly Hemus, L (1, 6) OBP: 0.395, SLG: 0.411										4	2	2	0	1	0	1					
Red Schoendienst, S (1, 4) OBP: 0.341, SLG: 0.414										5	0	5	1	0	0	0					
Stan Musial, L (1, 8) OBP: 0.431, SLG: 0.509										5	0	0	1	0	0	7					
Enos Slaughter, L (1, 9) OBP: 0.388, SLG: 0.448											4	1	2	0	0	1					
Hal Rice, L (1, 7) OBP: 0.333, SLG: 0.447											4	0	1	0	0	3					
Del Rice, R (1, 2) OBP: 0.348, SLG: 0.442											3	0	1	1	1	0					
Dick Sisler, L (1, 3) OBP: 0.313, SLG: 0.383											4	0	0	0	0	2					
Billy Johnson, R (1, 5) OBP: 0.347, SLG: 0.337											4	0	2	0	0	0					
Joe Presko, R (1, 1) OBP: 0.125, SLG: 0.079										2	0	0	0	0	1	2					
Al Brazle, L (6, 1) OBP: 0.187, SLG: 0.206										0	0	0	0	0	0	0					
Eddie Yuhus, R (6, 1) OBP: 0.222, SLG: 0.235										0	0	0	0	0	0	0					
Tommy Chamberlain, R (7, PH) OBP: 0.346, SLG: 0.375										1	0	0	0	0	0	0					
Cliff Chambers, L (7, 1) OBP: 0.346, SLG: 0.375										0	0	0	0	0	0	0					
Peanuts Lowrey, R (8, PH) OBP: 0.342, SLG: 0.349										1	0	0	0	0	0	1					
Inning Stats	R: 1 E: 0 K: 0 S: 5	H: 3 LOB: 1 BB: 0 P: 5	R: 0 E: 0 K: 1 S: 5	H: 0 LOB: 0 BB: 0 P: 5	R: 0 E: 0 K: 1 S: 6	H: 1 LOB: 1 BB: 0 P: 6	R: 1 E: 0 K: 0 S: 6	H: 4 LOB: 2 BB: 0 P: 6	R: 1 E: 0 K: 0 S: 5	H: 2 LOB: 1 BB: 0 P: 5	R: 0 E: 0 K: 0 S: 3	H: 0 LOB: 0 BB: 0 P: 3	R: 0 E: 1 K: 0 S: 3	H: 1 LOB: 1 BB: 1 P: 7	R: 0 E: 0 K: 1 S: 5	H: 0 LOB: 1 BB: 1 P: 9	R: 0 E: 0 K: 0 S: 5	H: 2 LOB: 2 BB: 0 P: 5	1B: 12 2B: 0 3B: 1 HR: 0	SF: 0 SAC: 0 DP: 2 HBP: 0	WP: 0 PA: 39 PB: 0 SB: 0 CS: 0
PITCHER	IP WLS BF H R ER SO BB IBB HBP BLK WP HR S P ERA WHIP																				
Bubba Church, R (1, 1) ERA: 4.34	6.0 W 26 10 3 3 2 0 0 0 0 0 0 30 30 4.50 1.667																				
Joe Nuxhall, L (7, 1) ERA: 3.14	3.0 S 13 3 0 0 1 2 0 0 0 0 0 0 13 21 0.00 1.667																				

St. Louis Cardinals @ Cincinnati Reds
Crosley Field, Cincinnati, OH
Sat Aug 09 1952, 3:33 AM EDT
Att: 10,456 - Unknown


AB 37
R 3
H 13
RBI 3
BB 2
SO 3
LOB 17



Batter	1	2	3	4	5	6	7	8	9	AB	R	H	RBI	BB	SO	LOB	BOTTOM		
Cal Abrams, L (1, 8) OBP: 0.338, SLG: 0.403										4	2	2	1	1	0	3			
Bobby Adams, R (1, 5) OBP: 0.338, SLG: 0.377										3	2	1	0	2	0	1			
Willard Marshall, L (1, 9) OBP: 0.339, SLG: 0.419										5	2	3	3	0	0	1			
Ted Kluszewski, L (1, 3) OBP: 0.360, SLG: 0.463										5	2	3	2	0	0	3			
Hank Edwards, L (1, 7) OBP: 0.368, SLG: 0.522										3	1	1	0	1	0	1			
Bob Borkowski, R (8, PH) OBP: 0.311, SLG: 0.353										1	0	0	0	0	0	2			
Grady Hatton, L (1, 4) OBP: 0.335, SLG: 0.331										4	1	1	0	0	0	1			
Andy Seminick, R (1, 2) OBP: 0.338, SLG: 0.459										4	0	0	1	1	1	4			
Roy McMillan, R (1, 6) OBP: 0.299, SLG: 0.347										5	1	1	1	0	1	3			
Bubba Church, R (1, 1) OBP: 0.250, SLG: 0.306										2	0	0	0	0	1	2			
Joe Adcock, R (6, PH) OBP: 0.344, SLG: 0.522										1	0	1	0	0	0	0			
Frank Hiller, R (6, PR) OBP: 0.259, SLG: 0.167										0	1	0	0	0	0	0			
Joe Nuxhall, L (7, 1) OBP: 0.105, SLG: 0.105										2	0	0	0	0	0	2			
Inning Stats	R: 0 E: 0 K: 0 S: 4	H: 1 LOB: 1 BB: 0 P: 4	R: 0 E: 0 K: 0 S: 3	H: 0 LOB: 0 BB: 0 P: 3	R: 1 E: 0 K: 1 S: 7	H: 2 LOB: 2 BB: 1 P: 11	R: 0 E: 0 K: 1 S: 7	H: 1 LOB: 3 BB: 1 P: 11	R: 0 E: 0 K: 0 S: 4	H: 1 LOB: 1 BB: 0 P: 4	R: 7 E: 2 K: 1 S: 11	H: 5 LOB: 2 BB: 2 P: 19	R: 0 E: 0 K: 0 S: 3	H: 0 LOB: 0 BB: 0 P: 3	R: 4 E: 1 K: 0 S: 6	H: 3 LOB: 1 BB: 1 P: 11	1B: 12 2B: 1 3B: 0 HR: 0	SF: 0 SAC: 0 DP: 1 HBP: 1	WP: 0 PA: 45 PB: 1 SB: 0 CS: 0
PITCHER	IP WLS BF H R ER SO BB IBB HBP BLK WP HR S P ERA WHIP																		
Joe Presko, R (1, 1) ERA: 4.05	5.2 L 28 8 4 4 3 2 0 0 0 0 0 0 32 40 6.35 1.765																		
Al Brazle, L (6, 1) ERA: 2.2	0.0 3 2 1 1 0 1 0 0 0 0 0 0 2 6 -- --																		
Eddie Yuhus, R (6, 1) ERA: 2.51	0.1 3 0 3 0 0 1 0 0 0 0 0 0 2 6 0.00 3.000																		
Cliff Chambers, L (7, 1) ERA: 4.46	2.0 11 3 4 3 0 1 0 0 1 0 0 0 9 14 13.50 2.000																		

St. Louis Cardinals @ Cincinnati Reds
Crosley Field, Cincinnati, OH
Sat Aug 09 1952, 3:33 AM EDT
Att: 10,456 - Unknown

AB 39
R 12
H 13
RBI 8
BB 5
SO 3
LOB 23



Batter	1	2	3	4	5	6	7	8	9	AB	R	H	RBI	BB	SO	LOB	TOP		
Solly Hemus, L OBP: 0.394, SLG: 0.409 (1, 6)	1-3		F2			FC5-4 1B		K		4	0	1	0	0	1	1	St. Louis Cardinals @ Cincinnati Reds Crosley Field, Cincinnati, OH Sun Aug 10 1952, 3:33 AM EDT Unknown		
Red Schoendienst, S OBP: 0.343, SLG: 0.417 (1, 4)	1B		F8			FC5-4 FC4-6 1-2		2B	1B	4	1	2	0	0	0	1			
Stan Musial, L OBP: 0.429, SLG: 0.506 (1, 8)	1B			4-3		F9		F9		4	0	1	0	0	0	2			
Enos Slaughter, L OBP: 0.389, SLG: 0.448 (1, 9)	G1-6-3					FC4-6		2B	1B	4	1	2	1	0	0	3			
Peanuts Lowrey, R OBP: 0.340, SLG: 0.351 (1, 7)		6-3		F7				F8		4	1	1	0	0	0	1			
Billy Johnson, R OBP: 0.345, SLG: 0.333 (1, 5)		F4		F7				5-3		3	0	0	0	1	0	1			
Dick Sisler, L OBP: 0.315, SLG: 0.384 (1, 3)					P3			1-3		4	0	2	2	0	0	0			
Les Fusselman, R OBP: 0.156, SLG: 0.246 Eddie Stanky, R OBP: 0.348, SLG: 0.253 Tommy Giaviano, R OBP: 0.366, SLG: 0.336 Mike Clark, R (8, 1)		F3			F6			G5-4-3 1B	FC1-2	2	0	0	0	0	0	1			
Vinegar Bend Mizell, R OBP: 0.063, SLG: 0.125 Del Rice, R OBP: 0.347, SLG: 0.439 (8, 2)						4-3		G5-4-3 1-2	FC5	2	0	0	0	0	1	0			
Inning Stats	R: 0 E: 0 K: 0 S: 4	H: 2 LOB: 1 BB: 0 P: 4	R: 0 E: 0 K: 0 S: 4	H: 1 LOB: 1 BB: 0 P: 4	R: 0 E: 0 K: 1 S: 5	H: 0 LOB: 0 BB: 0 P: 5	R: 0 E: 0 K: 0 S: 4	H: 1 LOB: 1 BB: 0 P: 4	R: 0 E: 0 K: 0 S: 3	H: 0 LOB: 0 BB: 0 P: 3	R: 0 E: 0 K: 0 S: 4	H: 1 LOB: 1 BB: 0 P: 4	R: 0 E: 0 K: 1 S: 5	H: 1 LOB: 2 BB: 1 P: 5	R: 3 E: 0 K: 0 S: 7	H: 4 LOB: 2 BB: 1 P: 11		1B: 8 2B: 2 3B: 0 HR: 0	SF: 0 SAC: 0 DP: 2 HBP: 0
PITCHER Ken Raffensberger, L ERA: 2.57 (1, 1)	IP: 9.0 WLS: L BF: 36 H: 10 R: 3 ER: 3 SO: 2 BB: 0 IBB: 1 HBP: 0 BLK: 0 WP: 0 HR: 0 S: 39 P: 43 ERA: 3.00 WHIP: 1.11																		

Batter	1	2	3	4	5	6	7	8	9	AB	R	H	RBI	BB	SO	LOB	BOTTOM				
Bob Borkowski, R OBP: 0.311, SLG: 0.354 (1, 8)	K		6-3					F9		4	1	1	0	0	1	0	St. Louis Cardinals @ Cincinnati Reds Crosley Field, Cincinnati, OH Sun Aug 10 1952, 3:33 AM EDT Unknown				
Bobby Adams, R OBP: 0.342, SLG: 0.380 (1, 5)	5-3							SH1-4 1B		4	0	3	1	0	0	0					
Willard Marshall, L OBP: 0.334, SLG: 0.415 (1, 9)	4-3		F8			FC5-6 G4-6-3 1-2		SH1-4		3	0	0	0	0	0	2					
Ted Kluszewski, L OBP: 0.358, SLG: 0.459 (1, 3)		4-3	F2			G4-6-3			IBB	3	0	0	0	1	0	2					
Joe Adcock, R OBP: 0.343, SLG: 0.522 Cal Abrams, L OBP: 0.338, SLG: 0.403 (9, 7)		BB			F3			6-3	K	4	0	1	0	0	1	2					
Grady Hatton, L OBP: 0.334, SLG: 0.329 (1, 4)		BB			F9			4-3	3-1	3	0	0	0	1	0	2					
Andy Seminick, R OBP: 0.337, SLG: 0.468 (1, 2)			K					F8		4	1	1	1	0	1	2					
Roy McMillan, R OBP: 0.300, SLG: 0.347 (1, 6)								6-3	F4	3	0	1	0	1	0	0					
Ken Raffensberger, R OBP: 0.105, SLG: 0.073 Hank Edwards, L OBP: 0.366, SLG: 0.518 (9, PH)			5-3					K	F6	3	0	0	0	0	1	4					
Inning Stats	R: 0 E: 0 K: 1 S: 5	H: 0 LOB: 0 BB: 0 P: 5	R: 0 E: 0 K: 1 S: 6	H: 1 LOB: 2 BB: 2 P: 14	R: 0 E: 0 K: 0 S: 4	H: 1 LOB: 1 BB: 0 P: 4	R: 1 E: 0 K: 0 S: 5	H: 2 LOB: 1 BB: 0 P: 5	R: 1 E: 0 K: 0 S: 4	H: 2 LOB: 0 BB: 0 P: 4	R: 0 E: 0 K: 0 S: 3	H: 0 LOB: 0 BB: 0 P: 3	R: 0 E: 0 K: 1 S: 5	H: 0 LOB: 0 BB: 0 P: 5	R: 0 E: 0 K: 1 S: 6	H: 1 LOB: 2 BB: 1 P: 10		R: 0 E: 0 K: 0 S: 3	H: 0 LOB: 0 BB: 0 P: 3	1B: 4 2B: 2 3B: 0 HR: 1	SF: 0 SAC: 1 DP: 1 HBP: 0
PITCHER Vinegar Bend Mizell, L ERA: 3.71 Mike Clark, R ERA: 2.51 (8, 1)	IP: 7.0 WLS: W BF: 8 H: 1 R: 0 ER: 0 SO: 1 BB: 0 IBB: 0 HBP: 0 BLK: 0 WP: 0 HR: 0 S: 9 P: 13 ERA: 0.00 WHIP: 0.500																				

AB 35
R 3
H 10
RBI 3
BB 1
SO 2
LOB 15

AB 32
R 2
H 7
RBI 2
BB 3
SO 4
LOB 14



Batter	1	2	3	4	5	6	7	8	9	AB	R	H	RBI	BB	SO	LOB	TOP		
Solly Hemus, L OBP: 0.391, SLG: 0.405	F9		6-3			F8		F9		4	0	0	0	0	0	2			
Red Schoendienst, S OBP: 0.344, SLG: 0.422	1B			4-3		F8			6-3 3B	4	1	2	0	0	0	1			
Stan Musial, L OBP: 0.428, SLG: 0.502	K			F7			1B G4-6-3 BB		6-3	3	1	0	1	1	1	1			
Hal Rice, L OBP: 0.332, SLG: 0.443	4-3			F9			1B G4-6-3		4-3	4	0	1	0	0	0	1			
Peanuts Lowrey, R OBP: 0.336, SLG: 0.346		L4			F9		G4-6-3		L7	4	0	0	0	0	0	1			
Dick Suster, L OBP: 0.313, SLG: 0.381		F8			G3		1-2 3-H			3	0	0	0	0	0	0			
Del Rice, R OBP: 0.344, SLG: 0.436		4-3			6-3				5-3	3	0	0	0	0	0	0			
Billy Johnson, R OBP: 0.342, SLG: 0.329			F7			F8			F7	3	0	0	0	0	0	0			
Cloyd Boyer, R OBP: 0.278, SLG: 0.353				6-3						1	0	0	0	0	0	0			
Harry Brecheen, L OBP: 0.300, SLG: 0.222										1	0	1	0	0	0	0			
Enos Slaughter, L OBP: 0.390, SLG: 0.453										1	0	1	0	0	0	0			
Eddie Yuhas, R OBP: 0.222, SLG: 0.235										0	0	0	0	0	0	0			
Inning Stats	R: 0 E: 0 K: 1 S: 6	H: 1 LOB: 1 BB: 0 P: 6	R: 0 E: 0 K: 0 S: 3	H: 0 LOB: 0 BB: 0 P: 3	R: 0 E: 0 K: 0 S: 3	H: 0 LOB: 0 BB: 0 P: 3	R: 0 E: 0 K: 0 S: 3	H: 0 LOB: 0 BB: 0 P: 3	R: 0 E: 0 K: 0 S: 4	H: 1 LOB: 1 BB: 0 P: 4	R: 1 E: 0 K: 0 S: 3	H: 1 LOB: 0 BB: 1 P: 7	R: 0 E: 0 K: 0 S: 4	H: 1 LOB: 1 BB: 0 P: 4	R: 1 E: 0 K: 0 S: 4	H: 1 LOB: 0 BB: 0 P: 4	1B: 3 2B: 1 3B: 1 HR: 0	SF: 0 SAC: 0 DP: 1 HBP: 0	WP: 0 PA: 32 PB: 0 SB: 0 CS: 0
PITCHER Frank Hiller, R ERA: 4.81	IP: 9.0 WLS: W BF: 32 H: 5 R: 2 ER: 2 SO: 1 BB: 1 IBB: 0 HBP: 0 BLK: 0 WP: 0 HR: 0 S: 33 P: 37 ERA: 2.00 WHIP: 0.667															PITCHER			

St. Louis Cardinals @ Cincinnati Reds
Crosley Field, Cincinnati, OH
Sun Aug 10 1952, 3:38 AM EDT
Att: 16,551 - Overcast - 87 F

AB 31
R 2
H 5
RBI 1
BB 1
SO 1
LOB 6



Batter	1	2	3	4	5	6	7	8	9	AB	R	H	RBI	BB	SO	LOB	BOTTOM		
Cal Abrams, L OBP: 0.347, SLG: 0.391	K	4-0 1-2 BB			1B 2B BB	4-3				2	1	0	0	2	1	1			
Bobby Adams, R OBP: 0.341, SLG: 0.379	F9	F7			2B F7 1B		F9			4	1	1	0	0	0	2			
Willard Marshall, L OBP: 0.340, SLG: 0.426	WP 1B			F9 2B	1-3 2-H 2B	4-3				4	1	3	1	0	0	0			
Ted Kluszewski, L OBP: 0.360, SLG: 0.458	1B		F9		1B	F5				3	0	1	1	1	0	1			
Hank Edwards, L OBP: 0.361, SLG: 0.511	F9				F7			6-3		2	0	0	0	0	0	2			
Joe Adcock, R OBP: 0.341, SLG: 0.520					F7					1	0	0	1	0	0	2			
Bob Borkowski, R OBP: 0.310, SLG: 0.353										1	0	0	0	0	0	0			
Grady Hatton, L OBP: 0.331, SLG: 0.325		E3 1B G6-4-3		3-1	G3			F4		4	1	0	0	0	0	2			
Joe Rossi, R OBP: 0.341, SLG: 0.278				F9		6-3		F8		4	0	1	0	0	0	0			
Roy McMillan, R OBP: 0.301, SLG: 0.347		G6-4-3			F7					3	0	1	0	0	0	1			
Frank Hiller, R OBP: 0.276, SLG: 0.160					F3			SH1-4 1B		1	0	0	0	1	0	0			
Inning Stats	R: 1 E: 0 K: 1 S: 7	H: 2 LOB: 1 BB: 0 P: 7	R: 1 E: 1 K: 0 S: 4	H: 1 LOB: 2 BB: 2 P: 12	R: 0 E: 0 K: 0 S: 3	H: 1 LOB: 0 BB: 0 P: 3	R: 0 E: 0 K: 0 S: 3	H: 0 LOB: 0 BB: 0 P: 3	R: 2 E: 0 K: 0 S: 5	H: 2 LOB: 2 BB: 2 P: 13	R: 0 E: 0 K: 0 S: 4	H: 1 LOB: 1 BB: 0 P: 4	R: 0 E: 0 K: 0 S: 3	H: 0 LOB: 0 BB: 0 P: 3	R: 0 E: 0 K: 0 S: 3	H: 0 LOB: 0 BB: 0 P: 3	1B: 5 2B: 2 3B: 0 HR: 0	SF: 0 SAC: 1 DP: 1 HBP: 0	WP: 2 PA: 34 PB: 0 SB: 0 CS: 0
PITCHER Cloyd Boyer, R ERA: 4.24	IP: 4.1 WLS: L BF: 21 H: 6 R: 4 ER: 3 SO: 1 BB: 3 IBB: 0 HBP: 0 BLK: 0 WP: 1 HR: 0 S: 20 P: 32 ERA: 6.23 WHIP: 2.077															PITCHER			
Harry Brecheen, L ERA: 3.56	2.2 10 1 0 0 0 0 0 0 0 0 0 9 13 0.00 0.375																		
Eddie Yuhas, R ERA: 2.48	1.0 3 0 0 0 0 0 0 0 0 0 0 3 3 0.00 0.000																		

St. Louis Cardinals @ Cincinnati Reds
Crosley Field, Cincinnati, OH
Sun Aug 10 1952, 3:38 AM EDT
Att: 16,551 - Overcast - 87 F

AB 29
R 4
H 7
RBI 3
BB 4
SO 1
LOB 11



Batter	1	2	3	4	5	6	7	8	9	AB	R	H	RBI	BB	SO	LOB	TOP
Cal Abrams, L (1, 8) OBP: 0.364, SLG: 0.388	4-0 1B BB BB	4-0 FC4-3-6 BB		0-0 6-3		0-0 3-1 HR 1B		0-3 K		3	2	1	1	2	1	0	<p>Cincinnati Reds @ Pittsburgh Pirates</p> <p>Forbes Field, Pittsburgh, PA</p> <p>Mon Aug 11 1952, 3:33 AM EDT</p> <p>Att: 9,304 - Unknown - 85 F</p>
Bobby Adams, R (1, 5) OBP: 0.339, SLG: 0.376	4-0 1B BB BB	0-0 FC4-3-6 3B		0-0 4-3		0-3 K		0-0 F8		4	2	0	0	1	1	3	
Willard Marshall, L (1, 9) OBP: 0.341, SLG: 0.432	0-0 1B BB 1B	0-0 3B		0-0 F5		0-0 3-1		0-0 F7		5	1	2	1	0	0	2	
Ted Kluszewski, L (1, 3) OBP: 0.360, SLG: 0.468	0-3 K	0-0 6-3			0-0 2B	0-0 HR		0-3 K		5	1	2	3	0	2	4	
Hank Edwards, L (1, 7) OBP: 0.363, SLG: 0.521	0-0 1B 1-3 2-H 3-H		0-0 F8 3B		0-0 F8	0-0 G3		0-0 F8		5	1	2	2	0	0	2	
Grady Hatton, L (1, 4) OBP: 0.329, SLG: 0.323	0-0 1B 1-2		0-0 F8		0-0 F7		0-3 K		0-3 K	5	0	1	2	0	2	2	
Andy Seminick, R (1, 2) OBP: 0.332, SLG: 0.461	0-0 F8		0-3 K		0-0 F6		0-3 K			4	0	0	0	0	2	3	
Roy McMillan, R (1, 6) OBP: 0.300, SLG: 0.346	0-0 5-3		0-3 K		0-0 S BB 1B 1B		0-0 F8			4	1	1	0	0	1	2	
Herm Wehmeier, R (1, 1) OBP: 0.240, SLG: 0.292		0-0 5-3		0-0 HR		4-0 3-1 HR BB 1B BB		0-0 4-3		2	2	1	1	1	0	0	
Frank Smith, R (7, 1) OBP: 0.136, SLG: 0.162										1	0	0	0	0	0	0	
Inning Stats	R: 3 E: 0 K: 1 S: 8	H: 3 LOB: 2 BB: 2 P: 16	R: 1 E: 1 K: 0 S: 4	H: 1 LOB: 1 BB: 1 P: 8	R: 1 E: 0 K: 2 S: 8	H: 1 LOB: 0 BB: 0 P: 8	R: 1 E: 0 K: 0 S: 4	H: 1 LOB: 1 BB: 0 P: 4	R: 0 E: 0 K: 1 S: 7	H: 0 LOB: 0 BB: 0 P: 7	R: 0 E: 0 K: 1 S: 5	H: 0 LOB: 0 BB: 0 P: 5	R: 0 E: 1 K: 2 S: 8	H: 0 LOB: 1 BB: 0 P: 8	1B: 5 2B: 1 3B: 2 HR: 2	SF: 0 SAC: 0 DP: 0 HBP: 0	WP: 0 PA: 42 PB: 0 SB: 2 CS: 0
PITCHER	IP WLS BF H R ER SO BB IBB HBP BLK WP HR S P ERA WHIP																
Cal Hogue, R (1, 1) ERA: 5.4	0.1 L 6 3 3 3 1 2 0 0 0 0 0 0 6 14 81.00 15.000																
Bob Friend, R (1, 1) ERA: 4.57	1.2 7 1 1 1 0 1 0 0 0 0 0 6 10 5.40 1.200																
Woody Main, R (3, 1) ERA: 3.97	4.0 19 6 6 6 3 1 0 0 0 0 2 24 28 13.50 1.750																
Ron Necciai, R (7, 1) ERA: 7.0	3.0 10 0 0 0 5 0 0 0 0 0 0 20 28 0.00 0.000																

AB 38
R 10
H 10
RBI 10
BB 4
SO 9
LOB 18



Batter	1	2	3	4	5	6	7	8	9	AB	R	H	RBI	BB	SO	LOB	BOTTOM
Clem Koshorek, R (1, 5) OBP: 0.321, SLG: 0.320	0-0 F6	0-0 6-3			0-0 G3 1B	0-0 5-3		0-0 F8		5	1	1	0	0	0	4	<p>Cincinnati Reds @ Pittsburgh Pirates</p> <p>Forbes Field, Pittsburgh, PA</p> <p>Mon Aug 11 1952, 3:33 AM EDT</p> <p>Att: 9,304 - Unknown - 85 F</p>
Dick Groat, R (1, 6) OBP: 0.320, SLG: 0.301	0-0 F8		0-0 6-3		0-0 G3 1-2		0-0 BB 1B	0-0 1B		5	1	2	0	0	0	1	
Gus Bell, L (1, 9) OBP: 0.312, SLG: 0.431	0-0 F8		0-0 F9		0-0 1B 2-H		0-0 F8	0-0 F8		5	0	1	1	0	0	3	
Ralph Kiner, R (1, 7) OBP: 0.398, SLG: 0.460		4-0 FC6 BB F9 BB	0-0 2B		0-0 FC6-4 1B		4-0 1B BB 1-2		0-0 F7	3	1	2	0	2	0	0	
Joe Garagiola, L (1, 2) OBP: 0.352, SLG: 0.395		4-0 F9 E 1B BB	0-0 F8		0-0 F9		0-0 1B		0-0 F8	4	1	1	1	1	0	3	
Jack Merson, R (1, 4) OBP: 0.287, SLG: 0.347		0-0 F9		0-3 K	0-0 FC6-4 1-2		0-3 K		0-0 6-3	5	0	0	0	0	2	6	
Bobby Del Greco, R (1, 8) OBP: 0.292, SLG: 0.266		0-0 FC6 1B 1-2 2-3		0-0 FC5-4 1B		0-0 2B		0-0 4-3		4	0	2	0	0	0	4	
Tony Bartolme, L (1, 3) OBP: 0.247, SLG: 0.242		0-0 F9 2-3 3-H		0-0 FC5-4 1-2		0-0 F6		0-0 1B 1B		4	0	1	1	0	0	4	
Cal Hogue, R (1, 1) OBP: 0.367, SLG: 0.308		0-0 1B 1-3 3-H		0-0 F3		0-3 K		0-3 K		0	0	0	0	0	0	0	
Bob Friend, R (1, 1) OBP: 0.114, SLG: 0.071										0	0	0	0	0	0	0	
George Medwinski, L (2, PH) OBP: 0.341, SLG: 0.691										1	0	1	0	0	0	0	
Woody Main, R (3, 1) OBP: 0.397, SLG: 0.691										1	0	0	0	0	0	1	
Brandy Davis, R (5, PH) OBP: 0.350, SLG: 0.294										1	0	0	0	0	1	1	
Ron Necciai, R (7, 1) ERA: 3.61										1	0	0	0	0	1	1	
Inning Stats	R: 0 E: 0 K: 0 S: 3	H: 0 LOB: 0 BB: 0 P: 3	R: 2 E: 1 K: 0 S: 5	H: 1 LOB: 2 BB: 2 P: 13	R: 0 E: 0 K: 1 S: 6	H: 1 LOB: 1 BB: 0 P: 6	R: 0 E: 0 K: 1 S: 6	H: 1 LOB: 2 BB: 0 P: 6	R: 1 E: 0 K: 1 S: 7	H: 2 LOB: 2 BB: 1 P: 11	R: 0 E: 0 K: 1 S: 7	H: 2 LOB: 2 BB: 0 P: 7	R: 0 E: 0 K: 0 S: 3	H: 0 LOB: 0 BB: 0 P: 3	1B: 9 2B: 2 3B: 0 HR: 0	SF: 0 SAC: 0 DP: 0 HBP: 0	WP: 0 PA: 42 PB: 0 SB: 0 CS: 0
PITCHER	IP WLS BF H R ER SO BB IBB HBP BLK WP HR S P ERA WHIP																
Herm Wehmeier, R (1, 1) ERA: 5.73	6.1 W 32 9 4 2 2 3 0 0 0 0 0 0 33 45 2.84 1.895																
Frank Smith, R (7, 1) ERA: 3.61	2.2 S 10 2 0 0 2 0 0 0 0 0 0 0 14 14 0.00 0.750																

AB 39
R 4
H 11
RBI 4
BB 3
SO 4
LOB 28



Batter	1	2	3	4	5	6	7	8	9	AB	R	H	RBI	BB	SO	LOB	TOP				
Cal Abrams, L OBP: 0.390, SLG: 0.423 (1, 8)	G3	F9 1B		FC6 BB			SH1-3 2B			4	2	3	0	1	0	0	Cincinnati Reds @ Chicago Cubs Wrigley Field, Chicago, IL Wed Aug 13 1952, 3:33 AM CDT Unknown				
Bobby Adams, R OBP: 0.341, SLG: 0.377 (1, 5)	E 1B	F9 1-2 3-H		F3			SH1-3 2-3	L5-3 1B		4	1	2	1	0	0	2					
Willard Marshall, L OBP: 0.342, SLG: 0.430 (1, 9)	E4 1B			FC6 1-2			BB 1B	L5-3 1-2		4	1	1	1	1	0	3					
Ted Kluszewski, L OBP: 0.361, SLG: 0.466 (1, 3)		L8			F7		BB 1B	6-3		4	1	1	1	1	0	1					
Hank Edwards, L OBP: 0.360, SLG: 0.517 Joe Adcock, R OBP: 0.340, SLG: 0.516 (1, 7)	6-3		F8		F8		BB 1B	E5 2B PB		1	0	0	0	0	0	2					
Grady Hatton, L OBP: 0.333, SLG: 0.328 (1, 4)					F8		BB 1B	BB 1-3 G4-3 2B		4	1	2	1	1	0	1					
Andy Seminick, R OBP: 0.337, SLG: 0.461 (1, 2)	IBB K		F7			G3-6 1B	BB 1B	G4-3 BB		4	1	2	0	1	1	4					
Roy McMillan, R OBP: 0.301, SLG: 0.354 (1, 6)		F9 2B	F2			G3-6 1-2	E 3B	G4-3		5	2	2	2	0	0	3					
Bubba Church, R OBP: 0.220, SLG: 0.268 (1, 1)		B1		1-3		6-3	E6 1B	4-3		5	0	0	0	0	0	1					
Inning Stats	R: 1 E: 1 K: 1 S: 8	H: 2 LOB: 3 BB: 1 P: 12	R: 2 E: 0 K: 0 S: 6	H: 3 LOB: 1 BB: 0 P: 6	R: 0 E: 0 K: 0 S: 4	H: 1 LOB: 1 BB: 0 P: 4	R: 0 E: 0 K: 0 S: 3	H: 0 LOB: 1 BB: 1 P: 7	R: 0 E: 0 K: 0 S: 3	H: 1 LOB: 0 BB: 0 P: 3	R: 0 E: 1 K: 0 S: 8	H: 5 LOB: 2 BB: 2 P: 16	R: 0 E: 0 K: 0 S: 3	H: 1 LOB: 0 BB: 0 P: 3	R: 2 E: 1 K: 0 S: 4	H: 1 LOB: 0 BB: 1 P: 8		1B: 10 2B: 4 3B: 1 HR: 0	SF: 0 SAC: 1 DP: 3 HBP: 0	WP: 0 PB: 1 SB: 0 CS: 0	PA: 45
PITCHER	IP WLS BF H R ER SO BB IBB HBP BLK WP HR S P ERA WHIP	IP WLS BF H R ER SO BB IBB HBP BLK WP HR S P ERA WHIP	IP WLS BF H R ER SO BB IBB HBP BLK WP HR S P ERA WHIP	IP WLS BF H R ER SO BB IBB HBP BLK WP HR S P ERA WHIP	IP WLS BF H R ER SO BB IBB HBP BLK WP HR S P ERA WHIP	IP WLS BF H R ER SO BB IBB HBP BLK WP HR S P ERA WHIP	IP WLS BF H R ER SO BB IBB HBP BLK WP HR S P ERA WHIP	IP WLS BF H R ER SO BB IBB HBP BLK WP HR S P ERA WHIP	IP WLS BF H R ER SO BB IBB HBP BLK WP HR S P ERA WHIP	IP WLS BF H R ER SO BB IBB HBP BLK WP HR S P ERA WHIP	IP WLS BF H R ER SO BB IBB HBP BLK WP HR S P ERA WHIP	IP WLS BF H R ER SO BB IBB HBP BLK WP HR S P ERA WHIP	IP WLS BF H R ER SO BB IBB HBP BLK WP HR S P ERA WHIP	IP WLS BF H R ER SO BB IBB HBP BLK WP HR S P ERA WHIP	IP WLS BF H R ER SO BB IBB HBP BLK WP HR S P ERA WHIP	IP WLS BF H R ER SO BB IBB HBP BLK WP HR S P ERA WHIP	IP WLS BF H R ER SO BB IBB HBP BLK WP HR S P ERA WHIP	IP WLS BF H R ER SO BB IBB HBP BLK WP HR S P ERA WHIP	IP WLS BF H R ER SO BB IBB HBP BLK WP HR S P ERA WHIP	IP WLS BF H R ER SO BB IBB HBP BLK WP HR S P ERA WHIP	IP WLS BF H R ER SO BB IBB HBP BLK WP HR S P ERA WHIP

AB 39
R 11
H 14
RBI 8
BB 5
SO 1
LOB 17



Batter	1	2	3	4	5	6	7	8	9	AB	R	H	RBI	BB	SO	LOB	BOTTOM				
Tommy Brown, R OBP: 0.370, SLG: 0.438 (1, 6)	3-1 F8 2B		FC6 BB		6-3		1-3 1B		1-H 1B	4	1	3	1	1	0	1	Cincinnati Reds @ Chicago Cubs Wrigley Field, Chicago, IL Wed Aug 13 1952, 3:33 AM CDT Unknown				
Bob Addis, L OBP: 0.351, SLG: 0.368 (1, 9)	3-1		FC6 1B		3-1		F2		4-3	5	0	0	0	0	6						
Frank Baumholtz, L OBP: 0.357, SLG: 0.419 (1, 8)	F8		G3-6 1B			F4		1B F8 1B		4	1	2	1	0	0						
Gene Hermanski, L OBP: 0.343, SLG: 0.360 (1, 7)	1B BB		G3-6-1			1-3 1B		G6-3 1B		3	0	2	0	1	0	2					
Toby Atwell, L OBP: 0.381, SLG: 0.390 (1, 2)				F9		1-3		F8		4	0	1	1	0	0	2					
Dee Fondy, L OBP: 0.332, SLG: 0.424 (1, 3)	1-2 1B			F5		G3		G6-3		4	0	0	0	0	1	4					
Bill Serena, R OBP: 0.356, SLG: 0.502 (1, 4)		K		F7			1B 1B		F8	4	0	1	0	0	1	0					
Randy Jackson, R OBP: 0.266, SLG: 0.342 (1, 5)		F8			SH3-4 1B		K		6-3	4	0	1	0	0	1	1					
Johnny Klippstein, R OBP: 0.188, SLG: 0.191 Bruce Edwards, R OBP: 0.254, SLG: 0.294 Dick Manville, R (8, 1) Phil Cavarretta, L OBP: 0.339, SLG: 0.309 (9, PH)		F7			SH3-4 1B		P4		1B 1B	1	0	0	0	0	0	0					
Inning Stats	R: 1 E: 0 K: 1 S: 7	H: 2 LOB: 2 BB: 1 P: 11	R: 0 E: 0 K: 1 S: 5	H: 0 LOB: 0 BB: 0 P: 5	R: 0 E: 0 K: 0 S: 3	H: 1 LOB: 1 BB: 1 P: 7	R: 0 E: 0 K: 0 S: 3	H: 0 LOB: 0 BB: 0 P: 3	R: 0 E: 0 K: 0 S: 4	H: 1 LOB: 1 BB: 0 P: 4	R: 0 E: 0 K: 1 S: 7	H: 2 LOB: 2 BB: 0 P: 7	R: 1 E: 0 K: 0 S: 4	H: 2 LOB: 0 BB: 0 P: 4	R: 1 E: 0 K: 0 S: 5	H: 2 LOB: 1 BB: 0 P: 5		1B: 10 2B: 1 3B: 0 HR: 0	SF: 0 SAC: 1 DP: 2 HBP: 0	WP: 0 PB: 0 SB: 0 CS: 0	PA: 38
PITCHER	IP WLS BF H R ER SO BB IBB HBP BLK WP HR S P ERA WHIP	IP WLS BF H R ER SO BB IBB HBP BLK WP HR S P ERA WHIP	IP WLS BF H R ER SO BB IBB HBP BLK WP HR S P ERA WHIP	IP WLS BF H R ER SO BB IBB HBP BLK WP HR S P ERA WHIP	IP WLS BF H R ER SO BB IBB HBP BLK WP HR S P ERA WHIP	IP WLS BF H R ER SO BB IBB HBP BLK WP HR S P ERA WHIP	IP WLS BF H R ER SO BB IBB HBP BLK WP HR S P ERA WHIP	IP WLS BF H R ER SO BB IBB HBP BLK WP HR S P ERA WHIP	IP WLS BF H R ER SO BB IBB HBP BLK WP HR S P ERA WHIP	IP WLS BF H R ER SO BB IBB HBP BLK WP HR S P ERA WHIP	IP WLS BF H R ER SO BB IBB HBP BLK WP HR S P ERA WHIP	IP WLS BF H R ER SO BB IBB HBP BLK WP HR S P ERA WHIP	IP WLS BF H R ER SO BB IBB HBP BLK WP HR S P ERA WHIP	IP WLS BF H R ER SO BB IBB HBP BLK WP HR S P ERA WHIP	IP WLS BF H R ER SO BB IBB HBP BLK WP HR S P ERA WHIP	IP WLS BF H R ER SO BB IBB HBP BLK WP HR S P ERA WHIP	IP WLS BF H R ER SO BB IBB HBP BLK WP HR S P ERA WHIP	IP WLS BF H R ER SO BB IBB HBP BLK WP HR S P ERA WHIP	IP WLS BF H R ER SO BB IBB HBP BLK WP HR S P ERA WHIP	IP WLS BF H R ER SO BB IBB HBP BLK WP HR S P ERA WHIP	IP WLS BF H R ER SO BB IBB HBP BLK WP HR S P ERA WHIP



Batter	1	2	3	4	5	6	7	8	9	AB	R	H	RBI	BB	SO	LOB	TOP		
Cal Abrams, L OBP: 0.384, SLG: 0.413 (1, 8)	4-3		FC6-4 1B		F7			F7		4	0	1	0	0	0	0	Cincinnati Reds @ Chicago Cubs Wrigley Field, Chicago, IL Wed Aug 13 1952, 3:38 AM CDT Att: 16,456 - Unknown		
Bobby Adams, R OBP: 0.340, SLG: 0.376 (1, 5)	F9		FC6-4 HBP 1-2		CS 1B			F4		4	0	1	0	0	0	1			
Willard Marshall, L OBP: 0.343, SLG: 0.429 (1, 9)	WP 1B		1-2 HBP		CS 1-2			3-1		3	0	1	0	0	0	0			
Ted Kluszewski, L OBP: 0.360, SLG: 0.462 (1, 3)	WP BB 1-2		F9		E1 FC4			F9		3	0	0	0	1	0	2			
Joe Adcock, R OBP: 0.339, SLG: 0.512 (1, 7)	F7 1-2 2-3		4-3		FC4 1-2			1B 1B		4	0	1	0	0	0	5			
Grady Hatton, L OBP: 0.329, SLG: 0.324 (1, 4)		4-3			F4 G3			F9		4	0	0	0	0	0	2			
Joe Rossi, R OBP: 0.338, SLG: 0.277 (1, 2)		G3			F2		K	FC6-4 1B		4	0	1	0	0	1	0			
Roy McMillan, R OBP: 0.301, SLG: 0.356 (1, 6)					4-3		F9	FC6-4		4	0	1	0	0	0	2			
Bud Podbielan, R (1, 1) Bob Borkowski, R (7, PH) Frank Smith, R (7, 1) OBP: 0.136, SLG: 0.182		4-3			F8		P3			2	0	0	0	0	0	1			
Inning Stats	R: 0 E: 0 K: 0 S: 4	H: 1 LOB: 2 BB: 1 P: 8	R: 0 E: 0 K: 0 S: 4	H: 1 LOB: 1 BB: 0 P: 4	R: 0 E: 0 K: 0 S: 4	H: 1 LOB: 2 BB: 0 P: 5	R: 0 E: 0 K: 0 S: 3	H: 0 LOB: 0 BB: 0 P: 3	R: 0 E: 1 K: 0 S: 4	H: 0 LOB: 1 BB: 0 P: 4	R: 0 E: 0 K: 1 S: 5	H: 0 LOB: 0 BB: 0 P: 5	R: 0 E: 0 K: 0 S: 3	H: 0 LOB: 0 BB: 0 P: 3	R: 0 E: 0 K: 0 S: 5	H: 2 LOB: 2 BB: 0 P: 5	1B: 5 2B: 1 3B: 0 HR: 0	SF: 0 SAC: 0 DP: 0 HBP: 1	WP: 2 PA: 36 PB: 0 SB: 0 CS: 1
PITCHER Bob Kelly, R ERA: 3.68 (1, 1)	IP: 9.0 WLS: W BF: 35 H: 6 R: 0 ER: 0 SO: 1 BB: 1 IBB: 0 HBP: 1 BLK: 0 WP: 2 HR: 0 S: 35 P: 40 ERA: 0.00 WHIP: 0.778															PITCHER			

Batter	1	2	3	4	5	6	7	8	9	AB	R	H	RBI	BB	SO	LOB	BOTTOM		
Tommy Brown, R OBP: 0.364, SLG: 0.429 (1, 6)	G4-6-3 1B		5-3		6-3		K	4-3		5	0	1	0	0	1	4	Cincinnati Reds @ Chicago Cubs Wrigley Field, Chicago, IL Wed Aug 13 1952, 3:38 AM CDT Att: 16,456 - Unknown		
Bob Addis, L OBP: 0.383, SLG: 0.370 (1, 9) Toby Atwell, L OBP: 0.381, SLG: 0.390 (8, 2)	G4-6-3 1-2			SH1-3 1B			FC4-6 1B			4	1	2	0	0	0	3			
Frank Baumholtz, L OBP: 0.359, SLG: 0.420 (1, 8) (8, 9)	F9			FC5 SH1-3 1B		4-3	HR 1B			4	1	2	1	0	0	1			
Gene Hermanski, L OBP: 0.343, SLG: 0.356 (1, 7)		F2		SH1-3 1-2 2-3		5-3	HR BB			2	1	0	0	1	0	0			
Dee Fondy, L OBP: 0.336, SLG: 0.434 (1, 3)		G3		BB		E6 1B	HR			3	1	2	3	1	0	0			
Bill Serena, R OBP: 0.351, SLG: 0.494 (1, 4)		F4		K		F8	F3			4	0	0	0	0	1	5			
Randy Jackson, R OBP: 0.262, SLG: 0.336 (1, 5)			6-3	FC5 2-3		F7		F7		4	0	0	0	0	0	4			
Harry Chiti, R OBP: 0.313, SLG: 0.542 (1, 2) Hal Jeffcoat, R OBP: 0.294, SLG: 0.349 (7, PR) (8, 8)							1B E 2B	HR		3	1	3	1	0	0	0			
Bob Kelly, R OBP: 0.286, SLG: 0.286 (1, 1)		F1			6-3		FC4-6 1B	5-3		4	0	1	0	0	0	1			
Inning Stats	R: 0 E: 0 K: 0 S: 3	H: 1 LOB: 0 BB: 0 P: 3	R: 0 E: 0 K: 0 S: 3	H: 0 LOB: 0 BB: 0 P: 3	R: 0 E: 0 K: 1 S: 7	H: 2 LOB: 3 BB: 1 P: 11	R: 1 E: 0 K: 0 S: 5	H: 2 LOB: 1 BB: 0 P: 5	R: 0 E: 1 K: 0 S: 4	H: 1 LOB: 1 BB: 0 P: 4	R: 5 E: 1 K: 1 S: 9	H: 4 LOB: 1 BB: 1 P: 13	R: 0 E: 0 K: 0 S: 4	H: 1 LOB: 0 BB: 0 P: 4	R: 1 E: 0 K: 0 S: 4	H: 1 LOB: 0 BB: 0 P: 4	1B: 8 2B: 1 3B: 0 HR: 3	SF: 0 SAC: 1 DP: 1 HBP: 0	WP: 0 PA: 37 PB: 0 SB: 1 CS: 0
PITCHER Bud Podbielan, R ERA: 4.82 (1, 1) Frank Smith, R ERA: 4.12 (7, 1)	IP: 6.0 WLS: L BF: 25 H: 7 R: 1 ER: 1 SO: 1 BB: 1 IBB: 0 HBP: 0 BLK: 0 WP: 1 HR: 2 S: 26 P: 30 ERA: 1.50 WHIP: 1.333															PITCHER			

Batter	1	2	3	4	5	6	7	8	9	AB	R	H	RBI	BB	SO	LOB	TOP							
Cal Abrams, L OBP: 0.396, SLG: 0.418 (1, 8)										4	1	2	0	1	0	1								
Bobby Adams, R OBP: 0.341, SLG: 0.376 (1, 5)										5	0	2	1	0	0	3								
Willard Marshall, L OBP: 0.341, SLG: 0.425 (1, 9)										5	0	1	1	0	0	1								
Ted Kluszewski, L OBP: 0.363, SLG: 0.472 (1, 3)										5	1	3	1	0	1	1								
Joe Adcock, R OBP: 0.334, SLG: 0.505 Bob Borkowski, R OBP: 0.309, SLG: 0.352 (1, 7) (8, 8)										4	0	0	0	0	3	3								
Grady Hatton, L OBP: 0.329, SLG: 0.322 (1, 4)										3	0	0	0	1	0	0								
Andy Seminick, R OBP: 0.336, SLG: 0.458 (1, 2)										4	1	1	0	0	2	2								
Roy McMillan, R OBP: 0.298, SLG: 0.352 (1, 6)										4	0	0	0	0	2	1								
Ken Raffensberger, R OBP: 0.133, SLG: 0.121 (1, 1)										3	1	2	0	0	1	0								
Inning Stats	R: 0 E: 0 K: 1 S: 7	H: 2 LOB: 2 BB: 0 P: 7	R: 1 E: 1 K: 0 S: 5	H: 1 LOB: 2 BB: 1 P: 9	R: 1 E: 0 K: 1 S: 6	H: 1 LOB: 1 BB: 0 P: 6	R: 0 E: 0 K: 2 S: 8	H: 0 LOB: 0 BB: 0 P: 8	R: 0 E: 0 K: 1 S: 5	H: 1 LOB: 1 BB: 0 P: 5	R: 0 E: 0 K: 2 S: 7	H: 0 LOB: 0 BB: 0 P: 7	R: 0 E: 0 K: 1 S: 8	H: 1 LOB: 1 BB: 0 P: 8	R: 0 E: 0 K: 0 S: 4	H: 1 LOB: 2 BB: 1 P: 8	R: 2 E: 0 K: 0 S: 6	H: 3 LOB: 1 BB: 0 P: 6	1B: 9 2B: 1 3B: 0 HR: 1	SF: 0 SAC: 1 DP: 0 HBP: 0	WP: 1 PB: 1 SB: 0 CS: 0	PA: 40		
PITCHER	IP	WLS	BF	H	R	ER	SO	BB	IBB	HBP	BLK	WP	HR	S	P	ERA	WHIP							
Warren Hacker, R ERA: 2.92 Dutch Leonard, R ERA: 2.4 Bob Schultz, L ERA: 4.08 (1, 1) (9, 1) (9, 1)	8.0	L	34	8	2	1	9	1	1	0	0	1	1	50	58	1.12	1.125							

Cincinnati Reds @ Chicago Cubs
Wrigley Field, Chicago, IL
Thu Aug 14 1952, 3:33 AM CDT
Att: 6,965 - Cloudy - 85 F

AB 37
R 4
H 11
RBI 3
BB 2
SO 9
LOB 12



Batter	1	2	3	4	5	6	7	8	9	AB	R	H	RBI	BB	SO	LOB	BOTTOM							
Tommy Brown, R OBP: 0.354, SLG: 0.415 (1, 6)										4	0	0	0	0	1	1								
Hal Jeffcoat, R OBP: 0.288, SLG: 0.352 (1, 8)										4	0	2	0	0	0	0								
Frank Baumholtz, L OBP: 0.358, SLG: 0.417 (1, 9)										4	0	1	0	0	0	1								
Bill Serena, R OBP: 0.346, SLG: 0.487 (1, 4)										4	0	0	0	0	1	3								
Randy Jackson, R OBP: 0.263, SLG: 0.349 (1, 5)										3	1	1	1	0	0	0								
Harry Chiti, R OBP: 0.314, SLG: 0.529 (1, 2)										3	0	1	0	0	0	0								
Dee Fondy, L OBP: 0.333, SLG: 0.430 (1, 3)										3	0	0	0	0	1	1								
Gene Hermanski, L OBP: 0.340, SLG: 0.353 Roy Smalley, R OBP: 0.281, SLG: 0.316 Bob Addis, L OBP: 0.353, SLG: 0.370 (1, 7) (8, PH) (9, 7)										2	0	0	0	0	1	0								
Warren Hacker, R OBP: 0.079, SLG: 0.079 Bruce Edwards, R OBP: 0.281, SLG: 0.280 Dutch Leonard, R OBP: 0.286, SLG: 0.286 (1, 1) (8, PH) (9, 1)										2	0	0	0	0	1	0								
Inning Stats	R: 0 E: 0 K: 1 S: 6	H: 1 LOB: 1 BB: 0 P: 6	R: 1 E: 0 K: 0 S: 4	H: 2 LOB: 0 BB: 0 P: 4	R: 0 E: 0 K: 0 S: 5	H: 2 LOB: 2 BB: 0 P: 5	R: 0 E: 0 K: 0 S: 3	H: 0 LOB: 0 BB: 0 P: 3	R: 0 E: 0 K: 3 S: 9	H: 0 LOB: 0 BB: 0 P: 9	R: 0 E: 0 K: 0 S: 3	H: 0 LOB: 0 BB: 0 P: 3	R: 0 E: 0 K: 1 S: 5	H: 0 LOB: 0 BB: 0 P: 5	R: 0 E: 1 K: 0 S: 3	H: 0 LOB: 0 BB: 0 P: 3	R: 0 E: 0 K: 0 S: 3	H: 0 LOB: 0 BB: 0 P: 3	1B: 4 2B: 0 3B: 0 HR: 1	SF: 0 SAC: 0 DP: 2 HBP: 0	WP: 0 PB: 0 SB: 0 CS: 0	PA: 31		
PITCHER	IP	WLS	BF	H	R	ER	SO	BB	IBB	HBP	BLK	WP	HR	S	P	ERA	WHIP							
Ken Raffensberger, L ERA: 2.49 (1, 1)	9.0	W	31	5	1	1	5	0	0	0	0	0	1	41	41	1.00	0.556							

Cincinnati Reds @ Chicago Cubs
Wrigley Field, Chicago, IL
Thu Aug 14 1952, 3:33 AM CDT
Att: 6,965 - Cloudy - 85 F

AB 31
R 1
H 5
RBI 1
BB 0
SO 5
LOB 6



Batter	1	2	3	4	5	6	7	8	9	AB	R	H	RBI	BB	SO	LOB	TOP		
Bob Borkowski, R OBP: 0.310, SLG: 0.351 (1, 8)	5-3		E S BB		P5		FC6		E6 1B	4	0	1	0	1	0	3	Cincinnati Reds @ St. Louis Cardinals Sportsman's Park, St. Louis, MO Sat Aug 16 1952, 4:33 AM EDT Att: 12,338 - Unknown		
Bobby Adams, R OBP: 0.341, SLG: 0.378 (1, 5)	2B		6-3			P6		E 1B	1-3	5	1	2	0	0	0	2			
Willard Marshall, L OBP: 0.340, SLG: 0.421 (1, 9)	L5		6-3					E3 1B		3	0	0	0	1	0	3			
Ted Kluszewski, L OBP: 0.364, SLG: 0.472 (1, 3)	F8				G6-4-3 1B		F8		1-2 2H 1B	4	0	2	1	0	0	2			
Joe Adcock, R OBP: 0.330, SLG: 0.498 (1, 7)		P4		G6-4-3 1-2		1-3		P6		4	0	0	0	0	0	4			
Grady Hatton, L OBP: 0.328, SLG: 0.324 (1, 4)	4-3			L5				1B 2B	K	4	0	1	0	0	1	2			
Andy Seminick, R OBP: 0.334, SLG: 0.455 (1, 2)		E5				FC4 1B		K	5-3	4	0	1	0	0	1	3			
Roy McMillan, R OBP: 0.298, SLG: 0.351 (1, 6)		K				FC4 1-2		FC6 1B	4-3	4	0	1	0	0	1	2			
Harry Perkowski, L OBP: 0.213, SLG: 0.267 (1, 1)			6-3					K		2	0	0	0	0	1	1			
Herm Wehmeier, R OBP: 0.235, SLG: 0.286 (7, PH)									F9	1	0	0	0	0	1	2			
Joe Nuxhall, L OBP: 0.105, SLG: 0.105 (7, 1)										0	0	0	0	0	0	0			
Dixie Howell, R OBP: 0.242, SLG: 0.452 (9, PH)										1	0	0	0	0	0	0			
Inning Stats	R: 0 E: 0 K: 0 S: 4	H: 1 LOB: 1 BB: 0 P: 4	R: 0 E: 1 K: 1 S: 6	H: 0 LOB: 1 BB: 0 P: 6	R: 0 E: 0 K: 0 S: 3	H: 1 LOB: 0 BB: 1 P: 7	R: 0 E: 0 K: 0 S: 3	H: 1 LOB: 1 BB: 1 P: 6	R: 0 E: 0 K: 2 S: 9	H: 2 LOB: 2 BB: 0 P: 9	R: 1 E: 1 K: 1 S: 8	H: 2 LOB: 2 BB: 0 P: 8	R: 0 E: 1 K: 0 S: 4	H: 1 LOB: 1 BB: 0 P: 4	1B: 6 2B: 2 3B: 0 HR: 0	SF: 0 SAC: 0 DP: 1 HBP: 0	WP: 0 PA: 38 PB: 0 SB: 1 CS: 0		
PITCHER	IP	WLS	BF	H	R	ER	SO	BB	IBB	HBP	BLK	WP	HR	S	P	ERA	WHIP		
Vinegar Bend Mizell, L ERA: 3.59	(1, 1)	7.0	W	31	7	1	1	4	2	0	0	0	0	37	45	1.29	1.286		
Harry Brecheen, L ERA: 3.48	(8, 1)	2.0	S	7	1	0	0	1	0	0	0	0	0	9	9	0.00	0.500		

AB 36
R 1
H 8
RBI 1
BB 2
SO 5
LOB 24



Batter	1	2	3	4	5	6	7	8	9	AB	R	H	RBI	BB	SO	LOB	BOTTOM		
Solly Hemus, L OBP: 0.390, SLG: 0.421 (1, 6)	HR		G3		HR		K			4	2	2	2	0	1	0	Cincinnati Reds @ St. Louis Cardinals Sportsman's Park, St. Louis, MO Sat Aug 16 1952, 4:33 AM EDT Att: 12,338 - Unknown		
Red Schoendienst, S OBP: 0.341, SLG: 0.413 (1, 4)	L1		6-3		F7			BB		3	0	0	0	1	0	0			
Stan Musial, L OBP: 0.427, SLG: 0.495 (1, 8)	F7		F8		1-3		K			4	0	0	0	0	1	1			
Enos Slaughter, L OBP: 0.390, SLG: 0.447 (1, 9)	P6				1B 1B		6-3		L1	4	1	1	0	0	0	0			
Peanuts Lowrey, R OBP: 0.334, SLG: 0.339 (1, 7)		SH1-3 1B		F7		F7		F7		4	0	1	0	0	0	1			
Del Rice, R OBP: 0.342, SLG: 0.425 (1, 2)		SH1-3		G3 1B				5-3		2	0	1	0	1	0	0			
Tommy Glaviano, R OBP: 0.372, SLG: 0.539 (1, 5)				G3 1B		K				3	0	2	1	0	1	1			
Dick Sisler, L OBP: 0.309, SLG: 0.380 (1, 3)		L3		G3		G3				3	0	0	0	0	0	5			
Vinegar Bend Mizell, R OBP: 0.059, SLG: 0.118	(1, 1)		G3		F9					3	0	0	0	0	1	4			
Harry Brecheen, L OBP: 0.300, SLG: 0.222 (8, 1)							K			0	0	0	0	0	0	0			
Inning Stats	R: 1 E: 0 K: 0 S: 4	H: 1 LOB: 0 BB: 0 P: 4	R: 0 E: 0 K: 0 S: 5	H: 2 LOB: 2 BB: 0 P: 5	R: 0 E: 0 K: 0 S: 3	H: 0 LOB: 0 BB: 0 P: 3	R: 1 E: 0 K: 0 S: 6	H: 3 LOB: 2 BB: 0 P: 6	R: 1 E: 0 K: 0 S: 4	H: 1 LOB: 0 BB: 0 P: 4	R: 0 E: 0 K: 1 S: 5	H: 0 LOB: 1 BB: 1 P: 9	R: 0 E: 0 K: 3 S: 9	H: 0 LOB: 1 BB: 1 P: 13	R: 0 E: 0 K: 0 S: 3	H: 0 LOB: 0 BB: 0 P: 3	1B: 5 2B: 0 3B: 0 HR: 2	SF: 0 SAC: 1 DP: 0 HBP: 0	WP: 0 PA: 33 PB: 0 SB: 0 CS: 0
PITCHER	IP	WLS	BF	H	R	ER	SO	BB	IBB	HBP	BLK	WP	HR	S	P	ERA	WHIP		
Harry Perkowski, L ERA: 4.25	(1, 1)	6.0	L	26	7	3	3	1	1	0	0	0	0	27	31	4.50	1.333		
Joe Nuxhall, L ERA: 3.05	(7, 1)	2.0		7	0	0	0	3	1	0	0	0	0	12	16	0.00	0.500		

AB 30
R 3
H 7
RBI 3
BB 2
SO 4
LOB 12



Batter	1	2	3	4	5	6	7	8	9	AB	R	H	RBI	BB	SO	LOB	TOP					
Cal Abrams, L OBP: 0.400, SLG: 0.415 (1, 8)										3	0	1	0	1	0	0	Cincinnati Reds @ St. Louis Cardinals Sportsman's Park, St. Louis, MO Sun Aug 17 1952, 4:33 AM EDT Att: 19,737 - Overcast - 95 F					
Bobby Adams, R OBP: 0.342, SLG: 0.379 (1, 5)										4	0	2	0	0	0	1						
Willard Marshall, L OBP: 0.337, SLG: 0.417 (1, 9)										3	0	0	0	0	0	3						
Ted Kluszewski, L OBP: 0.368, SLG: 0.474 (1, 3)										3	0	2	0	1	1	1						
Joe Adcock, R OBP: 0.332, SLG: 0.498 (1, 7)										4	1	2	0	0	2	2						
Grady Hatton, L OBP: 0.325, SLG: 0.320 (1, 4)										4	0	0	0	0	0	4						
Andy Seminick, R OBP: 0.333, SLG: 0.450 (1, 2)										3	0	0	0	1	1	3						
Roy McMillan, R OBP: 0.295, SLG: 0.348 (1, 6)										4	0	0	0	0	0	3						
Frank Hiller, R OBP: 0.258, SLG: 0.148 (1, 1)										2	0	0	0	0	1	0						
Hank Edwards, L OBP: 0.358, SLG: 0.514 (8, PH)										1	0	0	0	0	0	0						
Bud Podbielan, R OBP: 0.309, SLG: 0.350 (8, PH)										0	0	0	0	0	0	0						
Bob Borkowski, R OBP: 0.309, SLG: 0.350 (8, PH)										1	0	0	0	0	1	2						
Inning Stats	R: 0 E: 0 K: 0 S: 2	H: 0 LOB: 0 BB: 1 P: 6	R: 0 E: 0 K: 1 S: 7	H: 2 LOB: 2 BB: 0 P: 7	R: 0 E: 0 K: 1 S: 6	H: 2 LOB: 1 BB: 0 P: 6	R: 0 E: 0 K: 1 S: 5	H: 0 LOB: 1 BB: 1 P: 9	R: 0 E: 0 K: 0 S: 3	H: 0 LOB: 0 BB: 0 P: 3	R: 0 E: 1 K: 2 S: 8	H: 0 LOB: 1 BB: 0 P: 8	R: 0 E: 0 K: 0 S: 3	H: 0 LOB: 2 BB: 0 P: 3	R: 0 E: 0 K: 0 S: 4	H: 1 LOB: 1 BB: 0 P: 4	R: 1 E: 1 K: 1 S: 7	H: 2 LOB: 2 BB: 1 P: 11	1B: 7 2B: 2 3B: 0 HR: 0	SF: 0 SAC: 1 DP: 2 HBP: 0	WP: 0 PB: 0 SB: 0 CS: 0	PA: 36
PITCHER Stu Miller, R ERA: 0.00	IP: 9.0 WLS: W BF: 36 H: 7 R: 1 ER: 0 SO: 6 BB: 3 IBB: 0 HBP: 0 BLK: 0 WP: 0 HR: 0 S: 45 P: 57 ERA: 0.00 WHIP: 1.111															PITCHER						

AB	32
R	1
H	7
RBI	0
BB	3
SO	6
LOB	19



Batter	1	2	3	4	5	6	7	8	9	AB	R	H	RBI	BB	SO	LOB	BOTTOM			
Solly Hemus, L OBP: 0.393, SLG: 0.433 (1, 6)										3	2	2	0	1	0	0	Cincinnati Reds @ St. Louis Cardinals Sportsman's Park, St. Louis, MO Sun Aug 17 1952, 4:33 AM EDT Att: 19,737 - Overcast - 95 F			
Red Schoendienst, S OBP: 0.342, SLG: 0.416 (1, 4)										4	0	2	2	0	0	1				
Stan Musial, L OBP: 0.430, SLG: 0.497 (1, 8)										3	0	2	0	1	0	1				
Enos Slaughter, L OBP: 0.388, SLG: 0.444 (1, 9)										4	0	1	0	0	0	4				
Hal Rice, L OBP: 0.344, SLG: 0.434 (1, 7)										4	0	2	0	0	0	4				
Peanuts Lowrey, R OBP: 0.334, SLG: 0.339 (9, 7)										0	0	0	0	0	0	0				
Vern Benson, L OBP: 0.294, SLG: 0.400 (1, 5)										4	0	1	0	0	0	3				
Dick Sisler, L OBP: 0.311, SLG: 0.382 (1, 3)										3	0	1	0	1	0	2				
Del Rice, R OBP: 0.338, SLG: 0.420 (1, 2)										4	0	0	0	0	0	2				
Stu Miller, R OBP: 0.143, SLG: 0.143 (1, 1)										4	0	0	0	0	0	2				
Inning Stats	R: 0 E: 0 K: 0 S: 4	H: 1 LOB: 2 BB: 1 P: 8	R: 0 E: 0 K: 0 S: 3	H: 0 LOB: 0 BB: 0 P: 3	R: 0 E: 0 K: 0 S: 3	H: 0 LOB: 0 BB: 0 P: 3	R: 0 E: 0 K: 0 S: 5	H: 2 LOB: 2 BB: 0 P: 5	R: 1 E: 0 K: 0 S: 5	H: 2 LOB: 1 BB: 0 P: 5	R: 0 E: 0 K: 0 S: 4	H: 3 LOB: 2 BB: 0 P: 4	R: 1 E: 0 K: 0 S: 5	H: 2 LOB: 2 BB: 1 P: 9	R: 0 E: 0 K: 0 S: 4	H: 1 LOB: 2 BB: 1 P: 8	1B: 7 2B: 2 3B: 2 HR: 0	SF: 0 SAC: 0 DP: 0 HBP: 0	WP: 0 PB: 0 SB: 0 CS: 1	PA: 36
PITCHER Frank Hiller, R ERA: 4.66	IP: 7.0 WLS: L BF: 31 H: 10 R: 2 ER: 2 SO: 2 BB: 1 IBB: 1 HBP: 0 BLK: 0 WP: 0 HR: 0 S: 29 P: 37 ERA: 2.57 WHIP: 1.571															PITCHER				
PITCHER Bud Podbielan, R ERA: 4.66	IP: 1.0 WLS: L BF: 5 H: 1 R: 0 ER: 0 SO: 0 BB: 1 IBB: 0 HBP: 0 BLK: 0 WP: 0 HR: 0 S: 4 P: 8 ERA: 0.00 WHIP: 2.000															PITCHER				


AB	33
R	2
H	11
RBI	2
BB	3
SO	0
LOB	19



Batter	1	2	3	4	5	6	7	8	9	AB	R	H	RBI	BB	SO	LOB	TOP											
Billy Cox, R OBP: 0.321, SLG: 0.370 (1, 5)										5	0	3	1	0	1	0												
Pee Wee Reese, R OBP: 0.371, SLG: 0.376 (1, 6)										5	0	3	0	0	1	2												
Jackie Robinson, R OBP: 0.444, SLG: 0.479 (1, 4)										5	0	0	0	0	0	5												
Roy Campanella, R OBP: 0.372, SLG: 0.456 (1, 2)										5	0	1	0	0	1	2												
George Shuba, L OBP: 0.460, SLG: 0.541 Duke Snider, L OBP: 0.368, SLG: 0.459 (8, 8)										4	1	3	0	0	0	0												
Andy Pafo, R OBP: 0.386, SLG: 0.466 (8, 7)										4	0	1	0	0	2	3												
Gil Hodges, R OBP: 0.382, SLG: 0.509 (1, 3)										2	1	0	0	2	0	4												
Carl Furillo, R OBP: 0.292, SLG: 0.332 (1, 9)										4	1	1	1	0	0	1												
Preacher Roe, R OBP: 0.192, SLG: 0.093 (1, 1)										4	0	1	1	0	1	0												
Inning Stats	R: 0 E: 0 K: 1 S: 8	H: 2 LOB: 1 BB: 0 P: 13	R: 0 E: 0 K: 1 S: 8	H: 0 LOB: 1 BB: 1 P: 13	R: 0 E: 0 K: 0 S: 6	H: 1 LOB: 1 BB: 0 P: 7	R: 3 E: 0 K: 0 S: 18	H: 4 LOB: 2 BB: 1 P: 30	R: 0 E: 0 K: 1 S: 7	H: 2 LOB: 2 BB: 0 P: 10	R: 0 E: 0 K: 0 S: 12	H: 2 LOB: 1 BB: 0 P: 14	R: 0 E: 0 K: 2 S: 8	H: 0 LOB: 0 BB: 0 P: 12	R: 0 E: 0 K: 1 S: 7	H: 0 LOB: 0 BB: 0 P: 10	1B: 13 2B: 0 3B: 0 HR: 0	SF: 0 SAC: 0 DP: 1 HBP: 0	WP: 0 PB: 0 SB: 1 CS: 0	PA: 40								
PITCHER	IP	WLS	BF	H	R	ER	SO	BB	IBB	HBP	BLK	WP	HR	S	P	ERA	WHIP											
Bubba Church, R ERA: 4.25 Frank Smith, R ERA: 3.99	(1, 1)	6.0	L	30	11	3	3	3	2	0	0	0	0	0	55	83	4.50	2.167										
(7, 1)	3.0		10	2	0	0	3	0	0	0	0	0	0	27	36	0.00	0.667											

Brooklyn Dodgers @ Cincinnati Reds
Crosley Field, Cincinnati, OH
Tue Aug 19 1952, 3:33 AM EDT
Unknown

AB	38
R	3
H	13
RBI	3
BB	2
SO	6
LOB	17



Batter	1	2	3	4	5	6	7	8	9	AB	R	H	RBI	BB	SO	LOB	BOTTOM										
Bob Borkowski, R OBP: 0.311, SLG: 0.352 (1, 8)										4	0	2	0	0	1	0											
Bobby Adams, R OBP: 0.344, SLG: 0.379 (1, 5)										3	0	1	0	1	0	1											
Willard Marshall, L OBP: 0.336, SLG: 0.413 (1, 9)										3	0	0	0	1	0	1											
Ted Kluszewski, L OBP: 0.364, SLG: 0.469 (1, 3)										4	0	0	0	0	2	4											
Joe Adcock, R OBP: 0.334, SLG: 0.498 (1, 7)										4	0	2	0	0	1	3											
Grady Hatton, L OBP: 0.323, SLG: 0.318 (1, 4)										3	0	0	0	0	1	2											
Andy Seminick, R OBP: 0.330, SLG: 0.446 (1, 2)										3	0	0	0	0	0	1											
Roy McMillan, R OBP: 0.293, SLG: 0.345 (1, 6)										3	0	0	0	0	0	1											
Bubba Church, R OBP: 0.214, SLG: 0.262 Dixie Howell, R OBP: 0.235, SLG: 0.438 Frank Smith, R OBP: 0.196, SLG: 0.182 Joe Rossi, R OBP: 0.336, SLG: 0.274 (8, PH)										1	0	0	0	0	0	0											
										1	0	0	0	0	1	0											
										0	0	0	0	0	0	0											
										1	0	0	0	0	1	0											
Inning Stats	R: 0 E: 0 K: 0 S: 6	H: 1 LOB: 0 BB: 0 P: 11	R: 0 E: 0 K: 0 S: 5	H: 1 LOB: 0 BB: 0 P: 8	R: 0 E: 0 K: 0 S: 5	H: 0 LOB: 0 BB: 0 P: 7	R: 0 E: 0 K: 0 S: 8	H: 0 LOB: 0 BB: 0 P: 11	R: 0 E: 0 K: 1 S: 9	H: 0 LOB: 0 BB: 0 P: 13	R: 0 E: 0 K: 1 S: 9	H: 0 LOB: 0 BB: 0 P: 12	R: 0 E: 0 K: 2 S: 12	H: 0 LOB: 1 BB: 1 P: 20	R: 0 E: 0 K: 1 S: 9	H: 1 LOB: 1 BB: 0 P: 11	R: 0 E: 0 K: 2 S: 18	H: 2 LOB: 3 BB: 1 P: 30	1B: 5 2B: 1 3B: 0 HR: 0	SF: 0 SAC: 0 DP: 2 HBP: 0	WP: 0 PB: 0 SB: 0 CS: 0	PA: 32					
PITCHER	IP	WLS	BF	H	R	ER	SO	BB	IBB	HBP	BLK	WP	HR	S	P	ERA	WHIP										
Preacher Roe, L ERA: 2.77	(1, 1)	9.0	W	32	5	0	0	7	2	0	0	0	0	81	123	0.00	0.778										

Brooklyn Dodgers @ Cincinnati Reds
Crosley Field, Cincinnati, OH
Tue Aug 19 1952, 3:33 AM EDT
Unknown

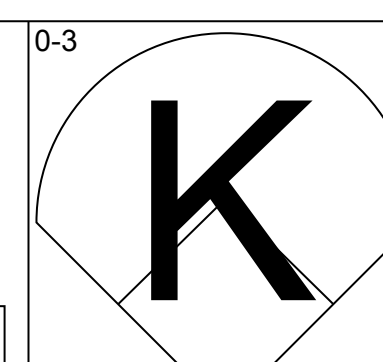
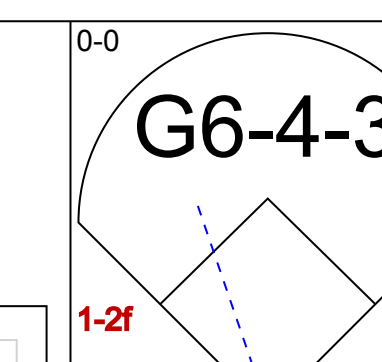
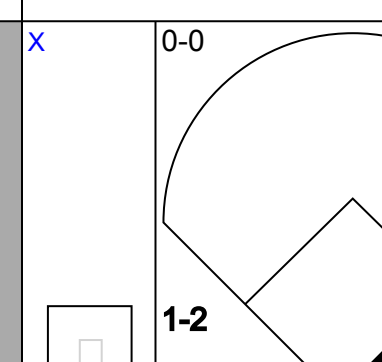
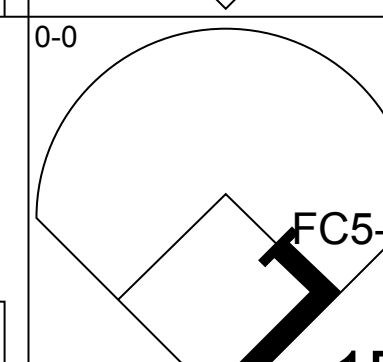
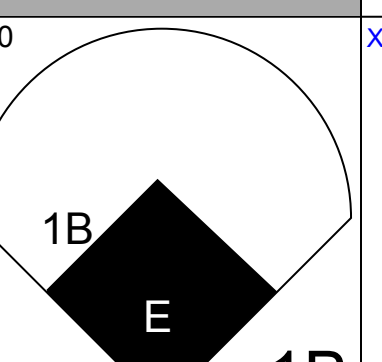
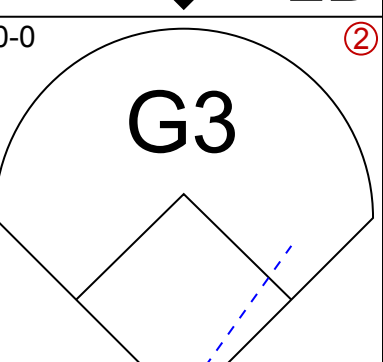
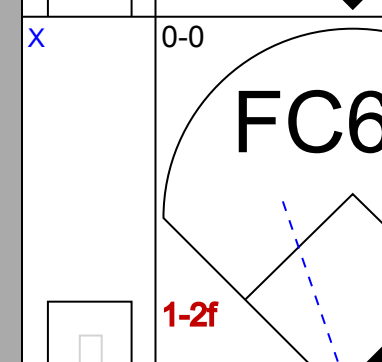
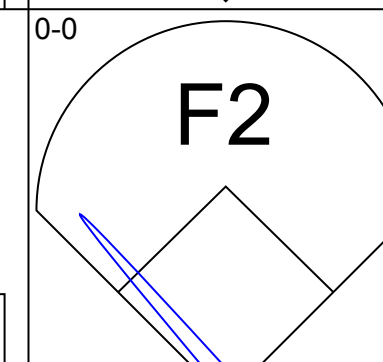
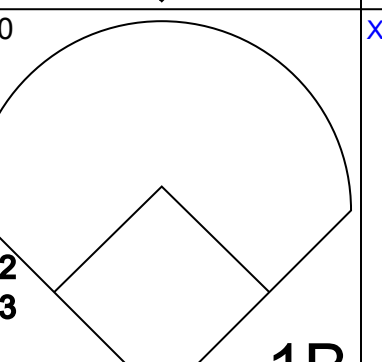
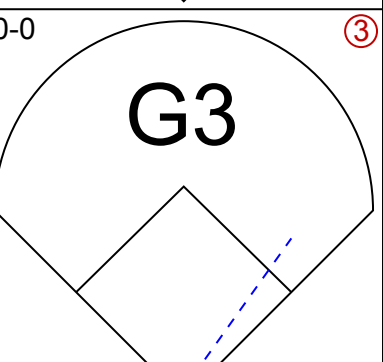
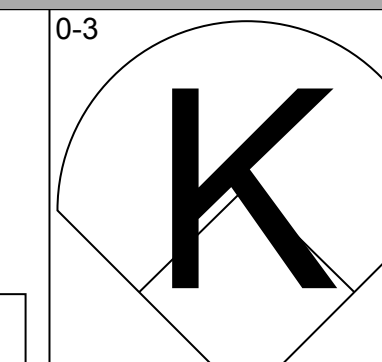
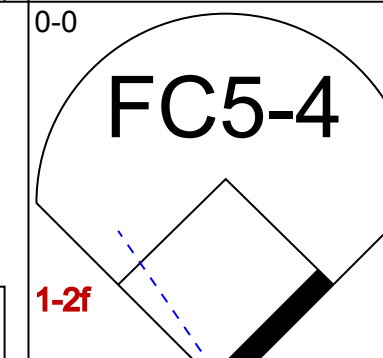
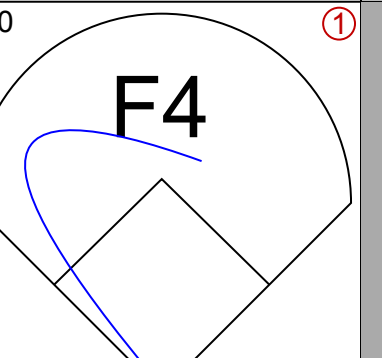
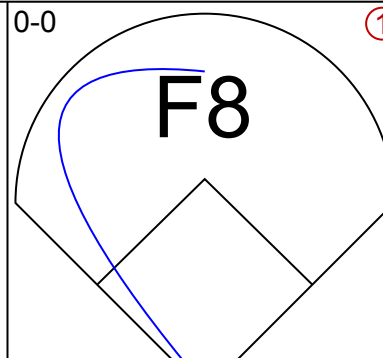
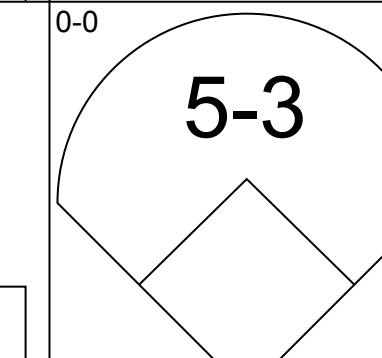
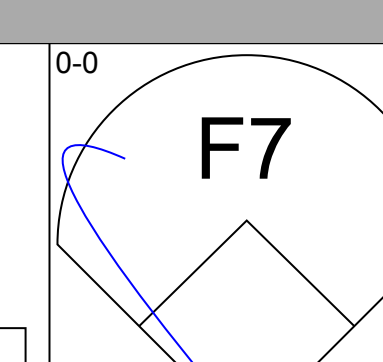
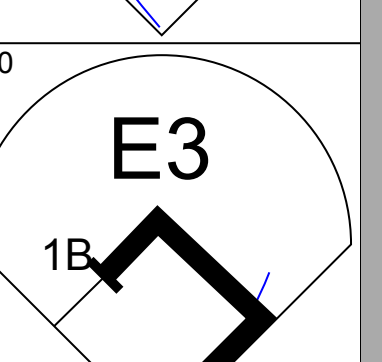
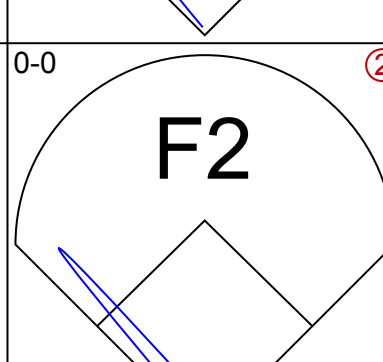
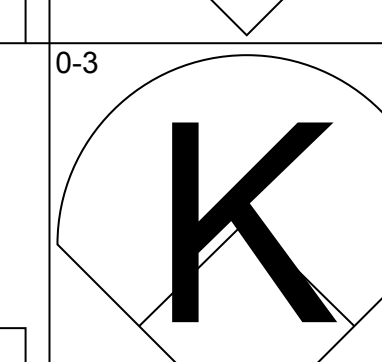
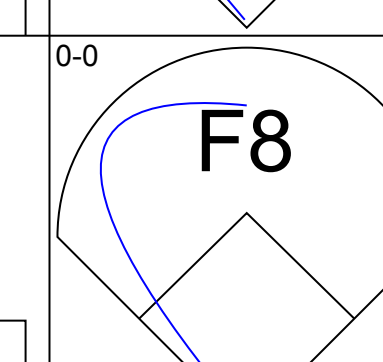
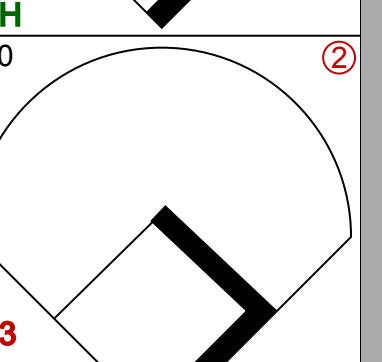
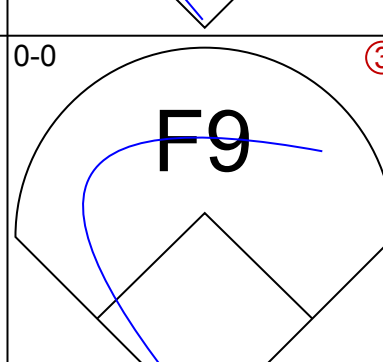
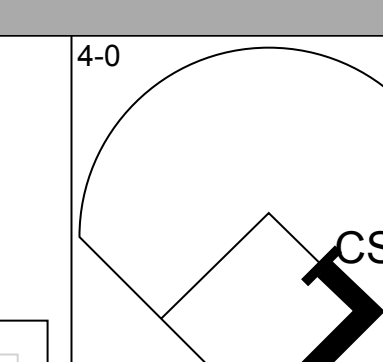
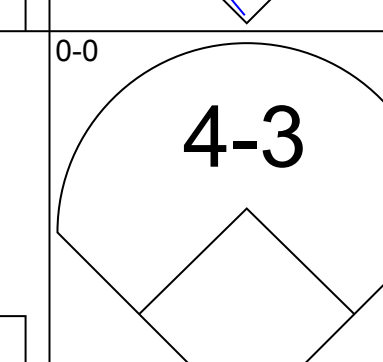
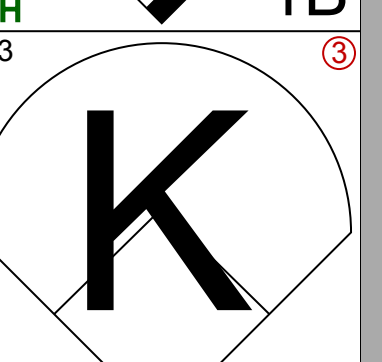
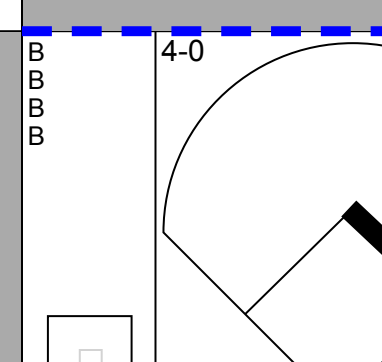
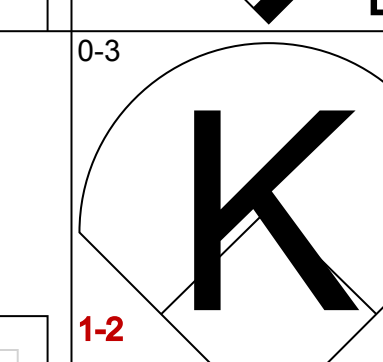
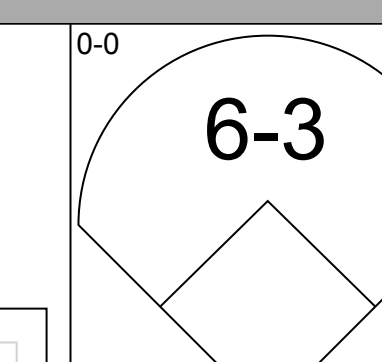
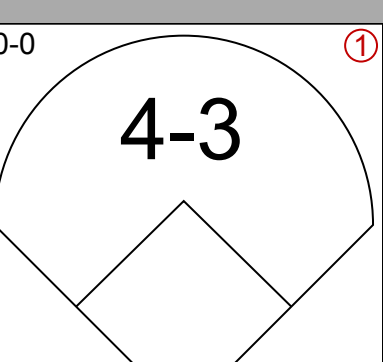
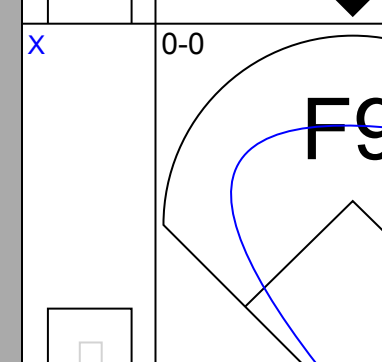
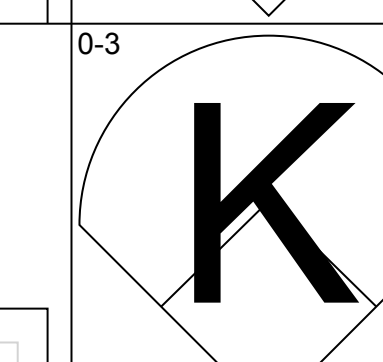
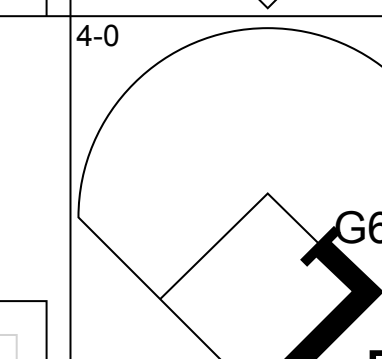

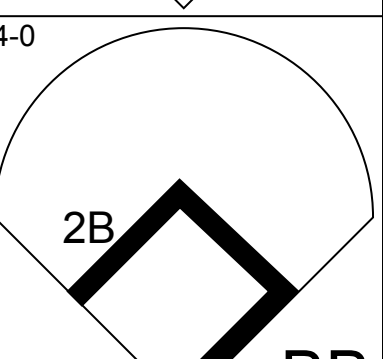
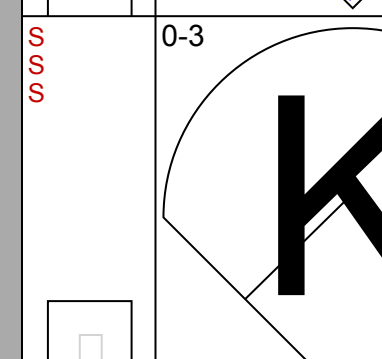
AB	30
R	0
H	5
RBI	0
BB	2
SO	7
LOB	13

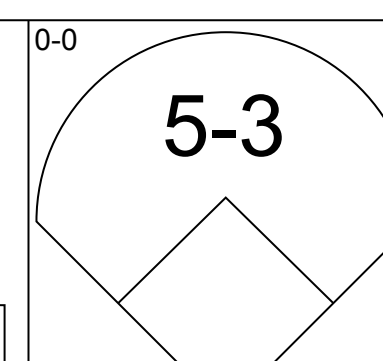
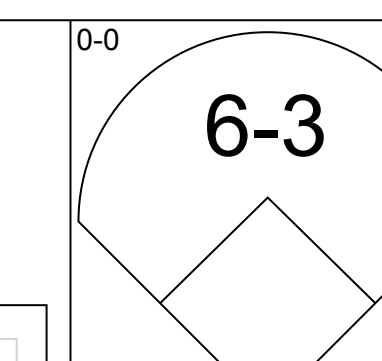
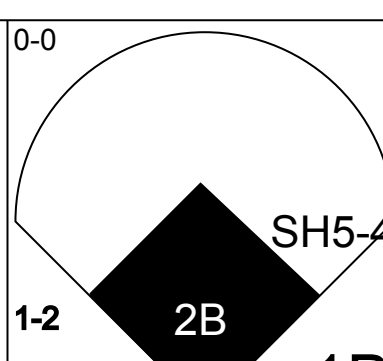
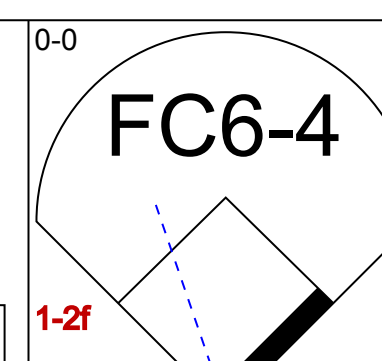
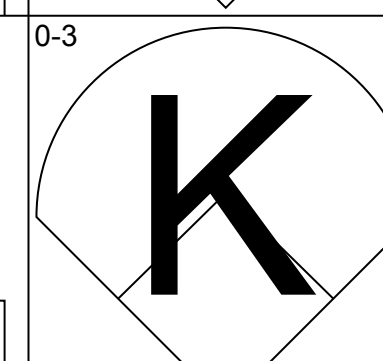
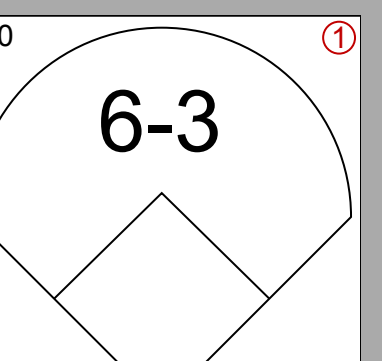
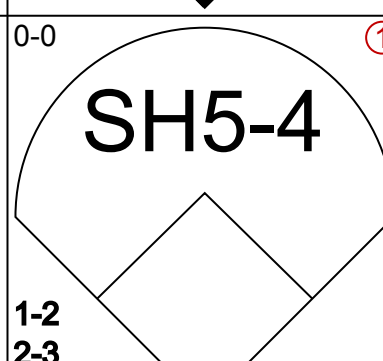
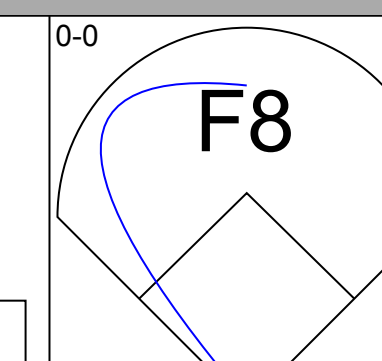
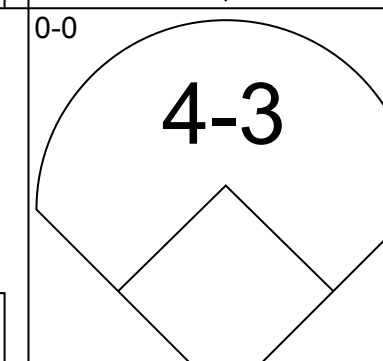
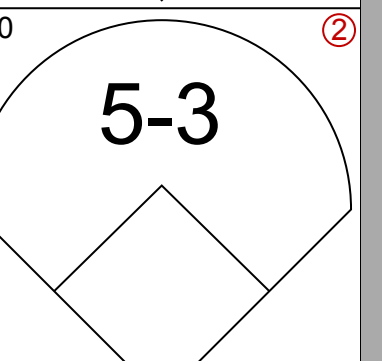
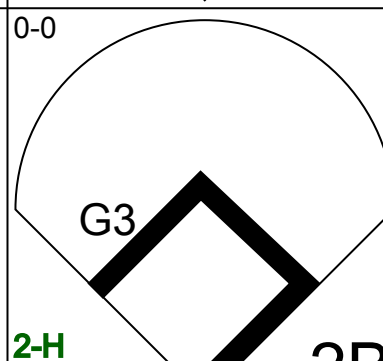
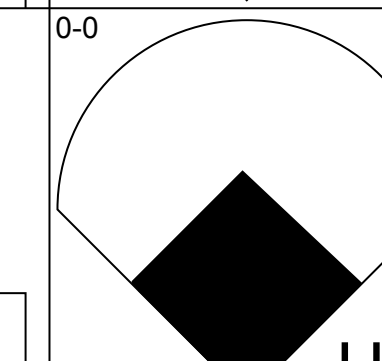
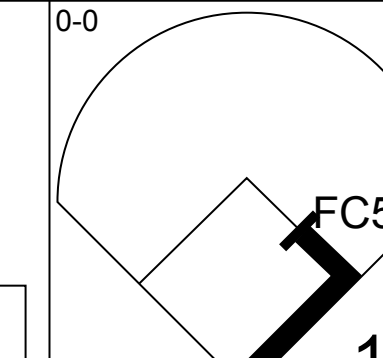
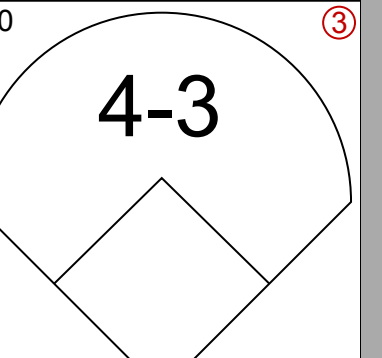
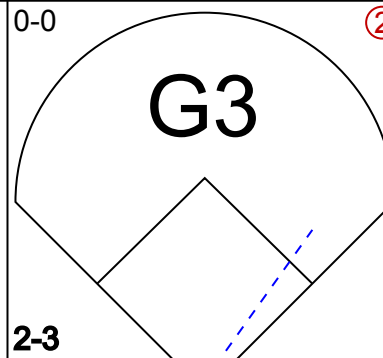
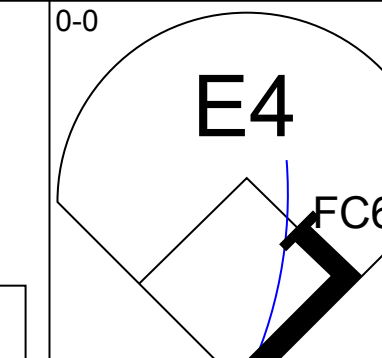
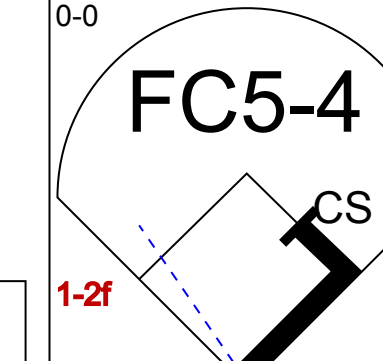
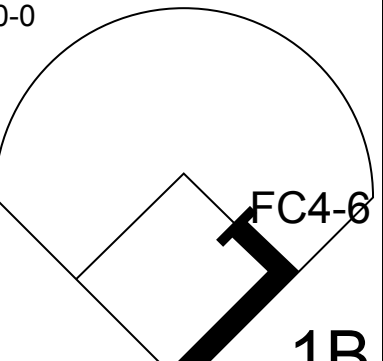
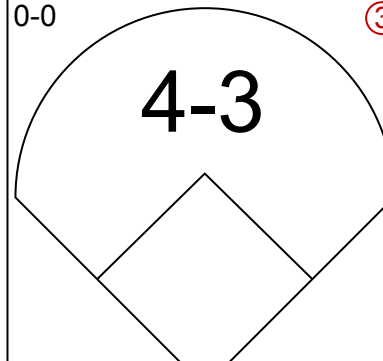
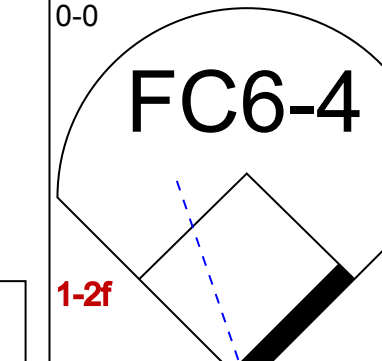

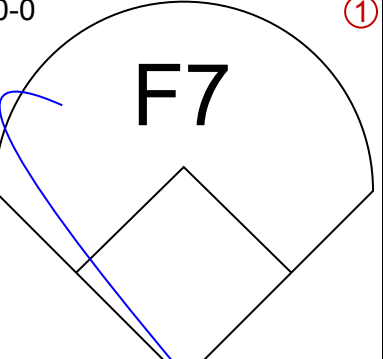
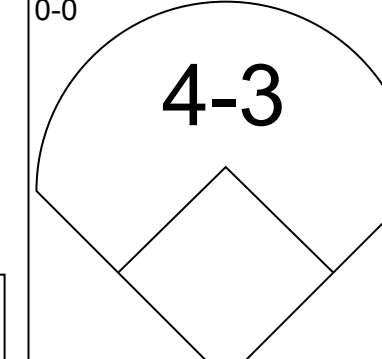
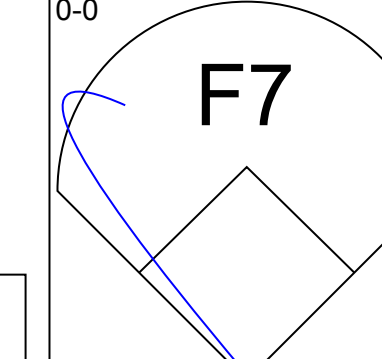
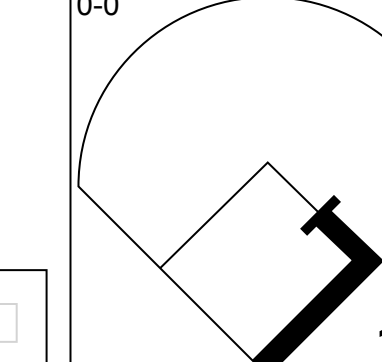
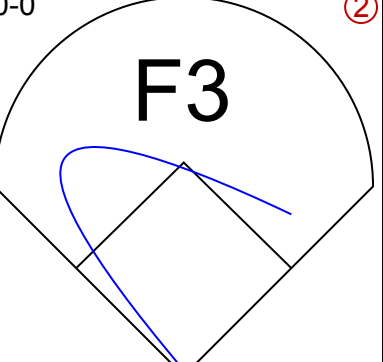
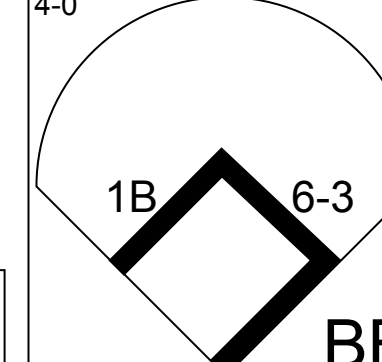
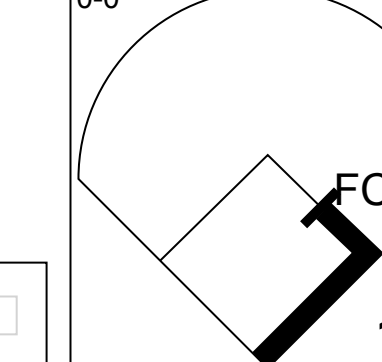
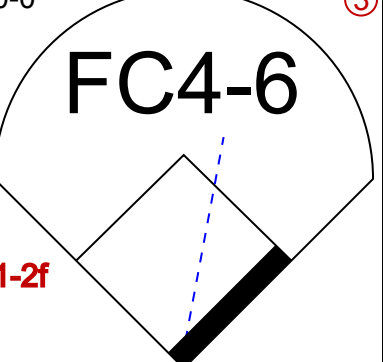
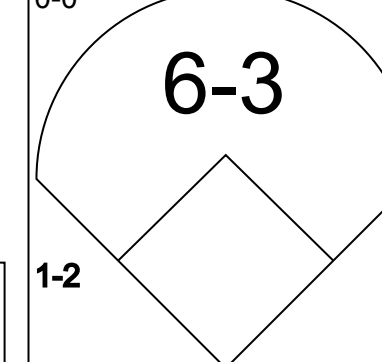
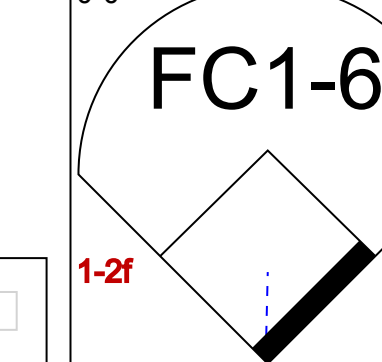
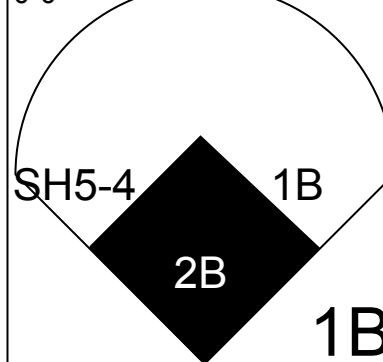
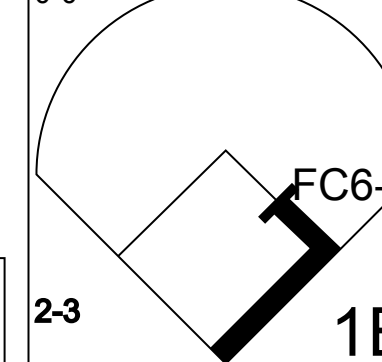


Batter	1	2	3	4	5	6	7	8	9	AB	R	H	RBI	BB	SO	LOB	TOP										
Billy Cox, R OBP: 0.317, SLG: 0.364 (1.5)	1-2 FC6-4 1B	0-0 L8	0-0 F7		3-2 5-3		0-2 F3			5	0	1	1	0	0	5	Brooklyn Dodgers @ Cincinnati Reds Crosley Field, Cincinnati, OH Wed Aug 20 1952, 3:33 AM EDT Att: 5,788 - Unknown										
Pee Wee Reese, R OBP: 0.376, SLG: 0.374 (1.6)	0-0 FC6-4 1B	4-2 3-H		0-1 HR 1B	4-2 FC6-4 BB		2-1 4-3			3	1	1	0	2	0	2											
Jackie Robinson, R OBP: 0.442, SLG: 0.474 (1.4)	0-2 1B	1-1 F5		2-0 F9 1B	0-2 FC6-4			2-1 F2		5	0	1	0	0	0	5											
Roy Campanella, R OBP: 0.371, SLG: 0.466 (1.2)	0-1 F5		3-2 HR	0-0 F8		1-0 F8		2-3 K		5	1	1	1	0	1	3											
Andy Pafko, R OBP: 0.385, SLG: 0.465 (1.8)	0-1 1B		2-1 F9 1B	2-0 HR 1B		1-1 5-3		0-0 5-3		5	2	3	0	0	0	0											
Gil Hodges, R OBP: 0.381, SLG: 0.510 (1.3)	2-0 F3		0-1 SH3-4 1B	0-0 HR		4-2 BB			2-1 F5	4	1	1	3	1	0	4											
Carl Furillo, R OBP: 0.293, SLG: 0.336 (1.9)		1-0 1B L8 2B	1-2 F9	1-1 CS 1B		0-0 F7			2-1 G6-4-3 1B	5	1	3	0	0	0	3											
Dick Williams, R OBP: 0.338, SLG: 0.397 (1.7)		1-2 5-3	0-0 SH3-4 1B	2-1 CS	3-2 SH1-4 1B		2-1 FC3-6 1B		1-1 G6-4-3	5	0	3	1	0	0	2											
Billy Loes, R OBP: 0.128, SLG: 0.105 (1.1)		0-0 BB 1B	0-0 SH3-4		0-0 SH1-4		0-2 FC3-6			2	0	1	0	0	0	1											
Inning Stats	R: 0 E: 0 K: 0 S: 14	H: 3 LOB: 3 BB: 0 P: 17	R: 1 E: 0 K: 0 S: 14	H: 2 LOB: 2 BB: 1 P: 21	R: 2 E: 1 K: 0 S: 13	H: 3 LOB: 2 BB: 0 P: 19	R: 3 E: 0 K: 0 S: 9	H: 4 LOB: 0 BB: 0 P: 16	R: 0 E: 0 K: 0 S: 14	H: 1 LOB: 2 BB: 1 P: 24	R: 0 E: 0 K: 0 S: 6	H: 0 LOB: 1 BB: 1 P: 12	R: 0 E: 0 K: 0 S: 10	H: 1 LOB: 1 BB: 0 P: 14	R: 0 E: 0 K: 1 S: 6	H: 0 LOB: 0 BB: 0 P: 10		R: 0 E: 0 K: 0 S: 6	H: 1 LOB: 0 BB: 0 P: 11	1B: 11 2B: 2 3B: 0 HR: 2	SF: 0 SAC: 2 DP: 1 HBP: 0	WP: 0 PB: 0 SB: 0 CS: 1	PA: 45				
PITCHER	IP	WLS	BF	H	R	ER	SO	BB	IBB	HBP	BLK	WP	HR	S	P	ERA	WHIP										
Ken Raffensberger, L ERA: 2.73 (1.1)	3.2	L	24	11	6	6	0	1	0	0	0	0	2	47	67	14.73	3.273										
Bud Podbielan, R ERA: 4.16 (4.1)	0.0		0	0	0	0	0	0	0	0	0	0	0	0	0	=	=										
Frank Smith, R ERA: 3.91 (8.1)	2.0		6	1	0	0	1	0	0	0	0	0	0	12	21	0.00	0.500										

Batter	1	2	3	4	5	6	7	8	9	AB	R	H	RBI	BB	SO	LOB	BOTTOM										
Cal Abrams, L OBP: 0.388, SLG: 0.433 (1.8)	2-2 HR		3-1 4-3		3-3 K			1-1 F5		4	1	1	1	0	1	0	Brooklyn Dodgers @ Cincinnati Reds Crosley Field, Cincinnati, OH Wed Aug 20 1952, 3:33 AM EDT Att: 5,788 - Unknown										
Bobby Adams, R OBP: 0.344, SLG: 0.379 (1.5)	0-0 F8		1-2 F6		3-2 FC4-6 1B			1-1 F6		4	0	1	0	0	0	0											
Willard Marshall, L OBP: 0.337, SLG: 0.422 (1.9)	3-1 G4-6-3 1B		1-1 F9		3-2 FC4-6 1B			1-1 F2		4	0	1	0	0	0	1											
Ted Kluszewski, L OBP: 0.367, SLG: 0.477 (1.3)	1-1 G4-6-3			2-1 F5		0-1 1B			1-1 F9 2B	4	1	2	0	0	0	1											
Hank Edwards, L OBP: 0.359, SLG: 0.503 (1.7)		0-1 3-1		4-2 BB		2-3 K			0-2 F9	3	0	0	0	1	1	3											
Grady Hatton, L OBP: 0.321, SLG: 0.315 (1.4)		2-3 K		2-3 K		0-0 L7			0-1 5-3	0	0	0	0	0	0	0											
Eddie Pellagrini, R OBP: 0.227, SLG: 0.241 (2. PH)										3	0	0	0	0	2	3											
Joe Adcock, R OBP: 0.333, SLG: 0.497 (9. PH)										1	0	0	0	0	0	1											
Andy Seminick, R OBP: 0.332, SLG: 0.453 (1.2)		2-2 2B		1-0 L8			0-3 K		3-2 2B	4	0	2	1	0	1	1											
Roy McMillan, R OBP: 0.289, SLG: 0.340 (1.6)		1-3 K			1-1 F6		3-3 K		1-1 5-3	4	0	0	0	0	2	2											
Ken Raffensberger, R OBP: 0.148, SLG: 0.186 (1.1)			1-1 HR		0-1 F4		2-2 6-3			1	1	1	1	0	0	0											
Bud Podbielan, R OBP: 0.311, SLG: 0.351 (4.1)										1	0	0	0	0	0	0											
Bob Borkowski, R OBP: 0.136, SLG: 0.182 (7. PH)										1	0	0	0	0	0	0											
Frank Smith, R OBP: 0.136, SLG: 0.182 (8.1)										0	0	0	0	0	0	0											
Inning Stats	R: 1 E: 0 K: 0 S: 8	H: 2 LOB: 0 BB: 0 P: 14	R: 0 E: 0 K: 2 S: 14	H: 1 LOB: 0 BB: 0 P: 19	R: 1 E: 0 K: 0 S: 9	H: 1 LOB: 0 BB: 0 P: 15	R: 0 E: 0 K: 1 S: 8	H: 0 LOB: 1 BB: 1 P: 17	R: 0 E: 0 K: 1 S: 7	H: 0 LOB: 0 BB: 0 P: 11	R: 0 E: 0 K: 1 S: 12	H: 2 LOB: 2 BB: 0 P: 20	R: 0 E: 0 K: 2 S: 9	H: 0 LOB: 0 BB: 0 P: 14	R: 0 E: 0 K: 0 S: 6	H: 0 LOB: 0 BB: 0 P: 9	R: 1 E: 0 K: 0 S: 13	H: 2 LOB: 1 BB: 0 P: 18	1B: 3 2B: 3 3B: 0 HR: 2	SF: 0 SAC: 0 DP: 1 HBP: 0	WP: 0 PB: 0 SB: 0 CS: 0	PA: 35					
PITCHER	IP	WLS	BF	H	R	ER	SO	BB	IBB	HBP	BLK	WP	HR	S	P	ERA	WHIP										
Billy Loes, R ERA: 2.4 (1.1)	9.0	W	35	8	3	3	7	1	0	0	0	0	2	86	137	3.00	1.000										



Batter	1	2	3	4	5	6	7	8	9	AB	R	H	RBI	BB	SO	LOB	TOP			
Connie Ryan, R OBP: 0.360, SLG: 0.412 (1, 4)										4	0	2	0	0	1	1	Philadelphia Phillies @ Cincinnati Reds Crosley Field, Cincinnati, OH Sat Aug 23 1952, 3:33 AM EDT Att: 3,617 - Unknown			
Richie Ashburn, L OBP: 0.358, SLG: 0.359 (1, 8)										4	1	2	0	0	0	4				
Johnny Wyrostek, L OBP: 0.362, SLG: 0.354 (1, 9)										0	1	0	0	0	0	0				
Del Ennis, R OBP: 0.331, SLG: 0.476 (1, 7)										4	0	0	0	0	0	3				
Granny Hamner, R OBP: 0.308, SLG: 0.427 (1, 6)										4	0	0	1	0	1	1				
Willie Jones, R OBP: 0.327, SLG: 0.367 (1, 5)										3	0	1	1	1	0	0				
Smoky Burgess, L OBP: 0.375, SLG: 0.421 (1, 2)										3	0	0	0	1	2	2				
Eddie Waitkus, L OBP: 0.359, SLG: 0.367 (1, 3)										4	0	0	0	0	1	1				
Karl Drews, R OBP: 0.172, SLG: 0.133 (1, 1)										1	0	0	0	2	1	1				
Inning Stats	R: 0 E: 0 K: 1 S: 6	H: 1 LOB: 1 BB: 0 P: 6	R: 0 E: 0 K: 0 S: 3	H: 0 LOB: 0 BB: 0 P: 3	R: 0 E: 0 K: 0 S: 2	H: 0 LOB: 0 BB: 1 P: 6	R: 2 E: 1 K: 1 S: 8	H: 3 LOB: 1 BB: 0 P: 8	R: 0 E: 0 K: 0 S: 4	H: 1 LOB: 2 BB: 1 P: 8	R: 0 E: 0 K: 1 S: 6	H: 1 LOB: 2 BB: 1 P: 10	R: 0 E: 0 K: 2 S: 7	H: 0 LOB: 0 BB: 0 P: 7	R: 0 E: 0 K: 2 S: 6	H: 0 LOB: 0 BB: 1 P: 10	1B: 5 2B: 2 3B: 0 HR: 0	SF: 0 SAC: 0 DP: 2 HBP: 0	WP: 0 PB: 0 SB: 0 CS: 1	PA: 35
PITCHER	IP WLS BF H R ER SO BB IBB HBP BLK WP HR S P ERA WHIP																			
Bubba Church, R ERA: 4.19 Frank Smith, R ERA: 3.73	(1, 1) (7, 1)	6.0 W 3.0	24 11	5 1	2 0	2 0	2 5	2 2	0 0	0 0	0 0	0 0	0 19	26 27	34 27	3.00 0.00	1.167 1.000			

Batter	1	2	3	4	5	6	7	8	9	AB	R	H	RBI	BB	SO	LOB	BOTTOM			
Cal Abrams, L OBP: 0.382, SLG: 0.423 (1, 8)										4	1	1	0	0	0	3	Philadelphia Phillies @ Cincinnati Reds Crosley Field, Cincinnati, OH Sat Aug 23 1952, 3:33 AM EDT Att: 3,617 - Unknown			
Bobby Adams, R OBP: 0.343, SLG: 0.376 (1, 5)										3	0	0	0	0	1	0				
Willard Marshall, L OBP: 0.343, SLG: 0.447 (1, 9)										4	1	2	3	0	0	0				
Ted Kluszewski, L OBP: 0.369, SLG: 0.475 (1, 3)										4	0	1	0	0	0	1				
Hank Edwards, L OBP: 0.356, SLG: 0.497 (1, 7)										4	0	1	0	0	0	3				
Grady Hatton, L OBP: 0.318, SLG: 0.312 (1, 4)										4	0	0	0	0	1	3				
Andy Seminick, R OBP: 0.331, SLG: 0.447 (1, 2)										2	0	1	0	1	0	1				
Roy McMillan, R OBP: 0.286, SLG: 0.336 (1, 6)										3	0	1	0	0	0	2				
Bubba Church, R OBP: 0.209, SLG: 0.256 Bob Borkowski, R OBP: 0.309, SLG: 0.348 Frank Smith, R OBP: 0.174, SLG: 0.217	(1, 1) (6, PH) (7, 1)									1 1 1	0 1 0	0 0 0	0 0 0	0 0 0	0 0 0	0 0 0				
Inning Stats	R: 0 E: 0 K: 1 S: 5	H: 0 LOB: 0 BB: 0 P: 5	R: 0 E: 0 K: 1 S: 5	H: 1 LOB: 1 BB: 0 P: 5	R: 0 E: 0 K: 0 S: 4	H: 2 LOB: 1 BB: 0 P: 4	R: 0 E: 0 K: 0 S: 3	H: 0 LOB: 0 BB: 0 P: 3	R: 0 E: 0 K: 0 S: 4	H: 1 LOB: 1 BB: 0 P: 4	R: 2 E: 0 K: 0 S: 6	H: 3 LOB: 1 BB: 0 P: 6	R: 0 E: 0 K: 0 S: 4	H: 1 LOB: 2 BB: 1 P: 8	R: 1 E: 1 K: 0 S: 5	H: 1 LOB: 1 BB: 0 P: 5	1B: 7 2B: 2 3B: 0 HR: 1	SF: 0 SAC: 1 DP: 1 HBP: 0	WP: 0 PB: 0 SB: 0 CS: 1	PA: 33
PITCHER	IP WLS BF H R ER SO BB IBB HBP BLK WP HR S P ERA WHIP																			
Karl Drews, R ERA: 2.59	(1, 1)	8.0 L	33	9 3	3 3	2 2	1 0	0 0	0 0	0 1	36 40	3.38 1.250								

AB	27
R	2
H	5
RBI	2
BB	4
SO	6
LOB	13



AB	31
R	3
H	9
RBI	3
BB	1
SO	2
LOB	14



Batter	1	2	3	4	5	6	7	8	9	AB	R	H	RBI	BB	SO	LOB	TOP
Davey Williams, R OBP: 0.332, SLG: 0.391 (1, 4)										2	0	0	0	2	0	2	New York Giants @ Cincinnati Reds Crosley Field, Cincinnati, OH Sun Aug 24 1952, 3:38 AM EDT Att: 23,207 - Sunny - 80 F
Alvin Dark, R OBP: 0.350, SLG: 0.391 (1, 6)										1	1	0	0	2	0	1	
Whitey Lockman, L OBP: 0.385, SLG: 0.416 (1, 3)										4	1	1	0	0	0	2	
Hank Thompson, L OBP: 0.348, SLG: 0.467 (1, 5)										2	1	0	0	1	0	2	
Bobby Thomson, R OBP: 0.342, SLG: 0.482 (1, 8)										3	3	2	0	1	0	1	
Dusty Rhodes, L OBP: 0.344, SLG: 0.531 (1, 7)										2	0	0	1	2	0	3	
Don Mueller, L OBP: 0.313, SLG: 0.395 (1, 9)										3	0	1	3	1	1	1	
Sal Yvars, R OBP: 0.308, SLG: 0.321 (1, 2)										3	0	1	2	0	1	3	
Al Corwin, R (1, 1)										3	0	0	0	0	3	5	
Inning Stats	R: 0 E: 0 K: 0 S: 2	H: 0 LOB: 0 BB: 1 P: 6	R: 2 E: 1 K: 1 S: 7	H: 1 LOB: 2 BB: 2 P: 15	R: 3 E: 0 K: 1 S: 7	H: 2 LOB: 2 BB: 3 P: 19	R: 0 E: 0 K: 0 S: 3	H: 0 LOB: 1 BB: 1 P: 7	R: 1 E: 0 K: 2 S: 8	H: 1 LOB: 1 BB: 1 P: 12	R: 0 E: 0 K: 0 S: 3	H: 0 LOB: 1 BB: 1 P: 7	R: 0 E: 0 K: 1 S: 5	H: 1 LOB: 0 BB: 0 P: 5			1B: 5 SF: 0 2B: 0 SAC: 2 3B: 0 DP: 1 HR: 0 HBP: 0
PITCHER	IP WLS BF H R ER SO BB IBB HBP BLK WP HR S P ERA WHIP																
Herm Wehmeier, R ERA: 5.64 (1, 1)	6.0 L 31 4 6 5 4 7 2 0 0 1 0 30 66 7.50 1.833																
Joe Nuxhall, L ERA: 3.0 (7, 1)	1.0 3 1 0 0 1 0 0 0 0 0 0 5 5 0.00 1.000																

Batter	1	2	3	4	5	6	7	8	9	AB	R	H	RBI	BB	SO	LOB	BOTTOM
Cal Abrams, L OBP: 0.368, SLG: 0.413 (1, 8)										4	1	1	0	0	0	1	New York Giants @ Cincinnati Reds Crosley Field, Cincinnati, OH Sun Aug 24 1952, 3:38 AM EDT Att: 23,207 - Sunny - 80 F
Bobby Adams, R OBP: 0.345, SLG: 0.378 (1, 5)										4	0	0	0	0	2	2	
Willard Marshall, L OBP: 0.341, SLG: 0.440 (1, 9)										3	1	1	0	1	0	1	
Ted Kluszewski, L OBP: 0.372, SLG: 0.479 (1, 3)										4	0	2	2	0	0	1	
Hank Edwards, L OBP: 0.352, SLG: 0.479 (1, 7)										2	0	0	0	2	0	2	
Grady Hatton, L OBP: 0.315, SLG: 0.307 (1, 4)										3	0	0	0	0	0	2	
Joe Rossi, R OBP: 0.343, SLG: 0.280 (1, 2)										2	1	1	0	1	0	1	
Roy McMillan, R OBP: 0.291, SLG: 0.341 (1, 6)										2	0	1	0	1	0	2	
Herm Wehmeier, R OBP: 0.232, SLG: 0.278 (1, 1)										2	0	1	1	0	1	2	
Joe Adcock, R OBP: 0.333, SLG: 0.498 (6, PH)										1	0	0	0	0	0	2	
Joe Nuxhall, L OBP: 0.105, SLG: 0.105 (7, 1)										0	0	0	0	0	0	0	
Inning Stats	R: 1 E: 0 K: 1 S: 7	H: 2 LOB: 1 BB: 0 P: 7	R: 1 E: 0 K: 0 S: 5	H: 3 LOB: 1 BB: 0 P: 5	R: 0 E: 0 K: 0 S: 3	H: 0 LOB: 0 BB: 0 P: 3	R: 0 E: 0 K: 1 S: 5	H: 0 LOB: 2 BB: 2 P: 13	R: 0 E: 0 K: 1 S: 5	H: 0 LOB: 1 BB: 1 P: 9	R: 0 E: 0 K: 0 S: 3	H: 0 LOB: 2 BB: 2 P: 11	R: 1 E: 1 K: 0 S: 5	H: 2 LOB: 1 BB: 0 P: 5			1B: 3 SF: 0 2B: 4 SAC: 0 3B: 0 DP: 1 HR: 0 HBP: 0
PITCHER	IP WLS BF H R ER SO BB IBB HBP BLK WP HR S P ERA WHIP																
Al Corwin, R ERA: 2.08 (1, 1)	7.0 W 32 7 3 3 3 5 0 0 0 0 0 33 53 3.86 1.714																

AB 23
R 6
H 5
RBI 6
BB 9
SO 5
LOB 20



AB 27
R 3
H 7
RBI 3
BB 5
SO 3
LOB 16



Batter	1	2	3	4	5	6	7	8	9	AB	R	H	RBI	BB	SO	LOB	TOP					
Davey Williams, R OBP: 0.331, SLG: 0.392 (1,4)										4	0	1	0	0	0	0	New York Giants @ Cincinnati Reds Crosley Field, Cincinnati, OH Mon Aug 25 1952, 3:33 AM EDT Att: 5,878 - Unknown					
Alvin Dark, R OBP: 0.351, SLG: 0.390 (1,6)										3	0	1	0	1	0	0						
Whitey Lockman, L OBP: 0.384, SLG: 0.415 (1,3)										4	0	1	0	0	1	3						
Monte Irvin, R OBP: 0.360, SLG: 0.333 (1,7)										4	0	2	0	0	0	1						
Bobby Thomson, R OBP: 0.339, SLG: 0.478 (1,8)										4	0	0	0	0	1	2						
Wes Westrum, R OBP: 0.361, SLG: 0.406 (1,2)										4	0	0	0	0	1	2						
Hank Thompson, L OBP: 0.346, SLG: 0.464 Bill Rigney, R OBP: 0.375, SLG: 0.371 (7, PH) (7,5)										2	0	0	0	0	1	0						
Clint Hartung, R OBP: 0.279, SLG: 0.382 (1,9)										3	0	0	0	0	0	2						
Larry Jansen, R OBP: 0.339, SLG: 0.200 Dave Koslo, L OBP: 0.069, SLG: 0.070 Bob Elliott, R OBP: 0.333, SLG: 0.405 Monty Kennedy, R OBP: 0.059, SLG: 0.059 (1,1) (5,1) (6, PH) (8,1)										1	0	0	0	0	1	0						
Inning Stats	R: 0 E: 0 K: 1 S: 5	H: 0 LOB: 0 BB: 0 P: 5	R: 0 E: 0 K: 1 S: 5	H: 1 LOB: 0 BB: 0 P: 5	R: 0 E: 0 K: 2 S: 7	H: 0 LOB: 0 BB: 0 P: 7	R: 0 E: 0 K: 0 S: 4	H: 1 LOB: 1 BB: 0 P: 4	R: 0 E: 0 K: 0 S: 3	H: 0 LOB: 0 BB: 0 P: 3	R: 0 E: 0 K: 1 S: 6	H: 1 LOB: 2 BB: 1 P: 10	R: 0 E: 0 K: 1 S: 7	H: 2 LOB: 0 BB: 0 P: 7	R: 0 E: 0 K: 0 S: 4	H: 1 LOB: 1 BB: 0 P: 4		R: 0 E: 0 K: 0 S: 3	H: 0 LOB: 0 BB: 0 P: 3	1B: 5 2B: 1 3B: 0 HR: 0	SF: 0 SAC: 0 DP: 0 HBP: 0	WP: 0 PB: 0 SB: 0 CS: 0
PITCHER Ken Raffensberger, L ERA: 2.61 (1,1)	IP: 9.0 WLS: W BF: 33 H: 6 R: 0 ER: 0 SO: 6 BB: 1 IBB: 0 HBP: 0 BLK: 0 WP: 0 HR: 0 S: 44 P: 48 ERA: 0.00 WHIP: 0.778															PITCHER IP: 9.0 WLS: W BF: 33 H: 6 R: 0 ER: 0 SO: 6 BB: 1 IBB: 0 HBP: 0 BLK: 0 WP: 0 HR: 0 S: 44 P: 48 ERA: 0.00 WHIP: 0.778						

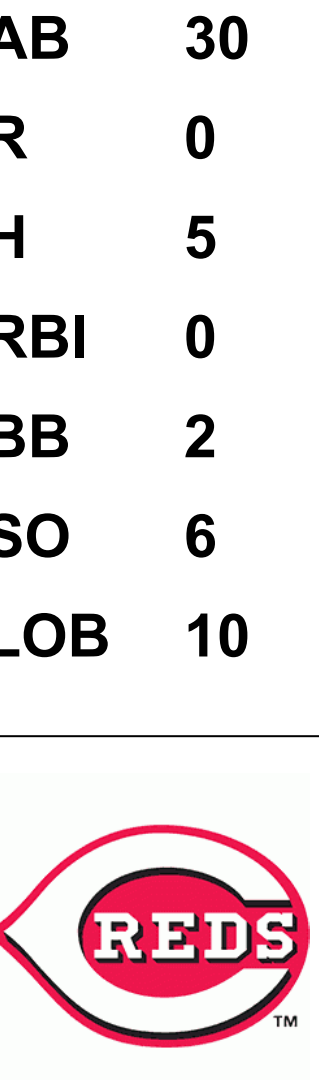
Batter	1	2	3	4	5	6	7	8	9	AB	R	H	RBI	BB	SO	LOB	BOTTOM			
Cal Abrams, L OBP: 0.372, SLG: 0.417 (1,8) (6,7)										4	1	2	1	0	1	0	New York Giants @ Cincinnati Reds Crosley Field, Cincinnati, OH Mon Aug 25 1952, 3:33 AM EDT Att: 5,878 - Unknown			
Bobby Adams, R OBP: 0.348, SLG: 0.385 (1,5)										4	1	3	1	0	0	1				
Willard Marshall, L OBP: 0.337, SLG: 0.435 (1,9)										4	0	0	0	0	0	3				
Ted Kluszewski, L OBP: 0.371, SLG: 0.477 (1,3)										4	0	1	0	0	0	2				
Hank Edwards, L OBP: 0.353, SLG: 0.479 Bob Borkowski, R OBP: 0.308, SLG: 0.350 (1,7) (6,8)										2	0	1	1	0	0	1				
Grady Hatton, L OBP: 0.315, SLG: 0.305 (1,4)										3	0	0	0	1	2	1				
Andy Seminick, R OBP: 0.336, SLG: 0.449 (1,2)										2	0	0	0	1	1	3				
Roy McMillan, R OBP: 0.291, SLG: 0.341 (1,6)										3	1	1	0	0	1	1				
Ken Raffensberger, R OBP: 0.143, SLG: 0.180 (1,1)										2	0	0	0	0	1	0				
Inning Stats	R: 0 E: 0 K: 0 S: 3	H: 1 LOB: 0 BB: 0 P: 3	R: 0 E: 0 K: 2 S: 8	H: 1 LOB: 0 BB: 0 P: 8	R: 0 E: 0 K: 2 S: 7	H: 0 LOB: 0 BB: 0 P: 7	R: 1 E: 0 K: 0 S: 5	H: 2 LOB: 2 BB: 1 P: 9	R: 2 E: 0 K: 0 S: 6	H: 3 LOB: 1 BB: 0 P: 6	R: 0 E: 0 K: 1 S: 5	H: 0 LOB: 1 BB: 1 P: 9	R: 0 E: 0 K: 1 S: 6	H: 1 LOB: 0 BB: 0 P: 6	R: 0 E: 0 K: 1 S: 5	H: 0 LOB: 0 BB: 0 P: 5		1B: 7 2B: 0 3B: 1 HR: 0	SF: 0 SAC: 1 DP: 1 HBP: 0	WP: 0 PB: 0 SB: 0 CS: 0
PITCHER Larry Jansen, R ERA: 4.0 Dave Koslo, L ERA: 2.84 Monty Kennedy, L ERA: 3.06 (1,1) (5,1) (8,1)	IP: 4.1 WLS: L BF: 20 H: 7 R: 3 ER: 3 SO: 4 BB: 1 IBB: 0 HBP: 0 BLK: 0 WP: 0 HR: 0 S: 27 P: 31 ERA: 6.23 WHIP: 1.846															PITCHER IP: 4.1 WLS: L BF: 20 H: 7 R: 3 ER: 3 SO: 4 BB: 1 IBB: 0 HBP: 0 BLK: 0 WP: 0 HR: 0 S: 27 P: 31 ERA: 6.23 WHIP: 1.846				


Batter	1	2	3	4	5	6	7	8	9	AB	R	H	RBI	BB	SO	LOB	TOP					
Sam Jethroe, S OBP: 0.333, SLG: 0.404	4-0 CS BB		0-0 5-3			0-0 S 1B		0-0 4-3		3	1	1	0	1	0	1	Boston Braves @ Cincinnati Reds Crosley Field, Cincinnati, OH Tue Aug 26 1952, 3:33 AM EDT Att: 4,779 - Unknown					
Johnny Logan, R OBP: 0.333, SLG: 0.363	0-0 F9			0-0 F7		0-0 5-3 1-2		0-0 F5		4	0	0	0	0	0	2						
Earl Torgeson, L OBP: 0.363, SLG: 0.326	0-0 F9			0-0 F8		0-0 FC6-4 2-H 1B			0-0 P1	4	0	1	1	0	0	1						
Walker Cooper, R OBP: 0.277, SLG: 0.330	0-0 CS 1-2	0-0 5-3		0-0 L8		0-0 FC6-4 1-2			0-0 PO WP 1B	4	0	1	0	0	0	1						
Sid Gordon, R OBP: 0.391, SLG: 0.504		0-0 F7			0-0 HR		4-0 G4-6-3 BB		0-0 F8	3	1	1	1	1	0	1						
Eddie Mathews, L OBP: 0.308, SLG: 0.411		0-0 F7			0-0 4-3		0-0 G4-6-3 1-2		4-0 BB	3	0	0	0	1	0	1						
Bob Thorpe, R OBP: 0.272, SLG: 0.330			0-0 F7		0-0 F7		0-0 BB 1B		0-0 PO	3	0	1	0	0	0	0						
Sibby Sisti, R OBP: 0.278, SLG: 0.320			0-0 F4		0-0 L1		0-0 F8			3	0	0	0	0	0	1						
Warren Spahn, L OBP: 0.226, SLG: 0.311			4-0 BB			0-3 K		0-0 F7		2	0	0	0	1	1	0						
Inning Stats	R: 0 E: 0 K: 0 S: 2	H: 0 LOB: 0 BB: 1 P: 6	R: 0 E: 0 K: 0 S: 3	H: 0 LOB: 0 BB: 1 P: 3	R: 0 E: 0 K: 0 S: 3	H: 0 LOB: 1 BB: 1 P: 7	R: 0 E: 0 K: 0 S: 3	H: 0 LOB: 0 BB: 0 P: 3	R: 1 E: 0 K: 0 S: 4	H: 1 LOB: 0 BB: 0 P: 4	R: 1 E: 0 K: 1 S: 7	H: 2 LOB: 1 BB: 0 P: 7	R: 0 E: 0 K: 0 S: 3	H: 1 LOB: 1 BB: 1 P: 7	R: 0 E: 0 K: 0 S: 3	H: 0 LOB: 0 BB: 0 P: 3	R: 0 E: 0 K: 0 S: 3	H: 1 LOB: 1 BB: 1 P: 7	1B: 4 2B: 0 3B: 0 HR: 1	SF: 0 SAC: 0 DP: 1 HBP: 0	WP: 1 PB: 0 SB: 1 CS: 1	PA: 35
PITCHER	IP WLS BF H R ER SO BB IBB HBP BLK WP HR S P ERA WHIP	8.0 L 29 4 2 2 1 3 0 0 0 0 1 28 40 2.25 0.875	1.0 4 1 0 0 0 1 0 0 0 1 0 3 7 0.00 2.000	PITCHER																		


AB	29
R	2
H	5
RBI	2
BB	4
SO	1
LOB	8



Batter	1	2	3	4	5	6	7	8	9	AB	R	H	RBI	BB	SO	LOB	BOTTOM					
Bob Borkowski, R OBP: 0.308, SLG: 0.347	0-0 F9		0-3 K			0-3 K			4-0 F5 1B BB	3	0	0	0	1	2	0	Boston Braves @ Cincinnati Reds Crosley Field, Cincinnati, OH Tue Aug 26 1952, 3:33 AM EDT Att: 4,779 - Unknown					
Bobby Adams, R OBP: 0.348, SLG: 0.390	0-0 E5 BB			0-0 3B		0-3 K			0-0 1B 1B	4	0	2	0	0	1	0						
Willard Marshall, L OBP: 0.336, SLG: 0.431	4-0 1-2 BB			0-0 G3			0-0 F8		0-0 F5 2-3	3	0	0	0	1	0	3						
Ted Kluszewski, L OBP: 0.369, SLG: 0.475	0-0 5-3			0-0 6-3			0-0 1-3		0-0 1B	4	0	1	0	0	0	2						
Joe Adcock, R OBP: 0.329, SLG: 0.492		0-3 K2-3		0-0 6-3			0-0 6-3		0-3 K	4	0	0	0	0	2	3						
Andy Seminick, R OBP: 0.336, SLG: 0.447		0-0 F9			0-0 6-3				0-0 G4-6-3 1B	3	0	1	0	0	0	0						
Roy McMillan, R OBP: 0.289, SLG: 0.339		0-0 5-3			0-3 K				0-0 G4-6-3 1-2	3	0	0	0	0	1	1						
Eddie Pellagrini, R OBP: 0.232, SLG: 0.244			0-0 1-3		0-0 F9				0-0 1B	3	0	1	0	0	0	0						
Bud Podbielan, R OBP: 0.182, SLG: 0.182			0-0 1-3			0-0 4-3			0-0 F8	2	0	0	0	0	0	0						
Dixie Howell, R OBP: 0.222, SLG: 0.412										1	0	0	0	0	0	1						
Joe Nuxhall, L OBP: 0.105, SLG: 0.105										0	0	0	0	0	0	0						
Inning Stats	R: 0 E: 1 K: 0 S: 3	H: 0 LOB: 1 BB: 1 P: 7	R: 0 E: 0 K: 1 S: 5	H: 0 LOB: 0 BB: 0 P: 5	R: 0 E: 0 K: 1 S: 5	H: 0 LOB: 0 BB: 0 P: 5	R: 0 E: 0 K: 0 S: 4	H: 1 LOB: 1 BB: 0 P: 4	R: 0 E: 0 K: 1 S: 5	H: 0 LOB: 0 BB: 0 P: 5	R: 0 E: 0 K: 2 S: 7	H: 0 LOB: 0 BB: 0 P: 7	R: 0 E: 0 K: 0 S: 3	H: 0 LOB: 0 BB: 0 P: 3	R: 0 E: 0 K: 0 S: 4	H: 2 LOB: 1 BB: 0 P: 4	R: 0 E: 0 K: 1 S: 6	H: 2 LOB: 2 BB: 1 P: 10	1B: 4 2B: 0 3B: 1 HR: 0	SF: 0 SAC: 0 DP: 1 HBP: 0	WP: 0 PB: 0 SB: 0 CS: 0	PA: 32
PITCHER	IP WLS BF H R ER SO BB IBB HBP BLK WP HR S P ERA WHIP	9.0 W 32 5 0 0 0 6 2 0 0 0 0 42 50 0.00 0.778	PITCHER																			



Batter	1	2	3	4	5	6	7	8	9	10	AB	R	H	RBI	BB	SO	LOB	TOP		
Sam Jethroe, S OBP: 0.331, SLG: 0.401 (1, 8)	F6		4-3	F3			F6		FC5-2 1B	F5	6	1	1	0	0	0	2	Boston Braves @ Cincinnati Reds Crosley Field, Cincinnati, OH Wed Aug 27 1952, 3:33 AM EDT Att: 6,066 - Unknown livebaseballscorecards.com AB 47 R 12 H 18 RBI 12 BB 1 SO 5 LOB 15 		
Johnny Logan, R OBP: 0.330, SLG: 0.399 (1, 6)	5-3		E6 HR	F7			F5		FC5-2 1B	2B 1B	6	2	1	0	0	0	4			
Earl Torgeson, L OBP: 0.365, SLG: 0.333 (1, 3)	1B 1B		F7		6-3		K		1B 1B	2B	6	0	3	4	0	1	1			
Walker Cooper, R OBP: 0.276, SLG: 0.340 (1, 2)	1B		HR		K		F6		F7	6-3	6	1	2	2	0	1	2			
Sid Gordon, R OBP: 0.395, SLG: 0.507 (1, 7)	F9		HR		1B		1B		1B	2B 1B	5	2	4	0	0	0	2			
Eddie Mathews, L OBP: 0.309, SLG: 0.421 (1, 5)		F8	HR		F7		F9		F9 2B	2B 1B	5	2	2	3	0	0	2			
Jack Daniels, L OBP: 0.279, SLG: 0.254 (1, 9)	F2		K			1-3	K			F9	5	0	0	0	0	2	2			
Sibby Sisti, R OBP: 0.290, SLG: 0.357 (1, 4)	HR		SH1-4 2B		K				1B FC5-2 1B	1B 2B	5	2	4	2	0	1	0			
Max Surkont, R OBP: 0.118, SLG: 0.140 Bob Chipman, L OBP: 0.500, SLG: 0.333 Sheldon Jones, R OBP: 0.200, SLG: 0.200 (8, 1) (9, 1)	F6		SH1-4 2-3		F6				FC5-2 1B BB	1B 2B 1B	2	0	0	0	0	0	0			
Inning Stats	R: 0 E: 0 K: 0 S: 5	H: 2 LOB: 2 BB: 0 P: 4	R: 1 E: 0 K: 0 S: 4	H: 1 LOB: 0 BB: 0 P: 4	R: 4 E: 1 K: 1 S: 9	H: 3 LOB: 0 BB: 0 P: 9	R: 0 E: 0 K: 0 S: 4	H: 1 LOB: 1 BB: 0 P: 5	R: 0 E: 0 K: 1 S: 5	H: 0 LOB: 0 BB: 0 P: 5	R: 0 E: 0 K: 1 S: 6	H: 1 LOB: 1 BB: 0 P: 6	R: 2 E: 0 K: 0 S: 5	H: 3 LOB: 1 BB: 1 P: 9	R: 5 E: 0 K: 0 S: 9	H: 6 LOB: 1 BB: 0 P: 9	1B: 11 2B: 4 3B: 0 HR: 3		SF: 0 SAC: 1 DP: 0 HBP: 0	WP: 0 PA: 49 PB: 0 SB: 0 CS: 0
PITCHER	IP	WLS	BF	H	R	ER	SO	BB	IBB	HBP	BLK	WP	HR	S	P	ERA	WHIP			
Bubba Church, R ERA: 4.16 (1, 1)	3.0		17	7	5	1	1	0	0	0	0	0	3	0	0	0	0	0	0	0
Frank Smith, R ERA: 3.65 (4, 1)	4.0		13	1	0	0	3	0	0	0	0	0	0	0	19	19	0.00	0.250		
Joe Nuxhall, L ERA: 2.92 (8, 1)	1.0		4	1	0	0	1	0	0	0	0	0	0	6	6	0.00	1.000			
Herm Wehmeier, R ERA: 5.83 (9, 1)	1.0	L	8	5	4	4	0	1	0	0	0	0	0	7	11	36.00	6.000			
Frank Hiller, R ERA: 4.94 (10, 1)	1.0		7	4	3	3	0	0	0	0	0	0	0	7	7	27.00	4.000			


Batter	1	2	3	4	5	6	7	8	9	10	AB	R	H	RBI	BB	SO	LOB	BOTTOM					
Cal Abrams, L OBP: 0.362, SLG: 0.404 (1, 8)	1-3	4-3			F7		F8		SH1-4 1B	FC6-4	6	1	1	0	0	0	1	Boston Braves @ Cincinnati Reds Crosley Field, Cincinnati, OH Wed Aug 27 1952, 3:33 AM EDT Att: 6,066 - Unknown livebaseballscorecards.com AB 43 R 6 H 12 RBI 7 BB 3 SO 4 LOB 19 					
Bobby Adams, R OBP: 0.349, SLG: 0.389 (1, 5)	F3		F8		4-3		1B		F9 SH1-4 1B	F9	6	1	2	0	0	0	1						
Willard Marshall, L OBP: 0.338, SLG: 0.440 (1, 9)	1B		F7			HR	4-3		SH1-4		4	0	2	1	0	0	1						
Ted Kluszewski, L OBP: 0.370, SLG: 0.474 (1, 3)	4-3		1B			HR	4-3		SH1-4		5	1	2	1	0	0	2						
Hank Edwards, L OBP: 0.354, SLG: 0.476 (1, 7)		2B HR 1B	F7			1B	F7		F9	BB 1B	5	1	2	1	0	0	3						
Grady Hatton, L OBP: 0.315, SLG: 0.303 (1, 4)		K			F8		BB		F9	BB 1B	3	0	0	0	2	1	2						
Andy Seminick, R OBP: 0.337, SLG: 0.448 (1, 2)		HR 2B			6-3		F7		F9	BB	4	1	1	0	1	0	4						
Roy McMillan, R OBP: 0.290, SLG: 0.346 (1, 6)		HR			K		F9			E4 FC6-4	5	1	2	4	0	1	2						
Bubba Church, R OBP: 0.200, SLG: 0.250 (7, 9th) Frank Smith, R OBP: 0.500, SLG: 0.333 Bob Borkowski, R OBP: 0.100, SLG: 0.100 Joe Nuxhall, L OBP: 0.200, SLG: 0.200 Herm Wehmeier, R OBP: 0.250, SLG: 0.250 Frank Hiller, R OBP: 0.250, SLG: 0.250 Eddie Pellagrini, R OBP: 0.228, SLG: 0.242 (1, 1) (4, 1) (7, 9th) (8, 1) (8, 9th) (8, 1) (10, 1) (10, 9th)		2H 3H			G3		F7		F8		1	0	0	0	0	1	0						
Inning Stats	R: 0 E: 0 K: 0 S: 4	H: 1 LOB: 1 BB: 0 P: 4	R: 3 E: 0 K: 2 S: 10	H: 3 LOB: 0 BB: 0 P: 10	R: 0 E: 0 K: 0 S: 4	H: 1 LOB: 1 BB: 0 P: 4	R: 0 E: 0 K: 1 S: 5	H: 0 LOB: 0 BB: 0 P: 5	R: 0 E: 0 K: 0 S: 3	H: 0 LOB: 0 BB: 0 P: 3	R: 1 E: 0 K: 0 S: 5	H: 2 LOB: 2 BB: 1 P: 9	R: 0 E: 0 K: 0 S: 4	H: 1 LOB: 1 BB: 0 P: 4	R: 1 E: 1 K: 0 S: 5	H: 1 LOB: 2 BB: 1 P: 9	R: 2 E: 0 K: 0 S: 6		H: 3 LOB: 2 BB: 1 P: 10	R: 0 E: 1 K: 1 S: 6	H: 0 LOB: 1 BB: 0 P: 6	1B: 9 2B: 1 3B: 0 HR: 2	SF: 0 SAC: 1 DP: 0 HBP: 0
PITCHER	IP	WLS	BF	H	R	ER	SO	BB	IBB	HBP	BLK	WP	HR	S	P	ERA	WHIP						
Max Surkont, R ERA: 3.96 (1, 1)	7.2		35	9	5	4	3	2	0	0	0	0	2	3	39	47	4.70	1.435					
Bob Chipman, L ERA: 3.39 (8, 1)	1.0		7	3	2	2	0	1	0	0	0	0	0	6	10	18.00	4.000						
Sheldon Jones, R ERA: 5.04 (9, 1)	1.1	W	5	0	0	0	1	0	0	0	0	0	0	7	7	0.00	0.000						

Batter	1	2	3	4	5	6	7	8	9	10	11	AB	R	H	RBI	BB	SO	LOB	TOP										
Sam Jethroe, S OBP: 0.331, SLG: 0.403 (1, 8)	K	E9		F7					F5		K	6	0	2	1	0	2	3											
Johnny Logan, R OBP: 0.333, SLG: 0.362 (1, 6)	F8	F8			F8							6	1	3	0	0	0	2											
Earl Torgeson, L OBP: 0.364, SLG: 0.333 (1, 3)				F5								6	1	2	0	0	0	3											
Walker Cooper, R OBP: 0.280, SLG: 0.345 (1, 2)					K							5	0	2	3	0	1	2											
Sid Gordon, R OBP: 0.391, SLG: 0.501 (1, 7)	1-3			5-3								5	0	0	0	0	0	3											
Eddie Mathews, L OBP: 0.312, SLG: 0.424 (1, 5)												4	0	2	0	1	1	0											
Bob Thorpe, R OBP: 0.276, SLG: 0.333 (8, PH)												3	1	2	0	0	0	1											
Jack Daniels, L OBP: 0.276, SLG: 0.250 (8, 9)												2	0	0	0	0	1	0											
Sibby Sisti, R OBP: 0.289, SLG: 0.355 (1, 4)												4	1	1	0	0	0	2											
Jim Wilson, R OBP: 0.153, SLG: 0.169 (8, 1)												3	0	1	0	0	0	2											
Bob Chipman, L OBP: 0.500, SLG: 0.333 (9, PH)												1	0	0	0	0	1	1											
Jack Dittmer, L OBP: 0.216, SLG: 0.234 (9, 1)												1	0	0	0	0	0	0											
Sheldon Jones, R OBP: 0.167, SLG: 0.167 (9, 1)												1	0	0	0	0	0	0											
Inning Stats	R: 1 E: 0 K: 1 S: 7	H: 2 LOB: 1 BB: 0 P: 7	R: 1 E: 1 K: 1 S: 8	H: 3 LOB: 2 BB: 0 P: 8	R: 0 E: 0 K: 1 S: 5	H: 0 LOB: 0 BB: 0 P: 5	R: 0 E: 0 K: 0 S: 3	H: 0 LOB: 0 BB: 1 P: 7	R: 0 E: 0 K: 0 S: 5	H: 2 LOB: 2 BB: 0 P: 5	R: 0 E: 0 K: 1 S: 5	H: 0 LOB: 0 BB: 0 P: 5	R: 2 E: 0 K: 1 S: 9	H: 4 LOB: 2 BB: 0 P: 9	R: 0 E: 0 K: 0 S: 3	H: 1 LOB: 0 BB: 0 P: 3	R: 0 E: 0 K: 1 S: 6	H: 1 LOB: 1 BB: 0 P: 6	1B: 12 2B: 3 3B: 0 HR: 0	SF: 0 SAC: 1 DP: 0 HBP: 0	WP: 0 PB: 0 SB: 1 CS: 0	PA: 48							
PITCHER	IP WLS BF H R ER SO BB IBB HBP BLK WP HR S P ERA WHIP												IP WLS BF H R ER SO BB IBB HBP BLK WP HR S P ERA WHIP																
Harry Perkowski, L ERA: 4.16 (1, 1)	8.0	34	9	2	2	2	0	0	0	0	0	0	0	0	18	18	6.00	2.000											
Frank Smith, R ERA: 3.71 (9, 1)	3.0	14	6	2	2	2	0	0	0	0	0	0	0	0	18	18	6.00	2.000											

Boston Braves @ Cincinnati Reds
Crosley Field, Cincinnati, OH
Thu Aug 28 1952, 3:33 AM EDT
Att: 2,346 - Overcast - 83 F

livebaseballscores.com

AB 46
R 4
H 15
RBI 4
BB 1
SO 6
LOB 19




Batter	1	2	3	4	5	6	7	8	9	10	11	AB	R	H	RBI	BB	SO	LOB	BOTTOM										
Cal Abrams, L OBP: 0.357, SLG: 0.397 (1, 8)	K											2	0	0	0	0	1	0											
Bob Borkowski, R OBP: 0.304, SLG: 0.343 (4, 8)												3	0	0	0	0	0	1											
Bobby Adams, R OBP: 0.330, SLG: 0.390 (1, 5)												4	1	2	0	0	0	0											
Frank Smith, R OBP: 0.160, SLG: 0.200 (9, 1)	5-3											1	0	0	0	0	0	0											
Willard Marshall, L OBP: 0.339, SLG: 0.440 (1, 9)	F9											5	0	2	1	0	0	1											
Ted Kluszewski, L OBP: 0.370, SLG: 0.480 (1, 3)												5	1	2	1	0	1	2											
Hank Edwards, L OBP: 0.356, SLG: 0.480 (1, 7)												5	1	2	0	0	0	3											
Grady Hatton, L OBP: 0.316, SLG: 0.306 (1, 4)												5	0	2	1	0	1	3											
Andy Seminick, R OBP: 0.332, SLG: 0.441 (1, 2)												5	0	0	0	0	1	3											
Roy McMillan, R OBP: 0.289, SLG: 0.344 (1, 6)												5	0	1	1	0	1	2											
Harry Perkowski, L OBP: 0.200, SLG: 0.250 (1, 1)												2	0	0	0	0	0	0											
Joe Adcock, R OBP: 0.336, SLG: 0.485 (8, PH)												1	0	1	0	0	0	0											
Eddie Pellagrini, R OBP: 0.227, SLG: 0.239 (8, 9)												1	1	0	0	0	0	0											
Inning Stats	R: 0 E: 0 K: 1 S: 5	H: 0 LOB: 0 BB: 0 P: 5	R: 1 E: 0 K: 1 S: 7	H: 2 LOB: 1 BB: 0 P: 7	R: 0 E: 0 K: 0 S: 3	H: 0 LOB: 0 BB: 0 P: 3	R: 0 E: 0 K: 1 S: 6	H: 2 LOB: 1 BB: 0 P: 6	R: 0 E: 0 K: 0 S: 3	H: 1 LOB: 1 BB: 0 P: 3	R: 0 E: 1 K: 0 S: 4	H: 0 LOB: 0 BB: 1 P: 4	R: 3 E: 1 K: 0 S: 7	H: 4 LOB: 2 BB: 0 P: 7	R: 0 E: 0 K: 0 S: 3	H: 0 LOB: 0 BB: 0 P: 3	R: 0 E: 0 K: 0 S: 3	H: 0 LOB: 0 BB: 0 P: 3	R: 1 E: 0 K: 1 S: 7	H: 3 LOB: 2 BB: 0 P: 7	1B: 7 2B: 4 3B: 1 HR: 0	SF: 0 SAC: 0 DP: 1 HBP: 0	WP: 0 PB: 0 SB: 0 CS: 0	PA: 44					
PITCHER	IP WLS BF H R ER SO BB IBB HBP BLK WP HR S P ERA WHIP												IP WLS BF H R ER SO BB IBB HBP BLK WP HR S P ERA WHIP																
Jim Wilson, R ERA: 4.1 (1, 1)	7.1	30	8	4	4	4	0	0	0	0	0	0	0	0	13	13	4.91	1.091											
Bob Chipman, L ERA: 3.29 (8, 1)	0.2	3	1	0	0	0	0	0	0	0	0	0	0	0	3	3	0.00	1.500											
Sheldon Jones, R ERA: 4.97 (9, 1)	2.2	11	3	1	1	1	0	0	0	0	0	0	0	0	13	13	3.38	1.125											

Boston Braves @ Cincinnati Reds
Crosley Field, Cincinnati, OH
Thu Aug 28 1952, 3:33 AM EDT
Att: 2,346 - Overcast - 83 F

livebaseballscores.com

AB 44
R 4
H 12
RBI 4
BB 0
SO 5
LOB 15




Batter	1	2	3	4	5	6	7	8	9	AB	R	H	RBI	BB	SO	LOB	TOP					
Bob Addis, L (1,9) Hal Jeffcoat, R (7,8) Frank Baumholtz, L (1,8) Dee Fondy, L (1,3) Hank Sauer, R (1,7) Toby Atwell, L (1,2) Randy Jackson, R (1,5) Bill Serena, R (1,4) Roy Smalley, R (1,6) Paul Minner, L (1,1) Gene Hermanski, L (7,PH) Dutch Leonard, R (7,1)	F7 4-3 4-3			K2-3 F8 1B BB E 1B	FC6-4 F8 1B L4-3 E1 1B F4		2B 1-3 L4-3 1B SH1-4 BB 1B SH1-4 BB 1B		FC6-4 1B FC6-4 1B F6 6-3	4 1 0 1 1 0 1 1 1 0 1 1	0 1 0 0 0 0 0 0 0 0 0 0	1 0 1 0 0 0 0 0 0 0 0 0	1 0 0 0 0 0 0 0 0 0 0 0	1 0 0 0 0 0 0 0 0 0 0 0	1 0 0 0 0 0 0 0 0 0 0 0	1 0 0 0 0 0 0 0 0 0 0 0	4 5 4 3 4 4 2 3 3 1 1 1	Chicago Cubs @ Cincinnati Reds Crosley Field, Cincinnati, OH Sun Aug 31 1952, 3:33 AM EDT Overcast - 84 F				
Inning Stats	R: 0 E: 0 K: 0 S: 3	H: 0 LOB: 0 BB: 0 P: 3	R: 0 E: 0 K: 1 S: 5	H: 0 LOB: 0 BB: 0 P: 5	R: 0 E: 0 K: 0 S: 3	H: 0 LOB: 0 BB: 0 P: 3	R: 1 E: 1 K: 1 S: 7	H: 2 LOB: 2 BB: 1 P: 11	R: 0 E: 0 K: 0 S: 2	H: 0 LOB: 1 BB: 2 P: 10	R: 0 E: 0 K: 0 S: 4	H: 2 LOB: 1 BB: 0 P: 4	R: 3 E: 0 K: 0 S: 5	H: 3 LOB: 0 BB: 1 P: 9	R: 0 E: 0 K: 0 S: 5	H: 2 LOB: 2 BB: 0 P: 5	R: 0 E: 0 K: 0 S: 4	H: 1 LOB: 1 BB: 0 P: 4	1B: 9 2B: 2 3B: 0 HR: 0	SF: 0 SAC: 1 DP: 2 HBP: 0	WP: 0 PB: 0 SB: 0 CS: 0	PA: 38
PITCHER Bud Podbielan, R (1,1) ERA: 3.28	IP: 9.0 WLS: L BF: 38 H: 10 R: 4 ER: 3 SO: 2 BB: 4 IBB: 0 HBP: 0 BLK: 0 WP: 0 HR: 0 S: 38 P: 54 ERA: 3.00 WHIP: 1.556															PITCHER	IP: 9.0 WLS: L BF: 38 H: 10 R: 4 ER: 3 SO: 2 BB: 4 IBB: 0 HBP: 0 BLK: 0 WP: 0 HR: 0 S: 38 P: 54 ERA: 3.00 WHIP: 1.556					

Batter	1	2	3	4	5	6	7	8	9	AB	R	H	RBI	BB	SO	LOB	BOTTOM					
Bob Borkowski, R (1,8) Grady Hatton, L (9,PH) Bobby Adams, R (1,5) Willard Marshall, L (1,9) Ted Kluszewski, L (1,3) Joe Adcock, R (1,7) Andy Seminick, R (1,2) Roy McMillan, R (1,6) Eddie Pellagrini, R (1,4) Hank Edwards, L (9,PH) Bud Podbielan, R (1,1) Cal Abrams, L (9,PH)	F9 F9 4-3		5-3 F8 1-3	1-3 F7 4-3 F9			F3 6-3 K		F4 F9 1-3 1-3	4 4 4 4 4 4 4 3 1 1 1	0 0 0 0 0 0 0 0 0 0 0	0 0 0 0 0 0 0 0 0 0 0	0 0 0 0 0 0 0 0 0 0 0	0 0 0 0 0 0 0 0 0 0 0	0 0 0 0 0 0 0 0 0 0 0	0 0 0 0 0 0 0 0 0 0 0	0 0 0 0 0 0 0 0 0 0 0	4 4 2 0 0 1 0 4 0 1 0 0 0 2 3 1 2 1 0 1 1	Chicago Cubs @ Cincinnati Reds Crosley Field, Cincinnati, OH Sun Aug 31 1952, 3:33 AM EDT Overcast - 84 F			
Inning Stats	R: 0 E: 0 K: 0 S: 4	H: 1 LOB: 1 BB: 0 P: 4	R: 0 E: 0 K: 0 S: 5	H: 2 LOB: 2 BB: 0 P: 5	R: 0 E: 0 K: 0 S: 4	H: 1 LOB: 1 BB: 0 P: 4	R: 2 E: 0 K: 0 S: 5	H: 3 LOB: 1 BB: 1 P: 9	R: 0 E: 0 K: 0 S: 3	H: 0 LOB: 0 BB: 0 P: 3	R: 0 E: 0 K: 1 S: 6	H: 1 LOB: 2 BB: 1 P: 10	R: 0 E: 0 K: 1 S: 5	H: 0 LOB: 0 BB: 0 P: 5	R: 0 E: 0 K: 0 S: 3	H: 0 LOB: 0 BB: 0 P: 3	R: 0 E: 0 K: 0 S: 3	H: 0 LOB: 1 BB: 0 P: 4	1B: 5 2B: 3 3B: 0 HR: 0	SF: 0 SAC: 0 DP: 0 HBP: 1	WP: 0 PB: 0 SB: 1 CS: 0	PA: 37
PITCHER Paul Minner, L (1,1) Dutch Leonard, R (7,1) ERA: 4.12 ERA: 2.45	IP: 6.0 WLS: W BF: 27 H: 8 R: 2 ER: 2 SO: 1 BB: 1 IBB: 0 HBP: 0 BLK: 0 WP: 0 HR: 0 S: 27 P: 35 ERA: 3.00 WHIP: 1.500															PITCHER	IP: 6.0 WLS: W BF: 27 H: 8 R: 2 ER: 2 SO: 1 BB: 1 IBB: 0 HBP: 0 BLK: 0 WP: 0 HR: 0 S: 27 P: 35 ERA: 3.00 WHIP: 1.500					


livebaseballscorecards.com

AB 33
R 4
H 10
RBI 3
BB 4
SO 2
LOB 9



livebaseballscorecards.com

AB 34
R 2
H 8
RBI 2
BB 2
SO 2
LOB 15



Batter	1	2	3	4	5	6	7	8	9	AB	R	H	RBI	BB	SO	LOB	TOP		
Solly Hemus, L OBP: 0.393, SLG: 0.418 (1, 6)	F9	F4		F8			1B FC1-2 2B		P3	5	0	1	0	0	0	1	St. Louis Cardinals @ Cincinnati Reds Crosley Field, Cincinnati, OH Mon Sep 01 1952, 3:33 AM EDT Unknown		
Red Schoendienst, S OBP: 0.369, SLG: 0.433 (1, 4)	2B HR	G3		1-2 2B BB			F3		F2	3	1	0	0	2	0	1			
Stan Musial, L OBP: 0.435, SLG: 0.511 (1, 8)	1-3 HR	F8		1-2 2B			FC1-2 1B BB		F8	4	1	2	1	1	0	0			
Enos Slaughter, L OBP: 0.378, SLG: 0.426 (1, 9)	4-0 HR	IBB		F6			FC1-2 1-2 2-3 1B			3	1	1	0	1	0	0			
Hal Rice, L OBP: 0.343, SLG: 0.468 (1, 7)	1-1 2-1 3-1 HR			F7			FC1-2			4	1	1	4	0	0	3			
Dick Sisk, L OBP: 0.313, SLG: 0.396 (1, 3)	F8			1B			F2			4	0	1	0	0	0	3			
Del Rice, R OBP: 0.333, SLG: 0.426 (1, 2)	HR			F8			F8		F5	4	1	1	1	0	0	1			
Billy Johnson, R OBP: 0.343, SLG: 0.332 (1, 5)	1B			FC4-5 2B			6-3		K	4	0	2	0	0	1	0			
Vinegar Bend Mizell, R OBP: 0.052, SLG: 0.103 Al Brazle, L OBP: 0.143, SLG: 0.179 (7, 1)	6-3			FC4-5 2B BB			4-3		F6	3	1	0	0	0	0	2			
Inning Stats	R: 5 E: 0 K: 0 S: 7	H: 4 LOB: 1 BB: 2 P: 15	R: 0 E: 0 K: 0 S: 3	H: 0 LOB: 0 BB: 0 P: 3	R: 0 E: 0 K: 0 S: 4	H: 1 LOB: 1 BB: 0 P: 4	R: 1 E: 0 K: 0 S: 4	H: 2 LOB: 2 BB: 1 P: 8	R: 0 E: 0 K: 0 S: 3	H: 0 LOB: 0 BB: 0 P: 3	R: 0 E: 0 K: 0 S: 5	H: 2 LOB: 3 BB: 1 P: 9	R: 0 E: 0 K: 1 S: 5	H: 0 LOB: 0 BB: 0 P: 5	R: 0 E: 0 K: 0 S: 3	H: 0 LOB: 0 BB: 0 P: 3	1B: 3 2B: 4 3B: 0 HR: 2	SF: 0 SAC: 0 DP: 0 HBP: 0	WP: 0 PA: 39 PB: 0 SB: 0 CS: 0
PITCHER Bubba Church, R ERA: 4.28 (1, 1)	IP: 9.0 WLS: L BF: 39 H: 9 R: 6 ER: 6 SO: 1 BB: 3 IBB: 1 HBP: 0 BLK: 0 WP: 0 HR: 2 S: 37 P: 53 ERA: 6.00 WHIP: 1.333															PITCHER			

Batter	1	2	3	4	5	6	7	8	9	AB	R	H	RBI	BB	SO	LOB	BOTTOM		
Bob Borkowski, R OBP: 0.301, SLG: 0.336 (1, 8)	1B		G6-4-3 BB		F9			K		3	0	1	0	1	1	0	St. Louis Cardinals @ Cincinnati Reds Crosley Field, Cincinnati, OH Mon Sep 01 1952, 3:33 AM EDT Unknown		
Bobby Adams, R OBP: 0.343, SLG: 0.381 (1, 5)	P2		G6-4-3 1-2		F4			F5		4	0	0	0	0	2				
Willard Marshall, L OBP: 0.337, SLG: 0.432 (1, 9)	F8		F9		F8			F8		4	0	0	0	0	1				
Joe Adcock, R OBP: 0.332, SLG: 0.491 (1, 3)	F9			2B BB			FC5-4 BB		6-3	2	0	0	0	2	0	1			
Hank Edwards, L OBP: 0.353, SLG: 0.489 (1, 7)		K		K			FC5-4 1-2		G6-4-3 1B	4	0	1	0	0	2	2			
Roy McMillan, R OBP: 0.292, SLG: 0.347 (1, 6)	F8			1-3 2B			F8		G6-4-3 1-2	4	0	1	0	0	2				
Joe Rossi, R OBP: 0.338, SLG: 0.278 (1, 2)	BB 1B			5-3			F4			3	0	1	0	0	2				
Eddie Pelligrini, R OBP: 0.240, SLG: 0.229 (1, 4)	1-2 BB			F8			1-3			2	0	0	0	1	0	2			
Bubba Church, R OBP: 0.191, SLG: 0.234 (1, 1)	K			1-3			K			3	0	0	0	0	2	2			
Inning Stats	R: 0 E: 0 K: 0 S: 4	H: 1 LOB: 1 BB: 0 P: 4	R: 0 E: 0 K: 2 S: 8	H: 1 LOB: 2 BB: 1 P: 12	R: 0 E: 0 K: 0 S: 2	H: 0 LOB: 0 BB: 1 P: 6	R: 0 E: 0 K: 1 S: 6	H: 1 LOB: 2 BB: 1 P: 10	R: 0 E: 0 K: 0 S: 3	H: 0 LOB: 0 BB: 0 P: 3	R: 0 E: 0 K: 0 S: 5	H: 0 LOB: 1 BB: 1 P: 7	R: 0 E: 0 K: 1 S: 5	H: 0 LOB: 0 BB: 0 P: 5	R: 0 E: 0 K: 0 S: 3	H: 1 LOB: 0 BB: 0 P: 3	1B: 3 2B: 1 3B: 0 HR: 0	SF: 0 SAC: 0 DP: 2 HBP: 0	WP: 0 PA: 33 PB: 0 SB: 0 CS: 0
PITCHER Vinegar Bend Mizell, L ERA: 3.55 Al Brazle, L ERA: 2.3 (7, 1)	IP: 6.0 WLS: W BF: 24 H: 3 R: 0 ER: 0 SO: 3 BB: 4 IBB: 0 HBP: 0 BLK: 0 WP: 0 HR: 0 S: 26 P: 42 ERA: 0.00 WHIP: 1.167															PITCHER			

AB	35
R	6
H	9
RBI	6
BB	4
SO	1
LOB	11





AB	29
R	0
H	4
RBI	0
BB	4
SO	5
LOB	14



Batter	1	2	3	4	5	6	7	8	9	AB	R	H	RBI	BB	SO	LOB	TOP			
Solly Hemus, L (1, 6) OBP: 0.394, SLG: 0.420	0-0 4-3		0-0 4-3		4-0 WP BB			0-0 2B		3	0	1	0	1	0	0	St. Louis Cardinals @ Cincinnati Reds Crosley Field, Cincinnati, OH Mon Sep 01 1952, 3:38 AM EDT Att: 13,729 - Unknown			
Peanuts Lowrey, R (1, 9) OBP: 0.345, SLG: 0.354	0-0 E 2B 1B		4-0 CS BB		0-0 F9 1-2			0-0 4-3		3	1	1	0	1	0	1				
Red Schoendienst, S (1, 4) OBP: 0.349, SLG: 0.432	0-0 E6 2B F7		0-0 F8 1-2		0-0 FC1-6 1B			0-0 E6 1B		4	1	1	0	0	0	2				
Stan Musial, L (1, 8) OBP: 0.438, SLG: 0.515	0-0 1-3 2H 2B		0-0 4-3 1B		0-0 FC1-6 1-2			0-0 1-2 1B		4	0	3	1	0	0	1				
Larry Miggins, R (1, 7) OBP: 0.234, SLG: 0.279	0-0 F7 3H		0-3 K		0-0 F5			0-0 F9		4	0	0	1	0	1	5				
Del Rice, R (1, 2) OBP: 0.332, SLG: 0.424	0-0 5-3		0-0 4-3		0-0 F6					4	0	1	0	0	0	3				
Virgil Stallcup, R (9, PH) OBP: 0.208, SLG: 0.217			0-0 4-3		0-0 F6					0	0	0	0	0	0	0				
Billy Johnson, R (1, 5) OBP: 0.338, SLG: 0.327		0-3 K		0-0 4-3				0-0 1-3		4	0	0	0	0	1	2				
Dick Sisler, L (1, 3) OBP: 0.311, SLG: 0.393		0-3 K			0-0 F2			0-0 F6		3	0	0	0	0	1	0				
Tommy Glaviano, R (9, PH) OBP: 0.363, SLG: 0.336		0-3 K						0-0 P2		1	0	0	0	0	0	1				
Harvey Haddix, L (1, 1) OBP: 0.167, SLG: 0.167		0-3 K			0-0 5-3			0-0 FC4-6 1-2		3	0	0	0	0	1	0				
Enos Slaughter, L (9, PH) OBP: 0.376, SLG: 0.425								0-0 FC4-6 1-2		1	0	0	0	0	0	1				
Inning Stats	R: 2 E: 1 K: 0 S: 6	H: 2 LOB: 1 BB: 0 P: 6	R: 0 E: 0 K: 3 S: 9	H: 0 LOB: 0 BB: 0 P: 9	R: 0 E: 0 K: 1 S: 2	H: 0 LOB: 1 BB: 0 P: 6	R: 0 E: 0 K: 1 S: 6	H: 1 LOB: 1 BB: 0 P: 6	R: 0 E: 0 K: 0 S: 4	H: 1 LOB: 1 BB: 0 P: 4	R: 0 E: 0 K: 0 S: 3	H: 0 LOB: 0 BB: 0 P: 3	R: 0 E: 1 K: 0 S: 5	H: 2 LOB: 2 BB: 0 P: 5	R: 0 E: 0 K: 0 S: 4	H: 1 LOB: 1 BB: 0 P: 4	1B: 5 2B: 2 3B: 0 HR: 0	SF: 0 SAC: 0 DP: 0 HBP: 0	WP: 1 PB: 0 SB: 0 CS: 1	PA: 36
PITCHER Harry Perkowski, L (1, 1) ERA: 3.94	IP: 9.0 WLS: W BF: 36	H: 7 R: 2 ER: 0 SO: 4	BB: 2 IBB: 0 HBP: 0 BLK: 0	WP: 1 HR: 0 S: 42 P: 50	ERA: 0.00 WHIP: 1.000											IP: 9.0 WLS: W BF: 36	H: 7 R: 2 ER: 0 SO: 4	BB: 2 IBB: 0 HBP: 0 BLK: 0	WP: 1 HR: 0 S: 42 P: 50	ERA: 0.00 WHIP: 1.000

Batter	1	2	3	4	5	6	7	8	9	AB	R	H	RBI	BB	SO	LOB	BOTTOM			
Bob Borkowski, R (1, 8) OBP: 0.303, SLG: 0.341	0-0 E S 1B		0-0 1-3		0-0 6-3			0-0 2B		4	1	2	0	0	0	1	St. Louis Cardinals @ Cincinnati Reds Crosley Field, Cincinnati, OH Mon Sep 01 1952, 3:38 AM EDT Att: 13,729 - Unknown			
Bobby Adams, R (1, 5) OBP: 0.341, SLG: 0.378	0-0 E3 1-3 1B		0-0 F6		0-0 E5 1B		0-0 5-3			4	2	0	0	0	0	2				
Willard Marshall, L (1, 9) OBP: 0.337, SLG: 0.430	0-0 FC4-6 2H 3H 1B		0-0 F8		0-0 F8			0-0 6-3		4	0	1	2	0	0	1				
Joe Adcock, R (1, 3) OBP: 0.331, SLG: 0.488	0-0 FC4-6 1-2		0-3 K		0-0 1B 1B			0-3 K		4	0	1	0	0	2	1				
Hank Edwards, L (1, 7) OBP: 0.350, SLG: 0.484	0-3 K			0-0 4-3				0-0 F9		2	0	0	0	0	1	1				
Andy Seminick, R (6, PH) OBP: 0.331, SLG: 0.440								0-0 6-3		1	0	0	0	0	0	2				
Cal Abrams, L (7, 7) OBP: 0.346, SLG: 0.390								0-0 6-3		1	0	0	0	0	0	0				
Roy McMillan, R (1, 6) OBP: 0.292, SLG: 0.347	0-0 FC6-4 1-2			0-0 F4				0-0 1-2 2H 1B		3	0	1	1	0	0	1				
Joe Rossi, R (1, 2) OBP: 0.338, SLG: 0.279			0-0 S 1B		0-0 F3			0-0 5-3		3	0	1	0	0	0	2				
Eddie Pellagrini, R (1, 4) OBP: 0.234, SLG: 0.222			0-0 6-3		0-0 4-3			0-0 F8		3	0	0	0	0	0	1				
Harry Perkowski, L (1, 1) OBP: 0.191, SLG: 0.239			0-0 F8		0-3 K			0-3 K		3	0	0	0	0	2	1				
Inning Stats	R: 2 E: 1 K: 1 S: 8	H: 2 LOB: 1 BB: 0 P: 8	R: 0 E: 0 K: 0 S: 4	H: 1 LOB: 1 BB: 0 P: 4	R: 0 E: 0 K: 1 S: 5	H: 0 LOB: 0 BB: 0 P: 5	R: 0 E: 0 K: 0 S: 3	H: 0 LOB: 0 BB: 0 P: 3	R: 0 E: 0 K: 1 S: 5	H: 0 LOB: 0 BB: 0 P: 5	R: 1 E: 1 K: 0 S: 6	H: 2 LOB: 2 BB: 0 P: 6	R: 0 E: 0 K: 1 S: 6	H: 1 LOB: 1 BB: 0 P: 6	R: 0 E: 0 K: 1 S: 5	H: 0 LOB: 0 BB: 0 P: 5	1B: 5 2B: 1 3B: 0 HR: 0	SF: 0 SAC: 0 DP: 0 HBP: 0	WP: 0 PB: 0 SB: 2 CS: 0	PA: 32
PITCHER Harvey Haddix, L (1, 1) ERA: 2.12	IP: 8.0 WLS: L BF: 32	H: 6 R: 3 ER: 1 SO: 5	BB: 0 IBB: 0 HBP: 0 BLK: 0	WP: 0 HR: 0 S: 42 P: 42	ERA: 1.12 WHIP: 0.750											IP: 8.0 WLS: L BF: 32	H: 6 R: 3 ER: 1 SO: 5	BB: 0 IBB: 0 HBP: 0 BLK: 0	WP: 0 HR: 0 S: 42 P: 42	ERA: 1.12 WHIP: 0.750

Batter	1	2	3	4	5	6	7	8	9	AB	R	H	RBI	BB	SO	LOB	TOP			
Brandy Davis, R OBP: 0.286, SLG: 0.244 (1, 9)	F3		F8			K			F8	4	0	0	0	0	1	0	Pittsburgh Pirates @ Cincinnati Reds Crosley Field, Cincinnati, OH Wed Sep 03 1952, 3:33 AM EDT Alt. 4, 230 - Unknown - 64 F AB 29 R 0 H 3 RBI 0 BB 1 SO 3 LOB 7 			
Dick Groat, R OBP: 0.310, SLG: 0.297 (1, 6)	L1			5-3					F8	4	0	1	0	0	0	0				
Lee Walls, R OBP: 0.259, SLG: 0.307 (1, 8)	5-3			G6-4-3 1B					6-3	4	0	1	0	0	0	1				
Ralph Kiner, R OBP: 0.388, SLG: 0.490 (1, 7)				G6-4-3 1B					K	2	0	0	0	1	1	1				
Clyde McCullough, R OBP: 0.287, SLG: 0.270 (1, 2)	F5								F8	3	0	0	0	0	0	1				
Sonny Senerchia, R OBP: 0.298, SLG: 0.370 (1, 5)	FC5-4 1-2								F2	3	0	1	0	0	0	1				
Johnny Berardino, R OBP: 0.293, SLG: 0.266 (1, 4)	F2								FC5-4 1-2	3	0	0	0	0	0	2				
Tony Bartome, L OBP: 0.257, SLG: 0.260 (8, PH)			L1						2-3	2	0	0	0	0	0	1				
Clem Koshorek, R OBP: 0.315, SLG: 0.304 (8, 3)									F3	1	0	0	0	0	0	0				
George Metkovich, L OBP: 0.335, SLG: 0.351 (8, 3)									F3	0	0	0	0	0	0	0				
Ron Necciai, R OBP: 0.077, SLG: 0.077 (8, PH)									5-3	2	0	0	0	0	1	0				
Ed Fitz Gerald, R OBP: 0.296, SLG: 0.303 (8, 1)										1	0	0	0	0	0	0				
Woody Main, R OBP: 0.059, SLG: 0.059 (8, 1)										0	0	0	0	0	0	0				
Inning Stats	R: 0 E: 0 K: 0 S: 3	H: 0 LOB: 0 BB: 0 P: 3	R: 0 E: 0 K: 0 S: 3	H: 0 LOB: 1 BB: 1 P: 7	R: 0 E: 0 K: 1 S: 5	H: 0 LOB: 0 BB: 0 P: 5	R: 0 E: 0 K: 0 S: 3	H: 1 LOB: 0 BB: 0 P: 3	R: 0 E: 0 K: 0 S: 4	H: 1 LOB: 1 BB: 0 P: 4	R: 0 E: 0 K: 1 S: 6	H: 1 LOB: 1 BB: 0 P: 6	R: 0 E: 0 K: 1 S: 5	H: 0 LOB: 0 BB: 0 P: 5	R: 0 E: 0 K: 0 S: 3	H: 0 LOB: 0 BB: 0 P: 3	1B: 3 2B: 0 3B: 0 HR: 0	SF: 0 SAC: 0 DP: 1 HBP: 0	WP: 0 PB: 0 SB: 0 CS: 0	PA: 30
PITCHER Ken Raffensberger, L ERA: 2.63 (1, 1)	IP: 9.0 WLS: W BF: 30 H: 3 R: 0 ER: 0 SO: 3 BB: 1 IBB: 0 HBP: 0 BLK: 0 WP: 0 HR: 0 S: 35 P: 39 ERA: 0.00 WHIP: 0.444																			

Batter	1	2	3	4	5	6	7	8	9	AB	R	H	RBI	BB	SO	LOB	BOTTOM			
Bob Borkowski, R OBP: 0.300, SLG: 0.337 (1, 8)	L6		2-3			K			F8	4	0	0	0	0	1	1	Pittsburgh Pirates @ Cincinnati Reds Crosley Field, Cincinnati, OH Wed Sep 03 1952, 3:33 AM EDT Alt. 4, 230 - Unknown - 64 F AB 28 R 1 H 7 RBI 1 BB 3 SO 4 LOB 12 			
Bobby Adams, R OBP: 0.342, SLG: 0.377 (1, 5)	6-3					4-3			G6-3 1B	3	0	1	0	1	0	0				
Willard Marshall, L OBP: 0.339, SLG: 0.431 (1, 9)						F7			F9	4	0	2	0	0	0	2				
Joe Adcock, R OBP: 0.333, SLG: 0.488 (1, 3)	F3					FC4-6 1B			G6-3 1-2	4	1	2	0	0	0	2				
Cal Abrams, L OBP: 0.345, SLG: 0.389 (1, 7)						FC4-6 1-2			1B 1-2	3	0	1	0	0	1	1				
Grady Hatton, L OBP: 0.319, SLG: 0.309 (1, 4)						G3-6-3 1-2			FC4-6 1-3 2-H	3	0	1	1	0	1	1				
Roy McMillan, R OBP: 0.294, SLG: 0.346 (1, 6)									FC4-6 1-2	1	0	0	0	2	0	2				
Joe Rossi, R OBP: 0.331, SLG: 0.273 (1, 2)						WP S BB			FC4-6 1-2	3	0	0	0	0	0	2				
Ken Raffensberger, R OBP: 0.134, SLG: 0.169 (1, 1)									F8	3	0	0	0	0	1	1				
Inning Stats	R: 0 E: 0 K: 0 S: 4	H: 1 LOB: 1 BB: 0 P: 4	R: 0 E: 0 K: 2 S: 7	H: 0 LOB: 1 BB: 1 P: 11	R: 0 E: 0 K: 1 S: 5	H: 0 LOB: 1 BB: 1 P: 9	R: 0 E: 0 K: 0 S: 3	H: 1 LOB: 0 BB: 0 P: 3	R: 0 E: 0 K: 1 S: 5	H: 0 LOB: 1 BB: 1 P: 9	R: 1 E: 0 K: 0 S: 6	H: 4 LOB: 2 BB: 0 P: 6	R: 0 E: 0 K: 0 S: 3	H: 0 LOB: 0 BB: 0 P: 3	R: 0 E: 0 K: 0 S: 3	H: 1 LOB: 0 BB: 0 P: 3		1B: 7 2B: 0 3B: 0 HR: 0	SF: 0 SAC: 0 DP: 2 HBP: 0	WP: 1 PB: 0 SB: 1 CS: 0
PITCHER Ron Necciai, R ERA: 6.63 Woody Main, R ERA: 4.25 (8, 1)	IP: 7.0 WLS: L BF: 28 H: 6 R: 1 ER: 1 SO: 4 BB: 3 IBB: 0 HBP: 0 BLK: 0 WP: 1 HR: 0 S: 33 P: 45 ERA: 1.29 WHIP: 1.286																			

Batter	1	2	3	4	5	6	7	8	9	AB	R	H	RBI	BB	SO	LOB	TOP											
Cal Abrams, L OBP: 0.342, SLG: 0.380	E1 1B		1-3			5-3			G4-6-3 1B	4	0	1	0	0	0	0	Cincinnati Reds @ Chicago Cubs Wrigley Field, Chicago, IL Sun Sep 07 1952, 3:33 AM CDT Att: 12,975 - Unknown											
Bobby Adams, R OBP: 0.339, SLG: 0.373	1-3 1B		K			4-3			G4-6-3 1-2f	4	0	1	0	0	1	1												
Willard Marshall, L OBP: 0.335, SLG: 0.428	G1-6-4-3 1-2f			F8			F7		F8	4	0	0	0	0	2	2												
Ted Kluszewski, L OBP: 0.375, SLG: 0.482	K			4-3			FC5-2 3B			3	0	1	0	0	1	1												
Joe Adcock, R OBP: 0.329, SLG: 0.479		P4		K			FC5-2			3	0	0	0	0	1	1												
Grady Hatton, L OBP: 0.320, SLG: 0.314		HR			F7		3-H K			3	1	1	1	0	1	1												
Roy McMillan, R OBP: 0.298, SLG: 0.350		3-1			K			P6		3	0	0	0	0	1	0												
Joe Rossi, R OBP: 0.321, SLG: 0.261		3-1			K			K		3	0	0	0	0	2	0												
Ken Raffensberger, R OBP: 0.132, SLG: 0.167			K					K		1	0	0	0	0	1	0												
Dixie Howell, R OBP: 0.216, SLG: 0.400										1	0	0	0	0	0	0												
Frank Smith, R OBP: 0.160, SLG: 0.200										0	0	0	0	0	0	0												
Andy Seminick, R OBP: 0.331, SLG: 0.438										1	0	0	0	0	1	0												
Joe Nuxhall, L OBP: 0.095, SLG: 0.095										0	0	0	0	0	0	0												
Inning Stats	R: 0 E: 1 K: 1 S: 6	H: 1 LOB: 1 BB: 0 P: 6	R: 1 E: 0 K: 0 S: 4	H: 1 LOB: 0 BB: 0 P: 4	R: 0 E: 0 K: 2 S: 7	H: 0 LOB: 0 BB: 0 P: 7	R: 0 E: 0 K: 1 S: 5	H: 0 LOB: 0 BB: 0 P: 5	R: 0 E: 0 K: 0 S: 7	H: 0 LOB: 0 BB: 0 P: 7	R: 0 E: 0 K: 0 S: 3	H: 0 LOB: 0 BB: 0 P: 3	R: 0 E: 0 K: 2 S: 7	H: 0 LOB: 0 BB: 0 P: 7	R: 0 E: 0 K: 0 S: 3	H: 1 LOB: 1 BB: 0 P: 6	R: 0 E: 0 K: 2 S: 7	H: 0 LOB: 0 BB: 0 P: 7	R: 0 E: 0 K: 0 S: 3	H: 0 LOB: 0 BB: 0 P: 7	R: 0 E: 0 K: 0 S: 3	H: 1 LOB: 0 BB: 0 P: 3	R: 0 E: 0 K: 0 S: 3	H: 1 LOB: 0 BB: 0 P: 3	1B: 2 2B: 0 3B: 1 HR: 1	SF: 0 SAC: 0 DP: 2 HBP: 0	WP: 0 PB: 0 SB: 0 CS: 0	PA: 30
PITCHER Bob Rush, R ERA: 2.89	IP: 9.0 WLS: W BF: 30	H: 4 R: 1 ER: 1 SO: 9	BB: 0 IBB: 0 HBP: 0 BLK: 0	WP: 0 HR: 1 S: 48 P: 48	ERA: 1.00 WHIP: 0.444	PITCHER										IP: 9.0 WLS: W BF: 30	H: 4 R: 1 ER: 1 SO: 9	BB: 0 IBB: 0 HBP: 0 BLK: 0	WP: 0 HR: 1 S: 48 P: 48	ERA: 1.00 WHIP: 0.444	1B: 2 2B: 0 3B: 1 HR: 1	SF: 0 SAC: 0 DP: 2 HBP: 0	WP: 0 PB: 0 SB: 0 CS: 0	PA: 30				

Batter	1	2	3	4	5	6	7	8	9	AB	R	H	RBI	BB	SO	LOB	BOTTOM							
Hal Jeffcoat, R OBP: 0.272, SLG: 0.357	SH5-3 1B 2B		2B 2B	F9		G5-6-3 1B				4	2	3	0	0	0	1	Cincinnati Reds @ Chicago Cubs Wrigley Field, Chicago, IL Sun Sep 07 1952, 3:33 AM CDT Att: 12,975 - Unknown							
Frank Baumholtz, L OBP: 0.358, SLG: 0.396	SH5-3 2-3		4-3 2H 2B	1B 2B		G5-6-3 1-2f				3	1	2	2	0	0	1								
Bill Serena, R OBP: 0.340, SLG: 0.459	5-3		5-3	2H 1B		K				4	0	1	1	0	1	2								
Hank Sauer, R OBP: 0.367, SLG: 0.557	1B 3-H		4-3	5-3		FC6-4 1B				4	0	2	1	0	0	2								
Randy Jackson, R OBP: 0.287, SLG: 0.359	1-3 1B		6-3		5-3	FC6-4 CS				4	0	1	0	0	0	2								
Dee Fondy, L OBP: 0.337, SLG: 0.421	1-5-3			S 2B 1B	FC6-4 1B	CS 1-2		6-3		4	1	2	0	0	0	2								
Harry Chiti, R OBP: 0.291, SLG: 0.405		P6		K 1-2	L7			6-3		4	0	0	0	0	1	2								
Roy Smalley, R OBP: 0.300, SLG: 0.333		P4		2B 2B	FC6-4 1-2f			BB		3	1	1	1	1	0	1								
Bob Rush, R OBP: 0.265, SLG: 0.325	6-3			2B 2B		5-3		5-3		4	1	1	1	0	0	1								
Inning Stats	R: 1 E: 0 K: 0 S: 6	H: 3 LOB: 2 BB: 0 P: 6	R: 0 E: 0 K: 0 S: 3	H: 0 LOB: 0 BB: 0 P: 3	R: 1 E: 0 K: 0 S: 5	H: 2 LOB: 1 BB: 0 P: 5	R: 4 E: 0 K: 1 S: 10	H: 5 LOB: 1 BB: 0 P: 10	R: 0 E: 0 K: 0 S: 4	H: 1 LOB: 1 BB: 0 P: 4	R: 0 E: 0 K: 0 S: 3	H: 1 LOB: 0 BB: 0 P: 3	R: 0 E: 0 K: 1 S: 5	H: 1 LOB: 0 BB: 0 P: 5	R: 0 E: 0 K: 0 S: 3	H: 0 LOB: 1 BB: 1 P: 7		R: 0 E: 0 K: 0 S: 3	H: 0 LOB: 1 BB: 1 P: 7	1B: 7 2B: 6 3B: 0 HR: 0	SF: 0 SAC: 1 DP: 1 HBP: 0	WP: 0 PB: 0 SB: 1 CS: 1	PA: 37	
PITCHER Ken Raffensberger, L ERA: 2.82	IP: 5.0 WLS: L BF: 26	H: 11 R: 6 ER: 6 SO: 1	BB: 0 IBB: 0 HBP: 0 BLK: 0	WP: 0 HR: 0 S: 28 P: 28	ERA: 10.80 WHIP: 2.200	PITCHER										IP: 5.0 WLS: L BF: 26	H: 11 R: 6 ER: 6 SO: 1	BB: 0 IBB: 0 HBP: 0 BLK: 0	WP: 0 HR: 0 S: 28 P: 28	ERA: 10.80 WHIP: 2.200	1B: 7 2B: 6 3B: 0 HR: 0	SF: 0 SAC: 1 DP: 1 HBP: 0	WP: 0 PB: 0 SB: 1 CS: 1	PA: 37
Frank Smith, R ERA: 3.63	IP: 2.0 WLS: 0 BF: 6	H: 2 R: 0 ER: 0 SO: 1	BB: 0 IBB: 0 HBP: 0 BLK: 0	WP: 0 HR: 0 S: 8 P: 8	ERA: 0.00 WHIP: 1.000	PITCHER										IP: 2.0 WLS: 0 BF: 6	H: 2 R: 0 ER: 0 SO: 1	BB: 0 IBB: 0 HBP: 0 BLK: 0	WP: 0 HR: 0 S: 8 P: 8	ERA: 0.00 WHIP: 1.000	1B: 7 2B: 6 3B: 0 HR: 0	SF: 0 SAC: 1 DP: 1 HBP: 0	WP: 0 PB: 0 SB: 1 CS: 1	PA: 37
Joe Nuxhall, L ERA: 3.16	IP: 1.0 WLS: 0 BF: 4	H: 0 R: 0 ER: 0 SO: 0	BB: 1 IBB: 0 HBP: 0 BLK: 0	WP: 0 HR: 0 S: 3 P: 7	ERA: 0.00 WHIP: 1.000	PITCHER										IP: 1.0 WLS: 0 BF: 4	H: 0 R: 0 ER: 0 SO: 0	BB: 1 IBB: 0 HBP: 0 BLK: 0	WP: 0 HR: 0 S: 3 P: 7	ERA: 0.00 WHIP: 1.000	1B: 7 2B: 6 3B: 0 HR: 0	SF: 0 SAC: 1 DP: 1 HBP: 0	WP: 0 PB: 0 SB: 1 CS: 1	PA: 37

Batter	1	2	3	4	5	6	7	8	9	AB	R	H	RBI	BB	SO	LOB	TOP
Johnny Temple, R (1, 4) OBP: 0.120, SLG: 0.083	6-3		6-3		5-3		F8		1-3	5	0	0	0	0	0	0	Cincinnati Reds @ Boston Braves Braves Field, Boston, MA Tue Sep 09 1952, 3:38 AM EDT Att. 3,175 - Unknown - 63 F
Bobby Adams, R (1, 5) OBP: 0.343, SLG: 0.375	1B		G3		PO			SH5-4 1B		3	1	3	0	1	0	0	
Willard Marshall, L (1, 9) OBP: 0.332, SLG: 0.423	K		G3		F4					0	1	0	0	0	0	0	
Ted Kluszewski, L (1, 3) OBP: 0.373, SLG: 0.477	1B		F4		PO		F8	SH5-4		3	0	1	0	0	0	1	
Jim Greengrass, R (1, 7) OBP: 0.600, SLG: 0.600	4-3									4	0	3	2	0	0	2	
Cal Abrams, L (1, 8) OBP: 0.333, SLG: 0.369		G1		FC1-6				F6		4	0	0	0	0	0	3	
Roy McMillan, R (1, 6) OBP: 0.300, SLG: 0.353							F7	F3		4	0	2	0	0	0	2	
Hobie Landrith, L (1, 2) OBP: 0.300, SLG: 0.353		6-3		K						4	0	0	0	0	1	3	
Harry Perkowski, L (1, 1) OBP: 0.181, SLG: 0.225		1-3		K			6-3			4	0	0	0	0	2	3	
Inning Stats	R: 0 E: 0 K: 1 S: 7	H: 2 LOB: 2 BB: 0 P: 7	R: 0 E: 0 K: 0 S: 4	H: 1 LOB: 1 BB: 0 P: 4	R: 0 E: 0 K: 2 S: 9	H: 2 LOB: 2 BB: 0 P: 9	R: 0 E: 0 K: 0 S: 3	H: 1 LOB: 0 BB: 0 P: 4	R: 0 E: 0 K: 0 S: 3	H: 0 LOB: 0 BB: 0 P: 3	R: 2 E: 0 K: 0 S: 5	H: 2 LOB: 1 BB: 0 P: 9	R: 0 E: 0 K: 1 S: 5	H: 0 LOB: 0 BB: 0 P: 5	1B: 9 2B: 1 3B: 0 HR: 0	SF: 0 SAC: 1 DP: 0 HBP: 0	WP: 0 PA: 38 CS: 0
PITCHER	IP WLS BF H R ER SO BB IBB HBP BLK WP HR S P ERA WHIP																
Max Surkont, R (1, 1) ERA: 3.9	8.0 L 34 10 2 2 3 1 0 0 0 0 0 0 39 43 2.25 1.375																
Bob Chipman, L (9, 1) ERA: 2.6	1.0 3 0 0 0 1 0 0 0 0 0 0 0 5 5 0.00 0.000																

AB	31
R	2
H	9
RBI	2
BB	1
SO	3
LOB	14



Batter	1	2	3	4	5	6	7	8	9	AB	R	H	RBI	BB	SO	LOB	BOTTOM				
Sam Jethroe, S (1, 8) OBP: 0.327, SLG: 0.383	K		1-2		K			F8		4	0	1	0	0	2	0	Cincinnati Reds @ Boston Braves Braves Field, Boston, MA Tue Sep 09 1952, 3:38 AM EDT Att. 3,175 - Unknown - 63 F				
Johnny Logan, R (1, 6) OBP: 0.326, SLG: 0.353	F8		F7				5-3	E7		4	0	1	0	0	0	2					
Earl Torgeson, L (1, 3) OBP: 0.362, SLG: 0.324	CS							4-3		2	0	1	0	2	0	1					
Sid Gordon, R (1, 7) OBP: 0.391, SLG: 0.490	CS	6-3		F9			F9			4	0	0	0	0	0	2					
Eddie Mathews, L (1, 5) OBP: 0.321, SLG: 0.435		F8		K			6-3			4	0	0	0	0	1	2					
Paul Burris, R (1, 2) OBP: 0.242, SLG: 0.278		K						F9		4	0	1	0	0	1	1					
Sibby Sisti, R (1, 9) OBP: 0.269, SLG: 0.323			FC1-6		K		K		L9	3	0	0	0	1	2	3					
Jack Dittmer, L (1, 4) OBP: 0.228, SLG: 0.236			FC1-6		F9		F2			3	0	0	0	0	0	1					
Max Surkont, R (1, 1) OBP: 0.148, SLG: 0.169			F9					6-3		2	0	0	0	0	1	1					
Walker Cooper, R (8, PH) OBP: 0.282, SLG: 0.346										1	0	0	0	0	0	0					
Bob Chipman, L (9, 1) OBP: 0.500, SLG: 0.400										0	0	0	0	0	0	0					
Inning Stats	R: 0 E: 0 K: 1 S: 4	H: 0 LOB: 0 BB: 1 P: 8	R: 0 E: 0 K: 1 S: 5	H: 0 LOB: 0 BB: 0 P: 5	R: 0 E: 0 K: 0 S: 4	H: 1 LOB: 2 BB: 1 P: 8	R: 0 E: 0 K: 2 S: 9	H: 2 LOB: 2 BB: 0 P: 9	R: 0 E: 0 K: 2 S: 7	H: 0 LOB: 0 BB: 0 P: 7	R: 0 E: 0 K: 0 S: 3	H: 0 LOB: 1 BB: 1 P: 7	R: 0 E: 0 K: 1 S: 5	H: 0 LOB: 0 BB: 0 P: 5	R: 0 E: 1 K: 0 S: 4	H: 1 LOB: 1 BB: 0 P: 4	R: 0 E: 1 K: 0 S: 4	H: 0 LOB: 1 BB: 0 P: 4	1B: 4 2B: 0 3B: 0 HR: 0	SF: 0 SAC: 0 DP: 0 HBP: 0	WP: 0 PA: 35 CS: 1
PITCHER	IP WLS BF H R ER SO BB IBB HBP BLK WP HR S P ERA WHIP																				
Harry Perkowski, L (1, 1) ERA: 3.74	9.0 W 34 4 0 0 7 3 0 0 0 0 0 0 45 57 0.00 0.778																				

AB	31
R	0
H	4
RBI	0
BB	3
SO	7
LOB	13



Batter	1	2	3	4	5	6	7	8	9	AB	R	H	RBI	BB	SO	LOB	TOP					
Johnny Temple, R OBP: 0.139, SLG: 0.088 (1, 4)	F7		F2		F8		5-3		5-3	5	0	0	0	0	0	1	Cincinnati Reds @ New York Giants Polo Grounds, New York, NY Fri Sep 12 1952, 3:33 AM EDT Unknown					
Bobby Adams, R OBP: 0.342, SLG: 0.372 (1, 5)	F8		F2		K		1B		5-3	5	0	1	0	0	1							
Willard Marshall, L OBP: 0.330, SLG: 0.419 (1, 9)	4-3		4-3		L6		1B		K	5	0	1	0	0	1							
Ted Kluszewski, L OBP: 0.375, SLG: 0.491 (1, 3)		F8		F9		HR	L4			4	1	1	1	0	0	2						
Jim Greengrass, R OBP: 0.333, SLG: 0.333 (1, 7)		F2		K		6-3		FC6-4	1B	4	0	1	0	0	1	0						
Cal Abrams, L OBP: 0.352, SLG: 0.404 Bob Borkowski, R OBP: 0.300, SLG: 0.334 (2, 8)		1B		1B		2B	BB	F9		1	0	1	0	0	0	0						
Roy McMillan, R OBP: 0.302, SLG: 0.356 (1, 6)		1B		G3		1-3	2B	FC6-4	1B	4	0	3	0	0	0	1						
Hobie Landrith, L OBP: 0.333, SLG: 0.417 Joe Adcock, R OBP: 0.325, SLG: 0.474 Eddie Pellagrini, R OBP: 0.234, SLG: 0.222 Joe Nuxhall, L OBP: 0.087, SLG: 0.087 (8, 1)		4-3				F5	F8	FC6-4		3	0	0	0	0	0	4						
Bubba Church, R OBP: 0.224, SLG: 0.327 Grady Hatton, L OBP: 0.319, SLG: 0.313 Niles Jordan, L (7, 1) Andy Seminick, R OBP: 0.330, SLG: 0.436 (8, 2)				HR		1B		F8	K	2	1	2	1	0	0	0						
Inning Stats	R: 0 E: 0 K: 0 S: 3	H: 0 LOB: 0 BB: 0 P: 3	R: 0 E: 0 K: 0 S: 5	H: 2 LOB: 2 BB: 0 P: 5	R: 1 E: 0 K: 0 S: 4	H: 1 LOB: 0 BB: 0 P: 4	R: 0 E: 0 K: 1 S: 6	H: 1 LOB: 1 BB: 0 P: 6	R: 0 E: 0 K: 0 S: 5	H: 2 LOB: 2 BB: 1 P: 9	R: 0 E: 0 K: 0 S: 5	H: 2 LOB: 2 BB: 0 P: 5	R: 0 E: 0 K: 1 S: 7	H: 2 LOB: 2 BB: 0 P: 7	R: 0 E: 0 K: 1 S: 5	H: 0 LOB: 0 BB: 0 P: 5		1B: 8 2B: 1 3B: 0 HR: 2	SF: 0 SAC: 0 DP: 0 HBP: 0	WP: 0 PB: 0 SB: 0 CS: 0	PA: 39	
PITCHER	IP	WLS	BF	H	R	ER	SO	BB	IBB	HBP	BLK	WP	HR	S	P	ERA	WHIP					
Al Corwin, R ERA: 2.47 Max Lanier, L ERA: 3.93 Hoyt Wilhelm, R ERA: 2.47	(1, 1)	6.2	W	29	8	2	2	2	1	0	0	0	0	2	32	36	2.70	1.350				
	(7, 1)	0.2		5	3	0	0	0	0	0	0	0	0	0	5	5	0.00	4.500				
	(8, 1)	1.2	S	5	0	0	0	2	0	0	0	0	0	0	9	9	0.00	0.000				

AB	38
R	2
H	11
RBI	2
BB	1
SO	4
LOB	14



Batter	1	2	3	4	5	6	7	8	9	AB	R	H	RBI	BB	SO	LOB	BOTTOM				
Don Mueller, L OBP: 0.330, SLG: 0.417 (1, 9)	3-1	5-3		1-2			6-3			4	0	1	0	0	0	1	Cincinnati Reds @ New York Giants Polo Grounds, New York, NY Fri Sep 12 1952, 3:33 AM EDT Unknown				
Alvin Dark, R OBP: 0.356, SLG: 0.412 (1, 6)	F4		F7	F4		1B	1B	1B		4	0	1	0	0	0	2					
Whitey Lockman, L OBP: 0.374, SLG: 0.398 (1, 3)	FC6-4		F9		4-3		1B	1B		4	0	2	0	0	0	0					
Monte Irvin, R OBP: 0.384, SLG: 0.521 (1, 7)	FC6-4		HR		FC5-4		1B	G6-4-3		4	1	3	1	0	0	1					
Bobby Thomson, R OBP: 0.329, SLG: 0.466 (1, 8)		3B	5-3		F7		G6-4-3			4	1	1	0	0	0	4					
Hank Thompson, L OBP: 0.343, SLG: 0.442 Bob Elliott, R OBP: 0.327, SLG: 0.395 (5, 5)		F7		3-1	FC5-4		4-3			2	1	1	1	0	0	0					
Sal Yvars, R OBP: 0.306, SLG: 0.338 (1, 2)	F7			1B		F2		F6		4	1	1	1	0	0	0					
Bobby Hofman, R OBP: 0.354, SLG: 0.372 (1, 4)	F2			1B		G5-4-3		K		4	0	2	0	0	1	0					
Al Corwin, R OBP: 0.158, SLG: 0.111 Max Lanier, L ERA: 2.70 Hoyt Wilhelm, L ERA: 2.93 (8, 1)				1B		F7		G5-4-3		3	0	1	1	0	0	2					
										0	0	0	0	0	0	0					
										0	0	0	0	0	0	0					
Inning Stats	R: 0 E: 0 K: 0 S: 4	H: 1 LOB: 1 BB: 0 P: 4	R: 2 E: 0 K: 0 S: 6	H: 3 LOB: 1 BB: 0 P: 6	R: 1 E: 0 K: 0 S: 4	H: 1 LOB: 0 BB: 0 P: 4	R: 0 E: 0 K: 0 S: 6	H: 3 LOB: 2 BB: 0 P: 6	R: 0 E: 0 K: 0 S: 3	H: 1 LOB: 0 BB: 0 P: 3	R: 0 E: 0 K: 0 S: 5	H: 3 LOB: 2 BB: 0 P: 5	R: 0 E: 0 K: 1 S: 5	H: 0 LOB: 0 BB: 0 P: 5	R: 0 E: 0 K: 1 S: 5	H: 0 LOB: 0 BB: 0 P: 5	1B: 10 2B: 0 3B: 2 HR: 1	SF: 0 SAC: 0 DP: 2 HBP: 0	WP: 0 PB: 0 SB: 0 CS: 0	PA: 35	
PITCHER	IP	WLS	BF	H	R	ER	SO	BB	IBB	HBP	BLK	WP	HR	S	P	ERA	WHIP				
Bubba Church, R ERA: 4.35 Niles Jordan, L ERA: 2.70 Joe Nuxhall, L ERA: 2.93	(1, 1)	6.0	L	27	10	4	4	0	0	0	0	0	0	5	5	6.00	1.667				
	(7, 1)	1.0		5	3	0	0	0	0	0	0	0	0	5	5	0.00	3.000				
	(8, 1)	1.0		3	0	0	0	1	0	0	0	0	0	5	5	0.00	0.000				

AB	35
R	4
H	13
RBI	4
BB	0
SO	1
LOB	11



Batter	1	2	3	4	5	6	7	8	9	AB	R	H	RBI	BB	SO	LOB	TOP								
Johnny Temple, R OBP: 0.146, SLG: 0.179 (1, 4)	F8	HR			B3		L9		F9	5	1	1	4	0	0	1	Cincinnati Reds @ New York Giants Polo Grounds, New York, NY Fri Sep 12 1952, 3:38 AM EDT Att: 8,706 - Unknown								
Bobby Adams, R OBP: 0.344, SLG: 0.376 (1, 5)	6-3	6-3			S 3B		2B		2B	5	1	3	1	0	0	0									
Willard Marshall, L OBP: 0.333, SLG: 0.422 (1, 9)	F8			FC6-4 1B	3B		2B		F8	4	1	2	0	1	0	1									
Ted Kluszewski, L OBP: 0.380, SLG: 0.503 (1, 3)		HR		FC6-4 L4-3 1-2	3B		FC6-4 BB			3	1	2	3	2	0	1									
Jim Greengrass, R OBP: 0.250, SLG: 0.250 (1, 8)	F6		L4-3		1-3		FC6-4		F8	5	0	0	0	0	0	7									
Joe Adcock, R OBP: 0.324, SLG: 0.474 (1, 7)		1B HR							F8	4	1	1	0	0	1	0									
Roy McMillan, R OBP: 0.302, SLG: 0.355 (1, 6)		2B HR			F7		F7		K	4	1	1	0	0	1	0									
Joe Rossi, R OBP: 0.319, SLG: 0.255 (1, 2)		2-3 HR			F8		F2		F9	3	1	0	0	1	0	0									
Ken Raffensberger, R OBP: 0.129, SLG: 0.162 Frank Smith, R OBP: 0.179, SLG: 0.250 (6, 1)					F5		K		2B	2	0	0	0	0	1	3									
Inning Stats	R: 0 E: 0 K: 0 S: 3	H: 0 LOB: 0 BB: 0 P: 3	R: 5 E: 0 K: 1 S: 9	H: 4 LOB: 0 BB: 1 P: 13	R: 0 E: 0 K: 0 S: 3	H: 1 LOB: 0 BB: 0 P: 3	R: 0 E: 0 K: 1 S: 5	H: 0 LOB: 0 BB: 0 P: 5	R: 2 E: 0 K: 0 S: 5	H: 2 LOB: 1 BB: 1 P: 9	R: 0 E: 0 K: 0 S: 3	H: 0 LOB: 0 BB: 0 P: 3	R: 0 E: 0 K: 1 S: 7	H: 2 LOB: 3 BB: 1 P: 11	R: 0 E: 0 K: 1 S: 5	H: 0 LOB: 0 BB: 0 P: 5	R: 1 E: 0 K: 0 S: 5	H: 2 LOB: 2 BB: 1 P: 9	1B: 4 2B: 5 3B: 1 HR: 2	SF: 0 SAC: 0 DP: 1 HBP: 0	WP: 0 PB: 0 SB: 1 CS: 0	PA: 41			
PITCHER	IP	WLS	BF	H	R	ER	SO	BB	IBB	HBP	BLK	WP	HR	S	P	ERA	WHIP								
George Spencer, R ERA: 5.55 (1, 1)	1.1		8	3	4	4	0	1	0	0	0	0	1	7	11	27.00	3.000								
Jim Hearn, R ERA: 4.04 (2, 1)	5.2		24	6	3	3	3	2	0	0	0	0	1	28	36	4.76	1.412								
Sal Maglie, R ERA: 3.08 (8, 1)	2.0	L	9	2	1	1	1	0	1	0	0	0	0	10	14	4.50	1.000								

livebaseballscorecards.com

AB	37
R	8
H	11
RBI	8
BB	4
SO	4
LOB	13



Batter	1	2	3	4	5	6	7	8	9	AB	R	H	RBI	BB	SO	LOB	BOTTOM								
Don Mueller, L OBP: 0.326, SLG: 0.422 (1, 9)	F3	FC4-6			1-3				F9	5	1	1	2	0	0	2	Cincinnati Reds @ New York Giants Polo Grounds, New York, NY Fri Sep 12 1952, 3:38 AM EDT Att: 8,706 - Unknown								
Alvin Dark, R OBP: 0.356, SLG: 0.410 (1, 6)	1B	F5			L4		F2		5-3	5	1	1	0	0	0	2									
Whitey Lockman, L OBP: 0.371, SLG: 0.394 (1, 3)	K				4-3		F9		F5	5	0	0	0	0	1	3									
Monte Irvin, R OBP: 0.398, SLG: 0.531 (1, 7)	HR	1B			F7		FC2-5 1B		FC6-4 1B	4	1	3	1	0	0	0									
Bobby Thomson, R OBP: 0.330, SLG: 0.471 (7, 5)	HR				F7		FC2-5 1B		FC6-4	4	1	2	2	0	0	1									
Bob Elliott, R OBP: 0.325, SLG: 0.392 George Wilson, L OBP: 0.265, SLG: 0.337 (6, PH) (7, 8)	F7				F6		FC2-5		4-3	2	0	0	0	0	0	0									
Sal Yvars, R OBP: 0.304, SLG: 0.358 (1, 2)		F9			HR		F9		5-3	4	1	1	1	0	0	2									
Bobby Hofman, R OBP: 0.360, SLG: 0.444 Dusty Rhodes, L OBP: 0.328, SLG: 0.488 Davey Williams, R OBP: 0.327, SLG: 0.390 (6, PH) (7, 4)					F9		K		F4	2	1	1	1	0	0	0									
George Spencer, R OBP: 0.200, SLG: 0.200 Jim Hearn, R OBP: 0.211, SLG: 0.329 Bill Ripstein, R OBP: 0.345, SLG: 0.361 Sal Maglie, R OBP: 0.347, SLG: 0.479 Hank Thompson, L OBP: 0.343, SLG: 0.444 Al Conwit, R OBP: 0.108, SLG: 0.111 (1, 1) (2, 1) (7, PH) (8, 1) (9, PH) (9, PH)		FC4-6 1B			K		HR		5-3 1B	0	0	0	0	0	0	0									
Inning Stats	R: 3 E: 1 K: 1 S: 8	H: 3 LOB: 0 BB: 0 P: 8	R: 1 E: 0 K: 0 S: 5	H: 2 LOB: 1 BB: 0 P: 5	R: 0 E: 0 K: 0 S: 3	H: 0 LOB: 0 BB: 0 P: 3	R: 1 E: 0 K: 1 S: 6	H: 1 LOB: 0 BB: 0 P: 6	R: 0 E: 0 K: 0 S: 3	H: 0 LOB: 0 BB: 0 P: 3	R: 0 E: 0 K: 1 S: 7	H: 2 LOB: 2 BB: 0 P: 7	R: 2 E: 0 K: 0 S: 6	H: 3 LOB: 1 BB: 0 P: 6	R: 0 E: 0 K: 0 S: 3	H: 0 LOB: 0 BB: 0 P: 3	R: 0 E: 0 K: 0 S: 4	H: 1 LOB: 2 BB: 0 P: 4	1B: 7 2B: 1 3B: 0 HR: 4	SF: 0 SAC: 0 DP: 0 HBP: 0	WP: 0 PB: 0 SB: 0 CS: 0	PA: 39			
PITCHER	IP	WLS	BF	H	R	ER	SO	BB	IBB	HBP	BLK	WP	HR	S	P	ERA	WHIP								
Ken Raffensberger, L ERA: 2.84 (1, 1)	5.0		23	8	5	2	2	0	0	0	0	0	1	18	18	4.50	1.000								
Frank Smith, R ERA: 3.75 (6, 1)	4.0	W	16	4	2	2	1	0	0	0	0	0	1	18	18	4.50	1.000								

livebaseballscorecards.com

AB	39
R	7
H	12
RBI	7
BB	0
SO	3
LOB	14



Batter	1	2	3	4	5	6	7	8	9	AB	R	H	RBI	BB	SO	LOB	TOP							
Johnny Temple, R (1,4) OBP: 0.152, SLG: 0.182	0-0 6-3	0-0 F7			0-0 6-3		0-0 3-4 1B		0-0 F2	5	0	1	0	0	0	2	<p>Cincinnati Reds @ New York Giants</p> <p>Polo Grounds, New York, NY</p> <p>Sat Sep 13 1952, 3:33 AM EDT</p> <p>Att: 8,843 - Unknown</p>							
Bobby Adams, R (1,5) OBP: 0.343, SLG: 0.374	4-0 WP 1B BB		0-0 6-3		0-0 L3		0-0 3-4 1-2			3	1	0	0	1	0	1								
Willard Marshall, L (1,9) OBP: 0.337, SLG: 0.424	0-0 PB 5-3 1B		4-0 FC6-4 BB		0-0 BB 1B		0-3 K			3	1	2	1	1	1	1								
Ted Kluszewski, L (1,3) OBP: 0.380, SLG: 0.501	4-0 5-3 IBB		0-0 F2		4-0 1-2 BB			0-0 G3		2	0	0	0	2	0	1								
Jim Greengrass, R (1,8) OBP: 0.208, SLG: 0.208	0-0 5-3		0-0 FC6-4		0-0 F8			0-0 6-3		4	0	0	1	0	0	4								
Joe Adcock, R (1,7) OBP: 0.323, SLG: 0.470	0-0 F2			4-0 G1-5-3 1B BB		0-0 3-1		0-0 F7		3	0	0	0	1	0	1								
Roy McMillan, R (1,6) OBP: 0.308, SLG: 0.355		4-0 BB		0-0 G1-5-3 1B		0-0 F9		4-0 BB		2	0	1	0	2	0	0								
Hobie Landrith, L (1,2) OBP: 0.250, SLG: 0.313		0-0 F8		0-0 G1-5-3		0-0 3-1		0-0 F7		4	0	0	0	0	0	4								
Joe Nuxhall, L (1,1) OBP: 0.087, SLG: 0.087		0-3 K		0-3 K			0-3 K		0-0 F7	0	0	0	0	0	0	0								
Hary Perkowski, L (1,1) OBP: 0.176, SLG: 0.219										2	0	0	0	0	2	2								
Eddie Pellagrini, R (7, PH) OBP: 0.231, SLG: 0.220										1	0	0	0	0	1	0								
Johnny Schmitz, R (7, PH) OBP: 0.308, SLG: 0.462										0	0	0	0	0	0	0								
Grady Hatton, L (9, PH) OBP: 0.319, SLG: 0.312										1	0	0	0	0	0	1								
Inning Stats	R: 2 E: 0 K: 0 S: 4	H: 1 LOB: 1 BB: 2 P: 12	R: 0 E: 0 K: 1 S: 5	H: 0 LOB: 1 BB: 1 P: 9	R: 0 E: 0 K: 1 S: 3	H: 0 LOB: 1 BB: 1 P: 7	R: 0 E: 0 K: 1 S: 5	H: 1 LOB: 1 BB: 1 P: 9	R: 0 E: 0 K: 0 S: 4	H: 0 LOB: 2 BB: 1 P: 8	R: 0 E: 0 K: 2 S: 8	H: 1 LOB: 1 BB: 0 P: 8	R: 0 E: 0 K: 0 S: 3	H: 0 LOB: 0 BB: 0 P: 3	R: 0 E: 0 K: 0 S: 3	H: 0 LOB: 0 BB: 0 P: 3	R: 0 E: 0 K: 0 S: 3	H: 0 LOB: 1 BB: 1 P: 7	1B: 4 2B: 0 3B: 0 HR: 0	SF: 0 SAC: 0 DP: 1 HBP: 0	WP: 1 PB: 1 SB: 0 CS: 0	PA: 37		
PITCHER	IP WLS BF H R ER SO BB IBB HBP BLK WP HR S P ERA WHIP	1.0 7 21 3 0 0 3 2 1 0 0 1 0 4 16 9.00 3.000	5.1 W 21 3 0 0 3 3 0 0 0 0 0 24 36 0.00 1.125	2.2 S 9 0 0 0 1 1 0 0 0 0 0 10 14 0.00 0.375																				

AB	30
R	2
H	4
RBI	2
BB	7
SO	4
LOB	17



Batter	1	2	3	4	5	6	7	8	9	AB	R	H	RBI	BB	SO	LOB	BOTTOM						
Bobby Hofman, R (1,4) OBP: 0.333, SLG: 0.408	0-0 F8	0-0 FC5-4			0-0 P5		0-3 K			4	0	0	0	0	1	2	<p>Cincinnati Reds @ New York Giants</p> <p>Polo Grounds, New York, NY</p> <p>Sat Sep 13 1952, 3:33 AM EDT</p> <p>Att: 8,843 - Unknown</p>						
Alvin Dark, R (1,6) OBP: 0.355, SLG: 0.411	0-0 BB 1B BB		0-0 L5		0-0 SH1-4 1B		4-0 IBB			3	2	2	0	1	0	0							
Whitey Lockman, L (1,3) OBP: 0.370, SLG: 0.393	4-0 1-2 BB BB		0-0 G3		0-0 SH1-4 1-2		0-0 P5			2	1	0	0	1	0	2							
Monte Irvin, R (1,7) OBP: 0.393, SLG: 0.515	4-0 1-2 2-3 BB		0-0 6-3		0-0 F8		0-0 6-3			3	0	0	0	1	0	1							
Bobby Thomson, R (1,8) OBP: 0.331, SLG: 0.471	0-0 G4-6-3 1-2 2-H 3-H 1B			0-0 F7		4-0 1B IBB		0-0 5-3		3	0	1	2	1	0	0							
Bob Elliott, R (1,5) OBP: 0.324, SLG: 0.390	0-0 G4-6-3		0-0 L5		0-0 L5		0-0 1-2 2-H 1B		0-3 K	4	0	1	1	0	1	2							
Clint Hartung, R (1,9) OBP: 0.320, SLG: 0.441		0-3 K		0-0 F8		0-3 K				3	0	0	0	0	2	2							
Sal Yvars, R (1,2) OBP: 0.305, SLG: 0.357		0-0 E3			0-0 5-3					3	0	1	0	0	0	0							
Wes Westrum, R (9,2) OBP: 0.376, SLG: 0.389		0-0 FC1-4					0-0 SH3-4 1B			0	0	0	0	0	0	0							
Bill Connelly, L (1,1) OBP: 0.364, SLG: 0.800		0-0 FC1-4			0-0 F8		0-0 SH3-4			0	0	0	0	0	0	0							
Monty Kennedy, R (2,1) OBP: 0.053, SLG: 0.053										2	0	0	0	0	0	1							
Hoyt Wilhelm, R (7,1) OBP: 0.162, SLG: 0.222										0	0	0	0	0	0	0							
Inning Stats	R: 2 E: 0 K: 0 S: 4	H: 2 LOB: 1 BB: 2 P: 12	R: 0 E: 1 K: 1 S: 6	H: 0 LOB: 1 BB: 0 P: 6	R: 0 E: 0 K: 0 S: 3	H: 0 LOB: 0 BB: 0 P: 3	R: 0 E: 0 K: 0 S: 3	H: 0 LOB: 0 BB: 0 P: 3	R: 1 E: 0 K: 1 S: 7	H: 2 LOB: 1 BB: 1 P: 11	R: 0 E: 0 K: 1 S: 6	H: 1 LOB: 2 BB: 1 P: 10	R: 0 E: 0 K: 1 S: 5	H: 0 LOB: 0 BB: 0 P: 5	R: 0 E: 0 K: 1 S: 5	H: 0 LOB: 0 BB: 0 P: 5	1B: 5 2B: 0 3B: 0 HR: 0	SF: 0 SAC: 2 DP: 1 HBP: 0	WP: 0 PB: 0 SB: 0 CS: 0	PA: 33			
PITCHER	IP WLS BF H R ER SO BB IBB HBP BLK WP HR S P ERA WHIP	0.1 L 20 2 1 1 2 0 1 0 0 0 0 23 27 1.59 0.353	2.0 8 1 0 0 2 0 1 0 0 0 0 0 11 15 0.00 0.500																				




Batter	1	2	3	4	5	6	7	8	9	AB	R	H	RBI	BB	SO	LOB	TOP					
Johnny Temple, R OBP: 0.196, SLG: 0.208 (1, 4)	F4		FC6-4 1B	FC6-4 BB		1B		E6 CS		4	0	2	0	1	0	0	Cincinnati Reds @ Brooklyn Dodgers Ebbets Field, Brooklyn, NY Sun Sep 14 1952, 3:33 AM EDT Att: 14,553 - Unknown					
Bobby Adams, R OBP: 0.342, SLG: 0.373 (1, 5)	L9		FC6-4 2B HR	FC6-4		1B		CS	F9	5	1	1	0	0	0	3						
Willard Marshall, L OBP: 0.336, SLG: 0.424 (1, 9)	G3		HR	L8		G3			F8	5	1	1	0	0	0	5						
Ted Kluszewski, L OBP: 0.383, SLG: 0.500 (1, 3)		1-3	HR	IBB		F9			BB	3	1	1	0	2	0	0						
Jim Greengrass, R OBP: 0.276, SLG: 0.379 (1, 8)	1B		HR			K			4-3	5	1	3	4	0	1	1						
Joe Adcock, R OBP: 0.323, SLG: 0.467 (1, 7)	F7		FC6-4 1B			F7			L4-3	4	0	1	0	0	0	3						
Roy McMillan, R OBP: 0.308, SLG: 0.355 (1, 6)	1B		FC6-4			5-3			L8	4	0	1	0	0	0	2						
Hobie Landrith, L OBP: 0.300, SLG: 0.350 (1, 2)	F9					1B			G3	4	0	2	0	0	0	2						
Herm Wehmeier, R OBP: 0.254, SLG: 0.271 (1, 1)			K	FC6-4 BB		F3			K	4	0	0	0	0	2	2						
Inning Stats	R: 0 E: 0 K: 0 S: 8	H: 0 LOB: 0 BB: 0 P: 11	R: 0 E: 0 K: 0 S: 12	H: 2 LOB: 2 BB: 0 P: 15	R: 4 E: 0 K: 1 S: 10	H: 4 LOB: 1 BB: 1 P: 18	R: 0 E: 0 K: 0 S: 12	H: 1 LOB: 2 BB: 1 P: 18	R: 0 E: 0 K: 1 S: 6	H: 0 LOB: 0 BB: 0 P: 11	R: 0 E: 0 K: 0 S: 9	H: 3 LOB: 3 BB: 0 P: 14	R: 0 E: 0 K: 0 S: 7	H: 2 LOB: 1 BB: 0 P: 8	R: 0 E: 1 K: 1 S: 7	H: 0 LOB: 0 BB: 0 P: 9	R: 0 E: 0 K: 0 S: 5	H: 0 LOB: 1 BB: 1 P: 10	1B: 10 2B: 2 3B: 0 HR: 1	SF: 0 SAC: 0 DP: 1 HBP: 0	WP: 0 PB: 0 SB: 0 CS: 1	PA: 42
PITCHER	IP	WLS	BF	H	R	ER	SO	BB	IBB	HBP	BLK	WP	HR	S	P	ERA	WHIP					
Johnny Rutherford, R ERA: 4.38 (1, 1)	3.0	L	16	6	4	4	1	0	1	0	0	0	1	30	44	12.00	2.000					
Ron Negray, R ERA: 4.38 (4, 1)	3.0		14	4	0	0	1	1	0	0	0	0	0	27	43	0.00	1.667					
Jim Hughes, R ERA: 1.5 (7, 1)	2.0		7	2	0	0	1	0	0	0	0	0	0	14	17	0.00	1.000					
Ray Moore, R ERA: 4.94 (9, 1)	1.0		4	0	0	0	0	1	0	0	0	0	0	5	10	0.00	1.000					

AB	38
R	4
H	12
RBI	4
BB	3
SO	3
LOB	18



Batter	1	2	3	4	5	6	7	8	9	AB	R	H	RBI	BB	SO	LOB	BOTTOM					
Carl Furillo, R OBP: 0.293, SLG: 0.342 (1, 9)	6-3		G6-4-3 1-2			1B		F8		4	0	1	0	0	0	1	Cincinnati Reds @ Brooklyn Dodgers Ebbets Field, Brooklyn, NY Sun Sep 14 1952, 3:33 AM EDT Att: 14,553 - Unknown					
Pee Wee Reese, R OBP: 0.377, SLG: 0.380 (1, 6)	1-3			1B		BB		F8	G5-4-3 1B	3	0	1	0	1	0	1						
Duke Snider, L OBP: 0.367, SLG: 0.475 (1, 8)	F7			G5-4-3 1B		4-3			F6	4	0	1	0	0	0	2						
Jackie Robinson, R OBP: 0.430, SLG: 0.448 (1, 4)	6-3			F8		BB			G5-4-3	4	0	1	0	0	0	3						
Andy Pafko, R OBP: 0.375, SLG: 0.451 (1, 7)	6-3			G5-4-3		BB			G6-4-3	2	0	0	0	1	0	2						
Gil Hodges, R OBP: 0.391, SLG: 0.502 (1, 3)	2B					L5			F6	3	0	1	0	0	0	2						
Rube Walker, L OBP: 0.296, SLG: 0.339 (1, 2)	6-3					F8			G6-4-3	2	0	0	0	0	0	1						
Roy Campanella, R OBP: 0.356, SLG: 0.456 (7, PH) (8, 2)	6-3								1-2	1	0	0	0	0	0	2						
Billy Cox, R OBP: 0.299, SLG: 0.337 (1, 5)			6-3			K			F8	3	0	0	0	0	1	0						
Johnny Rutherford, L OBP: 0.287, SLG: 0.276 (3, PH) Tommy Holmes, L OBP: 0.148, SLG: 0.080 (4, 1) Ron Negray, R OBP: 0.250, SLG: 0.174 (6, PH) Sandy Amoros, L OBP: 0.235, SLG: 0.174 (7, 1) Jim Hughes, R OBP: 0.299, SLG: 0.475 (8, PH) George Shuba, L OBP: 0.299, SLG: 0.475 (9, 1) Ray Moore, R OBP: 0.299, SLG: 0.475 (9, 1)			1-0 1B			1-0 BB			F4	0	0	0	0	0	0	0						
Inning Stats	R: 0 E: 0 K: 0 S: 6	H: 0 LOB: 0 BB: 0 P: 8	R: 0 E: 0 K: 0 S: 9	H: 1 LOB: 1 BB: 0 P: 14	R: 0 E: 0 K: 0 S: 4	H: 1 LOB: 0 BB: 0 P: 8	R: 0 E: 0 K: 0 S: 5	H: 1 LOB: 1 BB: 1 P: 9	R: 0 E: 0 K: 1 S: 6	H: 0 LOB: 0 BB: 0 P: 7	R: 0 E: 0 K: 0 S: 7	H: 1 LOB: 1 BB: 0 P: 11	R: 0 E: 0 K: 0 S: 7	H: 1 LOB: 1 BB: 1 P: 16	R: 0 E: 0 K: 0 S: 6	H: 0 LOB: 0 BB: 0 P: 8	R: 0 E: 0 K: 0 S: 9	H: 1 LOB: 0 BB: 0 P: 16	1B: 5 2B: 1 3B: 0 HR: 0	SF: 0 SAC: 0 DP: 4 HBP: 0	WP: 0 PB: 0 SB: 0 CS: 0	PA: 31
PITCHER	IP	WLS	BF	H	R	ER	SO	BB	IBB	HBP	BLK	WP	HR	S	P	ERA	WHIP					
Herm Wehmeier, R ERA: 5.34 (1, 1)	9.0	W	31	6	0	0	1	2	0	0	0	0	0	59	97	0.00	0.889					



Batter	1	2	3	4	5	6	7	8	9	AB	R	H	RBI	BB	SO	LOB	TOP							
Johnny Temple, R OBP: 0.196, SLG: 0.208 (1, 4)	1-1 5-3 K	0-3 K		0-1 F8			1-1 FC4-6 1B		1-2 6-3	5	0	1	0	0	1	2								
Bobby Adams, R OBP: 0.343, SLG: 0.377 (1, 5)	4-2 BB 1B BB	0-1 F4			1-2 HR		1-2 FC4-6 4-3 BB 1-2 HR		0-3 K	4	3	1	1	1	1	2								
Willard Marshall, L OBP: 0.338, SLG: 0.423 (1, 9)	2-1 BB 1-2 1B		1-2 F9		4-2 G4-6-3 BB		4-1 1-2 HR BB		1-2 F8	3	1	1	0	2	0	0								
Ted Kluszewski, L OBP: 0.382, SLG: 0.497 (1, 3)	4-0 BB 1-2 2-3 BB		1-2 F9		2-1 G4-6-3 1-2 BB		1-2 4-3			3	0	0	0	1	0	3								
Jim Greengrass, R OBP: 0.333, SLG: 0.500 (1, 8)	4-1 BB		0-0 FC6-4 1B		3-3 K		0-2 HR			3	1	2	4	1	1	0								
Joe Adcock, R OBP: 0.319, SLG: 0.462 (1, 7)	0-3 K		0-1 FC6-4 1-2 BB			3-2 F7		0-1 F7		4	0	0	0	0	1	4								
Roy McMillan, R OBP: 0.304, SLG: 0.354 (1, 6)	1-3 K			3-2 F8		0-1 1B		1-2 6-3		4	0	1	0	0	1	3								
Hobie Landrith, L OBP: 0.250, SLG: 0.292 (1, 2)		1-2 4-3		0-0 F8		2-2 F6		0-0 G3		4	0	0	0	0	0	1								
Bud Podbielan, R OBP: 0.250, SLG: 0.211 Frank Hiller, R (5, 1) Cal Abrams, R (6, PH) Bubba Church, R (6, 1) Frank Smith, R (7, 1) Grady Hatton, L (8, PH) Joe Nuxhall, L (8, 1)		4-0 BB		0-1 1B		3-3 K		0-1 4-3		0	0	0	0	0	0	0								
Inning Stats	R: 1 E: 0 K: 2 S: 14	H: 1 LOB: 3 BB: 3 P: 30	R: 0 E: 0 K: 1 S: 8	H: 0 LOB: 1 BB: 1 P: 13	R: 0 E: 0 K: 0 S: 9	H: 1 LOB: 1 BB: 0 P: 11	R: 0 E: 0 K: 1 S: 9	H: 1 LOB: 0 BB: 1 P: 12	R: 1 E: 0 K: 1 S: 10	H: 1 LOB: 0 BB: 1 P: 20	R: 0 E: 0 K: 1 S: 15	H: 1 LOB: 1 BB: 0 P: 23	R: 3 E: 0 K: 0 S: 14	H: 2 LOB: 0 BB: 1 P: 21	R: 0 E: 0 K: 0 S: 6	H: 0 LOB: 0 BB: 0 P: 7	R: 0 E: 0 K: 1 S: 9	H: 0 LOB: 0 BB: 0 P: 11	1B: 5 2B: 0 3B: 0 HR: 2	SF: 0 SAC: 0 DP: 1 HBP: 0	WP: 0 PB: 0 SB: 0 CS: 0	PA: 39		
PITCHER	IP WLS BF H R ER SO BB IBB HBP BLK WP HR S P ERA WHIP	7.0 W 33 7 5 5 5 6 0 0 0 0 2 79 130 6.43 1.857	2.0 S 6 0 0 0 1 0 0 0 0 0 0 15 18 0.00 0.000																					

Cincinnati Reds @ Brooklyn Dodgers
Ebbets Field, Brooklyn, NY
Mon Sep 15 1952, 3:33 AM EDT
Att: 2,612 - Unknown

AB 32
R 5
H 6
RBI 5
BB 5
SO 6
LOB 16



Batter	1	2	3	4	5	6	7	8	9	AB	R	H	RBI	BB	SO	LOB	BOTTOM						
Carl Furillo, R OBP: 0.299, SLG: 0.349 (1, 9)	2-2 HR 1B	4-2 BB		0-0 2B		0-0 BB 1B	1-2 FC5-4 1-2 BB		0-0 4-3	4	1	3	1	1	0	1							
Pee Wee Reese, R OBP: 0.375, SLG: 0.377 (1, 6)	2-2 F9	1-3 K		2-0 F8		4-1 BB	1-3 K			4	0	0	0	1	2	4							
Duke Snider, L OBP: 0.369, SLG: 0.488 (1, 8)	1-1 HR 1B		1-2 HR		1-0 HR	2-3 K		0-0 4-3		5	3	3	2	0	1	3							
Jackie Robinson, R OBP: 0.433, SLG: 0.462 (1, 4)	2-2 HR		2-0 P1		4-1 SH3 BB		4-2 1B 2B BB	2-0 HR		3	3	2	4	2	0	0							
Andy Pafko, R OBP: 0.377, SLG: 0.452 (1, 7)	4-2 BB		2-1 F8		0-0 SH3		0-2 2B E 1B	2-2 1B		3	1	2	0	1	0	0							
Roy Campanella, R OBP: 0.354, SLG: 0.455 (1, 2)	0-1 F4		0-0 F5		2-1 3-1		0-0 E F8 2B	1-1 L8		5	1	1	1	0	0	3							
Gil Hodges, R OBP: 0.391, SLG: 0.506 (1, 3)	3-3 K			3-1 HR		2-3 K	4-0 F8 E FC5-4 IBB	1-1 F8		4	2	1	1	1	2	2							
Billy Cox, R OBP: 0.298, SLG: 0.336 (1, 5)		2-2 L4		1-0 F2		0-0 1B 1B	3-2 E6 FC5-4			4	0	1	0	0	0	2							
Carl Erskine, R OBP: 0.200, SLG: 0.164 George Shuba, L (7, PH) Joe Black, R (8, 1)		1-1 F5		0-0 B3-1		0-3 K	0-0 F8			3	0	0	0	0	1	1							
Inning Stats	R: 3 E: 0 K: 1 S: 18	H: 3 LOB: 1 BB: 1 P: 32	R: 0 E: 0 K: 1 S: 12	H: 0 LOB: 1 BB: 1 P: 20	R: 1 E: 0 K: 0 S: 7	H: 1 LOB: 0 BB: 0 P: 12	R: 1 E: 0 K: 0 S: 6	H: 2 LOB: 1 BB: 0 P: 12	R: 1 E: 0 K: 0 S: 5	H: 1 LOB: 0 BB: 1 P: 12	R: 0 E: 0 K: 3 S: 12	H: 2 LOB: 3 BB: 1 P: 20	R: 4 E: 1 K: 1 S: 17	H: 2 LOB: 1 BB: 2 P: 30	R: 1 E: 0 K: 0 S: 10	H: 2 LOB: 1 BB: 0 P: 16	1B: 6 2B: 2 3B: 0 HR: 5	SF: 0 SAC: 1 DP: 0 HBP: 0	WP: 0 PB: 0 SB: 0 CS: 0	PA: 43			
PITCHER	IP WLS BF H R ER SO BB IBB HBP BLK WP HR S P ERA WHIP	4.0 L 22 2 0 0 0 3 0 0 0 0 4 45 13.50 2.500	1.0 2 0 0 0 0 0 0 0 0 0 0 0 3 5 0.00 0.000	1.0 9 4 3 2 3 2 0 0 0 0 0 0 19 31 18.00 6.000	1.0 5 0 1 0 1 0 1 0 0 0 0 0 10 19 0.00 0.000	1.0 5 2 1 1 0 0 0 0 0 0 1 10 16 9.00 2.000																	


Cincinnati Reds @ Brooklyn Dodgers
Ebbets Field, Brooklyn, NY
Mon Sep 15 1952, 3:33 AM EDT
Att: 2,612 - Unknown


AB 36
R 11
H 13
RBI 10
BB 6
SO 6
LOB 18



Batter	1	2	3	4	5	6	7	8	9	AB	R	H	RBI	BB	SO	LOB	TOP			
Johnny Temple, R (1,4) OBP: 0.200, SLG: 0.228										4	1	1	0	0	0	2	Cincinnati Reds @ Philadelphia Phillies Shibe Park, Philadelphia, PA Tue Sep 16 1952, 3:33 AM EDT Att: 8,690 - Unknown			
Bobby Adams, R (1,5) OBP: 0.342, SLG: 0.376										4	1	1	1	0	1	2				
Willard Marshall, L (1,9) OBP: 0.335, SLG: 0.419										4	0	0	0	0	0	1				
Ted Kluszewski, L (1,3) OBP: 0.379, SLG: 0.493										4	0	0	1	0	1	0				
Jim Greengrass, R (1,8) OBP: 0.297, SLG: 0.444										4	0	0	0	0	2	0				
Joe Adcock, R (1,7) OBP: 0.319, SLG: 0.461										3	0	1	0	0	0	0				
Roy McMillan, R (1,6) OBP: 0.304, SLG: 0.354										3	0	1	0	0	1	1				
Hobie Landrith, L (1,2) OBP: 0.259, SLG: 0.296										3	0	1	0	0	0	1				
Niles Jordan, L (1,1) Bubba Church, R (6,1) Cal Abrams, L (6, PH) Joe Nuxhall, L (8,1)										1	0	0	0	0	1	1				
Inning Stats	R: 2 E: 1 K: 0 S: 5	H: 2 LOB: 0 BB: 0 P: 5	R: 0 E: 0 K: 2 S: 8	H: 1 LOB: 1 BB: 0 P: 8	R: 0 E: 0 K: 1 S: 5	H: 0 LOB: 0 BB: 0 P: 5	R: 0 E: 0 K: 0 S: 3	H: 0 LOB: 0 BB: 0 P: 3	R: 0 E: 0 K: 1 S: 5	H: 2 LOB: 2 BB: 0 P: 5	R: 0 E: 0 K: 0 S: 3	H: 0 LOB: 0 BB: 0 P: 3	R: 0 E: 0 K: 1 S: 5	H: 0 LOB: 0 BB: 0 P: 5	R: 0 E: 0 K: 2 S: 7	H: 0 LOB: 0 BB: 0 P: 7		1B: 4 2B: 1 3B: 0 HR: 0	SF: 0 SAC: 1 DP: 0 HBP: 0	WP: 0 PB: 0 SB: 0 CS: 0
PITCHER Robin Roberts, R (1,1) ERA: 2.55	IP: 9.0 WLS: W BF: 32	H: 5 R: 2 ER: 1 SO: 7	BB: 0 IBB: 0 HBP: 0 BLK: 0	WP: 0 HR: 0 S: 46 P: 46	ERA: 1.00 WHIP: 0.556	PITCHER										IP: 0 WLS: 0 BF: 0 H: 0 R: 0 ER: 0 SO: 0 BB: 0 IBB: 0 HBP: 0 BLK: 0 WP: 0 HR: 0 S: 0 P: 0	ERA: 0.00 WHIP: 0.000			

Batter	1	2	3	4	5	6	7	8	9	AB	R	H	RBI	BB	SO	LOB	BOTTOM			
Connie Ryan, R (1,4) OBP: 0.332, SLG: 0.378										4	0	0	0	0	0	1	Cincinnati Reds @ Philadelphia Phillies Shibe Park, Philadelphia, PA Tue Sep 16 1952, 3:33 AM EDT Att: 8,690 - Unknown			
Richie Ashburn, L (1,8) OBP: 0.363, SLG: 0.361										4	0	2	0	0	0	1				
Johnny Wyrostek, L (1,9) OBP: 0.358, SLG: 0.341										4	0	1	0	0	0	2				
Del Ennis, R (1,7) OBP: 0.336, SLG: 0.477										4	1	1	0	0	1	3				
Granny Hamner, R (1,6) OBP: 0.312, SLG: 0.433										3	0	0	1	1	0	0				
Stan Lopata, R (1,2) OBP: 0.407, SLG: 0.394										3	2	1	0	1	0	1				
Willie Jones, R (1,5) OBP: 0.321, SLG: 0.368										4	1	2	0	0	0	0				
Eddie Waitkus, L (1,3) OBP: 0.374, SLG: 0.377										3	0	2	3	0	0	0				
Robin Roberts, S (1,1) OBP: 0.186, SLG: 0.184										2	0	0	0	1	2	3				
Inning Stats	R: 0 E: 0 K: 1 S: 6	H: 1 LOB: 1 BB: 0 P: 6	R: 0 E: 0 K: 0 S: 2	H: 0 LOB: 0 BB: 1 P: 6	R: 0 E: 0 K: 0 S: 3	H: 0 LOB: 1 BB: 1 P: 7	R: 2 E: 0 K: 1 S: 8	H: 3 LOB: 2 BB: 1 P: 12	R: 0 E: 0 K: 1 S: 4	H: 1 LOB: 1 BB: 0 P: 4	R: 2 E: 0 K: 1 S: 7	H: 3 LOB: 0 BB: 0 P: 7	R: 0 E: 0 K: 0 S: 4	H: 1 LOB: 1 BB: 0 P: 4	R: 0 E: 0 K: 0 S: 3	H: 0 LOB: 0 BB: 0 P: 3		1B: 7 2B: 0 3B: 2 HR: 0	SF: 0 SAC: 0 DP: 1 HBP: 0	WP: 0 PB: 0 SB: 0 CS: 1
PITCHER Niles Jordan, L (1,1) ERA: 9.95 Bubba Church, R (6,1) Joe Nuxhall, L (8,1) ERA: 3.16	IP: 5.1 WLS: L BF: 26	H: 8 R: 4 ER: 4 SO: 2	BB: 3 IBB: 0 HBP: 0 BLK: 0	WP: 0 HR: 0 S: 27 P: 39	ERA: 6.75 WHIP: 2.062	PITCHER										IP: 0 WLS: 0 BF: 0 H: 0 R: 0 ER: 0 SO: 0 BB: 0 IBB: 0 HBP: 0 BLK: 0 WP: 0 HR: 0 S: 0 P: 0	ERA: 0.00 WHIP: 0.000			

Batter	1	2	3	4	5	6	7	8	9	AB	R	H	RBI	BB	SO	LOB	TOP			
Johnny Temple, R (1.4) OBP: 0.185, SLG: 0.210	P4		E1		6-3		G6-4-3		F8	5	0	0	0	0	0	5	Cincinnati Reds @ Philadelphia Phillies Shibe Park, Philadelphia, PA Wed Sep 17 1952, 3:33 AM EDT Att: 3,089 - Unknown AB 35 R 4 H 8 RBI 3 BB 3 SO 5 LOB 16 			
Bobby Adams, R (1.5) OBP: 0.341, SLG: 0.375	F9		K					6-3	E5	5	0	1	0	0	1	3				
Willard Marshall, L (1.9) OBP: 0.334, SLG: 0.415	F7			2B 3B BB	L8			F8	F9	4	1	0	0	1	0	3				
Ted Kluszewski, L (1.3) OBP: 0.380, SLG: 0.497		F8		3B 2B	L3					4	1	2	0	0	0	0				
Jim Greengrass, R (1.8) OBP: 0.317, SLG: 0.487	4-3			F9 3B	K			2B		3	1	1	2	1	1	0				
Joe Adcock, R (1.7) OBP: 0.316, SLG: 0.456	K			5-3	P3			BB	K	4	0	0	0	0	2	3				
Roy McMillan, R (1.6) OBP: 0.306, SLG: 0.354			E SH1-3 1B	F9			4-0 1B BB		5-3	3	0	1	1	1	0	0				
Andy Seminick, R (1.2) OBP: 0.329, SLG: 0.434			P6	F7			P4		2B E 1B	4	1	1	0	0	0	2				
Ken Raffensberger, R (1.1) OBP: 0.129, SLG: 0.162			SH1-3		K					0	0	0	0	0	0	0				
Frank Hiller, R (4.1) OBP: 0.236, SLG: 0.167							G6-4-3 1B		E 1-3 2B	1	0	0	0	0	0	0				
Grady Hatton, L (7. PH) OBP: 0.319, SLG: 0.313										1	0	0	0	0	0	0				
Joe Nuxhall, L (7.1) OBP: 0.087, SLG: 0.087										0	0	0	0	0	0	0				
Hobie Landrinth, L (9. PH) OBP: 0.286, SLG: 0.357										1	0	1	0	0	0	0				
Inning Stats	R: 0 E: 0 K: 0 S: 3	H: 0 LOB: 0 BB: 0 P: 3	R: 0 E: 0 K: 1 S: 5	H: 0 LOB: 0 BB: 0 P: 5	R: 0 E: 1 K: 1 S: 7	H: 1 LOB: 2 BB: 0 P: 7	R: 3 E: 0 K: 0 S: 5	H: 2 LOB: 0 BB: 1 P: 9	R: 0 E: 0 K: 1 S: 6	H: 1 LOB: 1 BB: 0 P: 6	R: 0 E: 0 K: 0 S: 3	H: 1 LOB: 1 BB: 1 P: 7	R: 0 E: 0 K: 1 S: 6	H: 1 LOB: 2 BB: 1 P: 10	R: 1 E: 1 K: 0 S: 6	H: 2 LOB: 2 BB: 0 P: 6	1B: 4 2B: 3 3B: 1 HR: 0	SF: 0 SAC: 1 DP: 1 HBP: 0	WP: 0 PB: 0 SB: 0 CS: 0	PA: 39
PITCHER Karl Drews, R (1.1) ERA: 2.65	IP: 9.0 WLS: W BF: 39 H: 8 R: 4 ER: 3 SO: 5 BB: 3 IBB: 0 HBP: 0 BLK: 0 WP: 0 HR: 0 S: 46 P: 58 ERA: 3.00 WHIP: 1.222															PITCHER Karl Drews, R (1.1) ERA: 2.65	IP: 9.0 WLS: W BF: 39 H: 8 R: 4 ER: 3 SO: 5 BB: 3 IBB: 0 HBP: 0 BLK: 0 WP: 0 HR: 0 S: 46 P: 58 ERA: 3.00 WHIP: 1.222			

Batter	1	2	3	4	5	6	7	8	9	AB	R	H	RBI	BB	SO	LOB	BOTTOM			
Connie Ryan, R (1.4) OBP: 0.334, SLG: 0.379	6-3							P4		4	0	2	0	1	0	2	Cincinnati Reds @ Philadelphia Phillies Shibe Park, Philadelphia, PA Wed Sep 17 1952, 3:33 AM EDT Att: 3,089 - Unknown AB 34 R 5 H 13 RBI 6 BB 4 SO 0 LOB 14 			
Richie Ashburn, L (1.8) OBP: 0.364, SLG: 0.361			CS		FC5-6			F3		5	2	2	0	0	0	4				
Johnny Wyrostek, L (1.9) OBP: 0.359, SLG: 0.345	L5			2B				L4		4	0	2	1	0	0	1				
Del Ennis, R (1.7) OBP: 0.337, SLG: 0.476	P3				E2			6-3		3	1	1	1	1	0	1				
Granny Hamner, R (1.6) OBP: 0.310, SLG: 0.430		6-3		G6-4-3	F7			F8		4	0	0	0	0	0	3				
Stan Lopata, R (1.2) OBP: 0.415, SLG: 0.418	F3			HR	E9			CS		3	1	2	3	1	0	0				
Willie Jones, R (1.5) OBP: 0.323, SLG: 0.375	F7			1B	P4			HR		4	1	2	1	0	0	1				
Eddie Waitkus, L (1.3) OBP: 0.375, SLG: 0.380			L8							4	0	2	0	0	0	0				
Karl Drews, R (1.1) OBP: 0.167, SLG: 0.127	F8			1B	F9			2B		3	0	0	0	1	0	2				
Inning Stats	R: 0 E: 0 K: 0 S: 4	H: 1 LOB: 1 BB: 0 P: 4	R: 0 E: 0 K: 0 S: 3	H: 0 LOB: 0 BB: 0 P: 3	R: 0 E: 0 K: 0 S: 3	H: 1 LOB: 0 BB: 0 P: 3	R: 3 E: 0 K: 0 S: 7	H: 5 LOB: 2 BB: 1 P: 11	R: 3 E: 2 K: 0 S: 7	H: 4 LOB: 1 BB: 0 P: 7	R: 0 E: 0 K: 0 S: 3	H: 0 LOB: 1 BB: 1 P: 7	R: 0 E: 0 K: 0 S: 3	H: 0 LOB: 0 BB: 0 P: 3	R: 1 E: 0 K: 0 S: 4	H: 2 LOB: 2 BB: 2 P: 12		1B: 9 2B: 2 3B: 0 HR: 2	SF: 0 SAC: 0 DP: 1 HBP: 0	WP: 0 PB: 1 SB: 0 CS: 2
PITCHER Ken Raffensberger, L (1.1) ERA: 2.91	IP: 3.2 WLS: L BF: 12 H: 4 R: 3 ER: 2 SO: 3 BB: 1 IBB: 0 HBP: 0 BLK: 0 WP: 0 HR: 0 S: 17 P: 21 ERA: 4.72 WHIP: 2.143															PITCHER Ken Raffensberger, L (1.1) ERA: 2.91	IP: 3.2 WLS: L BF: 12 H: 4 R: 3 ER: 2 SO: 3 BB: 1 IBB: 0 HBP: 0 BLK: 0 WP: 0 HR: 0 S: 17 P: 21 ERA: 4.72 WHIP: 2.143			
PITCHER Frank Hiller, R (4.1) ERA: 4.72	IP: 2.1 WLS: L BF: 12 H: 4 R: 3 ER: 2 SO: 3 BB: 1 IBB: 0 HBP: 0 BLK: 0 WP: 0 HR: 0 S: 17 P: 21 ERA: 4.72 WHIP: 2.143															PITCHER Frank Hiller, R (4.1) ERA: 4.72	IP: 2.1 WLS: L BF: 12 H: 4 R: 3 ER: 2 SO: 3 BB: 1 IBB: 0 HBP: 0 BLK: 0 WP: 0 HR: 0 S: 17 P: 21 ERA: 4.72 WHIP: 2.143			
PITCHER Joe Nuxhall, L (7.1) ERA: 3.19	IP: 2.0 WLS: L BF: 9 H: 2 R: 1 ER: 1 SO: 0 BB: 2 IBB: 0 HBP: 0 BLK: 0 WP: 0 HR: 0 S: 9 P: 15 ERA: 4.50 WHIP: 2.000															PITCHER Joe Nuxhall, L (7.1) ERA: 3.19	IP: 2.0 WLS: L BF: 9 H: 2 R: 1 ER: 1 SO: 0 BB: 2 IBB: 0 HBP: 0 BLK: 0 WP: 0 HR: 0 S: 9 P: 15 ERA: 4.50 WHIP: 2.000			

Batter	1	2	3	4	5	6	7	8	9	AB	R	H	RBI	BB	SO	LOB	TOP		
Johnny Temple, R OBP: 0.188, SLG: 0.212 (1, 4)										4	0	1	0	0	0	1			
Bobby Adams, R OBP: 0.335, SLG: 0.372 (1, 5)										4	0	0	0	0	1	1			
Willard Marshall, L OBP: 0.335, SLG: 0.416 (1, 9)										4	2	2	0	0	1	0			
Ted Kluszewski, L OBP: 0.380, SLG: 0.497 (1, 3)										4	1	2	1	0	0	0			
Jim Greengrass, R OBP: 0.311, SLG: 0.535 (1, 8)										4	1	1	2	0	1	2			
Cal Abrams, L OBP: 0.345, SLG: 0.395 (1, 7)										4	0	1	1	0	1	0			
Roy McMillan, R OBP: 0.304, SLG: 0.351 (1, 6)										4	0	0	0	0	0	2			
Hobie Landrith, L OBP: 0.258, SLG: 0.323 (1, 2)										3	0	0	0	0	0	0			
Herm Wehmeier, R OBP: 0.242, SLG: 0.258 (1, 1)										3	0	0	0	0	0	0			
Inning Stats	R: 3 E: 0 K: 1 S: 8	H: 4 LOB: 0 BB: 0 P: 8	R: 0 E: 0 K: 0 S: 3	H: 0 LOB: 0 BB: 0 P: 3	R: 0 E: 0 K: 1 S: 5	H: 0 LOB: 0 BB: 0 P: 5	R: 0 E: 0 K: 0 S: 3	H: 0 LOB: 0 BB: 0 P: 3	R: 0 E: 0 K: 0 S: 3	H: 0 LOB: 0 BB: 0 P: 3	R: 0 E: 1 K: 0 S: 4	H: 3 LOB: 1 BB: 0 P: 4	R: 1 E: 0 K: 2 S: 10	H: 3 LOB: 2 BB: 0 P: 10	1B: 6 2B: 0 3B: 0 HR: 1	SF: 0 SAC: 0 DP: 1 HBP: 0	WP: 1 PA: 34 PB: 0 SB: 0 CS: 0		
PITCHER	IP	WLS	BF	H	R	ER	SO	BB	IBB	HBP	BLK	WP	HR	S	P	ERA	WHIP		
Bob Friend, R ERA: 4.25 (1, 1)	8.1	L	31	6	4	4	3	0	0	0	0	1	1	37	37	4.32	0.720		
Murry Dickson, R ERA: 3.57 (9, 1)	0.2		3	1	0	0	1	0	0	0	0	0	0	5	5	0.00	1.500		

Cincinnati Reds @ Pittsburgh Pirates
Forbes Field, Pittsburgh, PA
Fri Sep 19 1952, 3:33 AM EDT
Att: 5,435 - Unknown

AB	34
R	4
H	7
RBI	4
BB	0
SO	4
LOB	6



Batter	1	2	3	4	5	6	7	8	9	AB	R	H	RBI	BB	SO	LOB	BOTTOM				
Dick Smith, R OBP: 0.220, SLG: 0.118 (1, 5) (9, 4)										5	0	0	1	0	0	2					
Tony Bartirome, L OBP: 0.279, SLG: 0.271 (1, 3)										4	0	0	0	1	0	2					
Gus Bell, L OBP: 0.307, SLG: 0.407 (1, 9)										3	0	1	0	1	0	1					
Ralph Kiner, R OBP: 0.389, SLG: 0.502 (1, 7)										2	0	0	0	2	0	1					
Frank Thomas, R OBP: 0.154, SLG: 0.154 (1, 8)										4	0	0	0	0	0	5					
Joe Garagiola, L OBP: 0.371, SLG: 0.407 (1, 2)										2	1	1	1	2	0	0					
Dick Groat, R OBP: 0.317, SLG: 0.307 (1, 6)										4	1	1	0	0	1	5					
Clem Koshorek, R OBP: 0.320, SLG: 0.313 (1, 4)										3	1	2	0	0	0	0					
George Metkovich, L OBP: 0.337, SLG: 0.391 (8, PH)										1	0	0	0	0	0	3					
Johnny Berardino, R OBP: 0.246, SLG: 0.170 (9, 4)										0	0	0	0	0	0	0					
Sonny Senerchia, R OBP: 0.263, SLG: 0.385 (9, 5)										0	0	0	0	0	0	0					
Bob Friend, R OBP: 0.094, SLG: 0.059 (1, 1)										2	0	0	0	0	2	2					
Murry Dickson, R OBP: 0.231, SLG: 0.262 (9, 1)										0	0	0	0	0	0	0					
Dick Hall, R OBP: 0.160, SLG: 0.152 (9, PH)										1	0	0	0	0	1	0					
Inning Stats	R: 0 E: 0 K: 0 S: 3	H: 0 LOB: 2 BB: 2 P: 11	R: 1 E: 0 K: 1 S: 6	H: 1 LOB: 0 BB: 0 P: 6	R: 0 E: 0 K: 0 S: 3	H: 0 LOB: 0 BB: 0 P: 3	R: 0 E: 0 K: 0 S: 3	H: 0 LOB: 0 BB: 0 P: 3	R: 2 E: 2 K: 1 S: 7	H: 2 LOB: 0 BB: 0 P: 7	R: 0 E: 0 K: 1 S: 5	H: 0 LOB: 2 BB: 2 P: 13	R: 0 E: 0 K: 0 S: 4	H: 1 LOB: 1 BB: 0 P: 4	R: 0 E: 0 K: 0 S: 4	H: 1 LOB: 3 BB: 2 P: 12	R: 0 E: 0 K: 1 S: 5	H: 0 LOB: 0 BB: 0 P: 5	1B: 2 2B: 1 3B: 1 HR: 1	SF: 0 SAC: 1 DP: 0 HBP: 0	WP: 0 PA: 38 PB: 0 SB: 1 CS: 0
PITCHER	IP	WLS	BF	H	R	ER	SO	BB	IBB	HBP	BLK	WP	HR	S	P	ERA	WHIP				
Herm Wehmeier, R ERA: 5.18 (1, 1)	9.0	W	38	5	3	2	4	4	2	0	0	0	1	40	64	2.00	1.000				

Cincinnati Reds @ Pittsburgh Pirates
Forbes Field, Pittsburgh, PA
Fri Sep 19 1952, 3:33 AM EDT
Att: 5,435 - Unknown

AB	31
R	3
H	5
RBI	2
BB	6
SO	4
LOB	21



Batter	1	2	3	4	5	6	7	8	9	AB	R	H	RBI	BB	SO	LOB	TOP											
Johnny Temple, R OBP: 0.192, SLG: 0.214	F6		F9			F9		G4-6-3		4	0	1	0	0	0	0	Cincinnati Reds @ Pittsburgh Pirates Forbes Field, Pittsburgh, PA Sun Sep 21 1952, 3:33 AM EDT Att: 22,398 - Sunny - 70 F											
Bobby Adams, R OBP: 0.338, SLG: 0.373	K			F4			HR	G4-6-3		4	1	1	0	0	1	2												
Willard Marshall, L OBP: 0.333, SLG: 0.412	3-1			G3			F3		K	4	0	0	0	0	1													
Ted Kluszewski, L OBP: 0.381, SLG: 0.502		HR		F8			HR		F6	3	2	1	1	1	0													
Jim Greengrass, R OBP: 0.306, SLG: 0.574		5-3			K				F9	4	1	1	3	0	1													
Cal Abrams, L OBP: 0.339, SLG: 0.387		L5			K					3	0	0	0	0	1													
Roy McMillan, R OBP: 0.304, SLG: 0.351							F2		F2	3	0	1	0	0	0													
Hobie Landrith, L OBP: 0.265, SLG: 0.324			F9		CS	G3				3	0	1	0	0	0													
Bud Podbielan, R OBP: 0.217, SLG: 0.182			4-3			K			F5	3	0	0	0	0	1													
Inning Stats	R: 0 E: 0 K: 1 S: 5	H: 0 LOB: 0 BB: 0 P: 5	R: 1 E: 0 K: 0 S: 4	H: 1 LOB: 0 BB: 0 P: 4	R: 0 E: 0 K: 0 S: 3	H: 0 LOB: 0 BB: 0 P: 3	R: 0 E: 0 K: 0 S: 3	H: 0 LOB: 0 BB: 0 P: 3	R: 0 E: 0 K: 2 S: 7	H: 1 LOB: 0 BB: 0 P: 7	R: 0 E: 0 K: 1 S: 5	H: 0 LOB: 0 BB: 0 P: 5	R: 3 E: 0 K: 0 S: 5	H: 2 LOB: 0 BB: 1 P: 9	R: 0 E: 0 K: 0 S: 4	H: 2 LOB: 1 BB: 0 P: 4	R: 0 E: 0 K: 1 S: 5	H: 0 LOB: 0 BB: 0 P: 5	1B: 3 2B: 1 3B: 0 HR: 2	SF: 0 SAC: 0 DP: 1 HBP: 0	WP: 0 PB: 0 SB: 0 CS: 1	PA: 33						
PITCHER	IP	WLS	BF	H	R	ER	SO	BB	IBB	HBP	BLK	WP	HR	S	P	ERA	WHIP											
Ron Necciai, R ERA: 7.74	(1, 1)	7.1	L	28	6	4	4	4	0	1	0	0	0	2	35	39	4.91	0.818										
Murry Dickson, R ERA: 3.57	(8, 1)	0.2		1	0	0	0	0	0	0	0	0	0	1	1	0.00	0.000											
Howie Pollet, L ERA: 4.12	(9, 1)	1.0		3	0	0	0	1	0	0	0	0	0	5	5	0.00	0.000											

AB	31
R	4
H	6
RBI	4
BB	1
SO	5
LOB	4



Batter	1	2	3	4	5	6	7	8	9	AB	R	H	RBI	BB	SO	LOB	BOTTOM										
Bobby Del Greco, R OBP: 0.289, SLG: 0.263	5-3		F6			6-3			K	4	0	0	0	0	1	1	Cincinnati Reds @ Pittsburgh Pirates Forbes Field, Pittsburgh, PA Sun Sep 21 1952, 3:33 AM EDT Att: 22,398 - Sunny - 70 F										
Tony Bartolome, L OBP: 0.279, SLG: 0.271	5-3		F4			6-3			E 2B 1B	4	1	1	0	0	0	1											
Frank Thomas, R OBP: 0.118, SLG: 0.118	F5			6-3		1-3			E5 2B	4	1	0	0	0	0	1											
Ralph Kiner, R OBP: 0.390, SLG: 0.504		L5		F4					1B 2B	4	1	2	2	0	0	0											
Joe Garagiola, L OBP: 0.370, SLG: 0.405		F8		3-1					1B 2B	4	0	1	1	0	0	1											
Brandy Davis, R OBP: 0.267, SLG: 0.213						FC6-4			CS 1B	0	0	0	0	0	0	0											
Dick Great, R OBP: 0.319, SLG: 0.309					F8				1B	4	0	2	0	0	0	1											
Dick Smith, R OBP: 0.231, SLG: 0.111					F1				1B	3	0	0	0	0	0	1											
Gus Bell, L OBP: 0.306, SLG: 0.406		FC6-4							4-3 1B	1	0	0	0	0	0	2											
Clem Koshorek, R OBP: 0.320, SLG: 0.313			F6						CS	3	0	1	0	0	0	0											
Ron Necciai, R OBP: 0.125, SLG: 0.067	(1, 1)									1	0	0	0	1	0	1											
Murry Dickson, R OBP: 0.231, SLG: 0.262	(8, 1)									0	0	0	0	0	0	0											
Dick Hall, R OBP: 0.159, SLG: 0.150	(9, PH)									1	0	0	0	0	0	0											
Howie Pollet, L OBP: 0.276, SLG: 0.191	(9, 1)									0	0	0	0	0	0	0											
Inning Stats	R: 0 E: 0 K: 0 S: 3	H: 0 LOB: 0 BB: 0 P: 3	R: 0 E: 0 K: 0 S: 4	H: 1 LOB: 1 BB: 0 P: 4	R: 0 E: 0 K: 0 S: 3	H: 0 LOB: 1 BB: 1 P: 7	R: 0 E: 0 K: 0 S: 3	H: 0 LOB: 0 BB: 0 P: 3	R: 0 E: 0 K: 0 S: 3	H: 1 LOB: 0 BB: 0 P: 3	R: 0 E: 0 K: 0 S: 3	H: 0 LOB: 0 BB: 0 P: 3	R: 0 E: 0 K: 0 S: 3	H: 0 LOB: 0 BB: 0 P: 3	R: 3 E: 1 K: 1 S: 9	H: 4 LOB: 2 BB: 0 P: 9	1B: 6 2B: 1 3B: 0 HR: 0	SF: 0 SAC: 0 DP: 1 HBP: 0	WP: 0 PB: 0 SB: 0 CS: 1	PA: 35							
PITCHER	IP	WLS	BF	H	R	ER	SO	BB	IBB	HBP	BLK	WP	HR	S	P	ERA	WHIP										
Bud Podbielan, R ERA: 3.5	(1, 1)	9.0	W	34	7	3	2	1	1	0	0	0	0	35	39	2.00	0.889										

AB	33
R	3
H	7
RBI	3
BB	1
SO	1
LOB	9



Batter	1	2	3	4	5	6	7	8	9	10	AB	R	H	RBI	BB	SO	LOB				
Johnny Temple, R OBP: 0.205, SLG: 0.216 (1, 4)	F1		1-4-3		BB			SH1-4 1B	F8		4	1	1	0	1	0	0				
Bobby Adams, R OBP: 0.336, SLG: 0.371 (1, 5)	1-3		1-3		F9			SH1-4 1-2		3-1	4	0	0	0	0	0	1				
Willard Marshall, L OBP: 0.331, SLG: 0.409 (1, 9)	4-3			4-3		F9		F8			4	0	0	0	1	0	1				
Ted Kluszewski, L OBP: 0.353, SLG: 0.502 (1, 3)		BB		HR	1B	F9		2B		4-3 BB	4	1	2	1	1	0	1				
Jim Greengrass, R OBP: 0.333, SLG: 0.647 (1, 8)	K			HR		5-3		2B			4	1	2	2	1	1	1				
Cal Abrams, L OBP: 0.349, SLG: 0.392 Joe Adcock, R OBP: 0.315, SLG: 0.455 Bob Borkowski, R OBP: 0.300, SLG: 0.334 (1, 7)				3-1				4-3 5-3 1B			3	0	2	0	1	0	0				
Roy McMillan, R OBP: 0.302, SLG: 0.348 (1, 6)	F7			K				5-3 1-2		G3	4	0	0	0	0	1	6				
Hobie Landrith, L OBP: 0.237, SLG: 0.289 (1, 2)	K				4-3			4-3 2-3		K	4	0	0	0	0	2	3				
Harry Perkowski, L OBP: 0.171, SLG: 0.213 Grady Hatton, L OBP: 0.319, SLG: 0.313 Frank Smith, R OBP: 0.172, SLG: 0.241 (1, 1)			K		3-1			4-3		5-3	2	0	0	0	0	1	0				
											1	0	0	0	0	0	1				
											1	0	0	0	0	0	0				
Inning Stats	R: 0 E: 0 K: 0 S: 3	H: 0 LOB: 0 BB: 0 P: 3	R: 0 E: 0 K: 2 S: 8	H: 1 LOB: 2 BB: 1 P: 12	R: 0 E: 0 K: 1 S: 5	H: 0 LOB: 0 BB: 0 P: 5	R: 2 E: 0 K: 1 S: 7	H: 2 LOB: 0 BB: 0 P: 7	R: 0 E: 0 K: 0 S: 3	H: 0 LOB: 1 BB: 0 P: 3	R: 0 E: 0 K: 0 S: 4	H: 1 LOB: 1 BB: 0 P: 4	R: 1 E: 0 K: 0 S: 6	H: 3 LOB: 3 BB: 1 P: 10	R: 0 E: 0 K: 1 S: 5	H: 0 LOB: 0 BB: 0 P: 5	R: 0 E: 0 K: 0 S: 3	H: 0 LOB: 2 BB: 2 P: 11	1B: 5 2B: 1 3B: 0 HR: 1	SF: 0 SAC: 1 DP: 0 HBP: 0	WP: 0 PA: 42
PITCHER	IP 9.0	WLS 37	BF 7	H 3	R 3	ER 3	SO 5	BB 2	IBB 0	HBP 0	BLK 0	WP 0	HR 1	S 44	P 56	ERA 3.00	WHIP 1.000				
Stu Miller, R ERA: 1.87 Harry Brecheen, L ERA: 3.31 Eddie Yuhas, R ERA: 2.56 (10, 1)	0.2	4	0	0	0	0	1	1	0	0	0	0	0	2	10	0.00	1.500				
(10, 1)	0.1	W	1	0	0	0	0	0	0	0	0	0	0	1	1	0.00	0.000				

TOP

Cincinnati Reds @ St. Louis Cardinals
Sportsman's Park, St. Louis, MO
Tue Sep 23 1952, 4:33 AM EDT
Att: 5,198 - Unknown - 70 F

AB	36
R	3
H	7
RBI	3
BB	5
SO	5
LOB	16




Batter	1	2	3	4	5	6	7	8	9	10	AB	R	H	RBI	BB	SO	LOB				
Solly Hemus, L OBP: 0.389, SLG: 0.417 (1, 6)	G6-4-3 1B	G3			F8			CS	F8		5	0	1	0	0	0	1				
Red Schoendienst, S OBP: 0.353, SLG: 0.430 (1, 4)	G6-4-3 1-2		F8			5-3			6-3		5	1	1	0	0	0	1				
Stan Musial, L OBP: 0.435, SLG: 0.535 (1, 3)	F9		L5			FC1-5-2 3B		S			5	0	3	1	0	0	0				
Enos Slaughter, L OBP: 0.351, SLG: 0.443 (1, 9)		HBP 3B BB	F5			FC1-5-2 3H		1-2 BB			2	1	0	0	2	0	1				
Peanuts Lowrey, R OBP: 0.354, SLG: 0.355 (1, 8)		3B HBP			F6			L4		F2	3	1	0	0	0	0	3				
Larry Higgins, R OBP: 0.284, SLG: 0.393 (1, 7)		F8 3B			K			CS 5-3 1B		F3	4	1	2	2	0	1	0				
Del Rice, R OBP: 0.315, SLG: 0.390 (1, 2)	F8				6-3			5-3 1-2		K	4	0	0	1	0	1	1				
Billy Johnson, R OBP: 0.338, SLG: 0.322 Tommy Giaviano, R OBP: 0.373, SLG: 0.344 (10, 5)								F8			3	0	2	0	1	0	0				
											0	0	0	0	0	0	0				
Stu Miller, R OBP: 0.120, SLG: 0.083 Hal Rice, L OBP: 0.330, SLG: 0.450 Harry Brecheen, L OBP: 0.303, SLG: 0.207 Eddie Yuhas, R OBP: 0.251, SLG: 0.238 (1, 1)		SH1-4 1B						F8			2	0	0	0	0	0	2				
											1	0	0	0	0	0	1				
											0	0	0	0	0	0	0				
											0	0	0	0	0	0	0				
Inning Stats	R: 0 E: 0 K: 0 S: 3	H: 1 LOB: 1 BB: 1 P: 10	R: 3 E: 0 K: 0 S: 5	H: 2 LOB: 1 BB: 1 P: 10	R: 0 E: 0 K: 0 S: 3	H: 0 LOB: 0 BB: 0 P: 3	R: 0 E: 0 K: 1 S: 5	H: 0 LOB: 0 BB: 0 P: 5	R: 0 E: 0 K: 0 S: 3	H: 1 LOB: 1 BB: 0 P: 3	R: 0 E: 0 K: 0 S: 4	H: 1 LOB: 1 BB: 0 P: 4	R: 0 E: 0 K: 0 S: 4	H: 1 LOB: 2 BB: 1 P: 8	R: 0 E: 0 K: 1 S: 6	H: 1 LOB: 1 BB: 0 P: 6	R: 1 E: 0 K: 0 S: 3	H: 2 LOB: 1 BB: 0 P: 3	1B: 6 2B: 1 3B: 2 HR: 0	SF: 0 SAC: 1 DP: 1 HBP: 1	WP: 0 PA: 40
PITCHER	IP 6.0	WLS 23	BF 4	H 3	R 3	ER 3	SO 1	BB 1	IBB 0	HBP 1	BLK 0	WP 0	HR 0	S 23	P 28	ERA 4.50	WHIP 0.833				
Harry Perkowski, L ERA: 3.7 Frank Smith, R ERA: 3.69 (7, 1)	3.1	L	16	5	1	1	1	1	0	0	0	0	0	16	24	2.70	1.800				

BOTTOM

Cincinnati Reds @ St. Louis Cardinals
Sportsman's Park, St. Louis, MO
Tue Sep 23 1952, 4:33 AM EDT
Att: 5,198 - Unknown - 70 F

AB	34
R	4
H	9
RBI	4
BB	3
SO	2
LOB	10



Batter	1	2	3	4	5	6	7	8	9	AB	R	H	RBI	BB	SO	LOB	TOP					
Johnny Temple, R OBP: 0.193, SLG: 0.203 (1, 4)	F6		G6-4-3		F7		F7	6-3		5	0	0	0	0	0	5	Cincinnati Reds @ St. Louis Cardinals Sportsman's Park, St. Louis, MO Wed Sep 24 1952, 4:33 AM EDT Att: 3,941 - Unknown - 70 F					
Bobby Adams, R OBP: 0.335, SLG: 0.368 (1, 5)	F6		E6		3B		5-3		K	4	1	0	0	1	1	0						
Willard Marshall, L OBP: 0.329, SLG: 0.404 (1, 9)	K		K		F4			6-3	4-3	5	0	0	0	0	2	2						
Ted Kluszewski, L OBP: 0.385, SLG: 0.509 (1, 3)		4-3			1B			2B	F8	5	1	3	1	0	0	0						
Jim Greengrass, R OBP: 0.345, SLG: 0.636 (1, 8)	4-3				5-3			2B		4	2	2	0	0	0	1						
Joe Adcock, R OBP: 0.315, SLG: 0.455 Bob Borkowski, R OBP: 0.300, SLG: 0.334 (8, PR) (8, 7)	F7				FC6-2		4-3			4	0	1	1	0	0	2						
Roy McMillan, R OBP: 0.303, SLG: 0.347 (1, 6)					2B		6-3			2	1	0	0	2	1	2						
Andy Seminick, R OBP: 0.331, SLG: 0.436 (1, 2)					2B		6-3		E5	3	1	1	2	1	0	2						
Ken Raffensberger, R OBP: 0.135, SLG: 0.167 (1, 1)					F3		K		K	4	0	1	0	0	2	5						
Inning Stats	R: 0 E: 0 K: 1 S: 5	H: 0 LOB: 0 BB: 0 P: 5	R: 0 E: 0 K: 0 S: 3	H: 0 LOB: 0 BB: 0 P: 3	R: 2 E: 1 K: 1 S: 6	H: 1 LOB: 1 BB: 2 P: 14	R: 1 E: 0 K: 1 S: 8	H: 3 LOB: 2 BB: 0 P: 8	R: 1 E: 0 K: 0 S: 4	H: 1 LOB: 1 BB: 1 P: 8	R: 0 E: 0 K: 0 S: 3	H: 0 LOB: 0 BB: 0 P: 3	R: 0 E: 0 K: 1 S: 5	H: 0 LOB: 0 BB: 0 P: 5	R: 2 E: 1 K: 1 S: 9	H: 3 LOB: 3 BB: 1 P: 13		R: 0 E: 0 K: 1 S: 5	H: 0 LOB: 0 BB: 0 P: 5	1B: 4 2B: 3 3B: 1 HR: 0	SF: 0 SAC: 0 DP: 1 HBP: 0	WP: 0 PB: 0 SB: 0 CS: 0
PITCHER	IP	WLS	BF	H	R	ER	SO	BB	IBB	HBP	BLK	WP	HR	S	P	ERA	WHIP					
Vinegar Bend Mizell, L ERA: 3.6 (1, 1)	4.2	L	22	5	4	3	3	3	0	0	0	0	0	25	37	5.79	1.714					
Cloyd Boyer, R ERA: 4.25 (5, 1)	0.1		1	0	0	0	0	0	0	0	0	0	0	1	1	0.00	0.000					
Mike Clark, R ERA: 0.56 (6, 1)	3.0		14	3	2	2	2	0	1	0	0	0	0	17	21	6.00	1.000					
Harvey Haddix, L ERA: 2.91 (9, 1)	1.0		3	0	0	0	1	0	0	0	0	0	0	5	5	0.00	0.000					

Batter	1	2	3	4	5	6	7	8	9	AB	R	H	RBI	BB	SO	LOB	BOTTOM					
Solly Hemus, L OBP: 0.389, SLG: 0.418 (1, 6)	6-3		L4		1B					4	0	2	0	0	0	0	Cincinnati Reds @ St. Louis Cardinals Sportsman's Park, St. Louis, MO Wed Sep 24 1952, 4:33 AM EDT Att: 3,941 - Unknown - 70 F					
Red Schoendienst, S OBP: 0.351, SLG: 0.427 (1, 4)	K		F8		4-3			F8		4	0	0	0	0	1	2						
Stan Musial, L OBP: 0.436, SLG: 0.540 (1, 3)							F8	F2		4	1	2	1	0	0	1						
Enos Slaughter, L OBP: 0.380, SLG: 0.442 (1, 9)	1-3		F8				K		G4-3	4	0	1	0	0	1	1						
Peanuts Lowrey, R OBP: 0.350, SLG: 0.351 (1, 8)		F7			5-3		4-3		G4-3	4	0	0	0	0	0	1						
Larry Miggins, R OBP: 0.253, SLG: 0.375 (1, 7)		6-3			1-3			F6	F6	4	0	0	0	0	0	0						
Del Rice, R OBP: 0.316, SLG: 0.392 (1, 2)					6-3			F8		3	0	1	0	0	0	0						
Billy Johnson, R OBP: 0.338, SLG: 0.320 (1, 5)							F7	F7		2	0	0	0	1	0	0						
Vinegar Bend Mizell, R OBP: 0.044, SLG: 0.088 (5, 1) Cloyd Boyer, R OBP: 0.290, SLG: 0.316 (5, PR) Virgil Starks, R OBP: 0.290, SLG: 0.298 (8, 1) Mike Clark, R OBP: 0.380, SLG: 0.284 (8, PR) Eddie Stanky, R OBP: 0.380, SLG: 0.284 (9, 1) Harvey Haddix, L OBP: 0.154, SLG: 0.203 (9, 1)										1	0	0	0	0	0	2						
Inning Stats	R: 0 E: 0 K: 1 S: 6	H: 1 LOB: 1 BB: 0 P: 6	R: 0 E: 0 K: 0 S: 4	H: 1 LOB: 2 BB: 1 P: 8	R: 1 E: 0 K: 0 S: 4	H: 1 LOB: 0 BB: 0 P: 4	R: 0 E: 0 K: 0 S: 3	H: 0 LOB: 0 BB: 0 P: 3	R: 0 E: 0 K: 1 S: 6	H: 1 LOB: 1 BB: 0 P: 6	R: 0 E: 0 K: 1 S: 5	H: 0 LOB: 0 BB: 0 P: 5	R: 0 E: 0 K: 0 S: 3	H: 0 LOB: 0 BB: 0 P: 3	R: 0 E: 0 K: 0 S: 4	H: 1 LOB: 1 BB: 0 P: 4		R: 0 E: 0 K: 0 S: 3	H: 1 LOB: 0 BB: 0 P: 3	1B: 4 2B: 1 3B: 0 HR: 1	SF: 0 SAC: 0 DP: 1 HBP: 0	WP: 0 PB: 0 SB: 0 CS: 0
PITCHER	IP	WLS	BF	H	R	ER	SO	BB	IBB	HBP	BLK	WP	HR	S	P	ERA	WHIP					
Ken Raffensberger, L ERA: 2.84 (1, 1)	9.0	W	33	6	1	1	3	0	1	0	0	0	1	38	42	1.00	0.667					

Batter	1	2	3	4	5	6	7	8	9	AB	R	H	RBI	BB	SO	LOB	TOP										
Johnny Temple, R (1, 4) OBP: 0.205, SLG: 0.214	F3		F8				F7			5	0	2	1	0	0	2	Cincinnati Reds @ St. Louis Cardinals Sportsman's Park, St. Louis, MO Thu Sep 25 1952, 4:33 AM EDT Att: 3,593 - Unknown livebaseballscorecards.com										
Bobby Adams, R (1, 5) OBP: 0.334, SLG: 0.366	F9						F7		K	4	0	0	0	1	1	4											
Willard Marshall, L (1, 9) OBP: 0.325, SLG: 0.400	F2		F6							4	0	0	0	0	0	2											
Ted Kluszewski, L (1, 3) OBP: 0.383, SLG: 0.505		F4		F6						4	0	0	0	0	0	0											
Jim Greengrass, R (1, 8) OBP: 0.355, SLG: 0.621		K2-3								3	0	1	0	1	1	1											
Joe Adcock, R (1, 7) OBP: 0.374, SLG: 0.456 Eddie Pellagrini, R (9, PR) OBP: 0.237, SLG: 0.220 Hobie Landrith, L (9, 2) OBP: 0.237, SLG: 0.289										4	0	1	0	0	0	2											
Roy McMillan, R (1, 6) OBP: 0.306, SLG: 0.348										3	2	2	0	1	0	0											
Dixie Howell, R (1, 2) OBP: 0.250, SLG: 0.432 Cal Abrams, L (9, PH) OBP: 0.352, SLG: 0.392										2	0	1	1	1	0	1											
Herm Wehmeier, R (1, 1) OBP: 0.235, SLG: 0.250 Andy Seminick, R (7, PH) OBP: 0.330, SLG: 0.435 Joe Nuxhall, L (7, 1) OBP: 0.087, SLG: 0.087 Grady Hatton, L (9, PH) OBP: 0.318, SLG: 0.312 Frank Smith, R (9, 1) OBP: 0.172, SLG: 0.241										2	0	0	0	0	2	2											
Inning Stats	R: 0 E: 0 K: 0 S: 3	H: 0 LOB: 0 BB: 0 P: 3	R: 0 E: 0 K: 1 S: 5	H: 0 LOB: 0 BB: 0 P: 5	R: 1 E: 0 K: 1 S: 7	H: 2 LOB: 2 BB: 1 P: 11	R: 0 E: 0 K: 0 S: 2	H: 0 LOB: 0 BB: 1 P: 6	R: 0 E: 0 K: 1 S: 6	H: 1 LOB: 2 BB: 1 P: 10	R: 0 E: 0 K: 0 S: 4	H: 1 LOB: 1 BB: 0 P: 4	R: 0 E: 0 K: 0 S: 3	H: 0 LOB: 1 BB: 1 P: 7	R: 0 E: 1 K: 0 S: 4	H: 0 LOB: 1 BB: 0 P: 4		R: 0 E: 0 K: 1 S: 7	H: 3 LOB: 2 BB: 1 P: 11	1B: 5 2B: 2 3B: 0 HR: 0	SF: 0 SAC: 0 DP: 2 HBP: 0	WP: 0 PB: 0 SB: 0 CS: 0	PA: 38				
PITCHER	IP	WLS	BF	H	R	ER	SO	BB	IBB	HBP	BLK	WP	HR	S	P	ERA	WHIP										
Cliff Chambers, L (1, 1) ERA: 4.12	8.0		33	5	2	2	3	4	0	0	0	0	0	35	51	2.25	1.125										
Eddie Yuhas, R (9, 1) ERA: 2.63	1.0	W	5	2	1	1	1	1	0	0	0	0	0	6	10	9.00	3.000										

Batter	1	2	3	4	5	6	7	8	9	AB	R	H	RBI	BB	SO	LOB	BOTTOM										
Solly Hemus, L (1, 6) OBP: 0.391, SLG: 0.419	4-3									4	1	2	1	1	0	0	Cincinnati Reds @ St. Louis Cardinals Sportsman's Park, St. Louis, MO Thu Sep 25 1952, 4:33 AM EDT Att: 3,593 - Unknown livebaseballscorecards.com										
Red Schoendienst, S (1, 4) OBP: 0.351, SLG: 0.427	F9									4	1	1	0	0	0	2											
Stan Musial, L (1, 8) OBP: 0.435, SLG: 0.537	F3									3	1	0	0	1	0	0											
Enos Slaughter, L (1, 9) OBP: 0.383, SLG: 0.442										2	0	1	1	2	1	0											
Hal Rice, L (1, 7) OBP: 0.328, SLG: 0.447 Peanuts Lowrey, R (6, PH) OBP: 0.349, SLG: 0.349										2	0	0	1	0	0	2											
Dick Sisti, L (1, 3) OBP: 0.308, SLG: 0.398										4	0	1	1	0	0	2											
Del Rice, R (1, 2) OBP: 0.315, SLG: 0.391										4	0	1	0	0	0	2											
Billy Johnson, R (1, 5) OBP: 0.340, SLG: 0.324 Tommy Glaviano, R (9, PR) OBP: 0.373, SLG: 0.344										3	0	1	0	1	0	0											
Cliff Chambers, L (1, 1) OBP: 0.353, SLG: 0.387 Eddie Yuhas, R (9, 1) OBP: 0.261, SLG: 0.238 Eddie Stanky, R (9, PH) OBP: 0.380, SLG: 0.284										2	0	0	0	1	0	3											
Inning Stats	R: 0 E: 0 K: 0 S: 3	H: 0 LOB: 0 BB: 0 P: 3	R: 0 E: 0 K: 1 S: 5	H: 0 LOB: 0 BB: 0 P: 5	R: 0 E: 0 K: 0 S: 3	H: 0 LOB: 0 BB: 0 P: 3	R: 3 E: 1 K: 0 S: 6	H: 3 LOB: 3 BB: 3 P: 18	R: 0 E: 0 K: 0 S: 3	H: 0 LOB: 0 BB: 0 P: 3	R: 0 E: 0 K: 0 S: 3	H: 1 LOB: 0 BB: 0 P: 3	R: 0 E: 0 K: 0 S: 3	H: 0 LOB: 2 BB: 2 P: 11	R: 0 E: 0 K: 0 S: 4	H: 1 LOB: 2 BB: 1 P: 8		R: 1 E: 0 K: 0 S: 3	H: 2 LOB: 2 BB: 0 P: 3	1B: 5 2B: 2 3B: 0 HR: 0	SF: 0 SAC: 1 DP: 0 HBP: 0	WP: 0 PB: 0 SB: 0 CS: 1	PA: 38				
PITCHER	IP	WLS	BF	H	R	ER	SO	BB	IBB	HBP	BLK	WP	HR	S	P	ERA	WHIP										
Herm Wehmeier, R (1, 1) ERA: 5.15	6.0		24	4	3	3	1	1	2	0	0	0	0	7	19	0.00	2.000										
Joe Nuxhall, L (7, 1) ERA: 3.12	2.0		10	1	0	0	0	3	0	0	0	0	0	7	19	0.00	2.000										
Frank Smith, R (9, 1) ERA: 3.75	0.1	L	3	2	1	1	0	0	0	0	0	0	0	3	3	27.00	6.000										

Batter	1	2	3	4	5	6	7	8	9	AB	R	H	RBI	BB	SO	LOB	TOP
Dick Smith, R OBP: 0.197, SLG: 0.103 (1, 5)	F7		F8				G3		G3	4	0	0	0	0	0	1	
Tony Bartolome, L OBP: 0.279, SLG: 0.271 (1, 3)	5-3						F3		G5-4-3 1B	4	0	1	0	0	0	0	
Frank Thomas, R OBP: 0.095, SLG: 0.095 (1, 8)	F7			5-3			F8		G5-4-3 1-2	4	0	0	0	0	0	1	
Ralph Kiner, R OBP: 0.388, SLG: 0.501 (1, 7)		5-3		F3			K			3	0	0	0	0	1	0	
Joe Garagiola, L OBP: 0.367, SLG: 0.402 (1, 2)	F8						F8		G3	3	0	0	0	0	0	0	
Bobby Del Greco, R OBP: 0.290, SLG: 0.263 (1, 9)	5-3						F2		1B	3	0	1	0	0	0	0	
Dick Groat, R OBP: 0.319, SLG: 0.309 (1, 6)			F9				6-3		1-2 1B	3	0	1	0	0	0	0	
Clem Koshorek, R OBP: 0.318, SLG: 0.312 (8, PH)			F7				5-3		F7	2	0	0	0	0	0	0	
Gus Bell, L OBP: 0.306, SLG: 0.405 (8, PH)										1	0	0	0	0	0	2	
Ron Kline, R (8, 1)										0	0	0	0	0	0	0	
Cal Hogue, R OBP: 0.280, SLG: 0.292 (8, PH)							6-3		F2	2	0	1	0	0	0	0	
Sonny Senerchia, R OBP: 0.260, SLG: 0.380 (8, 5)										1	0	0	0	0	0	2	
Inning Stats	R: 0 E: 0 K: 0 S: 3	H: 0 LOB: 0 BB: 0 P: 3	R: 0 E: 0 K: 0 S: 3	H: 0 LOB: 0 BB: 0 P: 3	R: 0 E: 0 K: 0 S: 4	H: 1 LOB: 1 BB: 0 P: 4	R: 0 E: 0 K: 0 S: 3	H: 0 LOB: 0 BB: 0 P: 3	R: 0 E: 0 K: 0 S: 3	H: 0 LOB: 0 BB: 0 P: 3	R: 0 E: 0 K: 1 S: 5	H: 2 LOB: 2 BB: 0 P: 5	R: 0 E: 0 K: 0 S: 3	H: 1 LOB: 0 BB: 0 P: 3	1B: 4 2B: 0 3B: 0 HR: 0	SF: 0 SAC: 0 DP: 1 HBP: 0	WP: 0 PA: 30
PITCHER Bud Podbielan, R ERA: 3.15 (1, 1)	IP: 9.0 WLS: W BF: 30 H: 4 R: 0 ER: 0 SO: 1 BB: 0 IBB: 0 HBP: 0 BLK: 0 WP: 0 HR: 0 S: 32 P: 32 ERA: 0.00 WHIP: 0.444																

Pittsburgh Pirates @ Cincinnati Reds
Crosley Field, Cincinnati, OH
Fri Sep 26 1952, 3:33 AM EDT
Att. 3,893 - Unknown - 72 F

AB	30
R	0
H	4
RBI	0
BB	0
SO	1
LOB	6



Batter	1	2	3	4	5	6	7	8	9	AB	R	H	RBI	BB	SO	LOB	BOTTOM
Johnny Temple, R OBP: 0.207, SLG: 0.227 (1, 4)	5-3	F6					5-3			4	0	1	0	0	0	2	
Bobby Adams, R OBP: 0.334, SLG: 0.364 (1, 5)	F8		CS BB	4-3			F9			3	0	0	0	1	0	1	
Willard Marshall, L OBP: 0.329, SLG: 0.401 (1, 9)			1B 1-2				HR BB			2	2	1	0	2	0	0	
Ted Kluszewski, L OBP: 0.383, SLG: 0.511 (1, 3)	4-3		FC4-6 1B	4-3			HR 1-H			4	1	2	2	0	0	1	
Jim Greengrass, R OBP: 0.364, SLG: 0.623 (1, 8)		FC4-6 BB 4-3 BB	F9				5-3			3	1	1	1	1	0	1	
Cal Abrams, L OBP: 0.356, SLG: 0.398 (1, 7)		FC4-6 BB 1-2	FC4-6 1-2	4-3				4-3 2B		3	0	1	0	1	0	2	
Roy McMillan, R OBP: 0.306, SLG: 0.350 (1, 6)		FC4-6 1-2 2-3	FC4-6 4-3	F9 2B			F7		4-3 2-3	4	1	1	0	0	0	3	
Hobie Landrith, L OBP: 0.214, SLG: 0.262 (1, 2)		4-3		F9			F6		4-3	4	0	0	1	0	0	3	
Bud Podbielan, R OBP: 0.222, SLG: 0.160 (1, 1)		3-H 4-0		F9			4-3		K	3	0	0	1	1	1	1	
Inning Stats	R: 0 E: 0 K: 0 S: 3	H: 0 LOB: 2 BB: 3 P: 15	R: 1 E: 0 K: 0 S: 4	H: 2 LOB: 1 BB: 1 P: 8	R: 1 E: 0 K: 0 S: 5	H: 2 LOB: 1 BB: 0 P: 5	R: 0 E: 0 K: 0 S: 4	H: 1 LOB: 1 BB: 0 P: 4	R: 0 E: 0 K: 0 S: 3	H: 0 LOB: 0 BB: 0 P: 3	R: 2 E: 0 K: 0 S: 4	H: 1 LOB: 0 BB: 1 P: 8	R: 0 E: 0 K: 1 S: 6	H: 1 LOB: 1 BB: 0 P: 6	1B: 2 2B: 4 3B: 0 HR: 1	SF: 0 SAC: 0 DP: 0 HBP: 0	WP: 0 PA: 36
PITCHER Cal Hogue, R ERA: 4.84 Ron Kline, R ERA: 5.62 (8, 1)	IP: 7.0 WLS: L BF: 32 H: 6 R: 5 ER: 5 SO: 0 BB: 6 IBB: 0 HBP: 0 BLK: 0 WP: 0 HR: 1 S: 26 P: 50 ERA: 6.43 WHIP: 1.714																

Pittsburgh Pirates @ Cincinnati Reds
Crosley Field, Cincinnati, OH
Fri Sep 26 1952, 3:33 AM EDT
Att. 3,893 - Unknown - 72 F


AB	30
R	5
H	7
RBI	5
BB	6
SO	1
LOB	14



Batter	1	2	3	4	5	6	7	8	9	AB	R	H	RBI	BB	SO	LOB	TOP		
Tony Bartolome, L (1,3) OBP: 0.273, SLG: 0.265 Clyde McCullough, R (8,PH) OBP: 0.263, SLG: 0.291	0-3 K			0-0 F3		0-0 1-3		0-0 F7		3	0	0	0	0	1	0			
Ralph Kiner, R (1,7) OBP: 0.384, SLG: 0.500	0-0 F4			0-3 K			0-0 6-3		0-0 F7	4	0	0	0	0	1	0			
Joe Garagiola, L (1,2) OBP: 0.369, SLG: 0.410	0-0 F7			0-0 6-3			0-0 1-3		0-0 HR	4	1	1	0	0	0	0			
Gus Bell, L (1,9) OBP: 0.306, SLG: 0.417		0-0 G5-4-3 1B				0-0 F8		0-0 K	0-0 HR	4	1	2	2	0	1	0			
Bobby Del Greco, R (1,8) OBP: 0.301, SLG: 0.279		0-0 G5-4-3 1-2				0-0 1B		0-0 2B 1B	0-3 K	4	0	2	0	0	1	1			
Dick Great, R (1,6) OBP: 0.319, SLG: 0.313		0-0 F3				0-3 K		0-0 1-3 2B	0-0 6-3	4	0	1	0	0	1	1			
Dick Smith, R (1,4) OBP: 0.203, SLG: 0.121			0-0 F8			0-0 G3		0-0 F8		3	0	0	0	0	0	3			
Sonny Senerchia, R (1,5) OBP: 0.250, SLG: 0.360			0-0 6-3				0-0 1-3		0-0 5-3	3	0	0	0	0	0	2			
Ron Necciai, R (1,1) OBP: 0.111, SLG: 0.059 Frank Thomas, R (8,PH) OBP: 0.136, SLG: 0.095 Woody Main, R (8,1) OBP: 0.054, SLG: 0.054			0-0 4-3				0-3 K		4-0 IBB	2	0	0	0	0	1	0			
Inning Stats	R: 0 E: 0 K: 1 S: 5	H: 0 LOB: 0 BB: 0 P: 5	R: 0 E: 0 K: 0 S: 3	H: 1 LOB: 0 BB: 0 P: 3	R: 0 E: 0 K: 0 S: 3	H: 0 LOB: 0 BB: 0 P: 3	R: 0 E: 0 K: 1 S: 5	H: 0 LOB: 0 BB: 0 P: 5	R: 0 E: 0 K: 1 S: 6	H: 1 LOB: 1 BB: 0 P: 6	R: 0 E: 0 K: 1 S: 5	H: 0 LOB: 0 BB: 0 P: 5	R: 0 E: 0 K: 1 S: 5	H: 2 LOB: 3 BB: 1 P: 9	R: 2 E: 0 K: 1 S: 7	H: 2 LOB: 0 BB: 0 P: 7	1B: 4 2B: 1 3B: 0 HR: 1	SF: 0 SAC: 0 DP: 1 HBP: 0	WP: 0 PA: 33 PB: 0 SB: 0 CS: 0
PITCHER Ken Raffensberger, L (1,1) ERA: 2.81	IP: 9.0 WLS: W BF: 33 H: 6 R: 2 ER: 2 SO: 6 BB: 0 IBB: 1 HBP: 0 BLK: 0 WP: 0 HR: 1 S: 44 P: 48 ERA: 2.00 WHIP: 0.667																		

Pittsburgh Pirates @ Cincinnati Reds
Crosley Field, Cincinnati, OH
Sun Sep 28 1952, 3:33 AM EST
Att: 7,354 - Sunny - 87 F

AB 32
R 2
H 6
RBI 2
BB 1
SO 6
LOB 10



Batter	1	2	3	4	5	6	7	8	9	AB	R	H	RBI	BB	SO	LOB	BOTTOM				
Johnny Temple, R (1,4) OBP: 0.235, SLG: 0.258	0-0 S SH1-3 E 1B			0-0 FC6-4 1B		0-0 L5			0-0 1B F9 2B	5	2	3	0	0	0	1					
Bobby Adams, R (1,5) OBP: 0.334, SLG: 0.363	0-0 SH1-3 1-2		0-0 F7	0-0 FC6-4 1-2			0-0 F8		0-0 IBB 1B	4	0	1	0	0	0	2					
Willard Marshall, L (1,9) OBP: 0.324, SLG: 0.393	0-3 K		0-0 L8		0-0 F8		0-0 F4		4-0 1-2 IBB	4	0	0	0	1	1	1					
Joe Adcock, R (1,3) OBP: 0.321, SLG: 0.460	4-0 BB S WP BB		0-0 E 1B		0-0 BB 1B		0-0 2B		0-0 F4	4	1	3	0	1	0	3					
Jim Greengrass, R (1,8) OBP: 0.368, SLG: 0.580	4-0 WP BB BB		0-0 E8 1B		4-0 BB 1B		0-3 K		0-0 F9	3	0	1	1	2	1	3					
Cal Abrams, L (1,7) OBP: 0.354, SLG: 0.387	4-0 WP 1-2 2-3 BB		0-3 K		0-0 F6			0-0 F7		3	0	0	0	1	1	4					
Roy McMillan, R (1,6) OBP: 0.306, SLG: 0.350	0-3 K		0-3 K2-3		0-3 K			0-0 F8		4	0	0	0	0	3	4					
Hobie Landrith, L (1,2) OBP: 0.260, SLG: 0.340		0-0 CS 1B		0-0 1B SH1-3 1B		0-3 K2-3			0-0 2B	4	0	3	0	0	1	0					
Ken Raffensberger, R (1,1) OBP: 0.130, SLG: 0.160		0-3 K		0-0 SH1-3		0-0 F3		0-3 K		3	0	0	0	0	2	2					
Inning Stats	R: 2 E: 0 K: 2 S: 8	H: 1 LOB: 2 BB: 3 P: 20	R: 0 E: 0 K: 1 S: 5	H: 1 LOB: 0 BB: 0 P: 5	R: 0 E: 1 K: 1 S: 7	H: 2 LOB: 2 BB: 0 P: 7	R: 0 E: 0 K: 1 S: 7	H: 2 LOB: 2 BB: 0 P: 7	R: 0 E: 0 K: 1 S: 6	H: 1 LOB: 2 BB: 1 P: 10	R: 0 E: 0 K: 1 S: 5	H: 0 LOB: 0 BB: 0 P: 5	R: 0 E: 0 K: 1 S: 6	H: 1 LOB: 1 BB: 0 P: 6	R: 0 E: 0 K: 1 S: 6	H: 1 LOB: 1 BB: 0 P: 6	R: 1 E: 0 K: 0 S: 4	H: 2 LOB: 3 BB: 1 P: 8	1B: 8 2B: 3 3B: 0 HR: 0	SF: 0 SAC: 2 DP: 0 HBP: 0	WP: 1 PA: 41 PB: 0 SB: 2 CS: 1
PITCHER Ron Necciai, R (1,1) ERA: 7.08 Woody Main, R (8,1) ERA: 4.4	IP: 7.0 WLS: L BF: 9 H: 3 R: 1 ER: 1 SO: 1 BB: 0 IBB: 1 HBP: 0 BLK: 0 WP: 0 HR: 0 S: 10 P: 14 ERA: 5.40 WHIP: 1.800																				

Pittsburgh Pirates @ Cincinnati Reds
Crosley Field, Cincinnati, OH
Sun Sep 28 1952, 3:33 AM EST
Att: 7,354 - Sunny - 87 F

AB 34
R 3
H 11
RBI 1
BB 5
SO 9
LOB 20

